



EPA Excess Food Opportunities Map

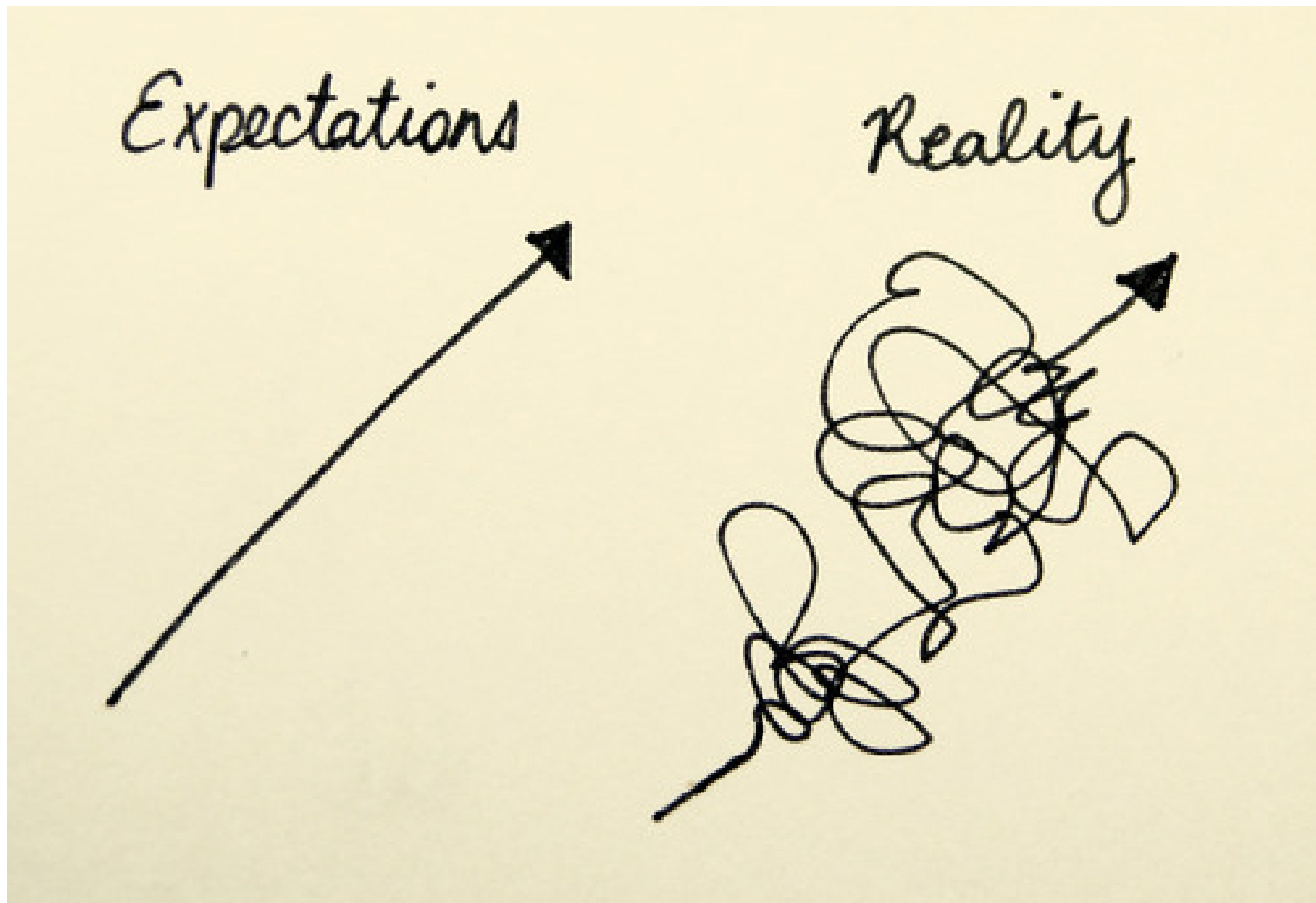
Using the Data

**Melissa Pennington
U.S. EPA Region 3
Philadelphia, PA
July 12, 2018**

EFOM Applications




Data Limitations



Excess Food Estimates



Development of Workshop Model





Workshop Model

- Partner with local organizations working on various food waste issues
- Identify key individuals to participate in workshop (subject matter experts)
- Present Excess food estimates by sector
- Break-out sessions to analyze the data
- Workshop Synopsis



Break-Out Sessions

- Groups to focus on:
 - Processing, Manufacturing and Farming
 - Wholesale/Retail
 - Consumers (residential, restaurants and institutions)
- Brainstorm ideas and develop strategies to implement food waste diversion activities

Sample Excess Food Estimates



Sample Excess Food Estimates

Surplus Food Estimates: Easton, PA		
	Type of Data	Data Sources:
Wholesale/Retail	<p>Supermarkets and Grocery Stores:</p> <ul style="list-style-type: none">• Includes Supermarkets, grocery stores and distributors, and some convenience stores• 53 stores• 1,844 tons of surplus food per year <p>Wholesale Centers:</p> <ul style="list-style-type: none">• Food and beverage wholesale markets, distributors and specialty stores• 61 stores• 191 tons of surplus food per year <p>Big Box Retail:</p> <ul style="list-style-type: none">• Warehouse clubs and supercenters (Sam's Club, etc.)• Department stores that sell food (Target, Walmart, etc.)• 3 stores• 425 tons of surplus food per year	EPA's Excess Food Opportunities Map and R3 Library Research

Sample Excess Food Estimates

Surplus Food Estimates: Easton, PA		
	Type of Data	Data Sources:
Wholesale/Retail	<p>Supermarkets and Grocery Stores:</p> <ul style="list-style-type: none">• Includes Supermarkets, grocery stores and distributors, and some convenience stores• 53 stores• 1,844 tons of surplus food per year <p>Wholesale Centers:</p> <ul style="list-style-type: none">• Food and beverage wholesale markets, distributors and specialty stores• 61 stores• 191 tons of surplus food per year <p>Big Box Retail:</p> <ul style="list-style-type: none">• Warehouse clubs and supercenters (Sam's Club, etc.)• Department stores that sell food (Target, Walmart, etc.)• 3 stores• 425 tons of surplus food per year	EPA's Excess Food Opportunities Map and R3 Library Research

Sample Excess Food Estimates

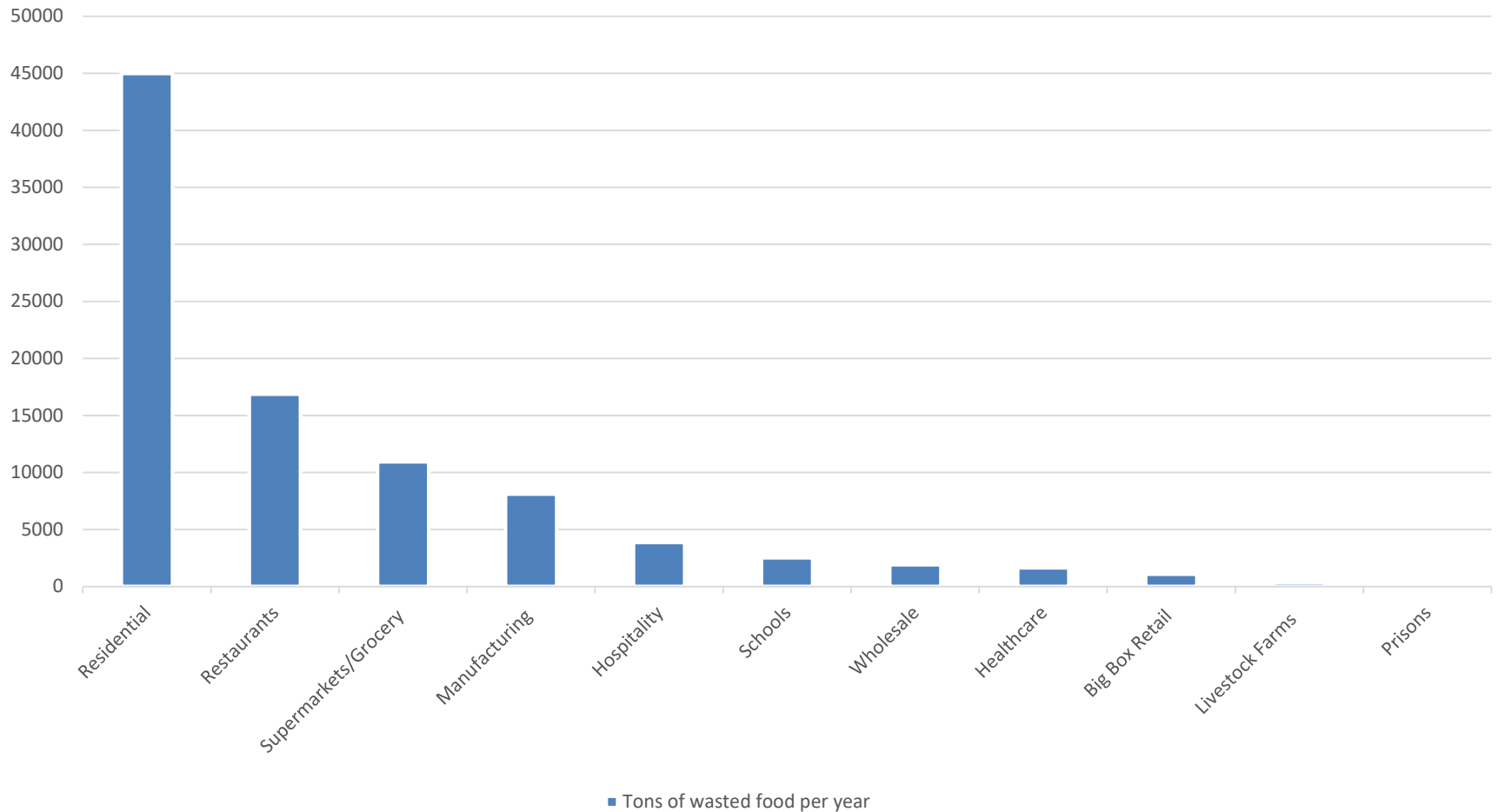
Surplus Food Estimates: Easton, PA		
	Type of Data	Data Sources:
Wholesale/Retail	<p>Supermarkets and Grocery Stores:</p> <ul style="list-style-type: none">• Includes Supermarkets, grocery stores and distributors, and some convenience stores• 53 stores• 1,844 tons of surplus food per year <p>Wholesale Centers:</p> <ul style="list-style-type: none">• Food and beverage wholesale markets, distributors and specialty stores• 61 stores• 191 tons of surplus food per year <p>Big Box Retail:</p> <ul style="list-style-type: none">• Warehouse clubs and supercenters (Sam's Club, etc.)• Department stores that sell food (Target, Walmart, etc.)• 3 stores• 425 tons of surplus food per year	EPA's Excess Food Opportunities Map and R3 Library Research

Sample Excess Food Estimates

Surplus Food Estimates: Easton, PA		
	Type of Data	Data Sources:
Wholesale/Retail	<p>Supermarkets and Grocery Stores:</p> <ul style="list-style-type: none">• Includes Supermarkets, grocery stores and distributors, and some convenience stores• 53 stores• 1,844 tons of surplus food per year <p>Wholesale Centers:</p> <ul style="list-style-type: none">• Food and beverage wholesale markets, distributors and specialty stores• 61 stores• 191 tons of surplus food per year <p>Big Box Retail:</p> <ul style="list-style-type: none">• Warehouse clubs and supercenters (Sam's Club, etc.)• Department stores that sell food (Target, Walmart, etc.)• 3 stores• 425 tons of surplus food per year	EPA's Excess Food Opportunities Map and R3 Library Research

Excess Food Waste Sources

Lehigh Valley, Pennsylvania
Tons of Excess Food Generated by Sector

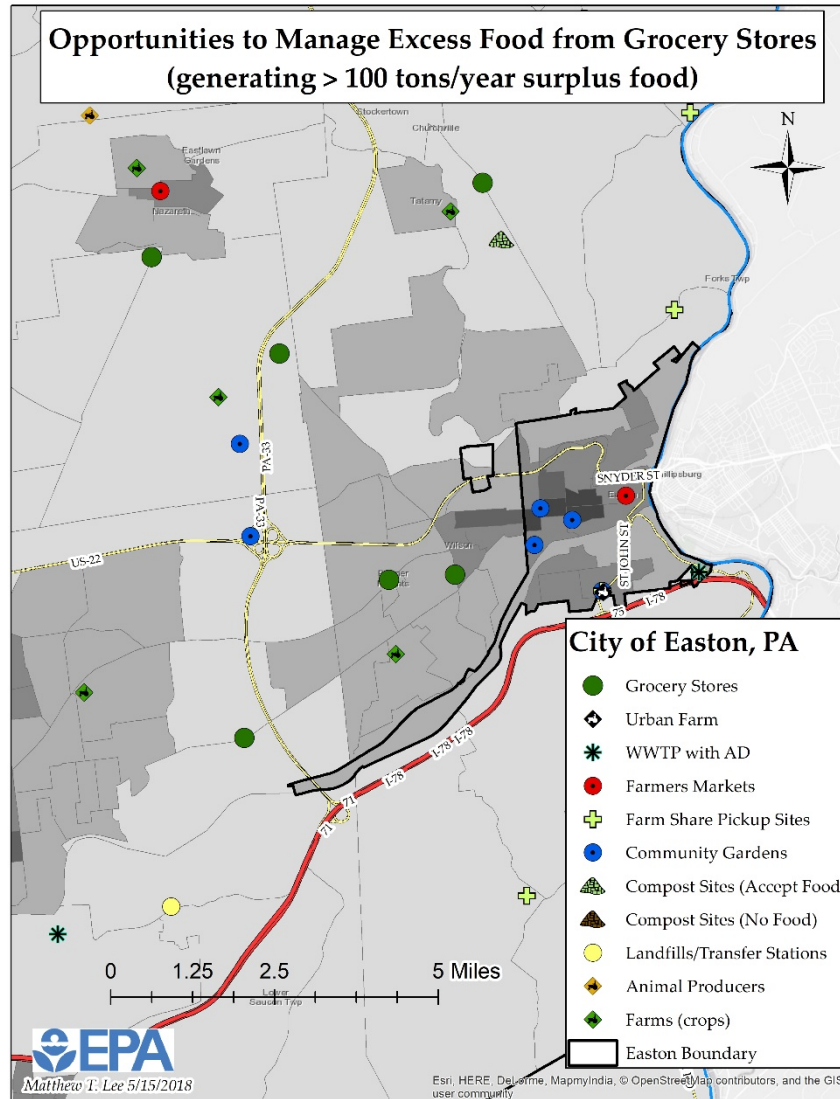


Granular Data



GROCERY STORES (EASTON)					
Name	NAICS Code Description	Street Address	City Name	ZIP CODE	Surplus Food Estimate (Ton/Year)
Store #1	Supermarkets and Other Grocery Stores	Nazareth Highway	Easton	18045	450
Store #2	Supermarkets and Other Grocery Stores	Freemansburg Ave	Easton	18045	275
Store #3	Supermarkets and Other Grocery Stores	25th Street	Easton	18045	173
Store #4	Supermarkets and Other Grocery Stores	Nazareth Pike	Nazareth	18064	171
Store #5	Supermarkets and Other Grocery Stores	William Penn Hwy	Easton	18045	150
Store #6	Supermarkets and Other Grocery Stores	Sullivan Trail	Easton	18040	131

Visual Analysis



Other Potential Uses



RESOURCES

- Public map & resources
 - Technical methodology
 - FAQs
 - User Guide
 - Data available for download
- For questions and feedback, email SMMFood@epa.gov



<https://www.epa.gov/sustainable-management-food/excess-food-opportunities-map>