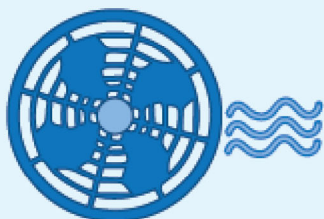


The Key to Mold Control is Moisture Control

Mold... no one wants it in their home. Mold produces allergens and can cause health problems. Although mold is naturally found in the indoor environment, it won't grow without moisture.


Take steps to control mold and moisture indoors:



Reduce humidity: use exhaust fans or open windows in kitchens and bathrooms, and use air conditioners or dehumidifiers as needed.



Prevent condensation by reducing humidity, increasing ventilation, or raising the indoor air temperature.




Completely dry any damp or wet surfaces within 24–48 hours, and fix the source of the water problem or leak.


If mold does grow in your home...



Promptly fix the source of any water problems or leaks.



Clean mold off of hard surfaces with water and detergent, and dry completely.



Absorbent materials that have mold growth may need to be replaced — e.g. ceiling tiles, carpet, furniture.



If you are experiencing symptoms that you think are caused by mold, consult a medical professional.



Visit epa.gov/mold to learn what personal protective equipment to wear to limit your mold exposure. If mold or water damage is extensive, or the water is not clean, consult a professional.



epa.gov/mold