

Wood-burning Fireplaces Voluntary Program

Residential Wood Smoke Workshop
Salt Lake City, UT
March 2, 2011
Tom Braverman
Braverman.tom@epa.gov

Primary Purpose

- To promote the manufacture and sale of **cleaner** wood-burning fireplaces over other wood-burning fireplaces, unless prohibited by law or by regulation
- EPA is not promoting the sale of wood-burning fireplaces over other devices

Background

- Voluntary Program developed to drive technological improvements
- Fireplace Partnership Agreement (PA) signed in February 2009 for low mass fireplaces
- PA revised in July 2009 to include Masonry Fireplaces
- Currently considering modifying PA to include retrofits to existing fireplaces

Masonry and Low Mass Fireplaces



Fireplace Retrofit - Gas/Wood Hybrid



Fireplace Retrofit – Add On Catalyst



Partnership Agreement

- To participate, each manufacturer signs a Partnership Agreement
- The Program “**Qualifies**” fireplaces that meet either of two emission levels
 - Phase 1 Level: **7.3 grams** of particulate per kilogram of wood burned (g/kg)
 - Models will not qualify at the Phase 1 level after February 2012
 - Phase 2 Level: **5.1 g/kg**
- Manufacturers may use EPA permanent labels and showroom temporary hangtags on models that qualify.
- Partners report sales data to provide information regarding the market penetration of EPA-qualified fireplaces

Qualifying Process

- Test Guidelines
 - ASTM 2558 & ASTM 2515
 - EPA Participated in the Development of these Fireplace ASTM Test Methods
 - Variance in these test methods for fireplace retrofits would need to be approved by EPA

- Independent Third Party Nationally Accredited Test Lab

- ISO-Accredited Certifying Body

Program Labels, Hangtags, and Outreach Materials

- Guidelines for Use
- EPA provides format and other specifications
- EPA describes the appropriate use of the Program labeling and outreach materials

Phase 2 Hang Tag [White]

○

PHASE 2 QUALIFIED


U.S. Environmental Protection Agency
Low Mass Wood-burning Fireplace Program

Phase 2 Qualified models are cleaner and pollute less than those models that have not met this emissions level. Exposure to smoke has been associated with respiratory illness and other health problems. Models that have lower smoke emissions may reduce your risk.

For more information go to www.epa.gov/fireplaces

FIREPLACE SMOKE EMISSIONS RANGE

Lower Emissions 0	Higher Emissions 12.0
Better	Worse



4.0 5.1 EPA PHASE 2 EMISSIONS LEVEL
THIS MODEL

Fireplaces with lower emissions produce less smoke when installed and operated properly.

MANUFACTURER: XXXXX

MODEL NO: XXXXX

PARTICLE EMISSIONS: 4.0 GRAMS/KG OF WOOD BURNED

* EPA has determined, based on testing by an accredited independent laboratory and a certification of conformity by a nationally recognized certification body, that this model qualifies at the Phase 2 emissions level for U.S. EPA's Voluntary Fireplace Program.

Fireplace Retrofits

- Allowable under current fireplace partnership agreement as part of a new fireplace
- Large # (~28 million) of existing wood burning fireplaces with significant PM_{2.5} emissions
- Currently considering modifying Partnership Agreement to include retrofit devices
 - Existing Fireplace plus Retrofit would need to meet Phase 2 Emissions Level of **5.1 g/kg**

EPA Web site

- EPA Maintains a website:
www.epa.gov/burnwise
- Lists Fireplace Partners
- List Qualifying fireplaces and emissions levels (g/kg)

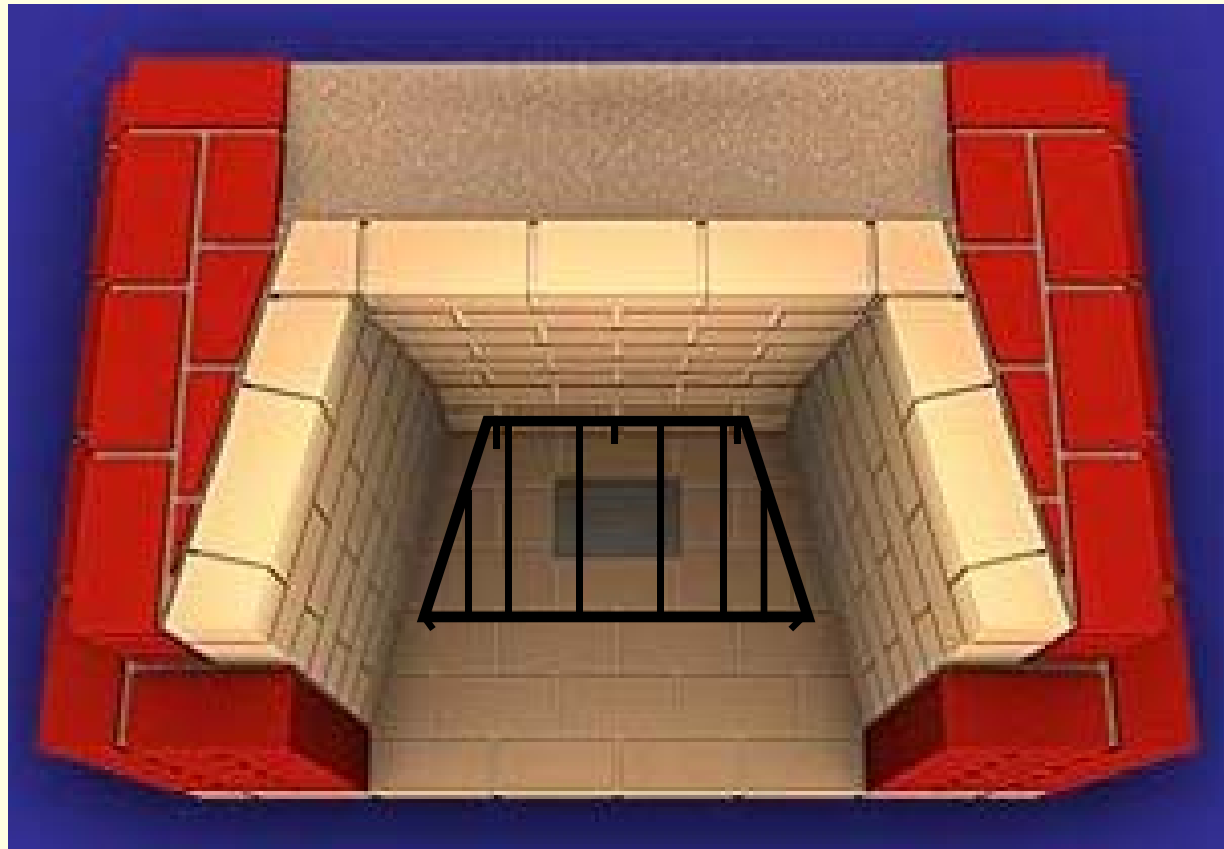
Contacts

Tom Braverman
Braverman.tom@epa.gov
(919) 541-5383

or


Larry Brockman
Brockman.larry@epa.gov
(919) 541-5398

Before Catalyst



HearthCAT™
Equipped

After Catalyst



HearthCAT™
Equipped