



e-GGRT Training Webinar on
Reporting GHG Data for Subpart OO

U.S. Environmental Protection Agency
Greenhouse Gas Reporting Program (GHGRP)
August 2011

1

Hello, and welcome to the e-GGRT training webinar on using EPA's electronic Greenhouse Gas Reporting Tool to report GHG Data for Subpart OO.



This training is provided by EPA solely for informational purposes. It does not provide legal advice, have legally binding effect, or expressly or implicitly create, expand, or limit any legal rights, obligations, responsibilities, expectations, or benefits in regard to any person.



- Subpart OO
 - Selecting a Subpart
 - Reporting Data
- For an overview of reporting GHG data via e-GGRT, please see the E-GGRT and Sandbox Testing Overview presentation at:
<http://www.epa.gov/climatechange/emissions/training.html>

Adding Subparts



United States
Environmental Protection
Agency

Electronic Greenhouse Gas
Reporting Tool

HOME FACILITY REGISTRATION FACILITY MANAGEMENT DATA REPORTING
Help, Kong Chiu | My Profile | Logout

? e-GGRT Help

Chlu Industries (2010)

e-GGRT Greenhouse Gas Data Reporting

Select Facility » Facility or Supplier Overview

FACILITY OR SUPPLIER OVERVIEW

This page allows you to add the source and/or supplier categories for which your facility or supplier will be reporting, then to access those data reporting screens using the OPEN buttons.

After data reporting is complete, you can initiate the annual report review and submission process from this page by using the SUBMIT button (or RESUBMIT for subsequent submissions if needed).

⚠ **The Annual Report has already been prepared.** Any changes you make to report data will not be reflected in that version. After making changes to report data you must choose GENERATE/RESUBMIT below, then click GENERATE REPORT for those changes to be included in an updated version of the Annual Report.

33,200	CO ₂ equivalent emissions (excluding biogenic) from source categories (metric tons)
0	Biogenic CO ₂ emissions from source categories (metric tons)
0	CO ₂ equivalent quantity from supplier categories (metric tons)

[VIEW GHG DETAILS](#)

REPORT DATA


2010 Reporting Source or Supplier Category	Validation Messages?	Subpart Reporting
Subpart A—General Information	None	OPEN
Subpart C—General Stationary Fuel Combustion Sources	Not Available	OPEN
Subpart G—Ammonia Manufacturing	Not Available	OPEN

[ADD or REMOVE Subparts](#)

If all subparts are completed and Validation Messages addressed to your satisfaction, you are ready to prepare and submit an Annual Report.

SUBMIT ANNUAL REPORT

Report	Status	Sign Date	Submitted Date	View
2010 Annual Report v1	Submitted, Pending Certification and Signature	03/04/2011 1:05 PM		GENERATE / SUBMIT



Adding Subpart: Subpart OO Selection



e-GGRT Help

Using e-GGRT for Subpart S reporting

OO-Supplier 1 (2010)

e-GGRT Greenhouse Gas Data Reporting

Select Facility » Facility Overview » Subpart Selection

REPORTING SOURCE AND SUPPLIER CATEGORIES

Please check the relevant reporting source and/or supplier categories (or "subparts") for this facility. Information about each, any reporting thresholds, and other information can be found in e-GGRT Help and the links to the left.

SOURCE CATEGORIES

D—Electricity Generation
Description (SHOW) (HIDE)

E—Adipic Acid Production
Description (SHOW) (HIDE)

F—Aluminum Production
Description (SHOW) (HIDE)

G—Ammonia Manufacturing
Description (SHOW) (HIDE)

H—Cement Production
Description (SHOW) (HIDE)

K—Ferrous Alloy Production
Description (SHOW) (HIDE)

N—Glass Production
Description (SHOW) (HIDE)

O—HCFC-22 Production and HFC-23 Destruction
Description (SHOW) (HIDE)

P—Hydrogen Production
Description (SHOW) (HIDE)

Q—Iron and Steel Production
Description (SHOW) (HIDE)

R—Lead Production

GENERAL STATIONARY FUEL COMBUSTION

C—General Stationary Fuel Combustion (Standard Reporting)
Description (SHOW) (HIDE)

C—General Stationary Fuel Combustion (Abbreviated Reporting)
Description (SHOW) (HIDE)

LANDFILLS

HH—Municipal Solid Waste Landfills
Description (SHOW) (HIDE)

SUPPLIER CATEGORIES

LL—Suppliers of Coal-based Liquid Fuels
Description (SHOW) (HIDE)


MM—Suppliers of Petroleum Products
Description (SHOW) (HIDE)

NN—Suppliers of Natural Gas and Natural Gas Liquids
Description (SHOW) (HIDE)

OO—Suppliers of Industrial Greenhouse Gases
Description (SHOW) (HIDE)

PP—Suppliers of Carbon Dioxide
Description (SHOW) (HIDE)

! Note: Removing (un-checking) a subpart will erase any data that has been entered for that subpart.



Adding Subpart OO- Suppliers of Industrial GHGs



e-GGRT Help

OO-Supplier 1 (2010)
e-GGRT Greenhouse Gas Data Reporting
 Select Facility » [Facility](#) or [Supplier Overview](#)

FACILITY OR SUPPLIER OVERVIEW
 This page allows you to add the source and/or supplier categories for which your facility or supplier will be reporting, then to access those data reporting screens using the OPEN buttons.

After data reporting is complete, you can initiate the annual report review and submission process from this page by using the SUBMIT button (or RESUBMIT for subsequent submissions if needed).

Facility's GHG Reporting Method: Data entry via e-GGRT web-forms ([Change](#))

The Annual Report has already been prepared. Any changes you make to report data will not be reflected in that version. After making changes to report data you must choose GENERATE/RESUBMIT below, then click GENERATE REPORT for those changes to be included in an updated version of the Annual Report.

REPORT DATA

2010 Reporting Source or Supplier Category	Validation Messages?	Subpart Reporting
Subpart A—General Information	None	OPEN
Subpart OO—Suppliers of Industrial GHGs	None	OPEN

[ADD or REMOVE Subparts](#)

If all subparts are completed and Validation Messages addressed to your satisfaction, you are ready to prepare and submit an Annual Report.

SUBMIT ANNUAL REPORT

Report	Uploaded File Name	Status	Sign Date	Submitted Date	View

CO₂ equivalent emissions (excluding biogenic) from source categories (metric tons) **0**

Biogenic CO₂ emissions from source categories (metric tons) **0**

CO₂ equivalent quantity from supplier categories (metric tons) **1.266.250**

[VIEW GHG DETAILS](#)

1 CHECK →

← **2**

Subpart OO Steps

OO-Supplier 1 (2010)
Subpart OO: Suppliers of Industrial Greenhouse Gases
 Subpart Overview

OVERVIEW OF SUBPART REPORTING REQUIREMENTS
 Subpart OO requires affected suppliers to report Greenhouse gas (GHG) emissions that would result from the release of the nitrous oxide (N₂O) and each fluorinated GHG that you produce, import, export, transform or destroy during the calendar year. If you are subject to other subparts (e.g. Subpart PP), you should return to the Facility Overview page, select the appropriate subpart(s) and complete the data reporting requirements of each subpart. To satisfy the Subpart OO reporting requirements you will first download the Subpart OO reporting form(s). Use the link provided to access the form(s) and find instructions for completing those forms. Next, you will upload the completed form(s). Finally, you must enter the net quantity of N₂O and each fluorinated GHG supplied, in metric tons, for your entire facility and/or importer and exporter operations, as applicable. To do so, first use the "Add a Greenhouse Gas" link to add each GHG and then use the OPEN button to enter the net quantity supplied. For additional information about Subpart OO reporting, please use the e-GGRT Help link(s) provided.

SUBPART OO SUMMARY INFORMATION FOR THIS FACILITY

1.) DOWNLOAD FORM
 Subpart OO GHG Reporting

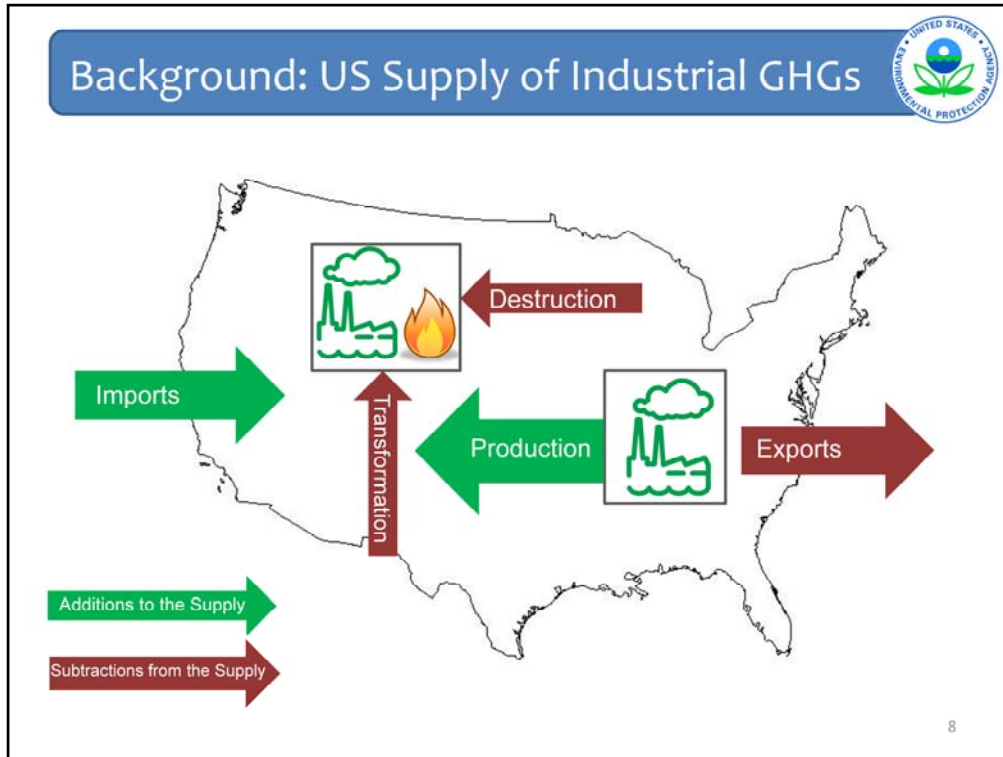
2.) UPLOAD COMPLETED FORM
 Browse UPLOAD

Uploaded File Name	Attached By	Date	Delete
Subpart OO Reporting Form_For Facilities that Produce F-GHGs and-or N2O.xls	Marcus Palmer	May 2, 2011	✖

Subpart OO: No Validation Messages

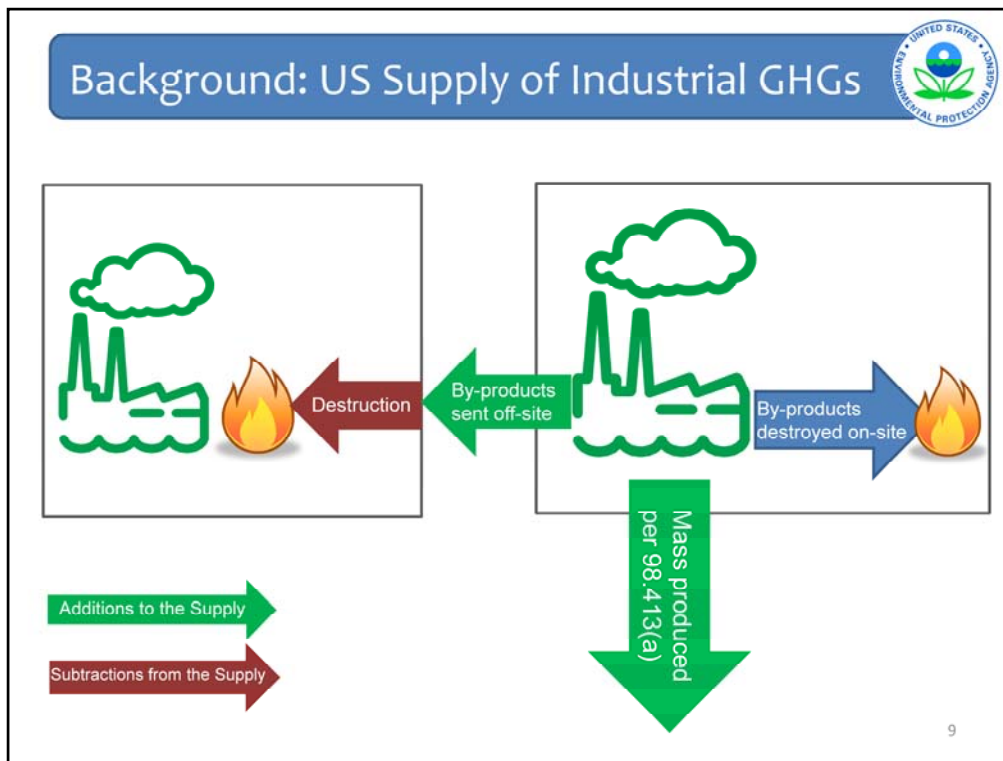
Subpart OO is one of the subparts that requires facilities to fill out EZ FORMS. In order to begin, you must first download the reporting forms here.

If you have a lot of information to put into the forms, you may want to exit from e-GGRT at this point. It will time you out after 15 minutes if you are not active in your account.



This slide provides an overview of additions to and subtractions from the US supply of industrial greenhouse gases. Industrial greenhouse gases include nitrous oxide and fluorinated GHGs.

Production and imports are additions to the supply. Exports, transformation, and destruction are subtractions.



This slide provides more detail on additions and subtractions from the supply at the production facility level. It doesn't illustrate every situation, but it does illustrate some common ones.

Broadly speaking, subpart OO requires reporting of fluorinated GHGs that are created and sent off-site, or that are brought to a facility from off-site and transformed or destroyed.* Fluorinated GHGs can be created for different reasons. Some are made for particular end uses, such as refrigeration or semiconductor manufacture. These are considered part of the "mass produced" under paragraph 98.413(a) and are reported under subpart OO. Some fluorinated GHGs are made to be transformed into other chemicals. These are considered part of the "mass produced" and are reported under subpart OO IF they are sent to another facility for transformation. Other fluorinated GHGs are generated as by-products (for example during the production of another chemical) and are subsequently destroyed. These are reported under subpart OO IF they are sent to another facility for destruction, but they're reported separately from other production. They are represented by the "by-products sent off site" arrow. They're considered additions to the supply by the facility on the right, and subtractions from the supply by the facility on the left.

If fluorinated GHGs are produced and transformed, or generated and destroyed, at the same facility, they are not required to be reported under subpart OO. That's why the arrow for the by-products destroyed on-site is blue—they're not considered an addition to or subtraction from the U.S. supply of industrial GHGs.

*One exception to this general rule would be a situation in which a facility produced a fluorinated GHG for an end-use, for example refrigeration, and then used that fluorinated GHG on site for that end-use. In this case, the fluorinated GHG would be considered to have been "produced" and would be reportable under subpart OO even if it never left the

Subpart OO EZForm: Producers 1



A	B	C	D	E	F	G	H
1	Subpart OO - Only for Facilities that Produce F-GHGs and/or N₂O						
2	COMPLETE REQUIRED INFORMATION AND UPLOAD SPREADSHEET TO E-GGRT						
3	Version e-GGRT RY2010.R.01						
4	Today's date 7/20/2011						
5							
6	Simplified Reporting Form Contents						
7	Part 1 - Facility Information						
8	Part 2 - Production & Transformation Process Information						
9	Part 3 - On-Site Destruction Information						
10	Part 4 - Off-Site Transformation Information						
11	Part 5 - Off-Site Destruction Information						
12							
13							
14	Part 1 - Facility Information						
15	Instructions: Complete the following facility information.						
16	Facility Name						<small>(Item for record keeping and documentation purposes only)</small>
17	Reporter Name						<small>(Item for record keeping and documentation purposes only)</small>
18							
19	Space is provided for up to ten production/transformation processes. Use additional copies of this file for additional processes.						
20	Part 2 - Production/Transformation Process Information (1 of 10)						
21	Instructions: Complete the following information for each production/transformation process at the production facility.						
22	Unique Identifier/description						
23	Description (optional)						
24	Does the process produce F-GHGs and/or N ₂ O?						
25	Does the process transform a F-GHG and/or N ₂ O produced at an off-site location?						
26							
27							


These titles are clickable hyperlinks that will navigate you to the appropriate portion of the reporting form.

There are two Subpart OO EZForms: one for production facilities and another for importers and exporters. Producers report at the facility level, while importers and exporters report at the corporate level.

For Producers, the “Subpart OO- Producers Form” tab has 5 parts.

- Part 1 requires the facility name and the name of the person filling out the report (“reporter name”).
- Part 2 requires information on production and transformation processes that occur at your facility . There are 10 copies of this to allow facilities to enter production and transformation process information for up to 10 processes. If you need to report on more than 10 processes, then you must download additional EZForms to fill out.
- Part 3 addresses destruction that occurs at your facility.
- Parts 4 and 5 address the nitrous oxide and fluorinated GHGs that you send to other facilities for transformation or destruction. There are 5 copies of these parts to allow facilities to report transformation and destruction facility information for up to 5 transformation and 5 destruction facilities for up to 20 chemicals each. Again, if you need to enter more chemicals or additional transformation or destruction facility information, you must download additional EZForms to fill out.

Subpart OO EZForm: Producers 2



19 **Space is provided for up to ten production/transformation processes. Use additional copies of this file for additional processes.**

20 **Part 2 - Production/Transformation Process Information (1 of 10)**

21 **Instructions:** Complete the following information for each production/transformation process at the production facility.

22 Unique Identifier/Description	
23 Description (optional)	
24 Does the process produce F-GHGs and/or N ₂ O?	
25 Does the process transform a F-GHG and/or N ₂ O produced at an off-site location?	

26

27

28 **Part 2a - Production Process Information**

29 **Instructions:** Identify each F-GHG and N₂O produced by the process. Report the production of blend components, but not the production of blends (unless the "blend" consists of F-GHG components that are simultaneously produced by the same process). Do not include isolated intermediates that are produced and transformed at the same facility. Report all significant figures (including fractions of a metric ton, if applicable).

Produced F-GHG. If not listed, select "Other F-GHG not listed" and enter the information required in the next two columns. If the process produces two or more F-GHGs simultaneously, and their concentrations in the product exceed 0.1 percent by weight, list the individual F-GHG constituents of the product in order of declining concentrations in the product.	If a F-GHG chemical is not listed, search the Substance Registry system by name and/or Chemical Abstracts Service registry number (CASRN) and enter chemical here. If a F-GHG constituent cannot be found via SRB search, add the F-GHG by entering its name and, if available, CASRN.	Mass measured coming out of the production process (metric tons)	Was the mass determined using a missing data procedure?	Mass determined using the missing data procedure (metric tons)	Number of hours that a missing data procedure was used to measure the mass coming out of the production process	Reason a missing data procedure was used	Method used to estimate the missing data	Specify the "Other" measurement method used to determine mass (if applicable)
30 Desflurane (HFE-236a2)	1540981	50456.13	No					
31 HFC-134a		12257.3	Yes		25	140	flowmeter failure	Secondary mass measurement
32 Other F-GHG chemical not listed	HFC-1234yf 7541121	25642.435	No					
33								
34								
35								
36								
37								
38								
39								
40								
41								
42								

43 Annual GHG mass produced by the process at the facility (except for amounts that are captured solely to be shipped offsite for destruction, Eq 00-2, metric tons)

44 Desflurane (HFE-236a2) 50456.13 50456.13

45 HFC-134a 12257.3 12257.3

46 HFC-1234yf 25642.435 25642.435

47 0 0

48 **OVERWRITE the system-calculated annual GHG mass produced at facility (except for amounts that are captured solely to be shipped offsite for destruction, Eq 00-2, metric tons)**

49 Annual GHG mass produced at facility (Rounded, metric tons)

50 Annual GHG mass produced at facility (Rounded, metric tons)

Note: You may override the F-GHG/N₂O estimate calculated by the spreadsheet.

Once you have completed Part 1 with the facility and reporter name, you will fill out Part 2 below.

First enter a unique identifier for the production or transformation process for which you are reporting data. It may be helpful to put a description of the process in the second line under Part 2 for referencing in the future. Next, you will answer two yes/no questions to determine if the process you are reporting on is a transformation or production process.

In Part 2a, producers are required to enter each F-GHG or N₂O produced by the uniquely identified process. It is important to note that EPA is interested in the production of blend components, not blends. This is to avoid any double-counting between the blends and their components, which may be made at different facilities. The one exception to this is where the "blend" consists of F-GHGs that are simultaneously produced by the same process. In this case, list the fluorinated GHGs in order of declining concentrations in the product.

If a chemical is not listed in the drop-down menu, you must provide the chemical's name and CAS number.

The mass of each chemical measured coming out of the production process must be entered along with information on whether the mass was estimated using missing data procedures. Please provide masses in metric tons. Provide all significant figures. In some cases, this may mean you will report fractions of a ton, such as tenths or hundredths.

For each chemical, you must also enter the amount of that chemical fed into the production process upstream of the production measurement. In some cases, this will be zero. However, it could include amounts of chemical that have been returned from the

Subpart OO EZForm: Producers 3



Part 2b - Reactant Information
 Instructions: For the production process above, identify and provide the mass of each reactant fed into the process. Report all significant figures (including fractions of a metric ton, if applicable). Also provide the total mass of all reactants, by-products, and other wastes permanently removed from the production process.

Reactant fed into the process (if not listed select "Other reactant not listed" and enter the information required in the next two columns).	If a reactant chemical is not listed, search the Substance Registry System by name and/or Chemical Abstracts Service registry number (CASRN) and enter chemical here. If a F-GHG constituent cannot be found via SDS search, add the F-GHG by entering its name and, if available, CASRN.	Other F-GHGs	CASRN	Mass of reactant fed into the process (metric tons)	Total mass of reactants, by-products and other wastes permanently removed (metric tons)
Nitrogen Trifluoride (NF ₃)				158.89	12
Other reactant not listed	aaaaa			758.932	



Part 2c - Transformation Process Information
 Instructions: Identify each F-GHG and N2O transformed by the process. Do not include isolated intermediates that are produced and transformed at the same facility. Report all significant figures (including fractions of a metric ton, if applicable).

Included F-GHG or N ₂ O (if not listed, select "Other F-GHG not listed" and enter information required in the next two columns).	If F-GHG constituent is not listed, search the Substance Registry System by name and/or Chemical Abstracts Service registry number (CASRN) and enter chemical here. If F-GHG constituent cannot be found via SDS search, add the F-GHG by entering its name and, if available, CASRN.	Other F-GHGs	CASRN	Mass transformed at facility (metric tons)	Mass fed into the transformation process (metric tons)	Was any of the mass that was fed into the transformation process determined using a missing data procedure?	Mass determined using the missing data procedure (metric tons)	Number of hours that a missing data procedure was used to measure the mass fed into the transformation process	Reason a missing data procedure was used	Method used to estimate the mass (if applicable)	Specify the "Other" measurement method used to determine mass (if applicable)
Nitrous Oxide				125	50	Yes	25	10	fourmeter failure	Estimate based on a related parameter	
Other F-GHG chemical not listed	aaaaa			40	10	No					

In Part 2b, producers must enter each reactant fed into the uniquely identified process. Again, if the chemical is not included in the drop-down list, you must select "other" and enter the chemical's name and CAS number. The mass of reactant fed into the process is also required. In addition, the total mass of all reactants, by-products, and other waste permanently removed from the process must also be entered. As mentioned before, the entire Part 2 table is repeated in the sheet 10 times to allow entry of up to 10 production or transformation processes.

Similar to Part 2a, in Part 2c, producers are required to enter each F-GHG or N₂O transformed by the uniquely identified process. If the chemical is not listed in the drop-down menu, you must include the chemical's name and CAS number. In addition, the amount of mass transformed must be entered along with information on whether the mass was estimated using missing data procedures. As for production, please provide masses in metric tons and provide all significant figures, including fractions of tons, if applicable.

Subpart OO EZForm: Producers 4



Part 3 - On-Site Destruction Information

881 Does your facility destroy F-GHGs? **1**

Part 3a- F-GHGs Destroyed

882 Instructions: Identify each F-GHG that was previously produced (as defined at 98.415(b), at any facility) and that was destroyed at your facility. For example, this may include quantities that are shipped to your facility by another facility for destruction and quantities that are returned to your facility for reclamation but are found to be irretrievably contaminated. Report all significant figures (including fractions of a metric ton, if applicable).

883 Previously produced F-GHG that was destroyed at the facility (if not listed, select "Other F-GHG not listed" and enter the information required in the next two columns)	884 Is F-GHG chemical not listed, search the Substance Registry system by name and/or Chemical Abstracts Service registry number (CASRN) and enter chemical name, its F-GHG consultant cannot be found via SPS search, add the F-GHG by entering its name and, if available, CASRN	885 Mass of the F-GHG destroyed at the facility (metric tons)	886 Mass fed into the destruction device (metric tons)	887 Was the F-GHG mass determined using a missing data procedure?	888 Mass determined using the missing data procedure (metric tons)	889 Number of hours that a missing data procedure was used to measure the mass fed into the destruction device	890 Reason a missing data procedure was used	891 Method used to estimate the missing data	892 Specify the "other" measurement method used to determine mass (if applicable)
893 2FC-23		29.54	30.6	NO					
894									
895									
896									
897									
898									
899									
900									
901									
902									
903									
904									
905									
906									
907									
908									
909									
910									

13

Under Part 3, producers indicate whether or not their facility destroys previously produced F-GHGs. This may include F-GHGs that are shipped to your facility by another facility for destruction or F-GHGs that are returned to your facility for reclamation but are found to be irretrievably contaminated. It does not include byproducts from an on-site production process that are destroyed without ever leaving your facility. If your facility does not destroy previously produced F-GHGs, you may move on to Part 4. If it does, you must fill out the Part 3a table indicating how much of each F-GHG was destroyed. Similar to other parts, if the F-GHG is not listed in the drop-down menu, its name and CAS number must be entered. The mass destroyed must also be entered. Again, if the amount was estimated using a missing data procedure, information on that method is required.

Subpart OO EZForm: Producers 6



741	B	C	D	E	F	G	H
741	Space is provided for up to five transformation facilities. Use additional copies of this file for additional facilities.						
742	Part 4a - Off-Site Transformation Facility Information (1 of 5)						
743	Instructions: Provide the following information for each facility to which any of the produced H ₂ O or F-GHG were sent for transformation:						
744	Facility Name:						
745	Is the Facility US based?						
746	US Street Address:						
747	US City:						
748	US State:						
749	US 5-Digit Zip Code:						
750	Country: USA						
751	non-US Street Address:						
752	non-US City:						
753	non-US Province:						
754	non-US Postal Code:						
755	non-US Country:						
756	Instructions: Provide the following information for H ₂ O or each F-GHG produced that was sent to the facility for transformation. Report all significant figures (including fractions of a metric ton, if applicable).						
757	F-GHG or N ₂ O produced that was sent to another facility for transformation (if not listed, select "Other F-GHG not listed" and enter the information required in the next two columns):		If a F-GHG chemical is not listed, search the Substance Registry system by name and/or Chemical Abstracts Service registry number (CASRN) and enter chemical here. If F-GHG constituent cannot be found via SPS search, add the F-GHG by entering its name and, if available, CASRN.		Mass of the F-GHG or N ₂ O sent to another facility for transformation (metric tons)		
758			Other F-GHG: CASRN:				
759							
760							
761							
762							
763							
764							
765							
766							
767							



Part 4a includes information on the transformation facility identified previously in the Part 4 table. Detailed information on the address, which chemicals were sent there, and the quantities of each chemical are required. Again, if the chemical is not listed in the drop-down list, "Other" must be selected and the chemical's name and CAS number must be entered manually. As mentioned previously, Part 4a has 5 sets of repeating tables to allow producers to enter information for up to 5 transformation facilities to which they have sent produced F-GHG. If additional tables are required, producers must download additional forms.

Subpart OO EZForm: Producers 8



Instructions: Identify each F-GHG (aggregated across the facility) that is sent to another facility for destruction and that is not included in the mass produced in 98.413(a) (Eq OO-1) because it is removed from the production process as a by-product or other waste. Report all significant figures (including fractions of a metric ton, if applicable).

	B	C	D	E	F	G	H	I	J	K	
970	Instructions: Identify each F-GHG (aggregated across the facility) that is sent to another facility for destruction and that is not included in the mass produced in 98.413(a) (Eq OO-1) because it is removed from the production process as a by-product or other waste. Report all significant figures (including fractions of a metric ton, if applicable).										
971	F-GHG that is sent to another facility for destruction and that was removed from the process as by-products or other waste (if not listed, select "Other F-GHG not listed" and enter the information required in the next two columns).	If F-GHG chemical is not listed, search the Substance Registry system by name and/or Chemical Abstracts Service registry number (CASRN) and enter chemical here. If a F-GHG constituent cannot be located via SRG search, add the F-GHG by entering its name and, if available, CASRN.	Other F-GHG	CASRN	Mass of the F-GHG sent for destruction, that were removed as by-products or other waste (metric tons)	Was the mass determined using a missing data procedure?	Mass determined using the missing data procedure (metric tons)	Number of hours that a missing data procedure was used to measure the mass sent to another facility for destruction	Reason a missing data procedure was used	Method used to estimate the missing data	Specify the "Other" measurement method used to determine mass (if applicable)
972											
973											
974											
975											
976											
977											
978											
979											
980											
981											
982											
983											
984											
985											
986											
987											
988											
989											
990											
991											
992											

The second table has similar information requests but this time the producer is required to report the quantity of each F-GHG sent to another facility for destruction that is not included in the mass produced in 98.413(a) (Eq OO-1) because it is removed from the production process as a by-product or other waste. This may include F-GHG by-products from an on-site production process that are sent to another facility for destruction.

Subpart OO EZForm: Producers 9



	B	C	D	E	F	G
997	Part 5a - Off-Site Destruction Facility Information (1 of 5)					
998	Instructions: Provide the following information for each facility to which any F-GHG were sent for destruction:					
999	Facility Name:					
1000	Is the Facility US based?					
1001	US Street Address:					
1002	US City:					
1003	US State:					
1004	US 5-Digit Zip Code:					
1005	Country:	USA				
1006	non-US Street Address:					
1007	non-US City:					
1008	non-US Province:					
1009	non-US Postal Code:					
1010	non-US Country:					
1011	Instructions: Provide the following information for each F-GHG that was sent to that facility for destruction. Report all significant figures (including fractions of a metric ton, if applicable).					
1012	F-GHG that was sent to that facility for destruction (if not listed, select "Other F-GHG not listed" and enter the information required in the next two columns).	<p><small>If a F-GHG chemical is not listed, search the Substance Registry system by name and/or Chemical Abstracts Service registry number (CASRN) and enter chemical here. If a F-GHG constituent cannot be found via SDS search, add the F-GHG by entering its name and, if available, CASRN.</small></p> <p>Other F-GHG: _____ CASRN: _____</p>	Quantity of the F-GHG sent to that facility for destruction (metric tons)			
1013						
1014						
1015						
1016						
1017						
1018						
1019						
1020						
1021						
1022						
1023						
1024						
1025						
1026						



Part 5a is similar to part 4a in that it requires facility address information. Part 5a requires facility information for facilities to which the producer sent F-GHG for destruction. The first table requires the facility address, and the second table requires the chemical name and the quantity of F-GHG produced that was sent to the designated facility for destruction. The EZForm replicates the Part 5a tables to allow producers to enter up to 5 destruction facilities to which they have sent F-GHG for destruction.

Subpart OO EZForm: Producers 10



Subpart OO - Net Supply Summary					
*** Units in metric tons ***					
F-GHG or H2O	Production	Removed as by-products or other waste and shipped off-site for destruction	Transformation	Destruction	Net Supply
Nitrous Oxide	125.00	0.00	0.00	0.00	125.00
Desflurane (HFE-238ea2)	0.00	0.00	0.00	0.00	0.00
Isosflurane (HCFE-235da2)	50.00	0.00	15.00	0.00	35.00
Sevoflurane	0.00	0.00	0.00	0.00	0.00
Nitrogen trifluoride	0.00	0.00	0.00	0.00	0.00
Sulfur hexafluoride	0.00	0.00	0.00	0.00	0.00
HFC-23	0.00	0.00	0.00	0.00	0.00
HFC-32	0.00	0.00	0.00	150.00	-150.00
HFC-41	0.00	0.00	0.00	0.00	0.00
HFC-125	0.00	0.00	0.00	0.00	0.00
HFC-134	0.00	0.00	0.00	0.00	0.00
HFC-134a	0.00	0.00	0.00	0.00	0.00
HFC-143	0.00	0.00	0.00	0.00	0.00
HFC-143a	0.00	0.00	0.00	0.00	0.00
HFC-152	0.00	0.00	0.00	0.00	0.00
HFC-152a	0.00	0.00	0.00	0.00	0.00
HFC-161	0.00	0.00	0.00	0.00	0.00
HFC-227ea	0.00	0.00	0.00	0.00	0.00
HFC-236cb	0.00	0.00	0.00	0.00	0.00
HFC-238ea	0.00	0.00	0.00	0.00	0.00
HFC-239fa	0.00	0.00	0.00	0.00	0.00
HFC-245ca	0.00	0.00	0.00	0.00	0.00
HFC-245fa	0.00	0.00	0.00	0.00	0.00
HFC-365mfc	0.00	0.00	0.00	0.00	0.00
HFC-43-10mee	0.00	0.00	0.00	0.00	0.00
HFE-125	0.00	0.00	0.00	0.00	0.00
HFE-134	0.00	0.00	0.00	0.00	0.00
HFE-143a	0.00	0.00	0.00	0.00	0.00
HFE-227ea	0.00	0.00	0.00	0.00	0.00
HFE-236ca12 (HG-10)	0.00	0.00	0.00	0.00	0.00
HFE-239fa	0.00	0.00	0.00	0.00	0.00
HFE-245cb2	0.00	0.00	0.00	0.00	0.00
HFE-245fa1	0.00	0.00	0.00	0.00	0.00
HFE-245fa2	0.00	0.00	0.00	0.00	0.00

The information entered into the “Subpart OO – Producers Form” tab feeds into this “Summary” tab. For production facilities, the net addition to the supply (or “net supply”) is calculated by subtracting the quantities of each industrial GHG transformed or destroyed from the quantity of that GHG produced. Note that if a facility produces and transforms or creates and destroys an industrial GHG without ever sending that industrial GHG off-site, it is not required to report its production, transformation, or destruction of that industrial GHG under subpart OO. Thus, there would be no entries in the summary tab for such production, transformation, or destruction. However, if the facility accepts an industrial GHG from outside the facility for transformation or destruction, it is required to report the quantities that it transforms or destroys under subpart OO. It is also required to calculate its net addition to the supply of that GHG for input into e-GGRT.

Note that a facility’s net addition to the supply may be negative, for example if the facility destroys a fluorinated GHG but does not produce it. (Negative values are shaded in red on the summary tab.) Also note that a facility’s subtractions from the supply include only the quantities destroyed or transformed at that facility, not the quantities sent off-site by the facility for destruction or transformation elsewhere.

The net supply total is a required data element that you must manually enter into the e-GGRT system after you upload and submit your forms. The e-GGRT system does not have the ability to extract data from the spreadsheets. To ensure that each reporter’s net additions to the supply can, in a timely fashion, be included in the net additions to the supply at the national level, we are therefore requiring reporters to report their net additions to the supply through e-GGRT online. It may be useful to print this page so that you can have it the data easily accessible for that step.

Subpart OO EZForm: Importers 1



Subpart OO - Suppliers of Industrial Greenhouse Gases, For Bulk Importers of F-GHGs OR N₂O
COMPLETE REQUIRED INFORMATION AND UPLOAD SPREADSHEET TO E-GGRT

Version e-GGRT RY2010.R.01
Today's date 7/29/2011

Simplified Reporting Form Contents

- [Part 1 - Importer Information](#)
- [Part 2 - GHG Import Information](#)
- [Part 3 - Import Destruction Information](#)
- [Part 4 - Import Transformation Information](#)

Part 1 - Importer Information
Instructions: Complete the following information for the importer.

Importer Name:		<i>Item for record keeping and documentation purposes only</i>
Reporter Name:		<i>Item for record keeping and documentation purposes only</i>
Importer Number:		Per Customs and Border Patrol, this number could be the: • Internal Revenue Service (IRS) Employee Identification Number (EIN): NN-NNNNNNN; • IRS EIN with suffix: NN-NNNNNNNXX; • Social Security Number (SSN): NNN-NN-NNNN; or • CBP assigned number: YYDDPP-NNNNN.
Does the importer destroy imported N ₂ O or F-GHGs?		
Does the importer transfer imported materials to other persons for destruction?		
Does the importer transfer imported materials to other persons for transformation?		

20

Importers and exporters are also required to report under Subpart OO. Imported and exported quantities are required to be reported at a corporate level, separate from production, which is required to be reported at the facility level. We will discuss filling out the importer information first.

Importers begin on the tab, "Subpart OO-Bulk Importer Form," in the Importer/Exporter EZForm spreadsheet. The importer form has multiple parts: the importer information, and the GHG import information.

Under Part 1, Importers must fill out the importer name, the name of the person filling out the form, and an indication of whether the importer destroys F-GHGs, transfers F-GHGs to other persons for destruction, or transfers F-GHGs or N₂O to other persons for transformation. If you answer "yes" to any of these questions, then you will be prompted to fill out the Import Destruction Information or Import Transformation Information tab, as appropriate. We will discuss filling out these forms later.

Subpart OO EZForm: Importers 2



Part 2 - GHG Import information

Instructions: Complete the following information for each GHG import shipment, moving from left to right. Enter the import shipment information for the first row of each shipment, then enter each individual chemical imported in each shipment in its own row. If you enter more than one chemical for any shipment, copy the information entered in columns 1-4 for that shipment into all applicable rows.

a. Import Shipment Information				b. F-GHGs and N ₂ O Import Shipment Information					
1	2	3	4	5	6	7	8	9	
Unique Identifier/Description of the Shipment	Date of import (date)	Port of entry through which the import shipment passed (City, State)	Country from which the imported fluorinated GHGs or nitrous oxide were imported	Imported N ₂ O or F-GHG. Common blends are included in the drop-down list. If an individual F-GHG is not listed, select "Other F-GHG not listed" and enter the information required in the next two columns.	If an F-GHG is not listed, enter its name and Chemical Abstract System Registry Number (CASRN). Chemical names and CASRNs can often be found in the Substance Registry system.	Other F-GHG	CASRN	Mass imported (metric tons)	Commodity code of each F-GHG or N ₂ O shipped
1	1/12/2010	New York, NY	FRANCE	Other F-GHG chemical not listed	fluoromethane			70	0000
2	2/12/2010	Chicago, IL	CANADA	Nitrous Oxide				100	0000
3	3/12/2010	Norfolk, VA	UNITED KINGDOM	Blend 410A				50	0000
4	4/12/2010	New York, NY	FRANCE	Other F-GHG chemical not listed	difluoromethane			500	0000



Under Part 2, importers are required to fill out three sections (a, b, and c).

The Bulk Importer Form form allows reporting of approximately 5000 imports on a single sheet.

Part 2a requires information about each import shipment. This includes a unique identifier for the shipment, date of import, port of entry through which the import shipment passed, and the country from which the imported fluorinated GHGs or nitrous oxide were imported.

Part 2b requires information about the chemical imported and its quantity. If you enter more than one chemical for any shipment, copy the information entered in columns 1-4 for that shipment into all applicable rows. Again, there is a pull-down list to select the chemical imported. Unlike the producer list, this list includes blends because that is how many fluorinated GHGs are imported. If an imported product contains more than one F-GHG constituent at a concentration of 0.5 percent or above, but that product is not listed among the blends, importers need to provide the individual F-GHG constituents of the product and their respective masses individually. Report all significant figures (including fractions of a metric ton, if applicable).

Subpart OO EZForm: Exporters 1



	A	B	C	D	E	F																																											
1	Subpart OO - Suppliers of Industrial Greenhouse Gases, For Bulk Exporters of F-GHGs OR N₂O																																																
2	COMPLETE REQUIRED INFORMATION AND UPLOAD SPREADSHEET TO E-GGRT																																																
3	Version e-GGRT RY2010.R.01																																																
4	Today's date 7/29/2011																																																
5																																																	
6	Simplified Reporting Form Contents																																																
7	Part 1 - Exporter Information																																																
8	Part 2a - GHG Export Information																																																
9	Part 2b - Export Recipient Company Information																																																
10	Part 2c - F-GHGs and N ₂ O Export Information																																																
11																																																	
12	Part 1 - Exporter Information																																																
13	Instructions: Complete the following information for the exporter.																																																
14	<table border="1"> <tr> <td>14</td> <td>Exporter Name:</td> <td></td> <td rowspan="10"><i>Item for record keeping and documentation purposes only</i></td> </tr> <tr> <td>15</td> <td>Reporter Name:</td> <td></td> </tr> <tr> <td>16</td> <td>Exporter's Employer Identification Number:</td> <td></td> </tr> <tr> <td>17</td> <td>Is the Exporter US based?:</td> <td></td> </tr> <tr> <td>18</td> <td>US Exporter Street Address:</td> <td></td> </tr> <tr> <td>19</td> <td>US Exporter City:</td> <td></td> </tr> <tr> <td>20</td> <td>US Exporter State:</td> <td></td> </tr> <tr> <td>21</td> <td>US Exporter 5-Digit Zip Code:</td> <td></td> </tr> <tr> <td>22</td> <td>US Exporter Country:</td> <td>USA</td> </tr> <tr> <td>23</td> <td>non-US Exporter Street Address:</td> <td></td> </tr> <tr> <td>24</td> <td>non-US Exporter City:</td> <td></td> </tr> <tr> <td>25</td> <td>non-US Exporter Province:</td> <td></td> </tr> <tr> <td>26</td> <td>non-US Exporter Postal Code:</td> <td></td> </tr> <tr> <td>27</td> <td>non-US Exporter Country:</td> <td></td> </tr> </table>						14	Exporter Name:		<i>Item for record keeping and documentation purposes only</i>	15	Reporter Name:		16	Exporter's Employer Identification Number:		17	Is the Exporter US based?:		18	US Exporter Street Address:		19	US Exporter City:		20	US Exporter State:		21	US Exporter 5-Digit Zip Code:		22	US Exporter Country:	USA	23	non-US Exporter Street Address:		24	non-US Exporter City:		25	non-US Exporter Province:		26	non-US Exporter Postal Code:		27	non-US Exporter Country:	
14	Exporter Name:		<i>Item for record keeping and documentation purposes only</i>																																														
15	Reporter Name:																																																
16	Exporter's Employer Identification Number:																																																
17	Is the Exporter US based?:																																																
18	US Exporter Street Address:																																																
19	US Exporter City:																																																
20	US Exporter State:																																																
21	US Exporter 5-Digit Zip Code:																																																
22	US Exporter Country:	USA																																															
23	non-US Exporter Street Address:																																																
24	non-US Exporter City:																																																
25	non-US Exporter Province:																																																
26	non-US Exporter Postal Code:																																																
27	non-US Exporter Country:																																																
15																																																	
16																																																	
17																																																	
18																																																	
19																																																	
20																																																	
21																																																	
22		USA																																															
23																																																	
24																																																	
25																																																	
26																																																	
27																																																	

Exporters of F-GHG and/or N₂O must fill out the “Subpart OO- Bulk Exporters Form” tab in the Subpart OO Importer/Exporter EZForm. There are two parts to the exporters form: one for the exporter information and one for the GHG export information. In the Part 1 table, exporters must enter the name and contact information of the exporting company, and the name of the person filling out the form.

Subpart OO EZForm: Importer/Exporter Summary Tool



Subpart OO - Net Supply Summary				
*** Units in metric tons ***				
F-GHG or N2O	Imports	Exports	Destruction	Net Supply
Nitrous Oxide	0.00	345.99	0.00	-345.99
Desflurane (HFE-236ea2)	0.0000	0.0000	0.0000	0.0000
Isoflurane (HCFE-235da2)	0.0000	0.0000	0.0000	0.0000
Sevoflurane	2,365.0000	0.0000	0.0000	2,365.0000
Nitrogen trifluoride	2,158.6400	0.0000	0.0000	2,158.6400
Sulfur hexafluoride	0.0000	0.0000	0.0000	0.0000
HFC-23	0.0000	0.0000	0.0000	0.0000
HFC-32	0.0000	0.0000	0.0000	0.0000
HFC-41	0.0000	0.0000	0.0000	0.0000
HFC-125	0.0000	174.2794	0.0000	-174.2794
HFC-134	0.0000	0.0000	0.0000	0.0000
HFC-134a	0.0000	0.0000	0.0000	0.0000
HFC-143	0.0000	0.0000	0.0000	0.0000
HFC-143a	0.0000	0.0000	0.0000	0.0000
HFC-152	0.0000	0.0000	0.0000	0.0000
HFC-152a	0.0000	0.0000	0.0000	0.0000
HFC-161	0.0000	0.0000	0.0000	0.0000
HFC-227ea	0.0000	0.0000	0.0000	0.0000
HFC-236cb	0.0000	0.0000	0.0000	0.0000
HFC-236ea	0.0000	0.0000	0.0000	0.0000
HFC-236fa	0.0000	0.0000	0.0000	0.0000
HFC-245ca	0.0000	0.0000	0.0000	0.0000
HFC-245fa	0.0000	0.0000	0.0000	0.0000
HFC-359mfc	0.0000	0.0000	0.0000	0.0000
HFC-43-10mee	0.0000	0.0000	0.0000	0.0000
HFE-125	0.0000	0.0000	0.0000	0.0000
HFE-134	0.0000	0.0000	0.0000	0.0000
HFE-143a	0.0000	0.0000	0.0000	0.0000
HFE-227ea	0.0000	0.0000	0.0000	0.0000
HFE-236ca12 (HFC-10)	0.0000	0.0000	0.0000	0.0000

27

For both importers and exporters, the net addition to the supply, or “Net supply,” is calculated by subtracting the quantities of each industrial GHG exported (and, in some cases, destroyed) from the quantity of that GHG imported. In addition, the Summary tab breaks common blends into their component F-GHGs. Thus, if you reported an export of 100 tons of Blend 410A on the Exporters Form, this will appear on the Summary tab as a 50-ton export of HFC-32 and a 50-ton export of HFC-125.

As with the producers’ Summary tab, the net supply total from the Importer/Exporter Summary tab must be manually entered into the e-GGRT system after you upload and submit your forms. It may be useful to print this page so that you can have the data easily accessible for that step.

Note that your net addition to the supply of a particular industrial GHG may be negative, e.g., if you export that industrial GHG but do not import it. Negative numbers are shaded red in the summary tab.

One Time Reports



- All facilities that produce F-GHGs must fill out the Subpart OO One Time Report for Producers.
- All facilities that produce or import F-GHGs **and** that Destroy F-GHGs must fill out the Subpart OO One Time Report for Producers or Importers that Destroy.
- These reports were due on March 31, 2011.
- If any information has changed or needs to be updated (e.g., change in DE), download a new form and submit it in the e-GGRT system.

Upload Completed Subpart OO EZForm 1

OO-Supplier 1 (2010)
Subpart OO: Suppliers of Industrial Greenhouse Gases
 Subpart Overview

OVERVIEW OF SUBPART REPORTING REQUIREMENTS
 Subpart OO requires affected suppliers to report Greenhouse gas (GHG) emissions that would result from the release of the nitrous oxide (N₂O) and each fluorinated GHG that you produce, import, export, transform or destroy during the calendar year. If you are subject to other subparts (e.g. Subpart PPI), you should return to the Facility Overview page, select the appropriate subpart(s) and complete the data reporting requirements of each subpart. To satisfy the Subpart OO reporting requirements you will first download the Subpart OO reporting form(s). Use the link provided to access the form(s) and find instructions for completing those forms. Next, you will upload the completed form(s). Finally, you must enter the net quantity of N₂O and each fluorinated GHG supplied, in metric tons, for your entire facility and/or importer and exporter operations, as applicable. To do so, first use the "Add a Greenhouse Gas" link to add each GHG and then use the OPEN button to enter the net quantity supplied. For additional information about Subpart OO reporting, please use the e-GGRT Help link(s) provided.

SUBPART OO SUMMARY INFORMATION FOR THIS FACILITY

1) DOWNLOAD FORM
 Subpart OO GHG Reporting

2) UPLOAD COMPLETED FORM
 Browse... Upload

Uploaded File Name	Attached By	Date	Delete
Subpart OO Reporting Form_For Facilities that Produce F-GHGs and/or H2O.xls	Marcus Palmer	May 2, 2011	✖

3) ENTER GHG DATA

GHG Name	Net Quantity Supplied	Delete
No data found		
+ ADD a Greenhouse Gas		

Subpart OO: No Validation Messages

After you have filled out all the appropriate EZForms, you should save the file somewhere easily accessible on your computer. There are two additional steps that you need to take in order to complete your report; uploading the completed form, and entering the GHG data.

First, begin by uploading the form in step 2. Click on the "Browse" button, select the file(s), and then click on upload to upload the completed form.

Upload Completed Subpart OO EZ Forms 2



hello, Marcus Palmer | My Profile | Logout

OO-Supplier 1 (2010)
Subpart OO: Suppliers of Industrial Greenhouse Gases
[Subpart Overview](#)

OVERVIEW OF SUBPART REPORTING REQUIREMENTS
Subpart OO requires affected suppliers to report Greenhouse gas (GHG) emissions that would result from the release of the nitrous oxide (N₂O) and each fluorinated GHG that you produce, import, export, transform or destroy during the calendar year. If you are subject to other subparts (e.g. Subpart PFI), you should return to the Facility Overview page, select the appropriate subpart(s) and complete the data reporting requirements of each subpart. To satisfy the Subpart OO reporting requirements you will first download the Subpart OO reporting form(s). Use the link provided to access the form(s) and find instructions for completing those forms. Next, you will upload the completed form(s). Finally, you must enter the net quantity of N₂O and each fluorinated GHG supplied, in metric tons, for your entire facility and/or importer and exporter operations, as applicable. To do so, first use the "Add a Greenhouse Gas" link to add each GHG and then use the OPEN button to enter the net quantity supplied. For additional information about Subpart OO reporting, please use the e-GGRT Help link(s) provided.

Subpart OO: No Validation Messages

SUBPART OO SUMMARY INFORMATION FOR THIS FACILITY

- 1.) DOWNLOAD FORM -

- Subpart OO GHG Reporting

- 2.) UPLOAD COMPLETED FORM -

Uploaded File Name	Attached By	Date	Delete
Subpart OO Reporting Form For Facilities that Produce, Import, Export or Destroy N ₂ O.xls	Marcus Palmer	May 2, 2011	✖
Subpart OO Reporting Form for Producers_Processes 11-20.xls	Marcus Palmer	May 31, 2011	✖
Subpart OO Reporting Form for Producers_Processes 1-10.xls	Marcus Palmer	May 31, 2011	✖
Subpart OO Reporting Form for Producers_Processes 1-10.xls	Marcus Palmer	May 31, 2011	✖

30

The screenshot shows the 'Enter GHG Data 1' page for Subpart OO: Suppliers of Industrial Greenhouse Gases. The page is divided into several sections:

- Header:** 'Enter GHG Data 1' and the EPA logo.
- Left Sidebar:** 'e-GGRT Help', 'Using e-GGRT for Subpart OO reporting', and 'Report a problem'.
- Main Content:**
 - OO-Supplier 1 (2010)**
 - Subpart OO: Suppliers of Industrial Greenhouse Gases**
 - Subpart Overview**
 - OVERVIEW OF SUBPART REPORTING REQUIREMENTS**: A text box explaining the reporting requirements for Subpart OO, including downloading forms, uploading completed forms, and entering GHG data.
 - Subpart OO: No Validation Messages**: A green checkmark icon indicating no validation errors.
 - SUBPART OO SUMMARY INFORMATION FOR THIS FACILITY**:
 - 1) DOWNLOAD FORM**: A link to 'Subpart OO GHG Reporting'.
 - 2) UPLOAD COMPLETED FORM**: A section with a 'Browse...' button and an 'UPLOAD' button. Below is a table of uploaded files:

Uploaded File Name	Attached By	Date	Delete
Subpart OO Reporting Form_For Facilities that Produce F-GHGs and/or H2O.xls	Marcus Palmer	May 2, 2011	✖
 - 3) ENTER GHG DATA**: A section with a table for entering data:

GHG Name	Net Quantity Supplied	Delete
No data found		
ADD a Greenhouse Gas		

Next, under step 3, you will enter the GHG data (Net Supply) from the Calculation Tool. Begin by clicking the “Add a Greenhouse Gas” hyperlink.

Enter GHG Data 2



EPA United States Environmental Protection Agency

e-GGRT Electronic Greenhouse Gas Reporting Tool

HOME | FACILITY REGISTRATION | FACILITY MANAGEMENT | DATA REPORTING

Help: Marcus Palmer | My Profile | Logout

OO-Supplier 1 (2010)
Subpart OO: Suppliers of Industrial Greenhouse Gases
Subpart Overview | Select a GHG

SELECT A GHG * denotes a required field

Please select a GHG supplied from the list provided. If you supply a GHG that is not listed in the table below, use the "Add an Unlisted Greenhouse Gas" link.

SELECT A GREENHOUSE GAS

Select	GHG Name	CAS Number	Chemical Formula	GWP
<input type="checkbox"/>	Nitrous Oxide	10024-97-2	N ₂ O	310
<input type="checkbox"/>	Desflurane (HFE-236ea2)	57041-67-5	CHF ₂ OCHF ₂ CF ₃	999
<input type="checkbox"/>	Isoflurane (HCFE-236da2)	26676-46-7	CHF ₂ OCH ₂ CF ₃	360
<input type="checkbox"/>	Sevoflurane	28523-96-6	CH ₂ F ₂ OCH ₂ (CF ₃) ₂	346
<input type="checkbox"/>	Nitrogen trifluoride	7783-54-2	NF ₃	17200
<input type="checkbox"/>	Sulfur hexafluoride	2551-62-4	SF ₆	23900
<input type="checkbox"/>	HFC-23	75-46-7	CHF ₃	11700
<input type="checkbox"/>	HFC-32	75-10-5	CH ₂ F ₂	650
<input type="checkbox"/>	HFC-41	593-53-3	CH ₃ F	150
<input type="checkbox"/>	HFC-125	364-33-6	C ₂ H ₂ F ₆	2800
<input type="checkbox"/>	HFC-134	359-35-3	C ₂ H ₂ F ₄	1000
<input type="checkbox"/>	HFC-134a	811-97-2	CH ₂ F ₂ CF ₃	1300
<input type="checkbox"/>	HFC-143	430-66-0	C ₂ H ₃ F ₃	300
<input type="checkbox"/>	HFC-143a	420-46-2	C ₂ H ₃ F ₃	3800
<input type="checkbox"/>	HFC-152	624-72-6	CH ₂ FCH ₂ F	53

32

One by one, select each GHG that is applicable to your facility from the list provided. At the bottom of the table, click "Save."

Enter GHG Data 3

United States Environmental Protection Agency

e-GGRT
Electronic Greenhouse Gas Reporting Tool

HOME FACILITY REGISTRATION FACILITY MANAGEMENT DATA REPORTING

Hello, Debbie Glander | My Profile | Logout

e-GGRT Help

Ottinger Gases (2010)

Subpart OO: Suppliers of Industrial Greenhouse Gases

Subpart Overview » Net Quantity of GHG Supplied

NET QUANTITY OF GHG SUPPLIED

Enter the net quantity of the selected GHG supplied, in metric tons, for your entire facility or importer and exporter operations, as applicable. The net quantity supplied is calculated for you on the "summary" tab of the Producer or Importer/Exporter Reporting Form, as applicable. For production facilities, the net quantity supplied equals production - transformation - destruction for each GHG. Note that "production" includes fluorinated GHGs that are generated as by-products (for example during the production of another chemical) and are subsequently sent off-site for destruction. For importers and exporters, the net quantity supplied equals imports - exports - destruction (if this destruction is not also reported by a facility owned or operated by the importer) for each GHG. Note that the net quantity supplied of a particular industrial GHG may be negative, e.g. if you export that industrial GHG but do not import it. Also note that the net quantity supplied reflects only the quantities that you transform or destroy at your facility, not the quantities that you send to other facilities for transformation or destruction. For additional information about Subpart OO reporting, please use the e-GGRT Help link(s) provided.

GREENHOUSE GAS EMISSIONS

GHG Name	Sulfur hexafluoride
CAS Number	2551-62-4
Chemical Formula	SF6
GWP	23900
Net Quantity Supplied	<input type="text"/> (metric tons)

CANCEL SAVE

33

The next screen will request the Net Quantity Supplied for the gas you just selected. This value is calculated for you in the "Net Supply" column in the Calculation Tool.

After selecting "Save", e-GGRT system will return you to the Data Reporting Page where you can see the gas and net quantity supplied that you manually entered.

Enter GHG Data 4



e-GGRT Help

Using e-GGRT for Subpart OO reporting
Report a problem

OO-Supplier 1 (2010)

Subpart OO: Suppliers of Industrial Greenhouse Gases

[Subpart Overview](#)

OVERVIEW OF SUBPART REPORTING REQUIREMENTS

Subpart OO requires affected suppliers to report Greenhouse gas (GHG) emissions that would result from the release of the nitrous oxide (N₂O) and each fluorinated GHG that you produce, import, export, transform or destroy during the calendar year. If you are subject to other subparts (e.g. Subpart PP), you should return to the Facility Overview page, select the appropriate subpart(s) and complete the data reporting requirements of each subpart. To satisfy the Subpart OO reporting requirements you will first download the Subpart OO reporting form(s). Use the link provided to access the form(s) and find instructions for completing these forms. Next, you will upload the completed form(s). Finally, you must enter the net quantity of N₂O and each fluorinated GHG supplied, in metric tons, for your entire facility and/or importer and exporter operations, as applicable. To do so, first use the "Add a Greenhouse Gas" link to add each GHG and then use the OPEN button to enter the net quantity supplied. For additional information about Subpart OO reporting, please use the e-GGRT Help link(s) provided.

Subpart OO: No Validation Messages

SUBPART OO SUMMARY INFORMATION FOR THIS FACILITY

1.) DOWNLOAD FORM

[Subpart OO GHG Reporting](#)

2.) UPLOAD COMPLETED FORM

Uploaded File Name	Attached By	Date	Delete
Subpart OO Reporting Form_For Facilities that Produce f-GHG and/or N2O.xls	Marcus Palmer	May 2, 2011	X

3.) ENTER GHG DATA

GHG Name	Net Quantity Supplied		Delete
Nitrous Oxide	253	OPEN	X

[ADD a Greenhouse Gas](#)



34

Repeat this process for each Greenhouse Gas applicable to your facility, by clicking the "Add a Greenhouse Gas" hyperlink again.

Enter GHG Data 5



EPA United States Environmental Protection Agency

e-GGRT Electronic Greenhouse Gas Reporting Tool

HOME FACILITY REGISTRATION FACILITY MANAGEMENT DATA REPORTING

Help, Marcus Palmer | My Profile | Logout

e-GGRT Help

OO-Supplier 1 (2010)
Subpart OO: Suppliers of Industrial Greenhouse Gases
Subpart Overview » Select a GHG

SELECT A GHG * denotes a required field
Please select a GHG supplied from the list provided. If you supply a GHG that is not listed in the table below, use the "Add an Unlisted Greenhouse Gas" link.

SELECT A GREENHOUSE GAS

Select	GHG Name	CAS Number	Chemical Formula	GWPP
<input type="radio"/>	Nitrous Oxide	10024-97-2	N ₂ O	310
<input type="radio"/>	Desflurane (HFE-236ea2)	57041-67-5	CHF ₂ OCHF ₂ CF ₃	989
<input type="radio"/>	Isoflurane (HFE-235da2)	26675-46-7	CHF ₂ OCHClCF ₃	350
<input type="radio"/>	Sevoflurane	28523-86-6	CH ₂ FOCH(CF ₃) ₂	345
<input type="radio"/>	Nitrogen trifluoride	7783-54-2	NF ₃	17200
<input type="radio"/>	Sulfur hexafluoride	2551-62-4	SF ₆	23900
<input type="radio"/>	HFC-23	75-46-7	CHF ₃	11700
<input type="radio"/>	HFC-32	75-10-5	CH ₂ F ₂	650
<input type="radio"/>	HFC-41	593-53-3	CH ₃ F	150
<input type="radio"/>	HFC-125	354-33-6	C ₂ H ₂ F ₅	2800
<input type="radio"/>	HFC-134	359-35-3	C ₂ H ₂ F ₄	1000
<input type="radio"/>	HFC-134a	811-97-2	CH ₂ FCF ₃	1300
<input type="radio"/>	HFC-143	430-66-0	C ₂ H ₃ F ₃	300
<input type="radio"/>	HFC-143a	420-46-2	C ₂ H ₃ F ₃	3800
<input type="radio"/>	HFC-152	624-72-6	CH ₂ FCH ₂ F	53
<input type="radio"/>	422D		422D	2232
<input type="radio"/>	427A		427A	1828
<input type="radio"/>	507		507	3300
<input type="radio"/>	508A		508A	10175
<input type="radio"/>	508B		508B	10350

[+ ADD an Unlisted Greenhouse Gas](#)

35

If you supply a GHG that is not listed in the table, there is an opportunity to do so using a hyperlink at the bottom of the table, "Add an Unlisted Greenhouse Gas."

Enter GHG Data 6



EPA United States Environmental Protection Agency

e-GGRT Electronic Greenhouse Gas Reporting Tool

HOME FACILITY REGISTRATION FACILITY MANAGEMENT DATA REPORTING

Help, Marcus Palmer | My Profile | Logout

e-GGRT Help

OO-Supplier 1 (2010)

Subpart OO: Suppliers of Industrial Greenhouse Gases

Subpart Overview » Select a GHG

SELECT A GHG * denotes a required field

Please identify the GHG supplied by specifying its name and Chemical Abstracts Service (CAS) Number. In addition, please provide a description of the chemical formula (e.g., CH₃CH₂F).

GREENHOUSE GAS

GHG Name *

CAS Number *

Chemical Formula

CANCEL SAVE

36

Enter the GHG name, CAS Number, and optional Chemical Formula for each gas that needs to be added to the GHG Data table. Repeat this process as many times as needed for gases not preloaded in the table.

After clicking "Save" it will bring you to the screen to enter the Net Quantity Supplied.

Enter GHG Data 7



SUBPART OO SUMMARY INFORMATION FOR THIS FACILITY

1.) DOWNLOAD FORM

Subpart OO GHG Reporting

2.) UPLOAD COMPLETED FORM

Uploaded File Name	Attached By	Date	Delete
Subpart OO Reporting Form_For Facilities that Produce F-GHGs and/or N2O.xls	Marcus Palmer	May 2, 2011	✖

3.) ENTER GHG DATA

GHG Name	Net Quantity Supplied		Delete
HFC-152a	785	OPEN	✖
Nitrous Oxide	253	OPEN	✖
Sevoflurane	1,000	OPEN	✖

ADD a Greenhouse Gas

Facility Overview



37

Once you have completed entering all GHG data, you can review your entries for accuracy. If you need to change the Net Quantity Supplied, click "Open." If you need to delete an entry, click "Delete." If you need to add more, simply repeat the steps you just took by clicking the "Add" button again.

Questions?



- e-GGRT Information & Help
 - <http://www.ccdsupport.com>
 - Email: GHGreporting@epa.gov
- GHG Reporting Rule Information & Help
 - <http://www.epa.gov/climatechange/emissions/ghgrulemaking.html>
 - Email: GHGReporting@epa.gov
- Read more about XML Upload Option
 - http://www.epa.gov/climatechange/emissions/e-ggrrt_xml.html
- Other Subpart OO resources
 - <http://www.epa.gov/climatechange/emissions/subpart/oo.html>

38

We hope this overview has provided you greater familiarity with navigating and entering information using the e-GGRT reporting tool.

Here are some additional links