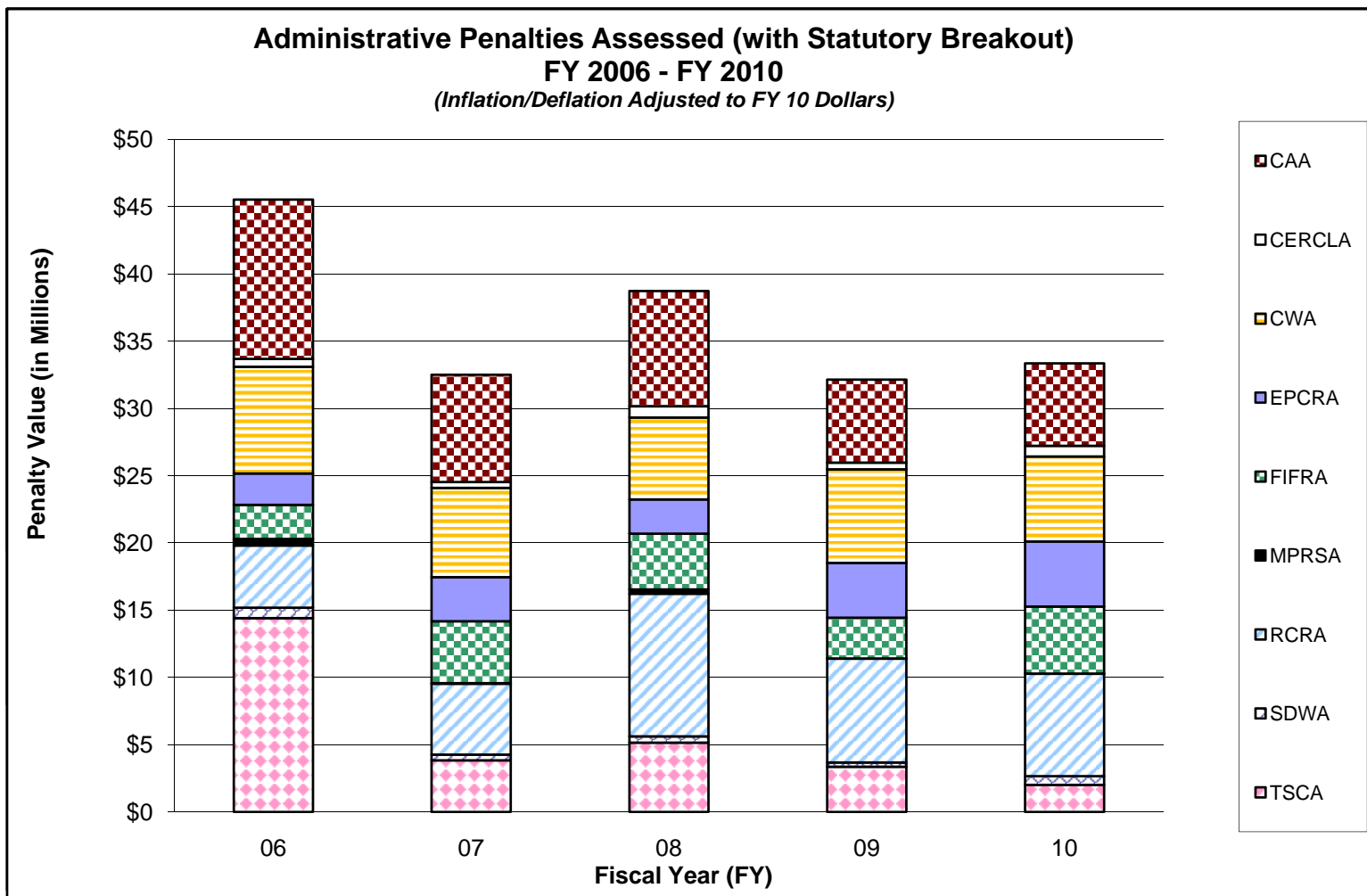


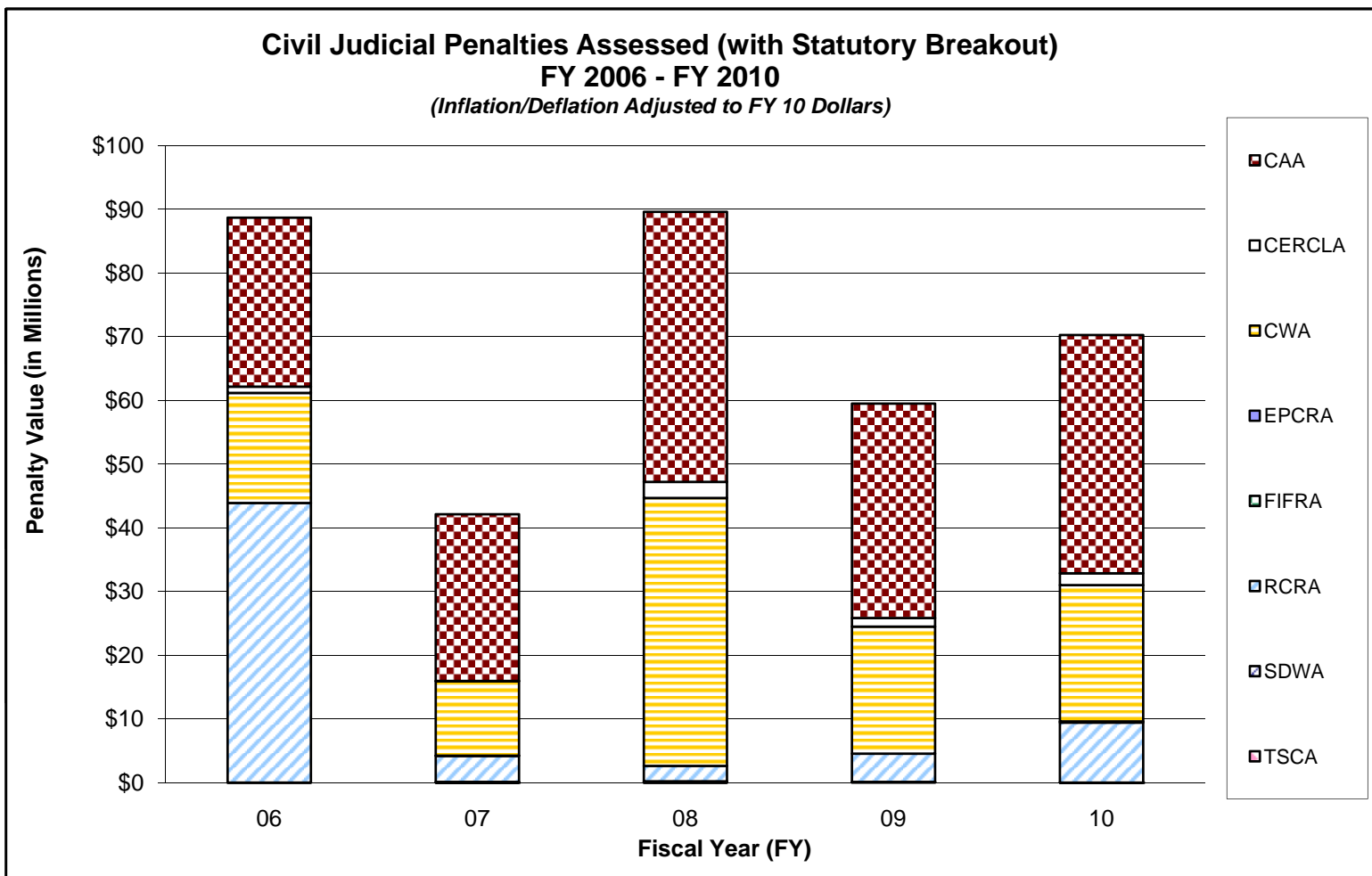


National Enforcement Trends (NETs)



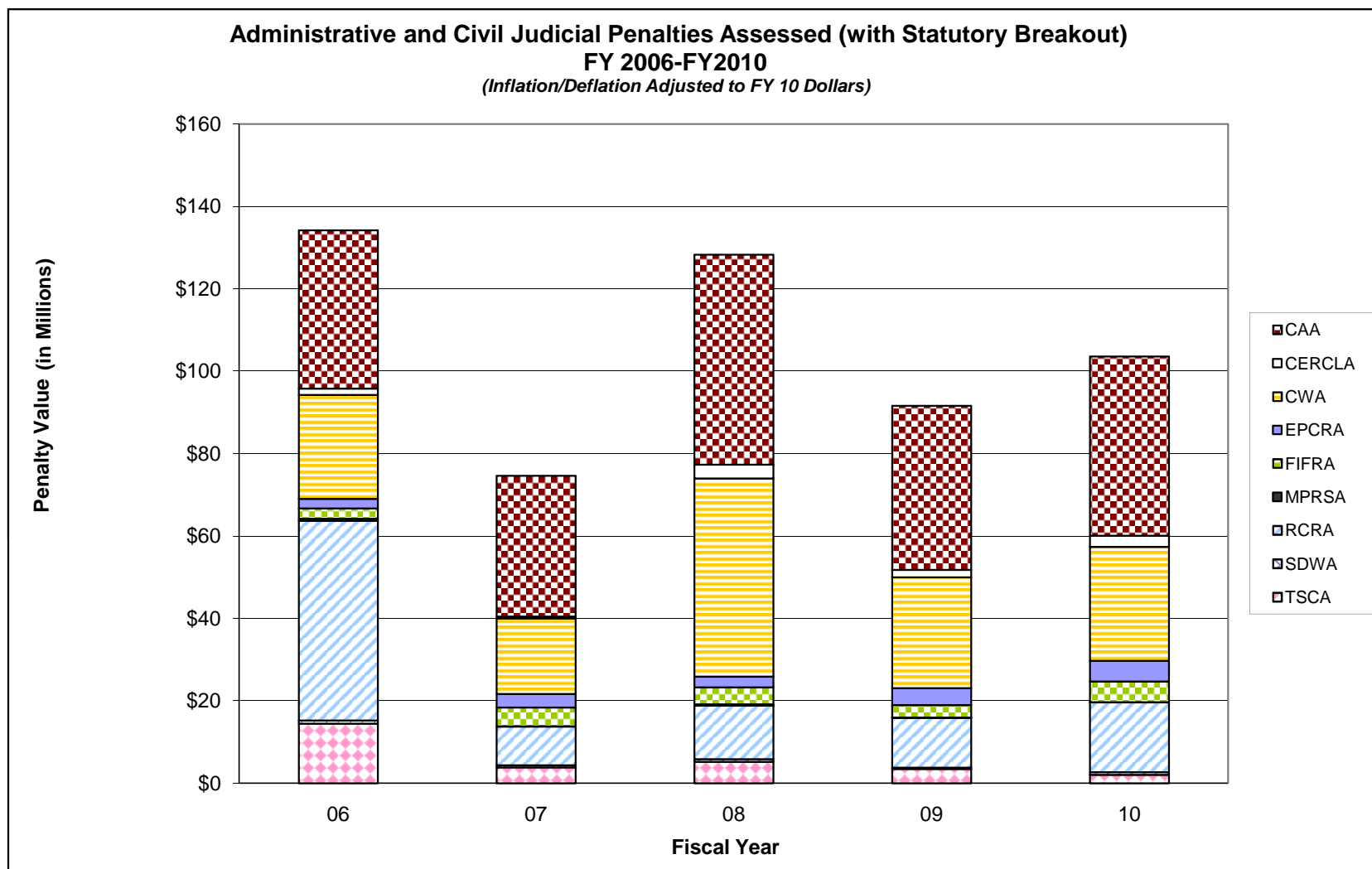


National Enforcement Trends (NETs)





National Enforcement Trends (NETs)





National Enforcement Trends (NETs)

FY 2006 - FY 2010 Administrative and Civil Judicial Penalties Assessed (Inflation/Deflation Adjusted to FY 10 Dollars)

Administrative Penalties					
Statute	Fiscal Year				
	06	07	08	09	10
CAA	\$11,852,408	\$7,982,869	\$8,566,303	\$6,177,396	\$6,132,658
CERCLA	\$584,061	\$427,727	\$836,638	\$494,050	\$798,706
CWA	\$7,931,913	\$6,643,642	\$6,089,203	\$6,955,869	\$6,322,857
EPCRA	\$2,334,100	\$3,275,417	\$2,545,242	\$4,079,781	\$4,839,159
FIFRA	\$2,533,280	\$4,605,015	\$4,154,728	\$3,026,241	\$4,978,477
MPRSA	\$493,220	\$42,890	\$312,312	\$20,340	\$12,500
RCRA	\$4,627,714	\$5,270,425	\$10,608,956	\$7,722,256	\$7,621,729
SDWA	\$764,600	\$430,003	\$470,603	\$314,545	\$644,233
TSCA	\$14,414,322	\$3,829,419	\$5,147,969	\$3,355,579	\$2,008,807
Total	\$45,535,619	\$32,507,406	\$38,731,955	\$32,146,058	\$33,359,126

Civil Judicial Penalties					
Statute	Fiscal Year				
	06	07	08	09	10
CAA	\$26,526,139	\$26,164,465	\$42,397,780	\$33,671,876	\$37,401,382
CERCLA	\$981,463	\$36,035	\$2,513,278	\$1,323,538	\$1,857,269
CWA	\$17,287,286	\$11,679,349	\$42,063,737	\$19,951,348	\$21,392,202
EPCRA	\$0	\$2,383	\$0	\$0	\$184,878
FIFRA	\$0	\$0	\$0	\$0	\$0
MPRSA	\$0	\$0	\$0	\$0	\$0
RCRA	\$43,837,364	\$4,125,618	\$2,413,513	\$4,439,209	\$9,377,109
SDWA	\$0	\$96,369	\$154,128	\$1,271	\$25,000
TSCA	\$47,356	\$13,449	\$50,700	\$103,734	\$11,000
Total	\$88,679,609	\$42,117,668	\$89,593,136	\$59,490,977	\$70,248,839



National Enforcement Trends (NETs)

FY 2006 - FY 2010 Administrative and Civil Judicial Penalties Assessed (Nominal Values)

Administrative Penalties					
Statute	Fiscal Year				
	06	07	08	09	10
CAA	\$10,933,956	\$7,538,120	\$8,448,030	\$6,074,136	\$6,132,658
CERCLA	\$538,802	\$403,897	\$825,087	\$485,792	\$798,706
CWA	\$7,317,263	\$6,273,505	\$6,005,132	\$6,839,596	\$6,322,857
EPCRA	\$2,153,229	\$3,092,934	\$2,510,101	\$4,011,584	\$4,839,159
FIFRA	\$2,336,974	\$4,348,456	\$4,097,365	\$2,975,655	\$4,978,477
MPRSA	\$455,000	\$40,500	\$308,000	\$20,000	\$12,500
RCRA	\$4,269,109	\$4,976,794	\$10,462,481	\$7,593,172	\$7,621,729
SDWA	\$705,351	\$406,046	\$464,106	\$309,287	\$644,233
TSCA	\$13,297,345	\$3,616,071	\$5,076,892	\$3,299,487	\$2,008,807
Total	\$42,007,029	\$30,696,323	\$38,197,194	\$31,608,710	\$33,359,126

Civil Judicial Penalties					
Statute	Fiscal Year				
	06	07	08	09	10
CAA	\$24,470,608	\$24,706,766	\$41,812,406	\$33,109,023	\$37,401,382
CERCLA	\$905,409	\$34,027	\$2,478,578	\$1,301,414	\$1,857,269
CWA	\$15,947,681	\$11,028,658	\$41,482,975	\$19,617,845	\$21,392,202
EPCRA	\$0	\$2,250	\$0	\$0	\$184,878
FIFRA	\$0	\$0	\$0	\$0	\$0
MPRSA	\$0	\$0	\$0	\$0	\$0
RCRA	\$40,440,373	\$3,895,768	\$2,380,190	\$4,365,004	\$9,377,109
SDWA	\$0	\$91,000	\$152,000	\$1,250	\$25,000
TSCA	\$43,686	\$12,700	\$50,000	\$102,000	\$11,000
Total	\$81,807,757	\$39,771,169	\$88,356,149	\$58,496,536	\$70,248,839



National Enforcement Trends (NETs)

FY 2006 - FY 2010

Total Civil Penalties Assessed

(Inflation/Deflation Adjusted to FY 10 Dollars)

Total Administrative and Civil Judicial Penalties					
Statute	Fiscal Year				
	06	07	08	09	10
CAA	\$38,378,547	\$34,147,334	\$50,964,082	\$39,849,273	\$43,534,040
CERCLA	\$1,565,525	\$463,762	\$3,349,917	\$1,817,588	\$2,655,975
CWA	\$25,219,199	\$18,322,991	\$48,152,941	\$26,907,217	\$27,715,059
EPCRA	\$2,334,100	\$3,277,800	\$2,545,242	\$4,079,781	\$5,024,037
FIFRA	\$2,533,280	\$4,605,015	\$4,154,728	\$3,026,241	\$4,978,477
MPRSA	\$493,220	\$42,890	\$312,312	\$20,340	\$12,500
RCRA	\$48,465,078	\$9,396,043	\$13,022,469	\$12,161,465	\$16,998,838
SDWA	\$764,600	\$526,372	\$624,731	\$315,817	\$669,233
TSCA	\$14,461,678	\$3,842,868	\$5,198,669	\$3,459,313	\$2,019,807
Total	\$134,215,228	\$74,625,074	\$128,325,090	\$91,637,035	\$103,607,965



National Enforcement Trends (NETs)

FY 2006 - FY 2010

Total Civil Penalties Assessed

(Nominal Value)

Total Administrative and Civil Judicial Penalties					
Statute	Fiscal Year				
	06	07	08	09	10
CAA	\$35,404,564	\$32,244,886	\$50,260,436	\$39,183,159	\$43,534,040
CERCLA	\$1,444,211	\$437,924	\$3,303,665	\$1,787,206	\$2,655,975
CWA	\$23,264,944	\$17,302,163	\$47,488,107	\$26,457,441	\$27,715,059
EPCRA	\$2,153,229	\$3,095,184	\$2,510,101	\$4,011,584	\$5,024,037
FIFRA	\$2,336,974	\$4,348,456	\$4,097,365	\$2,975,655	\$4,978,477
MPRSA	\$455,000	\$40,500	\$308,000	\$20,000	\$12,500
RCRA	\$44,709,482	\$8,872,562	\$12,842,671	\$11,958,176	\$16,998,838
SDWA	\$705,351	\$497,046	\$616,106	\$310,537	\$669,233
TSCA	\$13,341,031	\$3,628,771	\$5,126,892	\$3,401,487	\$2,019,807
Total	\$123,814,786	\$70,467,492	\$126,553,344	\$90,105,246	\$103,607,965

National Enforcement Trends (NETs) Metadata

NETs Page D-3, 3b, 3c, 3d, 3e, 3f, 3g: FY 2006 - FY 2010 Administrative and Civil Judicial Penalties Assessed

Note 1	"Penalties assessed" is the penalty amount that the defendant or respondent has been ordered to pay by a court or Administrative Law Judge, or the amount the defendant or respondent has legally agreed to pay in an enforceable settlement document.
Note 2	Penalty dollar amounts do not include any monies collected in stipulated penalties.
Note 3	The administrative penalty values include values from both expedited and non expedited final administrative penalty orders.
Note 4	Prior FY dollar figures on the first page of this document are adjusted to reflect the value in FY 2010 dollars based on the average fiscal year value of the U.S. Department of Labor Consumer Price Index for All Urban Consumers.
Note 5	EPA annual civil penalties totals are often driven by a few cases.
Note 6	In FY 2006, a court entered a default judgment in a RCRA case, against United Organics that required the defendant to pay a \$32 million penalty, which accounted for approximately 26% of the total value of civil penalties reported in that FY. A default judgment is a judgment entered against a defendant who has failed to plead or otherwise defend against the plaintiff's claim. (Source: Black's Law Dictionary 449, 8th ed. 2004). The United States has not been able to collect the associated penalty assessed in this case because the defendants did not have substantial assett.
Note 7	For each enforcement case, the entire assessed penalty amount is attributed to the primary law designated for the case, even where the action is brought under more than one statute.