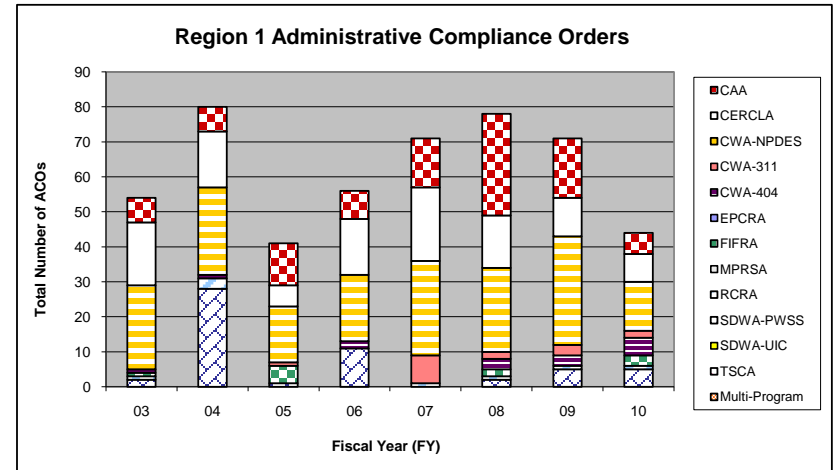




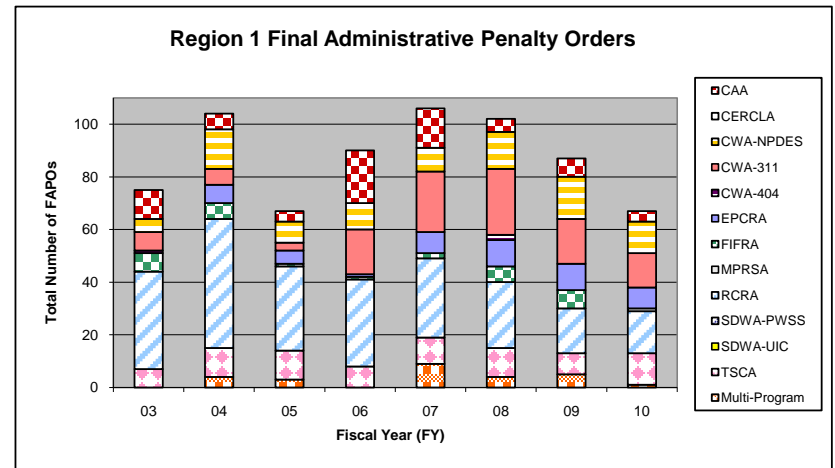
National Enforcement Trends (NETs)

FY 2003 - FY 2010 Region 1 Civil Enforcement Case Conclusions

Region 1 Administrative Compliance Orders (ACOs)								
Statute	Fiscal Year							
	03	04	05	06	07	08	09	10
CAA	7	7	12	8	14	29	17	6
CERCLA	18	16	6	16	21	15	11	8
CWA-NPDES	24	25	16	19	27	24	31	14
CWA-311	0	0	1	0	8	2	3	2
CWA-404	1	1	0	2	0	3	3	5
EPCRA	0	0	0	0	0	0	0	0
FIFRA	1	0	5	0	0	2	0	3
MPRSA	0	0	0	0	0	0	0	0
RCRA	1	3	0	0	1	1	1	1
SDWA-PWSS	2	28	1	11	0	2	5	5
SDWA-UIC	0	0	0	0	0	0	0	0
TSCA	0	0	0	0	0	0	0	0
Multi-Program	0	0	0	0	0	0	0	0
Total	54	80	41	56	71	78	71	44



Region 1 Final Administrative Penalty Orders (FAPOs)								
Statute	Fiscal Year							
	03	04	05	06	07	08	09	10
CAA	11	6	4	20	15	5	7	4
CERCLA	0	0	0	0	0	0	0	0
CWA-NPDES	5	15	8	10	9	14	16	12
CWA-311	7	6	3	17	23	25	17	13
CWA-404	1	0	0	0	0	2	0	0
EPCRA	0	7	5	1	8	10	10	8
FIFRA	7	6	1	1	2	6	7	0
MPRSA	0	0	0	0	0	0	0	1
RCRA	37	49	32	33	30	25	17	16
SDWA-PWSS	0	0	0	0	0	0	0	0
SDWA-UIC	0	0	0	0	0	0	0	0
TSCA	7	11	11	8	10	11	8	12
Multi-Program	NR	4	3	0	9	4	5	1
Total	75	104	67	90	106	102	87	67



NR - Not Reported

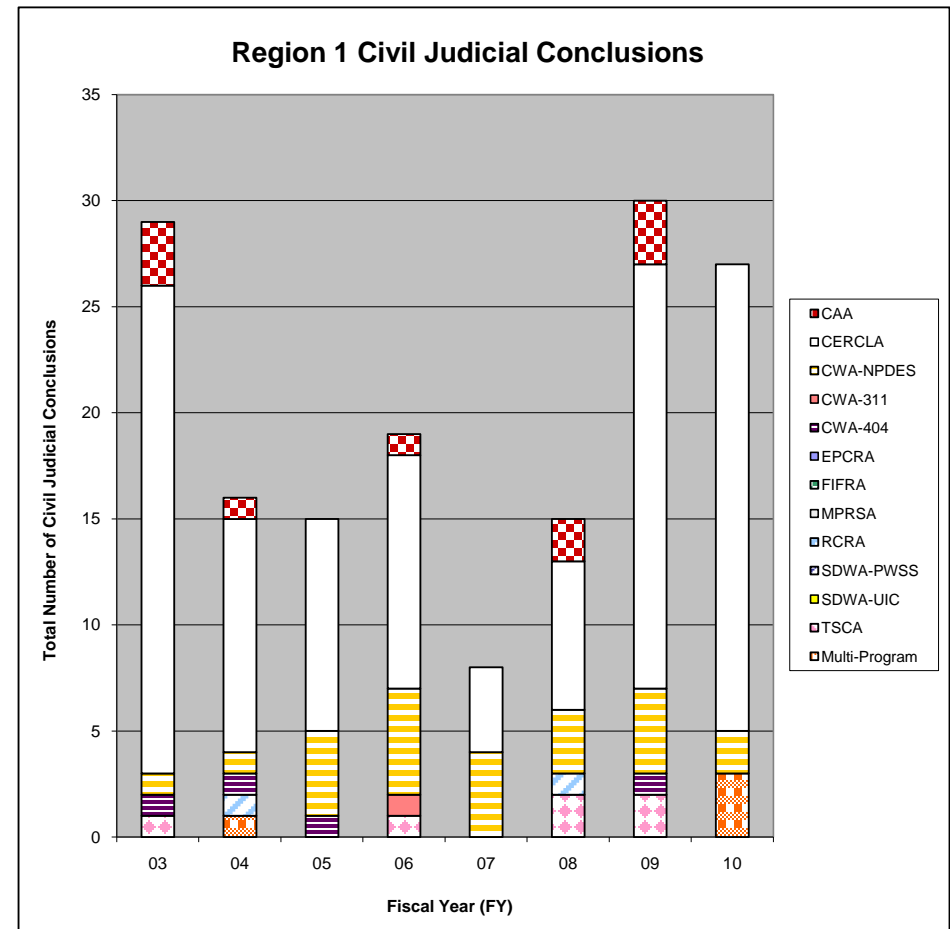


National Enforcement Trends (NETs)

FY 2003 - FY 2010 Region 1 Civil Enforcement Case Conclusions

Region 1 Civil Judicial Conclusions								
Statute	Fiscal Year							
	03	04	05	06	07	08	09	10
CAA	3	1	0	1	0	2	3	0
CERCLA	23	11	10	11	4	7	20	22
CWA-NPDES	1	1	4	5	4	3	4	2
CWA-311	0	0	0	1	0	0	0	0
CWA-404	1	1	1	0	0	0	1	0
EPCRA	0	0	0	0	0	0	0	0
FIFRA	0	0	0	0	0	0	0	0
MPRSA	0	0	0	0	0	0	0	0
RCRA	0	1	0	0	0	1	0	0
SDWA-PWSS	0	0	0	0	0	0	0	0
SDWA-UIC	0	0	0	0	0	0	0	0
TSCA	1	0	0	1	0	2	2	0
Multi-Program	NR	1	0	0	0	0	0	3
Total	29	16	15	19	8	15	30	27

NR - Not Reported

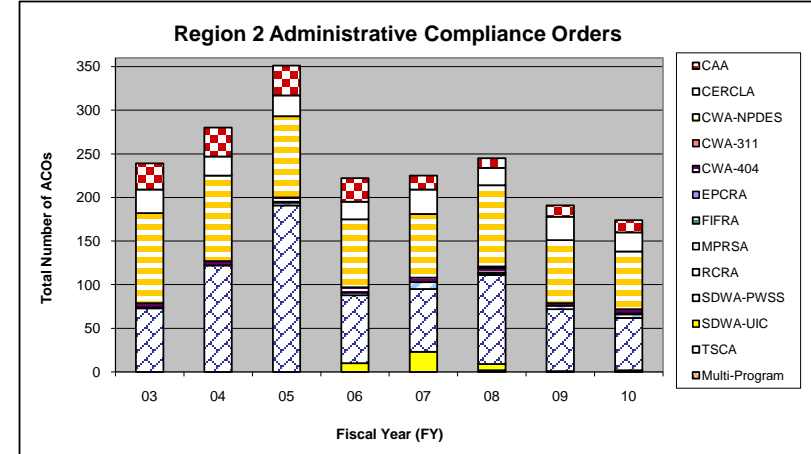




National Enforcement Trends (NETs)

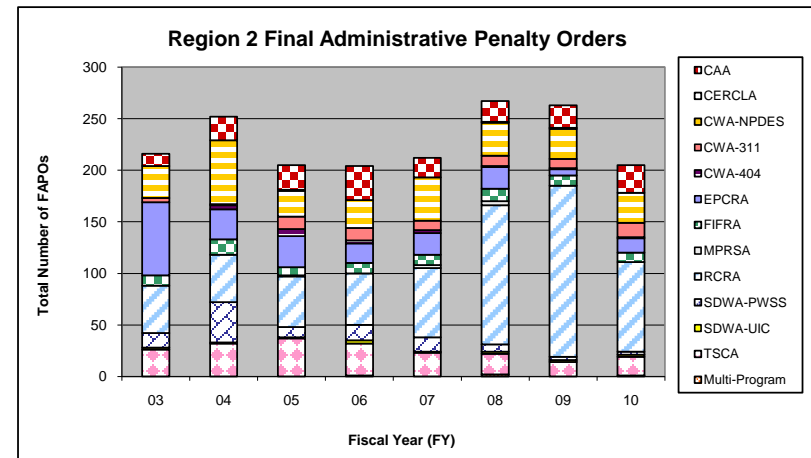
FY 2003 - FY 2010 Region 2 Civil Enforcement Case Conclusions

Region 2 Administrative Compliance Orders (ACOs)										
Statute	Fiscal Year									
	03	04	05	06	07	08	09	10		
CAA	30	33	34	27	16	11	13	14		
CERCLA	27	22	24	20	28	20	27	22		
CWA-NPDES	103	98	93	78	73	93	72	66		
CWA-311	0	0	0	0	0	2	0	0		
CWA-404	5	5	5	6	5	5	3	5		
EPCRA	0	0	0	0	0	0	0	0		
FIFRA	0	0	1	0	0	2	0	1		
MPRSA	0	0	0	0	0	0	0	0		
RCRA	1	0	3	3	8	1	4	4		
SDWA-PWSS	73	122	191	78	72	102	71	60		
SDWA-UIC	0	0	0	10	23	7	1	1		
TSCA	0	0	0	0	0	0	0	0		
Multi-Program	0	0	0	0	0	2	0	1		
Total	239	280	351	222	225	245	191	174		



Region 2 Final Administrative Penalty Orders (FAPOs)										
Statute	Fiscal Year									
	03	04	05	06	07	08	09	10		
CAA	12	23	24	33	19	20	22	27		
CERCLA	0	0	1	0	0	1	1	0		
CWA-NPDES	31	62	25	27	42	32	29	29		
CWA-311	4	1	12	12	9	10	9	14		
CWA-404	0	4	7	3	3	1	1	1		
EPCRA	71	29	30	19	21	21	6	14		
FIFRA	10	15	8	10	10	12	10	9		
MPRSA	0	0	1	0	3	4	0	0		
RCRA	46	46	49	50	67	135	166	87		
SDWA-PWSS	14	39	10	15	14	7	3	3		
SDWA-UIC	2	1	1	3	1	2	2	2		
TSCA	26	32	37	31	23	20	14	18		
Multi-Program	NR	0	0	1	0	2	0	1		
Total	216	252	205	204	212	267	263	205		

NR - Not Reported



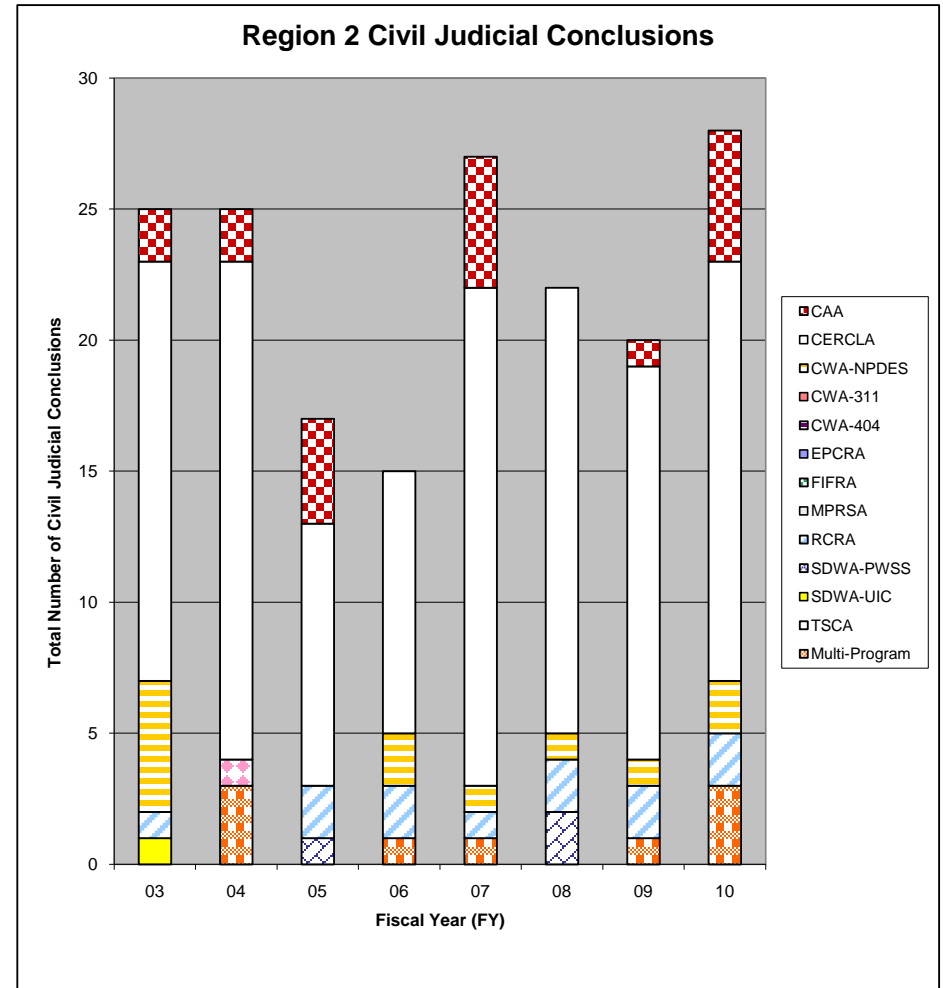


National Enforcement Trends (NETs)

FY 2003 - FY 2010 Region 2 Civil Enforcement Case Conclusions

Region 2 Civil Judicial Conclusions								
Statute	Fiscal Year							
	03	04	05	06	07	08	09	10
CAA	2	2	4	0	5	0	1	5
CERCLA	16	19	10	10	19	17	15	16
CWA-NPDES	5	0	0	2	1	1	1	2
CWA-311	0	0	0	0	0	0	0	0
CWA-404	0	0	0	0	0	0	0	0
EPCRA	0	0	0	0	0	0	0	0
FIFRA	0	0	0	0	0	0	0	0
MPRSA	0	0	0	0	0	0	0	0
RCRA	1	0	2	2	1	2	2	2
SDWA-PWSS	0	0	1	0	0	2	0	0
SDWA-UIC	1	0	0	0	0	0	0	0
TSCA	0	1	0	0	0	0	0	0
Multi-Program	NR	3	0	1	1	0	1	3
Total	25	25	17	15	27	22	20	28

NR - Not Reported

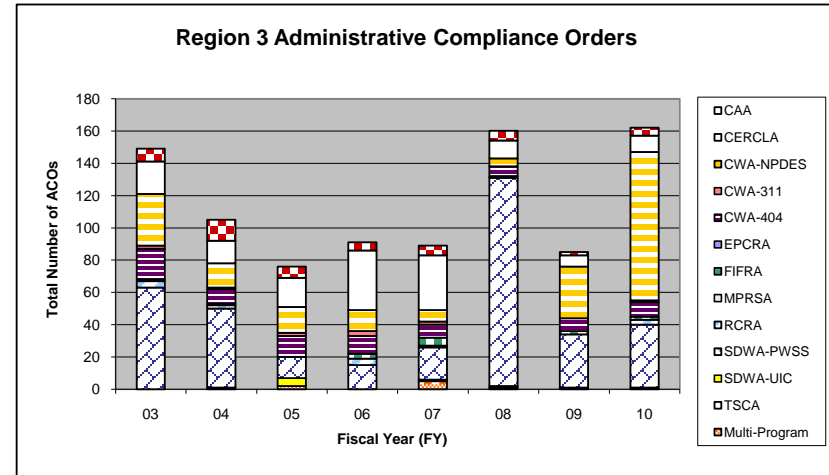




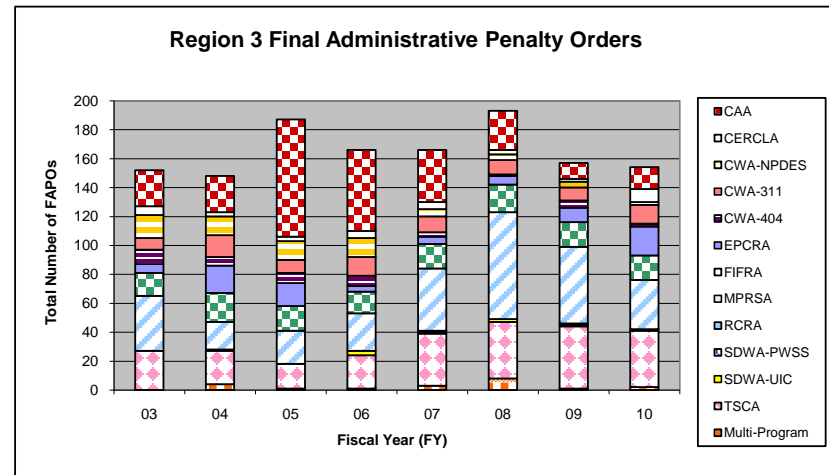
National Enforcement Trends (NETs)

FY 2003 - FY 2010 Region 3 Civil Enforcement Case Conclusions

Region 3 Administrative Compliance Orders (ACOs)									
Statute	Fiscal Year								
	03	04	05	06	07	08	09	10	
CAA	8	13	7	5	6	6	2	5	
CERCLA	20	14	18	37	34	11	7	10	
CWA-NPDES	32	15	16	13	7	5	32	92	
CWA-311	2	1	2	3	2	0	0	1	
CWA-404	19	9	13	11	8	6	8	9	
EPCRA	0	0	0	0	0	0	0	0	
FIFRA	1	1	0	3	5	0	2	2	
MPRSA	0	0	0	0	0	0	0	0	
RCRA	4	2	0	4	1	1	0	3	
SDWA-PWSS	63	49	13	15	20	129	33	39	
SDWA-UIC	0	1	5	0	1	0	1	0	
TSCA	0	0	0	0	0	1	0	1	
Multi-Program	0	0	2	0	5	1	0	0	
Total	149	105	76	91	89	160	85	162	



Region 3 Final Administrative Penalty Orders (FAPOs)									
Statute	Fiscal Year								
	03	04	05	06	07	08	09	10	
CAA	25	25	81	56	36	27	11	15	
CERCLA	6	3	3	5	5	3	2	9	
CWA-NPDES	16	13	13	13	5	4	4	2	
CWA-311	8	15	9	13	11	10	9	13	
CWA-404	10	6	7	7	3	1	5	2	
EPCRA	6	19	16	4	5	6	10	20	
FIFRA	16	20	17	15	17	19	17	17	
MPRSA	0	0	0	0	0	0	0	0	
RCRA	38	19	23	26	43	74	53	34	
SDWA-PWSS	0	0	0	0	1	0	1	0	
SDWA-UIC	0	1	0	3	1	2	1	1	
TSCA	27	23	17	23	36	39	43	39	
Multi-Program	NR	4	1	1	3	8	1	2	
Total	152	148	187	166	166	193	157	154	



NR - Not Reported

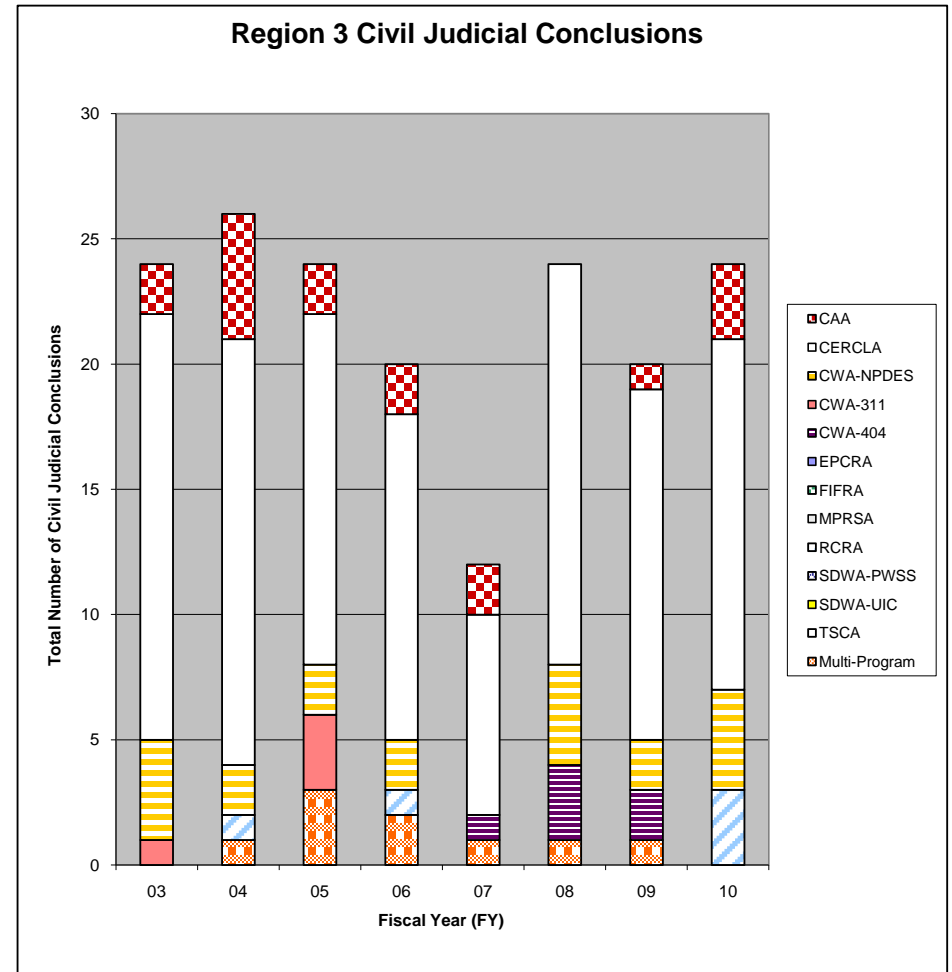


National Enforcement Trends (NETs)

FY 2003 - FY 2010 Region 3 Civil Enforcement Case Conclusions

Region 3 Civil Judicial Conclusions								
Statute	Fiscal Year							
	03	04	05	06	07	08	09	10
CAA	2	5	2	2	2	0	1	3
CERCLA	17	17	14	13	8	16	14	14
CWA-NPDES	4	2	2	2	0	4	2	4
CWA-311	1	0	3	0	0	0	0	0
CWA-404	0	0	0	0	1	3	2	0
EPCRA	0	0	0	0	0	0	0	0
FIFRA	0	0	0	0	0	0	0	0
MPRSA	0	0	0	0	0	0	0	0
RCRA	0	1	0	1	0	0	0	3
SDWA-PWSS	0	0	0	0	0	0	0	0
SDWA-UIC	0	0	0	0	0	0	0	0
TSCA	0	0	0	0	0	0	0	0
Multi-Program	NR	1	3	2	1	1	1	0
Total	24	26	24	20	12	24	20	24

NR - Not Reported

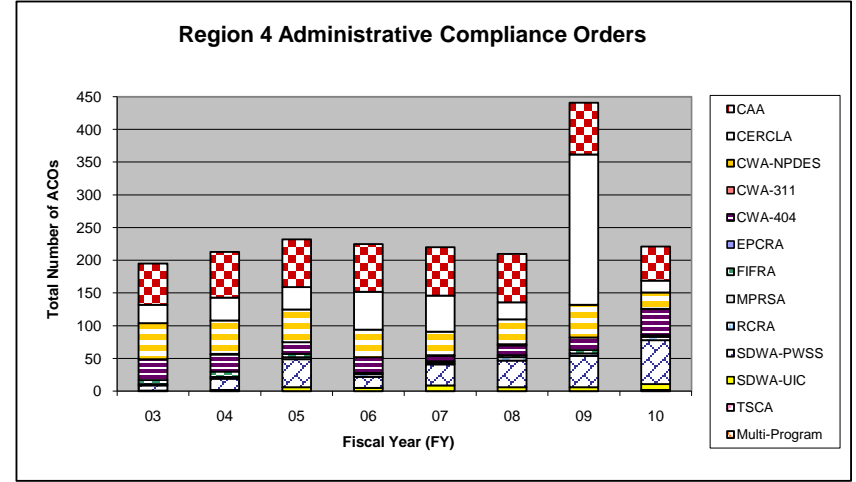




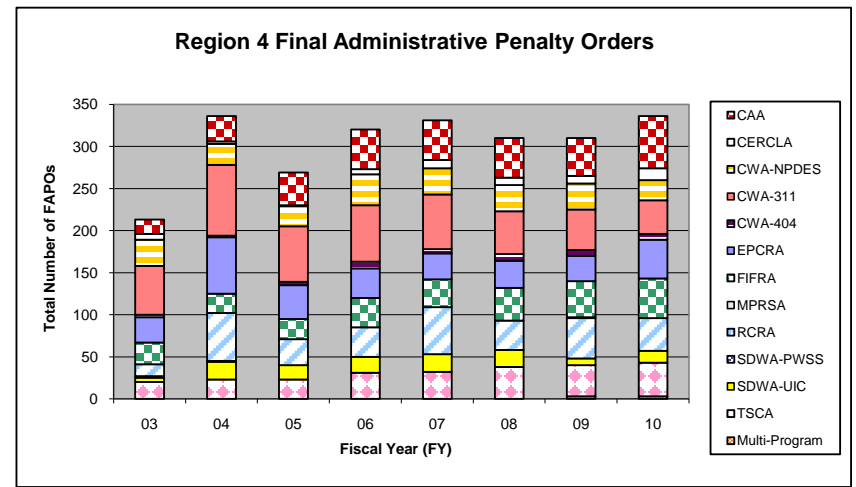
National Enforcement Trends (NETs)

FY 2003 - FY 2010 Region 4 Civil Enforcement Case Conclusions

Region 4 Administrative Compliance Orders (ACOs)									
Statute	Fiscal Year								
	03	04	05	06	07	08	09	10	
CAA	63	70	73	73	74	74	79	52	
CERCLA	28	35	34	58	55	26	230	18	
CWA-NPDES	55	51	50	42	36	38	50	25	
CWA-311	0	1	0	0	1	2	0	0	
CWA-404	32	26	18	24	8	15	19	40	
EPCRA	0	0	0	0	0	0	0	0	
FIFRA	6	8	5	2	3	3	5	3	
MPRSA	0	0	0	0	0	0	0	0	
RCRA	2	3	3	4	2	5	4	5	
SDWA-PWSS	8	17	43	17	32	41	48	67	
SDWA-UIC	1	2	6	5	9	6	6	9	
TSCA	0	0	0	0	0	0	0	0	
Multi-Program	0	0	0	0	0	0	0	2	
Total	195	213	232	225	220	210	441	221	



Region 4 Final Administrative Penalty Orders (FAPOs)									
Statute	Fiscal Year								
	03	04	05	06	07	08	09	10	
CAA	17	30	39	47	47	47	45	62	
CERCLA	7	3	1	6	10	9	9	14	
CWA-NPDES	31	25	24	37	31	31	31	24	
CWA-311	58	84	66	67	65	51	48	40	
CWA-404	3	2	4	8	5	8	7	7	
EPCRA	30	67	40	35	31	32	30	46	
FIFRA	26	23	24	35	33	39	43	47	
MPRSA	0	0	0	0	0	0	1	0	
RCRA	14	57	31	35	56	35	48	39	
SDWA-PWSS	2	1	0	0	0	0	0	0	
SDWA-UIC	5	21	17	19	21	20	8	14	
TSCA	20	23	23	31	32	38	37	40	
Multi-Program	NR	0	0	0	0	0	3	3	
Total	213	336	269	320	331	310	310	336	



NR - Not Reported

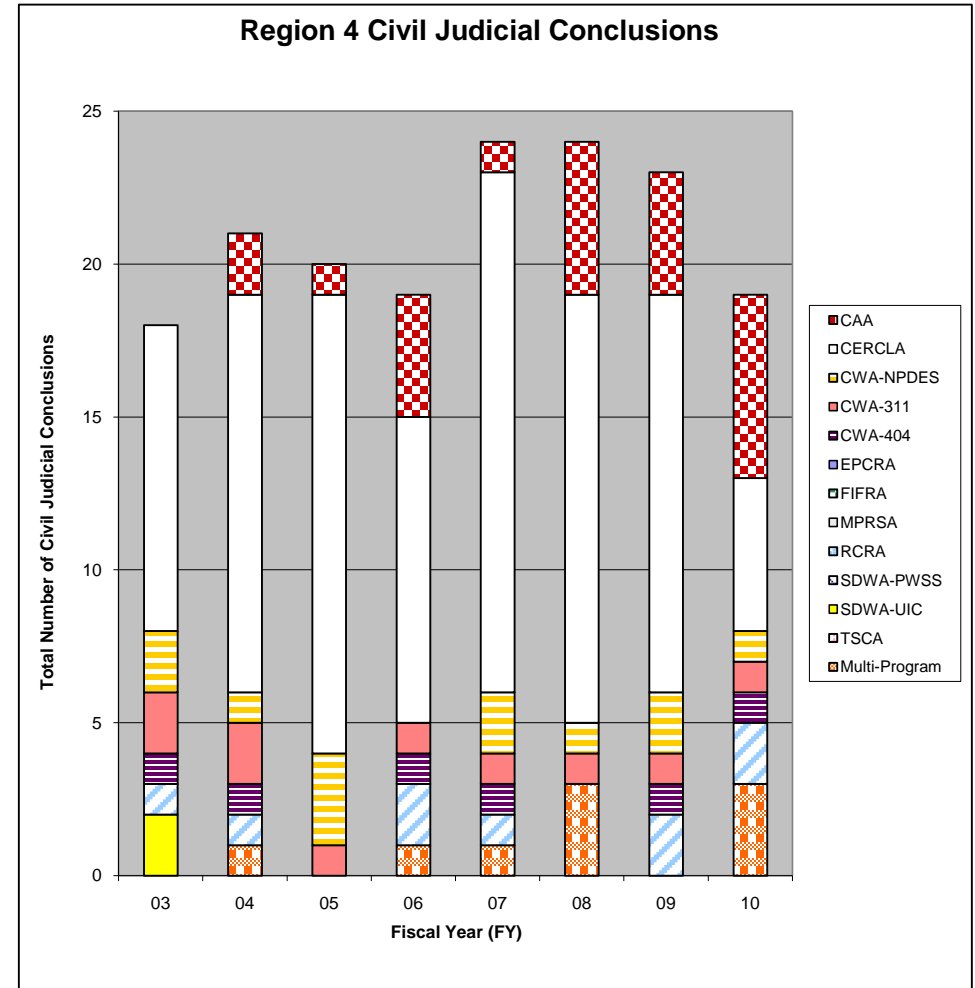


National Enforcement Trends (NETs)

FY 2003 - FY 2010 Region 4 Civil Enforcement Case Conclusions

Region 4 Civil Judicial Conclusions								
Statute	Fiscal Year							
	03	04	05	06	07	08	09	10
CAA	0	2	1	4	1	5	4	6
CERCLA	10	13	15	10	17	14	13	5
CWA-NPDES	2	1	3	0	2	1	2	1
CWA-311	2	2	1	1	1	1	1	1
CWA-404	1	1	0	1	1	0	1	1
EPCRA	0	0	0	0	0	0	0	0
FIFRA	0	0	0	0	0	0	0	0
MPRSA	0	0	0	0	0	0	0	0
RCRA	1	1	0	2	1	0	2	2
SDWA-PWSS	0	0	0	0	0	0	0	0
SDWA-UIC	2	0	0	0	0	0	0	0
TSCA	0	0	0	0	0	0	0	0
Multi-Program	NR	1	0	1	1	3	0	3
Total	18	21	20	19	24	24	23	19

NR - Not Reported

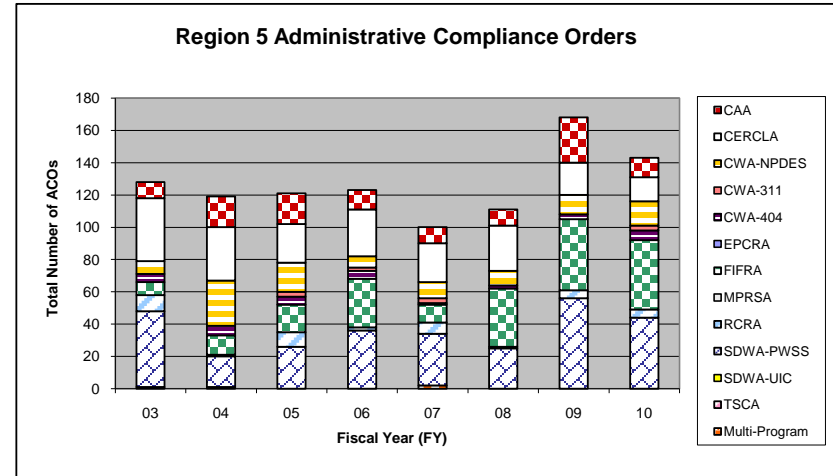




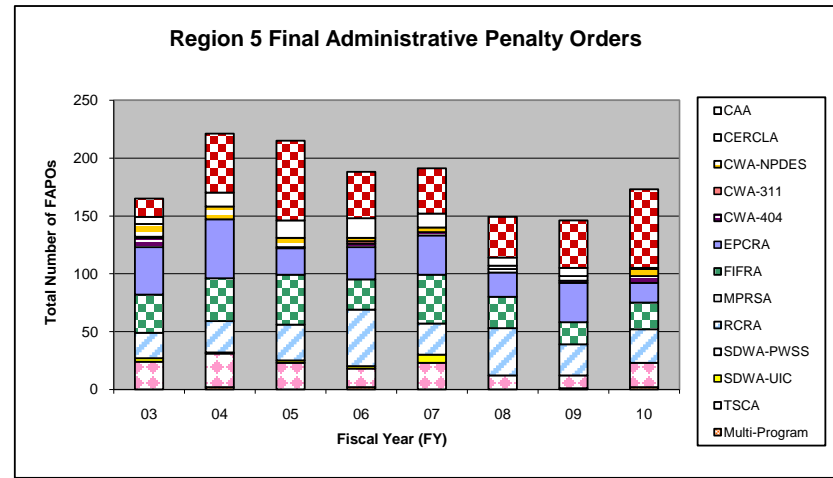
National Enforcement Trends (NETs)

FY 2003 - FY 2010 Region 5 Civil Enforcement Case Conclusions

Region 5 Administrative Compliance Orders (ACOs)									
Statute	Fiscal Year								
	03	04	05	06	07	08	09	10	
CAA	10	19	19	12	10	10	28	12	
CERCLA	39	33	24	29	24	28	20	15	
CWA-NPDES	8	28	18	7	10	9	12	15	
CWA-311	0	0	3	2	3	0	0	3	
CWA-404	5	6	5	5	1	2	3	6	
EPCRA	0	0	0	0	0	0	0	0	
FIFRA	8	12	17	30	11	36	44	43	
MPRSA	0	0	0	0	0	0	0	0	
RCRA	10	1	9	2	7	1	5	5	
SDWA-PWSS	47	19	26	36	32	25	56	44	
SDWA-UIC	0	0	0	0	0	0	0	0	
TSCA	0	0	0	0	0	0	0	0	
Multi-Program	1	1	0	0	2	0	0	0	
Total	128	119	121	123	100	111	168	143	



Region 5 Final Administrative Penalty Orders (FAPOs)									
Statute	Fiscal Year								
	03	04	05	06	07	08	09	10	
CAA	16	51	69	40	39	35	41	68	
CERCLA	6	12	15	17	12	7	7	1	
CWA-NPDES	11	11	8	3	4	3	4	6	
CWA-311	1	0	0	2	0	0	0	0	
CWA-404	8	0	1	3	3	3	2	6	
EPCRA	41	51	23	28	34	21	34	17	
FIFRA	33	37	43	26	42	27	19	23	
MPRSA	0	0	0	0	0	0	0	0	
RCRA	22	27	31	49	27	41	27	29	
SDWA-PWSS	0	0	0	0	0	0	0	0	
SDWA-UIC	3	1	2	2	7	0	0	0	
TSCA	24	29	23	16	23	12	11	21	
Multi-Program	NR	2	0	2	0	0	1	2	
Total	165	221	215	188	191	149	146	173	



NR - Not Reported

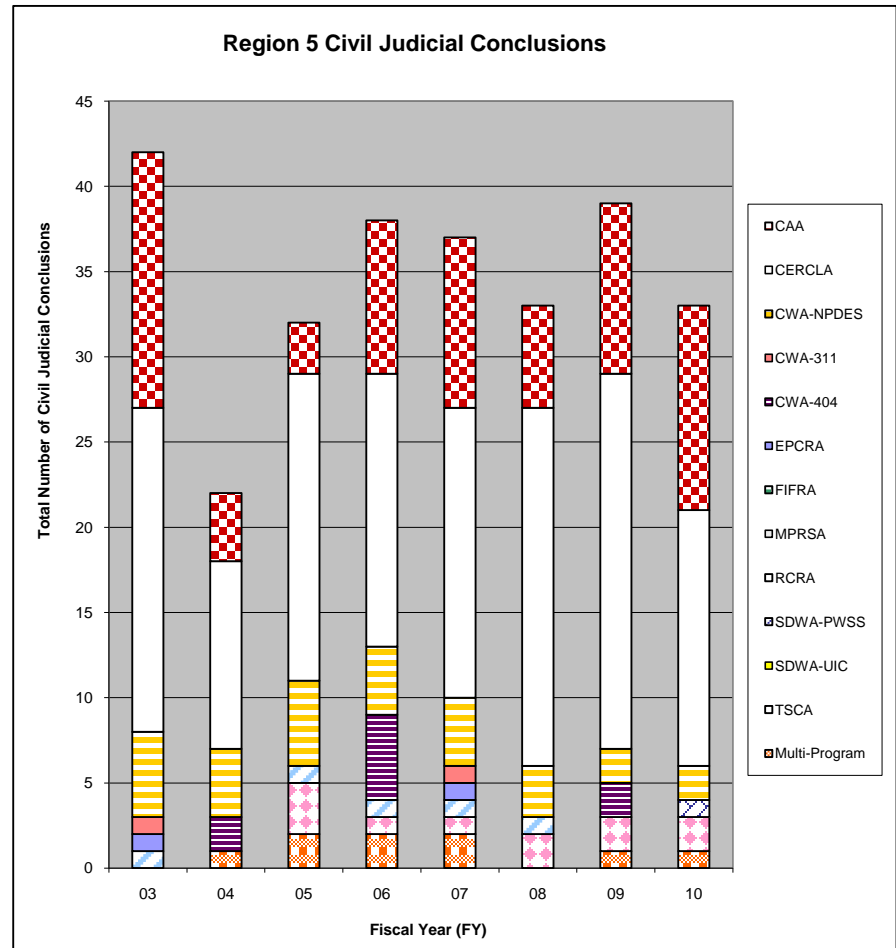


National Enforcement Trends (NETs)

FY 2003 - FY 2010 Region 5 Civil Enforcement Case Conclusions

Region 5 Civil Judicial Conclusions								
Statute	Fiscal Year							
	03	04	05	06	07	08	09	10
CAA	15	4	3	9	10	6	10	12
CERCLA	19	11	18	16	17	21	22	15
CWA-NPDES	5	4	5	4	4	3	2	2
CWA-311	1	0	0	0	1	0	0	0
CWA-404	0	2	0	5	0	0	2	0
EPCRA	1	0	0	0	1	0	0	0
FIFRA	0	0	0	0	0	0	0	0
MPRSA	0	0	0	0	0	0	0	0
RCRA	1	0	1	1	1	1	0	0
SDWA-PWSS	0	0	0	0	0	0	0	1
SDWA-UIC	0	0	0	0	0	0	0	0
TSCA	0	0	3	1	1	2	2	2
Multi-Program	NR	1	2	2	2	0	1	1
Total	42	22	32	38	37	33	39	33

NR - Not Reported

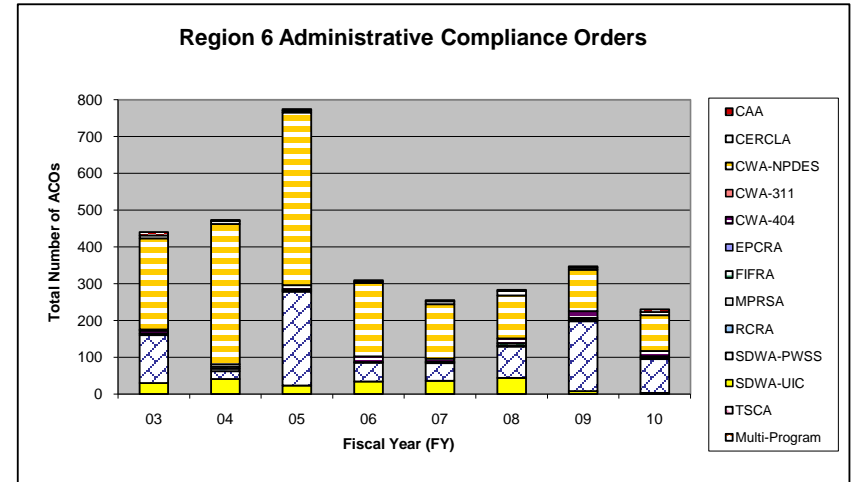




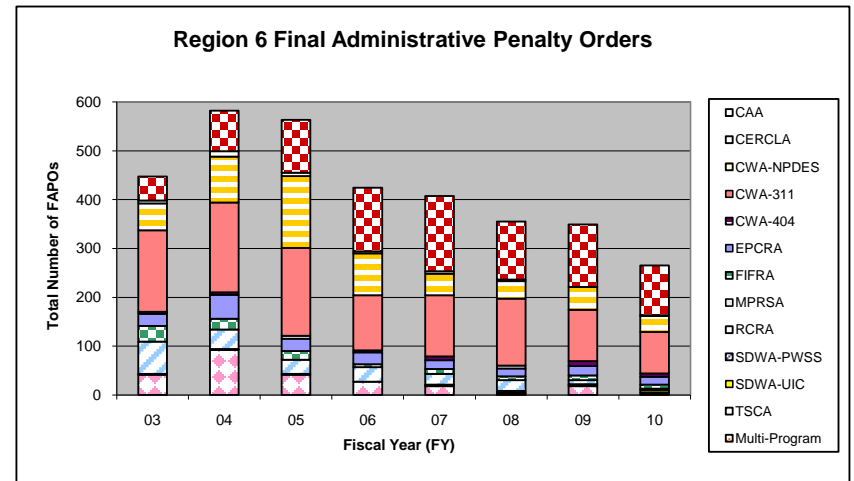
National Enforcement Trends (NETs)

FY 2003 - FY 2010 Region 6 Civil Enforcement Case Conclusions

Region 6 Administrative Compliance Orders (ACOs)									
Statute	Fiscal Year								
	03	04	05	06	07	08	09	10	
CAA	9	3	4	3	3	3	4	7	
CERCLA	8	8	5	4	8	12	5	9	
CWA-NPDES	248	381	469	200	148	117	113	97	
CWA-311	3	0	0	0	0	0	0	0	
CWA-404	8	7	11	15	8	13	18	14	
EPCRA	0	0	0	0	0	0	0	0	
FIFRA	0	5	3	0	2	6	5	4	
MPRSA	0	0	0	0	0	0	0	0	
RCRA	4	7	4	2	2	3	4	4	
SDWA-PWSS	130	21	255	51	48	85	190	92	
SDWA-UIC	30	40	23	34	35	44	8	3	
TSCA	0	0	0	0	0	0	0	0	
Multi-Program	0	1	0	0	1	0	0	0	
Total	440	473	774	309	255	283	347	230	



Region 6 Final Administrative Penalty Orders (FAPOs)									
Statute	Fiscal Year								
	03	04	05	06	07	08	09	10	
CAA	49	83	108	130	154	119	128	102	
CERCLA	6	11	7	4	5	3	0	1	
CWA-NPDES	55	94	147	86	44	36	47	33	
CWA-311	167	184	180	113	125	137	105	85	
CWA-404	4	5	6	4	8	6	10	7	
EPCRA	25	49	25	24	18	16	19	16	
FIFRA	32	22	18	6	10	8	10	8	
MPRSA	0	0	0	0	0	0	0	0	
RCRA	66	40	29	30	22	22	8	4	
SDWA-PWSS	2	1	0	0	2	4	2	0	
SDWA-UIC	0	1	2	0	1	1	2	5	
TSCA	41	92	41	27	17	3	18	4	
Multi-Program	NR	0	0	0	1	0	0	0	
Total	447	582	563	424	407	355	349	265	



NR - Not Reported

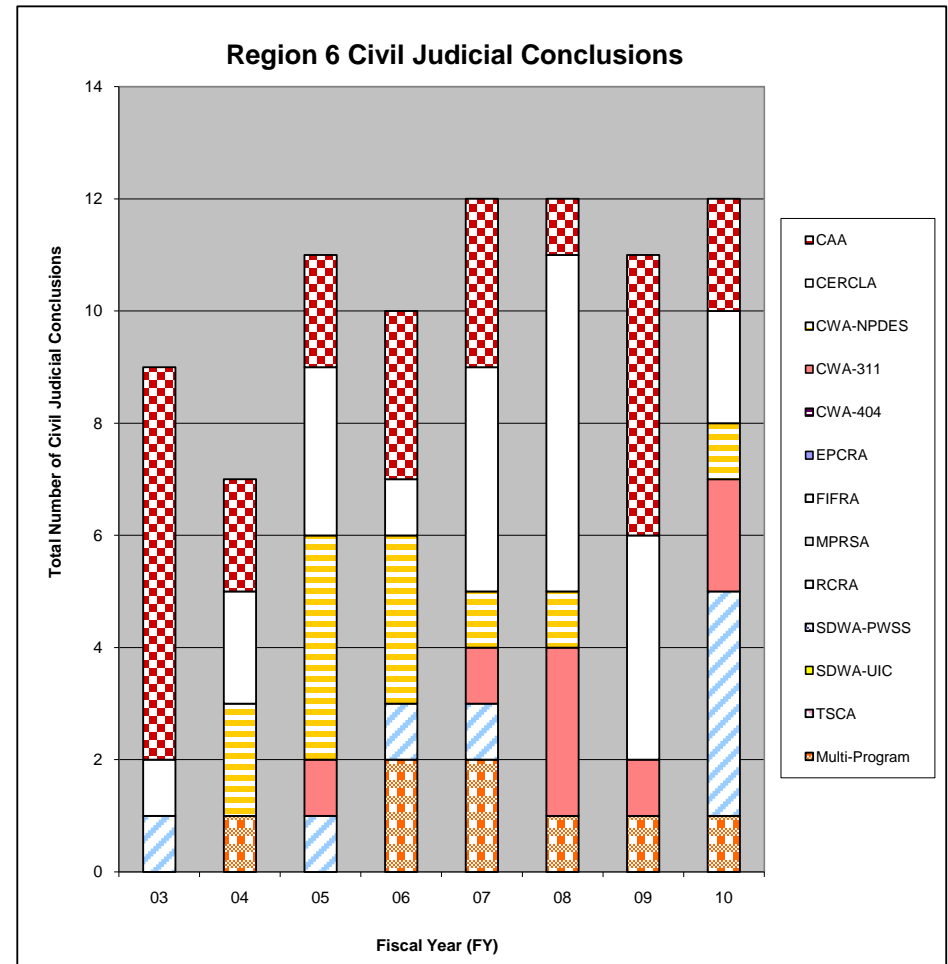


National Enforcement Trends (NETs)

FY 2003 - FY 2010 Region 6 Civil Enforcement Case Conclusions

Region 6 Civil Judicial Conclusions								
Statute	Fiscal Year							
	03	04	05	06	07	08	09	10
CAA	7	2	2	3	3	1	5	2
CERCLA	1	2	3	1	4	6	4	2
CWA-NPDES	0	2	4	3	1	1	0	1
CWA-311	0	0	1	0	1	3	1	2
CWA-404	0	0	0	0	0	0	0	0
EPCRA	0	0	0	0	0	0	0	0
FIFRA	0	0	0	0	0	0	0	0
MPRSA	0	0	0	0	0	0	0	0
RCRA	1	0	1	1	1	0	0	4
SDWA-PWSS	0	0	0	0	0	0	0	0
SDWA-UIC	0	0	0	0	0	0	0	0
TSCA	0	0	0	0	0	0	0	0
Multi-Program	NR	1	0	2	2	1	1	1
Total	9	7	11	10	12	12	11	12

NR - Not Reported

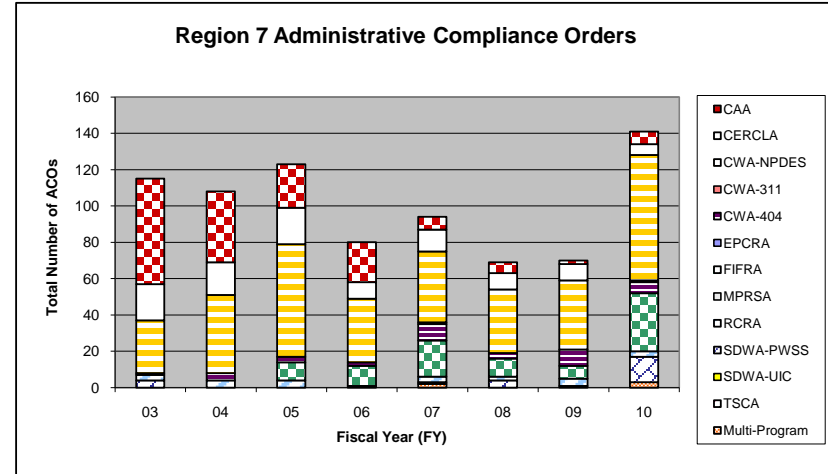




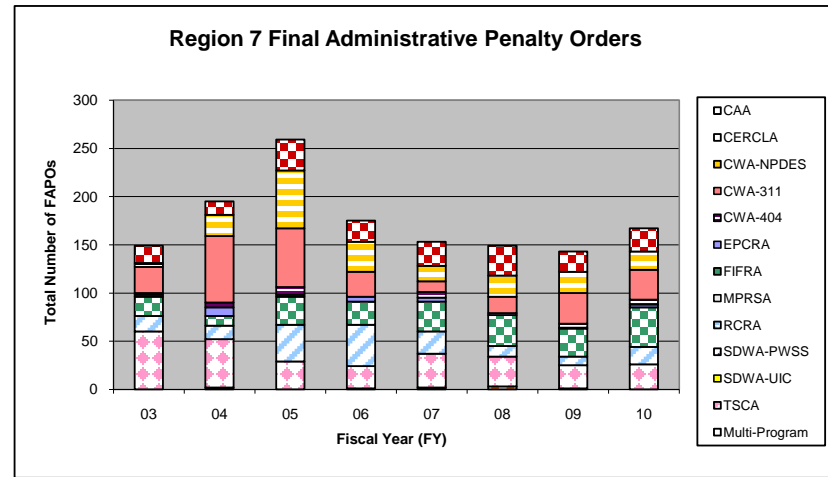
National Enforcement Trends (NETs)

FY 2003 - FY 2010 Region 7 Civil Enforcement Case Conclusions

Region 7 Administrative Compliance Orders (ACOs)								
Statute	Fiscal Year							
	03	04	05	06	07	08	09	10
CAA	58	39	24	22	7	6	2	7
CERCLA	20	18	20	9	12	9	9	6
CWA-NPDES	29	43	62	35	39	35	38	69
CWA-311	0	0	0	0	1	0	0	1
CWA-404	1	4	3	2	9	3	9	6
EPCRA	0	0	0	0	0	0	0	0
FIFRA	0	0	10	11	20	10	7	32
MPRSA	0	0	0	0	0	0	0	0
RCRA	3	4	4	1	3	2	4	3
SDWA-PWSS	4	0	0	0	1	4	1	14
SDWA-UIC	0	0	0	0	0	0	0	0
TSCA	0	0	0	0	0	0	0	0
Multi-Program	0	0	0	0	2	0	0	3
Total	115	108	123	80	94	69	70	141



Region 7 Final Administrative Penalty Orders (FAPOs)								
Statute	Fiscal Year							
	03	04	05	06	07	08	09	10
CAA	18	14	32	22	25	31	21	24
CERCLA	1	0	0	0	0	0	0	0
CWA-NPDES	3	22	60	31	16	22	22	19
CWA-311	27	69	61	26	11	17	32	31
CWA-404	2	5	8	0	6	0	4	5
EPCRA	2	9	2	5	4	2	1	3
FIFRA	20	10	29	24	31	32	29	41
MPRSA	0	0	0	0	0	0	0	0
RCRA	16	14	38	43	23	11	9	18
SDWA-PWSS	0	0	0	0	0	0	0	0
SDWA-UIC	0	0	0	0	0	0	0	0
TSCA	60	50	29	23	35	31	24	26
Multi-Program	NR	2	0	1	2	3	1	0
Total	149	195	259	175	153	149	143	167



NR - Not Reported

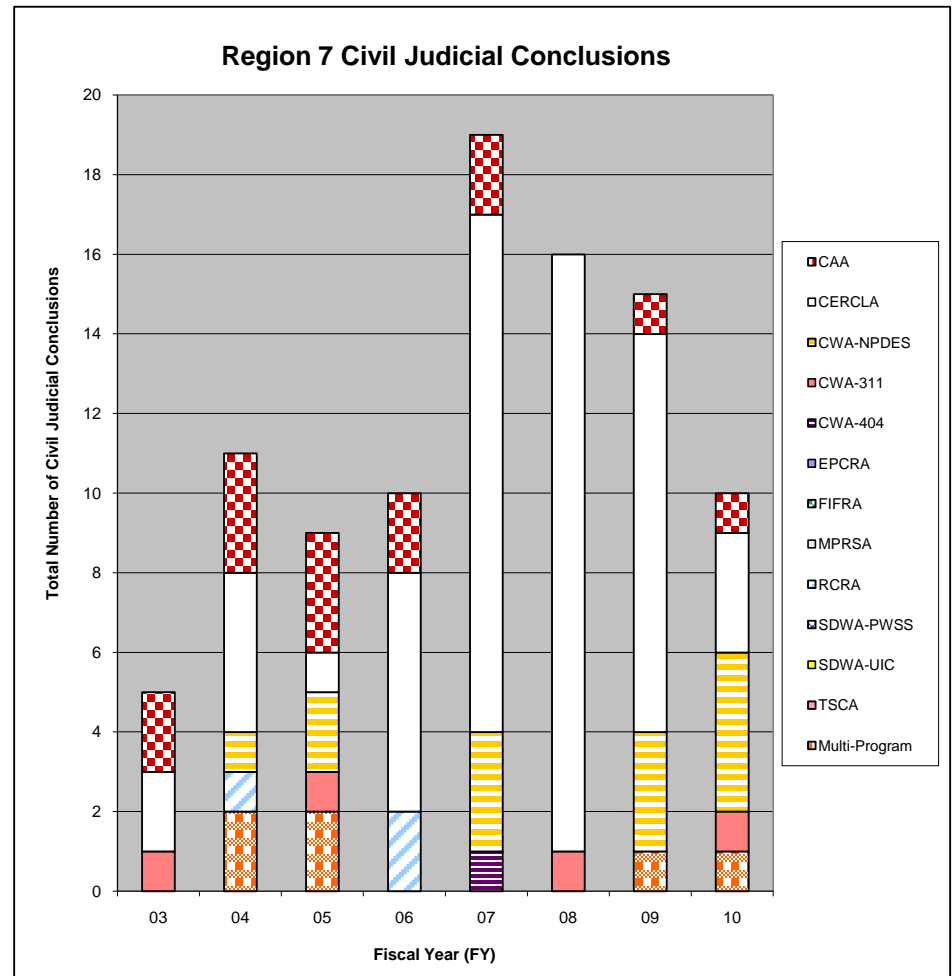


National Enforcement Trends (NETs)

FY 2003 - FY 2010 Region 7 Civil Enforcement Case Conclusions

Region 7 Civil Judicial Conclusions								
Statute	Fiscal Year							
	03	04	05	06	07	08	09	10
CAA	2	3	3	2	2	0	1	1
CERCLA	2	4	1	6	13	15	10	3
CWA-NPDES	0	1	2	0	3	0	3	4
CWA-311	1	0	1	0	0	1	0	1
CWA-404	0	0	0	0	1	0	0	0
EPCRA	0	0	0	0	0	0	0	0
FIFRA	0	0	0	0	0	0	0	0
MPRSA	0	0	0	0	0	0	0	0
RCRA	0	1	0	2	0	0	0	0
SDWA-PWSS	0	0	0	0	0	0	0	0
SDWA-UIC	0	0	0	0	0	0	0	0
TSCA	0	0	0	0	0	0	0	0
Multi-Program	NR	2	2	0	0	0	1	1
Total	5	11	9	10	19	16	15	10

NR - Not Reported

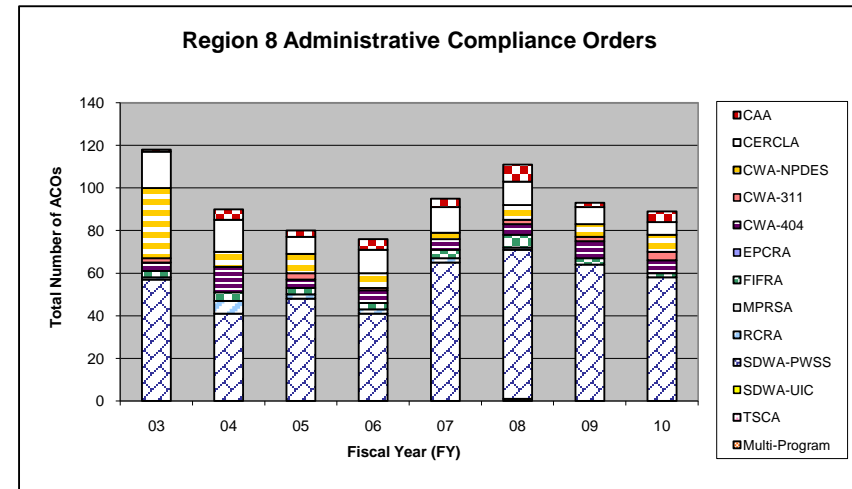




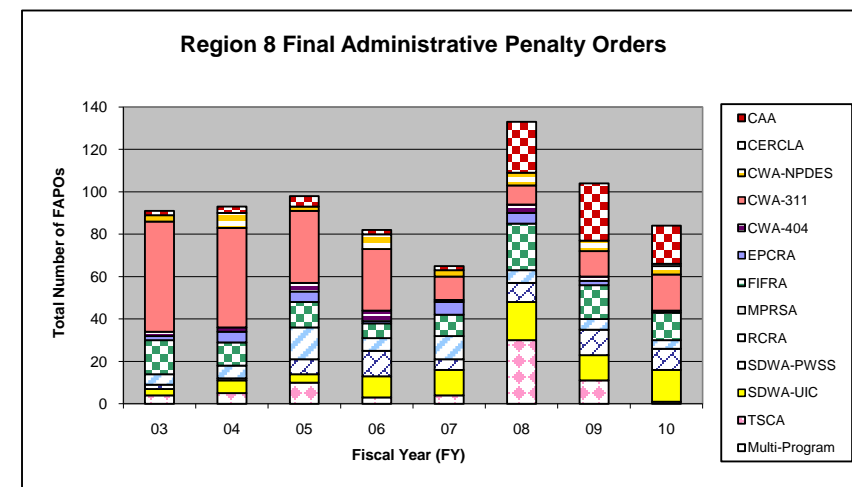
National Enforcement Trends (NETs)

FY 2003 - FY 2010 Region 8 Civil Enforcement Case Conclusions

Region 8 Administrative Compliance Orders (ACOs)								
Statute	Fiscal Year							
	03	04	05	06	07	08	09	10
CAA	1	5	3	5	4	8	2	5
CERCLA	17	15	8	11	12	11	8	6
CWA-NPDES	33	7	9	7	3	7	6	8
CWA-311	2	0	3	1	0	2	2	4
CWA-404	4	12	4	6	5	5	8	6
EPCRA	0	0	0	0	0	0	0	0
FIFRA	3	4	3	3	4	6	3	2
MPRSA	0	0	0	0	0	0	0	0
RCRA	1	6	2	2	2	1	0	0
SDWA-PWSS	57	41	48	41	65	70	64	58
SDWA-UIC	0	0	0	0	0	0	0	0
TSCA	0	0	0	0	0	0	0	0
Multi-Program	0	0	0	0	0	1	0	0
Total	118	90	80	76	95	111	93	89



Region 8 Final Administrative Penalty Orders (FAPOs)								
Statute	Fiscal Year							
	03	04	05	06	07	08	09	10
CAA	2	3	5	2	2	24	27	18
CERCLA	0	0	0	0	0	0	0	1
CWA-NPDES	3	7	2	7	3	6	5	4
CWA-311	52	47	34	29	11	9	12	17
CWA-404	2	2	4	5	1	4	2	1
EPCRA	2	5	5	1	6	5	2	0
FIFRA	16	11	12	7	10	22	16	13
MPRSA	0	0	0	0	0	0	0	0
RCRA	5	6	15	6	11	6	5	4
SDWA-PWSS	2	1	7	12	5	9	12	10
SDWA-UIC	3	6	4	10	12	18	12	15
TSCA	4	5	10	3	4	30	11	1
Multi-Program	NR	0	0	0	0	0	0	0
Total	91	93	98	82	65	133	104	84



NR - Not Reported

Prepared By:
OECA/OC/ETDD/RAB
Data Source: ICIS

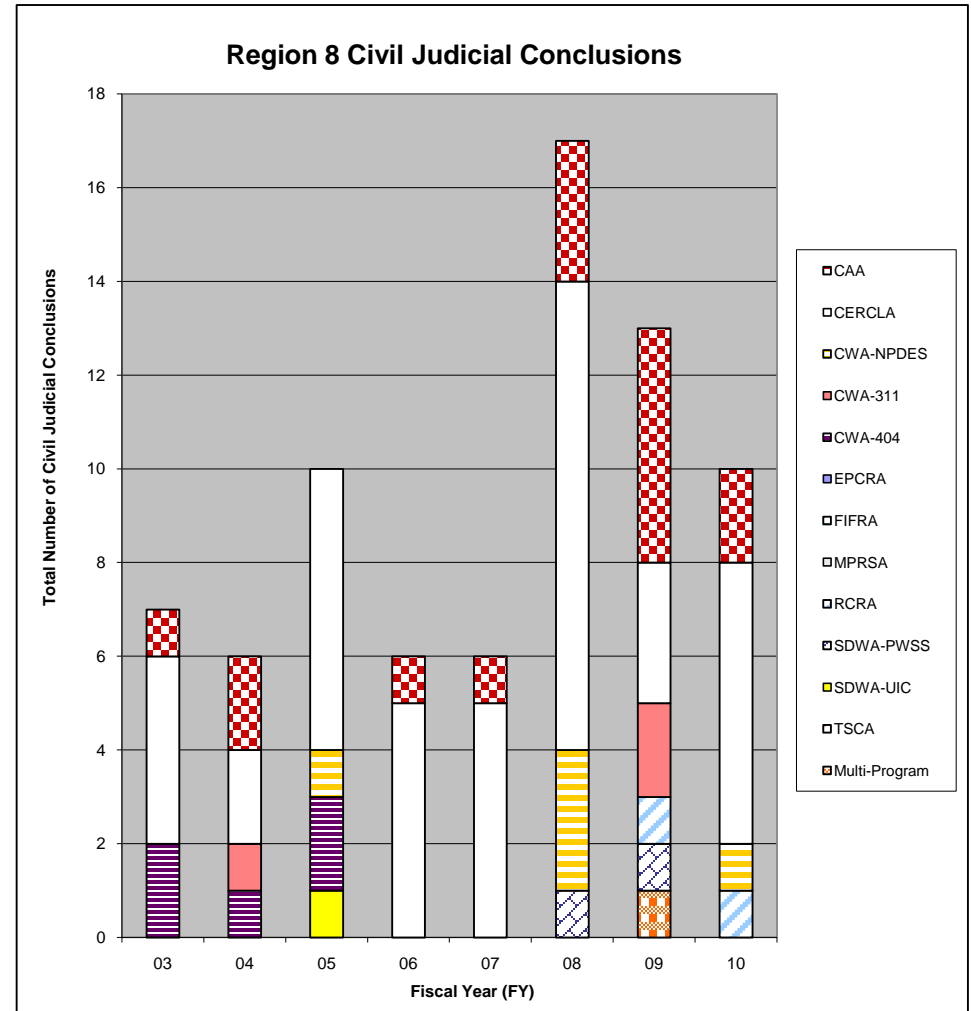


National Enforcement Trends (NETs)

FY 2003 - FY 2010 Region 8 Civil Enforcement Case Conclusions

Region 8 Civil Judicial Conclusions								
Statute	Fiscal Year							
	03	04	05	06	07	08	09	10
CAA	1	2	0	1	1	3	5	2
CERCLA	4	2	6	5	5	10	3	6
CWA-NPDES	0	0	1	0	0	3	0	1
CWA-311	0	1	0	0	0	0	2	0
CWA-404	2	1	2	0	0	0	0	0
EPCRA	0	0	0	0	0	0	0	0
FIFRA	0	0	0	0	0	0	0	0
MPRSA	0	0	0	0	0	0	0	0
RCRA	0	0	0	0	0	0	1	1
SDWA-PWSS	0	0	0	0	0	1	1	0
SDWA-UIC	0	0	1	0	0	0	0	0
TSCA	0	0	0	0	0	0	0	0
Multi-Program	NR	0	0	0	0	0	1	0
Total	7	6	10	6	6	17	13	10

NR - Not Reported

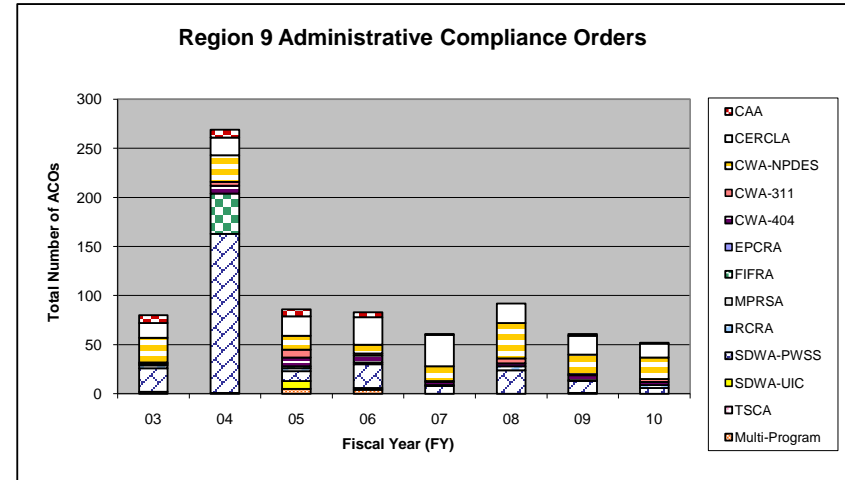




National Enforcement Trends (NETs)

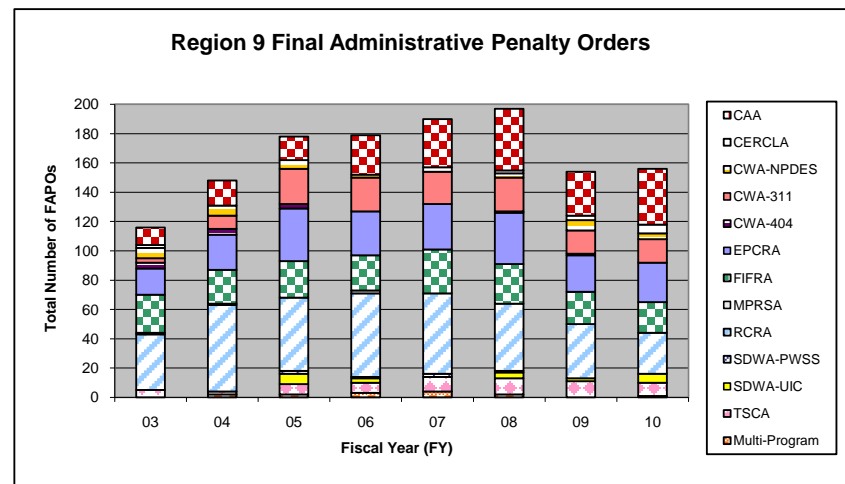
FY 2003 - FY 2010 Region 9 Civil Enforcement Case Conclusions

Region 9 Administrative Compliance Orders (ACOs)								
Statute	Fiscal Year							
	03	04	05	06	07	08	09	10
CAA	8	8	7	5	1	0	2	1
CERCLA	15	18	20	28	32	20	19	14
CWA-NPDES	25	27	14	9	15	36	20	22
CWA-311	1	4	8	2	1	5	1	3
CWA-404	1	8	9	7	3	3	5	3
EPCRA	0	0	0	0	0	0	0	0
FIFRA	1	41	2	0	1	0	0	0
MPRSA	0	0	0	0	0	0	0	0
RCRA	3	0	3	2	0	4	1	3
SDWA-PWSS	24	162	10	24	8	24	12	6
SDWA-UIC	0	0	8	2	0	0	0	0
TSCA	2	0	0	0	0	0	0	0
Multi-Program	0	1	5	4	0	0	1	0
Total	80	269	86	83	61	92	61	52



Region 9 Final Administrative Penalty Orders (FAPOs)								
Statute	Fiscal Year							
	03	04	05	06	07	08	09	10
CAA	12	17	16	27	33	42	30	38
CERCLA	2	0	0	0	3	2	3	6
CWA-NPDES	7	7	6	2	0	3	7	4
CWA-311	3	9	24	23	22	23	16	16
CWA-404	4	4	3	0	0	1	1	0
EPCRA	18	24	36	30	31	35	25	27
FIFRA	26	23	25	24	30	27	22	21
MPRSA	1	1	0	2	0	0	0	0
RCRA	38	59	50	57	55	46	37	28
SDWA-PWSS	0	0	2	1	2	1	0	0
SDWA-UIC	0	0	7	3	0	4	2	6
TSCA	5	2	7	7	10	11	11	9
Multi-Program	NR	2	2	3	4	2	0	1
Total	116	148	178	179	190	197	154	156

NR - Not Reported



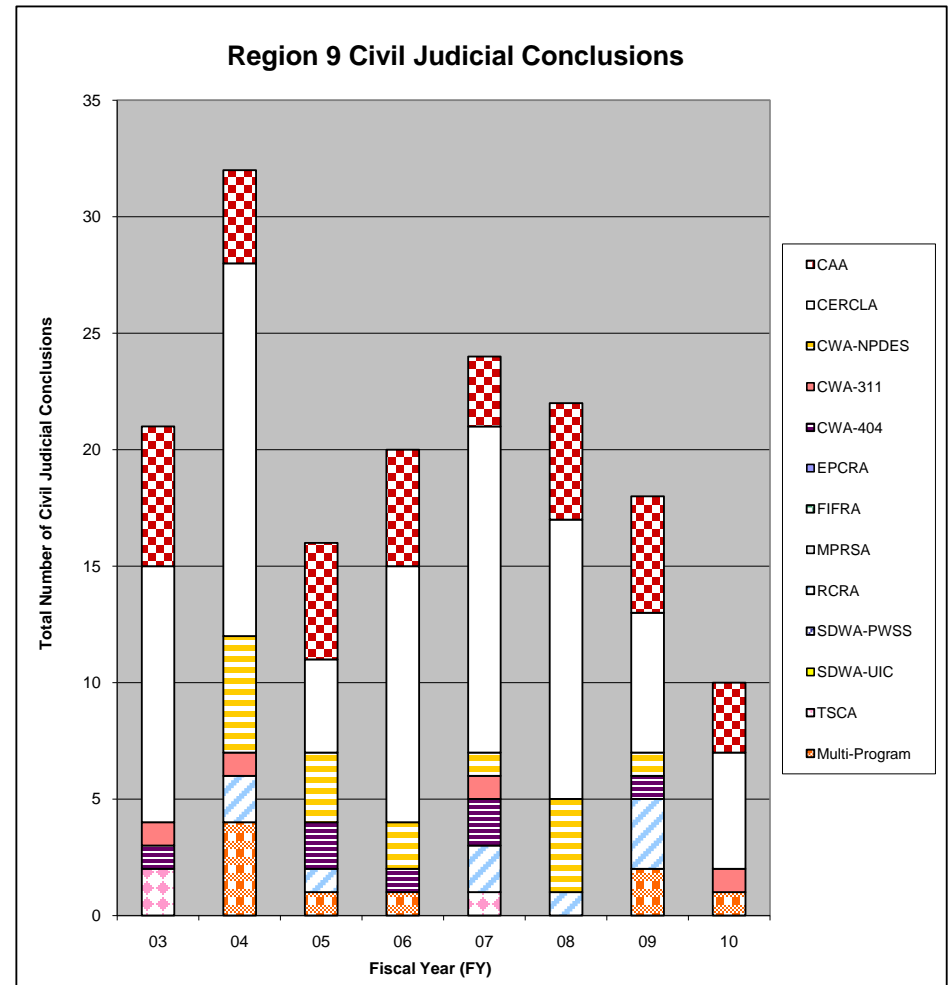


National Enforcement Trends (NETs)

FY 2003 - FY 2010 Region 9 Civil Enforcement Case Conclusions

Region 9 Civil Judicial Conclusions								
Statute	Fiscal Year							
	03	04	05	06	07	08	09	10
CAA	6	4	5	5	3	5	5	3
CERCLA	11	16	4	11	14	12	6	5
CWA-NPDES	0	5	3	2	1	4	1	0
CWA-311	1	1	0	0	1	0	0	1
CWA-404	1	0	2	1	2	0	1	0
EPCRA	0	0	0	0	0	0	0	0
FIFRA	0	0	0	0	0	0	0	0
MPRSA	0	0	0	0	0	0	0	0
RCRA	0	2	1	0	2	1	3	0
SDWA-PWSS	0	0	0	0	0	0	0	0
SDWA-UIC	0	0	0	0	0	0	0	0
TSCA	2	0	0	0	1	0	0	0
Multi-Program	NR	4	1	1	0	0	2	1
Total	21	32	16	20	24	22	18	10

NR - Not Reported

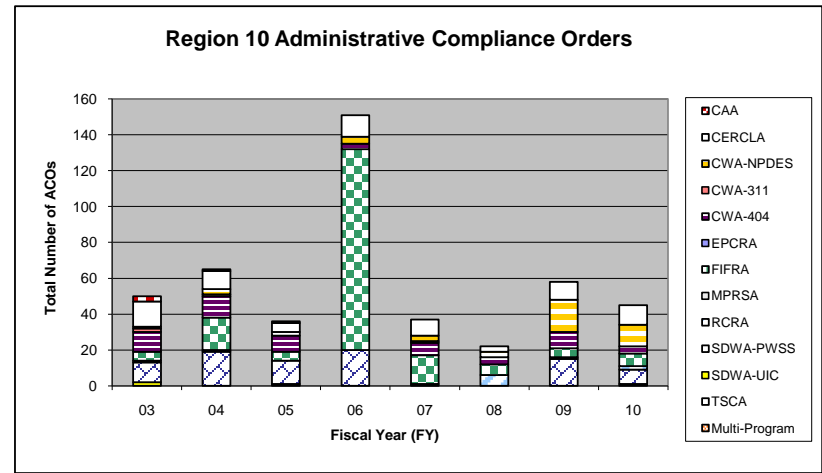




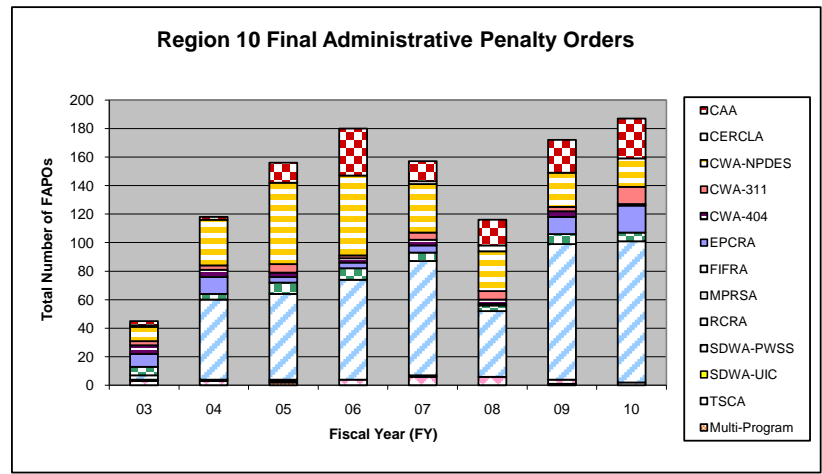
National Enforcement Trends (NETs)

FY 2003 - FY 2010 Region 10 Civil Enforcement Case Conclusions

Region 10 Administrative Compliance Orders (ACOs)								
Statute	Fiscal Year							
	03	04	05	06	07	08	09	10
CAA	3	1	1	0	0	0	0	0
CERCLA	14	10	5	12	9	3	10	11
CWA-NPDES	1	3	2	4	3	3	18	12
CWA-311	2	1	0	0	1	0	0	0
CWA-404	11	12	9	3	7	4	9	4
EPCRA	0	0	0	0	0	0	0	0
FIFRA	5	18	5	112	16	6	5	7
MPRSA	0	0	0	0	0	0	0	0
RCRA	1	1	0	0	0	6	1	2
SDWA-PWSS	11	19	13	20	0	0	15	8
SDWA-UIC	2	0	0	0	0	0	0	1
TSCA	0	0	0	0	1	0	0	0
Multi-Program	0	0	1	0	0	0	0	0
Total	50	65	36	151	37	22	58	45



Region 10 Final Administrative Penalty Orders (FAPOs)								
Statute	Fiscal Year							
	03	04	05	06	07	08	09	10
CAA	3	2	14	33	14	18	23	28
CERCLA	1	0	0	0	2	4	0	0
CWA-NPDES	10	32	57	56	34	28	24	20
CWA-311	3	3	6	2	5	6	3	12
CWA-404	6	5	3	3	4	3	4	1
EPCRA	9	12	4	4	5	1	12	19
FIFRA	6	4	8	8	6	4	7	6
MPRSA	0	0	0	0	0	0	0	0
RCRA	3	56	60	70	80	46	95	99
SDWA-PWSS	0	1	1	0	1	0	0	0
SDWA-UIC	1	0	0	0	0	0	0	0
TSCA	3	3	1	4	6	6	3	2
Multi-Program	NR	0	2	0	0	0	1	0
Total	45	118	156	180	157	116	172	187



NR - Not Reported

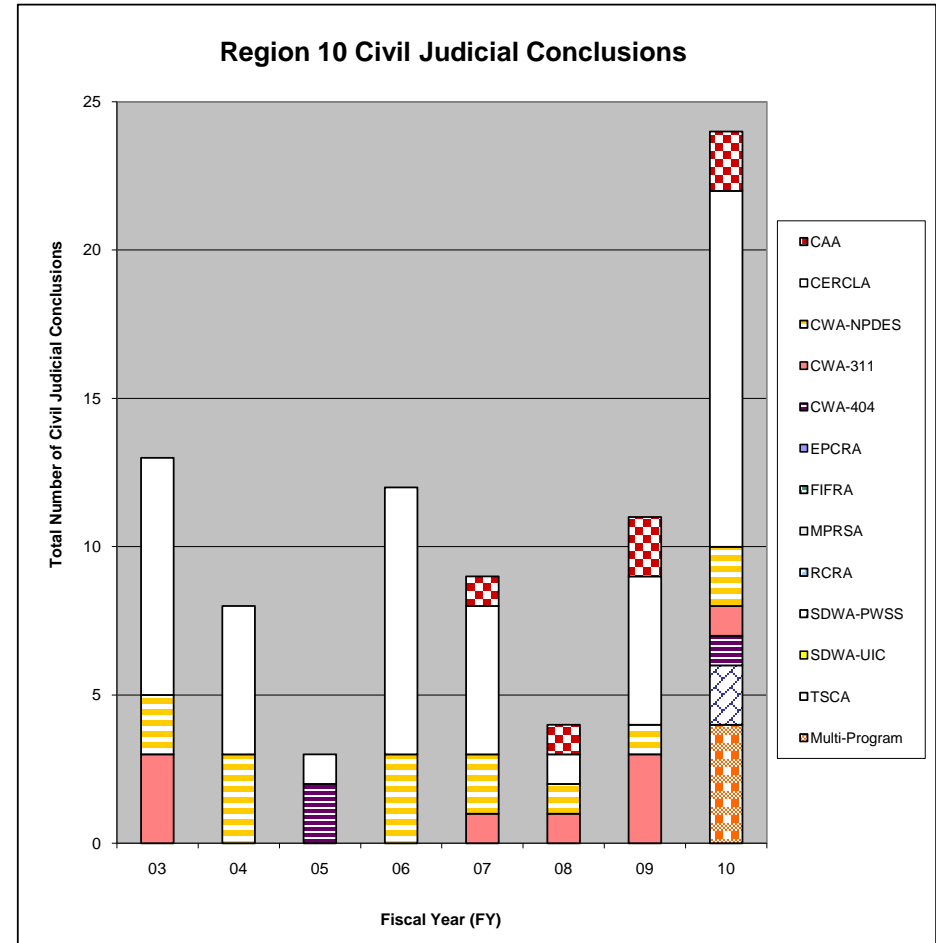


National Enforcement Trends (NETs)

FY 2003 - FY 2010 Region 10 Civil Enforcement Case Conclusions

Region 10 Civil Judicial Conclusions									
Statute	Fiscal Year								
	03	04	05	06	07	08	09	10	
CAA	0	0	0	0	1	1	2	2	
CERCLA	8	5	1	9	5	1	5	12	
CWA-NPDES	2	3	0	3	2	1	1	2	
CWA-311	3	0	0	0	1	1	3	1	
CWA-404	0	0	2	0	0	0	0	1	
EPCRA	0	0	0	0	0	0	0	0	
FIFRA	0	0	0	0	0	0	0	0	
MPRSA	0	0	0	0	0	0	0	0	
RCRA	0	0	0	0	0	0	0	0	
SDWA-PWSS	0	0	0	0	0	0	0	2	
SDWA-UIC	0	0	0	0	0	0	0	0	
TSCA	0	0	0	0	0	0	0	0	
Multi-Program	NR	0	0	0	0	0	0	4	
Total	13	8	3	12	9	4	11	24	

NR - Not Reported

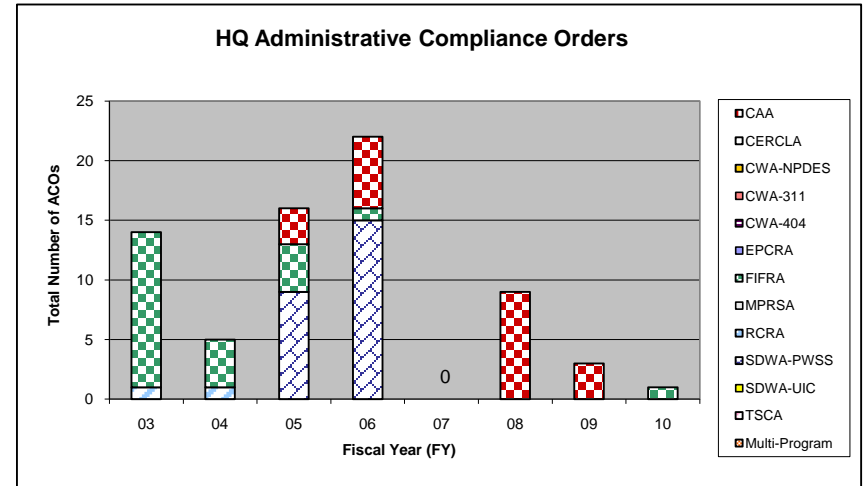




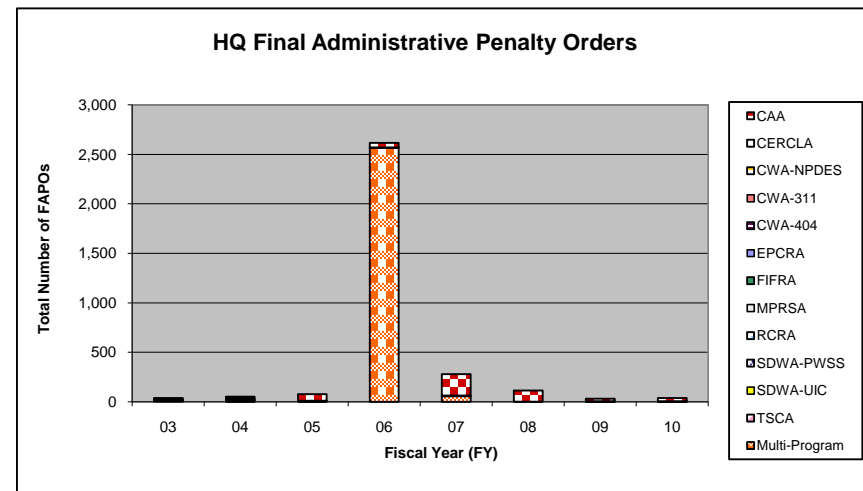
National Enforcement Trends (NETs)

FY 2003 - FY 2010 HQ Civil Enforcement Case Conclusions

HQ Administrative Compliance Orders (ACOs)										
Statute	Fiscal Year									
	03	04	05	06	07	08	09	10		
CAA	0	0	3	6	0	9	3	0		
CERCLA	0	0	0	0	0	0	0	0		
CWA-NPDES	0	0	0	0	0	0	0	0		
CWA-311	0	0	0	0	0	0	0	0		
CWA-404	0	0	0	0	0	0	0	0		
EPCRA	0	0	0	0	0	0	0	0		
FIFRA	13	4	4	1	0	0	0	1		
MPRSA	0	0	0	0	0	0	0	0		
RCRA	1	1	0	0	0	0	0	0		
SDWA-PWSS	0	0	9	15	0	0	0	0		
SDWA-UIC	0	0	0	0	0	0	0	0		
TSCA	0	0	0	0	0	0	0	0		
Multi-Program	0	0	0	0	0	0	0	0		
Total	14	5	16	22	0	9	3	1		



HQ Final Administrative Penalty Orders (FAPOs)										
Statute	Fiscal Year									
	03	04	05	06	07	08	09	10		
CAA	16	17	67	45	216	110	26	31		
CERCLA	0	0	0	0	0	0	0	0		
CWA-NPDES	0	0	0	0	0	0	0	0		
CWA-311	0	0	0	0	0	0	0	0		
CWA-404	0	0	0	0	0	0	0	0		
EPCRA	3	16	0	1	0	0	1	0		
FIFRA	5	4	3	0	1	0	0	1		
MPRSA	0	0	0	0	0	0	0	0		
RCRA	1	0	1	0	0	0	0	0		
SDWA-PWSS	0	0	0	0	0	0	0	0		
SDWA-UIC	0	0	0	0	0	0	0	0		
TSCA	13	12	4	2	6	0	2	1		
Multi-Program	NR	2	1	2,568	55	3	2	3		
Total	38	51	76	2,616	278	113	31	36		



NR - Not Reported

Prepared By:
OECA/OC/ETDD/RAB
Data Source: ICIS

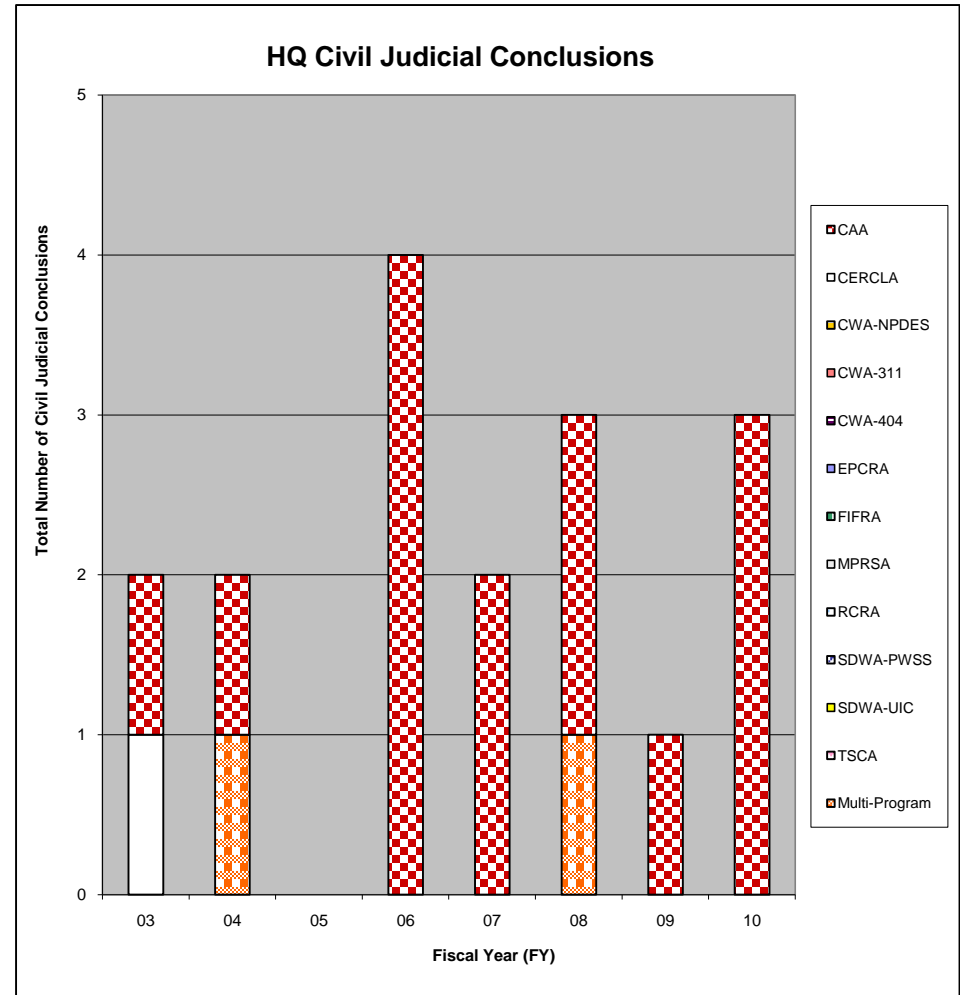


National Enforcement Trends (NETs)

FY 2003 - FY 2010 HQ Civil Enforcement Case Conclusions

HQ Civil Judicial Conclusions								
Statute	03	04	05	06	07	08	09	10
CAA	1	1	0	4	2	2	1	3
CERCLA	1	0	0	0	0	0	0	0
CWA-NPDES	0	0	0	0	0	0	0	0
CWA-311	0	0	0	0	0	0	0	0
CWA-404	0	0	0	0	0	0	0	0
EPCRA	0	0	0	0	0	0	0	0
FIFRA	0	0	0	0	0	0	0	0
MPRSA	0	0	0	0	0	0	0	0
RCRA	0	0	0	0	0	0	0	0
SDWA-PWSS	0	0	0	0	0	0	0	0
SDWA-UIC	0	0	0	0	0	0	0	0
TSCA	0	0	0	0	0	0	0	0
Multi-Program	NR	1	0	0	0	1	0	0
Total	2	2	0	4	2	3	1	3

NR - Not Reported



National Enforcement Trends (NETs) Metadata

NETs Page K-2, Region 1 - HQ: FY 2003 - FY 2010 Civil Enforcement Case Conclusions	
Note 1	EPA has three types of enforcement action conclusions: Administrative Compliance Orders (ACOs), Final Administrative Penalty Orders (FAPOs) and Civil Judicial Conclusions.
Note 2	In FY 2004, for FAPOs and civil judicial settlements EPA began counting the number of multi-program cases separate from single program cases. Prior to FY 2004 a multiprogram case was counted under the priority law designated for the case.
Note 3	The significant increase in both administrative penalty order complaints (APOCs) and final administrative penalty order (FAPO) numbers in FY 2006 is the result of a unique, one-time enforcement initiative involving animal feeding operations (AFOs) that resulted in over 2,568 administrative consent agreements and final orders (referred to as the AFO Air Compliance Agreements). These cases were both initiated and resolved in FY 2006. Approximately 50% of the FY 2006 APOCs (as well as 50% of the FY 2006 FAPOs) were issued as part of this initiative. If these actions are subtracted from the total APOC and FAPO counts, the number of administrative penalty cases is similar to previous years. All of the AFO air compliance agreements were counted as multi-program APOCs in FY 2006 since all involved violations of more than one statute.
Note 4	Beginning in FY 2006, EPA changed its methodology for counting consent decrees (CD) for the Comprehensive Environmental Response, Compensation and Liability Act (CERCLA, also commonly referred to as "Superfund") cleanup commitments, and cost recovery judicial settlements. In other enforcement programs, CDs are counted only in the year that the CD has been entered by the court. Prior to FY 2006, the Superfund program had always given settlement credits when a CD was referred, lodged, or entered, (depending on which action the regions reported first.) Starting in FY 2006, in order to provide consistency in reporting, CDs for Superfund response and cost recovery measures are counted only when they have been entered by the court. Because the new procedures resulted in some previously counted Superfund CDs being counted again (because they were referred or lodged in a previous fiscal year, but entered in a subsequent fiscal year), FY 2006 thru approximately FY 2008 was a transition period. As a result, the count of Superfund referrals (and the count of all referrals) were impacted (during the transition period), since Superfund CDs were no longer counted at the referral stage. Civil judicial conclusions were also impacted (during the transition period), since previously reported Superfund CDs may have been counted again under this category