

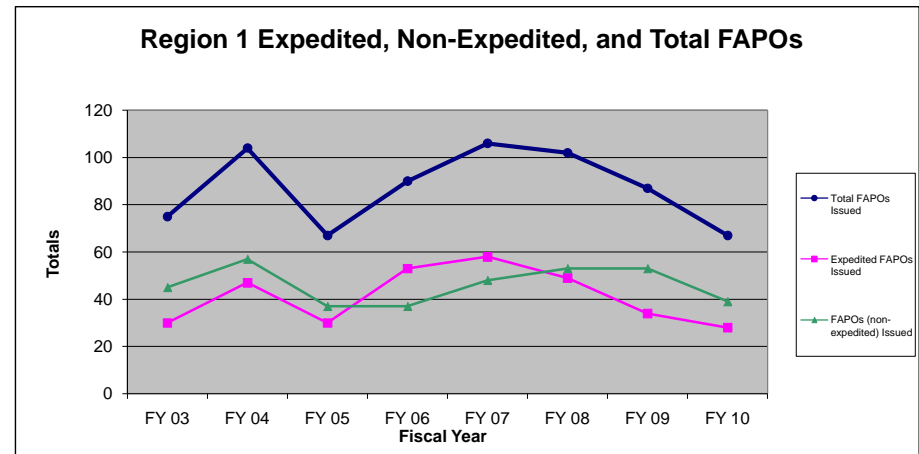
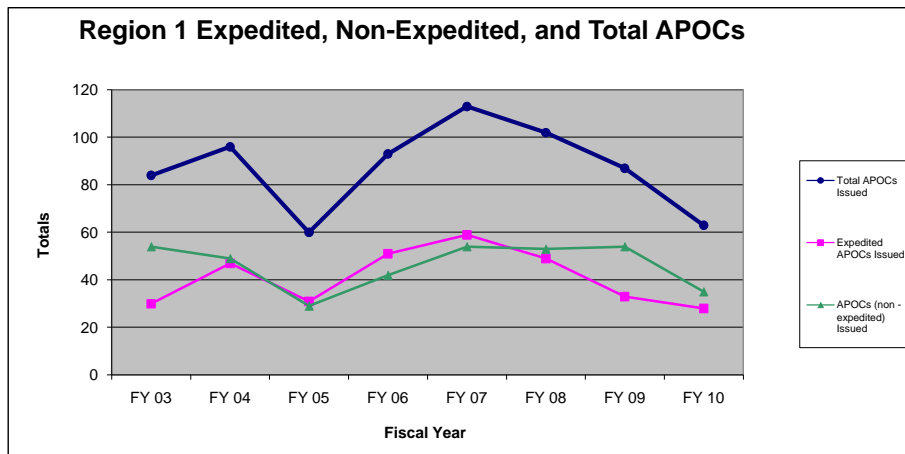
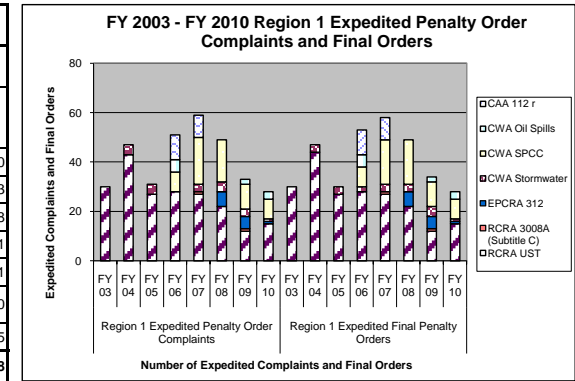


National Enforcement Trends (NETs)

FY 2003 - FY 2010  
Region 1 Expedited Administrative Penalty Orders

FY 2003 - FY 2010 Region 1 Expedited Penalty Order Complaints and Final Orders																	
Statute	Program	Region 1 Expedited Penalty Order Complaints								Region 1 Expedited Final Penalty Orders							
		FY 03	FY 04	FY 05	FY 06	FY 07	FY 08	FY 09	FY 10	FY 03	FY 04	FY 05	FY 06	FY 07	FY 08	FY 09	FY 10
CAA	CAA 112 r	0	0	0	10	9	0	0	0	0	0	0	10	9	0	0	0
CWA	CWA Oil Spills	0	0	0	5	0	0	2	3	0	0	0	5	0	0	2	3
CWA	CWA SPCC	0	0	0	8	19	17	10	8	0	0	0	8	18	18	10	8
CWA	CWA Stormwater	0	4	4	0	3	4	3	1	0	3	3	2	3	3	4	1
EPCRA	EPCRA 312	NR	NR	NR	NR	NR	6	5	1	NR	NR	NR	NR	NR	6	5	1
RCRA	RCRA 3008A (Subtitle C)	NR	NR	NR	0	1	0	1	0	NR	NR	NR	0	1	0	1	0
RCRA	RCRA UST	30	43	27	28	27	22	12	15	30	44	27	28	27	22	12	15
<b>Total</b>		<b>30</b>	<b>47</b>	<b>31</b>	<b>51</b>	<b>59</b>	<b>49</b>	<b>33</b>	<b>28</b>	<b>30</b>	<b>47</b>	<b>30</b>	<b>53</b>	<b>58</b>	<b>49</b>	<b>34</b>	<b>28</b>

NR- Not Reported



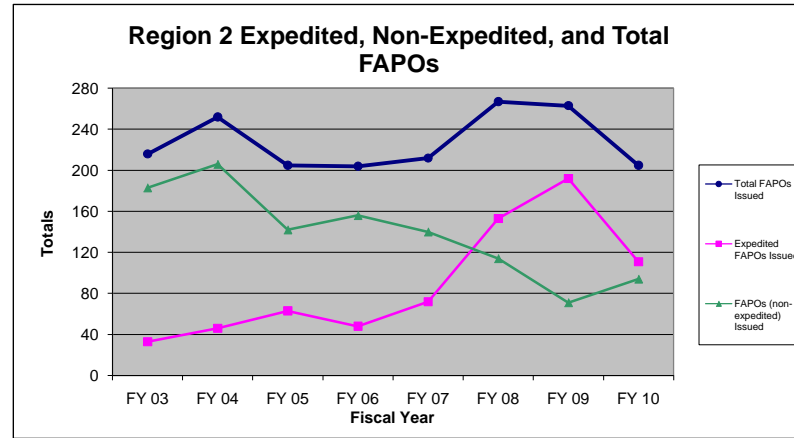
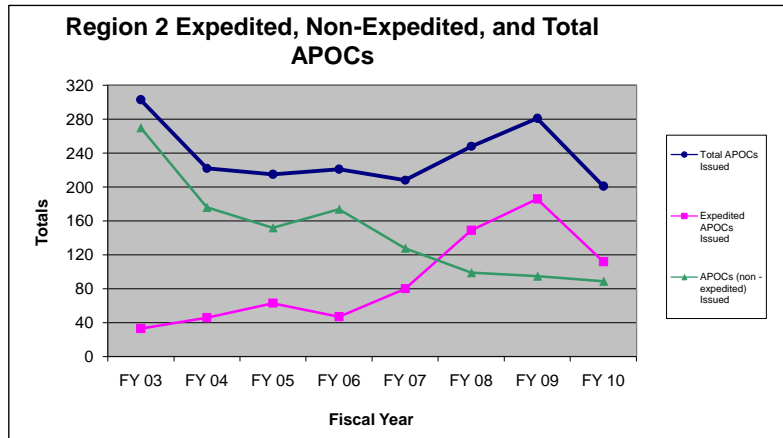
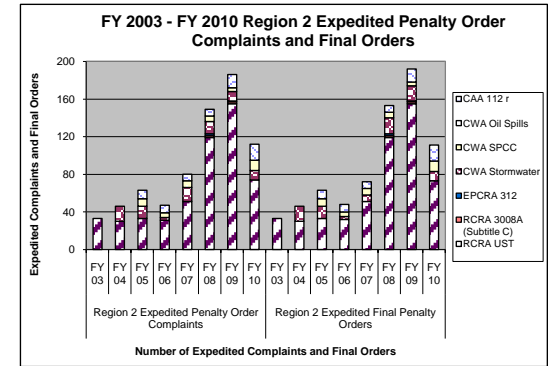


National Enforcement Trends (NETs)

FY 2003 - FY 2010  
Region 2 Expedited Administrative Penalty Orders

FY 2003 - FY 2010 Region 2 Expedited Penalty Order Complaints and Final Orders																		
Statute	Program	Region 2 Expedited Penalty Order Complaints								Region 2 Expedited Final Penalty Orders								
		FY 03	FY 04	FY 05	FY 06	FY 07	FY 08	FY 09	FY 10	FY 03	FY 04	FY 05	FY 06	FY 07	FY 08	FY 09	FY 10	
CAA	CAA 112 r	0	0	9	8	7	7	14	17	0	0	9	8	7	7	14	17	
CWA	CWA Oil Spills	0	0	0	0	0	0	0	0	0	0	0	0	0	0	0	0	
CWA	CWA SPCC	0	0	8	5	7	6	4	11	0	0	8	5	7	6	4	11	
CWA	CWA Stormwater	0	16	13	3	15	13	10	10	0	16	13	3	7	17	16	10	
EPCRA	EPCRA 312	NR	NR	NR	NR	NR	2	1	0	NR	NR	NR	NR	NR	2	1	0	
RCRA	RCRA 3008A (Subtitle C)	NR	NR	NR	0	0	2	2	0	NR	NR	NR	0	0	2	2	0	
RCRA	RCRA UST	33	30	33	31	51	119	155	74	33	30	33	32	51	119	155	73	
<b>Total</b>		<b>33</b>	<b>46</b>	<b>63</b>	<b>47</b>	<b>80</b>	<b>149</b>	<b>186</b>	<b>112</b>	<b>33</b>	<b>46</b>	<b>63</b>	<b>48</b>	<b>72</b>	<b>153</b>	<b>192</b>	<b>111</b>	

NR- Not Reported



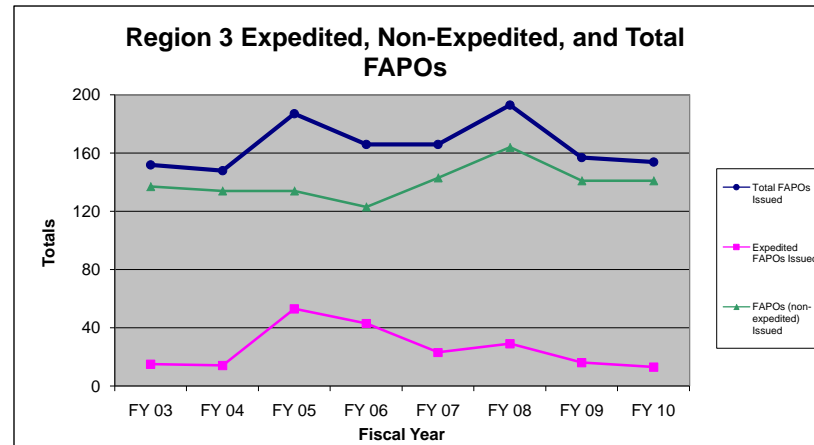
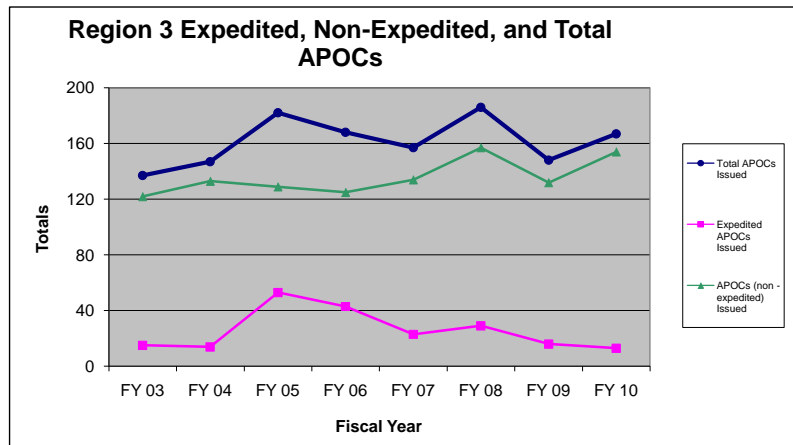
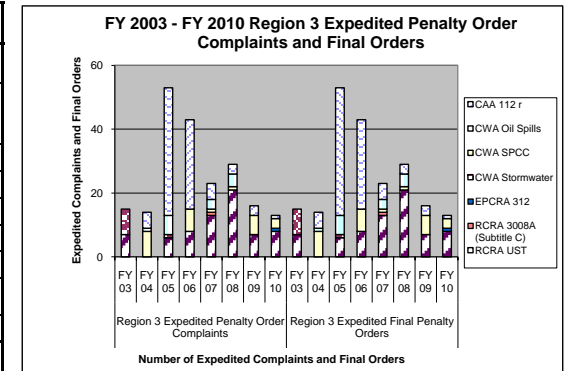


National Enforcement Trends (NETs)

FY 2003 - FY 2010  
Region 3 Expedited Administrative Penalty Orders

FY 2003 - FY 2010 Region 3 Expedited Penalty Order Complaints and Final Orders																		
Statute	Program	Region 3 Expedited Penalty Order Complaints								Region 3 Expedited Final Penalty Orders								
		FY 03	FY 04	FY 05	FY 06	FY 07	FY 08	FY 09	FY 10	FY 03	FY 04	FY 05	FY 06	FY 07	FY 08	FY 09	FY 10	
CAA	CAA 112 r	0	5	40	28	5	3	3	1	0	5	40	28	5	3	3	1	
CWA	CWA Oil Spills	0	1	6	0	3	4	0	0	0	1	6	0	3	4	0	0	
CWA	CWA SPCC	0	8	0	7	1	1	6	3	0	8	0	7	1	1	6	3	
CWA	CWA Stormwater	8	0	1	0	0	0	0	0	8	0	1	0	0	0	0	0	
EPCRA	EPCRA 312	NR	NR	NR	NR	NR	0	0	1	NR	NR	NR	NR	NR	0	0	1	
RCRA	RCRA 3008A (Subtitle C)	NR	NR	NR	0	1	0	0	0	NR	NR	NR	0	1	0	0	0	
RCRA	RCRA UST	7	0	6	8	13	21	7	8	7	0	6	8	13	21	7	8	
	<b>Total</b>	<b>15</b>	<b>14</b>	<b>53</b>	<b>43</b>	<b>23</b>	<b>29</b>	<b>16</b>	<b>13</b>	<b>15</b>	<b>14</b>	<b>53</b>	<b>43</b>	<b>23</b>	<b>29</b>	<b>16</b>	<b>13</b>	

NR- Not Reported



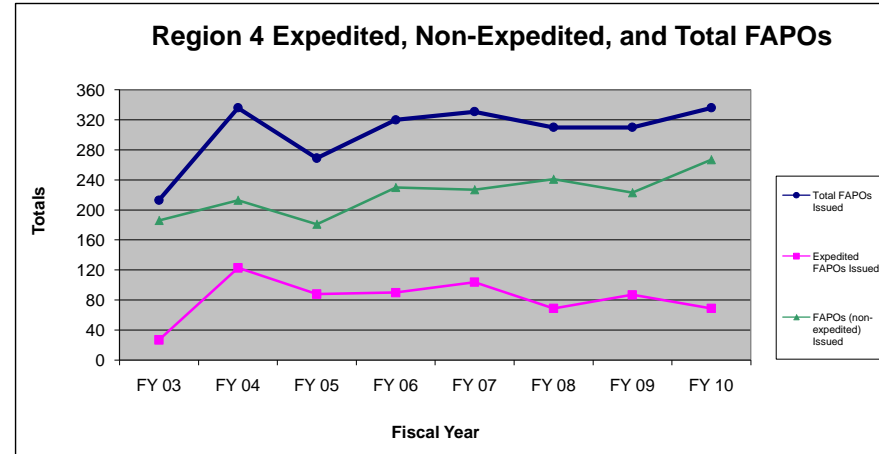
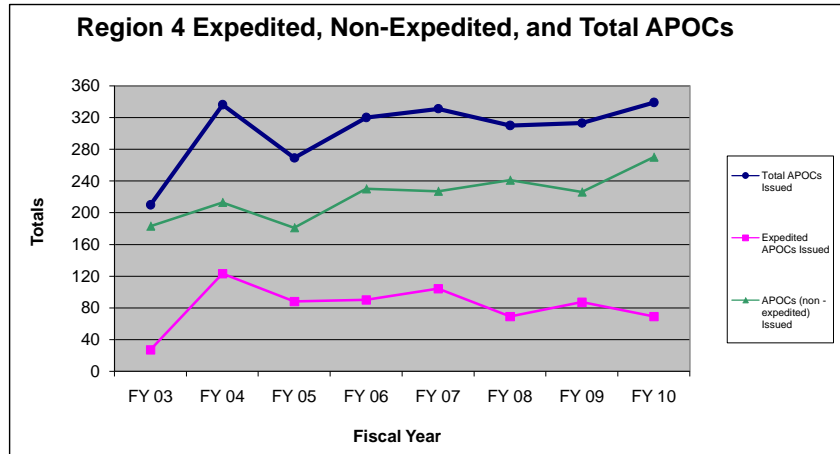
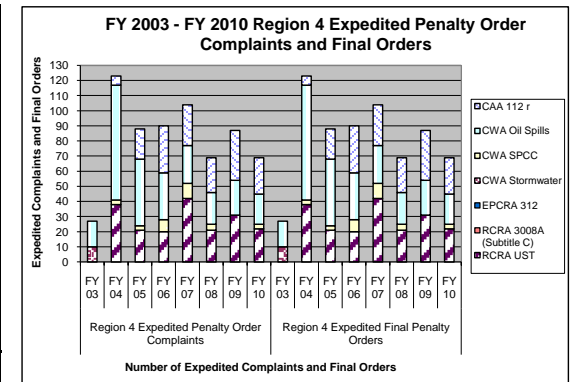


## National Enforcement Trends (NETs)

# FY 2003 - FY 2010 Region 4 Expedited Administrative Penalty Orders

FY 2003 - FY 2010 Region 4 Expedited Penalty Order Complaints and Final Orders																	
Statute	Program	Region 4 Expedited Penalty Order Complaints								Region 4 Expedited Final Penalty Orders							
		FY 03	FY 04	FY 05	FY 06	FY 07	FY 08	FY 09	FY 10	FY 03	FY 04	FY 05	FY 06	FY 07	FY 08	FY 09	FY 10
CAA	CAA 112 r	0	6	20	31	27	23	33	24	0	6	20	31	27	23	33	24
CWA	CWA Oil Spills	17	76	44	31	25	21	23	20	17	76	44	31	25	21	23	20
CWA	CWA SPCC	0	3	3	8	10	4	0	3	0	3	3	8	10	4	0	3
CWA	CWA Stormwater	10	0	0	0	0	0	0	0	10	0	0	0	0	0	0	0
EPCRA	EPCRA 312	NR	NR	NR	NR	NR	0	0	0	NR	NR	NR	NR	NR	0	0	0
RCRA	RCRA 3008A (Subtitle C)	NR	NR	NR	0	0	0	0	0	NR	NR	NR	0	0	0	0	0
RCRA	RCRA UST	0	38	21	20	42	21	31	22	0	38	21	20	42	21	31	22
<b>Total</b>		<b>27</b>	<b>123</b>	<b>88</b>	<b>90</b>	<b>104</b>	<b>69</b>	<b>87</b>	<b>69</b>	<b>27</b>	<b>123</b>	<b>88</b>	<b>90</b>	<b>104</b>	<b>69</b>	<b>87</b>	<b>69</b>

NR- Not Reported



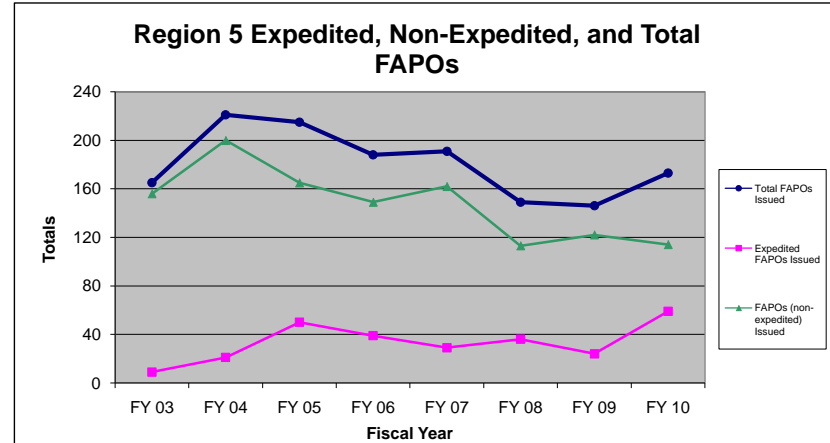
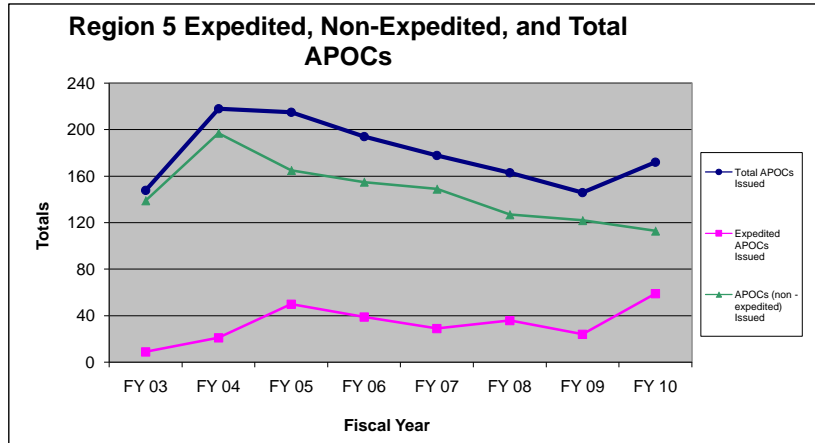
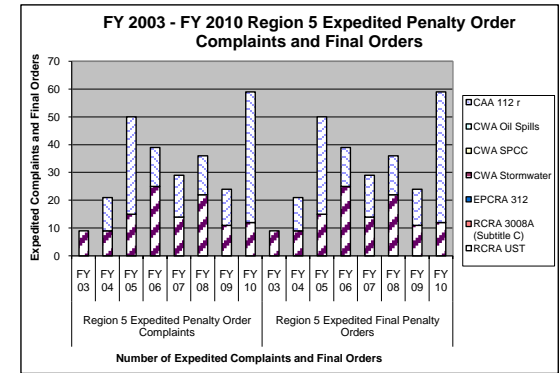


National Enforcement Trends (NETs)

FY 2003 - FY 2010  
Region 5 Expedited Administrative Penalty Orders

FY 2003 - FY 2010 Region 5 Expedited Penalty Order Complaints and Final Orders																	
Statute	Program	Region 5 Expedited Penalty Order Complaints								Region 5 Expedited Final Penalty Orders							
		FY 03	FY 04	FY 05	FY 06	FY 07	FY 08	FY 09	FY 10	FY 03	FY 04	FY 05	FY 06	FY 07	FY 08	FY 09	FY 10
CAA	CAA 112 r	0	12	35	14	15	14	13	47	0	12	35	14	15	14	13	47
CWA	CWA Oil Spills	0	0	0	0	0	0	0	0	0	0	0	0	0	0	0	0
CWA	CWA SPCC	0	0	0	0	0	0	0	0	0	0	0	0	0	0	0	0
CWA	CWA Stormwater	0	0	0	0	0	0	0	0	0	0	0	0	0	0	0	0
EPCRA	EPCRA 312	NR	NR	NR	NR	NR	NR	NR	NR	NR	NR	NR	NR	NR	NR	NR	NR
RCRA	RCRA 3008A (Subtitle C)	NR	NR	NR	0	0	0	0	0	NR	NR	NR	NR	NR	0	0	0
RCRA	RCRA UST	9	9	15	25	14	22	11	12	9	9	15	25	14	22	11	12
<b>Total</b>		<b>9</b>	<b>21</b>	<b>50</b>	<b>39</b>	<b>29</b>	<b>36</b>	<b>24</b>	<b>59</b>	<b>9</b>	<b>21</b>	<b>50</b>	<b>39</b>	<b>29</b>	<b>36</b>	<b>24</b>	<b>59</b>

NR- Not Reported



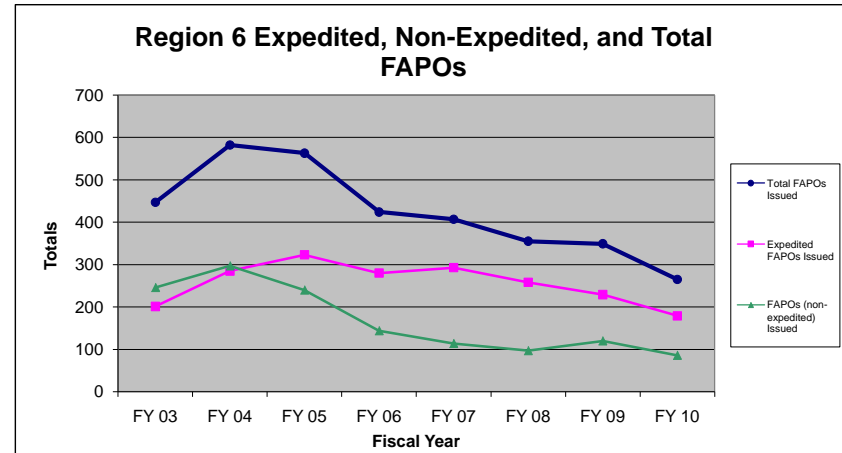
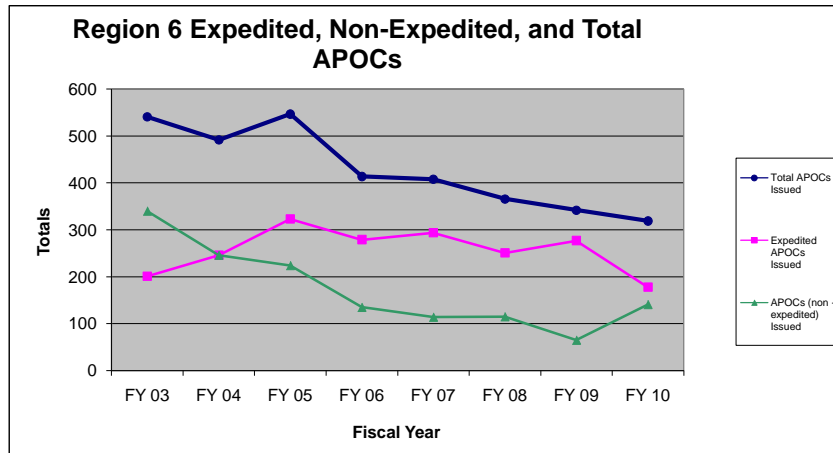
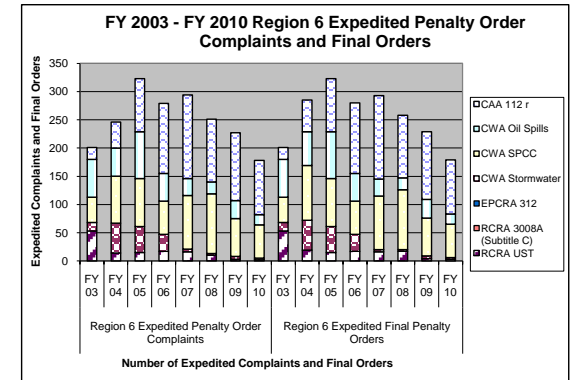


National Enforcement Trends (NETs)

FY 2003 - FY 2010  
Region 6 Expedited Administrative Penalty Orders

FY 2003 - FY 2010 Region 6 Expedited Penalty Order Complaints and Final Orders																	
Statute	Program	Region 6 Expedited Penalty Order Complaints								Region 6 Expedited Final Penalty Orders							
		FY 03	FY 04	FY 05	FY 06	FY 07	FY 08	FY 09	FY 10	FY 03	FY 04	FY 05	FY 06	FY 07	FY 08	FY 09	FY 10
CAA	CAA 112 r	21	46	94	124	148	111	120	96	21	56	94	125	148	111	120	96
CWA	CWA Oil Spills	67	50	83	49	30	21	32	18	67	60	83	49	30	21	33	18
CWA	CWA SPCC	45	83	85	59	95	106	67	59	45	97	85	59	95	106	67	59
CWA	CWA Stormwater	15	53	46	30	5	3	5	3	15	53	46	30	4	3	5	3
EPCRA	EPCRA 312	NR	NR	NR	NR	NR	0	0	0	NR	NR	NR	NR	NR	0	0	0
RCRA	RCRA 3008A (Subtitle C)	NR	NR	NR	0	0	0	0	0	NR	NR	NR	0	0	0	0	0
RCRA	RCRA UST	53	14	15	17	16	10	3	2	53	19	15	17	16	17	4	3
<b>Total</b>		<b>201</b>	<b>246</b>	<b>323</b>	<b>279</b>	<b>294</b>	<b>251</b>	<b>227</b>	<b>178</b>	<b>201</b>	<b>285</b>	<b>323</b>	<b>280</b>	<b>293</b>	<b>258</b>	<b>229</b>	<b>179</b>

NR- Not Reported



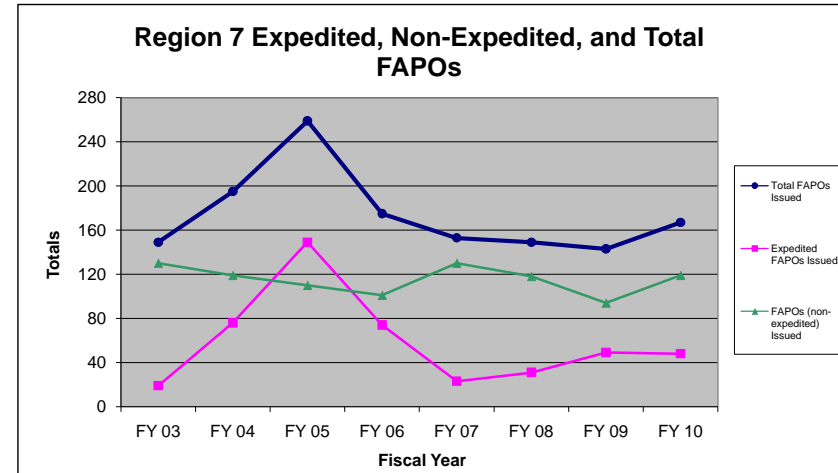
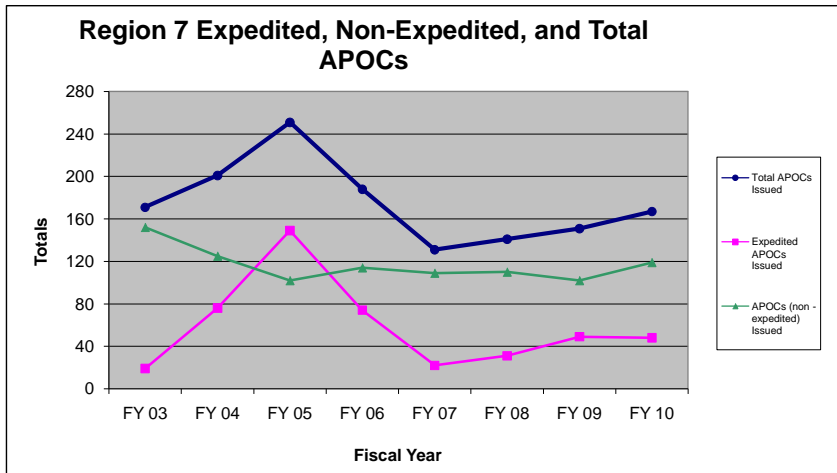
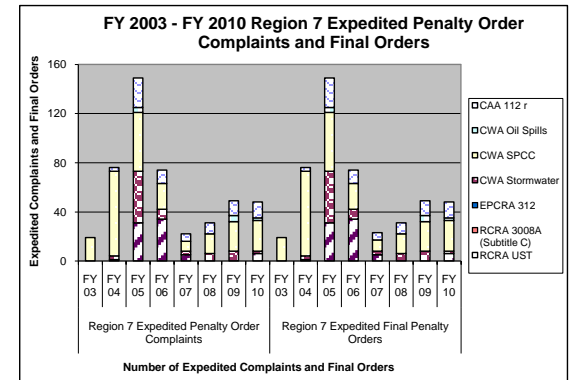


## National Enforcement Trends (NETs)

# FY 2003 - FY 2010 Region 7 Expedited Administrative Penalty Orders

FY 2003 - FY 2010 Region 7 Expedited Penalty Order Complaints and Final Orders																	
Statute	Program	Region 7 Expedited Penalty Order Complaints								Region 7 Expedited Final Penalty Orders							
		FY 03	FY 04	FY 05	FY 06	FY 07	FY 08	FY 09	FY 10	FY 03	FY 04	FY 05	FY 06	FY 07	FY 08	FY 09	FY 10
CAA	CAA 112 r	0	3	24	11	6	9	12	13	0	3	24	11	6	9	12	13
CWA	CWA Oil Spills	0	0	4	0	0	0	5	2	0	0	4	0	0	0	5	2
CWA	CWA SPCC	19	69	48	21	8	16	24	25	19	69	48	21	9	16	24	25
CWA	CWA Stormwater	0	3	42	8	3	6	8	2	0	3	42	8	3	6	8	2
EPCRA	EPCRA 312	NR	NR	NR	NR	NR	0	0	0	NR	NR	NR	NR	NR	0	0	0
RCRA	RCRA 3008A (Subtitle C)	NR	NR	NR	0	0	0	0	0	NR	NR	NR	0	0	0	0	0
RCRA	RCRA UST	0	1	31	34	5	0	0	6	0	1	31	34	5	0	0	6
<b>Total</b>		<b>19</b>	<b>76</b>	<b>149</b>	<b>74</b>	<b>22</b>	<b>31</b>	<b>49</b>	<b>48</b>	<b>19</b>	<b>76</b>	<b>149</b>	<b>74</b>	<b>23</b>	<b>31</b>	<b>49</b>	<b>48</b>

NR- Not Reported



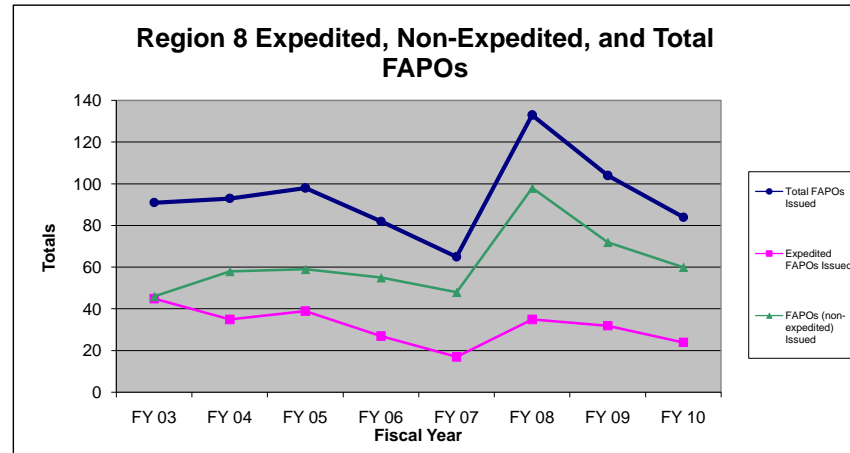
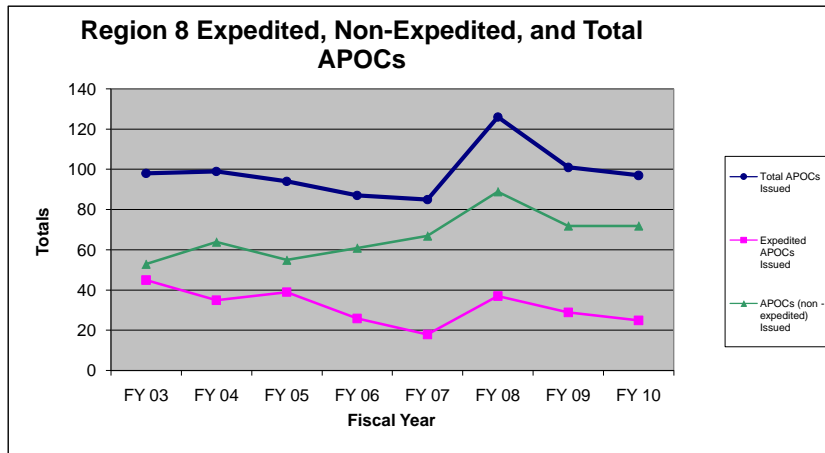
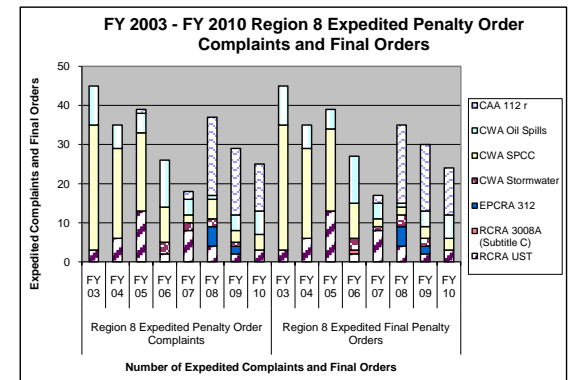


# National Enforcement Trends (NETs)

## FY 2003 - FY 2010 Region 8 Expedited Administrative Penalty Orders

FY 2003 - FY 2010 Region 8 Expedited Penalty Order Complaints and Final Orders																		
Statute	Program	Region 8 Expedited Penalty Order Complaints								Region 8 Expedited Final Penalty Orders								
		FY 03	FY 04	FY 05	FY 06	FY 07	FY 08	FY 09	FY 10	FY 03	FY 04	FY 05	FY 06	FY 07	FY 08	FY 09	FY 10	
CAA	CAA 112 r	0	0	1	0	2	20	17	12	0	0	0	0	2	20	17	12	
CWA	CWA Oil Spills	10	6	5	12	4	1	4	6	10	6	5	12	4	1	4	6	
CWA	CWA SPCC	32	23	20	9	2	5	3	4	32	23	21	9	2	2	3	3	
CWA	CWA Stormwater	0	0	0	3	2	2	1	0	0	0	0	3	1	3	2	0	
EPCRA	EPCRA 312	NR	NR	NR	NR	NR	NR	5	2	NR	NR	NR	NR	NR	5	2	0	
RCRA	RCRA 3008A (Subtitle C)	NR	NR	NR	0	0	0	0	0	NR	NR	NR	1	0	0	0	0	
RCRA	RCRA UST	3	6	13	2	8	4	2	3	3	6	13	2	8	4	2	3	
	<b>Total</b>	<b>45</b>	<b>35</b>	<b>39</b>	<b>26</b>	<b>18</b>	<b>37</b>	<b>29</b>	<b>25</b>	<b>45</b>	<b>35</b>	<b>39</b>	<b>27</b>	<b>17</b>	<b>35</b>	<b>30</b>	<b>24</b>	

NR- Not Reported



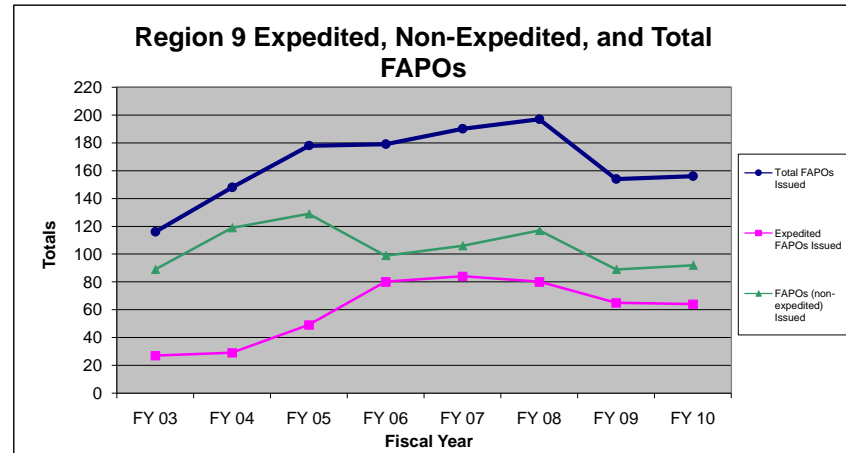
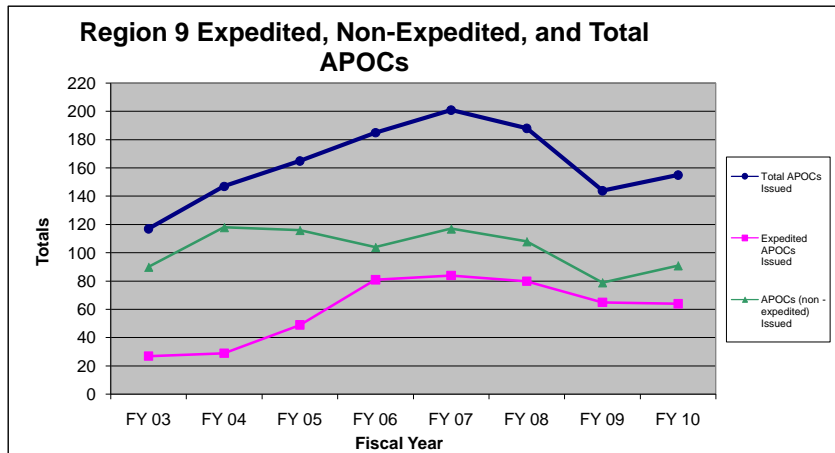
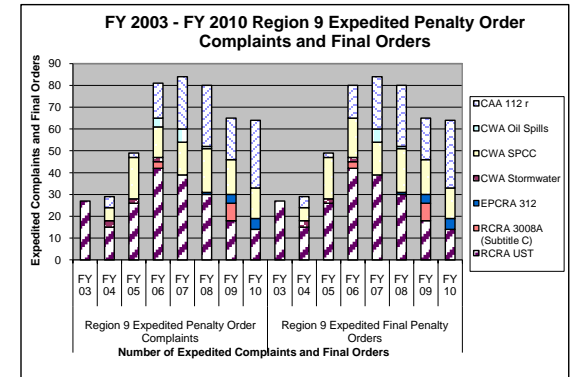


National Enforcement Trends (NETs)

FY 2003 - FY 2010  
Region 9 Expedited Administrative Penalty Orders

FY 2003 - FY 2010 Region 9 Expedited Penalty Order Complaints and Final Orders																	
Statute	Program	Region 9 Expedited Penalty Order Complaints								Region 9 Expedited Final Penalty Orders							
		FY 03	FY 04	FY 05	FY 06	FY 07	FY 08	FY 09	FY 10	FY 03	FY 04	FY 05	FY 06	FY 07	FY 08	FY 09	FY 10
CAA	CAA 112 r	0	5	2	16	24	28	19	31	0	5	2	15	24	28	19	31
CWA	CWA Oil Spills	0	0	0	4	6	1	0	0	0	0	0	0	6	1	0	0
CWA	CWA SPCC	0	6	19	14	15	20	16	14	0	6	19	18	15	20	16	14
CWA	CWA Stormwater	0	3	2	2	0	0	0	0	0	3	2	2	0	0	0	0
EPCRA	EPCRA 312	NR	NR	NR	NR	NR	1	4	5	NR	NR	NR	NR	NR	1	4	5
RCRA	RCRA 3008A (Subtitle C)	NR	NR	NR	3	0	0	8	0	NR	NR	NR	3	0	0	8	0
RCRA	RCRA UST	27	15	26	42	39	30	18	14	27	15	26	42	39	30	18	14
	<b>Total</b>	<b>27</b>	<b>29</b>	<b>49</b>	<b>81</b>	<b>84</b>	<b>80</b>	<b>65</b>	<b>64</b>	<b>27</b>	<b>29</b>	<b>49</b>	<b>80</b>	<b>84</b>	<b>80</b>	<b>65</b>	<b>64</b>

NR- Not Reported



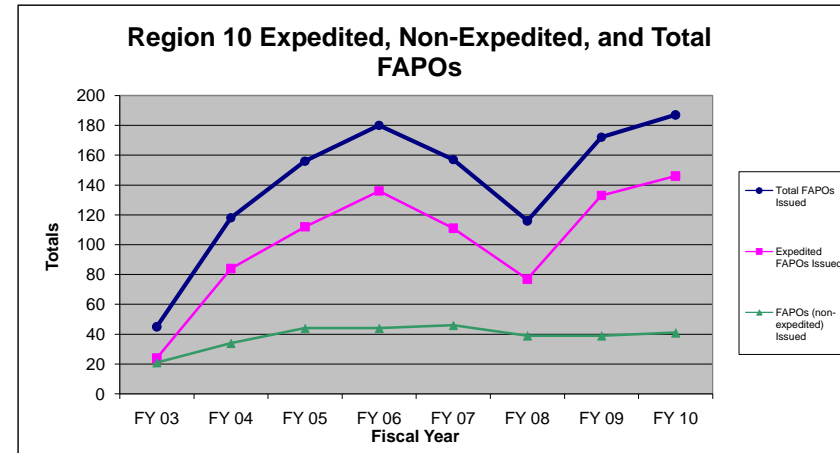
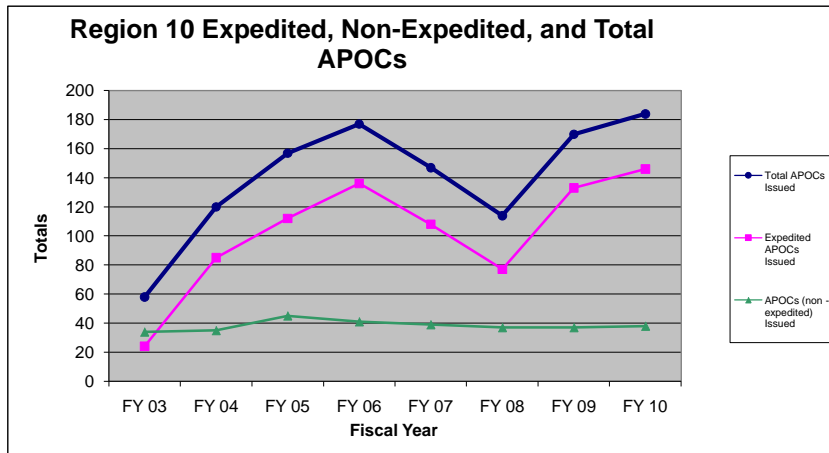
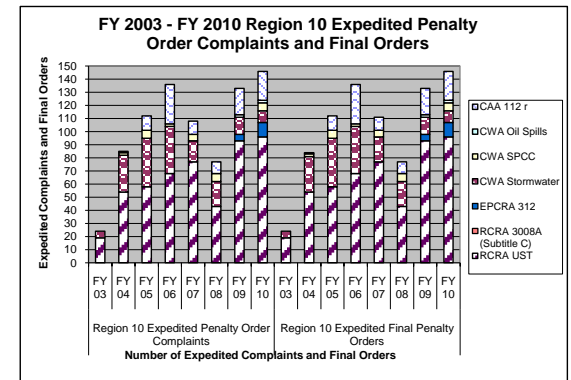


National Enforcement Trends (NETs)

FY 2003 - FY 2010  
Region 10 Expedited Administrative Penalty Orders

FY 2003 - FY 2010 Region 10 Expedited Penalty Order Complaints and Final Orders																		
Statute	Program	Region 10 Expedited Penalty Order Complaints								Region 10 Expedited Final Penalty Orders								
		FY 03	FY 04	FY 05	FY 06	FY 07	FY 08	FY 09	FY 10	FY 03	FY 04	FY 05	FY 06	FY 07	FY 08	FY 09	FY 10	
CAA	CAA 112 r	0	1	11	30	10	9	20	22	0	1	11	30	10	9	20	22	
CWA	CWA Oil Spills	0	0	0	0	0	0	2	2	0	0	0	0	0	0	2	2	
CWA	CWA SPCC	0	2	6	2	5	6	0	6	0	2	6	2	5	6	0	6	
CWA	CWA Stormwater	5	28	37	36	16	19	13	9	5	27	37	36	19	19	13	9	
EPCRA	EPCRA 312	NR	NR	NR	NR	NR	0	5	11	NR	NR	NR	NR	NR	0	5	11	
RCRA	RCRA 3008A (Subtitle C)	NR	NR	NR	0	0	0	0	0	NR	NR	NR	0	0	0	0	0	
RCRA	RCRA UST	19	54	58	68	77	43	93	96	19	54	58	68	77	43	93	96	
	<b>Total</b>	<b>24</b>	<b>85</b>	<b>112</b>	<b>136</b>	<b>108</b>	<b>77</b>	<b>133</b>	<b>146</b>	<b>24</b>	<b>84</b>	<b>112</b>	<b>136</b>	<b>111</b>	<b>77</b>	<b>133</b>	<b>146</b>	

NR- Not Reported



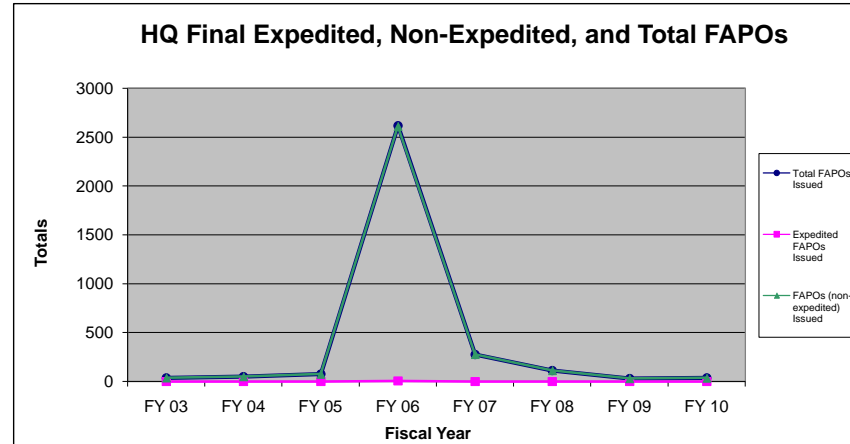
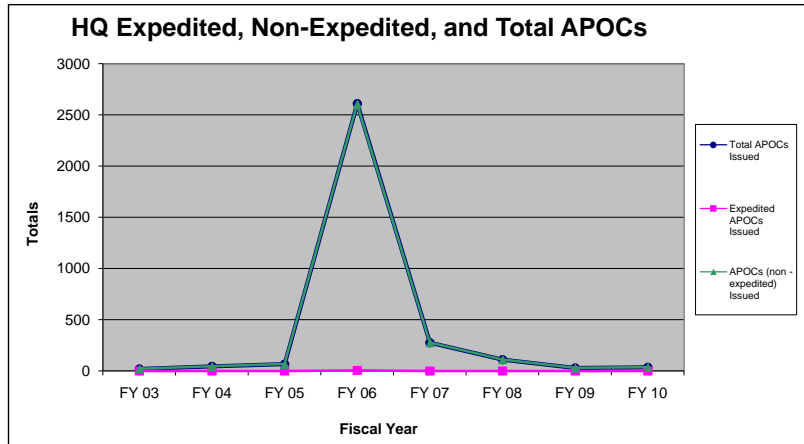
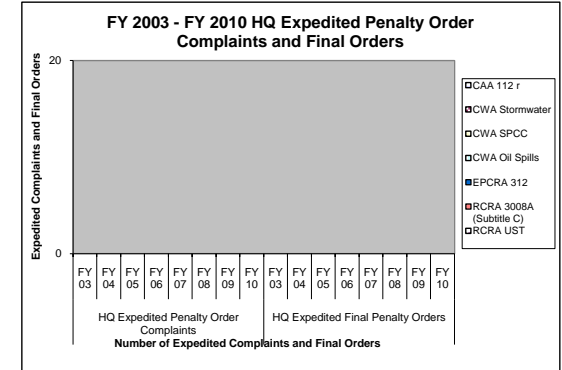


National Enforcement Trends (NETs)

FY 2003 - FY 2010  
HQ Expedited Administrative Penalty Orders

FY 2003 - FY 2010 HQ Expedited Penalty Order Complaints and Final Orders																	
Statute	Program	HQ Expedited Penalty Order Complaints								HQ Expedited Final Penalty Orders							
		FY 03	FY 04	FY 05	FY 06	FY 07	FY 08	FY 09	FY 10	FY 03	FY 04	FY 05	FY 06	FY 07	FY 08	FY 09	FY 10
CAA	CAA 112 r	0	0	0	0	0	0	0	0	0	0	0	0	0	0	0	0
CWA	CWA Oil Spills	0	0	0	0	0	0	0	0	0	0	0	0	0	0	0	0
CWA	CWA SPCC	0	0	0	0	0	0	0	0	0	0	0	0	0	0	0	0
CWA	CWA Stormwater	0	0	0	0	0	0	0	0	0	0	0	0	0	0	0	0
EPCRA	EPCRA 312	NR	NR	NR	NR	NR	0	0	0	NR	NR	NR	NR	NR	0	0	0
RCRA	RCRA 3008A (Subtitle C)	NR	NR	NR	0	0	0	0	0	0	0	0	0	0	0	0	0
RCRA	RCRA UST	0	0	0	0	0	0	0	0	0	0	0	0	0	0	0	0
<b>Total</b>		<b>0</b>	<b>0</b>	<b>0</b>	<b>0</b>	<b>0</b>	<b>0</b>	<b>0</b>	<b>0</b>	<b>0</b>	<b>0</b>	<b>0</b>	<b>0</b>	<b>0</b>	<b>0</b>	<b>0</b>	<b>0</b>

NR- Not Reported



## National Enforcement Trends (NETs) Metadata

NETs Page K-3, Region 1 - HQ: Expedited Administrative Penalty Orders	
<b>Note 1</b>	<p>According to EPA guidance titled "Use of Expedited Settlements to Support Appropriate Tool Selection," December 2, 2003, pp. 2 &amp; 3, expedited settlements:</p> <p>offer "real time" enforcement in situations where violations are corrected and a penalty is obtained in a short amount of time, generally a few months from Environmental Protection Agency (EPA's) discovery of the violation. The approach is generally appropriate for minor, easily correctable violations and provides a discounted, non-negotiable settlement offer in lieu of more formal, traditional administrative penalty actions.</p> <p>In addition, the expedited settlement approach offers both benefits to the environment and potential cost-savings to the Agency. When used appropriately, expedited settlements result in regulated entities returning to compliance and paying penalties more quickly than would be accomplished through issuance of a non-expedited administrative penalty order.</p>
<b>Note 2</b>	<p>Prior to FY 2003 expedited administrative penalty orders (APOs) (complaints and final orders) were referred to as "field citations" which were issued only in the Resource Conservation and Recovery Act (RCRA) Underground Storage Tank (UST) program. Beginning in FY 2003 the term "field citations" was superseded by the term "expedited" action and additional programs now utilize expedited enforcement actions. In addition to the RCRA UST program, expedited APOs are now a formal enforcement tool used by the following programs: Clean Air Act (CAA) 112r, Clean Water Act (CWA) Stormwater, CWA Spill Prevention Control and Countermeasure (SPCC), CWA Oil Spills, and RCRA 3008A (Subtitle C).</p>
<b>Note 3</b>	<p>Beginning in FY 1999 field citations/expedited actions have been included in the counts of administrative penalty order complaints (APOCs) and Final Administrative Penalty Orders (FAPOs).</p>
<b>Note 4</b>	<p>Expedited Administrative Penalty Orders account for a significant portion of the APOCs and FAPOs reported each fiscal year.</p>