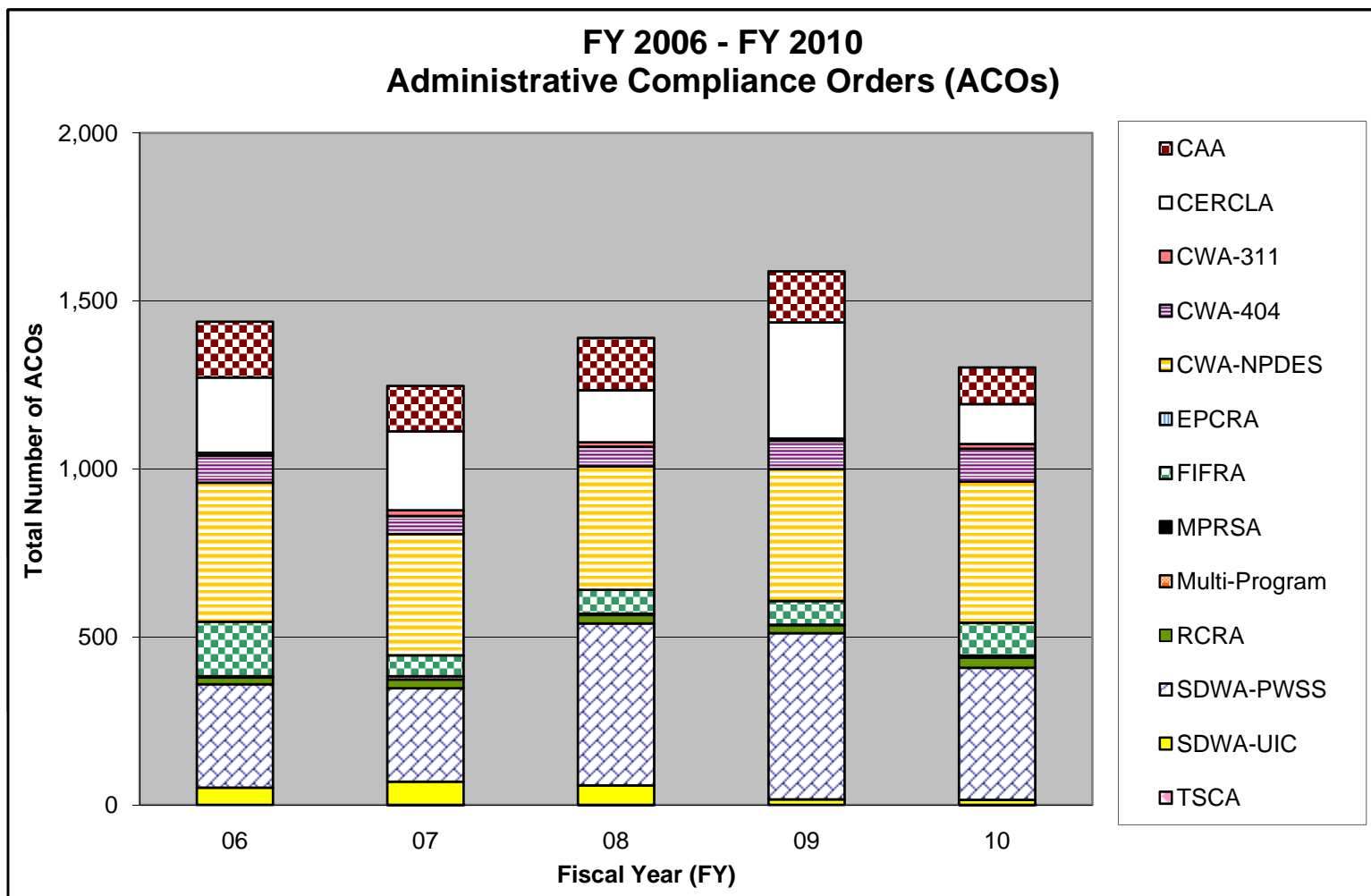


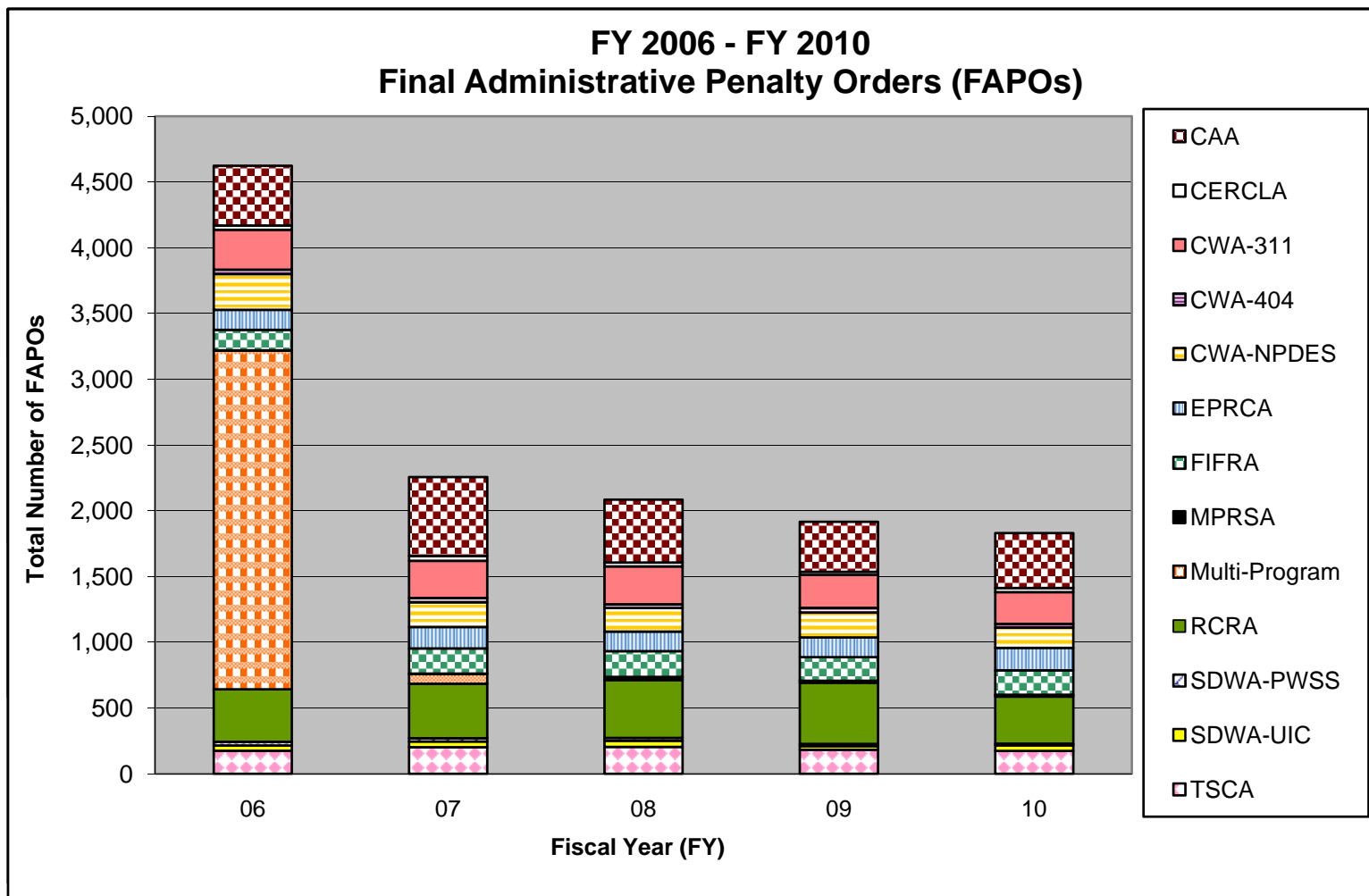


# National Enforcement Trends (NETs)



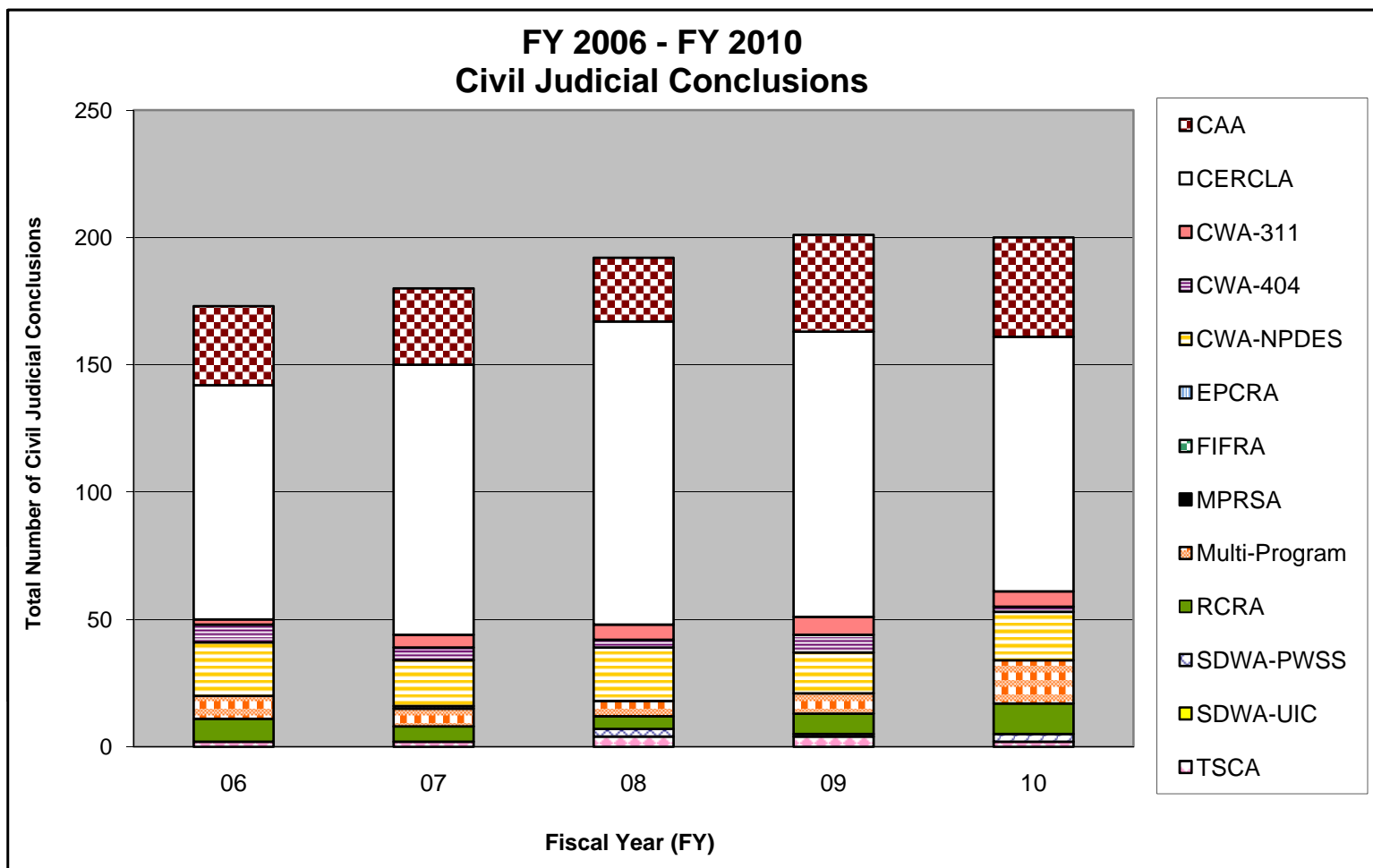


# National Enforcement Trends (NETs)





# National Enforcement Trends (NETs)





## National Enforcement Trends (NETs)

# FY 2006 - FY 2010 Civil Enforcement Case Conclusions

Administrative Compliance Orders (ACOs)					
Statute					
	06	07	08	09	10
CAA Stationary Source	166	135	145	141	84
CAA 112r			11	11	25
CERCLA	224	235	155	346	119
CWA-311	8	17	13	6	14
CWA-404	81	54	59	85	98
CWA-NPDES	414	361	367	392	420
EPCRA 313	0	0	0	0	0
EPCRA non 313			0	0	0
FIFRA	162	62	71	71	98
MPRSA	0	0	0	0	0
Multi-Program	4	10	4	1	6
RCRA HW	20	26	22	24	28
RCRA UST			3	0	2
RCRA 4005 Subtitle D			0	0	0
SDWA-PWSS	308	278	482	495	393
SDWA-UIC	51	68	57	16	14
TSCA	0	1	1	0	1
<b>Total</b>	<b>1,438</b>	<b>1,247</b>	<b>1,390</b>	<b>1,588</b>	<b>1,302</b>

Civil Judicial Conclusions					
Statute					
	06	07	08	09	10
CAA Stationary Source	31	30	25	36	36
CAA 112r			0	2	3
CERCLA	92	106	119	112	100
CWA-311	2	5	6	7	6
CWA-404	7	5	3	7	2
CWA-NPDES	21	18	21	16	19
EPCRA 313	0	1	0	0	0
EPCRA non 313			0	0	0
FIFRA	0	0	0	0	0
MPRSA	0	0	0	0	0
Multi-Program	9	7	6	8	17
RCRA HW	9	6	3	4	8
RCRA UST			2	4	4
RCRA 4005 Subtitle D			0	0	0
SDWA-PWSS	0	0	3	1	3
SDWA-UIC	0	0	0	0	0
TSCA	2	2	4	4	2
<b>Total</b>	<b>173</b>	<b>180</b>	<b>192</b>	<b>201</b>	<b>200</b>

Final Administrative Penalty Orders (FAPOs)					
Statute					
	06	07	08	09	10
CAA Stationary Source	455	600	206	103	126
CAA 112r			272	278	291
CERCLA	32	37	29	22	32
CWA-311	304	282	288	251	241
CWA-404	33	33	29	36	30
CWA-NPDES	272	188	179	189	153
EPCRA 313	152	163	84	71	76
EPCRA non 313			65	79	94
FIFRA	156	192	196	180	186
MPRSA	2	3	4	1	1
Multi-Program	2,576	74	19	14	13
RCRA HW	399	414	91	86	83
RCRA UST			350	379	275
RCRA 4005 Subtitle D			0	0	0
SDWA-PWSS	28	25	21	18	13
SDWA-UIC	40	43	47	27	43
TSCA	175	202	204	182	173
<b>Total</b>	<b>4,624</b>	<b>2,256</b>	<b>2,084</b>	<b>1,916</b>	<b>1,830</b>

## National Enforcement Trends (NETs)

NETs Page C-2, 2b, 2c, 2d: FY 2006 - FY 2010 Civil Enforcement Case Conclusions	
<b>Note 1</b>	In FY 2004, for FAPOs and civil judicial settlements EPA began counting the number of multi-program cases separate from single program cases. Prior to FY 2004 a multiprogram case was counted under the priority law designated for the case.
<b>Note 2</b>	The significant increase in both administrative penalty order complaints (APOCs) and final administrative penalty order (FAPO) numbers in FY 2006 is the result of a unique, one-time enforcement initiative involving animal feeding operations (AFOs) that resulted in over 2,568 administrative consent agreements and final orders (referred to as the AFO Air Compliance Agreements). These cases were both initiated and resolved in FY 2006. Approximately 50% of the FY 2006 APOCs (as well as 50% of the FY 2006 FAPOs) were issued as part of this initiative. If these actions are subtracted from the total APOC and FAPO counts, the number of administrative penalty cases is similar to previous years. All of the AFO air compliance agreements were counted as multi-program APOCs in FY 2006 since all involved violations of more than one statute.
<b>Note 3</b>	Beginning in FY 2006, EPA changed its methodology for counting consent decrees (CD) for the Comprehensive Environmental Response, Compensation and Liability Act (CERCLA, also commonly referred to as "Superfund") cleanup commitments, and cost recovery judicial settlements. In other enforcement programs, CDs are counted only in the year that the CD has been entered by the court. Prior to FY 2006, the Superfund program had always given settlement credits when a CD was referred, lodged, or entered, (depending on which action the regions reported first.) However, starting in FY 2006, in order to provide consistency in reporting within Office of Enforcement and Compliance, CDs for Superfund response and cost recovery measures are now counted only when they have been entered. Because the new procedures resulted in some previously counted Superfund CDs being counted again (because they were referred or lodged in a previous fiscal year, but entered in a subsequent fiscal year), FY 2006 thru approximately FY 2008 was a transition period. As a result, the count of Superfund referrals (and the count of all referrals) were impacted, since Superfund CDs were no longer counted at the referral stage. Civil judicial conclusions were also impacted, since previously reported Superfund CDs may have been counted again under this category (during the transition period.)
<b>Note 4</b>	For fiscal years prior to FY 2008, CAA Stationary Source and CAA 112r activities were reported as one amount under "CAA" for administrative compliance orders (ACOs), final administrative penalty orders (FAPOs) and civil judicial conclusions.
<b>Note 5</b>	For fiscal years prior to FY 2008, EPCRA 313 and EPCRA no 313 activities were reported as one amount under "EPCRA" for administrative compliance orders (ACOs), final administrative penalty orders (FAPOs) and civil judicial conclusions..
<b>Note 6</b>	For fiscal years prior to FY 2008, RCRA HW, RCRA UST and RCRA 4005 Subtitle D activities were reported as one amount under "RCRA" for administrative compliance orders (ACOs), final administrative penalty orders (FAPOs) and civil judicial conclusions..