

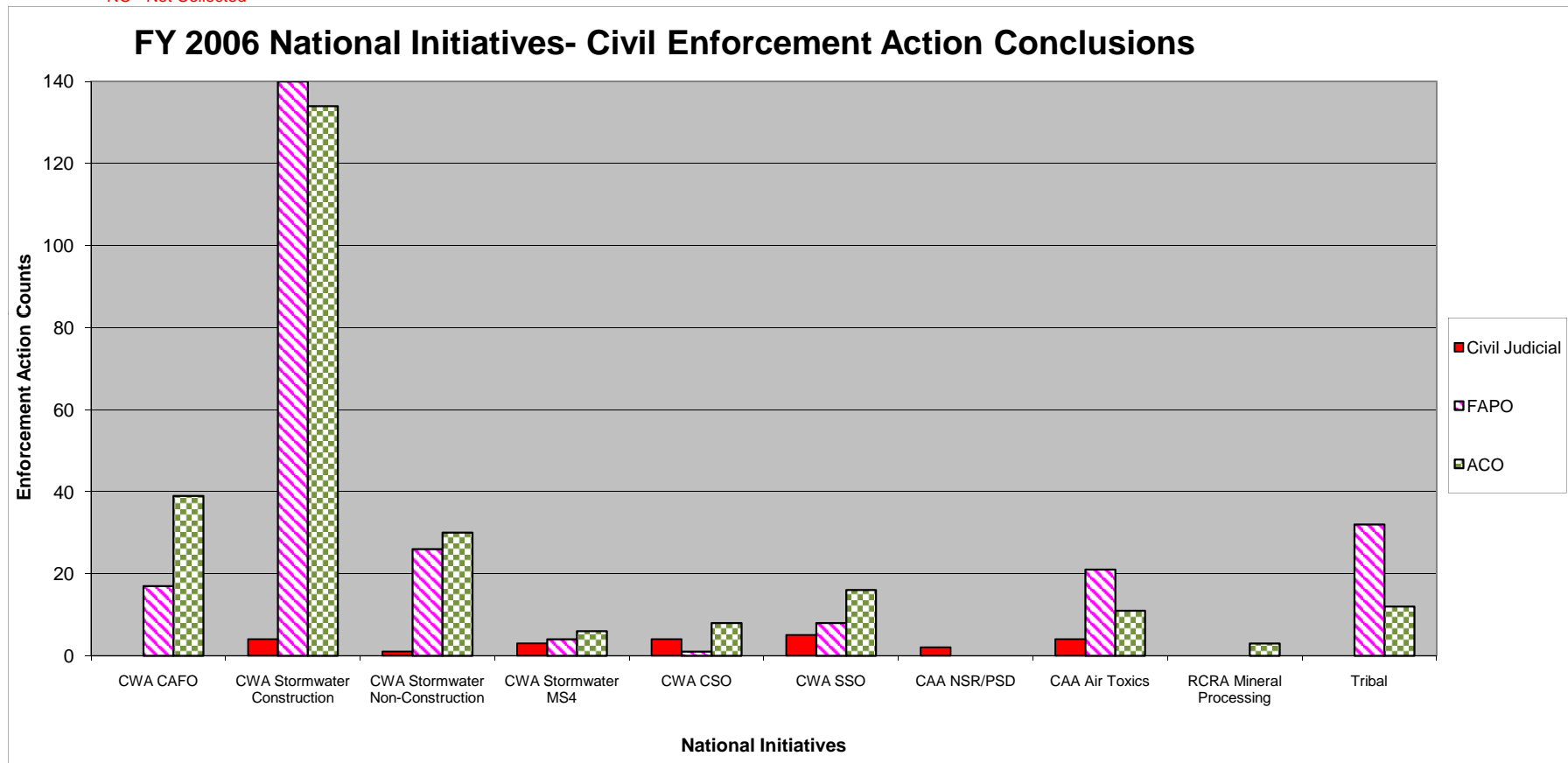


National Enforcement Trends (NETs)

FY 2006 National Initiative Civil Enforcement Action Conclusions

Action Type	CWA CAFO	CWA Stormwater Construction	CWA Stormwater Non-Construction	CWA Stormwater MS4	CWA CSO	CWA SSO	CAA NSR/PSD	CAA Air Toxics	RCRA Mineral Processing	Tribal
ACO	39	134	30	6	8	16	0	11	3	12
FAPO	17	140	26	4	1	8	0	21	0	32
Civil Judicial	0	4	1	3	4	5	2	4	0	NC

NC - Not Collected



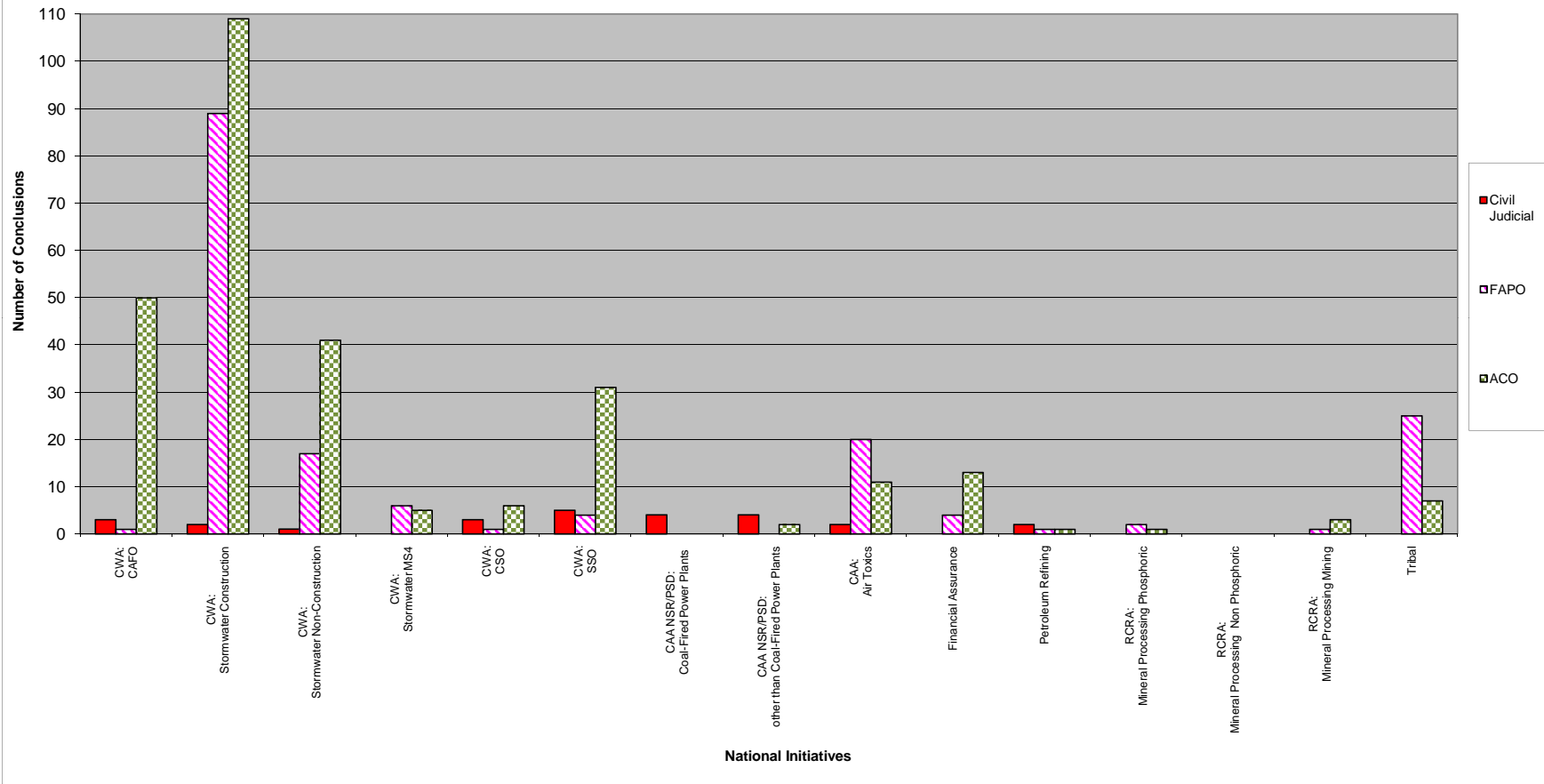


National Enforcement Trends (NETs)

FY 2007 National Initiative Civil Enforcement Action Conclusions

Action Type	CWA: CAFO	CWA: Stormwater Construction	CWA: Stormwater Non-Construction	CWA: Stormwater MS4	CWA: CSO	CWA: SSO	CAA NSR/PSD: Coal-Fired Power Plants	CAA NSR/PSD: other than Coal-Fired Power Plants	CAA: Air Toxics	Financial Assurance	Petroleum Refining	RCRA: Mineral Processing Phosphoric	RCRA: Mineral Processing Non Phosphoric	RCRA: Mineral Processing Mining	Tribal
ACO	50	109	41	5	6	31	0	2	11	13	1	1	0	3	7
FAPO	1	89	17	6	1	4	0	0	20	4	1	2	0	1	25
Civil Judicial	3	2	1	0	3	5	4	4	2	0	2	0	0	0	0

FY 2007 National Initiatives-Civil Enforcement Action Conclusions



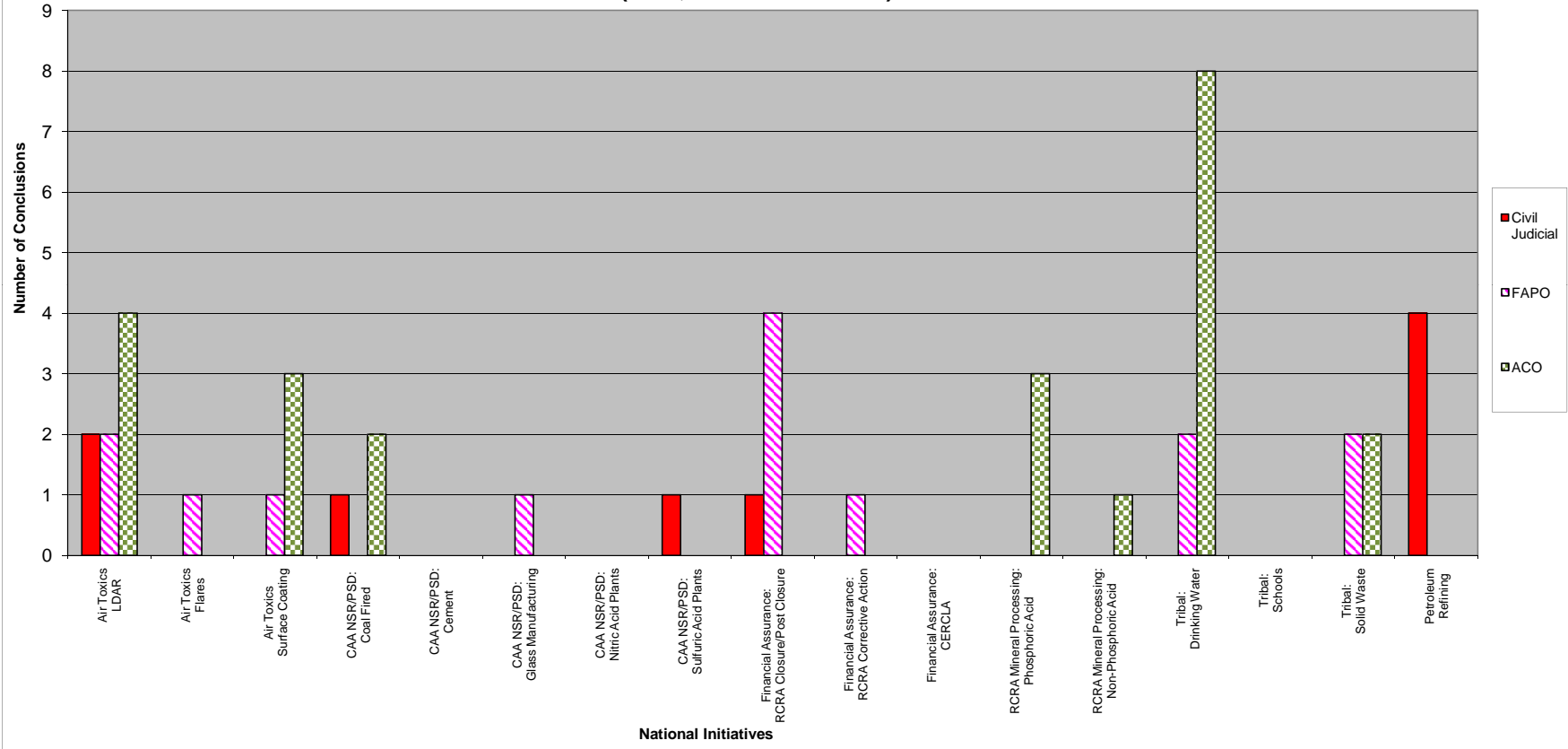


National Enforcement Trends (NETs)

FY 2008 National Initiative Civil Enforcement Action Conclusions

Action Type	Air Toxics LDAR	Air Toxics Flares	Air Toxics Surface Coating	CAA NSR/PSD: Coal Fired	CAA NSR/PSD: Cement	CAA NSR/PSD: Glass Manufacturing	CAA NSR/PSD: Nitric Acid Plants	CAA NSR/PSD: Sulfuric Acid Plants	Financial Assurance: RCRA Closure/Post Closure	Financial Assurance: RCRA Corrective Action	Financial Assurance: CERCLA	RCRA Mineral Processing: Phosphoric Acid	RCRA Mineral Processing: Non-Phosphoric Acid	Tribal: Drinking Water	Tribal: Schools	Tribal: Solid Waste	Petroleum Refining
ACO	4	0	3	2	0	0	0	0	0	0	0	3	1	8	0	2	NR
FAPO	2	1	1	0	0	1	0	0	4	1	0	0	0	2	0	2	NR
Civil Judicial	2	0	0	1	0	0	0	1	1	0	0	0	0	0	0	0	4

FY 2008 National Initiatives-Civil Enforcement Action Conclusions (CAA, RCRA and Tribal)





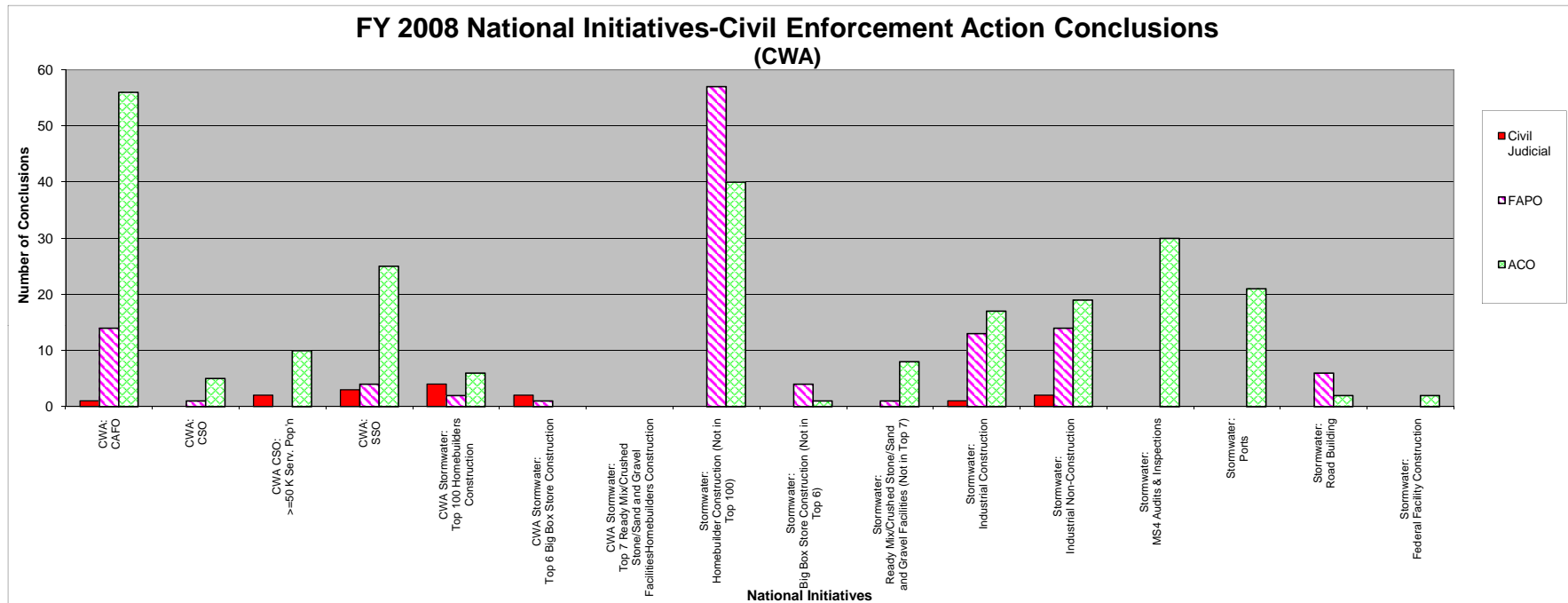
National Enforcement Trends (NETs)

FY 2008
National Initiative
Civil Enforcement Action Conclusions

Action Type	CWA CAFO	CWA CSO	CWA CSO >=50 K Serv. Pop'n	CWA SSO	CWA Stormwater Top 100 Homebuilders Construction	CWA Stormwater Top 6 Big Box Store Construction	CWA Stormwater Top 7 Ready Mix/Crushed Stone/Sand and Gravel Facilities Homebuilders Construction	Stormwater - Homebuilder Construction (Not in Top 100)	Stormwater - Big Box Store Construction (Not in Top 6)	Stormwater - Ready Mix/Crushed Stone/Sand and Gravel Facilities (Not in Top 7)	Stormwater - Industrial Construction	Stormwater - Industrial Non-Construction	Stormwater - MS4 Audits & Inspections	Stormwater - Ports	Stormwater - Road Building	Stormwater - Federal Facility Construction
ACO	56	5	10	25	6	0	0	40	1	8	17	19	30	21	2	2
FAPO	14	1	0	4	2	1	0	57	4	1	13	14	0	0	6	0
Civil Judicial	1	0	2	3	4	2	0	0	0	0	1	2	0	0	0	0

IR - Not reported

FY 2008 National Initiatives-Civil Enforcement Action Conclusions (CWA)



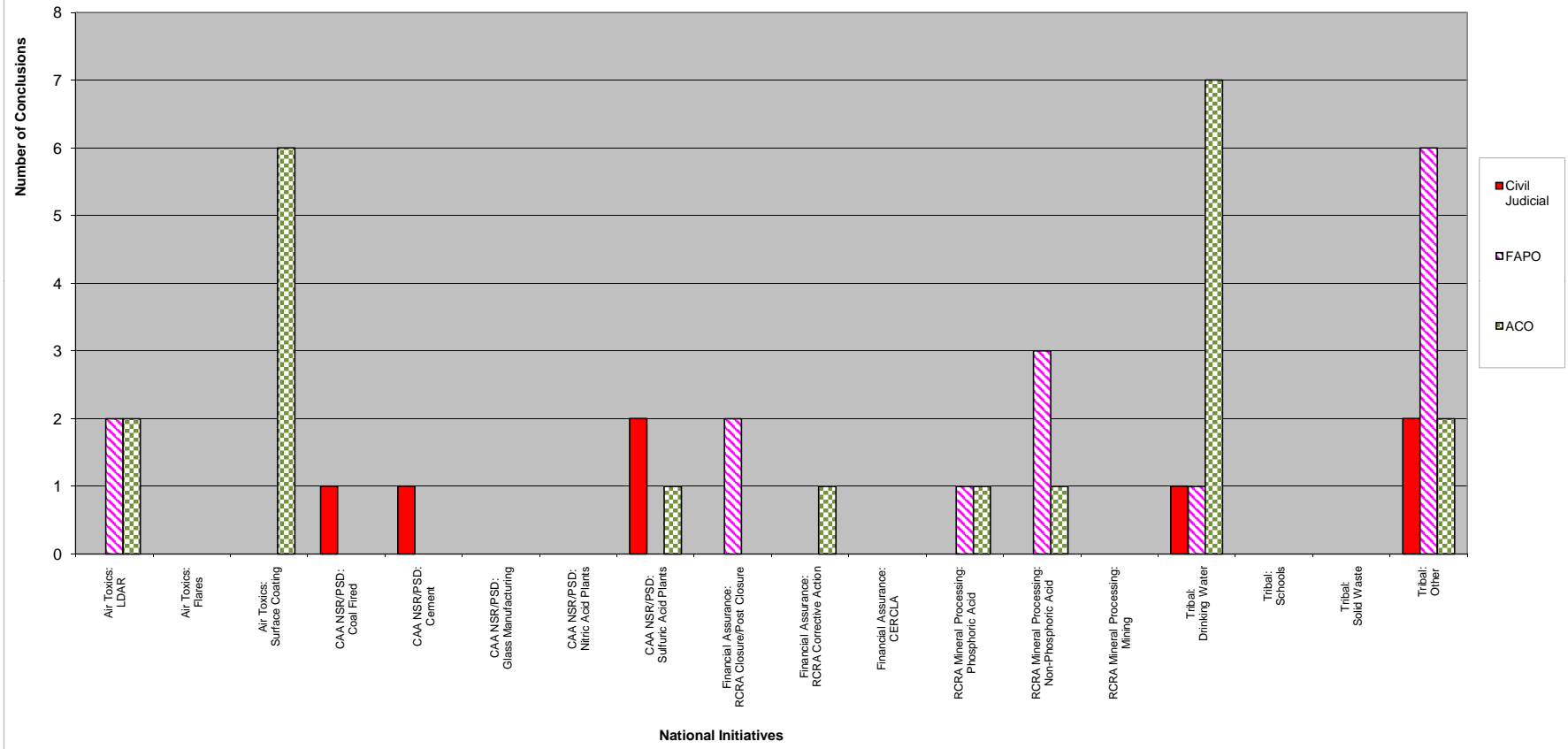


National Enforcement Trends (NETs)

FY 2009 National Initiative Civil Enforcement Action Conclusions

Action Type	Air Toxics: LDAR	Air Toxics: Flares	Air Toxics: Surface Coating	CAA NSR/PSD: Coal Fired	CAA NSR/PSD: Cement	CAA NSR/PSD: Glass Manufacturing	CAA NSR/PSD: Nitric Acid Plants	CAA NSR/PSD: Sulfuric Acid Plants	Financial Assurance: RCRA Closure/Post Closure	Financial Assurance: RCRA Corrective Action	Financial Assurance: CERCLA	RCRA Mineral Processing: Phosphoric Acid	RCRA Mineral Processing: Non-Phosphoric Acid	RCRA Mineral Processing: Mining	Tribal: Drinking Water	Tribal: Schools	Tribal: Solid Waste	Tribal: Other
ACO	2	0	6	0	0	0	0	1	0	1	0	1	1	0	7	0	0	2
FAPO	2	0	0	0	0	0	0	0	2	0	0	1	3	0	1	0	0	6
Civil Judicial	0	0	0	1	1	0	0	2	0	0	0	0	0	0	1	0	0	2

FY 2009 National Initiatives-Civil Enforcement Action Conclusions (CAA, RCRA and Tribal)





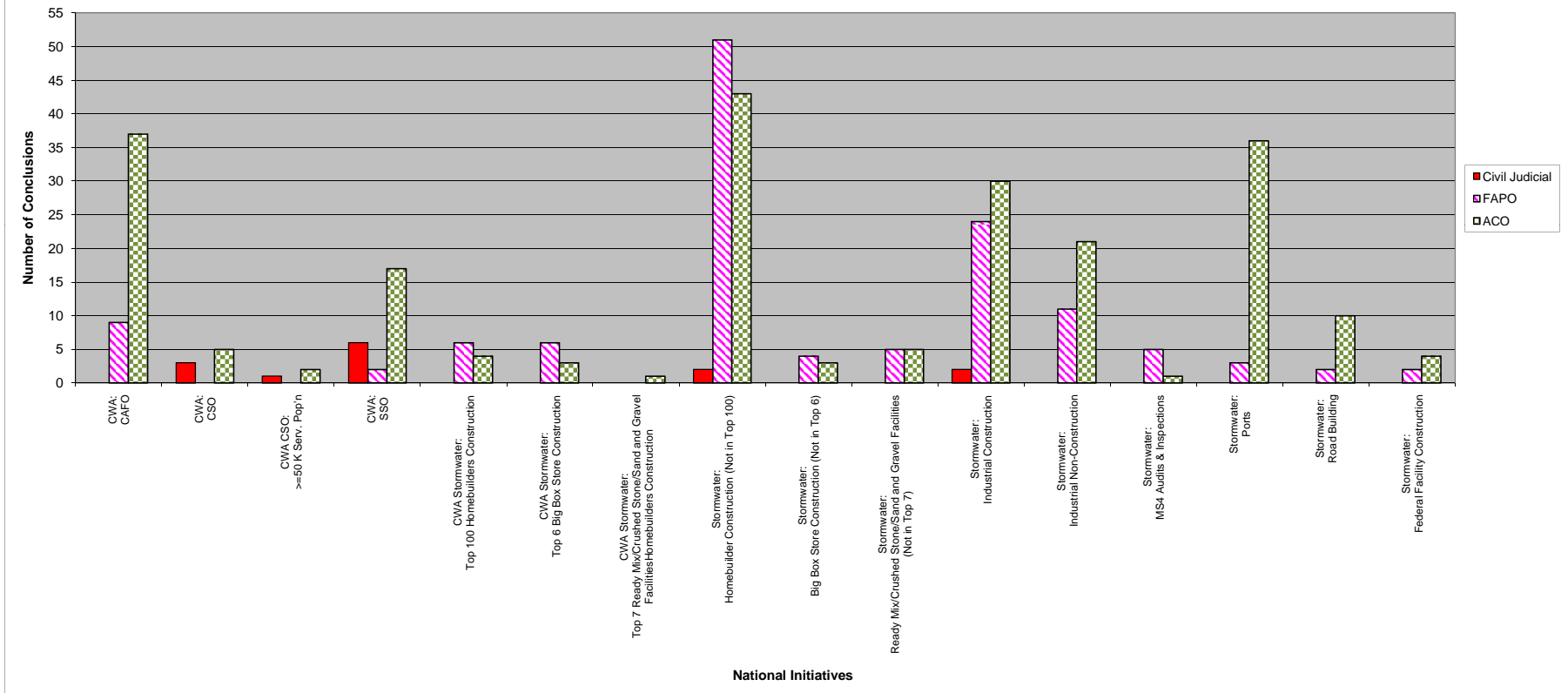
National Enforcement Trends (NETs)

FY 2009
National Initiative
Civil Enforcement Action Conclusions

Actions	CWA: CAFO	CWA: CSO	CWA CSO: >=50 K Serv. Pop'n	CWA: SSO	CWA Stormwater: Top 100 Homebuilders Construction	CWA Stormwater: Top 6 Big Box Store Construction	CWA Stormwater: Top 7 Ready Mix/Crushed Stone/Sand and Gravel Facilities Homebuilders Construction	Stormwater: Homebuilder Construction (Not in Top 100)	Stormwater: Big Box Store Construction (Not in Top 6)	Stormwater: Ready Mix/Crushed Stone/Sand and Gravel Facilities (Not in Top 7)	Stormwater: Industrial Construction	Stormwater: Industrial Non-Construction	Stormwater: MS4 Audits & Inspections	Stormwater: Ports	Stormwater: Road Building	Stormwater: Federal Facility Construction
ACO	37	5	2	17	4	3	1	43	3	5	30	21	1	36	10	4
FAPO	9	0	0	2	6	6	0	51	4	5	24	11	5	3	2	2
Civil Judicial	0	3	1	6	0	0	0	2	0	0	2	0	0	0	0	0

NR - Not reported

FY 2009 National Initiatives-Civil Enforcement Action Conclusions (CWA)





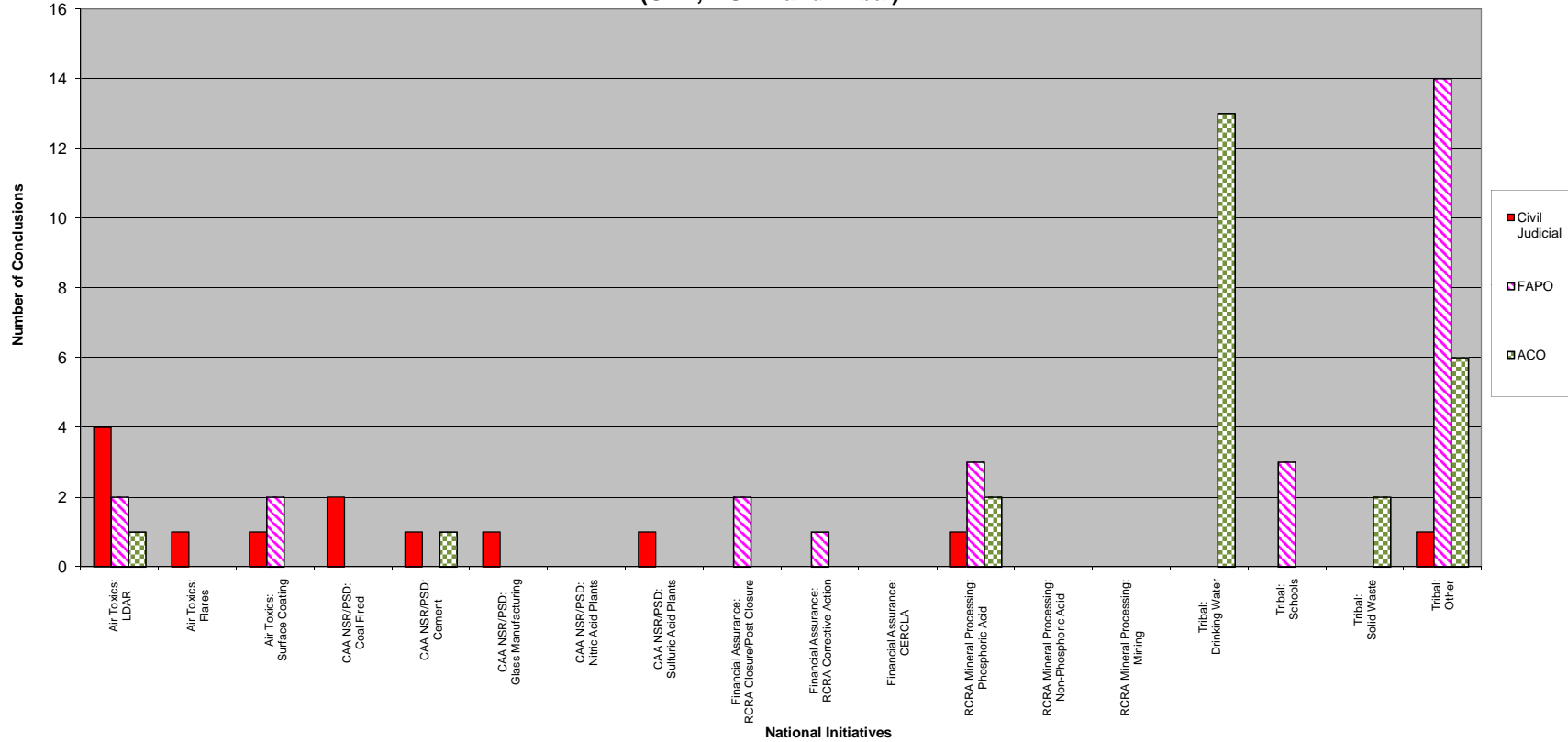
National Enforcement Trends (NETs)

FY 2010
National Initiative
Civil Enforcement Action Conclusions

Action Type	Air Toxics: LDAR	Air Toxics: Flares	Air Toxics: Surface Coating	CAA NSR/PSD: Coal Fired	CAA NSR/PSD: Cement	CAA NSR/PSD: Glass Manufacturing	CAA NSR/PSD: Nitric Acid Plants	CAA NSR/PSD: Sulfuric Acid Plants	Financial Assurance: RCRA Closure/Post Closure	Financial Assurance: RCRA Corrective Action	Financial Assurance: CERCLA	RCRA Mineral Processing: Phosphoric Acid	RCRA Mineral Processing: Non- Phosphoric Acid	RCRA Mineral Processing: Mining	Tribal: Drinking Water	Tribal: Schools	Tribal: Solid Waste	Tribal: Other
ACO	1	0	0	0	1	0	0	0	0	0	NR	2	0	0	13	0	2	6
FAPO	2	0	2	0	0	0	0	0	2	1	NR	3	0	0	0	3	0	14
Civil Judicial	4	1	1	2	1	1	0	1	0	0	NR	1	0	0	0	0	0	1

NR - Not Reported

FY 2010 National Initiatives-Civil Enforcement Action Conclusions
(CAA, RCRA and Tribal)



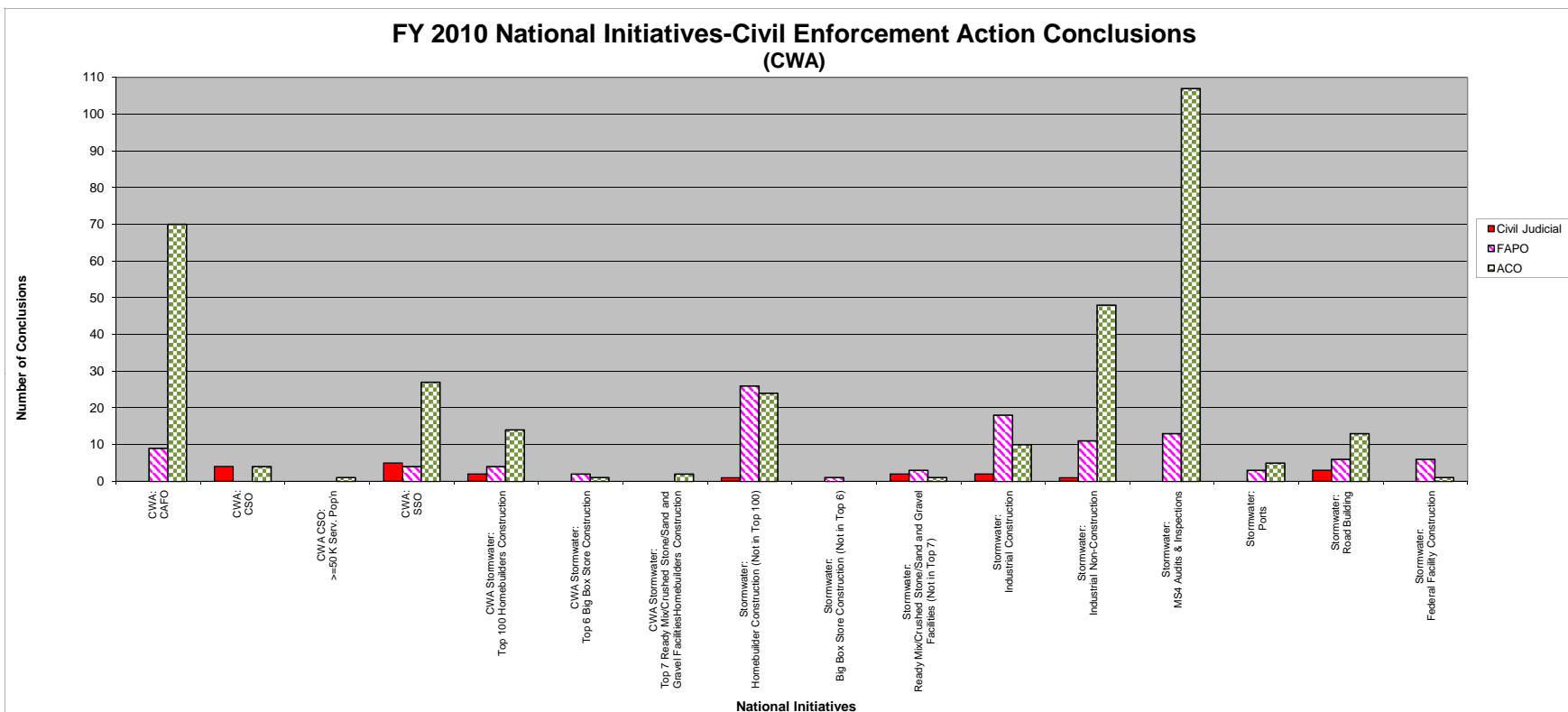


National Enforcement Trends (NETs)

FY 2010 National Initiative Civil Enforcement Action Conclusions

Actions	CWA: CAFO	CWA: CSO	CWA CSO: >=50 K Serv. Pop'n	CWA: SSO	CWA Stormwater: Top 100 Homebuilders Construction	CWA Stormwater: Top 6 Big Box Store Construction	CWA Stormwater: Top 7 Ready Mix/Crushed Stone/Sand and Gravel Facilities Homebuilders Construction	Stormwater: Homebuilder Construction (Not in Top 100)	Stormwater: Big Box Store Construction (Not in Top 6)	Stormwater: Ready Mix/Crushed Stone/Sand and Gravel Facilities (Not in Top 7)	Stormwater: Industrial Construction	Stormwater: Industrial Non-Construction	Stormwater: MS4 Audits & Inspections	Stormwater: Ports	Stormwater: Road Building	Stormwater: Federal Facility Construction
ACO	70	4	1	27	14	1	2	24	0	1	10	48	107	5	13	1
FAPO	9	0	0	4	4	2	0	26	1	3	18	11	13	3	6	6
Civil Judicial	0	4	0	5	2	0	0	1	0	2	2	1	0	0	3	0

FY 2010 National Initiatives-Civil Enforcement Action Conclusions (CWA)



National Enforcement Trends (NETs) Metadata

NETs Page I-4, 4a, 4b: FY 2006 - FY 2010 National Initiative Enforcement Action Conclusions	
Note 1	EPA has three types of enforcement action conclusions: Administrative Compliance Orders (ACOs), Final Administrative Penalty Orders (FAPOs) and Civil Judicial Conclusions.
Note 2	Civil judicial conclusion data was not collected for the Tribal Strategy in FY 2005 - FY 2007. Collection of this data began in FY 2008 and will continue.
Definitions	The full name for OECA's National Initiatives can be found at: http://www.epa.gov/oecaerth/resources/reports/nets/nets-nphelpfile.pdf . More detailed information about OECA's National Initiatives can be found at: http://epa.gov/compliance/data/planning/priorities/index.html .