



# What's New and What's Next in MyEnvironment

**OEI Symposium 2010**

**DEMO THEATRE**

For Conference Purposes Only



[www.epa.gov/myenvironment](http://www.epa.gov/myenvironment)



**MyEnvironment**  
environmental information for my area



Location

go

Enter a location such as address, zip, city, county, waterbody, park name, etc. (e.g., 22207, Arlington, VA or Difficult Run). [Learn More >>>](#)

- [Contact Us](#) | [About EPA](#) | [Careers](#) | [FAQs](#) | [Newsroom](#) | [Blog](#) | [Privacy & Security](#)
- [Inspector General](#) | [Budget & Performance](#) | [No Fear Act](#) | [FOIA](#) | [Accessibility](#)
- [USA.gov](#) | [White House](#) | [Regulations.gov](#) | [Pandemicflu.gov](#) | [EPA & Pandemic Flu](#)

- [Widgets](#) | [RSS News Feeds](#)
- [Podcasts](#) | [News by Email](#)



DEMO



# Interesting To Know

- 3 million page downloads per month
- Approx. a dozen shout outs submitted per week
- Widget has been implemented across about a dozen other web pages (like state DEPs, etc.)
- For March, 71 independent links to MyEnvironment bring us our users (46 associated with EPA, 7 associated with Open Govt, 7 associated with Greenversations or other blogposts)



# When We See Usage Bumps

- When someone covers us in a blogpost.
- When I write a blogpost
- When OEI Search folks plugged us into the search
- When OPA kept us on the front page (epa.gov)
- When we got special mention for being open and transparent
- When I talk at a conference – we get bumps in twitter (but at this point we've been scooped by the Administrator's It's My Environment video challenge).



4

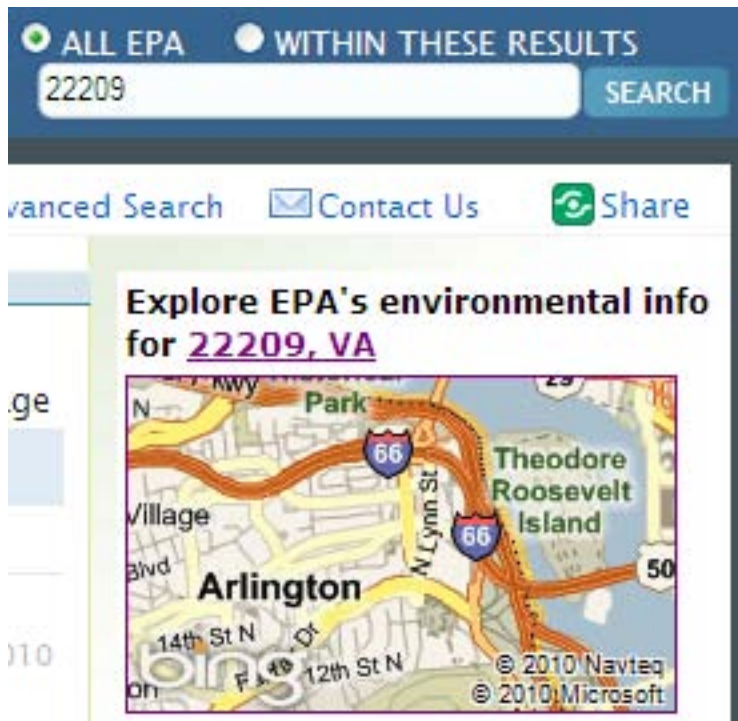
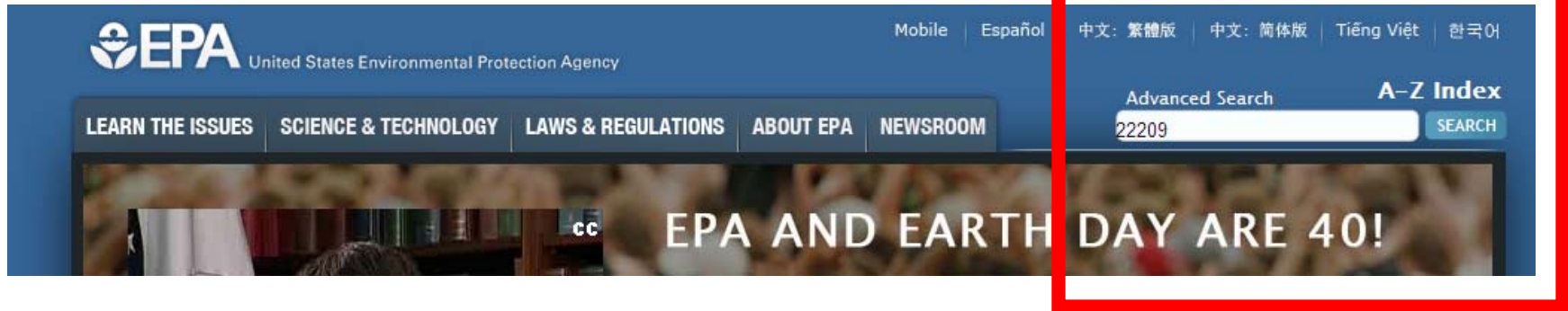


For Conference Purposes Only





# MyE is in EPA Search




By typing in a zip code or State – the user gets MyEnvironment as a Search result


Thank you John Shirey!



# MyE Shout outs – a new feature

Put a pushpin  on the MyEnvironment map that publicizes a good-for-the-environment action or event. Who knows - it may inspire someone!

Title	Date	Description
Stormwater retention	12-APR-10	DC put in a nice storm water retention demonstration park next to the Stadium Armory metro stop.
Trophies Hike Club Trash Pickup	15-MAR-10	We picked up a garbage bags including a wet yuck!
2009 Leaf Collection Program	02-NOV-09	November 2, 2009 and January 15, 2010 the months of November and December. County collects leaves from residents receive c ... More Info
22nd Annual POTOMAC RIVER WATERSHED CLEANUP	10-APR-10	The Annual Potomac Watershed Cleanup become a decision for progress through people through watershed with A ... More Info

Put a pushpin  on the MyEnvironment map that publicizes a good-for-the-environment action or event. Who knows - it may inspire someone!



Give a Shout out!

### Create shout out

Map interface showing a search bar with "Enter search text" and a "Find" button. The map displays the United States with state boundaries and major cities labeled. A yellow pushpin is placed on the map near Minneapolis, MN.

Title:

Date:  (MM/DD/YYYY)

Category: Teaching the kids

Description:

Submit my shout out

Note: Click on the map to get latitude/longitude.

Latitude:

Longitude:

The purpose of this shout out feature is to applaud the environmental efforts of local communities, but also to make neighbors the good that is being done right in their own backyard! We encourage all to show us where something neat was done to help the environment, and provide a short description. Your local activities are a key part of keeping our nation's water, land and air clean. We believe in the motivational value of these actions in spurring on similar good deeds across the nation.

We want to publish your activities, but we need to ensure that inappropriate or off-topic comments are not published. Therefore, we will not post shout outs that contain: vulgar language; personal attacks of any kind; or offensive terms that target specific ethnic or racial groups.



Give a Shout out!



# Categorized so we can parse feeds later on...

- According to different interests:

## Create shout out



**Title:** Roosevelt Island Cleanup

**Date:** 02/18/2010 (MM/DD/YYYY)

**Category:** Teaching the kids

- Teaching the kids
- Helping the air
- Helping the water
- Helping the Earth
- Helping with climate change

Submit my shout out

Note: Click on the map to get latitude/longitude.

**Latitude:** 38.899483

**Longitude:** -77.064886



# What is a Shout out?

“A public expression of thanks or gratitude.”

“To acknowledge someone. To make ones presence known.”

- Example: “I gave my girls a shout out at the party.”  
(<http://www.urbandictionary.com/>)
- President Obama gives lots of shout outs at events to acknowledge friends, supporters, etc.
- Listeners of WPGC 95.5 FM Radio hear other listeners giving shout outs.

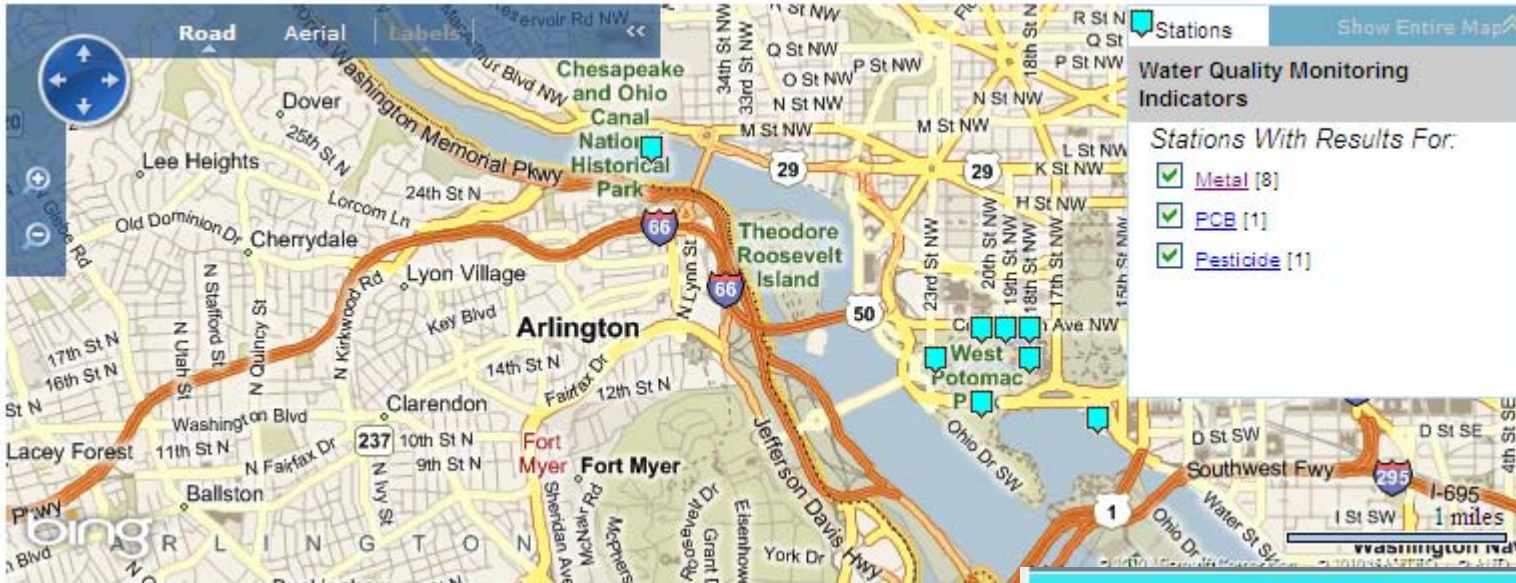


# What's an Environmental Shout out?

- Hey, I did a river cleanup with the Boy Scouts of America at Difficult Run!
- We are holding a meeting to discuss the impacts of hydro-fracturing.
- My class raised money to plant trees in our county.
- Today is Arlington County's Bike to Work Day!
- We installed a composter for home use and are reducing our waste!
- Our solar panels are being installed next week! Yay!
- We ordered our radon test today...
- The Key Bridge Marriott is holding its annual e-cycling effort on Jan. 1.



# New feature: Integrated STORET data



Station ID: NACC\_NPS\_RP\_2

Station Name: REFLECTING POOL - WEST END AT CENTER

Indicators	# of results			
<input checked="" type="checkbox"/> Metal	1			
<input type="checkbox"/> PCB	1			
<input type="checkbox"/> Pesticide	1			
<b>Parameter</b>	<b>Min</b>	<b>Max</b>	<b>Average</b>	<b># of results</b>
Copper	.05ug/l	.05ug/l	.05ug/l	29

Station Report

## Who has a DB of state Indicator thresholds?

**Water Quality Monitoring Activities**

Below are some of the water quality indicators present in your area waters. Indicators are not necessarily dangerous in and of themselves, but they are an indication of potential water quality issues.

**Results Found In**  
(# of stations) (% of stations) \*

Metal <b>i</b>	8	80
PCB <b>i</b>	1	10
Pesticide <b>i</b>	1	10

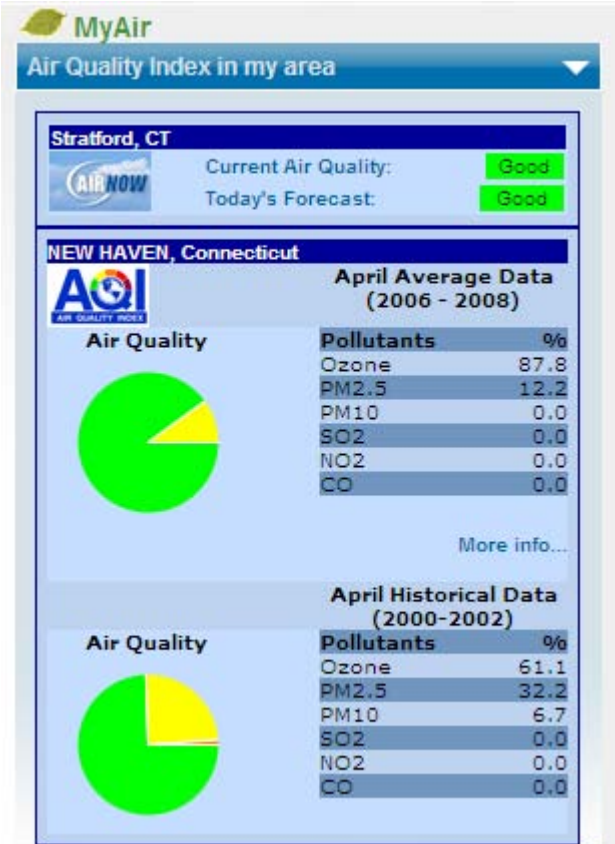
Map It!

\* Percentage of area stations at which the sampling was taken.



# New feature: Historical and Current AQI Data

## New Haven, CT



## Biloxi, MS



AQI was calculated differently in 1970 – But this gives an idea of improved AQ conditions over time.

Do you know a good DB that demonstrates EPA's victories over dirty land, air and water?



# Next Steps with MyEnvironment

- Integrate regional GIS data
- Provide support for making analytic web services available
- Provide more crowdsourced info from the public and from within EPA and the regional offices (MyCommunity)
  - green infrastructure
  - environmental volunteer opportunities
  - Environmental prosecutions
  - Enforcement actions
- Add a blog so we can be bilateral
- Interface/Reporting Redesign (less cluttered, more data)



# Contact

Kim Balassiano  
Balassiano.kim@epa.gov  
202.566.0709