

The Changing Face of EPA Analytics



**Barry D. Nussbaum, Chief Statistician
U.S. Environmental Protection Agency**



OEI Symposium

Philadelphia, PA

May 12, 2010

For Conference Purposes Only

Bayes is entering EPA

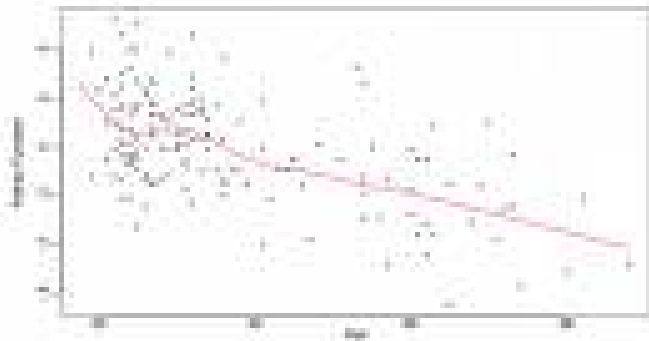





Figure 1. A scatter plot showing a negative correlation between age and height.



Data, Data, Data



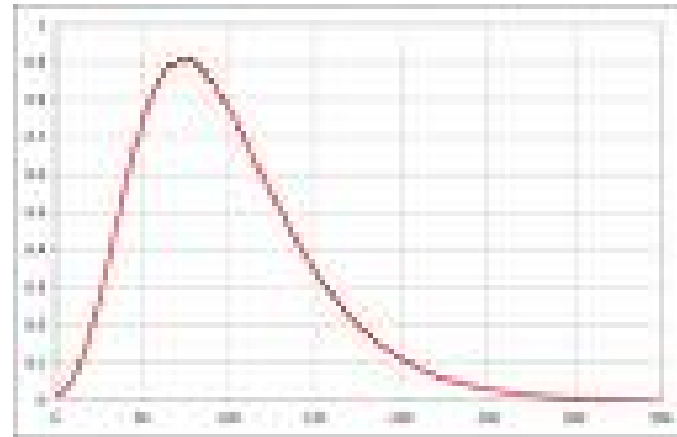
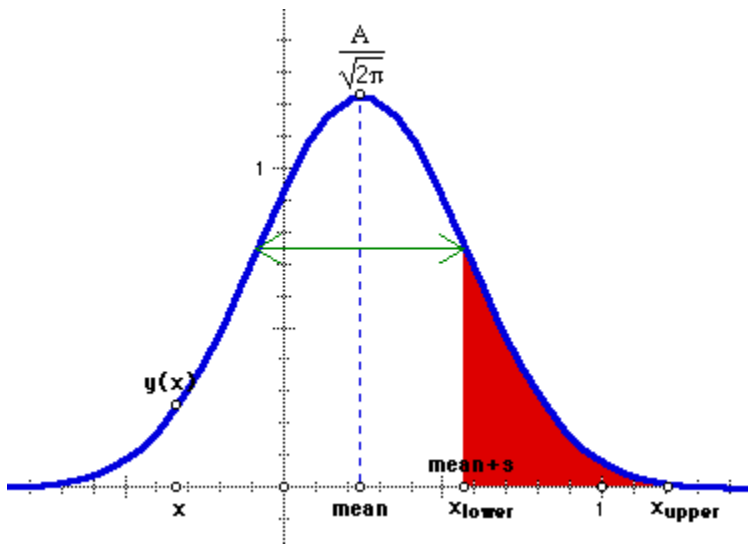
The Survey is In



© Original Artist
Reproduction rights obtainable from
www.CartoonStock.com




Changing Distributions



Statistical Packages

- SAS
- S-Plus
- BMDP
- MATLAB
- STATISTICA
- Mathematica
- Systat
- Minitab

A large, bold, black letter 'R' with a white outline, centered on a light gray background. This is the logo for the R statistical programming language.

DILBERT | SCOTT ADAMS

