



Pan American Health Organization

*Regional Office of the
World Health Organization*

<http://www.paho.org>

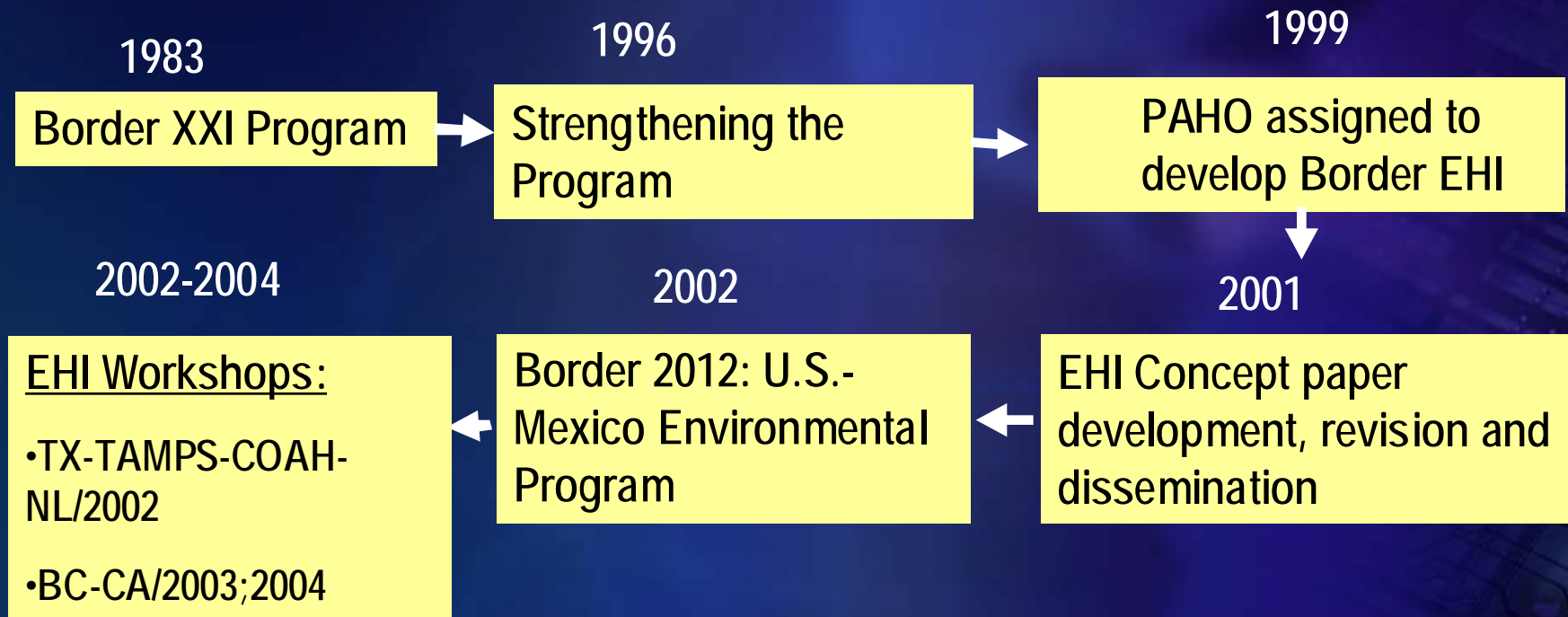
*U.S.-Mexico Border
Environmental Health Indicators
LESSONS LEARNED*

*Piedad Huerta, Health Promotion Officer,
PAHO/WHO*

*Alma Galvan, Environmental Health Consultant,
PAHO/WHO*

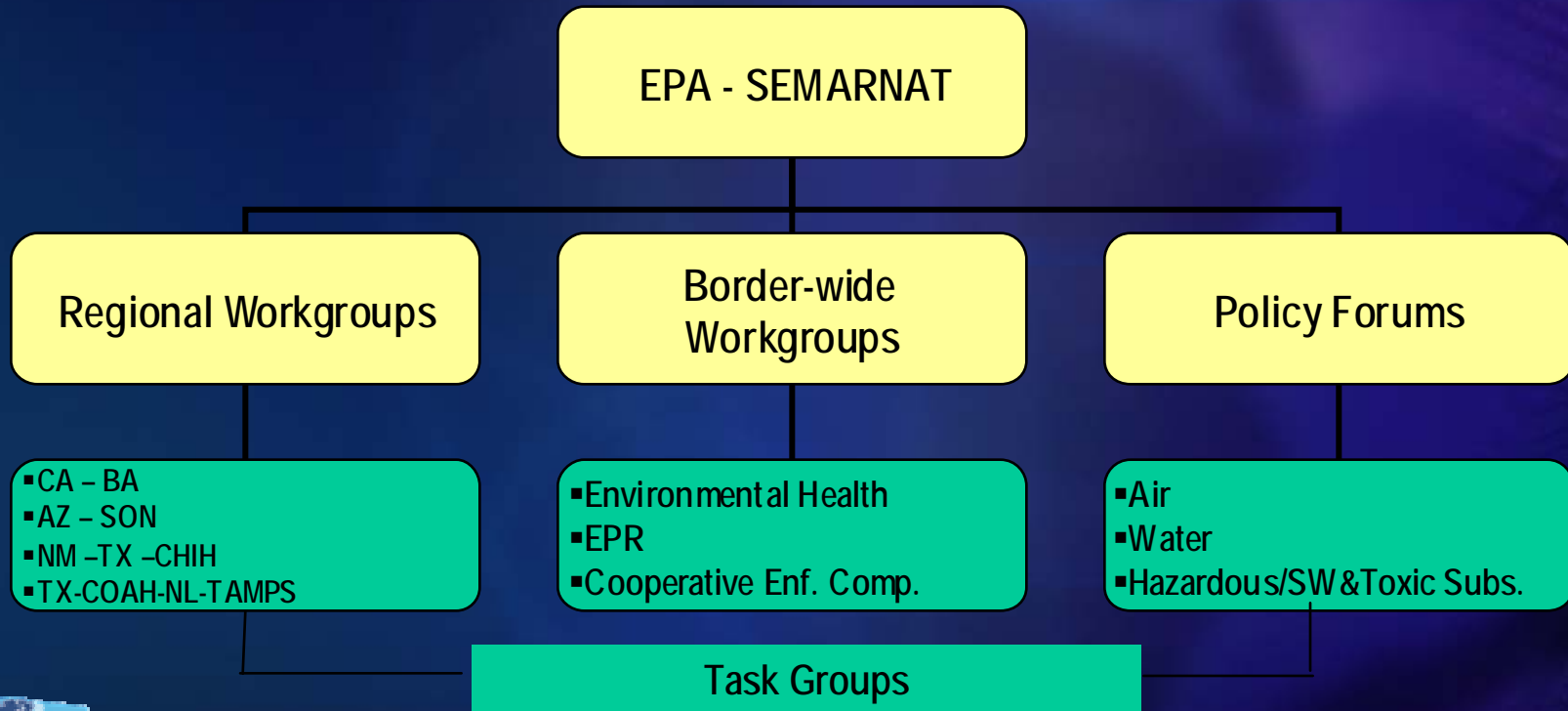
Background

The time-line




Background

Border 2012: U.S.-Mexico Environmental Program/2002



Background

- From the exploratory meeting in Juarez/2000 to the border workshops
 - Exploratory Meeting, Ciudad Juarez, Chih./June 5-6, 2000
 - 52 Environmental Health Indicators for the Border (Core)
 - Environmental Health Indicators for the US. Mexico Border/Concept Document, July 26-27 2001
 - Health Indicators Workshop, Mc Allen, TX, 28-30 Aug. 2002
 - 32 EHI for the Texas-Mexico Border
 - Health Indicators Workshops, Tijuana, BC - San Diego, CA / 13-15 Aug. 2003; 2-3 Dec, 2004
 - 27 EHI for the CA-BC
 - Pendent workshops: AZ-SON; NM- *West* TX-CHIH.



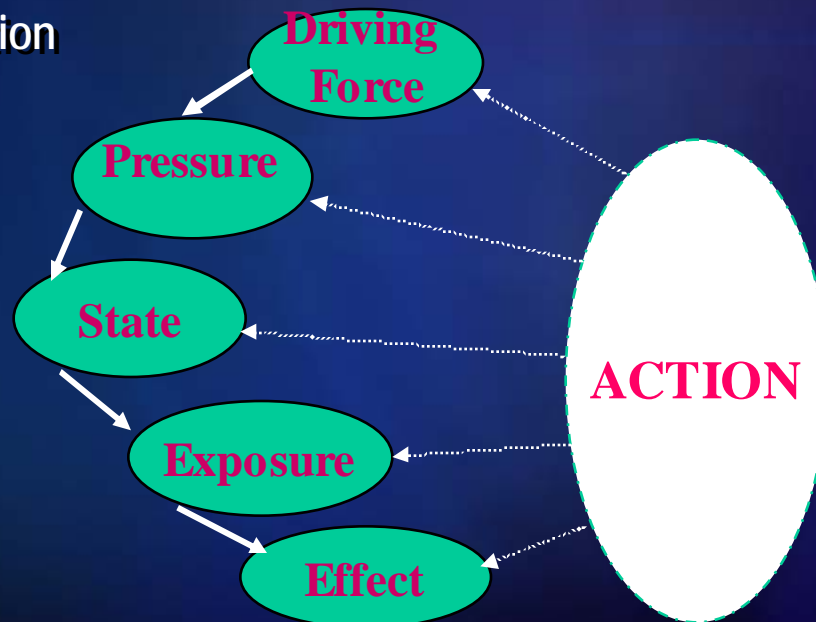
Justification

- **Why to develop environmental health indicators for the border?**
 - To harmonize terminology with common definitions
 - To have comparable data
 - To be able to measure impact on health of environmental factors
 - To have criteria defined for data collection, using same methodology and instruments



The Process

- How has the Process have been?
 - Development of the Concept Paper *“Environmental Health Basic Indicators for the U.S.-Mexico Border”*
 - Organize regional workshops with local & state environment and health authorities and academic and community representatives
 - Utilization of the DPSEEA framework for Indicator Identification and Selection



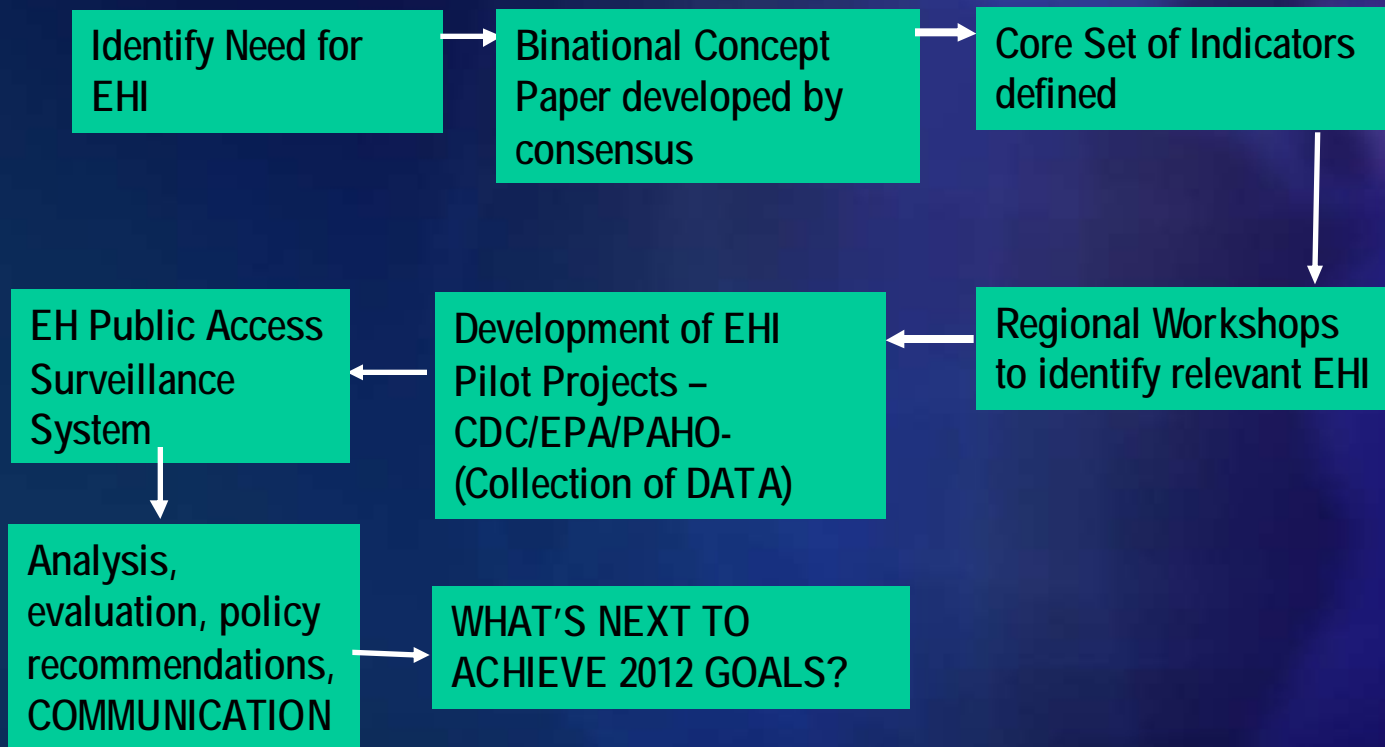
The Process

- **How has the Process has been?**
 - Regional workshops with local & state environment and health authorities and academic and community representatives
 - Same Methodology utilized along the border to select indicators:
 - **SCIENTIFIC CRITERIA**
 - Data availability & suitability
 - Validity
 - Representativeness
 - Reliability
 - Ability to disaggregate
 - **USED BASED CRITERIA**
 - Feasibility
 - Resonance
 - Manageability
 - Balance
 - Catalyst for action



Lessons Learned

IT'S A CONTINUING PROCESS!



Pan American
Health
Organization

Lessons Learned

- **Binational Indicators???**
 - By consensus
 - Representatives from both sides of the border
- **Valid indicators???**
 - An experts job
 - Based in a validated model and methodology
 - Facilitated by a neutral entity
- **Useful indicators???**
 - Identification of entities responsible for data collection and analysis



Lessons Learned

- **How many indicators?**
 - From the core set of indicators -52-:
Sister communities selected -32- for Texas-Mexico Border; & -27- for CA-BC
THERE ARE STILL TO MANY
- **Need to identify resources to move indicators forward and create sustainable data collection**



Challenges & Opportunities

- **Sustainability**
 - HOW CAN WE ASSURE DATA ACCESIBILITY?
 - WHO IS GOING TO COLLECT THE DATA?
 - WHO IS GOING TO MANAGE AND ANALYZE THE DATA?
 - HOW MANY INDICATORS? WHICH ONES?
 - RESOURCES?
- **Improvement of the process**
- **Environmental Health Surveillance Program based on indicators identified and defined through binational consensus**



Working together For a Healthy Community

