

2008 Vermont DEC UST Compliance Certification Program Results

Estimated Percentage of Facilities Addressing Each EBPI By EBPI Type

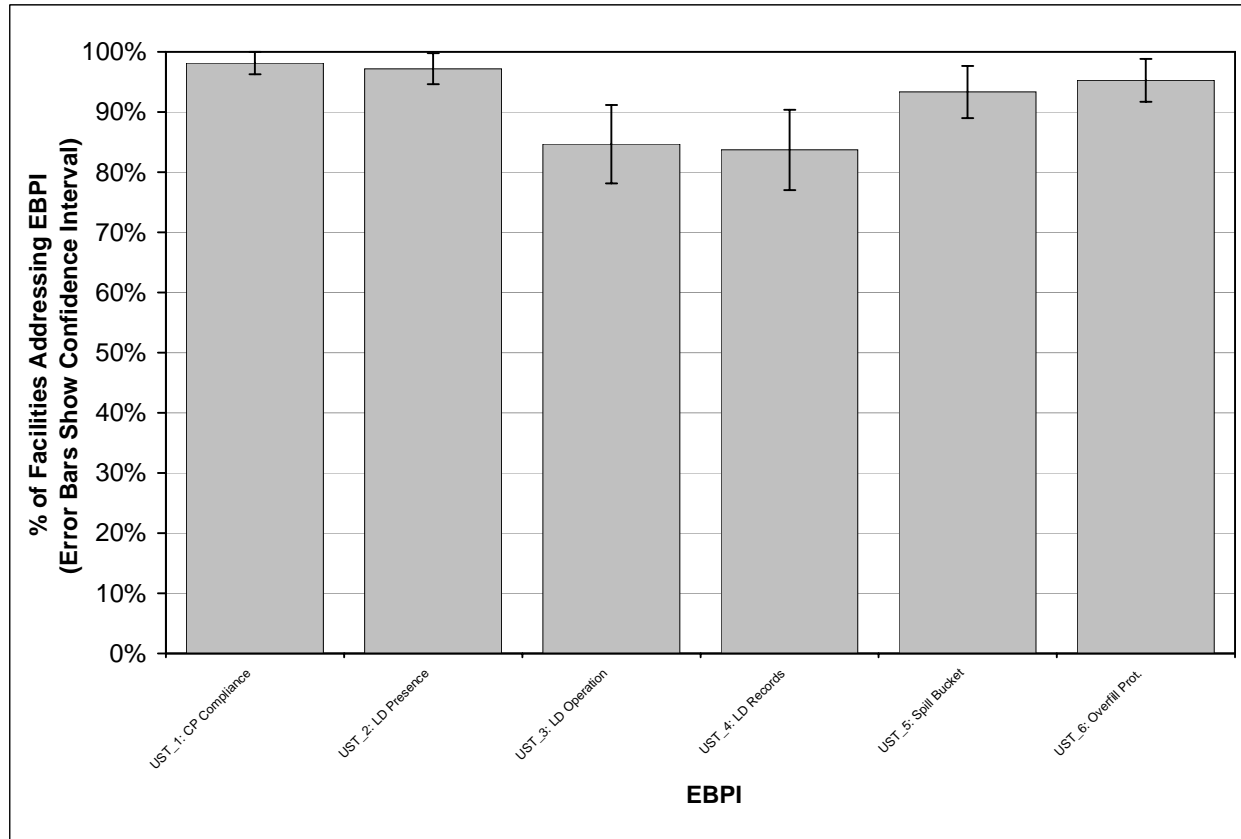
Single Round of Random Inspections

Start of Collection: #REF!

Eligible Facilities: 100

End of Collection: #REF!

Confidence Level: 95%



Software generating this presentation created by The Cadmus Group, Inc.

Statistical calculations based upon: "Vermont Department of Environmental Conservation (DEC) Pilot Environmental Results Program (ERP) for Retail Gas Stations: Sampling Options and Analytical Approaches." DRAFT. August 5, 2005. Krop, Richard and Michael Crow. The Cadmus Group, Inc. (http://www.epa.gov/perfmist/erp/roadmap/resources/vt_retailgas_statmeth_8-5-2005_draft.pdf)

Vermont DEC UST Compliance Certification Program Results - Round 1

Estimated Percentage of Facilities Addressing Each EBPI By EBPI Type

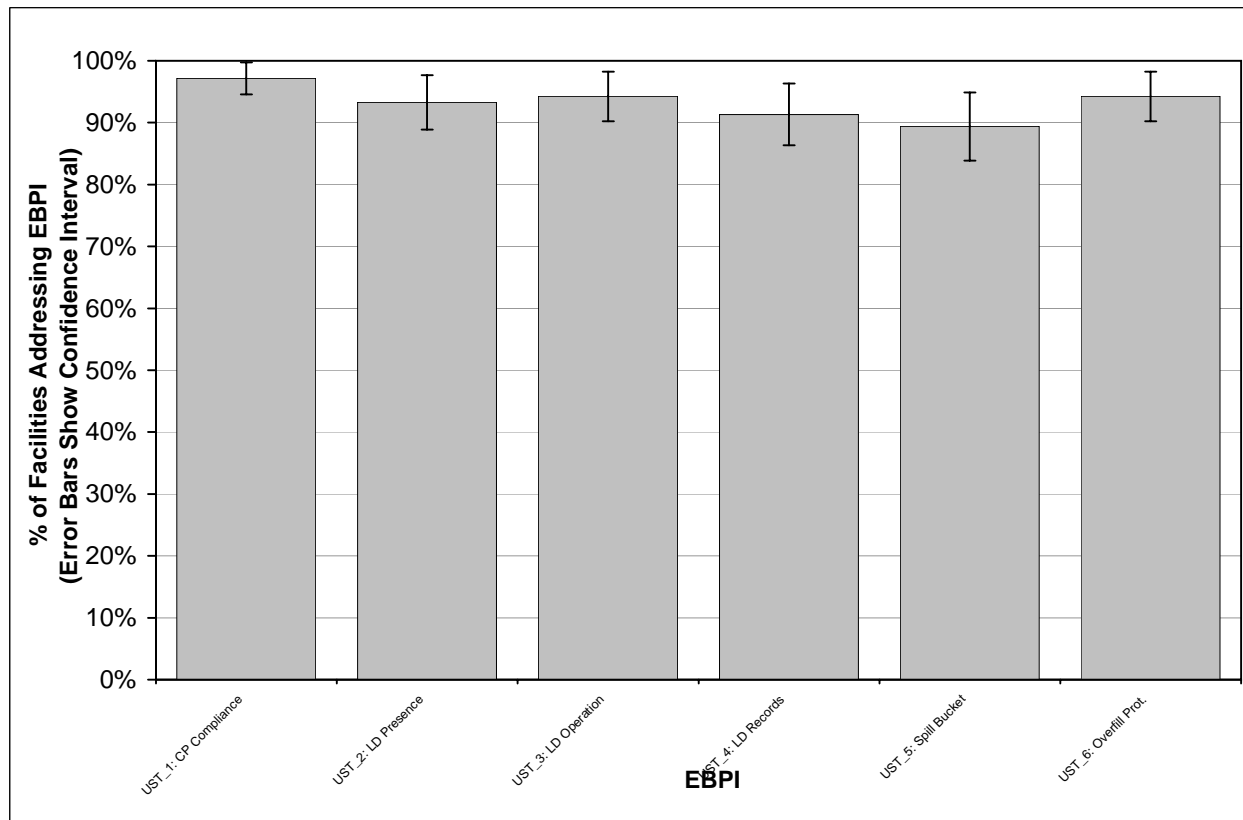
Single Round of Random Inspections

Start of Collection: #REF!

Eligible Facilities: 96

End of Collection: #REF!

Confidence Level: 95%



Software generating this presentation created by The Cadmus Group, Inc.

Statistical calculations based upon: "Vermont Department of Environmental Conservation (DEC) Pilot Environmental Results Program (ERP) for Retail Gas Stations: Sampling Options and Analytical Approaches." DRAFT. August 5, 2005. Krop, Richard and Michael Crow. The Cadmus Group, Inc. (http://www.epa.gov/permist/erp/roadmap/resources/vt_retailgas_statmeth_8-5-2005_draft.pdf)

Vermont DEC UST Compliance Certification Program Results

Estimated Proportion of Facilities Properly Addressing Each EBPI

Single Round of Random Inspections

Start of Collection: 8/25/2005 Eligible Facilities: 96
 End of Collection: 12/2/2005 Confidence Level: 95%

EBPI Number	EBPI Description	Percentage of Facilities			Counts		
		Lower Bound	Point Estimate	Upper Bound	Positive Responses	Valid Responses	Eligible Responses
UST_1	Required corrosion protection for all tanks and pipes is properly operated and maintained	91.3%	95.0%	98.8%	92	95	95
UST_2	Appropriate leak detection is present for all tanks and piping	89.9%	94.1%	98.2%	92	96	96
UST_3	All leak detection systems are operating properly	56.7%	65.7%	74.6%	63	95	95
UST_4	All required leak detection records are maintained and available	48.4%	57.9%	67.4%	53	91	94
UST_5	Appropriate spill prevention device is present and functional at every tank that requires it	48.4%	57.9%	67.4%	53	91	96
UST_6	Appropriate overfill protection is present and operating for every tank at the facility that requires it	68.7%	77.0%	85.2%	68	87	96
AIR_1	Stage I vapor recovery equipment is present, if required	93.2%	96.6%	100.0%	53	53	53
AIR_2	Tight fill caps for Stage I vapor recovery	79.4%	87.9%	96.3%	41	45	53
AIR_3	Vapor adapters (a.k.a., poppet valves or drybreaks) close tight	72.8%	83.9%	95.1%	29	33	35
AIR_4	Proper and intact P/V valves installed on all gasoline UST vents	93.2%	96.6%	100.0%	53	53	53
AIR_5	Stage II vapor recovery is present, if required	90.8%	95.4%	100.0%	38	38	40
AIR_6	All required fill adapters/locking clamps are present and tight	25.8%	44.4%	63.0%	10	23	23
AIR_7	Stage II dispensing instructions are conspicuously displayed	43.8%	59.0%	74.2%	21	35	38
AIR_8	Weekly Stage II system visual inspections for the last 52 weeks	25.0%	40.0%	54.9%	14	36	38
AIR_9	Annual maintenance or pressure decay test by the deadline (on or before May 15)	67.5%	80.1%	92.8%	26	31	38
AIR_10	Stage II system tested in the last five years.	88.6%	94.3%	100.0%	30	30	38
UIC_1	Oil/water separator in floor drain	73.3%	85.4%	97.5%	21	23	30
UIC_2	Floor drain avoids discharging on site or to the environment	37.2%	55.2%	73.2%	14	25	30
UIC_3	Floor drain meets registration requirements	3.7%	33.0%	62.4%	1	5	11
RCRA_1	Correct determination for hazardous fuel-contaminated wastes	83.1%	89.8%	96.5%	59	64	93
RCRA_2	Proper storage for fuel-contaminated waste	46.9%	58.8%	70.6%	35	59	93
RCRA_3	Disposal of all fuel-contaminated waste to authorized facilities	53.6%	65.6%	77.5%	36	54	93
SPILL_1	No evidence of spills or releases	34.7%	45.1%	55.5%	35	78	96

Software generating this presentation created by The Cadmus Group, Inc.

Statistical calculations based upon: "Vermont Department of Environmental Conservation (DEC) Pilot Environmental Results Program (ERP) for Retail Gas Stations: Sampling Options and Analytical Approaches." DRAFT. August 5, 2005. Krop, Richard and Michael Crow. The Cadmus Group, Inc. (http://www.epa.gov/perfmist/erp/roadmap/resources/vt_retailgas_statmeth_8-5-2005_draft.pdf)

Vermont DEC UST Compliance Certification Program Results

Estimated Percentage of Facilities Addressing Each EBPI By EBPI Type

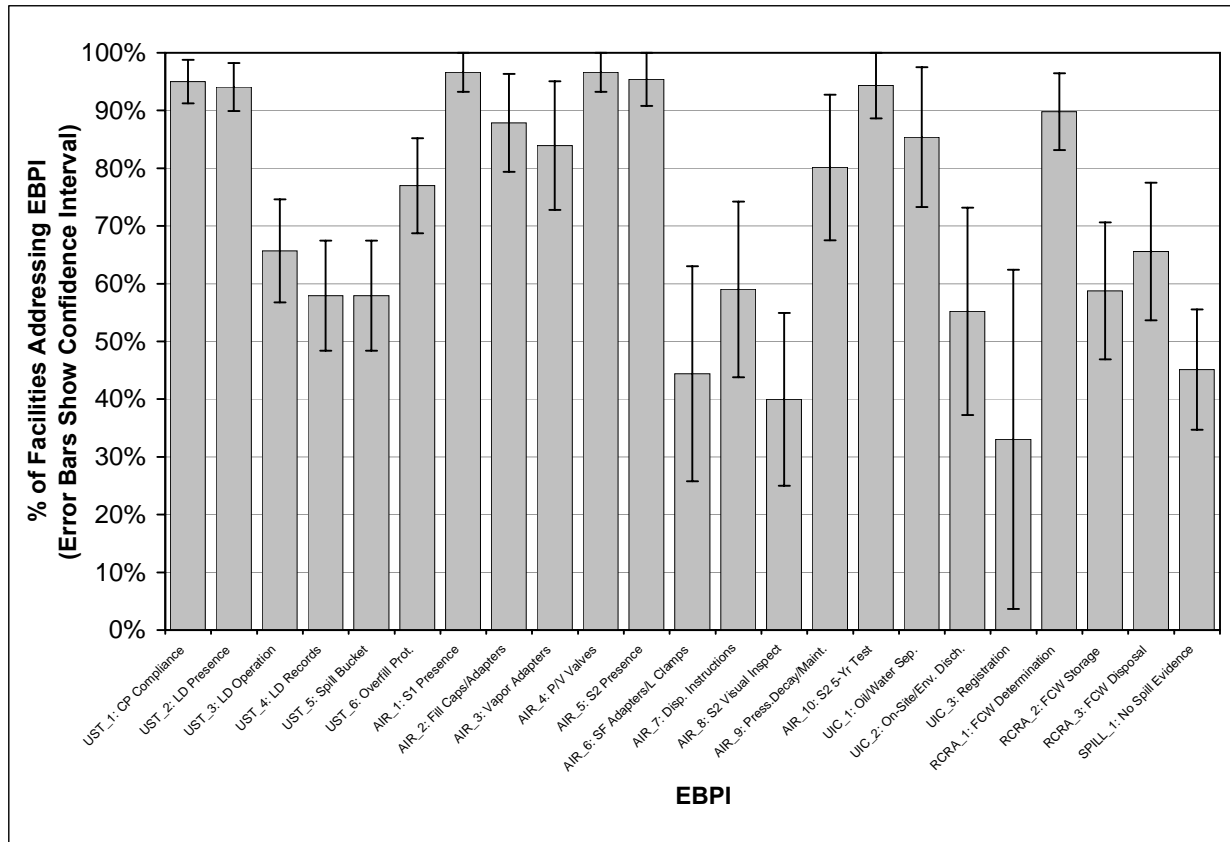
Single Round of Random Inspections

Start of Collection: 8/25/2005

Eligible Facilities: 96

End of Collection: 12/2/2005

Confidence Level: 95%



Software generating this presentation created by The Cadmus Group, Inc.

Statistical calculations based upon: "Vermont Department of Environmental Conservation (DEC) Pilot Environmental Results Program (ERP) for Retail Gas Stations: Sampling Options and Analytical Approaches." DRAFT. August 5, 2005. Krop, Richard and Michael Crow. The Cadmus Group, Inc. (http://www.epa.gov/perfmist/erp/roadmap/resources/vt_retailgas_statmeth_8-5-2005_draft.pdf)

Vermont DEC UST Compliance Certification Program Results

Estimated Average Facility EBPI Score*

Single Round of Random Inspections

Start of Collection: 8/25/2005

End of Collection: 12/2/2005

Summary Facility Statistics	
Number of Facilities in Sample	96
Average Facility EBPI Score, Lower Bound	70.4%
Average Facility EBPI Score, Point Estimate	73.7%
Average Facility EBPI Score, Upper Bound	77.1%

Used For Calculations	
Confidence Level	95%
Value of Standard Normal, $Z_{(1-\alpha/2)}$	1.96
$t_{(\alpha/2, n-1)}$ distribution	1.99
Standard Deviation	17%
Half Width of CI	3.4%

* The Facility EBPI Score is the percentage of applicable indicators that the facility is achieving successfully. For instance, if 10 out of 20 possible indicators are relevant to the facility, and the facility receives a favorable evaluation on six of those 10, the Facility EBPI Score for the facility is 60%.

Software generating this presentation created by The Cadmus Group, Inc.

Statistical calculations based upon: "Vermont Department of Environmental Conservation (DEC) Pilot Environmental Results Program (ERP) for Retail Gas Stations: Sampling Options and Analytical Approaches." DRAFT. August 5, 2005. Krop, Richard and Michael Crow. The Cadmus Group, Inc.
(http://www.epa.gov/perfmist/erp/roadmap/resources/vt_retailgas_statmeth_8-5-2005_draft.pdf)

Vermont DEC UST Compliance Certification Program Results

Count of Sampled Facilities, by Facility EBPI Score Decile

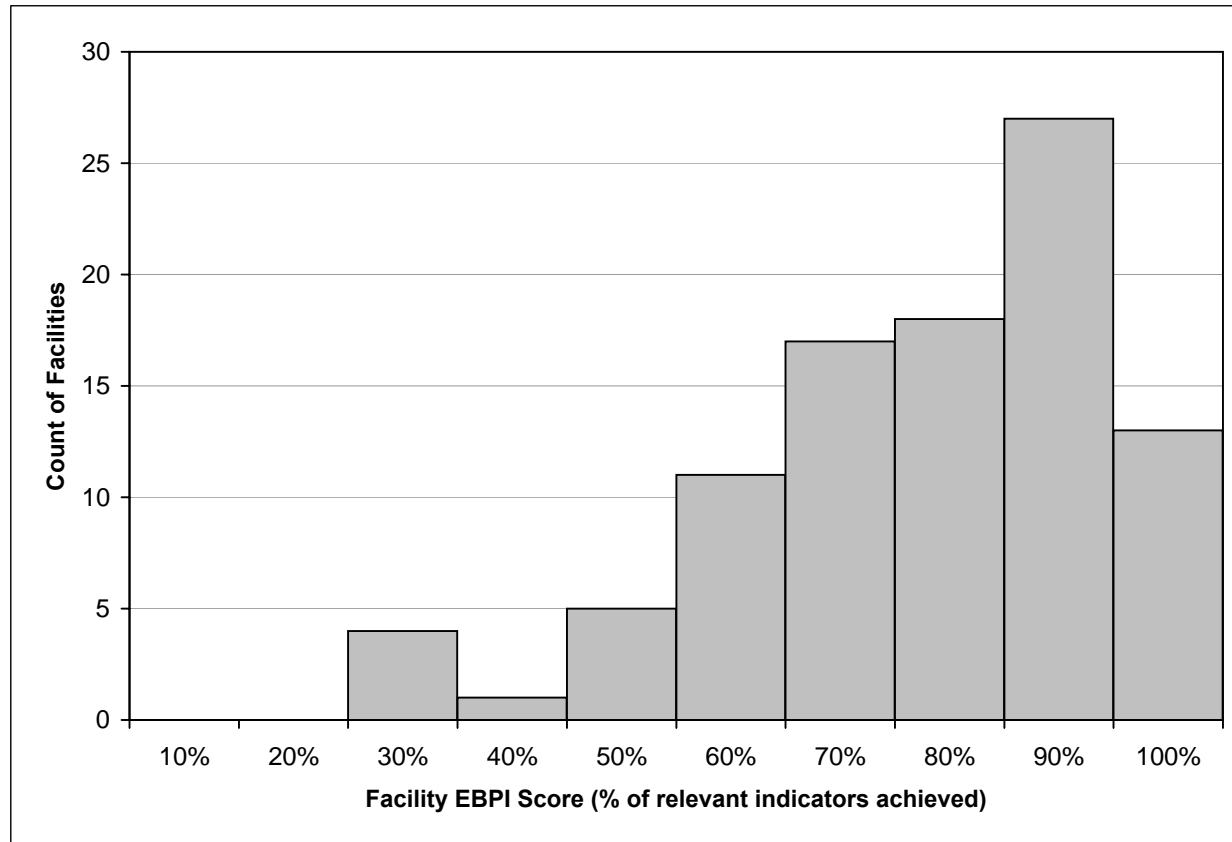
Single Round of Random Inspections

Start of Collection: 8/25/2005

Eligible Facilities: 96

End of Collection: 12/2/2005

Confidence Level: 95%



Software generating this presentation created by The Cadmus Group, Inc.

Statistical calculations based upon: "Vermont Department of Environmental Conservation (DEC) Pilot Environmental Results Program (ERP) for Retail Gas Stations: Sampling Options and Analytical Approaches." DRAFT. August 5, 2005. Krop, Richard and Michael Crow. The Cadmus Group, Inc. (http://www.epa.gov/perfmist/erp/roadmap/resources/vt_retailgas_statmeth_8-5-2005_draft.pdf)

Vermont DEC UST Compliance Certification Program Results

Percentage of Sampled Facilities, by Facility EBPI Score* Decile

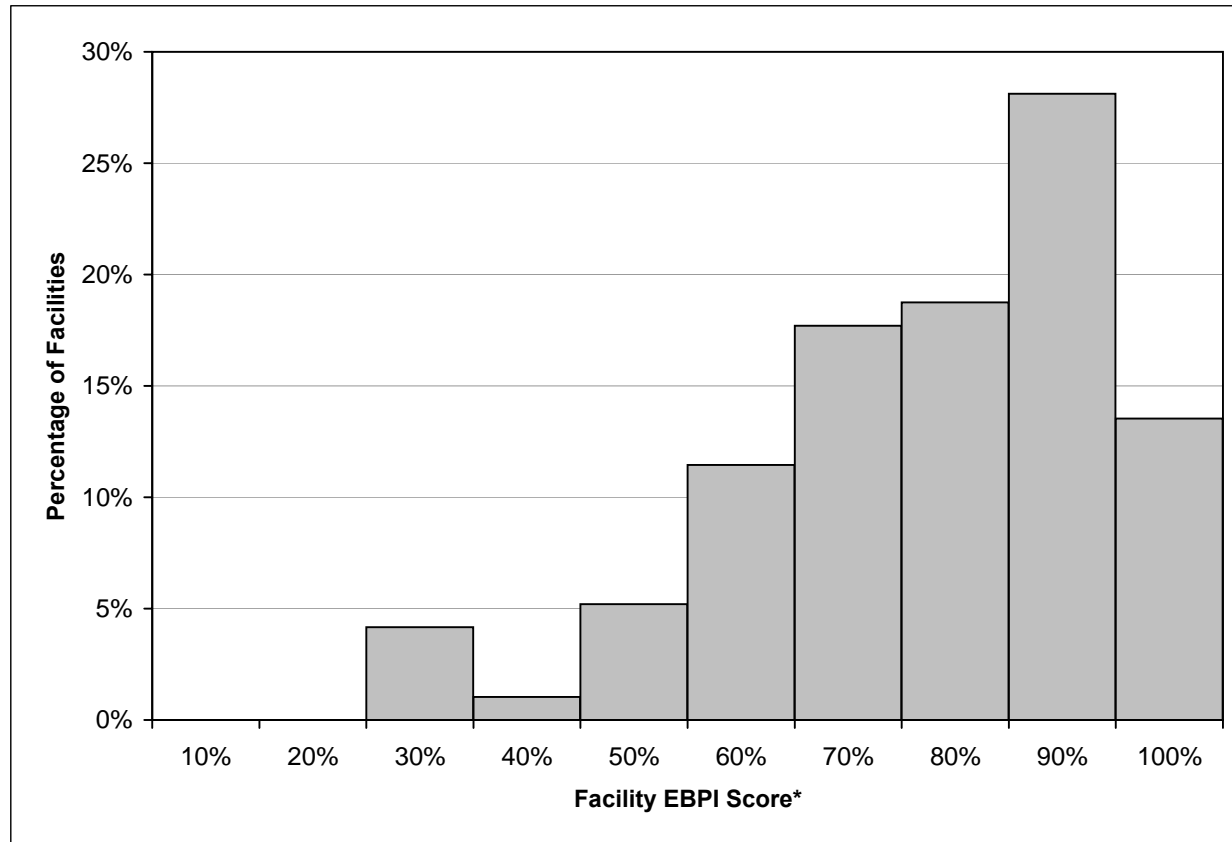
Single Round of Random Inspections

Start of Collection: 8/25/2005

Eligible Facilities: 96

End of Collection: 12/2/2005

Confidence Level: 95%



* The Facility EBPI Score is the percentage of applicable indicators that the facility is achieving successfully. For instance, if 10 out of 20 possible indicators are relevant to the facility, and the facility receives a favorable evaluation on six of those 10, the Facility EBPI Score for the facility is 60%.

Software generating this presentation created by The Cadmus Group, Inc.

Statistical calculations based upon: "Vermont Department of Environmental Conservation (DEC) Pilot Environmental Results Program (ERP) for Retail Gas Stations: Sampling Options and Analytical Approaches." DRAFT. August 5, 2005. Krop, Richard and Michael Crow. The Cadmus Group, Inc. (http://www.epa.gov/perfmist/erp/roadmap/resources/vt_retailgas_statmeth_8-5-2005_draft.pdf)