

Corrective Action GPRA Goals by Facility Report

Purpose:

This report lists all facilities included in the selected baseline (2005, 2008, or 2020). This report also indicates whether each facility scored as high, medium, or low priority (NCAPS ranking) and each facility's status with regard to four cleanup milestones: Remedy Decision (CA400), Remedy Construction (CA550), the Human Exposures Environmental Indicator (CA725), and the Groundwater Environmental Indicator (CA750). Some of the facilities that have not yet met these milestones have made substantial cleanup progress, often through interim measures.

Limitations:

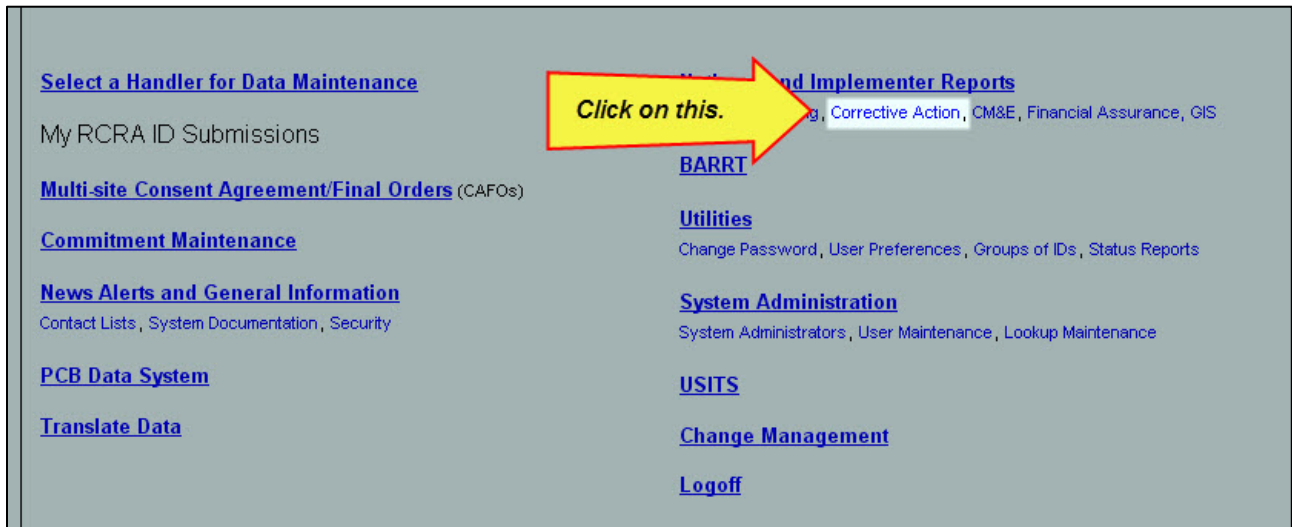
The 2020 baseline includes all facilities expected to need cleanup under the RCRA Corrective Action Program, whereas the 2005 and 2008 baselines include higher-priority subsets of that list that the program focused on from 1999-2005 and from 2006-2008, respectively. The company names found on this list are the current facility owners, and the current owners did not cause the contamination in all cases. There may be cases where former owners have entered an agreement to be responsible for cleanup. Unfortunately, the database is unable to track and identify these instances.

Where Can I Find It:

The report can be found in RCRAInfo under the RCRAInfo National and Implementer Reports link.

Running the Report:

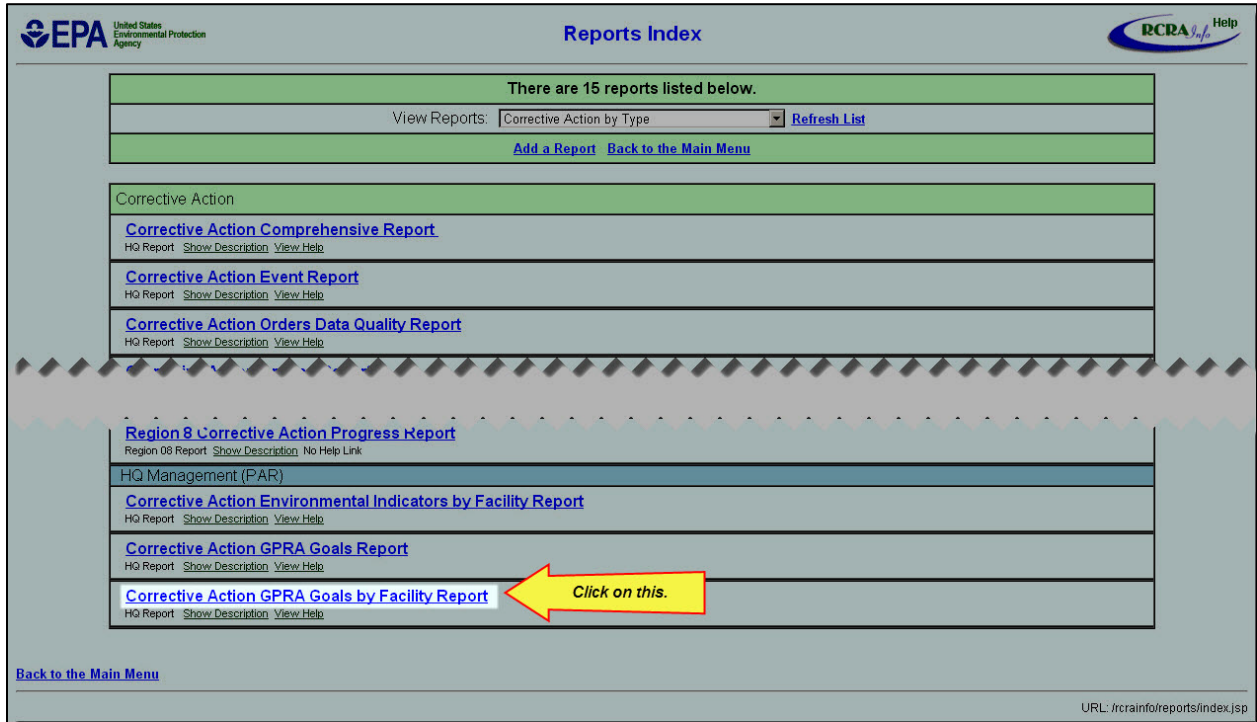
1. Log into RCRAInfo. On the Main Menu, select Corrective Action under the National and Implementer Reports link or you can click on the National and Implementer Reports link and then click on the Corrective Action link.



The screenshot shows the RCRAInfo main menu with various navigation links. A yellow arrow with the text "Click on this." points to the "National and Implementer Reports" link. The menu items are as follows:

- [Select a Handler for Data Maintenance](#)
- My RCRA ID Submissions
- [Multi-site Consent Agreement/Final Orders \(CAFOs\)](#)
- [Commitment Maintenance](#)
- [News Alerts and General Information](#)
Contact Lists, System Documentation, Security
- [PCB Data System](#)
- [Translate Data](#)
- [National and Implementer Reports](#)
Corrective Action, CM&E, Financial Assurance, GIS
- [BARRT](#)
- [Utilities](#)
Change Password, User Preferences, Groups of IDs, Status Reports
- [System Administration](#)
System Administrators, User Maintenance, Lookup Maintenance
- [USITS](#)
- [Change Management](#)
- [Logoff](#)

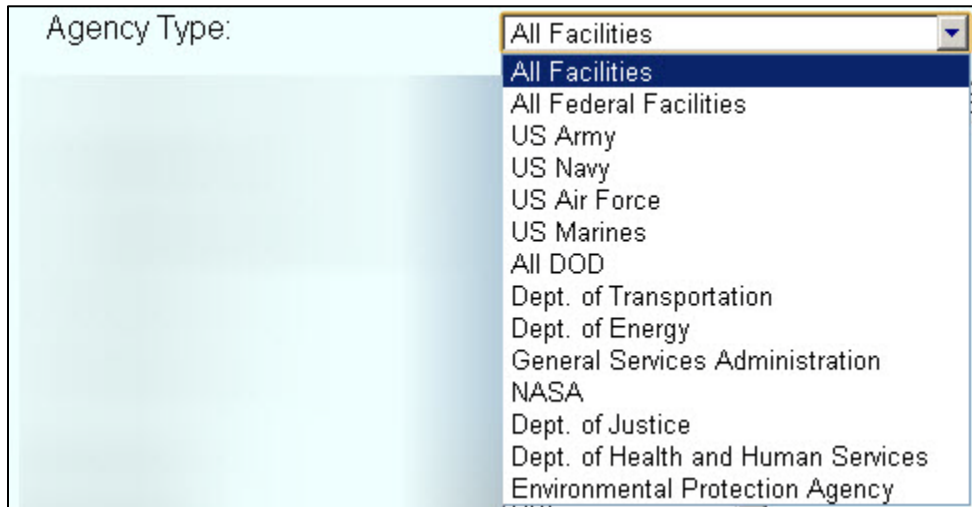
2. Scroll down until you see HQ Management (PAR) Section. Click on the Corrective Action GPRA Goals by Facility Report link.



3. You will be taken to Corrective Action GPRA Goals by Facility Report selection criteria screen. Make your selections. Click **Submit**.

Location: Choose from any State, U.S. Territory, National, or EPA Region

Agency Type: You can choose from various types.



Date Range: You indicate the date range of interest.

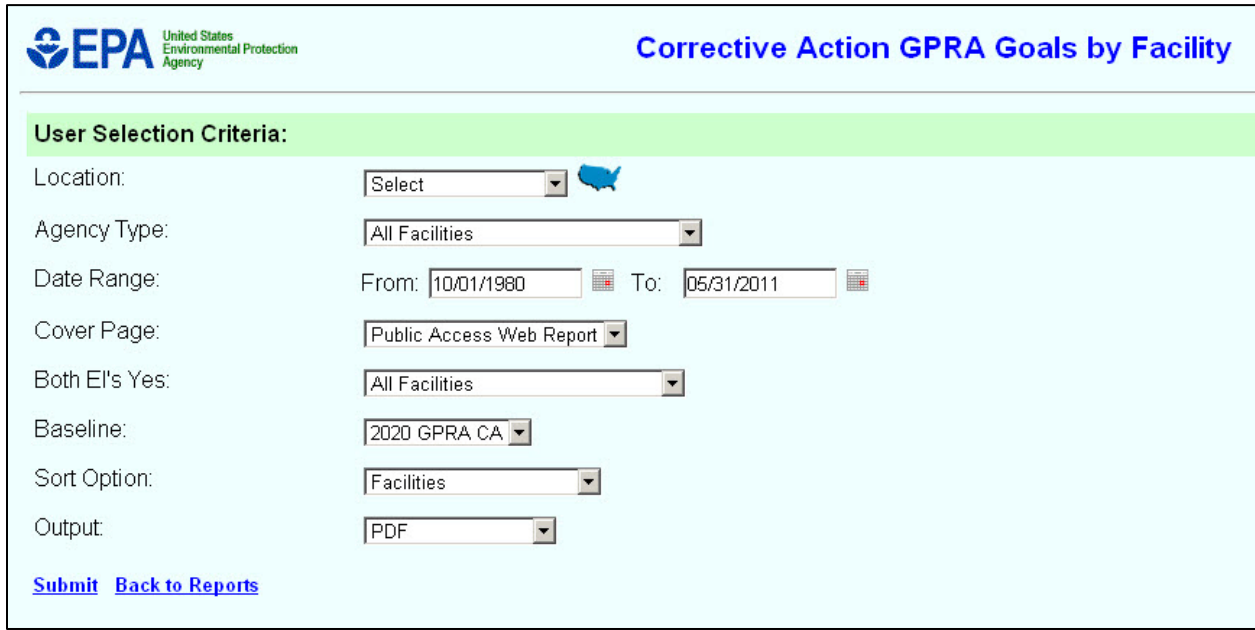
Cover Page: You can choose whether you want a standard EPA cover or a cover for Public Access. The Public Access cover page summarizes the counts per EI.

Both EIs Yes: Your choice is to show All Facilities or Facilities with Both EIs.

Baseline: If you choose GPRA under universe, you will be able to choose which CA baseline you are interested in. It defaults to GPRA CA 2020.

Sort Option: You can choose different Sort Options for how you want your results sorted.

Output: You can choose Delimited Text or PDF.



The screenshot shows the EPA website interface for 'Corrective Action GPRA Goals by Facility'. The EPA logo and 'United States Environmental Protection Agency' are in the top left. The title 'Corrective Action GPRA Goals by Facility' is in the top right. Below the title is a green header with the text 'User Selection Criteria:'. The form contains the following fields:

- Location: Select (with a US map icon)
- Agency Type: All Facilities
- Date Range: From: 10/01/1980 To: 05/31/2011
- Cover Page: Public Access Web Report
- Both EI's Yes: All Facilities
- Baseline: 2020 GPRA CA
- Sort Option: Facilities
- Output: PDF

At the bottom of the form are two links: [Submit](#) and [Back to Reports](#).

4. A report will be generated based on your criteria selection.

How to Read the Report:

1. Public Access Web Report:

- a. Cover page: The cover page summarizes the report description and provides a count for facilities meeting your criteria. It does not show your search criteria.

Corrective Action GPRA Goals by Facility (2020 Baseline)		
<p>This report lists all facilities included in the selected baseline (2005, 2008, or 2020). This report also indicates whether each facility scored as high, medium, or low priority (NCAPS ranking) and each facility's status with regard to four cleanup milestones: Remedy Decision (CA400), Remedy Construction (CA550), the Human Exposures Environmental Indicator (CA725), and the Groundwater Environmental Indicator (CA750). Some of the facilities that have not yet met these milestones have made substantial cleanup progress, often through interim measures. The 2020 baseline includes all facilities expected to need cleanup under the RCRA Corrective Action Program, whereas the 2005 and 2008 baselines include higher-priority subsets of that list that the program focused on from 1999-2005 and from 2006-2008, respectively. The company names found on this list are the current facility owners, and the current owners did not cause the contamination in all cases. There may be cases where former owners have entered an agreement to be responsible for cleanup. Unfortunately, the database is unable to track and identify these instances.</p>		
<p>Remedy Decision CA400 The absence of a CA400 event or an event that is not associated with an area defined as facility-wide is not included in counts.</p> <p>Remedy Construction Completion CA550 (Status Code) NR - No Remedy Constructed RC - Remedy Constructed blank - CA550 Event with no status code. Counts as under control. (The absence of a CA550 event or an event that is not associated with an area defined as facility-wide is not included in counts.)</p>	<p>Human Exposure Environmental Indicator CA725 (Status Code) YE - "Current Human Exposures Under Control" has been verified. NC - No Human Exposures Control is needed. NO - "Current Human Exposures" are NOT "Under Control." IN - More information is needed to make a determination. No Status - No status has been recorded for this facility.</p> <p>Groundwater Environmental Indicator CA750 (Status Code) YE - Yes, "Migration of Contaminated Groundwater Under Control" is verified. NR - No Release to Groundwater. NNO - Unacceptable migration of contaminated groundwater. IN - More Information is needed to make a determination. No Status - No status has been recorded for this facility.</p>	
Under Control for Both EIs	Under Control for Only CA725 (Human)	Under Control for Only CA750 (Groundwater)
17	1	6
Final Remedy Selected	Final Remedy Constructed	Total on Region 03 Baseline
13	15	588
<p>Report Generated: 05/31/2011 Date Range: 10/01/2010 - 09/30/2011 Sorted by facility name Region 03</p>		

- b. Report: The report shows detailed information for each facility meeting your search criteria.

Corrective Action GPRA Goals by Facility (2020 Baseline)

Report run on: May 31, 2011 - 2:19 PM

Page: 2

588 of 588 Facilities on the Region 03 RCRA 2020 GPRA Corrective Action Baseline

Facility Name	NCAPS	Remedy Decision	Date	Facility ID	Dept.	Construction Completion	Date	Address	HE Controlled	Date	GW Controlled	Date
A M P INC	NO	NO		PAD980550172		NO		1000 WISTER ST HARRISBURG, PA, 171042958	NO STATUS		NO STATUS	
ABB INC FORMER CE CAST	NO	NO		PAD045873197		NO		WALNUT ST EXT MUSE, PA, 15350	NO STATUS		NO STATUS	
ABB INC PRODUCT SUPPORT	NO	NO		PAD082957127		NO		231 THEOBOLD AVE GREENSBURG, PA, 15601	NO STATUS		NO STATUS	
ACCELLENT INC	NO	NO		PAD002344463		NO		200 W SEVENTH AVE TRAPPE, PA, 19426	NO STATUS		NO STATUS	
ACTION MANUFACTURING CO INC	NO	NO		PAD096844311		NO		500 BAILEYS CROSSROADS RD ATGLEN, PA, 19310	NO STATUS		NO STATUS	
ADAMSON DEV CORP OF AMERICA	NO	NO		VAD982573164		NO		RT 49 S OF BUFFALO JUNCTION BUFFALO JUNCTION, VA, 24529	NO STATUS		NO STATUS	

2. EPA Standard:

- a. Cover page: The cover page summarizes your search criteria, provides report description and show the total number of GPRA facilities in the universe your picked. It does not show the individual counts based on your criteria.

Corrective Action GPRA Goals by Facility (2020 Baseline)

Report run on: May 31, 2011 - 2:19 PM Version: 5.0

User Selection Criteria

Location: Region 3 Type of facility: All Facilities Date Range: Between 10/01/2010 and 09/30/2011 Baseline: GPRA CA 2020	Show EI's: Show all facilities Sort Order: Facility name
---------------------------------------------------------------------------------------------------------------------------------------------------------------	---------------------------------------------------------------------------

Results

Data meeting the criteria you selected follows.
 Total Pages: 44 Total Handlers: 588

Report Description

This report lists facilities from the user-selected GPRA Corrective Action Baseline based on the User Selection Criteria noted above.

Environmental Status Codes

Remedy Decision CA400 The absence of a CA400 event or an event that is not associated with an area defined as facility-wide is not included in counts.	Human Exposure Environmental Indicator CA725 (Status Code) YE - "Current Human Exposures Under Control" has been verified. NC - No Human Exposures Control is needed. NO - "Current Human Exposures" are NOT "Under Control." IN - More information is needed to make a determination. No Status - No status has been recorded for this facility.
Remedy Construction Completion CA550 (Status Code) NR - No Remedy Constructed RC - Remedy Constructed blank - CA550 Event with no status code. Counts as under control. (The absence of a CA550 event or an event that is not associated with an area defined as facility-wide is not included in counts.)	Groundwater Environmental Indicator CA750 (Status Code) YE - Yes, "Migration of Contaminated Groundwater Under Control" is verified. NR - No Release to Groundwater. NO - Unacceptable migration of contaminated groundwater. IN - More Information is needed to make a determination. No Status - No status has been recorded for this facility.

Report Information

Name: capars_facility_goals.rdf	Contact: rcrainfo.help@epa.gov	
Developed by: EPA Headquarters, Office of Resource Conservation and Recovery	Tables Used: hbasic, hreport_univ5, gpra_ca_2020, aarea4, aevent4, aln_area_event4, lu_state	
Deployed: December 2005	Libraries: none	
Last Updated: July 2009		

- b. Report: The report shows detailed information for each facility meeting your search criteria.

Corrective Action GPRA Goals by Facility (2020 Baseline)

Report run on: May 31, 2011 - 2:19 PM Page: 2

588 of 588 Facilities on the Region 03 RCRA 2020 GPRA Corrective Action Baseline

Facility Name	Facility ID	Dept.	Address
A M P INC	PAD980550172		1000 WISTER ST HARRISBURG, PA, 171042958
NO STATUS		NO	NO STATUS
NO STATUS			NO STATUS
ABB INC FORMER CE CAST	PAD045873197		WALNUT ST EXT MUSE, PA, 15350
NO STATUS		NO	NO STATUS
NO STATUS			NO STATUS
ABB INC PRODUCT SUPPORT	PAD082957127		231 THEOBOLD AVE GREENSBURG, PA, 15601
NO STATUS		NO	NO STATUS
NO STATUS			NO STATUS
ACCELLENT INC	PAD002344463		200 W SEVENTH AVE TRAPPE, PA, 19426
NO STATUS		NO	NO STATUS
NO STATUS			NO STATUS
ACTION MANUFACTURING CO INC	PAD096844311		500 BAILEYS CROSSROADS RD ATGLEN, PA, 19310
NO STATUS		NO	NO STATUS
NO STATUS			NO STATUS
ADAMSON DEV CORP OF AMERICA	VAD982573164		RT 49 S OF BUFFALO JUNCTION BUFFALO JUNCTION, VA, 24529
NO STATUS			NO STATUS
NO STATUS			NO STATUS