

Kennecott Eagle Minerals

Victoria Peacey
HSE Manager
504 Spruce Street
Ishpeming, Michigan 49849
(906) 486-1257

March 19, 2010

Ms. Rebecca Harvey, Director
Region 5, UIC Branch
United States Environmental Protection Agency
77 West Jackson Boulevard
Chicago, Illinois 60604-3507

Re: **Response to Request for Additional Information, Kennecott Eagle Minerals Company, Mine Re-flooding Inventory**

Dear Ms. Harvey:

During follow-up discussions regarding our December 4, 2009 inventory submittal for the rapid re-flooding, you requested some additional information on construction details for the re-flooding wells. Since the activity of rapid re-flooding won't actually occur for another 10-15 years, firm engineering details are simply not available.

Kennecott Eagle Minerals Company (KEMC) best estimate of the requested construction details for the mine re-flooding wells are as follows:


- It is likely that two wells would be constructed; one well for pumping water into the upper mine workings and a second well for pumping water into the lower mine workings below elevation 335 meters amsl.
- Both wells will be steel cased and either cement or grout sealed around the well casing. The steel casing and cement/grout seal will be present from surface, through the entire length of the glacial alluvial aquifer and keyed into the upper portions of the upper bedrock.
- Both wells will not require a well screen or filter pack (i.e. sand or gravel) around the screen since the point of discharge will be in an open hole (mine level void).
- Both wells will contain air vents, control valves and meters.

Ms. Rebecca Harvey
United States Environmental Protection Agency
March 19, 2010
Page 2

Some typical and very preliminary construction details are available in the attached Figures 1 and 2. Please note that the information contained within this letter should be considered provisional and subject to change over the next 10-15 years or until such time as the details of this reclamation activity become finalized in light of future conditions. It would be more beneficial to provide well construction details to EPA for the re-flooding stage of the mine closer to the end of mine life when there will be a wealth of information available allowing for detailed construction details to be better understood.

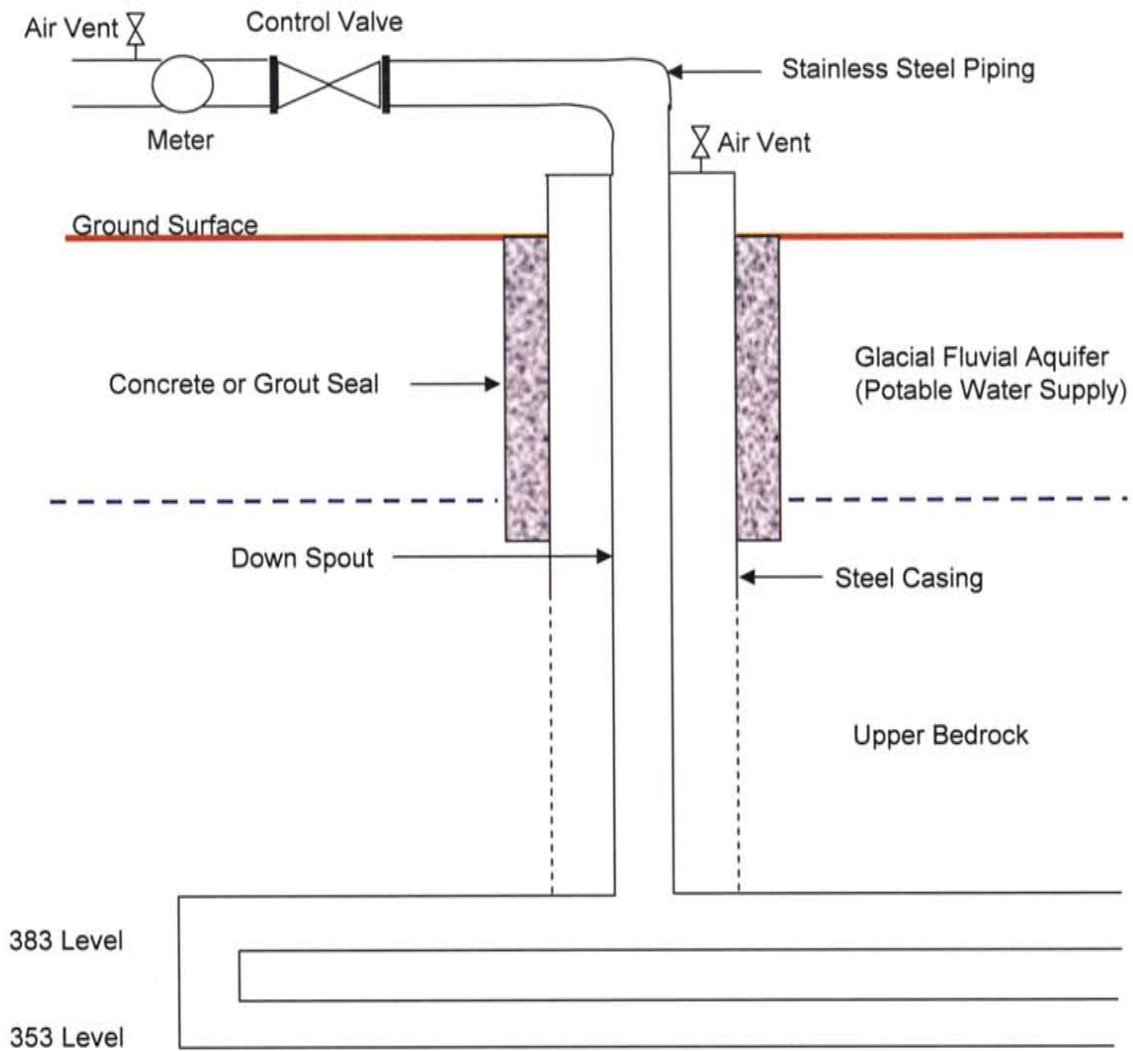
If you should have any further questions, or require additional information, please contact me directly at 906-486-1257.

Sincerely,



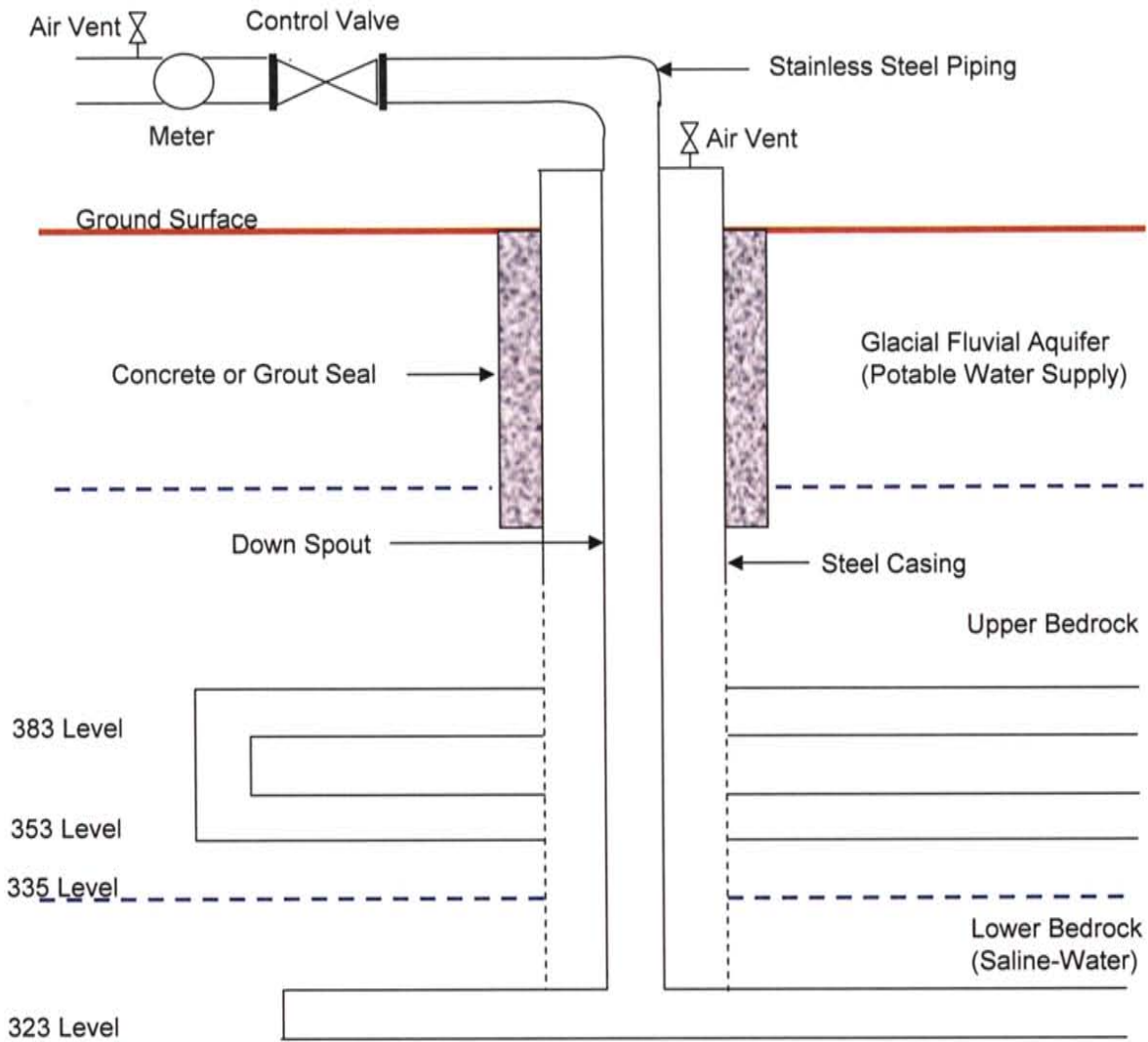
Victoria Peacey
HSE Manager

Figure 1. Typical Well for Pumping Water into the Upper Mine Workings



NOTE: Not to scale

Figure 2. Typical Well for Pumping Water into the Lower Mine Workings Below Elevation 335



NOTE: Not to scale