

US EPA ARCHIVE DOCUMENT

Flint Residents:

Active Steps to Keeping Your Family Safe



Updated February 9, 2016

Until further notice:

The Environmental Protection Agency (EPA) and the Centers for Disease Control and Prevention (CDC) agree that there is no known safe blood lead level in children. Lead is harmful to health, especially for children. Until sufficient information is gained to determine when the water is safe to drink, EPA and CDC recommend that people only consume bottled or filtered water.


Important Steps in Protecting Your Health


- Use only bottled water for water, food and formula given to babies under 1 year old
- Bottled water is the safest choice for pregnant or breastfeeding women and kids under 6 years of age



Filtered water is a safe option only if your filter is certified to remove lead and you follow all the instructions on how to use it/when to replace it.

Bottled water, filters and test kits are available for free at the locations listed on the back of this sheet. The filters that have been provided to residents by local agencies meet certification to remove lead.

-  **DO NOT** drink unfiltered water. It's not safe!
- DO NOT** cook or brush teeth with unfiltered water
- DO NOT** allow babies and children to drink bathwater

-  **DO USE** an NSF-certified water filter rated to remove lead
- DO RUN** cold water throughout the house for 2 minutes every morning to flush pipes
- EVERYONE CAN** wash hands, bathe, or shower with unfiltered water

see backside of this sheet for important resources and facts on lead 

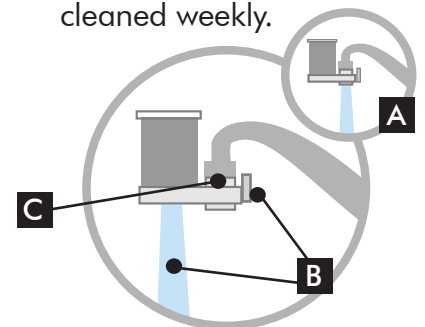
Clean Faucets Weekly

- 1 Unscrew the end-piece of your faucet where the water comes out. This is the aerator. (Make note of how the pieces come off, to put back together.)
- 2 Remove the screen and rinse out any dirt that has collected.
- 3 Screw it back on.
- 4 Put your filter back on if you removed it.

Your Water Filter

**see manual to install*

- A** You can run unfiltered and filtered water with the filter attached.
- B** For filtered water, switch lever so water will flow under the new cartridge.
- C** Your water filter also has a screen that should be cleaned weekly.




Facts on Lead in Drinking Water

Lead can also enter drinking water when service pipes that contain lead corrode. Water utilities use corrosion control strategies (like adding orthophosphates) to provide a protective coating in pipes to help prevent corrosion.

Due to Flint's recent return to using water from the Great Lakes Water Authority, the protective coating within service lines is being built up to appropriate levels. EPA is currently collecting samples to determine the effectiveness of the corrosion control measures being taken.

Facts on Lining Pipes with Orthophosphates

- Some water treatment systems add it in small amounts to the public water supply.
- It bonds to lead in pipes and acts as a barrier, preventing further corrosion throughout the system.



Important Resources for Flint Residents

To get your water tested for free

Email flintwater@cityofflint.com or call the Flint Water Plant: 810-787-6537

Questions about safe water

- ▶ Email flintwater@epa.gov
- ▶ visit www.epa.gov/Flint
- ▶ or call EPA's hotline: 810-434-5122

Health Questions

(including blood tests or skin rashes)

Contact your primary care provider, or
Call: 2-1-1

Appearance or odor of your water

Call Flint Water Plant: 810-787-6537

Free Bottled Water, Filters, and Home Water Testing Kits

Every day from 9am - 9pm

Fire Station #1
310 East 5th St. in Flint, MI

Fire Station #3
1525 Martin Luther King Ave. in Flint, MI

Fire Station #5
3402 Western Rd. in Flint, MI

Fire Station #6
716 West Pierson Rd. in Flint, MI

Fire Station #8
202 East Atherton Rd. in Flint, MI

Free Filters

Every day from 9am - 4pm

Michigan Department of Health & Human Services
125 E. Union St. in Flint, MI

Michigan Department of Health and Human Services
4809 Clio Road in Flint, MI

Genesee County Community Action Resource Department
2727 Lippincott in Flint, MI

Genesee County Community Action Resource Department
601 N. Saginaw in Flint, MI

Flint City Hall
101 Saginaw St #310 in Flint, MI