

**IN THE UNITED STATES DISTRICT COURT FOR
DISTRICT OF KANSAS**

Kansas City Division

UNITED STATES OF AMERICA)	
)	
Plaintiff,)	
)	Civil Action No. _____
v.)	
)	
MAGELLAN PIPELINE COMPANY, L.P.)	
)	
Defendant)	
)	

CONSENT DECREE

A. WHEREAS, Plaintiff the United States of America, on behalf of the United States Environmental Protection Agency (EPA), has filed a Complaint in this action concurrently with this Consent Decree, alleging that Defendant Magellan Pipeline Company, L.P. (“Magellan”) is liable under Sections 311 and 309 of the Clean Water Act (“CWA”) for eleven discharges of oil from a pipeline owned and operated by Magellan that occurred between May of 1999 and January of 2006.

B. WHEREAS, the United States further alleges in the Complaint that Defendant is liable for violations of Section 311(j) of the CWA, 33 U.S.C. § 1321(j) with respect to Defendant’s failure to prepare and implement Spill Prevention, Control and Countermeasure (“SPCC”) Plans at its Coralville, Iowa terminal facility, and at its Roca, Nebraska terminal facility as required by 40 C.F.R. §§ 112 et. seq.

C. WHEREAS, Defendant does not admit any liability to the United States arising out of the facts alleged in the Complaint.

D. WHEREAS, the Parties recognize, and the Court by entering this Consent Decree finds, that this Consent Decree has been negotiated by the Parties in good faith and will avoid litigation between the Parties, and that this Consent Decree is fair, reasonable, and in the public interest.

NOW, THEREFORE, before taking testimony and without the adjudication or admission of any issue of fact or law except as provided in Section I, below, and with the consent of the Parties, IT IS HEREBY ADJUDGED, ORDERED, AND DECREED as follows:

I. JURISDICTION AND VENUE

1. This Court has jurisdiction over the subject matter of the United States' claims in this action pursuant to 28 U.S.C. §§ 1331, 1345, and 1355, and Sections 309(b), 311 (b)(7)(E) and 311(n) of the CWA, 33 U.S.C. §§ 1319(b), 1321(b)(7)(E) and 1321(n). The Court has personal jurisdiction over the Parties to this Consent Decree. Venue lies in this District pursuant to 28 U.S.C. §§ 1391 (b) and (c), and 1395(a), because some of the discharges alleged in the Complaint occurred in, and Magellan conducts business in, this judicial district. For purposes of this Decree, or any action to enforce this Decree, Defendant consents to the Court's jurisdiction and to venue in this judicial district.

2. Notice of the commencement of this action has been given to the States of Arkansas, Illinois, Iowa, Kansas, Minnesota, Missouri and Nebraska, as required by Section 309(b) of the CWA, 33 U.S.C. § 1319(b).

II. APPLICABILITY

3. The obligations of this Consent Decree apply to and are binding upon the United States, and upon Defendant, and any successors or assigns.

4. No transfer of ownership or operation of the Pipeline or any portion thereof, prior to the Termination Date, whether in compliance with the procedures of this Paragraph or

otherwise, shall relieve Defendant of its obligation to ensure that the terms of this Decree are implemented unless EPA agrees to the substitution of the new owner for the Defendant. Such agreement will not be unreasonably withheld. Any transfer of ownership or operation of any portion of the Pipeline to any other person must be conditioned upon the transferee's agreement to undertake the obligations required by Section V (Leak and Rupture Detection), Section VI (External Force and Right of Way Management), Section VII (EPA Approval of Deliverables or Compliance Methods) and Section VIII (Annual Reporting Requirements) of this Decree, as provided in a written agreement between the Defendant and the proposed transferee, enforceable by the United States as a third-party beneficiary of such agreement. At least thirty (30) Days prior to such transfer, Defendant shall provide a copy of this Consent Decree to the proposed transferee and shall simultaneously provide written notice of the prospective transfer, together with a copy of the proposed written agreement, to EPA Region 7 and to the United States Department of Justice, in accordance with Section XIV of this Decree (Notices). Any transfer of ownership or operation of the Pipeline without complying with this Paragraph constitutes a violation of this Decree.

5. Defendant shall provide a copy of this Consent Decree to all officers, employees, and agents whose duties might reasonably include compliance with any provision of this Decree. Defendant shall also provide to any contractor retained to perform work required under this Consent Decree with a copy of the provisions of the Consent Decree that are relevant to the work that contractor is performing. Defendant shall condition any contract to perform such work upon performance of the work in conformity with the terms of this Consent Decree.

6. In any action to enforce this Consent Decree, Defendant shall not raise as a defense the failure by any of its officers, directors, employees, agents, or contractors to take any actions necessary to comply with the provisions of this Consent Decree.

III. DEFINITIONS

7. Terms used in this Consent Decree that are defined or used in the CWA, or in regulations promulgated thereunder, shall have the meanings assigned to them in such statute or such regulations, unless otherwise provided in this Decree. Whenever the terms set forth below are used in this Consent Decree, the following definitions shall apply:

a. “Calendar Year” or “Year” shall mean the period of time consisting of 365 or 366 days beginning on January 1 and continuing to and including December 31.

b. “Complaint” shall mean the complaint filed by Plaintiff in this action, unless noted otherwise.

c. “Consent Decree” or “Decree” shall mean this Decree.

d. “Day” shall mean a calendar day unless expressly stated to be a working day. In computing any period of time under this Consent Decree, where the last day would fall on a Saturday, Sunday, or federal holiday, the period shall run until the close of business of the next working day.

e. “Deep Tilling” shall mean agricultural activity, including plowing and ripping, where the earth is disturbed greater than 18 inches in depth or greater than the known pipeline depth.

f. “Defendant” shall mean Magellan Pipeline Company, L.P.

g. “Listed Discharges” shall mean the discharges of oil from the Pipeline into the environment which are listed on Attachment A to this Consent Decree.

h. “Effective Date” shall mean the day that this Consent Decree is entered and signed by the Court.

i. “Excavation” shall mean the movement of earth, rock, soil, or other material by any means including blasting, boring, channeling, grading, clearing, tunneling, drilling, jack-hammering, digging, or backfilling below the existing grade by non-mechanical or mechanical equipment or by explosives. Excavation shall not include normal agricultural practices, including plowing, tilling, planting, and harvesting that are unlikely to reach the depths of the Pipeline.

j. “EPA” shall mean the United States Environmental Protection Agency and any of its successor departments or agencies.

k. “High Consequence Area” shall mean areas as defined by 49 C.F.R § 195.450.

l. “High Impact and Risk Area” or “HIRA” shall mean each geographic area in which the Pipeline is located that satisfies all of the following three criteria:

(1) an area that has been designated as a High Consequence Area (“HCA”) or, if not an HCA, an area that is listed on Attachment B which reflects additional areas in which there is a reasonable expectation that a Pipeline discharge could affect a water feature appearing on United States Geological Survey topographical maps 1:24,000 scale; and

(2) an area where Defendant’s existing information indicates that the Pipeline is buried at a depth less than thirty (30) inches; and

(3) an area where machinery is used to plant, weed, harvest or otherwise facilitate crop growth.

m. “One Call” shall mean any system used by a state through which contractors and other excavators may alert the State and utilities to a planned Excavation and determine whether the planned Excavation is in an area where there is a pipeline, electric, gas or other buried conduit or utility.

n. “Paragraph” shall mean a portion of this Decree identified by an Arabic numeral.

o. “Parties” shall mean the United States and Magellan.

p. “Pipeline” shall mean the assets used to transport oil or petroleum products, including all of its components and terminals as depicted on Attachment C., owned and operated by Magellan as of the Date of Lodging of this Consent Decree that are located in the states of Oklahoma, Arkansas, Kansas, Missouri, Illinois, Nebraska, Iowa, South Dakota, North Dakota, Minnesota, and Wisconsin. The “Pipeline” shall not include the Menard to Heyworth, Missouri segment, as depicted on Attachment D, if a potential buyer of this segment exercises its option to purchase this segment prior to the termination of this Consent Decree. The Pipeline also shall not include the Menard Terminal, which is located at an endpoint of the Menard to Heyworth segment and is not part of the purchase option for this segment, if it is sold prior to the termination of this Consent Decree.

q. “PHMSA” shall mean the Pipeline and Hazardous Materials Safety Administration, currently part of the United States Department of Transportation.

r. “Plaintiff” shall mean the United States.

s. “Pipeline Right of Way” or “ROW” shall mean the strip of land or water upon which the Pipeline is located and on which the Defendant has a legal right to bury, maintain and access the Pipeline.

t. “Section” shall mean a portion of this Decree identified by a Roman numeral.

u. “Termination Date” shall mean the date on which Defendant’s obligations under this Consent Decree terminate as provided by Section XVIII of this Consent Decree.

v. “United States” shall mean the United States of America, acting on behalf of EPA.

IV. PAYMENT OF CIVIL PENALTY

8. Within thirty (30) Days after the Effective Date of this Consent Decree, Defendant shall pay a civil penalty under Section 311(b) and (j) for the listed discharges and SPCC violations in the amount of \$5,300,000 to the United States as follows:

a. Within fifteen (15) business days after the Defendant has received notice that this Consent Decree has been lodged, the Defendant shall pay into an escrow account bearing interest on commercially reasonable terms, in a federally-chartered bank (the “United States Escrow Account”). Such monies shall remain in escrow until entry of this Decree. If this Decree is not entered by the Court, and the time for any appeal of that decision has run, or if the Court’s denial of entry is upheld on appeal, the monies placed in escrow, together with accrued interest thereon, shall be returned to the Defendant. If this Decree is entered by the Court, Defendant shall, within fifteen (15) Days thereof, cause the monies (including all accrued interest) in the United States Escrow Account to be released and disbursed to the United States.

9. Payment shall be made by FedWire Electronic Funds Transfer (“EFT”) to the U.S. Department of Justice in accordance with instructions to be provided to Defendant, following lodging of this Consent Decree, by the Financial Litigation Unit of the U.S. Attorney’s Office for the District of Kansas. The payment shall reference the Civil Action Number assigned to this case and DOJ Number 90-5-1-1-06074/1, and USAO No. 2008V00281, and shall specify

that the payment is made toward CWA civil penalties to be deposited into the Oil Spill Liability Trust Fund pursuant to 33 U.S.C. § 1321(s), § 4304 of Pub. L. No. 101-380, and 26 U.S.C. § 9509(b)(8). Any funds received after 4:00 p.m. Eastern Time shall be credited on the next business day. At the time of payment, Defendant shall simultaneously send written notice of payment and a copy of any transmittal documentation to Plaintiff in accordance with Section XIV of this Decree (Notices) and to:

Commander Robert W. Bruce
United States Coast Guard
Office of Claims and Litigation
2100 Second Street, S.W.
Washington, D.C. 20593-0001

10. Defendant shall not deduct the civil penalties paid under this Section in calculating its federal income tax.

V. LEAK AND RUPTURE DETECTION

11. Verification of In Line Inspection Results. Defendant shall adhere to the following requirements pertaining to its generation of calibration or unity curves for its inline inspection (“ILI”) tools.

a. Within three (3) months following completion of the anomaly investigations associated with each ILI intended to inspect Electric Resistance Welded (“ERW”) longitudinal seam integrity, both the weld and weld heat affected zone (“HAZ”) (i.e., in-line inspections using circumferential magnetic flux tool or shear wave ultrasonic ILI tools), Defendant shall perform verification of ILI identified anomalies to confirm performance of the inspection tool. Verification shall consist of performing a statistically valid comparison analysis between ILI predicted anomalies and measured anomalies. Physical measurements of the ILI reported anomaly during subsequent field investigations, or previously documented physical measurements of the anomaly from prior examinations of the pipeline shall be utilized. The

comparisons shall be used to develop two sets of unity plots - length of axial oriented anomaly and depth into pipe wall. ILI anomalies include detectible seam weld and HAZ features and indications as described in the ILI vendor's written performance specification. For ILIs where an insufficient number of seam and HAZ anomalies are identified to perform a statistically valid comparison analysis, anomaly comparisons may include other ILI indications. In these instances Defendant shall document the actual versus predicted indication characteristics for each ILI run on a particular pipeline segment.

b. Within three (3) months following completion of the anomaly investigations associated with each ILI intended to determine general corrosion (e.g. ultrasonic, magnetic flux) or ovality/dent (e.g. geometry tools), Defendant shall perform verification of ILI identified anomalies to confirm performance of the inspection tool. Verification shall consist of performing a statistically valid comparison analysis between ILI predicted anomalies and measured anomalies. Physical measurements of the ILI reported anomaly during subsequent field investigations, or previously documented physical measurements of the anomaly from prior examinations of the pipeline shall be utilized. The comparisons shall be used to develop a unity plot for each ILI run on a particular pipeline segment. For ILIs where an insufficient number of corrosion or ovality/dent anomalies are identified to perform a statistically valid comparison analysis, anomaly comparisons may include other ILI indications. In these instances Defendant shall document the actual versus predicted indication characteristics for each ILI run on a particular pipeline segment. ILI anomalies include detectible metal loss and geometry features and indications as described in the ILI vendor's written performance specification. For ILIs where no anomalies are identified, anomaly comparisons may include other ILI indications. In

these instances Defendant shall document the actual versus predicted indication characteristics for each ILI run on a particular pipeline segment.

c. Within six (6) months of the Effective Date, Defendant shall comply with all requirements in the API 1163 “In-line Inspection Qualification Standard” (issued by the American Petroleum Institute in August of 2005).

d. Defendant shall retain all documents and records pertaining to its generation of unity curves for four (4) years and make them available to EPA or PHMSA upon request.

12. Pilot Computerized Leak Detection System

a. Within six months of the Effective Date, Defendant shall construct or acquire and implement a pilot computerized leak detection system on the El Dorado to KC Terminal pipeline segment, as depicted on Attachment E.

b. This leak detection system shall comply with the latest edition of API 1130 incorporated into 49 CFR Part 195 (as of the Effective Date) and shall gather data from the field through the Supervisory Control and Data Acquisition (“SCADA”) system and equipment and generate the following plots for the pipeline segment or segments designated and approved pursuant to Paragraph a. above: (1) The volumetric measurement Daily Loss/Gain Balance spanning the pipeline segment over specified time periods (including loss/gain expected limits), and (2) Accumulated Loss/Gain trends to assist in the detection of low rate leaks over an extended time period. Defendant shall create separate leak alarm parameters (separate alarms from those utilized in the SCADA system prior to May, 2005) for this system based on the accumulated loss/gain data using the required field instrumentation. These separate leak

detection system alarms shall not be modified by controllers except as may be required to test and properly set up the alarm feature for the leak detection system.

c. After full implementation and start up, Defendant shall operate this pilot system for at least two (2) years. After two (2) years, within the Annual Report required by Section VIII (Annual Reporting Requirements), Defendant shall provide a written evaluation of the system to EPA with a copy to PHMSA that assesses how the pilot system performed and state whether it would be beneficial to implement system-wide. Regardless of Defendant's evaluation, this Consent Decree does not require Defendant to operate this system for more than two (2) years or to implement it system-wide.

d. Defendant shall retain all documents and records pertaining to the pilot leak detection system described in sections a. through d. of this Paragraph for four (4) years and make them available to EPA or PHMSA upon request.

13. SCADA Operator Training and Evaluation

a. Within six (6) months after the Effective Date, Defendant shall purchase, implement, and use a "full pipeline simulator hydraulic model software package" (as utilized in this Paragraph, the term "full pipeline simulator hydraulic model software package" shall mean a simulator that is capable of closely approximating the look, feel, interactive hydraulic reaction and operation of the associated console) that simulates pipeline ruptures, leaks of the magnitude capable of being detected by the SCADA system and modeled by the hydraulic software package, and transient conditions. This software package shall be similar in form and function to the Advantica's Stoner Pipeline Simulator, Energy Solutions, or Televent's SimSuite Pipeline products.

b. Defendant shall demonstrate to EPA and PHMSA proficiency with this simulator on a mutually convenient date to be determined by Defendant and EPA not more than eighteen (18) months after the Effective Date.

c. Within six (6) months of demonstrating full pipeline simulator hydraulic model software package proficiency, all of Defendant's SCADA controllers (Controllers) shall be trained and qualified on the purchased software package simulation and then re-trained and qualified at intervals not to exceed eighteen (18) months (unless required at shorter intervals by other operator program documentation) on purchased or developed simulation modules. Further, newly hired Controllers shall be trained using the purchased software package before they are allowed to operate any part of the pipeline system without direct supervision. Leak or rupture conditions experienced within the Pipeline in the five (5) year period before the Lodging of this Decree, for which adequate data is available and that are capable of being detected by the SCADA system and modeled by the hydraulic software package, and any similar leak or rupture scenarios occurring in the future that are not represented by previously developed scenarios, shall be modeled through this system and interactive training developed for the Controllers based on the leaks and ruptures from the prior five (5) years or future events occurring during this Consent Decree term. Controllers shall demonstrate proficiency with simulations and the associated leak or rupture events, recognition of the developing signs of these conditions and the training modules developed as a result of leak or rupture conditions. When possible, training of Controllers shall also be done with the purchased software system for controller recognition and response to "near miss" conditions and abnormal operating conditions, using simulations based on previous real events and/or modules designed to enhance the Controllers' recognition and reaction to abnormal operating condition development or likely system events requiring

Controller response or interaction. Defendant shall document each Controller's proficiency and training on each module of the purchased or developed software and shall maintain such documentation for four (4) years and make it available to EPA or PHMSA upon request.

Defendant shall review each Controller's performance at intervals not exceeding eighteen (18) months (unless required at shorter intervals by other operator program documentation), maintain documentation regarding this review, and provide remedial or additional training as necessary to address any deficiencies identified in its periodic reviews.

14. Instrumentation Maintenance Priority. Within sixty (60) Days of the Effective Date, Defendant shall revise its procedures and System Integrity Plan (SIP) to assign a high repair priority to instrumentation indicators that assist Controllers with leak or rupture detection (such as pressure indicators, pressure/flow/temperature transmitters and gauges) or provide abnormal operating conditions detection.

15. Leak Response Operating Procedures. Within sixty (60) Days of the Effective Date, Defendant shall submit to EPA and PHMSA, for review and approval by EPA (pursuant to Section VII below), proposed modifications to its operating procedures that will require Defendant's SCADA Controllers to initiate the safe shutdown of pumps and the closure of appropriate remote operated valves in the event that a product release is detected or confirmed. Defendant shall also develop written procedures to initiate an investigation to determine whether a suspected leak or release is an actual leak or release as soon as possible (no longer than within two (2) hours) after receipt of information that a leak or release may be occurring. Defendant shall retain documents related to the development of this procedure or procedures and suspected leak or release response times for four (4) years. Controllers and other appropriate personnel shall be trained on these shutdown and investigative procedures. Defendant shall also prepare

separate shutdown procedures to address suspected leak conditions. A training program for Controllers shall be developed by the Defendant specific to these suspected leak response shutdown procedures and this training program shall place an emphasis on the Controllers authority to shutdown the pipeline when a product release is detected or suspected (regardless of whether a leak or release has been confirmed). Both the EPA and the Defendant recognize that nuisance shutdowns can introduce further safety concerns and that is not the objective of this Paragraph. Defendant may propose to exempt certain pipeline segments from the leak response release requirement if Defendant can demonstrate that this procedure is not advisable because of a particular pipeline segment's geographical, elevation, mechanical, or other features. EPA, in consultation with PHMSA, will review and approve Defendant's proposed amended procedures pursuant to Section VII below.

VI. EXTERNAL FORCE AND RIGHT OF WAY MANAGEMENT

16. Potential Conflict with DOT Part 195.440, Public Awareness. With respect to matters addressed in Paragraphs 17-29 below, if there is any conflict with DOT Part 195.440 or required compliance with API 1162 or other applicable law or regulations, Defendant shall comply with the stricter requirement.

17. Aerial Patrol Activities. Within six (6) months of the Effective Date, a Defendant employee will fly with each pilot doing aerial patrols on behalf of Defendant at least once every Calendar Year. The Defendant employee shall be trained and qualified in recording and reviewing ROW concerns during the aerial patrol, including but not limited to, encroachments, potential for mechanical damage, exposed pipe and farming methods. Defendant shall document its compliance with this Paragraph and retain copies of all documents and communications related to its compliance with this Paragraph for at least four (4) years and make them available to EPA or PHMSA upon request.

18. Defendant's Contractor Requirements. Within six (6) months of the Effective Date, Defendant shall require that all of its contractors performing Excavation activities use the One Call system applicable in the State in which they are working and adhere to Excavation best practices of the Common Ground Alliance Best Practices 4.0, available at www.commongroundalliance.com. Defendant shall retain copies of all documents and communications related to its compliance with this Paragraph for at least four (4) years and make them available to EPA or PHMSA upon request.

19. Notification to State of Excavators Not Following One Call. Beginning on the Effective Date of this Consent Decree, whenever Defendant becomes aware of any contractors, excavators, ROW owners, or tenants who have performed an Excavation that potentially impacts the Pipeline requiring One Call notification in accordance with applicable state law without notifying an applicable One Call system, Defendant shall notify the state authorities responsible for enforcement. Defendant shall also contact such contractors, excavators, ROW owners or tenants as soon as it becomes aware of such incident and inform them of the One Call system and its importance in preserving pipeline integrity. Defendant shall retain copies of all documents and communications related to its compliance with this Paragraph for at least four (4) years and make them available to EPA or PHMSA upon request.

20. Designation of High Impact and Risk Areas ("HIRAs"). The Parties agree that the segments listed on Attachment F are designated HIRAs consistent with the definition of HIRA set forth in Paragraph 7(1). Defendant shall review all available data once per Calendar Year and propose to EPA, for EPA review and approval (pursuant to Section VII below), any necessary amendments to the designated HIRAs that are consistent with the definition of HIRA in Paragraph 7(1), above. This Consent Decree does not require Defendant to conduct additional

line depth surveys or verify or validate Pipeline burial depth data beyond information that Defendant has as of the Effective Date of this Consent Decree but does not excuse Defendant from complying with applicable law or regulations with respect to line depth surveys or information.

21. Appointment of a HIRA Coordinator. Within sixty (60) Days after the Effective Date, Defendant shall appoint one person to be its HIRA Coordinator.

22. Additional Measures in HIRAs.

a. Ground Monitoring. Within four (4) months after the Effective Date of this Consent Decree, and once every Calendar Year thereafter, Defendant shall conduct ground monitoring of all Pipeline segments located in designated and approved HIRAs by walking or driving along the Pipeline. During this and any other monitoring, the monitors shall note in writing any observation of special threats to the pipeline including but not limited to abnormal loading, Deep Tilling within 75 feet of the Pipeline, Excavation within 75 feet of the Pipeline, surface grading within 75 feet of the Pipeline, inadequate markers, and/or any exposed pipe.

These threats shall be promptly reported to the Defendant's HIRA Coordinator. The monitors shall also immediately determine if any observed Deep Tilling or Excavation activities within 75 feet of the Pipeline were reported to the applicable state's One Call system. If the monitors determine that the observed Deep Tilling or Excavation was not reported to the state's One Call system, the monitor shall notify the appropriate Magellan personnel who would normally have received a One Call notification who shall treat the Deep Tilling or Excavation as if it had been the subject of a One Call notification. Defendant shall retain copies of all documents and communications related to its compliance with this Paragraph for at least four (4) years and make them available to EPA or PHMSA upon request.

b. ROW Owner Education. Within four (4) months of the Effective Date of this Consent Decree, and then once every Calendar Year thereafter, where a distinct ROW exists, Defendant shall use reasonable efforts to notify in writing those persons who own or lease property along the Pipeline ROW in a designated and approved HIRA of the presence of the Pipeline, the ROW general location, the fact that the pipeline may be located anywhere within the ROW, how to recognize a leak, what action to take in the event of a leak, who to call in the event of a leak, and that shallow coverage of the pipeline exists. The Defendant shall make similar notifications when the Pipeline is covered under a blanket easement to those persons who control the land over the Pipeline. Such written notification shall include a statement that the tenant/landowner is responsible for communicating the presence of a shallow buried pipeline to individuals performing work for the tenant or landowner on or near the pipeline or the distinct ROW, and for notifying the applicable One-Call system before performing certain activities near the pipeline or distinct ROW. The One Call notification language for these notices to landowners/tenants shall be tailored to each applicable state's specific One Call program. This notification may be provided at the same time and in the same correspondence as the yearly surveys to land owners/tenants in subparagraph c. below and special notification where Deep Tilling is known to have occurred as set forth in subparagraph d. below. Defendant shall retain copies of all documents and communications related to its compliance with this Paragraph for at least four (4) years and make them available to EPA or PHMSA upon request.

c. Yearly Surveys to ROW Land Owners and Tenants. Within four (4) months of the Effective Date of this Consent Decree, and once every Calendar Year thereafter, Defendant shall use reasonable efforts to distribute to every person who owns or leases land along the Pipeline ROW in a designated and approved HIRA, a survey that requests specific

information on how their land is being used, is likely to be used in the future, and specifically asking about farming methods, routine Excavation, planned special Excavations, building and/or development activities and any other potential threats to the pipeline. These surveys shall be delivered by ground monitors in person when possible and otherwise by mail (with return postage provided) and may be delivered in conjunction with subparagraphs (b) above and (d) below. The information gathered in response to these surveys shall be provided to the HIRA Coordinator. Defendant shall retain copies of all documents and communications related to its compliance with this Paragraph for at least four (4) years and make them available to EPA or PHMSA upon request.

d. Special Notification to ROW Owners/Tenants in HIRAs Where Deep Tilling has Been Observed. At least twice a Calendar Year after the Effective Date of this Consent Decree, Defendant shall use reasonable efforts to notify ROW land owners and tenants along HIRA Pipeline segments where Deep Tilling has been observed by Defendant's monitors or otherwise reported to Defendant, of the specific threat posed to the Pipeline by Deep Tilling and offer to provide increased ground marking of the related pipeline segment. Defendant shall retain copies of all documents and communications related to its compliance with this Paragraph for at least four (4) years and make them available to EPA or PHMSA upon request.

e. Notification to HIRA Excavators, Contractors and Land Developers. Within four (4) months after the Effective Date of this Consent Decree, Defendant shall use reasonable efforts to identify all contractors, excavators and land developers operating in each designated and approved HIRA. Within six (6) months after the Effective Date of this Consent Decree, and once each Calendar Year thereafter, Defendant shall use reasonable efforts to notify all such contractors, excavators, and developers in writing of the Pipeline locations in their area,

that the Pipeline includes segments buried at shallow depths, and provide them with information about any applicable One Call system. Defendant shall maintain this list of contractors, excavators and land developers and use reasonable efforts to update it annually. Defendant shall retain copies of all documents and communications related to its compliance with this Paragraph for at least four (4) years and make them available to EPA or PHMSA upon request.

23. Use of HIRA Threat Information. Within six (6) months of the Effective Date of this Consent Decree, Defendant shall create a centralized computerized system to track the external force threats to pipeline segments in designated and approved HIRAs (HIRA External Threat System). SCADA Controllers shall have access to this centralized data system in the SCADA control centers. Any information concerning activities that pose threats to the Pipeline that Defendant acquires from its monitoring, land owner surveys, land owners and contractor education activities, or other sources (including notice of Excavations where One Call was not notified) shall be reported to the HIRA Coordinator, who shall ensure the entry of this information into the HIRA External Threat System. The HIRA Coordinator shall compile, review, analyze and disseminate this information in an appropriate written format to appropriate personnel of Defendant, including the SCADA Controllers, on a quarterly basis.

24. Magellan Presence at HIRA Excavations Occurring within Five Feet of the Pipeline. Defendant shall have personnel on location for the duration of all third party Excavation activities within five (5) feet of the Pipeline located in a designated and approved HIRA. This obligation shall be triggered whenever Defendant receives information of such an Excavation through a One Call system, or by any other manner (e.g. aerial patrol, ROW inspection). Defendant shall retain copies of all documents and communications related to its

compliance with this Paragraph for at least four (4) years and make them available to EPA or PHMSA upon request.

25. Evaluation of HIRA Measures. Defendant shall provide to EPA and PHMSA a written evaluation of the effectiveness of the above HIRA requirements set forth in Paragraphs 20-25 above within each Annual Report required by Section VIII below.

26. If any information gathered pursuant to this Consent Decree or by other means demonstrates that Excavation or Deep Tilling is regularly occurring at depths or in a manner that may cause damage to a buried pipeline, Defendant shall either reach agreement with the landowner to cease such activities, or lower this segment of the Pipeline. Defendant shall retain copies of all documents and communications related to its compliance with this Paragraph for at least four (4) years and make them available to EPA or PHMSA upon request.

27. Defendant's Participation in Common Ground Alliance Partnerships. Beginning upon the Effective Date of this Consent Decree and until the Termination Date, Defendant shall serve as a "sponsor" of Common Ground Alliance (CGA) and shall specifically be a listed member and regularly attend meetings of the Kansas City, Kansas Regional CGA.

28. Funds for Mitigation of External Pipeline Threats. During the four (4) year period after the Effective Date of this Consent Decree, Defendant shall spend at least \$750,000 in total on the following activities to mitigate external threats to the pipeline: (1) relocating, recovering, lowering or replacing Pipeline segments located in designated and approved HIRAs; and/or (2) the installation of remote shutoff valves on Pipeline segments that would minimize release volumes in a designated and approved HIRA, and/or (3) the installation of physical barriers that protect the Pipeline, such as fences or pipeline protective covers such as concrete barriers, and/or (4) any other acceptable mitigation efforts that have been pre-approved by EPA pursuant to

Section VII below. Within the first three (3) Annual Reports required by Section VIII below, Defendant shall submit documentation of expenditures within the reporting period that are consistent with these stated purposes, for EPA approval pursuant to Section VII below. EPA may disapprove any expenditures claimed by Defendant in satisfaction of this Paragraph on the sole ground it does not satisfy one of the four categories described above, subject to Defendant's right to Dispute Resolution (Section XI). Should EPA take this action and the Defendant not be successful in Dispute Resolution (Section XI), this amount shall not be deducted from the total expenditures required by Defendant pursuant to this Paragraph, and the obligations for mitigation expenditures shall continue until EPA has approved \$750,000 in expenditures. This Paragraph does not limit Defendant's obligation, if any, to undertake any of the above measures to the extent required by applicable law.

29. Within thirty (30) days of the Effective Date, Defendant will make any changes to its SPCC Plans for its facilities in Roca, Nebraska and Coralville, Iowa that are necessary to ensure that such plans are in compliance with Section 311(j) of the CWA and implementing regulations.

VII. EPA APPROVAL OF DELIVERABLES OR COMPLIANCE METHODS

30. Approval of Deliverables: After review of any plan, report, designation, expenditures or method of compliance that Defendant is required to submit to EPA for approval pursuant to this Consent Decree, EPA shall in writing: a) approve the submission; b) approve the submission upon specified conditions; c) approve part of the submission and disapprove the remainder with a written explanation of the grounds for disapproval or d) disapprove the submission with a written explanation of the grounds for disapproval.

31. If the submission is approved pursuant to Paragraph 30, Defendant shall take all actions required by the plan, report, or other document, in accordance with the schedules and

requirements of the plan, report, or other document, as approved. If the submission is conditionally approved or approved only in part, pursuant to Paragraph 30, Defendant shall, upon written direction from EPA, take all actions required by the approved plan, report, or other item that EPA determines are technically severable from any disapproved portions, subject to Defendant's right to dispute only the specified conditions or the disapproved portions, under Section XI of this Decree (Dispute Resolution).

32. If the submission is disapproved in whole or in part pursuant to Paragraph 30, Defendant shall, within forty-five (45) Days or such other time as the Parties agree to in writing, correct all deficiencies and resubmit the plan, report, or other item, or disapproved portion thereof, for approval, in accordance with the preceding Paragraphs. If the re-submission is approved in whole or in part, Defendant shall proceed in accordance with the preceding Paragraph.

33. Any stipulated penalties applicable to the original submission, as provided in Section IX of this Decree, shall not accrue unless (1) Defendant failed to provide any submission by the due date; (2) the original submission, if provided, was so deficient as to constitute a material breach of Defendant's obligations under this Decree; or (3) any re-submission is untimely or is disapproved in whole or in part because it is so deficient as to constitute a material breach of Defendant's obligations under this Decree. Stipulated penalties applicable to the original submission shall be due and payable subject to Paragraphs 38 - 40 even if a subsequent re-submission is ultimately approved by EPA.

34. If a submitted plan, report, or other item, or portion thereof, is disapproved in whole or in part, EPA may again require Defendant to correct any deficiencies, in accordance with the preceding Paragraphs.

VIII. ANNUAL REPORTING REQUIREMENTS

35. In addition to any submittals or record keeping required above, within three (3) months following the first annual anniversary of the Effective Date, Defendant shall submit an Annual Report fully documenting the performance of Defendant of the tasks required by Sections V, VI and VII above including any specific submissions required by those Paragraphs. Thereafter, during the pendency of this Decree, by the annual anniversary of this date, Defendant shall submit an updated Annual Report documenting the performance of Defendant of the tasks required by Sections V, VI and VII above. These Annual Reports shall be submitted as specified in Section XIV (Notices). Within the fourth and final Annual Report, Defendant shall provide an evaluation of the Defendant's experience in the implementation of the injunctive relief requirements set forth in Sections V, VI and VII. This evaluation is to be provided subsequent to Magellan having fulfilled all of its obligations under this Consent Decree and shall include (1) a description of what elements of the required injunctive relief Defendant anticipates continuing after termination of this Consent Decree; and (2) what elements of the required injunctive relief Defendant anticipates continuing in a modified form. In no event shall this evaluation be a basis, in any manner whatsoever, for stipulated penalties or any other violation under this Consent Decree.

36. Each report submitted by Defendant under this Section shall be signed by a responsible corporate officer of the submitting party and include the following certification:

I certify under penalty of law that this document and its attachments were prepared either by me personally or under my direction or supervision in a manner designed to ensure that qualified and knowledgeable personnel properly gather and present the information contained therein. I further certify, based on my personal knowledge, or to the best of my knowledge based on my inquiry of those individuals immediately responsible for obtaining the information, that the information is true, accurate and complete. I am aware that there are significant penalties for submitting false information, including the possibility of fines and

imprisonment for knowingly and willfully submitting a materially false statement.

IX. STIPULATED PENALTIES

37. If Defendant fails to make the payments required under Section IV when due, Defendant shall pay a stipulated penalty of ten thousand dollars (\$10,000) to Plaintiff per day for each day that the payment is late. Late payment of the civil penalty shall be made in accordance with payment instructions in Section IV above. Stipulated penalties shall be paid in accordance with the instructions set forth in Paragraph 41 below.

38. Defendant shall be liable for stipulated penalties in the amounts detailed below to the United States for all other violations of this Consent Decree, unless excused under Section X (Force Majeure). A violation includes failing to perform any obligation required by the terms of this Decree, including any obligations under Sections V, VI, VII or VIII, according to all applicable requirements of this Decree and within the specified time schedules established by or approved under this Decree. The amount of the stipulated penalties are:

<u>Penalty Per Violation Per Day:</u>	<u>Period of Noncompliance:</u>
\$500	1st through 14th day
\$1,000	15th through 30th day
\$4,000	31st day and beyond

39. Stipulated penalties under this Section shall begin to accrue on the day after performance is due, and shall continue to accrue until performance is satisfactorily completed or the violation otherwise cured. Stipulated penalties shall accrue simultaneously for separate violations of this Consent Decree. Defendant shall pay any stipulated penalty within thirty (30)

Days of receiving a written demand. The United States may, in the unreviewable exercise of its discretion, reduce or waive stipulated penalties otherwise due under this Consent Decree.

40. Stipulated penalties shall continue to accrue as provided in Paragraph 39, above, during any Dispute Resolution, with interest on accrued penalties payable and calculated at the rate established by the Secretary of the Treasury, pursuant to 28 U.S.C. § 1961, but need not be paid until the following:

a. If the dispute is resolved by agreement, Defendant shall pay accrued stipulated penalties determined to be owing, together with interest, to Plaintiff within thirty (30) Days of the Effective Date of that agreement unless that agreement limits or waives such penalties;

b. If the dispute is submitted to the Court and Plaintiff prevails in whole or in part, Defendant shall pay all accrued penalties determined by the Court to be owing, together with interest, within sixty (60) Days of receiving the Court's decision or order, except as provided in Subparagraph c. below;

c. If any Party appeals the District Court's decision, Defendant shall pay all accrued penalties determined to be owing, together with interest, within fifteen (15) Days of receiving the final appellate Court decision.

41. Defendant shall, as directed by the United States in its demand, pay stipulated penalties owing to the United States by EFT or by certified or cashier's check in the amount due, payable to the U.S. Department of Justice, referencing the civil action number assigned to this case and DOJ Number 90-5-1-1-06074/1, and delivered to the office of the United States Attorney, District of Kansas, to be deposited in the U.S. Treasury. The payment documents shall

specify that the payments are for stipulated penalties to be deposited into the United States Treasury pursuant to 31 U.S.C. § 3302.

42. Defendant shall not deduct stipulated penalties paid under this Section in calculating federal income tax.

43. If Defendant fails to pay stipulated penalties according to the terms of this Consent Decree, Defendant shall be liable for interest on such penalties, as provided for in 28 U.S.C. § 1961, accruing as of the date payment of stipulated penalties became due under Paragraph 39.

44. Subject to the provisions of Section XII of this Consent Decree (Effect of Settlement/Reservation of Rights), the stipulated penalties provided for in this Consent Decree shall be in addition to any other rights, remedies, or sanctions available to Plaintiff for Defendant's violation of this Consent Decree or applicable law.

X. FORCE MAJEURE

45. "Force Majeure," for purposes of this Consent Decree, is defined as any event arising from causes beyond the control of Defendant, of any entity controlled by Defendant, or of Defendant's contractors, that delays or prevents the performance of any obligation under this Consent Decree despite Defendant's best efforts to fulfill the obligation. The requirement that Defendant exercise "best efforts to fulfill the obligation" includes using best efforts to anticipate any potential Force Majeure event and best efforts to address the effects of any such event (a) as it is occurring and (b) after it has occurred to prevent or minimize any resulting delay to the greatest extent possible. "Force Majeure" does not include Defendant's financial inability to perform any obligation under this Consent Decree.

46. If any event occurs or has occurred that may delay the performance of any obligation under this Consent Decree, whether or not caused by a force majeure event, Defendant

shall provide notice orally or by electronic or facsimile transmission to EPA within 72 hours of when Defendant first knew that the event might cause a delay. Within seven (7) Days thereafter, Defendant shall provide in writing to EPA an explanation and description of the reasons for the delay; the anticipated duration of the delay; all actions taken or to be taken to prevent or minimize the delay; a schedule for implementation of any measures to be taken to prevent or mitigate the delay or the effect of the delay; Defendant's rationale for attributing such delay to a Force Majeure event if it intends to assert such a claim; and a statement as to whether, in the opinion of Defendant, such event may cause or contribute to an endangerment to public health, welfare or the environment. Defendant shall include with any notice all available documentation supporting the claim that the delay was attributable to a Force Majeure. Failure to comply with the above requirements shall preclude Defendant from asserting any claim of Force Majeure for that event for the period of time of such failure to comply, and for any additional delay caused by such failure. Defendant shall be deemed to know of any circumstance of which Defendant, any entity controlled by Defendant, or Defendant's contractors knew or should have known.

47. If EPA agrees that the delay or anticipated delay is attributable to a Force Majeure event, the time for performance of the obligations under this Consent Decree that are affected by the Force Majeure event will be extended by EPA for such time as is necessary to complete those obligations. An extension of the time for performance of the obligations affected by the Force Majeure event shall not, of itself, extend the time for performance of any other obligation. EPA will notify Defendant in writing of the length of the extension, if any, for performance of the obligations affected by the Force Majeure event.

48. If EPA does not agree that the delay or anticipated delay has been or will be caused by a Force Majeure event, EPA will notify Defendant in writing of its decision. If EPA

does not notify the Defendant of its decision within thirty (30) Days after the Defendant's notice of a Force Majeure event is received, stipulated penalties associated with violations of this Consent Decree related to the asserted Force Majeure event shall not accrue between the 30th Day after Defendant's notice was received by EPA and the day that EPA notifies Defendant of its decision. Defendant can seek dispute resolution pursuant to Section XI for EPA's failure to give timely notification.

49. If Defendant elects to invoke the dispute resolution procedures set forth in Section XI (Dispute Resolution), it shall do so no later than fifteen (15) Days after receipt of EPA's notice. In any such proceeding, Defendant shall have the burden of demonstrating by a preponderance of the evidence that the delay or anticipated delay has been or will be caused by a Force Majeure event, that the duration of the delay or the extension sought was or will be warranted under the circumstances, that best efforts were exercised to avoid and mitigate the effects of the delay, and that Defendant complied with the requirements of Paragraphs 45 - 48 above. If Defendant carries this burden, the delay at issue shall be deemed not to be a violation by Defendant of the affected obligation of this Consent Decree identified to EPA and the Court.

XI. DISPUTE RESOLUTION

50. Unless otherwise expressly provided for in this Consent Decree, the dispute resolution procedures of this Section shall be the exclusive mechanism for Defendant to resolve disputes arising under or with respect to this Consent Decree. Defendant's failure to seek resolution of a dispute under this Section shall preclude Defendant from raising any such issue as a defense to an action by the United States to enforce any obligation of Defendant arising under this Decree.

51. Informal Dispute Resolution. Any dispute subject to Dispute Resolution under this Consent Decree shall first be the subject of informal negotiations. The dispute shall be

considered to have arisen when Defendant sends the United States a written Notice of Dispute. Such Notice of Dispute shall state clearly the matter in dispute. The period of informal negotiations shall not exceed thirty (30) Days from the date the dispute arises, unless that period is modified by written agreement. If the Parties cannot resolve a dispute by informal negotiations, then the position advanced by the United States shall be considered binding unless, within thirty (30) Days after the conclusion of the informal negotiation period, Defendant invokes formal dispute resolution procedures as set forth below.

52. Formal Dispute Resolution. Defendant shall invoke formal dispute resolution procedures, within the time period provided in the preceding Paragraph, by serving on the United States a written Statement of Position regarding the matter in dispute. The Statement of Position shall include, but need not be limited to, any factual data, analysis, or opinion supporting Defendant's position and any supporting documentation relied upon by Defendant.

53. The United States shall serve its Statement of Position within forty-five (45) Days of receipt of Defendant's Statement of Position. The United States' Statement of Position shall include, but need not be limited to, any factual data, analysis, or opinion supporting that position and any supporting documentation relied upon by the United States. The United States' Statement of Position shall be binding on Defendant, unless Defendant files a motion for judicial review of the dispute in accordance with the following Paragraph.

54. Defendant may seek judicial review of the dispute by filing with the Court and serving on the United States, in accordance with Section XIV of this Consent Decree (Notices), a motion requesting judicial resolution of the dispute. The motion must be filed within thirty (30) Days of receipt of the United States' Statement of Position pursuant to the preceding Paragraph. The motion shall contain a written statement of Defendant's position on the matter in dispute,

including any supporting factual data, analysis, opinion, or documentation, and shall set forth the relief requested and any schedule within which the dispute must be resolved for orderly implementation of this Consent Decree.

55. The United States shall respond to Defendant's motion within the time period allowed by the Local Rules of this Court. Defendant may file a reply memorandum, to the extent permitted by the Local Rules.

56. In any dispute brought before the Court under Paragraphs 54-55 above, Defendant shall bear the burden of demonstrating that its position complies with this Consent Decree and the CWA, and that Defendant is entitled to relief under applicable law.

57. The invocation of dispute resolution procedures under this Section shall not extend, postpone, or affect in any way any obligation of Defendants under this Consent Decree, not directly in dispute. Stipulated penalties with respect to the disputed matter shall continue to accrue from the first day of noncompliance, but payment shall be stayed pending resolution of the dispute as provided in Paragraph 39, above. If Defendants do not prevail on the disputed issue, stipulated penalties shall be assessed and paid as provided in Section IX (Stipulated Penalties).

XII. EFFECT OF SETTLEMENT/RESERVATION OF RIGHTS

58. The United States hereby covenants not to sue and agrees not to assert any claims against Defendant under Section 309(b) and (d) and Section 311(b)(7)(A) and (j) of the CWA, 33 U.S.C. §§ 1319(b)(d), 1321 (b)(7)(A) and (j) for injunctive relief or civil penalties arising from the Listed Discharges or for Defendant's failure during the period prior to the lodging of this Consent Decree to implement SPCC Plans at the Defendant's terminals located in Roca, Nebraska and Coralville, Iowa.

59. Notwithstanding Paragraph 58 above, the United States reserves, and this Consent Decree is without prejudice to, its right to institute a claim against Defendant with respect to all matters other than those expressly specified in Paragraph 58 including, but not limited to, the following:

- a. claims based on a failure of Defendant to meet a requirement of this Consent Decree;
- b. claims for criminal liability;
- c. claims relating to past, present, or future discharges of oil other than the Listed Discharges;
- d. claims for reimbursement for any disbursements from the federal Oil Spill Liability Trust Fund arising from the Listed Discharges, other discharges or threats of discharge, pursuant to the Oil Pollution Act of 1990 (“OPA”), Section 311(f) of the CWA, including for subrogated claims under Section 1015 of OPA, 33 U.S.C. § 2715;
- e. claims under the Pipeline Safety Act (“PSA”), 49 U.S.C. § 60101 et. seq. including claims related to the Listed Discharges.
- f. claims for natural resources damages (under the CWA, OPA, CERCLA or other legal authority) arising from any of the Listed Discharges or other discharges; and
- g. claims for injunctive relief or reimbursement of removal or remediation costs under Sections 106 and 107 of CERCLA, 42 U.S.C. §§ 9606, 9607, with respect to the Listed Discharges.

60. Plaintiff reserves all legal and equitable remedies available to enforce the provisions of this Consent Decree. This Consent Decree shall not be construed to prevent or

limit the rights of the United States to obtain penalties or injunctive relief under any federal or state laws, regulations, or permit conditions, except as expressly specified herein.

61. In any subsequent administrative or judicial proceeding reserved herein and initiated by the United States for unreimbursed costs, damages, remediation, or other appropriate relief relating to Defendant's violations, Defendant shall not assert, and may not maintain, any defense or claim based upon the principles of waiver, res judicata, collateral estoppel, issue preclusion, claim-splitting, or other defenses based upon any contention that the claims raised by the United States in the subsequent proceeding were or should have been brought in the instant case. Except as provided herein, Defendant reserves its defenses to any such action.

62. This Consent Decree is not a permit, or a modification of any permit, under any federal, state, or local laws or regulations. Defendant is responsible for achieving and maintaining complete compliance with all applicable federal, state, and local laws, regulations, and permits; and Defendant's compliance with this Consent Decree shall be no defense to any action commenced pursuant to said laws, regulations, or permits. Plaintiff does not, by its consent to the entry of this Decree, warrant or aver in any manner that Defendant's compliance with any aspect of this Consent Decree will result in compliance with provisions of the CWA, or with any other provisions of federal, state, or local laws, regulations, or permits.

63. This Consent Decree does not limit or affect the rights of Defendant or of the United States against any third parties, not party to this Consent Decree, nor does it limit the rights of third parties, not party to this Consent Decree, against Defendant, except as otherwise provided by law.

64. This Consent Decree shall not be construed to create rights in, or grant any cause of action to, any third party not party to this Consent Decree.

65. Defendant hereby covenants not to sue and agrees not to assert any claims related to the Listed Discharges, or response activities or natural resource damages in connection with the Listed Discharges, against the United States pursuant to the CWA, OPA, or any other federal law, state law, or regulation including, but not limited to, any direct or indirect claim for reimbursement from the Oil Spill Liability Trust Fund, as defined in Section 1001 of OPA, 33 U.S.C. § 2701(11) and any direct or indirect claim for reimbursement from the Hazardous Substance Superfund (established pursuant to the Internal Revenue Code, 26 U.S.C. §9507) through CERCLA Sections §§106(b)(2), 107, 111, 112, 113 or any other provision of law.

XIII. COSTS

66. The Parties shall bear their own costs of this action, including attorneys' fees.

XIV. NOTICES

67. Unless otherwise specified herein, whenever notifications, submissions, reports or communications are required by this Consent Decree, they shall be made in writing and addressed to all parties as follows:

As to the United States:

As to the U.S. Department of Justice:

Chief (re: DJ # 90-5-1-1-06074/1)
Environmental Enforcement Section
Environment and Natural Resources Division
U.S. Department of Justice
P.O. Box 7611
Washington, DC 20044-7611

As to EPA Region 7:

Ward A. Burnss, P.E.
Storage Tank & Oil Pollution Branch
EPA Region 7
901 N. 5th Street
Kansas City, Kansas 66101

To provide verbal notification as required by this Decree: 913/551-7879

As to PHSMA:

Ivan Huntoon
Pipeline and Hazardous Materials Safety Administration
901 Locust Street, Suite 462
Kansas City, Missouri 64106-2641

As to Defendant:

Paul E. Pratt
Associate General Counsel
Magellan Pipeline Company, L.P.
One Williams Center, Suite 2800
Tulsa, Oklahoma 74121-2186

Kevin A. Gaynor
Vinson & Elkins LLP
Suite 600
1455 Pennsylvania Avenue, NW
Washington, DC 20044

68. Any Party may, by written notice to the other Parties, change its designated notice recipient or notice address provided above.

69. Notices submitted pursuant to this Section shall be deemed submitted upon mailing, unless otherwise provided in this Consent Decree or by mutual agreement of the Parties in writing.

XV. EFFECTIVE DATE

70. The Effective Date of this Consent Decree shall be the date upon which this Consent Decree is entered by the Court.

XVI. RETENTION OF JURISDICTION

71. The Court shall retain jurisdiction over this case until termination of this Consent Decree, for the purpose of resolving disputes arising under this Decree or entering orders modifying this Decree, pursuant to Sections XI (Dispute Resolution) and XVII (Modification), or effectuating or enforcing compliance with the terms of this Decree.

XVII. MODIFICATION

72. The terms of this Consent Decree may be modified only by a subsequent written agreement signed by all the Parties. Where the modification constitutes a material change to any term of this Decree, it shall be effective only upon approval by the Court.

XVIII. TERMINATION

73. Defendant shall comply with all of the obligations under this Consent Decree for at least four (4) years from the Effective Date. The obligations of Defendant under this Consent Decree shall terminate four (4) years after the Effective Date or after Defendant has satisfactorily complied with the requirements of this Consent Decree, whichever is later. Defendant shall give notice to EPA and PHMSA at least ninety (90) Days prior to the date it believes that this Consent Decree will terminate. If Plaintiff disagrees with the termination date as proposed by Defendant, it may invoke dispute resolution pursuant to Section XI of this Consent Decree.

XIX. PUBLIC PARTICIPATION

74. This Consent Decree shall be lodged with the Court for a period of not less than thirty (30) Days for public notice and comment, consistent with the procedures set forth in 28 C.F.R. § 50.7. The United States reserves the right to withdraw or withhold its consent if the comments regarding this Consent Decree disclose facts or considerations indicating that this Consent Decree is inappropriate, improper, or inadequate. Defendant agrees not to oppose entry of this Consent Decree by the Court or to challenge any provision of the Decree, unless the United States has notified Defendant in writing that it no longer supports entry of the Decree. Defendant consents to entry of this Consent Decree without further notice.

XX. SIGNATORIES/SERVICE

75. The Assistant Attorney General for the Environment and Natural Resources Division of the Department of Justice, on behalf of the United States, and each undersigned

representative of Defendant, certifies that he or she is fully authorized to enter into the terms and conditions of this Consent Decree and to execute and legally bind the Party he or she represents to the terms of this Decree.

76. This Consent Decree may be signed in counterparts, and such counterpart signature pages shall be given full force and effect.

77. Defendant agrees to accept service of process by mail with respect to all matters arising under or relating to this Consent Decree and to waive the formal service requirements set forth in Rule 4 of the Federal Rules of Civil Procedure and any applicable Local Rules of this Court including, but not limited to, service of a summons. The Parties agree that the Defendant need not file an answer to the Complaint in this action unless or until this Court expressly declines to enter this Consent Decree.

XXI. INTEGRATION

78. The Appendices to this Consent Decree are part of this Decree and fully enforceable as if set forth within this Decree.

79. This Consent Decree and its appendices constitute the final, complete, and exclusive agreement and understanding among the Parties with respect to the settlement embodied in this Decree and supersedes all prior agreements and understandings, whether verbal or written. No other document, nor any representation, inducement, agreement, understanding, or promise, constitutes any part of this Decree or the settlement it represents, nor shall it be used in construing the terms of this Decree.

XXII. FINAL JUDGMENT

80. Upon approval and entry of this Consent Decree by the Court, this Consent Decree shall constitute a final judgment between the United States and Defendant.

81. The Court finds that there is no just reason for delay and therefore enters this judgment as a final judgment.

This Consent Decree is dated and entered this ____ day of _____, 2008

UNITED STATES DISTRICT JUDGE
District of Kansas

Signature Page to Consent Decree in US v. Magellan Pipeline Company, L.P.

FOR PLAINTIFF UNITED STATES OF AMERICA:

Ronald J. Tenpas
Assistant Attorney General
Environment and Natural Resources Division
United States Department of Justice

Elizabeth L. Loeb
Trial Attorney
Environmental Enforcement Section
Environment & Natural Resources Division
U.S. Department of Justice
P.O. Box 7611
Washington, D.C. 20044-7611
Tel: 202/616-8916
Fax: 202/514-4180

Signature Page to Consent Decree in US v. Magellan Pipeline Company, L.P.

FOR PLAINTIFF UNITED STATES OF AMERICA (continued):

XXXXXXXXXXXXXXXXXXXXXXXXXXXX
United States Attorney
District of Kansas

Assistant United States Attorney
District of Kansas
XXXXXXXXXXXXXXXXXXXX

Signature Page to Consent Decree in US v. Magellan Pipeline Company, L.P.

FOR PLAINTIFF UNITED STATES OF AMERICA (continued):

John Askew
Regional Administrator
U.S. Environmental Protection Agency, Region 7
Kansas City, Kansas

Howard C. Bunch, Esq.
Sr. Assistant Regional
Counsel
U.S. Environmental Protection Agency, Region 7
901 N. 5th Street
Kansas City, Kansas 66101

Signature Page to Consent Decree in US v. Magellan Pipeline Company, L.P.

FOR PLAINTIFF UNITED STATES OF AMERICA (continued):

GRANTA Y. NAKAYAMA
Assistant Administrator for Office of Enforcement
and Compliance Assurance
U. S . Environmental Protection Agency
Washington, D.C.

Kelly Brantner
Attorney
Office of Enforcement and Compliance Assurance
U.S. Environmental Protection Agency
Mail Code 2243A
1200 Pennsylvania Ave., NW
Washington, D.C. 20460

Signature Page to Consent Decree in US v. Magellan Pipeline Company, L.P.

FOR Defendant

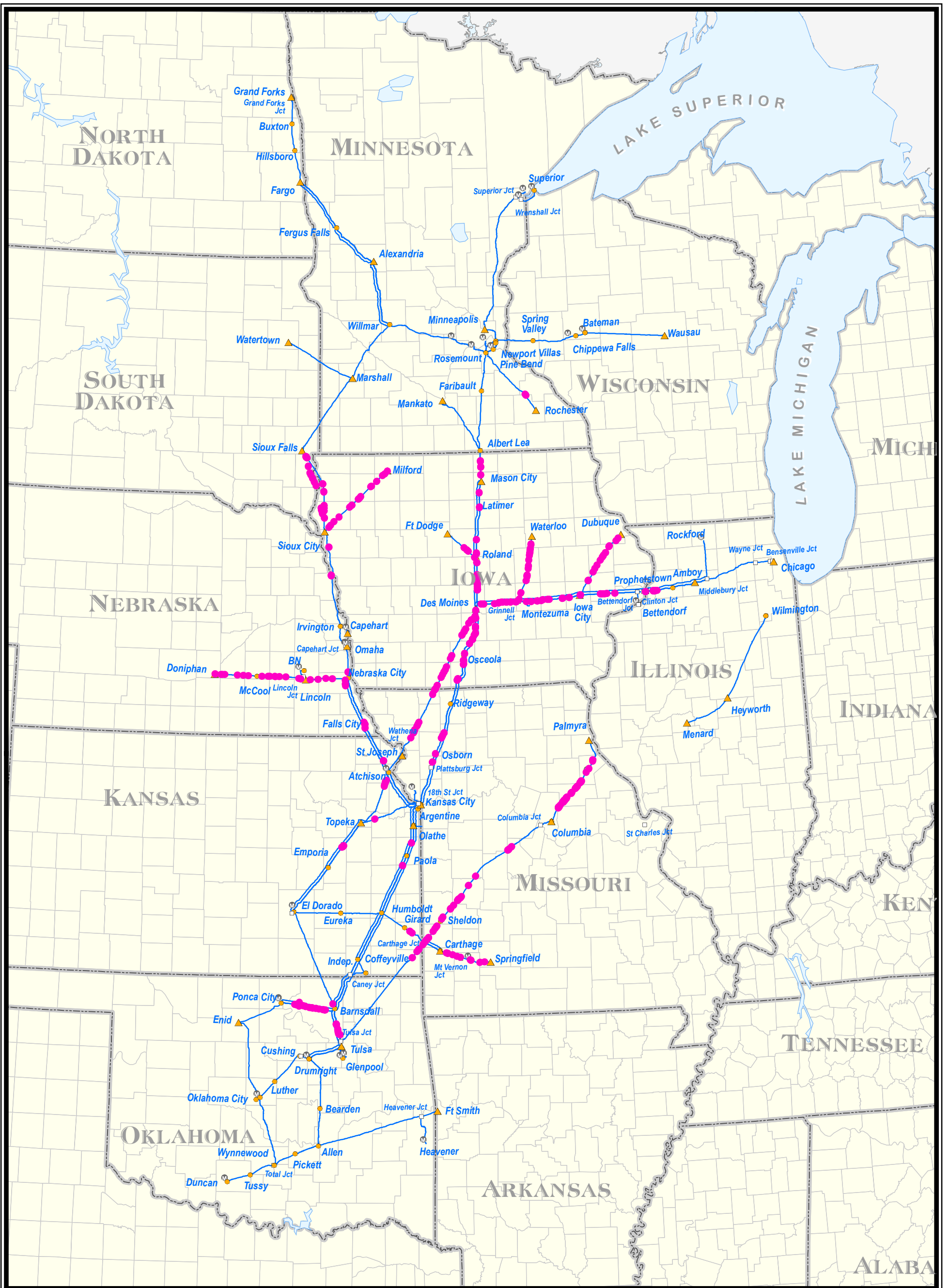
MAGELLAN PIPELINE COMPANY, L.P.

By Magellan GP, LLC, its General Partner

By: _____

ATTACHMENT A 1: LISTED DISCHARGES

Location	Date
1. Wilmington, Illinois	3/24/1999
2. Atchison, Kansas	5/10/1999
3. Hartland, Iowa	5/24/1999
4. Humbolt, Kansas	8/17/1999
5. Coralville, Iowa Terminal	2/5/2000
6. Sioux Falls/Alexandria, Minnesota	4/25/00
7. Fort Smith, Arkansas	3/21/02
8. LaHarpe, Kansas	7/18/2002
9. Shawnee, Kansas	10/6/2003
10. Kansas City, Kansas	5/23/2005
11. Independence, Kansas	1/13/2006



Legend

- Petroleum Pipeline (Active)
Approximately 6600 Miles
- Additional Areas of Concern - Non-HCAs
- Terminal
- Pump Station
- Pipeline Junction
- Meter Station

Alledo Dallas MS

ATTACHMENT "B"

Additional Areas of Concern - Non-HCAs

Hillsboro Jct



Source: MMP, ESRI
© 2006, 2007 Magellan Midstream Partners, L.P.

Seg_No	Line	Line_ID	Line_Name	Beg_Sta	End_Sta	Beg_MP	End_MP	Length
1	6045	6045.03	TULSA - BARNSDALL #4-12"	693+11	694+11	13.13	13.15	100.0
2	6110	6110.04	EL DORADO - KANSAS CITY #6-10"	4064+31	4064+59	76.98	76.98	28.0
3	6110	6110.04	EL DORADO - KANSAS CITY #6-10"	4066+59	4067+59	77.02	77.04	100.0
4	6130	6130.16	KANSAS CITY - DES MOINES #4-12"	2188+82	2190+36	41.45	41.48	154.0
5	6130	6130.16	KANSAS CITY - DES MOINES #4-12"	2194+64	2203+04	41.57	41.72	840.0
6	6130	6130.17	KANSAS CITY - DES MOINES #4-12"	3514+52	3517+60	66.56	66.62	308.0
7	6130	6130.17	KANSAS CITY - DES MOINES #4-12"	3525+97	3529+27	66.78	66.84	330.0
8	6130	6130.17	KANSAS CITY - DES MOINES #4-12"	3665+24	3666+24	69.42	69.44	100.0
9	6130	6130.22	KANSAS CITY - DES MOINES #4-12"	6335+84	6336+40	120.00	120.01	56.0
10	6130	6130.24	KANSAS CITY - DES MOINES #4-12"	7655+33	7657+52	144.99	145.03	219.0
11	6130	6130.25	KANSAS CITY - DES MOINES #4-12"	8239+50	8240+73	156.05	156.07	123.0
12	6130	6130.25	KANSAS CITY - DES MOINES #4-12"	8244+30	8245+30	156.14	156.16	100.0
13	6130	6130.25	KANSAS CITY - DES MOINES #4-12"	8249+30	8253+42	156.24	156.31	412.0
14	6130	6130.25	KANSAS CITY - DES MOINES #4-12"	8491+43	8492+81	160.82	160.85	138.0
15	6130	6130.25	KANSAS CITY - DES MOINES #4-12"	8494+26	8495+26	160.88	160.90	100.0
16	6130	6130.25	KANSAS CITY - DES MOINES #4-12"	8497+75	8499+46	160.94	160.97	171.0
17	6130	6130.25	KANSAS CITY - DES MOINES #4-12"	8723+50	8723+93	165.22	165.23	43.0
18	6130	6130.25	KANSAS CITY - DES MOINES #4-12"	8732+81	8734+34	165.39	165.42	153.0
19	6130	6130.25	KANSAS CITY - DES MOINES #4-12"	8737+93	8739+98	165.49	165.53	205.0
20	6130	6130.25	KANSAS CITY - DES MOINES #4-12"	8793+56	8796+00	166.54	166.59	244.0
21	6130	6130.25	KANSAS CITY - DES MOINES #4-12"	8802+68	8803+68	166.72	166.74	100.0
22	6130	6130.25	KANSAS CITY - DES MOINES #4-12"	8824+29	8825+62	167.13	167.15	133.0
23	6130	6130.25	KANSAS CITY - DES MOINES #4-12"	8830+33	8832+31	167.24	167.28	198.0
24	6130	6130.25	KANSAS CITY - DES MOINES #4-12"	8835+28	8838+69	167.33	167.40	341.0
25	6130	6130.25	KANSAS CITY - DES MOINES #4-12"	9057+20	9060+05	171.54	171.59	285.0
26	6130	6130.25	KANSAS CITY - DES MOINES #4-12"	9062+48	9063+52	171.64	171.66	104.0
27	6130	6130.25	KANSAS CITY - DES MOINES #4-12"	9065+39	9067+66	171.69	171.74	227.0
28	6130	6130.25	KANSAS CITY - DES MOINES #4-12"	9089+10	9090+10	172.14	172.16	100.0
29	6130	6130.25	KANSAS CITY - DES MOINES #4-12"	9111+29	9113+96	172.56	172.61	267.0
30	6130	6130.25	KANSAS CITY - DES MOINES #4-12"	9124+75	9125+75	172.82	172.84	100.0
31	6130	6130.25	KANSAS CITY - DES MOINES #4-12"	9130+75	9131+89	172.93	172.95	114.0
32	6130	6130.25	KANSAS CITY - DES MOINES #4-12"	9141+07	9142+07	173.13	173.15	100.0
33	6130	6130.25	KANSAS CITY - DES MOINES #4-12"	9508+41	9509+41	180.08	180.10	100.0
34	6130	6130.25	KANSAS CITY - DES MOINES #4-12"	9515+36	9517+57	180.22	180.26	221.0
35	6130	6130.25	KANSAS CITY - DES MOINES #4-12"	9518+81	9519+81	180.28	180.30	100.0
36	6130	6130.25	KANSAS CITY - DES MOINES #4-12"	9521+22	9522+22	180.33	180.35	100.0

37	6130	6130.25	KANSAS CITY - DES MOINES #4-12"	9591+10	9592+74	181.65	181.68	164.0
38	6130	6130.25	KANSAS CITY - DES MOINES #4-12"	9597+58	9598+65	181.77	181.79	107.0
39	6130	6130.25	KANSAS CITY - DES MOINES #4-12"	9602+41	9603+77	181.86	181.89	136.0
40	6130	6130.25	KANSAS CITY - DES MOINES #4-12"	9604+94	9605+98	181.91	181.93	104.0
41	6130	6130.28	KANSAS CITY - DES MOINES #4-12"	9875+87	9877+57	187.04	187.08	170.0
42	6135	6135.14	KANSAS CITY - DES MOINES #6-12"	2188+55	2193+72	41.45	41.55	517.0
43	6135	6135.14	KANSAS CITY - DES MOINES #6-12"	2195+67	2204+07	41.58	41.74	840.0
44	6135	6135.15	KANSAS CITY - DES MOINES #6-12"	2615+58	2616+58	49.54	49.56	100.0
45	6135	6135.15	KANSAS CITY - DES MOINES #6-12"	3520+33	3522+04	66.67	66.71	171.0
46	6135	6135.15	KANSAS CITY - DES MOINES #6-12"	3531+86	3536+41	66.89	66.98	455.0
47	6135	6135.15	KANSAS CITY - DES MOINES #6-12"	3679+27	3679+77	69.68	69.69	50.0
48	6135	6135.16	KANSAS CITY - DES MOINES #6-12"	3679+96	3683+05	69.70	69.75	309.0
49	6135	6135.16	KANSAS CITY - DES MOINES #6-12"	3685+98	3685+99	69.81	69.81	1.0
50	6135	6135.2	KANSAS CITY - DES MOINES #6-12"	6336+50	6337+06	120.01	120.02	56.0
51	6135	6135.22	KANSAS CITY - DES MOINES #6-12"	7655+62	7657+81	144.99	145.03	219.0
52	6135	6135.23	KANSAS CITY - DES MOINES #6-12"	8240+90	8242+16	156.08	156.10	126.0
53	6135	6135.23	KANSAS CITY - DES MOINES #6-12"	8245+71	8246+71	156.17	156.19	100.0
54	6135	6135.23	KANSAS CITY - DES MOINES #6-12"	8250+72	8254+69	156.26	156.34	397.0
55	6135	6135.23	KANSAS CITY - DES MOINES #6-12"	8487+72	8489+10	160.75	160.78	138.0
56	6135	6135.23	KANSAS CITY - DES MOINES #6-12"	8494+64	8495+70	160.88	160.90	106.0
57	6135	6135.23	KANSAS CITY - DES MOINES #6-12"	8720+49	8721+05	165.16	165.17	56.0
58	6135	6135.23	KANSAS CITY - DES MOINES #6-12"	8729+84	8731+38	165.34	165.37	154.0
59	6135	6135.23	KANSAS CITY - DES MOINES #6-12"	8736+04	8738+00	165.46	165.49	196.0
60	6135	6135.23	KANSAS CITY - DES MOINES #6-12"	8791+09	8792+22	166.50	166.52	113.0
61	6135	6135.23	KANSAS CITY - DES MOINES #6-12"	8793+66	8794+66	166.55	166.57	100.0
62	6135	6135.23	KANSAS CITY - DES MOINES #6-12"	8822+43	8823+43	167.09	167.11	100.0
63	6135	6135.23	KANSAS CITY - DES MOINES #6-12"	8828+11	8830+00	167.20	167.23	189.0
64	6135	6135.23	KANSAS CITY - DES MOINES #6-12"	8833+60	8836+53	167.30	167.36	293.0
65	6135	6135.23	KANSAS CITY - DES MOINES #6-12"	9056+80	9059+90	171.53	171.59	310.0
66	6135	6135.23	KANSAS CITY - DES MOINES #6-12"	9062+36	9063+99	171.64	171.67	163.0
67	6135	6135.23	KANSAS CITY - DES MOINES #6-12"	9065+69	9067+59	171.70	171.73	190.0
68	6135	6135.23	KANSAS CITY - DES MOINES #6-12"	9089+23	9090+23	172.14	172.16	100.0
69	6135	6135.23	KANSAS CITY - DES MOINES #6-12"	9111+63	9114+32	172.57	172.62	269.0
70	6135	6135.23	KANSAS CITY - DES MOINES #6-12"	9125+21	9126+21	172.83	172.84	100.0
71	6135	6135.23	KANSAS CITY - DES MOINES #6-12"	9131+26	9132+26	172.94	172.96	100.0
72	6135	6135.23	KANSAS CITY - DES MOINES #6-12"	9517+50	9520+64	180.26	180.32	314.0
73	6135	6135.23	KANSAS CITY - DES MOINES #6-12"	9521+86	9522+86	180.34	180.36	100.0

74	6135	6135.23	KANSAS CITY - DES MOINES #6-12"	9524+20	9525+20	180.38	180.40	100.0
75	6135	6135.23	KANSAS CITY - DES MOINES #6-12"	9592+23	9596+80	181.67	181.76	457.0
76	6135	6135.23	KANSAS CITY - DES MOINES #6-12"	9598+60	9599+62	181.79	181.81	102.0
77	6135	6135.23	KANSAS CITY - DES MOINES #6-12"	9603+23	9604+58	181.88	181.90	135.0
78	6135	6135.23	KANSAS CITY - DES MOINES #6-12"	9605+70	9606+74	181.93	181.95	104.0
79	6135	6135.23	KANSAS CITY - DES MOINES #6-12"	9608+80	9609+80	181.98	182.00	100.0
80	6135	6135.26	KANSAS CITY - DES MOINES #6-12"	9873+10	9879+83	186.99	187.12	673.0
81	6135	6135.26	KANSAS CITY - DES MOINES #6-12"	9881+10	9882+60	187.14	187.17	150.0
82	6135	6135.26	KANSAS CITY - DES MOINES #6-12"	9885+60	9890+64	187.23	187.32	504.0
83	6150	6150.04	DES MOINES - MISSISSIPPI RIVER #5-8"	423+98	439+34	8.03	8.32	1536.6
84	6150	6150.04	DES MOINES - MISSISSIPPI RIVER #5-8"	553+85	554+37	10.49	10.50	51.3
85	6150	6150.04	DES MOINES - MISSISSIPPI RIVER #5-8"	558+87	561+87	10.58	10.64	300.2
86	6150	6150.04	DES MOINES - MISSISSIPPI RIVER #5-8"	564+24	568+59	10.69	10.77	435.0
87	6150	6150.04	DES MOINES - MISSISSIPPI RIVER #5-8"	1116+40	1117+73	21.14	21.17	133.0
88	6150	6150.04	DES MOINES - MISSISSIPPI RIVER #5-8"	1121+70	1133+09	21.24	21.46	1139.0
89	6150	6150.04	DES MOINES - MISSISSIPPI RIVER #5-8"	1332+10	1334+46	25.23	25.27	236.0
90	6150	6150.04	DES MOINES - MISSISSIPPI RIVER #5-8"	1335+59	1337+48	25.30	25.33	189.0
91	6150	6150.04	DES MOINES - MISSISSIPPI RIVER #5-8"	1338+53	1340+76	25.35	25.39	223.0
92	6150	6150.04	DES MOINES - MISSISSIPPI RIVER #5-8"	1340+58	1340+76	25.39	25.39	18.0
93	6150	6150.04	DES MOINES - MISSISSIPPI RIVER #5-8"	1356+12	1364+26	25.68	25.84	814.0
94	6150	6150.05	DES MOINES - MISSISSIPPI RIVER #5-8"	1490+06	1499+96	28.22	28.41	990.0
95	6150	6150.05	DES MOINES - MISSISSIPPI RIVER #5-8"	1501+25	1505+20	28.43	28.51	395.0
96	6150	6150.05	DES MOINES - MISSISSIPPI RIVER #5-8"	1542+53	1557+86	29.21	29.50	1533.0
97	6150	6150.05	DES MOINES - MISSISSIPPI RIVER #5-8"	1742+81	1756+39	33.01	33.26	1358.0
98	6150	6150.05	DES MOINES - MISSISSIPPI RIVER #5-8"	1757+86	1769+57	33.29	33.51	1171.0
99	6150	6150.05	DES MOINES - MISSISSIPPI RIVER #5-8"	1959+46	1974+44	37.11	37.39	1498.0
100	6150	6150.05	DES MOINES - MISSISSIPPI RIVER #5-8"	2224+30	2239+30	42.13	42.41	1500.0
101	6150	6150.05	DES MOINES - MISSISSIPPI RIVER #5-8"	2260+82	2275+87	42.82	43.10	1505.0
102	6150	6150.06	DES MOINES - MISSISSIPPI RIVER #5-8"	2783+42	2792+06	52.72	52.88	864.0
103	6150	6150.06	DES MOINES - MISSISSIPPI RIVER #5-8"	2793+08	2794+08	52.90	52.92	100.0
104	6150	6150.06	DES MOINES - MISSISSIPPI RIVER #5-8"	2795+10	2798+63	52.94	53.00	353.0
105	6150	6150.06	DES MOINES - MISSISSIPPI RIVER #5-8"	3020+83	3020+93	57.21	57.21	10.0
106	6150	6150.06	DES MOINES - MISSISSIPPI RIVER #5-8"	3022+46	3028+00	57.24	57.35	554.0
107	6150	6150.06	DES MOINES - MISSISSIPPI RIVER #5-8"	3029+03	3036+01	57.37	57.50	698.0
108	6150	6150.06	DES MOINES - MISSISSIPPI RIVER #5-8"	3333+72	3334+72	63.14	63.16	100.0
109	6150	6150.06	DES MOINES - MISSISSIPPI RIVER #5-8"	3337+51	3345+08	63.21	63.35	757.0
110	6150	6150.06	DES MOINES - MISSISSIPPI RIVER #5-8"	3347+28	3347+94	63.40	63.41	66.0

111	6150	6150.06	DES MOINES - MISSISSIPPI RIVER #5-8"	3374+04	3378+89	63.90	63.99	485.0
112	6150	6150.06	DES MOINES - MISSISSIPPI RIVER #5-8"	3380+32	3381+59	64.02	64.05	127.0
113	6150	6150.06	DES MOINES - MISSISSIPPI RIVER #5-8"	3384+36	3386+15	64.10	64.13	179.0
114	6150	6150.07	DES MOINES - MISSISSIPPI RIVER #5-8"	3385+93	3389+59	64.13	64.20	366.0
115	6150	6150.07	DES MOINES - MISSISSIPPI RIVER #5-8"	3571+51	3599+15	67.64	68.17	2764.0
116	6150	6150.07	DES MOINES - MISSISSIPPI RIVER #5-8"	3600+67	3601+08	68.19	68.20	41.0
117	6150	6150.07	DES MOINES - MISSISSIPPI RIVER #5-8"	3666+54	3672+70	69.44	69.56	616.0
118	6150	6150.07	DES MOINES - MISSISSIPPI RIVER #5-8"	3674+86	3681+54	69.60	69.73	668.0
119	6150	6150.07	DES MOINES - MISSISSIPPI RIVER #5-8"	3897+17	3904+92	73.81	73.96	775.0
120	6150	6150.08	DES MOINES - MISSISSIPPI RIVER #5-8"	3904+70	3912+15	73.95	74.09	745.0
121	6150	6150.08	DES MOINES - MISSISSIPPI RIVER #5-8"	3976+27	3985+30	75.31	75.48	903.0
122	6150	6150.08	DES MOINES - MISSISSIPPI RIVER #5-8"	3986+85	3991+02	75.51	75.59	417.0
123	6150	6150.09	DES MOINES - MISSISSIPPI RIVER #5-8"	4679+36	4680+36	88.62	88.64	100.0
124	6150	6150.09	DES MOINES - MISSISSIPPI RIVER #5-8"	4694+40	4695+91	88.91	88.94	151.0
125	6150	6150.09	DES MOINES - MISSISSIPPI RIVER #5-8"	4704+46	4705+46	89.10	89.12	100.0
126	6150	6150.125	DES MOINES - MISSISSIPPI RIVER #5-8"	5658+59	5658+67	107.17	107.17	8.0
127	6150	6150.125	DES MOINES - MISSISSIPPI RIVER #5-8"	5658+68	5659+09	107.17	107.18	41.0
128	6150	6150.16	DES MOINES - MISSISSIPPI RIVER #5-8"	6804+21	6805+71	128.87	128.90	150.0
129	6150	6150.16	DES MOINES - MISSISSIPPI RIVER #5-8"	6903+02	6905+36	130.74	130.78	234.0
130	6150	6150.16	DES MOINES - MISSISSIPPI RIVER #5-8"	6915+87	6918+02	130.98	131.02	215.0
131	6150	6150.16	DES MOINES - MISSISSIPPI RIVER #5-8"	7431+39	7450+63	140.75	141.11	1924.0
132	6150	6150.16	DES MOINES - MISSISSIPPI RIVER #5-8"	7452+62	7456+09	141.15	141.21	347.0
133	6155	6155.04	DES MOINES - MISSISSIPPI RIVER #6-12"	431+40	432+40	8.17	8.19	100.0
134	6155	6155.04	DES MOINES - MISSISSIPPI RIVER #6-12"	562+50	563+50	10.65	10.67	100.0
135	6155	6155.04	DES MOINES - MISSISSIPPI RIVER #6-12"	565+87	571+36	10.72	10.82	549.0
136	6155	6155.04	DES MOINES - MISSISSIPPI RIVER #6-12"	573+67	574+71	10.86	10.88	104.0
137	6155	6155.04	DES MOINES - MISSISSIPPI RIVER #6-12"	1343+61	1345+70	25.45	25.49	209.0
138	6155	6155.04	DES MOINES - MISSISSIPPI RIVER #6-12"	1346+75	1349+71	25.51	25.56	296.0
139	6155	6155.04	DES MOINES - MISSISSIPPI RIVER #6-12"	1363+50	1364+50	25.82	25.84	100.0
140	6155	6155.04	DES MOINES - MISSISSIPPI RIVER #6-12"	1369+74	1370+74	25.94	25.96	100.0
141	6155	6155.05	DES MOINES - MISSISSIPPI RIVER #6-12"	1495+36	1496+65	28.32	28.35	129.0
142	6155	6155.05	DES MOINES - MISSISSIPPI RIVER #6-12"	1497+90	1499+40	28.37	28.40	150.0
143	6155	6155.05	DES MOINES - MISSISSIPPI RIVER #6-12"	1504+12	1510+35	28.49	28.61	623.0
144	6155	6155.05	DES MOINES - MISSISSIPPI RIVER #6-12"	1552+20	1555+32	29.40	29.46	312.0
145	6155	6155.05	DES MOINES - MISSISSIPPI RIVER #6-12"	1556+70	1559+38	29.48	29.53	268.0
146	6155	6155.05	DES MOINES - MISSISSIPPI RIVER #6-12"	1749+90	1750+90	33.14	33.16	100.0
147	6155	6155.05	DES MOINES - MISSISSIPPI RIVER #6-12"	1755+40	1757+40	33.25	33.28	200.0

148	6155	6155.05	DES MOINES - MISSISSIPPI RIVER #6-12"	1759+70	1760+70	33.33	33.35	100.0
149	6155	6155.05	DES MOINES - MISSISSIPPI RIVER #6-12"	1765+90	1768+40	33.45	33.49	250.0
150	6155	6155.05	DES MOINES - MISSISSIPPI RIVER #6-12"	1772+90	1775+07	33.58	33.62	217.0
151	6155	6155.05	DES MOINES - MISSISSIPPI RIVER #6-12"	1967+60	1972+60	37.27	37.36	500.0
152	6155	6155.05	DES MOINES - MISSISSIPPI RIVER #6-12"	1975+10	1979+94	37.41	37.50	484.0
153	6155	6155.05	DES MOINES - MISSISSIPPI RIVER #6-12"	2229+59	2230+10	42.23	42.24	51.0
154	6155	6155.05	DES MOINES - MISSISSIPPI RIVER #6-12"	2232+10	2239+10	42.27	42.41	700.0
155	6155	6155.05	DES MOINES - MISSISSIPPI RIVER #6-12"	2266+08	2267+10	42.92	42.94	102.0
156	6155	6155.05	DES MOINES - MISSISSIPPI RIVER #6-12"	2268+44	2272+40	42.96	43.04	396.0
157	6155	6155.05	DES MOINES - MISSISSIPPI RIVER #6-12"	2280+40	2281+12	43.19	43.20	72.0
158	6155	6155.06	DES MOINES - MISSISSIPPI RIVER #6-12"	2788+28	2789+60	52.81	52.83	132.0
159	6155	6155.06	DES MOINES - MISSISSIPPI RIVER #6-12"	2793+47	2796+90	52.91	52.97	343.0
160	6155	6155.06	DES MOINES - MISSISSIPPI RIVER #6-12"	3028+60	3030+10	57.36	57.39	150.0
161	6155	6155.06	DES MOINES - MISSISSIPPI RIVER #6-12"	3032+10	3037+01	57.43	57.52	491.0
162	6155	6155.06	DES MOINES - MISSISSIPPI RIVER #6-12"	3332+28	3334+90	63.11	63.16	262.0
163	6155	6155.06	DES MOINES - MISSISSIPPI RIVER #6-12"	3337+40	3343+40	63.21	63.32	600.0
164	6155	6155.06	DES MOINES - MISSISSIPPI RIVER #6-12"	3346+57	3347+23	63.38	63.39	66.0
165	6155	6155.06	DES MOINES - MISSISSIPPI RIVER #6-12"	3373+07	3373+90	63.88	63.90	83.0
166	6155	6155.06	DES MOINES - MISSISSIPPI RIVER #6-12"	3378+70	3380+47	63.99	64.02	177.0
167	6155	6155.06	DES MOINES - MISSISSIPPI RIVER #6-12"	3382+70	3388+97	64.07	64.19	627.0
168	6155	6155.06	DES MOINES - MISSISSIPPI RIVER #6-12"	3580+10	3586+60	67.80	67.93	650.0
169	6155	6155.06	DES MOINES - MISSISSIPPI RIVER #6-12"	3593+40	3594+40	68.06	68.08	100.0
170	6155	6155.06	DES MOINES - MISSISSIPPI RIVER #6-12"	3596+40	3597+51	68.11	68.13	111.0
171	6155	6155.06	DES MOINES - MISSISSIPPI RIVER #6-12"	3599+40	3604+40	68.17	68.27	500.0
172	6155	6155.06	DES MOINES - MISSISSIPPI RIVER #6-12"	3605+90	3606+30	68.29	68.30	40.0
173	6155	6155.06	DES MOINES - MISSISSIPPI RIVER #6-12"	3673+11	3677+70	69.57	69.65	459.0
174	6155	6155.06	DES MOINES - MISSISSIPPI RIVER #6-12"	3680+70	3686+35	69.71	69.82	565.0
175	6155	6155.06	DES MOINES - MISSISSIPPI RIVER #6-12"	3900+96	3904+90	73.88	73.96	394.0
176	6155	6155.06	DES MOINES - MISSISSIPPI RIVER #6-12"	3906+70	3908+60	73.99	74.03	190.0
177	6155	6155.07	DES MOINES - MISSISSIPPI RIVER #6-12"	3908+40	3915+96	74.02	74.17	756.0
178	6155	6155.07	DES MOINES - MISSISSIPPI RIVER #6-12"	3982+34	3985+00	75.42	75.47	266.0
179	6155	6155.07	DES MOINES - MISSISSIPPI RIVER #6-12"	3986+50	3988+50	75.50	75.54	200.0
180	6155	6155.07	DES MOINES - MISSISSIPPI RIVER #6-12"	3991+04	3992+04	75.59	75.61	100.0
181	6155	6155.07	DES MOINES - MISSISSIPPI RIVER #6-12"	3994+50	3995+23	75.65	75.67	73.0
182	6155	6155.08	DES MOINES - MISSISSIPPI RIVER #6-12"	4678+38	4683+50	88.61	88.70	512.0
183	6155	6155.08	DES MOINES - MISSISSIPPI RIVER #6-12"	4685+00	4689+00	88.73	88.81	400.0
184	6155	6155.08	DES MOINES - MISSISSIPPI RIVER #6-12"	4698+04	4699+04	88.98	89.00	100.0

185	6155	6155.08	DES MOINES - MISSISSIPPI RIVER #6-12"	4704+23	4705+23	89.10	89.11	100.0
186	6155	6155.08	DES MOINES - MISSISSIPPI RIVER #6-12"	4706+28	4711+50	89.13	89.23	522.0
187	6155	6155.095	DES MOINES - MISSISSIPPI RIVER #6-12"	5658+26	5658+76	107.16	107.17	50.0
188	6155	6155.13	DES MOINES - MISSISSIPPI RIVER #6-12"	6806+50	6808+00	128.91	128.94	150.0
189	6155	6155.13	DES MOINES - MISSISSIPPI RIVER #6-12"	6905+17	6911+64	130.78	130.90	647.0
190	6155	6155.13	DES MOINES - MISSISSIPPI RIVER #6-12"	6913+50	6914+50	130.94	130.96	100.0
191	6155	6155.13	DES MOINES - MISSISSIPPI RIVER #6-12"	6915+98	6920+15	130.98	131.06	417.0
192	6155	6155.13	DES MOINES - MISSISSIPPI RIVER #6-12"	7431+26	7444+00	140.74	140.98	1274.0
193	6155	6155.13	DES MOINES - MISSISSIPPI RIVER #6-12"	7448+00	7449+05	141.06	141.08	105.0
194	6185	6185.05	DES MOINES - MINNEAPOLIS #4-12"	925+51	926+51	17.53	17.55	100.0
195	6185	6185.05	DES MOINES - MINNEAPOLIS #4-12"	928+94	933+20	17.59	17.67	426.3
196	6185	6185.05	DES MOINES - MINNEAPOLIS #4-12"	981+23	982+23	18.58	18.60	100.0
197	6185	6185.05	DES MOINES - MINNEAPOLIS #4-12"	983+91	985+49	18.63	18.66	157.9
198	6185	6185.05	DES MOINES - MINNEAPOLIS #4-12"	994+67	997+68	18.84	18.90	300.5
199	6185	6185.05	DES MOINES - MINNEAPOLIS #4-12"	1000+19	1001+19	18.94	18.96	100.0
200	6185	6185.05	DES MOINES - MINNEAPOLIS #4-12"	1005+67	1006+67	19.05	19.07	100.0
201	6185	6185.05	DES MOINES - MINNEAPOLIS #4-12"	1013+14	1013+38	19.19	19.19	24.0
202	6185	6185.05	DES MOINES - MINNEAPOLIS #4-12"	1074+01	1075+88	20.34	20.38	187.0
203	6185	6185.05	DES MOINES - MINNEAPOLIS #4-12"	1080+53	1081+53	20.46	20.48	100.0
204	6185	6185.05	DES MOINES - MINNEAPOLIS #4-12"	1089+96	1090+73	20.64	20.66	77.0
205	6185	6185.05	DES MOINES - MINNEAPOLIS #4-12"	1139+07	1143+55	21.57	21.66	448.0
206	6185	6185.05	DES MOINES - MINNEAPOLIS #4-12"	1146+95	1147+95	21.72	21.74	100.0
207	6185	6185.05	DES MOINES - MINNEAPOLIS #4-12"	1152+03	1154+25	21.82	21.86	222.0
208	6185	6185.05	DES MOINES - MINNEAPOLIS #4-12"	1176+40	1177+40	22.28	22.30	100.0
209	6185	6185.05	DES MOINES - MINNEAPOLIS #4-12"	1191+24	1192+94	22.56	22.59	170.0
210	6185	6185.05	DES MOINES - MINNEAPOLIS #4-12"	1211+93	1212+93	22.95	22.97	100.0
211	6185	6185.05	DES MOINES - MINNEAPOLIS #4-12"	1215+56	1219+06	23.02	23.09	350.0
212	6185	6185.05	DES MOINES - MINNEAPOLIS #4-12"	1220+14	1221+14	23.11	23.13	100.0
213	6185	6185.05	DES MOINES - MINNEAPOLIS #4-12"	1240+61	1240+91	23.50	23.50	30.0
214	6185	6185.05	DES MOINES - MINNEAPOLIS #4-12"	1264+10	1269+28	23.94	24.04	518.0
215	6185	6185.05	DES MOINES - MINNEAPOLIS #4-12"	1278+56	1279+56	24.22	24.23	100.0
216	6185	6185.05	DES MOINES - MINNEAPOLIS #4-12"	1389+35	1391+43	26.31	26.35	208.0
217	6185	6185.05	DES MOINES - MINNEAPOLIS #4-12"	1393+21	1394+21	26.39	26.41	100.0
218	6185	6185.05	DES MOINES - MINNEAPOLIS #4-12"	1398+30	1399+95	26.48	26.51	165.0
219	6185	6185.05	DES MOINES - MINNEAPOLIS #4-12"	1401+89	1402+89	26.55	26.57	100.0
220	6185	6185.05	DES MOINES - MINNEAPOLIS #4-12"	1505+94	1509+21	28.52	28.58	327.0
221	6185	6185.05	DES MOINES - MINNEAPOLIS #4-12"	1510+58	1519+73	28.61	28.78	915.0

222	6185	6185.05	DES MOINES - MINNEAPOLIS #4-12"	1522+58	1524+17	28.84	28.87	159.0
223	6185	6185.05	DES MOINES - MINNEAPOLIS #4-12"	1600+69	1616+16	30.32	30.61	1547.0
224	6185	6185.05	DES MOINES - MINNEAPOLIS #4-12"	1620+27	1620+69	30.69	30.69	42.0
225	6185	6185.06	DES MOINES - MINNEAPOLIS #4-12"	2147+49	2148+49	40.67	40.69	100.0
226	6185	6185.06	DES MOINES - MINNEAPOLIS #4-12"	2547+19	2548+19	48.24	48.26	100.0
227	6185	6185.06	DES MOINES - MINNEAPOLIS #4-12"	2550+89	2551+89	48.31	48.33	100.0
228	6185	6185.06	DES MOINES - MINNEAPOLIS #4-12"	2553+23	2554+74	48.36	48.39	151.0
229	6185	6185.06	DES MOINES - MINNEAPOLIS #4-12"	2556+32	2557+84	48.42	48.44	152.0
230	6185	6185.06	DES MOINES - MINNEAPOLIS #4-12"	2560+16	2561+16	48.49	48.51	100.0
231	6185	6185.06	DES MOINES - MINNEAPOLIS #4-12"	2585+65	2586+65	48.97	48.99	100.0
232	6185	6185.06	DES MOINES - MINNEAPOLIS #4-12"	2601+12	2602+66	49.26	49.29	154.0
233	6185	6185.06	DES MOINES - MINNEAPOLIS #4-12"	3190+61	3191+61	60.43	60.45	100.0
234	6185	6185.06	DES MOINES - MINNEAPOLIS #4-12"	3197+45	3198+45	60.56	60.58	100.0
235	6185	6185.06	DES MOINES - MINNEAPOLIS #4-12"	3202+86	3208+31	60.66	60.76	545.0
236	6185	6185.07	DES MOINES - MINNEAPOLIS #4-12"	4714+29	4723+00	89.29	89.45	871.0
237	6185	6185.08	DES MOINES - MINNEAPOLIS #4-12"	5380+41	5383+50	101.90	101.96	309.0
238	6185	6185.08	DES MOINES - MINNEAPOLIS #4-12"	5390+71	5391+71	102.10	102.12	100.0
239	6185	6185.08	DES MOINES - MINNEAPOLIS #4-12"	5393+50	5399+50	102.15	102.26	600.0
240	6185	6185.13	DES MOINES - MINNEAPOLIS #4-12"	6591+86	6592+50	124.85	124.86	64.0
241	6185	6185.13	DES MOINES - MINNEAPOLIS #4-12"	6595+50	6599+50	124.91	124.99	400.0
242	6185	6185.13	DES MOINES - MINNEAPOLIS #4-12"	6608+00	6612+14	125.15	125.23	414.0
243	6185	6185.13	DES MOINES - MINNEAPOLIS #4-12"	6847+50	6849+00	129.69	129.72	150.0
244	6220	6220.18	KANSAS CITY - IRVINGTON #3-8"	5127+86	5128+86	97.12	97.14	100.0
245	6220	6220.18	KANSAS CITY - IRVINGTON #3-8"	5139+07	5141+27	97.33	97.37	220.0
246	6225	6225.1	KANSAS CITY - IRVINGTON #5-12"	3195+93	3201+65	60.53	60.64	572.0
247	6225	6225.1	KANSAS CITY - IRVINGTON #5-12"	3205+29	3206+29	60.71	60.73	100.0
248	6225	6225.1	KANSAS CITY - IRVINGTON #5-12"	3208+40	3214+28	60.77	60.88	588.0
249	6225	6225.15	KANSAS CITY - IRVINGTON #5-12"	5196+26	5199+08	98.41	98.47	282.0
250	6225	6225.15	KANSAS CITY - IRVINGTON #5-12"	5299+73	5301+82	100.37	100.41	209.0
251	6225	6225.21	KANSAS CITY - IRVINGTON #5-12"	7806+33	7812+23	147.85	147.96	590.0
252	6240	6240.1	IRVINGTON - SIOUX FALLS #5-12"	18352+60	18355+00	347.59	347.63	240.0
253	6240	6240.1	IRVINGTON - SIOUX FALLS #5-12"	18356+70	18359+10	347.66	347.71	240.0
254	6240	6240.1	IRVINGTON - SIOUX FALLS #5-12"	18363+80	18364+80	347.80	347.82	100.0
255	6240	6240.1	IRVINGTON - SIOUX FALLS #5-12"	18366+10	18367+10	347.84	347.86	100.0
256	6240	6240.1	IRVINGTON - SIOUX FALLS #5-12"	18368+90	18369+40	347.90	347.91	50.0
257	6240	6240.1	IRVINGTON - SIOUX FALLS #5-12"	18394+50	18400+90	348.38	348.50	640.0
258	6240	6240.1	IRVINGTON - SIOUX FALLS #5-12"	18402+50	18403+50	348.53	348.55	100.0

259	6240	6240.1 IRVINGTON - SIOUX FALLS #5-12"	18406+30	18407+10	348.60	348.62	80.0
260	6240	6240.1 IRVINGTON - SIOUX FALLS #5-12"	18416+90	18422+00	348.80	348.90	510.0
261	6280	6280.02 NEBRASKA CITY - DONIPHAN #1-8"	832+53	833+53	15.77	15.79	100.0
262	6280	6280.02 NEBRASKA CITY - DONIPHAN #1-8"	1150+13	1154+33	21.78	21.86	420.0
263	6280	6280.03 NEBRASKA CITY - DONIPHAN #1-8"	1160+38	1160+88	21.98	21.99	50.0
264	6280	6280.04 NEBRASKA CITY - DONIPHAN #1-8"	1570+66	1571+83	29.75	29.77	117.0
265	6280	6280.04 NEBRASKA CITY - DONIPHAN #1-8"	1573+50	1574+90	29.80	29.83	140.0
266	6280	6280.04 NEBRASKA CITY - DONIPHAN #1-8"	1576+05	1578+35	29.85	29.89	230.0
267	6280	6280.06 NEBRASKA CITY - DONIPHAN #1-8"	2474+26	2476+08	46.86	46.90	182.0
268	6280	6280.06 NEBRASKA CITY - DONIPHAN #1-8"	2480+85	2486+74	46.99	47.10	589.0
269	6280	6280.06 NEBRASKA CITY - DONIPHAN #1-8"	2487+95	2488+97	47.12	47.14	102.0
270	6280	6280.06 NEBRASKA CITY - DONIPHAN #1-8"	2575+75	2581+93	48.78	48.90	618.0
271	6280	6280.06 NEBRASKA CITY - DONIPHAN #1-8"	3274+28	3276+35	62.01	62.05	207.0
272	6280	6280.06 NEBRASKA CITY - DONIPHAN #1-8"	3608+07	3609+07	68.33	68.35	100.0
273	6280	6280.07 NEBRASKA CITY - DONIPHAN #1-8"	3609+83	3610+33	68.37	68.38	50.0
274	6280	6280.06 NEBRASKA CITY - DONIPHAN #1-8"	3611+13	3611+63	68.39	68.40	50.0
275	6280	6280.07 NEBRASKA CITY - DONIPHAN #1-8"	3611+54	3612+35	68.40	68.42	81.0
276	6280	6280.07 NEBRASKA CITY - DONIPHAN #1-8"	3797+89	3800+47	71.93	71.98	258.0
277	6280	6280.07 NEBRASKA CITY - DONIPHAN #1-8"	3807+36	3813+20	72.11	72.22	584.0
278	6280	6280.07 NEBRASKA CITY - DONIPHAN #1-8"	3829+07	3830+07	72.52	72.54	100.0
279	6280	6280.07 NEBRASKA CITY - DONIPHAN #1-8"	4089+68	4091+60	77.46	77.49	192.0
280	6280	6280.07 NEBRASKA CITY - DONIPHAN #1-8"	4172+95	4174+18	79.03	79.06	123.0
281	6280	6280.07 NEBRASKA CITY - DONIPHAN #1-8"	4176+14	4178+59	79.09	79.14	245.0
282	6280	6280.07 NEBRASKA CITY - DONIPHAN #1-8"	4183+00	4184+57	79.22	79.25	157.0
283	6280	6280.07 NEBRASKA CITY - DONIPHAN #1-8"	4186+69	4188+15	79.29	79.32	146.0
284	6280	6280.07 NEBRASKA CITY - DONIPHAN #1-8"	4491+54	4492+39	85.07	85.08	85.0
285	6280	6280.07 NEBRASKA CITY - DONIPHAN #1-8"	4499+71	4507+15	85.22	85.36	744.0
286	6280	6280.07 NEBRASKA CITY - DONIPHAN #1-8"	5197+17	5198+83	98.43	98.46	166.0
287	6280	6280.07 NEBRASKA CITY - DONIPHAN #1-8"	5205+51	5206+51	98.59	98.61	100.0
288	6280	6280.07 NEBRASKA CITY - DONIPHAN #1-8"	5207+82	5208+82	98.63	98.65	100.0
289	6280	6280.07 NEBRASKA CITY - DONIPHAN #1-8"	5211+36	5211+38	98.70	98.70	2.0
290	6280	6280.07 NEBRASKA CITY - DONIPHAN #1-8"	5762+15	5766+83	109.13	109.22	468.0
291	6280	6280.07 NEBRASKA CITY - DONIPHAN #1-8"	5771+40	5775+24	109.31	109.38	384.0
292	6280	6280.07 NEBRASKA CITY - DONIPHAN #1-8"	6426+12	6426+69	121.71	121.72	57.0
293	6280	6280.07 NEBRASKA CITY - DONIPHAN #1-8"	6533+38	6534+79	123.74	123.76	141.0
294	6280	6280.07 NEBRASKA CITY - DONIPHAN #1-8"	6541+26	6542+26	123.89	123.91	100.0
295	6280	6280.07 NEBRASKA CITY - DONIPHAN #1-8"	6615+84	6619+61	125.30	125.37	377.0

296	6280	6280.07 NEBRASKA CITY - DONIPHAN #1-8"	6899+78	6911+79	130.68	130.91	1201.0
297	6280	6280.07 NEBRASKA CITY - DONIPHAN #1-8"	6914+63	6915+33	130.96	130.97	70.0
298	6295	6295 GRINNELL - WATERLOO #1-8"	100+30	104+30	1.90	1.98	400.0
299	6295	6295 GRINNELL - WATERLOO #1-8"	108+60	109+60	2.06	2.08	100.0
300	6295	6295 GRINNELL - WATERLOO #1-8"	115+60	126+10	2.19	2.39	1050.0
301	6295	6295.01 GRINNELL - WATERLOO #1-8"	417+10	424+40	7.90	8.04	730.0
302	6295	6295.01 GRINNELL - WATERLOO #1-8"	426+90	431+40	8.09	8.17	450.0
303	6295	6295.01 GRINNELL - WATERLOO #1-8"	433+90	436+90	8.22	8.27	300.0
304	6295	6295.01 GRINNELL - WATERLOO #1-8"	438+90	439+90	8.31	8.33	100.0
305	6295	6295.01 GRINNELL - WATERLOO #1-8"	442+40	445+67	8.38	8.44	327.0
306	6295	6295.01 GRINNELL - WATERLOO #1-8"	1071+50	1073+00	20.29	20.32	150.0
307	6295	6295.01 GRINNELL - WATERLOO #1-8"	1075+50	1079+50	20.37	20.45	400.0
308	6295	6295.01 GRINNELL - WATERLOO #1-8"	1082+50	1087+94	20.50	20.60	544.0
309	6295	6295.01 GRINNELL - WATERLOO #1-8"	1240+89	1258+90	23.50	23.84	1801.0
310	6295	6295.01 GRINNELL - WATERLOO #1-8"	1261+90	1264+40	23.90	23.95	250.0
311	6295	6295.01 GRINNELL - WATERLOO #1-8"	1300+70	1301+70	24.63	24.65	100.0
312	6295	6295.01 GRINNELL - WATERLOO #1-8"	1333+00	1334+50	25.25	25.27	150.0
313	6295	6295.01 GRINNELL - WATERLOO #1-8"	1342+50	1344+78	25.43	25.47	228.0
314	6295	6295.01 GRINNELL - WATERLOO #1-8"	1635+92	1641+30	30.98	31.09	538.0
315	6295	6295.01 GRINNELL - WATERLOO #1-8"	1643+80	1645+80	31.13	31.17	200.0
316	6295	6295.01 GRINNELL - WATERLOO #1-8"	1649+30	1650+80	31.24	31.27	150.0
317	6295	6295.01 GRINNELL - WATERLOO #1-8"	1652+80	1655+45	31.30	31.35	265.0
318	6295	6295.02 GRINNELL - WATERLOO #1-8"	1761+38	1769+90	33.36	33.52	852.0
319	6295	6295.02 GRINNELL - WATERLOO #1-8"	1771+40	1780+34	33.55	33.72	894.0
320	6295	6295.02 GRINNELL - WATERLOO #1-8"	2027+67	2030+40	38.40	38.45	273.0
321	6295	6295.02 GRINNELL - WATERLOO #1-8"	2034+40	2038+90	38.53	38.62	450.0
322	6295	6295.02 GRINNELL - WATERLOO #1-8"	2045+90	2047+40	38.75	38.78	150.0
323	6295	6295.02 GRINNELL - WATERLOO #1-8"	2241+10	2242+10	42.45	42.46	100.0
324	6295	6295.02 GRINNELL - WATERLOO #1-8"	2252+60	2257+10	42.66	42.75	450.0
325	6295	6295.02 GRINNELL - WATERLOO #1-8"	2335+30	2342+20	44.23	44.36	690.0
326	6295	6295.02 GRINNELL - WATERLOO #1-8"	2343+70	2347+70	44.39	44.46	400.0
327	6295	6295.02 GRINNELL - WATERLOO #1-8"	2354+70	2354+91	44.60	44.60	21.0
328	6295	6295.02 GRINNELL - WATERLOO #1-8"	2370+39	2377+00	44.89	45.02	661.0
329	6295	6295.02 GRINNELL - WATERLOO #1-8"	2379+00	2389+81	45.06	45.26	1081.0
330	6295	6295.02 GRINNELL - WATERLOO #1-8"	2434+85	2442+30	46.11	46.26	745.0
331	6295	6295.02 GRINNELL - WATERLOO #1-8"	2444+30	2446+80	46.29	46.34	250.0
332	6295	6295.02 GRINNELL - WATERLOO #1-8"	2448+80	2454+68	46.38	46.49	588.0

333	6295	6295.02 GRINNELL - WATERLOO #1-8"	2492+11	2498+60	47.20	47.32	649.0
334	6295	6295.02 GRINNELL - WATERLOO #1-8"	2501+10	2511+73	47.37	47.57	1063.0
335	6295	6295.02 GRINNELL - WATERLOO #1-8"	2539+43	2558+62	48.10	48.46	1919.0
336	6295	6295.02 GRINNELL - WATERLOO #1-8"	2567+70	2572+90	48.63	48.73	520.0
337	6295	6295.02 GRINNELL - WATERLOO #1-8"	2574+90	2575+90	48.77	48.79	100.0
338	6295	6295.02 GRINNELL - WATERLOO #1-8"	2578+40	2584+40	48.83	48.95	600.0
339	6295	6295.03 GRINNELL - WATERLOO #1-8"	2732+30	2735+80	51.75	51.81	350.0
340	6295	6295.03 GRINNELL - WATERLOO #1-8"	2737+30	2742+30	51.84	51.94	500.0
341	6295	6295.03 GRINNELL - WATERLOO #1-8"	2744+30	2749+74	51.98	52.08	544.0
342	6295	6295.03 GRINNELL - WATERLOO #1-8"	2765+76	2778+60	52.38	52.63	1284.0
343	6295	6295.03 GRINNELL - WATERLOO #1-8"	2782+60	2785+57	52.70	52.76	297.0
344	6315	6315.01 ROSEMOUNT - ROCHESTER #5-8"	2996+80	3007+23	56.76	56.96	1043.0
345	6315	6315.01 ROSEMOUNT - ROCHESTER #5-8"	3058+06	3059+30	57.92	57.94	124.0
346	6315	6315.01 ROSEMOUNT - ROCHESTER #5-8"	3061+90	3064+67	57.99	58.04	277.0
347	6315	6315.01 ROSEMOUNT - ROCHESTER #5-8"	3071+71	3072+71	58.18	58.20	100.0
348	6345	6345.02 SIOUX CITY - MILFORD #1-6"	1724+62	1725+62	32.66	32.68	100.0
349	6345	6345.02 SIOUX CITY - MILFORD #1-6"	1855+98	1856+98	35.15	35.17	100.0
350	6355	6355.01 COLUMBIA - PALMYRA #1-6"	9373+11	9374+84	177.52	177.55	173.0
351	6355	6355.01 COLUMBIA - PALMYRA #1-6"	9423+21	9424+31	178.47	178.49	110.0
352	6355	6355.01 COLUMBIA - PALMYRA #1-6"	9463+94	9464+94	179.24	179.26	100.0
353	6355	6355.01 COLUMBIA - PALMYRA #1-6"	10269+50	10270+50	194.50	194.52	100.0
354	6355	6355.01 COLUMBIA - PALMYRA #1-6"	10491+00	10492+00	198.69	198.71	100.0
355	6375	6375.02 DES MOINES - MASON CITY #7-12"	986+48	987+48	18.68	18.70	100.0
356	6375	6375.02 DES MOINES - MASON CITY #7-12"	1000+49	1001+49	18.95	18.97	100.0
357	6375	6375.02 DES MOINES - MASON CITY #7-12"	1079+74	1080+74	20.45	20.47	100.0
358	6375	6375.02 DES MOINES - MASON CITY #7-12"	1141+68	1142+68	21.62	21.64	100.0
359	6375	6375.02 DES MOINES - MASON CITY #7-12"	1143+97	1144+97	21.67	21.69	100.0
360	6375	6375.02 DES MOINES - MASON CITY #7-12"	1150+65	1151+65	21.79	21.81	100.0
361	6375	6375.02 DES MOINES - MASON CITY #7-12"	1155+92	1156+92	21.89	21.91	100.0
362	6375	6375.02 DES MOINES - MASON CITY #7-12"	1182+96	1186+07	22.40	22.46	311.0
363	6375	6375.02 DES MOINES - MASON CITY #7-12"	1196+72	1197+72	22.67	22.68	100.0
364	6375	6375.02 DES MOINES - MASON CITY #7-12"	1244+60	1244+63	23.57	23.57	3.0
365	6375	6375.02 DES MOINES - MASON CITY #7-12"	1267+17	1268+17	24.00	24.02	100.0
366	6375	6375.02 DES MOINES - MASON CITY #7-12"	1510+13	1512+27	28.60	28.64	214.0
367	6375	6375.02 DES MOINES - MASON CITY #7-12"	1515+82	1517+41	28.71	28.74	159.0
368	6375	6375.02 DES MOINES - MASON CITY #7-12"	1519+55	1520+55	28.78	28.80	100.0
369	6375	6375.02 DES MOINES - MASON CITY #7-12"	1523+38	1524+38	28.85	28.87	100.0

370	6375	6375.02	DES MOINES - MASON CITY #7-12"	1528+47	1529+47	28.95	28.97	100.0
371	6375	6375.02	DES MOINES - MASON CITY #7-12"	1615+77	1616+77	30.60	30.62	100.0
372	6375	6375.02	DES MOINES - MASON CITY #7-12"	3209+12	3210+61	60.78	60.81	149.0
373	6375	6375.03	DES MOINES - MASON CITY #7-12"	4720+99	4721+99	89.41	89.43	100.0
374	6380	6380.01	EL DORADO - WATHENA JCT. #7-16"	4089+70	4090+70	77.46	77.48	100.0
375	6380	6380.01	EL DORADO - WATHENA JCT. #7-16"	4092+53	4093+52	77.51	77.53	99.0
376	6380	6380.03	EL DORADO - WATHENA JCT. #7-16"	7727+00	7728+00	146.34	146.36	100.0
377	6380	6380.03	EL DORADO - WATHENA JCT. #7-16"	7928+79	7929+50	150.17	150.18	71.0
378	6380	6380.03	EL DORADO - WATHENA JCT. #7-16"	7967+50	7968+50	150.90	150.92	100.0
379	6380	6380.03	EL DORADO - WATHENA JCT. #7-16"	8028+00	8029+00	152.05	152.06	100.0
380	6390	6390	ROLAND - FORT DODGE #8-6"	147+71	148+57	2.80	2.81	85.6
381	6390	6390	ROLAND - FORT DODGE #8-6"	149+60	150+60	2.83	2.85	100.0
382	6390	6390	ROLAND - FORT DODGE #8-6"	155+86	157+85	2.95	2.99	199.0
383	6390	6390	ROLAND - FORT DODGE #8-6"	159+02	160+65	3.01	3.04	163.0
384	6390	6390	ROLAND - FORT DODGE #8-6"	588+80	592+14	11.15	11.21	334.0
385	6390	6390	ROLAND - FORT DODGE #8-6"	596+48	597+80	11.30	11.32	132.0
386	6390	6390	ROLAND - FORT DODGE #8-6"	602+30	604+08	11.41	11.44	178.3
387	6390	6390	ROLAND - FORT DODGE #8-6"	692+17	694+37	13.11	13.15	220.0
388	6390	6390	ROLAND - FORT DODGE #8-6"	695+40	696+40	13.17	13.19	100.0
389	6390	6390	ROLAND - FORT DODGE #8-6"	862+76	864+66	16.34	16.38	190.0
390	6395	6395.01	WATHENA JCT. - DES MOINES #7-16"	14694+20	14695+20	278.30	278.32	100.0
391	6395	6395.01	WATHENA JCT. - DES MOINES #7-16"	14837+70	14838+70	281.02	281.04	100.0
392	6395	6395.01	WATHENA JCT. - DES MOINES #7-16"	14842+60	14843+90	281.11	281.13	130.0
393	6395	6395.01	WATHENA JCT. - DES MOINES #7-16"	14850+90	14851+90	281.27	281.29	100.0
394	6395	6395.01	WATHENA JCT. - DES MOINES #7-16"	14854+10	14855+20	281.33	281.35	110.0
395	6395	6395.01	WATHENA JCT. - DES MOINES #7-16"	15977+60	15978+60	302.61	302.63	100.0
396	6395	6395.01	WATHENA JCT. - DES MOINES #7-16"	15984+40	15985+50	302.73	302.76	110.0
397	6395	6395.01	WATHENA JCT. - DES MOINES #7-16"	16010+90	16011+40	303.24	303.25	50.0
398	6395	6395.01	WATHENA JCT. - DES MOINES #7-16"	16165+70	16167+50	306.17	306.20	180.0
399	6395	6395.01	WATHENA JCT. - DES MOINES #7-16"	16175+60	16177+00	306.36	306.38	140.0
400	6395	6395.01	WATHENA JCT. - DES MOINES #7-16"	16314+80	16315+90	308.99	309.01	110.0
401	6395	6395.01	WATHENA JCT. - DES MOINES #7-16"	16630+80	16631+90	314.98	315.00	110.0
402	6395	6395.01	WATHENA JCT. - DES MOINES #7-16"	16635+20	16636+20	315.06	315.08	100.0
403	6395	6395.01	WATHENA JCT. - DES MOINES #7-16"	16834+20	16836+60	318.83	318.88	240.0
404	6395	6395.01	WATHENA JCT. - DES MOINES #7-16"	16839+00	16840+00	318.92	318.94	100.0
405	6395	6395.01	WATHENA JCT. - DES MOINES #7-16"	16881+10	16882+10	319.72	319.74	100.0
406	6395	6395.01	WATHENA JCT. - DES MOINES #7-16"	16894+20	16895+20	319.97	319.98	100.0

407	6395	6395.01 WATHENA JCT. - DES MOINES #7-16"	16953+30	16955+50	321.09	321.13	220.0
408	6395	6395.01 WATHENA JCT. - DES MOINES #7-16"	17000+60	17003+70	321.98	322.04	310.0
409	6395	6395.01 WATHENA JCT. - DES MOINES #7-16"	17011+40	17012+50	322.19	322.21	110.0
410	6395	6395.01 WATHENA JCT. - DES MOINES #7-16"	17013+50	17015+60	322.23	322.27	210.0
411	6395	6395.01 WATHENA JCT. - DES MOINES #7-16"	17060+60	17061+60	323.12	323.14	100.0
412	6395	6395.01 WATHENA JCT. - DES MOINES #7-16"	17129+50	17130+70	324.42	324.45	120.0
413	6395	6395.01 WATHENA JCT. - DES MOINES #7-16"	17136+30	17137+30	324.55	324.57	100.0
414	6395	6395.01 WATHENA JCT. - DES MOINES #7-16"	17141+10	17142+50	324.64	324.67	140.0
415	6395	6395.01 WATHENA JCT. - DES MOINES #7-16"	17143+80	17144+80	324.69	324.71	100.0
416	6395	6395.02 WATHENA JCT. - DES MOINES #7-16"	17410+60	17411+60	329.75	329.77	100.0
417	6395	6395.02 WATHENA JCT. - DES MOINES #7-16"	17413+00	17415+10	329.79	329.83	210.0
418	6395	6395.02 WATHENA JCT. - DES MOINES #7-16"	17416+10	17417+10	329.85	329.87	100.0
419	6425	6425 OK/KS ST. LINE - KS/MO ST. LINE #3-12"	10710+40	10713+10	202.85	202.90	270.0
420	6425	6425 OK/KS ST. LINE - KS/MO ST. LINE #3-12"	11081+40	11082+40	209.88	209.89	100.0
421	6425	6425 OK/KS ST. LINE - KS/MO ST. LINE #3-12"	11086+40	11087+90	209.97	210.00	150.0
422	6425	6425 OK/KS ST. LINE - KS/MO ST. LINE #3-12"	11194+80	11212+90	212.02	212.37	1810.0
423	6425	6425 OK/KS ST. LINE - KS/MO ST. LINE #3-12"	11235+10	11238+80	212.79	212.86	370.0
424	6430	6430 KS/MO ST. LINE - MO/IL ST. LINE #3-12"	11525+10	11534+30	218.28	218.45	920.0
425	6430	6430 KS/MO ST. LINE - MO/IL ST. LINE #3-12"	11795+50	11799+60	223.40	223.48	410.0
426	6430	6430 KS/MO ST. LINE - MO/IL ST. LINE #3-12"	11827+50	11831+50	224.01	224.08	400.0
427	6430	6430 KS/MO ST. LINE - MO/IL ST. LINE #3-12"	11835+50	11838+90	224.16	224.22	340.0
428	6430	6430 KS/MO ST. LINE - MO/IL ST. LINE #3-12"	11942+90	11948+30	226.19	226.29	540.0
429	6430	6430 KS/MO ST. LINE - MO/IL ST. LINE #3-12"	11955+50	11956+00	226.43	226.44	50.0
430	6430	6430.01 KS/MO ST. LINE - MO/IL ST. LINE #3-12"	11955+90	11956+40	226.44	226.45	50.0
431	6430	6430.03 KS/MO ST. LINE - MO/IL ST. LINE #3-12"	12316+60	12322+10	233.27	233.37	550.0
432	6430	6430.03 KS/MO ST. LINE - MO/IL ST. LINE #3-12"	12480+50	12483+60	236.37	236.43	310.0



Legend

- Petroleum Pipeline (Active)
Approximately 6600 Miles
- Terminal
- Pump Station
- Pipeline Junction
- Meter Station

ATTACHMENT "C"
Legacy System Map
 Magellan Pipeline Company, L.P.



Source: MMP, ESRI
 © 2006, 2008 Magellan Midstream Partners, L.P.

T:\Projects\System_Map\Attach_C_MPL_Legacy_System_Map_022208.mxd



IOWA

ILLINOIS

MISSOURI

Palmyra

Madisonville

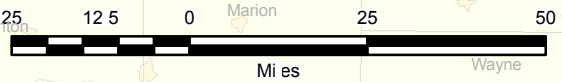
Menard

Heyworth

Legend

- Magellan Heyworth - Madisonville Pipeline (Active)
- Magellan Heyworth - Madisonville Pipeline (Inactive)
- Magellan Pipeline - Other (Active)
- Magellan Pipeline - Other (Inactive)
- Magellan Terminal
- Magellan Meter Station

MAGELLAN
MIDSTREAM PARTNERS, L.P.



Attachment D

Source: MMP, ESRI
© 2008 Magellan Midstream Partners, L.P.




Attachment E

Legend

- Magellan El Dorado - KC (18th St Jct) #6-10"
- Magellan 18th St Jct - KC #4-8"
- Magellan Pipeline - Other (Active)
- Magellan Pipeline - Other (Inactive)
- Magellan Terminal
- Magellan Pump Station
- Magellan Pipeline Junction
- Magellan Meter Station

MAGELLAN
MIDSTREAM PARTNERS, L.P.



Source: MMP, ESRI
© 2008 Magellan Midstream Partners, L.P.

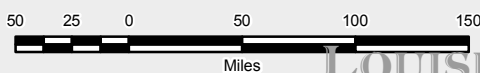


Legend

- Petroleum Pipeline (Active)
Approximately 6600 Miles
- HIRAs
- Terminal
- Pump Station
- Pipeline Junction
- Meter Station

ATTACHMENT "F"

High Impact Risk Areas (HIRAs)



Source: MMP, ESRI
© 2006, 2007 Magellan Midstream Partners, L.P.

Seg_No	Line	Line_ID	Line_Name	Beg_Sta	End_Sta	Beg_MP	End_MP	Length
1	457	457.03	CANTON LATERAL (WL)	12842+90	12843+00	243.24	243.24	10.0
2	6000	6000.01	PONCA CITY - BARNSDALL #1-8"	47+41	47+91	0.90	0.91	50.0
3	6000	6000.02	PONCA CITY - BARNSDALL #1-8"	48+67	51+68	0.92	0.98	301.0
4	6000	6000.021	PONCA CITY - BARNSDALL #1-8"	81+81	82+31	1.55	1.56	50.0
5	6000	6000.02	PONCA CITY - BARNSDALL #1-8"	183+44	184+44	3.47	3.49	100.0
6	6000	6000.02	PONCA CITY - BARNSDALL #1-8"	233+50	234+50	4.42	4.44	100.0
7	6000	6000.02	PONCA CITY - BARNSDALL #1-8"	2807+62	2812+34	53.17	53.26	472.0
8	6005	6005.01	PONCA CITY - BARNSDALL #5-12"	47+34	47+84	0.90	0.91	50.0
9	6005	6005.02	PONCA CITY - BARNSDALL #5-12"	50+50	51+50	0.96	0.98	100.0
10	6005	6005.021	PONCA CITY - BARNSDALL #5-12"	81+45	81+95	1.54	1.55	50.0
11	6005	6005.02	PONCA CITY - BARNSDALL #5-12"	106+50	107+50	2.02	2.04	100.0
12	6005	6005.02	PONCA CITY - BARNSDALL #5-12"	182+89	189+50	3.46	3.59	661.0
13	6005	6005.02	PONCA CITY - BARNSDALL #5-12"	190+66	193+50	3.61	3.66	284.0
14	6005	6005.02	PONCA CITY - BARNSDALL #5-12"	234+41	237+91	4.44	4.51	350.0
15	6005	6005.02	PONCA CITY - BARNSDALL #5-12"	240+91	241+91	4.56	4.58	100.0
16	6005	6005.02	PONCA CITY - BARNSDALL #5-12"	2810+00	2812+50	53.22	53.27	250.0
17	6020	6020	BARNSDALL - KANSAS CITY #3-8"	601+29	603+44	11.39	11.43	215.1
18	6020	6020.01	BARNSDALL - KANSAS CITY #3-8"	602+62	614+19	11.41	11.63	1156.6
19	6020	6020.01	BARNSDALL - KANSAS CITY #3-8"	615+70	631+60	11.66	11.96	1590.0
20	6020	6020.01	BARNSDALL - KANSAS CITY #3-8"	662+74	663+74	12.55	12.57	100.0
21	6020	6020.015	BARNSDALL - KANSAS CITY #3-8"	665+86	666+36	12.61	12.62	50.0
22	6020	6020.01	BARNSDALL - KANSAS CITY #3-8"	1054+80	1066+27	19.98	20.19	1147.0
23	6020	6020.01	BARNSDALL - KANSAS CITY #3-8"	1067+38	1091+74	20.22	20.68	2436.0
24	6020	6020.01	BARNSDALL - KANSAS CITY #3-8"	1111+94	1112+44	21.06	21.07	50.0
25	6020	6020.02	BARNSDALL - KANSAS CITY #3-8"	1112+04	1118+14	21.06	21.18	610.0
26	6020	6020.02	BARNSDALL - KANSAS CITY #3-8"	1120+05	1128+87	21.21	21.38	882.0
27	6020	6020.02	BARNSDALL - KANSAS CITY #3-8"	1133+80	1134+80	21.47	21.49	100.0
28	6020	6020.02	BARNSDALL - KANSAS CITY #3-8"	1136+66	1146+14	21.53	21.71	948.0
29	6020	6020.02	BARNSDALL - KANSAS CITY #3-8"	1147+77	1149+68	21.74	21.77	191.0
30	6020	6020.02	BARNSDALL - KANSAS CITY #3-8"	1151+48	1152+95	21.81	21.84	147.0
31	6020	6020.02	BARNSDALL - KANSAS CITY #3-8"	1533+54	1534+54	29.04	29.06	100.0
32	6020	6020.02	BARNSDALL - KANSAS CITY #3-8"	1536+47	1537+47	29.10	29.12	100.0
33	6020	6020.02	BARNSDALL - KANSAS CITY #3-8"	1549+13	1550+13	29.34	29.36	100.0
34	6020	6020.02	BARNSDALL - KANSAS CITY #3-8"	1555+90	1556+90	29.47	29.49	100.0
35	6020	6020.02	BARNSDALL - KANSAS CITY #3-8"	1558+34	1559+34	29.51	29.53	100.0
36	6020	6020.04	BARNSDALL - KANSAS CITY #3-8"	1636+41	1675+06	30.99	31.72	3865.0

37	6020	6020.04 BARNSDALL - KANSAS CITY #3-8"	1827+83	1837+31	34.62	34.80	948.0
38	6020	6020.04 BARNSDALL - KANSAS CITY #3-8"	1903+75	1909+38	36.06	36.16	563.0
39	6020	6020.04 BARNSDALL - KANSAS CITY #3-8"	1920+27	1932+25	36.37	36.60	1198.0
40	6020	6020.04 BARNSDALL - KANSAS CITY #3-8"	2033+61	2042+03	38.52	38.67	842.0
41	6020	6020.05 BARNSDALL - KANSAS CITY #3-8"	2485+20	2496+71	47.07	47.29	1151.0
42	6020	6020.05 BARNSDALL - KANSAS CITY #3-8"	2501+83	2505+88	47.38	47.46	405.0
43	6020	6020.05 BARNSDALL - KANSAS CITY #3-8"	2509+98	2513+02	47.54	47.60	304.0
44	6020	6020.05 BARNSDALL - KANSAS CITY #3-8"	2514+57	2516+08	47.62	47.65	151.0
45	6020	6020.05 BARNSDALL - KANSAS CITY #3-8"	2517+12	2531+89	47.67	47.95	1477.0
46	6020	6020.05 BARNSDALL - KANSAS CITY #3-8"	2540+07	2541+58	48.11	48.14	151.0
47	6020	6020.05 BARNSDALL - KANSAS CITY #3-8"	2542+62	2569+65	48.16	48.67	2703.0
48	6020	6020.05 BARNSDALL - KANSAS CITY #3-8"	2570+72	2575+33	48.69	48.78	461.0
49	6020	6020.05 BARNSDALL - KANSAS CITY #3-8"	2576+39	2585+23	48.80	48.96	884.0
50	6020	6020.08 BARNSDALL - KANSAS CITY #3-8"	5164+31	5165+31	97.81	97.83	100.0
51	6020	6020.08 BARNSDALL - KANSAS CITY #3-8"	5167+81	5186+79	97.88	98.23	1898.0
52	6020	6020.08 BARNSDALL - KANSAS CITY #3-8"	5332+18	5335+76	100.99	101.06	358.0
53	6020	6020.08 BARNSDALL - KANSAS CITY #3-8"	5339+75	5340+75	101.13	101.15	100.0
54	6020	6020.08 BARNSDALL - KANSAS CITY #3-8"	5409+82	5410+82	102.46	102.48	100.0
55	6020	6020.08 BARNSDALL - KANSAS CITY #3-8"	5412+31	5415+81	102.51	102.57	350.0
56	6020	6020.08 BARNSDALL - KANSAS CITY #3-8"	5803+17	5824+63	109.91	110.31	2146.0
57	6020	6020.08 BARNSDALL - KANSAS CITY #3-8"	5859+07	5859+86	110.97	110.98	79.0
58	6020	6020.08 BARNSDALL - KANSAS CITY #3-8"	5861+32	5881+91	111.01	111.40	2059.0
59	6020	6020.08 BARNSDALL - KANSAS CITY #3-8"	5901+22	5907+93	111.77	111.89	671.0
60	6020	6020.08 BARNSDALL - KANSAS CITY #3-8"	5923+68	5929+18	112.19	112.30	550.0
61	6020	6020.08 BARNSDALL - KANSAS CITY #3-8"	5933+68	5959+07	112.38	112.86	2539.0
62	6020	6020.08 BARNSDALL - KANSAS CITY #3-8"	6281+12	6282+12	118.96	118.98	100.0
63	6020	6020.08 BARNSDALL - KANSAS CITY #3-8"	6327+89	6329+39	119.85	119.87	150.0
64	6020	6020.08 BARNSDALL - KANSAS CITY #3-8"	6335+40	6341+41	119.99	120.10	601.0
65	6020	6020.08 BARNSDALL - KANSAS CITY #3-8"	6345+25	6353+26	120.18	120.33	801.0
66	6020	6020.08 BARNSDALL - KANSAS CITY #3-8"	6357+27	6362+78	120.40	120.51	551.0
67	6020	6020.08 BARNSDALL - KANSAS CITY #3-8"	6389+49	6393+00	121.01	121.08	351.0
68	6020	6020.08 BARNSDALL - KANSAS CITY #3-8"	6394+10	6401+62	121.10	121.24	752.0
69	6020	6020.08 BARNSDALL - KANSAS CITY #3-8"	6405+95	6453+61	121.32	122.23	4766.0
70	6020	6020.08 BARNSDALL - KANSAS CITY #3-8"	6456+33	6462+12	122.28	122.39	579.0
71	6020	6020.08 BARNSDALL - KANSAS CITY #3-8"	6516+17	6517+17	123.41	123.43	100.0
72	6020	6020.08 BARNSDALL - KANSAS CITY #3-8"	6518+99	6562+41	123.47	124.29	4342.0
73	6020	6020.08 BARNSDALL - KANSAS CITY #3-8"	6563+42	6570+43	124.31	124.44	701.0

74	6020	6020.08	BARNSDALL - KANSAS CITY #3-8"	6571+44	6578+46	124.46	124.59	702.0
75	6020	6020.08	BARNSDALL - KANSAS CITY #3-8"	6583+15	6598+32	124.68	124.97	1517.0
76	6020	6020.08	BARNSDALL - KANSAS CITY #3-8"	6707+54	6710+05	127.04	127.08	251.0
77	6020	6020.08	BARNSDALL - KANSAS CITY #3-8"	6722+13	6726+14	127.31	127.39	401.0
78	6020	6020.08	BARNSDALL - KANSAS CITY #3-8"	6777+17	6778+17	128.36	128.37	100.0
79	6020	6020.08	BARNSDALL - KANSAS CITY #3-8"	6780+18	6790+23	128.41	128.60	1005.0
80	6020	6020.08	BARNSDALL - KANSAS CITY #3-8"	6881+71	6891+30	130.34	130.52	959.0
81	6020	6020.08	BARNSDALL - KANSAS CITY #3-8"	6955+57	6956+57	131.73	131.75	100.0
82	6020	6020.16	BARNSDALL - KANSAS CITY #3-8"	10400+30	10401+70	196.98	197.00	140.0
83	6020	6020.16	BARNSDALL - KANSAS CITY #3-8"	10402+00	10402+50	197.01	197.02	50.0
84	6025	6025	BARNSDALL - KANSAS CITY #4-12"	606+35	625+65	11.48	11.85	1930.3
85	6025	6025	BARNSDALL - KANSAS CITY #4-12"	627+02	628+02	11.88	11.89	100.0
86	6025	6025	BARNSDALL - KANSAS CITY #4-12"	1067+30	1068+30	20.21	20.23	100.0
87	6025	6025	BARNSDALL - KANSAS CITY #4-12"	1106+26	1107+26	20.95	20.97	100.0
88	6025	6025	BARNSDALL - KANSAS CITY #4-12"	1109+57	1120+38	21.01	21.22	1081.0
89	6025	6025	BARNSDALL - KANSAS CITY #4-12"	1121+40	1125+47	21.24	21.32	407.0
90	6025	6025	BARNSDALL - KANSAS CITY #4-12"	1128+13	1131+90	21.37	21.44	377.0
91	6025	6025	BARNSDALL - KANSAS CITY #4-12"	1139+03	1144+19	21.57	21.67	516.0
92	6025	6025	BARNSDALL - KANSAS CITY #4-12"	1146+17	1147+17	21.71	21.73	100.0
93	6025	6025	BARNSDALL - KANSAS CITY #4-12"	1150+01	1163+29	21.78	22.03	1328.0
94	6025	6025	BARNSDALL - KANSAS CITY #4-12"	1523+12	1524+12	28.85	28.87	100.0
95	6025	6025	BARNSDALL - KANSAS CITY #4-12"	1548+38	1550+78	29.33	29.37	240.0
96	6025	6025	BARNSDALL - KANSAS CITY #4-12"	1565+45	1567+76	29.65	29.69	231.0
97	6025	6025	BARNSDALL - KANSAS CITY #4-12"	1601+42	1602+42	30.33	30.35	100.0
98	6025	6025.01	BARNSDALL - KANSAS CITY #4-12"	1601+42	1602+42	30.33	30.35	100.0
99	6025	6025	BARNSDALL - KANSAS CITY #4-12"	1603+85	1608+35	30.38	30.46	450.0
100	6025	6025.01	BARNSDALL - KANSAS CITY #4-12"	1603+85	1608+35	30.38	30.46	450.0
101	6025	6025	BARNSDALL - KANSAS CITY #4-12"	1628+59	1631+96	30.84	30.91	337.0
102	6025	6025.01	BARNSDALL - KANSAS CITY #4-12"	1628+59	1631+96	30.84	30.91	337.0
103	6025	6025.01	BARNSDALL - KANSAS CITY #4-12"	1633+31	1633+37	30.93	30.94	6.0
104	6025	6025.01	BARNSDALL - KANSAS CITY #4-12"	1633+45	1633+69	30.94	30.94	24.0
105	6025	6025.01	BARNSDALL - KANSAS CITY #4-12"	1634+79	1634+97	30.96	30.97	18.0
106	6025	6025.01	BARNSDALL - KANSAS CITY #4-12"	1635+94	1635+97	30.98	30.98	3.0
107	6025	6025.01	BARNSDALL - KANSAS CITY #4-12"	1636+04	1636+05	30.99	30.99	1.0
108	6025	6025.02	BARNSDALL - KANSAS CITY #4-12"	1639+37	1640+37	31.05	31.07	100.0
109	6025	6025.02	BARNSDALL - KANSAS CITY #4-12"	1642+18	1643+18	31.10	31.12	100.0
110	6025	6025.02	BARNSDALL - KANSAS CITY #4-12"	1645+26	1653+44	31.16	31.32	818.0

111	6025	6025.02	BARNSDALL - KANSAS CITY #4-12"	1654+52	1656+92	31.34	31.38	240.0
112	6025	6025.02	BARNSDALL - KANSAS CITY #4-12"	1658+15	1666+07	31.40	31.55	792.0
113	6025	6025.02	BARNSDALL - KANSAS CITY #4-12"	1669+79	1675+11	31.62	31.73	532.0
114	6025	6025.02	BARNSDALL - KANSAS CITY #4-12"	1831+67	1832+67	34.69	34.71	100.0
115	6025	6025.02	BARNSDALL - KANSAS CITY #4-12"	1834+17	1836+17	34.74	34.78	200.0
116	6025	6025.02	BARNSDALL - KANSAS CITY #4-12"	1903+65	1905+15	36.05	36.08	150.0
117	6025	6025.02	BARNSDALL - KANSAS CITY #4-12"	1906+65	1908+77	36.11	36.15	212.0
118	6025	6025.02	BARNSDALL - KANSAS CITY #4-12"	1910+23	1921+65	36.18	36.39	1142.0
119	6025	6025.02	BARNSDALL - KANSAS CITY #4-12"	1923+15	1931+62	36.42	36.58	847.0
120	6025	6025.02	BARNSDALL - KANSAS CITY #4-12"	2033+14	2041+57	38.51	38.67	843.0
121	6025	6025.02	BARNSDALL - KANSAS CITY #4-12"	2069+23	2072+64	39.19	39.25	341.0
122	6025	6025.02	BARNSDALL - KANSAS CITY #4-12"	2074+64	2079+14	39.29	39.38	450.0
123	6025	6025.02	BARNSDALL - KANSAS CITY #4-12"	2080+64	2109+14	39.41	39.95	2850.0
124	6025	6025.02	BARNSDALL - KANSAS CITY #4-12"	2441+19	2458+23	46.23	46.56	1704.0
125	6025	6025.02	BARNSDALL - KANSAS CITY #4-12"	2459+74	2462+84	46.59	46.64	310.0
126	6025	6025.02	BARNSDALL - KANSAS CITY #4-12"	2463+23	2469+76	46.65	46.78	653.0
127	6025	6025.02	BARNSDALL - KANSAS CITY #4-12"	2486+00	2497+32	47.08	47.30	1132.0
128	6025	6025.02	BARNSDALL - KANSAS CITY #4-12"	2503+35	2506+35	47.41	47.47	300.0
129	6025	6025.02	BARNSDALL - KANSAS CITY #4-12"	2510+86	2531+41	47.55	47.94	2055.0
130	6025	6025.02	BARNSDALL - KANSAS CITY #4-12"	2539+93	2564+98	48.10	48.58	2505.0
131	6025	6025.02	BARNSDALL - KANSAS CITY #4-12"	2568+48	2574+47	48.65	48.76	599.0
132	6025	6025.02	BARNSDALL - KANSAS CITY #4-12"	2577+90	2579+40	48.82	48.85	150.0
133	6025	6025.02	BARNSDALL - KANSAS CITY #4-12"	2581+89	2583+92	48.90	48.94	203.0
134	6025	6025.05	BARNSDALL - KANSAS CITY #4-12"	5171+53	5189+55	97.95	98.29	1802.0
135	6025	6025.05	BARNSDALL - KANSAS CITY #4-12"	5335+17	5348+76	101.04	101.30	1359.0
136	6025	6025.05	BARNSDALL - KANSAS CITY #4-12"	5416+01	5421+01	102.58	102.67	500.0
137	6025	6025.05	BARNSDALL - KANSAS CITY #4-12"	5806+79	5808+45	109.98	110.01	166.0
138	6025	6025.05	BARNSDALL - KANSAS CITY #4-12"	5810+45	5822+96	110.05	110.28	1251.0
139	6025	6025.05	BARNSDALL - KANSAS CITY #4-12"	5825+96	5828+26	110.34	110.38	230.0
140	6025	6025.05	BARNSDALL - KANSAS CITY #4-12"	5862+69	5863+01	111.04	111.04	32.0
141	6025	6025.05	BARNSDALL - KANSAS CITY #4-12"	5865+46	5877+97	111.09	111.33	1251.0
142	6025	6025.05	BARNSDALL - KANSAS CITY #4-12"	5880+55	5886+05	111.37	111.48	550.0
143	6025	6025.05	BARNSDALL - KANSAS CITY #4-12"	5905+87	5909+37	111.85	111.92	350.0
144	6025	6025.05	BARNSDALL - KANSAS CITY #4-12"	5925+87	5933+37	112.23	112.37	750.0
145	6025	6025.05	BARNSDALL - KANSAS CITY #4-12"	5934+87	5935+87	112.40	112.42	100.0
146	6025	6025.05	BARNSDALL - KANSAS CITY #4-12"	5937+87	5939+37	112.46	112.49	150.0
147	6025	6025.05	BARNSDALL - KANSAS CITY #4-12"	5944+88	5952+88	112.59	112.74	800.0

148	6025	6025.05 BARNSDALL - KANSAS CITY #4-12"	5954+38	5962+77	112.77	112.93	839.0
149	6025	6025.05 BARNSDALL - KANSAS CITY #4-12"	6332+85	6339+35	119.94	120.06	650.0
150	6025	6025.05 BARNSDALL - KANSAS CITY #4-12"	6342+35	6346+35	120.12	120.20	400.0
151	6025	6025.05 BARNSDALL - KANSAS CITY #4-12"	6350+16	6356+66	120.27	120.39	650.0
152	6025	6025.05 BARNSDALL - KANSAS CITY #4-12"	6358+66	6365+16	120.43	120.55	650.0
153	6025	6025.05 BARNSDALL - KANSAS CITY #4-12"	6394+83	6397+83	121.11	121.17	300.0
154	6025	6025.05 BARNSDALL - KANSAS CITY #4-12"	6400+43	6406+42	121.22	121.33	599.0
155	6025	6025.05 BARNSDALL - KANSAS CITY #4-12"	6410+74	6426+72	121.42	121.72	1598.0
156	6025	6025.05 BARNSDALL - KANSAS CITY #4-12"	6428+22	6458+64	121.75	122.32	3042.0
157	6025	6025.05 BARNSDALL - KANSAS CITY #4-12"	6461+38	6465+20	122.37	122.45	382.0
158	6025	6025.05 BARNSDALL - KANSAS CITY #4-12"	6521+41	6528+43	123.51	123.64	702.0
159	6025	6025.05 BARNSDALL - KANSAS CITY #4-12"	6532+19	6536+74	123.72	123.80	455.0
160	6025	6025.05 BARNSDALL - KANSAS CITY #4-12"	6539+24	6540+24	123.85	123.87	100.0
161	6025	6025.05 BARNSDALL - KANSAS CITY #4-12"	6542+24	6549+24	123.91	124.04	700.0
162	6025	6025.05 BARNSDALL - KANSAS CITY #4-12"	6550+78	6567+23	124.07	124.38	1645.0
163	6025	6025.05 BARNSDALL - KANSAS CITY #4-12"	6570+22	6574+22	124.44	124.51	400.0
164	6025	6025.05 BARNSDALL - KANSAS CITY #4-12"	6575+72	6578+22	124.54	124.59	250.0
165	6025	6025.05 BARNSDALL - KANSAS CITY #4-12"	6580+22	6582+22	124.63	124.66	200.0
166	6025	6025.05 BARNSDALL - KANSAS CITY #4-12"	6590+02	6603+01	124.81	125.06	1299.0
167	6025	6025.05 BARNSDALL - KANSAS CITY #4-12"	6711+87	6713+37	127.12	127.15	150.0
168	6025	6025.05 BARNSDALL - KANSAS CITY #4-12"	6726+40	6733+40	127.39	127.53	700.0
169	6025	6025.05 BARNSDALL - KANSAS CITY #4-12"	6784+22	6794+19	128.49	128.68	997.0
170	6025	6025.05 BARNSDALL - KANSAS CITY #4-12"	6834+26	6835+26	129.44	129.46	100.0
171	6025	6025.05 BARNSDALL - KANSAS CITY #4-12"	6837+26	6838+26	129.49	129.51	100.0
172	6025	6025.05 BARNSDALL - KANSAS CITY #4-12"	6839+71	6844+21	129.54	129.63	450.0
173	6025	6025.05 BARNSDALL - KANSAS CITY #4-12"	6886+46	6889+75	130.43	130.49	329.0
174	6025	6025.05 BARNSDALL - KANSAS CITY #4-12"	6892+19	6895+56	130.53	130.60	337.0
175	6025	6025.05 BARNSDALL - KANSAS CITY #4-12"	6960+27	6961+27	131.82	131.84	100.0
176	6030	6030 BARNSDALL - KANSAS CITY #5-12"	609+42	610+95	11.54	11.57	153.4
177	6030	6030 BARNSDALL - KANSAS CITY #5-12"	613+37	614+37	11.62	11.64	100.0
178	6030	6030 BARNSDALL - KANSAS CITY #5-12"	618+26	622+98	11.71	11.80	472.3
179	6030	6030 BARNSDALL - KANSAS CITY #5-12"	625+45	628+87	11.85	11.91	342.7
180	6030	6030 BARNSDALL - KANSAS CITY #5-12"	631+84	632+84	11.97	11.99	100.0
181	6030	6030 BARNSDALL - KANSAS CITY #5-12"	845+68	846+68	16.02	16.04	100.0
182	6030	6030 BARNSDALL - KANSAS CITY #5-12"	1051+56	1052+56	19.92	19.93	100.0
183	6030	6030 BARNSDALL - KANSAS CITY #5-12"	1077+30	1081+28	20.40	20.48	398.0
184	6030	6030 BARNSDALL - KANSAS CITY #5-12"	1087+61	1088+61	20.60	20.62	100.0

185	6030	6030 BARNSDALL - KANSAS CITY #5-12"	1090+87	1106+22	20.66	20.95	1535.0
186	6030	6030 BARNSDALL - KANSAS CITY #5-12"	1112+00	1119+17	21.06	21.20	717.0
187	6030	6030 BARNSDALL - KANSAS CITY #5-12"	1122+19	1135+33	21.25	21.50	1314.0
188	6030	6030 BARNSDALL - KANSAS CITY #5-12"	1139+86	1149+52	21.59	21.77	966.0
189	6030	6030 BARNSDALL - KANSAS CITY #5-12"	1165+96	1167+30	22.08	22.11	134.0
190	6030	6030 BARNSDALL - KANSAS CITY #5-12"	1168+39	1170+45	22.13	22.17	206.0
191	6030	6030 BARNSDALL - KANSAS CITY #5-12"	1502+37	1503+37	28.45	28.47	100.0
192	6030	6030.02 BARNSDALL - KANSAS CITY #5-12"	1636+50	1642+16	30.99	31.10	566.0
193	6030	6030.02 BARNSDALL - KANSAS CITY #5-12"	1643+49	1657+52	31.13	31.39	1403.0
194	6030	6030.02 BARNSDALL - KANSAS CITY #5-12"	1658+96	1675+20	31.42	31.73	1624.0
195	6030	6030.02 BARNSDALL - KANSAS CITY #5-12"	1828+50	1833+50	34.63	34.73	500.0
196	6030	6030.02 BARNSDALL - KANSAS CITY #5-12"	1835+00	1837+50	34.75	34.80	250.0
197	6030	6030.02 BARNSDALL - KANSAS CITY #5-12"	1904+33	1909+50	36.07	36.16	517.0
198	6030	6030.02 BARNSDALL - KANSAS CITY #5-12"	1911+95	1917+50	36.21	36.32	555.0
199	6030	6030.02 BARNSDALL - KANSAS CITY #5-12"	1919+50	1932+00	36.35	36.59	1250.0
200	6030	6030.02 BARNSDALL - KANSAS CITY #5-12"	2033+60	2034+60	38.52	38.53	100.0
201	6030	6030.02 BARNSDALL - KANSAS CITY #5-12"	2037+50	2041+50	38.59	38.66	400.0
202	6030	6030.02 BARNSDALL - KANSAS CITY #5-12"	2075+26	2077+50	39.30	39.35	224.0
203	6030	6030.02 BARNSDALL - KANSAS CITY #5-12"	2081+50	2093+50	39.42	39.65	1200.0
204	6030	6030.02 BARNSDALL - KANSAS CITY #5-12"	2097+00	2105+50	39.72	39.88	850.0
205	6030	6030.02 BARNSDALL - KANSAS CITY #5-12"	2444+50	2470+50	46.30	46.79	2600.0
206	6030	6030.02 BARNSDALL - KANSAS CITY #5-12"	2472+00	2473+00	46.82	46.84	100.0
207	6030	6030.02 BARNSDALL - KANSAS CITY #5-12"	2489+20	2490+20	47.14	47.16	100.0
208	6030	6030.02 BARNSDALL - KANSAS CITY #5-12"	2491+50	2499+50	47.19	47.34	800.0
209	6030	6030.02 BARNSDALL - KANSAS CITY #5-12"	2506+50	2508+50	47.47	47.51	200.0
210	6030	6030.02 BARNSDALL - KANSAS CITY #5-12"	2513+50	2519+50	47.60	47.72	600.0
211	6030	6030.02 BARNSDALL - KANSAS CITY #5-12"	2522+50	2531+50	47.77	47.95	900.0
212	6030	6030.02 BARNSDALL - KANSAS CITY #5-12"	2543+00	2569+00	48.16	48.66	2600.0
213	6030	6030.02 BARNSDALL - KANSAS CITY #5-12"	2570+50	2576+50	48.68	48.80	600.0
214	6030	6030.02 BARNSDALL - KANSAS CITY #5-12"	2578+50	2587+04	48.84	49.00	854.0
215	6030	6030.04 BARNSDALL - KANSAS CITY #5-12"	5171+24	5172+24	97.94	97.96	100.0
216	6030	6030.04 BARNSDALL - KANSAS CITY #5-12"	5177+24	5178+24	98.05	98.07	100.0
217	6030	6030.04 BARNSDALL - KANSAS CITY #5-12"	5180+24	5184+74	98.11	98.20	450.0
218	6030	6030.04 BARNSDALL - KANSAS CITY #5-12"	5186+74	5189+24	98.23	98.28	250.0
219	6030	6030.04 BARNSDALL - KANSAS CITY #5-12"	5192+24	5196+74	98.34	98.42	450.0
220	6030	6030.04 BARNSDALL - KANSAS CITY #5-12"	5343+34	5346+34	101.20	101.26	300.0
221	6030	6030.04 BARNSDALL - KANSAS CITY #5-12"	5350+34	5354+34	101.33	101.41	400.0

222	6030	6030.04	BARNSDALL - KANSAS CITY #5-12"	5421+50	5423+50	102.68	102.72	200.0
223	6030	6030.04	BARNSDALL - KANSAS CITY #5-12"	5425+50	5426+50	102.76	102.77	100.0
224	6030	6030.04	BARNSDALL - KANSAS CITY #5-12"	5812+02	5833+47	110.08	110.48	2145.0
225	6030	6030.04	BARNSDALL - KANSAS CITY #5-12"	5872+16	5883+66	111.22	111.43	1150.0
226	6030	6030.04	BARNSDALL - KANSAS CITY #5-12"	5885+74	5891+74	111.47	111.59	600.0
227	6030	6030.04	BARNSDALL - KANSAS CITY #5-12"	5910+05	5914+55	111.93	112.02	450.0
228	6030	6030.04	BARNSDALL - KANSAS CITY #5-12"	5931+02	5932+02	112.33	112.35	100.0
229	6030	6030.04	BARNSDALL - KANSAS CITY #5-12"	5937+02	5938+52	112.44	112.47	150.0
230	6030	6030.04	BARNSDALL - KANSAS CITY #5-12"	5948+02	5955+52	112.65	112.79	750.0
231	6030	6030.04	BARNSDALL - KANSAS CITY #5-12"	5957+52	5967+91	112.83	113.03	1039.0
232	6030	6030.04	BARNSDALL - KANSAS CITY #5-12"	6217+20	6218+70	117.75	117.78	150.0
233	6030	6030.04	BARNSDALL - KANSAS CITY #5-12"	6339+73	6346+23	120.07	120.19	650.0
234	6030	6030.04	BARNSDALL - KANSAS CITY #5-12"	6348+23	6352+73	120.23	120.32	450.0
235	6030	6030.04	BARNSDALL - KANSAS CITY #5-12"	6356+40	6371+55	120.39	120.67	1515.0
236	6030	6030.04	BARNSDALL - KANSAS CITY #5-12"	6400+72	6404+22	121.23	121.29	350.0
237	6030	6030.04	BARNSDALL - KANSAS CITY #5-12"	6407+32	6412+32	121.35	121.45	500.0
238	6030	6030.04	BARNSDALL - KANSAS CITY #5-12"	6417+14	6419+15	121.54	121.57	201.0
239	6030	6030.04	BARNSDALL - KANSAS CITY #5-12"	6421+65	6432+65	121.62	121.83	1100.0
240	6030	6030.04	BARNSDALL - KANSAS CITY #5-12"	6434+65	6445+15	121.87	122.07	1050.0
241	6030	6030.04	BARNSDALL - KANSAS CITY #5-12"	6449+15	6465+09	122.14	122.44	1594.0
242	6030	6030.04	BARNSDALL - KANSAS CITY #5-12"	6471+15	6472+15	122.56	122.58	100.0
243	6030	6030.04	BARNSDALL - KANSAS CITY #5-12"	6527+61	6531+35	123.63	123.70	374.0
244	6030	6030.04	BARNSDALL - KANSAS CITY #5-12"	6534+26	6536+35	123.75	123.79	209.0
245	6030	6030.04	BARNSDALL - KANSAS CITY #5-12"	6538+20	6555+70	123.83	124.16	1750.0
246	6030	6030.04	BARNSDALL - KANSAS CITY #5-12"	6559+70	6579+20	124.24	124.61	1950.0
247	6030	6030.04	BARNSDALL - KANSAS CITY #5-12"	6582+70	6589+20	124.67	124.80	650.0
248	6030	6030.04	BARNSDALL - KANSAS CITY #5-12"	6594+50	6595+50	124.90	124.91	100.0
249	6030	6030.04	BARNSDALL - KANSAS CITY #5-12"	6597+50	6609+00	124.95	125.17	1150.0
250	6030	6030.04	BARNSDALL - KANSAS CITY #5-12"	6719+90	6720+90	127.27	127.29	100.0
251	6030	6030.04	BARNSDALL - KANSAS CITY #5-12"	6732+94	6738+94	127.52	127.63	600.0
252	6030	6030.04	BARNSDALL - KANSAS CITY #5-12"	6791+30	6799+80	128.62	128.78	850.0
253	6030	6030.04	BARNSDALL - KANSAS CITY #5-12"	6840+83	6842+33	129.56	129.59	150.0
254	6030	6030.04	BARNSDALL - KANSAS CITY #5-12"	6844+33	6850+83	129.63	129.75	650.0
255	6030	6030.04	BARNSDALL - KANSAS CITY #5-12"	6890+24	6897+24	130.50	130.63	700.0
256	6030	6030.04	BARNSDALL - KANSAS CITY #5-12"	6963+90	6964+90	131.89	131.91	100.0
257	6045	6045	TULSA - BARNSDALL #4-12"	66+20	66+70	1.25	1.26	50.0
258	6045	6045.01	TULSA - BARNSDALL #4-12"	67+91	68+91	1.29	1.31	100.0

259	6045	6045.01 TULSA - BARNSDALL #4-12"	89+44	89+94	1.69	1.70	50.0
260	6045	6045.02 TULSA - BARNSDALL #4-12"	95+88	96+88	1.82	1.83	100.0
261	6045	6045.02 TULSA - BARNSDALL #4-12"	107+89	108+39	2.04	2.05	50.0
262	6045	6045.03 TULSA - BARNSDALL #4-12"	109+45	110+45	2.07	2.09	100.0
263	6045	6045.03 TULSA - BARNSDALL #4-12"	111+60	113+43	2.11	2.15	183.8
264	6045	6045.03 TULSA - BARNSDALL #4-12"	243+67	244+67	4.61	4.63	100.0
265	6045	6045.03 TULSA - BARNSDALL #4-12"	383+15	384+15	7.26	7.28	100.0
266	6045	6045.03 TULSA - BARNSDALL #4-12"	411+61	414+12	7.80	7.84	251.0
267	6045	6045.03 TULSA - BARNSDALL #4-12"	453+12	454+12	8.58	8.60	100.0
268	6045	6045.03 TULSA - BARNSDALL #4-12"	471+95	472+95	8.94	8.96	100.0
269	6045	6045.03 TULSA - BARNSDALL #4-12"	693+11	694+11	13.13	13.15	100.0
270	6045	6045.03 TULSA - BARNSDALL #4-12"	734+63	735+63	13.91	13.93	100.0
271	6045	6045.04 TULSA - BARNSDALL #4-12"	917+23	918+23	17.37	17.39	100.0
272	6045	6045.04 TULSA - BARNSDALL #4-12"	933+93	934+93	17.69	17.71	100.0
273	6045	6045.04 TULSA - BARNSDALL #4-12"	948+75	949+75	17.97	17.99	100.0
274	6045	6045.05 TULSA - BARNSDALL #4-12"	950+61	951+11	18.00	18.01	50.0
275	6045	6045.06 TULSA - BARNSDALL #4-12"	1185+14	1186+14	22.45	22.46	100.0
276	6045	6045.06 TULSA - BARNSDALL #4-12"	1290+97	1292+61	24.45	24.48	164.0
277	6045	6045.06 TULSA - BARNSDALL #4-12"	1293+88	1294+98	24.51	24.53	110.0
278	6045	6045.06 TULSA - BARNSDALL #4-12"	1313+37	1314+80	24.87	24.90	143.0
279	6045	6045.06 TULSA - BARNSDALL #4-12"	1352+22	1354+28	25.61	25.65	206.0
280	6045	6045.06 TULSA - BARNSDALL #4-12"	1360+22	1361+80	25.76	25.79	158.0
281	6045	6045.06 TULSA - BARNSDALL #4-12"	1393+05	1394+05	26.38	26.40	100.0
282	6045	6045.06 TULSA - BARNSDALL #4-12"	1397+71	1398+71	26.47	26.49	100.0
283	6045	6045.06 TULSA - BARNSDALL #4-12"	1491+45	1492+61	28.25	28.27	116.0
284	6045	6045.06 TULSA - BARNSDALL #4-12"	1502+20	1503+20	28.45	28.47	100.0
285	6045	6045.06 TULSA - BARNSDALL #4-12"	1646+53	1647+88	31.18	31.21	135.0
286	6045	6045.06 TULSA - BARNSDALL #4-12"	1669+36	1670+95	31.62	31.65	159.0
287	6045	6045.06 TULSA - BARNSDALL #4-12"	1735+79	1736+79	32.87	32.89	100.0
288	6045	6045.06 TULSA - BARNSDALL #4-12"	1743+97	1744+97	33.03	33.05	100.0
289	6045	6045.06 TULSA - BARNSDALL #4-12"	1751+16	1752+16	33.17	33.18	100.0
290	6050	6050.01 TULSA - BARNSDALL #1-12"	75+97	76+97	1.44	1.46	100.0
291	6050	6050.03 TULSA - BARNSDALL #1-12"	413+29	414+41	7.83	7.85	111.9
292	6050	6050.03 TULSA - BARNSDALL #1-12"	439+14	441+03	8.32	8.35	188.7
293	6050	6050.03 TULSA - BARNSDALL #1-12"	724+57	725+57	13.72	13.74	100.0
294	6050	6050.04 TULSA - BARNSDALL #1-12"	935+56	936+56	17.72	17.74	100.0
295	6050	6050.04 TULSA - BARNSDALL #1-12"	949+08	950+08	17.97	17.99	100.0

296	6050	6050.05 TULSA - BARNSDALL #1-12"	951+06	951+56	18.01	18.02	50.0
297	6050	6050.06 TULSA - BARNSDALL #1-12"	1186+14	1187+14	22.46	22.48	100.0
298	6050	6050.06 TULSA - BARNSDALL #1-12"	1290+81	1292+67	24.45	24.48	186.0
299	6050	6050.06 TULSA - BARNSDALL #1-12"	1294+59	1295+59	24.52	24.54	100.0
300	6050	6050.06 TULSA - BARNSDALL #1-12"	1300+65	1301+74	24.63	24.65	109.0
301	6050	6050.06 TULSA - BARNSDALL #1-12"	1314+34	1315+62	24.89	24.92	128.0
302	6050	6050.06 TULSA - BARNSDALL #1-12"	1348+53	1348+80	25.54	25.55	27.0
303	6050	6050.06 TULSA - BARNSDALL #1-12"	1355+90	1357+89	25.68	25.72	199.0
304	6050	6050.06 TULSA - BARNSDALL #1-12"	1361+43	1362+64	25.78	25.81	121.0
305	6050	6050.06 TULSA - BARNSDALL #1-12"	1389+86	1390+86	26.32	26.34	100.0
306	6050	6050.06 TULSA - BARNSDALL #1-12"	1492+63	1493+63	28.27	28.29	100.0
307	6050	6050.06 TULSA - BARNSDALL #1-12"	1542+48	1543+72	29.21	29.24	124.0
308	6050	6050.06 TULSA - BARNSDALL #1-12"	1545+33	1546+33	29.27	29.29	100.0
309	6050	6050.07 TULSA - BARNSDALL #1-12"	1647+26	1648+71	31.20	31.23	145.0
310	6050	6050.07 TULSA - BARNSDALL #1-12"	1670+00	1672+01	31.63	31.67	201.0
311	6050	6050.07 TULSA - BARNSDALL #1-12"	1679+71	1680+71	31.81	31.83	100.0
312	6050	6050.07 TULSA - BARNSDALL #1-12"	1691+04	1692+04	32.03	32.05	100.0
313	6050	6050.07 TULSA - BARNSDALL #1-12"	1744+69	1745+69	33.04	33.06	100.0
314	6050	6050.07 TULSA - BARNSDALL #1-12"	1751+58	1752+58	33.17	33.19	100.0
315	6080	6080 EL DORADO - HUMBOLDT #1-8"	54+44	55+44	1.03	1.05	100.0
316	6080	6080 EL DORADO - HUMBOLDT #1-8"	57+09	64+67	1.08	1.22	757.9
317	6080	6080 EL DORADO - HUMBOLDT #1-8"	67+85	82+34	1.29	1.56	1449.2
318	6080	6080 EL DORADO - HUMBOLDT #1-8"	89+24	93+16	1.69	1.76	392.5
319	6080	6080 EL DORADO - HUMBOLDT #1-8"	137+87	175+60	2.61	3.33	3773.0
320	6080	6080 EL DORADO - HUMBOLDT #1-8"	203+03	222+54	3.85	4.21	1950.8
321	6080	6080 EL DORADO - HUMBOLDT #1-8"	269+48	284+34	5.10	5.39	1485.7
322	6080	6080 EL DORADO - HUMBOLDT #1-8"	288+78	295+90	5.47	5.60	712.1
323	6080	6080 EL DORADO - HUMBOLDT #1-8"	308+77	323+51	5.85	6.13	1473.4
324	6080	6080 EL DORADO - HUMBOLDT #1-8"	350+76	354+38	6.64	6.71	361.9
325	6080	6080 EL DORADO - HUMBOLDT #1-8"	371+16	377+42	7.03	7.15	625.7
326	6080	6080 EL DORADO - HUMBOLDT #1-8"	521+05	530+51	9.87	10.05	946.2
327	6080	6080 EL DORADO - HUMBOLDT #1-8"	539+33	542+78	10.21	10.28	344.6
328	6080	6080 EL DORADO - HUMBOLDT #1-8"	1607+16	1616+89	30.44	30.62	973.0
329	6080	6080 EL DORADO - HUMBOLDT #1-8"	1619+79	1620+79	30.68	30.70	100.0
330	6080	6080 EL DORADO - HUMBOLDT #1-8"	1748+96	1782+15	33.12	33.75	3319.0
331	6080	6080 EL DORADO - HUMBOLDT #1-8"	1795+69	1810+09	34.01	34.28	1440.0
332	6080	6080 EL DORADO - HUMBOLDT #1-8"	1812+70	1835+46	34.33	34.76	2276.0

333	6080	6080 EL DORADO - HUMBOLDT #1-8"	1917+62	1919+64	36.32	36.36	202.0
334	6080	6080 EL DORADO - HUMBOLDT #1-8"	1925+41	1926+12	36.47	36.48	71.0
335	6080	6080 EL DORADO - HUMBOLDT #1-8"	2397+80	2400+96	45.41	45.47	316.0
336	6080	6080 EL DORADO - HUMBOLDT #1-8"	2561+86	2574+95	48.52	48.77	1309.0
337	6080	6080 EL DORADO - HUMBOLDT #1-8"	2577+88	2580+84	48.82	48.88	296.0
338	6080	6080 EL DORADO - HUMBOLDT #1-8"	2584+19	2585+19	48.94	48.96	100.0
339	6080	6080 EL DORADO - HUMBOLDT #1-8"	2617+69	2626+39	49.58	49.74	870.0
340	6080	6080 EL DORADO - HUMBOLDT #1-8"	2708+95	2709+95	51.31	51.32	100.0
341	6080	6080.01 EL DORADO - HUMBOLDT #1-8"	2918+98	2936+15	55.28	55.61	1717.0
342	6080	6080.01 EL DORADO - HUMBOLDT #1-8"	2957+93	2964+34	56.02	56.14	641.0
343	6080	6080.01 EL DORADO - HUMBOLDT #1-8"	2997+94	3007+54	56.78	56.96	960.0
344	6080	6080.01 EL DORADO - HUMBOLDT #1-8"	3008+70	3062+60	56.98	58.00	5390.0
345	6080	6080.01 EL DORADO - HUMBOLDT #1-8"	3077+86	3092+16	58.29	58.56	1430.0
346	6080	6080.01 EL DORADO - HUMBOLDT #1-8"	3093+93	3104+27	58.60	58.79	1034.0
347	6080	6080.01 EL DORADO - HUMBOLDT #1-8"	3379+36	3382+48	64.00	64.06	312.0
348	6080	6080.01 EL DORADO - HUMBOLDT #1-8"	3431+37	3437+69	64.99	65.11	632.0
349	6080	6080.01 EL DORADO - HUMBOLDT #1-8"	3697+23	3717+93	70.02	70.42	2070.0
350	6080	6080.01 EL DORADO - HUMBOLDT #1-8"	3921+92	3933+65	74.28	74.50	1173.0
351	6080	6080.01 EL DORADO - HUMBOLDT #1-8"	3973+49	3991+48	75.26	75.60	1799.0
352	6080	6080.01 EL DORADO - HUMBOLDT #1-8"	3995+08	4013+05	75.66	76.00	1797.0
353	6080	6080.01 EL DORADO - HUMBOLDT #1-8"	4039+51	4051+48	76.51	76.73	1197.0
354	6080	6080.01 EL DORADO - HUMBOLDT #1-8"	4054+20	4075+41	76.78	77.19	2121.0
355	6080	6080.01 EL DORADO - HUMBOLDT #1-8"	4077+98	4094+16	77.23	77.54	1618.0
356	6080	6080.01 EL DORADO - HUMBOLDT #1-8"	4095+53	4109+81	77.57	77.84	1428.0
357	6080	6080.01 EL DORADO - HUMBOLDT #1-8"	4115+38	4118+88	77.94	78.01	350.0
358	6080	6080.01 EL DORADO - HUMBOLDT #1-8"	4122+16	4123+16	78.07	78.09	100.0
359	6080	6080.01 EL DORADO - HUMBOLDT #1-8"	4150+30	4152+49	78.60	78.65	219.0
360	6080	6080.01 EL DORADO - HUMBOLDT #1-8"	4165+62	4179+10	78.89	79.15	1348.0
361	6080	6080.01 EL DORADO - HUMBOLDT #1-8"	4187+47	4189+40	79.31	79.34	193.0
362	6080	6080.01 EL DORADO - HUMBOLDT #1-8"	4191+37	4198+75	79.38	79.52	738.0
363	6080	6080.02 EL DORADO - HUMBOLDT #1-8"	4203+71	4204+21	79.62	79.63	50.0
364	6080	6080.02 EL DORADO - HUMBOLDT #1-8"	4216+35	4244+83	79.86	80.39	2848.0
365	6080	6080.03 EL DORADO - HUMBOLDT #1-8"	4343+23	4345+47	82.26	82.30	224.0
366	6080	6080.03 EL DORADO - HUMBOLDT #1-8"	4347+87	4356+73	82.35	82.51	886.0
367	6080	6080.03 EL DORADO - HUMBOLDT #1-8"	4385+85	4391+15	83.07	83.17	530.0
368	6080	6080.03 EL DORADO - HUMBOLDT #1-8"	4435+94	4440+04	84.01	84.09	410.0
369	6080	6080.03 EL DORADO - HUMBOLDT #1-8"	4470+65	4471+65	84.67	84.69	100.0

370	6080	6080.03 EL DORADO - HUMBOLDT #1-8"	4479+40	4505+04	84.84	85.32	2564.0
371	6090	6090.06 ARGENTINE - KC #4-8"	189+06	190+06	3.58	3.60	100.0
372	6090	6090.07 ARGENTINE - KC #4-8"	193+98	194+48	3.67	3.68	50.0
373	6090	6090.07 ARGENTINE - KC #4-8"	287+04	290+20	5.44	5.50	315.9
374	6090	6090.07 ARGENTINE - KC #4-8"	291+93	297+67	5.53	5.64	574.6
375	6090	6090.07 ARGENTINE - KC #4-8"	312+89	313+89	5.93	5.94	100.0
376	6090	6090.07 ARGENTINE - KC #4-8"	322+80	324+06	6.11	6.14	125.5
377	6090	6090.07 ARGENTINE - KC #4-8"	329+19	332+67	6.23	6.30	347.5
378	6090	6090.07 ARGENTINE - KC #4-8"	334+79	336+36	6.34	6.37	157.2
379	6090	6090.07 ARGENTINE - KC #4-8"	356+22	357+22	6.75	6.77	100.0
380	6090	6090.07 ARGENTINE - KC #4-8"	364+68	367+71	6.91	6.96	302.4
381	6090	6090.07 ARGENTINE - KC #4-8"	385+49	386+84	7.30	7.33	134.6
382	6090	6090.07 ARGENTINE - KC #4-8"	389+10	390+10	7.37	7.39	100.0
383	6090	6090.07 ARGENTINE - KC #4-8"	391+96	393+78	7.42	7.46	182.4
384	6090	6090.07 ARGENTINE - KC #4-8"	426+61	428+30	8.08	8.11	169.1
385	6095	6095 DRUMRIGHT - TULSA #1-8"	380+12	382+22	7.20	7.24	210.3
386	6100	6100.04 CUSHING - TULSA #2-8"	1706+02	1707+02	32.31	32.33	100.0
387	6110	6110 EL DORADO - KANSAS CITY #6-10"	221+60	231+10	4.20	4.38	950.0
388	6110	6110 EL DORADO - KANSAS CITY #6-10"	236+10	237+10	4.47	4.49	100.0
389	6110	6110 EL DORADO - KANSAS CITY #6-10"	243+69	247+19	4.62	4.68	350.0
390	6110	6110 EL DORADO - KANSAS CITY #6-10"	251+19	252+19	4.76	4.78	100.0
391	6110	6110 EL DORADO - KANSAS CITY #6-10"	253+53	255+85	4.80	4.85	232.0
392	6110	6110 EL DORADO - KANSAS CITY #6-10"	258+85	261+35	4.90	4.95	250.0
393	6110	6110 EL DORADO - KANSAS CITY #6-10"	318+42	320+49	6.03	6.07	207.0
394	6110	6110.01 EL DORADO - KANSAS CITY #6-10"	664+16	665+16	12.58	12.60	100.0
395	6110	6110.01 EL DORADO - KANSAS CITY #6-10"	714+34	715+34	13.53	13.55	100.0
396	6110	6110.01 EL DORADO - KANSAS CITY #6-10"	730+86	732+34	13.84	13.87	148.5
397	6110	6110.01 EL DORADO - KANSAS CITY #6-10"	734+34	741+84	13.91	14.05	750.0
398	6110	6110.01 EL DORADO - KANSAS CITY #6-10"	743+15	771+71	14.07	14.62	2856.0
399	6110	6110.01 EL DORADO - KANSAS CITY #6-10"	773+21	778+71	14.64	14.75	550.0
400	6110	6110.01 EL DORADO - KANSAS CITY #6-10"	782+21	786+71	14.81	14.90	450.0
401	6110	6110.01 EL DORADO - KANSAS CITY #6-10"	1556+83	1558+45	29.49	29.52	162.0
402	6110	6110.01 EL DORADO - KANSAS CITY #6-10"	1651+61	1656+89	31.28	31.38	528.0
403	6110	6110.01 EL DORADO - KANSAS CITY #6-10"	1669+96	1670+96	31.63	31.65	100.0
404	6110	6110.01 EL DORADO - KANSAS CITY #6-10"	1746+62	1747+92	33.08	33.10	130.0
405	6110	6110.01 EL DORADO - KANSAS CITY #6-10"	1750+50	1754+50	33.15	33.23	400.0
406	6110	6110.01 EL DORADO - KANSAS CITY #6-10"	1860+09	1861+09	35.23	35.25	100.0

407	6110	6110.01	EL DORADO - KANSAS CITY #6-10"	2115+50	2116+50	40.07	40.09	100.0
408	6110	6110.01	EL DORADO - KANSAS CITY #6-10"	2631+50	2632+56	49.84	49.86	106.0
409	6110	6110.01	EL DORADO - KANSAS CITY #6-10"	2644+12	2649+12	50.08	50.17	500.0
410	6110	6110.01	EL DORADO - KANSAS CITY #6-10"	2673+29	2687+29	50.63	50.90	1400.0
411	6110	6110.01	EL DORADO - KANSAS CITY #6-10"	2701+36	2712+36	51.16	51.37	1100.0
412	6110	6110.01	EL DORADO - KANSAS CITY #6-10"	2714+36	2716+36	51.41	51.45	200.0
413	6110	6110.01	EL DORADO - KANSAS CITY #6-10"	2735+83	2738+83	51.81	51.87	300.0
414	6110	6110.01	EL DORADO - KANSAS CITY #6-10"	2740+83	2747+83	51.91	52.04	700.0
415	6110	6110.01	EL DORADO - KANSAS CITY #6-10"	2778+68	2779+68	52.63	52.65	100.0
416	6110	6110.01	EL DORADO - KANSAS CITY #6-10"	2791+34	2792+34	52.87	52.89	100.0
417	6110	6110.01	EL DORADO - KANSAS CITY #6-10"	2793+84	2794+84	52.91	52.93	100.0
418	6110	6110.01	EL DORADO - KANSAS CITY #6-10"	2800+34	2803+34	53.04	53.09	300.0
419	6110	6110.01	EL DORADO - KANSAS CITY #6-10"	2807+84	2809+84	53.18	53.22	200.0
420	6110	6110.01	EL DORADO - KANSAS CITY #6-10"	2815+84	2816+84	53.33	53.35	100.0
421	6110	6110.01	EL DORADO - KANSAS CITY #6-10"	2824+25	2836+75	53.49	53.73	1250.0
422	6110	6110.01	EL DORADO - KANSAS CITY #6-10"	2873+25	2880+15	54.42	54.55	690.0
423	6110	6110.01	EL DORADO - KANSAS CITY #6-10"	2881+97	2883+47	54.58	54.61	150.0
424	6110	6110.01	EL DORADO - KANSAS CITY #6-10"	2885+97	2895+97	54.66	54.85	1000.0
425	6110	6110.01	EL DORADO - KANSAS CITY #6-10"	2907+00	2910+00	55.06	55.11	300.0
426	6110	6110.01	EL DORADO - KANSAS CITY #6-10"	2913+39	2914+39	55.18	55.20	100.0
427	6110	6110.01	EL DORADO - KANSAS CITY #6-10"	2916+50	2917+50	55.24	55.26	100.0
428	6110	6110.01	EL DORADO - KANSAS CITY #6-10"	2919+57	2920+57	55.29	55.31	100.0
429	6110	6110.01	EL DORADO - KANSAS CITY #6-10"	2941+07	2942+07	55.70	55.72	100.0
430	6110	6110.01	EL DORADO - KANSAS CITY #6-10"	2948+75	2949+75	55.85	55.87	100.0
431	6110	6110.01	EL DORADO - KANSAS CITY #6-10"	2951+01	2952+01	55.89	55.91	100.0
432	6110	6110.01	EL DORADO - KANSAS CITY #6-10"	2955+01	2956+01	55.97	55.99	100.0
433	6110	6110.01	EL DORADO - KANSAS CITY #6-10"	2958+10	2959+60	56.02	56.05	150.0
434	6110	6110.01	EL DORADO - KANSAS CITY #6-10"	2962+60	2967+60	56.11	56.20	500.0
435	6110	6110.01	EL DORADO - KANSAS CITY #6-10"	2969+10	2970+10	56.23	56.25	100.0
436	6110	6110.01	EL DORADO - KANSAS CITY #6-10"	2972+02	2973+02	56.29	56.31	100.0
437	6110	6110.01	EL DORADO - KANSAS CITY #6-10"	3000+55	3001+05	56.83	56.84	50.0
438	6110	6110.015	EL DORADO - KANSAS CITY #6-10"	3001+87	3002+87	56.85	56.87	100.0
439	6110	6110.015	EL DORADO - KANSAS CITY #6-10"	3004+34	3004+84	56.90	56.91	50.0
440	6110	6110.01	EL DORADO - KANSAS CITY #6-10"	3004+37	3005+37	56.90	56.92	100.0
441	6110	6110.01	EL DORADO - KANSAS CITY #6-10"	3007+37	3012+54	56.96	57.06	517.0
442	6110	6110.02	EL DORADO - KANSAS CITY #6-10"	3022+30	3022+80	57.24	57.25	50.0
443	6110	6110.04	EL DORADO - KANSAS CITY #6-10"	3120+20	3121+20	59.09	59.11	100.0

444	6110	6110.04 EL DORADO - KANSAS CITY #6-10"	3126+70	3130+20	59.22	59.28	350.0
445	6110	6110.04 EL DORADO - KANSAS CITY #6-10"	3140+20	3144+20	59.47	59.55	400.0
446	6110	6110.04 EL DORADO - KANSAS CITY #6-10"	3155+12	3158+12	59.76	59.81	300.0
447	6110	6110.04 EL DORADO - KANSAS CITY #6-10"	3163+12	3164+62	59.91	59.94	150.0
448	6110	6110.04 EL DORADO - KANSAS CITY #6-10"	3170+12	3180+01	60.04	60.23	989.0
449	6110	6110.04 EL DORADO - KANSAS CITY #6-10"	3185+28	3186+78	60.33	60.36	150.0
450	6110	6110.04 EL DORADO - KANSAS CITY #6-10"	3200+20	3201+20	60.61	60.63	100.0
451	6110	6110.04 EL DORADO - KANSAS CITY #6-10"	3204+89	3205+89	60.70	60.72	100.0
452	6110	6110.04 EL DORADO - KANSAS CITY #6-10"	3210+39	3211+39	60.80	60.82	100.0
453	6110	6110.04 EL DORADO - KANSAS CITY #6-10"	3221+39	3222+39	61.01	61.03	100.0
454	6110	6110.04 EL DORADO - KANSAS CITY #6-10"	3223+62	3238+62	61.05	61.34	1500.0
455	6110	6110.04 EL DORADO - KANSAS CITY #6-10"	3240+62	3248+88	61.38	61.53	826.0
456	6110	6110.04 EL DORADO - KANSAS CITY #6-10"	3251+38	3252+38	61.58	61.60	100.0
457	6110	6110.04 EL DORADO - KANSAS CITY #6-10"	3269+13	3270+13	61.92	61.93	100.0
458	6110	6110.04 EL DORADO - KANSAS CITY #6-10"	3271+85	3274+35	61.97	62.01	250.0
459	6110	6110.04 EL DORADO - KANSAS CITY #6-10"	3280+35	3282+35	62.13	62.17	200.0
460	6110	6110.04 EL DORADO - KANSAS CITY #6-10"	3287+06	3288+56	62.25	62.28	150.0
461	6110	6110.04 EL DORADO - KANSAS CITY #6-10"	3293+06	3297+06	62.37	62.44	400.0
462	6110	6110.04 EL DORADO - KANSAS CITY #6-10"	3308+24	3310+24	62.66	62.69	200.0
463	6110	6110.04 EL DORADO - KANSAS CITY #6-10"	3484+85	3485+85	66.00	66.02	100.0
464	6110	6110.04 EL DORADO - KANSAS CITY #6-10"	3488+85	3491+85	66.08	66.13	300.0
465	6110	6110.04 EL DORADO - KANSAS CITY #6-10"	3503+78	3504+78	66.36	66.38	100.0
466	6110	6110.04 EL DORADO - KANSAS CITY #6-10"	3527+13	3531+26	66.80	66.88	413.0
467	6110	6110.04 EL DORADO - KANSAS CITY #6-10"	3540+19	3541+19	67.05	67.07	100.0
468	6110	6110.04 EL DORADO - KANSAS CITY #6-10"	3569+09	3571+59	67.60	67.64	250.0
469	6110	6110.04 EL DORADO - KANSAS CITY #6-10"	3578+00	3579+00	67.77	67.78	100.0
470	6110	6110.04 EL DORADO - KANSAS CITY #6-10"	3582+81	3584+81	67.86	67.89	200.0
471	6110	6110.04 EL DORADO - KANSAS CITY #6-10"	3589+31	3590+31	67.98	68.00	100.0
472	6110	6110.04 EL DORADO - KANSAS CITY #6-10"	3595+37	3596+87	68.09	68.12	150.0
473	6110	6110.04 EL DORADO - KANSAS CITY #6-10"	4064+31	4064+59	76.98	76.98	28.0
474	6110	6110.04 EL DORADO - KANSAS CITY #6-10"	4066+59	4067+59	77.02	77.04	100.0
475	6110	6110.04 EL DORADO - KANSAS CITY #6-10"	4217+57	4230+63	79.88	80.13	1306.0
476	6110	6110.04 EL DORADO - KANSAS CITY #6-10"	4231+93	4232+93	80.15	80.17	100.0
477	6110	6110.04 EL DORADO - KANSAS CITY #6-10"	4244+79	4251+29	80.39	80.52	650.0
478	6110	6110.04 EL DORADO - KANSAS CITY #6-10"	4252+79	4256+13	80.55	80.61	334.0
479	6110	6110.04 EL DORADO - KANSAS CITY #6-10"	4258+63	4266+63	80.66	80.81	800.0
480	6110	6110.04 EL DORADO - KANSAS CITY #6-10"	4325+88	4333+45	81.93	82.07	757.0

481	6110	6110.04 EL DORADO - KANSAS CITY #6-10"	4365+69	4372+95	82.68	82.82	726.0
482	6110	6110.04 EL DORADO - KANSAS CITY #6-10"	4374+45	4375+45	82.85	82.87	100.0
483	6110	6110.04 EL DORADO - KANSAS CITY #6-10"	4378+45	4394+45	82.93	83.23	1600.0
484	6110	6110.04 EL DORADO - KANSAS CITY #6-10"	4533+07	4546+50	85.85	86.11	1343.0
485	6110	6110.04 EL DORADO - KANSAS CITY #6-10"	4551+50	4552+50	86.20	86.22	100.0
486	6110	6110.04 EL DORADO - KANSAS CITY #6-10"	4591+40	4593+90	86.96	87.01	250.0
487	6110	6110.04 EL DORADO - KANSAS CITY #6-10"	4595+40	4599+40	87.03	87.11	400.0
488	6110	6110.04 EL DORADO - KANSAS CITY #6-10"	4601+90	4606+90	87.16	87.25	500.0
489	6110	6110.04 EL DORADO - KANSAS CITY #6-10"	4613+04	4614+58	87.37	87.40	154.0
490	6110	6110.04 EL DORADO - KANSAS CITY #6-10"	4616+08	4619+50	87.43	87.49	342.0
491	6110	6110.04 EL DORADO - KANSAS CITY #6-10"	4628+08	4629+50	87.65	87.68	142.0
492	6110	6110.04 EL DORADO - KANSAS CITY #6-10"	4633+03	4638+19	87.75	87.84	516.0
493	6110	6110.04 EL DORADO - KANSAS CITY #6-10"	4641+00	4643+69	87.90	87.95	269.0
494	6110	6110.04 EL DORADO - KANSAS CITY #6-10"	4645+69	4653+37	87.99	88.13	768.0
495	6110	6110.04 EL DORADO - KANSAS CITY #6-10"	4655+48	4656+48	88.17	88.19	100.0
496	6110	6110.04 EL DORADO - KANSAS CITY #6-10"	4676+66	4679+66	88.57	88.63	300.0
497	6110	6110.04 EL DORADO - KANSAS CITY #6-10"	4680+82	4681+82	88.65	88.67	100.0
498	6110	6110.04 EL DORADO - KANSAS CITY #6-10"	4711+29	4712+29	89.23	89.25	100.0
499	6110	6110.04 EL DORADO - KANSAS CITY #6-10"	4716+29	4725+29	89.32	89.49	900.0
500	6110	6110.04 EL DORADO - KANSAS CITY #6-10"	4742+78	4745+28	89.83	89.87	250.0
501	6110	6110.04 EL DORADO - KANSAS CITY #6-10"	4748+28	4749+98	89.93	89.96	170.0
502	6110	6110.04 EL DORADO - KANSAS CITY #6-10"	4758+06	4771+35	90.11	90.37	1329.0
503	6110	6110.04 EL DORADO - KANSAS CITY #6-10"	4798+50	4806+13	90.88	91.03	763.0
504	6110	6110.04 EL DORADO - KANSAS CITY #6-10"	4807+50	4808+50	91.05	91.07	100.0
505	6110	6110.04 EL DORADO - KANSAS CITY #6-10"	4811+02	4812+02	91.12	91.14	100.0
506	6110	6110.04 EL DORADO - KANSAS CITY #6-10"	4815+50	4816+50	91.20	91.22	100.0
507	6110	6110.04 EL DORADO - KANSAS CITY #6-10"	4829+50	4830+50	91.47	91.49	100.0
508	6110	6110.04 EL DORADO - KANSAS CITY #6-10"	4832+00	4832+40	91.52	91.52	40.0
509	6110	6110.04 EL DORADO - KANSAS CITY #6-10"	4862+31	4862+50	92.09	92.09	19.0
510	6110	6110.04 EL DORADO - KANSAS CITY #6-10"	4865+50	4868+00	92.15	92.20	250.0
511	6110	6110.04 EL DORADO - KANSAS CITY #6-10"	4872+50	4874+50	92.28	92.32	200.0
512	6110	6110.04 EL DORADO - KANSAS CITY #6-10"	4877+50	4878+50	92.38	92.40	100.0
513	6110	6110.04 EL DORADO - KANSAS CITY #6-10"	4893+50	4902+00	92.68	92.84	850.0
514	6110	6110.04 EL DORADO - KANSAS CITY #6-10"	4905+50	4914+50	92.91	93.08	900.0
515	6110	6110.04 EL DORADO - KANSAS CITY #6-10"	4923+45	4924+45	93.25	93.27	100.0
516	6110	6110.04 EL DORADO - KANSAS CITY #6-10"	4925+50	4926+50	93.29	93.30	100.0
517	6110	6110.04 EL DORADO - KANSAS CITY #6-10"	4929+50	4934+50	93.36	93.46	500.0

518	6110	6110.04 EL DORADO - KANSAS CITY #6-10"	5266+93	5268+50	99.75	99.78	157.0
519	6110	6110.04 EL DORADO - KANSAS CITY #6-10"	5277+38	5278+38	99.95	99.97	100.0
520	6110	6110.04 EL DORADO - KANSAS CITY #6-10"	5315+50	5318+50	100.67	100.73	300.0
521	6110	6110.04 EL DORADO - KANSAS CITY #6-10"	5325+76	5326+76	100.87	100.89	100.0
522	6110	6110.04 EL DORADO - KANSAS CITY #6-10"	5355+00	5356+50	101.42	101.45	150.0
523	6110	6110.04 EL DORADO - KANSAS CITY #6-10"	5358+82	5361+00	101.49	101.53	218.0
524	6110	6110.04 EL DORADO - KANSAS CITY #6-10"	5396+50	5398+50	102.21	102.24	200.0
525	6110	6110.05 EL DORADO - KANSAS CITY #6-10"	5455+52	5462+00	103.32	103.45	648.0
526	6110	6110.05 EL DORADO - KANSAS CITY #6-10"	5465+50	5466+50	103.51	103.53	100.0
527	6110	6110.06 EL DORADO - KANSAS CITY #6-10"	5474+18	5474+68	103.68	103.69	50.0
528	6110	6110.05 EL DORADO - KANSAS CITY #6-10"	5474+58	5475+08	103.69	103.69	50.0
529	6110	6110.06 EL DORADO - KANSAS CITY #6-10"	5530+13	5533+74	104.74	104.81	361.0
530	6110	6110.06 EL DORADO - KANSAS CITY #6-10"	5540+43	5543+56	104.93	104.99	313.0
531	6110	6110.06 EL DORADO - KANSAS CITY #6-10"	5544+86	5547+27	105.02	105.06	241.0
532	6110	6110.06 EL DORADO - KANSAS CITY #6-10"	5550+51	5554+50	105.12	105.20	399.0
533	6110	6110.06 EL DORADO - KANSAS CITY #6-10"	5561+50	5562+50	105.33	105.35	100.0
534	6110	6110.06 EL DORADO - KANSAS CITY #6-10"	5598+43	5605+21	106.03	106.16	678.0
535	6110	6110.06 EL DORADO - KANSAS CITY #6-10"	5607+74	5612+57	106.21	106.30	483.0
536	6110	6110.06 EL DORADO - KANSAS CITY #6-10"	5617+32	5618+50	106.39	106.41	118.0
537	6110	6110.06 EL DORADO - KANSAS CITY #6-10"	5620+68	5624+50	106.45	106.52	382.0
538	6110	6110.06 EL DORADO - KANSAS CITY #6-10"	5625+74	5634+38	106.55	106.71	864.0
539	6110	6110.06 EL DORADO - KANSAS CITY #6-10"	5652+33	5656+50	107.05	107.13	417.0
540	6110	6110.06 EL DORADO - KANSAS CITY #6-10"	5675+50	5678+50	107.49	107.55	300.0
541	6110	6110.06 EL DORADO - KANSAS CITY #6-10"	5683+02	5684+02	107.63	107.65	100.0
542	6110	6110.06 EL DORADO - KANSAS CITY #6-10"	5690+14	5691+14	107.77	107.79	100.0
543	6110	6110.06 EL DORADO - KANSAS CITY #6-10"	5694+26	5697+12	107.85	107.90	286.0
544	6110	6110.06 EL DORADO - KANSAS CITY #6-10"	5713+50	5714+50	108.21	108.23	100.0
545	6110	6110.06 EL DORADO - KANSAS CITY #6-10"	5718+50	5721+50	108.30	108.36	300.0
546	6110	6110.06 EL DORADO - KANSAS CITY #6-10"	5723+50	5724+50	108.40	108.42	100.0
547	6110	6110.06 EL DORADO - KANSAS CITY #6-10"	5756+50	5758+50	109.02	109.06	200.0
548	6110	6110.06 EL DORADO - KANSAS CITY #6-10"	5767+50	5768+50	109.23	109.25	100.0
549	6110	6110.06 EL DORADO - KANSAS CITY #6-10"	5773+23	5775+00	109.34	109.38	177.0
550	6110	6110.06 EL DORADO - KANSAS CITY #6-10"	5777+50	5784+50	109.42	109.55	700.0
551	6110	6110.06 EL DORADO - KANSAS CITY #6-10"	5793+50	5794+50	109.73	109.74	100.0
552	6110	6110.06 EL DORADO - KANSAS CITY #6-10"	5797+35	5799+16	109.80	109.83	181.0
553	6110	6110.06 EL DORADO - KANSAS CITY #6-10"	5803+15	5804+15	109.91	109.93	100.0
554	6110	6110.06 EL DORADO - KANSAS CITY #6-10"	5805+33	5806+33	109.95	109.97	100.0

555	6110	6110.06 EL DORADO - KANSAS CITY #6-10"	5807+76	5810+50	110.00	110.05	274.0
556	6110	6110.06 EL DORADO - KANSAS CITY #6-10"	5812+96	5813+96	110.09	110.11	100.0
557	6110	6110.06 EL DORADO - KANSAS CITY #6-10"	5815+50	5819+06	110.14	110.21	356.0
558	6110	6110.06 EL DORADO - KANSAS CITY #6-10"	5891+50	5896+26	111.58	111.67	476.0
559	6110	6110.06 EL DORADO - KANSAS CITY #6-10"	5898+19	5902+66	111.71	111.79	447.0
560	6110	6110.06 EL DORADO - KANSAS CITY #6-10"	5904+10	5905+10	111.82	111.84	100.0
561	6110	6110.06 EL DORADO - KANSAS CITY #6-10"	5917+50	5920+19	112.07	112.12	269.0
562	6110	6110.06 EL DORADO - KANSAS CITY #6-10"	5931+26	5932+00	112.33	112.35	74.0
563	6110	6110.06 EL DORADO - KANSAS CITY #6-10"	5936+13	5943+50	112.43	112.57	737.0
564	6110	6110.06 EL DORADO - KANSAS CITY #6-10"	5945+77	5950+50	112.61	112.70	473.0
565	6110	6110.06 EL DORADO - KANSAS CITY #6-10"	5963+49	5966+62	112.94	113.00	313.0
566	6110	6110.06 EL DORADO - KANSAS CITY #6-10"	6054+50	6057+59	114.67	114.73	309.0
567	6110	6110.06 EL DORADO - KANSAS CITY #6-10"	6060+50	6068+50	114.78	114.93	800.0
568	6110	6110.06 EL DORADO - KANSAS CITY #6-10"	6088+26	6103+76	115.31	115.60	1550.0
569	6110	6110.06 EL DORADO - KANSAS CITY #6-10"	6147+70	6153+43	116.43	116.54	573.0
570	6110	6110.06 EL DORADO - KANSAS CITY #6-10"	6164+17	6166+08	116.75	116.78	191.0
571	6110	6110.06 EL DORADO - KANSAS CITY #6-10"	6192+23	6196+64	117.28	117.36	441.0
572	6110	6110.06 EL DORADO - KANSAS CITY #6-10"	6198+00	6199+00	117.39	117.41	100.0
573	6110	6110.06 EL DORADO - KANSAS CITY #6-10"	6213+50	6220+73	117.68	117.82	723.0
574	6110	6110.06 EL DORADO - KANSAS CITY #6-10"	6226+35	6229+50	117.92	117.98	315.0
575	6110	6110.06 EL DORADO - KANSAS CITY #6-10"	6253+01	6253+04	118.43	118.43	3.0
576	6110	6110.06 EL DORADO - KANSAS CITY #6-10"	6307+36	6308+36	119.46	119.48	100.0
577	6110	6110.06 EL DORADO - KANSAS CITY #6-10"	6322+25	6335+00	119.74	119.98	1275.0
578	6110	6110.06 EL DORADO - KANSAS CITY #6-10"	6336+38	6338+50	120.01	120.05	212.0
579	6110	6110.06 EL DORADO - KANSAS CITY #6-10"	6366+78	6367+78	120.58	120.60	100.0
580	6110	6110.06 EL DORADO - KANSAS CITY #6-10"	6370+50	6375+00	120.65	120.74	450.0
581	6110	6110.06 EL DORADO - KANSAS CITY #6-10"	6377+50	6380+50	120.79	120.84	300.0
582	6110	6110.06 EL DORADO - KANSAS CITY #6-10"	6422+22	6432+00	121.63	121.82	978.0
583	6110	6110.06 EL DORADO - KANSAS CITY #6-10"	6433+50	6434+50	121.85	121.87	100.0
584	6110	6110.06 EL DORADO - KANSAS CITY #6-10"	6437+50	6461+50	121.92	122.38	2400.0
585	6110	6110.06 EL DORADO - KANSAS CITY #6-10"	6463+50	6473+00	122.41	122.59	950.0
586	6110	6110.06 EL DORADO - KANSAS CITY #6-10"	6477+50	6478+50	122.68	122.70	100.0
587	6110	6110.06 EL DORADO - KANSAS CITY #6-10"	6491+50	6496+50	122.95	123.04	500.0
588	6110	6110.06 EL DORADO - KANSAS CITY #6-10"	6499+00	6500+50	123.09	123.12	150.0
589	6110	6110.06 EL DORADO - KANSAS CITY #6-10"	6505+00	6506+00	123.20	123.22	100.0
590	6110	6110.06 EL DORADO - KANSAS CITY #6-10"	6507+50	6516+50	123.25	123.42	900.0
591	6110	6110.06 EL DORADO - KANSAS CITY #6-10"	6523+95	6528+08	123.56	123.64	413.0

592	6110	6110.061	EL DORADO - KANSAS CITY #6-10"	6528+84	6529+34	123.65	123.66	50.0
593	6110	6110.06	EL DORADO - KANSAS CITY #6-10"	6563+62	6564+62	124.31	124.33	100.0
594	6110	6110.06	EL DORADO - KANSAS CITY #6-10"	6581+50	6610+50	124.65	125.20	2900.0
595	6110	6110.06	EL DORADO - KANSAS CITY #6-10"	6614+91	6619+65	125.28	125.37	474.0
596	6110	6110.06	EL DORADO - KANSAS CITY #6-10"	6622+05	6635+45	125.42	125.67	1340.0
597	6110	6110.06	EL DORADO - KANSAS CITY #6-10"	6636+99	6637+99	125.70	125.72	100.0
598	6110	6110.06	EL DORADO - KANSAS CITY #6-10"	6639+28	6642+79	125.74	125.81	351.0
599	6110	6110.06	EL DORADO - KANSAS CITY #6-10"	6644+72	6648+39	125.85	125.92	367.0
600	6110	6110.99	EL DORADO - KANSAS CITY #6-10"	6685+43	6685+68	126.62	126.62	25.0
601	6110	6110.065	EL DORADO - KANSAS CITY #6-10"	6685+47	6685+97	126.62	126.63	50.0
602	6110	6110.06	EL DORADO - KANSAS CITY #6-10"	6698+13	6699+13	126.86	126.88	100.0
603	6110	6110.06	EL DORADO - KANSAS CITY #6-10"	6705+50	6707+50	127.00	127.04	200.0
604	6110	6110.06	EL DORADO - KANSAS CITY #6-10"	6767+50	6771+50	128.17	128.25	400.0
605	6110	6110.06	EL DORADO - KANSAS CITY #6-10"	6773+50	6775+00	128.29	128.31	150.0
606	6110	6110.06	EL DORADO - KANSAS CITY #6-10"	6776+50	6777+50	128.34	128.36	100.0
607	6110	6110.06	EL DORADO - KANSAS CITY #6-10"	6806+83	6807+83	128.92	128.94	100.0
608	6110	6110.06	EL DORADO - KANSAS CITY #6-10"	6866+19	6867+79	130.04	130.07	160.0
609	6110	6110.06	EL DORADO - KANSAS CITY #6-10"	6869+50	6876+50	130.10	130.24	700.0
610	6110	6110.06	EL DORADO - KANSAS CITY #6-10"	6881+44	6904+92	130.33	130.78	2348.0
611	6110	6110.06	EL DORADO - KANSAS CITY #6-10"	6906+21	6908+50	130.80	130.84	229.0
612	6110	6110.06	EL DORADO - KANSAS CITY #6-10"	6920+76	6926+10	131.08	131.18	534.0
613	6110	6110.06	EL DORADO - KANSAS CITY #6-10"	6927+11	6934+97	131.20	131.34	786.0
614	6110	6110.06	EL DORADO - KANSAS CITY #6-10"	6942+23	6943+23	131.48	131.50	100.0
615	6110	6110.06	EL DORADO - KANSAS CITY #6-10"	6950+98	6956+50	131.65	131.75	552.0
616	6110	6110.06	EL DORADO - KANSAS CITY #6-10"	6961+50	6964+50	131.85	131.90	300.0
617	6110	6110.06	EL DORADO - KANSAS CITY #6-10"	6967+50	6972+50	131.96	132.05	500.0
618	6110	6110.06	EL DORADO - KANSAS CITY #6-10"	6977+50	6978+50	132.15	132.17	100.0
619	6110	6110.06	EL DORADO - KANSAS CITY #6-10"	6983+50	6988+50	132.26	132.36	500.0
620	6110	6110.06	EL DORADO - KANSAS CITY #6-10"	7021+55	7022+97	132.98	133.01	142.0
621	6110	6110.06	EL DORADO - KANSAS CITY #6-10"	7027+56	7030+80	133.10	133.16	324.0
622	6110	6110.06	EL DORADO - KANSAS CITY #6-10"	7033+33	7034+33	133.21	133.23	100.0
623	6110	6110.06	EL DORADO - KANSAS CITY #6-10"	7063+50	7064+50	133.78	133.80	100.0
624	6110	6110.06	EL DORADO - KANSAS CITY #6-10"	7083+50	7084+50	134.16	134.18	100.0
625	6110	6110.06	EL DORADO - KANSAS CITY #6-10"	7088+50	7090+50	134.25	134.29	200.0
626	6110	6110.06	EL DORADO - KANSAS CITY #6-10"	7095+50	7097+00	134.38	134.41	150.0
627	6110	6110.06	EL DORADO - KANSAS CITY #6-10"	7109+56	7112+50	134.65	134.71	294.0
628	6110	6110.06	EL DORADO - KANSAS CITY #6-10"	7163+98	7165+26	135.68	135.71	128.0

629	6110	6110.06 EL DORADO - KANSAS CITY #6-10"	7214+50	7216+50	136.64	136.68	200.0
630	6110	6110.06 EL DORADO - KANSAS CITY #6-10"	7218+50	7228+50	136.71	136.90	1000.0
631	6110	6110.06 EL DORADO - KANSAS CITY #6-10"	7231+85	7245+67	136.97	137.23	1382.0
632	6110	6110.06 EL DORADO - KANSAS CITY #6-10"	7247+02	7260+50	137.25	137.51	1348.0
633	6110	6110.06 EL DORADO - KANSAS CITY #6-10"	7303+50	7320+50	138.32	138.65	1700.0
634	6110	6110.06 EL DORADO - KANSAS CITY #6-10"	7323+50	7326+50	138.70	138.76	300.0
635	6110	6110.06 EL DORADO - KANSAS CITY #6-10"	7329+00	7330+50	138.81	138.84	150.0
636	6110	6110.06 EL DORADO - KANSAS CITY #6-10"	7337+50	7338+50	138.97	138.99	100.0
637	6110	6110.06 EL DORADO - KANSAS CITY #6-10"	7341+50	7342+50	139.04	139.06	100.0
638	6110	6110.06 EL DORADO - KANSAS CITY #6-10"	7344+39	7345+39	139.10	139.12	100.0
639	6110	6110.06 EL DORADO - KANSAS CITY #6-10"	7383+50	7384+50	139.84	139.86	100.0
640	6110	6110.06 EL DORADO - KANSAS CITY #6-10"	7387+00	7406+50	139.91	140.27	1950.0
641	6110	6110.06 EL DORADO - KANSAS CITY #6-10"	7421+50	7423+00	140.56	140.59	150.0
642	6110	6110.06 EL DORADO - KANSAS CITY #6-10"	7445+50	7456+50	141.01	141.22	1100.0
643	6110	6110.06 EL DORADO - KANSAS CITY #6-10"	7461+28	7462+28	141.31	141.33	100.0
644	6110	6110.06 EL DORADO - KANSAS CITY #6-10"	7467+00	7480+00	141.42	141.67	1300.0
645	6110	6110.06 EL DORADO - KANSAS CITY #6-10"	7481+50	7484+45	141.70	141.75	295.0
646	6110	6110.06 EL DORADO - KANSAS CITY #6-10"	7504+28	7505+69	142.13	142.15	141.0
647	6110	6110.06 EL DORADO - KANSAS CITY #6-10"	7531+04	7557+80	142.63	143.14	2676.0
648	6110	6110.06 EL DORADO - KANSAS CITY #6-10"	7559+92	7560+92	143.18	143.20	100.0
649	6110	6110.06 EL DORADO - KANSAS CITY #6-10"	7564+05	7571+43	143.26	143.40	738.0
650	6110	6110.06 EL DORADO - KANSAS CITY #6-10"	7573+13	7575+28	143.43	143.47	215.0
651	6110	6110.06 EL DORADO - KANSAS CITY #6-10"	7576+44	7578+67	143.49	143.54	223.0
652	6110	6110.06 EL DORADO - KANSAS CITY #6-10"	7581+50	7584+31	143.59	143.64	281.0
653	6110	6110.06 EL DORADO - KANSAS CITY #6-10"	7585+50	7587+77	143.66	143.71	227.0
654	6110	6110.06 EL DORADO - KANSAS CITY #6-10"	7595+50	7596+50	143.85	143.87	100.0
655	6110	6110.06 EL DORADO - KANSAS CITY #6-10"	7599+50	7600+50	143.93	143.95	100.0
656	6110	6110.06 EL DORADO - KANSAS CITY #6-10"	7612+29	7613+79	144.17	144.20	150.0
657	6110	6110.06 EL DORADO - KANSAS CITY #6-10"	7649+33	7651+34	144.87	144.91	201.0
658	6110	6110.06 EL DORADO - KANSAS CITY #6-10"	7699+50	7708+50	145.82	145.99	900.0
659	6110	6110.06 EL DORADO - KANSAS CITY #6-10"	7712+50	7713+50	146.07	146.09	100.0
660	6110	6110.06 EL DORADO - KANSAS CITY #6-10"	7715+50	7720+99	146.13	146.23	549.0
661	6110	6110.06 EL DORADO - KANSAS CITY #6-10"	7722+23	7724+10	146.25	146.29	187.0
662	6110	6110.06 EL DORADO - KANSAS CITY #6-10"	7740+50	7741+50	146.60	146.62	100.0
663	6110	6110.06 EL DORADO - KANSAS CITY #6-10"	7746+42	7747+92	146.71	146.74	150.0
664	6110	6110.06 EL DORADO - KANSAS CITY #6-10"	7753+50	7767+02	146.85	147.10	1352.0
665	6110	6110.06 EL DORADO - KANSAS CITY #6-10"	7772+00	7773+50	147.20	147.23	150.0

666	6110	6110.06 EL DORADO - KANSAS CITY #6-10"	7774+70	7776+91	147.25	147.29	221.0
667	6110	6110.06 EL DORADO - KANSAS CITY #6-10"	7786+23	7790+90	147.47	147.55	467.0
668	6110	6110.06 EL DORADO - KANSAS CITY #6-10"	7800+53	7802+23	147.74	147.77	170.0
669	6110	6110.06 EL DORADO - KANSAS CITY #6-10"	7939+00	7940+00	150.36	150.38	100.0
670	6110	6110.06 EL DORADO - KANSAS CITY #6-10"	8027+29	8029+30	152.03	152.07	201.0
671	6110	6110.06 EL DORADO - KANSAS CITY #6-10"	8057+89	8069+59	152.61	152.83	1170.0
672	6110	6110.06 EL DORADO - KANSAS CITY #6-10"	8070+64	8071+99	152.85	152.88	135.0
673	6110	6110.06 EL DORADO - KANSAS CITY #6-10"	8076+60	8091+28	152.97	153.24	1468.0
674	6110	6110.06 EL DORADO - KANSAS CITY #6-10"	8109+15	8110+15	153.58	153.60	100.0
675	6110	6110.06 EL DORADO - KANSAS CITY #6-10"	8147+18	8149+82	154.30	154.35	264.0
676	6110	6110.06 EL DORADO - KANSAS CITY #6-10"	8221+98	8222+98	155.72	155.74	100.0
677	6110	6110.08 EL DORADO - KANSAS CITY #6-10"	8368+36	8369+36	158.49	158.51	100.0
678	6110	6110.08 EL DORADO - KANSAS CITY #6-10"	8481+81	8482+81	160.64	160.66	100.0
679	6110	6110.08 EL DORADO - KANSAS CITY #6-10"	8553+94	8554+94	162.01	162.03	100.0
680	6110	6110.08 EL DORADO - KANSAS CITY #6-10"	8600+55	8601+05	162.89	162.90	50.0
681	6110	6110.09 EL DORADO - KANSAS CITY #6-10"	8603+58	8604+58	162.95	162.97	100.0
682	6110	6110.09 EL DORADO - KANSAS CITY #6-10"	8691+96	8691+98	164.62	164.62	2.0
683	6115	6115 ENID - PONCA CITY #1-6"	24+00	28+50	0.45	0.54	450.0
684	6115	6115 ENID - PONCA CITY #1-6"	42+50	45+50	0.80	0.86	300.0
685	6115	6115 ENID - PONCA CITY #1-6"	56+24	59+18	1.07	1.12	294.0
686	6115	6115 ENID - PONCA CITY #1-6"	65+68	66+68	1.24	1.26	100.0
687	6115	6115 ENID - PONCA CITY #1-6"	69+18	70+93	1.31	1.34	175.0
688	6115	6115 ENID - PONCA CITY #1-6"	74+68	75+68	1.41	1.43	100.0
689	6115	6115 ENID - PONCA CITY #1-6"	77+18	80+18	1.46	1.52	300.0
690	6115	6115 ENID - PONCA CITY #1-6"	117+50	120+50	2.23	2.28	300.0
691	6115	6115 ENID - PONCA CITY #1-6"	122+36	123+36	2.32	2.34	100.0
692	6115	6115 ENID - PONCA CITY #1-6"	124+50	126+00	2.36	2.39	150.0
693	6115	6115 ENID - PONCA CITY #1-6"	138+50	139+50	2.62	2.64	100.0
694	6115	6115 ENID - PONCA CITY #1-6"	190+50	192+50	3.61	3.65	200.0
695	6115	6115 ENID - PONCA CITY #1-6"	196+73	199+50	3.73	3.78	277.0
696	6115	6115 ENID - PONCA CITY #1-6"	305+37	306+37	5.78	5.80	100.0
697	6115	6115 ENID - PONCA CITY #1-6"	308+62	310+10	5.85	5.87	148.0
698	6115	6115 ENID - PONCA CITY #1-6"	388+00	389+00	7.35	7.37	100.0
699	6115	6115 ENID - PONCA CITY #1-6"	390+28	391+28	7.39	7.41	100.0
700	6115	6115 ENID - PONCA CITY #1-6"	1146+50	1148+50	21.71	21.75	200.0
701	6115	6115 ENID - PONCA CITY #1-6"	1156+50	1157+50	21.90	21.92	100.0
702	6115	6115 ENID - PONCA CITY #1-6"	1338+21	1339+50	25.34	25.37	129.0

703	6115	6115 ENID - PONCA CITY #1-6"	1396+50	1401+50	26.45	26.54	500.0
704	6115	6115 ENID - PONCA CITY #1-6"	1410+54	1411+54	26.71	26.73	100.0
705	6115	6115 ENID - PONCA CITY #1-6"	1413+50	1414+50	26.77	26.79	100.0
706	6115	6115 ENID - PONCA CITY #1-6"	1420+56	1421+56	26.90	26.92	100.0
707	6115	6115 ENID - PONCA CITY #1-6"	1431+73	1433+50	27.12	27.15	177.0
708	6115	6115 ENID - PONCA CITY #1-6"	1436+00	1438+00	27.20	27.23	200.0
709	6120	6120 COFFEYVILLE - INDEPENDENCE #1-8"	12+31	21+11	0.23	0.40	880.0
710	6120	6120 COFFEYVILLE - INDEPENDENCE #1-8"	41+90	50+52	0.79	0.96	861.5
711	6120	6120 COFFEYVILLE - INDEPENDENCE #1-8"	165+15	174+87	3.13	3.31	971.8
712	6120	6120 COFFEYVILLE - INDEPENDENCE #1-8"	177+80	178+80	3.37	3.39	100.0
713	6120	6120 COFFEYVILLE - INDEPENDENCE #1-8"	395+07	403+69	7.48	7.65	861.9
714	6120	6120 COFFEYVILLE - INDEPENDENCE #1-8"	730+86	731+86	13.84	13.86	100.0
715	6120	6120 COFFEYVILLE - INDEPENDENCE #1-8"	733+41	735+40	13.89	13.93	198.7
716	6120	6120 COFFEYVILLE - INDEPENDENCE #1-8"	743+12	744+12	14.07	14.09	100.0
717	6120	6120 COFFEYVILLE - INDEPENDENCE #1-8"	746+34	748+20	14.14	14.17	186.1
718	6120	6120 COFFEYVILLE - INDEPENDENCE #1-8"	754+69	756+23	14.29	14.32	153.1
719	6120	6120 COFFEYVILLE - INDEPENDENCE #1-8"	760+39	762+84	14.40	14.45	245.2
720	6120	6120 COFFEYVILLE - INDEPENDENCE #1-8"	771+04	782+06	14.60	14.81	1102.6
721	6130	6130.13 KANSAS CITY - DES MOINES #4-12"	877+84	878+84	16.63	16.64	100.0
722	6130	6130.13 KANSAS CITY - DES MOINES #4-12"	946+45	952+75	17.93	18.04	629.6
723	6130	6130.13 KANSAS CITY - DES MOINES #4-12"	956+72	957+68	18.12	18.14	96.7
724	6130	6130.13 KANSAS CITY - DES MOINES #4-12"	971+36	972+38	18.40	18.42	101.9
725	6130	6130.13 KANSAS CITY - DES MOINES #4-12"	991+86	992+83	18.79	18.80	96.8
726	6130	6130.13 KANSAS CITY - DES MOINES #4-12"	999+13	1000+10	18.92	18.94	96.7
727	6130	6130.13 KANSAS CITY - DES MOINES #4-12"	1086+68	1087+68	20.58	20.60	100.0
728	6130	6130.13 KANSAS CITY - DES MOINES #4-12"	1091+68	1092+66	20.68	20.69	98.0
729	6130	6130.13 KANSAS CITY - DES MOINES #4-12"	1118+67	1119+67	21.19	21.21	100.0
730	6130	6130.13 KANSAS CITY - DES MOINES #4-12"	1194+47	1195+47	22.62	22.64	100.0
731	6130	6130.14 KANSAS CITY - DES MOINES #4-12"	1379+60	1385+58	26.13	26.24	598.0
732	6130	6130.14 KANSAS CITY - DES MOINES #4-12"	1387+06	1388+61	26.27	26.30	155.0
733	6130	6130.14 KANSAS CITY - DES MOINES #4-12"	1544+61	1552+30	29.25	29.40	769.0
734	6130	6130.14 KANSAS CITY - DES MOINES #4-12"	1560+37	1564+26	29.55	29.63	389.0
735	6130	6130.14 KANSAS CITY - DES MOINES #4-12"	1566+67	1584+19	29.67	30.00	1752.0
736	6130	6130.16 KANSAS CITY - DES MOINES #4-12"	2188+82	2190+36	41.45	41.48	154.0
737	6130	6130.16 KANSAS CITY - DES MOINES #4-12"	2194+64	2203+04	41.57	41.72	840.0
738	6130	6130.16 KANSAS CITY - DES MOINES #4-12"	2495+88	2496+88	47.27	47.29	100.0
739	6130	6130.16 KANSAS CITY - DES MOINES #4-12"	2497+96	2505+20	47.31	47.45	724.0

740	6130	6130.16 KANSAS CITY - DES MOINES #4-12"	2506+42	2509+26	47.47	47.52	284.0
741	6130	6130.16 KANSAS CITY - DES MOINES #4-12"	2511+86	2512+86	47.57	47.59	100.0
742	6130	6130.16 KANSAS CITY - DES MOINES #4-12"	2522+41	2523+41	47.77	47.79	100.0
743	6130	6130.16 KANSAS CITY - DES MOINES #4-12"	2552+35	2552+85	48.34	48.35	50.0
744	6130	6130.16 KANSAS CITY - DES MOINES #4-12"	2586+57	2588+77	48.99	49.03	220.0
745	6130	6130.16 KANSAS CITY - DES MOINES #4-12"	2615+70	2621+34	49.54	49.65	564.0
746	6130	6130.16 KANSAS CITY - DES MOINES #4-12"	2623+24	2627+48	49.68	49.76	424.0
747	6130	6130.16 KANSAS CITY - DES MOINES #4-12"	2628+88	2630+55	49.79	49.82	167.0
748	6130	6130.16 KANSAS CITY - DES MOINES #4-12"	2644+57	2679+69	50.09	50.75	3512.0
749	6130	6130.16 KANSAS CITY - DES MOINES #4-12"	2689+06	2690+06	50.93	50.95	100.0
750	6130	6130.16 KANSAS CITY - DES MOINES #4-12"	2692+05	2697+93	50.99	51.10	588.0
751	6130	6130.16 KANSAS CITY - DES MOINES #4-12"	2715+62	2726+93	51.43	51.65	1131.0
752	6130	6130.16 KANSAS CITY - DES MOINES #4-12"	2729+04	2730+04	51.69	51.71	100.0
753	6130	6130.16 KANSAS CITY - DES MOINES #4-12"	2733+15	2734+15	51.76	51.78	100.0
754	6130	6130.16 KANSAS CITY - DES MOINES #4-12"	2745+58	2753+24	52.00	52.14	766.0
755	6130	6130.16 KANSAS CITY - DES MOINES #4-12"	2754+66	2755+66	52.17	52.19	100.0
756	6130	6130.17 KANSAS CITY - DES MOINES #4-12"	2762+21	2763+21	52.31	52.33	100.0
757	6130	6130.17 KANSAS CITY - DES MOINES #4-12"	2771+86	2772+86	52.50	52.52	100.0
758	6130	6130.16 KANSAS CITY - DES MOINES #4-12"	2780+61	2789+07	52.66	52.82	846.0
759	6130	6130.16 KANSAS CITY - DES MOINES #4-12"	2790+31	2795+50	52.85	52.95	519.0
760	6130	6130.16 KANSAS CITY - DES MOINES #4-12"	2881+72	2882+98	54.58	54.60	126.0
761	6130	6130.16 KANSAS CITY - DES MOINES #4-12"	2900+53	2903+33	54.93	54.99	280.0
762	6130	6130.17 KANSAS CITY - DES MOINES #4-12"	2925+59	2926+59	55.41	55.43	100.0
763	6130	6130.16 KANSAS CITY - DES MOINES #4-12"	2955+06	2956+62	55.97	56.00	156.0
764	6130	6130.16 KANSAS CITY - DES MOINES #4-12"	2958+83	2960+90	56.04	56.08	207.0
765	6130	6130.16 KANSAS CITY - DES MOINES #4-12"	2962+42	2971+31	56.11	56.27	889.0
766	6130	6130.16 KANSAS CITY - DES MOINES #4-12"	2982+26	2983+26	56.48	56.50	100.0
767	6130	6130.16 KANSAS CITY - DES MOINES #4-12"	2984+61	2987+35	56.53	56.58	274.0
768	6130	6130.16 KANSAS CITY - DES MOINES #4-12"	2994+74	3001+49	56.72	56.85	675.0
769	6130	6130.16 KANSAS CITY - DES MOINES #4-12"	3054+70	3062+54	57.85	58.00	784.0
770	6130	6130.16 KANSAS CITY - DES MOINES #4-12"	3064+91	3072+38	58.05	58.19	747.0
771	6130	6130.16 KANSAS CITY - DES MOINES #4-12"	3073+59	3076+24	58.21	58.26	265.0
772	6130	6130.16 KANSAS CITY - DES MOINES #4-12"	3078+58	3080+28	58.31	58.34	170.0
773	6130	6130.16 KANSAS CITY - DES MOINES #4-12"	3081+64	3083+26	58.36	58.40	162.0
774	6130	6130.16 KANSAS CITY - DES MOINES #4-12"	3084+43	3087+46	58.42	58.47	303.0
775	6130	6130.16 KANSAS CITY - DES MOINES #4-12"	3088+59	3090+25	58.50	58.53	166.0
776	6130	6130.16 KANSAS CITY - DES MOINES #4-12"	3093+36	3096+39	58.59	58.64	303.0

777	6130	6130.16 KANSAS CITY - DES MOINES #4-12"	3098+20	3099+20	58.68	58.70	100.0
778	6130	6130.16 KANSAS CITY - DES MOINES #4-12"	3102+79	3104+41	58.76	58.80	162.0
779	6130	6130.16 KANSAS CITY - DES MOINES #4-12"	3108+27	3109+27	58.87	58.89	100.0
780	6130	6130.16 KANSAS CITY - DES MOINES #4-12"	3112+56	3117+35	58.95	59.04	479.0
781	6130	6130.16 KANSAS CITY - DES MOINES #4-12"	3118+87	3120+25	59.07	59.10	138.0
782	6130	6130.16 KANSAS CITY - DES MOINES #4-12"	3129+04	3130+04	59.26	59.28	100.0
783	6130	6130.16 KANSAS CITY - DES MOINES #4-12"	3134+47	3141+44	59.36	59.50	697.0
784	6130	6130.16 KANSAS CITY - DES MOINES #4-12"	3143+39	3144+39	59.53	59.55	100.0
785	6130	6130.16 KANSAS CITY - DES MOINES #4-12"	3146+93	3150+75	59.60	59.67	382.0
786	6130	6130.16 KANSAS CITY - DES MOINES #4-12"	3153+33	3154+33	59.72	59.74	100.0
787	6130	6130.16 KANSAS CITY - DES MOINES #4-12"	3156+39	3157+39	59.78	59.80	100.0
788	6130	6130.16 KANSAS CITY - DES MOINES #4-12"	3159+40	3162+40	59.84	59.89	300.0
789	6130	6130.16 KANSAS CITY - DES MOINES #4-12"	3196+98	3202+46	60.55	60.65	548.0
790	6130	6130.16 KANSAS CITY - DES MOINES #4-12"	3219+11	3220+11	60.97	60.99	100.0
791	6130	6130.16 KANSAS CITY - DES MOINES #4-12"	3222+61	3224+66	61.03	61.07	205.0
792	6130	6130.16 KANSAS CITY - DES MOINES #4-12"	3240+01	3241+01	61.36	61.38	100.0
793	6130	6130.16 KANSAS CITY - DES MOINES #4-12"	3247+11	3248+11	61.50	61.52	100.0
794	6130	6130.17 KANSAS CITY - DES MOINES #4-12"	3305+58	3317+60	62.61	62.83	1202.0
795	6130	6130.17 KANSAS CITY - DES MOINES #4-12"	3326+21	3327+21	63.00	63.02	100.0
796	6130	6130.17 KANSAS CITY - DES MOINES #4-12"	3328+93	3329+93	63.05	63.07	100.0
797	6130	6130.17 KANSAS CITY - DES MOINES #4-12"	3331+41	3332+41	63.09	63.11	100.0
798	6130	6130.17 KANSAS CITY - DES MOINES #4-12"	3346+97	3351+13	63.39	63.47	416.0
799	6130	6130.17 KANSAS CITY - DES MOINES #4-12"	3352+29	3353+29	63.49	63.51	100.0
800	6130	6130.17 KANSAS CITY - DES MOINES #4-12"	3358+31	3362+24	63.60	63.68	393.0
801	6130	6130.17 KANSAS CITY - DES MOINES #4-12"	3364+36	3366+02	63.72	63.75	166.0
802	6130	6130.17 KANSAS CITY - DES MOINES #4-12"	3367+67	3374+32	63.78	63.91	665.0
803	6130	6130.17 KANSAS CITY - DES MOINES #4-12"	3375+55	3380+75	63.93	64.03	520.0
804	6130	6130.17 KANSAS CITY - DES MOINES #4-12"	3383+28	3384+28	64.08	64.10	100.0
805	6130	6130.17 KANSAS CITY - DES MOINES #4-12"	3386+35	3400+22	64.14	64.40	1387.0
806	6130	6130.17 KANSAS CITY - DES MOINES #4-12"	3401+23	3404+14	64.42	64.47	291.0
807	6130	6130.17 KANSAS CITY - DES MOINES #4-12"	3405+53	3407+79	64.50	64.54	226.0
808	6130	6130.17 KANSAS CITY - DES MOINES #4-12"	3514+52	3517+60	66.56	66.62	308.0
809	6130	6130.17 KANSAS CITY - DES MOINES #4-12"	3525+97	3529+27	66.78	66.84	330.0
810	6130	6130.17 KANSAS CITY - DES MOINES #4-12"	3665+24	3666+24	69.42	69.44	100.0
811	6130	6130.18 KANSAS CITY - DES MOINES #4-12"	3760+07	3770+31	71.21	71.41	1024.0
812	6130	6130.18 KANSAS CITY - DES MOINES #4-12"	3773+87	3774+87	71.47	71.49	100.0
813	6130	6130.18 KANSAS CITY - DES MOINES #4-12"	3778+46	3780+71	71.56	71.60	225.0

814	6130	6130.18 KANSAS CITY - DES MOINES #4-12"	3783+04	3784+04	71.65	71.67	100.0
815	6130	6130.18 KANSAS CITY - DES MOINES #4-12"	3797+61	3803+53	71.92	72.04	592.0
816	6130	6130.18 KANSAS CITY - DES MOINES #4-12"	3804+57	3807+07	72.06	72.10	250.0
817	6130	6130.18 KANSAS CITY - DES MOINES #4-12"	4413+68	4415+54	83.59	83.63	186.0
818	6130	6130.18 KANSAS CITY - DES MOINES #4-12"	4426+51	4427+51	83.84	83.85	100.0
819	6130	6130.18 KANSAS CITY - DES MOINES #4-12"	4430+81	4433+20	83.92	83.96	239.0
820	6130	6130.18 KANSAS CITY - DES MOINES #4-12"	4440+08	4441+08	84.09	84.11	100.0
821	6130	6130.18 KANSAS CITY - DES MOINES #4-12"	4701+54	4703+92	89.04	89.09	238.0
822	6130	6130.18 KANSAS CITY - DES MOINES #4-12"	4713+04	4715+31	89.26	89.31	227.0
823	6130	6130.18 KANSAS CITY - DES MOINES #4-12"	4717+49	4718+49	89.35	89.37	100.0
824	6130	6130.18 KANSAS CITY - DES MOINES #4-12"	4723+51	4730+33	89.46	89.59	682.0
825	6130	6130.18 KANSAS CITY - DES MOINES #4-12"	4733+04	4734+70	89.64	89.67	166.0
826	6130	6130.18 KANSAS CITY - DES MOINES #4-12"	4737+17	4739+75	89.72	89.77	258.0
827	6130	6130.18 KANSAS CITY - DES MOINES #4-12"	4746+74	4748+38	89.90	89.93	164.0
828	6130	6130.18 KANSAS CITY - DES MOINES #4-12"	4750+16	4754+88	89.97	90.05	472.0
829	6130	6130.18 KANSAS CITY - DES MOINES #4-12"	4793+45	4794+68	90.79	90.81	123.0
830	6130	6130.18 KANSAS CITY - DES MOINES #4-12"	4817+13	4818+13	91.23	91.25	100.0
831	6130	6130.18 KANSAS CITY - DES MOINES #4-12"	4820+50	4821+50	91.30	91.32	100.0
832	6130	6130.18 KANSAS CITY - DES MOINES #4-12"	4968+90	4970+17	94.11	94.13	127.0
833	6130	6130.18 KANSAS CITY - DES MOINES #4-12"	4974+90	4975+90	94.22	94.24	100.0
834	6130	6130.18 KANSAS CITY - DES MOINES #4-12"	4981+11	4983+44	94.34	94.38	233.0
835	6130	6130.18 KANSAS CITY - DES MOINES #4-12"	5049+77	5050+77	95.64	95.66	100.0
836	6130	6130.18 KANSAS CITY - DES MOINES #4-12"	5062+90	5063+40	95.89	95.90	50.0
837	6130	6130.19 KANSAS CITY - DES MOINES #4-12"	5066+16	5067+16	95.95	95.97	100.0
838	6130	6130.19 KANSAS CITY - DES MOINES #4-12"	5071+03	5076+51	96.04	96.15	548.0
839	6130	6130.19 KANSAS CITY - DES MOINES #4-12"	5097+50	5098+50	96.54	96.56	100.0
840	6130	6130.19 KANSAS CITY - DES MOINES #4-12"	5122+92	5123+92	97.03	97.04	100.0
841	6130	6130.19 KANSAS CITY - DES MOINES #4-12"	5177+11	5178+11	98.05	98.07	100.0
842	6130	6130.19 KANSAS CITY - DES MOINES #4-12"	5202+08	5204+35	98.52	98.57	227.0
843	6130	6130.19 KANSAS CITY - DES MOINES #4-12"	5207+82	5212+61	98.63	98.72	479.0
844	6130	6130.19 KANSAS CITY - DES MOINES #4-12"	5219+60	5220+60	98.86	98.88	100.0
845	6130	6130.19 KANSAS CITY - DES MOINES #4-12"	5239+19	5241+15	99.23	99.26	196.0
846	6130	6130.19 KANSAS CITY - DES MOINES #4-12"	5243+02	5255+02	99.30	99.53	1200.0
847	6130	6130.19 KANSAS CITY - DES MOINES #4-12"	5257+54	5258+54	99.57	99.59	100.0
848	6130	6130.19 KANSAS CITY - DES MOINES #4-12"	5260+62	5264+00	99.63	99.70	338.0
849	6130	6130.19 KANSAS CITY - DES MOINES #4-12"	5265+31	5271+12	99.72	99.83	581.0
850	6130	6130.19 KANSAS CITY - DES MOINES #4-12"	5275+78	5278+07	99.92	99.96	229.0

851	6130	6130.19 KANSAS CITY - DES MOINES #4-12"	5281+38	5282+38	100.03	100.05	100.0
852	6130	6130.2 KANSAS CITY - DES MOINES #4-12"	5560+52	5561+52	105.31	105.33	100.0
853	6130	6130.2 KANSAS CITY - DES MOINES #4-12"	5629+99	5630+99	106.63	106.65	100.0
854	6130	6130.2 KANSAS CITY - DES MOINES #4-12"	5632+13	5633+13	106.67	106.69	100.0
855	6130	6130.2 KANSAS CITY - DES MOINES #4-12"	5660+22	5661+22	107.20	107.22	100.0
856	6130	6130.2 KANSAS CITY - DES MOINES #4-12"	5775+68	5777+33	109.39	109.42	165.0
857	6130	6130.21 KANSAS CITY - DES MOINES #4-12"	5970+57	5971+57	113.08	113.10	100.0
858	6130	6130.21 KANSAS CITY - DES MOINES #4-12"	5976+38	5977+38	113.19	113.21	100.0
859	6130	6130.21 KANSAS CITY - DES MOINES #4-12"	5988+98	5999+67	113.43	113.63	1069.0
860	6130	6130.21 KANSAS CITY - DES MOINES #4-12"	6002+54	6003+54	113.68	113.70	100.0
861	6130	6130.21 KANSAS CITY - DES MOINES #4-12"	6005+45	6008+39	113.74	113.80	294.0
862	6130	6130.21 KANSAS CITY - DES MOINES #4-12"	6015+15	6018+86	113.92	113.99	371.0
863	6130	6130.21 KANSAS CITY - DES MOINES #4-12"	6023+68	6025+65	114.08	114.12	197.0
864	6130	6130.22 KANSAS CITY - DES MOINES #4-12"	6031+21	6031+71	114.23	114.24	50.0
865	6130	6130.22 KANSAS CITY - DES MOINES #4-12"	6055+73	6060+74	114.69	114.79	501.0
866	6130	6130.22 KANSAS CITY - DES MOINES #4-12"	6061+75	6063+76	114.81	114.84	201.0
867	6130	6130.22 KANSAS CITY - DES MOINES #4-12"	6069+79	6071+59	114.96	114.99	180.0
868	6130	6130.22 KANSAS CITY - DES MOINES #4-12"	6081+64	6082+64	115.18	115.20	100.0
869	6130	6130.22 KANSAS CITY - DES MOINES #4-12"	6083+65	6084+65	115.22	115.24	100.0
870	6130	6130.22 KANSAS CITY - DES MOINES #4-12"	6088+67	6089+67	115.32	115.33	100.0
871	6130	6130.22 KANSAS CITY - DES MOINES #4-12"	6090+68	6092+68	115.35	115.39	200.0
872	6130	6130.22 KANSAS CITY - DES MOINES #4-12"	6094+70	6097+70	115.43	115.49	300.0
873	6130	6130.22 KANSAS CITY - DES MOINES #4-12"	6103+73	6106+74	115.60	115.66	301.0
874	6130	6130.22 KANSAS CITY - DES MOINES #4-12"	6335+84	6336+40	120.00	120.01	56.0
875	6130	6130.24 KANSAS CITY - DES MOINES #4-12"	7655+33	7657+52	144.99	145.03	219.0
876	6130	6130.24 KANSAS CITY - DES MOINES #4-12"	7685+94	7688+61	145.57	145.62	267.0
877	6130	6130.24 KANSAS CITY - DES MOINES #4-12"	7690+09	7691+59	145.65	145.67	150.0
878	6130	6130.24 KANSAS CITY - DES MOINES #4-12"	7695+07	7699+55	145.74	145.82	448.0
879	6130	6130.24 KANSAS CITY - DES MOINES #4-12"	7710+73	7717+27	146.04	146.16	654.0
880	6130	6130.24 KANSAS CITY - DES MOINES #4-12"	7732+19	7738+17	146.44	146.56	598.0
881	6130	6130.24 KANSAS CITY - DES MOINES #4-12"	7740+18	7747+78	146.59	146.74	760.0
882	6130	6130.24 KANSAS CITY - DES MOINES #4-12"	7750+55	7751+94	146.79	146.82	139.0
883	6130	6130.25 KANSAS CITY - DES MOINES #4-12"	7754+27	7754+77	146.86	146.87	50.0
884	6130	6130.25 KANSAS CITY - DES MOINES #4-12"	7766+26	7779+20	147.09	147.33	1294.0
885	6130	6130.25 KANSAS CITY - DES MOINES #4-12"	7797+56	7799+78	147.68	147.72	222.0
886	6130	6130.25 KANSAS CITY - DES MOINES #4-12"	7802+70	7808+38	147.78	147.89	568.0
887	6130	6130.25 KANSAS CITY - DES MOINES #4-12"	7821+66	7823+65	148.14	148.18	199.0

888	6130	6130.25 KANSAS CITY - DES MOINES #4-12"	8239+50	8240+73	156.05	156.07	123.0
889	6130	6130.25 KANSAS CITY - DES MOINES #4-12"	8244+30	8245+30	156.14	156.16	100.0
890	6130	6130.25 KANSAS CITY - DES MOINES #4-12"	8249+30	8253+42	156.24	156.31	412.0
891	6130	6130.25 KANSAS CITY - DES MOINES #4-12"	8491+43	8492+81	160.82	160.85	138.0
892	6130	6130.25 KANSAS CITY - DES MOINES #4-12"	8494+26	8495+26	160.88	160.90	100.0
893	6130	6130.25 KANSAS CITY - DES MOINES #4-12"	8497+75	8499+46	160.94	160.97	171.0
894	6130	6130.25 KANSAS CITY - DES MOINES #4-12"	8723+50	8723+93	165.22	165.23	43.0
895	6130	6130.25 KANSAS CITY - DES MOINES #4-12"	8732+81	8734+34	165.39	165.42	153.0
896	6130	6130.25 KANSAS CITY - DES MOINES #4-12"	8737+93	8739+98	165.49	165.53	205.0
897	6130	6130.25 KANSAS CITY - DES MOINES #4-12"	8793+56	8796+00	166.54	166.59	244.0
898	6130	6130.25 KANSAS CITY - DES MOINES #4-12"	8802+68	8803+68	166.72	166.74	100.0
899	6130	6130.25 KANSAS CITY - DES MOINES #4-12"	8824+29	8825+62	167.13	167.15	133.0
900	6130	6130.25 KANSAS CITY - DES MOINES #4-12"	8830+33	8832+31	167.24	167.28	198.0
901	6130	6130.25 KANSAS CITY - DES MOINES #4-12"	8835+28	8838+69	167.33	167.40	341.0
902	6130	6130.25 KANSAS CITY - DES MOINES #4-12"	9057+20	9060+05	171.54	171.59	285.0
903	6130	6130.25 KANSAS CITY - DES MOINES #4-12"	9062+48	9063+52	171.64	171.66	104.0
904	6130	6130.25 KANSAS CITY - DES MOINES #4-12"	9065+39	9067+66	171.69	171.74	227.0
905	6130	6130.25 KANSAS CITY - DES MOINES #4-12"	9089+10	9090+10	172.14	172.16	100.0
906	6130	6130.25 KANSAS CITY - DES MOINES #4-12"	9111+29	9113+96	172.56	172.61	267.0
907	6130	6130.25 KANSAS CITY - DES MOINES #4-12"	9124+75	9125+75	172.82	172.84	100.0
908	6130	6130.25 KANSAS CITY - DES MOINES #4-12"	9130+75	9131+89	172.93	172.95	114.0
909	6130	6130.25 KANSAS CITY - DES MOINES #4-12"	9141+07	9142+07	173.13	173.15	100.0
910	6130	6130.25 KANSAS CITY - DES MOINES #4-12"	9163+05	9164+59	173.54	173.57	154.0
911	6130	6130.25 KANSAS CITY - DES MOINES #4-12"	9169+04	9175+00	173.66	173.77	596.0
912	6130	6130.25 KANSAS CITY - DES MOINES #4-12"	9177+46	9181+44	173.82	173.89	398.0
913	6130	6130.25 KANSAS CITY - DES MOINES #4-12"	9182+92	9184+45	173.92	173.95	153.0
914	6130	6130.25 KANSAS CITY - DES MOINES #4-12"	9191+92	9192+92	174.09	174.11	100.0
915	6130	6130.25 KANSAS CITY - DES MOINES #4-12"	9196+16	9197+86	174.17	174.20	170.0
916	6130	6130.25 KANSAS CITY - DES MOINES #4-12"	9207+77	9214+44	174.39	174.52	667.0
917	6130	6130.25 KANSAS CITY - DES MOINES #4-12"	9217+90	9219+89	174.58	174.62	199.0
918	6130	6130.25 KANSAS CITY - DES MOINES #4-12"	9222+74	9223+78	174.67	174.69	104.0
919	6130	6130.25 KANSAS CITY - DES MOINES #4-12"	9225+82	9227+32	174.73	174.76	150.0
920	6130	6130.25 KANSAS CITY - DES MOINES #4-12"	9229+29	9230+29	174.80	174.82	100.0
921	6130	6130.25 KANSAS CITY - DES MOINES #4-12"	9235+79	9237+83	174.92	174.96	204.0
922	6130	6130.25 KANSAS CITY - DES MOINES #4-12"	9251+86	9254+80	175.22	175.28	294.0
923	6130	6130.25 KANSAS CITY - DES MOINES #4-12"	9257+22	9258+22	175.33	175.35	100.0
924	6130	6130.25 KANSAS CITY - DES MOINES #4-12"	9259+46	9260+46	175.37	175.39	100.0

925	6130	6130.25 KANSAS CITY - DES MOINES #4-12"	9263+44	9264+44	175.44	175.46	100.0
926	6130	6130.25 KANSAS CITY - DES MOINES #4-12"	9275+76	9278+04	175.68	175.72	228.0
927	6130	6130.25 KANSAS CITY - DES MOINES #4-12"	9282+11	9287+57	175.80	175.90	546.0
928	6130	6130.25 KANSAS CITY - DES MOINES #4-12"	9290+29	9292+82	175.95	176.00	253.0
929	6130	6130.25 KANSAS CITY - DES MOINES #4-12"	9296+78	9299+27	176.08	176.12	249.0
930	6130	6130.25 KANSAS CITY - DES MOINES #4-12"	9301+73	9303+13	176.17	176.20	140.0
931	6130	6130.25 KANSAS CITY - DES MOINES #4-12"	9508+41	9509+41	180.08	180.10	100.0
932	6130	6130.25 KANSAS CITY - DES MOINES #4-12"	9515+36	9517+57	180.22	180.26	221.0
933	6130	6130.25 KANSAS CITY - DES MOINES #4-12"	9518+81	9519+81	180.28	180.30	100.0
934	6130	6130.25 KANSAS CITY - DES MOINES #4-12"	9521+22	9522+22	180.33	180.35	100.0
935	6130	6130.25 KANSAS CITY - DES MOINES #4-12"	9591+10	9592+74	181.65	181.68	164.0
936	6130	6130.25 KANSAS CITY - DES MOINES #4-12"	9597+58	9598+65	181.77	181.79	107.0
937	6130	6130.25 KANSAS CITY - DES MOINES #4-12"	9602+41	9603+77	181.86	181.89	136.0
938	6130	6130.25 KANSAS CITY - DES MOINES #4-12"	9604+94	9605+98	181.91	181.93	104.0
939	6130	6130.25 KANSAS CITY - DES MOINES #4-12"	9632+08	9633+75	182.43	182.46	167.0
940	6130	6130.25 KANSAS CITY - DES MOINES #4-12"	9638+74	9643+91	182.55	182.65	517.0
941	6130	6130.25 KANSAS CITY - DES MOINES #4-12"	9648+02	9654+64	182.73	182.85	662.0
942	6130	6130.25 KANSAS CITY - DES MOINES #4-12"	9655+70	9659+78	182.87	182.95	408.0
943	6130	6130.25 KANSAS CITY - DES MOINES #4-12"	9662+37	9664+71	183.00	183.04	234.0
944	6130	6130.25 KANSAS CITY - DES MOINES #4-12"	9667+31	9668+31	183.09	183.11	100.0
945	6130	6130.25 KANSAS CITY - DES MOINES #4-12"	9691+86	9692+86	183.56	183.58	100.0
946	6130	6130.25 KANSAS CITY - DES MOINES #4-12"	9696+07	9697+07	183.64	183.66	100.0
947	6130	6130.25 KANSAS CITY - DES MOINES #4-12"	9700+60	9701+83	183.72	183.75	123.0
948	6130	6130.25 KANSAS CITY - DES MOINES #4-12"	9712+20	9715+46	183.94	184.00	326.0
949	6130	6130.26 KANSAS CITY - DES MOINES #4-12"	9717+31	9717+81	184.04	184.05	50.0
950	6130	6130.25 KANSAS CITY - DES MOINES #4-12"	9717+47	9717+97	184.04	184.05	50.0
951	6130	6130.26 KANSAS CITY - DES MOINES #4-12"	9723+72	9724+72	184.16	184.18	100.0
952	6130	6130.26 KANSAS CITY - DES MOINES #4-12"	9744+96	9746+86	184.56	184.60	190.0
953	6130	6130.26 KANSAS CITY - DES MOINES #4-12"	9750+93	9752+43	184.68	184.71	150.0
954	6130	6130.26 KANSAS CITY - DES MOINES #4-12"	9754+41	9756+21	184.74	184.78	180.0
955	6130	6130.26 KANSAS CITY - DES MOINES #4-12"	9758+53	9759+53	184.82	184.84	100.0
956	6130	6130.26 KANSAS CITY - DES MOINES #4-12"	9761+39	9762+39	184.87	184.89	100.0
957	6130	6130.26 KANSAS CITY - DES MOINES #4-12"	9766+31	9769+60	184.97	185.03	329.0
958	6130	6130.26 KANSAS CITY - DES MOINES #4-12"	9770+65	9773+36	185.05	185.10	271.0
959	6130	6130.27 KANSAS CITY - DES MOINES #4-12"	9773+40	9785+20	185.10	185.33	1180.0
960	6130	6130.27 KANSAS CITY - DES MOINES #4-12"	9786+21	9796+53	185.34	185.54	1032.0
961	6130	6130.27 KANSAS CITY - DES MOINES #4-12"	9806+28	9808+79	185.73	185.77	251.0

962	6130	6130.27	KANSAS CITY - DES MOINES #4-12"	9812+26	9818+33	185.84	185.95	607.0
963	6130	6130.27	KANSAS CITY - DES MOINES #4-12"	9821+77	9824+97	186.02	186.08	320.0
964	6130	6130.27	KANSAS CITY - DES MOINES #4-12"	9834+99	9835+63	186.27	186.28	64.0
965	6130	6130.27	KANSAS CITY - DES MOINES #4-12"	9837+14	9839+23	186.31	186.35	209.0
966	6130	6130.27	KANSAS CITY - DES MOINES #4-12"	9843+67	9845+00	186.43	186.46	133.0
967	6130	6130.28	KANSAS CITY - DES MOINES #4-12"	9875+87	9877+57	187.04	187.08	170.0
968	6130	6130.28	KANSAS CITY - DES MOINES #4-12"	9878+85	9882+84	187.10	187.18	399.0
969	6130	6130.28	KANSAS CITY - DES MOINES #4-12"	9887+55	9889+05	187.26	187.29	150.0
970	6130	6130.28	KANSAS CITY - DES MOINES #4-12"	9895+67	9896+82	187.42	187.44	115.0
971	6130	6130.28	KANSAS CITY - DES MOINES #4-12"	9908+61	9910+08	187.66	187.69	147.0
972	6130	6130.28	KANSAS CITY - DES MOINES #4-12"	9912+40	9914+47	187.73	187.77	207.0
973	6130	6130.28	KANSAS CITY - DES MOINES #4-12"	9924+70	9933+94	187.97	188.14	924.0
974	6130	6130.28	KANSAS CITY - DES MOINES #4-12"	9935+82	9936+32	188.18	188.19	50.0
975	6130	6130.29	KANSAS CITY - DES MOINES #4-12"	9935+97	9936+47	188.18	188.19	50.0
976	6130	6130.29	KANSAS CITY - DES MOINES #4-12"	9942+46	9943+46	188.30	188.32	100.0
977	6130	6130.29	KANSAS CITY - DES MOINES #4-12"	9944+57	9945+57	188.34	188.36	100.0
978	6130	6130.29	KANSAS CITY - DES MOINES #4-12"	9948+51	9950+85	188.42	188.46	234.0
979	6135	6135.13	KANSAS CITY - DES MOINES #6-12"	803+88	804+88	15.23	15.24	100.0
980	6135	6135.13	KANSAS CITY - DES MOINES #6-12"	895+08	896+08	16.95	16.97	100.0
981	6135	6135.13	KANSAS CITY - DES MOINES #6-12"	906+51	907+51	17.17	17.19	100.0
982	6135	6135.13	KANSAS CITY - DES MOINES #6-12"	939+75	940+75	17.80	17.82	99.9
983	6135	6135.13	KANSAS CITY - DES MOINES #6-12"	948+45	955+83	17.96	18.10	738.3
984	6135	6135.13	KANSAS CITY - DES MOINES #6-12"	957+65	966+30	18.14	18.30	865.5
985	6135	6135.13	KANSAS CITY - DES MOINES #6-12"	996+78	997+78	18.88	18.90	99.9
986	6135	6135.13	KANSAS CITY - DES MOINES #6-12"	1041+92	1042+92	19.73	19.75	100.0
987	6135	6135.13	KANSAS CITY - DES MOINES #6-12"	1082+30	1086+65	20.50	20.58	435.0
988	6135	6135.14	KANSAS CITY - DES MOINES #6-12"	1372+38	1377+19	25.99	26.08	481.0
989	6135	6135.14	KANSAS CITY - DES MOINES #6-12"	1378+58	1388+32	26.11	26.29	974.0
990	6135	6135.14	KANSAS CITY - DES MOINES #6-12"	1546+03	1548+82	29.28	29.33	279.0
991	6135	6135.14	KANSAS CITY - DES MOINES #6-12"	1550+62	1552+21	29.37	29.40	159.0
992	6135	6135.14	KANSAS CITY - DES MOINES #6-12"	1559+73	1564+36	29.54	29.63	463.0
993	6135	6135.14	KANSAS CITY - DES MOINES #6-12"	1566+16	1583+69	29.66	29.99	1753.0
994	6135	6135.14	KANSAS CITY - DES MOINES #6-12"	2188+55	2193+72	41.45	41.55	517.0
995	6135	6135.14	KANSAS CITY - DES MOINES #6-12"	2195+67	2204+07	41.58	41.74	840.0
996	6135	6135.15	KANSAS CITY - DES MOINES #6-12"	2615+58	2616+58	49.54	49.56	100.0
997	6135	6135.15	KANSAS CITY - DES MOINES #6-12"	2955+41	2956+41	55.97	55.99	100.0
998	6135	6135.15	KANSAS CITY - DES MOINES #6-12"	2960+87	2961+87	56.08	56.10	100.0

999	6135	6135.15 KANSAS CITY - DES MOINES #6-12"	2970+15	2972+34	56.25	56.29	219.0
1000	6135	6135.15 KANSAS CITY - DES MOINES #6-12"	3059+70	3060+70	57.95	57.97	100.0
1001	6135	6135.15 KANSAS CITY - DES MOINES #6-12"	3064+40	3069+72	58.04	58.14	532.0
1002	6135	6135.15 KANSAS CITY - DES MOINES #6-12"	3082+34	3088+06	58.38	58.49	572.0
1003	6135	6135.15 KANSAS CITY - DES MOINES #6-12"	3089+82	3091+54	58.52	58.55	172.0
1004	6135	6135.15 KANSAS CITY - DES MOINES #6-12"	3092+70	3093+70	58.57	58.59	100.0
1005	6135	6135.15 KANSAS CITY - DES MOINES #6-12"	3102+10	3105+71	58.75	58.82	361.0
1006	6135	6135.15 KANSAS CITY - DES MOINES #6-12"	3107+56	3110+45	58.86	58.91	289.0
1007	6135	6135.15 KANSAS CITY - DES MOINES #6-12"	3113+05	3121+15	58.96	59.11	810.0
1008	6135	6135.15 KANSAS CITY - DES MOINES #6-12"	3123+83	3125+41	59.16	59.19	158.0
1009	6135	6135.15 KANSAS CITY - DES MOINES #6-12"	3129+63	3130+97	59.27	59.30	134.0
1010	6135	6135.15 KANSAS CITY - DES MOINES #6-12"	3134+66	3140+23	59.37	59.47	557.0
1011	6135	6135.15 KANSAS CITY - DES MOINES #6-12"	3148+68	3149+68	59.63	59.65	100.0
1012	6135	6135.15 KANSAS CITY - DES MOINES #6-12"	3151+50	3152+50	59.69	59.71	100.0
1013	6135	6135.15 KANSAS CITY - DES MOINES #6-12"	3155+11	3157+60	59.76	59.80	249.0
1014	6135	6135.15 KANSAS CITY - DES MOINES #6-12"	3197+16	3206+06	60.55	60.72	890.0
1015	6135	6135.15 KANSAS CITY - DES MOINES #6-12"	3218+96	3221+89	60.97	61.02	293.0
1016	6135	6135.15 KANSAS CITY - DES MOINES #6-12"	3223+33	3224+71	61.05	61.07	138.0
1017	6135	6135.15 KANSAS CITY - DES MOINES #6-12"	3244+26	3245+26	61.44	61.46	100.0
1018	6135	6135.15 KANSAS CITY - DES MOINES #6-12"	3246+67	3248+24	61.49	61.52	157.0
1019	6135	6135.15 KANSAS CITY - DES MOINES #6-12"	3283+35	3284+81	62.18	62.21	146.0
1020	6135	6135.15 KANSAS CITY - DES MOINES #6-12"	3286+22	3287+22	62.24	62.26	100.0
1021	6135	6135.15 KANSAS CITY - DES MOINES #6-12"	3310+49	3311+49	62.70	62.72	100.0
1022	6135	6135.15 KANSAS CITY - DES MOINES #6-12"	3314+06	3315+97	62.77	62.80	191.0
1023	6135	6135.15 KANSAS CITY - DES MOINES #6-12"	3320+41	3321+41	62.89	62.91	100.0
1024	6135	6135.15 KANSAS CITY - DES MOINES #6-12"	3326+52	3330+62	63.00	63.08	410.0
1025	6135	6135.15 KANSAS CITY - DES MOINES #6-12"	3334+01	3335+01	63.14	63.16	100.0
1026	6135	6135.15 KANSAS CITY - DES MOINES #6-12"	3343+75	3344+75	63.33	63.35	100.0
1027	6135	6135.15 KANSAS CITY - DES MOINES #6-12"	3349+70	3350+70	63.44	63.46	100.0
1028	6135	6135.15 KANSAS CITY - DES MOINES #6-12"	3355+17	3356+17	63.54	63.56	100.0
1029	6135	6135.15 KANSAS CITY - DES MOINES #6-12"	3376+55	3377+55	63.95	63.97	100.0
1030	6135	6135.15 KANSAS CITY - DES MOINES #6-12"	3382+75	3383+75	64.07	64.09	100.0
1031	6135	6135.15 KANSAS CITY - DES MOINES #6-12"	3385+99	3393+29	64.13	64.27	730.0
1032	6135	6135.15 KANSAS CITY - DES MOINES #6-12"	3394+44	3402+41	64.29	64.44	797.0
1033	6135	6135.15 KANSAS CITY - DES MOINES #6-12"	3407+44	3408+44	64.53	64.55	100.0
1034	6135	6135.15 KANSAS CITY - DES MOINES #6-12"	3520+33	3522+04	66.67	66.71	171.0
1035	6135	6135.15 KANSAS CITY - DES MOINES #6-12"	3531+86	3536+41	66.89	66.98	455.0

1036	6135	6135.15 KANSAS CITY - DES MOINES #6-12"	3679+27	3679+77	69.68	69.69	50.0
1037	6135	6135.16 KANSAS CITY - DES MOINES #6-12"	3679+96	3683+05	69.70	69.75	309.0
1038	6135	6135.16 KANSAS CITY - DES MOINES #6-12"	3685+98	3685+99	69.81	69.81	1.0
1039	6135	6135.16 KANSAS CITY - DES MOINES #6-12"	3770+28	3772+42	71.41	71.45	214.0
1040	6135	6135.16 KANSAS CITY - DES MOINES #6-12"	3772+83	3773+16	71.46	71.46	33.0
1041	6135	6135.16 KANSAS CITY - DES MOINES #6-12"	3775+74	3785+21	71.51	71.69	947.0
1042	6135	6135.16 KANSAS CITY - DES MOINES #6-12"	3801+23	3802+23	71.99	72.01	100.0
1043	6135	6135.16 KANSAS CITY - DES MOINES #6-12"	3803+79	3812+61	72.04	72.21	882.0
1044	6135	6135.16 KANSAS CITY - DES MOINES #6-12"	3819+84	3820+01	72.35	72.35	17.0
1045	6135	6135.16 KANSAS CITY - DES MOINES #6-12"	3839+85	3840+85	72.72	72.74	100.0
1046	6135	6135.16 KANSAS CITY - DES MOINES #6-12"	3896+40	3901+11	73.80	73.88	471.0
1047	6135	6135.16 KANSAS CITY - DES MOINES #6-12"	3905+49	3911+90	73.97	74.09	641.0
1048	6135	6135.16 KANSAS CITY - DES MOINES #6-12"	3914+22	3915+01	74.13	74.15	79.0
1049	6135	6135.16 KANSAS CITY - DES MOINES #6-12"	4433+14	4434+83	83.96	83.99	169.0
1050	6135	6135.16 KANSAS CITY - DES MOINES #6-12"	4441+29	4442+29	84.12	84.13	100.0
1051	6135	6135.16 KANSAS CITY - DES MOINES #6-12"	4714+14	4715+14	89.28	89.30	100.0
1052	6135	6135.16 KANSAS CITY - DES MOINES #6-12"	4716+48	4718+01	89.33	89.36	153.0
1053	6135	6135.16 KANSAS CITY - DES MOINES #6-12"	4724+39	4731+50	89.48	89.61	711.0
1054	6135	6135.16 KANSAS CITY - DES MOINES #6-12"	4752+44	4753+44	90.01	90.03	100.0
1055	6135	6135.16 KANSAS CITY - DES MOINES #6-12"	4754+72	4755+72	90.05	90.07	100.0
1056	6135	6135.16 KANSAS CITY - DES MOINES #6-12"	4794+04	4795+30	90.80	90.82	126.0
1057	6135	6135.16 KANSAS CITY - DES MOINES #6-12"	4967+95	4970+12	94.09	94.13	217.0
1058	6135	6135.16 KANSAS CITY - DES MOINES #6-12"	4976+15	4977+75	94.25	94.28	160.0
1059	6135	6135.16 KANSAS CITY - DES MOINES #6-12"	4979+73	4984+61	94.31	94.41	488.0
1060	6135	6135.16 KANSAS CITY - DES MOINES #6-12"	4989+87	4990+87	94.51	94.52	100.0
1061	6135	6135.16 KANSAS CITY - DES MOINES #6-12"	4992+85	4993+85	94.56	94.58	100.0
1062	6135	6135.17 KANSAS CITY - DES MOINES #6-12"	5078+20	5081+67	96.18	96.24	347.0
1063	6135	6135.17 KANSAS CITY - DES MOINES #6-12"	5127+38	5128+55	97.11	97.13	117.0
1064	6135	6135.17 KANSAS CITY - DES MOINES #6-12"	5211+28	5224+38	98.70	98.95	1310.0
1065	6135	6135.17 KANSAS CITY - DES MOINES #6-12"	5242+09	5258+11	99.28	99.59	1602.0
1066	6135	6135.17 KANSAS CITY - DES MOINES #6-12"	5260+88	5277+57	99.64	99.95	1669.0
1067	6135	6135.17 KANSAS CITY - DES MOINES #6-12"	5282+96	5286+93	100.06	100.13	397.0
1068	6135	6135.17 KANSAS CITY - DES MOINES #6-12"	5315+54	5322+73	100.67	100.81	719.0
1069	6135	6135.17 KANSAS CITY - DES MOINES #6-12"	5324+26	5325+26	100.84	100.86	100.0
1070	6135	6135.17 KANSAS CITY - DES MOINES #6-12"	5327+69	5332+46	100.90	100.99	477.0
1071	6135	6135.18 KANSAS CITY - DES MOINES #6-12"	5544+70	5546+15	105.01	105.04	145.0
1072	6135	6135.18 KANSAS CITY - DES MOINES #6-12"	5549+27	5553+33	105.10	105.18	406.0

1073	6135	6135.18	KANSAS CITY - DES MOINES #6-12"	5594+92	5598+16	105.96	106.03	324.0
1074	6135	6135.18	KANSAS CITY - DES MOINES #6-12"	5602+76	5604+91	106.11	106.15	215.0
1075	6135	6135.18	KANSAS CITY - DES MOINES #6-12"	5623+88	5628+48	106.51	106.60	460.0
1076	6135	6135.18	KANSAS CITY - DES MOINES #6-12"	5631+15	5638+63	106.65	106.79	748.0
1077	6135	6135.18	KANSAS CITY - DES MOINES #6-12"	5659+72	5663+12	107.19	107.26	340.0
1078	6135	6135.18	KANSAS CITY - DES MOINES #6-12"	5774+21	5778+31	109.36	109.44	410.0
1079	6135	6135.19	KANSAS CITY - DES MOINES #6-12"	5969+90	5970+90	113.07	113.09	100.0
1080	6135	6135.19	KANSAS CITY - DES MOINES #6-12"	5975+90	5976+90	113.18	113.20	100.0
1081	6135	6135.19	KANSAS CITY - DES MOINES #6-12"	5988+90	5999+90	113.43	113.63	1100.0
1082	6135	6135.19	KANSAS CITY - DES MOINES #6-12"	6002+90	6003+90	113.69	113.71	100.0
1083	6135	6135.19	KANSAS CITY - DES MOINES #6-12"	6005+90	6007+90	113.75	113.79	200.0
1084	6135	6135.19	KANSAS CITY - DES MOINES #6-12"	6028+70	6029+70	114.18	114.20	100.0
1085	6135	6135.2	KANSAS CITY - DES MOINES #6-12"	6030+68	6031+18	114.22	114.23	50.0
1086	6135	6135.2	KANSAS CITY - DES MOINES #6-12"	6055+70	6064+70	114.69	114.86	900.0
1087	6135	6135.2	KANSAS CITY - DES MOINES #6-12"	6071+50	6072+50	114.99	115.01	100.0
1088	6135	6135.2	KANSAS CITY - DES MOINES #6-12"	6083+50	6087+50	115.22	115.29	400.0
1089	6135	6135.2	KANSAS CITY - DES MOINES #6-12"	6089+50	6099+50	115.33	115.52	1000.0
1090	6135	6135.2	KANSAS CITY - DES MOINES #6-12"	6102+50	6105+50	115.58	115.63	300.0
1091	6135	6135.2	KANSAS CITY - DES MOINES #6-12"	6336+50	6337+06	120.01	120.02	56.0
1092	6135	6135.22	KANSAS CITY - DES MOINES #6-12"	7655+62	7657+81	144.99	145.03	219.0
1093	6135	6135.22	KANSAS CITY - DES MOINES #6-12"	7687+00	7690+50	145.59	145.65	350.0
1094	6135	6135.22	KANSAS CITY - DES MOINES #6-12"	7694+22	7700+00	145.72	145.83	578.0
1095	6135	6135.22	KANSAS CITY - DES MOINES #6-12"	7711+23	7712+23	146.05	146.06	100.0
1096	6135	6135.22	KANSAS CITY - DES MOINES #6-12"	7714+05	7715+05	146.10	146.12	100.0
1097	6135	6135.22	KANSAS CITY - DES MOINES #6-12"	7732+30	7733+30	146.45	146.46	100.0
1098	6135	6135.22	KANSAS CITY - DES MOINES #6-12"	7737+89	7738+89	146.55	146.57	100.0
1099	6135	6135.22	KANSAS CITY - DES MOINES #6-12"	7742+05	7744+80	146.63	146.68	275.0
1100	6135	6135.22	KANSAS CITY - DES MOINES #6-12"	7747+45	7749+00	146.73	146.76	155.0
1101	6135	6135.22	KANSAS CITY - DES MOINES #6-12"	7751+23	7752+62	146.80	146.83	139.0
1102	6135	6135.23	KANSAS CITY - DES MOINES #6-12"	7754+56	7755+06	146.87	146.88	50.0
1103	6135	6135.23	KANSAS CITY - DES MOINES #6-12"	7766+98	7767+98	147.10	147.12	100.0
1104	6135	6135.23	KANSAS CITY - DES MOINES #6-12"	7772+09	7773+09	147.20	147.22	100.0
1105	6135	6135.23	KANSAS CITY - DES MOINES #6-12"	7776+57	7780+31	147.28	147.35	374.0
1106	6135	6135.23	KANSAS CITY - DES MOINES #6-12"	7798+25	7800+47	147.69	147.74	222.0
1107	6135	6135.23	KANSAS CITY - DES MOINES #6-12"	7803+40	7809+10	147.79	147.90	570.0
1108	6135	6135.23	KANSAS CITY - DES MOINES #6-12"	8240+90	8242+16	156.08	156.10	126.0
1109	6135	6135.23	KANSAS CITY - DES MOINES #6-12"	8245+71	8246+71	156.17	156.19	100.0

1110	6135	6135.23	KANSAS CITY - DES MOINES #6-12"	8250+72	8254+69	156.26	156.34	397.0
1111	6135	6135.23	KANSAS CITY - DES MOINES #6-12"	8487+72	8489+10	160.75	160.78	138.0
1112	6135	6135.23	KANSAS CITY - DES MOINES #6-12"	8494+64	8495+70	160.88	160.90	106.0
1113	6135	6135.23	KANSAS CITY - DES MOINES #6-12"	8720+49	8721+05	165.16	165.17	56.0
1114	6135	6135.23	KANSAS CITY - DES MOINES #6-12"	8729+84	8731+38	165.34	165.37	154.0
1115	6135	6135.23	KANSAS CITY - DES MOINES #6-12"	8736+04	8738+00	165.46	165.49	196.0
1116	6135	6135.23	KANSAS CITY - DES MOINES #6-12"	8791+09	8792+22	166.50	166.52	113.0
1117	6135	6135.23	KANSAS CITY - DES MOINES #6-12"	8793+66	8794+66	166.55	166.57	100.0
1118	6135	6135.23	KANSAS CITY - DES MOINES #6-12"	8822+43	8823+43	167.09	167.11	100.0
1119	6135	6135.23	KANSAS CITY - DES MOINES #6-12"	8828+11	8830+00	167.20	167.23	189.0
1120	6135	6135.23	KANSAS CITY - DES MOINES #6-12"	8833+60	8836+53	167.30	167.36	293.0
1121	6135	6135.23	KANSAS CITY - DES MOINES #6-12"	9056+80	9059+90	171.53	171.59	310.0
1122	6135	6135.23	KANSAS CITY - DES MOINES #6-12"	9062+36	9063+99	171.64	171.67	163.0
1123	6135	6135.23	KANSAS CITY - DES MOINES #6-12"	9065+69	9067+59	171.70	171.73	190.0
1124	6135	6135.23	KANSAS CITY - DES MOINES #6-12"	9089+23	9090+23	172.14	172.16	100.0
1125	6135	6135.23	KANSAS CITY - DES MOINES #6-12"	9111+63	9114+32	172.57	172.62	269.0
1126	6135	6135.23	KANSAS CITY - DES MOINES #6-12"	9125+21	9126+21	172.83	172.84	100.0
1127	6135	6135.23	KANSAS CITY - DES MOINES #6-12"	9131+26	9132+26	172.94	172.96	100.0
1128	6135	6135.23	KANSAS CITY - DES MOINES #6-12"	9163+85	9164+85	173.56	173.58	100.0
1129	6135	6135.23	KANSAS CITY - DES MOINES #6-12"	9170+89	9172+43	173.69	173.72	154.0
1130	6135	6135.23	KANSAS CITY - DES MOINES #6-12"	9184+44	9185+44	173.95	173.97	100.0
1131	6135	6135.23	KANSAS CITY - DES MOINES #6-12"	9192+99	9193+99	174.11	174.13	100.0
1132	6135	6135.23	KANSAS CITY - DES MOINES #6-12"	9197+26	9198+97	174.19	174.22	171.0
1133	6135	6135.23	KANSAS CITY - DES MOINES #6-12"	9208+98	9210+76	174.41	174.45	178.0
1134	6135	6135.23	KANSAS CITY - DES MOINES #6-12"	9213+70	9214+70	174.50	174.52	100.0
1135	6135	6135.23	KANSAS CITY - DES MOINES #6-12"	9219+20	9220+70	174.61	174.63	150.0
1136	6135	6135.23	KANSAS CITY - DES MOINES #6-12"	9224+08	9225+12	174.70	174.72	104.0
1137	6135	6135.23	KANSAS CITY - DES MOINES #6-12"	9227+20	9228+70	174.76	174.79	150.0
1138	6135	6135.23	KANSAS CITY - DES MOINES #6-12"	9237+26	9239+33	174.95	174.99	207.0
1139	6135	6135.23	KANSAS CITY - DES MOINES #6-12"	9255+26	9256+46	175.29	175.31	120.0
1140	6135	6135.23	KANSAS CITY - DES MOINES #6-12"	9258+25	9259+91	175.35	175.38	166.0
1141	6135	6135.23	KANSAS CITY - DES MOINES #6-12"	9261+17	9262+17	175.40	175.42	100.0
1142	6135	6135.23	KANSAS CITY - DES MOINES #6-12"	9265+19	9266+19	175.48	175.50	100.0
1143	6135	6135.23	KANSAS CITY - DES MOINES #6-12"	9517+50	9520+64	180.26	180.32	314.0
1144	6135	6135.23	KANSAS CITY - DES MOINES #6-12"	9521+86	9522+86	180.34	180.36	100.0
1145	6135	6135.23	KANSAS CITY - DES MOINES #6-12"	9524+20	9525+20	180.38	180.40	100.0
1146	6135	6135.23	KANSAS CITY - DES MOINES #6-12"	9592+23	9596+80	181.67	181.76	457.0

1147	6135	6135.23	KANSAS CITY - DES MOINES #6-12"	9598+60	9599+62	181.79	181.81	102.0
1148	6135	6135.23	KANSAS CITY - DES MOINES #6-12"	9603+23	9604+58	181.88	181.90	135.0
1149	6135	6135.23	KANSAS CITY - DES MOINES #6-12"	9605+70	9606+74	181.93	181.95	104.0
1150	6135	6135.23	KANSAS CITY - DES MOINES #6-12"	9608+80	9609+80	181.98	182.00	100.0
1151	6135	6135.23	KANSAS CITY - DES MOINES #6-12"	9632+11	9633+77	182.43	182.46	166.0
1152	6135	6135.23	KANSAS CITY - DES MOINES #6-12"	9638+55	9643+65	182.55	182.64	510.0
1153	6135	6135.23	KANSAS CITY - DES MOINES #6-12"	9647+63	9659+60	182.72	182.95	1197.0
1154	6135	6135.23	KANSAS CITY - DES MOINES #6-12"	9661+60	9662+60	182.98	183.00	100.0
1155	6135	6135.23	KANSAS CITY - DES MOINES #6-12"	9663+90	9667+40	183.03	183.09	350.0
1156	6135	6135.23	KANSAS CITY - DES MOINES #6-12"	9690+30	9691+30	183.53	183.55	100.0
1157	6135	6135.23	KANSAS CITY - DES MOINES #6-12"	9694+40	9695+40	183.61	183.63	100.0
1158	6135	6135.23	KANSAS CITY - DES MOINES #6-12"	9698+81	9700+03	183.69	183.71	122.0
1159	6135	6135.23	KANSAS CITY - DES MOINES #6-12"	9710+10	9713+30	183.90	183.96	320.0
1160	6135	6135.24	KANSAS CITY - DES MOINES #6-12"	9714+64	9715+14	183.99	184.00	50.0
1161	6135	6135.23	KANSAS CITY - DES MOINES #6-12"	9714+77	9715+27	183.99	184.00	50.0
1162	6135	6135.24	KANSAS CITY - DES MOINES #6-12"	9721+50	9722+50	184.12	184.14	100.0
1163	6135	6135.24	KANSAS CITY - DES MOINES #6-12"	9724+70	9725+70	184.18	184.20	100.0
1164	6135	6135.24	KANSAS CITY - DES MOINES #6-12"	9736+49	9736+70	184.40	184.41	21.0
1165	6135	6135.24	KANSAS CITY - DES MOINES #6-12"	9742+53	9744+43	184.52	184.55	190.0
1166	6135	6135.24	KANSAS CITY - DES MOINES #6-12"	9748+95	9752+91	184.64	184.71	396.0
1167	6135	6135.24	KANSAS CITY - DES MOINES #6-12"	9755+99	9756+99	184.77	184.79	100.0
1168	6135	6135.24	KANSAS CITY - DES MOINES #6-12"	9758+82	9759+82	184.83	184.85	100.0
1169	6135	6135.24	KANSAS CITY - DES MOINES #6-12"	9765+51	9766+97	184.95	184.98	146.0
1170	6135	6135.24	KANSAS CITY - DES MOINES #6-12"	9768+00	9770+71	185.00	185.05	271.0
1171	6135	6135.25	KANSAS CITY - DES MOINES #6-12"	9770+76	9777+00	185.05	185.17	624.0
1172	6135	6135.25	KANSAS CITY - DES MOINES #6-12"	9779+20	9781+65	185.21	185.26	245.0
1173	6135	6135.25	KANSAS CITY - DES MOINES #6-12"	9783+78	9784+78	185.30	185.32	100.0
1174	6135	6135.25	KANSAS CITY - DES MOINES #6-12"	9786+00	9793+81	185.34	185.49	781.0
1175	6135	6135.25	KANSAS CITY - DES MOINES #6-12"	9797+00	9804+50	185.55	185.69	750.0
1176	6135	6135.25	KANSAS CITY - DES MOINES #6-12"	9809+45	9810+45	185.79	185.80	100.0
1177	6135	6135.25	KANSAS CITY - DES MOINES #6-12"	9811+76	9815+49	185.83	185.90	373.0
1178	6135	6135.25	KANSAS CITY - DES MOINES #6-12"	9818+50	9822+20	185.96	186.03	370.0
1179	6135	6135.25	KANSAS CITY - DES MOINES #6-12"	9823+30	9824+19	186.05	186.06	89.0
1180	6135	6135.25	KANSAS CITY - DES MOINES #6-12"	9824+73	9825+80	186.07	186.09	107.0
1181	6135	6135.25	KANSAS CITY - DES MOINES #6-12"	9828+05	9829+05	186.14	186.16	100.0
1182	6135	6135.25	KANSAS CITY - DES MOINES #6-12"	9832+30	9833+80	186.22	186.25	150.0
1183	6135	6135.25	KANSAS CITY - DES MOINES #6-12"	9835+38	9839+30	186.28	186.35	392.0

1184	6135	6135.25 KANSAS CITY - DES MOINES #6-12"	9840+80	9842+74	186.38	186.42	194.0
1185	6135	6135.26 KANSAS CITY - DES MOINES #6-12"	9873+10	9879+83	186.99	187.12	673.0
1186	6135	6135.26 KANSAS CITY - DES MOINES #6-12"	9881+10	9882+60	187.14	187.17	150.0
1187	6135	6135.26 KANSAS CITY - DES MOINES #6-12"	9885+60	9897+10	187.23	187.45	1150.0
1188	6135	6135.26 KANSAS CITY - DES MOINES #6-12"	9898+60	9902+10	187.47	187.54	350.0
1189	6135	6135.26 KANSAS CITY - DES MOINES #6-12"	9905+97	9907+45	187.61	187.64	148.0
1190	6135	6135.26 KANSAS CITY - DES MOINES #6-12"	9909+76	9911+85	187.68	187.72	209.0
1191	6135	6135.26 KANSAS CITY - DES MOINES #6-12"	9915+60	9916+60	187.80	187.81	100.0
1192	6135	6135.26 KANSAS CITY - DES MOINES #6-12"	9922+18	9927+89	187.92	188.03	571.0
1193	6135	6135.26 KANSAS CITY - DES MOINES #6-12"	9928+90	9931+52	188.05	188.10	262.0
1194	6135	6135.27 KANSAS CITY - DES MOINES #6-12"	9932+84	9933+34	188.12	188.13	50.0
1195	6135	6135.26 KANSAS CITY - DES MOINES #6-12"	9933+43	9933+93	188.13	188.14	50.0
1196	6135	6135.27 KANSAS CITY - DES MOINES #6-12"	9938+45	9939+45	188.23	188.25	100.0
1197	6135	6135.27 KANSAS CITY - DES MOINES #6-12"	9941+60	9942+60	188.29	188.31	100.0
1198	6135	6135.27 KANSAS CITY - DES MOINES #6-12"	9945+61	9948+01	188.36	188.41	240.0
1199	6150	6150.02 DES MOINES - MISSISSIPPI RIVER #5-8"	184+33	184+83	3.49	3.50	50.0
1200	6150	6150.03 DES MOINES - MISSISSIPPI RIVER #5-8"	189+57	190+57	3.59	3.61	100.0
1201	6150	6150.03 DES MOINES - MISSISSIPPI RIVER #5-8"	198+96	200+42	3.77	3.80	145.6
1202	6150	6150.04 DES MOINES - MISSISSIPPI RIVER #5-8"	222+42	223+42	4.21	4.23	100.0
1203	6150	6150.04 DES MOINES - MISSISSIPPI RIVER #5-8"	228+28	229+28	4.32	4.34	100.0
1204	6150	6150.04 DES MOINES - MISSISSIPPI RIVER #5-8"	269+79	305+25	5.11	5.78	3546.1
1205	6150	6150.04 DES MOINES - MISSISSIPPI RIVER #5-8"	306+27	317+10	5.80	6.01	1082.8
1206	6150	6150.04 DES MOINES - MISSISSIPPI RIVER #5-8"	356+61	373+89	6.75	7.08	1727.3
1207	6150	6150.04 DES MOINES - MISSISSIPPI RIVER #5-8"	374+90	386+19	7.10	7.31	1128.9
1208	6150	6150.04 DES MOINES - MISSISSIPPI RIVER #5-8"	423+98	439+34	8.03	8.32	1536.6
1209	6150	6150.04 DES MOINES - MISSISSIPPI RIVER #5-8"	553+85	554+37	10.49	10.50	51.3
1210	6150	6150.04 DES MOINES - MISSISSIPPI RIVER #5-8"	558+87	561+87	10.58	10.64	300.2
1211	6150	6150.04 DES MOINES - MISSISSIPPI RIVER #5-8"	564+24	568+59	10.69	10.77	435.0
1212	6150	6150.04 DES MOINES - MISSISSIPPI RIVER #5-8"	855+53	887+35	16.20	16.81	3181.6
1213	6150	6150.04 DES MOINES - MISSISSIPPI RIVER #5-8"	889+24	893+20	16.84	16.92	395.3
1214	6150	6150.04 DES MOINES - MISSISSIPPI RIVER #5-8"	894+70	895+70	16.95	16.96	100.0
1215	6150	6150.04 DES MOINES - MISSISSIPPI RIVER #5-8"	904+98	905+36	17.14	17.15	37.7
1216	6150	6150.04 DES MOINES - MISSISSIPPI RIVER #5-8"	951+80	959+89	18.03	18.18	809.6
1217	6150	6150.04 DES MOINES - MISSISSIPPI RIVER #5-8"	968+40	980+47	18.34	18.57	1207.6
1218	6150	6150.04 DES MOINES - MISSISSIPPI RIVER #5-8"	983+90	996+21	18.63	18.87	1230.6
1219	6150	6150.04 DES MOINES - MISSISSIPPI RIVER #5-8"	998+30	1006+81	18.91	19.07	850.8
1220	6150	6150.04 DES MOINES - MISSISSIPPI RIVER #5-8"	1116+40	1117+73	21.14	21.17	133.0

1221	6150	6150.04 DES MOINES - MISSISSIPPI RIVER #5-8"	1121+70	1133+09	21.24	21.46	1139.0
1222	6150	6150.04 DES MOINES - MISSISSIPPI RIVER #5-8"	1332+10	1334+46	25.23	25.27	236.0
1223	6150	6150.04 DES MOINES - MISSISSIPPI RIVER #5-8"	1335+59	1337+48	25.30	25.33	189.0
1224	6150	6150.04 DES MOINES - MISSISSIPPI RIVER #5-8"	1338+53	1340+76	25.35	25.39	223.0
1225	6150	6150.04 DES MOINES - MISSISSIPPI RIVER #5-8"	1356+12	1364+26	25.68	25.84	814.0
1226	6150	6150.05 DES MOINES - MISSISSIPPI RIVER #5-8"	1490+06	1499+96	28.22	28.41	990.0
1227	6150	6150.05 DES MOINES - MISSISSIPPI RIVER #5-8"	1501+25	1505+20	28.43	28.51	395.0
1228	6150	6150.05 DES MOINES - MISSISSIPPI RIVER #5-8"	1542+53	1557+86	29.21	29.50	1533.0
1229	6150	6150.05 DES MOINES - MISSISSIPPI RIVER #5-8"	1742+81	1756+39	33.01	33.26	1358.0
1230	6150	6150.05 DES MOINES - MISSISSIPPI RIVER #5-8"	1757+86	1769+57	33.29	33.51	1171.0
1231	6150	6150.05 DES MOINES - MISSISSIPPI RIVER #5-8"	1959+46	1974+44	37.11	37.39	1498.0
1232	6150	6150.05 DES MOINES - MISSISSIPPI RIVER #5-8"	2015+87	2044+46	38.18	38.72	2859.0
1233	6150	6150.05 DES MOINES - MISSISSIPPI RIVER #5-8"	2050+47	2091+81	38.83	39.62	4134.0
1234	6150	6150.05 DES MOINES - MISSISSIPPI RIVER #5-8"	2093+31	2119+13	39.65	40.14	2582.0
1235	6150	6150.05 DES MOINES - MISSISSIPPI RIVER #5-8"	2121+19	2125+64	40.17	40.26	445.0
1236	6150	6150.05 DES MOINES - MISSISSIPPI RIVER #5-8"	2130+14	2185+26	40.34	41.39	5512.0
1237	6150	6150.05 DES MOINES - MISSISSIPPI RIVER #5-8"	2224+30	2239+30	42.13	42.41	1500.0
1238	6150	6150.05 DES MOINES - MISSISSIPPI RIVER #5-8"	2260+82	2275+87	42.82	43.10	1505.0
1239	6150	6150.05 DES MOINES - MISSISSIPPI RIVER #5-8"	2377+13	2384+05	45.02	45.15	692.0
1240	6150	6150.06 DES MOINES - MISSISSIPPI RIVER #5-8"	2384+03	2408+87	45.15	45.62	2484.0
1241	6150	6150.06 DES MOINES - MISSISSIPPI RIVER #5-8"	2433+07	2465+86	46.08	46.70	3279.0
1242	6150	6150.06 DES MOINES - MISSISSIPPI RIVER #5-8"	2467+36	2484+45	46.73	47.05	1709.0
1243	6150	6150.06 DES MOINES - MISSISSIPPI RIVER #5-8"	2783+42	2792+06	52.72	52.88	864.0
1244	6150	6150.06 DES MOINES - MISSISSIPPI RIVER #5-8"	2793+08	2794+08	52.90	52.92	100.0
1245	6150	6150.06 DES MOINES - MISSISSIPPI RIVER #5-8"	2795+10	2798+63	52.94	53.00	353.0
1246	6150	6150.06 DES MOINES - MISSISSIPPI RIVER #5-8"	3020+83	3020+93	57.21	57.21	10.0
1247	6150	6150.06 DES MOINES - MISSISSIPPI RIVER #5-8"	3022+46	3028+00	57.24	57.35	554.0
1248	6150	6150.06 DES MOINES - MISSISSIPPI RIVER #5-8"	3029+03	3036+01	57.37	57.50	698.0
1249	6150	6150.06 DES MOINES - MISSISSIPPI RIVER #5-8"	3333+72	3334+72	63.14	63.16	100.0
1250	6150	6150.06 DES MOINES - MISSISSIPPI RIVER #5-8"	3337+51	3345+08	63.21	63.35	757.0
1251	6150	6150.06 DES MOINES - MISSISSIPPI RIVER #5-8"	3347+28	3347+94	63.40	63.41	66.0
1252	6150	6150.06 DES MOINES - MISSISSIPPI RIVER #5-8"	3374+04	3378+89	63.90	63.99	485.0
1253	6150	6150.06 DES MOINES - MISSISSIPPI RIVER #5-8"	3380+32	3381+59	64.02	64.05	127.0
1254	6150	6150.06 DES MOINES - MISSISSIPPI RIVER #5-8"	3384+36	3386+15	64.10	64.13	179.0
1255	6150	6150.07 DES MOINES - MISSISSIPPI RIVER #5-8"	3385+93	3389+59	64.13	64.20	366.0
1256	6150	6150.07 DES MOINES - MISSISSIPPI RIVER #5-8"	3571+51	3599+15	67.64	68.17	2764.0
1257	6150	6150.07 DES MOINES - MISSISSIPPI RIVER #5-8"	3600+67	3601+08	68.19	68.20	41.0

1258	6150	6150.07 DES MOINES - MISSISSIPPI RIVER #5-8"	3666+54	3672+70	69.44	69.56	616.0
1259	6150	6150.07 DES MOINES - MISSISSIPPI RIVER #5-8"	3674+86	3681+54	69.60	69.73	668.0
1260	6150	6150.07 DES MOINES - MISSISSIPPI RIVER #5-8"	3897+17	3904+92	73.81	73.96	775.0
1261	6150	6150.08 DES MOINES - MISSISSIPPI RIVER #5-8"	3904+70	3912+15	73.95	74.09	745.0
1262	6150	6150.08 DES MOINES - MISSISSIPPI RIVER #5-8"	3976+27	3985+30	75.31	75.48	903.0
1263	6150	6150.08 DES MOINES - MISSISSIPPI RIVER #5-8"	3986+85	3991+02	75.51	75.59	417.0
1264	6150	6150.08 DES MOINES - MISSISSIPPI RIVER #5-8"	4139+32	4147+38	78.40	78.55	806.0
1265	6150	6150.08 DES MOINES - MISSISSIPPI RIVER #5-8"	4151+11	4163+31	78.62	78.85	1220.0
1266	6150	6150.08 DES MOINES - MISSISSIPPI RIVER #5-8"	4165+12	4166+12	78.88	78.90	100.0
1267	6150	6150.08 DES MOINES - MISSISSIPPI RIVER #5-8"	4168+08	4177+04	78.94	79.11	896.0
1268	6150	6150.08 DES MOINES - MISSISSIPPI RIVER #5-8"	4178+53	4189+48	79.14	79.35	1095.0
1269	6150	6150.08 DES MOINES - MISSISSIPPI RIVER #5-8"	4190+97	4243+81	79.37	80.38	5284.0
1270	6150	6150.08 DES MOINES - MISSISSIPPI RIVER #5-8"	4244+82	4257+19	80.39	80.63	1237.0
1271	6150	6150.08 DES MOINES - MISSISSIPPI RIVER #5-8"	4341+72	4343+13	82.23	82.26	141.0
1272	6150	6150.08 DES MOINES - MISSISSIPPI RIVER #5-8"	4344+66	4363+71	82.29	82.65	1905.0
1273	6150	6150.08 DES MOINES - MISSISSIPPI RIVER #5-8"	4371+10	4371+60	82.79	82.80	50.0
1274	6150	6150.09 DES MOINES - MISSISSIPPI RIVER #5-8"	4371+39	4375+17	82.79	82.86	378.0
1275	6150	6150.09 DES MOINES - MISSISSIPPI RIVER #5-8"	4377+08	4380+16	82.90	82.96	308.0
1276	6150	6150.09 DES MOINES - MISSISSIPPI RIVER #5-8"	4385+69	4410+60	83.06	83.53	2491.0
1277	6150	6150.09 DES MOINES - MISSISSIPPI RIVER #5-8"	4679+36	4680+36	88.62	88.64	100.0
1278	6150	6150.09 DES MOINES - MISSISSIPPI RIVER #5-8"	4694+40	4695+91	88.91	88.94	151.0
1279	6150	6150.09 DES MOINES - MISSISSIPPI RIVER #5-8"	4704+46	4705+46	89.10	89.12	100.0
1280	6150	6150.1 DES MOINES - MISSISSIPPI RIVER #5-8"	5367+80	5374+08	101.66	101.78	628.0
1281	6150	6150.1 DES MOINES - MISSISSIPPI RIVER #5-8"	5375+10	5376+49	101.80	101.83	139.0
1282	6150	6150.1 DES MOINES - MISSISSIPPI RIVER #5-8"	5388+21	5398+81	102.05	102.25	1060.0
1283	6150	6150.11 DES MOINES - MISSISSIPPI RIVER #5-8"	5511+12	5515+13	104.38	104.45	401.0
1284	6150	6150.125 DES MOINES - MISSISSIPPI RIVER #5-8"	5658+59	5659+09	107.17	107.18	50.0
1285	6150	6150.13 DES MOINES - MISSISSIPPI RIVER #5-8"	5662+38	5663+38	107.24	107.26	100.0
1286	6150	6150.13 DES MOINES - MISSISSIPPI RIVER #5-8"	5666+38	5667+38	107.32	107.34	100.0
1287	6150	6150.13 DES MOINES - MISSISSIPPI RIVER #5-8"	5673+82	5675+82	107.46	107.50	200.0
1288	6150	6150.14 DES MOINES - MISSISSIPPI RIVER #5-8"	5829+45	5829+95	110.41	110.42	50.0
1289	6150	6150.15 DES MOINES - MISSISSIPPI RIVER #5-8"	5834+17	5835+66	110.50	110.52	149.0
1290	6150	6150.15 DES MOINES - MISSISSIPPI RIVER #5-8"	5839+09	5845+51	110.59	110.71	642.0
1291	6150	6150.15 DES MOINES - MISSISSIPPI RIVER #5-8"	5850+43	5851+43	110.80	110.82	100.0
1292	6150	6150.16 DES MOINES - MISSISSIPPI RIVER #5-8"	5867+71	5868+23	111.13	111.14	52.0
1293	6150	6150.15 DES MOINES - MISSISSIPPI RIVER #5-8"	5869+09	5869+59	111.16	111.17	50.0
1294	6150	6150.16 DES MOINES - MISSISSIPPI RIVER #5-8"	5872+41	5876+42	111.22	111.30	401.0

1295	6150	6150.16 DES MOINES - MISSISSIPPI RIVER #5-8"	5881+45	5884+96	111.39	111.46	351.0
1296	6150	6150.16 DES MOINES - MISSISSIPPI RIVER #5-8"	5887+47	5888+47	111.51	111.52	100.0
1297	6150	6150.16 DES MOINES - MISSISSIPPI RIVER #5-8"	5890+99	5904+54	111.57	111.83	1355.0
1298	6150	6150.16 DES MOINES - MISSISSIPPI RIVER #5-8"	5905+55	5906+55	111.85	111.87	100.0
1299	6150	6150.16 DES MOINES - MISSISSIPPI RIVER #5-8"	5907+56	5908+56	111.89	111.90	100.0
1300	6150	6150.16 DES MOINES - MISSISSIPPI RIVER #5-8"	5909+57	5910+57	111.92	111.94	100.0
1301	6150	6150.16 DES MOINES - MISSISSIPPI RIVER #5-8"	5948+73	5949+73	112.67	112.68	100.0
1302	6150	6150.16 DES MOINES - MISSISSIPPI RIVER #5-8"	5952+75	5956+76	112.74	112.82	401.0
1303	6150	6150.16 DES MOINES - MISSISSIPPI RIVER #5-8"	5960+28	5965+30	112.88	112.98	502.0
1304	6150	6150.16 DES MOINES - MISSISSIPPI RIVER #5-8"	5966+30	5967+30	113.00	113.02	100.0
1305	6150	6150.16 DES MOINES - MISSISSIPPI RIVER #5-8"	5968+51	5971+32	113.04	113.09	281.0
1306	6150	6150.16 DES MOINES - MISSISSIPPI RIVER #5-8"	5973+84	5979+35	113.14	113.25	551.0
1307	6150	6150.16 DES MOINES - MISSISSIPPI RIVER #5-8"	5980+87	5983+37	113.27	113.32	250.0
1308	6150	6150.16 DES MOINES - MISSISSIPPI RIVER #5-8"	5986+39	5993+41	113.38	113.51	702.0
1309	6150	6150.16 DES MOINES - MISSISSIPPI RIVER #5-8"	5996+43	5997+43	113.57	113.59	100.0
1310	6150	6150.16 DES MOINES - MISSISSIPPI RIVER #5-8"	6180+36	6182+36	117.05	117.09	200.0
1311	6150	6150.16 DES MOINES - MISSISSIPPI RIVER #5-8"	6184+97	6185+97	117.14	117.16	100.0
1312	6150	6150.16 DES MOINES - MISSISSIPPI RIVER #5-8"	6187+34	6211+72	117.18	117.65	2438.0
1313	6150	6150.16 DES MOINES - MISSISSIPPI RIVER #5-8"	6213+26	6214+56	117.68	117.70	130.0
1314	6150	6150.16 DES MOINES - MISSISSIPPI RIVER #5-8"	6226+04	6236+70	117.92	118.12	1066.0
1315	6150	6150.16 DES MOINES - MISSISSIPPI RIVER #5-8"	6254+64	6266+45	118.46	118.68	1181.0
1316	6150	6150.16 DES MOINES - MISSISSIPPI RIVER #5-8"	6804+21	6805+71	128.87	128.90	150.0
1317	6150	6150.16 DES MOINES - MISSISSIPPI RIVER #5-8"	6903+02	6905+36	130.74	130.78	234.0
1318	6150	6150.16 DES MOINES - MISSISSIPPI RIVER #5-8"	6915+87	6918+02	130.98	131.02	215.0
1319	6150	6150.16 DES MOINES - MISSISSIPPI RIVER #5-8"	7431+39	7450+63	140.75	141.11	1924.0
1320	6150	6150.16 DES MOINES - MISSISSIPPI RIVER #5-8"	7452+62	7456+09	141.15	141.21	347.0
1321	6150	6150.17 DES MOINES - MISSISSIPPI RIVER #5-8"	8062+66	8072+19	152.70	152.88	953.0
1322	6150	6150.17 DES MOINES - MISSISSIPPI RIVER #5-8"	8073+30	8081+22	152.90	153.05	792.0
1323	6150	6150.17 DES MOINES - MISSISSIPPI RIVER #5-8"	8082+26	8095+35	153.07	153.32	1309.0
1324	6150	6150.17 DES MOINES - MISSISSIPPI RIVER #5-8"	8096+36	8102+40	153.34	153.45	604.0
1325	6150	6150.17 DES MOINES - MISSISSIPPI RIVER #5-8"	8103+41	8104+41	153.47	153.49	100.0
1326	6150	6150.17 DES MOINES - MISSISSIPPI RIVER #5-8"	8105+43	8106+43	153.51	153.53	100.0
1327	6150	6150.17 DES MOINES - MISSISSIPPI RIVER #5-8"	8107+44	8113+48	153.55	153.66	604.0
1328	6150	6150.17 DES MOINES - MISSISSIPPI RIVER #5-8"	8123+05	8132+17	153.85	154.02	912.0
1329	6150	6150.17 DES MOINES - MISSISSIPPI RIVER #5-8"	8145+21	8146+21	154.27	154.28	100.0
1330	6150	6150.17 DES MOINES - MISSISSIPPI RIVER #5-8"	8149+74	8152+25	154.35	154.40	251.0
1331	6150	6150.17 DES MOINES - MISSISSIPPI RIVER #5-8"	8163+84	8164+84	154.62	154.64	100.0

1332	6150	6150.17 DES MOINES - MISSISSIPPI RIVER #5-8"	8167+86	8168+86	154.69	154.71	100.0
1333	6150	6150.17 DES MOINES - MISSISSIPPI RIVER #5-8"	8172+90	8176+42	154.79	154.86	352.0
1334	6150	6150.17 DES MOINES - MISSISSIPPI RIVER #5-8"	8177+93	8179+44	154.89	154.91	151.0
1335	6150	6150.17 DES MOINES - MISSISSIPPI RIVER #5-8"	8182+47	8183+97	154.97	155.00	150.0
1336	6150	6150.17 DES MOINES - MISSISSIPPI RIVER #5-8"	8190+52	8198+57	155.12	155.28	805.0
1337	6150	6150.17 DES MOINES - MISSISSIPPI RIVER #5-8"	8203+11	8210+66	155.36	155.50	755.0
1338	6150	6150.17 DES MOINES - MISSISSIPPI RIVER #5-8"	8217+71	8221+74	155.64	155.71	403.0
1339	6150	6150.17 DES MOINES - MISSISSIPPI RIVER #5-8"	8222+75	8225+26	155.73	155.78	251.0
1340	6150	6150.17 DES MOINES - MISSISSIPPI RIVER #5-8"	8231+31	8231+74	155.90	155.90	43.0
1341	6150	6150.17 DES MOINES - MISSISSIPPI RIVER #5-8"	8285+86	8290+72	156.93	157.02	486.0
1342	6150	6150.17 DES MOINES - MISSISSIPPI RIVER #5-8"	8294+25	8297+77	157.09	157.15	352.0
1343	6150	6150.17 DES MOINES - MISSISSIPPI RIVER #5-8"	8298+78	8302+30	157.17	157.24	352.0
1344	6150	6150.17 DES MOINES - MISSISSIPPI RIVER #5-8"	8304+32	8313+71	157.28	157.46	939.0
1345	6150	6150.17 DES MOINES - MISSISSIPPI RIVER #5-8"	8320+90	8322+95	157.59	157.63	205.0
1346	6150	6150.17 DES MOINES - MISSISSIPPI RIVER #5-8"	8335+53	8347+48	157.87	158.10	1195.0
1347	6150	6150.17 DES MOINES - MISSISSIPPI RIVER #5-8"	8348+98	8375+93	158.12	158.64	2695.0
1348	6150	6150.18 DES MOINES - MISSISSIPPI RIVER #5-8"	8420+70	8432+82	159.48	159.71	1212.0
1349	6150	6150.18 DES MOINES - MISSISSIPPI RIVER #5-8"	8434+32	8456+31	159.74	160.16	2199.0
1350	6150	6150.18 DES MOINES - MISSISSIPPI RIVER #5-8"	8461+31	8475+81	160.25	160.53	1450.0
1351	6150	6150.18 DES MOINES - MISSISSIPPI RIVER #5-8"	8477+31	8515+30	160.56	161.27	3799.0
1352	6150	6150.18 DES MOINES - MISSISSIPPI RIVER #5-8"	8518+80	8575+86	161.34	162.42	5706.0
1353	6150	6150.18 DES MOINES - MISSISSIPPI RIVER #5-8"	8579+86	8581+86	162.50	162.54	200.0
1354	6150	6150.18 DES MOINES - MISSISSIPPI RIVER #5-8"	8583+36	8586+86	162.56	162.63	350.0
1355	6150	6150.18 DES MOINES - MISSISSIPPI RIVER #5-8"	8590+30	8592+80	162.70	162.74	250.0
1356	6150	6150.18 DES MOINES - MISSISSIPPI RIVER #5-8"	8601+32	8604+33	162.90	162.96	301.0
1357	6150	6150.18 DES MOINES - MISSISSIPPI RIVER #5-8"	8606+83	8608+83	163.01	163.05	200.0
1358	6150	6150.18 DES MOINES - MISSISSIPPI RIVER #5-8"	8611+84	8620+75	163.10	163.27	891.0
1359	6150	6150.18 DES MOINES - MISSISSIPPI RIVER #5-8"	8622+68	8624+17	163.31	163.34	149.0
1360	6150	6150.18 DES MOINES - MISSISSIPPI RIVER #5-8"	8626+09	8627+58	163.37	163.40	149.0
1361	6150	6150.18 DES MOINES - MISSISSIPPI RIVER #5-8"	8630+48	8636+36	163.46	163.57	588.0
1362	6150	6150.18 DES MOINES - MISSISSIPPI RIVER #5-8"	8639+75	8651+86	163.63	163.86	1211.0
1363	6150	6150.18 DES MOINES - MISSISSIPPI RIVER #5-8"	8654+95	8655+95	163.92	163.94	100.0
1364	6150	6150.18 DES MOINES - MISSISSIPPI RIVER #5-8"	8657+40	8663+79	163.97	164.09	639.0
1365	6150	6150.18 DES MOINES - MISSISSIPPI RIVER #5-8"	8666+22	8668+68	164.13	164.18	246.0
1366	6150	6150.18 DES MOINES - MISSISSIPPI RIVER #5-8"	8671+11	8673+58	164.23	164.27	247.0
1367	6150	6150.18 DES MOINES - MISSISSIPPI RIVER #5-8"	8731+67	8762+08	165.37	165.95	3041.0
1368	6150	6150.18 DES MOINES - MISSISSIPPI RIVER #5-8"	8765+15	8771+16	166.01	166.12	601.0

1369	6150	6150.18 DES MOINES - MISSISSIPPI RIVER #5-8"	8773+09	8774+09	166.16	166.18	100.0
1370	6150	6150.18 DES MOINES - MISSISSIPPI RIVER #5-8"	8775+17	8782+69	166.20	166.34	752.0
1371	6150	6150.18 DES MOINES - MISSISSIPPI RIVER #5-8"	8784+57	8785+57	166.37	166.39	100.0
1372	6150	6150.18 DES MOINES - MISSISSIPPI RIVER #5-8"	8788+70	8800+73	166.45	166.68	1203.0
1373	6150	6150.18 DES MOINES - MISSISSIPPI RIVER #5-8"	8802+23	8809+24	166.71	166.84	701.0
1374	6150	6150.18 DES MOINES - MISSISSIPPI RIVER #5-8"	8816+26	8817+76	166.97	167.00	150.0
1375	6150	6150.18 DES MOINES - MISSISSIPPI RIVER #5-8"	8822+27	8827+28	167.09	167.18	501.0
1376	6150	6150.18 DES MOINES - MISSISSIPPI RIVER #5-8"	8828+29	8844+60	167.20	167.51	1631.0
1377	6150	6150.18 DES MOINES - MISSISSIPPI RIVER #5-8"	8847+91	8890+50	167.57	168.38	4259.0
1378	6150	6150.18 DES MOINES - MISSISSIPPI RIVER #5-8"	8891+89	8892+89	168.41	168.43	100.0
1379	6150	6150.18 DES MOINES - MISSISSIPPI RIVER #5-8"	8895+72	8899+11	168.48	168.54	339.0
1380	6150	6150.18 DES MOINES - MISSISSIPPI RIVER #5-8"	8901+47	8902+92	168.59	168.62	145.0
1381	6150	6150.19 DES MOINES - MISSISSIPPI RIVER #5-8"	8932+47	8934+04	169.18	169.21	157.0
1382	6150	6150.19 DES MOINES - MISSISSIPPI RIVER #5-8"	8936+50	8938+65	169.25	169.29	215.0
1383	6150	6150.19 DES MOINES - MISSISSIPPI RIVER #5-8"	8940+00	8941+00	169.32	169.34	100.0
1384	6150	6150.19 DES MOINES - MISSISSIPPI RIVER #5-8"	8942+31	8964+60	169.36	169.78	2229.0
1385	6150	6150.19 DES MOINES - MISSISSIPPI RIVER #5-8"	8965+90	8968+05	169.81	169.85	215.0
1386	6150	6150.19 DES MOINES - MISSISSIPPI RIVER #5-8"	8969+35	8972+08	169.87	169.93	273.0
1387	6150	6150.19 DES MOINES - MISSISSIPPI RIVER #5-8"	8977+93	8987+56	170.04	170.22	963.0
1388	6150	6150.19 DES MOINES - MISSISSIPPI RIVER #5-8"	8992+90	8993+90	170.32	170.34	100.0
1389	6155	6155.02 DES MOINES - MISSISSIPPI RIVER #6-12"	185+07	185+57	3.51	3.51	50.0
1390	6155	6155.03 DES MOINES - MISSISSIPPI RIVER #6-12"	185+95	186+95	3.52	3.54	100.0
1391	6155	6155.03 DES MOINES - MISSISSIPPI RIVER #6-12"	190+79	191+79	3.61	3.63	100.0
1392	6155	6155.03 DES MOINES - MISSISSIPPI RIVER #6-12"	209+87	210+87	3.97	3.99	100.0
1393	6155	6155.04 DES MOINES - MISSISSIPPI RIVER #6-12"	212+09	212+59	4.02	4.03	50.0
1394	6155	6155.04 DES MOINES - MISSISSIPPI RIVER #6-12"	222+62	223+62	4.22	4.24	100.0
1395	6155	6155.04 DES MOINES - MISSISSIPPI RIVER #6-12"	265+00	266+00	5.02	5.04	100.0
1396	6155	6155.04 DES MOINES - MISSISSIPPI RIVER #6-12"	267+66	268+66	5.07	5.09	100.0
1397	6155	6155.04 DES MOINES - MISSISSIPPI RIVER #6-12"	270+50	273+00	5.12	5.17	250.0
1398	6155	6155.04 DES MOINES - MISSISSIPPI RIVER #6-12"	281+28	282+28	5.33	5.35	100.0
1399	6155	6155.04 DES MOINES - MISSISSIPPI RIVER #6-12"	284+67	287+38	5.39	5.44	271.0
1400	6155	6155.04 DES MOINES - MISSISSIPPI RIVER #6-12"	289+55	292+25	5.48	5.54	270.0
1401	6155	6155.04 DES MOINES - MISSISSIPPI RIVER #6-12"	294+00	295+00	5.57	5.59	100.0
1402	6155	6155.04 DES MOINES - MISSISSIPPI RIVER #6-12"	297+00	298+25	5.63	5.65	125.0
1403	6155	6155.04 DES MOINES - MISSISSIPPI RIVER #6-12"	353+30	356+30	6.69	6.75	300.0
1404	6155	6155.04 DES MOINES - MISSISSIPPI RIVER #6-12"	358+30	362+30	6.79	6.86	400.0
1405	6155	6155.04 DES MOINES - MISSISSIPPI RIVER #6-12"	373+60	378+16	7.08	7.16	456.0

1406	6155	6155.04 DES MOINES - MISSISSIPPI RIVER #6-12"	380+85	381+85	7.21	7.23	100.0
1407	6155	6155.04 DES MOINES - MISSISSIPPI RIVER #6-12"	387+71	388+25	7.34	7.35	54.0
1408	6155	6155.04 DES MOINES - MISSISSIPPI RIVER #6-12"	431+40	432+40	8.17	8.19	100.0
1409	6155	6155.04 DES MOINES - MISSISSIPPI RIVER #6-12"	562+50	563+50	10.65	10.67	100.0
1410	6155	6155.04 DES MOINES - MISSISSIPPI RIVER #6-12"	565+87	571+36	10.72	10.82	549.0
1411	6155	6155.04 DES MOINES - MISSISSIPPI RIVER #6-12"	573+67	574+71	10.86	10.88	104.0
1412	6155	6155.04 DES MOINES - MISSISSIPPI RIVER #6-12"	859+30	862+30	16.27	16.33	300.0
1413	6155	6155.04 DES MOINES - MISSISSIPPI RIVER #6-12"	864+80	865+80	16.38	16.40	100.0
1414	6155	6155.04 DES MOINES - MISSISSIPPI RIVER #6-12"	876+25	877+25	16.60	16.61	100.0
1415	6155	6155.04 DES MOINES - MISSISSIPPI RIVER #6-12"	884+80	886+80	16.76	16.80	200.0
1416	6155	6155.04 DES MOINES - MISSISSIPPI RIVER #6-12"	889+56	890+56	16.85	16.87	100.0
1417	6155	6155.04 DES MOINES - MISSISSIPPI RIVER #6-12"	897+10	898+10	16.99	17.01	100.0
1418	6155	6155.04 DES MOINES - MISSISSIPPI RIVER #6-12"	901+10	908+60	17.07	17.21	750.0
1419	6155	6155.04 DES MOINES - MISSISSIPPI RIVER #6-12"	913+23	918+10	17.30	17.39	487.0
1420	6155	6155.04 DES MOINES - MISSISSIPPI RIVER #6-12"	922+92	923+26	17.48	17.49	33.5
1421	6155	6155.04 DES MOINES - MISSISSIPPI RIVER #6-12"	954+90	960+40	18.09	18.19	550.0
1422	6155	6155.04 DES MOINES - MISSISSIPPI RIVER #6-12"	968+40	970+59	18.34	18.38	219.0
1423	6155	6155.04 DES MOINES - MISSISSIPPI RIVER #6-12"	979+40	981+40	18.55	18.59	200.0
1424	6155	6155.04 DES MOINES - MISSISSIPPI RIVER #6-12"	982+81	987+62	18.61	18.70	481.0
1425	6155	6155.04 DES MOINES - MISSISSIPPI RIVER #6-12"	990+47	991+47	18.76	18.78	100.0
1426	6155	6155.04 DES MOINES - MISSISSIPPI RIVER #6-12"	993+40	997+03	18.81	18.88	363.0
1427	6155	6155.04 DES MOINES - MISSISSIPPI RIVER #6-12"	1006+17	1007+17	19.06	19.08	100.0
1428	6155	6155.04 DES MOINES - MISSISSIPPI RIVER #6-12"	1009+29	1011+20	19.12	19.15	191.0
1429	6155	6155.04 DES MOINES - MISSISSIPPI RIVER #6-12"	1012+85	1013+85	19.18	19.20	100.0
1430	6155	6155.04 DES MOINES - MISSISSIPPI RIVER #6-12"	1018+20	1020+45	19.28	19.33	225.0
1431	6155	6155.04 DES MOINES - MISSISSIPPI RIVER #6-12"	1343+61	1345+70	25.45	25.49	209.0
1432	6155	6155.04 DES MOINES - MISSISSIPPI RIVER #6-12"	1346+75	1349+71	25.51	25.56	296.0
1433	6155	6155.04 DES MOINES - MISSISSIPPI RIVER #6-12"	1363+50	1364+50	25.82	25.84	100.0
1434	6155	6155.04 DES MOINES - MISSISSIPPI RIVER #6-12"	1369+74	1370+74	25.94	25.96	100.0
1435	6155	6155.05 DES MOINES - MISSISSIPPI RIVER #6-12"	1495+36	1496+65	28.32	28.35	129.0
1436	6155	6155.05 DES MOINES - MISSISSIPPI RIVER #6-12"	1497+90	1499+40	28.37	28.40	150.0
1437	6155	6155.05 DES MOINES - MISSISSIPPI RIVER #6-12"	1504+12	1510+35	28.49	28.61	623.0
1438	6155	6155.05 DES MOINES - MISSISSIPPI RIVER #6-12"	1552+20	1555+32	29.40	29.46	312.0
1439	6155	6155.05 DES MOINES - MISSISSIPPI RIVER #6-12"	1556+70	1559+38	29.48	29.53	268.0
1440	6155	6155.05 DES MOINES - MISSISSIPPI RIVER #6-12"	1749+90	1750+90	33.14	33.16	100.0
1441	6155	6155.05 DES MOINES - MISSISSIPPI RIVER #6-12"	1755+40	1757+40	33.25	33.28	200.0
1442	6155	6155.05 DES MOINES - MISSISSIPPI RIVER #6-12"	1759+70	1760+70	33.33	33.35	100.0

1443	6155	6155.05 DES MOINES - MISSISSIPPI RIVER #6-12"	1765+90	1768+40	33.45	33.49	250.0
1444	6155	6155.05 DES MOINES - MISSISSIPPI RIVER #6-12"	1772+90	1775+07	33.58	33.62	217.0
1445	6155	6155.05 DES MOINES - MISSISSIPPI RIVER #6-12"	1967+60	1972+60	37.27	37.36	500.0
1446	6155	6155.05 DES MOINES - MISSISSIPPI RIVER #6-12"	1975+10	1979+94	37.41	37.50	484.0
1447	6155	6155.05 DES MOINES - MISSISSIPPI RIVER #6-12"	2023+00	2024+00	38.31	38.33	100.0
1448	6155	6155.05 DES MOINES - MISSISSIPPI RIVER #6-12"	2030+90	2033+40	38.46	38.51	250.0
1449	6155	6155.05 DES MOINES - MISSISSIPPI RIVER #6-12"	2042+40	2048+50	38.68	38.80	610.0
1450	6155	6155.05 DES MOINES - MISSISSIPPI RIVER #6-12"	2059+65	2060+65	39.01	39.03	100.0
1451	6155	6155.05 DES MOINES - MISSISSIPPI RIVER #6-12"	2077+70	2078+70	39.35	39.37	100.0
1452	6155	6155.05 DES MOINES - MISSISSIPPI RIVER #6-12"	2082+46	2083+46	39.44	39.46	100.0
1453	6155	6155.05 DES MOINES - MISSISSIPPI RIVER #6-12"	2087+82	2088+82	39.54	39.56	100.0
1454	6155	6155.05 DES MOINES - MISSISSIPPI RIVER #6-12"	2094+70	2097+20	39.67	39.72	250.0
1455	6155	6155.05 DES MOINES - MISSISSIPPI RIVER #6-12"	2122+00	2124+00	40.19	40.23	200.0
1456	6155	6155.05 DES MOINES - MISSISSIPPI RIVER #6-12"	2130+50	2132+50	40.35	40.39	200.0
1457	6155	6155.05 DES MOINES - MISSISSIPPI RIVER #6-12"	2135+50	2136+50	40.45	40.46	100.0
1458	6155	6155.05 DES MOINES - MISSISSIPPI RIVER #6-12"	2149+18	2150+50	40.70	40.73	132.0
1459	6155	6155.05 DES MOINES - MISSISSIPPI RIVER #6-12"	2161+00	2166+55	40.93	41.03	555.0
1460	6155	6155.05 DES MOINES - MISSISSIPPI RIVER #6-12"	2175+61	2176+61	41.20	41.22	100.0
1461	6155	6155.05 DES MOINES - MISSISSIPPI RIVER #6-12"	2177+80	2180+30	41.25	41.29	250.0
1462	6155	6155.05 DES MOINES - MISSISSIPPI RIVER #6-12"	2181+80	2182+80	41.32	41.34	100.0
1463	6155	6155.05 DES MOINES - MISSISSIPPI RIVER #6-12"	2185+30	2188+30	41.39	41.45	300.0
1464	6155	6155.05 DES MOINES - MISSISSIPPI RIVER #6-12"	2190+28	2190+58	41.48	41.49	30.0
1465	6155	6155.05 DES MOINES - MISSISSIPPI RIVER #6-12"	2229+59	2230+10	42.23	42.24	51.0
1466	6155	6155.05 DES MOINES - MISSISSIPPI RIVER #6-12"	2232+10	2239+10	42.27	42.41	700.0
1467	6155	6155.05 DES MOINES - MISSISSIPPI RIVER #6-12"	2266+08	2267+10	42.92	42.94	102.0
1468	6155	6155.05 DES MOINES - MISSISSIPPI RIVER #6-12"	2268+44	2272+40	42.96	43.04	396.0
1469	6155	6155.05 DES MOINES - MISSISSIPPI RIVER #6-12"	2280+40	2281+12	43.19	43.20	72.0
1470	6155	6155.05 DES MOINES - MISSISSIPPI RIVER #6-12"	2382+19	2384+07	45.12	45.15	188.0
1471	6155	6155.05 DES MOINES - MISSISSIPPI RIVER #6-12"	2389+00	2389+52	45.25	45.26	52.0
1472	6155	6155.06 DES MOINES - MISSISSIPPI RIVER #6-12"	2389+64	2391+50	45.26	45.29	186.0
1473	6155	6155.06 DES MOINES - MISSISSIPPI RIVER #6-12"	2400+00	2401+50	45.45	45.48	150.0
1474	6155	6155.06 DES MOINES - MISSISSIPPI RIVER #6-12"	2403+00	2405+11	45.51	45.55	211.0
1475	6155	6155.06 DES MOINES - MISSISSIPPI RIVER #6-12"	2439+80	2440+80	46.21	46.23	100.0
1476	6155	6155.06 DES MOINES - MISSISSIPPI RIVER #6-12"	2444+25	2451+30	46.29	46.43	705.0
1477	6155	6155.06 DES MOINES - MISSISSIPPI RIVER #6-12"	2453+30	2454+80	46.46	46.49	150.0
1478	6155	6155.06 DES MOINES - MISSISSIPPI RIVER #6-12"	2457+33	2458+33	46.54	46.56	100.0
1479	6155	6155.06 DES MOINES - MISSISSIPPI RIVER #6-12"	2460+56	2461+56	46.60	46.62	100.0

1480	6155	6155.06 DES MOINES - MISSISSIPPI RIVER #6-12"	2464+30	2466+20	46.67	46.71	190.0
1481	6155	6155.06 DES MOINES - MISSISSIPPI RIVER #6-12"	2467+80	2468+80	46.74	46.76	100.0
1482	6155	6155.06 DES MOINES - MISSISSIPPI RIVER #6-12"	2470+30	2471+41	46.79	46.81	111.0
1483	6155	6155.06 DES MOINES - MISSISSIPPI RIVER #6-12"	2480+38	2481+38	46.98	47.00	100.0
1484	6155	6155.06 DES MOINES - MISSISSIPPI RIVER #6-12"	2483+60	2485+10	47.04	47.07	150.0
1485	6155	6155.06 DES MOINES - MISSISSIPPI RIVER #6-12"	2488+60	2489+86	47.13	47.16	126.0
1486	6155	6155.06 DES MOINES - MISSISSIPPI RIVER #6-12"	2788+28	2789+60	52.81	52.83	132.0
1487	6155	6155.06 DES MOINES - MISSISSIPPI RIVER #6-12"	2793+47	2796+90	52.91	52.97	343.0
1488	6155	6155.06 DES MOINES - MISSISSIPPI RIVER #6-12"	3028+60	3030+10	57.36	57.39	150.0
1489	6155	6155.06 DES MOINES - MISSISSIPPI RIVER #6-12"	3032+10	3037+01	57.43	57.52	491.0
1490	6155	6155.06 DES MOINES - MISSISSIPPI RIVER #6-12"	3332+28	3334+90	63.11	63.16	262.0
1491	6155	6155.06 DES MOINES - MISSISSIPPI RIVER #6-12"	3337+40	3343+40	63.21	63.32	600.0
1492	6155	6155.06 DES MOINES - MISSISSIPPI RIVER #6-12"	3346+57	3347+23	63.38	63.39	66.0
1493	6155	6155.06 DES MOINES - MISSISSIPPI RIVER #6-12"	3373+07	3373+90	63.88	63.90	83.0
1494	6155	6155.06 DES MOINES - MISSISSIPPI RIVER #6-12"	3378+70	3380+47	63.99	64.02	177.0
1495	6155	6155.06 DES MOINES - MISSISSIPPI RIVER #6-12"	3382+70	3388+97	64.07	64.19	627.0
1496	6155	6155.06 DES MOINES - MISSISSIPPI RIVER #6-12"	3580+10	3586+60	67.80	67.93	650.0
1497	6155	6155.06 DES MOINES - MISSISSIPPI RIVER #6-12"	3593+40	3594+40	68.06	68.08	100.0
1498	6155	6155.06 DES MOINES - MISSISSIPPI RIVER #6-12"	3596+40	3597+51	68.11	68.13	111.0
1499	6155	6155.06 DES MOINES - MISSISSIPPI RIVER #6-12"	3599+40	3604+40	68.17	68.27	500.0
1500	6155	6155.06 DES MOINES - MISSISSIPPI RIVER #6-12"	3605+90	3606+30	68.29	68.30	40.0
1501	6155	6155.06 DES MOINES - MISSISSIPPI RIVER #6-12"	3673+11	3677+70	69.57	69.65	459.0
1502	6155	6155.06 DES MOINES - MISSISSIPPI RIVER #6-12"	3680+70	3686+35	69.71	69.82	565.0
1503	6155	6155.06 DES MOINES - MISSISSIPPI RIVER #6-12"	3900+96	3904+90	73.88	73.96	394.0
1504	6155	6155.06 DES MOINES - MISSISSIPPI RIVER #6-12"	3906+70	3908+60	73.99	74.03	190.0
1505	6155	6155.07 DES MOINES - MISSISSIPPI RIVER #6-12"	3908+40	3915+96	74.02	74.17	756.0
1506	6155	6155.07 DES MOINES - MISSISSIPPI RIVER #6-12"	3982+34	3985+00	75.42	75.47	266.0
1507	6155	6155.07 DES MOINES - MISSISSIPPI RIVER #6-12"	3986+50	3988+50	75.50	75.54	200.0
1508	6155	6155.07 DES MOINES - MISSISSIPPI RIVER #6-12"	3991+04	3992+04	75.59	75.61	100.0
1509	6155	6155.07 DES MOINES - MISSISSIPPI RIVER #6-12"	3994+50	3995+23	75.65	75.67	73.0
1510	6155	6155.07 DES MOINES - MISSISSIPPI RIVER #6-12"	4142+80	4144+40	78.46	78.49	160.0
1511	6155	6155.07 DES MOINES - MISSISSIPPI RIVER #6-12"	4147+40	4152+40	78.55	78.64	500.0
1512	6155	6155.07 DES MOINES - MISSISSIPPI RIVER #6-12"	4154+40	4155+92	78.68	78.71	152.0
1513	6155	6155.07 DES MOINES - MISSISSIPPI RIVER #6-12"	4162+40	4163+90	78.83	78.86	150.0
1514	6155	6155.07 DES MOINES - MISSISSIPPI RIVER #6-12"	4168+73	4169+73	78.95	78.97	100.0
1515	6155	6155.07 DES MOINES - MISSISSIPPI RIVER #6-12"	4173+20	4176+20	79.04	79.09	300.0
1516	6155	6155.07 DES MOINES - MISSISSIPPI RIVER #6-12"	4178+70	4180+20	79.14	79.17	150.0

1517	6155	6155.07 DES MOINES - MISSISSIPPI RIVER #6-12"	4181+69	4184+20	79.20	79.25	251.0
1518	6155	6155.07 DES MOINES - MISSISSIPPI RIVER #6-12"	4185+26	4187+45	79.27	79.31	219.0
1519	6155	6155.07 DES MOINES - MISSISSIPPI RIVER #6-12"	4188+70	4202+70	79.33	79.60	1400.0
1520	6155	6155.07 DES MOINES - MISSISSIPPI RIVER #6-12"	4204+20	4221+00	79.63	79.94	1680.0
1521	6155	6155.07 DES MOINES - MISSISSIPPI RIVER #6-12"	4223+00	4225+50	79.98	80.03	250.0
1522	6155	6155.07 DES MOINES - MISSISSIPPI RIVER #6-12"	4229+50	4230+50	80.10	80.12	100.0
1523	6155	6155.07 DES MOINES - MISSISSIPPI RIVER #6-12"	4233+00	4235+00	80.17	80.21	200.0
1524	6155	6155.07 DES MOINES - MISSISSIPPI RIVER #6-12"	4239+00	4243+50	80.28	80.37	450.0
1525	6155	6155.07 DES MOINES - MISSISSIPPI RIVER #6-12"	4249+00	4262+50	80.47	80.73	1350.0
1526	6155	6155.07 DES MOINES - MISSISSIPPI RIVER #6-12"	4339+50	4340+50	82.19	82.21	100.0
1527	6155	6155.07 DES MOINES - MISSISSIPPI RIVER #6-12"	4350+00	4351+00	82.39	82.41	100.0
1528	6155	6155.07 DES MOINES - MISSISSIPPI RIVER #6-12"	4357+50	4359+50	82.53	82.57	200.0
1529	6155	6155.07 DES MOINES - MISSISSIPPI RIVER #6-12"	4363+50	4367+00	82.64	82.71	350.0
1530	6155	6155.07 DES MOINES - MISSISSIPPI RIVER #6-12"	4374+40	4374+90	82.85	82.86	50.0
1531	6155	6155.08 DES MOINES - MISSISSIPPI RIVER #6-12"	4374+76	4377+00	82.86	82.90	224.0
1532	6155	6155.08 DES MOINES - MISSISSIPPI RIVER #6-12"	4380+50	4382+50	82.96	83.00	200.0
1533	6155	6155.08 DES MOINES - MISSISSIPPI RIVER #6-12"	4390+00	4395+00	83.14	83.24	500.0
1534	6155	6155.08 DES MOINES - MISSISSIPPI RIVER #6-12"	4399+00	4403+01	83.31	83.39	401.0
1535	6155	6155.08 DES MOINES - MISSISSIPPI RIVER #6-12"	4678+38	4683+50	88.61	88.70	512.0
1536	6155	6155.08 DES MOINES - MISSISSIPPI RIVER #6-12"	4685+00	4689+00	88.73	88.81	400.0
1537	6155	6155.08 DES MOINES - MISSISSIPPI RIVER #6-12"	4698+04	4699+04	88.98	89.00	100.0
1538	6155	6155.08 DES MOINES - MISSISSIPPI RIVER #6-12"	4704+23	4705+23	89.10	89.11	100.0
1539	6155	6155.08 DES MOINES - MISSISSIPPI RIVER #6-12"	4706+28	4711+50	89.13	89.23	522.0
1540	6155	6155.08 DES MOINES - MISSISSIPPI RIVER #6-12"	5327+72	5337+73	100.90	101.09	1001.0
1541	6155	6155.08 DES MOINES - MISSISSIPPI RIVER #6-12"	5358+00	5359+50	101.48	101.51	150.0
1542	6155	6155.08 DES MOINES - MISSISSIPPI RIVER #6-12"	5362+50	5375+88	101.56	101.82	1338.0
1543	6155	6155.08 DES MOINES - MISSISSIPPI RIVER #6-12"	5388+50	5395+50	102.05	102.19	700.0
1544	6155	6155.09 DES MOINES - MISSISSIPPI RIVER #6-12"	5510+50	5512+50	104.37	104.40	200.0
1545	6155	6155.095 DES MOINES - MISSISSIPPI RIVER #6-12"	5658+26	5658+76	107.16	107.17	50.0
1546	6155	6155.1 DES MOINES - MISSISSIPPI RIVER #6-12"	5661+50	5668+00	107.23	107.35	650.0
1547	6155	6155.1 DES MOINES - MISSISSIPPI RIVER #6-12"	5672+50	5676+50	107.43	107.51	400.0
1548	6155	6155.11 DES MOINES - MISSISSIPPI RIVER #6-12"	5827+50	5830+41	110.37	110.42	291.0
1549	6155	6155.12 DES MOINES - MISSISSIPPI RIVER #6-12"	5829+41	5829+91	110.41	110.41	50.0
1550	6155	6155.12 DES MOINES - MISSISSIPPI RIVER #6-12"	5839+50	5846+50	110.60	110.73	700.0
1551	6155	6155.12 DES MOINES - MISSISSIPPI RIVER #6-12"	5851+50	5852+50	110.82	110.84	100.0
1552	6155	6155.12 DES MOINES - MISSISSIPPI RIVER #6-12"	5855+50	5856+50	110.90	110.92	100.0
1553	6155	6155.12 DES MOINES - MISSISSIPPI RIVER #6-12"	5859+50	5862+50	110.98	111.03	300.0

1554	6155	6155.13 DES MOINES - MISSISSIPPI RIVER #6-12"	5868+84	5869+34	111.15	111.16	50.0
1555	6155	6155.12 DES MOINES - MISSISSIPPI RIVER #6-12"	5870+50	5871+00	111.18	111.19	50.0
1556	6155	6155.13 DES MOINES - MISSISSIPPI RIVER #6-12"	5874+50	5877+50	111.26	111.32	300.0
1557	6155	6155.13 DES MOINES - MISSISSIPPI RIVER #6-12"	5884+50	5885+50	111.45	111.47	100.0
1558	6155	6155.13 DES MOINES - MISSISSIPPI RIVER #6-12"	5890+50	5891+50	111.56	111.58	100.0
1559	6155	6155.13 DES MOINES - MISSISSIPPI RIVER #6-12"	5894+50	5903+50	111.64	111.81	900.0
1560	6155	6155.13 DES MOINES - MISSISSIPPI RIVER #6-12"	5910+50	5911+50	111.94	111.96	100.0
1561	6155	6155.13 DES MOINES - MISSISSIPPI RIVER #6-12"	5947+00	5957+50	112.63	112.83	1050.0
1562	6155	6155.13 DES MOINES - MISSISSIPPI RIVER #6-12"	5958+59	5968+00	112.85	113.03	941.0
1563	6155	6155.13 DES MOINES - MISSISSIPPI RIVER #6-12"	5970+50	5971+50	113.08	113.10	100.0
1564	6155	6155.13 DES MOINES - MISSISSIPPI RIVER #6-12"	5975+00	5978+50	113.16	113.23	350.0
1565	6155	6155.13 DES MOINES - MISSISSIPPI RIVER #6-12"	5982+00	5984+50	113.30	113.34	250.0
1566	6155	6155.13 DES MOINES - MISSISSIPPI RIVER #6-12"	5987+00	5989+85	113.39	113.44	285.0
1567	6155	6155.13 DES MOINES - MISSISSIPPI RIVER #6-12"	5992+50	5994+00	113.49	113.52	150.0
1568	6155	6155.13 DES MOINES - MISSISSIPPI RIVER #6-12"	5997+00	5999+28	113.58	113.62	228.0
1569	6155	6155.13 DES MOINES - MISSISSIPPI RIVER #6-12"	6181+00	6182+00	117.06	117.08	100.0
1570	6155	6155.13 DES MOINES - MISSISSIPPI RIVER #6-12"	6185+12	6186+12	117.14	117.16	100.0
1571	6155	6155.13 DES MOINES - MISSISSIPPI RIVER #6-12"	6194+00	6198+50	117.31	117.40	450.0
1572	6155	6155.13 DES MOINES - MISSISSIPPI RIVER #6-12"	6201+50	6212+00	117.45	117.65	1050.0
1573	6155	6155.13 DES MOINES - MISSISSIPPI RIVER #6-12"	6213+52	6214+90	117.68	117.71	138.0
1574	6155	6155.13 DES MOINES - MISSISSIPPI RIVER #6-12"	6226+44	6235+50	117.93	118.10	906.0
1575	6155	6155.13 DES MOINES - MISSISSIPPI RIVER #6-12"	6257+00	6258+50	118.50	118.53	150.0
1576	6155	6155.13 DES MOINES - MISSISSIPPI RIVER #6-12"	6263+50	6264+50	118.63	118.65	100.0
1577	6155	6155.13 DES MOINES - MISSISSIPPI RIVER #6-12"	6266+50	6271+32	118.68	118.78	482.0
1578	6155	6155.13 DES MOINES - MISSISSIPPI RIVER #6-12"	6806+50	6808+00	128.91	128.94	150.0
1579	6155	6155.13 DES MOINES - MISSISSIPPI RIVER #6-12"	6905+17	6911+64	130.78	130.90	647.0
1580	6155	6155.13 DES MOINES - MISSISSIPPI RIVER #6-12"	6913+50	6914+50	130.94	130.96	100.0
1581	6155	6155.13 DES MOINES - MISSISSIPPI RIVER #6-12"	6915+98	6920+15	130.98	131.06	417.0
1582	6155	6155.13 DES MOINES - MISSISSIPPI RIVER #6-12"	7431+26	7444+00	140.74	140.98	1274.0
1583	6155	6155.13 DES MOINES - MISSISSIPPI RIVER #6-12"	7448+00	7449+05	141.06	141.08	105.0
1584	6155	6155.13 DES MOINES - MISSISSIPPI RIVER #6-12"	8074+50	8075+50	152.93	152.95	100.0
1585	6155	6155.13 DES MOINES - MISSISSIPPI RIVER #6-12"	8091+00	8098+50	153.24	153.38	750.0
1586	6155	6155.13 DES MOINES - MISSISSIPPI RIVER #6-12"	8101+00	8102+00	153.43	153.45	100.0
1587	6155	6155.13 DES MOINES - MISSISSIPPI RIVER #6-12"	8110+00	8117+00	153.60	153.73	700.0
1588	6155	6155.13 DES MOINES - MISSISSIPPI RIVER #6-12"	8126+50	8137+50	153.91	154.12	1100.0
1589	6155	6155.13 DES MOINES - MISSISSIPPI RIVER #6-12"	8140+00	8144+00	154.17	154.24	400.0
1590	6155	6155.13 DES MOINES - MISSISSIPPI RIVER #6-12"	8149+50	8150+50	154.35	154.37	100.0

1591	6155	6155.13 DES MOINES - MISSISSIPPI RIVER #6-12"	8153+00	8155+00	154.41	154.45	200.0
1592	6155	6155.13 DES MOINES - MISSISSIPPI RIVER #6-12"	8164+44	8165+44	154.63	154.65	100.0
1593	6155	6155.13 DES MOINES - MISSISSIPPI RIVER #6-12"	8167+50	8183+00	154.69	154.98	1550.0
1594	6155	6155.13 DES MOINES - MISSISSIPPI RIVER #6-12"	8184+50	8204+00	155.01	155.38	1950.0
1595	6155	6155.13 DES MOINES - MISSISSIPPI RIVER #6-12"	8207+50	8214+00	155.45	155.57	650.0
1596	6155	6155.13 DES MOINES - MISSISSIPPI RIVER #6-12"	8217+18	8218+52	155.63	155.65	134.0
1597	6155	6155.13 DES MOINES - MISSISSIPPI RIVER #6-12"	8221+50	8223+00	155.71	155.74	150.0
1598	6155	6155.13 DES MOINES - MISSISSIPPI RIVER #6-12"	8225+00	8228+00	155.78	155.83	300.0
1599	6155	6155.13 DES MOINES - MISSISSIPPI RIVER #6-12"	8229+50	8241+32	155.86	156.09	1182.0
1600	6155	6155.13 DES MOINES - MISSISSIPPI RIVER #6-12"	8288+17	8293+00	156.97	157.06	483.0
1601	6155	6155.13 DES MOINES - MISSISSIPPI RIVER #6-12"	8294+50	8298+00	157.09	157.16	350.0
1602	6155	6155.13 DES MOINES - MISSISSIPPI RIVER #6-12"	8302+50	8305+00	157.24	157.29	250.0
1603	6155	6155.13 DES MOINES - MISSISSIPPI RIVER #6-12"	8307+50	8315+82	157.34	157.50	832.0
1604	6155	6155.13 DES MOINES - MISSISSIPPI RIVER #6-12"	8335+91	8336+91	157.88	157.90	100.0
1605	6155	6155.13 DES MOINES - MISSISSIPPI RIVER #6-12"	8338+50	8374+93	157.93	158.62	3643.0
1606	6155	6155.14 DES MOINES - MISSISSIPPI RIVER #6-12"	8425+90	8433+50	159.58	159.73	760.0
1607	6155	6155.14 DES MOINES - MISSISSIPPI RIVER #6-12"	8434+73	8436+93	159.75	159.79	220.0
1608	6155	6155.14 DES MOINES - MISSISSIPPI RIVER #6-12"	8439+00	8478+00	159.83	160.57	3900.0
1609	6155	6155.14 DES MOINES - MISSISSIPPI RIVER #6-12"	8480+50	8484+65	160.62	160.69	415.0
1610	6155	6155.14 DES MOINES - MISSISSIPPI RIVER #6-12"	8486+00	8518+00	160.72	161.33	3200.0
1611	6155	6155.14 DES MOINES - MISSISSIPPI RIVER #6-12"	8521+00	8531+50	161.38	161.58	1050.0
1612	6155	6155.14 DES MOINES - MISSISSIPPI RIVER #6-12"	8534+00	8535+50	161.63	161.66	150.0
1613	6155	6155.14 DES MOINES - MISSISSIPPI RIVER #6-12"	8536+75	8537+75	161.68	161.70	100.0
1614	6155	6155.14 DES MOINES - MISSISSIPPI RIVER #6-12"	8542+50	8547+00	161.79	161.88	450.0
1615	6155	6155.14 DES MOINES - MISSISSIPPI RIVER #6-12"	8549+50	8550+50	161.92	161.94	100.0
1616	6155	6155.14 DES MOINES - MISSISSIPPI RIVER #6-12"	8552+50	8560+00	161.98	162.12	750.0
1617	6155	6155.14 DES MOINES - MISSISSIPPI RIVER #6-12"	8563+88	8564+88	162.19	162.21	100.0
1618	6155	6155.14 DES MOINES - MISSISSIPPI RIVER #6-12"	8566+78	8573+87	162.25	162.38	709.0
1619	6155	6155.14 DES MOINES - MISSISSIPPI RIVER #6-12"	8576+50	8577+50	162.43	162.45	100.0
1620	6155	6155.14 DES MOINES - MISSISSIPPI RIVER #6-12"	8589+91	8592+37	162.69	162.73	246.0
1621	6155	6155.14 DES MOINES - MISSISSIPPI RIVER #6-12"	8615+50	8621+00	163.17	163.28	550.0
1622	6155	6155.14 DES MOINES - MISSISSIPPI RIVER #6-12"	8629+00	8631+00	163.43	163.47	200.0
1623	6155	6155.14 DES MOINES - MISSISSIPPI RIVER #6-12"	8634+00	8635+00	163.52	163.54	100.0
1624	6155	6155.14 DES MOINES - MISSISSIPPI RIVER #6-12"	8637+50	8641+00	163.59	163.66	350.0
1625	6155	6155.14 DES MOINES - MISSISSIPPI RIVER #6-12"	8643+49	8644+49	163.70	163.72	100.0
1626	6155	6155.14 DES MOINES - MISSISSIPPI RIVER #6-12"	8648+10	8652+68	163.79	163.88	458.0
1627	6155	6155.14 DES MOINES - MISSISSIPPI RIVER #6-12"	8654+24	8656+77	163.91	163.95	253.0

1628	6155	6155.14 DES MOINES - MISSISSIPPI RIVER #6-12"	8661+84	8664+37	164.05	164.10	253.0
1629	6155	6155.14 DES MOINES - MISSISSIPPI RIVER #6-12"	8665+93	8670+00	164.13	164.20	407.0
1630	6155	6155.14 DES MOINES - MISSISSIPPI RIVER #6-12"	8671+56	8672+56	164.23	164.25	100.0
1631	6155	6155.14 DES MOINES - MISSISSIPPI RIVER #6-12"	8677+69	8679+93	164.35	164.39	224.0
1632	6155	6155.14 DES MOINES - MISSISSIPPI RIVER #6-12"	8735+55	8750+00	165.45	165.72	1445.0
1633	6155	6155.14 DES MOINES - MISSISSIPPI RIVER #6-12"	8754+00	8763+50	165.80	165.98	950.0
1634	6155	6155.14 DES MOINES - MISSISSIPPI RIVER #6-12"	8764+93	8765+93	166.00	166.02	100.0
1635	6155	6155.14 DES MOINES - MISSISSIPPI RIVER #6-12"	8768+50	8775+00	166.07	166.19	650.0
1636	6155	6155.14 DES MOINES - MISSISSIPPI RIVER #6-12"	8783+50	8786+00	166.35	166.40	250.0
1637	6155	6155.14 DES MOINES - MISSISSIPPI RIVER #6-12"	8788+38	8789+38	166.45	166.47	100.0
1638	6155	6155.14 DES MOINES - MISSISSIPPI RIVER #6-12"	8794+00	8799+00	166.55	166.65	500.0
1639	6155	6155.14 DES MOINES - MISSISSIPPI RIVER #6-12"	8800+50	8805+50	166.68	166.77	500.0
1640	6155	6155.14 DES MOINES - MISSISSIPPI RIVER #6-12"	8807+00	8808+00	166.80	166.82	100.0
1641	6155	6155.14 DES MOINES - MISSISSIPPI RIVER #6-12"	8810+50	8811+50	166.87	166.88	100.0
1642	6155	6155.14 DES MOINES - MISSISSIPPI RIVER #6-12"	8828+50	8832+00	167.21	167.27	350.0
1643	6155	6155.14 DES MOINES - MISSISSIPPI RIVER #6-12"	8833+50	8839+00	167.30	167.41	550.0
1644	6155	6155.14 DES MOINES - MISSISSIPPI RIVER #6-12"	8842+80	8843+97	167.48	167.50	117.0
1645	6155	6155.14 DES MOINES - MISSISSIPPI RIVER #6-12"	8846+50	8847+50	167.55	167.57	100.0
1646	6155	6155.14 DES MOINES - MISSISSIPPI RIVER #6-12"	8853+80	8869+49	167.69	167.98	1569.0
1647	6155	6155.14 DES MOINES - MISSISSIPPI RIVER #6-12"	8870+86	8881+83	168.01	168.22	1097.0
1648	6155	6155.14 DES MOINES - MISSISSIPPI RIVER #6-12"	8883+18	8895+57	168.24	168.48	1239.0
1649	6155	6155.14 DES MOINES - MISSISSIPPI RIVER #6-12"	8896+95	8907+44	168.50	168.70	1049.0
1650	6155	6155.14 DES MOINES - MISSISSIPPI RIVER #6-12"	8940+47	8941+47	169.33	169.35	100.0
1651	6155	6155.14 DES MOINES - MISSISSIPPI RIVER #6-12"	8943+13	8946+26	169.38	169.44	313.0
1652	6155	6155.14 DES MOINES - MISSISSIPPI RIVER #6-12"	8950+61	8969+72	169.52	169.88	1911.0
1653	6155	6155.14 DES MOINES - MISSISSIPPI RIVER #6-12"	8971+38	8975+57	169.91	169.99	419.0
1654	6155	6155.14 DES MOINES - MISSISSIPPI RIVER #6-12"	8976+70	8977+70	170.01	170.03	100.0
1655	6155	6155.14 DES MOINES - MISSISSIPPI RIVER #6-12"	8981+81	8982+81	170.11	170.13	100.0
1656	6155	6155.14 DES MOINES - MISSISSIPPI RIVER #6-12"	8983+86	8985+39	170.15	170.18	153.0
1657	6155	6155.14 DES MOINES - MISSISSIPPI RIVER #6-12"	8987+05	8988+05	170.21	170.23	100.0
1658	6155	6155.14 DES MOINES - MISSISSIPPI RIVER #6-12"	8990+24	8994+43	170.27	170.35	419.0
1659	6155	6155.14 DES MOINES - MISSISSIPPI RIVER #6-12"	8997+15	8998+15	170.40	170.42	100.0
1660	6163	6163 BADGER LATERAL	2734+00	2736+12	51.78	51.82	212.0
1661	6163	6163 BADGER LATERAL	2745+90	2746+90	52.01	52.02	100.0
1662	6163	6163 BADGER LATERAL	2776+41	2785+79	52.58	52.76	938.0
1663	6163	6163 BADGER LATERAL	2788+46	2802+67	52.81	53.08	1421.0
1664	6163	6163 BADGER LATERAL	2822+86	2825+50	53.46	53.51	264.0

1665	6163	6163 BADGER LATERAL	2826+61	2836+29	53.53	53.72	968.0
1666	6163	6163 BADGER LATERAL	2838+09	2853+96	53.75	54.05	1587.0
1667	6163	6163 BADGER LATERAL	2856+45	2872+81	54.10	54.41	1636.0
1668	6163	6163 BADGER LATERAL	2891+11	2894+72	54.76	54.82	361.0
1669	6163	6163 BADGER LATERAL	2897+12	2899+24	54.87	54.91	212.0
1670	6163	6163 BADGER LATERAL	2900+97	2905+94	54.94	55.04	497.0
1671	6163	6163 BADGER LATERAL	2910+51	2920+61	55.12	55.31	1010.0
1672	6163	6163 BADGER LATERAL	3507+20	3508+88	66.42	66.46	168.0
1673	6177	6177.06 DES MOINES - MINNEAPOLIS #1-6"	11908+10	11908+20	225.53	225.53	10.0
1674	6185	6185 DES MOINES - MINNEAPOLIS #4-12"	10+60	11+10	0.20	0.21	50.0
1675	6185	6185.01 DES MOINES - MINNEAPOLIS #4-12"	15+40	19+39	0.29	0.37	398.7
1676	6185	6185.01 DES MOINES - MINNEAPOLIS #4-12"	22+04	31+44	0.42	0.60	939.5
1677	6185	6185.01 DES MOINES - MINNEAPOLIS #4-12"	34+00	36+62	0.64	0.69	262.2
1678	6185	6185.01 DES MOINES - MINNEAPOLIS #4-12"	45+87	46+87	0.87	0.89	100.0
1679	6185	6185.02 DES MOINES - MINNEAPOLIS #4-12"	144+49	147+72	2.74	2.80	322.7
1680	6185	6185.01 DES MOINES - MINNEAPOLIS #4-12"	145+90	148+20	2.76	2.81	229.6
1681	6185	6185.02 DES MOINES - MINNEAPOLIS #4-12"	183+00	183+50	3.47	3.48	50.0
1682	6185	6185.03 DES MOINES - MINNEAPOLIS #4-12"	185+98	190+52	3.52	3.61	454.1
1683	6185	6185.03 DES MOINES - MINNEAPOLIS #4-12"	193+31	194+31	3.66	3.68	100.0
1684	6185	6185.03 DES MOINES - MINNEAPOLIS #4-12"	201+47	210+44	3.82	3.99	896.8
1685	6185	6185.03 DES MOINES - MINNEAPOLIS #4-12"	215+80	215+82	4.09	4.09	2.0
1686	6185	6185.03 DES MOINES - MINNEAPOLIS #4-12"	219+80	229+50	4.16	4.35	970.2
1687	6185	6185.03 DES MOINES - MINNEAPOLIS #4-12"	233+08	238+72	4.41	4.52	563.4
1688	6185	6185.03 DES MOINES - MINNEAPOLIS #4-12"	242+77	243+77	4.60	4.62	100.0
1689	6185	6185.04 DES MOINES - MINNEAPOLIS #4-12"	305+93	309+56	5.79	5.86	363.3
1690	6185	6185.04 DES MOINES - MINNEAPOLIS #4-12"	314+74	317+61	5.96	6.02	287.5
1691	6185	6185.04 DES MOINES - MINNEAPOLIS #4-12"	337+62	338+62	6.39	6.41	100.0
1692	6185	6185.04 DES MOINES - MINNEAPOLIS #4-12"	417+98	418+48	7.92	7.93	50.0
1693	6185	6185.05 DES MOINES - MINNEAPOLIS #4-12"	426+47	427+47	8.08	8.10	100.0
1694	6185	6185.05 DES MOINES - MINNEAPOLIS #4-12"	570+20	570+28	10.80	10.80	8.7
1695	6185	6185.05 DES MOINES - MINNEAPOLIS #4-12"	571+74	573+13	10.83	10.85	138.8
1696	6185	6185.05 DES MOINES - MINNEAPOLIS #4-12"	574+97	575+97	10.89	10.91	100.0
1697	6185	6185.05 DES MOINES - MINNEAPOLIS #4-12"	577+94	578+94	10.95	10.96	100.0
1698	6185	6185.05 DES MOINES - MINNEAPOLIS #4-12"	580+13	581+90	10.99	11.02	177.1
1699	6185	6185.05 DES MOINES - MINNEAPOLIS #4-12"	585+63	594+66	11.09	11.26	902.3
1700	6185	6185.05 DES MOINES - MINNEAPOLIS #4-12"	598+95	605+89	11.34	11.48	693.5
1701	6185	6185.05 DES MOINES - MINNEAPOLIS #4-12"	608+31	610+89	11.52	11.57	257.7

1702	6185	6185.05 DES MOINES - MINNEAPOLIS #4-12"	613+34	615+37	11.62	11.65	203.0
1703	6185	6185.05 DES MOINES - MINNEAPOLIS #4-12"	616+85	625+00	11.68	11.84	814.6
1704	6185	6185.05 DES MOINES - MINNEAPOLIS #4-12"	626+69	645+30	11.87	12.22	1860.7
1705	6185	6185.05 DES MOINES - MINNEAPOLIS #4-12"	925+51	926+51	17.53	17.55	100.0
1706	6185	6185.05 DES MOINES - MINNEAPOLIS #4-12"	928+94	933+20	17.59	17.67	426.3
1707	6185	6185.05 DES MOINES - MINNEAPOLIS #4-12"	981+23	982+23	18.58	18.60	100.0
1708	6185	6185.05 DES MOINES - MINNEAPOLIS #4-12"	983+91	985+49	18.63	18.66	157.9
1709	6185	6185.05 DES MOINES - MINNEAPOLIS #4-12"	994+67	997+68	18.84	18.90	300.5
1710	6185	6185.05 DES MOINES - MINNEAPOLIS #4-12"	1000+19	1001+19	18.94	18.96	100.0
1711	6185	6185.05 DES MOINES - MINNEAPOLIS #4-12"	1005+67	1006+67	19.05	19.07	100.0
1712	6185	6185.05 DES MOINES - MINNEAPOLIS #4-12"	1013+14	1013+38	19.19	19.19	24.0
1713	6185	6185.05 DES MOINES - MINNEAPOLIS #4-12"	1074+01	1075+88	20.34	20.38	187.0
1714	6185	6185.05 DES MOINES - MINNEAPOLIS #4-12"	1080+53	1081+53	20.46	20.48	100.0
1715	6185	6185.05 DES MOINES - MINNEAPOLIS #4-12"	1089+96	1090+73	20.64	20.66	77.0
1716	6185	6185.05 DES MOINES - MINNEAPOLIS #4-12"	1139+07	1143+55	21.57	21.66	448.0
1717	6185	6185.05 DES MOINES - MINNEAPOLIS #4-12"	1146+95	1147+95	21.72	21.74	100.0
1718	6185	6185.05 DES MOINES - MINNEAPOLIS #4-12"	1152+03	1154+25	21.82	21.86	222.0
1719	6185	6185.05 DES MOINES - MINNEAPOLIS #4-12"	1176+40	1177+40	22.28	22.30	100.0
1720	6185	6185.05 DES MOINES - MINNEAPOLIS #4-12"	1191+24	1192+94	22.56	22.59	170.0
1721	6185	6185.05 DES MOINES - MINNEAPOLIS #4-12"	1211+93	1212+93	22.95	22.97	100.0
1722	6185	6185.05 DES MOINES - MINNEAPOLIS #4-12"	1215+56	1219+06	23.02	23.09	350.0
1723	6185	6185.05 DES MOINES - MINNEAPOLIS #4-12"	1220+14	1221+14	23.11	23.13	100.0
1724	6185	6185.05 DES MOINES - MINNEAPOLIS #4-12"	1240+61	1240+91	23.50	23.50	30.0
1725	6185	6185.05 DES MOINES - MINNEAPOLIS #4-12"	1264+10	1269+28	23.94	24.04	518.0
1726	6185	6185.05 DES MOINES - MINNEAPOLIS #4-12"	1278+56	1279+56	24.22	24.23	100.0
1727	6185	6185.05 DES MOINES - MINNEAPOLIS #4-12"	1389+35	1391+43	26.31	26.35	208.0
1728	6185	6185.05 DES MOINES - MINNEAPOLIS #4-12"	1393+21	1394+21	26.39	26.41	100.0
1729	6185	6185.05 DES MOINES - MINNEAPOLIS #4-12"	1398+30	1399+95	26.48	26.51	165.0
1730	6185	6185.05 DES MOINES - MINNEAPOLIS #4-12"	1401+89	1402+89	26.55	26.57	100.0
1731	6185	6185.05 DES MOINES - MINNEAPOLIS #4-12"	1505+94	1509+21	28.52	28.58	327.0
1732	6185	6185.05 DES MOINES - MINNEAPOLIS #4-12"	1510+58	1519+73	28.61	28.78	915.0
1733	6185	6185.05 DES MOINES - MINNEAPOLIS #4-12"	1522+58	1524+17	28.84	28.87	159.0
1734	6185	6185.05 DES MOINES - MINNEAPOLIS #4-12"	1600+69	1616+16	30.32	30.61	1547.0
1735	6185	6185.05 DES MOINES - MINNEAPOLIS #4-12"	1620+27	1620+69	30.69	30.69	42.0
1736	6185	6185.06 DES MOINES - MINNEAPOLIS #4-12"	1718+75	1719+75	32.55	32.57	100.0
1737	6185	6185.06 DES MOINES - MINNEAPOLIS #4-12"	1730+91	1731+91	32.78	32.80	100.0
1738	6185	6185.06 DES MOINES - MINNEAPOLIS #4-12"	1814+71	1815+71	34.37	34.39	100.0

1739	6185	6185.06 DES MOINES - MINNEAPOLIS #4-12"	1818+28	1819+28	34.44	34.46	100.0
1740	6185	6185.06 DES MOINES - MINNEAPOLIS #4-12"	1821+90	1823+47	34.51	34.54	157.0
1741	6185	6185.06 DES MOINES - MINNEAPOLIS #4-12"	1831+51	1833+01	34.69	34.72	150.0
1742	6185	6185.06 DES MOINES - MINNEAPOLIS #4-12"	1835+77	1839+64	34.77	34.84	387.0
1743	6185	6185.06 DES MOINES - MINNEAPOLIS #4-12"	1856+24	1862+19	35.16	35.27	595.0
1744	6185	6185.06 DES MOINES - MINNEAPOLIS #4-12"	1886+90	1887+95	35.74	35.76	105.0
1745	6185	6185.06 DES MOINES - MINNEAPOLIS #4-12"	1897+95	1898+95	35.95	35.96	100.0
1746	6185	6185.06 DES MOINES - MINNEAPOLIS #4-12"	1905+20	1906+20	36.08	36.10	100.0
1747	6185	6185.06 DES MOINES - MINNEAPOLIS #4-12"	1914+60	1915+60	36.26	36.28	100.0
1748	6185	6185.06 DES MOINES - MINNEAPOLIS #4-12"	1917+09	1918+45	36.31	36.33	136.0
1749	6185	6185.06 DES MOINES - MINNEAPOLIS #4-12"	1921+32	1925+19	36.39	36.46	387.0
1750	6185	6185.06 DES MOINES - MINNEAPOLIS #4-12"	1928+88	1930+51	36.53	36.56	163.0
1751	6185	6185.06 DES MOINES - MINNEAPOLIS #4-12"	1933+14	1934+14	36.61	36.63	100.0
1752	6185	6185.06 DES MOINES - MINNEAPOLIS #4-12"	1935+74	1941+78	36.66	36.78	604.0
1753	6185	6185.06 DES MOINES - MINNEAPOLIS #4-12"	1943+85	1950+07	36.82	36.93	622.0
1754	6185	6185.06 DES MOINES - MINNEAPOLIS #4-12"	1952+88	1953+88	36.99	37.01	100.0
1755	6185	6185.06 DES MOINES - MINNEAPOLIS #4-12"	1955+64	1956+64	37.04	37.06	100.0
1756	6185	6185.06 DES MOINES - MINNEAPOLIS #4-12"	1998+85	1999+85	37.86	37.88	100.0
1757	6185	6185.06 DES MOINES - MINNEAPOLIS #4-12"	2147+49	2148+49	40.67	40.69	100.0
1758	6185	6185.06 DES MOINES - MINNEAPOLIS #4-12"	2243+54	2250+87	42.49	42.63	733.0
1759	6185	6185.06 DES MOINES - MINNEAPOLIS #4-12"	2255+81	2257+41	42.72	42.75	160.0
1760	6185	6185.06 DES MOINES - MINNEAPOLIS #4-12"	2260+43	2261+43	42.81	42.83	100.0
1761	6185	6185.06 DES MOINES - MINNEAPOLIS #4-12"	2275+42	2276+42	43.10	43.11	100.0
1762	6185	6185.06 DES MOINES - MINNEAPOLIS #4-12"	2301+08	2302+08	43.58	43.60	100.0
1763	6185	6185.06 DES MOINES - MINNEAPOLIS #4-12"	2304+72	2306+38	43.65	43.68	166.0
1764	6185	6185.06 DES MOINES - MINNEAPOLIS #4-12"	2318+00	2319+44	43.90	43.93	144.0
1765	6185	6185.06 DES MOINES - MINNEAPOLIS #4-12"	2324+60	2333+70	44.03	44.20	910.0
1766	6185	6185.06 DES MOINES - MINNEAPOLIS #4-12"	2343+79	2346+44	44.39	44.44	265.0
1767	6185	6185.06 DES MOINES - MINNEAPOLIS #4-12"	2351+31	2354+36	44.53	44.59	305.0
1768	6185	6185.06 DES MOINES - MINNEAPOLIS #4-12"	2372+28	2373+28	44.93	44.95	100.0
1769	6185	6185.06 DES MOINES - MINNEAPOLIS #4-12"	2387+06	2388+91	45.21	45.24	185.0
1770	6185	6185.06 DES MOINES - MINNEAPOLIS #4-12"	2392+94	2393+94	45.32	45.34	100.0
1771	6185	6185.06 DES MOINES - MINNEAPOLIS #4-12"	2395+36	2398+11	45.37	45.42	275.0
1772	6185	6185.06 DES MOINES - MINNEAPOLIS #4-12"	2403+41	2404+91	45.52	45.55	150.0
1773	6185	6185.06 DES MOINES - MINNEAPOLIS #4-12"	2411+86	2414+04	45.68	45.72	218.0
1774	6185	6185.06 DES MOINES - MINNEAPOLIS #4-12"	2421+75	2431+20	45.87	46.05	945.0
1775	6185	6185.06 DES MOINES - MINNEAPOLIS #4-12"	2547+19	2548+19	48.24	48.26	100.0

1776	6185	6185.06 DES MOINES - MINNEAPOLIS #4-12"	2550+89	2551+89	48.31	48.33	100.0
1777	6185	6185.06 DES MOINES - MINNEAPOLIS #4-12"	2553+23	2554+74	48.36	48.39	151.0
1778	6185	6185.06 DES MOINES - MINNEAPOLIS #4-12"	2556+32	2557+84	48.42	48.44	152.0
1779	6185	6185.06 DES MOINES - MINNEAPOLIS #4-12"	2560+16	2561+16	48.49	48.51	100.0
1780	6185	6185.06 DES MOINES - MINNEAPOLIS #4-12"	2585+65	2586+65	48.97	48.99	100.0
1781	6185	6185.06 DES MOINES - MINNEAPOLIS #4-12"	2601+12	2602+66	49.26	49.29	154.0
1782	6185	6185.06 DES MOINES - MINNEAPOLIS #4-12"	3190+61	3191+61	60.43	60.45	100.0
1783	6185	6185.06 DES MOINES - MINNEAPOLIS #4-12"	3197+45	3198+45	60.56	60.58	100.0
1784	6185	6185.06 DES MOINES - MINNEAPOLIS #4-12"	3202+86	3208+31	60.66	60.76	545.0
1785	6185	6185.06 DES MOINES - MINNEAPOLIS #4-12"	3831+54	3839+17	72.57	72.71	763.0
1786	6185	6185.06 DES MOINES - MINNEAPOLIS #4-12"	3844+99	3854+13	72.82	72.99	914.0
1787	6185	6185.06 DES MOINES - MINNEAPOLIS #4-12"	3856+21	3858+52	73.03	73.08	231.0
1788	6185	6185.06 DES MOINES - MINNEAPOLIS #4-12"	4385+57	4385+74	83.06	83.06	17.0
1789	6185	6185.06 DES MOINES - MINNEAPOLIS #4-12"	4387+83	4388+83	83.10	83.12	100.0
1790	6185	6185.06 DES MOINES - MINNEAPOLIS #4-12"	4389+84	4390+84	83.14	83.16	100.0
1791	6185	6185.06 DES MOINES - MINNEAPOLIS #4-12"	4394+60	4395+60	83.23	83.25	100.0
1792	6185	6185.06 DES MOINES - MINNEAPOLIS #4-12"	4397+39	4410+91	83.28	83.54	1352.0
1793	6185	6185.07 DES MOINES - MINNEAPOLIS #4-12"	4533+76	4535+31	85.87	85.90	155.0
1794	6185	6185.07 DES MOINES - MINNEAPOLIS #4-12"	4540+28	4551+11	85.99	86.20	1083.0
1795	6185	6185.07 DES MOINES - MINNEAPOLIS #4-12"	4563+32	4567+86	86.43	86.51	454.0
1796	6185	6185.07 DES MOINES - MINNEAPOLIS #4-12"	4714+29	4723+00	89.29	89.45	871.0
1797	6185	6185.07 DES MOINES - MINNEAPOLIS #4-12"	5146+00	5147+50	97.46	97.49	150.0
1798	6185	6185.07 DES MOINES - MINNEAPOLIS #4-12"	5149+50	5153+00	97.53	97.59	350.0
1799	6185	6185.07 DES MOINES - MINNEAPOLIS #4-12"	5166+14	5166+64	97.84	97.85	50.0
1800	6185	6185.08 DES MOINES - MINNEAPOLIS #4-12"	5174+50	5176+50	98.00	98.04	200.0
1801	6185	6185.08 DES MOINES - MINNEAPOLIS #4-12"	5178+00	5181+50	98.07	98.13	350.0
1802	6185	6185.08 DES MOINES - MINNEAPOLIS #4-12"	5183+50	5184+50	98.17	98.19	100.0
1803	6185	6185.08 DES MOINES - MINNEAPOLIS #4-12"	5186+50	5189+50	98.23	98.29	300.0
1804	6185	6185.08 DES MOINES - MINNEAPOLIS #4-12"	5195+00	5198+00	98.39	98.45	300.0
1805	6185	6185.08 DES MOINES - MINNEAPOLIS #4-12"	5225+00	5226+00	98.96	98.98	100.0
1806	6185	6185.08 DES MOINES - MINNEAPOLIS #4-12"	5380+41	5383+50	101.90	101.96	309.0
1807	6185	6185.08 DES MOINES - MINNEAPOLIS #4-12"	5390+71	5391+71	102.10	102.12	100.0
1808	6185	6185.08 DES MOINES - MINNEAPOLIS #4-12"	5393+50	5399+50	102.15	102.26	600.0
1809	6185	6185.08 DES MOINES - MINNEAPOLIS #4-12"	5569+53	5584+00	105.48	105.76	1447.0
1810	6185	6185.08 DES MOINES - MINNEAPOLIS #4-12"	5585+50	5590+00	105.79	105.87	450.0
1811	6185	6185.08 DES MOINES - MINNEAPOLIS #4-12"	5593+50	5594+50	105.94	105.96	100.0
1812	6185	6185.08 DES MOINES - MINNEAPOLIS #4-12"	5618+00	5619+00	106.40	106.42	100.0

1813	6185	6185.08	DES MOINES - MINNEAPOLIS #4-12"	5636+50	5637+50	106.75	106.77	100.0
1814	6185	6185.08	DES MOINES - MINNEAPOLIS #4-12"	5645+50	5651+00	106.92	107.03	550.0
1815	6185	6185.08	DES MOINES - MINNEAPOLIS #4-12"	5654+64	5655+14	107.10	107.10	50.0
1816	6185	6185.09	DES MOINES - MINNEAPOLIS #4-12"	5655+11	5661+50	107.10	107.23	639.0
1817	6185	6185.09	DES MOINES - MINNEAPOLIS #4-12"	5667+00	5668+00	107.33	107.35	100.0
1818	6185	6185.09	DES MOINES - MINNEAPOLIS #4-12"	5670+50	5672+00	107.40	107.42	150.0
1819	6185	6185.09	DES MOINES - MINNEAPOLIS #4-12"	5824+62	5826+00	110.31	110.34	138.0
1820	6185	6185.09	DES MOINES - MINNEAPOLIS #4-12"	5847+00	5851+50	110.74	110.82	450.0
1821	6185	6185.09	DES MOINES - MINNEAPOLIS #4-12"	5874+00	5877+50	111.25	111.32	350.0
1822	6185	6185.13	DES MOINES - MINNEAPOLIS #4-12"	6006+00	6015+50	113.75	113.93	950.0
1823	6185	6185.13	DES MOINES - MINNEAPOLIS #4-12"	6017+00	6028+00	113.96	114.17	1100.0
1824	6185	6185.13	DES MOINES - MINNEAPOLIS #4-12"	6033+00	6050+50	114.26	114.59	1750.0
1825	6185	6185.13	DES MOINES - MINNEAPOLIS #4-12"	6119+60	6122+00	115.90	115.95	240.0
1826	6185	6185.13	DES MOINES - MINNEAPOLIS #4-12"	6134+00	6136+50	116.17	116.22	250.0
1827	6185	6185.13	DES MOINES - MINNEAPOLIS #4-12"	6143+50	6153+00	116.35	116.53	950.0
1828	6185	6185.13	DES MOINES - MINNEAPOLIS #4-12"	6155+00	6156+00	116.57	116.59	100.0
1829	6185	6185.13	DES MOINES - MINNEAPOLIS #4-12"	6163+50	6164+50	116.73	116.75	100.0
1830	6185	6185.13	DES MOINES - MINNEAPOLIS #4-12"	6166+00	6170+00	116.78	116.86	400.0
1831	6185	6185.13	DES MOINES - MINNEAPOLIS #4-12"	6171+50	6173+50	116.88	116.92	200.0
1832	6185	6185.13	DES MOINES - MINNEAPOLIS #4-12"	6177+00	6181+00	116.99	117.06	400.0
1833	6185	6185.13	DES MOINES - MINNEAPOLIS #4-12"	6591+86	6592+50	124.85	124.86	64.0
1834	6185	6185.13	DES MOINES - MINNEAPOLIS #4-12"	6595+50	6599+50	124.91	124.99	400.0
1835	6185	6185.13	DES MOINES - MINNEAPOLIS #4-12"	6608+00	6612+14	125.15	125.23	414.0
1836	6185	6185.13	DES MOINES - MINNEAPOLIS #4-12"	6847+50	6849+00	129.69	129.72	150.0
1837	6185	6185.13	DES MOINES - MINNEAPOLIS #4-12"	7049+00	7054+00	133.50	133.60	500.0
1838	6185	6185.13	DES MOINES - MINNEAPOLIS #4-12"	7070+00	7072+00	133.90	133.94	200.0
1839	6185	6185.13	DES MOINES - MINNEAPOLIS #4-12"	7078+00	7078+46	134.05	134.06	46.0
1840	6185	6185.14	DES MOINES - MINNEAPOLIS #4-12"	7749+00	7751+00	146.76	146.80	200.0
1841	6185	6185.14	DES MOINES - MINNEAPOLIS #4-12"	7753+50	7759+50	146.85	146.96	600.0
1842	6185	6185.14	DES MOINES - MINNEAPOLIS #4-12"	7778+00	7779+00	147.31	147.33	100.0
1843	6185	6185.14	DES MOINES - MINNEAPOLIS #4-12"	7780+50	7782+50	147.36	147.40	200.0
1844	6185	6185.14	DES MOINES - MINNEAPOLIS #4-12"	7814+66	7815+66	148.00	148.02	100.0
1845	6185	6185.14	DES MOINES - MINNEAPOLIS #4-12"	7827+50	7829+00	148.25	148.28	150.0
1846	6185	6185.14	DES MOINES - MINNEAPOLIS #4-12"	7898+00	7900+50	149.58	149.63	250.0
1847	6185	6185.14	DES MOINES - MINNEAPOLIS #4-12"	7902+00	7904+50	149.66	149.71	250.0
1848	6185	6185.14	DES MOINES - MINNEAPOLIS #4-12"	7906+50	7908+00	149.74	149.77	150.0
1849	6185	6185.14	DES MOINES - MINNEAPOLIS #4-12"	7911+50	7912+50	149.84	149.86	100.0

1850	6185	6185.14 DES MOINES - MINNEAPOLIS #4-12"	7921+00	7922+00	150.02	150.04	100.0
1851	6185	6185.14 DES MOINES - MINNEAPOLIS #4-12"	7924+50	7926+50	150.09	150.12	200.0
1852	6185	6185.15 DES MOINES - MINNEAPOLIS #4-12"	8023+50	8026+50	151.96	152.02	300.0
1853	6185	6185.16 DES MOINES - MINNEAPOLIS #4-12"	8034+22	8034+72	152.16	152.17	50.0
1854	6185	6185.15 DES MOINES - MINNEAPOLIS #4-12"	8035+76	8036+26	152.19	152.20	50.0
1855	6185	6185.16 DES MOINES - MINNEAPOLIS #4-12"	8037+50	8039+50	152.23	152.26	200.0
1856	6185	6185.16 DES MOINES - MINNEAPOLIS #4-12"	8042+50	8046+00	152.32	152.39	350.0
1857	6185	6185.16 DES MOINES - MINNEAPOLIS #4-12"	8050+00	8058+50	152.46	152.62	850.0
1858	6185	6185.16 DES MOINES - MINNEAPOLIS #4-12"	8065+00	8067+78	152.75	152.80	278.0
1859	6185	6185.16 DES MOINES - MINNEAPOLIS #4-12"	8069+00	8074+50	152.82	152.93	550.0
1860	6185	6185.16 DES MOINES - MINNEAPOLIS #4-12"	8076+50	8078+50	152.96	153.00	200.0
1861	6185	6185.16 DES MOINES - MINNEAPOLIS #4-12"	8084+00	8085+00	153.11	153.13	100.0
1862	6185	6185.16 DES MOINES - MINNEAPOLIS #4-12"	8093+00	8100+50	153.28	153.42	750.0
1863	6185	6185.16 DES MOINES - MINNEAPOLIS #4-12"	8106+00	8113+33	153.52	153.66	733.0
1864	6185	6185.16 DES MOINES - MINNEAPOLIS #4-12"	8120+50	8122+00	153.80	153.83	150.0
1865	6185	6185.16 DES MOINES - MINNEAPOLIS #4-12"	8124+00	8134+50	153.86	154.06	1050.0
1866	6185	6185.16 DES MOINES - MINNEAPOLIS #4-12"	8138+00	8139+00	154.13	154.15	100.0
1867	6185	6185.16 DES MOINES - MINNEAPOLIS #4-12"	8143+50	8150+00	154.23	154.36	650.0
1868	6185	6185.16 DES MOINES - MINNEAPOLIS #4-12"	8159+79	8163+50	154.54	154.61	371.0
1869	6185	6185.16 DES MOINES - MINNEAPOLIS #4-12"	8168+00	8170+00	154.70	154.73	200.0
1870	6185	6185.16 DES MOINES - MINNEAPOLIS #4-12"	8171+37	8177+50	154.76	154.88	613.0
1871	6185	6185.16 DES MOINES - MINNEAPOLIS #4-12"	8233+00	8242+00	155.93	156.10	900.0
1872	6185	6185.16 DES MOINES - MINNEAPOLIS #4-12"	8244+50	8248+00	156.15	156.21	350.0
1873	6185	6185.16 DES MOINES - MINNEAPOLIS #4-12"	8250+00	8254+50	156.25	156.34	450.0
1874	6185	6185.16 DES MOINES - MINNEAPOLIS #4-12"	9473+09	9474+50	179.41	179.44	141.0
1875	6185	6185.16 DES MOINES - MINNEAPOLIS #4-12"	9488+50	9490+00	179.71	179.73	150.0
1876	6185	6185.16 DES MOINES - MINNEAPOLIS #4-12"	9502+00	9513+50	179.96	180.18	1150.0
1877	6185	6185.16 DES MOINES - MINNEAPOLIS #4-12"	9515+00	9535+00	180.21	180.59	2000.0
1878	6185	6185.16 DES MOINES - MINNEAPOLIS #4-12"	9548+00	9562+00	180.83	181.10	1400.0
1879	6185	6185.16 DES MOINES - MINNEAPOLIS #4-12"	9566+50	9573+79	181.18	181.32	729.0
1880	6185	6185.16 DES MOINES - MINNEAPOLIS #4-12"	9649+19	9650+50	182.75	182.77	131.0
1881	6185	6185.16 DES MOINES - MINNEAPOLIS #4-12"	9653+50	9670+00	182.83	183.14	1650.0
1882	6185	6185.16 DES MOINES - MINNEAPOLIS #4-12"	9676+50	9682+00	183.27	183.37	550.0
1883	6185	6185.16 DES MOINES - MINNEAPOLIS #4-12"	9685+00	9687+50	183.43	183.48	250.0
1884	6185	6185.16 DES MOINES - MINNEAPOLIS #4-12"	9689+00	9698+00	183.50	183.67	900.0
1885	6185	6185.16 DES MOINES - MINNEAPOLIS #4-12"	9700+00	9704+50	183.71	183.80	450.0
1886	6185	6185.16 DES MOINES - MINNEAPOLIS #4-12"	9706+00	9718+79	183.83	184.07	1279.0

1887	6185	6185.16 DES MOINES - MINNEAPOLIS #4-12"	9886+79	9890+00	187.25	187.31	321.0
1888	6185	6185.16 DES MOINES - MINNEAPOLIS #4-12"	9899+00	9910+50	187.48	187.70	1150.0
1889	6185	6185.16 DES MOINES - MINNEAPOLIS #4-12"	9913+50	9941+36	187.76	188.28	2786.0
1890	6185	6185.16 DES MOINES - MINNEAPOLIS #4-12"	9944+50	9954+50	188.34	188.53	1000.0
1891	6185	6185.16 DES MOINES - MINNEAPOLIS #4-12"	9957+00	9967+00	188.58	188.77	1000.0
1892	6185	6185.16 DES MOINES - MINNEAPOLIS #4-12"	9970+50	9972+53	188.84	188.87	203.0
1893	6185	6185.16 DES MOINES - MINNEAPOLIS #4-12"	10044+80	10050+50	190.24	190.35	570.0
1894	6185	6185.16 DES MOINES - MINNEAPOLIS #4-12"	10052+00	10059+50	190.38	190.52	750.0
1895	6185	6185.16 DES MOINES - MINNEAPOLIS #4-12"	10064+50	10067+00	190.62	190.66	250.0
1896	6185	6185.16 DES MOINES - MINNEAPOLIS #4-12"	10072+50	10078+50	190.77	190.88	600.0
1897	6185	6185.16 DES MOINES - MINNEAPOLIS #4-12"	10087+00	10093+00	191.04	191.16	600.0
1898	6185	6185.16 DES MOINES - MINNEAPOLIS #4-12"	10097+50	10101+00	191.24	191.31	350.0
1899	6185	6185.16 DES MOINES - MINNEAPOLIS #4-12"	10105+00	10108+00	191.38	191.44	300.0
1900	6185	6185.16 DES MOINES - MINNEAPOLIS #4-12"	10110+00	10120+50	191.48	191.68	1050.0
1901	6185	6185.16 DES MOINES - MINNEAPOLIS #4-12"	10123+00	10125+50	191.72	191.77	250.0
1902	6185	6185.16 DES MOINES - MINNEAPOLIS #4-12"	10131+10	10139+00	191.88	192.03	790.0
1903	6185	6185.16 DES MOINES - MINNEAPOLIS #4-12"	10156+20	10156+70	192.35	192.36	50.0
1904	6185	6185.17 DES MOINES - MINNEAPOLIS #4-12"	10158+50	10165+50	192.40	192.53	700.0
1905	6185	6185.17 DES MOINES - MINNEAPOLIS #4-12"	10170+50	10191+20	192.62	193.02	2070.0
1906	6185	6185.17 DES MOINES - MINNEAPOLIS #4-12"	10218+50	10236+60	193.53	193.88	1810.0
1907	6185	6185.19 DES MOINES - MINNEAPOLIS #4-12"	10302+80	10316+00	195.13	195.38	1320.0
1908	6185	6185.19 DES MOINES - MINNEAPOLIS #4-12"	10353+00	10357+00	196.08	196.16	400.0
1909	6185	6185.19 DES MOINES - MINNEAPOLIS #4-12"	10398+40	10409+00	196.94	197.14	1060.0
1910	6185	6185.19 DES MOINES - MINNEAPOLIS #4-12"	10411+00	10443+50	197.18	197.79	3250.0
1911	6185	6185.19 DES MOINES - MINNEAPOLIS #4-12"	10454+50	10460+10	198.00	198.11	560.0
1912	6185	6185.19 DES MOINES - MINNEAPOLIS #4-12"	10464+00	10476+50	198.18	198.42	1250.0
1913	6185	6185.19 DES MOINES - MINNEAPOLIS #4-12"	10481+50	10489+90	198.51	198.67	840.0
1914	6185	6185.19 DES MOINES - MINNEAPOLIS #4-12"	10533+00	10534+00	199.49	199.51	100.0
1915	6185	6185.19 DES MOINES - MINNEAPOLIS #4-12"	10537+00	10540+00	199.56	199.62	300.0
1916	6185	6185.19 DES MOINES - MINNEAPOLIS #4-12"	10543+50	10558+60	199.69	199.97	1510.0
1917	6185	6185.19 DES MOINES - MINNEAPOLIS #4-12"	10567+00	10580+50	200.13	200.39	1350.0
1918	6185	6185.19 DES MOINES - MINNEAPOLIS #4-12"	10587+00	10589+00	200.51	200.55	200.0
1919	6185	6185.19 DES MOINES - MINNEAPOLIS #4-12"	10590+50	10593+10	200.58	200.63	260.0
1920	6185	6185.19 DES MOINES - MINNEAPOLIS #4-12"	10676+50	10684+50	202.21	202.36	800.0
1921	6185	6185.19 DES MOINES - MINNEAPOLIS #4-12"	10696+80	10707+50	202.59	202.79	1070.0
1922	6185	6185.19 DES MOINES - MINNEAPOLIS #4-12"	10710+00	10721+10	202.84	203.05	1110.0
1923	6185	6185.19 DES MOINES - MINNEAPOLIS #4-12"	10747+10	10754+00	203.54	203.67	690.0

1924	6185	6185.19 DES MOINES - MINNEAPOLIS #4-12"	10764+10	10790+50	203.87	204.37	2640.0
1925	6185	6185.19 DES MOINES - MINNEAPOLIS #4-12"	10792+00	10796+50	204.39	204.48	450.0
1926	6185	6185.19 DES MOINES - MINNEAPOLIS #4-12"	10847+20	10855+00	205.44	205.59	780.0
1927	6185	6185.19 DES MOINES - MINNEAPOLIS #4-12"	10891+00	10892+50	206.27	206.30	150.0
1928	6185	6185.19 DES MOINES - MINNEAPOLIS #4-12"	10895+00	10896+50	206.34	206.37	150.0
1929	6185	6185.19 DES MOINES - MINNEAPOLIS #4-12"	10903+50	10913+10	206.51	206.69	960.0
1930	6185	6185.19 DES MOINES - MINNEAPOLIS #4-12"	11077+20	11104+00	209.80	210.30	2680.0
1931	6185	6185.19 DES MOINES - MINNEAPOLIS #4-12"	11118+30	11123+00	210.57	210.66	470.0
1932	6185	6185.19 DES MOINES - MINNEAPOLIS #4-12"	11125+50	11136+50	210.71	210.92	1100.0
1933	6185	6185.19 DES MOINES - MINNEAPOLIS #4-12"	11137+60	11164+00	210.94	211.44	2640.0
1934	6185	6185.19 DES MOINES - MINNEAPOLIS #4-12"	11166+00	11167+00	211.48	211.50	100.0
1935	6185	6185.19 DES MOINES - MINNEAPOLIS #4-12"	11181+00	11194+00	211.76	212.01	1300.0
1936	6185	6185.19 DES MOINES - MINNEAPOLIS #4-12"	11207+00	11210+50	212.25	212.32	350.0
1937	6185	6185.19 DES MOINES - MINNEAPOLIS #4-12"	11211+60	11216+50	212.34	212.43	490.0
1938	6185	6185.19 DES MOINES - MINNEAPOLIS #4-12"	11310+30	11326+00	214.21	214.51	1570.0
1939	6185	6185.19 DES MOINES - MINNEAPOLIS #4-12"	11329+50	11345+20	214.57	214.87	1570.0
1940	6185	6185.19 DES MOINES - MINNEAPOLIS #4-12"	11433+90	11442+80	216.55	216.72	890.0
1941	6185	6185.19 DES MOINES - MINNEAPOLIS #4-12"	11448+30	11451+10	216.82	216.88	280.0
1942	6185	6185.19 DES MOINES - MINNEAPOLIS #4-12"	11454+00	11464+50	216.93	217.13	1050.0
1943	6185	6185.19 DES MOINES - MINNEAPOLIS #4-12"	11471+30	11472+50	217.26	217.28	120.0
1944	6185	6185.19 DES MOINES - MINNEAPOLIS #4-12"	11474+00	11484+00	217.31	217.50	1000.0
1945	6185	6185.19 DES MOINES - MINNEAPOLIS #4-12"	11486+50	11499+00	217.55	217.78	1250.0
1946	6185	6185.19 DES MOINES - MINNEAPOLIS #4-12"	11504+00	11527+00	217.88	218.31	2300.0
1947	6185	6185.19 DES MOINES - MINNEAPOLIS #4-12"	11545+40	11555+00	218.66	218.84	960.0
1948	6185	6185.19 DES MOINES - MINNEAPOLIS #4-12"	11582+00	11585+00	219.36	219.41	300.0
1949	6185	6185.195 DES MOINES - MINNEAPOLIS #4-12"	11624+00	11624+50	220.15	220.16	50.0
1950	6185	6185.19 DES MOINES - MINNEAPOLIS #4-12"	11625+30	11635+00	220.18	220.36	970.0
1951	6185	6185.197 DES MOINES - MINNEAPOLIS #4-12"	11638+20	11638+70	220.42	220.43	50.0
1952	6185	6185.197 DES MOINES - MINNEAPOLIS #4-12"	11664+90	11665+40	220.93	220.94	50.0
1953	6185	6185.19 DES MOINES - MINNEAPOLIS #4-12"	11665+10	11666+10	220.93	220.95	100.0
1954	6185	6185.19 DES MOINES - MINNEAPOLIS #4-12"	11668+50	11669+50	220.99	221.01	100.0
1955	6185	6185.19 DES MOINES - MINNEAPOLIS #4-12"	11682+50	11683+50	221.26	221.28	100.0
1956	6185	6185.19 DES MOINES - MINNEAPOLIS #4-12"	11690+50	11697+00	221.41	221.53	650.0
1957	6185	6185.19 DES MOINES - MINNEAPOLIS #4-12"	11711+50	11720+50	221.81	221.98	900.0
1958	6185	6185.19 DES MOINES - MINNEAPOLIS #4-12"	11725+50	11736+30	222.07	222.28	1080.0
1959	6185	6185.19 DES MOINES - MINNEAPOLIS #4-12"	11760+20	11763+50	222.73	222.79	330.0
1960	6185	6185.19 DES MOINES - MINNEAPOLIS #4-12"	11765+00	11775+00	222.82	223.01	1000.0

1961	6185	6185.19 DES MOINES - MINNEAPOLIS #4-12"	11778+00	11790+00	223.07	223.30	1200.0
1962	6185	6185.19 DES MOINES - MINNEAPOLIS #4-12"	11924+50	11934+50	225.84	226.03	1000.0
1963	6190	6190.02 PINE BEND - ROSEMOUNT #3-10"	427+10	427+12	8.09	8.09	1.5
1964	6195	6195 IOWA CITY - DUBUQUE #1-6"	43+48	43+49	0.82	0.82	1.0
1965	6200	6200 ALBERT LEA - MANKATO #3-6"	697+35	697+98	13.21	13.22	63.2
1966	6200	6200 ALBERT LEA - MANKATO #3-6"	699+40	738+90	13.25	13.99	3950.0
1967	6200	6200 ALBERT LEA - MANKATO #3-6"	740+70	747+20	14.03	14.15	650.0
1968	6200	6200 ALBERT LEA - MANKATO #3-6"	748+70	775+85	14.18	14.69	2715.0
1969	6200	6200 ALBERT LEA - MANKATO #3-6"	778+20	783+70	14.74	14.84	550.0
1970	6200	6200 ALBERT LEA - MANKATO #3-6"	785+20	794+28	14.87	15.04	907.6
1971	6200	6200 ALBERT LEA - MANKATO #3-6"	1066+45	1093+00	20.20	20.70	2655.0
1972	6200	6200 ALBERT LEA - MANKATO #3-6"	1094+50	1104+39	20.73	20.92	989.0
1973	6200	6200 ALBERT LEA - MANKATO #3-6"	1593+92	1600+25	30.19	30.31	633.0
1974	6200	6200 ALBERT LEA - MANKATO #3-6"	1601+50	1645+80	30.33	31.17	4430.0
1975	6200	6200 ALBERT LEA - MANKATO #3-6"	1647+80	1649+80	31.21	31.25	200.0
1976	6200	6200 ALBERT LEA - MANKATO #3-6"	1651+80	1656+25	31.28	31.37	445.0
1977	6200	6200 ALBERT LEA - MANKATO #3-6"	1662+77	1672+30	31.49	31.67	953.0
1978	6200	6200 ALBERT LEA - MANKATO #3-6"	1673+80	1687+30	31.70	31.96	1350.0
1979	6200	6200 ALBERT LEA - MANKATO #3-6"	1689+60	1691+60	32.00	32.04	200.0
1980	6200	6200 ALBERT LEA - MANKATO #3-6"	1693+60	1698+57	32.08	32.17	497.0
1981	6200	6200 ALBERT LEA - MANKATO #3-6"	1700+60	1707+53	32.21	32.34	693.0
1982	6200	6200 ALBERT LEA - MANKATO #3-6"	1708+60	1720+61	32.36	32.59	1201.0
1983	6200	6200 ALBERT LEA - MANKATO #3-6"	1728+27	1756+62	32.73	33.27	2835.0
1984	6200	6200.01 ALBERT LEA - MANKATO #3-6"	1756+20	1788+72	33.26	33.88	3252.0
1985	6200	6200.01 ALBERT LEA - MANKATO #3-6"	2175+33	2195+29	41.20	41.58	1996.0
1986	6200	6200.05 ALBERT LEA - MANKATO #3-6"	2922+23	2933+85	55.35	55.57	1162.0
1987	6200	6200.05 ALBERT LEA - MANKATO #3-6"	2941+26	2946+11	55.71	55.80	485.0
1988	6200	6200.06 ALBERT LEA - MANKATO #3-6"	2946+02	2968+30	55.80	56.22	2228.0
1989	6200	6200.06 ALBERT LEA - MANKATO #3-6"	2970+80	2975+77	56.27	56.36	497.0
1990	6200	6200.07 ALBERT LEA - MANKATO #3-6"	2975+67	2997+55	56.36	56.77	2188.0
1991	6200	6200.07 ALBERT LEA - MANKATO #3-6"	3030+06	3041+10	57.39	57.60	1104.0
1992	6200	6200.07 ALBERT LEA - MANKATO #3-6"	3042+35	3043+85	57.62	57.65	150.0
1993	6200	6200.07 ALBERT LEA - MANKATO #3-6"	3045+10	3048+80	57.67	57.74	370.0
1994	6200	6200.08 ALBERT LEA - MANKATO #3-6"	3048+69	3100+04	57.74	58.71	5135.0
1995	6200	6200.08 ALBERT LEA - MANKATO #3-6"	3122+61	3190+41	59.14	60.42	6780.0
1996	6200	6200.08 ALBERT LEA - MANKATO #3-6"	3191+59	3203+50	60.45	60.67	1191.0
1997	6200	6200.08 ALBERT LEA - MANKATO #3-6"	3213+00	3235+27	60.85	61.27	2227.0

1998	6200	6200.08 ALBERT LEA - MANKATO #3-6"	3243+05	3247+44	61.42	61.50	439.0
1999	6200	6200.08 ALBERT LEA - MANKATO #3-6"	3251+48	3255+85	61.58	61.66	437.0
2000	6205	6205 NEWPORT VILLAS JCT. - BATEMAN #1-8"	44+30	45+30	0.84	0.86	100.0
2001	6205	6205 NEWPORT VILLAS JCT. - BATEMAN #1-8"	88+75	94+23	1.68	1.78	548.5
2002	6205	6205 NEWPORT VILLAS JCT. - BATEMAN #1-8"	97+83	98+83	1.85	1.87	100.0
2003	6205	6205 NEWPORT VILLAS JCT. - BATEMAN #1-8"	114+01	116+32	2.16	2.20	231.7
2004	6205	6205 NEWPORT VILLAS JCT. - BATEMAN #1-8"	123+47	130+77	2.34	2.48	730.4
2005	6205	6205 NEWPORT VILLAS JCT. - BATEMAN #1-8"	132+70	139+65	2.51	2.64	695.3
2006	6205	6205 NEWPORT VILLAS JCT. - BATEMAN #1-8"	181+01	201+75	3.43	3.82	2074.6
2007	6205	6205 NEWPORT VILLAS JCT. - BATEMAN #1-8"	204+34	205+94	3.87	3.90	160.1
2008	6205	6205 NEWPORT VILLAS JCT. - BATEMAN #1-8"	215+03	218+90	4.07	4.15	386.3
2009	6205	6205 NEWPORT VILLAS JCT. - BATEMAN #1-8"	251+38	252+38	4.76	4.78	100.0
2010	6205	6205 NEWPORT VILLAS JCT. - BATEMAN #1-8"	263+78	266+27	5.00	5.04	249.7
2011	6205	6205 NEWPORT VILLAS JCT. - BATEMAN #1-8"	267+75	271+14	5.07	5.14	339.2
2012	6205	6205 NEWPORT VILLAS JCT. - BATEMAN #1-8"	272+30	273+30	5.16	5.18	100.0
2013	6205	6205 NEWPORT VILLAS JCT. - BATEMAN #1-8"	276+37	277+37	5.23	5.25	100.0
2014	6205	6205 NEWPORT VILLAS JCT. - BATEMAN #1-8"	284+27	285+27	5.38	5.40	100.0
2015	6205	6205 NEWPORT VILLAS JCT. - BATEMAN #1-8"	289+43	293+15	5.48	5.55	371.6
2016	6205	6205 NEWPORT VILLAS JCT. - BATEMAN #1-8"	294+49	302+85	5.58	5.74	836.3
2017	6205	6205 NEWPORT VILLAS JCT. - BATEMAN #1-8"	305+80	308+91	5.79	5.85	311.1
2018	6205	6205 NEWPORT VILLAS JCT. - BATEMAN #1-8"	314+80	315+80	5.96	5.98	100.0
2019	6205	6205 NEWPORT VILLAS JCT. - BATEMAN #1-8"	317+40	325+06	6.01	6.16	766.0
2020	6205	6205 NEWPORT VILLAS JCT. - BATEMAN #1-8"	330+09	332+88	6.25	6.30	278.4
2021	6205	6205 NEWPORT VILLAS JCT. - BATEMAN #1-8"	370+28	371+28	7.01	7.03	100.0
2022	6205	6205 NEWPORT VILLAS JCT. - BATEMAN #1-8"	373+25	393+53	7.07	7.45	2028.7
2023	6205	6205 NEWPORT VILLAS JCT. - BATEMAN #1-8"	395+38	396+38	7.49	7.51	100.0
2024	6205	6205 NEWPORT VILLAS JCT. - BATEMAN #1-8"	401+24	407+64	7.60	7.72	640.1
2025	6205	6205 NEWPORT VILLAS JCT. - BATEMAN #1-8"	411+06	418+71	7.79	7.93	764.7
2026	6205	6205 NEWPORT VILLAS JCT. - BATEMAN #1-8"	422+45	423+45	8.00	8.02	100.0
2027	6205	6205 NEWPORT VILLAS JCT. - BATEMAN #1-8"	425+38	436+54	8.06	8.27	1115.2
2028	6205	6205 NEWPORT VILLAS JCT. - BATEMAN #1-8"	437+72	441+43	8.29	8.36	371.2
2029	6205	6205 NEWPORT VILLAS JCT. - BATEMAN #1-8"	442+72	447+17	8.38	8.47	445.8
2030	6205	6205 NEWPORT VILLAS JCT. - BATEMAN #1-8"	448+50	460+29	8.49	8.72	1178.9
2031	6205	6205 NEWPORT VILLAS JCT. - BATEMAN #1-8"	465+36	468+05	8.81	8.86	269.5
2032	6205	6205 NEWPORT VILLAS JCT. - BATEMAN #1-8"	507+68	510+47	9.62	9.67	279.9
2033	6205	6205 NEWPORT VILLAS JCT. - BATEMAN #1-8"	558+30	569+74	10.57	10.79	1143.1
2034	6205	6205.02 NEWPORT VILLAS JCT. - BATEMAN #1-8"	1148+63	1155+11	21.75	21.88	648.0

2035	6205	6205.02 NEWPORT VILLAS JCT. - BATEMAN #1-8"	1274+47	1285+46	24.14	24.35	1099.0
2036	6205	6205.02 NEWPORT VILLAS JCT. - BATEMAN #1-8"	1287+63	1289+90	24.39	24.43	227.0
2037	6205	6205.02 NEWPORT VILLAS JCT. - BATEMAN #1-8"	1295+63	1299+19	24.54	24.61	356.0
2038	6205	6205.02 NEWPORT VILLAS JCT. - BATEMAN #1-8"	1875+12	1877+25	35.51	35.55	213.0
2039	6205	6205.02 NEWPORT VILLAS JCT. - BATEMAN #1-8"	1969+07	1971+94	37.29	37.35	287.0
2040	6205	6205.02 NEWPORT VILLAS JCT. - BATEMAN #1-8"	1974+38	1977+26	37.39	37.45	288.0
2041	6205	6205.02 NEWPORT VILLAS JCT. - BATEMAN #1-8"	1979+11	1981+73	37.48	37.53	262.0
2042	6205	6205.02 NEWPORT VILLAS JCT. - BATEMAN #1-8"	1985+35	1986+35	37.60	37.62	100.0
2043	6205	6205.03 NEWPORT VILLAS JCT. - BATEMAN #1-8"	2045+14	2054+90	38.73	38.92	976.0
2044	6205	6205.03 NEWPORT VILLAS JCT. - BATEMAN #1-8"	2058+20	2081+41	38.98	39.42	2321.0
2045	6205	6205.03 NEWPORT VILLAS JCT. - BATEMAN #1-8"	2100+02	2115+92	39.77	40.07	1590.0
2046	6205	6205.03 NEWPORT VILLAS JCT. - BATEMAN #1-8"	2121+79	2125+02	40.19	40.25	323.0
2047	6205	6205.03 NEWPORT VILLAS JCT. - BATEMAN #1-8"	2132+60	2136+27	40.39	40.46	367.0
2048	6205	6205.03 NEWPORT VILLAS JCT. - BATEMAN #1-8"	2651+62	2655+63	50.22	50.30	401.0
2049	6205	6205.03 NEWPORT VILLAS JCT. - BATEMAN #1-8"	2659+41	2661+30	50.37	50.40	189.0
2050	6205	6205.03 NEWPORT VILLAS JCT. - BATEMAN #1-8"	2665+16	2667+36	50.48	50.52	220.0
2051	6205	6205.03 NEWPORT VILLAS JCT. - BATEMAN #1-8"	3057+28	3058+28	57.90	57.92	100.0
2052	6205	6205.03 NEWPORT VILLAS JCT. - BATEMAN #1-8"	3059+42	3065+73	57.94	58.06	631.0
2053	6205	6205.03 NEWPORT VILLAS JCT. - BATEMAN #1-8"	3130+56	3131+56	59.29	59.31	100.0
2054	6205	6205.03 NEWPORT VILLAS JCT. - BATEMAN #1-8"	3133+51	3135+05	59.35	59.38	154.0
2055	6205	6205.03 NEWPORT VILLAS JCT. - BATEMAN #1-8"	3262+51	3264+04	61.79	61.82	153.0
2056	6205	6205.03 NEWPORT VILLAS JCT. - BATEMAN #1-8"	3266+21	3267+21	61.86	61.88	100.0
2057	6205	6205.03 NEWPORT VILLAS JCT. - BATEMAN #1-8"	3271+54	3274+16	61.96	62.01	262.0
2058	6205	6205.03 NEWPORT VILLAS JCT. - BATEMAN #1-8"	3291+31	3291+41	62.34	62.34	10.0
2059	6205	6205.03 NEWPORT VILLAS JCT. - BATEMAN #1-8"	3298+14	3299+14	62.46	62.48	100.0
2060	6205	6205.03 NEWPORT VILLAS JCT. - BATEMAN #1-8"	3303+04	3304+04	62.56	62.58	100.0
2061	6205	6205.03 NEWPORT VILLAS JCT. - BATEMAN #1-8"	3307+98	3309+48	62.65	62.68	150.0
2062	6205	6205.03 NEWPORT VILLAS JCT. - BATEMAN #1-8"	3323+88	3325+60	62.95	62.98	172.0
2063	6205	6205.03 NEWPORT VILLAS JCT. - BATEMAN #1-8"	3337+36	3338+36	63.21	63.23	100.0
2064	6205	6205.03 NEWPORT VILLAS JCT. - BATEMAN #1-8"	3340+63	3342+83	63.27	63.31	220.0
2065	6205	6205.03 NEWPORT VILLAS JCT. - BATEMAN #1-8"	3848+11	3849+30	72.88	72.90	119.0
2066	6205	6205.03 NEWPORT VILLAS JCT. - BATEMAN #1-8"	3867+67	3868+67	73.25	73.27	100.0
2067	6205	6205.03 NEWPORT VILLAS JCT. - BATEMAN #1-8"	3871+36	3872+36	73.32	73.34	100.0
2068	6205	6205.03 NEWPORT VILLAS JCT. - BATEMAN #1-8"	3881+13	3882+45	73.51	73.53	132.0
2069	6205	6205.03 NEWPORT VILLAS JCT. - BATEMAN #1-8"	3885+01	3886+01	73.58	73.60	100.0
2070	6205	6205.03 NEWPORT VILLAS JCT. - BATEMAN #1-8"	4062+70	4063+70	76.95	76.96	100.0
2071	6205	6205.03 NEWPORT VILLAS JCT. - BATEMAN #1-8"	4073+02	4074+02	77.14	77.16	100.0

2072	6205	6205.03 NEWPORT VILLAS JCT. - BATEMAN #1-8"	4080+72	4081+72	77.29	77.31	100.0
2073	6205	6205.03 NEWPORT VILLAS JCT. - BATEMAN #1-8"	4172+52	4175+31	79.03	79.08	279.0
2074	6205	6205.03 NEWPORT VILLAS JCT. - BATEMAN #1-8"	4191+15	4193+14	79.38	79.42	199.0
2075	6205	6205.03 NEWPORT VILLAS JCT. - BATEMAN #1-8"	4202+33	4203+33	79.59	79.61	100.0
2076	6205	6205.03 NEWPORT VILLAS JCT. - BATEMAN #1-8"	4233+14	4235+83	80.17	80.22	269.0
2077	6205	6205.03 NEWPORT VILLAS JCT. - BATEMAN #1-8"	4270+81	4272+02	80.89	80.91	121.0
2078	6205	6205.03 NEWPORT VILLAS JCT. - BATEMAN #1-8"	4280+17	4281+17	81.06	81.08	100.0
2079	6205	6205.03 NEWPORT VILLAS JCT. - BATEMAN #1-8"	4311+83	4313+98	81.66	81.70	215.0
2080	6205	6205.03 NEWPORT VILLAS JCT. - BATEMAN #1-8"	4327+21	4328+21	81.95	81.97	100.0
2081	6205	6205.03 NEWPORT VILLAS JCT. - BATEMAN #1-8"	4506+38	4509+81	85.35	85.41	343.0
2082	6205	6205.03 NEWPORT VILLAS JCT. - BATEMAN #1-8"	4511+69	4512+69	85.45	85.47	100.0
2083	6205	6205.03 NEWPORT VILLAS JCT. - BATEMAN #1-8"	4524+23	4525+68	85.69	85.71	145.0
2084	6205	6205.03 NEWPORT VILLAS JCT. - BATEMAN #1-8"	4642+28	4643+66	87.92	87.95	138.0
2085	6210	6210 BETTENDORF JCT. - BETTENDORF #1-8"	0+00	0+01	0.00	0.00	0.5
2086	6215	6215.09 MINNEAPOLIS - DULUTH #2-8"	829+80	830+80	15.72	15.73	100.0
2087	6215	6215.09 MINNEAPOLIS - DULUTH #2-8"	843+50	844+50	15.98	15.99	100.0
2088	6215	6215.09 MINNEAPOLIS - DULUTH #2-8"	1961+10	1962+10	37.14	37.16	100.0
2089	6215	6215.09 MINNEAPOLIS - DULUTH #2-8"	2038+40	2040+15	38.61	38.64	175.0
2090	6215	6215.09 MINNEAPOLIS - DULUTH #2-8"	2041+90	2043+90	38.67	38.71	200.0
2091	6215	6215.09 MINNEAPOLIS - DULUTH #2-8"	2047+40	2049+90	38.78	38.82	250.0
2092	6215	6215.09 MINNEAPOLIS - DULUTH #2-8"	2143+50	2145+50	40.60	40.63	200.0
2093	6215	6215.09 MINNEAPOLIS - DULUTH #2-8"	2147+00	2148+50	40.66	40.69	150.0
2094	6215	6215.09 MINNEAPOLIS - DULUTH #2-8"	2186+05	2193+30	41.40	41.54	725.0
2095	6215	6215.09 MINNEAPOLIS - DULUTH #2-8"	2195+30	2196+80	41.58	41.61	150.0
2096	6215	6215.09 MINNEAPOLIS - DULUTH #2-8"	2198+05	2199+80	41.63	41.66	175.0
2097	6215	6215.09 MINNEAPOLIS - DULUTH #2-8"	2205+30	2206+30	41.77	41.79	100.0
2098	6215	6215.09 MINNEAPOLIS - DULUTH #2-8"	2207+80	2214+80	41.81	41.95	700.0
2099	6215	6215.09 MINNEAPOLIS - DULUTH #2-8"	2226+10	2231+35	42.16	42.26	525.0
2100	6215	6215.09 MINNEAPOLIS - DULUTH #2-8"	2237+10	2238+10	42.37	42.39	100.0
2101	6215	6215.09 MINNEAPOLIS - DULUTH #2-8"	2241+60	2242+60	42.45	42.47	100.0
2102	6215	6215.09 MINNEAPOLIS - DULUTH #2-8"	2291+30	2292+30	43.40	43.41	100.0
2103	6215	6215.09 MINNEAPOLIS - DULUTH #2-8"	2308+90	2309+90	43.73	43.75	100.0
2104	6215	6215.09 MINNEAPOLIS - DULUTH #2-8"	2312+15	2317+40	43.79	43.89	525.0
2105	6215	6215.09 MINNEAPOLIS - DULUTH #2-8"	2333+70	2334+70	44.20	44.22	100.0
2106	6215	6215.09 MINNEAPOLIS - DULUTH #2-8"	2337+20	2339+70	44.27	44.31	250.0
2107	6215	6215.09 MINNEAPOLIS - DULUTH #2-8"	2342+70	2345+20	44.37	44.42	250.0
2108	6215	6215.09 MINNEAPOLIS - DULUTH #2-8"	2350+20	2351+70	44.51	44.54	150.0

2109	6215	6215.09 MINNEAPOLIS - DULUTH #2-8"	2411+50	2413+00	45.67	45.70	150.0
2110	6215	6215.09 MINNEAPOLIS - DULUTH #2-8"	2606+20	2615+45	49.36	49.54	925.0
2111	6215	6215.09 MINNEAPOLIS - DULUTH #2-8"	2624+20	2627+20	49.70	49.76	300.0
2112	6215	6215.09 MINNEAPOLIS - DULUTH #2-8"	2709+30	2710+30	51.31	51.33	100.0
2113	6215	6215.09 MINNEAPOLIS - DULUTH #2-8"	2761+10	2762+10	52.29	52.31	100.0
2114	6215	6215.09 MINNEAPOLIS - DULUTH #2-8"	2772+60	2777+01	52.51	52.59	441.0
2115	6215	6215.09 MINNEAPOLIS - DULUTH #2-8"	2802+90	2803+90	53.09	53.10	100.0
2116	6215	6215.09 MINNEAPOLIS - DULUTH #2-8"	2808+90	2809+95	53.20	53.22	105.0
2117	6215	6215.09 MINNEAPOLIS - DULUTH #2-8"	2868+70	2871+70	54.33	54.39	300.0
2118	6215	6215.09 MINNEAPOLIS - DULUTH #2-8"	2911+00	2912+25	55.13	55.16	125.0
2119	6215	6215.09 MINNEAPOLIS - DULUTH #2-8"	2917+50	2918+50	55.26	55.27	100.0
2120	6215	6215.09 MINNEAPOLIS - DULUTH #2-8"	2930+00	2933+00	55.49	55.55	300.0
2121	6215	6215.09 MINNEAPOLIS - DULUTH #2-8"	2934+28	2937+50	55.57	55.63	322.0
2122	6215	6215.09 MINNEAPOLIS - DULUTH #2-8"	2942+00	2943+50	55.72	55.75	150.0
2123	6215	6215.09 MINNEAPOLIS - DULUTH #2-8"	2955+00	2957+30	55.97	56.01	230.0
2124	6215	6215.09 MINNEAPOLIS - DULUTH #2-8"	2972+30	2976+30	56.29	56.37	400.0
2125	6215	6215.09 MINNEAPOLIS - DULUTH #2-8"	2985+30	2986+30	56.54	56.56	100.0
2126	6215	6215.09 MINNEAPOLIS - DULUTH #2-8"	2987+80	2991+80	56.59	56.66	400.0
2127	6215	6215.09 MINNEAPOLIS - DULUTH #2-8"	2995+30	2999+30	56.73	56.80	400.0
2128	6215	6215.09 MINNEAPOLIS - DULUTH #2-8"	3001+80	3003+80	56.85	56.89	200.0
2129	6215	6215.09 MINNEAPOLIS - DULUTH #2-8"	3009+60	3010+60	57.00	57.02	100.0
2130	6215	6215.09 MINNEAPOLIS - DULUTH #2-8"	3089+65	3091+40	58.52	58.55	175.0
2131	6215	6215.09 MINNEAPOLIS - DULUTH #2-8"	3101+90	3102+90	58.75	58.77	100.0
2132	6215	6215.09 MINNEAPOLIS - DULUTH #2-8"	3119+70	3121+20	59.09	59.11	150.0
2133	6215	6215.09 MINNEAPOLIS - DULUTH #2-8"	3128+70	3132+20	59.26	59.32	350.0
2134	6215	6215.09 MINNEAPOLIS - DULUTH #2-8"	3135+29	3136+29	59.38	59.40	100.0
2135	6215	6215.09 MINNEAPOLIS - DULUTH #2-8"	3152+95	3161+95	59.71	59.89	900.0
2136	6215	6215.09 MINNEAPOLIS - DULUTH #2-8"	3169+25	3170+75	60.02	60.05	150.0
2137	6215	6215.09 MINNEAPOLIS - DULUTH #2-8"	3182+50	3183+50	60.27	60.29	100.0
2138	6215	6215.09 MINNEAPOLIS - DULUTH #2-8"	3188+50	3189+50	60.39	60.41	100.0
2139	6215	6215.09 MINNEAPOLIS - DULUTH #2-8"	3262+05	3264+80	61.78	61.83	275.0
2140	6215	6215.09 MINNEAPOLIS - DULUTH #2-8"	3373+40	3381+70	63.89	64.05	830.0
2141	6215	6215.09 MINNEAPOLIS - DULUTH #2-8"	3386+45	3399+70	64.14	64.39	1325.0
2142	6215	6215.09 MINNEAPOLIS - DULUTH #2-8"	3404+20	3407+70	64.47	64.54	350.0
2143	6215	6215.09 MINNEAPOLIS - DULUTH #2-8"	3814+10	3821+60	72.24	72.38	750.0
2144	6215	6215.09 MINNEAPOLIS - DULUTH #2-8"	3864+65	3866+90	73.19	73.24	225.0
2145	6215	6215.09 MINNEAPOLIS - DULUTH #2-8"	3972+50	3973+50	75.24	75.26	100.0

2146	6215	6215.1 MINNEAPOLIS - DULUTH #2-8"	4118+40	4121+65	78.00	78.06	325.0
2147	6215	6215.1 MINNEAPOLIS - DULUTH #2-8"	4370+10	4373+10	82.77	82.82	300.0
2148	6215	6215.1 MINNEAPOLIS - DULUTH #2-8"	4382+90	4384+90	83.01	83.05	200.0
2149	6215	6215.1 MINNEAPOLIS - DULUTH #2-8"	4386+90	4388+40	83.09	83.11	150.0
2150	6215	6215.1 MINNEAPOLIS - DULUTH #2-8"	4405+40	4408+90	83.44	83.50	350.0
2151	6215	6215.1 MINNEAPOLIS - DULUTH #2-8"	4413+90	4414+90	83.60	83.62	100.0
2152	6215	6215.1 MINNEAPOLIS - DULUTH #2-8"	4418+90	4419+90	83.69	83.71	100.0
2153	6215	6215.1 MINNEAPOLIS - DULUTH #2-8"	4422+65	4423+65	83.76	83.78	100.0
2154	6215	6215.1 MINNEAPOLIS - DULUTH #2-8"	5005+70	5007+70	94.80	94.84	200.0
2155	6215	6215.1 MINNEAPOLIS - DULUTH #2-8"	5010+70	5012+70	94.90	94.94	200.0
2156	6215	6215.1 MINNEAPOLIS - DULUTH #2-8"	5031+00	5033+00	95.28	95.32	200.0
2157	6215	6215.1 MINNEAPOLIS - DULUTH #2-8"	5035+50	5036+50	95.37	95.39	100.0
2158	6215	6215.1 MINNEAPOLIS - DULUTH #2-8"	5277+29	5278+70	99.95	99.98	141.0
2159	6220	6220.09 KANSAS CITY - IRVINGTON #3-8"	1436+38	1437+38	27.20	27.22	100.0
2160	6220	6220.09 KANSAS CITY - IRVINGTON #3-8"	1455+99	1456+99	27.58	27.59	100.0
2161	6220	6220.09 KANSAS CITY - IRVINGTON #3-8"	1459+87	1463+87	27.65	27.72	400.0
2162	6220	6220.09 KANSAS CITY - IRVINGTON #3-8"	1590+70	1591+70	30.13	30.15	100.0
2163	6220	6220.09 KANSAS CITY - IRVINGTON #3-8"	1596+39	1603+80	30.23	30.38	741.0
2164	6220	6220.09 KANSAS CITY - IRVINGTON #3-8"	1614+24	1615+24	30.57	30.59	100.0
2165	6220	6220.09 KANSAS CITY - IRVINGTON #3-8"	1642+03	1644+97	31.10	31.15	294.0
2166	6220	6220.09 KANSAS CITY - IRVINGTON #3-8"	1761+96	1763+53	33.37	33.40	157.0
2167	6220	6220.09 KANSAS CITY - IRVINGTON #3-8"	1799+38	1815+11	34.08	34.38	1573.0
2168	6220	6220.09 KANSAS CITY - IRVINGTON #3-8"	1816+94	1819+20	34.41	34.45	226.0
2169	6220	6220.09 KANSAS CITY - IRVINGTON #3-8"	1820+67	1839+46	34.48	34.84	1879.0
2170	6220	6220.09 KANSAS CITY - IRVINGTON #3-8"	1840+70	1841+70	34.86	34.88	100.0
2171	6220	6220.09 KANSAS CITY - IRVINGTON #3-8"	1843+26	1852+42	34.91	35.08	916.0
2172	6220	6220.09 KANSAS CITY - IRVINGTON #3-8"	1854+29	1860+96	35.12	35.25	667.0
2173	6220	6220.09 KANSAS CITY - IRVINGTON #3-8"	1886+46	1890+45	35.73	35.80	399.0
2174	6220	6220.09 KANSAS CITY - IRVINGTON #3-8"	1893+63	1895+48	35.86	35.90	185.0
2175	6220	6220.09 KANSAS CITY - IRVINGTON #3-8"	1917+97	1931+98	36.33	36.59	1401.0
2176	6220	6220.09 KANSAS CITY - IRVINGTON #3-8"	1949+30	1950+80	36.92	36.95	150.0
2177	6220	6220.09 KANSAS CITY - IRVINGTON #3-8"	1953+34	1958+68	37.00	37.10	534.0
2178	6220	6220.09 KANSAS CITY - IRVINGTON #3-8"	1960+92	1981+23	37.14	37.52	2031.0
2179	6220	6220.09 KANSAS CITY - IRVINGTON #3-8"	1985+29	1993+33	37.60	37.75	804.0
2180	6220	6220.09 KANSAS CITY - IRVINGTON #3-8"	1995+32	2008+85	37.79	38.05	1353.0
2181	6220	6220.09 KANSAS CITY - IRVINGTON #3-8"	2012+39	2018+63	38.11	38.23	624.0
2182	6220	6220.09 KANSAS CITY - IRVINGTON #3-8"	2047+86	2050+50	38.79	38.84	264.0

2183	6220	6220.09	KANSAS CITY - IRVINGTON #3-8"	2053+34	2063+07	38.89	39.07	973.0
2184	6220	6220.09	KANSAS CITY - IRVINGTON #3-8"	2078+59	2081+32	39.37	39.42	273.0
2185	6220	6220.09	KANSAS CITY - IRVINGTON #3-8"	2082+34	2083+34	39.44	39.46	100.0
2186	6220	6220.09	KANSAS CITY - IRVINGTON #3-8"	2085+00	2087+79	39.49	39.54	279.0
2187	6220	6220.09	KANSAS CITY - IRVINGTON #3-8"	2090+82	2093+33	39.60	39.65	251.0
2188	6220	6220.09	KANSAS CITY - IRVINGTON #3-8"	2096+33	2098+48	39.70	39.74	215.0
2189	6220	6220.09	KANSAS CITY - IRVINGTON #3-8"	2099+70	2102+89	39.77	39.83	319.0
2190	6220	6220.09	KANSAS CITY - IRVINGTON #3-8"	2103+90	2106+77	39.85	39.90	287.0
2191	6220	6220.09	KANSAS CITY - IRVINGTON #3-8"	2136+35	2138+99	40.46	40.51	264.0
2192	6220	6220.09	KANSAS CITY - IRVINGTON #3-8"	2143+45	2145+81	40.60	40.64	236.0
2193	6220	6220.09	KANSAS CITY - IRVINGTON #3-8"	2150+33	2151+33	40.73	40.74	100.0
2194	6220	6220.09	KANSAS CITY - IRVINGTON #3-8"	2164+31	2169+92	40.99	41.10	561.0
2195	6220	6220.09	KANSAS CITY - IRVINGTON #3-8"	2172+16	2175+08	41.14	41.19	292.0
2196	6220	6220.09	KANSAS CITY - IRVINGTON #3-8"	2176+90	2177+90	41.23	41.25	100.0
2197	6220	6220.09	KANSAS CITY - IRVINGTON #3-8"	2200+58	2206+81	41.68	41.80	623.0
2198	6220	6220.09	KANSAS CITY - IRVINGTON #3-8"	2213+72	2219+43	41.93	42.03	571.0
2199	6220	6220.09	KANSAS CITY - IRVINGTON #3-8"	2220+44	2229+05	42.05	42.22	861.0
2200	6220	6220.09	KANSAS CITY - IRVINGTON #3-8"	2232+64	2233+66	42.28	42.30	102.0
2201	6220	6220.09	KANSAS CITY - IRVINGTON #3-8"	2235+56	2239+71	42.34	42.42	415.0
2202	6220	6220.1	KANSAS CITY - IRVINGTON #3-8"	2244+74	2245+24	42.51	42.52	50.0
2203	6220	6220.1	KANSAS CITY - IRVINGTON #3-8"	2258+50	2259+71	42.77	42.80	121.0
2204	6220	6220.1	KANSAS CITY - IRVINGTON #3-8"	2261+80	2265+05	42.84	42.90	325.0
2205	6220	6220.1	KANSAS CITY - IRVINGTON #3-8"	2268+63	2271+05	42.97	43.01	242.0
2206	6220	6220.1	KANSAS CITY - IRVINGTON #3-8"	2273+28	2275+51	43.05	43.10	223.0
2207	6220	6220.1	KANSAS CITY - IRVINGTON #3-8"	2276+59	2278+22	43.12	43.15	163.0
2208	6220	6220.105	KANSAS CITY - IRVINGTON #3-8"	2283+26	2283+76	43.24	43.25	50.0
2209	6220	6220.1	KANSAS CITY - IRVINGTON #3-8"	2326+75	2328+98	44.07	44.11	223.0
2210	6220	6220.1	KANSAS CITY - IRVINGTON #3-8"	2330+44	2334+25	44.14	44.21	381.0
2211	6220	6220.11	KANSAS CITY - IRVINGTON #3-8"	2334+18	2338+62	44.21	44.29	444.0
2212	6220	6220.11	KANSAS CITY - IRVINGTON #3-8"	2345+34	2352+58	44.42	44.56	724.0
2213	6220	6220.11	KANSAS CITY - IRVINGTON #3-8"	2354+03	2380+40	44.58	45.08	2637.0
2214	6220	6220.11	KANSAS CITY - IRVINGTON #3-8"	2385+62	2387+43	45.18	45.22	181.0
2215	6220	6220.11	KANSAS CITY - IRVINGTON #3-8"	2389+34	2394+86	45.25	45.36	552.0
2216	6220	6220.11	KANSAS CITY - IRVINGTON #3-8"	2402+82	2403+82	45.51	45.53	100.0
2217	6220	6220.11	KANSAS CITY - IRVINGTON #3-8"	2406+15	2407+15	45.57	45.59	100.0
2218	6220	6220.11	KANSAS CITY - IRVINGTON #3-8"	2421+29	2422+29	45.86	45.88	100.0
2219	6220	6220.11	KANSAS CITY - IRVINGTON #3-8"	2425+64	2426+64	45.94	45.96	100.0

2220	6220	6220.11 KANSAS CITY - IRVINGTON #3-8"	2435+27	2437+71	46.12	46.17	244.0
2221	6220	6220.11 KANSAS CITY - IRVINGTON #3-8"	2443+26	2447+63	46.27	46.36	437.0
2222	6220	6220.11 KANSAS CITY - IRVINGTON #3-8"	2451+30	2459+28	46.43	46.58	798.0
2223	6220	6220.11 KANSAS CITY - IRVINGTON #3-8"	2504+07	2505+07	47.43	47.44	100.0
2224	6220	6220.12 KANSAS CITY - IRVINGTON #3-8"	2629+87	2630+87	49.81	49.83	100.0
2225	6220	6220.12 KANSAS CITY - IRVINGTON #3-8"	2634+17	2648+19	49.89	50.16	1402.0
2226	6220	6220.12 KANSAS CITY - IRVINGTON #3-8"	2650+26	2665+83	50.19	50.49	1557.0
2227	6220	6220.12 KANSAS CITY - IRVINGTON #3-8"	2707+93	2711+53	51.29	51.35	360.0
2228	6220	6220.12 KANSAS CITY - IRVINGTON #3-8"	2713+02	2714+02	51.38	51.40	100.0
2229	6220	6220.12 KANSAS CITY - IRVINGTON #3-8"	2718+16	2720+74	51.48	51.53	258.0
2230	6220	6220.12 KANSAS CITY - IRVINGTON #3-8"	2739+23	2748+33	51.88	52.05	910.0
2231	6220	6220.12 KANSAS CITY - IRVINGTON #3-8"	2749+72	2753+12	52.08	52.14	340.0
2232	6220	6220.12 KANSAS CITY - IRVINGTON #3-8"	2761+50	2763+31	52.30	52.34	181.0
2233	6220	6220.12 KANSAS CITY - IRVINGTON #3-8"	3369+81	3383+54	63.82	64.08	1373.0
2234	6220	6220.12 KANSAS CITY - IRVINGTON #3-8"	3385+53	3386+53	64.12	64.14	100.0
2235	6220	6220.12 KANSAS CITY - IRVINGTON #3-8"	3387+89	3393+64	64.16	64.27	575.0
2236	6220	6220.12 KANSAS CITY - IRVINGTON #3-8"	3395+73	3397+31	64.31	64.34	158.0
2237	6220	6220.12 KANSAS CITY - IRVINGTON #3-8"	3399+18	3409+18	64.38	64.57	1000.0
2238	6220	6220.12 KANSAS CITY - IRVINGTON #3-8"	3415+64	3425+91	64.69	64.88	1027.0
2239	6220	6220.12 KANSAS CITY - IRVINGTON #3-8"	3430+52	3436+95	64.97	65.09	643.0
2240	6220	6220.12 KANSAS CITY - IRVINGTON #3-8"	3439+02	3441+23	65.13	65.17	221.0
2241	6220	6220.12 KANSAS CITY - IRVINGTON #3-8"	3442+40	3447+25	65.20	65.29	485.0
2242	6220	6220.12 KANSAS CITY - IRVINGTON #3-8"	3448+26	3459+15	65.31	65.51	1089.0
2243	6220	6220.12 KANSAS CITY - IRVINGTON #3-8"	3462+47	3479+74	65.58	65.90	1727.0
2244	6220	6220.12 KANSAS CITY - IRVINGTON #3-8"	3483+50	3484+50	65.98	65.99	100.0
2245	6220	6220.125 KANSAS CITY - IRVINGTON #3-8"	3493+39	3493+89	66.16	66.17	50.0
2246	6220	6220.125 KANSAS CITY - IRVINGTON #3-8"	3496+95	3497+45	66.23	66.24	50.0
2247	6220	6220.12 KANSAS CITY - IRVINGTON #3-8"	3499+54	3499+57	66.28	66.28	3.0
2248	6220	6220.12 KANSAS CITY - IRVINGTON #3-8"	3499+72	3500+72	66.28	66.30	100.0
2249	6220	6220.12 KANSAS CITY - IRVINGTON #3-8"	3504+89	3511+20	66.38	66.50	631.0
2250	6220	6220.12 KANSAS CITY - IRVINGTON #3-8"	3513+60	3514+60	66.55	66.56	100.0
2251	6220	6220.12 KANSAS CITY - IRVINGTON #3-8"	3519+29	3520+29	66.65	66.67	100.0
2252	6220	6220.12 KANSAS CITY - IRVINGTON #3-8"	3521+59	3535+16	66.70	66.95	1357.0
2253	6220	6220.12 KANSAS CITY - IRVINGTON #3-8"	3555+74	3556+24	67.34	67.35	50.0
2254	6220	6220.13 KANSAS CITY - IRVINGTON #3-8"	3559+27	3560+74	67.41	67.44	147.0
2255	6220	6220.14 KANSAS CITY - IRVINGTON #3-8"	3559+86	3566+88	67.42	67.55	702.0
2256	6220	6220.14 KANSAS CITY - IRVINGTON #3-8"	3568+21	3570+29	67.58	67.62	208.0

2257	6220	6220.14 KANSAS CITY - IRVINGTON #3-8"	3573+99	3585+44	67.69	67.91	1145.0
2258	6220	6220.14 KANSAS CITY - IRVINGTON #3-8"	3586+60	3610+24	67.93	68.38	2364.0
2259	6220	6220.14 KANSAS CITY - IRVINGTON #3-8"	3611+46	3614+61	68.40	68.46	315.0
2260	6220	6220.14 KANSAS CITY - IRVINGTON #3-8"	3617+10	3631+72	68.51	68.78	1462.0
2261	6220	6220.14 KANSAS CITY - IRVINGTON #3-8"	3639+84	3640+84	68.94	68.96	100.0
2262	6220	6220.14 KANSAS CITY - IRVINGTON #3-8"	3643+24	3644+24	69.00	69.02	100.0
2263	6220	6220.14 KANSAS CITY - IRVINGTON #3-8"	3652+68	3653+68	69.18	69.20	100.0
2264	6220	6220.14 KANSAS CITY - IRVINGTON #3-8"	3655+06	3659+38	69.22	69.31	432.0
2265	6220	6220.14 KANSAS CITY - IRVINGTON #3-8"	3671+84	3672+84	69.54	69.56	100.0
2266	6220	6220.14 KANSAS CITY - IRVINGTON #3-8"	3674+10	3690+76	69.59	69.90	1666.0
2267	6220	6220.14 KANSAS CITY - IRVINGTON #3-8"	3697+46	3708+81	70.03	70.24	1135.0
2268	6220	6220.14 KANSAS CITY - IRVINGTON #3-8"	3710+85	3719+71	70.28	70.45	886.0
2269	6220	6220.14 KANSAS CITY - IRVINGTON #3-8"	3722+57	3747+90	70.50	70.98	2533.0
2270	6220	6220.14 KANSAS CITY - IRVINGTON #3-8"	3772+93	3775+36	71.46	71.50	243.0
2271	6220	6220.14 KANSAS CITY - IRVINGTON #3-8"	3794+40	3795+40	71.86	71.88	100.0
2272	6220	6220.14 KANSAS CITY - IRVINGTON #3-8"	3797+12	3798+70	71.92	71.95	158.0
2273	6220	6220.14 KANSAS CITY - IRVINGTON #3-8"	3805+96	3806+96	72.08	72.10	100.0
2274	6220	6220.15 KANSAS CITY - IRVINGTON #3-8"	3833+05	3835+10	72.60	72.63	205.0
2275	6220	6220.15 KANSAS CITY - IRVINGTON #3-8"	3836+12	3846+72	72.65	72.85	1060.0
2276	6220	6220.15 KANSAS CITY - IRVINGTON #3-8"	3848+01	3858+89	72.88	73.09	1088.0
2277	6220	6220.15 KANSAS CITY - IRVINGTON #3-8"	3862+92	3869+14	73.16	73.28	622.0
2278	6220	6220.15 KANSAS CITY - IRVINGTON #3-8"	3872+31	3876+57	73.34	73.42	426.0
2279	6220	6220.15 KANSAS CITY - IRVINGTON #3-8"	3883+09	3886+41	73.54	73.61	332.0
2280	6220	6220.15 KANSAS CITY - IRVINGTON #3-8"	3888+49	3890+09	73.65	73.68	160.0
2281	6220	6220.15 KANSAS CITY - IRVINGTON #3-8"	3895+01	3896+01	73.77	73.79	100.0
2282	6220	6220.15 KANSAS CITY - IRVINGTON #3-8"	4276+61	4283+24	81.00	81.12	663.0
2283	6220	6220.15 KANSAS CITY - IRVINGTON #3-8"	4292+56	4293+56	81.30	81.32	100.0
2284	6220	6220.15 KANSAS CITY - IRVINGTON #3-8"	4294+71	4304+53	81.34	81.53	982.0
2285	6220	6220.15 KANSAS CITY - IRVINGTON #3-8"	4311+43	4314+88	81.66	81.72	345.0
2286	6220	6220.15 KANSAS CITY - IRVINGTON #3-8"	4317+14	4318+65	81.76	81.79	151.0
2287	6220	6220.15 KANSAS CITY - IRVINGTON #3-8"	4321+43	4331+61	81.85	82.04	1018.0
2288	6220	6220.15 KANSAS CITY - IRVINGTON #3-8"	4340+72	4341+72	82.21	82.23	100.0
2289	6220	6220.15 KANSAS CITY - IRVINGTON #3-8"	4346+27	4346+77	82.32	82.33	50.0
2290	6220	6220.16 KANSAS CITY - IRVINGTON #3-8"	4346+30	4347+16	82.32	82.33	86.0
2291	6220	6220.16 KANSAS CITY - IRVINGTON #3-8"	4353+60	4360+68	82.45	82.59	708.0
2292	6220	6220.16 KANSAS CITY - IRVINGTON #3-8"	4371+34	4375+43	82.79	82.87	409.0
2293	6220	6220.16 KANSAS CITY - IRVINGTON #3-8"	4377+04	4382+50	82.90	83.00	546.0

2294	6220	6220.16 KANSAS CITY - IRVINGTON #3-8"	4384+35	4395+18	83.04	83.24	1083.0
2295	6220	6220.16 KANSAS CITY - IRVINGTON #3-8"	4397+42	4402+71	83.28	83.38	529.0
2296	6220	6220.16 KANSAS CITY - IRVINGTON #3-8"	4409+11	4419+77	83.51	83.71	1066.0
2297	6220	6220.165 KANSAS CITY - IRVINGTON #3-8"	4420+79	4421+29	83.73	83.74	50.0
2298	6220	6220.16 KANSAS CITY - IRVINGTON #3-8"	4433+40	4434+13	83.97	83.98	73.0
2299	6220	6220.16 KANSAS CITY - IRVINGTON #3-8"	4443+61	4451+92	84.16	84.32	831.0
2300	6220	6220.16 KANSAS CITY - IRVINGTON #3-8"	4457+12	4458+51	84.42	84.44	139.0
2301	6220	6220.16 KANSAS CITY - IRVINGTON #3-8"	4469+41	4469+47	84.65	84.65	6.0
2302	6220	6220.16 KANSAS CITY - IRVINGTON #3-8"	4486+12	4487+12	84.96	84.98	100.0
2303	6220	6220.16 KANSAS CITY - IRVINGTON #3-8"	4491+38	4493+86	85.06	85.11	248.0
2304	6220	6220.16 KANSAS CITY - IRVINGTON #3-8"	4496+09	4497+57	85.15	85.18	148.0
2305	6220	6220.17 KANSAS CITY - IRVINGTON #3-8"	4683+14	4684+14	88.70	88.71	100.0
2306	6220	6220.18 KANSAS CITY - IRVINGTON #3-8"	4875+20	4884+62	92.33	92.51	942.0
2307	6220	6220.18 KANSAS CITY - IRVINGTON #3-8"	5127+86	5128+86	97.12	97.14	100.0
2308	6220	6220.18 KANSAS CITY - IRVINGTON #3-8"	5139+07	5141+27	97.33	97.37	220.0
2309	6220	6220.19 KANSAS CITY - IRVINGTON #3-8"	5573+61	5580+38	105.56	105.69	677.0
2310	6220	6220.19 KANSAS CITY - IRVINGTON #3-8"	5583+05	5588+15	105.74	105.84	510.0
2311	6220	6220.19 KANSAS CITY - IRVINGTON #3-8"	5595+61	5599+73	105.98	106.06	412.0
2312	6220	6220.19 KANSAS CITY - IRVINGTON #3-8"	5602+32	5621+94	106.10	106.48	1962.0
2313	6220	6220.19 KANSAS CITY - IRVINGTON #3-8"	5627+01	5629+40	106.57	106.62	239.0
2314	6220	6220.19 KANSAS CITY - IRVINGTON #3-8"	5640+27	5641+27	106.82	106.84	100.0
2315	6220	6220.19 KANSAS CITY - IRVINGTON #3-8"	5643+38	5663+82	106.88	107.27	2044.0
2316	6220	6220.19 KANSAS CITY - IRVINGTON #3-8"	5668+47	5670+97	107.36	107.40	250.0
2317	6220	6220.19 KANSAS CITY - IRVINGTON #3-8"	5680+34	5681+98	107.58	107.61	164.0
2318	6220	6220.19 KANSAS CITY - IRVINGTON #3-8"	5749+17	5750+17	108.89	108.90	100.0
2319	6220	6220.19 KANSAS CITY - IRVINGTON #3-8"	5767+02	5779+67	109.22	109.46	1265.0
2320	6220	6220.19 KANSAS CITY - IRVINGTON #3-8"	5781+29	5790+75	109.49	109.67	946.0
2321	6220	6220.19 KANSAS CITY - IRVINGTON #3-8"	5798+38	5823+99	109.82	110.30	2561.0
2322	6220	6220.19 KANSAS CITY - IRVINGTON #3-8"	5825+78	5826+78	110.34	110.36	100.0
2323	6220	6220.19 KANSAS CITY - IRVINGTON #3-8"	5829+12	5832+15	110.40	110.46	303.0
2324	6220	6220.19 KANSAS CITY - IRVINGTON #3-8"	5833+56	5843+65	110.48	110.68	1009.0
2325	6220	6220.19 KANSAS CITY - IRVINGTON #3-8"	5844+91	5845+91	110.70	110.72	100.0
2326	6220	6220.19 KANSAS CITY - IRVINGTON #3-8"	5998+50	6000+75	113.61	113.65	225.0
2327	6220	6220.2 KANSAS CITY - IRVINGTON #3-8"	6039+73	6040+68	114.39	114.41	95.0
2328	6220	6220.2 KANSAS CITY - IRVINGTON #3-8"	6115+56	6135+46	115.83	116.20	1990.0
2329	6220	6220.21 KANSAS CITY - IRVINGTON #3-8"	6287+72	6288+72	119.09	119.10	100.0
2330	6220	6220.21 KANSAS CITY - IRVINGTON #3-8"	6290+48	6300+90	119.14	119.34	1042.0

2331	6220	6220.21	KANSAS CITY - IRVINGTON #3-8"	6304+36	6304+51	119.40	119.40	15.0
2332	6220	6220.23	KANSAS CITY - IRVINGTON #3-8"	6645+31	6650+90	125.86	125.96	559.0
2333	6220	6220.23	KANSAS CITY - IRVINGTON #3-8"	6653+36	6654+36	126.01	126.03	100.0
2334	6220	6220.23	KANSAS CITY - IRVINGTON #3-8"	6656+07	6657+61	126.06	126.09	154.0
2335	6220	6220.23	KANSAS CITY - IRVINGTON #3-8"	6663+72	6666+67	126.21	126.26	295.0
2336	6220	6220.23	KANSAS CITY - IRVINGTON #3-8"	6671+89	6678+43	126.36	126.49	654.0
2337	6220	6220.23	KANSAS CITY - IRVINGTON #3-8"	6683+73	6696+08	126.59	126.82	1235.0
2338	6220	6220.23	KANSAS CITY - IRVINGTON #3-8"	6697+26	6698+26	126.84	126.86	100.0
2339	6220	6220.23	KANSAS CITY - IRVINGTON #3-8"	6723+00	6725+26	127.33	127.37	226.0
2340	6220	6220.23	KANSAS CITY - IRVINGTON #3-8"	6727+60	6735+44	127.42	127.57	784.0
2341	6220	6220.23	KANSAS CITY - IRVINGTON #3-8"	6736+94	6737+94	127.59	127.61	100.0
2342	6220	6220.23	KANSAS CITY - IRVINGTON #3-8"	6740+01	6757+99	127.65	127.99	1798.0
2343	6220	6220.23	KANSAS CITY - IRVINGTON #3-8"	6759+41	6764+86	128.02	128.12	545.0
2344	6220	6220.23	KANSAS CITY - IRVINGTON #3-8"	6801+02	6809+39	128.81	128.97	837.0
2345	6220	6220.23	KANSAS CITY - IRVINGTON #3-8"	6811+14	6814+34	129.00	129.06	320.0
2346	6220	6220.23	KANSAS CITY - IRVINGTON #3-8"	6816+15	6819+17	129.09	129.15	302.0
2347	6220	6220.23	KANSAS CITY - IRVINGTON #3-8"	6835+92	6837+39	129.47	129.50	147.0
2348	6220	6220.23	KANSAS CITY - IRVINGTON #3-8"	6838+48	6841+74	129.52	129.58	326.0
2349	6220	6220.23	KANSAS CITY - IRVINGTON #3-8"	6846+69	6856+97	129.67	129.87	1028.0
2350	6220	6220.23	KANSAS CITY - IRVINGTON #3-8"	6859+38	6860+38	129.91	129.93	100.0
2351	6220	6220.23	KANSAS CITY - IRVINGTON #3-8"	6867+86	6868+86	130.07	130.09	100.0
2352	6220	6220.23	KANSAS CITY - IRVINGTON #3-8"	6870+19	6872+04	130.12	130.15	185.0
2353	6220	6220.23	KANSAS CITY - IRVINGTON #3-8"	6994+61	6996+16	132.47	132.50	155.0
2354	6220	6220.23	KANSAS CITY - IRVINGTON #3-8"	7009+05	7016+60	132.75	132.89	755.0
2355	6220	6220.23	KANSAS CITY - IRVINGTON #3-8"	7018+57	7018+90	132.93	132.93	33.0
2356	6220	6220.23	KANSAS CITY - IRVINGTON #3-8"	7050+77	7055+06	133.54	133.62	429.0
2357	6220	6220.23	KANSAS CITY - IRVINGTON #3-8"	7056+82	7059+94	133.65	133.71	312.0
2358	6220	6220.23	KANSAS CITY - IRVINGTON #3-8"	7061+27	7066+36	133.74	133.83	509.0
2359	6220	6220.23	KANSAS CITY - IRVINGTON #3-8"	7141+10	7142+10	135.25	135.27	100.0
2360	6220	6220.23	KANSAS CITY - IRVINGTON #3-8"	7149+80	7150+80	135.41	135.43	100.0
2361	6220	6220.23	KANSAS CITY - IRVINGTON #3-8"	7152+15	7156+40	135.46	135.54	425.0
2362	6220	6220.23	KANSAS CITY - IRVINGTON #3-8"	7157+73	7158+73	135.56	135.58	100.0
2363	6220	6220.23	KANSAS CITY - IRVINGTON #3-8"	7159+81	7160+81	135.60	135.62	100.0
2364	6220	6220.23	KANSAS CITY - IRVINGTON #3-8"	7162+92	7164+45	135.66	135.69	153.0
2365	6220	6220.23	KANSAS CITY - IRVINGTON #3-8"	7168+21	7171+42	135.76	135.82	321.0
2366	6220	6220.23	KANSAS CITY - IRVINGTON #3-8"	7175+82	7177+94	135.91	135.95	212.0
2367	6220	6220.23	KANSAS CITY - IRVINGTON #3-8"	7187+81	7188+81	136.13	136.15	100.0

2368	6220	6220.23 KANSAS CITY - IRVINGTON #3-8"	7267+41	7267+91	137.64	137.65	50.0
2369	6220	6220.24 KANSAS CITY - IRVINGTON #3-8"	7267+62	7268+92	137.64	137.67	130.0
2370	6220	6220.24 KANSAS CITY - IRVINGTON #3-8"	7270+89	7276+05	137.71	137.80	516.0
2371	6220	6220.24 KANSAS CITY - IRVINGTON #3-8"	7279+07	7281+26	137.86	137.90	219.0
2372	6220	6220.24 KANSAS CITY - IRVINGTON #3-8"	7282+52	7283+89	137.93	137.95	137.0
2373	6220	6220.25 KANSAS CITY - IRVINGTON #3-8"	7307+60	7310+43	138.40	138.46	283.0
2374	6220	6220.25 KANSAS CITY - IRVINGTON #3-8"	7314+94	7315+94	138.54	138.56	100.0
2375	6220	6220.25 KANSAS CITY - IRVINGTON #3-8"	7318+51	7321+34	138.61	138.66	283.0
2376	6220	6220.26 KANSAS CITY - IRVINGTON #3-8"	7320+98	7324+47	138.65	138.72	349.0
2377	6220	6220.26 KANSAS CITY - IRVINGTON #3-8"	7361+38	7362+99	139.42	139.45	161.0
2378	6220	6220.26 KANSAS CITY - IRVINGTON #3-8"	7364+76	7366+52	139.48	139.52	176.0
2379	6220	6220.26 KANSAS CITY - IRVINGTON #3-8"	7371+97	7374+71	139.62	139.67	274.0
2380	6220	6220.26 KANSAS CITY - IRVINGTON #3-8"	7426+13	7429+63	140.65	140.71	350.0
2381	6220	6220.26 KANSAS CITY - IRVINGTON #3-8"	7431+80	7432+80	140.75	140.77	100.0
2382	6220	6220.26 KANSAS CITY - IRVINGTON #3-8"	7435+11	7436+11	140.82	140.84	100.0
2383	6220	6220.26 KANSAS CITY - IRVINGTON #3-8"	7438+47	7442+92	140.88	140.96	445.0
2384	6220	6220.26 KANSAS CITY - IRVINGTON #3-8"	7447+53	7449+47	141.05	141.09	194.0
2385	6220	6220.26 KANSAS CITY - IRVINGTON #3-8"	7482+27	7483+56	141.71	141.73	129.0
2386	6220	6220.26 KANSAS CITY - IRVINGTON #3-8"	7486+64	7488+36	141.79	141.83	172.0
2387	6220	6220.26 KANSAS CITY - IRVINGTON #3-8"	7509+66	7510+21	142.23	142.24	55.0
2388	6220	6220.3 KANSAS CITY - IRVINGTON #3-8"	8701+88	8702+01	164.81	164.81	13.0
2389	6225	6225.07 KANSAS CITY - IRVINGTON #5-12"	1640+48	1641+48	31.07	31.09	100.0
2390	6225	6225.07 KANSAS CITY - IRVINGTON #5-12"	1647+36	1648+36	31.20	31.22	100.0
2391	6225	6225.07 KANSAS CITY - IRVINGTON #5-12"	1649+56	1653+31	31.24	31.31	375.0
2392	6225	6225.07 KANSAS CITY - IRVINGTON #5-12"	1661+09	1662+09	31.46	31.48	100.0
2393	6225	6225.07 KANSAS CITY - IRVINGTON #5-12"	1692+33	1694+94	32.05	32.10	261.0
2394	6225	6225.07 KANSAS CITY - IRVINGTON #5-12"	1811+33	1817+77	34.31	34.43	644.0
2395	6225	6225.07 KANSAS CITY - IRVINGTON #5-12"	1819+91	1820+91	34.47	34.49	100.0
2396	6225	6225.07 KANSAS CITY - IRVINGTON #5-12"	1847+42	1884+37	34.99	35.69	3695.0
2397	6225	6225.07 KANSAS CITY - IRVINGTON #5-12"	1886+66	1890+91	35.73	35.81	425.0
2398	6225	6225.07 KANSAS CITY - IRVINGTON #5-12"	1893+45	1901+44	35.86	36.01	799.0
2399	6225	6225.07 KANSAS CITY - IRVINGTON #5-12"	1938+37	1939+83	36.71	36.74	146.0
2400	6225	6225.07 KANSAS CITY - IRVINGTON #5-12"	1943+88	1945+08	36.82	36.84	120.0
2401	6225	6225.07 KANSAS CITY - IRVINGTON #5-12"	1967+53	1981+48	37.26	37.53	1395.0
2402	6225	6225.075 KANSAS CITY - IRVINGTON #5-12"	1995+81	1996+31	37.80	37.81	50.0
2403	6225	6225.07 KANSAS CITY - IRVINGTON #5-12"	1999+41	2000+41	37.87	37.89	100.0
2404	6225	6225.07 KANSAS CITY - IRVINGTON #5-12"	2003+01	2029+90	37.94	38.45	2689.0

2405	6225	6225.07 KANSAS CITY - IRVINGTON #5-12"	2034+87	2046+95	38.54	38.77	1208.0
2406	6225	6225.07 KANSAS CITY - IRVINGTON #5-12"	2048+06	2052+23	38.79	38.87	417.0
2407	6225	6225.07 KANSAS CITY - IRVINGTON #5-12"	2055+16	2057+96	38.92	38.98	280.0
2408	6225	6225.07 KANSAS CITY - IRVINGTON #5-12"	2062+03	2068+88	39.05	39.18	685.0
2409	6225	6225.07 KANSAS CITY - IRVINGTON #5-12"	2097+02	2100+07	39.72	39.77	305.0
2410	6225	6225.07 KANSAS CITY - IRVINGTON #5-12"	2103+41	2112+83	39.84	40.02	942.0
2411	6225	6225.07 KANSAS CITY - IRVINGTON #5-12"	2128+70	2131+50	40.32	40.37	280.0
2412	6225	6225.07 KANSAS CITY - IRVINGTON #5-12"	2135+98	2136+98	40.45	40.47	100.0
2413	6225	6225.07 KANSAS CITY - IRVINGTON #5-12"	2140+39	2142+41	40.54	40.58	202.0
2414	6225	6225.07 KANSAS CITY - IRVINGTON #5-12"	2146+39	2147+98	40.65	40.68	159.0
2415	6225	6225.07 KANSAS CITY - IRVINGTON #5-12"	2149+19	2150+19	40.70	40.72	100.0
2416	6225	6225.07 KANSAS CITY - IRVINGTON #5-12"	2151+38	2152+38	40.75	40.76	100.0
2417	6225	6225.07 KANSAS CITY - IRVINGTON #5-12"	2153+40	2157+19	40.78	40.86	379.0
2418	6225	6225.07 KANSAS CITY - IRVINGTON #5-12"	2185+54	2188+45	41.39	41.45	291.0
2419	6225	6225.07 KANSAS CITY - IRVINGTON #5-12"	2192+85	2195+21	41.53	41.58	236.0
2420	6225	6225.07 KANSAS CITY - IRVINGTON #5-12"	2198+16	2199+16	41.63	41.65	100.0
2421	6225	6225.07 KANSAS CITY - IRVINGTON #5-12"	2200+44	2201+99	41.68	41.70	155.0
2422	6225	6225.07 KANSAS CITY - IRVINGTON #5-12"	2213+07	2224+51	41.91	42.13	1144.0
2423	6225	6225.07 KANSAS CITY - IRVINGTON #5-12"	2251+09	2255+52	42.63	42.72	443.0
2424	6225	6225.07 KANSAS CITY - IRVINGTON #5-12"	2262+99	2278+24	42.86	43.15	1525.0
2425	6225	6225.07 KANSAS CITY - IRVINGTON #5-12"	2281+08	2282+30	43.20	43.23	122.0
2426	6225	6225.07 KANSAS CITY - IRVINGTON #5-12"	2284+42	2284+92	43.27	43.28	50.0
2427	6225	6225.08 KANSAS CITY - IRVINGTON #5-12"	2284+75	2288+90	43.27	43.35	415.0
2428	6225	6225.09 KANSAS CITY - IRVINGTON #5-12"	2294+16	2294+66	43.45	43.46	50.0
2429	6225	6225.09 KANSAS CITY - IRVINGTON #5-12"	2310+96	2313+71	43.77	43.82	275.0
2430	6225	6225.09 KANSAS CITY - IRVINGTON #5-12"	2317+16	2319+73	43.89	43.93	257.0
2431	6225	6225.09 KANSAS CITY - IRVINGTON #5-12"	2321+58	2324+38	43.97	44.02	280.0
2432	6225	6225.09 KANSAS CITY - IRVINGTON #5-12"	2326+04	2327+66	44.05	44.08	162.0
2433	6225	6225.09 KANSAS CITY - IRVINGTON #5-12"	2370+16	2371+16	44.89	44.91	100.0
2434	6225	6225.09 KANSAS CITY - IRVINGTON #5-12"	2373+29	2376+14	44.95	45.00	285.0
2435	6225	6225.09 KANSAS CITY - IRVINGTON #5-12"	2377+98	2385+16	45.04	45.17	718.0
2436	6225	6225.09 KANSAS CITY - IRVINGTON #5-12"	2390+81	2399+24	45.28	45.44	843.0
2437	6225	6225.09 KANSAS CITY - IRVINGTON #5-12"	2401+43	2410+82	45.48	45.66	939.0
2438	6225	6225.09 KANSAS CITY - IRVINGTON #5-12"	2412+28	2423+95	45.69	45.91	1167.0
2439	6225	6225.09 KANSAS CITY - IRVINGTON #5-12"	2425+62	2428+51	45.94	45.99	289.0
2440	6225	6225.09 KANSAS CITY - IRVINGTON #5-12"	2432+11	2434+34	46.06	46.10	223.0
2441	6225	6225.09 KANSAS CITY - IRVINGTON #5-12"	2435+94	2439+31	46.14	46.20	337.0

2442	6225	6225.09 KANSAS CITY - IRVINGTON #5-12"	2440+37	2442+04	46.22	46.25	167.0
2443	6225	6225.09 KANSAS CITY - IRVINGTON #5-12"	2446+87	2448+42	46.34	46.37	155.0
2444	6225	6225.09 KANSAS CITY - IRVINGTON #5-12"	2450+96	2453+15	46.42	46.46	219.0
2445	6225	6225.09 KANSAS CITY - IRVINGTON #5-12"	2456+65	2457+65	46.53	46.55	100.0
2446	6225	6225.09 KANSAS CITY - IRVINGTON #5-12"	2472+96	2474+60	46.84	46.87	164.0
2447	6225	6225.09 KANSAS CITY - IRVINGTON #5-12"	2483+69	2497+30	47.04	47.30	1361.0
2448	6225	6225.09 KANSAS CITY - IRVINGTON #5-12"	2499+99	2508+06	47.35	47.50	807.0
2449	6225	6225.09 KANSAS CITY - IRVINGTON #5-12"	2542+30	2543+30	48.15	48.17	100.0
2450	6225	6225.09 KANSAS CITY - IRVINGTON #5-12"	2552+69	2553+69	48.35	48.37	100.0
2451	6225	6225.09 KANSAS CITY - IRVINGTON #5-12"	2602+72	2603+72	49.29	49.31	100.0
2452	6225	6225.09 KANSAS CITY - IRVINGTON #5-12"	2614+13	2615+13	49.51	49.53	100.0
2453	6225	6225.09 KANSAS CITY - IRVINGTON #5-12"	2643+22	2647+40	50.06	50.14	418.0
2454	6225	6225.1 KANSAS CITY - IRVINGTON #5-12"	2647+30	2652+00	50.14	50.23	470.0
2455	6225	6225.1 KANSAS CITY - IRVINGTON #5-12"	2654+21	2663+06	50.27	50.44	885.0
2456	6225	6225.1 KANSAS CITY - IRVINGTON #5-12"	2673+16	2684+25	50.63	50.84	1109.0
2457	6225	6225.1 KANSAS CITY - IRVINGTON #5-12"	2686+92	2702+03	50.89	51.17	1511.0
2458	6225	6225.1 KANSAS CITY - IRVINGTON #5-12"	2740+35	2741+35	51.90	51.92	100.0
2459	6225	6225.1 KANSAS CITY - IRVINGTON #5-12"	2746+53	2749+05	52.02	52.07	252.0
2460	6225	6225.1 KANSAS CITY - IRVINGTON #5-12"	2751+70	2752+70	52.12	52.13	100.0
2461	6225	6225.1 KANSAS CITY - IRVINGTON #5-12"	2756+27	2759+59	52.20	52.26	332.0
2462	6225	6225.1 KANSAS CITY - IRVINGTON #5-12"	2773+21	2774+21	52.52	52.54	100.0
2463	6225	6225.1 KANSAS CITY - IRVINGTON #5-12"	2779+22	2787+63	52.64	52.80	841.0
2464	6225	6225.1 KANSAS CITY - IRVINGTON #5-12"	2790+10	2791+92	52.84	52.88	182.0
2465	6225	6225.1 KANSAS CITY - IRVINGTON #5-12"	2801+97	2802+97	53.07	53.09	100.0
2466	6225	6225.1 KANSAS CITY - IRVINGTON #5-12"	3195+93	3201+65	60.53	60.64	572.0
2467	6225	6225.1 KANSAS CITY - IRVINGTON #5-12"	3205+29	3206+29	60.71	60.73	100.0
2468	6225	6225.1 KANSAS CITY - IRVINGTON #5-12"	3208+40	3214+28	60.77	60.88	588.0
2469	6225	6225.1 KANSAS CITY - IRVINGTON #5-12"	3421+34	3430+19	64.80	64.97	885.0
2470	6225	6225.1 KANSAS CITY - IRVINGTON #5-12"	3431+93	3435+23	65.00	65.06	330.0
2471	6225	6225.1 KANSAS CITY - IRVINGTON #5-12"	3436+53	3437+53	65.09	65.10	100.0
2472	6225	6225.1 KANSAS CITY - IRVINGTON #5-12"	3439+36	3449+62	65.14	65.33	1026.0
2473	6225	6225.1 KANSAS CITY - IRVINGTON #5-12"	3452+33	3458+96	65.39	65.51	663.0
2474	6225	6225.1 KANSAS CITY - IRVINGTON #5-12"	3462+95	3463+95	65.59	65.61	100.0
2475	6225	6225.1 KANSAS CITY - IRVINGTON #5-12"	3466+67	3475+95	65.66	65.83	928.0
2476	6225	6225.1 KANSAS CITY - IRVINGTON #5-12"	3480+62	3488+29	65.92	66.07	767.0
2477	6225	6225.1 KANSAS CITY - IRVINGTON #5-12"	3490+44	3496+79	66.11	66.23	635.0
2478	6225	6225.1 KANSAS CITY - IRVINGTON #5-12"	3498+20	3500+40	66.25	66.30	220.0

2479	6225	6225.1 KANSAS CITY - IRVINGTON #5-12"	3501+82	3507+98	66.32	66.44	616.0
2480	6225	6225.1 KANSAS CITY - IRVINGTON #5-12"	3510+02	3511+02	66.48	66.50	100.0
2481	6225	6225.1 KANSAS CITY - IRVINGTON #5-12"	3513+10	3518+05	66.54	66.63	495.0
2482	6225	6225.1 KANSAS CITY - IRVINGTON #5-12"	3521+07	3529+14	66.69	66.84	807.0
2483	6225	6225.1 KANSAS CITY - IRVINGTON #5-12"	3531+13	3534+91	66.88	66.95	378.0
2484	6225	6225.1 KANSAS CITY - IRVINGTON #5-12"	3547+34	3548+90	67.18	67.21	156.0
2485	6225	6225.1 KANSAS CITY - IRVINGTON #5-12"	3551+78	3552+78	67.27	67.29	100.0
2486	6225	6225.1 KANSAS CITY - IRVINGTON #5-12"	3554+44	3559+67	67.32	67.42	523.0
2487	6225	6225.1 KANSAS CITY - IRVINGTON #5-12"	3565+07	3570+33	67.52	67.62	526.0
2488	6225	6225.1 KANSAS CITY - IRVINGTON #5-12"	3572+50	3574+27	67.66	67.69	177.0
2489	6225	6225.1 KANSAS CITY - IRVINGTON #5-12"	3575+87	3591+46	67.72	68.02	1559.0
2490	6225	6225.1 KANSAS CITY - IRVINGTON #5-12"	3594+49	3596+24	68.08	68.11	175.0
2491	6225	6225.1 KANSAS CITY - IRVINGTON #5-12"	3602+36	3603+36	68.23	68.25	100.0
2492	6225	6225.1 KANSAS CITY - IRVINGTON #5-12"	3617+69	3618+19	68.52	68.53	50.0
2493	6225	6225.11 KANSAS CITY - IRVINGTON #5-12"	3622+33	3624+52	68.60	68.65	219.0
2494	6225	6225.11 KANSAS CITY - IRVINGTON #5-12"	3627+64	3631+20	68.71	68.77	356.0
2495	6225	6225.11 KANSAS CITY - IRVINGTON #5-12"	3632+38	3643+88	68.80	69.01	1150.0
2496	6225	6225.11 KANSAS CITY - IRVINGTON #5-12"	3644+94	3664+50	69.03	69.40	1956.0
2497	6225	6225.11 KANSAS CITY - IRVINGTON #5-12"	3670+09	3671+09	69.51	69.53	100.0
2498	6225	6225.11 KANSAS CITY - IRVINGTON #5-12"	3673+87	3679+31	69.58	69.68	544.0
2499	6225	6225.11 KANSAS CITY - IRVINGTON #5-12"	3680+69	3683+61	69.71	69.77	292.0
2500	6225	6225.11 KANSAS CITY - IRVINGTON #5-12"	3692+71	3693+71	69.94	69.96	100.0
2501	6225	6225.11 KANSAS CITY - IRVINGTON #5-12"	3698+88	3700+46	70.05	70.08	158.0
2502	6225	6225.11 KANSAS CITY - IRVINGTON #5-12"	3701+77	3705+93	70.11	70.19	416.0
2503	6225	6225.11 KANSAS CITY - IRVINGTON #5-12"	3707+29	3711+80	70.21	70.30	451.0
2504	6225	6225.11 KANSAS CITY - IRVINGTON #5-12"	3716+31	3717+55	70.38	70.41	124.0
2505	6225	6225.11 KANSAS CITY - IRVINGTON #5-12"	3722+68	3725+67	70.51	70.56	299.0
2506	6225	6225.11 KANSAS CITY - IRVINGTON #5-12"	3726+82	3728+79	70.58	70.62	197.0
2507	6225	6225.11 KANSAS CITY - IRVINGTON #5-12"	3729+98	3742+99	70.64	70.89	1301.0
2508	6225	6225.11 KANSAS CITY - IRVINGTON #5-12"	3745+04	3746+04	70.93	70.95	100.0
2509	6225	6225.11 KANSAS CITY - IRVINGTON #5-12"	3750+53	3755+61	71.03	71.13	508.0
2510	6225	6225.11 KANSAS CITY - IRVINGTON #5-12"	3762+49	3771+07	71.26	71.42	858.0
2511	6225	6225.11 KANSAS CITY - IRVINGTON #5-12"	3773+87	3778+39	71.47	71.56	452.0
2512	6225	6225.11 KANSAS CITY - IRVINGTON #5-12"	3780+61	3787+12	71.60	71.73	651.0
2513	6225	6225.11 KANSAS CITY - IRVINGTON #5-12"	3788+32	3789+32	71.75	71.77	100.0
2514	6225	6225.11 KANSAS CITY - IRVINGTON #5-12"	3791+83	3804+57	71.81	72.06	1274.0
2515	6225	6225.11 KANSAS CITY - IRVINGTON #5-12"	3823+33	3825+12	72.41	72.45	179.0

2516	6225	6225.12 KANSAS CITY - IRVINGTON #5-12"	3883+37	3884+37	73.55	73.57	100.0
2517	6225	6225.12 KANSAS CITY - IRVINGTON #5-12"	3885+90	3888+35	73.60	73.64	245.0
2518	6225	6225.12 KANSAS CITY - IRVINGTON #5-12"	3890+43	3894+98	73.68	73.77	455.0
2519	6225	6225.12 KANSAS CITY - IRVINGTON #5-12"	3921+39	3926+64	74.27	74.37	525.0
2520	6225	6225.12 KANSAS CITY - IRVINGTON #5-12"	3932+91	3933+91	74.49	74.51	100.0
2521	6225	6225.12 KANSAS CITY - IRVINGTON #5-12"	3937+44	3939+05	74.57	74.60	161.0
2522	6225	6225.12 KANSAS CITY - IRVINGTON #5-12"	3940+88	3941+88	74.64	74.66	100.0
2523	6225	6225.12 KANSAS CITY - IRVINGTON #5-12"	3943+03	3944+60	74.68	74.71	157.0
2524	6225	6225.12 KANSAS CITY - IRVINGTON #5-12"	4331+14	4336+71	82.03	82.13	557.0
2525	6225	6225.12 KANSAS CITY - IRVINGTON #5-12"	4337+81	4339+49	82.16	82.19	168.0
2526	6225	6225.12 KANSAS CITY - IRVINGTON #5-12"	4344+53	4356+84	82.28	82.52	1231.0
2527	6225	6225.12 KANSAS CITY - IRVINGTON #5-12"	4358+28	4359+77	82.54	82.57	149.0
2528	6225	6225.12 KANSAS CITY - IRVINGTON #5-12"	4373+01	4378+64	82.82	82.93	563.0
2529	6225	6225.12 KANSAS CITY - IRVINGTON #5-12"	4382+31	4383+31	83.00	83.02	100.0
2530	6225	6225.12 KANSAS CITY - IRVINGTON #5-12"	4395+85	4396+85	83.25	83.27	100.0
2531	6225	6225.12 KANSAS CITY - IRVINGTON #5-12"	4400+84	4401+34	83.35	83.36	50.0
2532	6225	6225.13 KANSAS CITY - IRVINGTON #5-12"	4400+87	4409+67	83.35	83.52	880.0
2533	6225	6225.13 KANSAS CITY - IRVINGTON #5-12"	4411+18	4415+84	83.55	83.63	466.0
2534	6225	6225.13 KANSAS CITY - IRVINGTON #5-12"	4417+85	4417+96	83.67	83.67	11.0
2535	6225	6225.13 KANSAS CITY - IRVINGTON #5-12"	4425+81	4429+91	83.82	83.90	410.0
2536	6225	6225.13 KANSAS CITY - IRVINGTON #5-12"	4431+35	4433+90	83.93	83.98	255.0
2537	6225	6225.13 KANSAS CITY - IRVINGTON #5-12"	4434+92	4443+57	83.99	84.16	865.0
2538	6225	6225.13 KANSAS CITY - IRVINGTON #5-12"	4455+48	4456+98	84.38	84.41	150.0
2539	6225	6225.13 KANSAS CITY - IRVINGTON #5-12"	4463+31	4465+98	84.53	84.58	267.0
2540	6225	6225.13 KANSAS CITY - IRVINGTON #5-12"	4469+73	4476+38	84.65	84.78	665.0
2541	6225	6225.13 KANSAS CITY - IRVINGTON #5-12"	4488+67	4488+97	85.01	85.02	30.0
2542	6225	6225.13 KANSAS CITY - IRVINGTON #5-12"	4497+76	4505+86	85.18	85.34	810.0
2543	6225	6225.13 KANSAS CITY - IRVINGTON #5-12"	4510+78	4512+76	85.43	85.47	198.0
2544	6225	6225.13 KANSAS CITY - IRVINGTON #5-12"	4516+52	4517+52	85.54	85.56	100.0
2545	6225	6225.13 KANSAS CITY - IRVINGTON #5-12"	4518+84	4521+07	85.58	85.63	223.0
2546	6225	6225.13 KANSAS CITY - IRVINGTON #5-12"	4526+87	4529+07	85.74	85.78	220.0
2547	6225	6225.13 KANSAS CITY - IRVINGTON #5-12"	4546+77	4548+49	86.11	86.15	172.0
2548	6225	6225.13 KANSAS CITY - IRVINGTON #5-12"	4552+51	4554+00	86.22	86.25	149.0
2549	6225	6225.13 KANSAS CITY - IRVINGTON #5-12"	4613+08	4614+21	87.37	87.39	113.0
2550	6225	6225.13 KANSAS CITY - IRVINGTON #5-12"	4620+47	4622+64	87.51	87.55	217.0
2551	6225	6225.13 KANSAS CITY - IRVINGTON #5-12"	4627+92	4638+31	87.65	87.85	1039.0
2552	6225	6225.13 KANSAS CITY - IRVINGTON #5-12"	4709+86	4710+86	89.20	89.22	100.0

2553	6225	6225.13 KANSAS CITY - IRVINGTON #5-12"	4736+01	4737+01	89.70	89.72	100.0
2554	6225	6225.15 KANSAS CITY - IRVINGTON #5-12"	4933+25	4934+25	93.43	93.45	100.0
2555	6225	6225.15 KANSAS CITY - IRVINGTON #5-12"	4939+32	4942+08	93.55	93.60	276.0
2556	6225	6225.15 KANSAS CITY - IRVINGTON #5-12"	5004+87	5005+88	94.79	94.81	101.0
2557	6225	6225.15 KANSAS CITY - IRVINGTON #5-12"	5196+26	5199+08	98.41	98.47	282.0
2558	6225	6225.15 KANSAS CITY - IRVINGTON #5-12"	5299+73	5301+82	100.37	100.41	209.0
2559	6225	6225.16 KANSAS CITY - IRVINGTON #5-12"	5627+83	5634+47	106.59	106.71	664.0
2560	6225	6225.16 KANSAS CITY - IRVINGTON #5-12"	5638+42	5643+70	106.79	106.89	528.0
2561	6225	6225.16 KANSAS CITY - IRVINGTON #5-12"	5648+96	5659+94	106.99	107.20	1098.0
2562	6225	6225.16 KANSAS CITY - IRVINGTON #5-12"	5661+29	5678+21	107.22	107.54	1692.0
2563	6225	6225.16 KANSAS CITY - IRVINGTON #5-12"	5682+02	5683+02	107.61	107.63	100.0
2564	6225	6225.16 KANSAS CITY - IRVINGTON #5-12"	5698+69	5699+69	107.93	107.95	100.0
2565	6225	6225.16 KANSAS CITY - IRVINGTON #5-12"	5703+24	5722+04	108.02	108.37	1880.0
2566	6225	6225.16 KANSAS CITY - IRVINGTON #5-12"	5724+07	5729+57	108.41	108.51	550.0
2567	6225	6225.16 KANSAS CITY - IRVINGTON #5-12"	5738+48	5739+93	108.68	108.71	145.0
2568	6225	6225.16 KANSAS CITY - IRVINGTON #5-12"	5818+78	5831+15	110.20	110.44	1237.0
2569	6225	6225.16 KANSAS CITY - IRVINGTON #5-12"	5835+08	5842+48	110.51	110.65	740.0
2570	6225	6225.16 KANSAS CITY - IRVINGTON #5-12"	5849+50	5865+52	110.79	111.09	1602.0
2571	6225	6225.16 KANSAS CITY - IRVINGTON #5-12"	5867+41	5877+97	111.13	111.33	1056.0
2572	6225	6225.16 KANSAS CITY - IRVINGTON #5-12"	5879+28	5884+74	111.35	111.45	546.0
2573	6225	6225.16 KANSAS CITY - IRVINGTON #5-12"	5886+08	5898+39	111.48	111.71	1231.0
2574	6225	6225.16 KANSAS CITY - IRVINGTON #5-12"	6047+84	6048+84	114.54	114.56	100.0
2575	6225	6225.16 KANSAS CITY - IRVINGTON #5-12"	6051+18	6052+93	114.61	114.64	175.0
2576	6225	6225.16 KANSAS CITY - IRVINGTON #5-12"	6093+24	6094+24	115.40	115.42	100.0
2577	6225	6225.16 KANSAS CITY - IRVINGTON #5-12"	6095+35	6109+42	115.44	115.71	1407.0
2578	6225	6225.16 KANSAS CITY - IRVINGTON #5-12"	6110+74	6111+74	115.73	115.75	100.0
2579	6225	6225.16 KANSAS CITY - IRVINGTON #5-12"	6117+83	6119+72	115.87	115.90	189.0
2580	6225	6225.16 KANSAS CITY - IRVINGTON #5-12"	6166+37	6169+39	116.79	116.84	302.0
2581	6225	6225.16 KANSAS CITY - IRVINGTON #5-12"	6175+95	6177+26	116.97	116.99	131.0
2582	6225	6225.16 KANSAS CITY - IRVINGTON #5-12"	6183+93	6197+32	117.12	117.37	1339.0
2583	6225	6225.16 KANSAS CITY - IRVINGTON #5-12"	6200+21	6201+21	117.43	117.45	100.0
2584	6225	6225.17 KANSAS CITY - IRVINGTON #5-12"	6350+80	6351+80	120.28	120.30	100.0
2585	6225	6225.17 KANSAS CITY - IRVINGTON #5-12"	6353+01	6355+09	120.32	120.36	208.0
2586	6225	6225.17 KANSAS CITY - IRVINGTON #5-12"	6356+83	6362+53	120.39	120.50	570.0
2587	6225	6225.18 KANSAS CITY - IRVINGTON #5-12"	6589+97	6593+43	124.81	124.88	346.0
2588	6225	6225.18 KANSAS CITY - IRVINGTON #5-12"	6683+85	6689+07	126.59	126.69	522.0
2589	6225	6225.18 KANSAS CITY - IRVINGTON #5-12"	6691+44	6693+64	126.73	126.77	220.0

2590	6225	6225.18 KANSAS CITY - IRVINGTON #5-12"	6695+66	6696+66	126.81	126.83	100.0
2591	6225	6225.18 KANSAS CITY - IRVINGTON #5-12"	6697+96	6698+96	126.86	126.87	100.0
2592	6225	6225.18 KANSAS CITY - IRVINGTON #5-12"	6701+16	6706+73	126.92	127.02	557.0
2593	6225	6225.18 KANSAS CITY - IRVINGTON #5-12"	6710+11	6721+90	127.09	127.31	1179.0
2594	6225	6225.18 KANSAS CITY - IRVINGTON #5-12"	6723+18	6725+64	127.33	127.38	246.0
2595	6225	6225.18 KANSAS CITY - IRVINGTON #5-12"	6729+01	6740+71	127.44	127.66	1170.0
2596	6225	6225.18 KANSAS CITY - IRVINGTON #5-12"	6764+58	6779+15	128.12	128.39	1457.0
2597	6225	6225.18 KANSAS CITY - IRVINGTON #5-12"	6782+43	6800+33	128.46	128.79	1790.0
2598	6225	6225.18 KANSAS CITY - IRVINGTON #5-12"	6802+19	6810+36	128.83	128.98	817.0
2599	6225	6225.18 KANSAS CITY - IRVINGTON #5-12"	6813+60	6815+87	129.05	129.09	227.0
2600	6225	6225.18 KANSAS CITY - IRVINGTON #5-12"	6847+18	6856+65	129.68	129.86	947.0
2601	6225	6225.18 KANSAS CITY - IRVINGTON #5-12"	6857+70	6860+84	129.88	129.94	314.0
2602	6225	6225.18 KANSAS CITY - IRVINGTON #5-12"	6864+03	6867+74	130.00	130.07	371.0
2603	6225	6225.18 KANSAS CITY - IRVINGTON #5-12"	6881+39	6889+28	130.33	130.48	789.0
2604	6225	6225.18 KANSAS CITY - IRVINGTON #5-12"	6896+25	6903+23	130.61	130.74	698.0
2605	6225	6225.18 KANSAS CITY - IRVINGTON #5-12"	6904+40	6905+40	130.77	130.78	100.0
2606	6225	6225.18 KANSAS CITY - IRVINGTON #5-12"	6920+56	6921+39	131.07	131.09	83.0
2607	6225	6225.18 KANSAS CITY - IRVINGTON #5-12"	7055+78	7056+78	133.63	133.65	100.0
2608	6225	6225.18 KANSAS CITY - IRVINGTON #5-12"	7064+65	7068+13	133.80	133.87	348.0
2609	6225	6225.18 KANSAS CITY - IRVINGTON #5-12"	7069+19	7072+74	133.89	133.95	355.0
2610	6225	6225.18 KANSAS CITY - IRVINGTON #5-12"	7074+41	7074+90	133.99	133.99	49.0
2611	6225	6225.18 KANSAS CITY - IRVINGTON #5-12"	7106+58	7120+93	134.59	134.87	1435.0
2612	6225	6225.18 KANSAS CITY - IRVINGTON #5-12"	7186+61	7187+25	136.11	136.12	64.0
2613	6225	6225.18 KANSAS CITY - IRVINGTON #5-12"	7197+16	7199+34	136.31	136.35	218.0
2614	6225	6225.18 KANSAS CITY - IRVINGTON #5-12"	7201+40	7202+40	136.39	136.41	100.0
2615	6225	6225.18 KANSAS CITY - IRVINGTON #5-12"	7205+27	7207+92	136.46	136.51	265.0
2616	6225	6225.18 KANSAS CITY - IRVINGTON #5-12"	7209+83	7216+52	136.55	136.68	669.0
2617	6225	6225.18 KANSAS CITY - IRVINGTON #5-12"	7220+30	7229+07	136.75	136.91	877.0
2618	6225	6225.18 KANSAS CITY - IRVINGTON #5-12"	7232+95	7234+93	136.99	137.03	198.0
2619	6225	6225.18 KANSAS CITY - IRVINGTON #5-12"	7245+82	7247+12	137.23	137.26	130.0
2620	6225	6225.18 KANSAS CITY - IRVINGTON #5-12"	7317+91	7318+91	138.60	138.62	100.0
2621	6225	6225.18 KANSAS CITY - IRVINGTON #5-12"	7327+67	7328+67	138.78	138.80	100.0
2622	6225	6225.18 KANSAS CITY - IRVINGTON #5-12"	7330+67	7338+39	138.84	138.98	772.0
2623	6225	6225.19 KANSAS CITY - IRVINGTON #5-12"	7363+12	7367+79	139.45	139.54	467.0
2624	6225	6225.19 KANSAS CITY - IRVINGTON #5-12"	7370+01	7371+36	139.58	139.61	135.0
2625	6225	6225.19 KANSAS CITY - IRVINGTON #5-12"	7375+24	7375+77	139.68	139.69	53.0
2626	6225	6225.2 KANSAS CITY - IRVINGTON #5-12"	7375+42	7376+69	139.69	139.71	127.0

2627	6225	6225.2 KANSAS CITY - IRVINGTON #5-12"	7379+97	7382+79	139.77	139.83	282.0
2628	6225	6225.2 KANSAS CITY - IRVINGTON #5-12"	7386+25	7386+59	139.89	139.90	34.0
2629	6225	6225.2 KANSAS CITY - IRVINGTON #5-12"	7387+72	7389+89	139.92	139.96	217.0
2630	6225	6225.2 KANSAS CITY - IRVINGTON #5-12"	7415+57	7425+88	140.45	140.64	1031.0
2631	6225	6225.2 KANSAS CITY - IRVINGTON #5-12"	7429+82	7432+36	140.72	140.76	254.0
2632	6225	6225.2 KANSAS CITY - IRVINGTON #5-12"	7483+79	7487+40	141.74	141.81	361.0
2633	6225	6225.2 KANSAS CITY - IRVINGTON #5-12"	7488+48	7506+42	141.83	142.17	1794.0
2634	6225	6225.21 KANSAS CITY - IRVINGTON #5-12"	7601+02	7602+27	143.96	143.98	125.0
2635	6225	6225.21 KANSAS CITY - IRVINGTON #5-12"	7606+66	7607+66	144.07	144.08	100.0
2636	6225	6225.21 KANSAS CITY - IRVINGTON #5-12"	7624+47	7626+43	144.40	144.44	196.0
2637	6225	6225.21 KANSAS CITY - IRVINGTON #5-12"	7627+83	7629+72	144.47	144.50	189.0
2638	6225	6225.21 KANSAS CITY - IRVINGTON #5-12"	7631+11	7641+32	144.53	144.72	1021.0
2639	6225	6225.21 KANSAS CITY - IRVINGTON #5-12"	7643+77	7645+90	144.77	144.81	213.0
2640	6225	6225.21 KANSAS CITY - IRVINGTON #5-12"	7806+33	7812+23	147.85	147.96	590.0
2641	6225	6225.22 KANSAS CITY - IRVINGTON #5-12"	8395+21	8396+50	159.00	159.02	129.0
2642	6225	6225.22 KANSAS CITY - IRVINGTON #5-12"	8399+76	8406+77	159.09	159.22	701.0
2643	6225	6225.22 KANSAS CITY - IRVINGTON #5-12"	8443+96	8451+74	159.92	160.07	778.0
2644	6225	6225.22 KANSAS CITY - IRVINGTON #5-12"	8452+92	8454+28	160.09	160.12	136.0
2645	6225	6225.22 KANSAS CITY - IRVINGTON #5-12"	8456+35	8461+02	160.16	160.25	467.0
2646	6225	6225.22 KANSAS CITY - IRVINGTON #5-12"	8463+44	8475+08	160.29	160.51	1164.0
2647	6225	6225.22 KANSAS CITY - IRVINGTON #5-12"	8476+39	8481+20	160.54	160.63	481.0
2648	6225	6225.22 KANSAS CITY - IRVINGTON #5-12"	8484+70	8488+78	160.70	160.77	408.0
2649	6225	6225.22 KANSAS CITY - IRVINGTON #5-12"	8489+96	8490+96	160.79	160.81	100.0
2650	6225	6225.22 KANSAS CITY - IRVINGTON #5-12"	8492+23	8504+60	160.84	161.07	1237.0
2651	6225	6225.22 KANSAS CITY - IRVINGTON #5-12"	8513+55	8514+85	161.24	161.27	130.0
2652	6225	6225.22 KANSAS CITY - IRVINGTON #5-12"	8519+06	8523+95	161.35	161.44	489.0
2653	6225	6225.22 KANSAS CITY - IRVINGTON #5-12"	8535+72	8536+72	161.66	161.68	100.0
2654	6225	6225.22 KANSAS CITY - IRVINGTON #5-12"	8561+93	8562+93	162.16	162.18	100.0
2655	6225	6225.22 KANSAS CITY - IRVINGTON #5-12"	8564+38	8566+10	162.20	162.24	172.0
2656	6225	6225.22 KANSAS CITY - IRVINGTON #5-12"	8583+83	8587+97	162.57	162.65	414.0
2657	6225	6225.22 KANSAS CITY - IRVINGTON #5-12"	8610+23	8612+94	163.07	163.12	271.0
2658	6225	6225.22 KANSAS CITY - IRVINGTON #5-12"	8615+41	8617+75	163.17	163.21	234.0
2659	6225	6225.22 KANSAS CITY - IRVINGTON #5-12"	8625+96	8631+25	163.37	163.47	529.0
2660	6225	6225.22 KANSAS CITY - IRVINGTON #5-12"	8632+32	8635+94	163.49	163.56	362.0
2661	6225	6225.22 KANSAS CITY - IRVINGTON #5-12"	8636+98	8643+29	163.58	163.70	631.0
2662	6225	6225.22 KANSAS CITY - IRVINGTON #5-12"	8648+97	8654+67	163.81	163.91	570.0
2663	6225	6225.22 KANSAS CITY - IRVINGTON #5-12"	8657+19	8660+06	163.96	164.02	287.0

2664	6225	6225.22 KANSAS CITY - IRVINGTON #5-12"	8664+51	8669+61	164.10	164.20	510.0
2665	6225	6225.22 KANSAS CITY - IRVINGTON #5-12"	8679+26	8681+66	164.38	164.43	240.0
2666	6225	6225.22 KANSAS CITY - IRVINGTON #5-12"	8686+05	8687+05	164.51	164.53	100.0
2667	6225	6225.22 KANSAS CITY - IRVINGTON #5-12"	8688+08	8699+28	164.55	164.76	1120.0
2668	6225	6225.22 KANSAS CITY - IRVINGTON #5-12"	8700+71	8701+71	164.79	164.81	100.0
2669	6225	6225.22 KANSAS CITY - IRVINGTON #5-12"	8705+34	8707+24	164.87	164.91	190.0
2670	6225	6225.22 KANSAS CITY - IRVINGTON #5-12"	8708+71	8711+05	164.94	164.98	234.0
2671	6225	6225.22 KANSAS CITY - IRVINGTON #5-12"	8716+53	8717+53	165.09	165.10	100.0
2672	6225	6225.22 KANSAS CITY - IRVINGTON #5-12"	8720+32	8726+53	165.16	165.28	621.0
2673	6225	6225.22 KANSAS CITY - IRVINGTON #5-12"	8731+77	8734+01	165.37	165.42	224.0
2674	6225	6225.22 KANSAS CITY - IRVINGTON #5-12"	8755+63	8759+24	165.83	165.89	361.0
2675	6225	6225.24 KANSAS CITY - IRVINGTON #5-12"	8891+56	8901+49	168.40	168.59	993.0
2676	6225	6225.24 KANSAS CITY - IRVINGTON #5-12"	8902+69	8919+55	168.61	168.93	1686.0
2677	6225	6225.24 KANSAS CITY - IRVINGTON #5-12"	8920+78	8922+24	168.95	168.98	146.0
2678	6225	6225.24 KANSAS CITY - IRVINGTON #5-12"	8932+60	8933+60	169.18	169.20	100.0
2679	6225	6225.24 KANSAS CITY - IRVINGTON #5-12"	8962+50	8966+73	169.74	169.82	423.0
2680	6225	6225.24 KANSAS CITY - IRVINGTON #5-12"	8968+29	8971+67	169.85	169.92	338.0
2681	6225	6225.25 KANSAS CITY - IRVINGTON #5-12"	9175+52	9176+52	173.78	173.80	100.0
2682	6225	6225.25 KANSAS CITY - IRVINGTON #5-12"	9191+13	9192+13	174.07	174.09	100.0
2683	6225	6225.25 KANSAS CITY - IRVINGTON #5-12"	9196+23	9197+23	174.17	174.19	100.0
2684	6225	6225.25 KANSAS CITY - IRVINGTON #5-12"	9199+82	9200+82	174.24	174.26	100.0
2685	6225	6225.27 KANSAS CITY - IRVINGTON #5-12"	9423+19	9424+81	178.47	178.50	162.0
2686	6230	6230.01 IRVINGTON - OMAHA #1-8"	39+81	45+34	0.75	0.86	553.2
2687	6230	6230.01 IRVINGTON - OMAHA #1-8"	61+49	67+87	1.16	1.29	638.4
2688	6230	6230.01 IRVINGTON - OMAHA #1-8"	81+11	82+11	1.54	1.56	100.0
2689	6230	6230.02 IRVINGTON - OMAHA #1-8"	212+48	218+42	4.02	4.14	594.6
2690	6230	6230.04 IRVINGTON - OMAHA #1-8"	276+08	277+76	5.23	5.26	168.4
2691	6230	6230.05 IRVINGTON - OMAHA #1-8"	375+53	376+03	7.11	7.12	50.0
2692	6230	6230.06 IRVINGTON - OMAHA #1-8"	380+56	381+56	7.21	7.23	100.0
2693	6230	6230.06 IRVINGTON - OMAHA #1-8"	411+09	412+43	7.79	7.81	134.0
2694	6235	6235 IRVINGTON - SIOUX FALLS #3-8"	10120+90	10121+20	191.68	191.69	30.0
2695	6235	6235.04 IRVINGTON - SIOUX FALLS #3-8"	12528+90	12529+00	237.29	237.29	10.0
2696	6235	6235.13 IRVINGTON - SIOUX FALLS #3-8"	18198+60	18198+70	344.67	344.67	10.0
2697	6235	6235.14 IRVINGTON - SIOUX FALLS #3-8"	18625+70	18625+80	352.76	352.76	10.0
2698	6240	6240.01 IRVINGTON - SIOUX FALLS #5-12"	10160+50	10163+10	192.43	192.48	260.0
2699	6240	6240.01 IRVINGTON - SIOUX FALLS #5-12"	10166+30	10168+00	192.54	192.58	170.0
2700	6240	6240.01 IRVINGTON - SIOUX FALLS #5-12"	10175+50	10178+00	192.72	192.77	250.0

2701	6240	6240 IRVINGTON - SIOUX FALLS #5-12"	10177+60	10178+10	192.76	192.77	50.0
2702	6240	6240.01 IRVINGTON - SIOUX FALLS #5-12"	10179+30	10182+40	192.79	192.85	310.0
2703	6240	6240.01 IRVINGTON - SIOUX FALLS #5-12"	10187+30	10191+20	192.94	193.02	390.0
2704	6240	6240.01 IRVINGTON - SIOUX FALLS #5-12"	10210+10	10214+60	193.37	193.46	450.0
2705	6240	6240.01 IRVINGTON - SIOUX FALLS #5-12"	10221+00	10222+00	193.58	193.60	100.0
2706	6240	6240.01 IRVINGTON - SIOUX FALLS #5-12"	10223+70	10224+70	193.63	193.65	100.0
2707	6240	6240.01 IRVINGTON - SIOUX FALLS #5-12"	10230+50	10231+50	193.76	193.78	100.0
2708	6240	6240.01 IRVINGTON - SIOUX FALLS #5-12"	10236+90	10238+60	193.88	193.91	170.0
2709	6240	6240.01 IRVINGTON - SIOUX FALLS #5-12"	10241+60	10247+60	193.97	194.08	600.0
2710	6240	6240.01 IRVINGTON - SIOUX FALLS #5-12"	10263+40	10265+60	194.38	194.42	220.0
2711	6240	6240.01 IRVINGTON - SIOUX FALLS #5-12"	10279+70	10280+70	194.69	194.71	100.0
2712	6240	6240.01 IRVINGTON - SIOUX FALLS #5-12"	10284+90	10285+90	194.79	194.81	100.0
2713	6240	6240.01 IRVINGTON - SIOUX FALLS #5-12"	10287+90	10290+00	194.85	194.89	210.0
2714	6240	6240.01 IRVINGTON - SIOUX FALLS #5-12"	10292+10	10294+00	194.93	194.96	190.0
2715	6240	6240.01 IRVINGTON - SIOUX FALLS #5-12"	10297+50	10298+50	195.03	195.05	100.0
2716	6240	6240.01 IRVINGTON - SIOUX FALLS #5-12"	10306+60	10309+50	195.20	195.26	290.0
2717	6240	6240.01 IRVINGTON - SIOUX FALLS #5-12"	10314+30	10315+80	195.35	195.38	150.0
2718	6240	6240.01 IRVINGTON - SIOUX FALLS #5-12"	10318+40	10320+40	195.42	195.46	200.0
2719	6240	6240.01 IRVINGTON - SIOUX FALLS #5-12"	10323+40	10326+00	195.52	195.57	260.0
2720	6240	6240.01 IRVINGTON - SIOUX FALLS #5-12"	10329+00	10330+90	195.63	195.66	190.0
2721	6240	6240.01 IRVINGTON - SIOUX FALLS #5-12"	10332+80	10335+20	195.70	195.74	240.0
2722	6240	6240.01 IRVINGTON - SIOUX FALLS #5-12"	10337+80	10339+50	195.79	195.82	170.0
2723	6240	6240.01 IRVINGTON - SIOUX FALLS #5-12"	10346+50	10349+00	195.96	196.00	250.0
2724	6240	6240.01 IRVINGTON - SIOUX FALLS #5-12"	10351+50	10352+50	196.05	196.07	100.0
2725	6240	6240.01 IRVINGTON - SIOUX FALLS #5-12"	10353+60	10354+60	196.09	196.11	100.0
2726	6240	6240.01 IRVINGTON - SIOUX FALLS #5-12"	10360+60	10370+40	196.22	196.41	980.0
2727	6240	6240.01 IRVINGTON - SIOUX FALLS #5-12"	10371+50	10373+90	196.43	196.48	240.0
2728	6240	6240.01 IRVINGTON - SIOUX FALLS #5-12"	10377+20	10380+50	196.54	196.60	330.0
2729	6240	6240.01 IRVINGTON - SIOUX FALLS #5-12"	10382+10	10383+10	196.63	196.65	100.0
2730	6240	6240.01 IRVINGTON - SIOUX FALLS #5-12"	10387+30	10387+50	196.73	196.73	20.0
2731	6240	6240.01 IRVINGTON - SIOUX FALLS #5-12"	10449+80	10450+80	197.91	197.93	100.0
2732	6240	6240.01 IRVINGTON - SIOUX FALLS #5-12"	10452+90	10454+70	197.97	198.01	180.0
2733	6240	6240.01 IRVINGTON - SIOUX FALLS #5-12"	10480+30	10486+50	198.49	198.61	620.0
2734	6240	6240.01 IRVINGTON - SIOUX FALLS #5-12"	10494+50	10503+10	198.76	198.92	860.0
2735	6240	6240.01 IRVINGTON - SIOUX FALLS #5-12"	10533+20	10534+20	199.49	199.51	100.0
2736	6240	6240.01 IRVINGTON - SIOUX FALLS #5-12"	10557+50	10558+50	199.95	199.97	100.0
2737	6240	6240.01 IRVINGTON - SIOUX FALLS #5-12"	10561+10	10567+60	200.02	200.14	650.0

2738	6240	6240.01 IRVINGTON - SIOUX FALLS #5-12"	10571+10	10572+10	200.21	200.23	100.0
2739	6240	6240.01 IRVINGTON - SIOUX FALLS #5-12"	10575+40	10577+10	200.29	200.32	170.0
2740	6240	6240.01 IRVINGTON - SIOUX FALLS #5-12"	10578+60	10579+60	200.35	200.37	100.0
2741	6240	6240.01 IRVINGTON - SIOUX FALLS #5-12"	10581+20	10582+20	200.40	200.42	100.0
2742	6240	6240.01 IRVINGTON - SIOUX FALLS #5-12"	10588+10	10594+10	200.53	200.65	600.0
2743	6240	6240.01 IRVINGTON - SIOUX FALLS #5-12"	10605+40	10606+90	200.86	200.89	150.0
2744	6240	6240.01 IRVINGTON - SIOUX FALLS #5-12"	10608+30	10610+90	200.91	200.96	260.0
2745	6240	6240.01 IRVINGTON - SIOUX FALLS #5-12"	10615+30	10616+30	201.05	201.07	100.0
2746	6240	6240.01 IRVINGTON - SIOUX FALLS #5-12"	10618+80	10619+80	201.11	201.13	100.0
2747	6240	6240.01 IRVINGTON - SIOUX FALLS #5-12"	10624+50	10624+70	201.22	201.23	20.0
2748	6240	6240.01 IRVINGTON - SIOUX FALLS #5-12"	10656+00	10657+00	201.82	201.84	100.0
2749	6240	6240.01 IRVINGTON - SIOUX FALLS #5-12"	10696+30	10697+30	202.58	202.60	100.0
2750	6240	6240.01 IRVINGTON - SIOUX FALLS #5-12"	10706+60	10708+70	202.78	202.82	210.0
2751	6240	6240.02 IRVINGTON - SIOUX FALLS #5-12"	10708+40	10709+70	202.81	202.84	130.0
2752	6240	6240.03 IRVINGTON - SIOUX FALLS #5-12"	10718+20	10718+70	203.00	203.01	50.0
2753	6240	6240.03 IRVINGTON - SIOUX FALLS #5-12"	10804+00	10805+90	204.62	204.66	190.0
2754	6240	6240.04 IRVINGTON - SIOUX FALLS #5-12"	10812+50	10813+00	204.78	204.79	50.0
2755	6240	6240.04 IRVINGTON - SIOUX FALLS #5-12"	10830+60	10833+90	205.13	205.19	330.0
2756	6240	6240.04 IRVINGTON - SIOUX FALLS #5-12"	10835+80	10838+50	205.22	205.27	270.0
2757	6240	6240.04 IRVINGTON - SIOUX FALLS #5-12"	10840+30	10841+30	205.31	205.33	100.0
2758	6240	6240.04 IRVINGTON - SIOUX FALLS #5-12"	10843+30	10844+80	205.37	205.39	150.0
2759	6240	6240.04 IRVINGTON - SIOUX FALLS #5-12"	10864+70	10866+20	205.77	205.80	150.0
2760	6240	6240.04 IRVINGTON - SIOUX FALLS #5-12"	10891+00	10895+40	206.27	206.35	440.0
2761	6240	6240.04 IRVINGTON - SIOUX FALLS #5-12"	10903+70	10907+40	206.51	206.58	370.0
2762	6240	6240.04 IRVINGTON - SIOUX FALLS #5-12"	10916+60	10917+60	206.75	206.77	100.0
2763	6240	6240.04 IRVINGTON - SIOUX FALLS #5-12"	10920+30	10928+50	206.82	206.98	820.0
2764	6240	6240.04 IRVINGTON - SIOUX FALLS #5-12"	10939+00	10940+00	207.18	207.20	100.0
2765	6240	6240.04 IRVINGTON - SIOUX FALLS #5-12"	10941+40	10945+10	207.22	207.29	370.0
2766	6240	6240.04 IRVINGTON - SIOUX FALLS #5-12"	10946+40	10947+40	207.32	207.34	100.0
2767	6240	6240.04 IRVINGTON - SIOUX FALLS #5-12"	10949+80	10953+20	207.38	207.45	340.0
2768	6240	6240.04 IRVINGTON - SIOUX FALLS #5-12"	10957+40	10958+40	207.53	207.55	100.0
2769	6240	6240.04 IRVINGTON - SIOUX FALLS #5-12"	11010+20	11011+20	208.53	208.55	100.0
2770	6240	6240.04 IRVINGTON - SIOUX FALLS #5-12"	11025+60	11026+60	208.82	208.84	100.0
2771	6240	6240.04 IRVINGTON - SIOUX FALLS #5-12"	11028+10	11029+10	208.87	208.88	100.0
2772	6240	6240.04 IRVINGTON - SIOUX FALLS #5-12"	11030+80	11034+70	208.92	208.99	390.0
2773	6240	6240.04 IRVINGTON - SIOUX FALLS #5-12"	11047+10	11049+80	209.23	209.28	270.0
2774	6240	6240.04 IRVINGTON - SIOUX FALLS #5-12"	11056+90	11065+40	209.41	209.57	850.0

2775	6240	6240.04 IRVINGTON - SIOUX FALLS #5-12"	11072+10	11072+70	209.70	209.71	60.0
2776	6240	6240.04 IRVINGTON - SIOUX FALLS #5-12"	11082+50	11085+50	209.90	209.95	300.0
2777	6240	6240.04 IRVINGTON - SIOUX FALLS #5-12"	11087+30	11095+20	209.99	210.14	790.0
2778	6240	6240.04 IRVINGTON - SIOUX FALLS #5-12"	11096+90	11098+70	210.17	210.20	180.0
2779	6240	6240.04 IRVINGTON - SIOUX FALLS #5-12"	11105+10	11113+20	210.32	210.48	810.0
2780	6240	6240.04 IRVINGTON - SIOUX FALLS #5-12"	11130+80	11131+80	210.81	210.83	100.0
2781	6240	6240.04 IRVINGTON - SIOUX FALLS #5-12"	11151+40	11152+40	211.20	211.22	100.0
2782	6240	6240.04 IRVINGTON - SIOUX FALLS #5-12"	11177+40	11179+90	211.69	211.74	250.0
2783	6240	6240.04 IRVINGTON - SIOUX FALLS #5-12"	11181+60	11183+70	211.77	211.81	210.0
2784	6240	6240.04 IRVINGTON - SIOUX FALLS #5-12"	11186+00	11188+00	211.86	211.89	200.0
2785	6240	6240.04 IRVINGTON - SIOUX FALLS #5-12"	11194+70	11199+90	212.02	212.12	520.0
2786	6240	6240.04 IRVINGTON - SIOUX FALLS #5-12"	11203+50	11204+50	212.19	212.21	100.0
2787	6240	6240.04 IRVINGTON - SIOUX FALLS #5-12"	11220+00	11222+70	212.50	212.55	270.0
2788	6240	6240.04 IRVINGTON - SIOUX FALLS #5-12"	11224+20	11225+20	212.58	212.60	100.0
2789	6240	6240.04 IRVINGTON - SIOUX FALLS #5-12"	11227+60	11230+30	212.64	212.70	270.0
2790	6240	6240.04 IRVINGTON - SIOUX FALLS #5-12"	11233+30	11234+90	212.75	212.78	160.0
2791	6240	6240.04 IRVINGTON - SIOUX FALLS #5-12"	11237+40	11238+40	212.83	212.85	100.0
2792	6240	6240.04 IRVINGTON - SIOUX FALLS #5-12"	11239+50	11240+50	212.87	212.89	100.0
2793	6240	6240.04 IRVINGTON - SIOUX FALLS #5-12"	11260+70	11263+20	213.27	213.32	250.0
2794	6240	6240.04 IRVINGTON - SIOUX FALLS #5-12"	11267+20	11268+20	213.39	213.41	100.0
2795	6240	6240.04 IRVINGTON - SIOUX FALLS #5-12"	11270+60	11271+60	213.46	213.48	100.0
2796	6240	6240.04 IRVINGTON - SIOUX FALLS #5-12"	11276+80	11278+70	213.58	213.61	190.0
2797	6240	6240.04 IRVINGTON - SIOUX FALLS #5-12"	11280+60	11281+60	213.65	213.67	100.0
2798	6240	6240.04 IRVINGTON - SIOUX FALLS #5-12"	11283+60	11284+60	213.70	213.72	100.0
2799	6240	6240.04 IRVINGTON - SIOUX FALLS #5-12"	11287+30	11289+90	213.77	213.82	260.0
2800	6240	6240.04 IRVINGTON - SIOUX FALLS #5-12"	11294+60	11295+60	213.91	213.93	100.0
2801	6240	6240.04 IRVINGTON - SIOUX FALLS #5-12"	11296+90	11298+50	213.96	213.99	160.0
2802	6240	6240.04 IRVINGTON - SIOUX FALLS #5-12"	11301+40	11302+40	214.04	214.06	100.0
2803	6240	6240.04 IRVINGTON - SIOUX FALLS #5-12"	11308+10	11309+10	214.17	214.19	100.0
2804	6240	6240.04 IRVINGTON - SIOUX FALLS #5-12"	11313+70	11317+10	214.27	214.34	340.0
2805	6240	6240.04 IRVINGTON - SIOUX FALLS #5-12"	11320+80	11323+70	214.41	214.46	290.0
2806	6240	6240.04 IRVINGTON - SIOUX FALLS #5-12"	11326+80	11330+90	214.52	214.60	410.0
2807	6240	6240.04 IRVINGTON - SIOUX FALLS #5-12"	11336+40	11337+80	214.70	214.73	140.0
2808	6240	6240.04 IRVINGTON - SIOUX FALLS #5-12"	11340+20	11343+30	214.78	214.84	310.0
2809	6240	6240.04 IRVINGTON - SIOUX FALLS #5-12"	11350+70	11356+20	214.98	215.08	550.0
2810	6240	6240.04 IRVINGTON - SIOUX FALLS #5-12"	11364+70	11366+70	215.24	215.28	200.0
2811	6240	6240.04 IRVINGTON - SIOUX FALLS #5-12"	11369+00	11370+00	215.32	215.34	100.0

2812	6240	6240.04 IRVINGTON - SIOUX FALLS #5-12"	11375+40	11376+40	215.44	215.46	100.0
2813	6240	6240.04 IRVINGTON - SIOUX FALLS #5-12"	11397+00	11400+20	215.85	215.91	320.0
2814	6240	6240.04 IRVINGTON - SIOUX FALLS #5-12"	11401+70	11403+20	215.94	215.97	150.0
2815	6240	6240.04 IRVINGTON - SIOUX FALLS #5-12"	11485+70	11492+80	217.53	217.67	710.0
2816	6240	6240.04 IRVINGTON - SIOUX FALLS #5-12"	11497+90	11503+60	217.76	217.87	570.0
2817	6240	6240.04 IRVINGTON - SIOUX FALLS #5-12"	11512+70	11515+70	218.04	218.10	300.0
2818	6240	6240.04 IRVINGTON - SIOUX FALLS #5-12"	11517+50	11518+50	218.13	218.15	100.0
2819	6240	6240.04 IRVINGTON - SIOUX FALLS #5-12"	11519+80	11523+00	218.18	218.24	320.0
2820	6240	6240.04 IRVINGTON - SIOUX FALLS #5-12"	11524+60	11525+60	218.27	218.29	100.0
2821	6240	6240.04 IRVINGTON - SIOUX FALLS #5-12"	11528+50	11529+50	218.34	218.36	100.0
2822	6240	6240.04 IRVINGTON - SIOUX FALLS #5-12"	11530+70	11531+70	218.38	218.40	100.0
2823	6240	6240.04 IRVINGTON - SIOUX FALLS #5-12"	11535+70	11539+20	218.48	218.55	350.0
2824	6240	6240.04 IRVINGTON - SIOUX FALLS #5-12"	11694+60	11702+50	221.49	221.64	790.0
2825	6240	6240.04 IRVINGTON - SIOUX FALLS #5-12"	11711+00	11713+80	221.80	221.85	280.0
2826	6240	6240.04 IRVINGTON - SIOUX FALLS #5-12"	11716+30	11719+00	221.90	221.95	270.0
2827	6240	6240.04 IRVINGTON - SIOUX FALLS #5-12"	11727+90	11728+90	222.12	222.14	100.0
2828	6240	6240.04 IRVINGTON - SIOUX FALLS #5-12"	11733+80	11746+30	222.23	222.47	1250.0
2829	6240	6240.04 IRVINGTON - SIOUX FALLS #5-12"	11748+80	11750+00	222.52	222.54	120.0
2830	6240	6240.04 IRVINGTON - SIOUX FALLS #5-12"	11758+50	11775+30	222.70	223.02	1680.0
2831	6240	6240.04 IRVINGTON - SIOUX FALLS #5-12"	11779+20	11780+20	223.09	223.11	100.0
2832	6240	6240.04 IRVINGTON - SIOUX FALLS #5-12"	11788+60	11789+60	223.27	223.29	100.0
2833	6240	6240.04 IRVINGTON - SIOUX FALLS #5-12"	11791+50	11792+50	223.32	223.34	100.0
2834	6240	6240.04 IRVINGTON - SIOUX FALLS #5-12"	11794+30	11796+70	223.38	223.42	240.0
2835	6240	6240.04 IRVINGTON - SIOUX FALLS #5-12"	11823+60	11840+00	223.93	224.24	1640.0
2836	6240	6240.04 IRVINGTON - SIOUX FALLS #5-12"	11853+10	11854+10	224.49	224.51	100.0
2837	6240	6240.04 IRVINGTON - SIOUX FALLS #5-12"	11859+80	11863+00	224.62	224.68	320.0
2838	6240	6240.04 IRVINGTON - SIOUX FALLS #5-12"	11864+50	11865+50	224.71	224.73	100.0
2839	6240	6240.04 IRVINGTON - SIOUX FALLS #5-12"	11896+00	11913+40	225.30	225.63	1740.0
2840	6240	6240.04 IRVINGTON - SIOUX FALLS #5-12"	11915+50	11918+70	225.67	225.73	320.0
2841	6240	6240.04 IRVINGTON - SIOUX FALLS #5-12"	11925+80	11947+20	225.87	226.27	2140.0
2842	6240	6240.04 IRVINGTON - SIOUX FALLS #5-12"	11950+20	11954+30	226.33	226.41	410.0
2843	6240	6240.04 IRVINGTON - SIOUX FALLS #5-12"	11964+40	11967+70	226.60	226.66	330.0
2844	6240	6240.04 IRVINGTON - SIOUX FALLS #5-12"	11979+30	11981+00	226.88	226.91	170.0
2845	6240	6240.04 IRVINGTON - SIOUX FALLS #5-12"	11988+50	11989+50	227.05	227.07	100.0
2846	6240	6240.04 IRVINGTON - SIOUX FALLS #5-12"	11991+60	11994+80	227.11	227.17	320.0
2847	6240	6240.04 IRVINGTON - SIOUX FALLS #5-12"	11999+40	12000+40	227.26	227.28	100.0
2848	6240	6240.04 IRVINGTON - SIOUX FALLS #5-12"	12003+10	12003+70	227.33	227.34	60.0

2849	6240	6240.04 IRVINGTON - SIOUX FALLS #5-12"	12073+90	12079+10	228.67	228.77	520.0
2850	6240	6240.04 IRVINGTON - SIOUX FALLS #5-12"	12081+50	12083+00	228.82	228.84	150.0
2851	6240	6240.04 IRVINGTON - SIOUX FALLS #5-12"	12086+10	12087+10	228.90	228.92	100.0
2852	6240	6240.04 IRVINGTON - SIOUX FALLS #5-12"	12107+10	12108+10	229.30	229.32	100.0
2853	6240	6240.04 IRVINGTON - SIOUX FALLS #5-12"	12110+20	12115+70	229.36	229.46	550.0
2854	6240	6240.04 IRVINGTON - SIOUX FALLS #5-12"	12132+70	12142+70	229.79	229.98	1000.0
2855	6240	6240.04 IRVINGTON - SIOUX FALLS #5-12"	12465+80	12468+40	236.09	236.14	260.0
2856	6240	6240.04 IRVINGTON - SIOUX FALLS #5-12"	12471+70	12474+00	236.21	236.25	230.0
2857	6240	6240.04 IRVINGTON - SIOUX FALLS #5-12"	12492+70	12495+20	236.60	236.65	250.0
2858	6240	6240.04 IRVINGTON - SIOUX FALLS #5-12"	12497+00	12498+50	236.69	236.71	150.0
2859	6240	6240.04 IRVINGTON - SIOUX FALLS #5-12"	12578+60	12580+10	238.23	238.26	150.0
2860	6240	6240.05 IRVINGTON - SIOUX FALLS #5-12"	12585+20	12589+30	238.36	238.43	410.0
2861	6240	6240.05 IRVINGTON - SIOUX FALLS #5-12"	12591+30	12592+80	238.47	238.50	150.0
2862	6240	6240.05 IRVINGTON - SIOUX FALLS #5-12"	12595+70	12598+30	238.55	238.60	260.0
2863	6240	6240.05 IRVINGTON - SIOUX FALLS #5-12"	12599+40	12600+40	238.63	238.64	100.0
2864	6240	6240.05 IRVINGTON - SIOUX FALLS #5-12"	12604+80	12618+80	238.73	238.99	1400.0
2865	6240	6240.05 IRVINGTON - SIOUX FALLS #5-12"	12620+30	12629+10	239.02	239.19	880.0
2866	6240	6240.05 IRVINGTON - SIOUX FALLS #5-12"	12647+50	12651+00	239.54	239.60	350.0
2867	6240	6240.05 IRVINGTON - SIOUX FALLS #5-12"	12653+10	12654+10	239.64	239.66	100.0
2868	6240	6240.06 IRVINGTON - SIOUX FALLS #5-12"	13018+00	13019+50	246.55	246.58	150.0
2869	6240	6240.06 IRVINGTON - SIOUX FALLS #5-12"	13022+50	13041+40	246.64	247.00	1890.0
2870	6240	6240.06 IRVINGTON - SIOUX FALLS #5-12"	13047+70	13050+20	247.12	247.16	250.0
2871	6240	6240.06 IRVINGTON - SIOUX FALLS #5-12"	13052+10	13053+10	247.20	247.22	100.0
2872	6240	6240.06 IRVINGTON - SIOUX FALLS #5-12"	13054+50	13056+60	247.24	247.28	210.0
2873	6240	6240.06 IRVINGTON - SIOUX FALLS #5-12"	13058+50	13059+50	247.32	247.34	100.0
2874	6240	6240.06 IRVINGTON - SIOUX FALLS #5-12"	13060+60	13064+00	247.36	247.42	340.0
2875	6240	6240.06 IRVINGTON - SIOUX FALLS #5-12"	13065+40	13066+40	247.45	247.47	100.0
2876	6240	6240.06 IRVINGTON - SIOUX FALLS #5-12"	13069+20	13073+50	247.52	247.60	430.0
2877	6240	6240.06 IRVINGTON - SIOUX FALLS #5-12"	13074+50	13076+80	247.62	247.67	230.0
2878	6240	6240.06 IRVINGTON - SIOUX FALLS #5-12"	13079+20	13096+80	247.71	248.05	1760.0
2879	6240	6240.06 IRVINGTON - SIOUX FALLS #5-12"	13102+70	13105+50	248.16	248.21	280.0
2880	6240	6240.06 IRVINGTON - SIOUX FALLS #5-12"	13109+40	13117+10	248.28	248.43	770.0
2881	6240	6240.06 IRVINGTON - SIOUX FALLS #5-12"	13120+50	13124+50	248.49	248.57	400.0
2882	6240	6240.06 IRVINGTON - SIOUX FALLS #5-12"	13125+90	13126+90	248.60	248.62	100.0
2883	6240	6240.06 IRVINGTON - SIOUX FALLS #5-12"	13129+40	13131+50	248.66	248.70	210.0
2884	6240	6240.06 IRVINGTON - SIOUX FALLS #5-12"	13133+50	13150+10	248.74	249.05	1660.0
2885	6240	6240.06 IRVINGTON - SIOUX FALLS #5-12"	13152+00	13153+10	249.09	249.11	110.0

2886	6240	6240.06 IRVINGTON - SIOUX FALLS #5-12"	13163+80	13164+80	249.31	249.33	100.0
2887	6240	6240.06 IRVINGTON - SIOUX FALLS #5-12"	13170+70	13171+70	249.45	249.46	100.0
2888	6240	6240.06 IRVINGTON - SIOUX FALLS #5-12"	13177+70	13179+30	249.58	249.61	160.0
2889	6240	6240.06 IRVINGTON - SIOUX FALLS #5-12"	13181+30	13182+30	249.65	249.66	100.0
2890	6240	6240.06 IRVINGTON - SIOUX FALLS #5-12"	13183+40	13185+00	249.69	249.72	160.0
2891	6240	6240.06 IRVINGTON - SIOUX FALLS #5-12"	13189+50	13195+50	249.80	249.91	600.0
2892	6240	6240.06 IRVINGTON - SIOUX FALLS #5-12"	13197+50	13202+90	249.95	250.05	540.0
2893	6240	6240.06 IRVINGTON - SIOUX FALLS #5-12"	13205+30	13210+00	250.10	250.19	470.0
2894	6240	6240.06 IRVINGTON - SIOUX FALLS #5-12"	13211+50	13227+70	250.22	250.52	1620.0
2895	6240	6240.06 IRVINGTON - SIOUX FALLS #5-12"	13229+30	13237+10	250.55	250.70	780.0
2896	6240	6240.06 IRVINGTON - SIOUX FALLS #5-12"	13247+50	13250+10	250.90	250.95	260.0
2897	6240	6240.06 IRVINGTON - SIOUX FALLS #5-12"	13251+50	13254+40	250.98	251.03	290.0
2898	6240	6240.06 IRVINGTON - SIOUX FALLS #5-12"	13260+90	13281+90	251.15	251.55	2100.0
2899	6240	6240.06 IRVINGTON - SIOUX FALLS #5-12"	13283+10	13288+80	251.57	251.68	570.0
2900	6240	6240.06 IRVINGTON - SIOUX FALLS #5-12"	13291+20	13294+30	251.73	251.79	310.0
2901	6240	6240.06 IRVINGTON - SIOUX FALLS #5-12"	13298+20	13299+80	251.86	251.89	160.0
2902	6240	6240.06 IRVINGTON - SIOUX FALLS #5-12"	13302+70	13305+20	251.95	251.99	250.0
2903	6240	6240.06 IRVINGTON - SIOUX FALLS #5-12"	13306+90	13309+00	252.02	252.06	210.0
2904	6240	6240.06 IRVINGTON - SIOUX FALLS #5-12"	13310+80	13311+80	252.10	252.12	100.0
2905	6240	6240.06 IRVINGTON - SIOUX FALLS #5-12"	13313+00	13314+00	252.14	252.16	100.0
2906	6240	6240.06 IRVINGTON - SIOUX FALLS #5-12"	13319+40	13322+20	252.26	252.31	280.0
2907	6240	6240.06 IRVINGTON - SIOUX FALLS #5-12"	13324+00	13337+00	252.35	252.59	1300.0
2908	6240	6240.06 IRVINGTON - SIOUX FALLS #5-12"	13338+80	13339+80	252.63	252.65	100.0
2909	6240	6240.06 IRVINGTON - SIOUX FALLS #5-12"	13343+50	13360+20	252.72	253.03	1670.0
2910	6240	6240.06 IRVINGTON - SIOUX FALLS #5-12"	13365+40	13366+40	253.13	253.15	100.0
2911	6240	6240.06 IRVINGTON - SIOUX FALLS #5-12"	13373+60	13375+80	253.29	253.33	220.0
2912	6240	6240.06 IRVINGTON - SIOUX FALLS #5-12"	13396+40	13397+40	253.72	253.74	100.0
2913	6240	6240.06 IRVINGTON - SIOUX FALLS #5-12"	13601+40	13602+50	257.60	257.62	110.0
2914	6240	6240.06 IRVINGTON - SIOUX FALLS #5-12"	13610+90	13611+90	257.78	257.80	100.0
2915	6240	6240.06 IRVINGTON - SIOUX FALLS #5-12"	13613+60	13615+20	257.83	257.86	160.0
2916	6240	6240.06 IRVINGTON - SIOUX FALLS #5-12"	13619+20	13621+30	257.94	257.98	210.0
2917	6240	6240.06 IRVINGTON - SIOUX FALLS #5-12"	13622+80	13623+80	258.01	258.03	100.0
2918	6240	6240.06 IRVINGTON - SIOUX FALLS #5-12"	13625+00	13629+40	258.05	258.13	440.0
2919	6240	6240.06 IRVINGTON - SIOUX FALLS #5-12"	13658+50	13659+60	258.68	258.70	110.0
2920	6240	6240.06 IRVINGTON - SIOUX FALLS #5-12"	13660+60	13662+80	258.72	258.77	220.0
2921	6240	6240.06 IRVINGTON - SIOUX FALLS #5-12"	13664+60	13677+60	258.80	259.05	1300.0
2922	6240	6240.06 IRVINGTON - SIOUX FALLS #5-12"	13681+20	13682+20	259.11	259.13	100.0

2923	6240	6240.06 IRVINGTON - SIOUX FALLS #5-12"	13726+40	13726+90	259.97	259.98	50.0
2924	6240	6240.06 IRVINGTON - SIOUX FALLS #5-12"	13731+10	13732+60	260.06	260.09	150.0
2925	6240	6240.06 IRVINGTON - SIOUX FALLS #5-12"	13735+70	13740+40	260.15	260.23	470.0
2926	6240	6240.06 IRVINGTON - SIOUX FALLS #5-12"	13742+40	13743+80	260.27	260.30	140.0
2927	6240	6240.06 IRVINGTON - SIOUX FALLS #5-12"	13753+60	13754+60	260.48	260.50	100.0
2928	6240	6240.06 IRVINGTON - SIOUX FALLS #5-12"	13755+70	13756+70	260.52	260.54	100.0
2929	6240	6240.06 IRVINGTON - SIOUX FALLS #5-12"	13758+40	13765+60	260.58	260.71	720.0
2930	6240	6240.06 IRVINGTON - SIOUX FALLS #5-12"	13770+50	13775+60	260.80	260.90	510.0
2931	6240	6240.06 IRVINGTON - SIOUX FALLS #5-12"	13778+20	13779+20	260.95	260.97	100.0
2932	6240	6240.06 IRVINGTON - SIOUX FALLS #5-12"	13783+00	13786+80	261.04	261.11	380.0
2933	6240	6240.06 IRVINGTON - SIOUX FALLS #5-12"	13789+70	13790+70	261.17	261.19	100.0
2934	6240	6240.06 IRVINGTON - SIOUX FALLS #5-12"	13791+90	13795+60	261.21	261.28	370.0
2935	6240	6240.06 IRVINGTON - SIOUX FALLS #5-12"	13802+90	13803+90	261.42	261.44	100.0
2936	6240	6240.06 IRVINGTON - SIOUX FALLS #5-12"	13805+40	13806+90	261.47	261.49	150.0
2937	6240	6240.06 IRVINGTON - SIOUX FALLS #5-12"	13810+60	13815+40	261.56	261.66	480.0
2938	6240	6240.06 IRVINGTON - SIOUX FALLS #5-12"	13817+30	13819+00	261.69	261.72	170.0
2939	6240	6240.06 IRVINGTON - SIOUX FALLS #5-12"	13821+10	13828+30	261.76	261.90	720.0
2940	6240	6240.06 IRVINGTON - SIOUX FALLS #5-12"	13829+30	13837+90	261.92	262.08	860.0
2941	6240	6240.06 IRVINGTON - SIOUX FALLS #5-12"	13839+10	13842+40	262.10	262.17	330.0
2942	6240	6240.06 IRVINGTON - SIOUX FALLS #5-12"	13843+50	13866+40	262.19	262.62	2290.0
2943	6240	6240.06 IRVINGTON - SIOUX FALLS #5-12"	14226+60	14228+80	269.44	269.48	220.0
2944	6240	6240.06 IRVINGTON - SIOUX FALLS #5-12"	14230+10	14233+40	269.51	269.57	330.0
2945	6240	6240.06 IRVINGTON - SIOUX FALLS #5-12"	14239+40	14240+40	269.69	269.70	100.0
2946	6240	6240.06 IRVINGTON - SIOUX FALLS #5-12"	14244+10	14246+70	269.77	269.82	260.0
2947	6240	6240.06 IRVINGTON - SIOUX FALLS #5-12"	14247+80	14248+80	269.84	269.86	100.0
2948	6240	6240.06 IRVINGTON - SIOUX FALLS #5-12"	14252+40	14262+00	269.93	270.11	960.0
2949	6240	6240.06 IRVINGTON - SIOUX FALLS #5-12"	14267+90	14277+30	270.23	270.40	940.0
2950	6240	6240.06 IRVINGTON - SIOUX FALLS #5-12"	14278+80	14284+90	270.43	270.55	610.0
2951	6240	6240.06 IRVINGTON - SIOUX FALLS #5-12"	14296+50	14297+50	270.77	270.79	100.0
2952	6240	6240.06 IRVINGTON - SIOUX FALLS #5-12"	14299+70	14300+70	270.83	270.85	100.0
2953	6240	6240.07 IRVINGTON - SIOUX FALLS #5-12"	14306+40	14306+90	270.95	270.96	50.0
2954	6240	6240.07 IRVINGTON - SIOUX FALLS #5-12"	14317+80	14321+00	271.17	271.23	320.0
2955	6240	6240.07 IRVINGTON - SIOUX FALLS #5-12"	14326+10	14333+30	271.33	271.46	720.0
2956	6240	6240.07 IRVINGTON - SIOUX FALLS #5-12"	14336+10	14345+80	271.52	271.70	970.0
2957	6240	6240.07 IRVINGTON - SIOUX FALLS #5-12"	14385+90	14393+10	272.46	272.60	720.0
2958	6240	6240.07 IRVINGTON - SIOUX FALLS #5-12"	14413+30	14414+60	272.98	273.00	130.0
2959	6240	6240.073 IRVINGTON - SIOUX FALLS #5-12"	14414+80	14415+30	273.01	273.02	50.0

2960	6240	6240.073	IRVINGTON - SIOUX FALLS #5-12"	14417+60	14418+10	273.06	273.07	50.0
2961	6240	6240.07	IRVINGTON - SIOUX FALLS #5-12"	14425+60	14435+80	273.21	273.41	1020.0
2962	6240	6240.07	IRVINGTON - SIOUX FALLS #5-12"	14437+70	14439+20	273.44	273.47	150.0
2963	6240	6240.07	IRVINGTON - SIOUX FALLS #5-12"	14456+90	14459+50	273.80	273.85	260.0
2964	6240	6240.07	IRVINGTON - SIOUX FALLS #5-12"	14460+90	14464+80	273.88	273.95	390.0
2965	6240	6240.07	IRVINGTON - SIOUX FALLS #5-12"	14465+90	14470+70	273.98	274.07	480.0
2966	6240	6240.07	IRVINGTON - SIOUX FALLS #5-12"	14574+30	14575+30	276.03	276.05	100.0
2967	6240	6240.07	IRVINGTON - SIOUX FALLS #5-12"	14587+80	14590+80	276.28	276.34	300.0
2968	6240	6240.07	IRVINGTON - SIOUX FALLS #5-12"	14594+40	14599+40	276.41	276.50	500.0
2969	6240	6240.07	IRVINGTON - SIOUX FALLS #5-12"	14640+20	14641+20	277.28	277.30	100.0
2970	6240	6240.07	IRVINGTON - SIOUX FALLS #5-12"	14643+60	14644+60	277.34	277.36	100.0
2971	6240	6240.07	IRVINGTON - SIOUX FALLS #5-12"	14646+50	14649+50	277.40	277.45	300.0
2972	6240	6240.07	IRVINGTON - SIOUX FALLS #5-12"	14652+20	14653+20	277.50	277.52	100.0
2973	6240	6240.07	IRVINGTON - SIOUX FALLS #5-12"	14654+40	14665+70	277.55	277.76	1130.0
2974	6240	6240.07	IRVINGTON - SIOUX FALLS #5-12"	14688+70	14689+20	278.20	278.20	50.0
2975	6240	6240.08	IRVINGTON - SIOUX FALLS #5-12"	14689+20	14691+20	278.20	278.24	200.0
2976	6240	6240.08	IRVINGTON - SIOUX FALLS #5-12"	14694+00	14700+20	278.30	278.41	620.0
2977	6240	6240.1	IRVINGTON - SIOUX FALLS #5-12"	17632+60	17639+70	333.95	334.09	710.0
2978	6240	6240.1	IRVINGTON - SIOUX FALLS #5-12"	17641+70	17642+80	334.12	334.14	110.0
2979	6240	6240.1025	IRVINGTON - SIOUX FALLS #5-12"	17642+80	17643+30	334.14	334.15	50.0
2980	6240	6240.1025	IRVINGTON - SIOUX FALLS #5-12"	17645+70	17646+20	334.20	334.21	50.0
2981	6240	6240.1	IRVINGTON - SIOUX FALLS #5-12"	17646+20	17648+20	334.21	334.25	200.0
2982	6240	6240.1	IRVINGTON - SIOUX FALLS #5-12"	17657+50	17662+50	334.42	334.52	500.0
2983	6240	6240.1	IRVINGTON - SIOUX FALLS #5-12"	17665+70	17671+70	334.58	334.69	600.0
2984	6240	6240.1	IRVINGTON - SIOUX FALLS #5-12"	17679+10	17681+20	334.83	334.87	210.0
2985	6240	6240.1	IRVINGTON - SIOUX FALLS #5-12"	17682+70	17687+70	334.90	334.99	500.0
2986	6240	6240.1	IRVINGTON - SIOUX FALLS #5-12"	17689+10	17695+00	335.02	335.13	590.0
2987	6240	6240.1	IRVINGTON - SIOUX FALLS #5-12"	17697+50	17698+50	335.18	335.20	100.0
2988	6240	6240.1	IRVINGTON - SIOUX FALLS #5-12"	17707+30	17709+00	335.37	335.40	170.0
2989	6240	6240.1	IRVINGTON - SIOUX FALLS #5-12"	17712+50	17714+00	335.46	335.49	150.0
2990	6240	6240.1	IRVINGTON - SIOUX FALLS #5-12"	17720+70	17721+70	335.62	335.64	100.0
2991	6240	6240.1	IRVINGTON - SIOUX FALLS #5-12"	17724+00	17725+50	335.68	335.71	150.0
2992	6240	6240.1	IRVINGTON - SIOUX FALLS #5-12"	17729+50	17733+00	335.79	335.85	350.0
2993	6240	6240.1	IRVINGTON - SIOUX FALLS #5-12"	17735+80	17739+00	335.91	335.97	320.0
2994	6240	6240.1	IRVINGTON - SIOUX FALLS #5-12"	17740+10	17741+10	335.99	336.01	100.0
2995	6240	6240.1	IRVINGTON - SIOUX FALLS #5-12"	17747+20	17748+20	336.12	336.14	100.0
2996	6240	6240.1	IRVINGTON - SIOUX FALLS #5-12"	17750+80	17754+30	336.19	336.26	350.0

2997	6240	6240.1 IRVINGTON - SIOUX FALLS #5-12"	17759+30	17761+30	336.35	336.39	200.0
2998	6240	6240.1 IRVINGTON - SIOUX FALLS #5-12"	17766+30	17767+30	336.48	336.50	100.0
2999	6240	6240.1 IRVINGTON - SIOUX FALLS #5-12"	17768+80	17774+10	336.53	336.63	530.0
3000	6240	6240.1 IRVINGTON - SIOUX FALLS #5-12"	17777+30	17779+50	336.69	336.73	220.0
3001	6240	6240.1 IRVINGTON - SIOUX FALLS #5-12"	17779+70	17782+00	336.74	336.78	230.0
3002	6240	6240.1 IRVINGTON - SIOUX FALLS #5-12"	17784+80	17787+30	336.83	336.88	250.0
3003	6240	6240.1 IRVINGTON - SIOUX FALLS #5-12"	17790+30	17791+30	336.94	336.96	100.0
3004	6240	6240.1 IRVINGTON - SIOUX FALLS #5-12"	18112+40	18122+40	343.04	343.23	1000.0
3005	6240	6240.1 IRVINGTON - SIOUX FALLS #5-12"	18126+40	18179+70	343.30	344.31	5330.0
3006	6240	6240.1 IRVINGTON - SIOUX FALLS #5-12"	18181+80	18184+70	344.35	344.41	290.0
3007	6240	6240.1 IRVINGTON - SIOUX FALLS #5-12"	18189+70	18190+70	344.50	344.52	100.0
3008	6240	6240.1 IRVINGTON - SIOUX FALLS #5-12"	18234+70	18235+50	345.35	345.37	80.0
3009	6240	6240.1 IRVINGTON - SIOUX FALLS #5-12"	18242+80	18244+20	345.51	345.53	140.0
3010	6240	6240.1 IRVINGTON - SIOUX FALLS #5-12"	18249+30	18253+70	345.63	345.71	440.0
3011	6240	6240.1 IRVINGTON - SIOUX FALLS #5-12"	18352+60	18355+00	347.59	347.63	240.0
3012	6240	6240.1 IRVINGTON - SIOUX FALLS #5-12"	18356+70	18359+10	347.66	347.71	240.0
3013	6240	6240.1 IRVINGTON - SIOUX FALLS #5-12"	18363+80	18364+80	347.80	347.82	100.0
3014	6240	6240.1 IRVINGTON - SIOUX FALLS #5-12"	18366+10	18367+10	347.84	347.86	100.0
3015	6240	6240.1 IRVINGTON - SIOUX FALLS #5-12"	18368+90	18369+40	347.90	347.91	50.0
3016	6240	6240.1 IRVINGTON - SIOUX FALLS #5-12"	18394+50	18400+90	348.38	348.50	640.0
3017	6240	6240.1 IRVINGTON - SIOUX FALLS #5-12"	18402+50	18403+50	348.53	348.55	100.0
3018	6240	6240.1 IRVINGTON - SIOUX FALLS #5-12"	18406+30	18407+10	348.60	348.62	80.0
3019	6240	6240.1 IRVINGTON - SIOUX FALLS #5-12"	18416+90	18422+00	348.80	348.90	510.0
3020	6240	6240.1 IRVINGTON - SIOUX FALLS #5-12"	18481+00	18484+50	350.02	350.09	350.0
3021	6240	6240.1 IRVINGTON - SIOUX FALLS #5-12"	18486+10	18491+00	350.12	350.21	490.0
3022	6240	6240.1 IRVINGTON - SIOUX FALLS #5-12"	18493+00	18497+50	350.25	350.33	450.0
3023	6240	6240.1 IRVINGTON - SIOUX FALLS #5-12"	18500+50	18504+00	350.39	350.45	350.0
3024	6240	6240.1 IRVINGTON - SIOUX FALLS #5-12"	18505+20	18506+20	350.48	350.50	100.0
3025	6240	6240.1 IRVINGTON - SIOUX FALLS #5-12"	18514+00	18519+50	350.64	350.75	550.0
3026	6240	6240.1 IRVINGTON - SIOUX FALLS #5-12"	18523+90	18524+90	350.83	350.85	100.0
3027	6240	6240.1 IRVINGTON - SIOUX FALLS #5-12"	18527+00	18528+50	350.89	350.92	150.0
3028	6240	6240.1 IRVINGTON - SIOUX FALLS #5-12"	18529+70	18544+30	350.94	351.22	1460.0
3029	6240	6240.1 IRVINGTON - SIOUX FALLS #5-12"	18545+70	18546+70	351.24	351.26	100.0
3030	6240	6240.1 IRVINGTON - SIOUX FALLS #5-12"	18549+50	18563+80	351.32	351.59	1430.0
3031	6240	6240.1 IRVINGTON - SIOUX FALLS #5-12"	18568+00	18576+30	351.67	351.82	830.0
3032	6240	6240.1 IRVINGTON - SIOUX FALLS #5-12"	18578+30	18580+30	351.86	351.90	200.0
3033	6240	6240.105 IRVINGTON - SIOUX FALLS #5-12"	18581+50	18582+00	351.92	351.93	50.0

3034	6240	6240.1 IRVINGTON - SIOUX FALLS #5-12"	18593+30	18599+10	352.15	352.26	580.0
3035	6240	6240.1 IRVINGTON - SIOUX FALLS #5-12"	18601+60	18603+10	352.30	352.33	150.0
3036	6240	6240.105 IRVINGTON - SIOUX FALLS #5-12"	18604+50	18605+00	352.36	352.37	50.0
3037	6240	6240.1 IRVINGTON - SIOUX FALLS #5-12"	18606+10	18622+60	352.39	352.70	1650.0
3038	6240	6240.1 IRVINGTON - SIOUX FALLS #5-12"	18624+60	18630+10	352.74	352.84	550.0
3039	6240	6240.1 IRVINGTON - SIOUX FALLS #5-12"	18631+20	18632+40	352.86	352.89	120.0
3040	6240	6240.1 IRVINGTON - SIOUX FALLS #5-12"	18635+70	18639+30	352.95	353.02	360.0
3041	6240	6240.1 IRVINGTON - SIOUX FALLS #5-12"	18641+70	18651+90	353.06	353.26	1020.0
3042	6240	6240.11 IRVINGTON - SIOUX FALLS #5-12"	18680+40	18686+20	353.80	353.91	580.0
3043	6240	6240.12 IRVINGTON - SIOUX FALLS #5-12"	18692+00	18692+50	354.02	354.02	50.0
3044	6240	6240.12 IRVINGTON - SIOUX FALLS #5-12"	18702+90	18705+00	354.22	354.26	210.0
3045	6240	6240.12 IRVINGTON - SIOUX FALLS #5-12"	18707+50	18708+50	354.31	354.33	100.0
3046	6240	6240.12 IRVINGTON - SIOUX FALLS #5-12"	18711+70	18712+70	354.39	354.41	100.0
3047	6240	6240.12 IRVINGTON - SIOUX FALLS #5-12"	18716+20	18719+90	354.47	354.54	370.0
3048	6240	6240.13 IRVINGTON - SIOUX FALLS #5-12"	18719+90	18720+40	354.54	354.55	50.0
3049	6240	6240.12 IRVINGTON - SIOUX FALLS #5-12"	18720+90	18723+00	354.56	354.60	210.0
3050	6240	6240.13 IRVINGTON - SIOUX FALLS #5-12"	18722+80	18724+50	354.60	354.63	170.0
3051	6240	6240.13 IRVINGTON - SIOUX FALLS #5-12"	18725+90	18726+40	354.66	354.67	50.0
3052	6240	6240.14 IRVINGTON - SIOUX FALLS #5-12"	18726+20	18747+10	354.66	355.06	2090.0
3053	6240	6240.14 IRVINGTON - SIOUX FALLS #5-12"	18748+20	18753+00	355.08	355.17	480.0
3054	6240	6240.14 IRVINGTON - SIOUX FALLS #5-12"	18754+10	18778+40	355.19	355.65	2430.0
3055	6240	6240.15 IRVINGTON - SIOUX FALLS #5-12"	18778+40	18778+90	355.65	355.66	50.0
3056	6240	6240.15 IRVINGTON - SIOUX FALLS #5-12"	18781+50	18782+00	355.71	355.72	50.0
3057	6240	6240.14 IRVINGTON - SIOUX FALLS #5-12"	18786+20	18786+70	355.80	355.81	50.0
3058	6250	6250 SIOUX FALLS - ALEXANDRIA #1-8"	18736+00	18738+60	354.85	354.90	260.0
3059	6250	6250 SIOUX FALLS - ALEXANDRIA #1-8"	18740+00	18740+80	354.92	354.94	80.0
3060	6250	6250.01 SIOUX FALLS - ALEXANDRIA #1-8"	18741+10	18760+00	354.95	355.30	1890.0
3061	6250	6250.01 SIOUX FALLS - ALEXANDRIA #1-8"	18766+50	18768+00	355.43	355.45	150.0
3062	6250	6250.01 SIOUX FALLS - ALEXANDRIA #1-8"	18775+70	18776+70	355.60	355.62	100.0
3063	6250	6250.01 SIOUX FALLS - ALEXANDRIA #1-8"	18778+20	18781+70	355.65	355.71	350.0
3064	6250	6250.01 SIOUX FALLS - ALEXANDRIA #1-8"	18790+50	18796+30	355.88	355.99	580.0
3065	6250	6250.01 SIOUX FALLS - ALEXANDRIA #1-8"	18809+30	18810+30	356.24	356.26	100.0
3066	6250	6250.02 SIOUX FALLS - ALEXANDRIA #1-8"	18812+00	18812+50	356.29	356.30	50.0
3067	6250	6250.01 SIOUX FALLS - ALEXANDRIA #1-8"	18813+10	18814+10	356.31	356.33	100.0
3068	6250	6250.02 SIOUX FALLS - ALEXANDRIA #1-8"	18817+30	18818+60	356.39	356.41	130.0
3069	6250	6250.02 SIOUX FALLS - ALEXANDRIA #1-8"	18834+60	18835+60	356.72	356.73	100.0
3070	6250	6250.02 SIOUX FALLS - ALEXANDRIA #1-8"	18837+30	18839+30	356.77	356.80	200.0

3071	6250	6250.02	SIoux FALLS - ALEXANDRIA #1-8"	18841+10	18842+80	356.84	356.87	170.0
3072	6250	6250.02	SIoux FALLS - ALEXANDRIA #1-8"	18845+20	18856+30	356.92	357.13	1110.0
3073	6250	6250.03	SIoux FALLS - ALEXANDRIA #1-8"	18853+20	18853+70	357.07	357.08	50.0
3074	6250	6250.03	SIoux FALLS - ALEXANDRIA #1-8"	18857+60	18863+60	357.15	357.27	600.0
3075	6250	6250.03	SIoux FALLS - ALEXANDRIA #1-8"	18865+90	18866+90	357.31	357.33	100.0
3076	6250	6250.03	SIoux FALLS - ALEXANDRIA #1-8"	18871+10	18906+60	357.41	358.08	3550.0
3077	6250	6250.03	SIoux FALLS - ALEXANDRIA #1-8"	18908+00	18915+90	358.11	358.26	790.0
3078	6250	6250.03	SIoux FALLS - ALEXANDRIA #1-8"	18918+30	18943+30	358.30	358.77	2500.0
3079	6250	6250.035	SIoux FALLS - ALEXANDRIA #1-8"	18943+30	18946+10	358.77	358.83	280.0
3080	6250	6250.03	SIoux FALLS - ALEXANDRIA #1-8"	18947+30	18947+80	358.85	358.86	50.0
3081	6250	6250.03	SIoux FALLS - ALEXANDRIA #1-8"	18960+90	18966+70	359.11	359.22	580.0
3082	6250	6250.03	SIoux FALLS - ALEXANDRIA #1-8"	18969+20	18973+40	359.27	359.34	420.0
3083	6250	6250.03	SIoux FALLS - ALEXANDRIA #1-8"	18979+20	18988+70	359.45	359.63	950.0
3084	6250	6250.03	SIoux FALLS - ALEXANDRIA #1-8"	18992+20	18993+20	359.70	359.72	100.0
3085	6250	6250.03	SIoux FALLS - ALEXANDRIA #1-8"	18995+10	19000+10	359.76	359.85	500.0
3086	6250	6250.03	SIoux FALLS - ALEXANDRIA #1-8"	19002+70	19003+70	359.90	359.92	100.0
3087	6250	6250.03	SIoux FALLS - ALEXANDRIA #1-8"	19006+70	19008+50	359.98	360.01	180.0
3088	6250	6250.03	SIoux FALLS - ALEXANDRIA #1-8"	19010+60	19014+80	360.05	360.13	420.0
3089	6250	6250.03	SIoux FALLS - ALEXANDRIA #1-8"	19016+50	19022+50	360.16	360.27	600.0
3090	6250	6250.03	SIoux FALLS - ALEXANDRIA #1-8"	19024+90	19026+70	360.32	360.35	180.0
3091	6250	6250.03	SIoux FALLS - ALEXANDRIA #1-8"	19029+00	19030+30	360.40	360.42	130.0
3092	6250	6250.03	SIoux FALLS - ALEXANDRIA #1-8"	19032+00	19035+50	360.45	360.52	350.0
3093	6250	6250.03	SIoux FALLS - ALEXANDRIA #1-8"	19036+70	19037+70	360.54	360.56	100.0
3094	6250	6250.03	SIoux FALLS - ALEXANDRIA #1-8"	19039+00	19044+00	360.59	360.68	500.0
3095	6250	6250.03	SIoux FALLS - ALEXANDRIA #1-8"	19053+00	19055+50	360.85	360.90	250.0
3096	6250	6250.03	SIoux FALLS - ALEXANDRIA #1-8"	19057+50	19058+50	360.94	360.96	100.0
3097	6250	6250.03	SIoux FALLS - ALEXANDRIA #1-8"	19061+30	19064+30	361.01	361.07	300.0
3098	6250	6250.03	SIoux FALLS - ALEXANDRIA #1-8"	19069+10	19071+10	361.16	361.20	200.0
3099	6250	6250.03	SIoux FALLS - ALEXANDRIA #1-8"	19072+80	19076+30	361.23	361.29	350.0
3100	6250	6250.03	SIoux FALLS - ALEXANDRIA #1-8"	19082+30	19086+80	361.41	361.49	450.0
3101	6250	6250.03	SIoux FALLS - ALEXANDRIA #1-8"	19088+30	19092+30	361.52	361.60	400.0
3102	6250	6250.03	SIoux FALLS - ALEXANDRIA #1-8"	19094+30	19104+30	361.63	361.82	1000.0
3103	6250	6250.03	SIoux FALLS - ALEXANDRIA #1-8"	19107+30	19108+80	361.88	361.91	150.0
3104	6250	6250.03	SIoux FALLS - ALEXANDRIA #1-8"	19109+90	19113+90	361.93	362.01	400.0
3105	6250	6250.03	SIoux FALLS - ALEXANDRIA #1-8"	19121+30	19122+30	362.15	362.16	100.0
3106	6250	6250.03	SIoux FALLS - ALEXANDRIA #1-8"	19129+00	19145+10	362.29	362.60	1610.0
3107	6250	6250.03	SIoux FALLS - ALEXANDRIA #1-8"	19152+40	19162+20	362.73	362.92	980.0

3108	6250	6250.04	SIoux FALLS - ALEXANDRIA #1-8"	19161+90	19162+40	362.91	362.92	50.0
3109	6250	6250.05	SIoux FALLS - ALEXANDRIA #1-8"	19737+20	19746+90	373.81	373.99	970.0
3110	6250	6250.05	SIoux FALLS - ALEXANDRIA #1-8"	19748+20	19761+40	374.02	374.27	1320.0
3111	6250	6250.05	SIoux FALLS - ALEXANDRIA #1-8"	19764+80	19784+70	374.33	374.71	1990.0
3112	6250	6250.05	SIoux FALLS - ALEXANDRIA #1-8"	19786+70	19795+20	374.75	374.91	850.0
3113	6250	6250.05	SIoux FALLS - ALEXANDRIA #1-8"	19797+70	19798+60	374.96	374.97	90.0
3114	6250	6250.05	SIoux FALLS - ALEXANDRIA #1-8"	19917+60	20015+20	377.23	379.08	9760.0
3115	6250	6250.05	SIoux FALLS - ALEXANDRIA #1-8"	20017+20	20021+70	379.11	379.20	450.0
3116	6250	6250.06	SIoux FALLS - ALEXANDRIA #1-8"	20021+70	20040+00	379.20	379.55	1830.0
3117	6250	6250.06	SIoux FALLS - ALEXANDRIA #1-8"	20041+70	20045+70	379.58	379.65	400.0
3118	6250	6250.06	SIoux FALLS - ALEXANDRIA #1-8"	20047+20	20066+00	379.68	380.04	1880.0
3119	6250	6250.06	SIoux FALLS - ALEXANDRIA #1-8"	20068+40	20081+90	380.08	380.34	1350.0
3120	6250	6250.06	SIoux FALLS - ALEXANDRIA #1-8"	20091+90	20096+50	380.53	380.62	460.0
3121	6250	6250.06	SIoux FALLS - ALEXANDRIA #1-8"	20099+00	20151+80	380.66	381.66	5280.0
3122	6250	6250.06	SIoux FALLS - ALEXANDRIA #1-8"	20153+30	20186+50	381.69	382.32	3320.0
3123	6250	6250.06	SIoux FALLS - ALEXANDRIA #1-8"	20189+10	20246+10	382.37	383.45	5700.0
3124	6250	6250.06	SIoux FALLS - ALEXANDRIA #1-8"	20247+20	20322+70	383.47	384.90	7550.0
3125	6250	6250.06	SIoux FALLS - ALEXANDRIA #1-8"	20330+80	20334+50	385.05	385.12	370.0
3126	6250	6250.06	SIoux FALLS - ALEXANDRIA #1-8"	20338+50	20353+00	385.20	385.47	1450.0
3127	6250	6250.06	SIoux FALLS - ALEXANDRIA #1-8"	20354+50	20383+70	385.50	386.05	2920.0
3128	6250	6250.06	SIoux FALLS - ALEXANDRIA #1-8"	20386+30	20413+80	386.10	386.63	2750.0
3129	6250	6250.06	SIoux FALLS - ALEXANDRIA #1-8"	20416+30	20455+10	386.67	387.41	3880.0
3130	6250	6250.06	SIoux FALLS - ALEXANDRIA #1-8"	20458+10	20471+10	387.46	387.71	1300.0
3131	6250	6250.06	SIoux FALLS - ALEXANDRIA #1-8"	20472+60	20477+10	387.74	387.82	450.0
3132	6250	6250.06	SIoux FALLS - ALEXANDRIA #1-8"	20478+40	20510+10	387.85	388.45	3170.0
3133	6250	6250.06	SIoux FALLS - ALEXANDRIA #1-8"	20511+90	20521+90	388.48	388.67	1000.0
3134	6250	6250.06	SIoux FALLS - ALEXANDRIA #1-8"	20523+80	20525+90	388.71	388.75	210.0
3135	6250	6250.06	SIoux FALLS - ALEXANDRIA #1-8"	20528+20	20540+70	388.79	389.03	1250.0
3136	6250	6250.06	SIoux FALLS - ALEXANDRIA #1-8"	20544+20	20571+50	389.09	389.61	2730.0
3137	6250	6250.07	SIoux FALLS - ALEXANDRIA #1-8"	20573+70	20662+30	389.65	391.33	8860.0
3138	6250	6250.06	SIoux FALLS - ALEXANDRIA #1-8"	20574+50	20575+00	389.67	389.68	50.0
3139	6250	6250.07	SIoux FALLS - ALEXANDRIA #1-8"	20665+80	20706+40	391.40	392.17	4060.0
3140	6250	6250.07	SIoux FALLS - ALEXANDRIA #1-8"	20709+10	20738+20	392.22	392.77	2910.0
3141	6250	6250.07	SIoux FALLS - ALEXANDRIA #1-8"	20748+60	20959+30	392.97	396.96	21070.0
3142	6250	6250.07	SIoux FALLS - ALEXANDRIA #1-8"	20961+60	20971+40	397.00	397.19	980.0
3143	6250	6250.07	SIoux FALLS - ALEXANDRIA #1-8"	20973+10	21031+40	397.22	398.32	5830.0
3144	6250	6250.07	SIoux FALLS - ALEXANDRIA #1-8"	21032+40	21034+90	398.34	398.39	250.0

3145	6250	6250.07 SIOUX FALLS - ALEXANDRIA #1-8"	21036+40	21100+20	398.42	399.63	6380.0
3146	6250	6250.07 SIOUX FALLS - ALEXANDRIA #1-8"	21103+20	21110+70	399.68	399.82	750.0
3147	6250	6250.07 SIOUX FALLS - ALEXANDRIA #1-8"	21112+20	21124+00	399.85	400.08	1180.0
3148	6250	6250.07 SIOUX FALLS - ALEXANDRIA #1-8"	21126+00	21136+00	400.11	400.30	1000.0
3149	6250	6250.07 SIOUX FALLS - ALEXANDRIA #1-8"	21137+50	21165+00	400.33	400.85	2750.0
3150	6250	6250.07 SIOUX FALLS - ALEXANDRIA #1-8"	21167+50	21171+00	400.90	400.97	350.0
3151	6250	6250.07 SIOUX FALLS - ALEXANDRIA #1-8"	21172+30	21226+90	400.99	402.02	5460.0
3152	6250	6250.07 SIOUX FALLS - ALEXANDRIA #1-8"	21228+60	21231+10	402.06	402.10	250.0
3153	6250	6250.07 SIOUX FALLS - ALEXANDRIA #1-8"	21232+60	21244+10	402.13	402.35	1150.0
3154	6250	6250.07 SIOUX FALLS - ALEXANDRIA #1-8"	21246+10	21250+10	402.39	402.46	400.0
3155	6250	6250.07 SIOUX FALLS - ALEXANDRIA #1-8"	21253+10	21254+10	402.52	402.54	100.0
3156	6250	6250.07 SIOUX FALLS - ALEXANDRIA #1-8"	21256+20	21312+40	402.58	403.64	5620.0
3157	6250	6250.07 SIOUX FALLS - ALEXANDRIA #1-8"	21314+90	21317+30	403.69	403.74	240.0
3158	6250	6250.07 SIOUX FALLS - ALEXANDRIA #1-8"	21319+20	21339+20	403.77	404.15	2000.0
3159	6250	6250.07 SIOUX FALLS - ALEXANDRIA #1-8"	21340+30	21400+00	404.17	405.30	5970.0
3160	6250	6250.07 SIOUX FALLS - ALEXANDRIA #1-8"	21401+50	21539+60	405.33	407.95	13810.0
3161	6250	6250.07 SIOUX FALLS - ALEXANDRIA #1-8"	21541+10	21657+80	407.98	410.19	11670.0
3162	6250	6250.07 SIOUX FALLS - ALEXANDRIA #1-8"	21659+30	21678+10	410.21	410.57	1880.0
3163	6250	6250.07 SIOUX FALLS - ALEXANDRIA #1-8"	22324+50	22358+00	422.81	423.45	3350.0
3164	6250	6250.07 SIOUX FALLS - ALEXANDRIA #1-8"	22524+10	22553+30	426.59	427.15	2920.0
3165	6250	6250.07 SIOUX FALLS - ALEXANDRIA #1-8"	22569+90	22600+40	427.46	428.04	3050.0
3166	6250	6250.07 SIOUX FALLS - ALEXANDRIA #1-8"	22647+90	22656+50	428.94	429.10	860.0
3167	6250	6250.07 SIOUX FALLS - ALEXANDRIA #1-8"	22658+20	22684+00	429.13	429.62	2580.0
3168	6250	6250.07 SIOUX FALLS - ALEXANDRIA #1-8"	22717+90	22726+90	430.26	430.43	900.0
3169	6250	6250.07 SIOUX FALLS - ALEXANDRIA #1-8"	22728+50	22809+30	430.46	431.99	8080.0
3170	6250	6250.07 SIOUX FALLS - ALEXANDRIA #1-8"	22941+10	22965+60	434.49	434.95	2450.0
3171	6250	6250.07 SIOUX FALLS - ALEXANDRIA #1-8"	22967+50	22968+50	434.99	435.01	100.0
3172	6250	6250.07 SIOUX FALLS - ALEXANDRIA #1-8"	22976+90	22980+70	435.17	435.24	380.0
3173	6250	6250.07 SIOUX FALLS - ALEXANDRIA #1-8"	22982+40	22984+50	435.27	435.31	210.0
3174	6250	6250.07 SIOUX FALLS - ALEXANDRIA #1-8"	22987+50	22988+90	435.37	435.40	140.0
3175	6250	6250.07 SIOUX FALLS - ALEXANDRIA #1-8"	22992+90	23020+50	435.47	435.99	2760.0
3176	6250	6250.07 SIOUX FALLS - ALEXANDRIA #1-8"	23021+80	23079+90	436.02	437.12	5810.0
3177	6250	6250.07 SIOUX FALLS - ALEXANDRIA #1-8"	23081+60	23097+10	437.15	437.45	1550.0
3178	6250	6250.07 SIOUX FALLS - ALEXANDRIA #1-8"	23102+10	23103+10	437.54	437.56	100.0
3179	6250	6250.07 SIOUX FALLS - ALEXANDRIA #1-8"	23105+10	23127+70	437.60	438.02	2260.0
3180	6250	6250.07 SIOUX FALLS - ALEXANDRIA #1-8"	23132+20	23143+40	438.11	438.32	1120.0
3181	6250	6250.07 SIOUX FALLS - ALEXANDRIA #1-8"	23145+90	23158+70	438.37	438.61	1280.0

3182	6250	6250.07 SIOUX FALLS - ALEXANDRIA #1-8"	23568+10	23593+80	446.37	446.85	2570.0
3183	6250	6250.07 SIOUX FALLS - ALEXANDRIA #1-8"	23678+80	23705+90	448.46	448.98	2710.0
3184	6250	6250.07 SIOUX FALLS - ALEXANDRIA #1-8"	23727+20	23731+20	449.38	449.45	400.0
3185	6250	6250.07 SIOUX FALLS - ALEXANDRIA #1-8"	23734+00	23736+20	449.51	449.55	220.0
3186	6250	6250.07 SIOUX FALLS - ALEXANDRIA #1-8"	23740+70	23760+30	449.63	450.01	1960.0
3187	6250	6250.07 SIOUX FALLS - ALEXANDRIA #1-8"	23953+60	23990+50	453.67	454.37	3690.0
3188	6250	6250.07 SIOUX FALLS - ALEXANDRIA #1-8"	23991+50	24084+30	454.38	456.14	9280.0
3189	6250	6250.07 SIOUX FALLS - ALEXANDRIA #1-8"	24397+40	24420+60	462.07	462.51	2320.0
3190	6250	6250.07 SIOUX FALLS - ALEXANDRIA #1-8"	24422+60	24460+70	462.55	463.27	3810.0
3191	6250	6250.07 SIOUX FALLS - ALEXANDRIA #1-8"	24462+00	24465+20	463.30	463.36	320.0
3192	6250	6250.07 SIOUX FALLS - ALEXANDRIA #1-8"	24467+40	24473+50	463.40	463.51	610.0
3193	6250	6250.08 SIOUX FALLS - ALEXANDRIA #1-8"	24473+80	24493+00	463.52	463.88	1920.0
3194	6250	6250.08 SIOUX FALLS - ALEXANDRIA #1-8"	24571+80	24668+30	465.38	467.20	9650.0
3195	6250	6250.09 SIOUX FALLS - ALEXANDRIA #1-8"	25072+70	25084+80	474.86	475.09	1210.0
3196	6250	6250.09 SIOUX FALLS - ALEXANDRIA #1-8"	25086+00	25100+50	475.11	475.39	1450.0
3197	6250	6250.09 SIOUX FALLS - ALEXANDRIA #1-8"	25302+60	25333+90	479.22	479.81	3130.0
3198	6250	6250.09 SIOUX FALLS - ALEXANDRIA #1-8"	25348+80	25445+30	480.09	481.92	9650.0
3199	6250	6250.09 SIOUX FALLS - ALEXANDRIA #1-8"	25447+10	25457+10	481.95	482.14	1000.0
3200	6250	6250.09 SIOUX FALLS - ALEXANDRIA #1-8"	25458+60	25488+70	482.17	482.74	3010.0
3201	6250	6250.09 SIOUX FALLS - ALEXANDRIA #1-8"	25490+60	25506+40	482.78	483.08	1580.0
3202	6250	6250.09 SIOUX FALLS - ALEXANDRIA #1-8"	25631+00	25670+90	485.44	486.19	3990.0
3203	6250	6250.09 SIOUX FALLS - ALEXANDRIA #1-8"	25837+60	25869+90	489.35	489.96	3230.0
3204	6250	6250.1 SIOUX FALLS - ALEXANDRIA #1-8"	26224+80	26243+80	496.68	497.04	1900.0
3205	6250	6250.1 SIOUX FALLS - ALEXANDRIA #1-8"	26288+40	26292+30	497.89	497.96	390.0
3206	6250	6250.1 SIOUX FALLS - ALEXANDRIA #1-8"	26294+90	26297+00	498.01	498.05	210.0
3207	6250	6250.1 SIOUX FALLS - ALEXANDRIA #1-8"	26300+70	26312+90	498.12	498.35	1220.0
3208	6250	6250.1 SIOUX FALLS - ALEXANDRIA #1-8"	26316+70	26319+50	498.42	498.48	280.0
3209	6250	6250.1 SIOUX FALLS - ALEXANDRIA #1-8"	26321+10	26338+00	498.51	498.83	1690.0
3210	6250	6250.1 SIOUX FALLS - ALEXANDRIA #1-8"	26339+20	26364+30	498.85	499.32	2510.0
3211	6250	6250.1 SIOUX FALLS - ALEXANDRIA #1-8"	26365+60	26366+60	499.35	499.37	100.0
3212	6250	6250.1 SIOUX FALLS - ALEXANDRIA #1-8"	26493+50	26528+00	501.77	502.42	3450.0
3213	6250	6250.1 SIOUX FALLS - ALEXANDRIA #1-8"	26530+00	26571+00	502.46	503.24	4100.0
3214	6250	6250.1 SIOUX FALLS - ALEXANDRIA #1-8"	27716+40	27720+20	524.93	525.00	380.0
3215	6250	6250.1 SIOUX FALLS - ALEXANDRIA #1-8"	27729+30	27730+30	525.18	525.20	100.0
3216	6250	6250.1 SIOUX FALLS - ALEXANDRIA #1-8"	27755+70	27756+70	525.68	525.70	100.0
3217	6250	6250.1 SIOUX FALLS - ALEXANDRIA #1-8"	27767+80	27768+80	525.91	525.92	100.0
3218	6250	6250.1 SIOUX FALLS - ALEXANDRIA #1-8"	27772+60	27773+60	526.00	526.02	100.0

3219	6250	6250.1	SIoux FALLS - ALEXANDRIA #1-8"	27775+40	27776+40	526.05	526.07	100.0
3220	6250	6250.1	SIoux FALLS - ALEXANDRIA #1-8"	27777+90	27780+60	526.10	526.15	270.0
3221	6250	6250.1	SIoux FALLS - ALEXANDRIA #1-8"	27790+90	27791+90	526.34	526.36	100.0
3222	6250	6250.1	SIoux FALLS - ALEXANDRIA #1-8"	27804+00	27805+70	526.59	526.62	170.0
3223	6250	6250.1	SIoux FALLS - ALEXANDRIA #1-8"	28440+80	28478+50	538.65	539.37	3770.0
3224	6250	6250.1	SIoux FALLS - ALEXANDRIA #1-8"	28484+40	28492+00	539.48	539.62	760.0
3225	6250	6250.1	SIoux FALLS - ALEXANDRIA #1-8"	28576+50	28612+60	541.22	541.91	3610.0
3226	6250	6250.1	SIoux FALLS - ALEXANDRIA #1-8"	28614+40	28624+70	541.94	542.13	1030.0
3227	6250	6250.1	SIoux FALLS - ALEXANDRIA #1-8"	28724+00	28732+30	544.02	544.17	830.0
3228	6250	6250.1	SIoux FALLS - ALEXANDRIA #1-8"	28737+70	28746+80	544.27	544.45	910.0
3229	6250	6250.1	SIoux FALLS - ALEXANDRIA #1-8"	28747+90	28750+90	544.47	544.52	300.0
3230	6250	6250.1	SIoux FALLS - ALEXANDRIA #1-8"	28752+90	28759+70	544.56	544.69	680.0
3231	6250	6250.1	SIoux FALLS - ALEXANDRIA #1-8"	28763+50	28766+60	544.76	544.82	310.0
3232	6250	6250.1	SIoux FALLS - ALEXANDRIA #1-8"	28771+20	28786+60	544.91	545.20	1540.0
3233	6250	6250.1	SIoux FALLS - ALEXANDRIA #1-8"	28792+30	28795+70	545.31	545.37	340.0
3234	6250	6250.1	SIoux FALLS - ALEXANDRIA #1-8"	28797+00	28812+40	545.40	545.69	1540.0
3235	6250	6250.1	SIoux FALLS - ALEXANDRIA #1-8"	28814+00	28822+80	545.72	545.89	880.0
3236	6250	6250.1	SIoux FALLS - ALEXANDRIA #1-8"	28824+50	28827+90	545.92	545.98	340.0
3237	6250	6250.1	SIoux FALLS - ALEXANDRIA #1-8"	28829+50	28834+30	546.01	546.10	480.0
3238	6250	6250.1	SIoux FALLS - ALEXANDRIA #1-8"	28837+10	28856+60	546.16	546.53	1950.0
3239	6250	6250.1	SIoux FALLS - ALEXANDRIA #1-8"	28857+90	28861+70	546.55	546.62	380.0
3240	6250	6250.1	SIoux FALLS - ALEXANDRIA #1-8"	29064+20	29068+20	550.46	550.53	400.0
3241	6250	6250.1	SIoux FALLS - ALEXANDRIA #1-8"	29069+70	29071+60	550.56	550.60	190.0
3242	6250	6250.1	SIoux FALLS - ALEXANDRIA #1-8"	29087+00	29091+70	550.89	550.98	470.0
3243	6250	6250.1	SIoux FALLS - ALEXANDRIA #1-8"	29095+20	29096+60	551.05	551.07	140.0
3244	6250	6250.1	SIoux FALLS - ALEXANDRIA #1-8"	29098+20	29099+80	551.10	551.13	160.0
3245	6250	6250.1	SIoux FALLS - ALEXANDRIA #1-8"	29100+90	29101+90	551.15	551.17	100.0
3246	6250	6250.1	SIoux FALLS - ALEXANDRIA #1-8"	29108+30	29111+10	551.29	551.35	280.0
3247	6250	6250.1	SIoux FALLS - ALEXANDRIA #1-8"	29114+60	29117+50	551.41	551.47	290.0
3248	6250	6250.1	SIoux FALLS - ALEXANDRIA #1-8"	29120+10	29122+20	551.52	551.56	210.0
3249	6250	6250.11	SIoux FALLS - ALEXANDRIA #1-8"	29378+60	29379+60	556.41	556.43	100.0
3250	6250	6250.11	SIoux FALLS - ALEXANDRIA #1-8"	29393+00	29394+50	556.69	556.71	150.0
3251	6250	6250.11	SIoux FALLS - ALEXANDRIA #1-8"	29400+30	29408+40	556.82	556.98	810.0
3252	6250	6250.11	SIoux FALLS - ALEXANDRIA #1-8"	29411+00	29413+20	557.03	557.07	220.0
3253	6250	6250.11	SIoux FALLS - ALEXANDRIA #1-8"	29425+20	29442+10	557.30	557.62	1690.0
3254	6250	6250.11	SIoux FALLS - ALEXANDRIA #1-8"	29444+20	29445+10	557.66	557.67	90.0
3255	6250	6250.13	SIoux FALLS - ALEXANDRIA #1-8"	29512+70	29517+00	558.95	559.03	430.0

3256	6250	6250.13 SIOUX FALLS - ALEXANDRIA #1-8"	29520+30	29526+50	559.10	559.21	620.0
3257	6250	6250.13 SIOUX FALLS - ALEXANDRIA #1-8"	29545+40	29548+30	559.57	559.63	290.0
3258	6255	6255 WILLMAR - ALEXANDRIA #6-12"	12+84	17+15	0.24	0.32	431.0
3259	6255	6255 WILLMAR - ALEXANDRIA #6-12"	39+44	43+37	0.75	0.82	392.9
3260	6255	6255 WILLMAR - ALEXANDRIA #6-12"	44+77	45+77	0.85	0.87	100.0
3261	6255	6255 WILLMAR - ALEXANDRIA #6-12"	47+58	49+37	0.90	0.93	178.5
3262	6255	6255 WILLMAR - ALEXANDRIA #6-12"	52+38	70+85	0.99	1.34	1846.9
3263	6255	6255 WILLMAR - ALEXANDRIA #6-12"	74+52	102+41	1.41	1.94	2789.6
3264	6255	6255 WILLMAR - ALEXANDRIA #6-12"	105+96	118+75	2.01	2.25	1279.1
3265	6255	6255 WILLMAR - ALEXANDRIA #6-12"	244+87	271+89	4.64	5.15	2701.5
3266	6255	6255 WILLMAR - ALEXANDRIA #6-12"	273+85	279+82	5.19	5.30	596.4
3267	6255	6255 WILLMAR - ALEXANDRIA #6-12"	281+56	282+56	5.33	5.35	100.0
3268	6255	6255 WILLMAR - ALEXANDRIA #6-12"	285+03	290+15	5.40	5.50	511.2
3269	6255	6255 WILLMAR - ALEXANDRIA #6-12"	295+63	296+63	5.60	5.62	100.0
3270	6255	6255 WILLMAR - ALEXANDRIA #6-12"	298+06	322+33	5.65	6.10	2427.0
3271	6255	6255 WILLMAR - ALEXANDRIA #6-12"	1469+85	1470+85	27.84	27.86	100.0
3272	6255	6255 WILLMAR - ALEXANDRIA #6-12"	1505+85	1508+35	28.52	28.57	250.0
3273	6255	6255 WILLMAR - ALEXANDRIA #6-12"	1509+85	1510+85	28.60	28.61	100.0
3274	6255	6255 WILLMAR - ALEXANDRIA #6-12"	1529+62	1532+25	28.97	29.02	263.0
3275	6255	6255 WILLMAR - ALEXANDRIA #6-12"	1536+91	1537+91	29.11	29.13	100.0
3276	6255	6255 WILLMAR - ALEXANDRIA #6-12"	1541+53	1549+37	29.20	29.34	784.0
3277	6255	6255 WILLMAR - ALEXANDRIA #6-12"	1555+54	1556+71	29.46	29.48	117.0
3278	6255	6255 WILLMAR - ALEXANDRIA #6-12"	2190+83	2193+41	41.49	41.54	258.0
3279	6255	6255 WILLMAR - ALEXANDRIA #6-12"	2196+98	2197+98	41.61	41.63	100.0
3280	6255	6255 WILLMAR - ALEXANDRIA #6-12"	2221+84	2222+84	42.08	42.10	100.0
3281	6255	6255 WILLMAR - ALEXANDRIA #6-12"	2225+62	2227+92	42.15	42.20	230.0
3282	6255	6255 WILLMAR - ALEXANDRIA #6-12"	2235+12	2236+12	42.33	42.35	100.0
3283	6255	6255 WILLMAR - ALEXANDRIA #6-12"	2346+41	2347+41	44.44	44.46	100.0
3284	6255	6255 WILLMAR - ALEXANDRIA #6-12"	2367+03	2369+42	44.83	44.88	239.0
3285	6255	6255 WILLMAR - ALEXANDRIA #6-12"	2373+94	2375+11	44.96	44.98	117.0
3286	6255	6255 WILLMAR - ALEXANDRIA #6-12"	2478+13	2481+56	46.93	47.00	343.0
3287	6255	6255 WILLMAR - ALEXANDRIA #6-12"	2483+71	2484+71	47.04	47.06	100.0
3288	6255	6255 WILLMAR - ALEXANDRIA #6-12"	2489+91	2490+91	47.16	47.18	100.0
3289	6255	6255 WILLMAR - ALEXANDRIA #6-12"	2492+65	2494+72	47.21	47.25	207.0
3290	6255	6255 WILLMAR - ALEXANDRIA #6-12"	2512+22	2519+34	47.58	47.71	712.0
3291	6255	6255 WILLMAR - ALEXANDRIA #6-12"	2526+69	2528+42	47.85	47.89	173.0
3292	6255	6255 WILLMAR - ALEXANDRIA #6-12"	2535+41	2536+41	48.02	48.04	100.0

3293	6255	6255 WILLMAR - ALEXANDRIA #6-12"	2537+93	2538+93	48.07	48.09	100.0
3294	6255	6255 WILLMAR - ALEXANDRIA #6-12"	2552+81	2554+91	48.35	48.39	210.0
3295	6255	6255 WILLMAR - ALEXANDRIA #6-12"	2557+90	2561+92	48.45	48.52	402.0
3296	6255	6255 WILLMAR - ALEXANDRIA #6-12"	2565+54	2569+86	48.59	48.67	432.0
3297	6255	6255 WILLMAR - ALEXANDRIA #6-12"	2570+87	2571+87	48.69	48.71	100.0
3298	6255	6255 WILLMAR - ALEXANDRIA #6-12"	2575+24	2576+24	48.77	48.79	100.0
3299	6255	6255 WILLMAR - ALEXANDRIA #6-12"	2577+37	2578+37	48.81	48.83	100.0
3300	6255	6255 WILLMAR - ALEXANDRIA #6-12"	2583+85	2584+85	48.94	48.96	100.0
3301	6255	6255 WILLMAR - ALEXANDRIA #6-12"	2588+83	2589+83	49.03	49.05	100.0
3302	6255	6255 WILLMAR - ALEXANDRIA #6-12"	2592+68	2593+68	49.10	49.12	100.0
3303	6255	6255 WILLMAR - ALEXANDRIA #6-12"	2594+85	2595+85	49.14	49.16	100.0
3304	6255	6255 WILLMAR - ALEXANDRIA #6-12"	2597+22	2601+94	49.19	49.28	472.0
3305	6255	6255 WILLMAR - ALEXANDRIA #6-12"	2604+96	2605+96	49.34	49.36	100.0
3306	6255	6255 WILLMAR - ALEXANDRIA #6-12"	2838+69	2839+69	53.76	53.78	100.0
3307	6255	6255 WILLMAR - ALEXANDRIA #6-12"	2840+97	2841+97	53.81	53.83	100.0
3308	6255	6255 WILLMAR - ALEXANDRIA #6-12"	2861+85	2862+85	54.20	54.22	100.0
3309	6255	6255.01 WILLMAR - ALEXANDRIA #6-12"	3174+77	3184+23	60.13	60.31	946.0
3310	6255	6255.01 WILLMAR - ALEXANDRIA #6-12"	3190+03	3191+55	60.42	60.45	152.0
3311	6255	6255.01 WILLMAR - ALEXANDRIA #6-12"	3194+36	3194+81	60.50	60.51	45.0
3312	6255	6255.03 WILLMAR - ALEXANDRIA #6-12"	3261+58	3263+77	61.77	61.81	219.0
3313	6255	6255.03 WILLMAR - ALEXANDRIA #6-12"	3264+98	3269+05	61.84	61.91	407.0
3314	6255	6255.03 WILLMAR - ALEXANDRIA #6-12"	3270+82	3276+70	61.95	62.06	588.0
3315	6255	6255.03 WILLMAR - ALEXANDRIA #6-12"	3305+22	3306+22	62.60	62.62	100.0
3316	6260	6260 COFFEYVILLE - CANEY JCT. #2-8"	814+14	814+15	15.42	15.42	1.7
3317	6265	6265 ALEXANDRIA - GRAND FORKS #1-6"	15+29	16+29	0.29	0.31	100.0
3318	6265	6265 ALEXANDRIA - GRAND FORKS #1-6"	24+00	43+02	0.45	0.81	1902.1
3319	6265	6265.01 ALEXANDRIA - GRAND FORKS #1-6"	892+21	928+08	16.90	17.58	3587.1
3320	6265	6265.01 ALEXANDRIA - GRAND FORKS #1-6"	930+00	963+27	17.61	18.24	3327.4
3321	6265	6265.01 ALEXANDRIA - GRAND FORKS #1-6"	1250+46	1274+66	23.68	24.14	2420.0
3322	6265	6265.01 ALEXANDRIA - GRAND FORKS #1-6"	1275+71	1280+95	24.16	24.26	524.0
3323	6265	6265.01 ALEXANDRIA - GRAND FORKS #1-6"	1284+10	1300+53	24.32	24.63	1643.0
3324	6265	6265.01 ALEXANDRIA - GRAND FORKS #1-6"	1318+66	1336+01	24.97	25.30	1735.0
3325	6265	6265.01 ALEXANDRIA - GRAND FORKS #1-6"	1426+29	1435+00	27.01	27.18	871.0
3326	6265	6265.01 ALEXANDRIA - GRAND FORKS #1-6"	1438+37	1442+06	27.24	27.31	369.0
3327	6265	6265.01 ALEXANDRIA - GRAND FORKS #1-6"	1444+12	1459+26	27.35	27.64	1514.0
3328	6265	6265.01 ALEXANDRIA - GRAND FORKS #1-6"	1461+53	1462+53	27.68	27.70	100.0
3329	6265	6265.01 ALEXANDRIA - GRAND FORKS #1-6"	1465+14	1472+35	27.75	27.89	721.0

3330	6265	6265.01 ALEXANDRIA - GRAND FORKS #1-6"	1479+58	1483+39	28.02	28.09	381.0
3331	6265	6265.01 ALEXANDRIA - GRAND FORKS #1-6"	1496+82	1513+50	28.35	28.66	1668.0
3332	6265	6265.01 ALEXANDRIA - GRAND FORKS #1-6"	1516+81	1522+00	28.73	28.83	519.0
3333	6265	6265.01 ALEXANDRIA - GRAND FORKS #1-6"	1523+26	1527+90	28.85	28.94	464.0
3334	6265	6265.01 ALEXANDRIA - GRAND FORKS #1-6"	1929+04	1935+50	36.53	36.66	646.0
3335	6265	6265.01 ALEXANDRIA - GRAND FORKS #1-6"	1936+86	1938+29	36.68	36.71	143.0
3336	6265	6265.02 ALEXANDRIA - GRAND FORKS #1-6"	1954+58	1959+81	37.02	37.12	523.0
3337	6265	6265.01 ALEXANDRIA - GRAND FORKS #1-6"	1956+15	1956+65	37.05	37.06	50.0
3338	6265	6265.02 ALEXANDRIA - GRAND FORKS #1-6"	1960+93	1970+39	37.14	37.32	946.0
3339	6265	6265.02 ALEXANDRIA - GRAND FORKS #1-6"	1971+51	1975+68	37.34	37.42	417.0
3340	6265	6265.02 ALEXANDRIA - GRAND FORKS #1-6"	1978+91	2013+00	37.48	38.13	3409.0
3341	6265	6265.02 ALEXANDRIA - GRAND FORKS #1-6"	2015+07	2016+81	38.16	38.20	174.0
3342	6265	6265.02 ALEXANDRIA - GRAND FORKS #1-6"	2017+82	2018+82	38.22	38.24	100.0
3343	6265	6265.02 ALEXANDRIA - GRAND FORKS #1-6"	2019+93	2026+22	38.26	38.38	629.0
3344	6265	6265.02 ALEXANDRIA - GRAND FORKS #1-6"	2027+34	2029+40	38.40	38.44	206.0
3345	6265	6265.02 ALEXANDRIA - GRAND FORKS #1-6"	2033+69	2035+75	38.52	38.56	206.0
3346	6265	6265.02 ALEXANDRIA - GRAND FORKS #1-6"	2037+92	2041+04	38.60	38.66	312.0
3347	6265	6265.02 ALEXANDRIA - GRAND FORKS #1-6"	2043+21	2075+69	38.70	39.31	3248.0
3348	6265	6265.02 ALEXANDRIA - GRAND FORKS #1-6"	2078+50	2108+83	39.37	39.94	3033.0
3349	6265	6265.03 ALEXANDRIA - GRAND FORKS #1-6"	2391+60	2450+00	45.30	46.40	5840.0
3350	6265	6265.03 ALEXANDRIA - GRAND FORKS #1-6"	2459+04	2460+99	46.57	46.61	195.0
3351	6265	6265.03 ALEXANDRIA - GRAND FORKS #1-6"	2466+09	2472+48	46.71	46.83	639.0
3352	6265	6265.03 ALEXANDRIA - GRAND FORKS #1-6"	2473+54	2476+32	46.85	46.90	278.0
3353	6265	6265.04 ALEXANDRIA - GRAND FORKS #1-6"	2476+19	2476+88	46.90	46.91	69.0
3354	6265	6265.04 ALEXANDRIA - GRAND FORKS #1-6"	2510+90	2527+00	47.55	47.86	1610.0
3355	6265	6265.04 ALEXANDRIA - GRAND FORKS #1-6"	2528+91	2560+00	47.90	48.48	3109.0
3356	6265	6265.04 ALEXANDRIA - GRAND FORKS #1-6"	2580+50	2609+94	48.87	49.43	2944.0
3357	6265	6265.04 ALEXANDRIA - GRAND FORKS #1-6"	2933+73	2956+41	55.56	55.99	2268.0
3358	6265	6265.04 ALEXANDRIA - GRAND FORKS #1-6"	2964+96	3002+32	56.15	56.86	3736.0
3359	6265	6265.04 ALEXANDRIA - GRAND FORKS #1-6"	3322+42	3335+75	62.92	63.18	1333.0
3360	6265	6265.04 ALEXANDRIA - GRAND FORKS #1-6"	3337+50	3374+00	63.21	63.90	3650.0
3361	6265	6265.04 ALEXANDRIA - GRAND FORKS #1-6"	3376+50	3392+00	63.95	64.24	1550.0
3362	6265	6265.04 ALEXANDRIA - GRAND FORKS #1-6"	3393+50	3397+03	64.27	64.34	353.0
3363	6265	6265.05 ALEXANDRIA - GRAND FORKS #1-6"	4862+98	4866+50	92.10	92.17	352.0
3364	6265	6265.05 ALEXANDRIA - GRAND FORKS #1-6"	4870+50	4876+50	92.24	92.36	600.0
3365	6265	6265.05 ALEXANDRIA - GRAND FORKS #1-6"	4878+50	4889+00	92.40	92.59	1050.0
3366	6265	6265.05 ALEXANDRIA - GRAND FORKS #1-6"	4890+50	4925+50	92.62	93.29	3500.0

3367	6265	6265.05 ALEXANDRIA - GRAND FORKS #1-6"	4927+50	4935+98	93.32	93.48	848.0
3368	6265	6265.05 ALEXANDRIA - GRAND FORKS #1-6"	5008+83	5029+50	94.86	95.26	2067.0
3369	6265	6265.05 ALEXANDRIA - GRAND FORKS #1-6"	5031+50	5036+50	95.29	95.39	500.0
3370	6265	6265.05 ALEXANDRIA - GRAND FORKS #1-6"	5042+50	5048+70	95.50	95.62	620.0
3371	6265	6265.06 ALEXANDRIA - GRAND FORKS #1-6"	5048+50	5084+50	95.62	96.30	3600.0
3372	6265	6265.06 ALEXANDRIA - GRAND FORKS #1-6"	5086+50	5093+30	96.34	96.46	680.0
3373	6265	6265.06 ALEXANDRIA - GRAND FORKS #1-6"	5155+62	5166+50	97.64	97.85	1088.0
3374	6265	6265.06 ALEXANDRIA - GRAND FORKS #1-6"	5170+00	5174+50	97.92	98.00	450.0
3375	6265	6265.11 ALEXANDRIA - GRAND FORKS #1-6"	5551+75	5557+50	105.15	105.26	575.0
3376	6265	6265.11 ALEXANDRIA - GRAND FORKS #1-6"	5559+31	5565+30	105.29	105.40	599.0
3377	6265	6265.11 ALEXANDRIA - GRAND FORKS #1-6"	5566+49	5569+09	105.43	105.48	260.0
3378	6265	6265.11 ALEXANDRIA - GRAND FORKS #1-6"	5570+50	5586+67	105.50	105.81	1617.0
3379	6265	6265.11 ALEXANDRIA - GRAND FORKS #1-6"	5589+25	5599+06	105.86	106.04	981.0
3380	6265	6265.11 ALEXANDRIA - GRAND FORKS #1-6"	5600+30	5622+30	106.07	106.48	2200.0
3381	6265	6265.11 ALEXANDRIA - GRAND FORKS #1-6"	5624+10	5633+72	106.52	106.70	962.0
3382	6265	6265.11 ALEXANDRIA - GRAND FORKS #1-6"	5646+05	5719+51	106.93	108.32	7346.0
3383	6265	6265.11 ALEXANDRIA - GRAND FORKS #1-6"	5720+90	5877+30	108.35	111.31	15640.0
3384	6265	6265.11 ALEXANDRIA - GRAND FORKS #1-6"	5886+55	5887+55	111.49	111.51	100.0
3385	6265	6265.11 ALEXANDRIA - GRAND FORKS #1-6"	5900+20	5900+70	111.75	111.76	50.0
3386	6265	6265.12 ALEXANDRIA - GRAND FORKS #1-6"	5900+80	5901+80	111.76	111.78	100.0
3387	6265	6265.12 ALEXANDRIA - GRAND FORKS #1-6"	5911+30	5966+32	111.96	113.00	5502.0
3388	6265	6265.12 ALEXANDRIA - GRAND FORKS #1-6"	5972+21	5993+91	113.11	113.52	2170.0
3389	6265	6265.13 ALEXANDRIA - GRAND FORKS #1-6"	5993+83	5994+33	113.52	113.53	50.0
3390	6265	6265.13 ALEXANDRIA - GRAND FORKS #1-6"	5997+15	6002+65	113.58	113.69	550.0
3391	6265	6265.13 ALEXANDRIA - GRAND FORKS #1-6"	6004+15	6023+68	113.71	114.08	1953.0
3392	6265	6265.13 ALEXANDRIA - GRAND FORKS #1-6"	6113+80	6188+10	115.79	117.20	7430.0
3393	6265	6265.13 ALEXANDRIA - GRAND FORKS #1-6"	6189+59	6254+33	117.23	118.45	6474.0
3394	6265	6265.13 ALEXANDRIA - GRAND FORKS #1-6"	6892+77	6914+52	130.54	130.96	2175.0
3395	6265	6265.13 ALEXANDRIA - GRAND FORKS #1-6"	9114+33	9161+16	172.62	173.51	4683.0
3396	6265	6265.13 ALEXANDRIA - GRAND FORKS #1-6"	9179+95	9193+68	173.86	174.12	1373.0
3397	6265	6265.1307 ALEXANDRIA - GRAND FORKS #1-6"	9194+17	9197+70	174.13	174.20	353.0
3398	6265	6265.1307 ALEXANDRIA - GRAND FORKS #1-6"	9200+70	9202+06	174.26	174.28	136.0
3399	6265	6265.13 ALEXANDRIA - GRAND FORKS #1-6"	9201+60	9226+70	174.27	174.75	2510.0
3400	6265	6265.13 ALEXANDRIA - GRAND FORKS #1-6"	9228+20	9246+27	174.78	175.12	1807.0
3401	6265	6265.131 ALEXANDRIA - GRAND FORKS #1-6"	9246+57	9251+50	175.12	175.22	493.0
3402	6265	6265.131 ALEXANDRIA - GRAND FORKS #1-6"	9254+00	9255+00	175.27	175.28	100.0
3403	6265	6265.131 ALEXANDRIA - GRAND FORKS #1-6"	9256+50	9277+79	175.31	175.72	2129.0

3404	6265	6265.13 ALEXANDRIA - GRAND FORKS #1-6"	9277+60	9288+50	175.71	175.92	1090.0
3405	6265	6265.13 ALEXANDRIA - GRAND FORKS #1-6"	9293+30	9294+80	176.01	176.04	150.0
3406	6265	6265.13 ALEXANDRIA - GRAND FORKS #1-6"	9296+80	9300+80	176.08	176.15	400.0
3407	6265	6265.13 ALEXANDRIA - GRAND FORKS #1-6"	9306+55	9307+55	176.26	176.28	100.0
3408	6265	6265.13 ALEXANDRIA - GRAND FORKS #1-6"	9308+80	9313+80	176.30	176.40	500.0
3409	6265	6265.13 ALEXANDRIA - GRAND FORKS #1-6"	9328+72	9329+22	176.68	176.69	50.0
3410	6265	6265.14 ALEXANDRIA - GRAND FORKS #1-6"	9332+30	9333+30	176.75	176.77	100.0
3411	6265	6265.14 ALEXANDRIA - GRAND FORKS #1-6"	9335+80	9340+30	176.81	176.90	450.0
3412	6265	6265.14 ALEXANDRIA - GRAND FORKS #1-6"	9342+30	9354+32	176.94	177.17	1202.0
3413	6265	6265.15 ALEXANDRIA - GRAND FORKS #1-6"	9353+76	9358+10	177.15	177.24	434.0
3414	6265	6265.15 ALEXANDRIA - GRAND FORKS #1-6"	9360+10	9361+10	177.27	177.29	100.0
3415	6265	6265.15 ALEXANDRIA - GRAND FORKS #1-6"	9362+60	9363+60	177.32	177.34	100.0
3416	6265	6265.15 ALEXANDRIA - GRAND FORKS #1-6"	9390+55	9401+36	177.85	178.06	1081.0
3417	6270	6270 ALEXANDRIA - FARGO #2-8"	15+25	16+25	0.29	0.31	100.0
3418	6270	6270 ALEXANDRIA - FARGO #2-8"	24+00	27+00	0.45	0.51	300.0
3419	6270	6270 ALEXANDRIA - FARGO #2-8"	29+73	36+60	0.56	0.69	687.0
3420	6270	6270 ALEXANDRIA - FARGO #2-8"	37+85	43+23	0.72	0.82	538.1
3421	6270	6270.01 ALEXANDRIA - FARGO #2-8"	892+20	928+35	16.90	17.58	3615.0
3422	6270	6270.01 ALEXANDRIA - FARGO #2-8"	930+00	963+29	17.61	18.24	3328.8
3423	6270	6270.01 ALEXANDRIA - FARGO #2-8"	1250+57	1265+90	23.69	23.98	1533.0
3424	6270	6270.01 ALEXANDRIA - FARGO #2-8"	1267+70	1274+70	24.01	24.14	700.0
3425	6270	6270.01 ALEXANDRIA - FARGO #2-8"	1275+75	1281+00	24.16	24.26	525.0
3426	6270	6270.01 ALEXANDRIA - FARGO #2-8"	1284+15	1300+57	24.32	24.63	1642.0
3427	6270	6270.01 ALEXANDRIA - FARGO #2-8"	1318+70	1321+50	24.98	25.03	280.0
3428	6270	6270.01 ALEXANDRIA - FARGO #2-8"	1323+50	1335+98	25.07	25.30	1248.0
3429	6270	6270.01 ALEXANDRIA - FARGO #2-8"	1426+33	1436+10	27.01	27.20	977.0
3430	6270	6270.01 ALEXANDRIA - FARGO #2-8"	1439+20	1442+10	27.26	27.31	290.0
3431	6270	6270.01 ALEXANDRIA - FARGO #2-8"	1444+10	1455+10	27.35	27.56	1100.0
3432	6270	6270.01 ALEXANDRIA - FARGO #2-8"	1456+21	1462+64	27.58	27.70	643.0
3433	6270	6270.01 ALEXANDRIA - FARGO #2-8"	1465+35	1473+60	27.75	27.91	825.0
3434	6270	6270.01 ALEXANDRIA - FARGO #2-8"	1477+10	1478+10	27.98	27.99	100.0
3435	6270	6270.01 ALEXANDRIA - FARGO #2-8"	1479+50	1483+73	28.02	28.10	423.0
3436	6270	6270.01 ALEXANDRIA - FARGO #2-8"	1497+26	1513+50	28.36	28.66	1624.0
3437	6270	6270.01 ALEXANDRIA - FARGO #2-8"	1517+90	1528+57	28.75	28.95	1067.0
3438	6270	6270.01 ALEXANDRIA - FARGO #2-8"	1938+10	1942+47	36.71	36.79	437.0
3439	6270	6270.01 ALEXANDRIA - FARGO #2-8"	1944+30	1946+30	36.82	36.86	200.0
3440	6270	6270.01 ALEXANDRIA - FARGO #2-8"	1956+05	1956+55	37.05	37.06	50.0

3441	6270	6270.02 ALEXANDRIA - FARGO #2-8"	1957+10	1958+10	37.07	37.09	100.0
3442	6270	6270.02 ALEXANDRIA - FARGO #2-8"	1962+10	1966+10	37.16	37.24	400.0
3443	6270	6270.02 ALEXANDRIA - FARGO #2-8"	1971+10	1972+10	37.33	37.35	100.0
3444	6270	6270.02 ALEXANDRIA - FARGO #2-8"	1976+10	1977+10	37.43	37.45	100.0
3445	6270	6270.02 ALEXANDRIA - FARGO #2-8"	1979+10	1981+10	37.48	37.52	200.0
3446	6270	6270.02 ALEXANDRIA - FARGO #2-8"	1984+10	2012+90	37.58	38.12	2880.0
3447	6270	6270.02 ALEXANDRIA - FARGO #2-8"	2014+65	2017+40	38.16	38.21	275.0
3448	6270	6270.02 ALEXANDRIA - FARGO #2-8"	2019+30	2025+90	38.24	38.37	660.0
3449	6270	6270.02 ALEXANDRIA - FARGO #2-8"	2027+90	2028+90	38.41	38.43	100.0
3450	6270	6270.02 ALEXANDRIA - FARGO #2-8"	2030+90	2034+90	38.46	38.54	400.0
3451	6270	6270.02 ALEXANDRIA - FARGO #2-8"	2036+90	2041+75	38.58	38.67	485.0
3452	6270	6270.02 ALEXANDRIA - FARGO #2-8"	2044+90	2046+90	38.73	38.77	200.0
3453	6270	6270.02 ALEXANDRIA - FARGO #2-8"	2048+90	2060+70	38.80	39.03	1180.0
3454	6270	6270.02 ALEXANDRIA - FARGO #2-8"	2062+70	2063+70	39.07	39.09	100.0
3455	6270	6270.02 ALEXANDRIA - FARGO #2-8"	2066+70	2068+45	39.14	39.18	175.0
3456	6270	6270.02 ALEXANDRIA - FARGO #2-8"	2070+50	2108+52	39.21	39.93	3802.0
3457	6270	6270.03 ALEXANDRIA - FARGO #2-8"	2395+88	2424+00	45.38	45.91	2812.0
3458	6270	6270.03 ALEXANDRIA - FARGO #2-8"	2425+30	2426+30	45.93	45.95	100.0
3459	6270	6270.03 ALEXANDRIA - FARGO #2-8"	2428+50	2452+00	45.99	46.44	2350.0
3460	6270	6270.03 ALEXANDRIA - FARGO #2-8"	2475+53	2476+03	46.89	46.89	50.0
3461	6270	6270.04 ALEXANDRIA - FARGO #2-8"	2475+90	2476+80	46.89	46.91	90.0
3462	6270	6270.04 ALEXANDRIA - FARGO #2-8"	2478+30	2486+46	46.94	47.09	816.0
3463	6270	6270.04 ALEXANDRIA - FARGO #2-8"	2521+10	2534+10	47.75	47.99	1300.0
3464	6270	6270.04 ALEXANDRIA - FARGO #2-8"	2537+40	2538+40	48.06	48.08	100.0
3465	6270	6270.04 ALEXANDRIA - FARGO #2-8"	2540+90	2560+00	48.12	48.48	1910.0
3466	6270	6270.04 ALEXANDRIA - FARGO #2-8"	2582+00	2612+84	48.90	49.49	3084.0
3467	6270	6270.04 ALEXANDRIA - FARGO #2-8"	2930+84	2948+00	55.51	55.83	1716.0
3468	6270	6270.04 ALEXANDRIA - FARGO #2-8"	2950+00	2955+50	55.87	55.98	550.0
3469	6270	6270.04 ALEXANDRIA - FARGO #2-8"	2962+05	2963+05	56.10	56.12	100.0
3470	6270	6270.04 ALEXANDRIA - FARGO #2-8"	2964+30	2999+40	56.14	56.81	3510.0
3471	6270	6270.04 ALEXANDRIA - FARGO #2-8"	3318+78	3335+50	62.86	63.17	1672.0
3472	6270	6270.04 ALEXANDRIA - FARGO #2-8"	3338+00	3374+00	63.22	63.90	3600.0
3473	6270	6270.04 ALEXANDRIA - FARGO #2-8"	3376+00	3392+00	63.94	64.24	1600.0
3474	6270	6270.04 ALEXANDRIA - FARGO #2-8"	4845+34	4846+50	91.77	91.79	116.0
3475	6270	6270.04 ALEXANDRIA - FARGO #2-8"	4848+50	4850+50	91.83	91.87	200.0
3476	6270	6270.04 ALEXANDRIA - FARGO #2-8"	4855+50	4864+34	91.96	92.13	884.0
3477	6270	6270.04 ALEXANDRIA - FARGO #2-8"	4873+50	4874+50	92.30	92.32	100.0

3478	6270	6270.04 ALEXANDRIA - FARGO #2-8"	4879+50	4882+50	92.41	92.47	300.0
3479	6270	6270.04 ALEXANDRIA - FARGO #2-8"	4891+50	4906+50	92.64	92.93	1500.0
3480	6270	6270.04 ALEXANDRIA - FARGO #2-8"	4908+25	4909+25	92.96	92.98	100.0
3481	6270	6270.04 ALEXANDRIA - FARGO #2-8"	4917+50	4920+50	93.13	93.19	300.0
3482	6270	6270.04 ALEXANDRIA - FARGO #2-8"	4927+50	4930+50	93.32	93.38	300.0
3483	6270	6270.04 ALEXANDRIA - FARGO #2-8"	4932+50	4940+50	93.42	93.57	800.0
3484	6270	6270.04 ALEXANDRIA - FARGO #2-8"	4947+50	4954+34	93.70	93.83	684.0
3485	6270	6270.04 ALEXANDRIA - FARGO #2-8"	5005+50	5006+50	94.80	94.82	100.0
3486	6270	6270.04 ALEXANDRIA - FARGO #2-8"	5012+50	5013+50	94.93	94.95	100.0
3487	6270	6270.05 ALEXANDRIA - FARGO #2-8"	5044+50	5045+50	95.54	95.56	100.0
3488	6270	6270.05 ALEXANDRIA - FARGO #2-8"	5048+50	5049+50	95.62	95.63	100.0
3489	6270	6270.05 ALEXANDRIA - FARGO #2-8"	5055+50	5058+50	95.75	95.80	300.0
3490	6270	6270.05 ALEXANDRIA - FARGO #2-8"	5061+50	5076+50	95.86	96.15	1500.0
3491	6270	6270.05 ALEXANDRIA - FARGO #2-8"	5079+50	5082+50	96.20	96.26	300.0
3492	6270	6270.05 ALEXANDRIA - FARGO #2-8"	5137+95	5158+50	97.31	97.70	2055.0
3493	6270	6270.05 ALEXANDRIA - FARGO #2-8"	5160+50	5166+50	97.74	97.85	600.0
3494	6270	6270.05 ALEXANDRIA - FARGO #2-8"	5171+00	5174+50	97.94	98.00	350.0
3495	6275	6275 MARSHALL - WATERTOWN #1-6"	12+41	25+98	0.23	0.49	1357.3
3496	6275	6275 MARSHALL - WATERTOWN #1-6"	29+13	36+66	0.55	0.69	752.9
3497	6275	6275 MARSHALL - WATERTOWN #1-6"	44+80	49+27	0.85	0.93	447.4
3498	6275	6275.01 MARSHALL - WATERTOWN #1-6"	2554+30	2567+77	48.38	48.63	1347.0
3499	6275	6275.01 MARSHALL - WATERTOWN #1-6"	2569+94	2580+08	48.67	48.87	1014.0
3500	6275	6275.01 MARSHALL - WATERTOWN #1-6"	2594+70	2613+09	49.14	49.49	1839.0
3501	6275	6275.01 MARSHALL - WATERTOWN #1-6"	2636+27	2642+11	49.93	50.04	584.0
3502	6275	6275.01 MARSHALL - WATERTOWN #1-6"	2645+02	2691+78	50.10	50.98	4676.0
3503	6275	6275.01 MARSHALL - WATERTOWN #1-6"	2702+86	2733+71	51.19	51.77	3085.0
3504	6275	6275.01 MARSHALL - WATERTOWN #1-6"	2748+39	2777+54	52.05	52.60	2915.0
3505	6275	6275.01 MARSHALL - WATERTOWN #1-6"	2779+36	2783+32	52.64	52.71	396.0
3506	6275	6275.01 MARSHALL - WATERTOWN #1-6"	2844+85	2846+31	53.88	53.91	146.0
3507	6275	6275.01 MARSHALL - WATERTOWN #1-6"	2874+14	2875+14	54.43	54.45	100.0
3508	6275	6275.01 MARSHALL - WATERTOWN #1-6"	2884+50	2885+50	54.63	54.65	100.0
3509	6275	6275.01 MARSHALL - WATERTOWN #1-6"	3655+27	3657+19	69.23	69.26	192.0
3510	6275	6275.01 MARSHALL - WATERTOWN #1-6"	3658+29	3696+74	69.29	70.01	3845.0
3511	6275	6275.01 MARSHALL - WATERTOWN #1-6"	3699+35	3703+65	70.06	70.14	430.0
3512	6280	6280 NEBRASKA CITY - DONIPHAN #1-8"	33+44	34+44	0.63	0.65	100.0
3513	6280	6280 NEBRASKA CITY - DONIPHAN #1-8"	36+91	42+63	0.70	0.81	572.0
3514	6280	6280 NEBRASKA CITY - DONIPHAN #1-8"	46+39	47+86	0.88	0.91	146.6

3515	6280	6280 NEBRASKA CITY - DONIPHAN #1-8"	52+15	54+68	0.99	1.04	252.6
3516	6280	6280 NEBRASKA CITY - DONIPHAN #1-8"	61+02	64+99	1.16	1.23	396.2
3517	6280	6280 NEBRASKA CITY - DONIPHAN #1-8"	68+25	69+25	1.29	1.31	100.0
3518	6280	6280 NEBRASKA CITY - DONIPHAN #1-8"	71+07	72+07	1.35	1.37	100.0
3519	6280	6280.01 NEBRASKA CITY - DONIPHAN #1-8"	249+80	251+64	4.73	4.77	184.3
3520	6280	6280.01 NEBRASKA CITY - DONIPHAN #1-8"	253+02	254+02	4.79	4.81	100.0
3521	6280	6280.01 NEBRASKA CITY - DONIPHAN #1-8"	255+90	259+31	4.85	4.91	341.5
3522	6280	6280.01 NEBRASKA CITY - DONIPHAN #1-8"	269+99	272+93	5.11	5.17	294.1
3523	6280	6280.01 NEBRASKA CITY - DONIPHAN #1-8"	278+06	282+55	5.27	5.35	448.6
3524	6280	6280.01 NEBRASKA CITY - DONIPHAN #1-8"	286+58	288+13	5.43	5.46	155.8
3525	6280	6280.01 NEBRASKA CITY - DONIPHAN #1-8"	304+69	305+69	5.77	5.79	100.0
3526	6280	6280.02 NEBRASKA CITY - DONIPHAN #1-8"	832+53	833+53	15.77	15.79	100.0
3527	6280	6280.02 NEBRASKA CITY - DONIPHAN #1-8"	1150+13	1154+33	21.78	21.86	420.0
3528	6280	6280.03 NEBRASKA CITY - DONIPHAN #1-8"	1160+38	1160+88	21.98	21.99	50.0
3529	6280	6280.03 NEBRASKA CITY - DONIPHAN #1-8"	1325+10	1337+01	25.10	25.32	1191.0
3530	6280	6280.03 NEBRASKA CITY - DONIPHAN #1-8"	1338+87	1343+82	25.36	25.45	495.0
3531	6280	6280.03 NEBRASKA CITY - DONIPHAN #1-8"	1345+30	1347+50	25.48	25.52	220.0
3532	6280	6280.03 NEBRASKA CITY - DONIPHAN #1-8"	1351+90	1353+11	25.60	25.63	121.0
3533	6280	6280.03 NEBRASKA CITY - DONIPHAN #1-8"	1354+33	1355+33	25.65	25.67	100.0
3534	6280	6280.03 NEBRASKA CITY - DONIPHAN #1-8"	1358+92	1359+92	25.74	25.76	100.0
3535	6280	6280.03 NEBRASKA CITY - DONIPHAN #1-8"	1362+51	1370+69	25.81	25.96	818.0
3536	6280	6280.03 NEBRASKA CITY - DONIPHAN #1-8"	1374+07	1374+14	26.02	26.03	7.0
3537	6280	6280.04 NEBRASKA CITY - DONIPHAN #1-8"	1485+74	1486+50	28.14	28.15	76.0
3538	6280	6280.04 NEBRASKA CITY - DONIPHAN #1-8"	1490+91	1491+91	28.24	28.26	100.0
3539	6280	6280.04 NEBRASKA CITY - DONIPHAN #1-8"	1493+97	1495+68	28.29	28.33	171.0
3540	6280	6280.04 NEBRASKA CITY - DONIPHAN #1-8"	1498+84	1499+84	28.39	28.41	100.0
3541	6280	6280.04 NEBRASKA CITY - DONIPHAN #1-8"	1502+10	1506+00	28.45	28.52	390.0
3542	6280	6280.04 NEBRASKA CITY - DONIPHAN #1-8"	1507+29	1508+29	28.55	28.57	100.0
3543	6280	6280.04 NEBRASKA CITY - DONIPHAN #1-8"	1513+34	1514+34	28.66	28.68	100.0
3544	6280	6280.04 NEBRASKA CITY - DONIPHAN #1-8"	1570+66	1571+83	29.75	29.77	117.0
3545	6280	6280.04 NEBRASKA CITY - DONIPHAN #1-8"	1573+50	1574+90	29.80	29.83	140.0
3546	6280	6280.04 NEBRASKA CITY - DONIPHAN #1-8"	1576+05	1578+35	29.85	29.89	230.0
3547	6280	6280.04 NEBRASKA CITY - DONIPHAN #1-8"	1729+33	1736+61	32.75	32.89	728.0
3548	6280	6280.04 NEBRASKA CITY - DONIPHAN #1-8"	1739+02	1745+20	32.94	33.05	618.0
3549	6280	6280.04 NEBRASKA CITY - DONIPHAN #1-8"	1746+64	1755+50	33.08	33.25	886.0
3550	6280	6280.04 NEBRASKA CITY - DONIPHAN #1-8"	1762+41	1766+35	33.38	33.45	394.0
3551	6280	6280.04 NEBRASKA CITY - DONIPHAN #1-8"	1768+32	1769+32	33.49	33.51	100.0

3552	6280	6280.04 NEBRASKA CITY - DONIPHAN #1-8"	1772+55	1776+41	33.57	33.64	386.0
3553	6280	6280.06 NEBRASKA CITY - DONIPHAN #1-8"	2173+32	2175+63	41.16	41.21	231.0
3554	6280	6280.06 NEBRASKA CITY - DONIPHAN #1-8"	2364+09	2373+32	44.77	44.95	923.0
3555	6280	6280.06 NEBRASKA CITY - DONIPHAN #1-8"	2374+65	2375+65	44.97	44.99	100.0
3556	6280	6280.06 NEBRASKA CITY - DONIPHAN #1-8"	2379+38	2382+40	45.06	45.12	302.0
3557	6280	6280.06 NEBRASKA CITY - DONIPHAN #1-8"	2387+50	2389+40	45.22	45.25	190.0
3558	6280	6280.06 NEBRASKA CITY - DONIPHAN #1-8"	2474+26	2476+08	46.86	46.90	182.0
3559	6280	6280.06 NEBRASKA CITY - DONIPHAN #1-8"	2480+85	2486+74	46.99	47.10	589.0
3560	6280	6280.06 NEBRASKA CITY - DONIPHAN #1-8"	2487+95	2488+97	47.12	47.14	102.0
3561	6280	6280.06 NEBRASKA CITY - DONIPHAN #1-8"	2575+75	2581+93	48.78	48.90	618.0
3562	6280	6280.06 NEBRASKA CITY - DONIPHAN #1-8"	2626+24	2630+60	49.74	49.82	436.0
3563	6280	6280.06 NEBRASKA CITY - DONIPHAN #1-8"	2634+77	2635+77	49.90	49.92	100.0
3564	6280	6280.06 NEBRASKA CITY - DONIPHAN #1-8"	2638+39	2640+18	49.97	50.00	179.0
3565	6280	6280.06 NEBRASKA CITY - DONIPHAN #1-8"	2646+49	2648+42	50.12	50.16	193.0
3566	6280	6280.06 NEBRASKA CITY - DONIPHAN #1-8"	2708+94	2709+94	51.31	51.32	100.0
3567	6280	6280.06 NEBRASKA CITY - DONIPHAN #1-8"	2716+68	2717+68	51.45	51.47	100.0
3568	6280	6280.06 NEBRASKA CITY - DONIPHAN #1-8"	2720+61	2724+52	51.53	51.60	391.0
3569	6280	6280.06 NEBRASKA CITY - DONIPHAN #1-8"	2794+19	2806+86	52.92	53.16	1267.0
3570	6280	6280.06 NEBRASKA CITY - DONIPHAN #1-8"	2811+26	2818+73	53.24	53.39	747.0
3571	6280	6280.06 NEBRASKA CITY - DONIPHAN #1-8"	3274+28	3276+35	62.01	62.05	207.0
3572	6280	6280.06 NEBRASKA CITY - DONIPHAN #1-8"	3608+07	3609+07	68.33	68.35	100.0
3573	6280	6280.07 NEBRASKA CITY - DONIPHAN #1-8"	3609+83	3610+33	68.37	68.38	50.0
3574	6280	6280.06 NEBRASKA CITY - DONIPHAN #1-8"	3611+13	3611+63	68.39	68.40	50.0
3575	6280	6280.07 NEBRASKA CITY - DONIPHAN #1-8"	3611+54	3612+35	68.40	68.42	81.0
3576	6280	6280.07 NEBRASKA CITY - DONIPHAN #1-8"	3797+89	3800+47	71.93	71.98	258.0
3577	6280	6280.07 NEBRASKA CITY - DONIPHAN #1-8"	3807+36	3813+20	72.11	72.22	584.0
3578	6280	6280.07 NEBRASKA CITY - DONIPHAN #1-8"	3829+07	3830+07	72.52	72.54	100.0
3579	6280	6280.07 NEBRASKA CITY - DONIPHAN #1-8"	4089+68	4091+60	77.46	77.49	192.0
3580	6280	6280.07 NEBRASKA CITY - DONIPHAN #1-8"	4172+95	4174+18	79.03	79.06	123.0
3581	6280	6280.07 NEBRASKA CITY - DONIPHAN #1-8"	4176+14	4178+59	79.09	79.14	245.0
3582	6280	6280.07 NEBRASKA CITY - DONIPHAN #1-8"	4183+00	4184+57	79.22	79.25	157.0
3583	6280	6280.07 NEBRASKA CITY - DONIPHAN #1-8"	4186+69	4188+15	79.29	79.32	146.0
3584	6280	6280.07 NEBRASKA CITY - DONIPHAN #1-8"	4491+54	4492+39	85.07	85.08	85.0
3585	6280	6280.07 NEBRASKA CITY - DONIPHAN #1-8"	4499+71	4507+15	85.22	85.36	744.0
3586	6280	6280.07 NEBRASKA CITY - DONIPHAN #1-8"	4704+17	4704+47	89.09	89.10	30.0
3587	6280	6280.07 NEBRASKA CITY - DONIPHAN #1-8"	4713+99	4714+99	89.28	89.30	100.0
3588	6280	6280.07 NEBRASKA CITY - DONIPHAN #1-8"	4716+16	4717+16	89.32	89.34	100.0

3589	6280	6280.07 NEBRASKA CITY - DONIPHAN #1-8"	4729+55	4731+58	89.57	89.61	203.0
3590	6280	6280.07 NEBRASKA CITY - DONIPHAN #1-8"	4745+99	4746+99	89.89	89.91	100.0
3591	6280	6280.07 NEBRASKA CITY - DONIPHAN #1-8"	4753+38	4757+95	90.03	90.11	457.0
3592	6280	6280.07 NEBRASKA CITY - DONIPHAN #1-8"	4764+25	4768+14	90.23	90.31	389.0
3593	6280	6280.075 NEBRASKA CITY - DONIPHAN #1-8"	4769+12	4769+62	90.32	90.33	50.0
3594	6280	6280.075 NEBRASKA CITY - DONIPHAN #1-8"	4772+48	4772+98	90.39	90.40	50.0
3595	6280	6280.07 NEBRASKA CITY - DONIPHAN #1-8"	4778+21	4785+84	90.50	90.64	763.0
3596	6280	6280.07 NEBRASKA CITY - DONIPHAN #1-8"	4794+61	4795+61	90.81	90.83	100.0
3597	6280	6280.07 NEBRASKA CITY - DONIPHAN #1-8"	4800+07	4801+07	90.91	90.93	100.0
3598	6280	6280.07 NEBRASKA CITY - DONIPHAN #1-8"	4802+88	4813+39	90.96	91.16	1051.0
3599	6280	6280.07 NEBRASKA CITY - DONIPHAN #1-8"	4817+99	4818+99	91.25	91.27	100.0
3600	6280	6280.07 NEBRASKA CITY - DONIPHAN #1-8"	4821+22	4827+45	91.31	91.43	623.0
3601	6280	6280.07 NEBRASKA CITY - DONIPHAN #1-8"	4831+36	4836+49	91.50	91.60	513.0
3602	6280	6280.07 NEBRASKA CITY - DONIPHAN #1-8"	4842+07	4851+52	91.71	91.88	945.0
3603	6280	6280.07 NEBRASKA CITY - DONIPHAN #1-8"	4853+68	4854+96	91.93	91.95	128.0
3604	6280	6280.07 NEBRASKA CITY - DONIPHAN #1-8"	4856+34	4864+38	91.98	92.13	804.0
3605	6280	6280.07 NEBRASKA CITY - DONIPHAN #1-8"	4868+27	4869+56	92.20	92.23	129.0
3606	6280	6280.07 NEBRASKA CITY - DONIPHAN #1-8"	5197+17	5198+83	98.43	98.46	166.0
3607	6280	6280.07 NEBRASKA CITY - DONIPHAN #1-8"	5205+51	5206+51	98.59	98.61	100.0
3608	6280	6280.07 NEBRASKA CITY - DONIPHAN #1-8"	5207+82	5208+82	98.63	98.65	100.0
3609	6280	6280.07 NEBRASKA CITY - DONIPHAN #1-8"	5211+36	5211+38	98.70	98.70	2.0
3610	6280	6280.07 NEBRASKA CITY - DONIPHAN #1-8"	5762+15	5766+83	109.13	109.22	468.0
3611	6280	6280.07 NEBRASKA CITY - DONIPHAN #1-8"	5771+40	5775+24	109.31	109.38	384.0
3612	6280	6280.07 NEBRASKA CITY - DONIPHAN #1-8"	6426+12	6426+69	121.71	121.72	57.0
3613	6280	6280.07 NEBRASKA CITY - DONIPHAN #1-8"	6533+38	6534+79	123.74	123.76	141.0
3614	6280	6280.07 NEBRASKA CITY - DONIPHAN #1-8"	6541+26	6542+26	123.89	123.91	100.0
3615	6280	6280.07 NEBRASKA CITY - DONIPHAN #1-8"	6615+84	6619+61	125.30	125.37	377.0
3616	6280	6280.07 NEBRASKA CITY - DONIPHAN #1-8"	6899+78	6911+79	130.68	130.91	1201.0
3617	6280	6280.07 NEBRASKA CITY - DONIPHAN #1-8"	6914+63	6915+33	130.96	130.97	70.0
3618	6290	6290 LINCOLN - LINCOLN AFB #1-6"	101+93	103+16	1.93	1.95	122.5
3619	6290	6290 LINCOLN - LINCOLN AFB #1-6"	194+34	195+34	3.68	3.70	100.0
3620	6290	6290 LINCOLN - LINCOLN AFB #1-6"	199+49	200+49	3.78	3.80	100.0
3621	6290	6290 LINCOLN - LINCOLN AFB #1-6"	204+64	205+37	3.88	3.89	72.7
3622	6290	6290.01 LINCOLN - LINCOLN AFB #1-6"	599+36	600+36	11.35	11.37	100.0
3623	6290	6290.01 LINCOLN - LINCOLN AFB #1-6"	705+34	706+50	13.36	13.38	115.8
3624	6290	6290.01 LINCOLN - LINCOLN AFB #1-6"	758+04	759+74	14.36	14.39	169.3
3625	6290	6290.01 LINCOLN - LINCOLN AFB #1-6"	777+03	778+03	14.72	14.74	100.0

3626	6295	6295 GRINNELL - WATERLOO #1-8"	0+09	0+10	0.00	0.00	1.0
3627	6295	6295 GRINNELL - WATERLOO #1-8"	0+19	0+20	0.00	0.00	1.0
3628	6295	6295 GRINNELL - WATERLOO #1-8"	10+00	11+50	0.19	0.22	150.0
3629	6295	6295 GRINNELL - WATERLOO #1-8"	16+50	17+50	0.31	0.33	100.0
3630	6295	6295 GRINNELL - WATERLOO #1-8"	25+50	29+00	0.48	0.55	350.0
3631	6295	6295 GRINNELL - WATERLOO #1-8"	32+50	36+00	0.62	0.68	350.0
3632	6295	6295 GRINNELL - WATERLOO #1-8"	38+50	39+50	0.73	0.75	100.0
3633	6295	6295 GRINNELL - WATERLOO #1-8"	100+30	104+30	1.90	1.98	400.0
3634	6295	6295 GRINNELL - WATERLOO #1-8"	108+60	109+60	2.06	2.08	100.0
3635	6295	6295 GRINNELL - WATERLOO #1-8"	115+60	126+10	2.19	2.39	1050.0
3636	6295	6295.01 GRINNELL - WATERLOO #1-8"	417+10	424+40	7.90	8.04	730.0
3637	6295	6295.01 GRINNELL - WATERLOO #1-8"	426+90	431+40	8.09	8.17	450.0
3638	6295	6295.01 GRINNELL - WATERLOO #1-8"	433+90	436+90	8.22	8.27	300.0
3639	6295	6295.01 GRINNELL - WATERLOO #1-8"	438+90	439+90	8.31	8.33	100.0
3640	6295	6295.01 GRINNELL - WATERLOO #1-8"	442+40	445+67	8.38	8.44	327.0
3641	6295	6295.01 GRINNELL - WATERLOO #1-8"	1071+50	1073+00	20.29	20.32	150.0
3642	6295	6295.01 GRINNELL - WATERLOO #1-8"	1075+50	1079+50	20.37	20.45	400.0
3643	6295	6295.01 GRINNELL - WATERLOO #1-8"	1082+50	1087+94	20.50	20.60	544.0
3644	6295	6295.01 GRINNELL - WATERLOO #1-8"	1240+89	1258+90	23.50	23.84	1801.0
3645	6295	6295.01 GRINNELL - WATERLOO #1-8"	1261+90	1264+40	23.90	23.95	250.0
3646	6295	6295.01 GRINNELL - WATERLOO #1-8"	1300+70	1301+70	24.63	24.65	100.0
3647	6295	6295.01 GRINNELL - WATERLOO #1-8"	1333+00	1334+50	25.25	25.27	150.0
3648	6295	6295.01 GRINNELL - WATERLOO #1-8"	1342+50	1344+78	25.43	25.47	228.0
3649	6295	6295.01 GRINNELL - WATERLOO #1-8"	1635+92	1641+30	30.98	31.09	538.0
3650	6295	6295.01 GRINNELL - WATERLOO #1-8"	1643+80	1645+80	31.13	31.17	200.0
3651	6295	6295.01 GRINNELL - WATERLOO #1-8"	1649+30	1650+80	31.24	31.27	150.0
3652	6295	6295.01 GRINNELL - WATERLOO #1-8"	1652+80	1655+45	31.30	31.35	265.0
3653	6295	6295.02 GRINNELL - WATERLOO #1-8"	1761+38	1769+90	33.36	33.52	852.0
3654	6295	6295.02 GRINNELL - WATERLOO #1-8"	1771+40	1780+34	33.55	33.72	894.0
3655	6295	6295.02 GRINNELL - WATERLOO #1-8"	2027+67	2030+40	38.40	38.45	273.0
3656	6295	6295.02 GRINNELL - WATERLOO #1-8"	2034+40	2038+90	38.53	38.62	450.0
3657	6295	6295.02 GRINNELL - WATERLOO #1-8"	2045+90	2047+40	38.75	38.78	150.0
3658	6295	6295.02 GRINNELL - WATERLOO #1-8"	2096+55	2096+70	39.71	39.71	15.0
3659	6295	6295.02 GRINNELL - WATERLOO #1-8"	2098+20	2102+20	39.74	39.81	400.0
3660	6295	6295.02 GRINNELL - WATERLOO #1-8"	2103+70	2108+70	39.84	39.94	500.0
3661	6295	6295.02 GRINNELL - WATERLOO #1-8"	2111+50	2114+00	39.99	40.04	250.0
3662	6295	6295.02 GRINNELL - WATERLOO #1-8"	2118+00	2120+00	40.11	40.15	200.0

3663	6295	6295.02 GRINNELL - WATERLOO #1-8"	2121+50	2123+75	40.18	40.22	225.0
3664	6295	6295.02 GRINNELL - WATERLOO #1-8"	2125+50	2138+28	40.26	40.50	1278.0
3665	6295	6295.02 GRINNELL - WATERLOO #1-8"	2186+80	2188+30	41.42	41.45	150.0
3666	6295	6295.02 GRINNELL - WATERLOO #1-8"	2200+80	2203+30	41.68	41.73	250.0
3667	6295	6295.02 GRINNELL - WATERLOO #1-8"	2210+30	2216+30	41.86	41.98	600.0
3668	6295	6295.02 GRINNELL - WATERLOO #1-8"	2217+60	2229+48	42.00	42.23	1188.0
3669	6295	6295.02 GRINNELL - WATERLOO #1-8"	2241+10	2242+10	42.45	42.46	100.0
3670	6295	6295.02 GRINNELL - WATERLOO #1-8"	2252+60	2257+10	42.66	42.75	450.0
3671	6295	6295.02 GRINNELL - WATERLOO #1-8"	2335+30	2342+20	44.23	44.36	690.0
3672	6295	6295.02 GRINNELL - WATERLOO #1-8"	2343+70	2347+70	44.39	44.46	400.0
3673	6295	6295.02 GRINNELL - WATERLOO #1-8"	2354+70	2354+91	44.60	44.60	21.0
3674	6295	6295.02 GRINNELL - WATERLOO #1-8"	2370+39	2377+00	44.89	45.02	661.0
3675	6295	6295.02 GRINNELL - WATERLOO #1-8"	2379+00	2389+81	45.06	45.26	1081.0
3676	6295	6295.02 GRINNELL - WATERLOO #1-8"	2434+85	2442+30	46.11	46.26	745.0
3677	6295	6295.02 GRINNELL - WATERLOO #1-8"	2444+30	2446+80	46.29	46.34	250.0
3678	6295	6295.02 GRINNELL - WATERLOO #1-8"	2448+80	2454+68	46.38	46.49	588.0
3679	6295	6295.02 GRINNELL - WATERLOO #1-8"	2492+11	2498+60	47.20	47.32	649.0
3680	6295	6295.02 GRINNELL - WATERLOO #1-8"	2501+10	2511+73	47.37	47.57	1063.0
3681	6295	6295.02 GRINNELL - WATERLOO #1-8"	2539+43	2558+62	48.10	48.46	1919.0
3682	6295	6295.02 GRINNELL - WATERLOO #1-8"	2567+70	2572+90	48.63	48.73	520.0
3683	6295	6295.02 GRINNELL - WATERLOO #1-8"	2574+90	2575+90	48.77	48.79	100.0
3684	6295	6295.02 GRINNELL - WATERLOO #1-8"	2578+40	2584+40	48.83	48.95	600.0
3685	6295	6295.03 GRINNELL - WATERLOO #1-8"	2732+30	2735+80	51.75	51.81	350.0
3686	6295	6295.03 GRINNELL - WATERLOO #1-8"	2737+30	2742+30	51.84	51.94	500.0
3687	6295	6295.03 GRINNELL - WATERLOO #1-8"	2744+30	2749+74	51.98	52.08	544.0
3688	6295	6295.03 GRINNELL - WATERLOO #1-8"	2765+76	2778+60	52.38	52.63	1284.0
3689	6295	6295.03 GRINNELL - WATERLOO #1-8"	2782+60	2785+57	52.70	52.76	297.0
3690	6295	6295.03 GRINNELL - WATERLOO #1-8"	2925+50	2934+50	55.41	55.58	900.0
3691	6295	6295.03 GRINNELL - WATERLOO #1-8"	2936+00	2943+00	55.61	55.74	700.0
3692	6295	6295.03 GRINNELL - WATERLOO #1-8"	2945+50	2948+50	55.79	55.84	300.0
3693	6295	6295.03 GRINNELL - WATERLOO #1-8"	2950+00	2952+00	55.87	55.91	200.0
3694	6295	6295.03 GRINNELL - WATERLOO #1-8"	2955+00	2984+44	55.97	56.52	2944.0
3695	6295	6295.03 GRINNELL - WATERLOO #1-8"	2991+19	3011+60	56.65	57.04	2041.0
3696	6295	6295.03 GRINNELL - WATERLOO #1-8"	3013+10	3017+60	57.07	57.15	450.0
3697	6295	6295.03 GRINNELL - WATERLOO #1-8"	3020+10	3026+56	57.20	57.32	646.0
3698	6295	6295.03 GRINNELL - WATERLOO #1-8"	3062+45	3073+90	58.00	58.22	1145.0
3699	6295	6295.03 GRINNELL - WATERLOO #1-8"	3075+90	3105+40	58.26	58.81	2950.0

3700	6295	6295.03 GRINNELL - WATERLOO #1-8"	3106+90	3107+90	58.84	58.86	100.0
3701	6295	6295.03 GRINNELL - WATERLOO #1-8"	3109+40	3128+70	58.89	59.26	1930.0
3702	6295	6295.03 GRINNELL - WATERLOO #1-8"	3132+20	3137+70	59.32	59.43	550.0
3703	6310	6310 ROSEMOUNT - WILLMAR #6-12"	1+14	1+16	0.02	0.02	1.3
3704	6310	6310.07 ROSEMOUNT - WILLMAR #6-12"	741+59	743+60	14.05	14.08	201.0
3705	6310	6310.07 ROSEMOUNT - WILLMAR #6-12"	745+45	746+45	14.12	14.14	100.0
3706	6310	6310.07 ROSEMOUNT - WILLMAR #6-12"	751+62	752+62	14.24	14.25	100.0
3707	6310	6310.07 ROSEMOUNT - WILLMAR #6-12"	756+18	762+40	14.32	14.44	622.0
3708	6310	6310.07 ROSEMOUNT - WILLMAR #6-12"	764+67	766+20	14.48	14.51	153.0
3709	6310	6310.07 ROSEMOUNT - WILLMAR #6-12"	771+13	772+93	14.60	14.64	180.0
3710	6310	6310.07 ROSEMOUNT - WILLMAR #6-12"	774+02	775+23	14.66	14.68	121.0
3711	6310	6310.07 ROSEMOUNT - WILLMAR #6-12"	781+83	783+01	14.81	14.83	117.5
3712	6310	6310.075 ROSEMOUNT - WILLMAR #6-12"	783+01	783+51	14.83	14.84	50.0
3713	6310	6310.075 ROSEMOUNT - WILLMAR #6-12"	793+18	793+68	15.02	15.03	50.0
3714	6310	6310.07 ROSEMOUNT - WILLMAR #6-12"	794+78	795+78	15.05	15.07	100.0
3715	6310	6310.07 ROSEMOUNT - WILLMAR #6-12"	797+50	803+75	15.10	15.22	625.0
3716	6310	6310.07 ROSEMOUNT - WILLMAR #6-12"	804+79	805+79	15.24	15.26	100.0
3717	6310	6310.07 ROSEMOUNT - WILLMAR #6-12"	811+04	819+17	15.36	15.51	813.0
3718	6310	6310.07 ROSEMOUNT - WILLMAR #6-12"	821+20	822+52	15.55	15.58	132.0
3719	6310	6310.07 ROSEMOUNT - WILLMAR #6-12"	824+33	828+10	15.61	15.68	377.0
3720	6310	6310.07 ROSEMOUNT - WILLMAR #6-12"	832+51	841+22	15.77	15.93	871.0
3721	6310	6310.07 ROSEMOUNT - WILLMAR #6-12"	845+62	846+62	16.02	16.03	100.0
3722	6310	6310.07 ROSEMOUNT - WILLMAR #6-12"	854+34	855+90	16.18	16.21	156.0
3723	6310	6310.07 ROSEMOUNT - WILLMAR #6-12"	860+03	862+64	16.29	16.34	261.0
3724	6310	6310.08 ROSEMOUNT - WILLMAR #6-12"	860+53	861+03	16.30	16.31	50.0
3725	6310	6310.07 ROSEMOUNT - WILLMAR #6-12"	865+05	865+84	16.38	16.40	79.0
3726	6310	6310.08 ROSEMOUNT - WILLMAR #6-12"	870+06	873+52	16.48	16.54	346.0
3727	6310	6310.08 ROSEMOUNT - WILLMAR #6-12"	874+98	879+13	16.57	16.65	415.0
3728	6310	6310.08 ROSEMOUNT - WILLMAR #6-12"	880+30	881+17	16.67	16.69	87.0
3729	6310	6310.09 ROSEMOUNT - WILLMAR #6-12"	882+77	883+30	16.72	16.73	53.0
3730	6310	6310.09 ROSEMOUNT - WILLMAR #6-12"	884+49	885+49	16.75	16.77	100.0
3731	6310	6310.09 ROSEMOUNT - WILLMAR #6-12"	891+54	892+54	16.89	16.90	100.0
3732	6310	6310.09 ROSEMOUNT - WILLMAR #6-12"	898+40	899+40	17.02	17.03	100.0
3733	6310	6310.09 ROSEMOUNT - WILLMAR #6-12"	903+72	910+10	17.12	17.24	638.0
3734	6310	6310.09 ROSEMOUNT - WILLMAR #6-12"	912+05	913+05	17.27	17.29	100.0
3735	6310	6310.09 ROSEMOUNT - WILLMAR #6-12"	916+88	917+88	17.37	17.38	100.0
3736	6310	6310.09 ROSEMOUNT - WILLMAR #6-12"	920+04	921+42	17.43	17.45	138.0

3737	6310	6310.09 ROSEMOUNT - WILLMAR #6-12"	923+10	932+98	17.48	17.67	988.0
3738	6310	6310.09 ROSEMOUNT - WILLMAR #6-12"	939+73	940+73	17.80	17.82	100.0
3739	6310	6310.09 ROSEMOUNT - WILLMAR #6-12"	945+21	946+21	17.90	17.92	100.0
3740	6310	6310.09 ROSEMOUNT - WILLMAR #6-12"	952+77	953+77	18.04	18.06	100.0
3741	6310	6310.09 ROSEMOUNT - WILLMAR #6-12"	956+44	958+65	18.11	18.16	221.0
3742	6310	6310.09 ROSEMOUNT - WILLMAR #6-12"	971+40	972+40	18.40	18.42	100.0
3743	6310	6310.09 ROSEMOUNT - WILLMAR #6-12"	978+76	980+07	18.54	18.56	131.0
3744	6310	6310.09 ROSEMOUNT - WILLMAR #6-12"	981+54	982+84	18.59	18.61	130.0
3745	6310	6310.09 ROSEMOUNT - WILLMAR #6-12"	984+60	985+60	18.65	18.67	100.0
3746	6310	6310.09 ROSEMOUNT - WILLMAR #6-12"	988+65	991+65	18.72	18.78	300.0
3747	6310	6310.09 ROSEMOUNT - WILLMAR #6-12"	998+73	1001+97	18.92	18.98	324.0
3748	6310	6310.09 ROSEMOUNT - WILLMAR #6-12"	1005+14	1006+92	19.04	19.07	178.0
3749	6310	6310.09 ROSEMOUNT - WILLMAR #6-12"	1010+10	1011+76	19.13	19.16	166.0
3750	6310	6310.09 ROSEMOUNT - WILLMAR #6-12"	1013+25	1018+03	19.19	19.28	478.0
3751	6310	6310.09 ROSEMOUNT - WILLMAR #6-12"	1019+23	1023+71	19.30	19.39	448.0
3752	6310	6310.09 ROSEMOUNT - WILLMAR #6-12"	1025+08	1028+42	19.41	19.48	334.0
3753	6310	6310.09 ROSEMOUNT - WILLMAR #6-12"	1031+09	1032+34	19.53	19.55	125.0
3754	6310	6310.09 ROSEMOUNT - WILLMAR #6-12"	1037+97	1040+17	19.66	19.70	220.0
3755	6310	6310.09 ROSEMOUNT - WILLMAR #6-12"	1043+04	1044+20	19.75	19.78	116.0
3756	6310	6310.09 ROSEMOUNT - WILLMAR #6-12"	1051+24	1052+24	19.91	19.93	100.0
3757	6310	6310.09 ROSEMOUNT - WILLMAR #6-12"	1053+57	1055+06	19.95	19.98	149.0
3758	6310	6310.09 ROSEMOUNT - WILLMAR #6-12"	1062+30	1063+30	20.12	20.14	100.0
3759	6310	6310.09 ROSEMOUNT - WILLMAR #6-12"	1064+62	1067+89	20.16	20.23	327.0
3760	6310	6310.09 ROSEMOUNT - WILLMAR #6-12"	1069+27	1072+00	20.25	20.30	273.0
3761	6310	6310.09 ROSEMOUNT - WILLMAR #6-12"	1073+96	1075+70	20.34	20.37	174.0
3762	6310	6310.09 ROSEMOUNT - WILLMAR #6-12"	1077+50	1079+01	20.41	20.44	151.0
3763	6310	6310.09 ROSEMOUNT - WILLMAR #6-12"	1096+50	1100+47	20.77	20.84	397.0
3764	6310	6310.09 ROSEMOUNT - WILLMAR #6-12"	1107+65	1109+30	20.98	21.01	165.0
3765	6310	6310.09 ROSEMOUNT - WILLMAR #6-12"	1117+26	1118+50	21.16	21.18	124.0
3766	6310	6310.1 ROSEMOUNT - WILLMAR #6-12"	1124+04	1124+54	21.29	21.30	50.0
3767	6310	6310.09 ROSEMOUNT - WILLMAR #6-12"	1125+39	1125+89	21.31	21.32	50.0
3768	6310	6310.1 ROSEMOUNT - WILLMAR #6-12"	1126+60	1127+60	21.34	21.36	100.0
3769	6310	6310.1 ROSEMOUNT - WILLMAR #6-12"	1138+30	1139+30	21.56	21.58	100.0
3770	6310	6310.1 ROSEMOUNT - WILLMAR #6-12"	1145+30	1148+76	21.69	21.76	346.0
3771	6310	6310.1 ROSEMOUNT - WILLMAR #6-12"	1150+15	1152+78	21.78	21.83	263.0
3772	6310	6310.1 ROSEMOUNT - WILLMAR #6-12"	1154+19	1155+19	21.86	21.88	100.0
3773	6310	6310.1 ROSEMOUNT - WILLMAR #6-12"	1161+10	1162+10	21.99	22.01	100.0

3774	6310	6310.1 ROSEMOUNT - WILLMAR #6-12"	1165+80	1166+88	22.08	22.10	108.0
3775	6310	6310.1 ROSEMOUNT - WILLMAR #6-12"	1169+20	1170+20	22.14	22.16	100.0
3776	6310	6310.1 ROSEMOUNT - WILLMAR #6-12"	1177+79	1180+55	22.31	22.36	276.0
3777	6310	6310.1 ROSEMOUNT - WILLMAR #6-12"	1185+50	1190+15	22.45	22.54	465.0
3778	6310	6310.1 ROSEMOUNT - WILLMAR #6-12"	1192+26	1193+26	22.58	22.60	100.0
3779	6310	6310.1 ROSEMOUNT - WILLMAR #6-12"	1197+09	1198+09	22.67	22.69	100.0
3780	6310	6310.1 ROSEMOUNT - WILLMAR #6-12"	1203+21	1206+46	22.79	22.85	325.0
3781	6310	6310.1 ROSEMOUNT - WILLMAR #6-12"	1207+50	1208+50	22.87	22.89	100.0
3782	6310	6310.1 ROSEMOUNT - WILLMAR #6-12"	1210+10	1215+27	22.92	23.02	517.0
3783	6310	6310.1 ROSEMOUNT - WILLMAR #6-12"	1216+32	1221+43	23.04	23.13	511.0
3784	6310	6310.1 ROSEMOUNT - WILLMAR #6-12"	1224+68	1225+68	23.19	23.21	100.0
3785	6310	6310.1 ROSEMOUNT - WILLMAR #6-12"	1252+25	1254+82	23.72	23.77	257.0
3786	6310	6310.1 ROSEMOUNT - WILLMAR #6-12"	1258+90	1260+80	23.84	23.88	190.0
3787	6310	6310.1 ROSEMOUNT - WILLMAR #6-12"	1272+70	1273+78	24.10	24.12	108.0
3788	6310	6310.1 ROSEMOUNT - WILLMAR #6-12"	1291+70	1292+95	24.46	24.49	125.0
3789	6310	6310.1 ROSEMOUNT - WILLMAR #6-12"	1295+41	1297+37	24.53	24.57	196.0
3790	6310	6310.1 ROSEMOUNT - WILLMAR #6-12"	1301+95	1302+95	24.66	24.68	100.0
3791	6310	6310.1 ROSEMOUNT - WILLMAR #6-12"	1317+74	1318+74	24.96	24.98	100.0
3792	6310	6310.1 ROSEMOUNT - WILLMAR #6-12"	1319+86	1327+57	25.00	25.14	771.0
3793	6310	6310.1 ROSEMOUNT - WILLMAR #6-12"	1329+88	1331+53	25.19	25.22	165.0
3794	6310	6310.1 ROSEMOUNT - WILLMAR #6-12"	1333+88	1335+19	25.26	25.29	131.0
3795	6310	6310.1 ROSEMOUNT - WILLMAR #6-12"	1336+88	1337+88	25.32	25.34	100.0
3796	6310	6310.1 ROSEMOUNT - WILLMAR #6-12"	1339+50	1342+94	25.37	25.43	344.0
3797	6310	6310.11 ROSEMOUNT - WILLMAR #6-12"	1360+07	1360+57	25.76	25.77	50.0
3798	6310	6310.1 ROSEMOUNT - WILLMAR #6-12"	1363+16	1364+16	25.82	25.84	100.0
3799	6310	6310.11 ROSEMOUNT - WILLMAR #6-12"	1372+30	1373+30	25.99	26.01	100.0
3800	6310	6310.11 ROSEMOUNT - WILLMAR #6-12"	1379+56	1381+24	26.13	26.16	168.0
3801	6310	6310.11 ROSEMOUNT - WILLMAR #6-12"	1391+10	1392+30	26.35	26.37	120.0
3802	6310	6310.11 ROSEMOUNT - WILLMAR #6-12"	1396+30	1397+40	26.45	26.47	110.0
3803	6310	6310.11 ROSEMOUNT - WILLMAR #6-12"	1402+10	1403+63	26.55	26.58	153.0
3804	6310	6310.11 ROSEMOUNT - WILLMAR #6-12"	1407+30	1408+85	26.65	26.68	155.0
3805	6310	6310.11 ROSEMOUNT - WILLMAR #6-12"	1417+30	1418+30	26.84	26.86	100.0
3806	6310	6310.11 ROSEMOUNT - WILLMAR #6-12"	1421+30	1422+50	26.92	26.94	120.0
3807	6310	6310.11 ROSEMOUNT - WILLMAR #6-12"	1425+10	1426+10	26.99	27.01	100.0
3808	6310	6310.11 ROSEMOUNT - WILLMAR #6-12"	1432+70	1434+10	27.13	27.16	140.0
3809	6310	6310.11 ROSEMOUNT - WILLMAR #6-12"	1440+74	1443+75	27.29	27.34	301.0
3810	6310	6310.11 ROSEMOUNT - WILLMAR #6-12"	1458+10	1459+10	27.62	27.63	100.0

3811	6310	6310.11 ROSEMOUNT - WILLMAR #6-12"	1474+10	1475+93	27.92	27.95	183.0
3812	6310	6310.11 ROSEMOUNT - WILLMAR #6-12"	1482+41	1483+41	28.08	28.09	100.0
3813	6310	6310.11 ROSEMOUNT - WILLMAR #6-12"	1484+62	1485+62	28.12	28.14	100.0
3814	6310	6310.11 ROSEMOUNT - WILLMAR #6-12"	1488+45	1489+70	28.19	28.21	125.0
3815	6310	6310.11 ROSEMOUNT - WILLMAR #6-12"	1491+56	1493+95	28.25	28.29	239.0
3816	6310	6310.11 ROSEMOUNT - WILLMAR #6-12"	1500+08	1501+08	28.41	28.43	100.0
3817	6310	6310.11 ROSEMOUNT - WILLMAR #6-12"	1502+37	1504+41	28.45	28.49	204.0
3818	6310	6310.11 ROSEMOUNT - WILLMAR #6-12"	1506+00	1507+00	28.52	28.54	100.0
3819	6310	6310.11 ROSEMOUNT - WILLMAR #6-12"	1508+25	1510+60	28.57	28.61	235.0
3820	6310	6310.11 ROSEMOUNT - WILLMAR #6-12"	1511+86	1520+75	28.63	28.80	889.0
3821	6310	6310.11 ROSEMOUNT - WILLMAR #6-12"	1529+06	1530+48	28.96	28.99	142.0
3822	6310	6310.11 ROSEMOUNT - WILLMAR #6-12"	1534+28	1537+64	29.06	29.12	336.0
3823	6310	6310.11 ROSEMOUNT - WILLMAR #6-12"	1539+45	1542+32	29.16	29.21	287.0
3824	6310	6310.12 ROSEMOUNT - WILLMAR #6-12"	1542+07	1545+86	29.21	29.28	379.0
3825	6310	6310.12 ROSEMOUNT - WILLMAR #6-12"	1547+32	1551+33	29.31	29.38	401.0
3826	6310	6310.12 ROSEMOUNT - WILLMAR #6-12"	1556+79	1557+79	29.48	29.50	100.0
3827	6310	6310.12 ROSEMOUNT - WILLMAR #6-12"	1563+06	1567+07	29.60	29.68	401.0
3828	6310	6310.12 ROSEMOUNT - WILLMAR #6-12"	1572+12	1575+82	29.78	29.85	370.0
3829	6310	6310.12 ROSEMOUNT - WILLMAR #6-12"	1580+43	1582+70	29.93	29.98	227.0
3830	6310	6310.12 ROSEMOUNT - WILLMAR #6-12"	1618+00	1619+50	30.64	30.67	150.0
3831	6310	6310.12 ROSEMOUNT - WILLMAR #6-12"	1626+17	1627+17	30.80	30.82	100.0
3832	6310	6310.12 ROSEMOUNT - WILLMAR #6-12"	1630+50	1633+00	30.88	30.93	250.0
3833	6310	6310.12 ROSEMOUNT - WILLMAR #6-12"	1641+30	1644+10	31.09	31.14	280.0
3834	6310	6310.12 ROSEMOUNT - WILLMAR #6-12"	1645+30	1647+65	31.16	31.21	235.0
3835	6310	6310.12 ROSEMOUNT - WILLMAR #6-12"	1648+83	1649+83	31.23	31.25	100.0
3836	6310	6310.12 ROSEMOUNT - WILLMAR #6-12"	1656+14	1657+51	31.37	31.39	137.0
3837	6310	6310.12 ROSEMOUNT - WILLMAR #6-12"	1661+14	1662+14	31.46	31.48	100.0
3838	6310	6310.12 ROSEMOUNT - WILLMAR #6-12"	1674+30	1676+28	31.71	31.75	198.0
3839	6310	6310.12 ROSEMOUNT - WILLMAR #6-12"	1688+30	1690+10	31.98	32.01	180.0
3840	6310	6310.12 ROSEMOUNT - WILLMAR #6-12"	1693+84	1694+84	32.08	32.10	100.0
3841	6310	6310.12 ROSEMOUNT - WILLMAR #6-12"	1698+72	1699+72	32.17	32.19	100.0
3842	6310	6310.12 ROSEMOUNT - WILLMAR #6-12"	1705+33	1706+33	32.30	32.32	100.0
3843	6310	6310.12 ROSEMOUNT - WILLMAR #6-12"	1721+84	1722+84	32.61	32.63	100.0
3844	6310	6310.12 ROSEMOUNT - WILLMAR #6-12"	1740+92	1744+12	32.97	33.03	320.0
3845	6310	6310.12 ROSEMOUNT - WILLMAR #6-12"	1805+95	1806+95	34.20	34.22	100.0
3846	6310	6310.12 ROSEMOUNT - WILLMAR #6-12"	1817+70	1818+70	34.43	34.45	100.0
3847	6310	6310.12 ROSEMOUNT - WILLMAR #6-12"	1820+34	1823+13	34.48	34.53	279.0

3848	6310	6310.12 ROSEMOUNT - WILLMAR #6-12"	1832+91	1833+91	34.71	34.73	100.0
3849	6310	6310.12 ROSEMOUNT - WILLMAR #6-12"	1837+48	1839+35	34.80	34.84	187.0
3850	6310	6310.12 ROSEMOUNT - WILLMAR #6-12"	1846+43	1848+66	34.97	35.01	223.0
3851	6310	6310.12 ROSEMOUNT - WILLMAR #6-12"	1900+65	1901+30	36.00	36.01	65.0
3852	6310	6310.12 ROSEMOUNT - WILLMAR #6-12"	1917+16	1918+54	36.31	36.34	138.0
3853	6310	6310.12 ROSEMOUNT - WILLMAR #6-12"	1943+38	1945+70	36.81	36.85	232.0
3854	6310	6310.12 ROSEMOUNT - WILLMAR #6-12"	2154+80	2157+32	40.81	40.86	252.0
3855	6310	6310.12 ROSEMOUNT - WILLMAR #6-12"	2163+25	2167+10	40.97	41.04	385.0
3856	6310	6310.12 ROSEMOUNT - WILLMAR #6-12"	2217+10	2218+10	41.99	42.01	100.0
3857	6310	6310.12 ROSEMOUNT - WILLMAR #6-12"	2243+25	2246+99	42.49	42.56	374.0
3858	6310	6310.12 ROSEMOUNT - WILLMAR #6-12"	2251+96	2253+81	42.65	42.69	185.0
3859	6310	6310.12 ROSEMOUNT - WILLMAR #6-12"	2265+86	2267+62	42.91	42.95	176.0
3860	6310	6310.12 ROSEMOUNT - WILLMAR #6-12"	2269+90	2270+90	42.99	43.01	100.0
3861	6310	6310.12 ROSEMOUNT - WILLMAR #6-12"	2278+86	2280+74	43.16	43.20	188.0
3862	6310	6310.12 ROSEMOUNT - WILLMAR #6-12"	2292+68	2293+68	43.42	43.44	100.0
3863	6310	6310.12 ROSEMOUNT - WILLMAR #6-12"	2410+45	2413+33	45.65	45.71	288.0
3864	6310	6310.12 ROSEMOUNT - WILLMAR #6-12"	2415+70	2420+70	45.75	45.85	500.0
3865	6310	6310.12 ROSEMOUNT - WILLMAR #6-12"	2422+70	2423+70	45.88	45.90	100.0
3866	6310	6310.12 ROSEMOUNT - WILLMAR #6-12"	2425+20	2425+96	45.93	45.95	76.0
3867	6310	6310.13 ROSEMOUNT - WILLMAR #6-12"	2426+96	2429+30	45.97	46.01	234.0
3868	6310	6310.13 ROSEMOUNT - WILLMAR #6-12"	2448+21	2448+62	46.37	46.38	41.0
3869	6310	6310.13 ROSEMOUNT - WILLMAR #6-12"	2465+09	2466+65	46.69	46.72	156.0
3870	6310	6310.13 ROSEMOUNT - WILLMAR #6-12"	2473+21	2474+21	46.84	46.86	100.0
3871	6310	6310.13 ROSEMOUNT - WILLMAR #6-12"	2480+65	2484+31	46.98	47.05	366.0
3872	6310	6310.13 ROSEMOUNT - WILLMAR #6-12"	2489+10	2490+10	47.14	47.16	100.0
3873	6310	6310.13 ROSEMOUNT - WILLMAR #6-12"	2492+03	2493+03	47.20	47.22	100.0
3874	6310	6310.13 ROSEMOUNT - WILLMAR #6-12"	2505+26	2506+48	47.45	47.47	122.0
3875	6310	6310.13 ROSEMOUNT - WILLMAR #6-12"	2508+95	2509+95	47.52	47.54	100.0
3876	6315	6315 ROSEMOUNT - ROCHESTER #5-8"	0+62	1+79	0.01	0.03	117.0
3877	6315	6315 ROSEMOUNT - ROCHESTER #5-8"	3+57	6+11	0.07	0.12	254.0
3878	6315	6315 ROSEMOUNT - ROCHESTER #5-8"	17+13	20+81	0.32	0.39	368.0
3879	6315	6315 ROSEMOUNT - ROCHESTER #5-8"	30+86	32+49	0.58	0.62	163.0
3880	6315	6315 ROSEMOUNT - ROCHESTER #5-8"	49+32	50+32	0.93	0.95	100.0
3881	6315	6315 ROSEMOUNT - ROCHESTER #5-8"	57+66	59+30	1.09	1.12	164.0
3882	6315	6315 ROSEMOUNT - ROCHESTER #5-8"	70+75	71+87	1.34	1.36	112.0
3883	6315	6315.01 ROSEMOUNT - ROCHESTER #5-8"	71+71	75+30	1.36	1.43	359.0
3884	6315	6315.01 ROSEMOUNT - ROCHESTER #5-8"	78+80	82+30	1.49	1.56	350.0

3885	6315	6315.01	ROSEMOUNT - ROCHESTER #5-8"	83+82	85+86	1.59	1.63	204.0
3886	6315	6315.01	ROSEMOUNT - ROCHESTER #5-8"	95+30	96+30	1.80	1.82	100.0
3887	6315	6315.01	ROSEMOUNT - ROCHESTER #5-8"	104+93	106+40	1.99	2.02	147.0
3888	6315	6315.01	ROSEMOUNT - ROCHESTER #5-8"	110+90	111+90	2.10	2.12	100.0
3889	6315	6315.01	ROSEMOUNT - ROCHESTER #5-8"	119+87	121+57	2.27	2.30	170.0
3890	6315	6315.01	ROSEMOUNT - ROCHESTER #5-8"	136+10	138+10	2.58	2.62	200.0
3891	6315	6315.01	ROSEMOUNT - ROCHESTER #5-8"	162+24	163+83	3.07	3.10	159.0
3892	6315	6315.01	ROSEMOUNT - ROCHESTER #5-8"	171+90	172+90	3.26	3.27	100.0
3893	6315	6315.01	ROSEMOUNT - ROCHESTER #5-8"	213+57	214+57	4.04	4.06	100.0
3894	6315	6315.01	ROSEMOUNT - ROCHESTER #5-8"	215+80	218+19	4.09	4.13	239.0
3895	6315	6315.01	ROSEMOUNT - ROCHESTER #5-8"	226+79	227+79	4.30	4.31	100.0
3896	6315	6315.01	ROSEMOUNT - ROCHESTER #5-8"	230+73	231+73	4.37	4.39	100.0
3897	6315	6315.01	ROSEMOUNT - ROCHESTER #5-8"	242+38	243+38	4.59	4.61	100.0
3898	6315	6315.01	ROSEMOUNT - ROCHESTER #5-8"	264+56	265+56	5.01	5.03	100.0
3899	6315	6315.01	ROSEMOUNT - ROCHESTER #5-8"	270+95	274+41	5.13	5.20	346.0
3900	6315	6315.01	ROSEMOUNT - ROCHESTER #5-8"	284+63	286+71	5.39	5.43	208.0
3901	6315	6315.01	ROSEMOUNT - ROCHESTER #5-8"	287+72	288+72	5.45	5.47	100.0
3902	6315	6315.01	ROSEMOUNT - ROCHESTER #5-8"	311+15	312+65	5.89	5.92	150.0
3903	6315	6315.01	ROSEMOUNT - ROCHESTER #5-8"	317+85	318+85	6.02	6.04	100.0
3904	6315	6315.01	ROSEMOUNT - ROCHESTER #5-8"	327+89	330+20	6.21	6.25	231.0
3905	6315	6315.01	ROSEMOUNT - ROCHESTER #5-8"	1136+32	1137+32	21.52	21.54	100.0
3906	6315	6315.01	ROSEMOUNT - ROCHESTER #5-8"	1139+86	1140+86	21.59	21.61	100.0
3907	6315	6315.01	ROSEMOUNT - ROCHESTER #5-8"	1144+77	1148+11	21.68	21.74	334.0
3908	6315	6315.01	ROSEMOUNT - ROCHESTER #5-8"	1150+67	1152+34	21.79	21.82	167.0
3909	6315	6315.01	ROSEMOUNT - ROCHESTER #5-8"	1157+61	1160+20	21.92	21.97	259.0
3910	6315	6315.01	ROSEMOUNT - ROCHESTER #5-8"	1162+89	1163+89	22.02	22.04	100.0
3911	6315	6315.01	ROSEMOUNT - ROCHESTER #5-8"	1176+20	1178+07	22.28	22.31	187.0
3912	6315	6315.01	ROSEMOUNT - ROCHESTER #5-8"	1196+58	1198+35	22.66	22.70	177.0
3913	6315	6315.01	ROSEMOUNT - ROCHESTER #5-8"	1205+78	1206+78	22.84	22.86	100.0
3914	6315	6315.01	ROSEMOUNT - ROCHESTER #5-8"	1209+77	1210+77	22.91	22.93	100.0
3915	6315	6315.01	ROSEMOUNT - ROCHESTER #5-8"	1218+81	1227+12	23.08	23.24	831.0
3916	6315	6315.01	ROSEMOUNT - ROCHESTER #5-8"	1229+23	1230+23	23.28	23.30	100.0
3917	6315	6315.01	ROSEMOUNT - ROCHESTER #5-8"	1269+83	1270+36	24.05	24.06	53.0
3918	6315	6315.01	ROSEMOUNT - ROCHESTER #5-8"	1274+95	1276+23	24.15	24.17	128.0
3919	6315	6315.01	ROSEMOUNT - ROCHESTER #5-8"	1279+37	1282+18	24.23	24.28	281.0
3920	6315	6315.01	ROSEMOUNT - ROCHESTER #5-8"	1285+13	1286+13	24.34	24.36	100.0
3921	6315	6315.01	ROSEMOUNT - ROCHESTER #5-8"	1291+08	1292+87	24.45	24.49	179.0

3922	6315	6315.01	ROSEMOUNT - ROCHESTER #5-8"	1299+70	1300+70	24.62	24.63	100.0
3923	6315	6315.01	ROSEMOUNT - ROCHESTER #5-8"	1303+31	1308+50	24.68	24.78	519.0
3924	6315	6315.01	ROSEMOUNT - ROCHESTER #5-8"	1325+81	1326+35	25.11	25.12	54.0
3925	6315	6315.01	ROSEMOUNT - ROCHESTER #5-8"	1327+57	1329+13	25.14	25.17	156.0
3926	6315	6315.01	ROSEMOUNT - ROCHESTER #5-8"	1336+55	1338+32	25.31	25.35	177.0
3927	6315	6315.01	ROSEMOUNT - ROCHESTER #5-8"	1340+58	1341+58	25.39	25.41	100.0
3928	6315	6315.01	ROSEMOUNT - ROCHESTER #5-8"	1343+56	1344+56	25.45	25.47	100.0
3929	6315	6315.01	ROSEMOUNT - ROCHESTER #5-8"	1345+94	1347+62	25.49	25.52	168.0
3930	6315	6315.01	ROSEMOUNT - ROCHESTER #5-8"	1348+91	1352+64	25.55	25.62	373.0
3931	6315	6315.01	ROSEMOUNT - ROCHESTER #5-8"	1353+76	1354+76	25.64	25.66	100.0
3932	6315	6315.01	ROSEMOUNT - ROCHESTER #5-8"	1359+67	1360+67	25.75	25.77	100.0
3933	6315	6315.01	ROSEMOUNT - ROCHESTER #5-8"	1362+85	1365+47	25.81	25.86	262.0
3934	6315	6315.01	ROSEMOUNT - ROCHESTER #5-8"	1372+17	1373+17	25.99	26.01	100.0
3935	6315	6315.01	ROSEMOUNT - ROCHESTER #5-8"	1430+13	1432+98	27.09	27.14	285.0
3936	6315	6315.01	ROSEMOUNT - ROCHESTER #5-8"	1440+37	1441+37	27.28	27.30	100.0
3937	6315	6315.01	ROSEMOUNT - ROCHESTER #5-8"	1444+11	1445+11	27.35	27.37	100.0
3938	6315	6315.01	ROSEMOUNT - ROCHESTER #5-8"	1451+58	1452+58	27.49	27.51	100.0
3939	6315	6315.01	ROSEMOUNT - ROCHESTER #5-8"	1478+07	1479+07	27.99	28.01	100.0
3940	6315	6315.01	ROSEMOUNT - ROCHESTER #5-8"	1482+71	1483+71	28.08	28.10	100.0
3941	6315	6315.01	ROSEMOUNT - ROCHESTER #5-8"	1485+78	1486+78	28.14	28.16	100.0
3942	6315	6315.01	ROSEMOUNT - ROCHESTER #5-8"	1490+63	1491+63	28.23	28.25	100.0
3943	6315	6315.01	ROSEMOUNT - ROCHESTER #5-8"	1498+53	1499+62	28.38	28.40	109.0
3944	6315	6315.01	ROSEMOUNT - ROCHESTER #5-8"	1531+49	1532+49	29.01	29.02	100.0
3945	6315	6315.01	ROSEMOUNT - ROCHESTER #5-8"	1539+10	1540+66	29.15	29.18	156.0
3946	6315	6315.01	ROSEMOUNT - ROCHESTER #5-8"	1543+18	1545+60	29.23	29.27	242.0
3947	6315	6315.01	ROSEMOUNT - ROCHESTER #5-8"	1547+46	1548+46	29.31	29.33	100.0
3948	6315	6315.01	ROSEMOUNT - ROCHESTER #5-8"	1550+86	1551+86	29.37	29.39	100.0
3949	6315	6315.01	ROSEMOUNT - ROCHESTER #5-8"	1555+99	1556+99	29.47	29.49	100.0
3950	6315	6315.01	ROSEMOUNT - ROCHESTER #5-8"	1558+65	1559+65	29.52	29.54	100.0
3951	6315	6315.01	ROSEMOUNT - ROCHESTER #5-8"	1565+99	1570+20	29.66	29.74	421.0
3952	6315	6315.01	ROSEMOUNT - ROCHESTER #5-8"	1579+20	1582+68	29.91	29.98	348.0
3953	6315	6315.01	ROSEMOUNT - ROCHESTER #5-8"	1585+17	1586+17	30.02	30.04	100.0
3954	6315	6315.01	ROSEMOUNT - ROCHESTER #5-8"	1595+85	1598+78	30.22	30.28	293.0
3955	6315	6315.01	ROSEMOUNT - ROCHESTER #5-8"	1604+79	1605+79	30.39	30.41	100.0
3956	6315	6315.01	ROSEMOUNT - ROCHESTER #5-8"	1609+91	1610+91	30.49	30.51	100.0
3957	6315	6315.01	ROSEMOUNT - ROCHESTER #5-8"	1616+70	1618+24	30.62	30.65	154.0
3958	6315	6315.01	ROSEMOUNT - ROCHESTER #5-8"	2078+69	2079+69	39.37	39.39	100.0

3959	6315	6315.01	ROSEMOUNT - ROCHESTER #5-8"	2082+31	2085+07	39.44	39.49	276.0
3960	6315	6315.01	ROSEMOUNT - ROCHESTER #5-8"	2139+40	2142+65	40.52	40.58	325.0
3961	6315	6315.01	ROSEMOUNT - ROCHESTER #5-8"	2166+78	2167+78	41.04	41.06	100.0
3962	6315	6315.01	ROSEMOUNT - ROCHESTER #5-8"	2170+81	2174+69	41.11	41.19	388.0
3963	6315	6315.01	ROSEMOUNT - ROCHESTER #5-8"	2178+99	2179+99	41.27	41.29	100.0
3964	6315	6315.01	ROSEMOUNT - ROCHESTER #5-8"	2190+30	2191+30	41.48	41.50	100.0
3965	6315	6315.01	ROSEMOUNT - ROCHESTER #5-8"	2214+07	2215+07	41.93	41.95	100.0
3966	6315	6315.01	ROSEMOUNT - ROCHESTER #5-8"	2216+97	2219+10	41.99	42.03	213.0
3967	6315	6315.01	ROSEMOUNT - ROCHESTER #5-8"	2220+30	2221+30	42.05	42.07	100.0
3968	6315	6315.01	ROSEMOUNT - ROCHESTER #5-8"	2223+32	2224+32	42.11	42.13	100.0
3969	6315	6315.01	ROSEMOUNT - ROCHESTER #5-8"	2227+28	2230+22	42.18	42.24	294.0
3970	6315	6315.01	ROSEMOUNT - ROCHESTER #5-8"	2233+06	2234+06	42.29	42.31	100.0
3971	6315	6315.01	ROSEMOUNT - ROCHESTER #5-8"	2478+36	2480+70	46.94	46.98	234.0
3972	6315	6315.01	ROSEMOUNT - ROCHESTER #5-8"	2484+01	2486+10	47.05	47.09	209.0
3973	6315	6315.01	ROSEMOUNT - ROCHESTER #5-8"	2498+33	2499+37	47.32	47.34	104.0
3974	6315	6315.01	ROSEMOUNT - ROCHESTER #5-8"	2600+70	2600+99	49.26	49.26	29.0
3975	6315	6315.01	ROSEMOUNT - ROCHESTER #5-8"	2605+82	2606+82	49.35	49.37	100.0
3976	6315	6315.01	ROSEMOUNT - ROCHESTER #5-8"	2610+70	2612+62	49.45	49.48	192.0
3977	6315	6315.01	ROSEMOUNT - ROCHESTER #5-8"	2615+17	2618+24	49.53	49.59	307.0
3978	6315	6315.01	ROSEMOUNT - ROCHESTER #5-8"	2631+98	2632+98	49.85	49.87	100.0
3979	6315	6315.01	ROSEMOUNT - ROCHESTER #5-8"	2636+58	2637+58	49.94	49.95	100.0
3980	6315	6315.01	ROSEMOUNT - ROCHESTER #5-8"	2660+99	2663+61	50.40	50.45	262.0
3981	6315	6315.01	ROSEMOUNT - ROCHESTER #5-8"	2667+57	2668+57	50.52	50.54	100.0
3982	6315	6315.01	ROSEMOUNT - ROCHESTER #5-8"	2671+78	2672+78	50.60	50.62	100.0
3983	6315	6315.01	ROSEMOUNT - ROCHESTER #5-8"	2674+38	2676+03	50.65	50.68	165.0
3984	6315	6315.01	ROSEMOUNT - ROCHESTER #5-8"	2677+50	2678+50	50.71	50.73	100.0
3985	6315	6315.01	ROSEMOUNT - ROCHESTER #5-8"	2680+00	2681+00	50.76	50.78	100.0
3986	6315	6315.01	ROSEMOUNT - ROCHESTER #5-8"	2725+90	2727+05	51.63	51.65	115.0
3987	6315	6315.01	ROSEMOUNT - ROCHESTER #5-8"	2731+61	2732+61	51.74	51.75	100.0
3988	6315	6315.01	ROSEMOUNT - ROCHESTER #5-8"	2733+96	2734+96	51.78	51.80	100.0
3989	6315	6315.01	ROSEMOUNT - ROCHESTER #5-8"	2752+10	2753+10	52.12	52.14	100.0
3990	6315	6315.01	ROSEMOUNT - ROCHESTER #5-8"	2763+10	2765+23	52.33	52.37	213.0
3991	6315	6315.01	ROSEMOUNT - ROCHESTER #5-8"	2769+63	2770+63	52.46	52.47	100.0
3992	6315	6315.01	ROSEMOUNT - ROCHESTER #5-8"	2774+19	2775+19	52.54	52.56	100.0
3993	6315	6315.01	ROSEMOUNT - ROCHESTER #5-8"	2777+05	2778+05	52.60	52.61	100.0
3994	6315	6315.01	ROSEMOUNT - ROCHESTER #5-8"	2783+99	2786+19	52.73	52.77	220.0
3995	6315	6315.01	ROSEMOUNT - ROCHESTER #5-8"	2815+90	2818+76	53.33	53.39	286.0

3996	6315	6315.01	ROSEMOUNT - ROCHESTER #5-8"	2827+15	2828+15	53.54	53.56	100.0
3997	6315	6315.01	ROSEMOUNT - ROCHESTER #5-8"	2829+90	2830+90	53.60	53.62	100.0
3998	6315	6315.01	ROSEMOUNT - ROCHESTER #5-8"	2833+14	2835+44	53.66	53.70	230.0
3999	6315	6315.01	ROSEMOUNT - ROCHESTER #5-8"	2840+11	2841+11	53.79	53.81	100.0
4000	6315	6315.01	ROSEMOUNT - ROCHESTER #5-8"	2859+70	2861+00	54.16	54.19	130.0
4001	6315	6315.01	ROSEMOUNT - ROCHESTER #5-8"	2865+79	2866+79	54.28	54.30	100.0
4002	6315	6315.01	ROSEMOUNT - ROCHESTER #5-8"	2868+34	2870+54	54.32	54.37	220.0
4003	6315	6315.01	ROSEMOUNT - ROCHESTER #5-8"	2874+65	2883+69	54.44	54.62	904.0
4004	6315	6315.01	ROSEMOUNT - ROCHESTER #5-8"	2885+60	2887+17	54.65	54.68	157.0
4005	6315	6315.01	ROSEMOUNT - ROCHESTER #5-8"	2890+25	2891+25	54.74	54.76	100.0
4006	6315	6315.01	ROSEMOUNT - ROCHESTER #5-8"	2893+60	2894+60	54.80	54.82	100.0
4007	6315	6315.01	ROSEMOUNT - ROCHESTER #5-8"	2896+28	2897+28	54.85	54.87	100.0
4008	6315	6315.01	ROSEMOUNT - ROCHESTER #5-8"	2902+57	2903+57	54.97	54.99	100.0
4009	6315	6315.01	ROSEMOUNT - ROCHESTER #5-8"	2920+34	2921+34	55.31	55.33	100.0
4010	6315	6315.01	ROSEMOUNT - ROCHESTER #5-8"	2925+99	2926+99	55.42	55.44	100.0
4011	6315	6315.01	ROSEMOUNT - ROCHESTER #5-8"	2932+43	2933+43	55.54	55.56	100.0
4012	6315	6315.01	ROSEMOUNT - ROCHESTER #5-8"	2935+69	2936+69	55.60	55.62	100.0
4013	6315	6315.01	ROSEMOUNT - ROCHESTER #5-8"	2939+39	2940+39	55.67	55.69	100.0
4014	6315	6315.01	ROSEMOUNT - ROCHESTER #5-8"	2941+45	2945+02	55.71	55.78	357.0
4015	6315	6315.01	ROSEMOUNT - ROCHESTER #5-8"	2946+50	2948+77	55.80	55.85	227.0
4016	6315	6315.01	ROSEMOUNT - ROCHESTER #5-8"	2956+06	2957+58	55.99	56.01	152.0
4017	6315	6315.01	ROSEMOUNT - ROCHESTER #5-8"	2959+22	2960+22	56.05	56.06	100.0
4018	6315	6315.01	ROSEMOUNT - ROCHESTER #5-8"	2961+85	2962+46	56.10	56.11	61.0
4019	6315	6315.01	ROSEMOUNT - ROCHESTER #5-8"	2996+80	3007+23	56.76	56.96	1043.0
4020	6315	6315.01	ROSEMOUNT - ROCHESTER #5-8"	3058+06	3059+30	57.92	57.94	124.0
4021	6315	6315.01	ROSEMOUNT - ROCHESTER #5-8"	3061+90	3064+67	57.99	58.04	277.0
4022	6315	6315.01	ROSEMOUNT - ROCHESTER #5-8"	3071+71	3072+71	58.18	58.20	100.0
4023	6315	6315.01	ROSEMOUNT - ROCHESTER #5-8"	3839+43	3840+43	72.72	72.74	100.0
4024	6315	6315.01	ROSEMOUNT - ROCHESTER #5-8"	3859+90	3860+90	73.10	73.12	100.0
4025	6315	6315.01	ROSEMOUNT - ROCHESTER #5-8"	3863+99	3864+99	73.18	73.20	100.0
4026	6315	6315.01	ROSEMOUNT - ROCHESTER #5-8"	3885+67	3886+67	73.59	73.61	100.0
4027	6315	6315.01	ROSEMOUNT - ROCHESTER #5-8"	3889+96	3892+77	73.67	73.73	281.0
4028	6315	6315.01	ROSEMOUNT - ROCHESTER #5-8"	3898+16	3898+36	73.83	73.83	20.0
4029	6315	6315.01	ROSEMOUNT - ROCHESTER #5-8"	3914+00	3915+00	74.13	74.15	100.0
4030	6315	6315.01	ROSEMOUNT - ROCHESTER #5-8"	3916+12	3918+14	74.17	74.21	202.0
4031	6315	6315.01	ROSEMOUNT - ROCHESTER #5-8"	3919+29	3920+29	74.23	74.25	100.0
4032	6345	6345	SIOUX CITY - MILFORD #1-6"	52+31	57+31	0.99	1.09	500.0

4033	6345	6345.01 SIOUX CITY - MILFORD #1-6"	67+56	68+06	1.28	1.29	50.0
4034	6345	6345.02 SIOUX CITY - MILFORD #1-6"	1724+62	1725+62	32.66	32.68	100.0
4035	6345	6345.02 SIOUX CITY - MILFORD #1-6"	1855+98	1856+98	35.15	35.17	100.0
4036	6355	6355 COLUMBIA - PALMYRA #1-6"	7364+24	7365+24	139.47	139.49	100.0
4037	6355	6355 COLUMBIA - PALMYRA #1-6"	7386+22	7388+18	139.89	139.93	196.0
4038	6355	6355 COLUMBIA - PALMYRA #1-6"	7411+99	7412+99	140.38	140.40	100.0
4039	6355	6355 COLUMBIA - PALMYRA #1-6"	7418+31	7419+31	140.50	140.52	100.0
4040	6355	6355 COLUMBIA - PALMYRA #1-6"	7439+40	7443+16	140.90	140.97	376.0
4041	6355	6355 COLUMBIA - PALMYRA #1-6"	7446+65	7447+65	141.04	141.05	100.0
4042	6355	6355 COLUMBIA - PALMYRA #1-6"	7449+84	7450+84	141.10	141.11	100.0
4043	6355	6355 COLUMBIA - PALMYRA #1-6"	7560+54	7561+54	143.19	143.21	100.0
4044	6355	6355 COLUMBIA - PALMYRA #1-6"	7573+18	7574+18	143.43	143.45	100.0
4045	6355	6355 COLUMBIA - PALMYRA #1-6"	7575+64	7576+64	143.48	143.50	100.0
4046	6355	6355 COLUMBIA - PALMYRA #1-6"	7596+84	7597+84	143.88	143.90	100.0
4047	6355	6355 COLUMBIA - PALMYRA #1-6"	7599+83	7602+26	143.94	143.98	243.0
4048	6355	6355 COLUMBIA - PALMYRA #1-6"	7606+42	7608+54	144.06	144.10	212.0
4049	6355	6355 COLUMBIA - PALMYRA #1-6"	7610+77	7611+77	144.14	144.16	100.0
4050	6355	6355 COLUMBIA - PALMYRA #1-6"	7612+83	7613+83	144.18	144.20	100.0
4051	6355	6355 COLUMBIA - PALMYRA #1-6"	7616+86	7617+86	144.26	144.28	100.0
4052	6355	6355 COLUMBIA - PALMYRA #1-6"	7665+25	7666+25	145.18	145.19	100.0
4053	6355	6355 COLUMBIA - PALMYRA #1-6"	7671+89	7672+89	145.30	145.32	100.0
4054	6355	6355 COLUMBIA - PALMYRA #1-6"	7706+30	7707+30	145.95	145.97	100.0
4055	6355	6355 COLUMBIA - PALMYRA #1-6"	7708+34	7709+34	145.99	146.01	100.0
4056	6355	6355 COLUMBIA - PALMYRA #1-6"	7719+57	7720+57	146.20	146.22	100.0
4057	6355	6355 COLUMBIA - PALMYRA #1-6"	7726+43	7727+43	146.33	146.35	100.0
4058	6355	6355.01 COLUMBIA - PALMYRA #1-6"	9373+11	9374+84	177.52	177.55	173.0
4059	6355	6355.01 COLUMBIA - PALMYRA #1-6"	9423+21	9424+31	178.47	178.49	110.0
4060	6355	6355.01 COLUMBIA - PALMYRA #1-6"	9463+94	9464+94	179.24	179.26	100.0
4061	6355	6355.01 COLUMBIA - PALMYRA #1-6"	9863+41	9864+41	186.81	186.83	100.0
4062	6355	6355.01 COLUMBIA - PALMYRA #1-6"	9904+34	9905+83	187.58	187.61	149.0
4063	6355	6355.01 COLUMBIA - PALMYRA #1-6"	9907+91	9909+82	187.65	187.69	191.0
4064	6355	6355.01 COLUMBIA - PALMYRA #1-6"	9963+53	9964+65	188.70	188.72	112.0
4065	6355	6355.01 COLUMBIA - PALMYRA #1-6"	10016+00	10017+00	189.70	189.72	100.0
4066	6355	6355.01 COLUMBIA - PALMYRA #1-6"	10269+50	10270+50	194.50	194.52	100.0
4067	6355	6355.01 COLUMBIA - PALMYRA #1-6"	10491+00	10492+00	198.69	198.71	100.0
4068	6355	6355.01 COLUMBIA - PALMYRA #1-6"	10606+80	10611+70	200.89	200.98	490.0
4069	6355	6355.01 COLUMBIA - PALMYRA #1-6"	10656+10	10657+50	201.82	201.85	140.0

4070	6355	6355.01	COLUMBIA - PALMYRA #1-6"	10722+40	10724+30	203.08	203.11	190.0
4071	6355	6355.01	COLUMBIA - PALMYRA #1-6"	10726+10	10729+00	203.15	203.20	290.0
4072	6355	6355.01	COLUMBIA - PALMYRA #1-6"	11105+10	11108+30	210.32	210.38	320.0
4073	6355	6355.01	COLUMBIA - PALMYRA #1-6"	11311+40	11312+40	214.23	214.25	100.0
4074	6355	6355.01	COLUMBIA - PALMYRA #1-6"	11314+00	11317+90	214.28	214.35	390.0
4075	6355	6355.01	COLUMBIA - PALMYRA #1-6"	11319+00	11320+00	214.38	214.39	100.0
4076	6355	6355.01	COLUMBIA - PALMYRA #1-6"	11363+50	11364+50	215.22	215.24	100.0
4077	6355	6355.01	COLUMBIA - PALMYRA #1-6"	11465+00	11466+00	217.14	217.16	100.0
4078	6355	6355.01	COLUMBIA - PALMYRA #1-6"	11511+10	11512+10	218.01	218.03	100.0
4079	6355	6355.01	COLUMBIA - PALMYRA #1-6"	11516+10	11517+10	218.11	218.13	100.0
4080	6355	6355.01	COLUMBIA - PALMYRA #1-6"	11519+00	11522+40	218.16	218.23	340.0
4081	6355	6355.01	COLUMBIA - PALMYRA #1-6"	11524+80	11526+50	218.27	218.30	170.0
4082	6355	6355.01	COLUMBIA - PALMYRA #1-6"	11538+60	11540+30	218.53	218.57	170.0
4083	6355	6355.01	COLUMBIA - PALMYRA #1-6"	11567+20	11568+20	219.08	219.09	100.0
4084	6355	6355.01	COLUMBIA - PALMYRA #1-6"	11595+20	11596+20	219.61	219.63	100.0
4085	6355	6355.01	COLUMBIA - PALMYRA #1-6"	11624+60	11627+80	220.16	220.22	320.0
4086	6355	6355.01	COLUMBIA - PALMYRA #1-6"	11637+50	11640+30	220.41	220.46	280.0
4087	6355	6355.01	COLUMBIA - PALMYRA #1-6"	11641+50	11646+40	220.48	220.58	490.0
4088	6355	6355.01	COLUMBIA - PALMYRA #1-6"	11669+90	11670+90	221.02	221.04	100.0
4089	6355	6355.02	COLUMBIA - PALMYRA #1-6"	11750+70	11751+70	222.55	222.57	100.0
4090	6355	6355.02	COLUMBIA - PALMYRA #1-6"	11758+50	11759+90	222.70	222.73	140.0
4091	6355	6355.02	COLUMBIA - PALMYRA #1-6"	11777+20	11779+90	223.05	223.10	270.0
4092	6355	6355.02	COLUMBIA - PALMYRA #1-6"	11799+60	11800+60	223.48	223.50	100.0
4093	6355	6355.02	COLUMBIA - PALMYRA #1-6"	11804+50	11805+50	223.57	223.59	100.0
4094	6355	6355.02	COLUMBIA - PALMYRA #1-6"	11916+20	11917+20	225.69	225.70	100.0
4095	6355	6355.02	COLUMBIA - PALMYRA #1-6"	11932+90	11933+90	226.00	226.02	100.0
4096	6375	6375	DES MOINES - MASON CITY #7-12"	15+38	16+38	0.29	0.31	100.0
4097	6375	6375.01	DES MOINES - MASON CITY #7-12"	187+95	188+95	3.56	3.58	100.0
4098	6375	6375.01	DES MOINES - MASON CITY #7-12"	194+31	195+31	3.68	3.70	100.0
4099	6375	6375.01	DES MOINES - MASON CITY #7-12"	201+93	202+93	3.82	3.84	100.0
4100	6375	6375.01	DES MOINES - MASON CITY #7-12"	207+97	210+44	3.94	3.99	247.0
4101	6375	6375.01	DES MOINES - MASON CITY #7-12"	215+33	216+33	4.08	4.10	100.0
4102	6375	6375.01	DES MOINES - MASON CITY #7-12"	221+52	221+55	4.20	4.20	3.0
4103	6375	6375.01	DES MOINES - MASON CITY #7-12"	223+01	224+01	4.22	4.24	100.0
4104	6375	6375.02	DES MOINES - MASON CITY #7-12"	292+14	293+14	5.53	5.55	100.0
4105	6375	6375.02	DES MOINES - MASON CITY #7-12"	313+72	314+72	5.94	5.96	100.0
4106	6375	6375.02	DES MOINES - MASON CITY #7-12"	589+91	591+46	11.17	11.20	155.1

4107	6375	6375.02 DES MOINES - MASON CITY #7-12"	603+28	605+98	11.43	11.48	269.3
4108	6375	6375.02 DES MOINES - MASON CITY #7-12"	607+08	609+25	11.50	11.54	217.2
4109	6375	6375.02 DES MOINES - MASON CITY #7-12"	612+12	613+69	11.59	11.62	157.6
4110	6375	6375.02 DES MOINES - MASON CITY #7-12"	616+84	617+84	11.68	11.70	100.0
4111	6375	6375.02 DES MOINES - MASON CITY #7-12"	620+42	622+46	11.75	11.79	204.2
4112	6375	6375.02 DES MOINES - MASON CITY #7-12"	641+25	642+25	12.14	12.16	100.0
4113	6375	6375.02 DES MOINES - MASON CITY #7-12"	986+48	987+48	18.68	18.70	100.0
4114	6375	6375.02 DES MOINES - MASON CITY #7-12"	1000+49	1001+49	18.95	18.97	100.0
4115	6375	6375.02 DES MOINES - MASON CITY #7-12"	1079+74	1080+74	20.45	20.47	100.0
4116	6375	6375.02 DES MOINES - MASON CITY #7-12"	1141+68	1142+68	21.62	21.64	100.0
4117	6375	6375.02 DES MOINES - MASON CITY #7-12"	1143+97	1144+97	21.67	21.69	100.0
4118	6375	6375.02 DES MOINES - MASON CITY #7-12"	1150+65	1151+65	21.79	21.81	100.0
4119	6375	6375.02 DES MOINES - MASON CITY #7-12"	1155+92	1156+92	21.89	21.91	100.0
4120	6375	6375.02 DES MOINES - MASON CITY #7-12"	1182+96	1186+07	22.40	22.46	311.0
4121	6375	6375.02 DES MOINES - MASON CITY #7-12"	1196+72	1197+72	22.67	22.68	100.0
4122	6375	6375.02 DES MOINES - MASON CITY #7-12"	1244+60	1244+63	23.57	23.57	3.0
4123	6375	6375.02 DES MOINES - MASON CITY #7-12"	1267+17	1268+17	24.00	24.02	100.0
4124	6375	6375.02 DES MOINES - MASON CITY #7-12"	1510+13	1512+27	28.60	28.64	214.0
4125	6375	6375.02 DES MOINES - MASON CITY #7-12"	1515+82	1517+41	28.71	28.74	159.0
4126	6375	6375.02 DES MOINES - MASON CITY #7-12"	1519+55	1520+55	28.78	28.80	100.0
4127	6375	6375.02 DES MOINES - MASON CITY #7-12"	1523+38	1524+38	28.85	28.87	100.0
4128	6375	6375.02 DES MOINES - MASON CITY #7-12"	1528+47	1529+47	28.95	28.97	100.0
4129	6375	6375.02 DES MOINES - MASON CITY #7-12"	1615+77	1616+77	30.60	30.62	100.0
4130	6375	6375.02 DES MOINES - MASON CITY #7-12"	1826+60	1827+60	34.59	34.61	100.0
4131	6375	6375.02 DES MOINES - MASON CITY #7-12"	1841+54	1842+54	34.88	34.90	100.0
4132	6375	6375.02 DES MOINES - MASON CITY #7-12"	1926+21	1927+78	36.48	36.51	157.0
4133	6375	6375.02 DES MOINES - MASON CITY #7-12"	1931+97	1935+42	36.59	36.66	345.0
4134	6375	6375.02 DES MOINES - MASON CITY #7-12"	1938+51	1939+51	36.71	36.73	100.0
4135	6375	6375.02 DES MOINES - MASON CITY #7-12"	1941+88	1942+88	36.78	36.80	100.0
4136	6375	6375.02 DES MOINES - MASON CITY #7-12"	1948+47	1953+64	36.90	37.00	517.0
4137	6375	6375.02 DES MOINES - MASON CITY #7-12"	1963+66	1964+66	37.19	37.21	100.0
4138	6375	6375.02 DES MOINES - MASON CITY #7-12"	1985+76	1986+76	37.61	37.63	100.0
4139	6375	6375.02 DES MOINES - MASON CITY #7-12"	2258+27	2259+27	42.77	42.79	100.0
4140	6375	6375.02 DES MOINES - MASON CITY #7-12"	2268+46	2269+46	42.96	42.98	100.0
4141	6375	6375.02 DES MOINES - MASON CITY #7-12"	2302+39	2303+39	43.61	43.62	100.0
4142	6375	6375.02 DES MOINES - MASON CITY #7-12"	2324+91	2326+89	44.03	44.07	198.0
4143	6375	6375.02 DES MOINES - MASON CITY #7-12"	2328+17	2332+31	44.09	44.17	414.0

4144	6375	6375.02 DES MOINES - MASON CITY #7-12"	2373+71	2374+71	44.96	44.98	100.0
4145	6375	6375.02 DES MOINES - MASON CITY #7-12"	2387+89	2389+48	45.23	45.26	159.0
4146	6375	6375.02 DES MOINES - MASON CITY #7-12"	2392+02	2393+95	45.30	45.34	193.0
4147	6375	6375.02 DES MOINES - MASON CITY #7-12"	2395+59	2396+59	45.37	45.39	100.0
4148	6375	6375.02 DES MOINES - MASON CITY #7-12"	2400+80	2401+80	45.47	45.49	100.0
4149	6375	6375.02 DES MOINES - MASON CITY #7-12"	2433+30	2435+55	46.09	46.13	225.0
4150	6375	6375.02 DES MOINES - MASON CITY #7-12"	3209+12	3210+61	60.78	60.81	149.0
4151	6375	6375.02 DES MOINES - MASON CITY #7-12"	4406+64	4409+27	83.46	83.51	263.0
4152	6375	6375.03 DES MOINES - MASON CITY #7-12"	4551+18	4552+18	86.20	86.22	100.0
4153	6375	6375.03 DES MOINES - MASON CITY #7-12"	4563+97	4564+97	86.44	86.46	100.0
4154	6375	6375.03 DES MOINES - MASON CITY #7-12"	4720+99	4721+99	89.41	89.43	100.0
4155	6375	6375.03 DES MOINES - MASON CITY #7-12"	5160+36	5161+36	97.73	97.75	100.0
4156	6375	6375.03 DES MOINES - MASON CITY #7-12"	5198+16	5198+19	98.45	98.45	3.0
4157	6375	6375.03 DES MOINES - MASON CITY #7-12"	5668+49	5669+49	107.36	107.38	100.0
4158	6375	6375.03 DES MOINES - MASON CITY #7-12"	5677+29	5678+81	107.52	107.55	152.0
4159	6375	6375.03 DES MOINES - MASON CITY #7-12"	5847+67	5848+67	110.75	110.77	100.0
4160	6375	6375.03 DES MOINES - MASON CITY #7-12"	5856+27	5863+83	110.91	111.06	756.0
4161	6375	6375.03 DES MOINES - MASON CITY #7-12"	5870+41	5871+41	111.18	111.20	100.0
4162	6380	6380 EL DORADO - WATHENA JCT. #7-16"	218+71	220+71	4.14	4.18	200.0
4163	6380	6380 EL DORADO - WATHENA JCT. #7-16"	227+21	228+71	4.30	4.33	150.0
4164	6380	6380 EL DORADO - WATHENA JCT. #7-16"	242+53	243+53	4.59	4.61	100.0
4165	6380	6380 EL DORADO - WATHENA JCT. #7-16"	248+93	249+93	4.71	4.73	100.0
4166	6380	6380 EL DORADO - WATHENA JCT. #7-16"	253+48	254+98	4.80	4.83	150.0
4167	6380	6380 EL DORADO - WATHENA JCT. #7-16"	318+50	320+53	6.03	6.07	203.0
4168	6380	6380 EL DORADO - WATHENA JCT. #7-16"	517+03	518+79	9.79	9.83	176.0
4169	6380	6380.01 EL DORADO - WATHENA JCT. #7-16"	716+40	717+40	13.57	13.59	100.0
4170	6380	6380.01 EL DORADO - WATHENA JCT. #7-16"	758+29	760+79	14.36	14.41	250.0
4171	6380	6380.01 EL DORADO - WATHENA JCT. #7-16"	765+29	766+29	14.49	14.51	100.0
4172	6380	6380.01 EL DORADO - WATHENA JCT. #7-16"	769+29	770+29	14.57	14.59	100.0
4173	6380	6380.01 EL DORADO - WATHENA JCT. #7-16"	1207+36	1208+95	22.87	22.90	159.0
4174	6380	6380.01 EL DORADO - WATHENA JCT. #7-16"	1561+71	1562+71	29.58	29.60	100.0
4175	6380	6380.01 EL DORADO - WATHENA JCT. #7-16"	1580+21	1581+21	29.93	29.95	100.0
4176	6380	6380.01 EL DORADO - WATHENA JCT. #7-16"	1653+01	1654+01	31.31	31.33	100.0
4177	6380	6380.01 EL DORADO - WATHENA JCT. #7-16"	1861+46	1862+57	35.25	35.28	111.0
4178	6380	6380.01 EL DORADO - WATHENA JCT. #7-16"	2519+54	2520+54	47.72	47.74	100.0
4179	6380	6380.01 EL DORADO - WATHENA JCT. #7-16"	2818+44	2819+44	53.38	53.40	100.0
4180	6380	6380.01 EL DORADO - WATHENA JCT. #7-16"	2834+68	2835+68	53.69	53.71	100.0

4181	6380	6380.01	EL DORADO - WATHENA JCT. #7-16"	2857+71	2858+71	54.12	54.14	100.0
4182	6380	6380.01	EL DORADO - WATHENA JCT. #7-16"	2862+71	2863+71	54.22	54.24	100.0
4183	6380	6380.01	EL DORADO - WATHENA JCT. #7-16"	2881+61	2882+80	54.58	54.60	119.0
4184	6380	6380.01	EL DORADO - WATHENA JCT. #7-16"	2937+00	2938+50	55.63	55.65	150.0
4185	6380	6380.01	EL DORADO - WATHENA JCT. #7-16"	2953+98	2954+98	55.95	55.97	100.0
4186	6380	6380.01	EL DORADO - WATHENA JCT. #7-16"	2958+84	2959+84	56.04	56.06	100.0
4187	6380	6380.01	EL DORADO - WATHENA JCT. #7-16"	2975+46	2976+96	56.35	56.38	150.0
4188	6380	6380.01	EL DORADO - WATHENA JCT. #7-16"	3000+20	3001+20	56.82	56.84	100.0
4189	6380	6380.01	EL DORADO - WATHENA JCT. #7-16"	3022+89	3023+89	57.25	57.27	100.0
4190	6380	6380.01	EL DORADO - WATHENA JCT. #7-16"	3130+30	3131+30	59.29	59.30	100.0
4191	6380	6380.01	EL DORADO - WATHENA JCT. #7-16"	3172+44	3173+44	60.08	60.10	100.0
4192	6380	6380.01	EL DORADO - WATHENA JCT. #7-16"	3196+31	3197+31	60.54	60.56	100.0
4193	6380	6380.01	EL DORADO - WATHENA JCT. #7-16"	3208+84	3209+84	60.77	60.79	100.0
4194	6380	6380.01	EL DORADO - WATHENA JCT. #7-16"	3225+06	3226+06	61.08	61.10	100.0
4195	6380	6380.01	EL DORADO - WATHENA JCT. #7-16"	3233+06	3234+06	61.23	61.25	100.0
4196	6380	6380.01	EL DORADO - WATHENA JCT. #7-16"	3295+26	3296+76	62.41	62.44	150.0
4197	6380	6380.01	EL DORADO - WATHENA JCT. #7-16"	3298+24	3299+24	62.47	62.49	100.0
4198	6380	6380.01	EL DORADO - WATHENA JCT. #7-16"	3307+62	3309+75	62.64	62.68	213.0
4199	6380	6380.01	EL DORADO - WATHENA JCT. #7-16"	3315+25	3316+25	62.79	62.81	100.0
4200	6380	6380.01	EL DORADO - WATHENA JCT. #7-16"	3496+17	3497+17	66.22	66.23	100.0
4201	6380	6380.01	EL DORADO - WATHENA JCT. #7-16"	3512+00	3513+00	66.52	66.53	100.0
4202	6380	6380.01	EL DORADO - WATHENA JCT. #7-16"	3551+02	3552+02	67.25	67.27	100.0
4203	6380	6380.01	EL DORADO - WATHENA JCT. #7-16"	3581+38	3582+38	67.83	67.85	100.0
4204	6380	6380.01	EL DORADO - WATHENA JCT. #7-16"	3589+27	3590+27	67.98	68.00	100.0
4205	6380	6380.01	EL DORADO - WATHENA JCT. #7-16"	3606+68	3607+68	68.31	68.33	100.0
4206	6380	6380.01	EL DORADO - WATHENA JCT. #7-16"	4089+70	4090+70	77.46	77.48	100.0
4207	6380	6380.01	EL DORADO - WATHENA JCT. #7-16"	4092+53	4093+52	77.51	77.53	99.0
4208	6380	6380.01	EL DORADO - WATHENA JCT. #7-16"	4228+73	4229+73	80.09	80.11	100.0
4209	6380	6380.01	EL DORADO - WATHENA JCT. #7-16"	4329+31	4331+31	81.99	82.03	200.0
4210	6380	6380.01	EL DORADO - WATHENA JCT. #7-16"	4343+35	4344+35	82.26	82.28	100.0
4211	6380	6380.01	EL DORADO - WATHENA JCT. #7-16"	4401+46	4404+46	83.36	83.42	300.0
4212	6380	6380.01	EL DORADO - WATHENA JCT. #7-16"	4406+99	4407+99	83.47	83.48	100.0
4213	6380	6380.01	EL DORADO - WATHENA JCT. #7-16"	4544+31	4545+31	86.07	86.09	100.0
4214	6380	6380.01	EL DORADO - WATHENA JCT. #7-16"	4554+37	4555+37	86.26	86.28	100.0
4215	6380	6380.01	EL DORADO - WATHENA JCT. #7-16"	4602+49	4603+78	87.17	87.19	129.0
4216	6380	6380.01	EL DORADO - WATHENA JCT. #7-16"	4624+42	4625+42	87.58	87.60	100.0
4217	6380	6380.01	EL DORADO - WATHENA JCT. #7-16"	4627+45	4628+45	87.64	87.66	100.0

4218	6380	6380.01	EL DORADO - WATHENA JCT. #7-16"	4754+03	4755+03	90.04	90.06	100.0
4219	6380	6380.01	EL DORADO - WATHENA JCT. #7-16"	4759+68	4760+68	90.15	90.16	100.0
4220	6380	6380.01	EL DORADO - WATHENA JCT. #7-16"	4770+08	4771+08	90.34	90.36	100.0
4221	6380	6380.01	EL DORADO - WATHENA JCT. #7-16"	4774+08	4775+08	90.42	90.44	100.0
4222	6380	6380.01	EL DORADO - WATHENA JCT. #7-16"	4785+08	4786+58	90.63	90.65	150.0
4223	6380	6380.01	EL DORADO - WATHENA JCT. #7-16"	4809+92	4811+42	91.10	91.13	150.0
4224	6380	6380.01	EL DORADO - WATHENA JCT. #7-16"	4819+93	4821+43	91.29	91.31	150.0
4225	6380	6380.01	EL DORADO - WATHENA JCT. #7-16"	4874+68	4875+68	92.32	92.34	100.0
4226	6380	6380.01	EL DORADO - WATHENA JCT. #7-16"	4906+93	4908+33	92.93	92.96	140.0
4227	6380	6380.01	EL DORADO - WATHENA JCT. #7-16"	4922+43	4923+43	93.23	93.25	100.0
4228	6380	6380.01	EL DORADO - WATHENA JCT. #7-16"	5325+94	5326+94	100.87	100.89	100.0
4229	6380	6380.02	EL DORADO - WATHENA JCT. #7-16"	5466+93	5467+04	103.54	103.54	11.0
4230	6380	6380.02	EL DORADO - WATHENA JCT. #7-16"	5494+37	5495+77	104.06	104.09	140.0
4231	6380	6380.02	EL DORADO - WATHENA JCT. #7-16"	5499+39	5502+03	104.16	104.21	264.0
4232	6380	6380.02	EL DORADO - WATHENA JCT. #7-16"	5504+54	5514+32	104.25	104.44	978.0
4233	6380	6380.02	EL DORADO - WATHENA JCT. #7-16"	5542+67	5548+50	104.97	105.09	583.0
4234	6380	6380.02	EL DORADO - WATHENA JCT. #7-16"	5612+43	5613+43	106.30	106.31	100.0
4235	6380	6380.02	EL DORADO - WATHENA JCT. #7-16"	5703+14	5703+15	108.01	108.01	1.0
4236	6380	6380.02	EL DORADO - WATHENA JCT. #7-16"	5714+60	5715+60	108.23	108.25	100.0
4237	6380	6380.02	EL DORADO - WATHENA JCT. #7-16"	5741+00	5741+37	108.73	108.74	37.0
4238	6380	6380.02	EL DORADO - WATHENA JCT. #7-16"	5776+52	5777+52	109.40	109.42	100.0
4239	6380	6380.02	EL DORADO - WATHENA JCT. #7-16"	5996+39	5997+39	113.57	113.59	100.0
4240	6380	6380.02	EL DORADO - WATHENA JCT. #7-16"	6059+00	6060+00	114.75	114.77	100.0
4241	6380	6380.02	EL DORADO - WATHENA JCT. #7-16"	6288+87	6289+87	119.11	119.13	100.0
4242	6380	6380.02	EL DORADO - WATHENA JCT. #7-16"	6801+11	6802+11	128.81	128.83	100.0
4243	6380	6380.02	EL DORADO - WATHENA JCT. #7-16"	7129+94	7130+44	135.04	135.05	50.0
4244	6380	6380.03	EL DORADO - WATHENA JCT. #7-16"	7137+50	7138+50	135.18	135.20	100.0
4245	6380	6380.03	EL DORADO - WATHENA JCT. #7-16"	7153+00	7156+00	135.47	135.53	300.0
4246	6380	6380.03	EL DORADO - WATHENA JCT. #7-16"	7269+50	7271+00	137.68	137.71	150.0
4247	6380	6380.03	EL DORADO - WATHENA JCT. #7-16"	7272+50	7273+50	137.74	137.76	100.0
4248	6380	6380.03	EL DORADO - WATHENA JCT. #7-16"	7332+44	7333+44	138.87	138.89	100.0
4249	6380	6380.03	EL DORADO - WATHENA JCT. #7-16"	7384+50	7385+50	139.86	139.88	100.0
4250	6380	6380.03	EL DORADO - WATHENA JCT. #7-16"	7435+50	7436+50	140.82	140.84	100.0
4251	6380	6380.03	EL DORADO - WATHENA JCT. #7-16"	7442+00	7443+00	140.95	140.97	100.0
4252	6380	6380.03	EL DORADO - WATHENA JCT. #7-16"	7468+50	7469+50	141.45	141.47	100.0
4253	6380	6380.03	EL DORADO - WATHENA JCT. #7-16"	7489+00	7490+00	141.84	141.86	100.0
4254	6380	6380.03	EL DORADO - WATHENA JCT. #7-16"	7494+00	7496+50	141.93	141.98	250.0

4255	6380	6380.03 EL DORADO - WATHENA JCT. #7-16"	7550+50	7553+00	143.00	143.05	250.0
4256	6380	6380.03 EL DORADO - WATHENA JCT. #7-16"	7569+00	7570+00	143.35	143.37	100.0
4257	6380	6380.03 EL DORADO - WATHENA JCT. #7-16"	7575+50	7576+50	143.48	143.49	100.0
4258	6380	6380.03 EL DORADO - WATHENA JCT. #7-16"	7585+00	7586+00	143.66	143.67	100.0
4259	6380	6380.03 EL DORADO - WATHENA JCT. #7-16"	7645+00	7646+00	144.79	144.81	100.0
4260	6380	6380.03 EL DORADO - WATHENA JCT. #7-16"	7648+50	7649+50	144.86	144.88	100.0
4261	6380	6380.03 EL DORADO - WATHENA JCT. #7-16"	7727+00	7728+00	146.34	146.36	100.0
4262	6380	6380.03 EL DORADO - WATHENA JCT. #7-16"	7928+79	7929+50	150.17	150.18	71.0
4263	6380	6380.03 EL DORADO - WATHENA JCT. #7-16"	7967+50	7968+50	150.90	150.92	100.0
4264	6380	6380.03 EL DORADO - WATHENA JCT. #7-16"	8028+00	8029+00	152.05	152.06	100.0
4265	6380	6380.04 EL DORADO - WATHENA JCT. #7-16"	8552+00	8553+00	161.97	161.99	100.0
4266	6380	6380.04 EL DORADO - WATHENA JCT. #7-16"	8577+00	8578+00	162.44	162.46	100.0
4267	6380	6380.04 EL DORADO - WATHENA JCT. #7-16"	8626+50	8627+50	163.38	163.40	100.0
4268	6380	6380.04 EL DORADO - WATHENA JCT. #7-16"	8647+50	8648+50	163.78	163.80	100.0
4269	6380	6380.04 EL DORADO - WATHENA JCT. #7-16"	8655+00	8656+00	163.92	163.94	100.0
4270	6380	6380.04 EL DORADO - WATHENA JCT. #7-16"	8714+00	8715+00	165.04	165.06	100.0
4271	6380	6380.04 EL DORADO - WATHENA JCT. #7-16"	8732+00	8733+00	165.38	165.40	100.0
4272	6380	6380.04 EL DORADO - WATHENA JCT. #7-16"	8899+50	8901+50	168.55	168.59	200.0
4273	6380	6380.04 EL DORADO - WATHENA JCT. #7-16"	8937+66	8938+73	169.27	169.29	107.0
4274	6380	6380.04 EL DORADO - WATHENA JCT. #7-16"	8988+00	8989+00	170.23	170.25	100.0
4275	6380	6380.04 EL DORADO - WATHENA JCT. #7-16"	9008+00	9009+00	170.61	170.63	100.0
4276	6380	6380.04 EL DORADO - WATHENA JCT. #7-16"	9032+00	9033+00	171.06	171.08	100.0
4277	6380	6380.04 EL DORADO - WATHENA JCT. #7-16"	9063+00	9065+00	171.65	171.69	200.0
4278	6380	6380.04 EL DORADO - WATHENA JCT. #7-16"	9169+00	9170+00	173.66	173.67	100.0
4279	6380	6380.04 EL DORADO - WATHENA JCT. #7-16"	9178+50	9179+50	173.84	173.85	100.0
4280	6380	6380.04 EL DORADO - WATHENA JCT. #7-16"	9190+00	9191+00	174.05	174.07	100.0
4281	6380	6380.04 EL DORADO - WATHENA JCT. #7-16"	9222+00	9223+00	174.66	174.68	100.0
4282	6380	6380.04 EL DORADO - WATHENA JCT. #7-16"	9317+00	9320+00	176.46	176.52	300.0
4283	6380	6380.04 EL DORADO - WATHENA JCT. #7-16"	9332+90	9333+99	176.76	176.78	109.0
4284	6380	6380.04 EL DORADO - WATHENA JCT. #7-16"	9336+00	9337+50	176.82	176.85	150.0
4285	6380	6380.04 EL DORADO - WATHENA JCT. #7-16"	9345+20	9346+20	176.99	177.01	100.0
4286	6380	6380.04 EL DORADO - WATHENA JCT. #7-16"	9353+50	9354+50	177.15	177.17	100.0
4287	6380	6380.04 EL DORADO - WATHENA JCT. #7-16"	9428+00	9429+22	178.56	178.58	122.0
4288	6380	6380.04 EL DORADO - WATHENA JCT. #7-16"	9456+50	9459+00	179.10	179.15	250.0
4289	6380	6380.04 EL DORADO - WATHENA JCT. #7-16"	9461+50	9462+50	179.20	179.21	100.0
4290	6380	6380.04 EL DORADO - WATHENA JCT. #7-16"	9478+50	9479+50	179.52	179.54	100.0
4291	6390	6390 ROLAND - FORT DODGE #8-6"	0+00	4+50	0.00	0.09	450.0

4292	6390	6390 ROLAND - FORT DODGE #8-6"	7+00	8+75	0.13	0.17	175.0
4293	6390	6390 ROLAND - FORT DODGE #8-6"	18+50	21+00	0.35	0.40	250.0
4294	6390	6390 ROLAND - FORT DODGE #8-6"	24+50	26+50	0.46	0.50	200.0
4295	6390	6390 ROLAND - FORT DODGE #8-6"	28+69	30+43	0.54	0.58	174.0
4296	6390	6390 ROLAND - FORT DODGE #8-6"	41+59	42+60	0.79	0.81	101.0
4297	6390	6390 ROLAND - FORT DODGE #8-6"	69+57	70+57	1.32	1.34	100.0
4298	6390	6390 ROLAND - FORT DODGE #8-6"	71+99	75+30	1.36	1.43	331.0
4299	6390	6390 ROLAND - FORT DODGE #8-6"	79+06	81+05	1.50	1.54	199.0
4300	6390	6390 ROLAND - FORT DODGE #8-6"	83+80	87+30	1.59	1.65	350.0
4301	6390	6390 ROLAND - FORT DODGE #8-6"	91+80	95+80	1.74	1.81	400.0
4302	6390	6390 ROLAND - FORT DODGE #8-6"	98+28	99+30	1.86	1.88	102.0
4303	6390	6390 ROLAND - FORT DODGE #8-6"	147+71	148+57	2.80	2.81	85.6
4304	6390	6390 ROLAND - FORT DODGE #8-6"	149+60	150+60	2.83	2.85	100.0
4305	6390	6390 ROLAND - FORT DODGE #8-6"	155+86	157+85	2.95	2.99	199.0
4306	6390	6390 ROLAND - FORT DODGE #8-6"	159+02	160+65	3.01	3.04	163.0
4307	6390	6390 ROLAND - FORT DODGE #8-6"	373+52	377+10	7.07	7.14	358.0
4308	6390	6390 ROLAND - FORT DODGE #8-6"	381+85	382+91	7.23	7.25	106.0
4309	6390	6390 ROLAND - FORT DODGE #8-6"	384+77	387+03	7.29	7.33	226.0
4310	6390	6390 ROLAND - FORT DODGE #8-6"	392+14	396+10	7.43	7.50	396.0
4311	6390	6390 ROLAND - FORT DODGE #8-6"	400+10	401+10	7.58	7.60	100.0
4312	6390	6390 ROLAND - FORT DODGE #8-6"	404+68	405+68	7.66	7.68	100.0
4313	6390	6390 ROLAND - FORT DODGE #8-6"	409+04	409+60	7.75	7.76	56.5
4314	6390	6390 ROLAND - FORT DODGE #8-6"	413+10	414+10	7.82	7.84	100.0
4315	6390	6390 ROLAND - FORT DODGE #8-6"	426+74	428+35	8.08	8.11	161.0
4316	6390	6390 ROLAND - FORT DODGE #8-6"	588+80	592+14	11.15	11.21	334.0
4317	6390	6390 ROLAND - FORT DODGE #8-6"	596+48	597+80	11.30	11.32	132.0
4318	6390	6390 ROLAND - FORT DODGE #8-6"	602+30	604+08	11.41	11.44	178.3
4319	6390	6390 ROLAND - FORT DODGE #8-6"	692+17	694+37	13.11	13.15	220.0
4320	6390	6390 ROLAND - FORT DODGE #8-6"	695+40	696+40	13.17	13.19	100.0
4321	6390	6390 ROLAND - FORT DODGE #8-6"	815+78	816+85	15.45	15.47	107.0
4322	6390	6390 ROLAND - FORT DODGE #8-6"	834+84	836+81	15.81	15.85	197.0
4323	6390	6390 ROLAND - FORT DODGE #8-6"	842+03	845+00	15.95	16.00	297.0
4324	6390	6390 ROLAND - FORT DODGE #8-6"	862+76	864+66	16.34	16.38	190.0
4325	6390	6390 ROLAND - FORT DODGE #8-6"	1174+60	1175+65	22.25	22.27	105.0
4326	6390	6390 ROLAND - FORT DODGE #8-6"	1191+60	1192+60	22.57	22.59	100.0
4327	6390	6390 ROLAND - FORT DODGE #8-6"	1199+60	1200+60	22.72	22.74	100.0
4328	6390	6390 ROLAND - FORT DODGE #8-6"	1208+78	1209+86	22.89	22.91	108.0

4329	6390	6390 ROLAND - FORT DODGE #8-6"	1214+38	1215+38	23.00	23.02	100.0
4330	6390	6390 ROLAND - FORT DODGE #8-6"	1216+67	1220+12	23.04	23.11	345.0
4331	6390	6390 ROLAND - FORT DODGE #8-6"	1225+11	1226+40	23.20	23.23	129.0
4332	6390	6390 ROLAND - FORT DODGE #8-6"	1227+90	1228+90	23.26	23.27	100.0
4333	6390	6390 ROLAND - FORT DODGE #8-6"	1422+98	1424+22	26.95	26.97	124.0
4334	6390	6390 ROLAND - FORT DODGE #8-6"	1437+10	1441+10	27.22	27.29	400.0
4335	6390	6390 ROLAND - FORT DODGE #8-6"	1457+28	1458+28	27.60	27.62	100.0
4336	6390	6390 ROLAND - FORT DODGE #8-6"	1462+87	1467+10	27.71	27.79	423.0
4337	6390	6390 ROLAND - FORT DODGE #8-6"	1474+10	1475+10	27.92	27.94	100.0
4338	6390	6390 ROLAND - FORT DODGE #8-6"	1476+60	1477+60	27.97	27.98	100.0
4339	6390	6390 ROLAND - FORT DODGE #8-6"	1480+47	1482+01	28.04	28.07	154.0
4340	6390	6390 ROLAND - FORT DODGE #8-6"	1763+01	1766+40	33.39	33.45	339.0
4341	6390	6390 ROLAND - FORT DODGE #8-6"	1773+56	1776+04	33.59	33.64	248.0
4342	6390	6390 ROLAND - FORT DODGE #8-6"	1782+19	1783+60	33.75	33.78	141.0
4343	6390	6390 ROLAND - FORT DODGE #8-6"	1785+40	1786+90	33.81	33.84	150.0
4344	6390	6390 ROLAND - FORT DODGE #8-6"	1797+06	1798+15	34.04	34.06	109.0
4345	6390	6390 ROLAND - FORT DODGE #8-6"	1821+67	1824+70	34.50	34.56	303.0
4346	6390	6390 ROLAND - FORT DODGE #8-6"	1834+15	1836+20	34.74	34.78	205.0
4347	6390	6390 ROLAND - FORT DODGE #8-6"	1840+36	1842+68	34.86	34.90	232.0
4348	6390	6390 ROLAND - FORT DODGE #8-6"	1863+88	1865+00	35.30	35.32	112.0
4349	6390	6390 ROLAND - FORT DODGE #8-6"	1882+50	1883+50	35.65	35.67	100.0
4350	6390	6390 ROLAND - FORT DODGE #8-6"	1885+07	1886+55	35.70	35.73	148.0
4351	6390	6390 ROLAND - FORT DODGE #8-6"	1888+11	1889+78	35.76	35.79	167.0
4352	6390	6390 ROLAND - FORT DODGE #8-6"	1904+61	1905+84	36.07	36.10	123.0
4353	6395	6395 WATHENA JCT. - DES MOINES #7-16"	9518+00	9519+00	180.27	180.28	100.0
4354	6395	6395 WATHENA JCT. - DES MOINES #7-16"	9528+00	9529+00	180.45	180.47	100.0
4355	6395	6395 WATHENA JCT. - DES MOINES #7-16"	9534+50	9537+00	180.58	180.63	250.0
4356	6395	6395 WATHENA JCT. - DES MOINES #7-16"	9551+44	9552+53	180.90	180.92	109.0
4357	6395	6395 WATHENA JCT. - DES MOINES #7-16"	9557+50	9560+50	181.01	181.07	300.0
4358	6395	6395 WATHENA JCT. - DES MOINES #7-16"	9658+82	9659+82	182.93	182.95	100.0
4359	6395	6395 WATHENA JCT. - DES MOINES #7-16"	9689+40	9690+40	183.51	183.53	100.0
4360	6395	6395 WATHENA JCT. - DES MOINES #7-16"	9740+80	9741+80	184.48	184.50	100.0
4361	6395	6395 WATHENA JCT. - DES MOINES #7-16"	9797+50	9798+50	185.56	185.58	100.0
4362	6395	6395 WATHENA JCT. - DES MOINES #7-16"	9835+30	9836+30	186.27	186.29	100.0
4363	6395	6395 WATHENA JCT. - DES MOINES #7-16"	9950+00	9951+50	188.45	188.48	150.0
4364	6395	6395 WATHENA JCT. - DES MOINES #7-16"	9968+50	9969+50	188.80	188.82	100.0
4365	6395	6395 WATHENA JCT. - DES MOINES #7-16"	9972+00	9973+00	188.86	188.88	100.0

4366	6395	6395 WATHENA JCT. - DES MOINES #7-16"	9984+50	9985+50	189.10	189.12	100.0
4367	6395	6395.01 WATHENA JCT. - DES MOINES #7-16"	14376+40	14377+40	272.28	272.30	100.0
4368	6395	6395.01 WATHENA JCT. - DES MOINES #7-16"	14381+00	14382+40	272.37	272.39	140.0
4369	6395	6395.01 WATHENA JCT. - DES MOINES #7-16"	14415+20	14416+50	273.02	273.04	130.0
4370	6395	6395.01 WATHENA JCT. - DES MOINES #7-16"	14424+20	14425+20	273.19	273.20	100.0
4371	6395	6395.01 WATHENA JCT. - DES MOINES #7-16"	14432+50	14433+20	273.34	273.36	70.0
4372	6395	6395.01 WATHENA JCT. - DES MOINES #7-16"	14450+00	14451+40	273.67	273.70	140.0
4373	6395	6395.01 WATHENA JCT. - DES MOINES #7-16"	14455+70	14456+80	273.78	273.80	110.0
4374	6395	6395.01 WATHENA JCT. - DES MOINES #7-16"	14458+50	14459+50	273.84	273.85	100.0
4375	6395	6395.01 WATHENA JCT. - DES MOINES #7-16"	14509+70	14510+70	274.80	274.82	100.0
4376	6395	6395.01 WATHENA JCT. - DES MOINES #7-16"	14513+00	14515+10	274.87	274.91	210.0
4377	6395	6395.01 WATHENA JCT. - DES MOINES #7-16"	14522+30	14523+30	275.04	275.06	100.0
4378	6395	6395.01 WATHENA JCT. - DES MOINES #7-16"	14531+80	14532+80	275.22	275.24	100.0
4379	6395	6395.01 WATHENA JCT. - DES MOINES #7-16"	14534+40	14535+40	275.27	275.29	100.0
4380	6395	6395.01 WATHENA JCT. - DES MOINES #7-16"	14546+70	14548+30	275.51	275.54	160.0
4381	6395	6395.01 WATHENA JCT. - DES MOINES #7-16"	14552+90	14555+00	275.62	275.66	210.0
4382	6395	6395.01 WATHENA JCT. - DES MOINES #7-16"	14559+60	14561+70	275.75	275.79	210.0
4383	6395	6395.01 WATHENA JCT. - DES MOINES #7-16"	14574+10	14575+10	276.02	276.04	100.0
4384	6395	6395.01 WATHENA JCT. - DES MOINES #7-16"	14587+60	14588+00	276.28	276.29	40.0
4385	6395	6395.01 WATHENA JCT. - DES MOINES #7-16"	14602+20	14603+20	276.56	276.58	100.0
4386	6395	6395.01 WATHENA JCT. - DES MOINES #7-16"	14610+30	14611+90	276.71	276.74	160.0
4387	6395	6395.01 WATHENA JCT. - DES MOINES #7-16"	14614+30	14616+10	276.79	276.82	180.0
4388	6395	6395.01 WATHENA JCT. - DES MOINES #7-16"	14624+50	14625+60	276.98	277.00	110.0
4389	6395	6395.01 WATHENA JCT. - DES MOINES #7-16"	14642+40	14643+40	277.32	277.34	100.0
4390	6395	6395.01 WATHENA JCT. - DES MOINES #7-16"	14644+60	14647+20	277.36	277.41	260.0
4391	6395	6395.01 WATHENA JCT. - DES MOINES #7-16"	14694+20	14695+20	278.30	278.32	100.0
4392	6395	6395.01 WATHENA JCT. - DES MOINES #7-16"	14837+70	14838+70	281.02	281.04	100.0
4393	6395	6395.01 WATHENA JCT. - DES MOINES #7-16"	14842+60	14843+90	281.11	281.13	130.0
4394	6395	6395.01 WATHENA JCT. - DES MOINES #7-16"	14850+90	14851+90	281.27	281.29	100.0
4395	6395	6395.01 WATHENA JCT. - DES MOINES #7-16"	14854+10	14855+20	281.33	281.35	110.0
4396	6395	6395.01 WATHENA JCT. - DES MOINES #7-16"	15117+10	15118+10	286.31	286.33	100.0
4397	6395	6395.01 WATHENA JCT. - DES MOINES #7-16"	15119+90	15120+90	286.36	286.38	100.0
4398	6395	6395.01 WATHENA JCT. - DES MOINES #7-16"	15122+60	15124+50	286.41	286.45	190.0
4399	6395	6395.01 WATHENA JCT. - DES MOINES #7-16"	15132+40	15135+30	286.60	286.65	290.0
4400	6395	6395.01 WATHENA JCT. - DES MOINES #7-16"	15190+10	15191+10	287.69	287.71	100.0
4401	6395	6395.01 WATHENA JCT. - DES MOINES #7-16"	15206+30	15207+30	288.00	288.02	100.0
4402	6395	6395.01 WATHENA JCT. - DES MOINES #7-16"	15243+30	15244+30	288.70	288.72	100.0

4403	6395	6395.01	WATHENA JCT. - DES MOINES #7-16"	15248+90	15249+90	288.80	288.82	100.0
4404	6395	6395.01	WATHENA JCT. - DES MOINES #7-16"	15252+20	15253+20	288.87	288.89	100.0
4405	6395	6395.01	WATHENA JCT. - DES MOINES #7-16"	15257+00	15258+10	288.96	288.98	110.0
4406	6395	6395.01	WATHENA JCT. - DES MOINES #7-16"	15262+20	15263+20	289.06	289.08	100.0
4407	6395	6395.01	WATHENA JCT. - DES MOINES #7-16"	15265+70	15266+70	289.12	289.14	100.0
4408	6395	6395.01	WATHENA JCT. - DES MOINES #7-16"	15273+20	15274+20	289.27	289.28	100.0
4409	6395	6395.01	WATHENA JCT. - DES MOINES #7-16"	15278+60	15280+10	289.37	289.40	150.0
4410	6395	6395.01	WATHENA JCT. - DES MOINES #7-16"	15284+70	15285+90	289.48	289.51	120.0
4411	6395	6395.01	WATHENA JCT. - DES MOINES #7-16"	15297+40	15299+20	289.72	289.76	180.0
4412	6395	6395.01	WATHENA JCT. - DES MOINES #7-16"	15328+70	15330+10	290.32	290.34	140.0
4413	6395	6395.01	WATHENA JCT. - DES MOINES #7-16"	15335+00	15336+30	290.44	290.46	130.0
4414	6395	6395.01	WATHENA JCT. - DES MOINES #7-16"	15342+60	15343+60	290.58	290.60	100.0
4415	6395	6395.01	WATHENA JCT. - DES MOINES #7-16"	15344+90	15346+10	290.62	290.65	120.0
4416	6395	6395.01	WATHENA JCT. - DES MOINES #7-16"	15500+70	15504+50	293.57	293.65	380.0
4417	6395	6395.01	WATHENA JCT. - DES MOINES #7-16"	15507+40	15508+50	293.70	293.72	110.0
4418	6395	6395.01	WATHENA JCT. - DES MOINES #7-16"	15540+20	15541+20	294.32	294.34	100.0
4419	6395	6395.01	WATHENA JCT. - DES MOINES #7-16"	15545+30	15546+30	294.42	294.44	100.0
4420	6395	6395.01	WATHENA JCT. - DES MOINES #7-16"	15573+20	15574+20	294.95	294.97	100.0
4421	6395	6395.01	WATHENA JCT. - DES MOINES #7-16"	15614+80	15615+80	295.73	295.75	100.0
4422	6395	6395.01	WATHENA JCT. - DES MOINES #7-16"	15618+50	15619+50	295.80	295.82	100.0
4423	6395	6395.01	WATHENA JCT. - DES MOINES #7-16"	15625+50	15626+50	295.94	295.96	100.0
4424	6395	6395.01	WATHENA JCT. - DES MOINES #7-16"	15632+20	15633+20	296.06	296.08	100.0
4425	6395	6395.01	WATHENA JCT. - DES MOINES #7-16"	15640+40	15641+40	296.22	296.24	100.0
4426	6395	6395.01	WATHENA JCT. - DES MOINES #7-16"	15649+20	15651+00	296.39	296.42	180.0
4427	6395	6395.01	WATHENA JCT. - DES MOINES #7-16"	15654+60	15655+60	296.49	296.51	100.0
4428	6395	6395.01	WATHENA JCT. - DES MOINES #7-16"	15667+90	15670+00	296.74	296.78	210.0
4429	6395	6395.01	WATHENA JCT. - DES MOINES #7-16"	15675+00	15676+10	296.88	296.90	110.0
4430	6395	6395.01	WATHENA JCT. - DES MOINES #7-16"	15677+30	15678+50	296.92	296.94	120.0
4431	6395	6395.01	WATHENA JCT. - DES MOINES #7-16"	15681+80	15682+80	297.00	297.02	100.0
4432	6395	6395.01	WATHENA JCT. - DES MOINES #7-16"	15699+00	15700+70	297.33	297.36	170.0
4433	6395	6395.01	WATHENA JCT. - DES MOINES #7-16"	15710+90	15712+00	297.55	297.58	110.0
4434	6395	6395.01	WATHENA JCT. - DES MOINES #7-16"	15713+00	15714+10	297.59	297.62	110.0
4435	6395	6395.01	WATHENA JCT. - DES MOINES #7-16"	15723+40	15724+40	297.79	297.81	100.0
4436	6395	6395.01	WATHENA JCT. - DES MOINES #7-16"	15732+30	15733+40	297.96	297.98	110.0
4437	6395	6395.01	WATHENA JCT. - DES MOINES #7-16"	15743+90	15744+90	298.18	298.20	100.0
4438	6395	6395.01	WATHENA JCT. - DES MOINES #7-16"	15752+20	15753+20	298.34	298.36	100.0
4439	6395	6395.01	WATHENA JCT. - DES MOINES #7-16"	15758+70	15764+10	298.46	298.56	540.0

4440	6395	6395.01	WATHENA JCT. - DES MOINES #7-16"	15780+10	15781+10	298.87	298.88	100.0
4441	6395	6395.01	WATHENA JCT. - DES MOINES #7-16"	15784+10	15785+10	298.94	298.96	100.0
4442	6395	6395.01	WATHENA JCT. - DES MOINES #7-16"	15843+00	15843+70	300.06	300.07	70.0
4443	6395	6395.01	WATHENA JCT. - DES MOINES #7-16"	15889+10	15890+10	300.93	300.95	100.0
4444	6395	6395.01	WATHENA JCT. - DES MOINES #7-16"	15893+20	15894+20	301.01	301.03	100.0
4445	6395	6395.01	WATHENA JCT. - DES MOINES #7-16"	15977+60	15978+60	302.61	302.63	100.0
4446	6395	6395.01	WATHENA JCT. - DES MOINES #7-16"	15984+40	15985+50	302.73	302.76	110.0
4447	6395	6395.01	WATHENA JCT. - DES MOINES #7-16"	16010+90	16011+40	303.24	303.25	50.0
4448	6395	6395.01	WATHENA JCT. - DES MOINES #7-16"	16165+70	16167+50	306.17	306.20	180.0
4449	6395	6395.01	WATHENA JCT. - DES MOINES #7-16"	16175+60	16177+00	306.36	306.38	140.0
4450	6395	6395.01	WATHENA JCT. - DES MOINES #7-16"	16254+60	16256+40	307.85	307.89	180.0
4451	6395	6395.01	WATHENA JCT. - DES MOINES #7-16"	16264+60	16265+70	308.04	308.06	110.0
4452	6395	6395.01	WATHENA JCT. - DES MOINES #7-16"	16269+50	16271+30	308.13	308.17	180.0
4453	6395	6395.01	WATHENA JCT. - DES MOINES #7-16"	16276+20	16277+20	308.26	308.28	100.0
4454	6395	6395.01	WATHENA JCT. - DES MOINES #7-16"	16284+20	16285+90	308.41	308.45	170.0
4455	6395	6395.01	WATHENA JCT. - DES MOINES #7-16"	16291+90	16293+40	308.56	308.59	150.0
4456	6395	6395.01	WATHENA JCT. - DES MOINES #7-16"	16296+80	16297+80	308.65	308.67	100.0
4457	6395	6395.01	WATHENA JCT. - DES MOINES #7-16"	16299+10	16300+90	308.70	308.73	180.0
4458	6395	6395.01	WATHENA JCT. - DES MOINES #7-16"	16314+80	16315+90	308.99	309.01	110.0
4459	6395	6395.01	WATHENA JCT. - DES MOINES #7-16"	16630+80	16631+90	314.98	315.00	110.0
4460	6395	6395.01	WATHENA JCT. - DES MOINES #7-16"	16635+20	16636+20	315.06	315.08	100.0
4461	6395	6395.01	WATHENA JCT. - DES MOINES #7-16"	16834+20	16836+60	318.83	318.88	240.0
4462	6395	6395.01	WATHENA JCT. - DES MOINES #7-16"	16839+00	16840+00	318.92	318.94	100.0
4463	6395	6395.01	WATHENA JCT. - DES MOINES #7-16"	16881+10	16882+10	319.72	319.74	100.0
4464	6395	6395.01	WATHENA JCT. - DES MOINES #7-16"	16894+20	16895+20	319.97	319.98	100.0
4465	6395	6395.01	WATHENA JCT. - DES MOINES #7-16"	16953+30	16955+50	321.09	321.13	220.0
4466	6395	6395.01	WATHENA JCT. - DES MOINES #7-16"	17000+60	17003+70	321.98	322.04	310.0
4467	6395	6395.01	WATHENA JCT. - DES MOINES #7-16"	17011+40	17012+50	322.19	322.21	110.0
4468	6395	6395.01	WATHENA JCT. - DES MOINES #7-16"	17013+50	17015+60	322.23	322.27	210.0
4469	6395	6395.01	WATHENA JCT. - DES MOINES #7-16"	17060+60	17061+60	323.12	323.14	100.0
4470	6395	6395.01	WATHENA JCT. - DES MOINES #7-16"	17129+50	17130+70	324.42	324.45	120.0
4471	6395	6395.01	WATHENA JCT. - DES MOINES #7-16"	17136+30	17137+30	324.55	324.57	100.0
4472	6395	6395.01	WATHENA JCT. - DES MOINES #7-16"	17141+10	17142+50	324.64	324.67	140.0
4473	6395	6395.01	WATHENA JCT. - DES MOINES #7-16"	17143+80	17144+80	324.69	324.71	100.0
4474	6395	6395.01	WATHENA JCT. - DES MOINES #7-16"	17171+50	17173+20	325.22	325.25	170.0
4475	6395	6395.01	WATHENA JCT. - DES MOINES #7-16"	17178+20	17181+10	325.34	325.40	290.0
4476	6395	6395.01	WATHENA JCT. - DES MOINES #7-16"	17182+60	17183+60	325.43	325.45	100.0

4477	6395	6395.01 WATHENA JCT. - DES MOINES #7-16"	17187+80	17189+60	325.53	325.56	180.0
4478	6395	6395.01 WATHENA JCT. - DES MOINES #7-16"	17213+20	17214+80	326.01	326.04	160.0
4479	6395	6395.01 WATHENA JCT. - DES MOINES #7-16"	17240+20	17241+50	326.52	326.54	130.0
4480	6395	6395.01 WATHENA JCT. - DES MOINES #7-16"	17252+20	17254+80	326.75	326.80	260.0
4481	6395	6395.01 WATHENA JCT. - DES MOINES #7-16"	17262+40	17263+90	326.94	326.97	150.0
4482	6395	6395.01 WATHENA JCT. - DES MOINES #7-16"	17271+20	17272+20	327.11	327.13	100.0
4483	6395	6395.01 WATHENA JCT. - DES MOINES #7-16"	17281+80	17283+60	327.31	327.34	180.0
4484	6395	6395.01 WATHENA JCT. - DES MOINES #7-16"	17287+50	17288+50	327.41	327.43	100.0
4485	6395	6395.01 WATHENA JCT. - DES MOINES #7-16"	17290+20	17291+20	327.47	327.48	100.0
4486	6395	6395.01 WATHENA JCT. - DES MOINES #7-16"	17293+90	17294+90	327.54	327.55	100.0
4487	6395	6395.01 WATHENA JCT. - DES MOINES #7-16"	17296+40	17297+40	327.58	327.60	100.0
4488	6395	6395.01 WATHENA JCT. - DES MOINES #7-16"	17302+30	17304+70	327.70	327.74	240.0
4489	6395	6395.01 WATHENA JCT. - DES MOINES #7-16"	17306+70	17307+20	327.78	327.79	50.0
4490	6395	6395.02 WATHENA JCT. - DES MOINES #7-16"	17307+20	17307+70	327.79	327.80	50.0
4491	6395	6395.02 WATHENA JCT. - DES MOINES #7-16"	17310+20	17318+20	327.84	328.00	800.0
4492	6395	6395.02 WATHENA JCT. - DES MOINES #7-16"	17320+30	17321+30	328.04	328.05	100.0
4493	6395	6395.02 WATHENA JCT. - DES MOINES #7-16"	17325+70	17325+80	328.14	328.14	10.0
4494	6395	6395.02 WATHENA JCT. - DES MOINES #7-16"	17327+80	17330+40	328.18	328.23	260.0
4495	6395	6395.02 WATHENA JCT. - DES MOINES #7-16"	17332+60	17333+60	328.27	328.29	100.0
4496	6395	6395.02 WATHENA JCT. - DES MOINES #7-16"	17346+10	17347+90	328.52	328.56	180.0
4497	6395	6395.02 WATHENA JCT. - DES MOINES #7-16"	17350+20	17352+10	328.60	328.64	190.0
4498	6395	6395.02 WATHENA JCT. - DES MOINES #7-16"	17355+50	17358+70	328.70	328.76	320.0
4499	6395	6395.02 WATHENA JCT. - DES MOINES #7-16"	17371+90	17372+90	329.01	329.03	100.0
4500	6395	6395.02 WATHENA JCT. - DES MOINES #7-16"	17377+90	17379+00	329.13	329.15	110.0
4501	6395	6395.02 WATHENA JCT. - DES MOINES #7-16"	17382+20	17384+00	329.21	329.24	180.0
4502	6395	6395.02 WATHENA JCT. - DES MOINES #7-16"	17410+60	17411+60	329.75	329.77	100.0
4503	6395	6395.02 WATHENA JCT. - DES MOINES #7-16"	17413+00	17415+10	329.79	329.83	210.0
4504	6395	6395.02 WATHENA JCT. - DES MOINES #7-16"	17416+10	17417+10	329.85	329.87	100.0
4505	6395	6395.02 WATHENA JCT. - DES MOINES #7-16"	17429+90	17431+60	330.11	330.14	170.0
4506	6395	6395.02 WATHENA JCT. - DES MOINES #7-16"	17443+70	17445+20	330.37	330.40	150.0
4507	6395	6395.02 WATHENA JCT. - DES MOINES #7-16"	17447+70	17449+80	330.45	330.49	210.0
4508	6395	6395.02 WATHENA JCT. - DES MOINES #7-16"	17455+40	17456+70	330.59	330.62	130.0
4509	6395	6395.02 WATHENA JCT. - DES MOINES #7-16"	17460+50	17466+30	330.69	330.80	580.0
4510	6395	6395.02 WATHENA JCT. - DES MOINES #7-16"	17467+40	17470+00	330.82	330.87	260.0
4511	6395	6395.02 WATHENA JCT. - DES MOINES #7-16"	17472+00	17473+00	330.91	330.93	100.0
4512	6395	6395.02 WATHENA JCT. - DES MOINES #7-16"	17478+40	17481+30	331.03	331.09	290.0
4513	6395	6395.02 WATHENA JCT. - DES MOINES #7-16"	17483+90	17486+50	331.13	331.18	260.0

4514	6420	6420.22 CUSHING - OK/KS ST. LINE 3-12"	9461+39	9468+38	179.19	179.33	699.0
4515	6425	6425 OK/KS ST. LINE - KS/MO ST. LINE #3-12"	9468+38	9468+39	179.33	179.33	1.0
4516	6425	6425 OK/KS ST. LINE - KS/MO ST. LINE #3-12"	9474+35	9477+12	179.44	179.49	277.0
4517	6425	6425 OK/KS ST. LINE - KS/MO ST. LINE #3-12"	9481+43	9493+43	179.57	179.80	1200.0
4518	6425	6425 OK/KS ST. LINE - KS/MO ST. LINE #3-12"	9504+92	9505+92	180.02	180.04	100.0
4519	6425	6425 OK/KS ST. LINE - KS/MO ST. LINE #3-12"	9508+42	9525+84	180.08	180.41	1742.0
4520	6425	6425 OK/KS ST. LINE - KS/MO ST. LINE #3-12"	9580+93	9588+96	181.46	181.61	803.0
4521	6425	6425 OK/KS ST. LINE - KS/MO ST. LINE #3-12"	9590+76	9596+26	181.64	181.75	550.0
4522	6425	6425 OK/KS ST. LINE - KS/MO ST. LINE #3-12"	9615+66	9616+66	182.11	182.13	100.0
4523	6425	6425 OK/KS ST. LINE - KS/MO ST. LINE #3-12"	9623+91	9624+91	182.27	182.29	100.0
4524	6425	6425 OK/KS ST. LINE - KS/MO ST. LINE #3-12"	9672+02	9678+19	183.18	183.30	617.0
4525	6425	6425 OK/KS ST. LINE - KS/MO ST. LINE #3-12"	9680+19	9703+69	183.34	183.78	2350.0
4526	6425	6425 OK/KS ST. LINE - KS/MO ST. LINE #3-12"	9713+30	9717+80	183.96	184.05	450.0
4527	6425	6425 OK/KS ST. LINE - KS/MO ST. LINE #3-12"	9719+30	9771+80	184.08	185.07	5250.0
4528	6425	6425 OK/KS ST. LINE - KS/MO ST. LINE #3-12"	9775+08	9781+08	185.13	185.25	600.0
4529	6425	6425 OK/KS ST. LINE - KS/MO ST. LINE #3-12"	9785+73	9810+73	185.34	185.81	2500.0
4530	6425	6425 OK/KS ST. LINE - KS/MO ST. LINE #3-12"	9899+51	9911+51	187.49	187.72	1200.0
4531	6425	6425 OK/KS ST. LINE - KS/MO ST. LINE #3-12"	9915+08	9918+77	187.79	187.86	369.0
4532	6425	6425 OK/KS ST. LINE - KS/MO ST. LINE #3-12"	10166+90	10174+80	192.55	192.70	790.0
4533	6425	6425 OK/KS ST. LINE - KS/MO ST. LINE #3-12"	10181+30	10190+50	192.83	193.00	920.0
4534	6425	6425 OK/KS ST. LINE - KS/MO ST. LINE #3-12"	10578+30	10596+30	200.35	200.69	1800.0
4535	6425	6425 OK/KS ST. LINE - KS/MO ST. LINE #3-12"	10604+20	10619+20	200.84	201.12	1500.0
4536	6425	6425 OK/KS ST. LINE - KS/MO ST. LINE #3-12"	10700+80	10706+40	202.67	202.77	560.0
4537	6425	6425 OK/KS ST. LINE - KS/MO ST. LINE #3-12"	10710+40	10713+10	202.85	202.90	270.0
4538	6425	6425 OK/KS ST. LINE - KS/MO ST. LINE #3-12"	10774+00	10798+10	204.05	204.51	2410.0
4539	6425	6425 OK/KS ST. LINE - KS/MO ST. LINE #3-12"	10831+50	10870+20	205.14	205.88	3870.0
4540	6425	6425 OK/KS ST. LINE - KS/MO ST. LINE #3-12"	10967+90	11001+10	207.73	208.35	3320.0
4541	6425	6425 OK/KS ST. LINE - KS/MO ST. LINE #3-12"	11081+40	11082+40	209.88	209.89	100.0
4542	6425	6425 OK/KS ST. LINE - KS/MO ST. LINE #3-12"	11086+40	11087+90	209.97	210.00	150.0
4543	6425	6425 OK/KS ST. LINE - KS/MO ST. LINE #3-12"	11194+80	11212+90	212.02	212.37	1810.0
4544	6425	6425 OK/KS ST. LINE - KS/MO ST. LINE #3-12"	11235+10	11238+80	212.79	212.86	370.0
4545	6430	6430 KS/MO ST. LINE - MO/IL ST. LINE #3-12"	11525+10	11534+30	218.28	218.45	920.0
4546	6430	6430 KS/MO ST. LINE - MO/IL ST. LINE #3-12"	11795+50	11799+60	223.40	223.48	410.0
4547	6430	6430 KS/MO ST. LINE - MO/IL ST. LINE #3-12"	11827+50	11831+50	224.01	224.08	400.0
4548	6430	6430 KS/MO ST. LINE - MO/IL ST. LINE #3-12"	11835+50	11838+90	224.16	224.22	340.0
4549	6430	6430 KS/MO ST. LINE - MO/IL ST. LINE #3-12"	11942+90	11948+30	226.19	226.29	540.0
4550	6430	6430 KS/MO ST. LINE - MO/IL ST. LINE #3-12"	11955+50	11956+00	226.43	226.44	50.0

4551	6430	6430.01	KS/MO ST. LINE - MO/IL ST. LINE #3-12"	11955+90	11956+40	226.44	226.45	50.0
4552	6430	6430.03	KS/MO ST. LINE - MO/IL ST. LINE #3-12"	12316+60	12322+10	233.27	233.37	550.0
4553	6430	6430.03	KS/MO ST. LINE - MO/IL ST. LINE #3-12"	12480+50	12483+60	236.37	236.43	310.0
4554	6430	6430.09	KS/MO ST. LINE - MO/IL ST. LINE #3-12"	14598+20	14598+30	276.48	276.48	10.0
4555	6430	6430.1	KS/MO ST. LINE - MO/IL ST. LINE #3-12"	15168+10	15172+60	287.27	287.36	450.0
4556	6430	6430.1	KS/MO ST. LINE - MO/IL ST. LINE #3-12"	15270+60	15279+60	289.22	289.39	900.0
4557	6430	6430.1	KS/MO ST. LINE - MO/IL ST. LINE #3-12"	15284+60	15291+10	289.48	289.60	650.0
4558	6430	6430.1	KS/MO ST. LINE - MO/IL ST. LINE #3-12"	15292+40	15307+40	289.63	289.91	1500.0
4559	6430	6430.1	KS/MO ST. LINE - MO/IL ST. LINE #3-12"	15310+70	15311+70	289.98	289.99	100.0
4560	6430	6430.1	KS/MO ST. LINE - MO/IL ST. LINE #3-12"	15319+20	15342+00	290.14	290.57	2280.0
4561	6430	6430.1	KS/MO ST. LINE - MO/IL ST. LINE #3-12"	15597+70	15607+70	295.41	295.60	1000.0
4562	6430	6430.13	KS/MO ST. LINE - MO/IL ST. LINE #3-12"	16506+00	16515+80	312.61	312.80	980.0
4563	6430	6430.13	KS/MO ST. LINE - MO/IL ST. LINE #3-12"	16619+80	16627+10	314.77	314.91	730.0
4564	6430	6430.13	KS/MO ST. LINE - MO/IL ST. LINE #3-12"	16863+30	16882+30	319.38	319.74	1900.0
4565	6435	6435.01	MO/IL ST. LINE - WILMINGTON #3-12"	24456+30	24457+30	463.19	463.21	100.0
4566	6435	6435.01	MO/IL ST. LINE - WILMINGTON #3-12"	24458+50	24460+50	463.23	463.27	200.0
4567	6435	6435.01	MO/IL ST. LINE - WILMINGTON #3-12"	24470+70	24474+50	463.46	463.53	380.0
4568	6435	6435.01	MO/IL ST. LINE - WILMINGTON #3-12"	24487+50	24490+50	463.78	463.84	300.0
4569	6435	6435.01	MO/IL ST. LINE - WILMINGTON #3-12"	24492+50	24493+50	463.87	463.89	100.0
4570	6435	6435.01	MO/IL ST. LINE - WILMINGTON #3-12"	24501+50	24505+30	464.04	464.12	380.0
4571	6435	6435.01	MO/IL ST. LINE - WILMINGTON #3-12"	24516+80	24520+00	464.33	464.39	320.0
4572	6435	6435.01	MO/IL ST. LINE - WILMINGTON #3-12"	24521+50	24522+80	464.42	464.45	130.0
4573	6435	6435.01	MO/IL ST. LINE - WILMINGTON #3-12"	24528+80	24537+80	464.56	464.73	900.0
4574	6435	6435.01	MO/IL ST. LINE - WILMINGTON #3-12"	24539+80	24552+80	464.77	465.02	1300.0
4575	6435	6435.01	MO/IL ST. LINE - WILMINGTON #3-12"	24563+70	24566+80	465.22	465.28	310.0
4576	6435	6435.01	MO/IL ST. LINE - WILMINGTON #3-12"	24569+80	24570+80	465.34	465.36	100.0
4577	6435	6435.01	MO/IL ST. LINE - WILMINGTON #3-12"	24575+80	24578+50	465.45	465.50	270.0
4578	6435	6435.01	MO/IL ST. LINE - WILMINGTON #3-12"	24607+30	24609+30	466.05	466.09	200.0
4579	6435	6435.01	MO/IL ST. LINE - WILMINGTON #3-12"	24618+30	24622+30	466.26	466.33	400.0
4580	6435	6435.01	MO/IL ST. LINE - WILMINGTON #3-12"	24625+80	24647+80	466.40	466.81	2200.0
4581	6435	6435.01	MO/IL ST. LINE - WILMINGTON #3-12"	24649+80	24660+80	466.85	467.06	1100.0
4582	6435	6435.01	MO/IL ST. LINE - WILMINGTON #3-12"	24662+80	24663+80	467.10	467.12	100.0
4583	6435	6435.01	MO/IL ST. LINE - WILMINGTON #3-12"	24667+80	24671+80	467.19	467.27	400.0
4584	6435	6435.01	MO/IL ST. LINE - WILMINGTON #3-12"	24720+80	24721+30	468.20	468.21	50.0
4585	6435	6435.02	MO/IL ST. LINE - WILMINGTON #3-12"	24725+60	24733+60	468.29	468.44	800.0
4586	6435	6435.02	MO/IL ST. LINE - WILMINGTON #3-12"	24736+60	24741+70	468.50	468.59	510.0
4587	6435	6435.02	MO/IL ST. LINE - WILMINGTON #3-12"	24743+60	24751+60	468.63	468.78	800.0

4588	6435	6435.02 MO/IL ST. LINE - WILMINGTON #3-12"	24754+60	24757+60	468.84	468.89	300.0
4589	6435	6435.02 MO/IL ST. LINE - WILMINGTON #3-12"	24761+70	24765+60	468.97	469.05	390.0
4590	6435	6435.02 MO/IL ST. LINE - WILMINGTON #3-12"	24770+90	24780+90	469.15	469.34	1000.0
4591	6435	6435.02 MO/IL ST. LINE - WILMINGTON #3-12"	24812+80	24813+80	469.94	469.96	100.0
4592	6435	6435.02 MO/IL ST. LINE - WILMINGTON #3-12"	24831+10	24832+10	470.29	470.30	100.0
4593	6435	6435.02 MO/IL ST. LINE - WILMINGTON #3-12"	24838+50	24840+70	470.43	470.47	220.0
4594	6435	6435.02 MO/IL ST. LINE - WILMINGTON #3-12"	24843+70	24844+70	470.52	470.54	100.0
4595	6435	6435.02 MO/IL ST. LINE - WILMINGTON #3-12"	24846+40	24847+40	470.58	470.59	100.0
4596	6435	6435.02 MO/IL ST. LINE - WILMINGTON #3-12"	24860+60	24865+60	470.84	470.94	500.0
4597	6435	6435.02 MO/IL ST. LINE - WILMINGTON #3-12"	24871+60	24873+60	471.05	471.09	200.0
4598	6435	6435.02 MO/IL ST. LINE - WILMINGTON #3-12"	24875+80	24879+60	471.13	471.20	380.0
4599	6435	6435.02 MO/IL ST. LINE - WILMINGTON #3-12"	24882+60	24883+60	471.26	471.28	100.0
4600	6435	6435.02 MO/IL ST. LINE - WILMINGTON #3-12"	24886+60	24889+60	471.34	471.39	300.0
4601	6435	6435.02 MO/IL ST. LINE - WILMINGTON #3-12"	24922+10	24923+10	472.01	472.03	100.0
4602	6435	6435.02 MO/IL ST. LINE - WILMINGTON #3-12"	24926+10	24932+60	472.09	472.21	650.0
4603	6435	6435.02 MO/IL ST. LINE - WILMINGTON #3-12"	24939+60	24941+00	472.34	472.37	140.0
4604	6435	6435.02 MO/IL ST. LINE - WILMINGTON #3-12"	25013+00	25022+30	473.73	473.91	930.0
4605	6435	6435.02 MO/IL ST. LINE - WILMINGTON #3-12"	25025+30	25028+30	473.96	474.02	300.0
4606	6435	6435.02 MO/IL ST. LINE - WILMINGTON #3-12"	25030+30	25039+70	474.06	474.24	940.0
4607	6435	6435.03 MO/IL ST. LINE - WILMINGTON #3-12"	25468+10	25470+30	482.35	482.39	220.0
4608	6435	6435.03 MO/IL ST. LINE - WILMINGTON #3-12"	25473+30	25476+30	482.45	482.51	300.0
4609	6435	6435.03 MO/IL ST. LINE - WILMINGTON #3-12"	25478+30	25480+30	482.54	482.58	200.0
4610	6435	6435.03 MO/IL ST. LINE - WILMINGTON #3-12"	25483+30	25493+30	482.64	482.83	1000.0
4611	6435	6435.03 MO/IL ST. LINE - WILMINGTON #3-12"	25496+30	25501+30	482.88	482.98	500.0
4612	6435	6435.03 MO/IL ST. LINE - WILMINGTON #3-12"	25504+10	25505+10	483.03	483.05	100.0
4613	6435	6435.03 MO/IL ST. LINE - WILMINGTON #3-12"	25508+00	25509+00	483.11	483.13	100.0
4614	6435	6435.03 MO/IL ST. LINE - WILMINGTON #3-12"	25514+00	25515+00	483.22	483.24	100.0
4615	6435	6435.03 MO/IL ST. LINE - WILMINGTON #3-12"	25520+50	25521+50	483.34	483.36	100.0
4616	6435	6435.03 MO/IL ST. LINE - WILMINGTON #3-12"	25528+10	25544+00	483.49	483.79	1590.0
4617	6435	6435.03 MO/IL ST. LINE - WILMINGTON #3-12"	25853+40	25861+40	489.65	489.80	800.0
4618	6435	6435.03 MO/IL ST. LINE - WILMINGTON #3-12"	25868+20	25869+20	489.93	489.95	100.0
4619	6435	6435.03 MO/IL ST. LINE - WILMINGTON #3-12"	25874+20	25885+70	490.04	490.26	1150.0
4620	6435	6435.03 MO/IL ST. LINE - WILMINGTON #3-12"	25918+80	25925+30	490.89	491.01	650.0
4621	6435	6435.03 MO/IL ST. LINE - WILMINGTON #3-12"	25929+30	25934+30	491.09	491.18	500.0
4622	6435	6435.03 MO/IL ST. LINE - WILMINGTON #3-12"	25942+30	25945+30	491.33	491.39	300.0
4623	6435	6435.03 MO/IL ST. LINE - WILMINGTON #3-12"	25955+40	25956+50	491.58	491.60	110.0
4624	6435	6435.03 MO/IL ST. LINE - WILMINGTON #3-12"	25958+10	25969+30	491.63	491.84	1120.0

4625	6435	6435.03 MO/IL ST. LINE - WILMINGTON #3-12"	25975+30	25983+10	491.96	492.10	780.0
4626	6435	6435.03 MO/IL ST. LINE - WILMINGTON #3-12"	25984+90	25985+90	492.14	492.16	100.0
4627	6435	6435.03 MO/IL ST. LINE - WILMINGTON #3-12"	25987+10	25995+10	492.18	492.33	800.0
4628	6435	6435.03 MO/IL ST. LINE - WILMINGTON #3-12"	26007+40	26008+40	492.56	492.58	100.0
4629	6435	6435.03 MO/IL ST. LINE - WILMINGTON #3-12"	26153+10	26163+10	495.32	495.51	1000.0
4630	6435	6435.03 MO/IL ST. LINE - WILMINGTON #3-12"	26173+10	26182+10	495.70	495.87	900.0
4631	6435	6435.03 MO/IL ST. LINE - WILMINGTON #3-12"	26234+20	26237+20	496.86	496.92	300.0
4632	6435	6435.03 MO/IL ST. LINE - WILMINGTON #3-12"	26238+70	26250+70	496.95	497.17	1200.0
4633	6435	6435.03 MO/IL ST. LINE - WILMINGTON #3-12"	26260+70	26266+70	497.36	497.48	600.0
4634	6435	6435.03 MO/IL ST. LINE - WILMINGTON #3-12"	26273+30	26276+30	497.60	497.66	300.0
4635	6435	6435.03 MO/IL ST. LINE - WILMINGTON #3-12"	26279+30	26280+30	497.71	497.73	100.0
4636	6435	6435.03 MO/IL ST. LINE - WILMINGTON #3-12"	26297+30	26298+30	498.05	498.07	100.0
4637	6435	6435.03 MO/IL ST. LINE - WILMINGTON #3-12"	26310+30	26311+30	498.30	498.32	100.0
4638	6435	6435.03 MO/IL ST. LINE - WILMINGTON #3-12"	26313+30	26333+30	498.36	498.74	2000.0
4639	6435	6435.03 MO/IL ST. LINE - WILMINGTON #3-12"	26336+30	26336+50	498.79	498.80	20.0
4640	6435	6435.03 MO/IL ST. LINE - WILMINGTON #3-12"	26360+90	26368+70	499.26	499.41	780.0
4641	6435	6435.03 MO/IL ST. LINE - WILMINGTON #3-12"	26370+70	26387+70	499.45	499.77	1700.0
4642	6435	6435.03 MO/IL ST. LINE - WILMINGTON #3-12"	26389+70	26410+60	499.80	500.20	2090.0
4643	6435	6435.03 MO/IL ST. LINE - WILMINGTON #3-12"	26411+80	26417+10	500.22	500.32	530.0
4644	6435	6435.03 MO/IL ST. LINE - WILMINGTON #3-12"	26417+20	26420+80	500.33	500.39	360.0
4645	6435	6435.03 MO/IL ST. LINE - WILMINGTON #3-12"	26422+80	26423+80	500.43	500.45	100.0
4646	6435	6435.03 MO/IL ST. LINE - WILMINGTON #3-12"	26454+50	26455+50	501.03	501.05	100.0
4647	6435	6435.03 MO/IL ST. LINE - WILMINGTON #3-12"	26483+80	26486+80	501.59	501.64	300.0
4648	6435	6435.03 MO/IL ST. LINE - WILMINGTON #3-12"	26493+80	26494+80	501.78	501.80	100.0
4649	6435	6435.03 MO/IL ST. LINE - WILMINGTON #3-12"	26497+80	26500+80	501.85	501.91	300.0
4650	6435	6435.04 MO/IL ST. LINE - WILMINGTON #3-12"	26575+10	26576+10	503.32	503.34	100.0
4651	6435	6435.04 MO/IL ST. LINE - WILMINGTON #3-12"	26582+10	26585+10	503.45	503.51	300.0
4652	6435	6435.04 MO/IL ST. LINE - WILMINGTON #3-12"	26587+10	26589+10	503.54	503.58	200.0
4653	6435	6435.04 MO/IL ST. LINE - WILMINGTON #3-12"	26592+10	26613+30	503.64	504.04	2120.0
4654	6435	6435.04 MO/IL ST. LINE - WILMINGTON #3-12"	26718+30	26726+60	506.03	506.19	830.0
4655	6435	6435.04 MO/IL ST. LINE - WILMINGTON #3-12"	26732+10	26756+10	506.29	506.74	2400.0
4656	6435	6435.04 MO/IL ST. LINE - WILMINGTON #3-12"	26759+10	26779+10	506.80	507.18	2000.0
4657	6435	6435.04 MO/IL ST. LINE - WILMINGTON #3-12"	26784+10	26815+10	507.27	507.86	3100.0
4658	6435	6435.04 MO/IL ST. LINE - WILMINGTON #3-12"	26817+10	26826+60	507.90	508.08	950.0
4659	6435	6435.04 MO/IL ST. LINE - WILMINGTON #3-12"	26858+00	26868+00	508.67	508.86	1000.0
4660	6435	6435.04 MO/IL ST. LINE - WILMINGTON #3-12"	26877+00	26880+00	509.03	509.09	300.0
4661	6435	6435.04 MO/IL ST. LINE - WILMINGTON #3-12"	26885+00	26886+00	509.19	509.20	100.0

4662	6435	6435.04 MO/IL ST. LINE - WILMINGTON #3-12"	26888+00	26889+00	509.24	509.26	100.0
4663	6435	6435.04 MO/IL ST. LINE - WILMINGTON #3-12"	26897+40	26900+00	509.42	509.47	260.0
4664	6435	6435.04 MO/IL ST. LINE - WILMINGTON #3-12"	26904+00	26905+00	509.55	509.56	100.0
4665	6435	6435.04 MO/IL ST. LINE - WILMINGTON #3-12"	26907+00	26910+00	509.60	509.66	300.0
4666	6435	6435.04 MO/IL ST. LINE - WILMINGTON #3-12"	26912+00	26924+00	509.70	509.92	1200.0
4667	6435	6435.04 MO/IL ST. LINE - WILMINGTON #3-12"	26926+00	26928+00	509.96	510.00	200.0
4668	6435	6435.04 MO/IL ST. LINE - WILMINGTON #3-12"	26931+00	26936+00	510.06	510.15	500.0
4669	6435	6435.04 MO/IL ST. LINE - WILMINGTON #3-12"	26938+00	26939+00	510.19	510.21	100.0
4670	6435	6435.04 MO/IL ST. LINE - WILMINGTON #3-12"	26942+00	26946+00	510.27	510.34	400.0
4671	6435	6435.04 MO/IL ST. LINE - WILMINGTON #3-12"	26980+50	26984+50	510.99	511.07	400.0
4672	6435	6435.04 MO/IL ST. LINE - WILMINGTON #3-12"	26988+50	26990+50	511.15	511.18	200.0
4673	6435	6435.04 MO/IL ST. LINE - WILMINGTON #3-12"	26999+90	27001+50	511.36	511.39	160.0
4674	6435	6435.04 MO/IL ST. LINE - WILMINGTON #3-12"	27004+50	27005+50	511.45	511.47	100.0
4675	6435	6435.04 MO/IL ST. LINE - WILMINGTON #3-12"	27011+50	27016+50	511.58	511.68	500.0
4676	6435	6435.04 MO/IL ST. LINE - WILMINGTON #3-12"	27019+50	27032+50	511.73	511.98	1300.0
4677	6435	6435.04 MO/IL ST. LINE - WILMINGTON #3-12"	27039+00	27044+50	512.10	512.21	550.0
4678	6435	6435.04 MO/IL ST. LINE - WILMINGTON #3-12"	27075+90	27076+90	512.80	512.82	100.0
4679	6435	6435.04 MO/IL ST. LINE - WILMINGTON #3-12"	27087+30	27087+80	513.02	513.03	50.0
4680	6435	6435.05 MO/IL ST. LINE - WILMINGTON #3-12"	27088+90	27089+90	513.05	513.07	100.0
4681	6435	6435.05 MO/IL ST. LINE - WILMINGTON #3-12"	27093+90	27109+40	513.14	513.44	1550.0
4682	6435	6435.05 MO/IL ST. LINE - WILMINGTON #3-12"	27121+20	27121+90	513.66	513.67	70.0
4683	6435	6435.05 MO/IL ST. LINE - WILMINGTON #3-12"	27125+90	27135+90	513.75	513.94	1000.0
4684	6435	6435.05 MO/IL ST. LINE - WILMINGTON #3-12"	27261+10	27263+60	516.31	516.36	250.0
4685	6435	6435.05 MO/IL ST. LINE - WILMINGTON #3-12"	27265+60	27266+60	516.39	516.41	100.0
4686	6435	6435.05 MO/IL ST. LINE - WILMINGTON #3-12"	27292+10	27295+70	516.90	516.96	360.0
4687	6435	6435.05 MO/IL ST. LINE - WILMINGTON #3-12"	27297+70	27298+70	517.00	517.02	100.0
4688	6435	6435.05 MO/IL ST. LINE - WILMINGTON #3-12"	27317+50	27318+00	517.38	517.39	50.0
4689	6435	6435.06 MO/IL ST. LINE - WILMINGTON #3-12"	27318+70	27323+70	517.40	517.49	500.0
4690	6435	6435.06 MO/IL ST. LINE - WILMINGTON #3-12"	27327+70	27329+70	517.57	517.61	200.0
4691	6435	6435.06 MO/IL ST. LINE - WILMINGTON #3-12"	27336+50	27337+70	517.74	517.76	120.0
4692	6435	6435.06 MO/IL ST. LINE - WILMINGTON #3-12"	27339+70	27344+70	517.80	517.89	500.0
4693	6435	6435.06 MO/IL ST. LINE - WILMINGTON #3-12"	27348+70	27353+60	517.97	518.06	490.0
4694	6435	6435.06 MO/IL ST. LINE - WILMINGTON #3-12"	27361+60	27364+60	518.21	518.27	300.0
4695	6435	6435.06 MO/IL ST. LINE - WILMINGTON #3-12"	27366+60	27372+60	518.31	518.42	600.0
4696	6435	6435.06 MO/IL ST. LINE - WILMINGTON #3-12"	27374+60	27380+60	518.46	518.57	600.0
4697	6435	6435.06 MO/IL ST. LINE - WILMINGTON #3-12"	27382+60	27385+60	518.61	518.67	300.0
4698	6435	6435.06 MO/IL ST. LINE - WILMINGTON #3-12"	27394+60	27397+80	518.84	518.90	320.0

4699	6435	6435.07 MO/IL ST. LINE - WILMINGTON #3-12"	27953+80	27962+20	529.43	529.59	840.0
4700	6435	6435.07 MO/IL ST. LINE - WILMINGTON #3-12"	27972+20	27981+20	529.78	529.95	900.0
4701	6435	6435.07 MO/IL ST. LINE - WILMINGTON #3-12"	27986+20	27987+20	530.04	530.06	100.0
4702	6435	6435.07 MO/IL ST. LINE - WILMINGTON #3-12"	28038+60	28039+60	531.03	531.05	100.0
4703	6435	6435.07 MO/IL ST. LINE - WILMINGTON #3-12"	28042+60	28047+60	531.11	531.20	500.0
4704	6435	6435.07 MO/IL ST. LINE - WILMINGTON #3-12"	28052+70	28063+70	531.30	531.51	1100.0
4705	6435	6435.07 MO/IL ST. LINE - WILMINGTON #3-12"	28066+70	28080+10	531.57	531.82	1340.0
4706	6435	6435.07 MO/IL ST. LINE - WILMINGTON #3-12"	28094+70	28096+70	532.10	532.13	200.0
4707	6435	6435.07 MO/IL ST. LINE - WILMINGTON #3-12"	28103+70	28113+70	532.27	532.46	1000.0
4708	6435	6435.07 MO/IL ST. LINE - WILMINGTON #3-12"	28117+70	28120+70	532.53	532.59	300.0
4709	6435	6435.07 MO/IL ST. LINE - WILMINGTON #3-12"	28570+10	28578+10	541.10	541.25	800.0
4710	6435	6435.07 MO/IL ST. LINE - WILMINGTON #3-12"	28591+00	28599+00	541.50	541.65	800.0
4711	6435	6435.07 MO/IL ST. LINE - WILMINGTON #3-12"	28627+50	28633+50	542.19	542.30	600.0
4712	6435	6435.07 MO/IL ST. LINE - WILMINGTON #3-12"	28677+90	28680+90	543.14	543.20	300.0
4713	6435	6435.07 MO/IL ST. LINE - WILMINGTON #3-12"	28715+10	28716+10	543.85	543.87	100.0
4714	6435	6435.07 MO/IL ST. LINE - WILMINGTON #3-12"	28724+60	28725+60	544.03	544.05	100.0
4715	6435	6435.07 MO/IL ST. LINE - WILMINGTON #3-12"	28762+70	28769+70	544.75	544.88	700.0
4716	6435	6435.07 MO/IL ST. LINE - WILMINGTON #3-12"	28771+70	28773+70	544.92	544.96	200.0
4717	6435	6435.07 MO/IL ST. LINE - WILMINGTON #3-12"	28778+70	28779+70	545.05	545.07	100.0
4718	6435	6435.07 MO/IL ST. LINE - WILMINGTON #3-12"	28787+70	28789+70	545.22	545.26	200.0
4719	6435	6435.07 MO/IL ST. LINE - WILMINGTON #3-12"	28805+70	28809+70	545.56	545.64	400.0
4720	6435	6435.07 MO/IL ST. LINE - WILMINGTON #3-12"	28815+60	28821+70	545.75	545.87	610.0
4721	6435	6435.07 MO/IL ST. LINE - WILMINGTON #3-12"	28823+70	28824+70	545.90	545.92	100.0
4722	6435	6435.07 MO/IL ST. LINE - WILMINGTON #3-12"	28829+30	28829+60	546.01	546.02	30.0
4723	6435	6435.07 MO/IL ST. LINE - WILMINGTON #3-12"	29124+70	29133+20	551.60	551.77	850.0
4724	6435	6435.07 MO/IL ST. LINE - WILMINGTON #3-12"	29135+40	29139+70	551.81	551.89	430.0
4725	6435	6435.07 MO/IL ST. LINE - WILMINGTON #3-12"	29142+50	29152+20	551.94	552.13	970.0
4726	6435	6435.09 MO/IL ST. LINE - WILMINGTON #3-12"	29977+40	29987+40	567.75	567.94	1000.0
4727	6435	6435.09 MO/IL ST. LINE - WILMINGTON #3-12"	29989+70	30002+80	567.99	568.23	1310.0
4728	6435	6435.09 MO/IL ST. LINE - WILMINGTON #3-12"	30004+20	30016+80	568.26	568.50	1260.0
4729	6435	6435.09 MO/IL ST. LINE - WILMINGTON #3-12"	30021+50	30030+50	568.59	568.76	900.0
4730	6435	6435.09 MO/IL ST. LINE - WILMINGTON #3-12"	30031+60	30049+70	568.78	569.12	1810.0
4731	6435	6435.09 MO/IL ST. LINE - WILMINGTON #3-12"	30059+30	30098+40	569.30	570.05	3910.0
4732	6435	6435.09 MO/IL ST. LINE - WILMINGTON #3-12"	30146+40	30148+90	570.95	571.00	250.0
4733	6435	6435.09 MO/IL ST. LINE - WILMINGTON #3-12"	30152+00	30153+50	571.06	571.09	150.0
4734	6435	6435.09 MO/IL ST. LINE - WILMINGTON #3-12"	30158+40	30173+40	571.18	571.47	1500.0
4735	6435	6435.09 MO/IL ST. LINE - WILMINGTON #3-12"	30174+90	30185+40	571.49	571.69	1050.0

4736	6435	6435.09 MO/IL ST. LINE - WILMINGTON #3-12"	30187+40	30220+70	571.73	572.36	3330.0
4737	6435	6435.09 MO/IL ST. LINE - WILMINGTON #3-12"	30254+40	30263+50	573.00	573.17	910.0
4738	6435	6435.09 MO/IL ST. LINE - WILMINGTON #3-12"	30268+90	30277+70	573.27	573.44	880.0
4739	6435	6435.09 MO/IL ST. LINE - WILMINGTON #3-12"	30279+00	30280+00	573.47	573.48	100.0
4740	6435	6435.09 MO/IL ST. LINE - WILMINGTON #3-12"	30283+20	30284+90	573.55	573.58	170.0
4741	6435	6435.09 MO/IL ST. LINE - WILMINGTON #3-12"	30286+30	30290+90	573.60	573.69	460.0
4742	6435	6435.09 MO/IL ST. LINE - WILMINGTON #3-12"	30293+00	30298+20	573.73	573.83	520.0
4743	6435	6435.12 MO/IL ST. LINE - WILMINGTON #3-12"	31569+20	31574+60	597.90	598.00	540.0
4744	6435	6435.12 MO/IL ST. LINE - WILMINGTON #3-12"	31576+60	31581+60	598.04	598.14	500.0
4745	6435	6435.12 MO/IL ST. LINE - WILMINGTON #3-12"	31583+60	31591+50	598.17	598.32	790.0
4746	6435	6435.12 MO/IL ST. LINE - WILMINGTON #3-12"	31637+00	31641+50	599.19	599.27	450.0
4747	6435	6435.12 MO/IL ST. LINE - WILMINGTON #3-12"	31655+80	31665+40	599.54	599.72	960.0
4748	6435	6435.13 MO/IL ST. LINE - WILMINGTON #3-12"	31960+90	31977+90	605.32	605.64	1700.0
4749	6435	6435.13 MO/IL ST. LINE - WILMINGTON #3-12"	31989+40	31992+90	605.86	605.93	350.0
4750	6435	6435.13 MO/IL ST. LINE - WILMINGTON #3-12"	31995+90	32009+40	605.98	606.24	1350.0
4751	6435	6435.13 MO/IL ST. LINE - WILMINGTON #3-12"	32022+50	32023+40	606.49	606.50	90.0
4752	6435	6435.13 MO/IL ST. LINE - WILMINGTON #3-12"	32070+40	32071+90	607.39	607.42	150.0
4753	6435	6435.13 MO/IL ST. LINE - WILMINGTON #3-12"	32091+90	32099+40	607.80	607.94	750.0
4754	6435	6435.13 MO/IL ST. LINE - WILMINGTON #3-12"	32100+90	32107+30	607.97	608.09	640.0
4755	6435	6435.13 MO/IL ST. LINE - WILMINGTON #3-12"	32123+80	32125+40	608.41	608.44	160.0
4756	6435	6435.13 MO/IL ST. LINE - WILMINGTON #3-12"	32146+40	32153+40	608.83	608.97	700.0
4757	6435	6435.13 MO/IL ST. LINE - WILMINGTON #3-12"	32158+20	32160+50	609.06	609.10	230.0
4758	6435	6435.15 MO/IL ST. LINE - WILMINGTON #3-12"	33654+20	33655+20	637.39	637.41	100.0
4759	6435	6435.15 MO/IL ST. LINE - WILMINGTON #3-12"	33662+90	33670+90	637.55	637.71	800.0
4760	6435	6435.15 MO/IL ST. LINE - WILMINGTON #3-12"	33673+90	33677+70	637.76	637.84	380.0
4761	6435	6435.15 MO/IL ST. LINE - WILMINGTON #3-12"	33764+60	33785+20	639.48	639.87	2060.0
4762	6435	6435.15 MO/IL ST. LINE - WILMINGTON #3-12"	33787+70	33811+20	639.92	640.36	2350.0
4763	6435	6435.15 MO/IL ST. LINE - WILMINGTON #3-12"	33816+70	33817+60	640.47	640.48	90.0
4764	6435	6435.16 MO/IL ST. LINE - WILMINGTON #3-12"	33817+40	33828+20	640.48	640.69	1080.0
4765	6435	6435.16 MO/IL ST. LINE - WILMINGTON #3-12"	33834+60	33835+10	640.81	640.82	50.0
4766	6435	6435.17 MO/IL ST. LINE - WILMINGTON #3-12"	33834+60	33835+10	640.81	640.82	50.0
4767	6435	6435.17 MO/IL ST. LINE - WILMINGTON #3-12"	33837+10	33854+60	640.85	641.19	1750.0
4768	6435	6435.17 MO/IL ST. LINE - WILMINGTON #3-12"	33856+60	33859+00	641.22	641.27	240.0
4769	6435	6435.18 MO/IL ST. LINE - WILMINGTON #3-12"	33859+00	33860+80	641.27	641.30	180.0
4770	6435	6435.18 MO/IL ST. LINE - WILMINGTON #3-12"	33862+30	33878+30	641.33	641.63	1600.0
4771	6435	6435.18 MO/IL ST. LINE - WILMINGTON #3-12"	33880+30	33910+30	641.67	642.24	3000.0
4772	6435	6435.18 MO/IL ST. LINE - WILMINGTON #3-12"	33912+50	33922+10	642.28	642.46	960.0

4773	6435	6435.21	MO/IL ST. LINE - WILMINGTON #3-12"	35384+00	35385+00	670.15	670.17	100.0
4774	6435	6435.21	MO/IL ST. LINE - WILMINGTON #3-12"	35387+00	35391+00	670.21	670.28	400.0
4775	6435	6435.21	MO/IL ST. LINE - WILMINGTON #3-12"	35394+00	35395+00	670.34	670.36	100.0
4776	6435	6435.21	MO/IL ST. LINE - WILMINGTON #3-12"	35400+70	35410+20	670.47	670.65	950.0
4777	6435	6435.21	MO/IL ST. LINE - WILMINGTON #3-12"	35414+20	35426+70	670.72	670.96	1250.0
4778	6435	6435.21	MO/IL ST. LINE - WILMINGTON #3-12"	35428+20	35429+20	670.99	671.01	100.0
4779	6435	6435.21	MO/IL ST. LINE - WILMINGTON #3-12"	35430+70	35431+70	671.04	671.05	100.0
4780	6435	6435.21	MO/IL ST. LINE - WILMINGTON #3-12"	35434+20	35435+20	671.10	671.12	100.0
4781	6435	6435.21	MO/IL ST. LINE - WILMINGTON #3-12"	35440+70	35442+70	671.23	671.26	200.0
4782	6435	6435.21	MO/IL ST. LINE - WILMINGTON #3-12"	35444+20	35445+20	671.29	671.31	100.0
4783	6435	6435.21	MO/IL ST. LINE - WILMINGTON #3-12"	35447+20	35448+70	671.35	671.38	150.0
4784	6435	6435.21	MO/IL ST. LINE - WILMINGTON #3-12"	35450+20	35458+70	671.41	671.57	850.0
4785	6435	6435.21	MO/IL ST. LINE - WILMINGTON #3-12"	35462+70	35503+90	671.64	672.42	4120.0
4786	6435	6435.21	MO/IL ST. LINE - WILMINGTON #3-12"	35513+80	35523+20	672.61	672.79	940.0
4787	6435	6435.21	MO/IL ST. LINE - WILMINGTON #3-12"	35585+50	35598+50	673.97	674.21	1300.0
4788	6435	6435.21	MO/IL ST. LINE - WILMINGTON #3-12"	35602+60	35604+10	674.29	674.32	150.0
4789	6435	6435.21	MO/IL ST. LINE - WILMINGTON #3-12"	35606+60	35623+10	674.37	674.68	1650.0
4790	6435	6435.21	MO/IL ST. LINE - WILMINGTON #3-12"	35661+80	35682+30	675.41	675.80	2050.0
4791	6435	6435.21	MO/IL ST. LINE - WILMINGTON #3-12"	35692+90	35723+40	676.00	676.58	3050.0
4792	6435	6435.21	MO/IL ST. LINE - WILMINGTON #3-12"	35742+10	35749+40	676.93	677.07	730.0
4793	6435	6435.22	MO/IL ST. LINE - WILMINGTON #3-12"	35749+30	35749+80	677.07	677.08	50.0
4794	6435	6435.22	MO/IL ST. LINE - WILMINGTON #3-12"	35759+40	35763+40	677.26	677.34	400.0
4795	6435	6435.22	MO/IL ST. LINE - WILMINGTON #3-12"	35764+90	35770+40	677.37	677.47	550.0
4796	6435	6435.22	MO/IL ST. LINE - WILMINGTON #3-12"	35778+80	35802+30	677.63	678.07	2350.0
4797	6435	6435.22	MO/IL ST. LINE - WILMINGTON #3-12"	35804+30	35832+80	678.11	678.65	2850.0
4798	6435	6435.22	MO/IL ST. LINE - WILMINGTON #3-12"	35835+30	35840+80	678.70	678.80	550.0
4799	6440	6440	BASIN TIE-IN - CHAMPLIN #1-8"	1+44	2+44	0.03	0.05	100.0
4800	6440	6440	BASIN TIE-IN - CHAMPLIN #1-8"	33+34	35+05	0.63	0.66	171.2
4801	6445	6445	OKC - CUSHING JCT. #2-8"	9+00	10+00	0.17	0.19	100.0
4802	6445	6445	OKC - CUSHING JCT. #2-8"	13+50	16+50	0.26	0.31	300.0
4803	6445	6445	OKC - CUSHING JCT. #2-8"	30+71	31+21	0.58	0.59	50.0
4804	6445	6445.01	OKC - CUSHING JCT. #2-8"	38+15	39+15	0.72	0.74	100.0
4805	6445	6445.01	OKC - CUSHING JCT. #2-8"	94+50	95+50	1.79	1.81	100.0
4806	6445	6445.03	OKC - CUSHING JCT. #2-8"	101+31	101+81	1.92	1.93	50.0
4807	6445	6445.02	OKC - CUSHING JCT. #2-8"	107+39	108+39	2.03	2.05	100.0
4808	6445	6445.03	OKC - CUSHING JCT. #2-8"	123+00	124+00	2.33	2.35	100.0
4809	6445	6445.03	OKC - CUSHING JCT. #2-8"	187+00	197+50	3.54	3.74	1050.0

4810	6445	6445.03 OKC - CUSHING JCT. #2-8"	607+00	608+50	11.50	11.52	150.0
4811	6445	6445.03 OKC - CUSHING JCT. #2-8"	642+25	646+50	12.16	12.24	425.0
4812	6445	6445.04 OKC - CUSHING JCT. #2-8"	1018+25	1025+25	19.29	19.42	700.0
4813	6445	6445.04 OKC - CUSHING JCT. #2-8"	1027+50	1030+75	19.46	19.52	325.0
4814	6445	6445.04 OKC - CUSHING JCT. #2-8"	1033+75	1036+25	19.58	19.63	250.0
4815	6445	6445.04 OKC - CUSHING JCT. #2-8"	1144+50	1145+50	21.68	21.70	100.0
4816	6445	6445.04 OKC - CUSHING JCT. #2-8"	1147+00	1150+00	21.72	21.78	300.0
4817	6445	6445.04 OKC - CUSHING JCT. #2-8"	1151+25	1152+50	21.80	21.83	125.0
4818	6450	6450 TULSA - TULSA JCT. #4-12"	71+87	71+89	1.36	1.36	1.2
4819	6495	6495.01 FAIRFAX WEST - KCI AIRPORT 6"	407+08	408+30	7.71	7.73	122.0
4820	6495	6495.01 FAIRFAX WEST - KCI AIRPORT 6"	411+00	412+24	7.78	7.81	124.0
4821	6495	6495.01 FAIRFAX WEST - KCI AIRPORT 6"	419+20	420+20	7.94	7.96	100.0
4822	6495	6495.01 FAIRFAX WEST - KCI AIRPORT 6"	428+38	429+38	8.11	8.13	100.0
4823	6495	6495.01 FAIRFAX WEST - KCI AIRPORT 6"	430+50	431+50	8.15	8.17	100.0
4824	6495	6495.01 FAIRFAX WEST - KCI AIRPORT 6"	433+00	437+15	8.20	8.28	415.0
4825	6495	6495.01 FAIRFAX WEST - KCI AIRPORT 6"	439+50	447+10	8.32	8.47	760.0
4826	6500	6500 ENID - OKLAHOMA CITY #1-6"	2432+50	2438+50	46.07	46.18	600.0
4827	6500	6500 ENID - OKLAHOMA CITY #1-6"	2550+00	2558+50	48.30	48.46	850.0
4828	6500	6500 ENID - OKLAHOMA CITY #1-6"	2576+50	2578+50	48.80	48.84	200.0
4829	6500	6500 ENID - OKLAHOMA CITY #1-6"	2580+00	2581+00	48.86	48.88	100.0
4830	6500	6500 ENID - OKLAHOMA CITY #1-6"	2584+00	2585+00	48.94	48.96	100.0
4831	6500	6500 ENID - OKLAHOMA CITY #1-6"	2586+50	2592+50	48.99	49.10	600.0
4832	6500	6500 ENID - OKLAHOMA CITY #1-6"	2596+00	2597+00	49.17	49.19	100.0
4833	6500	6500 ENID - OKLAHOMA CITY #1-6"	2643+65	2645+50	50.07	50.10	185.0
4834	6500	6500 ENID - OKLAHOMA CITY #1-6"	2649+00	2653+50	50.17	50.26	450.0
4835	6500	6500 ENID - OKLAHOMA CITY #1-6"	2655+00	2656+00	50.28	50.30	100.0
4836	6500	6500 ENID - OKLAHOMA CITY #1-6"	2657+50	2664+50	50.33	50.46	700.0
4837	6500	6500 ENID - OKLAHOMA CITY #1-6"	2672+50	2676+50	50.62	50.69	400.0
4838	6500	6500 ENID - OKLAHOMA CITY #1-6"	2679+00	2686+50	50.74	50.88	750.0
4839	6500	6500 ENID - OKLAHOMA CITY #1-6"	2847+19	2849+00	53.92	53.96	181.0
4840	6500	6500 ENID - OKLAHOMA CITY #1-6"	2850+50	2851+50	53.99	54.01	100.0
4841	6500	6500 ENID - OKLAHOMA CITY #1-6"	2878+00	2883+00	54.51	54.60	500.0
4842	6500	6500 ENID - OKLAHOMA CITY #1-6"	2893+50	2899+00	54.80	54.91	550.0
4843	6500	6500 ENID - OKLAHOMA CITY #1-6"	3312+00	3313+75	62.73	62.76	175.0
4844	6500	6500 ENID - OKLAHOMA CITY #1-6"	3347+50	3349+00	63.40	63.43	150.0
4845	6500	6500 ENID - OKLAHOMA CITY #1-6"	3357+50	3362+00	63.59	63.67	450.0
4846	6500	6500.005 ENID - OKLAHOMA CITY #1-6"	3365+16	3365+66	63.73	63.74	50.0

4847	6500	6500.005 ENID - OKLAHOMA CITY #1-6"	3379+60	3380+10	64.01	64.02	50.0
4848	6500	6500 ENID - OKLAHOMA CITY #1-6"	3386+50	3387+50	64.14	64.16	100.0
4849	6500	6500 ENID - OKLAHOMA CITY #1-6"	3391+07	3393+00	64.22	64.26	193.0
4850	6595	6595.03 ALLEN - OK/AR ST. LINE #2-12"	11050+50	11061+50	209.29	209.50	1100.0
4851	6595	6595.03 ALLEN - OK/AR ST. LINE #2-12"	11064+50	11074+00	209.55	209.73	950.0
4852	6595	6595.03 ALLEN - OK/AR ST. LINE #2-12"	11077+00	11085+50	209.79	209.95	850.0
4853	6595	6595.03 ALLEN - OK/AR ST. LINE #2-12"	11090+00	11097+50	210.04	210.18	750.0
4854	6595	6595.03 ALLEN - OK/AR ST. LINE #2-12"	11102+50	11105+50	210.27	210.33	300.0
4855	6595	6595.03 ALLEN - OK/AR ST. LINE #2-12"	11110+50	11113+00	210.43	210.47	250.0
4856	6595	6595.03 ALLEN - OK/AR ST. LINE #2-12"	11116+50	11120+00	210.54	210.61	350.0
4857	6595	6595.03 ALLEN - OK/AR ST. LINE #2-12"	11123+00	11131+00	210.66	210.81	800.0
4858	6595	6595.03 ALLEN - OK/AR ST. LINE #2-12"	11135+00	11152+00	210.89	211.21	1700.0
4859	6595	6595.03 ALLEN - OK/AR ST. LINE #2-12"	11157+00	11158+00	211.31	211.33	100.0
4860	6595	6595.03 ALLEN - OK/AR ST. LINE #2-12"	11162+50	11164+00	211.41	211.44	150.0
4861	6595	6595.03 ALLEN - OK/AR ST. LINE #2-12"	11166+50	11168+00	211.49	211.52	150.0
4862	6595	6595.03 ALLEN - OK/AR ST. LINE #2-12"	11170+00	11173+50	211.55	211.62	350.0
4863	6595	6595.03 ALLEN - OK/AR ST. LINE #2-12"	11175+50	11177+00	211.66	211.69	150.0
4864	6595	6595.03 ALLEN - OK/AR ST. LINE #2-12"	11179+50	11185+00	211.73	211.84	550.0
4865	6595	6595.03 ALLEN - OK/AR ST. LINE #2-12"	11189+00	11200+00	211.91	212.12	1100.0
4866	6605	6605 ALLEN - DRUMRIGHT #3-8"	122+88	129+29	2.33	2.45	640.9
4867	6605	6605 ALLEN - DRUMRIGHT #3-8"	140+17	143+26	2.65	2.71	309.3
4868	6605	6605 ALLEN - DRUMRIGHT #3-8"	186+23	187+23	3.53	3.55	100.0
4869	6605	6605 ALLEN - DRUMRIGHT #3-8"	214+74	215+74	4.07	4.09	100.0
4870	6605	6605 ALLEN - DRUMRIGHT #3-8"	241+70	251+15	4.58	4.76	944.2
4871	6605	6605 ALLEN - DRUMRIGHT #3-8"	393+21	401+34	7.45	7.60	813.0
4872	6605	6605 ALLEN - DRUMRIGHT #3-8"	449+80	450+30	8.52	8.53	50.0
4873	6605	6605.01 ALLEN - DRUMRIGHT #3-8"	450+84	450+85	8.54	8.54	0.6
4874	6605	6605.01 ALLEN - DRUMRIGHT #3-8"	451+04	500+94	8.54	9.49	4990.5
4875	6605	6605.01 ALLEN - DRUMRIGHT #3-8"	542+42	559+30	10.27	10.59	1688.4
4876	6605	6605.01 ALLEN - DRUMRIGHT #3-8"	581+34	582+34	11.01	11.03	100.0
4877	6605	6605.01 ALLEN - DRUMRIGHT #3-8"	769+34	782+19	14.57	14.81	1284.8
4878	6605	6605.01 ALLEN - DRUMRIGHT #3-8"	788+90	809+12	14.94	15.32	2022.1
4879	6605	6605.01 ALLEN - DRUMRIGHT #3-8"	811+59	818+49	15.37	15.50	690.5
4880	6605	6605.01 ALLEN - DRUMRIGHT #3-8"	825+04	828+28	15.63	15.69	324.4
4881	6605	6605.01 ALLEN - DRUMRIGHT #3-8"	1727+87	1736+94	32.72	32.90	907.0
4882	6605	6605.01 ALLEN - DRUMRIGHT #3-8"	1770+70	1774+20	33.54	33.60	350.0
4883	6605	6605.01 ALLEN - DRUMRIGHT #3-8"	1798+28	1804+42	34.06	34.17	614.0

4884	6605	6605.01 ALLEN - DRUMRIGHT #3-8"	1925+59	1933+98	36.47	36.63	839.0
4885	6605	6605.01 ALLEN - DRUMRIGHT #3-8"	2225+13	2233+65	42.14	42.30	852.0
4886	6605	6605.01 ALLEN - DRUMRIGHT #3-8"	2294+12	2300+18	43.45	43.56	606.0
4887	6605	6605.01 ALLEN - DRUMRIGHT #3-8"	2302+89	2305+79	43.62	43.67	290.0
4888	6605	6605.01 ALLEN - DRUMRIGHT #3-8"	2308+90	2318+94	43.73	43.92	1004.0
4889	6605	6605.01 ALLEN - DRUMRIGHT #3-8"	2320+10	2328+03	43.94	44.09	793.0
4890	6605	6605.01 ALLEN - DRUMRIGHT #3-8"	2362+97	2366+54	44.75	44.82	357.0
4891	6605	6605.01 ALLEN - DRUMRIGHT #3-8"	2412+75	2426+48	45.70	45.96	1373.0
4892	6605	6605.01 ALLEN - DRUMRIGHT #3-8"	3546+80	3547+80	67.17	67.19	100.0