

**PETROLEUM PRODUCTS CORPORATION SUPERFUND SITE
CERCLA SECTION 122(g)(4) DE MINIMIS CONTRIBUTOR
ADMINISTRATIVE ORDER ON CONSENT**

IN THE MATTER OF:

U.S. EPA Docket No. 99-06-C

Petroleum Products Corporation Superfund Site
Pembroke Park, Florida

Proceeding under Section 122(g)(4)
of the Comprehensive Environmental
Response, Compensation, and
Liability Act of 1980, as amended,
42 U.S.C. 9622(g)(4)

**DE MINIMIS
ADMINISTRATIVE ORDER
ON CONSENT**

I. JURISDICTION

1. This Administrative Order on Consent ("Consent Order" or "Order") is issued pursuant to the authority vested in the President of the United States by Section 122(g)(4) of the Comprehensive Environmental Response, Compensation, and Liability Act of 1980, as amended ("CERCLA"), 42 U.S.C. § 9622(g)(4), to reach settlements in actions under Section 106 and 107 of CERCLA, 42 U.S.C. §§ 9606 and 9607. The authority vested in the President has been delegated to the Administrator of the United States Environmental Protection Agency ("EPA") by Executive Order 12580, 52 Fed. Reg. 2923 (Jan. 29, 1987), and further delegated to the Regional Administrators of the EPA by EPA Delegation No. 14-14-E, and re-delegated to the Director, Waste Management Division, EPA, Region IV, and further re-delegated to the Chief, Program Services Branch, Waste Management Division, EPA, Region IV.

2. This Consent Order is issued to the persons, corporations, or other entities identified in Appendix A ("Respondents"), and the United States Department of the Army and the United States Postal Service (the "Settling Federal Entities"). Each of the Respondents and Settling Federal Entities agree to undertake all applicable actions required by this Consent Order. Each of the Respondents and Settling Federal Entities further consent to and will not contest EPA's jurisdiction to issue this Consent Order or to implement or enforce its terms.

3. EPA, the Florida Department of Environmental Protection ("FDEP"), the Respondents, and the Settling Federal Entities agree that the actions undertaken by Respondents and the Settling Federal Entities in accordance with this Consent Order do not constitute an admission of any liability by any Respondent or Settling Federal Entity. Each of the Respondents and Settling Federal Entities do not admit, and retain the right to controvert in any subsequent proceedings,

other than proceedings to implement or enforce this Consent Order, the validity of the Statement of Facts or Determinations contained in Sections IV and V, respectively, of this Consent Order.

II. STATEMENT OF PURPOSE

4. By entering into this Consent Order, the mutual objectives of the Parties are:

a. to reach a final settlement among the Parties with respect to the Site pursuant to Section 122(g) of CERCLA, 42 U.S.C. § 9622(g), that allows Respondents and the Settling Federal Entities to make a cash payment, including a premium, to resolve their alleged civil liability under Sections 106 and 107 of CERCLA, 42 U.S.C. §§ 9606 and 9607, for injunctive relief with regard to the Site and for Past and Future Response Costs incurred and to be incurred at or in connection with the Site by the EPA Hazardous Substance Superfund, and by private and governmental parties, thereby reducing litigation relating to the Site, subject to the reservations of rights contained in Section XI (Reservations of Rights by United States, EPA and FDEP) of this Consent Order;

b. to simplify any remaining administrative and judicial enforcement activities concerning the Site by eliminating a substantial number of potentially responsible parties ("PRPs") from further involvement at the Site, subject to the reservations of rights contained in Section XI (Reservations of Rights by United States, EPA and FDEP) of this Consent Order;

c. to obtain settlement with Respondents and the Settling Federal Entities for their fair share of Past and Future Response Costs incurred and to be incurred at or in connection with the Site by the EPA Hazardous Substance Superfund, and by private and governmental parties, and to provide for full and complete contribution protection for Respondents and the Settling Federal Entities with regard to the Site pursuant to Sections 113(f)(2) and 122(g)(5) of CERCLA, 42 U.S.C. §§ 9613(f)(2) and 9622(g)(5), subject to the reservations of rights contained in Section XI (Reservations of Rights by United States, EPA and FDEP) of this Consent Order and the terms of Paragraph 29 of this Consent Order; and

d. to enter into a final settlement with Respondents and the Settling Federal Entities permitting them to make a cash payment to resolve their alleged civil liability for their fair share of all costs incurred at or in connection with the Site by the State of Florida's Inland Protection Trust Fund, pursuant to Fla. Stat. § 376.3071 (excluding those costs covered pursuant to Fla. Stat. § 376.3071(9)) and the State of Florida's Water Quality Assurance Trust Fund pursuant to Fla. Stat. § 376.307.

III. DEFINITIONS

5. Unless otherwise expressly provided herein, terms used in this Consent Order that are defined in CERCLA or in regulations promulgated under CERCLA shall have the meaning assigned to them in the statute or regulations. Whenever the terms listed below are used in this Consent Order, the following definitions shall apply:

- a. "CERCLA" shall mean the Comprehensive Environmental Response, Compensation, and Liability Act of 1980, as amended, 42 U.S.C. § 9601, et seq.
- b. "Consent Order" or "Order" shall mean this Administrative Order on Consent and all appendices attached hereto. In the event of conflict between this Consent Order and any appendix to this Consent Order, the Consent Order shall control.
- c. "Day" shall mean a calendar day. In computing any period of time under this Consent Decree, where the last day would fall on a Saturday, Sunday, or federal holiday, the period shall run until the close of business of the next working day.
- d. "de minimis party" shall mean a party listed in Appendix B, which according to information obtained by EPA sent less than 100,000 gallons of waste oil to the Site.
- e. "EPA" shall mean the United States Environmental Protection Agency and any successor departments, agencies or instrumentalities.
- f. "EPA Hazardous Substance Superfund" shall mean the Hazardous Substance Superfund established by the Internal Revenue Code, 26 U.S.C. § 9507.
- g. "Future Response Costs" shall mean all costs of "response" as that term is defined by Section 101(25) of CERCLA, 42 U.S.C. § 9601(25), incurred by EPA, other governmental entities (including the State of Florida Department of Environmental Protection), private parties or any other person on or after the effective date of this Order, in relation to the Site.
- h. "Hazardous Substances" shall mean the materials described in 42 U.S.C. § 9601(14).
- i. "Interest" shall mean interest at the current rate specified for interest on investments of the EPA Hazardous Substance Superfund established by 26 U.S.C. § 9507, compounded annually on October 1 of each year, in accordance with 42 U.S.C. § 9607(a).
- j. "Past Response Costs" shall mean all costs of "response" as that term is defined by Section 101(25) of CERCLA, 42 U.S.C. § 9601(25), incurred by EPA, other governmental entities (including the State of Florida Department of Environmental Protection), private parties or any other person prior to the effective date of this Order, in relation to the Site.
- k. "Paragraph" shall mean a portion of this Consent Order identified by an Arabic numeral.
- l. "Parties" shall mean EPA, the State of Florida Department of Environmental Protection, the Respondents, and the Settling Federal Entities.
- m. "Petroleum Products Superfund Site Special Account" (or "Site Special Account") shall mean the Site Special Account established for maintaining funds collected under this Consent Order.

n. "Respondents" shall mean those persons, corporations, or other entities listed in Appendix A, with the exception of the United States Department of the Army and the United States Postal Service. Respondents shall also include those service station parties listed in Appendix D.

o. "Response Costs" shall mean all costs of "response" as that term is defined by Section 101(25) of CERCLA, 42 U.S.C. § 9601(25).

p. "Section" shall mean a portion of this Consent Order identified by a Roman numeral.

q. "Settling Federal Entities" shall mean the United States Department of the Army and the United States Postal Service, which are listed in Appendix A with the Respondents.

r. "Site" shall mean the Petroleum Products Corporation Superfund Site, encompassing approximately seven acres, located at 3130 Southwest 19th Street, near Pembroke Road, in Pembroke Park, Broward County, Florida and is depicted more clearly on the map attached as Appendix C.

s. "State of Florida Department of Environmental Protection or Florida Department of Environmental Protection ("FDEP")" shall mean the State of Florida Department of Environmental Protection and any successor departments, agencies or instrumentalities.

t. "United States" shall mean the United States of America, including its departments, agencies and instrumentalities.

IV. STATEMENT OF FACTS

6. The PPC Site is a seven acre parcel located at 3130 Southwest 19th Street, between Pembroke Park Road and Carolina Street, in Pembroke Park, Broward County, Florida, approximately 0.2 miles west of Interstate 95 and 1.5 miles north of Dade County. From approximately 1958 until approximately 1985, the Petroleum Products Corporation operated as a collector, broker, and processor or re-refinery of waste oil. Releases and discharges of waste oil occurred in the course of plant operations resulting in soil and groundwater contamination. The United States Environmental Protection Agency ("EPA") listed the PPC Site on the National Priorities List ("NPL") in 1988.

7. Hazardous substances have been or are threatened to be released at or from the Site.

8. As a result of the release or threatened release of hazardous substances, EPA, other governmental entities (including the FDEP), and certain private parties have undertaken response actions at or in connection with the Site under Section 104 of CERCLA, 42 U.S.C. § 9604, and will undertake response actions in the future. A Remedial Investigation and Feasibility Study ("RI/FS") was conducted at the Site in 1986-88. EPA announced its first Record of Decision ("ROD") for Operable Unit #1 ("OU#1") at the Site in 1990. Following issuance of the ROD, a

group of PRPs, "the PPC Superfund Site Cooperating Parties Group"¹, undertook Remedial Design and Remedial Action as part of a Consent Decree or agreement among themselves that resulted in the construction and current operation of a system that extracts both free product for disposal and groundwater for treatment and recharge to groundwater.

9. In performing these response actions, EPA, the FDEP, and the PPC PRP Group have incurred and/or will continue to incur response costs at or in connection with the Site. As of May 31, 1998, the EPA has incurred approximately \$3,203,038.01 in response costs associated with the Site, and the FDEP has incurred \$826,115.82 in Site response costs. In addition, the PPC PRP Group has incurred approximately \$4,326,483.72 in response costs as of July 1, 1998. To date, however, the Florida Department of Environmental Protection's ("FDEP") Early Detection Initiative ("EDI") program has reimbursed the PPC PRP Group approximately 15% to 18% of its response costs and is currently evaluating additional reimbursement petitions submitted by the Group.

10. Each Respondent and Settling Federal Entity, which are all listed on Appendix A, arranged for disposal or treatment, or arranged with a transporter for transport for disposal or treatment, of a hazardous substance owned, possessed or generated by such Respondent, Settling Federal Entity, or by any other person or entity, at the Site, or accepted a hazardous substance for transport to the Site which was selected by such Respondent or Settling Federal Entity.

11. The individual amount of hazardous substances contributed to the Site by each Respondent and Settling Federal Entity does not exceed 100,000 gallons of materials containing hazardous substances, and the hazardous substances contributed by each Respondent and Settling Federal Entity to the Site are not significantly more toxic or of significantly greater hazardous effect than other hazardous substances at the Site. Appendix B contains a list of all de minimis parties which includes the number of gallons of waste oil at the Site attributed to each de minimis party.

12. EPA estimates that the total response costs incurred and to be incurred at or in connection with the Site by the EPA Hazardous Substance Superfund and by private or governmental parties will range from 17.7 to 27.7 million dollars, depending on the final remedy selected for the Site. The payment required to be made by each Respondent and Settling Federal Entity pursuant to this Consent Order is a minor portion of this total amount. The total response costs include all costs incurred to date as well as the Agency's projection of the total response costs to be incurred during completion of the remedial action at the Site. The total response cost estimate includes the United States', other governmental agencies', and private party costs.

¹ In this Consent Order, the EPA refers to this group as the "PPC PRP Group".

V. DETERMINATIONS

13. Based upon the Statement of Facts set forth above and on the administrative record for this Site, EPA has determined that:

a. The Petroleum Products Superfund Site is a "facility" as that term is defined in Section 101(9) of CERCLA, 42 U.S.C. § 9601(9).

b. Each Respondent and Settling Federal Entity is a "person" as that term is defined in Section 101(21) of CERCLA, 42 U.S.C. § 9601(21).

c. Each Respondent and Settling Federal Entity is a "potentially responsible party" within the meaning of Section 122(g)(1) of CERCLA, 42 U.S.C. § 9622(g)(1).

d. There has been an actual or threatened "release" of a "hazardous substance" from the Site as those terms are defined in Section 101(22) and (14) of CERCLA, 42 U.S.C. § 9601(22) and (14).

e. The actual or threatened "release" caused the incurrence of response costs by EPA and other private and governmental parties.

f. Prompt settlement with each Respondent and Settling Federal Entity is practicable and in the public interest within the meaning of Section 122(g)(1) of CERCLA, 42 U.S.C. § 9622(g)(1).

g. As to each Respondent and Settling Federal Entity, this Consent Order involves only a minor portion of the response costs at the Site within the meaning of Section 122(g)(1) of CERCLA, 42 U.S.C. § 9622(g)(1).

h. The amount of hazardous substances contributed to the Site by each Respondent and Settling Federal Entity and the toxic or other hazardous effects of the hazardous substances contributed to the Site by each Respondent and Settling Federal Entity are minimal in comparison to other hazardous substances at the Site within the meaning of Section 122(g)(1)(A) of CERCLA, 42 U.S.C. § 9622(g)(1)(A).

VI. ORDER

14. Based upon the administrative record for the Site and the Statement of Facts and Determinations set forth above, and in consideration of the promises and covenants set forth herein, the following is hereby AGREED TO AND ORDERED:

VII. PAYMENT

15. Within 30 days of the effective date of this Consent Order, each Respondent shall pay to the "EPA Hazardous Substance Superfund" the amount set forth in Appendix B to this Consent Order that corresponds with the settlement payment option it selects pursuant to Paragraph 16 below. The time period for payment shall be extended to 60 days for any local or state governmental agency that requires additional time to comply with certain requirements of law before making any payment required by this Consent Order.

As soon as reasonably practicable after the effective date of this Consent Order, (1) the United States, on behalf of the United States Department of the Army and (2) the United States Postal Service, shall pay to the "EPA Hazardous Substance Superfund" the amount set forth in Appendix B to this Consent Order that corresponds with the settlement payment option it selects pursuant to Paragraph 16 below. This payment shall be subject to the availability of appropriated funds. No provision of this Consent Order shall be interpreted as or constitute a requirement or commitment that the United States obligate or pay funds in contravention of the Anti-Deficiency Act, 31 U.S.C. § 1304, 1341, 1342, 1349-51, 1511-19, or other applicable provisions of law.

16. Each Respondent's and Settling Federal Entity's payment includes an amount for: a) Past Response Costs incurred at or in connection with the Site, including 5.3 cents per gallon as reimbursement for FDEP's RI/FS costs; b) projected Future Response Costs to be incurred at or in connection with the Site; c) Interest on EPA's and the PPC PRP Group's Past Response Costs (applicable to certain parties to this Consent Order); and d) a premium to cover the risks and uncertainties associated with this settlement, including but not limited to, the risk that total response costs incurred or to be incurred at or in connection with the Site by the EPA Hazardous Substance Superfund, or by any private or governmental party, will exceed the estimated total response costs upon which each Respondent's and Settling Federal Entity's payments are based. There are two settlement options upon which payments are based:

a. Option 1:

This settlement option is based on an estimate that total Past and Future Response Costs incurred and to be incurred at or in connection with the Site will not exceed \$17,763,963.24, plus a 100% premium applied solely to the remedy costs (estimated to be \$11,305,810). Thus, if total costs exceed \$29,069,773.24, the settlement shall be reopened as set forth below in Section XI (Reservations of Rights by United States, EPA, and the FDEP).

b. Option 2:

This settlement option represents a buy-out option, based on an estimate that total Past and Future Response Costs incurred and to be incurred at or in connection with the Site will not exceed \$27,766,153.24, plus a 200% premium applied solely to the remedy costs (estimated at \$21,308,000.00), subject only to a reopener if the volume of the settling Party changes in an amount as set forth below in Section XI (Reservations of Rights by United States, EPA, and the FDEP).

17. a. Each payment made by a Respondent, unless no payment is required because past payments within the PPC PRP Group equal or exceed the amount the Respondent would otherwise pay, shall be made by certified or cashier's check (or a similar payment instrument that demonstrates the availability of funds) made payable to the "EPA Hazardous Substance Superfund". Each check shall reference the name and address of the Party making payment, the Site name, the EPA Region and Site Spill ID Number 04 H5, and the EPA docket number for this action, and shall be sent to: U.S. EPA, Region 4, Superfund Accounting, P.O. Box 100142, Atlanta, Georgia 30384, Attn: Superfund Collection Officer.

b. Payment made by the United States on behalf of the United States Department of the Army, shall be made by a U.S. Treasury check made payable to the "EPA Hazardous Substance Superfund". Payment made by the United States Postal Service shall be made by a Postal Service check made payable to the "EPA Hazardous Substance Superfund". At the option of the United States and the United States Postal Service, payment may instead be made by electronic funds transfer in accordance with instructions provided by the EPA.

c. The amounts paid by Respondents and the Settling Federal Entities pursuant to this Consent Order shall be applied as follows: a) the amount designated as "STATE COSTS" in Appendix B (De Minimis Settlement Cost Matrix) shall be paid to the FDEP; b) the amount designated as "GROUP INTEREST" in Appendix B (De Minimis Settlement Cost Matrix) shall be paid to the PPC PRP Group; and c) the remainder shall be deposited in the "Petroleum Products Corporation Superfund Site Special Account", within the EPA Hazardous Substance Superfund to be retained and used to reimburse Parties to this Order and/or the PPC PRP Group for Past Response Costs and/or Interest accrued on such Site costs and/or to conduct and/or finance future response actions at or in connection with the Site.

18. At the time of payment, each Respondent, the United States (on behalf of the United States Department of the Army), and the United States Postal Service shall also send notice, including a copy of its check, that such payment has been made to:

Paula V. Batchelor
Cost Recovery Section
Program Services Branch
U.S. Environmental Protection Agency, Region 4
61 Forsyth Street, S.W.
Atlanta, GA 30303

VIII. FAILURE TO MAKE PAYMENT

19. If any Respondent fails to make full payment within the time required by Paragraph 15, that Respondent shall pay Interest on the unpaid balance. In addition, if any Respondent fails to make full payment as required by Paragraph 15, the United States may, in addition to any other available remedies or sanctions, bring an action against that Respondent seeking injunctive relief

to compel payment and/or seeking civil penalties under Section 122(1) of CERCLA, 42 U.S.C. § 9622(1), for failure to make a timely payment.

If the United States, on behalf of the United States Department of the Army, and/or the United States Postal Service fail to make full payment within one hundred twenty (120) days of the effective date of this Consent Order, the United States and/or the United States Postal Service shall pay Interest on the unpaid balance. If the payment to the EPA Hazardous Substances Superfund required by this subparagraph is not made as soon as reasonably practicable, the appropriate EPA Regional Branch Chief may raise any issues relating to payment to the appropriate DOJ Assistant Section Chief for the Environmental Defense Section. In any event, if this payment is not made within 120 days after the effective date of this Consent Order, EPA and DOJ have agreed to resolve the issue within 30 days in accordance with a letter agreement dated December 28, 1998, between Lois J. Schiffer, Assistant Attorney General and Steven A. Herman, Assistant Administrator, Office of Enforcement and Compliance Assurance.

Additionally, if any Respondent fails to make full payment as described in this subparagraph, the FDEP may, in addition to any other available remedies or sanctions, bring an action against any Respondent under the laws of the State of Florida for failure to make a timely payment.

IX. CERTIFICATION OF RESPONDENTS AND SETTLING FEDERAL ENTITIES

20. By signing this Consent Order, each Respondent certifies, individually, that, to the best of its knowledge and belief, it has:

- a. conducted a thorough, comprehensive, good faith search for documents, and has fully and accurately disclosed to EPA, all information currently known to it which relates in any way to the ownership, possession, generation, treatment, transportation, storage or disposal of a hazardous substance, pollutant, or contaminant at or in connection with the Site and further that, based on such search, the volume upon which each Respondent's settlement is based is not any higher than that identified in Appendix B. A Respondent whose volume has been increased to account for a gap in the Site records may accept that increase to comply with this paragraph for the period covered by the gap protocol;
- b. not altered, mutilated, discarded, destroyed or otherwise disposed of any records, documents, or other information relating to its potential liability regarding the Site after notification of potential liability or the filing of a suit against it regarding the Site;
- c. fully complied with any and all EPA requests for information regarding the Site pursuant to Sections 104(e) and 122(e) of CERCLA, 42 U.S.C. §§ 9604(e) and 9622(e); and
- d. The United States acknowledges that the Settling Federal Entities (1) are subject to all applicable Federal record retention laws, regulations, and policies; and (2) has certified that it has fully complied with any and all EPA and State requests for information pursuant to Section 104(e)

and 122(e) of CERCLA, 42 U.S.C. 9604(e) and 9622(e), and Section 3007 of RCRA, 42 U.S.C. 6927.

X. COVENANT NOT TO SUE OR TAKE ADMINISTRATIVE ACTION BY UNITED STATES, EPA, AND THE FDEP

21. In consideration of the payments that will be made by Respondents under the terms of this Consent Order, and except as specifically provided in Section XI (Reservations of Rights by United States, EPA and FDEP), the United States, EPA, and the FDEP covenant not to sue or take administrative action against any of the Respondents pursuant to Sections 106 or 107 of CERCLA, 42 U.S.C. §§ 9606 or 9607, and Fla. Stat. §§ 376.307 and 376.3071 (except for Fla. Stat. § 376.3071(12)), for matters relating to the Site.

In consideration of the payment that will be made by the Settling Federal Entities under the terms of this Consent Order, and except as specifically provided in Section XI (Reservations of Rights by United States, EPA and FDEP), the EPA covenants not to take administrative action against the Settling Federal Entities pursuant to Sections 106 or 107 of CERCLA, 42 U.S.C. §§ 9606 or 9607, for matters relating to the Site and the FDEP covenants not to sue or take administrative action against the Settling Federal Entities pursuant to Fla. Stat. §§ 376.307 and 376.3071 (except for Fla. Stat. § 376.3071(12)), for matters relating to the Site.

With respect to present and future liability, these covenants not to sue or take administrative action shall take effect for each Respondent and Settling Federal Entity upon receipt of that Respondent's or Settling Federal Entity's payment as required by Section VII. With respect to each Respondent and Settling Federal Entity, individually, these covenants not to sue or take administrative action are conditioned upon: a) the satisfactory performance by each Respondent and Settling Federal Entity of all obligations under this Consent Order; and b) the veracity of the information provided to EPA by each Respondent and Settling Federal Entity relating to each Respondent's and Settling Federal Entity's involvement with the Site. These covenants not to sue or take administrative action extend only to Respondents and the Settling Federal Entities and do not extend to any other person.

XI. RESERVATIONS OF RIGHTS BY UNITED STATES, EPA, AND THE FDEP

22. The covenants not to sue or take administrative action by the United States, EPA and the FDEP set forth in Paragraph 21 do not pertain to any matters other than those expressly specified in Paragraph 21. The United States, EPA and the FDEP reserve, and this Consent Order is without prejudice to, all rights against Respondents and/or the Settling Federal Entities with respect to all other matters including, but not limited to:

- a. liability for failure to meet a requirement of this Consent Order;
- b. criminal liability;

c. liability for damages for injury to, destruction of, or loss of natural resources, and for the costs of any natural resource damage assessments, or

d. liability arising from any future arrangement for disposal or treatment of a hazardous substance, pollutant or contaminant at the Site after the effective date of this Consent Order.

23. Notwithstanding any other provision in this Consent Order, the United States, EPA and the FDEP reserve, and this Consent Order is without prejudice to the following rights: (1) their right to institute judicial or administrative proceedings against any individual Respondent seeking to compel that Respondent to perform response actions relating to the Site, and/or to reimburse the United States for additional costs of response; (2) FDEP's right to institute any judicial proceedings under CERCLA which it is legally authorized to bring against the Settling Federal Entities; and (3) EPA's right to institute any administrative proceedings under CERCLA which it is legally authorized to bring against the Settling Federal Entities, if:

a. information is discovered from a source of information (either newly discovered records or a witness who has not provided sworn information prior to the date of entry of this Consent Order) which indicates that Respondent or Settling Federal Entity *no longer qualifies as a de minimis party* at the Site, because based on new and non-duplicative information and/or data which was not already reviewed or evaluated in developing Appendix B, the Respondent or the Settling Federal Entity contributed hazardous substances to the Site which: (i) exceed the de minimis volume cutoff of 100,000 gallons, or (ii) are significantly more toxic or are of significantly greater hazardous effect than other hazardous substances at the Site; or

b. information is discovered from a source of information (either newly discovered records or a witness who has not provided sworn information prior to the date of entry of this Consent Order) which, for settlement based on Paragraph 16, Option 1, indicates that Respondent or Settling Federal Entity *still qualifies as a de minimis party* at the Site, but that based on new and non-duplicative information and/or data which was not already reviewed or evaluated in developing Appendix B, the Respondent or the Settling Federal Entity contributed hazardous substances to the site: (i) in an amount more than 10% greater than its volume listed on Appendix B or 500 gallons (whichever is greater) or (ii) which are significantly more toxic or are of significantly greater hazardous effect than other hazardous substances at the Site. In the case of a Respondent or Settling Federal Entity which has elected to settle based on Paragraph 16, Option 2, the additional volume must be greater than 10% of its volume shown on Appendix B or 5,000 gallons (whichever is greater); or

c. total response costs at or in connection with the Site exceed \$29,069,773.24 and the Respondent or Settling Federal Entity has elected the Paragraph 16a., Option 1 settlement; or

d. a Respondent or Settling Federal Entity has failed to comply with Paragraph 30 of this Order where a Respondent or Settling Federal Entity has elected the Paragraph 16a., Option 1 settlement.

XII. COVENANT NOT TO SUE BY RESPONDENTS AND SETTLING FEDERAL ENTITIES

24. Respondents covenant not to sue and agree not to assert any claims or causes of action against the United States, EPA and the FDEP or their contractors or employees with respect to the Site or this Consent Order, and the Settling Federal Entities agree not to assert any claims or causes of action against the EPA or their contractors or employees and covenants not to sue and agrees not to assert any claims or causes of action against the FDEP or their contractors or employees with respect to the Site or this Consent Order including, but not limited to:

- a. any direct or indirect claim for reimbursement from the EPA Hazardous Substance Superfund based on Sections 106(b)(2), 107, 111, 112, or 113 of CERCLA, 42 U.S.C. §§ 9606(b)(2), 9607, 9611, 9612, or 9613, or any other provision of federal or state law;
- b. any claims arising out of past and future response activities at the Site; and
- c. any claim against the United States and/or the FDEP pursuant to Sections 107 and 113 of CERCLA, 42 U.S.C. §§ 9607 and 9613, relating to the Site.

25. Nothing in this Consent Order shall be deemed to constitute preauthorization or approval of a claim within the meaning of Section 111(a)(2) of CERCLA, 42 U.S.C. § 9611(a)(2), 40 C.F.R. 300.700(d), and Fla. Stat. §§ 376.3071, 376.30711, and 376.30713. The Respondents waive any claim to payment under Sections 106(b), 111, and 112 of CERCLA, 42 U.S.C. §§ 9606(b), 9611, and 9612, against the United States or the Hazardous Substance Superfund arising out of any action performed under this Consent Order. No action or decision by EPA pursuant to this Order shall give rise to any right to judicial review except as set forth in Section 113(h) of CERCLA, 42 U.S.C. § 9613(h).

26. Respondents and the Settling Federal Entities covenant not to sue and agree not to assert any claims or causes of action against each other, any person who is a signatory to a Consent Decree or Administrative Order by Consent with the United States relating to the Site, or any person who is contributing to the funding of work required by any such Consent Decree or Administrative Order on Consent with regard to Past and Future Response Costs for the Site pursuant to Sections 107 and 113 of CERCLA, 42 U.S.C. §§ 9607 and 9613.

XIII. EFFECT OF SETTLEMENT/CONTRIBUTION PROTECTION

27. Nothing in this Consent Order shall be construed to create any rights in, or grant any cause of action to, any person not a Party to this Consent Order. The United States, EPA, the FDEP, Respondents, and the Settling Federal Entities each reserve any and all rights (including, but not limited to, any right to contribution), defenses, claims, demands, and causes of action which each Party may have with respect to any matter, transaction, or occurrence relating in any way to the Site against any person not a Party hereto, except as noted in Paragraph 26 above.

28. In any subsequent administrative or judicial proceeding initiated by the United States, EPA or the FDEP for injunctive relief, recovery of response costs, or other relief relating to the Site, Respondents and the Settling Federal Entities shall not assert, and may not maintain, any defense or claim based upon the principles of waiver, res judicata, collateral estoppel, issue preclusion, claim-splitting, or other defenses based upon any contention that the claims raised in the subsequent proceeding were or should have been brought in the instant action; provided, however, that nothing in this Paragraph affects the enforceability of the covenant not to sue or take administrative action included in Paragraph 21.

29. The Parties agree that each Respondent and Settling Federal Entity is entitled, as of the effective date of this Consent Order, to protection from contribution actions or claims as provided by Sections 113(f)(2) and 122(g)(5) of CERCLA, 42 U.S.C. §§ 9613(f)(2) and 9622(g)(5), for "matters addressed" in this Consent Order. The "matters addressed" in this Consent Order are all response actions taken by the United States and by private and governmental parties, and all response costs incurred and to be incurred by the United States and by private and governmental parties, at or in connection with the Site. A Respondent or Settling Federal Entity that fails to make payments required under this Consent Order or a Respondent or Settling Federal Entity to which Paragraphs 23a., c. or d. become applicable, loses the benefit of the covenants and contribution protection under this Consent Order. Moreover, a Respondent or Settling Federal Entity to which Paragraph 23b. becomes applicable, loses the benefit of the covenants and contribution protection under this Consent Order if it fails to make additional payments as required by EPA under Paragraph 23.

XIV. PARTIES BOUND

30. This Consent Order shall apply to and be binding upon EPA, the FDEP, Respondents, and the Settling Federal Entities and their heirs, successors, and assigns and any distributee or transferee of all or substantially all of their assets. Any change in ownership or corporate, Agency or other legal status of a Respondent or Settling Federal Entity, including but not limited to, any transfer of assets or real or personal property, shall in no way alter such Respondent's or Settling Federal Entity's responsibilities under this Consent Order or those responsibilities of any heir, successor, assign, or asset distributee or asset transferee. In the case of any distribution or transfer of all or substantially all of the assets of a Respondent or Settling Federal Entity, said Respondent or Settling Federal Entity shall ensure that a copy of this Order is provided to the distributee(s) or transferee(s) and shall condition any such distribution or transfer on the assumption of the Respondent's or Settling Federal Entity's obligations under this Order. Each Respondent or Settling Federal Entity shall provide notice of any change of address or any change in ownership, corporate, Agency or legal status to:

Petroleum Products Corporation Superfund Site
Cooperating Parties Group
c/o Coll, Davidson, Carter, Smith, Salter & Barkett, P.A.
3200 Miami Center
201 South Biscayne Boulevard
Miami, Florida 33131

or any other address that each Respondent or Settling Federal Entity shall be notified of in writing should there be a change of address for notice purposes under this Paragraph 30. Each signatory to this Consent Order certifies that he or she is authorized to enter into the terms and conditions of this Consent Order and to execute and legally bind the party represented by him or her.

XV. INTEGRATION/APPENDICES

31. This Consent Order and its appendices constitute the final, complete and exclusive agreement and understanding among the Parties with respect to the settlement embodied in this Consent Order. The Parties acknowledge that there are no representations, agreements or understandings relating to the settlement other than those expressly contained in this Consent Order. The following appendices are attached to and incorporated into this Consent Order:

"Appendix A" is the list of Respondents and Settling Federal Entities.

"Appendix B" is the De Minimis Cost Matrix containing the payment schedule and volumetric information.

"Appendix C" is the map of the Site.

"Appendix D" is the list of service station Respondents.

XVI. PUBLIC COMMENT

32. This Consent Order shall be subject to a public comment period of not less than 30 days pursuant to Section 122(i) of CERCLA, 42 U.S.C. § 9622(i). In accordance with Section 122(i)(3) of CERCLA, 42 U.S.C. § 9622(i)(3), EPA may withdraw or withhold its consent to this Consent Order if comments received disclose facts or considerations which indicate that this Consent Order is inappropriate, improper, or inadequate.

XVII. ATTORNEY GENERAL APPROVAL

33. The Attorney General or her designee has approved the settlement embodied in this Consent Order in accordance with Section 122(g)(4) of CERCLA, 42 U.S.C. § 9622(g)(4).

XVIII. EFFECTIVE DATE

34. The effective date of this Consent Order shall be the date upon which EPA issues written notice to Respondents and the Settling Federal Entities that the public comment period pursuant to Paragraph 32 has closed and that comments received, if any, do not require modification of or EPA withdrawal from this Consent Order.

IN THE MATTER OF:

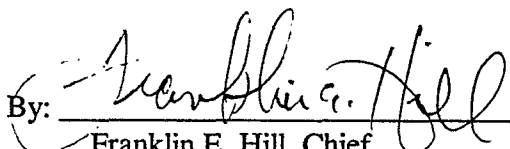
Petroleum Products Corporation Superfund Site, Pembroke Park, Florida

De Minimis Administrative Order on Consent

U.S. EPA Docket No. 99-06-C

IT IS SO AGREED AND ORDERED:

U.S. Environmental Protection Agency

By:  Date: 9/14/99

Franklin E. Hill, Chief
Program Services Branch
Waste Management Division,
U.S. Environmental Protection Agency, Region 4
61 Forsyth Street, S.W.
Atlanta, Georgia 30303

IN THE MATTER OF:

Petroleum Products Corporation Superfund Site, Pembroke Park, Florida

De Minimis Administrative Order on Consent

U.S. EPA Docket No. 99-06-C

Florida Department of Environmental Protection

By:  Date: 26 March 1999

For David Struhs, Secretary
Florida Department of Environmental Protection
3900 Commonwealth Boulevard
Tallahassee, Florida 32399-3000

IN THE MATTER OF:
Petroleum Products Corporation Superfund Site, Pembroke Park, Florida
De Minimis Administrative Order on Consent
U.S. EPA Docket No. 99-06-C

Signature Page for Respondent: FIELD(ENT CONV)

THE UNDERSIGNED RESPONDENT or SETTLING FEDERAL ENTITY enters into this Consent Order in the matter of U.S. EPA, Docket No. 99-06-C, relating to the **PETROLEUM PRODUCTS CORPORATION SUPERFUND SITE**, in BROWARD COUNTY, PEMBROKE PARK, FLORIDA, and hereby selects the following Menu Option settlement. Please indicate your selected Option with a check mark. Appendix B to this document contains the de minimis cost matrix which further itemizes your payment option amount.

PAYMENT DUE

 MENU OPTION 1 \$FIELD(TOT 1)
 MENU OPTION 2 \$FIELD(TOT 2)

FOR RESPONDENT/SETTLING FEDERAL ENTITY:

Name of Respondent/
Settling Federal Entity

Street Address

Signature

Print Name

Date

APPENDIX A

PETROLEUM PRODUCTS SUPERFUND SITE/PEMBROKE PARK, FLORIDA
LIST OF SETTLING DE MINIMIS RESPONDENTS

PRP NAME	VOLUME (GALLONS)	OPTION	AMOUNT(\$)	PAYMENT SCHEDULE
Action Hydraulics	2,380	2	126.14	
Adams Electric	250	2	1,128.25	
Al Johnson Plymouth Chrysler	70	2	320.26	
Al Packer Ford	200	2	915.03	
All Dade Driveway	100	2	451.30	
Amerada Hess	8,125	2	37,173.24	
American Hermetics	125	2	564.12	
American Land Cruisers	920	2	4,151.96	
Amtrak Service	4,500	1	8,383.50	
ARCO	29,650	2	91,677.11	
Arlen King Cole	900	1	1,676.70	
Arrow Aircraft	3,300	2	14,892.90	
Asplundh	2,050	2	108.65	
Atlantic (Fleet) Ambulance	160	2	722.08	
Auto Haus	83,200	1	160,173.99	X
B & M Automotive 1	1,425	1	2,654.77	
B.F. Goodrich	50	2	228.76	
Bahia Mar Marina	6,000	2	27,451.01	
Baker Hill Industries	100	2	451.30	
Bal Harbor Chrysler-Plymouth	370	2	1,692.81	
Banaszak Concrete	3,200	2	14,640.54	
Baptist Hospital	150	2	7.95	
Barry Reed Buick	100	2	451.30	
Baslow Hentschel Motors	150	2	686.28	
Batch Air	21,370	1	39,812.31	
Bello's Tire Service	410	2	1,875.82	
BellSouth	35,230	2	136,859.65	
Bennett Marine Co.	290	2	1,308.77	
Ben's Auto Parts	600	2	2,745.10	
Beverage Canners	990	1	1,844.37	
Bill Daly Datsun	910	2	4,163.40	
Bill Kelly Chevrolet	47,270	1	91,002.70	X
Bill Redditt Ford	70	2	315.91	
Bill Shultz Chevrolet	120	2	541.56	
Biscayne Dodge	1,095	2	5,009.80	
Blake Buick/Leiphart Chevrolet	16,794	1	32,016.76	X
Blaylock Oil	6,775	2	2,442.23	
Boca Delray Country Club	110	2	496.43	
Boca Lago Club	1,210	2	5,460.73	
Boca Tennis Club	620	2	2,798.06	
Borden Dairy	120	2	541.56	
Bradford Marine	17,400	2	44,392.86	
Braman Mgmt Assn	8,955	2	12,280.58	
Brewer Asphalt Co.	120	1	223.56	
Briggs Shuart Toyota	220	1	409.86	
Broward Community College	90	2	406.17	
Broward County Schools	100	2	451.30	
Brown's Chicken	1,650	1	3,176.53	
Budget Rent a Car	1,730	2	3,807.49	
Budweiser	55	2	248.22	
Butler Aviation	68,075	1	131,055.81	
C.O. Jelliff Co.	565	2	2,549.85	
Carrier Transcold	1,450	2	6,543.85	
Cedars Hospital	1,800	2	8,235.30	
Certified Engines	3,350	1	6,241.05	
City Compressor	890	2	4,016.57	
City of Boca Raton	10,030	2	11,132.05	
City of Coral Gables	1,667	2	7,523.17	

PETROLEUM PRODUCTS SUPERFUND SITE/PEMBROKE PARK, FLORIDA
LIST OF SETTLING DE MINIMIS RESPONDENTS

PRP NAME	VOLUME (GALLONS)	OPTION	AMOUNT(\$)	PAYMENT SCHEDULE
City of Deerfield Beach	8,950	2	12,258.01	
City of Delray Beach	750	2	3,431.38	
City of Florida City	150	2	676.95	
City of Ft. Lauderdale	4,470	2	236.91	
City of Hallandale	3,290	1	6,333.80	
City of Hialeah	9,350	2	8,063.21	
City of Hollywood	2,970	2	157.41	
City of Homestead	14,700	2	38,207.76	
City of Miami Beach	12,850	2	35,858.71	
City of Miami Springs	167	2	753.67	
City of Miramar	650	2	34.45	
City of Opa Locka	1,165	2	5,330.07	
City of Sunrise	1,325	2	70.22	
City of Tamarac	840	2	3,790.92	
City of West Miami	90	2	406.17	
Clark Oldsmobile	100	2	451.30	
Classic Tours	645	2	2,910.89	
Cleveland Pneumatic	1,250	2	5,641.25	
Colonial Pontiac	32,850	1	63,241.77	X
Commercial Carrier	3,600	1	6,930.61	
Coon's Ford	100	1	186.30	X
Coral Cadillac	38,085	1	73,320.02	X
Coral Gables Lincoln Mercury	15,650	1	29,155.95	X
Coral Reef Chevrolet	450	1	838.35	
Coral Volkswagen	2,653	2	140.61	
Cordis Corp.	5,085	1	9,473.35	
Courtesy Ford	33,000	1	61,479.00	
Cozy Cove Marina	1,200	1	2,310.20	
Crane Cams	400	2	1,805.20	
Crystal Springs Water	250	2	1,128.25	
Cummins Diesel	1,420	1	2,733.74	
Dade Christian School	230	1	442.79	
Dade County Schools	51,993	2	200,511.07	
Dadeland Dodge	15,600	1	30,032.62	X
Dan Burns Oldsmobile	40,543	1	78,508.36	X
Deel Ford	10,925	2	49,304.52	
Deer Creek Golf Course	345	2	1,556.99	
Delray Lincoln Mercury	3,600	1	6,930.61	
Delray Toyota	5,550	1	10,339.65	
Devoe Cadillac	1,170	2	62.01	
Dolphin Tire	100	1	186.30	
Duncan Ford	225	2	1,015.42	
Dyplast Co.	1,200	2	5,415.60	
Ebsary Foundation	3,800	1	7,315.64	
Ernie's Precision Auto	530	2	2,391.89	
Expressway Toyota	28,465	1	54,799.90	X
Fina Oil & Chemical Co.	6,986	1	13,014.92	
Flamingo Oil Co.	1,350	1	2,598.98	
Fleet Lubrication	4,344	1	8,362.93	X
Florida Coca Cola	2,850	2	151.05	
Florida Dept. of Agriculture	50	2	225.65	
Florida Dept. of Correction	200	2	902.60	
Florida DOT	14,363	2	30,686.88	
Florida Fineblanking	490	2	2,211.37	
Florida Marine Tech.	460	2	2,075.98	
Florida Rock Ind., Inc.	2,390	2	10,786.07	
Florida Transit Mgmt.	5,400	2	24,370.20	
Fort Lauderdale News	600	2	2,707.80	

PETROLEUM PRODUCTS SUPERFUND SITE/PEMBROKE PARK, FLORIDA

LIST OF SETTLING DE MINIMIS RESPONDENTS

PRP NAME	VOLUME (GALLONS)	OPTION	AMOUNT(\$)	PAYMENT SCHEDULE
Friendly Ford	41,905	1	80,674.17	X
Ft. Lauderdale Country Club	80	2	361.04	
General Electric	18,040	2	43,281.18	
General Motors	1,595	2	84.53	
General Tire	6,845	2	2,758.14	
Good Samaritan Hospital	100	2	451.30	
Gray Line Tours	10,100	1	18,816.30	
Great Lakes Dredge	28,030	2	84,366.05	
Green Giant	300	2	1,353.90	
Greyhound Rental	50	2	225.65	
Guardian Swimming Pool	100	2	451.30	
Gulfstream Motors	17,145	2	43,242.04	
Hangar One	2,960	2	13,358.48	
Harbor Chrysler	34,035	2	107,466.62	X
Harry Hollywood/Ocean Cadillac	5,650	1	10,525.95	X
Hertz Corp.	40,375	2	148,079.04	
Hoerbiger Corp. of America	550	2	2,482.15	
Holiday Inn	950	2	4,287.35	
Holland Pump	1,655	2	7,469.02	
Hollywood Honda	5,180	2	23,377.34	
Hollywood Memorial Hospital	50	2	225.65	
Holmac Corp.	7,360	1	13,711.68	
Howie's Tire Service	275	2	1,258.17	
IMC Agrico	25,274	1	8,952.12	
Industrial Waste Service	15,274	1	28,455.46	
Ingersoll Rand	700	2	3,159.10	
ITT Semiconductors	14,905	2	9,132.93	
J & J Automotive	600	1	1,161.85	
J & M Aircraft, Inc.	2,320	1	4,322.16	
J.C. Penney	69,190	1	86,767.63	
J.I. Case	975	2	51.67	
J.M. Pontiac	98,880	1	122,080.10	
Jacaranda Country Club	1,170	2	5,280.21	
Jackson Memorial Hosp.	400	2	1,805.20	
Jenny (Terry) Auto	700	1	1,304.10	
Jimmy Bryan Toyota	2,075	1	3,865.72	
John Jochem Chevrolet	100	2	451.30	
Jonathan's Landing, Inc.	2,100	2	9,477.30	
Kendall Toyota	15,680	2	60,909.97	
K-Mart Corp.	33,415	2	108,668.55	
Koons Ford	9,790	1	18,238.77	X
L.P. Evans Motors	51,835	2	229,153.84	
Lantana Boatyard	1,100	1	2,049.30	
Lee's Auto Center	500	2	2,256.50	
Lehigh Portland Cement	6,970	2	31,888.92	
Lory Transmission	280	2	1,281.05	
Lykes Meat Products	280	2	1,263.64	
M.P.S.	4,355	2	19,924.85	
Maer Auto	2,165	1	4,033.39	
Manuel Diaz	200	2	902.60	
Marathon Oil	2,000	2	9,026.00	
Marlin Imports	42,900	2	151,474.36	
Marriot In-Flight	945	2	4,264.79	
McArthur Dairy	27,800	2	87,328.06	
Merrill Stevens	22,210	2	62,100.39	
Metro Ford	910	2	4,106.83	
Metro Iron & Metal	3,100	2	13,990.30	
Miami Elevator	1,175	2	5,375.82	

PETROLEUM PRODUCTS SUPERFUND SITE/PEMBROKE PARK, FLORIDA
LIST OF SETTLING DE MINIMIS RESPONDENTS

PRP NAME	VOLUME (GALLONS)	OPTION	AMOUNT(\$)	PAYMENT SCHEDULE
Miami Elevator (2)	500	2	2,287.58	
Miami Herald	9,850	2	16,319.71	
Miami Shores Village	2,330	2	123.49	
Miami Transmission	665	1	1,280.23	
Michigan Drill	550	2	2,516.34	
Midas Muffler	2,215	2	9,996.29	
Mobil Business Resources	16,812	1	31,320.76	
Modernage	200	1	372.60	
Monarch Dodge	5,900	1	11,358.49	
Motorola	2,510	2	11,483.67	
Mount Sinai Medical Center	350	2	1,601.31	
Murphy Construction Co.	1,210	1	2,254.23	
Naples Airport	200	2	902.60	
National Car Rental	2,760	2	12,455.88	
Nationwide Lift Truck/Toyota	2,800	2	12,636.40	
Navistar	17,950	1	34,758.78	
New Hope Sugar Coop	500	2	2,256.50	
Nolan Brown Cadillac	21,000	2	56,639.66	
Norseman Shipbuilding	500	1	962.58	
Northwest/Republic/Southern Airlines	2,340	2	10,597.72	
Nutron Plastics, Inc.	410	2	1,850.33	
O.K. Tires-Pompano	680	2	3,111.11	X
Old Port Cove Holdings, Inc.	2,380	2	10,740.94	
Oxy USA Inc.	69,250	2	290,391.91	
Oxy USA Inc. (Service Stations)	12,126	2	54,724.64	
Packer Pontiac	27,000	2	79,717.66	
Page Aero	550	2	2,482.15	
Palm Beach Atlantic College	500	2	2,256.50	
Palm Beach County	20,865	1	10,738.16	
Palm Beach County Schools	10,185	2	45,964.90	
Palm Beach Datsun	2,390	1	4,452.57	
Palm Beach Lincoln Mercury	800	2	3,660.13	
Palm Motors	1,305	2	5,889.46	
Palm Peterbilt Trucks	1,430	2	6,453.59	
Palmetto Ford	10,620	1	20,445.29	X
Pan American Tire 1,2,3,4	955	2	4,309.92	
Peoples Gas	24,650	1	47,455.39	
Pepsi Cola Co.	27,490	1	23,080.53	
Pepsico Truck Rental	34,300	1	63,900.90	
Perko Marine	1,810	2	8,168.53	
Phillips Petroleum	7,613	1	14,183.02	
Plantation Foods	12,680	2	58,013.13	
Poe's Rentals Co.	500	2	2,256.50	
Pony Express	1,170	1	2,179.71	
Port of Palm Beach	105	2	480.39	
Potamkin/Palm Springs Dodge	51,494	1	98,588.83	X
Powell Motors	48,770	1	30,725.17	
Publix Supermarkets	25,025	2	74,804.49	
Purolator Courier	3,000	2	159.00	
Quikrete Cement Co.	600	2	2,707.80	
R.M.B. Concrete	400	1	770.07	
Racal Data/Milgo	2,150	2	113.95	
Rich Motors	720	2	38.16	
Richard Bertram & Co.	13,500	2	14,792.16	
Rinker Materials	100,062	1	128,282.17	
Rising Sun Foreign Car Repair	3,105	1	5,784.61	X
Roger Dean Chevrolet	24,400	2	111,634.10	
Ron Thompson Auto	650	2	2,933.45	

PETROLEUM PRODUCTS SUPERFUND SITE/PEMBROKE PARK, FLORIDA
LIST OF SETTLING DE MINIMIS RESPONDENTS

PRP NAME	VOLUME (GALLONS)	OPTION	AMOUNT(\$)	PAYMENT SCHEDULE
Roundtree Transport	9,600	2	43,921.61	X
Royal Caribbean	3,200	2	169.60	
Royal Palm Country Club	540	1	1,006.02	
Rybovich Diesel	1,000	2	53.00	
Sabal Chase Tire	2,665	2	12,027.15	
Sani Kleen Chemical Co	270	1	503.01	
Schooley Cadillac	18,400	1	35,423.09	X
Security Plastics	2,380	2	10,888.90	
Sheehan Pontiac	9,100	1	17,519.03	X
Shell Oil	49,870	1	46,774.47	
Sheridan Vocational	500	2	2,256.50	
Simkins	500	1	931.50	
Southeast Properties	2,500	2	11,282.50	
Southern Wire Cloth Co.	2,600	2	137.80	
Southland Corp/Velda Farms	17,760	2	46,017.54	
St. Ives	21,150	2	65,316.61	
Stamile Auto Salvage	5,600	2	25,620.94	X
Stewart Pontiac/Toyota	28,237	1	54,360.97	X
Stimpson Co.	950	2	4,287.35	
Sun Company	43,078	1	42,120.97	
TAC Air	720	2	3,294.12	
Terry Auto Supply	1,600	1	2,980.80	
Terry Ford	36,250	1	69,787.34	
Texaco	24,860	2	78,059.84	
Texaco (Service Stations)	34,693	1	64,633.06	
TJX Companies/Zayres	80,685	2	329,998.07	
Tom Endicott Buick	40,599	1	27,602.58	
Town of Golden Beach	165	2	8.74	
Town of Palm Beach	6,600	2	29,785.80	
Toy Auto Service	690	2	3,113.97	X
Toyota of Homestead	5,425	1	10,106.77	
Tropical Shipping	3,465	2	183.64	
TRT Tell Communication	500	2	2,256.50	
Trumbull Asphalt	39,700	1	73,961.10	
Turnberry Landscape	2,085	2	9,409.60	
TWA Airlines	595	2	2,685.24	
U.S. Army Reserve	8,000	2	5,970.66	
U.S. Cold Storage	8,500	2	4,227.16	
U.S. Foundry	700	2	3,202.62	
U.S. National Guard	500	1	962.58	
U.S. Postal Service	75,835	1	87,147.27	
Udelson Equipment	1,250	2	5,641.25	X
U-Haul	3,220	1	6,199.04	
Unijax Truck	550	2	2,482.15	
United Parcel Service	2,185	2	9,860.90	
Universal Marine/Eller & Co.	2,000	1	3,850.34	
University Auto	805	1	1,499.71	X
University of Miami	750	2	3,431.38	
UNOCAL	12,730	2	23,317.15	
UNOCAL (Service Stations)	11,180	1	20,828.34	
Vic Francis Dodge	7,345	1	13,683.73	
Village of Royal Palm Beach	160	2	722.08	
Vista Volkswagen	3,770	2	17,014.01	
W.R. Grace	33,727	1	20,700.06	
Wagner Tire	2,190	2	9,883.47	
Wales Garage	2,830	2	12,947.73	X
Warren Henry Motors	10,745	1	20,685.94	
Waste Management of Palm Beach	500	2	2,256.50	

PETROLEUM PRODUCTS SUPERFUND SITE/PEMBROKE PARK, FLORIDA
LIST OF SETTLING DE MINIMIS RESPONDENTS

PRP NAME	VOLUME (GALLONS)	OPTION	AMOUNT(\$)	PAYMENT SCHEDULE
Wayne Akers Ford	18,735	1	36,068.02	X
Wells Fargo	550	2	2,482.15	
Western Union	200	2	902.60	
William Lehman Buick	27,000	1	12,167.66	
Williamson Cadillac	775	2	3,497.57	
Winn Dixie	10,600	2	9,704.46	
Woodmont Country Club, Inc.	850	2	3,836.05	
Woolco Auto	2,190	2	9,883.47	
York International	5,560	2	294.68	
TOTAL SETTLORS 299			\$6,523,937.99	

APPENDIX B

**Petroleum Products Superfund Site/Pembroke Park, Florida
De Minimis Settlement Cost Matrix**

PRP NAME	VOLUME (GALLONS)	PERCENT	OPTION 1 SETTLEMENT \$1.81/GAL.	OPTION 2 SETTLEMENT \$4.46/GAL.	AMOUNT PAID TO GROUP BY PRP	STATE COSTS 5.3 cents/gal	GROUP INTEREST	EPA INTEREST	TOTAL \$ DEMINIMIS OPTION 1	TOTAL \$ DE MINIMIS OPTION 2
740 Inc.	150	0.00096	271.50	669.00	0.00	7.95	0.00	0.00	279.45	676.95
A & B Motors	280	0.00180	506.80	1,248.80	0.00	14.84	17.41	0.00	539.05	1,281.05
Aal Transmissions 1	470	0.00302	850.70	2,096.20	0.00	24.91	0.00	0.00	875.61	2,121.11
Aal Transmissions 2	1,060	0.00680	1,918.60	4,727.60	0.00	56.18	0.00	0.00	1,974.78	4,783.78
Aatco Transmission 1	60	0.00039	108.60	267.60	0.00	3.18	0.00	0.00	111.78	270.78
Aatco Transmission 2	4,095	0.02628	7,411.95	18,263.70	0.00	217.03	0.00	0.00	7,628.98	18,480.73
Aatco Transmission 3	2,780	0.01784	5,031.80	12,398.80	0.00	147.34	0.00	0.00	5,179.14	12,546.14
Able Marine	900	0.00578	1,629.00	4,014.00	0.00	47.70	0.00	0.00	1,676.70	4,061.70
Abrams Motors, Inc.	1,420	0.00911	2,570.20	6,333.20	0.00	75.26	0.00	0.00	2,645.46	6,408.46
Acme Wellpoint	1,150	0.00738	2,081.50	5,129.00	0.00	60.95	0.00	0.00	2,142.45	5,189.95
Action Hydraulics	2,380	0.01527	4,307.80	10,614.80	22,133.34	126.14	0.00	0.00	126.14	126.14
Adams Electric	250	0.00160	452.50	1,115.00	0.00	13.25	0.00	0.00	465.75	1,128.25
Adoby Brick	500	0.00321	905.00	2,230.00	0.00	26.50	0.00	0.00	931.50	2,256.50
Aerial Sign Co.	45	0.00029	81.45	200.70	0.00	2.38	0.00	0.00	83.83	203.08
Aero Hydraulics, Inc.	1,420	0.00911	2,570.20	6,333.20	0.00	75.26	0.00	0.00	2,645.46	6,408.46
Air Lube Oil	5,305	0.03405	9,602.05	23,660.30	0.00	281.16	0.00	0.00	9,883.21	23,941.46
Air Mark Engines, Inc.	20	0.00013	36.20	89.20	0.00	1.06	0.00	0.00	37.26	90.26
Airline Supports	1,450	0.00931	2,624.50	6,467.00	0.00	76.85	0.00	0.00	2,701.35	6,543.85
Al Johnson Plymouth Chrysler	70	0.00045	126.70	312.20	0.00	3.71	4.35	0.00	134.76	320.26
Al Packer Ford	200	0.00128	362.00	892.00	0.00	10.60	12.43	0.00	385.03	915.03
Aldo Ford Co. (Dolphin Ford)	3,050	0.01957	5,520.50	13,603.00	0.00	161.65	0.00	0.00	5,682.15	13,764.65
Alfa Romeo	1,810	0.01162	3,276.10	8,072.60	0.00	95.93	0.00	0.00	3,372.03	8,168.53
All About Campers	150	0.00096	271.50	669.00	0.00	7.95	0.00	0.00	279.45	676.95
All Dade Driveway	100	0.00064	181.00	446.00	0.00	5.30	0.00	0.00	186.30	451.30
Alpha Transmission	910	0.00584	1,647.10	4,058.60	0.00	48.23	0.00	0.00	1,695.33	4,106.83
Alpine Auto	4,080	0.02619	7,384.80	18,196.80	0.00	216.24	0.00	0.00	7,601.04	18,413.04
Alpine Motors	2,285	0.01467	4,135.85	10,191.10	0.00	121.10	142.05	0.00	4,399.00	10,454.25
Als Service Center	60	0.00039	108.60	267.60	0.00	3.18	0.00	0.00	111.78	270.78
Alterman Transport	85,385	0.54800	154,546.85	380,817.10	0.00	4,525.40	5,308.22	0.00	164,380.47	390,650.72
Aluminaire, Div of ATC (Muttler&Bailey)	1,350	0.00866	2,443.50	6,021.00	0.00	71.55	0.00	0.00	2,515.05	6,092.55
Amber Oil Co.	2,500	0.01604	4,525.00	11,150.00	0.00	132.50	0.00	0.00	4,657.50	11,282.50
AMC	375	0.00241	678.75	1,672.50	0.00	19.88	0.00	0.00	698.63	1,692.38
Amerada Hess	8,125	0.05215	14,706.25	36,237.50	0.00	430.62	505.12	0.00	15,641.99	37,173.24
American Express	50	0.00032	90.50	223.00	0.00	2.65	0.00	0.00	93.15	225.65
American Freight	400	0.00257	724.00	1,784.00	0.00	21.20	0.00	0.00	745.20	1,805.20
American Hermetics	125	0.00080	226.25	557.50	0.00	6.62	0.00	0.00	232.87	564.12
American Land Co.	3,240	0.02079	5,864.40	14,450.40	0.00	171.72	0.00	0.00	6,036.12	14,622.12
American Land Cruisers	920	0.00590	1,665.20	4,103.20	0.00	48.76	0.00	0.00	1,713.96	4,151.96
American Service Station (BP/Amoco)	36,112	0.23176	65,362.72	161,059.52	0.00	1,913.94	0.00	0.00	67,276.66	162,973.46
Amtrak Service	4,500	0.02888	8,145.00	20,070.00	0.00	238.50	0.00	0.00	8,383.50	20,308.50
Anthony Abraham Chevrolet	60,000	0.38508	108,600.00	267,600.00	0.00	3,180.00	0.00	0.00	111,780.00	270,780.00

**Petroleum Products Superfund Site/Pembroke Park, Florida
De Minimis Settlement Cost Matrix**

PRP NAME	VOLUME (GALLONS)	PERCENT	OPTION 1 SETTLEMENT \$1.81/GAL.	OPTION 2 SETTLEMENT \$4.46/GAL.	AMOUNT PAID TO GROUP BY PRP	STATE COSTS 5.3 cents/gal	GROUP INTEREST	EPA INTEREST	TOTAL \$ DEMINIMIS OPTION 1	TOTAL \$ DE MINIMIS OPTION 2
Arch Eligence	1,485	0.00953	2,687.85	6,623.10	0.00	78.70	0.00	0.00	2,766.55	6,701.80
ARCO	29,650	0.19029	53,666.50	132,239.00	42,133.34	1,571.45	0.00	0.00	13,104.61	91,677.11
Arlen King Cole	900	0.00578	1,629.00	4,014.00	0.00	47.70	0.00	0.00	1,676.70	4,061.70
Arrow Aircraft	3,300	0.02118	5,973.00	14,718.00	0.00	174.90	0.00	0.00	6,147.90	14,892.90
Asplundh	2,050	0.01316	3,710.50	9,143.00	22,133.34	108.65	0.00	0.00	108.65	108.65
AST Transmission	880	0.00565	1,592.80	3,924.80	0.00	46.64	0.00	0.00	1,639.44	3,971.44
Atlantic (Fleet) Ambulance	160	0.00103	289.60	713.60	0.00	8.48	0.00	0.00	298.08	722.08
Atlantic Transmission 1	230	0.00148	416.30	1,025.80	0.00	12.19	0.00	0.00	428.49	1,037.99
Atlantic Transmission 2	6,420	0.04120	11,620.20	28,633.20	0.00	340.26	0.00	0.00	11,960.46	28,973.46
Aubrey's Auto	3,720	0.02387	6,733.20	16,591.20	0.00	197.16	0.00	0.00	6,930.36	16,788.36
Auto Bahn Motors	2,730	0.01752	4,941.30	12,175.80	0.00	144.69	0.00	0.00	5,085.99	12,320.49
Auto Haus	83,200	0.53397	150,592.00	371,072.00	0.00	4,409.60	5,172.39	0.00	160,173.99	380,653.99
Aventura Golf	100	0.00064	181.00	446.00	0.00	5.30	0.00	0.00	186.30	451.30
Aventura Landscape	275	0.00176	497.75	1,226.50	0.00	14.57	0.00	0.00	512.32	1,241.07
Avis, Inc.	27,915	0.17916	50,526.15	124,500.90	42,133.34	1,479.49	0.00	0.00	9,872.30	83,847.05
B & E Garage	550	0.00353	995.50	2,453.00	0.00	29.15	34.19	0.00	1,058.84	2,516.34
B & G Horse Transport	1,600	0.01027	2,896.00	7,136.00	0.00	84.80	0.00	0.00	2,980.80	7,220.80
B & M Automotive 1	1,425	0.00915	2,579.25	6,355.50	0.00	75.52	0.00	0.00	2,654.77	6,431.02
B.F. Goodrich	50	0.00032	90.50	223.00	0.00	2.65	3.11	0.00	96.26	228.76
Bahia Mar Marina	6,000	0.03851	10,860.00	26,760.00	0.00	318.00	373.01	0.00	11,551.01	27,451.01
Bailey Garage	550	0.00353	995.50	2,453.00	0.00	29.15	0.00	0.00	1,024.65	2,482.15
Baker Hill Industries	100	0.00064	181.00	446.00	0.00	5.30	0.00	0.00	186.30	451.30
Bal Harbor Chrysler-Plymouth	370	0.00237	669.70	1,650.20	0.00	19.61	23.00	0.00	712.31	1,692.81
Banaszak Concrete	3,200	0.02054	5,792.00	14,272.00	0.00	169.60	198.94	0.00	6,160.54	14,640.54
Banner Tire Co.	270	0.00173	488.70	1,204.20	0.00	14.31	0.00	0.00	503.01	1,218.51
Baptist Hospital	150	0.00096	271.50	669.00	22,133.34	7.95	0.00	0.00	7.95	7.95
Barry Reed Buick	100	0.00064	181.00	446.00	0.00	5.30	0.00	0.00	186.30	451.30
Baslow Hentschel Motors	150	0.00096	271.50	669.00	0.00	7.95	9.33	0.00	288.78	686.28
Batch Air	21,370	0.13715	38,679.70	95,310.20	0.00	1,132.61	0.00	0.00	39,812.31	96,442.81
Bavarian Auto	50	0.00032	90.50	223.00	0.00	2.65	0.00	0.00	93.15	225.65
Bay Marina	200	0.00128	362.00	892.00	0.00	10.60	12.43	0.00	385.03	915.03
Bayside Compressor	1,370	0.00879	2,479.70	6,110.20	0.00	72.61	0.00	0.00	2,552.31	6,182.81
Bello's Tire Service	410	0.00263	742.10	1,828.60	0.00	21.73	25.49	0.00	789.32	1,875.82
BellSouth	35,230	0.22610	63,766.30	157,125.80	22,133.34	1,867.19	0.00	0.00	43,500.15	136,859.65
Belvedere Construction	2,000	0.01284	3,620.00	8,920.00	0.00	106.00	124.34	0.00	3,850.34	9,150.34
Bennett Marine Co.	290	0.00186	524.90	1,293.40	0.00	15.37	0.00	0.00	540.27	1,308.77
Ben's Auto Parts	600	0.00385	1,086.00	2,676.00	0.00	31.80	37.30	0.00	1,155.10	2,745.10
Benz Chevrolet	340	0.00218	615.40	1,516.40	0.00	18.02	0.00	0.00	633.42	1,534.42
Beverage Canners	990	0.00635	1,791.90	4,415.40	0.00	52.47	0.00	0.00	1,844.37	4,467.87
Big K Tire Co.	2,520	0.01617	4,561.20	11,239.20	0.00	133.56	0.00	0.00	4,694.76	11,372.76
Bill & Dick Auto	6,900	0.04428	12,489.00	30,774.00	0.00	365.70	0.00	0.00	12,854.70	31,139.70

**Petroleum Products Superfund Site/Pembroke Park, Florida
De Minimis Settlement Cost Matrix**

PRP NAME	VOLUME (GALLONS)	PERCENT	OPTION 1 SETTLEMENT \$1.81/GAL.	OPTION 2 SETTLEMENT \$4.46/GAL.	AMOUNT PAID TO GROUP BY PRP	STATE COSTS 5.3 cents/gal	GROUP INTEREST	EPA INTEREST	TOTAL \$ DEMINIMIS OPTION 1	TOTAL \$ DE MINIMIS OPTION 2
Bill Barnett Toyota	510	0.00327	923.10	2,274.60	0.00	27.03	31.71	0.00	981.84	2,333.34
Bill Binko Chrysler	28,800	0.18484	52,128.00	128,448.00	0.00	1,526.40	0.00	0.00	53,654.40	129,974.40
Bill Daly Datsun	910	0.00584	1,647.10	4,058.60	0.00	48.23	56.57	0.00	1,751.90	4,163.40
Bill Kelly Chevrolet	47,270	0.30338	85,558.70	210,824.20	0.00	2,505.31	2,938.69	0.00	91,002.70	216,268.20
Bill Redditt Ford	70	0.00045	126.70	312.20	0.00	3.71	0.00	0.00	130.41	315.91
Bill Seidle Datsun	10,240	0.06572	18,534.40	45,670.40	0.00	542.72	636.60	0.00	19,713.72	46,849.72
Bill Shultz Chevrolet	120	0.00077	217.20	535.20	0.00	6.36	0.00	0.00	223.56	541.56
Billform, Inc.	4,800	0.03081	8,688.00	21,408.00	0.00	254.40	0.00	0.00	8,942.40	21,662.40
Bill's Auto	1,950	0.01251	3,529.50	8,697.00	0.00	103.35	0.00	0.00	3,632.85	8,800.35
Biscayne Auto Rental	50	0.00032	90.50	223.00	0.00	2.65	3.11	0.00	96.26	228.76
Biscayne Dodge	1,095	0.00703	1,981.95	4,883.70	0.00	58.03	68.07	0.00	2,108.05	5,009.80
Black Oil Co. (Black Tank Service)	35,300	0.22655	63,893.00	157,438.00	0.00	1,870.90	0.00	0.00	65,763.90	159,308.90
Blake Buick/Leiphart Chevrolet	16,794	0.10778	30,397.14	74,901.24	0.00	890.08	729.54	0.00	32,016.76	76,520.86
Blaylock Oil	6,775	0.04348	12,262.75	30,216.50	28,133.34	359.07	0.00	0.00	359.07	2,442.23
Bob Chango, Inc.	650	0.00417	1,176.50	2,899.00	0.00	34.45	0.00	0.00	1,210.95	2,933.45
Bob Rose Transmission	610	0.00391	1,104.10	2,720.60	0.00	32.33	0.00	0.00	1,136.43	2,752.93
Bob Taylor Chevrolet	100	0.00064	181.00	446.00	0.00	5.30	0.00	0.00	186.30	451.30
Bobcat (Bad Cat) Garage	500	0.00321	905.00	2,230.00	0.00	26.50	0.00	0.00	931.50	2,256.50
Boca Delray Country Club	110	0.00071	199.10	490.60	0.00	5.83	0.00	0.00	204.93	496.43
Boca Lago Club	1,210	0.00777	2,190.10	5,396.60	0.00	64.13	0.00	0.00	2,254.23	5,460.73
Boca Tennis Club	620	0.00398	1,122.20	2,765.20	0.00	32.86	0.00	0.00	1,155.06	2,798.06
Borden Dairy	120	0.00077	217.20	535.20	0.00	6.36	0.00	0.00	223.56	541.56
Bradford Marine	17,400	0.11167	31,494.00	77,604.00	34,133.34	922.20	0.00	0.00	922.20	44,392.86
Braman Mgmt Assn	8,955	0.05747	16,208.55	39,939.30	28,133.34	474.62	0.00	0.00	474.62	12,280.58
Brewer Asphalt Co.	120	0.00077	217.20	535.20	0.00	6.36	0.00	0.00	223.56	541.56
Briggs Shuart Toyota	220	0.00141	398.20	981.20	0.00	11.66	0.00	0.00	409.86	992.86
Bristol Performance	500	0.00321	905.00	2,230.00	0.00	26.50	0.00	0.00	931.50	2,256.50
Broward Community College	90	0.00058	162.90	401.40	0.00	4.77	0.00	0.00	167.67	406.17
Broward County Schools	100	0.00064	181.00	446.00	0.00	5.30	0.00	0.00	186.30	451.30
Broward Truck & Equipment	58,800	0.37738	106,428.00	262,248.00	0.00	3,116.40	3,655.48	0.00	113,199.88	269,019.88
Brown's Chicken	1,650	0.01059	2,986.50	7,359.00	0.00	87.45	102.58	0.00	3,176.53	7,549.03
Bruce King Auto Leasing	710	0.00456	1,285.10	3,166.60	0.00	37.63	44.14	0.00	1,366.87	3,248.37
Bruce King Chevrolet	2,540	0.01630	4,597.40	11,328.40	0.00	134.62	157.91	0.00	4,889.93	11,620.93
Budget Rent a Car	1,730	0.01110	3,131.30	7,715.80	4,000.00	91.69	0.00	0.00	91.69	3,807.49
Budweiser	55	0.00035	99.55	245.30	0.00	2.92	0.00	0.00	102.47	248.22
Burdines	29,005	0.18615	52,499.05	129,362.30	0.00	1,537.26	1,803.19	0.00	55,839.50	132,702.75
Butler Aviation	68,075	0.43690	123,215.75	303,614.50	0.00	3,607.97	4,232.09	0.00	131,055.81	311,454.56
C.O. Jelliff Co.	565	0.00363	1,022.65	2,519.90	0.00	29.95	0.00	0.00	1,052.60	2,549.85
Caibarien Auto Service	200	0.00128	362.00	892.00	0.00	10.60	0.00	0.00	372.60	902.60
Carolina Freight	3,860	0.02477	6,986.60	17,215.60	22,133.34	204.58	0.00	0.00	204.58	204.58
Carrier Transcold	1,450	0.00931	2,624.50	6,467.00	0.00	76.85	0.00	0.00	2,701.35	6,543.85

**Petroleum Products Superfund Site/Pembroke Park, Florida
De Minimis Settlement Cost Matrix**

PRP NAME	VOLUME (GALLONS)	PERCENT	OPTION 1 SETTLEMENT \$1.81/GAL.	OPTION 2 SETTLEMENT \$4.46/GAL.	AMOUNT PAID TO GROUP BY PRP	STATE COSTS 5.3 cents/gal	GROUP INTEREST	EPA INTEREST	TOTAL \$ DEMINIMIS OPTION 1	TOTAL \$ DE MINIMIS OPTION 2
Causeway Marina	150	0.00096	271.50	669.00	0.00	7.95	0.00	0.00	279.45	676.95
Cedars Hospital	1,800	0.01155	3,258.00	8,028.00	0.00	95.40	111.90	0.00	3,465.30	8,235.30
Central Cab	6,365	0.04085	11,520.65	28,387.90	0.00	337.34	0.00	0.00	11,857.99	28,725.24
Central Concrete Co.	200	0.00128	362.00	892.00	0.00	10.60	0.00	0.00	372.60	902.60
Central Truck	4,555	0.02923	8,244.55	20,315.30	0.00	241.41	0.00	0.00	8,485.96	20,556.71
Certified Auto Repairs	50	0.00032	90.50	223.00	0.00	2.65	0.00	0.00	93.15	225.65
Certified Engines	3,350	0.02150	6,063.50	14,941.00	0.00	177.55	0.00	0.00	6,241.05	15,118.55
Certified Truck	1,570	0.01008	2,841.70	7,002.20	0.00	83.21	0.00	0.00	2,924.91	7,085.41
Chester, Blackburn & Roder (Pan Atlanti	9,450	0.06065	17,104.50	42,147.00	0.00	500.85	0.00	0.00	17,605.35	42,647.85
Chevron/Bruning Paint	162,969	1.04593	294,973.89	726,841.74	36,133.34	8,637.36	0.00	0.00	267,477.91	699,345.76
City Compressor	890	0.00571	1,610.90	3,969.40	0.00	47.17	0.00	0.00	1,658.07	4,016.57
City of Boca Raton	10,030	0.06437	18,154.30	44,733.80	34,133.34	531.59	0.00	0.00	531.59	11,132.05
City of Cooper City	1,100	0.00706	1,991.00	4,906.00	0.00	58.30	0.00	0.00	2,049.30	4,964.30
City of Coral Gables	1,667	0.01070	3,017.27	7,434.82	0.00	88.35	0.00	0.00	3,105.62	7,523.17
City of Deerfield Beach	8,950	0.05744	16,199.50	39,917.00	28,133.34	474.35	0.00	0.00	474.35	12,258.01
City of Delray Beach	750	0.00481	1,357.50	3,345.00	0.00	39.75	46.63	0.00	1,443.88	3,431.38
City of Florida City	150	0.00096	271.50	669.00	0.00	7.95	0.00	0.00	279.45	676.95
City of Ft. Lauderdale	4,470	0.02869	8,090.70	19,936.20	22,133.34	236.91	0.00	0.00	236.91	236.91
City of Hallandale	3,290	0.02112	5,954.90	14,673.40	0.00	174.37	204.53	0.00	6,333.80	15,052.30
City of Hialeah	9,350	0.06001	16,923.50	41,701.00	34,133.34	495.55	0.00	0.00	495.55	8,063.21
City of Hollywood	2,970	0.01906	5,375.70	13,246.20	22,133.34	157.41	0.00	0.00	157.41	157.41
City of Homestead	14,700	0.09434	26,607.00	65,562.00	28,133.34	779.10	0.00	0.00	779.10	38,207.76
City of Lake Worth	7,480	0.04801	13,538.80	33,360.80	0.00	396.44	0.00	0.00	13,935.24	33,757.24
City of Miami	84,255	0.54074	152,501.55	375,777.30	36,133.33	4,465.52	0.00	0.00	120,833.74	344,109.49
City of Miami Beach	12,850	0.08247	23,258.50	57,311.00	22,133.34	681.05	0.00	0.00	1,806.21	35,858.71
City of Miami Springs	167	0.00107	302.27	744.82	0.00	8.85	0.00	0.00	311.12	753.67
City of Miramar	650	0.00417	1,176.50	2,899.00	22,133.34	34.45	0.00	0.00	34.45	34.45
City of North Miami Beach	0	0.00000	0.00	0.00	0.00	0.00	0.00	0.00	0.00	0.00
City of Opa Locka	1,165	0.00748	2,108.65	5,195.90	0.00	61.74	72.43	0.00	2,242.82	5,330.07
City of Riviera Beach	3,960	0.02542	7,167.60	17,661.60	0.00	209.88	246.19	44.57	7,668.24	18,162.24
City of Sunrise	1,325	0.00850	2,398.25	5,909.50	22,133.34	70.22	0.00	0.00	70.22	70.22
City of Tamarac	840	0.00539	1,520.40	3,746.40	0.00	44.52	0.00	0.00	1,564.92	3,790.92
City of West Miami	90	0.00058	162.90	401.40	0.00	4.77	0.00	0.00	167.67	406.17
Clark Oldsmobile	100	0.00064	181.00	446.00	0.00	5.30	0.00	0.00	186.30	451.30
Classic Tours	645	0.00414	1,167.45	2,876.70	0.00	34.19	0.00	0.00	1,201.64	2,910.89
Clay Duckett	50	0.00032	90.50	223.00	0.00	2.65	0.00	0.00	93.15	225.65
Cleveland Pneumatic	1,250	0.00802	2,262.50	5,575.00	0.00	66.25	0.00	0.00	2,328.75	5,641.25
Cliff Berry Co.	44,250	0.28399	80,092.50	197,355.00	32,463.24	2,345.25	0.00	0.00	49,974.51	167,237.01
Coastal Carting	165	0.00106	298.65	735.90	0.00	8.74	0.00	0.00	307.39	744.64
Colite Ind./Oolite Concrete Company	350	0.00225	633.50	1,561.00	0.00	18.55	0.00	0.00	652.05	1,579.55
Collier Co. School	150	0.00096	271.50	669.00	0.00	7.95	0.00	0.00	279.45	676.95

**Petroleum Products Superfund Site/Pembroke Park, Florida
De Minimis Settlement Cost Matrix**

PRP NAME	VOLUME (GALLONS)	PERCENT	OPTION 1 SETTLEMENT \$1.81/GAL.	OPTION 2 SETTLEMENT \$4.46/GAL.	AMOUNT PAID TO GROUP BY PRP	STATE COSTS 5.3 cents/gal	GROUP INTEREST	EPA INTEREST	TOTAL \$ DEMINIMIS OPTION 1	TOTAL \$ DE MINIMIS OPTION 2
Colonial Pontiac	32,850	0.21083	59,458.50	146,511.00	0.00	1,741.05	2,042.22	0.00	63,241.77	150,294.27
Commercial Carrier	3,600	0.02310	6,516.00	16,056.00	0.00	190.80	223.81	0.00	6,930.61	16,470.61
Commercial Coating	1,500	0.00963	2,715.00	6,690.00	0.00	79.50	0.00	0.00	2,794.50	6,769.50
Coon's Ford	100	0.00064	181.00	446.00	0.00	5.30	0.00	0.00	186.30	451.30
Cope Oil Company (W.P. Coke Agenc	1,425	0.00915	2,579.25	6,355.50	0.00	75.52	0.00	0.00	2,654.77	6,431.02
Coral Cadillac	38,085	0.24443	68,933.85	169,859.10	0.00	2,018.50	2,367.67	0.00	73,320.02	174,245.27
Coral Gables Lincoln Mercury	15,650	0.10044	28,326.50	69,799.00	0.00	829.45	0.00	0.00	29,155.95	70,628.45
Coral Reef Chevrolet	450	0.00289	814.50	2,007.00	0.00	23.85	0.00	0.00	838.35	2,030.85
Coral Volkswagen	2,653	0.01703	4,801.93	11,832.38	22,133.34	140.61	0.00	0.00	140.61	140.61
Cordis Corp.	5,085	0.03264	9,203.85	22,679.10	0.00	269.50	0.00	0.00	9,473.35	22,948.60
Cottman Transmission	9,570	0.06142	17,321.70	42,682.20	0.00	507.21	0.00	0.00	17,828.91	43,189.41
Courtesy Ford	33,000	0.21179	59,730.00	147,180.00	0.00	1,749.00	0.00	0.00	61,479.00	148,929.00
Cozy Cove Marina	1,200	0.00770	2,172.00	5,352.00	0.00	63.60	74.60	0.00	2,310.20	5,490.20
Crane Cams	400	0.00257	724.00	1,784.00	0.00	21.20	0.00	0.00	745.20	1,805.20
Crystal Springs Water	250	0.00160	452.50	1,115.00	0.00	13.25	0.00	0.00	465.75	1,128.25
Cummins Diesel	1,420	0.00911	2,570.20	6,333.20	0.00	75.26	88.28	0.00	2,733.74	6,496.74
Cutler Gate Body Shop	500	0.00321	905.00	2,230.00	0.00	26.50	0.00	0.00	931.50	2,256.50
D & D Oil Service	100	0.00064	181.00	446.00	0.00	5.30	0.00	0.00	186.30	451.30
Dade Christian School	230	0.00148	416.30	1,025.80	0.00	12.19	14.30	0.00	442.79	1,052.29
Dade County Schools	51,993	0.33369	94,107.33	231,888.78	34,133.34	2,755.63	0.00	0.00	62,729.62	200,511.07
Dadeland Dodge	15,600	0.10012	28,236.00	69,576.00	0.00	826.80	969.82	0.00	30,032.62	71,372.62
Dan Burns Oldsmobile	40,543	0.26020	73,382.83	180,821.78	0.00	2,148.78	2,520.48	456.27	78,508.36	185,947.31
Danny Auto	2,705	0.01736	4,896.05	12,064.30	0.00	143.37	0.00	0.00	5,039.42	12,207.67
Datsun of Palm Beach	165	0.00106	298.65	735.90	0.00	8.74	0.00	0.00	307.39	744.64
Deel Ford	10,925	0.07012	19,774.25	48,725.50	0.00	579.02	0.00	0.00	20,353.27	49,304.52
Deer Creek Golf Course	345	0.00221	624.45	1,538.70	0.00	18.29	0.00	0.00	642.74	1,556.99
Delray Beach Country Club	100	0.00064	181.00	446.00	0.00	5.30	0.00	0.00	186.30	451.30
Delray Lincoln Mercury	3,600	0.02310	6,516.00	16,056.00	0.00	190.80	223.81	0.00	6,930.61	16,470.61
Delray Toyota	5,550	0.03562	10,045.50	24,753.00	0.00	294.15	0.00	0.00	10,339.65	25,047.15
Dennis Fronrath Chevrolet	7,605	0.04881	13,765.05	33,918.30	0.00	403.06	0.00	0.00	14,168.11	34,321.36
Detroit Transmission	640	0.00411	1,158.40	2,854.40	0.00	33.92	0.00	0.00	1,192.32	2,888.32
Devoe Cadillac	1,170	0.00751	2,117.70	5,218.20	22,133.34	62.01	0.00	0.00	62.01	62.01
Dewind Machinery Co.	3,745	0.02404	6,778.45	16,702.70	0.00	198.48	0.00	0.00	6,976.93	16,901.18
Dodge Co. (Miller Dodge Co.)	1,520	0.00976	2,751.20	6,779.20	0.00	80.56	0.00	0.00	2,831.76	6,859.76
Dollar Rent a Car	835	0.00536	1,511.35	3,724.10	0.00	44.25	0.00	0.00	1,555.60	3,768.35
Dolphin Tire	100	0.00064	181.00	446.00	0.00	5.30	0.00	0.00	186.30	451.30
Don Allen Chevrolet	6,250	0.04011	11,312.50	27,875.00	0.00	331.25	0.00	0.00	11,643.75	28,206.25
Dooley's Does Auto	2,000	0.01284	3,620.00	8,920.00	0.00	106.00	0.00	0.00	3,726.00	9,026.00
Dry Marinas	3,000	0.01925	5,430.00	13,380.00	0.00	159.00	186.50	0.00	5,775.50	13,725.50
Ducharme (Firebrand Station)	30	0.00019	54.30	133.80	0.00	1.59	0.00	0.00	55.89	135.39
Duncan Ford	225	0.00144	407.25	1,003.50	0.00	11.92	0.00	0.00	419.17	1,015.42

**Petroleum Products Superfund Site/Pembroke Park, Florida
De Minimis Settlement Cost Matrix**

PRP NAME	VOLUME (GALLONS)	PERCENT	OPTION 1 SETTLEMENT \$1.81/GAL.	OPTION 2 SETTLEMENT \$4.46/GAL.	AMOUNT PAID TO GROUP BY PRP	STATE COSTS 5.3 cents/gal	GROUP INTEREST	EPA INTEREST	TOTAL \$ DEMINIMIS OPTION 1	TOTAL \$ DE MINIMIS OPTION 2
Duro Trans Co.	10,010	0.06424	18,118.10	44,644.60	0.00	530.53	0.00	0.00	18,648.63	45,175.13
Dyplast Co.	1,200	0.00770	2,172.00	5,352.00	0.00	63.60	0.00	0.00	2,235.60	5,415.60
Eagle, Inc.	10,000	0.06418	18,100.00	44,600.00	0.00	530.00	621.68	112.54	19,364.22	45,864.22
Eastern Exec.	300	0.00193	543.00	1,338.00	0.00	15.90	0.00	0.00	558.90	1,353.90
Easy Pay Tire	1,700	0.01091	3,077.00	7,582.00	0.00	90.10	0.00	0.00	3,167.10	7,672.10
Ebsary Foundation	3,800	0.02439	6,878.00	16,948.00	0.00	201.40	236.24	0.00	7,315.64	17,385.64
Entenmann's Auto	70	0.00045	126.70	312.20	0.00	3.71	0.00	0.00	130.41	315.91
Ernie's Precision Auto	530	0.00340	959.30	2,363.80	0.00	28.09	0.00	0.00	987.39	2,391.89
Eureka X-Ray Tube Co.	1,190	0.00764	2,153.90	5,307.40	0.00	63.07	0.00	0.00	2,216.97	5,370.47
Expressway Toyota	28,465	0.18269	51,521.65	126,953.90	0.00	1,508.64	1,769.61	0.00	54,799.90	130,232.15
Exxon	75,490	0.48449	136,636.90	336,685.40	22,133.34	4,000.97	0.00	0.00	118,504.53	318,553.03
Fina Oil & Chemical Co.	6,986	0.04484	12,644.66	31,157.56	0.00	370.26	0.00	0.00	13,014.92	31,527.82
Fla. Highway Patrol	2,805	0.01800	5,077.05	12,510.30	0.00	148.66	0.00	0.00	5,225.71	12,658.96
Fla. Int'l. Engine Service	3,400	0.02182	6,154.00	15,164.00	0.00	180.20	211.37	38.26	6,583.83	15,593.83
Flamingo Oil Co.	1,350	0.00866	2,443.50	6,021.00	0.00	71.55	83.93	0.00	2,598.98	6,176.48
Fleet Lubrication	4,344	0.02788	7,862.64	19,374.24	0.00	230.23	270.06	0.00	8,362.93	19,874.53
Fleet Transport	4,000	0.02567	7,240.00	17,840.00	0.00	212.00	0.00	0.00	7,452.00	18,052.00
Fleet Truck Service	495	0.00318	895.95	2,207.70	0.00	26.23	0.00	0.00	922.18	2,233.93
Florida Chrysler Plymouth	19,145	0.12287	34,652.45	85,386.70	0.00	1,014.68	1,190.21	0.00	36,857.34	87,591.59
Florida Coca Cola	2,850	0.01829	5,158.50	12,711.00	28,133.34	151.05	0.00	0.00	151.05	151.05
Florida Dept. of Agriculture	50	0.00032	90.50	223.00	0.00	2.65	0.00	0.00	93.15	225.65
Florida Dept. of Correction	200	0.00128	362.00	892.00	0.00	10.60	0.00	0.00	372.60	902.60
Florida DOT	14,363	0.09218	25,997.03	64,058.98	34,133.34	761.24	0.00	0.00	761.24	30,686.88
Florida East Coast Corp.	405	0.00260	733.05	1,806.30	0.00	21.46	0.00	0.00	754.51	1,827.76
Florida Fineblanking	490	0.00314	886.90	2,185.40	0.00	25.97	0.00	0.00	912.87	2,211.37
Florida Marine Const.	1,150	0.00738	2,081.50	5,129.00	0.00	60.95	0.00	0.00	2,142.45	5,189.95
Florida Marine Tech.	460	0.00295	832.60	2,051.60	0.00	24.38	0.00	0.00	856.98	2,075.98
Florida Rock Ind., Inc.	2,390	0.01534	4,325.90	10,659.40	0.00	126.67	0.00	0.00	4,452.57	10,786.07
Florida Screw	500	0.00321	905.00	2,230.00	0.00	26.50	0.00	0.00	931.50	2,256.50
Florida Sugar Co.	550	0.00353	995.50	2,453.00	0.00	29.15	0.00	0.00	1,024.65	2,482.15
Florida Transit Mgmt.	5,400	0.03466	9,774.00	24,084.00	0.00	286.20	0.00	0.00	10,060.20	24,370.20
Florida Wire Fabrics	1,225	0.00786	2,217.25	5,463.50	0.00	64.92	0.00	0.00	2,282.17	5,528.42
Foreign Auto Parts	340	0.00218	615.40	1,516.40	0.00	18.02	0.00	0.00	633.42	1,534.42
Foreign Car Center	1,950	0.01251	3,529.50	8,697.00	0.00	103.35	121.23	0.00	3,754.08	8,921.58
Foreign Car of Hollywood	150	0.00096	271.50	669.00	0.00	7.95	9.33	0.00	288.78	686.28
Fort Lauderdale News	600	0.00385	1,086.00	2,676.00	0.00	31.80	0.00	0.00	1,117.80	2,707.80
Frank Boulton Datsun	1,310	0.00841	2,371.10	5,842.60	0.00	69.43	81.44	0.00	2,521.97	5,993.47
Freddie's Transmission	950	0.00610	1,719.50	4,237.00	0.00	50.35	0.00	0.00	1,769.85	4,287.35
Freeman Auto Marine	550	0.00353	995.50	2,453.00	0.00	29.15	0.00	0.00	1,024.65	2,482.15
Friendly Ford	41,905	0.26894	75,848.05	186,896.30	0.00	2,220.97	2,605.15	0.00	80,674.17	191,722.42
Ft Lauderdale LincolnMerc	91,900	0.58981	166,339.00	409,874.00	27,648.80	4,870.70	0.00	0.00	143,560.90	387,095.90

**Petroleum Products Superfund Site/Pembroke Park, Florida
De Minimis Settlement Cost Matrix**

PRP NAME	VOLUME (GALLONS)	PERCENT	OPTION 1 SETTLEMENT \$1.81/GAL.	OPTION 2 SETTLEMENT \$4.46/GAL.	AMOUNT PAID TO GROUP BY PRP	STATE COSTS 5.3 cents/gal	GROUP INTEREST	EPA INTEREST	TOTAL \$ DEMINIMIS OPTION 1	TOTAL \$ DE MINIMIS OPTION 2
Ft. Lauderdale Country Club	80	0.00051	144.80	356.80	0.00	4.24	0.00	0.00	149.04	361.04
Ft. Pierce Airport	200	0.00128	362.00	892.00	0.00	10.60	0.00	0.00	372.60	902.60
G & R Auto Service	950	0.00610	1,719.50	4,237.00	0.00	50.35	59.06	10.69	1,839.60	4,357.10
Galloway Chevrolet	1,400	0.00899	2,534.00	6,244.00	0.00	74.20	0.00	0.00	2,608.20	6,318.20
Garrett Hydraulic, Inc.	300	0.00193	543.00	1,338.00	0.00	15.90	0.00	0.00	558.90	1,353.90
Gene Barry Volkswagen	650	0.00417	1,176.50	2,899.00	0.00	34.45	0.00	0.00	1,210.95	2,933.45
General Bronze Plant	1,000	0.00642	1,810.00	4,460.00	0.00	53.00	0.00	0.00	1,863.00	4,513.00
General Electric	18,040	0.11578	32,652.40	80,458.40	38,133.34	956.12	0.00	0.00	956.12	43,281.18
General Motors	1,595	0.01024	2,886.95	7,113.70	22,133.34	84.53	0.00	0.00	84.53	84.53
General Tire	6,845	0.04393	12,389.45	30,528.70	28,133.34	362.78	0.00	0.00	362.78	2,758.14
Gerald Volkswagen	19,250	0.12355	34,842.50	85,855.00	0.00	1,020.25	1,196.74	0.00	37,059.49	88,071.99
German Motors WPB	1,500	0.00963	2,715.00	6,690.00	0.00	79.50	93.25	16.88	2,904.63	6,879.63
Giroma Tires	4,745	0.03045	8,588.45	21,162.70	0.00	251.48	0.00	0.00	8,839.93	21,414.18
Glenn's Trans. & Auto Repairs	1,490	0.00956	2,696.90	6,645.40	0.00	78.97	92.63	0.00	2,868.50	6,817.00
Gold Coast Sports Cars	515	0.00331	932.15	2,296.90	0.00	27.29	0.00	0.00	959.44	2,324.19
Gold Coast Volvo	10,235	0.06569	18,525.35	45,648.10	27,666.70	542.46	0.00	0.00	542.46	18,523.86
Good Samaritan Hospital	100	0.00064	181.00	446.00	0.00	5.30	0.00	0.00	186.30	451.30
Gray Line Tours	10,100	0.06482	18,281.00	45,046.00	0.00	535.30	0.00	0.00	18,816.30	45,581.30
Grease Lightning	1,970	0.01264	3,565.70	8,786.20	0.00	104.41	0.00	0.00	3,670.11	8,890.61
Great Bear	3,265	0.02095	5,909.65	14,561.90	0.00	173.04	202.98	0.00	6,285.67	14,937.92
Great Lakes Dredge	28,030	0.17990	50,734.30	125,013.80	42,133.34	1,485.59	0.00	0.00	10,086.55	84,366.05
Green Giant	300	0.00193	543.00	1,338.00	0.00	15.90	0.00	0.00	558.90	1,353.90
Greenstein Trucking	21,630	0.13882	39,150.30	96,469.80	9,000.00	1,146.39	0.00	0.00	31,296.69	88,616.19
Greyhound Rental	50	0.00032	90.50	223.00	0.00	2.65	0.00	0.00	93.15	225.65
Guardian Swimming Pool	100	0.00064	181.00	446.00	0.00	5.30	0.00	0.00	186.30	451.30
Gulfstream Motors	17,145	0.11004	31,032.45	76,466.70	34,133.34	908.68	0.00	0.00	908.68	43,242.04
Hallandale C. Auto	2,780	0.01784	5,031.80	12,398.80	0.00	147.34	0.00	0.00	5,179.14	12,546.14
Hallet Pontiac	18,000	0.11552	32,580.00	80,280.00	0.00	954.00	0.00	0.00	33,534.00	81,234.00
Hangar One	2,960	0.01900	5,357.60	13,201.60	0.00	156.88	0.00	0.00	5,514.48	13,358.48
Harbor Chrysler	34,035	0.21843	61,603.35	151,796.10	46,133.34	1,803.86	0.00	0.00	17,273.87	107,466.62
Hardee's Tire	10,800	0.06931	19,548.00	48,168.00	0.00	572.40	671.42	0.00	20,791.82	49,411.82
Harris Auto	1,640	0.01053	2,968.40	7,314.40	0.00	86.92	0.00	0.00	3,055.32	7,401.32
Harry Hollywood/Ocean Cadillac	5,650	0.03626	10,226.50	25,199.00	0.00	299.45	0.00	0.00	10,525.95	25,498.45
Harry's Auto Repair	375	0.00241	678.75	1,672.50	0.00	19.88	0.00	0.00	698.63	1,692.38
Hauser Motors	1,125	0.00722	2,036.25	5,017.50	0.00	59.62	0.00	0.00	2,095.87	5,077.12
Hertz Corp.	40,375	0.25912	73,078.75	180,072.50	34,133.34	2,139.88	0.00	0.00	41,085.29	148,079.04
Highland Auto Centers	2,836	0.01820	5,133.16	12,648.56	0.00	150.31	0.00	0.00	5,283.47	12,798.87
Hill Air Company	625	0.00401	1,131.25	2,787.50	0.00	33.12	0.00	0.00	1,164.37	2,820.62
Hoerbiger Corp. of America	550	0.00353	995.50	2,453.00	0.00	29.15	0.00	0.00	1,024.65	2,482.15
Holiday Inn	950	0.00610	1,719.50	4,237.00	0.00	50.35	0.00	0.00	1,769.85	4,287.35
Holland Pump	1,655	0.01062	2,995.55	7,381.30	0.00	87.72	0.00	0.00	3,083.27	7,469.02

**Petroleum Products Superfund Site/Pembroke Park, Florida
De Minimis Settlement Cost Matrix**

PRP NAME	VOLUME (GALLONS)	PERCENT	OPTION 1 SETTLEMENT \$1.81/GAL.	OPTION 2 SETTLEMENT \$4.46/GAL.	AMOUNT PAID TO GROUP BY PRP	STATE COSTS 5.3 cents/gal	GROUP INTEREST	EPA INTEREST	TOTAL \$ DEMINIMIS OPTION 1	TOTAL \$ DE MINIMIS OPTION 2
Hollywood Chrysler Plymouth	8,880	0.05699	16,072.80	39,604.80	0.00	470.64	552.05	99.93	17,195.42	40,727.42
Hollywood Hills Transmission	3,250	0.02086	5,882.50	14,495.00	0.00	172.25	0.00	0.00	6,054.75	14,667.25
Hollywood Honda	5,180	0.03324	9,375.80	23,102.80	0.00	274.54	0.00	0.00	9,650.34	23,377.34
Hollywood LincolnMercury	58,200	0.37352	105,342.00	259,572.00	17,571.20	3,084.60	0.00	0.00	90,855.40	245,085.40
Hollywood Memorial Hospital	50	0.00032	90.50	223.00	0.00	2.65	0.00	0.00	93.15	225.65
Holmac Corp.	7,360	0.04724	13,321.60	32,825.60	0.00	390.08	0.00	0.00	13,711.68	33,215.68
Honda North	100	0.00064	181.00	446.00	0.00	5.30	0.00	0.00	186.30	451.30
Honda of Hollywood	500	0.00321	905.00	2,230.00	0.00	26.50	0.00	0.00	931.50	2,256.50
Howie's Tire Service	275	0.00176	497.75	1,226.50	0.00	14.57	17.10	0.00	529.42	1,258.17
Hudging Truck	670	0.00430	1,212.70	2,988.20	0.00	35.51	0.00	0.00	1,248.21	3,023.71
Hurst Avionics	50	0.00032	90.50	223.00	0.00	2.65	0.00	0.00	93.15	225.65
IMC Agrico	25,274	0.16221	45,745.94	112,722.04	38,133.34	1,339.52	0.00	0.00	8,952.12	75,928.22
Independent Transmission	1,030	0.00661	1,864.30	4,593.80	0.00	54.59	64.03	0.00	1,982.92	4,712.42
Industrial Waste Service	15,274	0.09803	27,645.94	68,122.04	0.00	809.52	0.00	0.00	28,455.46	68,931.56
Ingersoll Rand	700	0.00449	1,267.00	3,122.00	0.00	37.10	0.00	0.00	1,304.10	3,159.10
Intercity Auto Sales	60	0.00039	108.60	267.60	0.00	3.18	0.00	0.00	111.78	270.78
Inter-City Tire 1	1,855	0.01191	3,357.55	8,273.30	0.00	98.31	0.00	0.00	3,455.86	8,371.61
Inter-City Tire 4	3,560	0.02285	6,443.60	15,877.60	0.00	188.68	0.00	0.00	6,632.28	16,066.28
Inter-City Tire 6	2,805	0.01800	5,077.05	12,510.30	0.00	148.66	0.00	0.00	5,225.71	12,658.96
International Transmission	2,695	0.01730	4,877.95	12,019.70	0.00	142.84	0.00	0.00	5,020.79	12,162.54
Island Leasing	1,520	0.00976	2,751.20	6,779.20	0.00	80.56	0.00	0.00	2,831.76	6,859.76
ITT Semiconductors	14,905	0.09566	26,978.05	66,476.30	58,133.34	789.97	0.00	0.00	789.97	9,132.93
J & D Auto	2,100	0.01348	3,801.00	9,366.00	0.00	111.30	0.00	0.00	3,912.30	9,477.30
J & J Automotive	600	0.00385	1,086.00	2,676.00	0.00	31.80	37.30	6.75	1,161.85	2,751.85
J & M Aircraft, Inc.	2,320	0.01489	4,199.20	10,347.20	0.00	122.96	0.00	0.00	4,322.16	10,470.16
J & M Transmissions	5,520	0.03543	9,991.20	24,619.20	0.00	292.56	0.00	0.00	10,283.76	24,911.76
J.C. Penney	69,190	0.44406	125,233.90	308,587.40	42,133.34	3,667.07	0.00	0.00	86,767.63	270,121.13
J.I. Case	975	0.00626	1,764.75	4,348.50	22,133.34	51.67	0.00	0.00	51.67	51.67
J.M. Pontiac	98,880	0.63461	178,972.80	441,004.80	62,133.34	5,240.64	0.00	0.00	122,080.10	384,112.10
Jacaranda Country Club	1,170	0.00751	2,117.70	5,218.20	0.00	62.01	0.00	0.00	2,179.71	5,280.21
Jack Lyons Trucks	585	0.00375	1,058.85	2,609.10	0.00	31.00	0.00	0.00	1,089.85	2,640.10
Jackson Memorial Hosp.	400	0.00257	724.00	1,784.00	0.00	21.20	0.00	0.00	745.20	1,805.20
Jenny (Terry) Auto	700	0.00449	1,267.00	3,122.00	0.00	37.10	0.00	0.00	1,304.10	3,159.10
Jerry's Marina	50	0.00032	90.50	223.00	0.00	2.65	3.11	0.00	96.26	228.76
Jet Auto Trans.	550	0.00353	995.50	2,453.00	0.00	29.15	0.00	0.00	1,024.65	2,482.15
Jiffy Lube	5,525	0.03546	10,000.25	24,641.50	0.00	292.82	0.00	0.00	10,293.07	24,934.32
Jim & Jack R	50	0.00032	90.50	223.00	0.00	2.65	0.00	0.00	93.15	225.65
Jimmy Bryan Toyota	2,075	0.01332	3,755.75	9,254.50	0.00	109.97	0.00	0.00	3,865.72	9,364.47
Jimmy Diesel Service	1,340	0.00860	2,425.40	5,976.40	0.00	71.02	0.00	0.00	2,496.42	6,047.42
Jim's Transmision	5,495	0.03527	9,945.95	24,507.70	0.00	291.24	0.00	0.00	10,237.19	24,798.94
John Jochem Chevrolet	100	0.00064	181.00	446.00	0.00	5.30	0.00	0.00	186.30	451.30

**Petroleum Products Superfund Site/Pembroke Park, Florida
De Minimis Settlement Cost Matrix**

PRP NAME	VOLUME (GALLONS)	PERCENT	OPTION 1 SETTLEMENT \$1.81/GAL.	OPTION 2 SETTLEMENT \$4.46/GAL.	AMOUNT PAID TO GROUP BY PRP	STATE COSTS 5.3 cents/gal	GROUP INTEREST	EPA INTEREST	TOTAL \$ DEMINIMIS OPTION 1	TOTAL \$ DE MINIMIS OPTION 2
John's Auto Repair	0	0.00000	0.00	0.00	0.00	0.00	0.00	0.00	0.00	0.00
Jonathan's Landing, Inc.	2,100	0.01348	3,801.00	9,366.00	0.00	111.30	0.00	0.00	3,912.30	9,477.30
K & K Transmission	120	0.00077	217.20	535.20	0.00	6.36	0.00	0.00	223.56	541.56
Kasztner's Auto	2,280	0.01463	4,126.80	10,168.80	0.00	120.84	0.00	0.00	4,247.64	10,289.64
Kelly Tractor	42,130	0.27039	76,255.30	187,899.80	0.00	2,232.89	2,619.14	0.00	81,107.33	192,751.83
Ken Snow Garage	1,000	0.00642	1,810.00	4,460.00	0.00	53.00	62.17	0.00	1,925.17	4,575.17
Kendall Toyota	15,680	0.10063	28,380.80	69,932.80	9,853.87	831.04	0.00	0.00	19,357.97	60,909.97
Kirchman Oil Co.	550	0.00353	995.50	2,453.00	0.00	29.15	0.00	0.00	1,024.65	2,482.15
Klammer's Auto	1,330	0.00854	2,407.30	5,931.80	0.00	70.49	0.00	0.00	2,477.79	6,002.29
K-Mart Corp.	33,415	0.21446	60,481.15	149,030.90	42,133.34	1,770.99	0.00	0.00	20,118.80	108,668.55
Koklas Auto, Inc.	1,520	0.00976	2,751.20	6,779.20	0.00	80.56	0.00	0.00	2,831.76	6,859.76
Koons Ford	9,790	0.06283	17,719.90	43,663.40	0.00	518.87	0.00	0.00	18,238.77	44,182.27
L & G Delbrouck Co.	1,010	0.00648	1,828.10	4,504.60	0.00	53.53	0.00	0.00	1,881.63	4,558.13
L.P. Evans Motors	51,835	0.33267	93,821.35	231,184.10	8,000.00	2,747.26	3,222.48	0.00	91,791.09	229,153.84
LAC Aircraft	1,655	0.01062	2,995.55	7,381.30	0.00	87.72	0.00	0.00	3,083.27	7,469.02
Lantana Boatyard	1,100	0.00706	1,991.00	4,906.00	0.00	58.30	0.00	0.00	2,049.30	4,964.30
Larry Costley Chevrolet	7,900	0.05070	14,299.00	35,234.00	0.00	418.70	0.00	0.00	14,717.70	35,652.70
Lauderdale Marina	6,080	0.03902	11,004.80	27,116.80	0.00	322.24	377.98	0.00	11,705.02	27,817.02
Lawson Crane Rentals	5,000	0.03209	9,050.00	22,300.00	0.00	265.00	310.84	0.00	9,625.84	22,875.84
Lee Myles Transmission	7,755	0.04977	14,036.55	34,587.30	0.00	411.01	0.00	0.00	14,447.56	34,998.31
Lee's Auto Center	500	0.00321	905.00	2,230.00	0.00	26.50	0.00	0.00	931.50	2,256.50
Lehigh Portland Cement	6,970	0.04473	12,615.70	31,086.20	0.00	369.41	433.31	0.00	13,418.42	31,888.92
Lemon Service	20	0.00013	36.20	89.20	0.00	1.06	0.00	0.00	37.26	90.26
Lighthouse Point Marina	3,600	0.02310	6,516.00	16,056.00	0.00	190.80	223.81	0.00	6,930.61	16,470.61
Lory Transmission	280	0.00180	506.80	1,248.80	0.00	14.84	17.41	0.00	539.05	1,281.05
Lowell Dunn Construction	1,910	0.01226	3,457.10	8,518.60	0.00	101.23	118.74	0.00	3,677.07	8,738.57
Lykes Meat Products	280	0.00180	506.80	1,248.80	0.00	14.84	0.00	0.00	521.64	1,263.64
M.P.S.	4,355	0.02795	7,882.55	19,423.30	0.00	230.81	270.74	0.00	8,384.10	19,924.85
Machado Auto	450	0.00289	814.50	2,007.00	0.00	23.85	0.00	0.00	838.35	2,030.85
Mack's Garage	670	0.00430	1,212.70	2,988.20	0.00	35.51	0.00	0.00	1,248.21	3,023.71
Maer Auto	2,165	0.01389	3,918.65	9,655.90	0.00	114.74	0.00	0.00	4,033.39	9,770.64
Manuel Diaz	200	0.00128	362.00	892.00	0.00	10.60	0.00	0.00	372.60	902.60
Marathon Oil	2,000	0.01284	3,620.00	8,920.00	0.00	106.00	0.00	0.00	3,726.00	9,026.00
Marlin Imports	42,900	0.27533	77,649.00	191,334.00	42,133.34	2,273.70	0.00	0.00	37,789.36	151,474.36
Maroone/Fronrath/Slaton Chevrolet	66,100	0.42423	119,641.00	294,806.00	41,399.47	3,503.30	0.00	0.00	81,744.83	256,909.83
Marriot In-Flight	945	0.00606	1,710.45	4,214.70	0.00	50.09	0.00	0.00	1,760.54	4,264.79
Mas-Tec/Burnup & Sims	9,505	0.06100	17,204.05	42,392.30	34,133.34	503.76	0.00	0.00	503.76	8,762.72
McArthur Dairy	27,800	0.17842	50,318.00	123,988.00	38,133.34	1,473.40	0.00	0.00	13,658.06	87,328.06
Merlin Car Rental	550	0.00353	995.50	2,453.00	0.00	29.15	0.00	0.00	1,024.65	2,482.15
Merlin Truck Rentals	300	0.00193	543.00	1,338.00	0.00	15.90	0.00	0.00	558.90	1,353.90
Merrill Stevens	22,210	0.14254	40,200.10	99,056.60	38,133.34	1,177.13	0.00	0.00	3,243.89	62,100.39

**Petroleum Products Superfund Site/Pembroke Park, Florida
De Minimis Settlement Cost Matrix**

PRP NAME	VOLUME (GALLONS)	PERCENT	OPTION 1 SETTLEMENT \$1.81/GAL.	OPTION 2 SETTLEMENT \$4.46/GAL.	AMOUNT PAID TO GROUP BY PRP	STATE COSTS 5.3 cents/gal	GROUP INTEREST	EPA INTEREST	TOTAL \$ DEMINIMIS OPTION 1	TOTAL \$ DE MINIMIS OPTION 2
Metro Ford	910	0.00584	1,647.10	4,058.60	0.00	48.23	0.00	0.00	1,695.33	4,106.83
Metro Iron & Metal	3,100	0.01990	5,611.00	13,826.00	0.00	164.30	0.00	0.00	5,775.30	13,990.30
Metropolitan Transmission	1,035	0.00664	1,873.35	4,616.10	0.00	54.85	0.00	0.00	1,928.20	4,670.95
Miami Aviation Corp.	715	0.00459	1,294.15	3,188.90	0.00	37.89	0.00	0.00	1,332.04	3,226.79
Miami Elevator	1,175	0.00754	2,126.75	5,240.50	0.00	62.27	73.05	0.00	2,262.07	5,375.82
Miami Elevator (2)	500	0.00321	905.00	2,230.00	0.00	26.50	31.08	0.00	962.58	2,287.58
Miami Fiat Motors	1,180	0.00757	2,135.80	5,262.80	0.00	62.54	0.00	0.00	2,198.34	5,325.34
Miami Herald	9,850	0.06322	17,828.50	43,931.00	28,133.34	522.05	0.00	0.00	522.05	16,319.71
Miami Lincoln Mercury	79,260	0.50869	143,460.60	353,499.60	22,825.34	4,200.78	0.00	0.00	124,836.04	334,875.04
Miami Rivet Co.	8,200	0.05263	14,842.00	36,572.00	0.00	434.60	509.78	0.00	15,786.38	37,516.38
Miami Shores Village	2,330	0.01495	4,217.30	10,391.80	15,000.00	123.49	0.00	0.00	123.49	123.49
Miami Transmission	665	0.00427	1,203.65	2,965.90	0.00	35.24	41.34	0.00	1,280.23	3,042.48
Michigan Drill	550	0.00353	995.50	2,453.00	0.00	29.15	34.19	0.00	1,058.84	2,516.34
Midas Muffler	2,215	0.01422	4,009.15	9,878.90	0.00	117.39	0.00	0.00	4,126.54	9,996.29
Milano Import Motors	1,090	0.00700	1,972.90	4,861.40	0.00	57.77	0.00	0.00	2,030.67	4,919.17
Mobil Business Resources	16,812	0.10790	30,429.72	74,981.52	0.00	891.04	0.00	0.00	31,320.76	75,872.56
Modernage	200	0.00128	362.00	892.00	0.00	10.60	0.00	0.00	372.60	902.60
Monarch Dodge	5,900	0.03787	10,679.00	26,314.00	0.00	312.70	366.79	0.00	11,358.49	26,993.49
Montgomery Ward	15,470	0.09929	28,000.70	68,996.20	0.00	819.91	0.00	0.00	28,820.61	69,816.11
Moody Pontiac	18,300	0.11745	33,123.00	81,618.00	0.00	969.90	1,137.68	0.00	35,230.58	83,725.58
Moore Towing	2,705	0.01736	4,896.05	12,064.30	0.00	143.37	0.00	0.00	5,039.42	12,207.67
Motorola	2,510	0.01611	4,543.10	11,194.60	0.00	133.03	156.04	0.00	4,832.17	11,483.67
Mount Sinai Medical Center	350	0.00225	633.50	1,561.00	0.00	18.55	21.76	0.00	673.81	1,601.31
Murphy Construction Co.	1,210	0.00777	2,190.10	5,396.60	0.00	64.13	0.00	0.00	2,254.23	5,460.73
Mutual Vending	30	0.00019	54.30	133.80	0.00	1.59	0.00	0.00	55.89	135.39
N. Dade Tire & Serv. Ctr.	365	0.00234	660.65	1,627.90	0.00	19.34	0.00	0.00	679.99	1,647.24
Naples Airport	200	0.00128	362.00	892.00	0.00	10.60	0.00	0.00	372.60	902.60
National Car Rental	2,760	0.01771	4,995.60	12,309.60	0.00	146.28	0.00	0.00	5,141.88	12,455.88
National Freezers	990	0.00635	1,791.90	4,415.40	0.00	52.47	0.00	0.00	1,844.37	4,467.87
Nationwide Lift Truck/Toyota	2,800	0.01797	5,068.00	12,488.00	0.00	148.40	0.00	0.00	5,216.40	12,636.40
Navistar	17,950	0.11520	32,489.50	80,057.00	0.00	951.35	1,115.92	202.01	34,758.78	82,326.28
New Hope Sugar Coop	500	0.00321	905.00	2,230.00	0.00	26.50	0.00	0.00	931.50	2,256.50
Nolan Brown Cadillac	21,000	0.13478	38,010.00	93,660.00	38,133.34	1,113.00	0.00	0.00	1,113.00	56,639.66
Norseman Shipbuilding	500	0.00321	905.00	2,230.00	0.00	26.50	31.08	0.00	962.58	2,287.58
North Dade Auto Repair	785	0.00504	1,420.85	3,501.10	0.00	41.60	0.00	0.00	1,462.45	3,542.70
Northwest/Republic/Southern Airlines	2,340	0.01502	4,235.40	10,436.40	0.00	124.02	37.30	0.00	4,396.72	10,597.72
Nutron Plastics, Inc.	410	0.00263	742.10	1,828.60	0.00	21.73	0.00	0.00	763.83	1,850.33
O.K. Tires-Pompano	680	0.00436	1,230.80	3,032.80	0.00	36.04	42.27	0.00	1,309.11	3,111.11
Oil Connection	1,275	0.00818	2,307.75	5,686.50	0.00	67.58	0.00	0.00	2,375.33	5,754.08
Old Port Cove Holdings, Inc.	2,380	0.01527	4,307.80	10,614.80	0.00	126.14	0.00	0.00	4,433.94	10,740.94
One-Stop Auto Service	425	0.00273	769.25	1,895.50	0.00	22.52	0.00	0.00	791.77	1,918.02

**Petroleum Products Superfund Site/Pembroke Park, Florida
De Minimis Settlement Cost Matrix**

PRP NAME	VOLUME (GALLONS)	PERCENT	OPTION 1 SETTLEMENT \$1.81/GAL.	OPTION 2 SETTLEMENT \$4.46/GAL.	AMOUNT PAID TO GROUP BY PRP	STATE COSTS 5.3 cents/gal	GROUP INTEREST	EPA INTEREST	TOTAL \$ DEMINIMIS OPTION 1	TOTAL \$ DE MINIMIS OPTION 2
Opa Locka Airport	20,050	0.12868	36,290.50	89,423.00	0.00	1,062.65	1,246.47	0.00	38,599.62	91,732.12
Oxy USA Inc.	69,250	0.44444	125,342.50	308,855.00	22,133.34	3,670.25	0.00	0.00	106,879.41	290,391.91
Oxy USA Inc. (Service Stations)	12,126	0.07782	21,948.06	54,081.96	0.00	642.68	0.00	0.00	22,590.74	54,724.64
P.M. Mudd Enterprises	100	0.00064	181.00	446.00	0.00	5.30	0.00	0.00	186.30	451.30
Packer Pontiac	27,000	0.17328	48,870.00	120,420.00	42,133.34	1,431.00	0.00	0.00	8,167.66	79,717.66
Page Aero	550	0.00353	995.50	2,453.00	0.00	29.15	0.00	0.00	1,024.65	2,482.15
Palm Beach Atlantic College	500	0.00321	905.00	2,230.00	0.00	26.50	0.00	0.00	931.50	2,256.50
Palm Beach County	20,865	0.13391	37,765.65	93,057.90	28,133.34	1,105.85	0.00	0.00	10,738.16	66,030.41
Palm Beach County Schools	10,185	0.06537	18,434.85	45,425.10	0.00	539.80	0.00	0.00	18,974.65	45,964.90
Palm Beach Datsun	2,390	0.01534	4,325.90	10,659.40	0.00	126.67	0.00	0.00	4,452.57	10,786.07
Palm Beach Dodge	27,570	0.17694	49,901.70	122,962.20	0.00	1,461.21	1,713.97	0.00	53,076.88	126,137.38
Palm Beach Lincoln Mercury	800	0.00513	1,448.00	3,568.00	0.00	42.40	49.73	0.00	1,540.13	3,660.13
Palm Motors	1,305	0.00838	2,362.05	5,820.30	0.00	69.16	0.00	0.00	2,431.21	5,889.46
Palm Peterbilt Trucks	1,430	0.00918	2,588.30	6,377.80	0.00	75.79	0.00	0.00	2,664.09	6,453.59
Palm Springs Toyota	950	0.00610	1,719.50	4,237.00	0.00	50.35	0.00	0.00	1,769.85	4,287.35
Palmetto Ford	10,620	0.06816	19,222.20	47,365.20	0.00	562.86	660.23	0.00	20,445.29	48,588.29
Pan American Oil	665	0.00427	1,203.65	2,965.90	0.00	35.24	0.00	0.00	1,238.89	3,001.14
Pan American Tire 1,2,3,4	955	0.00613	1,728.55	4,259.30	0.00	50.62	0.00	0.00	1,779.17	4,309.92
Paul Noakes S.	500	0.00321	905.00	2,230.00	0.00	26.50	0.00	0.00	931.50	2,256.50
Pembroke Park Warehouses	0	0.00000	0.00	0.00	62,133.34	0.00	0.00	0.00	0.00	0.00
Peoples Gas	24,650	0.15820	44,616.50	109,939.00	0.00	1,306.45	1,532.44	0.00	47,455.39	112,777.89
Pepsi Cola Co.	27,490	0.17643	49,756.90	122,605.40	28,133.34	1,456.97	0.00	0.00	23,080.53	95,929.03
Pepsico Truck Rental	34,300	0.22014	62,083.00	152,978.00	0.00	1,817.90	0.00	0.00	63,900.90	154,795.90
Perko Marine	1,810	0.01162	3,276.10	8,072.60	0.00	95.93	0.00	0.00	3,372.03	8,168.53
Pershing Auto Leasing	16,655	0.10689	30,145.55	74,281.30	0.00	882.72	1,035.41	187.43	32,251.11	76,386.86
Peter Padowitz	2,000	0.01284	3,620.00	8,920.00	0.00	106.00	0.00	0.00	3,726.00	9,026.00
Phillips Petroleum	7,613	0.04886	13,779.53	33,953.98	0.00	403.49	0.00	0.00	14,183.02	34,357.47
PHN Gas	100	0.00064	181.00	446.00	0.00	5.30	0.00	0.00	186.30	451.30
Plantation Foods	12,680	0.08138	22,950.80	56,552.80	0.00	672.04	788.29	0.00	24,411.13	58,013.13
Plantation Golf Course	100	0.00064	181.00	446.00	0.00	5.30	0.00	0.00	186.30	451.30
Plastic Industries	2,400	0.01540	4,344.00	10,704.00	0.00	127.20	149.20	0.00	4,620.40	10,980.40
Poe's Rentals Co.	500	0.00321	905.00	2,230.00	0.00	26.50	0.00	0.00	931.50	2,256.50
Pompano Lincoln Mercury	60,075	0.38556	108,735.75	267,934.50	18,088.00	3,183.97	0.00	0.00	93,831.72	253,030.47
Pony Express	1,170	0.00751	2,117.70	5,218.20	0.00	62.01	0.00	0.00	2,179.71	5,280.21
Porsche Audi	585	0.00375	1,058.85	2,609.10	0.00	31.00	36.37	0.00	1,126.22	2,676.47
Porsche Auto	2,645	0.01698	4,787.45	11,796.70	0.00	140.19	0.00	0.00	4,927.64	11,936.89
Port of Palm Beach	105	0.00067	190.05	468.30	0.00	5.56	6.53	0.00	202.14	480.39
Potamkin/Palm Springs Dodge	51,494	0.33049	93,204.14	229,663.24	0.00	2,729.18	2,655.51	0.00	98,588.83	235,047.93
Powell Motors	48,770	0.31300	88,273.70	217,514.20	60,133.34	2,584.81	0.00	0.00	30,725.17	159,965.67
Powell Oil Company	6,200	0.03979	11,222.00	27,652.00	0.00	328.60	0.00	0.00	11,550.60	27,980.60
Primary Systems	450	0.00289	814.50	2,007.00	0.00	23.85	27.98	0.00	866.33	2,058.83

**Petroleum Products Superfund Site/Pembroke Park, Florida
De Minimis Settlement Cost Matrix**

PRP NAME	VOLUME (GALLONS)	PERCENT	OPTION 1 SETTLEMENT \$1.81/GAL.	OPTION 2 SETTLEMENT \$4.46/GAL.	AMOUNT PAID TO GROUP BY PRP	STATE COSTS 5.3 cents/gal	GROUP INTEREST	EPA INTEREST	TOTAL \$ DEMINIMIS OPTION 1	TOTAL \$ DE MINIMIS OPTION 2
Publix Supermarkets	25,025	0.16061	45,295.25	111,611.50	38,133.34	1,326.33	0.00	0.00	8,488.24	74,804.49
Purolator Courier	3,000	0.01925	5,430.00	13,380.00	22,133.34	159.00	0.00	0.00	159.00	159.00
Quikrete Cement Co.	600	0.00385	1,086.00	2,676.00	0.00	31.80	0.00	0.00	1,117.80	2,707.80
R & D Auto Service	1,800	0.01155	3,258.00	8,028.00	0.00	95.40	0.00	0.00	3,353.40	8,123.40
R.M.B. Concrete	400	0.00257	724.00	1,784.00	0.00	21.20	24.87	0.00	770.07	1,830.07
Racal Data/Milgo	2,150	0.01380	3,891.50	9,589.00	24,133.34	113.95	0.00	0.00	113.95	113.95
Red Patten, Inc.	550	0.00353	995.50	2,453.00	0.00	29.15	0.00	0.00	1,024.65	2,482.15
Redwing Carriers	7,200	0.04621	13,032.00	32,112.00	0.00	381.60	447.61	0.00	13,861.21	32,941.21
Rental Machinery Co.	1,750	0.01123	3,167.50	7,805.00	0.00	92.75	0.00	0.00	3,260.25	7,897.75
Rich International	1,000	0.00642	1,810.00	4,460.00	0.00	53.00	0.00	0.00	1,863.00	4,513.00
Rich Motors	720	0.00462	1,303.20	3,211.20	11,000.00	38.16	0.00	0.00	38.16	38.16
Richard Bertram & Co.	13,500	0.08664	24,435.00	60,210.00	46,133.34	715.50	0.00	0.00	715.50	14,792.16
Rinker Materials	100,062	0.64219	181,112.22	446,276.52	58,133.34	5,303.29	0.00	0.00	128,282.17	393,446.47
Rising Sun Foreign Car Repair	3,105	0.01993	5,620.05	13,848.30	0.00	164.56	0.00	0.00	5,784.61	14,012.86
Rodi Chris Craft	680	0.00436	1,230.80	3,032.80	0.00	36.04	42.27	0.00	1,309.11	3,111.11
Roger Dean Chevrolet	24,400	0.15660	44,164.00	108,824.00	0.00	1,293.20	1,516.90	0.00	46,974.10	111,634.10
Rogers Diesel Service	4,310	0.02766	7,801.10	19,222.60	0.00	228.43	0.00	0.00	8,029.53	19,451.03
Ron Thompson Auto	650	0.00417	1,176.50	2,899.00	0.00	34.45	0.00	0.00	1,210.95	2,933.45
Ronlee Inc.	2,900	0.01861	5,249.00	12,934.00	0.00	153.70	0.00	0.00	5,402.70	13,087.70
Roundtree Transport	9,600	0.06161	17,376.00	42,816.00	0.00	508.80	596.81	0.00	18,481.61	43,921.61
Royal Caribbean	3,200	0.02054	5,792.00	14,272.00	22,133.34	169.60	0.00	0.00	169.60	169.60
Royal Palm Country Club	540	0.00347	977.40	2,408.40	0.00	28.62	0.00	0.00	1,006.02	2,437.02
Rybovich Diesel	1,000	0.00642	1,810.00	4,460.00	24,133.33	53.00	0.00	0.00	53.00	53.00
Sabal Chase Tire	2,665	0.01710	4,823.65	11,885.90	0.00	141.25	0.00	0.00	4,964.90	12,027.15
Sam L. Hamilton Co.	3,845	0.02468	6,959.45	17,148.70	0.00	203.78	0.00	0.00	7,163.23	17,352.48
Sani Kleen Chemical Co	270	0.00173	488.70	1,204.20	0.00	14.31	0.00	0.00	503.01	1,218.51
Schooley Cadillac	18,400	0.11809	33,304.00	82,064.00	0.00	975.20	1,143.89	0.00	35,423.09	84,183.09
Schumacher Buick	7,825	0.05022	14,163.25	34,899.50	0.00	414.72	0.00	0.00	14,577.97	35,314.22
Sealtest Dairy	2,215	0.01422	4,009.15	9,878.90	0.00	117.39	0.00	0.00	4,126.54	9,996.29
Security Plastics	2,380	0.01527	4,307.80	10,614.80	0.00	126.14	147.96	0.00	4,581.90	10,888.90
Sheehan Pontiac	9,100	0.05840	16,471.00	40,586.00	0.00	482.30	565.73	0.00	17,519.03	41,634.03
Shell Oil	49,870	0.32006	90,264.70	222,420.20	46,133.34	2,643.11	0.00	0.00	46,774.47	178,929.97
Sheridan Vocational	500	0.00321	905.00	2,230.00	0.00	26.50	0.00	0.00	931.50	2,256.50
Shoop Motors	3,860	0.02477	6,986.60	17,215.60	0.00	204.58	239.97	0.00	7,431.15	17,660.15
Simkins	500	0.00321	905.00	2,230.00	0.00	26.50	0.00	0.00	931.50	2,256.50
Skidmore	70	0.00045	126.70	312.20	0.00	3.71	0.00	0.00	130.41	315.91
Skytel Aviation	1,360	0.00873	2,461.60	6,065.60	0.00	72.08	84.55	0.00	2,618.23	6,222.23
Snow Const. Co.	600	0.00385	1,086.00	2,676.00	0.00	31.80	0.00	0.00	1,117.80	2,707.80
South Motors	14,680	0.09422	26,570.80	65,472.80	0.00	778.04	0.00	0.00	27,348.84	66,250.84
Southeast Properties	2,500	0.01604	4,525.00	11,150.00	0.00	132.50	0.00	0.00	4,657.50	11,282.50
Southern Coast Chemical	2,025	0.01300	3,665.25	9,031.50	0.00	107.33	0.00	0.00	3,772.58	9,138.83

**Petroleum Products Superfund Site/Pembroke Park, Florida
De Minimis Settlement Cost Matrix**

PRP NAME	VOLUME (GALLONS)	PERCENT	OPTION 1 SETTLEMENT \$1.81/GAL.	OPTION 2 SETTLEMENT \$4.46/GAL.	AMOUNT PAID TO GROUP BY PRP	STATE COSTS 5.3 cents/gal	GROUP INTEREST	EPA INTEREST	TOTAL \$ DEMINIMIS OPTION 1	TOTAL \$ DE MINIMIS OPTION 2
Southern Wire Cloth Co.	2,600	0.01669	4,706.00	11,596.00	22,133.32	137.80	0.00	0.00	137.80	137.80
Southland Corp/Velda Farms	17,760	0.11398	32,145.60	79,209.60	34,133.34	941.28	0.00	0.00	941.28	46,017.54
Speedy Transmissions 1	120	0.00077	217.20	535.20	0.00	6.36	0.00	0.00	223.56	541.56
Speedy Transmissions 2	1,505	0.00966	2,724.05	6,712.30	0.00	79.77	0.00	0.00	2,803.82	6,792.07
Speedy Transmissions 3	1,175	0.00754	2,126.75	5,240.50	0.00	62.27	0.00	0.00	2,189.02	5,302.77
Speedy Transmissions 4	275	0.00176	497.75	1,226.50	0.00	14.57	0.00	0.00	512.32	1,241.07
Speedy Transmissions 5	680	0.00436	1,230.80	3,032.80	0.00	36.04	0.00	0.00	1,266.84	3,068.84
Sports Cars Unlimited	1,100	0.00706	1,991.00	4,906.00	0.00	58.30	68.38	0.00	2,117.68	5,032.68
St. Ives	21,150	0.13574	38,281.50	94,329.00	30,133.34	1,120.95	0.00	0.00	9,269.11	65,316.61
Stamile Auto Salvage	5,600	0.03594	10,136.00	24,976.00	0.00	296.80	348.14	0.00	10,780.94	25,620.94
Sterling Crushed Stone	3,720	0.02387	6,733.20	16,591.20	0.00	197.16	0.00	0.00	6,930.36	16,788.36
Steve Moore Chevy	8,770	0.05629	15,873.70	39,114.20	0.00	464.81	0.00	0.00	16,338.51	39,579.01
Stewart Pontiac/Toyota	28,237	0.18122	51,108.97	125,937.02	0.00	1,496.56	1,755.44	0.00	54,360.97	129,189.02
Stimpson Co.	950	0.00610	1,719.50	4,237.00	0.00	50.35	0.00	0.00	1,769.85	4,287.35
Stuart Chrysler Plymouth	50	0.00032	90.50	223.00	0.00	2.65	0.00	0.00	93.15	225.65
Stuart Lincoln Mercury	370	0.00237	669.70	1,650.20	0.00	19.61	0.00	0.00	689.31	1,669.81
Sun Company	43,078	0.27647	77,971.18	192,127.88	38,133.34	2,283.13	0.00	0.00	42,120.97	156,277.67
Supreme Olds	2,025	0.01300	3,665.25	9,031.50	0.00	107.33	0.00	0.00	3,772.58	9,138.83
Swad Car Rental	750	0.00481	1,357.50	3,345.00	0.00	39.75	0.00	0.00	1,397.25	3,384.75
Swat Transmission	110	0.00071	199.10	490.60	0.00	5.83	0.00	0.00	204.93	496.43
TAC Air	720	0.00462	1,303.20	3,211.20	0.00	38.16	44.76	0.00	1,386.12	3,294.12
Tamiami Chrysler Plymouth	1,775	0.01139	3,212.75	7,916.50	0.00	94.08	0.00	0.00	3,306.83	8,010.58
Taylor Rolls Royce	110	0.00071	199.10	490.60	0.00	5.83	6.84	0.00	211.77	503.27
Ten Minute Oil Change	1,525	0.00979	2,760.25	6,801.50	0.00	80.83	0.00	0.00	2,841.08	6,882.33
Terry Auto Supply	1,600	0.01027	2,896.00	7,136.00	0.00	84.80	0.00	0.00	2,980.80	7,220.80
Terry Ford	36,250	0.23265	65,612.50	161,675.00	0.00	1,921.25	2,253.59	0.00	69,787.34	165,849.84
Texaco	24,860	0.15955	44,996.60	110,875.60	34,133.34	1,317.58	0.00	0.00	12,180.84	78,059.84
Texaco (Service Stations)	34,693	0.22266	62,794.33	154,730.78	0.00	1,838.73	0.00	0.00	64,633.06	156,569.51
The Collection	605	0.00388	1,095.05	2,698.30	0.00	32.06	0.00	0.00	1,127.11	2,730.36
Tip Top Garage	0	0.00000	0.00	0.00	0.00	0.00	0.00	0.00	0.00	0.00
TJX Companies/Zayres	80,685	0.51783	146,039.85	359,855.10	34,133.34	4,276.31	0.00	0.00	116,182.82	329,998.07
Tom Endicott Buick	40,599	0.26056	73,484.19	181,071.54	48,033.36	2,151.75	0.00	0.00	27,602.58	135,189.93
Tony's Garage	870	0.00558	1,574.70	3,880.20	0.00	46.11	0.00	0.00	1,620.81	3,926.31
Town of Golden Beach	165	0.00106	298.65	735.90	9,000.00	8.74	0.00	0.00	8.74	8.74
Town of Palm Beach	6,600	0.04236	11,946.00	29,436.00	0.00	349.80	0.00	0.00	12,295.80	29,785.80
Toy Auto Service	690	0.00443	1,248.90	3,077.40	0.00	36.57	0.00	0.00	1,285.47	3,113.97
Toyota of Homestead	5,425	0.03482	9,819.25	24,195.50	0.00	287.52	0.00	0.00	10,106.77	24,483.02
Transmission King	5,969	0.03831	10,803.89	26,621.74	0.00	316.36	371.08	0.00	11,491.33	27,309.18
Transmission World 1	2,750	0.01765	4,977.50	12,265.00	0.00	145.75	0.00	0.00	5,123.25	12,410.75
Triple AAA Super Service	325	0.00209	588.25	1,449.50	0.00	17.22	0.00	0.00	605.47	1,466.72
Tropical Chevrolet	47,925	0.30758	86,744.25	213,745.50	0.00	2,540.03	0.00	0.00	89,284.28	216,285.53

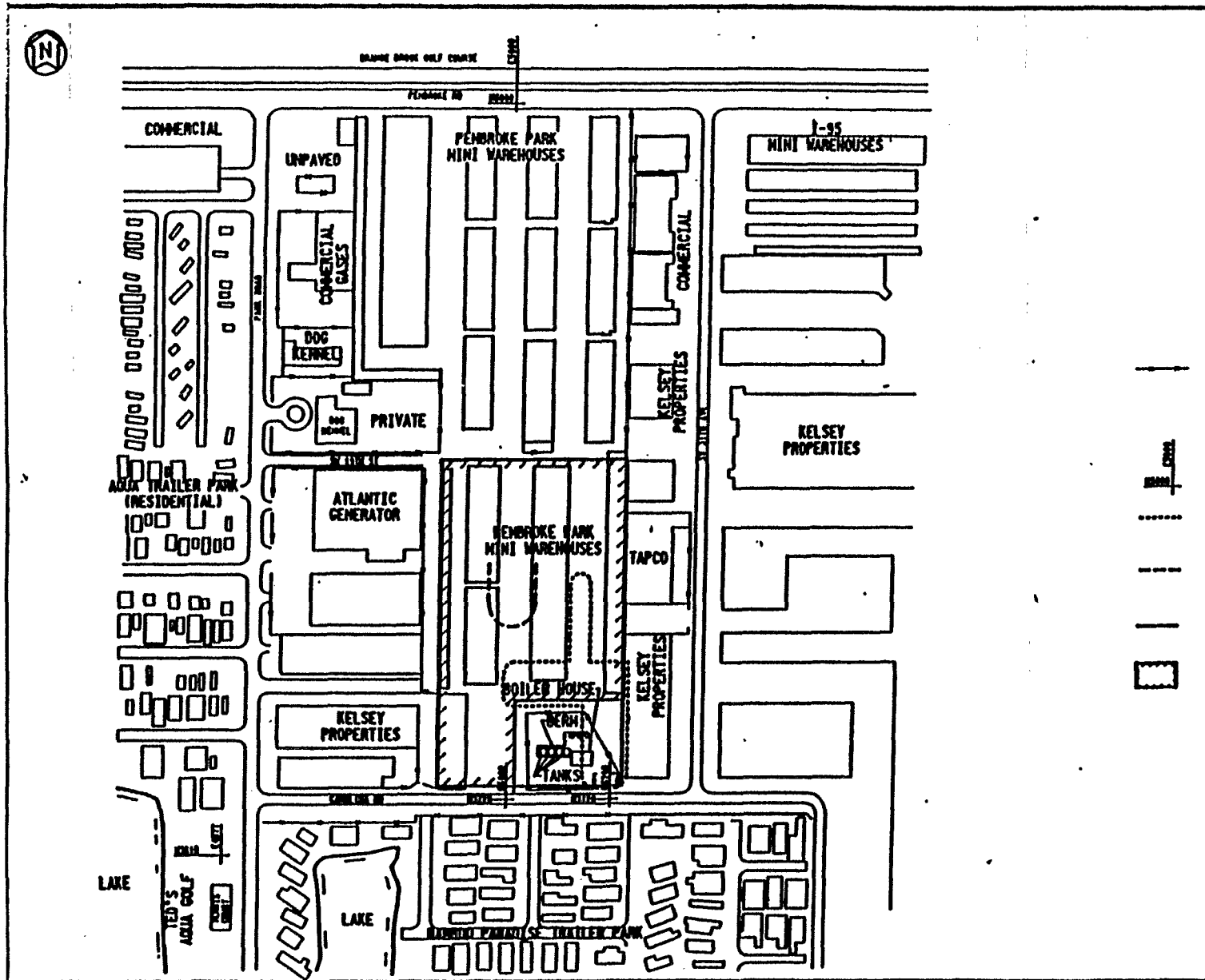
**Petroleum Products Superfund Site/Pembroke Park, Florida
De Minimis Settlement Cost Matrix**

PRP NAME	VOLUME (GALLONS)	PERCENT	OPTION 1 SETTLEMENT \$1.81/GAL.	OPTION 2 SETTLEMENT \$4.46/GAL.	AMOUNT PAID TO GROUP BY PRP	STATE COSTS 5.3 cents/gal	GROUP INTEREST	EPA INTEREST	TOTAL \$ DEMINIMIS OPTION 1	TOTAL \$ DE MINIMIS OPTION 2
Tropical Shipping	3,465	0.02224	6,271.65	15,453.90	22,133.34	183.64	0.00	0.00	183.64	183.64
TRT Tell Communication	500	0.00321	905.00	2,230.00	0.00	26.50	0.00	0.00	931.50	2,256.50
Trumbull Asphalt	39,700	0.25479	71,857.00	177,062.00	0.00	2,104.10	0.00	0.00	73,961.10	179,166.10
Turnberry Landscape	2,085	0.01338	3,773.85	9,299.10	0.00	110.50	0.00	0.00	3,884.35	9,409.60
TWA Airlines	595	0.00382	1,076.95	2,653.70	0.00	31.54	0.00	0.00	1,108.49	2,685.24
U.S. Army Reserve	8,000	0.05134	14,480.00	35,680.00	30,133.34	424.00	0.00	0.00	424.00	5,970.66
U.S. Cold Storage	8,500	0.05455	15,385.00	37,910.00	34,133.34	450.50	0.00	0.00	450.50	4,227.16
U.S. DRMS	25,000	0.16045	45,250.00	111,500.00	34,133.34	1,325.00	0.00	0.00	12,441.66	78,691.66
U.S. Foundry	700	0.00449	1,267.00	3,122.00	0.00	37.10	43.52	0.00	1,347.62	3,202.62
U.S. National Guard	500	0.00321	905.00	2,230.00	0.00	26.50	31.08	0.00	962.58	2,287.58
U.S. Postal Service	75,835	0.48671	137,261.35	338,224.10	54,133.34	4,019.26	0.00	0.00	87,147.27	288,110.02
Udelson Equipment	1,250	0.00802	2,262.50	5,575.00	0.00	66.25	0.00	0.00	2,328.75	5,641.25
U-Haul	3,220	0.02067	5,828.20	14,361.20	0.00	170.66	200.18	0.00	6,199.04	14,732.04
Unijax Truck	550	0.00353	995.50	2,453.00	0.00	29.15	0.00	0.00	1,024.65	2,482.15
United Parcel Service	2,185	0.01402	3,954.85	9,745.10	0.00	115.80	0.00	0.00	4,070.65	9,860.90
Universal Marine/Eller & Co.	2,000	0.01284	3,620.00	8,920.00	0.00	106.00	124.34	0.00	3,850.34	9,150.34
University Auto	805	0.00517	1,457.05	3,590.30	0.00	42.66	0.00	0.00	1,499.71	3,632.96
University of Miami	750	0.00481	1,357.50	3,345.00	0.00	39.75	46.63	0.00	1,443.88	3,431.38
UNOCAL	12,730	0.08170	23,041.30	56,775.80	34,133.34	674.69	0.00	0.00	674.69	23,317.15
UNOCAL (Service Stations)	11,180	0.07175	20,235.80	49,862.80	0.00	592.54	0.00	0.00	20,828.34	50,455.34
Vespa Honda	350	0.00225	633.50	1,561.00	0.00	18.55	0.00	0.00	652.05	1,579.55
Vic Francis Dodge	7,345	0.04714	13,294.45	32,758.70	0.00	389.28	0.00	0.00	13,683.73	33,147.98
Vic's Transmission	2,620	0.01682	4,742.20	11,685.20	0.00	138.86	162.88	0.00	5,043.94	11,986.94
Village of Royal Palm Beach	160	0.00103	289.60	713.60	0.00	8.48	0.00	0.00	298.08	722.08
Vista Volkswagen	3,770	0.02420	6,823.70	16,814.20	0.00	199.81	0.00	0.00	7,023.51	17,014.01
Visual Graphics Co.	1,000	0.00642	1,810.00	4,460.00	0.00	53.00	0.00	0.00	1,863.00	4,513.00
W.R. Grace	33,727	0.21646	61,045.87	150,422.42	42,133.34	1,787.53	0.00	0.00	20,700.06	110,076.61
W.W. Williams Co.	1,975	0.01268	3,574.75	8,808.50	0.00	104.67	0.00	0.00	3,679.42	8,913.17
Wagner Tire	2,190	0.01406	3,963.90	9,767.40	0.00	116.07	0.00	0.00	4,079.97	9,883.47
Waikanis Auto Center	0	0.00000	0.00	0.00	0.00	0.00	0.00	0.00	0.00	0.00
Wales Garage	2,830	0.01816	5,122.30	12,621.80	0.00	149.99	175.94	0.00	5,448.23	12,947.73
Walkers Key Jet Center	495	0.00318	895.95	2,207.70	0.00	26.23	0.00	0.00	922.18	2,233.93
Wallace Ford/Truck	26,010	0.16693	47,078.10	116,004.60	14,813.87	1,378.53	0.00	0.00	33,642.76	102,569.26
Warren Henry Motors	10,745	0.06896	19,448.45	47,922.70	0.00	569.49	668.00	0.00	20,685.94	49,160.19
Warrick Auto Center (Brad Warrick)	470	0.00302	850.70	2,096.20	0.00	24.91	0.00	0.00	875.61	2,121.11
Waste Management of Palm Beach	500	0.00321	905.00	2,230.00	0.00	26.50	0.00	0.00	931.50	2,256.50
Wayne Akers Ford	18,735	0.12024	33,910.35	83,558.10	0.00	992.95	1,164.72	0.00	36,068.02	85,715.77
Weaver Auto	695	0.00446	1,257.95	3,099.70	0.00	36.84	0.00	0.00	1,294.79	3,136.54
Weekley Asphalt	27,600	0.17714	49,956.00	123,096.00	0.00	1,462.80	1,715.84	0.00	53,134.64	126,274.64
Wells Fargo	550	0.00353	995.50	2,453.00	0.00	29.15	0.00	0.00	1,024.65	2,482.15
West India Shipping (or Equipment)	1,410	0.00905	2,552.10	6,288.60	0.00	74.73	0.00	0.00	2,626.83	6,363.33







**Petroleum Products Superfund Site/Pembroke Park, Florida
De Minimis Settlement Cost Matrix**

PRP NAME	VOLUME (GALLONS)	PERCENT	OPTION 1 SETTLEMENT \$1.81/GAL.	OPTION 2 SETTLEMENT \$4.46/GAL.	AMOUNT PAID TO GROUP BY PRP	STATE COSTS 5.3 cents/gal	GROUP INTEREST	EPA INTEREST	TOTAL \$ DEMINIMIS OPTION 1	TOTAL \$ DE MINIMIS OPTION 2
Western Union	200	0.00128	362.00	892.00	0.00	10.60	0.00	0.00	372.60	902.60
William Lehman Buick	27,000	0.17328	48,870.00	120,420.00	38,133.34	1,431.00	0.00	0.00	12,167.66	83,717.66
Williamson Cadillac	775	0.00497	1,402.75	3,456.50	0.00	41.07	0.00	0.00	1,443.82	3,497.57
Wilton Manor Service	130	0.00083	235.30	579.80	0.00	6.89	0.00	0.00	242.19	586.69
Winn Dixie	10,600	0.06803	19,186.00	47,276.00	38,133.34	561.80	0.00	0.00	561.80	9,704.46
Woodlands Golf Association, Inc.	260	0.00167	470.60	1,159.60	0.00	13.78	0.00	0.00	484.38	1,173.38
Woodmont Country Club, Inc.	850	0.00546	1,538.50	3,791.00	0.00	45.05	0.00	0.00	1,583.55	3,836.05
Woolco Auto	2,190	0.01406	3,963.90	9,767.40	0.00	116.07	0.00	0.00	4,079.97	9,883.47
Yale Industrial Trucks	400	0.00257	724.00	1,784.00	0.00	21.20	24.87	0.00	770.07	1,830.07
Yellow Cab Co.	2,680	0.01720	4,850.80	11,952.80	0.00	142.04	166.61	30.16	5,189.61	12,291.61
York International	5,560	0.03568	10,063.60	24,797.60	28,133.34	294.68	0.00	0.00	294.68	294.68

APPENDIX C



LEGEND

-  FENCE SURROUNDING UNPAVED PPC PROPERTY
-  SURVEY STATION LOCATION
-  BOUNDARY OF PRIMARY WASTE PIT (SOURCE: FOER)
-  APPROXIMATE BOUNDARY OF SECONDARY WASTE PIT (SOURCE: FOER)
-  PROPERTY BOUNDARY (APPROXIMATE)
-  PPC PROPERTY SOLD TO PEMBROKE PARK MINI WAREHOUSES

PETROLEUM PRODUCTS CORP. S



0 200
SCALE IN FEET

NOTE: SCALE IS APPROXIMATE AND IS FOR GENERAL INFORMATION ONLY.

7701-2.000

Petroleum Products Corporation (PPC) Site

APPENDIX D.

**SERVICE STATIONS (AND ADDRESSES)
SETTLED BY OIL COMPANIES**

Work in Progress
Privileged Confidential

STATION	ADDRESS	CITY	COMPANY CODE
Citgo Station			CIT
Citgo Station	1 S. Federal Hwy.	Boca Raton	CIT
Holiday Citgo Service	1001 W. Hallandale	Hallandale	CIT
Garcia's Citgo	11175 Bird Road	Miami	CIT
Citgo	11895 Biscayne Blvd.	Miami	CIT
Raul Sanchez Citgo	11895 Biscayne Blvd.	Miami	CIT
125th Street Citgo	125th St.		CIT
Citgo	12865 N.W. 7th Ave.	Miami	CIT
J & J Citgo Service Inc.	12865 N.W. 7th Ave.	Miami	CIT
Citgo	1300 N. Dixie	Pompano Beach	CIT
Citgo Station	1349 Dade Blvd.		CIT
Citgo Station	1349 River Dr.	Miami Beach	CIT
Tiny Citgo	14090 W. Dixie Hwy.	NMB	CIT
Tony's Citgo Station	14090 W. Dixie Hwy.	North Miami	CIT
Citgo - Mias	14360 N.W. 27th Ave.		CIT
Milos Citgo	14360 N.W. 27th Ave.	Miami	CIT
Mios Citgo	14360 N.W. 27th Ave.		CIT
George's Citgo	15 S.W. 17th Ave.	Miami	CIT
Crickman Citgo Station	1500 E. Las Olas	Ft. Lauderdale	CIT
Citgo Oil Service	1501 N.W. 62nd St.		CIT
Marguity Citgo	1501 N.W. 62nd St.	Miami	CIT
Citgo	1601 N. State Rd. 7		CIT
Citgo	164th & 1st Ave.		CIT
M & E Citgo Station	16700 N.W. 17th Ave.	North Miami	CIT
Citgo Oil Co.	16741 N.W. 42nd Ave.	Carol City	CIT
Citgo	16850 N.W. 27th Ave.		CIT
Citgo Station	169th Terr. & 27th Ave.		CIT
Citgo	1705 U.S. 41	Naples	CIT
Citgo Service	17350 N. Dixie Hwy.	Miami	CIT
Sand.Perrine Citgo	17500 S. Dixie Hwy.	Perrine	CIT
Armandito Citgo	17th Ave. & Flagler St.	Miami	CIT
Citgo	17th Ave. & Flagler St.	Miami	CIT
Rodez Service, Inc. (Rodez Citgo)	18310 W. Dixie Hwy.	NMB	CIT
Citgo	183rd & N. Miami Ave		CIT
Bob & Ron Citgo	19449 N.W. 2nd Ave.	Miami	CIT
Joe's Citgo	199 N.W. 20th St.	Miami	CIT
Citgo Station	20 St. & 2nd Ave.		CIT
Cutler Ridge Citgo	20200 S. Dixie Hwy.	Miami	CIT
Citgo Oil Service	2120 S.W. 56th Ave.	Hollywood	CIT
Cruz Citgo	2188 N.W. 20th St.	Miami	CIT
Benton Citgo	2391 N. Dixie	Lake Worth	CIT
Citgo	2401 Hammondville Rd.	Pompano Beach	CIT
Chapman Citgo	2500 N. Federal Hwy.	Ft. Lauderdale	CIT
Citgo's 76 Service	2706 N. Federal Hwy.	Delray	CIT
Mios Citgo	27th Ave. & Alhambra Ave.		CIT
George T. Rice Citgo	2nd Ave. & N.E. 40th St.	Miami	CIT

**SERVICE STATIONS (AND ADDRESSES)
SETTLED BY OIL COMPANIES**

Work in Progress
Privileged Confidential

STATION	ADDRESS	CITY	COMPANY CODE
Delray Citgo	301 N.E. 2nd Ave.	Delray Beach	CIT
Citgo (S) Service	3705 1st St.	Hialeah	CIT
Citgo	3800 N. Andrews Ave.		CIT
Citgo	3950 N.E. 2nd Ave.		CIT
George Rice Citgo	3950 N.E. 2nd Ave.		CIT
Citgo Oil Service	3990 Hallandale Blvd.	Pembroke Park	CIT
Boatwright Citgo	4 N. Krome Ave.	Florida City	CIT
Citgo Station	4 N. Krome Ave.	Homestead	CIT
Florida City Citgo	4 N. Krome Ave.	Homestead	CIT
R & U Citgo	400 E. 25th St.	Hialeah	CIT
R & V Citgo	400 E. 25th St.	Hialeah	CIT
Citgo	4013 S. Dixie Hwy.	Palm Beach	CIT
Citgo	4090 N. State Road 7	Margate	CIT
Bob Foss Citgo	4112 S. Ocean Drive	Hollywood	CIT
Citgo	421 N.E. 61st St.	Miami	CIT
Dick Jacobs Citgo	440 S. Dixie Hwy.	Miami	CIT
Davie Citgo	4493 S.W. 64th Ave.	Davie	CIT
Citgo Service	4501 N. Dixie Hwy.	Oakland Park	CIT
Pete Citgo	4501 N. Dixie Hwy.	Pompano	CIT
Emerald Hills Citgo	4551 Sheridan	Hollywood	CIT
Orlle Citgo	49 N. State Road 7	West Palm Beach	CIT
Citgo	4th Ct. & N.E. 61st St.	Miami	CIT
Citgo	5485 Palm Ave.	Miami	CIT
Citgo	5687 W. 36th St.	Miami	CIT
Gonzalez Citgo	5695 S.W. 8th St.	Miami	CIT
J & R Citgo	59th & 37th Ave.		CIT
Ramon's Citgo	600 N.E. 1st Ave.	North Miami	CIT
Reds Citgo Oil	6054 S. Dixie Hwy.	Miami	CIT
South Miami Citgo	6054 S. Dixie Hwy.	Miami	CIT
Citgo Station	6381 Johnson St.	Hollywood	CIT
Johnson Citgo	6381 Johnson St.	Hollywood	CIT
Downtown Citgo	700 Biscayne Blvd.	Miami	CIT
Royal Palm Citgo	770 N. Krome Ave.	Homestead	CIT
Citgo Station	777 Homestead Blvd.	Homestead	CIT
JC.Tedder&SonsCitgo	800 S. Olive	WPB	CIT
Citgo	801 N. Federal Hwy.	Pompano Beach	CIT
J.F. Elias Citgo	801 N. Federal Hwy.	Delray Beach	CIT
Jessie Citgo	801 N. Tamarind Ave.	WPB	CIT
Al's Brickell Point Citgo	801 S. Miami Ave.	Miami	CIT
Citgo	8645 S. Dixie		CIT
Sunset Citgo	8645 Sunset	Miami	CIT
C & W Citgo Auto Service	865 Broadway	Riviera Beach	CIT
Fred & Stan Citgo	8698 S.W. 40th St.	Miami	CIT
Stan's Citgo	87th Ave. & Bird Rd. S.W.	Miami	CIT
Guerra Citgo	9495 Colonial Dr.	S. Miami	CIT
George Sombile Citgo	9695 S.W. 88th St. (Kendall Dr.)	Miami	CIT
George's Citgo	9695 S.W. 88th St. (Kendall Dr.)	Miami	CIT

**SERVICE STATIONS (AND ADDRESSES)
SETTLED BY OIL COMPANIES**

Work in Progress
Privileged Confidential

STATION	ADDRESS	CITY	COMPANY CODE
Sam & George Citgo	9695 S.W. 88th St. (Kendall Dr.)		CIT
Miami Shores Citgo	9734 N.E. 2nd Ave.	Miami	CIT
Pauls Citgo Service	980 N. Lake Rd.	Lake Park	CIT
Citgo	Alhambra & 27th Ave.		CIT
Alfredo Citgo	Hialeah Dr. & 4th Ave. E.	Hialeah	CIT
Citgo Ser.Stn.HWood	Hwd		CIT
Key Biscayne Citgo	Key Biscayne	Miami	CIT
Citgo Ser.Stn. Mia	Mia		CIT
Citgo Fuel Service	Miami Int'l. Airport	Hialeah	CIT
Citgo Stn.Miramar	Miramar		CIT
Citgo	N.E. 2nd Ave. & N.E. 98th St.		CIT
Citgo Station	N.E. 6th Ave. & N.E. 8th St.	Miami	CIT
Old Cutler Citgo	Old Cutler & Richmond Dr.	Miami	CIT
Citgo Ser.Stn.cwMia	cwMia		CIT
Citgo Ser.Stn.ssMia	ssMia		CIT
Fina Oil Service	1010 N. Federal Hwy.	Hallandale	FIN
Fina Oil Service	1020 Dixie Hwy.	Lake Park	FIN
Earl Fina	106 S. Federal Hwy.	Ft. Pierce	FIN
Fina	115th St. & 7th Ave.		FIN
Ronnie's Fina	117 N.W. 7th Avenue	Miami	FIN
Bob's Fina Station	11700 N.W. 7th Ave.	Miami	FIN
Fina	117th St. & 7th Ave.		FIN
Fina Oil Service	1200 Lake Ave.	West Palm Beach	FIN
Fina Station	126 S. Federal Hwy.	Hallandale	FIN
Jim's Fina Service	127 N. Military Trail	Lake Worth	FIN
Fina Station	1345 79th St. Causeway		FIN
Harbor Island Fina	1345 79th St. Causeway		FIN
Fina Station	1488 Hypoluxo Rd.	Lantana	FIN
Fina Station	14th & LeJuene	Coral Gables	FIN
Fina Station	1601 Alton Road	Miami Beach	FIN
George's Fina	1601 Alton Road	Miami Beach	FIN
Fina	16300 N.W. 27th Ave.	Opa Locka	FIN
Diaz Fina Auto Service	1695 N.W. 119th St.	Miami	FIN
Fina	1695 N.W. 57th Ave.	Miami	FIN
Charley Fina	1702 Ave. D		FIN
Reaves Fina	1702 Ave. D	Ft. Pierce	FIN
Fina	1733 S. Congress Ave.	Lake Worth	FIN
Fina Station	18240 South Dixie Highway	Miami	FIN
Park Fina	18240 South Dixie Highway	Miami	FIN
Fina Station	183 N.E. 18th Avenue		FIN
Skylake Fina	18499 N.E. 19th Ave.	Miami	FIN
Fina	18700 N.W. 2nd Ave.	Miami	FIN
Fina	1900 W. Sunrise	Ft. Lauderdale	FIN
Fina	1925 N.E. 2nd Ave.	Miami	FIN
Fina Oil Co.	1925 N.E. 2nd Ave.	Miami	FIN
Fina Santa	1925 N.E. 2nd Ave.	Miami	FIN

**SERVICE STATIONS (AND ADDRESSES)
SETTLED BY OIL COMPANIES**

Work in Progress
Privileged Confidential

STATION	ADDRESS	CITY	COMPANY CODE
Santa Fina	1925 N.E. 2nd Ave.		FIN
Fina	19th Ave. & 183rd Street		FIN
Fina Sta	2001 S. Dixie		FIN
Fina	201 N.E. 1st St.	Pompano Beach	FIN
Fina	205th St. & N.E. 16th Ave.		FIN
Fina	2201 W. Flagler	Miami	FIN
Rocky Fina	2201 W. Flagler	Miami	FIN
Frank Fina	2211 Cleveland Ave.	Ft. Myers	FIN
Jerry's Service Center Fina	23 & Liberty		FIN
Fina Station	23rd St.	Miami Beach	FIN
Fina	2400 Hallandale Beach Blvd.	Hallandale	FIN
Kushners Fina	2401 Pembroke Road	Hollywood	FIN
Fina Oil Co.	2900 Commercial Blvd.	Tamarac	FIN
Fina Station	300 N.E. 2nd Ave.	Boynton Beach	FIN
Fina	301 N. U.S. 1	N. Palm Beach	FIN
Sheehan Fina	301 N. U.S. 1	Riviera Beach	FIN
Jardon Fina	3030 N.W. 75th St.	Miami	FIN
Sunset Fina	3038 Cleveland Ave.		FIN
Clark Fina	319 N.E. 2nd Ave.	Boynton Beach	FIN
Fina Service Center	3990 Oakland Pk. Blvd.	Lauderhill	FIN
Fina Station	411 W. 29th Ave.	Miami	FIN
Fina Service	4500 Australian Ave.	West Palm Beach	FIN
Fina Australian Way	45th St. & N. Palm		FIN
Fina	4th Ave. & 54th St.	Hialeah	FIN
Fina	50 Hialeah Drive	Miami	FIN
Fina Service	500 S. Miami Avenue	Miami	FIN
Triangle Fina	500 S. Miami Avenue	Miami	FIN
Fina	501 MES/Mpcay?		FIN
Century Fina	5028 Okeechobee Blvd.	West Palm Beach	FIN
Sentry Corners Fina	5028 Okeechobee Blvd.	West Palm Beach	FIN
Fina	5502 Okeechobee Blvd.		FIN
Adams Fina	5801 S. Dixie Hwy.	W. Palm Beach	FIN
Fina	600 N. Dixie Hwy.	Hollywood	FIN
Alford Fina	6190 Hollywood Blvd.	Hollywood	FIN
Fina	6190 Hollywood Blvd.		FIN
Frank Fina	625 S. Dixie Hwy.	Miami	FIN
Super Fina Station	6343 Miramar Pkwy.	Miramar	FIN
Fina	6348 Collins Ave.	Miami Beach	FIN
Langel Bros. Fina	6348 Collins Ave.	Miami Beach	FIN
Super Fina Station	6348 Manuel Parkway	Hollywood	FIN
Fina	6591 Pembroke Rd.	Hollywood	FIN
Jonie? Fina	701 Rosemary St.	West Palm Beach	FIN
Condocita Fina	715 Opa Locka Blvd.	Opa Locka	FIN
Fina	715 Opa Locka Blvd.	Opa Locka	FIN
Ronnie's Fina	715 Opa Locka Blvd.	Opa Locka	FIN
Fina Service	725 Opa Locka Blvd.	Miami	FIN
Biscayne Fina	7791 Biscayne Blvd.	Miami	FIN

**SERVICE STATIONS (AND ADDRESSES)
SETTLED BY OIL COMPANIES**

Work in Progress
Privileged Confidential

STATION	ADDRESS	CITY	COMPANY CODE
Fina Station	79th & Biscayne Blvd.	N. Miami	FIN
Fina Gas Station	7th Ave. & 136th St.		FIN
Fina	7th Ave. & Opa Locka Blvd.	Opa Locka	FIN
Fina Oil Service	802 Roosevelt Blvd.	Key West	FIN
Toney Fina	875 W. Flagler St.	Miami	FIN
Fina	901 Belvedere Rd.	West Palm Beach	FIN
Jose Fina Station	901 Belvedere Rd.	W. Palm Beach	FIN
Juan Felipe Fina	901 Belvedere Rd.	W. Palm Beach	FIN
Len Avis Fina	901 N. Universtiy Drive	Pembroke Pines	FIN
Fina Station	96 & Collins	Miami Beach	FIN
Fina Gas Station	9790 S. Dixie Hwy.	Miami	FIN
Martinez Fina	9890 Bird Road	Miami	FIN
Fina	9th Ave. & W. Flagler St.	Miami	FIN
Fina	Australian Way & 45th St.	N. Palm Beach	FIN
Fina Station	LeJeune Road & 14th Street	Miami	FIN
Paul Chernay Fina	North 20th		FIN
Fina	Pierce & N. Dixie 600 Hwy		FIN
Fina	S. Dixie Hwy. & N.W. 1st St.	Miami	FIN
Lauderhill Fina	St. Rd. 7 & Oakland Prk.	Lauderhill	FIN
Fina	U.S. 1 & Bird Road	Miami	FIN
Tequesta Fina	US1 & Tequesta Drive	Jupiter	FIN
Park Fina	W. Dixie Hwy		FIN
Fina Gas Station	W. Flagler St. & 9th Ave.		FIN
Fina Station	Young Circle	Hollywood	FIN
Juan Mandegar Mobil	10 S.W. 8th St.	Miami	MOB
Mobil Oil Service	100 N. State Road 7	Hollywood	MOB
Mobil Service	10000 W. Griffin Rd.	Cooper City	MOB
Rodriguez Mobil Station	10260 N.W. 7th Ave.	Miami	MOB
Tomes Mobil Ser. Sta.	10291 N.W. 27th Ave.	Miami	MOB
Omars Mobil Station	1045 5th Street	Miami Beach	MOB
Dskirto? Mobil	10697 S.W. 56th St.	Miami	MOB
Prech Mobil	10697 S.W. 56th St.	Miami	MOB
Skirls Mobil	10697 S.W. 56th St.	Miami	MOB
Mobil Station	10701 Bird Rd.	Miami	MOB
Shelton Mobil	10701 Bird Rd.	Miami	MOB
Rub Brothers Mobil	10920 N.E. 6th Ave.	Miami	MOB
Frank Newman Mobil	11101 Biscayne Blvd.	N. Miami	MOB
Mobil	11101 Biscayne Blvd.	Miami	MOB
Mobil Station	119th St. & 22nd Ave. Miami, Fl	Miami	MOB
Mobil	1231 U.S. 1	Fort Pierce	MOB
Gunsen Mobil	1251 N.E. 45th St.	Ft. Lauderdale	MOB
Mobil	125th St. & N.E. 16th Ave.	Miami	MOB
Mobil Service Station	13250 N.W. 7th Ave.		MOB
James Haynes Mobil	13715 N.W. 22nd Ave.		MOB
Mobil	13th Ave. & N.E. 183rd St.	North Miami	MOB
Mobil Station	1505 S. Federal Hwy.	Hollywood	MOB

**SERVICE STATIONS (AND ADDRESSES)
SETTLED BY OIL COMPANIES**

Work in Progress
Privileged Confidential

STATION	ADDRESS	CITY	COMPANY CODE
Earl's Mobil Service	1510 Hypoluxo Rd.	Lantana	MOB
Joe's Mobil Sta.	1600 N.E. 123rd St.	Miami	MOB
Mobil	1600 N.E. 123rd St.	Miami	MOB
Mobil	163rd & N.E. 3rd Ave.		MOB
Mobil Oil Service	16801 N.W. 57th Ave.	Miami	MOB
Cagdell Mobil	1700 N.W. 79th St.	Miami	MOB
Janice's Mobil Service	1700 N.W. 79th St.	Miami	MOB
Mobil	1700 N.W. 79th St.	Miami	MOB
Alex Mobil	1708 N. Dixie Hwy.	Ft. Lauderdale	MOB
Mobil Station	1725 Alton Rd.	Miami Beach	MOB
Mobil Station	18301 N.W. 27th Ave.	Miami	MOB
Mobil Station	183rd St. & 8th Place	Miami	MOB
Mobil	183rd St. & Collins Ave.	Miami	MOB
Sun & Surf Mobil	183rd St. & Collins Ave.	Miami Beach	MOB
Mobil	1900 State Road 7	Hollywood	MOB
Tedicso Mobil	1900 State Road 7	Hollywood	MOB
Mobil	19th Ave. & 135th St.	North Miami	MOB
Jim Kurman Mobil	20300 Old Cutler Rd.	Homestead	MOB
Mobil Station	20300 Old Cutler Rd.	Miami	MOB
Tomas Mobil Service	2201 N.W. 119th St. Miami	Miami	MOB
Bill Mobil	2269 S. Military Trail	W. Palm Beach	MOB
Mobil	22nd Ave. & 183rd St.		MOB
Mobil Air	2311 Pembroke Rd.	Hollywood	MOB
Rivas Mobil	2390 S.W. 57th Ave.	Miami	MOB
A & T Brown Mobil	2623 Okeechobee Blvd.	W. Palm Beach	MOB
Mobile Service	2690 N.W. 183rd St.	Miami	MOB
Mobil Station	27th Ave. & 103rd St.	Miami	MOB
Lake Mobil	2851 N. State Road 7	Hollywood	MOB
Lake Worth Mobil	3032 Lake Worth Rd.	Lake Worth	MOB
Mobil Station	3032 Lake Worth Rd.	Lake Worth	MOB
Bud Sabman's Mobil	30345 S. Dixie	Homestead	MOB
Frank's Mobil	31 9th St.	Naples	MOB
Mobil Station	3201 N.W. 79th St.	Miami	MOB
Mobil	32nd Ave. & 79th St.	Miami	MOB
Emerald Hills Mobil	3451 Sheridan	Hollywood	MOB
Mobil	3900 Hammondville	Coconut Creek	MOB
Central Mobil	3901 N.W. 7th St.	Miami	MOB
Mobil Station	3rd Ave. & 167th St.	North Miami	MOB
Mobil	4090 State Road 7		MOB
PGA Service Center Mobil	4150 PGA Blvd.	Palm Beach Gdns	MOB
B & D Mobil	4201 N. Lake Blvd.	Lake Worth	MOB
Gardner Mobil	4201 N. Lake Blvd.	Palm Beach Grdn	MOB
Gordon's Mobil	4201 N. Lake Blvd.	Lake Park	MOB
University Mobil	4401 N. University Dr.	Lauderhill	MOB
Mobil Station	441 & County Line Rd.	Miami	MOB
Mobil Station	441 & Hollywood Blvd.	Hollywood	MOB
Mobil Station	441 & Sheridan	Hollywood	MOB

**SERVICE STATIONS (AND ADDRESSES)
SETTLED BY OIL COMPANIES**

Work in Progress
Privileged Confidential

STATION	ADDRESS	CITY	COMPANY CODE
Nick Mobil	444 N. Trail	Naples	MOB
Mobil	4790 State Road 7	Hollywood	MOB
Reife's Mobil	4790 State Road 7	Hollywood	MOB
Mobil Oil Service	4982 Okeechobee Blvd.	W. Palm Beach	MOB
Mobil Service	5391 N. Federal Hwy.	Pompano	MOB
Walt Mobil	5391 N. Federal Hwy.	Palm Beach	MOB
Ellis Mobil	5400 Broadway	Riviera Beach	MOB
Picon Mobil	5599 S.W. 8th St.	Miami	MOB
True Value Mobil	5640 N. Federal Hwy.	Pompano Beach	MOB
Mobil	5700 N. U.S. 1	Ft. Lauderdale	MOB
Mobil	57th Ave. Coral Way	Miami	MOB
Freddie's Mobil Station	5990 S. University Dr.	Davie	MOB
Mobil Station	5th St.		MOB
Mobil	6391 Stirling Rd.	Hollywood	MOB
Winterberg Mobil	6391 Stirling Rd.	Hollywood	MOB
Al Cifuentes Mobil	6398 Taft St.	Hollywood	MOB
Mobil Station	6398 Taft St.	Hollywood	MOB
Culston Mobil	641 E. Sugarland Hwy.	Clewiston	MOB
Lloyd Mobile	698 N. Federal Hwy.	West Palm Beach	MOB
Tony's Mobil Service	698 N. Federal Hwy.	Pompano	MOB
Mobil	7098 N.W. 2nd Ave.	Miami	MOB
Mobil Hector	7098 N.W. 2nd Ave.	Miami	MOB
Frank's Mobil	727 N. Lake Blvd.	N. Palm Beach	MOB
Gean Mobil	727 N. Lake Blvd.	N. Palm Beach	MOB
Gene Lamore Mobil	727 N. Lake Blvd.	N. Palm Beach	MOB
Gene Mobil	727 N. Lake Blvd.	N. Palm Beach	MOB
Lamore Mobil	727 N. Lake Blvd.	Jupiter	MOB
Brothers Three Mobil	7290 N.W. 7th Ave.	Miami	MOB
Mobile Service	7300 W. Sample Rd.	Coral Springs	MOB
Siegel Mobil Oil Co	7400 N.W. 30th Ave.	Miami	MOB
Charles Mobil	765 N. Federal Hwy.	Ft. Lauderdale	MOB
Mobil Oil Service	765 N. Federal Hwy.	Delray Beach	MOB
Jewels Mobil	765 N.E. 6th Ave.	Delray Beach	MOB
Mead Mobil Station	765 N.E. 6th Ave.	Delray Beach	MOB
Mobil Station	765 N.E. 6th Ave.		MOB
Mobil	789 US1		MOB
Mobil Station	79th St. & 17th Ave.	Miami	MOB
Ron's Mobil	8000 N. Federal Hwy.	W.Palm Beach	MOB
John's Mobil	81 State Road 7		MOB
Bueres Mobil	8201 N. Miami Ave.	N. Miami	MOB
Mobil Service Sta.	8201 N. Miami Ave.	N. Miami	MOB
Gale Rubano Mobil	828 Oakland Park Blvd.	Ft. Lauderdale	MOB
Levin Mobil	828 Oakland Park Blvd.	Ft. Lauderdale	MOB
Mobil Oil Service	828 Oakland Park Blvd.	Ft. Lauderdale	MOB
Mobil	831 W. Sunrise Blvd.		MOB
Jeff Irons Mobil	8500 S. US 41	Ft. Myers	MOB
Larry Evans Mobil	865 S. US 41	Ft. Myers	MOB

**SERVICE STATIONS (AND ADDRESSES)
SETTLED BY OIL COMPANIES**

Work in Progress
Privileged Confidential

STATION	ADDRESS	CITY	COMPANY CODE
Mobil	8695 Bird Rd.	Miami	MOB
White Mobil	8695 Bird Rd.	Miami	MOB
Whitt Mobil	8695 Bird Rd.	Miami	MOB
Mobil Station	8700 N.W. 27th Ave.	Miami	MOB
Mobil Station	8th Place & 183rd St.		MOB
Mobil 9	9 N. Poinciana Blvd.	Miami Springs	MOB
Doms Mobil	901 N.W. 19th St.	Ft. Lauderdale	MOB
Avery Mobil	906 S. Federal Hwy.	Boynton Beach	MOB
Doal Mobil	906 S. Federal Hwy.	Homestead	MOB
Don Mobil	906 S. Federal Hwy.	Miami	MOB
Jose Mobil	9497 N.W. 7th Ave.	Miami	MOB
Cunbel Mobil	9798 Bird Rd.	Miami	MOB
Robert Leo Mobil	9798 Bird Rd.	Miami	MOB
Tom Sloan Mobil	9798 Bird Rd.	Miami	MOB
Kendall Drive Mobil	9949 Kendall Drive	S. Miami	MOB
Mark Rubin Mobil	9949 Kendall Drive	Miami	MOB
Mobil	9949 Kendall Drive	Miami	MOB
Mobil	Bird Road & 87th Ave.	Miami	MOB
Mobil	Cypress Road	Pompano	MOB
Cooper City Mobile	Griffin Rd. & 100 Ave.	Cooper City	MOB
Mobil	Hypoluxo Rd.	Lantana	MOB
Mobil	N.E. 16th Ave. & 123rd St.		MOB
Mobil	N.W. 7th Ave.		MOB
Mobil	Okeechobee & 8th Ave.	Miami	MOB
Mobil	S. Dixie Hwy.	Lake Worth	MOB
Mobil Service	S.W. 8th St. & S. Miami Ave.	Miami	MOB
Mobil Station	Sheridan & Federal		MOB
Mobil Auto	Spencer & Okeechobee	West Palm Beach	MOB
Mobil 84	State Road & 15th Avenue W.	Ft. Lauderdale	MOB
Mobil	Stirling & University Dr.	Hollywood	MOB
Geno Mobil Service	U.S. 1 & A1A		MOB
Mobil	US1 & N.E. 10th Ct.		MOB
Mobil	West Palm Beach	W. Palm Beach	MOB
Phillips 66			PHI
Baurus? Service 66	1 N.W. 119th St.	Stuart/Ft.Pier.	PHI
Board 66	1 N.W. 119th St.	Miami	PHI
Phillips 66	1 N.W. 119th St.	Miami	PHI
Franks 66	10 N.E. 167th St.	Miami	PHI
Phillips 66	1000 N. Federal Hwy.	Miami	PHI
Stegall's Phillips 66	10th Ave. & Military Trail	W. Palm Beach	PHI
University Drive 66	1102 University Drive	Pembroke Pines	PHI
Griffin Blvd. 66 Service	1390 Memorial Hwy.		PHI
Phillips 66 Service	14295 N.W. 7th Ave.	North Miami	PHI
Sunset 66 Service	1440 Alton Road	Miami Beach	PHI
Phillips 66	1466 N. Krome Ave.	Homestead	PHI
Phillips 66 Oil Service	14901 N.E. 6th Ave.	N.Miami Beach	PHI

**SERVICE STATIONS (AND ADDRESSES)
SETTLED BY OIL COMPANIES**

Work in Progress
Privileged Confidential

STATION	ADDRESS	CITY	COMPANY CODE
Cle's (Phillips 66)	1501 E. Oakland Park Blvd.	Ft. Lauderdale	PHI
Phillips 66	1501 E. Oakland Park Blvd.	Ft. Lauderdale	PHI
Miche City 66	1501 N.W. 62nd St.	Miami	PHI
Phillips 66 Station	1503 N. Federal Hwy.	Hollywood	PHI
Rustom Brothers (Phillips 66)	1503 N. Federal Hwy.	Hollywood	PHI
Coral Reef 66	15201 S. Dixie Hwy.	Miami	PHI
Phillips 66	1536 Commercial Blvd.		PHI
Naples 66	155 9th St.	Naples	PHI
Phillips 66	155 9th St.	Naples	PHI
Sparky (Phillips 66)	155 9th St.	Naples	PHI
Henry Ragins 66	1620 Pembroke Rd.	Hollywood	PHI
Hiway Service 66	1620 S. Dixie Hwy.	Hallandale	PHI
Phillips Oil Service (66?)	1620 S. Dixie Hwy.	Hollywood	PHI
Pats 66	1634 N.W. 119th St.	North Miami	PHI
Van 66	1634 N.W. 119th St.	Stuart/Ft. P.	PHI
Phillips 66 Station	16700 N.W. 57th Ave.	Miami	PHI
Phillips 66	1700 Dixie Hwy.		PHI
D & J? 66	17501 27th Ave.	Miami	PHI
Phillips 66	17501 27th Ave.	Miami	PHI
66 Stat.	18250 N.W. 2nd Ave.		PHI
Balands 66	18315 W. Dixie Hwy.	Miami	PHI
Jack Boland's 66	18315 W. Dixie Hwy.	Miami	PHI
Phillips 66	1840 Alton Rd.	Miami Beach	PHI
Sunset 66	1840 Alton Rd.	Miami Beach	PHI
Gellman 66	18990 N.W. 2nd Ave.	Miami	PHI
Phillips 66 Station	18990 N.W. 2nd Ave.	Miami	PHI
Phillips 66	202 S.E. 5th	Delray Beach	PHI
Phillips 66 Station	20490 Old Cutler Rd.	Miami	PHI
Lou's 66 Garage	205 N. Dixie Hwy.	Hallandale	PHI
Plaza 66	2465 S. State Road 7	W. Palm Beach	PHI
Griffin Road 66	2503 Griffin Rd.		PHI
Phillips Oil Service (66?)	2706 N. Federal Hwy.	Delray Bch.	PHI
West Broward Phillips 66	2890 W. Broward Blvd.		PHI
Phillips 66 Station	2nd Ct. Mem Hwy. & 135th St. N.E.	Miami	PHI
Buena Vista 66	3005 N.E. 2nd Ave.	N. Miami	PHI
Taylor 66	3090 N.W. 31st St.	Miami	PHI
Bump 66	3100 N.W. 9th Ave.	Miami	PHI
Powerline 66	3100 N.W. 9th Ave.	Ft. Lauderdale	PHI
Phillips 66	3200 N.W. S. River Drive	Miami	PHI
Streamland Service "66"	3200 N.W. S. River Drive	Miami	PHI
Canbonell 66	3201 N.W. 36th St.	Miami	PHI
Phillips 66	3201 N.W. 36th St.	Miami	PHI
Semer? 66	3264 Cleveland Ave.	Ft. Myers	PHI
Stegails 66	3272 S. Military Trail	West Palm Beach	PHI
Dixie 66 (Phillips)	3515 S. Dixie Hwy.	Lake Worth	PHI
Bill Clark 66	3615 Lake Worth Rd.	Lake Worth	PHI
Duff 66	3615 Lake Worth Rd.	Lake Worth	PHI

**SERVICE STATIONS (AND ADDRESSES)
SETTLED BY OIL COMPANIES**

Work in Progress
Privileged Confidential

STATION	ADDRESS	CITY	COMPANY CODE
Phillips 66	3615 Lake Worth Rd.	Lake Worth	PHI
Phillips 66 Station	36th St. & 32 Ave.	Miami	PHI
Phillips 66	36th St. N.W. 5th Ave.		PHI
Spanish River 66	3975 N. Federal Hwy.	Boyton Beach	PHI
66	3991 Dixie Hwy.	Palm Beach	PHI
Emerald Hills Phillips (66)	3991 Stirling Rd.	Hollywood	PHI
Emerald Phillips 66	3991 Stirling Rd.	Hollywood	PHI
Schwartz 66	3991 W. Dixie Hwy.	Palm Beach	PHI
Phillips Oil Service (66?)	400 W. Sunrise Blvd.	Ft. Lauderdale	PHI
Phillips 66	4101 E. 8th Ave.	Miami	PHI
Ponce 66 Station	4311 Ponce de Leon Blvd.	Coral Gables	PHI
Phillips 66	436 W. Flagler St.	Miami	PHI
Halts 66	4498 N. Dixie	Pompano Beach	PHI
Borges 66	490 N.W. 36th St.	Miami	PHI
Tony's 66 Service	490 N.W. 36th St.	Miami	PHI
Phillips 66 Station	5611 Hollywood Blvd.	Hollywood	PHI
Sids Curtiss Parkway "66" Station	5701 N.W. 36th St.		PHI
Auto Mumar 66	579 W. Flagler St.	Miami	PHI
Phillips Gas (66?)	57th & 17th	Miami	PHI
Phillips 66	596 Military Trail	W. Palm Beach	PHI
Gannell 66	600 N. Federal Hwy.	Boynton Beach	PHI
Gunnelli 66	600 N. Federal Hwy.	Boynton Beach	PHI
Paul 66	600 N. Federal Hwy.	Boynton Beach	PHI
Phillips (66)	6200 N. Federal Hwy.	Boca	PHI
Phillips 66 Station	64th Ave. & S.W. 40th St.	Miami	PHI
Lou's 66 Station	801 W. Hallandale Blvd.	Boynton Beach	PHI
Phonex 66	901 East 25th St.	Jupiter	PHI
Joe & Bob 66	901 S. 4th St.	Ft. Pierce	PHI
Weber 66	959 N. Military	West Palm Beach	PHI
Phillips (66)	9701 S.W. 72nd St.	Miami	PHI
66	9988 S.W. 8th Ct.		PHI
Phillips 66	Broadway & 12th St.	West Palm Beach	PHI
Phillips 66	Federal Highway		PHI
Phillips 66	Filmore & Dixie Hwy.		PHI
Phillips 66	H Blvd. 8th Ave. SW		PHI
Phillips 66 Station	Hallandale Beach Blvd. & Dixie	Hallandale	PHI
Phillips 66	Hollywood Blvd. & 8th Ave. SW	Hollywood	PHI
Parkway 66	Miami	Miami	PHI
66	N.E. 6th St.	Boca Raton	PHI
Phillip 66	N.W. 2nd Ave.		PHI
66	US1 L. St.		PHI
Mandel City Shell			SHE
Shell 14601			SHE
Shell			SHE
I-95 Shell	(2 addresses in EPA book)		SHE
Shell	1 N.W. 163rd St.	N. Miami Beach	SHE

SERVICE STATIONS (AND ADDRESSES)
SETTLED BY OIL COMPANIES

Work in Progress
Privileged Confidential

STATION	ADDRESS	CITY	COMPANY CODE
Pohlam Shell	10 Sheridan St.	Ft. Lauderdale	SHE
Harold Dawson Shell	100 N.W. 167th St.	Miami	SHE
Shell	100 N.W. 167th St.	Miami	SHE
Breston Shell	1000 N. Lake Blvd.	N. Palm Beach	SHE
Bristow Shell	1000 N. Lake Blvd.	W. Palm Beach	SHE
North Lake Shell	1000 N. Lake Blvd.	No. Palm Beach	SHE
McAlisters Shell Service	1001 W. 49th St.	Hialeah	SHE
Miami Dade Shell	10300 N.W. 27th Ave.	Miami	SHE
Grimes Shell	1031 S. Military Trail	W. Palm Beach	SHE
Shell	103rd & 6th Ave.		SHE
Universtiy Shell	10690 S.W. 8th St.	Miami	SHE
Shell Station	10790 N.E. 6th Ave.	Miami	SHE
Sixth Ave. Shell Station	10790 N.E. 6th Ave.	Miami	SHE
Shell	1101 W. Flagler St.	Miami	SHE
Concord Shell	11399 Bird Rd.	Miami	SHE
Jem? Shell	1205 Allen St.		SHE
Dons' Shell	1300 E. Commercial Blvd.	Ft. Lauderdale	SHE
Glens Shell	13075 N.W. 27th Ave.	Miami	SHE
Big W Shell	13195 S. Dixie Hwy.	Miami	SHE
Walker Shell Station	13195 S. Dixie Hwy.	Miami	SHE
Shell Station	13480 W. Dixie	Miami	SHE
Cliff Shell	14601 N.W. 7th Ave.	Miami	SHE
Julie's Shell Service	14601 N.W. 7th Ave.	Miami	SHE
Shell	14601 N.W. 7th Ave.		SHE
Treasure Bay Shell	1508 79th St. Causeway	Miami	SHE
Gary Phillips Shell	1520 N. Federal Hwy.	Ft. Lauderdale	SHE
Phillips Shell Station	1520 N. Federal Hwy.	Boynton Beach	SHE
Shell Oil	1520 N. Federal Hwy.	Boynton Beach	SHE
Shell Service	163 N.E. 21st Ave.	Miami	SHE
Eaton Shell	16701 N.W. 27th Ave.	Opa Locka	SHE
Laton Shell	16701 N.W. 27th Ave.	North Miami	SHE
Palmetto Shell Service	16701 N.W. 27th Ave.	North Miami	SHE
Pompano Shell	16701 N.W. 27th Ave.	North Miami	SHE
Perrine Shell Serv.	16795 S. Dixie Hwy.	Homestead	SHE
Ruby's Shell	1698 Alton Road	Miami Beach	SHE
Shell Station	1698 Alton Road		SHE
Youngs Shell Sta.	1701 N.W. 79th St.	Miami	SHE
Dragmer Shell	1732 N.E. 26th St.	Miami	SHE
Campbell Shell	183rd & 27th Ave.		SHE
Shell Station	183rd & 8th Place	Miami	SHE
Marrero Shell	18600 S. Dixie Hwy.	Homestead	SHE
Shell Station	18600 S. Dixie Hwy.	Miami	SHE
Ronkonkoma Shell	1901 N. State Road 7	Lauderhill	SHE
Campbell Shell	19101 N.W. 2nd Ave.		SHE
North Dade Shell	19101 N.W. 2nd Ave.	Miami	SHE
Shell Auto Care	19101 N.W. 2nd Ave.	Miami	SHE
Shell Station	19101 N.W. 2nd Ave.	Miami	SHE

**SERVICE STATIONS (AND ADDRESSES)
SETTLED BY OIL COMPANIES**

Work in Progress
Privileged Confidential

STATION	ADDRESS	CITY	COMPANY CODE
Gallo, A.J. Shell	198 N.W. 20th Ave.	Boca Raton	SHE
Rons Shell	2100 N.E. 163rd St.	No. Miami Beach	SHE
Parker Shell	2200 N.W. 79th St.	Miami	SHE
Johns Shell Service	2274 Okeechobee Blvd.	W. Palm Beach	SHE
Shell Oil Service	2274 Okeechobee Blvd.	W. Palm Beach	SHE
Teddy's Shell Service	2414 N. Federal Hwy.	Hollywood	SHE
L & L Shell	2500 S.W. 8th St.		SHE
Shell Station	2501 LeJuene Rd.	Miami	SHE
Northern Shell	2501 N.W. 42nd Ave.		SHE
Antemisa Shell	25075 S. Dixie Hwy.	Homestead	SHE
Shell Station	25075 S. Dixie Hwy.	Miami	SHE
Gardner Shell	2608 S. 4th St.	Ft. Pierce	SHE
Harold Boumgarden Shell	2608 S. 4th St.	Ft. Pierce	SHE
Ralphs Shell Station	2698 N.W. 36th St.	Miami	SHE
Al's Shell	2701 W. Flagler St.	Miami	SHE
Shell	27th Ave.		SHE
Shell Station	27th Ave. & 183rd St.		SHE
Shell Service Station	27th Ave. & Flagler St.		SHE
Shell	27th Ave. & Palmetto	Palmetto	SHE
Shell Station	2801 Pembroke Rd.		SHE
George's Shell	2851 Sheridan St.	Hollywood	SHE
Shell	2851 Sheridan St.	Hollywood	SHE
Yoders Shell	2891 E. Trail	Naples	SHE
Yodrem's Shell	2891 E. Trail	Naples	SHE
Miramar Shell	2900 State Road 7	Miramar	SHE
Shell	2905 Okeechobee Rd.	Miami	SHE
Shell Station	2981 Lake Worth Rd.		SHE
Sunset Shell	3000 Johnson St.	Hollywood	SHE
Simmons Shell G	30040 S. Federal Hwy.	Homestead	SHE
Gary Phellini Shell	301 N. Congress Ave.	Boynton Beach	SHE
McShaffrey Shell	301 N.E. Sample Road	Ft. Lauderdale	SHE
Shell Oil Service	3010 Bird Rd.	Coral Gables	SHE
Shell	304 US1		SHE
Shell	30400 S. Federal Hwy.	Miami	SHE
Simmons Shell	30400 S. Federal Hwy.	Homestead	SHE
Surnilar Shell	30400 S. Federal Hwy.	Homestead	SHE
Shell	3095 N. Andrews		SHE
Shell	3222 W. Atlantic Ave.		SHE
Gerald Finn Shell	329 N. Federal Hwy.	Pompano Beach	SHE
Jerry's Shell	329 N. Federal Hwy.	Pompano	SHE
Cheretis Shell	337 71st St.	Miami Beach	SHE
Shell Station	337 71st St.	Miami Beach	SHE
Simmons Shell	3400 S. Federal Hwy.	Homestead	SHE
Shell Ser.Stn.	343 Southern Blvd.	W. Palm Beach	SHE
Shell Station	3557 N.E. 2nd Ave.	Miami	SHE
Stormer Shell	359 St. S.		SHE
Jim's Shell	3600 N. Federal Hwy.	Miami	SHE

**SERVICE STATIONS (AND ADDRESSES)
SETTLED BY OIL COMPANIES**

Work in Progress
Privileged Confidential

STATION	ADDRESS	CITY	COMPANY CODE
Shell	36th St. & N.E. 2nd Ave.		SHE
Chester Shell	377 71st St.		SHE
Shell	37th Ave. & S.W. 8th St.	Miami	SHE
Slammer Shell	39 9th St.	Naples	SHE
Glamor Shell	39 S. Trail	Naples	SHE
Simmons Shell	39400 Federal Hwy.	Homestead	SHE
Shell	399 St. S.		SHE
Ernie's Shell Car Care	4187 N.W. 187th St.	Carol City	SHE
Briens Shell	4390 N. Andrews Ave.		SHE
O'Briens Shell	4390 N. Andrews Ave.	Ft. Lauderdale	SHE
Shell Oil Service	4390 N. Andrews Ave.	Ft. Lauderdale	SHE
O'Briens Shell	4390 Prospect Rd.	Ft. Lauderdale	SHE
Shell	441 & Griffin Rd.	Hollywood	SHE
Shell Station	441 & Hallandale Beach Blvd.		SHE
Hollywood Shell Station	441 & Johnson St.	Hollywood	SHE
Gremsas Shell Station	441 & Stirling Rd.	Hollywood	SHE
Grimms Shell	441 & Stirling Rd.	Hollywood	SHE
Shell	4415 Griffin Rd.	Hollywood	SHE
Turnpike Shell	4701 W. Sunrise Blvd.	Ft. Lauderdale	SHE
Griffin Road Shell	4801 Griffin Rd.	Hollywood	SHE
Tamarac Shell	5001 N. State Road 7	Ft. Lauderdale	SHE
Shell Station	54th St. & 27th Ave.		SHE
Shell	54th St. & 42nd Ave.	Miami	SHE
Shell Station	54th St. & 6th Ave.	Miami	SHE
L. Cabezas Shell	5700 S.W. 8th St.	Miami	SHE
L. Cabezas Trail Shell	5700 S.W. 8th St.	Miami	SHE
Shell	5700 S.W. 8th St.	Miami	SHE
Trail Shell	5700 S.W. 8th St.	Miami	SHE
Villas Shell	5720 S. Cleveland	Ft. Myers	SHE
Miami Shores Shell	575 N.W. 103rd St.	Miami	SHE
Grimm Shell	5990 State Road 7		SHE
Shell Station	5th St.		SHE
Schoelers Shell Station	6495 W. 4th Ave.	Hialeah	SHE
Shell Station	6790 Hollywood Blvd.		SHE
Model City Shell	690 N.W. 79th St.	Miami	SHE
Cape Florida Shell	70 Camden Blvd.	Key Biscayne	SHE
Shell Station	700 N. Federal Hwy.	Hallandale	SHE
Shell Service	7090 N.W. 121st St.	Miami	SHE
Chevet's Shell	7125 Abbott Ave.		SHE
N Shell 76	7125 Abbott Ave.		SHE
Shell Station	7125 Abbott Ave.	Miami Beach	SHE
Femencas Shell Station	7201 N.W. 36th St.	Miami	SHE
Shell Station	7201 N.W. 36th St.	Miami	SHE
Shell	724 N.W. 36th		SHE
Shell Service	7250 S.W. 47th Ave.	Miami	SHE
Speedy's Shell	7700 N.W. 103rd St.	Miami	SHE
Shell Station	79th St. & 17th Ave.	Miami	SHE

**SERVICE STATIONS (AND ADDRESSES)
SETTLED BY OIL COMPANIES**

Work in Progress
Privileged Confidential

STATION	ADDRESS	CITY	COMPANY CODE
Shell Station	79th St. & 27th Ave.	Miami	SHE
Shell Station	79th St. & ? Blvd.	Miami Beach	SHE
Shell Station	79th St. & T. Island Rd.		SHE
Hallandale Shell	800 W. Hallandale	Boynton Beach	SHE
Shell	800 W. Hallandale		SHE
Shell	8000 University Dr.		SHE
Hals Shell	815 N. Federal Hwy.		SHE
Rally Shell Station	8200 N. Miami Ave.	Miami	SHE
Terry Shell Service	8200 N. Miami Ave.	Miami	SHE
Ismay's Shell	8298 Bird Road	Miami	SHE
Jemay? Shell	8298 Bird Road		SHE
Manier Shell	836 N. 9th St.	North Naples	SHE
Miner Shell	836 N. 9th St.	Naples	SHE
Northup Shell Service	840 N.W. 183rd St.	North Miami	SHE
Norwood Shell Station	840 N.W. 183rd St.	North Miami	SHE
Stans Shell Service Center	845 5th St.	Miami Beach	SHE
Shell Service	860 S.W. 24th St.	Ft. Lauderdale	SHE
Pats Shell Service	8701 Coral Way	Miami	SHE
Petus Shell	8701 Coral Way	Miami	SHE
Rebustillo Shell	8701 Coral Way	South Miami	SHE
Hollywood Hills Shell	901 N. 60th Ave.	Hollywood	SHE
Downtown Shell	901 S. Dixie Hwy.	Palm Beach	SHE
Shell Oil Service	9691 S.W. 72nd St.	Miami	SHE
Sunset Shell	9691 S.W. 72nd St.	Miami	SHE
Shell Station	97th Ave. & S.W. 24th St.		SHE
West Belvedere Shell	990 N. Military Trail	W. Palm Beach	SHE
Pascual Shell	9901 Bird Road	Miami	SHE
Shell Oil	Airport		SHE
Shell Oil Co	Airport		SHE
Shell Oil Company	Airport Jack Harding	Miami	SHE
Shell Oil	Bird Road & 40th Street	Miami	SHE
Shell	Bird Road & 67th Ave.	Miami	SHE
Melrose Shell	Broward Blvd.	Ft. Lauderdale	SHE
Shell	Coral Way & 87th Ave.	Miami	SHE
Boca Shell	Davie Blvd.	Ft. Lauderdale	SHE
Elmer Shell	E. Hillsboro & US1	Deerfield	SHE
Shell Station	Federal Hwy.	Hollywood	SHE
Earl's Shell Service	Franjo Rd. & Eureka Drive	Perrine	SHE
Shell 800	Hallandale Beach Blvd.	Hallandale	SHE
Shell Station	Hallandale Beach Blvd.	Miami	SHE
George Nahlman Shell	I-95 & Sheridan St.	Hollywood	SHE
Shell Station	I-95 & Sheridan St.	Dania	SHE
Shell Station	I-95 & Stirling		SHE
Shell Service	Johnson & Federal Hwy.	Hollywood	SHE
Shell Oil Co.	Miami Airport	Miami	SHE
Shell	N.E. 2nd Ave. & 36th St.	Miami	SHE
North Up Shell	N.W. 25th St.	Miami	SHE

**SERVICE STATIONS (AND ADDRESSES)
SETTLED BY OIL COMPANIES**

Work in Progress
Privileged Confidential

STATION	ADDRESS	CITY	COMPANY CODE
Shell Service	N.W. 27th Ave. & 36th St.	Miami	SHE
Shell Oil Co.	P.O. Box 592056 AMF	Miami	SHE
Shell Artemisa	Princeton		SHE
Shell Station	S. Dixie Hwy.	Miami	SHE
Shell	S. Dixie Hwy. & Okeechobee	W. Palm Beach	SHE
Shell Oil	Sample Road & 3rd Ave.		SHE
Stirling Shell	Stirling Rd.	Hollywood	SHE
Shell	Treasury Island 79th St.		SHE
Shell Station	W. 65th St. & W. 4th Ave.	Miami	SHE
Sunoco Station			SUN
Don's Sunoco	10 N. Federal Hwy.	Deerfield Beach	SUN
Sunoco	1001 W. Hallandale Beach Blvd.		SUN
Inglet Sun's?	1018 N. Federal Hwy.		SUN
E.Morse & Welliston Sunoco	102 N. Dixie Hwy.		SUN
Elliston W. Morsel Sunoco	102 N. Dixie Hwy.		SUN
Lantana Sunoco	102 N. Dixie Hwy.	Lantana	SUN
Texaco Sunoco Car Wash	10701 Biscayne Blvd.		SUN
Sunoco	11750 Biscayne Blvd.		SUN
Hendrix Sunoco	119th St. & 16th Ave.	Miami	SUN
Sunoco	12440 W. Dixie Hwy.		SUN
Sanchez Sunoco	13611 N.W. 27th Ave.		SUN
Sunoco Station	13611 N.W. 27th Ave.	Miami	SUN
Joseph Sunoco	1491 N. State Road 7	W. Palm Beach	SUN
Michalowsk Sunoco	1491 N. State Road 7	Miami	SUN
Gregg Sunoco	1600 Alton Rd.	Miami Beach	SUN
Harry Rosenblatt Sunoco	1600 Alton Rd.	Miami Beach	SUN
Harry's Sunoco	1600 Alton Rd.	Miami Beach	SUN
Sunoco	1600 Alton Rd.		SUN
Bob's Sunoco	1601 N.W. 119th St.	Miami	SUN
Hendrix, Robert Sunoco	1601 N.W. 119th St.	Miami	SUN
Robert Henry Sunoco	1601 N.W. 119th St.		SUN
Kiago Sunoco Station	1655 N.W. 79th St.	Miami	SUN
Willie's Sunoco	1655 N.W. 79th St.	Miami	SUN
Willier King Sunoco	1655 N.W. 79th St.	Miami	SUN
Perrine Sunoco	17225 S. Dixie Hwy.	Homestead	SUN
Sunoco Auto Clinic	1760 S. Military Trail	West Palm Beach	SUN
Sunoco	17th Ave. & N.W. 79th St.		SUN
Sunoco	18830 Collins Ave.		SUN
Cramers Sunoco	1900 N.E. 163rd St.		SUN
Crane's? Sunoco	1900 N.E. 163rd St.		SUN
Kramer's Suncoco	1900 N.E. 163rd St.		SUN
Pat Lyden Sunoco	195 Bird Road		SUN
Collombs Service Sunoco	1950 Lake Worth Rd.	Lake Worth	SUN
7 G's Sunoco	199 N.E. 167th St.		SUN
Del Pen Sunoco	199 N.E. 167th St.	N. Miami Beach	SUN
Goldstein Sunoco	199 N.E. 167th St.	Miami	SUN

**SERVICE STATIONS (AND ADDRESSES)
SETTLED BY OIL COMPANIES**

Work in Progress
Privileged Confidential

STATION	ADDRESS	CITY	COMPANY CODE
Bio(?) Sunoco	2 ? US 1	W. Palm Beach	SUN
George Courtsy Corner Sunoco	200 N. Federal Hwy.	Hallandale	SUN
Sunoco	2002 US 1	West Palm Beach	SUN
Sunoco	21st & Alton Rd.		SUN
Giessen's Sunoco	2215 S. Dixie Hwy.	W. Palm Beach	SUN
Charles Rosenblatt Sunoco	23rd St.	Miami Beach	SUN
Bothe Sunoco	2400 N. Dixie		SUN
Krantz & Son Sunoco	2896 Tamiami Trail	Naples	SUN
Sunoco	3021 N.W. 62nd St.		SUN
Ken Sunoco	30250 S. Dixie Hwy.	Homestead	SUN
Sunoco	30250 S. Dixie Hwy.		SUN
M & Sunoco	3100 N. Dixie Hwy.		SUN
Sun Oil	3100 N. Dixie Hwy.		SUN
Sunoco Oil Service	3100 N.W. 62nd St.	Miami	SUN
T & M Sunoco	3100 N.W. 62nd St.	Miami	SUN
Sunoco Station	3200 W. Hallandale	Pembroke Park	SUN
B & H Sunoco	3207 Cleveland Ave.	Ft. Myers	SUN
Park Avenue Sunoco	330 N. 23rd St.	West Palm Beach	SUN
23rd Street Sunoco	331 23rd St.	Miami Beach	SUN
Rosenblatt Sunoco	331 23rd St.	Miami Beach	SUN
Sunoco Station	331 Park Ave.		SUN
Mooring Sunoco	3391 N. Trail	Naples	SUN
Sunoco Service Station	3391 N. Trail		SUN
Frank's Sunoco	3424 Davie Blvd.		SUN
Dixie Sunoco	3601 N. Dixie Hwy.	West Palm Beach	SUN
Horn Sunoco	3601 N. Dixie Hwy.	Pompano Beach	SUN
Mascot Service Sta. (Sun Oil)	3695 N.W. 183rd St.	Carol City	SUN
Halvorsen Sunoco	3901 Davie Rd.		SUN
Hall Sunoco	3905 Lake Park Blvd.	Lake Park	SUN
Hill Sunoco	3905 Lake Park Blvd.	Lake Pierce	SUN
Larry's Sunoco	3905 Lake Park Blvd.	Lake Park	SUN
Larry's Sunoco Service	3905 Lake Park Blvd.	W. Palm Beach	SUN
Sunoco	3905 Lake Park Blvd.		SUN
Marsen Sunoco	40 N. 9th St.	Naples	SUN
Ray's Sunrise 86 Serv.	400 W. Sunrise Blvd.		SUN
Thompson Sunoco	4001 S. Olive	West Palm Beach	SUN
Sunoco	4047 N. Andrews		SUN
Tamarac Sunoco Serv.	4999 N. State Road 7	Tamarac	SUN
Stipe Bros. Sunoco	5115 S. Dixie Hwy.	West Palm Beach	SUN
H & G Sunoco Station	5390 W. Flagler St.	Miami	SUN
Sample Sunoco	550 W. Sample Rd.	Pompano	SUN
Bents Auto Sun.	5724 Greenwood Ave.	West Palm Beach	SUN
Trail Sunoco	6168 S. Trail	Ft. Myers	SUN
West Miami Sunoco	6201 S.W. 8th St.	Miami	SUN
Schnell Sunoco	629 A1A	Jupiter	SUN
Sunoco Station	62nd Ave.	Miammi	SUN
Ronnies Sunoco	64th & Sheridan		SUN

**SERVICE STATIONS (AND ADDRESSES)
SETTLED BY OIL COMPANIES**

Work in Progress
Privileged Confidential

STATION	ADDRESS	CITY	COMPANY CODE
Sunoco	701 Belvedere		SUN
Sunoco	7245 Military Trail	West Palm Beach	SUN
Sunoco Station	72nd & Taft Street		SUN
Sunoco	7420 S.W. 8th St.		SUN
Valdez Sunoco	7420 S.W. 8th St.	Miami	SUN
Coral Way Sunoco	7830 Coral Way	Miami	SUN
Shaffer Bros. Sunoco	7900 Griffin Rd.	Davie	SUN
Fuente Sunoco	795 E. 25th St.	Hialeah	SUN
Suarez Sunoco	795 S.W. 6th St.	Miami	SUN
Vega Sunoco	900 W. Flagler	Miami	SUN
Al's Sunoco Station	9600 N.W. 7th Ave.	Miami	SUN
Sunoco Service Stn.	9740 Bird Rd.	Miami	SUN
Sunoco	995 Hialeah Drive		SUN
Sunoco Station	Cloverleaf	Miami	SUN
Sunco	Coral Way & 78th Ave.		SUN
Sunoco	Cypress Road & 18th St.		SUN
H & G Sunoco	Flagler & 54th Ave.		SUN
Sunoco Station	I-95 & Hallandale Beach Blvd.		SUN
Hollywood Sunoco	I-95 & Sheridan	Hollywood	SUN
Sunoco	McNab & Cypress Rd.	Ft. Lauderdale	SUN
Kim Sunoco	Miami		SUN
Big Sunoco	U.S. 1	W. Palm Beach	SUN
Sunoco	U.S. 1		SUN
Sunoco Station	U.S. 1 & 6th St.	Ft. Lauderdale	SUN
A.C.Bennett Tex		Lake Park	TEX
A.C.Bennett Tex		West Palm Beach	TEX
Gallego Cabrera Tex			TEX
Humble Station			TEX
Texaco			TEX
Texaco Entranu P. Salenmo			TEX
Texaco S.S.	(3 in EPA Book)	Boynton Beach	TEX
Atlantic Texaco	1 N. Federal Hwy.	W. Palm Beach	TEX
Mike Texaco	1 N. Federal Hwy.	Pompano	TEX
Harry's Texaco	101 E. Atlantic Ave.	Pompano Beach	TEX
Texaco Oil Service	1010 Broadway	West Palm Beach	TEX
Dunning's Texaco	10401 S. Dixie Hwy.	Kendall	TEX
Texaco Service Car Wash	10701 Biscayne Blvd.	Miami	TEX
Rivero Texaco	10701 S.W. 56th St.	Miami	TEX
Fisk Texaco Service Station	1090 W. Hallandale Beach Blvd.	Hallandale	TEX
Texaco	110 N. Federal Hwy.		TEX
Texaco Station	11201 Bird Road	Miami	TEX
Ryan Texaco	11580 N.E. 2nd Ave.	North Miami	TEX
Texaco Station	119th St. & 14th Ave.	Miami	TEX
Texaco	119th St. & N.W. 7th Ave.		TEX
Israel Texaco	11th St. & Washington Ave.	Miami Beach	TEX
Texaco Oil Service	1200 N.W. 167th St.	No. Miami Beach	TEX

**SERVICE STATIONS (AND ADDRESSES)
SETTLED BY OIL COMPANIES**

*Work in Progress
Privileged Confidential*

STATION	ADDRESS	CITY	COMPANY CODE
Ace Commercial Texaco	1201 N.E. Commercial Blvd.	Ft. Lauderdale	TEX
Hanks Midway Texaco	1213 S. 4th St.	Ft. Pierce	TEX
Surfts Texaco	12305 N.W. Dixie Hwy.	Miami	TEX
Texaco	1291 N. State Road 7	Margate	TEX
Texaco	12th Ave. & N.W. 29th St.	Miami	TEX
Texaco	1301 N. Dixie Hwy.	Miami	TEX
Dick Leonard Texaco	1319 US 1	Boynton Beach	TEX
Alex Car Service Texaco	1327 N.E. 125th St.	Miami	TEX
Seventh Avenue Texaco	13300 N.W. 7th Ave.		TEX
Seventy-Ninth Street Texaco	1353 N.W. 79th St.	Miami	TEX
Leanned? (Leonard?) Texaco	1390 N. Federal Hwy.	West Palm Beach	TEX
Texaco	13th & LeJuene	Coral Gables	TEX
Texaco	1415 Sunrise		TEX
Palm Beach Texaco	1437 Belvedere Rd.	West Palm Beach	TEX
Texaco	143rd Street & W. Dixie Hwy.	N. Miami	TEX
Texaco	1450 N.E. 26th St.	Miami	TEX
Texaco	1455 W. Sunrise Blvd.		TEX
Texaco	14550 N.W. 7th Avenue	Miami	TEX
Earl's Texaco	14901 N.E. 6th Ave.	Miami	TEX
Ferrini Texaco	1495 N.W. 119th St.	Miami	TEX
Twins Texaco	1495 N.W. 119th St.	Miami	TEX
Texaco Ron's	1495 S. Cypress		TEX
Texaco Station	149th & 6th Ave.		TEX
Clyde's Texaco	1500 N. Krome Ave.	Homestead	TEX
Fuentes Texaco	1519 S. Dixie Hwy.	Palm Beach	TEX
Fleet Lube Texaco	1520 S. Dixie Hwy.	Lake Worth	TEX
Guy's Texaco	1520 S. Dixie Hwy.	Lake Worth	TEX
Harold Texaco	1520 S. Dixie Hwy.		TEX
Benny's Texaco	1570 Alton Rd.	Miami Beach	TEX
Fuentes Texaco	1590 S. Dixie Hwy.	W. Palm Beach	TEX
Texaco	1598 E. Oakland Park Blvd.		TEX
Texaco Oil Service	16710 N.E. 19th Ave.	No. Miami Beach	TEX
Lyman Texaco	167th St. & N.E. 3rd Ave.	Miami	TEX
Superior Texaco	1690 N.W. 20th	Miami	TEX
Miami Gardens Texaco	1700 N.W. 183rd St.	Miami	TEX
Texaco Station	17th & Alton Rd.	Miami Beach	TEX
Texaco	17th Ave. & 183rd St.		TEX
Texaco	1800 N. Dixie Hwy.	Lake Worth	TEX
Texaco Service Sta.	18240 W. Dixie Hwy.		TEX
Texaco	183rd St. & 17th Ave.		TEX
Texaco Station	18450 7th Ave.		TEX
Herbert-B Texaco	1859 S. U.S. 1	Vero Beach	TEX
Paul Texaco	1863 9th St. N.	Naples	TEX
Trocho Texaco	1863 9th St. N.	Naples	TEX
Texaco Mobil	1900 State Road 7		TEX
College Park Texaco	1901 N. Dixie Hwy.	Lake Worth	TEX
J.R. Texaco	19190 Collins Ave.	Miami Beach	TEX

**SERVICE STATIONS (AND ADDRESSES)
SETTLED BY OIL COMPANIES**

Work in Progress
Privileged Confidential

STATION	ADDRESS	CITY	COMPANY CODE
Texaco	2001 N. Federal Hwy.	Ft. Lauderdale	TEX
Texaco	2015 Davie Blvd	Hollywood	TEX
Calder Texaco	207 & University Dr.	Hollywood	TEX
Texaco	2101 Broadway	West Palm Beach	TEX
Colton's Texaco	2200 S.W. 27th Ave.	Miami	TEX
Texaco	2245 N. Miami Ave.	Miami	TEX
Texaco Station	22nd Ave. & 150th St.	Miami	TEX
Texaco	22nd Ave. & N.W. 28th St.	Miami	TEX
Trianon Texaco	2350 N. Dixie Hwy.	Miami	TEX
Ted Reynolds Texaco	2360 N. Federal Hwy.	Boynton Beach	TEX
Tamarac Texaco	2400 N.W. 45th St.	Miami	TEX
LV Texaco	2407 Fowler St.		TEX
Texaco Station	250 S. Military Trail	Lake Worth	TEX
Texaco Oil Service	250 S. Military Trail	West Palm Beach	TEX
Bob & Mike's Texaco	2510 Broadway	W. Palm Beach	TEX
Bob Sardino, Texaco	2510 Broadway	West Palm Beach	TEX
Art Diamond Texaco	255 Sunrise Ave.	Palm Beach	TEX
Texaco Station	2624 Australian Ave.		TEX
Douglas Road Texaco	2660 Douglas Road	Miami	TEX
Murray's Texaco	2915 W. Lake Park Rd.	Lake Park	TEX
Fred Texaco	2921 S. Federal Hwy.	Miami	TEX
Quality Service Texaco	2921 S. Federal Hwy.	Boynton Beach	TEX
Armada Texaco	2951 Pembroke Road	Hollywood	TEX
Texaco	296 Araccado Dr.	Miami	TEX
Juan Texaco	29601 S. Federal Hwy.		TEX
Texaco	30 N. Federal Hwy.	Miami	TEX
Herthin's Texaco	30 S. Federal Hwy.	Lake Worth	TEX
Rolls Texaco	3090 W. Broward Blvd.		TEX
Texaco Oil Service	3090 W. Sunrise Blvd.	Ft. Lauderdale	TEX
Texaco Oil Service	3100 N. Andrews Ave.	Ft. Lauderdale	TEX
Texaco	3100 University Dr.	Miami	TEX
Jim Texaco	330 Sunny Isles Blvd.	Miami	TEX
Sunny Isles Texaco	330 Sunny Isles Blvd.	N. Miami Beach	TEX
Texaco	3300 S. Dixie Hwy.	Miami	TEX
Texaco Mariaonao	3301 N.W. 79th St.	Miami	TEX
Texaco Marienao	3301 N.W. 79th St.	Miami	TEX
Bob Enaul Texaco	3315 S. Dixie Hwy.	Lake Worth	TEX
Ivail Texaco	3315 S. Dixie Hwy.	WPB/LW/Delray?	TEX
Ken Powles Texaco	3315 S. Dixie Hwy.		TEX
Flagler Texaco	3720 Flagler St.	Miami	TEX
Texaco	3894 S.W. 8th St.	Miami	TEX
Ken Jones Texaco	400 Indian Town Rd.	Jupiter	TEX
Dan's Texaco	400 N. Federal Hwy.	Palm Beach	TEX
Daves Texaco	400 N. Federal Hwy.	Palm Beach	TEX
Ben Horn Texaco	4100 N.W. 27th Ave.	Miami	TEX
Al Texaco	4101 Okeechobee Blvd.	Ft. Pierce	TEX
Okeechobee Texaco	4111 Okeechobee Blvd.	West Palm Beach	TEX

**SERVICE STATIONS (AND ADDRESSES)
SETTLED BY OIL COMPANIES**

Work in Progress
Privileged Confidential

STATION	ADDRESS	CITY	COMPANY CODE
Don's Texaco	413 N. Federal Hwy.	Hallandale	TEX
Texaco	4201 Okeechobee Blvd.	West Palm Beach	TEX
Texaco Service Station	433 N.W. 2nd Ave.	Boynton Beach	TEX
Texaco Oil Co.	4350 N.W. 20th St.	Miami	TEX
Texaco Station	441 & 84th		TEX
Texaco Station	441 & Playland Blvd.		TEX
Frost Texaco	445 S.E. 6th Ave.	Delray Beach	TEX
Texaco (Miami Springs)	4649 N.W. 36th St.	Miami	TEX
Spiroulis Texaco	4900 N. Federal Hwy.	Daytona Beach	TEX
Texaco Oil Service	4900 N. Federal Hwy.	Pompano Bch.	TEX
Tom's Texaco	4900 N. Federal Hwy.	West Palm Beach	TEX
Alan C. Bennett Texaco	4901 Broadway	West Palm Beach	TEX
Leiva Texaco	4901 Broadway	West Palm Beach	TEX
Texaco Oil Service	500 Truman St.	Key West	TEX
Texaco	5000 J.T. High		TEX
Bob Texaco	5001 N. Dixie Hwy.	Deerfield Beach	TEX
L.D.C. Texaco	5001 N. Dixie Hwy.	West Palm Beach	TEX
Texaco Station	508 41st St.	Miami	TEX
Chuck Texaco	508 Arthur Godfrey Rd.	Miami Beach	TEX
Sims Texaco	508 Arthur Godfrey Rd.	Miami Beach	TEX
J & G Texaco	511 N.E. 5th Ave.	Delray Beach	TEX
Slims Texaco	548 Arthur Rd.	Miami Beach	TEX
Texaco	54th St. & 5th Ave.	Hialeah	TEX
Dania Texaco	550 S. Federal Hwy.	Dania	TEX
Davie Texaco	550 S. Federal Hwy.	Dania	TEX
John Sagarakis Texaco	5500 N. State Road 7	Tamarac	TEX
Prospect Texaco	5500 N. State Road 7	Pompano	TEX
Texaco	5500 N. State Road 7	Miami	TEX
Tsagarekes Texaco	5500 N. State Road 7	Ft. Lauderdale	TEX
Almer Hill Texaco	5551 Sheridan St.		TEX
Alpha Texaco	5600 Washington	Hollywood	TEX
Texaco Oil Service	5600 Washington	Hollywood	TEX
Johnson Street (Texaco)	5690 Johnson St.		TEX
Welsh Texaco Station	5690 Johnson St.		TEX
Texaco	5701 Sheridan St.	Elmer Hill	TEX
Boats Texaco	5899 N. Federal Hwy.	Boynton Beach	TEX
Boca Texaco	5899 N. Federal Hwy.	Boca Raton	TEX
Rublas Texaco	5900 S.W. 8th St.	Miami	TEX
S.M. Texaco	5946 S. Dixie Hwy.		TEX
Texaco	5946 S. Dixie Hwy.	Miami	TEX
Russ Revel Texaco	5980 Okeechobee Blvd.	West Palm Beach	TEX
Texaco	5th Ave. & 54th St.	Miami	TEX
Texaco	5th Ave. & N.W. 95th St.	Miami	TEX
Texaco	6193 S.W. 72nd St.	Miami	TEX
Texaco	6300 S.W. 64th Ave		TEX
Miramar Texaco	6390 Miramar Parkway	Miramar	TEX
Texaco Station	63rd & Johnson		TEX

**SERVICE STATIONS (AND ADDRESSES)
SETTLED BY OIL COMPANIES**

Work in Progress
Privileged Confidential

STATION	ADDRESS	CITY	COMPANY CODE
Texaco	6601 Taft St.		TEX
Texaco	67th Ave. & Flagler	Miami	TEX
Texaco	6810 Pembroke Rd.	Pembroke	TEX
Texaco	6900 University	Miami	TEX
B & S Texaco	694 9th St. N.	Naples	TEX
Rufes Texaco	7070 N.W. 7th Ave.	Miami	TEX
Rufus Texaco Service	7070 N.W. 7th Ave.	Miami	TEX
Texaco	710 N.E. 5th Ave.	Boca	TEX
Miami Beach Texaco	7145 Abbott Ave.	Miami Beach	TEX
Normandy Beach Texaco	7145 Abbott Ave.	Miami	TEX
Stan Ruger Texaco	7145 Abbott Ave.	Miami	TEX
Texaco Normandy	7145 Abbott Ave.	Miami Beach	TEX
Rogers Texaco	7145 Collins		TEX
Dadeland Texaco	7190 Kendall Drive		TEX
Texaco Station	71st & Abbott	Miami Beach	TEX
Bugallo Texaco	7200 N.W. 36th St.	Miami	TEX
Lords Texaco	725 N. Federal Hwy.	Stuart	TEX
Riegger's Texaco	72nd St. & Abbott Ave.	Miami Beach	TEX
Firestone Texaco	732 S. Dixie Hwy.	Lake Worth	TEX
Palmetto Texaco	7460 S.W. 40th St.		TEX
Texaco	7500 N.W. 27th Ave.		TEX
J & K Automotive Service Texaco	7701 N.W. 103rd		TEX
Alan C. Bennett Texaco	774 N. Lake Park Blvd.	Lake Park	TEX
Bennett Texaco	774 N. Lake Park Blvd.	W. Palm Beach	TEX
Castro Texaco Serv.	7850 S.W. 8th St.	Miami	TEX
Carlos Texaco	7906 N.W. 6th Ave.	Miami	TEX
Carlos 79 Street Texaco	7907 N.W. 6th Ave.	Miami	TEX
Texaco Service	7920 Bird Road	Miami	TEX
Bud's Texaco	795 Belvedere Rd.	West Palm Beach	TEX
Texaco Station	79th St. & 6th Ave.		TEX
Riegger's Texaco	79th St. & Abbott Ave.	Miami Beach	TEX
Geckler Texaco	8100 Back Road W.		TEX
Texaco	8100 Belfore Rd.	Miami	TEX
Texaco Oil Service	827 N.W. 6th St.	Ft. Lauderdale	TEX
Texaco Oil Service	841 N.W. 9th Ave.	Ft. Lauderdale	TEX
Castro Texaco Service	850 S.W. 8th Street	Miami	TEX
El Portal Texaco	8580 N.E. 2nd Ave.	Miami	TEX
Portel Texaco	8580 N.E. 2nd Ave.	North Miami	TEX
Texaco	8580 N.E. 2nd Ave.	Miami	TEX
Uppertell Texaco	8580 N.E. 2nd Ave.	Miami	TEX
Humble Station	8690 Coral Way		TEX
Coruo Texaco	8701 N.W. 32nd Ave.	Miami	TEX
Miami Shores Texaco	8730 Biscayne Blvd.		TEX
Lee Myles Texaco	900 N. Federal Hwy.		TEX
Texaco Oil Service	900 S. Dixie Hwy.	Hallandale	TEX
Texaco	917 10th St.		TEX
Texaco	920 W. 84th St.	Miami	TEX

SERVICE STATIONS (AND ADDRESSES)
SETTLED BY OIL COMPANIES

Work in Progress
Privileged Confidential

STATION	ADDRESS	CITY	COMPANY CODE
A & R Texaco	9201 Bird Road	Miami	TEX
Texaco Stn	9380 S. Dixie Hwy.	So. Miami	TEX
Buddy's Texaco Service	9490 Sunset Drive	Miami Beach	TEX
A & J Texaco	951 N.W. 40th Ave.	Ft. Lauderdale	TEX
Belle Texaco	9851 N. Kendall Dr.	Miami	TEX
Johnny's Texaco	9851 N. Kendall Dr.	Miami	TEX
Mike Texaco	9851 N. Kendall Dr.	Miami	TEX
Village Texaco Service	9851 N. Kendall Dr.	Miami	TEX
Texaco Oil Service	99675 U.S. 1	Key Largo	TEX
Lawrence Texaco	Delray	Delray	TEX
Wilson's Texaco	E. 21st St. & Broadway	Riviera Beach	TEX
Texaco Oil Co.	Ft. Lauderdale Airport	Ft. Lauderdale	TEX
Texaco	Haverhill Dr. & Okeechobee Rd.	WPB	TEX
Firestone Texaco	J.D.H. 732		TEX
Texaco	Johnson St. & A1A	Hollywood	TEX
Texaco Station	Kendall Dr.	Miami	TEX
Larry's Texaco	Key Biscayne	Miami Beach	TEX
Tom Treanor Texaco	La Palas & US1	Lantana	TEX
Texaco	Lantana	Lantana	TEX
Texaco	LeJuene Rd. & 13th Street	Miami	TEX
Texaco	McNab Rd.	Pompano	TEX
Texaco	Miami Int'l Airport	Miami	TEX
Texaco Oil Co.	Miami Int'l Airport	Hialeah	TEX
Texaco Station	N. Federal Hwy. & Wilson	Hollywood	TEX
Texaco Station	N.W. 2nd Ave. & LeJuene Rd.	Coral Gables	TEX
Texaco	N.W. 5th St. & N.W. 95th St.		TEX
Texaco	N.W. 6th Ave. & N.W. 79th St.		TEX
Texaco	Okeechobee Rd. & Indian Rd.		TEX
Texaco Station	Old Dixie & US1		TEX
Texaco Station	Pembroke & I-95		TEX
Texaco	S. D. Highway		TEX
Texaco	S. Federal Hwy. Gulfstream	Gulfstream	TEX
Texaco Oil Service	S. Federal Hwy. Perrine	Perrine	TEX
Texaco	S.E. 6th		TEX
Geo. Paugh Texaco	State Road 7		TEX
Art Diamond's Texaco	Sunrise & Bradley	Palm Beach	TEX
Art Texaco	Sunrise & Bradley	Ft. Lauderdale	TEX
Texaco Oil Service	Sunrise & Bradley	Palm Beach	TEX
Texaco	U.S. 1 & 142nd Ct.	Perrine	TEX
Texaco	U.S. 1 & Bird Road	Miami	TEX
Apex Texaco	U.S. 1 & Bridge Road	Hollywood	TEX
Sam Carles? Texaco	U.S. 41		TEX
Texaco Station	University Dr. & Hollywood Blvd.		TEX
Huey's Texaco	W. 49th St. & 8th Ave. Hial.		TEX
Texaco	W. Dixie & 143rd St.		TEX
Dave's Union 76			UNI

**SERVICE STATIONS (AND ADDRESSES)
SETTLED BY OIL COMPANIES**

Work in Progress
Privileged Confidential

STATION	ADDRESS	CITY	COMPANY CODE
Unico Gas Station		Miami	UNI
Union 76 (no add.)			UNI
Union 76 (Flagler)	#3 N. Flagler St. Miami, Fl	Miami	UNI
Union 76 Stn.Hollyw	(5 Hollywood Stns. in EPA book)		UNI
Union 76 Stn.Miami	(several Miami Stns. in EPA book)		UNI
Clay Union 76	10 W. Atlantic Avenue	Deerfield Beach	UNI
Sunset Union 76	10191 S.W. 72nd Street	Miami	UNI
Union 76 Oil Service	106 Miles N. Federal Hwy.	Key Largo	UNI
Milo 76	108 State Road 84	Hollywood	UNI
Keiser Union 76	10855 N.E. 6th Ave.		UNI
Faris Union 76	1100 Broadway	Riviera Beach	UNI
Union 76 (US1)	1100 US1		UNI
Union 76 (167th Ct.)	113 N.E. 167th Ct.		UNI
Union 76 Sta.	1148 S. Dixie Hwy.	Hollywood	UNI
Demes Union 76	1150 S.T.	Ft. Lauderdale	UNI
Pat's Union 76	11540 N.W. 7th Ave.	Miami	UNI
Naples 76	1190 N. Trail	Naples	UNI
Union 76 (219th St.)	11995 S.W. 219th St.		UNI
Union 76 (12th Ave.)	12th Ave. & N.W. 35th St.	N. Miami	UNI
Union 76 Oil Service	130 N. Federal Hwy.	Lake Worth	UNI
Devitos Automotive Union 76	13000 Biscayne Blvd.	N. Miami	UNI
Union 76 (NW 7th Ave)	1400 N.W. 7th Ave.		UNI
Lockdale 76 Station	14095 S. Dixie Hwy.	Homestead	UNI
Union 76 Station	140th St. & N.W. 7th Ave.	Miami	UNI
Roszet 76	1410 Palm Ave.		UNI
Alton 76	1422 Alton Rd.	Miami Beach	UNI
Interama Union 76	153 N.E. 167th St.	N. Miami	UNI
Biscayne Union 76	16300 Biscayne		UNI
Union 76 (S.Dixie)	16740 S. Dixie Hwy.		UNI
Frank's Union 76	16815 Federal Hwy.	Miami	UNI
Union 76 Station (SE 6th Ave.)	169 S.E. 6th Ave.	Delray Beach	UNI
Pedro Union 76	1699 S.W. 8th	Miami	UNI
Union 76 (W.Flagler)	1800 W. Flagler	Miami	UNI
76 Station (NW 2nd Ave.)	18250 N.W. 2nd Ave.	Miami	UNI
Union 76 (N.Fed.)	185 Federal Hwy.		UNI
Alvarez Pure Oil 76	1990 N.W. 22nd Ave.	Miami	UNI
Kaiser Union 76	20400 N. Dixie Hwy.	N. Miami Beach	UNI
Bishop Union 76 Services	20490 Old Cutler Rd.		UNI
Union 76 Oil Service (NW 6th St.)	2140 N.W. 6th St.	Ft. Lauderdale	UNI
Union 76 (NW 119th St.)	2195 N.W. 119th St.	Miami	UNI
Union 76 (SW 120th Ave.)	219th St. & S.W. 120th Ave.		UNI
Union 76 (McNab)	2270 McNab Rd.		UNI
Blue Heron Union 76	245 E. Blue Heron	Riviera Beach	UNI
Coral Way 76	2660 S.W. Coral Way	Miami	UNI
Union Oil 76 (SE 14th Ave.)	2701 S.E. 14th Ave.	Port Everglades	UNI
Greens 76	2706 N. Federal Hwy.	Delray Beach	UNI
Union 76 (NW 2nd Ave.)	2838 N.W. 2nd Ave.	Miami	UNI

**SERVICE STATIONS (AND ADDRESSES)
SETTLED BY OIL COMPANIES**

Work in Progress
Privileged Confidential

STATION	ADDRESS	CITY	COMPANY CODE
Paul's 76	28800 US1	Homestead	UNI
Hubers 76	300 S. Federal Hwy.		UNI
Union 76 Station (N.Dixie Halland.)	301 N. Dixie Hwy.	Hallandale	UNI
Jay's 76	3295 Davis Blvd.	Naples	UNI
Union 76 (NW 54th St.)	32nd Ave. & N.W. 54th St.		UNI
Union 76 (WPB)	3520 S. Military Trail	West Palm Beach	UNI
Union 76 (N.Fed. Boca)	3801 N. Federal Hwy.	Boca Raton	UNI
Spanish 76	3975 N. Federal Hwy.	Boynton Beach	UNI
Nilo Union 76	401 E. 25th St.	Hialeah	UNI
Big T 76	41 Royal Palm Ave.	Ft. Lauderdale	UNI
Union 76 (SW 8th St.)	4501 S.W. 8th St.	Miami	UNI
Union 76 (41 St.)	475 41st St.	Miami	UNI
Jorge Sanchez 76	4827 Southern Blvd.	West Palm Beach	UNI
Beatty's 76	500 S. Congress Ave.	Lake Worth	UNI
M & W Union 76	501 S.W. 109th Ave.	Sweetwater	UNI
Frank/Jammron/Romero 76	5040 N.E. 2nd Ave.	Miami	UNI
Union 76 (Atlantic)	512 Atlantic Blvd.		UNI
Lenny's 76	6343 Miramar Parkway	Ft. Lauderdale	UNI
Union 76 Station (Taft)	66th & Taft St.	Hollywood	UNI
Pompano Pure	702 S. Federal Hwy.	Palm Beach	UNI
Stan's 76	7100 N. Miami Ave.	North Miami	UNI
Sam's/North Shore 76	7125 Abbott Ave.	Miami Beach	UNI
Pure	7160 Abbott Ave.		UNI
Gulzer 76	726 S. Federal Hwy.	Stuart	UNI
Palm Coast 76 Pure	7309 S. Dixie Hwy.	WPB	UNI
R & E Union 76	751 W. Hallandale Beach Blvd.	Hallandale	UNI
Union 76 (116th Ct.)	7th Ave. & 116th Ct.	Miami	UNI
Farrells Union 76/Pure Oil	800 N.W. 62nd St.		UNI
South Miami Union 76	8001 S.W. 67th Ave.		UNI
Southdade 76 Pure	847 Southern Blvd.	West Palm Beach	UNI
Webbs Union 76	9009 N. Lake Blvd.	Lake Park	UNI
Phoenix Union 76	90125 St.	Jupiter	UNI
Union 76 (A.Godfrey Rd.)	Arthur Godfrey Rd.	Miami	UNI
Union 76	Box 403 27		UNI
Hoagy's 76 Service	Cleveland & Dixie Hwy.	Hollywood	UNI
Union 76 Station (Fed.&Garfield)	Federal Hwy. & Garfield	Hollywood	UNI
Union 76 (Lucy St.)	Lucy St. & S. Krome Ave.	Miami	UNI
Sun Coast 76	N.W. 13th Ave.	Pompano	UNI
Union 76 (NW 6th Ave.)	N.W. 6th Ave. & 95th St.		UNI
Union 76 (Palm Dr.)	Palm Drive & Federal Hwy.	Florida City	UNI
Union Oil Company (Pt.Ev.)	Port Everglades	Port Everglades	UNI
Union Oil Company (Pt.Ev.)	Port Everglades	Ft. Lauderdale	UNI
Union 76 Station (Rodman)	Rodman & S. Dixie		UNI
Joe's Union 76	S. Dixie		UNI
Union 76 (102 Ave.)	S.P. 102 Ave.		UNI
Union 76 Station (Salzedo)	Salzedo & Andalusia	Coral Gables	UNI
Union 76 (San Sucie)	Sans Suci Blvd. & Biscayne		UNI

**SERVICE STATIONS (AND ADDRESSES)
SETTLED BY OIL COMPANIES**

Work in Progress
Privileged Confidential

STATION	ADDRESS	CITY	COMPANY CODE
Union 76 (Stirling)	Sterling & University Dr.		UNI
Union 76 (Washington)	Washington St. & 441	Hollywood	UNI