

Next Generation Air Monitoring: An Overview of US EPA Activities

**Clean Air Act Advisory Committee
April 2, 2010**

**Tim Watkins
Deputy Director (Acting)
National Exposure Research Laboratory
US EPA/Office of Research and Development**



Current Air Monitoring



Why



Personal
Exposure and
Health
Monitoring



Near or within Sources
for Regulatory
Compliance



In Communities to Assess
Exposure



In the Ambient Air for
Regulatory
Compliance, to Track
Trends, and for Public
Information

How



Expensive instruments
Specialized training required
Large physical footprint
Large power draw

Convergence of Technologies and Cultural Change



Miniaturized environmental sensors



e.g., CairClip

Introduction of low cost controls and communications



e.g., Arduino microprocessor

Emerging data-viewing/communication apps



airalliancehouston.org



AirCasting App

Smartphone / Tablet generation

e.g., fitbit activity tracker



ENVIRONMENTAL Science & Technology

October 15, 2013
Volume 47
Number 20
pubs.acs.org/est


The Changing Paradigm
of Air Monitoring



The Changing Paradigm of Air Monitoring

Snyder et al., ES&T, August 2013
<http://pubs.acs.org/doi/abs/10.1021/es4022602>

The Role of Sensor Technology in the Changing Paradigm



How data is collected?

Who Collects the data?

Why data is collected?

How data is accessed?

Limited Mostly to Governments, Industry, and Researchers

Compliance Monitoring, Enforcement, Trends, Research

Government Websites, Permit Records, Research Databases

Expanded Use by Communities and Individuals

New Applications and Enhancement of Existing Applications

Increased Data Availability and Access

Next Generation Air Monitoring (NGAM): A Challenge and an Opportunity




- Government organizations need to prepare for data deluge and responses to concerned citizens
 - What's the quality of the data?
 - How to interpret data from sensors' short term measurements from a public health perspective?
- Government organizations will also have new sources of data to better manage air quality and protect public health
- The EPA is engaging with the early adopters and developers of these sensors to help ensure this technology is used in a fashion that is appropriate and most useful to us as regulators and to communities and the public.

How can EPA help?




- Stimulating collaboration and conversation
- Assessing emerging technology
- Supporting new technology development in areas of need
- Providing education and Outreach
 - Sensor users and developers
 - Data Quality
 - Public health context and messaging
- Thinking big picture about these developments and implications



EPA Roadmap for Next Generation Air Monitoring



- **Goals**
 - Affordable near source, fence line monitoring technologies and sensor network-based leak detection systems
 - Supplement air quality monitoring networks through development of low cost, reliable air quality sensor technology
 - Support environmental justice (EJ) communities and citizen science efforts to measure air pollution in local areas
- **Cross Cutting Areas of Focus**
 - Technology Development, Testing, and Integration
 - Technology Demonstration, Outreach and Communication
 - IT infrastructure and New Data Streams
- **For Each Area of Focus**
 - Major Findings/Conclusions
 - Recommendations/Gaps
 - Short and Long Term Priorities
 - Implementation Strategy
- **Draft version available:**
<http://www.epa.gov/research/airscience/docs/roadmap-20130308.pdf>



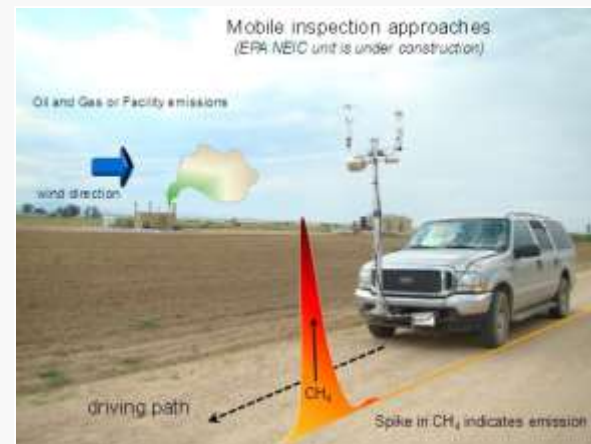
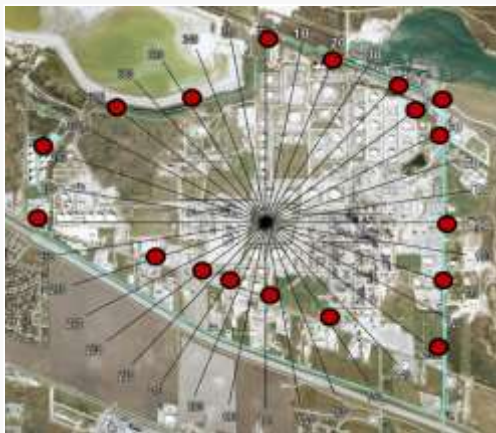
Next Generation Air Monitoring Research at EPA



- Evaluating Sensor Technology
 - Ozone, NO₂, PM, and VOCs
- Community Monitoring Applications
- Source Monitoring Applications
 - Facility Fence Line and Sensor Networks
 - Geospatial Mapping of Air Pollution (GMAP)



CairClip
(O₃ & NO₂)



Evaluating Sensor Technology



Sensor Evaluation Open House



www.epa.gov/airsience



AIR CLIMATE & ENERGY RESEARCH PROGRAM
BUILDING A SCIENTIFIC FOUNDATION FOR SOUND ENVIRONMENTAL DECISIONS

Sensor and Apps Evaluation Opportunity

WHAT: EPA offers technology developers the opportunity to send in your sensor for evaluation in a controlled laboratory setting.

WHEN: Nominate your device by June 30, 2012
Testing to occur July – September, 2012

HOW: Device developers should submit a statement of interest to EPA by June 30, 2012 providing basic information about their device. Due to capacity constraints, EPA will accept a limited number (~10) devices for evaluation over a range of pollutant concentrations and environmental conditions (e.g. humidity and potential interferences). Participants will be invited to visit the EPA lab in early July to discuss their instruments, the evaluation protocol, and receive a tour of the facility. Following the completion of the evaluation each participant will receive information on the performance of their device under known environmental conditions.

QUESTIONS or Point of Contact: Ron Williams, 919-541-2957,
williams.ronald@epa.gov

SELECTION CRITERIA: Devices receiving the highest consideration:

- have the technical feasibility to measure NO₂ and/or O₃ at environmentally relevant concentrations,
- have some preliminary data on expected performance characteristics,
- have not previously undergone standardized evaluations under known challenge test conditions by any party, and
- represent highly portable sensor and smart phone type applications featuring continuous measurement capabilities.

Description:

- Open call for potential collaboration
- O₃ and NO₂ focus
- A total of 9 research groups nominated devices for evaluation
- Variety of devices
- Formal cooperative agreements established
- Not FRM/FEM Evaluations

Feedback Provided to Sensor Developers:

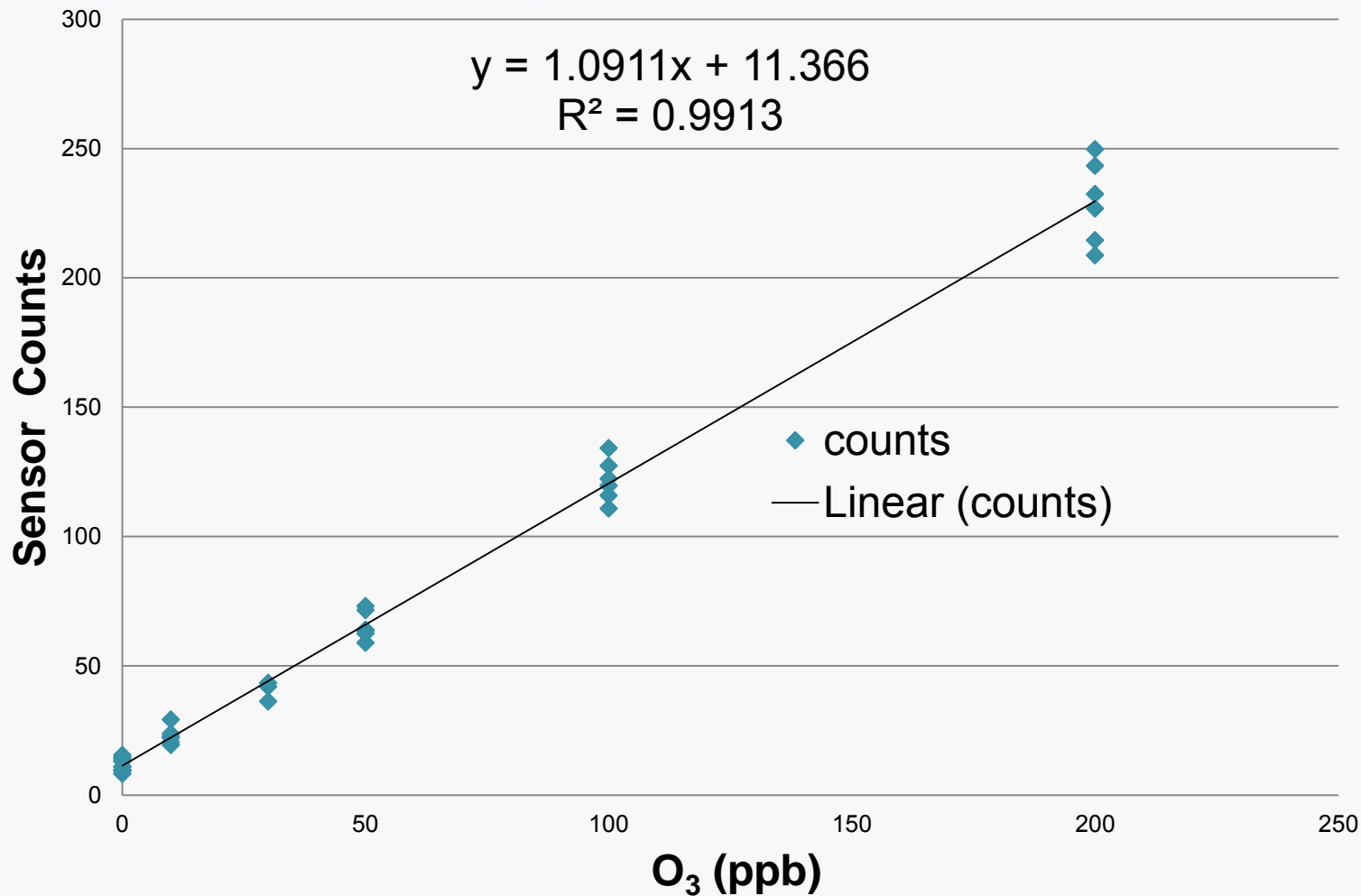
- General performance of the device
- Observations on operation
- Validated non-summarized data
- EPA's intent was not to compare one specific device with another
- EPA recognized the confidential nature of the technologies being evaluated

Evaluating Personal Sensors



CairClip electrochemical sensor evaluated under the Air Sensors Project

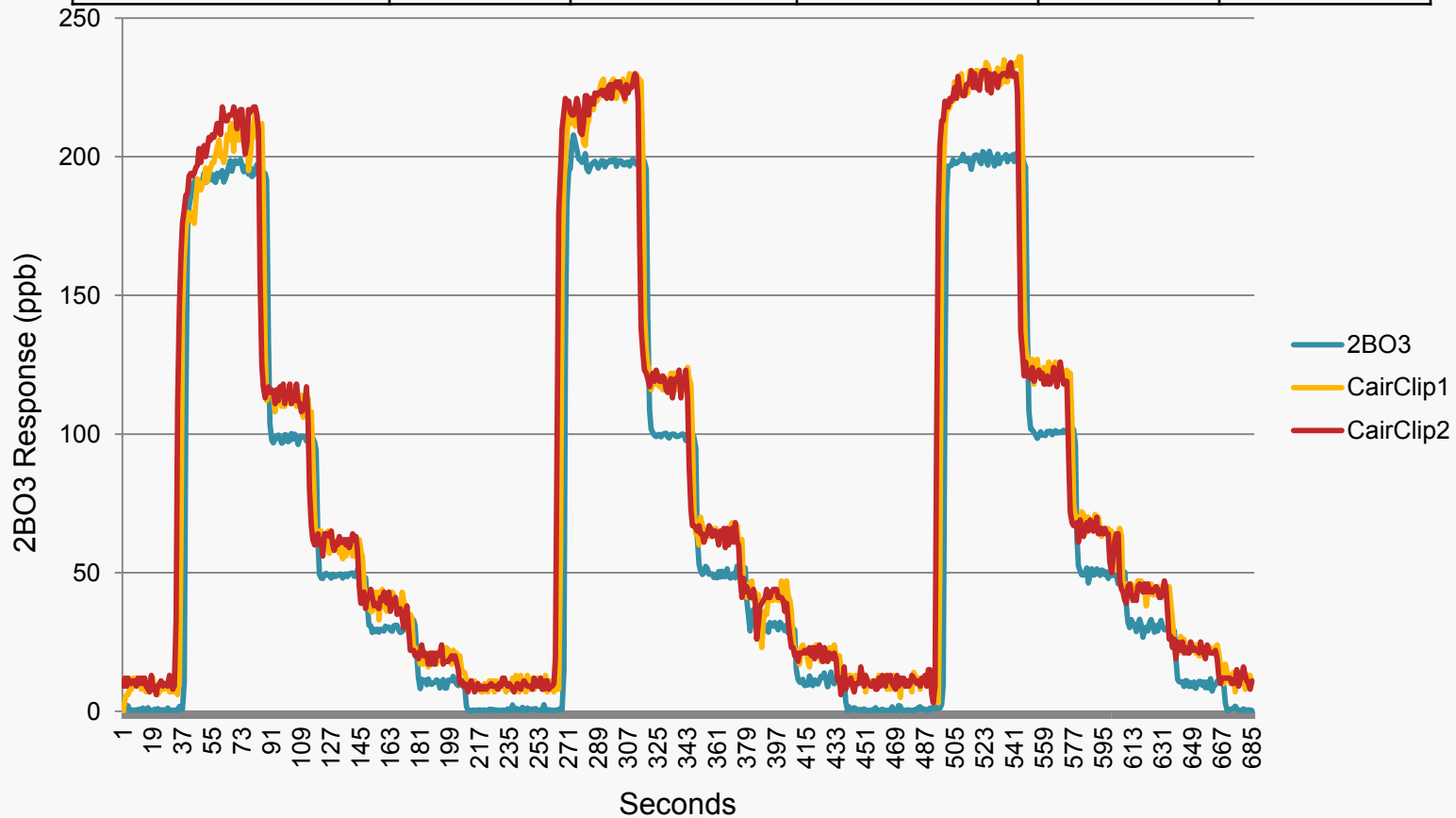
Cairclip performance against reference analyzer



Example of Basic Performance Characteristics



Calibration #	2BO3 (minutes rise time)	CairClip 1 (minutes rise time)	CairClip 2 (minutes rise time)	CairClip 1 (final rise time)	CairClip 2 (final rise time)
1	5	19	17	14	12
2	3	5	5	2	2
3	4	4	5	<1	1



Sensor Evaluation in Collaboration with NASA (Houston, TX Sept 2013)



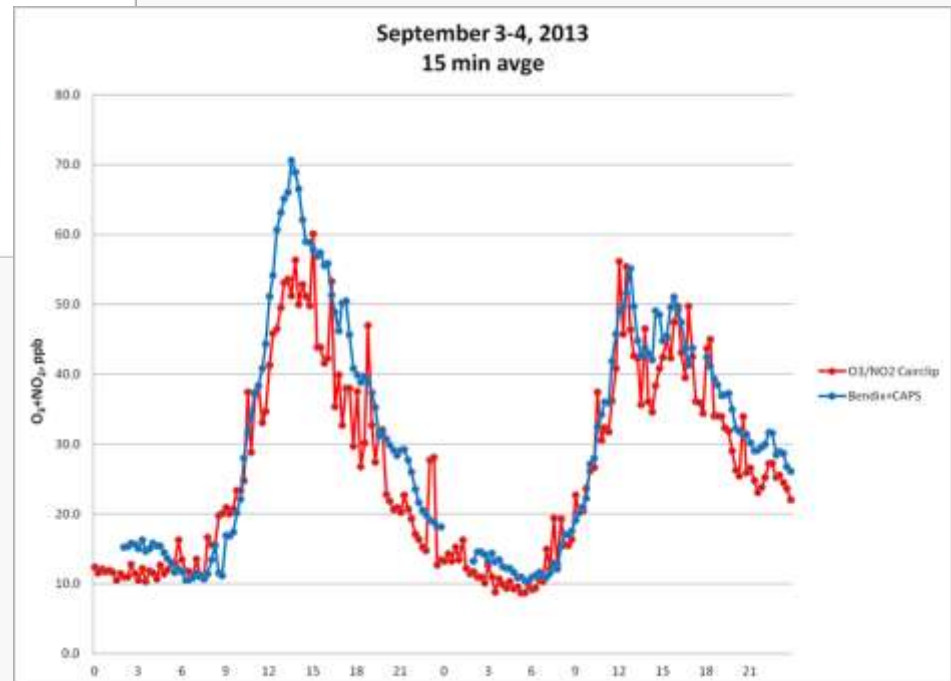
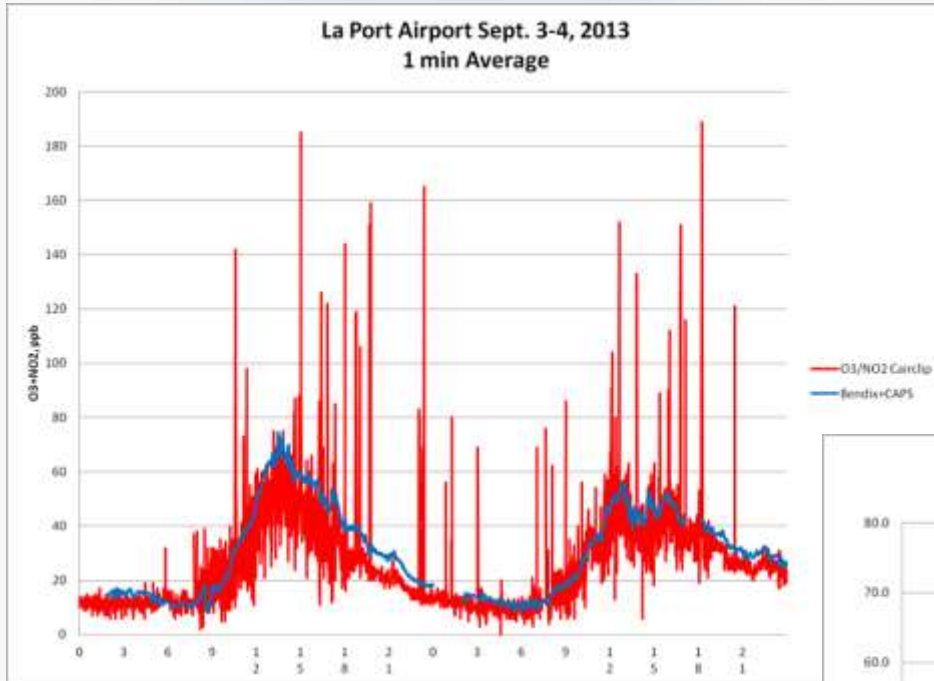
- EPA deploying sensor technology (CairClip) for NO₂ and O₃ that performed well during the EPA Sensor Evaluation Open House.
- NASA deploying sensor technology (Geotech AQMesh-5) to measure O₃, NO, NO₂, CO, SO₂.
- Sampling with sensors will be used to evaluate air craft and remote measurements as well as air quality models.
- Provides EPA with additional insights and experience with the use of sensor technologies in the field for future applications.



CairClip



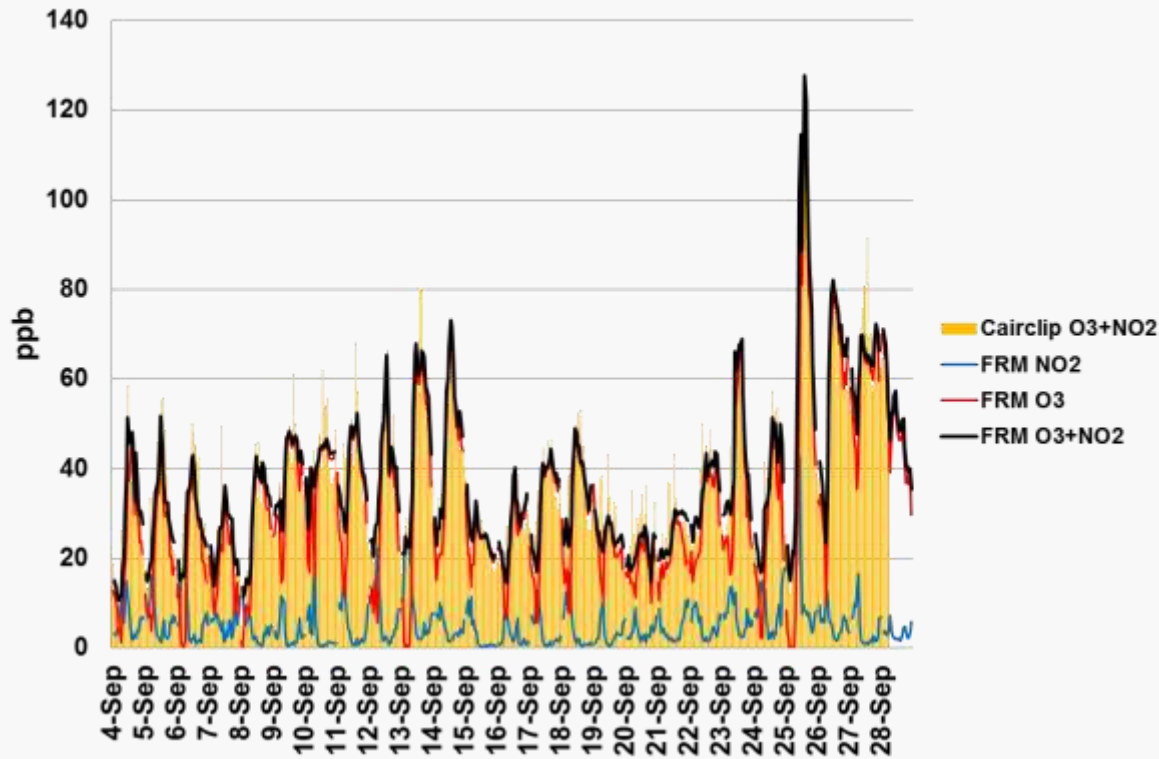
Preliminary Results from Houston: Integrated O₃ and NO₂



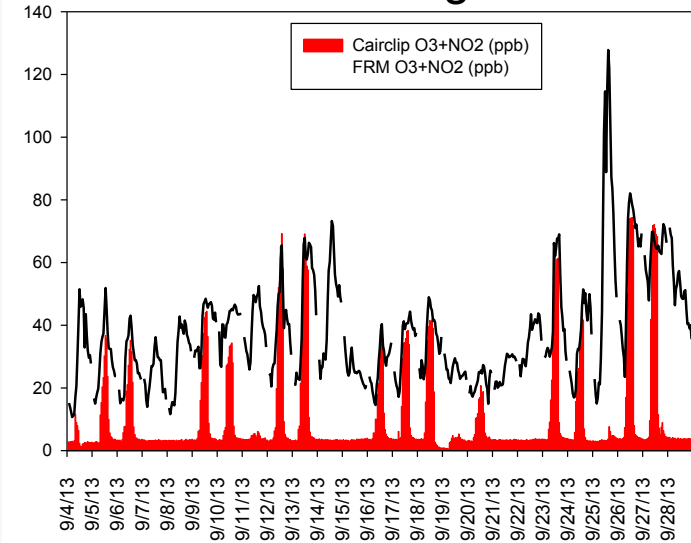
Results from DISCOVER-AQ Houston Study



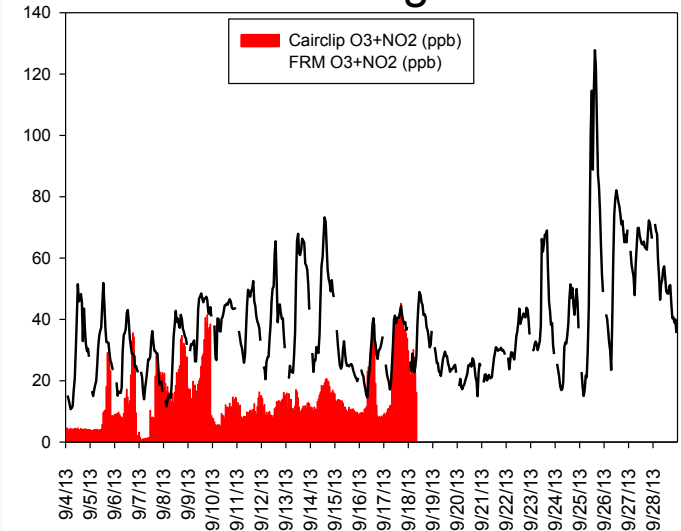
La Porte, TX September 4-28, 2013
1 hour average



Lomax Junior High School



Deer Park High North



Ongoing and Future EPA Sensor Evaluation Activities

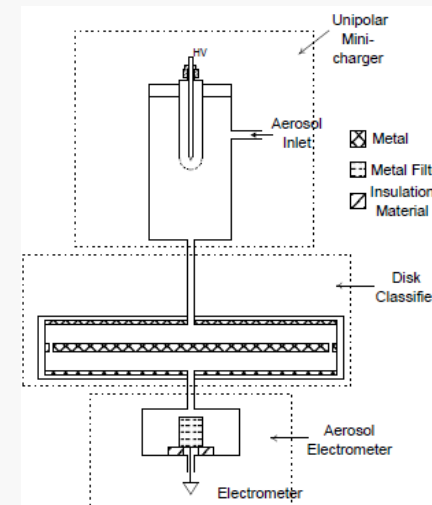


- PM and VOC Sensor Evaluations
 - A host of low cost (<\$2500) PM_{2.5} and VOC sensors purchased or acquired for laboratory and/or field evaluation
 - Field work to be completed in CY 2013
 - Results available in CY 2014



Micro Personal Exposure Monitor (PEM)
Research Triangle Institute

- Recent EPA Grant
 - Da-Ren Chen (Virginia Commonwealth University) “Development of Cost-effective, Compact Electrical Ultrafine Particle (eUFP) Sizers and Wireless eUFP Sensor Network”

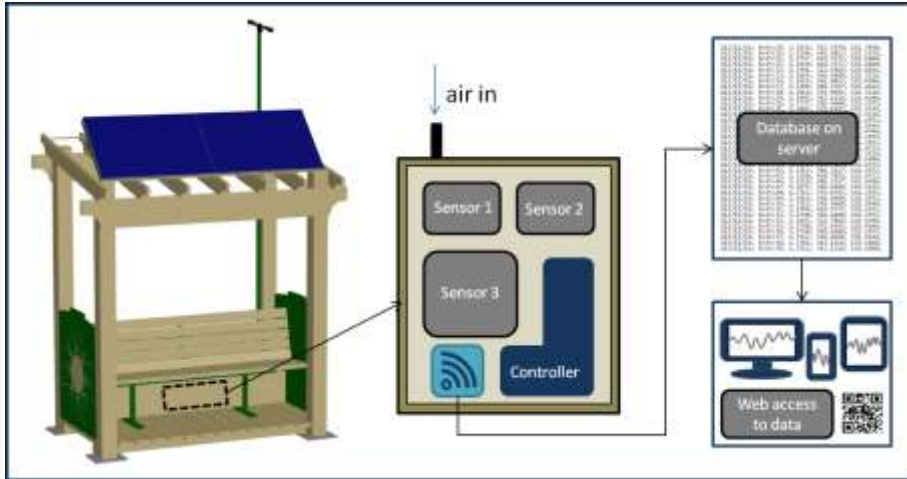


(Chen et al., 2013)

A large, faint watermark of the Environmental Protection Agency (EPA) logo is centered in the background. The logo features a stylized flower with three leaves and a circular top, surrounded by the text "UNITED STATES ENVIRONMENTAL PROTECTION AGENCY".

Community Monitoring Applications

Village Green Project



- Self-powered air and meteorological sampler
- Lower cost, real-time instruments - proven capability at ambient levels (wind, black carbon, PM_{2.5}, ozone)
- Wireless data communication to publically-accessible website
- Designed to add value to and be secure in public environments



Components



Air instruments (PM, ozone), power system and communications components stored securely behind bench

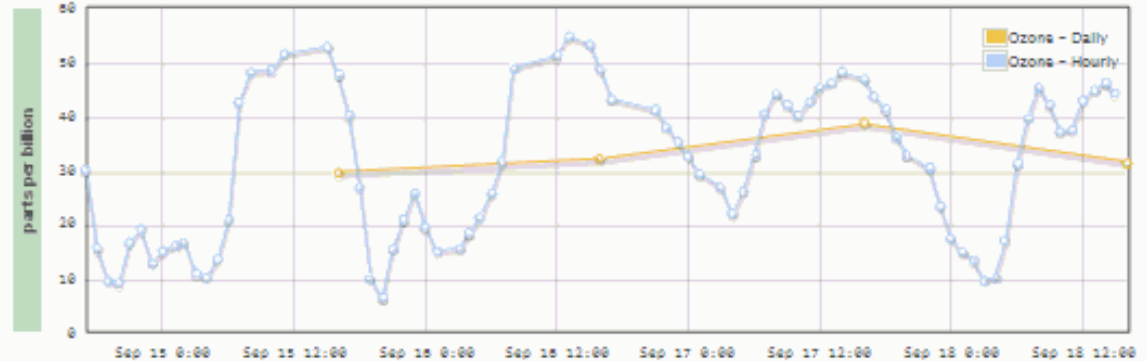


Village Green Website



<http://villagegreen.epa.gov/>

Educational and community outreach opportunity



Posts from the 'Village Green Project' Category

Sensor Technology is Enabling Citizen Science



How to Build an AirCasting Air Monitor





ny sci | Maker | Mechatronics | CITY TECH


Building an AirCasting Air Monitor was provided by the New York State Dept. of Environmental Conservation for educational purposes. Contact: David P. Foglia, and the National Science Foundation (NSF) ATLAS (ATLAS) program. The monitor was created by Mechatronics Technology Center (MTC) of the New York State College of Technology of State University of New York. The electronics were designed and programmed by the New York State Dept. of Environmental Conservation. The monitor was designed by the New York State Dept. of Environmental Conservation in partnership with the New York State Dept. of Environmental Conservation.

AirCasting App | AirCasting Air Monitor

Citizen Science for a variety of interests:

- Individual Health
- Community Exposures
- Research
- Education
- Technology

Air Quality Egg



927 sensors
\$144,592
(total of \$25,000 goal)
0
seconds to go

AIR QUALITY EGG

A community-led air quality sensing network that gives people a way to participate in the conversation about air quality.



**My Air
My Health**


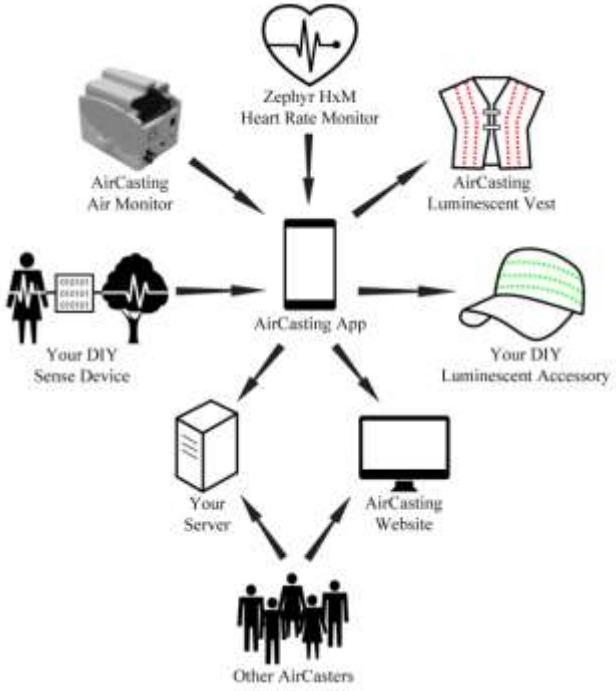
U.S. Department of Health and Human Services
 U.S. Environmental Protection Agency



Example: Air Casting



Share Your Air!



Courtesy of Michael Heimbinder, Habitat Map, Brooklyn NY

Wearable Monitors



Conscious Clothing:
measuring breathing
rates/volume and heart rates



Wear Air (CMU):
VOC sensor


<http://www.youtube.com/watch?v=XPvylXdkc4g>

More on Integrating Environmental and Health Sensors



Advanced Self-Powered Systems of Integrated Sensors and Technologies (ASSIST)

(Veena Misra - North Carolina State University)



NC State ASSIST Vision: a paradigm shift in health informatics enabled by wearable nanotechnologies that monitor individual health parameters and environmental exposures.

- Aiming for very low power devices (micro-Watts), power supplied by the wearer (motion, heat)
- Pushing the boundaries for miniaturized air monitoring strategies

Source Monitoring Applications

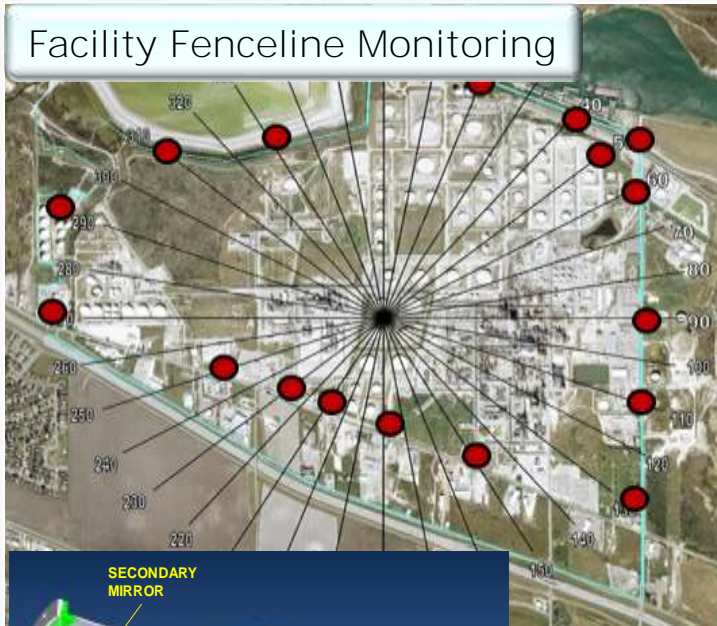


New Opportunities for Source Oriented Monitoring



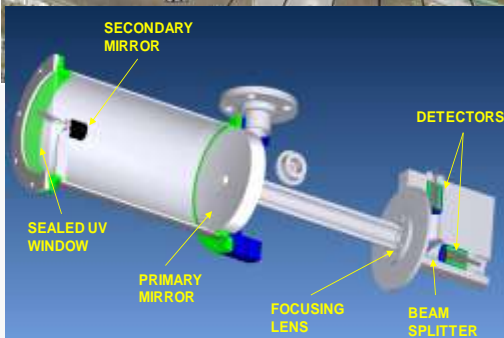
Mid-range Sensors and Remote Measurements

Facility Fenceline Monitoring



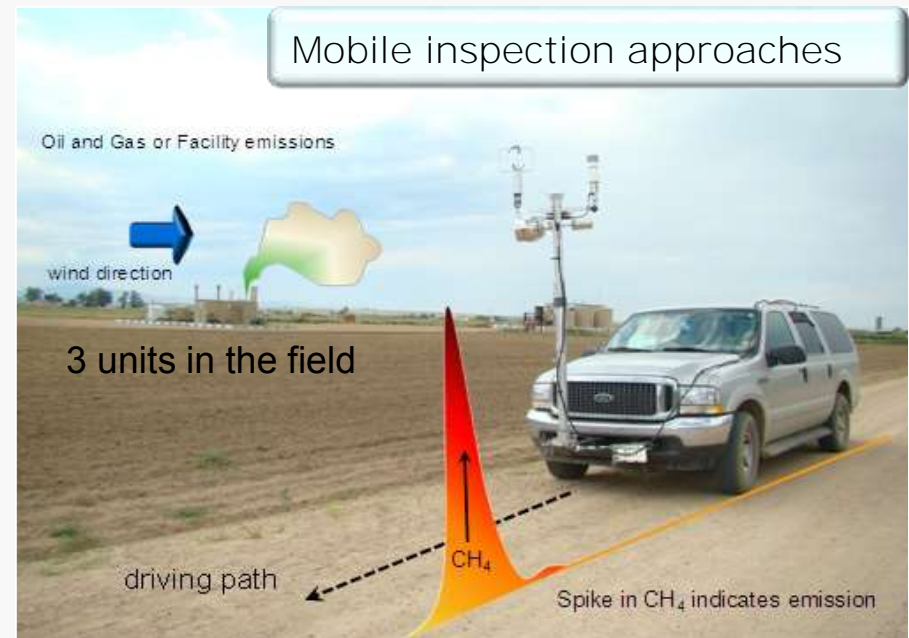
Advanced LDAR and fugitive strategies

- In-plant sensor networks
- IR camera protocols
- Passive samplers

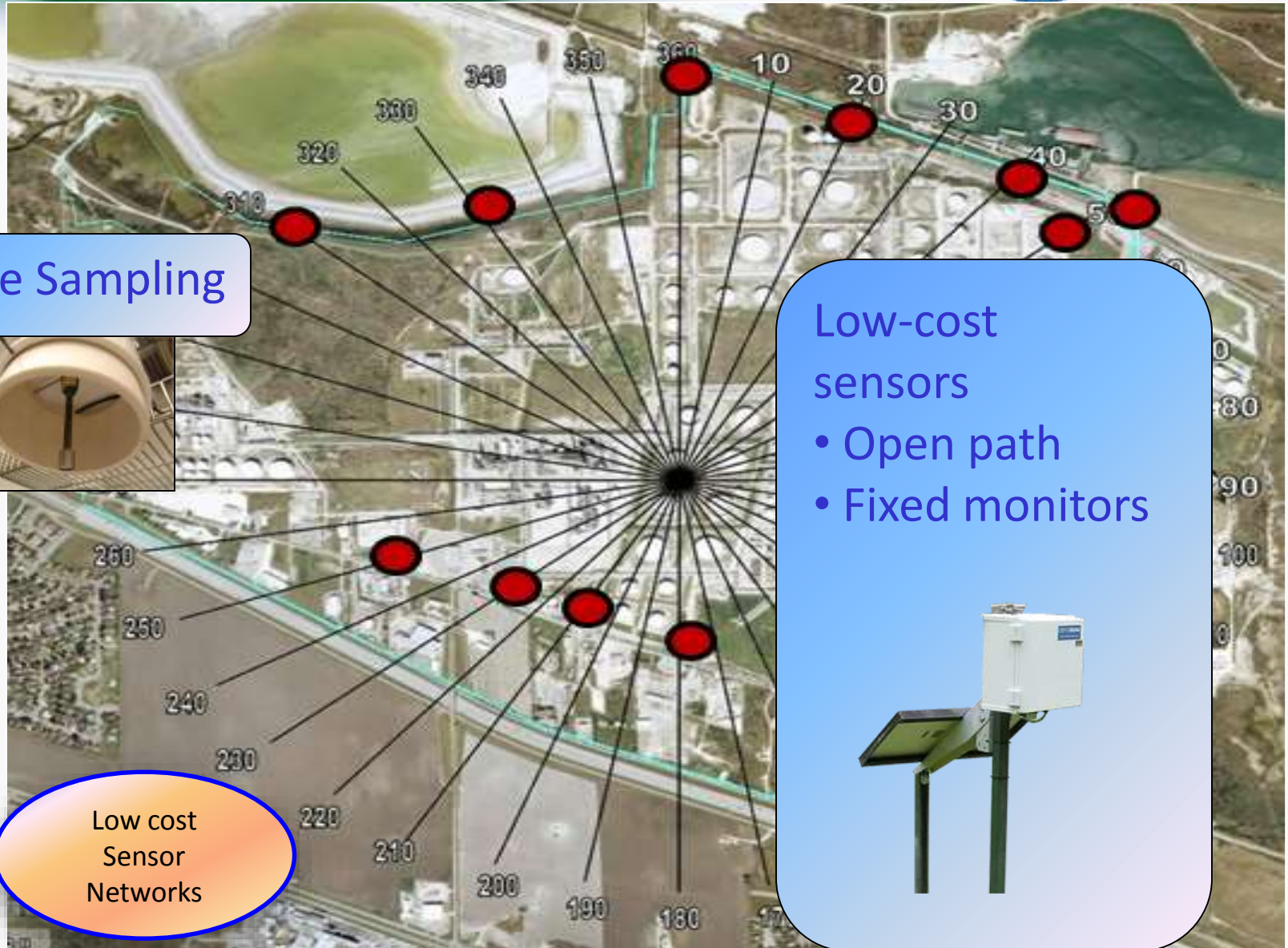


Low cost remote sensing

Mobile inspection approaches



Sensor Networks In-plant and Along Facility Fence Line



Passive Sampling



Low-cost sensors


- Open path
- Fixed monitors

Low cost Sensor Networks

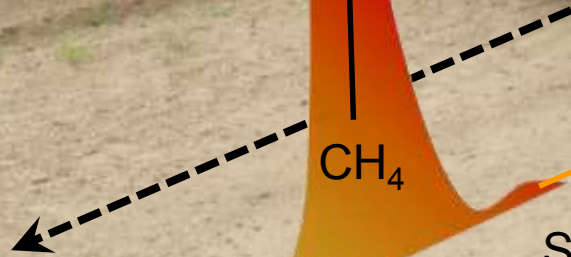
Off-site assessment with *GMAP-REQ*

(*Geospatial Measurement of Air Pollution – Remote Emissions Quantification*)

wind direction



driving path



Mobile
Inspection
systems

Spike in CH₄ indicates emission

The Future of Air Monitoring?



Data from Multiple Tiers



Tier1: Regulatory or regulatory-equivalent air monitoring stations
Cost: \$\$\$\$, Data reliability = A+


existing



emerging



Tier 2: Smaller-footprint monitoring systems for community screening and research studies
Cost: \$\$, Data reliability = B+ (target)

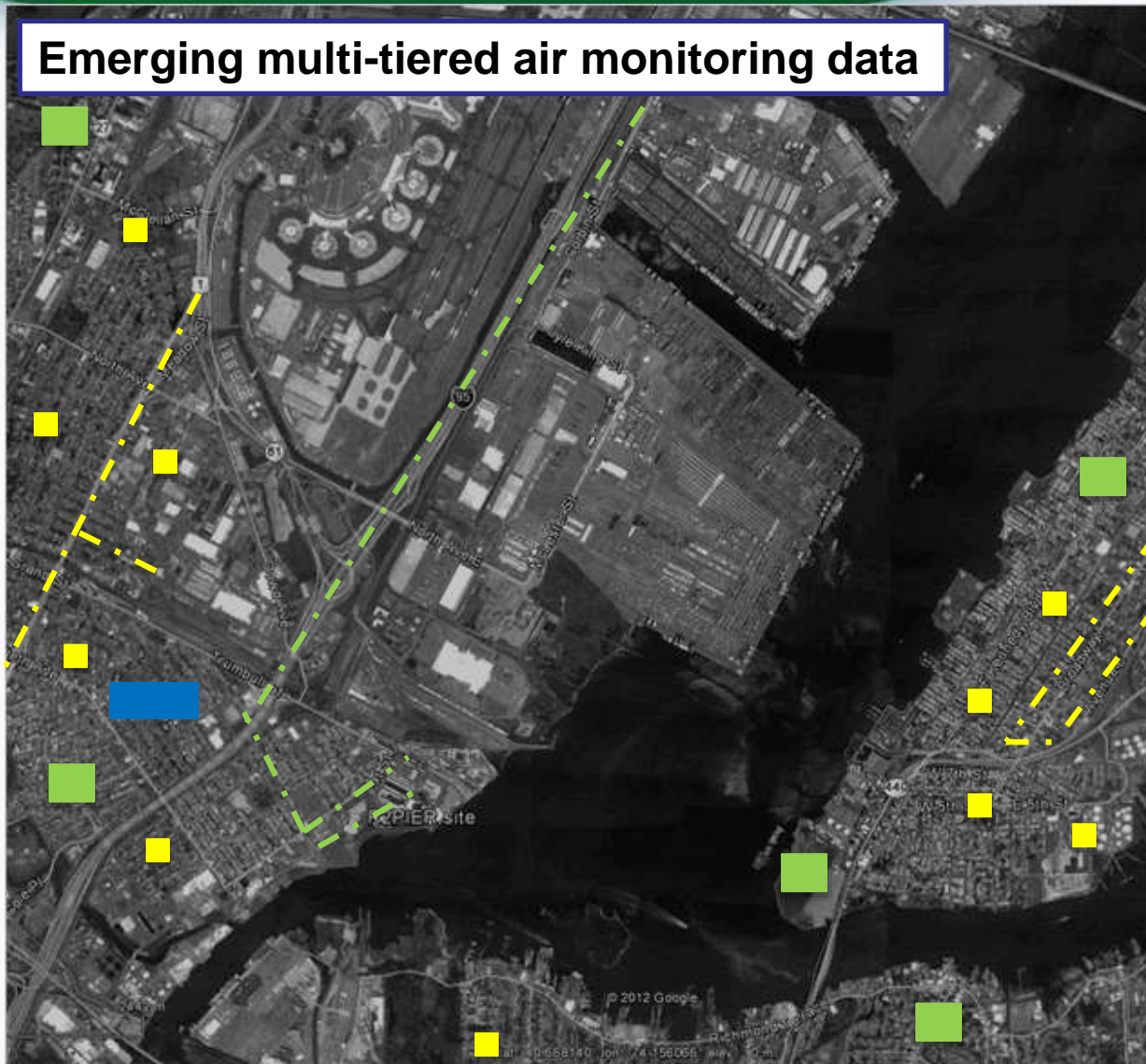


Tier 3: Very small, very low cost systems enabling dense sensor networks, citizen science
Cost: \$, Data reliability = ?

Challenges and opportunities



Emerging multi-tiered air monitoring data



Opportunities:

- Lower cost strategies to achieve air monitoring goals
- Engagement with communities, schools, industry
- Improved public health

Challenges:

- Data interpretation and public messaging
- “Big data” analysis
- Support for do-it-yourself/citizen science

Next Steps for EPA Next Generation Monitoring



- Sensor Evaluations
 - Evaluation of PM and VOC sensors
 - Publish results
- Community Applications
 - Request for Applications for grants for community sensor applications
 - Participate in next DISCOVER-AQ field study (summer of 2014)
 - Possible expansion of Village Green sites
- Source Monitoring Applications
 - Possible deployment in near source studies (oil and gas production or ports)
- Guidance
 - Guidebook for sensor users and developers
 - Public health messages

EPA Next Generation Air Monitoring Site



For More Information:

The screenshot shows the EPA website's "Next Generation Air Monitoring" page. At the top, there is the EPA logo and navigation tabs for "LEARN THE ISSUES", "SCIENCE & TECHNOLOGY", "LAWS & REGULATIONS", and "ABOUT EPA". A search bar and "Advanced Search" link are also present. The main heading is "Next Generation Air Monitoring" with a breadcrumb trail: "You are here: EPA Home » Research » Air Research » Next Generation Air Monitoring". Below the heading is a "Background" section with text explaining the need for enhanced air quality monitoring. To the right of the text is an image of a blue air monitoring station. Further down, there is a section about a solar-powered bench system, accompanied by an image of a hand holding a smartphone displaying an app and an image of the bench itself. On the right side of the page, there are two green-bordered boxes: "Related Links" with links to "Background", "Air Sensor Studies", and "Moving Forward with Collaboration"; and "Resources" with links to "Roadmap for Next Generation Air Monitoring", "Air Sensor Evaluation and Collaboration", "My Air, My Health", "EPA Exposure Research", "Village Green Project Blogs", "Air Sensor Blogs", "March 2013: Air Sensors 2013: Data Quality and Applications", and "Next Generation Air Monitoring presentation (PDF) (21 pp, 2.8MB)".

EPA United States Environmental Protection Agency

Advanced Search **A-Z Index**

LEARN THE ISSUES SCIENCE & TECHNOLOGY LAWS & REGULATIONS ABOUT EPA


Next Generation Air Monitoring [Contact Us](#) [Share](#)

You are here: EPA Home » Research » Air Research » Next Generation Air Monitoring


Next Generation Air Monitoring

Background

Traditionally, air pollution is measured by expensive, stationary and complex air-monitoring instrumentation. Only a few organizations, like Federal, State and some industries, typically collect data of such high quality. Even so, this limits the amount of environmental monitoring data that is often available for exposure and health assessments. As air quality management problems become more complex, there is a need for enhanced air quality and exposure monitoring capabilities.




To meet this growing technological need, EPA, the commercial sensor industry, academic institutions, and others, are developing, evaluating and applying a variety of innovative technologies. Currently, EPA is investigating the means to monitor personal air quality in community settings, and other areas of interest.



These air sensors range anywhere from an application on a cell phone to a device that gives by-the-minute, real-time data while interacting with the public, like the [Village Green Project](#).

This project developed a solar-powered air monitoring system in the shape of a bench, and encourages the public to interact and learn more about their local air quality. People can interact with the bench system with their Smartphones and see current local air quality and meteorological conditions. The air pollutants being measured include ozone, black carbon and particulate matter where the system automatically sends collected data to an online, open-sourced website. This system is charged by two solar panels and will automatically turn off in dark, cloudy conditions and re-start once the sun again comes out.



Related Links

- Background
- Air Sensor Studies
- Moving Forward with Collaboration

Resources

- Roadmap for Next Generation Air Monitoring
- Air Sensor Evaluation and Collaboration
- My Air, My Health
- EPA Exposure Research
- Village Green Project Blogs
- Air Sensor Blogs
- March 2013: Air Sensors 2013: Data Quality and Applications
- Next Generation Air Monitoring presentation (PDF) (21 pp, 2.8MB)

Disclaimer



- The contents do not reflect the views or policies of the Agency. The engineering and equipment descriptions contained here are illustrative and mention of trade names or commercial products do not constitute endorsement or recommendation for use.