




## Acute Exposure Guideline Levels for Selected Airborne Chemicals: Volume 18

ISBN  
978-0-309-31189-2

178 pages  
6 x 9  
PAPERBACK (2014)

Committee on Acute Exposure Guideline Levels; Committee on Toxicology; Board on Environmental Studies and Toxicology; Division on Earth and Life Studies; National Research Council

 Add book to cart

 Find similar titles

 Share this PDF



### Visit the National Academies Press online and register for...

- ✓ Instant access to free PDF downloads of titles from the
  - NATIONAL ACADEMY OF SCIENCES
  - NATIONAL ACADEMY OF ENGINEERING
  - INSTITUTE OF MEDICINE
  - NATIONAL RESEARCH COUNCIL
- ✓ 10% off print titles
- ✓ Custom notification of new releases in your field of interest
- ✓ Special offers and discounts

Distribution, posting, or copying of this PDF is strictly prohibited without written permission of the National Academies Press. Unless otherwise indicated, all materials in this PDF are copyrighted by the National Academy of Sciences. Request reprint permission for this book

# Acute Exposure Guideline Levels for Selected Airborne Chemicals

**VOLUME 18**

Committee on Acute Exposure Guideline Levels

Committee on Toxicology

Board on Environmental Studies and Toxicology

Division on Earth and Life Studies

**NATIONAL RESEARCH COUNCIL**  
*OF THE NATIONAL ACADEMIES*

THE NATIONAL ACADEMIES PRESS  
Washington, D.C.  
**[www.nap.edu](http://www.nap.edu)**

**THE NATIONAL ACADEMIES PRESS 500 FIFTH STREET, NW WASHINGTON, DC 20001**

NOTICE: The project that is the subject of this report was approved by the Governing Board of the National Research Council, whose members are drawn from the councils of the National Academy of Sciences, the National Academy of Engineering, and the Institute of Medicine. The members of the committee responsible for the report were chosen for their special competences and with regard for appropriate balance.

This project was supported by Contract No. W81K04-11-D-0017 and EP-W-09-007 between the National Academy of Sciences and the U.S. Department of Defense and the U.S. Environmental Protection Agency. Any opinions, findings, conclusions, or recommendations expressed in this publication are those of the author(s) and do not necessarily reflect the view of the organizations or agencies that provided support for this project.

International Standard Book Number-13: 978-0-309-31189-2

International Standard Book Number-10: 0-309-31189-6

Additional copies of this report are available for sale from the National Academies Press, 500 Fifth Street, NW, Keck 360, Washington, DC 20001; (800) 624-6242 or (202) 334-3313; <http://www.nap.edu/>.

Copyright 2014 by the National Academy of Sciences. All rights reserved.

Printed in the United States of America

## THE NATIONAL ACADEMIES

### *Advisers to the Nation on Science, Engineering, and Medicine*

The **National Academy of Sciences** is a private, nonprofit, self-perpetuating society of distinguished scholars engaged in scientific and engineering research, dedicated to the furtherance of science and technology and to their use for the general welfare. Upon the authority of the charter granted to it by the Congress in 1863, the Academy has a mandate that requires it to advise the federal government on scientific and technical matters. Dr. Ralph J. Cicerone is president of the National Academy of Sciences.

The **National Academy of Engineering** was established in 1964, under the charter of the National Academy of Sciences, as a parallel organization of outstanding engineers. It is autonomous in its administration and in the selection of its members, sharing with the National Academy of Sciences the responsibility for advising the federal government. The National Academy of Engineering also sponsors engineering programs aimed at meeting national needs, encourages education and research, and recognizes the superior achievements of engineers. Dr. C. D. Mote, Jr., is president of the National Academy of Engineering.

The **Institute of Medicine** was established in 1970 by the National Academy of Sciences to secure the services of eminent members of appropriate professions in the examination of policy matters pertaining to the health of the public. The Institute acts under the responsibility given to the National Academy of Sciences by its congressional charter to be an adviser to the federal government and, upon its own initiative, to identify issues of medical care, research, and education. Dr. Victor J. Dzau is president of the Institute of Medicine.

The **National Research Council** was organized by the National Academy of Sciences in 1916 to associate the broad community of science and technology with the Academy's purposes of furthering knowledge and advising the federal government. Functioning in accordance with general policies determined by the Academy, the Council has become the principal operating agency of both the National Academy of Sciences and the National Academy of Engineering in providing services to the government, the public, and the scientific and engineering communities. The Council is administered jointly by both Academies and the Institute of Medicine. Dr. Ralph J. Cicerone and Dr. C. D. Mote, Jr., are chair and vice chair, respectively, of the National Research Council.

[www.national-academies.org](http://www.national-academies.org)



## COMMITTEE ON ACUTE EXPOSURE GUIDELINE LEVELS

### *Members*

**EDWARD C. BISHOP** (*Chair*), HDR Engineering, Inc., Omaha, NE  
**DEEPAK K. BHALLA**, Wayne State University, Detroit, MI  
**LUNG CHI CHEN**, New York University, Tuxedo  
**KATHLEEN L. GABRIELSON**, Johns Hopkins School of Medicine, Baltimore, MD  
**GUNNAR JOHANSON**, Karolinska Institute, Stockholm, Sweden  
**MARGARET M. MACDONELL**, Argonne National Laboratory, Argonne, IL  
**DAVID A. MACYS**, U.S. Department of the Navy (retired), Oak Harbor, WA  
**MARIA T. MORANDI**, University of Montana, Missoula  
**LEENA A. NYLANDER-FRENCH**, University of North Carolina, Chapel Hill, NC  
**FRANZ OESCH**, University of Mainz (retired), Mainz, Germany  
**NU-MAY RUBY REED**, California Environmental Protection Agency  
(retired), Davis  
**GEORGE C. RODGERS**, University of Louisville, Louisville, KY  
**ROBERT SNYDER**, Rutgers University, Piscataway, NJ  
**KENNETH R. STILL**, Portland State University, Portland, OR

### *Staff*

**SUSAN N.J. MARTEL**, Senior Program Officer  
**TAMARA DAWSON**, Program Associate  
**MIRSADA KARALIC-LONCAREVIC**, Manager, Technical Information Center  
**RADIAH ROSE**, Manager, Editorial Projects

### *Sponsors*

**U.S. DEPARTMENT OF DEFENSE**  
**U.S. ENVIRONMENTAL PROTECTION AGENCY**

## COMMITTEE ON TOXICOLOGY

### *Members*

**GARY P. CARLSON** (*Chair*), Purdue University (retired), West Lafayette, IN  
**LAWRENCE S. BETTS**, Eastern Virginia Medical School, Norfolk  
**DEEPAK K. BHALLA**, Wayne State University, Detroit, MI  
**DEBORAH A. CORY-SLECHTA**, University of Rochester School of Medicine  
and Dentistry, Rochester, NY  
**MARY E. DAVIS**, West Virginia University, Morgantown  
**DAVID C. DORMAN**, North Carolina State University, Raleigh  
**MARGARET M. MACDONELL**, Argonne National Laboratory, Argonne, IL  
**IVAN RUSYN**, University of North Carolina, Chapel Hill, NC  
**KENNETH R. STILL**, Portland State University, Portland, OR  
**JOYCE S. TSUJI**, Exponent, Inc., Bellevue, WA

### *Staff*

**SUSAN N.J. MARTEL**, Senior Program Officer for Toxicology  
**MIRSADA KARALIC-LONCAREVIC**, Manager, Technical Information Center  
**RADIAH ROSE**, Manager, Editorial Projects  
**TAMARA DAWSON**, Program Associate

## BOARD ON ENVIRONMENTAL STUDIES AND TOXICOLOGY<sup>1</sup>

### *Members*

**ROGENE F. HENDERSON** (*Chair*), Lovelace Respiratory Research Institute, Albuquerque, NM  
**PRAVEEN AMAR**, Clean Air Task Force, Boston, MA  
**RICHARD A. BECKER**, American Chemistry Council, Washington, DC  
**MICHAEL J. BRADLEY**, M.J. Bradley & Associates, Concord, MA  
**JONATHAN Z. CANNON**, University of Virginia, Charlottesville  
**GAIL CHARNLEY**, HealthRisk Strategies, Washington, DC  
**DAVID C. DORMAN**, Department of Molecular Biomedical Sciences, Raleigh, NC  
**CHARLES T. DRISCOLL, JR.**, Syracuse University, New York  
**WILLIAM H. FARLAND**, Colorado State University, Fort Collins, CO  
**LYNN R. GOLDMAN**, George Washington University, Washington, DC  
**LINDA E. GREER**, Natural Resources Defense Council, Washington, DC  
**WILLIAM E. HALPERIN**, University of Medicine and Dentistry of New Jersey, Newark  
**STEVEN P. HAMBURG**, Environmental Defense Fund, New York, NY  
**ROBERT A. HIATT**, University of California, San Francisco  
**PHILIP K. HOPKE**, Clarkson University, Potsdam, NY  
**SAMUEL KACEW**, University of Ottawa, Ontario  
**H. SCOTT MATTHEWS**, Carnegie Mellon University, Pittsburgh, PA  
**THOMAS E. MCKONE**, University of California, Berkeley  
**TERRY L. MEDLEY**, E.I. du Pont de Nemours & Company, Wilmington, DE  
**JANA MILFORD**, University of Colorado at Boulder, Boulder  
**MARK A. RATNER**, Northwestern University, Evanston, IL  
**JOAN B. ROSE**, Michigan State University, East Lansing, MI  
**GINA M. SOLOMON**, California Environmental Protection Agency, Sacramento, CA  
**PETER S. THORNE**, University of Iowa, Iowa City, IA  
**DOMINIC M. DI TORO**, University of Delaware Newark, DE  
**JOYCE S. TSUJI**, Exponent, Bellevue, WA

### *Senior Staff*

**JAMES J. REISA**, Director  
**DAVID J. POLICANSKY**, Scholar  
**RAYMOND A. WASSEL**, Senior Program Officer for Environmental Studies  
**ELLEN K. MANTUS**, Senior Program Officer for Risk Analysis  
**SUSAN N.J. MARTEL**, Senior Program Officer for Toxicology  
**MIRSADA KARALIC-LONCAREVIC**, Manager, Technical Information Center  
**RADIAH ROSE**, Manager, Editorial Projects

---

<sup>1</sup>This study was planned, overseen, and supported by the Board on Environmental Studies and Toxicology.



**OTHER REPORTS OF THE BOARD ON  
ENVIRONMENTAL STUDIES AND TOXICOLOGY**

- Review of the Formaldehyde Assessment in the National Toxicology Program 12th Report on Carcinogens (2014)
- Review of the Styrene Assessment in the National Toxicology Program 12th Report on Carcinogens (2014)
- Review of EPA's Integrated Risk Information System (IRIS) Process (2014)
- Review of the Environmental Protection Agency's State-of-the-Science Evaluation of Nonmonotonic Dose-Response Relationships as They Apply to Endocrine Disruptors (2014)
- Assessing Risks to Endangered and Threatened Species from Pesticides (2013)
- Science for Environmental Protection: The Road Ahead (2012)
- Exposure Science in the 21st Century: A Vision and A Strategy (2012)
- A Research Strategy for Environmental, Health, and Safety Aspects of Engineered Nanomaterials (2012)
- Macondo Well-Deepwater Horizon Blowout: Lessons for Improving Offshore Drilling Safety (2012)
- Feasibility of Using Mycoherbicides for Controlling Illicit Drug Crops (2011)
- Improving Health in the United States: The Role of Health Impact Assessment (2011)
- A Risk-Characterization Framework for Decision-Making at the Food and Drug Administration (2011)
- Review of the Environmental Protection Agency's Draft IRIS Assessment of Formaldehyde (2011)
- Toxicity-Pathway-Based Risk Assessment: Preparing for Paradigm Change (2010)
- The Use of Title 42 Authority at the U.S. Environmental Protection Agency (2010)
- Review of the Environmental Protection Agency's Draft IRIS Assessment of Tetrachloroethylene (2010)
- Hidden Costs of Energy: Unpriced Consequences of Energy Production and Use (2009)
- Contaminated Water Supplies at Camp Lejeune—Assessing Potential Health Effects (2009)
- Review of the Federal Strategy for Nanotechnology-Related Environmental, Health, and Safety Research (2009)
- Science and Decisions: Advancing Risk Assessment (2009)
- Phthalates and Cumulative Risk Assessment: The Tasks Ahead (2008)
- Estimating Mortality Risk Reduction and Economic Benefits from Controlling Ozone Air Pollution (2008)
- Respiratory Diseases Research at NIOSH (2008)
- Evaluating Research Efficiency in the U.S. Environmental Protection Agency (2008)
- Hydrology, Ecology, and Fishes of the Klamath River Basin (2008)
- Applications of Toxicogenomic Technologies to Predictive Toxicology and Risk Assessment (2007)
- Models in Environmental Regulatory Decision Making (2007)
- Toxicity Testing in the Twenty-first Century: A Vision and a Strategy (2007)
- Sediment Dredging at Superfund Megsites: Assessing the Effectiveness (2007)
- Environmental Impacts of Wind-Energy Projects (2007)
- Scientific Review of the Proposed Risk Assessment Bulletin from the Office of Management and Budget (2007)
- Assessing the Human Health Risks of Trichloroethylene: Key Scientific Issues (2006)

New Source Review for Stationary Sources of Air Pollution (2006)  
Human Biomonitoring for Environmental Chemicals (2006)  
Health Risks from Dioxin and Related Compounds: Evaluation of the EPA  
Reassessment (2006)  
Fluoride in Drinking Water: A Scientific Review of EPA's Standards (2006)  
State and Federal Standards for Mobile-Source Emissions (2006)  
Superfund and Mining Megsites—Lessons from the Coeur d'Alene River Basin (2005)  
Health Implications of Perchlorate Ingestion (2005)  
Air Quality Management in the United States (2004)  
Endangered and Threatened Species of the Platte River (2004)  
Atlantic Salmon in Maine (2004)  
Endangered and Threatened Fishes in the Klamath River Basin (2004)  
Cumulative Environmental Effects of Alaska North Slope Oil and Gas Development (2003)  
Estimating the Public Health Benefits of Proposed Air Pollution Regulations (2002)  
Biosolids Applied to Land: Advancing Standards and Practices (2002)  
The Airliner Cabin Environment and Health of Passengers and Crew (2002)  
Arsenic in Drinking Water: 2001 Update (2001)  
Evaluating Vehicle Emissions Inspection and Maintenance Programs (2001)  
Compensating for Wetland Losses Under the Clean Water Act (2001)  
A Risk-Management Strategy for PCB-Contaminated Sediments (2001)  
Acute Exposure Guideline Levels for Selected Airborne Chemicals (seventeen volumes,  
2000-2014)  
Toxicological Effects of Methylmercury (2000)  
Strengthening Science at the U.S. Environmental Protection Agency (2000)  
Scientific Frontiers in Developmental Toxicology and Risk Assessment (2000)  
Ecological Indicators for the Nation (2000)  
Waste Incineration and Public Health (2000)  
Hormonally Active Agents in the Environment (1999)  
Research Priorities for Airborne Particulate Matter (four volumes, 1998-2004)  
The National Research Council's Committee on Toxicology: The First 50 Years (1997)  
Carcinogens and Anticarcinogens in the Human Diet (1996)  
Upstream: Salmon and Society in the Pacific Northwest (1996)  
Science and the Endangered Species Act (1995)  
Wetlands: Characteristics and Boundaries (1995)  
Biologic Markers (five volumes, 1989-1995)  
Science and Judgment in Risk Assessment (1994)  
Pesticides in the Diets of Infants and Children (1993)  
Dolphins and the Tuna Industry (1992)  
Science and the National Parks (1992)  
Human Exposure Assessment for Airborne Pollutants (1991)  
Rethinking the Ozone Problem in Urban and Regional Air Pollution (1991)  
Decline of the Sea Turtles (1990)

*Copies of these reports may be ordered from the National Academies Press  
(800) 624-6242 or (202) 334-3313  
[www.nap.edu](http://www.nap.edu)*

## OTHER REPORTS OF THE COMMITTEE ON TOXICOLOGY

- Potential Health Risks to DOD Firing-Range Personnel from Recurrent Lead Exposure (2012)
- Review of Studies of Possible Toxic Effects from Past Environmental Contamination at Fort Detrick: A Letter Report (2012)
- Review of Risk Assessment Work Plan for the Medical Countermeasures Test and Evaluation Facility at Fort Detrick, A Letter Report (2011)
- Assistance to the U.S. Army Medical Research and Materiel Command with Preparation of a Risk Assessment for the Medical Countermeasures Test and Evaluation (MCMT&E) Facility at Fort Detrick, Maryland, A Letter Report (2011)
- Review of the Department of Defense Enhanced Particulate Matter Surveillance Program Report (2010)
- Evaluation of the Health and Safety Risks of the New USAMRIID High-Containment Facilities at Fort Detrick, Maryland (2010)
- Combined Exposures to Hydrogen Cyanide and Carbon Monoxide in Army Operations: Final Report (2008)
- Managing Health Effects of Beryllium Exposure (2008)
- Review of Toxicologic and Radiologic Risks to Military Personnel from Exposures to Depleted Uranium (2008)
- Emergency and Continuous Exposure Guidance Levels for Selected Submarine Contaminants, Volume 1 (2007), Volume 2 (2008)
- Review of the Department of Defense Research Program on Low-Level Exposures to Chemical Warfare Agents (2005)
- Review of the Army's Technical Guides on Assessing and Managing Chemical Hazards to Deployed Personnel (2004)
- Spacecraft Water Exposure Guidelines for Selected Contaminants, Volume 1 (2004), Volume 2 (2007), Volume 3 (2008)
- Toxicologic Assessment of Jet-Propulsion Fuel 8 (2003)
- Review of Submarine Escape Action Levels for Selected Chemicals (2002)
- Standing Operating Procedures for Developing Acute Exposure Guideline Levels for Hazardous Chemicals (2001)
- Evaluating Chemical and Other Agent Exposures for Reproductive and Developmental Toxicity (2001)
- Acute Exposure Guideline Levels for Selected Airborne Contaminants, Volume 1 (2000), Volume 2 (2002), Volume 3 (2003), Volume 4 (2004), Volume 5 (2007), Volume 6 (2008), Volume 7 (2009), Volume 8 (2009), Volume 9 (2010), Volume 10 (2011), Volume 11 (2012), Volume 13 (2012), Volume 14 (2013), Volume 15 (2013), Volume 16 (2014), Volume 17 (2014)
- Review of the U.S. Navy's Human Health Risk Assessment of the Naval Air Facility at Atsugi, Japan (2000)
- Methods for Developing Spacecraft Water Exposure Guidelines (2000)
- Review of the U.S. Navy Environmental Health Center's Health-Hazard Assessment Process (2000)
- Review of the U.S. Navy's Exposure Standard for Manufactured Vitreous Fibers (2000)
- Re-Evaluation of Drinking-Water Guidelines for Diisopropyl Methylphosphonate (2000)
- Submarine Exposure Guidance Levels for Selected Hydrofluorocarbons: HFC-236fa, HFC-23, and HFC-404a (2000)

Review of the U.S. Army's Health Risk Assessments for Oral Exposure to Six  
Chemical-Warfare Agents (1999)  
Toxicity of Military Smokes and Obscurants, Volume 1(1997), Volume 2 (1999),  
Volume 3 (1999)  
Assessment of Exposure-Response Functions for Rocket-Emission Toxicants (1998)  
Toxicity of Alternatives to Chlorofluorocarbons: HFC-134a and HCFC-123 (1996)  
Permissible Exposure Levels for Selected Military Fuel Vapors (1996)  
Spacecraft Maximum Allowable Concentrations for Selected Airborne Contaminants,  
Volume 1 (1994), Volume 2 (1996), Volume 3 (1996), Volume 4 (2000),  
Volume 5 (2008)



## Preface

Extremely hazardous substances (EHSs)<sup>2</sup> can be released accidentally as a result of chemical spills, industrial explosions, fires, or accidents involving railroad cars and trucks transporting EHSs. Workers and residents in communities surrounding industrial facilities where EHSs are manufactured, used, or stored and in communities along the nation's railways and highways are potentially at risk of being exposed to airborne EHSs during accidental releases or intentional releases by terrorists. Pursuant to the Superfund Amendments and Reauthorization Act of 1986, the U.S. Environmental Protection Agency (EPA) has identified approximately 400 EHSs on the basis of acute lethality data in rodents.

As part of its efforts to develop acute exposure guideline levels for EHSs, EPA and the Agency for Toxic Substances and Disease Registry (ATSDR) in 1991 requested that the National Research Council (NRC) develop guidelines for establishing such levels. In response to that request, the NRC published *Guidelines for Developing Community Emergency Exposure Levels for Hazardous Substances* in 1993. Subsequently, *Standard Operating Procedures for Developing Acute Exposure Guideline Levels for Hazardous Substances* was published in 2001, providing updated procedures, methodologies, and other guidelines used by the National Advisory Committee (NAC) on Acute Exposure Guideline Levels for Hazardous Substances and the Committee on Acute Exposure Guideline Levels (AEGLs) in developing the AEGL values.

Using the 1993 and 2001 NRC guidelines reports, the NAC—consisting of members from EPA, the Department of Defense (DOD), the Department of Energy (DOE), the Department of Transportation (DOT), other federal and state governments, the chemical industry, academia, and other organizations from the private sector—has developed AEGLs for more than 270 EHSs.

In 1998, EPA and DOD requested that the NRC independently review the AEGLs developed by NAC. In response to that request, the NRC organized within its Committee on Toxicology (COT) the Committee on Acute Exposure Guideline Levels, which prepared this report. This report is the eighteenth vol-

---

<sup>2</sup>As defined pursuant to the Superfund Amendments and Reauthorization Act of 1986.

ume in that series. AEGL documents for bromine chloride, carbonyl fluoride, selected halogen fluorides, and oxygen difluoride are each published as an appendix in this report. The committee concludes that the AEGLs developed in these appendixes are scientifically valid conclusions based on the data reviewed by NAC and are consistent with the NRC guideline reports. AEGL reports for additional chemicals will be presented in subsequent volumes.

The committee's review of the AEGL documents involved both oral and written presentations to the committee by the authors of the documents. The committee examined the draft documents and provided comments and recommendations for how they could be improved in a series of interim reports. The authors revised the draft AEGL documents based on the advice in the interim reports and presented them for reexamination by the committee as many times as necessary until the committee was satisfied that the AEGLs were scientifically justified and consistent with the 1993 and 2001 NRC guideline reports. After these determinations have been made for an AEGL document, it is published as an appendix in a volume such as this one.

The interim reports of the committee that led to this report were reviewed in draft form by individuals selected for their diverse perspectives and technical expertise, in accordance with procedures approved by the NRC's Report Review Committee. The purpose of this independent review is to provide candid and critical comments that will assist the institution in making its published report as sound as possible and to ensure that the report meets institutional standards for objectivity, evidence, and responsiveness to the study charge. The review comments and draft manuscript remain confidential to protect the integrity of the deliberative process. We wish to thank the following individuals for their review of the committee interim reports, which summarize the committee's conclusions and recommendations for improving NAC's AEGL documents for bromine chloride (interim report 22), carbonyl fluoride (interim report 22), selected halogen fluorides (interim reports 16, 18, and 22), and oxygen difluoride (interim report 22): Sam Kacew (University of Ottawa), A. Wallace Hayes (Harvard School of Public Health), Rogene Henderson (Lovelace Respiratory Research Institute [retired]), Charles Reinhardt (DuPont Haskell Laboratory [retired]), Andrew Salmon (California Environmental Protection Agency), Joyce Tsuji (Exponent, Inc.), and Judith Zelikoff (New York University).

Although the reviewers listed above have provided many constructive comments and suggestions, they were not asked to endorse the conclusions or recommendations, nor did they see the final draft of this volume before its release. The review of interim reports was overseen by Robert Goyer (University of Western Ontario [retired]). Appointed by the NRC, he was responsible for making certain that an independent examination of the interim reports was carried out in accordance with institutional procedures and that all review comments were carefully considered. Responsibility for the final content of this report rests entirely with the authoring committee and the institution.

The committee gratefully acknowledges the valuable assistance provided by Ernest Falke and Iris A. Camacho from EPA. The committee also acknowl-

*Preface*

*xv*

edges Susan Martel, the project director for her work this project. Other staff members who contributed to this effort are James J. Reisa (director of the Board on Environmental Studies and Toxicology), Radiah Rose (manager of editorial projects), Mirsada Karalic-Loncarevic (manager of the Technical Information Center), and Tamara Dawson (program associate). Finally, I would like to thank all members of the committee for their expertise and dedicated effort throughout the development of this report.

Edward C. Bishop, *Chair*  
Committee on Acute Exposure  
Guideline Levels





# Contents

<b>NATIONAL RESEARCH COUNCIL COMMITTEE REVIEW OF ACUTE EXPOSURE GUIDELINE LEVELS FOR SELECTED AIRBORNE CHEMICALS .....</b>	<b>3</b>
--	----------

## **APPENDIXES**

<b>1 BROMINE CHLORIDE.....</b>	<b>13</b>
Acute Exposure Guideline Levels	
<b>2 CARBONYL FLUORIDE.....</b>	<b>37</b>
Acute Exposure Guideline Levels	
<b>3 SELECTED HALOGEN FLUORIDES .....</b>	<b>66</b>
Acute Exposure Guideline Levels	
<b>4 OXYGEN DIFLUORIDE.....</b>	<b>122</b>
Acute Exposure Guideline Levels	



# **Acute Exposure Guideline Levels for Selected Airborne Chemicals**

**VOLUME 18**



## **National Research Council Committee Review of Acute Exposure Guideline Levels for Selected Airborne Chemicals**

This report is the eighteenth volume in the series *Acute Exposure Guideline Levels for Selected Airborne Chemicals*.

In the Bhopal disaster of 1984, approximately 2,000 residents living near a chemical plant were killed and 20,000 more suffered irreversible damage to their eyes and lungs following accidental release of methyl isocyanate. The toll was particularly high because the community had little idea what chemicals were being used at the plant, how dangerous they might be, or what steps to take in an emergency. This tragedy served to focus international attention on the need for governments to identify hazardous substances and to assist local communities in planning how to deal with emergency exposures.

In the United States, the Superfund Amendments and Reauthorization Act (SARA) of 1986 required that the U.S. Environmental Protection Agency (EPA) identify extremely hazardous substances (EHSs) and, in cooperation with the Federal Emergency Management Agency and the U.S. Department of Transportation, assist local emergency planning committees (LEPCs) by providing guidance for conducting health hazard assessments for the development of emergency response plans for sites where EHSs are produced, stored, transported, or used. SARA also required that the Agency for Toxic Substances and Disease Registry (ATSDR) determine whether chemical substances identified at hazardous waste sites or in the environment present a public health concern.

As a first step in assisting the LEPCs, EPA identified approximately 400 EHSs largely on the basis of their immediately dangerous to life and health values, developed by the National Institute for Occupational Safety and Health. Although several public and private groups, such as the Occupational Safety and Health Administration and the American Conference of Governmental Industrial Hygienists, have established exposure limits for some substances and some exposures (e.g., workplace or ambient air quality), these limits are not easily or directly translated into emergency exposure limits for exposures at high levels

but of short duration, usually less than 1 hour (h), and only once in a lifetime for the general population, which includes infants (from birth to 3 years of age), children, the elderly, and persons with diseases, such as asthma or heart disease.

The National Research Council (NRC) Committee on Toxicology (COT) has published many reports on emergency exposure guidance levels and spacecraft maximum allowable concentrations for chemicals used by the U.S. Department of Defense (DOD) and the National Aeronautics and Space Administration (NASA) (NRC 1968, 1972, 1984a,b,c,d, 1985a,b, 1986a, 1987, 1988, 1994, 1996a,b, 2000a, 2002a, 2007a, 2008a). COT has also published guidelines for developing emergency exposure guidance levels for military personnel and for astronauts (NRC 1986b, 1992, 2000b). Because of COT's experience in recommending emergency exposure levels for short-term exposures, in 1991 EPA and ATSDR requested that COT develop criteria and methods for developing emergency exposure levels for EHSs for the general population. In response to that request, the NRC assigned this project to the COT Subcommittee on Guidelines for Developing Community Emergency Exposure Levels for Hazardous Substances. The report of that subcommittee, *Guidelines for Developing Community Emergency Exposure Levels for Hazardous Substances* (NRC 1993), provides step-by-step guidance for setting emergency exposure levels for EHSs. Guidance is given on what data are needed, what data are available, how to evaluate the data, and how to present the results.

In November 1995, the National Advisory Committee (NAC)<sup>1</sup> for Acute Exposure Guideline Levels for Hazardous Substances was established to identify, review, and interpret relevant toxicologic and other scientific data and to develop acute exposure guideline levels (AEGs) for high-priority, acutely toxic chemicals. The NRC's previous name for acute exposure levels—community emergency exposure levels (CEELs)—was replaced by the term AEGs to reflect the broad application of these values to planning, response, and prevention in the community, the workplace, transportation, the military, and the remediation of Superfund sites.

AEGs represent threshold exposure limits (exposure levels below which adverse health effects are not likely to occur) for the general public and are applicable to emergency exposures ranging from 10 minutes (min) to 8 h. Three levels—AEG-1, AEG-2, and AEG-3—are developed for each of five exposure periods (10 min, 30 min, 1 h, 4 h, and 8 h) and are distinguished by varying degrees of severity of toxic effects. The three AEGs are defined as follows:

---

<sup>1</sup>NAC completed its chemical reviews in October 2011. The committee was composed of members from EPA, DOD, many other federal and state agencies, industry, academia, and other organizations. From 1996 to 2011, the NAC discussed over 300 chemicals and developed AEGs values for at least 272 of the 329 chemicals on the AEGs priority chemicals lists. Although the work of the NAC has ended, the NAC-reviewed technical support documents are being submitted to the NRC for independent review and finalization.

AEGL-1 is the airborne concentration (expressed as ppm [parts per million] or mg/m<sup>3</sup> [milligrams per cubic meter]) of a substance above which it is predicted that the general population, including susceptible individuals, could experience notable discomfort, irritation, or certain asymptomatic nonsensory effects. However, the effects are not disabling and are transient and reversible upon cessation of exposure.

AEGL-2 is the airborne concentration (expressed as ppm or mg/m<sup>3</sup>) of a substance above which it is predicted that the general population, including susceptible individuals, could experience irreversible or other serious, long-lasting adverse health effects or an impaired ability to escape.

AEGL-3 is the airborne concentration (expressed as ppm or mg/m<sup>3</sup>) of a substance above which it is predicted that the general population, including susceptible individuals, could experience life-threatening adverse health effects or death.

Airborne concentrations below AEGL-1 represent exposure levels that can produce mild and progressively increasing but transient and non disabling odor, taste, and sensory irritation or certain asymptomatic nonsensory adverse effects. With increasing airborne concentrations above each AEGL, there is a progressive increase in the likelihood of occurrence and the severity of effects described for each corresponding AEGL. Although the AEGL values represent threshold levels for the general public, including susceptible subpopulations, such as infants, children, the elderly, persons with asthma, and those with other illnesses, it is recognized that individuals, subject to idiosyncratic responses, could experience the effects described at concentrations below the corresponding AEGL.

### **SUMMARY OF REPORT ON GUIDELINES FOR DEVELOPING AEGLS**

As described in *Guidelines for Developing Community Emergency Exposure Levels for Hazardous Substances* (NRC 1993) and the NRC guidelines report *Standing Operating Procedures for Developing Acute Exposure Guideline Levels for Hazardous Chemicals* (NRC 2001a), the first step in establishing AEGLs for a chemical is to collect and review all relevant published and unpublished information. Various types of evidence are assessed in establishing AEGL values for a chemical. These include information from (1) chemical-physical characterizations, (2) structure-activity relationships, (3) in vitro toxicity studies, (4) animal toxicity studies, (5) controlled human studies, (6) observations of humans involved in chemical accidents, and (7) epidemiologic studies. Toxicity data from human studies are most applicable and are used when available in preference to data from animal studies and in vitro studies. Toxicity data from inhalation exposures are most useful for setting AEGLs for airborne chemicals because inhalation is the most likely route of exposure and because extrapolation of data from other routes would lead to additional uncertainty in the AEGL estimate.



For most chemicals, actual human toxicity data are not available or critical information on exposure is lacking, so toxicity data from studies conducted in laboratory animals are extrapolated to estimate the potential toxicity in humans. Such extrapolation requires experienced scientific judgment. The toxicity data for animal species most representative of humans in terms of pharmacodynamic and pharmacokinetic properties are used for determining AEGLs. If data are not available on the species that best represents humans, data from the most sensitive animal species are used. Uncertainty factors are commonly used when animal data are used to estimate risk levels for humans. The magnitude of uncertainty factors depends on the quality of the animal data used to determine the no-observed-adverse-effect level (NOAEL) and the mode of action of the substance in question. When available, pharmacokinetic data on tissue doses are considered for interspecies extrapolation.

For substances that affect several organ systems or have multiple effects, all end points (including reproductive [in both genders], developmental, neurotoxic, respiratory, and other organ-related effects) are evaluated, the most important or most sensitive effect receiving the greatest attention. For carcinogenic chemicals, excess carcinogenic risk is estimated, and the AEGLs corresponding to carcinogenic risks of 1 in 10,000 ( $1 \times 10^{-4}$ ), 1 in 100,000 ( $1 \times 10^{-5}$ ), and 1 in 1,000,000 ( $1 \times 10^{-6}$ ) exposed persons are estimated.

### REVIEW OF AEGL REPORTS

As NAC began developing chemical-specific AEGL reports, EPA and DOD asked the NRC to review independently the NAC reports for their scientific validity, completeness, and consistency with the NRC guideline reports (NRC 1993, 2001a). The NRC assigned this project to the COT Committee on Acute Exposure Guideline Levels. The committee has expertise in toxicology, epidemiology, occupational health, pharmacology, medicine, pharmacokinetics, industrial hygiene, and risk assessment.

The AEGL draft reports were initially prepared by ad hoc AEGL development teams consisting of a chemical manager, chemical reviewers, and a staff scientist of the NAC contractors—Oak Ridge National Laboratory and subsequently SRC, Inc. The draft documents were then reviewed by NAC and elevated from “draft” to “proposed” status. After the AEGL documents were approved by NAC, they were published in the *Federal Register* for public comment. The reports were then revised by NAC in response to the public comments, elevated from “proposed” to “interim” status, and sent to the NRC Committee on Acute Exposure Guideline Levels for final evaluation.

The NRC committee’s review of the AEGL reports prepared by NAC and its contractors involves oral and written presentations to the committee by the authors of the reports. The NRC committee provides advice and recommendations for revisions to ensure scientific validity and consistency with the NRC guideline reports (NRC 1993, 2001a). The revised reports are presented at subsequent meetings until the committee is satisfied with the reviews.

Because of the enormous amount of data presented in AEGL reports, the NRC committee cannot verify all of the data used by NAC. The NRC committee relies on NAC and the contractors for the accuracy and completeness of the toxicity data cited in the AEGL reports. Thus far, the committee has prepared seventeen reports in the series *Acute Exposure Guideline Levels for Selected Airborne Chemicals* (NRC 2001b, 2002b, 2003, 2004, 2007b, 2008b, 2009, 2010a,b, 2011, 2012a,b,c, 2013a,b, 2014a,b). This report is the eighteenth volume in that series. AEGL documents for bromine chloride, carbonyl fluoride, selected halogen fluorides, and oxygen difluoride are each published as an appendix in this report. The committee concludes that the AEGLs developed in these appendixes are scientifically valid conclusions based on the data reviewed by NAC and are consistent with the NRC guideline reports. AEGL reports for additional chemicals will be presented in subsequent volumes.

## REFERENCES

- NRC (National Research Council). 1968. Atmospheric Contaminants in Spacecraft. Washington, DC: National Academy of Sciences.
- NRC (National Research Council). 1972. Atmospheric Contaminants in Manned Spacecraft. Washington, DC: National Academy of Sciences.
- NRC (National Research Council). 1984a. Emergency and Continuous Exposure Limits for Selected Airborne Contaminants, Vol. 1. Washington, DC: National Academy Press.
- NRC (National Research Council). 1984b. Emergency and Continuous Exposure Limits for Selected Airborne Contaminants, Vol. 2. Washington, DC: National Academy Press.
- NRC (National Research Council). 1984c. Emergency and Continuous Exposure Limits for Selected Airborne Contaminants, Vol. 3. Washington, DC: National Academy Press.
- NRC (National Research Council). 1984d. Toxicity Testing: Strategies to Determine Needs and Priorities. Washington, DC: National Academy Press.
- NRC (National Research Council). 1985a. Emergency and Continuous Exposure Guidance Levels for Selected Airborne Contaminants, Vol. 4. Washington, DC: National Academy Press.
- NRC (National Research Council). 1985b. Emergency and Continuous Exposure Guidance Levels for Selected Airborne Contaminants, Vol. 5. Washington, DC: National Academy Press.
- NRC (National Research Council). 1986a. Emergency and Continuous Exposure Guidance Levels for Selected Airborne Contaminants, Vol. 6. Washington, DC: National Academy Press.
- NRC (National Research Council). 1986b. Criteria and Methods for Preparing Emergency Exposure Guidance Level (EEGL), Short-Term Public Emergency Guidance Level (SPEGL), and Continuous Exposure Guidance level (CEGL) Documents. Washington, DC: National Academy Press.
- NRC (National Research Council). 1987. Emergency and Continuous Exposure Guidance Levels for Selected Airborne Contaminants, Vol. 7. Washington, DC: National Academy Press.
- NRC (National Research Council). 1988. Emergency and Continuous Exposure Guidance

- Levels for Selected Airborne Contaminants, Vol. 8. Washington, DC: National Academy Press.
- NRC (National Research Council). 1992. Guidelines for Developing Spacecraft Maximum Allowable Concentrations for Space Station Contaminants. Washington, DC: National Academy Press.
- NRC (National Research Council). 1993. Guidelines for Developing Community Emergency Exposure Levels for Hazardous Substances. Washington, DC: National Academy Press.
- NRC (National Research Council). 1994. Spacecraft Maximum Allowable Concentrations for Selected Airborne Contaminants, Vol. 1. Washington, DC: National Academy Press.
- NRC (National Research Council). 1996a. Spacecraft Maximum Allowable Concentrations for Selected Airborne Contaminants, Vol. 2. Washington, DC: National Academy Press.
- NRC (National Research Council). 1996b. Spacecraft Maximum Allowable Concentrations for Selected Airborne Contaminants, Vol. 3. Washington, DC: National Academy Press.
- NRC (National Research Council). 2000a. Spacecraft Maximum Allowable Concentrations for Selected Airborne Contaminants, Vol. 4. Washington, DC: National Academy Press.
- NRC (National Research Council). 2000b. Methods for Developing Spacecraft Water Exposure Guidelines. Washington, DC: National Academy Press.
- NRC (National Research Council). 2001a. Standing Operating Procedures for Developing Acute Exposure Guideline Levels for Hazardous Chemicals. Washington, DC: National Academy Press.
- NRC (National Research Council). 2001b. Acute Exposure Guideline Levels for Selected Airborne Chemicals, Vol. 1. Washington, DC: National Academy Press.
- NRC (National Research Council). 2002a. Review of Submarine Escape Action Levels for Selected Chemicals. Washington, DC: The National Academies Press.
- NRC (National Research Council). 2002b. Acute Exposure Guideline Levels for Selected Airborne Chemicals, Vol. 2. Washington, DC: The National Academies Press.
- NRC (National Research Council). 2003. Acute Exposure Guideline Levels for Selected Airborne Chemical, Vol. 3. Washington, DC: The National Academies Press.
- NRC (National Research Council). 2004. Acute Exposure Guideline Levels for Selected Airborne Chemicals, Vol. 4. Washington, DC: The National Academies Press.
- NRC (National Research Council). 2007a. Emergency and Continuous Exposure Guidance Levels for Selected Submarine Contaminants, Vol. 1. Washington, DC: The National Academies Press.
- NRC (National Research Council). 2007b. Acute Exposure Guideline Levels for Selected Airborne Chemicals, Vol. 5. Washington, DC: The National Academies Press.
- NRC (National Research Council). 2008a. Emergency and Continuous Exposure Guidance Levels for Selected Submarine Contaminants, Vol. 2. Washington, DC: The National Academies Press.
- NRC (National Research Council). 2008b. Acute Exposure Guideline Levels for Selected Airborne Chemicals, Vol. 6. Washington, DC: The National Academies Press.
- NRC (National Research Council). 2009. Acute Exposure Guideline Levels for Selected Airborne Chemicals, Vol. 7. Washington, DC: The National Academies Press.
- NRC (National Research Council). 2010a. Acute Exposure Guideline Levels for Selected Airborne Chemicals, Vol. 8. Washington, DC: The National Academies Press.
- NRC (National Research Council). 2010b. Acute Exposure Guideline Levels for Selected

- Airborne Chemicals, Vol. 9. Washington, DC: The National Academies Press.
- NRC (National Research Council). 2011. Acute Exposure Guideline Levels for Selected Airborne Chemicals, Vol. 10. Washington, DC: The National Academies Press.
- NRC (National Research Council). 2012a. Acute Exposure Guideline Levels for Selected Airborne Chemicals, Vol. 11. Washington, DC: The National Academies Press.
- NRC (National Research Council). 2012b. Acute Exposure Guideline Levels for Selected Airborne Chemicals, Vol. 12. Washington, DC: The National Academies Press.
- NRC (National Research Council). 2012c. Acute Exposure Guideline Levels for Selected Airborne Chemicals, Vol. 13. Washington, DC: The National Academies Press.
- NRC (National Research Council). 2013a. Acute Exposure Guideline Levels for Selected Airborne Chemicals, Vol. 14. Washington, DC: The National Academies Press.
- NRC (National Research Council). 2013b. Acute Exposure Guideline Levels for Selected Airborne Chemicals, Vol. 15. Washington, DC: The National Academies Press.
- NRC (National Research Council). 2014a. Acute Exposure Guideline Levels for Selected Airborne Chemicals, Vol. 16. Washington, DC: The National Academies Press.
- NRC (National Research Council). 2014b. Acute Exposure Guideline Levels for Selected Airborne Chemicals, Vol. 17. Washington, DC: The National Academies Press.



# Appendix



# 1

## Bromine Chloride<sup>1</sup>

### Acute Exposure Guideline Levels

#### PREFACE

Under the authority of the Federal Advisory Committee Act (FACA) P.L. 92-463 of 1972, the National Advisory Committee for Acute Exposure Guideline Levels for Hazardous Substances (NAC/AEGL Committee) has been established to identify, review, and interpret relevant toxicologic and other scientific data and develop AEGLs for high-priority, acutely toxic chemicals.

AEGLs represent threshold exposure limits for the general public and are applicable to emergency exposure periods ranging from 10 minutes (min) to 8 hours (h). Three levels—AEGL-1, AEGL-2, and AEGL-3—are developed for each of five exposure periods (10 and 30 min and 1, 4, and 8 h) and are distinguished by varying degrees of severity of toxic effects. The three AEGLs are defined as follows:

AEGL-1 is the airborne concentration (expressed as parts per million or milligrams per cubic meter [ppm or mg/m<sup>3</sup>]) of a substance above which it is predicted that the general population, including susceptible individuals, could

---

<sup>1</sup>This document was prepared by the AEGL Development Team composed of Sylvia Talmage (Oak Ridge National Laboratory), Heather Carlson-Lynch (SRC, Inc.), Chemical Manager Marquee King (National Advisory Committee [NAC] on Acute Exposure Guideline Levels for Hazardous Substances), and Ernest V. Falke (U.S. Environmental Protection Agency). The NAC reviewed and revised the document and AEGLs as deemed necessary. Both the document and the AEGL values were then reviewed by the National Research Council (NRC) Committee on Acute Exposure Guideline Levels. The NRC committee has concluded that the AEGLs developed in this document are scientifically valid conclusions based on the data reviewed by the NRC and are consistent with the NRC guidelines reports (NRC 1993, 2001).



experience notable discomfort, irritation, or certain asymptomatic, nonsensory effects. However, the effects are not disabling and are transient and reversible upon cessation of exposure.

AEGL-2 is the airborne concentration (expressed as ppm or mg/m<sup>3</sup>) of a substance above which it is predicted that the general population, including susceptible individuals, could experience irreversible or other serious, long-lasting adverse health effects or an impaired ability to escape.

AEGL-3 is the airborne concentration (expressed as ppm or mg/m<sup>3</sup>) of a substance above which it is predicted that the general population, including susceptible individuals, could experience life-threatening health effects or death.

Airborne concentrations below the AEGL-1 represent exposure concentrations that could produce mild and progressively increasing but transient and nondisabling odor, taste, and sensory irritation or certain asymptomatic, nonsensory effects. With increasing airborne concentrations above each AEGL, there is a progressive increase in the likelihood of occurrence and the severity of effects described for each corresponding AEGL. Although the AEGL values represent threshold concentrations for the general public, including susceptible subpopulations, such as infants, children, the elderly, persons with asthma, and those with other illnesses, it is recognized that individuals, subject to idiosyncratic responses, could experience the effects described at concentrations below the corresponding AEGL.

## SUMMARY

Bromine chloride is a red-brown liquid. It is formed when bromine and chlorine react reversibly in the liquid and vapor phases. When equimolar amounts of the halogens are reacted, about 60% of the mixed halogens are present as bromine chloride (about 40% is dissociated). The interhalogen compounds are very reactive and hydrolyze readily.

Bromine chloride is used as a water-treatment biocide and in organic synthesis involving addition across olefinic double bonds to produce bromochloro compounds and for aromatic brominations, where an aromatic bromide and hydrogen chloride are produced. Bromine chloride also has application as a brominating agent in the preparation of fire-retardant chemicals, pharmaceuticals, high-density brominated liquids, agricultural chemicals, dyes, and bleaching agents.

No data relevant to deriving AEGL-1 values for bromine chloride were found. Thus, AEGL-1 values are not recommended.

Relevant data for deriving AEGL-2 values for bromine chloride were also not found. However, in accordance with the standing operating procedures for developing AEGL values (NRC 2001), AEGL-2 values were determined by dividing the AEGL-3 values by 3, because the dose-response curve for bromine chloride is steep (0% lethality at 40 ppm and almost 100% lethality at 120 ppm).

For AEGL-3 values, the point-of-departure was the threshold for lethality estimated from a study by Dow Chemical (1977). In that study, the mortality rate in rats exposed to bromine chloride at 20, 40, 80, or 120 ppm for 7 h was 0/6, 0/6, 1/6, and 5/6, respectively. Benchmark concentration analysis was used to estimate the no-observed-adverse-effect level (NOAEL) for lethality (NRC 2001). The 7-h BMCL<sub>05</sub> (benchmark concentration, 95% lower confidence limit with 5% response) was 39.4 ppm. A total uncertainty factor of 10 was applied; a factor of 3 for interspecies differences and a factor of 3 for intraspecies variability. The effects of direct-acting irritants like bromine chloride are not expected to differ significantly between species or among individuals (NRC 2001). In addition, a modifying factor of 3 was applied to account for the sparse data on bromine chloride and the uncertainty in the exposure concentrations in the Dow Chemical study. Time scaling was performed using the equation  $C^n \times t = k$ . Data on bromine chloride were inadequate to derive an empirical value for n, so default values of n = 3 for extrapolating to shorter durations and n = 1 for extrapolating to longer durations were used (NRC 2001). Because of the uncertainty associated with time scaling a 7-h point-of-departure to a 10-min value, the 10-min AEGL-3 value was set equal to the 30-min value.

The AEGL values for bromine chloride are presented in Table 1-1.

## 1. INTRODUCTION

Bromine chloride is a red-brown liquid (Lang 2006). It is formed when bromine and chlorine react reversibly in the liquid and vapor phases. When equimolar amounts of the halogens are reacted at room temperature, about 60% of the mixed halogens are present as bromine chloride (about 40% is dissociated) (Dagani et al. 2000).

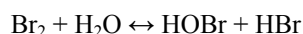
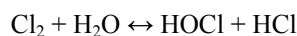
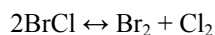
**TABLE 1-1** AEGL Values for Bromine Chloride

Classification	10 min	30 min	1 h	4 h	8 h	End Point (Reference)
AEGL-1 (nondisabling)	NR <sup>a</sup>	NR <sup>a</sup>	NR <sup>a</sup>	NR <sup>a</sup>	NR <sup>a</sup>	Insufficient data.
AEGL-2 (disabling)	1.1 ppm (5.2 mg/m <sup>3</sup> )	1.1 ppm (5.2 mg/m <sup>3</sup> )	0.83 ppm (3.9 mg/m <sup>3</sup> )	0.53 ppm (2.5 mg/m <sup>3</sup> )	0.37 ppm (1.7 mg/m <sup>3</sup> )	One-third of the AEGL-3 values.
AEGL-3 (lethal)	3.2 ppm (15 mg/m <sup>3</sup> )	3.2 ppm (15 mg/m <sup>3</sup> )	2.5 ppm (12 mg/m <sup>3</sup> )	1.6 ppm (7.6 mg/m <sup>3</sup> )	1.1 ppm (5.2 mg/m <sup>3</sup> )	Threshold for lethality in the rat (Dow Chemical Co. 1977).

<sup>a</sup>Not recommended. Absence of an AEGL-1 value does not imply that exposures below the AEGL-2 value are without adverse effects.

The physical properties of mixed halogens are generally intermediate between those of the component halogens (Lang 2006; Frim and Ukeles 2011); however, mixed halogens are polar while single halogen molecules are not (Cotton and Wilkinson 1980). Bromine chloride is a strong oxidizing agent (Dagani et al. 2000). In general, interhalogen compounds are more chemically reactive than elemental halogens due to the weakness of the interhalogen bond (Cotton and Wilkinson 1980; Barrie et al. 2012). Among the diatomic interhalogens, bromine chloride is the least stable, dissociating reversibly to its elemental components (Cotton and Wilkinson 1980; Lang 2006).

The mixed halogen compounds readily hydrolyze (Cotton and Wilkinson 1980). Bromine chloride and its dissociation products may react with water to form a variety of weak and strong acids, including hydrochloric, hypochloric, hydrobromic, and hypobromous acids. The relative proportions of the products depend on pH, but have little dependence on temperature (Liu and Margerum 2001). The following equations show some of the primary reactions (Liu and Margerum 2001; Frim and Ukeles 2011):



Ions (e.g.,  $\text{Br}^-$ ,  $\text{Cl}^-$ ) may also exist in equilibrium with the molecules presented above (Liu and Margerum 2001). As a result of the numerous chemical species that may be formed on contact with water, a release of bromine chloride into the atmosphere may result in human exposure to mixtures of varying composition, depending on the environmental humidity and its pH; physiologic sources of moisture (e.g., sweat, moisture in the upper respiratory tract) may also create localized exposures to mixtures including hydrolysis products.

The vapor density of bromine chloride has not been determined; however, on the basis of molecular weight (115.36 g/mol), bromine chloride vapor is approximately four times heavier than dry air (average molecular weight of 28.96 g/mol at standard temperature and pressure). The chemical and physical properties of bromine chloride are presented in Table 1-2.

Bromine chloride is used as a water-treatment biocide. Its advantages over chlorine include activity over a wider pH range, more rapid disinfection, effectiveness at lower residual concentrations, and lower aquatic toxicity (Frim and Ukeles 2011). Bromine chloride is used in organic synthesis involving addition across olefinic double bonds to produce bromochloro compounds, and for aromatic brominations, where an aromatic bromide and hydrogen chloride are produced. Bromine chloride is also used as a brominating agent in the preparation of fire-retardant chemicals, pharmaceuticals, high density brominated liquids, agricultural chemicals, dyes, and bleaching agents (Frim and Ukeles 2011).

**TABLE 1-2** Chemical and Physical Properties of Bromine Chloride

Parameter	Value	References
Synonyms	Bromochloride	HSDB 2011
CAS registry no.	13863-41-7	HSDB 2011
Chemical formula	BrCl	HSDB 2011
Molecular weight	115.36	HSDB 2011
Physical state	Red-brown liquid at $\leq 5^{\circ}\text{C}$	HSDB 2011
Melting point	$-66^{\circ}\text{C}$	HSDB 2011
Boiling point	$5^{\circ}\text{C}$ (decomposes)	HSDB 2011
Solubility in water	Reacts with water	HSDB 2011
Density (water =1)	2.32 g/L at $25^{\circ}\text{C}$	IPCS 2009
Vapor pressure	2.368 kPa (17.8 mm Hg) at $25^{\circ}\text{C}$	IPCS 2009
Conversion factors	1 ppm = 4.72 mg/m <sup>3</sup> 1 mg/m <sup>3</sup> = 0.212 ppm	

## 2. HUMAN TOXICITY DATA

No human data on the odor threshold, lethal concentrations, developmental toxicity, reproductive toxicity, genotoxicity, or carcinogenicity of bromine chloride were found.

## 3. ANIMAL TOXICITY DATA

### 3.1. Acute Lethality

A single, unpublished study of the acute lethality of bromine chloride was found (Dow Chemical Co. 1977). Groups of six male Sprague-Dawley rats were exposed in a 19-L glass cylinder to bromine chloride at nominal concentrations of 550, 960, 2,110, or 2,925 ppm for 7 h. The vapor was metered from a cylinder containing liquid bromine chloride and mixed with clean air before entering the chamber. Flow rates for the vapor and clean air were used to estimate the nominal concentrations. The investigators reported that the vapor had been analyzed and showed 70% chloride and 30% bromine (molar fraction); it is unclear where the sample was taken or how it was analyzed. Relative humidity in the exposure chamber was not reported, but a diagram of the exposure chamber showed that the air supply passed through a desiccant (Drierite scrubber) before entering the chamber, suggesting that the humidity was probably low.

A separate experiment was conducted to measure the actual chamber concentrations, because the rats appeared to have survived exposure at concentrations far above “working tolerance levels.” Six rats were exposed to bromine

chloride at a nominal concentration of 1,100 ppm (estimated on the basis of the mass of bromine chloride liquid lost from the cylinder and air flow rate) for 5 h. Air samples were taken from the gas inlet and from the top, middle, and bottom of the chamber, once per hour; the heights of the three chamber sample inlets were not reported. The air samples were scrubbed through a solution of potassium iodide (1 g/50 mL) and a known amount of 0.025 N sodium thiosulfate (quantity not reported) until the scrubbing solution exhibited a yellow color indicating free iodine; subsequently, the samples were titrated iodometrically to a starch-iodide end point. Total halogen concentration in ppm was reported; the investigators indicated that the halogen concentration was calculated using an assumption of 70% Cl and 30% Br. The halogen concentration estimates presented in Table 1-3 show that the concentration in the bottom of the chamber was roughly twice the concentrations of the middle and top of the chamber.

The investigators estimated the actual exposure concentrations of bromine chloride in the acute lethality study as 4% of the nominal values. That estimate appears to be based on the average concentration in the top and middle chambers (approximately 42-45 ppm) divided by the nominal concentration (1,100 ppm). The actual concentrations were estimated to be 20, 40, 80, and 120 ppm (nominal concentrations of 550, 960, 2,110, and 2,925 ppm, respectively).

In the lethality study, the behavior of the rats was consistent with the observed vapor stratification, as rats tried to breathe the air in the top of the chamber. The report did not indicate the frequency or duration of rearing behavior, nor the dimensions of the inhalation chamber; thus, it is unclear whether the rats were exposed primarily to vapor concentrations corresponding to the bottom, middle, or top of the chamber. However, the estimated concentrations may be conservative, as only the concentrations in the top and middle of the chamber, which were lower than those in the bottom of the chamber, were used in the calculations. Furthermore, because chlorine gas is less dense (vapor density of 1.4 [NRC 2004a]) than bromine (vapor density of 3.5 [NRC 2010]) or bromine chloride (estimated vapor density of approximately 4), the upper portions of the chamber may have contained more chlorine gas than other constituents.

All rats exhibited respiratory problems during and after exposure. At all concentrations, rats lost considerable body weight and recovery to normal was slow. The death of a single rat exposed to bromine chloride at 80 ppm occurred 3 days after exposure; deaths at 120 ppm occurred during the exposure. The primary cause of death was severe upper- and lower-respiratory tract irritation. Mortality and observations over a 14-day period after exposure are presented in Table 1-4.

### **3.2. Developmental and Reproductive Toxicity**

No data on the developmental or reproductive toxicity of bromine chloride were found.

**TABLE 1-3** Analytic Measurements of Bromine Chloride in the Test Chamber

Time of Sample (h)	Concentration (ppm) in Chamber Where Sample Was Taken <sup>a</sup>			
	Gas inlet	Top	Middle	Bottom
1	529	78 <sup>a</sup>	58	96
2	527	53	44	86
3	544	40	32	98
4	507	37	40	86
5	502	32	40	88
6	530	–	–	–
Average	523	48 (41, excluding sample 1)	43	91

<sup>a</sup>Nominal concentration was 1,100 ppm.

<sup>b</sup>Study authors believed that this sample was potentially contaminated by the initial inlet sample.

Source: Adapted from Dow Chemical Co. 1977.

**TABLE 1-4** Mortality Data and Observations from a Study of Rats Exposed to Bromine Chloride

Nominal concentration (ppm)	Estimated actual concentration (ppm)	Exposure Duration	Mortality	Observations
550	20	7 h	0/6	Respiratory distress, bloody eyes and noses, yellow fur, and weight loss with slow recovery.
960	40	5 h	0/6	Extreme respiratory irritation, bloody eyes and noses, and yellow fur.
960	40	7 h	0/6	Respiratory distress, bloody eyes and noses, yellow fur, and weight loss with slow recovery.
2,110	80	7 h	1/6	Death on day 3 after exposure; severe respiratory-tract irritation, yellow fur, and considerable weight loss with slow recovery in remaining rats.
2,925	120	7 h	5/6	Deaths during exposure; severe upper- and lower-respiratory tract irritation and subsequent mouth breathing. Yellow fur and extreme weight loss with slow recovery in surviving rat.

Source: Adapted from Dow Chemical Co. 1977.

### **3.3. Genotoxicity**

No data on the genotoxicity of bromine chloride were found.

### **3.4. Chronic Toxicity and Carcinogenicity**

No data on the chronic toxicity or carcinogenicity of bromine chloride were found.

### **3.5. Summary**

A single study on the lethality of bromine chloride was found. Groups of six male Sprague-Dawley rats were exposed at concentrations of 20, 40, 80, or 120 ppm for 7 h (Dow Chemical Co. 1977). Mortality rates at those concentrations were 0/6, 0/6, 1/6, and 5/6, respectively. All rats experienced respiratory problems during and after the exposure. No data on developmental toxicity, reproductive toxicity, genotoxicity, and chronic toxicity or carcinogenicity of bromine chloride were found.

## **4. SPECIAL CONSIDERATIONS**

### **4.1. Metabolism and Disposition**

No information on the metabolism or disposition of bromine chloride in humans or animals is available.

### **4.2. Mechanism of Toxicity**

Halogens are contact irritants. Death in the single study of bromine chloride was due to severe irritation of the upper- and lower-respiratory tract (Dow Chemical Co. 1977), providing evidence for the direct contact mode of action.

### **4.3. Structure-Activity Relationships**

In the atmosphere, bromine chloride is expected to exist in equilibrium with its dissociation and hydrolysis products, including chlorine, bromine, hydrogen chloride, and hydrogen bromide. Although the data on bromine chloride is sparse, information is available on the toxicity of its dissociation and hydrolysis products, all of which exhibit similar direct-contact irritation modes of action. Table 1-5 shows LC<sub>50</sub> (lethal concentration, 50% lethality) values for the four compounds in the mouse and rat, along with the 7-h rat LC<sub>50</sub> for bromine chloride. The LC<sub>50</sub> values suggest that chlorine and bromine are more toxic than the hydrogenated forms, and that chlorine may be somewhat more toxic than

bromine. In addition, time-scaling the 1-h rat LC<sub>50</sub> values for chlorine using the equation  $C^n \times t = k$  ( $n = 2$  [NRC 2004a]) results in estimated 7-h LC<sub>50</sub> values of 110-170 ppm, compared with the LC<sub>50</sub> of 98 ppm for bromine chloride estimated from the study by Dow Chemical Co. (1977). Thus, on the basis of sparse (and uncertain) data, the lethality of bromine chloride appears to be comparable to that of chlorine.

#### 4.4. Other Relevant Information

##### 4.4.1. Species Variability

No data on species variability in response to bromine chloride were found. For other halogens, the mouse appeared to be slightly more sensitive than the rat (see Table 1-5).

##### 4.4.2. Susceptible Populations

No data on populations susceptible to the effects of bromine chloride were found. Individuals with respiratory diseases or individuals under stress may be more susceptible to the effects of bromine chloride.

**TABLE 1-5** Comparison of LC<sub>50</sub> Values for Bromine Chloride and Its Dissociation and Hydrolysis Products

Chemical	30 min	1 h	2 h	3 h	6 h	7 h
<i>Mouse</i>						
Chlorine <sup>a</sup>	127	137	<170	<10	-	~250
Bromine <sup>b</sup>	174	-	240	>40	<22	>750
Hydrogen chloride <sup>c</sup>	2,600	1,108	-	-	-	-
Hydrogen bromide	-	814 <sup>d</sup>	-	-	-	-
<i>Rat</i>						
Bromine chloride	-	-	-	-	-	98 <sup>d</sup>
Chlorine <sup>a</sup>	700	293-455	-	-	-	-
Bromine <sup>b</sup>	-	-	-	-	-	-
Hydrogen chloride <sup>c</sup>	4,700	3,124	-	-	-	-
Hydrogen bromide	>1,300 <sup>e</sup>	2,858 <sup>f</sup>	-	-	-	-

<sup>a</sup>NRC 2004a.

<sup>b</sup>NRC 2010.

<sup>c</sup>NRC 2004b.

<sup>d</sup>Dow Chemical Co. 1977; based on estimated actual exposure concentrations.

<sup>e</sup>Stavert et al. 1991.

<sup>f</sup>MacEwen and Vernot 1972.



**4.4.3. Concentration-Exposure Duration Relationship**

No data on concentration-exposure duration relationships for bromine chloride were found.

**4.4.4. Concurrent Exposure Issues**

No data on concurrent exposure issues for bromine chloride were found.

**5. DATA ANALYSIS FOR AEGL-1****5.1. Human Data Relevant to AEGL-1**

No data on human exposure to bromine chloride were found.

**5.2. Animal Data Relevant to AEGL-1**

No animal data on bromine chloride relevant to developing AEGL-1 values were found.

**5.3. Derivation of AEGL-1 Values**

No data relevant to deriving AEGL-1 values for bromine chloride were available. Therefore, AEGL-1 values are not recommended.

**6. DATA ANALYSIS FOR AEGL-2****6.1. Human Data Relevant to AEGL-2**

No data on human exposure to bromine chloride were found.

**6.2. Animal Data Relevant to AEGL-2**

Seven-hour exposures of rats to analytically-determined concentrations of bromine chloride at 20, 40, 80, or 120 ppm resulted in mortality rates of 0/6, 0/6, 1/6, and 5/6, respectively (Dow Chemical Co. 1977). Severe clinical signs and respiratory problems were observed at all concentrations. Those effects are more severe than those defined by AEGL-2 values.

**6.3. Derivation of AEGL-2 Values**

No data relevant to deriving AEGL-2 values for bromine chloride were available. The dose-response curve for bromine chloride is steep, with 0, 17, and

83% mortality at 40, 80, and 120 ppm, respectively (Dow Chemical Company 1977). In accordance with NRC (2001) guidelines for chemicals with steep dose-response curves, the AEGL-2 values were derived by dividing the AEGL-3 values by 3 (see Section 7.3). AEGL-2 values for bromine chloride are presented in Table 1-6; the calculations are presented in Appendix A and a category graph of AEGL values and toxicity data is presented in Appendix B.

## **7. DATA ANALYSIS FOR AEGL-3**

### **7.1. Human Data Relevant to AEGL-3**

No data on human exposure to bromine chloride were found.

### **7.2. Animal Data Relevant to AEGL-3**

Seven-hour exposures of rats to estimated concentrations of bromine chloride at 20, 40, 80, or 120 ppm resulted in mortality rates of 0/6, 0/6, 1/6, and 5/6, respectively (Dow Chemical Co. 1977). Severe clinical signs and respiratory problems were observed at all concentrations. The death at 80 ppm occurred 3 days after exposure.

### **7.3. Derivation of AEGL-3 Values**

Benchmark concentration analysis was applied to the Dow Chemical Co. (1977) data to estimate the NOAEL for lethality (NRC 2001). The data yielded a 7-h  $BMCL_{05}$  of 39.4 ppm and  $BMC_{01}$  of 60.2 ppm (see Appendix C). The  $BMCL_{05}$  of 39.4 ppm was selected as the point-of-departure. A total uncertainty factor of 10 was applied; a factor of 3 for interspecies differences and a factor of 3 for intraspecies variability. The effects of direct-acting irritants like bromine chloride are not expected to differ significantly between species or among individuals (NRC 2001). A modifying factor of 3 was applied to account for the sparse data on bromine chloride and the uncertainty in the exposure concentrations in the Dow Chemical study. Time scaling was performed using the equation  $C^n \times t = k$ . Data on bromine chloride were inadequate to derive an empirical value for  $n$ , so default values of  $n = 3$  for extrapolating to shorter durations and  $n = 1$  for extrapolating to longer durations were used (NRC 2001). Because of the uncertainty associated with time scaling a 7-h point-of-departure to a 10-min value, the 10-min AEGL-3 value was set equal to the 30-min value. AEGL-3 values for bromine chloride are presented in Table 1-7; the calculations are presented in Appendix A and a category graph of AEGL values and toxicity data is presented in Appendix B.

## 8. SUMMARY OF AEGLS

### 8.1. AEGL Values and Toxicity End Points

AEGL values for bromine chloride are presented in Table 1-8, and a summary of the derivations is provided in Appendix D.

### 8.2. Other Standards and Guidelines

There are no other standards or guidelines for bromine chloride. AEGL values for the dissociation and hydrolysis products of bromine chloride (including chlorine, bromine, hydrogen chloride, and hydrogen bromide) are presented in Table 1-9 for comparison with the values derived for bromine chloride. The comparison suggests that the AEGLs for bromine chloride, which are lower than those of chlorine, should be protective. Although bromine appears to be somewhat less toxic than chlorine (see Table 1-5), the AEGL-3 values for bromine are lower than those for chlorine as a consequence of the less robust database on bromine.

### 8.3. Data Adequacy and Research

The database on bromine chloride is sparse. Only a single, unpublished acute lethality study is available (Dow Chemical Co. 1977). The exposure concentrations in the study are uncertain as a result of vapor stratification in the chamber and lack of concentration measurements during the study. The AEGL values derived for bromine chloride are supported by comparison to AEGL values for its dissociation and hydrolysis products. However, additional studies of the acute toxicity of bromine chloride, with analysis of actual exposure concentrations and speciation of the compounds in the exposure chamber, should be conducted to refine the AEGL-3 values and provide data relevant to AEGL-2 and AEGL-1 end points. Additional studies comparing the acute toxicity of bromine chloride with that of its dissociation and hydrolysis products would also be beneficial.

**TABLE 1-6** AEGL-2 Values for Bromine Chloride

10 min	30 min	1 h	4 h	8 h
1.1 ppm (5.2 mg/m <sup>3</sup> )	1.1 ppm (5.2 mg/m <sup>3</sup> )	0.83 ppm (3.9 mg/m <sup>3</sup> )	0.53 ppm (2.5 mg/m <sup>3</sup> )	0.37 ppm (1.7 mg/m <sup>3</sup> )

**TABLE 1-7** AEGL-3 Values for Bromine Chloride

10 min	30 min	1 h	4 h	8 h
3.2 ppm (15 mg/m <sup>3</sup> )	3.2 ppm (15 mg/m <sup>3</sup> )	2.5 ppm (12 mg/m <sup>3</sup> )	1.6 ppm (7.6 mg/m <sup>3</sup> )	1.1 ppm (5.2 mg/m <sup>3</sup> )

## Bromine Chloride

25

**TABLE 1-8** AEGL Values for Bromine Chloride

Classification	Exposure Duration				
	10 min	30 min	1 h	4 h	8 h
AEGL-1 (nondisabling)	NR <sup>a</sup>	NR <sup>a</sup>	NR <sup>a</sup>	NR <sup>a</sup>	NR <sup>a</sup>
AEGL-2 (disabling)	1.1 ppm (5.2 mg/m <sup>3</sup> )	1.1 ppm (5.2 mg/m <sup>3</sup> )	0.83 ppm (3.9 mg/m <sup>3</sup> )	0.53 ppm (2.5 mg/m <sup>3</sup> )	0.37 ppm (1.7 mg/m <sup>3</sup> )
AEGL-3 (lethal)	3.2 ppm (15 mg/m <sup>3</sup> )	3.2 ppm (15 mg/m <sup>3</sup> )	2.5 ppm (12 mg/m <sup>3</sup> )	1.6 ppm (7.6 mg/m <sup>3</sup> )	1.1 ppm (5.2 mg/m <sup>3</sup> )

<sup>a</sup>Not recommended. Absence of an AEGL-1 value does not imply that exposures below the AEGL-2 value are without adverse effects.

**TABLE 1-9** AEGL Values for Bromine Chloride and Its Dissociation and Hydrolysis Products

Classification	Exposure Duration				
	10 min	30 min	1 h	4 h	8 h
<i>Bromine Chloride</i>					
AEGL-1	NR <sup>a</sup>	NR <sup>a</sup>	NR <sup>a</sup>	NR <sup>a</sup>	NR <sup>a</sup>
AEGL-2	1.1 ppm	1.1 ppm	0.83 ppm	0.53 ppm	0.37 ppm
AEGL-3	3.2 ppm	3.2 ppm	2.5 ppm	1.6 ppm	1.1 ppm
<i>Chlorine (NRC 2004a)</i>					
AEGL-1	0.50 ppm	0.50 ppm	0.50 ppm	0.50 ppm	0.50 ppm
AEGL-2	2.8 ppm	2.8 ppm	2.0 ppm	1.0 ppm	0.70 ppm
AEGL-3	50 ppm	28 ppm	20 ppm	10 ppm	7.1 ppm
<i>Bromine (NRC 2010)</i>					
AEGL-1	0.033 ppm	0.033 ppm	0.033 ppm	0.033 ppm	0.033 ppm
AEGL-2	0.55 ppm	0.33 ppm	0.24 ppm	0.13 ppm	0.095 ppm
AEGL-3	19 ppm	12 ppm	8.5 ppm	4.5 ppm	3.3 ppm
<i>Hydrogen Chloride (NRC 2004b)</i>					
AEGL-1	1.8 ppm	1.8 ppm	1.8 ppm	1.8 ppm	1.8 ppm
AEGL-2	100 ppm	43 ppm	22 ppm	11 ppm	11 ppm
AEGL-3	620 ppm	210 ppm	100 ppm	26 ppm	26 ppm
<i>Hydrogen Bromide (NRC 2014)</i>					
AEGL-1	1.0 ppm	1.0 ppm	1.0 ppm	1.0 ppm	1.0 ppm
AEGL-2	250 ppm	83 ppm	40 ppm	10 ppm	5 ppm
AEGL-3	740 ppm	250 ppm	120 ppm	31 ppm	15 ppm

<sup>a</sup>Not recommended. Absence of an AEGL-1 value does not imply that exposures below the AEGL-2 value are without adverse effects.

**9. REFERENCES**

- Barrie, M.D., D.L. Dahlstrom, E. Goswami, and R. Kaetzel. 2012. The halogens. Pp. 1033-1108 in *Patty's Industrial Hygiene and Toxicology*, 6<sup>th</sup> Ed., E. Bingham, and B. Cohns, eds New York: Wiley.
- Cotton, F.A., and G. Wilkinson. 1980. *Advanced Inorganic Chemistry: A Comprehensive Text*, 4th Ed. New York: John Wiley and Sons.
- Dagani, M.J., H.J. Barda, T.J. Benya, and D. C. Sanders. 2000. Bromine compounds. In *Ullmann's Encyclopedia of Industrial Chemistry*, New York: John Wiley and Sons.
- Dow Chemical Co. 1977. Evaluation of Acute Inhalation Toxicity of Bromine Chloride in Rats. Dow Report No. 77 2993. Submitted to EPA by Dow Chemical Company, Midland, MI, with Cover Letter Dated 05/28/92. EPA Document No. 88-920002267.
- Frim, R., and S.D. Ukeles. 2011. Bromine, inorganic compounds. In *Kirk-Othmer Encyclopedia of Chemical Technology*. New York: John Wiley and Sons.
- IPCS (International Programme on Chemical Safety). 2009. Bromine chloride (CAS Reg. No. 13863-41-7). International Chemical Safety Card 1713. International Programme on Chemical Safety and the Commission of the European Communities [online]. Available: [http://www.ilo.org/dyn/icsc/showcard.display?p\\_lang=en&p\\_card\\_id=1713](http://www.ilo.org/dyn/icsc/showcard.display?p_lang=en&p_card_id=1713) [accessed June 20, 2014].
- HSDB (Hazardous Substances Data Bank). 2011. Bromine Chloride. TOXNET Toxicology Data Network, U.S. National Library of Medicine, Bethesda, MD [online]. Available: <http://toxnet.nlm.nih.gov/> [accessed June 20, 2014].
- Lang, J.P. 2006. Chlorine, bromine, iodine, and astatine: Inorganic chemistry. In *Encyclopedia of Inorganic Chemistry*. New York: John Wiley and Sons.
- Liu, Q., and D.W. Margerum. 2001. Equilibrium and kinetics of bromine chloride hydrolysis. *Environ. Sci. Technol.* 35(6):1127-1133.
- MacEwen, J.D., and E.H. Vernot. 1972. Toxic Hazards Research Unit Annual Technical Report: 1972. AMRL-TR-72-62, AD 755 358, Aerospace Medical Research Laboratory, Wright-Patterson Air Force Base, OH [online]. Available: <http://www.dtic.mil/dtic/tr/fulltext/u2/755358.pdf> [accessed June 20, 2014].
- NRC (National Research Council). 1993. *Guidelines for Developing Community Emergency Exposure Levels for Hazardous Substances*. Washington, DC: National Academy Press.
- NRC (National Research Council). 2001. *Standing Operating Procedures for Developing Acute Exposure Guideline Levels for Hazardous Chemicals*. Washington, DC: National Academy Press.
- NRC (National Research Council). 2004a. Chlorine. Pp. 11-76 in *Acute Exposure Guideline Levels for Selected Airborne Chemicals*, Vol. 4. Washington, DC: The National Academies Press.
- NRC (National Research Council). 2004b. Hydrogen chloride. Pp. 77-122 in *Acute Exposure Guideline Levels for Selected Airborne Chemicals*, Vol. 4. Washington, DC: The National Academies Press.
- NRC (National Research Council). 2010. Bromine. Pp. 13-45 in *Acute Exposure Guideline Levels for Selected Airborne Chemicals*, Vol. 9. Washington, DC: The National Academies Press.
- NRC (National Research Council). 2014. Hydrogen bromide. Pp. 429-457 in *Acute Exposure Guideline Levels for Selected Airborne Chemicals*, Vol. 17. Washington, DC: The National Academies Press.

*Bromine Chloride*

27

Stavert, D.M., D.C. Archuleta, M.J. Behr, and B.E. Lehnert. 1991. Relative acute toxicities of hydrogen fluoride, hydrogen chloride, and hydrogen bromide in nose- and pseudo-mouth-breathing rats. *Fundam. Appl. Toxicol.* 16(4):636-655.

**APPENDIX A****DERIVATION OF AEGL VALUES****Derivation of AEGL-1 Values**

Data on bromine chloride were insufficient to derive AEGL-1 values; therefore, AEGL-1 values are not recommended.

**Derivation of AEGL-2 Values**

The AEGL-2 values for bromine chloride were derived by dividing the AEGL-3 values by 3.

10-min AEGL-2:	$3.2 \text{ ppm} \div 3 = 1.1 \text{ ppm}$
30-min AEGL-2:	$3.2 \text{ ppm} \div 3 = 1.1 \text{ ppm}$
1-h AEGL-2:	$2.5 \text{ ppm} \div 3 = 0.83 \text{ ppm}$
4-h AEGL-2:	$1.6 \text{ ppm} \div 3 = 0.53 \text{ ppm}$
8-h AEGL-2:	$1.1 \text{ ppm} \div 3 = 0.37 \text{ ppm}$

**Derivation of AEGL-3 Values**

Key study:	Dow Chemical Co. 1977. Evaluation of Acute Inhalation Toxicity of Bromine Chloride in Rats. Dow Report No. 77 2993. Submitted to EPA by Dow Chemical Company, Midland, MI, with Cover Letter Dated 05/28/92. EPA Document No. 88-920002267.
Toxicity end point:	Lethality threshold, $\text{BMCL}_{05}$ of 39.4 ppm for a 7-h exposure (see Appendix C)
Time scaling:	$C^n \times t = k$ ; default values of $n = 3$ for extrapolating to shorter durations and $n = 1$ for extrapolating to longer durations (NRC 2001) $(39.4 \text{ ppm} \div 30)^3 \times 7 \text{ h} = 15.85707 \text{ ppm-h}$ $(39.4 \text{ ppm}/30)^1 \times 7 \text{ h} = 9.19333 \text{ ppm-h}$
Uncertainty factors:	Total uncertainty factor: 10 Interspecies: 3, because the mechanism of action of direct-acting irritants is not expected to differ greatly among species.

*Bromine Chloride*

29

Intraspecies: 3, because the mechanism of action of direct-acting irritants is not expected to differ greatly among individuals.

Modifying factor: 3, to account for sparse database and uncertainty associated with the exposure concentrations in the key study.

## Calculations:

10-min AEGL-3: Set equal to the 30-min AEGL-3 value of 3.2 ppm, because of the uncertainty associate with time-scaling a 7-h point-of-departure to a 10-min value.

30-min AEGL-3:  $(15.85707 \text{ ppm-h} \div 0.5 \text{ h})^{1/3}$   
C = 3.2 ppm

1-h AEGL-3:  $(15.85707 \text{ ppm-h} \div 1 \text{ h})^{1/3}$   
C = 2.5 ppm

4-h AEGL-3:  $(15.85707 \text{ ppm-h} \div 4 \text{ h})^{1/3}$   
C = 1.6 ppm

8-h AEGL-3:  $(9.19333 \text{ ppm-h} \div 8 \text{ h})^{1/3}$   
C = 1.1 ppm



## APPENDIX B

## CATEGORY PLOT FOR BROMINE CHLORIDE

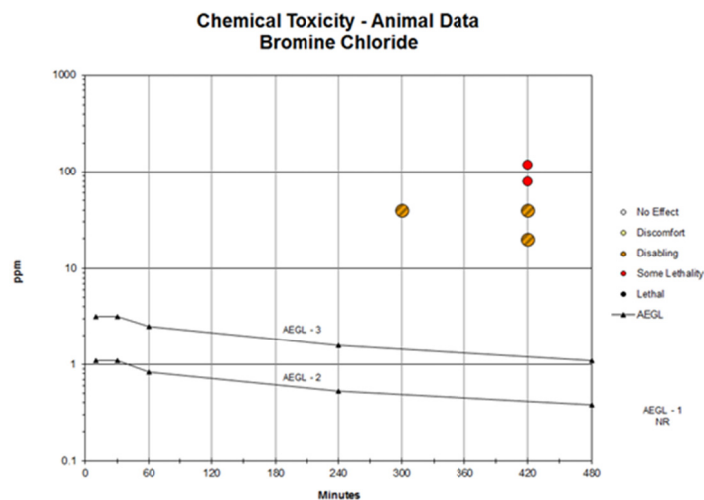


FIGURE B-1 Category plot of toxicity data and AEGL values for bromine chloride.

TABLE B-1 Data Used in Category Plot for Bromine Chloride

Source	Species	ppm	Minutes	Category
AEGL-2		1.1	10	AEGL
AEGL-2		1.1	30	AEGL
AEGL-2		0.83	60	AEGL
AEGL-2		0.53	240	AEGL
AEGL-2		0.37	480	AEGL
AEGL-3		3.2	10	AEGL
AEGL-3		3.2	30	AEGL
AEGL-3		2.5	60	AEGL
AEGL-3		1.6	240	AEGL
AEGL-3		1.1	480	AEGL
Dow Chemical Co. 1977	Rat	20	420	2, respiratory distress
	Rat	40	420	2, respiratory distress
	Rat	40	300	2, extreme respiratory irritation
	Rat	80	420	SL (1/6)
	Rat	120	420	SL (5/6)

For category: 0 = no effect, 1 = discomfort, 2 = disabling, SL = some lethality, 3 = lethality.

## APPENDIX C

DERIVATION OF BENCHMARK  
CONCENTRATION FOR BROMINE CHLORIDE

---

Probit Model. (Version: 3.2; Date: 10/28/2009)  
 Input Data File: C:/Users/hclynch.ESC1/Documents/BMDS  
 220/Data/Inp\_Dax\_Setting.d)  
 Gnuplot Plotting File: C:/Users/hclynch.ESC1/Documents/BMDS  
 220/Data/Inp\_Dax\_Setting.plt  
 Wed Sep 11 12:38:40 2013

---

BMDS\_Model\_Run

---

The form of the probability function is:  
 $P[\text{response}] = \text{Background} + (1 - \text{Background}) * \text{CumNorm}(\text{Intercept} + \text{Slope} * \text{Log}(\text{Dose}))$ ,  
 where CumNorm(.) is the cumulative normal distribution function

Dependent variable = Effect  
 Independent variable = Dose  
 Slope parameter is not restricted

Total number of observations = 3  
 Total number of records with missing values = 0  
 Maximum number of iterations = 250  
 Relative Function Convergence has been set to: 1e-008  
 Parameter Convergence has been set to: 1e-008

User has chosen the log transformed model

Default Initial (and Specified) Parameter Values  
 Background = 0  
 Intercept = -9.28868  
 Slope = 2.05319

Asymptotic Correlation Matrix of Parameter Estimates

(\*\*\*The model parameter(s) -background have been estimated at a boundary point,  
 or have been specified by the user, and do not appear in the correlation matrix)

	intercept	slope
intercept	1	-1
slope	-1	1

## Parameter Estimates

Variable	Estimate	Standard Error	95.0% Wald Confidence Interval	
			Lower Conf. Limit	Upper Conf. Limit
Background	0	NA		
Intercept	-21.8829	9.72809	-40.9496	-2.81617
slope	4.77295	2.11983	0.61815	8.92775

NA - Indicates that this parameter has hit a bound implied by some inequality constraint and thus has no standard error.

## Analysis of Deviance Table

Model	Log (likelihood)	No. Parameters	Deviance	Test d.f.	P-value
Full model	-5.40673	3			
Fitted model	-5.40679	2	0.000114402	1	0.9915
Reduced model	-11.4573	1	12.101	2	0.002357

AIC: 14.8136

## Goodness of Fit

Dose	Estimated Probability	Expected	Observed	Size	Scaled Residual
40.0000	0.0000	0.000	0.000	6	-0.008
80.0000	0.1666	1.000	1.000	6	0.000
120.0000	0.8334	5.000	5.000	6	-0.000

Chi-square = 0.00 d.f. = 1 P-value = 0.9940

## Benchmark Dose Computation

Specified effect = 0.05

Risk Type = Extra risk

Confidence level = 0.95

BMD = 69.4182

BMDL = 39.372

Probit Model. (Version: 3.2; Date: 10/28/2009)

Input Data File: C:/Users/hclynch.ESC1/Documents/BMDS

220/Data/Inp\_Dax\_Setting.(d)

Gnuplot Plotting File: C:/Users/hclynch.ESC1/Documents/BMDS

220/Data/Inp\_Dax\_Setting.plt

Wed Sep 11 12:39:15 2013

BMDS\_Model\_Run

The form of the probability function is:

$$P[\text{response}] = \text{Background} + (1 - \text{Background}) * \text{CumNorm}(\text{Intercept} + \text{Slope} * \text{Log}(\text{Dose})),$$

where CumNorm(.) is the cumulative normal distribution function

*Bromine Chloride*

33

Dependent variable = Effect  
 Independent variable = Dose  
 Slope parameter is not restricted

Total number of observations = 3  
 Total number of records with missing values = 0  
 Maximum number of iterations = 250  
 Relative Function Convergence has been set to: 1e-008  
 Parameter Convergence has been set to: 1e-008

User has chosen the log transformed model

Default Initial (and Specified) Parameter Values  
 background = 0  
 intercept = -9.28868  
 slope = 2.05319

## Asymptotic Correlation Matrix of Parameter Estimates

(\*\*\*The model parameter(s) -background have been estimated at a boundary point, or have been specified by the user, and do not appear in the correlation matrix)

	intercept	slope
intercept	1	-1
slope	-1	1

## Parameter Estimates

Variable	Estimate	Standard Error	95.0% Wald Confidence Interval	
			Lower Conf. Limit	Upper Conf. Limit
Background	0	NA		
Intercept	-21.8829	9.72809	-40.9496	-2.81617
slope	4.77295	2.11983	0.61815	8.92775

NA - Indicates that this parameter has hit a bound implied by some inequality constraint and thus has no standard error.

## Analysis of Deviance Table

Model	Log (likelihood)	No. Parameters	Deviance	Test d.f.	P-value
Full model	-5.40673	3			
Fitted model	-5.40679	2	0.000114402	1	0.9915
Reduced model	-11.4573	1	12.101	2	0.002357

AIC: 14.8136

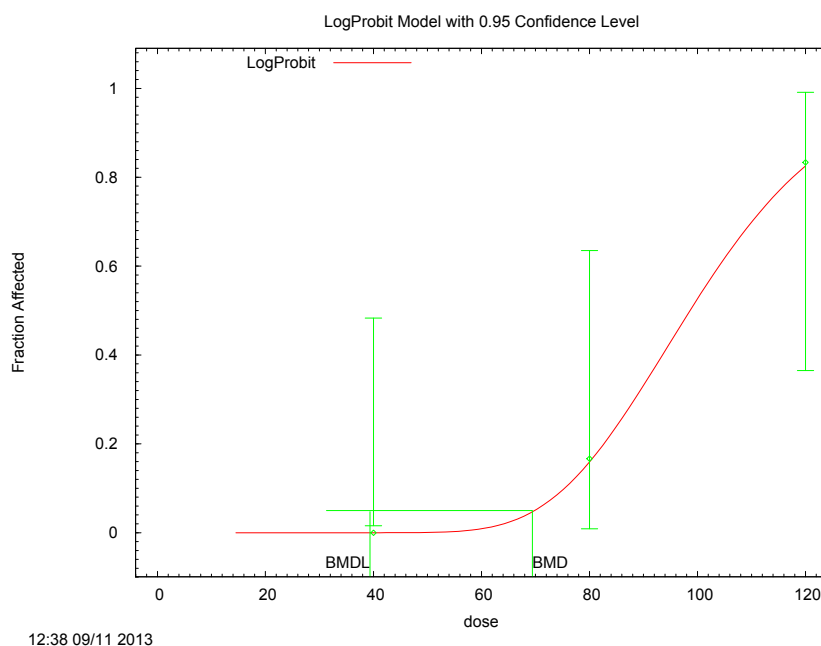
## Goodness of Fit

Dose	Estimated Probability	Expected	Observed	Size	Scaled Residual
40.0000	0.0000	0.000	0.000	6	-0.008
80.0000	0.1666	1.000	1.000	6	0.000
120.0000	0.8334	5.000	5.000	6	-0.000

Chi-square = 0.00 d.f. = 1 P-value = 0.9940

Benchmark Dose Computation

Specified effect = 0.01  
Risk Type = Extra risk  
Confidence level = 0.95  
BMD = 60.1816  
BMDL = 27.4878



12:38 09/11 2013  
**FIGURE C-1** LogProbit model with 0.95 confidence level.

## APPENDIX D

## ACUTE EXPOSURE GUIDELINE LEVELS FOR BROMINE CHLORIDE

## Derivation Summary

## AEGL-1 VALUES

Data on bromine chloride were insufficient to derive AEGL-1 values; therefore, AEGL-1 values are not recommended.

## AEGL-2 VALUES

10 min	30 min	1 h	4 h	8 h
1.1 ppm	1.1 ppm	0.83 ppm	0.53 ppm	0.37 ppm

Data adequacy: The database on bromine chloride was inadequate for deriving AEGL-2 values. However, because bromine chloride has a steep dose-response curve (0% mortality at 40 ppm and almost 100% mortality at 120 ppm), the AEGL-2 values were derived by dividing the AEGL-3 values by 3 (NRC 2001).

## AEGL-3 VALUES

10 min	30 min	1 h	4 h	8 h
3.2 ppm	3.2 ppm	2.5 ppm	1.6 ppm	1.1 ppm

Key reference: Dow Chemical Co. 1977. Evaluation of Acute Inhalation Toxicity of Bromine Chloride in Rats. Dow Report No. 77 2993 EPA Document No.: 88-920002267.

Test species/Strain/Number: Rat; Sprague-Dawley; 6 males/group

Exposure route/Concentrations/Durations: Inhalation; 0, 40, 80, or 120 ppm for 7 h

Effects: Mortality

20 ppm: 0/6

40 ppm: 0/6

80 ppm: 1/6 (death 3 days after exposure)

120 ppm: 5/6 (deaths during exposure)

End point/Concentration/Rationale: Approximate threshold for death, BMCL<sub>05</sub> of 39.4 ppm for a 7-h exposure

Uncertainty factors/Rationale:

Total uncertainty factor: 10

Interspecies: 3, because the mechanism of action of direct-acting irritants is not expected to differ greatly among species.

Intraspecies: 3, because the mechanism of action of direct-acting irritants is not expected to differ greatly among individuals.

Modifying factor: 3, to account for the sparse database and uncertainty in the exposure concentrations in the key study.

Animal-to-human dosimetric adjustment: Not applied

(Continued)

**AEGL-3 VALUES** Continued

---

Time scaling:  $C^n \times t = k$ ; default values of  $n = 3$  for extrapolating to shorter durations and  $n = 1$  for extrapolating to longer durations (NRC 2001). The 30-min value was adopted as the 10-min value.

---

Data adequacy: The database on lethality from exposure to bromine chloride was considered adequate. The values are supported by the rich database on lethality for the related chemical chlorine.

---