

# **Ecological Soil Screening Levels for Chromium Interim Final**

**OSWER Directive 9285.7- 66**



**U.S. Environmental Protection Agency  
Office of Solid Waste and Emergency Response  
1200 Pennsylvania Avenue, N.W.  
Washington, DC 20460**

**March 2005  
Revised April 2008**

**This page intentionally left blank**

## TABLE OF CONTENTS

1.0	INTRODUCTION .....	<a href="#">1</a>
2.0	SUMMARY OF ECO-SSLs FOR CHROMIUM .....	<a href="#">1</a>
3.0	ECO-SSL FOR TERRESTRIAL PLANTS .....	<a href="#">3</a>
4.0	ECO-SSL FOR SOIL INVERTEBRATES .....	<a href="#">3</a>
5.0	ECO-SSL FOR AVIAN WILDLIFE .....	<a href="#">6</a>
5.1	Avian TRV .....	<a href="#">6</a>
5.2	Estimation of Dose and Calculation of the Eco-SSL .....	<a href="#">6</a>
6.0	ECO-SSL FOR MAMMALIAN WILDLIFE .....	<a href="#">10</a>
6.1	Mammalian TRV .....	<a href="#">10</a>
6.2	Estimation of Dose and Calculation of the Eco-SSL .....	<a href="#">16</a>
7.0	REFERENCES .....	<a href="#">17</a>
7.1	General Chromium References .....	<a href="#">17</a>
7.2	References Used in Deriving Plant and Soil Invertebrate Eco-SSLs .....	<a href="#">18</a>
7.3	References Rejected for Use in Deriving Plant and Soil Invertebrate Eco-SSLs ..	<a href="#">18</a>
7.4	References Used in Deriving Wildlife TRVs .....	<a href="#">30</a>
7.5	References Rejected for Use in Derivation of Wildlife TRV .....	<a href="#">34</a>

## LIST OF TABLES

Table 2.1	Chromium Eco-SSLs (mg/kg dry weight in soil) . . . . .	<a href="#">2</a>
Table 3.1	Plant Toxicity Data - Chromium . . . . .	<a href="#">4</a>
Table 4.1	Invertebrate Toxicity Data - Chromium . . . . .	<a href="#">5</a>
Table 5.1	Avian Toxicity Data Extracted for Wildlife Toxicity Reference Value (TRV) - Trivalent Chromium . . . . .	<a href="#">7</a>
Table 5.2	Calculation of the Avian Eco-SSLs for Trivalent Chromium . . . . .	<a href="#">9</a>
Table 6.1	Mammalian Toxicity Data Used to Derive TRV - Trivalent Chromium . . . . .	<a href="#">11</a>
Table 6.2	Mammalian Toxicity Data Used to Derive TRV - Hexavalent Chromium . . . . .	<a href="#">13</a>
Table 6.3	Calculation of the Mammalian Eco-SSLs for Trivalent Chromium . . . . .	<a href="#">16</a>
Table 6.4	Calculation of the Mammalian Eco-SSLs for Hexavalent Chromium . . . . .	<a href="#">16</a>

## LIST OF FIGURES

Figure 2.1	Typical Background Concentrations of Chromium in U.S. Soils . . . . .	<a href="#">3</a>
Figure 5.1	Avian TRV Derivation for Trivalent Chromium . . . . .	<a href="#">8</a>
Figure 6.1	Mammalian TRV Derivation for Trivalent Chromium . . . . .	<a href="#">12</a>
Figure 6.2	Mammalian TRV Derivation for Hexavalent Chromium . . . . .	<a href="#">15</a>

## **LIST OF APPENDICES**

- Appendix 5-1      Avian Toxicity Data Extracted and Reviewed for Wildlife Toxicity  
Reference Value (TRV) - Trivalent Chromium
- Appendix 5-2      Avian Toxicity Data Extracted and Reviewed for Wildlife Toxicity  
Reference Value (TRV) - Hexavalent Chromium
- Appendix 6-1      Mammalian Toxicity Data Extracted and Reviewed for Wildlife Toxicity  
Reference Value (TRV) - Trivalent Chromium
- Appendix 6-2      Mammalian Toxicity Data Extracted and Reviewed for Wildlife Toxicity  
Reference Value (TRV) - Hexavalent Chromium

## 1.0 INTRODUCTION

Ecological Soil Screening Levels (Eco-SSLs) are concentrations of contaminants in soil that are protective of ecological receptors that commonly come into contact with and/or consume biota that live in or on soil. Eco-SSLs are derived separately for four groups of ecological receptors: plants, soil invertebrates, birds, and mammals. As such, these values are presumed to provide adequate protection of terrestrial ecosystems. Eco-SSLs are derived to be protective of the conservative end of the exposure and effects species distribution, and are intended to be applied at the screening stage of an ecological risk assessment. These screening levels should be used to identify the contaminants of potential concern (COPCs) that require further evaluation in the site-specific baseline ecological risk assessment that is completed according to specific guidance (U.S. EPA, 1997, 1998, and 1999). The Eco-SSLs are not designed to be used as cleanup levels and the United States (U.S.) Environmental Protection Agency (EPA) emphasizes that it would be inappropriate to adopt or modify the intended use of these Eco-SSLs as national cleanup standards.

The detailed procedures used to derive Eco-SSL values are described in separate documentation (U.S. EPA, 2003). The derivation procedures represent the collaborative effort of a multi-stakeholder team consisting of federal, state, consulting, industry, and academic participants led by the U.S. EPA, Office of Solid Waste and Emergency Response.

This document provides the Eco-SSL values for chromium and the documentation for their derivation. This document provides guidance and is designed to communicate national policy on identifying chromium concentrations in soil that may present an unacceptable ecological risk to terrestrial receptors. The document does not, however, substitute for EPA's statutes or regulations, nor is it a regulation itself. Thus, it does not impose legally-binding requirements on EPA, states, or the regulated community, and may not apply to a particular situation based upon the circumstances of the site. EPA may change this guidance in the future, as appropriate. EPA and state personnel may use and accept other technically sound approaches, either on their own initiative, or at the suggestion of potentially responsible parties, or other interested parties. Therefore, interested parties are free to raise questions and objections about the substance of this document and the appropriateness of the application of this document to a particular situation. EPA welcomes public comments on this document at any time and may consider such comments in future revisions of this document.

## 2.0 SUMMARY OF ECO-SSLs FOR CHROMIUM

Chromium is the 21<sup>st</sup> most common element in the earth's crust. Chromium ore deposits are primarily used for metallurgical applications such as the production of stainless steel. Other uses include wood preservation, leather tanning, pigments, and refractories (Barnhardt, 1997). In the natural environment, chromium occurs as two oxidation states or valences: chromium (III) and chromium (VI).

Chromium speciation in soils is complex. Among the factors that affect the speciation of chromium in soil and water and its uptake into animals and plants include: organic matter content, ferrous ion content, redox state, and pH (Outridge and Scheuhammer, 1993; CCME, 1996). In general, chromium (VI) is favored by higher pH, aerobic conditions, low amounts of organic matter and the presence of manganese and iron oxides which oxidize chromium (III). Transformation of chromium (VI) to the trivalent form tends to occur in acidic, anoxic soils with high organic content. Chromium (III) is cationic and adsorbs onto clay particles, organic matter, metal oxyhydroxides, and other negatively charged particles in contrast to chromium (VI) which does not interact significantly with clay or organic matter. As a result, chromium (VI) is more water-soluble and mobile than chromium (III) (Outridge and Scheuhammer, 1993).

Plants are reported to play a major role in the geochemistry of chromium as they contain a significant fraction of the biologically active pool of chromium, approximately three orders of magnitude greater than that found in animal tissues. In contrast to animals, chromium (III) uptake by plants occurs more rapidly than chromium (VI). It is uncertain, however, if chromium is an essential element for plant nutrition although some investigators have observed a stimulatory effect of chromium on plant growth (Outridge and Scheuhammer, 1993).

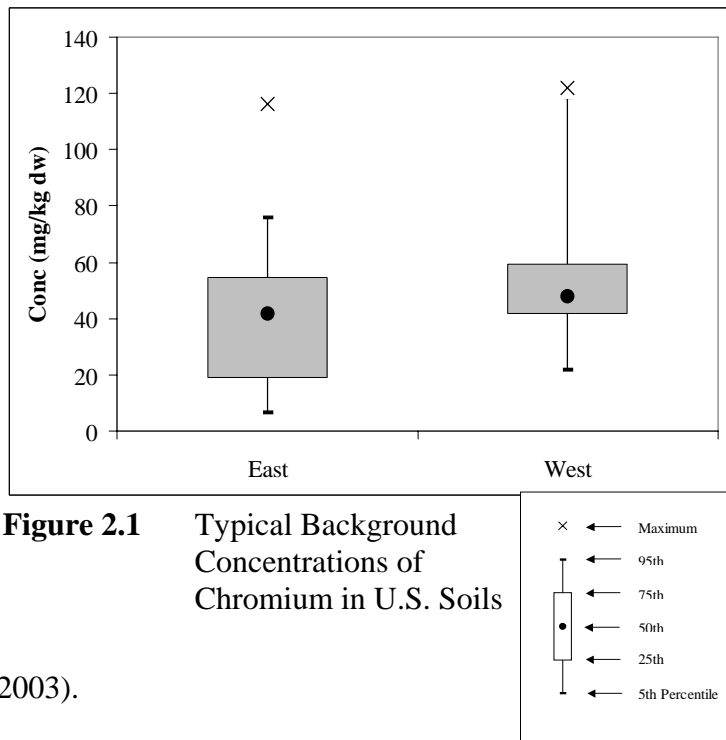
Chromium has, however, been shown to be an essential nutrient for humans and animals (NRC, 1997). Several reviews are available concerning its role in nutrition (Anderson, 1987; Anderson, 1988; Borel and Anderson, 1984; Prasad, 1978; Underwood, 1977). Chromium (III) has been shown to have antioxidative properties in vivo and it is integral in activating enzymes and maintaining the stability of proteins and nucleic acids. Its primarily metabolic role is to potentiate the action of insulin through its presence in an organometallic molecule called the glucose tolerance factor (GTF).

The hexavalent forms of chromium are absorbed three to five times better in the intestine compared to chromium (III) forms. Some evidence suggests that ingested orally, most of the chromium (VI) is believed to be reduced to chromium (III) before reaching sites of absorption in the small intestine (Outridge and Scheuhammer, 1993). Anionic forms of both chromium (III) and chromium (VI) are absorbed more rapidly than the cationic forms (Eastin et al., 1980). Chromium in synthetic organic forms is more readily absorbed and accumulated into tissues compared to the inorganic forms of chromium (NRC, 1997). Chromium toxicosis in ruminants is associated with severe congestion and inflammation of the digestive tract, and kidney and liver damage, with the precipitating properties of chromium believed to be the basis of the tissue damage (Thompson et al., 1991).

The Eco-SSL values derived to date for chromium are summarized in Table 2.1.

<b>Table 2.1 Chromium Eco-SSLs (mg/kg dry weight in soil)</b>			
<b>Plants</b>	<b>Soil Invertebrates</b>	<b>Wildlife</b>	
		<b>Avian</b>	<b>Mammalian</b>
Not enough data to derive Eco-SSL.	Not enough data to derive Eco-SSL.	Cr III - 26 Cr VI - NA	Cr III - 34 Cr VI - 130

Eco-SSL values for trivalent chromium were derived for avian and mammalian wildlife. Eco-SSL values for hexavalent chromium were derived for mammalian wildlife. Data were insufficient to derive Eco-SSLs for plants or soil invertebrates. The Eco-SSLs for trivalent chromium range from 26 mg/kg dry weight (dw) for birds to 34 mg/kg dw for mammals. The Eco-SSL for hexavalent chromium for mammals is equal to 130 mg/kg dw. The Eco-SSL values are lower than the 50<sup>th</sup> percentile of reported background concentrations for both eastern and western U.S. soils (Figure 2.1). Background concentrations reported for many metals in U.S. soils are described in Attachment 1-4 of the Eco-SSL guidance (U.S. EPA, 2003).



**Figure 2.1** Typical Background Concentrations of Chromium in U.S. Soils

### 3.0 ECO-SSL FOR TERRESTRIAL PLANTS

Of the papers identified from the literature search process, 150 were selected for acquisition for further review. Of those papers acquired, 11 met all 11 Study Acceptance Criteria (U.S. EPA, 2003; Attachment 3-1). Each of these papers were reviewed and the studies were scored according to the Eco-SSL guidance (U.S. EPA, 2003; Attachment 3-2). Thirteen studies received an Evaluation Score greater than ten. These studies are listed in Table 3.1. An Eco-SSL for terrestrial plants could not be calculated from these studies as the endpoints are not acceptable for Eco-SSL derivation (U.S. EPA, 2003). The endpoints are either unbounded values, or EC<sub>50</sub> values (concentration adversely affecting 50% of the test population) or values that could not be determined.

### 4.0 ECO-SSL FOR SOIL INVERTEBRATES

Of the papers identified from the literature search process, 31 were selected for acquisition for further review. Of those papers acquired, 4 met all 11 Study Acceptance Criteria (U.S. EPA, 2003; Attachment 3-1). Each of these papers were reviewed and the studies were scored according to the Eco-SSL guidance (U.S. EPA, 2003; Attachment 3-2). Two studies received an Evaluation Score greater than ten. These studies are listed in Table 4.1. There are only two studies eligible for Eco-SSL derivation. At least three studies are required to derive an Eco-SSL for soil invertebrates (U.S. EPA, 2003; Attachment 3-2). An Eco-SSL for soil invertebrates could not be calculated for chromium.



**Table 3.1 Plant Toxicity Data - Chromium**

Reference	IP Number	Study ID	Test Organism		Soil pH	OM%	Bio-availability Score	ERE	Tox Parameter	Tox Value (Soil Conc mg/kg dw)	Total Evaluation Score	Eligible for Eco-SSL Derivation?	Used for Eco-SSL?
Adema and Henzen, 1989	2125	a	Oat	<i>Avena sativa</i>	5.1	3.7	2	GRO	NOAEC	21	13	N	N
Adema and Henzen, 1989	2125	b	Tomato	<i>Lycopersicon esculentum</i>	5.1	3.7	2	GRO	NOAEC	20	13	N	N
Adema and Henzen, 1989	2125	c	Lettuce	<i>Latuca sativa</i>	5.1	3.7	2	GRO	cnbd	cnbd	13	N	N
Adema and Henzen, 1989	2125	d	Oat	<i>Avena sativa</i>	7.5	1.4	1	GRO	NOAEC	24	13	N	N
Adema and Henzen, 1989	2125	e	Tomato	<i>Lycopersicon esculentum</i>	7.5	1.4	1	GRO	NOAEC	23	13	N	N
Adema and Henzen, 1989	2125	f	Lettuce	<i>Latuca sativa</i>	7.5	1.4	1	GRO	NOAEC	20.4	13	N	N
Gunther and Pestemer, 1990	7099	a	Oat	<i>Avena sativa</i>	6.1	2.2	1	GRO	EC <sub>50</sub>	9	14	N	N
Gunther and Pestemer, 1990	7099	b	Turnip	<i>Brassica rapa</i>	6.1	2.2	1	GRO	EC <sub>50</sub>	3	14	N	N
Kadar and Morvai, 1998	12988	a	Carrot	<i>Daucus carota</i>	7.0	1.0	1	GRO	LOAEC	15	11	N	N
Kadar and Morvai, 1998	12988	b	Pea	<i>Pisum sativum</i>	7.0	1.0	1	GRO	NOAEC	109	11	N	N
Kadar and Morvai, 1998	12988	c	Carrot	<i>Daucus carota</i>	7.0	1.0	1	GRO	NOAEC	138	11	N	N
Kadar and Morvai, 1998	12988	d	Pea	<i>Pisum sativum</i>	7.0	1.0	1	GRO	NOAEC	138	11	N	N
Singh and Jeng, 1993	12400		Ryegrass	<i>Lolium perenne</i>	5.6	0.7	1	GRO	NOAEC	50	14	N	N

cnbd = could not be determined

EC<sub>50</sub> = Effect concentration for 50% of test population

ERE = Ecologically relevant endpoint

GRO = Growth

LOAEC = Lowest observed adverse effect concentration

N = No

NOAEC = No observed adverse effect concentration

OM = Organic matter content

Bioavailability Score described in *Guidance for Developing Eco-SSLs* (U.S. EPA, 2003)

Total Evaluation Score described in *Guidance for Developing Eco-SSLs* (U.S. EPA, 2003)

**Table 4.1 Invertebrate Toxicity Data - Chromium**

Reference	IP Number	Study ID	Test Organism		Soil pH	OM%	Bio-availability Score	ERE	Tox Parameter	Tox Value (Soil Conc. mg/kg dw)	Total Evaluation Score	Eligible for Eco-SSL Derivation?	Used for Eco-SSL?
Van Gestel et al., 1992	12874	a	Earthworm	<i>Eisenia andrei</i>	6.7	10.0	1	REP	MATC	57	16	Y	N
Van Gestel et al., 1993	6828		Earthworm	<i>Eisenia andrei</i>	6.0	10.0	1	REP	MATC	57	12	Y	N

ERE = Ecologically relevant endpoint

LOAEC = Lowest observed adverse effect concentration

MATC = Maximum acceptable toxicant concentration = geometric mean of NOAEC and LOAEC

N = No

NOAEC = No observed adverse effect concentration

OM = Organic matter content

REP = Reproduction

Y = Yes

Bioavailability Score described in *Guidance for Developing Eco-SSLs* (USEPA, 2003)

Total Evaluation Score described in *Guidance for Developing Eco-SSLs* (USEPA, 2003)

## **5.0 ECO-SSL FOR AVIAN WILDLIFE**

The derivation of the Eco-SSL for avian wildlife was completed as two parts. First, the toxicity reference value (TRV) was derived according to the Eco-SSL guidance (U.S. EPA, 2003; Attachment 4-5). Second, the Eco-SSL (soil concentration) was back-calculated for each of three surrogate species based on the wildlife exposure model (USEPA, 2003; Attachment 4-1), and the TRV (U.S. EPA, 2003).

### **5.1 Avian TRV**

The literature search completed according to the Eco-SSL guidance (U.S. EPA, 2003; Attachment 4-2) identified 704 papers with possible toxicity data for chromium for either avian or mammalian species. Of these papers, 649 were rejected for use as described in Section 7.5. Of the remaining papers, 13 contained data for avian test species. These papers were reviewed and the data were extracted and scored according to the Eco-SSL guidance (U.S. EPA, 2003; Attachment 4-3 and 4-4). The results of the data extraction and review are summarized in Table 5.1 for trivalent chromium. The complete results are included as Appendix 5-1. A TRV could not be derived for hexavalent chromium as there were not enough study results to meet the minimum data requirements. The available hexavalent chromium data extracted and reviewed are included as Appendix 5-2.

Within the reviewed papers, there are 28 results for trivalent chromium for biochemical (BIO), behavior (BEH), physiology (PHY), pathology (PTH), reproduction (REP), growth (GRO), and survival (MOR) effects that meet the Data Evaluation Score of >65 for use to derive the TRV (U.S. EPA, 2003; Attachment 4-4). These data are plotted in Figure 5.1 and correspond directly with the data presented in Table 5.1. The no-observed adverse effect level (NOAEL) results for growth and reproduction are used to calculate a geometric mean NOAEL. This mean NOAEL is examined in relationship to the lowest bounded lowest-observed adverse effect level (LOAEL) for reproduction, growth, and survival to derive the TRV according to procedures in the Eco-SSL guidance (U.S. EPA, 2003; Attachment 4-5).

A geometric mean of the NOAEL values for reproduction and growth was calculated at 2.66 mg chromium/kg bw/day. This value is lower than the lowest bounded LOAEL for reproduction, growth, or survival (Figure 5.1). Therefore, the TRV is equal to the geometric mean of the NOAEL values for reproduction and growth and is equal to 2.66 mg chromium/kg bw/day.

### **5.2 Estimation of Dose and Calculation of the Eco-SSL**

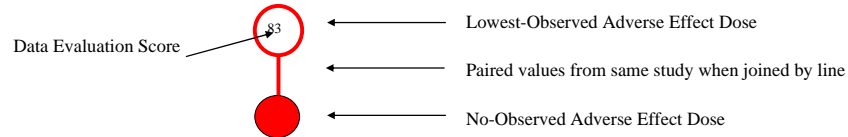
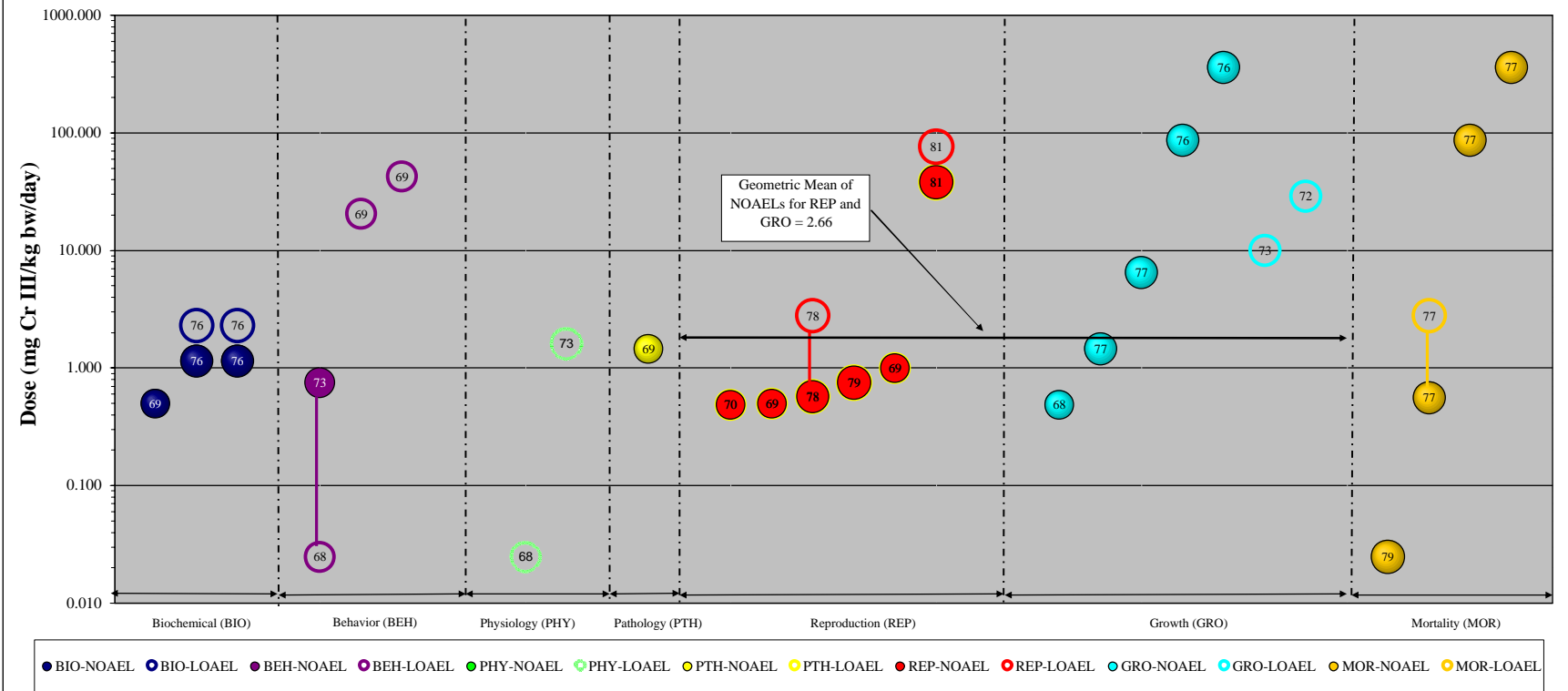
Three separate Eco-SSL values were calculated for avian wildlife, one each for three receptor groups representing different trophic levels. The avian Eco-SSLs for trivalent chromium were calculated according to the Eco-SSL guidance (U.S. EPA, 2003) and are summarized in Table 5.2.

**Table 5.1 Avian Toxicity Data Extracted from Wildlife Toxicity Reference Value (TRV)  
Trivalent Chromium  
Page 1**

Result #	Reference	Ref No.	Test Organism	# of Conc/ Doses	Method of Analyses	Route of Exposure	Exposure Duration	Duration Units	Age	Age Units	Lifestage	Sex	Effect Type	Effect Measure	Response Site	NOAEL Dose (mg/kg bw/day)	LOAEL Dose (mg/kg bw/day)	Data Evaluation Score	
<b>Biochemical</b>																			
1	Jensen and Maurice, 1980	9749	Chicken ( <i>Gallus domesticus</i> )	2	U	FD	4	w	NR	NR	LB	F	CHM	GLUC	BL	0.494		69	
2	Guerra et al., 2002	25909	Chicken ( <i>Gallus domesticus</i> )	3	U	FD	28	d	32	w	JV	F	ENZ	GENZ	LI	1.14	2.28	76	
3	Guerra et al., 2002	25909	Chicken ( <i>Gallus domesticus</i> )	3	U	FD	28	d	32	w	JV	F	ENZ	GENZ	LI	1.14	2.28	76	
<b>Behavior</b>																			
4	Sauveur and Thapon, 1983	9621	Chicken ( <i>Gallus domesticus</i> )	2	U	FD	8	w	40	w	AD	F	FDB	FCNS	WO	0.744		73	
5	Hossain et al., 1998	11682	Chicken ( <i>Gallus domesticus</i> )	2	U	FD	19	d	28	d	JV	B	FDB	FCNS	WO		0.0247	68	
6	Motozono et al., 1998	3067	Chicken ( <i>Gallus domesticus</i> )	3	U	FD	35	d	7	d	JV	F	FDB	FCNS	WO		20.4	69	
7	Meluzzi et al., 1996	2771	Chicken ( <i>Gallus domesticus</i> )	4	U	FD	75	d	22	w	AD	F	FDB	FCNS	WO		42.4	69	
<b>Physiology</b>																			
8	Hossain et al., 1998	11682	Chicken ( <i>Gallus domesticus</i> )	2	U	FD	19	d	28	d	JV	B	PHY	FDCV	WO		0.0247	68	
9	Steele and Rosebrough, 1979	13720	Turkey ( <i>Meleagris gallopavo</i> )	4	U	FD	14	d	1	w	JV	B	PHY	FDCV	WO		1.61	73	
<b>Pathology</b>																			
10	Cupo and Donaldson, 1987	5971	Chicken ( <i>Gallus domesticus</i> )	2	U	FD	21	d	1	d	JV	M	ORW	ORWT	LI	1.45		69	
<b>Reproduction</b>																			
11	Jensen and Maurice, 1980	9749	Chicken ( <i>Gallus domesticus</i> )	2	U	FD	4	w	NR	NR	LB	F	REP	TPRD	WO	0.238		78	
12	Maurice and Jensen, 1979	12571	Chicken ( <i>Gallus domesticus</i> )	2	U	FD	12	w	40	w	LB	F	REP	TPRD	WO	0.483		70	
13	Jensen and Maurice, 1980	9749	Chicken ( <i>Gallus domesticus</i> )	2	U	FD	4	w	NR	NR	LB	F	REP	TPRD	WO	0.494		69	
14	Haseltine et al., unpublished	3739	Black duck ( <i>Anas rubripes</i> )	3	U	FD	180-190	d	NR	NR	LB	F	REP	RSUC	WO	0.569	2.78	78	
15	Sauveur and Thapon, 1983	9621	Chicken ( <i>Gallus domesticus</i> )	2	U	FD	8	w	40	w	LB	F	REP	TPRD	WO	0.744		79	
16	Ousterhout and Berg, 1981	6508	Chicken ( <i>Gallus domesticus</i> )	2	U	FD	6	d	50	w	LB	F	EGG	ESQU	SL	0.988		69	
17	Meluzzi et al., 1996	2771	Chicken ( <i>Gallus domesticus</i> )	4	U	FD	15	d	22	w	LB	F	EGG	ALWT	EG	37.7	75.4	81	
<b>Growth</b>																			
18	Maurice and Jensen, 1979	12571	Chicken ( <i>Gallus domesticus</i> )	2	U	FD	12	w	40	w	SM	F	GRO	BDWT	WO	0.483		68	
19	Cupo and Donaldson, 1987	5971	Chicken ( <i>Gallus domesticus</i> )	2	U	FD	21	d	1	d	JV	M	GRO	BDWT	WO	1.45		77	
20	Steele and Rosebrough, 1979	13720	Turkey ( <i>Meleagris gallopavo</i> )	4	U	FD	14	d	1	w	JV	B	GRO	BDWT	WO	6.42		77	
21	Hill, 1974	92	Chicken ( <i>Gallus domesticus</i> )	2	U	FD	2	w	1	d	JV	B	GRO	BDWT	WO	85.9		76	
22	Hafez and Kratzer, 1976	8663	Chicken ( <i>Gallus domesticus</i> )	3	U	FD	4	w	1	d	AD	M	GRO	BDWT	WO	359		76	
23	Motozono et al., 1998	3067	Chicken ( <i>Gallus domesticus</i> )	3	U	FD	35	d	7	d	JV	F	GRO	BDWT	WO		9.91	73	
24	Nielsen et al., 1980	15690	Chicken ( <i>Gallus domesticus</i> )	2	U	FD	4	w	1	d	JV	M	GRO	BDWT	WO		28.7	72	
<b>Survival</b>																			
25	Hossain et al., 1998	11682	Chicken ( <i>Gallus domesticus</i> )	2	U	FD	19	d	28	d	JV	B	MOR	MORT	WO	0.0248		79	
26	Haseltine et al., unpublished	3739	Black duck ( <i>Anas rubripes</i> )	3	U	FD	10	m	NR	NR	MA	M	MOR	MORT	WO	0.557	2.78	77	
27	Hill, 1974	92	Chicken ( <i>Gallus domesticus</i> )	2	U	FD	5	w	1	d	JV	B	MOR	MORT	WO	85.9		77	
28	Hafez and Kratzer, 1976	8663	Chicken ( <i>Gallus domesticus</i> )	3	U	FD	4	w	1	d	AD	M	MOR	MORT	WO	359		77	

AD = adult; ALWT = albumin weight; B = both sexes; BDWT = body weight changes; BL = blood; CHM = chemical changes; d = days; EG = egg; EGG = effects on eggs; ENZ = enzyme changes; ESQU = eggshell quality; F= female; FCNS = food consumption; FD =food; FDB = feeding behavior; FDCV = feed conversion efficiency; GENZ = general enzyme changes; GLUC = glucose; GRO= growth; JV = juvenile; LB = laying bird; LI = liver; m = months; M = male; MA = mature; MOR = effects on survival; MORT = mortality; NR = not reported; ORW = organ weight changes; ORWT = Organ weight changes; PHY = physiology; REP = reproductive effects; RSUC = reproductive success; SL = spleen; SM = sexually mature; TPRD = total production; U = unmeasured; w = weeks; WO = whole organism.

**Figure 5.1 Avian TRV Derivation for Trivalent Chromium**



**Wildlife TRV Derivation Process**

- 1) There are at least three results available for two test species within the growth, reproduction, and mortality effect groups. There are enough data to derive a TRV.
- 2) There are three NOAEL results available for calculation of a geometric mean.
- 4) The geometric mean is equal to 2.66 mg/kg bw/d and is higher than the lowest bounded LOAEL within the reproduction, growth, and survival effect groups.
- 5) The avian wildlife TRV for trivalent chromium is equal to 2.66 mg chromium/kg bw/day which is the geometric mean of NOAEL values for growth, and reproduction.

Table 5.2 Calculation of the Avian Eco-SSLs for Trivalent Chromium					
Surrogate Receptor Group	TRV for Trivalent Chromium (mg dw/kg bw/d) <sup>1</sup>	Food Ingestion Rate (FIR) <sup>2</sup> (kg dw/kg bw/d)	Soil Ingestion as Proportion of Diet (P <sub>s</sub> ) <sup>2</sup>	Concentration of Chromium in Biota Type (i) <sup>2,3</sup> (B <sub>i</sub> ) (mg/kg dw)	Eco-SSL (mg/kg dw) <sup>4</sup>
Avian herbivore (dove)	2.66	0.190	0.139	B <sub>i</sub> = 0.041 * Soil <sub>j</sub> where i = plants	78
Avian ground insectivore (woodcock)	2.66	0.214	0.164	B <sub>i</sub> = 0.306 * Soil <sub>j</sub> where i = earthworms	26
Avian carnivore (hawk)	2.66	0.0353	0.057	ln(B <sub>i</sub> ) = 0.7338 * ln(Soil <sub>j</sub> ) - 1.4599 where i = mammals	780

<sup>1</sup> The process for derivation of wildlife TRVs is described in Attachment 4-5 of U.S. EPA (2003).  
<sup>2</sup> Parameters (FIR, P<sub>s</sub>, B<sub>i</sub> values, regressions) are provided in U.S. EPA (2003) Attachment 4-1 (revised February 2005).  
<sup>3</sup> B<sub>i</sub> = Concentration in biota type (i) which represents 100% of the diet for the respective receptor.  
<sup>4</sup> HQ = FIR \* (Soil<sub>j</sub> \* P<sub>s</sub> + B<sub>i</sub>) / TRV solved for HQ=1 where Soil<sub>j</sub> = Eco-SSL (Equation 4-2; U.S. EPA, 2003).  
 NA = Not Applicable

## **6.0 ECO-SSL FOR MAMMALIAN WILDLIFE**

The derivation of the Eco-SSL for mammalian wildlife was completed as two parts. First, the TRV was derived according to the Eco-SSL guidance (U.S. EPA, 2003; Attachment 4-5). Second, the Eco-SSL (soil concentration) was back-calculated for each of three surrogate species based on the wildlife exposure model (USEPA, 2003; Attachment 4-1), and the TRV (U.S. EPA, 2003).

### **6.1 Mammalian TRV**

The literature search was completed according to the Eco-SSL guidance (U.S. EPA, 2003; Attachment 4-2) and identified 704 papers with possible toxicity data for chromium for either avian or mammalian species. Of these studies, 649 were rejected for use as described in Section 7.5. Of the remaining papers, 20 contained data for mammalian test species. These papers were reviewed and the data were extracted and scored according to the Eco-SSL guidance (U.S. EPA, 2003; Attachment 4-3). The results of the data extraction and review are summarized in Table 6.1 for trivalent chromium and Table 6.2 for hexavalent chromium. The complete results are provided in Appendices 6-1 and 6-2 for trivalent and hexavalent chromium, respectively.

Within the 20 papers there are 33 results for biochemical (BIO), behavioral (BEH), physiology (PHY), pathology (PTH), reproduction (REP), growth (GRO), and survival (MOR) endpoints with a total Data Evaluation Score >65 that were used to derive the TRV (U.S. EPA, 2003; Attachment 4-4) for trivalent chromium. These data are plotted in Figure 6.1 and correspond directly with the data presented in Table 6.1. There are 71 results for hexavalent chromium. These data are plotted in Figure 6.2 and correspond directly with the data presented in Table 6.2. The NOAEL results for growth and reproduction are used to calculate a geometric mean NOAEL. This mean NOAEL is examined in relationship to the lowest bounded LOAEL for reproduction, growth, and survival to derive the TRV according to procedures in the Eco-SSL guidance (U.S. EPA, 2003; Attachment 4-5).

For trivalent chromium, a geometric mean of the NOAEL values for reproduction and growth was calculated at 2.40 mg chromium/kg bw/day. There are no bounded LOAEL values for reproduction, growth or mortality results for comparison. Therefore, the TRV is equal to the geometric mean of NOAEL values for reproduction and growth and is equal to 2.40 mg chromium/kg bw/day.

For hexavalent chromium, a geometric mean of the NOAEL values for reproduction and growth was calculated at 9.24 mg chromium/kg bw/day. The geometric mean is lower than the lowest bounded LOAEL value for reproduction, growth and survival results. Therefore, the TRV is equal to the geometric mean of NOAEL values for reproduction and growth and is equal to 9.24 mg chromium/kg bw/day.

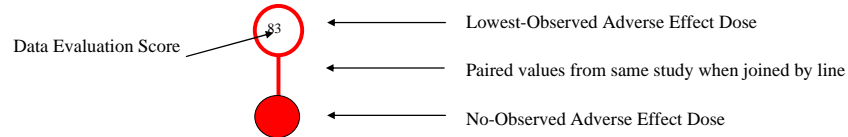
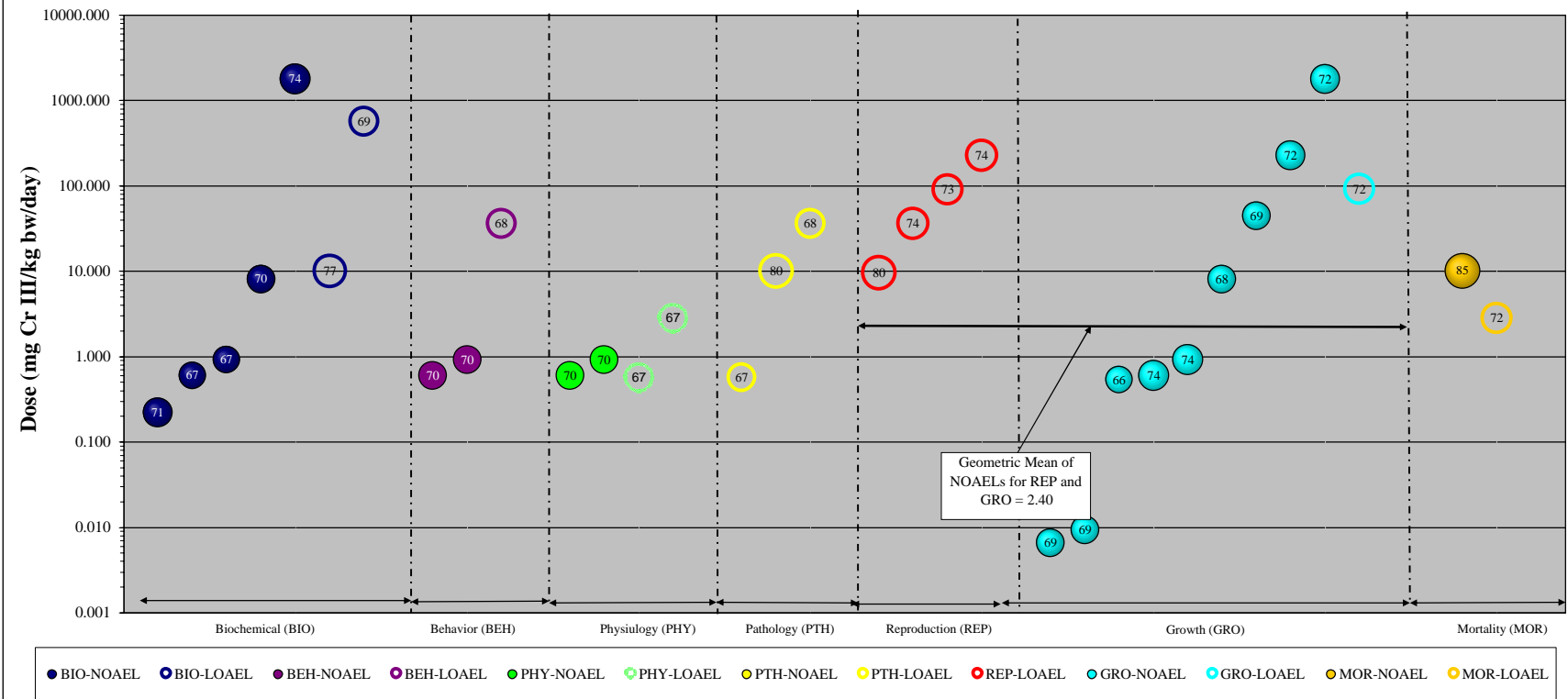
**Table 6.1 Mammalian Toxicity Data Extracted for Wildlife Toxicity Reference Value (TRV)  
Trivalent Chromium  
Page 1 of 1**

Result #	Reference	Ref No.	Test Organism	# of Conc/ Doses	Method of Analyses	Route of Exposure	Exposure Duration	Duration Units	Age	Age Units	Lifestage	Sex	Effect Type	Effect Measure	Response Site	NOAEL Dose (mg/kg bw/day)	LOAEL Dose (mg/kg bw/day)	Data Evaluation Score	
<b>Biochemical</b>																			
1	Samsell and Spears, 1989	13415	Sheep ( <i>Ovis aries</i> )	2	U	FD	28	d	9	mo	JV	F	CHM	GLUC	PL	0.222		71	
2	Mooney and Cromwell, 1997	25905	Pig ( <i>Sus scrofa</i> )	2	M	FD	103	d	NR	NR	JV	B	CHM	PRTL	SR	0.595		67	
3	Mooney and Cromwell, 1997	25905	Pig ( <i>Sus scrofa</i> )	3	M	FD	35	d	NR	NR	JV	B	CHM	PRTL	SR	0.927		67	
4	Anderson et al., 1997	3004	Rat ( <i>Rattus norvegicus</i> )	5	U	FD	20	w	4	w	JV	NR	CHM	GLUC	SR	8.09		70	
5	Ivankovic and Preussmann, 1975	3729	Rat ( <i>Rattus norvegicus</i> )	3	U	FD	90	d	100	d	SM	F	CHM	HMGL	BL	1770		74	
6	Meenakshi et al., 1989	3061	Rat ( <i>Rattus norvegicus</i> )	2	U	GV	60	d	NR	NR	JV	M	CHM	GLUC	BL		10.0	77	
7	Cobo et al 1995	15198	Rat ( <i>Rattus norvegicus</i> )	2	M	DR	8	w	NR	NR	JV	M	CHM	GBIO	BL		565	69	
<b>Behavior</b>																			
8	Mooney and Cromwell, 1997	25905	Pig ( <i>Sus scrofa</i> )	2	M	FD	103	d	NR	NR	JV	B	FDB	FCNS	WO	0.595		70	
9	Mooney and Cromwell, 1997	25905	Pig ( <i>Sus scrofa</i> )	3	M	FD	35	d	NR	NR	JV	B	FDB	FCNS	WO	0.927		70	
10	Bataineh et al., 1997	3009	Rat ( <i>Rattus norvegicus</i> )	2	U	DR	12	w	NR	NR	AD	M	BEH	AGGT	WO		36.2	68	
<b>Physiology</b>																			
11	Mooney and Cromwell, 1997	25905	Pig ( <i>Sus scrofa</i> )	2	M	FD	103	d	NR	NR	JV	B	PHY	FDCV	WO	0.595		70	
12	Mooney and Cromwell, 1997	25905	Pig ( <i>Sus scrofa</i> )	3	M	FD	35	d	NR	NR	JV	B	PHY	FDCV	WO	0.927		70	
13	Kanisawa and Schroeder, 1969	15061	Rat ( <i>Rattus norvegicus</i> )	2	U	DR	17	mo	21	d	JV	B	PHY	BLPR	BL		0.569	67	
14	Mercado and Bibby 1973	757	Rat ( <i>Rattus norvegicus</i> )	2	U	DR	50	d	23	d	JV	M	PHY	GPYH	TH		2.82	67	
<b>Pathology</b>																			
15	Kanisawa and Schroeder, 1969	15061	Rat ( <i>Rattus norvegicus</i> )	2	U	DR	30	mo	21	d	JV	B	HIS	GSLN	KI		0.569	67	
16	Meenakshi et al., 1989	3061	Rat ( <i>Rattus norvegicus</i> )	2	U	GV	60	d	NR	NR	JV	M	HIS	NCRO	LI		10.0	80	
17	Bataineh et al., 1997	3009	Rat ( <i>Rattus norvegicus</i> )	2	U	DR	12	w	NR	NR	AD	M	GRS	BDWT	WO		36.2	68	
<b>Reproduction</b>																			
18	Zahid et al., 1990	3098	Mouse ( <i>Mus musculus</i> )	4	U	FD	35	d	21	d	JV	M	REP	SPCL	TE		9.62	80	
19	Bataineh et al., 1997	3009	Rat ( <i>Rattus norvegicus</i> )	2	U	DR	12	w	NR	NR	AD	M	REP	TEWT	TE		36.2	74	
20	Elbetieha and Al-Hamood, 1997	3025	Mouse ( <i>Mus musculus</i> )	3	U	DR	12	w	50	d	JV	F	REP	PROG	WO		91.1	73	
21	Elbetieha and Al-Hamood, 1997	3025	Mouse ( <i>Mus musculus</i> )	2	U	DR	12	w	50	d	JV	M	REP	ORWT	OV		228	74	
<b>Growth</b>																			
22	Van Heugten and Spears, 1997	25908	Pig ( <i>Sus scrofa</i> )	2	U	FD	32	d	3	w	JV	NR	GRO	BDWT	WO	0.00663		69	
23	Kegley and Spears, 1995	25914	Cattle ( <i>Bos taurus</i> )	2	U	FD	56	d	NR	NR	JV	M	GRO	BDWT	WO	0.00933		69	
24	Shroeder et al., 1963	14446	Rat ( <i>Rattus norvegicus</i> )	2	U	DR	60	d	28	d	JV	M	GRO	BDWT	WO	0.537		66	
25	Mooney and Cromwell, 1997	25905	Pig ( <i>Sus scrofa</i> )	2	M	FD	103	d	NR	NR	JV	B	GRO	BDWT	WO	0.595		74	
26	Mooney and Cromwell, 1997	25905	Pig ( <i>Sus scrofa</i> )	3	M	FD	35	d	NR	NR	JV	B	GRO	BDWT	WO	0.927		74	
27	Anderson et al., 1997	3004	Rat ( <i>Rattus norvegicus</i> )	5	U	FD	20	w	4	w	JV	NR	GRO	BDWT	WO	8.09		68	
28	Zahid et al., 1990	3098	Mouse ( <i>Mus musculus</i> )	4	U	FD	35	d	21	d	JV	M	GRO	BDWT	WO	44.6		69	
29	Elbetieha and Al-Hamood, 1997	3025	Mouse ( <i>Mus musculus</i> )	2	U	DR	12	w	50	d	JV	M	GRO	BDWT	WO	228		72	
30	Ivankovic and Preussmann, 1975	3729	Rat ( <i>Rattus norvegicus</i> )	3	U	FD	90	d	100	d	SM	F	GRO	BDWT	WO	1770		72	
31	Elbetieha and Al-Hamood, 1997	3025	Mouse ( <i>Mus musculus</i> )	3	U	DR	12	w	50	d	JV	M	GRO	BDWT	WO		92.1	72	
<b>Survival</b>																			
32	Meenakshi et al., 1989	3061	Rat ( <i>Rattus norvegicus</i> )	2	U	GV	60	d	NR	NR	JV	M	MOR	MORT	WO	10.0		85	
33	Mercado and Bibby 1973	757	Rat ( <i>Rattus norvegicus</i> )	2	U	DR	50	d	23	d	JV	M	MOR	MORT	WO		2.82	72	

AD = adult; AGGT = aggression; B = both; BEH = behavior; BDWT = body weight changes; BEH = behavior; BL = blood; BLPR = blood pressure; CHM = chemical changes; d = days; DR = drinking; F = female; FCNS = food consumption; FD = food; FDB = feeding behavior; FDCV = food conversion efficiency; GBIO = general biochemical; GLUC = glucose; GPYH = general physiology; GRO = growth; GRS = gross body weight changes; GSLN = gross lesions; GV = gavage; HMGL = hemoglobin; HIS = histology; JV = juvenile; KI = kidney; LI = liver; M = male; M = measured; mo = months; MOR = effects on survival; MORT = mortality; NCRO = necrosis; NR = not reported; ORWT = organ weight changes; OV = ovary; PHY = physiology; PL = plasma; PROG = progeny counts or numbers; PRTL = total protein; REP = reproduction; SM = sexually mature; SPCL = sperm cell counts; SR = serum; TE = testes; TEWT = testes weight; TH = teeth; U = unmeasured; w = weeks; WO = whole organism.



Figure 6.1 Mammalian TRV Derivation for Trivalent Chromium



**Wildlife TRV Derivation Process**

- 1) There are at least three results available for two test species within the growth, reproduction, and mortality effect groups. There are enough data to derive a TRV.
- 2) There are three NOAEL results available for calculation of a geometric mean.
- 4) The geometric mean is equal to 2.40 mg/kg bw/d. There are no bounded LOAEL values for comparison.
- 5) The mammalian wildlife TRV for trivalent chromium is equal to 2.40 mg chromium/kg bw/day which is the geometric mean NOAEL for effects on growth and reproduction.

Table 6.2 Mammalian Toxicity Data Extracted for Wildlife Toxicity Reference Value (TRV)

Hexavalent Chromium

1 of 2

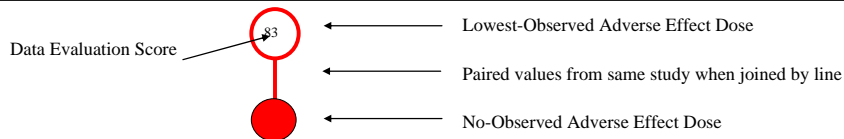
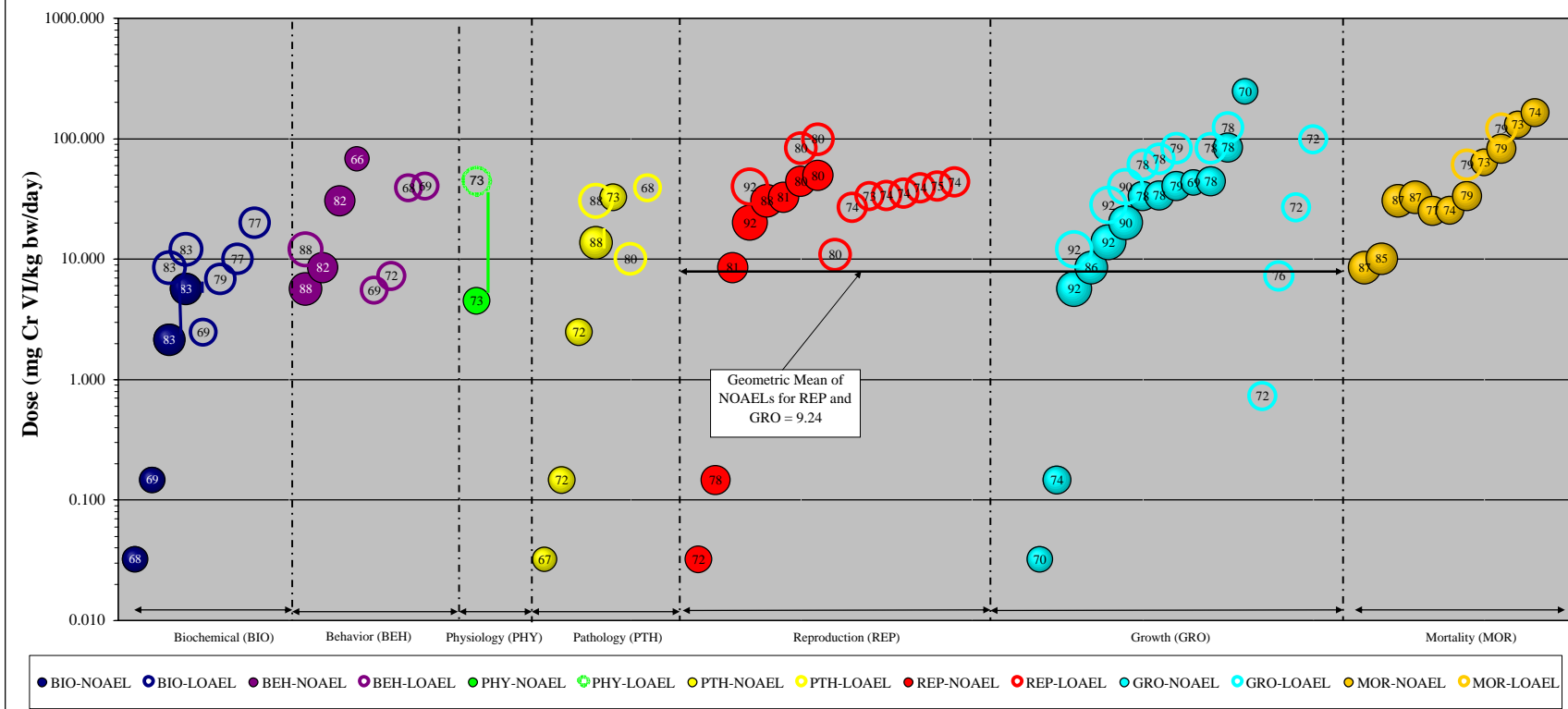
Result #	Reference	Ref No.	Test Organism	# of Conc/ Doses	Method of Analyses	Route of Exposure	Exposure Duration	Duration Units	Age	Age Units	Lifestage	Sex	Effect Type	Effect Measure	Response Site	NOAEL Dose (mg/kg bw/day)	LOAEL Dose (mg/kg bw/day)	Data Evaluation Score	
<b>Biochemical</b>																			
1	Rao et al., 1983	3074	Mouse ( <i>Mus musculus</i> )	2	M	FD	1	yr	NR	NR	JV	M	CHM	HMGL	BL	0.0322		68	
2	Rao et al., 1981	3073	Rat ( <i>Rattus norvegicus</i> )	2	M	FD	1	yr	NR	NR	JV	F	CHM	HMGL	BL	0.146		69	
3	R.O.W. Sciences, Inc.	25925	Rat ( <i>Rattus norvegicus</i> )	5	UX	FD	9	w	9	w	JV	M	CHM	MCPV	BL	2.12	8.48	83	
4	R.O.W. Sciences, Inc.	25927	Mouse ( <i>Mus musculus</i> )	5	UX	FD	3	w	9	w	JV	M	CHM	MCPV	BL	5.66	12.0	83	
5	Vyskocil et al., 1993	3095	Rat ( <i>Rattus norvegicus</i> )	2	U	DR	6	mo	8	w	JV	F	CHM	ALBM	UR		2.47	69	
6	R.O.W.Science Inc, 1997	25926	Mouse ( <i>Mus musculus</i> )	4	UX	FD	14	w	10	w	GE	F	CHM	MCPV	BL		6.86	79	
7	Meenakshi et al., 1989	3061	Rat ( <i>Rattus norvegicus</i> )	2	U	GV	60	d	NR	NR	JV	F	CHM	GLUC	BL		10.0	77	
8	Chowdhury and Mitra, 1995	3020	Rat ( <i>Rattus norvegicus</i> )	4	U	GV	90	d	NR	NR	JV	M	HRM	TSTR	SR		20.0	77	
<b>Behavior</b>																			
9	R.O.W. Sciences, Inc.	25927	Mouse ( <i>Mus musculus</i> )	5	UX	FD	9	w	9	w	JV	M	FDB	WCON	WO	5.66	12.0	88	
10	R.O.W. Sciences, Inc.	25925	Rat ( <i>Rattus norvegicus</i> )	5	UX	FD	9	w	9	w	JV	M	FDB	FCNS	WO	8.48		82	
11	R.O.W.Science Inc, 1997	25926	Mouse ( <i>Mus musculus</i> )	4	UX	FD	14	w	10	w	GE	F	FDB	FCNS	WO	30.3		82	
12	Al-Hamood et al., 1998	3003	Mouse ( <i>Mus musculus</i> )	2	U	DR	29	d	NR	NR	GE	F	FDB	WCON	WO	68.1		66	
13	Gribble, 1974	11440	Mouse ( <i>Mus musculus</i> )	2	U	DR	7	d	7	w	JV	F	FDB	WCON	WO		5.50	69	
14	Gates et al, 1947	3029	Rat ( <i>Rattus norvegicus</i> )	4	U	DR	5	d	NR	NR	JV	B	FDB	WCON	WO		7.20	72	
15	Bataineh et al., 1997	3009	Rat ( <i>Rattus norvegicus</i> )	2	U	DR	12	w	NR	NR	AD	M	BEH	AGGT	WO		38.7	68	
16	Trivedi et al., 1989	31	Mouse ( <i>Mus musculus</i> )	4	U	DR	19	d	NR	NR	GE	F	FDB	WCON	WO		40.5	69	
<b>Physiology</b>																			
17	Diaz-Mayans et al., 1986	3023	Rat ( <i>Rattus norvegicus</i> )	3	U	DR	28	d	NR	NR	SM	M	PHY	EXCR	UR	4.47	44.7	73	
<b>Pathology</b>																			
18	Rao et al., 1983	3074	Mouse ( <i>Mus musculus</i> )	2	M	FD	1	yr	NR	NR	JV	M	ORW	SMIX	KI	0.0322		67	
19	Rao et al., 1981	3073	Rat ( <i>Rattus norvegicus</i> )	2	M	FD	1	yr	NR	NR	JV	F	ORW	SMIX	LI	0.146		72	
20	Vyskocil et al., 1993	3095	Rat ( <i>Rattus norvegicus</i> )	2	U	DR	6	mo	8	w	JV	F	ORW	SMIX	KI	2.47		72	
21	R.O.W.Science Inc, 1997	25926	Mouse ( <i>Mus musculus</i> )	4	UX	FD	14	w	10	w	GE	F	ORW	ORWT	LI	13.6	30.3	88	
22	R.O.W. Sciences, Inc.	25927	Mouse ( <i>Mus musculus</i> )	5	UX	FD	9	w	9	w	JV	M	HIS	GHS	MT	32.5		73	
23	Meenakshi et al., 1989	3061	Rat ( <i>Rattus norvegicus</i> )	2	U	GV	60	d	NR	NR	JV	F	HIS	NCRO	LI		10.0	80	
24	Bataineh et al., 1997	3009	Rat ( <i>Rattus norvegicus</i> )	2	U	DR	12	w	NR	NR	AD	M	GRS	BDWT	WO		38.7	68	
<b>Reproduction</b>																			
25	Rao et al., 1983	3074	Mouse ( <i>Mus musculus</i> )	2	M	FD	1	yr	NR	NR	JV	M	REP	TEWT	TE	0.0322		72	
26	Rao et al., 1981	3073	Rat ( <i>Rattus norvegicus</i> )	2	M	FD	1	yr	NR	NR	JV	M	REP	TEWT	TE	0.146		78	
27	R.O.W. Sciences, Inc.	25925	Rat ( <i>Rattus norvegicus</i> )	5	UX	FD	9	w	9	w	JV	M	REP	SPCL	TE	8.48		81	
28	Chowdhury and Mitra, 1995	3020	Rat ( <i>Rattus norvegicus</i> )	4	U	GV	90	d	NR	NR	JV	M	REP	TEWT	TE	20.0	40.0	92	
29	R.O.W.Science Inc, 1997	25926	Mouse ( <i>Mus musculus</i> )	4	UX	FD	14	w	10	w	GE	F	REP	PROG	WO	30.3		88	
30	R.O.W. Sciences, Inc.	25927	Mouse ( <i>Mus musculus</i> )	5	UX	FD	9	w	9	w	JV	M	REP	GREP	SM	32.5		81	
31	Junaid et al., 1996	3047	Mouse ( <i>Mus musculus</i> )	4	U	DR	8	d	NR	NR	GE	F	REP	PROG	WO	44.2	82.9	80	
32	Elbetieha and Al-Hamood, 1997	3025	Mouse ( <i>Mus musculus</i> )	5	U	DR	12	w	50	d	JV	M	REP	TEWT	TE	49.4	98.7	80	
33	Zahid et al., 1990	3098	Mouse ( <i>Mus musculus</i> )	4	U	FD	35	d	21	d	JV	M	REP	TEDG	TE		10.8	80	
34	Kanojia et al., 1996	3049	Rat ( <i>Rattus norvegicus</i> )	4	U	DR	39	d	120	d	GE	F	REP	PROG	WO		26.8	74	
35	Kanojia et al., 1998	3050	Rat ( <i>Rattus norvegicus</i> )	4	U	DR	3	mo	50	d	JV	F	REP	PRWT	WO		33.2	73	
36	Junaid et al., 1995	3045	Mouse ( <i>Mus musculus</i> )	4	U	DR	6	d	4	mo	GE	F	REP	PRWT	WO		33.7	74	
37	Murthy et al., 1996	3068	Mouse ( <i>Mus musculus</i> )	4	U	DR	20	d	90	d	SM	F	REP	GREP	OV		35.1	74	
38	Bataineh et al., 1997	3009	Rat ( <i>Rattus norvegicus</i> )	2	U	DR	12	w	NR	NR	AD	M	REP	TEWT	TE		38.7	74	
39	Trivedi et al., 1989	31	Mouse ( <i>Mus musculus</i> )	4	U	DR	19	d	NR	NR	GE	F	REP	RSEM	WO		40.5	75	
40	Junaid et al., 1996	3046	Mouse ( <i>Mus musculus</i> )	4	U	DR	20	d	4	mo	GE	F	REP	PRWT	WO		43.7	74	
41	Elbetieha and Al-Hamood, 1997	3025	Mouse ( <i>Mus musculus</i> )	3	U	DR	12	w	50	d	JV	M	REP	TEWT	TE		98.7	74	
42	Elbetieha and Al-Hamood, 1997	3025	Mouse ( <i>Mus musculus</i> )	2	U	DR	12	w	50	d	JV	F	REP	ORWT	OV		246	74	
<b>Growth</b>																			
43	Rao et al., 1983	3074	Mouse ( <i>Mus musculus</i> )	2	M	FD	1	yr	NR	NR	JV	M	GRO	BDWT	WO	0.0322		70	
44	Rao et al., 1981	3073	Rat ( <i>Rattus norvegicus</i> )	2	M	FD	1	yr	NR	NR	JV	M	GRO	BDWT	WO	0.146		74	
45	R.O.W. Sciences, Inc.	25927	Mouse ( <i>Mus musculus</i> )	5	UX	FD	3	w	9	w	JV	F	GRO	BDWT	WO	5.66	12.0	92	
46	R.O.W. Sciences, Inc.	25925	Rat ( <i>Rattus norvegicus</i> )	5	UX	FD	9	w	9	w	JV	M	GRO	BDWT	WO	8.48		86	
47	R.O.W.Science Inc, 1997	25926	Mouse ( <i>Mus musculus</i> )	4	UX	FD	16	w	10	w	LC	F	GRO	BDWT	WO	13.8	28.0	92	
48	Chowdhury and Mitra, 1995	3020	Rat ( <i>Rattus norvegicus</i> )	4	U	GV	90	d	NR	NR	JV	M	GRO	BDWT	WO	20.0	40.0	90	
49	Kanojia et al., 1998	3050	Rat ( <i>Rattus norvegicus</i> )	4	U	DR	3	mo	50	d	JV	F	GRO	BDWT	WO	33.2	60.6	78	
50	Junaid et al., 1995	3045	Mouse ( <i>Mus musculus</i> )	4	U	DR	6	d	4	mo	GE	F	GRO	BDWT	WO	33.7	67.4	78	
51	Trivedi et al., 1989	31	Mouse ( <i>Mus musculus</i> )	4	U	DR	19	d	NR	NR	GE	F	GRO	BDWT	WO	40.5	82.8	79	
52	Zahid et al., 1990	3098	Mouse ( <i>Mus musculus</i> )	4	U	FD	35	d	21	d	JV	M	GRO	BDWT	WO	43.2		69	
53	Junaid et al., 1996	3047	Mouse ( <i>Mus musculus</i> )	4	U	DR	8	d	NR	NR	GE	F	GRO	BDWT	WO	44.2	82.9	78	
54	Junaid et al., 1996	3046	Mouse ( <i>Mus musculus</i> )	4	U	DR	20	d	4	mo	GE	F	GRO	BDWT	WO	84.0	123	78	
55	Elbetieha and Al-Hamood, 1997	3025	Mouse ( <i>Mus musculus</i> )	2	U	DR	12	w	50	d	JV	F	GRO	BDWT	WO	246		70	
56	Schroeder and Mitchener, 1971	3085	Mouse ( <i>Mus musculus</i> )	2	U	DR	10	d	19-20	d	JV	M	GRO	BDWT	WO		0.730	72	
57	Gates et al, 1947	3029	Rat ( <i>Rattus norvegicus</i> )	4	U	DR	5	d	NR	NR	JV	B	GRO	BDWT	WO		7.20	76	

**Table 6.2 Mammalian Toxicity Data Extracted for Wildlife Toxicity Reference Value (TRV)  
Hexavalent Chromium  
2 of 2**

Result #	Reference	Ref No.	Test Organism	# of Conc/ Doses	Method of Analyses	Route of Exposure	Exposure Duration	Duration Units	Age	Age Units	Lifestage	Sex	Effect Type	Effect Measure	Response Site	NOAEL Dose (mg/kg bw/day)	LOAEL Dose (mg/kg bw/day)	Data Evaluation Score
58	Kanojia et al., 1996	3049	Rat ( <i>Rattus norvegicus</i> )	4	U	DR	39	d	120	d	GE	F	GRO	BDWT	WO		26.8	72
59	Elbetieha and Al-Hamood, 1997	3025	Mouse ( <i>Mus musculus</i> )	3	U	DR	12	w	50	d	JV	M	GRO	BDWT	WO		98.7	72
<b>Survival</b>																		
60	R.O.W. Sciences, Inc.	25925	Rat ( <i>Rattus norvegicus</i> )	5	UX	FD	9	w	9	w	JV	M	MOR	MORT	WO	8.48		87
61	Meenakshi et al., 1989	3061	Rat ( <i>Rattus norvegicus</i> )	2	U	GV	60	d	NR	NR	JV	F	MOR	MORT	WO	10.0		85
62	R.O.W.Science Inc, 1997	25926	Mouse ( <i>Mus musculus</i> )	4	UX	FD	14	w	10	w	GE	F	MOR	MORT	WO	30.3		87
63	R.O.W. Sciences, Inc.	25927	Mouse ( <i>Mus musculus</i> )	5	UX	FD	9	w	9	w	JV	M	MOR	MORT	WO	32.5		87
64	Gates et al, 1947	3029	Rat ( <i>Rattus norvegicus</i> )	4	U	DR	25	d	NR	NR	JV	B	MOR	MORT	WO	25.0		77
65	Diaz-Mayans et al., 1986	3023	Rat ( <i>Rattus norvegicus</i> )	3	U	DR	28	d	NR	NR	SM	M	MOR	MORT	WO	25.4		74
66	Kanojia et al., 1998	3050	Rat ( <i>Rattus norvegicus</i> )	4	U	DR	3	mo	50	d	JV	F	MOR	MORT	WO	33.2	60.6	79
67	Kanojia et al., 1996	3049	Rat ( <i>Rattus norvegicus</i> )	4	U	DR	39	d	120	d	GE	F	MOR	MORT	WO	63.7		73
68	Junaid et al., 1996	3046	Mouse ( <i>Mus musculus</i> )	4	U	DR	20	d	4	mo	SM	F	MOR	MORT	WO	82.1	121	79
69	Junaid et al., 1996	3047	Mouse ( <i>Mus musculus</i> )	4	U	DR	8	d	NR	NR	GE	F	MOR	MORT	WO	131		73
70	Trivedi et al., 1989	31	Mouse ( <i>Mus musculus</i> )	4	U	DR	19	d	NR	NR	GE	F	MOR	MORT	WO	163		74

AD = adult; AGGT = aggression; ALBM = albumins; B = both; BEH = behavior; BDWT = body weight changes; BEH = behavior; BL = blood; CHM = chemical changes; d = days; DR = drinking water; EXCR = excretion; F = female; FCNS = food consumption; FD = food; FDB = feeding behavior; GE = gestational; GHIS = general histology; GLUC = glucose; GREP = general reproduction; GRO = growth; GRS = gross body weight changes; GV = gavage; HIS = histology; HMGL = hemoglobin; HRM = hormone changes; JV = juvenile; KI = kidney; LC = lactation; LI = liver; M = male; M = measured; MCPV = mean corpuscular volume; mo = months; MOR = mortality; MORT = mortality; MT = multiple; NCRO = necrosis; NR = not reported; ORW = organ weight changes ORWT = organ weight changes (absolute); OV = oviduct; PHY = physiology; PROG = progeny counts or numbers; PRWT = progeny weight; REP = reproduction; RSEM = resorbed embryos; SM = sexually mature; SM = sperm; SMIX = weight relative to body weight; SPCL = sperm cell counts; SR = serum; TE = testes; TEDG = testes degeneration; TEWT = testes weight; TSTR = testosterone; U = unmeasured; UR = urine; UX = measured but concentrations not reported; w = weeks; WCON = water consumption; WO = whole organism; yr = years.

Figure 6.2 Mammalian TRV Derivation for Hexavalent Chromium



**Wildlife TRV Derivation Process**

- 1) There are at least three results available for two test species within the growth, reproduction, and mortality effect groups. There are enough data to derive a TRV.
- 2) There are three NOAEL results available for calculation of a geometric mean.
- 4) The geometric mean is equal to 9.24 mg/kg bw/d. The geometric mean is lower than the lowest bounded LOAEL for growth, reproduction or mortality.
- 5) The mammalian wildlife TRV for hexavalent chromium is equal to 9.24 mg chromium/kg bw/day which is equal to the geometric mean of NOAEL values for reproduction and growth.

## 6.2 Estimation of Dose and Calculation of the Eco-SSL

Three separate Eco-SSL values are calculated for mammalian wildlife, one each for three receptor groups representing different trophic levels. The mammalian Eco-SSLs derived for chromium are calculated according to the Eco-SSL guidance (U.S. EPA 2003) and are summarized in Table 6.3 for trivalent chromium and 6.4 for hexavalent chromium.

Table 6.3 Calculation of the Mammalian Eco-SSLs for Trivalent Chromium					
Surrogate Receptor Group	TRV for Trivalent Chromium (mg dw/kg bw/d) <sup>1</sup>	Food Ingestion Rate (FIR) <sup>2</sup> (kg dw/kg bw/d)	Soil Ingestion as Proportion of Diet (P <sub>s</sub> ) <sup>2</sup>	Concentration of Chromium in Biota Type (i) <sup>2,3</sup> (B <sub>i</sub> ) (mg/kg dw)	Eco-SSL (mg/kg dw) <sup>4</sup>
Mammalian herbivore (vole)	2.40	0.0875	0.032	B <sub>i</sub> = 0.041 * Soil <sub>j</sub> where i = plants	380
Mammalian ground insectivore (shrew)	2.40	0.209	0.030	B <sub>i</sub> = 0.306 * Soil <sub>j</sub> where i = earthworms	34
Mammalian carnivore (weasel)	2.40	0.130	0.043	ln(B <sub>i</sub> ) = 0.7338 * ln(Soil <sub>j</sub> ) - 1.4599 where i = mammals	180

<sup>1</sup> The process for derivation of wildlife TRVs is described in Attachment 4-5 of U.S. EPA (2003).  
<sup>2</sup> Parameters (FIR, P<sub>s</sub>, B<sub>i</sub> values, regressions) are provided in U.S. EPA (2003) Attachment 4-1 (revised February 2005).  
<sup>3</sup> B<sub>i</sub> = Concentration in biota type (i) which represents 100% of the diet for the respective receptor.  
<sup>4</sup> HQ = FIR \* (Soil<sub>j</sub> \* P<sub>s</sub> + B<sub>i</sub>) / TRV solved for HQ=1 where Soil<sub>j</sub> = Eco-SSL (Equation 4-2; U.S. EPA, 2003).  
 NA = Not Applicable

Table 6.4 Calculation of the Mammalian Eco-SSLs for Hexavalent Chromium					
Surrogate Receptor Group	TRV for Hexavalent Chromium (mg dw/kg bw/d) <sup>1</sup>	Food Ingestion Rate (FIR) <sup>2</sup> (kg dw/kg bw/d)	Soil Ingestion as Proportion of Diet (P <sub>s</sub> ) <sup>2</sup>	Concentration of Chromium in Biota Type (i) <sup>2,3</sup> (B <sub>i</sub> ) (mg/kg dw)	Eco-SSL (mg/kg dw) <sup>4</sup>
Mammalian herbivore (vole)	9.24	0.0875	0.032	B <sub>i</sub> = 0.041 * Soil <sub>j</sub> where i = plants	1400
Mammalian ground insectivore (shrew)	9.24	0.209	0.030	B <sub>i</sub> = 0.306 * Soil <sub>j</sub> where i = earthworms	130
Mammalian carnivore (weasel)	9.24	0.130	0.043	ln(B <sub>i</sub> ) = 0.7338 * ln(Soil <sub>j</sub> ) - 1.4599 where i = mammals	870

<sup>1</sup> The process for derivation of wildlife TRVs is described in Attachment 4-5 of U.S. EPA (2003).  
<sup>2</sup> Parameters (FIR, P<sub>s</sub>, B<sub>i</sub> values, regressions) are provided in U.S. EPA (2003) Attachment 4-1 (revised February 2005).  
<sup>3</sup> B<sub>i</sub> = Concentration in biota type (i) which represents 100% of the diet for the respective receptor.  
<sup>4</sup> HQ = FIR \* (Soil<sub>j</sub> \* P<sub>s</sub> + B<sub>i</sub>) / TRV solved for HQ=1 where Soil<sub>j</sub> = Eco-SSL (Equation 4-2; U.S. EPA, 2003).  
 NA = Not Applicable

## 7.0 REFERENCES

### 7.1 General Chromium References

- Anderson, R.A. 1987. *Chromium in Trace Elements in Human and Animal Nutrition*, Vol. 1, 5<sup>th</sup> ed., pp. 225-244. W. Mertz (ed.), Academic Press, Inc, New York.
- Anderson, R.A. 1988. Recent advances in the role of chromium in human health and diseases. In: *Essential and Toxic Trace Elements in Human Health and Disease*, pp189-197. A. S Prasad (ed.), Alan R. Liss, Inc., New York.
- Barnhart, J. 1997. Chromium chemistry and implications for environmental fate and toxicity. In: *Chromium in Soil: Perspectives in Chemistry, Health, and Environmental Regulation*, Proctor et al (eds.), AEHS, CRC Lewis Publishers, Boca Raton, FL.
- Borel, J. S. and R. A. Anderson. 1984. Chromium. In: *Biochemistry of the Essential Ultratrace Elements*, pp 175-99. E. Frieden (ed.), Plenum Press, New York.
- Canadian Council of Ministers of the Environment (CCME). 1996. *Recommended Canadian Soil Quality Guidelines for Chromium: Environmental, Supporting Document - Final Draft*. December 1996.
- Eastin, W. C. Jr., S.D. Haseltine, and H. C. Murray. 1980. Intestinal absorption of 5 chromium compounds in young black ducks (*Anas rubripes*). *Toxicol. Lett.* 6: 193-197.
- National Research Council (NRC). 1997. *The Role of Chromium in Animal Nutrition*. Committee on Animal Nutrition Board on Agriculture National Research Council. National Academy Press, Washington D.C.
- Outridge, P. M., and A. M. Scheuhammer. 1993. Bioaccumulation and toxicology of chromium: Implication for wildlife. *Reviews of Environmental Contamination and Toxicology*, 30: 31-77.
- Prasad, A. S. 1978. Chromium. *Trace Elements and Iron in Human Metabolism*, pp 3-15. A. S. Prasad (ed.), Plenum Medical Book Co., New York.
- Thompson, L. J., J. O. Hall, and G. L. Meerdink. 1991. Toxic effects of trace element excess. *Beef Cattle Nutrition*. 7(1): 277-306.
- Underwood, E. J. 1977. Chromium. In: *Trace Elements in Human and Animal Nutrition*, 4<sup>th</sup> ed, Pp 258-70. E. J. Underwood, ed. Academic Press, New York.
- United States Environmental Protection Agency (U.S. EPA). 2003. *Guidance for Developing Ecological Soil Screening Levels (Eco-SSLs)*. November. Office of Emergency and Remedial Response, Washington, DC. OSWER Directive 9285.7-55.
- United States Environmental Protection Agency (U.S. EPA). 1999. *Ecological Risk Assessment and Risk Management Principles for Superfund Sites*. Office of Emergency and Remedial Response, Washington, DC. OSWER Directive 9285.7-28.P.
- United States Environmental Protection Agency (U.S. EPA). 1998. *Guidelines for Ecological Risk Assessment*. Risk Assessment Forum. U.S. Environmental Protection Agency, Washington DC. EPA/630/R-95/002F. April. May 14, 1998 Federal Register 63(93): 26846-26924.
- United States Environmental Protection Agency (U.S. EPA). 1997. *Ecological Risk Assessment Guidance for Superfund: Process for Designing and Conducting Ecological Risk Assessments*. Interim Final. U.S. Environmental Protection Agency, Environmental Response Team (Edison, NJ). June 5, 1997.

## **7.2 References Used in Deriving Plant and Soil Invertebrate Eco-SSLs**

- Adema, D. M. M. and Henzen, L. 1989. A Comparison of Plant Toxicities of Some Industrial Chemicals in Soil Culture and Soilless Culture. *Ecotoxicol. Environ. Saf.* 18(2): 219-229.
- Gunther, P. and Pestemer, W. 1990. Risk Assessment for Selected Xenobiotics by Bioassay Methods with Higher Plants. *Environ. Manag.* 14: 381-388 (OECDG Data File)
- Kadar, I. and Morvai, B. 1998. Effect of Micropollutants on Soil and Crop on Calcareous Sandy Soil. *Agrokem.Talajtan.* 47(1-4): 207-214.
- Singh, B. R. and Jeng, A. S. 1993. Uptake of Zinc, Cadmium, Mercury, Lead, Chromium and Nickel by Ryegrass Grown in a Sandy Soil. *Norw. J. Agric. Sci.* 7(2): 147-157.
- Van Gestel, C. A. M., Dirven-Breemen, E. M., and Baerselman, R. 1993. Accumulation and Elimination of Cadmium, Chromium and Zinc and Effects on Growth and Reproduction in *Eisenia andrei* (Oligochaeta, Annelida). *Sci.Total Environ.* Part 1, 585-597.
- Van Gestel, C. A. M., Dirven-Van Breemen, E. M., Baerselman, R., Emans, H. J. B., Janssen, J. A. M., Postuma, R., and Van Vliet, P. J. M. 1992. Comparison of Sublethal and Lethal Criteria for Nine Different Chemicals in Standardized Toxicity Tests Using the Earthworm *Eisenia andrei*. *Ecotoxicol. Environ. Saf.* 23(2), 206-220 (OECDG Data File)

## **7.3 References Rejected for Use in Deriving Plant and Soil Invertebrate Eco-SSLs**

These references were reviewed and rejected for use in derivation of the Eco-SSL. The definition of the codes describing the basis for rejection is provided at the end of the reference sections.

- Rev** (NAS) National Academy of Sciences. 1974. Chromium: Medical and Biologic Effects of Environmental Pollutants. National Academy of Sciences, Washington, D.C. 125-145.
- Rev** (NRCC) National Research Council of Canada. 1976. Effects of Chromium in the Canadian Environment. NRCC No.15017, Associate Committee on Scientific Criteria for Environmental Quality, National Research Council of Canada, Ottawa , 168
- OM, pH** Abbasi, S. A. and Soni, R. 1983. Stress-Induced Enhancement of Reproduction in Earthworm *Octochaetus pattoni* Exposed to Chromium (VI) and Mercury (II) - Implications in Environmental Management 39210. *Int J Environ Stud* 22, 43-47.
- No ERE** Achazi, R. K., Flenner, C., Livingstone, D. R., Peters, L. D., Schaub, K., and Scheiwe, E. 1998. Cytochrome P450 and Dependent Activities in Unexposed and PAH-Exposed Terrestrial Annelids. *Comp. Biochem. Physiol.* 121C(1-3), 339-350.
- Media** Aggangan, N. S., Dell, B., and Malajczuk, N. 1998. Effects of chromium and nickel on growth of the ectomycorrhizal fungus *Pisolithus* and formation of ectomycorrhizas on *Eucalyptus urophylla* S.T. Blake. *Geoderma.* 84(1-3), 15-27.
- Rev** Akatsuka, K. and Fairhall, L. T. 1934. The Toxicology of Chromium. *J Ind Hyg.* 16, 1-24.
- Mix** Alberici, T. M., Sopper, W. E., Storm, G. L., and Yahner, R. H. 1989. Trace Metals in Soil Vegetation and Voles from Mine Land Treated with Sewage Sludge. *J Environ Qual.* 18, 115-120.

- Mix** Anderson, A. J., Meyer, D. R., and Mayer, F. K. 1973. Heavy Metal Toxicities: Levels of Nickel, Cobalt, and Chromium in the Soil and Plants Associated with Visual Symptoms and Variation in Growth of an Oat Crop. *Aust. J. Agric. Res.* 24: 557-571.
- No Dose** Arillo, A. and Melodia, F. 1991. Reduction Of Hexavalent Chromium By The Earthworm *Eisenia foetida* (Savigny). *Ecotoxicol Environ Saf.* 21(1): 92-100.
- No Control** Athalye, V. V., Ramachandran, V., and D'souza, T. J. 1995. Influence of Chelating Agents on Plant Uptake of <sup>51</sup>Cr, <sup>210</sup>Pb and <sup>210</sup>Po. *Environmental Pollution.* 89(1): 47-53.
- FL** Austenfeld, F. A. 1979. Effects of Nickel, Cobalt and Chromium on Net Photosynthesis of Primary and Secondary Leaves of *Phaseolus vulgaris* L. (Nettophotosynthese der Primarund Folgeblätter von *Phaseolus vulgaris* L. unter dem Einfluss von Nickel, Kobalt und Chrom). *Photosynthetica.* 13(4): 434-438.
- Media** Babich, H., Schifffenbauer, M., and Stotzky, G. 1982. Comparative Toxicity of Trivalent and Hexavalent Chromium to Fungi. *Bull Environ. Contam. Toxicol.* 28(4), 452-459.
- No Control** Baig, M. M. H., Khan, M. S., Khan, N., Ferhat, S., Hossain, A., Osmani, M. J. A., and Lord, K. A. 1972. Gas Chromatographic and Radiometric Study of the Behavior of Carbon-14 DDT on Mustard Plants Under Tropical Conditions. *Pak. J. Sci. Ind. Res.* 15(3): 220-226.
- Media** Barcelo, J., Poschenrieder, C., and Gunse, B. 1985. Effect of Chromium VI on Mineral Element Composition of Bush Beans. *J. Plant Nutr.* 8(3): 211-217.
- Media** Barcelo, J., Poschenrieder, C., and Gunse, B. 1986. Water Relations in Chromium VI Treated Bush Bean Plants (*Phaseolus vulgaris* L. cv. Contender) Under Both Normal and Water Stress Conditions. *J. Exp. Bot.* 37(175): 178-187.
- No Dur** Bardgett, R. D., Speir, T. W., Ross, D. J., Yeates, G. W., and Kettles, H. A. 1994. Impact of pasture contamination by copper, chromium, and arsenic timber preservative on soil microbial properties and nematodes. *Biol. Fertil. Soils.* 18(1): 71-79.
- No Dur** Bartosova, M., Pavel, J., and Koch, M. 1995. Relations between heavy metal levels in soil, detritophagous and phytophagous invertebrates. *Toxicol. Environ. Chem.* 52(1-4): 13-23.
- Media** Berry, W. L. 1978. Comparative Toxicity of VO<sub>3</sub>, CrO<sub>2</sub>-4, Ni<sup>2+</sup>, Cu<sup>2+</sup>, Zn<sup>2+</sup>, and Cd<sup>2+</sup> to Lettuce Seedlings. In: D.C.Adriano and I.L.Brisbin,Jr.(Eds.), *Environmental Chemistry and Cycling Processes*, Proc.Symp.Held at Augusta, Georgia, April 18-May 1, 1976, Tech.Info.Center, U.S.Dep of Energy (U.S.NTIS CONF-760429) , 582-589
- No Control** Bhuiya, M. R. H. and Cornfield, A. H. 1976. Effect of Addition of Cu, Cr, Pb and Zn on Nitrogen Mineralisation and Nitrification No During Incubation of Sandy Soils. Bangladesh. *J. Biol. Sci.* 5(1): 18-20.
- OM, pH** Biacs, P. A., Daood, H. G., and Kadar, I. 1995. Effect of Mo, Se, Zn and Cr Treatments on the Yield, Element Concentration, and Carotenoid Content of Carrot. *Journal of Agricultural and Food Chemistry.* 43(3): 589-591.
- Media** Bishnoi, N. R., Chugh, L. K., and Sawhney, S. K. 1993. Effect of Chromium on Photosynthesis, Respiration and Nitrogen Fixation in Pea (*Pisum sativum* L.) Seedlings. *J. Plant Physiol.* 142: 25-30.
- OM, pH** Bishnoi, N. R., Dua, A., Gupta, V. K., and Sawhney, S. K. 1993. Effect of Chromium on Seed



Germination, Seedling Growth and Yield of Peas. *Agric. Ecosyst. Environ.* 47(1): 47-57.

- Media** Bobak, M. 1974. Influence of Exogenous Added Cobalt upon the Submicroscopic Structure and the Chromosomes of Meristematic Cells of the Horse Bean (*Vicia faba* L., C.V. Zborovicky). *Physiol. Plant.* 8: 17-24.
- No Dur** Breeze, V. G. 1973. Land Reclamation and River Pollution Problems in the Croal Valley Caused by Waste from Chromate Manufacture. *J Appl Ecol.* 10(4): 513-525.
- FL** Cao, Renlin, He, Zonglan, and Huo, Wenrui. 1988. Effects of chromium(VI) added to soil on plant growth and its accumulation. *Zhongguo Huanjing Kexue.* 8(3): 27-34.
- FL** Cao, Renlin, He, Zonglan, and Huo, Wenrui. 1988. Effects of chemical fertilizers produced with chromium residues on growth of crops. *Huanjing Kexu.* 9(3): 44-48.
- Media** Cary, E. E., Allaway, W. H., and Olson, O. E. 1977. Control of Chromium Concentrations in Food Plants. 1. Absorption and Translocation of Chromium in Plants 40337. *J. Agric. Food Chem.* 25: 300-304.
- OM** Cary, E. E., Allaway, W. H., and Olson, O. E. 1977. Control of Chromium Concentrations in Food Plants. II. Chemistry of Chromium in Soils and Its Availability to Plants 40338. *J. Agric. Food Chem.* 25(2): 305-309.
- OM** Cary, E. E., Allaway, W. H., and Olson, O. E. 1977. Control of Chromium Concentrations in Food Plants. 2. Chemistry of Chromium in Soils and Its Availability to Plants 40340. *J. Agric. Food Chem.* 25: 305-309.
- OM** Cary, E. E., Allaway, W. H., and Olson, O. E. 1977. Control of Chromium Concentrations in Food Plants. I. Absorption and Translocation of Chromium by Plants 40339. *J. Agric. Food Chem.* 25(2): 300-304.
- Rev** Cary, E. E. 1982. Chromium in Air, Soil and Natural Waters. In: S.Langard (Ed.), Biological and Environmental Aspects of Chromium, Chapter 3, Elsevier, Amsterdam , 49-64
- No Dur** Cary, Earle E. and Kubota, Joe. 1990. Chromium concentration plants: effects of soil chromium concentration and tissue contamination by soil. *J. Agric. Food Chem.* 38(1): 108-114.
- No Dose** Cataldo, D. A. and Wildung, R. E. 1978. Soil and Plant Factors Influencing the Accumulation of Heavy Metals by Plants. *Environ. Health Perspect.* 27: 149-159.
- FL** Celardin, F. and Landry, J. C. 1988. Bioindicators of pollution earthworms and heavy metals in soil. *Archives des Sciences* (Geneva). 41 (2): 225-228.
- Rev** Chang, A. C., Granato, T. C., and Page, A. L. 1992 . A Methodology for Establishing Phytotoxicity Criteria for Chromium, Copper, Nickel, and Zinc in Agricultural Land Application of Municipal Sewage Sludges. *J Environ Qual.* 21(4): 521-536.
- No Dose** Chatterjee, J. and Chatterjee, C. 2000. Phytotoxicity of Cobalt, Chromium and Copper in Cauliflower. *Environ. Pollut.* 109(1): 69-74.
- No Toxicity** Chebotar, A. A., Kaptar, S. G., Suruzhiu, A. I., and Bukhar, B. I. 1975. Chromosomal and nucleoplasmic changes in maize and wheat induced by bhc naphthalene and phenol. *Dokl. Biol. Sci.* 223(1-6): 320-321.

- FL** Chebotar, A. A., Kaptar, S. G., Suruzhiu, A. I., and Bukhar, B. I. 1975. Chromosomal and nucleoplasmic changes in corn and wheat under the effect of hexachloran naphthalene and phenol. *Dokl Akad Nauk Sssr Ser Biol.* 223(1): 213-215/
- No Dur** Chettri, M. K., Sawidis, T., and Karataglis, S. 1997. Lichens As A Tool For Biogeochemical Prospecting. *Ecotoxicol- Environ- Saf.* 38(3): 322-335.
- Media** Clark, R. B., Pier, P. A., Knudsen, D., and Maranville, J. W. 1981. Effect of Trace Element Deficiencies and Excesses on Mineral Nutrients in Sorghum. *J. Plant Nutr.* 3(1-4): 357-374.
- Species** Corradi, M. G., Bianchi, A., and Albasini, A. 1993. Chromium Toxicity in *Salvia sclarea*-I. Effects of Hexavalent Chromium on Seed Germination and Seedling Development. *Environ. Exp. Bot.* 33(3): 405-413.
- Mix** Cunningham, J. D., Ryan, J. A., and Keeney, D. R. 1975. Phytotoxicity in and Metal Uptake from Soil Treated with Metal-Amended Sewage Sludge. *J Environ Qual.* 4(4): 455-459.
- Mix** Cunningham, J. D., Keeney, D. R., and Ryan, J. A. 1975. Phytotoxicity and Uptake of Metals Added to Soils as Inorganic Salts or in Sewage Sludge. *J Environ Qual.* 4(4): 460-462.
- Mix** Da Costa, E. W. B. and Bezemer, L. D. 1973. Anti-Fungal Effectiveness of Copper-Chrome-Arsenic Preservatives in a Phosphatic Environment. *Int. Biodeterior. Bull.* 9(1/2): 44-48
- Mix** Davis, R. D., Beckett, P. H. T., and Wollan, E. 1978. Critical Levels of Twenty Potentially Toxic Elements in Young Spring Barley. *Plant Soil.* 49: 395-408.
- Media** Degreave, N. 1971. Modification des Effects du Methane Sulfonated d'Ethyl au Niveau Chromosomique. I. Les Ions Metalligues. *Rev Cytol Biol Veg.* 34: 233-244.
- Score** De Haan, S. 1985. Acceptable Levels of Heavy Metals (Cd, Cr, Cu, Ni, Pb, Zn) in Soils. *Hren (Gr), The Netherlands* (Rapport 9-85) (Cited in Janus and Krajnc 1989)
- Media** Dekock, P. C. 1956. Heavy Metal Toxicity and Iron Chlorosis. *Ann. Bot.* 20(77): 133-141.
- FL** Deng, Hua. 1987. Studies on the environmental differentiation of chromium in soils. Turang (Nanjing) (CHI) 19(1), 22-26
- Mix** Deshmukh, S. N. and Dutta, S. C. 1973. Study of the residues of DDT and Endrin in or on maize by gas liquid chromatography. *Indian J Agric Sci.* 43(1): 94-96.
- Score** De Varennes, A., Torres, M. O., Coutinho, J. F., Rocha, M. M. G. S., and Neto, M. M. P. M. 1996. Effects of Heavy Metals on the Growth and Mineral Composition of a Nickel Hyperaccumulator. *J. Plant Nutr.* 19(5): 669-676.
- Mix** Dowdy, R. H. and Ham, G. E. 1977. Soybean Growth and Elemental Content as Influenced by Soil Amendments of Sewage Sludge and Heavy Metals: Seedling Studies. *Agron. J.* 69: 300-303.
- Media** Fargasova, A. 1994. Effect of Pb, Cd, Hg, As, and Cr on Germination and Root Growth of *Sinapis alba* Seeds. *Bull Environ Contam Toxicol* 52: 452-456.
- Mix** Fargo, L. L. and Fleming, R. W. 1977. Effects of Chromate and Cadmium on Most Probable Number Estimates of Nitrifying Bacteria in Activated Sludge. *Bull Environ Contam Toxicol.* 18(3): 350-354.

- No Dose** Fodor, L. 1998. Effect of Heavy Metals on Wheat and Maize Crop on Brown Forest Soil. *Agrokem.Talajtan.* 47(1-4): 197-206.
- Media** Forge, T. A., Berrow, M. L., Darbyshire, J. F., and Warren, A. 1993. Protozoan bioassays of soil amended with sewage sludge and heavy metals, using the common soil ciliate *Colpoda steinii*. *Biol. Fertil. Soils.* 16: 282-286.
- Media** Gorsuch, J. W., Kringle, R. O., and Robillard, K. A. 1990. Chemical Effects on the Germination and Early Growth of Terrestrial Plants. In: W.Wang, J.W.Gorsuch., and W.R.Lower (Eds.), *Plants for Toxicity Assessment*, ASTM STP 1091, Philadelphia, PA , 49-58
- Mix** Gray, N. F. 1988. Ecology of nematophagous fungi: effect of the soil nutrients nitrogen, phosphorus, and potassium and seven major metals on distribution. *Plant Soil.* 108(2): 286-290.
- FL** Grigor'eva, T. I., Pertsovskaya, A. F., Tonkopii, N. I., Perelygin, V. M., Beibetkhan, D., Velikanov, N. L., Shestopalova, G. E., and Bobrova, O. E. 1989. Hygienic Evaluation of Soil Pollution by Chromium. *Byull. Pochv. Inst.im.V.V.Dokuchaeva.* 49: 19-23.
- Mix** Grubinger, Vernon P., Gutenmann, Walter H., Doss, G. James, Rutzke, Michael, and List, Donald J. 1994. Chromium in swiss chard grown on soil amended with tannery meal fertilizer. *Chemosphere.* 28(4): 717-720.
- Media** Gstoettner, E. M. and Fisher, N. S. 1997. Accumulation of Cadmium, Chromium, and Zinc by the Moss Sphagnum *Papillosum lindle*. *Water Air Soil Pollut.* 93: 321-330.
- Mix** Gunse, B., Poschenrieder, C., and Barcelo, J. 1990. Correlation between extractable chromium, chromium uptake and productivity of beans (*Phaseolus vulgaris*) grown on tannery sludge-amended soil. *Dev. Plant Soil Sci.,* V41, NPlant Nutr.: Physiol.Appl., P307-12 41, 307-312
- FL** Gunse, B., Ponschenrieder, C., and Barcelo, J. 1992. Chromium and Agricultural Use of Tannery Sludges (II Cromo e L'Impiego in Agricoltura di Fanghi in Conceria). *Cuoio Pelli Mater.Concianti* 68(1), 57-65 (SPA) (ENG ABS)
- FL** Gusenleitner, J. and Nimmervoll, W. 1988. The Effect of Chromium Accumulation on Crop Growth in a Pot Trial with Two Different Soils of Upper Austria. *Bodenkultur.* 39(3): 217-231.
- FL** Gusenleitner, J. and Nimmervoll, W. 1988. The Effect of Chromium Accumulation on Growth of Cultivated Plants in a Potted Trial with Two Different Soils of Upper Austria. *Bodenkultur.* 39(3): 217-231.
- Species** Hadwiger, L., Bromersen, S., and Eddy, R. 1973. Increased Template Activity in Chromatin from Cadmium Chloride Treated Pea Tissues. *Biochem. Biophys Res. Commun.* 54(3): 1120-1124.
- Dup** Hadwiger, L. A., Von Broembsen, S., and Eddy, R., Jr. 1973. Increased Template Activity in Chromatin from Cadmium Chloride Treated Pea Tissues. *Biochem. Biophys. Res. Comm.* 50(4), 1120-1128.
- No COC** Halder, C. A., Taber, R. A., and Camp, B. J. 1979. High performance liquid chromatography of the myco toxin sporidesmin from *Pithomyces-chartarum*. *J Chromatogr.* 175(2): 356-361.
- No ERE** Hall, R. B. T. 1988. The Effect of Chromium Loading on Earthworms in an Amended Soil. Ph.D.Thesis Submitted to Dep.of Soil Science, University of Alberta, Edmonton, Alberta , 87
- FL** Hankawa, Y. 1971. Residues of organochlorine in crops and soil by electron-capture gas

chromatography. I. Residues of aldrin and dieldrin in each organ of potato plant at several growing stages in spring cultivation. *Chugoku Nogyo Kenkyu*. 43: 49-50.

- Media** Hara, T. and Sonoda, Y. 1979. Comparison of the Toxicity of Heavy Metals to Cabbage Growth. *Plant Soil*. 51: 127-133.
- Media** Harvey, Scott D., Fellows, Robert J., Cataldo, Dominic A., and Bean, Roger M. 1990. Analysis of 2,4,6-trinitrotoluene and its transformation products in soils and plant tissues by high-performance liquid chromatography. *Journal of Chromatography* 518(2), 361-374
- Media** Hasnain, S. and Sabri, A. N. 1997. Growth Stimulation of *Triticum aestivum* Seedlings Under Cr-Stresses by Non-Rhizospheric *Pseudomonad* Strains. *Environ Pollut* 97(3), 265-273
- Media** Hauschild, M. Z. 1993. Chromium Content of Leaves Reveals Chromium(III)-Stress of Higher Plants Before Sensitive Biomarkers do. *Sci.Total Environ. Suppl., Part 2*, 1345-1352
- Media** Hauschild, M. Z. 1994. Accumulation of Putrescine in Chromium-Exposed Barley and Rape: A Potential Biomarker in Higher Plant Tests. In: M.H.Donker, H.Eijsackers, and F.Heimbach (Eds.), *Ecotoxicology of Soil Organisms*, Chapter 13, SETAC Spec.Publ.Ser., Lewis Publ., Boca Raton, FL , 199-204
- Rev** Hossner, L. R., Loeppert, R. H., Newton, R. J., and Szaniszlo, P. J. 1998. Literature Review: Phytoaccumulation of Chromium, Uranium, and Plutonium in Plant Systems. Amarillo National Resource Center for Plutonium, TX (NTIS#DE98005257) , 51
- Media** Huffman, E. W. D. and Allaway, W. H. 1973. Growth of Plants in Solution Culture Containing Low Levels of Chromium. *Plant Physiol* 52, 72-75
- Media** Huffman, E. W. D. and Allaway, W. H. 1973. Chromium in Plants: Distribution in Tissues, Organelles, and Extracts, Availability of Bean Leaf Cr to Animals. *J.Agric.Food Chem.* 21(6), 982-986
- FL** Ishihara, M., Hase, Y., Yolomizo II, Konno, S., and Sato, K. 1968. Nutritional Disease of Satsuma mandarin Trees in Serpentine Soil. II. Influence of Excessive Nickel or Cadmium Applications on the Growth and Fruiting of Sarsuma mandarin Trees. *Engei Shikenjo Hokoku Ser.A* 7, 39-54
- OM** Jackson, B. P., Miller, W. P., Schumann, A. W., and Sumner, M. E. 1999. Trace Element Solubility from Land Application of Fly Ash/Organic Waste Mixtures. *J Environ Qual* 28(2), 639-647
- No Species** Jallah, J. K. and Smyth, T. J. 1998. Assessment of Rhizotoxic Aluminum in Soil Solutions by Computer and Chromogenic Speciation. *Commun.Soil Sci.Plant Anal.* 29(1/2), 37-50
- Media** Jaworska, M., Gorczyca, A., Sepiol, J., and Tomasik, P. 1997. Effect of Metal Ions on the Entomopathogenic Nematode *Heterohabditis bacteriophora* poinar (Nematode: Heterohabditidae) Under Laboratory Conditions. *Water Air Soil Pollut* 93, 157-166
- OM, pH** Kajal, N., Dhingra, H. R., and Varghese, T. M. 1996. Flowering and Pollen Germination of Pea (*Pisum sativum* l.) Genotypes Raised in Chromium Polluted Soil. *Indian J.Plant Physiol.* 1(4), 290-292
- No Dur** Khasim, D. Imam, Kumar, N. V. N., and Hussain, R. C. 1989. Environmental contamination of chromium in agricultural and animal products near a chromate industry. *Bull.Environ.Contam.Toxicol.* 43(5), 742-746

<b>No Data</b>	Kick, H., Nosbers, R., and Warnusz, J. 1971. The Availability of Cr, Ni, Zn, Cd, Sn and Pb for Plants. Proc.Int.Symp.Soil Fert.Eval., Volume 1, New Delhi, India , 1039-1045.
<b>Media</b>	Koppen, G. and Verschaeve, L. 1996. The Alkaline Comet Tst on Plant Cells: A New Genotoxicity Test for DNA Strand Breaks in Vicia faba Root Cells. Mutat Res 360, 193-200
<b>Media</b>	Krupa, Z., Ruskowski, M., and Gilowska-Jung, E. 1982. The Effect of Chromate of the Synthesis of Plastid Pigments and Lipoquinones in Zea mays L. Seedlings. Acta Soc.Bot.Pol. 51(2), 275-281
<b>Media</b>	Lahouti, M. and Peterson, P. J. 1979. Chromium Accumulation and Distribution in Crop Plants 13073. J Sci Food Agric 30, 136-142
<b>Media</b>	Lee, C. R., Sturgis, T. C., and Landin, M. C. 1976. A Hydroponic Study of Heavy Metal Uptake by Selected Marsh Plant Species. U.S.Army Eng Waterways Exp Stn Tech Rep.No.D-76-5 , 63
<b>Media</b>	Lee, E. H. and Foy, C. D. 1986. Aluminum Tolerance of Two Snap Bean Cultivars Related to Organic Acid Content Evaluated by High-Performance Liquid Chromatography. J.Plant Nutr. 9(12), 1481-1498
<b>Meth</b>	Lee, M. L., Vassilaros, D. L., White, C. M., and Novotny, M. 1979. Retention Indices for Programmed-Temperature Capillary-Column Gas Chromatography of Polycyclic Aromatic Hydrocarbons. Anal.Chem. 51(6), 768-774
<b>Media</b>	Levi, E., Dalschaert, X., and Wilmer, J. B. M. 1973. Retention and Absorption of Foliar Applied Cr. Plant Soil 38, 683-686
<b>Media</b>	Lui, Donghua, Jiang, Wusheng, Wang, Wei, and Zhai, Lin. 1995. Evaluation of metal ion toxicity on root tip cells by the allium test. Israel Journal of Plant Sciences 43, 125-133
<b>Media</b>	Lyon, G. L., Peterson, P. J., and Brooks, R. R. 1969. Chromium - 51 Distribution in Tissues and Extracts of Leptospermum scoparium. Planta 88, 282-287
<b>Media</b>	Lyon, G. L., Peterson, P. J., and Brooks, R. R. 1969. Chromium-51 transport in the xylem sap of Leptospermum scoparium (Manuka). N Z J Sci 12, 541-545
<b>Media</b>	Lyon, G. L., Peterson, P. J., and Brooks, R. R. 1969. Planta 88, 282-287
<b>Media</b>	Ma, T. H. 1981. Tradescantia-paludosa Micronucleus Bioassay and Pollen Tube Chromatid Aberration Test for In Situ Monitoring and Mutagen Screening. Environ.Health Perspect. 37, 85-90
<b>OM, pH</b>	McFarland, M. L., Ueckert, D. N., Hons, F. M., and Hartmann, S. 1992. Selective-placement burial of drilling fluids ii. Effects on buffalograss and fourwing saltbush. J Environ Qual 21(1), 140-144
<b>No Dose</b>	McGrath, S. P. 1982. The Uptake and Translocation of tri- and hexa-Valent Chromium and Effects on the Growth of Oat in Flowing Nutrient Solution. New Phytol 92, 381-390
<b>OM, pH</b>	Mikula, W. and Indeka, L. 1997. Heavy metals in allotment gardens close to an oil refinery in plock. Water Air Soil Pollut. 96(1/4), 61-71
<b>Score</b>	Miller, R. W., Honarvar, S., and Hunsaker, B. 1980. Effects of Drilling Fluids on Soils and Plants 1. Individual Fluid Components. J. Environ. Qual. 9[4], 547-552
<b>OM</b>	Mishra, S., Singh, V., Srivastava, S., Srivastava, R., Srivastava, M. M., Dass, S., Satsangi, G. P., and Prakash, S. 1995. Studies on Uptake of Trivalent and Hexavalent Chromium by Maize (Zea Mays).

- OM** Mishra, S., Shanker, K., Srivastava, M. M., Srivastava, S., Shrivastav, R., Dass, S., and Prakash, S. 1997. A Study on the Uptake of Trivalent and Hexavalent Chromium by Paddy (*Oryza sativa*): Possible Chemical Modifications in Rhizosphere. *Agric.Ecosyst.Environ.* 62(1), 53-58
- FL** Misra, S. G. and Misra, Uma Shanker. 1996. Effect of adding soluble form of heavy metals on the numbers of earthworms at different depths. *Vijnana Parishad Anusandhan Patrika* 39(2), 79-83
- Media** Molnar, L., Fischer, E., and Kallay, M. 1989. Laboratory Studies on the Effect, Uptake and Distribution of Chromium in *Eisenia foetida* (Annelida, Oligochaeta). *Zool Anz* 223(1/2), 57-66
- Media** Moral, R., Palacios, G., Gomez, I., Navarro-Pedreno, J., and Mataix, J. 1994. Distribution and Accumulation of Heavy Metals (Cd, Ni and Cr) in Tomato Plant. *Fresenius Environ.Bull.* 3, 395-399
- Media** Moral, R., Pedreno, J. N., Gomez, I., and Mataix, J. 1995. Effects of Chromium on the Nutrient Element Content and Morphology of Tomato. *J.Plant Nutr.* 18(4), 815-822
- Media** Mukherje., A. and Sharma, A. 1988. Effects of Cadmium and Selenium on Cell-Division and Chromosomal-Aberrations in *Allium-sativum* L. *Water Air Soil Pollut* 37(3/4), 433-438
- Media** Mukherji, S. and Roy, B. K. 1977. Toxic Effects of Chromium on Germinating Seedlings and Potato Tuber Slices. *Biochem.Physiol.Pflanz.* 171, 235-238
- Media** Mukherji, S. and Roy, B. K. 1978. Characterization of Chromium Toxicity in Different Plant Materials. *Indian J.Exp.Biol.* 16(9), 1017-1019
- Media** Myttenaere, C. and Mousny, J. M. 1974. The Distribution of Chromium-51 in Lowland Rice in Relation to the Chemical Form and to the Amount of Stable Chromium in the Nutrient Solution. *Plant Soil* 41, 65-72
- FL** Nakani, D. V. and Korsak, M. N. 1976. Effects of Chromium, Cadmium, and Zinc on the Rate of Photosynthesis in Short-Term Experiments. *Biol.Nauki (Moscow)* 19, 84-86
- FL** Nemeth, Miklos and Meszaros, Maria. 1988. The effect of chromium-containing petroleum drilling muds on cultivated plants. *Bot.Kozl.* 74-75(3-4), 427-440
- pH** Nyarai-Horvath, F., Szalai, T., Kadar, I., and Csatho, P. 1997. Germination characteristics of pea seeds originating from a field trial treated with different levels of harmful elements. *Acta Agron.Hung.* 452(147-154).
- Media** Okamoto, K., Suzuki, M., Fukanim, M., Toda, S., and Fuwa, K. 1977. Heavy Metal Tolerance of *Penicillium Ochro-Chloron* II. Uptake of Heavy Metals by Copper Tolerant Fungus *Penicillium Ochro-Chloron*. *Agric.Biol.Chem.* 41, 17-22
- Score** Otabbong, Erasmus. 1989. Chemistry of chromium in some Swedish soils. 3. Assessment of chromium toxicity and chromium .times. phosphorus interactions in rye grass (*Lolium perenne*). *Acta Agric.Scand.* 39(2): 139-147.
- Rev** Outridge, P. M. and Scheuhammer, A. M. 1993. Bioaccumulation and Toxicology of Chromium: Implications for Wildlife. *Rev Contam Toxicol* 130, 31-77
- Species** Palmer, C. D. and Puls, R. W. 1995. Natural Attenuation Of Hexavalent Chromium In Ground Water And Soils. *Ground Water Issue. Govt-Reports-Announcements-&-Index-(GRA&I)* (11)

- No Dose** Parr, P. D. and Taylor, F. G. Jr. 1980. Incorporation of Chromium in Vegetation Through Root Uptake and Foliar Absorption Pathways. *Environ.Exp.Bot.* 20, 157-160
- Media** Patel, P. M., Wallace, A., and Mueller, R. T. 1976. Some Effects of Copper, Cobalt, Cadmium, Zinc, Nickel, and Chromium on Growth and Mineral Element Concentration in Chrysanthemum. *J.Am.Soc.Hortic.Sci.* 101(5), 553-556
- FL** Pavlov, V. N. and Agre, S. 1978. Determination of Chromium in the soil, Plants and in Biomaterials. *Gigien.Aspekty Okhrany Okruzh.Sredy, (Moskva)* (6), 232-233
- FL** Pfeiffer, T., Simmermacher, W., and Rippel, A. 1918. The Action of Chromium and Manganese on Plant Growth. *Fuhling's Landw.Ztg.* 67, 313-323
- Mix** Piha, M. I., Vallack, H. W., Reeler, B. M., and Michael, N. 1995. A low input approach to vegetation establishment on mine and coal ash wastes in semi-arid regions. I. Tin mine tailings in Zimbabwe. *Journal of Applied Ecology* , 372-381
- Media** Popham, J. D. and Webster, J. M. 1976. Comparative toxicity of heavy metals with special reference to cadmium on *caenorhabditis-elegans*. *Proc Int Colloq Invertebr Pathol* , 372-373
- Media** Prakasham, R. S., Merrie, J. S., Sheela, R., Saswathi, N., and Ramakrishna, S. V. 1999. Biosorption of Chromium VI by Free and Immobilized *Rhizopus arrhizus*. *Environ Pollut* 104(3), 421-427
- Rev** Pratt, P. F. 1966. Chromium. In: H.D.Chapman (Ed.), *Diagnostic Criteria for Plants and Soils*, University of California, Berkeley, CA , 136, 140-136, 141
- No ERE** Premi, P. R. and Cornfield, A. H. 1969. Effects of Addition of Copper, Manganese, Zinc and Chromium Compounds on Ammonification and Nitrification No During Incubation of Soil. *Plant Soil* 31(2), 345-352
- Species** Premi, P. R. and Cornfield, A. H. 1970. Effects of Copper, Zinc and Chromium on Immobilization and Subsequent Re-Mobilization of Nitrogen No During Incubation of Soil Treated with Sucrose. *Geoderma* 3, 233-237
- Media** Ramachandran, V., D'souza, T. J., and Mistry, K. B. 1980. Uptake and Transport of Chromium in Plants. *J.Nucl.Agric.Biol.* 9, 126-128
- FL** Rauta, C., Ionescu, A., Petre, N., Mihalache, G., Dancau, H., Neata, G., Vago, D., and Mocanu, A. 1989. Effect of Pollution by Chromium on the Biological Activity of the Soil (Cercetari Preliminare Privind Influenta Poluarii Cu crom Asupra Activitatii Biologice din Sol). *An.Inst.Cercet.Pedol.Agrochim.* 50, 243-254
- FL** Rauta, C., Ionescu, Ariana, Neata, Gabriela, Carstea, S., Mihailescu, A., and Mocanu, Adina. 1990. Effects on crop plants of soil pollution by chromium. *An.Inst.Cercet.Pedol.Agrochim., Acad.Stiinte Agric.Silvice* 50, 235-242
- Score** Roembke, J. 1989. *Enchytraeus albidus* (Enchytraeidae, Oligochaeta) as a Test Organism in Terrestrial Laboratory Systems. *Arch. Toxicol Suppl, N Biol. Monit. Exposure Response Subcell.Level Toxic Subst.* (13): 402-405.
- Media** Rout, G. R., Samantaray, S., and Das, P. 1997. Differential chromium tolerance among eight mung bean cultivars grown in nutrient culture. *J.Plant Nutr.* 20(4/5), 473-483
- Mix** Rout, G. R., Samantaray, S., and Das, P. 2000. Effects of Chromium and Nickel on Germination and

Growth in Tolerant and Non-Tolerant Populations of *Echinochloa colona* (L.) Link. *Chemosphere* 40(8), 855-859

- No Data** Salunkhe, P. B., Dhakephalkar, P. K., and Paknikar, K. M. 1998. Bioremediation of hexavalent chromium in soil microcosms. *Biotechnol.Lett.* 20(8), 749-751
- Rev** Samantaray, S., Rout, G. R., and Das, P. 1998. Role of Chromium on Plant Growth and Metabolism 14325. *Acta Physiol.Plant.* 20(2), 201-212
- pH** Sarkunan, V., Misra, A. K., and Nayar, P. K. 1989. Chromium(VI) toxicity in rice grown under flooded condition in an alluvial soil. *J.Indian Soc.Soil Sci.* 37(3), 513-517
- No Dur** Schuhmacher, M., Domingo, J. L., Llobet, J. M., and Corbella, J. 1993. Chromium, copper, and zinc concentrations in edible vegetables grown in tarragona province, spain. *Bulletin of Environmental Contamination and Toxicology* 50(4), 514-521
- No Dur** Schuhmacher, M., Domingo, J. L., Llobet, J. M., and Corbella, J. 1994. Cadmium, chromium, copper, and zinc in rice and rice field soil from southern Catalonia, Spain. *Bulletin of Environmental Contamination and Toxicology* 53(1), 54-60
- OM, pH** Sharma, D. C. and Sharma, C. P. 1993. Chromium uptake and its effects on growth and biological yield of wheat. *Cereal Res.Commun.* 21(4), 317-322
- OM, pH** Sharma, D. C. and Pant, R. C. 1994. Chromium Uptake and Its Effects on Certain Plant Nutrients in Maize (*Zea mays* l. Cv. Ganga 5). *J. Environ.Sci.Health A29(5)*, 941-948
- Mix** Sheppard, M. I., Sheppard, S. C., and Thibault, D. H. 1984. Uptake by Plants and Migration of Uranium and Chromium in field Lysimeters. *J Environ Qual* 13(3), 357-361
- Media** Shewry, P. R. and Peterson, P. J. 1974. The Uptake and Tranport of Chromium by Barley Seedlings (*Hordeum vulgare* L.). *J.Exp.Bot.* 25, 785-797
- Mix** Shivas, S. A. J. 1980. The effects of trivalent chromium from tannery wastes on earthworms. *The Journal Of The American Leather Chemists Association.* 75(8), 300-304
- Mix** Shivas, Stephen A. J. 1984. The effects of trivalent chromium from tannery wastes on earthworms, Part II. *J.Am.L Leather Chem.Assoc.* 79(5), 207-214
- In Vit** Siegel, S. M. 1977. The Cytotoxic Response of *Nicotiana* Protoplast to Metal Ions: A Survey of the Chemical Elements. *Water Air Soil Pollut* 8(1-4), 293-304
- OM, pH** Singh, B. R. and Steinnes, E. 1976. Uptake of Trace Elements by Barley in Zinc-Polluted Soils: 2. Lead, Cadmium, Mercury, Selenium, Arsenic, Chromium, and Vanadium in Barley. *Soil Sci.* 121(1), 38-43
- Media** Skeffington, R. A., Shewry, P. R., and Peterson, P. J. 1976. Chromium Uptake and Transport in Barley Seedlings (*Hordeum vulgare* L.). *Planta (Berl.)* 132, 209-214
- Rev** Slooff, W., Cleven, R. F. M. J., Janus, J. A., and Van der Poel, P. 1990. Integrated Criteria Document Chromium. RIVM Rep.No.710401 002, The Netherlands , 152
- Species** Smith, C. J., Hopmans, P., and Cook, F. J. 1996. Accumulation of Cr, Pb, Cu, Ni, Zn and Cd in soil following irrigation with treated urban effluent in Australia. *Environmental Pollution* 94(3), 317-323



- Rev** Smith, S., Peterson, P. J., and Harwood, J. L. 1989. Chromium Accumulation, Transport and Toxicity in Plants. *Toxicol Environ Chem* 24, 241-251
- Media** Soane, B. D. and Saunder, D. H. 1959. Nickel and Chromium Toxicity of Serpentine Soils in Southern Rhodesia. *Soil Sci.* 8, 322-330
- OM, pH** Soni, R. and Abbasi, S. A. 1981. Mortality and reproduction in earthworms *pheretima-posthuma* exposed to chromium vi 47456. *Int J Environ Stud* 17(2), 147-149
- Media** Spasojevic, V. 1979. Chromosome Mutations Induced by Cadmium Chloride in Maize. *Bull.Acad.Serbe Sci.Arts Cl.Sci.Nat.Math.Sci.Nat.* 68(19), 57-63
- Mix** Speir, T. W., Ross, D. J., Feltham, C. W., Orchard, V. A., and Yeates, G. W. 1992. Assessment of the feasibility of using CCA (copper, chromium and arsenic)-treated and boric acid-treated sawdust as soil amendments. II. Soil biochemical and biological properties. *Plant Soil* 142(2), 249-258
- No COC** Speir, T. W., August, J. A., and Feltham, C. W. 1992. Assessment of the feasibility of using cca copper chromium and arsenic-treated and boric acid-treated sawdust as soil amendments i. Plant growth and element uptake. *Plant Soil* 142(2), 235-248
- Media** Srivastava, S., Srivastava, S., Prakash, S., and Srivastava, M. M. 1998. Fate of Trivalent Chromium in Presence of Organic Acids: A Hydroponic Study on the Tomato Plant. *Chem.Spec.Bioavail.* 10(4), 147-150
- No ERE** Srivastava, S., Shanker, K., Srivastava, S., Shrivastav, R., Das, S., Prakash, S., and Srivastava, M. M. 1998. Effect of Selenium Supplementation on the Uptake and Translocation of Chromium by Spinach (*Spinacea oleracea*). *Bull Environ Contam Toxicol* 60(5), 750-758
- No ERE** Srivastava, S., Shanker, K., Shrivastav, R., Das, S., Prakash, S., and Srivastava, M. M. 1998. Effect of Selenium Supplementation on the Uptake and Translocation of Chromium by Spinach (*Spinacea oleracea*) 47545. *Bulletin of Environmental Contamination & Toxicology* 60(5), 750-758
- Media** Srivastava, S., Nigam, R., Prakash, S., and Srivastava, M. M. 1999. Mobilization of Trivalent Chromium in Presence of Organic Acids: A Hydroponic Study of Wheat Plant (*Triticum vulgare*). *Bull Environ Contam Toxicol* 63(4), 524-530
- Media** Starich, G. H. and Blincoe, C. 1982. Properties of a Chromium Complex from Higher Plants. *J.Agric.Food Chem.* 30, 458-462
- No Control** Starich, G. H. and Blincoe, C. 1983. Dietary Chromium - Forms and Availabilities. *Sci.Total Environ.* 28, 443-454
- Media** Strati, S., Paoletti, E., Barbolani, E., and Pirazzi, R. 1999. Boot Length and Distribution of Chromium in *Corylus avellana* with *Tuber Albidum mycorrhizas*. *Water Air Soil Pollut* 113(1-4), 33-41
- Species** Thorgeirsson, S. S., Atlas, S. A., Boobis, A. R., and Felton, J. S. 1979. Species Differences in the Substrate Specificity of Hepatic Cytochrome P-448 from Polycyclic Hydrocarbon-Treated Animals. *Biochem.Pharmacol.* 28, 217-226
- Media** Tiefenbacher, K., Tuschl, P., and Woidich, H. 1983. An experiment on the uptake of polycyclic aromatic hydrocarbons by higher plants using chromatographic methods and isotope techniques. *Bodenkultur* 34(2), 147-160

- Mix** Tolle, Duane A., Arthur, Mickey F., Chesson, Jean, and Van Voris, Peter. 1985. Comparison of pots versus microcosms for predicting agroecosystem effects due to waste amendment. *Environ.Toxicol.Chem.* 4(4), 501-509
- OM, pH** Tripathi, A. K. and Tripathi, S. 1999. Changes in Some Physiological and Biochemical Characters in *Albizia lebbek* as Bio-Indicators of Heavy Metal Toxicity. *J Environ Biol* 20(2), 93-98
- Media** Tso, T. C., Sorokin, T. P., and Engelhaupt, M. E. 1973. Effects of Some Rare Elements on Nicotine Content of the Tobacco Plant. *Plant Physiol* 51, 805-806
- OM, pH** Turner, M. A. and Rust, R. H. 1971. Effect of Chromium on Growth and Mineral Nutrition of Soybeans. *Soil Sci Am Proc* 35(1), 755-758
- FL** Uccelli, Raffaella, Angelone, Massimo, Cima, Maria Grazia, Ferrandi, Luigi, Pompei, Franco, Stronati, Laura, and Triolo, Lucio. 1992. Air pollution on the territory of the Tarquinia Agricultural University. Concentrations of nickel, chromium, lead, and cadmium in soil and in some plant and animal species. *Inquinamento* 34(10), 64-74
- Mix** Vago, I., Gyori, Z., and Loch, J. 1996. Comparison of Chromium and Nickel Uptake of Plants Grown in Different Soils. *Fresenius' J.Anal.Chem.* 354(5/6), 714-717
- No Dur** Van der Merwe, A. J. and Anderssen, F. G. 1937. Chromium and Manganese Toxicity. Is it Important in Transvaal Citrus Growing? *Farming South Afr.* 12, 439-440
- FL** Van Gestel, C. A. M., van Breemen, E. M., Stolk, M., Baerselman, R., and De Boer, J. L. M. 1989. Toxicity and Bioaccumulation of Chronic Nitrate in the Earthworm *Eisenia andrei* in Artificial Soil (Toxiciteit en Bioaccumulatie van Chroom(III)Nitraat in de Regenworm *Eisenia andrei* in een Kunstgrond). RIVM, Bilthoven, Rapp.758707001 , 16 p. (DUT)
- Media** Vazquez, M. D., Poschenrieder, C., and Barcelo, J. 1987. Chromium VI Induced Structural and Ultrastructural Changes in Bush Bean Plants (*Phaseolus vulgaris* L.). *Ann.Bot.* 59, 427-438
- Media** Wallace, A., Alexander, G. V., and Chaudhry, F. M. 1977. Phytotoxicity of Cobalt Vanadium Titanium Silver and Chromium. *Comm.Soil Sci.Plant Anal.* 8(9), 751-756
- Score** Wallace, A., Soufi, S. M., Cha, J. W., and Romney, E. M. 1976. Some Effects of Chromium Toxicity on Bush Bean Plants Grown in Soil. *Plant Soil* 44(2), 471-473
- Media** Wallace, A., Alexander, G. V., and Chaudry, F. M. 1977. Phytotoxicity of Cobalt, Vanadium, Titanium, Silver, and Chromium. *Commun.Soil Sci.Plant Anal.* 8(9), 751-756
- No Control** Wallace, A., Romney, E. M., and Patel, P. M. 1978. Role of Synthetic Chelating Agents in Trace Metal Uptake by Plants. In: D.C.Adriano and I.L.Brisbin,Jr.(Eds.), *Environmental Cemistry and Cycling Processes*, Proc.Symp.Held at Augusta, Georgia, April 18-May 1, 1976, Tech.Info.Center, U.S.Dep of Energy (U.S.NTIS CONF-760429) , 645-657
- Media** Wang, W. 1987. Root Elongation Method for Toxicity Testing of Organic and Inorganic Pollutants. *Environ Toxicol Chem* 6(5), 409-414
- Media** Wang, W. 1993. Comparative Rice Seed Toxicity Tests using Filter Paper, Growth Pouch, and Seed Tray Methods. *Environmental Monitoring and Assessment* 24(3), 257-265
- Media** Wang, W. 1994. Rice Seed Toxicity Tests for Organic and Inorganic Substances. *Environ.Monit.Assess.* 29, 101-107

- FL** Wang, Y. P. and Chao, C. C. 1992. Effects of vesicular-arbuscular mycorrhizae and heavy metals on the growth of soybean and phosphate and heavy metal uptake by soybe AGRIC ASSOC CHINA NEW SER (157), 6-20
- No Dur** Webber, J. 1972. Effects of Toxic Metals in Sewage on Crops. *Water Pollut Control* 71, 404-413
- Media** Welch, R. M. and Cary, E. E. 1975. Concentration of Chromium, Nickel, and Vanadium in Plant Materials. *J.Agric.Food Chem.* 23, 479
- Media** Wettlaufer, S. H., Osmeloski, J., and Weinstein, L. H. 1991. Response of polyamines to heavy metal stress in oat seedlings. *Environ Toxicol Chem* 10(8), 1083-1088
- No Control** Whitten, M. G., Ritchie, G. S. P., and Willett, I. R. 1992. Forms of soluble aluminium in an in major soil groups of taiwan. J acidic topsoils estimated by ion chromatography and 8 hydroxyquinoline and their correlation with growth of subterranean clover. *J Soil Sci* 43(2), 283-293
- Media** Wong, M. H. and Bradshaw, A. D. 1982. A Comparison of the Toxicity of Heavy Metals, Using Root Elongation of Rye Grass, *Lolium perenne*. *New Phytol.* 91, 255-261
- FL** Xi, Yuying, Li, Feng, and Fan, Jiaren. 1989. Rule of accumulation and movement of chromium and arsenic in soil and the inside of plants. *Shanxi Daxue Xuebao, Ziran Kexueban* 12(4), 472-480
- Mix** Yeates, G. W., Orchard, V. A., and Speir, T. W. 1995. Reduction In Faunal Populations And Decomposition Following Pasture Contamination By A Cu-Cr-As Based Timber Preservative. *Acta Zool.Fenn.* (196), 297-300
- Not Avail** Young, L. Y. 1994. Microbial Mediated Transformations Of Chromium And Cadmium In The Environment10791. *Crisp-Data-Base-National-Institutes-Of-Health* 1994
- Not Avail** Young, L. Y. 1995. Microbial Mediated Transformations Of Chromium And Cadmium In The Environment10792. *Crisp-Data-Base-National-Institutes-Of-Health* 1995.
- FL** Yuan, T. L. 1955. The Accumulation and Distribution of Scandium, Chromium, Iodine, Cesium and Thallium in the Corn Plant (Continued). *J. Agric. Assoc. China (Taipei) (N.S.) /Chung-Hua Nung Hseueh Hui Pao* 9, 67-72.
- FL** Zhang, Chunlong, He, Zengyao, and Ye, Zhaojie. 1988. Effects of chromium on nodulation and nitrogenase activity of soybean (*Glycine max* L.). *Zhongguo Huanjing Kexue.* 8(3), 41-44.
- FL** Zhou, Yiyong, Liu, Tongchou, and Deng, Boer. 1990. Toxicological effect of chromium on chlorophyll and iron contents and activities of some enzymes in the leaves of pepper (*Capsicum annuum*). *Huanjing Kexue (CHI)* 11(3), 28-29

#### **7.4 References Used in Deriving Wildlife TRVs**

Al-Hamood, M. H., Elbetieha, A., and Bataineh, H. 1998. sexual maturation and fertility of male and female mice exposed prenatally and postnatally to trivalent and hexavalent chromium compounds. *Reproduction Fertility and Development.* 10(2): 179-183. Ref ID: 3003

Anderson, R. A., Bryden, N. A., and Polansky, M. M. 1997. lack of toxicity of chromium chloride and chromium picolinate in rats. *J. Am. Coll. Nutr.* 16(3): 273-279. Ref ID: 3004

- Arthington, J. D., Corah, L. R., Minton, J. E., Elsasser, T. H., and Blecha, F. A. 1997. supplemental dietary chromium does not influence acth, cortisol, or immune responses in young calves inoculated with bovine herpesvirus-1. *Journal of Animal Science*. 75(1): 217-223. Ref ID: 10159
- Asmatullah, Asma, A., Latif, A., and Shakoori, A. R. 1999. Effect of hexavalent chromium on egg laying capacity, hatchability of eggs, thickness of egg shell and post-hatching development of gallus domesticus. *Asian-Australasian Journal of Animal Sciences*. 12(6): 944-950. Ref ID: 3008
- Bataineh, H., al-Hamood, M. H., Elbetieha, A., and Bani Hani, I. 1997. Effect of long-term ingestion of chromium compounds on aggression, sex behavior and fertility in adult male rat. *Drug Chem. Toxicol*. 20(3): 133-149. Ref ID: 3009
- Bruckdorfer, K. R., Khan, I. H., and Yudkin, J. 1971. The effect of chromium on the hyperlipaemic action of sucrose. *Nutr Metab*. 13(1): 36-43. Ref ID: 10473
- Chowdhury, A. R. and Mitra, C. 1995. Spermatogenic and steroidogenic impairment after chromium treatment in rats. *Indian Journal of Experimental Biology*. 33(7): 480-484. Ref ID: 3020
- Cobo, Jose M., Aguilar, Maria V., and Martinez, Maria C. Effect of chronic cr3+ administration and its interaction with dietary As3+ on glucose tolerance in wistar rats. *Nutr. Res. (N. Y.) (1995)* 15(4): 555-64. Ref ID: 15198
- Cupo, Michael A. and Donaldson, W. E. chromium and vanadium effects on glucose metabolism and lipid synthesis in the chick. *Poult. Sci. (1987)* 66(1): 120-6 Ref ID: 5971
- Diaz-Mayans, J., Laborda, R., and Nunez, A. 1986. Hexavalent chromium effects on motor activity and some metabolic aspects of Wistar albino rats. *Comp. Biochem. Physiol. C*. 83(1): 191-195. Ref ID: 3023
- Elbetieha, A. and Al-Hamood, M. H. 1997. Long-term exposure of male and female mice to trivalent and hexavalent chromium compounds: effect on fertility. *Toxicology*. 116(1-3): 39-47. Ref ID: 3025
- Gates, C. D., Sanchis, J. M., and Pack, L. B. 1947. The Oral Toxicity of Hexavalent Chromium. NTIS MDR-105; NTIS AD-722 266/XAB. Ref ID: 3029
- Gribble, R. E. Jr. 1974. Blood chemistry rhythm entrainment in mice: an analysis of effects from chromium poisoning. *INT J CHRONOBIOLOG*. 2(4): 313-320. Ref ID: 11440
- Guerra, M. C. C. Renzulli A. Antelli L. Pozzetti M. Paolini and E. Speroni. 2002. Effects of trivalent chromium on hepatic cyp-linked monooxygenases in laying hens. *Journal of Applied Toxicology*. 22: 161-165. Ref ID: 25909
- Hafez, Y. S. and Kratzer, F. H. 1976. the effect of diet on the toxicity of vanadium. *Poultry Science* 55(3): 918-22. Ref ID: 8663
- Haseltine, S. D., Sileo, L., Hoffman, D. J., and Mulhern, B. M. Effects of chromium on reproduction and growth of black ducks. *Unpublished (Cited in Eisler, 1986 & Custer Et Al., 1986)*. Ref ID: 3739
- Hill, C. H. 1974. Influence of high levels of minerals on the susceptibility of chicks to salmonella gallinarum. *J Nutr*. 104(10): 1221-1226. Ref ID: 92
- Hossain, S. M. A, Barreto, S. L., and Silva, C. G. 1998. Growth performance and carcass composition of broilers fed supplemental chromium from chromium yeast. *Animal Feed Science and Technology*. 71(3-4): 217-228. Ref ID: 11682
- Ivankovic, S. and Preussman, R. 1975. Absence of toxic and carcinogenic effects after administration of high doses of chromic oxide pigment in subacute and long-term feeding experiments in rats. *Food Cosmet. Toxicol*. 13(3):

347-351. Ref ID: 3729

Jensen, L. S. and Maurice, D. V. Dietary chromium and interior egg quality. *Poultry Science*. 59 (2). 1980. 341-346. Ref ID: 9749

Junaid, M., Murthy, R. C., and Saxena, D. K. 1995. Chromium fetotoxicity in mice during late pregnancy. *Vet. Hum. Toxicol.* 37(4): 320-3. Ref ID: 3045

Junaid, M., Murthy, R. C., and Saxena, D. K. 1996. Embryo- and fetotoxicity of chromium in pregestationally exposed mice. *Bull. Environ. Contam. Toxicol.* 57(2): 327-334. Ref ID: 3046

Junaid, M., Murthy, R. C., and Saxena, D. K. 1996. Embryotoxicity of orally administered chromium in mice: exposure during the period of organogenesis. *Toxicol. Lett.* 84(3): 143-148. Ref ID: 3047

Kanisawa, M. and Schroeder, H. A. 1969. Life term studies on the effect of trace elements on spontaneous tumors in mice and rats. *Cancer Res.* 29(4): 892-895. Ref ID: 3701

Kanisawa, M. and Schroeder, H. A. 1969. Renal arteriolar changes in hypertensive rats given cadmium in drinking water. *Experimental and Molecular Pathology* 10(1): 81-98. Ref ID: 15061

Kanojia, R. K., Junaid, M., and Murthy, R. C. 1996. Chromium induced teratogenicity in female rat. *Toxicol. Lett.* 89(3): 207-213. Ref ID: 3049

Kanojia, R. K., Junaid, M., and Murthy, R. C. 1998. Embryo and fetotoxicity of hexavalent chromium: a long-term study. *Toxicol. Lett.* 95(3): 165-172. Ref ID: 3050

Kegley, E. B. J. W. Spears. Immune response, glucose metabolism, and performance of stressed feeder calves fed inorganic or organic chromium. *Journal of Animal Science*. 73: 2721-2726. Ref ID: 25914

Maurice, D. V. and Jensen, L. S. 1979. Reduction of hepatic lipid deposition in laying hens by dietary selenium-yeast interaction. *Poult Sci.* 58(6): 1548-56. Ref ID: 12571

Meenakshi, C. E., Padmini, E., and Motlag, D. B. 1989. Comparative toxicity of trivalent and hexavalent chromium in rats. *Indian J. Environ. Health.* 31(3): 250-256. Ref ID: 3061

Meluzzi, A., Simoncini, F., Sirri, F., Vandi, L., and Giordani, G. 1996. Feeding hens diets supplemented with heavy metals (chromium, nickel and lead). *Archiv Fuer Gefluegelkunde* . 60(3): 119-125. Ref ID: 2771

Mercado, R. C. and Bibby, B. G. 1973. Trace element effects on enamel pigmentation incisor growth and molar morphology in rats. *ARCH ORAL BIOL.* 18(5): 629-635 . Ref ID: 757

Mooney, K. W. and G. L. Cromwell. 1997. Efficacy of chromium picolinate and chromium chloride as potential carcass modifiers in swine. *Journal of Animal Science*. 75: 2661-2671. Ref ID: 25905

Murthy, R. C., Junaid, M., and Saxena, D. K. 1996. Ovarian dysfunction in mice following chromium (vi) exposure. *Toxicol. Lett.* 89(2): 147-154. Ref ID: 3068

Nielsen, F. H., Hunt, C. D., and Uthus, E. O. 1980. Interactions between essential trace and ultratrace elements. *Annals of the New York Academy of Sciences* 355: 152-64. Ref ID: 15690

Ousterhout, L. E. and Berg, L. R. effects of diet composition on vanadium toxicity in laying hens. *Poult. Sci.* (1981) 60(6): 1152-9 . Ref ID: 6508

- Pechova, A. A. Podhorsky E. Lokahjova L. Pavlata and J. Illek. 2002. metabolic effects of chromium supplementation in dairy cows in the peripartur period. *Acta Vet. BRNO*. 71: 9-18. Ref ID: 25907
- Rao, C. N. and Rao, B. Sn. 1981. effects of long-term feeding of chromate treated parboiled rice in rats. *Indian J. Med. Res.* 73: 357-362. Ref ID: 3073
- Rao, C. N., Vijayaraghavan, M., and Rao, B. S. N. 1983. effect of long-term feeding of chromate treated par boiled rice in chicks and mice. *Indian J. Med. Res.* 77: 353-358. Ref ID: 3074
- Romoser, G. L., Dudley, W. A., Machlin, L. J., and Loveless, L. 1961. toxicity of vanadium and chromium for the growing chick. *Poultry Sci.* 40: 1171-1173. Ref ID: 3740
- Samsell, L. J. and Spears, J. W. 1989. chromium supplementation effects on blood constituents in lambs fed high or low fiber diets. *NUTR RES.* 9(8): 889-900. Ref ID: 13415
- Sauveur, B. and Thapon, J. L. 1983. effects of dietary maize solubles and minerals on albumin quality of fresh and stored brown shelled eggs. *Animal Feed Science and Technology.* 8(3): 177-190. Ref ID: 9621
- Schroeder, H. A. and Mitchener, M. 1971. scandium, chromium(vi), gallium, yttrium, rhodium, palladium, indium in mice. effects on growth and life span. *J. Nutr.* 101(10): 1431-1437. Ref ID: 3085
- Schroeder, HA, Vinton, WH Jr., and Balassa, JJ. 1963. effects of chromium, cadmium and lead on the growth and survival of rats. *J. Nutr.* 80: 48-54. Ref ID: 14446
- Schroeder, Henry A. 1968. Serum cholesterol levels in rats fed thirteen trace elements. *J. Nutr.* 94(4): 475-80. Ref ID: 15506
- Steele, N. C. and Rosebrough, R. W. 1979. Trivalent chromium and nicotinic-acid supplementation for the turkey poult. *POULT SCI.* 58(4): 983-984. Ref ID: 13720
- Trivedi, B., Saxena, D. K., Murthy, R. C., and Chandra, S. V. 1989. Embryotoxicity and fetotoxicity of orally administered hexavalent chromium in mice. *Repro.Toxicol.* 3(4): 275-278. Ref ID: 31
- Van Heugten, E. and J. W. Spears. 1997. Immune response and growth of stressed weanling pigs fed diets supplemented with organic or inorganic forms of chromium. *Journal of Animal Science.* 75: 409-416. Ref ID: 25908
- Vyskocil, A., Viau, C., Cizkova, M., and Truchon, G. 1993. Kidney function in male and female rats chronically exposed to potassium dichromate. *J. Appl. Toxicol.* 13(5): 375-376. Ref ID: 3095
- ROW Scientists, Inc. 1996. Final report on the reproductive toxicity of potassium dichromate (hexavalent) (CAS NO. 7778-50-9) administered in diet to SD rats. 26 Dec 1996. PB97125355. National Toxicology Program RACB95001. 177 p. Ref ID: 25925
- ROW Scientists, Inc. 1997. Final report on the reproductive toxicity of potassium dichromate (hexavalent)(CAS No. 7778-50-9 administered) in diet to BALB/c mice. National Toxicology Program RACB94014. 455 p. Ref ID: 25926
- ROW Scientists, Inc. 1997. Final report on the reproductive toxicity of potassium dichromate (hexavalent) (CAS No. 7778-50-9) administered in diet to BALB/c mice. NTP RACB95002. 181 p. Ref ID: 25927
- Zahid, Z. R., Al Hakkak, Z. S., Kadhim, A. H. H., Elias, E. A., and Al Jumaily, I. S. 1990. comparative effects of trivalent and hexavalent chromium on spermatogenesis of the mouse. *Toxicol. Environ. Chem.* 25(2-3): 131-136. Ref ID: 3098

## **7.5 References Rejected for Use in Derivation of Wildlife TRV**

These references were reviewed and rejected for use in derivation of the Eco-SSL. The definition of the codes describing the basis for rejection is provided at the end of the reference sections.

- Unrel** Addition of calcium ions for enhancing the safety of metal-ligand chelates as magnetic resonance imaging agents and x-ray contrast agents. *PCT Int. Appl.* 10 pp.
- Not Avail** Amino acid metal complexes using hydrolyzed protein as the amino acid source and methods re same. *U.S.* 11 pp.
- HHE** Autoradiographic and immunofluorescent detection of low concentrations of actinomycin d bound to human metaphase chromosomes. 791581 ORDER NO: AAD82-23004
- Diss** Content and evolution of cadmium, cobalt, chromium, copper, nickel, lead, and zinc in soils of l'horta and ribera baixa regions (valencia) (spain) original title: contenido y evolucion de cadmio, cobalto, cromo, cobre, niquel, plomo, cinc en suelos de las comarcas de l'horta y la baixa (valencia). 01269400 ORDER NO: NOT AVAILABLE FROM UNIVERSITY MICROFILMS INT'L.
- Unrel** 1996. *Environmental Cleanup: Progress in Resolving Long-Standing Issues at the Rocky Mountain Arsenal*
- Diss** Epigenetic mechanisms of chromium action (glutathione).
- Diss** Immune response to orthopaedic biomaterials. 01440048 ORDER NO: AADAA-19534554
- Mix** 1993. NTP technical report on toxicity studies of a chemical mixture of 25 groundwater contaminants administered in drinking water to f344/n rats\*\*\* and b6c3f1 mice. *Natl. Toxicol. Program Toxic. Rep. Ser.* 35: 184 pp.
- Surv** 1958. *Regional Monitoring Activities, May 1958.* HW-56226
- Diss** A study of the chemistry and mutagenicity of welding fume. 910380 ORDER NO: NOT AVAILABLE FROM UNIVERSITY MICROFILMS INT'L.
- FL** 1980. [A study on the combined toxicity of DDT, 666, As, Hg and Cr (author's transl)]. *Chung-Hua Yu Fang i Hsueh Tsa Chih* 14(2): 86-8.
- Diss** Theoretical studies of the electronic structure and bonding in some transition metal complexes of vanadium, chromium, iron, nickel and palladium. 765403 ORDER NO: AAD81-24610
- Herp** Abbasi, S. A. and Soni, R. 1989. Relative toxicity of seven heavy metals with respect to impact towards larvae of amphibian rana tigrina. *Int. J. Environ. Stud.* 35(1-2): 121.
- Herp** Abbasi, S. A. and Soni, R. 1984. Teratogenic effects of chromium (vi) in environment as evidenced by the impact on larva of amphibian *Rana tigrina*: implications in the environmental management of chromium. *INT J ENVIRON STUD.* 23: 131-137.
- FL** Abe, H., Urakabe, S., Sugita, M., Shichiri, M., and Suematsu, T. 1973. environmental pollution and health problems: pathophysiology: interpretation of physical disorders induced by heavy

metals. *Jap. J. Clin. Med.* 31(6): 2017-2026.

- Unrel** Abe, Y., Fujiura, K., Togawa, N., Morita, H., and Shimomura, S. 1993. simultaneous multielement analysis of so-called health foods by inductively coupled plasma atomic emission spectroscopy. *Jpn. J. Toxicol. Environ. Health.* 39(4): 356-67.
- No Oral** Adamis, Z., Tatrai, E., Honma, K., Karpati, J., and Ungvary, G. 1997. a study on lung toxicity of respirable hard metal dusts in rats. *Ann. Occup. Hyg. (1997)* 41(5): 515-526 .
- Anat** Adams, J. C. 1979. a fast, reliable silver-chromate golgi method for perfusion-fixed tissue. *Stain Technology* 54(4): 225-6.
- CP** <Additional> Foley, P., Linkswiler, H., Kim, Y, Wolinsky, I., Guggenheim, K., Simkin, A., Brown, E. D., Howard, M. P., Smith, J. C. Jr., Rayton, J. K., Harris, E. D., O'Neal, R. M., Abrahams, O. G., Paulsen, D. S., Lorah, E. J., Eklund, D. L., Dowdy, R. P., Anderson, R. A., Brantner, J. H., Polansky, M. M., Anderson, R. A., Liu, V. J. K., Nordstrom, J., Kohrs, M. B., Lorah, E., Dowdy, R., Nielsen, F. H., Uthus, E. O., Coupain, J. G., Beecher, G. R., Robbins, B., Carlisle, E. M., Tripp, M. J., Black, R. S., Christman, D., Whanger, P. D., Porta, E. A., Ching, B. K. F., Joun, N. S., Freeland, J. H., Ebangit, M. L., Bodzy, P. W., Vaughan, L. A., Weber, C. W., Kemberling, S. R., Miller, J., O'Hanlon, P., Eklund, D., Johnson, P. E., Evans, G. W., Martin, P. G., Kuemmerle, N. B., King, J. F., Chen, N., Johnson, R. J., Dyer, I. A., Nichols, B. L., Soriano, H. A., Kimzey, S., Mizrahi, L., Hazlewood, C. F., Schwartz, R., Spencer, H., Wentworth, R. A., Greger, J. L., Bennett, O. A., Abernathy, R. P., Kramer, L., Lesniak, M., Osis, D., Norris, C., Johnson, H. L., Consolazio, C. F., Schnakenberg, D. D., Ghumman, M., Schwenneker, B. W., Buck, D. R., Mahoney, A. W., Hendricks, D. G., Johnson, R. M., Chang, Y. O., Pan, M. J. F., Varnell, T. R., Sifri, M., Kratzer, F. H., Norris, L. C., Garlich, J. D., Edens, F. W., Parkhurst, C. R., Garg, R. C., Powanda, M. C., Powers, J. D., and Powers, T. E. 1977. federation of american societies for experimental biology; 61st annualmeeting, chicago, illinois april 1 - 8, 1977. minerals. *Federation Proceedings* 36(3): 1122-1125, 1130-1131.
- CP** Aguilar, M. V., Martinez-Para, M. C., and Gonzalez, M. J. 1998. effect of as(v)-cr(iii) interaction on body weight, plasma protein, urea, uric acid and creatinine levels in growing rats. *Met. Ions Biol. Med. Proc. Int. Symp., 5th* : 280-284. Editor(s): Collery, Phillipe. Publisher: Libbey Eurotext, Montrouge, Fr.
- Fate** Aguilar, M. V., Martinez-Para, M. C., and Gonzalez, M. J. 1997. effects of arsenic (v)-chromium (iii) interaction on plasma glucose and cholesterol levels in growing rats. *Ann Nutr Metab.* 41(3): 189-95.
- FL** Aguilar, M. Victorina, Martinez-Para, M. Carmen, and Gonzalez, M. Jose. 1997. effects of arsenic(v)-chromium(iii) interaction on plasma glucose and cholesterol levels in growing rats. *Ann. Nutr. Metab.* 41(3): 189-195.
- No Control** Akatsuka, K. and L. T. Fairhall. 1934. the toxicology of chromium . *The Journal of Industrial Hygiene.* XVI (1): 1-24.
- Herp** Albers, P. H., Sileo, L., and Mulhern, B. M. 1986. effects of environmental contaminants on snapping turtles of a tidal wetland. *Arch. Environ. Contam. Toxicol.* 15(1): 39-49.
- CP** Alcedo, J. and Wetterham, k. 1990. effect of chromium-vi on metallothionein gene expression. *81ST Annual Meeting of the American Association for Cancer Research*
- No Oral** Alcedo, Joy A., Misra, Manoj, Hamilton, Joshua W., and Wetterhahn, Karen E. 1994. the genotoxic carcinogen chromium(vi) alters the metal-inducible expression but not the basal



expression of the metallothionein gene in vivo. *Carcinogenesis* 15(5): 1089-92 .

- CP** Aleshko, S. F. 1974. effect of chromium on iron and zinc metabolism in rabbits. *Tezisy Dokl. - Konf. Beloruss. Biokhim. O-Va., 2nd*, 115-16.
- Unrel** Alva, A. K. 1994. possible utilization of flue-gas desulfurization gypsum and fly ash for citrus production: evaluation of crop growth response. *Waste Manage. (N. Y.)* 14(7): 621-7.
- Diss** Amann, R. P. reproductive toxicology of chemical mixtures. *Crisp Data Base National Institutes Of Health*
- Nut def** Anderson, R. A. and Polansky, M. M. 1981. dietary chromium deficiency effect on sperm count and fertility in rats. *Biol Trace Element Res.* 3: 1-5.
- Org met** Anderson, R. A. N. A. Bryden C. M. Evock-Clover and N. C. Steele. 1997. beneficial effects of chromium on glucose and lipid variables in control and somatotropin-treated pigs are associated iwht increased tissue chromium and latered tissue copper, iron and zinc. *Journal of Animal Science.* 75: 657-661.
- Surv** Andreu Perez, Vicente. 1991. content and evolution of cadmium, cobalt, chromium, copper, nickel, lead, and zinc in soils of l'horta and ribera baixa regions (valencia) (spain): <original> contenido y evolucion de cadmio, cobalto, cromo, cobre, niquel, plomo, cinc en suelos de las comarcas de l'horta y la ribera baixa (valencia).
- Drug** Anghileri, L. J. 1971. effects of the ligand on the biological behavior of chromium complexes: their therapeutic possibilities as selective carriers. *Int Z Klin Pharmakol Ther Toxikol.* 4(2): 169-74.
- Meth** Angulo, A., Fernandez, E., Merchan, J. A., and Molina, M. 1996. a reliable method for golgi staining of retina and brain slices. *Journal of Neuroscience Methods* 66(1): 55-9.
- No Oral** Anjum, F. and Shakoori, A. R. 1997. sublethal effects of hexavalent chromium on the body growth rate and liver function enzymes of phenobarbitone-pretreated and promethazine-pretreated rabbits. *Journal of Environmental Pathology Toxicology and Oncology.* 16(1): 51-59.
- Unrel** Anon. 1990. regional monitoring activities, may 1958. *Govt Reports Announcements & Index (GRA&I)*
- Bio Acc** Anthony, Robert G., Miles, A. Keith, Estes, James A., and Isaacs, Frank B. 1999. productivity, diets, and environmental contaminants in nesting bald eagles from the aleutian archipelago. *Environ. Toxicol. Chem.* 18(9): 2054-2062 .
- Herp** Anusuya, D. a and Christy, I. 1999. effects of chromium toxicity on hatching and development of tadpoles of bufo melanostictus. *Journal of Environmental Biology.* 20(4): 321-323.
- Bio Acc** Anwar, R. A., Langham, R. F., Hoppert, C. A., Alfredson, B. V., and Byerrum, R. U. 1961. chronic toxicity studies. iii. chronic toxicity of cadmium and chromium in dogs. *Arch. Environ. Health.* 3: 92-96.
- No Oral** Appenroth, D., Friedrich, M., Friese, K. H., and Braeunlich, H. 1991. chromate nephrotoxicity in developing rats. significance of chromium(vi) reduction in rat kidney tissue. *J. Trace Elem. Electrolytes Health Dis.* 5(1): 53-57.
- Acu** Appenroth, D., Gambaryan, S., Friese, K. H., and Braeunlich, H. 1990. influence of metyrapone

and phenobarbital on sodium dichromate nephrotoxicity in developing rats. *J APPL TOXICOL.* 10(3): 227-232.

- No Oral** Appenroth, D. and Kersten, L. 1990. the activity of chromate reduction in renal tissue corresponds to chromate nephrotoxicity--developmental aspects. *Toxicol. Lett.* 53(1-2): 157-159.
- CP** Appenroth, D., Rost, M., and Friedrich, M. 1996. contribution to the mechanism of chromate nephrotoxicity in developing rats. *Met. Ions Biol. Med., Proc. Int. Symp., 4th* : 405-407.
- Acu** Appenroth, D., Rost, M., Friedrich, M., and Schulz, O. 1996. contribution to the mechanisms of chromate nephrotoxicity in developing rats: epr investigations. *ARCHIVES OF TOXICOLOGY.* 71(1-2): 25-30.
- Drug** Appenroth, D., Schulz, O., and Winnefeld, K. 1996. riboflavin can decrease the nephrotoxic effect of chromate in young and adult rats. *Toxicol. Lett.* 87( 1): 47-52.
- FL** Apsite, M. R., Atlavin, A. B., and Svilane, A. B. 1982. functional relation between cadmium and selenium in chickens. <Document Title>*Biokhimiya Vsasyvaniya Pitatel'Nykh Veshchestv Uzhivotnykh.* 116-123.
- FL** Apsite, M. R., Atlavin, A. B., and Svilane, A. B. 1982. *Functional Relation Between Cadmium and Selenium in Chickens.*: <Document Title>*Biokhimiya Vsasyvaniya Pitatel'Nykh Veshchestv Uzhivotnykh.* 116-123.
- Surv** Arenal, C. A. and Halbrook, R. S. 1997. pcb and heavy metal contamination and effects in european starlings. *Bull. Environ. Contam. Toxicol.* 58(2): 254-259.
- No Oral** Asmatullah, S. N. Q. and Shakoori, A. R. 1998. embryotoxic and teratogenic effects of hexavalent chromium in developing chicks of gallus domesticus. *Bulletin of Environmental Contamination and Toxicology.* 61(3): 281-288.
- Rev** ATSDR. 1993.
- FL** Babushkina, L. G., Blokhin, V. A., and Kislitsina, N. S. 1982. combined effect of manganese and chromium oxides on indexes of lipid metabolism and development of pneumofibrosis in white rats. *Kombinir. Deistvie Fiz. i Khim. Faktorov Proizv. Sredy, M.:* 74-7.
- CP** Back, P. J. a, Lee, J. a, Mackenzie, D. D. S., and Harris, P. M. a. 1999. lack of effect of short term chromium supplementation in lactating jersey cows. *Proceedings of the New Zealand Society of Animal Production.* 59: 58-61.
- Mix** Bag, Shomesubra, Vora, Tasnim, Ghatak, Runa, Nilufer, Irani, D'Mello, Denness, Pereira, Leon, Pereira, James, Cutinho, Christine, and Rao, Vaman. a study of toxic effects of heavy metal contaminants from sludge-supplemented diets on male wistar rats. *Ecotoxicol. Environ. Saf.* (1999) 42(2): 163-170 .
- Mix** Baker, D. H. and Molitoris, B. A. 1975. lack of response to supplemental tin, vanadium, chromium and nickel when added to a purified crystalline amino acid diet for chicks. *Poultry Science.* 54(3): 925-7.
- CP** Balatincz, J. , Ajtony, Z., and Tamasy, V. 1997. prenatal protein-energy malnutrition: its effects on mineral concentrations in rats ' brain. *Mengen- Spurenelem. Arbeitstag., 17th* : 525-535. Editor(s): Anke, Manfred. Publisher: Verlag Harald Schubert, Leipzig, Germany.

- CP** Bantle, J. A., Fort, D. J., and James, B. L. 1989. identification of developmental toxicants using the frog embryo teratogenesis assay xenopus Fetax. *International Conference on Environmental Bioassay Techniques and Their Application Lancaster, England, UK, JULY 11-14, 1988. IYDROBIOLOGIA.* 188-189: 577-586.
- Unrel** Baozhen, Wang. 1987. the development of ecological wastewater treatment and utilization systems (ewtus) in china. *Water Sci. Technol. (1987)* 19(1-2, Water Pollut. Res. Control, Rio de Janeiro, 1986, Pt. 1): 51-63 .
- Meth** Basketter, D. A., Lea, L. J., Cooper, K., Stocks, J., Dickens, A., Pate, I., Dearman, R. J., and Kimber, I. 2000. threshold for classification as a skin sensitizer in the local lymph node assay: a statistical evaluation. *Food Chem. Toxicol.* Volume Date 1999, 37(12): 1167-1174 .
- Herp** Baudo, Renato. 1976. heavy metals concentrations (chromium, copper, manganese, and lead) in tadpoles and adults of rana esculenta l. *Mem. Ist. Ital. Idrobiol. Dott. Marco De Marchi.* 33: 325-44.
- Bio Acc** Beardsley, A., Vagg, M. J., Beckett, P. HT, and Sansom, B. F. 1978. use of the field vole (m. agrestis) for monitoring potentially harmful elements in the environment. *ENVIRON POLLUT.* 16(1): 65-72.
- Mix** Beaudouin, J., Shirley, R. L., and Hammell, D. L. 1980. effect of sewage sludge diets fed (to) swine on nutrient digestibility, reproduction, growth and minerals in tissues. *Journal of Animal Science* 50(4): 572-580.
- No Oral** Behari, J., Chandra, S. V., and Tandon, S. K. 1978 . comparative toxicity of trivalent and hexavalent chromium to rabbits. iii. biochemical and histological changes in testicular tissue. *Acta Biol. Med. Ger.* 37(3): 463-468.
- Nut** Beker, V. F., Urtane, M. S., Vasil'eva, S. V., Krauze, R. Yu., Apsite, M. R., and Kalntsiema, V. Kh. 1984. composition and biological value of biomass from mycelium of the fungus polyporus squamosus a-42. <. *Document Title>Transportnye i Obmennye Protsessy v Kishchechnikezhivotnykh.* 183-194.
- Bio Acc** Belokobyl'skii, A. I., Ginturi, E. N., Shoniya, N. I. , Rcheulishvili, A. N., and Mosulishvili, L. M. 1990. trace elements in chromatin in embryo- and postembryogenesis. *Soobshch. Akad. Nauk Gruz. SSR (1990)* 137(1): 157-60 .
- Unrel** Belokobyl'skii, A. I., Ginturi, E. N., Shoniya, N. I. , Rcheulishvili, A. N., and Mosulishvili, L. M. 1990. trace elements in chromatin in embryogenesis and postembryogenesis. *SOOBSSHCH AKAD NAUK GRUZ SSR.* 137(1): 157-160.
- FL** Benabdeljelil, K. Rabat Inst. Hassan Morocco Inst. of Agronomy and Veterinary Medicine, Jensen, L. S., and Scholtyssek, S. ed. 1989. the effects of dietary magnesium, vanadium and chromium, and distillers dried grains with solubles on egg quality. hohenheimer gefluegelsymposium. proceedings. <original> hohenheimer gefluegelsymposium. proceedings. P. 312-319
- No Oral** Bencko, V., Arbetova, D., and Skupenova, V. 1981. use of domesticated rabbit tissues for monitoring of environmental pollution by toxic metals (mn, pb, cr, cd, ni). *Journal of Hygiene, Epidemiology, Microbiology, and Immunology* 25(2)
- Bio Acc** Bendell-Young, L. I(a) and Bendell, J. F. 1999. grit ingestion as a source of metal exposure in the spruce grouse, dendragapus canadensis. *Environmental Pollution.* 106(3): 405-412.

- Mix** Benjamin, S. A., Constan, A. A., Yang, R. S. H., Tessari, J. D., Baker, D. C., and Chubb, L. 1995. lack of correlation between liver cell proliferation and preneoplastic foci in rats exposed to a mixture of groundwater contaminants. *Toxicologic Pathology* 23(6): 756.
- FL** Berencsi, G. and Nagymajtenyi, L. 1977. [pulmonary injury of mice produced by chronically peroral treatment with different substances (author's transl)]. *Zentralblatt Fur Bakteriologie, Parasitenkunde, Infektionskrankheiten*
- FL** Berencsi, G. and Nagymajtenyi, L. 1977. ueber lungenschaedigung bei der maus durch per os chronischaufgenommene substanzen. [pulmonary injury of mice produced by chronically peroral treatment with different substances (author's transl)]. *Zentralbl Bakteriol [Orig B]*. 164(3): 282-7.
- Mix** Berndt, W. O. 1988. *Interactions Among Drinking and Ground Water Contaminants on Renal and Hepatic Function*.
- Rev** Beyer, W. N. J. Spann and D. Day. 1999. metal and sediment ingestion by dabbling ducks. *The Science of the Total Environment*. 231: 235-239.
- Surv** Beyer, W. Nelson, Miller, Gary, and Simmers, John W. trace elements in soil and biota in confined disposal facilities for dredged material. *Environ. Pollut. (1990)* 65(1): 19-32 CODEN: ENPOEK; ISSN: 0269-7491.
- Surv** Bierei, G. R. 1974. *Population Response and Heavy Metal Concentrations in Cottontail Rabbits and Small Mammals in Wastewater Irrigated Habitat*
- Herp** Birge, W. J., Black, J. A., and Westerman, A. G. 1985. short-term fish and amphibian embryo-larval tests for determining the effects of toxicant stress on early life stages and estimating chronic values for single compounds and complex effluents. *ENVIRON TOXICOL CHEM.* 4: 807-821.
- No Org** Bishop Philip Keith(A), Lerner David Nicholas, Jakobsen Rasmus, Gosk Edmund, Burston Mark William, and Chen Tong. 1993. investigation of a solvent polluted industrial site on a deep sandstone-mudstone sequence in the uk: part 2. contaminant sources, distributions, transport and retardation. *Journal of Hydrology (Amsterdam)* 149(1-4): 231-256.
- No Oral** Biswas, G. 1985. toxicity of chromium to chick embryos: determination of lethal dose and distribution of chromium in the chick embryo. *LEATHER SCI.* 32: 7-11.
- No Oral** Biswas, G. and Sanjeevi, R. 1984. toxicity of chromium to chick embryos: an evaluation of alteration in rate of growth through computer aided regression analysis. *LEATHER SCI.* 31: 309-314.
- Anat** Blackstad, T. W. 1975. electron microscopy of experimental axonal degeneration in photochemically modified golgi preparations: a procedure for precise mapping of nervous connections. *Brain Research* 95(2-3): 191-210.
- Anat** Bogolepov, N. N. and Verbitskaya, L. B. electron microscopic study of the rat cerebral cortex impregnated by the golgi method. *ARKH ANAT GISTOL EMBRIOL. Arkhiv Anatomii Gistologii i Embriologii.* 73 (8). 1977 81-84.
- Org met** Bomhard, E., Loser, E., Dornemann, A., and Schilde, B. 1982. subchronic oral toxicity and analytical studies on nickel rutile yellow and chrome rutile yellow with rats. *Toxicol Lett.* 14(3-4): 189-94.

- Rev** Bonde, J. P. and Ernst, E. 1993. male reproductive toxicology of chromium compounds. 117-127.
- Unrel** Bow, Craig S. and Geist, Dennis J. geology and petrology of floreana island, galapagos archipelago, ecuador. *J. Volcanol. Geotherm. Res.* (1992) 52(1-3): 83-105 CODEN: JVGRDQ; ISSN: 0377-0273.
- Drug** Braeunlich, H., Fleck, C., Weise, C., and Stopp, M. 1979. stimulation of kidney function in rats of different ages injured by nephrotoxic agents. *Exp. Pathol.* 17(7-8): 486-92.
- FL** Bukovjan, K., Hallmannova, A., Karpenko, A., and Sebesta, J. 1993. a study of heavy metals in placenta, foetuses and organs of european hare females. *BIOPHARM (JILOVE)*. 3(3-4): 111-116.
- Org met** Bunting, L. D. a, Fernandez, J. M., Thompson, D. L. Jr., and Southern, L. L. 1994. influence of chromium picolinate on glucose usage and metabolic criteria in growing holstein calves. *Journal of Animal Science*. 72(6): 1591-1599.
- Bio Acc** Burger, J. 1996. heavy metal and selenium levels in feathers of franklin's gulls in interior north america. *AUK*. 113(2): 399-407.
- Surv** Burger, J. 1994. heavy metals in avian eggshells: another excretion Method. *Journal of Toxicology and Environmental Health* 41(2): 207-220.
- Herp** Burger, J. and Gibbons, J. W. 1998. trace elements in egg contents and egg shells of slider turtles (*trachemys scripta*) from the savannah river site. *Arch. Environ Contam Toxicol.* 34(4): 382-386.
- Bio Acc** Burger, J. and Gochfeld, M. 1997. age differences in metals in the blood of herring gull (*larus argentatus*) and franklin's (*larus pipixcan*) gulls. *Arch Environ Contamin Toxicol.* 33(4): 436-440.
- Surv** Burger, J. and Gochfeld, M. 1997. age differences in metals in the blood of herring (*larus argentatus*) and franklin's (*larus pipixcan*) gulls. *Archives of Environmental Contamination and Toxicology* 33(4): 436-440.
- Bio Acc** Burger, J. and Gochfeld, M. 1995. biomonitoring of heavy metals in the pacific basin using avian feathers. *Environ Toxicol Chem.* 14(7): p1233-1239.
- Bio Acc** Burger, J. and Gochfeld, M. 1995. correction of previews 98416034. biomonitoring of heavy metals in the pacific basin using avian feathers. addition and deletion of keyword. *Environmental Toxicology and Chemistry* 14(7): 1233-1239.
- No Oral** Burger, J. and Gochfeld, M. 1995. growth and behavioral effects of early postnatal chromium and manganese exposure in herring gull (*larus argentatus*) chicks [see comments]. *Pharmacology, Biochemistry, and Behavior* 50(4): 607-12.
- Bio Acc** Burger, J. and Gochfeld, M. 1995. heavy metal and selenium concentrations in eggs of herring gulls (*Larus argentatus*): temporal differences from 1989 to 1994. *Arch Environ Contamin Toxicol.* 29(2): p192-197.
- Bio Acc** Burger, J. and Gochfeld, M. 1996. heavy metal and selenium levels in franklin's gull (*larus pipixcan*) parents and their eggs. *Arch Environ Contamin Toxicol.* 30(4): p487-491.
- Surv** Burger, J., Marquez, M., and Gochfeld, M. 1994. heavy metals in the hair of opossum from palo

verde, costa rica. *Arch Environ Contam Toxicol.* 27(4): 472-6.

- Bio Acc** Burger, J. , Parsons, K., Benson, T., Shukla, T., Rothstein, D., and Gochfeld, M. 1992. heavy metal and selenium levels in young cattle egrets from nesting colonies in the northeastern united states, puerto rico, and egypt. *Arch Environ Contam Toxicol.* 23(4): 435-9.
- Bio Acc** Burger, J., Woolfenden, G. E., and Gochfeld, M. 1999. metal concentrations in the eggs of endangered florida scrub-jays from central Florida. *Archives of Environmental Contamination and Toxicology* 37(3): 385-388.
- Bio Acc** Burger, J. Rutgers University Piscataway NJ and Gochfeld, M. Environmental and Occupational Health Sciences Institute Piscataway NJ. heavy metal and selenium levels in franklin's gull (larus pipixcan). *Arch Environ Contam Toxicol.* 30(4): 487.
- Herp** Burkhart, J. G., Helgen, J. C., Fort, D. J., Gallagher, K., Bowers, D., Propst, T. L., Gernes, M., Magner, J., Shelby, M. D., and Lucier, G. 1998. induction of mortality and malformation in xenopus laevis embryos by water sources associated with field frog deformities. *ENVIRONMENTAL HEALTH PERSPECTIVES.* 106(12): 841-848.
- IMM** Burton, J. L., Mallard, B. A. a, and Mowat, D. N. 1994. effects of supplemental chromium on antibody responses of newly weaned feedlot calves to immunization with infectious bovine rhinotracheitis and parainfluenza 3 virus. *Canadian Journal of Veterinary Research.* 58(2): 148-151.
- IMM** Burton, J. L., Mallard, B. A. a, and Mowat, D. N. 1993. effects of supplemental chromium on immune responses of periparturient and early lactation dairy cows. *Journal of Animal Science.* 71(6): 1532-1539.
- IMM** Burton, J. L. a, Nonnecke, B. J., Elsasser, T. H., Mallard, B. A., Yang, W. Z., and Mowat, D. N. 1995. immunomodulatory activity of blood serum from chromium-supplemented periparturient dairy cows. *Veterinary Immunology and Immunopathology.* 49(1-2): 29-38.
- Species** Caballero-Cordoba, Glenys M., Pacheco, Maria Teresa B., and Sgarbieri, Valdemiro C. 1997. chemical composition of yeast biomass (saccharomyces sp.) and protein nutritive value of integral or mechanically ruptured cells. *Cienc. Tecnol. Aliment.* 17(2): 102-106 .
- In Vit** Cable, E. E(A), Pepe, J. A., Gildemeister, O. S., Lambrecht, R. W., and Bonkovsky, H. L. 1994. induction of heme oxygenase by metalloporphyrins in primary chick embryo liver cells: evidence for a protein- but not a stress-dependent response. *Hepatology* 20(4 PART 2): 179A.
- In Vit** Cable Edward E, Gildemeister Otto S, Pepe Joyce A, Donohue Susan E, Lambrecht Richard W, and Bonkovsky Herbert L(A). 1996. hepatic 5-aminolevulinic acid synthase mrna stability is modulated by inhibitors of heme biosynthesis and by metalloporphyrins. *European Journal of Biochemistry* 240(1): 112-117.
- In Vit** Cable Edward E, Gildemeister Otto S, Pepe Joyce A, Lambrecht Richard W, and Bonkovsky Herbert L(A). 1997. mechanism of induction of heme oxygenase by metalloporphyrins in primary chick embryo liver cells: evidence against a stress-mediated response. *Molecular and Cellular Biochemistry* 169(1-2): 13-20.
- Bio Acc** Cahill, T. M., Anderson, D. W., Elbert, R. A., Perley, B. P., and Johnson, D. R. 1998. elemental profiles in feather samples from a mercury-contaminated lake in central california. *Arch. Environ. Contam. Toxicol.* 35(1): 75-81 .

- Herp** Calevro, F., Campani, S., Raggianti, M., Bucci, S., and Mancino, G. 1998. tests of toxicity and teratogenicity in biphasic vertebrates treated with heavy metals (cr3+, al3+, cd2+). *Chemosphere*. 37(14-15): 3011-7.
- No Oral** Camner, P., Casarett-Bruce, M., Curstedt, T., Jarstrand, C., Wiernik, A., Johansson, A., Lundborg, M., and Robertson, B. 1984. toxicology of nickel. *IARC Scientific Publications* (53): 267-76.
- Nut def** Campbell, W. W., Polansky, M. M., Bryden, N. A., Soares, J. H. Jr., and Anderson, R. A. 1989. exercise training and dietary chromium effects on glycogen, glycogen synthase, phosphorylase and total protein in rats. *J. Nutr.* 119(4): 653-660.
- In Vit** Cantoni, Orazio, Hussain, Saber, Guidarelli, Andrea, and Cattabeni, Flaminio. 1994. cross-resistance to heavy metals in hydrogen peroxide-resistant cho cell variants. *Mutat. Res.* 324(1-2): 1-6 .
- Herp** Carmena, A. O. 1971. red cell survival in the frog (*rana montezumae*). *Comp Biochem Physiol* A. 40(1): 349-51.
- Surv** Casati, R. M., Vazhapilly, P., Cappa, V., and Tonna, M. 1988. effect of supplementing the diet with heavy metals on the mineral content of rabbits. *Annali Della Facolta Di Agraria, Universita Cattolica Del Sacro Cuore Milano*. 28(2): 241-269.
- Mix** Casati, Rodoleo Mario, Vazhapilly, Paul, Cappa, Vittorio, and Tonna, Mauro. effects of heavy metal-supplemented diets on the mineral contents in rabbits. *Ann. Fac. Agrar. (Univ. Cattol. Sacro Cuore)* (1988) 28(2): 241-69.
- Unrel** Castleman, L. S., Motzkin, S. M., Alicandri, F. P., and Bonawit, V. L. 1976. biocompatibility of nitinol alloy as an implant material. *Journal of Biomedical Materials Research* 10(5): 695-731.
- Unrel** Cerovsky, J. 1981. the effect of addition of some chlorides on survival rate of boarspermatozoa in glucose solution. *Vedecke Prace Vyzkumneho Ustavu Pro Chov Prasat v Kostelci Nad Orlici* 5: 76-87.
- Unrel** Chague-Goff, Catherine and Fyfe, William S. effect of permafrost on geochemistry in a canadian peat plateau bog. *Appl. Geochem.* (1997) 12(4): 467-472 .
- In Vit** Chan W-S, Marshall, J. F., Svensen, R., Phillips, D., and Hart, I. R. photosensitizing activity of phthalocyanine dyes screened against tissue culture cells. *Photochemistry and Photobiology*. 45 (6). 1987. 757-762.
- Unrel** Chandler, F. W. Jr and Fletcher, O. J. Jr. 1973. effect of a transplantable lymphoid tumor (olson) on erythropoiesis and erythrocyte survival. *Avian Diseases* 17(4): 737-45.
- No COC** Chang, D. M. a and Kim, J. K. 1982. effects of hormone treatments on ovarian responses fertility and parturition in imported holstein of jeju island (korea r.): the. *Korean Journal of Animal Sciences*. 24(5): 440-443.
- Alt** Chang, X., Mallard, B. A., and Mowat, D. N. a. 1994. proliferation of peripheral blood lymphocytes of feeder calves in response to chromium. *Nutrition Research*. 14(6): 851-864.
- Mix** Chapin, R. D. Gulati and L. Barnes. 1997. reproductive toxicology. chemical mixture. *Environ. Health Perspect.* 105(Suppl 1): 371-372.
- Mix** Chapin, Robert E., Phelps, Jerry L., Schwetz, Bernard A., and Yang, Raymond S. H. toxicology

studies of a chemical mixture of 25 groundwater contaminants. iii. male reproduction study in b6c3f1 mice. *Fundam. Appl. Toxicol.* (1989) 13(3): 388-98 .

- CP** Charraga Aguilar, S. and Cuaron Ibarquengoytia, J. A. 1998. [chromium picolinate and cane molasses in breeding gilts diets]. *34 Reunion Nacional De Investigacion Pecuaría, Oct. 29-31, 1998, Queretaro, Qro, Mexico* : 117.
- CP** Charraga Aguilar, S. and Cuaron Ibarquengoytia, J. A. 1998. [chromium picolinate and cane molasses in lactating and rebreeding diets for sows]. *34 Reunion Nacional De Investigacion Pecuaría, Oct. 29-31, 1998, Queretaro, Qro, Mexico* : 116.
- Fate** Chatterjee, G. C., Roy, R. K., Sasmal, N., Banerjee, S. K., and Majumder, P. K. 1973. effect of chromium and tungsten on l ascorbic-acid metabolism in rats and chicks. *J NUTR.* 103(4): 509-514.
- Species** Che R.G.O. and Cheung S.G. 1998. heavy metals in metapenaeus ensis, eriocheir sinensis and sediment from the mai po marshes, hong kong. *Sci. Total Environ* 214(1-3): pp. 87-97.
- HHE** Cheek, D. B. 1985. the control of cell mass and replication. the dna unit--a personal 20-year study. *Early Human Development* 12(3): 211-39.
- No Org** Chen, M, Ma, LQ, and Harris, WG. 1999. baseline concentrations of 15 trace elements in florida surface soils. *J. Environ. Quality.* 28: 1173-1181.
- Unrel** Chiy, P. C., Avezinus, J. A., and Phillips, C. J. C. 1999. sodium fertilizer application to pasture. 9. the effects of combined orseparate applications of sodium and sulphur fertilizers on herbagecomposition and dairy cow production. *Grass and Forage Science* 54(4): 312-321.
- Org met** Cho, W. T., Kim, J. H., Kang, W. B., Han, I. K., and Han, Y. K. 1999. effects of l-carnitine, chromium picolinate with different fat sources on growth and nutrient digestibility in pigs weaned at 21 days of age. *Korean Journal of Animal Science.* 41(4): 445-456.
- FL** Choi, W. J., Kang, M. H., and Chung, K. H. 1982. studies on the influence of cobalt on chromium (iii) toxicity in the chicks. *Korean Journal of Animal Sciences.* 24(5): 440-443.
- FL** Choi, Won J., Kang, Myun H., and Chung, Keun H. 1981. studies on the influences of cobalt on chromium(vi) toxicity in the chicks. *Hanguk Ch'Uksan Hakhoe Chi.* 23(6): 437-40.
- Drug** Chorvatovicova, D., Ginter, E., Kosinova, A., and Zloch, Z. 1991. effect of vitamins c and e on toxicity and mutagenicity of hexavalent chromium in rat and guinea pig. *Mutat Res.* 262(1): 41-6.
- Soil** Chukhlovin, A. B., Yagunov, A. S., Tokalov, S. V., Reshchikov, A. M., and Zharskaya, V. D. 1996. acute effects of metal-enriched soil samples upon immature blood cells and macrophages. *Trace Elem. Electrolytes (1996)* 13(3): 151-154 .
- FL** Chung, K. H., Kang, M. H., and Han, I. K. 1984. the toxicity of chromium and its interaction with silver, copper and zinc in chicks. *Korean Journal of Animal Sciences.* 26(2): 172-176.
- No Dur** Chung, K. H., Suk, Y. O., and Kang, M. H. 1985. the toxicity of chromium and its interaction with manganese and molybdenum in the chicks. *Korean J Anim Sci.* 27(6): 391-395.
- FL** Chung, K. H. Samyuk Junior Agricultural Coll. Seoul Korea R., Kang, M. H. KOrea Univ. Seoul Korea R. Coll. of Agriculture, and Han, I. K. Seoul National Univ. Suweon Korea R. Coll of



Agriculture. 1983. the toxicity of hexavalent chromium and its interaction with copper and zinc in chicks. *Korean Journal of Animal Sciences*. V. 25(6) P. 692-696

- FL** Chung, K. H. Samyuk Junior Agricultural Coll. Seoul Korea R., Kang, M. H. Korea Univ. Seoul Korea R. Coll. of Agriculture, and Kim, C. S. Korea Advanced Inst. and Tech. Seoul Korea R. 1983. the toxicity of trivalent chromium and its interaction with cobalt and zinc in chicks. *Korean Journal of Animal Sciences*. 25(6): 686-691.
- FL** Chung, Keun H., Kang, Myun H., Han, In K., and Kim, Chun S. 1984. the effect of copper and zinc on chromium toxicity in chicks. *Hanguk Ch'Uksan Hakhoe Chi* 26(2): 177-80.
- FL** Chung, Keun H., Kang, Myun H., Han, In K., and Kim, Chun S. 1984. the toxicity of chromium and its interaction with silver, copper and zinc in the chicks. *Hanguk Ch'Uksan Hakhoe Chi* 26(2): 172-6 .
- FL** Cibulka, J., Sova, Z., Muzikar, V., Bernatzik, K., Sevcikova, I., and Nemeč, Z. 1981. influence of addition of dried activated mud from town waste waterpurification station on copper, chromium, iron, zinc and manganese contents in liver, kidneys and muscles of broilers. *Sbornik Vysoke Skoly Zemedelske v Praze, Fakulta Agronomicka, B* (35): 127-140.
- IMM** Cifone, M. G., Alesse, E., Di Eugenio, R., Napolitano, T., Morrone, S., Paolini, R., Santoni, G., and Santoni, A. 1989. in vivo cadmium treatment alters natural killer activity and large granular lymphocyte number in the rat. *IMMUNO PHARMACOLOGY*. 18(3): 149-156.
- Surv** Clark, D. R. Jr. 1992. organochlorines and heavy metals in 17-year cicadas pose no apparent dietary threat to Birds. *Environ Monit Assess*. 20(1): 47-54.
- Herp** Clark, D. R. Jr., Cantu, R., Cowman, D. F., and Maxson, D. J. 1998. uptake of arsenic and metals by tadpoles at an historically contaminated texas site. *Ecotoxicology*. 7(2): 61-67.
- Bio Acc** Clark, Donald R. Jr. organochlorines and heavy metals in 17-year cicadas pose no apparent dietary threat to birds. *Environ. Monit. Assess.* (1992) 20(1): 47-54.
- CP** Clark, R. G. 1982. trace element analysis in the diagnosis of poor growth in sheep; with special reference to cobalt and selenium. *Proceedings of the 12th Seminar of the Sheep and Beef Cattle Society of the New Zealand Veterinary Association, 8th-12th November 1982*. 150-163.
- Unrel** Clerc, C. O., Jedwab, M. R., Mayer, D. W., Thompson, P. J., and Stinson, J. S. 1997. assessment of wrought ASTM F1058 cobalt alloy properties for permanent surgical implants. *Journal of Biomedical Materials Research* 38(3): 229-34.
- Mix** Cobo, J. M., Aguilar, M. V., and Martinez, M. C. 1995. effect of chronic Cr<sup>3+</sup> administration and its interaction with dietary As<sup>3+</sup> on glucose tolerance in wistar rats. *Nutr. Res*. 15(4): 555-64.
- FL** Cobo, J. M., Gonzalez, M. J., Perez Piqueras, J. L., Aguilar, M. V., and Martinez Para, M. C. 1990. effect of chromium over insulin levels and its interaction with the arsenic of the diet. *Anales De Bromatologia* 42(1): 133-138.
- FL** Cobo, J. M., Gonzalez, M. J., Perez Piqueras, J. L., Aguilar, M. V., and Martinez Para, M. C. Alcala de Henares Univ. Madrid Spain Facultad de Farmacia. 1990. effect of chromium over insulin levels and its interaction with the arsenic of the diet. <original> efecto del cromo sobre los niveles de insulina: interaccion con el arsenico de la dieta. *Anales De Bromatologia*. V. 42(1) P. 133-138

- BioX** Codina, J. C., Perez-Garcia, A., Romero, P., and De Vicente A. 1993. a comparison of microbial bioassays for the detection of metal toxicity. *Archives of Environmental Contamination and Toxicology* 25(2): 250-254.
- Mix** Constan, A. A., Benjamin, S. A., Tessari, J. D., Baker, D. C., and Yang, R. S. 1996. 1995 stp young investigator award recipient. increased rate of apoptosis correlates with hepatocellular proliferation in fischer-344 rats following long-term exposure to a mixture of groundwater contaminants. *Toxicologic Pathology* 24(3): 315-22.
- Mix** Constan, A. A., Yang, R. S., Baker, D. C., and Benjamin, S. A. 1995. a unique pattern of hepatocyte proliferation in f344 rats following long-term exposures to low levels of a chemical mixture of groundwater contaminants. *Carcinogenesis* 16(2): 303-10.
- Mix** Constan, A. A(A), Benjamin, S. A., Yang, R. S. H., Tessari, J. D., and Baker, D. C. 1995. increased rate of apoptosis correlates with hepatocellular proliferation in fischer-344 rats following long-term, low-level exposure to a mixture of groundwater contaminants. *Toxicologic Pathology* 23(6): 755-756.
- Mix** Constan Alexander A(A), Benjamin Stephen A, Tessari John D, Baker Dalec. , and Yang Raymond S H. 1996. increased rate of apoptosis correlates with hepatocellular proliferation in fischer-344 rats following long-term exposure to a mixture of groundwater contaminants. *Toxicologic Pathology* 24(3): 315-322.
- Gene** Coogan, T. P., Motz, J., Snyder, C. A., Squibb, K. S., and Costa, M. 1991. differential dna-protein crosslinking in lymphocytes and liver following chronic drinking water exposure of rats to potassium chromate. *Toxicol Appl Pharmacol.* 109(1): 60-72.
- Species** Cottenie, A. 1972. effect of soil enrichment with mineral elements and fertilizers on surface water and plants. *Qualitas Plantarum Et Materiae Vegetabiles* 22(1): 37-53.
- Unrel** Creffield, J. W. and Tam Mun Kwong. 1979. laboratory assessments of the efficacy of cca and pcp-treated dieracostulata (jelutong) against two species of australian termites. *Malaysian Forester.* 42(3): 230-239.
- Unrel** Cremer, Michel, Weber, Olivier, and Jouanneau, Jean-Marie. 1999. sedimentology of box cores from the cap- ferret canyon area (bay of biscay). *Deep-Sea Res. Part II* 46(10): 2221-2247 CODEN: DSROEK; ISSN: 0967-0645.
- Abstract** Cupo, M. A. and Donaldson, W. E. vanadium and chromium effects on lipid metabolism in chicks. *68th Annual Meeting of the Federation of American Societies for Experimental Biology, St. Louis, Mo., Usa, Apr. 1-6, 1984 Fed Proc.* 43 (3). 1984. Abstract 2307.
- Surv** Custer, T. W., Franson, J. C., Moore, J. F., and Meyers, J. E. 1986. reproductive success and heavy metal contamination in rhode island common terns. *Environmental Pollution (Series A).* 41: 31-52.
- Surv** Custer, T. W. and Mitchell, C. A. 1993. trace elements and organochlorines in the shoalgrass community of the lower laguna madre, texas. *Environ Monit Assess* 25(3): 235-246.
- Mix** Damron, B. L., Wilson, H. R., Hall, M. F., Johnson, W. L., Osuna, O., Suber, R. L., and Edds, G. T. effects of feeding dried municipal sludge to broiler-type chicks and laying hens. *Poult. Sci.* (1982) 61(6): 1073-81 .
- Surv** Danielsson, B. R., Dencker, L., Lindgren, A., and Tjalve, H. 1984. accumulation of toxic metals

in male reproduction organs. *Arch Toxicol Suppl.* 7: 177-80.

- Species** Darmody, Robert G., Green, William P., and Dreher, Gary B. 1998. coal slurry solids/coal fluidized bed combustion byproduct mixtures as plant growth media. *Int. J. Surf. Min. (Reclam. Environ. )*: 12(3), 111-115 .
- FL** Darolova, A., Reichrtova, E., and Pavelka, J. 1989. bioaccumulation of metals from nickel works waste in the gull (*Larus ridibundus* L., 1766). *Biologia (Bratisl)*. 44(6): p567-574.
- CP** Davydova, T. V. 1980. state of several components of the rat endocrine system under the influence of chronic effects of hexavalent chromium in low concentrations. *Endokr. Sist. Org. Toksicheskie Faktory Vneshn. Sredy, Mater. Konf., 1st*, 55-60.
- FL** Davydova, V. I., Neizvestnova, E. M., Blokhin, V. A., and Sigova, N. V. 1981. [toxicological evaluation of the combined action of manganese, chromium and nickel]. <original> toksikologicheskaiia otsenka kombinirovannogo deistviia margantsa, khroma i nikelia. *Gigiena i Sanitariia* (7): 20-2.
- CP** Dawson, D. A., McCormick, C. A., and Bantle, J. A. 1985. detection of teratogenic substances in acidic mine water samples using the frog embryo teratogenesis assay *Xenopus*. *5th Annual Meeting of the Society of Environmental Toxicology and Chemistry Arlington, Va., Usa, Nov. 1984. J Appl Toxicol.* 5(4): 234-244.
- Mineral** Day, M. J., Pearson, G. R., Lucke, V. M., Lane, S. J., and Sparks, R. S. 1996. lesions associated with mineral deposition in the lymph node and lung of the dog. *Veterinary Pathology* 33(1): 29-42.
- CP** De Ruiter N, Mailaender, V., and Kappus, H. 1984. effect of heavy metals on cellular growth metabolism and integrity of cultured chinese hamster kidney cells. *3rd International Workshop on Tissue Culture Application in Toxicology*
- FL** Decker, W. J. 1968. the influence of lethal x-irradiation on trace metal uptake by the mitochondrion. *Experientia* 24(5): 448-9.
- Abstract** Deknudt, G. in vivo study of the mutagenicity of heavy metals in mammals. *Mutat Res* 97:180,1982
- Unrel** Del Conte, E. 1981. cell types with secretory granules reactive to silver-methenamine after periodic-chromic oxidation in the anterior hypophysis of a lizard . an electron microscopic study. *Arch Anat Microsc Morphol Exp.* 70(1): 69-79.
- FL** Delgado Gonzalez, R A., Fortoul van der Goes, T. I., and Rosiles Martinez, R. 1994. lead, chromium and cadmium concentrations and their relationship to tissue morphological alterations in pigeons (*Columba livia*) from the valley of Mexico city and Ixtlahuaca in the state of Mexico. *Veterinaria-Mexico.* 25(2): 109-115.
- Bio Acc** Denneman, W. D. and Douben, P. E. T. 1993. trace metals in primary feathers of the barn owl (*Tyto alba guttatus*) in the Netherlands. *Environ. Pollut.* 82(3): 301-10 .
- Org met** Depew, C. L., Bunting, L. D. a, Fernandez, J. M. , Thompson, D. L. Jr., and Adkinson, R. W. 1998. performance and metabolic responses of young dairy calves fed diets supplemented with chromium tripicolinate. *Journal of Dairy Science.* 81(11): 2916-2923.
- Unrel** Desclin, J. C. 1973. a simplified silver impregnation of neural end-feet in paraffin sections.

*Stain Technology* 48(6): 327-31.

- Unrel** Desnuelle, P. 1973. some properties of selectively hydrogenated soya oil. *Annales De La Nutrition Et De L'Alimentation* 27(4): 225-232.
- Aquatic** Dillon, C. R., Maurice, D. V., and Jones, J. E. 1988. composition of egeria densa. *J. Aquat. Plant Manage.* 26, 44-5 .
- Mix** Dinius, D. A., Brinsfield, T. H., and Williams, E. E. 1973. effect of subclinical lead intake on calves. *J. Anim. Sci.* 37(1): 169-173.
- Fate** Djahanschiri, H. 1976. [an examination of nutritional-physiological problems of the trace element chromium in rats. 4. effect on individual metabolic parameters]. *Z Tierphysiol Tierernahr Futtermittelkd.* 37(5): 275-89.
- In Vit** Djahanschiri, H. 1976. nutritional physiological problems with the trace element chromium in rats part 4: effect of different metabolic states. *Z Tierphysiol Tierernaehr Futtermittelkd.* 37(5): 275-289.
- Bio Acc** Dobos, Robert Z., Painter, D. Scott, and Mudroch, Alena. 1991. contaminants in wildlife utilizing confined disposal facilities. *Int. J. Environ. Pollut. (1991)* 1(1-2): 73-86 .
- Anat** Doedens, Schierhorn, H., and Nagel, I. 1975. [ontogenesis of the spine-free initial zone of apical dendrites; studies in cortical pyramidal cells of albino rat]. <original> die ontogenese der spine-freien initialzone der apikaldendriten; untersuchungen an corticalen pyramidenzellen der albinoratte. *Gegenbaurs Morphologisches Jahrbuch* 121(1): 88-108.
- Unrel** Dostal, J. and Mueller, W. an archean oceanic felsic dike swarm in a nascent arc: the hunter mine group, abitibi greenstone belt, canada. *J. Volcanol. Geotherm. Res. (1996)* 72(1-2): 37-57 .
- FL** Dotsenko, V. A. 1979. a special hyposensitizing diet for workers in contact with chemicalallergens. *Gigiena i Sanitariya* (10): 21-25.
- CP** Drebeckas, V. and Zabulyte, D. 1997. effect of vanadium, titanium and chromium on the animal organism. *Mengen- Spurenelem., Arbeitstag., 17th* : 697-698.
- Unrel** Dube, Benoit, Dunning, Greg, and Lauziere, Kathleen. geology of the hope brook mine, newfoundland, canada: a preserved late proterozoic high-sulfidation epithermal gold deposit and its implications for exploration. *Econ. Geol. (1998)* 93(4): 405-436 .
- Abstract** Dubiel, A., Stanczyk, J. F., Krolinski, J., and Michalewska, M. concentration of ions of selected trace elements in ejaculates of boars after interruption of the flow of secretion from the testicles epididymides and accessory sex glands. *Polskie Archiwum Weterynaryjne.* 21 (4). 1980. 485.
- Unrel** Eales, H. V. the birds river intrusion - a quantitative model for karoo central province basalt fractionation. *S. Afr. J. Geol. (1990)* 93(5-6): 717-28 .
- Mix** Edwards, H. M. 1987. effects of thiuram disulfiram and a trace element mixture on the incidence of tibial dyschondroplasia in chickens. *Journal of Nutrition.* 117(5): 964-969.
- FL** Efthymiou, M. L., Cristofini, P., Pierron, E., and Djeddar, S. 1995. diagnosis of toxic or drug induced pancreatitis. *Therapie (Paris).* 50(5): 467-468.
- FL** Ellen, G., Loon, J. W. van, and Tolsma, K. 1989. copper, chromium, manganese, nickel and zinc

in kidneys of cattle, pigs and sheep and in chicken livers in the Netherlands. *Zeitschrift Fur Lebensmittel-Untersuchung Und -Forschung* 189(6): 534-537.

- Meth** Elwell, K. and Soares, J. H. Jr. 1975. amino acid bioavailability: a comparative evaluation of several assay techniques. *Poultry Science* 54(1): 78-85.
- Unrel** Essig, T. H. 1967. *Environmental Status of the Hanford Reservation for January-February 1967*. BNWL-CC-1197-1
- Unrel** Essig, T. H. 1967. *Environmental Status of the Hanford Reservation for March-April 1967*. BNWL-CC-1197-2
- No Oral** Evan, A. P. and Dail Jr., W. G. 1974. the effects of sodium chromate on the proximal tubules of the rat kidney. fine structural damage and lysozymuria. *Lab. Invest.* 30(6): 704-715.
- In Vit** Evans, G. W. a and Pouchnik, D. J. 1993. composition and biological activity of chromium-pyridine carboxylate complexes. *Journal of Inorganic Biochemistry.* 49(3): 177-187.
- FL** Fabian, F. and Rosiles M. R. 1982. changes in production parameters due to the consumption of anionic hexavalent chromium by laying hens. *Veterinaria Mexico.* 13(2): 71-78.
- FL** Falandysz, J. and Jakuczun, B. 1986. polychlorinated compounds and trace elements in tissues and organs of white-tailed eagle *haliaeetus-albicilla*. *BROMATOL CHEM TOKSYKOL.* 19(2): 131-133.
- Surv** Fang, S., Huang, M., Feng, W., Liu, S., Zhang, A., Yu, J., He, G., Li, S., Li, G., Huang, X., and Liu, C. 1994. study on the eds of male reproductive organs of the giant pandas. *Sichuan Daxue Xuebao.* 31(2): 269-274.
- No Dose** Fang Shengguo, Huang Min, Feng Wenhe, Liu Shaolong, Zhang Anju, Yu Jianqiou, He Guangxin, Li Shaochang, Li Guanghan, Huang Xiangming, and Liu Chenguang. 1994. study on the eds of male reproductive organs of the giant pandas. *Sichuan Daxue Xuebao (Ziran Kexueban)* 31(2): 269-274.
- In Vit** Farmer, D. J. and Hollebone, B. R. 1984. comparative inhibition of hepatic hydroxymethylbilane synthase by both hard and soft metal cations. *Can J Biochem Cell Biol.* 62(1): 49-54.
- Org met** Fekete, S. and Kosa, E. 1999. dietary effects of organic chromium in growing pigs. review and preliminary publication. *Magyar Allatorvosok Lapja.* 121(1): 29-34.
- Bio Acc** Fendick, E. A., Stevens, G. L., Brown, R. J., and Jordan, W. P. 1989. element content in tissues of four rodent species sampled in the geysers geothermal steamfield California USA. *Environ Pollut.* 58(2-3): 155-178.
- Mix** Fendick, E. A., Stevens, G. L., Brown, R. J., and Jordan, W. P. 1989. element content in tissues of four rodent species sampled in the geysers geothermal steamfield. *Environ. Pollut. (1989)* 58(2-3): 155-78 .
- Unrel** Ferm, V. H. and Carpenter, S. J. 1968. the relationship of cadmium and zinc in experimental mammalian teratogenesis. *Lab Invest.* 18: 429-432.
- Rev** Fishbein, L. 1987. trace and ultra trace-elements in nutrition - an overview .1. zinc, copper, chromium, vanadium and nickel. *Toxicological And Environmental Chemistry.* 14(1-2): 73-99.

- Org met** Forbes, C. D., Fernandez, J. M., Bunting, L. D., Southern, L. L., Thompson, D. L. Jr., Gentry, L. R., and Chapa, A. M. 1998. growth and metabolic characteristics of suffolk and gulf coast native yearling ewes supplemented with chromium Tripicolinate. *Small Ruminant Research*. 28(2): 149-160.
- Unrel** Foster, R. F. 1967. *Report to the Working Committee for Columbia River Studies on Progress Since August, 1964 for Projects Carried Out by Battelle-Northwest*. BNWL-CC-1436
- Bio Acc** Franson, J. Christian, Koehl, Philip S., Derksen, Dirk V., Rothe, Thomas C., Bunck, Christine M., and Moore, John F. 1995. heavy metals in seaducks and mussels from misty fjords national monument in southeast alaska. *Environ. Monit. Assess.* 36(2): 149-67 .
- Abstract** Frobish, L. T. 1980. effect of protein source and chromium on turkey reproduction. *Poultry Sci.* 59: 1610-1611.
- Unrel** Fujishima, T., Miyamoto, H., Okada, T., and Furuta, K. 1990. effect of formaldehyde liberation from formalin mixed with a tablet of bleaching powder on disinfection of chicken houses and hatching Eggs. *Jpn Poult Sci*; 27 (4). 1990. 329-333. 27(4): 329-333.
- In Vit** Furuno, Koji, Suetsugu, Tatsuya, and Sugihara, Narumi. 1996. effects of metal ions on lipid peroxidation in cultured rat hepatocytes loaded with .alpha.-linolenic acid. *J. Toxicol. Environ. Health* (1996) 48(2): 121-129 .
- No Oral** Gale, T. F. 1978. embryotoxic effects of chromium trioxide in hamsters. *Environ. Res.* 16(1-3): 101-109.
- No Oral** Gale, T. F. 1982. the embryotoxic response to maternal chromium trioxide exposure in different strains of hamsters. *Environ. Res.* 29: 196-203.
- Unrel** Galyean, M. L., Perino, L. J., and Duff, G. C. 1999. interaction of cattle health/immunity and nutrition. *Journal of Animal Science.* 77(5): 1120-1134.
- Bio Acc** Gebauer Martin B and Weseloh, D. Vaughn(A). 1993. accumulation of organic contaminants in sentinel mallards utilizing confined disposal facilities at hamilton harbour, lake ontario, canada. *Archives of Environmental Contamination and Toxicology* 25(2): 234-243.
- Anat** Geisert, E. E. Jr and Updyke, B. V. 1977. chemical stabilization of golgi silver chromate impregnations. *Stain Technology* 52(3): 137-41.
- Org met** Gentry, L. R., Fernandez, J. M., Ward, T. L., White, T. W., Southern, L. L., Bidner, T. D., Thompson Jr., D. L., Horohov, D. W., Chapa, A. M., and Sahlu, T. 1999. dietary protein and chromium tripicolinate in suffolk wether lambs: effects on production characteristics, metabolic and hormonal responses, and immune status. *J. Anim. Sci.* 77(5): 1284-1294.
- Mix** Germolec, Dori R., Yang, Raymond S. H., Ackermann, Michael F., Rosenthal, Gary J., Boorman, Gary A., Blair, Patricia, and Luster, Michael I. 1989. toxicology studies of a chemical mixture of 25 groundwater contaminants. ii. immunosuppression in b6c3f1 mice. *Fundam. Appl. Toxicol.* (1989) 13(3): 377-87.
- Phys** Ghafghazi, T., Maghbareh, A., and Barnett, R. 1978. effect of chromium on glucose tolerance in the rat. *IRCS Med. Sci.: Libr. Compend.* 6(9): 396.
- No Oral** Gilani, S. H. and Marano, M. 1979. chromium poisoning and chick embryogenesis. *Environ. Res.* 19: 427-431.

- Nut** Gilardi, James D., Duffey, Sean S., Munn, Charles A., and Tell, Lisa A. 1999. biochemical functions of geophagy in parrots: detoxification of dietary toxins and cytoprotective effects. *J. Chem. Ecol.* 25(4): 897-922 .
- Drug** Ginter, E., Chorvatovicova, D., and Kosinova, A. 1989. vitamin c lowers mutagenic and toxic effects of hexavalent chromium in guinea-pigs. *Int J Vitam Nutr Res.* 59(2): 161-166.
- Unrel** Giraud, A. S., Yeomans, N. D., and St. John, D. J. 1979. ultrastructure and cytochemistry of the gastric mucosa of a reptile , tiliqua scincoides. *Cell Tissue Res.* 197(2): 281-94.
- Bio Acc** Gochfeld, M. 1997. spatial patterns in a bioindicator: heavy metal and selenium concentration in eggs of herring gulls (*Larus argentatus*) in the new york bight. *Arch Environ Contamin Toxicol.* 33(1): 63-70.
- Bio Acc** Gochfeld, M., Belant, J. L., Shukla, T., Benson, T., and Burger, J. 1996. heavy metals in laughing gulls: gender, age and tissue differences. *Environ. Toxicol. Chem.* 15(12): 2275-2283.
- Surv** Gochfeld, M. and Burger, J. 1998. temporal trends in metal levels in eggs of the endangered roseate tern (*Sterna dougallii*) in new york. *Environmental Research.* 77(1): 36-42.
- Bio Acc** Gochfeld, M. UMDNJ-Robert Wood Johnson Medical School Piscataway NJ. spatial patterns in a bioindicator: heavy metal and selenium. *Arch Environ Contam Toxicol.* V33, N1, P63(8)
- Aquatic** Goldberg, E. D. 1972. *Baseline Studies of Pollutants in the Marine Environment and Research Recommendations.* NSF/IDOE-74-26
- Herp** Goldberg, M. W. and Allen, T. D. 1992. high resolution scanning electron microscopy of the nuclear envelope: demonstration of a new, regular, fibrous lattice attached to the baskets of the nucleoplasmic face of the nuclear pores. *J Cell Biol.* 119(6): 1429-40.
- Unrel** Goldberg, M. W. and Allen, T. D. 1993. the nuclear pore complex: three-dimensional surface structure revealed by field emission, in-lens scanning electron microscopy, with underlying structure uncovered by proteolysis. *Journal of Cell Science.* 106(1): 261-274.
- FL** Goncharov, A. T. and Ametov, A. S. 1977. [thyroid gland morphological and functional indices in the experimental action of chromium]. *Probl Endokrinol.* 23(6): 59-61.
- CP** Goncharov, A. T. and Ivshina, V. A. 1972. effect of the trace element chromium on tooth and thyroid gland composition in rats on a cariogenic diet. *Endem. Bolezni Mikroelem., Mater. Zon. Nauchn. Konf. Povolzh'Ya Priural'Ya,* 71-3.
- Fate** Gonzalez, M. J., Aguilar, M. V., and Martinez, Para Mc. 1995. gastrointestinal absorption of inorganic arsenic v the effect of concentration and interactions with phosphate and dichromate. *Veterinary and Human Toxicology.* 37(2): 131-136.
- No Org** Gordon, Douglas J. and Fenske, Richard F. 1982. theoretical study of o-quinone complexes of chromium and vanadium. *Inorg. Chem.* (1982) 21(8): 2907-15 .
- No Oral** Gowrishankar, B., Vivekanandan, O. S., Srinath, B. R., Kumar, K. R. S., and Rao, K. R. R. 1996. foetotoxic effect of potassium chromate k2cro4 in swiss albino mice. *Journal of the Indian Institute of Science.* 76(3): 389-394.
- IMM** Graham, J. A., Gardner, D. E., Waters, M. D., and Coffin, D. L. 1975. effect of trace metals on phagocytosis by alveolar Macrophages. *Infect Immun.* 11(6): 1278-1283.

- Unrel** Green, D. M. and Cannatella, D. C. 1993. phylogenetic significance of the amphicoelous frogs , ascaphidae and leiopelmatidae. *Ethol Ecol Evol.* 5(2): 233-245.
- Unrel** Gregoire, Michel, Lorand, Jean Pierre, Cottin, Jean Yves, Giret, Andre, Mattielli, Nadine, and Weis, Dominique. 1997. xenoliths evidence for a refractory oceanic mantle percolated by basaltic melts beneath the kerguelen archipelago. *Eur. J. Mineral. (1997)* 9(5): 1085-1100 .
- FL** Grela, E. R., Sliwa, E., Radzki, R. P., and Puzlo, I. 1997. influence of dietary phytase and organic chromium on characteristics of bones in rats. *Medycyna Weterynaryjna.* 53(5): 273-276.
- FL** Grela, E. R., Winiarska, A., and Studzinski, T. 1997. effect of phytase and yeast chromium in the diet prepared with extruded grass pea (*lathyrus sativus*) seeds on growth and body composition of rats. *Annales Universitatis Mariae Curie-Sklodowska. Sectio EE Zootechnica.* 15: 275-280.
- Unrel** Greven, H. 1980. light and electron microscopic studies of the structure and histochemistry of the oviduct epithelial cells (pars recta and pars convoluta i, ii, iii) in salamandra salamandra (l.) (amphibia , urodela)]. *Z Mikrosk Anat Forsch.* 94(3): 387-429.
- Unrel** Greven, H., Schindelmeiser, J., and Straub, H. 1983 . the innervation of the uterus in salamandra salamandra (l.) (amphibia , urodela). a morphological and biochemical study. *Cell Tissue Res.* 232(2): 421-31.
- Bio Acc** Grodzinska, K., Grodzinski, W., and Zeveloff, S. I. 1983. contamination of roe deer forage in a polluted forest of southern polland. *Environmental Pollution.* 30(4): 257-276.
- No Data** Gross, WG and Heller, VG. 1946. chromates in animal nutrition. *J. Ind. Hyg. Toxicol.* 28: 52.
- No Oral** Gumbleton, M. and Nicholls, P. J. 1988. dose-response and time-response biochemical and histological study of potassium dichromate-induced nephrotoxicity in the rat. *Food Chem. Toxicol.* 26(1): 37-44.
- No Oral** Gunshin, H., Imamura, T., Kato, N., Todoriki, H., Akamatsu, T., Noguchi, T., and Naito, H. effect of dietary calcium level on tissue levels of trace elements chromium, cobalt, nickel, molybdenum, manganese, copper, zinc and iron. *Biomed. Res. Trace Elem. (1990)* 1(2): 113-14.
- No Oral** Gunshin, H., Ohchi, H., and Kato, N. 1988. effects of dietary lactose and calcium level on tissue levels of traceelements, molybdenum, nickel, cobalt and chromium in rats. *Nutrition Reports International* 37(5): 1021-1026.
- Phys** Gupta, A. and Shukla, G. S. 1997. enzymatic antioxidants in erythrocytes following heavy metal exposure possible role in early diagnosis of poisoning. *Bull Environ Contam Toxicol.* 58(2): 198-205.
- Unrel** Hadjichristophorou, M. and Grove, D. J. 1983. a study of appetite digestion and growth in juvenile green turtle chelonia-mydas fed on artificial Diets. *Aquaculture.* 30(1-4): 191-202.
- Surv** Halbrook, R. S., Brewer, R. L., and Buehler, D. A. 1999. ecological risk assessment in a large river-reservoir. 7. environmental contaminant accumulation and effects in great blue heron. *Environmental Toxicology And Chemistry /* 18(4): 641-648.
- Surv** Haldar, A., Prakash, V., and Duttagupta, R. 1998. zinc, manganese, chromium and nickel status in blood and hair of goatreared on grazing regimen. *Indian Veterinary Journal* 75(6): 514-516.



- Gene** Hamilton, J. W. and Wetterhahn, K. E. 1986. chromium-vi-induced dna damage in chick embryo liver and blood cells in-vivo. *CARCINOGENESIS* . 7(12): 2085-2088.
- HHE** Hamilton-Koch, W., Snyder, R. D., and Lavelle, J. M. 1986. metal-induced dna damage and repair in human diploid fibroblasts and chinese hamster ovary cells. *Chemico-Biological Interactions* 59(1): 17-28.
- Abstract** Hanna, L., Peters, J. M., Wiley, L. M., Clegg, M. S., and Keen, C. L. 1996. comparative effects of essential and nonessential metals on preimplantation mouse embryo development. *Experimental Biology* 96
- CP** Hartner, L., Hueber, N., and Schreiber, H. 1992. suitability of bird feathers as bioindicators. (*Hohenheim Environmental Meeting, 24. Bioindicators for Environmental Pollution: New Aspects and Developments*); Meeting, Hohenheim, Germany, January 31, 1992. *Isbn 3-8236-1213-1*. 75-91.
- Wqual** Hartung, R. 1973. biological effects of heavy metal pollutants in water. *Adv Exp Med Biol.* 40: 161-72.
- In Vit** Hasegawa, T., Hagiwara, Y., Saito, K., and Ozawa, E. 1982. effect of transferrin on chick cell growth in-vitro and transferrin receptor. *15th Annual Meeting of the Japanese Society of Developmental Biologists, Tokyo, May 27-29, 1982. Dev Growth Differ.* 29(4): 388.
- Diss** Hasten, D. L. 1994. *Effects of Chromium Picolinate on Growth and Body Composition in the Rat*
- Org met** Hasten, D. L., Hegsted, M., Keenan, M. J., and Morris, G. S. 1997. dosage effects of chromium picolinate on growth and body composition in the rat. *Nutr. Res.* 17(7): 1175-1186.
- Dup** Hasten, D. L., Hegsted, M., Keenan, M. J., and Morris, G. S. 1997. effects of various forms of dietary chromium on growth and body composition in the rat. *Nutr. Res.* 17(2): 283-294.
- No Oral** Hatano, A. and Ashida, K. 1975. effects of sea water pollution on chicken fetus. *J Indian Chem Soc.* 52: 77-79.
- Unrel** Hazzledine, M. 1997. do our pigs need a bit more chrome cooking? *Pig World.*: 38,40.
- In Vitro** Hein, W., Roth, W., Schmidt, W., and Hellthaler, G. 1985. in-vitro studies for objectivation of acute cytotoxicity of orthopedic Implants. *Beitr Orthop Traumatol* 32(10): 485-492 .
- Mix** Heindel, J. J., George, J. D., and Fail, P. A. 1990. final report on the reproductive toxicity of a chemical mixture in cd-1-swiss mice: volume 2, laboratory supplement. *NTIS Technical Report (NTIS/PB91-158451) 1990 Nov;:189 Pp.*
- Mix** Heindel, Jerold J., Chapin, Robert E., George, Julia, Gulati, Dushyant K., Fail, Patricia A., Barnes, Leta H., and Yang, Raymond S. H. 1995. assessment of the reproductive toxicity of a complex mixture of 25 groundwater contaminants in mice and rats. *Fundam. Appl. Toxicol.* 25(1): 9-19.
- No Dose** Heinz, G. H. and Haseltine, S. D. 1981. Avoidance behavior of young black ducks treated with chromium. *Toxicol. Lett.* 8(6): 307-310. Ref ID: 3038
- Herp** Heisey, S. R. 1968. brain and choroid plexus blood volumes in vertebrates. *Comp Biochem Physiol.* 26(2): 489-98.

- Unrel** Herendeen Patrick S(A), Crepet William L, and Nixon Kevin C. 1993. chloranthus-like stamens from the upper cretaceous of new jersey. *American Journal of Botany* 80(8): 865-871.
- Mix** Hermann, J. C. Goad A. Arquitt B. Stoecker R. Porter and P. L. Claypool. 1998. effects of dietary chromium, copper and zinc on plasma lipid concentrations in male japanese quail. *Nutr. Res. (N. Y.)* 18(6): 1017-1027 .
- Mix** Hermann, Janice, Goad, Carla, Stoecker, Barbara, Arquitt, Andrea, Porter, Rebecca, Adeleye, Bernice, Claypool, P. L., and Brusewitz, Gerald. 1997. effects of dietary chromium, copper and zinc on femur fracture force and femur calcium concentration in male japanese quail. *Nutr. Res. (N. Y.)* 17(10): 1529-1540 .
- Unrel** Hess, H. 1982. *Waste Water Recovery System for Reduction of the Draining of Salt Freight and for Better Rat Material Recovery in the Production of Vanadium.* <NOTE> Final Report, Mar. 1982. *BMFT-FB-T-82-179; ISSN-0340-7608*
- No Oral** Hicks, R., Hewitt, P. J., and Lam, H. F. an investigation of the experimental induction of hypersensitivity in the guinea pig by material containing chromium, nickel and cobalt from arc welding Fumes. *Int Arch Allergy Appl Immunol; 59 (3).* 1979. 265-272.
- Not Prim** Hill, C. H. 1979. chromium - interactions with other elements. *Dev. Nutr. Metab.* 2(Chromium Nutr. Metab.): 229-240.
- Rev** Hill, C. H. and Matrone, G. 1970. chemical parameters in the study of in vivo and in vitro interactions of transition elements. *Federation Proceedings.* 29(4): 1474-81.
- Abstract** Hill, C. H. and Qureshi, M. A. 1998. effect of high dietary levels of vanadium, lead, mercury, cadmium, and chromium on immunological responses of chicks. *FASEB Journal* 12(5): A874.
- Acu** Hill, E. F. and Camardese, M. B. 1986. lethal dietary toxicities of environmental contaminants and pesticides to Coturnix. *U S Fish Wildl Serv Fish Wildl Tech Rep.* 0(2): 1-147.
- Unrel** Hirano, S. a and Suzuki, K. T. 1996. exposure, metabolism, and toxicity of rare earths and related compounds. *Environmental Health Perspectives.* 104(SUPPL. 1): 85-95.
- Rev** Hirano Seishiro(A) and Suzuki Kazuo T. 1996. exposure, metabolism, and toxicity of rare earths and related compounds. *Environmental Health Perspectives* 104(SUPPL. 1): 85-95.
- Mix** Hong, H. L., Yang, R. S. H., and Boorman, G. A. 1992. alterations in hematopoietic responses in b6c3f1 mice caused by drinking a mixture of 25 groundwater contaminants. *J. Environ. Pathol. Toxicol. Oncol.* 11(2): 65-74 .
- Mix** Hong, H. L., Yang, R. S. H., and Boorman, G. A. 1993. enhancement of myelotoxicity induced by repeated irradiation in mice exposed to a mixture of groundwater contaminants. *Arch. Toxicol.* 67(5): 358-64.
- Mix** Hong, H. L., Yang, R. S. H., and Boorman, G. A. residual damage to hematopoietic system in mice exposed to a mixture of groundwater contaminants. *Toxicol. Lett. (1991)* 57(1): 101-11 .
- Surv** Horne, M. T. and Dunson, W. A. 1995. the interactive effects of low ph, toxic metals, and doc on a simulated temporary pond Community. *Environmental Pollution.* 89(2): 155-161.
- No Org** Horstmann, Uwe E. and Haelbich, Ingo W. chemical composition of banded iron-formations of the griqualand west sequence, northern cape province, south africa, in comparison with other

precambrian iron formations. *Precambrian Res.* (1995) 72(1-2): 109-45 .

- No Oral** Hoshishima, K. 1983. 'play' behavior and trace dose of metal(s) in mice. *Dev. Toxicol. Environ. Sci.* 11: 525-528.
- No Oral** Hoshishima, K. and Shimai, S. 1985. trace amounts of metal(s) prenatally administered and the circadian drinking rhythm in mice. *Trace Elem. Man Anim. -- TEMA 5, Proc. Int. Symp., 5th*, 292-4.
- CP** Hoshishima, K., Tsujii, H., Aota, S., and Kirchgessner, M. 1978. the combined effects of two kinds of metals administered to mice upon their bitter tasting and their spontaneous activity. *Trace Elem. Metab. Man Anim., Proc. Int. Symp., 3rd*, 199-202.
- Bio Acc** Hothem, Roger L., Roster, Douglas L., King, Kirke A., Keldsen, Timothy J., Marois, Katherine C., and Wainwright, Susan E. 1995. spatial and temporal trends of contaminants in eggs of wading birds from san francisco bay, california. *Environ. Toxicol. Chem.* 14(8): 1319-31 .
- Unrel** Howick, C. D. and Creffield, J. W. 1975. the development of a standard laboratory bio-assay technique with mastotermes darwiniensis froggatt (isoptera: mastotermitidae). *Zeitschrift Fur Angewandte Entomologie.* 78(2): 126-138.
- FL** Huang, C. F. a, Sue, C. J., and Chen, M. T. 1998. effects of feeding chrome shaving digestion on the performance and serum constituents of weaned piglets. *Journal of the Agricultural Association of China.*(182): 51-59.
- FL** Hubner, G., von Dorsche, H. H., and Zuhlke, H. 1988. [morphological studies of the effect of chromium-iii-chloride on the islet cell organ in rats under the conditions of high and low fat diets]. *Anat Anz.* 167(5): 389-91.
- Surv** Hudec, K., Kredl, F., Pellantova, J., Svobodnik, J., and Svobodova, R. 1988. residues of chlorinated pesticides pcb and heavy metals in the eggs of water birds in southern moravia czechoslovakia. *Folia Zool.* 37(2): p157-166.
- Mix** Hudgens, R. E. and Hallford, D. M. 1984. feedlot performance, carcass characteristics, serum constituents and tissue minerals in lambs produced by ewes fed sewage solids through two lambing seasons. *Nutrition Reports International* 29(1): 11-21.
- Bio Acc** Hui, A., Takekawa, J. Y., Baranyuk, V. V., and Litvin, K. V. 1998. trace element concentrations in two subpopulations of lesser snow geese from Wrangel Island, Russia. *Arch Environ Contamin Toxicol.* 34(2): 197-203.
- No Dose** Hui, Clifford A. University of California Davis and Beyer, W. Nelson USGS Laurel MD. sediment ingestion of two sympatric shorebird species. *Sci Total Environ.* V224, N1-3, P227(7)
- FL** Hulliger, L., Pohler, O., and Straumann, F. 1967. [influence of some pure metals and alloys on the growth of rabbit fibrocytes in tissue culture]. <original> einfluss einiger reiner metalle und legierungen auf das wachstum von kaninchenfibrocyten in gewebe kulturen. *Zeitschrift Fur Die Gesamte Experimentelle Medizin Einschliesslich*
- Unrel** Humbert Willy(A) and Pevet Paul. 1996. electron probe x-ray microanalysis of the elemental composition of the pineal gland of young adults and aged rats. *Journal of Pineal Research* 20(1): 39-44.

- Abstract** Hunt, C. and Nielsen, F. H. 1979. the interaction between vanadium and chromium in the chick. *Federation Proceedings*. 38 (3 Part 1): 449.
- Nut def** Hunt, Curtiss D., Halas, Edward S., and Eberhardt, Marilou J. long-term effects of lactational zinc deficiency on bone mineral composition in rats fed a commercially modified luecke diet. *Biol. Trace Elem. Res. (1988)* 16(2): 97-113 .
- Prim** Hutcheson, D. P. 1975. safety of heavy metals as nutritional markers . 74-80.
- Mix** Hutcheson, D. P., Gray, D. H., Venugopal, B., and Luckey, T. D. 1975. studies of nutritional safety of some heavy metals in mice. *J. Nutr.* 105(6): 670-675.
- Bio Acc** Ikebe, Katsuhiko, Nishimune, Takahiro, and Sueki, Kenji. 1994. behavior of several elements in foods. vii. contents of 17 metal elements in food determined by inductively coupled plasma atomic emission spectrometry. meat and meat products. *Shokuhin Eiseigaku Zasshi* 35(3): 323-7.
- FL** Inouye, M. 1989. teratology of heavy metals: mercury and other contaminants. *Senten Ijo* 1989;29:333-44 29: 333-344.
- Surv** Japenga, J., Zschuppe, K. H., De Groot, A J., and Salomons, W. 1990. heavy metals and organic micropollutants in floodplains of the river waal (netherlands) a distributary of the river rhine, (netherlands), 1958-1981. *Neth J Agric Sci.* 38(3A): 381-397.
- HHE** Jelovsek, Frederick R., Mattison, Donald R., and Chen, James J. 1989. prediction of risk for human developmental toxicity: how important are animal studies for hazard identification? *Obstet. Gynecol. (N. Y.)* 74(4): 624-36 .
- Abstract** Jensen, L. S. and Maurice, D. V. 1978. effect of chromium and corn fermentation solubles on interior egg quality. *Poultry Science* 57(4): 1147.
- No Oral** Johansson, A. and Camner, P. 1986. adverse effects of metals on the alveolar part of the lung. *Scanning Electron Microsc.* 1986(2): 631-638.
- No Oral** Johansson, A., Lundborg, M., Hellstroem, P., Camner, P., Keyser, T. R., Kirton, S. E., and Natusch, D. F. S. 1980. effect of iron, cobalt, and chromium dust on rabbit alveolar macrophages: a comparison with the effects of nickel dust. *Environmental Research* 21(1): 165-176.
- CP** Johnson, P. T. J., Lunde, K. B., Ritchie, E. G., and Launer, A. E. 1999. the effect of trematode infection on amphibian limb development and survivorship. *Science.* 284(5415): 802.
- No Oral** Joshi, S. N. and Patil, H. S. 1997. chromium induced changes in the blood parameters of rana Cyanophlyctis. *Environ. Ecol.* 15(1): 145-147.
- Acu** Joshi, S. N. and Patil, H. S. 1991. comparative toxicity of three hexavalent chromium compounds to indian skipper frog rana cyanophlyctis . *Environ. Ecol.* 9(1): 256-259.
- Herp** Joshi, S. N. and Patil, H. S. 1992. effect of water temperature, ph and hardness on the toxicity of chromium trioxide to female frog , rana cyanophlyctis. *Proc Indian Natl Sci Acad Part B Biol Sci.* 58(6): 347-350.
- In Vit** Jung, C. A. and Kwun, H. S. 1973. morphological influence of some systemic toxic agents on entero chromaffin cells of mice. *J. Cathol. Med. Coll.* 24: 261-272.

- Mix** Kaalaas, John Atle, Ringsby, Thor Harald, and Lierhagen, Syverin. metals and selenium in wild animals from norwegian areas close to russian nickel smelters. *Environ. Monit. Assess. (1995)* Volume Date 1995, 36(3): 251-70.
- Unrel** Kaas, J. H. 1999. practice of science: seasoned suggestions for success. *Science*. 284(5423): 2097.
- Unrel** Kamo, S. L., Wasteneys, H., Gower, C. F., and Krogh, T. E. u-pb geochronology of labradorian and later events in the grenville province, eastern labrador. *Precambrian Res. (1996)* 80(3-4): 239-260.
- FL** Kang, M. H., Chung, K. H., Choi, W. J., and Kim, C. S. 1980. toxicity of chromium and its interaction with copper and silver in chicks. *Korean Journal of Animal Sciences*. 22 (4). 1980 (Recd. 1981). 314-322. 22(4): 314-322.
- In Vit** Kanti, A. and Smith, M. A. 1997. effects of heavy metals on chondrogenic differentiation of embryonic chick limb Cells. *In Vitro Toxicology*. 10(3): 329-338.
- FL** Kaplan, R., Polasek, L., Skarka, P., Strakova, J., Dvorak, M., and Benes, B. 1987. verifying the effectiveness of trivalent chromium in the fattening of chickens. *Biol. Chem. Zivocisne Vyroby - Vet.* 23(6): 565-74.
- Fate** Karimov, T. K., Kim, B. I., Kolesova, O. A., Bizhanov, Z. H. A., Khasenova, K. Kh., and Berdongarova, A. K. 1988. effect of retinol tocopherol ascorbic acid and special diet on vitamin metabolism in experimental chromium Intoxication. *Vopr Pitan.*(4): 48-51.
- No Oral** Kato, Takayasu, Sone, Iseki, Hattori, Akio, and Yoshikawa, Hiroshi. protective effect of iron against acute metal toxicity in mice. *Igaku to Seibutsugaku (1989)* 118(2): 89-91.
- CP** Keefer, Robert F., Singh, Rabindar N., Bennett, Orus L., and Horvath, Donald J. 1983. chemical composition of plants and soils from revegetated mine soils. *Univ. Ky. Off. Eng. Serv., [Bull.] UKY BU 133, Symp. Surf. Min. Hydrol. Sedimentol. Reclam.,* 155-61 .
- Org met** Kegley, E. B., Spears, J. W. a, and Eisemann, J. H. 1997. performance and glucose metabolism in calves fed a chromium-nicotinic acid complex or chromium chloride. *Journal of Dairy Science*. 80(8): 1744-1750.
- Rev** Kegley, E. B. a and Spears, J. W. 1999. chromium and cattle nutrition. *Journal of Trace Elements in Experimental Medicine*. 12(2): 141-147.
- Org met** Kegley, E. B. J. W. Spears and T. T. Brown Jr. 1997. effect of shipping and chromium supplementation on performance, immune response and disease resistance of steers. *Journal of Animal Science*. 75: 1956-1964.
- In Vit** Keith, R. L., Gandolfi, A. J., McIntyre, L. C. Jr., Ashbaugh, M. D., and Fernando, Q. analysis of heavy metal deposition in renal tissue by sectional mapping using paxe. *Nucl. Instrum. Methods Phys. Res. Sect. B (1999)*: 149(1,2), 167-176.
- Unrel** Kelley, Timothy R., Pancorbo, Oscar C., Merka, William C., Thompson, Sidney A., Cabrera, Miguel L., and Barnhart, Harold M. 1998. accumulation of elements in fractionated broiler litter during re-utilization. *J. Appl. Poult. Res.* 7(1): 27-34 .
- Unrel** Kennedy, B. W. and Beal, T. S. 1991. minerals leached into drinking water from rubber stoppers. *Lab Anim Sci.* 41(3): 233-6.

- Unrel** Keppeler, M. 1995. *Polyhedral Structure for Improving the Development of Living Systems, Including Seeds and Microorganisms and Small Invertebrates*
- Herp** Khangarot, B. S. and Ray, P. K. 1987. sensitivity of toad tadpoles, *bufo melanostictus* (schneider), to heavy Metals. *Bull. Environ. Contam. Toxicol.* 38(3): 523-527.
- Aquatic** Khangarot, B. S., Ray, P. K., and Chandra, H. *daphnia magna* as a model to assess heavy metal toxicity: comparative assessment with mouse system. *Acta Hydrochim. Hydrobiol.* (1987) 15(4): 427-32.
- Org met** Kim, J. D., Han, I. K. a, Chae, B. J., Lee, J. H., Park, J. H., and Yang, C. J. 1997. effects of dietary chromium picolinate on performance, egg quality, serum traits and mortality rate of brown layers. *Asian-Australasian Journal of Animal Sciences.* 10(1): 1-7 .
- Org met** Kim, S. W., Han, I. K. a, Choi, Y. J., Kim, Y. H., Shin, I. S., and Chae, B. J. 1995. effects of chromium picolinate on growth performance, carcass composition and serum traits of broilers fed dietary different levels of crude protein. *Asian-Australasian Journal of Animal Sciences.* 8(5): 463-470.
- Org met** Kim, S. W., Han, I. K. a, Shin, I. S., and Chae, B. J. 1995. effects of supplemental chromium picolinate on growth performance, carcass composition and serum traits of broilers fed diets varying in protein and lysine. *Asian-Australasian Journal of Animal Sciences.* 8(5): 455-462.
- Org met** Kim, Y. H., Han, I. K., Shin, I. S., Chae, B. J., and Kang, T. H. 1996. effect of dietary excessive chromium picolinate on growth performance, nutrient utilizability and serum traits in broiler chicks. *Asian-Australasian Journal of Animal Sciences.* 9(3): 349-354.
- Org met** Kim, Y. H., Han, I. K. a, Choi, Y. J., Shin, I. S., Chae, B. J., and Kang, T. H. 1996. effects of dietary levels of chromium picolinate on growth performance, carcass quality and serum traits in broiler chicks. *Asian-Australasian Journal of Animal Sciences.* 9(3): 341-347.
- Mix** King, L. D. effect of swine manure lagoon sludge and municipal sewage sludge on growth nitrogen recovery and heavy metal content of fescue grass *festuca-arundinacea*. *Journal of Environmental Quality.* 10 (4). 1981. 465-472.
- Surv** Klimowicz Zbigniew, Melke Jerzy, and Uziak Stanislaw. 1997. peat soils in the bellsund region, spitsbergen. *Polish Polar Research* 18(1): 25-39.
- Chem Meth** Klingenberg, Andreas and Seubert, Andreas. comparison of silica-based and polymer-based cation exchangers for the ion chromatographic separation of transition metals. *J. Chromatogr.* (1993) 640(1-2): 167-78.
- CP** Koerten, H. K., Van Blitterswijk Ca, Grote, J. J., and Daems, W. T. 1987-1988. accumulation of trace elements by macrophages during degradation of biomaterials. *De Putter*
- No Oral** Kogan, Y. U. L. 1976. effect of intervals between doses of potassium bi chromate on the state of the renal parenchyma and mortality in albino mice. *Bull. Exp. Bio. Med.* 81(5): 760-762.
- Surv** Kohiyama Masatake, Kanematsu Hiromu, and Niiya Isao. 1992. studies on the behavior of trace components in oils and fats during processing for edible use: iv. decrease of trace metals in oils and fats during deacidifying, bleaching and deodorizing. *Journal of the Japan Oil Chemists' Society* 41(12): 1180-1184.
- FL** Kokorev, V. A., Fedaev, A. N., Malyugin, S. V., and Gromova, E. V. 1998. biological basis for

chromium requirements of young bovine animals. *Sel'Skokhozyaistvennaya Biologiya*.(2): 78-84.

- Bio Acc** Kolczak, T. 1988. the content of heavy metals in the bone decoction of hens from a polluted District. *Med Weter* 44(5): 303-304.
- Nut def** Konishi, Y., Saito, N., and Kinebuchi, H. 1992. effect of calcium deficiency on changes of various trace elements in serum and tibia in the rats treated with long term aluminum administration. *Biomed. Res. Trace Elem* 3(2): 251-2 .
- Mix** Korolev, A. 1987. a feed additive (for chickens). *Ptitsevodstvo* (9): 30-31.
- FL** Krasovskii, G. N., Bonashevskaya, T. I., Lamentova, T. G., Ivanov, Y. U. V., and Belyaeva, N. N. 1984. comparative evaluation of the sensitivity of various morphological methods for the study of the gonadotoxic effect of heavy metals. *Gig Sanit.*(5): 46-48.
- No Oral** Krasovskii, G. N., Yurasova, O. I., Charyev, O. G., and et, a. I. 1977. (prediction of gonadotoxic action of heavy metals from the primary effect of material accumulations). *Gigiena I Sanitariya*. 7: 11-16.
- Unrel** Kriebel, R. M., Angel, A., and Parsons, R. L. 1991. biogenic amine localization in cardiac ganglion intrinsic neurons electron microscopic histochemistry of sif cells. *Brain Res Bull*. 27(2): 175-180.
- No Oral** Krusic, L. I., Haready, M. S., Schramel, P., and Dolinar, J. urine and hair analysis as potential indicators of some macroelements and microelements in performing horses. *ACTA VET (BELGR)*. *Acta Veterinaria (Belgrade)*. 40 (2-3). 1990. 65-76.
- FL** Kucherova, F. N. and Chorayan, O. G. 1983. comparative informational characteristics of the microbiogenetic composition of reproductive cells in various animals. *Izv. Sev.-Kavk. Nauchn. Tsentra Vyssh. Shk. Estestv. Nauki* (4): 79-80 .
- FL** Kudlac, E. and Simonik, I. 1990. toxic elements in cow genital organs and their relation to Fertility. *Dtw (Dtsch Tieraerztl Wochenschr)*. 97(10): 396-398.
- No Data** Kumar, A. and Rana, S. V. 1984. enzymological effects of hexavalent chromium in the rat kidney. *Int. J. Tissue React*. 6(2): 135-139.
- No Data** Kumar, A., Rana, S. V. S., and Prakash, R. 1985. dysenzymia induced by hexavalent chromium in rat liver. *Int. J. Tissue React*. 7(4): 333-338.
- No Oral** Kurita, Shinya. the influence of metals on bone induction. *Aichi Gakuin Daigaku Shigakkaishi (1992)* 30(1): 171-94 .
- In Vit** Kurz, Erhard and Goslar, Hans G. 1974. histochemical behavior of the unspecific esterases in the liver and kidney opposite some inorganic and organic compounds. enzyme toxicology. *Acta Histochem. (1974)* 48(1): 82-101 .
- FL** Laborda, R., Diaz-Mayans, J., and Nunez, A. 1987. [hepatic and renal changes in albino rats caused by the administration of chromium (vi) in drinking water]. *Rev Esp Fisiol*. 43(3): 275-9.
- Surv** LaDelfe, C. M. 1981. *Detailed Geochemical Survey Data Release for the San Andres-Oscura Mountains Special Study Area, New Mexico*. GJBX-215-81; LA-8016-MS

- Herp** Lance, V., Joanen, T., McNease, L., and Baudo, R. 1983. selenium, vitamin e, and trace elements in the plasma of wild and farm-reared alligators during the reproductive cycle. *Can. J. Zool.* 61(8): 1744-51.
- Alt** Last, J. A., Raabe, O. G., Moore, P. F., and Tarkington, B. K. 1979. chromate inhibition of metabolism by rat tracheal explants. ii. in vivo exposures. *Toxicol Appl Pharmacol.* 47(2): 313-22.
- Mix** Lauer, W. C. , Wolfe, G. W., and Condie, L. W. 1994. health effect studies on recycled drinking water from secondary wastewater. *Toxicology of Chemical Mixtures: Case Studies, Mechanisms, and Novel Approaches.* ISBN 0-12-768350-X. 63-81.
- FL** Lebedeva, N. V. 1996. population ecotoxicology of birds. *Doklady Akademii Nauk.* 351(3): 425-429.
- FL** Lee, B. J. 1971. studies on the effects of cadmium on the rat's teeth and on the compensating effects of Chromium. *Yonsei J Med Sci.* 4(2): 255-264.
- Rev** Lee, J., Masters, D. G., White, C. L., Grace, N. D., and Judson, G. J. 1999. current issues in trace element nutrition of grazing livestock in australia and new zealand. *Australian Journal of Agricultural Research* 50(8): 1341-1364.
- Mix** Leonard, A., Deknudt, Gh., and Debackere, M. 1974. cytogenetic investigations on leucocytes of cattle intoxicated with heavy metals. *Toxicology* 2(No.3): 269-273.
- Drug** Lewin, J., Lindgren, J. U., and Wahlberg, J. E. 1987. apparent absence of local response to bone screws in guinea pigs with contact sensitivity. *Journal of Orthopaedic Research* 5(4): 604-8.
- Drug** Li, N., Gao, Z., and Yang, L. 1995. vitamin c on toxicity of hexavalent chromium in rats. *Zhongguo Gonggong Weisheng Xuebao.* 14(1): 20-2.
- Alt** Li, Yi Ching. 1987. chromium and vanadium effects on glucose and lipid metabolism of guinea pigs and obese and diabetic mice. *Avail.: Univ. Microfilms Int. Order No. DA8806010 From: Diss. Abstr. Int. B 1988, 49. 3. 697. 134 pp.*
- Org met** Liarn, T. F., Chen, S. Y., Horng, Y. M., and Hu, C. Y. 1993. the effects of adding chromium picolinate on the growth performance, serum traits, liver atp-citrate lyase, fructose-1,6-diphosphatase activities and carcass characteristics of broilers. *Taiwan Journal of Veterinary Medicine and Animal Husbandry.*(62): 1-10.
- Org met** Lien, T. F., Horng, Y. M., and Yang, K. H. 1999. performance, serum characteristics, carcass traits and lipid metabolism of broilers as affected by supplement of chromium picolinate. *British Poultry Science* 40(3): 357-63 .
- Unrel** Lillie, R. D., Bergeaux, G., and Henderson, R. 1967 . hot chromation oxyphilia. *Histochemie.* 11(4): 332-49.
- Herp** Lillywhite, H. B., Smits, A. W., and Feder, M. E. 1988. body fluid volumes in the aquatic snake *Acrochordus-granulatus*. *J Herpetol.* 22(4): 434-438.
- Rev** Lindemann, M. D. 1996. supplemental chromium may provide benefits, but costs must be weighed. *Feedstuffs.* 68(53): 14-17.



- Rev** Lindemann, M. D. a. 1999. chromium and swine nutrition. *Journal of Trace Elements in Experimental Medicine*. 12(2): 149-161.
- CP** Linder, G., Bollman, M., Callahan, C., Gillete, C., Nebeker, A., and Wilborn, D. 1998. bioaccumulation and food-chain analysis for evaluating ecological risks in terrestrial and wetland habitats: availability-transfer factors(atfs) in 'soil right arrow soil macroinvertebrate right arrow amphibian ' food chains. *Superfund Risk Assessment in Soil Contamination Studies: Third volume. Papers Presented at the Symposium on Superfund Risk Assessment, Held at San Diego, California, USA on 11-16 January 1998.* 51-65.
- Rev** Linder, G., Bollman, M., Callahan, C., Gillete, C., Nebeker, A., Wilborn, D., and <Editors>. 1998. bioaccumulation and food-chain analysis for evaluating ecological risks in terrestrial and wetland habitats: availability-transfer factors(atfs) in 'soil soil macroinvertebrate amphibian' food chains. *Superfund Risk Assessment in Soil Contamination Studies: Third Volume. Papers Presented at the Symposium on Superfund Risk Assessment, Held at San Diego, California, USA on 11-16 January 1998.* 51-65.
- Species** Lineres, M., Fayolle, L., Tausin, J., and Juste, C. accumulation of heavy metals in eisenia-foetida-andrei oligochaeta lumbricidae grown in Garbage. *Agronomie (Paris)*. 5 (9). 1985. 779-784.
- Bio Acc** Llacuna, S., Gorriz, A., Sanpera, C., and Nadal, J. 1995. metal accumulation in three species of passerine birds (emberiza cia, parus major, and turdus merula) subjected to air pollution from a coal-fired power plant. *Arch Environ Contamin Toxicol* . 28(3): 298-303.
- Meth** Lopez, C. E., Castro, J. M., Gonzalez, V., Perez, J., Seco, H. M., and Fernandez, J. M. determination of metal ions in algal solution samples by capillary electrophoresis. *J. Chromatogr. Sci. (1998)* 36(7): 352-356.
- Drug** Lukac, Maja and Aegerter, Rita. influence of trace metals on growth and toxin production of microcystis aeruginosa. *Toxicol (1993)* 31(3): 293-305.
- BioAcc** MacKenzie, R. D., Byerrum, R. U., Decker, C. F., Hoppert, C. A., and Langham, R. F. 1958. chronic toxicity studies. ii. hexavalent and trivalent chromium administered in drinking water to rats. *Am. Med. Assoc. Arch. Ind. Health*. 18: 232-234.
- FL** Makashev, K. K., Rafikova, V. G., and Bigaliev, A. B. 1976. comparative study of the effect of chromium iii and chromium vi compounds on the liver glycogen level in guinea pigs under normal conditions and during vitamin c deficiency. *Zdravookhr. Kaz.*(11): 84.
- Fate** Malinowska, A. 1986. the level of manganese chromium and lead in chosen internal organs of sows and their fetuses during pregnancy. *Med Weter*. 42(7): 399-402.
- Rev** Malins, D. C. 1979. *Environmental Assessment of the Alaskan Continental Shelf. Volume 5. Biological Studies: Assessment of Available Literature on Effects of Oil Pollution on Biota in Arctic and Subarctic Waters.* <NOTE> Final Rept. 1 Jul 75-30 Sep 76
- IMM** Mallard, B. A. a, Borgs, P., Ireland, M. J., McBride, B. W., Brown, B. D., and Irwin, J. A. 1999. immunomodulatory effects of chromium (iii) in ruminants: a review of potential health benefits and effects on production and milk quality. *Journal of Trace Elements in Experimental Medicine*. 12(2): 131-140.
- No Dose** Malzahn, E. 1983. post natal changes in trace elements and in oxidation reduction activity in laboratory bank voles clethrionomys-glareolus. *Acta Theriol*. 28(1-8): 33-54.

- Bio Acc** Malzahn, E. 1981. trace elements and their significance in the post natal development of seasonal generations of the bank vole *Clethrionomys glareolus*. *Acta Theriol.* 26(8-15): 231-256.
- No Oral** Markovich, Daniel a and Knight, David. 1998. renal Na-Si cotransporter NaSi is inhibited by heavy metals. *American Journal of Physiology.* 274(2 Part 2): F283-F289.
- FL** Maruyama, Y. 1983. the effect on mice of long-term oral administration of trivalent and hexavalent chromium. *Acta Scholae Medicinalis Universitatis in Gifu.* 31(1): 25-46.
- HHE** Mascolo, N., Summa, V., and Tateo, F. 1999. characterization of toxic elements in clays for human healing use. *Appl. Clay Sci.* 15(5-6): 491-500 .
- No Oral** Mason, R. W. and Edwards, I. R. 1989. acute toxicity of combinations of sodium dichromate, sodium arsenate and copper sulfate in the rat. *Comp. Biochem. Physiol. C: Comp. Pharmacol. Toxicol.* 93C(1): 121-5 .
- No Oral** Mason, R. W., Edwards, I. R., and Fisher, L. C. 1987. fetotoxicity and teratogenicity of sodium dichromate sodium arsenate and copper sulfate in Rats. *Proc Univ Otago Med Sch.* 65(3): 59-60.
- No Oral** Mason, R. W., Edwards, I. R., and Fisher, L. C. 1989. teratogenicity of combinations of sodium dichromate sodium arsenate and copper sulfate in the rat. *Comp Biochem Physiol C Comp Pharmacol Toxicol.* 93(2): 407-412.
- CP** Matarazzo, W. J., Carbone, M. T., and Gray, I. 1979. murine lymphocyte activation by cadmium ii lead ii or chromium ii in drinking Water. *13th Annual Conference, Columbia, Mo., Usa, June 4-7, 1979. Proc Univ Mo Annu Conf Trace Subst Environ Health.* 13: 382-388.
- Diss** Matheson, J. M. 1997. *Immune Mechanisms in Metal-Induced Nephrotoxicity (Cadmium, Chromium, Kidney, Autoimmune)*
- No Oral** Mathur, A. K., Chandra, S. V., and Tandon, S. K. 1977. comparative toxicity of trivalent and hexavalent chromium to rabbits. ii. morphological changes in some organs. *Toxicology.* 8(1): 53-61.
- No COC** Matsuda, Y., Yonezawa, M., and Nishiyama, F. PIXE analysis of the serum of mice acquired radio-resistibility by low dose x-rays. *Int. J. PIXE (1997) Volume Date 1996, 6(1 & 2):* 291-298.
- FL** Matsumoto, N., Iijima, S., and Katsunuma, H. 1975. fetal body burden of chemicals and its effect on fetal Growth. *Congen Anom.* 15: 245-246.
- No Oral** Matsumoto, N., Iijima, S., and Katsunuma, H. 1976. placental transfer of chromic chloride and its teratogenic potential in embryonic mice. *J. Toxicol. Sci.* 1: 1-13.
- Org met** Matthews, J. O. L. L. Sourthern J. M. Fernandex J. E. Pontif T. D. Bidner and R. L. Odgaard. 2001. effect of chromium picolinate and chromium propionate on glucose and insulin kinetics of growing barrows and on growth and carcass traits of growing-finishing barrows. *Journal of Animal Science.* 79: 2172-2178.
- Nut def** Maurice, D. V., Jensen, L. S., and Tojo, H. 1979. comparison of fish meal and soybean meal in the prevention of fatty liver-hemorrhagic syndrome in caged layers. *Poultry Science* 58(4): 864-870.

- Diss** Mayer, J. 1971. chromium in medicine. *Postgrad Med.* 49(1): 235-6.
- No Oral** McGee, Beth L., Fisher, Daniel J., Yonkos, Lance T., Ziegler, Gregory P., and Turley, Steve. assessment of sediment contamination, acute toxicity, and population viability of the estuarine amphipod *leptocheirus plumulosus* in baltimore harbor, maryland, usa. *Environ. Toxicol. Chem.* (1999) 18(10): 2151-2160.
- Surv** Medrea, N., Avram, N., Serdaru, M., and Mehedintu, C. 1996. heavy metals pollution effects on reproductive parameters of cattle in the industrial area copsa mica (romania). *Studies and Researches in Veterinary Medicine.* 4: 67-72.
- FL** Medrea, N., Avram, N., Serdaru, M., and Mehedintu, C. 1996. studies on the effects of some heavy metal pollutants (lead, cadmium, zinc, molybdenum, iron, chromium) on reproductive functions of cattle. *Revista Romana De Medicina Veterinara.* 6(2): 135-144.
- FL** Merkur'eva, R. V., Krasovskii, G. N., Litvinov, N. N., Dolinskaya, S. I., Koganova, Z. I., and Gabdullina, M. Kh. 1984. comparative description of the change in the functional state of microsomal enzyme system exposed to the biological effect of chromium and chloroprene. *GIG Sanit.*(5): 10-11.
- FL** Merkur'eva, R. V., Krasovskii, G. N., Votyakov, A. V., Burmantova, N. P., Mukhambetova, L. Kh., and Konstantinova, I. N. 1980. enzymic disorganization of various subcellular structures under the effect of general toxicity and gonadotoxicity of chemical environmental factors. *Zdravookhr Beloruss.*(2): 28-29.
- FL** Mertin, D., Hanusova, E., Suvegova, K., and Stepanok, V. 1995. concentration of some trace elements in the fur of greenland nutria during ontogenesis. *Scientifur* 19(4): 277-280.
- Rev** Mertz, W. 1975. effects and metabolism of glucose tolerance factor. *Nutr. Rev.* 33: 129.
- Nut def** Mertz, W. 1970. some aspects of nutritional trace element research. *Fed. Proc.* 29(4): 1482-1488.
- Nut def** Mertz, W. and Roginski, E. E. 1969. effects of chromium 3e supplementation on growth and survival under stress in rats fed low protein diets. *J Nutr.* 97(4): 531-6.
- Abstract** Mertz, W and Roginski, EE. 1975. some biological properties of chromium (cr)-nicotinic acid (na) complexes. *Fed. Proc.* 34: 922 (Abstract).
- FL** Michel, R., Hofmann, J., Holm, R., and Zilkens, J. penetration of corrosion products of stainless steel implants into surrounding tissue. *Zeitschrift Fuer Orthopaedie Und Ihre Grenzgebiete.* 118 (5). 1980 (Recd. 1981). 793-803.
- Aquatic** Mills Edward L, Roseman Edward F, Rutzke Michael, Gutenmann Walter H, and Lisk Donald J(A). 1993. contaminant and nutrient element levels in soft tissues of zebra and quagga mussels from waters of southern lake ontario. *Chemosphere* 27(8): 1465-1473.
- In Vit** Misra, M., Alcedo, J. A., and Wetterhahn, K. E. 1994. two pathways for chromium(vi)-induced dna damage in 14 day chick embryos: cr-dna binding in liver and 8-oxo-2'-deoxyguanosine in red blood cells. *Carcinogenesis.* 15(12): 2911-2917.
- No Dose** Moersen, T. J. and Borgman, R. F. 1984. relation of dietary carbohydrates to lipid metabolism and the status of zinc and chromium in Rabbits. *Am J Vet Res.* 45(6): 1238-1241.

- No Dose** Monies, R. J. 1997. arsenic poisoning in a dairy heifer following contamination of a redundant industrial site with a wood tanning (preserving) compound (copper sulfate, potassium dichromate, and arsenic pentoxide). *Cattle Practice* 5(4): 307-312.
- Alt** Mooney, K. W. and Cromwell, G. L. a. 1999. efficacy of chromium picolinate on performance and tissue accretion in pigs with different lean gain potential. *Journal of Animal Science*. 77(5): 1188-1198.
- Alt** Moonsie-Shageer, S. and Mowat, D. N. a. 1993. effect of level of supplemental chromium on performance, serum constituents, and immune status of stressed feeder calves. *Journal of Animal Science*. 71(1): 232-238.
- Bio Acc** Mora, M. A. 1996. organochlorines and trace elements in four colonial waterbird species nesting in the lower laguna madre, texas. *Arch. Environ Contam Toxicol*. 31(4): 533-537.
- Bio Acc** Mora, M. A. and Anderson, D. W. 1995. selenium, boron, and heavy metals in birds from the mexicali valley Baja California Mexico. *Bul Environ Contamin Toxicol*. 54(2): p198-206.
- Surv** Mora, M. A., Lee, M. C., Jenny, J. P., Schultz, T. W., Sericano, J. L., and Clum, N. J. 1997. potential effects of environmental contaminants on recovery of the aplomado falcon in south texas. *J Wildl Manag*. 61(4): 1288-1296.
- FL** Morozova, V. V. and Veklenko, V. P. 1967. the neuro histological and some histochemical changes in the wall of the aorta in chromium poisoning. *Uch Zap Anat Gistol Embriol Respub Srednei Azii Kaz*. 3(1): 77-78.
- Org met** Motozono, Y., Hatano, K., Sugawara, N., and Ishibashi, T. 1998. effects of dietary chromium picolinate and yeast chromium on the growth and carcass fat of broilers. *Animal Science and Technology*. 69(3): 247-252.
- Org met** Motozono, Y., Hatano, K., Sugawara, N., and Ishibashi, T. a. 1998. effects of dietary chromium picolinate on growth, carcass quality and serum lipids of female broilers. *Animal Science and Technology*. 69(7): 659-665.
- Acute** Mukherjee Paramita, Poddar Sandeep, Talukder Geeta, and Sharma Archana(A). 1999. protection by black tea extract against chromosome damage induced by two heavy metals in mice. *Pharmaceutical Biology* 37(3): 243-247.
- No Oral** Mukubo, Kiyomi. experimental lung tumor from chemical carcinogens and inorganic substances. iii. histopathological studies on lung tumor in rats induced by pertracheal vinyl tube infusion of 20-methylcholanthrene combined with chromium and nickel powder. *Nara Igaku Zasshi (1978)* 29(1): 321-40.
- FL** Mullor, J. B., Vigil, J., Bielsa, L. B. de, Imaz, F., and Prat, J. C. 1970. differential biological action of trivalent and hexavalent chromium. *Revista De La Facultad De Ingenieria Quimica, Universidad Nacional Del Litoral*. 39: 73-94.
- Unrel** Murillo, J. M., Cabrera, F., and Lopez, R. 1997. response of clover trifolium fragiferum l. cv. 'salina' to a heavy urban compost application. *Compost Science & Utilization* 5(4): 15-25.
- Organic** Myers, M. J. a, Farrell, D. E., Evock-Clover, C. M., Cope, C. V., Henderson, M., and Steele, N. C. 1995. effect of recombinant growth hormone and chromium picolinate on cytokine production and growth performance in swine. *Pathobiology*. 63(5): 283-287.

- Unrel** Nakada, Setsuya, Bacon, Charles R., and Gartner, Anne E. origin of phenocrysts and compositional diversity in pre-mazama rhyodacite lavas, crater lake, oregon. *J. Petrol.* (1994) 35(1): 127-62.
- CP** Nanzheng, C., Anderson, R. A., Bryden, N. A., Polansky, M. M., and Mertz, W. 1991. chromium interaction with nucleic acids in rat liver. *Trace Elem. Man Anim. 7: Monogr., Proc., Round Tables Discuss. Int. Symp., 7th*, 3-8.
- Rev** NAS, Subcommittee on Mineral Toxicity Committee on Animal Nutrition. 1980.: 588.
- Dup** National Research Council. 1997.: x + 80 pp.
- Model** Nelson Y.M., Thampy R.J., Motelin G.K., Raini J.A., DiSante C.J., and Lion L.W.\*. 1998. model for trace metal exposure in filter-feeding flamingos at alkaline rift valley lake, kenya. *Environmental Toxicology and Chemistry* 17(11): pp. 2302-2309.
- In Vit** Ng, T. B. and Liu, W. K. 1990. toxic effect of heavy metals on cells isolated from the rat adrenal and testis. *In Vitro Cellular & Developmental Biology* 26(1): 24-8.
- Nut Def** Nielsen, F. H. 1990. new essential trace elements for the life sciences. *Biol Trace Elem Res.* 26-27: 599-611.
- Rev** Nielsen, Forrest H., Hunt, Curtiss D., and Uthus, Eric O. interactions between essential trace and ultratrace elements. *Ann. N. Y. Acad. Sci. (1980)* 355(Micronutr. Interact.: Vitam., Miner., Hazard. Elem.): 152-64
- HHE** Nishino, Y. Shimane Univ. Matsue Japan Faculty of Agriculture, Bairinji, M., Tanikawa, M., Takahashi, A., Nakao, T., and Tanaka, C. 1992. effect of wood treated with wood preservatives on living body. *Bulletin of the Faculty of Agriculture - Shimane University. (No.26) P. 91-95*
- HHE** Nomiyama, K. and Nomiyama, H. 1986. modified trace element metabolism in cadmium-induced renal Dysfunctions. *Acta Pharmacol Toxicol.* 59(7): 427-430.
- No Oral** Nomiyama, Kazuo, Nomiyama, Hiroko, Kikuchi, Toru, and Yotoriyama, Mamoru. tissue metal shifts by a single exposure to metals in Rats. *J. Uoeh (1987)* 9(Suppl.): 95-110.
- Prim** Nomiyama, Kazuo, Nomiyama, Hiroko, Nomura, Yasuo, and Tsukiji, Haruhisa. 1985. health effects of potassium dichromate in drinking water in monkeys. *Heavy Met. Environ. Int. Conf., 5th* : Volume 2, 125-7. Editor(s): Lekkas, Themistokles D. Publisher: CEP Consult., Edinburgh, UK.
- FL** Novakova, S., Nikolchev, G., Mautner, G., Angelieva, R., and Dinoeva, S. 1983. [effect of several microelements contained in drinking water on the development of atherosclerosis]. <original> prouchvane vliianieto na niakoi mikroelementi, sudurzhshhti se v piteinito vodi, vurkhu razvitiето na aterosklerozata. *Problemi Na Khigienata* 8: 121-31.
- FL** Novakova, S. D. and Angelieva, R. S. 1980. changes in some trace elements in the blood and organs of animals with experimental atherosclerosis. *Gigiena i Sanitariya* (7): 64-65.
- FL** Novikov, G. V. and Zakirnichnaia, G. A. 1970. [level of protein-bound iodine of the blood serum in animals maintained on natural and synthetic diets]. <original> uroven' belkovosviazannogo ioda syvorotki krovi zhivotnykh pri sodержanii ikh na estestvennom i sinteticheskom ratsionakh. *Voprosy Pitaniia* 29(1): 39-42.

- Unrel** Odekerken, Jules M. a comparative study of some modern bright nickel-chromium systems. *Electroplat. Met. Finish.* (1967) 20(5): 142-50
- No COC** Ohchi, H. , Gunshin, H., Katayama, T., and Kato, N. effect of dietary polychlorinated biphenyls on the metabolism of eight trace elements iron zinc copper manganese molybdenum chromium nickel and cobalt in rats. *Nutr Rep Int.* 33 (1). 1986. 157-162.
- No Oral** Ohchi, Hidehito, Gunshin, Hiromi, and Katayama, Tetsuyuki. effect of dietary pcb on the metabolism of eight trace elements (iron, zinc, copper, manganese, molybdenum, chromium, nickel and cobalt) in rats. *Nutr. Rep. Int.* (1986) 33(1): 157-62.
- Surv** Ohlendorf, Harry M., Hothem, Roger L., Aldrich, Thomas W., and Krynitsky, Alexander J. 1987. selenium contamination of the grasslands, a major california waterfowl area. *Sci. Total Environ.* 66, 169-83.
- Nut def** Ohmori, S. and Takagi, Y. 1991. elemental concentrations in hair of protein malnourished rats and zinc deficient rats. *Biomed. Res. Trace Elem.* 2(2): 203-4 .
- Diss** Oladut, Wole Kola. 1986. chromium, vanadium and ascorbate effects on lipids, cortisol, glucose and tissue ascorbate of guinea pigs. *Avail.: Univ. Microfilms Int. Order No. DA8627662*  
*From: Diss. Abstr. Int. B 1987, 47. 8. 3301. 132 pp.*
- Mix** Olson, P. A. D. R. Brink D. T. Hickok M. P. Carlson N. R. Schneider G. H. Deutscher D. C. Adams D. J. Colburn and A. R. Johnson. 1999. effects of supplementation of organic and inorganic combinations of copper, cobalt, manganese and zinc above nutrient requirement levels on postpartum two-year-old cows. *Journal of Animal Science.* 77: 522-532.
- Bio Acc** Ono, Hiroko, Wada, Osamu, and Ono, Tetsu. distribution of trace metals in nuclei and nucleoli of normal and regenerating rat liver with special reference to the different behavior of nickel and chromium. *J. Toxicol. Environ. Health* (1981) 8(5-6): 947-57.
- Bio Acc** Osowski, S. L., Brewer, L. W., Baker, O. E., and Cobb, G. P. 1995. the decline of mink in Georgia, North Carolina, and South Carolina: the role of contaminants. *Arch Environ Contam Toxicol.* 29(3): 418-23.
- FL** Ostos, M. V., Caballero, J. L., Carmona, R., and Abadia Fenoll, F. 1984. [analysis of various structures of the central nervous system revealed by the "en bloque" procedure of the tartrate-chrome-silver impregnation technic]. <original> analisis de diversas estructuras del s. n. c puestas de manifiesto por el proceder "en bloque" de la tecnica tartrato-cromo- impregnacion argentic. *Trabajos Del Instituto Cajal* 75(1-4): 73-9.
- Rev** Outridge, P. M. and Scheuhammer, A. M. 1993. bioaccumulation and toxicology of chromium: implications for wildlife. *Rev. Environ. Contam. Toxicol.* 130: 31-77.
- Org met** Page, T. G., Southern, L. L. a, Ward, T. L., and Thompson, D. L. Jr. 1993 . effect of chromium picolinate on growth and serum and carcass traits of growing-finishing pigs. *Journal of Animal Science.* 71(3): 656-662.
- Bio Acc** Pankakoski, E., Hyvarinen, H., Jalkanen, M., and Koivisto, I. 1993. accumulation of heavy metals in the mole in finland. *Environ Pollut.* 80(1): 9-16.
- Surv** Pankakoski, E., Koivisto, I., Hyvarinen, H., and Terhivuo, J. 1994. shrews as indicators of heavy metal pollution. *Advances in the Biology of Shrews.*(18): 137-149.

- Unrel** Pankakoski Erkki(A), Hyvarinen Heikki, Jalkanen Marita(A), and Koivisto Ilkka. 1993. accumulation of heavy metals in the mole in finland. *Environmental Pollution* 80(1): 9-16.
- Bio Acc** Pankakoski Erkki(A), Koivisto Ilkka, Hyvarinen Heikki, and Terhivuo Juhani. 1994. shrews as indicators of heavy metal pollution. *Carnegie Museum of Natural History Special Publication* 0(18): 137-149.
- Acu** Paramita Mukherjee, Sandeep Poddar, Geeta Talukder, and Archana Sharma. 1999. protection by black tea extract against chromosome damage induced by two heavy metals in mice. *Pharmaceutical Biology* 37(3): 243-247.
- CP** Pastorelli, G., Salvatori, G., Oriani, G., Pizzuti, G., Pantaleo, L., and Corino, C. 1997. use of organic chromium in feeding pigs. effect on carcass characteristics and on blood parameters. *Atti Della Associazione Scientifica Di Produzione Animale, Pisa, Italy, June 23-26, 1997.* (12): 299-300.
- CP** Paton, N. D. a, Cantor, A. H. a, Ford, M. J. a, Slaugh, B. T., Rizvi, A. F., and Karnezos, T. P. 1998. effect of providing organic selenium and chromium as yeast in laying hen diets on nutrient composition of eggs. *Eighty-Seventh Annual Meeting of the Poultry Science Association, Inc. Poultry Science.* 77(Suppl. 1): 11.
- Unrel** Patriquin David G, Blaikie Holly, Patriquin Maria J, and Yang Chengzhi. 1993. on-farm measurements of ph, electrical conductivity and nitrate in soil extracts for monitoring coupling and decoupling of nutrient cycles. *Biological Agriculture & Horticulture* 9(3): 231-272.
- FL** Paulicks, B. R. Technische Univ. Muenchen Freising Germany Inst. fuer Ernaehrungsphysiologie. 1991. [trace element concentrations in milk and blood of lactating cows affected by bovine growth hormone]. <original> spurenelementgehalte in milch und blutserum von laktierenden kuehen unter dem einfluss von bovinem wachstumshormon. *Journal of Animal Physiology and Animal Nutrition.* V. 66(3-4) P. 166-167
- FL** Paulicks, B. R. Technische Univ. Muenchen Freising Germany Inst. fuer Ernaehrungsphysiologie and Kirchgessner, M. 1991. the influence of recombinant bovine growth hormone on the concentrations of various trace elements in milk and blood of dairy cows. <original> zum einfluss von rekombinantem bovinem wachstumshormon (rbgh) auf die spurenelementgehalte in milch und blut von laktierenden kuehen. *Journal of Animal Physiology and Animal Nutrition.* V. 66(2) P. 89-93
- Rev** Pawlisz, A. V., Kent, R. A., Schneider, U. A., and Jefferson, C. 1997. canadian water quality guidelines for chromium. *Environ. Tox. Water Quality.* 12(2): 123-183.
- Bio Acc** Peles, J. D. and Barrett, G. W. 1997. assessment of metal uptake and genetic damage in small mammals. *Bull Environ Contam Toxicol.* 59(2): 279(6).
- Surv** Peles, J. D. Savannah River Ecology Laboratory Aiken SC and Barrett, G. W. University of Georgia Athens. assessment of metal uptake and genetic damage in small mammals. *Bull Environ Contam Toxicol.* V59, N2, P279(6)
- In Vit** Pfeifer, F. and Schacht, S. development and validation of genotoxicological and ecotoxicological tests for evaluating soil retention. *Forschungsverbund: Biol. Verfahren Bodensanierung (1998):* A76-A85 Publisher: Umweltbundesamt, Berlin, Germany..
- Org met** Piao, X. S., Han, I. K., Kim, J. H., Bae, S. H., Kim, Y. H., and Liang, C. 1997. effects of metabolic active substances addition to diets with different protein level on the amount of

excretion of n and p and performances of broiler chicks. *Korean Journal of Animal Nutrition & Feedstuffs*. 21(5): 407-418.

- No Dose** Pollard, G. V. C. R. Richardson T. P. Karnezos. 2002. *Effects of Supplemental Organic Chromium on Growth, Feed Efficiency and Carcass Characteristics of Feedlot Steers Animal Feed Science and Technology*. 98: 121-128.
- Fate** Popov, V. V. 1969. [effect of manganese and chromium on hemopoiesis and biological oxidation]. *Vopr Pitan*. 28(2): 24-7.
- Fate** Preston, A. M., Dowdy, R. P., Preston, M. A., and Freeman, J. N. 1976. effect of dietary chromium on glucose tolerance and serum cholesterol in guinea pigs. *J Nutr*. 106(10): 1391-7.
- No COC** Preuss, Harry G., Jarrell, S. Taylor, Scheckenbach, Rich, Lieberman, Shari, and Anderson, Richard A. 1998. comparative effects of chromium, vanadium and gymnema sylvestre on sugar-induced blood pressure elevations in shr. *J. Am. Coll. Nutr. (1998)* 17(2): 116-123 .
- Plant** Qian, Jin-Hong, Zayed, Adel, Zhu, Yong-Liang, Yu, Mei, and Terry, Norman. phytoaccumulation of trace elements by wetland plants: iii. uptake and accumulation of ten trace elements by twelve plant species. *J. Environ. Qual. (1999)* 28(5): 1448-1455
- FL** Raben, A. S. and Anton'ev, A. A. mechanism of skin-sensitizing effect of chromium and nickel compounds. *Vestn. Dermatol. Venerol. (1966)* 40(12): 19-23.
- Phys** Rajagopal, S. a and Patil, N. V. 1996. nutritive value of diet containing sodium chromate treated rice bran. *Indian Journal of Animal Nutrition*. 13(3): 170-173.
- Phys** Rana, S. V. S., Prakash, R., Kumar, A., and Sharma, C. B. 1985. a study of glycogen in the liver of metal-fed rats. *Toxicol Lett* . 29(1): 1-4.
- Mix** Rao, Ghanta N. and Knapka, Joseph J. contaminant and nutrient concentrations of natural ingredient rat and mouse diet used in chemical toxicology studies. *Fundam. Appl. Toxicol. (1987)* 9(2): 329-38.
- No Oral** Ratnasooriya, W. D. and Balasuriya, R. 1992. antigestational effects of hexavalent chromium in the rat. *Med. Sci. Res*. 20(10): 383-384.
- No Oral** Ratnasooriya, W. D. and Balasuriya, R. 1992. effects of trivalent chromium on gestation in rat. *Med. Sci. Res*. 20(13): 475-476.
- No Oral** Ratnasooriya, W. D. and Balasuriya, R. 1992. effects on reproduction in male rats following short-term exposure to hexavalent chromium. *Med. Sci. Res*. 20(3): 111-113.
- No Dose** Rattner, B. A. and Jehl, J. R. Jr. 1997. dramatic fluctuations in liver mass and metal content of eared grebes (*Podiceps nigricollis*) during autumnal migration. *Bull Environ Contam Toxicol*. 59(3): 337-43.
- Unrel** Reeves, P. G. and <Editors> Beck, M. A. et al. 1997. components of the ain-93 diets as improvements in the ain-76a diet. *Journal of Nutrition* 127(5SUPPL): 838S-841S.
- No Oral** Reichertova, E., Micek, J., Panakova, E., Koncekova, Z., and Cizmar, J. 1981. effect of dust from magnesite works on avian Embryo. *Folia Morphol(prague)* 29:280-283 29(280-283)
- Surv** Reichrtova, E., Takac, E., Kranerova, J., Vencko, B., Sulicova, L., and Holusa, R. biomonitoring



of environmental pollution hazards from a nickel smelter waste dump. *Journal of Hygiene Epidemiology Microbiology and Immunology (Prague)*. 30 (4). 1986 (Recd. 1987). 359-364.

- FL** Reichrtova, E., Takac, L., Kahanec, J., Sulicova, L., and Kovacikova, Z. bioindication of magnesite emissions on the f1 generation of rabbits . iii. bioaccumulation of contaminating metals. *Cesk. Hyg. (1987)* 32(6): 350-4.
- FL** Reuling, N., Fuhrmann, R., and Keil, M. 1992. [experimental studies on the systemic toxicity of dental alloys free of precious metals]. <original> experimentelle untersuchungen zur systemischen toxizitat edelmetallfreier dentallegierungen. *Schweizer Monatsschrift Fur Zahnmedizin* 102(7): 818-27.
- Unrel** Reuling, Norbert, Wisser, W., Jung, A., and Denschlag, H. O. release and detection of dental corrosion products in vivo: development of an experimental model in rabbits. *J. Biomed. Mater. Res. (1990)* 24(8): 979-91.
- Unrel** Richards, R. Geoffrey(A) and Gwynn Iolo Ap. 1996. a novel method for viewing heavy metal stained and embedded biological tissue by field emission scanning electron microscopy. *Scanning Microscopy* 10(1): 111-119.
- HHE** Richardson A and Robinson J. 1971. the identification of a major metabolite of heod (dieldrin) in human faeces. *Xenobiotica*. 1(3): 213-219.
- No Oral** Ridgway, L. P. and Karnofsky, D. A. 1952. the effects of metals on the chick embryo: toxicity and production of abnormalities in development. *Ann N Y Acad Sci*. 55: 203-215.
- Aquatic** Roper, J. M., Cherry, D. S., Simmers, J. W., and Tatem, H. E. 1997. bioaccumulation of toxicants in the zebra mussel, dreissena polymorpha, at the times beach confined disposal facility, buffalo, new york. *Environ. Pollut.* 94(2): 117-129 .
- Aquatic** Roper, J. M(A), Cherry, D. S., Simmers, J. W., and Tatem, H. E. 1996. bioaccumulation of toxicants in the zebra mussel, dreissena polymorpha, at the times beach confined disposal facility, buffalo, new york. *Environmental Pollution* 94(2): 117-129.
- FL** Roshchina, T. A. 1976. [toxicity of chromium hexacarbonyl]. *Gig Tr Prof Zabol.*(2): 38-42.
- FL** Rosiles Martinez, R. and Gonzalez, A. 1980. effects of trivalent chromium on broiler chickens. *Veterinaria Mexico*. 11(1): 7-11.
- Unrel** Rowe, C. L. 1998. elevated standard metabolic rate in a freshwater shrimp (palaemonetes paludosus) exposed to trace element-rich coal combustion Waste. *Comparative Biochemistry and Physiology A*. 121(4): 299-304.
- Herp** Rowe, C. L. a, Kinney, O. M., Fiori, A. P., and Congdon, J. D. 1996. oral deformities in tadpoles (rana catesbeiana) associated with coal ash deposition: effects on grazing ability and growth. *Freshwater Biology*. 36(3): 723-730.
- Drug** Rubin, D. L., Muller, H. H., and Young, S. W. 1992. formulation of radiographically detectable gastrointestinal contrast agents for magnetic resonance imaging: effects of a barium sulfate additive on mr contrast agent effectiveness. *Magnetic Resonance in Medicine* 23(1): 154-65.
- Nut Def** Ryan, T. 1991. trace elements and their role in avian nutrition. *Canine Pract.* 16(2): 30-35.
- Gene** Ryzhova, N. I. and Savluchinskaya, L. A. 1996. experimental assessment of the possible

blastomogenic effects of some substances and materials used in medicine. *GIGIENA I Sanitariya*.(1): 39-41.

- FL** Sahin, K., Cerci, I. H., Guler, T., Sahin, N., and Erkal, N. 1997. effect of chromium added to the basal diet on serum glucose, insulin, cortisol and alkaline phosphatase and feedlot performance in rabbits. *Turk Veterinerlik Ve Hayvancilik Dergisi*. 21(2): 147-152.
- FL** Sahin, K., Guler, T., Sahin, N., Ertas, O. N., and Erkal, N. 1999. the effect of chromium added into basal diet on serum total protein, urea, triglyceride, cholesterol and serum and tissue chromium, zinc, copper levels in rabbits. *Turk Veterinerlik Ve Hayvancilik Dergisi*. 23(2): 109-113.
- Phys** Sahmali, S. M., Kural, O., and Kilic, Z. 1991. systemic effects of nickel-containing dental alloys: analysis of nickel levels in serum, liver, kidney, and oral mucosa of guinea pigs. *Quintessence International* 22(12): 961-6.
- Surv** Sahoo, G., Sahoo, R. K., and Mohanty-Hejmadi, P. 1996. distribution of heavy metals in the eggs and hatchlings of olive ridley sea turtle, *lepidochelys olivacea*, from gahirmatha, orissa. *Indian Journal of Marine Sciences*. 25(4): 371-372.
- In Vit** Saito, K., Hagiwara, Y., Hasegawa, T., and Ozawa, E. 1982. indispensability of iron for the growth of cultured chick cells. *Development Growth & Differentiation*. 24(6): 571-580.
- No Oral** Salem, Harry Aberdeen Proving Ground MD and Katz, Sidney A. Rutgers Univ Camden NJ. speciation, bioavailability, and systemic distribution of chromium from. *Sci Total Environ*. V86, N1-2, P59(6)
- Org met** Sands, J. S. and Smith, M. O. 1999. broilers in heat stress conditions: effects of dietary manganese proteinate or chromium picolinate supplementation. *Journal of Applied Poultry Research* 8(3): 280-287.
- Org met** Sands, J. S. and Smith, M. O. 1998. effects of manganese proteinate or chromium picolinate supplementation on performance, carcass composition and plasma metabolites in broilers reared under chronic heat-stress conditions. *Poultry Science* 77(SUPPL. 1): 118.
- Rev** Sandstead, H. H., Burk, R. F., Booth, G. H. Jr., and Darby, W. J. 1970. current concepts on trace minerals. clinical considerations. *Med Clin North Am*. 54(6): 1509-31.
- Rev** Saner, G. 1980. chromium in nutrition and disease. 12. toxicity of chromium. 129-130.
- Alt** Sano Hiroaki(a), Kato Yukie, Takebayashi Akemi, and Shiga Akio. 1999. effects of supplemental chromium and isolation stress on tissue responsiveness and sensitivity to insulin in sheep. *Small Ruminant Research*. 33(3): 239-246.
- Unrel** Santella, M. L. and McDonald, R. 1996. *Development of Ni(Sub 3)Al Alloys for Use As Transfer Rolls in Hot Processing of Steels. CRADA Final Report. <NOTE> PROGRESS REPT. ORNL/M-5113*
- FL** Sarkisyan, A. A., Epremyan, G. A., and Simavoryan, P. S. 1971. certain biochemical and morphological changes in kidneys during chromium poisoning and therapeutic effectiveness of unithiol. *Zh. Eksp. Klin. Med*. 11(5): 25-31.
- Nutrition** Sauveur, B. 1981. effect of dietary distillers feeds on albumen quality of brown shelled eggs. *Qual. Eggs Proc. Eur. Symp., 1st* : 186-93. Editor(s): Beuving, G.; Scheele, C. W.; Simons, P. C.

M. Publisher: Spelderholt Inst. Poult. Res., Beekbergen, Neth.

- No Dose** Sawicka-Kapusta, K. 1979. roe deer capreolus-capreolus antlers as bio indicators of environmental pollution in southern Poland. *Environ Pollut.* 19(4): 283-294.
- Fate** Saxena, D. K., Murthy, R. C., Jain, V. K., and Chandra, S. V. 1990. fetoplacental-maternal uptake of hexavalent chromium administered orally in rats and Mice. *Bull Environ Contam Toxicol.* 45(3): 430-435.
- Unrel** Scheuermann, D. W., De Groodt-Lasseel, M. H., and Stilman, C. 1984. a light and fluorescence cytochemical and electron microscopic study of granule-containing cells in the intrapulmonary ganglia of pseudemys scripta elegans. *Am J Anat.* 171(4): 377-99.
- Unrel** Schindelmeiser, J., Bergmann, M., Straub, H., and Greven, H. 1983. morphological and biochemical studies on the innervation of the testis of salamandra salamandra (L.) (amphibia , urodela). *J Auton Nerv Syst.* 8(1): 65-78.
- FL** Schmidt, Heinz, Klein, Jochen, and Kotter, Ludwig. 1986. analysis of hares and free living rabbits to compile a geographical register for the effects of toxic metals. *Fleischwirtschaft.* 66(10): 1526-9.
- No Control** Schroeder, HA, Balassa, JJ, and Vinton, WH Jr. 1964. chromium, lead, cadmium, nickel and titanium in mice: effect on mortality, tumors and tissue levels. *J. Nutr.* 83: 239. Ref ID: 14447
- Rev** Schroeder, H. A. 1967. cadmium, chromium, and cardiovascular disease. *Circulation.* 35(3): 570-82.
- Dup** Schroeder, H. A. 1970. Metallic Micronutrients and Intermediary Metabolism Progress rept. no. 3 (Final): 22 p.
- Nut def** Schroeder, H. A. and Balassa, J. J. 1967. arsenic, germanium, tin and vanadium in mice: effects on growth, survival and tissue levels. *J. Nutr.* 92(2): 245-252.
- Surv** Schroeder, H. A. and Nason, A. P. 1976. interactions of trace metals in mouse and rat tissues; zinc, chromium, copper, and manganese with 13 other elements. *J Nutr.* 106(2): 198-203.
- Mix** Schroeder, H. A. and Nason, A. P. 1974. interactions of trace metals in rat tissues. cadmium and nickel with zinc, chromium, copper, manganese. *Journal of Nutrition* 104(2): 167-178.
- No COC** Schroeder, H. A., Nason, A. P., and Balassa, J. J. 1967. trace metals in rat tissues as influenced by calcium in water. *Journal of Nutrition* 93(3): 331-6.
- Dup** Schroeder, HA, Balassa, JJ, and Vinton, WH Jr. 1965. chromium, cadmium and lead in rats: effects on life span, tumors and tissue levels. *J. Nutr.* 86: 51.
- Dup** Schroeder, HA, Vinton, WH Jr., and Balassa, JJ. 1963. effects of chromium, cadmium and other trace metals on the growth and survival of mice. *J. Nutr.* 80: 39.
- Nutrition** Schwarz, K. recent dietary trace element research exemplified by tin fluorine and silicon. *Federation Proceedings.* 33 (6). 1974 1748-1757
- Mineral** Seaborn, Carol D., Mitchell, Earl D., and Stoecker, Barbara J. 1993. vanadium and ascorbate effects on 3-hydroxy-3-methylglutaryl coenzyme a reductase, cholesterol and tissue minerals in

guinea pigs fed low-chromium diets. *Magnesium Trace Elem. (1993)* Volume Date 1992, 10(5-6): 327-38.

- Surv** Shahin, Usama, Yi, Seung-Muk, Paode, Rajendra D., and Holsen, Thomas M. long-term elemental dry deposition fluxes measured around lake michigan with an automated dry deposition sampler. *Environ. Sci. Technol. (2000)* 34(10): 1887-1892.
- FL** Shakhnazarov, A. M. 1973. pathomorphology of the myocardium in chronic chromic intoxication experimental histological study. *Arkh. Patol.* 35(11): 67-73.
- FL** Sheiko, L. D. and Mamina, V. P. 1997. the action of hexavalent chromium on the spermatogenic epithelium and lipid peroxidation processes in laboratory animal gonads. *Gigiena I Sanitariya.* (5): 30-33.
- Fate** Shennan, D. B. and Boyd, C. A. R. 1988. placental handling of trace elements. *Placenta.* 9(3): 333-343.
- Unrel** Shimoshima, Chizuko, Nishioka, Chihiro, Takiyama, Kazuyoshi, Yuge, Osamu, and Katayama, Yoshiho. influences of protein malnutrition on amino acid composition, trace metal elements and tensile strength of rat hairs. *J. Nutr. Sci. Vitaminol. (1988)* 34(1): 67-78.
- FL** Shubochkin, L. N. and Pokhodzei, I. u. I. 1980. [toxic properties of strontium chromate]. *Gig Sanit.*(10): 76-7.
- Mix** Simmons, Jane Ellen, Yang, Raymond S. H., Svendsgaard, David J., Thompson, Morrow B., Seely, John C., and McDonald, Anthony. 1994. toxicology studies of a chemical mixture of 25 groundwater contaminants: hepatic and renal assessment, response to carbon tetrachloride challenge, and influence of treatment-induced water restriction. *J. Toxicol. Environ. Health* 43(3): 305-25.
- FL** Simonik, I. 1991. chemical contamination of cervical mucus in cows in relation to conception and age: <original> kontaminace cervikalniho hlenu krav chemickymi prvky ve vztahu ke koncepci a veku. *Veterinarni Medicina - UVTIZ.* 36(4): 193-202.
- FL** Simonik, I. a , Pavelka, J., and Kudlac, E. 1991. chemical contamination of cervical mucus in cows in relation to conception and age. *Veterinarni Medicina - UVTIZ.* 36(4): 193-202.
- Acu** Singh, P. P. and Junnarkar, A. Y. 1991. behavioural and toxic profile of some essential trace metal salts in mice and rats. *Indian J Pharmacol.* 23(3): 153-159.
- FL** Skal'nyi, A. V., Slavin, F. I., Myasoedov, S. P., Shvarts, I. A., and Drozdov, E. S. hair content of lead, antimony, chromium, cadmium, titanium, nickel and strontium under chronic alcohol intoxication. *Gig. Sanit. (1990)* (5): 80-2.
- No Oral** Skornyakova, L. G., Lenchenko, V. G., Petrova, N. N., and Sharapova, N. E. 1986. hygienic standardization of hexavalent chromium in water bodies on the basis of its skin-resorptive effect. *Gig Sanit.*(1): 14-16.
- Herp** Smeller, J. M., Bush, M., and Seal, U. S. 1978. blood volume measurements in gopher snakes using autologous chromium -51 labeled red blood Cells. *Am J Vet Res.* 39(2): 355-356.
- FL** Smirnov, M. I. 1985. remote effects of hexa- and trivalent chromium in water in animals. *GIG SANIT.*(7): 31-32.

- Drug** Smits, C. H., Veldman, A., Verkade, H. J., and Beynen, A. C. 1998. the inhibitory effect of carboxymethylcellulose with high viscosity on lipid absorption in broiler chickens coincides with reduced bile salt concentration and raised microbial numbers in the small intestine. *Poult Sci.* 77(10): 1534-9.
- Fate** Snively, W. D. Jr and Becker, B. 1968. minerals, macro and micro: dynamic nutrients. ii. the micro-minerals. *Ann Allergy.* 26(5): 233-40.
- Unrel** Snyder, C. A. core--exposure and analytical facility. *Crisp Data Base National Institutes Of Health*
- In Vit** Snyder, C. A. and Valle, C. D. 1991. immune function assays as indicators of chromate exposure. *Environ. Health Perspect.* 82: 83-86.
- Food** Sohn, K. S. a and Maxwell, C. V. 1999. new technologies for sow nutrition and management: review. *Asian-Australasian Journal of Animal Sciences.* 12(6): 956-965.
- Rev** Sourkes, T. L. 1982. transition elements and the nervous System. *Iron Deficiency: Brain Biochemistry and Behavior.* ILLUS. ISBN 0-89004-690-5. 1-30.
- Anat** Spacek, J. 1989. dynamics of the golgi method: a time-lapse study of the early stages of impregnation in single sections. *Journal of Neurocytology* 18(1): 27-38.
- Fate** Speetjens, J. K., Collins, R. A., Vincent, J. B., and Woski, S. A. 1999. the nutritional supplement chromium(iii) tris(picolinat) cleaves dna. *Chem Res Toxicol.* 12(6): 483-7.
- Rev** Steven, J. D., Davies, L. J., Stanley, E. K., Abbott, R. A., Ihnat, M., Bidstrup, L., and Jaworski, J. F. 1976.: 168.
- Surv** Stevens, J. B. 1991. disposition of toxic metals in the agricultural food chain: 1. steady-state bovine milk biotransfer factors. *Environ Sci Technol.* 25(7): 1289-1294.
- Surv** Storelli, M. M., Ceci, E., and Marcotrigiano, G. O. 1998. distribution of heavy metal residues in some tissues of caretta caretta (linnaeus) specimen beached along the adriatic sea (italy). *Bull. Environ. Contam. Toxicol.* 60(4): 546-552.
- Unrel** Stratton, C. J., Wetzstein, H. Y., and Hardy, T. 1980. the ultrastructural histochemistry and stereoscanning electron microscopy of the rodent and amphibian surfactant systems. *Anat Rec.* 197(1): 49-61.
- Surv** Stronkhorst, J. Rijkswaterstaat, Ysebaert, T. J., Smedes, F., Meininger, P. L., Dirksen, S., and Boudewijn, T. J. 1993. contaminants in eggs of some waterbird species from the scheldt. *Mar Pollut Bull.* 26(10): p572(7).
- Unrel** Su, Xiu-rong, Li, Tai-wu, Ding, Ming-jin, and Chien, Paul K. evaluation on nutritive value of portunus trituberculatus. *Chin. J. Oceanol. Limnol.* (1997) 15(2): 168-172 .
- Aquatic** Su, Xiurong, Li, Taiwu, Ouyang, Fen, and Liu, Ping. 1996. study on the nutritive compositions of portunus trituberculatus. *Yingyang Xuebao (1996)* 18(3): 342-346 .
- Surv** Sudip Dey, Stafford, R., Roy, M. K. D., Bhattacharjee, C. R., Khathing, D. T., Bhattacharjee, P. C., and Dkhar, P. S. 1999. metal toxicity and trace element deficiency in some wild animal species from north-east india, as revealed by cellular, bio-inorganic and behavioural studies. *Current Science.* 77(2): 276-280.

- No Dose** Sugden, L. G. and Harris, L. E. 1972. energy requirements and growth of captive lesser scaup. *Poult. Sci.* 51(2): 625-633.
- CP** Sukhacheva, E. I., Archipova, T. P., and Masna, V. M. 1978. the peculiarities of behavior of trivalent and hexavalent chromium in rats. *Trace Elem. Metab. Man Anim., Proc. Int. Symp., 3rd*, 268.
- Mix** Susa, N., Ueno, S., Furukawa, Y., Sunaga, S., Taruta, Y., and Sato, K. 1988. effect of combined administration of dl-penicillamine and potassium dichromate on lethality, distribution and excretion of chromium in mice. *Kitasato Arch Exp Med.* 61(1): 51-7.
- CP** Sutherland, J. E., Zhitkovich, A., Kluz, T., and Costa, M. 1999. chromium disposition in rats following chronic exposure to hexavalent cr in drinking water. *Society of Toxicology 38th Annual Meeting, 14-18 Mar 1999.*
- In Vit** Suzuki, Keiji, Kawaharada, Umeko, Tamura, Yuji, and Nakajima, Katsuyuki. 1991. effects of metals on rat glioma cells (c6). *Biomed. Res. Trace Elem* 2(2): 111-12 .
- Rev** Symms, K. G. 1997. growth and behavioral effects of early postnatal chromium and manganese exposure in herring gull (*Larus argentatus*) chicks [letter; comment]. *Pharmacology, Biochemistry, and Behavior* 56(1): 155-9.
- No Oral** Symms, K. G. 1997. growth and behavioral effects of early postnatal chromium and manganese exposure in herring gull (*Larus argentatus*) chicks. *Pharmacol Biochem Behav.* 56(1): 155-9.
- FL** Szakmary, E., Ungvary, G., Mede, A., Tatrai, E., and Morvai, V. 1992. [pre- and postnatal offspring damaging effect of chromium -- tri- and hexavalent chromium salts]. *Egeszsegtudomány.* 36(3): 273-8.
- CP** Szakmary, E., Ungvary, G., Naray, M., Mede, A., Tatrai, E., and Morvai, V. 1989. harmful effects of heavy metals chromium nickel cobalt on Offspring. *17th Conference of the European Teratology Society*
- FL** Talaeva, I. u. G., Chugunikhina, N. V., Takhirov, M. T., and Khasanova, M. I. 1991. [the elaboration of a complex of indices for the intensiveness of an experimental infectious process to be used in hygienic research]. <original> razrabotka kompleksa pokazatelei intensivnosti eksperimental'nogo infektsionnogo protsessa pri ispol'zovanii ego v gigienicheskikh issledovaniiaxh. *Gigiena i Sanitariia* (11): 53-6.
- IMM** Talcott, P. A., Exon, J. H., and Koller, L. D. 1984. alteration of natural killer cell-mediated cytotoxicity in rats treated with selenium, diethylnitrosamine and ethylnitrosourea. *Cancer Lett.* 23(3): 313-22.
- No Oral** Tandon, S. K., Saxena, D. K., Gaur, J. S., and et al. 1978. comparative toxicity of trivalent and hexavalent chromium: alterations in blood and liver. *Environmental Research.* 15(1 ): 90-99.
- Unrel** Tearney, G. J., Bouma, B. E., Boppart, S. A., Golubovic, B., Swanson, E. A., and Fujimoto, J. G. 1996. rapid acquisition of in vivo biological images by use of optical coherence tomography. *Optics Letters* 21(17): 1408-1410.
- No Oral** Tezuka, M., Momiyama, K., Edano, T., and Okada, S. 1991. protective effect of chromium-iii on acute lethal toxicity of carbon tetrachloride in rats and Mice. *J Inorg Biochem.* 42(1): 1-8.
- Rev** Thompson, L. J., Hall, J. O., and Meerdink, G. L. 1991 . toxic effects of trace element excess.

*Veterinary Clinics of North America, Food Animal Practice.* 7(1): 277-306.

- No COC** Tian, Jiarong, Wu, Huaichun, and Cheng, Hua. 1992. effect of grape seed oil on serum lipids in experimental hypercholesterolemic rats. *Yinyang Xuebao (1992)* 14(2): 130-3.
- No Org** Tribuzio, R., Riccardi, M. P., and Ottolini, L. trace element redistribution in high-temperature deformed gabbros from east ligurian ophiolites (northern apennines, italy): constraints on the origin of syndeformation fluids. *J. Metamorph. Geol. (1995)* 13(3): 367-77.
- Bio Acc** Tull-Singleton, S., Kimball, S., and McBee, K. 1994 . correlative analysis of heavy metal bioconcentration and genetic damage in white-footed mice *peromyscus leucopus* from a hazardous waste site. *Bul Environ Contamin Toxicol.* 52(5): 667-672.
- Unrel** Uchida, T. 1980. ultrastructural and histochemical studies on the taste buds in some reptiles . *Arch Histol Jpn.* 43(5): 459-78.
- FL** Ueno, S., Susa, N., Furukawa, Y., Aikawa, K., Itagaki, I., Komiyama, T., and Takashima, Y. 1988. the relationship between the development of toxicity and lipid peroxidation induced by chromium compounds in rats. *Kitasato Arch. Exp. Med.* 61(2-3): 137-147.
- Unrel** Ulff-Moeller, Finn. formation of native iron in sediment-contaminated magma: i. a case study of the hanekammen complex on disko island, west greenland. *Geochim. Cosmochim. Acta (1990)* 54(1): 57-70.
- Unrel** Underwood, E. J. 1976. mineral imbalances in farm animals and their study and diagnosis with isotopic tracers. *Atomic Energy Review* 14(4): 591-619.
- FL** Urdabaev, Zh. K. 1975. [effect of toxic doses of chromium on the development of chromium-induced ulcers under experimental conditions]. *Gig Tr Prof Zabol.*(8): 52-5.
- No Dose** Uriu-Hare, J. Y., Swan, S. H., Bui, L. M., Neutra, R. R., and Keen, C. L. 1995. drinking water source and reproductive outcomes in sprague-dawley rats. *Reprod. Toxicol.* 9(6): 549-61.
- No Dose** Uriu-Hare, Janet Y., Swan, Shanna H., Bui, Linh M., Neutra, Raymond R., and Keen, Carl L. drinking water source and reproductive outcomes in sprague-dawley rats. *Reprod. Toxicol. (1995)* 9(6): 549-61.
- Species** Van Eeden Ph and Schoonbee, H. J. 1993. metal concentrations in sediments and some organisms from a polluted wetland. *S Afr J Wildl Res* 23(1): 12-16.
- IMM** Van Hoogstraten, Ingrid M. W., Boden, Dagmar, Von Blomberg, B. Mary E., Kraal, Georg, and Scheper, Rik J. persistent immune tolerance to nickel and chromium by oral administration prior to cutaneous sensitization. *J. Invest. Dermatol. (1992)* 99(5): 608-16.
- No Oral** Van Hoogstraten, Ingrid M. W., Boos, Colin, Boden, Dagmar, Von Blomberg, Mary E., Scheper, Rik J., and Kraal, Georg. oral induction of tolerance to nickel sensitization in mice. *J. Invest. Dermatol. (1993)* 101(1): 26-31.
- No Oral** Van Hoogstraten, Ingrid M. W., De Groot, Jan, Boden, Dagmar, Von Blomberg, B. Mary E., Kraal, Georg, and Scheper, Rik J. development of a concomitant nickel and chromium sensitization model in the guinea pig. *Int. Arch. Allergy Immunol. (1992)* 97(4): 258-66.
- Mix** van Ryssen, J. B. J. and Mavimbela, D. T. 1999. broiler litter as a source of selenium for sheep. *Animal Feed Science and Technology.* 78(3/4): 263-272.

- Mix** Veeramachaneni, D. N. R. and Amann, J. S. Palmer And R P. 1995. sexual dysfunction and abnormal acrosomes in rabbits following infantile exposure to a mixture of chemical contaminants in drinking water. *Biology of Reproduction* 52(SUPPL. 1): 171.
- Rev** Venugopal, B. and Luckey, T. D. 1978. *Metal Toxicity in Mammals* 2
- FL** Vishnyakov, S. I. 1992. chromium concentration in tissues of pigs depending on its dosage in diet. *Sel'Skokhozyaistvennaya Biologiya*.(2): 156-158.
- FL** Volmer, K., Doell, G., and Herzog, A. determination of various elements in the foot horn of the mouflon ovis-ammon-musimon with healthy and fully-grown feet. *Zeitschrift Fuer Jagdwissenschaft*. 31 (3). 1985. 140-146.
- FL** Votyakov, A. V. and Krasovskii, G. N. activity of .beta.-galactosidase in seminal fluid and gonad tissue as a biochemical criterion of gonadotoxic effects of chemical substances. *Gig. Sanit.* (1989) (3): 62-3.
- IMM** Vreeburg, K. J., de Groot, K., van Hoogstraten, I. M., von Blomberg, B. M., and Scheper, R. J. 1991. successful induction of allergic contact dermatitis to mercury and chromium in mice. *International Archives of Allergy and Applied Immunology* 96(2)
- IMM** Vreeburg, K. J., Van Hoogstraten, I. M., Von Blomberg, B. M., de Groot, K., and Scheper, R. J. 1990. oral induction of immunological tolerance to chromium in the guinea pig. *Journal of Dental Research* 69(10): 1634-9.
- Mix** Vyaizenen, G., Savin, V., Tokar', A., Gulyaev, V., Zinkevich, V., Kuznetsova, I., Chugunova, Yu., Nikitina, Yu., Fedotov, A., and Marinets, R. 1997. reduction of the concentration of heavy metals in pork. *Svinovodstvo (Moskva)* (1): 18-22.
- Unrel** Vyaizenen, G. N., Tokar', A. I., Gulyaev, V. A., Marinets, R. M., and Struchkov, A. A. 1998. conifer extract for obtaining ecologically clean product. *Kormoproizvodstvo* (1): 28-29.
- No Oral** Waalkes, M. P. and Klaassen, C. D. 1985. concentration of metallothionein in major organs of rats after administration of various metals. *Fundam Appl Toxicol*; 5 (3). 473-477.
- Model** Walsh, C. T. and Ryden, E. B. 1984. the effect of chronic ingestion of lead on gastrointestinal transit in rats. *Toxicol Appl Pharmacol*. 75(3): 485-95.
- No Org** Wang, Chonglu and Liu, Shiguo. 1991. growth of alexandrite cat 's eye. *Rengong Jingti Xuebao (1991)* 20(1): 39-41 .
- Diss** Ward, T. L. 1995. *Dietary Chromium Supplementation for Pigs and Chickens (Trace Minerals)*
- CP** Ward, T. L., Southern, L. L., and Boleman, S. L. 1993. effect of dietary chromium picolinate on growth, nitrogen balance and body composition of growing broiler chicks. *Poultry Science*. 72(SUPPL. 1): 37.
- Herp** Wasser, J. S. 1985. *Hibernation in the Northern Water Snake, Nerodia Sipedon: Seasonal Variations in Plasma and Tissue Chemistry (Plasma Spectrometry, Ectotherm)*
- FL** Wenk, C., Gebert, S., and Pfirter, H. P. 1995. chromium supplements in the feed for growing pigs: influence on growth and meat quality. *Archives of Animal Nutrition*. 48(1-2): 71-81.
- Nut def** Whanger, P. D. and Weswig, P. H. 1975. effects of selenium chromium and anti oxidants on



growth eye cataracts plasma cholesterol and blood glucose in selenium deficient vitamin e supplemented Rats. *Nutr Rep Int.* 12(6): 345-358.

- Surv** Wiemeyer, S. N., Jurek, R. M., and Moore, J. F. 1986. environmental contaminants in surrogates foods and feathers of california condors gymnogyys-californianus. *ENVIRON MONIT ASSESS.* 6(1): p91-111.
- Surv** Wiemeyer, Stanley N., Schmeling, Sheila K., and Anderson, Allen. 1987. environmental pollutant and necropsy data for ospreys from the eastern united states, 1975-1982. *J. Wildl. Dis.* 23(2): 279-91 .
- Abstract** Wiener, S. L., Shahoda, P., and Venton, D. 1984. inhibition of an inflammatory fluid and cell growth inhibitor and cytotoxic factor by zinc-ii or cadmium-ii or mixtures of Metals. *24th Annual Meeting of the American Society for Cell Biology, Kansas City, Mo., Usa, Nov. 12-16, 1984. J Cell Biol.* 99 (4 Part 2): 390a.
- No Oral** Wight, P. A. L., Dewar, W. A., Saunderson, C. L., Wiemeyer, S. N., Jurek, R. M., and Moore, J. F. 1986. zinc toxicity in the fowl ultrastructural pathology and relationship to selenium lead and copper: environmental contaminants in surrogates foods and feathers of california condors gymnogyys-californianus. *Avian Pathol.* 15(1): 23-38.
- Rev** Williams, S. N. and McDowell, L. R. 1985. newly discovered and toxic elements. *Animal Feeding and Nutrition: Nutrition of Grazing Ruminants in Warm Climates.* 317-338.
- Unrel** Wilson, C. B. and Essig, T. H. 1970. *Environmental Status of the Hanford Reservation for January--June 1969*
- Unrel** Wilson, M. J. and Berrow, M. L. 1978. the mineralogy and heavy metal content of some serpentinite soils in north-east scotland. *Chemie Der Erde.* 37: 181-205.
- Sed** Winger, P. V., Lasier, P. J., White, D. H., and Seginak, J. T. 2000. effects of contaminants in dredge material from the lower savannah river. *Arch. Environ. Contam. Toxicol.* 38(1): 128-136 .
- Surv** Winger, P. V(A), Lasier, P. J., White, D. H., and Seginak, J. T. 2000. effects of contaminants in dredge material from the lower savannah river. *Archives of Environmental Contamination and Toxicology* 38(1): 128-136.
- Unrel** Wood, J. R. and Wood, F. E. 1981. growth and digestibility for the green turtle (chelononia mydas) feddiets containing varying protein levels. *Aquaculture.* 25(2/3): 269-274.
- Surv** Wood, P. B., Viverette, C., Goodrich, L., Pokras, M., and Tibbott, C. 1996. environmental contaminant levels in sharp-shinned hawks from the eastern united states. *Journal of Raptor Research.* 30(3): 136-144.
- Unrel** Wooldridge, C. B. 1969. *Environmental Status of the Hanford Reservation for July--December 1968*
- Nut def** Woolliscroft, J. and Barbosa, J. 1977. analysis of chromium induced carbohydrate intolerance in the rat. *J. Nutr.* 107(9): 1702-6.
- Anat** Wouterlood, F. G., Nederlof, J., and Paniry, S. 1983 . chemical reduction of silver chromate: a procedure for electron microscopical analysis of golgi-impregnated neurons. *Journal of Neuroscience Methods* 7(4): 295-308.

- Anat** Wouterlood, F. G., Paniry, S., and Pattiselanno, A. 1987. stabilization of silver chromate golgi impregnation in rat central nervous system neurons using photographic developers. ii. electron microscopy. *Stain Technology* 62(1): 7-21.
- Diss** Wright, WR. 1968. metabolic interrelationship between vanadium and chromium. *Ph.D. Thesis*.
- Acu** Yamaguchi, M., Inamoto, K., and Suketa, Y. 1986. effect of essential trace metals on bone metabolism in weanling rats: comparison with zinc and other metals' actions. *Res Exp Med (Berl)*. 186(5): 337-42.
- Unrel** Yamaguchi, M. and Yamaguchi, R. 1986. action of zinc on bone metabolism in rats. increases in alkaline phosphatase activity and dna content. *Biochem Pharmacol*. 35(5): 773-7.
- Unrel** Yang, F., Troncy, E., Francoeur, M., Vinet, B., Vinay, P., Czaika, G., and Blaise, G. a. 1997. effects of reducing reagents and temperature on conversion of nitrite and nitrate to nitric oxide and detection of no by chemiluminescence. *Clinical Chemistry*. 43(4): 657-662.
- No Org** Yang, Fan, Troncy, Eric, Frnacneur, Martin, Vinet, Bernard, Vinay, Patrick, Czaika, Guy, and Blaise, Gilbert. effects of reducing reagents and temperature on conversion of nitrite and nitrate to nitric oxide and detection of no by chemiluminescence. *Clin. Chem. (Washington D. C.)* (1997): 43(4), 657-662.
- Acute** Yawets, A., Alter, A., and Oron, U. 1984. biochemical and histological anomalies in the rat hepatic tissue following administration of bichromate and nickel in ionized form. *Toxicology*. 33(2): 145-55.
- Acu** Yoshikawa, Hiroshi. preventive effect of pretreatment with low dose of metals on the acute toxicity of metals in mice. *Ind. Health (1970)* 8(4): 184-91 CODEN: INHEAO.
- Mix** Young, R. W. , Furr, A. K., Stoewsand, G. S., Bache, C. A., and Lisk, D. J. 1978 . Lead and other elements in tissues of guinea pigs fed crown vetch grown adjacent to a highway. *Cornell Veterinarian* 68(4): 521-9.
- Unrel** Yu, Ping, Yan, Jinling, and Huang, Meng. Extraction of the active constituents of fugus ovary and their properties. *Tianran Chanwu Yanjiu Yu Kaifa (1999)* 11(5): 51-54.
- No Oral** Yu, W., Sipowicz, M. A., Haines, D. C., Birely, L., Diwan, B. A., Riggs, C. W., Kasprzak, K. S., and Anderson, L. M. 1999. Preconception urethane or chromium(iii) treatment of male mice: multiple neoplastic and non-neoplastic changes in offspring. *Toxicol Appl Pharmacol*. 158(2): 161-176.
- Unrel** Zavertyaev, B. P. and Gorodilov, G. A. 1975. Some genetic aspects of reproductive function in dairy cattle. *Genetika, USSR*. 11(7): 55-63.
- FL** Zhigunova, A. T. Some trace elements in organs and tissues of animals after their addition to the rations. *Sb. Nauchn. Rab. - Leningr. Vet. Inst. (1982)* : 71, 38-42.
- FL** Zhigunova, A. T. and Moiseev, S. Z. effect of chromium and nickel on some indexes of carbohydrate metabolism in rabbit blood. *Fiziol. Biokhim. Osn. Povysh. Prod. S-Kh. Zhivotn. (1983)* 33-6. Editor: 33-6. Editor(s): Bashkirov, B. A. Publisher: Leningr. Vet. Inst., Leningrad, USSR.
- Fate** Zhigunova, A. T. and Moiseev, S. Z. 1980. Some indexes of carbohydrate metabolism in the liver and muscles of rabbits fed chromium and nickel in the diet. *Sb. Nauch. Tr. Leningr. Vet. In-*

t.(64): 24-8.

- Gene** Zhuang, Zhixiong and Costa, Max. Development of an <sup>125</sup>I-postlabeling assay as a simple, rapid, and sensitive index of dna-protein cross-links. *Environ. Health Perspect. Suppl.* (1994) 102(SUPPL. 3): 301-4.
- Unrel** Zhumatov, U. Zh. 1996. Elementary compositions of the fruits of morus nigra and zizyphusjuba and their biological activities. *Chemistry of Natural Compounds* 32(1): 100-101.
- No Oral** Zissu, D., Cavalier, C., and De Ceaurriz, J. 1987. Experimental sensitization of guinea-pigs to nickel and patch testing with metal samples. *Food and Chemical Toxicology* 25(1): 83-5.
- Fate** Zou, W. and Zhao, Y. 1998. Comparison of seven trace elements in the brains of newborn and adult rats. *Zhongguo Shenjing Kexue Zazhi.* 14(2): 101-104.
- Unrel** Zurbruegg Heinz Robert(A), Wied Markus, Angelini Gianni D, and Hetzer Roland. 1999. Reduction of intimal and medial thickening in sheathed vein grafts. *Annals of Thoracic Surgery* 68(1): 79-83.

**This Page Intentionally Left Blank**

Literature Rejection Categories		
Rejection Criteria	Description	Receptor
ABSTRACT (Abstract)	Abstracts of journal publications or conference presentations.	Wildlife Plants and Soil Invertebrates
ACUTE STUDIES (Acu)	Single oral dose or exposure duration of three days or less.	Wildlife
AIR POLLUTION (Air P)	Studies describing the results for air pollution studies.	Wildlife Plants and Soil Invertebrates
ALTERED RECEPTOR (Alt)	Studies that describe the effects of the contaminant on surgically-altered or chemically-modified receptors (e.g., right nephrectomy, left renal artery ligation, hormone implant, etc.).	Wildlife
AQUATIC STUDIES (Aquatic)	Studies that investigate toxicity in aquatic organisms.	Wildlife Plants and Soil Invertebrates
ANATOMICAL STUDIES (Anat)	Studies of anatomy. Instance where the contaminant is used in physical studies (e.g., silver nitrate staining for histology).	Wildlife
BACTERIA (Bact)	Studies on bacteria or susceptibility to bacterial infection.	Wildlife Plants and Soil Invertebrates
BIOACCUMULATION SURVEY (Bio Acc)	Studies reporting the measurement of the concentration of the contaminant in tissues.	Wildlife Plants and Soil Invertebrates
BIOLOGICAL PRODUCT (BioP)	Studies of biological toxicants, including venoms, fungal toxins, <i>Bacillus thuringiensis</i> , other plant, animal, or microbial extracts or toxins.	Wildlife Plants and Soil Invertebrates
BIOMARKER (Biom)	Studies reporting results for a biomarker having no reported association with an adverse effect and an exposure dose (or concentration).	Wildlife
CARCINOGENICITY STUDIES (Carcin)	Studies that report data only for carcinogenic endpoints such as tumor induction. Papers that report systemic toxicity data are retained for coding of appropriate endpoints.	Wildlife Plants and Soil Invertebrates
CHEMICAL METHODS (Chem Meth)	Studies reporting methods for determination of contaminants, purification of chemicals, etc. Studies describing the preparation and analysis of the contaminant in the tissues of the receptor.	Wildlife Plants and Soil Invertebrates
CONFERENCE PROCEEDINGS (CP)	Studies reported in conference and symposium proceedings.	Wildlife Plants and Soil Invertebrates
DEAD (Dead)	Studies reporting results for dead organisms. Studies reporting field mortalities with necropsy data where it is not possible to establish the dose to the organism.	Wildlife Plants and Soil Invertebrates
DISSERTATIONS (Diss)	Dissertations are excluded. However, dissertations are flagged for possible future use.	Wildlife
DRUG (Drug)	Studies reporting results for testing of drug and therapeutic effects and side-effects. Therapeutic drugs include vitamins and minerals. Studies of some minerals may be included if there is potential for adverse effects.	Wildlife Plants and Soil Invertebrates
DUPLICATE DATA (Dup)	Studies reporting results that are duplicated in a separate publication. The publication with the earlier year is used.	Wildlife Plants and Soil Invertebrates

Literature Rejection Categories		
Rejection Criteria	Description	Receptor
ECOLOGICAL INTERACTIONS (Ecol)	Studies of ecological processes that do not investigate effects of contaminant exposure (e.g., studies of “silver” fox natural history; studies on ferrets identified in iron search).	Wildlife Plants and Soil Invertebrates
EFFLUENT (Effl)	Studies reporting effects of effluent, sewage, or polluted runoff.	Wildlife Plants and Soil Invertebrates
ECOLOGICALLY RELEVANT ENDPOINT (ERE)	Studies reporting a result for endpoints considered as ecologically relevant but is not used for deriving Eco-SSLs (e.g., behavior, mortality).	Plants and Soil Invertebrates
CONTAMINANT FATE/METABOLISM (Fate)	Studies reporting what happens to the contaminant, rather than what happens to the organism. Studies describing the intermediary metabolism of the contaminant (e.g., radioactive tracer studies) without description of adverse effects.	Wildlife Plants and Soil Invertebrates
FOREIGN LANGUAGE (FL)	Studies in languages other than English.	Wildlife Plants and Soil Invertebrates
FOOD STUDIES (Food)	Food science studies conducted to improve production of food for human consumption.	Wildlife
FUNGUS (Fungus)	Studies on fungus.	Wildlife Plants and Soil Invertebrates
GENE (Gene)	Studies of genotoxicity (chromosomal aberrations and mutagenicity).	Wildlife Plants and Soil Invertebrates
HUMAN HEALTH (HHE)	Studies with human subjects.	Wildlife Plants and Soil Invertebrates
IMMUNOLOGY (IMM)	Studies on the effects of contaminants on immunological endpoints.	Wildlife Plants and Soil Invertebrates
INVERTEBRATE (Invert)	Studies that investigate the effects of contaminants on terrestrial invertebrates are excluded.	Wildlife
IN VITRO (In Vit)	<i>In vitro</i> studies, including exposure of cell cultures, excised tissues and/or excised organs.	Wildlife Plants and Soil Invertebrates
LEAD SHOT (Lead shot)	Studies administering lead shot as the exposure form. These studies are labeled separately for possible later retrieval and review.	Wildlife
MEDIA (Media)	Authors must report that the study was conducted using natural or artificial soil. Studies conducted in pore water or any other aqueous phase (e.g., hydroponic solution), filter paper, petri dishes, manure, organic or histosols (e.g., peat muck, humus), are not considered suitable for use in defining soil screening levels.	Plants and Soil Invertebrates
METHODS (Meth)	Studies reporting methods or methods development without usable toxicity test results for specific endpoints.	Wildlife Plants and Soil Invertebrates
MINERAL REQUIREMENTS (Mineral)	Studies examining the minerals required for better production of animals for human consumption, unless there is potential for adverse effects.	Wildlife
MIXTURE (Mix)	Studies that report data for combinations of single toxicants (e.g. cadmium and copper) are excluded. Exposure in a field setting from contaminated natural soils or waste application to soil may be coded as Field Survey.	Wildlife Plants and Soil Invertebrates

<b>Literature Rejection Categories</b>		
<b>Rejection Criteria</b>	<b>Description</b>	<b>Receptor</b>
MODELING (Model)	Studies reporting the use of existing data for modeling, i.e., no new organism toxicity data are reported. Studies which extrapolate effects based on known relationships between parameters and adverse effects.	Wildlife Plants and Soil Invertebrates
NO CONTAMINANT OF CONCERN (No COC)	Studies that do not examine the toxicity of Eco-SSL contaminants of concern.	Wildlife Plants and Soil Invertebrates
NO CONTROL (No Control)	Studies which lack a control or which have a control that is classified as invalid for derivation of TRVs.	Wildlife Plants and Soil Invertebrates
NO DATA (No Data)	Studies for which results are stated in text but no data is provided. Also refers to studies with insufficient data where results are reported for only one organism per exposure concentration or dose (wildlife).	Wildlife Plants and Soil Invertebrates
NO DOSE or CONC (No Dose)	Studies with no usable dose or concentration reported, or an insufficient number of doses/concentrations are used based on Eco-SSL SOPs. These are usually identified after examination of full paper. This includes studies which examine effects after exposure to contaminant ceases. This also includes studies where offspring are exposed in utero and/or lactation by doses to parents and then after weaning to similar concentrations as their parents. Dose cannot be determined.	Wildlife Plants and Soil Invertebrates
NO DURATION (No Dur)	Studies with no exposure duration. These are usually identified after examination of full paper.	Wildlife Plants and Soil Invertebrates
NO EFFECT (No Efect)	Studies with no relevant effect evaluated in a biological test species or data not reported for effect discussed.	Wildlife Plants and Soil Invertebrates
NO ORAL (No Oral)	Studies using non-oral routes of contaminant administration including intraperitoneal injection, other injection, inhalation, and dermal exposures.	Wildlife
NO ORGANISM (No Org) or NO SPECIES	Studies that do not examine or test a viable organism (also see in vitro rejection category).	Wildlife Plants and Soil Invertebrates
NOT AVAILABLE (Not Avail)	Papers that could not be located. Citation from electronic searches may be incorrect or the source is not readily available.	Wildlife Plants and Soil Invertebrates
NOT PRIMARY (Not Prim)	Papers that are not the original compilation and/or publication of the experimental data.	Wildlife Plants and Soil Invertebrates
NO TOXICANT (No Tox)	No toxicant used. Publications often report responses to changes in water or soil chemistry variables, e.g., pH or temperature. Such publications are not included.	Wildlife Plants and Soil Invertebrates
NO TOX DATA (No Tox Data)	Studies where toxicant used but no results reported that had a negative impact (plants and soil invertebrates).	Plants and Soil Invertebrates
NUTRIENT (Nutrient)	Nutrition studies reporting no concentration related negative impact.	Plants and Soil Invertebrates
NUTRIENT DEFICIENCY (Nut def)	Studies of the effects of nutrient deficiencies. Nutritional deficient diet is identified by the author. If reviewer is uncertain then the administrator should be consulted. Effects associated with added nutrients are coded.	Wildlife
NUTRITION (Nut)	Studies examining the best or minimum level of a chemical in the diet for improvement of health or maintenance of animals in captivity.	Wildlife
OTHER AMBIENT CONDITIONS (OAC)	Studies which examine other ambient conditions: pH, salinity, DO, UV, radiation, etc.	Wildlife Plants and Soil Invertebrates

<b>Literature Rejection Categories</b>		
<b>Rejection Criteria</b>	<b>Description</b>	<b>Receptor</b>
OIL (Oil)	Studies which examine the effects of oil and petroleum products.	Wildlife Plants and Soil Invertebrates
OM, pH (OM, pH)	Organic matter content of the test soil must be reported by the authors, but may be presented in one of the following ways; total organic carbon (TOC), particulate organic carbon (POC), organic carbon (OC), coarse particulate organic matter (CPOM), particulate organic matter (POM), ash free dry weight of soil, ash free dry mass of soil, percent organic matter, percent peat, loss on ignition (LOI), organic matter content (OMC).  With the exception of studies on non-ionizing substances, the study must report the pH of the soil, and the soil pH should be within the range of \$4 and #8.5. Studies that do not report pH or report pH outside this range are rejected.	Plants and Soil Invertebrates
ORGANIC METAL (Org Met)	Studies which examine the effects of organic metals. This includes tetraethyl lead, triethyl lead, chromium picolinate, phenylarsonic acid, roxarsone, 3-nitro-4-phenylarsonic acid, zinc phosphide, monomethylarsonic acid (MMA), dimethylarsinic acid (DMA), trimethylarsine oxide (TMAO), or arsenobetaine (AsBe) and other organo metallic fungicides. Metal acetates and methionines are not rejected and are evaluated.	Wildlife
LEAD BEHAVIOR OR HIGH DOSE MODELS (Pb Behav)	There are a high number of studies in the literature that expose rats or mice to high concentrations of lead in drinking water (0.1, 1 to 2% solutions) and then observe behavior in offspring, and/or pathology changes in the brain of the exposed dam and/or the progeny. Only a representative subset of these studies were coded. Behavior studies examining complex behavior (learned tasks) were also not coded.	Wildlife
PHYSIOLOGY STUDIES (Phys)	Physiology studies where adverse effects are not associated with exposure to contaminants of concern.	Wildlife
PLANT (Plant)	Studies of terrestrial plants are excluded.	Wildlife
PRIMATE (Prim)	Primate studies are excluded.	Wildlife
PUBL AS (Publ as)	The author states that the information in this report has been published in another source. Data are recorded from only one source. The secondary citation is noted as Publ As.	Wildlife Plants and Soil Invertebrates
QSAR (QSAR)	Derivation of Quantitative Structure-Activity Relationships (QSAR) is a form of modeling. QSAR publications are rejected if raw toxicity data are not reported or if the toxicity data are published elsewhere as original data.	Wildlife Plants and Soil Invertebrates
REGULATIONS (Reg)	Regulations and related publications that are not a primary source of data.	Wildlife Plants and Soil Invertebrates
REVIEW (Rev)	Studies in which the data reported in the article are not primary data from research conducted by the author. The publication is a compilation of data published elsewhere. These publications are reviewed manually to identify other relevant literature.	Wildlife Plants and Soil Invertebrates



<b>Literature Rejection Categories</b>		
<b>Rejection Criteria</b>	<b>Description</b>	<b>Receptor</b>
SEDIMENT CONC (Sed)	Studies in which the only exposure concentration/dose reported is for the level of a toxicant in sediment.	Wildlife Plants and Soil Invertebrates
SCORE (Score)	Papers in which all studies had data evaluation scores at or lower than the acceptable cut-off (#10 of 18) for plants and soil invertebrates).	Plants and Soil Invertebrates
SEDIMENT CONC (Sed)	Studies in which the only exposure concentration/dose reported is for the level of a toxicant in sediment.	Wildlife Plants and Soil Invertebrates
SLUDGE	Studies on the effects of ingestion of soils amended with sewage sludge.	Wildlife Plants and Soil Invertebrates
SOIL CONC (Soil)	Studies in which the only exposure concentration/dose reported is for the level of a toxicant in soil.	Wildlife
SPECIES	Studies in which the species of concern was not a terrestrial invertebrate or plant or mammal or bird.	Plants and Soil Invertebrates Wildlife
STRESSOR (QAC)	Studies examining the interaction of a stressor (e.g., radiation, heat, etc.) and the contaminant, where the effect of the contaminant alone cannot be isolated.	Wildlife Plants and Soil Invertebrates
SURVEY (Surv)	Studies reporting the toxicity of a contaminant in the field over a period of time. Often neither a duration nor an exposure concentration is reported.	Wildlife Plants and Soil Invertebrates
REPTILE OR AMPHIBIAN (Herp)	Studies on reptiles and amphibians. These papers flagged for possible later review.	Wildlife Plants and Soil Invertebrates
UNRELATED (Unrel)	Studies that are unrelated to contaminant exposure and response and/or the receptor groups of interest.	Wildlife
WATER QUALITY STUDY (Wqual)	Studies of water quality.	Wildlife Plants and Soil Invertebrates
YEAST (Yeast)	Studies of yeast.	Wildlife Plants and Soil Invertebrates

**This Page Intentionally Left Blank**



## Appendix 5-1

---

*Avian Toxicity Data Extracted and Reviewed for Wildlife Toxicity  
Reference Value (TRV) - Trivalent Chromium*

---

*April 2008*

**This page intentionally left blank**

**Appendix 5.1 Avian Toxicity Data Extracted for Wildlife Toxicity Reference Value (TRV)  
Trivalent Chromium  
Page 1 of 1**

Result #	Ref N.	Ref	Chemical Form	MW%	Test Species	Phase #	# of Conc/ Doses	Conc/ Doses	Conc/Dose Units	Wet Weight Reported?	Percent Moisture	Application Frequency	Method of Analyses	Route of Exposure	Endpoint Number	Exposure Duration	Duration Units	Age	Age Units	Lifestage	Sex	Control Type	Critical Lifestage?	Test Location	General Effect Group	Effect Type	Effect Measure	Response Site	Study NOAEL	Study LOAEL	Body Weight Reported?	Body Weight in kg	Ingestion Rate Reported?	Ingestion Rate in kg or L/day	Conversion to mg/kg bw/d		Result		Data Evaluation Score									
																																			NOAEL Dose (mg/kg/day)	LOAEL Dose (mg/kg/day)	Data Source	Dose Route	Test Concentrations	Chemical form	Dose Quantification	Endpoint	Dose Range	Statistical Power	Exposure Duration	Test Conditions	Total	
<b>Biochemical</b>																																																
1	9749	Jensen and Maurice, 1980	Chromium chloride hexahydrate	100	Chicken ( <i>Gallus domesticus</i> )	2	0/10	mg/kg diet	N	na	ADL	U	FD	1	4	w	NR	NR	LB	F	C	Y	Lab	BIO	CHM	GLUC	BL	10		N	1.6	N	0.0790	0.494			10	10	5	10	5	1	4	10	3	4	69	
2	25909	Guerra et al., 2002	Chromium yeast	100	Chicken ( <i>Gallus domesticus</i> )	2	0/25/50	mg/kg diet	N	na	ADL	U	FD	1	28	d	32	w	JV	F	C	N	Lab	BIO	ENZ	GENZ	LI	25	50	Y	2.0	N	0.0914	1.14	2.28		10	10	5	10	6	1	10	10	10	4	76	
3	25909	Guerra et al., 2002	Chromium chloride	100	Chicken ( <i>Gallus domesticus</i> )	1	0/25/50	mg/kg diet	N	na	ADL	U	FD	1	28	d	32	w	JV	F	C	N	Lab	BIO	ENZ	GENZ	LI	25	50	Y	2.0	N	0.0914	1.14	2.28		10	10	5	10	6	1	10	10	10	4	76	
<b>Behavior</b>																																																
4	9621	Sauveur and Thapon, 1983	Chromium chloride hexahydrate	100	Chicken ( <i>Gallus domesticus</i> )	1	0/10	mg/kg diet	N	na	ADL	U	FD	2	8	w	40	w	AD	F	C	Y	Lab	BEH	FDB	FCNS	WO	10		N	1.6	Y	0.119	0.744			10	10	5	10	6	4	4	10	10	4	73	
5	11682	Hossain et al., 1998	Chromium yeast	100	Chicken ( <i>Gallus domesticus</i> )	2	0/400	ug/kg diet	N	na	ADL	U	FD	2	19	d	28	d	JV	B	C	Y	Lab	BEH	FDB	FCNS	WO	400	Y	2.33	Y	0.144		0.0247		10	10	5	4	7	4	4	10	10	4	68		
6	3067	Motozono et al., 1998	Chromium in yeast	100	Chicken ( <i>Gallus domesticus</i> )	1	0/200/400	mg/kg diet	N	na	NR	U	FD	1	35	d	7	d	JV	F	C	Y	Lab	BEH	FDB	FCNS	WO	400	Y	2.01	Y	0.1026		20.4		10	10	5	5	7	4	4	10	10	4	69		
7	2771	Meluzzi et al., 1996	Chromium chloride	100	Chicken ( <i>Gallus domesticus</i> )	1	0/500/1000/2000	mg/kg diet	N	na	NR	U	FD	1	75	d	22	w	AD	F	C	N	Lab	BEH	FDB	FCNS	WO	500	N	1.6	Y	0.1356		42.4		10	10	5	10	6	4	4	10	6	4	69		
<b>Physiology</b>																																																
8	11682	Hossain et al., 1998	Chromium yeast	100	Chicken ( <i>Gallus domesticus</i> )	2	0/400	ug/kg diet	N	na	ADL	U	FD	3	19	d	28	d	JV	B	C	Y	Lab	PHY	PHY	FDCV	WO	400	Y	2.33	Y	0.144		0.0247		10	10	5	4	7	4	4	10	10	4	68		
9	13720	Steele and Rosebrough, 1979	Chromium chloride hexahydrate	100	Turkey ( <i>Meleagris gallopavo</i> )	1	0/20/40/80	mg/kg diet	N	na	ADL	U	FD	2	14	d	1	w	JV	B	C	Y	Lab	PHY	PHY	FDCV	WO	20	Y	0.398	N	0.0319		1.61		10	10	5	10	6	4	4	10	10	4	73		
<b>Pathology</b>																																																
10	5971	Cupo and Donaldson, 1987	Chromium chloride hexahydrate	100	Chicken ( <i>Gallus domesticus</i> )	1	0/20	mg/kg diet	N	na	ADL	U	FD	2	21	d	1	d	JV	M	C	Y	Lab	PTH	ORW	ORWT	LI	20		Y	0.534	N	0.0387	1.45			10	10	5	10	6	4	4	6	10	4	69	
<b>Reproduction</b>																																																
11	9749	Jensen and Maurice, 1980	Chromium chloride hexahydrate	100	Chicken ( <i>Gallus domesticus</i> )	3	0/5	mg/kg diet	N	na	ADL	U	FD	1	4	w	NR	NR	LB	F	C	Y	Lab	REP	REP	TPRD	WO	5		Y	1.775	N	0.0850	0.238			10	10	5	10	6	10	4	1	10	4	70	
12	12571	Maurice and Jensen, 1979	Chromium chloride hexahydrate	100	Chicken ( <i>Gallus domesticus</i> )	1	0/10	ug/g diet	N	na	ADL	U	FD	2	12	w	40	w	LB	F	C	Y	Lab	REP	REP	TPRD	WO	10		Y	1.70	N	0.0823	0.483			10	10	5	10	6	10	4	1	10	4	70	
13	9749	Jensen and Maurice, 1980	Chromium chloride hexahydrate	100	Chicken ( <i>Gallus domesticus</i> )	1	0/10	mg/kg diet	N	na	ADL	U	FD	1	4	w	NR	NR	LB	F	C	Y	Lab	REP	REP	TPRD	WO	10		N	1.6	N	0.0790	0.494			10	10	5	10	5	10	4	1	10	4	69	
14	3739	Haseltine et al., unpublished	Chromium alum doceahydrate	100	Black duck ( <i>Anas rubripes</i> )	1	0/10/50	mg/kg diet	Y	1	NR	U	FD	1	180-190	d	NR	NR	LB	F	C	N	FieldA	REP	REP	RSUC	WO	10	50	Y	1.17	N	0.0619	0.569	2.84		10	10	5	5	6	10	8	10	10	4	78	
15	9621	Sauveur and Thapon, 1983	Chromium chloride hexahydrate	100	Chicken ( <i>Gallus domesticus</i> )	1	0/10	mg/kg diet	N	na	ADL	U	FD	1	8	w	40	w	LB	F	C	Y	Lab	REP	REP	TPRD	WO	10		N	1.6	Y	0.119	0.744			10	10	5	10	6	10	4	10	10	4	79	
16	6508	Ousterhout and Berg, 1981	Chromium chloride hexahydrate	100	Chicken ( <i>Gallus domesticus</i> )	1	0/20	mg/kg diet	N	na	ADL	U	FD	1	6	d	50	w	LB	F	C	Y	Lab	REP	EGG	ESQU	SL	20		N	1.60	N	0.0790	0.988			10	10	5	10	5	10	4	1	10	4	69	
17	2771	Meluzzi et al., 1996	Chromium chloride	100	Chicken ( <i>Gallus domesticus</i> )	1	0/500/1000/2000	mg/kg diet	N	na	NR	U	FD	2	15	d	22	w	LB	F	C	N	Lab	REP	EGG	ALWT	EG	500	1000	N	1.6	Y	0.1356	37.7	75.4			10	10	5	10	6	10	10	6	4	81	
<b>Growth</b>																																																
18	12571	Maurice and Jensen, 1979	Chromium chloride hexahydrate	100	Chicken ( <i>Gallus domesticus</i> )	1	0/10	ug/g diet	N	na	ADL	U	FD	1	12	w	40	w	SM	S	C	Y	Lab	GRO	GRO	BDWT	WO	10		Y	1.70	N	0.0823	0.483			10	10	5	10	6	8	4	1	10	4	68	
19	5971	Cupo and Donaldson, 1987	Chromium chloride hexahydrate	100	Chicken ( <i>Gallus domesticus</i> )	1	0/20	mg/kg diet	N	na	ADL	U	FD	1	21	d	1	d	JV	M	C	Y	Lab	GRO	GRO	BDWT	WO	20		Y	0.534	N	0.0387	1.45			10	10	5	10	6	8	4	10	10	4	77	
20	13720	Steele and Rosebrough, 1979	Chromium chloride hexahydrate	100	Turkey ( <i>Meleagris gallopavo</i> )	1	0/20/40/80	mg/kg diet	N	na	ADL	U	FD	1	14	d	1	w	JV	B	C	Y	Lab	GRO	GRO	BDWT	WO	80		Y	0.398	N	0.0319	6.42			10	10	5	10	6	8	4	10	10	4	77	
21	92	Hill, 1974	Chromium chloride	100	Chicken ( <i>Gallus domesticus</i> )	1	0/1000	mg/kg diet	N	na	ADL	U	FD	1	2	w	1	d	JV	B	C	Y	Lab	GRO	GRO	BDWT	WO	1000		N	0.328	N	0.0282	85.9			10	10	5	10	5	8	4	10	10	4	76	
22	8663	Hafez and Kratzer, 1976	Chromium chloride hexahydrate	100	Chicken ( <i>Gallus domesticus</i> )	1	0/1000/2000	mg/kg diet	N	na	ADL	U	FD	1	4	w	1	d	AD	M	C	Y	Lab	GRO	GRO	BDWT	WO	2000		N	1.04	N	0.0598	359			10	10	5	10	5	8	4	10	10	4	76	
23	3067	Motozono et al., 1998	Chromium in yeast	100	Chicken ( <i>Gallus domesticus</i> )	1	0/200/400	mg/kg diet	N	na	NR	U	FD	1	35	d	7	d	JV	F	C	Y	Lab	GRO	GRO	BDWT	WO	200	Y	2.08	Y	0.1030		9.91		10	10	5	5	7	8	4	10	10	4	73		
24	15690	Nielsen et al., 1980	Chromium acetate	100	Chicken ( <i>Gallus domesticus</i> )	1	0/500	ug/g diet	N	na	DLY	U	FD	1	4	w	1	d	JV	M	C	Y	Lab	GRO	GRO	BDWT	WO	500	Y	1.044	N	0.0599		28.7		10	10	5	5	6	8	4	10	10	4	72		
<b>Survival</b>																																																
25	11682	Hossain et al., 1998	Chromium yeast	100	Chicken ( <i>Gallus domesticus</i> )	2	0/400	ug/kg diet	N	na	ADL	U	FD	4	19	d	28	d	JV	B	C	Y	Lab	MOR	MOR	MORT	WO	400		Y	2.33	Y	0.1440	0.0248			10	10	5	10	7	9	4	10	10	4	79	
26	3739	Haseltine et al., unpublished	Chromium alum doceahydrate	100	Black duck ( <i>Anas rubripes</i> )	1	0/10/50	mg/kg diet	Y	1	NR	U	FD	3	10	m	NR	NR	MA	M	C	N	FieldA	MOR	MOR	MORT	WO	10	50	Y	1.17	N	0.0640	0.557	2.78			10	10	5	5	6	9	8	10	10	4	77
27	92	Hill, 1974	Chromium chloride	100	Chicken ( <i>Gallus domesticus</i> )	1	0/1000	mg/kg diet	N	na	ADL	U	FD	2	5	w	1	d	JV	B	C	Y	Lab	MOR	MOR	MORT	NR	1000		N	0.328	N	0.0282	85.9			10	10	5	10	5	9	4	10	10	4	77	
28	8663	Hafez and Kratzer, 1976	Chromium chloride hexahydrate	100	Chicken ( <i>Gallus domesticus</i> )	1	0/1000/2000	mg/kg diet	N	na	ADL	U	FD	2	4	w	1	d	AD	M	C	Y	Lab	MOR	MOR	MORT	WO	2000		N	1.04	N	0.0598	359			10	10	5	10	5	9	4	10	10	4	77	
<b>Data Not Used to Derive Wildlife Toxicity Reference Value</b>																																																
29	11682	Hossain et al., 1998	Chromium yeast	100	Chicken ( <i>Gallus domesticus</i> )	3	0/150/300	ug/kg diet	N	na	ADL	U	FD	1	6	w	0	d	JV	B	C	Y	Lab	GRO	GRO	BDWT	WO	300		Y	2.39	Y	0.0754	0.00946			10	10	5	4	7	8	4	1	10	4	63	
30	11682	Hossain et al., 1998	Chromium yeast	100	Chicken ( <i>Gallus domesticus</i> )	3	0/150/300	ug/kg diet	N	na	ADL	U	FD	2	6	w	0	d	JV	B	C	Y	Lab	BEH	FDB	FCNS	WO	300		Y	2.39	N	0.0754	0.00946			10	10	5	4	6	4	4	1	10	4	58	
31	11682	Hossain et al., 1998	Chromium yeast	100	Chicken ( <i>Gallus domesticus</i> )	3	0/150/300	ug/kg diet	N	na	ADL	U	FD	3	6	w	0	d	JV	B	C	Y	Lab	PHY	PHY	FDCV	WO	300		Y	2.39	Y	0.0754	0.00946			10	10	5	4	7	4	4	1	10	4	59	
32	11682	Hossain et al., 1998	Chromium yeast	100	Chicken ( <i>Gallus domesticus</i> )	2	0/400	ug/kg diet	N	na	ADL	U	FD	1	19	d	28	d	JV	B	C	Y	Lab	GRO	GRO	BDWT	WO	400		Y	2.33	Y	0.144	0.0247			10	10	5	4	7	8	4	1	10	4	63	
33	11682	Hossain et al., 1998	Chromium yeast	100	Chicken ( <i>Gallus domesticus</i> )	1	0/300/600	ug/kg diet	N	na	ADL	U	FD	1	20	d	1	d	JV	M	C	Y	Lab	GRO	GRO	BDWT	WO	600		Y	0.85	Y	0.0577	0.0407			10	10	5	4	7	8	4	1	10	4	63	
34	11682	Hossain et al., 1998	Chromium yeast	100	Chicken ( <i>Gallus domesticus</i> )	1	0/300/600	ug/kg diet	N	na	ADL																																					





## Appendix 5-2

---

*Avian Toxicity Data Extracted and Reviewed for Wildlife Toxicity  
Reference Value (TRV) - Hexavalent Chromium*

---

*April 2008*

**This page intentionally left blank**



**Appendix 5.2 Avian Toxicity Data Extracted for Wildlife Toxicity Reference Value (TRV)  
Hexavalent Chromium  
Page 1 of 1**

Result #	Ref N.	Chemical Form	MW%	Test Species	Phase #	# of Conc/ Doses	Conc/ Doses	Conc/Dose Units	Wet Weight Reported?	Percent Moisture	Application Frequency	Method of Analyses	Route of Exposure	Endpoint Number	Exposure Duration	Duration Units	Age	Age Units	Lifestage	Sex	Control Type	Critical Lifestage?	Test Location	Effects										Conversion to mg/kg bw/day		Result		Data Evaluation Score									
																								General Effect Group	Effect Type	Effect Measure	Response Site	Study NOAEL	Study LOAEL	Body Weight Reported?	Body Weight in kg	Ingestion Rate Reported?	Ingestion Rate in kg or L/day	NOAEL Dose (mg/kg/day)	LOAEL Dose (mg/kg/day)	Data Source	Dose Route	Test Concentrations	Chemical form	Dose Quantification	Endpoint	Dose Range	Statistical Power	Exposure Duration	Test Conditions	Total	
<b>Behavior</b>																																															
1	3008	Asmatullah et al, 1999	Potassium dichromate	35.35	Chicken ( <i>Gallus domesticus</i> )	1	3	0/250/500	mg/kg diet	N	na	ADL	U	FD	1	17	w	1	d	JV	B	C	Y	Lab	BEH	FDB	FCNS	NR	250	500	Y	1.48	N	0.0752	4.48	8.97	10	10	5	10	6	4	10	10	10	4	79
<b>Pathology</b>																																															
2	3074	Rao et al, 1983	Sodium chromate	100	Chicken ( <i>Gallus domesticus</i> )	2	2	0/40.9	ug/org/d	N	na	NR	M	FD	4	1	yr	1	d	JV	M	C	Y	Lab	PTH	ORW	SMIX	LI	40.9		Y	1.708	N	0.0820	0.0240		10	10	10	4	7	4	4	3	10	4	66
3	3008	Asmatullah et al, 1999	Potassium dichromate	35.35	Chicken ( <i>Gallus domesticus</i> )	1	3	0/250/500	mg/kg diet	N	na	ADL	U	FD	3	32	w	1	d	JV	B	C	Y	Lab	PTH	ORW	SMIX	RC	250	Y	2.02	N	0.0920		4.02	10	10	5	10	6	4	4	10	10	4	73	
<b>Reproduction</b>																																															
4	3074	Rao et al, 1983	Sodium chromate	100	Chicken ( <i>Gallus domesticus</i> )	2	2	0/40.9	ug/org/d	N	na	NR	M	FD	3	1	yr	1	d	JV	M	C	Y	Lab	REP	REP	TEWT	GO	40.9		Y	1.708	N	0.0820	0.0240		10	10	10	4	7	10	4	8	10	4	77
5	9749	Jensen and Maurice, 1980	Potassium chromate	100	Chicken ( <i>Gallus domesticus</i> )	2	2	0/5	mg/kg diet	N	na	ADL	U	FD	1	4	w	NR	NR	LB	F	C	Y	Lab	REP	REP	TPRD	WO	5.0		N	1.740	N	0.0830	0.240		10	10	5	10	5	10	4	1	10	4	69
6	3008	Asmatullah et al, 1999	Potassium dichromate	35.35	Chicken ( <i>Gallus domesticus</i> )	1	3	0/250/500	mg/kg diet	N	na	ADL	U	FD	4	32	w	1	d	JV	B	C	Y	Lab	REP	EGG	ESTH	EG	250	Y	2.02	N	0.0920		4.02	10	10	5	10	6	10	4	10	10	4	79	
<b>Growth</b>																																															
7	3074	Rao et al, 1983	Sodium chromate	100	Chicken ( <i>Gallus domesticus</i> )	2	2	0/40.9	ug/org/d	N	na	NR	M	FD	1	1	yr	1	d	JV	M	C	Y	Lab	GRO	GRO	BDWT	WO	40.9		Y	1.708	N	0.0820	0.0240		10	10	10	4	7	8	4	10	10	4	77
8	3740	Romoser et al., 1961	Sodium dichromate	100	Chicken ( <i>Gallus domesticus</i> )	1	3	0/30/100	mg/kg diet	N	na	ADL	U	FD	1	21	d	11	d	JV	M	C	Y	Lab	GRO	GRO	BDWT	WO	100		N	0.328	N	0.0282	8.59		10	10	5	10	5	8	4	1	10	4	67
9	3008	Asmatullah et al, 1999	Potassium dichromate	35.35	Chicken ( <i>Gallus domesticus</i> )	1	3	0/250/500	mg/kg diet	N	na	ADL	U	FD	2	32	w	1	d	JV	B	C	Y	Lab	GRO	GRO	BDWT	WO	250	Y	2.02	N	0.0920		4.02	10	10	5	10	6	8	4	10	10	4	77	
<b>Survival</b>																																															
10	3740	Romoser et al., 1961	Sodium dichromate	100	Chicken ( <i>Gallus domesticus</i> )	1	3	0/30/100	mg/kg diet	N	na	ADL	U	FD	1	21	d	11	d	JV	M	C	Y	Lab	MOR	MOR	MORT	WO	100		N	0.328	N	0.0282	8.59		10	10	5	5	5	9	4	10	10	4	72
<b>Data Not Used to Derive Wildlife Toxicity Reference Value</b>																																															
11	3074	Rao et al, 1983	Sodium chromate	100	Chicken ( <i>Gallus domesticus</i> )	2	2	0/40.9	ug/org/d	N	na	NR	M	FD	2	1	yr	1	d	JV	M	C	Y	Lab	BIO	CHM	HMGL	BL	40.9		Y	1.708	N	0.0820	0.0240		10	10	10	4	7	1	4	3	10	4	63
12	9749	Jensen and Maurice, 1980	Potassium chromate	100	Chicken ( <i>Gallus domesticus</i> )	2	2	0/5	mg/kg diet	N	na	ADL	U	FD	1	4	w	NR	NR	SM	F	C	N	Lab	PTH	GRS	BDWT	WO	5.0		Y	1.740	N	0.0830	0.240		10	10	5	10	6	4	4	1	3	4	57
13	3740	Romoser et al., 1961	Sodium dichromate	100	Chicken ( <i>Gallus domesticus</i> )	1	3	0/30/100	mg/kg diet	N	na	ADL	U	FD	1	21	d	11	d	JV	M	C	Y	Lab	PHY	PHY	FDCV	WO	100		N	0.328	N	0.0282	8.59		10	10	5	10	5	4	4	1	10	4	63

The abbreviations and definitions used in coding data are provided in Attachment 4-3 of the Eco-SSL Guidance (U.S.EPA, 2003).





## Appendix 6-1

---

*Mammalian Toxicity Data Extracted and Reviewed for Wildlife  
Toxicity Reference Value (TRV) - Trivalent Chromium*

---

*April 2008*

**This page intentionally left blank**

**Appendix 6.1 Mammalian Toxicity Data Extracted for Wildlife Toxicity Reference Value (TRV)**  
**Trivalent Chromium**  
**Page 1 of 2**

Ref	Result #	Ref N.	Author	Chemical Form	MW%	Test Species	Phase #	# of Conc/ Doses	Conc/ Doses	Conc/Dose Units	Wet Weight Reported?	Percent Moisture	Application Frequency	Method of Analyses	Route of Exposure	Endpoint Number	Exposure Duration	Duration Units	Age	Age Units	Lifestage	Sex	Control Type	Critical Lifestage?	Test Location	Effects					Conversion to mg/kg bw/day			Result		Data Evaluation Score											
																										Effect Type	Effect Measure	Response Site	Study NOAEL	Study LOAEL	Body Weight Reported?	Body Weight in kg	Ingestion Rate Reported?	Ingestion Rate in kg or L/day	NOAEL Dose (mg/kg/day)	LOAEL Dose (mg/kg/day)	Data Source	Dose Route	Test Concentrations	Chemical form	Dose Quantification	Endpoint	Dose Range	Statistical Power	Exposure Duration	Test Conditions	Total
<b>Biochemical</b>																																															
1	13415		Samsell and Spears, 1989	Chromium chloride hexahydrate	100	Sheep ( <i>Ovis aries</i> )	1	2	0/10	ug/g	N	na	DLY	U	FD	1	28	d	9	mo	JV	F	C	Y	Lab	CHM	GLUC	PL	10		Y	45	Y	1.0	0.222		10	10	5	10	7	1	4	10	10	4	71
2	25905		Mooney and Cromwell, 1997	Chromium chloride hexahydrate	100	Pig ( <i>Sus scrofa</i> )	2	2	0/25200	ug/kg	N	na	ADL	M	FD	4	103	d	NR	NR	JV	B	C	Y	Lab	CHM	TOPR	SR	25200		Y	108.34	Y	2.56	0.595		10	10	10	10	7	1	4	1	10	4	67
3	25905		Mooney and Cromwell, 1997	Chromium chloride hexahydrate	100	Pig ( <i>Sus scrofa</i> )	1	3	0/5100/25300	ug/kg	N	na	ADL	M	FD	4	35	d	NR	NR	JV	B	C	Y	Lab	CHM	TOPR	SR	25300		Y	42.58	Y	1.56	0.927		10	10	10	10	7	1	4	1	10	4	67
4	3004		Anderson et al., 1997	Chromium chloride	100	Rat ( <i>Rattus norvegicus</i> )	1	5	0/5/25/50/100	mg/kg diet	N	na	NR	U	FD	2	20	w	4	w	JV	NR	C	Y	Lab	CHM	GLUC	SR	100		Y	0.4	N	0.03235	8.09		10	10	5	10	6	1	4	10	10	4	70
5	3729		Ivankovic and Preussmann, 1975	Chromium oxide green	100	Rat ( <i>Rattus norvegicus</i> )	1	3	0/0.8/1.77	g/kg bw/d	N	na	5 per w	U	FD	2	90	d	100	d	SM	F	C	Y	Lab	CHM	HMGL	BL	1.77		Y	0.200	Y	0.015	1770		10	10	5	10	10	1	4	10	10	4	74
6	3061		Meenakshi et al., 1989	Chromium chloride hexahydrate	100	Rat ( <i>Rattus norvegicus</i> )	1	2	0/10	mg/kg bw/d	N	na	1 per d	U	GV	2	60	d	NR	NR	JV	M	C	Y	Lab	CHM	GLUC	BL		10.0	Y	0.05	N	0.005855		10.0	10	8	10	10	1	4	10	10	4	77	
7	15198		Cobo et al 1995	Chromium chloride hexahydrate	19.514	Rat ( <i>Rattus norvegicus</i> )	2	2	0/2.95	mg/g bw	N	na	ADL	M	DR	1	8	w	NR	NR	JV	M	C	Y	Lab	CHM	GBIO	BL			Y	0.338	N	0.03730		565	10	5	5	10	10	1	4	10	10	4	69
<b>Behavior</b>																																															
8	25905		Mooney and Cromwell, 1997	Chromium chloride hexahydrate	100	Pig ( <i>Sus scrofa</i> )	2	2	0/25200	ug/kg	N	na	ADL	M	FD	2	103	d	NR	NR	JV	B	C	Y	Lab	FDB	FCNS	WO	25200		Y	108.34	Y	2.56	0.595		10	10	10	10	7	4	4	1	10	4	70
9	25905		Mooney and Cromwell, 1997	Chromium chloride hexahydrate	100	Pig ( <i>Sus scrofa</i> )	1	3	0/5100/25300	ug/kg	N	na	ADL	M	FD	2	35	d	NR	NR	JV	B	C	Y	Lab	FDB	FCNS	WO	25300		Y	42.58	Y	1.56	0.927		10	10	10	10	7	4	4	1	10	4	70
10	3009		Bataineh et al., 1997	Chromium chloride	32.83	Rat ( <i>Rattus norvegicus</i> )	1	2	0/1000	mg/L	N	na	ADL	U	DR	1	12	w	NR	NR	AD	M	C	N	Lab	BEH	AGGT	WO		1000	Y	0.3405	N	0.03754		36.2	10	5	5	10	6	4	4	10	10	4	68
<b>Physiology</b>																																															
11	25905		Mooney and Cromwell, 1997	Chromium chloride hexahydrate	100	Pig ( <i>Sus scrofa</i> )	2	2	0/25200	ug/kg	N	na	ADL	M	FD	3	103	d	NR	NR	JV	B	C	Y	Lab	PHY	FDCV	WO	25200		Y	108.34	Y	2.56	0.595		10	10	10	10	7	4	4	1	10	4	70
12	25905		Mooney and Cromwell, 1997	Chromium chloride hexahydrate	100	Pig ( <i>Sus scrofa</i> )	1	3	0/5100/25300	ug/kg	N	na	ADL	M	FD	3	35	d	NR	NR	JV	B	C	Y	Lab	PHY	FDCV	WO	25300		Y	42.58	Y	1.56	0.927		10	10	10	10	7	4	4	1	10	4	70
13	15061		Kanisawa and Schroeder, 1969	Chromium acetate	100	Rat ( <i>Rattus norvegicus</i> )	1	2	0/5	mg/L	N	na	ADL	U	DR	2	17	mo	21	d	JV	B	C	Y	Lab	PHY	BLPR	BL		5.0	N	0.248	N	0.02823		0.569	10	5	5	10	5	4	4	10	10	4	67
14	757		Mercado and Bibby 1973	Chromium chloride hexahydrate	100	Rat ( <i>Rattus norvegicus</i> )	1	2	0/25	mg/L	N	na	ADL	U	DR	1	50	d	23	d	JV	M	C	Y	Lab	PHY	GPHY	NR		25.0	N	0.267	N	0.03016		2.82	10	5	5	10	5	4	4	10	10	4	67
<b>Pathology</b>																																															
15	15061		Kanisawa and Schroeder, 1969	Chromium acetate	100	Rat ( <i>Rattus norvegicus</i> )	1	2	0/5	mg/L	N	na	ADL	U	DR	1	30	mo	21	d	JV	B	C	Y	Lab	HIS	GSLN	KI		5.0	N	0.248	N	0.02823		0.569	10	5	5	10	5	4	4	10	10	4	67
16	3061		Meenakshi et al., 1989	Chromium chloride hexahydrate	100	Rat ( <i>Rattus norvegicus</i> )	1	2	0/10	mg/kg bw/d	N	na	1 per d	U	GV	1	60	d	NR	NR	JV	M	C	Y	Lab	HIS	NCRO	LI		10.0	Y	0.05	N	0.005855		10.0	10	8	10	10	4	4	10	10	4	80	
17	3009		Bataineh et al., 1997	Chromium chloride	32.83	Rat ( <i>Rattus norvegicus</i> )	1	2	0/1000	mg/L	N	na	ADL	U	DR	3	12	w	NR	NR	AD	M	C	N	Lab	GRS	BDWT	WO		1000	Y	0.34052	N	0.03755		36.2	10	5	5	10	6	4	4	10	10	4	68
<b>Reproduction</b>																																															
18	3098		Zahid et al., 1990	Chromium sulfate	38.02	Mouse ( <i>Mus musculus</i> )	1	4	0/100/200/400	mg/kg diet	N	na	ADL	U	FD	3	35	d	21	d	JV	M	C	Y	Lab	REP	SPCL	TE		100	Y	0.0249	Y	0.0063		9.62	10	10	5	10	7	10	4	10	10	4	80
19	3009		Bataineh et al., 1997	Chromium chloride	32.83	Rat ( <i>Rattus norvegicus</i> )	1	2	0/1000	mg/L	N	na	ADL	U	DR	2	12	w	NR	NR	AD	M	C	N	Lab	REP	TEWT	TE		1000	Y	0.34052	N	0.03755		36.2	10	5	5	10	6	10	4	10	10	4	74
20	3025		Elbetieha and Al-Hamood, 1997	Chromium chloride	32.83	Mouse ( <i>Mus musculus</i> )	1	3	0/2000/5000	mg/L	N	na	NR	U	DR	1	12	w	50	d	JV	F	C	Y	Lab	REP	PROG	WO		2000	N	0.0342	N	0.004745		91.1	10	5	5	10	5	10	4	10	10	4	73
21	3025		Elbetieha and Al-Hamood, 1997	Chromium chloride	32.83	Mouse ( <i>Mus musculus</i> )	2	2	0/5000	mg/L	N	na	NR	U	DR	2	12	w	50	d	JV	M	C	Y	Lab	REP	ORWT	OV		5000	Y	0.034	N	0.004288		228	10	5	5	10	6	10	4	10	10	4	74
<b>Growth</b>																																															
22	25908		Van Heugten and Spears, 1997	Chromium chloride	100	Pig ( <i>Sus scrofa</i> )	1	2	0/0.2	mg/kg diet	N	na	ADL	U	FD	1	32	d	3	w	JV	NR	C	Y	Lab	GRO	BDWT	WO	0.20		Y	16.3	Y	0.54000002	0.00663		10	10	5	10	7	8	4	1	10	4	69
23	25914		Kegley and Spears, 1995	Chromium chloride hexahydrate	100	Cattle ( <i>Bos taurus</i> )	1	2	0/0.4	mg/kg diet	N	na	ADL	U	FD	1	56	d	NR	NR	JV	M	C	Y	Lab	GRO	BDWT	WO	0.40		Y	263.7	Y	6.15	0.00933		10	10	5	10	7	8	4	1	10	4	69
24	25905		Mooney and Cromwell, 1997	Chromium chloride hexahydrate	100	Pig ( <i>Sus scrofa</i> )	2	2	0/25200	ug/kg	N	na	ADL	M	FD	1	103	d	NR	NR	JV	B	C	Y	Lab	GRO	BDWT	WO	25200		Y	108.34	Y	2.56	0.595		10	10	10	10	7	8	4	1	10	4	74
25	14446		Shroeder et al., 1963	Trivalent chromium	100	Rat ( <i>Rattus norvegicus</i> )	1	2	0/5	mg/L	N	na	ADL	U	DR	1	332	d	28	d	JV	M	C	Y	Lab	GRO	BDWT	WO	5		Y	0.4407	N	0.04730	0.537		10	5	5	4	6	8	4	10	10	4	66
26	25905		Mooney and Cromwell, 1997	Chromium chloride hexahydrate	100	Pig ( <i>Sus scrofa</i> )	1	3	0/5100/25300	ug/kg	N	na	ADL	M	FD	1	35	d	NR	NR	JV	B	C	Y	Lab	GRO	BDWT	WO	25300		Y	42.58	Y	1.56	0.927		10	10	10	10	7	8	4	1	10	4	74
27	3004		Anderson et al., 1997	Chromium chloride	100	Rat ( <i>Rattus norvegicus</i> )	1	5	0/5/25/50/100	mg/kg diet	N	na	NR	U	FD	1	20	w	4	w	JV	NR	C	Y	Lab	GRO	BDWT	WO	100		Y	0.4	N	0.03235	8.09		10	10	5	10	6	8	4	1	10	4	68
28	3098		Zahid et al., 1990	Chromium sulfate	38.02	Mouse ( <i>Mus musculus</i> )	1	4	0/100/200/400	mg/kg diet	N	na	ADL	U	FD	2	35	d	21	d	JV	M	C	Y	Lab	GRO	BDWT	WO	400		Y	0.0249	Y	0.0073	44.6		10	10	5	10	7	8	4	1	10	4	69
29	3025		Elbetieha and Al-Hamood, 1997	Chromium chloride	32.83	Mouse ( <i>Mus musculus</i> )	2	2	0/5000	mg/L	N	na	NR	U	DR	2	12	w	50	d	JV	M	C	Y	Lab	GRO	BDWT	WO	5000		Y	0.034	N	0.004288	228		10	5	5	10	6	8	4	10	10	4	72
30	3729		Ivankovic and Preussmann, 1975	Chromium oxide green	100																																										

**Appendix 6.1 Mammalian Toxicity Data Extracted for Wildlife Toxicity Reference Value (TRV)  
Trivalent Chromium  
Page 2 of 2**

Result #	Ref N.		Chemical Form	MW%	Test Species	Phase #	# of Conc/ Doses	Conc/ Doses	Conc/Dose Units	Wet Weight Reported?	Percent Moisture	Application Frequency	Method of Analyses	Route of Exposure	Endpoint Number	Exposure Duration	Duration Units	Age	Age Units	Lifestage	Sex	Control Type	Critical Lifestage?	Test Location	Effect Type	Effect Measure	Response Site	Study NOAEL	Study LOAEL	Body Weight Reported?	Body Weight in kg	Ingestion Rate Reported?	Ingestion Rate in kg or L/day	NOAEL Dose (mg/kg/day)	LOAEL Dose (mg/kg/day)	Data Source	Dose Route	Test Concentrations	Chemical form	Dose Quantification	Endpoint	Dose Range	Statistical Power	Exposure Duration	Test Conditions	Total	
48	10473	Bruckdorfer et al, 1971	Chromium acetate	100	Rat ( <i>Rattus norvegicus</i> )	1	2	0/0.14	mg/d	N	na	ADL	U	FD	2	9	w	30	d	JV	M	C	Y	Lab	PHY	FDCV	WO	0.14		N	0.523	N	0.04032	0.268		10	10	5	5	5	4	4	1	10	4	58	
49	10473	Bruckdorfer et al, 1971	Chromium acetate	100	Rat ( <i>Rattus norvegicus</i> )	1	2	0/0.14	mg/d	N	na	ADL	U	FD	3	9	w	30	d	JV	M	C	Y	Lab	ORW	SMIX	LI	0.14		N	0.523	N	0.04032	0.268		10	10	5	5	5	4	4	1	10	4	58	
50	10473	Bruckdorfer et al, 1971	Chromium acetate	100	Rat ( <i>Rattus norvegicus</i> )	1	2	0/0.14	mg/d	N	na	ADL	U	FD	1	9	w	30	d	JV	M	C	Y	Lab	GRO	BDWT	WO	0.14		N	0.523	N	0.04032	0.268		10	10	5	5	5	8	4	1	10	4	62	
51	14446	Shroeder et al., 1963	Trivalent chromium	100	Rat ( <i>Rattus norvegicus</i> )	1	2	0/5	mg/L	N	na	ADL	U	DR	2	332	d	28	d	JV	M	C	Y	Lab	MOR	SURV	WO	5		Y	0.441	N	0.04730	0.537		10	5	5	4	6	9	4	1	10	4	58	
52	3701	Kanisawa and Schroeder, 1969	Chromium acetate	100	Rat ( <i>Rattus norvegicus</i> )	1	2	0/5	mg/L	N	na	ADL	U	DR	2	1189	d	21	d	JV	B	C	Y	Lab	MOR	LFSP	WO	5		N	0.248	N	0.02823	0.569		10	5	5	5	5	9	4	1	10	4	58	
53	15198	Cobo et al 1995	Organic Cr+3	100	Rat ( <i>Rattus norvegicus</i> )	1	2	0/13.08	mg/L	N	na	ADL	M	DR	2	8	w	NR	NR	JV	M	C	N	Lab	FDB	WCON	WO	13.1		Y	0.338	N	0.03730	1.44		10	5	10	4	6	4	4	1	10	4	58	
54	757	Mercado and Bibby 1973	Chromium chloride hexahydrate	100	Rat ( <i>Rattus norvegicus</i> )	1	2	0/25	mg/L	N	na	ADL	U	DR	3	50	d	23	d	JV	M	C	Y	Lab	GRO	BDWT	WO	25.0		N	0.267	N	0.03016	2.82		10	5	5	10	5	8	4	1	10	4	62	
55	3098	Zahid et al., 1990	Chromium sulfate	38.02	Mouse ( <i>Mus musculus</i> )	1	4	0/100/200/400	mg/kg diet	N	na	ADL	U	FD	1	35	d	21	d	JV	M	C	Y	Lab	FDB	FCNS	WO	400		Y	0.0249	Y	0.0073	44.6		10	10	5	10	7	4	4	1	10	4	65	
56	3003	Al-Hamood et al., 1998	Chromium chloride	32.83	Mouse ( <i>Mus musculus</i> )	1	2	0/1000	mg/L	N	na	NR	U	DR	1	29	d	NR	NR	GE	F	C	Y	Lab	FDB	WCON	WO	1000		Y	0.025	Y	0.0064	84.0		10	5	5	10	7	4	4	6	10	4	65	
57	15198	Cobo et al 1995	Chromium chloride hexahydrate	19.514	Rat ( <i>Rattus norvegicus</i> )	2	2	0/2.95	mg/g bw	N	na	ADL	M	DR	2	8	w	NR	NR	JV	M	C	Y	Lab	FDB	WCON	WO	2.95		Y	0.338	N	0.03730	565		10	5	5	10	10	4	4	1	10	4	63	
58	15198	Cobo et al 1995	Organic Cr+3	100	Rat ( <i>Rattus norvegicus</i> )	1	2	0/13.08	mg/L	N	na	ADL	M	DR	1	8	w	NR	NR	JV	M	C	N	Lab	CHM	GLUC	BL		13.08	Y	0.338	N	0.03730		1.44		10	5	10	4	6	1	4	10	10	4	64
59	15506	Schroeder, 1968	Chromium acetate	100	Rat ( <i>Rattus norvegicus</i> )	1	2	0/3.596	mg/kg bw/d	N	na	ADL	U	DR	1	487	d	21-23	d	JV	M	C	Y	Lab	CHM	CHOL	SR		3.596	N	0.235	N	0.02689		3.60		10	5	5	5	10	1	4	10	10	4	64

The abbreviations and definitions used in coding data are provided in Attachment 4-3 of the Eco-SSL Guidance (U.S.EPA, 2003).



## Appendix 6-2

---

*Mammalian Toxicity Data Extracted and Reviewed for Wildlife  
Toxicity Reference Value (TRV) - Hexavalent Chromium*

---

*April 2008*

**This page intentionally left blank**



**Appendix 6.2 Mammalian Toxicity Data Extracted for Wildlife Toxicity Reference Value (TRV)  
Hexavalent Chromium  
Page 1 of 2**

Ref	Result #	Ref N.	Chemical Form	MW%	Test Species	Phase #	# of Conc/ Doses	Conc/ Doses	Conc/Dose Units	Wet Weight Reported?	Percent Moisture	Application Frequency	Method of Analyses	Route of Exposure	Endpoint Number	Exposure Duration	Duration Units	Age	Age Units	Lifestage	Sex	Control Type	Critical Lifestage?	Test Location	General Effect Group	Effects										Conversion to mg/kg bw/day				Result		Data Evaluation Score									
																										Effect Type	Effect Measure	Response Site	Study NOAEL	Study LOAEL	Body Weight Reported?	Body Weight in kg	Ingestion Rate Reported?	Ingestion Rate in kg or L/day	NOAEL Dose (mg/kg/day)	LOAEL Dose (mg/kg/day)	Data Source	Dose Route	Test Concentrations	Chemical form	Dose Quantification	Endpoint	Dose Range	Statistical Power	Exposure Duration	Test Conditions	Total				
<b>Biochemical</b>																																																			
1	3074	Rao et al., 1983	Sodium chromate	100	Mouse ( <i>Mus musculus</i> )	1	2	0/1.5	ug/org/d	N	na	NR	M	FD	3	1	yr	NR	NR	JV	M	C	Y	Lab	BIO	CHM	HMGL	BL	1.50		Y	0.0466	N	0.005525	0.0322		10	10	10	4	7	1	4	8	10	4	68				
2	3073	Rao et al., 1981	Sodium chromate	100	Rat ( <i>Rattus norvegicus</i> )	1	2	0/1.8	mg/kg diet	N	na	NR	M	FD	2	1	yr	NR	NR	JV	M	C	Y	Lab	BIO	CHM	HMGL	BL	1.80		Y	0.3902	N	0.03170	0.146		10	10	10	4	6	1	4	10	10	4	69				
3	25925	R.O.W. Sciences, Inc.	Potassium dichromate	35.35	Rat ( <i>Rattus norvegicus</i> )	1	5	0/1/3/6/24	mg/kg bw/d	N	na	ADL	UX	FD	5	9	w	9	w	JV	M	C	Y	Lab	BIO	CHM	MCPV	BL	6	24	Y	0.5285	Y	0.0912	2.12	8.48	10	10	10	10	10	1	8	10	10	4	83				
4	25927	R.O.W. Sciences, Inc.	Potassium dichromate	35.35	Mouse ( <i>Mus musculus</i> )	2	5	0/5/16/34/137	mg/kg bw/d	N	na	ADL	UX	FD	5	3	w	9	w	JV	F	C	Y	Lab	BIO	CHM	MCPV	BL	16.0	34.0	Y	0.02036	Y	0.007	5.66	12.0	10	10	10	10	1	8	10	10	4	83					
5	3095	Vyskocil et al., 1993	Potassium dichromate	100	Rat ( <i>Rattus norvegicus</i> )	1	2	0/2.47	mg/kg bw/d	N	na	NR	U	DR	1	6	mo	8	w	JV	F	C	Y	Lab	BIO	CHM	ALBM	UR	2.47	N	0.156	N	0.01860		2.47	10	5	5	10	10	1	4	10	10	4	69					
6	25926	R.O.W.Science Inc, 1997	Potassium dichromate	35.35	Mouse ( <i>Mus musculus</i> )	1	4	0/19.4/38.6/85.7	mg/kg bw/d	N	na	ADL	UX	FD	4	14	w	10	w	GE	F	C	Y	Lab	BIO	CHM	MCPV	BL		19.4	Y	0.03246	Y	0.00605		6.86	10	10	10	10	1	4	10	10	4	79					
7	3061	Meenakshi et al., 1989	Potassium dichromate	100	Rat ( <i>Rattus norvegicus</i> )	2	2	0/10	mg/kg bw/d	N	na	1 per d	U	GV	2	60	d	NR	NR	JV	F	C	Y	Lab	BIO	CHM	GLUC	BL		10.0	Y	0.05	N	0.005855		10.0	10	8	10	10	10	1	4	10	10	4	77				
8	3020	Chowdhury and Mitra, 1995	Sodium dichromate	100	Rat ( <i>Rattus norvegicus</i> )	1	4	0/20/40/60	mg/kg bw/d	N	na	DLY	U	GV	3	90	d	NR	NR	JV	M	C	Y	Lab	BIO	HRM	TSTR	SR		20.0	Y	0.3085	N	0.02613		20.0	10	8	10	10	10	1	4	10	10	4	77				
<b>Behavior</b>																																																			
9	25927	R.O.W. Sciences, Inc.	Potassium dichromate	35.35	Mouse ( <i>Mus musculus</i> )	2	5	0/5/16/34/137	mg/kg bw/d	N	na	ADL	UX	FD	4	1	w	9	w	JV	F	C	Y	Lab	BEH	FDB	WCNS	WO	16.0	34.0	Y	0.01893	Y	0.00546	5.66	12.0	10	10	10	10	10	4	10	10	10	4	88				
10	25925	R.O.W. Sciences, Inc.	Potassium dichromate	35.35	Rat ( <i>Rattus norvegicus</i> )	1	5	0/1/3/6/24	mg/kg bw/d	N	na	ADL	UX	FD	4	9	w	9	w	JV	M	C	Y	Lab	BEH	FDB	FCNS	WO	24.0		Y	0.5285	Y	0.0912	8.48		10	10	10	10	10	4	4	10	10	4	82				
11	25926	R.O.W.Science Inc, 1997	Potassium dichromate	35.35	Mouse ( <i>Mus musculus</i> )	1	4	0/19.4/38.6/85.7	mg/kg bw/d	N	na	ADL	UX	FD	3	14	w	10	w	GE	F	C	Y	Lab	BEH	FDB	FCNS	WO	85.7		Y	0.03052	Y	0.00702	30.3		10	10	10	10	10	4	4	10	10	4	82				
12	3003	Al-Hamood et al., 1998	Potassium dichromate	35.35	Mouse ( <i>Mus musculus</i> )	2	2	0/1000	mg/l	N	na	NR	U	DR	1	29	d	NR	NR	GE	F	C	Y	Lab	BEH	FDB	WCNS	WO	1000		Y	0.025	Y	0.0050	68.1		10	5	5	10	6	4	4	8	10	4	66				
13	11440	Gribble, 1974	Chromate ion	44.83	Mouse ( <i>Mus musculus</i> )	1	2	0/400	mg/L	N	na	ADL	U	DR	2	7	d	7	w	JV	F	C	Y	Lab	BEH	FDB	WCNS	WO		400	Y	0.031	Y	0.00095		5.50	10	5	5	10	7	4	4	10	10	4	69				
14	3029	Gates et al, 1947	Potassium dichromate	100	Rat ( <i>Rattus norvegicus</i> )	1	4	0/7.2/13.1/25.0	mg/kg bw/d	N	na	ADL	U	DR	3	5	d	NR	NR	JV	B	C	Y	Lab	BEH	FDB	WCNS	WO		7.20	Y	0.08	Y	0.0134		7.20	10	5	5	10	10	4	4	10	10	4	72				
15	3009	Bataineh et al., 1997	Potassium dichromate	35.35	Rat ( <i>Rattus norvegicus</i> )	2	2	0/1000	mg/l	N	na	ADL	U	DR	1	12	w	NR	NR	AD	M	C	N	Lab	BEH	BEH	AGGT	WO		1000	Y	0.36133	N	0.03960		38.7	10	5	5	10	6	4	4	10	10	4	68				
16	31	Trivedi et al., 1989	Potassium dichromate	100	Mouse ( <i>Mus musculus</i> )	1	4	0/1.76/3.6/7.03	mg/org/d	N	na	ADL	U	DR	1	19	d	NR	NR	GE	F	C	N	Lab	BEH	FDB	WCNS	WO		1.76	Y	0.043	Y	0.007050		40.5	10	5	5	10	7	4	4	10	10	4	69				
<b>Physiology</b>																																																			
17	3023	Diaz-Mayans et al., 1986	Sodium chromate	100	Rat ( <i>Rattus norvegicus</i> )	1	3	0/0.07/0.7	g/L	N	na	ADL	U	DR	3	28	d	NR	NR	SM	M	C	N	Lab	PHY	PHY	EXCR	UR	0.070	0.70	Y	0.26	Y	0.0166	4.47	44.7	10	5	5	10	7	4	8	10	10	4	73				
<b>Pathology</b>																																																			
18	3074	Rao et al, 1983	Sodium chromate	100	Mouse ( <i>Mus musculus</i> )	1	2	0/1.5	ug/org/d	N	na	NR	M	FD	2	1	yr	NR	NR	JV	M	C	Y	Lab	PTH	ORW	SMIX	KI	1.50		Y	0.0466	N	0.005525	0.0322		10	10	10	5	7	4	4	3	10	4	67				
19	3073	Rao et al., 1981	Sodium chromate	100	Rat ( <i>Rattus norvegicus</i> )	1	2	0/1.8	mg/kg diet	N	na	NR	M	FD	4	1	yr	NR	NR	JV	M	C	Y	Lab	PTH	ORW	SMIX	LI	1.80		Y	0.3902	N	0.03170	0.146		10	10	10	4	6	4	4	10	10	4	72				
20	3095	Vyskocil et al., 1993	Potassium dichromate	100	Rat ( <i>Rattus norvegicus</i> )	1	2	0/2.47	mg/kg bw/d	N	na	NR	U	DR	2	6	mo	8	w	JV	F	C	Y	Lab	PTH	ORW	SMIX	KI	2.47		N	0.156	N	0.01860	2.47		10	5	5	10	10	4	4	10	10	4	72				
21	25926	R.O.W.Science Inc, 1997	Potassium dichromate	35.35	Mouse ( <i>Mus musculus</i> )	1	4	0/19.4/38.6/85.7	mg/kg bw/d	N	na	ADL	UX	FD	5	14	w	10	w	GE	F	C	Y	Lab	PTH	ORW	ORWT	LI	38.6	85.7	Y	0.0259	Y	0.00702	13.6	30.3	10	10	10	10	10	4	10	10	4	88					
22	25927	R.O.W. Sciences, Inc.	Potassium dichromate	35.35	Mouse ( <i>Mus musculus</i> )	1	5	0/3/10/21/92	mg/kg bw/d	N	na	ADL	UX	FD	2	9	w	9	w	JV	M	C	Y	Lab	PTH	HIS	GHIS	MT	92.0		Y	0.02684	Y	0.00546	32.5		10	10	10	10	10	4	4	1	10	4	73				
23	3061	Meenakshi et al., 1989	Potassium dichromate	100	Rat ( <i>Rattus norvegicus</i> )	2	2	0/10	mg/kg bw/d	N	na	1 per d	U	GV	1	60	d	NR	NR	JV	F	C	Y	Lab	PTH	HIS	NCRO	LI		10.0	Y	0.05	N	0.005855		10.0	10	8	10	10	10	4	4	10	10	4	80				
24	3009	Bataineh et al., 1997	Potassium dichromate	35.35	Rat ( <i>Rattus norvegicus</i> )	2	2	0/1000	mg/l	N	na	ADL	U	DR	3	12	w	NR	NR	AD	M	C	N	Lab	PTH	GRS	BDWT	WO		1000	Y	0.36133	N	0.03960		38.7	10	5	5	10	6	4	4	10	10	4	68				
<b>Reproduction</b>																																																			
25	3074	Rao et al, 1983	Sodium chromate	100	Mouse ( <i>Mus musculus</i> )	1	2	0/1.5	ug/org/d	N	na	NR	M	FD	4	1	yr	NR	NR	JV	M	C	Y	Lab	REP	REP	TEWT	TE	1.50		Y	0.0466	N	0.005525	0.0322		10	10	10	4	7	10	4	3	10	4	72				
26	3073	Rao et al., 1981	Sodium chromate	100	Rat ( <i>Rattus norvegicus</i> )	1	2	0/1.8	mg/kg diet	N	na	NR	M	FD	3	1	yr	NR	NR	JV	M	C	Y	Lab	REP	REP	TEWT	TE	1.80		Y	0.3902	N	0.03170	0.146		10	10	10	4	6	10	4	10	10	4	78				
27	25925	R.O.W. Sciences, Inc.	Potassium dichromate	35.35	Rat ( <i>Rattus norvegicus</i> )	1	5	0/1/3/6/24	mg/kg bw/d	N	na	ADL	UX	FD	3	9	w	9	w	JV	M	C	Y	Lab	REP	REP	SPCL	TE	24.0		Y	0.5285	Y	0.0912	8.48		10	10	10	10	10	4	3	10	4	81					
28	3020	Chowdhury and Mitra, 1995	Sodium dichromate	100	Rat ( <i>Rattus norvegicus</i> )	1	4	0/20/40/60	mg/kg bw/d	N	na	DLY	U	GV	2	90	d	NR	NR	JV	M	C	Y	Lab	REP	REP	TEWT	TE	20.0	40.0	Y	0.3084	N	0.02612	20.0	40.0	10	8	10	10	10	10	10	4	92						
29	25926	R.O.W.Science Inc, 1997	Potassium dichromate	35.35	Mouse ( <i>Mus musculus</i> )	1	4	0/19.4/38.6/85.7	mg/kg bw/d	N	na	ADL	UX	FD	6	14	w	10	w	GE	F	C	Y	Lab	REP	REP	PROG	WO	85.7		Y	0.03052	Y	0.00702	30.3		10	10	10	10	10	4									

**Appendix 6.2 Mammalian Toxicity Data Extracted for Wildlife Toxicity Reference Value (TRV)  
Hexavalent Chromium  
Page 2 of 2**

Result #	Ref N.		Chemical Form	MW%	Test Species	Phase #	# of Conc/ Doses	Conc/ Doses	Conc/Dose Units	Wet Weight Reported?	Percent Moisture	Application Frequency	Method of Analyses	Route of Exposure	Endpoint Number	Exposure Duration	Duration Units	Age	Age Units	Lifestage	Sex	Control Type	Critical Lifestage?	Test Location	General Effect Group	Effect Type	Effect Measure	Response Site	Study NOAEL	Study LOAEL	Body Weight Reported?	Body Weight in kg	Ingestion Rate Reported?	Ingestion Rate in kg or L/day	NOAEL Dose (mg/kg/day)	LOAEL Dose (mg/kg/day)	Data Source	Dose Route	Test Concentrations	Chemical form	Dose Quantification	Endpoint	Dose Range	Statistical Power	Exposure Duration	Test Conditions	Total
50	3045	Junaid et al., 1995	Potassium dichromate	100	Mouse ( <i>Mus musculus</i> )	1	4	0/250/500/750	mg/l	N	na	ADL	U	DR	1	6	d	4	mo	GE	F	C	Y	Lab	GRO	GRO	BDWT	WO	250	500	Y	0.04537	N	0.006120	33.7	67.4	10	5	5	10	6	8	10	10	10	4	78
51	31	Trivedi et al., 1989	Potassium dichromate	100	Mouse ( <i>Mus musculus</i> )	1	4	0/1.76/3.6/7.03	mg/org/d	N	na	ADL	U	DR	2	19	d	NR	NR	GE	F	C	Y	Lab	GRO	GRO	BDWT	WO	1.76	3.60	Y	0.0435	Y	0.007200	40.5	82.8	10	5	5	10	7	8	10	10	10	4	79
52	3098	Zahid et al., 1990	Potassium dichromate	35.35	Mouse ( <i>Mus musculus</i> )	2	4	0/100/200/400	mg/kg diet	N	na	ADL	U	FD	2	35	d	21	d	JV	M	C	Y	Lab	GRO	GRO	BDWT	WO	400		Y	0.0249	Y	0.0076	43.2		10	10	5	10	7	8	4	1	10	4	69
53	3047	Junaid et al., 1996	Potassium dichromate	100	Mouse ( <i>Mus musculus</i> )	1	4	0/2.0/3.75/5.47	mg/org/d	N	na	ADL	U	DR	2	8	d	NR	NR	GE	F	C	Y	Lab	GRO	GRO	BDWT	WO	2.0	3.75	Y	0.04521	N	0.006100	44.2	82.9	10	5	5	10	6	8	10	10	10	4	78
54	3046	Junaid et al., 1996	Potassium dichromate	100	Mouse ( <i>Mus musculus</i> )	1	4	0/1.9/3.56/5.23	mg/org/d	N	na	ADL	U	DR	2	20	d	4	mo	GE	F	C	Y	Lab	GRO	GRO	BDWT	WO	3.56	5.23	Y	0.04238	N	0.005755	84.0	123	10	5	5	10	6	8	10	10	10	4	78
55	3025	Elbetieha and Al-Hamood, 1997	Potassium dichromate	35.35	Mouse ( <i>Mus musculus</i> )	5	2	0/5000	mg/l	N	na	NR	U	DR	1	12	w	50	d	JV	F	C	Y	Lab	GRO	GRO	BDWT	WO	5000		Y	0.03273	N	0.004480	246		10	5	5	10	6	8	4	8	10	4	70
56	3085	Schroeder and Mitchener, 1971	Potassium dichromate	100	Mouse ( <i>Mus musculus</i> )	1	2	0/5	mg/l	N	na	NR	U	DR	1	10	d	19-20	d	JV	M	C	Y	Lab	GRO	GRO	BDWT	WO		5.0	Y	0.0206	N	0.003007		0.730	10	5	5	10	6	8	4	10	10	4	72
57	3029	Gates et al., 1947	Potassium dichromate	100	Rat ( <i>Rattus norvegicus</i> )	1	4	0/7.2/13.1/25.0	mg/kg bw/d	N	na	ADL	U	DR	1	5	d	NR	NR	JV	B	C	Y	Lab	GRO	GRO	BDWT	WO		7.20	Y	0.08	Y	0.0157		7.20	10	5	5	10	10	8	4	10	10	4	76
58	3049	Kanojia et al., 1996	Potassium dichromate	100	Rat ( <i>Rattus norvegicus</i> )	1	4	0/6.44/12.2/15.28	mg/org/d	N	na	NR	U	DR	3	39	d	120	d	GE	F	C	Y	Lab	GRO	GRO	BDWT	WO		6.44	Y	0.24002	N	0.02741		26.8	10	5	5	10	6	8	4	10	10	4	72
59	3025	Elbetieha and Al-Hamood, 1997	Potassium dichromate	35.35	Mouse ( <i>Mus musculus</i> )	4	3	0/2000/5000	mg/l	N	na	NR	U	DR	2	12	w	50	d	JV	M	C	Y	Lab	GRO	GRO	BDWT	WO		2000	Y	0.03080	N	0.004480		98.7	10	5	5	10	6	8	4	10	10	4	72
<b>Survival</b>																																															
60	25925	R.O.W. Sciences, Inc.	Potassium dichromate	35.35	Rat ( <i>Rattus norvegicus</i> )	1	5	0/1/3/6/24	mg/kg bw/d	N	na	ADL	UX	FD	1	9	w	9	w	JV	M	C	Y	Lab	MOR	MOR	MORT	WO	24.0		Y	0.5285	Y	0.0912	8.48		10	10	10	10	10	9	4	10	10	4	87
61	3061	Meenakshi et al., 1989	Potassium dichromate	100	Rat ( <i>Rattus norvegicus</i> )	2	2	0/10	mg/kg bw/d	N	na	1 per d	U	GV	1	60	d	NR	NR	JV	F	C	Y	Lab	MOR	MOR	MORT	WO	10.0		Y	0.05	N	0.005855	10.0		10	8	10	10	10	9	4	10	10	4	85
62	25926	R.O.W.Science Inc, 1997	Potassium dichromate	35.35	Mouse ( <i>Mus musculus</i> )	1	4	0/19.4/38.6/85.7	mg/kg bw/d	N	na	ADL	UX	FD	2	14	w	10	w	GE	F	C	Y	Lab	MOR	MOR	MORT	WO	85.7		Y	0.03052	Y	0.00702	30.3		10	10	10	10	10	9	4	10	10	4	87
63	25927	R.O.W. Sciences, Inc.	Potassium dichromate	35.35	Mouse ( <i>Mus musculus</i> )	1	5	0/3/10/21/92	mg/kg bw/d	N	na	ADL	UX	FD	1	9	w	9	w	JV	M	C	Y	Lab	MOR	MOR	MORT	WO	92.0		Y	0.02684	Y	0.00546	32.5		10	10	10	10	10	9	4	10	10	4	87
64	3029	Gates et al., 1947	Potassium dichromate	100	Rat ( <i>Rattus norvegicus</i> )	1	4	0/7.2/13.1/25.0	mg/kg bw/d	N	na	ADL	U	DR	2	25	d	NR	NR	JV	B	C	Y	Lab	MOR	MOR	MORT	WO	25.0		Y	0.08	Y	0.0134	25.0		10	5	5	10	10	9	4	10	10	4	77
65	3023	Diaz-Mayans et al., 1986	Sodium chromate	100	Rat ( <i>Rattus norvegicus</i> )	1	3	0/0.07/0.7	g/L	N	na	ADL	U	DR	1	28	d	NR	NR	SM	M	C	N	Lab	MOR	MOR	MORT	WO	0.70		Y	0.26	Y	0.00942	25.4		10	5	5	10	7	9	4	10	10	4	74
66	3050	Kanojia et al., 1998	Potassium dichromate	100	Rat ( <i>Rattus norvegicus</i> )	1	4	0/5.57/10.18/13.56	mg/org/d	N	na	NR	U	DR	2	3	mo	50	d	JV	F	C	Y	Lab	MOR	MOR	MORT	WO	5.57	10.2	Y	0.168	N	0.01988	33.2	60.6	10	5	5	10	6	9	10	10	10	4	79
67	3049	Kanojia et al., 1996	Potassium dichromate	100	Rat ( <i>Rattus norvegicus</i> )	1	4	0/6.44/12.2/15.28	mg/org/d	N	na	NR	U	DR	1	39	d	120	d	GE	F	C	Y	Lab	MOR	MOR	MORT	WO	15.3		Y	0.24002	N	0.02741	63.7		10	5	5	10	6	9	4	10	10	4	73
68	3046	Junaid et al., 1996	Potassium dichromate	100	Mouse ( <i>Mus musculus</i> )	1	4	0/1.9/3.56/5.23	mg/org/d	N	na	ADL	U	DR	1	20	d	4	mo	SM	F	C	N	Lab	MOR	MOR	MORT	WO	3.56	5.23	Y	0.04338	N	0.005878	82.1	121	10	5	5	10	6	9	10	10	10	4	79
69	3047	Junaid et al., 1996	Potassium dichromate	100	Mouse ( <i>Mus musculus</i> )	1	4	0/2.0/3.75/5.47	mg/org/d	N	na	ADL	U	DR	1	8	d	NR	NR	GE	F	C	Y	Lab	MOR	MOR	MORT	WO	5.47		Y	0.04179	N	0.005683	131		10	5	5	10	6	9	4	10	10	4	73
70	31	Trivedi et al., 1989	Potassium dichromate	100	Mouse ( <i>Mus musculus</i> )	1	4	0/1.76/3.6/7.03	mg/org/d	N	na	ADL	U	DR	1	19	d	NR	NR	GE	F	C	N	Lab	MOR	MOR	MORT	WO	7.03		Y	0.043	Y	0.007030	163		10	5	5	10	7	9	4	10	10	4	74
<b>Data Not Used to Derive Wildlife Toxicity Reference Value</b>																																															
71	3085	Schroeder and Mitchener, 1971	Potassium dichromate	100	Mouse ( <i>Mus musculus</i> )	1	2	0/5	mg/l	N	na	NR	U	DR	1	30	d	19-20	d	JV	M	C	Y	Lab	MOR	MOR	SURV	WO	5.0		Y	0.0206	N	0.003007	0.730		10	5	5	10	6	9	4	1	10	4	64
72	11440	Gribble, 1974	Chromate ion	44.83	Mouse ( <i>Mus musculus</i> )	1	2	0/400	mg/L	N	na	ADL	U	DR	1	7	d	7	w	JV	F	C	Y	Lab	BIO	CHM	HMGL	BL	400		Y	0.031	Y	0.00095	5.50		10	5	5	10	7	1	4	1	10	4	57
73	3023	Diaz-Mayans et al., 1986	Sodium chromate	100	Rat ( <i>Rattus norvegicus</i> )	1	3	0/0.07/0.7	g/L	N	na	ADL	U	DR	4	28	d	NR	NR	SM	M	C	N	Lab	BEH	FDB	WCN	WO	0.70		Y	0.26	Y	0.00942	25.4		10	5	5	10	7	4	4	3	10	4	62
74	3098	Zahid et al., 1990	Potassium dichromate	35.35	Mouse ( <i>Mus musculus</i> )	2	4	0/100/200/400	mg/kg diet	N	na	ADL	U	FD	1	35	d	21	d	JV	M	C	Y	Lab	BEH	FDB	FCNS	WO	400		Y	0.0249	Y	0.0076	43.2		10	10	5	10	7	4	4	1	10	4	65
75	3023	Diaz-Mayans et al., 1986	Sodium chromate	100	Rat ( <i>Rattus norvegicus</i> )	1	3	0/0.07/0.7	g/L	N	na	ADL	U	DR	2	28	d	NR	NR	SM	M	C	N	Lab	GRO	GRO	BDWT	WO	0.70		Y	0.26	Y	0.00942	79.3		10	5	5	10	7	8	4	1	10	4	64

The abbreviations and definitions used in coding data are provided in Attachment 4-3 of the Eco-SSL Guidance (U.S.EPA, 2003).