

Ecological Soil Screening Levels for Dieldrin

Interim Final

OSWER Directive 9285.7-56



**U.S. Environmental Protection Agency
Office of Solid Waste and Emergency Response
1200 Pennsylvania Avenue, N.W.
Washington, DC 20460**

**March 2005
Revised April 2007**

This page intentionally left blank

TABLE OF CONTENTS

1.0	INTRODUCTION	1
2.0	SUMMARY OF ECO-SSLs FOR DIELDRIN	1
3.0	ECO-SSL FOR TERRESTRIAL PLANTS	3
4.0	ECO-SSL FOR SOIL INVERTEBRATES	3
5.0	ECO-SSL FOR AVIAN WILDLIFE	3
5.1	Avian TRV	5
5.2	Estimation of Dose and Calculation of the Eco-SSL	5
6.0	ECO-SSL FOR MAMMALIAN WILDLIFE	10
6.1	Mammalian TRV	10
6.2	Estimation of Dose and Calculation of the Eco-SSL	10
7.0	REFERENCES	16
7.1	General Dieldrin References	16
7.2	References Used for Derivation of Plant and Soil Invertebrate Eco-SSLs	16
7.3	References Rejected for Use in Derivation of Plant and Soil Invertebrate Eco-SSLs	17
7.4	References Used in Derivation of Wildlife TRVs	27
7.5	References Rejected for Use in Derivation of Wildlife TRV	31

LIST OF TABLES

Table 2.1	Dieldrin Eco-SSLs (mg/kg dry weight in soil)	3
Table 3.1	Plant Toxicity Data - Dieldrin	4
Table 5.1	Avian Toxicity Data Extracted for Wildlife Toxicity Reference Value (TRV) - Dieldrin	6
Table 5.2	Calculation of the Avian Eco-SSLs for Dieldrin	9
Table 6.1	Mammalian Toxicity Data Extracted for Wildlife Toxicity Reference Value (TRV) - Dieldrin	11
Table 6.2	Calculation of the Mammalian Eco-SSL for Dieldrin	15

LIST OF FIGURES

Figure 5.1	Avian TRV Derivation for Dieldrin	8
Figure 6.1	Mammalian TRV Derivation for Dieldrin	14

LIST OF APPENDICES

Appendix 5-1	Avian Toxicity Data Extracted and Reviewed for Wildlife Toxicity Reference Value (TRV) - Dieldrin
Appendix 6-1	Mammalian Toxicity Data Extracted and Reviewed for Wildlife Toxicity Reference Value (TRV) - Dieldrin

1.0 INTRODUCTION

Ecological Soil Screening Levels (Eco-SSLs) are concentrations of contaminants in soil that are protective of ecological receptors that commonly come into contact with and/or consume biota that live in or on soil. Eco-SSLs are derived separately for four groups of ecological receptors: plants, soil invertebrates, birds, and mammals. As such, these values are presumed to provide adequate protection of terrestrial ecosystems. Eco-SSLs are derived to be protective of the conservative end of the exposure and effects species distribution, and are intended to be applied at the screening stage of an ecological risk assessment. These screening levels should be used to identify the contaminants of potential concern (COPCs) that require further evaluation in the site-specific baseline ecological risk assessment that is completed according to specific guidance (U.S. EPA, 1997, 1998, and 1999). The Eco-SSLs are not designed to be used as cleanup levels and the United States (U.S.) Environmental Protection Agency (EPA) emphasizes that it would be inappropriate to adopt or modify the intended use of these Eco-SSLs as national cleanup standards.

The detailed procedures used to derive Eco-SSL values are described in separate documentation (U.S. EPA, 2003). The derivation procedures represent the group effort of a multi-stakeholder group consisting of federal, state, consulting, industry, and academic participants led by the U.S. EPA Office of Solid Waste and Emergency Response.

This document provides the Eco-SSL values for dieldrin and the documentation for their derivation. This document provides guidance and is designed to communicate national policy on identifying dieldrin concentrations in soil that may present an unacceptable ecological risk to terrestrial receptors. The document does not, however, substitute for EPA's statutes or regulations, nor is it a regulation itself. Thus, it does not impose legally-binding requirements on EPA, states, or the regulated community, and may not apply to a particular situation based upon the circumstances of the site. EPA may change this guidance in the future, as appropriate. EPA and state personnel may use and accept other technically sound approaches, either on their own initiative, or at the suggestion of potentially responsible parties, or other interested parties. Therefore, interested parties are free to raise questions and objections about the substance of this document and the appropriateness of the application of this document to a particular situation. EPA welcomes public comments on this document at any time and may consider such comments in future revisions of this document.

2.0 SUMMARY OF ECO-SSLs FOR DIELDRLIN

Aldrin (1,2,3,4,10,10-hexachloro-1,4,4",5,8,8" -exo-1,4-endo-5,8-dimethano-naphthalene or HHDN) and its epoxide derivative dieldrin (1,2,3,4,10,10-hexachloro-6,7-epoxy-1,4,4",5,6,7,8,8" -octahydro-1,4-endo,exo-5,8-dimethanonaphthalene, or HEOD), are man-made chlorinated cyclodiene insecticide used extensively in the United States from the 1950s to the early 1970s. Aldrin is discussed along with dieldrin as it readily changes into dieldrin when it enters the environment. The trade names used for dieldrin included Alvit, Dieldrix, Octalox,

Quintox and Red Shield (ATSDR, 2002).

Aldrin and dieldrin were used primarily for the control of termites around buildings, corn pests by application to soil and in the citrus industry (U.S. EPA, 1980). Other uses included crop protection from insects, timber preservation and termite-proofing of plastic and rubber coverings of electrical and telecommunication cables and of plywood and building boards (Worthing and Walker, 1983). The U.S. Department of agriculture canceled all uses of aldrin and dieldrin in 1970. In 1972, however, EPA approved aldrin and dieldrin for use in three instances: 1) subsurface ground insertion for termite control; 2) dipping of non-food plant roots and tops; and 3) moth-proofing in manufacturing processes using completely closed systems (U.S. EPA, 1980 and 1986). Use for termite control continued until 1987 when the manufacturer voluntarily canceled the registration for use in controlling termites. Manufacture in the U.S. ceased in 1989 (ATSDR, 2002).

Dieldrin in the soil environment has low to no mobility. Dieldrin is nonpolar, has a strong affinity for organic matter and sorbs tightly to soil particles. Volatilization is the principal loss process but is slow due to its low vapor pressure and strong sorption. Dieldrin degrades slowly in soil surfaces with a reported half-life of about 7 years in field studies. Dieldrin (and aldrin) applied to soil may also undergo degradation by ultraviolet light to form photodieldrin and this reaction may also occur as a result of microbial activity. In soil, aldrin is converted to dieldrin by epoxidation (ATSDR, 2002).

Dieldrin bioaccumulates in both terrestrial and aquatic systems. As both plants and animals metabolize aldrin to dieldrin via epoxidation, significant levels of aldrin are seldom found in biological matrices. Therefore, most studies focus on dieldrin rather than aldrin. In plants, dieldrin is accumulated primarily in the roots with aerial parts containing smaller concentrations (ATSDR, 2002). In terrestrial organisms, accumulation of dieldrin in fat tissues is known to increase with increasing trophic level of the organism with predators at the top of the food chain tending to have the highest exposure and greatest risk (HSDB).

In mammals, dieldrin is accumulated in adipose tissue, liver and brain. The neurotoxicity of dieldrin to the central nervous system (CNS) is well documented. CNS manifestations originate in neural synapses. Dieldrin prevents the action of the neurotransmitter gamma-aminobutyric acid (GABA) by binding to the picrotoxin binding site of the GABA-receptor-ionophore complex (Matsurmura and Giashudding, 1983). GABA is secreted only by nerve terminals in the spinal cord, the cerebellum, the basal ganglia, the retina, and areas of the cortex. It is thought to cause inhibition of neurotransmission by binding the complex and creating a structural alteration preventing influx of Cl⁻ and repolarization of the membrane (Bloomquist and Soderlund, 1985). Basal ganglia innervation by GABA neurons originating from the cortex provide inhibitory input. GABA, therefore, lends stability to motor control systems (Guyton 1991). Without the inhibitory effect of the GABA transmitter, there is uncontrolled motor stimulation leading to convulsions and other CNS manifestations of dieldrin. In mammals, clinical signs of toxicity include depressed activity, followed by hyperexcitability, tremors and convulsions (Coats, 1990; Matsurmura and Giashudding, 1983).

Table 2.1 Dieldrin Eco-SSLs (mg/kg dry weight in soil)			
Plants	Soil Invertebrates	Wildlife	
		Avian	Mammalian
NA	NA	0.022	0.0049
NA = Not Available. Data were insufficient to derive an Eco-SSL.			

Eco-SSL values were derived for dieldrin for avian and mammalian wildlife. Eco-SSL values for dieldrin could not be derived for plants or soil invertebrates. For these receptor groups, data were insufficient to derive soil screening values. Eco-SSL values calculated for avian and mammalian wildlife are equal to 0.022 mg/kg dry weight (dw) and 0.0049 mg/kg dw, respectively.

3.0 ECO-SSL FOR TERRESTRIAL PLANTS

Of the papers identified from the literature search process, 95 were selected for acquisition for further review. Of those papers acquired, five met all 11 Study Acceptance Criteria (U.S. EPA, 2003; Attachment 3-1). Each of these papers were reviewed and the studies were scored according to the Eco-SSL guidance (U.S. EPA, 2003; Attachment 3-2). Twenty-four studies received an Evaluation Score greater than ten. These studies are listed in Table 3.1.

There were no studies that were eligible to derive an Eco-SSL according to the Eco-SSL guidance (U.S. EPA, 2003; Attachment 3-2). An Eco-SSL could not be derived for plants for dieldrin.

4.0 ECO-SSL FOR SOIL INVERTEBRATES

Of the papers identified from the literature search process, 82 papers were acquired for further review. Of those papers acquired none met all 11 Study Acceptance Criteria (U.S. EPA, 2003; Attachment 3-1). A soil invertebrate Eco-SSL could not be derived for dieldrin.

5.0 ECO-SSL FOR AVIAN WILDLIFE

The derivation of the Eco-SSL for avian wildlife was completed as two parts. First, the toxicity reference value (TRV) was derived according to the Eco-SSL guidance (U.S. EPA, 2003; Attachment 4-5). Second, the Eco-SSL (soil concentration) was back-calculated for each of three surrogate species based on the wildlife exposure model and the TRV (U.S. EPA, 2003).

Table 3.1 Plant Toxicity Data - Dieldrin

Reference	Study ID	Test Organism		Soil pH	OM %	Bio-availability Score	ERE	Tox Parameter	Tox Value (Soil Conc. mg/kg dw)	Total Evaluation Score	Eligible for Eco-SSL Derivation	Used for Eco-SSL	Comments*
Rajanna, B. 1977	q	Cotton	<i>Gossypium hirsutum</i>	6.6	0.85	1	GRO	NOAEC	50	14	N	N	High vigor seeds. Seedling height.
Rajanna, B. 1977	r	Soybean	<i>Glycine max</i>	6.6	0.85	1	GRO	NOAEC	50	14	N	N	High vigor seeds. Seedling height.
Rajanna, B. 1977	s	Corn	<i>Zea mays</i>	6.6	0.85	1	GRO	NOAEC	50	14	N	N	High vigor seeds. Seedling height.
Rajanna, B. 1977	t	Wheat	<i>Triticum aestivum</i>	6.6	0.85	1	GRO	NOAEC	50	14	N	N	High vigor seeds. Seedling height.
Rajanna, B. 1977	u	Cotton	<i>Gossypium hirsutum</i>	6.6	0.85	1	GRO	NOAEC	50	14	N	N	High vigor seeds. Seedling dry weight.
Rajanna, B. 1977	v	Soybean	<i>Glycine max</i>	6.6	0.85	1	GRO	NOAEC	50	14	N	N	High vigor seeds. Seedling dry weight.
Rajanna, B. 1977	w	Corn	<i>Zea mays</i>	6.6	0.85	1	GRO	NOAEC	50	14	N	N	High vigor seeds. Seedling dry weight.
Rajanna, B. 1977	x	Wheat	<i>Triticum aestivum</i>	6.6	0.85	1	GRO	NOAEC	50	14	N	N	High vigor seeds. Seedling dry weight.
Rajanna, B. 1977	a	Cotton	<i>Gossypium hirsutum</i>	6.6	0.85	1	GRO	MATC	34.6	14	N	N	Medium vigor seeds. Seedling height.
Rajanna, B. 1977	b	Soybean	<i>Glycine max</i>	6.6	0.85	1	GRO	MATC	14.1	14	N	N	Medium vigor seeds. Seedling height.
Rajanna, B. 1977	c	Corn	<i>Zea mays</i>	6.6	0.85	1	GRO	MATC	24.5	14	N	N	Medium vigor seeds. Seedling height.
Rajanna, B. 1977	d	Wheat	<i>Triticum aestivum</i>	6.6	0.85	1	GRO	MATC	34.6	14	N	N	Medium vigor seeds. Seedling height.
Rajanna, B. 1977	e	Cotton	<i>Gossypium hirsutum</i>	6.6	0.85	1	GRO	MATC	44.7	14	N	N	Medium vigor seeds. Seedling dry weight.
Rajanna, B. 1977	f	Soybean	<i>Glycine max</i>	6.6	0.85	1	GRO	MATC	34.6	14	N	N	Medium vigor seeds. Seedling dry weight.
Rajanna, B. 1977	g	Corn	<i>Zea mays</i>	6.6	0.85	1	GRO	MATC	24.5	14	N	N	Medium vigor seeds. Seedling dry weight.
Rajanna, B. 1977	h	Wheat	<i>Triticum aestivum</i>	6.6	0.85	1	GRO	MATC	7.1	14	N	N	Medium vigor seeds. Seedling dry weight.
Rajanna, B. 1977	i	Cotton	<i>Gossypium hirsutum</i>	6.6	0.85	1	GRO	MATC	34.6	14	N	N	Low vigor seeds. Seedling height.
Rajanna, B. 1977	j	Soybean	<i>Glycine max</i>	6.6	0.85	1	GRO	MATC	24.5	14	N	N	Low vigor seeds. Seedling height.
Rajanna, B. 1977	k	Corn	<i>Zea mays</i>	6.6	0.85	1	GRO	MATC	34.6	14	N	N	Low vigor seeds. Seedling height.
Rajanna, B. 1977	l	Wheat	<i>Triticum aestivum</i>	6.6	0.85	1	GRO	MATC	7.1	14	N	N	Low vigor seeds. Seedling height.
Rajanna, B. 1977	m	Cotton	<i>Gossypium hirsutum</i>	6.6	0.85	1	GRO	MATC	7.1	14	N	N	Low vigor seeds. Seedling dry weight.
Rajanna, B. 1977	n	Soybean	<i>Glycine max</i>	6.6	0.85	1	GRO	MATC	14.1	14	N	N	Low vigor seeds. Seedling dry weight.
Rajanna, B. 1977	o	Corn	<i>Zea mays</i>	6.6	0.85	1	GRO	MATC	7.1	14	N	N	Low vigor seeds. Seedling dry weight.
Rajanna, B. 1977	p	Wheat	<i>Triticum aestivum</i>	6.6	0.85	1	GRO	MATC	7.1	14	N	N	Low vigor seeds. Seedling dry weight.

ERE = Ecologically relevant endpoint

GRO = growth

LOAEC = Lowest observed adverse effect concentration

MATC = Maximum acceptable toxicant concentration. Geometric mean of NOAEC and LOAEC.

N = No

NOAEC = No observed adverse effect concentration

OM = Organic matter content

Bioavailability Score described in *Guidance for Developing Eco-SSLs* (U.S. EPA, 2003)

Total Evaluation Score described in *Guidance for Developing Eco-SSLs* (U.S. EPA, 2003)

*High vigor seeds were untreated. Medium vigor seeds were raised in moisture content to 16% stored for 15 days and then heated to 40 degrees C for two days. The Low vigor seeds were heated for five days instead of two.

5.1 Avian TRV

The literature search completed according to the Eco-SSL guidance (U.S. EPA, 2003; Attachment 4-2) identified 669 papers with possible toxicity data for either avian or mammalian species. Of these papers, 585 papers were rejected for use as described in Section 7.5. Of the remaining papers, 35 contained data for avian test species. These papers were reviewed and the data were extracted and scored according to the Eco-SSL guidance (U.S. EPA, 2003; Attachment 4-3 and 4-4). The results of the data extraction and review are summarized in Table 5.1. The complete results are included as Appendix 5-1.

Within the 36 papers there are 90 results for biochemical (BIO), behavior (BEH), physiology (PHY), pathology (PTH), reproduction (REP), growth (GRO), and survival (MOR) endpoints that meet the Data Evaluation Score of > 65 for use to derive the TRV. These data are plotted in Figure 5.1 and correspond directly with the data presented in Table 5.1. The no-observed adverse effect level (NOAEL) results for growth and reproduction are used to calculate a geometric mean NOAEL. This mean NOAEL is examined in relationship to the lowest bounded lowest-observed adverse effect level (LOAEL) for reproduction, growth, and survival to derive the TRV according to procedures in the Eco-SSL guidance (U.S. EPA, 2003; Attachment 4-5).

A geometric mean of the NOAEL values for growth is calculated at 0.889 mg dieldrin /kg bw/day. However, this value is higher than the lowest bounded LOAEL for either reproduction, growth, or survival results. Therefore, the TRV is equal to the highest bounded NOAEL lower than the lowest bounded LOAEL for reproduction, growth, and survival results and is equal to 0.0709 mg dieldrin/kg bw/day.

5.2 Estimation of Dose and Calculation of the Eco-SSL

Three separate Eco-SSL values were calculated for avian wildlife, one for each of three surrogate species representing different trophic groups. The avian Eco-SSLs were calculated according to the Eco-SSL guidance (U.S. EPA, 2003) and are summarized in Table 5.2.

**Table 5.1 Avian Toxicity Data Extracted for Wildlife Toxicity Reference Value (TRV)
Dieldrin
Page 1 of 2**

Result #	Reference	Ref No.	Test Organism	# of Conc/Doses	Method of Analyses	Route of Exposure	Exposure Duration	Duration Units	Age	Age Units	Lifestage	Sex	Effect Type	Effect Measure	Response Site	NOAEL Dose (mg/kg bw/day)*	LOAEL Dose (mg/kg bw/day)*	Data Evaluation Score	
Biochemical																			
1	Heinz et al., 1980	990	Ring dove (<i>Streptopelia risoria</i>)	4	M	FD	8	w	NR	NR	AD	B	HRM	DOPA	BR	0.084	0.326	76	
2	Sell et al., 1971	1106	Chicken (<i>Gallus domesticus</i>)	3	U	FD	12	w	30	w	SM	F	ENZ	GENZ	LI	0.563	1.13	79	
3	Davison and Sell, 1974	40	Mallard duck (<i>Anas platyrhynchos</i>)	4	U	FD	48	w	2	yr	MA	F	ENZ	AHDX	LI	0.563		68	
4	Muller and Lockman, 1973	1054	Chicken (<i>Gallus domesticus</i>)	3	U	OR	28	d	7	d	JV	NR	CHM	CALC	BO	10.0		68	
5	Call and Call, 1974	930	Japanese quail (<i>Coturnix japonica</i>)	5	U	FD	14	d	7	w	JV	B	CHM	LIPD	SR	10.1		67	
6	Gillett and Arscott, 1969	975	Japanese quail (<i>Coturnix japonica</i>)	2	U	FD	35	d	7	d	JV	B	ENZ	AEPX	LI		0.650	74	
7	Andujar et al., 1978	908	Japanese quail (<i>Coturnix japonica</i>)	2	U	FD	48	d	NR	NR	SM	F	CHM	CALC	EG		2.60	69	
Behavior																			
8	Watkins et al., 1978	1151	Bobwhite quail (<i>Colinus virginianus</i>)	4	U	GV	10	d	NR	NR	AD	M	FDB	FCNS	WO	0.075		67	
9	Atkins and Linder, 1967	909	Ring-necked pheasant (<i>Phasianus colchicus</i>)	4	U	OR	13	w	1-12	mo	JV	F	FDB	FCNS	WO	0.225	0.450	83	
10	Atkins and Linder, 1967	909	Ring-necked pheasant (<i>Phasianus colchicus</i>)	3	U	OR	13	w	1-12	mo	JV	F	FDB	FCNS	WO	0.519		70	
11	Gillett and Arscott, 1969	975	Japanese quail (<i>Coturnix japonica</i>)	2	U	FD	35	d	7	d	JV	B	FDB	FCNS	WO	0.650		68	
12	Heinz et al., 1980	990	Ring dove (<i>Streptopelia risoria</i>)	4	M	FD	8	w	NR	NR	AD	B	FDB	FCNS	WO	1.00		74	
13	Gesell et al., 1979	974	Bobwhite quail (<i>Colinus virginianus</i>)	6	U	OR	42	d	NR	NR	AD	M	BEH	NVOC	WO		0.313	72	
14	Ahmed et al., 1978	904	Chicken (<i>Gallus domesticus</i>)	3	U	FD	20	w	NR	NR	SM	M	FDB	FCNS	WO		0.651	70	
15	Genelly and Rudd, 1955	14919	Ring-necked pheasant (<i>Phasianus colchicus</i>)	3	U	FD	74	d	6	mo	JV	B	FDB	FCNS	WO		1.18	73	
16	Genelly and Rudd, 1956	14920	Pheasant (<i>Phasianus colchicus</i>)	3	U	FD	6	mo	NR	NR	NR	F	FDB	FCNS	WO		1.18	67	
17	Kreitzer and Heinz, 1974	3362	Quail (<i>Coturnix coturnix</i>)	2	U	FD	8	d	7	d	JV	NR	AVO	STIM	WO		1.36	72	
Physiology																			
18	Watkins et al., 1978	1151	Bobwhite quail (<i>Colinus virginianus</i>)	4	U	GV	10	d	NR	NR	AD	M	PHY	EXCR	WO	0.0750		67	
Pathology																			
19	Watkins et al., 1978	1151	Bobwhite quail (<i>Colinus virginianus</i>)	4	U	GV	10	d	NR	NR	AD	M	GRS	BDWT	WO	0.0500	0.0750	82	
20	Wiese et al., 1968	1158	Crowned guinea fowl (<i>Numida meleagris</i>)	7	U	FD	21	mo	6	mo	SM	B	ORW	ORWT	LI	0.224	0.671	80	
21	Heinz et al., 1980	990	Ring dove (<i>Streptopelia risoria</i>)	4	M	FD	8	w	NR	NR	AD	B	GRS	BDWT	WO	0.331	1.00	78	
22	Davison and Sell, 1974	40	Mallard duck (<i>Anas platyrhynchos</i>)	4	U	FD	48	w	2	yr	MA	F	ORW	ORWT	LI	0.563		73	
23	Dahlgren and Linder, 1974	1166	Pheasant (<i>Phasianus colchicus</i>)	3	U	OR	17	w	1	yr	AD	M	GRS	BDWT	WO	0.662		66	
24	Brown et al., 1974	926	Chicken (<i>Gallus domesticus</i>)	3	U	FD	13	mo	6	w	JV	B	HIS	GLSN	LI	0.880		70	
25	Sell et al., 1971	1106	Chicken (<i>Gallus domesticus</i>)	3	U	FD	12	w	30	w	SM	F	ORW	ORWT	LI	1.13		73	
26	Nusz et al., 1976	38	Bobwhite quail (<i>Colinus virginianus</i>)	3	U	GV	10	d	NR	NR	AD	M	GRS	BDWT	WO		0.008	86	
27	Nusz et al., 1976	38	Bobwhite quail (<i>Colinus virginianus</i>)	3	U	GV	10	d	NR	NR	AD	M	GRS	BDWT	WO		0.150	86	
28	Jefferies and French, 1972	1010	Homing pigeon (<i>Columba livia</i>)	4	U	OR	8	w	NR	NR	NR	B	ORW	ORWT	TY		1.00	76	
29	Genelly and Rudd, 1956	14920	Pheasant (<i>Phasianus colchicus</i>)	3	U	FD	6	mo	NR	NR	NR	F	GRS	BDWT	WO		1.18	73	
Reproduction																			
30	Wiese et al., 1968	1158	Crowned guinea fowl (<i>Numida meleagris</i>)	7	U	FD	21	mo	6	mo	LB	F	REP	PROG	WO	0.0671	0.223	84	
31	Shellenberger, 1978	1111	Japanese quail (<i>Coturnix japonica</i>)	3	U	FD	10	w	3-4	d	LB	F	REP	TPRD	WO	0.118		68	
32	Atkins and Linder, 1967	909	Ring-necked pheasant (<i>Phasianus colchicus</i>)	3	U	OR	13	w	1-12	mo	JV	F	EGG	EGWT	WO	0.260	0.519	89	
33	Atkins and Linder, 1967	909	Ring-necked pheasant (<i>Phasianus colchicus</i>)	4	U	OR	13	w	1-12	mo	LB	F	REP	TPRD	WO	0.450	0.675	89	
34	Davison and Sell, 1974	40	Mallard duck (<i>Anas platyrhynchos</i>)	4	U	FD	48	w	2	yr	LB	F	REP	EGPN	WO	0.563		70	
35	Reading et al., 1976	1092	Japanese quail (<i>Coturnix japonica</i>)	4	U	FD	16	w	6	w	SM	B	REP	RSUC	WO	0.852	1.70	86	
36	Brown et al., 1974	926	Chicken (<i>Gallus domesticus</i>)	3	U	FD	13	mo	6	w	LB	B	EGG	ESTH	WO	0.880		76	
37	Cool et al., 1972	935	Pheasant (<i>Phasianus colchicus</i>)	2	U	OR	22	d	NR	NR	LB	F	REP	CYNG	WO	0.900		77	
38	Dahlgren and Linder, 1974	1166	Pheasant (<i>Phasianus colchicus</i>)	3	U	OR	17	w	1	yr	LB	F	EGG	FTEG	WO	0.905	1.51	87	
39	Stromborg, 1977	1130	Ring-necked pheasant (<i>Phasianus colchicus</i>)	2	U	FD	42	d	1	yr	LB	F	REP	HTCH	WO	1.05		69	
40	Ahmed et al., 1978	904	Chicken (<i>Gallus domesticus</i>)	3	U	FD	20	w	NR	NR	SM	M	REP	SPCL	WO	1.09		72	
41	Davison and Sell, 1972	944	Chicken (<i>Gallus domesticus</i>)	3	U	FD	12	w	28	w	LB	F	REP	TPRD	WO	1.17		69	
42	Hill et al., 1976	995	Japanese quail (<i>Coturnix japonica</i>)	4	U	FD	75	d	6	mo	LB	F	EGG	ESTH	EG	1.17		78	
43	Walker et al., 1969	1145	Japanese quail (<i>Coturnix japonica</i>)	5	U	FD	18	w	4	w	LB	B	REP	RSUC	WO	1.30	2.60	84	
44	Fergin and Schafer, 1977	959	Bobwhite quail (<i>Colinus virginianus</i>)	6	U	FD	34	w	6	mo	LB	F	REP	TPRD	WO	4.32		75	
45	Davison and Sell, 1974	942	Mallard (<i>Anas platyrhynchos</i>)	4	U	FD	48	w	2	yr	LB	F	REP	TPRD	WO	4.42		71	
46	Dahlgren and Linder, 1970	941	Ring-necked pheasant (<i>Phasianus colchicus</i>)	3	U	OR	16	w	NR	NR	LB	F	EGG	ESTH	EG	10.5		81	
47	Mendenhall et al., 1983	1042	Barn owl (<i>Tyto alba</i>)	2	M	FD	2	yr	4	yr	MA	B	EGG	EGWT	EG		0.0445	89	
48	Lehner and Egbert, 1969	14885	Mallard duck (<i>Anas platyrhynchos</i>)	4	U	FD	42	d	NR	NR	LB	F	EGG	ESTH	EG		0.122	78	
49	Muller and Lockman, 1972	1052	Mallard (<i>Anas platyrhynchos</i>)	2	U	FD	90	d	1	yr	LB	F	REP	RSUC	WO		0.226	78	
50	Call and Harrell, 1974	931	Japanese quail (<i>Coturnix japonica</i>)	3	U	FD	21	d	7	w	LB	F	REP	TPRD	WO		0.403	78	
51	Call and Call, 1974	930	Japanese quail (<i>Coturnix japonica</i>)	5	U	FD	14	d	7	w	LB	F	REP	TPRD	WO		0.674	78	
52	Genelly and Rudd, 1956	14920	Pheasant (<i>Phasianus colchicus</i>)	3	U	FD	6	mo	NR	NR	LB	F	REP	PROG	WO		1.18	73	
53	Reading et al., 1976	1092	Japanese quail (<i>Coturnix japonica</i>)	3	U	FD	24	w	6	w	SM	B	REP	RSUC	WO		1.52	80	
54	Andujar et al., 1978	908	Japanese quail (<i>Coturnix japonica</i>)	2	U	FD	20	d	NR	NR	LB	B	REP	PROG	WO		2.60	78	


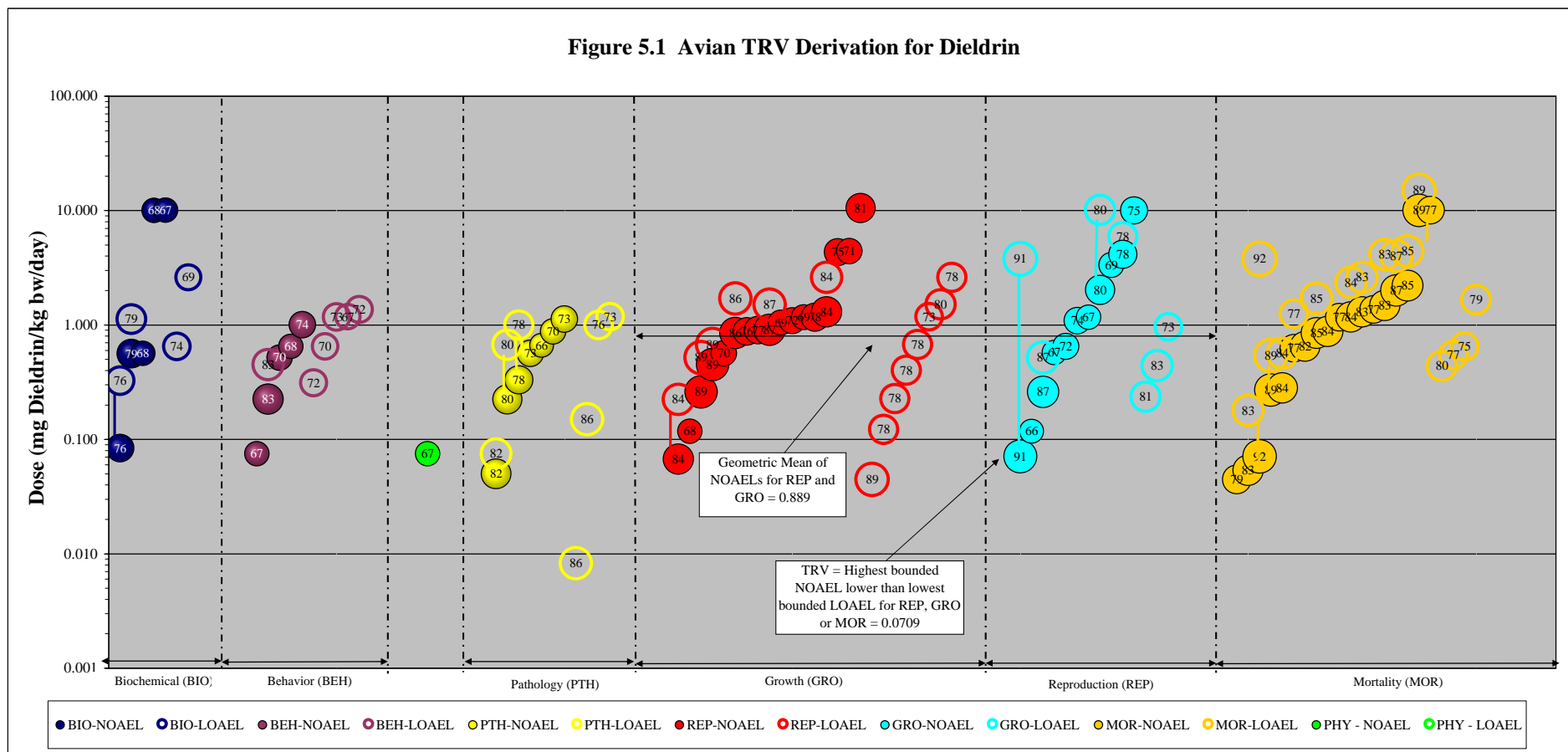
**Table 5.1 Avian Toxicity Data Extracted for Wildlife Toxicity Reference Value (TRV)
Dieldrin
Page 2 of 2**

Result #	Reference	Ref No.	Test Organism	# of Conc/Doses	Method of Analyses	Route of Exposure	Exposure Duration	Duration Units	Age	Age Units	Lifestage	Sex	Effect Type	Effect Measure	Response Site	NOAEL Dose (mg/kg bw/day)*	LOAEL Dose (mg/kg bw/day)*	Data Evaluation Score	
Growth																			
55	Nebeker et al., 1992	1057	Mallard (<i>Anas platyrhynchos</i>)	7	M	FD	24	d	1	d	JV	B	GRO	BDWT	WO	0.0709	3.78	91	
56	Shellenberger, 1978	1111	Japanese quail (<i>Coturnix japonica</i>)	3	U	FD	10	w	3-5	d	JV	B	GRO	BDWT	WO	0.118		66	
57	Atkins and Linder, 1967	909	Ring-necked pheasant (<i>Phasianus colchicus</i>)	3	U	OR	13	w	1-12	mo	JV	F	GRO	BDWT	WO	0.260	0.519	87	
58	Muller and Lockman, 1973	1054	Chicken (<i>Gallus domesticus</i>)	3	U	FD	28	d	7	d	JV	NR	GRO	BDWT	WO	0.574		67	
59	Gillett and Arscott, 1969	975	Japanese quail (<i>Coturnix japonica</i>)	2	U	FD	35	d	7	d	JV	B	GRO	BDWT	WO	0.650		72	
60	Ahmed et al., 1978	904	Chicken (<i>Gallus domesticus</i>)	3	U	FD	20	w	NR	NR	SM	M	GRO	BDWT	WO	1.09		74	
61	Davison and Sell, 1972	944	Chicken (<i>Gallus domesticus</i>)	3	U	FD	12	w	28	w	LB	F	GRO	BDWT	WO	1.17		67	
62	Call and Call, 1974	930	Japanese quail (<i>Coturnix japonica</i>)	5	U	FD	14	d	7	w	JV	B	GRO	BDWT	WO	2.02	10.1	80	
63	Reading et al., 1976	1092	Japanese quail (<i>Coturnix japonica</i>)	3	U	FD	24	w	6	w	SM	B	GRO	BDWT	WO	3.33		69	
64	Genelly and Rudd, 1955	14919	Ring-necked pheasant (<i>Phasianus colchicus</i>)	5	U	FD	90	d	6	mo	JV	F	GRO	BDWT	WO	4.15	5.93	78	
65	Muller and Lockman, 1973	1054	Chicken (<i>Gallus domesticus</i>)	3	U	OR	28	d	7	d	JV	NR	GRO	BDWT	WO	10.0		75	
66	Atkins and Linder, 1967	909	Ring-necked pheasant (<i>Phasianus colchicus</i>)	4	U	OR	13	w	1-12	mo	JV	F	GRO	BDWT	WO		0.236	81	
67	Brown et al., 1974	926	Chicken (<i>Gallus domesticus</i>)	3	U	FD	5	mo	6	w	JV	B	GRO	BDWT	WO		0.439	83	
68	Genelly and Rudd, 1955	14919	Ring-necked pheasant (<i>Phasianus colchicus</i>)	3	U	FD	74	d	6	mo	JV	F	GRO	BDWT	WO		0.960	73	
Survival																			
69	Mendenhall et al., 1983	1042	Barn owl (<i>Tyto alba</i>)	2	M	FD	2	yr	4	yr	MA	B	MOR	MORT	WO	0.0445		79	
70	Wiese et al., 1968	1158	Crowned guinea fowl (<i>Numida meleagris</i>)	7	U	FD	21	mo	6	mo	SM	F	MOR	MORT	WO	0.0537	0.179	83	
71	Nebeker et al., 1992	1057	Mallard (<i>Anas platyrhynchos</i>)	7	M	FD	24	d	1	d	JV	B	MOR	MORT	WO	0.0709	3.78	92	
72	Fergin and Schafer, 1977	959	Bobwhite quail (<i>Colinus virginianus</i>)	6	U	FD	34	w	6	mo	SM	B	MOR	MORT	WO	0.270	0.540	89	
73	Davison and Sell, 1974	40	Mallard duck (<i>Anas platyrhynchos</i>)	4	U	FD	48	w	2	yr	MA	F	MOR	SURV	WO	0.281	0.563	84	
74	Gesell et al., 1979	974	Bobwhite quail (<i>Colinus virginianus</i>)	6	U	OR	42	d	NR	NR	AD	M	MOR	MORT	WO	0.625	1.25	77	
75	Gillett and Arscott, 1969	975	Japanese quail (<i>Coturnix japonica</i>)	2	U	FD	35	d	7	d	JV	B	MOR	MORT	WO	0.650		82	
76	Reading et al., 1976	1092	Japanese quail (<i>Coturnix japonica</i>)	4	U	FD	16	w	6	w	SM	F	MOR	MORT	WO	0.852	1.70	85	
77	Brown et al., 1974	926	Chicken (<i>Gallus domesticus</i>)	3	U	FD	13	mo	6	w	JV	B	MOR	MORT	WO	0.880		84	
78	Davison and Sell, 1972	944	Chicken (<i>Gallus domesticus</i>)	3	U	FD	12	w	28	w	LB	F	MOR	MORT	WO	1.17		77	
79	Genelly and Rudd, 1955	14919	Ring-necked pheasant (<i>Phasianus colchicus</i>)	3	U	FD	60	d	6	mo	JV	B	MOR	MORT	WO	1.17	2.35	84	
80	Walker et al., 1969	1145	Japanese quail (<i>Coturnix japonica</i>)	5	U	FD	18	w	4	w	LB	B	MOR	MORT	WO	1.30	2.60	83	
81	Kreitzer and Heinz, 1974	3362	Quail (<i>Coturnix coturnix</i>)	2	U	FD	8	d	7	d	JV	NR	MOR	MORT	WO	1.36		77	
82	Genelly and Rudd, 1955	14919	Ring-necked pheasant (<i>Phasianus colchicus</i>)	5	U	FD	90	d	6	mo	JV	F	MOR	MORT	WO	1.48	4.15	83	
83	Jefferies and French, 1972	1010	Homing pigeon (<i>Columba livia</i>)	4	U	OR	8	w	NR	NR	NR	B	MOR	MORT	WO	2.00	4.00	87	
84	Davison and Sell, 1974	942	Mallard (<i>Anas platyrhynchos</i>)	4	U	FD	48	w	2	yr	AD	F	MOR	SURV	WO	2.21	4.42	85	
85	Eden, 1951	14939	Chicken (<i>Gallus domesticus</i>)	4	U	OR	90	d	3	w	JV	NR	MOR	MORT	WO	10.00	15.00	89	
86	Call and Call, 1974	930	Japanese quail (<i>Coturnix japonica</i>)	5	U	FD	14	d	7	w	JV	B	MOR	MORT	WO	10.1		77	
87	Dahlgren and Linder, 1974	1166	Pheasant (<i>Phasianus colchicus</i>)	3	U	OR	17	w	1	yr	AD	M	MOR	MORT	WO		0.438	80	
88	Lehner and Egbert, 1969	14885	Mallard duck (<i>Anas platyrhynchos</i>)	4	U	FD	491	d	NR	NR	AD	B	MOR	MORT	WO		0.546	77	
89	Ahmed et al., 1978	904	Chicken (<i>Gallus domesticus</i>)	3	U	FD	12	w	NR	NR	SM	M	MOR	MORT	WO		0.651	75	
90	Reading et al., 1976	1092	Japanese quail (<i>Coturnix japonica</i>)	3	U	FD	24	w	6	w	SM	M	MOR	MORT	WO		1.67	79	

AD = adult; ADL = ad litum; AEPX = aldrin epoxidase; AHDX = aniline hydroxylase; AVO = avoidance; B = both; BDWT = body weight changes; BEH = behavior; BO = bone; BR = brain; bw = body weight; C = concurrent control; CALC = calcium; CHM = chemical changes; CYNG = care of young; d = days; DLY = daily; DOPA = dopamine; DR = Drinking water; EG = egg; EGG = effects on eggs; EGNP = egg production; EGWT = egg weight; ENZ = enzyme changes; EOD = every other day; ESTH = eggshell thinning; EXCR = excretion; F = female; FCNS = food consumption; FD = food; FDB = feeding behavior changes; FEFF = feed efficiency; FTEG = fertile egg; FieldA = simulated field conditions; g = grams; GE = gestation; GHIS = general histology; GLBM = glomerular basement membrane; GLSN = gross lesions; GRO = growth; GRS = gross body weight changes; GV = gavage; HIS = histology; HRM = hormone changes; HTCH = hatchability; JV = juvenile; kg = kilograms; L = liters; Lab = laboratory exposures; LB = laying bird; LI = liver; LIPD = lipid; LOAEL = lowest observed adverse effect level; M = multiple controls; M = male; M = measured; MA = mature; mg = milligrams; ml = milliliters; mo = months; MOR = effects on survival; MORT = mortality; N = no; NOAEL = No Observed Adverse Effect Level; NR = Not reported; NVOC = number of vocalizations; OR = other oral; ORW = organ weight changes; ORWT = organ weight; PCLV = packed cell volume; PHY = physiology; PL = plasma; PROG = progeny counts or numbers; REP = reproduction; RSUC = reproductive success; SM = sexually mature; SPCL = sperm cell counts; STIM = stimulus avoidance; SR = serum; SURV = survival; TPRD = total production; TY = thyroid; U = unmeasured; ug = micrograms; w = weeks; WO = whole organism; Y = yes; yr = years.

*NOAEL and LOAEL values that are equal and from the same reference represent different experimental designs.

Figure 5.1 Avian TRV Derivation for Dieldrin



Wildlife TRV Derivation Process

- 1) There are at least three results available for two test species within the growth, reproduction, and mortality effect groups. There are enough data to derive a TRV.
- 2) There are at least three NOAEL results available for calculation of a geometric mean.
- 4) The geometric mean of NOAEL results for reproduction and growth is equal to 0.889 mg/ dieldrin/kg bw/d but this value is higher than the lowest bounded LOAEL for reproduction, growth or survival results.
- 6) The avian wildlife TRV for dieldrin is equal to 0.0709 mg dieldrin/kg bw/day which is the highest bounded NOAEL below the lowest bounded LOAEL for reproduction, growth, or survival.

Table 5.2 Calculation of the Avian Eco-SSLs for Dieldrin						
Surrogate Receptor Group	TRV for Dieldrin (mg dw/kg bw/d) ¹	Food Ingestion Rate (FIR) ² (kg dw/kg bw/d)	Soil Ingestion as Proportion of Diet (P _s) ²	Concentration of Dieldrin in Biota Type (i) ^{2,3} (B _i) (mg/kg dw)	Dieldrin in Diet of Prey ⁴ (C _{diet})	Eco-SSL (mg/kg dw) ⁵
Avian herbivore (dove)	0.0709	0.190	0.139	B _i = 0.41 * Soil _j where i = plants	NA	0.68
Avian ground insectivore (woodcock)	0.0709	0.214	0.164	B _i = 14.7 * Soil _j where i = earthworms	NA	0.022
Avian carnivore (hawk)	0.0709	0.0353	0.057	B _i = 1.2 * C _{diet} where i = mammals	C _{diet} = 14.7 * Soil _j	0.11

¹ The process for derivation of wildlife TRVs is described in Attachment 4-5 of U.S. EPA (2003).
² Parameters (FIR, P_s, B_i values, regressions) are provided in U.S. EPA (2003) Attachment 4-1 (revised February 2005).
³ B_i = Concentration in biota type (i) which represents 100% of the diet for the respective receptor.
⁴ C_{diet} = Concentration in the diet of small mammals consumed by predatory species (hawk).
⁵ HQ = FIR * (Soil_j * P_s + B_i) / TRV solved for HQ=1 where Soil_j = Eco-SSL (Equation 4-2; U.S. EPA, 2003).
 NA = Not Applicable

6.0 ECO-SSL FOR MAMMALIAN WILDLIFE

The derivation of the Eco-SSL for mammalian wildlife was completed as two parts. First, the TRV was derived according to the Eco-SSL guidance (U.S. EPA, 2003; Attachment 4-5). Second, the Eco-SSL (soil concentration) was back-calculated for each of three surrogate species based on the wildlife exposure model and the TRV (U.S. EPA, 2003).

6.1 Mammalian TRV

The literature search completed according to the Eco-SSL guidance (U.S. EPA, 2003; Attachment 4-2) identified 669 papers with possible toxicity data for dieldrin for either avian or mammalian species. Of these papers, 585 were rejected for use as described in Section 7.5. Of the remaining papers, 48 contained data for mammalian test species. These papers were reviewed and the data were extracted and scored according to the Eco-SSL guidance (U.S. EPA, 2003; Attachment 4-3 and 4-4). The results of the data extraction and review are summarized in Table 6.1. The complete results are provided in Appendix 6-1.

Within the 48 papers there are 116 results for biochemical (BIO), behavioral (BEH), physiology (PHY), pathology (PTH), reproduction (REP), growth (GRO), and survival (MOR) endpoints with a total Data Evaluation Score >65 that were used to derive the TRV (U.S. EPA, 2003; Attachment 4-4). These data are plotted in Figure 6.1 and correspond directly with the data presented in Table 6.1. The NOAEL results for growth and reproduction are used to calculate a geometric mean NOAEL. This mean NOAEL is examined in relationship to the lowest bounded LOAEL for reproduction, growth, and survival to derive the TRV according to procedures in the Eco-SSL guidance (U.S. EPA, 2003; Attachment 4-5).

A geometric mean of the NOAEL values for growth and reproduction was calculated at 1.05 mg dieldrin/kg bw/day. However, this value is higher than the lowest bounded LOAEL for reproduction, growth, or mortality. Therefore, the TRV is equal to the highest bounded NOAEL below the lowest bounded LOAEL for reproduction, growth, or survival and is equal to 0.015 mg dieldrin/kg bw/day.

6.2 Estimation of Dose and Calculation of the Eco-SSL

Three separate Eco-SSL values were calculated for mammalian wildlife, one for each of three surrogate species representing different trophic groups. The mammalian Eco-SSLs derived for dieldrin were calculated according to the Eco-SSL guidance (U.S. EPA, 2003) and are summarized in Table 6.2.

Table 6.1 Mammalian Toxicity Data Extracted for Wildlife Toxicity Reference Value (TRV)

Dieldrin
Page 1 of 3

Result #	Reference	Ref No.	Test Organism	# of Conc/ Doses	Method of Analyses	Route of Exposure	Exposure Duration	Duration Units	Age	Age Units	Lifestage	Sex	Effect Type	Effect Measure	Response Site	NOAEL Dose (mg/kg bw/day)*	LOAEL Dose (mg/kg bw/day)*	Data Evaluation Score	
Biochemical																			
1	Walker et al., 1969	1146	Dog (<i>Canis familiaris</i>)	3	M	OR	32	w	4-7	mo	JV	M	ENZ	ALPH	PL	0.005	0.050	79	
2	Stevenson et al., 1995	1122	Mouse (<i>Mus musculus</i>)	4	U	FD	28	d	4	w	JV	M	ENZ	EROD	LI	0.127	0.381	71	
3	van Ravenzwaay et al., 1988	1139	Mouse (<i>Mus musculus</i>)	4	U	FD	14	mo	4	w	JV	F	ENZ	AATT	LI	0.129	0.646	73	
4	Davison, 1970	943	Sheep (<i>Ovis aries</i>)	5	UX	FD	32	w	NR	NR	JV	M	CHM	HMCFT	PL	1.74		70	
5	Foster, 1968	961	Rat (<i>Rattus novogicus</i>)	3	U	FD	7	d	NR	NR	JV	M	HRM	CRTS	AR	9.02	18.9	70	
6	Krampl and Hladka, 1975	1026	Rat (<i>Rattus novogicus</i>)	5	U	GV	13	d	NR	NR	JV	M	ENZ	PNAD	LI		0.050	77	
7	Shakoori et al., 1984	1108	Rat (<i>Rattus novogicus</i>)	2	U	FD	1	mo	10	mo	SM	M	CHM	TLBL	SR		0.400	74	
8	Virgo and Bellward, 1975	1141	Mouse (<i>Mus musculus</i>)	5	U	FD	10	w	13	w	NR	F	CHM	PRTL	MC		0.556	69	
9	Mehrotra et al., 1988	1040	Rat (<i>Rattus novogicus</i>)	2	U	FD	50	d	NR	NR	JV	M	ENZ	GENZ	BR		0.700	71	
10	Schein and Thomas, 1975	1103	Mouse (<i>Mus musculus</i>)	4	U	GV	5	d	NR	NR	MA	M	HRM	TSTR	TE		1.25	71	
11	Thomas, 1974	1133	Mouse (<i>Mus musculus</i>)	4	U	GV	10	d	NR	NR	AD	M	HRM	TSTR	PG		1.25	73	
12	Shakoori et al., 1982	1107	Rat (<i>Rattus novogicus</i>)	2	U	FD	3	mo	NR	NR	AD	M	ENZ	ALPH	LI		2.00	74	
13	Zemaitis et al., 1976	1163	Rat (<i>Rattus novogicus</i>)	2	U	FD	8	w	NR	NR	JV	F	ENZ	CEST	PL		4.77	70	
14	Bandyopadhyay et al., 1982	911	Rat (<i>Rattus novogicus</i>)	2	U	GV	15	d	NR	NR	JV	M	ENZ	GENZ	LI		5.00	77	
Behavior																			
15	Harr et al., 1970	988	Rat (<i>Rattus novogicus</i>)	11	UX	FD	750	d	28	d	JV	B	FDB	FCNS	WO	0.057	0.113	83	
16	Murphy and Korschgen, 1970	1056	White-tailed deer (<i>Odocoileus virginianus</i>)	3	U	FD	3	yr	6-7	mo	JV	F	FDB	FCNS	WO	0.720		68	
17	Krishnamurthy et al., 1965	1027	Rat (<i>Rattus novogicus</i>)	2	U	FD	24	w	NR	NR	JV	B	FDB	FCNS	WO	1.43		68	
18	Schnorr, 1975	1104	Sheep (<i>Ovis aries</i>)	4	U	OR	35	d	24-30	mo	AD	F	BEH	GBHV	WO	2.50	5.00	82	
19	Foster, 1968	961	Rat (<i>Rattus novogicus</i>)	2	U	FD	16	d	NR	NR	JV	M	FDB	FCNS	WO	16.5		74	
20	Virgo and Bellward, 1975	1141	Mouse (<i>Mus musculus</i>)	5	U	FD	10	w	13	w	NR	F	BEH	RRSP	WO		0.556	73	
21	Mehrotra et al., 1988	1040	Rat (<i>Rattus novogicus</i>)	2	U	FD	40	d	NR	NR	JV	M	FDB	FCNS	WO		0.750	74	
22	Bildstein and Forsyth, 1979	918	White-footed mouse (<i>Peromyscus leucopus</i>)	2	U	FD	3	mo	3-4	mo	AD	NR	BEH	FRZG	WO		1.14	72	
23	Keane and Zavan, 1969	14987	Dog (<i>Canis familiaris</i>)	2	U	OR	25	d	24-27	mo	AD	B	FDB	FCNS	WO		1.98	73	
24	Kimbrough et al., 1971	1020	Rat (<i>Rattus novogicus</i>)	3	U	FD	8	w	4	mo	JV	M	BEH	INST	WO		2.64	73	
25	Stoewsand et al., 1970	1127	Rat (<i>Rattus novogicus</i>)	2	U	FD	7	d	NR	NR	JV	B	FDB	FCNS	WO		5.82	69	
Physiology																			
26	Blend and Visek, 1972	919	Dog (<i>Canis familiaris</i>)	2	U	FD	6	mo	16-36	mo	AD	NR	PHY	EXCR	PG	0.015		73	
27	Hurkat and Joshi, 1977	1000	Rabbit (<i>Oryctolagus cuniculus</i>)	2	U	GV	3	mo	NR	NR	NR	B	PHY	RPRT	WO	1.25		80	
28	Khairy 1960	14952	Rat (<i>Rattus novogicus</i>)	3	U	FD	60	d	75	d	JV	M	PHY	GPHY	MU		12.5	77	
Pathology																			
29	Walker et al., 1969	1146	Rat (<i>Rattus novogicus</i>)	4	M	FD	104	w	5	w	JV	B	ORW	SMIX	LI	0.00919	0.0836	82	
30	Krampl and Hladka, 1975	1026	Rat (<i>Rattus novogicus</i>)	5	U	GV	13	d	NR	NR	JV	M	ORW	SMIX	LI	0.050	0.250	84	
31	Stevenson et al., 1995	1122	Mouse (<i>Mus musculus</i>)	4	U	FD	28	d	4	w	JV	M	HIS	GHIS	LI	0.127	0.381	74	
32	Murphy and Korschgen, 1970	1056	White-tailed deer (<i>Odocoileus virginianus</i>)	3	U	FD	3	yr	18-19	mo	JV	F	ORW	ORWT	LI	0.140	0.720	81	
33	Treon et al., 1951	14960	Rat (<i>Rattus novogicus</i>)	6	M	FD	16	w	NR	NR	JV	B	ORW	ORWT	LI	0.196	0.392	84	
34	Schnorr, 1975	1104	Sheep (<i>Ovis aries</i>)	4	U	OR	35	d	24-30	mo	AD	F	ITX	GITX	WO	0.500	2.50	80	
35	Kolaja et al., 1996	1023	Rat (<i>Rattus novogicus</i>)	5	UX	FD	90	d	8	w	JV	M	ORW	SMIX	LI	0.839		72	
36	Chernoff et al., 1975	932	Mouse (<i>Mus musculus</i>)	4	U	GV	10	d	NR	NR	GE	F	ORW	SMIX	LI	1.31	2.61	86	
37	Uzoukwu et al., 1972	1137	Guinea pig (<i>Cavia porcellus</i>)	5	U	FD	53	d	NR	NR	GE	F	HIS	NCRO	UT	3.53	7.06	78	
38	Chernoff et al., 1975	932	Rat (<i>Rattus novogicus</i>)	4	U	GV	10	d	NR	NR	GE	F	ORW	SMIX	LI	5.22		80	
39	Foster, 1968	961	Rat (<i>Rattus novogicus</i>)	3	U	FD	21	d	NR	NR	JV	M	ORW	SMIX	AR	9.02	18.0	79	
40	Walker et al., 1969	1146	Dog (<i>Canis familiaris</i>)	3	M	OR	104	w	6	w	JV	M	ORW	ORWT	HE		0.0050	80	
41	Kolaja et al., 1996	1023	Mouse (<i>Mus musculus</i>)	5	UX	FD	7	d	8	w	JV	M	ORW	SMIX	LI		0.013	81	
42	Reuber, 1980	1096	Rat (<i>Rattus novogicus</i>)	8	U	FD	2	yr	3	w	JV	B	HIS	NPHR	KI		0.040	72	
43	Fitzhugh et al., 1964	960	Rat (<i>Rattus novogicus</i>)	7	U	FD	2	yr	NR	NR	JV	B	ORW	SMIX	LI		0.0420	73	
44	Virgo and Bellward, 1975	1141	Mouse (<i>Mus musculus</i>)	5	U	FD	10	w	13	w	NR	F	ORW	SMIX	LI		0.556	72	
45	Keane et al., 1969	1018	Dog (<i>Canis familiaris</i>)	2	U	OR	24	d	24-27	mo	AD	NR	ITX	CONV	WO		1.00	71	
46	Mehrotra et al., 1988	1040	Rat (<i>Rattus novogicus</i>)	2	U	FD	5	d	NR	NR	JV	M	ITX	INTX	WO		1.15	74	
47	Davis and Fitzhugh, 1962	14937	Mouse (<i>Mus musculus</i>)	2	U	FD	2	yr	NR	NR	YO	B	HIS	GHIS	LI		1.19	70	
48	Hurkat and Joshi, 1977	1000	Rabbit (<i>Oryctolagus cuniculus</i>)	2	U	GV	3	mo	NR	NR	NR	B	ITX	CONV	WO		1.25	80	
49	Reuber, 1977	1095	Mouse (<i>Mus musculus</i>)	2	U	FD	104	w	3	w	JV	B	HIS	GHIS	LI		1.28	72	
50	Krishnamurthy et al., 1965	1027	Rat (<i>Rattus novogicus</i>)	2	U	FD	24	w	NR	NR	JV	B	ORW	ORWT	LI		1.43	77	
51	Keane and Zavan, 1969	14987	Dog (<i>Canis familiaris</i>)	2	U	OR	33	d	24-27	mo	AD	B	GRS	BDWT	WO		1.98	73	
52	Shakoori et al., 1982	1107	Rat (<i>Rattus novogicus</i>)	2	U	FD	1	mo	NR	NR	AD	M	HIS	GHIS	LI		2.00	77	
53	Kimbrough et al., 1971	1020	Rat (<i>Rattus novogicus</i>)	3	U	FD	8	w	4	mo	JV	M	ORW	SMIX	LI		2.64	73	
54	Bandyopadhyay et al., 1982	911	Rat (<i>Rattus novogicus</i>)	2	U	GV	15	d	NR	NR	JV	M	ORW	SMIX	LI		5.00	80	
55	Jones et al., 1974	1016	Rat (<i>Rattus novogicus</i>)	2	U	FD	8	w	5	w	JV	M	HIS	NCRO	BR		7.00	73	
56	Sandler et al., 1968	1101	Sheep (<i>Ovis aries</i>)	2	U	OR	7	d	NR	NR	AD	F	ITX	GITX	WO		15.0	67	
57	Foster, 1968	961	Rat (<i>Rattus novogicus</i>)	2	U	FD	7	d	NR	NR	JV	M	ORW	ORWT	AR		19.3	72	

Table 6.1 Mammalian Toxicity Data Extracted for Wildlife Toxicity Reference Value (TRV)

Dieldrin
Page 2 of 3

Result #	Reference	Ref No.	Test Organism	# of Conc/ Doses	Method of Analyses	Route of Exposure	Exposure Duration	Duration Units	Age	Age Units	Lifestage	Sex	Effect Type	Effect Measure	Response Site	NOAEL Dose (mg/kg bw/day)*	LOAEL Dose (mg/kg bw/day)*	Data Evaluation Score	
Reproduction																			
58	Harr et al.,1970	988	Rat (<i>Rattus novogicus</i>)	11	UX	FD	750	d	28	d	JV	B	REP	PROG	WO	0.015	0.030	89	
59	Walker et al., 1969	1146	Dog (<i>Canis familiaris</i>)	3	M	OR	104	w	6	mo	JV	M	REP	TEWT	TE	0.050		77	
60	Murphy and Korschgen, 1970	1056	White-tailed deer (<i>Odocoileus virginianus</i>)	3	U	FD	3	yr	6-7	mo	JV	F	REP	PRWT	WO	0.140	0.720	87	
61	Walker et al., 1969	1146	Rat (<i>Rattus novogicus</i>)	4	M	FD	2	yr	5	w	JV	M	REP	TEWT	TE	0.810		80	
62	Dix et al., 1977	953	Mouse (<i>Mus musculus</i>)	3	U	GV	9	d	7	w	GE	F	REP	PLBR	WO	4.00		77	
63	Schein and Thomas, 1975	1103	Mouse (<i>Mus musculus</i>)	4	U	GV	5	d	NR	NR	MA	M	REP	TEST	TE	5.00		80	
64	Chernoff et al., 1975	932	Rat (<i>Rattus novogicus</i>)	4	U	GV	10	d	NR	NR	GE	F	REP	PRFM	WO	5.22		77	
65	Treon et al, 1954	14965	Rat (<i>Rattus novogicus</i>)	4	U	FD	127	d	28	d	GE	F	REP	FERT	WO		0.228	78	
66	Virgo and Bellward, 1975	1143	Mouse (<i>Mus musculus</i>)	7	U	FD	13	w	10-12	w	LC	F	REP	RSUC	WO		0.278	78	
67	Good and Ware, 1969	978	Mouse (<i>Mus musculus</i>)	2	U	FD	120	d	6	w	SM	B	REP	PROG	WO		0.564	78	
68	Virgo and Bellward, 1977	1142	Mouse (<i>Mus musculus</i>)	4	U	FD	60	d	4	w	GE	F	REP	RSUC	WO		0.646	78	
Growth																			
69	Walker et al., 1969	1146	Dog (<i>Canis familiaris</i>)	3	M	OR	104	w	6	mo	JV	M	GRO	BDWT	WO	0.050		84	
70	Treon et al, 1951	14960	Rat (<i>Rattus novogicus</i>)	6	M	FD	20	w	NR	NR	JV	M	GRO	BDWT	WO	0.392	1.96	86	
71	Kitselman and Borgmann, 1952	14954	Dog (<i>Canis familiaris</i>)	4	U	FD	47	d	NR	NR	NR	B	GRO	BDWT	WO	0.600	2.00	81	
72	Walker et al., 1969	1146	Rat (<i>Rattus novogicus</i>)	4	M	FD	2	yr	5	w	JV	B	GRO	BDWT	WO	0.810		82	
73	Kolaja et al., 1996	1023	Rat (<i>Rattus novogicus</i>)	5	UX	FD	90	d	8	w	JV	M	GRO	BDWT	WO	0.839		76	
74	Davison, 1970	943	Sheep (<i>Ovis aries</i>)	5	UX	FD	32	w	NR	NR	JV	M	GRO	BDWT	WO	0.87	1.74	92	
75	Treon et al, 1953	14964	Rat (<i>Rattus novogicus</i>)	4	U	FD	28	w	NR	NR	JV	B	GRO	BDWT	WO	1.02	2.05	83	
76	Kolaja et al., 1996	1023	Mouse (<i>Mus musculus</i>)	5	UX	FD	90	d	8	w	JV	M	GRO	BDWT	WO	1.26		76	
77	Krishnamurthy et al., 1965	1027	Rat (<i>Rattus novogicus</i>)	2	U	FD	24	w	NR	NR	JV	B	GRO	BDWT	WO	1.43		72	
78	Chernoff et al., 1975	932	Rat (<i>Rattus novogicus</i>)	4	U	GV	10	d	NR	NR	GE	F	GRO	BDWT	WO	2.61	5.22	90	
79	Chernoff et al., 1975	932	Mouse (<i>Mus musculus</i>)	4	U	GV	10	d	NR	NR	GE	F	GRO	BDWT	WO	2.61	5.22	90	
80	Dix et al., 1977	953	Mouse (<i>Mus musculus</i>)	3	U	GV	9	d	7	w	GE	F	GRO	BDWT	WO	4.00		84	
81	Jones et al., 1974	1016	Rat (<i>Rattus novogicus</i>)	2	U	FD	8	w	5	w	JV	F	GRO	BDWT	WO	8.0		68	
82	Foster, 1968	961	Rat (<i>Rattus novogicus</i>)	3	U	FD	4	d	NR	NR	JV	M	GRO	BDWT	WO	9.02	18.0	83	
83	Fitzhugh et al., 1964	960	Rat (<i>Rattus novogicus</i>)	7	U	FD	2	yr	NR	NR	JV	B	GRO	BDWT	WO	11.8		68	
84	Murphy and Korschgen, 1970	1056	White-tailed deer (<i>Odocoileus virginianus</i>)	3	U	FD	3	yr	6-7	mo	JV	F	GRO	BDWT	WO		0.140	81	
85	Shakoori et al., 1984	1108	Rat (<i>Rattus novogicus</i>)	2	U	FD	6	mo	10	mo	SM	M	GRO	BDWT	WO		0.400	81	
86	Mehrotra et al., 1988	1040	Rat (<i>Rattus novogicus</i>)	2	U	FD	50	d	NR	NR	JV	M	GRO	BDWT	WO		0.700	78	
87	Kimbrough et al., 1971	1020	Rat (<i>Rattus novogicus</i>)	3	U	FD	8	w	4	mo	JV	M	GRO	BDWT	WO		2.64	77	
88	Wasserman et al., 1972	1150	Rabbit (<i>Oryctolagus cuniculus</i>)	2	U	DR	5	w	NR	NR	YO	M	GRO	BDWT	WO		4.31	72	
89	Bandyopadhyay et al., 1982	911	Rat (<i>Rattus novogicus</i>)	2	U	GV	15	d	NR	NR	JV	M	GRO	BDWT	WO		5.00	84	
90	Foster, 1968	961	Rat (<i>Rattus novogicus</i>)	2	U	FD	16	d	NR	NR	JV	M	GRO	BDWT	WO		16.5	78	
Survival																			
91	Harr et al.,1970	988	Rat (<i>Rattus novogicus</i>)	11	UX	FD	750	d	28	d	JV	B	MOR	MORT	WO	0.113	0.225	88	
92	Walker et al., 1972	1147	Mouse (<i>Mus musculus</i>)	4	M	FD	25-28	w	3	w	JV	F	MOR	MORT	WO	0.133	1.33	86	
93	Wiese et al., 1973	1157	Blesbuk (<i>Damaliscus pygargus</i>)	6	UX	FD	90	d	15	mo	NR	B	MOR	MORT	WO	0.449	0.749	85	
94	Good and Ware, 1969	978	Mouse (<i>Mus musculus</i>)	2	U	FD	120	d	6	w	JV	B	MOR	MORT	WO	0.564		77	
95	Kitselman and Borgmann, 1952	14954	Dog (<i>Canis familiaris</i>)	4	U	FD	47	d	NR	NR	NR	B	MOR	MORT	WO	0.600	2.00	82	
96	Mehrotra et al., 1988	1040	Rat (<i>Rattus novogicus</i>)	2	U	FD	60	d	NR	NR	JV	M	MOR	MORT	WO	0.650		79	
97	Murphy and Korschgen, 1970	1056	White-tailed deer (<i>Odocoileus virginianus</i>)	3	U	FD	3	yr	6-7	mo	JV	F	MOR	MORT	WO	0.720		82	
98	Fitzhugh et al., 1964	960	Rat (<i>Rattus novogicus</i>)	7	U	FD	2	yr	NR	NR	JV	B	MOR	SURV	WO	0.784	3.92	82	
99	Reuber, 1980	1096	Rat (<i>Rattus novogicus</i>)	8	U	FD	2	yr	3	w	JV	B	MOR	MORT	WO	0.791	3.96	81	
100	Walker et al., 1969	1146	Rat (<i>Rattus novogicus</i>)	4	M	FD	2	yr	5	w	JV	B	MOR	MORT	WO	0.810		83	
101	Davison, 1970	943	Sheep (<i>Ovis aries</i>)	5	UX	FD	32	w	NR	NR	JV	M	MOR	MORT	WO	0.87	1.74	93	
102	Bildstein and Forsyth, 1979	918	White-footed mouse (<i>Peromyscus leucopus</i>)	2	U	FD	3	mo	3-4	mo	AD	NR	MOR	MORT	WO	1.14		77	
103	Davis and Fitzhugh, 1962	14937	Mouse (<i>Mus musculus</i>)	2	U	FD	18	mo	NR	NR	YO	B	MOR	SURV	WO	1.19		66	
104	Reuber, 1977	1095	Mouse (<i>Mus musculus</i>)	2	U	FD	104	w	3	w	JV	B	MOR	SURV	WO	1.28		77	
105	Virgo and Bellward, 1975	1143	Mouse (<i>Mus musculus</i>)	7	U	FD	4	w	10-12	w	LC	F	MOR	SURV	WO	1.67	2.23	83	
106	Uzoukwu et al., 1972	1137	Guinea pig (<i>Cavia porcellus</i>)	2	U	FD	53	d	NR	NR	GE	F	MOR	MORT	WO	1.76	3.53	83	
107	Treon et al, 1953	14964	Rat (<i>Rattus novogicus</i>)	4	U	FD	28	w	NR	NR	JV	B	MOR	MORT	WO	2.05		78	
108	Chernoff et al., 1975	932	Rat (<i>Rattus novogicus</i>)	4	U	GV	10	d	NR	NR	GE	F	MOR	MORT	WO	2.61	5.22	91	
109	Dix et al., 1977	953	Mouse (<i>Mus musculus</i>)	3	U	GV	9	d	7	w	JV	F	MOR	MORT	WO	4.00		85	
110	Chernoff et al., 1975	932	Mouse (<i>Mus musculus</i>)	4	U	GV	10	d	NR	NR	GE	F	MOR	MORT	WO	5.22		85	
111	Treon et al, 1951	14960	Rat (<i>Rattus novogicus</i>)	6	M	FD	2	w	NR	NR	JV	B	MOR	MORT	WO	6.05	24.2	87	
112	Jones et al., 1974	1016	Rat (<i>Rattus novogicus</i>)	2	U	FD	8	w	5	w	JV	F	MOR	MORT	WO	8.0		78	
113	Foster, 1968	961	Rat (<i>Rattus novogicus</i>)	3	U	FD	7	d	NR	NR	JV	M	MOR	MORT	WO	9.42	18.8	84	
114	Foster, 1968	961	Rat (<i>Rattus novogicus</i>)	2	U	FD	16	d	NR	NR	JV	M	MOR	MORT	WO	12.8		79	
115	Uzoukwu et al., 1972	1137	Guinea pig (<i>Cavia porcellus</i>)	2	U	OR	75	d	NR	NR	GE	F	MOR	MORT	WO		3.00	81	
116	Stoewsand et al., 1970	1127	Rat (<i>Rattus novogicus</i>)	2	U	FD	7	d	NR	NR	JV	B	MOR	MORT	WO		5.82	74	

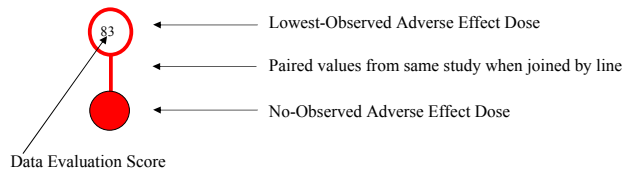
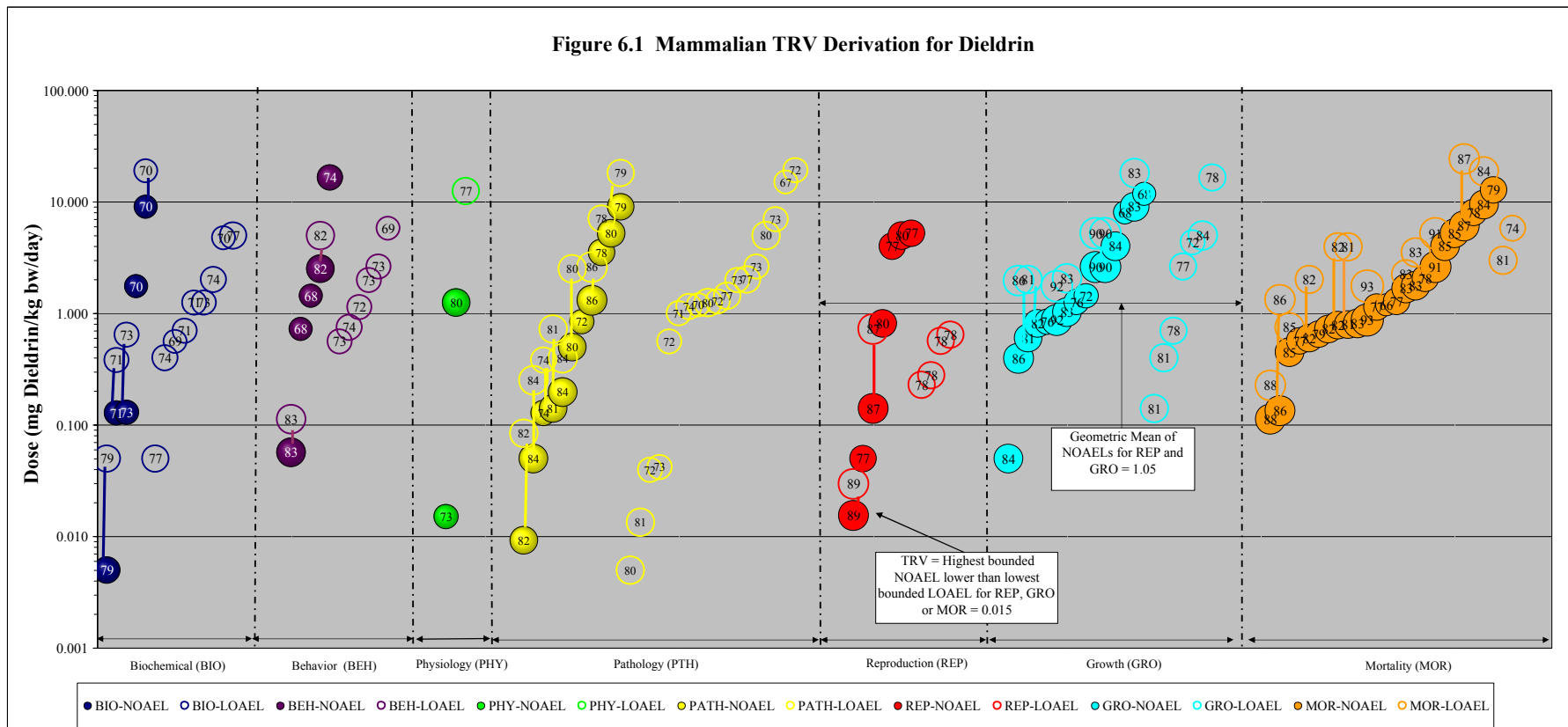
Table 6.1 Mammalian Toxicity Data Extracted for Wildlife Toxicity Reference Value (TRV)

Dieldrin
Page 3 of 3

Result #	Reference	Ref No.	Test Organism	# of Conc/ Doses	Method of Analyses	Route of Exposure	Exposure Duration	Duration Units	Age	Age Units	Lifestage	Sex	Effect Type	Effect Measure	Response Site	NOAEL Dose (mg/kg bw/day)*	LOAEL Dose (mg/kg bw/day)*	Data Evaluation Score
<p>AATT =alanine aminotransferase; AD = adult; ALPH = alkaline phosphatase; AR = adrenal gland; B = both; BDWT = body weight changes; BEH = behavior; BR = brain; bw = body weight; CEST = cholinesterase; CHM = chemical changes; CHOL = cholesterol; CONV = convulsions; CRTS = cortisol; CYNG = care of young, nest attentiveness; d = days; DR = drinking water; ENZ = enzyme level changes; EROD = 7-ethoxyresorufin-O-deethylase; EXCR = excretion; F = female; FCNS = food consumption; FD = food; FDB = feeding behavior; FERT = fertility; FRGZ = freezing behavior; g = grams; GBHV = general behavior; GE = gestation; GENZ = general enzyme; GHIS = general histology; GITX = general intoxication; GRO = growth; GRS = gross body weight changes; GLSN = gross lesions; GPHY = general physiology; GV = gavage; HE = heart; HIS = histology; HMCT = hematocrit; HRM = hormone changes; INST = induced sleeping time; INTX = intoxication; ITX = intoxication; JV = juvenile; kg = kilograms; KI = kidney; L = liter; LC= lactation;LACT = lactate; lf = lifetime; LI = liver; LOAEL = lowest observed adverse effect level; mo = months; M = male; M = measured; MA = mature; MC = microsome; mg = milligrams; mo = months; MOR = effects on mortality and survival; MORT = mortality; MT = multiple tissue; MU = muscle; na = not applicable; NCRO = necrosis; NOAEL = No Observed Adverse Effect Level; NPHR = nephrosy; NR = Not reported; OR = other oral; ORW = organ weight changes; ORWT = organ weight changes; PG = prostate gland; PHY = physiology; PL = plasma; PLBR = pairs with litter or brood; PNAD = p-nitroanisole demethylase; POTA = potassium; PRFM = sexual performance; PROG = progeny numbers/counts; PRTL = protein level; PRWT = progeny weight; PTH = pathology; RBEH = reproductive behavior; REP = reproduction; RPRD = reproductive capacity; RPRT = respiratory rate; RRSP = righting response; RSEM = resorbed embryos; RSUC = reproductive success (general); SM = sexually mature; SMIX = weight relative to body weight; SR = serum; SURV = survival; TE = testes; TEDG = testes degeneration; TERA = teratogenic measurements; TLBL = bilirubin, total; TOPR = total protein; TSTR = testosterone; U = unmeasured; ug = micrograms; UX = reported as measured but measured values not provided; w = weeks; WO = whole organism; YO = young; yr = year</p>																		

*NOAEL and LOAEL values that are equal and from the same reference represent different experimental designs.

Figure 6.1 Mammalian TRV Derivation for Dieldrin



Wildlife TRV Derivation Process

- 1) There are at least three results available for two test species within the growth, reproduction, and mortality effect groups. There are enough data to derive a TRV.
- 2) There are three NOAEL results for growth and reproduction effect groups available for calculation of a geometric mean. The geometric mean is equal to 1.05 mg dieldrin/kg bw/day.
- 4) The geometric mean NOAEL is however greater than the lowest bounded LOAEL for growth, reproduction, or survival effect groups.
- 5) The TRV is equal to the highest bounded NOAEL below the lowest bounded LOAEL for reproduction, growth, and survival effect groups equal to 0.015 mg dieldrin per kg bw per day.

Table 6.2 Calculation of the Mammalian Eco-SSL for Dieldrin						
Surrogate Receptor Group	TRV for Dieldrin (mg dw/kg bw/d) ¹	Food Ingestion Rate (FIR) ² (kg dw/kg bw/d)	Soil Ingestion as Proportion of Diet (P _s) ²	Concentration of Dieldrin in Biota Type (i) ^{2,3} (B _i) (mg/kg dw)	Dieldrin in Diet of Prey ⁴ (C _{diet})	Eco-SSL (mg/kg dw) ⁵
Mammalian herbivore (vole)	0.015	0.0875	0.032	B _i = 0.41 * Soil _j where i = plants	NA	0.39
Mammalian ground insectivore (shrew)	0.015	0.209	0.030	B _i = 14.7 * Soil _j where i = earthworms	NA	0.0049
Mammalian carnivore (weasel)	0.015	0.130	0.043	B _i = 1.2 * C _{diet} where i = mammals	C _{diet} = 14.7 * Soil _j	0.0065

¹ The process for derivation of wildlife TRVs is described in Attachment 4-5 of U.S. EPA (2003).
² Parameters (FIR, P_s, B_i values, regressions) are provided in U.S. EPA (2003) Attachment 4-1 (revised February 2005).
³ B_i = Concentration in biota type (i) which represents 100% of the diet for the respective receptor.
⁴ C_{diet} = Concentration in the diet of small mammals consumed by predatory species (weasel).
⁵ HQ = FIR * (Soil_j * P_s + B_i) / TRV solved for HQ=1 where Soil_j = Eco-SSL (Equation 4-2; U.S. EPA, 2003).
 NA = Not Applicable

7.0 REFERENCES

7.1 General Dieldrin References

- Agency for Toxic Substances and Disease Registry (ATSDR). 2002. Toxicological Profile for Aldrin/Dieldrin. US. Department of Health and Human Services. September. <http://www.atsdr.cdc.gov/toxpro2.html>
- Bloomquist, J.R., and D.M. Soderlund. 1985. Neurotoxic insecticides inhibit GABA-dependent chloride uptake by mouse brain vesicles. *Biochem. Biophys. Res. Commun.* (133). 37-43.
- Coats, J.R. 1990. Mechanisms of toxic action and structure-activity relationships for organochlorine and synthetic pyrethroid insecticides. *Environmental Health Perspectives.* 87: 255-262.
- Guyton, A.C. 1991. *Textbook of Medical Physiology.* 8th Ed. W.B. Saunders Company. Harcourt Brace Jovanovich, Inc. Philadelphia, Pennsylvania.
- Hazardous Substances Database (HSDB). U.S. National Library of Medicine. <http://toxnet.nlm.nih.gov/>
- Matsumura, F., and S.M. Ghiasuddin. 1983. Evidence for similarities between cyclodiene type insecticides and picrotoxin in their action mechanisms. *J. Environ. Sci. Health. Part B.* (B18). 1-14.
- United States Environmental Protection Agency (U.S. EPA). 2003. *Guidance for Developing Ecological Soil Screening Levels.* November. Office of Solid Waste and Emergency and Remedial Response. OSWER Directive 92857-55.
- United States Environmental Protection Agency (U.S. EPA). 1999. *Ecological Risk Assessment and Risk Management Principles for Superfund Sites.* Office of Emergency and Remedial Response, Washington, DC. OSWER Directive 9285.7-28.P.
- United States Environmental Protection Agency (U.S. EPA). 1998. *Guidelines for Ecological Risk Assessment.* Risk Assessment Forum. U.S. Environmental Protection Agency, Washington DC. EPA/630/R-95/002F. April. May 14, 1998 Federal Register 63(93): 26846-26924.
- United States Environmental Protection Agency (U.S. EPA). 1997. *Ecological Risk Assessment Guidance for Superfund: Process for Designing and Conducting Ecological Risk Assessments.* Interim Final. U.S. Environmental Protection Agency, Environmental Response Team (Edison, NJ). June 5, 1997.
- United States Environmental Protection Agency (U.S. EPA). 1986. *Guidance for the Reregistration of Pesticide Products containing Aldrin as the Active Ingredient.* Case No. 0172. Washington, DC, U.S. EPA Office of Pesticide Programs.
- United States Environmental Protection Agency (U.S. EPA). 1980. *Ambient Water Quality Criteria for Aldrin/Dieldrin.* U.S. EPA Criteria and Standards Division. PB81-11730/OWRS.
- Worthing, C.R. and S.B. Walter (eds). 1983. *The Pesticide Manual: A World Compendium*, 7th ed. Suffolk, Great Britain: The Lavenham Press Limited.

7.2 References Used for Derivation of Plant and Soil Invertebrate Eco-SSLs

- Beestman, G. B. 1969. Dieldrin Uptake And Translocation By Corn As Affected By Soil Properties. PhD Thesis, University of Wisconsin, Madison, WI , 72
- Beestman, G. B., Keeney, D. R., and Chesters, G. 1969. Dieldrin Uptake By Corn As Affected By Soil Properties.

Agron.J. 61[2], 247-250

Cox, H. C. and Lilly, J. H. 1952. Effects of Aldrin and Dieldrin on Germination and Early Growth of Field Crop Seeds. *J.Econ.Entomol.* 45, 421-428

Harris, C. R. 1964. Comparison of the Toxicity to Insects of Certain Insecticides Applied by Contact and in the Soil. *J Econ Entomol* 57[5], 698-7025

Ofori, C. S. 1968. Pesticide effect on phosphorus absorption from fertilizer-pesticide mixtures applied to a tropical soil with low available phosphorus value. *Ghana J.Agr.Sci.*, V1, N(Pt.2), P99-102

Rajanna, B. and De la Cruz, A. A. 1977. Stand Establishment and Early Growth of Field Crops as Influenced by Seed Vigour and Pesticide Residues. *Seed Sci.Technol.* 5, 71-85

Thompson, A. R. and Gore, F. L. 1972. Toxicity of Twenty-Nine Insecticides to *Folsomia candida*: Laboratory Studies. *J.Econ.Entomol.* 65[3], 1255-1260

7.3 References Rejected for Use in Derivation of Plant and Soil Invertebrate Eco-SSLs

These references were reviewed and rejected for use in derivation of the Eco-SSL. The definition of the codes describing the basis for rejection is provided at the end of the reference sections.

- OM, pH** Abul-Nasr, S. and Assem, M. A. H. 1968. Chemical control of the bean fly *melanagromyza-phaseoli* diptera agromyzidae. *Bull.Entomol.Soc.Egypt Econ.Ser.* 2, 151-159
- No Dose** Agarwal, H. C., Yadav, D. V., and Pillai, M. K. K. 1978. Metabolism of 14C-DDT in *Pheretima posthuma* and Effect of Pretreatment with DDT, Lindane, and Dieldrin. *Bull Environ Contam Toxicol* 19[3], 295-299
- No Dur** Agnihotri, N. P., Pandey, S. Y., Jain, H. K., and Srivastava, D. P. 1977. Persistence of Aldrin, Dieldrin, Lindane, Heptachlor, and p,p'-DDT in Soil. *J Entomol Res* 1, 89-91
- OM, pH** Ahmad, S. and Das, Y. T. 1978. Japanese beetle grubs dosage mortality response and symptoms of poisoning following topical treatments with chlorpyrifos and dieldrin. *J Econ Entomol* 71[6], 939-942
- OM, pH** Akhtar, M. S. and Saleem, M. 1993. Toxicity of Insecticides Against *Coptotermes heimi* (Wasmann) (Isoptera: Rhinotermitidae). *Pak.J.Zool.* 25[2], 139-142
- No Control** Anderson, J. P. E., Lichtenstein, E. P., and Whittingham, W. F. 1970. Effect of *Mucor alternans* on the Persistence of DDT and Dieldrin in Culture and in Soil. *J Econ Entomol* 63, 1595-1599
- OM, pH** Barrows, H. L., Caro, J. H., Armiger, W. H., and Edwards, W. M. 1969. Contribution Of Aerial Contamination To The Accumulation Of Dieldrin By Mature Corn Plants. *Environ.Sci.Technol.* 3[3], 261-263
- No Dose** Beall Jr, M. L. and Nash, R. G. 1972. Insecticide Depth In Soil-Effect On Soybean Uptake In The Greenhouse. *J.Environ.Qual.* 1[3], 283-288
- No Dose** Beall, J. and Nash, R. G. J. 1971. Organochlorine Insecticide Residues In Soybean Plant Tops: Roots Vs. Vapor Sorption. *Agron.J.* 63[3], 460-464
- No ERE** Beall, Jr M. L. and Nash, R. G. 1969. Crop Seedling Uptake Of DDT, Dieldrin, Endrin And

Heptachlor From Soils. *Agron.J.* 91[4], 571-575

- No Control** Beestman, G. B., Keeney, D. R., and Chesters, G. 1969. Dieldrin Translocation and Accumulation in Corn. *Agron J.* 61, 390-392
- OM, pH** Begg, J. A., Plummer, P. J. G., and Konst, H. 1960. Insecticide Residues in Potatoes After Soil Treatment for Control of Wireworms. *Can.J.Plant Sci.* 40, 680-689
- Rev** Belfroid, A. C., Sijm, D. T. H., and Van, Gestel C. A. 1996. Bioavailability And Toxicokinetics Of Hydrophobic Aromatic Compounds In Benthic And Terrestrial Invertebrates. *Environmental Reviews* 4[4], 276-299
- No Control** Beyer, W. N. and Gish, C. D. 1980. Persistence in earthworms and potential hazards to birds of soil applied ddt dieldrin and heptachlor. *Journal of Applied Ecology* 17[2], 295-307
- OM, pH** Beyer, W. N. and Krynitskyy, J. 1989. Long-Term Persistence of Dieldrin, DDT and Heptachlor Epoxide in Earthworms. *Ambio* 18[5], 270-273
- No Control** Bhattacharya, R. and Douglas, L. A. 1997. Dieldrin Uptake from a Contaminated Haplustox by Glasshouse-Grown Plants. *Soil Sci.Plant Nutr.* 43, 1037-1039
- OM, pH** Bhatti, D. S. 1967. Chemical control of the gujhia weevil *tanymecus-indicus curculionidae coleoptera wheat-m* bhc aldrin dieldrin heptachlor chlordan e parathion insectic. *J Res Punjab Agr Univ* 4[3], 409-414
- No Dose** Bieske, G. C. and Chapman, L. S. 1966. Residual Effects of Soil Insecticides on Legume Growth. *Proc.Queensland Soc.Sugar Cane Technol.* 33, 125-127
- No COC** Bruce, W. N. and Decker, G. C. 1966. Insecticide Residues In Soybeans Grown In Soil Containing Various Concentrations Of Aldrin, Dieldrin, Heptachlor, And Hetachlor Epoxide. *J.Agr.Food Chem.* 14[4], 395-398
- No COC** Bruce, W. N., Deciker, G. C., and Luckmann, W. H. 1967. Residues of Dieldrin and Heptachlor-Epoxide Found in Pumpkins Growing on Soil Treated with Aldrin and Heptachlor. *J.Econ.Entomol.* 60, 707-709
- Rev** Caro, J. H. 1969. Accumulation by Plants of Organochlorine Insecticides from the Soil. *Phytopathology* 59, 1191-1197
- No Dose** Caro, J. H. and Taylor, A. W. 1971. Pathways of Loss of Dieldrin from Soils Under Field Conditions. *J.Agric.Food Chem.* 19[2], 379-384
- Mix** Caro, J. H. 1971. Accumulation of Dieldrin and Heptachlor on Corn Leaves in and Around a Treated Field. *J.Agric.Food Chem.* 19[1], 78-80
- No Data** Caro, J. H., Edwards, W. M., glass, B. L., and Frere, M. H. 1972. Dieldrin in runoff from Treated Watersheds. In: *Interdisciplinary Aspects of Watershed Management*, New York: Am.Soc.Civil Eng. 141-160
- Rev** Caro, J. H., Taylor, A. W., and Freeman, H. P. 1976. Comparative Behavior Of Dieldrin And Carbofuran In The Field. *Arch.Enviro n.Contam.Toxicol.* 3(4): 437-447; 1976.(11 references) 3[4], 437-447
- Media** Coleman, G. R. and Baker, J. M. 1974. Resistance to dieldrin and gamma bh c in the wood boring insect *minthea-rugicollis coleoptera lyctidae*. *Int Biodeterior Bull* 10[4], 115-116

Not Avail	Cotner, R. C. 1968. The Accumulation of Dieldrin in Field-Grown Forage Plants 16285. M.S.Thesis, Pennsylvania University , 43
No Dose	Cullen, M. C. and Connell, D. W. 1994. Pesticide Bioaccumulation In Cattle. <i>Ecotoxicol.Environ.Saf.</i> 28[3], 221-231
Species	Das, M., Srivasta., S. P., Khamre, J. S., and Deshpand., L. B. 1986. Susceptibility of DDT, Dieldrin and Malathion Resistant Anopheles-culicifacies Populations to Deltamethrin. <i>J Am Mosq Control Assoc</i> 2[4], 553-555
No ERE	Davis, B. N. K. 1971. Laboratory Studies on the Uptake of Dieldrin and DDT by Earthworms. <i>Soil Biol Biochem</i> 3, 221-233
No Dose	Davis, B. N. K. 1974. Levels Of Dieldrin In Dressed Wheat Seed After Drilling And Exposure On The Soil Surface. <i>Environ.Pollut.</i> 7[4], 309-317
Rev	Davison, K. L. 1978. Dieldrin Elimination from Animal Tissues. In: <i>Disposal and Decontamination of Pesticides</i> , Chapter 12 , 141-144
Rev	Deubert, K. H. 1971. Dieldrin on and Around Cranberry Bogs. <i>Mass.Agric.Exp.Stn.Bull.</i> 593, 3-19
Media	Drewes, C. D., Vining, E. P., and Callahan, C. A. 1984. Non-Invasive Electrophysiological Monitoring: A Sensitive Method For Detecting Sublethal Neurotoxicity In Earthworms. <i>Environ Toxicol Chem</i> 3[4], 599-607
Media	Drewes, C. D. and Vining, E. P. 1984. In Vivo Neurotoxic Effects Of Dieldrin On Giant Nerve Fibers And Escape Reflex Function In The Earthworm, <i>Eisenia foetida</i> . <i>Pestic Biochem Physiol</i> 22[1], 93-103
Abstract	Drewes, C. D. and Vining, E. P. 1984. In-Vivo Neurotoxic Effects Of Dieldrin On Earthworm <i>Eisenia-Foetida</i> Escape Reflex Function. Meeting On Pyrethroids And Neuroactive Pesticides Held At The 3rd International Conference On Neurotoxicology Of Selected Chemicals, Little Rock, Arkansas, Usa, Sept.9-12, 1984. <i>Neurotoxicology</i> ; 5 (4).1984 (Recd.1985). 77-78
Rev	Drewes, C. D., Vining, E. P., and Callahan, C. A. 1988. Electrophysiological Detection of Sublethal Neurotoxic Effects in Intact Earthworms. In: C.A.Edwards and E.F.Neuhauser (Eds.), <i>Earthworms in Waste and Environmental Management</i> , SPB Academic Publ., The Hague, Netherlands , 355-366
FL	Ebing, W. and Haque, A. 1984. The Earthworm As The Key Organism In The Monitoring Of Soil Pollution Induced By Foreign Chemicals. <i>Ber Landwirtsch</i> 62[2], 222-255
OM, pH	El Nahal, A. K. M., Zazou, H. M., and Bishara, M. A. 1971. Chemical control of the rice leaf miner <i>hydrellia-sp diptera ephydridae</i> . <i>Bull.Entomol.Soc.Egypt Econ.Ser.</i> 5[1], 19-22
No Control	Eno, C. F. and Everett, P. H. 1958. Effects of Soil Applications of 10 Chlorinated Hydrocarbon Insecticides on Soil Microorganisms and the Growth of Stringless Black Valentine Beans. <i>Soil Sci.Soc.Am.Proc.</i> 22, 235-238
No Dose	Fahey, J. E., Rodriguez, J. G., Rusk, H. W., and Chaplin, C. E. 1962. Chemical Evaluation of Pesticide Residues on Strawberries. <i>J Econ Entomol</i> 55[2], 179-184
Species	Food and Drug Administration, U. S. 1978. Administrative Guideline 7420.08, Attachment A, October 5.
No Control	Frank, R., Montgomery, K., Braun, H. E., Berst, A. H., and Loftus, K. 1974. DDT and Dieldrin in

Watersheds Draining the Tobacco Belt of Southern Ontario. *Pestic.Monit.J.* 8[3], 184-201

- OM, pH** Gambrell, F. L., Tashiro, H., and Mack, G. L. 1968. Residual activity of chlorinated hydrocarbon insecticides in permanent turf for european chafer control amphimallon-majalis ddt chlordane lindane heptachlor aldrin dieldrin insectic. *J Econ Entomol* 61[6], 1508-1511
- OM, pH** Ganguli, R. N. and Ghosh, M. R. 1968. *Dorylus-orientalis formicidae* hymenoptera a pest of potato-d solanum-tuberosum-d in tripura. *Indian Agr* 12[1], 54-57
- Rev** Geyer, H. J., Scheunert, I., Rapp, K., Gebefugi, I., Steinberg, C., and Kettrup, A. 1993. The Relevance of Fat Content in Toxicity of Lipophilic Chemicals to Terrestrial Animals with Special Reference to Dieldrin and 2,3,7,8-Tetrachlorodibenzo-p-Dioxin (TCDD). *Ecotoxicol Environ Saf* 26, 45-60
- No Dose** Gile, J. D. and Gillett, J. W. 1979. Fate of selected fungicides in a terrestrial laboratory ecosystem. *Journal of Agricultural and Food Chemistry* 27[6], 1159-1164
- No Control** Gile, J. D. and Gilbert, J. W. 1981. Transport and fate of organo phosphate insecticides in a laboratory model ecosystem. *Journal of Agricultural and Food Chemistry* 29[3], 616-621
- No Dose** Gile, J. D., Collins, J. C., and Gillett, J. W. 1982. Fate and Impact of Wood Preservatives in a Terrestrial Microcosm. *J.Agric.Food Chem.* 30[2], 295-301
- No Dose** Gill, B. S. and Sandhu, S. S. 1992. Application of the tradescantia micronucleus assay for the genetic evaluation of chemical mixtures in soil and aqueous media. *Mutation Research* 270[1], 65-69
- No Dose** Gillett, J. W., Russell, L. K., and Gile, J. D. 1983. Predator prey vole cricket interactions effects of wood preservatives. *Environ Toxicol Chem* 2[1], 83-93
- OM, pH** Gish, C. D. and Hughes, D. L. 1982. Residues of DDT, Dieldrin, and Heptachlor in Earthworms During Two Years Following Application 42050. *U.S.Fish Wildl Serv Spec Sci Rep* 0 241 , 1-16
- Media** Gostick, K. G. and Baker, P. M. 1968. Dieldrin insectic resistant carrot-d fly in england psila-rosae aldrin insectic gamma bhc insectic. *Plant Pathol* 17[4], 182-183
- No COC** Gould, H. J. and Mayor, J. G. 1975. Alternative seed treatments to dieldrin for the control of bean seed fly delia-spp. *Plant Pathol* 24[4], 245-246
- OM, pH** Griffiths, D. C., Jeffs, K. A., Scott, G. C., Maskell, F. E., and Roberts, P. F. 1976. Relationships between control of wheat bulb fly leptohylemyia-coarctata and amounts of dieldrin carbophenothion and chlorfenvinphos on treated seed. *Plant Pathol.(Lond.)* 25[1], 1-12
- Rev** Gunn, D. L. 1975. General Introduction Some Environmental and Toxicological Perspectives. Part 1. Uses and Abuse of DDT and Dieldrin. D.E.Hathway (Ed.), *Specialist Periodical Report, Foreign Compound Metabolism in Mammals, Volume 3, The Chemical Society Illustrator, London, England:* 1-82
- FL** Hankawa, Y. 1971. Residues of organochlorine in crops and soil by electron-capture gas chromatography. I. Residues of aldrin and dieldrin in each organ of potato plant at several growing stages in spring cultivation. *Chugoku Nogyo Kenkyu* 43, 49-50
- FL** Hankawa, Y. 1973. Residues of organochlorine insecticides in crops and soil. II. Residues of aldrin, dieldrin, and endrin in cucumbers at early and late harvesting stages. *Chugoku Nogyo Kenkyu* 46, 61-63

- Not Avail** Hankawa, Y. 1980. Studies on Residues of Organochlorine Insecticides in Crops and Soils. Report 1. Residues of Aldrin and Dieldrin in Potatoes in Various Growing Seasons and in Various Organs, Particularly on Those Cultivated in Spring 12324. Hiroshima-Kenritsu Nogyoshikenjo Kenkyu Gyosekishu (Rep.Hiroshima Prefect.Agric.Exp.Stn.) 3: 60 1980
- FL** Hankawa, Yoshiyuki and Sakai, Yasufumi. 1975. Use of carbon for reducing the uptake of aldrin and dieldrin residues in soil by crop plants and its effect on insect and weed control. Hiroshima-Kenritsu Nogyo Shikenjo Hokoku 36, 77-86
- No Control** Hardee, D. D., Gutenmann, W. H., Lisk, D. J., Gyrisco, G. G., and Edmonds, C. M. 1964. Zonal Accumulation of Dieldrin in Soil and Alfalfa Residues. J.Econ.Entomol. 57, 583-585
- pH** Harris, C. R. and Sans, W. W. 1972. Behavior Of Dieldrin In Soil: Microplot Field Studies On The Influence Of Soil Type On Biological Activity And Absorption By Carrots. J-Econ-Entomol 65[2], 333-335
- Species** Harris, E. C. 1977. A Long Term Field Trial of gamma-HCH/Dieldrin Smoke Against Death Watch Beetle (*Xestobium rufovillosum*) in an Ancient Oak Roof. Int Biodeterior Bull 13[3], 61-65
- Rev** Hodge, H. C., Boyce, A. M., Deichmann, W. B., and Kraybill, H. F. 1967. Toxicology and No-Effect Levels of Aldrin and Dieldrin. Toxicol Appl Pharmacol 10, 613-675
- Media** Howick, C. D. and Creffield, J. W. 1981. Laboratory bioassays to compare the efficacy of chlorpyrifos and dieldrin in protecting wood from termites. Int.Pest Control 23[2], 40-42
- Media** Humphrey, B. J. and Dahm, P. A. 1976. Chlorinated Hydrocarbon Insecticide Residues in Carabidae and the Toxicity of Dieldrin to *Pterostichus chalcites*. Environ Entomol 5, 729-734
- Media** Humphrey, B. J. and Dahm, P. A. 1976. Chlorinated hydro carbon insecticide residues in carabidae and the toxicity of dieldrin to *pterostichus-chalcites*. Environ Entomol 5[4], 729-734
- OM, pH** Jefferies, D. J. and Davis, B. N. K. 1968. Dynamics of Dieldrin in Soil, Earthworms, and Song Thrushes. J Wildl Manage 32, 441-456
- FL** Kagan, F. and Studzinski, A. 1967. Control of *Hylemyia brassicae* Using Dieldrin and DDT Preparations with Different Methods of Protection of Cauliflower-D in the Year 1965 (Zwalczanie Smietki Kapuszcianej (*Hylemyia* (*Phorbia*) *Brassicae* Bouche) na Plantacjach Kalafiorow Preparatami Dieldrynowymi i DDT za Pomoca Roznych Metod w 1965 Roku). Pr.Nauk.Inst.Ochr.Rosl. 9[1], 137-147 (POL)
- Review** Kalra, R. L. and Chawla, R. P. 1981. Impact of pesticidal pollution in the environment. J Bombay Nat Hist Soc 78[1], 1-15
- OM, pH** Kapoor, K. N., Gujrati, J. P., and Gangrade, G. A. 1975. Chemical control of soybean leaf miner *stomopteryx-subsecivella* lepidoptera gelechiidae. Indian J Entomol 37[3], 286-291
- No COC** Kawahara, T. 1971. Organochlorine Pesticide Residues in Agricultural Products and Soil. Part 12. Absorption and Translocation in Turnip of Aldrin and Dieldrin. Noyaku Kensasho Hokoku /Bull.Agric.Chem. 11, 81-86 (JPN) (ENG ABS)
- FL** Kilzer, L., Detera, S., Weisgerber, I., and Klein, W. 1974. Contributions To Ecological Chemistry Part 77. Distribution And Metabolism Of The Aldrin-Dieldrin Metabolite Trans-4,5-Dihydroxy-4,5-Dihydroaldrin-(Sup)14c In Lettuce Plants And Soil. Chemosphere 3[4], 143-148

- No Control** Kinoshita, G. B., Harris, C. R., Svec, H. J., and Mcewen, F. L. 1978. Laboratory and field studies on the chemical control of the crucifer flea beetle *phyllostreta-cruciferae* coleoptera chrysomelidae on cruciferous crops in ontario canada. *Can Entomol* 110[8], 795-804
- Media** Ko, W. H. J. and Lockwood, J. L. J. 1970. Transfer Of 32-P And Dieldrin Among Selected Microorganisms In Soil. *Rev.Ecol.Biol.Sol.* 7[4], 465-470
- No Dur** Lee, D. F. 1968. Pesticide Residues In Foodstuffs In Great Britain. Ix. Aldrin, Dieldrin And Other Organochlorine Pesticide Residues In Potatoes And Carrots. *J.Sci.Food Agr.* 19[12], 701-705
- No Dose** Lemon, E., Parmele, L. H., and Taylor, A. W. 1972. Micrometeorological Measurement Of Pesticide Vapor Flux From Bare Soil And Corn Under Field Conditions. *Water Air Soil Pollut* 1[4], 433-451
- Media** Lichtenstein, E. P., Schulz, K. R., Fuhremann, T. W., and Liang, T. T. 1970. Degradation of Insecticides in Field Soils During a Ten-Year Period. Tranlocation into Crops. *J.Agric.Food Chem.* 18[1], 100-106
- No Control** Lord, K. A., Briggs, G. G., Neale, M. C., and Manlove, R. 1980. Uptake of Pesticides from Water and Soil by Earthworms. *Pestic.Sci.* 11, 401-408
- OM, pH** Luckmann, W. H. 1960. Increase of European Corn Borers Following Soil Application of Large Amounts of Dieldrin. *J Econ Entomol* 53, 583-584
- OM, pH** Luckmann, W. H. and Decker, G. C. 1960. A 5-Year Report of Observations in the Japanese Beetle Control Area at Sheldon, Illinois. *J Econ Entomol* 54[5], 821-827
- Media** Macauley, B. J. 1979. Biodegradation of litter in *Eucalyptus pauciflora* communities. II. Fungal succession in fungicide- and insecticide-treated leaves. *Soil Biol.Biochem.* 11[2], 175-179
- Mix** MacMonegle, C. W. J., Steffey, K. L., and Bruce, W. N. 1984. Dieldrin, Heptachlor, And Chlordane Residues In Soybeans In Illinois 1974, 1980. *J-Environ-Sci-Health B* 19[1], 39-48
- Media** Malhotra, C. P. and Katiyar, R. N. 1979. Chemical control of the lac predator *eublemma-amabilis* 2. Relative toxicity of various insecticides against predatory caterpillars. *Indian J Entomol* 41[2], 187-190
- Media** Matsumura, F. and Boush, G. 1967. Dieldrin: Degradation by Soil Microorganisms. *Science* 156[3777], 959-961
- Media** Matsumura, F., Boush, G. M., and Tai, A. 1968. Breakdown of Dieldrin in the Soil by a Micro-organism. *Nature London* 219[5157], 965-967
- Media** Mckinlay, K. S. 1969. Grasshopper control laboratory testing as a means of evaluating field performance *melanoplus-sanguinipes* dursban dibrom malathion dieldrin ciba-9643 dimethoate insectic. *Can Entomol* 101[2], 159-163
- Species** Merino, G., Vazquez, V., and Soria, S. 1968. Efficacy of 9 insecticides in the fight against *epitrix-sp* coleoptera chrysomelidae in potato-d plantations in ecuador ddt dieldrin aldrin malathion sevin toxaphene diazinon methoxychlor dipterex insectic. *Turrialba* 18[1], 68-70
- Media** Moriarty, F. 1968. The Toxicity and Sub-Lethal Effects of p,p'-DDT and Dieldrin to *Aglais urticae* (L.) (Lepidoptera: Nymphalidae) and *Chorthippus brunneus* (Thunberg) (Saltatoria: Acrididae). *Ann.Appl.Biol.* 62, 371-393
- No Dose** Morley, H. V. and Chiba, M. 1965. Dieldrin Uptake from Soil by Wheat Plants. *Can.J.Plant Sci.* 45,

- Species** Muller, P., Nagel, P., and Flacke, W. 1981. Ecological Side Effects of Dieldrin Application Against Tsetse Flies in Adamaoua, Cameroon. *Oecologia* 50[2], 187-194
- No Dose** Mumma, R. O., Wheeler, W. B., Frear, D. E. H., and Hamilton, R. H. 1966. Dieldrin: Extraction of Accumulations by Root Uptake. *Science* 152, 530-531
- No Dur** Nair, A., Dureja, P., and Pillai, M. K. K. 1991. Levels Of Aldrin And Dieldrin In Environmental Samples From Delhi, India. *Sci.Total Environ.* 108[3], 255-259
- No ERE** Nash, R. G. 1968. Plant Absorption of Dieldrin, DDT, and Endrin from Soils. *Agron.J.* 60, 217-219
- No ERE** Nash, R. G. and Harris, W. G. 1973. Chlorinated hydro carbon insecticide residues in crops and soil. *J Environ Qual* 2[2], 269-273
- NO ERE** Nash, R. G. 1983. Distribution of butylate, heptachlor, lindane, and dieldrin emulsifiable concentrated and butylate microencapsulated formulations in microagro ecosystem chambers 45421. *J.Agric.Food Chem.* 31[6], 1195-1201
- No Dose** Nash, R. G. 1983. Distribution of butylate, heptachlor, lindane, and dieldrin emulsifiable concentrated and butylate microencapsulated formulations in microagroecosystem chambers 45422. *J.Agric.Food Chem.* 31[6], 1195-1201
- OM, pH** Neuhauser, E. F. and Callahan, C. A. 1990. Growth and Reproduction of the Earthworm *Eisenia fetida* Exposed to Sublethal Concentrations of Organic Chemicals. *Soil Biol Biochem* 22[2], 175-179
- Media** Ng, Y. S. and Ahmad, S. 1979. Resistance to dieldrin and tolerance to chlorpyrifos and bendiocarb in a northern new-jersey usa population of japanese beetle *popillia-japonica*. *J Econ Entomol* 72[5], 698-700
- Media** Nielsen, D. G., Niemczyk, H. D., Balderston, C. P., and Purrington, F. F. 1975. Black vine weevil resistance to dieldrin and sensitivity to organo phosphate and carbamate insecticides. *J Econ Entomol* 68[3], 291-292
- OM, pH** Okonkwo, A. I. 1977. The impact of dieldrin granules on the arthropod biota of an alfalfa field. *Sci Biol J* 3[1], 263-270
- No ERE** Onsager, J. A., Rusk, H. W., and Butler, L. I. 1970. Residues of Aldrin, Dieldrin, Chlorodane, and DDT in Soil and Sugarbeets. *J.Econ.Entomol.* 63, 1143-1146
- FL** Otobe, Yuichi and Sato, Tatsuo. 1998. Dieldrin absorption into several crops. *Hokkaidoritsu Nogyo Shikenjo Shuho* 75, 21-24
- Media** Pareek, B. L. and Kushwaha, K. S. 1976. Insecticidal trial against the cutworm *agrotis-spinifera*. *Indian J Entomol* 38[2], 198-199
- No Dose** Polizu, A., Floru, and Paulian, F. 1971. Absorption, Translocation And Distribution Of Lindane And DDT In The Corn Plant. *Qual.Plant.Mater.Veg.* 20[3], 203-213
- Mix** Polizu, A. and Serban, V. 1974. Organochlorine Residues Determined In The Soil And In The Wheat And Corn Crops Of South Romania. *An.Inst.Cercet.Prot.Plant Acad.Stiinte Agric.Silvice* 10, 479-485

- Mix** Polizu, Al. 1970. Influence of aldrin, dieldrin, and heptachlor compounds on the absorption and translocation of BHC and DDT insecticides from the soil into maize plants. *An.Inst.Cercet.Prot.Plant., Acad.Stiinte Agr.Silvice* 8, 257-263
- No COC** Powell, A. J. B., Stevens, T., and McCully, K. A. 1970. Effects Of Commercial Processing On Residues Of Aldrin And Dieldrin In Tomatoes And Residues In Subsequent Crops Grown On The Treated Plots. *J.Agric.Food Chem.* 18[2], 224-227
- No Dose** Que, Hee S. S., Sutherland, R. G., Mckinlay, K. S., and Saha, J. G. 1975. Factors affecting the volatility of ddt dieldrin and di methylamine salt of 2 4-d from leaf and glass surfaces. *Bull.Environ.Contam.Toxicol.* 13[3], 284-290
- OM** Rand, J. R. and Braithwaite, B. M. 1975. Control of the weevil *amnemus-quadrutuberculatus* in tropical legume pastures with dieldrin and heptachlor pre sowing soil treatments. *Aust.J.Exp.Agric.Anim.Husb.* 15[75], 545-549
- OM, pH** Randell, Roscoe, Butler, J. D., and Hughes, T. D. 1972. Effect of pesticides on thatch accumulation and earth worm populations in Kentucky bluegrass turf. *Hortscience* 7[1], 64-65
- OM, pH** Raw, F., Lofty, J. R., and Potter, C. 1968. Studies on the chemical control of wireworms *agriotes-spp* iii the direct and residual effects of bhc insectic aldrin insectic and dieldrin insectic wheat-m birds gamma bhc insectic. *Bull Entomol Res* 57[4], 661-667
- Media** Reinecke, A. J. and Venter, J. M. 1985. Influence of Dieldrin on the Reproduction of the Earthworm *Eisenia fetida* (Oligochaeta). *Biol.Fert.Soils* 1[1], 39-44
- FL** Reinecke, A. J., Reinecke, S. A., and Froneman, M. 1994. The Sublethal Effects Of The Organochlorines Dieldrin And Lindane On Growth And Reproduction Of *Eudrilus Eugeniae* And *Eisenia Fetida* (Oligochaeta). *Suid-Afrikaanse Tydskrif Vir Natuurwetenskap En Tegnologie* 13[1], 21-24
- Media** Reinecke, S. A., Reinecke, A. J., and Froneman, M. L. 1995. The Effects of Dieldrin on the Sperm Ultrastructure of the Earthworm *Eudrilus eugenia* (Oligochaeta). *Environ Toxicol Chem* 14[6], 961-965
- Rev** Ruckelshaus, W. D. 1972. Report of the Aldrin/Dieldrin Advisory Committee. U.S.Environmental Protection Agency , 100
- OM, pH** Sachan, J. N., Verma, J. K., and Srivastava, B. P. 1967. Effect of the application of soil insecticides on germination and growth of wheat. *Indian J.Entomol.* 29[2], 185-188
- No Dose** Saha, J. G. and Lee, Y. W. 1970. The Metabolic Fate of ¹⁴C-Dieldrin in Wheat Plants and in an Agricultural Soil. *J.Econ.Entomol.* 63, 670-671
- No Control** Saha, J. G., Karapally, J. C., and Janzen, W. K. 1971. Influence of the type of mineral soil on the uptake of dieldrin by wheat-m seedlings 46774. *J.Agric.Food Chem.* 19[5], 842-845
- No Control** Saha, J. G. 1972. Residues In Seedlings Of Ten Wheat Varieties Grown In Dieldrin-Treated Soil. *J.Econ.Entomol.* 65[1], 302-303
- No ERE** Saha, J. G. J., Karapally, J. C. J., and Janzen, W. K. J. 1971. Influence Of The Type Of Mineral Soil On The Uptake Of Dieldrin By Wheat Seedings 46776. *J.Agric.Food Chem.* 19[5], 842-845

No Dose	Selim, K., Mahmoud, S., and El Mokadem, M. T. 1970. Effect of Dieldrin and Lindane on the Growth and Nodulation of <i>V. faba</i> . <i>Plant Soil</i> 33, 325-329
Mix	Sellers, L. G. and Dahm, P. A. 1975. Chlorinated Hydrocarbon Insecticide Residues in Ground Beetles (<i>Harpalus pennsylvannica</i>) and Iowa Soil. <i>Bull Environ Contam Toxicol</i> 13, 218-222
No ERE	Sheets, T. J., Jackson, M. D., Mistic, W. J., and Campbell, W. V. 1969. Residues Of DDT And Dieldrin In Peanuts And Tobacco Grown On Contaminated Soil. <i>Pestic.Monit.J.</i> 3[2], 80-86
OM, pH	Stratton, G. D., Jr. and Wheeler, W. B. 1983. Fate of Dieldrin in Radishes. <i>J.Agric.Food Chem.</i> 31[5], 1076-1079
Species	Suzuki, M., Yamato, Y., and Watanabe, T. 1975. Persistence Of Bhc (1,2,3,4,5,6,-Hexachlorocyclohexane) And Dieldrin Residues In Field Soils. <i>Bull.Envirion.Contam.Toxicol.</i> 14[5], 520-529
No ERE	Talekar, N. S., Sun, L. T., Lee, E. M., and Chen, J. S. 1977. Persistence of some insecticides in subtropical soil. <i>J.Agric.Food Chem.</i> 25[2], 348-352
OM, pH	Tashiro, H. and Fiori, B. J. 1969. Susceptibilities of european chafer and japanese beetle grubs to chlordane and dieldrin suggesting reductions in application rates. <i>J Econ Entomol</i> 62[5], 1179-1183
No Dose	Tashiro, H., Personius, K. E., Zinter, D., and Zinter, M. 1971. Resistance of the european chafer to cyclo diene insecticides. <i>J Econ Entomol</i> 64[1], 242-245
No COC	Tashiro, H., Bourke, J. B., and Gibbs, S. D. 1981. Residual activity of dieldrin and chlordane in soil of established turf in japanese beetle popillia-japonica grub control. <i>J Econ Entomol</i> 74[4], 397-399
Media	Taylor, J. M. 1971. Testing the effects of liquid eradicators on emergence of anobium-punctatum. <i>Ann.Appl.Biol.</i> 67[2], 201-210
FL	Tsirkov, I. and Pashev, Iliya. 1971. Effect of the insecticides hexachloran, heptachlor, lindane, and dieldrin on rhizosphere microflora in corn. <i>Kongr.Mikrobiol., Mater.Kongr.Mikrobiol.Bulg., 2nd, 4,</i> 267-272
No ERE	Turner, B. C., Taylor, A., and Edwards, W. M. 1972. Dieldrin And Heptachlor Residues In Soybeans. <i>Agron.J.</i> 64[2], 237-239
Species	Ueda, K. Hazards of insecticides and residue problems in rice-m cultivation human parathion insectic aldrin insectic dieldrin insectic ddt insectic bhc insectic. <i>Books.</i> 351-366.1967.
Media	Van Ark H. and Sheasby, J. L. 1972. A Further Experiment on the Effect of Dieldrin Cover Sprays on Wood Eating Termites. <i>Phytophylactica</i> 4[3], 79-86
Abstract	Van der Valk, H. C. H. G. 1988. Environmental Impact of Dieldrin Applications in Locust Control; a Hazard Assessment 966. Working Paper, FAO/ECLC Meeting, Oct.21, 1988, FAO, Rome
No Control	Van Middlelem, C. H. 1969. Cooperative Study On Uptake Of DDT, Dieldrin And Endrin By Peanuts, Soybeans, Tobacco, Turnip Greens And Turnip Roots. <i>Pestic.Monit.J.</i> 3[2], 100-101
Media	Venter, J. M. and Reinecke, A. J. 1985. Dieldrin And Growth And Development Of The Earthworm <i>Eisenia-Foetida Oligochaeta</i> 48383. <i>Bull Environ Contam Toxicol</i> 35[5], 652-659

- Media** Venter, J. M. and Reinecke, A. J. 1987. Effects of the Pesticide Dieldrin on Incubation of the Earthworm *Eisenia foetida* (Oligochaeta). *S.Afr.J.Zool.* 22[2], 97-100
- Media** Venter, J. M. and Reinecke, A. J. 1988. Sublethal Ecotoxicological Effects of Dieldrin on the Earthworm *Eisenia foetida* (Oligochaeta). In: C.A.Edwards and E.F.Neuhauser (Eds.), *Earthworms in Waste and Environmental Management*, SPB Academic Publ., The Hague, Netherlands , 337-353
- Dup** Voerman, S. and Besemer, A. F. H. 1970. Residues of Dieldrin, Lindane, DDT, and Parathion in a Light Sandy Soil After Repeated Application Throughout a Period of 15 Years. *J.Agric.Food Chem.* 18[4], 717-719
- OM, pH** Voerman, S. and Besemer, A. F. H. 1970. Residues of Dieldrin, Lindane, DDT, and Parathion in a Light Sandy Soil After Repeated Application Throughout a Period of 15 Years. *J.Agric.Food Chem.* 18[4], 717-719
- No Control** Voerman, S. and besemer, A. F. 1975. Persistence of Dieldrin, Lindane, and DDT in a Light Sandy Soil and Their Uptake by Grass. *Bull Environ Contam Toxicol* 13, 501-505
- OM** Walsh, G. E., Hollister, T. A., and Forester, J. 1974. Translocation of Four Organochlorine Compounds by Red Mangrove (*Rhizophora mangle* L.) Seedlings. *Bull Environ Contam Toxicol* 12[2], 129
- OM, pH** Wessels, C. 1974. Residues Of Three Organochlorine Insecticides In Groundnut Plants (*Sb,Arachis Hypogaea* L.) In Rhodesia. *Rhod.J.Agr.Res.* 12[1], 69-75
- No ERE** Wessels, C. L. 1978. Residues in Soyabean Plants (*Glycine max* (L.) Merr.) of Aldrin and Dieldrin Following Soil Application and of Endosulfan and DDT Following Foliar Application. *Rhod.J.Agric.Res.* 16[2], 205-210
- OM, pH** Wheeler, W. B. 1966. Absorption and Translocation of Dieldrin by Forage Crops and Its Extraction from Plant Tissues. Ph.D.Thesis, Pennsylvania State University, University Park, PA , 113 p.
- No Dose** Wheeler, W. B., Frear, D. E. H., Mumma, R. O., Hamilton, R. H., and Cotner, R. C. 1967. Absorption And Translocation Of Dieldrin By Forage Crops. *J.Agr.Food Chem.* 15[2], 231-234
- OM, pH** Wilson, K. J. 1969. The biology and control of maize rootworm *buphonella-murina coleoptera galerucidae* a pest of maize-m in zambia. *J.Entomol.Soc.S.Afr.* 32[1], 147-159
- No Dose** Wilson, V. J. 1972. Observations on the Effect of Dieldrin on Wildlife During Tsetse Fly *Glossina morsitans* Control Operations in Eastern Zambia. *Arnoldia (Rhodesia)* 5[34], 1-12
- OM, pH** Wingo, C. W. 1966. Persistence and Degradation of Dieldrin and Heptachlor in Soil and Effects on Plants 15287. *Agric.Exp.Stn., Res.Bull.No.914* , 27 p.
- No Dur** Wood, T. K., Gyrisco, G. G., Gutenmann, W. H., and Edmonds, C. H. 1966. The Presence and Persistence of Dieldrin on Forage Crops from Soil Treatments for Alfalfa Snout Beetle Control. *J.Econ.Entomol.* 59[2], 472-473
- OM, pH** Wood, T. K., Armbrust, E. J., Ghyrisco, G. G., Butenmann, W. H., and Lisk, D. J. 1966. The Presence and Persistence of Heptachlor Epoxide and Dieldrin Residues on Forage Crops in New York. *J.Econ.Entomol.* 59, 131-132
- OM, pH** Wright, D. W. and Coaker, T. H. 1968. Development of dieldrin insectic resistance in carrot-d fly in england aldrin insectic gamma bhc insectic. *Plant Pathol* 17[4], 178-181

- FL** Yamaberi, M., Yano, H., and Shinmyo, N. 1972. Persistence of Organochlorine Pesticides in Soil and Crops. I. Absorption and Translocation of Aldrin and Dieldrin in Strawberries. Kagawa-ken Nogyo Shikenjo Kenkyu Hokoku /Bull.Kagawa Prefect.Agr.Exp.Sta. 22, 36-42
- OM, pH** Young, R. W. 1969. Residues of Dieldrin and DDT in Peanuts and Turnip Greens Grown in Soil Containing These Compounds. *Pestic.Monit.J.* 3, 94-99

7.4 References Used in Derivation of Wildlife TRVs

- Ahmed, T., Arscott, G. H., and Tinsley, I. J. 1978. Effect of Chlorinated Hydrocarbons on Reproductive Performance of Adult White Leghorn Male Chickens. *Poult. Sci.* 57(6): 1594-1598. Ref ID: 904
- Andujar, M. M., Varela, G., and Navarro, M. P. 1978. Dieldrin, Ca and P Balance, and Characteristics of the Egg in the Quail (*Coturnix Coturnix Japonica*). *Poult. Sci.* 57(3): 596-602. Ref ID: 908
- Atkins, T. D. and Linder, R. L. 1967. Effects of Dieldrin on Reproduction of Panned Hen Pheasants. *J. Wildl. Manage.* 31: 746-753. Ref ID: 909
- Bandyopadhyay, S. K., Tiwari, R. K., Mitra, A., Mukherjee, B., Banerjee, A., and Chatterjee, G. C. 1982. Effects of L-ascorbic Acid Supplementation on Dieldrin Toxicity in Rats. *Arch Toxicol.* 50(3-4): 227-32. Ref ID: 911
- Bildstein, K. L. and Forsyth, D. J. 1979. Effects of Dietary Dieldrin on Behavior of White-footed Mice (*Peromyscus Leucopus*) Towards an Avian Predator. *Bull Environ Contam Toxicol.* 21(1-2): 93-7. Ref ID: 918
- Blend, M. J. and Visek, W. J. 1972. Effects of Low Concentrations of Dieldrin and Chlormadinone Acetate on Canine Prostatic Fluid. *Toxicol Appl Pharmacol.* 23(2): 344-8. Ref ID: 919
- Brown, V. K. H., Robinson, J., and Thorpe, E. 1974. The Toxicity of Dieldrin (HEOD) to Domestic Fowl. *Pestic. Sci.* 5(5): 567-586. Ref ID: 926
- Call, D. J. and Call, J. K. 1974. Blood Chemistries of Japanese Quail Fed Dieldrin. *Poult. Sci.* 53(1): 54-6. Ref ID: 930
- Call, D. J. and Harrell, B. E. 1974. Effects of Dieldrin and PCB's upon the Production and Morphology of Japanese Quail Eggs. *Bull Environ Contam Toxicol.* 11(1): 70-7. Ref ID: 931
- Chernoff, N., Kavlock, R. J., Kathrein, J. R., Dunn, J. M., and Haseman, J. K. 1975. Prenatal Effects of Dieldrin and Photodieldrin in Mice and Rats. *Toxicol. Appl. Pharmacol.* 31: 302-308. Ref ID: 932
- Cool, K. L., Linder, R. L., and Progulske, D. R. 1972. Adoptive Behavior of Caged Pheasants Exposed to Chicks and Dieldrin. *Amer.midland Naturalist.* 88(2): 262-269. Ref ID: 935
- Costella, J. C. and Virgo, B. B. 1980. Is Dieldrin-induced Congenital Inviability Mediated by Central Nervous System Hyperstimulation or by Altered Carbohydrate Metabolism. *Can J Physiol Pharmacol.* 58(6): 633-7. Ref ID: 936
- Dahlgren, R. B. and Linder, R. L. 1974. Effects of Dieldrin in Panned Pheasants Through the Third Generation. *J Wildl Manage.* 38: 320-330. Ref ID: 1166
- Dahlgren RB and Linder RL. 1970. Eggshell Thickness in Pheasants Given Dieldrin. *J Wildl Manage.* 34(1): 226-228. Ref ID: 941
- Davis, KJ and Fitzhugh, OG. 1962. Tumorigenic Potential of Aldrin and Dieldrin for Mice. *Toxicol. Appl. Pharmacol.* 4: 187-9. Ref ID: 14937

- Davison, K. L. 1970. Growth Hemo Globin Body Composition and Vitamin a of Sheep Fed Dieldrin. *Journal of Animal Science*. 31(3): 567-575. Ref ID: 943
- Davison, K. L. and Sell, J. L. 1974. Dieldrin and Ddt Effects on Reproduction and Some Hepatic Mixed-function Oxidases in the Mallard Duck. *Arch. environ. contam. toxicol.* 2(4): 302-314. Ref ID: 40
- Davison, K. L. and Sell, J. L. 1972. Dieldrin and p,p'-DDT Effects on Egg Production and Eggshell Thickness of Chickens. *Bull. Environ. Contam. Toxicol.* 7(1): 9-18. Ref ID: 944
- Davison, K. L. and Sell, J. L. 1974. Ddt Thins Shells of Eggs from Mallard Ducks Maintained on Ad Libitum or Controlled-feeding Regimens. *Arch Environ Contam Toxicol.* 2(3): 222-233. Ref ID: 942
- Dix, K. M., Van Der Pauw, C. L., and Mccarthy, W. V. 1977. Toxicity Studies with Dieldrin Teratological Studies in Mice Dosed Orally with HEOD. *Teratology*. 16: 57-62. Ref ID: 953
- Eden, WG. 1951. Toxicity of Dieldrin to Chickens. *J Econ Entomol.* 44: 1013. Ref ID: 14939
- Fergin, T. J. and Schafer, E. C. 1977. Toxicity of Dieldrin to Bobwhite Quail in Relation to Sex and Reproductive Status. *Arch Environ Contam Toxicol.* 6(2-3): 213-9. Ref ID: 959
- Fitzhugh Og, Nelson Aa, and Quaipe MI. 1964. Chronic Oral Toxicity of Aldrin and Dieldrin in Rats and Dogs. *Food Cosmet Toxicol.* 2: 551-562. Ref ID: 960
- Foster, T. S. 1968. Effect of Some Pesticides on the Adrenal Glands in the Rat. *Can. J. Biochem.* 46(9): 1115-20. Ref ID: 961
- Genelly, re and Rudd, RI. 1956. Chronic Toxicity of DDT, Toxaphene and Dieldrin to Ring-necked Pheasants. *Calif. Fish Game.* 42: 5. Ref ID: 14919
- Genelly, re and Rudd, RI. 1956. Effects of DDT, Toxaphene and Dieldrin on Pheasant Reproduction in Controlled Studies. *Auk.* 73: 529. Ref ID: 14920
- Gesell, G. G. and Robel, R. J. 1979. Effects of Dieldrin on Operant Behavior of Bobwhites. *J Environ Sci Health [B]*. 14(2): 153-70. Ref ID: 974
- Gillett, J. W. and Arscott, G. H. 1969. Microsomal Epoxidation in Japanese Quail: Induction by Dietary Dieldrin. *Comp Biochem Physiol.* 30(4): 589-600. Ref ID: 975
- Good, E. E. and Ware, G. W. 1969. Effects of Insecticides on Reproduction in the Laboratory Mouse. Iv. Endrin and Dieldrin. *Toxicol Appl Pharmacol.* 14(1): 201-3. Ref ID: 978
- Harr, J. R., Claey's, R. R., Bone, J. F., and Mccorcle, T. W. 1970. Dieldrin Toxicosis: Rat Reproduction. *Am J Vet Res.* 31(1): 181-9. Ref ID: 988
- Heinz, G. H., Hill, E. F., and Contrera, J. F. 1980. Dopamine and Norepinephrine Depletion in Ring Doves Fed DDE, Dieldrin, and Aroclor 1254. *Toxicol. Appl. Pharmacol.* 53(1): 75-82. Ref ID: 990
- Hill, E. F., Heath, R. G., and Williams, J. D. 1976. Effect of Dieldrin and Aroclor 1242 on Japanese Quail Eggshell Thickness. *Bull. Environ. Contam. Toxicol.* 16(4): 445-453. Ref ID: 995
- Hurkat, P. C. and Joshi, G. P. 1977. Some Physiological and Behavior Studies on Rabbit (*Oryctolagus cuniculus*) after Dieldrin Administration. *Indian Veterinary Journal.* 54(9): 709-714. Ref ID: 1000
- Jefferies D. J. and French M. C. 1972. "Changes Induced in the Pigeon Thyroid by p,p'-DDE and Dieldrin". *J Wildl Manage.* 36(1): 24-30. Ref ID: 1010

- Jones D. C., Davis W. E., Newell G. W., Sasmore D. P., and Rosen V J. 1974. Modification of Hexachlorophene Toxicity by Dieldrin and Aroclor 1254. *Toxicology*. 2(3): 309-318. Ref ID: 1016
- Keane, W. J. and M. R. Zavon. 1969. Validity of a Critical Blood Level for Prevention of Dieldrin Intoxication. *Archs Envir Hlth*. 19: 36. Ref ID: 14987
- Keane, W. T., Zavon, M. R., and Witherup, S. H. 1969. Dieldrin Poisoning in Dogs: Relation to Obesity and Treatment. *Br J Ind Med*. 26(4): 338-41. Ref ID: 1018
- Khairy, M. 1960. Effects of Chronic Dieldrin Ingestion on the Muscular Efficiency of Rats. *Brit. J. Ind. Med.* 17: 146-8. Ref ID: 14952
- Kimbrough, R. D., Gaines, T. B., and Linder, R. E. 1971. The Ultrastructure of Livers of Rats Fed DDT and Dieldrin. *Arch. Environ. Health*. 22(4): 460-467. Ref ID: 1020
- Kitselman, C. H. and Borgman, A. R. 1952. A Comparative Study of the Reaction of Dogs as a Susceptible Species to Sublethal Doses of Aldrin. *J Am Vet Med Assoc*. 121: 383-5. Ref ID: 14954
- Kolaja, K. L., Stevenson, D. E., Johnson, J. T., Walborg, E. F. Jr., and Klaunig, J. E. 1996. Subchronic Effects of Dieldrin and Phenobarbital on Hepatic DNA Synthesis in Mice and Rats. *Fundam Appl Toxicol*. 29(2): 219-28. Ref ID: 1023
- Kotonya, R. and Jensen, N. E. 1993. No Effect of Dieldrin on Progesterone Production in Gilts. *Toxicology*. 81(3): 165-171. Ref ID: 1025
- Krampl V and A. Hladka A . 1975. Dose-dependent Extent Microsomal Enzyme Induction by Aldrin and Dieldrin in Rats. *Bull Environ Contam Toxicol*. 14(5): 571-578. Ref ID: 1026
- Kreitzer, J. F. and Heinz, G. H. 1974. The Effect of Sublethal Dosages of Five Pesticides and a Polychlorinated Biphenyl on the Avoidance Response of Coturnix Quail Chicks. *Environ. Pollut*. 6(1): 21-29. Ref ID: 3362
- Krishnamurthy, K., Urs, T. S., and Jayaraj, P. 1965. Studies on the Effect of Insecticidal Residues in Foods. I. Effect of Poor Rice Diet on the Toxicity of Dieldrin to Albino Rats. *Indian J Exp Biol*. 3(3): 168-70. Ref ID: 1027
- Lehner, Pn and Egbert, A. 1969. Dieldrin and Eggshell Thickness in Ducks. *Nature (London)*. 224: 1218-9. Ref ID: 14885
- Mehrotra, B. D., Ravichandra R. S. , and Desai, D. 1988. Effect of Subchronic Dieldrin Treatment on Calmodulin-regulated Ca²⁺ Pump Activity in Rat Brain. *J Toxicol Environ Health*. 25(4): 461-9. Ref ID: 1040
- Mendenhall, V. M., Klaas, E. E., and McLane, M. A. R. 1983. Breeding Success of Barn Owls (*Tyto Alba*) Fed Low Levels of DDE and Dieldrin. *Arch. Environ. Contam. Toxicol*. 12(2): 235-240. Ref ID: 1042
- Muller, H. D. and Lockman, D. C. 1972. Fecundity and Progeny Growth Following Subacute Insecticide Ingestion by the Mallard. *Poult Sci*. 51: 239-241. Ref ID: 1052
- Muller, H. D. and Lockman, D. C. 1973. The Influence of Dieldrin on Tibial Bone Calcium Deposition in Domestic Chicks. *Bull Environ Contam Toxicol*. 9(6): 351-5. Ref ID: 1054
- Murphy, D. A. and Korschgen, L. J. 1970. Reproduction Growth and Tissue Residues of Deer Fed Dieldrin. *J Wildlife Manage*. 34(4): 887-903. Ref ID: 1056
- Nebeker, A. V., Griffis, W. L., Stutzman, T. W., Schuytema, G. S., Carey, L. A., and Scherer, S. M. 1992. Effects of Aqueous and Dietary Exposure of Dieldrin on Survival, Growth and Bioconcentration in Mallard Ducklings.

Environ Toxicol Chem. 11(5): 687-699. Ref ID: 1057

Nusz, W. A., Robel, R. J., Dayton, A. D., and Hopkins, T. L. 1976. Residue Levels and Weights of Bobwhites Given Dieldrin. *J. Wildl. Manage.* 40(1): 111-117. Ref ID: 38

Reading, C. M., Arscott, G H, and Tinsley, I. J. 1976. Effect of Dieldrin and Calcium on the Performance of Adult Japanese Quail (*Coturnix Coturnix Japonica*). *Poult Sci.* 55 (1): 212-219. Ref ID: 1092

Reuber, M. D. 1977. Hepatic Vein Thrombosis in Mice Ingesting Chlorinated Hydrocarbons. *Arch Toxicol.* 38(3): 163-8. Ref ID: 1095

Reuber, M. D. 1980. Significance of Acute and Chronic Renal Disease in Osborne-mendel Rats Ingesting Dieldrin or Aldrin. *Clin Toxicol.* 17(2): 159-70. Ref ID: 1096

Sandler, B. E., Van Gelder, G. A., Buck, W. B., and Karas, G. G. 1968. Effect of Dieldrin Pestic Exposure on Detour Behavior in Sheep. *Psychol Rep.* 23(2): 451-455. Ref ID: 1101

Schein, L. G. and Thomas, J. A. 1975. Effects of Dieldrin on the Uptake and Metabolism of Testosterone-1,2-h-3 by Rodent Sex Accessory Organs. *Environmental Research.* 9(1): 26-31. Ref ID: 1103

Schnorr, J. K. 1975. Effect of Dieldrin on a Visual Discrimination Task. *J Ariz Acad Sci.* 10(3): 131-134. Ref ID: 1104

Sell, J. L., Davison, K. L., and Puyear, R. L. 1971. Aniline Hydroxylase, N-demethylase, and Cytochrome P-450 in Liver Microsomes of Hens Fed Ddt and Dieldrin. *J Agric Food Chem.* 19(1): 58-60. Ref ID: 1106

Shakoory, A. R., Rasul, Y. G., and Ali, S. S. 1982. Effect of Dieldrin Feeding for 6 Months on Albino Rats: Biochemical and Histological Changes in Liver. *Pak J Zool.* 14(2): 191-204. Ref ID: 1107

Shakoory, A. R., Rasul, Y. G., and Ali, S. S. 1984. The Effect of Long-term Administration of Dieldrin on Biochemical Components in Blood Serum of Albino Rats. *Folia Biol.* 32(3): 213-222. Ref ID: 1108

Shellenberger, T. E. 1978. A Multi-generation Toxicity Evaluation of p,p'-DDT and Dieldrin with Japanese Quail. I. Effects on Growth and Reproduction. *Drug Chem Toxicol.* 1(2): 137-46. Ref ID: 1111

Stevenson, D. E., Kehrer, J. P., Kolaja, K. L., Walborg, E. F. Jr., and Klaunig, J. E. 1995. Effect of Dietary Antioxidants on Dieldrin-induced Hepatotoxicity in Mice. *Toxicol Lett.* 75(1-3): 177-83. Ref ID: 1122

Stoewsand, G. S., Broderick, E. J., and Bourke, J. B. 1970. Dietary Protein and Dieldrin Toxicity. *Ims Ind Med Surg.* 39(8): 45-9. Ref ID: 1127

Stromborg, K. L. 1977. Seed Treatment Pesticide Effects on Pheasant Reproduction at Sublethal Doses. *J Wildl Manage.* 41(4): 632-642. Ref ID: 1130

Thomas, J. A. 1974. *Actions of Pesticides and Other Drugs on the Male Reproductive System.* 41 P. NTIS -PB-237-381. Ref ID: 1133

Treon, J. F., Boyd, J, Berryman G, Gosney, J, Hartman, L, Brown, D, and Coomer, J. 1954. *Fianl report on the effects on the reproductive capacity of three generations of rats being fed on diets containing aldrin, dieldrin, or DDT.* Unpublished report of Kettering Laboratory, Univ. of Cincinnati. Kettering Laboratory, Univ. of Cincinnati. Ref ID: 14965

Treon, J.F., Cleveland, F.P., Shaffer, F. E., Wagner, W, Moody, H, Marshall, T, Noyes, G, Battle, M, and Cappel, J. 1953. *The Toxicity of Aldrin, Dieldrin and Ddt When Fed to Rats over the Period of Twenty-seven Weeks.* Unpublished report of Kettering Laboratory, Univ. of Cincinnati. Kettering Laboratory, Univ. of Cincinnati. Ref

ID: 14964

Treon, Jf, Dutra, Fr, Shaffer, Fe, Cleveland, Fp, Wagner, W, and Gahegan, T. 1951. Ref ID: 14960 *the Toxicity of Aldrin, Dieldrin, and Ddt When Fed to Rats over the Period of Six Months*. Unpublished report of Kettering Laboratory, Univ. of Cincinnati. Kettering Laboratory, Univ. of Cincinnati.

Uzoukwu, M. and Sleight, S. D. 1972. Dieldrin Toxicosis: Fetotoxicosis, Tissue Concentrations, and Microscopic and Ultrastructural Changes in Guinea Pigs. *Am J Vet Res.* 33: 579-583. Ref ID: 1137

Van Ravenzwaay, B., Toussaint, H. J., and Schmitt, R. L. 1988. Dieldrin-induced Changes in Isoenzyme Composition in the Livers of Cf-1 Mice. *Int J Cancer.* 41(2): 305-8. Ref ID: 1139

Virgo, B. B. and Bellward, G. D. 1975. Effect of Dietary Dieldrin on the Liver and Drug Metabolism in the Female Swiss-vancouver Mouse. *Can J Physiol Pharmacol.* 53(5): 903-11. Ref ID: 1141

Virgo, B. B. and Bellward, G. D. 1977. Effects of Dietary Dieldrin on Offspring Viability, Maternal Behaviour, and Milk Production in the Mouse. *Res Commun Chem Pathol Pharmacol.* 17(3): 399-409. Ref ID: 1142

Virgo, B. B. and Bellward, G. D. 1975. Effects of Dietary Dieldrin on Reproduction in the Swiss-vancouver (Swv) Mouse. *Environ Physiol Biochem.* 5(6): 440-50. Ref ID: 1143

Walker, A. I., Neill, C. H., Stevenson, D. E., and Robinson, J. 1969. The Toxicity of Dieldrin (Heod) to Japanese Quail (*Coturnix Coturnix Japonica*). *Toxicol Appl Pharmacol.* 15: 69-73. Ref ID: 1145

Walker, A. I., Stevenson, D. E., Robinson, J., Thorpe, E., and Roberts, M. 1969. The Toxicology and Pharmacodynamics of Dieldrin (Heod): Two-year Oral Exposures of Rats and Dogs. *Toxicol Appl Pharmacol.* 15(2): 345-73. Ref ID: 1146

Walker, A. I. T., Thorpe, E., and Stevenson, D. E. 1973. The Toxicology of Dieldrin (Heod). I. Long-term Oral Toxicity Studies in Mice. *Food Cosmet Toxicol.* 11(3): 415-432. Ref ID: 1147

Wassermann, M., Wassermann, D., Kedar, E., Djavaherian, M., and Cucos, S. 1972. Effects of Dieldrin and Gamma Bhc on Serum Proteins and Pbi. *Bull Environ Contam Toxicol.* 8(3): 177-185. Ref ID: 1150

Watkins M. S., Solomon K. E., and Robel R. J. 1978. Effects of Parathion and Dieldrin on Energetics of Bobwhites. *J Wildl Manage.* 42(3): 494-499. Ref ID: 1151

Wiese, I. H., Basson, N. C. J., Basson, P. A., Naude, T. W., and Maartens, B. P. 1973. The Toxicology and Pathology of Dieldrin and Photodieldrin Poisoning in Two Antelope Species. *Onderstepoort Journal of Veterinary Research.* 40(1): 31-39. Ref ID: 1157

Wiese, I. H., Basson, N. C. J., Van Der Vyver, J. H., and Van Der Merwe, J. H. 1969. Toxicology and Dynamics of Dieldrin in the Crowned Guinea-fowl, *Numida Meleagris* (L). *Phytophylactica.* 1(3-4): 161-175. Ref ID: 1158

Zemaitis, M. A., Oberholser, K. M., and Greene, F. E. 1976. Effects of Acute and Chronic Dieldrin Administration on Liver and Plasma Esterases of the Rat. *Toxicol. Appl. Pharmacol.* 37(1): 29-37. Ref ID: 1163

7.5 References Rejected for Use in Derivation of Wildlife TRV

These references were reviewed and rejected for use in derivation of the Eco-SSL. The definition of the codes describing the basis for rejection is provided at the end of the reference sections.

- Unrel** 1980. Annual report 1979. Report, Institute of Terrestrial Ecology, United Kingdom
- Unrel** 1996. Environmental Cleanup: Progress in Resolving Long-Standing Issues at the Rocky Mountain Arsenal. GAO/NSIAD-96-32. NTIS AD-A308 706/1.
- Rev** 1970. Latest work on dieldrin. *Food Cosmet. Toxicol.* 8(5): 565-568.
- Rev** 1969. Organochlorine pesticides continued. *Food Cosmet. Toxicol.* 7(5): 533-539.
- Unrel** 1975. Pesticides and birds. *Chemistry*. 48(8): 20.
- Prim** Agarwal N, Sanyal S, Khuller G.K, Chakravarti R.N., and Subrahmanyam D. 1981. Acute exposure of rhesus monkeys to dieldrin: effect on lipid metabolism. *Toxicol Appl Pharmacol.* 58(1): 100-104.
- Rev** Agarwal, S. P. and Ahmad, A. 1979. Effects of pesticides on reproduction in mammals. *Pesticides.* 12(4): 33-38.
- FL** Aiumtanaporn, P. 1983. Toxicity of various levels of dieldrin and detoxification by high level of vitamin C in hen and quail breeding rations. Kasetsart Univ., Bangkok (Thailand).
- Diss** Akins, Jonathan Mcghee. 1995. Porphyrin profiles in the nestling european starling (*sturnus vulgaris*): A biomarker of field contaminant exposure (*Protonotaria citrea*): PAGE 5013. Clemson University, South Carolina.
- Herp** Akkermans, L. M. A., VandenBercken, J., and Versluijs-Helder, M. 1975. Comparative effects of DDT, allethrin, dieldrin, and aldrin-transdiol on sense organs of *Xenopus laevis*. *Pestic.Biochem.Physiol.* 5(5): 451-457.
- No Oral** Albrecht, W. N. 1987. Central nervous system toxicity of some common environmental residues in the mouse. *J. Toxicol. Environ. Health.* 21(4): 405-422.
- Surv** Allen, D. L. and Otis, D. L. 1998. Relationship between deer mouse population parameters and dieldrin contamination in the Rocky Mountain Arsenal National Wildlife Refuge. *Can. J. Zool.* 76(2): 243-250.
- Dead** Allen, G. T., Blackford, S. H., and Welsh, D. 1998. Arsenic, mercury, selenium, and organochlorines and reproduction of interior least terns in the northern Great Plains, 1992-1994. *Colonial Waterbirds.* 21(3): 356-366.
- Acute** Amure, J. and Stuart, J. C. 1978. Dieldrin toxicity in poultry associated with wood shavings. *Vet. Rec.* 102(17): 387 .
- FL** Andujar, M. M., Navarro, M. P., and Varela, G. 1980. [Repercussions of prolonged ingestion of dieldrin on digestibility of nutrients and nitrogen balance in the quail]. *Ann. Nutr Aliment.* 34(3): 537-45.
- Bio Acc** Anthony, Robert G., Miles, A. Keith, Estes, James A., and Isaacs, Frank B. 1999. Productivity, diets, and environmental contaminants in nesting bald eagles from the Aleutian Archipelago. *Environ. Toxicol. Chem.* 18(9): 2054-2062 .
- No Org** App, B.A., Carter, R.H., and Ely, R.E. 1956. Residues on forage in the soil and in milk following pasture treatment with granulated dieldrin. *J. Econ. Entomol.* 49: 136-7.

- Herp** Arnold, S. F., Klotz, D. M., Collins, B. M., Vonier, P. M., Guillette, L. J. Jr., and McLachlan, J. A. 1996. Synergistic Activation of Estrogen Receptor with Combinations of environmental chemicals. *Science*. 272(5267): 1489-1492.
- Diss** Arscott, G. H. 1972. Interaction of a nutritional and toxic stress with emphasis on lipid metabolism (avian studies). *Oreg. State Univ. Environ. Health Sci. Cen.*: 144-160.
- Acute** Atkins, C. E. and Johnson, R. K. 1975. Clinical toxicities of cats. *Vet. Clin. N. Am.* 5(4): 623-652.
- Acute** Babcock, K. M. and Flickinger, E. L. 1977. Dieldrin mortality of lesser snow geese in Missouri. *J. Wildl. Manage.* 41(1): 100-103.
- Diss** Bachowski, S. 1995. Investigation into the role of oxidative stress in the mechanism of dieldrin hepatotoxicity in the B6C3F1 mouse. Indiana University.
- Carcin** Bachowski, S., Xu, Y., Stevenson, D. E., Walborg, E. F. Jr., and Launig, J. E. 1998. Role of oxidative stress in the selective toxicity of dieldrin in the mouse liver. *Toxicol. Appl. Pharmacol.* 150(2): 301-309.
- Diss** Balasubramaniam, A. 1972. Effect of certain organochlorines on reproduction in chickens and mallard ducks.
- Bio Acc** Baluja, G. and Hernandez, L. M. 1978. Organochlorine Pesticide and PCB Residues in Wild Bird Eggs from the south-west of Spain. *Bull Environ Contam Toxicol.* 19(6): 655-665.
- BioAcc** Bann, JM, DeCino, TJ, Earle, NW, and Sun, YP. 1956. The fate of aldrin and dieldrin in the animal body. *J Agr Food Chem.* 4: 937-41.
- Bio Acc** Baril, A., Elliott, J. E., Somers, J. D., and Erickson, G. 1990. Residue levels of environmental contaminants in prey species of the peregrine falcon, *Falco peregrinus*, in Canada. *Can Field-nat.* 104(2): 273-284.
- Rev** Baselt, Randall C. 1988. Dieldrin. In: *Biological Monitoring Methods for Industrial Chemicals* PSG Publishing Company, Inc. Littleton, Massachusetts. pg. 121-122.
- Dup** Baxter, WL, Linder, R. L., and Dahlgren, R. B. 1969. Dieldrin effects in two generations of penned hen pheasants. *J. Wildlife Management.* 33(1): 96-102.
- Nut Def** Beardmore, C. J. and Robel, R. J. 1976. Weight and body fat recovery by dieldrin-dosed, underweight bobwhites. *J. Wildlife Manag.* 40(1): 118-121.
- No Dose** Becker, D. M. and Sieg, C. H. 1987. Eggshell quality and organochlorine residues in eggs of merlins *Falco-columbarius* in southeastern Montana USA. *Can Field-Nat.* 101(3): 369-372.
- FL** Becker, P. H., Conrad, B., and Sperveslage, H. 1989. Organochlorines and heavy metals in female herring gulls *Larus-argentatus* and in their eggs of known laying sequence. *Vogelwarte.* 35(1): 1-10.
- BioAcc** Becker, P. H. and Sperveslage, H. 1989. Organochlorines and heavy metals in herring gull *larus-argentatus* eggs and chicks from the same clutch. *Bull Environ Contam Toxicol.* 42(5): p721-727.
- CP** Bellward, G. D., Dawson, R. *, and Otten, M. 1976. Effect of methadone, dieldrin, and other drugs on rat hepatic microsomal epoxide hydrase and aryl hydrocarbon hydroxylase. *Fed. Proc.*

35(3): 817.

- Carcin** Benitz, K. F., Roth, R. N., and Coulston, F. 1977. Morphologic characteristics of hepatic nodules induced by mirex and dieldrin in mice. *Toxicol. Appl. Pharmacol.* 41(1): 154-155 .
- Bio Acc** Benson, W. W., Gabica, J., and Beecham, J. 1974. Pesticide and mercury levels in bear. *Bull Environ Contam Toxicol.* 11(1): 1-4.
- CP** Bergen, W. G. 1972. Liver and brain nucleic acids and body composition of growing rats fed dieldrin. 1. *Proc Soc Exp Biol Med.* 140(4): 1259-62.
- CP** Bergen, W. G., Czajka-Narins, D. M., Fink, E. L., and Rimpau, E. S. 1974. Liver and brain nucleic acids and brain RNA synthesis in suckling rats fed dieldrin. *Proc Soc Exp Biol Med.* 146(1): 259-62.
- No Oral** Bernier, J., Fournier, M., Blais, Y., Lombardi, P., Chevalier, G., and Krzystyniak, K. 1988. Immunotoxicity of aminocarb I. Comparative studies of sublethal exposure to aminocarb and dieldrin in mice. *Pestic Biochem Physiol.* 30(3): 238-250.
- No Oral** Bernier J, Hugo P, Krzystyniak K, and Fournier M. 1987. Suppression of humoral immunity in inbred mice by dieldrin. *Toxicol Lett.* 35(2/3): 231-240.
- Diss** Beug, M. W. 1972. Carbonic anhydrase: esterase activity, modification kinetics, and pesticide inhibition.
- Soil Conc** Beyer, W. N. and Gish, C. D. 1980. Persistence in earthworms and potential hazards to birds of soil applied DDT, dieldrin and heptachlor. *J. Appl. Ecol.* 17: 295-307.
- FL** Beyersbach, M., Bueth, A., Heidmann, W. A. , Knuewer, H., and Ruessel-Sinn, H. A. 1988. Residues of dieldrin and other chlorinated hydrocarbons in the lapwing *Vanellus-vanellus*. *J Ornithol.* 129(3): 353-361.
- Acute** Bhatia, S.C. and Venkitasubramanian TA. 1972. Mechanism of dieldrin-induced fat accumulation in rat liver. *J Agric Food Chem.* 20(5): 993-996.
- Surv** Bishop, C. A., Brooks, R. J., Carey, J. H., Ng, P., Norstrom, R. J., and Lean, D. R. S. 1991. The case for a cause-effect linkage between environmental contamination and development in eggs of the common snapping turtle (*Chelydra serpentina serpentina*) from Ontario, Canada. *J Toxicol Environ Health.* 33(4): 521-548.
- Surv** Bishop, C. A., Brown, G. P., Brooks, R. J., Lean, D. R. S., and Carey, J. H. 1994. Organochlorine contaminant concentrations in eggs and their relationship to body size, and clutch characteristics of the female common snapping turtle (*Chelydra serpentina serpentina*) in Lake Ontario, Canada. *Arch Environ Contam Toxicol.* 27(1): 82-87.
- Herp** Bishop, C. A. and Gendron, A. D. 1998. Reptiles and amphibians : shy and sensitive vertebrates of the Great Lakes Basin and St. Lawrence River. *Environmental Monitoring and Assessment.* 53(1): 225-244.
- Herp** Bishop, C. A., Ng, P., Norstrom, R. J., Brooks, R. J., and Pettit, K. E. 1996. Temporal and geographic variation of organochlorine residues in eggs of the common snapping turtle (*Chelydra serpentina serpentina*) (1981-1991) and comparisons to trends in the herring gull (*Larus argentatus*) in the Great Lakes basin in Ontario, Canada. *Arch Environ Contam Toxicol.* 31(4): 512-24.

- Surv** Bishop, C. A., Ng, P., Pettit, K. E., Kennedy, S. W., Stegeman, J. J., Norstrom, R. J., and Brooks, R. J. 1998. Environmental contamination and developmental abnormalities in eggs and hatchlings of the common snapping turtle (*Chelydra serpentina serpentina*) from the Great Lakes-St. Lawrence River basin (1989-91). *Environ Pollut.* 101(1): 143-156.
- CP** Blake, J. P., Cook, M. E., and Miller, C. C. 1990. Detection of chlordane dieldrin and ddt residues in uropygial gland fluid of large white turkeys. 79th Annual Meeting of the Poultry Science Association Inc., Blacksburg, Virginia, USA, May 1990 *Poult Sci.* 69(SUPPL. 1): 19.
- Bio Acc** Blevins, R. D. 1979. Organochlorine pesticides in gamebirds of eastern Tennessee. *Water Air Soil Pollut.* 11(1): 71-76.
- Rev** Blus, L. J. 1996. Effects of pesticides on owls in North America. *Journal of Raptor Research.* 30(4): 198-206.
- No Dose** Blus, L. J. 1982. Further interpretation of the relationship of organochlorine residues in brown pelican (*Pelecanus occidentalis*) eggs to reproductive success. *Environ Pollut Ser A Ecol Biol.* 28(1): 15-34.
- Acu** Blus, L. J. 1978. Short-tailed shrews: toxicity and residue relationships of DDT, dieldrin, and endrin. *Arch Environ Contam Toxicol.* 7(1): 83-98.
- BioAcc** Blus, L. J., Henny, C. J., and Krynitsky, A. J. 1985. Organochlorine-induced mortality and residues in long-billed curlews *Numenius-americanus* from Oregon USA. *Condor.* 87(4): 563-565.
- Rev** Blus, L. J., Wiemeyer, S. N., and Bunck, C. M. 1997. Clarification of effects of DDE on shell thickness, size, mass, and shape of avian eggs. *Environ Pollut.* 95(1): 67-74.
- CP** Bogan, J. A. and Newton, I. 1979. The effects of organo chlorines on reproduction of British UK sparrow hawks *Accipiter-nisus*. *Animals as Monitors of Environmental Pollutants*; Symposium, Storrs, Conn., Usa, 1977. Illus. Maps. Paper. ISBN 0-309-02871-X. . 269-279.
- Surv** Bosi, F., Constantini, F., and Grandi, A. 1973. Determinations of organochlorine pesticides in tissues of some species of birds and in rabbit. *Rass. Chim.* 25(1): 31-40.
- Surv** Bourne, W. R. P. The mass mortality of common murres in the Irish sea in 1969. *J. Wildl. Manage.* 40(4): 789-792 1976 (35 References).
- Unrel** Boyd, E. M. and Stefec, J. 1969. Dietary protein and pesticide toxicity: with particular reference to endrin. *Can Med Assoc J.* 101(6): 335-9.
- Species** Brooks, G. T. 1976. Selective toxicity of insecticides. *Adv. Environ. Sci. Technol.* 6: 97-155.
- Herp** Brooks, J. A. 1981. Otolith abnormalities in *Limnodynastes tasmaniensis* tadpoles after embryonic exposure to the pesticide dieldrin. *Environ Pollut Ser A Ecol Biol.* 25(1): 19-26.
- Diss** Brooks, R. E. 1972. Ultrastructural histopathology of lungs of laboratory rats exposed to environmental agents. *Oreg. State Univ. Environ. Health Sci. Cen.:* 83-84.
- Rev** Brown et al. 1967. *Fd. Cosmet. Toxicol.* 5: 771.
- No Duration** Brown, V. K. H., Hunter, C. G., and Richardson, A. 1964. A blood test diagnostic of exposure to aldrin and dieldrin. *Br J Ind Med.* 21: 283.

- Rev** Brown, V.K, Richardson, A, Robinson, J, and Stevenson, DE. 1965. The effects of aldrin and dieldrin on birds. *Fd& Cosmet Toxicol.* 3: 675.
- Gene** Bunch T.D. and Low J.B. 1973. Effects of dieldrin on chromosomes of semi-domestic mallard ducks. *J Wildl Manage.* 37(1): 51-57.
- No Data** Bundren, J, Howell, D.E., and Heller, V.G. 1952. Absorption and toxicity of dieldrin. *Proc. Soc. Exptl. Biol Med.* 79(236-8)
- No Dose** Busbee, E. L. 1977. The Effects of Dieldrin on the Behavior of Young Loggerhead Shrikes. *Auk.* 94(1): 28-35. Ref ID: 928
- CP** Burt, G. S. 1975. Use of behavioral techniques in the assessment of environmental contaminants. Environmental Science Research, Vol. 5. Behavioral Toxicology. Conference. Rochester, N.Y., U.S.A., June 1972. Illus. ISBN 0-306-36305-4. 241-263.
- CP** Butcher, J.E., Street, J.C., Raleigh, RJ, and Clanton, D.C. 1957. Tissue storage and transferal to the lamb of aldrin, dieldrin, and endrin when fed to bred ewes. *Proc. Western Section of the American Society of Animal Production* 44-1, 44-6.
- Carcin** Butler, W. H. and Jones, G. 1978. Pathological and toxicological data on chlorinated pesticides and phenobarbital. *Ecotoxicol. Environ. Saf.* 1(4): 503-509.
- Abstract** Cabral, J. R. P., Raitano, F., Mollner, T., Broczyk, S., and Shubik, P. 1979. Acute toxicity of pesticides in Hamsters. *Toxicol. Appl. Pharmacol.* 48(1) : A192.
- Unrel** Byers, R. E. and Carbaugh, D. H. 1987. Efficacy of rodenticides for control of orchard voles. *J Am Soc Hortic Sci.* 112 (2): 267-272.
- Rev** Cade, T. J. and Bird, D. M. 1990. Peregrine falcons *falco-peregrinus* nesting in an urban environment a review. *Can Field-Nat.* 104(2): 209-218.
- Method** California, Univ of. 1951. Class B determinations on 25% wettable powder and 2.5% dieldrin equivalent dust. Report No 150.
- Fate** Casteel, S. W., Satalowich, F. T., Kendall, J. D., Rottinghaus, G. E., Gosser, H. S., and Schneider, N. R. 1993. Aldrin intoxication and clearance of associated dieldrin residues in a group of feedlot cattle. *J Am Vet Med Assoc.* 202(1): 83-85.
- CP** Chadwick, R. W. and Street, J. C. 1966. Comparative metabolic responses to ddt, methoxychlor, dieldrin and certain drugs. Paper presented at Amer. Chem. Soc. Meeting. Sept. 11-16.
- Bio Acc** Charnetski, W. A. 1976. Organochlorine insecticide residues in ducklings and their dilution by growth. *Bull Environ Contam Toxicol.* 16(2): 138-44.
- Diss** Chaudhry, J. A. 1991. Studies on the clinical changes in biochemical parameters of blood after oral administration of dieldrin in rabbits. Pakistan.
- Acu** Cholakis, J. M., Wond, L. C. K., and Lee, C. C. 1978. Study of the chemical and behavioral toxicology of substitute chemicals in microtine rodents : 60 pp.
- Dead** Clark, D. R. Jr. 1981. Death in bats from DDE, DDT or dieldrin: diagnosis via residues in carcass fat. *Bull. Environ Contam Toxicol.* 26(3): 367-374.

- Unrel** Clark, D. R. Jr. 1975. Effect of stress on dieldrin toxicity to male redwinged blackbirds (*Agelaius phoeniceus*). *Bull. Environ. Contam. Toxicol.* 14(2): 250-256.
- Surv** Clark, D. R. Jr. and Krynitsky, A. J. 1980. Fish, wildlife, and estuaries. *Pestic Monit J.* 14: 7-10.
- Surv** Clark D.R., Clawson R.L., and Stafford C.J. 1983. Gray bats killed by dieldrin at two additional Missouri caves: aquatic macroinvertebrates found dead. *Bull Environ Contam Toxicol.* 30(2): 214-218.
- Surv** Clark DR, LaVal RK, and Swineford DM . 1978. "Dieldrin-induced mortality in an endangered species, the gray bat (*Myotis grisescens*)". *Science.* 199(4335): 1357-1359.
- Bio Acc** Clark D.R. and Prouty R.M. 1984. Disposition of dietary dieldrin in the little brown bat and correlation of skin levels with body burden. *Bull Environ Contam Toxicol.* 33(2): 177-183.
- Rev** Clark T, Clark K, Paterson S, Mackay D, and Norstrom RJ. 1988. "Wildlife monitoring, modeling, and fugacity: they are indicators of chemical contamination". *Environ Sci Technol.* 22(2): 120-127.
- FL** Clausing, P. 1978 . Shell thinning in avian eggs as influenced by pesticides. *Biol. Rundsch.* 16(1): 28-37.
- Surv** Clawson RL and Clark DR. 1989. "Pesticide contamination of endangered gray bats and their food base in Boone County, Missouri, 1982". *Bull Environ Contam Toxicol.* 42(3): 431-437.
- Surv** Clawson SG and Baker MF. 1959. Immediate effects of dieldrin and heptachlor on bobwhites. *J Wildl Manage.* 23(2): 215-219.
- Surv** Cole, L. K., Sanborn, J. R., and Metcalf, R. L. 1976. Inhibition of corn growth by aldrin and the insecticide's fate in the soil, air, crop and wildlife of a terrestrial model ecosystem. *Environ. Entomol.* 5(3): 583-589.
- Herp** Cooke, A. S. 1972. The effects of DDT, dieldrin and 2,4-D on amphibian spawn and tadpoles. *Environ Pollut.* 3: 51-68.
- CP** Cooke, A. S., Greig-Smith, P. W., and Jones, S. A. 1992. Consequences for vertebrate wildlife of toxic residues in earthworm prey. *Ecotoxicology of Earthworms.* Society of Environmental Toxicology and Chemistry's (SETAC) First European Conference and International Workshop on Earthworm Ecotoxicology, April 10-12, 1991, Illus. Maps. Isbn 0-946707-40-5. 139-155.
- No Dose** Court, G. S., Gates, C. C., Boag, D. A., Macneil, J. D., Bradley, D. M., Fesser, A. C., Patterson, J. R., Stenhouse, G. B., and Oliphant, L. W. 1990. A toxicological assessment of peregrine falcons, *Falco peregrinus tundrius*, breeding in the Keewatin District of the Northwest Territories, Canada. *Can Field-Nat.* 104(2): 255-272.
- Herp** Crain, D. A. and Guillette, L. J. Jr. 1998. Reptiles as models of contaminant-induced endocrine disruption. *Animal Reproduction Science.* 53(1-4): 77-86 .
- Surv** Crain, D. A., Guillette, L. J. Jr., Pickford, D. B., Percival, H. F., and Woodward, A. R. 1998. Sex-steroid and thyroid hormone concentrations in juvenile alligators (*Alligator mississippiensis*) from contaminated and reference lakes in Florida, USA. *Environ. Toxicol. Chem.* 17(3): 446-452.
- Surv** Creekmore, T. E., Whittaker, D. G., Roy, R. R., Franson, J. C., and Baker, D. L. 1999. Health

status and relative exposure of mule deer and white-tailed deer to soil contaminants at the Rocky Mountain Arsenal. *Environ Toxicol Chem.* 18(2): 272-278.

- CP** Crowe, M. W. 1972. Study of the teratogenic capability of tobacco(*Nicotiana tobacum*)and those chemicals commonly applied to the growing plant. *Tob Health Workshop Conf Proc 3RD 1972.:* 256-266.
- Unrel** Custer, C. M., Custer, T. W., Allen, P. D., Stromborg, K. L., and Melancon, M. J. 1998. Reproduction and environmental contamination in tree swallows nesting in the Fox River drainage and Green Bay, Wisconsin, Usa. *Environ. Toxicol. Chem.* 17(9): 1786-1798.
- Surv** Custer, T. W. and Custer, C. M. 1995. Transfer and accumulation of organochlorines from black-crowned night-heron eggs to chicks. *Environ Toxicol Chem.* 14(3): 533-536.
- Surv** Custer, T. W., Sparks, D. W., Sobiech, S. A., Hines, R. K., and Melancon, M. J. 1996. Organochlorine accumulation by sentinel mallards at the Winston-Thomas sewage treatment plant, Bloomington, Indiana. *Arch. Environ. Contam. Toxicol.* 30(2): 163-169.
- Surv** D'arca, S. U., Leoni, V., and D'alessandrodeluca, E. 1973. Mortality of birds due to the use of pesticides in agriculture. *Nuovi Ann. Ig. Microbiol.* 24: 149-155.
- Rev** Dacre, J. C. 1994. Hazard evaluation of army compounds in the environment. *Drug Metabolism Reviews.* 26(4): 649-662.
- No Duration** Dahlgren, R.B., Linder, R.L., and Ortman, K.K. 1970. Dieldrin effects on susceptibility of penned pheasants to hand capture. *J. Wildl. Mgmt.* 34: 957-9.
- In Vit** Danzo, B. J. 1997. Environmental xenobiotics may disrupt normal endocrine function by interfering with the binding of physiological ligands to steroid receptors and binding proteins. *Environ. Health Perspect.* 105(3): 294-301.
- Acute** Daugherty, JW, Lacey, DE, and Korty, P. 1962. Some biochemical effects of lindane and dieldrin on vertebrates. *Aerospace Med.* 33: 1171-6.
- Surv** Davison, K. L. 1970. Dieldrin accumulation in tissues of the sheep. *Journal of Agricultural and Food Chemistry.* 18(6): 1156-1160.
- No Dose** Davison, K. L. and Sell, J. L. 1972. Dieldrin and p,p'-DDT effects on some microsomal enzymes of livers of chickens and mallard ducks. *Journal of Agricultural and Food Chemistry.* 20(6): 1198-1205.
- Herp** De Llamas, M. C., De Castro, A. C., and Pechen De D'angelo, A. M. 1985. Cholinesterase activities in developing amphibian embryos following exposure to the insecticides dieldrin and Malathion. *Arch Environ Contam Toxicol.* 14(2): 161-166.
- Acute** de Llamas, M. C., de Potas, G. M., de Yankelevich, J. S., and Pechen de D'Angelo, A. M. 1982. Comparative study of dieldrin effects on amphibian liver and early embryo phospholipids. *Comp Biochem Physiol C.* 71C(1): 77-81.
- Surv** De Solla, S. R., Bishop, C. A., Van der Kraak, G., and Brooks, R. J. 1998. Impact of organochlorine contamination on levels of sex hormones and external morphology of common snapping turtles (*Chelydra serpentina serpentina*) in Ontario, Canada. *ENVIRONMENTAL HEALTH PERSPECTIVES.* 106(5): 253-260.
- CP** Deichman, W. B. and Keplinger, M. L. 1968. Effects of combinations of pesticides on

reproduction in mice. *Ind. Med. Surg.* 37(7): 525.

- Rev** Deichmann, W. B. 1972. The debate on DDT. *Arch Toxicol.* 29(1): 1-27.
- Rev** Deichmann, W. B. 1972. Toxicology of DDT and related chlorinated hydrocarbon pesticides. *J Occup Med.* 14(4): 285-92.
- Unrel** Deichmann, W. B., MacDonald, W. E., Beasley, A. G., and Cubit, D. 1971. Subnormal reproduction in beagle dogs induced by DDT and aldrin. *IMS Ind Med Surg.* 40(2): 10-20.
- Unrel** Deichmann, W. B., MacDonald, W. E., and Cubit, D. A. 1975. Dieldrin and DDT in the tissues of mice fed aldrin and DDT for seven generations. *Arch Toxicol.* 34(3): 173-82.
- FL** del Pilar Navarro, M. and del Mar Andujar, M. 1983. Effects of lindane, DDT and dieldrin on nutritive utilization of the diet of birds. *Anales de Bromatologia.* 34(2): 277-283.
- Fate** Del Vecchio, Vittorio and Leoni, Valerio. 1968. Dieldrin and B vitamins in the rat. *Ric. Sci.* 38(6): 554-63.
- Surv** Delibes, M., Macdonald, S. M., and Mason, C. F. 1991. Seasonal marking, habitat and organochlorine contamination in otters (*Lutra lutra*): a comparison between catchments in Andalusia and Wales. *Mammalia.* 55(4): 567-578.
- Surv** Dessi Fulgheri, F. and Di Prisco, C. L. 1974. Selective storage of organochlorine pesticides in the tissues of *Turdus merula*. *Boll Soc Ital Biol Sper.* 50(14): 1119-1124.
- Surv** Deweese, L. R., Cohen, R. R., and Stafford, C. J. 1985. Organochlorine residues and eggshell measurements for tree swallows *Tachycineta-bicolor* in Colorado USA. *Bull Environ Contam Toxicol.* 35(6): 767-775.
- Surv** Deweese, L. R., McEwen, L. C., Hensler, G. L., and Petersen, B. E. 1986. Organochlorine contaminants in passeriformes and other avian prey of the peregrine Falcon *falco-peregrinus* in the western USA. *Environ Toxicol Chem.* 5(7): 675-694.
- Unrel** Di Muccio, A., Barbini, D. A., De Merulis, G., Vergori, L., Girolimetti, S., Sernicola, L., and Dommarco, R. 1995. Report on repetition analyses for pesticide residues: 1988-1995 *Rapp. Istisan*, N95/37.
- No Dose** Deichmann, W. B. 1974. *Study of the Ecology of Pesticides*. Technical Report. NTIS-PB-240-173. Ref ID: 947
- HHE** Doong, R. A., Lee, C. Y., and Sun, Y. C. 1999. Dietary intake and residues of organochlorine pesticides in foods from Hsinchu, Taiwan. *J. AOAC Int.* 82(3): 677-682.
- No Oral** Dunachie, J. F. and Fletcher, W. W. 1966. Effect of some insecticides on the hatching rate of hens' Eggs. *Nature.* 212: 1062-1063.
- Unrel** Egan, H. 1972. Pesticides and toxic chemicals. *Proc. Nutr. Soc.* 31(1): p23-32.
- Dead** Elliott, J. E., Henny, C. J., Harris, M. L., Wilson, L. K., and Norstrom, R. J. 1999. Chlorinated Hydrocarbons in Livers of American Mink (*Mustella vison*). *Environ Monitor Assess.* 57(3): 229-253.
- Surv** Elliott, J. E. and Martin, P. A. 1994. Chlorinated hydrocarbons and shell thinning in eggs of

(Accipiter) hawks in Ontario, 1986-1989. *Environ Pollut.* 86(2): 189-200.

- Rev** Elliott, J. E., Martin, P. A., Arnold, T. W., and Sinclair, P. H. 1994. Organochlorines and reproductive success of birds in orchard and non-orchard areas of Central British Columbia, Canada, 1990-91. *Arch Environ Contam Toxicol.* 26(4): 435-443.
- Surv** Elliott, J. E. and Shutt, L. 1993. Monitoring organochlorines in blood of sharp-shinned hawks (*Accipiter striatus*) migrating through the Great Lakes. *Environ Toxicol Chem.* 12(2): 241-250.
- Bio Acc** Ely, RE, Moore, LA, Carter, RH, Hubanks, PE, and Poos, FW. 1954. Excretion of dieldrin in the milk of cows fed dieldrin-sprayed forage and technical dieldrin. *J Dairy Sci.* 37: 1461-5.
- Gene** Epstein, S. S., Arnold, E., Andrea, J., Bass, W., and Bishop, Y. 1972. Detection of chemical mutagens by the dominant lethal assay in the mouse. *Toxicol Appl Pharmacol.* 23: 288-325.
- Surv** Everaarts, J. M., De Buck, A., Hillebrand, M. T., and Boon, J. P. 1991. Residues of chlorinated biphenyl congeners and pesticides in brain and liver of the oystercatcher (*Haematopus ostralegis*) in relation to age, sex and biotransformation capacity. *Sci Total Environ.* 100 Spec No: 483-99.
- FL** Everaarts, J. M., Koeman, J., and Brader, L. 1971. Contribution to the study of the effects of organochlorine insecticides on some elements of the wildlife fauna in cotton plantations in the Republic of Chad. *Coton Fibres Trop.* 26(4): 385-394.
- Diss** Faber, R. A. 1979. Chlorinated hydrocarbons: their distribution in tropical ecosystems, lipid interactions, and reproductive impacts in birds. University of Madison, Wisconsin.
- FL** Falceto, M. V., Martinez B-G, M. C., Cruz, J. I., Ferrando, M. P., Maluenda, I., and Sanz, V. 1993. [Reproduction study and quantification content of organochloride pesticides in an egg of great bustard (*Otis tarda*)]. *Lucas Mallada.*(5): 71-79.
- Surv** Falkenberg, I. D., Dennis, T. E., and Williams, B. D. 1994. Organochloride pesticide contamination in three species of raptor and their prey in south Australia. *Wildlife Research.* 21(2): 163-173.
- In Vit** French-Constant RH, Rocheleau TA, Steichen JC, and Chalmers AE. 1993. A point mutation in a *Drosophila* GABA receptor confers insecticide resistance. *Nature.* 363(6428): 449-451.
- Species** Fikes MH and Tubb RA. 1972. Dieldrin uptake in the three-ridge naiad. *J Wildl Manage.* 36(3): 802-809.
- Unrel** Finnen, M. J. and Hassall, K. A. 1986. Effects of neonatally administered chlorpromazine and reserpine on the responsiveness of rat hepatic drug-metabolising enzymes to testosterone in adult life. *Biol Neonate.* 50(5): 265-9.
- Unrel** Finnen, M. J. and Hassall, K. A. 1984. Inhibitory effects of centrally acting drugs on the neonatal imprinting of sex differences in the hepatic metabolism of a dimethylated epoxide in the rat. *Br J Pharmacol.* 81(2): 283-7.
- Surv** Fiuczynski, D. 1981. Kite chronicle of West Berlin West Germany *Milvus-migrans* and *Milvus-milvus*. *Beitr Vogelkd.* 27(3-4): 161-196.
- CP** Fleming W.J., Clark D.R., and Henny C.J. 1983. Organochlorine pesticides and PCBs: a continuing problem for the 1980s. *Transactions of the Forty-eighth North American Wildlife and Natural Resources Conference* 186-199, Wildlife Management Institute.

- Acute** Flickinger, E. L. 1979. Effects of aldrin exposure on snow geese in Texas rice fields. *J Wildl Manage.* 43(1): 94-101.
- In Vit** Folmar LC. 1978. "In vitro inhibition of rat brain ATPase pNPPase, and ATP-32Pi exchange by chlorinated-diphenyl ethanes and cyclodiene insecticides". *Bull Environ Contam Toxicol.* 19(4): 481-488.
- Unrel** Fonovich De Schroeder, T. M. and Pechen De D'angelo, A. M. 1995. The effect of dieldrin on *Clostridium perfringens* phosphatidylcholine phospholipase C activity. *Pesticide Biochemistry and Physiology.* 51(3): 170-177.
- Herp** Fonovich De Schroeder, T. M. and Pechen De D'angelo, A. M. a. 1995. Dieldrin modifies the hydrolysis of PIP-2 and decreases the fertilization rate in *Bufo arenarum* oocytes. *Comparative Biochemistry and Physiology C Pharmacology Toxicology & Endocrinology.* 112(1): 61-67.
- In Vit** Fonovich de Schroeder TM and Pechen de D'Angelo AM. 1991. Dieldrin effects on phospholipid and phosphoinositide metabolism in *Bufo arenarum* oocytes. *Comp Biochem Physiol.* 98C(2/3): 287-292.
- CP** Fort, D. J. and Stover, E. L. 1997. Significance of experimental design in evaluating ecological hazards of sediments-soils to amphibian species. ASTM STP, 1317. Environmental Toxicology and Risk Assessment: Modeling and Risk Assessment (Sixth Volume); Sixth Symposium on Environmental Toxicology and Risk Assessment, Orlando, Florida, April 15-18, 1996. ISBN 0-8031-2474-0. (1317): 427-442.
- Herp** Fort, D. J., Stover, E. L., and Norton, D. 1995. Ecological hazard assessment of aqueous soil extracts using FETAX. Frog embryo teratogenesis assay--*Xenopus*. *J Appl Toxicol.* 15(3): 183-91.
- IMM** Fournier, M., Chevalier, G., Nadeau, D., Trottier, B., and Krzystyniak, K. 1988. Virus-pesticide interactions with murine cellular immunity after sublethal exposure to dieldrin and aminocarb. *J Toxicol Environ Health.* 25(1): 103-118.
- No Dose** Fowler, J. F., Newsom, L. D., Graves, J. B., Bonner, F. L., and Schilling, P. E. 1971. Effect of dieldrin on egg hatchability, chick survival and eggshell thickness in purple and common gallinules. *Bull Environ Contam Toxicol.* 6(6): 495-601.
- Diss** Fox, G. R. 1983. The toxicological significance and etiology of the dieldrin (HEOD)-induced hyperglycemic response in the immature and adult rat. Univ. Windsor; Windsor, Ontario, Canada
- Acute** Fox, G. R. and Virgo, B. B. 1986. Effects of dieldrin on hepatic carbohydrate metabolism in the suckling and adult rat. *Can. J. Physiol. Pharmacol.* 64(6): 694-8.
- Bio Acc** Fox GA, Kennedy SW, and Norstrom RJ. 1988. Porphyria in herring gulls: a biochemical response to chemical contamination of Great Lakes food chains. *Environmental Toxicology and Chemistry.* 7: 831-839.
- Acute** Fox GR and Virgo BB. 1986. Relevance of hyperglycemia to dieldrin toxicity in suckling and adult rats. *Toxicology.* 38(3): 315-326.
- HHE** Franco G. 1991. New perspectives in biomonitoring liver function by means of serum bile acids: experimental and hypothetical biochemical basis. *Br J Ind Med.* 48(8): 557-561.
- Surv** Frank, L. G., Jackson, R. M., Cooper, J. E., and French, M. C. 1977. A survey of chlorinated hydrocarbon residues in Kenyan birds of Prey. *East Afr Wildl J.* 15(4): 295-304.

- Surv** Frank, R. A. and Lutz, R. S. 1999. Productivity and survival of great horned owls exposed to Dieldrin. *Condor*. 101(2): 331-339.
- Bio Acc** Franson, J. C., Dahm, P. A., and Wing, L. D. 1974. Chlorinated hydrocarbon insecticide residues in adipose, liver, and brain samples from Iowa mink. *Bull. Environ. Contam. Toxicol.* 11(4): 379-85 .
- Dead** Franson, J. C. a and Little, S. E. 1996. Diagnostic findings in 132 great horned owls. *Journal of Raptor Research*. 30(1): 1-6.
- No Control** Friend, M. and Trainer, D. O. 1974. Experimental dieldrin-duck hepatitis virus interaction studies. *J. Wildl. Manage.* 38(4): 896-902.
- Rev** Friend, M. Jr. and Trainer, D. O. Jr. 1970. Some effects of sublethal levels of insecticides on vertebrates. *J. Wildlife Diseases*. 6(4): 335-42.
- Rev** Fry, D. M. 1995 . Reproductive effects in birds exposed to pesticides and industrial chemicals. *Environ Health Perspect* . 103(Suppl 7): 165-71.
- Surv** Fuchs, P. 1967. Death of birds caused by application of seed dressings in the Netherlands. *Meded. Rijksfac. Landbouwwetensch., Gent*. 32(3-4): 855-9.
- Diss** Furr, AA. 1974. *Correlation of body tissue levels with aldrin and dieldrin exposure and onset* . University of Iowa, Ames, Iowa.
- Surv** Fyfe, R. W., Risebrough, R. W., and Walker, W. 2nd. 1976. Pollutant effects on the reproduction of the prairie falcons and merlins of the Canadian Prairies. *Can Field-Nat* . 90: 346-355.
- Bio Acc** Gallego-Iniesta, M., Pertierra-Rimada, E., and Galvez, M. 1987. Factors in the accumulation of dieldrin in broiler organs doses administered with feed dose-organ-dieldrin accumulated relationship toxicological consequences. *Comp Biochem Physiol C Comp Pharmacol Toxicol*. 86 (2): 289-294.
- Surv** Gallego-Iniesta, M., Pertierra-Rimada, E., and Galvez, M. 1986. Factors in the accumulation of dieldrin in broiler organs: quantity ingested, sex and weight of animal. *Comp Biochem Physiol C*. 84(1): 145-50.
- Bio Acc** Gannon, N and Decker, GC. 1960. The excretion of dieldrin, DDT, and heptachlor epoxide in milk of dairy cows fed on pastures treated with dieldrin, DDT, heptachlor. *J Econ. Entomol.* 53: 411-5.
- Not Avail** Gannon, N, Link, RP, and Decker, GC. 1956. Animal feeding studies with dieldrin to support tolerances in or on forage, meat, and milk. *J Econ. Entomol.* 53: 411-415.
- Bio Acc** Gannon, N, Link, RP, and Decker, GC. 1959. Insecticide residues in the milk of dairy cows fed insecticides in their daily ration. *J Agr Food Chem.* 7: 829-32.
- Bio Acc** Gannon N, Link, RP, and Decker, GC. 1959. Storage of dieldrin in tissues and its excretion in milk of dairy cows fed dieldrin in their diets. *J. Agr. Food Chem.* 7: 824-6.
- Bio Acc** Gannon, N, Link, RP, and Decker, GC. 1959. Storage of dieldrin in tissues of steers, hogs, lambs, and poultry fed dieldrin in their diets. *J. Agr food Chem.* 7: 826-8.
- Herp** Gauna, L., Caballero de Castro, A., Chifflet de Llamas, M., and Pechen de D'Angelo, A. M. 1991. Effects of dieldrin treatment on physiological and biochemical aspects of the toad (*Bufo*

arenarum) embryonic development. *Bull Environ Contam Toxicol.* 46(4): 633-640.

- BioAcc** Gebauer Martin B and Weseloh, D. Vaughn(A). 1993. Accumulation of organic contaminants in sentinel mallards utilizing confined disposal facilities at hamilton harbour, lake ontario, canada. *Archives of Environmental Contamination and Toxicology* 25(2): 234-243.
- No Oral** Gellert, R. J. 1978. Kepone, mirex, dieldrin, and aldrin: estrogenic activity and the induction of persistent vaginal estrus and anovulation in rats following neonatal treatment. *Environ Res.* 16(1-3): 131-8.
- No Dose** Gellert, R. J. and Wilson, C. 1979. Reproductive function in rats exposed prenatally to pesticides and polychlorinated biphenyls (PCB). *Environ. Res.* 18(2): 437-443 .
- Surv** Gendron, Andree D., Bishop, Christine A., Fortin, Rejean, and Hontela, Alice. 1997. In vivo testing of the functional integrity of the corticosterone-producing axis in mudpuppy (Amphibia) exposed to chlorinated hydrocarbons in the wild. *Environ. Toxicol. Chem.* 16(8): 1694-1706.
- FL** Genot, J. C., Lecci, D., Bonnet, J., Keck, G., and Venant, A. 1995. Data on the chemical contamination in the little owl *Athene noctua* (scop.) And it's eggs, in France. *Alauda.* 63(2): p105-110.
- No Dose** Gerstenberger, S. L., Gilbert, J. H., and Dellinger, J. A. 1996. Environmental contaminants and cholinesterase activity in the brain of fisher (*Martes pennanti*) harvested in northern Wisconsin. *Bull Environ Contam Toxicol.* 56(6): 866-872.
- HHE** Geyer, H., Scheunert, I., and Korte, F. 1986. Bioconcentration potential of organic environmental chemicals in humans. *Regulatory toxicology and pharmacology* 6(4): 313-47.
- Model** Gile, J. D. and Gilbert, J. W. 1981. Transport and fate of organo phosphate insecticides in a laboratory model Ecosystem. *J Agric Food Chem.* 29(3): 616-621.
- Fate** Gile, J. D., Collins, J. C., and Gillett, J. W. 1981. Fate and Impact of Wood Preservatives in a Terrestrial Microcosm. 9p. *Agricultural and Food Chemistry.* 30(2): 295-210 Mar-Apr 82
- Fate** Gile, J. D. and Gillett, J. W. 1980. Fate of Selected Fungicides in a Terrestrial Laboratory Ecosystem. *Agricultural and Food Chemistry.* 1159-1164 Nov-Dec 79.
- Model** Gile, J. D. and Gillett, J. W. 1979. Fate of 14c dieldrin in a simulated terrestrial ecosystem. *Arch. Environ. Contam. Toxicol.* 8(1): 107-124.
- Fate** Gile, J. D. and Gillett, J. W. CS. 1979. Fate of selected fungicides in a terrestrial laboratory ecosystem. *Journal of Agricultural and Food Chemistry* 27(6): 1159-1164.
- Mix** Gillett, J. W. 1968. "No effect" level of DDT in induction of microsomal epoxidation. *J. Agric. Food Chem.* 16(2): 295-7.
- No Oral** Glastonbury, J. R. W., Walker, R. I., Kennedy, D. J., Gill, P. A., McDougall, K. W., and Sharrock, A. G. 1987. Dieldrin toxicity in housed merino sheep. *Aust Vet J.* 64(5): 145-148.
- Surv** Goering, D. K. 1974. Organochlorine residues and eggshell characteristics in three species of ciconiiform birds.
- Rev** Gonzalez FJ. 1989. The molecular biology of cytochrome P450s. *Pharmacological Reviews.* 40(4): 243-288.

- Surv** Gonzalez, J., Hernandez, L. M., Rico, C., and Baluja, G. 1984. Residues of organochlorine pesticides, polychlorinated biphenyls and heavy metals in the eggs of predatory birds from Donana National Park (Spain), 1980-1983. *J Environ Sci Health Part B Pestic Food Contam Agric Wastes*. 19(8-9): 759-772.
- BioAcc** Gonzalez, L. M. and Hiraldo, F. 1988. Organochlorine and heavy metal contamination in the eggs of the Spanish imperial eagle *Aquila-adalberti* and accompanying changes in eggshell morphology and Chemistry. *Environ Pollut*. 51(4): 241-258.
- No Oral** Gowdey CW, Graham AR, Sequin JJ, and Stavrayk GW. 1954. The pharmacological properties of the insecticide dieldrin. *Canadian Journal of Biochemistry and Physiology*. 32: 498-503.
- No Oral** Gowdey CW and Stavrayk GW. 1954. A study of the autonomic manifestations seen in acute aldrin and dieldrin poisoning. *Canadian Journal of Biochemistry and Physiology*. 33: 272-282.
- No Control** Graves, J. B., Bonner, F. L., McKnight, W. F., Watts, A. B., and Epps, E. A. 1969. Residues in eggs, preening glands, liver and muscle from feeding dieldrin-contaminated rice bran to hens and its effect on egg production, egg hatch and chick survival. *Bull. Environ. Contam. Toxicol*. 4(6): 375-83.
- Rev** Gray, L. E. Jr., Ostby, J., Wolf, C., Lambright, C., and Kelce, W. 1998. The value of mechanistic studies in laboratory animals for the prediction of reproductive effects in wildlife: endocrine effects on mammalian sexual Differentiation. *Environ Toxicol Chem*. 17(1): 109-118.
- Unrel** Greaves, T., McInnes, R. S., and Dowse, J. E. 1966. The Control of Termites (*Coptotermes* spp.) in Blackbutt (*Eucalyptus pilularis*). PB-175 903/XAB. NTIS.
- CP** Greene, F. E., Stevens, J. T., Soliman, M. R. I., and Oberholser, K. A. 1974. Effects of perinatal dieldrin exposure on hepatic microsomal enzymes of immature and adult rats. *Toxicol. Appl. Pharmacol*. 29(1): 128.
- Unrel** Grobstein, P., Comer, C., and Kostyk, S. 1980. The potential binocular field and its tectal representation in *Rana pipiens*. *J Comp Neurol*. 190(1): 175-85.
- Rev** Guillette, L. J. Jr., Arnold, S. F., and McLachlan, J. A. 1996. Ecoestrogens and embryos: is there a scientific basis for concern? *Animal Reproduction Science*. 42(1-4): 13-24.
- Herp** Guillette, L. J. Jr., Brock, J. W., Rooney, A. A., and Woodward, A. R. 1999. Serum concentrations of various environmental contaminants and their relationship to sex steroid concentrations and phallus size in juvenile American alligators. *Arch Environ Contam Toxicol*. 36(4): 447-55.
- No Oral** Guthrie, F. E., Monroe, R. J., and Abernathy, C. O. 1971. Response of the laboratory mouse to selection for resistance to insecticides. *Toxicol Appl Pharmacol*. 18: 92-101.
- Bio Acc** Gyrisco, GC, Norton, LB, Trimberger, GW, Holland, RF, McEnerney PJ, and Muka, AA. 1959. Effects of feeding low levels of insecticides residues on hay to dairy cattle on flavor and residues in milk. *J. Agr Food Chem*. 7: 707-11.
- Acu** Haegele, M. A. and Tucker, R. K. 1974. Effects of 15 common environmental pollutants on eggshell thickness in mallards and coturnix. *Bull Environ Contam Toxicol*. 11(1): 98-102.
- Herp** Hall, R. J. 1980. *Effects of environmental contaminants on reptiles : a review*. US Fish Wildl. Serv. Spec. Sci. Rep. Wildl. 228

- Rev** Hall, R. J. 1987. Impact of Pesticides on Bird Populations. *Silent Spring Revisited.*: 85-112.
- Dead** Harding, L. E., Harris, M. L., Stephen, C. R., and Elliott, J. E. 1999. Reproductive and morphological condition of wild mink (*Mustela vison*) and river otters (*Lutra canadensis*) in relation to chlorinated hydrocarbon contamination. *Environ. Health Perspect.* 107(2): 141-147.
- Surv** Harper, R. G., Frick, J. A., Capparella, A. P., Borup, B., Nowak, M., Biesinger, D., and Thompson, C. F. 1996. Organochlorine pesticide contamination in neotropical migrant passerines. *Arch Environ Contam Toxicol.* 31(3): 386-90.
- Diss** Harr, J. R. 1972. Effect of multiple toxic environmental agents at the cellular to individual levels of biological organization. *Oreg. State Univ. Environ. Health Sci. Cen.*: 175-180.
- n = 1** Harris, Jr, Stoddard, Ge, Bateman, Gq, Shupe, Jl, Greenwood, Da, Harris, Le, Bahler, Tl, and Lieberman, Fv. 1956. Effects of Feeding Dieldrin- and Heptachlor-treated Alfalfa Hay to Dairy Cows. *J Agr Food Chem.* 4: 694-6. Ref ID: 14948
- CP** Harris, LE, Greenwood, DA, Butcher, JE, Street, JC, Shupe, JL, and Biddulph, C. 1966. Dieldrin storage in sheep during extended oral administration. American Chemical Society Mtg. September.
- Surv** Harris, M. L., Bishop, C. A., Struger, J., Van den Heuvel, M. R., Van der Kraak, G. J., Dixon, D. G., Ripley, B., and Bogart, J. P. 1998. The functional integrity of northern leopard frog (*Rana pipiens*) and green frog (*Rana clamitans*) populations in orchard wetlands: i. Genetics, physiology, and biochemistry of breeding adults and young-of-the-year. *Environmental Toxicology and Chemistry* . 17(7): 1338-1350.
- Acute** Harrison, D. L. 1971. Veterinary aspects of insecticides: organochlorines. *New Zealand Veterinary Journal.* 19(10): 227-232.
- Acute** Harrison, DL, Maskell, REG, and Money, DFL. 1963. Dieldrin poisoning of dogs. *NZ Vet J.* 11: 23.
- Unrel** Hathway, D. E.: 130-137;150-155;201-205. The Royal Society of Chemistry.
- Bio Acc** Havera, S. P. and Duzan, R. E. 1986. Organochlorine and PCB residues in tissues of raptors from Illinois, USA 1966-1981. *Bull Environ Contam Toxicol.* 36(1): 23-32.
- HHE** Hayes WJ. 1957. Dieldrin poisoning in man. *Public Health Reports.* 72(12): 1087-1091.
- Acute** Hayes WJ. 1974. Distribution of dieldrin following a single oral dose. *Toxicol Appl Pharmacol.* 28(3): 485-492.
- Acute** Heath, R. G., Spann, J. W., Hill, E. F., and Kreitzer, J. F. 1972. Bur.Sport Fish.Wild. Spec.Sci.Rep. Wildl.No.152. 57 pgs.
- Surv** Heinz, G. H., Percival, H. F., and Jennings, M. L. 1991. Contaminants in American alligator eggs from Lake Apopka, Lake Griffin, Lake Okeechobee, Florida (USA). *Environ Monit Assess.* 16(3): 277-286.
- BioAcc** Hendriks, A. J., Ma, W. C., Brouns, J. J., de Ruiter-Dijkman, E. M., and Gast, R. 1995. Modelling and monitoring organochlorine and heavy metal accumulation in soils, earthworms, and shrews in Rhine-delta floodplains. *Arch Environ Contam Toxicol.* 29(1): 115-27.
- Ecol** Henny, C. J. 1972. An analysis of the population dynamics of selected avian species. With

special reference to changes during the modern pesticide era. Wildlife Research Report No.1.

- Bio Acc** Henny, C. J. a, Ward, F. P., Riddle, K. E., and Prouty, R. M. 1982. Migratory Peregrine Falcons, Falco peregrinus, Accumulate Pesticides in Latin America during winter. *Can Field-Nat.* 96(3): 333-339.
- Bio Acc** Hernandez, L. M., Rico, M. C., Gonzalez, M. J., Hernan, M. A., and Fernandez, M. A. 1986. Presence and time trends of organochlorine pollutants and heavy metals in eggs of predatory birds of Spain. *J Field Ornithol.* 57(4): 270-282.
- Surv** Hernandez, L. M., Rico, M. C., Gonzalez, M. J., Montero, M. C., and Fernandez, M. A. 1987. Residues of organochlorine chemicals and concentrations of heavy metals in ciconiiform eggs in relation to diet and Habitat. *J Environ Sci Health Part B Pestic Food Contam Agric Wastes.* 22(2): 245-258.
- CP** Hill, C. H., Gonzalez, L. M., Hiraldo, F., Lee, D. P., Honda, K., and Tatsukawa, R. 1988. Interactions among trace elements: Organochlorine and heavy metal contamination in the eggs of the Spanish imperial eagle aquila-adalberti and accompanying changes in eggshell morphology and chemistry: Comparison of tissue distributions of heavy metals in birds in japan and korea. Current Topics in Nutrition and Disease, Vol. 18. Essential and Toxic Trace Elements in Human Health and Disease; First International Meeting of the International Society for Trace Element Research in Humans, Palm Springs, California, Usa, December 8-12, 1986. Illus. ISBN 0-8451-1617-7. 491-500 .
- CP** Hill, E. F. 1980. Subacute dietary toxicities of dicrotophos and dieldrin in time-replicated trials with young ring-necked pheasants and mallards (*Phasianus colchicus*, *Anas platyrhynchos*). Avian and Mammalian Wildlife Toxicology ; 2nd Conf. ; Symposium / Sponsored by Astm Com. E-35 on Pesticides, , Louisville, Ky., 18 Mar 1980. pg 105-120.
- Acute** Hill, E. F., Heath, R. G., Spann, J. W., Spann, J. W., and Williams, J. D. 1975. *Lethal Dietary Toxicities of Environmental Pollutants to Birds*. U.S. Fish and Wildlife Service. Special Scientific Report - Wildlife No. 191
- Acu** Hill, E. F., Spann, J. W., and Williams, J. D. 1977. Responsiveness of 6 to 14 generations of birds to dietary dieldrin toxicity. *Toxicol.Appl.Pharmacol.* 42(2): 425-431.
- Rev** Hodge, H. C., Boyce, A. M., Deichmann, W. B., and Kraybill, H. F. 1967. Toxicology and no-effect levels of aldrin and dieldrin. *Toxicol Appl Pharmacol.* 10(3): 613-75.
- Diss** Hoff, D. J. 1998. Integrated laboratory and field investigations assessing contaminant risk to American badgers (*Taxidea taxus*) on the Rocky Mountain Arsenal National Wildlife Refuge (Superfund site, dieldrin, Wyoming, bioaccumulation). Clemson University, South Carolina.
- CP** Holden, A. V. 1975. The organization for economic cooperation and development international cooperative studies of organo chlorine residues in wildlife. Environmental Quality and Safety Supplement, Vol. Iii. Pesticides. International Union of Pure and Applied Chemistry Third International Congress. Helsinki, Finland, July 3-9, 1974. 40-46.
- HHE** Hoogendam I, Versteeg JPJ, and De Vlieger M. 1962. Electroencephalograms in insecticide toxicity. *Insecticide Toxicity.* 4: 92-100.
- Review** Hooper M, Montie E, Hoff D, and Pivorun E. 1996. The effects of dieldrin on torpor and metabolism in the deer mouse, *Peromyscus maniculatus*". TIWET Project No. 09339. Clemson University, South Carolina.

- No Oral** Hosein, EA and Proulx, P. 1960. Chemical and biological analyses of brain tissue preparations during the epileptiform-like activity of dieldrin and other cerebral convulsants. *J Agr Food Chem.* 8: 428-31.
- Bio Acc** Hothem, Roger L., Roster, Douglas L., King, Kirke A., Keldsen, Timothy J., Marois, Katherine C., and Wainwright, Susan E. 1995. Spatial and temporal trends of contaminants in eggs of wading birds from San Francisco Bay, California. *Environ. Toxicol. Chem.* 14(8): 1319-31 .
- Surv** Houston, C. S. and Hodson, K. A. 1997. Resurgence of breeding merlins, *Falco columbarius richardsonii*, in Saskatchewan grasslands. *Canadian Field-naturalist* . 111(2): 243-248.
- Unrel** Howick, C. D. and Creffield, J. W. 1975. The development of a standard laboratory bio-assay technique with *Mastotermes darwiniensis* Froggatt (Isoptera: Mastotermitidae). *Zeitschrift für Angewandte Entomologie.* 78(2): 126-138.
- Unrel** Howick, C. D. and Creffield, J. W. 1981. Laboratory bioassays to compare the efficacy of chlorpyrifos and dieldrin in protecting wood from Termites. *Int Pest Control.* 23(2): 40-42.
- CP** Hubbard, J. P. and Schmitt, C. G. 1988. Organochlorine residues in avian prey of peregrine falcons breeding in New Mexico USA. Institute for Wildlife Research National Wildlife Federation Scientific and Technical Series, No. 11. Proceedings of the Southwest Raptor Management Symposium and Workshop; Tucson, Arizona, USA, May 21-24, 1986. ILLUS. MAPS. PAPER. ISBN 0-945051-01-8. 176-181.
- FL** Hunter, C. G., Rosen, A., Williams, R. T., Reynolds, J. G., and Worden, A. N. 1960. Studies on the fate of aldrin, dieldrin and endrin in the mammal. *Mededel. Landhouwhogeschool Opzoekingssta Staat Gent.* 25: 1296-1307.
- CP** Hunter, E. J. 1989. Effect of feed intake on the behaviour of stall housed sows. *Applied Animal Behaviour Science.* 22(1): 89-90.
- No Dose** Hurkat, P. C. 1977. A comparative study of dieldrin-induced hepatotoxicity in rabbits (*Oryctolagus cuniculus*) and rats (*Rattus albicans*): histological and histochemical aspects. *Indian J. Anim. Sci.* 47(11): 752-761.
- No Data** Hurkat, P. C. 1977. Histological & histochemical studies in albino rats (*Rattus albicans*) during hundred day oral administration of dieldrin (HEOD). *Indian J Exp Biol.* 15(11): 1049-52.
- No Data** Hurkat, P. C. 1978. Some histological and histochemical studies in rabbits *Oryctolagus-cuniculus* during subchronic administration of dieldrin. *Indian J Exp Biol.* 16(6): 716-718.
- CP** Hurkat, P. C. and Nath, S. 1974. Effect of dieldrin on reproduction in rats. *Indian J. Physiol. Pharmacol.* 18(3): 201-202.
- Not Reviewed** Hurkat, P. C. and Nath, S. 1975. Effect of Dieldrin on Reproduction in Rats (*Rattus Albicans*) (India). *Indian Veterinary Journal.* 52(8): 631-634. Ref ID: 1002
- No Oral** Hutterer, F., Klion, F. M., Wengraf, A., Schaffner, F., and Popper, H. 1969. Hepatocellular adaption and injury. Structural and biochemical changes following dieldrin and methyl butter yellow. *Lab. Invest.* 20(5): 455-64.
- Surv** Hutton, M. 1982. The role of wildlife species in the assessment of biological impact from chronic exposure to persistent chemicals. *Ecotoxicol Environ Saf.* 6(5): 471-8.
- Rev** Hutz, R. J. 1999. Reproductive endocrine disruption by environmental xenobiotics that modulate

the estrogen-signaling pathway, particularly tetrachlorodibenzo-p-dioxin (TCDD). *Journal of Reproduction and Development*. 45(1): 1-12.

- FL** Iizuka, Y. 1963. Toxicological and hygienic studies on dieldrin. Report 4. Acute toxicity of dieldrin for rats in relation to the maturity and the subchronic toxicity and accumulation of dieldrin in tissues. *Sangyoigaku (Industrial Medicine)*. 5: 748-756.
- Acute** Ishida, Kazuo and Shirakawa, Takako. 1969. Histopathological studies of liver and kidney of mice injected with lethal doses of pesticides. *Niigata Norin Kenkyu*. 21: 183-201.
- CP** Ijani, A. S. M., Katondo, J. M., and Malulu, J. M. 1997. Effect of Organochlorine Pesticides on Birds in the United Republic of Tanzania. IAEA/et al Environ Behavior of Crop Protection Chemicals Conf Proc, Vienna, Austria
- Fate** Ikegami, S., Tsuchihashi, F., and Nishide, E. 1991. Decrease in hepatic storage of vitamin A and induction of cytochrome p-450 by dietary organochlorine pesticides in rats. *J Food Hyg Soc Jpn*. 32(1): 1-7.
- CP** Ivie, G. W. and Dorough, H. W. 1977. *Fate of pesticides in large animals*. Academic Press, New York.
- Surv** James, PC and Fox, GA. 1987. Effects of some insecticides on productivity of burrowing owls. *Blue Jay*. 45: 65-71.
- Dead** Jefferies, D. J. 1969. Causes of badger mortality in eastern counties of England. *J. Zool*. 157(Pt. 4): 429-36.
- Rev** Jefferies, D. J. 1973. The effects of organochlorine insecticides and their metabolites on breeding birds. *J Reprod Fertil Suppl*. 19: 337-52.
- Dead** Jefferies, D. J. 1991. Some observations on Scottish wildcats *Felis-silvestris* based on the results of autopsies. *Glasg Nat*. 22(1): 11-20.
- Surv** Jefferies, D. J., Stainsby, B., and French, M. C. 1973. The ecology of small mammals in arable fields drilled with winter wheat and the increase in their dieldrin and mercury residues. *Journal of Zoology*. 171(4): 513-539.
- Surv** Jefferies D.J. and Davis B.N.K. 1968. Dynamics of dieldrin in soil, earthworms, and song thrushes. *J Wildl Manage*. 32(3): 441-455.
- HHE** Jelovsek, Frederick R., Mattison, Donald R., and Chen, James J. 1989. Prediction of risk for human developmental toxicity: how important are animal studies for hazard identification? *Obstet. Gynecol. (N. Y.)* 74(4): 624-36.
- Surv** Johnson, E. V., Mack, G. L., and Thompson, D. Q. 1976. Effects of orchard pesticide applications on breeding robins. *Wilson Bull*. 88: 16-35.
- Surv** Johnston, D. W. 1978. Organochlorine pesticide residues in Florida birds of prey, 1969-76. *Pestic. Monit. J*. 12(1): 8-15.
- Bio Acc** Johnston, D. W. 1973. Persistent pesticides in post-migratory birds from Grand Cayman Island. *American Philosophical Society Year Book*.: 316-318.
- Surv** Johnstone, R. M., Court, G. S., Fesser, A. C., Bradley, D. M., Oliphant, L. W., and Macneil, J. D. 1996. Long-term trends and sources of organochlorine contamination in Canadian tundra

peregrine falcons, *Falco peregrinus tundrius*. *Environ Pollut.* 93(2): 109-120.

- Bio Acc** Jones, D. M., Bennett, D., and Elgar, K. E. 1978. Deaths of owls traced to insecticide-treated timber. *Nature.* 272(5648): 52.
- No Dose** Jones, H. G. R., Randall, C. J., Ruthven, A. D., and Pattison, M. 1982. Dieldrin poisoning in poultry. *Veterinary Record.* 110(13): 312.
- No Oral** Joy RM. 1976. The alteration by dieldrin of cortical excitability conditioned by sensory stimuli. *Toxicol Appl Pharmacol.* 38(2): 357-368.
- No Oral** Joy RM. 1977. "Contrasting actions of dieldrin and aldrin-transdiol, its metabolite, on cat CNS function". *Toxicol Appl Pharmacol.* 42(1): 137-148.
- Bio Acc** Kaiser, T. E., Reichel, W. L., Locke, L. N., Cromartie, E., Krynitsky, A. J., Lamont, T. G., Mulhern, B. M., Prouty, R. M., Stafford, C. J., and Swineford, D. M. 1980. Organochlorine pesticide, PCB, and PBB residues and necropsy data for bald eagles from 29 states--1975-77. *Pestic Monit J.* 13(4): 145-9.
- Surv** Kan, C. A. 1978. Accumulation of organochlorine pesticides in poultry: A Review. *Journal of Agricultural and Food Chemistry.* 26(5): 1051-1055.
- Mix** Kan, C. A. and Jonker-Den Rooyen, J. C. 1978. 2nd laying cycle effects of a mixture of organochlorine insecticides on broiler breeder Hens. *J Agric Food Chem.* 26(2): 470-472.
- CP** Kan, C. A. and Jonker-den Rooyen, J. C. 1978. Accumulation and depletion of some organochlorine pesticides in high-producing laying hens. *J. Agr. Food Chem.* 26(4): 935-940.
- Mix** Kan, C. A., Jonker-Den Rooyen, J. C., Tuinstra, L. G., Roos, A. H., and Traag, W. 1978. Possible influence of sex and embryonic content on accumulation of some organochlorine pesticides in broilers. *J Agric Food Chem.* 26: 618-621.
- Unrel** Khan, R. R. and Dev, B. 1982. *Toxicology data sheets on chemicals: aldrin*. NTIS-PB82-219007
- No Dose** Kitselman, C. H. 1953. Long Term Studies on Dogs Fed Aldrin and Dieldrin in Sublethal Dosages, with Reference to the Histopathological Findings and Reproduction. *J Am Vet Med Assoc.* 123: 28-30. Ref ID: 14953
- FL** Kihara, Hiroshi and Yamashita, H. 1978. Lethal effects of various pesticides on a reptile. *Snake.* 10(1): 10-15.
- Dup** Kimbrough, R. D., Gaines, T. B., and Lider, R. E. 1970. The Ultrastructure of Livers of Rats Fed DDT and Dieldrin: 10. NTIS PB-280-897/0
- Surv** Klaas, E. E., Wiemeyer, S. N., Ohlendorf, H. M., and Swineford, D. M. 1978. Organochlorine residues, eggshell thickness, and nest success in barn owls from the Chesapeake Bay. *Estuaries.* 1(1): 46-53 .
- Fate** Klein, W. 1976. Environmental pollution by insecticides. *Adv. Environ. Sci. Technol.* 6: 65-95
- Rev** Koch RB. 1969. Chlorinated hydrocarbon insecticides: inhibition of rabbit brain ATPase activities. *J Neurochem.* 16(2): 269-271.

- Rev** Koeman, J. H. 1979. Chemicals in the environment and their effects on ecosystems. *Advances in Pesticide Science*. (1): 25-38 .
- CP** Koeman, J. H. 1977. Effects of tsetse fly control measures on non-target organisms. *Mededelingen van de Faculteit Landbouwwetenschappen Rijksuniversiteit Gent*. 42: 889-896.
- Acute** Kohli, K. K., Chandrasekaran, V. P., and Venkitasubramanian, T. A. 1977. Stimulation of serotonin metabolism by dieldrin. *J Neurochem*. 28(6): 1397-1399.
- Acute** Kohli KK and Venkitasubramanian TA. 1975. Dieldrin toxicity and in vivo incorporation of DL-(1-14 C)leucine. *Toxicology*. 4(3): 355-362.
- Diss** Komer, E. G. 1973. Effects of chronic levels of dieldrin on ammonia and amino acid metabolism in sheep and rats.
- Aldrin** Korschgen, L. J. 1970. Soil-food-chain-pesticide wildlife relationships in aldrin-treated fields. *J. Wildlife Management*. 34(1): 186-99.
- Mix** Korte, F. Effects and consequences of anthropogenic substances. GSF-Ber. (1990) Proc.-Int. Workshop Study Predict. Pestic. Behav. Soils, Plants Aquat. Sys : 1-18.
- Unrel** Kradel, J. (The environment and plant protection.). *Prakt. Schaedlingsbekaempfer*. 23(5): 64-9 1971
- CP** Krampitz, G. 1972. Pesticide residues in the metabolism of warm-blooded animals. *Hohenheimer Arbeiten*. 61: 29-40.
- BioAcc** Krantz, W. C., Mulhern, B. M., Bagley, G. E., Sprunt, A., Ligas, F. J., and Robertson, W. B. Jr. 1970. Organochlorine and heavy metal residues in bald eagle eggs. *Pestic Monit J*. 4(3): 136-40.
- Rev** Krogsgaard-Larsen P, Frolund B, Jorgensen FS, and Schousboe A. 1994. "GABAA receptor agonists, partial agonists, and antagonists. Design and therapeutic prospects. *J Med Chem*. 37(16): 2489-2505.
- Dead** Kruuk, H. and Conroy, J. WH. 1991. Mortality of otters (*Lutra lutra*) in Shetland (Scotland, UK). *J Appl Ecol*. 28(1): 83-94.
- No Oral** Krzystyniak K, Hugo P, Flipo D, and Fournier M. 1985. Increased susceptibility to mouse hepatitis virus 3 of peritoneal macrophages exposed to dieldrin. *Toxicol Appl Pharmacol*. 80(3): 397-408.
- Rev** Kupfer D. 1969. Influence of chlorinated hydrocarbons and organophosphate insecticides on metabolism of steroids. *Ann N Y Acad Sci*. 160(1): 244-253.
- Unrel** Kuzan, F. B. and Prahlad, K. V. 1975. Effects of 1,2,3,4,10,10-hexachloro-1,4,4a,5,8,8a-hexahydro-endo-exo-1,4:5,8-dimethanonaphthalene (aldrin) and sodium ethylenebisdithiocarbamate (nabam) on the chick. *Poult. Sci*. 54(4): 1054-64.
- No Oral** Lacombe, R. and Brodeur, J. 1974. The effect of pretreatment with dieldrin on certain in vivo parameters of enzyme induction in mice. *Toxicol Appl Pharmacol*. 27(1): 70-85.
- Bio Acc** Lamb DW, Linder RL, and Greichus YA. 1967. Dieldrin residues in eggs and fat of penned pheasant hens. *J Wildl Manage*. 31(1): 24-27.

- Herp** Lambert, M. R. 1997. Environmental effects of heavy spillage from a destroyed pesticide store near Hargeisa (Somaliland) assessed during the dry season, using reptiles and amphibians as bioindicators. *Arch Environ Contam Toxicol.* 32(1): 80-93.
- Surv** Lanning, D. V. and Lawson, P. W. 1977. Ecology of the Peregrine Falcon in Northeastern Mexico, 1977. (41): 71pp.
- CP** Lauder, J. M. a, Liu, J. a, Brannen, K. C., Devaud, L., Grayson, D. R., and Morrow, A. L. 1997. Developmental regulation of GABA-A receptor expression by the neurotoxin dieldrin. *Teratology.* 55(1): 30.
- FL** Lavaur, E. de and Carpentier-Le Sech, J. 1970. Some data on the presence of pesticides in wild animals in France. *Phytiatrie-Phytopharmacie.* 19(2): 55-63.
- Unrel** Lewis, T. 1973. Aerial baiting to control leaf-cutting ants (Formicidae, Attini) in Trinidad. II. Field application, nest mortality and the effect on other animals. *Bull. Entomol. Res.* 63(2): 275-287.
- Fate** Lichtenstein EP, Anderson JP, Fuhremann TW, and Schulz KR. 1968. Aldrin and dieldrin: loss under sterile conditions. *Science.* 159(819): 1110-1111.
- No Dose** Lin, L.H. and Pivorun E.B. 1989. Analysis of monoamines and their metabolites in the hypothalamus, suprachiasmatic nucleus and the pineal gland of euthermic and torpid deer mice, *Peromyscus maniculatus*. *Living in the cold. II.* 63-72. Malan A;Canguilhem B (Ed). ohn Libbey Eurotext Ltd
- Phy** Lin LH and Pivorun EB. 1990. Hypothalamic monoamines and their metabolites in the deer mouse, *Peromyscus maniculatus*, during daily torpor. *J Neural Transm Gen Sect.* 79(1/2): 11-18.
- Diss** Lincer, J. L. 1973. The effects of organochlorines on the American kestrel (*Falco sparverius linn.*)
- Surv** Lincer, J. L., Zalkind, D., Brown, L. H., and Hopcraft, J. 1981. Organochlorine residues in Kenya Rift Valley Lakes. *J Appl Ecol.* 18(1): 157-172.
- No Control** Linder, RL, Dahlgren, RB, and Greichus, YA. 1970. Residues in the brain of adult pheasants given dieldrin. *J. Wildl. Manage.* 34: 954-6.
- Gene** Liu, J., Brannen, K. C., Grayson, D. R., Morrow, A. L., Devaud, L. L., and Lauder, J. M. 1998. Prenatal exposure to the pesticide dieldrin or the GABA sub(A) receptor antagonist bicuculline differentially alters expression of GABA sub(A) receptor subunit mRNAs in fetal rat brainstem. *Dev. Neurosci.*
- No COC** Lloyd, J. W., Thomas, J. A., Mawhinney, M. G., and Dieringer, C. S. 1973. Effects of 2,4,5-t and other organochlorines on the metabolism of 1,2,(sup)3h testosterone by male organs of reproduction. *Toxicol. Appl. Pharmacol.* 25(3): 441.
- IMM** Loose, L. D. 1982. Macrophage induction of T-suppressor cells in pesticide-exposed and protozoan-infected mice. *Environ Health Perspect.* 43: 89-97.
- No Oral** Loose, L. D., Silkworth, J. B., Charbonneau, T., and Blumenstock, F. 1981. Environmental chemical-induced macrophage dysfunction. *Environ Health Perspect.* 39: 79-91.

- Bio Acc** Lowe, T. P. and Stendell, R. C. 1991. Eggshell modifications in captive American kestrels resulting from Aroclor SUP (R) 1248 in the diet. *Arch Environ Contam Toxicol.* 20(4): 519-522.
- CP** Lowry, R. R. and Tinsley, I. J. 1973. The influence of dieldrin on the essential fatty acid requirement of the rat. *Fed. Proc. Fed. Amer. Soc. Exp. Biol.* 32(3): 920.
- Bio Acc** Ludke, J. L. 1974. Interaction of dieldrin and DDE residues in Japanese quail (*Coturnix coturnix japonica*). *Bull Environ Contam Toxicol.* 11(4): 297-302.
- In Vit** Lundholm, C. E. 1991. Influence of chlorinated hydrocarbons, mercury and methylmercury on steroid hormone receptors from eggshell gland mucosa of domestic fowls and ducks. *Arch Toxicol.* 65 (3): 220-227.
- Rev** Luttkik, R. and Aldenberg, T. 1997. Extrapolation factors for small samples of pesticide toxicity data: special focus on ld50 values for birds and mammals. *Environmental Toxicology and Chemistry.* 16 (9): 1785-1788.
- Model** Luttkik, R., Romijn, C. A. F. M., and Canton, J. H. 1993. Presentation of a general algorithm to include secondary poisoning in effect assessment. *Science of the Total Environment.(Suppl. Part 2)*: 1491-1500.
- Unrel** MacLennan, K. J. R. 1973. A consideration of environmental consequences following anti-tsetse operations in Nigeria. *Tropical Animal Health and Production.* 5(No.1): 40-45.
- Bio Acc** Mader, W. J. 1977. Chemical residues in Arizona Harris hawk eggs. *Auk.* 94(3): 587-588.
- Model** Madrigal, J. L., Pixton, G. C., Collings, B. J., Booth, G. M., and Smith, H. D. 1996. A comparison of two methods of estimating bird mortalities from field-applied pesticides. *Environ. Toxicol. Chem.* 15(6): 878-885.
- No Dose** Malecki, R. A., Allen, S. H., Elliston, J. O., Sadler, K. C., Goforth, W. R., and Baskett, T. S. 1974. *Cottontail reproduction related to dieldrin exposure.* U. S. Fish Wildl. Serv. Spec. Sci. Rep. Wildl., No. 177.
- Surv** Marion, W. R. 1976. Organochlorine pesticide residues in plain Chachalacas from South Texas, 1971-72. *Pestic. Monit J.* 10(3): 84-6.
- CP** Marliac, J. P., Verrett, M. J., Mclaughlin, J. Jr., and Fitzhugh, O. G. 1965. Comparison of toxicity data obtained for twenty-one pesticides by the chicken embryo technique with acute,oral LD50's in rats. *Toxicol Appl Pharmacol.* 7: 490 .
- Fate** Martijn A, Bakker H, and Schreuder RH. 1993. Soil persistence of DDT, dieldrin, and lindane over a long period. *Bull Environ Contam Toxicol.* 51(2): 178-184.
- Diss** Marty, M. A. 1983. Metabolism and disposition of milkweed (*Asclepiadaceae*) cardenolides in monarch butterfly larvae, *Danaus plexippus*, and in a predator, *Peromyscus maniculatus*. University of California, Davis
- Bio Acc** Mason, C. F. 1988. Concentrations of organochlorine residues and metals in tissues of otters lutra-lutra from the British Isles UK 1985-1986. *Lutra.* 31(1): 62-67.
- Bio Acc** Mason, C. F. 1989. Relationships Between Organochlorine Concentrations in Liver and Muscle. *Bull Environ Contam Toxicol.* 43(4): 548-550.

- Dead** Mason, C. F. and O'Sullivan, W. M. 1992. Organochlorine pesticide residues and PCBs in otters (*Lutra lutra*) from Ireland. *Bull. Environ. Contam. Toxicol.* 48(3): 387-393.
- Bio Acc** Mason, C. F. and Reynolds, P. 1988. Organochlorine residues and metals in otters from the Orkney Islands Scotland UK. *Mar Pollut Bull.* 19(2): 80-81.
- CP** Mason, C. F. a, Gautier, J. Y., Libois, R., and Rosoux, R. 1996. Impact of pollution on the European Otter. The European otter and the European mink. Proceeding of the 17. International Mammalogical Conference
- Unrel** Matsuda, K., Hosie, A. M., Holyoke, C. W. Jr., Rauh, J. J., and Sattelle, D. B. a. 1999. Cross-resistance with dieldrin of a novel tricyclic dinitrile GABA receptor antagonist. *British Journal of Pharmacology.* 127(6): 1305-1307.
- Abstract** Mawhinney, M. G., McPhillips, J. J., Smith, C., Smith, M., and Thomas, J. A. 1972. Actions of dieldrin on the uptake of testosterone-1,2-h(SUP)3 by prostate glands of the male mouse. *Toxicol. Appl. Pharmacol.* 22(2): 326-327.
- Drug** McCosker, PJ. 1957. Systemic effect of dieldrin on the "body louse" of poultry. *Nature.* 179: 790.
- Acute** McEwen LC and Brown RL. 1966. Acute toxicity of dieldrin and malathion to wild sharp-tailed grouse. *J Wildl Manage.* 30(3): 604-611.
- Alt** McGregor, WS, Radeleff, RD, Claborn, HV, and Bushland, RC. 1955. Dieldrin, aldrin, and lindane, systemic insecticides against livestock pests. *Agr Chem.* 10: 34-36, 123.
- Surv** McKenzie, C., Godley, B. J., Furness, R. W., and Wells, D. E. 1999. Concentrations and patterns of organochlorine contaminants in marine turtles from Mediterranean and Atlantic waters. *Marine Environmental Research.* 47 (2): 117-135.
- Acute** Mehrotra BD, Moorthy KS, Reddy SR, and Desai D. 1989. Effects of cyclodiene compounds on calcium pump activity in rat brain and heart. *Toxicology.* 54(1): 17-29.
- Carcin** Meierhenry, E. F., Ruebner, B. H., Gershwin, M. E., Hsieh, L. S., and French, S. W. 1981. Mallory body formation in hepatic nodules of mice ingesting dieldrin. *Lab Invest.* 44(4): 392-6.
- Surv** Mendola, J. T., Risebrough, R. W., and Blondel, J. 1977. Contamination of the bird fauna of the Camargue by organo chlorine Residues. *Environ Pollut.* 13(1): 21-32.
- Fate** Metcalf, Robert L., Cole, Larry K., Wood, Susanne G., Mandel, Douglas J., and Milbrath, Mary L. 1979. *Design and Evaluation of a Terrestrial Model Ecosystem for Evaluation of Substitute Pesticide Chemicals.* Report (1979) EPA/600/3-79/004; Order No. PB-293167, Avail.: NTIS From: Gov. Rep. Announce. Index U. S.) 79(14. 64. 308 pp.
- Acu** Meyers, S. M. 1990. Effects of northern bobwhite (*Colinus virginianus*) age and weight on results of the avian dietary toxicity test. *Bull. Environ. Contam. Toxicol.* 45(5): 667-74.
- No Data** Mick, DL, Long, KR, and Aldinger SM. 1973. The effects of dietary dieldrin on residues in eggs and tissues of laying hens and the effects of phenobarbital and charcoal on these residues. *Bull. Environ. Contamin.* 9: 197-203.
- CP** Miyamoto, J. 1977. The implication of recent long-term toxicological studies of fenitrothion on birds. Proceedings of a Symposium on Fenitrothion: The Long-term Effects of its Use in Forest Ecosystems. NRCC/CNRC No. 16073 In.: 307-320.

- Rev** Montie E. 1985. Dieldrin's mechanism of action on the ATPase system and the GABA receptor.
- Rev** Moore, M. 1972. Pesticides and predatory birds. *S D BIRD NOTES*. 24(3): 62-63.
- BioAcc** Mora, M. A. 1995. Residues and trends of organochlorine pesticide and polychlorinated biphenyls in birds from Texas 1965-88. *Fish and Wildlife Research*.(1-4): 1-26.
- Surv** Mora, M. A., Lee, M. C., Jenny, J. P., Schultz, T. W., Sericano, J. L., and Clum, N. J. 1997. Potential effects of environmental contaminants on recovery of the aplomado falcon in south Texas. *J Wildl Manag.* 61(4): 1288-1296.
- Abstract** Morris, J. E. 1972. The ecological and physiological effects of insecticides on Missouri mammals. *Trans. Mo. Acad. Sci.* 6: 166.
- Aquatic** Motas, C. Pesticides. Their effects on animals and man. Water pollution aspects. *Ocotirea Nat* 14(1): 21-33; 1970 ; (REF:41)
- Rev** Mount, M. E. and Oehme, F. W. 1981. Insecticide levels in tissues associated with toxicity: a literature review. *Vet Hum Toxicol.* 23(1): 34-42.
- FL** Movalli, P. A., Vigorita, V., and Sangiorgi, E. 1995. Organochlorine residues in eggs of 10 nesting birds species in Lombardy, Northern Italy. *Rivista Italiana Di Ornitologia.* 64(2): 121-130.
- Surv** Mueller, P., Nagel, P., and Flacke, W. 1981. Ecological side effects of dieldrin application against tsetse flies in Adamaoua, Cameroon. *Oecologia* . 50(2): 187-194.
- Prim** Mueller, W. F. 1980. Metabolism and kinetic studies of selected chemicals in rhesus monkeys and chimpanzees. GSF-Ber. O (1981) Volume Date 1980, 599, Inst. Oekol. Chem., Kolloq., 120-8.
- Rev** Mueller, W. J. and Leach, R. M. Jr. 1974. Effects of chemicals on egg shell formation. *Annu. Rev. Pharmacol.* 14: 289-303.
- Surv** Mugambi, J. M., Kanja, L., Maitho, T. E., Skaare, J. U., and Lokken, P. 1989. Organochlorine pesticide residues in domestic fowl *Gallus-domesticus* eggs from central Kenya. *J Sci Food Agric.* 48(2): 165-176.
- Bio Acc** Mulhern, B. M., Reichel, W. L., Locke, L. N., Lamont, T. G., Belisle, A., Cromartie, E., Bagley, G. E., and Prouty, R. M. 1970. Organochlorine residues and autopsy data from bald eagles 1966-68. *Pestic Monit J.* 4(3): 141-4 .
- Herp** Mulla, M. S. 1962. Frog and toad control with insecticides. *Pest Control* . 30: 20,64.
- CP** Muller, H. D. 1971. Reproductive responses of the mallard duck to subtoxic pesticide ingestion. *Poultry Sci.* 50(5): 1610.
- Nut Def** Muller, H. D. and Lockman, D. C. 1971. The influence of dieldrin on bone calcium deposition in domestic chicks. *Poultry Sci.* 50(5): 1611.
- Unrel** Muller, P. and <Editors> Nurnberg, H. W. 1985. Ecological parameters and their significance for pollution monitoring in the terrestrial environment. Pollutants and their ecotoxicological significance : 291-315.

- Surv** Muralidharan, S. 1993. Aldrin poisoning of Sarus cranes (*Grus antigone*) and a few granivorous birds in Keoladeo National Park, Bharatpur, India. *Ecotoxicology*. 2(3): 196-202.
- HHE** Mussalo-Rauhamaa H. 1991. Partitioning and levels of neutral organochlorine compounds in human serum, blood cells, and adipose and liver tissue. *Sci Total Environ*. 103(2/3): 159-175.
- CP** Naber, E. C. 1977. The impact of contamination by organochlorine insecticides on poultry nutrition and feeding. *Fed Proc*. 36(6): 1880-7.
- In Vit** Nagata K and Narahashi T. 1994. Dual action of the cyclodiene insecticide dieldrin on the gamma- aminobutyric acid receptor-chloride channel complex of rat dorsal root ganglion neurons. *J Pharmacol Exp Ther*. 269(1): 164-171.
- In Vit** Nagata K and Narahashi T. 1995. Multiple actions of dieldrin and lindane on the GABA_A receptor-chloride channel complex of rat dorsal root ganglion neurons. *Pesticide Science*. 44: 1-7.
- In Vit** Narahashi T. 1991. Transmitter-activated ion channels as the target of chemical agents. *Adv Exp Med Biol*. 287 : 61-73.
- Duluth** Nebeker, A. V. K. D. Dunn W. L. Griffis G. S. Schuytema. 1994. Effects of dieldrin in ffod on growth and bioaccumulation in mallard ducklings. *Arch. Environ. Contam. Toxicol*. 26(1): 29-32.
- No Dur** Neill, D. D., Muller, H. D., and Shutze, J. V. 1971. Pesticide effects on the fecundity of the gray partridge. *Bull Environ Contam Toxicol*. 6(6): 546-51.
- Rev** Newton, I. 1974. Changes attributed to pesticides in the nesting success of the sparrowhawk in Britain. *Journal of Applied Ecology*. 11(1): 95-102.
- Diss** Newton, I. 1975. Influence of organo-chlorine pesticides on sparrowhawk breeding. *Hawk Trust annual report 1974*. 33-35.
- CP** Newton, I. 1988. Monitoring of persistent pesticide residues, and their effects on bird populations. Britain since Silent Spring: an update on the ecological effects of agricultural pesticides in the UK. Cambridge, UK, 18 March 1988. 33-45.
- Surv** Newton, I. and Bell, A. A. 1981. Causes of mortality in sparrowhawks. *Institute of Terrestrial Ecology Annual Report 1980*. 60-63.
- Dead** Newton, I., Bell, A. A., and Wyllie, I. 1982. Mortality of sparrow hawks *Accipiter-nisus* and kestrels *Falco-tinnunculus*. *Br Birds*. 75(5): 195-204.
- Surv** Newton, I. and Bogan, J. 1974. Organochlorine residues, eggshell thinning and hatching success in British sparrowhawks. *Nature*. 249: 582-583.
- Surv** Newton, I. and Bogan, J. 1978. The role of different organo-chlorine compounds in the breeding of British sparrowhawks. *Journal of Applied Ecology*. 15(1): 105-116.
- Surv** Newton, I., Bogan, J. A., and Haas, M. B. 1989. Organochlorines and mercury in the eggs of British peregrines *Falco-peregrinus*. *Ibis*. 131(3): 355-376.
- Surv** Newton, I., Bogan, J. A., and Rothery, P. 1986. Trends and effects of organochlorine compounds in sparrowhawk *Accipiter-nisus* Eggs. *J Appl Ecol*. 23(2): 461-478.

- Bio Acc** Newton, I. and Galbraith, E. A. 1991. Organochlorines and mercury in the eggs of golden eagles *Aquila chrysaetos* from Scotland (UK). *Ibis*. 133(2): 115-120.
- Bio Acc** Newton, I. and Haas, M. B. 1988. Pollutants in merlin eggs and their effects on breeding. *Br Birds*. 81(6): 258-269.
- Bio Acc** Newton, I. and Wyllie, I. 1992. Recovery of a sparrowhawk population in relation to declining pesticide Contamination. *J Appl Ecol*. 29(2): 476-484.
- Dead** Newton, I., Wyllie, I., and Asher, A. 1993. Long-term trends in organochlorine and mercury residues in some predatory birds in Britain. *Environ Pollut*. 79(2): 143-151.
- Dead** Newton, I., Wyllie, I., and Asher, A. 1991. Mortality causes in British barn owls *Tyto alba*, with a discussion of aldrin-dieldrin Poisoning. *Ibis*. 133(2): 162-169.
- Dead** Newton, I., Wyllie, I., and Asher, A. 1992. Mortality from pesticides aldrin and dieldrin in British sparrowhawks and kestrels. *Ecotoxicology*. 1(1): 31-44.
- Unrel** Nielsen, S. W. 1971. Environmental pollutants pathogenic to animals. *J. Amer. Vet. Med. Ass.* 159: 1103-1107.
- Bio Acc** Niethammer, K. R., Baskett, T. S., and White, D. H. 1984. Organochlorine Residues in Three Species as Related to Diet and Age. *Bull Environ Contam Toxicol*. 33(4): 491-499.
- Rev** Nisbet, I. C. T. 1975. Pesticides and breeding failure in birds. *Technol. Rev.* 77(7): 8-9.
- Bio Acc** Noble, D. G. and Elliott, J. E. 1990. Levels of contaminants in Canadian raptors, 1966 to 1988: effects and temporal Trends. *Can Field-Nat.* 104(2): 222-243.
- No Dose** Nolte, T., Harleman, J. H., and Jahn, W. 1995. Histopathology of chemically induced testicular atrophy in rats. *Experimental and Toxicologic Pathology*. 47(4): 267-286.
- Surv** Norheim, G., Skaare, J. U., and Wiig, O. 1992. Some heavy metals, essential elements, and chlorinated hydrocarbons in polar bear (*Ursus maritimus*) at Svalbard. *Environ Pollut*. 77(1): 51-57.
- Surv** Nygard, T. 1999. Long term trends in pollutant levels and shell thickness in eggs of merlin in Norway, in relation to its migration pattern and numbers. *Ecotoxicology*. 8(1): 23-31.
- Dead** Okoniewski, J. C. and Novesky, E. 1993. Bird poisoning with cyclodienes in suburbia: links to historic use on turf. *J Wildl Manage*. 57(3): 630-639.
- Surv** Olsen, P., Emison, B., Mooney, N., and Brothers, N. 1992. DDT and dieldrin: effects on resident peregrine falcon populations in south-eastern Australia. *Ecotoxicology*. 1(2): 89-100.
- Rev** Olsen RW and Tobin AJ. 1990. Molecular biology of GABAA receptors. *Faseb J*. 4(5): 1469-1480.
- Diss** Olson, K. L. 1978. Effects of chronic pre- and postnatal exposure to pesticides on the behavior and learning ability in rats. Univ. Wisconsin Madison, WI
- Nut Def** Olson, K. L., Boush, G. M., and Matsumura, F. 1980. Pre- and postnatal exposure to dieldrin: persistent stimulatory and behavioral Effects. *Pestic Biochem Physiol*. 13(1): 20-33 .

- Surv** Opdam, P., Burgers, J., and Muskens, G. 1987. Population trend, reproduction, and pesticides in dutch sparrowhawks following the ban on DDT. *Ardea*. 75(2): 205-212.
- Diss** Ortega, P., Hayes, W. J., and Durham, W. F. 1957. Pathologic Changes in the Liver of Rats after Feeding Low Levels of Various Insecticides.
- Rev** Osborn, D. 1980 . Pesticides and British wildlife: brief review of some recent work at Monks Wood. *J. R. Soc. Med.* 73(2): 127-130 .
- Unrel** Osborn, D. and French, M. C. 1981. The toxicity of the mothproofing chemical eulan-wa-new to frog *Rana-temporaria* tadpoles. *Environ Pollut Ser a Ecol Biol.* 24(2): 117-124.
- BioAcc//Dead** Osowski, S. L., Brewer, L. W., Baker, O. E., and Cobb, G. P. 1995. The decline of mink in Georgia, North Carolina, and South Carolina: the role of contaminants. *Arch Environ Contam Toxicol.* 29(3): 418-23.
- Acute** Ottolenghi, A. D., Haseman, J. K., and Suggs, F. 1974. Teratogenic effects of aldrin, dieldrin, and endrin in hamsters and mice. *Teratology.* 9(1): 11-16.
- Rev** Pagel, J. E. and Jarman, W. M. 1992. Peregrine falcons, pesticides, and contaminants in the Pacific Northwest. *Journal of Pesticide Reform.* 11(4): 7-12.
- Model** Palmer, B. D., Huth, L. K., Pioto, D. L., and Selcer, K. W. 1998. Vitellogenin as a biomarker for xenobiotic estrogens in an amphibian model system. *Environmental Toxicology and Chemistry.* 17(1): 30-36.
- Unrel** Papworth, D. S. 1971. Pesticides and ecology. *Bull. Entomol. Soc. Amer.* 17(1): 9-14.
- Surv** Parker, J. W. 1976. Pesticides and egg shell thinning in the Mississippi Kite. *J Wildl Manage.* 40(2): 243-248.
- Rev** Parslow, J. L. F. and Jefferies, D. J. Gannets and toxic chemicals. *British Birds.* 70 (9). 1977 366-372
- Rev** Peakall, D. B. 1985. Behavioral Responses of Birds to Pesticides and Other Contaminants. *Residue Rev.* 96: 45-78.
- Rev** Peakall, D. B. 1996. Dieldrin and Other Cyclodiene Pesticides in Wildlife. In: Environmental Contaminants in Wildlife Interpreting Tissue Concentrations. Beyer,W.N.//Heinz,G.H.//Redmon-Norwood,A.W. (Eds). CRC Press. pp 73-97.
- Rev** Peakall, D. B. 1970. Pesticides and the reproduction of birds. *Sci. Am.* 222(4): 73-8.
- Bio Acc** Peakall, D. B., Noble, D. G., Elliott, J. E., Somers, J. D., and Erickson, G. 1990. Environmental contaminants in Canadian peregrine falcons, *Falco peregrinus*: a toxicological assessment. *Can Field-Nat.* 104(2): 244-254.
- Unrel** Peoples, S. A. Jr. 1970. The pharmacology of rodenticides. *Proc. Vertebrate Pest; Conf.* No. 4.: 15-8.
- Surv** Pertoldi, C., Loeschcke, V., Madsen, A. B., and Randi, E. 1997. Developmental stability in the Eurasian otter (*Lutra lutra*) in Denmark. *Annales Zoologici Fennici.* 34(3): 187-196.
- Fate** Phillips, W. E. J. and Hatina, G. 1972. Effect of dietary organo chlorine pesticides on the liver

vitamin A content of the weanling rat. *Nutr Rep Int.* 5(5): 357-363.

- CP** Pimentel, D. 1992 . Ecological effects of pesticides on non-target species in terrestrial ecosystems. Scope (Scientific Committee on Problems of the Environment), No. 49. Methods to Assess Adverse Effects of Pesticides on Non-target Organisms; Workshop, Ceske Budejovice, Czechoslovakia, October 3-7, 1988. Illus. ISBN 0-471-93156-X. 171-190.
- Rev** Pimentel, D. 1972. Ecological impact of pesticides. *Environ Biol.* 72(2): 1-27.
- CP** Pimentel, D. 1987 . Is silent spring behind us. Silent Spring Revisited; Symposium, Philadelphia, Pennsylvania, Usa, August 1984., Illus. Paper. ISBN 0-8412-0981-2(PAPER); ISBN 0-8412-0980-4(CLOTH) : 175-188.
- Mix** Polin, D. and Ringer, R. K. 1976. Toxicity and tissue residues from diphenylhydantoin fed to chickens. *Poultry Science.* 55(5): 1946-1954.
- In Vit** Pomes A, Rodriguez-Farre E, and Sunol C. 1994. Disruption of GABA-dependent chloride flux by cyclodienes and hexachlorocyclohexanes in primary cultures of cortical neurons. *J Pharmacol Exp Ther.* 271(3): 1616-1623.
- Dead** Poole, K. G., Elkin, B. T., and Bethke, R. W. 1995. Environmental contaminants in wild mink in the Northwest Territories Canada. *Sci Total Environ.* 160-161: 473-486.
- Dead** Poole, K. G., Elkin, B. T., and Bethke, R. W. 1998. Organochlorine and heavy metal contaminants in wild mink in Western Northwest Territories, Canada. *Arch Environ Contamin Toxicol.* 34(4): 406-413.
- Mix** Porter, R. D. and Wiemeyer, S. N. 1969. Dieldrin and DDT: effects on sparrow hawk eggshells and reproduction. *Science.* 165(889): 199-200.
- Surv** Pruett-Jones, S. G., White, C. M., and Emison, W. B. 1981. Eggshell thinning and organochlorine residues in eggs and prey of peregrine falcons *Falco-peregrinus* from Victoria Australia. *EMU.* 80(Suppl): 281-287.
- Surv** Putnam, E. M., Brewer, R. N., and Cottier, G. J. 1974. Low level pesticide contamination of soil and feed and its effect on broiler tissue residue. *Poultry Science.* 53(5): 1695-1698.
- Rev** Quaife, ML, Winbush, JS, and Fitzhugh, OG. 1967. Survey of quantitative relationships between ingestion and storage of aldrin and dieldrin in animals and man. *Food Cosmetics Toxicol.* 5: 39-50.
- FL** Quidet, P. 1978. Use of pesticides and game mortality results of investigations and evaluation of the risks. Formation Permanente En Ecologie et Biologie. Pesticides et Gibier, Maladies du Gibier. (Continuing Education in Ecology and Biology. Pesticides and Game Animals, Game Diseases.). (In Fr.). ILLUS. MAPS. ISBN 2-04-010274-4 : 17-28.
- FL** Ramade, F. 1970. Birds, pesticides and death.. *Sci. Progr. Decouverte.* 3427: 24-35.
- No Dose** Ramamoorthy, Wang, K., Chen, F., Safe, I., and Norris, S. et. al. 1997. Potency of Combined Estrogenic Pesticides . *Science.* 275(5298): 405.
- Unrel** Randall, J. A., Hatch, S. M., and Hekkala, E. R. 1995. Inter-specific variation in anti-predator behavior in sympatric species of kangaroo rat. *Behavioral Ecology and Sociobiology* 36(4): 243-250.

- Surv** Ratcliffe, D. A. 1973. Studies of the recent breeding success of the peregrine, *Falco peregrinus*. *J Reprod Fertil Suppl.* 19: 377-89.
- CP** Reading, C. M., Arscott, G. H., and Tinsley, I. J. 1975. Effect of dieldrin and calcium on performance on adult Japanese quail. *Poultry Sci.* 54(5): 1808.
- Herp** Reeder, A. L., Foley, G. L., Nichols, D. K., Hansen, L. G., Wikoff, B., Faeh, S., Eisold, J., Wheeler, M. B., Warner, R., Murphy, J. E., and Beasley, V. R. 1998. Forms and prevalence of intersexuality and effects of environmental contaminants on sexuality in cricket frogs (*Acris crepitans*). *Environ Health Perspect.* 106(5): 261-266.
- Bio Acc** Reichel, W. L., Cromartie, E., Lamont, T. G., Mulhern, B. M., and Prouty, R. M. 1969. Pesticide residue in eagles. *Pesticides Monit. J.* 3(3): 142-4.
- Surv** Reichel, W. L., Schmelting, S. K., Cromartie, E., Kaiser, T. E., Krynitsky, A. I., Lamont, T. G., and Mulhern, B. M. 1984. Pesticide, PCB, and Lead Residues and Necropsy Data for Bald Eagles. *Environ. Monitor. Assess.* 4(4): 395(9).
- Bio Acc** Reidinger, R. F Jr. and Crabtree, D. G. 1974. Organochlorine residues in golden eagles, United States March 1964-July 1971. *Pestic. Monit. J.* 8(1): 37-43.
- Abstract** Ressang, AA, Titus, I, Andar, RS, and Soedarmo, D. 1959. Aldrin, dieldrin, and endrin intoxication in cats. *Vet. Bull.* 29
- Chem Meth** Reutergaardh, L., Wiemeyer, S. N., Porter, R. D., Hensler, G. L., and Maestrelli, J. R. 1989. Identification and distribution of chlorinated organic pollutants in the environment.: DDE, DDT + dieldrin: residues in American kestrels and relations to reproduction. NTIS-DE88757066. National Swedish Environment Protection Board, Solna. Patuxent Wildlife Research Center, Laurel, MD.
- Unrel** Reyes, H., Levine, R., Levi, A. J., Gatmaitan, Z., and Arias, I. M. 1971. Bilirubin: a model for studies of drug metabolism in man. *Ann N Y Acad Sci.* 179: 520-8.
- HHE** Richardson A and Robinson J. 1971. The identification of a major metabolite of HEOD (dieldrin) in human faeces. *Xenobiotica.* 1(3): 213-219.
- CP** Risebrough, R. W. and Monk, J. G. 1989. Toxic chemicals and birds of prey a perspective in 1987. Institute for Wildlife Research National Wildlife Federation Scientific and Technical Series, No. 12. Proceedings of the Western Raptor Management Symposium and Workshop; Boise, Idaho, Usa, October 26-28, 1987. Illus. Maps. Paper. ISBN 0-945051-02-6. 245-255.
- Not Avail** Robinson and Crabtree. 1969.
- CP** Robinson, P. W., Boul, H. L., Joyce, N. I., and Reid, T. C. 1998. Residue monitoring in wool, and the environmental impacts of pesticideresidues. *ACIAR Proceedings Series* (85): 100-114.
- Rev** Robinson, J. 1973. Industrial and agricultural pollution and the environment. *Roy. Soc. Health J.* 93(2): 62-68,106
- Bio Acc** Robinson J, Roberts M, Baldwin M, and Walker AI. 1969. The pharmacokinetics of HEOD (Dieldrin) in the rat. *Food Cosmet Toxicol.* 7(4): 317-332.
- Rev** Robinson, J. Jr. 1970. Birds and pest control chemicals. *Bird Study.* 17(2): 195-228 .
- Model** Romijn, C. A., Luttkik, R., and Canton, J. H. 1994. Presentation of a general algorithm to include

effect assessment on secondary poisoning in the derivation of environmental quality criteria. 2. Terrestrial food chains. *Ecotoxicol Environ Saf.* 27(2): 107-27.

- Diss** Rosenberg, G. B. 1990. *Investigations of organochlorine insecticides, polychlorinated biphenyls and mercury in great horned owls in Manitoba (raptors)*. The University of Manitoba (Canada). 122pp.
- Carcin** Roth, R. N. 1977. *The correlation between morphological appearance and biological behavior of proliferative hepatic nodules in the mouse*. Albany Med. Coll., Union Univ., Albany, NY
- Surv** Rousseau, M., Pourtaillier, J., and Taliercio, Y. 1971. Pollution of eggs by organo chlorinated pesticides frequency importance Origin. *Bull Acad Vet Fr.* 44(1): 27-32.
- Unrel** Roux, D. J., Badenhorst, J. E., Du Preez, H. H., and Steyn, G. J. 1994. Note on the occurrence of selected trace metals and organic compounds in water, sediment and biota of the Crocodile River, Eastern Transvaal, South Africa. *Water s A.* 20(4): 333-340.
- Rev** Rudd, RL and Genelly, RE. 1956. Pesticides: Their use and toxicity in relation to wildlife. *Calif. Dept. Fish and Game, Game Bull.* 7: 209 pp.
- FL** Rueda, C. M., Aguilera, J. F., and Boza, J. 1978. Effect of pesticides on the digestibility and utilization (of a diet in broilers). *An. Edafol. Agrobiol.* 37(9-10): 907-13.
- FL** Ruedi, D. 1973. Occurrence and significance of chlorinated hydrocarbons in field hares and their possible significance for the regression of the rabbit population since 1947. *Schweiz Arch Tierheilk.* 115: 597-613.
- FL** Ruiz Valencia, J. A. 1979. Effects of various amounts of dieldrin, fed to broiler fowls, on their productivity. *Veterinaria, Mexico.* 10(2): 148.
- Herp** Russell, R. W., Gobas, F. P. C, and Haffner, G. D. 1999. Maternal transfer and in ovo exposure of organochlorines in oviparous organisms: a model and field verification. *Environmental Science & Technology.* 33(3): 416-420.
- Herp** Russell, R. W., Hecnar, S. J., and Haffner, G. D. 1995. Organochlorine pesticide residues in southern Ontario spring Peepers. *Environ. Toxicol. Chem.* 14(5): 815-817.
- CP** Sandler, B. E., Van Gelder, G. A., Buck, W. B., Maland, J., and Karas, G. G. 1969. Behavioral indices of dieldrin pestic toxicity in sheep. *Toxicol Appl Pharmacol.* 14(3): 631.
- HHE** Saxena MC, Siddiqui MK, Agarwal V, and Kuuty D. 1983. A comparison of organochlorine insecticide contents in specimens of maternal blood, placenta, and umbilical-cord blood from stillborn and live-born cases. *J Toxicol Environ Health.* 11(1): 71-79.
- CP** Schei, P. J. 1977 . The Falcon Projekt (Falco peregrinus) in Norway. Lindberg, P. Report from a peregrine conference held at Grimso Wildlife Research Station, Sweden, 1-2 April 1977. Swedish Society for the Conservation of Nature, Stockholm 1977 118: 16-23.
- Diss** Schein, L. G. 1978. An evaluation of the effects of two pesticides on the male reproductive endocrine system. West Virginia Univ., Morgantown, WV
- Abstract** Schein, L. G. and Thomas, J. A. 1975. Parathion-dieldrin interactions on androgen metabolism in the mouse. *Toxicol. Appl. Pharmacol.* 33(1): 157.
- Abstract** Schein, L. G., Thomas, J. A., Klase, P., and Edward, W. 1976. Interaction of carbaryl and

dieldrin on the metabolism of (3h)testosterone (3h-t). Toxicol. Appl. Pharmacol. 37(1): 167-168.

- In Vit** Schofield PR, Darlison MG, Fujita N, Burt DR, Stephenson FA, Rodriguez H, Rhee LM, Ramachandran J, Reale V, and Glencorse TA. 1987. Sequence and functional expression of the GABA A receptor shows a ligand-gated receptor super-family. *Nature*. 328(6127): 221-227.
- Herp** Schuytema, G. S., Nebeker, A. V., Griffis, W. L., and Wilson, K. N. 1991. Teratogenesis, toxicity, and bioconcentration in frogs exposed to dieldrin. *Arch Environ Contam Toxicol*. 21(3): 332-50.
- Rev** Schwartz RD. 1988. The GABAA receptor-gated ion channel: biochemical and pharmacological studies of structure and function. *Biochem Pharmacol*. 37(18): 3369-3375.
- Surv** Scott TG, Willis YL, and Ellis JA. 1959. Some effects of a field application of dieldrin on wildlife. *J Wildl Manage*. 23(4): 409-427.
- No Oral** Seifert, J. 1989. Teratogenesis of polychlorocycloalkane insecticides in chicken embryos resulting from their interactions at the convulsant recognition sites of the GABA PRO receptor Complex. *Bull Environ Contam Toxicol*. 42(5): 707-715.
- Mix** Sekiguchi, F., Kato, M., Yamada, A., Morita, Y., Oshima, Y., Kitamura, S., and Iwata, H. 1976. Effects exerted on rats over 6 months by organochlorine pesticides fed in the daily diet. *Proc. Annu. Meet. Jpn. Soc. Vet. Sci*. 86: 69.
- Fate** Shah AH and Guthrie FE. 1970. Penetration of insecticides through the isolated midgut of insects and mammals. *Comp Gen Pharmacol*. 1(4): 391-399.
- No Dose** Sharma, R. P. 1973. Brain biogenic amines depletion by chronic dieldrin Exposure. *Life Sci*. 13(9): 1245-1251.
- No Dose** Sharma, R. P., Winn, D. S., and Low, J. B. 1976. Toxic, neurochemical and behavioral effects of dieldrin exposure in mallard ducks. *Arch Environ Contam Toxicol*. 5(1): 43-53.
- CP** Sharma, R. P. Jr., Winn, D. S. Jr., and Shupe, J. L. Jr. 1971. Neurologic and behavioral effects of dietary dieldrin in juvenile mallard ducks. *Toxicol. Appl. Pharmacol*. 19(2): 405-6 .
- CP** Shellenberger, T. E. and Fullerton, F. R. 1978. A multi-generation toxicity evaluation of P,P'-DDT and dieldrin with Japanese quail. II. Tissue residues analyses. *Drug Chem Toxicol*. 1(2): 147-61.
- Rev** Shellenberger, TE and Newell, GW. 1965. Toxicological evaluations of agricultural chemicals with Japanese quail. *Lab. Anim Cent coll PA* p. 15: 119.
- Unrel** Shirai, Y., Hosie, A. M., Buckingham, S. D., Holyoke, C. W. Jr., Baylis, H. A., and Sattelle, D. B. a. 1995. Actions of picrotoxinin and analogues on an expressed, homo-oligomeric GABA receptor of *Drosophila melanogaster*. *Neuroscience Letters*. 189(1): 1-4.
- In Vit** Shirai Y, Hosie AM, Buckingham SD, Holyoke CW, Baylis HA, and Sattelle DB. 1995. "Actions of picrotoxinin analogues on an expressed, homo-oligomeric GABA receptor of *Drosophila melanogaster*". *Neurosci Lett*. 189(1): 1-4.
- Acu** Shirazi, M. A., Bennett, R. S., and Ringer, R. K. 1994. An interpretation of toxicity response of bobwhite quail with respect to duration of exposure. *Arch Environ Contam Toxicol*. 26(4): 417-424.

- No Oral** Shore, R. F., Myhill, D. G., and Wright, J. 1996. A comparison of the toxicity to laboratory mice and pipistrelle bats *Pipistrellus pipistrellus* of exposure to remedially-treated timber. *Environ. Toxicol. Chem.* 2(2-3): 125-129.
- Surv** Shrubb, M. 1985. Breeding sparrowhawks *Accipiter-nisus* and organochlorine pesticides in Sussex and Kent Uk. *Bird Study.* 32(3): 155-163.
- Bio Acc** Sierra, M. and Santiago, D. 1987. Organochlorine pesticide levels in barn owls collected in Leon, Spain. *Bull Environ Contam Toxicol.* 38(2): 261-265.
- Surv** Sierra, M., Teran, M. T., Gallego, A., Diez, M. J., and Santiago, D. 1987. Organochlorine contamination in three species of diurnal raptors in Leon, Spain. *Bull Environ Contam Toxicol.* 38(2): 254-260.
- HHE** Sittig, M. 1980. Aldrin/dieldrin . In: Priority Toxic Pollutants: Health Impacts and Allowable Limits. 58-63. Noyes Data Corp. Park Ridge, NJ.
- FL** Skare, J. U. 1995. Environmental toxicology research at a veterinary college-veterinary institute. *Norsk Veterinaertidsskrift.* 107(4): 363-376.
- Herp** Skaare, J. U., Ingebrigtsen, K., Aulie, A., and Kanui, T. I. 1991. Organochlorines in crocodile eggs from Kenya. *Bull Environ Contam Toxicol.* 47(1): 126-130.
- Prim** Smith RM, Cunningham WL, van Gelder GA, and Karas GG. 1976. Dieldrin toxicity and successive discrimination reversal in squirrel monkeys (*Saimiri sciureus*). *J Toxicol Environ Health.* 1(5): 737-747.
- Surv** Snyder, N. F. R., Snyder, H., Lincer, J. L., and Reynolds, R. T. 1973. Organochlorines, heavy metals, and the biology of North American accipiters. *BioScience.* 23(5): 300-305.
- No Oral** Snyder RL. 1974. Effects of dieldrin on homing and orientation in deer mice. *J Wildl Manage.* 38(2): 362-364.
- Rev** Solomon, K. R. 1998. Endocrine-modulating substances in the environment: the wildlife Connection. *International Journal of Toxicology.* 17(2): 159-171.
- Surv** Springer, A. M., Walker, W. II, Riserbough, R. W., Benfield, D., Ellis, D. H., Mattox, W. G., Mindell, D. P., and Roseneau, D. G. 1984. Origins of organochlorines accumulated by peregrine falcons *Falco-peregrinus* breeding in Alaska USA and Greenland. *Can Field-Nat.* 98(2): 159-166.
- Bio Acc** Stadelman, W. J. Record of some chemical residues in poultry products. *BioScience.* 23(7): 424-428; 1973(REF:38)
- CP** Stanley P I and Bunyan P J. 1979. Hazards to wintering geese and other wildlife from the use of dieldrin, chlorfenvinphos and carbophenothion as wheat seed Treatments. *Proceedings of the Royal Society of London Series B Biological Sciences.* 205(1158): 31-45.
- Surv** Steidl, R. J., Griffin, C. R., and Niles, L. J. 1991. Contaminant levels of osprey eggs and prey reflect regional differences in reproductive success. *J. Wildl. Manage.* 55(4): 601-608.
- FL** Stenberg, A. I. and Rybakova, M. N. 1967. The action of some pesticides upon the endocrine system. *Gig. Sanit.* 322(1): 81-6.
- Mix** Stendell, R. C., Beyer, W. N., and Stehn, R. A. 1989. Accumulation of lead and organochlorine

residues in captive American kestrels fed pine voles from apple orchards. *J Wildl Dis.* 25(3): 388-391.

- Bio Acc** Stendell, R. C., Gilmer, D. S., Coon, N. A., and Swineford, D. M. 1988. Organochlorine and mercury residues in Swainson's and ferruginous hawk eggs collected in North Dakota and South Dakota USA 1974-79. *Environ Monit Assess.* 10(1): 37-42.
- Fate** Stevens, J. T., Oberholser, K. M., Wagner, S. R., and Greene, F. E. 1977. Content and activities of microsomal electron transport components during the development of dieldrin-induced hypertrophic hypoactive endoplasmic transport. *Toxicol. Appl. Pharmacol.* 39(3): 411-421.
- CP** Stevens, J. T., Wagner, S. R., Zemaitis, M. A., and Greene, F. E. 1973. Effect of chronic dieldrin exposure on the hepatic microsomal mixed function oxidase system from male and female rats. *Toxicol. Appl. Pharmacol.* 25(3): 484.
- Carcin** Stevenson, D. E., Thorpe, E., Hunt, P. F., and Walker, A. I. T. 1976. The toxic effects of dieldrin in rats: a reevaluation of data obtained in a two-year feeding study. *Toxicol. Appl. Pharmacol.* 36: 247-254.
- Diss** Stevenson, D. E. and Walker, A. I. T. 1969. Hepatic lesions produced in mice by dieldrin and other hepatic enzyme-inducing compounds. *European J. Toxicol.* 2(2): 83-4.
- Code** Stickel WH, Stickel LF, and Spann JW. 1969. Tissue residues of dieldrin in relation to mortality in birds and mammals. *Chemical Fallout* : 174-204.
- CP** Stinson, E. R. 1990. Pesticide-Related Wildlife Mortality in Virginia: 1980-1990. Va Polytechnic Inst & State Univ 3rd Natl Res Conf on Pesticides, Blacksburg
- Abstract** Stoewsand, G. S. and Bourke, J. B. 1968. The influence of dietary protein on the resistance to dieldrin toxicity in the rat. *IMS Ind Med Surg.* 37(7): 526.
- Bio Acc** Stone, W. B. and Okoniewski, J. C. 1983. Organochlorine toxicants in great horned owls (*Bubo virginianus*) from New York (USA), 1981-1982. *Northeast Environ Sci.* 2(1): 1-7.
- FL** Straass, V. and Kluth, S. 1985. The hawk. *Jahrb Ver Schutz Bergwelt.* 50: 255-277.
- Bio Acc** Street, J. C., Chadwick, R. W., Wang, M., and Phillips, R. L. 1966. Insecticide interactions affecting residue storage in animal tissues. *J Agric Food Chem.* 14(6): 545-549.
- No Control** Street, JC. 1964. DDT antagonism to dieldrin storage in adipose tissue of rats. *Science.* 146: 1580.
- Surv** Stromborg, K. L. 1979. Pheasant food habits in spring and consumption of seed treatment pesticides. *Journal of Wildlife Management.* 43(1): 214-219.
- Diss** Stromborg, K. L. 1975. Sub-lethal effects of seed treatment pesticides on breeding hen pheasants.
- Surv** Summerour, C. W. 1972. A quantitative study of reproductive mortality in cattle egrets, *Bubulcus ibis*, and little blue herons, *Florida caerulea*, near Cliftonville, Noxubee County, Mississippi.
- Surv** Sundlof, S. F., Forrester, D. J., Thompson, N. P., and Collopy, M. W. 1986. Residues of chlorinated hydrocarbons in tissues of raptors in Florida. *J Wildl Dis.* 22(1): 71-82.
- Acute** Swanson, K. L. 1983. A comparison of the neurotoxic effects of dieldrin and chlordecone in the rat

- Acu** Swanson, K. L. and Woolley, D. E. 1982. Comparison of the neurotoxic effects of chlordecone and dieldrin in the rat. *Neurotoxicology*. 3(2): 81-102.
- Nut def** Thiele, O. W. 1973. Interaction between DDT and essential fatty acids. *Hippocrates*. 44: 95.
- Rev** Thomas, J. A. 1975. Effects of pesticides on reproduction. *Adv Sex Horm Res*. 1: 205-23.
- In Vit** Thomas, J. A., Donovan, M. P., and Schein, L. G. 1978. A biochemical basis for insecticide-induced changes in the male reproductive system. *Toxicol. Appl. Pharmacol.* 45(1): 291 .
- Bio Acc** Thomas, J. A., Lloyd, J. W., Smith, M. T., Mawhinney, M. G., and Smith, C. G. 1973. Effect of dieldrin on the accumulation and biotransformation of radioactive testosterone by the mouse prostate gland. *Toxicol Appl Pharmacol.* 26(4): 523-531.
- Mix** Thomas, R. F. and Medley, J. G. 1971. Effect on eggs of applications to poultry of pesticide formulations contaminated with chlorinated hydrocarbons. *J Assoc Off Anal Chem.* 54(3): 681-4.
- Carcin** Thorpe, E. and Walker, A. I. 1973. The toxicology of dieldrin (HEOD). II. Comparative long-term oral toxicity studies in mice with dieldrin, DDT, phenobarbitone, -BHC and -BHC. *Food Cosmet Toxicol.* 11(3): 433-42.
- CP** Tinsley, I. J. 1968. An interaction of dieldrin with thiamine. *Proc Soc Exp Biol Med.* 129(2): 463-5.
- Nutrition** Tinsley, I. J. 1966. Nutritional interactions in dieldrin toxicity. *J. Agr. Food Chem.* 14(6): 563-5.
- Nutrition** Tinsley, R. R. and Lowry, I. J. 1969. Nutritional interactions and organochlorine insecticide activity. *Ann. N. Y. Acad. Sci.* 160(1): 291-8.
- Not Prim** Treon, J. F. and Cleveland, F. P. 1955. Toxicity of certain chlorinated hydrocarbon insecticides for laboratory animals, with special reference to aldrin and deildrin. *Ag. Food Chem.* 3: 402-408.
- Not Avail** Treon, JF, Cleveland, FP, Stemmer, KL, Shaffer, FE, Cappel, J, Wagner, W, Boyd, J, Gotay, J, Moody, H, Marshall, T, and Litwin, A. 1954. *The Physiological Effects of Feeding Rats on Diets Containing Aldrin, Dieldrin, or DDT*. Unpublished report of Kettering Laboratory, Univ. of Cincinnati.
- Not Avail** Treon, JF, Dutra, FR, Shaffer, FE, Cleveland, FP, Wagner, W, and Gahegan, T. 1951. *The Toxicity of Aldrin and Dieldrin When Fed to Dogs Fro Variable Periods*. Unpublished report of Kettering Laboratory, Univ. of Cincinnati.
- Acute** Treon, JF, Gahegan, T, and Coomer, J. 1952. *The Immediate Toxicity of Aldrin, Dieldrin and Compound 49-rl-5, a Possible Contaminant of Impure Aldrin*. Unpublished report of Kettering Laboratory, Univ. of Cincinnati.
- Dermal** Treon, JF, Hartman, L, Gahegan, T, and Neddermann, G. 1953. *The Immediate and Cumulative Toxicity of Aldrin, Dieldrin and Ddt When Maintained in Contact with the Skin of Rabbits*. Unpublished report of Kettering Laboratory, Univ. of Cincinnati.
- Surv** Turner, J. C., Solly, S. R. B., Mol-Krijnen, J. C. M., and Shanks, V. 1978. Organochlorine, fluorine, and heavy-metal levels in some birds from NewZealand estuaries. *New Zealand Journal of Science* 21(1): 99-102.

- BioAcc** US Army. 1976. *Rocky Mountain Arsenal Bird Kill (Entomological Special Study)*. RMA-83020R03; NTIS-AD-A285 553/4
- No Oral** Vainio H and Parkki MG. 1976. Enhancement of microsomal monooxygenase, epoxide hydrase and UDPglucuronyltransferase by aldrin, dieldrin and isosafrole administrations in rat liver. *Toxicology*. 5(3): 279-286.
- Not Prim** Van Gelder, G. A. 1975. Behavioral toxicologic studies of dieldrin DDT and ruelene in sheep. 217-239. In: *Environmental Science Research, Behavioral Toxicology*. Weiss, Bernard and Victor G. Laties (Ed.). pg 217-239. Plenum Press, New York
- Meth** Van Gelder, G. A., Carson, T. L., Smith, R. M., Buck, W. B., and Karas, G. G. 1973. Neurophysiologic and behavioral toxicologic testing to detect subclinical neurologic alterations induced by environmental toxicants. *J Am Vet Med Assoc*. 163(9): 1033-5.
- Surv** Varela-Alvarez, H., Sink, J. D., and Wilson, L. L. 1973. Certain physiological factors affecting organochlorine pesticide metabolism in ovine females. *Journal of Agricultural and Food Chemistry*. 21(3): 407-409.
- Rev** Varela, G., Torralba, A., and Del Mar Andujar, M. 1976. The influence of chlorinated hydrocarbon contaminants in the ingestion of Foods. *An R Acad Farm*. 42(4): 547-561.
- FL** Velle, W. 1971. Egg formation and influence of pesticides on the reproduction of birds. *Tidsskr. Norske Laegeforen*. 91(32): 2299-2302 .
- FL** Velle, W. 1971. (How the egg is formed and the effect of insecticides on the reproduction of birds.). *Nor Vet Tidsskr*. 83(9): 448-453.
- In Vit** Verma SR, Gupta AK, Bansal SK, and Dalela RC. 1978. In vitro disruption of ATP dependent active transport following treatment with aldrin and its epoxy analog dieldrin in a fresh water teleost, *Labeo rohita*. *Toxicology*. 11(2): 193-201.
- Diss** Virgo, B. B. 1974. Physiological and biochemical mechanisms of dieldrin-induced reproductive lesions in the SWV mouse.
- CP** Virgo, B. B. and Bellward, G. D. 1973. Effect of dieldrin on mouse reproduction. *Proc. Can. Fed. Biol. Soc*. 16: 103.
- In Vit** Viviani, A., Lutz, W. K., and Schlatter, C. 1978. Time course of the induction of aryl hydrocarbon hydroxylase in rat liver nuclei and microsomes by phenobarbital, 3-methylcholanthrene, 2,3,7,8-tetrachlorodibenzo-p-dioxin, dieldrin and other inducers. *Biochem. Pharmacol*. 27(17): 2103-2108.
- In Vit** Vonier, P. M., Crain, D. A., McLachlan, J. A., Guillette, L. J. Jr., and Arnold, S. F. 1996. Interaction of environmental chemicals with the estrogen and progesterone receptors from the oviduct of the American alligator. *Environmental Health Perspectives*. 104(12): 1318-1322.
- Acute** Wagner, S. R. and Greene, F. E. 1978. Dieldrin-induced alterations in biogenic amine content of rat brain. *Toxicol. Appl. Pharmacol*. 43(1): 45-55.
- CP** Wagner, S. R. and Greene, F. E. 1974. Effect of acute and chronic dieldrin exposure on brain biogenic amines of male and female rats. *Toxicol. Appl. Pharmacol*. 29(1): 119.
- Alt** Wagstaff, D. J. and Street, J. C. 1971. Ascorbic acid deficiency and induction of hepatic microsomal hydroxylative enzymes by organochlorine pesticides. *Toxicol Appl Pharmacol*.

19(1): 10-9.

- CP** Walker, A. I. T., Thorpe, E., Robinson, J., and Baldwin, M. K. 1971. Toxicity studies on the photoisomerisation product of dieldrin. *Mededelingen Fakulteit Landbouwwetenschappen Gent*. 36(1): 398-409.
- Surv** Walker, C. H. and Newton, I. 1998. Effects of cyclodiene insecticides on the sparrowhawk (*Accipiter nisus*) in Britain: a reappraisal of the evidence. *Ecotoxicology*. 7(4): 185-189.
- Fate** Walton, M. S., Bastone, V. B., and Baron, R. L. 1971. Subchronic toxicity of photodieldrin, a photo decomposition product of dieldrin. *Toxicol Appl Pharmacol*. 20(1): 82-8.
- No Tox** Warner, R. E., Etter, S. L., Joselyn, G. B., and Ellis, J. A. 1984. Declining Survival Rates of Ring-Necked Pheasant Chicks in Illinois agricultural systems. *J Wildl Manag*. 48(1): 82-89.
- Acu** Webb, R. E., Hartgrove, R. W., Randolph, W. C., Petrella, V. J., and Horsfall, F. Jr. 1973. Toxicity studies in endrin-susceptible and resistant strains of pine mice. *Toxicol Appl Pharmacol*. 25(1): 42-7.
- Mix** Wiemeyer, S. N., Porter, R. D., Hensler, G. L., and Maestrelli, J. R. 1987. *dde, Ddt + Dieldrin: Residues in American Kestrels and Relations to Reproduction*. Ref ID: 3662
- CP** Welch, R. M., Levin, W., and Conney, A. H. 1969. Effect of chlorinated insecticides on steroid metabolism. *Chem. Fallout*. 390-407.
- No Oral** Welch, R. M., Levin, W., Kuntzman, R., Jacobson, M., and Conney, A. H. 1971. Effect of halogenated hydrocarbon insecticides on the metabolism and uterotropic action of estrogens in rats and mice. *Toxicol. Appl. Pharmacol*. 19(2): 234-46.
- In Vit** Wells MR, Phillips JB, and Murphy GG. 1974. "ATPase activity in tissues of the map turtle, *Graptemys geographica* following in vitro treatment with aldrin and dieldrin". *Bull Environ Contam Toxicol*. 11(6): 572-576.
- Surv** Weseloh, D. V. C., Rodrigue, J., Blokpoel, H., and Ewins, P. J. 1997. Contaminant concentrations in eggs of black terns (*Chlidonias niger*) from southern Ontario and southern Quebec, 1989-1996. *Colonial Waterbirds*. 20(3): 604-616.
- Surv** Wessels, C. L., Tannock, J., Blake, D., and Phelps, R. J. 1980. Chlorinated hydrocarbon insecticide residues in *Crocodilus niloticus* Laurentius eggs from Lake Kariba. *Transactions of the Zimbabwe Scientific Association*. 60(3): 11-17.
- Surv** WHITE, D. H. and GEITNER, J. G. H. 1996. Environmental contaminants and productivity in an extinct heronry at charleston harbor, south carolina, u.s.a. 1984. *Environmental Monitoring and Assessment*. 40(2): 137-141.
- Surv** White, D. H., King, K. A., and Prouty, R. M. 1980. Significance of organo chlorine and heavy metal residues in wintering shore birds at corpus-christi texas usa 1976-1977. *Pestic Monit J*. 14(2): 58-63.
- Surv** White, D. H., King, K. A., and Prouty, R. M. 1980. Significance of organochlorine and heavy metal residues in wintering shorebirds at Corpus Christi, Texas, 1976-77. *Pestic. Monit. J*. 14(2): 58-63.
- Bio Acc** White, D. H., Rice, C. P., Hoffman, D. J., and Gee, G. F. 1994. Environmental contaminants in nonviable eggs of the endangered Mississippi sandhill crane (*Grus canadensis pulla*). *Environ*

Monit Assess. 31(3): 225-232.

- Surv** White, D. H., Seginak, J. T., and Simpson, R. C. 1990. Survival of northern bobwhites in Georgia USA cropland use and pesticides. *Bull Environ Contam Toxicol.* 44(1): 73-80.
- Rev** WHO. 1989. *Environmental Health Criteria 91: Aldrin and Dieldrin.*
- Surv** Wiemeyer, Stanley N., Schmeling, Sheila K., and Anderson, Allen. 1987. Environmental pollutant and necropsy data for ospreys from the eastern United States, 1975-1982. *J. Wildl. Dis.* 23(2): 279-91 .
- Surv** Wiemeyer, S. N., Lamont, T. G., and Locke, L. N. 1980. Residues of environmental pollutants and necropsy data for eastern usa ospreys (*Pandion haliaetus*), 1964-1973. *Estuaries.* 3(3): 155-167.
- No COC** Wiemeyer, SN and Sparling, DW. 1991. Acute toxicity of four anticholinesterase insecticides to American kestrels, eastern screech-owls, and northern bobwhite. *Environ Toxicol Chem.* 10: 1139-48.
- Surv** Wikteliuss, S. and Edwards, C. A. 1997. Organochlorine insecticide residues in African Fauna: 1971-1995. *Rev Environ Contam Toxicol.* 151: 1-37.
- Acute** Wilkinson, G. T. 1973. Dieldrin poisoning in the cat. *Veterinary Record.* 92(19): 510.
- Herp** Willingham, E. and Crews, D. a. 1999. Sex reversal effects of environmentally relevant xenobiotic concentrations on the red-eared slider turtle, a species with temperature-dependent sex determination. *General and Comparative Endocrinology.* 113(3): 429-435.
- Diss** Winn, DS. 1973. *Effects of Sublethal Levels of Dieldrin on Mallard Breeding Behavior and Reproduction.* Utah State University
- Rev** Winteringham, FPW and Barnes, JM. 1955. Comparative response of insects and mammals to certain halogenated hydrocarbons used as insecticides. *Physiol. Rev.* 35: 701-39.
- Acute** Witter, R. F. and Farrior, W. L. 1964. Effects of Dieldrin or DDT in vivo on Alpha-Alanine, Gamma-Amino-Butyrate, Glutamine, and Glutamate in Rat Brain. Pub. in the *Society for Experimental Biology and Medicine*, v115 p487-490 1964. Included in the report, Journal Articles on Toxicology. Group 5, PB-279 175.
- No Oral** Wolff T and Guengerich FP. 1987. Rat liver cytochrome P-450 isozymes as catalysts of aldrin epoxidation in reconstituted monooxygenase systems and microsomes. *Biochem Pharmacol.* 36(16): 2581-2588.
- Surv** Wood, P. B., Viverette, C., Goodrich, L., Pokras, M., and Tibbott, C. 1996. Environmental contaminant levels in sharp-shinned hawks from the eastern United States. *Journal of Raptor Research.* 30(3): 136-144.
- Unrel** Woods JS, Bowers MA, and Davis HA. 1991. Urinary porphyrin profiles as biomarkers of trace metal exposure and toxicity: studies on urinary porphyrin excretion patterns in rats during prolonged exposure to methyl mercury. *Toxicol Appl Pharmacol.* 110(3): 464-476.
- CP** Woolley, D., Zimmer, L., Dodge, D., and Swanson, K. 1985. Effects of lindane-type insecticides in mammals unsolved Problems. Symposium on Pyrethroids and Neuroactive Pesticides Held at the 3rd International Conference on Neurotoxicology of Selected Chemicals. Little Rock, Arkansas, Usa, Sept. 9-12, 1984. *Neurotoxicology.* 6(2): 165-192.

- In Vit** Wright AS, Akintonwa DA, and Wooder MF. 1977. Studies on the interactions of dieldrin with mammalian liver cells at the subcellular level. *Ecotoxicol Environ Saf.* 1(1): 7-16.
- Prim** Wright AS, Donninger C, Greenland RD, Stemmer KL, and Zavon MR. 1978. The effects of prolonged ingestion of dieldrin on the livers of male rhesus monkeys. *Ecotoxicol Environ Saf.* 1(4): 477-502.
- Rev** Wurster CF. 1971. Aldrin and Dieldrin. *Environment.* 13(8): 33-45.
- Surv** Wyllie, I., Dale, L., and Newton, I. 1996. Unequal sex-ratio, mortality causes and pollutant residues in long-eared owls in Britain. *British Birds.* 89(10): 429-436.
- Surv** Wyllie, I. and Newton, I. 1991. Demography of an increasing population of Sparrowhawks. *J Anim Ecol.* 60(3): 749-766.
- In Vit** Zhang HG, ffrench-Constant RH, and Jackson MB. 1994. A unique amino acid of the Drosophila GABA receptor with influence on drug sensitivity by two mechanisms. *J Physiol (Lond).* 479 (Pt 1): 65-75.
- Surv** 1976. Rocky Mountain Arsenal Bird Kill (Entomological Special Study). RMA-83020R03

Literature Rejection Categories		
Rejection Criteria	Description	Receptor
ABSTRACT (Abstract)	Abstracts of journal publications or conference presentations.	Wildlife Plants and Soil Invertebrates
ACUTE STUDIES (Acu)	Single oral dose or exposure duration of three days or less.	Wildlife
AIR POLLUTION (Air P)	Studies describing the results for air pollution studies.	Wildlife Plants and Soil Invertebrates
ALTERED RECEPTOR (Alt)	Studies that describe the effects of the contaminant on surgically-altered or chemically-modified receptors (e.g., right nephrectomy, left renal artery ligation, hormone implant, etc.).	Wildlife
AQUATIC STUDIES (Aquatic)	Studies that investigate toxicity in aquatic organisms.	Wildlife Plants and Soil Invertebrates
ANATOMICAL STUDIES (Anat)	Studies of anatomy. Instance where the contaminant is used in physical studies (e.g., silver nitrate staining for histology).	Wildlife
BACTERIA (Bact)	Studies on bacteria or susceptibility to bacterial infection.	Wildlife Plants and Soil Invertebrates
BIOACCUMULATION SURVEY (Bio Acc)	Studies reporting the measurement of the concentration of the contaminant in tissues.	Wildlife Plants and Soil Invertebrates
BIOLOGICAL PRODUCT (BioP)	Studies of biological toxicants, including venoms, fungal toxins, <i>Bacillus thuringiensis</i> , other plant, animal, or microbial extracts or toxins.	Wildlife Plants and Soil Invertebrates
BIOMARKER (Biom)	Studies reporting results for a biomarker having no reported association with an adverse effect and an exposure dose (or concentration).	Wildlife
CARCINOGENICITY STUDIES (Carcin)	Studies that report data only for carcinogenic endpoints such as tumor induction. Papers that report systemic toxicity data are retained for coding of appropriate endpoints.	Wildlife Plants and Soil Invertebrates
CHEMICAL METHODS (Chem Meth)	Studies reporting methods for determination of contaminants, purification of chemicals, etc. Studies describing the preparation and analysis of the contaminant in the tissues of the receptor.	Wildlife Plants and Soil Invertebrates
CONFERENCE PROCEEDINGS (CP)	Studies reported in conference and symposium proceedings.	Wildlife Plants and Soil Invertebrates
DEAD (Dead)	Studies reporting results for dead organisms. Studies reporting field mortalities with necropsy data where it is not possible to establish the dose to the organism.	Wildlife Plants and Soil Invertebrates
DISSERTATIONS (Diss)	Dissertations are excluded. However, dissertations are flagged for possible future use.	Wildlife
DRUG (Drug)	Studies reporting results for testing of drug and therapeutic effects and side-effects. Therapeutic drugs include vitamins and minerals. Studies of some minerals may be included if there is potential for adverse effects.	Wildlife Plants and Soil Invertebrates
DUPLICATE DATA (Dup)	Studies reporting results that are duplicated in a separate publication. The publication with the earlier year is used.	Wildlife Plants and Soil Invertebrates

Literature Rejection Categories		
Rejection Criteria	Description	Receptor
ECOLOGICAL INTERACTIONS (Ecol)	Studies of ecological processes that do not investigate effects of contaminant exposure (e.g., studies of “silver” fox natural history; studies on ferrets identified in iron search).	Wildlife Plants and Soil Invertebrates
EFFLUENT (Effl)	Studies reporting effects of effluent, sewage, or polluted runoff.	Wildlife Plants and Soil Invertebrates
ECOLOGICALLY RELEVANT ENDPOINT (ERE)	Studies reporting a result for endpoints considered as ecologically relevant but is not used for deriving Eco-SSLs (e.g., behavior, mortality).	Plants and Soil Invertebrates
CONTAMINANT FATE/METABOLISM (Fate)	Studies reporting what happens to the contaminant, rather than what happens to the organism. Studies describing the intermediary metabolism of the contaminant (e.g., radioactive tracer studies) without description of adverse effects.	Wildlife Plants and Soil Invertebrates
FOREIGN LANGUAGE (FL)	Studies in languages other than English.	Wildlife Plants and Soil Invertebrates
FOOD STUDIES (Food)	Food science studies conducted to improve production of food for human consumption.	Wildlife
FUNGUS (Fungus)	Studies on fungus.	Wildlife Plants and Soil Invertebrates
GENE (Gene)	Studies of genotoxicity (chromosomal aberrations and mutagenicity).	Wildlife Plants and Soil Invertebrates
HUMAN HEALTH (HHE)	Studies with human subjects.	Wildlife Plants and Soil Invertebrates
IMMUNOLOGY (IMM)	Studies on the effects of contaminants on immunological endpoints.	Wildlife Plants and Soil Invertebrates
INVERTEBRATE (Invert)	Studies that investigate the effects of contaminants on terrestrial invertebrates are excluded.	Wildlife
IN VITRO (In Vit)	<i>In vitro</i> studies, including exposure of cell cultures, excised tissues and/or excised organs.	Wildlife Plants and Soil Invertebrates
LEAD SHOT (Lead shot)	Studies administering lead shot as the exposure form. These studies are labeled separately for possible later retrieval and review.	Wildlife
MEDIA (Media)	Authors must report that the study was conducted using natural or artificial soil. Studies conducted in pore water or any other aqueous phase (e.g., hydroponic solution), filter paper, petri dishes, manure, organic or histosols (e.g., peat muck, humus), are not considered suitable for use in defining soil screening levels.	Plants and Soil Invertebrates
METHODS (Meth)	Studies reporting methods or methods development without usable toxicity test results for specific endpoints.	Wildlife Plants and Soil Invertebrates
MINERAL REQUIREMENTS (Mineral)	Studies examining the minerals required for better production of animals for human consumption, unless there is potential for adverse effects.	Wildlife
MIXTURE (Mix)	Studies that report data for combinations of single toxicants (e.g. cadmium and copper) are excluded. Exposure in a field setting from contaminated natural soils or waste application to soil may be coded as Field Survey.	Wildlife Plants and Soil Invertebrates

Literature Rejection Categories		
Rejection Criteria	Description	Receptor
MODELING (Model)	Studies reporting the use of existing data for modeling, i.e., no new organism toxicity data are reported. Studies which extrapolate effects based on known relationships between parameters and adverse effects.	Wildlife Plants and Soil Invertebrates
NO CONTAMINANT OF CONCERN (No COC)	Studies that do not examine the toxicity of Eco-SSL contaminants of concern.	Wildlife Plants and Soil Invertebrates
NO CONTROL (No Control)	Studies which lack a control or which have a control that is classified as invalid for derivation of TRVs.	Wildlife Plants and Soil Invertebrates
NO DATA (No Data)	Studies for which results are stated in text but no data is provided. Also refers to studies with insufficient data where results are reported for only one organism per exposure concentration or dose (wildlife).	Wildlife Plants and Soil Invertebrates
NO DOSE or CONC (No Dose)	Studies with no usable dose or concentration reported, or an insufficient number of doses/concentrations are used based on Eco-SSL SOPs. These are usually identified after examination of full paper. This includes studies which examine effects after exposure to contaminant ceases. This also includes studies where offspring are exposed in utero and/or lactation by doses to parents and then after weaning to similar concentrations as their parents. Dose cannot be determined.	Wildlife Plants and Soil Invertebrates
NO DURATION (No Dur)	Studies with no exposure duration. These are usually identified after examination of full paper.	Wildlife Plants and Soil Invertebrates
NO EFFECT (No Efect)	Studies with no relevant effect evaluated in a biological test species or data not reported for effect discussed.	Wildlife Plants and Soil Invertebrates
NO ORAL (No Oral)	Studies using non-oral routes of contaminant administration including intraperitoneal injection, other injection, inhalation, and dermal exposures.	Wildlife
NO ORGANISM (No Org) or NO SPECIES	Studies that do not examine or test a viable organism (also see in vitro rejection category).	Wildlife Plants and Soil Invertebrates
NOT AVAILABLE (Not Avail)	Papers that could not be located. Citation from electronic searches may be incorrect or the source is not readily available.	Wildlife Plants and Soil Invertebrates
NOT PRIMARY (Not Prim)	Papers that are not the original compilation and/or publication of the experimental data.	Wildlife Plants and Soil Invertebrates
NO TOXICANT (No Tox)	No toxicant used. Publications often report responses to changes in water or soil chemistry variables, e.g., pH or temperature. Such publications are not included.	Wildlife Plants and Soil Invertebrates
NO TOX DATA (No Tox Data)	Studies where toxicant used but no results reported that had a negative impact (plants and soil invertebrates).	Plants and Soil Invertebrates
NUTRIENT (Nutrient)	Nutrition studies reporting no concentration related negative impact.	Plants and Soil Invertebrates
NUTRIENT DEFICIENCY (Nut def)	Studies of the effects of nutrient deficiencies. Nutritional deficient diet is identified by the author. If reviewer is uncertain then the administrator should be consulted. Effects associated with added nutrients are coded.	Wildlife
NUTRITION (Nut)	Studies examining the best or minimum level of a chemical in the diet for improvement of health or maintenance of animals in captivity.	Wildlife
OTHER AMBIENT CONDITIONS (OAC)	Studies which examine other ambient conditions: pH, salinity, DO, UV, radiation, etc.	Wildlife Plants and Soil Invertebrates

Literature Rejection Categories		
Rejection Criteria	Description	Receptor
OIL (Oil)	Studies which examine the effects of oil and petroleum products.	Wildlife Plants and Soil Invertebrates
OM, pH (OM, pH)	Organic matter content of the test soil must be reported by the authors, but may be presented in one of the following ways; total organic carbon (TOC), particulate organic carbon (POC), organic carbon (OC), coarse particulate organic matter (CPOM), particulate organic matter (POM), ash free dry weight of soil, ash free dry mass of soil, percent organic matter, percent peat, loss on ignition (LOI), organic matter content (OMC). With the exception of studies on non-ionizing substances, the study must report the pH of the soil, and the soil pH should be within the range of \$4 and #8.5. Studies that do not report pH or report pH outside this range are rejected.	Plants and Soil Invertebrates
ORGANIC METAL (Org Met)	Studies which examine the effects of organic metals. This includes tetraethyl lead, triethyl lead, chromium picolinate, phenylarsonic acid, roxarsone, 3-nitro-4-phenylarsonic acid, zinc phosphide, monomethylarsonic acid (MMA), dimethylarsinic acid (DMA), trimethylarsine oxide (TMAO), or arsenobetaine (AsBe) and other organo metallic fungicides. Metal acetates and methionines are not rejected and are evaluated.	Wildlife
LEAD BEHAVIOR OR HIGH DOSE MODELS (Pb Behav)	There are a high number of studies in the literature that expose rats or mice to high concentrations of lead in drinking water (0.1, 1 to 2% solutions) and then observe behavior in offspring, and/or pathology changes in the brain of the exposed dam and/or the progeny. Only a representative subset of these studies were coded. Behavior studies examining complex behavior (learned tasks) were also not coded.	Wildlife
PHYSIOLOGY STUDIES (Phys)	Physiology studies where adverse effects are not associated with exposure to contaminants of concern.	Wildlife
PLANT (Plant)	Studies of terrestrial plants are excluded.	Wildlife
PRIMATE (Prim)	Primate studies are excluded.	Wildlife
PUBL AS (Publ as)	The author states that the information in this report has been published in another source. Data are recorded from only one source. The secondary citation is noted as Publ As.	Wildlife Plants and Soil Invertebrates
QSAR (QSAR)	Derivation of Quantitative Structure-Activity Relationships (QSAR) is a form of modeling. QSAR publications are rejected if raw toxicity data are not reported or if the toxicity data are published elsewhere as original data.	Wildlife Plants and Soil Invertebrates
REGULATIONS (Reg)	Regulations and related publications that are not a primary source of data.	Wildlife Plants and Soil Invertebrates
REVIEW (Rev)	Studies in which the data reported in the article are not primary data from research conducted by the author. The publication is a compilation of data published elsewhere. These publications are reviewed manually to identify other relevant literature.	Wildlife Plants and Soil Invertebrates

Literature Rejection Categories		
Rejection Criteria	Description	Receptor
SEDIMENT CONC (Sed)	Studies in which the only exposure concentration/dose reported is for the level of a toxicant in sediment.	Wildlife Plants and Soil Invertebrates
SCORE (Score)	Papers in which all studies had data evaluation scores at or lower than the acceptable cut-off (#10 of 18) for plants and soil invertebrates).	Plants and Soil Invertebrates
SEDIMENT CONC (Sed)	Studies in which the only exposure concentration/dose reported is for the level of a toxicant in sediment.	Wildlife Plants and Soil Invertebrates
SLUDGE	Studies on the effects of ingestion of soils amended with sewage sludge.	Wildlife Plants and Soil Invertebrates
SOIL CONC (Soil)	Studies in which the only exposure concentration/dose reported is for the level of a toxicant in soil.	Wildlife
SPECIES	Studies in which the species of concern was not a terrestrial invertebrate or plant or mammal or bird.	Plants and Soil Invertebrates Wildlife
STRESSOR (QAC)	Studies examining the interaction of a stressor (e.g., radiation, heat, etc.) and the contaminant, where the effect of the contaminant alone cannot be isolated.	Wildlife Plants and Soil Invertebrates
SURVEY (Surv)	Studies reporting the toxicity of a contaminant in the field over a period of time. Often neither a duration nor an exposure concentration is reported.	Wildlife Plants and Soil Invertebrates
REPTILE OR AMPHIBIAN (Herp)	Studies on reptiles and amphibians. These papers flagged for possible later review.	Wildlife Plants and Soil Invertebrates
UNRELATED (Unrel)	Studies that are unrelated to contaminant exposure and response and/or the receptor groups of interest.	Wildlife
WATER QUALITY STUDY (Wqual)	Studies of water quality.	Wildlife Plants and Soil Invertebrates
YEAST (Yeast)	Studies of yeast.	Wildlife Plants and Soil Invertebrates

This Page Intentionally Left Blank



Appendix 5-1

*Avian Toxicity Data Extracted and Reviewed for Wildlife Toxicity
Reference Value (TRV) - Dieldrin*

March 2005

Revised April 2007

This page intentionally left blank

Appendix 5.1 Avian Toxicity Data Extracted for Wildlife Toxicity Reference Value (TRV)

Dieldrin
Page 1 of 2

Ref	Exposure													Effects				Conversion to mg/kg bw/day			Result		Data Evaluation Score																				
Result #	Ref No.	MW %	Test Species	# of Conc/ Doses	Conc/ Doses	Conc/Dose Units	Wet Weight Reported?	Application Frequency	Method of Analyses	Route of Exposure	Exposure Duration	Duration Units	Age	Age Units	Lifestage	Sex	Control Type	Test Location	Effect Type	Effect Measure	Response Site	Study NOAEL	Study LOAEL	Body Weight Reported?	Body Weight in kg	Ingestion Rate Reported?	Ingestion Rate in kg/day or L/day	NOAEL Dose (mg/kg/day)*	LOAEL Dose (mg/kg/day)*	Data Source	Dose Route	Test Concentrations	Chemical form	Dose Quantification	Endpoint	Dose Range	Statistical Power	Exposure Duration	Test Conditions	Total			
Biochemical																																											
1	990		Heinz et al., 1980	100	Ring dove (<i>Streptopelia risoria</i>)	4	0/1.12/4.36/13.2	mg/kg diet	N	ADL	M	FD	8	w	NR	NR	AD	B	C	Lab	HRM	DOPA	BR	1.1	4.4	Y	0.149	Y	0.0111	0.084	0.326	10	10	10	10	7	1	8	10	6	4	76	
2	1106		Sell et al., 1971	100	Chicken (<i>Gallus domesticus</i>)	3	0/10/20	mg/kg diet	N	DLY	U	FD	12	w	30	w	SM	F	C	Lab	ENZ	GENZ	LI	10.0	20.0	Y	1.6	Y	0.0900	0.563	1.13	10	10	5	10	7	1	10	10	10	4	77	
3	40		Davison and Sell, 1974	100	Mallard duck (<i>Anas platyrhynchos</i>)	4	0/1/5/10	mg/kg diet	N	ADL	U	FD	48	w	2	yr	MA	F	C	Lab	ENZ	AHDX	LI	10		Y	1.1	N	0.0619	0.563		10	10	5	10	6	1	4	8	10	4	68	
4	1054		Muller and Lockman, 1973	100	Chicken (<i>Gallus domesticus</i>)	3	0/5/10	mg/kg bw/d	N	ADL	U	OR	28	d	7	d	JV	NR	C	Lab	CHM	CALC	BO	10.0		N	1.042	N	0.0598	10.0		10	8	10	10	10	1	4	1	10	4	68	
5	930		Call and Call, 1974	100	Japanese quail (<i>Coturnix japonica</i>)	5	0/5/10/15/75	mg/kg diet	N	ADL	U	FD	14	d	7	w	JV	B	V	Lab	CHM	LIPD	SR	75.0		N	0.09	N	0.0121	10.1		10	10	5	10	5	1	4	8	10	4	67	
6	975		Gillett and Arscott, 1969	100	Japanese quail (<i>Coturnix japonica</i>)	2	0/0.650	mg/kg bw/d	N	ADL	U	FD	35	d	7	d	JV	B	V	Lab	ENZ	AEPX	LI		0.650	Y	0.103	Y	0.0938		0.650	10	10	5	10	10	1	4	10	10	4	74	
7	908		Andujar et al., 1978	100	Japanese quail (<i>Coturnix japonica</i>)	2	0/20	mg/kg diet	N	ADL	U	FD	48	d	NR	NR	SM	F	C	Lab	CHM	CALC	EG		20	N	0.100	N	0.0130		2.60	10	10	5	10	5	1	4	10	10	4	69	
Behavior																																											
8	1151		Watkins et al., 1978	100	Bobwhite quail (<i>Colinus virginianus</i>)	4	0/25/50/75	ug/kg bw	N	EOD	U	GV	10	d	NR	NR	AD	M	C	Lab	FDB	FCNS	WO	75.0		Y	0.1661	Y	0.0097	0.0750		10	8	10	10	10	4	4	1	6	4	67	
9	909		Atkins and Linder, 1967	100	Ring-necked pheasant (<i>Phasianus colchicus</i>)	4	0/0.2858/0.5714/0.8571	mg/d	N	1 per w	U	OR	13	w	1-12	mo	JV	F	C	Lab	FDB	FCNS	WO	0.286	0.571	Y	1.27	N	0.0680	0.225	0.450	10	8	10	10	7	4	10	10	10	4	83	
10	909		Atkins and Linder, 1967	100	Ring-necked pheasant (<i>Phasianus colchicus</i>)	3	0/0.2858/0.5714	mg/d	N	1 per w	U	OR	13	w	1-12	mo	JV	F	C	Lab	FDB	FCNS	WO	0.57		Y	1.101	N	0.0620	0.519		10	8	10	10	7	4	4	3	10	4	70	
11	975		Gillett and Arscott, 1969	100	Japanese quail (<i>Coturnix japonica</i>)	2	0/0.650	mg/kg bw/d	N	ADL	U	FD	35	d	7	d	JV	B	V	Lab	FDB	FCNS	WO	0.650		Y	0.103	Y	0.0938	0.650		10	10	5	10	10	4	4	1	10	4	68	
12	990		Heinz et al., 1980	100	Ring dove (<i>Streptopelia risoria</i>)	4	0/1.12/4.36/13.2	mg/kg diet	N	ADL	M	FD	8	w	NR	NR	AD	B	C	Lab	FDB	FCNS	WO	13.2		N	0.149	Y	0.0113	1.00		10	10	10	10	6	4	4	10	6	4	74	
13	974		Gesell et al., 1979	100	Bobwhite quail (<i>Colinus virginianus</i>)	6	0/50/100/200/250/300	ug/org	N	EOD	U	OR	42	d	NR	NR	AD	M	V	Lab	BEH	NVOC	WO		50.0	N	0.160	N	0.0177		0.313	10	8	5	10	5	4	4	10	6	10	72	
14	904		Ahmed et al., 1978	100	Chicken (<i>Gallus domesticus</i>)	3	0/25/50	mg/kg diet	N	ADL	U	FD	20	w	NR	NR	SM	M	V	Lab	FDB	FCNS	WO		25.0	Y	2.62	Y	0.0682		0.651	10	10	5	10	7	4	4	10	6	4	70	
15	14919		Genelly and Rudd, 1955	100	Ring-necked pheasant (<i>Phasianus colchicus</i>)	3	0/25/50	mg/kg diet	N	NR	U	FD	74	d	6	mo	JV	B	C	Lab	FDB	FCNS	WO		25	N	0.950	Y	0.04466		1.18	10	10	5	10	6	4	4	10	10	4	73	
16	14920		Genelly and Rudd, 1956	100	Pheasant (<i>Phasianus colchicus</i>)	3	0/1.12/1.83	mg/org/d	N	NR	U	FD	6	mo	NR	NR	NR	F	C	Lab	FDB	FCNS	WO		1.12	N	0.950	Y	0.0563		1.18	10	10	5	4	6	4	4	10	10	4	67	
17	3362		Kreitzer and Heinz, 1974	100	Quail (<i>Coturnix coturnix</i>)	2	0/5	mg/kg diet	N	ADL	U	FD	8	d	7	d	JV	NR	V	Lab	AVO	STIM	WO		5.0	N	0.012	N	0.0033		1.36	10	10	5	10	5	4	4	10	10	4	72	
Physiology																																											
18	1151		Watkins et al., 1978	100	Bobwhite quail (<i>Colinus virginianus</i>)	4	0/25/50/75	ug/kg bw	N	EOD	U	GV	10	d	NR	NR	AD	M	C	Lab	PHY	EXCR	WO	75.0		Y	0.1661	Y	0.0097	0.0750		10	8	10	10	10	4	4	1	6	4	67	
Pathology																																											
19	1151		Watkins et al., 1978	100	Bobwhite quail (<i>Colinus virginianus</i>)	4	0/25/50/75	ug/kg bw	N	EOD	U	GV	10	d	NR	NR	AD	M	C	Lab	GRS	BDWT	WO	50.0	75.0	Y	0.1792	Y	0.0097	0.0500	0.0750	10	8	10	10	10	4	10	10	6	4	82	
20	1158		Wiese et al., 1968	85	Crowned guinea fowl (<i>Numida meleagris</i>)	7	0/0.05/0.15/0.5/1.5/5/15	mg/kg diet	N	ADL	U	FD	21	mo	6	mo	SM	B	C	FieldA	ORW	ORWT	LI	5.00	15.0	Y	1.28	Y	0.0674	0.224	0.671	10	10	5	10	7	4	10	10	10	4	80	
21	990		Heinz et al., 1980	100	Ring dove (<i>Streptopelia risoria</i>)	4	0/1.12/4.36/13.2	mg/kg diet	N	ADL	M	FD	8	w	NR	NR	AD	B	C	Lab	GRS	BDWT	WO	4.36	13.2	N	0.1490	Y	0.0113	0.331	1.00	10	10	10	10	6	4	8	10	6	4	78	
22	40		Davison and Sell, 1974	100	Mallard duck (<i>Anas platyrhynchos</i>)	4	0/1/5/10	mg/kg diet	N	ADL	U	FD	48	w	2	yr	MA	F	C	Lab	ORW	ORWT	LI	10		Y	1.1	N	0.0619	0.563		10	10	5	10	6	4	4	10	10	4	73	
23	1166		Dahlgren and Linder, 1974	100	Pheasant (<i>Phasianus colchicus</i>)	3	0/0.57/0.86	mg/org/d	N	1 per w	U	OR	17	w	1	yr	AD	M	C	Lab	GRS	BDWT	WO	0.86		N	1.3	N	0.0690	0.662		10	8	10	10	5	4	4	1	10	4	66	
24	926		Brown et al., 1974	100	Chicken (<i>Gallus domesticus</i>)	3	0/10/20	mg/kg diet	N	ADL	U	FD	13	mo	6	w	JV	B	C	Lab	HIS	GLSN	LI	20.0		Y	2.229	N	0.0981	0.880		10	10	5	10	6	4	4	1	10	10	70	
25	1106		Sell et al., 1971	100	Chicken (<i>Gallus domesticus</i>)	3	0/10/20	mg/kg diet	N	DLY	U	FD	12	w	30	w	SM	F	C	Lab	ORW	ORWT	LI	20.0		Y	1.6	Y	0.0900	1.13		10	10	5	10	6	4	4	1	10	10	4	73
26	38		Nusz et al., 1976	100	Bobwhite quail (<i>Colinus virginianus</i>)	3	0/1.56/3.13	ug/org/d	N	0.25 per d	U	GV	10	d	NR	NR	AD	M	V	Lab	GRS	BDWT	WO		1.56	Y	0.1891	N	0.0197		0.008	10	8	10	10	10	4	4	10	10	10	86	
27	38		Nusz et al., 1976	100	Bobwhite quail (<i>Colinus virginianus</i>)	3	0/25/50	ug/org/d	N	EOD	U	GV	10	d	NR	NR	AD	M	V	Lab	GRS	BDWT	WO		25.0	Y	0.167	N	0.0181		0.150	10	8	10	10	10	4	4	10	10	10	86	
28	1010		Jefferies and French, 1972	100	Homing pigeon (<i>Columba livia</i>)	4	0/1/2/4	mg/kg bw/d	N	DLY	U	OR	8	w	NR	NR	NR	B	V	Lab	ORW	ORWT	TY		1.0	Y	0.397	N	0.0319		1.00	10	8	10	10	10	4	4	10	6	4	76	
29	14920		Genelly and Rudd, 1956	100	Pheasant (<i>Phasianus colchicus</i>)	3	0/1.12/1.83	mg/org/d	N	NR	U	FD	6	mo	NR	NR	NR	F	C	Lab	GRS	BDWT	WO		1.12	N	0.95	N	0.0563		1.18	10	10	5	4	6	10	4	10	10	4	73	
Reproduction																																											
30	1158		Wiese et al., 1968	85	Crowned guinea fowl (<i>Numida meleagris</i>)	7	0/0.05/0.15/0.5/1.5/5/15	mg/kg diet	N	ADL	U	FD	21	mo	6	mo	LB	F	C	FieldA	REP	PROG	WO	1.50	5.00	Y	1.28	Y	0.0674	0.0671	0.223	10	10	5	10	7	10	8	10	10	4	84	
31	1111		Shellenberger, 1978	100	Japanese quail (<i>Coturnix japonica</i>)	3	0/0.1/1	mg/kg diet	N	NR	U	FD	10	w	3-4	d	LB	F	C	Lab	REP	TPRD	WO	1.0		Y	0.1335	N	0.0157	0.118		10	10	5	10	6	10	4	1	10	2	68	
32	909		Atkins and Linder, 1967	100	Ring-necked pheasant (<i>Phasianus colchicus</i>)	3	0/0.2858/0.5714	mg/d	N	1 per w	U	OR	13	w	1-12	mo	JV	F	C	Lab	EGG	EGWT	WO	0.286	0.571	Y	1.101	N	0.0620	0.260	0.519	10	8	10	10	7	10	10	10	10	4	89	

Appendix 5.1 Avian Toxicity Data Extracted for Wildlife Toxicity Reference Value (TRV)

Dieldrin

Page 2 of 2

Ref	Exposure																		Effects					Conversion to mg/kg bw/day			Result		Data Evaluation Score												
Result #	Ref No.		MW %	Test Species	# of Conc/ Doses	Conc/ Doses	Conc/Dose Units	Wet Weight Reported?	Application Frequency	Method of Analyses	Route of Exposure	Exposure Duration	Duration Units	Age	Age Units	Lifestage	Sex	Control Type	Test Location	Effect Type	Effect Measure	Response Site	Study NOAEL	Study LOAEL	Body Weight Reported?	Body Weight in kg	Ingestion Rate Reported?	Ingestion Rate in kg/day or L/day	NOAEL Dose (mg/kg/day)*	LOAEL Dose (mg/kg/day)*	Data Source	Dose Route	Test Concentrations	Chemical form	Dose Quantification	Endpoint	Dose Range	Statistical Power	Exposure Duration	Test Conditions	Total
50	931	Call and Harrell, 1974	100	Japanese quail (<i>Coturnix japonica</i>)	3	0/3.1/50	mg/kg diet	N	ADL	U	FD	21	d	7	w	LB	F	V	Lab	REP	TPRD	WO	3.1	N	0.10	N	0.0130		0.403	10	10	5	10	5	10	4	10	4	10	4	78
51	930	Call and Call, 1974	100	Japanese quail (<i>Coturnix japonica</i>)	5	0/5/10/15/75	mg/kg diet	N	ADL	U	FD	14	d	7	w	LB	F	V	Lab	REP	TPRD	WO	5.00	N	0.090	N	0.0121		0.674	10	10	5	10	5	10	4	10	10	4	78	
52	14920	Genelly and Rudd, 1956	100	Pheasant (<i>Phasianus colchicus</i>)	3	0/1.12/1.83	mg/org/d	N	NR	U	FD	6	mo	NR	NR	LB	F	C	Lab	REP	PROG	WO	1.12	N	0.95	Y	0.0563		1.18	10	10	5	4	6	10	4	10	10	4	73	
53	1092	Reading et al., 1976	100	Japanese quail (<i>Coturnix japonica</i>)	3	0/10/25	mg/kg diet	N	ADL	U	FD	24	w	6	w	SM	B	C	Lab	REP	RSUC	WO	10	Y	0.132	Y	0.0200		1.52	10	10	5	10	7	10	4	10	10	4	80	
54	908	Andujar et al., 1978	100	Japanese quail (<i>Coturnix japonica</i>)	2	0/20	mg/kg diet	N	ADL	U	FD	20	d	NR	NR	LB	B	C	Lab	REP	PROG	WO	20	N	0.10	N	0.0130		2.60	10	10	5	10	5	10	4	10	10	4	78	
Growth																																									
55	1057	Nebeker et al., 1992	100	Mallard (<i>Anas platyrhynchos</i>)	7	0/0.3/16.4/48/155/272/606	ug/g diet	Y	NR	M	FD	24	d	1	d	JV	B	V	Lab	GRO	BDWT	WO	0.300	16.4	Y	0.334	Y	0.0750	0.071	3.78	10	10	10	10	7	8	6	10	10	10	91
56	1111	Shellenberger, 1978	100	Japanese quail (<i>Coturnix japonica</i>)	3	0/0.1/1	mg/kg diet	N	NR	U	FD	10	w	3-5	d	JV	B	C	Lab	GRO	BDWT	WO	1.0		Y	0.1335	N	0.0157	0.118		10	10	5	10	6	8	4	1	10	2	66
57	909	Atkins and Linder, 1967	100	Ring-necked pheasant (<i>Phasianus colchicus</i>)	3	0/0.2858/0.5714	mg/d	N	1 per w	U	OR	13	w	1-12	mo	JV	F	C	Lab	GRO	BDWT	WO	0.286	0.571	Y	1.101	N	0.0620	0.260	0.519	10	8	10	10	7	8	10	10	10	4	87
58	1054	Muller and Lockman, 1973	100	Chicken (<i>Gallus domesticus</i>)	3	0/5.0/10.0	mg/kg diet	N	ADL	U	FD	28	d	7	d	JV	NR	C	Lab	GRO	BDWT	WO	10.0		N	1.042	N	0.0598	0.574		10	10	5	10	5	8	4	1	10	4	67
59	975	Gillett and Arscott, 1969	100	Japanese quail (<i>Coturnix japonica</i>)	2	0/0.650	mg/kg bw/d	N	ADL	U	FD	35	d	7	d	JV	B	V	Lab	GRO	BDWT	WO	0.650		Y	0.103	Y	0.0938	0.650		10	10	5	10	10	8	4	1	10	4	72
60	904	Ahmed et al., 1978	100	Chicken (<i>Gallus domesticus</i>)	3	0/25/50	mg/kg diet	N	ADL	U	FD	20	w	NR	NR	SM	M	V	Lab	GRO	BDWT	WO	50.0		Y	2.41	Y	0.0524	1.09		10	10	5	10	7	8	4	10	6	4	74
61	944	Davison and Sell, 1972	100	Chicken (<i>Gallus domesticus</i>)	3	0/10/20	mg/kg diet	N	NR	U	FD	12	w	28	w	LB	F	C	Lab	GRO	BDWT	WO	20		Y	1.541	Y	0.0900	1.17		10	10	5	10	7	8	4	1	10	2	67
62	930	Call and Call, 1974	100	Japanese quail (<i>Coturnix japonica</i>)	5	0/5/10/15/75	mg/kg diet	N	ADL	U	FD	14	d	7	w	JV	B	V	Lab	GRO	BDWT	WO	15.0	75.0	N	0.09	N	0.0121	2.02	10.1	10	10	5	10	5	8	8	10	10	4	80
63	1092	Reading et al., 1976	100	Japanese quail (<i>Coturnix japonica</i>)	3	0/10/25	mg/kg diet	N	ADL	U	FD	24	w	6	w	JV	B	C	Lab	GRO	BDWT	WO	25		Y	0.135	Y	0.0180	3.33		10	10	5	10	7	8	4	1	10	4	69
64	14919	Genelly and Rudd, 1955	100	Ring-necked pheasant (<i>Phasianus colchicus</i>)	5	0/25/70/100/200	mg/kg diet	N	NR	U	FD	90	d	6	mo	JM	F	C	Lab	GRO	BDWT	WO	70	100	N	0.95	N	0.0563	4.15	5.93	10	10	5	10	5	8	10	10	6	4	78
65	1054	Muller and Lockman, 1973	100	Chicken (<i>Gallus domesticus</i>)	3	0/5/10	mg/kg bw/d	N	ADL	U	OR	28	d	7	d	JV	NR	C	Lab	GRO	BDWT	WO	10.0		N	1.042	N	0.0598	10		10	8	10	10	10	8	4	1	10	4	75
66	909	Atkins and Linder, 1967	100	Ring-necked pheasant (<i>Phasianus colchicus</i>)	4	0/0.2858/0.5714/0.8571	mg/d	N	1 per w	U	OR	13	w	1-12	mo	JV	F	C	Lab	GRO	BDWT	WO	0.286		Y	1.212	N	0.0660	0.236		10	8	10	10	7	8	4	10	10	4	81
67	926	Brown et al., 1974	100	Chicken (<i>Gallus domesticus</i>)	3	0/10/20	mg/kg diet	N	ADL	U	FD	5	mo	6	w	JV	B	C	Lab	GRO	BDWT	WO	10.0		Y	2.236	N	0.0983	0.439		10	10	5	10	6	8	4	10	10	10	83
68	14919	Genelly and Rudd, 1955	100	Ring-necked pheasant (<i>Phasianus colchicus</i>)	3	0/25/50	mg/kg diet	N	NR	U	FD	74	d	6	mo	JV	F	C	Lab	GRO	BDWT	WO	25.0		N	0.95	Y	0.0366	0.960		10	10	5	10	6	8	4	10	6	4	73
Survival																																									
69	1042	Mendenhall et al., 1983	100	Barn owl (<i>Tyto alba</i>)	2	0/0.58	mg/kg diet	Y	NR	M	FD	2	yr	4	yr	MA	B	V	Lab	MOR	MORT	WO	0.580		N	0.524	N	0.0382	0.0445		10	10	10	10	5	9	4	1	10	10	79
70	1158	Wiese et al., 1968	85	Crowned guinea fowl (<i>Numida meleagris</i>)	7	0/0.05/0.15/0.5/1.5/5/15	mg/kg diet	N	ADL	U	FD	21	mo	6	mo	SM	F	C	FieldA	MOR	MORT	WO	1.50	5.00	Y	1.28	Y	0.0539	0.0537	0.179	10	10	5	10	7	9	8	10	10	4	83
71	1057	Nebeker et al., 1992	100	Mallard (<i>Anas platyrhynchos</i>)	7	0/0.3/16.4/48/155/272/606	ug/g diet	Y	NR	M	FD	24	d	1	d	JV	B	V	Lab	MOR	MORT	WO	0.300	16.4	Y	0.334	Y	0.0750	0.071	3.78	10	10	10	10	7	9	6	10	10	10	92
72	959	Fergin and Schafer, 1977	100	Bobwhite quail (<i>Colinus virginianus</i>)	6	0/2.5/5/10/20/40	mg/kg diet	N	ADL	U	FD	34	w	6	mo	SM	B	C	Lab	MOR	MORT	WO	2.5	5.0	N	0.17	N	0.0184	0.27	0.54	10	10	5	10	5	9	10	10	10	10	89
73	40	Davison and Sell, 1974	100	Mallard duck (<i>Anas platyrhynchos</i>)	4	0/1/5/10	mg/kg diet	N	ADL	U	FD	48	w	2	yr	MA	F	C	Lab	MOR	SURV	WO	5.0	10	Y	1.1	N	0.0619	0.28	0.56	10	10	5	10	6	9	10	10	10	4	84
74	974	Gesell et al., 1979	100	Bobwhite quail (<i>Colinus virginianus</i>)	6	0/50/100/200/250/300	ug/org	N	EOD	U	OR	42	d	NR	NR	AD	M	V	Lab	MOR	MORT	WO	100	200	N	0.16	N	0.0177	0.625	1.25	10	8	5	10	5	9	10	10	6	10	83
75	975	Gillett and Arscott, 1969	100	Japanese quail (<i>Coturnix japonica</i>)	2	0/0.650	mg/kg bw/d	N	ADL	U	FD	35	d	7	d	JV	B	V	Lab	MOR	MORT	WO	0.650		Y	0.103	Y	0.0938	0.650		10	10	5	10	10	9	4	10	10	4	82
76	1092	Reading et al., 1976	100	Japanese quail (<i>Coturnix japonica</i>)	4	0/5/10/25	mg/kg diet	N	ADL	U	FD	16	w	6	w	JM	F	C	Lab	MOR	MORT	WO	5.0	10	Y	0.135	Y	0.0230	0.852	1.70	10	10	5	10	7	9	10	10	10	4	85
77	926	Brown et al., 1974	100	Chicken (<i>Gallus domesticus</i>)	3	0/10/20	mg/kg diet	N	ADL	U	FD	13	mo	6	w	JV	B	C	Lab	MOR	MORT	WO	20.0		Y	2.229	N	0.0981	0.880		10	10	5	10	6	9	4	10	10	10	84
78	944	Davison and Sell, 1972	100	Chicken (<i>Gallus domesticus</i>)	3	0/10/20	mg/kg diet	N	NR	U	FD	12	w	28	w	LB	F	C	Lab	MOR	MORT	WO	20		Y	1.541	Y	0.0900	1.17		10	10	5	10	7	9	4	10	10	2	77
79	14919	Genelly and Rudd, 1955	100	Ring-necked pheasant (<i>Phasianus colchicus</i>)	3	0/25/50	mg/kg diet	N	NR	U	FD	60	d	6	mo	JV	B	C	Lab	MOR	MORT	WO	25	50	N	0.95	Y	0.0446	1.17	2.35	10	10	5	10	6	9	10	10	10	4	84
80	1145	Walker et al., 1969	100	Japanese quail (<i>Coturnix japonica</i>)	5	0/10/20/30/40	mg/kg diet	N	NR	U	FD	18	w	4	w	LB	B	C	Lab	MOR	MORT	WO	10	20	N	0.100	N	0.0130	1.3	2.6	10	10	5	10	5	9	10	10	10	4	83
81	3362	Kreitzer and Heinz, 1974	100	Quail (<i>Coturnix coturnix</i>)	2	0/5	mg/kg diet	N	ADL	U	FD	8	d	7	d	JV	NR	V	Lab	MOR	MORT	WO	5.0		N	0.01	N	0.0033	1.4		10	10	5	10	5	9	4	10	10	4	77
82	14919	Genelly and Rudd, 1955	100	Ring-necked pheasant (<i>Phasianus colchicus</i>)	5	0/25/70/100/200	mg/kg diet	N	NR	U	FD	90	d	6	mo	JV	F	C	Lab	MOR	MORT	WO	25	70	N	0.95	N	0.0563	1.48	4.15											



Appendix 6-1

*Mammalian Toxicity Data Extracted and Reviewed for Wildlife
Toxicity Reference Value (TRV) - Dieldrin*

March 2005

Revised April 2007

This page intentionally left blank

Appendix 6.1 Mammalian Toxicity Data Extracted for Wildlife Toxicity Reference Value (TRV)

Dieldrin

Result #	Ref. No.	MW%	Test Species	# of Conc/ Doses	Exposure											Effects							Conversion to mg/kg bw/day		Result		Data Evaluation Score														
					Conc/ Doses	Conc/Dose Units	Application Frequency	Method of Analyses	Route of Exposure	Exposure Duration	Duration Units	Age	Age Units	Lifestage	Sex	Control Type	Test Location	Effect Type	Effect Measure	Response Site	Study NOAEL	Study LOAEL	Body Weight Reported?	Body Weight in kg	Ingestion Rate Reported?	Ingestion Rate in kg/day	NOAEL Dose (mg/kg/day)*	LOAEL Dose (mg/kg/day)*	Data Source	Dose Route	Test Concentrations	Chemical form	Dose Quantification	Endpoint	Dose Range	Statistical Power	Exposure Duration	Test Conditions	Total		
Biochemical																																									
1	1146	Walker et al., 1969	100	Dog (<i>Canis familiaris</i>)	3	0/0.005/0.05	mg/kg bw/d	DLY	M	OR	32	w	4-7	mo	JV	M	V	Lab	ENZ	ALPH	PL	0.005	0.050	Y	14	N	0.6013	0.005	0.050	10	8	10	10	10	10	1	6	10	10	4	79
2	1122	Stevenson et al., 1995	100	Mouse (<i>Mus musculus</i>)	4	0/1/3/10	mg/kg diet	ADL	U	FD	28	d	4	w	JV	M	C	Lab	ENZ	EROD	LI	1.00	3.00	N	0.0316	N	0.0040	0.127	0.381	10	10	5	10	5	1	10	10	6	4	69	
3	1139	van Ravenzwaay et al., 1988	100	Mouse (<i>Mus musculus</i>)	4	0/1/5/10	mg/kg diet	NR	U	FD	14	mo	4	w	JV	F	C	Lab	ENZ	AATT	LI	1.0	5.0	N	0.0288	N	0.0037	0.129	0.646	10	10	5	10	5	1	8	10	10	4	73	
4	943	Davison, 1970	87	Sheep (<i>Ovis aries</i>)	5	0/0.5/1/2/4	mg/kg bw/d	NR	UX	FD	32	w	NR	NR	JV	M	V	Lab	CHM	HMCT	PL	2.0		Y	40	N	1.4251	1.74		10	10	10	10	10	1	4	1	10	4	70	
5	961	Foster, 1968	100	Rat (<i>Rattus norvegicus</i>)	3	0/100/200	mg/kg diet	NR	U	FD	7	d	NR	NR	JV	M	C	Lab	HRM	CRTS	AR	100	200	Y	0.166	N	0.0157	9.02	18.9	10	10	5	10	6	1	4	10	10	4	70	
6	1026	Krampl and Hladka, 1975	100	Rat (<i>Rattus norvegicus</i>)	5	0/0.05/0.25/1.25/2.5	mg/kg bw	DLY	U	GV	13	d	NR	NR	JV	M	V	Lab	ENZ	PNAD	LI		0.050	Y	0.15	N	0.0144		0.050	10	8	10	10	10	1	4	10	10	4	77	
7	1108	Shakoori et al., 1984	20	Rat (<i>Rattus norvegicus</i>)	2	0/2	mg/kg bw/d	ADL	U	FD	1	mo	10	mo	SM	M	C	Lab	CHM	TLBL	SR		2.00	Y	0.35	Y	0.0400		0.400	10	10	5	10	10	1	4	10	10	4	74	
8	1141	Virgo and Bellward, 1975	86.1	Mouse (<i>Mus musculus</i>)	5	0/5/10/15/20	mg/kg diet	NR	U	FD	10	w	13	w	NR	F	C	Lab	CHM	PRTL	MC		5.00	N	0.0288	N	0.0037		0.556	10	10	5	10	5	1	4	10	10	4	69	
9	1040	Mehrotra et al., 1988	100	Rat (<i>Rattus norvegicus</i>)	2	0/10	mg/kg diet	DLY	U	FD	50	d	NR	NR	JV	M	V	Lab	ENZ	GENZ	BR		10.0	Y	0.480	Y	0.0336		0.700	10	10	5	10	7	1	4	10	10	4	71	
10	1103	Schein and Thomas, 1975	100	Mouse (<i>Mus musculus</i>)	4	0/1.25/2.5/5	mg/kg bw/d	DLY	U	GV	5	d	NR	NR	MA	M	V	Lab	HRM	TSTR	TE		1.25	Y	0.04	N	0.0049		1.25	10	8	10	10	10	1	4	10	6	2	71	
11	1133	Thomas, 1974	100	Mouse (<i>Mus musculus</i>)	4	0/1.25/2.5/5	mg/kg bw/d	DLY	U	GV	10	d	NR	NR	AD	M	V	Lab	HRM	TSTR	PG		1.3	Y	0.04	N	0.0049		1.25	10	8	10	10	10	1	4	10	6	4	73	
12	1107	Shakoori et al., 1982	100	Rat (<i>Rattus norvegicus</i>)	2	0/2	mg/kg bw/d	NR	U	FD	3	mo	NR	NR	AD	M	C	Lab	ENZ	ALPH	LI		2.0	Y	0.40	N	0.0323		2.00	10	10	5	10	10	1	4	10	10	4	74	
13	1163	Zemaitis et al., 1976	99	Rat (<i>Rattus norvegicus</i>)	2	0/50	mg/kg diet	ADL	U	FD	8	w	NR	NR	JV	F	C	Lab	ENZ	CEST	PL		50.0	Y	0.15	N	0.0144		4.77	10	10	5	10	6	1	4	10	10	4	70	
14	911	Bandyopadhyay et al., 1982	100	Rat (<i>Rattus norvegicus</i>)	2	0/5	mg/kg bw/d	DLY	U	GV	15	d	NR	NR	JV	M	V	Lab	ENZ	GENZ	LI		5.0	Y	0.067	N	0.0074		5.00	10	8	10	10	10	1	4	10	10	4	77	
Behavior																																									
15	988	Harr et al., 1970	100	Rat (<i>Rattus norvegicus</i>)	11	0/0.08/0.16/0.31/0.63/1.25/2.5/5.0/10/20/40	mg/kg diet	ADL	UX	FD	750	d	28	d	JV	B	C	Lab	FDB	FCNS	WO	0.630	1.25	N	0.217	N	0.0196	0.0568	0.113	10	10	10	10	5	4	10	10	4	83		
16	1056	Murphy and Korschgen, 1970	100	White-tailed deer (<i>Odocoileus virginianus</i>)	3	0/0.14/0.72	mg/kg bw/d	ADL	U	FD	3	yr	6-7	mo	JV	F	V	FieldA	FDB	FCNS	WO	0.720		Y	36.78	Y	0.0130	0.720		10	10	5	10	10	4	4	1	10	4	68	
17	1027	Krishnamurthy et al., 1965	100	Rat (<i>Rattus norvegicus</i>)	2	0/1.43	mg/kg bw/d	ADL	U	FD	24	w	NR	NR	JV	B	C	Lab	FDB	FCNS	BL	1.43		Y	0.200	Y	0.0103	1.43		10	10	5	10	10	4	4	1	10	4	68	
18	1104	Schnorr, 1975	100	Sheep (<i>Ovis aries</i>)	4	0/0.5/2.5/5.0	mg/kg bw/d	DLY	U	OR	35	d	24-30	mo	AD	F	C	NR	BEH	GBHV	WO	2.5	5.0	N	32	N	1.1863	2.50	5.00	10	8	10	10	10	4	10	6	4	82		
19	961	Foster, 1968	100	Rat (<i>Rattus norvegicus</i>)	2	0/200	mg/kg diet	NR	U	FD	16	d	NR	NR	JV	M	C	Lab	FDB	FCNS	WO	200		Y	0.1662	Y	0.0137	16.5		10	10	5	10	7	4	4	10	10	4	74	
20	1141	Virgo and Bellward, 1975	86.1	Mouse (<i>Mus musculus</i>)	5	0/5/10/15/20	mg/kg diet	NR	U	FD	10	w	13	w	NR	F	C	Lab	BEH	RRSP	WO		5.00	Y	0.0288	N	0.0037		0.556	10	10	5	10	6	4	4	10	10	4	73	
21	1040	Mehrotra et al., 1988	100	Rat (<i>Rattus norvegicus</i>)	2	0/10	mg/kg diet	DLY	U	FD	40	d	NR	NR	JV	M	V	Lab	FDB	FCNS	WO		10.0	Y	0.460	Y	0.0345		0.750	10	10	5	10	7	4	4	10	10	4	72	
22	918	Bildstein and Forsyth, 1979	87	White-footed mouse (<i>Peromyscus leucopus</i>)	2	0/10	mg/kg diet	ADL	U	FD	3	mo	3-4	mo	AD	NR	V	Lab	BEH	FRZG	WO		10.0	N	0.027	N	0.0035		1.14	10	10	5	10	5	4	4	10	10	4	74	
23	14987	Keane and Zavon, 1969	99	Dog (<i>Canis familiaris</i>)	2	0/2.0	mg/kg bw/d	5 per w	U	OR	25	d	24-27	mo	AD	B	V	Lab	FDB	FCNS	WO		2.00	N	14	N	0.6013		1.98	10	8	10	10	10	4	4	10	3	4	73	
24	1020	Kimbrough et al., 1971	100	Rat (<i>Rattus norvegicus</i>)	3	0/2.64/5.33	mg/kg bw/d	ADL	U	FD	8	w	4	mo	JV	M	C	Lab	BEH	INST	WO		2.64	Y	0.512	N	0.0396		2.64	10	10	5	10	10	4	4	10	6	4	73	
25	1127	Stoewsand et al., 1970	100	Rat (<i>Rattus norvegicus</i>)	2	0/150	mg/kg diet	NR	U	FD	7	d	NR	NR	JV	B	C	Lab	FDB	FCNS	WO		150	N	0.2187	Y	0.0085		5.82	10	10	5	10	6	4	4	10	6	4	69	
Physiology																																									
26	919	Blend and Visek, 1972	100	Dog (<i>Canis familiaris</i>)	2	0/15	ug/kg bw/d	DLY	U	FD	6	mo	16-36	mo	AD	NR	C	Lab	PHY	EXCR	PG	15		Y	16	N	0.6710	0.0150		10	10	5	10	10	4	4	10	6	4	73	
27	1000	Hurkat and Joshi, 1977	100	Rabbit (<i>Oryctolagus cuniculus</i>)	2	0/1.25	mg/kg bw	EOD	U	GV	3	mo	NR	NR	NR	B	C	Lab	PHY	RPRT	WO	1.3		Y	1.923	N	0.1176	1.25		10	8	10	10	10	4	4	10	10	4	80	
28	14952	Khairy 1960	100	Rat (<i>Rattus norvegicus</i>)	3	0/12.5/25	mg/kg bw/d	DLY	U	FD	60	d	75	d	JV	M	C	Lab	PHY	GPHY	MU		12.5	N	0.235	N	0.0209		12.5	10	10	5	10	10	4	4	10	10	4	77	
Pathology																																									
29	1146	Walker et al., 1969	100	Rat (<i>Rattus norvegicus</i>)	4	0/0.11/1/9.66	mg/kg diet	NR	M	FD	104	w	5	w	JV	B	C	Lab	ORW	SMIX	LI	0.110	1.00	Y	0.333	N	0.0278	0.00919	0.0836	10	10	10	10	6	4	8	10	10	4	82	
30	1026	Krampl and Hladka, 1975	100	Rat (<i>Rattus norvegicus</i>)	5	0/0.05/0.25/1.25/2.5	mg/kg diet	DLY	U	GV	13	d	NR	NR	JV	M	V	Lab	ORW	SMIX	LI	0.050	0.250	Y	0.15	N	0.0144	0.050	0.250	10	8	10	10	10	4	8	10	10	4	84	
31	1122	Stevenson et al., 1995	100	Mouse (<i>Mus musculus</i>)	4	0/1/3/10	mg/kg diet	ADL	U	FD	28	d	4	w	JV	M	C	Lab	HIS	GHIS	LI	1.00	3.00	Y	0.0316	N	0.0040	0.127	0.381	10	10	5	10	5	4	10	10	6	4	74	
32	1056	Murphy and Korschgen, 1970	100	White-tailed deer (<i>Odocoileus virginianus</i>)	3	0/0.14/0.72	mg/kg bw/d	ADL	U	FD	3	yr	18-19	mo	JV	F	V	FieldA	ORW	ORWT	LI	0.140	0.720	Y	36.78	Y	1.0430	0.140	0.720	10	10	5	10	10	4	8	10	10	4	81	
33	14960	Treon et al., 1951	99	Rat (<i>Rattus norvegicus</i>)	6	0/2.5/5.0/25/75/300	mg/kg diet	DLY	M	FD	16	w	NR	NR	JV	B	V	Lab	ORW	ORWT	LI	2.5	5.0	Y	0.4469	N	0.0354	0.196	0.392	10	10	10	10	6	4	10	10	10	4	84	
34	1104	Schnorr, 1975	100	Sheep (<i>Ovis aries</i>																																					

Appendix 6.1 Mammalian Toxicity Data Extracted for Wildlife Toxicity Reference Value (TRV)

Dieldrin

Page 2 of 3

Ref	Result #	Ref. No.	MW%	Test Species	# of Conc/ Doses	Conc/ Doses	Conc/Dose Units	Application Frequency	Method of Analyses	Route of Exposure	Exposure Duration	Duration Units	Age	Age Units	Lifestage	Sex	Control Type	Test Location	Effect Type	Effect Measure	Response Site	Study NOAEL	Study LOAEL	Body Weight Reported?	Body Weight in kg	Ingestion Rate Reported?	Ingestion Rate in kg/day	Conversion to mg/kg bw/day		Result		Data Evaluation Score											
																												NOAEL Dose (mg/kg/day)*	LOAEL Dose (mg/kg/day)*	Data Source	Dose Route	Test Concentrations	Chemical form	Dose Quantification	Endpoint	Dose Range	Statistical Power	Exposure Duration	Test Conditions	Total			
55	1016	Jones et al., 1974	100	Rat (<i>Rattus norvegicus</i>)	2	0/7to14	mg/kg bw/d	ADL	U	FD	8	w	5	d	JV	M	V	Lab	HIS	NCRO	BR		7.00	Y	0.235	Y	0.0167		7.00	10	10	5	10	10	4	4	10	6	4	73			
56	1101	Sandler et al., 1968	100	Sheep (<i>Ovis aries</i>)	2	0/15	mg/kg bw/d	DLY	U	OR	7	d	NR	NR	AD	F	C	Lab	ITX	GITX	WO		15.0	N	32	N	1.1863		15.0	10	8	5	4	10	4	4	10	3	4	67			
57	961	Foster, 1968	100	Rat (<i>Rattus norvegicus</i>)	2	0/200	mg/kg diet	NR	U	FD	7	d	NR	NR	JV	M	C	Lab	ORW	ORWT	AR		200	N	0.150	N	0.0144		19.3	10	10	5	10	5	4	4	10	10	4	72			
Reproduction																																											
58	988	Harr et al., 1970	100	Rat (<i>Rattus norvegicus</i>)	11	0/0.08/0.16/0.31/0.63/1.25/2.5/5.0/10/20/40	mg/kg diet	ADL	UX	FD	750	d	28	d	JV	B	C	Lab	REP	PROG	WO	0.160	0.310	N	0.156	N	0.0149	0.015	0.030	10	10	10	10	5	10	10	10	4	4	89			
59	1146	Walker et al., 1969	100	Dog (<i>Canis familiaris</i>)	3	0/0.005/0.05	mg/kg bw/d	DLY	M	OR	104	w	6	mo	JV	M	C	Lab	REP	TEWT	TE	0.050		Y	14	N	0.6013	0.050		10	8	10	10	10	10	4	1	10	4	77			
60	1056	Murphy and Korschgen, 1970	100	White-tailed deer (<i>Odocoileus virginianus</i>)	3	0/0.14/0.72	mg/kg bw/d	ADL	U	FD	3	yr	6-7	mo	JV	F	V	FieldA	REP	PRWT	WO	0.140	0.720	Y	36.78	Y	1.0430	0.140	0.720	10	10	5	10	10	10	4	10	10	4	87			
61	1146	Walker et al., 1969	100	Rat (<i>Rattus norvegicus</i>)	4	0/0.11/1/9.66	mg/kg diet	NR	M	FD	2	yr	5	w	JV	M	C	Lab	REP	TEWT	TE	9.66		Y	0.397	N	0.0321	0.810		10	10	10	10	6	10	4	6	10	4	80			
62	953	Dix et al., 1977	100	Mouse (<i>Mus musculus</i>)	3	0/1.5/4	mg/kg bw/d	DLY	U	GV	9	d	7	w	GE	F	V	Lab	REP	PLBR	WO	4.00		Y	0.0285	N	0.0037	4.00		10	8	10	10	10	4	1	10	4	77				
63	1103	Schein and Thomas, 1975	100	Mouse (<i>Mus musculus</i>)	4	0/1.25/2.5/5	mg/kg bw/d	DLY	U	GV	5	d	NR	NR	MA	M	V	Lab	REP	TEWT	TE	5.00		Y	0.04	N	0.0049	5.00		10	8	10	10	10	4	10	6	2	80				
64	932	Chernoff et al., 1975	87	Rat (<i>Rattus norvegicus</i>)	4	0/1.5/3/6	mg/kg bw/d	DLY	U	GV	10	d	NR	NR	GE	F	V	Lab	REP	PRFM	WO	6.00		N	0.3846	N	0.0313	5.22		10	8	10	10	10	4	1	10	4	77				
65	14965	Treon et al., 1954	100	Rat (<i>Rattus norvegicus</i>)	4	0/2.5/12.5/25.0	mg/kg diet	DLY	U	FD	127	d	28	d	GE	F	C	Lab	REP	FERT	WO		2.5	N	0.2024	N	0.0185		0.228	10	10	5	10	5	10	4	10	10	4	78			
66	1143	Virgo and Bellward, 1975	86.1	Mouse (<i>Mus musculus</i>)	7	0/2.5/5/10/15/20/25	mg/kg diet	ADL	U	FD	13	w	10-12	w	LC	F	C	Lab	REP	RSUC	WO		2.50	N	0.0288	N	0.0037		0.278	10	10	5	10	5	10	4	10	10	4	78			
67	978	Good and Ware, 1969	85	Mouse (<i>Mus musculus</i>)	2	0/5	mg/kg diet	NR	U	FD	120	d	6	w	SM	B	C	Lab	REP	PROG	WO		5.0	N	0.0247	N	0.0033		0.564	10	10	5	10	5	10	4	10	10	4	78			
68	1142	Virgo and Bellward, 1977	100	Mouse (<i>Mus musculus</i>)	4	0/5/10/15	mg/kg diet	NR	U	FD	60	d	4	w	GE	F	C	Lab	REP	RSUC	WO		5.0	N	0.0288	N	0.0037		0.646	10	10	5	10	5	10	4	10	10	4	78			
Growth																																											
69	1146	Walker et al., 1969	100	Dog (<i>Canis familiaris</i>)	3	0/0.005/0.05	mg/kg bw/d	DLY	M	OR	104	w	6	mo	JV	M	V	Lab	GRO	BDWT	WO	0.050		Y	14	N	0.6013	0.050		10	8	10	10	10	8	4	10	10	4	84			
70	14960	Treon et al., 1951	99	Rat (<i>Rattus norvegicus</i>)	6	0/2.5/5.0/25/75/300	mg/kg diet	DLY	M	FD	20	w	NR	NR	JV	M	V	Lab	GRO	BDWT	WO	5.0	25.0	Y	0.447	N	0.0354	0.392	1.96	10	10	10	10	6	8	8	10	10	4	86			
71	14954	Kitselman and Borgmann, 1952	100	Dog (<i>Canis familiaris</i>)	4	0/0.2/0.6/2.0	mg/kg bw	DLY	U	FD	47	d	NR	NR	NR	B	C	NR	GRO	BDWT	WO	0.600	2.0	Y	11.34	N	0.5056	0.600	2.0	10	10	5	10	10	8	8	10	6	4	81			
72	1146	Walker et al., 1969	100	Rat (<i>Rattus norvegicus</i>)	4	0/0.11/1/9.66	mg/kg diet	NR	M	FD	2	yr	5	w	JV	B	C	Lab	GRO	BDWT	WO	9.66		Y	0.397	N	0.0321	0.810		10	10	10	10	6	8	4	10	10	4	82			
73	1023	Kolaja et al., 1996	100	Rat (<i>Rattus norvegicus</i>)	5	0/0.1/1.0/3.0/10.0	mg/kg diet	ADL	UX	FD	90	d	8	w	JV	M	C	Lab	GRO	BDWT	WO	10.0		Y	0.325	N	0.0273	0.839		10	10	10	10	6	8	4	1	10	7	76			
74	943	Davison, 1970	87	Sheep (<i>Ovis aries</i>)	5	0/0.5/1/2/4	mg/kg bw/d	NR	UX	FD	32	w	NR	NR	JV	M	V	Lab	GRO	BDWT	WO	1.0	2.0	Y	40	N	1.4251	0.870	1.74	10	10	10	10	10	8	10	10	4	92				
75	14964	Treon et al., 1953	99	Rat (<i>Rattus norvegicus</i>)	4	0/2.5/12.5/25.0	mg/kg diet	DLY	U	FD	28	w	NR	NR	JV	B	C	Lab	GRO	BDWT	WO	12.5	25.0	Y	0.3537	N	0.0292	1.02	2.05	10	10	5	10	6	8	10	10	10	4	83			
76	1023	Kolaja et al., 1996	100	Mouse (<i>Mus musculus</i>)	5	0/0.1/1/3/10	mg/kg diet	ADL	UX	FD	90	d	8	w	JV	M	C	Lab	GRO	BDWT	WO	10.0		Y	0.0325	N	0.0041	1.26		10	10	10	10	6	8	4	1	10	7	76			
77	1027	Krishnamurthy et al., 1965	100	Rat (<i>Rattus norvegicus</i>)	2	0/1.43	mg/kg bw/d	ADL	U	FD	24	w	NR	NR	JV	B	C	Lab	GRO	BDWT	WO	1.43		Y	0.200	Y	0.0103	1.43		10	10	5	10	10	8	4	1	10	4	72			
78	932	Chernoff et al., 1975	87	Rat (<i>Rattus norvegicus</i>)	4	0/1.5/3/6	mg/kg bw/d	DLY	U	GV	10	d	NR	NR	GE	F	V	Lab	GRO	BDWT	WO	3.00	6.00	Y	0.3846	N	0.0313	2.61	5.22	10	8	10	10	10	8	10	10	10	4	90			
79	932	Chernoff et al., 1975	87	Mouse (<i>Mus musculus</i>)	4	0/1.5/3/6	mg/kg bw/d	DLY	U	GV	10	d	NR	NR	GE	F	V	Lab	GRO	BDWT	WO	3.00	6.00	N	0.0288	N	0.0037	2.61	5.22	10	8	10	10	10	8	10	10	10	4	90			
80	953	Dix et al., 1977	100	Mouse (<i>Mus musculus</i>)	3	0/1.5/4	mg/kg bw/d	DLY	U	GV	9	d	7	w	GE	F	V	Lab	GRO	BDWT	WO	4.00		Y	0.0285	N	0.0037	4.00		10	8	10	10	10	8	4	10	10	4	84			
81	1016	Jones et al., 1974	100	Rat (<i>Rattus norvegicus</i>)	2	0/7to14	mg/kg bw/d	ADL	U	FD	8	w	5	w	JV	F	V	Lab	GRO	BDWT	WO	8.0		Y	0.152	Y	0.0111	8.0		10	10	5	10	10	8	4	1	6	4	68			
82	961	Foster, 1968	100	Rat (<i>Rattus norvegicus</i>)	3	0/100/200	mg/kg diet	NR	U	FD	4	d	NR	NR	JV	M	C	Lab	GRO	BDWT	WO	100	200	Y	0.216	N	0.0195	9.02	18.0	10	10	5	10	6	8	10	10	4	83				
83	960	Fitzhugh et al., 1964	100	Rat (<i>Rattus norvegicus</i>)	7	0/0.5/2/10/50/100/150	mg/kg diet	ADL	U	FD	2	yr	NR	NR	JV	B	V	Lab	GRO	BDWT	WO	150		Y	0.475	N	0.0373	11.8		10	10	5	10	6	8	4	1	10	4	68			
84	1056	Murphy and Korschgen, 1970	100	White-tailed deer (<i>Odocoileus virginianus</i>)	3	0/0.14/0.72	mg/kg bw/d	ADL	U	FD	3	yr	6-7	mo	JV	F	V	FieldA	GRO	BDWT	WO		0.140	Y	32.2	Y	0.9979		0.140	10	10	5	10	10	8	4	10	10	4	81			
85	1108	Shakoori et al., 1984	20	Rat (<i>Rattus norvegicus</i>)	2	0/2	mg/kg bw/d	ADL	U	FD	6	mo	10	mo	SM	M	C	Lab	GRO	BDWT	WO		2.00	Y	0.35	Y	0.0400		0.400	10	10	5	10	10	8	4	10	10	4	81			
86	1040	Mehrotra et al., 1988	100	Rat (<i>Rattus norvegicus</i>)	2	0/10	mg/kg diet	DLY	U	FD	50	d	NR	NR	JV	M	V	Lab	GRO	BDWT	WO		10.0	Y	0.480	Y	0.0336		0.700	10	10	5	10	7	8	4	10	10	4	78			
87	1020	Kimbrough et al., 1971	100	Rat (<i>Rattus norvegicus</i>)	3	0/2.64/5.33	mg/kg bw/d	ADL	U	FD	8	w	4	mo	JV	M	C	Lab	GRO	BDWT	WO		2.64	Y	0.512	N	0.0396		2.64	10	10	5	10	10	8	4	10	6	4	77			
88	1150	Wasserman et al., 1972	95	Rabbit (<i>Oryctolagus cuniculus</i>)	2	0/50	mg/L	ADL	U	DR	5	w	NR	NR	YO	M	V	Lab	GRO	BDWT	WO		50.0	Y	2.4	N	0.2177		4.31	10	5	5	10	6	8	4	10	10	4	72			
89	911	Bandyopadhyay et al., 1982	100	Rat (<i>Rattus norvegicus</i>)	2	0/5	mg/kg bw/d	DLY	U	GV	15	d	NR	NR	JV	M	V	Lab	GRO	BDWT	WO		5	Y	67	N	2.1777		5.00	10	8	10	10	10	8	4	10	10	4	84			
90	961	Foster, 1968	100	Rat (<i>Rattus norvegicus</i>)	2	0/200	mg/kg diet	NR	U	FD	4	d	NR	NR	JV	M	C	Lab	GRO	BDWT	WO		200	Y	0.1662	Y	0.0137		16.5	10	10	5	10	7	8	4	10	10	4	78			
Survival																																											
91	988	Harr et al., 1970	100	Rat (<i>Rattus norvegicus</i>)	11	0/0.08/0.16/0.31/0.63/1.25/2.5/5.0/10/20/40	mg/kg diet	ADL	UX	FD	750	d	28	d	JV	B	C	Lab	MOR	MORT	WO	1.25	2.50	N	0.217	N	0.0196	0.113	0.225	10	10	10	10	5	9	10	10	10	4	88			
92	1147	Walker et al., 1972	100	Mouse (<i>Mus musculus</i>)	4	0/0.1/0.986/9.83	mg/kg diet	NR	M	FD	25-28	w	3	w	JV	F	C	Lab	MOR	MORT	WO	0.986	9.83	N	0.0225	N	0.0030	0.133	1.33	10	10	10</											

Appendix 6.1 Mammalian Toxicity Data Extracted for Wildlife Toxicity Reference Value (TRV)

Dieldrin

Page 3 of 3

Result #	Ref. No.	MW%	Test Species	# of Conc/ Doses	Exposure													Effects				Conversion to mg/kg bw/day		Result		Data Evaluation Score													
					Conc/ Doses	Conc/Dose Units	Application Frequency	Method of Analyses	Route of Exposure	Exposure Duration	Duration Units	Age	Age Units	Lifestage	Sex	Control Type	Test Location	Effect Type	Effect Measure	Response Site	Study NOAEL	Study LOAEL	Body Weight Reported?	Body Weight in kg	Ingestion Rate Reported?	Ingestion Rate in kg/day	NOAEL Dose (mg/kg/day)*	LOAEL Dose (mg/kg/day)*	Data Source	Dose Route	Test Concentrations	Chemical form	Dose Quantification	Endpoint	Dose Range	Statistical Power	Exposure Duration	Test Conditions	Total
110	932	87	Mouse (<i>Mus musculus</i>)	4	0/1.5/3/6	mg/kg bw/d	DLY	U	GV	10	d	NR	NR	GE	F	V	Lab	MOR	MORT	WO	6.00		N	0.0288	N	0.0037	5.22		10	8	10	10	10	9	4	10	10	4	85
111	14960	99	Rat (<i>Rattus norvegicus</i>)	6	0/2.5/5.0/25/75/300	mg/kg diet	DLY	M	FD	2	w	NR	NR	JV	B	V	Lab	MOR	MORT	WO	75	300	Y	0.384	N	0.0313	6.05	24.2	10	10	10	10	6	9	8	10	10	4	87
112	1016	100	Rat (<i>Rattus norvegicus</i>)	2	0/7to14	mg/kg bw/d	ADL	U	FD	8	w	5	w	JV	F	V	Lab	MOR	MORT	WO	8.0		Y	0.152	Y	0.0111	8.0		10	10	5	10	10	9	4	10	6	4	78
113	961	100	Rat (<i>Rattus norvegicus</i>)	3	0/100/200	mg/kg diet	NR	U	FD	7	d	NR	NR	JV	M	C	Lab	MOR	MORT	WO	100	200	Y	0.170	N	0.0160	9.42	18.8	10	10	5	10	6	9	10	10	4	84	
114	961	100	Rat (<i>Rattus norvegicus</i>)	2	0/200	mg/kg diet	NR	U	FD	16	d	NR	NR	JV	M	C	Lab	MOR	MORT	WO	200		Y	0.1662	Y	0.0106	12.8		10	10	5	10	7	9	4	10	10	4	79
115	1137	100	Guinea pig (<i>Cavia porcellus</i>)	2	0/3	mg/kg bw/d	0.2 per d	U	OR	75	d	NR	NR	GE	F	V	Lab	MOR	MORT	WO		3.00	N	0.86	N	0.0607		3.00	10	8	10	10	10	9	4	10	6	4	81
116	1127	100	Rat (<i>Rattus norvegicus</i>)	2	0/150	mg/kg diet	NR	U	FD	7	d	NR	NR	JV	B	C	Lab	MOR	MORT	WO		150	N	0.2187	Y	0.0085		5.82	10	10	5	10	6	9	4	10	6	4	74
Data Not Used to Derive Wildlife Toxicity Reference Value																																							
117	919	100	Dog (<i>Canis familiaris</i>)	2	0/15	ug/kg bw/d	DLY	U	FD	6	mo	16-36	mo	AD	NR	C	Lab	ENZ	ACPH	PG	15		Y	16	N	0.6710	0.015		10	10	5	10	10	1	4	3	3	4	60
118	1025	100	Pig (<i>Sus scrofa</i>)	2	0/40	mg/kg diet	2 per d	U	FD	60	d	8	mo	JV	F	C	Lab	HRM	PROH	SR	40		Y	104	N	3.1258	1.20		10	10	5	10	6	1	4	1	10	4	61
119	1027	100	Rat (<i>Rattus norvegicus</i>)	2	0/1.43	mg/kg bw/d	ADL	U	FD	24	w	NR	NR	JV	B	C	Lab	CHM	HMGL	BL	1.43		Y	0.200	Y	0.0103	1.43		10	10	5	10	10	1	4	1	10	4	65
120	14964	99	Rat (<i>Rattus norvegicus</i>)	4	0/2.5/12.5/25.0	mg/kg diet	DLY	U	FD	28	w	NR	NR	JV	B	C	Lab	ORW	SMIX	LI	25		Y	0.3537	N	0.0292	2.05		10	10	5	10	6	4	4	1	10	4	64
121	1101	100	Sheep (<i>Ovis aries</i>)	2	0/15	mg/kg bw/d	DLY	U	OR	7	d	NR	NR	AD	F	C	Lab	BEH	GBHV	WO	15		N	32	N	1.1863	15.0		10	8	5	4	10	4	4	1	3	4	53
122	961	100	Rat (<i>Rattus norvegicus</i>)	2	0/200	mg/kg diet	NR	U	FD	8	d	NR	NR	JV	M	C	Lab	HRM	CRTS	AR	200		Y	0.150	N	0.0144	19.3		10	10	5	10	6	1	4	3	10	4	63
123	1150	95	Rabbit (<i>Oryctolagus cuniculus</i>)	2	0/50	mg/L	ADL	U	DR	5	w	NR	NR	YO	M	V	Lab	CHM	GCHM	SR		50.0	Y	2.4	N	0.2177		4.31	10	5	5	10	6	1	4	10	10	4	65
Data Not Used to Derive Wildlife Toxicity Reference Value - Measurements of biochemical, behavioral or pathology changes in progeny of exposed parents																																							
124	932	87	Mouse (<i>Mus musculus</i>)	4	0/1.5/3/6	mg/kg bw/d	DLY	U	GV	10	d	NR	NR	GE	F	V	Lab	REP	Other	PY	1.50	3.00	N	0.0288	N	0.0037	1.31	2.61	10	8	10	10	10	10	10	10	4	92	
125	936	86.1	Mouse (<i>Mus musculus</i>)	2	0/2	mg/kg bw/d	DLY	U	GV	9	d	8-10	w	GE	F	V	Lab	REP	Other	PY		2.0	N	0.0225	N	0.0030		1.72	10	8	10	10	10	10	4	10	10	4	86

The abbreviations and definitions used in coding data are provided in Attachment 4-3 of the Eco-SSL Guidance (U.S.EPA, 2003).

*Duplicate values for NOAELs and LOAELs for the same reference represent results from different experimental designs