

Cyanotoxin Risk Management for Drinking Water Systems

Hannah Holsinger

U.S. Environmental Protection Agency
Office of Ground Water and Drinking Water

EPA's Tools for Cyanobacteria and Cyanotoxins in Freshwater Systems
June 6, 2017

Presentation Overview



- Brief overview of harmful algal blooms (HABs) and drinking water impacts
- Discussion of key support tools for cyanotoxin risk management in drinking water systems

Harmful Algal Blooms



- Naturally occurring cyanobacteria in surface water can rapidly form HABs
- Leading factors causing HABs:
 - Excess nutrient loadings and concentrations
 - Slow moving surface water
 - Elevated water temperature
- Some species of cyanobacteria produce toxic compounds, called algal toxins or cyanotoxins
- Significant impacts of HABs include:
 - Adverse human health effects
 - Adverse ecosystem impacts from toxins and hypoxia
 - Drinking and recreational water quality concerns
 - Economic losses



HAB-related Drinking Water Challenges



- Drinking water quality
 - Taste and odor problems
 - Human health effects from ingesting toxins: gastroenteritis, liver and kidney damage
 - Potential development of disinfection byproducts
- Public water systems
 - Increasing operational costs
 - Additional research needed on how to prevent, predict, analyze, monitor and treat toxins
 - Developing and implementing cost effective methods to reduce HABs in source waters
 - Determining how to communicate risk to the public



Highlights from Recent Bloom Seasons

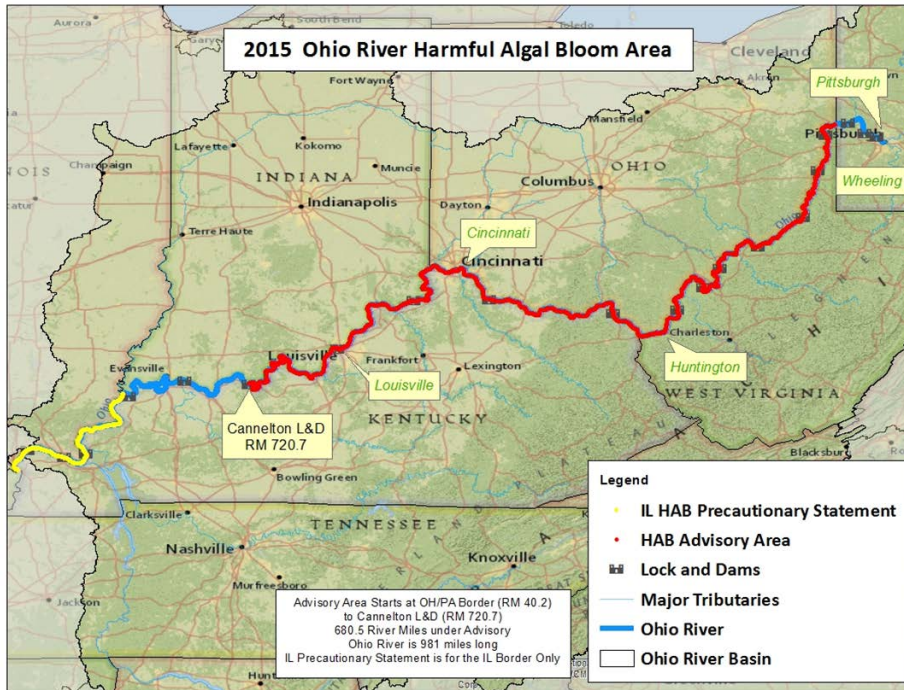


Ohio River 2015

- Approximately 600 mile bloom
- Source of drinking water for over 5 million people

Lake Erie 2015

- Most severe bloom of this century in Lake Erie



Florida 2016

- Severe bloom impacted Lake Okeechobee, rivers, and estuaries

Utah 2016

- Severe bloom on Utah Lake
- Recreational waters and secondary water systems impacted (i.e. irrigation, gardening, livestock)

Recent Drinking Water Detects

- Ingleside, Texas (Jan./Feb. 2016)
 - Resulted in advisory
- Des Moines, Iowa (Aug 2016)
- Cayuga County, New York (Sept./Oct. 2016)
- Summit Lake (May 2017)

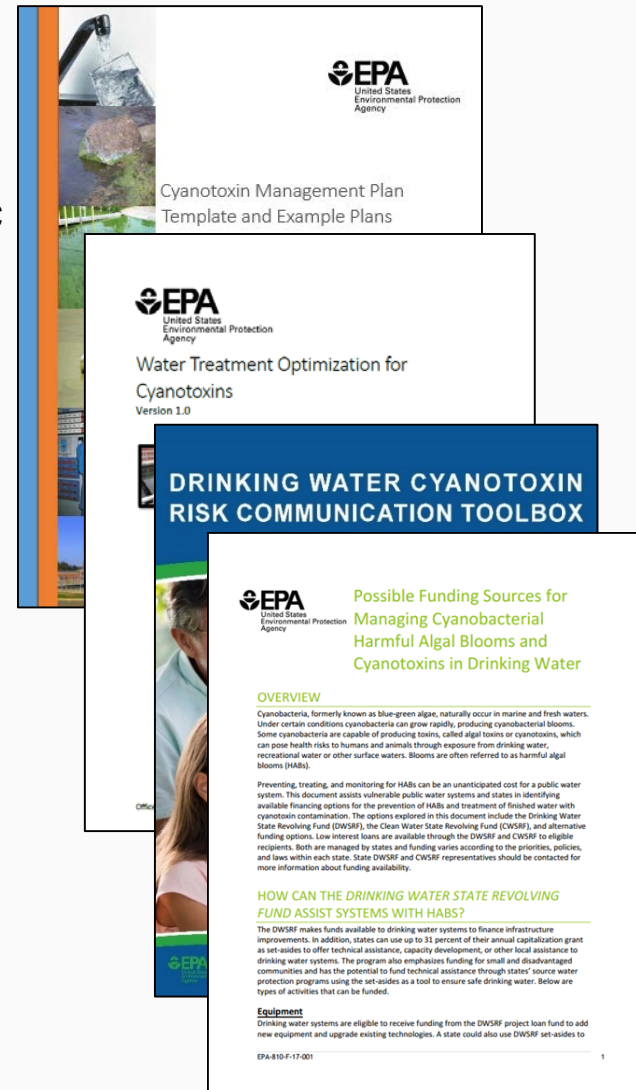
Citations:

Ohio River: Ohio River Valley Water Sanitation Commission www.orsanco.org

EPA Cyanotoxin Risk Management Tools for Drinking Water



- Tools for developing a cyanotoxin risk management plan framework:
 - Recommendations documents released for public water systems to manage cyanotoxins in drinking water– 2015
 - Cyanotoxins Management Plan Template and Example Plans– 2016
- Tools and information sources to support development of specific areas within a management plan framework:
 - Drinking water Health Advisories and Health Effect Support Documents for cyanotoxins– 2015
 - Water Treatment Optimization for Cyanotoxins – 2016
 - Cyanotoxin Risk Communication Toolbox– 2016
 - HABs Funding Fact Sheet– 2017



Managing Cyanotoxins in Drinking Water



- In June 2015, EPA released a support document titled *Recommendations for Public Water Systems to Manage Cyanotoxins in Drinking Water*
- The document is intended to assist interested states and utilities manage the risks from cyanobacterial toxins in drinking water, recognizing the most appropriate course of action will vary on a case by case basis

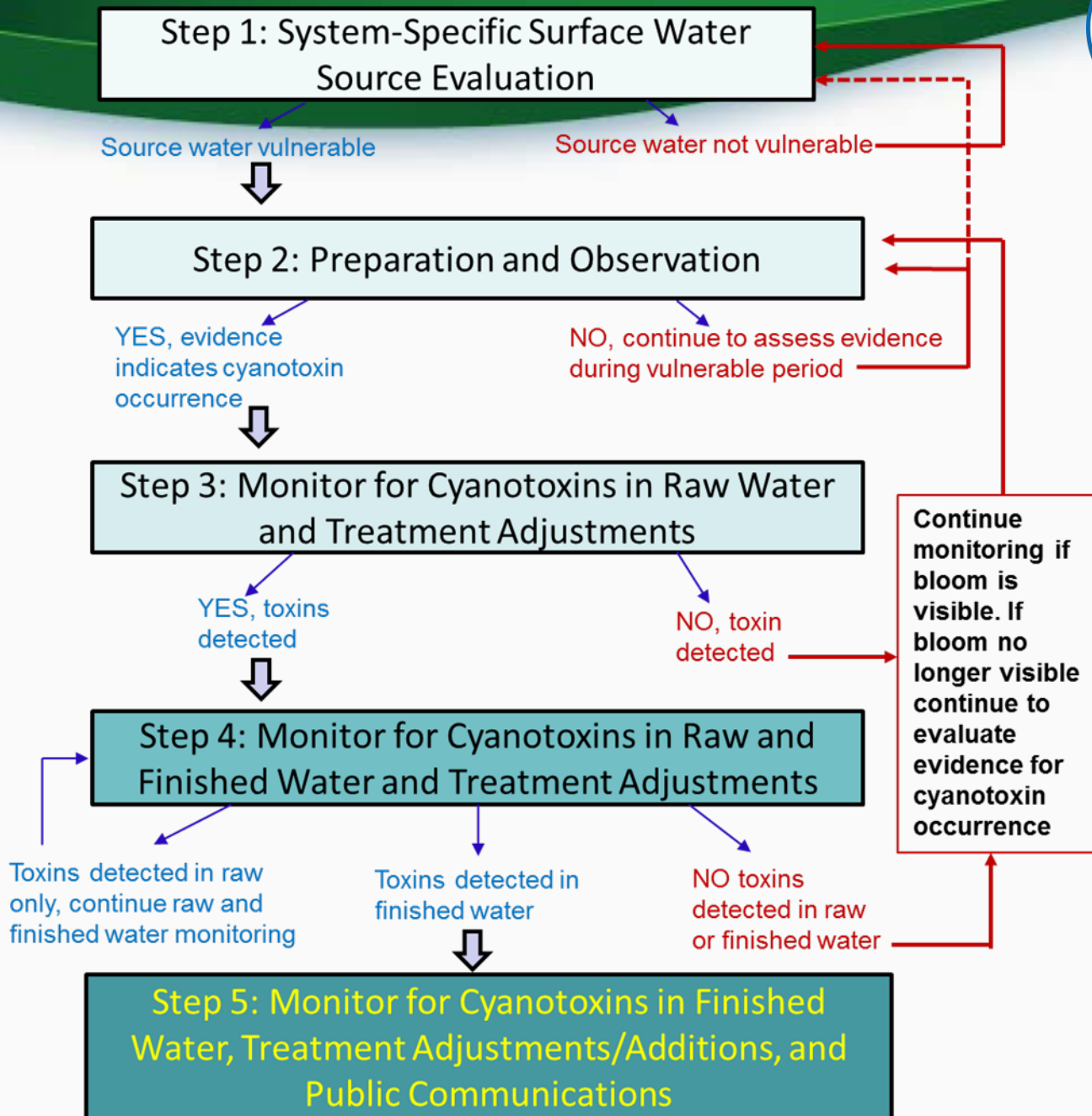


Recommendations for Public Water Systems to Manage Cyanotoxins in Drinking Water

June 2015



Potential Cyanotoxin Management Steps



Step 1: System-Specific Surface Water Source Evaluation



- Key objective: Determine if source water is vulnerable to harmful algal blooms
- Potential information to consider when conducting a system-specific evaluation:
 - Evaluation of source waters at or near the intake:
 - Source Water Characteristics
 - Water Quality Parameters
 - Source Water Assessment Information
 - Climate and Weather Information
 - Land Use
 - Nutrient Levels

Step 2: Preparation and Observation



Preparation

- Potential actions to consider if a system is determined to be vulnerable in Step 1:
 - Determine when (e.g., which seasons) systems are most vulnerable to HABs
 - System Evaluation
 - Assess status of treatment plant prior to harmful algal bloom season
 - If source water is vulnerable and existing treatment is not sufficient to remove cyanotoxins from peak blooms, evaluate whether supplemental treatment (e.g., coagulant) might be needed during bloom season, or
 - If source water is vulnerable and existing treatment is frequently challenged by cyanotoxins, consider whether long-term treatment enhancements are needed

Step 2: Preparation and Observation



Preparation (Cont'd)

– Monitoring

- Prepare for possible future cyanotoxin monitoring by ordering necessary lab materials for screening tests or setting up contracts with outside labs

– Communication

- Establish partnerships with primacy agencies, state, and local public health officials

Step 2: Preparation and Observation



Observation

- Key observation objective: Identify potential cyanotoxin occurrence in source and raw water
- 3 Key Potential Observations:
 1. Visual: Visually confirm the presence of a bloom at intake structure or confirm public reports of blooms near raw water intake
 2. System effects: Track changes in treatment plant operations, water quality parameters, etc.
 3. Indicators: Indicator occurrence in source water and raw water at intake

Step 2: Visible Observation of Blooms



- Potential actions to consider when assessing/collecting information on visible blooms (note, not all blooms are visible):
 - Location: Identify locations to monitor for presence of blooms and implications for the PWS (e.g., a bloom near a raw water intake vs. a bloom 50 meters away from an intake)
 - Evaluate whether the public can assist with collecting information on blooms

Step 2: Observation of System Operation



- Potential actions to consider when assessing/collecting information on changes in system operations:
 - Examine raw water quality parameters (e.g., pH changes, turbidity)
 - Evaluate potential treatment changes (e.g., shortened filter run times, increased chlorine demand, etc.)
 - Investigate consumer complaints (e.g., taste and odor concerns)
 - Communicate with nearby/upstream systems (e.g., blooms in source water or cyanotoxin occurrence in their raw water)

Step 2: Observation of HAB Indicators



- Information available on indicators of system vulnerability to HABs
 - Examine available data to determine if there has been an increase in nutrient concentrations (nitrogen or phosphorus) in source water
 - Examine other source water indicator data (pH, temperature, cyanobacterial cells, chlorophyll a levels, phycocyanin, phosphorus, nitrogen)
 - Participate/organize watershed monitoring programs collecting source water indicator data
 - Seek out secondary data on bloom occurrence in source water (e.g., satellite remote sensing, local or regional program surface water monitoring data) and information on intake characteristics

Steps 3-5: Monitoring, Treatment Adjustments, and Communication



- Key objectives:
 - Determine if cyanotoxins have reached or are likely to reach the raw water
 - Determine the effectiveness of cyanotoxin removal via drinking water treatment operations
 - Adjust or consider additional treatment to reduce risks from cyanotoxins in drinking water (as appropriate)
 - Confirm whether cyanotoxins are detected in finished water (as appropriate)
 - Reduce risks from cyanotoxins in drinking water
 - Inform the public of the need to take actions to reduce their risks

Steps 3-5: Monitoring, Treatment Adjustments, and Communication



- Cyanobacterial blooms can cause water quality problems
 - Potentially producing cyanotoxins
 - Increasing solid loading
 - Increasing natural organic matter (NOM)
 - Producing unpleasant tastes and odors (T&O)
- Treatment strategies for cyanotoxins must also consider other treatment objectives
 - Turbidity removal
 - Disinfection
 - Disinfection by-products (DBPs) control
 - T&O control
 - Corrosion control

Cyanotoxin Management Plans



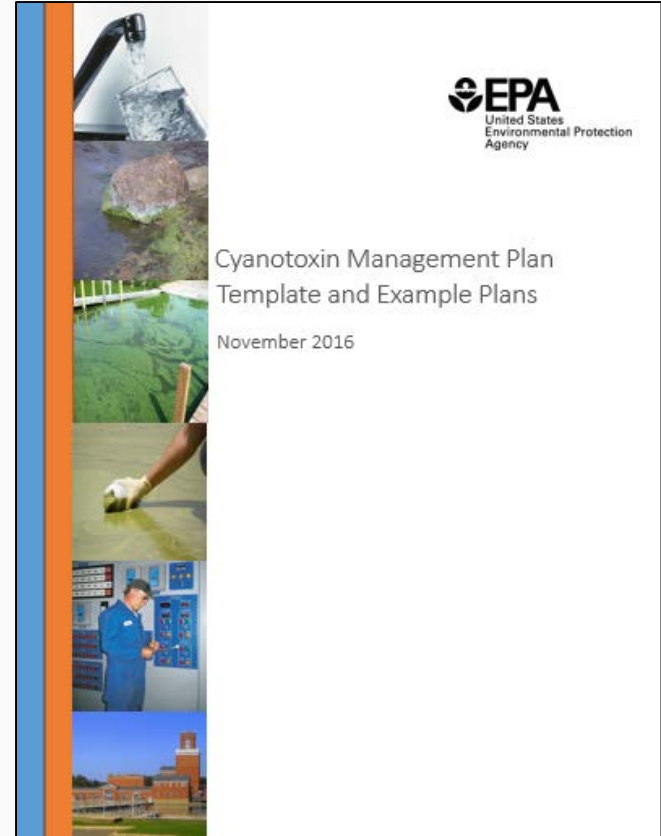
Two parts:

1. Template

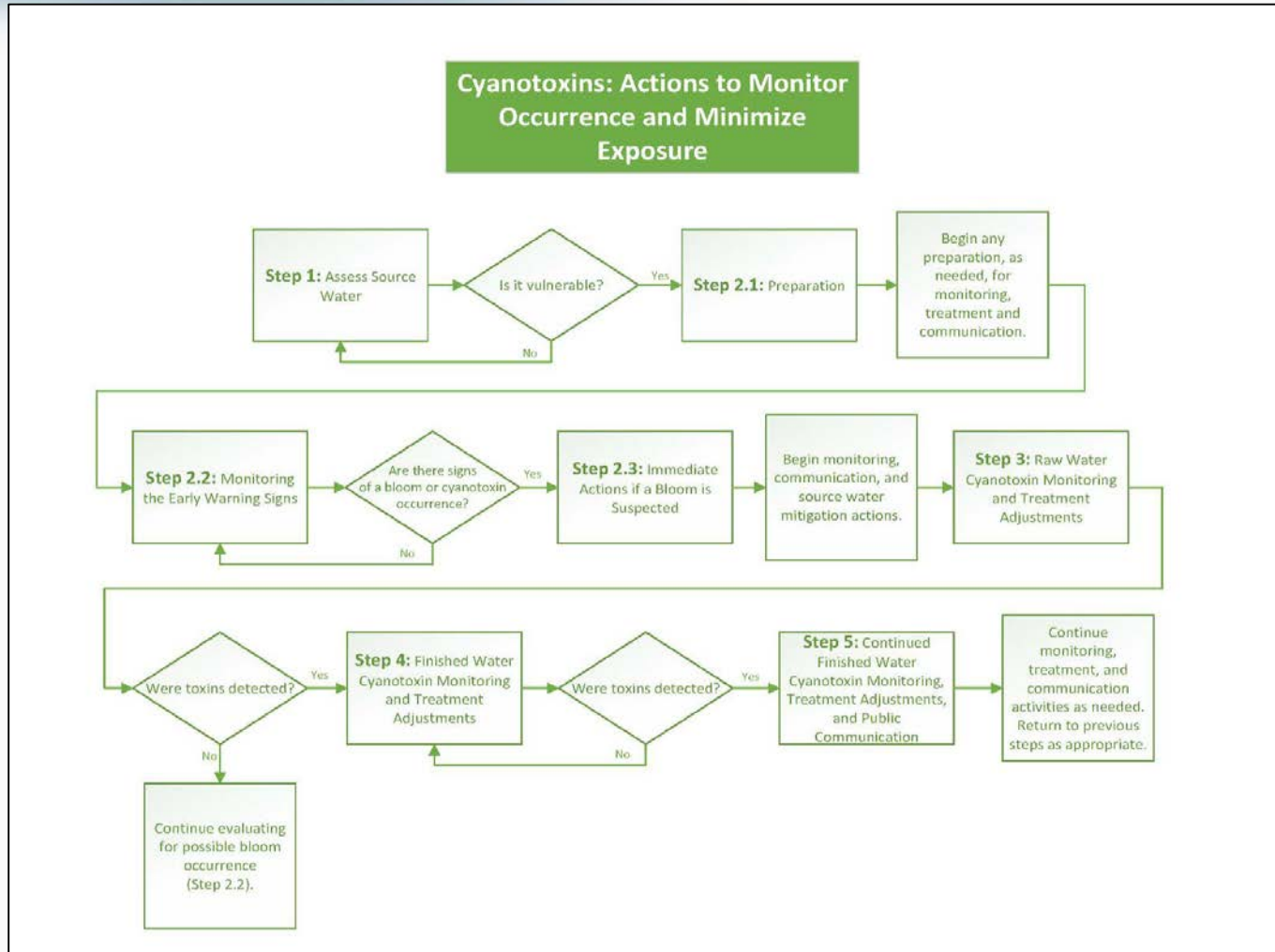
- Framework for public water systems (PWSs) to inform the development of their own cyanotoxin management plans as they deem appropriate

2. Five example cyanotoxin management plans

- Examples from five partner PWSs representing diversity in system characteristics and geography



Cyanotoxin Management Plans: 5 Steps



Cyanotoxin Management Plan Template Overview



- Executive Summary
 - A brief overview of the system and its source waters
- Five step process
 - Step 1: Assess Source Water
 - Step 2: Preparation, Monitoring for Early Warning Signs and Immediate Actions
 - Step 3: Raw Water Cyanotoxin Monitoring and Treatment Adjustments
 - Step 4: Finished Water Cyanotoxin Monitoring, Treatment Adjustments
 - Step 5: Continued Finished Water Cyanotoxin Monitoring, Treatment Adjustments and Public Communication
- Long-term activities to prevent and mitigate impacts of blooms and cyanotoxins on drinking water

Cyanotoxin Management Plan Template-Example Plans



- In order to provide a broad range of example plans, we partnered with five PWS treatment plants in different systems. In identifying partners, we considered:
 - The previous history of harmful algal blooms in PWS source waters
 - Variety of system sizes
 - Variety of locations
 - Systems not using the same watershed
 - Different regions of the U.S.
 - Variety of source water types (i.e. lakes/reservoirs, rivers)
 - Variety of treatment (i.e. such as conventional treatment, GAC, capability of using PAC, pre-oxidation)

EPA's Goals for Managing Risks of HABs in Drinking Water



- **Improving scientific understanding** of HABs and cyanotoxin production to better predict their occurrence;
- **Protecting human health** by identifying human health effects of current and emerging cyanotoxins;
- **Providing necessary technical assistance** to utilities so they can provide safe drinking water through effective HABs and cyanotoxin treatment in finished water;
- **Preventing HAB formation** with effective source water protection efforts and nutrient reduction strategies at the watershed scale.



Contacts

Hannah Holsinger

holsinger.hannah@epa.gov

CyanoHABs website:

<https://www.epa.gov/cyanohabs>

Cyanotoxins in Drinking Water website:

<https://www.epa.gov/ground-water-and-drinking-water/cyanotoxins-drinking-water>