




# Analysis on the Use of Drinking Water State Revolving Fund Set-Asides: Promoting Capacity Development



DWSRF  
Set-Asides



Office of Water (4606M)  
EPA 816-R-06-004  
December 2007  
[www.epa.gov/safewater](http://www.epa.gov/safewater)

Printed on Recycled Paper

## Table of Contents

I.	Executive Summary .....	1
II.	History.....	1
III.	Analysis.....	3
IV.	State Program Administration.....	5
V.	Uses in Capacity Development.....	5
VI.	Outreach and Training .....	8
VII.	Technical Assistance.....	9
VIII.	Restructuring.....	12
IX.	Targeted Assistance .....	12
X.	Summary Analysis .....	14

Appendix A: State Intended Use Plan (IUP) Summary Matrices.....	A-1
---	-----

Alabama.....	A-2	Nebraska.....	A-52
Alaska.....	A-4	Nevada.....	A-54
Arizona.....	A-6	New Hampshire.....	A-56
Arkansas.....	A-8	New Jersey.....	A-58
California.....	A-10	New Mexico.....	A-60
Colorado.....	A-12	New York.....	A-62
Connecticut.....	A-14	North Carolina.....	A-64
Delaware.....	A-16	North Dakota.....	A-66
Florida.....	A-18	Ohio.....	A-68
Georgia.....	A-20	Oklahoma.....	A-70
Hawaii.....	A-22	Oregon.....	A-72
Idaho.....	A-24	Pennsylvania.....	A-74
Indiana.....	A-26	Puerto Rico.....	A-76
Iowa.....	A-28	Rhode Island.....	A-78
Kansas.....	A-30	South Carolina.....	A-80
Kentucky.....	A-32	South Dakota.....	A-82
Louisiana.....	A-34	Tennessee.....	A-84
Maine.....	A-36	Texas.....	A-86
Maryland.....	A-38	Utah.....	A-88
Massachusetts.....	A-40	Vermont.....	A-90
Michigan.....	A-42	Virginia.....	A-92
Minnesota.....	A-44	Washington.....	A-94
Mississippi.....	A-46	West Virginia.....	A-96
Missouri.....	A-48	Wisconsin.....	A-98
Montana.....	A-50		

Appendix B: EPA DWSRF Regional Contact Information.....	B-1
---	-----

## Table of Exhibits

Chart 1: Annual Assistance Provided Over the Life of the DWSRF .....	1
Table 1: Financial Data for 2005 DWSRF Set-Aside Funding and Utilization ...	4
Chart 2: State Drinking Water Initiatives Funded by the Local Assistance and Other State Programs (15%) Set-Aside .....	4
Map 1: States that Use the 10% Set-Aside to Fund Primacy Agency Management.....	5
Map 2: States that Use Set-Aside Funds to Implement/Manage a Capacity Development Strategy.....	5
Chart 3: Prevalence of Set-Aside-Funded Program Administration Tasks .....	6
Chart 4: How DWSRF Set-Asides Promote Program Integration.....	7
Map 3: States that Use Set-Aside Funds to Support Public Education Efforts ...	8
Map 4: States that Use Set-Aside Funds to Train System Personnel and Decision-Makers .....	8
Chart 5: Use of DWSRF Set-Asides for Outreach and Training Activities .....	9
Chart 6: States' Use of DWSRF Set-Asides for Technical Assistance .....	11
Map 5: States that Use Set-Aside Funds for Consolidation and Restructuring Efforts .....	12
Map 6: States that Use Set-Aside Funds to Target Small and Disadvantaged Systems .....	13

## I. Executive Summary

The purpose of this document is to identify the multiple uses of the Drinking Water State Revolving Fund (DWSRF) set-asides in promoting capacity development efforts. This national “one-year snapshot” addresses the four different types of set-asides and highlights some of the more common applications being used by states. The body of the document includes specific examples of set-aside uses that states may find applicable within their own jurisdictions. In examining this report, states and regions can become exposed to a variety of effective and allowable uses of the DWSRF set-asides. These uses can be seen as potential “tools in the toolbox” that states may not have yet considered.

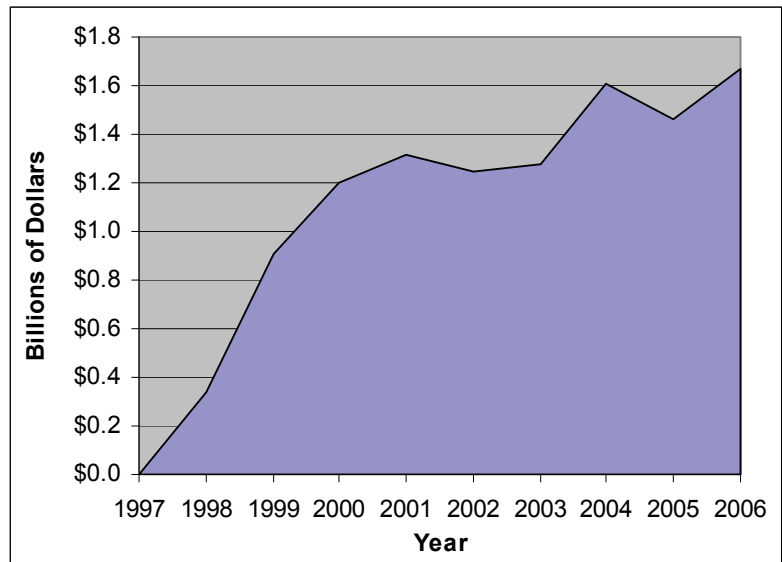
The analysis is based on two primary sources of set-aside-related data: the DWSRF National Information Management System (DWNIMS) and states’ DWSRF Intended Use Plans (IUPs). All data from state IUPs used to identify trends and set-aside uses in the body of this document have been summarized by state in Appendix A.

This report cites numerous examples of state-specific set-aside uses as illustrations. However, the reader should recognize that many states have comparable examples of such usages. Appendix A can serve as a reference for the reader to contact states for further information. It should be noted that this document is not intended as a report card, but merely as a review of what state co-regulators deem a sustainable infrastructure initiative supported by funds from the DWSRF set-asides. Further information can be obtained either by contacting each state’s primacy agency directly or by contacting the EPA DWSRF Coordinator in the appropriate Region (See Appendix B).

## II. History

Since the 1996 Amendments to the Safe Drinking Water Act (SDWA) were passed, EPA and its state co-regulators have been enhancing established programs and implementing new ideas that promote sustainability in public water systems (PWSs). This programmatic approach, referred to as capacity development, is utilized by all 50 states and Puerto Rico.

**Chart 1: Annual Assistance Provided Over the Life of the DWSRF**



Public drinking water systems serving 10,000 or fewer customers represent over 97 percent of the nation’s PWSs (Safe Drinking Water Information System [SDWIS] Data, 2005). Smaller systems often have more challenges in technical, managerial, and financial (TMF) resources than their larger counterparts. Many small systems were created to provide small communities or

subdivisions drinking water when regulatory standards were less protective and less demanding. Some PWS challenges, for both large and small systems are:

- The need to upgrade or replace aging infrastructure with inadequate funds.
- Maintaining the quantity and quality of source water.
- The public's increasing demands for lower utility costs.
- The establishment of enhanced and more protective regulatory requirements or rules.

In recognition of the challenges facing smaller PWSs, Congress established several provisions of the 1996 SDWA Amendments with a small system focus, including the implementation of capacity development programs. This provision places a significant emphasis on assisting PWSs of all sizes in acquiring and maintaining their TMF capacity. TMF capacity is the ability to plan for, achieve, and continually provide safe and affordable drinking water to customers.

As part of the 1996 SDWA Amendments, the DWSRF was established to provide states with a financing mechanism to ensure the delivery of safe drinking water to the public. Since 1997, states have been able to use federal capitalization grant money to create funding accounts from which PWSs can borrow money to finance infrastructure improvements. States have the flexibility to target certain percentages of these capitalization grants, in the form of set-asides, for different activities that can help implement and expand their drinking water programs.

These set-asides enable states to address specific aspects of water system operation and management and emphasize enhanced institutional capacity as a means of better achieving sustainability. This analysis summarizes the use of DWSRF set-aside funds by the states and Puerto Rico.

The assessment and tabulation of set-aside-funded activities cuts across the four individual set-asides as noted below:

- **Small System Technical Assistance (2%)**  
Up to 2 percent of the federal capitalization grant may be set aside to provide technical assistance to small community water systems (CWSs) serving 10,000 or fewer persons. All but two states have taken advantage of this set-aside. Activities paid for with these funds include project planning, circuit riders, and special small system training.
- **Administration and Technical Assistance (4%)**  
Up to 4 percent of the capitalization grant may be set aside for costs associated with administering state DWSRF programs. Every state sets aside some portion of its annual DWSRF allotment to administer its DWSRF program and/or to provide technical assistance to PWSs.

- **State Program Management (10%)**

This set-aside allows states to use up to 10 percent of their annual allotment to develop and implement capacity development and operator certification programs, administer source water protection programs (which includes technical assistance to prevent contamination of sources), or fund a portion of their public water supply supervision (PWSS) programs. The state must provide a 100 percent match for this set-aside with either a 1:1 dollar match, an “in-kind” match, or a combination of the two.

- **Local Assistance and Other State Programs (also called 1452(k) Activities) (15%)**

States may use up to 15 percent of their annual allotments to fund a variety of activities and assistance associated with efforts such as source water protection, wellhead protection, and capacity development. A maximum of 10 percent of funds set aside can be spent on any single effort.

### III. Analysis

The following analysis is based on two primary sources of set-aside-related data: DWNIMS and states’ DWSRF IUPs, which are submitted individually as a condition of receiving the DWSRF capitalization grant. These two sources are different in scope and purpose and, as such, present a number of minor inconsistencies in examining each of the four set-asides. While DWNIMS data, compiled at a national level, provide an authoritative accounting of set-aside funding and utilization, it offers little detail on how, or in what context, funds are actually spent. State IUPs, on the other hand, provide greater detail on how states are planning to use their set-asides, but vary in the amount of available information they contain due to a lack of standardized format and level of content. For instance, many states did not include information regarding the Administrative and Technical Assistance (4%) set-aside in their IUP. As a result, where this report describes state activities funded by set-asides as reported in IUPs, these descriptions should not be considered comprehensive accounts of all state activities. Additionally, this analysis does not take into account the specific use of set-aside funds by Illinois, which only uses its 4% Administrative set-aside, and Wyoming, since they do not use DWSRF set-asides. Discrepancies that arise from inconsistent data will be appropriately qualified. Therefore, 49 states use the 4% set-aside, while all states, except for Wyoming and Illinois, use the 15% set-aside to assist them in their capacity development program initiatives and efforts.

The same data show that the Small Systems Technical Assistance (2%) set-aside is nearing full participation, with 48 states making use of these funds. Participation in the State Program Management (10%) set-aside is lowest at 44 states. Several states in the past have indicated that they are unable to obtain the dollar-for-dollar match funds that are required for this type of set-aside.

In terms of overall funding, the total amount set aside within all four categories since their inception in 1996 is \$1.049 billion. As of June 30, 2005, cumulative set-aside expenditures totaled slightly more than \$699 million, leaving a cumulative balance for all four set-asides of approximately \$349.8 million.

Table 1 presents set-aside award and utilization data for the four set-asides as of June 30, 2005. These data represent the use of respective set-aside funds by all participating states (source: DWNIMS).

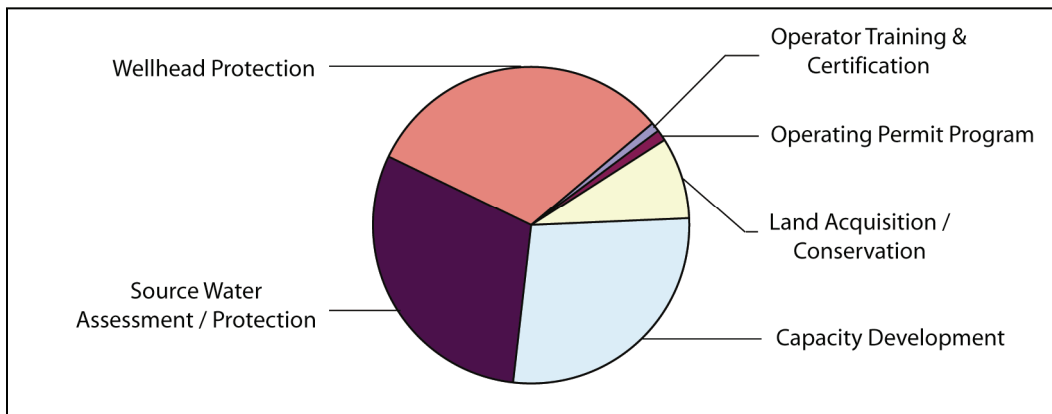
**Table 1: Financial Data for 2005 DWSRF Set-Aside Funding and Utilization**  
(in Millions of Dollars)

DWSRF Set-Aside	Set-Aside Awards	Set-Aside Expenditures	Set-Aside Balance
Admin. and Technical Assistance	\$28.4	\$26.8	\$1.6
Small System Technical Assistance	\$15.1	\$13.4	\$1.7
State Program Management	\$44.9	\$38.3	\$6.6
Local Assistance and State Programs	\$36.5	\$26	\$10.5
Total	\$123.9	\$104.5	\$19.4

The level of variability in how states use funds from the individual set-asides differs for each set-aside. For example, funds drawn from the Administration and Technical Assistance (4%) set-aside are restricted to the implementation of DWSRF activities and the provision of technical assistance. There is relatively more flexibility, however, in the use of Local Assistance and Other State Program (15%) set-aside funds; this set-aside offers the discretion needed to target state-specific drinking water priorities. The relative limitation and flexibility of these two set-asides is reflected in most state IUPs.

Chart 2 illustrates the range and number of drinking water-related initiatives funded by the Local Assistance and Other State Programs (15%) set-aside. It is noteworthy that of the 95 initiatives cited in the state IUPs, the 90 percent majority are clearly focused on the set-aside’s three primary objectives: source water protection, wellhead protection, and capacity development.

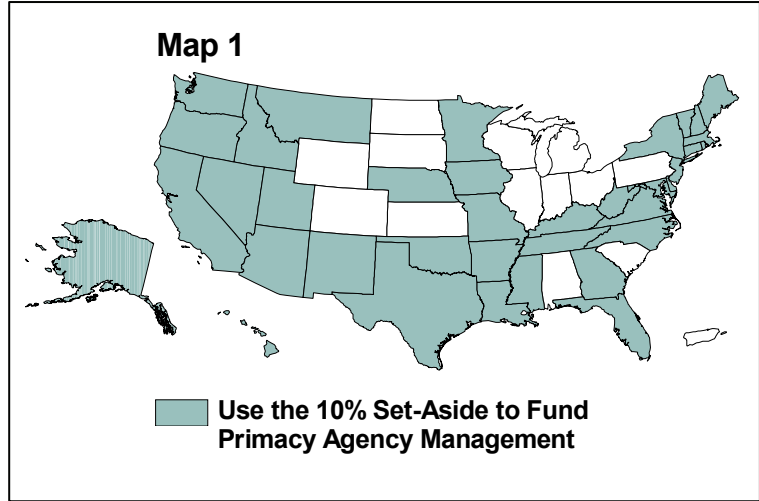
**Chart 2: State Drinking Water Initiatives Funded by the Local Assistance and Other State Programs (15%) Set-Aside**





#### IV. State Program Administration

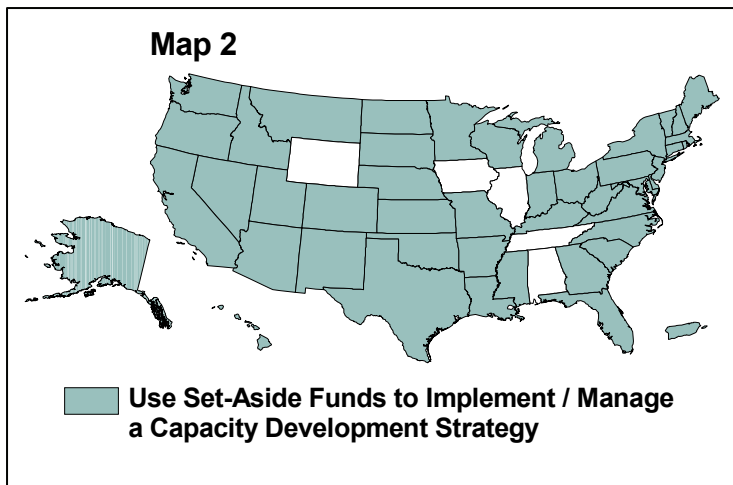
Funding for the administration of state DWSRF program activities is drawn primarily from the Administration and Technical Assistance (4%) set-aside. State IUPs indicate that 33 states (including Puerto Rico) are using set-aside funds to administer their respective DWSRF program. As noted, DWNIMS data indicate that all states are utilizing the 4% set-aside for this purpose and/or technical assistance. DWNIMS data show that participating states used a total of \$26.8 million from the 4% set-aside to fund DWSRF administration in the 2005 funding cycle.



In addition to DWSRF program administration, many states are using the set-asides to supplement funding towards the management of their primacy agencies. States are able to apply funds from the State Program Management (10%) set-aside to support their PWSS efforts. Based on their IUPs, 37 states are drawing from the 10% set-aside to fund primacy agency management (Map 1). DWNIMS data show that participating states used a total of \$38.3 million from the 10% set-aside to support their individual PWSS activities in 2005.

#### V. Uses in Capacity Development

Another critical use of DWSRF set-asides is the support of state Capacity Development Programs. Capacity development underlies each state's effort to ensure an adequate, long-term supply of safe drinking water. By investing in the TMF capabilities of a state's drinking water program, set-aside funds can be used to improve system performance, safety, and reliability. In total, 45 states and Puerto Rico report in their IUPs using set-aside funds to implement/manage a capacity development strategy (Map 2).



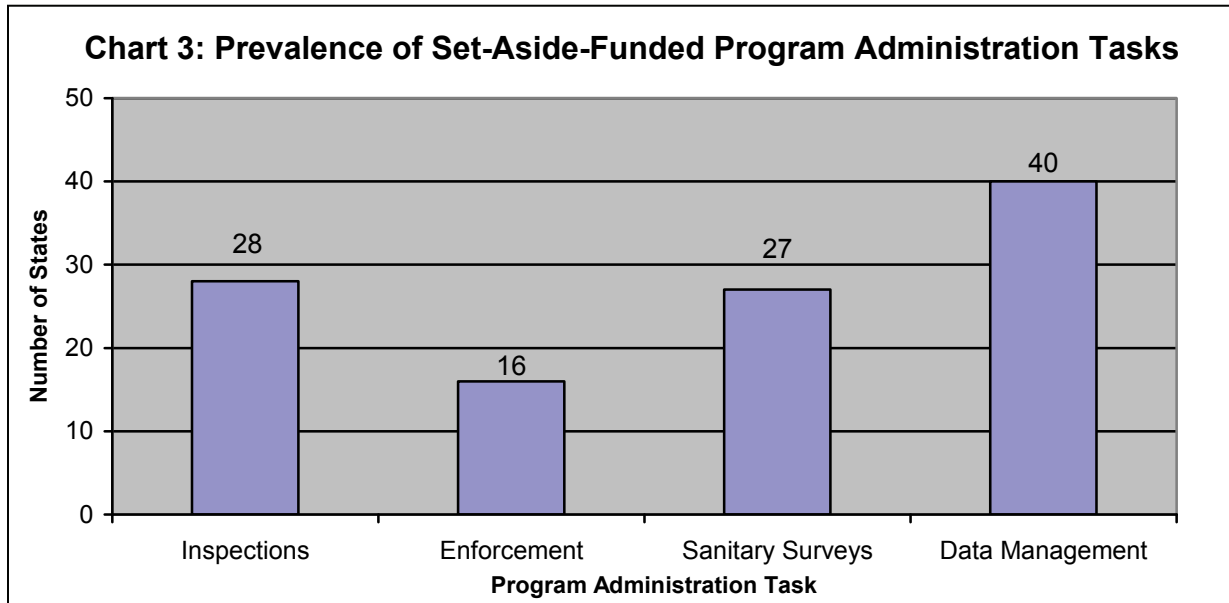
The DWSRF set-asides are used to fund a number of specific efforts tied to capacity development, including inspections, enforcement, sanitary surveys, and data management.

According to state IUPs, most states are using the Administration and Technical Assistance (4%) and the State Program Management (10%) set-asides to fund these tasks.

Additional details on the specific uses of set-aside funds are provided below:

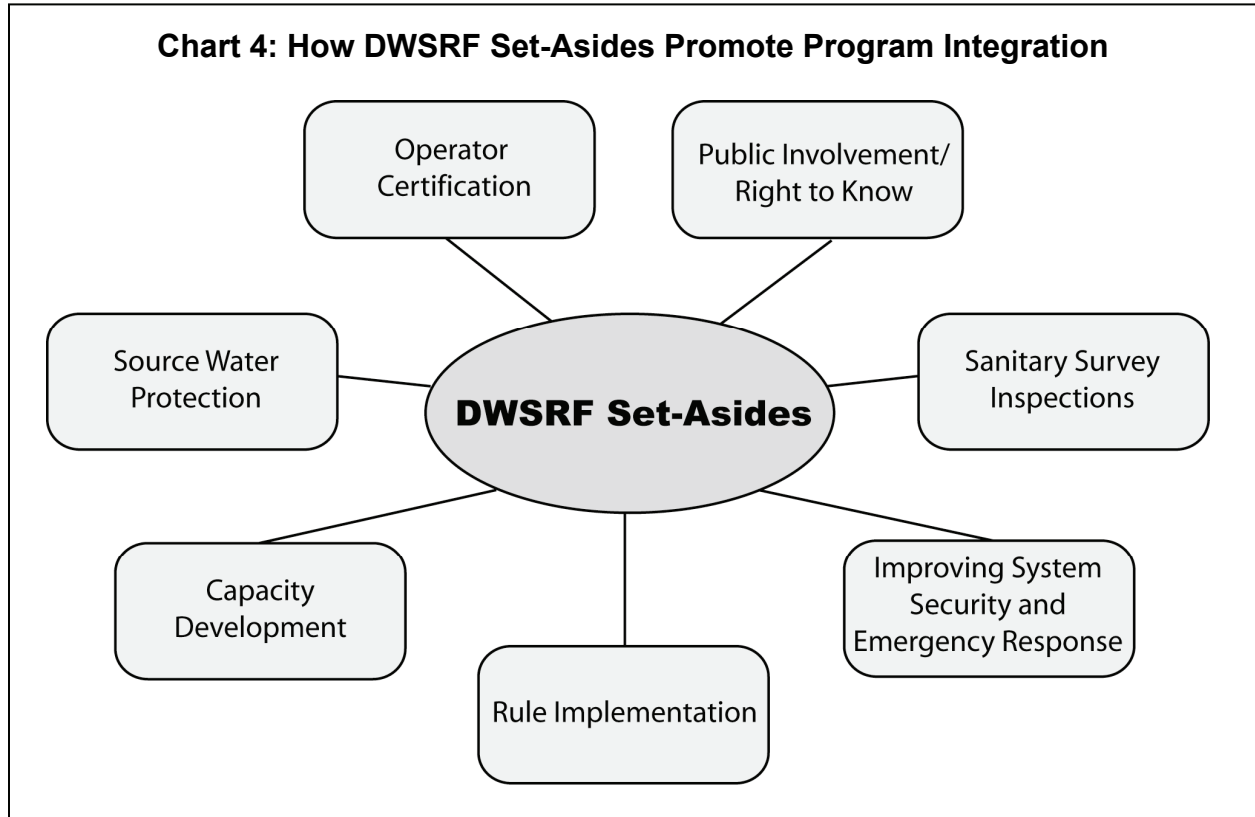
- **28 states use set-aside funding to support drinking water-related inspections.**  
This includes annual PWS inspections, construction inspections, food and lodging inspections, complaint and water quality alert investigations, small system inspections, capacity development reviews, and random compliance inspections.
- **16 states use set-aside funding to support enforcement efforts.**  
This includes targeted systems, general PWSS enforcement, and enforcement of operator certification requirements.
- **27 states use set-aside funds to support sanitary survey processes.**  
This includes training for survey completion and use of surveys as an opening for capacity development initiatives and small system assistance programs.
- **40 states use set-aside funding to support data management activities.**  
This includes maintaining and updating Safe Drinking Water Information System (SDWIS)/State and program-specific (e.g., wellhead protection) databases, migration to electronic records keeping, integration of PDA/handheld technologies, implementing Web-based access, expansion of GIS capabilities, and software and hardware upgrades.

Chart 3 illustrates the number of states using DWSRF set-aside funds to support the program administration tasks presented above. These totals are drawn exclusively from the state IUPs.



**Notable Examples of Capacity Development Uses:**

A number of states use the program administration tasks listed above to meet multiple objectives. In West Virginia, PWS inspections now include backflow prevention testing and device certification. Moreover, sanitary surveys of small PWSs in West Virginia are completed as part of the state’s on-site technical support program. While nearly one-third of states indicate they will use set-aside funds to increase or enhance enforcement efforts, Alaska reports that it will work with EPA to target specific systems for enforcement and/or comprehensive technical assistance.



In addition to linking sanitary surveys to capacity development (South Carolina, like many states, reports that the surveys are a “major component” of its capacity development strategy), some states (e.g., Utah, Hawaii) also contract with local departments of health or other organizations to conduct the surveys.

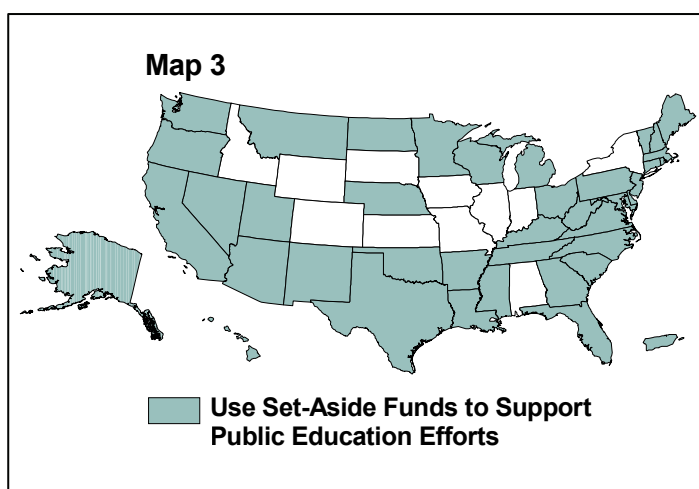
States are able to assist multiple programs by using set-asides to fund investment in data management. For example, North Carolina is using set-aside monies to fund software and hardware upgrades for its wellhead protection efforts. Connecticut’s Operator Certification Program will benefit from a database of eligible operator renewal training courses. In Iowa, the 10% set-aside will be used to upgrade computer programs and systems for a PDA-based sanitary survey project. Web-based access is another compelling technology option for states. Oklahoma is developing a secure Web site that allows field staff to modify and add to existing datasets.

## VI. Outreach and Training

Outreach and training at the state level are key tools for improving capacity among system owners and operators. Additionally, outreach and training raise public awareness in local drinking water systems, offering a degree of transparency and insight into system operation and management. In the best-case scenarios, outreach and training will increase both system performance and consumer confidence, assuring high-quality drinking water from well-maintained, well-regulated suppliers.

To this end, a majority of states are using DWSRF set-aside funds to support outreach and training activities. Because these activities may fall under the umbrella of a variety of state programs, from operator certification to source water protection, applicable funds are drawn from across the 2%, 10%, and 15% set-asides.

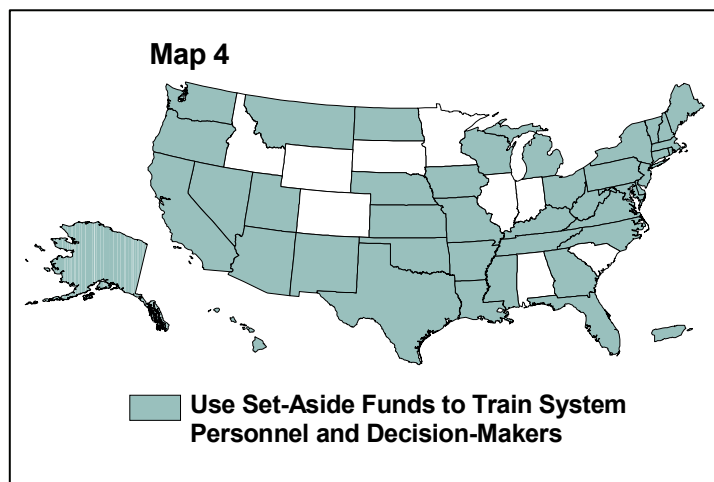
DWSRF set-aside funds support public education efforts in 39 states (Map 3). This includes newsletters, Consumer Confidence Reports (CCRs), and public-access Web sites with drinking water program and system information. A number of state-specific source water and wellhead protection programs also use set-aside funds to promote public awareness and program objectives, including teacher training and community outreach.



### Notable Examples of Outreach and Training Uses:

States also employ set-aside funds to train PWS operators and managers on how to improve their TMF capacity. Set-aside funds are used by 41 states and Puerto Rico to train system personnel and decision-makers (Map 4).

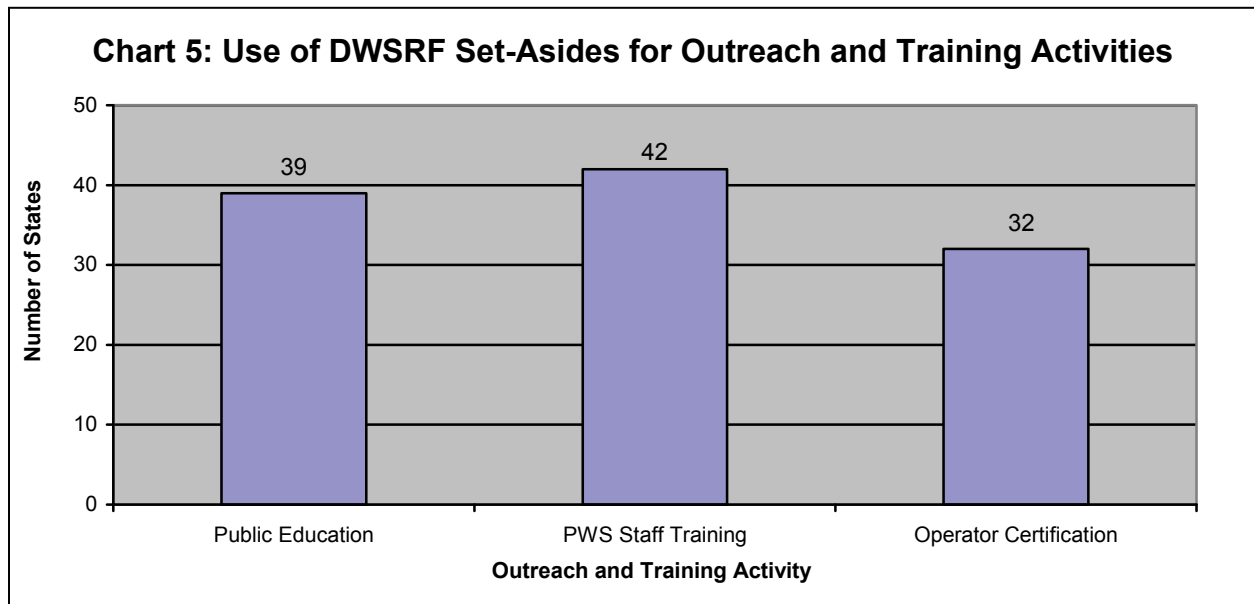
Operator certification is another area where states can have a significant impact on the capacity of PWSs. Maryland, for example, uses the number of systems with certified operators as a measure of capacity improvement. Many states use DWSRF funds to present workshops, seminars, and other training events that provide operators with ongoing educational opportunities. This “continuing education” is frequently a



prerequisite for maintaining or renewing operator certification. Several states' data management activities are linked to operator certification/licensing; these states are working to integrate databases that will enable more functional operator tracking and monitoring. Overall, 32 states use DWSRF set-aside funds to manage operator certification programs. DWNIMS data show that participating states have used nearly \$16 million from the 10% set-aside since 1996 to fund operator certification programs.

States are using a range of strategies to provide broad access to comprehensive operator certification and training programs, many of which incorporate contract agreements. The Internet is also proving useful in the presentation of Web-based training sessions and access to online lists of approved courses, as in the case of Pennsylvania. In Delaware, the Delaware Technical and Community College will receive one-half of the state's Small System Technical Assistance (2%) set-aside (approximately \$83,000) as the sole provider of operator certification training. Under this agreement, the community college will test and train 350-400 operators over the course of a year, according to state regulations. This type of agreement is representative of the approach many states are taking to maintain their operator certification program.

Chart 5 summarizes the number of states using DWSRF set-aside funds for outreach and training activities.



## VII. Technical Assistance

Technical assistance to PWSs is integral to capacity development and frequently provides a critical service for systems that are out of compliance. Such assistance is especially relevant for small systems (those serving fewer than 10,000 persons), many of which lack the TMF capacity to successfully address on their own the challenges they face. Similar to outreach and training-related activities, technical assistance is provided in a wide variety of contexts. This means that

states draw from across the DWSRF set-asides to fund technical assistance initiatives. For the purposes of this analysis, technical assistance consists of the following efforts:

- **30 states use set-aside funds to support site visits, many through circuit riders, as reported in the IUPs.**

Site visits by qualified water system personnel form the mainstay of technical assistance in many states, particularly for small, rural PWSs. Site visits provide an opportunity for a hands-on, face-to-face exchange between operators and experts. In addition to remedying technical difficulties or addressing problems of non-compliance, many states structure site visits to provide managerial and financial guidance as part of their capacity development strategies.

Circuit riders offer states a cost-effective means of meeting demand for on-site technical assistance and other site visits. Many states contract with Rural Water Association (RWA) and similar groups to ensure adequate circuit rider coverage. Maine, for example, is applying its Small System Technical Assistance (2%) set-aside funds to pay for two Water Quality Specialist circuit riders through the Maine RWA. The two circuit riders will visit 50–70 PWSs per month.

- **IUP data indicate 3 states are using set-aside funds to conduct rate studies.**

Rate studies allow PWSs to determine if their rates are sufficient to cover the costs associated with collecting, storing, treating, and distributing a safe drinking water supply. Rate studies are particularly valuable in the context of managerial and financial capacity development.

- **6 states are using set-aside monies to fund pilot studies, according to state IUPs.**

Like rate studies, pilot studies are useful in exploring options for improving PWS operation. Kentucky, for example, is using money from the 2% set-aside to fund a disinfection byproduct (DBP) pilot program evaluation.

- **11 states are using set-aside funds for Area-Wide Optimization Program (AWOP) activities, according to state IUPs.**

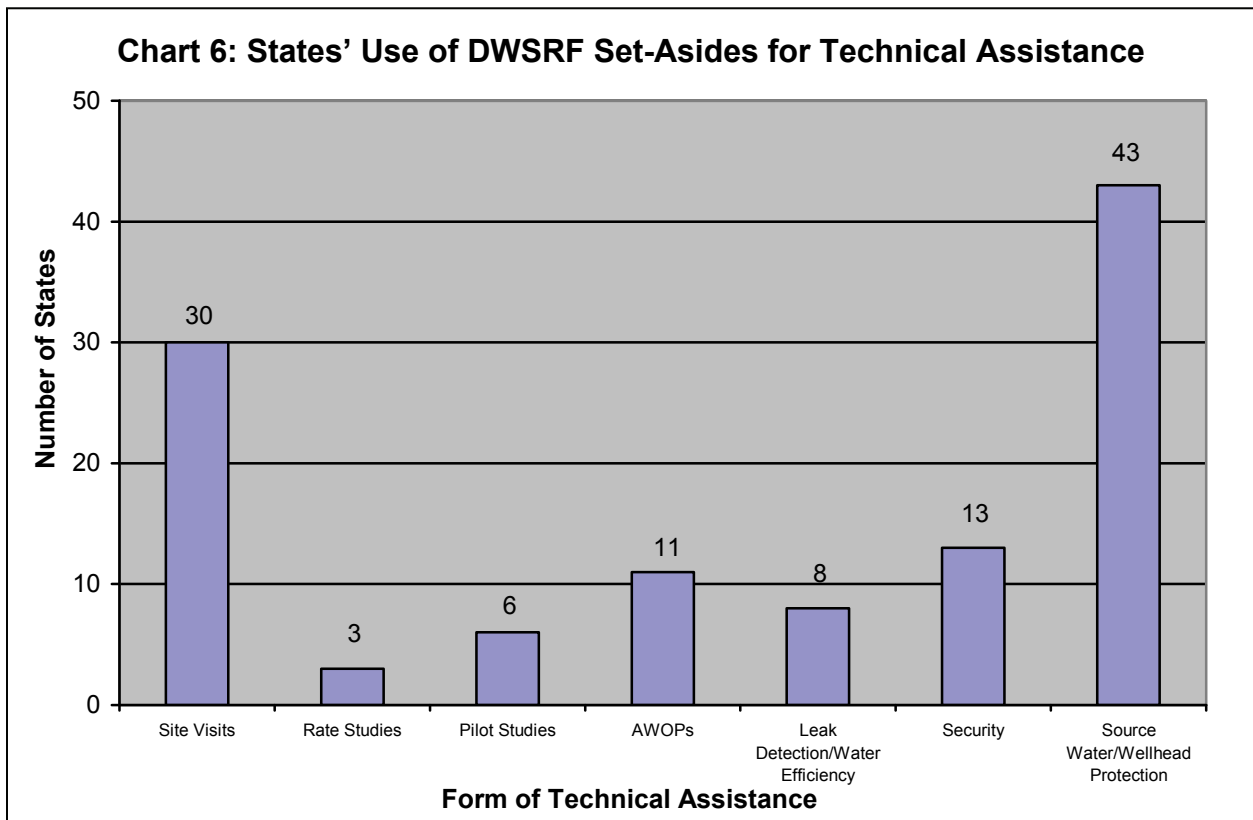
AWOPs are used by states to target for assistance those high-risk PWSs with treatment processes in place that are not being optimally utilized. By developing prioritization criteria and evaluating system performance, states can focus investment and capacity development efforts on the most critically at-risk systems, often generating substantial increases in public health protection at low cost.

- **8 states are using set-aside funds for leak detection/efficiency programs, according to state IUPs.**

Assisting PWSs with leak detection and water efficiency programs conserves resources and can increase suppliers' fiscal health. A number of states are using set-aside funds to support leak detection and water efficiency programs. Noteworthy examples include Massachusetts, which offers local assistance grants for leak detection; Florida, which provides training on leak detection during monthly Florida RWA meetings; and Texas, which is funding water conservation and drought contingency programs.

- IUP data show that 13 states are using set-aside funds for security-related efforts.** Technical assistance for security-related issues includes assistance preparing Vulnerability Assessments (VAs) and Emergency Response Plans (ERPs). Arkansas, for example, uses set-aside funds to assist PWSs in drafting ERP documents as part of its wellhead protection program. Missouri’s set-aside funds support the completion of VAs as part of the state’s capacity development strategy.
- 43 states are using set-aside funds for source water/wellhead protection initiatives.** IUP data show most states are pursuing source water/wellhead protection programs. The success of these initiatives depends on participation by PWSs statewide, many of which require technical assistance to effectively implement protection-related efforts. Set-aside funding makes it possible for states to assist smaller PWSs with source water and wellhead protection. Minnesota, for example, helps small systems using groundwater to identify and manage potential sources of contamination. New Hampshire provides grants for at least six source water protection projects per year.

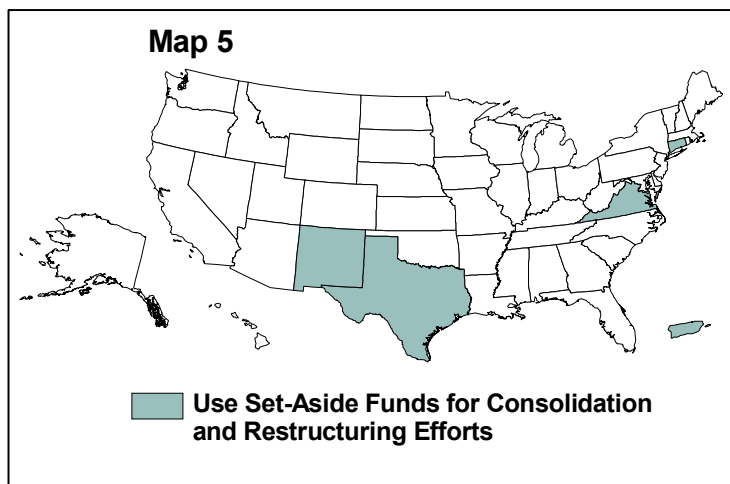
Chart 6 summarizes the number of states using DWSRF set-aside funds for technical assistance activities.



## VIII. Restructuring

In some cases, the long-term viability of a PWS will depend on a partnership, consolidation, or similar restructuring effort. These measures are intended to correct a system's TMF inadequacy. These efforts also reflect a trend towards regionalization. Regionalization—the integration of otherwise disparate PWSs across a large geographic area—is predicated on the economies of scale enjoyed by larger systems. These systems typically possess superior TMF resources, making them better equipped to maintain compliance and sustain long-term public health protection.

In general, few states report using set-aside funds to encourage partnerships, consolidation, or restructuring (Map 5). Virginia is a notable exception. As part of its capacity development and technical assistance strategy, Virginia uses money from its 15% set-aside to fund a receivership program. The program is designed to improve water quality for PWSs in receivership until either their sale or connection to an existing PWS is complete. The Virginia receivership program requires a stringent showing of urgent



conditions and dire lack of capacity at the PWS to appoint a receiver. The receivership funds can then be allocated for short-term activities essential to restore the basic functioning of the PWS.

## IX. Targeted Assistance

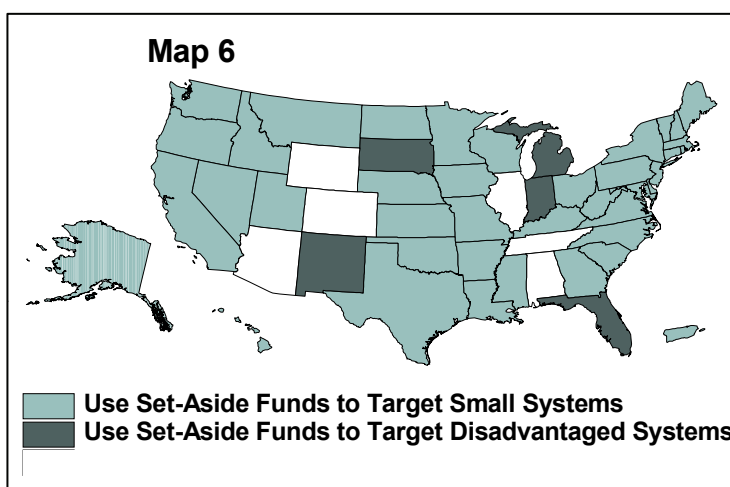
Because they often have more limited TMF resources, small PWSs are particularly challenged in complying with state and federal water quality standards. As additional standards take effect, increasing the number of requirements systems must meet, it is important that states provide these systems with targeted assistance. Disadvantaged systems, designated by the SDWA as PWS service areas that meet affordability criteria established by the states in which they are located (1452[d][3]), also benefit from concerted state support. The Small System Technical Assistance (2%) set-aside provides states with the funds needed to help small PWSs develop TMF capacity and maintain compliance. Data from DWNIMS indicate that more than \$106 million has been awarded under the 2% set-aside through mid-2005.



**Notable Examples of Targeted Assistance Uses:**

According to their IUPs, 44 states and Puerto Rico are targeting assistance to small systems with set-aside funds, including those drawn from the Small System Technical Assistance (2%) set-aside.<sup>1</sup> Of those 44, five states are using set-aside funding for targeted assistance to disadvantaged systems (Map 6). Much of the assistance provided to these systems is delivered as part of a capacity development strategy or in the context of broader technical assistance activities. Tennessee, for example, provides small PWSs with training in proper sampling techniques. Michigan is helping small systems initiate wellhead protection efforts cost-effectively by using existing datasets to model groundwater dynamics. As part of its capacity development strategy, Georgia is supporting 85 technical assistance visits to help small systems with compliance over a two-year period.

States also allocate funds from the 2% set-aside to support small systems in a variety of other ways. Indiana and Ohio use set-aside monies to fund distinct technical assistance programs: the Small System Technical Assistance Fund (SSTAF) in Indiana; and the Small System Technical Assistance Program (SSTAP) in Ohio. States like Mississippi, Nevada, and New Jersey use contract arrangements to ensure small PWSs receive the technical support they need.



While disadvantaged PWSs need not be small, they are similarly at-risk in terms of maintaining compliance and ensuring the continued delivery of high-quality drinking water. Many states use consumer data, such as median income, to define a system as disadvantaged. In addition to receiving targeted assistance through the DWSRF set-asides, the infrastructure needs of disadvantaged systems are often prioritized through the loan application review and project ranking processes.

In some instances, set-aside-funded programs offer disadvantaged PWSs a bridge to DWSRF loans. South Dakota, for example, uses set-aside monies to help disadvantaged systems obtain funding for infrastructure upgrades. In New Mexico, disadvantaged systems benefit from assistance preparing Preliminary Engineering Reviews and environmental assessment documentation. Michigan uses set-aside monies to help disadvantaged systems meet project planning costs.

<sup>1</sup> This figure differs from the DWNIMS data, which indicate that 48 states are providing technical assistance to small systems with funding from the 2% set-aside.

## X. Summary Analysis

In examining the organization and objectives of the programs and activities funded through the DWSRF set-asides, several overarching trends emerge. States are applying set-aside monies in accordance with the intent of capacity development—the need to protect public health by investing in the increased TFM performance of PWSs. Set-aside funds can be easily aligned with state capacity development priorities, which help to achieve a reliable supply of high-quality drinking water for the American public. In this regard, efforts to assist small and disadvantaged PWSs, in particular, can be seen primarily as exercises in capacity development.

The use of set-aside funds to undertake a variety of activities that build on regular contact with PWS owners and operators offers a concrete example of how the tactical aspects of PWSS or program administration can support more strategic capacity development objectives. Maintaining a direct relationship with PWSs statewide, either through technical assistance, operator certification, or other training or regulatory activities, is key to most states' efforts to increase compliance through enhanced institutional capacity.

Similarly, states' investment in information technology and data management is an effective management and outreach tool in promoting capacity development that exemplifies the use of DWSRF set-aside funds to expand institutional capabilities, outreach, and overall PWS assistance. While maintaining or upgrading SDWIS/state systems is an important data management effort, the integration of handheld/PDA technology into state networks offers another means of streamlining data collection and reporting. State-managed operator certification programs also depend on accurate, up-to-date information regarding qualifications, and ongoing trainings. The proliferation of source water and wellhead protection programs has created demand for dedicated systems to manage GIS and hydrologic and geologic data, inventories of potential contaminants, and source water assessments. Use of the Internet as a tool for internal and external communication and outreach (e.g., remote access for operators and regulators, public information Web sites) has also required continued investment in information technology. These investments span the variety of state activities, contributing to capacity development at multiple levels.

As can be clearly seen throughout this document, states vary in their approach to using set-asides. With such diversity, it is important to recognize that what may work for one state may not be appropriate for use in another. Identifying what “works” is crucial in managing a successful DWSRF program. States should continue to review their current assistance strategies and PWSS program priorities regularly in order to determine the overall effectiveness of historical and current set-aside usage. Only through appropriate programmatic review and accountability will we, as a nation, be able to continually provide water safe to drink for a sustainable future.

# Appendix A

---

## State Intended Use Plan (IUP) Summary Matrices

DWSRF Set-Aside Spending		Administrative & Technical Assistance (4% Set-Aside)	Small System Technical Assistance (2% Set-Aside)	State Program Management (10% Set-Aside)	1452(k) Activities (15% Set-Aside)
State:	Alabama				
Report Yr:	2005	Financial Information: Set-aside: \$2.91 m (4%) Expended: \$2.38 m (81.8%) Remaining: \$0.53 m (18.2%)	Financial Information: Set-aside: \$0.88 m (1.2%) Expended: \$0.72 m (81.6%) Remaining: \$0.16 m (18%)	Financial Information: Set-aside: \$1.41 m (1.9%) Expended: \$1.11 m (78.4%) Remaining: \$0.31 m (21.6%)	Financial Information: Set-aside: \$3.3 m (4.5%) Expended: \$2.81 m (85.1%) Remaining: \$0.49 m (14.9%)
		General	No set-aside-specific information included in state report	No set-aside-specific information included in state report	No set-aside-specific information included in state report
State Program	Staff	X			
	General Drinking Water Admin.				
	DWSRF Administration	X			
	Data Management				
	Inspections				
	Sanitary Surveys				
	Compliance Activities				
	Enforcement				
	Capacity Development Program				
	Technical				
Capacity Development	Managerial				
	Financial				
	Public Education/Outreach				
	Operator Certification				
	Other System Training				
	Circuit Riding/Site Visits				
	Rate Studies				
	Pilot Studies				
	Plant Optimization (AWOP)				
	Leak Detection/Water Efficiency				
General Activities	System Partnerships				
	Restructuring/Consolidation				
	Small System Assistance				
	Disadvantaged System Assistance				
	Other Technical Assistance				
	Loan Application Assistance				
	Planning/Design/Engineering Services				
	ERP Assistance				
	VA Assistance				
	Source Water Protection & Mgmt				
DWSRF Help	Wellhead Protection & Mgmt				
	Land Acquisition				
Security Issues					
SWP Efforts					
Other					
		Will also be used for travel, training, equipment, supplies, audit fees, and "indirect costs."			

**DWSRF Set-Aside Spending  
Alabama - 2005**

**Comments**

No comments received from state.

DWSRF Set-Aside Spending		Administrative & Technical Assistance (4% Set-Aside)	Small System Technical Assistance (2% Set-Aside)	State Program Management (10% Set-Aside)	1452(k) Activities (15% Set-Aside)		
State:	Alaska						
Report Yr:	2005	<b>Financial Information:</b> Set-aside: \$3.19 m (3.9%) Expended: \$2.78 m (87.1%) Remaining: \$0.41 m (12.9%)	<b>Financial Information:</b> Set-aside: \$0.59 m (1.2%) Expended: \$0.34 m (58.1%) Remaining: \$0.25 m (42.3%)	<b>Financial Information:</b> Set-aside: \$0 m (0%) Expended: \$0 m (0%) Remaining: \$0 m (0%)	<b>Financial Information:</b> Set-aside: \$3.22 m (3.9%) Expended: \$2.71 m (84.4%) Remaining: \$0.5 m (14.9%)		
		General	General	General	Effort #1: Source Water Assessment	Effort #2: Capacity Development	Effort #3: Wellhead Protection
State Program	Staff	Use up to 4%		9 FTEs	Hire 3.5 FTEs		3 FTEs
	General Drinking Water Admin.			Priority implementation			
	DWSRF Administration	Use up to 4%					Maintain wellhead protection database
	Data Management						
	Inspections						
	Sanitary Surveys						
	Compliance Activities			Update compliance enforcement strategy			
	Enforcement			Work with EPA to target specific water systems for enforcement			
	Capacity Development Program				See comment 3.		
	Technical						
Capacity Development	Managerial						
	Financial						
	Public Education/Outreach			Quarterly newsletter & other public outreach		Outreach on capacity issues and assessments via newsletter	Public outreach on wellhead protection tools & strategies
	Operator Certification						
	Other System Training		Uses EPA-approved products; developing new on-line training	Training workshops for system staff		Interactive workshops	Train systems on how to develop wellhead protection plans
	Circuit Riding/Site Visits						
	Rate Studies						
	Pilot Studies						
	Plant Optimization (AWOP)					See comment 4.	
	Leak Detection/Water Efficiency						
General Activities	System Partnerships						
	Restructuring/Consolidation						
	Small System Assistance						
	Disadvantaged System Assistance						
	Other Technical Assistance					See comment 5.	
	Loan Application Assistance						
	Planning/Design/Engineering Services						
	ERP Assistance						
	VA Assistance						
	Source Water Protection & Mgmt				See comment 2.		
DWSRF Help	Wellhead Protection & Mgmt						
	Land Acquisition						
	Other		See comment 1.				Implement statewide program; assist systems with developing plans

## DWSRF Set-Aside Spending

### Alaska - 2005

#### Comments

- 1 Will also be used for travel, training, equipment, supplies, audit fees, and "indirect costs"
- 2 Used once to fund delineation and assessment; activities are completed and funds exhausted
- 3 Used to modify and implement strategy, including reviewing capacity of new systems
- 4 CPE & AWOP workshops for state staff; provide help to surface water systems to achieve best performance
- 5 General technical assistance to systems; assist system owners in completing capacity self assessments

DWSRF Set-Aside Spending		Administrative & Technical Assistance (4% Set-Aside)	Small System Technical Assistance (2% Set-Aside)	State Program Management (10% Set-Aside)	1452(k) Activities (15% Set-Aside)*
State:	Arizona	Financial Information: Set-aside: \$3.38 m (4%) Expended: \$3.57 m (105.6%) Remaining: \$-0.19 m (0.5%)	Financial Information: Set-aside: \$1.5 m (1.4%) Expended: \$0.83 m (72.2%) Remaining: \$0.32 m (28%)	Financial Information: Set-aside: \$2.69 m (3.2%) Expended: \$1.87 m (69.5%) Remaining: \$0.82 m (30%)	Financial Information: Set-aside: \$10.28 m (12.1%) Expended: \$3.78 m (36.7%) Remaining: \$6.5 m (63%)
Report Yr:	2005	General	General*	General	Effort #1: Project Technical Assistance
			* See comment 1.		Effort #2: Policy Technical Assistance
					Effort #3: Operational Technical Assistance
State Program	Staff				
	General Drinking Water Admin.			X	
	DWSRF Administration	X			
	Data Management				
	Inspections				
	Sanitary Surveys				
	Compliance Activities			Regulatory guidance and assistance	X
	Enforcement				
	Capacity Development Program	X		X	
	Technical				
Capacity Development	Managerial				
	Financial				
	Public Education/Outreach				Develop and distribute guidance
	Operator Certification			X	
	Other System Training				Monitoring and reporting guidance manual
	Circuit Riding/Site Visits				
	Rate Studies				
	Pilot Studies				X
	Plant Optimization (AWOP)				
	Leak Detection/Water Efficiency				X
General Activities	System Partnerships				
	Restructuring/Consolidation				
	Small System Assistance				
	Disadvantaged System Assistance				
	Other Technical Assistance			Technical consultations on system design	X
	Loan Application Assistance				
	Planning/Design/Engineering Services	X		Conceive, plan, design, and develop infrastructure	
	ERP Assistance				
	VA Assistance				
	Source Water Protection & Mgmt			X	
SWP Efforts	Wellhead Protection & Mgmt				
	Land Acquisition				
Other					



## DWSRF Set-Aside Spending

### Arizona-2005

#### Comments

1 | Arizona's IUP states WIFA will allocate a minimum 15% to systems serving <10,000 people

DWSRF Set-Aside Spending		Administrative & Technical Assistance (4% Set-Aside)	Small System Technical Assistance (2% Set-Aside)	State Program Management (10% Set-Aside)	1452(k) Activities (15% Set-Aside)
State:	Arkansas				
Report Yr	2003	Financial Information: Set-aside: \$2.91 m (4%) Expended: \$2.52 m (86.5%) Remaining: \$0.39 m (13%)	Financial Information: Set-aside: \$1.63 m (2.2%) Expended: \$0.71 m (43.4%) Remaining: \$0.92 m (56%)	Financial Information: Set-aside: \$7.28 m (10%) Expended: \$5 m (68.6%) Remaining: \$2.28 m (31%)	Financial Information: Set-aside: \$10.92 m (15%) Expended: \$4.2 m (38.4%) Remaining: \$6.72 m (62%)
		General* *See comment 1.	General	General	Effort #1 - Wellhead Protection
	Staff		Contractual support	See comment 2.	Effort #2: Capacity Development Salary (Pollution Control Inspector), fringe, travel, indirect costs, contracts
State Program	General Drinking Water Admin.			Manage Division's Administrative Support Section	
	DWSRF Administration			Fiscal tracking of set-asides and other funding sources	
	Data Management			See comment 3.	See comment 6.
	Inspections			Inspections; complaint investigations	
	Sanitary Surveys			X	
	Compliance Activities			X	See comment 7.
	Enforcement				
	Capacity Development Program		X		See comment 11.
	Technical		X		
	Managerial		X		
Capacity Development	Financial		X		
	Public Education/Outreach				General outreach on the importance of WHPP and GWP
	Operator Certification				See comment 12.
	Other System Training			See comment 4.	See comment 13.
	Circuit Riding/Site Visits			Site visits	See comment 14.
	Rate Studies		Assess water system needs; provide corrective action plans addressing identified deficiencies		Hydrologic sensitivity assessments
	Pilot Studies				
	Plant Optimization (AWOP)				
	Leak Detection/Water Efficiency				
	System Partnerships				
General Activities	Restructuring/Consolidation				
	Small System Assistance		X		
	Disadvantaged System Assistance				
	Other Technical Assistance		Technical assistance in correcting water system deficiencies	Technical assistance to water operators	Technical assistance to facilitate local ground water protection activities
	Loan Application Assistance				
	Planning/Design/Engineering Services				
	ERP Assistance				See comment 8.
	VA Assistance				Assist PWSs in drafting needed documents
	Source Water Protection & Mgmt				Collect groundwater data to assist in drinking water source evaluations and VAs
	Wellhead Protection & Mgmt				See comment 9.
DWSRF Help	Land Acquisition				See comment 10.
			Indirect costs	Update IT equipment as needed	M&O, capital equipment
					Capital equipment
Security Issues					
					Contractors to perform site specific hydraulic sensitivity/vulnerability studies
SWP Efforts					
Other					

## DWSRF Set-Aside Spending

### Arkansas - 2003

#### Comments

1	Implemented by the Arkansas Soil and Water Conservation commission – not included in Grant workplan
2	Salaries: engineer supervisor, engineers (3), pollution control inspectors (2); fringe, travel, indirect costs, and contracts
3	Transfer data from laboratory databases into ADH database; conversion of ADH into SDWIS/State; map monitoring sites in GIS
4	Operator training on acceptable fluoride practices; training to PWSs and staff about regulations; compliance training
5	Salaries: geologist supervisor, professional geologist, pollution control inspector, database analyst; fringe; travel; indirect costs
6	Set-up of database tables and queries; compilation of PSOC data for entry into GIS; fecal indicator tracking database; update spatial information on GIS; design database structure to meet requirements of SDWIS and WHPP
7	Notifications to systems of monitoring results and compliance issues, ensure adequate log removal of viruses
8	Interpolation of geologic and hydrologic factors, assist in siting of new wells, recommendations on well construction
9	Oversight development of SWPPs; Implementation of GWR; Fecal indicator monitoring compliance with schedule in GWR; write program flow diagrams; review point and non-point discharge projects
10	Produce delineation maps of WHP areas; notification of corrective measures (e.g., removal of contaminant sources, improvements to well site/wellhead construction); development of a new source
11	On-site evaluations of water treatment plants to assist water systems in optimizing all facets of system operation (technical, managerial, financial)
12	Provide EPA rule summaries, state regulations, applications; maintain Web site; quarterly newsletter to PWSs (summaries of regulations, developments in the Capacity Development Program); reinstate the Water Wizard Program for primary school education
13	Train-the-trainer for water operator certification; Operator Licensing/Certification Program
14	CCR training; one-on-one assistance to PWSs at trainings; draft CCR review; training needed as identified by Comprehensive Performance Evaluations (CPEs), Performance Based Training (PBT), Limited Technical Assistance (LTA) (under AWOP), compliance training
15	State Optimization Program (under AWOP); CPEs, PBT, Comprehensive Technical Assistance (CTA), LTA, Topic Specific Short Schools (TSSS)

DWSRF Set-Aside Spending		Administrative & Technical Assistance (4% Set-Aside)	Small System Technical Assistance (2% Set-Aside)	State Program Management (10% Set-Aside)	1452(k) Activities (15% Set-Aside)
State:	California				
Report Yr:	2004/2005	<b>Financial Information:</b> Set-aside: \$25.97 m (4.6%) Expended: \$16.36 m (63%) Remaining: \$9.61 m (37%)	<b>Financial Information:</b> Set-aside: \$12.99 m (2.3%) Expended: \$7.71 m (59.3%) Remaining: \$5.28 m (41%)	<b>Financial Information:</b> Set-aside: \$9.33 m (1.6%) Expended: \$4.25 m (45.6%) Remaining: \$5.08 m (54.4%)	<b>Financial Information:</b> Set-aside: \$28.46 m (5%) Expended: \$7.19 m (25.2%) Remaining: \$21.27 m (74.7%)
		No set-aside-specific information included in state report	<b>General</b> 10.5 FTEs	<b>General</b> 12.5 FTEs	<b>General*</b> * See comment 1.
State Program	Staff		10.5 FTEs	12.5 FTEs	
	General Drinking Water Admin.				
	DWSRF Administration				
	Data Management			Continued development of information technology system	
	Inspections			X	
	Sanitary Surveys				
	Compliance Activities		X	TCR monitoring and training	
	Enforcement				
	Capacity Development Program		X	Assessments for new systems, DWSRF applications, and systems changing ownership	
	Technical		Technical evaluations		
Capacity Development	Managerial		Operations plan		
	Financial		5-year budget projection		
	Public Education/Outreach			X	
	Operator Certification			X	
	Other System Training			Provided by RCAC (workshops) and CSUS (Web-based)	
	Circuit Riding/Site Visits		X		
	Rate Studies				
	Pilot Studies				
	Plant Optimization (AWOP)				
	Leak Detection/Water Efficiency				
General Activities	System Partnerships			\$1M for 3rd-party non-profit assistance providers	
	Restructuring/Consolidation				
	Small System Assistance				
	Disadvantaged System Assistance				
	Other Technical Assistance		X	X	X
	Loan Application Assistance		X		
	Planning/Design/Engineering Services				
	ERP Assistance		X		
	VA Assistance				
	Source Water Protection & Mgmt				X
DWSRF Help	Wellhead Protection & Mgmt				
	Land Acquisition				Acquisition or conservation
	Other				

## DWSRF Set-Aside Spending California - 2004/2005

### Comments

1 | Intends to offer invitations to 63 systems on its SWP Priority List (systems with microbiological, chemical, and nitrate contaminants)

DWSRF Set-Aside Spending		Administrative & Technical Assistance (4% Set-Aside)	Small System Technical Assistance (2% Set-Aside)	State Program Management (10% Set-Aside)	1452(k) Activities (15% Set-Aside)
State:	Colorado				
Report Yr:	2002-2006 Workplan				
		<b>Financial Information:</b> Set-aside: \$4.45 m (4%) Expended: \$2.26 m (50.7%) Remaining: \$2.19 m (49.2%)	<b>Financial Information:</b> Set-aside: \$1.95 m (1.7%) Expended: \$0.73 m (37.5%) Remaining: \$1.22 m (62.6%)	<b>Financial Information:</b> Set-aside: \$4.12 m (3.7%) Expended: \$2.46 m (59.8%) Remaining: \$1.66 m (40.3%)	<b>Financial Information:</b> Set-aside: \$12.18 m (10.9%) Expended: \$6.37 m (52.3%) Remaining: \$5.81 m (47.7%)
		No set-aside-specific information included in state report	No set-aside-specific information included in state report	No set-aside-specific information included in state report	Effort #: Wellhead Protection
State Program	Staff				See comment 1.
	General Drinking Water Admin.				
	DWSRF Administration				X
	Data Management				See comment 2.
	Inspections				
	Sanitary Surveys				
	Compliance Activities				
	Enforcement				
	Capacity Development Program				
	Technical				
Capacity Development	Managerial				
	Financial				
	Public Education/Outreach				Outreach to discuss applicable SWA reports
	Operator Certification				
	Other System Training				
	Circuit Riding/Site Visits				
	Rate Studies				
	Pilot Studies				
	Plant Optimization (AWOP)				See comment 3.
	Leak Detection/Water Efficiency				
General Activities	System Partnerships				
	Restructuring/Consolidation				
	Small System Assistance				
	Disadvantaged System Assistance				
	Other Technical Assistance				Technical assistance to implement source water protection
	Loan Application Assistance				
	Planning/Design/Engineering Services				
	ERP Assistance				
	VA Assistance				
	Source Water Protection & Mgmt				See comment 4.
SWP Efforts	Wellhead Protection & Mgmt				Implement WHP program
	Land Acquisition				
	Other				See comment 5.

**DWSRF Set-Aside Spending  
Colorado - 2002-2006 Workplan**

**Comments**

1	SWAP coordinator, WS coordinators, SWAP data analyst, contractors
2	Operation of Data Analysis Toolkit (DAT); SDWIS data improvement; improvement of other state/federal data sources
3	Protection plan pilot projects: evaluation of SWA report, verify source water delineation area, verify priority potential sources of contamination, identify other protection plans, develop source water protection priorities, present protection priorities to decision makers, documentation
4	Implement SWAP program: technical assistance for protection plan development--evaluation of SWA report, verify delineation areas, verify priority potential contaminants, develop SWP priorities
5	Award and manage grants; computer resources; vehicle costs; travel costs

DWSRF Set-Aside Spending		Administrative & Technical Assistance (4% Set-Aside)	Small System Technical Assistance (2% Set-Aside)	State Program Management (10% Set-Aside)	1452(k) Activities (15% Set-Aside)
State:	Connecticut				
Report Yr:	2004	<b>Financial Information:</b> Set-aside: \$2.7 m (4%) Expended: \$1.84 m (68.1%) Remaining: \$0.86 m (31.9%)	<b>Financial Information:</b> Set-aside: \$1.35 m (2%) Expended: \$1.47 m (108.4%) Remaining: \$-0.12 m (-8.9%)	<b>Financial Information:</b> Set-aside: \$6.76 m (10%) Expended: \$4.24 m (62.7%) Remaining: \$2.52 m (37.3%)	<b>Financial Information:</b> Set-aside: \$10.14 m (15%) Expended: \$3.89 m (38.3%) Remaining: \$6.25 m (61.6%)
		General	General	General	General
State Program	Staff	X	2 FTEs: health program associates	10 FTEs: environ. analysts (4); sanitary engineers (5); clerical (1)	4 FTEs: planning analyst (1); environ. analyst (3)
	General Drinking Water Admin.			See comment 2.	
	DWSRF Administration	Loan administration			
	Data Management			See comment 3.	GIS
	Inspections				
	Sanitary Surveys				
	Compliance Activities			See comment 4.	
	Enforcement				
	Capacity Development Program			See comment 5.	Improving system capacity of PWSS
	Technical			X	X
Capacity Development	Managerial				X
	Financial				X
	Public Education/Outreach		Health program associates dedicated to outreach activities	Web site	See comment 8.
	Operator Certification			See comment 6.	
	Other System Training		See comment 1.	See comment 7.	Training
	Circuit Riding/Site Visits				
	Rate Studies				
	Pilot Studies				
	Plant Optimization (AWOP)				
	Leak Detection/Water Efficiency				
General Activities	System Partnerships				
	Restructuring/Consolidation				
	Small System Assistance		Emphasis on security and emergency response		System consolidations shown to be effective
	Disadvantaged System Assistance				
	Other Technical Assistance				
	Loan Application Assistance				
	Planning/Design/Engineering Services				Development of watershed management plans
	ERP Assistance		X		
	VA Assistance				
	Source Water Protection & Mgmt				See comment 9.
SWP Efforts	Wellhead Protection & Mgmt				X
	Land Acquisition				Loans for land acquisition/sanitary easements by PWSS
	Other		Small system defined as serving population <1,000	Funding used primarily for PWSS personnel	Implement BMPs



## DWSRF Set-Aside Spending

### Connecticut - 2004

#### Comments

- 1 4 security workshops attended by 600 individuals representing 295 PWSs
- 2 Funds existing drinking water program activities; long-term planning
- 3 GIS updates for entire system; Web site maintenance; operator renewal training course database
- 4 Implement new SDWA provisions; lab certification program; review plans and specifications
- 5 Strategy approved by EPA in August 2000; includes focus on operator certification
- 6 Expanded operator certification program; incorporate security elements (training, background checks); training course database
- 7 Issuing continuing education credits for Drinking Water Division courses
- 8 Education; support for watershed-related public awareness initiatives; public review/comment for land acquisition Priority Ranking System
- 9 State SWP assessment report completed in April 2003; ongoing site assessment and review for drinking water SWP

DWSRF Set-Aside Spending		Administrative & Technical Assistance (4% Set-Aside)	Small System Technical Assistance (2% Set-Aside)	State Program Management (10% Set-Aside)	1452(k) Activities (15% Set-Aside)
State:	Delaware	Financial Information: Set-aside: \$2.55 m (4%) Expended: \$1.63 m (68.3%) Remaining: \$0.72 m (30.6%)	Financial Information: Set-aside: \$1.17 m (2%) Expended: \$0.73 m (62.5%) Remaining: \$0.44 m (37.6%)	Financial Information: Set-aside: \$5.25 m (8.9%) Expended: \$4.24 m (80.7%) Remaining: \$1.01 m (19.2%)	Financial Information: Set-aside: \$8.24 m (14%) Expended: \$3.39 m (38.3%) Remaining: \$4.85 m (58.9%)
Report Yr:	2005	General	Effort #1: General	Effort #2: Source Water Protection Activities (UIC program)	Effort #1: Capacity Development
		Will fund staff needed to operate drinking water program			Effort #2: Groundwater Protection
State Program	Staff	Will fund staff needed to operate drinking water program			
	General Drinking Water Admin.				
	DWSRF Administration	Will fund staff related to DWSRF in accordance with SDWA		Record keeping; administrative issues	
	Data Management			See comment 7.	
	Inspections			See comment 8.	Reporting
	Sanitary Surveys			See comment 9.	See comment 22.
	Compliance Activities				
	Enforcement				Data verification, sample analysis
	Capacity Development Program		See comment 1.		
	Technical		See comment 2.		
Capacity Development	Managerial		See comment 4.		
	Financial				See comment 24.
	Public Education/Outreach				
	Operator Certification			See comment 10.	See comment 18.
	Other System Training		Operator certification training		See comment 19.
	Circuit Riding/Site Visits				See comment 20.
	Rate Studies				
	Pilot Studies				
	Plant Optimization (AWOP)				
	Leak Detection/Water Efficiency				
General Activities	System Partnerships				
	Restructuring/Consolidation				
	Small System Assistance		See comment 3.		
	Disadvantaged System Assistance				
	Other Technical Assistance			See comment 14.	
	Loan Application Assistance				
	Planning/Design/Engineering Services				Hydrological assessment
	ERP Assistance				
	VA Assistance				X
	Source Water Protection & Mgmt			See comment 15.	See comment 26.
SWP Efforts	Wellhead Protection & Mgmt				Lewis-Rebooth WHIP modeling
	Land Acquisition				
Other				See comment 11.	See comment 21.
					See comment 27.

**DWSRF Set-Aside Spending  
Delaware - 2005**

	<b>Comments</b>
1	On-site assistance for DWSRF applicants and small systems provided by DE RWA (DRWA)
2	DRWA receives 50% of set-aside for technical and capacity development assistance to applicants and small water systems; will contact 75-100 systems to provide technical assistance
3	On-site assistance to meet capacity development goals; technical assistance provided by DRWA
4	50% of set-aside allocated to operator certification training
5	Community college receives \$83,031 as state's sole provider of operator certification training; will train 350-400 operators during year
6	User-friendly database improvements to include operator licensing requirements
7	UIC database upgrades; 40+ facilities located and entered into database; uses GIS analysis; developing PDA-compatible UIC database
8	At-random inspections of potential Class V facilities; expect to perform 380 inspections this year
9	Review monitoring data; inspections; expect to perform 185 compliance activities in coming year
10	Promotes prohibition of installation/construction of motor vehicle disposal wells among county/city officials; education about UIC regulations
11	Review permit applications; revise permit format; expect to review 47 permits in coming year
12	SDWIS/State; record keeping and data verification
13	Enhanced public understanding of program functions and services
14	Technical assistance to meet SDWA requirements
15	UIC program
16	Compliance with existing and forthcoming regulations
17	Targets significant non-complier (SNC) systems
18	Increased DWSRF program awareness (with possible increase in DWSRF applicants)
19	Increase compliance with operator certification
20	Individualize training/assistance to specific needs of SNC systems; training for all operators to understand and comply with regulations
21	Planning for above-ground storage tank and salt storage facility inventories
22	Migrate data in TEFB database to Internet-accessible database; resolve field data from problematic systems
23	Evaluate unregulated contaminants; EPA polygon reporting
24	Effort to coordinate SWAP and ODW activities
25	Educate government officials on best management practices
26	Add/remove wells to update source water assessments; add/remove potential sources of contamination from SWAP database; local government manual for SWP; 350 of 510 system assessments complete; maintain SWP Web site
27	Evaluate unregulated contaminants in public water systems; investigate sources/extent of mercury contamination in Sussex county; provide updates of groundwater availability

DWSRF Set-Aside Spending		Administrative & Technical Assistance (4% Set-Aside)	Small System Technical Assistance (2% Set-Aside)	State Program Management (10% Set-Aside)	1452(k) Activities (15% Set-Aside)
State:	Florida				
Report Yr:	2005				
		<b>Financial Information:</b> Set-aside: \$6.77 m (3.2%) Expended: \$6.4 m (94.5%) Remaining: \$0.37 m (5.4%)	<b>Financial Information:</b> Set-aside: \$4.14 m (2%) Expended: \$2.56 m (62%) Remaining: \$1.58 m (38.2%)	<b>Financial Information:</b> Set-aside: \$10.83 m (5.2%) Expended: \$9.04 m (83.5%) Remaining: \$1.79 m (16.5%)	<b>Financial Information:</b> Set-aside: \$2.93 m (1.4%) Expended: \$2.93 m (100%) Remaining: \$0 m (0%)
		No set-aside-specific information provided in state report	<b>General</b>	<b>Effort #1: PWSS Program Enhanced</b>	<b>Effort #1: Source Water Assessment and Protection Programs</b>
State Program	Staff		Salaries: circuit riders (6), professional engineers (2), comprehensive technical assistance trainer (1)	14 FTEs: activities summarized in the Report to the Governor	3 FTEs: geologists
	General Drinking Water Admin.				
	DWSRF Administration				
	Data Management				
	Inspections				See comment 7.
	Sanitary Surveys			Training on use of enhanced sanitary survey forms	
	Compliance Activities		See comment 1.	Report to the Governor; CCR reporting template; monitoring	Reporting as required by EPA
	Enforcement				
	Capacity Development Program			Target systems that have financial, managerial, or technical problems that make compliance difficult	
	Technical		Anticipate 60 technical assistance visits during year, 3 completed plans/manuals		Ongoing capacity development technical assistance program
Managerial		Anticipate 175 management outreach "contacts" for year, 35 actual management assistance	X		
Financial		Anticipate 175 financial outreach "contacts" for year, 35 actual financial assistance	X		
Capacity Development	Public Education/Outreach		Consumer confidence reports; 250 outreach "contacts" anticipated for '05-'06	Consumer confidence reports (CCRs); quarterly newsletter	\$25K for public information materials on source water protection
	Operator Certification				
	Other System Training		See comment 3.	See comment 8.	
	Circuit Riding/Site Visits		Technical assistance visits, circuit riders		2 circuit riders to assist small, rural systems
	Rate Studies				
	Pilot Studies				
	Plant Optimization (AWOP)		Assistance by CTA trainer	See comment 9.	
	Leak Detection/Water Efficiency		Training on leak detection during monthly FRWA meetings		
	System Partnerships				
	Restructuring/Consolidation				
General Activities	Small System Assistance		See comment 4.	X	Assistance to small rural water systems
	Disadvantaged System Assistance			Target systems with financial/managerial/technical problems making compliance difficult	
	Other Technical Assistance		See comment 5.	Technical assistance to ensure CCR requirements; establish comprehensive CTA	Assistance to PWSs for implementing source water protection plan
	Loan Application Assistance		Technical assistance for loan/grant applications provided by circuit riders		
	Planning/Design/Engineering Services				
	ERP Assistance				
	VA Assistance		Vulnerability assessments by circuit riders		
	Source Water Protection & Mgmt			SWAP	See comment 12.
	Wellhead Protection & Mgmt Efforts				Provide \$180K in grant funds to PWSs for source water and wellhead protection efforts
	Land Acquisition				
DWSRF Help	Security Issues				
	SWP Efforts				
Other			See comment 6.	See comment 10.	

**DWSRF Set-Aside Spending**

**Florida - 2005**

**Comments**

1	LCR compliance; MCL violations; PN; monitoring; TOC removal; 250 compliance "contacts" anticipated for '05-'06
2	Assistance by CTA trainer; assist PWSs identified as potentially benefiting from assistance from technical, managerial, or financial development
3	Includes training with CCR, informing PWSs of SRF program; training owners/operators on state's recommended DBP reporting formats; operator training
4	Includes assistance with CCR; 70 engineering projects will be completed for small systems during year
5	Comprehensive technical assistance through CTA trainer for surface water treatment plant operators, correcting deficiencies noted in sanitary surveys; assistance for compliance with Capacity Development Strategy Guidelines; assistance for water system compliance, and operations and maintenance
6	Assistance with DBP monitoring plans, assistance with lead and copper sampling plans, evaluation of corrosion control, monthly reports regarding site visits/assistance
7	MS Access-based system to track status of training and compliance; Oracle system to track deficiency compliance and technical assistance referrals; maintains PWS database system
8	Capacity development; CCR; comprehensive technical assistance; conduct PBT program; train Subpart H operators on optimizing plant operation; training on use of enhanced sanitary survey forms; training plans and manuals
9	Includes CPEs, collecting turbidity data to evaluate optimization goals, Performance-Based AWOP Training Program
10	Provide capacity to take samples during inspections to ensure compliance; studies to evaluate impact of SDWA rules on PWSs; provide testing equipment to offices to test for nitrification problems; evaluate sampling plans for samples taken in the distribution system; implement DBPR, LT2ESWTR, Arsenic Rule, FBRR, and Radionuclides Rule
11	SWAPP Oracle database tracks which systems have SWP strategies in place; data verification for petroleum clean-up sites, CERLA sites, sites with remediation plans, and Class I injection wells; update Web site; database of agricultural producers/agricultural land uses
12	Document outlining state source water protection strategy; updated source water assessments for one-fifth of the state every year; verify location of Class I injection wells; provide grant funds to PWSs for SWP

DWSRF Set-Aside Spending		Administrative & Technical Assistance (4% Set-Aside)	Small System Technical Assistance (2% Set-Aside)	State Program Management (10% Set-Aside)				1452(k) Activities (15% Set-Aside)	
State:	Georgia	Effort #1: General	Effort #1: General	Effort #1: Assessment	Effort #2: Capacity Development	Effort #3: Waterborne Disease Strategy Implementation	Effort #4: Information Management	Effort #1: Capacity Development	Effort #2: Groundwater Protection
Report Yr:	2004	Financial Information: Set-aside: \$5.16 m (4%) Expended: \$3.61 m (70%) Remaining: \$1.55 m (30%)	Financial Information: Set-aside: \$2.07 m (1.6%) Expended: \$1.59 m (77%) Remaining: \$0.48 m (23%)	Financial Information: Set-aside: \$12.38 m (9.6%) Expended: \$9.66 m (78.1%) Remaining: \$2.72 m (22%)	3 FTEs: GIS specialists (2), TMDL coordinator	5 FTEs: environ. engineers (2) and specialists (3)	See comment 8.	Financial Information: Set-aside: \$8.55 m (6.5%) Expended: \$5.76 m (69%) Remaining: \$2.59 m (31%)	
State Program	Staff	Project ranking and administration			X				
	General Drinking Water Admin.								
	DWSRF Administration								
	Data Management			GIS software license updates			See comment 9.		See comment 16.
	Inspections	Inspection during construction				Monitor selected PWSs for Cryptosporidium		X	
	Sanitary Surveys						See comment 10.	Approx. 550 surveys completed each year	
	Compliance Activities					Assist affected systems with compliance	See comment 11.	Complete plan reviews with timely responses	
	Enforcement								
	Capacity Development Program								Assist operators with capacity development
	Technical					See comment 3.			
Managerial					Assist PWSs most in need of improved capacity			X	
Financial					X			X	
Capacity Development	Public Education/Outreach								
	Operator Certification							Operator certification program	
	Other System Training							See comment 13.	
	Circuit Riding/Site Visits							X	
	Rate Studies								
	Pilot Studies								
	Plant Optimization (AWOP)								
	Leak Detection/Water Efficiency								
	System Partnerships								
	Restructuring/Consolidation								
General Activities	Small System Assistance		See comment 1.					See comment 14.	
	Disadvantaged System Assistance								
	Other Technical Assistance								
	Loan Application Assistance								
	Planning/Design/Engineering Services	Project planning, review, and approval							
	ERP Assistance								
	VA Assistance								
	Source Water Protection & Mgmt			Implement state's EPA-approved SWAP					
	Wellhead Protection & Mgmt								See comment 17.
	Land Acquisition								
Other				See comment 2.				See comment 7.	
									See comment 18.

## DWSRF Set-Aside Spending

### Georgia - 2004

#### Comments

1	Contracts with GA RWA (GWRRA) for small system assistance
2	Includes general equipment, computers, and software
3	Implement and update state's capacity development strategy
4	Seek public comment in development of new capacity development strategy
5	5 FTEs: environmental engineers and specialists (3); lab scientists (2)
6	Monitoring and technical assistance to small surface water systems
7	Lab supplies for Cryptosporidium tests and non-routine monitoring
8	4 FTEs: program manager (1); data management (2); support technician (1)
9	Replace desktop computers; purchase PDAs for sanitary survey electronic reporting module; consolidate and link data management systems
10	Use PDAs to complete electronic reporting module
11	Automated compliance determinations; track PWS compliance
12	12 FTEs: environmental engineers (7) and specialists (5)
13	Operator training contracts with Georgia Water and Wastewater Institute and Georgia RWA; training for lab analysts; training to 1,500 students and/or 100 courses
14	Technical assistance to small groundwater systems; 85 technical assistance visits to help small systems with compliance over 2-year period
15	8 FTEs: environmental engineer (1); geologists (2); GIS specialists (2); core drillers (2); data management (1)
16	Two replacement GIS computer systems; software and printer upgrades
17	Accelerate development of wellhead protection plan; complete 400 PWS wellhead assessments annually
18	15-passenger van for use by drill crew; 4x4 pick-up for use by GIS team; drill rig operation and maintenance; hazardous waste disposal

DWSRF Set-Aside Spending		Administrative & Technical Assistance (4% Set-Aside)	Small System Technical Assistance (2% Set-Aside)	State Program Management (10% Set-Aside)	1452(k) Activities (15% Set-Aside)*
State:	Hawaii				
Report Yr:	2005	Financial Information: Set-aside: \$2.35 m (4%) Expended: \$1.02 m (43.5%) Remaining: \$1.33 m (56.6%)	Financial Information: Set-aside: \$1.17 m (2%) Expended: \$0.07 m (6%) Remaining: \$1.1 m (94%)	Financial Information: Set-aside: \$5.85 m (10%) Expended: \$2.07 m (35.3%) Remaining: \$3.78 m (64.6%)	Financial Information: Set-aside: \$5.53 m (9.4%) Expended: \$1.6 m (28.9%) Remaining: \$3.93 m (71%)
		General	General	Effort #1: PWSS Program Enhanced	Effort #1: Effort #2:
State Program	Staff				
	General Drinking Water Admin.			X	
	DWSRF Administration	X			
	Data Management	X			
	Inspections	Construction inspections		X	
	Sanitary Surveys			Contracts for conducting surveys	
	Compliance Activities			X	
	Enforcement				
	Capacity Development Program	X	X	X	X
	Technical				
Capacity Development	Managerial	X			
	Financial	X			
	Public Education/Outreach	Public assistance			
	Operator Certification			Expense reimbursement with University of Hawaii	X
	Other System Training		Post-sanitary survey training	Security and cross-connection training	
	Circuit Riding/Site Visits		X		X
	Rate Studies				
	Pilot Studies			Development of recommendations from 10-year resource needs study	
	Plant Optimization (AWOP)				
	Leak Detection/Water Efficiency				
General Activities	System Partnerships				
	Restructuring/Consolidation				
	Small System Assistance		X		
	Disadvantaged System Assistance				
	Other Technical Assistance		Training and planning post-sanitary survey	X	See comment 2.
	Loan Application Assistance	X	X		
	Planning/Design/Engineering Services				
	ERP Assistance				X
	VA Assistance				X
	Source Water Protection & Mgmt				X
SWP Efforts	Wellhead Protection & Mgmt				X
	Land Acquisition				
	Other	Legal consultation			



## DWSRF Set-Aside Spending

Hawaii - 2005

### Comments

- 1 TMF evaluation and documentation for new and existing systems, including TMF assessments for DWSRF loan awards
- 2 Security equipment for systems (cameras, fencing, etc.); post-sanitary survey technical assistance

DWSRF Set-Aside Spending		Administrative & Technical Assistance (4% Set-Aside)	Small System Technical Assistance (2% Set-Aside)	State Program Management (10% Set-Aside)	1452(k) Activities (15% Set-Aside)
State:	Idaho				
Report Yr:	FY 2006	Financial Information: Set-aside: \$2.75 m (4%) Expended: \$1.87 m (68%) Remaining: \$0.88 m (32%)	Financial Information: Set-aside: \$2.65 m (3.9%) Expended: \$1.16 m (43.7%) Remaining: \$1.49 m (56.2%)	Financial Information: Set-aside: \$4.84 m (7.1%) Expended: \$4.84 m (100%) Remaining: \$0 m (0%)	Financial Information: Set-aside: \$9 m (13.1%) Expended: \$6.57 m (73%) Remaining: \$2.43 m (27%)
		General	General	Effort #1: PWSS	Effort #1: Wellhead Protection
		General			Effort #2: Capacity Development Strategy
State Program	Staff				
	General Drinking Water Admin.			Funds to supplement drinking water program	
	DWSRF Administration	X			
	Data Management				
	Inspections				
	Sanitary Surveys				
	Compliance Activities				
	Enforcement				
	Capacity Development Program				X
	Technical				
Capacity Development	Managerial				
	Financial				
	Public Education/Outreach				
	Operator Certification				
	Other System Training				
	Circuit Riding/Site Visits				
	Rate Studies				
	Pilot Studies				
	Plant Optimization (AWOP)				
	Leak Detection/Water Efficiency				
General Activities	System Partnerships				
	Restructuring/Consolidation				
	Small System Assistance		X		
	Disadvantaged System Assistance				
	Other Technical Assistance				Development and implementation of drinking water protection plan
	Loan Application Assistance				
	Planning/Design/Engineering Services				
	ERP Assistance				
	VA Assistance				
	Source Water Protection & Mgmt				See comment 1.
DWSRF Help	Wellhead Protection & Mgmt				See comment 2.
	Land Acquisition				
Security Issues					
SWP Efforts					
Other					

## DWSRF Set-Aside Spending

Idaho - FY 2006

### Comments

- |   |   |
|---|---|
| 1 | Oversee projects designed to mitigate/ reduce potential for water contamination   |
| 2 | Hydrologic, geotechnical, and contaminant susceptibility studies; oversee projects designed to mitigate/ reduce potential for water contamination |

DWSRF Set-Aside Spending		Administrative & Technical Assistance (4% Set-Aside)	Small System Technical Assistance (2% Set-Aside)	State Program Management (10% Set-Aside)	1452(k) Activities (15% Set-Aside)
State:	<b>Indiana</b>				
Report Yr:	<b>2006</b>	<b>Financial Information:</b> Set-aside: \$1.79 m (2%) Expended: \$0.96 m (53.9%) Remaining: \$0.83 m (46.4%)	<b>Financial Information:</b> Set-aside: \$0.68 m (0.8%) Expended: \$0.44 m (64.6%) Remaining: \$0.24 m (35.3%)	<b>Financial Information:</b> Set-aside: \$0.42 m (0.5%) Expended: \$0.35 m (83.3%) Remaining: \$0.07 m (16.7%)	<b>Financial Information:</b> Set-aside: \$2.31 m (2.5%) Expended: \$2.28 m (98.4%) Remaining: \$0.03 m (1.3%)
		General	General	Effort #1: Update Data Management	No set-aside-specific information provided in state report
State Program	Staff				
	General Drinking Water Admin.				
	DWSRF Administration	Funds DWSRF salaries, benefits, and miscellaneous expenses			
	Data Management			See comment 1.	
	Inspections				
	Sanitary Surveys				
	Compliance Activities				
	Enforcement				
	Capacity Development Program		Funding for Small System Technical Assistance Fund (SSTAF)		
	Technical		X		
General Activities	Managerial				
	Financial				
	Public Education/Outreach				
	Operator Certification				
	Other System Training				
	Circuit Riding/Site Visits				
	Rate Studies				
	Pilot Studies				
	Plant Optimization (AWOP)				
	Leak Detection/Water Efficiency				
	System Partnerships				
	Restructuring/Consolidation				
	Small System Assistance		Funding for SSTAF		
	Disadvantaged System Assistance		Proposed projects must serve <10,000 and be on the 2006 DWSRF PPI		
	Other Technical Assistance		Systems must have median household income of <=\$41,566		
DWSRF Help	Loan Application Assistance				
Security Issues	Planning/Design/Engineering Services		SSTAF will support proposed project planning and design		
	ERP Assistance				
	VA Assistance				
SWP Efforts	Source Water Protection & Mgmt				
	Wellhead Protection & Mgmt				
	Land Acquisition				
Other			SSTAF support requires PER submission	See comment 2.	

**DWSRF Set-Aside Spending  
Indiana - 2006**

**Comments**

- 1 Convert Drinking Water Program file room/filing system into electronic format; will provide Web-based document retrieval for internal and external customers
- 2 Set-aside used for "necessary hardware, software, and contractual assistance" for conversion to electronic format records management

DWSRF Set-Aside Spending		Administrative & Technical Assistance (4% Set-Aside)	Small System Technical Assistance (2% Set-Aside)	State Program Management (10% Set-Aside)	1452(k) Activities (15% Set-Aside)
State:	Iowa				
Report Yr:	FY 2006				
State Program	Staff	Financial Information: Set-aside: \$3.75 m (3.4%) Expended: \$1.51 m (40.4%) Remaining: \$2.24 m (59.7%)  General 7.5 FTEs	Financial Information: Set-aside: \$2.18 m (2%) Expended: \$1.48 m (67.7%) Remaining: \$0.7 m (32.1%)  General 4 FTEs	Financial Information: Set-aside: \$2.61 m (2.4%) Expended: \$0.39 m (15%) Remaining: \$2.22 m (85.1%)  General 12.5 FTEs	Financial Information: Set-aside: \$4.36 m (4%) Expended: \$1.82 m (41.7%) Remaining: \$2.54 m (58.3%)  General 10.5 FTEs
	General Drinking Water Admin.	X			
	DWSRF Administration				
	Data Management			Upgrade computer programs and systems for PDA Sanitary Survey Project	Develop an interactive Web-based database
	Inspections				
	Sanitary Surveys		Monitoring schedules	X	Sanitary surveys with viability assessments
	Compliance Activities			Provide operation permits with monitoring schedules	
	Enforcement				
	Capacity Development Program				
	Technical				
Managerial					
Financial					
Capacity Development	Public Education/Outreach				
	Operator Certification		See comment 1.	Sanitary survey education for medium and large systems	
	Other System Training			Sanitary survey technical assistance to medium and large systems	
	Circuit Riding/Site Visits		Contracted circuit riders to provide assistance on viability		
	Rate Studies				
	Pilot Studies				
	Plant Optimization (AWOP)				
	Leak Detection/Water Efficiency				
	System Partnerships				
	Restructuring/Consolidation				
General Activities	Small System Assistance		X		
	Disadvantaged System Assistance				
	Other Technical Assistance		CCR assistance		
	Loan Application Assistance				
	Planning/Design/Engineering Services		Provide value engineering (VE) on DWSRF projects	Review engineering reports, plans, and specifications for non-DWSRF projects	
	ERP Assistance				
	VA Assistance				
	Source Water Protection & Mgmt			Begin development of SWP plans for 4 largest utilities	Administer SWP contracts; SW assessments
	Wellhead Protection & Mgmt				Provide assistance in the development of WHP plans
	Land Acquisition			Study cause of high coliform levels in 2 rivers; complete Silurian aquifer study	Update and develop new viability assessment manuals
DWSRF Help	Other				
	Security Issues				
	SWP Efforts				
	Other				
	Security Issues				
	SWP Efforts				
	Other				
	Security Issues				
	SWP Efforts				
	Other				

## DWSRF Set-Aside Spending

Iowa - FY 2006

### Comments

1 | 4 regional workshops per year for technical, financial, and managerial viability; 6 regional workshops per year for CCR education

DWSRF Set-Aside Spending		Administrative & Technical Assistance (4% Set-Aside)	Small System Technical Assistance (2% Set-Aside)	State Program Management (10% Set-Aside)	1452(k) Activities (15% Set-Aside)
State:	Kansas				
Report Yr:	2005	<b>Financial Information:</b> Set-aside: \$3.38 m (4%) Expended: \$2.1 m (62.2%) Remaining: \$1.27 m (37.8%)	<b>Financial Information:</b> Set-aside: \$1.17 m (1.4%) Expended: \$1.12 m (96.3%) Remaining: \$0.05 m (4%)	<b>Financial Information:</b> Set-aside: \$1.27 m (1.5%) Expended: \$0.63 m (49.5%) Remaining: \$0.64 m (50.5%)	<b>Financial Information:</b> Set-aside: \$1.15 m (1.4%) Expended: \$1.15 m (100%) Remaining: \$0 m (0%)
		General	General	Effort #1: General	General
State Program	Staff	5.0 FTEs	2.5 FTEs (contractor support)	1 FTE: capacity development coordinator and contractor support	Contractors
	General Drinking Water Admin.				
	DWSRF Administration	X			
	Data Management	Construction inspection		Install SDWIS/State; migrate data from existing platforms	
	Inspections				
	Sanitary Surveys				
	Compliance Activities				
	Enforcement				
	Capacity Development Program				
	Technical				
Capacity Development	Managerial				
	Financial				
	Public Education/Outreach				
	Operator Certification				
	Other System Training				Water system board member training manual; asset management training
	Circuit Riding/Site Visits				
	Rate Studies				Water rate seminars; individual system rate reviews
	Pilot Studies				
	Plant Optimization (AWOP)				
	Leak Detection/Water Efficiency				
General Activities	System Partnerships				
	Restructuring/Consolidation				
	Small System Assistance		X		
	Disadvantaged System Assistance				
	Other Technical Assistance		Provide minimum of 420 technical assistance contacts to small systems		Matching funds for Regional Water System Feasibility Studies
	Loan Application Assistance				
	Planning/Design/Engineering Services				
	Security Issues				
	VA Assistance				
	Source Water Protection & Mgmt				
SWP Efforts	Wellhead Protection & Mgmt				
	Land Acquisition				
	Other				



**DWSRF Set-Aside Spending**  
**Kansas - 2005**

**Comments**

No comments received from state.

DWSRF Set-Aside Spending		Administrative & Technical Assistance (4% Set-Aside)	Small System Technical Assistance (2% Set-Aside)	State Program Management (10% Set-Aside)	1452(k) Activities (15% Set-Aside)*
State:	Kentucky				*See comment 3.
Report Yr:	2003/2004	<b>Financial Information:</b> Set-aside: \$3.53 m (4.5%) Expended: \$2.69 m (76.2%) Remaining: \$0.84 m (23.8%) No set-aside-specific information provided in state report	<b>Financial Information:</b> Set-aside: \$1.51 m (1.9%) Expended: \$0.24 m (15.7%) Remaining: \$1.27 m (84.1%)	<b>Financial Information:</b> Set-aside: \$6.89 m (8.8%) Expended: \$4.73 m (68.7%) Remaining: \$2.16 m (31.3%)	<b>Financial Information:</b> Set-aside: \$3.75 m (4.8%) Expended: \$1.54 m (41%) Remaining: \$2.21 m (58.9%)
		General	General	General	Effort #1: Capacity Development
State Program	Staff		X	X	X
	General Drinking Water Admin.			Planning and coordination of Division of Water programs	
	DWSRF Administration				
	Data Management			Database enhancements to track compliance	SDWIS/State database used for all data storage activities
	Inspections			On-site construction inspections	
	Sanitary Surveys				
	Compliance Activities			Compliance determination and evaluation; review of plans and specifications for PWSs	Provide written guidance to communities
	Enforcement				
	Capacity Development Program		See comment 1.	Adopt state regulations for Capacity Development Program	See comment 4.
	Technical		X	Determine technical capacity through Capacity Development Strategy	X
Capacity Development	Managerial		X		X
	Financial		X		X
	Public Education/Outreach			CCRs	Define and organize stakeholders group
	Operator Certification				
	Other System Training				
	Circuit Riding/Site Visits			Train Division of Water Field Office personnel in treatment-plant optimization	
	Rate Studies			On-site water plant and distribution evaluations	
	Pilot Studies			DBP pilot program evaluation	
	Plant Optimization (AWOP)			Involve small water systems; AWOP training/workshops	X
	Leak Detection/Water Efficiency				X
General Activities	System Partnerships				
	Restructuring/Consolidation				
	Small System Assistance			Preparing RIP for additional assistance	
	Disadvantaged System Assistance				
	Other Technical Assistance			Technical assistance to surface water treatment systems	CPEs, PBTs
	Loan Application Assistance				
	Planning/Design/Engineering Services				
	ERP Assistance				
	VA Assistance				
	Source Water Protection & Mgmt			Complete NCWS GWUDI determinations	
DWSRF Help	Wellhead Protection & Mgmt				Assist in development of WHP plan
	Land Acquisition				
Security Issues	ERP Assistance				
	VA Assistance				
SWP Efforts	Source Water Protection & Mgmt				
	Wellhead Protection & Mgmt				Community-based pollution prevention program
Other	Land Acquisition				
	Other				Equipment and travel

## DWSRF Set-Aside Spending

### Kentucky - 2003/2004

#### Comments

- 1 TMF evaluation and documentation for new and existing systems, including TMF assessments for SRF loan awards
- 2 Training and guidance on DBPs; provides Division of Water regional office training on small system issues
- 3 Includes travel and contractual expenses; state has 348 small water systems either producing and/or distributing finished water
- 4 Review state's Capacity Development Strategy; prioritize systems most in need
- 5 Develop water budget analysis; improve stream flow/ withdrawal modeling; travel and contractual costs also supported
- 6 Technical assistance; data management assistance to communities developing WHP programs

DWSRF Set-Aside Spending		Administrative & Technical Assistance (4% Set-Aside)	Small System Technical Assistance (2% Set-Aside)	State Program Management (10% Set-Aside)	1452(k) Activities (15% Set-Aside)		
State:	Louisiana						
Report Yr:	FY 2003						
		<b>Financial Information:</b> Set-aside: \$2.63 m (3%) Expended: \$1.88 m (71.7%) Remaining: \$0.75 m (28.5%)	<b>Financial Information:</b> Set-aside: \$0.99 m (1.1%) Expended: \$0.96 m (97.1%) Remaining: \$0.03 m (3%)	<b>Financial Information:</b> Set-aside: \$6.33 m (7.3%) Expended: \$3.91 m (61.7%) Remaining: \$2.42 m (38.2%)	<b>Financial Information:</b> Set-aside: \$2.55 m (2.9%) Expended: \$2.23 m (87.3%) Remaining: \$0.32 m (12.5%)		
State Program	General	General	General	Effort #1: PWSS	Effort #2: Capacity Development	Effort #3: Operator Training and Certification program	Effort #1: Capacity Development
Staff	2.5 FTEs and contractors	1 FTE and contracted circuit riders	4 FTEs	4.5 FTEs and contractors			
General Drinking Water Admin.			X				
DWSRF Administration							
Data Management					See comment 3.		
Inspections				Data management position; implementing SDWIS/State			
Sanitary Surveys			X		X		
Compliance Activities							
Enforcement							
Capacity Development Program					See comment 4.		X
Technical					X		X
Managerial					X		X
Financial					X		X
Public Education/Outreach	Marketing the DWSRF to solicit loan applications			X		X	
Operator Certification							
Other System Training		Training operators to read/record chlorine residual results; quarterly training for PWSs		See comment 1.	Contract for quarterly management training		
Circuit Riding/Site Visits		See comment 1.		Drinking Water Infrastructure Needs Survey			
Rate Studies							
Pilot Studies							
Plant Optimization (AWOP)							
Leak Detection/Water Efficiency							
System Partnerships							
Restructuring/Consolidation							
Small System Assistance							
Disadvantaged System Assistance		Mostly regarding bacteriological MCL exceedances; assist with CCR requirements					
Other Technical Assistance							
Loan Application Assistance		X					
Planning/Design/Engineering Services							
ERP Assistance							
VA Assistance							
Source Water Protection & Mgmt							
Wellhead Protection & Mgmt							
Land Acquisition							
Other		Travel expenses; allocated costs; operating expenses; monitoring loans; preparing reports	Operating costs; travel; allocated costs	Operating expenses; travel costs; allocated costs	Operating expenses; travel costs; allocated costs	Supplier; allocated costs	

## DWSRF Set-Aside Spending Louisiana - FY 2003

### Comments

- |   |   |
|---|---|
| 1 | Operation and maintenance; management best practices; treatment processes   |
| 2 | Review engineering documents associated with loan process   |
| 3 | Database to track training and other aspects of systems for Capacity Development Program  |
| 4 | 20 PW/Ss reviewed quarterly; contracted providers work with systems to help them achieve and maintain capacity; review of new permit applications |



## DWSRF Set-Aside Spending

### Maine - 2005

#### Comments

1	2 FTEs: Water Quality Specialist circuit riders from Maine RWA (MRWA)
2	Receiving legal support from Asst. Attorney General
3	4 FTEs: planner; geologist; GIS; environmental specialist
4	Development of GIS database; collected GPS locations of 140 wells
5	Outreach at trade shows, conferences, and presentations; revise SWP Web page
6	0.5 FTE: Capacity Development Coordinator
7	Increase compliance with state and federal regulations
8	Management and improvement of Capacity Development Program for new and existing systems
9	Education program; develop and conduct training modules; operator training
10	Networking opportunities offered through "Mutual Aid Network" training initiative
11	\$111.7K for ME Water Utilities Association Small System Technical Assistance Program; will develop 10 training classes
12	\$150K in matching funds for Capacity Development Grant Program; budget includes staff travel and training
13	Implement expanded operator certification program
14	Reviewing training programs; identifying training needs

DWSRF Set-Aside Spending		Administrative & Technical Assistance (4% Set-Aside)	Small System Technical Assistance (2% Set-Aside)*	State Program Management (10% Set-Aside)	1452(k) Activities (15% Set-Aside)	
State:	Report Yr:				Effort #1: Land Acquisition and Conservation Easements	Effort #2: Source Water and Wellhead Protection Programs
State:	2005	Financial Information: Set-aside: \$3.04 m (4.1%) Expended: \$2.56 m (84.2%) Remaining: \$0.48 m (15.8%)  No set-aside-specific information provided in state report	Financial Information: Set-aside: \$1.33 m (1.8%) Expended: \$1.15 m (86.6%) Remaining: \$1.8 m (13.5%)	Financial Information: Set-aside: \$9.11 m (12.4%) Expended: \$6.1 m (67%) Remaining: \$3.01 m (33%)		
State Program	Staff		Effort #1: Technical Assistance	General** **See comment 5.		
	General Drinking Water Admin.			X	X	X
	DWSRF Administration					
	Data Management		Verify system locations using GPS		Wellhead inspector to provide database of discharge permits	See comment 20.
	Inspections		Determine impact of LT1ESWTR and GWR on PWSs		See comment 15.	See comment 21.
	Sanitary Surveys		Training		Scheduled EPA reporting activities	See comment 22.
	Compliance Activities		See comment 6.			
	Enforcement		PWS enforcement activities			
	Capacity Development Program		Developing small system capacity and compliance	Evaluate new systems for development		See comment 23.
	Technical			Implement technical assistance for 250 systems	Increasing number of staff with GIS skills	X
Capacity Development	Managerial			Implement assistance program for 250 systems	See comment 16.	X
	Financial			Assist 250 systems in improving capacity		X
	Public Education/Outreach			See comment 7.	See comment 17.	See comment 24.
	Operator Certification			See comment 8.		See comment 25.
	Other System Training		See comment 2.	Training for 112 (est.) system personnel		See comment 26.
	Circuit Riding/Site Visits		See comment 3.	Site visits providing technical assistance and other services		
	Rate Studies					
	Pilot Studies					
	Plant Optimization (AWOP)					
	Leak Detection/Water Efficiency					
General Activities	System Partnerships					
	Restructuring/Consolidation					
	Small System Assistance		Technical assistance to systems serving 10,000 or fewer			
	Disadvantaged System Assistance		See comment 4.	On-site assistance to small systems with new and current regulations		
	Other Technical Assistance					
	Loan Application Assistance					
	Planning/Design/Engineering Services					
	ERP Assistance					See comment 27.
	VA Assistance					
	Source Water Protection & Mgmt				See comment 18.	See comment 28.
SWP Efforts	Wellhead Protection & Mgmt				Will evaluate 35 (est.) systems during year	
	Land Acquisition				See comment 13.	
Other				See comment 14.	See comment 19.	See comment 28.



## DWSRF Set-Aside Spending

### Maryland - 2005

#### Comments

1	"Strong emphasis" on technical assistance to small systems
2	Contracts with MD Center for Environmental Training for compliance training and technical assistance
3	MD RWA contracted for circuit rider program to aid small systems
4	On-site assistance to 275 (est.) small systems; on-site assistance to small systems requiring treatment/new sources following GWUDI determination/classification
5	Focuses on increasing capacity at county level for managing transient non-community systems
6	PWS activities; review applications for exemptions; hold hearings; assist large systems with IDSE; assist with rule changes and current regulations (Radionuclides, Radon, As)
7	Assist small systems in producing Consumer Confidence Reports; implementing regulations for public notification
8	Continued enforcement of certification program; prepare annual report for EPA
9	Regulatory training; training for Stage 2 DBPR; sanitary survey training; systems training for Radionuclides and Arsenic Rules
10	Technical assistance for systems with Arsenic levels > 0.010mg/L; county assistance for evaluating and treating non-community GWUDI
11	Make 225 non-community GWUDI determinations; develop Laboratory Analysis Program; random Radon testing
12	Considering pamphlet to promote greater participation among water suppliers
13	Have developed an eligibility checklist and ranking system for applicants; marketing program at workshops and other venues
14	Generally promoted following completion of SWA
15	Site investigations as necessary; will fund a wellhead inspector with UIC program grant
16	Better organization of workflow to complete outstanding assessments
17	Soliciting interest in WHPP from water suppliers and local government officials through permit renewal process--estimated 30 CWSs to be notified of state WHPP
18	Complete SWA for all public water systems; SWA for contaminants; anticipating 40 (est.) applications for PWS supply sources
19	Completion of SWAs a "top priority;" working with counties to develop wellhead protection plans--anticipate developing 5 plans
20	CWS self-assessment survey data collected for analysis; other metrics used to measure capacity improvements
21	Oversight coordinated through "frequent" sanitary surveys; improve frequency of surveys
22	Will continue to monitor new (post-Oct. '99) and existing system compliance; 29 (est.) new systems in state
23	Will implement for new and existing systems; new systems reviewed for ability to comply with SDWA requirements
24	Public report issued on efficacy of Capacity Development Strategy; future reports issued every 3 years
25	Number of systems with certified operators used to measure capacity improvements
26	Training by Capacity Development Workgroup to suppliers on system shortcomings; state to organize and host meetings among training organizations
27	Review water system design capacities; prevent creation of non-viable water systems; Smart Growth guidelines shape growth around existing infrastructure
28	Focused on "growth-related" design problems in water systems exceeding capacity; providing capacity development-related training



**DWSRF Set-Aside Spending  
Massachusetts - 2004/2005**

**Comments**

- 1 Use database to rank risk of potential sources of contamination; SWAP-related GIS activities
- 2 Source protection outreach meetings; informational articles and materials
- 3 Capacity development efforts integrated with sanitary survey process
- 4 Training on preparation of Consumer Confidence Reports
- 5 Assist operators with Training Contact Hour (TCH) questions; review course applications
- 6 Plan for certification and training of small system operators implemented in 2002
- 7 Database on potential sources of contamination used to generate SWAP reports
- 8 Cooperative agreements with USGS have produced multiple studies
- 9 Public WHP guidance, fact sheets, and informational material
- 10 Coordinate WHP requirements with new source approval and permits

DWSRF Set-Aside Spending		Administrative & Technical Assistance (4% Set-Aside)	Small System Technical Assistance (2% Set-Aside)			State Program Management (10% Set-Aside)			1452(k) Activities (15% Set-Aside)		
State:	Michigan		Financial Information: Set-aside: \$1.83 m (0.6%) Expended: \$1.14 m (62.1%) Remaining: \$0.69 m (37.7%)	Effort #1: Critical Contaminants	Effort #2: New Training Modules	Effort #3: Arsenic-Related Efforts	Financial Information: Set-aside: \$6.25 m (2.2%) Expended: \$5.76 m (92.3%) Remaining: \$0.49 m (7.8%)	Effort #1: Capacity Development		Effort #2: Source Water Protection	Effort #3: Operator Certification
Report Yr:	FY 2005	Financial Information: Set-aside: \$8.04 m (2.9%) Expended: \$4.39 m (54.6%) Remaining: \$3.65 m (45.4%)	General								
State Program	Staff				1 new FTE: Arsenic pollution			See comment 17.		5 FTEs: program administration	3 FTEs: program administration and support
	General Drinking Water Admin.										
	DWSRF Administration	Will use full 4% to administer fund									
	Data Management										
	Inspections										
	Sanitary Surveys				See comment 11.					See comment 27.	
	Compliance Activities										
	Enforcement										
	Capacity Development Program				Financial planning assistance (see below)						
	Technical			See comment 1.	See comment 7.						
Capacity Development	Managerial		X	X					See comment 20.		
	Financial		X	X	See comment 12.						
	Public Education/Outreach								See comment 21.		Educational materials
	Operator Certification									See comment 28.	
	Other System Training										
	Circuit Riding/Site Visits			See comment 2.	See comment 8.						Training available through grant money
	Rate Studies										
	Pilot Studies										
	Plant Optimization (AWOP)										
	Leak Detection/Water Efficiency										Contract to develop probabilistic wellhead definition model
General Activities	System Partnerships										
	Restructuring/Consolidation										
	Small System Assistance										See comment 30.
	Disadvantaged System Assistance										
	Other Technical Assistance										
	Loan Application Assistance										
	Planning/Design/Engineering Services										
	ERP Assistance										
	VA Assistance										
	Source Water Protection & Mgmt										
DWSRF Help	Wellhead Protection & Mgmt										
	Land Acquisition										
Security Issues											
SWP Efforts											
Other											

## DWSRF Set-Aside Spending Michigan - FY 2005

### Comments

1	Update training modules for NCWSs; sessions held statewide
2	Update training modules for NCWSs; sessions held statewide
3	Visits to systems with elevated arsenic levels; site visits to collect and analyze samples of Phase II/V contaminants at small systems
4	Establish pilot projects to develop arsenic reduction strategies and tools
5	Contract for technical assistance to reduce critical contaminants
6	Technical guidance on reducing critical contaminants
7	New set of training modules targets small system managers and financial officials; training sessions conducted statewide
8	New set of training modules targets small system managers and financial officials; training sessions conducted statewide
9	New training module targets "priority issues" for operators; statewide training
10	Modules will be pilot tested prior to statewide trainings; modules will remain available to local departments of health/other agencies for ongoing training
11	Surveys to identify small communities in need of financial planning assistance
12	Direct financial planning assistance to small CWs with sanitary survey deficiencies
13	Funding for arsenic technical assistance and compliance follow-up through local departments of health
14	Project planning costs for disadvantaged communities serving <10,000 requesting DWSRF assistance
15	Capacity assessment criteria applied to new CWs and NTNCWs, and certain existing systems
16	Capacity development requirements applied to DWSRF applicants; program guidance developed with stakeholders for public participants
17	1.75 FTEs: Abandoned Well Management (AWM) Program, Welllogic data administration, and SWP Program
18	Develop and administer online Welllogic data management system for active and abandoned wells; data management support services
19	Enforcement a component of AWM Program; contracting with 43 local departments of health for abandoned wells enforcement
20	AWM Program technical support to departments of health regarding well plugging requirements
21	Public education a component of AWM Program; contracting with 43 local departments of health for public education on abandoned wells; providing educational materials for distribution
22	AWM Program training; training on well plugging requirements
23	Special pilot projects to explore abandoned well management
24	47 state matching grants to help locate and plug abandoned wells inside WHP areas; assistance to local departments of health on AWM Program; plugging requirements
25	Source Water Protection Program serving 70 communities
26	Statewide AWM Program
27	Database system in place with Operator Training and Certification Unit; recordkeeping and compliance tracking
28	Program administered by ESSD; funding examination requirements
29	Operator certification program approved by EPA July 2001; funds to help meet certification exam requirements and exam question validation; purchasing exam materials and grading services from third-party vendor
30	Cost-sharing (matching grants) with local suppliers for WHP
31	Modeling with existing databases to help smaller communities cost-effectively initiate WHP efforts
32	Bond money available for plugging wells in wellhead protection areas; administrative rules adopted through stakeholder process
33	Money from SWAP set-aside moved to WHP set-aside in July 2003; partial funding for Clean MI Initiative (CMD) bond administrator; \$700K in WHP grants

DWSRF Set-Aside Spending		Administrative & Technical Assistance (4% Set-Aside)	Small System Technical Assistance (2% Set-Aside)	State Program Management (10% Set-Aside)	1452(k) Activities (15% Set-Aside)
State:	Minnesota				
Report Yr:	2006				
		<b>Financial Information:</b> Set-aside: \$6.28 m (4%) Expended: \$4.67 m (74.4%) Remaining: \$1.61 m (25.6%)	<b>Financial Information:</b> Set-aside: \$2.18 m (1.4%) Expended: \$1.35 m (61.9%) Remaining: \$0.83 m (38.1%)	<b>Financial Information:</b> Set-aside: \$6.54 m (4.2%) Expended: \$2.47 m (37.7%) Remaining: \$4.07 m (62.2%)	<b>Financial Information:</b> Set-aside: \$10.4 m (6.6%) Expended: \$8.16 m (78.5%) Remaining: \$2.24 m (21.5%)
		General	General	<b>Effort #1: Public Water Supply Supervision (PWSS)</b> Used by MDH to fund PWSS program	<b>Effort #1: Wellhead Protection Program</b>
State Program	Staff				
	General Drinking Water Admin.				
	DWSRF Administration	Will fund program administration expense of MN Department of Health (MDH)			
	Data Management				
	Inspections				
	Sanitary Surveys				
	Compliance Activities			Establishing standards; monitoring	
	Enforcement			X	
	Capacity Development Program		Technical assistance to small suppliers for effective system operation and management		
	Technical		X		
Capacity Development	Managerial		X		
	Financial				
	Public Education/Outreach			Education and public information	
	Operator Certification				
	Other System Training				
	Circuit Riding/Site Visits				
	Rate Studies				
	Pilot Studies				
	Plant Optimization (AWOP)				
	Leak Detection/Water Efficiency				
General Activities	System Partnerships				
	Restructuring/Consolidation				
	Small System Assistance		See comment 1.		
	Disadvantaged System Assistance				
	Other Technical Assistance		Wellhead protection plans and management zones	Provide technical expertise	
	Loan Application Assistance				
	Planning/Design/Engineering Services				
	ERP Assistance				
	VA Assistance				
	Source Water Protection & Mgmt		Help small systems using groundwater to identify and manage potential sources of contamination		
DWSRF Help	Wellhead Protection & Mgmt		See comment 2.		Funds will be used by MDH to implement EPA-approved Wellhead Protection Program
	Land Acquisition				
	Other				
Security Issues					
SWP Efforts					
Other					

## DWSRF Set-Aside Spending

### Minnesota - 2006

#### Comments

- 1 Provide "personal, non-regulatory" technical assistance to small community water supply operators
- 2 Will fund vendor to assist small suppliers with inner wellhead protection plans and wellhead management zones
- 3 Technical information and guidance to delineate source water protection areas; identify contaminant sources; implement SWP plans

DWSRF Set-Aside Spending		Administrative & Technical Assistance (4% Set-Aside)	Small System Technical Assistance (2% Set-Aside)	State Program Management (10% Set-Aside)	1452(k) Activities (15% Set-Aside)
State:	Mississippi				
Report Yr:	FY 2005	<b>Financial Information:</b> Set-aside: \$3.04 m (4%) Expended: \$2.65 m (86.9%) Remaining: \$0.40 m (13.1%)	<b>Financial Information:</b> Set-aside: \$1.68 m (2.2%) Expended: \$1.31 m (77.9%) Remaining: \$0.37 m (22%)	<b>Financial Information:</b> Set-aside: \$3.58 m (4.7%) Expended: \$2.35 m (65.8%) Remaining: \$1.22 m (34.2%)	<b>Financial Information:</b> Set-aside: \$1.65 m (2.2%) Expended: \$1.42 m (86%) Remaining: \$0.23 m (14%)
		No set-aside-specific information provided in state report	General	<b>Effort #1: Public Water System Management Program</b> 1325 FTES: environ, engineering, data control, branch director, special projects, and trainer  Maintain PWSS supervision programs	No set-aside-specific information provided in state report
State Program	Staff				
	General Drinking Water Admin.				
	DWSRF Administration				
	Data Management			Data verification audits; maintain SDWIS/ Fed data management and reporting standards/processes  X	
	Inspections				
	Sanitary Surveys			Maintain survey program	
	Compliance Activities			See comment 1.	
	Enforcement			Inspection strategy	
	Capacity Development Program				
	Technical		Assistance directed at small CWSs 12 systems chosen from list of 15-18 to receive long-term, on-site technical assistance		
Capacity Development	Managerial		Management training for water system officials (includes board members)  X		
	Financial				
	Public Education/Outreach			See comment 2.	
	Operator Certification			Provide documentation and evaluate ongoing program implementation	
	Other System Training		Governing board members receive management training		
	Circuit Riding/Site Visits		On-site technical assistance provided		
	Rate Studies				
	Pilot Studies				
	Plant Optimization (AWOP)				
	Leak Detection/Water Efficiency				
General Activities	System Partnerships				
	Restructuring/Consolidation				
	Small System Assistance		Long-term technical assistance provided through contract arrangement	Identify 3 initiatives pertaining to small systems outreach	
	Disadvantaged System Assistance				
	Other Technical Assistance		Intermediate- and short-term on-site technical assistance to small systems		
	Loan Application Assistance				
	Planning/Design/Engineering Services			Maintain plan and specification review program	
	ERP Assistance				
	VA Assistance				
	Source Water Protection & Mgmt			Annual report to EPA on Source Water Assessment Program (SWAP) implementation activities	
SWP Efforts	Wellhead Protection & Mgmt				
	Land Acquisition				
Other				Unregulated Contaminant Monitoring Rule	



## DWSRF Set-Aside Spending Mississippi - 2005

### Comments

- 1 | Ensure use of qualified labs; lab certification; Unregulated Contaminant Monitoring Rule; manage non-compliant systems
- 2 | Participation in National Drinking Water Week celebration; Consumer Confidence Rule; outreach targeting small systems

DWSRF Set-Aside Spending		Administrative & Technical Assistance (4% Set-Aside)	Small System Technical Assistance (2% Set-Aside)	State Program Management (10% Set-Aside)	1452(k) Activities (15% Set-Aside)
State:	Missouri				
Report Yr:	2005				
		<b>Financial Information:</b> Set-aside: \$3.38 m (3.9%) Expended: \$2.44 m (72.2%) Remaining: \$0.94 m (27.8%)	<b>Financial Information:</b> Set-aside: \$1.71 m (2%) Expended: \$1.34 m (78.5%) Remaining: \$0.37 m (21.6%)	<b>Financial Information:</b> Set-aside: \$7.79 m (9.1%) Expended: \$6.2 m (79.5%) Remaining: \$1.59 m (20.4%)	<b>Financial Information:</b> Set-aside: \$2.99 m (3.5%) Expended: \$2.22 m (74.4%) Remaining: \$0.77 m (25.8%)
		General	General	Effort #: PWSS	Effort #: Capacity Development
State Program	Staff	X			
	General Drinking Water Admin.			Implement "early implementation" requirements for LT2ESWTR	
	DWSRF Administration	X			Ensure loan applicants have adequate capacity
	Data Management			Information management systems; update SDAWIS/State to include new federal requirements	
	Inspections				
	Sanitary Surveys				
	Compliance Activities				
	Enforcement				
	Capacity Development Program		X	Ensure that systems in operation after 10/1/99 have adequate TMF capacity to remain in compliance	X
	Technical				
Capacity Development	Managerial				
	Financial				
	Public Education/Outreach				
	Operator Certification			X	
	Other System Training			Educate systems in developing and implementing SWP program	
	Circuit Riding/Site Visits			Resolving operational and maintenance problems	
	Rate Studies			On-site assistance with management and financial issues	
	Pilot Studies				
	Plant Optimization (AWOP)				
	Leak Detection/Water Efficiency			Leak detection and water audits	
General Activities	System Partnerships				
	Restructuring/Consolidation				
	Small System Assistance		X	Work with small systems on options to maintain TMF capacity	
	Disadvantaged System Assistance				
	Other Technical Assistance				
	Loan Application Assistance	X			
	Planning/Design/Engineering Services			Project review and approvals	
	ERP Assistance				
	VA Assistance			X	Develop and administer VA
	Source Water Protection & Mgmt			See comment 1.	See comment 2.
SWP Efforts	Wellhead Protection & Mgmt				
	Land Acquisition				
	Other	Staff training; equipment			Provide safe water to Northwestern Missouri residents

## DWSRF Set-Aside Spending

### Missouri - 2005

#### Comments

1	Update/maintain SWP plan; identify sources of contaminants within delineated areas; identify and evaluate impacts of emerging contaminants to help water systems prepare for new requirements; provide source water testing for Cryptosporidium and E. coli for Subpart H systems
2	Assist PWSs to obtain adequate source water and distribution capacity; provide grants to seal abandoned wells

DWSRF Set-Aside Spending		Administrative & Technical Assistance (4% Set-Aside)	Small System Technical Assistance (2% Set-Aside)	State Program Management (10% Set-Aside)	1452(k) Activities (15% Set-Aside)
State:	Montana				
Report Yr:	FY 2006	<b>Financial Information:</b> Set-aside: \$3.1 m (4%) Expended: \$2.84 m (91.6%) Remaining: \$0.26 m (8.4%) No set-aside-specific information provided in state report	<b>Financial Information:</b> Set-aside: \$0.97 m (1.3%) Expended: \$0.75 m (77.5%) Remaining: \$0.22 m (23%) General	<b>Financial Information:</b> Set-aside: \$3.99 m (5.1%) Expended: \$2.4 m (60%) Remaining: \$1.59 m (39.8%) Effort #1: PWSS	<b>Financial Information:</b> Set-aside: \$1.56 m (2%) Expended: \$1.5 m (96.2%) Remaining: \$0.06 m (3.8%) Effort #1: Capacity Development Effort #2: Wellhead Protection
State Program	Staff		Contracts	X	0.5 FTE
	General Drinking Water Admin.		Maintain Internet page related to SWP		
	DWSRF Administration				
	Data Management				
	Inspections				See comment 4.
	Sanitary Surveys				
	Compliance Activities				Update/implement monitoring/waiver program
	Enforcement				
	Capacity Development Program		X		X
	Technical				
Capacity Development	Managerial				
	Financial				
	Public Education/Outreach			Education about SWP	
	Operator Certification				
	Other System Training				See comment 2.
	Circuit Riding/ Site Visits				See comment 3.
	Rate Studies		See comment 1.		
	Pilot Studies				
	Plant Optimization (AWOP)				
	Leak Detection/Water Efficiency				
General Activities	System Partnerships				
	Restructuring/Consolidation				
	Small System Assistance		X		
	Disadvantaged System Assistance				
	Other Technical Assistance		X	SWP plan development	
	Loan Application Assistance				
	Planning/Design/Engineering Services				
	ERP Assistance				
	VA Assistance				
	Source Water Protection & Mgmt			Source water assessments and protection planning	Source water assessments; assess aquifer sensitivity
SWP Efforts	Wellhead Protection & Mgmt		X		
	Land Acquisition				
	Other				Write reports

## DWSRF Set-Aside Spending

### Montana - FY 2006

#### Comments

- |   |   |
|---|---|
| 1 | Provide on-site assistance to address source water problems, treatment, pumping, storage, and distribution system |
| 2 | On-site training regarding source water problems; financial/managerial training                                   |
| 3 | On-site training regarding source water problems; financial/managerial training                                   |
| 4 | Compile/analyze contaminant source inventory information from source water assessments                            |

DWSRF Set-Aside Spending		Administrative & Technical Assistance (4% Set-Aside)	Small System Technical Assistance (2% Set-Aside) *See comment 1.	State Program Management (10% Set-Aside)	1452(k) Activities (15% Set-Aside)
State:	Nebraska				
Report Yr:	2005	<b>Financial Information:</b> Set-aside: \$2.36 m (3.1%) Expended: \$2.24 m (94.8%) Remaining: \$0.12 m (5.1%)	<b>Financial Information:</b> Set-aside: \$1.51 m (2%) Expended: \$0.34 m (22.7%) Remaining: \$1.17 m (77.5%)	<b>Financial Information:</b> Set-aside: \$2.68 m (3.5%) Expended: \$0.93 m (34.8%) Remaining: \$1.75 m (65.3%)	<b>Financial Information:</b> Set-aside: \$2.71 m (3.6%) Expended: \$1.44 m (53.3%) Remaining: \$1.27 m (46.9%)
		No set-aside-specific information provided in state report	General	General	No set-aside-specific information provided in state report
State Program	Staff		Contractual assistance	5 FTEs	
	General Drinking Water Admin.			PWSS program	
	DWSRF Administration		Assess capacity of loan application		
	Data Management				
	Inspections			Issue operating permits; plan review	
	Sanitary Surveys			X	
	Compliance Activities			Monitoring and compliance	
	Enforcement			X	
	Capacity Development Program		Coordinate technical assistance for systems most in need		
	Technical				
Capacity Development	Managerial		X		
	Financial		X		
	Public Education/Outreach			X	
	Operator Certification				
	Other System Training		See comment 2.	X	
	Circuit Riding/Site Visits		Provide on-site assistance to at least 31 systems per month		
	Rate Studies				
	Pilot Studies				
	Plant Optimization (AWOP)				
	Leak Detection/Water Efficiency				
General Activities	System Partnerships		Promote mentoring program in which operators from large systems help small system operators		
	Restructuring/Consolidation				
	Small System Assistance		Provide educational materials to small systems and disadvantaged PWSSs serving <3,000		
	Disadvantaged System Assistance				
	Other Technical Assistance		See comment 3.		
	Loan Application Assistance				
	Planning/Design/Engineering Services				
	ERP Assistance			X	
	VA Assistance			X	
	Source Water Protection & Mgmt				
DWSRF Help	Wellhead Protection & Mgmt				
	Land Acquisition				
	Other		See comment 4.		

## DWSRF Set-Aside Spending

### Nebraska - 2005

#### Comments

- 1 Contracts with Midwest Assistance Program, NE Environmental Training Center, NE Section of AWWA
- 2 One-day workshops to teach systems about disinfection techniques, removal techniques, and surface water treatment; NE AWWA Annual Conference for operation
- 3 Reimbursed 2 cities for replacement of two wells (one with high uranium levels, one with high nitrates); reimbursed University of NE-Lincoln for the evaluation of these wells
- 4 Reimburse cities for replacement water well parts and accessories; reimburse university to evaluate pumping sequences of cities





## DWSRF Set-Aside Spending

### Nevada - 2003-2005

#### Comments

1 In previous years, Nevada has used 1452(k) funds to provide loans for land acquisition, voluntary SWP, and source water petitions; none of these loans were made in this reporting period

2 Award funding to communities and tribes interested in WHIP; follow up on VAs

DWSRF Set-Aside Spending		Administrative & Technical Assistance (4% Set-Aside)	Small System Technical Assistance (2% Set-Aside)	State Program Management (10% Set-Aside)	1452(k) Activities (15% Set-Aside)		
State:	New Hampshire				Financial Information:	Conservation	Water Protection
Report Year:	2005	Financial Information: Set-aside: \$2.13 m (3.1%) Expended: \$1.84 m (86.4%) Remaining: \$0.29 m (13.6%) No set-aside-specific information provided in state report.	Financial Information: Set-aside: \$1.36 m (2%) Expended: \$1.28 m (94%) Remaining: \$0.08 m (5.8%) General 0.65 FTE: RCAP water resource specialist; 0.9 FTE: RWA circuit rider	Financial Information: Set-aside: \$3.55 m (5.2%) Expended: \$3.01 m (84.8%) Remaining: \$0.54 m (15.2%) Effort #1: PWSS	Financial Information: Set-aside: \$6.82 m (10%) Expended: \$5.32 m (78%) Remaining: \$1.5 m (22%) Effort #1: Water Supply Land Conservation	Effort #2: Implement Source Water Protection	Effort #3: Well Siting Program
State Program	Staff			X	X		
	General Drinking Water Admin.			X			
	DWSRF Administration						
	Data Management						
	Inspections		Site inspections				
	Sanitary Surveys			X			
	Compliance Activities		Circuit riders to help maintain compliance; reporting				See comment 3.
	Enforcement			Increase enforcement activity			
	Capacity Development Program		Capacity development assistance to small and very small systems	Improve capacity at PWSS; focus on small systems via sanitary surveys			
	Technical			X			
Capacity Development	Managerial		Business plan development for small systems	X			
	Financial		Asset inventories; rate reviews	X			
	Public Education/Outreach		Newspaper articles; public seminars and meetings				Publish newsletter and maintain Web site
	Operator Certification						
	Other System Training		Operator training through RCAP and NHRWA contracts; technical presentations				
	Circuit Riding/Site Visits		NHRWA and RCAP Solutions, Inc.; circuit riders				
	Rate Studies						
	Pilot Studies						
	Plant Optimization (AWOP)						
	Leak Detection/Water Efficiency						
General Activities	System Partnerships						
	Restructuring/Consolidation						
	Small System Assistance		On-site technical assistance to rural water systems from circuit riders				
	Disadvantaged System Assistance		Troubleshooting; emergency water supply issues				
	Other Technical Assistance		See comment 1.				See comment 4.
	Loan Application Assistance						Assistance with loan and grant applications
	Planning/Design/Engineering Services						
	ERP Assistance						
	VA Assistance						
	Source Water Protection & Mgmt						
SVP Efforts	Wellhead Protection & Mgmt						
	Land Acquisition						
Other				Private well initiative			

## DWSRF Set-Aside Spending New Hampshire - 2005

### Comments

- 1 Circuit riders help systems identify funding sources; assist with application process
- 2 Water supply Land Matching Grant Program to partially fund land/easement purchases; \$1M in grants for coming year
- 3 Implement chemical monitoring waiver program; issue 400 waivers for year
- 4 Technical assistance to suppliers, municipalities, agricultural interests for source water protection; assist 20 PWSs/year
- 5 Financial and technical assistance for source water protection; provide grants for at least 6 SWP projects/year
- 6 Includes PWS emergency preparedness activities funded through Bioterrorism Act
- 7 Applicant must invite local participation in siting a new source for PWS
- 8 Source water assessment (delineation and inventory) completed for new wells
- 9 Applicant must demonstrate sustainable yield and safety form land use impacts; 30 new well sitings/large withdrawals



## DWSRF Set-Aside Spending

### New Jersey - 2004

#### Comments

- |   |   |
|---|---|
| 1 | Multi-media Mitigation Radon Program efforts; special purpose sampling                      |
| 2 | Contract with County Environmental Health Act agencies to develop trainings for new systems |

DWSRF Set-Aside Spending		Administrative & Technical Assistance (4% Set-Aside)	Small System Technical Assistance (2% Set-Aside)	State Program Management (10% Set-Aside)	1452(k) Activities (15% Set-Aside)
State:	New Mexico				
Report Yr:	FY 2005	Financial Information: Set-aside: \$2.36 m (4%) Expended: \$2.01 m (85.4%) Remaining: \$0.35 m (14.8%) No set-aside-specific information provided in state report	Financial Information: Set-aside: \$1.18 m (2%) Expended: \$0.81 m (68.4%) Remaining: \$0.37 m (31.4%) General	Financial Information: Set-aside: \$5.89 m (10%) Expended: \$5.77 m (97.9%) Remaining: \$0.12 m (2%) Effort #1: PWSS	Financial Information: Set-aside: \$8.84 m (15%) Expended: \$5.98 m (67.6%) Remaining: \$2.86 m (32.4%) Effort #1: Wellhead Protection Effort #2: Capacity Development
State Program	Staff				
	General Drinking Water Admin.				
	DWSRF Administration				
	Data Management		See comment 3.		
	Inspections		Emergency		Water system site inspections in identify needed assistance provider efforts
	Sanitary Surveys		X		
	Compliance Activities		Develop strategies to increase compliance	Collect samples, review monitoring schedules and data	See comment 6.
	Enforcement			X	
	Capacity Development Program		Implement capacity development strategy to achieve long-term compliance	See comment 4.	See comment 7.
	Technical				On-site assistance; provide system upgrade or start-up advice
Capacity Development	Managerial				See comment 8.
	Financial				See comment 9.
	Public Education/Outreach		Quarterly reports	TCR positive results, SWAs	See comment 10.
	Operator Certification				X
	Other System Training		Training and materials for AWOP/CPE program	Train staff in SWA templates, procedures, and tools	See comment 11.
	Circuit Riding/Site Visits				
	Rate Studies				
	Pilot Studies				
	Plant Optimization (AWOP)		Develop AWOP and CPE program strategy		
	Leak Detection/Water Efficiency				
General Activities	System Partnerships				
	Restructuring/Consolidation				
	Small System Assistance				See comment 12.
	Disadvantaged System Assistance		See comment 1.		
	Other Technical Assistance		Provide expertise and assistance to field oversight staff		
	Loan Application Assistance		See comment 2.		
	Planning/Design/Engineering Services				
	ERP Assistance				
	VA Assistance				
	Source Water Protection & Mgmt			See comment 5.	Delineate SWP areas; inventory potential and actual contaminant sources; develop SWAPP
SWP Efforts	Wellhead Protection & Mgmt				
	Land Acquisition				
			Monitor, analyze, and report technical trends in stakeholders		See comment 13.
Other					

## DWSRF Set-Aside Spending

### New Mexico - FY 2005

#### Comments

- 1 Assist in preparation of Preliminary Engineering Reviews and Environmental Assessment Documents
- 2 Assist in preparation of Preliminary Engineering Reviews and Environmental Assessment Documents
- 3 Timely database entry of compliance information; maintain the Waterborne Disease Surveillance Program
- 4 Coordinate reviews and oversee Capacity Development Program Administration (workplan development, report template development, development of program planning recommendations)
- 5 Analyze SWA reports; develop protection plan templates, tools, and strategy; review, approve, and track SWPP's
- 6 Review recommendations for chemical monitoring flexibility/waivers; collect and evaluate GWUDI samples
- 7 Conduct capacity assessments; provide mediation to communities with inadequate capacity
- 8 On-site assistance; assist to strengthen managerial capacity; provide system upgrade or start-up advice
- 9 On-site assistance; assist to strengthen managerial capacity; provide system upgrade or start-up advice
- 10 Develop public outreach; literature and events about regulations and the Capacity Development Program
- 11 Training on regulations and Capacity Development Program through literature and public outreach events
- 12 Work with specific PWSs to bring about water system regionalization for better SDWA compliance
- 13 Assist in development/implementation of long-term compliance strategies; perform CPEs and CTAs

DWSRF Set-Aside Spending		Administrative & Technical Assistance (4% Set-Aside)	Small System Technical Assistance (2% Set-Aside)	State Program Management (10% Set-Aside)	1452(k) Activities (15% Set-Aside)
State:	New York				
Report Year:	2005	Financial Information: Set-aside: \$14.97 m (3.4%) Expended: \$15.62 m (104.3%) Remaining: \$-0.65 m (-4.3%) No set-aside-specific information provided in state report	Financial Information: Set-aside: \$7.49 m (1.7%) Expended: \$7.02 m (93.8%) Remaining: \$0.47 m (6.3%)	Financial Information: Set-aside: \$11.91 m (2.7%) Expended: \$7.70 m (64.7%) Remaining: \$4.2 m (35.3%)	Financial Information: Set-aside: \$5.92 m (1.3%) Expended: \$5.92 m (100%) Remaining: \$0 m (0%) No set-aside-specific information provided in state report
			General	Effort #1: PWSS	Effort #2: Source Water Program
	Staff				
	General Drinking Water Admin.				
	DWSRF Administration				
	Data Management		X		
	Inspections				
	Sanitary Surveys				
	Compliance Activities				
	Enforcement				
	Capacity Development Program		X		
	Technical		X		
	Managerial		X		
	Financial		X		
	Public Education/Outreach				
	Operator Certification				
	Other System Training			X	
	Circuit Riding/Site Visits				
	Rate Studies				
	Pilot Studies				
	Plant Optimization (AWOP)				
	Leak Detection/Water Efficiency				
	System Partnerships				
	Restructuring/Consolidation				
	Small System Assistance				
	Disadvantaged System Assistance				
	Other Technical Assistance				
	Loan Application Assistance				
	Planning/Design/Engineering Services				
	ERP Assistance				
	VA Assistance				
	Source Water Protection & Mgmt			X	
	Wellhead Protection & Mgmt				
	Land Acquisition				
	Other				



**DWSRF Set-Aside Spending  
New York - 2005**

**Comments**

No comments received from state.

DWSRF Set-Aside Spending		Administrative & Technical Assistance (4% Set-Aside)	Small System Technical Assistance (2% Set-Aside)	State Program Management (10% Set-Aside)	1452(k) Activities (15% Set-Aside)
State:	North Carolina	General	General	Water Program	Effort #1: Wellhead Protection
Report Yr:	FY 2004	Financial Information: Set-aside: \$5.15 m (3.8%) Expended: \$3.37 m (65.6%) Remaining: \$1.78 m (34.5%)	Financial Information: Set-aside: \$2.57 m (1.9%) Expended: \$1.92 m (74.7%) Remaining: \$0.65 m (25.5%)	Financial Information: Set-aside: \$9.51 m (6.9%) Expended: \$6.25 m (65.8%) Remaining: \$3.26 m (34.2%)	Financial Information: Set-aside: \$11.67 m (8.5%) Expended: \$4.98 m (42.7%) Remaining: \$6.69 m (57.3%)
		Effort #2: Source Water Protection	Effort #2: Source Water Protection	Effort #2: Source Water Program	Effort #2: Capacity Development
		General	General	Water Program	Effort #1: Wellhead Protection
		10.7 FTEs	4 FTEs	1 FTE	4 FTEs
State Program	Staff		X		
	General Drinking Water Admin.				
	DWSRF Administration	X			
	Data Management				See comment 5.
	Inspections	Capacity development reviews; construction inspections	Inspect systems for compliance		
	Sanitary Surveys			X	
	Compliance Activities		See comment 1.		Identify SNCs
	Enforcement				
	Capacity Development Program		See comment 2.		
	Technical				Operation consultation
Capacity Development	Managerial				Review managerial capabilities
	Financial				Review financial capabilities
	Public Education/Outreach			X	
	Operator Certification				
	Other System Training				
	Circuit Riding/Site Visits		X		
	Rate Studies				
	Pilot Studies		X		
	Plant Optimization (AWOP)				
	Leak Detection/Water Efficiency		X		
General Activities	System Partnerships				
	Restructuring/Consolidation				
	Small System Assistance	X	Contacts with NCRWA		X
	Disadvantaged System Assistance				
	Other Technical Assistance				
	Loan Application Assistance	X			
	Planning/Design/Engineering Services		Sample siting plans; GWUDI evaluations		
	ERP Assistance		See comment 4.		
	VA Assistance		Assist with SWP activities		
	Source Water Protection & Mgmt			X	
SWP Efforts	Wellhead Protection & Mgmt				NCRWA (\$400,000)
	Land Acquisition				
Other					
DWSRF Help					On-site technical assistance by NCRWA (\$215,000)
Security Issues					

## DWSRF Set-Aside Spending North Carolina - FY 2004

### Comments

- 1 Investigate MCL exceedances; inspect systems for compliance
- 2 Investigate MCL exceedances; inspect systems for compliance
- 3 Provide trainers for operator training schools
- 4 Provide water system security assistance
- 5 Software and hardware upgrades; maintenance of computer applications; data conversion; GPS/GIS work; data management

DWSRF Set-Aside Spending		Administrative & Technical Assistance (4% Set-Aside)	Small System Technical Assistance (2% Set-Aside)			State Program Management (10% Set-Aside)	1452(k) Activities (15% Set-Aside)
State:	North Dakota		Financial Information:	Effort #1: Operator Certification	Effort #2: Source, Water/Wellhead Protection		
Report Yr:	2005	Financial Information: Set-aside: \$2.68 m (4%) Expended: \$2.07 m (77%) Remaining: \$0.61 m (22.8%) No set-aside-specific information provided in state report	Financial Information: Set-aside: \$1.02 m (1.5%) Expended: \$0.88 m (86.3%) Remaining: \$0.14 m (13.7%)	Set-aside: \$0 m (0%) Expended: \$0 m (0%) Remaining: \$0 m (0%)	Set-aside: \$0.44 m (0.6%) Expended: \$0.44 m (100%) Remaining: \$0 m (0%)	Financial Information: Set-aside: \$0.44 m (0.6%) Expended: \$0.44 m (100%) Remaining: \$0 m (0%)	No set-aside-specific information provided in state report
State Program		Staff					
		General Drinking Water Admin.					
		DWSRF Administration					
		Data Management					
		Inspections					
		Sanitary Surveys					
		Compliance Activities					
		Enforcement					
Capacity Development		Capacity Development Program			X	Sec comment 4.	
		Technical					
		Managerial					
		Financial					
General Activities		Public Education/Outreach					
		Operator Certification	X				
		Other System Training					
		Circuit Riding/Site Visits				SOP training 7 manual	
		Rate Studies			See comment 2.	On-site assistance	
		Pilot Studies					
		Plant Optimization (AWOP)					
		Leak Detection/Water Efficiency					
		System Partnerships					
		Restructuring/Consolidation					
		Small System Assistance					
		Disadvantaged System Assistance					
		Other Technical Assistance					
DWSRF Help		Loan Application Assistance					
		Planning/Design/Engineering Services					
Security Issues		ERP Assistance					
		VA Assistance					
SWP Efforts		Source Water Protection & Mgmt		See comment 1.			
		Wellhead Protection & Mgmt		X			
		Land Acquisition					
Other							

## DWSRF Set-Aside Spending North Dakota - 2005

### Comments

- 1 Assist up to 40 systems with protection plan reviews and updates
- 2 Provide technical assistance to up to 20 systems targeted by existing capacity development program and 30 noncompliant systems
- 3 Develop Standard Operating Procedure (SOP) manual and training project for small systems
- 4 Assess systems to determine which need assistance

DWSRF Set-Aside Spending		Administrative & Technical Assistance (4% Set-Aside)	Small System Technical Assistance (2% Set-Aside)	State Program Management (10% Set-Aside)	1452(k) Activities (15% Set-Aside)
State:	<b>Ohio</b>				
Report Yr:	<b>2005</b>	<b>Financial Information:</b> Set-aside: \$8.55 m (4%) Expended: \$5.14 m (60%) Remaining: \$3.41 m (39.9%)	<b>Financial Information:</b> Set-aside: \$3.83 m (1.8%) Expended: \$2.27 m (59.3%) Remaining: \$1.56 m (40.7%)	<b>Financial Information:</b> Set-aside: \$0 m (0%) Expended: \$0 m (0%) Remaining: \$0 m (0%)	<b>Financial Information:</b> Set-aside: \$12.85 m (6%) Expended: \$9.44 m (73.5%) Remaining: \$3.41 m (26.5%)
		General	General	No set-aside-specific information provided in state report	Effort #1: Wellhead Protection Program
	Staff		4.5 FTEs		12.5 FTEs
	General Drinking Water Admin.				
	DWSRF Administration	Provides for administration of DWAF			
	Data Management				
	Inspections				X
	Sanitary Surveys				
	Compliance Activities		Compliance Assurance Officer helping small systems with population <250		
	Enforcement				
	Capacity Development Program		Capacity training		
	Technical		Assistance provided through telephone and on-site consultation		
	Managerial		Managerial assistance		
	Financial		Financial assistance		Public outreach and education; disseminate results of assessments via secure Web site
	Public Education/Outreach				
	Operator Certification				
	Other System Training		Training for PWS owners and operators		
	Circuit Riding/Site Visits		Site visits to discuss and remedy problems		
	Rate Studies				
	Pilot Studies				
	Plant Optimization (AWOP)				
	Leak Detection/Water Efficiency				
	System Partnerships				
	Restructuring/Consolidation				
	Small System Assistance		Set-aside will fund Small System Technical Assistance Program (SSTAP)		General program support
	Disadvantaged System Assistance				
	Other Technical Assistance		Supply technical assistance team; regulatory assistance		Help develop and implement protection strategies; direct technical assistance
	Loan Application Assistance		Technical assistance team to help with loan applications		
	Planning/Design/Engineering Services		Assistance with plans		
	ERP Assistance				
	VA Assistance				
	Source Water Protection & Mgmt				Delimitate drinking water source protection areas; contaminant source inventories; susceptibility analysis; up to 10 source water protection workshops
	Wellhead Protection & Mgmt				Wellhead Protection Account receiving 5% of grant; delineate wellhead protection
	Land Acquisition				
	Other				General program support

**DWSRF Set-Aside Spending**

**Ohio - 2005**

**Comments**

No comments received from state.

DWSRF Set-Aside Spending		Administrative & Technical Assistance (4% Set-Aside)	Small System Technical Assistance (2% Set-Aside)	State Program Management (10% Set-Aside)	1452(k) Activities (15% Set-Aside)
State:	Oklahoma				
Report Yr:	FY 2005				
		Financial Information: Set-aside: \$3.17 m (3.2%) Expended: \$2.9 m (91.4%) Remaining: \$0.27 m (8.5%)	Financial Information: Set-aside: \$1.53 m (1.6%) Expended: \$1.33 m (87.1%) Remaining: \$0.2 m (5.6%)	Financial Information: Set-aside: \$5.35 m (5.4%) Expended: \$3.95 m (73.9%) Remaining: \$1.4 m (26.2%)	Financial Information: Set-aside: \$7.02 m (7.1%) Expended: \$4.92 m (70%) Remaining: \$2.1 m (29.9%)
		No set-aside-specific information provided in state report	General	Effort #1: PWSS	Effort #1: Wellhead Protection Program
State Program	Staff		Salaries: district engineers, engineering managers, DWSRF engineers, environmental specialists; fringe, benefits, contracts	See comment 2.	Salaries; fringe, benefits, contracts
	General Drinking Water Admin.				
	DWSRF Administration			DWSRF project tracking (review and evaluate data gathered for DWSRF priority list)	
	Data Management			Update latitudes and longitudes for source water intakes and wells; SDWIS inventory and maintenance	See comment 4.
	Inspections				
	Sanitary Surveys				
	Compliance Activities			Tracking and implementation of rules; tracking of violations and Public Notifications	
	Enforcement				
	Capacity Development Program				
	Technical			Implement capacity development strategy; assess system capacity	
General Activities	Managerial		X		
	Financial		X		
	Public Education/Outreach		Prepare a business plan		Educate boards, local teams, and consumers about source protection and wellhead protection
	Operator Certification				
	Other System Training		For improved operation and management	CCR training and tracking	On-site training for SWAP database use and reports
	Circuit Riding/Site Visits			Site visits for technical assistance	
	Rate Studies				
	Pilot Studies				
	Plant Optimization (AWOP)			Treatment Plant Optimization; Compositic Correction Program/CPIE activities	
	Leak Detection/Water Efficiency			CPIEs to optimize surface water treatment	
DWSRF Help	System Partnerships		See comment 1.		
	Restructuring/Consolidation				
	Small System Assistance		X		
	Disadvantaged System Assistance				
	Other Technical Assistance		Technical assistance for CCR preparation		
	Loan Application Assistance				
	Planning/Design/Engineering Services				
	ERP Assistance				
	VA Assistance				X
	Source Water Protection & Mgmt				X
SWP Efforts	Wellhead Protection & Mgmt				Delineation of WHP areas and containment source inventory procedures; calculate system's susceptibility; provide guidance material to the system to protect delineated area
	Land Acquisition				
Other			Travel	See comment 3.	Travel; equipment/supplies; computer training for DEQ staff; GIS updates



## DWSRF Set-Aside Spending

### Oklahoma - FY 2005

#### Comments

1	On-site technical assistance for surface water treatment plant optimization; treatment plant optimization services (evaluate intake and raw water quality, evaluate coagulants and dosages, settling efficiencies, evaluate filtration and disinfection)
2	Salaries: program administrators, senior environmental engineers, environmental program specialists, support personnel; fringe benefits; contracts
3	Travel; supplies; drought trackings; update Oklahoma Rural Water Survey (information about primary facilities and distribution lines)
4	Develop secure Web site for field staff to be able to modify and add to existing datasets; develop new software; develop new database to track DWSRF needs

DWSRF Set-Aside Spending		Administrative & Technical Assistance (4% Set-Aside)	Small System Technical Assistance (2% Set-Aside)	State Program Management (10% Set-Aside)	1452(k) Activities (15% Set-Aside)
State:	Oregon	Financial Information: Set-aside: \$4.13 m (5.9%) Expended: \$2.88 m (69.6%) Remaining: \$1.25 m (30.4%)	Financial Information: Set-aside: \$1.37 m (1.3%) Expended: \$0.47 m (34.5%) Remaining: \$0.9 m (65%)	Financial Information: Set-aside: \$3.73 m (3.5%) Expended: \$2.13 m (57.1%) Remaining: \$1.6 m (43%)	Financial Information: Set-aside: \$14.18 m (13.3%) Expended: \$3.52 m (24.8%) Remaining: \$10.66 m (75.2%)
Report Yr:	2006	General* Use entire 4%	General	Effort #1: Capacity Development	Effort #2: Water System Protection Program
		0.75 FTE	0.25 FTE	6.5 FTEs	2 FTEs
State Program	Staff				
	General Drinking Water Admin.			Augment PWSS activities	
	DWSRF Administration	X			
	Data Management			Investigating water quality alerts	Place source water assessment information into GIS database
	Inspections				
	Sanitary Surveys			X	
	Compliance Activities			Investigating and resolving SNCs by returning them to compliance	Work with SNCs
	Enforcement				
	Capacity Development Program				See comment 3.
	Technical				X
Capacity Development	Managerial				X
	Financial				X
	Public Education/Outreach				See comment 4.
	Operator Certification				
	Other System Training		X	X	See comment 1.
	Circuit Riding/Site Visits				
	Rate Studies				
	Pilot Studies				
	Plant Optimization (AWOP)				
	Leak Detection/Water Efficiency				
General Activities	System Partnerships				Large systems provide technical assistance to smaller systems
	Restructuring/Consolidation				
	Small System Assistance			X	
	Disadvantaged System Assistance				
	Other Technical Assistance				Answer questions on operations and maintenance
	Loan Application Assistance		X		
	Planning/Design/Engineering Services			Review construction plans	
	ERP Assistance			X	
	VA Assistance				Loans available
	Source Water Protection & Mgmt				See comment 7.
SWP Efforts	Wellhead Protection & Mgmt				
	Land Acquisition				
Other		Implement voluntary, incentive-based SWP measures			
					Carried out by partner agency Oregon Economic and Community Department \$100,000 loans for up to 20 years at below-market rates are available

## DWSRF Set-Aside Spending

### Oregon - 2006

#### Comments

- 1 Work with USGS to train systems on using GPS/GIS to input source water protection information
- 2 Assess wells (locate by GPS and delineate wellhead protection areas); locate contaminant sources
- 3 Work with systems to identify deficiencies in TMF capacity; refine self-assessment tool
- 4 Develop and distribute public information materials, including automating annual water monitoring requirements
- 5 Training operators, managers, and engineers on how to achieve and maintain TMF capacity
- 6 Work with direct and conventional filtration plants to meet optimization goals
- 7 Implement voluntary, incentive-based source water protection measures

DWSRF Set-Aside Spending		Administrative & Technical Assistance (4% Set-Aside)	Small System Technical Assistance (2% Set-Aside)	State Program Management (10% Set-Aside)	1452(k) Activities (15% Set-Aside)*
State:	Pennsylvania				
Report Yr:	FY 2005	<p><b>Financial Information:</b> Set-aside: \$9.06 m (4%) Expended: \$6.93 m (76.5%) Remaining: \$2.13 m (23.5%)</p> <p>No set-aside-specific information provided in state report</p>	<p><b>Financial Information:</b> Set-aside: \$4.53 m (2%) Expended: \$2.96 m (65.3%) Remaining: \$1.57 m (34.7%)</p> <p><b>Effort #1: Capacity enhancement</b></p>	<p><b>Financial Information:</b> Set-aside: \$22.65 m (10%) Expended: \$9.73 m (43%) Remaining: \$12.92 m (57%)</p> <p><b>Effort #1: Source Water Assessment and Protection</b></p>	<p><b>Financial Information:</b> Set-aside: \$33.98 m (15%) Expended: \$18.23 m (53.7%) Remaining: \$15.75 m (46.4%)</p> <p><b>Effort #1: Source Water Protection Program</b></p> <p><b>Effort #3: Capability Enhancement</b></p>
	Staff	Salary for financial and business specialist at RCAP to assist water suppliers			AWWA hiring staff to support DEP initiatives
	General Drinking Water Admin.				
	DWSRF Administration				
	Data Management			Contaminant source inventories	See comment 14.
	Inspections				WTP tracer studies at surface water treatment plants
	Sanitary Surveys				
	Compliance Activities				
	Enforcement				
	Capacity Development Program	X	Source water protection seen as important capacity development strategy for small systems	Training and assistance to local programs	See comment 15.
	Technical		X		
	Managerial		See comment 1.		
	Financial		See comment 2.		
	Public Education/Outreach			See comment 6.	See comment 16.
	Operator Certification			Operator training and certification	See comment 17.
	Other System Training		See comment 3.	See comment 7.	Support drinking water training center at Penn State Harrisburg
	Circuit Riding/Site Visits				See comment 18.
	Rate Studies				
	Pilot Studies				
	Plant Optimization (AWOP)				
	Leak Detection/Water Efficiency				
	System Partnerships				
	Restructuring/Consolidation				
	Small System Assistance	X	Capacity development for small water systems		See comment 19.
	Disadvantaged System Assistance				
	Other Technical Assistance		See comment 4.		See comment 20.
	Loan Application Assistance				
	Planning/Design/Engineering Services		See comment 5.	Local/regional land use planning	See comment 21.
	ERP Assistance				
	VA Assistance				
	Source Water Protection & Mgmt		See comment 8.		See comment 13.
	Wellhead Protection & Mgmt			Delineate WHP areas	
	Land Acquisition				
	Other		Equipment purchases	See comment 9.	Equipment purchased for drinking water training center at Penn State

<b>DWSRF Set-Aside Spending Pennsylvania - FY 2005</b>	
<b>Comments</b>	
1	Advising from RCAP specialists; training curriculum for owners, managers, and local officials completed; development of management incentives program
2	Advising from RCAP specialist; training curriculum for owners, managers, and local officials completed
3	Curriculum for owners, managers, and local officials completed to increase financial and managerial capabilities
4	RCAP to administer Small Town Environmental Program (STEP) to assist communities with drinking water and waste water problems; identify and address GWUDI source alternatives, assist PWSs to ensure microbiologically safe water
5	Contractor to complete engineering assessments/feasibility studies related to small GWUDI systems; state anticipates as many as 399 GWUDI PWS sources
6	Public education on SWP; SWP grant instructions, fact sheets and applications posted to DEP Web site; grant to League of Women Voters for community education and production of SWP guidebook and other promotional tools; League to host SWP workshops statewide
7	Train and provide mini-grants to 10-14 local coalitions/year for community-based education programs
8	"Enhance ongoing program efforts" at local watershed level; implement SWP programs focusing on land use planning, zoning ordinances, education, and landowner incentives
9	Equipment purchases; SWP grants offered through Growing Greener program; regional staff trained in grant selection and management
10	Engineering assistance includes: <ul style="list-style-type: none"> <li>▪ Preparation of site-specific workplans</li> <li>▪ Data gathering and review</li> <li>▪ Preparation of feasibility studies</li> <li>▪ Preparation of funding applications</li> <li>▪ Participation in PENN STEP</li> <li>▪ Assistance with the selection of appropriate technologies to address specific water quality concerns</li> <li>▪ Assistance with completion of required pilot plant studies</li> </ul>
11	Classroom, hands-on, correspondence, and Web-based training formats now available; approved courses listed on DEP Web site
12	Assistance and training to at least 20 CWSS/cities implementing WHP and watershed programs
13	Groundwater-specific: contaminant inventories, land use planning, zoning ordinances, education, and landowner incentives
14	DEP purchasing Aspen software and Sum Total Systems to manage Web-based continuing education courses for system operators/operator certification
15	Drinking water training center for operator training and testing; tracer studies to inform surface water treatment techniques
16	AWWA promoting National Partnership for Safe Water program; public campaign to increase awareness of Partners
17	Recent Act established requirements for continuing education; Web-based courses from DEP to support 240,000 person hours (est.) of annual required training for operators
18	"Tracer studies" at 106 plants (35/year) to help systems maintain adequate Giardia and virus inactivation and avoid over-disinfection
19	Engineering services provided to small systems to assist with public health/safety concerns; request process in place
20	Advance existing 113 water supply Partners through phases of Partnership for Safe Water program
21	Engineering assistance provided to small systems with public health concerns

DWSRF Set-Aside Spending		Administrative & Technical Assistance (4% Set-Aside)	Small System Technical Assistance (2% Set-Aside)	State Program Management (10% Set-Aside)	1452(k) Activities (15% Set-Aside)
State:	Puerto Rico				
Report Yr:	2005	Financial Information: Set-aside: \$3.09 m (4%) Expended: \$1.51 m (49%) Remaining: \$1.58 m (51.1%)	Financial Information: Set-aside: \$1.54 m (2%) Expended: \$0.36 m (23.4%) Remaining: \$1.18 m (76.6%)	Financial Information: Set-aside: \$0.23 m (0.3%) Expended: \$0.14 m (60.1%) Remaining: \$0.09 m (39.1%)	Financial Information: Set-aside: \$1.26 m (1.6%) Expended: \$0.96 m (76.4%) Remaining: \$0.3 m (23.8%)
		No set-aside-specific information provided in state report	General	Effort #1: Capacity Development	Effort #1: Wellhead Protection Program
State Program	Staff				
	General Drinking Water Admin.				
	DWSRF Administration				
	Data Management				
	Inspections		Inspected 89 small systems		
	Sanitary Surveys		Completed 82 small system sanitary surveys		
	Compliance Activities		Compliance action plans		
	Enforcement				
	Capacity Development Program		Small System Strategy addresses capacity issues	X	
	Technical		X		
Capacity Development	Managerial		X		
	Financial		X		
	Public Education/Outreach		Guide 300 small systems in preparation of Consumer Confidence Report		
	Operator Certification			X	
	Other System Training		10 trainings for PWS engineers and staff on CPE process; workshops	X	
	Circuit Riding/Site Visits		X	X	
	Rate Studies				
	Pilot Studies				
	Plant Optimization (AWOP)		AWOP workshop		
	Leak Detection/Water Efficiency				
General Activities	System Partnerships		X		
	Restructuring/Consolidation		X		
	Small System Assistance		Small Systems Strategy: 357 instances of direct technical and administrative assistance		
	Disadvantaged System Assistance				
	Other Technical Assistance		CPEs		
	Loan Application Assistance		Orientation on fund requests		
	Planning/Design/Engineering Services				
	ERP Assistance				
	VA Assistance				X
	Source Water Protection & Mgmt				X
SWP Efforts	Wellhead Protection & Mgmt				X
	Land Acquisition				
Other					

**DWSRF Set-Aside Spending  
Puerto Rico - 2005**

**Comments**

No comments received from Puerto Rico.

DWSRF Set-Aside Spending		Administrative & Technical Assistance (4% Set-Aside)	Small System Technical Assistance (2% Set-Aside)	State Program Management (10% Set-Aside)	1452(k) Activities (15% Set-Aside)
State:	Rhode Island				
Report Yr:	2004	Financial Information: Set-aside: \$2.68 m (4%) Expended: \$0.65 m (24.1%) Remaining: \$2.03 m (75.7%)	Financial Information: Set-aside: \$1.34 m (2%) Expended: \$0.55 m (41.2%) Remaining: \$0.79 m (59%)	Financial Information: Set-aside: \$6.01 m (9%) Expended: \$3.15 m (52.4%) Remaining: \$2.86 m (47.6%)	Financial Information: Set-aside: \$6.45 m (9.6%) Expended: \$3.92 m (60.8%) Remaining: \$2.53 m (39.2%)
		No set-aside-specific information provided in state report	General	Effort #1: Capacity Development	Effort #1: Wellhead Protection Program
State Program	Staff			7.5 FTEs	2 FTEs
	General Drinking Water Admin.			X	
	DWSRF Administration				
	Data Management			SDWIS/State	X
	Inspections			Public Drinking Water Surveillance: Program	
	Sanitary Surveys				
	Compliance Activities		Compliance assistance	SDWA regulations; lab certifications	X
	Enforcement			Implement enforcement measures	
	Capacity Development Program		X	X	X
	Technical		X		X
Capacity Development	Managerial		X		X
	Financial		X		X
	Public Education/Outreach		Assist in preparing Consumer Confidence Reports (approximately 70 small CWSs)		X
	Operator Certification		Contract with NEWWA	X	
	Other System Training		Technical training for approximately 60 small PWS operators/year		
	Circuit Riding/Site Visits		Contract with Maine: RWAs for on-site visits		
	Rate Studies				
	Pilot Studies				
	Plant Optimization (AWOP)				
	Leak Detection/Water Efficiency				
General Activities	System Partnerships				
	Restructuring/Consolidation				
	Small System Assistance		Technical, managerial, and financial assistance to small PWSs		
	Disadvantaged System Assistance				
	Other Technical Assistance		Technical assistance on capital needs	Security-related	X
	Loan Application Assistance		Improve small system DWSRF eligibility		
	Planning/Design/Engineering Services		Planning assistance; engineering assistance		
	ERP Assistance				
	VA Assistance			X	
	Source Water Protection & Mgmt			X	Contract with USGS
SWP Efforts	Wellhead Protection & Mgmt				X
	Land Acquisition				
Other			See comment 1.		Equipment purchase for drinking water analysis at DOH lab



**DWSRF Set-Aside Spending  
Rhode Island - 2004**

**Comments**

1 | Contract with ME RWA to assist systems with CCR preparation; produce operation and maintenance (O&M) manuals

DWSRF Set-Aside Spending		Administrative & Technical Assistance (4% Set-Aside)	Small System Technical Assistance (2% Set-Aside)	State Program Management (10% Set-Aside)	1452(k) Activities (15% Set-Aside)
State:	South Carolina				
Report Yr:	2005				
		Financial Information: Set-aside: \$3.2 m (5%) Expended: \$1.93 m (60.4%) Remaining: \$1.27 m (39.7%) No set-aside-specific information provided in state report	Financial Information: Set-aside: \$1.27 m (2%) Expended: \$1.02 m (80.6%) Remaining: \$0.25 m (19.7%) General	Financial Information: Set-aside: \$1.21 m (1.9%) Expended: \$0.63 m (52%) Remaining: \$0.58 m (47.9%) No set-aside-specific information provided in state report	Financial Information: Set-aside: \$1.68 m (2.7%) Expended: \$1.5 m (88.9%) Remaining: \$0.18 m (10.7%)
				Effort #1: Operating Permit Program	Effort #2: Wellhead Protection Program
State Program	Staff		1.15 FTEs; capacity development team		X 1 FTE
	General Drinking Water Admin.				
	DWSRF Administration				
	Data Management				See comment 1.
	Inspections		Inspections used to identify technical assistance needs		
	Sanitary Surveys		"Major component" of capacity development strategy		
	Compliance Activities		Permitting process a gateway to follow-on technical assistance; annual reports to EPA		See comment 2. Annual reports to EPA
	Enforcement				
	Capacity Development Program		Capacity development strategy approved by EPA in June 2000; capacity development team		See comment 3.
	Technical		Technical assistance provided following sanitary survey/inspection		X
Capacity Development	Managerial		Managerial development provided by technical assistance team		X
	Financial		Accountant available to provide assistance related to financial capacity		X
	Public Education/Outreach				Public reports generated from WIP program database
	Operator Certification				
	Other System Training				
	Circuit Riding/Site Visits				
	Rate Studies				
	Pilot Studies				
	Plant Optimization (AWOP)				
	Leak Detection/Water Efficiency				
General Activities	System Partnerships				
	Restructuring/Consolidation				
	Small System Assistance		Technical assistance team of 1 engineer, 1 operator, and 1 accountant		
	Disadvantaged System Assistance		Sanitary surveys and permitting process open door for technical assistance		Technical assistance to PWSs wanting to implement voluntary WIP programs
	Other Technical Assistance				
	Loan Application Assistance				
	Planning/Design/Engineering Services				
	ERP Assistance				
	VA Assistance				
	Source Water Protection & Mgmt				
DWSRF Help	Wellhead Protection & Mgmt				
	Land Acquisition				
	Other		Budget cuts make it difficult to provide technical assistance following inspections		See comment 4. State implementing voluntary local protection programs
Security Issues					
SWP Efforts					

## DWSRF Set-Aside Spending

### South Carolina - 2005

#### Comments

- 1 Track compliance with Operating Permit requirements; new department-wide computer tracking system: EFIS
- 2 Issue 150-200 Operating Permits annually until complete; track compliance; annual reports to EPA
- 3 Provides authority to force systems to submit a business plan, including technical, managerial, and financial aspects
- 4 Issuance of operating permits a "lengthy" process; goal to have all permits issued to federally defined water systems by Sept. 30, 2009
- 5 Maintain updated database (using GIS) of completed wellhead assessments and resulting protection plans
- 6 Perform complete wellhead assessments for new CW/Ss and NCWSs

DWSRF Set-Aside Spending		Administrative & Technical Assistance (4% Set-Aside)	Small System Technical Assistance (2% Set-Aside)	State Program Management (10% Set-Aside)	1452(k) Activities (15% Set-Aside)
State:	South Dakota				
Report Yr:	2005-2006	<b>Financial Information:</b> Set-aside: \$3.01 m (4%) Expended: \$2.07 m (68.7%) Remaining: \$0.94 m (31.2%) No set-aside-specific information provided in state report	<b>Financial Information:</b> Set-aside: \$0.89 m (1.2%) Expended: \$0.51 m (57.1%) Remaining: \$0.38 m (46.7%) General* *Contract with RWA	<b>Financial Information:</b> Set-aside: \$0 m (0%) Expended: \$0 m (0%) Remaining: \$0 m (0%) No set-aside-specific information provided in state report	<b>Financial Information:</b> Set-aside: \$0.02 m (<1%) Expended: \$0.02 m (100%) Remaining: \$0 m (0%) No set-aside-specific information provided in state report
State Program	Staff		1 FTE		
	General Drinking Water Admin.				
	DWSRF Administration		Provide required grant oversight; day-to-day management of grants		
	Data Management				
	Inspections				
	Sanitary Surveys				
	Compliance Activities		Routine maintenance and sampling procedures when situations warrant; assistance with CGR		
	Enforcement				
	Capacity Development Program		Completion of capacity assessments		
	Technical				
Capacity Development	Managerial				
	Financial				
	Public Education/Outreach				
	Operator Certification		X		
	Other System Training				
	Circuit Riding/Site Visits				
	Rate Studies		RateMaker rate analysis		
	Pilot Studies				
	Plant Optimization (AWOP)				
	Leak Detection/Water Efficiency		Establish leak detection programs		
General Activities	System Partnerships				
	Restructuring/Consolidation				
	Small System Assistance		On-site technical assistance		
	Disadvantaged System Assistance		Obtain funding for infrastructure upgrades for systems in crisis		
	Other Technical Assistance				
	Loan Application Assistance				
	Planning/Design/Engineering Services		Preliminary engineering reports		
	ERP Assistance				
	VA Assistance				
	Source Water Protection & Mgmt				
SWP Efforts	Wellhead Protection & Mgmt				
	Land Acquisition				
Other			Small Community Planning Grant Program (promote more proactive approach to infrastructure management)		

**DWSRF Set-Aside Spending  
South Dakota - 2005-2006**

**Comments**

No comments received from state.

DWSRF Set-Aside Spending		Administrative & Technical Assistance (4% Set-Aside)	Small System Technical Assistance (2% Set-Aside)	State Program Management (10% Set-Aside)	1452(k) Activities (15% Set-Aside)
State:	Tennessee				
Report Yr:	FY 2004-2005	Financial Information: Set-aside: \$3.11 m (4%) Expended: \$3.18 m (102.2%) Remaining: \$-0.07 m (-2%) No set-aside-specific information provided in state report	Financial Information: Set-aside: \$1.56 m (2%) Expended: \$1.25 m (80.1%) Remaining: \$0.31 m (19.9%) No set-aside-specific information provided in state report	Financial Information: Set-aside: \$7.79 m (10%) Expended: \$7.88 m (101.2%) Remaining: \$-0.09 m (-1.2%) Effort #1: PWSS 18 FTEs: environmental specialists X	Financial Information: Set-aside: \$3.51 m (4.5%) Expended: \$3.14 m (89.6%) Remaining: \$0.37 m (10.5%) Effort #1: Wellhead Protection
State Program	Staff				
	General Drinking Water Admin.				
	DWSRF Administration				
	Data Management				
	Inspections			Complaint investigations; inspect each system at least every other year	
	Sanitary Surveys			170 community sanitary surveys	
	Compliance Activities			Annual violation report; monthly activity reports	
	Enforcement			105 complaint investigations	
	Capacity Development Program				
	Technical				
Capacity Development	Managerial				
	Financial				
	Public Education/Outreach			9 public hearings; 6 public presentations; publish annual violation report	
	Operator Certification				
	Other System Training			Training for TN Division of Water Supply employees on federal guidelines/regulations; technical seminars	
	Circuit Riding/Site Visits				
	Rate Studies				
	Pilot Studies				
	Plant Optimization (AWOP)				
	Leak Detection/Water Efficiency				
General Activities	System Partnerships				
	Restructuring/Consolidation				
	Small System Assistance			Training on proper sampling techniques	
	Disadvantaged System Assistance				
	Other Technical Assistance			500 technical assistance visits; 10 technical seminars	
	Loan Application Assistance				
	Planning/Design/Engineering Services				
	ERP Assistance				
	VA Assistance				
	Source Water Protection & Mgmt			GWUDI analyses for NCWSs	
SWP Efforts	Wellhead Protection & Mgmt				Funding 2-year research grants to University of Memphis and University of TN, Knoxville
	Land Acquisition				
Other				"Continue existing level of activity"	Will study the Memphis Sand Aquifer and dye tracing in GWUDI wellhead protection areas of east TN

**DWSRF Set-Aside Spending  
Tennessee - FY 2004-2005**

**Comments**

No comments received from state.

DWSRF Set-Aside Spending		Administrative & Technical Assistance (4% Set-Aside)	Small System Technical Assistance (2% Set-Aside)	State Program Management (10% Set-Aside)		1452(k) Activities (15% Set-Aside)
State:	Texas					
Report Year:	FY 2005					
		Financial Information: Set-aside: \$14.06 m (2.9%) Expended: \$10.19 m (72.5%) Remaining: \$3.87 m (27.5%)	Financial Information: Set-aside: \$4.92 m (1%) Expended: \$0.48 m (9.7%) Remaining: \$4.44 m (90.2%)	Financial Information: Set-aside: \$38.46 m (7.9%) Expended: \$25.29 m (65.8%) Remaining: \$13.17 m (34.2%)		Financial Information: Set-aside: \$19.95 m (4.1%) Expended: \$8.64 m (43.3%) Remaining: \$11.31 m (56.7%)
		No set-aside-specific information provided in state report	General	Effort #1: PWSS Program management	Effort #2: Source Water Protection	Effort #3: Capacity Development
State Program	Staff		Contracts	X	X	X
	General Drinking Water Admin.			Certify labs; contract to collect water samples		
	DWSRF Administration			Participate in Needs Assessment Program		Assessment reports on loan applicants
	Data Management			See comment 3.	See comment 7.	
	Inspections			X		
	Sanitary Surveys			X		
	Compliance Activities		See comment 1.	Implement SWTR, HESWTR, LTIESWTR and FBRK sampling		
	Enforcement					
	Capacity Development Program			See comment 4.		See comment 9.
	Technical					Financial, managerial, and technical assessments
Capacity Development	Managerial					Financial, managerial, and technical assessments
	Financial					Financial, managerial, and technical assessments, evaluate business plans
	Public Education/Outreach				Distribute 200 SWP roadside markers	
	Operator Certification					
	Other System Training			CT study template an instruction manual		
	Circuit Riding/Site Visits			Investigate complaints of PWSs	Site visits for SWP water bodies	
	Rate Studies					
	Pilot Studies			Pilot test, disseminate, and implement a CT study template		
	Plant Optimization (AWOP)			See comment 5.		
	Leak Detection/Water Efficiency					See comment 10.
General Activities	System Partnerships					
	Restructuring/Consolidation					See comment 11.
	Small System Assistance		X			
	Disadvantaged System Assistance					
	Other Technical Assistance					
	Loan Application Assistance					
	Planning/Design/Engineering Services					
	ERP Assistance					
	VA Assistance					
	Source Water Protection & Mgmt				See comment 8.	
SWP Efforts	Wellhead Protection & Mgmt					
	Land Acquisition					
	Other		See comment 2.	See comment 6.		



## DWSRF Set-Aside Spending

Texas - FY 2005

### Comments

1	Developing high-level and specialized engineering and financial feasibility studies for small public water systems with MCL violations
2	Conduct engineering and financial feasibility studies on PWSs and identify ways to correct system deficiencies
3	Develop new applications for Water Utilities Database System; analyze, improve, and maintain database system for compliance data entry
4	Complete Source Water Directed Assistance Modules for use in the Capacity Development Program
5	Evaluation and Optimization of Surface Water Treatment Plant performance, perform CPR, conduct Special Performance Evaluation (SPE); on a quarterly basis, identify treatment plants at risk of violating treatment technology requirements
6	Train TCEQ staff (revised Unit I and II Surface Water Courses; Web-based training on surface water treatment; module on disinfection process at Surface Water Treatment Plant; CPR training, SPE training); Certify Drinking Water Supply Laboratories (laboratory inspections); train samplers; field evaluations of collectors' techniques
7	Electronic data management for SWP water bodies; augment, enhance, and maintain source water assessment software; use USGS Source Water Susceptibility Assessment software Maintenance Services
8	Implement Capacity Development Strategy; conduct assessments and identify systems that need assistance
9	Assistance to systems in developing water conservation and/or drought contingency programs
10	Identify PWSs that need assistance in consolidating; evaluate and facilitate potential acquisition, merger, or lease of ownership of water systems; promote regionalization and partnerships; facilitate consolidation
11	Implement SWP in 6 water bodies per fiscal year; evaluate SWP reports; evaluate BMP implementation; identify potential contamination inventories; Source Water Susceptibility Assessment training for TCEQ SW/AP staff; improve delineation methodology, non-point source methodology, and SWA base map layers

DWSRF Set-Aside Spending		Administrative & Technical Assistance (4% Set-Aside)	Small System Technical Assistance (2% Set-Aside)	State Program Management (10% Set-Aside)				1452(k) Activities (15% Set-Aside)	
State:	Utah	Financial Information: Set-aside: \$3.01 m (4%) Expended: \$1.58 m (52.3%) Remaining: \$1.43 m (47.5%)	Financial Information: Set-aside: \$1.51 m (2%) Expended: \$1.09 m (72.4%) Remaining: \$0.42 m (27.8%)	Financial Information: Set-aside: \$7.33 m (9.7%) Expended: \$4.7 m (64.2%) Remaining: \$2.63 m (35.9%)	Effort #1: PWSS** **Travel costs and internet service for state staff	Effort #2: Source Water Protection	Effort #3: Capacity Development	Effort #4: Operator Certification Program	Financial Information: Set-aside: \$2.73 m (3.6%) Expended: \$2.29 m (83.9%) Remaining: \$0.44 m (16.1%)
Report Yr:	2006	General* *Supplies; indirect charges; other costs	General** **Contract with RWA	Effort #1: PWSS** **Travel costs and internet service for state staff	Effort #2: Source Water Protection	Effort #3: Capacity Development	Effort #4: Operator Certification Program	Effort #1: Local Assistance & Other State Programs	
State Program	Staff	3 or 4 FTEs		15 FTEs	1 FTE	< 0.5 FTE	0.5 FTE	2 FTEs	
	General Drinking Water Admin.	X		See comment 4.					
	DWSRF Administration	Travel to conferences							
	Data Management	Computer and software upgrades; IT costs		See comment 5.	Maintain records				
	Inspections		X			X			
	Sanitary Surveys			Contract with 12 local health departments					
	Compliance Activities			Compliance monitoring, determining, tracking	Monitor compliance				
	Enforcement				Take corrective action				
	Capacity Development Program					See comment 7.			
	Technical					X			
Managerial					X				
Financial					X				
Capacity Development	Public Education/Outreach		Assist in developing Consumer Confidence Reports						
	Operator Certification		Training sessions to prepare operators for Operator Certification exam				See comment 8.		
	Other System Training		See comment 2.						
	Circuit Riding/Site Visits		On-site assistance (including computer support) for systems serving < 3,300						
	Rate Studies								
	Pilot Studies								
	Plant Optimization (AWOP)								
	Leak Detection/Water Efficiency								
	System Partnerships								
	Restructuring/Consolidation								
General Activities	Small System Assistance		Contract with RWA						
	Disadvantaged System Assistance								
	Other Technical Assistance		See comment 3.		Relating to source water quality assessments				
	Loan Application Assistance								
	Planning/Design/Engineering Services								
	ERP Assistance								
	VA Assistance								
	Source Water Protection & Mgmt				See comment 6.				
	Wellhead Protection & Mgmt				Groundwater source protection				
	Land Acquisition								
DWSRF Help									
		See comment 1.	Financial and managerial audits for targeted systems					See comment 9.	
Security Issues									
SWP Efforts									
Other									

## DWSRF Set-Aside Spending

Utah - 2006

### Comments

1	Working to get "truly usable" project priority list -- sending letters to determine the status of potential projects on list
2	Training for system boards and councils; computer training for water system personnel serving <3,300; help water system personnel understand and develop Consumer Confidence Reports; onsite training for systems
3	Assist systems serving <10,000 in preparing management, conservation, financial, capital improvement, sampling, cross connection control plans, and financial/management audits
4	Plan reviews; secretarial tasks (1.5 FTE through contract with RWA)
5	Tracking compliance; SDWIS/State development; data conversion; data input
6	Source water assessments for surface water sources and transient system sources; delineating protection areas; developing an inventory of potential contamination sources and assessing the susceptibility of the system; reviewing and approving source water
7	Oversee implementation and maintenance of Capacity Development Program; review new and existing system capacity
8	Train and certify operators; contracts with RWS, AWWA, Utah Valley State College, and some large systems that provide operator certification training
9	"To assist development and/or implementation of local drinking water protection initiatives"

State:	DWSRF Set-Aside Spending		Administrative & Technical Assistance (4% Set-Aside)	Small System Technical Assistance (2% Set-Aside)	State Program Management (10% Set-Aside)	1452(k) Activities (15% Set-Aside)					
	Vermont	2005				Financial Information:	Financial Information:	Financial Information:	Effort #1: PWSS	Effort #1: Land Acquisition and Conservation Easement Loan Program	Effort #2: Voluntary Source Water Protection Loan Program
Report Yr:			Financial Information: Set-aside: \$2.68 m (4%) Expended: \$2.26 m (84.3%) Remaining: \$0.42 m (15.7%)	Financial Information: Set-aside: \$1.34 m (2%) Expended: \$0.93 m (69.2%) Remaining: \$0.41 m (30.6%)	Financial Information: Set-aside: \$3.5 m (5.2%) Expended: \$3.01 m (86%) Remaining: \$0.49 m (14%)	Financial Information: Set-aside: \$6.23 m (9.3%) Expended: \$3.04 m (48.8%) Remaining: \$3.19 m (51.2%)					
			General	General	Effort #1: PWSS	Effort #1: Land Acquisition and Conservation Easement Loan Program	Effort #2: Voluntary Source Water Protection Loan Program	Effort #3: Wellhead Protection Program		Effort #4: Technical and Financial Capacity Implementation	
State Program	Staff		1.5 FTEs		9 FTEs: personal costs for Water Supply Division See comment 2.			1.5 FTEs		2 FTEs	
	General Drinking Water Admin.										
	DWSRF Administration		Loan application and processing		Loan program administration						
	Data Management	X			Improve and develop SDWIS/State database components						
	Inspections	X			Food and lodging inspections						
	Sanitary Surveys				X						
	Compliance Activities	X			See comment 3.						
	Enforcement										
	Capacity Development Program				X		Planning program part of state capacity development strategy			Capacity implementation	
	Technical				X	X	X			Small system engineering evaluations	
Capacity Development	Managerial				X	X				X	
	Financial				X	X				X	
	Public Education/Outreach				Consumer Confidence Reports						
	Operator Certification				See comment 4.						
	Other System Training										
	Circuit Riding/Site Visits										
	Rate Studies										
	Pilot Studies				Pilot program for alternative treatment technologies						
	Plant Optimization (AWOP)										
	Leak Detection/Water Efficiency										
General Activities	System Partnerships										
	Restructuring/Consolidation										
	Small System Assistance				Contracts to provide non-regulatory assistance		Planning loan program for small systems				
	Disadvantaged System Assistance										
	Other Technical Assistance									Engineering technical assistance	
	Loan Application Assistance									X	
	Planning/Design/Engineering Services				Environmental documentation required for construction projects		Loans for planning and final design				
	ERP Assistance										
	VA Assistance										
	Source Water Protection & Mgmt					X	X		X	See comment 6.	
SWP Efforts	Wellhead Protection & Mgmt								X		
	Land Acquisition						X				
Other					See comment 1.						
					See comment 5.					Contracts provide for legal assistance.	

## DWSRF Set-Aside Spending

### Vermont - 2005

#### Comments

- 1 Design and oversight of TNCWS treatment systems
- 2 Funding for VT Dept. of Health to support water system supervision activities
- 3 Adoption and implementation of new regulations; engineering and construction supervision; compliance supervision
- 4 Develop operator training opportunities through contracts and grants
- 5 Includes emergency support; contract to develop an Employee Health and Safety Plan for sanitary surveys, site visits, sampling, and security response issues
- 6 Review and approval of source protection plans; create and review source water assessments

DWSRF Set-Aside Spending		Administrative & Technical Assistance (4% Set-Aside)	Small System Technical Assistance (2% Set-Aside)	State Program Management (10% Set-Aside)				1452(k) Activities (15% Set-Aside)		
State:	Virginia			Financial Information: Set-aside: \$5.17 m (3.9%) Expended: \$4.06 m (78.5%) Remaining: \$1.1 m (21.5%)	General	Effort #1: PWSS Program	Effort #2: Source Water Protection Program	Effort #3: Operator Certification	Effort #1: Loans (Land Acquisition and Source Water Protection)	Effort #2: Capacity Development/Technical Assistance
Report Yr:	FY 2005		Financial Information: Set-aside: \$1.81 m (1.4%) Expended: \$1.23 m (68.2%) Remaining: \$0.58 m (32%)	General	Effort #1: PWSS Program	Effort #2: Source Water Protection Program	Effort #3: Operator Certification	Financial Information: Set-aside: \$4.96 m (4.8%) Expended: \$5.12 m (79.4%) Remaining: \$1.33 m (20.6%)		
State Program	Staff	1 FTE: field engineer	3.5 FTEs	See comment 10.	See comment 14.					
	General Drinking Water Admin.	Performing "required fiduciary responsibilities"		Lease office space to carry out drinking water activities						
	DWSRF Administration	See comment 1.								
	Data Management	Construction permitting, monitoring, and inspection		0.5 FTE for computer support technician				See comment 19.		
	Inspections									
	Sanitary Surveys									
	Compliance Activities	See comment 2.		See comment 11.	See comment 15.					
	Enforcement	Construction and operation permits		See comment 12.						
	Capacity Development Program	See comment 3.		See comment 4.					See comment 23.	
	Technical	Technical assistance to small waterworks							See comment 24.	
Capacity Development	Managerial	Review business plans		See comment 5.					See comment 25.	
	Financial								See comment 26.	
	Public Education/Outreach									
	Operator Certification						See comment 16.			
	Other System Training			See comment 6.			See comment 17.			
	Circuit Riding/Site Visits									
	Rate Studies									
	Pilot Studies									
	Plant Optimization (AWOP)									
	Leak Detection/Water Efficiency								New effort will help owners upgrade aged waterlines	
General Activities	System Partnerships									
	Restructuring/Consolidation								See comment 27.	
	Small System Assistance									
	Disadvantaged System Assistance									
	Other Technical Assistance			See comment 7.						
	Loan Application Assistance									
	Planning/Design/Engineering Services	Review preliminary engineering reports								
	ERP Assistance									
	VA Assistance								See comment 28.	
	Source Water Protection & Mgmt			See comment 8.	Independent studies by contractors and VDH			See comment 21.		See comment 29.
SWP Efforts	Wellhead Protection & Mgmt									New activity
	Land Acquisition							Land acquisition and conservation easements		
Other		Travel costs for attending workshop meetings		See comment 9.	See comment 13.		See comment 18.			

## DWSRF Set-Aside Spending

### Virginia - FY 2005

#### Comments

1	Outsource with VRA for some fiscal management of State Loan Fund; Attorney General's office providing legal counsel; State Auditor audits program; supplies
2	Biennial report and EPA reviews; environmental review process in place
3	Engineering field offices and staff providing local assistance; assessing waterworks' capacities
4	Offering Professional Development Seminar Series; establish Small System Business Management Institute with VA Tech to improve owners' capabilities
5	Help small systems understand state and federal reporting requirements; AWWA management course at VA Tech
6	Seminar series includes training for owners in emergency planning; business plan development, emerging technology, regulatory compliance, and basic accounting
7	Grants for operator to attend Water Treatment Plant Operators Short Course and AWWA management training
8	Working to develop and implement SWP program; soliciting interested systems; state anticipates 100 contracts yielding follow-through by 5-10 PWSs
9	Will use outsourcing to meet objectives; setting aside some portion of the 2% set-aside for possible future use
10	0.5 FTE: regulation developer to assist VDH with adoption of new federal rules
11	Consolidate regulatory oversight of TNCs under Office of Drinking Water (vs. local departments of health)
12	Improve enforcement program with 2 full-time enforcement specialists
13	No "unused" portion of 10% set-aside funds for courtier system for samples
14	0.5 FTE for geologist/engineer for source water efforts in karst areas
15	Assist systems with implementation of new federal rules
16	Licensure regulations comply with federal requirements; VA licensure "more stringent" than certification
17	Funds will support distance learning at Mountain Empire Community College (manage Web site, scholarships, etc.)
18	Operator licensure law and regulations in place since 1971
19	Will use waterworks database to solicit interest in SWP loans
20	Generates interest in SWP program through announcements, mailings, and meetings
21	Will prioritize loans/funding for highest-ranked waterworks; currently no demand for voluntary, incentive-based SWP funds
22	Local partnerships to address public/private concerns to benefit SWP; SWP a "large component" of providing safe drinking water considering Petition Program to balance SWP with needs of local government and property owners
23	Efforts focused on "highest priority waterworks"; small, new, disadvantaged waterworks
24	Funds for project planning/technical assistance targets small, rural waterworks
25	Hands-on assistance for development of Comprehensive Business Plans; contractor to contact at least 25 PWSs to generate 5-10 plans
26	Receivership program will provide funds for approximately one year
27	Receivership program to maintain water quality and connection to existing waterworks or sale of system
28	Technical assistance provided for preliminary engineering planning, source feasibility, test wells, source water quality, and quantity
29	Wellhead protection integrated as part of state effort to protect source water

DWSRF Set-Aside Spending		Administrative & Technical Assistance (4% Set-Aside)	Small System Technical Assistance (2% Set-Aside)	State Program Management (10% Set-Aside)	1452(k) Activities (15% Set-Aside)
State:	Washington				
Report Yr:	2005	<b>Financial Information:</b> Set-aside: \$6.9 m (4%) Expended: \$5.61 m (81.3%) Remaining: \$1.29 m (18.7%)	<b>Financial Information:</b> Set-aside: \$3.45 m (2%) Expended: \$2.62 m (75.8%) Remaining: \$0.83 m (24.1%)	<b>Financial Information:</b> Set-aside: \$17.24 m (10%) Expended: \$12.97 m (75.2%) Remaining: \$4.27 m (24.8%)	<b>Financial Information:</b> Set-aside: \$20.92 m (12.1%) Expended: \$14.06 m (67.2%) Remaining: \$6.86 m (32.8%)
		General* * See comment 1. X	General	General	Effort #1: Capacity Development Program Effort #2: Wellhead Protection Program
State Program	Staff	X		State drinking water program; PWSS	
	General Drinking Water Admin.				
	DWSRF Administration	Divided between DOH and CTED			
	Data Management		Improvements to DOH computer system		
	Inspections				
	Sanitary Surveys				X
	Compliance Activities			X	
	Enforcement			Enhanced enforcement	
Capacity Development	Capacity Development Program			Develop and implement capacity development strategy	Review of new system capacity
	Technical			X	See comment 2.
	Managerial			X	X
	Financial			X	X
General Activities	Public Education/Outreach			To key external stakeholders, such as local health jurisdictions	
	Operator Certification			Develop and implement operator certification program	
	Other System Training			X	
	Circuit Riding/Site Visits				
	Rate Studies				
	Pilot Studies				
	Plant Optimization (AWOP)				
	Leak Detection/Water Efficiency				
	System Partnerships				
	Restructuring/Consolidation				
	Small System Assistance		To systems serving <10,000	Target small, rural communities	Assist with small water system management programs
	Disadvantaged System Assistance				
	Other Technical Assistance		X		See comment 3.
DWSRF Help	Loan Application Assistance				
	Planning/Design/Engineering Services				Assist systems preparing water system plans
Security Issues	ERP Assistance				
	VA Assistance				
SWP Efforts	Source Water Protection & Mgmt				
	Wellhead Protection & Mgmt				Develop wellhead protection programs
	Land Acquisition				
Other					



## DWSRF Set-Aside Spending

### Washington - 2005

#### Comments

- 1 Uses full 4%; does not fully fund expense of program administration
- 2 To help systems achieve and maintain compliance with coliform monitoring and follow-up requirements; assist systems with GWUDI determination
- 3 Assist during preparation and review of water system plans and management programs

DWSRF Set-Aside Spending	Administrative & Technical Assistance (4% Set-Aside)		Small System Technical Assistance (2% Set-Aside)		State Program Management (10% Set-Aside)		1452(k) Activities (15% Set-Aside)	
	State: West Virginia	Report Yr: 2005	Financial Information: Set-aside: \$2.05 m (3.5%) Expended: \$1.59 m (77.3%) Remaining: \$0.46 m (22.4%)	Financial Information: Set-aside: \$1.16 m (2%) Expended: \$1.09 m (93.9%) Remaining: \$0.07 m (6%)	Financial Information: Set-aside: \$5.12 m (8.7%) Expended: \$7.06 m (138%) Remaining: \$-1.94 m (-37.9%)	Financial Information: Set-aside: \$6.57 m (11.2%) Expended: \$3.92 m (59.6%) Remaining: \$2.65 m (40.3%)	Effort #1: Public Water Supply Supervision (PWSS)	Effort #2: Capacity Development Program
State Program	Staff	General* *WHP works with UIC Program (\$30,000 contract) 2.4 FTEs: engineering, recreational, and environmental specialist	General	Effort #1: Operator Training and Certification 3 FTEs (for all efforts with federal funds)	Effort #1: Wellhead Protection Program (WHPP) See comment 25.	Effort #2: Capacity Development Program See comment 34.		
	General Drinking Water Admin.	See comment 1.		3 FTEs (for all efforts with federal funds)	See comment 26.			
	DWSRF Administration			See comment 14.	See comment 26.			
	Data Management				Site visits to collect regulatory data			
	Inspections							
	Sanitary Surveys		See comment 5.					
	Compliance Activities			See comment 10.		Assessments provide relief from certain water monitoring requirements.	Capacity Development Program reports for governor, public, EPA	
	Enforcement							
	Capacity Development Program		Assess capacity development of applicants	See comment 11.	See comment 15.	See comment 27.	See comment 35.	
	Technical							
Capacity Development	Managerial						See comment 36.	
	Financial						X	
	Public Education/Outreach		Newsletter and Web page; print and video resources	See comment 12.			X	
	Operator Certification						See comment 37.	
	Other System Training							
	Circuit Riding/Site Visits							
	Rate Studies							
	Pilot Studies							
	Plant Optimization (AWOP)							
	Leak Detection/Water Efficiency							
General Activities	System Partnerships							
	Restructuring/Consolidation							
	Small System Assistance		WVRA provides on-site assistance to 200 small water operators/systems					
	Disadvantaged System Assistance							
	Other Technical Assistance							
	Loan Application Assistance		Pre-construction engineering assistance					
	Planning/Design/Engineering Services		Information "cleaninghouse" and referral system to help with project applications					
	ERP Assistance		See comment 4.					
	VA Assistance							
	Source Water Protection & Mgmt							
DWSRF Help	Source Water Protection & Mgmt							
	Wellhead Protection & Mgmt							
	Land Acquisition							
Security Issues	Source Water Protection & Mgmt							
	Wellhead Protection & Mgmt							
	Land Acquisition							
SWP Efforts	Source Water Protection & Mgmt							
	Wellhead Protection & Mgmt							
	Land Acquisition							
Other	Source Water Protection & Mgmt							
	Wellhead Protection & Mgmt							
	Land Acquisition							

## DWSRF Set-Aside Spending West Virginia - 2005

### Comments

1	Prepare annual IUP and grant applications; coordinate audits/reports with EPA; rank and prioritize potential projects; ongoing management
2	Comply with environmental reviews and requirements at state/federal/local level; approve system operations following construction and start-up
3	Promote program through Web updates, newsletters, civic outreach, conferences, and contact with PWSs
4	Integrate pre-construction activities: engineering reports, peer review, and approvals; assistance through bid process
5	Surveys included as part of on-site technical assistance provided by West Virginia Rural Water Association (WVRWA)
6	"Lending library" distributes video and literature to system operators; Capacity Development Assessments provided by WVRWA as part of on-site technical assistance initiative
7	WVRWA contract provides operator training courses for 400 small systems; supports newsletter and Web page
8	3 FTEs (for all efforts) with federal funds; ensure staff are well trained and have "proper equipment"
9	Annual inspection of PWSs by certified backflow prevention tester
10	New backflow prevention device certification program and testing; continued implementation of SDWA rules
11	EED's 5 district offices are primary on-site assistance providers to water systems
12	Public education a part of ensuring compliance; use courses, conferences, meetings, newsletters, mailings, Internet, and media to promote activities among PWSs and customers
13	Establish formal cross-connection program; coordinate state and federal infrastructure needs assessment process
14	Maintaining SDWIS; expanding GIS; eliminating/consolidating independent databases and establishing common system inventory file; linking 5 district offices with central office
15	Oversee improved information management system for staff, management, and other agencies
16	Data and Information System Planning and Policy Team formed in 2003 to develop interim and long-term strategies
17	Safe Water Operator Certification System (SWOCS) database developed in 2004; partially integrated with SDWIS; maintaining certifications of 4,000+ applicants
18	Use DACUM process to validate training curriculum according to EPA requirements and generate exam questions for certification
19	Assistance with SDWIS software to help address capacity development objectives (technical, managerial, and financial)
20	Implements Operator Certification program; reviews and approves courses; provides teachers; audits; purchases training materials; creates and distributes newsletter
21	Training offered as one- and two-day course presentations; week-long operator certification courses throughout year; continuing education requirement; intend to hold 75 operator training courses
22	State's Operator Training and Certification Program especially useful for small, rural CWSs
23	SDWIS software services will allow state to meet primary requirements
24	State has "Public Water system Operator Regulations" in place; operator certification efforts supported by WVRWA, AWWA, and WV Environmental Training Center pursuing contract with SDWIS software experts to expand use of tool and meet primary requirements
25	12.6 FTEs (efforts 1 & 2): GIS, geologist, engineering, environmental program management, secretarial
26	GIS database, regulatory site data, SWAP delineations, and contaminant source inventories
27	WHP grants program for local initiatives; Ground and Surface Water Symposium
28	Groundwater pamphlet for well drillers; SWAP Template Guidebook/fact sheets to facilitate local programs; teacher workshops
29	Public education/involvement "crucial;" Web page developed at DHHR site; Teacher Groundwater Educational Workshops
30	SWAP Template Guidebook/fact sheets to facilitate local programs
31	SWAP effort includes WHPPP initiatives; state process following federal SWAP guidelines; promoting GWUDI program; grants to initiate local, voluntary SWP programs
32	Existing WHPPP expanded to SWAP program efforts: source water assessment, source area delineation, contaminant source inventory and susceptibility analysis; WHPPP is centerpiece of DHHR source water protection efforts; includes IUC program
33	Fund WHP Grants program for municipalities and CWSs; coordination of local surface source water protection efforts; Ground and Surface Water Symposium to promote effective protection programs among federal/state/local managers and scientists
34	12.6 FTEs (efforts 1&2): GIS, geologist, engineering, environmental program management, secretarial
35	Conducting water system capacity development assessments; providing tools and assistance for systems to improve operation
36	Water operator training calendar-identifying training, continuing education, advancement training, and available courses
37	Capacity development Web page linked to DHHR site; use conferences, seminars, and meetings to provide program information

DWSRF Set-Aside Spending		Administrative & Technical Assistance (4% Set-Aside)	Small System Technical Assistance (2% Set-Aside)	State Program Management (10% Set-Aside)	1452(k) Activities (15% Set-Aside)*		
State:	Wisconsin				Effort #1: Capacity Development	Effort #2: Wellhead Protection (WHIP)	Effort #3: Source Water Assessment Program (SWAP)**
Report Year:	FY 2005	Financial Information: Set-aside: \$5.21 m (4%) Expended: \$2.57 m (49.3%) Remaining: \$2.64 m (50.7%) No set-aside-specific information provided in state report	Financial Information: Set-aside: \$2.4 m (1.8%) Expended: \$1.98 m (82.5%) Remaining: \$0.42 m (17.5%)	Financial Information: Set-aside: \$7.91 m (6.1%) Expended: \$2.71 m (34.2%) Remaining: \$5.2 m (65.7%)	Financial Information: Set-aside: \$5.35 m (4.1%) Expended: \$5.24 m (97.9%) Remaining: \$0.11 m (2.1%)	*See comment 4.	
State Program	Staff		General	General	1 FTE	5 FTEs	3 FTEs
	General Drinking Water Admin.			X			
	DWSRF Administration						
	Data Management			See comment 2.		See comment 7.	See comment 10.
	Inspections			X			
	Sanitary Surveys			X			
	Compliance Activities			See comment 3.	See comment 5.		
	Enforcement			X			
	Capacity Development Program				X		
	Technical				X		
Capacity Development	Managerial				X		
	Financial				Puts our publication called "Financial Matters"		
	Public Education/Outreach				See comment 6.		
	Operator Certification						
	Other System Training				Created assistance documents and guidance materials		
	Circuit Riding/Site Visits				RWA visits OTM and NTNC systems		
	Rate Studies						
	Pilot Studies						
	Plant Optimization (AWOP)						
	Leak Detection/Water Efficiency						
General Activities	System Partnerships						
	Restructuring/Consolidation				See comment 1.		
	Small System Assistance			X			
	Disadvantaged System Assistance						
	Other Technical Assistance						
	Loan Application Assistance						
	Planning/Design/Engineering Services			X			Meeting with operators to explain source water assessments
	ERP Assistance						
	VA Assistance						
	Source Water Protection & Mgmt						Source water assessments; ground water resource characterization
SWP Efforts	Wellhead Protection & Mgmt					See comment 8.	
	Land Acquisition						
	Other				Self assessment program/capacity evaluations		

## DWSRF Set-Aside Spending

### Wisconsin - FY 2005

#### Comments

- 1 Hold informal forums at established municipal coalition groups for operators to discuss issues (run by RWA)
- 2 Contracts for record storage; computer programming; operator certification data system upgrade
- 3 Conducts compliance surveillance; funded contract to evaluate compliance communication with NCWSs
- 4 In 2003, SWAP funds were transferred to the WHP Set-Aside; the WHP Set-Aside is now used for both SWAP and WHP efforts
- 5 Modified process to incorporate technical, managerial, and financial capacity development elements
- 6 Created fact sheet; Web page development and maintenance; hosted public input session
- 7 Source Water Assessment Program/WHP mapping and data applications; well database redesign
- 8 Determine zone of delineation; source water assessments; ground water resource characterization; hydrogeological model maintenance and water table mapping
- 9 In 2003, SWAP funds were transferred to the WHP Set-Aside; the WHP Set-Aside is now used for both SWAP and WHP efforts
- 10 Maintenance and enhancement of WHP/SWAP vulnerability assessment and mapping tools

## **Appendix B**

### EPA DWSRF Regional Contact Information

---

## US EPA - DWSRF Regional Contact Information

### Region I: CT, ME, MA, NH, RI, VT

U. S. EPA One Congress Street JFK Federal  
Building  
Boston, MA 02114-2023

**DWSRF contact:**

**Jackie Leclair** (MA, ME, VT)  
(617) 918-1549

**Mark Spinale** (CT, NH, RI)  
(617) 918-1547  
(617) 918-2064 (fax)

### Region II: NJ, NY, Puerto Rico

U. S. EPA 290 Broadway  
New York, NY 10007-1866

**DWSRF contact:**

Alicia Alvarez  
(212) 637-3884  
(212) 637-3891 (fax)

### Region III: DE, MD, PA, VA, WV, DC

U. S. EPA 1650 Arch Street  
Philadelphia, PA 19103

**DWSRF contact:**

**Mary T. Brewster**  
(215) 814-5456  
(215) 814-2782 (fax)

### Region IV: AL, FL, GA, KY, MS, NC, SC, TN

U. S. EPA 61 Forsyth Street  
Atlanta, GA 30303

**DWSRF contacts:**

**Sheryl Parsons** (GA, FL, NC, KY)  
(404) 562-9337  
**Carl Biemiller** (AL, TN, MS, SC)  
(404) 562-9341  
(404) 562-8692 (fax)

### Region V: IL, IN, MI, MN, OH, WI

U. S. EPA 77 West Jackson Blvd.  
Chicago, IL 60604-3507

**DWSRF contact:**

**Andrew Lausted**  
(312) 886-0189  
(312) 886-0168 (fax)

### Region VI: AR, LA, NM, OK, TX

U. S. EPA 1445 Ross Avenue  
Dallas, TX 75202-2733

**DWSRF contact:**

**Velma Smith**  
(214) 665-7153  
(214) 665-6490 (fax)

### Region VII: IA, KS, MO, NE

U. S. EPA 901 North Fifth Street  
Kansas City, KS 66101

**DWSRF contact:**

**Judy Novak**  
(913) 551-7360  
(913) 551-7765 (fax)

### Region VIII: CO, MT, ND, SD, UT, WY

U. S. EPA 999 18th Street, Suite 300  
Denver, CO 80202-2466

**DWSRF contacts:**

**Brian Friel** (ND, SD, WY)  
(303) 312-6277  
**Ron Hill** (CO, MT, UT)  
(303) 312-6265  
(303) 312-6131 (fax)

### Region IX: AZ, CA, HI, NV, Guam, American Samoa

U. S. EPA 75 Hawthorne Street  
San Francisco, CA 94105

**DWSRF contact:**

**José T. Caratini**  
(415) 972-3566  
(415) 947-3549 (fax)  
E-Mail: caratini.jose@epa.gov

### Region X: AK, ID, OR, WA

U. S. EPA 1200 Sixth Avenue  
Seattle, WA 98101

**DWSRF contact:**

**Rick Green**  
(206) 553-8504  
(206) 553-0165 (fax)

