

1.0 INTRODUCTION

This report validates the method used for the determination of residues of deltamethrin, and its degradates trans-deltamethrin and decamethrinic Acid (Br₂CA) in soil. Analysis is by GC/ECD. The method sensitivity for deltamethrin and trans-deltamethrin is 0.002 ppm. The method sensitivity for decamethrinic acid is 0.010 ppm based on the lowest concentration standard analyzed. The molecular structures of deltamethrin, trans-deltamethrin, decamethrinic acid and its pentafluorobenzyl ester derivative are presented in Figure 1.

Chemical Information.

Deltamethrin, RU 22974

(1R,3R)3-(2,2-dibromovinyl)-2,2-dimethylcyclopropanecarboxylic acid
(S) alpha-cyano-(3-phenoxyphenyl) methyl ester

trans-Deltamethrin, RU 25979

(1R,3S)3-(2,2-dibromovinyl)-2,2-dimethylcyclopropanecarboxylic acid
(S)-alpha-cyano-(3-phenoxyphenyl) methyl ester

Decamethrinic Acid, (Br₂CA), RU 23441

(1R-cis)-3-(2,2-dibromoethenyl)-2,2-dimethyl-cyclopropanecarboxylic acid

2.0 PRINCIPLE

Residues are extracted from soil with 1:1 hexane:acetone, filtered and aliquoted. An aliquot for the determination of deltamethrin and trans-deltamethrin is prepared by using a silica gel cartridge for clean-up. Another aliquot for the determination of decamethrinic acid is taken and derivatized using pentafluorobenzyl bromide (PFB-Br). The two final extracts are analyzed under different GC conditions.

3.0 EQUIPMENT

- 3.1 Round bottom flasks, 500 ml, 24/40 ground glass joints
- 3.2 Wide mouth bottles with teflon-lined caps, 500 ml
- 3.3 Volumetric flasks, 500 ml
- 3.4 Horizontal shaker
- 3.5 Buchner Funnels
- 3.6 Filtering Flasks
- 3.7 Whatman Glass Fiber Filters to fit Buchner Funnels
- 3.8 Rotary Evaporators
- 3.9 N.-Evap analytical evaporator
- 3.10 Analytichem Cat. No. 4261304 silica gel cartridges with stopcocks (or equivalent)
- 3.11 Analytichem VAC-ELUT vacuum box for use with cartridges (or equivalent)

STUDY #

pg 0173 of 537

178

4.0 REAGENTS

- 4.1 Hexane, pesticide grade
- 4.2 Acetone, pesticide grade
- 4.3 Chloroform, pesticide grade
- 4.4 Ethyl ether, pesticide grade
- 4.5 Ethyl acetate, pesticide grade
- 4.6 K_2CO_3 (30%). Weigh 30 g K_2CO_3 in 100 ml DI water.
- 4.7 Pentafluorobenzyl bromide (5% in acetone). Weigh 5 g PFB-Br in 100 ml acetone. Prepare fresh monthly. PFB-Br is a lachrymator. Prepare and use under a hood.
- 4.8 Silica gel, 5% deactivated. Dry silica overnight. Weigh out 95 g and add 5 ml water. Shake for several hours.
- 4.9 Sodium Hydroxide, 0.1 N. Weigh 4 g sodium hydroxide pellets into 1000 ml volumetric flask. Bring to volume with DI water.
- 4.10 Deltamethrin, trans-Deltamethrin, Decamethrinic Acid and the Penta-FluoroBenzyl Ester of Decamethrinic Acid analytical standards are available from Hoechst-Roussel Agri-Vet Co., Route 202-206, Somerville, NJ 08876-1283.

5. PROCEDURE

5.1 Standard Preparation

Deltamethrin Stock Solution (RU 22974) - Weigh 100.0 mg deltamethrin into a 100 ml volumetric flask. Bring to volume with acetone.

Transfer 1.0 ml of stock solution into a 100 ml volumetric. Bring to volume with hexane. The concentration of this solution is 10.0 ug/ml.

trans-Deltamethrin Stock Solution (RU 25979) - Weigh 100 mg trans-deltamethrin into a 100 ml volumetric flask. Bring to volume with acetone.

Transfer 1.0 ml stock solution into a 100 ml flask. Bring to volume in hexane. The concentration of this solution is 10.0 ug/ml.

Decamethrinic Acid Stock Solution (RU 22441) - Weigh 100 mg decamethrinic acid into a 100 ml volumetric flask. Bring to volume with acetone.

Transfer 1.0 ml stock solution into a 100 ml flask. Bring to volume with acetone. The concentration of this solution is 10.0 ug/ml.

Decamethrinic Acid PFB, Ester (RU 91-2688) - Weigh 100 mg decamethrinic acid PFB ester into a 100 ml volumetric flask. Bring to volume with acetone.

Transfer 1.0 ml stock solution into a 100 ml flask. Bring to volume with hexane.

STUDY #

pg 0179 of 537

170

Standards for GC Analysis - Prepare appropriate dilutions for a mixture of deltamethrin and trans-deltamethrin at 0.20 ug/ml, 0.10 ug/ml, 0.05 ug/ml, 0.02 ug/ml and 0.01 ug/ml in hexane.

Prepare appropriate dilutions of the derivatized standard at 0.20 ug/ml, 0.10 ug/ml, 0.05 ug/ml, 0.02 ug/ml and 0.01 ug/ml in hexane:ether:acetone 98:1:1 (v:v:v).

5.2 Sample Fortification

Control soil samples are fortified at 0.002 ppm, and 0.10 ppm with deltamethrin and trans-deltamethrin. Control samples are fortified at 0.01 ppm and 0.10 ppm with decamethrinic acid.

5.3 Sample Extraction Clean-Up

- 5.3.1. Weigh 40.0 grams of soil into a 500 ml bottle.
- 5.3.2. Add 300 ml of 1:1 hexane:acetone. Shake on horizontal shaker for 1 hour.
- 5.3.3. Suction filter through a glass fiber filter to remove soil. Rinse filter with 1:1 hexane:acetone. Quantitatively transfer to a 500 ml volumetric flask and bring to volume with 1:1 hexane:acetone. Split filtrate into two 250 ml aliquots into two 500 ml round bottom flasks and evaporate to near dryness by rotary evaporation at 40-45°C.

5.4 Deltamethrin and trans-Deltamethrin Clean-Up

- 5.4.1. Rinse and condition a silica gel SPE cartridge (Analytichem LR01304) with 10 ml chloroform followed by 10 ml of hexane.
- 5.4.2. Rinse the flask, step 5.3.3., with 10 ml of hexane and transfer quantitatively to column. Repeat with another 10 ml portion of hexane.
- 5.4.3. Using a vacuum box and stopcock, control the drip rate to 1-2 ml/min. Rinse the column with 10 ml hexane. Do not allow the column to go dry. Discard the hexane.
- 5.4.4. Add 5 ml of chloroform to the silica gel column reservoir and collect the eluate in a graduated test tube.
- 5.4.5. Concentrate the sample to near dryness using an N-Evap at a temperature of 35-40°C.
- 5.4.6. Bring sample to final volume of 2.0 ml with hexane. Transfer 1.0 ml into two GC vials for GC/ECD analysis. This fraction contains deltamethrin and trans-deltamethrin.

STUDY #

PG 0180-537

150

5.5 Decamethrinic Acid Partition and Clean-Up

- 5.5.1. Quantitatively transfer residue from step 5.3.3. to a 250 ml separatory funnel with 20 ml of 0.1 N NaOH.
- 5.5.2. Add 20 ml ethyl ether. Shake for 1 minute with venting. Discard ethyl ether.
- 5.5.3. Add 20 ml ethyl ether. Shake for 1 minute with venting. Discard ethyl ether.
- 5.5.4. Add 10 ml of 0.5 N HCl followed by 20 ml ethyl ether.
- 5.5.5. Shake for 1 minute with venting. Collect ethyl ether in a 500 ml round bottom flask.
- 5.5.6. Add 20 ml ethyl ether. Shake for 1 minute with venting. collect ethyl ether in the 500 ml round bottom flask.
- 5.5.7. Evaporate the sample by rotary evaporation at 40-45°C.
- 5.5.8. Add 100 ml acetone, 1 ml of PFB-Br (5% in acetone) and 300 ul of 30% K₂CO₃.
- 5.5.9. Reflux gently for 3 hours.
- 5.5.10. Evaporate the sample by rotary evaporation at 40-45°C.
- 5.5.11. Add 250 ml ether, 2 ml DI water and 10 ml ethyl acetate. Swirl vigorously.
- 5.5.12. Filter through 12g anhydrous sodium sulfate prewashed with ether.
- 5.5.13. Evaporate sample to near dryness by rotary evaporation at 40-45°C.
- 5.5.14. Bring sample to final volume of 10 ml in a glass scintillation vial with hexane:ether:acetone (98:1:1).
- 5.5.15. Freeze all samples until analysis.

5.6. Analysis Conditions

Analysis by Gas Chromatography for deltamethrin and trans-deltamethrin is accomplished using the following column and conditions:

Instrument: HP 5890 GC, with Autosampler

Column: DB-1, 30 m x 0.322 mm, film thickness 0.25 um

Injector: 200°C, splitless, purge on at 1.0 min., 20 ml/min

Detector: Electron Capture, 325°C, make-up argon/methane, 30 ml/min.

Temp Program: 100°C for 1 min.
20°C/min.

STUDY #

130°C for 10 min.

ps 0781 of 537

181

10°C/min.
250°C for 5 min.

Carrier Gas: Helium, 5 ml/min.

Inj. Vol: 2 uL

Under these conditions, approximate retention times are as follows:

cis-deltamethrin 19.1 min.
trans-deltamethrin 19.5 min.

Analysis by Gas Chromatography for Br₂CA is accomplished using the following column and conditions:

Instrument: HP 5890 GC, with Autosampler

Column: DB-1, 30 m x 0.322 mm, film thickness
0.25 um

Injector: 200°C, splitless, purge on at 1 min.

Temp Program: 100°C for 1 min.
20°C/min.
230°C for 10 min.
10°C/min.
250°C for 5 min.

Carrier Gas: Helium, 5 ml/min.

Inj. Vol: 2 uL

Under these conditions, approximate retention time is as follows:

penta-fluorobenzyl ester of decamethrinic acid: 16.6 minutes

GC conditions may be changed to produce similar results.

Typical standardization data for deltamethrin, trans-deltamethrin and decamethrinic acid PFB ester are shown in Tables 1 and 2. Recovery data for fortified soil are presented in Table 3. Typical chromatograms for standards, control soil and fortified control soil are depicted in Figures 3-5.

Separability

The method is sensitive to 0.002 ppm for deltamethrin and trans-deltamethrin and to 0.010 ppm for decamethrinic acid PFB ester based on the lowest concentration standard analyzed.

STUDY #

PG 0182 of 537

182

5.7 Calculationn of Residues

$$\text{mg injected} = \frac{W \times V2 \times V4}{V1 \times V3 \times DF}$$

where W = 40.0 grams sample
V1 = 500 ml initial volume
V2 = 250 ml aliquot volume
V3 = 2.0 mL or 10.0 final volume
V4 = 2 uL injected
DF = Dilution Factor

$$\text{ppm, residue} = \frac{\text{ng from curve}}{\text{mg injected}}$$

Field samples are corrected for soil moisture such that
ppm, residue (dry weight basis)

$$= \frac{\text{ppm, residue} \times 100}{(100 - \% \text{ Moisture})}$$

5.8. Time Requirements

A trained analyst can complete the extraction of a set of 10-12 samples in 12 hours. A flowchart of the extraction procedures (Figure 2) indicates possible stopping points during extraction.

6.0 References

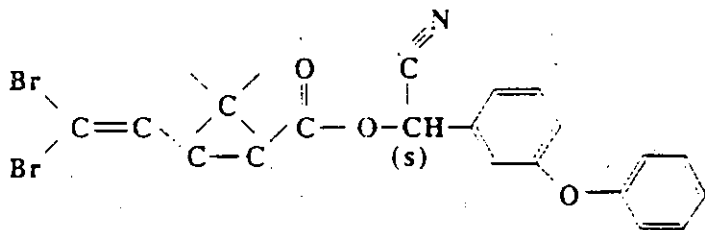
EN-CAS Method No.: ENC-7/89
Maguire, R. James, et al. J. Agric. Food Chem., Vol 37, Nov. 4, 1989.

STUDY #

0183 of 537

1-8-8

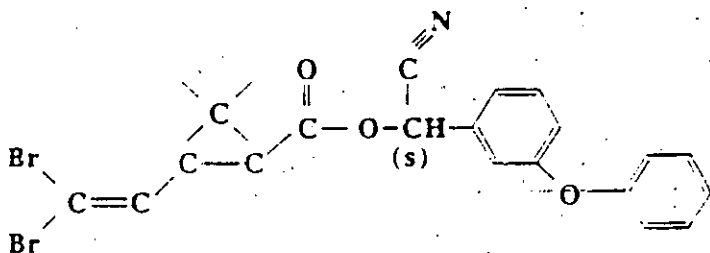
Figure 1: Chemical Structures (1 of 2)



DELTAMETHRIN

RU 22974

(1R,3R)3-(2,2-dibromovinyl)-2,2-dimethylcyclopropanecarboxylic acid (S)-alpha-cyano-(3-phenoxyphenyl) methyl ester



trans-DELTAMETHRIN

RU 26979

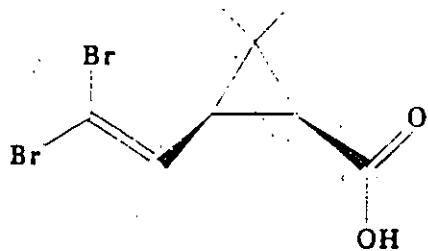
(1R,3S)3-(2,2-dibromovinyl)-2,2-dimethylcyclopropanecarboxylic acid (S)-alpha-cyano-(3-phenoxyphenyl) methyl ester

STUDY #

930187537

157

Figure 1: Chemical Structures (2 of 2)

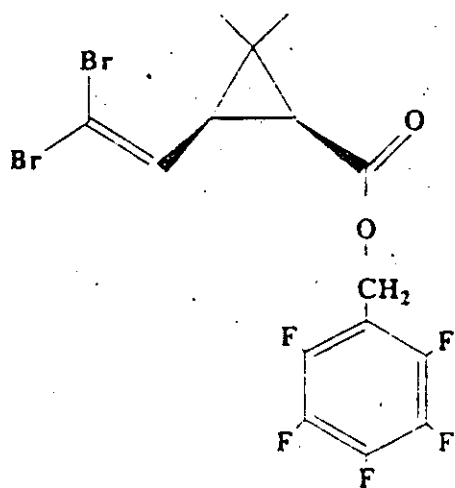


DECAMETHRINIC ACID

(BR₂CA)

RU 23441

(1R-cis)-3-(2,2-dibromoethenyl)-2,2-dimethylcyclopropane-carboxylic acid



DECAMETHRINIC ACID

PFB ESTER

Pentafluorobenzyl ester of (1R-cis)-3-(2,2-dibromoethenyl)-2,2-dimethylcyclopropanecarboxylic acid

Figure 2: Sample Preparation Scheme (1 of 2)

40.0 grams of soil

Add 300 ml of 1:1 hexane:acetone (pesticide grade).

Shake on a horizontal shaker for 1 hour.

Suction filter through a glass fiber filter (Whatman GF/C) to remove soil. Rinse extraction bottle and filter with 1:1 hexane:acetone.

Transfer filtrate quantitatively to a 500 ml volumetric flask and bring to volume with 1:1 hexane:acetone.**

cis/trans Deltamethrin
Clean-up

Evaporate 250 ml aliquot to near dryness by rotary evaporation at 40-45 C.

Condition a silica gel SPE cartridge with 10 ml chloroform followed by 10 ml hexane.

Transfer residue with 10 ml of hexane to column

Control the drip rate through column at 1-2 ml/min.

Rinse flask with 10 ml of hexane and quantitatively transfer to column.

Rinse the column with 10 ml hexane. Discard the hexane.

Add 5.0 ml chloroform to column reservoir and collect the eluate in a graduated test tube.**

**Stopping point
Refrigerate sample.

Br₂CA Partition

Evaporate 250 ml aliquot to near dryness by rotary evaporation at 40-45 C.

Transfer to a 250 ml separatory funnel with 20 ml 0.1 N NaOH.

Add 20 ml ethyl ether. Shake for 1 minute with venting. Discard ethyl ether.

Add 20 ml ethyl ether. Shake for 1 minute with venting. Discard ethyl ether.

Add 10 ml of 0.5 N HCl followed by 20 ml ethyl ether.

Shake for 1 minute with venting and collect ethyl ether.

Add 20 ml ethyl ether. Shake for one minute with venting and collect ethyl ether.

Figure 2: Sample Preparation Scheme (2 of 2)

cis/trans Deltamethrin
Cleanup (cont.)

Concentrate to dryness
under nitrogen at 35-40 C.

Dissolve in hexane to
final volume of 2.0 ml.

Freeze samples.

Br₂CA Partition
(cont.)

Evaporate by rotary
evaporation at 40-45 C.

Add 100 ml acetone. Set
up acetone control and
0.20 ug/ml standard.**

Add 1.0 ml of PFB-Br
(5 % acetone) and
300 ul of 30 % K₂CO₃.

Reflux gently for 3 hrs

Evaporate by rotary
evaporation at 40-45 C.

Add 250 ml ether, 2 ml
water and 10 ml ethyl
acetate. Swirl
vigorously.

Filter through 12 g
anhydrous sodium sulfate
prewashed with ether.

Evaporate to near
dryness by rotary evap-
oration at 40-45 C.

Bring sample to final
volume of 10 ml with
hexane:ether:acetone
(98:1:1 v:v:v).

Freeze samples.