


GROUNDWATER CONTOUR MAP
SHALLOW ZONE
JULY 8 AND 9, 2009
SAMPLING EVENT

**FORMER MCCANDLESS
FUELS SITE**

2231 Delsea Drive
Franklinville, New Jersey

 10 LIPPINCOTT LA. MT. HOLLY, NJ 08060 Tel. (856) 273-1009 Fax. (856) 273-1012 1-888-Remedi-8	DESIGNED: JMM
	DETAILED: SGH
	CHECKED: JMM
SOURCE: DELTA McCandless 08-09	DATE: 3/13/2017
FILE NAME: 18016_DeltaGW	JOB NO.: 18016
	FIGURE: 8A



GROUNDWATER CONTOUR MAP
 DEEP ZONE
 JULY 8 AND 9, 2009
 SAMPLING EVENT
 FORMER MCCANDLESS
 FUELS SITE

2231 Delsea Drive
 Franklinville, New Jersey

RCC Resource Control Consultants
 10 LIPPINCOTT LA. MT. HOLLY, NJ 08060
 Tel. (856) 273-1009 Fax. (856) 273-1012
 1-888-Remedi-8

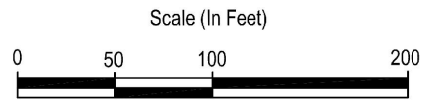
DESIGNED:
JMM
 DETAILED:
SGH
 CHECKED:
JMM

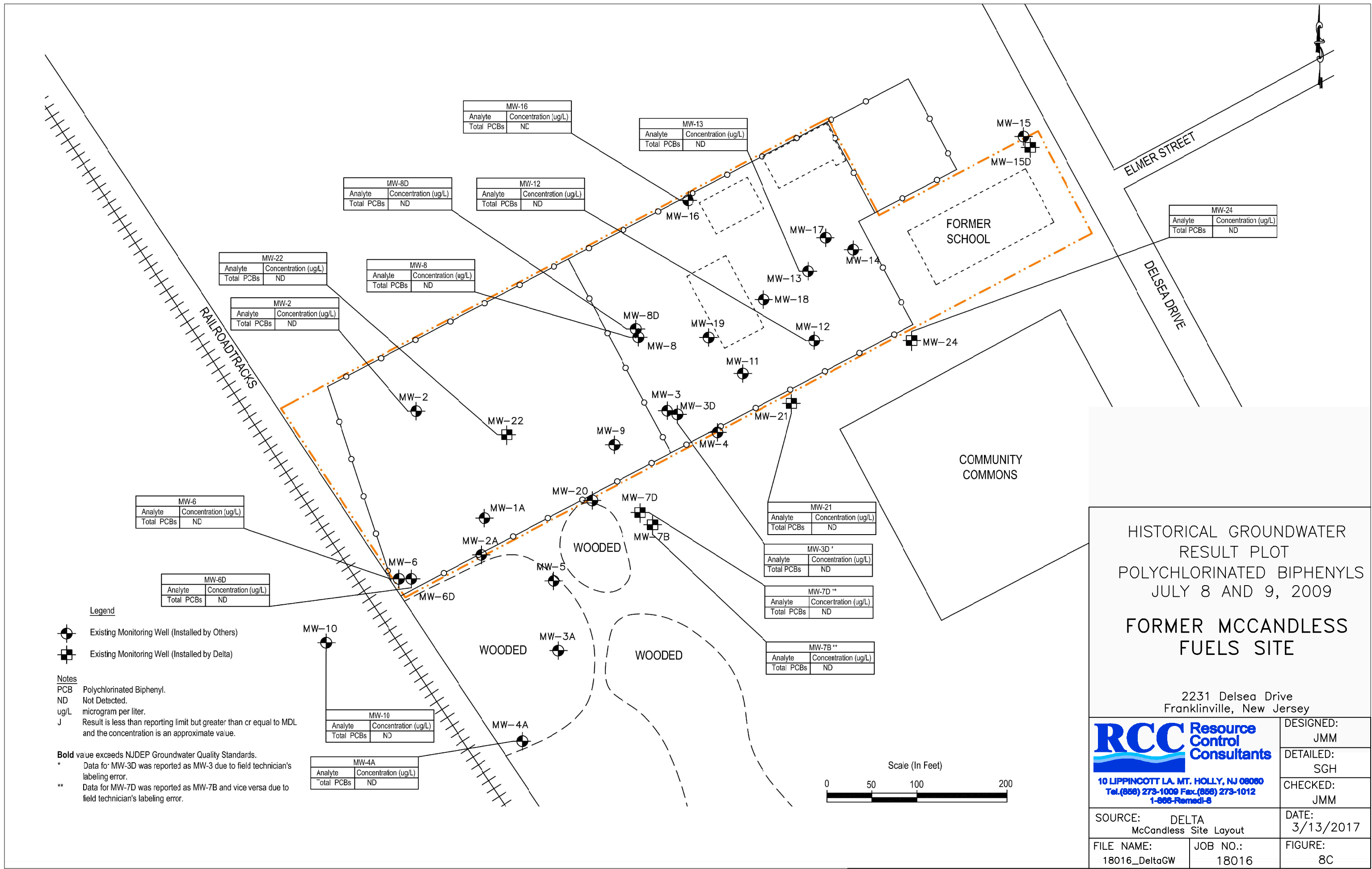
SOURCE: DELTA McCandless 08-09		DATE: 3/13/2017
FILE NAME: 18016_DeltaGW	JOB NO.: 18016	FIGURE: 8B

- Legend**
- Existing Monitoring Well (Installed by Others)
 - Existing Monitoring Well (Installed by Delta)
 - Groundwater Contour
Contour Interval is 0.2 feet
 - Groundwater Flow Direction

Notes
 PCB Polychlorinated Biphenyl.
 ND Not Detected.
 ug/L microgram per liter.
 J Result is less than reporting limit but greater than or equal to MDL and the concentration is an approximate value.

Bold value exceeds NJDEP Groundwater Quality Standards.
 * Data for MW-3D was reported as MW-3 due to field technician's labeling error.
 ** Data for MW-7D was reported as MW-7B and vice versa due to field technician's labeling error.





MW-16	
Analyte	Concentration (ug/L)
Total PCBs	NC

MW-13	
Analyte	Concentration (ug/L)
Total PCBs	ND

MW-8D	
Analyte	Concentration (ug/L)
Total PCBs	ND

MW-12	
Analyte	Concentration (ug/L)
Total PCBs	ND

MW-24	
Analyte	Concentration (ug/L)
Total PCBs	ND

MW-22	
Analyte	Concentration (ug/L)
Total PCBs	ND

MW-8	
Analyte	Concentration (ug/L)
Total PCBs	ND

MW-2	
Analyte	Concentration (ug/L)
Total PCBs	ND

MW-6	
Analyte	Concentration (ug/L)
Total PCBs	ND

MW-6D	
Analyte	Concentration (ug/L)
Total PCBs	ND

MW-10	
Analyte	Concentration (ug/L)
Total PCBs	ND

MW-4A	
Analyte	Concentration (ug/L)
Total PCBs	ND

MW-21	
Analyte	Concentration (ug/L)
Total PCBs	ND

MW-3D *	
Analyte	Concentration (ug/L)
Total PCBs	ND

MW-7D **	
Analyte	Concentration (ug/L)
Total PCBs	ND

MW-7B **	
Analyte	Concentration (ug/L)
Total PCBs	ND

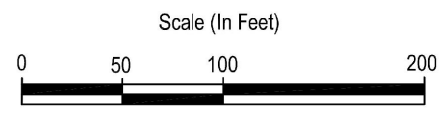
Legend

- Existing Monitoring Well (Installed by Others)
- Existing Monitoring Well (Installed by Delta)

Notes

PCB Polychlorinated Biphenyl.
 ND Not Detected.
 ug/L microgram per liter.
 J Result is less than reporting limit but greater than or equal to MDL and the concentration is an approximate value.

Bold value exceeds NJDEP Groundwater Quality Standards.
 * Data for MW-3D was reported as MW-3 due to field technician's labeling error.
 ** Data for MW-7D was reported as MW-7B and vice versa due to field technician's labeling error.



HISTORICAL GROUNDWATER
 RESULT PLOT
 POLYCHLORINATED BIPHENYLS
 JULY 8 AND 9, 2009

**FORMER MCCANDLESS
 FUELS SITE**

2231 Delsea Drive
 Franklinville, New Jersey

 10 LIPPINCOTT LA. MT. HOLLY, NJ 08060 Tel. (856) 273-1009 Fax. (856) 273-1012 1-800-Remed-8	DESIGNED: JMM
	DETAILED: SGH
	CHECKED: JMM
SOURCE: DELTA McCandless Site Layout	DATE: 3/13/2017
FILE NAME: 18016_DeltaGW	JOB NO.: 18016
	FIGURE: 8C