

ANALYTICAL REPORT

Job Number: 460-85449-1

Job Description: McCandless

For:

Antea USA, Inc.

500 Summit Lake Drive

Suite 150

Valhalla, NY 10595

Attention: Timothy Fisher



Approved for release.
Sarah E Brown
Project Management Assistant II
11/6/2014 4:06 PM

Designee for
Grace Chang, Project Manager II
777 New Durham Road, Edison, NJ, 08817
(732)593-2579
grace.chang@testamericainc.com
11/06/2014

The test results in this report meet all NELAP requirements unless specified within the case narrative. Pursuant to NELAP, this report may not be reproduced, except in full, without the written approval of the laboratory. All questions regarding this report should be directed to the TestAmerica Edison Project Manager.

TestAmerica Edison Certifications and Approvals: Connecticut: CTDOH #PH-0200, New Jersey: NJDEP (NELAP) #12028, New York: NYDOH (NELAP) #11452, NYDOH (ELAP) #11452, Pennsylvania: PADEP (NELAP) 68-00522 and Rhode Island: RIDOH LAO00132

TestAmerica Laboratories, Inc.

TestAmerica Edison 777 New Durham Road, Edison, NJ 08817
Tel (732) 549-3900 Fax (732) 549-3679 www.testamericainc.com



Table of Contents

Cover Title Page	1
Data Summaries	5
Report Narrative	5
Sample Summary	8
Executive Summary	9
Method Summary	12
Method / Analyst Summary	13
Sample Datasheets	14
Surrogate Summary	92
QC Data Summary	99
Data Qualifiers	142
QC Association Summary	143
Lab Chronicle	148
Organic Sample Data	155
GC/MS VOA	155
8260C	155
8260C QC Summary	156
8260C Sample Data	178
Standards Data	276
8260C ICAL Data	276
8260C CCAL Data	304
Raw QC Data	312
8260C Tune Data	312
8260C Blank Data	324
8260C LCS/LCSD Data	334
8260C MS/MSD Data	355

Table of Contents

8260C Run Logs	359
8260C Prep Data	363
GC/MS Semi VOA	364
8270D	364
8270D QC Summary	365
8270D Sample Data	397
Standards Data	442
8270D ICAL Data	442
8270D CCAL Data	482
Raw QC Data	498
8270D Tune Data	498
8270D Blank Data	545
8270D LCS/LCSD Data	559
8270D MS/MSD Data	589
8270D Run Logs	595
8270D Prep Data	602
GC Semi VOA	605
8082A	605
8082A QC Summary	606
8082A Sample Data	632
Standards Data	783
8082A ICAL Data	783
8082A CCAL Data	879
Raw QC Data	903
8082A Blank Data	903
8082A LCS/LCSD Data	916

Table of Contents

8082A MS/MSD Data	953
8082A Run Logs	957
8082A Prep Data	962
Method NJ OQA QAM 025	965
Method NJ OQA QAM 025 QC Summary	966
Method NJ OQA QAM 025 Sample Data	970
Standards Data	975
Method NJ OQA QAM 025 ICAL Data	975
Method NJ OQA QAM 025 CCAL Data	978
Raw QC Data	982
Method NJ OQA QAM 025 Blank Data	982
Method NJ OQA QAM 025 LCS/LCSD Data	994
Method NJ OQA QAM 025 Run Logs	1000
Method NJ OQA QAM 025 Prep Data	1002
Inorganic Sample Data	1003
General Chemistry Data	1003
Gen Chem Cover Page	1004
Gen Chem MDL	1005
Gen Chem Analysis Run Log	1007
Gen Chem Prep Data	1009
Shipping and Receiving Documents	1011
Client Chain of Custody	1012
Sample Receipt Checklist	1015

CASE NARRATIVE

Client: Antea USA, Inc.

Project: McCandless

Report Number: 460-85449-1

This case narrative is in the form of an exception report, where only the anomalies related to this report, method specific performance and/or QA/QC issues are discussed. If there are no issues to report, this narrative will include a statement that documents that there are no relevant data issues.

It should be noted that samples with elevated Reporting Limits (RLs) as a result of a dilution may not be able to satisfy customer reporting limits in some cases. Such increases in the RLs are unavoidable but acceptable consequence of sample dilution that enables quantification of target analytes or interferences which exceed the calibration range of the instrument.

Calculations are performed before rounding to avoid round-off errors in calculated results.

All holding times were met and proper preservation noted for the methods performed on these samples, unless otherwise detailed in the individual sections below.

RECEIPT

The samples were received on 10/31/2014 12:45 PM; the samples arrived in good condition, properly preserved and, where required, on ice. The temperature of the cooler at receipt was 5.0° C.

Note: All samples which require thermal preservation are considered acceptable if the arrival temperature is within 2C of the required temperature or method specified range. For samples with a specified temperature of 4C, samples with a temperature ranging from just above freezing temperature of water to 6C shall be acceptable. Samples that are hand delivered immediately following collection may not meet these criteria, however they will be deemed acceptable according to NELAC standards, if there is evidence that the chilling process has begun, such as arrival on ice, etc.

VOLATILE ORGANICS

Samples PMP-16-SW-WT (460-85449-1), PMP-19-SW-WT (460-85449-7), PMP-27-SW-WT (460-85449-12) and DUP1_20141031 (460-85449-13) were analyzed for Volatile organics in accordance with EPA SW-846 Methods 8260C. The samples were prepared on 11/01/2014 and analyzed on 11/03/2014.

The continuing calibration verification (CCV) associated with batch 259905 recovered outside control limits for the following analytes: 2-Hexanone, 4-Methyl-2-pentanone, Methyl acetate. The samples associated with this CCV were non-detects for the affected analytes; therefore, the data have been reported.

Refer to the QC report for details.

No other difficulties were encountered during the Volatile organics analysis.

All other quality control parameters were within the acceptance limits.

VOLATILE ORGANICS

Samples FB_20141031 (460-85449-16) and Trip Blank (460-85449-17) were analyzed for Volatile organics in accordance with EPA SW-846 Methods 8260C. The samples were analyzed on 11/01/2014.

The laboratory control sample (LCS) for batch 259722 recovered outside control limits for the following analytes: Methyl acetate, Bromomethane. These analytes were biased high in the LCS and were not detected in the associated samples; therefore, the data have been reported.

Bromomethane failed the recovery criteria high for the MS and MSD of sample 460-85411-1 in batch 460-259722.

The peak observed at 5.637 minutes is GC carryover, and is therefore not reported as a TIC for the following samples: 460-85449-16, 460-85449-17.

The continuing calibration verification (CCV) associated with batch 259722 recovered outside control limits for the following analytes: Chlorobromomethane, Methyl acetate, Bromoform, Bromomethane. The samples associated with this CCV were non-detects for the affected analytes; therefore, the data have been reported.

Refer to the QC report for details.

No other difficulties were encountered during the Volatile organics analysis.

All other quality control parameters were within the acceptance limits.

SEMIVOLATILE ORGANIC COMPOUNDS

Samples PMP-18-SW-VD (460-85449-4), PMP-19-SW-VD (460-85449-6) and DUP3_20141031 (460-85449-15) were analyzed for Semivolatile organic compounds in accordance with EPA SW-846 Method 8270D. The samples were prepared on 11/01/2014 and analyzed on 11/02/2014 and 11/03/2014.

Surrogate recoveries (2,4,6-Tribromophenol, Nitrobenzene-d5) for the method blank (MB) associated with batch 259683 were outside the upper control limits.

A full list spike was utilized for this method. Due to the large number of spiked analytes, there is a high probability that one or more analytes will recover outside acceptance limits. The laboratory's SOP allows for five analytes to recover outside criteria for this method when a full list spike is utilized. The LCS associated with batch 259683 had one analyte (Indeno[1,2,3-cd]pyrene) outside control limits; therefore, re-extraction/re-analysis was not performed. These results have been reported and qualified.

Benzo[a]pyrene, Benzo[b]fluoranthene and Di-n-octyl phthalate failed the recovery criteria high for the MS and MSD of sample 460-85449-4 in batch 460-259875.

The continuing calibration verification (CCV) analyzed in batch 259875 was outside the method criteria for the following analyte: 2,2'-oxybis[1-chloropropane]. A CCV standard at or below the reporting limit (RL) was analyzed with the affected samples and found to be acceptable. As indicated in the reference method, sample analysis may proceed; however, any detection for the affected analyte is considered estimated.

Refer to the QC report for details.

No other difficulties were encountered during the Semivolatile organic compounds analysis.

All other quality control parameters were within the acceptance limits.

SEMIVOLATILE ORGANIC COMPOUNDS (GC/MS)

Sample FB_20141031 (460-85449-16) was analyzed for semivolatile organic compounds (GC/MS) in accordance with EPA SW-846 Method 8270D. The samples were prepared on 11/03/2014 and analyzed on 11/06/2014.

A full list spike was utilized for this method. Due to the large number of spiked analytes, there is a high probability that one or more analytes will recover outside acceptance limits. The laboratory's SOP allows for five analytes to recover outside criteria for this method when a full list spike is utilized. The LCS/LCSD associated with batch 260012 had one analyte (2,2'-oxybis[1-chloropropane]) outside control limits; therefore, re-extraction/re-analysis was not performed. These results have been reported and qualified.

The laboratory control sample duplicate (LCSD) associated with batch 260012 contained one acid/base surrogate (Terphenyl-d14) outside acceptance limits. The laboratory's SOP allows one acid and/or one base surrogate to be outside acceptance limits; therefore, re-extraction/re-analysis was not performed. These results have been reported and qualified.

The continuing calibration verification (CCV) analyzed in batch 259937 was outside the method criteria for the following analytes: Indeno[1,2,3-cd]pyrene, 2,4,6-Tribromophenol. As indicated in the reference method, sample analysis may proceed; however, any detection for the affected analytes is considered estimated.

The continuing calibration verification (CCV) analyzed in batch 260147 was outside the method criteria for the following analytes: 2,4-Dinitrophenol, Indeno[1,2,3-cd]pyrene, 2,2'-oxybis[1-chloropropane], Benzo[g,h,i]perylene. A CCV standard at or below the reporting limit (RL) was analyzed with the affected samples and found to be acceptable. As indicated in the reference method, sample analysis may proceed; however, any detection for the affected analytes is considered estimated.

Refer to the QC report for details.

No other difficulties were encountered during the semivolatiles analysis.

All other quality control parameters were within the acceptance limits.

POLYCHLORINATED BIPHENYLS

Samples PMP-16-SW-WT (460-85449-1), PMP-16-SW-SI (460-85449-2), PMP-17-SW-WT (460-85449-3), PMP-18-SW-VD (460-85449-4), PMP-18-SW-WT (460-85449-5), PMP-19-SW-VD (460-85449-6), PMP-19-SW-WT (460-85449-7), PMP-26-SW-WT (460-85449-8), PMP-26-SW-SI (460-85449-9), PMP-17-SW-SI (460-85449-10), PMP-18-SW-SI (460-85449-11), PMP-27-SW-WT (460-85449-12), DUP1_20141031 (460-85449-13), DUP2_20141031 (460-85449-14) and DUP3_20141031 (460-85449-15) were analyzed for polychlorinated biphenyls in accordance with EPA SW-846 Method 8082. The samples were prepared on 11/03/2014 and analyzed on 11/05/2014.

Surrogate recovery (DCB Decachlorobiphenyl) for the following sample was outside the upper control limit: PMP-27-SW-WT (460-85449-12).

Refer to the QC report for details.

Samples PMP-16-SW-WT (460-85449-1)[20X], PMP-17-SW-WT (460-85449-3)[50X], PMP-18-SW-WT (460-85449-5)[5X], PMP-19-SW-WT (460-85449-7)[20X], PMP-26-SW-WT (460-85449-8)[25X], PMP-27-SW-WT (460-85449-12)[20X] and DUP1_20141031 (460-85449-13)[20X] required dilution prior to analysis to bring the concentration of target analytes within the calibration range. Elevated reporting limits (RLs) are provided.

No other difficulties were encountered during the PCBs analysis.

All other quality control parameters were within the acceptance limits.

POLYCHLORINATED BIPHENYLS (PCBS)

Sample FB_20141031 (460-85449-16) was analyzed for polychlorinated biphenyls (PCBs) in accordance with EPA SW-846 Method 8082A. The samples were prepared on 11/01/2014 and analyzed on 11/02/2014.

No difficulties were encountered during the PCBs analysis.

All quality control parameters were within the acceptance limits.

TOTAL PETROLEUM HYDROCARBONS

Sample FB_20141031 (460-85449-16) was analyzed for total petroleum hydrocarbons in accordance with NJ-OQA-QAM-025. The samples were prepared on 11/03/2014 and analyzed on 11/04/2014.

No difficulties were encountered during the QAM-025 analysis.

All quality control parameters were within the acceptance limits.

PERCENT SOLIDS/PERCENT MOISTURE

Samples PMP-16-SW-WT (460-85449-1), PMP-16-SW-SI (460-85449-2), PMP-17-SW-WT (460-85449-3), PMP-18-SW-VD (460-85449-4), PMP-18-SW-WT (460-85449-5), PMP-19-SW-VD (460-85449-6), PMP-19-SW-WT (460-85449-7), PMP-26-SW-WT (460-85449-8), PMP-26-SW-SI (460-85449-9), PMP-17-SW-SI (460-85449-10), PMP-18-SW-SI (460-85449-11), PMP-27-SW-WT (460-85449-12), DUP1_20141031 (460-85449-13), DUP2_20141031 (460-85449-14) and DUP3_20141031 (460-85449-15) were analyzed for percent solids/percent moisture in accordance with EPA Method CLPISM01.2 (Exhibit D). The samples were analyzed on 11/03/2014.

No difficulties were encountered during the %solids/moisture analysis.

All quality control parameters were within the acceptance limits.

SAMPLE SUMMARY

Client: Antea USA, Inc.

Job Number: 460-85449-1

Lab Sample ID	Client Sample ID	Client Matrix	Date/Time Sampled	Date/Time Received
460-85449-1	PMP-16-SW-WT	Solid	10/31/2014 0835	10/31/2014 1245
460-85449-2	PMP-16-SW-SI	Solid	10/31/2014 0837	10/31/2014 1245
460-85449-3	PMP-17-SW-WT	Solid	10/31/2014 0846	10/31/2014 1245
460-85449-4	PMP-18-SW-VD	Solid	10/31/2014 0905	10/31/2014 1245
460-85449-5	PMP-18-SW-WT	Solid	10/31/2014 0907	10/31/2014 1245
460-85449-6	PMP-19-SW-VD	Solid	10/31/2014 0913	10/31/2014 1245
460-85449-7	PMP-19-SW-WT	Solid	10/31/2014 0915	10/31/2014 1245
460-85449-8	PMP-26-SW-WT	Solid	10/31/2014 0927	10/31/2014 1245
460-85449-9	PMP-26-SW-SI	Solid	10/31/2014 0930	10/31/2014 1245
460-85449-10	PMP-17-SW-SI	Solid	10/31/2014 0844	10/31/2014 1245
460-85449-11	PMP-18-SW-SI	Solid	10/31/2014 0909	10/31/2014 1245
460-85449-12	PMP-27-SW-WT	Solid	10/31/2014 0925	10/31/2014 1245
460-85449-13	DUP1_20141031	Solid	10/31/2014 0000	10/31/2014 1245
460-85449-14	DUP2_20141031	Solid	10/31/2014 0000	10/31/2014 1245
460-85449-15	DUP3_20141031	Solid	10/31/2014 0000	10/31/2014 1245
460-85449-16FB	FB_20141031	Water	10/31/2014 1030	10/31/2014 1245
460-85449-17TB	Trip Blank	Water	10/31/2014 0000	10/31/2014 1245

EXECUTIVE SUMMARY - Detections

Client: Antea USA, Inc.

Job Number: 460-85449-1

Lab Sample ID	Client Sample ID	Result	Qualifier	Reporting Limit	Units	Method
460-85449-1	PMP-16-SW-WT					
1,2-Dichlorobenzene		130		100	ug/Kg	8260C
1,3-Dichlorobenzene		46	J	100	ug/Kg	8260C
1,4-Dichlorobenzene		790		100	ug/Kg	8260C
Methylcyclohexane		130		100	ug/Kg	8260C
Xylenes, Total		130	J	200	ug/Kg	8260C
Aroclor 1242		24000		1400	ug/Kg	8082A
Aroclor 1260		2700		1400	ug/Kg	8082A
Percent Moisture		6.0		1.0	%	Moisture
Percent Solids		94.0		1.0	%	Moisture
460-85449-2	PMP-16-SW-SI					
Aroclor 1242		210		77	ug/Kg	8082A
Percent Moisture		13.5		1.0	%	Moisture
Percent Solids		86.5		1.0	%	Moisture
460-85449-3	PMP-17-SW-WT					
Aroclor 1242		70000		3500	ug/Kg	8082A
Aroclor 1260		3600		3500	ug/Kg	8082A
Percent Moisture		4.9		1.0	%	Moisture
Percent Solids		95.1		1.0	%	Moisture
460-85449-4	PMP-18-SW-VD					
Isophorone		200		140	ug/Kg	8270D
Percent Moisture		4.5		1.0	%	Moisture
Percent Solids		95.5		1.0	%	Moisture
460-85449-5	PMP-18-SW-WT					
Aroclor 1242		5400		360	ug/Kg	8082A
Percent Moisture		5.9		1.0	%	Moisture
Percent Solids		94.1		1.0	%	Moisture
460-85449-6	PMP-19-SW-VD					
Aroclor 1242		120		71	ug/Kg	8082A
Percent Moisture		5.7		1.0	%	Moisture
Percent Solids		94.3		1.0	%	Moisture

EXECUTIVE SUMMARY - Detections

Client: Antea USA, Inc.

Job Number: 460-85449-1

Lab Sample ID	Client Sample ID	Result	Qualifier	Reporting Limit	Units	Method
460-85449-7	PMP-19-SW-WT					
1,2,4-Trichlorobenzene		150		94	ug/Kg	8260C
1,4-Dichlorobenzene		70	J	94	ug/Kg	8260C
Methylcyclohexane		42	J	94	ug/Kg	8260C
Xylenes, Total		400		190	ug/Kg	8260C
Aroclor 1242		23000		1500	ug/Kg	8082A
Percent Moisture		12.5		1.0	%	Moisture
Percent Solids		87.5		1.0	%	Moisture
460-85449-8	PMP-26-SW-WT					
Aroclor 1242		28000		1900	ug/Kg	8082A
Percent Moisture		10.1		1.0	%	Moisture
Percent Solids		89.9		1.0	%	Moisture
460-85449-9	PMP-26-SW-SI					
Percent Moisture		13.4		1.0	%	Moisture
Percent Solids		86.6		1.0	%	Moisture
460-85449-10	PMP-17-SW-SI					
Aroclor 1242		100		78	ug/Kg	8082A
Percent Moisture		13.8		1.0	%	Moisture
Percent Solids		86.2		1.0	%	Moisture
460-85449-11	PMP-18-SW-SI					
Aroclor 1242		120		81	ug/Kg	8082A
Percent Moisture		17.6		1.0	%	Moisture
Percent Solids		82.4		1.0	%	Moisture
460-85449-12	PMP-27-SW-WT					
1,2,4-Trichlorobenzene		310		96	ug/Kg	8260C
Tetrachloroethene		26	J	96	ug/Kg	8260C
Aroclor 1242		24000		1600	ug/Kg	8082A
Aroclor 1260		1800		1600	ug/Kg	8082A
Percent Moisture		13.9		1.0	%	Moisture
Percent Solids		86.1		1.0	%	Moisture

EXECUTIVE SUMMARY - Detections

Client: Antea USA, Inc.

Job Number: 460-85449-1

Lab Sample ID Analyte	Client Sample ID	Result	Qualifier	Reporting Limit	Units	Method
460-85449-13	DUP1_20141031					
1,2-Dichlorobenzene		130		89	ug/Kg	8260C
1,3-Dichlorobenzene		48	J	89	ug/Kg	8260C
1,4-Dichlorobenzene		830		89	ug/Kg	8260C
Methylcyclohexane		110		89	ug/Kg	8260C
Xylenes, Total		240		180	ug/Kg	8260C
Aroclor 1242		25000		1400	ug/Kg	8082A
Aroclor 1260		2600		1400	ug/Kg	8082A
Percent Moisture		5.7		1.0	%	Moisture
Percent Solids		94.3		1.0	%	Moisture
460-85449-14	DUP2_20141031					
Aroclor 1242		850		79	ug/Kg	8082A
Aroclor 1260		84		79	ug/Kg	8082A
Percent Moisture		15.4		1.0	%	Moisture
Percent Solids		84.6		1.0	%	Moisture
460-85449-15	DUP3_20141031					
Benzaldehyde		31	J	350	ug/Kg	8270D
Isophorone		42	J	140	ug/Kg	8270D
Percent Moisture		5.6		1.0	%	Moisture
Percent Solids		94.4		1.0	%	Moisture

METHOD SUMMARY

Client: Antea USA, Inc.

Job Number: 460-85449-1

Description	Lab Location	Method	Preparation Method
Matrix: Solid			
Volatile Organic Compounds by GC/MS	TAL EDI	SW846 8260C	
Closed System Purge and Trap	TAL EDI		SW846 5035
Semivolatile Organic Compounds (GC/MS)	TAL EDI	SW846 8270D	
Microwave Extraction	TAL EDI		SW846 3546
Polychlorinated Biphenyls (PCBs) by Gas Chromatography	TAL EDI	SW846 8082A	
Microwave Extraction	TAL EDI		SW846 3546
Percent Moisture	TAL EDI	EPA Moisture	
Matrix: Water			
Volatile Organic Compounds by GC/MS	TAL EDI	SW846 8260C	
Purge and Trap	TAL EDI		SW846 5030C
Semivolatile Organic Compounds (GC/MS)	TAL EDI	SW846 8270D	
Liquid-Liquid Extraction (Separatory Funnel)	TAL EDI		SW846 3510C
Polychlorinated Biphenyls (PCBs) by Gas Chromatography	TAL EDI	SW846 8082A	
Liquid-Liquid Extraction (Separatory Funnel)	TAL EDI		SW846 3510C
New Jersey - Total petroleum Hydrocarbons (GC)	TAL EDI	NJDEP NJ-OQA-QAM-025	
Liquid-Liquid Extraction (Separatory Funnel)	TAL EDI		SW846 3510C

Lab References:

TAL EDI = TestAmerica Edison

Method References:

EPA = US Environmental Protection Agency

NJDEP = New Jersey Department of Environmental Protection

SW846 = "Test Methods For Evaluating Solid Waste, Physical/Chemical Methods", Third Edition, November 1986 And Its Updates.

METHOD / ANALYST SUMMARY

Client: Antea USA, Inc.

Job Number: 460-85449-1

Method	Analyst	Analyst ID
SW846 8260C	Desai, Saurab	SZD
SW846 8260C	Tupayachi, Audberto	AAT
SW846 8270D	Crocco, Michael	MMC
SW846 8270D	Gillins, Lauren E	LEG
SW846 8082A	Patel, Jignesh	JHP
NJDEP NJ-OQA-QAM-025	Kim, Ho	HJK
EPA Moisture	Armbruster, Chris	CJA

Analytical Data

Client: Antea USA, Inc.

Job Number: 460-85449-1

Client Sample ID: PMP-16-SW-WT

Lab Sample ID: 460-85449-1

Date Sampled: 10/31/2014 0835

Client Matrix: Solid

% Moisture: 6.0

Date Received: 10/31/2014 1245

8260C Volatile Organic Compounds by GC/MS

Analysis Method: 8260C	Analysis Batch: 460-259905	Instrument ID: CVOAMS2
Prep Method: 5035	Prep Batch: 460-259738	Lab File ID: B75538.D
Dilution: 50		Initial Weight/Volume: 5.262 g
Analysis Date: 11/03/2014 1140		Final Weight/Volume: 10 mL
Prep Date: 11/01/2014 1009		

Analyte	DryWt Corrected: Y	Result (ug/Kg)	Qualifier	MDL	RL
1,1,1-Trichloroethane		6.3	U	6.3	100
1,1,2,2-Tetrachloroethane		16	U	16	100
1,1,2-Trichloroethane		19	U	19	100
1,1-Dichloroethane		13	U	13	100
1,1-Dichloroethene		8.9	U	8.9	100
1,2,3-Trichlorobenzene		52	U	52	100
1,2,4-Trichlorobenzene		35	U	35	100
1,2-Dibromo-3-Chloropropane		40	U	40	100
1,2-Dibromoethane		28	U	28	100
1,2-Dichlorobenzene		130		21	100
1,2-Dichloroethane		19	U	19	100
1,2-Dichloropropane		8.7	U	8.7	100
1,3-Dichlorobenzene		46	J	14	100
1,4-Dichlorobenzene		790		24	100
1,4-Dioxane		3600	U	3600	2500
2-Butanone		230	U	230	510
2-Hexanone		51	U	51	510
4-Methyl-2-pentanone		100	U	100	510
Acetone		270	U	270	510
Benzene		8.4	U	8.4	100
Bromochloromethane		28	U	28	100
Bromodichloromethane		13	U	13	100
Bromoform		19	U	19	100
Bromomethane		18	U	18	100
Carbon disulfide		13	U	13	100
Carbon tetrachloride		5.8	U	5.8	100
Chlorobenzene		11	U	11	100
Chloroethane		17	U	17	100
Chloroform		7.9	U	7.9	100
Chloromethane		9.8	U	9.8	100
cis-1,2-Dichloroethene		18	U	18	100
cis-1,3-Dichloropropene		19	U	19	100
Cyclohexane		16	U	16	100
Dibromochloromethane		20	U	20	100
Dichlorodifluoromethane		22	U	22	100
Ethylbenzene		9.7	U	9.7	100
Freon TF		8.3	U	8.3	100
Isopropylbenzene		7.7	U	7.7	100
Methyl acetate		34	U	34	510
Methylcyclohexane		130		14	100
Methylene Chloride		18	U	18	100
MTBE		14	U	14	100
Styrene		12	U	12	100
Tetrachloroethene		9.8	U	9.8	100
Toluene		15	U	15	100
trans-1,2-Dichloroethene		13	U	13	100

Analytical Data

Client: Antea USA, Inc.

Job Number: 460-85449-1

Client Sample ID: PMP-16-SW-WT

Lab Sample ID: 460-85449-1

Date Sampled: 10/31/2014 0835

Client Matrix: Solid

% Moisture: 6.0

Date Received: 10/31/2014 1245

8260C Volatile Organic Compounds by GC/MS

Analysis Method: 8260C Analysis Batch: 460-259905 Instrument ID: CVOAMS2
Prep Method: 5035 Prep Batch: 460-259738 Lab File ID: B75538.D
Dilution: 50 Initial Weight/Volume: 5.262 g
Analysis Date: 11/03/2014 1140 Final Weight/Volume: 10 mL
Prep Date: 11/01/2014 1009

Analyte	DryWt Corrected: Y	Result (ug/Kg)	Qualifier	MDL	RL
trans-1,3-Dichloropropene		25	U	25	100
Trichloroethene		9.3	U	9.3	100
Trichlorofluoromethane		15	U	15	100
Vinyl chloride		15	U	15	100
Xylenes, Total		130	J	36	200

Surrogate	%Rec	Qualifier	Acceptance Limits
1,2-Dichloroethane-d4 (Surr)	103		75 - 135
Toluene-d8 (Surr)	109		59 - 150
Bromofluorobenzene	120		72 - 133
Dibromofluoromethane (Surr)	106		70 - 130

Analytical Data

Client: Antea USA, Inc.

Job Number: 460-85449-1

Client Sample ID: PMP-16-SW-WT

Lab Sample ID: 460-85449-1

Date Sampled: 10/31/2014 0835

Client Matrix: Solid

% Moisture: 6.0

Date Received: 10/31/2014 1245

8260C Volatile Organic Compounds by GC/MS

Analysis Method:	8260C	Analysis Batch:	460-259905	Instrument ID:	CVOAMS2
Prep Method:	5035	Prep Batch:	460-259738	Lab File ID:	B75538.D
Dilution:	50			Initial Weight/Volume:	5.262 g
Analysis Date:	11/03/2014 1140			Final Weight/Volume:	10 mL
Prep Date:	11/01/2014 1009				

Tentatively Identified Compounds **Number TIC's Found: 10**

Cas Number	Analyte	RT	Est. Result (ug/Kg)	Qualifier
4254-29-9	2-Indanol	10.88	11000	J N
527-84-4	Benzene, 1-methyl-2-(1-methylethyl)-	10.94	8100	J N
824-90-8	1-Phenyl-1-butene	11.33	8100	J N
874-41-9	Benzene, 1-ethyl-2,4-dimethyl-	11.46	7100	J N
488-23-3	Benzene, 1,2,3,4-tetramethyl-	11.59	7900	J N
535-77-3	Benzene, 1-methyl-3-(1-methylethyl)-	11.92	12000	J N
	Unknown	12.20	8900	J
97664-18-1	Benzene, 1-methyl-4-(1-methyl-2-propenyl)	12.28	18000	J N
3877-19-8	Naphthalene, 1,2,3,4-tetrahydro-2-methyl	12.48	7600	J N
55669-88-0	Benzene, 1,4-dimethyl-2-(2-methylpropyl)	12.80	7400	J N

Analytical Data

Client: Antea USA, Inc.

Job Number: 460-85449-1

Client Sample ID: PMP-19-SW-WT

Lab Sample ID: 460-85449-7

Date Sampled: 10/31/2014 0915

Client Matrix: Solid

% Moisture: 12.5

Date Received: 10/31/2014 1245

8260C Volatile Organic Compounds by GC/MS

Analysis Method: 8260C	Analysis Batch: 460-259905	Instrument ID: CVOAMS2
Prep Method: 5035	Prep Batch: 460-259738	Lab File ID: B75539.D
Dilution: 50		Initial Weight/Volume: 6.105 g
Analysis Date: 11/03/2014 1204		Final Weight/Volume: 10 mL
Prep Date: 11/01/2014 1010		

Analyte	DryWt Corrected: Y	Result (ug/Kg)	Qualifier	MDL	RL
1,1,1-Trichloroethane		5.8	U	5.8	94
1,1,2,2-Tetrachloroethane		15	U	15	94
1,1,2-Trichloroethane		18	U	18	94
1,1-Dichloroethane		12	U	12	94
1,1-Dichloroethene		8.3	U	8.3	94
1,2,3-Trichlorobenzene		48	U	48	94
1,2,4-Trichlorobenzene		150		32	94
1,2-Dibromo-3-Chloropropane		37	U	37	94
1,2-Dibromoethane		26	U	26	94
1,2-Dichlorobenzene		19	U	19	94
1,2-Dichloroethane		18	U	18	94
1,2-Dichloropropane		8.1	U	8.1	94
1,3-Dichlorobenzene		13	U	13	94
1,4-Dichlorobenzene		70	J	22	94
1,4-Dioxane		3400	U	3400	2300
2-Butanone		220	U	220	470
2-Hexanone		47	U	47	470
4-Methyl-2-pentanone		92	U	92	470
Acetone		250	U	250	470
Benzene		7.7	U	7.7	94
Bromochloromethane		26	U	26	94
Bromodichloromethane		12	U	12	94
Bromoform		18	U	18	94
Bromomethane		17	U	17	94
Carbon disulfide		12	U	12	94
Carbon tetrachloride		5.3	U	5.3	94
Chlorobenzene		10	U	10	94
Chloroethane		16	U	16	94
Chloroform		7.4	U	7.4	94
Chloromethane		9.1	U	9.1	94
cis-1,2-Dichloroethene		17	U	17	94
cis-1,3-Dichloropropene		17	U	17	94
Cyclohexane		15	U	15	94
Dibromochloromethane		19	U	19	94
Dichlorodifluoromethane		20	U	20	94
Ethylbenzene		9.0	U	9.0	94
Freon TF		7.7	U	7.7	94
Isopropylbenzene		7.2	U	7.2	94
Methyl acetate		31	U	31	470
Methylcyclohexane		42	J	13	94
Methylene Chloride		17	U	17	94
MTBE		13	U	13	94
Styrene		11	U	11	94
Tetrachloroethene		9.1	U	9.1	94
Toluene		14	U	14	94
trans-1,2-Dichloroethene		12	U	12	94

Analytical Data

Client: Antea USA, Inc.

Job Number: 460-85449-1

Client Sample ID: PMP-19-SW-WT

Lab Sample ID: 460-85449-7

Date Sampled: 10/31/2014 0915

Client Matrix: Solid

% Moisture: 12.5

Date Received: 10/31/2014 1245

8260C Volatile Organic Compounds by GC/MS

Analysis Method: 8260C Analysis Batch: 460-259905 Instrument ID: CVOAMS2
Prep Method: 5035 Prep Batch: 460-259738 Lab File ID: B75539.D
Dilution: 50 Initial Weight/Volume: 6.105 g
Analysis Date: 11/03/2014 1204 Final Weight/Volume: 10 mL
Prep Date: 11/01/2014 1010

Analyte	DryWt Corrected: Y	Result (ug/Kg)	Qualifier	MDL	RL
trans-1,3-Dichloropropene		23	U	23	94
Trichloroethene		8.6	U	8.6	94
Trichlorofluoromethane		14	U	14	94
Vinyl chloride		14	U	14	94
Xylenes, Total		400		34	190

Surrogate	%Rec	Qualifier	Acceptance Limits
1,2-Dichloroethane-d4 (Surr)	91		75 - 135
Toluene-d8 (Surr)	96		59 - 150
Bromofluorobenzene	101		72 - 133
Dibromofluoromethane (Surr)	92		70 - 130

Client: Antea USA, Inc.

Job Number: 460-85449-1

Client Sample ID: PMP-19-SW-WT

Lab Sample ID: 460-85449-7

Date Sampled: 10/31/2014 0915

Client Matrix: Solid

% Moisture: 12.5

Date Received: 10/31/2014 1245

8260C Volatile Organic Compounds by GC/MS

Analysis Method:	8260C	Analysis Batch:	460-259905	Instrument ID:	CVOAMS2
Prep Method:	5035	Prep Batch:	460-259738	Lab File ID:	B75539.D
Dilution:	50			Initial Weight/Volume:	6.105 g
Analysis Date:	11/03/2014 1204			Final Weight/Volume:	10 mL
Prep Date:	11/01/2014 1010				

Tentatively Identified Compounds Number TIC's Found: 10

Cas Number	Analyte	RT	Est. Result (ug/Kg)	Qualifier
135-98-8	Benzene, (1-methylpropyl)-	10.89	5300	J N
488-23-3	Benzene, 1,2,3,4-tetramethyl-	11.33	4800	J N
76089-59-3	1,3-Cyclopentadiene, 1,2,3,4-tetramethyl	11.59	6200	J N
527-84-4	Benzene, 1-methyl-2-(1-methylethyl)-	11.92	9000	J N
1595-16-0	Benzene, 1-methyl-4-(1-methylpropyl)-	12.00	5200	J N
6682-71-9	1H-Indene, 2,3-dihydro-4,7-dimethyl-	12.20	7200	J N
20836-11-7	1H-Indene,2,3-dihydro-2,2-dimethyl-	12.28	9800	J N
3877-19-8	Naphthalene, 1,2,3,4-tetrahydro-2-methyl	12.48	6500	J N
	Unknown	12.56	4900	J
1559-81-5	Naphthalene, 1,2,3,4-tetrahydro-1-methyl	12.91	5600	J N

Analytical Data

Client: Antea USA, Inc.

Job Number: 460-85449-1

Client Sample ID: PMP-27-SW-WT

Lab Sample ID: 460-85449-12

Date Sampled: 10/31/2014 0925

Client Matrix: Solid

% Moisture: 13.9

Date Received: 10/31/2014 1245

8260C Volatile Organic Compounds by GC/MS

Analysis Method:	8260C	Analysis Batch:	460-259905	Instrument ID:	CVOAMS2
Prep Method:	5035	Prep Batch:	460-259738	Lab File ID:	B75540.D
Dilution:	50			Initial Weight/Volume:	6.073 g
Analysis Date:	11/03/2014 1229			Final Weight/Volume:	10 mL
Prep Date:	11/01/2014 1010				

Analyte	DryWt Corrected: Y	Result (ug/Kg)	Qualifier	MDL	RL
1,1,1-Trichloroethane		5.9	U	5.9	96
1,1,2,2-Tetrachloroethane		15	U	15	96
1,1,2-Trichloroethane		18	U	18	96
1,1-Dichloroethane		12	U	12	96
1,1-Dichloroethene		8.4	U	8.4	96
1,2,3-Trichlorobenzene		49	U	49	96
1,2,4-Trichlorobenzene		310		33	96
1,2-Dibromo-3-Chloropropane		38	U	38	96
1,2-Dibromoethane		26	U	26	96
1,2-Dichlorobenzene		20	U	20	96
1,2-Dichloroethane		18	U	18	96
1,2-Dichloropropane		8.2	U	8.2	96
1,3-Dichlorobenzene		13	U	13	96
1,4-Dichlorobenzene		22	U	22	96
1,4-Dioxane		3400	U	3400	2400
2-Butanone		220	U	220	480
2-Hexanone		48	U	48	480
4-Methyl-2-pentanone		94	U	94	480
Acetone		260	U	260	480
Benzene		7.9	U	7.9	96
Bromochloromethane		26	U	26	96
Bromodichloromethane		12	U	12	96
Bromoform		18	U	18	96
Bromomethane		17	U	17	96
Carbon disulfide		12	U	12	96
Carbon tetrachloride		5.4	U	5.4	96
Chlorobenzene		11	U	11	96
Chloroethane		16	U	16	96
Chloroform		7.5	U	7.5	96
Chloromethane		9.3	U	9.3	96
cis-1,2-Dichloroethene		17	U	17	96
cis-1,3-Dichloropropene		18	U	18	96
Cyclohexane		15	U	15	96
Dibromochloromethane		19	U	19	96
Dichlorodifluoromethane		21	U	21	96
Ethylbenzene		9.2	U	9.2	96
Freon TF		7.8	U	7.8	96
Isopropylbenzene		7.3	U	7.3	96
Methyl acetate		32	U	32	480
Methylcyclohexane		13	U	13	96
Methylene Chloride		17	U	17	96
MTBE		13	U	13	96
Styrene		11	U	11	96
Tetrachloroethene		26	J	9.3	96
Toluene		14	U	14	96
trans-1,2-Dichloroethene		12	U	12	96

Analytical Data

Client: Antea USA, Inc.

Job Number: 460-85449-1

Client Sample ID: PMP-27-SW-WT

Lab Sample ID: 460-85449-12

Date Sampled: 10/31/2014 0925

Client Matrix: Solid

% Moisture: 13.9

Date Received: 10/31/2014 1245

8260C Volatile Organic Compounds by GC/MS

Analysis Method: 8260C Analysis Batch: 460-259905 Instrument ID: CVOAMS2
Prep Method: 5035 Prep Batch: 460-259738 Lab File ID: B75540.D
Dilution: 50 Initial Weight/Volume: 6.073 g
Analysis Date: 11/03/2014 1229 Final Weight/Volume: 10 mL
Prep Date: 11/01/2014 1010

Analyte	DryWt Corrected: Y	Result (ug/Kg)	Qualifier	MDL	RL
trans-1,3-Dichloropropene		23	U	23	96
Trichloroethene		8.8	U	8.8	96
Trichlorofluoromethane		14	U	14	96
Vinyl chloride		14	U	14	96
Xylenes, Total		34	U	34	190

Surrogate	%Rec	Qualifier	Acceptance Limits
1,2-Dichloroethane-d4 (Surr)	92		75 - 135
Toluene-d8 (Surr)	98		59 - 150
Bromofluorobenzene	106		72 - 133
Dibromofluoromethane (Surr)	94		70 - 130

Analytical Data

Client: Antea USA, Inc.

Job Number: 460-85449-1

Client Sample ID: PMP-27-SW-WT

Lab Sample ID: 460-85449-12

Date Sampled: 10/31/2014 0925

Client Matrix: Solid

% Moisture: 13.9

Date Received: 10/31/2014 1245

8260C Volatile Organic Compounds by GC/MS

Analysis Method:	8260C	Analysis Batch:	460-259905	Instrument ID:	CVOAMS2
Prep Method:	5035	Prep Batch:	460-259738	Lab File ID:	B75540.D
Dilution:	50			Initial Weight/Volume:	6.073 g
Analysis Date:	11/03/2014 1229			Final Weight/Volume:	10 mL
Prep Date:	11/01/2014 1010				

Tentatively Identified Compounds **Number TIC's Found: 10**

Cas Number	Analyte	RT	Est. Result (ug/Kg)	Qualifier
493-02-7	Naphthalene, decahydro-, trans-	10.90	4300	J N
1000152-47-3	trans-Decalin, 2-methyl-	11.40	5000	J N
2958-76-1	Naphthalene, decahydro-2-methyl-	11.58	4700	J N
1618-22-0	Naphthalene, decahydro-2,6-dimethyl-	12.00	5100	J N
4810-04-2	Benzene, 1,3,5-trimethyl-2-propyl-	12.02	5200	J N
	Unknown	12.27	4400	J
	Unknown	12.38	5400	J
629-50-5	Tridecane	12.59	4500	J N
5676-29-9	Benzene, (2,2-dimethyl-1-methylenepropyl	13.01	6600	J N
1595-10-4	1-Methyl-2-n-hexylbenzene	13.66	3900	J N

Analytical Data

Client: Antea USA, Inc.

Job Number: 460-85449-1

Client Sample ID: DUP1_20141031

Lab Sample ID: 460-85449-13

Date Sampled: 10/31/2014 0000

Client Matrix: Solid

% Moisture: 5.7

Date Received: 10/31/2014 1245

8260C Volatile Organic Compounds by GC/MS

Analysis Method:	8260C	Analysis Batch:	460-259905	Instrument ID:	CVOAMS2
Prep Method:	5035	Prep Batch:	460-259738	Lab File ID:	B75541.D
Dilution:	50			Initial Weight/Volume:	5.956 g
Analysis Date:	11/03/2014 1253			Final Weight/Volume:	10 mL
Prep Date:	11/01/2014 1011				

Analyte	DryWt Corrected: Y	Result (ug/Kg)	Qualifier	MDL	RL
1,1,1-Trichloroethane		5.5	U	5.5	89
1,1,2,2-Tetrachloroethane		14	U	14	89
1,1,2-Trichloroethane		17	U	17	89
1,1-Dichloroethane		12	U	12	89
1,1-Dichloroethene		7.9	U	7.9	89
1,2,3-Trichlorobenzene		46	U	46	89
1,2,4-Trichlorobenzene		30	U	30	89
1,2-Dibromo-3-Chloropropane		36	U	36	89
1,2-Dibromoethane		25	U	25	89
1,2-Dichlorobenzene		130		18	89
1,2-Dichloroethane		17	U	17	89
1,2-Dichloropropane		7.7	U	7.7	89
1,3-Dichlorobenzene		48	J	12	89
1,4-Dichlorobenzene		830		21	89
1,4-Dioxane		3200	U	3200	2200
2-Butanone		210	U	210	450
2-Hexanone		45	U	45	450
4-Methyl-2-pentanone		88	U	88	450
Acetone		240	U	240	450
Benzene		7.4	U	7.4	89
Bromochloromethane		24	U	24	89
Bromodichloromethane		11	U	11	89
Bromoform		17	U	17	89
Bromomethane		16	U	16	89
Carbon disulfide		11	U	11	89
Carbon tetrachloride		5.1	U	5.1	89
Chlorobenzene		9.8	U	9.8	89
Chloroethane		15	U	15	89
Chloroform		7.0	U	7.0	89
Chloromethane		8.6	U	8.6	89
cis-1,2-Dichloroethene		16	U	16	89
cis-1,3-Dichloropropene		16	U	16	89
Cyclohexane		14	U	14	89
Dibromochloromethane		18	U	18	89
Dichlorodifluoromethane		19	U	19	89
Ethylbenzene		8.5	U	8.5	89
Freon TF		7.3	U	7.3	89
Isopropylbenzene		6.8	U	6.8	89
Methyl acetate		30	U	30	450
Methylcyclohexane		110		12	89
Methylene Chloride		16	U	16	89
MTBE		12	U	12	89
Styrene		11	U	11	89
Tetrachloroethene		8.7	U	8.7	89
Toluene		13	U	13	89
trans-1,2-Dichloroethene		11	U	11	89

Analytical Data

Client: Antea USA, Inc.

Job Number: 460-85449-1

Client Sample ID: DUP1_20141031

Lab Sample ID: 460-85449-13

Date Sampled: 10/31/2014 0000

Client Matrix: Solid

% Moisture: 5.7

Date Received: 10/31/2014 1245

8260C Volatile Organic Compounds by GC/MS

Analysis Method: 8260C Analysis Batch: 460-259905 Instrument ID: CVOAMS2
Prep Method: 5035 Prep Batch: 460-259738 Lab File ID: B75541.D
Dilution: 50 Initial Weight/Volume: 5.956 g
Analysis Date: 11/03/2014 1253 Final Weight/Volume: 10 mL
Prep Date: 11/01/2014 1011

Analyte	DryWt Corrected: Y	Result (ug/Kg)	Qualifier	MDL	RL
trans-1,3-Dichloropropene		22	U	22	89
Trichloroethene		8.2	U	8.2	89
Trichlorofluoromethane		13	U	13	89
Vinyl chloride		13	U	13	89
Xylenes, Total		240		32	180

Surrogate	%Rec	Qualifier	Acceptance Limits
1,2-Dichloroethane-d4 (Surr)	94		75 - 135
Toluene-d8 (Surr)	99		59 - 150
Bromofluorobenzene	107		72 - 133
Dibromofluoromethane (Surr)	96		70 - 130

Analytical Data

Client: Antea USA, Inc.

Job Number: 460-85449-1

Client Sample ID: DUP1_20141031

Lab Sample ID: 460-85449-13

Date Sampled: 10/31/2014 0000

Client Matrix: Solid

% Moisture: 5.7

Date Received: 10/31/2014 1245

8260C Volatile Organic Compounds by GC/MS

Analysis Method:	8260C	Analysis Batch:	460-259905	Instrument ID:	CVOAMS2
Prep Method:	5035	Prep Batch:	460-259738	Lab File ID:	B75541.D
Dilution:	50			Initial Weight/Volume:	5.956 g
Analysis Date:	11/03/2014 1253			Final Weight/Volume:	10 mL
Prep Date:	11/01/2014 1011				

Tentatively Identified Compounds **Number TIC's Found: 10**

Cas Number	Analyte	RT	Est. Result (ug/Kg)	Qualifier
526-73-8	Benzene, 1,2,3-trimethyl-	10.72	6900	J N
1074-43-7	Benzene, 1-methyl-3-propyl-	10.89	11000	J N
1758-88-9	Benzene, 2-ethyl-1,4-dimethyl-	10.94	8400	J N
874-41-9	Benzene, 1-ethyl-2,4-dimethyl-	11.33	8100	J N
95-93-2	Benzene, 1,2,4,5-tetramethyl-	11.59	7700	J N
99-87-6	Benzene, 1-methyl-4-(1-methylethyl)-	11.92	13000	J N
1595-16-0	Benzene, 1-methyl-4-(1-methylpropyl)-	12.00	6300	J N
2050-24-0	Benzene, 1,3-diethyl-5-methyl-	12.20	8800	J N
4175-53-5	1H-Indene, 2,3-dihydro-1,3-dimethyl-	12.29	11000	J N
3877-19-8	Naphthalene, 1,2,3,4-tetrahydro-2-methyl	12.49	6400	J N

Analytical Data

Client: Antea USA, Inc.

Job Number: 460-85449-1

Client Sample ID: FB_20141031

Lab Sample ID: 460-85449-16FB

Date Sampled: 10/31/2014 1030

Client Matrix: Water

Date Received: 10/31/2014 1245

8260C Volatile Organic Compounds by GC/MS

Analysis Method:	8260C	Analysis Batch:	460-259722	Instrument ID:	CVOAMS3
Prep Method:	5030C	Prep Batch:	N/A	Lab File ID:	C1634.D
Dilution:	1.0			Initial Weight/Volume:	5 mL
Analysis Date:	11/01/2014 1242			Final Weight/Volume:	5 mL
Prep Date:	11/01/2014 1242				

Analyte	Result (ug/L)	Qualifier	MDL	RL
1,1,1-Trichloroethane	0.060	U	0.060	1.0
1,1,2,2-Tetrachloroethane	0.16	U	0.16	1.0
1,1,2-Trichloroethane	0.19	U	0.19	1.0
1,1-Dichloroethane	0.13	U	0.13	1.0
1,1-Dichloroethene	0.090	U	0.090	1.0
1,2,3-Trichlorobenzene	0.51	U	0.51	1.0
1,2,4-Trichlorobenzene	0.34	U	0.34	1.0
1,2-Dibromo-3-Chloropropane	0.40	U	0.40	1.0
1,2-Dibromoethane	0.28	U	0.28	1.0
1,2-Dichlorobenzene	0.21	U	0.21	1.0
1,2-Dichloroethane	0.19	U	0.19	1.0
1,2-Dichloropropane	0.090	U	0.090	1.0
1,3-Dichlorobenzene	0.14	U	0.14	1.0
1,4-Dichlorobenzene	0.23	U	0.23	1.0
1,4-Dioxane	36	U	36	50
2-Butanone	2.3	U	2.3	5.0
2-Hexanone	0.50	U	0.50	5.0
4-Methyl-2-pentanone	0.99	U	0.99	5.0
Acetone	2.7	U	2.7	5.0
Benzene	0.080	U	0.080	1.0
Bromochloromethane	0.27	U	0.27	1.0
Bromodichloromethane	0.12	U	0.12	1.0
Bromoform	0.19	U	0.19	1.0
Bromomethane	0.18	U*	0.18	1.0
Carbon disulfide	0.13	U	0.13	1.0
Carbon tetrachloride	0.060	U	0.060	1.0
Chlorobenzene	0.11	U	0.11	1.0
Chloroethane	0.17	U	0.17	1.0
Chloroform	0.080	U	0.080	1.0
Chloromethane	0.10	U	0.10	1.0
cis-1,2-Dichloroethene	0.18	U	0.18	1.0
cis-1,3-Dichloropropene	0.18	U	0.18	1.0
Cyclohexane	0.16	U	0.16	1.0
Dibromochloromethane	0.20	U	0.20	1.0
Dichlorodifluoromethane	0.22	U	0.22	1.0
Ethylbenzene	0.10	U	0.10	1.0
Freon TF	0.080	U	0.080	1.0
Isopropylbenzene	0.080	U	0.080	1.0
Methyl acetate	0.34	U*	0.34	5.0
Methylcyclohexane	0.14	U	0.14	1.0
Methylene Chloride	0.18	U	0.18	1.0
MTBE	0.14	U	0.14	1.0
Styrene	0.12	U	0.12	1.0
Tetrachloroethene	0.10	U	0.10	1.0
Toluene	0.15	U	0.15	1.0
trans-1,2-Dichloroethene	0.13	U	0.13	1.0

Analytical Data

Client: Antea USA, Inc.

Job Number: 460-85449-1

Client Sample ID: FB_20141031

Lab Sample ID: 460-85449-16FB

Client Matrix: Water

Date Sampled: 10/31/2014 1030

Date Received: 10/31/2014 1245

8260C Volatile Organic Compounds by GC/MS

Analysis Method:	8260C	Analysis Batch:	460-259722	Instrument ID:	CVOAMS3
Prep Method:	5030C	Prep Batch:	N/A	Lab File ID:	C1634.D
Dilution:	1.0			Initial Weight/Volume:	5 mL
Analysis Date:	11/01/2014 1242			Final Weight/Volume:	5 mL
Prep Date:	11/01/2014 1242				

Analyte	Result (ug/L)	Qualifier	MDL	RL
trans-1,3-Dichloropropene	0.24	U	0.24	1.0
Trichloroethene	0.090	U	0.090	1.0
Trichlorofluoromethane	0.15	U	0.15	1.0
Vinyl chloride	0.14	U	0.14	1.0
Xylenes, Total	0.13	U	0.13	2.0

Surrogate	%Rec	Qualifier	Acceptance Limits
1,2-Dichloroethane-d4 (Surr)	114		70 - 130
Toluene-d8 (Surr)	112		70 - 130
Bromofluorobenzene	115		64 - 135
Dibromofluoromethane (Surr)	115		72 - 137

Analytical Data

Client: Antea USA, Inc.

Job Number: 460-85449-1

Client Sample ID: FB_20141031

Lab Sample ID: 460-85449-16FB

Client Matrix: Water

Date Sampled: 10/31/2014 1030

Date Received: 10/31/2014 1245

8260C Volatile Organic Compounds by GC/MS

Analysis Method:	8260C	Analysis Batch:	460-259722	Instrument ID:	CVOAMS3
Prep Method:	5030C	Prep Batch:	N/A	Lab File ID:	C1634.D
Dilution:	1.0			Initial Weight/Volume:	5 mL
Analysis Date:	11/01/2014 1242			Final Weight/Volume:	5 mL
Prep Date:	11/01/2014 1242				

Tentatively Identified Compounds **Number TIC's Found: 0**

Cas Number	Analyte	RT	Est. Result (ug/L)	Qualifier
	Tentatively Identified Compound		None	

Analytical Data

Client: Antea USA, Inc.

Job Number: 460-85449-1

Client Sample ID: Trip Blank

Lab Sample ID: 460-85449-17TB

Date Sampled: 10/31/2014 0000

Client Matrix: Water

Date Received: 10/31/2014 1245

8260C Volatile Organic Compounds by GC/MS

Analysis Method:	8260C	Analysis Batch:	460-259722	Instrument ID:	CVOAMS3
Prep Method:	5030C	Prep Batch:	N/A	Lab File ID:	C1635.D
Dilution:	1.0			Initial Weight/Volume:	5 mL
Analysis Date:	11/01/2014 1309			Final Weight/Volume:	5 mL
Prep Date:	11/01/2014 1309				

Analyte	Result (ug/L)	Qualifier	MDL	RL
1,1,1-Trichloroethane	0.060	U	0.060	1.0
1,1,2,2-Tetrachloroethane	0.16	U	0.16	1.0
1,1,2-Trichloroethane	0.19	U	0.19	1.0
1,1-Dichloroethane	0.13	U	0.13	1.0
1,1-Dichloroethene	0.090	U	0.090	1.0
1,2,3-Trichlorobenzene	0.51	U	0.51	1.0
1,2,4-Trichlorobenzene	0.34	U	0.34	1.0
1,2-Dibromo-3-Chloropropane	0.40	U	0.40	1.0
1,2-Dibromoethane	0.28	U	0.28	1.0
1,2-Dichlorobenzene	0.21	U	0.21	1.0
1,2-Dichloroethane	0.19	U	0.19	1.0
1,2-Dichloropropane	0.090	U	0.090	1.0
1,3-Dichlorobenzene	0.14	U	0.14	1.0
1,4-Dichlorobenzene	0.23	U	0.23	1.0
1,4-Dioxane	36	U	36	50
2-Butanone	2.3	U	2.3	5.0
2-Hexanone	0.50	U	0.50	5.0
4-Methyl-2-pentanone	0.99	U	0.99	5.0
Acetone	2.7	U	2.7	5.0
Benzene	0.080	U	0.080	1.0
Bromochloromethane	0.27	U	0.27	1.0
Bromodichloromethane	0.12	U	0.12	1.0
Bromoform	0.19	U	0.19	1.0
Bromomethane	0.18	U*	0.18	1.0
Carbon disulfide	0.13	U	0.13	1.0
Carbon tetrachloride	0.060	U	0.060	1.0
Chlorobenzene	0.11	U	0.11	1.0
Chloroethane	0.17	U	0.17	1.0
Chloroform	0.080	U	0.080	1.0
Chloromethane	0.10	U	0.10	1.0
cis-1,2-Dichloroethene	0.18	U	0.18	1.0
cis-1,3-Dichloropropene	0.18	U	0.18	1.0
Cyclohexane	0.16	U	0.16	1.0
Dibromochloromethane	0.20	U	0.20	1.0
Dichlorodifluoromethane	0.22	U	0.22	1.0
Ethylbenzene	0.10	U	0.10	1.0
Freon TF	0.080	U	0.080	1.0
Isopropylbenzene	0.080	U	0.080	1.0
Methyl acetate	0.34	U*	0.34	5.0
Methylcyclohexane	0.14	U	0.14	1.0
Methylene Chloride	0.18	U	0.18	1.0
MTBE	0.14	U	0.14	1.0
Styrene	0.12	U	0.12	1.0
Tetrachloroethene	0.10	U	0.10	1.0
Toluene	0.15	U	0.15	1.0
trans-1,2-Dichloroethene	0.13	U	0.13	1.0

Analytical Data

Client: Antea USA, Inc.

Job Number: 460-85449-1

Client Sample ID: Trip Blank

Lab Sample ID: 460-85449-17TB

Date Sampled: 10/31/2014 0000

Client Matrix: Water

Date Received: 10/31/2014 1245

8260C Volatile Organic Compounds by GC/MS

Analysis Method:	8260C	Analysis Batch:	460-259722	Instrument ID:	CVOAMS3
Prep Method:	5030C	Prep Batch:	N/A	Lab File ID:	C1635.D
Dilution:	1.0			Initial Weight/Volume:	5 mL
Analysis Date:	11/01/2014 1309			Final Weight/Volume:	5 mL
Prep Date:	11/01/2014 1309				

Analyte	Result (ug/L)	Qualifier	MDL	RL
trans-1,3-Dichloropropene	0.24	U	0.24	1.0
Trichloroethene	0.090	U	0.090	1.0
Trichlorofluoromethane	0.15	U	0.15	1.0
Vinyl chloride	0.14	U	0.14	1.0
Xylenes, Total	0.13	U	0.13	2.0

Surrogate	%Rec	Qualifier	Acceptance Limits
1,2-Dichloroethane-d4 (Surr)	112		70 - 130
Toluene-d8 (Surr)	114		70 - 130
Bromofluorobenzene	116		64 - 135
Dibromofluoromethane (Surr)	116		72 - 137

Analytical Data

Client: Antea USA, Inc.

Job Number: 460-85449-1

Client Sample ID: Trip Blank

Lab Sample ID: 460-85449-17TB

Date Sampled: 10/31/2014 0000

Client Matrix: Water

Date Received: 10/31/2014 1245

8260C Volatile Organic Compounds by GC/MS

Analysis Method:	8260C	Analysis Batch:	460-259722	Instrument ID:	CVOAMS3
Prep Method:	5030C	Prep Batch:	N/A	Lab File ID:	C1635.D
Dilution:	1.0			Initial Weight/Volume:	5 mL
Analysis Date:	11/01/2014 1309			Final Weight/Volume:	5 mL
Prep Date:	11/01/2014 1309				

Tentatively Identified Compounds **Number TIC's Found: 0**

Cas Number	Analyte	RT	Est. Result (ug/L)	Qualifier
	Tentatively Identified Compound		None	

Analytical Data

Client: Antea USA, Inc.

Job Number: 460-85449-1

Client Sample ID: PMP-18-SW-VD

Lab Sample ID: 460-85449-4

Date Sampled: 10/31/2014 0905

Client Matrix: Solid

% Moisture: 4.5

Date Received: 10/31/2014 1245

8270D Semivolatile Organic Compounds (GC/MS)

Analysis Method:	8270D	Analysis Batch:	460-259875	Instrument ID:	CBNAMS12
Prep Method:	3546	Prep Batch:	460-259683	Lab File ID:	L118326.D
Dilution:	1.0			Initial Weight/Volume:	15.0422 g
Analysis Date:	11/02/2014 2327			Final Weight/Volume:	1 mL
Prep Date:	11/01/2014 0418			Injection Volume:	1 uL

Analyte	DryWt Corrected: Y	Result (ug/Kg)	Qualifier	MDL	RL
1,2,4,5-Tetrachlorobenzene		26	U	26	340
2,2'-oxybis[1-chloropropane]		14	U	14	340
2,3,4,6-Tetrachlorophenol		32	U	32	340
2,4,5-Trichlorophenol		34	U	34	340
2,4,6-Trichlorophenol		9.8	U	9.8	140
2,4-Dichlorophenol		8.1	U	8.1	340
2,4-Dimethylphenol		76	U	76	340
2,4-Dinitrophenol		260	U	260	280
2,4-Dinitrotoluene		14	U	14	70
2,6-Dinitrotoluene		18	U	18	70
2-Chloronaphthalene		7.8	U	7.8	340
2-Chlorophenol		8.8	U	8.8	340
2-Methylnaphthalene		7.6	U	7.6	340
2-Methylphenol		15	U	15	340
2-Nitroaniline		11	U	11	340
2-Nitrophenol		12	U	12	340
3,3'-Dichlorobenzidine		39	U	39	140
3-Nitroaniline		10	U	10	340
4,6-Dinitro-2-methylphenol		92	U	92	280
4-Bromophenyl phenyl ether		11	U	11	340
4-Chloro-3-methylphenol		15	U	15	340
4-Chloroaniline		8.9	U	8.9	340
4-Chlorophenyl phenyl ether		10	U	10	340
4-Methylphenol		9.4	U	9.4	340
4-Nitroaniline		13	U	13	340
4-Nitrophenol		170	U	170	700
Acenaphthene		8.4	U	8.4	340
Acenaphthylene		8.9	U	8.9	340
Acetophenone		7.5	U	7.5	340
Anthracene		33	U	33	340
Atrazine		15	U	15	140
Benzaldehyde		26	U	26	340
Benzo[a]anthracene		29	U	29	34
Benzo[a]pyrene		10	U	10	34
Benzo[b]fluoranthene		13	U	13	34
Benzo[g,h,i]perylene		20	U	20	340
Benzo[k]fluoranthene		15	U	15	34
Bis(2-chloroethoxy)methane		11	U	11	340
Bis(2-chloroethyl)ether		8.1	U	8.1	34
Bis(2-ethylhexyl) phthalate		13	U	13	340
Butyl benzyl phthalate		11	U	11	340
Caprolactam		25	U	25	340
Carbazole		8.6	U	8.6	340
Chrysene		9.4	U	9.4	340
Dibenz(a,h)anthracene		18	U	18	34
Dibenzofuran		10	U	10	340

Analytical Data

Client: Antea USA, Inc.

Job Number: 460-85449-1

Client Sample ID: PMP-18-SW-VD

Lab Sample ID: 460-85449-4

Date Sampled: 10/31/2014 0905

Client Matrix: Solid

% Moisture: 4.5

Date Received: 10/31/2014 1245

8270D Semivolatile Organic Compounds (GC/MS)

Analysis Method:	8270D	Analysis Batch:	460-259875	Instrument ID:	CBNAMS12
Prep Method:	3546	Prep Batch:	460-259683	Lab File ID:	L118326.D
Dilution:	1.0			Initial Weight/Volume:	15.0422 g
Analysis Date:	11/02/2014 2327			Final Weight/Volume:	1 mL
Prep Date:	11/01/2014 0418			Injection Volume:	1 uL

Analyte	DryWt Corrected: Y	Result (ug/Kg)	Qualifier	MDL	RL
Diethyl phthalate		9.8	U	9.8	340
Dimethyl phthalate		10	U	10	340
Di-n-butyl phthalate		10	U	10	340
Di-n-octyl phthalate		18	U	18	340
Diphenyl		29	U	29	340
Fluoranthene		10	U	10	340
Fluorene		7.5	U	7.5	340
Hexachlorobenzene		14	U	14	34
Hexachlorobutadiene		9.7	U	9.7	70
Hexachlorocyclopentadiene		22	U	22	340
Hexachloroethane		13	U	13	34
Indeno[1,2,3-cd]pyrene		23	U *	23	34
Isophorone		200		7.4	140
Naphthalene		8.8	U	8.8	340
Nitrobenzene		11	U	11	34
N-Nitrosodi-n-propylamine		12	U	12	34
N-Nitrosodiphenylamine		31	U	31	340
Pentachlorophenol		42	U	42	280
Phenanthrene		9.2	U	9.2	340
Phenol		11	U	11	340
Pyrene		16	U	16	340
Surrogate		%Rec	Qualifier	Acceptance Limits	
Nitrobenzene-d5		90		38 - 105	
Phenol-d5		92		41 - 118	
Terphenyl-d14		107		16 - 151	
2,4,6-Tribromophenol		103		10 - 120	
2-Fluorophenol		79		37 - 125	
2-Fluorobiphenyl		81		40 - 109	

Analytical Data

Client: Antea USA, Inc.

Job Number: 460-85449-1

Client Sample ID: PMP-18-SW-VD

Lab Sample ID: 460-85449-4

Date Sampled: 10/31/2014 0905

Client Matrix: Solid

% Moisture: 4.5

Date Received: 10/31/2014 1245

8270D Semivolatile Organic Compounds (GC/MS)

Analysis Method:	8270D	Analysis Batch:	460-259875	Instrument ID:	CBNAMS12
Prep Method:	3546	Prep Batch:	460-259683	Lab File ID:	L118326.D
Dilution:	1.0			Initial Weight/Volume:	15.0422 g
Analysis Date:	11/02/2014 2327			Final Weight/Volume:	1 mL
Prep Date:	11/01/2014 0418			Injection Volume:	1 uL

Tentatively Identified Compounds **Number TIC's Found: 9**

Cas Number	Analyte	RT	Est. Result (ug/Kg)	Qualifier
	Unknown	2.75	130000	J
197390-29-7	Cyclopentene, 1,2,3,3,4-pentamethyl-	3.11	800	J N
63922-44-1	3-Heptyne-2,6-dione, 5-methyl-5-(1-methy	3.33	1100	J N
	Unknown	3.75	540	J
	Unknown	4.65	680	J
504-20-1	2,5-Heptadien-4-one, 2,6-dimethyl-	4.89	980	J N
	Unknown	5.15	15000	J
	Unknown	5.44	1900	J
	Unknown	6.70	310	J

Analytical Data

Client: Antea USA, Inc.

Job Number: 460-85449-1

Client Sample ID: PMP-19-SW-VD

Lab Sample ID: 460-85449-6

Date Sampled: 10/31/2014 0913

Client Matrix: Solid

% Moisture: 5.7

Date Received: 10/31/2014 1245

8270D Semivolatile Organic Compounds (GC/MS)

Analysis Method:	8270D	Analysis Batch:	460-259875	Instrument ID:	CBNAMS12
Prep Method:	3546	Prep Batch:	460-259683	Lab File ID:	L118327.D
Dilution:	1.0			Initial Weight/Volume:	15.0230 g
Analysis Date:	11/02/2014 2352			Final Weight/Volume:	1 mL
Prep Date:	11/01/2014 0418			Injection Volume:	1 uL

Analyte	DryWt Corrected: Y	Result (ug/Kg)	Qualifier	MDL	RL
1,2,4,5-Tetrachlorobenzene		26	U	26	350
2,2'-oxybis[1-chloropropane]		14	U	14	350
2,3,4,6-Tetrachlorophenol		33	U	33	350
2,4,5-Trichlorophenol		35	U	35	350
2,4,6-Trichlorophenol		10	U	10	140
2,4-Dichlorophenol		8.3	U	8.3	350
2,4-Dimethylphenol		77	U	77	350
2,4-Dinitrophenol		260	U	260	280
2,4-Dinitrotoluene		14	U	14	71
2,6-Dinitrotoluene		19	U	19	71
2-Chloronaphthalene		7.9	U	7.9	350
2-Chlorophenol		8.9	U	8.9	350
2-Methylnaphthalene		7.7	U	7.7	350
2-Methylphenol		15	U	15	350
2-Nitroaniline		12	U	12	350
2-Nitrophenol		12	U	12	350
3,3'-Dichlorobenzidine		39	U	39	140
3-Nitroaniline		10	U	10	350
4,6-Dinitro-2-methylphenol		93	U	93	280
4-Bromophenyl phenyl ether		11	U	11	350
4-Chloro-3-methylphenol		15	U	15	350
4-Chloroaniline		9.0	U	9.0	350
4-Chlorophenyl phenyl ether		10	U	10	350
4-Methylphenol		9.5	U	9.5	350
4-Nitroaniline		13	U	13	350
4-Nitrophenol		170	U	170	710
Acenaphthene		8.5	U	8.5	350
Acenaphthylene		9.0	U	9.0	350
Acetophenone		7.6	U	7.6	350
Anthracene		33	U	33	350
Atrazine		16	U	16	140
Benzaldehyde		27	U	27	350
Benzo[a]anthracene		29	U	29	35
Benzo[a]pyrene		11	U	11	35
Benzo[b]fluoranthene		14	U	14	35
Benzo[g,h,i]perylene		20	U	20	350
Benzo[k]fluoranthene		15	U	15	35
Bis(2-chloroethoxy)methane		11	U	11	350
Bis(2-chloroethyl)ether		8.3	U	8.3	35
Bis(2-ethylhexyl) phthalate		14	U	14	350
Butyl benzyl phthalate		11	U	11	350
Caprolactam		25	U	25	350
Carbazole		8.7	U	8.7	350
Chrysene		9.5	U	9.5	350
Dibenz(a,h)anthracene		18	U	18	35
Dibenzofuran		11	U	11	350

Analytical Data

Client: Antea USA, Inc.

Job Number: 460-85449-1

Client Sample ID: PMP-19-SW-VD

Lab Sample ID: 460-85449-6

Date Sampled: 10/31/2014 0913

Client Matrix: Solid

% Moisture: 5.7

Date Received: 10/31/2014 1245

8270D Semivolatile Organic Compounds (GC/MS)

Analysis Method: 8270D	Analysis Batch: 460-259875	Instrument ID: CBNAMS12
Prep Method: 3546	Prep Batch: 460-259683	Lab File ID: L118327.D
Dilution: 1.0		Initial Weight/Volume: 15.0230 g
Analysis Date: 11/02/2014 2352		Final Weight/Volume: 1 mL
Prep Date: 11/01/2014 0418		Injection Volume: 1 uL

Analyte	DryWt Corrected: Y	Result (ug/Kg)	Qualifier	MDL	RL
Diethyl phthalate		10	U	10	350
Dimethyl phthalate		10	U	10	350
Di-n-butyl phthalate		10	U	10	350
Di-n-octyl phthalate		18	U	18	350
Diphenyl		30	U	30	350
Fluoranthene		10	U	10	350
Fluorene		7.6	U	7.6	350
Hexachlorobenzene		14	U	14	35
Hexachlorobutadiene		9.8	U	9.8	71
Hexachlorocyclopentadiene		22	U	22	350
Hexachloroethane		13	U	13	35
Indeno[1,2,3-cd]pyrene		23	U*	23	35
Isophorone		7.5	U	7.5	140
Naphthalene		8.9	U	8.9	350
Nitrobenzene		11	U	11	35
N-Nitrosodi-n-propylamine		12	U	12	35
N-Nitrosodiphenylamine		32	U	32	350
Pentachlorophenol		42	U	42	280
Phenanthrene		9.3	U	9.3	350
Phenol		11	U	11	350
Pyrene		16	U	16	350
Surrogate		%Rec	Qualifier	Acceptance Limits	
Nitrobenzene-d5		91		38 - 105	
Phenol-d5		90		41 - 118	
Terphenyl-d14		113		16 - 151	
2,4,6-Tribromophenol		108		10 - 120	
2-Fluorophenol		82		37 - 125	
2-Fluorobiphenyl		82		40 - 109	

Analytical Data

Client: Antea USA, Inc.

Job Number: 460-85449-1

Client Sample ID: PMP-19-SW-VD

Lab Sample ID: 460-85449-6

Date Sampled: 10/31/2014 0913

Client Matrix: Solid

% Moisture: 5.7

Date Received: 10/31/2014 1245

8270D Semivolatile Organic Compounds (GC/MS)

Analysis Method:	8270D	Analysis Batch:	460-259875	Instrument ID:	CBNAMS12
Prep Method:	3546	Prep Batch:	460-259683	Lab File ID:	L118327.D
Dilution:	1.0			Initial Weight/Volume:	15.0230 g
Analysis Date:	11/02/2014 2352			Final Weight/Volume:	1 mL
Prep Date:	11/01/2014 0418			Injection Volume:	1 uL

Tentatively Identified Compounds **Number TIC's Found: 3**

Cas Number	Analyte	RT	Est. Result (ug/Kg)	Qualifier
63922-44-1	3-Heptyne-2,6-dione, 5-methyl-5-(1-methy	3.32	330	J N
	Unknown	5.12	670	J
	Unknown	5.43	300	J

Analytical Data

Client: Antea USA, Inc.

Job Number: 460-85449-1

Client Sample ID: DUP3_20141031

Lab Sample ID: 460-85449-15

Date Sampled: 10/31/2014 0000

Client Matrix: Solid

% Moisture: 5.6

Date Received: 10/31/2014 1245

8270D Semivolatile Organic Compounds (GC/MS)

Analysis Method:	8270D	Analysis Batch:	460-259875	Instrument ID:	CBNAM12
Prep Method:	3546	Prep Batch:	460-259683	Lab File ID:	L118328.D
Dilution:	1.0			Initial Weight/Volume:	15.0421 g
Analysis Date:	11/03/2014 0017			Final Weight/Volume:	1 mL
Prep Date:	11/01/2014 0418			Injection Volume:	1 uL

Analyte	DryWt Corrected: Y	Result (ug/Kg)	Qualifier	MDL	RL
1,2,4,5-Tetrachlorobenzene		26	U	26	350
2,2'-oxybis[1-chloropropane]		14	U	14	350
2,3,4,6-Tetrachlorophenol		33	U	33	350
2,4,5-Trichlorophenol		35	U	35	350
2,4,6-Trichlorophenol		9.9	U	9.9	140
2,4-Dichlorophenol		8.2	U	8.2	350
2,4-Dimethylphenol		77	U	77	350
2,4-Dinitrophenol		260	U	260	280
2,4-Dinitrotoluene		14	U	14	71
2,6-Dinitrotoluene		19	U	19	71
2-Chloronaphthalene		7.9	U	7.9	350
2-Chlorophenol		8.9	U	8.9	350
2-Methylnaphthalene		7.7	U	7.7	350
2-Methylphenol		15	U	15	350
2-Nitroaniline		12	U	12	350
2-Nitrophenol		12	U	12	350
3,3'-Dichlorobenzidine		39	U	39	140
3-Nitroaniline		10	U	10	350
4,6-Dinitro-2-methylphenol		93	U	93	280
4-Bromophenyl phenyl ether		11	U	11	350
4-Chloro-3-methylphenol		15	U	15	350
4-Chloroaniline		9.0	U	9.0	350
4-Chlorophenyl phenyl ether		10	U	10	350
4-Methylphenol		9.5	U	9.5	350
4-Nitroaniline		13	U	13	350
4-Nitrophenol		170	U	170	710
Acenaphthene		8.5	U	8.5	350
Acenaphthylene		9.0	U	9.0	350
Acetophenone		7.6	U	7.6	350
Anthracene		33	U	33	350
Atrazine		16	U	16	140
Benzaldehyde		31	J	27	350
Benzo[a]anthracene		29	U	29	35
Benzo[a]pyrene		11	U	11	35
Benzo[b]fluoranthene		14	U	14	35
Benzo[g,h,i]perylene		20	U	20	350
Benzo[k]fluoranthene		15	U	15	35
Bis(2-chloroethoxy)methane		11	U	11	350
Bis(2-chloroethyl)ether		8.2	U	8.2	35
Bis(2-ethylhexyl) phthalate		14	U	14	350
Butyl benzyl phthalate		11	U	11	350
Caprolactam		25	U	25	350
Carbazole		8.7	U	8.7	350
Chrysene		9.5	U	9.5	350
Dibenz(a,h)anthracene		18	U	18	35
Dibenzofuran		11	U	11	350

Analytical Data

Client: Antea USA, Inc.

Job Number: 460-85449-1

Client Sample ID: DUP3_20141031

Lab Sample ID: 460-85449-15

Date Sampled: 10/31/2014 0000

Client Matrix: Solid

% Moisture: 5.6

Date Received: 10/31/2014 1245

8270D Semivolatile Organic Compounds (GC/MS)

Analysis Method:	8270D	Analysis Batch:	460-259875	Instrument ID:	CBNAM512
Prep Method:	3546	Prep Batch:	460-259683	Lab File ID:	L118328.D
Dilution:	1.0			Initial Weight/Volume:	15.0421 g
Analysis Date:	11/03/2014 0017			Final Weight/Volume:	1 mL
Prep Date:	11/01/2014 0418			Injection Volume:	1 uL

Analyte	DryWt Corrected: Y	Result (ug/Kg)	Qualifier	MDL	RL
Diethyl phthalate		9.9	U	9.9	350
Dimethyl phthalate		10	U	10	350
Di-n-butyl phthalate		10	U	10	350
Di-n-octyl phthalate		18	U	18	350
Diphenyl		30	U	30	350
Fluoranthene		10	U	10	350
Fluorene		7.6	U	7.6	350
Hexachlorobenzene		14	U	14	35
Hexachlorobutadiene		9.8	U	9.8	71
Hexachlorocyclopentadiene		22	U	22	350
Hexachloroethane		13	U	13	35
Indeno[1,2,3-cd]pyrene		23	U*	23	35
Isophorone		42	J	7.5	140
Naphthalene		8.9	U	8.9	350
Nitrobenzene		11	U	11	35
N-Nitrosodi-n-propylamine		12	U	12	35
N-Nitrosodiphenylamine		32	U	32	350
Pentachlorophenol		42	U	42	280
Phenanthrene		9.3	U	9.3	350
Phenol		11	U	11	350
Pyrene		16	U	16	350
Surrogate		%Rec	Qualifier	Acceptance Limits	
Nitrobenzene-d5		85		38 - 105	
Phenol-d5		86		41 - 118	
Terphenyl-d14		110		16 - 151	
2,4,6-Tribromophenol		100		10 - 120	
2-Fluorophenol		76		37 - 125	
2-Fluorobiphenyl		77		40 - 109	

Analytical Data

Client: Antea USA, Inc.

Job Number: 460-85449-1

Client Sample ID: DUP3_20141031

Lab Sample ID: 460-85449-15

Date Sampled: 10/31/2014 0000

Client Matrix: Solid

% Moisture: 5.6

Date Received: 10/31/2014 1245

8270D Semivolatile Organic Compounds (GC/MS)

Analysis Method: 8270D

Analysis Batch: 460-259875

Instrument ID: CBNAMS12

Prep Method: 3546

Prep Batch: 460-259683

Lab File ID: L118328.D

Dilution: 1.0

Initial Weight/Volume: 15.0421 g

Analysis Date: 11/03/2014 0017

Final Weight/Volume: 1 mL

Prep Date: 11/01/2014 0418

Injection Volume: 1 uL

Tentatively Identified Compounds

Number TIC's Found: 2

Cas Number	Analyte	RT	Est. Result (ug/Kg)	Qualifier
	Unknown	5.13	6700	J
	Unknown	5.43	830	J

Analytical Data

Client: Antea USA, Inc.

Job Number: 460-85449-1

Client Sample ID: FB_20141031

Lab Sample ID: 460-85449-16FB

Date Sampled: 10/31/2014 1030

Client Matrix: Water

Date Received: 10/31/2014 1245

8270D Semivolatile Organic Compounds (GC/MS)

Analysis Method:	8270D	Analysis Batch:	460-260675	Instrument ID:	CBNAM513
Prep Method:	3510C	Prep Batch:	460-260012	Lab File ID:	C11106.D
Dilution:	1.0			Initial Weight/Volume:	240 mL
Analysis Date:	11/06/2014 0946			Final Weight/Volume:	2 mL
Prep Date:	11/03/2014 1117			Injection Volume:	5 uL

Analyte	Result (ug/L)	Qualifier	MDL	RL
1,2,4,5-Tetrachlorobenzene	1.9	U	1.9	10
2,2'-oxybis[1-chloropropane]	1.4	U *	1.4	10
2,3,4,6-Tetrachlorophenol	0.93	U	0.93	10
2,4,5-Trichlorophenol	2.3	U	2.3	10
2,4,6-Trichlorophenol	1.5	U	1.5	10
2,4-Dichlorophenol	1.1	U	1.1	10
2,4-Dimethylphenol	1.3	U	1.3	10
2,4-Dinitrophenol	2.1	U	2.1	31
2,4-Dinitrotoluene	0.29	U	0.29	2.1
2,6-Dinitrotoluene	0.28	U	0.28	2.1
2-Chloronaphthalene	1.4	U	1.4	10
2-Chlorophenol	0.97	U	0.97	10
2-Methylnaphthalene	1.6	U	1.6	10
2-Methylphenol	1.5	U	1.5	10
2-Nitroaniline	2.1	U	2.1	21
2-Nitrophenol	0.71	U	0.71	10
3,3'-Dichlorobenzidine	3.3	U	3.3	21
3-Nitroaniline	3.0	U	3.0	21
4,6-Dinitro-2-methylphenol	3.1	U	3.1	31
4-Bromophenyl phenyl ether	1.1	U	1.1	10
4-Chloro-3-methylphenol	1.1	U	1.1	10
4-Chloroaniline	0.33	U	0.33	1.0
4-Chlorophenyl phenyl ether	1.6	U	1.6	10
4-Methylphenol	1.0	U	1.0	10
4-Nitroaniline	3.0	U	3.0	21
4-Nitrophenol	2.1	U	2.1	31
Acenaphthene	1.1	U	1.1	10
Acenaphthylene	1.9	U	1.9	10
Acetophenone	0.93	U	0.93	10
Anthracene	0.89	U	0.89	10
Atrazine	1.0	U	1.0	10
Benzaldehyde	2.2	U	2.2	10
Benzo[a]anthracene	0.19	U	0.19	1.0
Benzo[a]pyrene	0.15	U	0.15	1.0
Benzo[b]fluoranthene	0.22	U	0.22	1.0
Benzo[g,h,i]perylene	0.97	U	0.97	10
Benzo[k]fluoranthene	0.15	U	0.15	1.0
Bis(2-chloroethoxy)methane	1.0	U	1.0	10
Bis(2-chloroethyl)ether	0.31	U	0.31	1.0
Bis(2-ethylhexyl) phthalate	0.84	U	0.84	10
Butyl benzyl phthalate	1.5	U	1.5	10
Caprolactam	0.95	U	0.95	10
Carbazole	1.3	U	1.3	10
Chrysene	1.5	U	1.5	10
Dibenz(a,h)anthracene	0.17	U	0.17	1.0
Dibenzofuran	1.6	U	1.6	10

Analytical Data

Client: Antea USA, Inc.

Job Number: 460-85449-1

Client Sample ID: FB_20141031

Lab Sample ID: 460-85449-16FB

Date Sampled: 10/31/2014 1030

Client Matrix: Water

Date Received: 10/31/2014 1245

8270D Semivolatile Organic Compounds (GC/MS)

Analysis Method:	8270D	Analysis Batch:	460-260675	Instrument ID:	CBNAM513
Prep Method:	3510C	Prep Batch:	460-260012	Lab File ID:	C11106.D
Dilution:	1.0			Initial Weight/Volume:	240 mL
Analysis Date:	11/06/2014 0946			Final Weight/Volume:	2 mL
Prep Date:	11/03/2014 1117			Injection Volume:	5 uL

Analyte	Result (ug/L)	Qualifier	MDL	RL
Diethyl phthalate	1.5	U	1.5	10
Dimethyl phthalate	1.1	U	1.1	10
Di-n-butyl phthalate	1.0	U	1.0	10
Di-n-octyl phthalate	0.92	U	0.92	10
Diphenyl	1.9	U	1.9	10
Fluoranthene	1.1	U	1.1	10
Fluorene	1.8	U	1.8	10
Hexachlorobenzene	0.21	U	0.21	1.0
Hexachlorobutadiene	0.71	U	0.71	2.1
Hexachlorocyclopentadiene	1.6	U	1.6	10
Hexachloroethane	0.16	U	0.16	1.0
Indeno[1,2,3-cd]pyrene	0.11	U	0.11	1.0
Isophorone	1.4	U	1.4	10
Naphthalene	2.1	U	2.1	10
Nitrobenzene	0.35	U	0.35	1.0
N-Nitrosodi-n-propylamine	0.28	U	0.28	1.0
N-Nitrosodiphenylamine	1.0	U	1.0	10
Pentachlorophenol	2.8	U	2.8	31
Phenanthrene	1.3	U	1.3	10
Phenol	0.63	U	0.63	10
Pyrene	1.1	U	1.1	10
Surrogate	%Rec	Qualifier	Acceptance Limits	
Nitrobenzene-d5	76		60 - 114	
Phenol-d5	23		4 - 86	
Terphenyl-d14	85		72 - 130	
2,4,6-Tribromophenol	79		51 - 126	
2-Fluorophenol	35		15 - 96	
2-Fluorobiphenyl	69		50 - 120	

Analytical Data

Client: Antea USA, Inc.

Job Number: 460-85449-1

Client Sample ID: FB_20141031

Lab Sample ID: 460-85449-16FB

Client Matrix: Water

Date Sampled: 10/31/2014 1030

Date Received: 10/31/2014 1245

8270D Semivolatile Organic Compounds (GC/MS)

Analysis Method:	8270D	Analysis Batch:	460-260675	Instrument ID:	CBNAMS13
Prep Method:	3510C	Prep Batch:	460-260012	Lab File ID:	C11106.D
Dilution:	1.0			Initial Weight/Volume:	240 mL
Analysis Date:	11/06/2014 0946			Final Weight/Volume:	2 mL
Prep Date:	11/03/2014 1117			Injection Volume:	5 uL

Tentatively Identified Compounds **Number TIC's Found: 0**

Cas Number	Analyte	RT	Est. Result (ug/L)	Qualifier
	Tentatively Identified Compound		None	

Analytical Data

Client: Antea USA, Inc.

Job Number: 460-85449-1

Client Sample ID: PMP-16-SW-WT

Lab Sample ID: 460-85449-1

Date Sampled: 10/31/2014 0835

Client Matrix: Solid

% Moisture: 6.0

Date Received: 10/31/2014 1245

8082A Polychlorinated Biphenyls (PCBs) by Gas Chromatography

Analysis Method:	8082A	Analysis Batch:	460-260484	Instrument ID:	CPESTGC8
Prep Method:	3546	Prep Batch:	460-259945	Initial Weight/Volume:	15.0003 g
Dilution:	20			Final Weight/Volume:	10 mL
Analysis Date:	11/05/2014 0945			Injection Volume:	1 uL
Prep Date:	11/03/2014 0748			Result Type:	PRIMARY

Analyte	DryWt Corrected: Y	Result (ug/Kg)	Qualifier	MDL	RL
Aroclor 1016		320	U	320	1400
Aroclor 1221		320	U	320	1400
Aroclor 1232		320	U	320	1400
Aroclor 1242		24000		320	1400
Aroclor 1248		320	U	320	1400
Aroclor 1254		400	U	400	1400
Aroclor 1260		2700		400	1400
Aroclor 1262		400	U	400	1400
Aroclor 1268		400	U	400	1400

Surrogate	%Rec	Qualifier	Acceptance Limits
DCB Decachlorobiphenyl	145	D	53 - 150

Analytical Data

Client: Antea USA, Inc.

Job Number: 460-85449-1

Client Sample ID: PMP-16-SW-WT

Lab Sample ID: 460-85449-1

Date Sampled: 10/31/2014 0835

Client Matrix: Solid

% Moisture: 6.0

Date Received: 10/31/2014 1245

8082A Polychlorinated Biphenyls (PCBs) by Gas Chromatography

Analysis Method:	8082A	Analysis Batch:	460-260484	Instrument ID:	CPESTGC8
Prep Method:	3546	Prep Batch:	460-259945	Initial Weight/Volume:	15.0003 g
Dilution:	20			Final Weight/Volume:	10 mL
Analysis Date:	11/05/2014 0945			Injection Volume:	1 uL
Prep Date:	11/03/2014 0748			Result Type:	SECONDARY

Surrogate	%Rec	Qualifier	Acceptance Limits
DCB Decachlorobiphenyl	141	D	53 - 150

Analytical Data

Client: Antea USA, Inc.

Job Number: 460-85449-1

Client Sample ID: PMP-16-SW-SI

Lab Sample ID: 460-85449-2

Date Sampled: 10/31/2014 0837

Client Matrix: Solid

% Moisture: 13.5

Date Received: 10/31/2014 1245

8082A Polychlorinated Biphenyls (PCBs) by Gas Chromatography

Analysis Method:	8082A	Analysis Batch:	460-260367	Instrument ID:	CPESTGC7
Prep Method:	3546	Prep Batch:	460-259945	Initial Weight/Volume:	15.0066 g
Dilution:	1.0			Final Weight/Volume:	10 mL
Analysis Date:	11/05/2014 0311			Injection Volume:	1 uL
Prep Date:	11/03/2014 0748			Result Type:	PRIMARY

Analyte	DryWt Corrected: Y	Result (ug/Kg)	Qualifier	MDL	RL
Aroclor 1016		17	U	17	77
Aroclor 1221		17	U	17	77
Aroclor 1232		17	U	17	77
Aroclor 1242		210		17	77
Aroclor 1248		17	U	17	77
Aroclor 1254		22	U	22	77
Aroclor 1260		22	U	22	77
Aroclor 1262		22	U	22	77
Aroclor 1268		22	U	22	77

Surrogate	%Rec	Qualifier	Acceptance Limits
DCB Decachlorobiphenyl	126		53 - 150

Analytical Data

Client: Antea USA, Inc.

Job Number: 460-85449-1

Client Sample ID: PMP-16-SW-SI

Lab Sample ID: 460-85449-2

Date Sampled: 10/31/2014 0837

Client Matrix: Solid

% Moisture: 13.5

Date Received: 10/31/2014 1245

8082A Polychlorinated Biphenyls (PCBs) by Gas Chromatography

Analysis Method:	8082A	Analysis Batch:	460-260367	Instrument ID:	CPESTGC7
Prep Method:	3546	Prep Batch:	460-259945	Initial Weight/Volume:	15.0066 g
Dilution:	1.0			Final Weight/Volume:	10 mL
Analysis Date:	11/05/2014 0311			Injection Volume:	1 uL
Prep Date:	11/03/2014 0748			Result Type:	SECONDARY

Surrogate	%Rec	Qualifier	Acceptance Limits
DCB Decachlorobiphenyl	114		53 - 150

Client: Antea USA, Inc.

Job Number: 460-85449-1

Client Sample ID: PMP-17-SW-WT

Lab Sample ID: 460-85449-3

Date Sampled: 10/31/2014 0846

Client Matrix: Solid

% Moisture: 4.9

Date Received: 10/31/2014 1245

8082A Polychlorinated Biphenyls (PCBs) by Gas Chromatography

Analysis Method:	8082A	Analysis Batch:	460-260484	Instrument ID:	CPESTGC8
Prep Method:	3546	Prep Batch:	460-259945	Initial Weight/Volume:	15.0099 g
Dilution:	50			Final Weight/Volume:	10 mL
Analysis Date:	11/05/2014 1001			Injection Volume:	1 uL
Prep Date:	11/03/2014 0748			Result Type:	PRIMARY

Analyte	DryWt Corrected: Y	Result (ug/Kg)	Qualifier	MDL	RL
Aroclor 1016		790	U	790	3500
Aroclor 1221		790	U	790	3500
Aroclor 1232		790	U	790	3500
Aroclor 1242		70000		790	3500
Aroclor 1248		790	U	790	3500
Aroclor 1254		1000	U	1000	3500
Aroclor 1260		3600		1000	3500
Aroclor 1262		1000	U	1000	3500
Aroclor 1268		1000	U	1000	3500

Surrogate	%Rec	Qualifier	Acceptance Limits
DCB Decachlorobiphenyl	149	D	53 - 150

Analytical Data

Client: Antea USA, Inc.

Job Number: 460-85449-1

Client Sample ID: PMP-17-SW-WT

Lab Sample ID: 460-85449-3

Date Sampled: 10/31/2014 0846

Client Matrix: Solid

% Moisture: 4.9

Date Received: 10/31/2014 1245

8082A Polychlorinated Biphenyls (PCBs) by Gas Chromatography

Analysis Method:	8082A	Analysis Batch:	460-260484	Instrument ID:	CPESTGC8
Prep Method:	3546	Prep Batch:	460-259945	Initial Weight/Volume:	15.0099 g
Dilution:	50			Final Weight/Volume:	10 mL
Analysis Date:	11/05/2014 1001			Injection Volume:	1 uL
Prep Date:	11/03/2014 0748			Result Type:	SECONDARY

Surrogate	%Rec	Qualifier	Acceptance Limits
DCB Decachlorobiphenyl	143	D	53 - 150

Analytical Data

Client: Antea USA, Inc.

Job Number: 460-85449-1

Client Sample ID: PMP-18-SW-VD

Lab Sample ID: 460-85449-4

Date Sampled: 10/31/2014 0905

Client Matrix: Solid

% Moisture: 4.5

Date Received: 10/31/2014 1245

8082A Polychlorinated Biphenyls (PCBs) by Gas Chromatography

Analysis Method:	8082A	Analysis Batch:	460-260367	Instrument ID:	CPESTGC7
Prep Method:	3546	Prep Batch:	460-259945	Initial Weight/Volume:	15.0411 g
Dilution:	1.0			Final Weight/Volume:	10 mL
Analysis Date:	11/05/2014 0343			Injection Volume:	1 uL
Prep Date:	11/03/2014 0748			Result Type:	PRIMARY

Analyte	DryWt Corrected: Y	Result (ug/Kg)	Qualifier	MDL	RL
Aroclor 1016		16	U	16	70
Aroclor 1221		16	U	16	70
Aroclor 1232		16	U	16	70
Aroclor 1242		16	U	16	70
Aroclor 1248		16	U	16	70
Aroclor 1254		20	U	20	70
Aroclor 1260		20	U	20	70
Aroclor 1262		20	U	20	70
Aroclor 1268		20	U	20	70

Surrogate	%Rec	Qualifier	Acceptance Limits
DCB Decachlorobiphenyl	127		53 - 150

Analytical Data

Client: Antea USA, Inc.

Job Number: 460-85449-1

Client Sample ID: PMP-18-SW-VD

Lab Sample ID: 460-85449-4

Date Sampled: 10/31/2014 0905

Client Matrix: Solid

% Moisture: 4.5

Date Received: 10/31/2014 1245

8082A Polychlorinated Biphenyls (PCBs) by Gas Chromatography

Analysis Method:	8082A	Analysis Batch:	460-260367	Instrument ID:	CPESTGC7
Prep Method:	3546	Prep Batch:	460-259945	Initial Weight/Volume:	15.0411 g
Dilution:	1.0			Final Weight/Volume:	10 mL
Analysis Date:	11/05/2014 0343			Injection Volume:	1 uL
Prep Date:	11/03/2014 0748			Result Type:	SECONDARY

Surrogate	%Rec	Qualifier	Acceptance Limits
DCB Decachlorobiphenyl	112		53 - 150

Client: Antea USA, Inc.

Job Number: 460-85449-1

Client Sample ID: PMP-18-SW-WT

Lab Sample ID: 460-85449-5

Date Sampled: 10/31/2014 0907

Client Matrix: Solid

% Moisture: 5.9

Date Received: 10/31/2014 1245

8082A Polychlorinated Biphenyls (PCBs) by Gas Chromatography

Analysis Method:	8082A	Analysis Batch:	460-260484	Instrument ID:	CPESTGC8
Prep Method:	3546	Prep Batch:	460-259945	Initial Weight/Volume:	15.0214 g
Dilution:	5.0			Final Weight/Volume:	10 mL
Analysis Date:	11/05/2014 1016			Injection Volume:	1 uL
Prep Date:	11/03/2014 0748			Result Type:	PRIMARY

Analyte	DryWt Corrected: Y	Result (ug/Kg)	Qualifier	MDL	RL
Aroclor 1016		80	U	80	360
Aroclor 1221		80	U	80	360
Aroclor 1232		80	U	80	360
Aroclor 1242		5400		80	360
Aroclor 1248		80	U	80	360
Aroclor 1254		100	U	100	360
Aroclor 1260		100	U	100	360
Aroclor 1262		100	U	100	360
Aroclor 1268		100	U	100	360

Surrogate	%Rec	Qualifier	Acceptance Limits
DCB Decachlorobiphenyl	135	D	53 - 150

Analytical Data

Client: Antea USA, Inc.

Job Number: 460-85449-1

Client Sample ID: PMP-18-SW-WT

Lab Sample ID: 460-85449-5

Date Sampled: 10/31/2014 0907

Client Matrix: Solid

% Moisture: 5.9

Date Received: 10/31/2014 1245

8082A Polychlorinated Biphenyls (PCBs) by Gas Chromatography

Analysis Method:	8082A	Analysis Batch:	460-260484	Instrument ID:	CPESTGC8
Prep Method:	3546	Prep Batch:	460-259945	Initial Weight/Volume:	15.0214 g
Dilution:	5.0			Final Weight/Volume:	10 mL
Analysis Date:	11/05/2014 1016			Injection Volume:	1 uL
Prep Date:	11/03/2014 0748			Result Type:	SECONDARY

Surrogate	%Rec	Qualifier	Acceptance Limits
DCB Decachlorobiphenyl	132	D	53 - 150

Analytical Data

Client: Antea USA, Inc.

Job Number: 460-85449-1

Client Sample ID: PMP-19-SW-VD

Lab Sample ID: 460-85449-6

Date Sampled: 10/31/2014 0913

Client Matrix: Solid

% Moisture: 5.7

Date Received: 10/31/2014 1245

8082A Polychlorinated Biphenyls (PCBs) by Gas Chromatography

Analysis Method:	8082A	Analysis Batch:	460-260367	Instrument ID:	CPESTGC7
Prep Method:	3546	Prep Batch:	460-259945	Initial Weight/Volume:	15.0052 g
Dilution:	1.0			Final Weight/Volume:	10 mL
Analysis Date:	11/05/2014 0416			Injection Volume:	1 uL
Prep Date:	11/03/2014 0748			Result Type:	PRIMARY

Analyte	DryWt Corrected: Y	Result (ug/Kg)	Qualifier	MDL	RL
Aroclor 1016		16	U	16	71
Aroclor 1221		16	U	16	71
Aroclor 1232		16	U	16	71
Aroclor 1242		120		16	71
Aroclor 1248		16	U	16	71
Aroclor 1254		20	U	20	71
Aroclor 1260		20	U	20	71
Aroclor 1262		20	U	20	71
Aroclor 1268		20	U	20	71

Surrogate	%Rec	Qualifier	Acceptance Limits
DCB Decachlorobiphenyl	128		53 - 150

Analytical Data

Client: Antea USA, Inc.

Job Number: 460-85449-1

Client Sample ID: PMP-19-SW-VD

Lab Sample ID: 460-85449-6

Date Sampled: 10/31/2014 0913

Client Matrix: Solid

% Moisture: 5.7

Date Received: 10/31/2014 1245

8082A Polychlorinated Biphenyls (PCBs) by Gas Chromatography

Analysis Method:	8082A	Analysis Batch:	460-260367	Instrument ID:	CPESTGC7
Prep Method:	3546	Prep Batch:	460-259945	Initial Weight/Volume:	15.0052 g
Dilution:	1.0			Final Weight/Volume:	10 mL
Analysis Date:	11/05/2014 0416			Injection Volume:	1 uL
Prep Date:	11/03/2014 0748			Result Type:	SECONDARY

Surrogate	%Rec	Qualifier	Acceptance Limits
DCB Decachlorobiphenyl	115		53 - 150

Analytical Data

Client: Antea USA, Inc.

Job Number: 460-85449-1

Client Sample ID: PMP-19-SW-WT

Lab Sample ID: 460-85449-7

Date Sampled: 10/31/2014 0915

Client Matrix: Solid

% Moisture: 12.5

Date Received: 10/31/2014 1245

8082A Polychlorinated Biphenyls (PCBs) by Gas Chromatography

Analysis Method:	8082A	Analysis Batch:	460-260484	Instrument ID:	CPESTGC8
Prep Method:	3546	Prep Batch:	460-259945	Initial Weight/Volume:	15.0041 g
Dilution:	20			Final Weight/Volume:	10 mL
Analysis Date:	11/05/2014 1033			Injection Volume:	1 uL
Prep Date:	11/03/2014 0748			Result Type:	PRIMARY

Analyte	DryWt Corrected: Y	Result (ug/Kg)	Qualifier	MDL	RL
Aroclor 1016		340	U	340	1500
Aroclor 1221		340	U	340	1500
Aroclor 1232		340	U	340	1500
Aroclor 1242		23000		340	1500
Aroclor 1248		340	U	340	1500
Aroclor 1254		430	U	430	1500
Aroclor 1260		430	U	430	1500
Aroclor 1262		430	U	430	1500
Aroclor 1268		430	U	430	1500

Surrogate	%Rec	Qualifier	Acceptance Limits
DCB Decachlorobiphenyl	142	D	53 - 150

Analytical Data

Client: Antea USA, Inc.

Job Number: 460-85449-1

Client Sample ID: PMP-19-SW-WT

Lab Sample ID: 460-85449-7

Date Sampled: 10/31/2014 0915

Client Matrix: Solid

% Moisture: 12.5

Date Received: 10/31/2014 1245

8082A Polychlorinated Biphenyls (PCBs) by Gas Chromatography

Analysis Method:	8082A	Analysis Batch:	460-260484	Instrument ID:	CPESTGC8
Prep Method:	3546	Prep Batch:	460-259945	Initial Weight/Volume:	15.0041 g
Dilution:	20			Final Weight/Volume:	10 mL
Analysis Date:	11/05/2014 1033			Injection Volume:	1 uL
Prep Date:	11/03/2014 0748			Result Type:	SECONDARY

Surrogate	%Rec	Qualifier	Acceptance Limits
DCB Decachlorobiphenyl	137	D	53 - 150

Analytical Data

Client: Antea USA, Inc.

Job Number: 460-85449-1

Client Sample ID: PMP-26-SW-WT

Lab Sample ID: 460-85449-8

Date Sampled: 10/31/2014 0927

Client Matrix: Solid

% Moisture: 10.1

Date Received: 10/31/2014 1245

8082A Polychlorinated Biphenyls (PCBs) by Gas Chromatography

Analysis Method:	8082A	Analysis Batch:	460-260484	Instrument ID:	CPESTGC8
Prep Method:	3546	Prep Batch:	460-259945	Initial Weight/Volume:	15.0036 g
Dilution:	25			Final Weight/Volume:	10 mL
Analysis Date:	11/05/2014 1048			Injection Volume:	1 uL
Prep Date:	11/03/2014 0748			Result Type:	PRIMARY

Analyte	DryWt Corrected: Y	Result (ug/Kg)	Qualifier	MDL	RL
Aroclor 1016		420	U	420	1900
Aroclor 1221		420	U	420	1900
Aroclor 1232		420	U	420	1900
Aroclor 1242		28000		420	1900
Aroclor 1248		420	U	420	1900
Aroclor 1254		530	U	530	1900
Aroclor 1260		530	U	530	1900
Aroclor 1262		530	U	530	1900
Aroclor 1268		530	U	530	1900

Surrogate	%Rec	Qualifier	Acceptance Limits
DCB Decachlorobiphenyl	144	D	53 - 150

Analytical Data

Client: Antea USA, Inc.

Job Number: 460-85449-1

Client Sample ID: PMP-26-SW-WT

Lab Sample ID: 460-85449-8

Date Sampled: 10/31/2014 0927

Client Matrix: Solid

% Moisture: 10.1

Date Received: 10/31/2014 1245

8082A Polychlorinated Biphenyls (PCBs) by Gas Chromatography

Analysis Method:	8082A	Analysis Batch:	460-260484	Instrument ID:	CPESTGC8
Prep Method:	3546	Prep Batch:	460-259945	Initial Weight/Volume:	15.0036 g
Dilution:	25			Final Weight/Volume:	10 mL
Analysis Date:	11/05/2014 1048			Injection Volume:	1 uL
Prep Date:	11/03/2014 0748			Result Type:	SECONDARY

Surrogate	%Rec	Qualifier	Acceptance Limits
DCB Decachlorobiphenyl	137	D	53 - 150

Analytical Data

Client: Antea USA, Inc.

Job Number: 460-85449-1

Client Sample ID: PMP-26-SW-SI

Lab Sample ID: 460-85449-9

Date Sampled: 10/31/2014 0930

Client Matrix: Solid

% Moisture: 13.4

Date Received: 10/31/2014 1245

8082A Polychlorinated Biphenyls (PCBs) by Gas Chromatography

Analysis Method:	8082A	Analysis Batch:	460-260367	Instrument ID:	CPESTGC7
Prep Method:	3546	Prep Batch:	460-259945	Initial Weight/Volume:	15.0008 g
Dilution:	1.0			Final Weight/Volume:	10 mL
Analysis Date:	11/05/2014 0505			Injection Volume:	1 uL
Prep Date:	11/03/2014 0748			Result Type:	PRIMARY

Analyte	DryWt Corrected: Y	Result (ug/Kg)	Qualifier	MDL	RL
Aroclor 1016		17	U	17	77
Aroclor 1221		17	U	17	77
Aroclor 1232		17	U	17	77
Aroclor 1242		17	U	17	77
Aroclor 1248		17	U	17	77
Aroclor 1254		22	U	22	77
Aroclor 1260		22	U	22	77
Aroclor 1262		22	U	22	77
Aroclor 1268		22	U	22	77

Surrogate	%Rec	Qualifier	Acceptance Limits
DCB Decachlorobiphenyl	130		53 - 150

Analytical Data

Client: Antea USA, Inc.

Job Number: 460-85449-1

Client Sample ID: PMP-26-SW-SI

Lab Sample ID: 460-85449-9

Date Sampled: 10/31/2014 0930

Client Matrix: Solid

% Moisture: 13.4

Date Received: 10/31/2014 1245

8082A Polychlorinated Biphenyls (PCBs) by Gas Chromatography

Analysis Method:	8082A	Analysis Batch:	460-260367	Instrument ID:	CPESTGC7
Prep Method:	3546	Prep Batch:	460-259945	Initial Weight/Volume:	15.0008 g
Dilution:	1.0			Final Weight/Volume:	10 mL
Analysis Date:	11/05/2014 0505			Injection Volume:	1 uL
Prep Date:	11/03/2014 0748			Result Type:	SECONDARY

Surrogate	%Rec	Qualifier	Acceptance Limits
DCB Decachlorobiphenyl	115		53 - 150

Analytical Data

Client: Antea USA, Inc.

Job Number: 460-85449-1

Client Sample ID: PMP-17-SW-SI

Lab Sample ID: 460-85449-10

Date Sampled: 10/31/2014 0844

Client Matrix: Solid

% Moisture: 13.8

Date Received: 10/31/2014 1245

8082A Polychlorinated Biphenyls (PCBs) by Gas Chromatography

Analysis Method:	8082A	Analysis Batch:	460-260367	Instrument ID:	CPESTGC7
Prep Method:	3546	Prep Batch:	460-259945	Initial Weight/Volume:	15.0071 g
Dilution:	1.0			Final Weight/Volume:	10 mL
Analysis Date:	11/05/2014 0521			Injection Volume:	1 uL
Prep Date:	11/03/2014 0748			Result Type:	PRIMARY

Analyte	DryWt Corrected: Y	Result (ug/Kg)	Qualifier	MDL	RL
Aroclor 1016		17	U	17	78
Aroclor 1221		17	U	17	78
Aroclor 1232		17	U	17	78
Aroclor 1242		100		17	78
Aroclor 1248		17	U	17	78
Aroclor 1254		22	U	22	78
Aroclor 1260		22	U	22	78
Aroclor 1262		22	U	22	78
Aroclor 1268		22	U	22	78

Surrogate	%Rec	Qualifier	Acceptance Limits
DCB Decachlorobiphenyl	124		53 - 150

Analytical Data

Client: Antea USA, Inc.

Job Number: 460-85449-1

Client Sample ID: PMP-17-SW-SI

Lab Sample ID: 460-85449-10

Date Sampled: 10/31/2014 0844

Client Matrix: Solid

% Moisture: 13.8

Date Received: 10/31/2014 1245

8082A Polychlorinated Biphenyls (PCBs) by Gas Chromatography

Analysis Method:	8082A	Analysis Batch:	460-260367	Instrument ID:	CPESTGC7
Prep Method:	3546	Prep Batch:	460-259945	Initial Weight/Volume:	15.0071 g
Dilution:	1.0			Final Weight/Volume:	10 mL
Analysis Date:	11/05/2014 0521			Injection Volume:	1 uL
Prep Date:	11/03/2014 0748			Result Type:	SECONDARY

Surrogate	%Rec	Qualifier	Acceptance Limits
DCB Decachlorobiphenyl	110		53 - 150

Analytical Data

Client: Antea USA, Inc.

Job Number: 460-85449-1

Client Sample ID: PMP-18-SW-SI

Lab Sample ID: 460-85449-11

Date Sampled: 10/31/2014 0909

Client Matrix: Solid

% Moisture: 17.6

Date Received: 10/31/2014 1245

8082A Polychlorinated Biphenyls (PCBs) by Gas Chromatography

Analysis Method:	8082A	Analysis Batch:	460-260367	Instrument ID:	CPESTGC7
Prep Method:	3546	Prep Batch:	460-259945	Initial Weight/Volume:	15.0041 g
Dilution:	1.0			Final Weight/Volume:	10 mL
Analysis Date:	11/05/2014 0537			Injection Volume:	1 uL
Prep Date:	11/03/2014 0748			Result Type:	PRIMARY

Analyte	DryWt Corrected: Y	Result (ug/Kg)	Qualifier	MDL	RL
Aroclor 1016		18	U	18	81
Aroclor 1221		18	U	18	81
Aroclor 1232		18	U	18	81
Aroclor 1242		120		18	81
Aroclor 1248		18	U	18	81
Aroclor 1254		23	U	23	81
Aroclor 1260		23	U	23	81
Aroclor 1262		23	U	23	81
Aroclor 1268		23	U	23	81

Surrogate	%Rec	Qualifier	Acceptance Limits
DCB Decachlorobiphenyl	118		53 - 150

Analytical Data

Client: Antea USA, Inc.

Job Number: 460-85449-1

Client Sample ID: PMP-18-SW-SI

Lab Sample ID: 460-85449-11

Date Sampled: 10/31/2014 0909

Client Matrix: Solid

% Moisture: 17.6

Date Received: 10/31/2014 1245

8082A Polychlorinated Biphenyls (PCBs) by Gas Chromatography

Analysis Method:	8082A	Analysis Batch:	460-260367	Instrument ID:	CPESTGC7
Prep Method:	3546	Prep Batch:	460-259945	Initial Weight/Volume:	15.0041 g
Dilution:	1.0			Final Weight/Volume:	10 mL
Analysis Date:	11/05/2014 0537			Injection Volume:	1 uL
Prep Date:	11/03/2014 0748			Result Type:	SECONDARY

Surrogate	%Rec	Qualifier	Acceptance Limits
DCB Decachlorobiphenyl	106		53 - 150

Client: Antea USA, Inc.

Job Number: 460-85449-1

Client Sample ID: PMP-27-SW-WT

Lab Sample ID: 460-85449-12

Date Sampled: 10/31/2014 0925

Client Matrix: Solid

% Moisture: 13.9

Date Received: 10/31/2014 1245

8082A Polychlorinated Biphenyls (PCBs) by Gas Chromatography

Analysis Method:	8082A	Analysis Batch:	460-260484	Instrument ID:	CPESTGC8
Prep Method:	3546	Prep Batch:	460-259945	Initial Weight/Volume:	15.0047 g
Dilution:	20			Final Weight/Volume:	10 mL
Analysis Date:	11/05/2014 1103			Injection Volume:	1 uL
Prep Date:	11/03/2014 0748			Result Type:	PRIMARY

Analyte	DryWt Corrected: Y	Result (ug/Kg)	Qualifier	MDL	RL
Aroclor 1016		350	U	350	1600
Aroclor 1221		350	U	350	1600
Aroclor 1232		350	U	350	1600
Aroclor 1242		24000		350	1600
Aroclor 1248		350	U	350	1600
Aroclor 1254		440	U	440	1600
Aroclor 1260		1800		440	1600
Aroclor 1262		440	U	440	1600
Aroclor 1268		440	U	440	1600

Surrogate	%Rec	Qualifier	Acceptance Limits
DCB Decachlorobiphenyl	157	X D	53 - 150

Analytical Data

Client: Antea USA, Inc.

Job Number: 460-85449-1

Client Sample ID: PMP-27-SW-WT

Lab Sample ID: 460-85449-12

Date Sampled: 10/31/2014 0925

Client Matrix: Solid

% Moisture: 13.9

Date Received: 10/31/2014 1245

8082A Polychlorinated Biphenyls (PCBs) by Gas Chromatography

Analysis Method:	8082A	Analysis Batch:	460-260484	Instrument ID:	CPESTGC8
Prep Method:	3546	Prep Batch:	460-259945	Initial Weight/Volume:	15.0047 g
Dilution:	20			Final Weight/Volume:	10 mL
Analysis Date:	11/05/2014 1103			Injection Volume:	1 uL
Prep Date:	11/03/2014 0748			Result Type:	SECONDARY

Surrogate	%Rec	Qualifier	Acceptance Limits
DCB Decachlorobiphenyl	151	X D	53 - 150

Analytical Data

Client: Antea USA, Inc.

Job Number: 460-85449-1

Client Sample ID: DUP1_20141031

Lab Sample ID: 460-85449-13

Date Sampled: 10/31/2014 0000

Client Matrix: Solid

% Moisture: 5.7

Date Received: 10/31/2014 1245

8082A Polychlorinated Biphenyls (PCBs) by Gas Chromatography

Analysis Method:	8082A	Analysis Batch:	460-260484	Instrument ID:	CPESTGC8
Prep Method:	3546	Prep Batch:	460-259945	Initial Weight/Volume:	15.0038 g
Dilution:	20			Final Weight/Volume:	10 mL
Analysis Date:	11/05/2014 1120			Injection Volume:	1 uL
Prep Date:	11/03/2014 0748			Result Type:	PRIMARY

Analyte	DryWt Corrected: Y	Result (ug/Kg)	Qualifier	MDL	RL
Aroclor 1016		320	U	320	1400
Aroclor 1221		320	U	320	1400
Aroclor 1232		320	U	320	1400
Aroclor 1242		25000		320	1400
Aroclor 1248		320	U	320	1400
Aroclor 1254		400	U	400	1400
Aroclor 1260		2600		400	1400
Aroclor 1262		400	U	400	1400
Aroclor 1268		400	U	400	1400

Surrogate	%Rec	Qualifier	Acceptance Limits
DCB Decachlorobiphenyl	138	D	53 - 150

Analytical Data

Client: Antea USA, Inc.

Job Number: 460-85449-1

Client Sample ID: DUP1_20141031

Lab Sample ID: 460-85449-13

Date Sampled: 10/31/2014 0000

Client Matrix: Solid

% Moisture: 5.7

Date Received: 10/31/2014 1245

8082A Polychlorinated Biphenyls (PCBs) by Gas Chromatography

Analysis Method:	8082A	Analysis Batch:	460-260484	Instrument ID:	CPESTGC8
Prep Method:	3546	Prep Batch:	460-259945	Initial Weight/Volume:	15.0038 g
Dilution:	20			Final Weight/Volume:	10 mL
Analysis Date:	11/05/2014 1120			Injection Volume:	1 uL
Prep Date:	11/03/2014 0748			Result Type:	SECONDARY

Surrogate	%Rec	Qualifier	Acceptance Limits
DCB Decachlorobiphenyl	127	D	53 - 150

Analytical Data

Client: Antea USA, Inc.

Job Number: 460-85449-1

Client Sample ID: DUP2_20141031

Lab Sample ID: 460-85449-14

Date Sampled: 10/31/2014 0000

Client Matrix: Solid

% Moisture: 15.4

Date Received: 10/31/2014 1245

8082A Polychlorinated Biphenyls (PCBs) by Gas Chromatography

Analysis Method:	8082A	Analysis Batch:	460-260367	Instrument ID:	CPESTGC7
Prep Method:	3546	Prep Batch:	460-259945	Initial Weight/Volume:	15.0064 g
Dilution:	1.0			Final Weight/Volume:	10 mL
Analysis Date:	11/05/2014 0627			Injection Volume:	1 uL
Prep Date:	11/03/2014 0748			Result Type:	PRIMARY

Analyte	DryWt Corrected: Y	Result (ug/Kg)	Qualifier	MDL	RL
Aroclor 1016		18	U	18	79
Aroclor 1221		18	U	18	79
Aroclor 1232		18	U	18	79
Aroclor 1242		850		18	79
Aroclor 1248		18	U	18	79
Aroclor 1254		22	U	22	79
Aroclor 1260		84		22	79
Aroclor 1262		22	U	22	79
Aroclor 1268		22	U	22	79

Surrogate	%Rec	Qualifier	Acceptance Limits
DCB Decachlorobiphenyl	133		53 - 150

Analytical Data

Client: Antea USA, Inc.

Job Number: 460-85449-1

Client Sample ID: DUP2_20141031

Lab Sample ID: 460-85449-14

Date Sampled: 10/31/2014 0000

Client Matrix: Solid

% Moisture: 15.4

Date Received: 10/31/2014 1245

8082A Polychlorinated Biphenyls (PCBs) by Gas Chromatography

Analysis Method:	8082A	Analysis Batch:	460-260367	Instrument ID:	CPESTGC7
Prep Method:	3546	Prep Batch:	460-259945	Initial Weight/Volume:	15.0064 g
Dilution:	1.0			Final Weight/Volume:	10 mL
Analysis Date:	11/05/2014 0627			Injection Volume:	1 uL
Prep Date:	11/03/2014 0748			Result Type:	SECONDARY

Surrogate	%Rec	Qualifier	Acceptance Limits
DCB Decachlorobiphenyl	118		53 - 150

Client: Antea USA, Inc.

Job Number: 460-85449-1

Client Sample ID: DUP3_20141031

Lab Sample ID: 460-85449-15

Date Sampled: 10/31/2014 0000

Client Matrix: Solid

% Moisture: 5.6

Date Received: 10/31/2014 1245

8082A Polychlorinated Biphenyls (PCBs) by Gas Chromatography

Analysis Method:	8082A	Analysis Batch:	460-260367	Instrument ID:	CPESTGC7
Prep Method:	3546	Prep Batch:	460-259945	Initial Weight/Volume:	15.0015 g
Dilution:	1.0			Final Weight/Volume:	10 mL
Analysis Date:	11/05/2014 0644			Injection Volume:	1 uL
Prep Date:	11/03/2014 0748			Result Type:	PRIMARY

Analyte	DryWt Corrected: Y	Result (ug/Kg)	Qualifier	MDL	RL
Aroclor 1016		16	U	16	71
Aroclor 1221		16	U	16	71
Aroclor 1232		16	U	16	71
Aroclor 1242		16	U	16	71
Aroclor 1248		16	U	16	71
Aroclor 1254		20	U	20	71
Aroclor 1260		20	U	20	71
Aroclor 1262		20	U	20	71
Aroclor 1268		20	U	20	71

Surrogate	%Rec	Qualifier	Acceptance Limits
DCB Decachlorobiphenyl	126		53 - 150

Analytical Data

Client: Antea USA, Inc.

Job Number: 460-85449-1

Client Sample ID: DUP3_20141031

Lab Sample ID: 460-85449-15

Date Sampled: 10/31/2014 0000

Client Matrix: Solid

% Moisture: 5.6

Date Received: 10/31/2014 1245

8082A Polychlorinated Biphenyls (PCBs) by Gas Chromatography

Analysis Method:	8082A	Analysis Batch:	460-260367	Instrument ID:	CPESTGC7
Prep Method:	3546	Prep Batch:	460-259945	Initial Weight/Volume:	15.0015 g
Dilution:	1.0			Final Weight/Volume:	10 mL
Analysis Date:	11/05/2014 0644			Injection Volume:	1 uL
Prep Date:	11/03/2014 0748			Result Type:	SECONDARY

Surrogate	%Rec	Qualifier	Acceptance Limits
DCB Decachlorobiphenyl	111		53 - 150

Analytical Data

Client: Antea USA, Inc.

Job Number: 460-85449-1

Client Sample ID: FB_20141031

Lab Sample ID: 460-85449-16FB

Date Sampled: 10/31/2014 1030

Client Matrix: Water

Date Received: 10/31/2014 1245

8082A Polychlorinated Biphenyls (PCBs) by Gas Chromatography

Analysis Method:	8082A	Analysis Batch:	460-259836	Instrument ID:	CPESTGC8
Prep Method:	3510C	Prep Batch:	460-259735	Initial Weight/Volume:	115 mL
Dilution:	1.0			Final Weight/Volume:	1 mL
Analysis Date:	11/02/2014 1427			Injection Volume:	1 uL
Prep Date:	11/01/2014 1004			Result Type:	PRIMARY

Analyte	Result (ug/L)	Qualifier	MDL	RL
Aroclor 1016	0.29	U	0.29	0.43
Aroclor 1221	0.29	U	0.29	0.43
Aroclor 1232	0.29	U	0.29	0.43
Aroclor 1242	0.29	U	0.29	0.43
Aroclor 1248	0.29	U	0.29	0.43
Aroclor 1254	0.23	U	0.23	0.43
Aroclor 1260	0.23	U	0.23	0.43
Aroclor 1262	0.23	U	0.23	0.43
Aroclor 1268	0.23	U	0.23	0.43

Surrogate	%Rec	Qualifier	Acceptance Limits
DCB Decachlorobiphenyl	120		13 - 150

Analytical Data

Client: Antea USA, Inc.

Job Number: 460-85449-1

Client Sample ID: FB_20141031

Lab Sample ID: 460-85449-16FB

Date Sampled: 10/31/2014 1030

Client Matrix: Water

Date Received: 10/31/2014 1245

8082A Polychlorinated Biphenyls (PCBs) by Gas Chromatography

Analysis Method:	8082A	Analysis Batch:	460-259836	Instrument ID:	CPESTGC8
Prep Method:	3510C	Prep Batch:	460-259735	Initial Weight/Volume:	115 mL
Dilution:	1.0			Final Weight/Volume:	1 mL
Analysis Date:	11/02/2014 1427			Injection Volume:	1 uL
Prep Date:	11/01/2014 1004			Result Type:	SECONDARY

Surrogate	%Rec	Qualifier	Acceptance Limits
DCB Decachlorobiphenyl	120		13 - 150

Analytical Data

Client: Antea USA, Inc.

Job Number: 460-85449-1

Client Sample ID: FB_20141031

Lab Sample ID: 460-85449-16FB

Date Sampled: 10/31/2014 1030

Client Matrix: Water

Date Received: 10/31/2014 1245

NJ-OQA-QAM-025 New Jersey - Total petroleum Hydrocarbons (GC)

Analysis Method:	NJ-OQA-QAM-025	Analysis Batch:	460-260182	Instrument ID:	CBNAGC2
Prep Method:	3510C	Prep Batch:	460-259962	Lab File ID:	2F010410.D
Dilution:	1.0			Initial Weight/Volume:	990 mL
Analysis Date:	11/04/2014 1216			Final Weight/Volume:	1 mL
Prep Date:	11/03/2014 0819			Injection Volume:	1 uL

Analyte	Result (mg/L)	Qualifier	MDL	RL
Total Petroleum Hydrocarbons (C8-C40)	0.083	U	0.083	0.083

Surrogate	%Rec	Qualifier	Acceptance Limits
o-Terphenyl	71		28 - 121
Chlorobenzene	68		26 - 98

Client: Antea USA, Inc.

Job Number: 460-85449-1

General Chemistry

Client Sample ID: PMP-16-SW-WT

Lab Sample ID: 460-85449-1

Date Sampled: 10/31/2014 0835

Client Matrix: Solid

Date Received: 10/31/2014 1245

Analyte	Result	Qual	Units	MDL	RL	Dil	Method
Percent Moisture	6.0		%	1.0	1.0	1.0	Moisture
	Analysis Batch: 460-260005	Analysis Date: 11/03/2014 1101					DryWt Corrected: N
Percent Solids	94.0		%	1.0	1.0	1.0	Moisture
	Analysis Batch: 460-260005	Analysis Date: 11/03/2014 1101					DryWt Corrected: N

Client: Antea USA, Inc.

Job Number: 460-85449-1

General Chemistry

Client Sample ID: PMP-16-SW-SI

Lab Sample ID: 460-85449-2

Date Sampled: 10/31/2014 0837

Client Matrix: Solid

Date Received: 10/31/2014 1245

Analyte	Result	Qual	Units	MDL	RL	Dil	Method
Percent Moisture	13.5		%	1.0	1.0	1.0	Moisture
	Analysis Batch: 460-260005	Analysis Date: 11/03/2014 1101					DryWt Corrected: N
Percent Solids	86.5		%	1.0	1.0	1.0	Moisture
	Analysis Batch: 460-260005	Analysis Date: 11/03/2014 1101					DryWt Corrected: N

Client: Antea USA, Inc.

Job Number: 460-85449-1

General Chemistry

Client Sample ID: PMP-17-SW-WT

Lab Sample ID: 460-85449-3

Date Sampled: 10/31/2014 0846

Client Matrix: Solid

Date Received: 10/31/2014 1245

Analyte	Result	Qual	Units	MDL	RL	Dil	Method
Percent Moisture	4.9		%	1.0	1.0	1.0	Moisture
	Analysis Batch: 460-260005	Analysis Date: 11/03/2014 1101					DryWt Corrected: N
Percent Solids	95.1		%	1.0	1.0	1.0	Moisture
	Analysis Batch: 460-260005	Analysis Date: 11/03/2014 1101					DryWt Corrected: N

Client: Antea USA, Inc.

Job Number: 460-85449-1

General Chemistry

Client Sample ID: PMP-18-SW-VD

Lab Sample ID: 460-85449-4

Date Sampled: 10/31/2014 0905

Client Matrix: Solid

Date Received: 10/31/2014 1245

Analyte	Result	Qual	Units	MDL	RL	Dil	Method
Percent Moisture	4.5		%	1.0	1.0	1.0	Moisture
	Analysis Batch: 460-260005	Analysis Date: 11/03/2014 1101					DryWt Corrected: N
Percent Solids	95.5		%	1.0	1.0	1.0	Moisture
	Analysis Batch: 460-260005	Analysis Date: 11/03/2014 1101					DryWt Corrected: N

Client: Antea USA, Inc.

Job Number: 460-85449-1

General Chemistry

Client Sample ID: PMP-18-SW-WT

Lab Sample ID: 460-85449-5

Date Sampled: 10/31/2014 0907

Client Matrix: Solid

Date Received: 10/31/2014 1245

Analyte	Result	Qual	Units	MDL	RL	Dil	Method
Percent Moisture	5.9		%	1.0	1.0	1.0	Moisture
	Analysis Batch: 460-260005	Analysis Date: 11/03/2014 1101					DryWt Corrected: N
Percent Solids	94.1		%	1.0	1.0	1.0	Moisture
	Analysis Batch: 460-260005	Analysis Date: 11/03/2014 1101					DryWt Corrected: N

Client: Antea USA, Inc.

Job Number: 460-85449-1

General Chemistry

Client Sample ID: PMP-19-SW-VD

Lab Sample ID: 460-85449-6

Date Sampled: 10/31/2014 0913

Client Matrix: Solid

Date Received: 10/31/2014 1245

Analyte	Result	Qual	Units	MDL	RL	Dil	Method
Percent Moisture	5.7		%	1.0	1.0	1.0	Moisture
	Analysis Batch: 460-260005	Analysis Date: 11/03/2014 1101					DryWt Corrected: N
Percent Solids	94.3		%	1.0	1.0	1.0	Moisture
	Analysis Batch: 460-260005	Analysis Date: 11/03/2014 1101					DryWt Corrected: N

Client: Antea USA, Inc.

Job Number: 460-85449-1

General Chemistry

Client Sample ID: PMP-19-SW-WT

Lab Sample ID: 460-85449-7

Date Sampled: 10/31/2014 0915

Client Matrix: Solid

Date Received: 10/31/2014 1245

Analyte	Result	Qual	Units	MDL	RL	Dil	Method
Percent Moisture	12.5		%	1.0	1.0	1.0	Moisture
	Analysis Batch: 460-260005	Analysis Date: 11/03/2014 1101					DryWt Corrected: N
Percent Solids	87.5		%	1.0	1.0	1.0	Moisture
	Analysis Batch: 460-260005	Analysis Date: 11/03/2014 1101					DryWt Corrected: N

Client: Antea USA, Inc.

Job Number: 460-85449-1

General Chemistry

Client Sample ID: PMP-26-SW-WT

Lab Sample ID: 460-85449-8

Date Sampled: 10/31/2014 0927

Client Matrix: Solid

Date Received: 10/31/2014 1245

Analyte	Result	Qual	Units	MDL	RL	Dil	Method
Percent Moisture	10.1		%	1.0	1.0	1.0	Moisture
	Analysis Batch: 460-260005	Analysis Date: 11/03/2014 1101					DryWt Corrected: N
Percent Solids	89.9		%	1.0	1.0	1.0	Moisture
	Analysis Batch: 460-260005	Analysis Date: 11/03/2014 1101					DryWt Corrected: N

Client: Antea USA, Inc.

Job Number: 460-85449-1

General Chemistry

Client Sample ID: PMP-26-SW-SI

Lab Sample ID: 460-85449-9

Date Sampled: 10/31/2014 0930

Client Matrix: Solid

Date Received: 10/31/2014 1245

Analyte	Result	Qual	Units	MDL	RL	Dil	Method
Percent Moisture	13.4		%	1.0	1.0	1.0	Moisture
	Analysis Batch: 460-260005	Analysis Date: 11/03/2014 1101					DryWt Corrected: N
Percent Solids	86.6		%	1.0	1.0	1.0	Moisture
	Analysis Batch: 460-260005	Analysis Date: 11/03/2014 1101					DryWt Corrected: N

Client: Antea USA, Inc.

Job Number: 460-85449-1

General Chemistry

Client Sample ID: PMP-17-SW-SI

Lab Sample ID: 460-85449-10

Date Sampled: 10/31/2014 0844

Client Matrix: Solid

Date Received: 10/31/2014 1245

Analyte	Result	Qual	Units	MDL	RL	Dil	Method
Percent Moisture	13.8		%	1.0	1.0	1.0	Moisture
	Analysis Batch: 460-259975	Analysis Date: 11/03/2014 0912					DryWt Corrected: N
Percent Solids	86.2		%	1.0	1.0	1.0	Moisture
	Analysis Batch: 460-259975	Analysis Date: 11/03/2014 0912					DryWt Corrected: N

Client: Antea USA, Inc.

Job Number: 460-85449-1

General Chemistry

Client Sample ID: PMP-18-SW-SI

Lab Sample ID: 460-85449-11

Date Sampled: 10/31/2014 0909

Client Matrix: Solid

Date Received: 10/31/2014 1245

Analyte	Result	Qual	Units	MDL	RL	Dil	Method
Percent Moisture	17.6		%	1.0	1.0	1.0	Moisture
	Analysis Batch: 460-259975	Analysis Date: 11/03/2014 0912					DryWt Corrected: N
Percent Solids	82.4		%	1.0	1.0	1.0	Moisture
	Analysis Batch: 460-259975	Analysis Date: 11/03/2014 0912					DryWt Corrected: N

Client: Antea USA, Inc.

Job Number: 460-85449-1

General Chemistry

Client Sample ID: PMP-27-SW-WT

Lab Sample ID: 460-85449-12

Date Sampled: 10/31/2014 0925

Client Matrix: Solid

Date Received: 10/31/2014 1245

Analyte	Result	Qual	Units	MDL	RL	Dil	Method
Percent Moisture	13.9		%	1.0	1.0	1.0	Moisture
	Analysis Batch: 460-259975	Analysis Date: 11/03/2014 0912					DryWt Corrected: N
Percent Solids	86.1		%	1.0	1.0	1.0	Moisture
	Analysis Batch: 460-259975	Analysis Date: 11/03/2014 0912					DryWt Corrected: N

Client: Antea USA, Inc.

Job Number: 460-85449-1

General Chemistry

Client Sample ID: DUP1_20141031

Lab Sample ID: 460-85449-13

Date Sampled: 10/31/2014 0000

Client Matrix: Solid

Date Received: 10/31/2014 1245

Analyte	Result	Qual	Units	MDL	RL	Dil	Method
Percent Moisture	5.7		%	1.0	1.0	1.0	Moisture
	Analysis Batch: 460-259975	Analysis Date: 11/03/2014 0912					DryWt Corrected: N
Percent Solids	94.3		%	1.0	1.0	1.0	Moisture
	Analysis Batch: 460-259975	Analysis Date: 11/03/2014 0912					DryWt Corrected: N

Client: Antea USA, Inc.

Job Number: 460-85449-1

General Chemistry

Client Sample ID: DUP2_20141031

Lab Sample ID: 460-85449-14

Date Sampled: 10/31/2014 0000

Client Matrix: Solid

Date Received: 10/31/2014 1245

Analyte	Result	Qual	Units	MDL	RL	Dil	Method
Percent Moisture	15.4		%	1.0	1.0	1.0	Moisture
	Analysis Batch: 460-259975	Analysis Date: 11/03/2014 0912					DryWt Corrected: N
Percent Solids	84.6		%	1.0	1.0	1.0	Moisture
	Analysis Batch: 460-259975	Analysis Date: 11/03/2014 0912					DryWt Corrected: N

Client: Antea USA, Inc.

Job Number: 460-85449-1

General Chemistry

Client Sample ID: DUP3_20141031

Lab Sample ID: 460-85449-15

Date Sampled: 10/31/2014 0000

Client Matrix: Solid

Date Received: 10/31/2014 1245

Analyte	Result	Qual	Units	MDL	RL	Dil	Method
Percent Moisture	5.6		%	1.0	1.0	1.0	Moisture
	Analysis Batch: 460-259975	Analysis Date: 11/03/2014 0912					DryWt Corrected: N
Percent Solids	94.4		%	1.0	1.0	1.0	Moisture
	Analysis Batch: 460-259975	Analysis Date: 11/03/2014 0912					DryWt Corrected: N

Client: Antea USA, Inc.

Job Number: 460-85449-1

Surrogate Recovery Report

8260C Volatile Organic Compounds by GC/MS

Client Matrix: Solid

Lab Sample ID	Client Sample ID	DBFM %Rec	DCA %Rec	TOL %Rec	BFB %Rec
460-85449-1	PMP-16-SW-WT	106	103	109	120
460-85449-7	PMP-19-SW-WT	92	91	96	101
460-85449-12	PMP-27-SW-WT	94	92	98	106
460-85449-13	DUP1_20141031	96	94	99	107
MB 460-259905/6		98	90	97	102
LCS 460-259905/3		98	89	98	101
LCSD 460-259905/4		99	88	100	102

Surrogate	Acceptance Limits
DBFM = Dibromofluoromethane (Surr)	70-130
DCA = 1,2-Dichloroethane-d4 (Surr)	75-135
TOL = Toluene-d8 (Surr)	59-150
BFB = Bromofluorobenzene	72-133

Client: Antea USA, Inc.

Job Number: 460-85449-1

Surrogate Recovery Report

8260C Volatile Organic Compounds by GC/MS

Client Matrix: Water

Lab Sample ID	Client Sample ID	DBFM %Rec	DCA %Rec	TOL %Rec	BFB %Rec
460-85449-16	FB_20141031	115	114	112	115
460-85449-17	Trip Blank	116	112	114	116
MB 460-259722/9		116	114	112	116
LCS 460-259722/3		121	113	112	115
460-85411-A-1 MS		119	110	113	116
460-85411-A-1 MSD		120	114	113	117

Surrogate	Acceptance Limits
DBFM = Dibromofluoromethane (Surr)	72-137
DCA = 1,2-Dichloroethane-d4 (Surr)	70-130
TOL = Toluene-d8 (Surr)	70-130
BFB = Bromofluorobenzene	64-135

Client: Antea USA, Inc.

Job Number: 460-85449-1

Surrogate Recovery Report

8270D Semivolatile Organic Compounds (GC/MS)

Client Matrix: Solid

Lab Sample ID	Client Sample ID	2FP %Rec	PHL %Rec	NBZ %Rec	FBP %Rec	TBP %Rec	TPH %Rec
460-85449-4	PMP-18-SW-VD	79	92	90	81	103	107
460-85449-6	PMP-19-SW-VD	82	90	91	82	108	113
460-85449-15	DUP3_20141031	76	86	85	77	100	110
MB 460-259683/1-A		99	105	108X	98	126X	130
LCS 460-259683/2-A		76	80	86	84	96	109
LCS 460-259683/24-A		88	93	98	88	115	123
460-85449-4 MS	PMP-18-SW-VD MS	79	88	89	85	104	113
460-85449-4 MSD	PMP-18-SW-VD MSD	78	86	88	82	98	109

Surrogate	Acceptance Limits
2FP = 2-Fluorophenol	37-125
PHL = Phenol-d5	41-118
NBZ = Nitrobenzene-d5	38-105
FBP = 2-Fluorobiphenyl	40-109
TBP = 2,4,6-Tribromophenol	10-120
TPH = Terphenyl-d14	16-151

Client: Antea USA, Inc.

Job Number: 460-85449-1

Surrogate Recovery Report

8270D Semivolatile Organic Compounds (GC/MS)

Client Matrix: Water

Lab Sample ID	Client Sample ID	2FP %Rec	PHL %Rec	NBZ %Rec	FBP %Rec	TBP %Rec	TPH %Rec
460-85449-16	FB_20141031	35	23	76	69	79	85
MB 460-260012/1-A		42	27	72	72	71	83
LCS 460-260012/2-A		38	23	73	79	86	74
LCS 460-260012/4-A		43	27	78	83	76	87
LCSD 460-260012/3-A		38	22	70	74	86	71X
LCSD 460-260012/5-A		37	23	67	71	62	76

Surrogate	Acceptance Limits
2FP = 2-Fluorophenol	15-96
PHL = Phenol-d5	4-86
NBZ = Nitrobenzene-d5	60-114
FBP = 2-Fluorobiphenyl	50-120
TBP = 2,4,6-Tribromophenol	51-126
TPH = Terphenyl-d14	72-130

Client: Antea USA, Inc.

Job Number: 460-85449-1

Surrogate Recovery Report

8082A Polychlorinated Biphenyls (PCBs) by Gas Chromatography

Client Matrix: Solid

Lab Sample ID	Client Sample ID	DCB1 %Rec	DCB2 %Rec
460-85449-1	PMP-16-SW-WT	145D	141D
460-85449-2	PMP-16-SW-SI	126	114
460-85449-3	PMP-17-SW-WT	149D	143D
460-85449-4	PMP-18-SW-VD	127	112
460-85449-5	PMP-18-SW-WT	135D	132D
460-85449-6	PMP-19-SW-VD	128	115
460-85449-7	PMP-19-SW-WT	142D	137D
460-85449-8	PMP-26-SW-WT	137D	144D
460-85449-9	PMP-26-SW-SI	130	115
460-85449-10	PMP-17-SW-SI	124	110
460-85449-11	PMP-18-SW-SI	118	106
460-85449-12	PMP-27-SW-WT	157X D	151X D
460-85449-13	DUP1_20141031	138D	127D
460-85449-14	DUP2_20141031	133	118
460-85449-15	DUP3_20141031	126	111
MB 460-259945/1-A		130	115
LCS 460-259945/2-A		121	107
460-85423-A-1-A MS		113	104
460-85423-A-1-B MSD		122	113

Surrogate	Acceptance Limits
DCB = DCB Decachlorobiphenyl	53-150

Client: Antea USA, Inc.

Job Number: 460-85449-1

Surrogate Recovery Report

8082A Polychlorinated Biphenyls (PCBs) by Gas Chromatography

Client Matrix: Water

Lab Sample ID	Client Sample ID	DCB1 %Rec	DCB2 %Rec
460-85449-16	FB_20141031	120	120
MB 460-259735/1-A		121	126
LCS 460-259735/2-A		124	125
LCSD 460-259735/3-A		123	123

Surrogate

Acceptance Limits

DCB = DCB Decachlorobiphenyl

13-150

Client: Antea USA, Inc.

Job Number: 460-85449-1

Surrogate Recovery Report

NJ-OQA-QAM-025 New Jersey - Total petroleum Hydrocarbons (GC)

Client Matrix: Water

Lab Sample ID	Client Sample ID	CB %Rec	OTPH %Rec
460-85449-16	FB_20141031	68	71
MB 460-259962/1-A		67	71
LCS 460-259962/2-A		59	61
LCSD 460-259962/3-A		72	82

Surrogate	Acceptance Limits
CB = Chlorobenzene	26-98
OTPH = o-Terphenyl	28-121

Quality Control Results

Client: Antea USA, Inc.

Job Number: 460-85449-1

Method Blank - Batch: 460-259722

**Method: 8260C
Preparation: 5030C**

Lab Sample ID: MB 460-259722/9
 Client Matrix: Water
 Dilution: 1.0
 Analysis Date: 11/01/2014 1124
 Prep Date: 11/01/2014 1124
 Leach Date: N/A

Analysis Batch: 460-259722
 Prep Batch: N/A
 Leach Batch: N/A
 Units: ug/L

Instrument ID: CVOAMS3
 Lab File ID: C1631.D
 Initial Weight/Volume: 5 mL
 Final Weight/Volume: 5 mL

Analyte	Result	Qual	MDL	RL
1,1,1-Trichloroethane	0.060	U	0.060	1.0
1,1,2,2-Tetrachloroethane	0.16	U	0.16	1.0
1,1,2-Trichloroethane	0.19	U	0.19	1.0
1,1-Dichloroethane	0.13	U	0.13	1.0
1,1-Dichloroethene	0.090	U	0.090	1.0
1,2,3-Trichlorobenzene	0.51	U	0.51	1.0
1,2,4-Trichlorobenzene	0.34	U	0.34	1.0
1,2-Dibromo-3-Chloropropane	0.40	U	0.40	1.0
1,2-Dibromoethane	0.28	U	0.28	1.0
1,2-Dichlorobenzene	0.21	U	0.21	1.0
1,2-Dichloroethane	0.19	U	0.19	1.0
1,2-Dichloropropane	0.090	U	0.090	1.0
1,3-Dichlorobenzene	0.14	U	0.14	1.0
1,4-Dichlorobenzene	0.23	U	0.23	1.0
1,4-Dioxane	36	U	36	50
2-Butanone	2.3	U	2.3	5.0
2-Hexanone	0.50	U	0.50	5.0
4-Methyl-2-pentanone	0.99	U	0.99	5.0
Acetone	2.7	U	2.7	5.0
Benzene	0.080	U	0.080	1.0
Bromochloromethane	0.27	U	0.27	1.0
Bromodichloromethane	0.12	U	0.12	1.0
Bromoform	0.19	U	0.19	1.0
Bromomethane	0.18	U	0.18	1.0
Carbon disulfide	0.13	U	0.13	1.0
Carbon tetrachloride	0.060	U	0.060	1.0
Chlorobenzene	0.11	U	0.11	1.0
Chloroethane	0.17	U	0.17	1.0
Chloroform	0.080	U	0.080	1.0
Chloromethane	0.10	U	0.10	1.0
cis-1,2-Dichloroethene	0.18	U	0.18	1.0
cis-1,3-Dichloropropene	0.18	U	0.18	1.0
Cyclohexane	0.16	U	0.16	1.0
Dibromochloromethane	0.20	U	0.20	1.0
Dichlorodifluoromethane	0.22	U	0.22	1.0
Ethylbenzene	0.10	U	0.10	1.0
Freon TF	0.080	U	0.080	1.0
Isopropylbenzene	0.080	U	0.080	1.0
Methyl acetate	0.34	U	0.34	5.0
Methylcyclohexane	0.14	U	0.14	1.0
Methylene Chloride	0.18	U	0.18	1.0
MTBE	0.14	U	0.14	1.0
Styrene	0.12	U	0.12	1.0
Tetrachloroethene	0.10	U	0.10	1.0
Toluene	0.15	U	0.15	1.0

Quality Control Results

Client: Antea USA, Inc.

Job Number: 460-85449-1

Method Blank - Batch: 460-259722

**Method: 8260C
Preparation: 5030C**

Lab Sample ID: MB 460-259722/9
 Client Matrix: Water
 Dilution: 1.0
 Analysis Date: 11/01/2014 1124
 Prep Date: 11/01/2014 1124
 Leach Date: N/A

Analysis Batch: 460-259722
 Prep Batch: N/A
 Leach Batch: N/A
 Units: ug/L

Instrument ID: CVOAMS3
 Lab File ID: C1631.D
 Initial Weight/Volume: 5 mL
 Final Weight/Volume: 5 mL

Analyte	Result	Qual	MDL	RL
trans-1,2-Dichloroethene	0.13	U	0.13	1.0
trans-1,3-Dichloropropene	0.24	U	0.24	1.0
Trichloroethene	0.090	U	0.090	1.0
Trichlorofluoromethane	0.15	U	0.15	1.0
Vinyl chloride	0.14	U	0.14	1.0
Xylenes, Total	0.13	U	0.13	2.0

Surrogate	% Rec	Acceptance Limits
1,2-Dichloroethane-d4 (Surr)	114	70 - 130
Toluene-d8 (Surr)	112	70 - 130
Bromofluorobenzene	116	64 - 135
Dibromofluoromethane (Surr)	116	72 - 137

Method Blank TICs - Batch: 460-259722

Cas Number	Analyte	RT	Est. Result (ug/L)	Qual
	Tentatively Identified Compound		None	

Quality Control Results

Client: Antea USA, Inc.

Job Number: 460-85449-1

Lab Control Sample - Batch: 460-259722

Method: 8260C

Preparation: 5030C

Lab Sample ID: LCS 460-259722/3	Analysis Batch: 460-259722	Instrument ID: CVOAMS3
Client Matrix: Water	Prep Batch: N/A	Lab File ID: C1625.D
Dilution: 1.0	Leach Batch: N/A	Initial Weight/Volume: 5 mL
Analysis Date: 11/01/2014 0847	Units: ug/L	Final Weight/Volume: 5 mL
Prep Date: 11/01/2014 0847		
Leach Date: N/A		

Analyte	Spike Amount	Result	% Rec.	Limit	Qual
1,1,1-Trichloroethane	20.0	21.9	109	73 - 134	
1,1,2,2-Tetrachloroethane	20.0	20.9	105	55 - 133	
1,1,2-Trichloroethane	20.0	21.3	107	68 - 121	
1,1-Dichloroethane	20.0	22.6	113	75 - 126	
1,1-Dichloroethene	20.0	21.1	105	71 - 123	
1,2,3-Trichlorobenzene	20.0	21.2	106	72 - 135	
1,2,4-Trichlorobenzene	20.0	20.9	105	76 - 129	
1,2-Dibromo-3-Chloropropane	20.0	19.9	99	53 - 136	
1,2-Dibromoethane	20.0	21.2	106	77 - 117	
1,2-Dichlorobenzene	20.0	20.3	101	81 - 120	
1,2-Dichloroethane	20.0	22.5	113	75 - 127	
1,2-Dichloropropane	20.0	22.9	114	70 - 120	
1,3-Dichlorobenzene	20.0	20.8	104	75 - 120	
1,4-Dichlorobenzene	20.0	20.1	101	75 - 120	
1,4-Dioxane	400	442	111	46 - 150	
2-Butanone	100	103	103	52 - 140	
2-Hexanone	100	106	106	49 - 131	
4-Methyl-2-pentanone	100	113	113	56 - 132	
Acetone	100	85.8	86	26 - 150	
Benzene	20.0	20.6	103	69 - 125	
Bromochloromethane	20.0	25.4	127	70 - 134	
Bromodichloromethane	20.0	23.0	115	72 - 123	
Bromoform	20.0	15.9	80	50 - 134	
Bromomethane	20.0	44.9	224	27 - 150	*
Carbon disulfide	20.0	20.2	101	61 - 126	
Carbon tetrachloride	20.0	21.8	109	58 - 150	
Chlorobenzene	20.0	20.8	104	77 - 120	
Chloroethane	20.0	22.4	112	58 - 145	
Chloroform	20.0	22.7	113	81 - 122	
Chloromethane	20.0	23.7	119	43 - 145	
cis-1,2-Dichloroethene	20.0	22.6	113	78 - 121	
cis-1,3-Dichloropropene	20.0	21.0	105	71 - 120	
Cyclohexane	20.0	18.7	94	62 - 135	
Dibromochloromethane	20.0	21.1	105	63 - 131	
Dichlorodifluoromethane	20.0	18.8	94	40 - 150	
Ethylbenzene	20.0	21.1	106	74 - 120	
Freon TF	20.0	19.0	95	60 - 144	
Isopropylbenzene	20.0	23.3	116	74 - 127	
Methyl acetate	100	150	150	62 - 140	*
Methylcyclohexane	20.0	18.4	92	64 - 136	
Methylene Chloride	20.0	22.3	111	76 - 123	
MTBE	20.0	22.5	113	73 - 125	
Styrene	20.0	21.6	108	76 - 120	
Tetrachloroethene	20.0	21.0	105	70 - 136	
Toluene	20.0	18.9	94	78 - 120	
trans-1,2-Dichloroethene	20.0	21.5	107	79 - 120	

Quality Control Results

Client: Antea USA, Inc.

Job Number: 460-85449-1

Lab Control Sample - Batch: 460-259722

Method: 8260C

Preparation: 5030C

Lab Sample ID: LCS 460-259722/3	Analysis Batch: 460-259722	Instrument ID: CVOAMS3
Client Matrix: Water	Prep Batch: N/A	Lab File ID: C1625.D
Dilution: 1.0	Leach Batch: N/A	Initial Weight/Volume: 5 mL
Analysis Date: 11/01/2014 0847	Units: ug/L	Final Weight/Volume: 5 mL
Prep Date: 11/01/2014 0847		
Leach Date: N/A		

Analyte	Spike Amount	Result	% Rec.	Limit	Qual
trans-1,3-Dichloropropene	20.0	21.0	105	71 - 123	
Trichloroethene	20.0	21.7	109	74 - 120	
Trichlorofluoromethane	20.0	20.3	102	65 - 142	
Vinyl chloride	20.0	23.0	115	56 - 137	
Xylenes, Total	40.0	42.2	106	73 - 122	
<hr/>					
Surrogate		% Rec		Acceptance Limits	
1,2-Dichloroethane-d4 (Surr)		113		70 - 130	
Toluene-d8 (Surr)		112		70 - 130	
Bromofluorobenzene		115		64 - 135	

Quality Control Results

Client: Antea USA, Inc.

Job Number: 460-85449-1

**Matrix Spike/
Matrix Spike Duplicate Recovery Report - Batch: 460-259722**

**Method: 8260C
Preparation: 5030C**

MS Lab Sample ID: 460-85411-A-1 MS	Analysis Batch: 460-259722	Instrument ID: CVOAMS3
Client Matrix: Water	Prep Batch: N/A	Lab File ID: C1648.D
Dilution: 25	Leach Batch: N/A	Initial Weight/Volume: 5 mL
Analysis Date: 11/01/2014 1849		Final Weight/Volume: 5 mL
Prep Date: 11/01/2014 1849		5 mL
Leach Date: N/A		

MSD Lab Sample ID: 460-85411-A-1 MSD	Analysis Batch: 460-259722	Instrument ID: CVOAMS3
Client Matrix: Water	Prep Batch: N/A	Lab File ID: C1649.D
Dilution: 25	Leach Batch: N/A	Initial Weight/Volume: 5 mL
Analysis Date: 11/01/2014 1915		Final Weight/Volume: 5 mL
Prep Date: 11/01/2014 1915		5 mL
Leach Date: N/A		

Analyte	% Rec.		Limit	RPD	RPD Limit	MS Qual	MSD Qual
	MS	MSD					
1,1,1-Trichloroethane	107	99	73 - 134	7	30		
1,1,2,2-Tetrachloroethane	102	99	55 - 133	3	30		
1,1,2-Trichloroethane	102	102	68 - 121	0	30		
1,1-Dichloroethane	110	104	75 - 126	6	30		
1,1-Dichloroethene	102	94	71 - 123	9	30		
1,2,3-Trichlorobenzene	99	98	72 - 135	1	30		
1,2,4-Trichlorobenzene	101	97	76 - 129	4	30		
1,2-Dibromo-3-Chloropropane	89	90	53 - 136	1	30		
1,2-Dibromoethane	102	102	77 - 117	1	30		
1,2-Dichlorobenzene	102	97	81 - 120	5	30		
1,2-Dichloroethane	107	104	75 - 127	3	30		
1,2-Dichloropropane	111	105	70 - 120	6	30		
1,3-Dichlorobenzene	104	99	75 - 120	5	30		
1,4-Dichlorobenzene	103	98	75 - 120	5	30		
1,4-Dioxane	106	102	46 - 150	3	30		
2-Butanone	104	99	52 - 140	5	30		
2-Hexanone	99	95	49 - 131	3	30		
4-Methyl-2-pentanone	107	104	56 - 132	3	30		
Acetone	75	74	26 - 150	2	30		
Benzene	107	102	69 - 125	5	30		
Bromochloromethane	119	118	70 - 134	1	30		
Bromodichloromethane	109	106	72 - 123	3	30		
Bromoform	75	77	50 - 134	3	30		
Bromomethane	282	280	27 - 150	1	30	F1	F1
Carbon disulfide	100	94	61 - 126	6	30		
Carbon tetrachloride	112	101	58 - 150	11	30		
Chlorobenzene	104	99	77 - 120	5	30		
Chloroethane	118	111	58 - 145	6	30		
Chloroform	111	105	81 - 122	5	30		
Chloromethane	110	101	43 - 145	9	30		
cis-1,2-Dichloroethene	111	105	78 - 121	5	30		
cis-1,3-Dichloropropene	102	101	71 - 120	2	30		
Cyclohexane	81	76	62 - 135	7	30		

Quality Control Results

Client: Antea USA, Inc.

Job Number: 460-85449-1

**Matrix Spike/
Matrix Spike Duplicate Recovery Report - Batch: 460-259722**

**Method: 8260C
Preparation: 5030C**

MS Lab Sample ID:	460-85411-A-1 MS	Analysis Batch:	460-259722	Instrument ID:	CVOAMS3
Client Matrix:	Water	Prep Batch:	N/A	Lab File ID:	C1648.D
Dilution:	25	Leach Batch:	N/A	Initial Weight/Volume:	5 mL
Analysis Date:	11/01/2014 1849			Final Weight/Volume:	5 mL
Prep Date:	11/01/2014 1849				5 mL
Leach Date:	N/A				

MSD Lab Sample ID:	460-85411-A-1 MSD	Analysis Batch:	460-259722	Instrument ID:	CVOAMS3
Client Matrix:	Water	Prep Batch:	N/A	Lab File ID:	C1649.D
Dilution:	25	Leach Batch:	N/A	Initial Weight/Volume:	5 mL
Analysis Date:	11/01/2014 1915			Final Weight/Volume:	5 mL
Prep Date:	11/01/2014 1915				5 mL
Leach Date:	N/A				

Analyte	% Rec.		Limit	RPD	RPD Limit	MS Qual	MSD Qual
	MS	MSD					
Dibromochloromethane	101	101	63 - 131	1	30		
Dichlorodifluoromethane	72	67	40 - 150	7	30		
Ethylbenzene	106	99	74 - 120	7	30		
Freon TF	78	71	60 - 144	9	30		
Isopropylbenzene	117	108	74 - 127	8	30		
Methyl acetate	125	121	62 - 140	3	30		
Methylcyclohexane	78	74	64 - 136	6	30		
Methylene Chloride	110	103	76 - 123	7	30		
MTBE	103	104	73 - 125	2	30		
Styrene	101	97	76 - 120	4	30		
Tetrachloroethene	108	100	70 - 136	8	30		
Toluene	96	92	78 - 120	4	30		
trans-1,2-Dichloroethene	112	102	79 - 120	9	30		
trans-1,3-Dichloropropene	105	106	71 - 123	1	30		
Trichloroethene	110	102	74 - 120	8	30		
Trichlorofluoromethane	87	82	65 - 142	6	30		
Vinyl chloride	109	99	56 - 137	9	30		
Xylenes, Total	105	101	73 - 122	5	30		
Surrogate		MS % Rec	MSD % Rec			Acceptance Limits	
1,2-Dichloroethane-d4 (Surr)		110	114			70 - 130	
Toluene-d8 (Surr)		113	113			70 - 130	
Bromofluorobenzene		116	117			64 - 135	

Quality Control Results

Client: Antea USA, Inc.

Job Number: 460-85449-1

**Matrix Spike/
Matrix Spike Duplicate Recovery Report - Batch: 460-259722**

**Method: 8260C
Preparation: 5030C**

MS Lab Sample ID: 460-85411-A-1 MS Units: ug/L
 Client Matrix: Water
 Dilution: 25
 Analysis Date: 11/01/2014 1849
 Prep Date: 11/01/2014 1849
 Leach Date: N/A

MSD Lab Sample ID: 460-85411-A-1 MSD
 Client Matrix: Water
 Dilution: 25
 Analysis Date: 11/01/2014 1915
 Prep Date: 11/01/2014 1915
 Leach Date: N/A

Analyte	Sample Result/Qual		MS Spike Amount	MSD Spike Amount	MS Result/Qual	MSD Result/Qual	
1,1,1-Trichloroethane	0.060	U	500	500	535	497	
1,1,2,2-Tetrachloroethane	0.16	U	500	500	510	493	
1,1,2-Trichloroethane	0.19	U	500	500	508	508	
1,1-Dichloroethane	0.13	U	500	500	552	521	
1,1-Dichloroethene	0.090	U	500	500	510	468	
1,2,3-Trichlorobenzene	0.51	U	500	500	495	489	
1,2,4-Trichlorobenzene	0.34	U	500	500	505	485	
1,2-Dibromo-3-Chloropropane	0.40	U	500	500	446	450	
1,2-Dibromoethane	0.28	U	500	500	512	508	
1,2-Dichlorobenzene	0.21	U	500	500	510	483	
1,2-Dichloroethane	0.19	U	500	500	536	519	
1,2-Dichloropropane	0.090	U	500	500	557	523	
1,3-Dichlorobenzene	0.14	U	500	500	519	496	
1,4-Dichlorobenzene	0.23	U	500	500	516	489	
1,4-Dioxane	36	U	10000	10000	10600	10200	
2-Butanone	2.3	U	2500	2500	2600	2470	
2-Hexanone	0.50	U	2500	2500	2470	2390	
4-Methyl-2-pentanone	0.99	U	2500	2500	2670	2590	
Acetone	2.7	U	2500	2500	1880	1850	
Benzene	0.080	U	500	500	535	508	
Bromochloromethane	0.27	U	500	500	597	592	
Bromodichloromethane	0.12	U	500	500	543	529	
Bromoform	0.19	U	500	500	374	383	
Bromomethane	0.18	U	500	500	1410	1400	F1
Carbon disulfide	0.13	U	500	500	499	469	
Carbon tetrachloride	0.060	U	500	500	559	503	
Chlorobenzene	0.11	U	500	500	521	494	
Chloroethane	0.17	U	500	500	591	554	
Chloroform	0.080	U	500	500	555	526	
Chloromethane	0.10	U	500	500	552	507	
cis-1,2-Dichloroethene	0.18	U	500	500	554	527	
cis-1,3-Dichloropropene	0.18	U	500	500	511	503	
Cyclohexane	0.16	U	500	500	406	379	
Dibromochloromethane	0.20	U	500	500	507	505	
Dichlorodifluoromethane	0.22	U	500	500	358	333	
Ethylbenzene	0.10	U	500	500	531	496	
Freon TF	0.080	U	500	500	388	356	
Isopropylbenzene	0.080	U	500	500	584	542	
Methyl acetate	0.34	U	2500	2500	3130	3030	
Methylcyclohexane	0.14	U	500	500	391	369	
Methylene Chloride	0.18	U	500	500	551	514	
MTBE	0.14	U	500	500	514	522	
Styrene	0.12	U	500	500	507	486	

Quality Control Results

Client: Antea USA, Inc.

Job Number: 460-85449-1

**Matrix Spike/
Matrix Spike Duplicate Recovery Report - Batch: 460-259722**

**Method: 8260C
Preparation: 5030C**

MS Lab Sample ID: 460-85411-A-1 MS Units: ug/L
 Client Matrix: Water
 Dilution: 25
 Analysis Date: 11/01/2014 1849
 Prep Date: 11/01/2014 1849
 Leach Date: N/A

MSD Lab Sample ID: 460-85411-A-1 MSD
 Client Matrix: Water
 Dilution: 25
 Analysis Date: 11/01/2014 1915
 Prep Date: 11/01/2014 1915
 Leach Date: N/A

Analyte	Sample Result/Qual		MS Spike Amount	MSD Spike Amount	MS Result/Qual	MSD Result/Qual
Tetrachloroethene	0.10	U	500	500	540	499
Toluene	0.15	U	500	500	481	461
trans-1,2-Dichloroethene	0.13	U	500	500	560	512
trans-1,3-Dichloropropene	0.24	U	500	500	525	530
Trichloroethene	0.090	U	500	500	552	510
Trichlorofluoromethane	0.15	U	500	500	435	408
Vinyl chloride	0.14	U	500	500	544	495
Xylenes, Total	0.13	U	1000	1000	1050	1010

Quality Control Results

Client: Antea USA, Inc.

Job Number: 460-85449-1

Method Blank - Batch: 460-259905

**Method: 8260C
Preparation: N/A**

Lab Sample ID: MB 460-259905/6
 Client Matrix: Solid
 Dilution: 50
 Analysis Date: 11/03/2014 0741
 Prep Date: N/A
 Leach Date: N/A

Analysis Batch: 460-259905
 Prep Batch: N/A
 Leach Batch: N/A
 Units: ug/Kg

Instrument ID: CVOAMS2
 Lab File ID: B75529.D
 Initial Weight/Volume: 5 mL
 Final Weight/Volume: 5 mL

Analyte	Result	Qual	MDL	RL
1,1,1-Trichloroethane	3.1	U	3.1	50
1,1,2,2-Tetrachloroethane	7.9	U	7.9	50
1,1,2-Trichloroethane	9.4	U	9.4	50
1,1-Dichloroethane	6.5	U	6.5	50
1,1-Dichloroethene	4.4	U	4.4	50
1,2,3-Trichlorobenzene	26	U	26	50
1,2,4-Trichlorobenzene	17	U	17	50
1,2-Dibromo-3-Chloropropane	20	U	20	50
1,2-Dibromoethane	14	U	14	50
1,2-Dichlorobenzene	10	U	10	50
1,2-Dichloroethane	9.5	U	9.5	50
1,2-Dichloropropane	4.3	U	4.3	50
1,3-Dichlorobenzene	6.8	U	6.8	50
1,4-Dichlorobenzene	12	U	12	50
1,4-Dioxane	1800	U	1800	1300
2-Butanone	120	U	120	250
2-Hexanone	25	U	25	250
4-Methyl-2-pentanone	49	U	49	250
Acetone	130	U	130	250
Benzene	4.1	U	4.1	50
Bromochloromethane	14	U	14	50
Bromodichloromethane	6.3	U	6.3	50
Bromoform	9.6	U	9.6	50
Bromomethane	9.1	U	9.1	50
Carbon disulfide	6.3	U	6.3	50
Carbon tetrachloride	2.9	U	2.9	50
Chlorobenzene	5.5	U	5.5	50
Chloroethane	8.5	U	8.5	50
Chloroform	3.9	U	3.9	50
Chloromethane	4.8	U	4.8	50
cis-1,2-Dichloroethene	8.9	U	8.9	50
cis-1,3-Dichloropropene	9.2	U	9.2	50
Cyclohexane	7.9	U	7.9	50
Dibromochloromethane	10	U	10	50
Dichlorodifluoromethane	11	U	11	50
Ethylbenzene	4.8	U	4.8	50
Freon TF	4.1	U	4.1	50
Isopropylbenzene	3.8	U	3.8	50
Methyl acetate	17	U	17	250
Methylcyclohexane	6.8	U	6.8	50
Methylene Chloride	9.1	U	9.1	50
MTBE	6.9	U	6.9	50
Styrene	5.9	U	5.9	50
Tetrachloroethene	4.9	U	4.9	50
Toluene	7.5	U	7.5	50

Quality Control Results

Client: Antea USA, Inc.

Job Number: 460-85449-1

Method Blank - Batch: 460-259905

**Method: 8260C
Preparation: N/A**

Lab Sample ID:	MB 460-259905/6	Analysis Batch:	460-259905	Instrument ID:	CVOAMS2
Client Matrix:	Solid	Prep Batch:	N/A	Lab File ID:	B75529.D
Dilution:	50	Leach Batch:	N/A	Initial Weight/Volume:	5 mL
Analysis Date:	11/03/2014 0741	Units:	ug/Kg	Final Weight/Volume:	5 mL
Prep Date:	N/A				
Leach Date:	N/A				

Analyte	Result	Qual	MDL	RL
trans-1,2-Dichloroethene	6.4	U	6.4	50
trans-1,3-Dichloropropene	12	U	12	50
Trichloroethene	4.6	U	4.6	50
Trichlorofluoromethane	7.3	U	7.3	50
Vinyl chloride	7.2	U	7.2	50
Xylenes, Total	18	U	18	100

Surrogate	% Rec	Acceptance Limits
1,2-Dichloroethane-d4 (Surr)	90	75 - 135
Toluene-d8 (Surr)	97	59 - 150
Bromofluorobenzene	102	72 - 133
Dibromofluoromethane (Surr)	98	70 - 130

Method Blank TICs - Batch: 460-259905

Cas Number	Analyte	RT	Est. Result (ug/K)	Qual
	Tentatively Identified Compound		None	

Quality Control Results

Client: Antea USA, Inc.

Job Number: 460-85449-1

**Lab Control Sample/
Lab Control Sample Duplicate Recovery Report - Batch: 460-259905**

**Method: 8260C
Preparation: N/A**

LCS Lab Sample ID: LCS 460-259905/3	Analysis Batch: 460-259905	Instrument ID: CVOAMS2
Client Matrix: Solid	Prep Batch: N/A	Lab File ID: B75526.D
Dilution: 50	Leach Batch: N/A	Initial Weight/Volume: 5 mL
Analysis Date: 11/03/2014 0628	Units: ug/Kg	Final Weight/Volume: 5 mL
Prep Date: N/A		5 mL
Leach Date: N/A		

LCSD Lab Sample ID: LCSD 460-259905/4	Analysis Batch: 460-259905	Instrument ID: CVOAMS2
Client Matrix: Solid	Prep Batch: N/A	Lab File ID: B75527.D
Dilution: 50	Leach Batch: N/A	Initial Weight/Volume: 5 mL
Analysis Date: 11/03/2014 0652	Units: ug/Kg	Final Weight/Volume: 5 mL
Prep Date: N/A		5 mL
Leach Date: N/A		

Analyte	% Rec.		Limit	RPD	RPD Limit	LCS Qual	LCSD Qual
	LCS	LCSD					
1,1,1-Trichloroethane	93	98	75 - 125	5	30		
1,1,2,2-Tetrachloroethane	91	95	69 - 128	4	30		
1,1,2-Trichloroethane	92	97	76 - 120	5	30		
1,1-Dichloroethane	96	99	78 - 125	3	30		
1,1-Dichloroethene	93	97	66 - 135	4	30		
1,2,3-Trichlorobenzene	93	97	60 - 144	3	30		
1,2,4-Trichlorobenzene	95	98	67 - 135	3	30		
1,2-Dibromo-3-Chloropropane	83	90	57 - 128	8	30		
1,2-Dibromoethane	95	95	80 - 120	1	30		
1,2-Dichlorobenzene	98	100	80 - 120	2	30		
1,2-Dichloroethane	90	94	77 - 121	4	30		
1,2-Dichloropropane	98	99	75 - 126	1	30		
1,3-Dichlorobenzene	98	99	80 - 120	1	30		
1,4-Dichlorobenzene	93	93	80 - 120	0	30		
1,4-Dioxane	141	107	50 - 150	28	30		
2-Butanone	104	94	69 - 138	11	30		
2-Hexanone	90	93	54 - 145	3	30		
4-Methyl-2-pentanone	80	84	58 - 140	5	30		
Acetone	100	97	46 - 150	3	30		
Benzene	90	92	74 - 126	2	30		
Bromochloromethane	100	101	82 - 122	1	30		
Bromodichloromethane	94	97	75 - 119	3	30		
Bromoform	90	97	49 - 131	6	30		
Bromomethane	93	92	10 - 150	1	30		
Carbon disulfide	88	94	60 - 132	7	30		
Carbon tetrachloride	95	95	63 - 131	0	30		
Chlorobenzene	92	94	80 - 120	2	30		
Chloroethane	101	104	53 - 150	2	30		
Chloroform	93	96	80 - 120	3	30		
Chloromethane	87	89	50 - 144	2	30		
cis-1,2-Dichloroethene	96	98	81 - 122	2	30		
cis-1,3-Dichloropropene	97	102	76 - 124	5	30		
Cyclohexane	90	92	58 - 142	2	30		
Dibromochloromethane	94	96	63 - 124	3	30		
Dichlorodifluoromethane	93	92	37 - 143	1	30		
Ethylbenzene	95	98	80 - 120	4	30		

Quality Control Results

Client: Antea USA, Inc.

Job Number: 460-85449-1

**Lab Control Sample/
Lab Control Sample Duplicate Recovery Report - Batch: 460-259905**

**Method: 8260C
Preparation: N/A**

LCS Lab Sample ID: LCS 460-259905/3	Analysis Batch: 460-259905	Instrument ID: CVOAMS2
Client Matrix: Solid	Prep Batch: N/A	Lab File ID: B75526.D
Dilution: 50	Leach Batch: N/A	Initial Weight/Volume: 5 mL
Analysis Date: 11/03/2014 0628	Units: ug/Kg	Final Weight/Volume: 5 mL
Prep Date: N/A		5 mL
Leach Date: N/A		

LCSD Lab Sample ID: LCSD 460-259905/4	Analysis Batch: 460-259905	Instrument ID: CVOAMS2
Client Matrix: Solid	Prep Batch: N/A	Lab File ID: B75527.D
Dilution: 50	Leach Batch: N/A	Initial Weight/Volume: 5 mL
Analysis Date: 11/03/2014 0652	Units: ug/Kg	Final Weight/Volume: 5 mL
Prep Date: N/A		5 mL
Leach Date: N/A		

Analyte	% Rec.		Limit	RPD	RPD Limit	LCS Qual	LCSD Qual
	LCS	LCSD					
Freon TF	92	93	51 - 145	1	30		
Isopropylbenzene	99	102	78 - 129	3	30		
Methyl acetate	110	114	60 - 139	3	30		
Methylcyclohexane	92	92	54 - 150	0	30		
Methylene Chloride	93	96	72 - 126	4	30		
MTBE	99	104	68 - 128	5	30		
Styrene	104	107	80 - 120	3	30		
Tetrachloroethene	90	91	78 - 125	2	30		
Toluene	89	93	79 - 121	5	30		
trans-1,2-Dichloroethene	95	101	76 - 125	6	30		
trans-1,3-Dichloropropene	94	95	70 - 125	1	30		
Trichloroethene	97	98	79 - 120	1	30		
Trichlorofluoromethane	93	92	52 - 146	1	30		
Vinyl chloride	97	98	59 - 140	1	30		
Xylenes, Total	95	99	80 - 120	4	30		

Surrogate	LCS % Rec	LCSD % Rec	Acceptance Limits
1,2-Dichloroethane-d4 (Surr)	89	88	75 - 135
Toluene-d8 (Surr)	98	100	59 - 150
Bromofluorobenzene	101	102	72 - 133

Quality Control Results

Client: Antea USA, Inc.

Job Number: 460-85449-1

**Laboratory Control/
Laboratory Duplicate Data Report - Batch: 460-259905**

**Method: 8260C
Preparation: N/A**

LCS Lab Sample ID: LCS 460-259905/3 Units: ug/Kg
 Client Matrix: Solid
 Dilution: 50
 Analysis Date: 11/03/2014 0628
 Prep Date: N/A
 Leach Date: N/A

LCSD Lab Sample ID: LCSD 460-259905/4
 Client Matrix: Solid
 Dilution: 50
 Analysis Date: 11/03/2014 0652
 Prep Date: N/A
 Leach Date: N/A

Analyte	LCS Spike Amount	LCSD Spike Amount	LCS Result/Qual	LCSD Result/Qual
1,1,1-Trichloroethane	1000	1000	929	979
1,1,2,2-Tetrachloroethane	1000	1000	911	947
1,1,2-Trichloroethane	1000	1000	922	968
1,1-Dichloroethane	1000	1000	962	995
1,1-Dichloroethene	1000	1000	930	973
1,2,3-Trichlorobenzene	1000	1000	934	966
1,2,4-Trichlorobenzene	1000	1000	951	977
1,2-Dibromo-3-Chloropropane	1000	1000	830	900
1,2-Dibromoethane	1000	1000	946	952
1,2-Dichlorobenzene	1000	1000	977	1000
1,2-Dichloroethane	1000	1000	903	944
1,2-Dichloropropane	1000	1000	977	986
1,3-Dichlorobenzene	1000	1000	978	987
1,4-Dichlorobenzene	1000	1000	931	934
1,4-Dioxane	20000	20000	28200	21400
2-Butanone	5000	5000	5220	4690
2-Hexanone	5000	5000	4520	4660
4-Methyl-2-pentanone	5000	5000	4010	4200
Acetone	5000	5000	4980	4830
Benzene	1000	1000	896	918
Bromochloromethane	1000	1000	997	1010
Bromodichloromethane	1000	1000	944	969
Bromoform	1000	1000	904	965
Bromomethane	1000	1000	927	919
Carbon disulfide	1000	1000	880	940
Carbon tetrachloride	1000	1000	951	948
Chlorobenzene	1000	1000	919	935
Chloroethane	1000	1000	1010	1040
Chloroform	1000	1000	933	958
Chloromethane	1000	1000	874	891
cis-1,2-Dichloroethene	1000	1000	964	984
cis-1,3-Dichloropropene	1000	1000	969	1020
Cyclohexane	1000	1000	904	920
Dibromochloromethane	1000	1000	935	963
Dichlorodifluoromethane	1000	1000	928	920
Ethylbenzene	1000	1000	950	984
Freon TF	1000	1000	920	931
Isopropylbenzene	1000	1000	987	1020
Methyl acetate	5000	5000	5520	5680

Quality Control Results

Client: Antea USA, Inc.

Job Number: 460-85449-1

**Laboratory Control/
Laboratory Duplicate Data Report - Batch: 460-259905**

**Method: 8260C
Preparation: N/A**

LCS Lab Sample ID: LCS 460-259905/3 Units: ug/Kg
 Client Matrix: Solid
 Dilution: 50
 Analysis Date: 11/03/2014 0628
 Prep Date: N/A
 Leach Date: N/A

LCSD Lab Sample ID: LCSD 460-259905/4
 Client Matrix: Solid
 Dilution: 50
 Analysis Date: 11/03/2014 0652
 Prep Date: N/A
 Leach Date: N/A

Analyte	LCS Spike Amount	LCSD Spike Amount	LCS Result/Qual	LCSD Result/Qual
Methylcyclohexane	1000	1000	924	921
Methylene Chloride	1000	1000	927	962
MTBE	1000	1000	994	1040
Styrene	1000	1000	1040	1070
Tetrachloroethene	1000	1000	897	914
Toluene	1000	1000	889	934
trans-1,2-Dichloroethene	1000	1000	954	1010
trans-1,3-Dichloropropene	1000	1000	945	951
Trichloroethene	1000	1000	969	976
Trichlorofluoromethane	1000	1000	932	924
Vinyl chloride	1000	1000	968	981
Xylenes, Total	2000	2000	1910	1980

Quality Control Results

Client: Antea USA, Inc.

Job Number: 460-85449-1

Method Blank - Batch: 460-259683

**Method: 8270D
Preparation: 3546**

Lab Sample ID: MB 460-259683/1-A
 Client Matrix: Solid
 Dilution: 1.0
 Analysis Date: 11/02/2014 2123
 Prep Date: 11/01/2014 0418
 Leach Date: N/A

Analysis Batch: 460-259875
 Prep Batch: 460-259683
 Leach Batch: N/A
 Units: ug/Kg

Instrument ID: CBNAMS12
 Lab File ID: L118321.D
 Initial Weight/Volume: 15.0000 g
 Final Weight/Volume: 1 mL
 Injection Volume: 1 uL

Analyte	Result	Qual	MDL	RL
1,2,4,5-Tetrachlorobenzene	25	U	25	330
2,2'-oxybis[1-chloropropane]	14	U	14	330
2,3,4,6-Tetrachlorophenol	31	U	31	330
2,4,5-Trichlorophenol	33	U	33	330
2,4,6-Trichlorophenol	9.4	U	9.4	130
2,4-Dichlorophenol	7.8	U	7.8	330
2,4-Dimethylphenol	73	U	73	330
2,4-Dinitrophenol	250	U	250	270
2,4-Dinitrotoluene	13	U	13	67
2,6-Dinitrotoluene	18	U	18	67
2-Chloronaphthalene	7.5	U	7.5	330
2-Chlorophenol	8.4	U	8.4	330
2-Methylnaphthalene	7.3	U	7.3	330
2-Methylphenol	14	U	14	330
2-Nitroaniline	11	U	11	330
2-Nitrophenol	11	U	11	330
3,3'-Dichlorobenzidine	37	U	37	130
3-Nitroaniline	9.8	U	9.8	330
4,6-Dinitro-2-methylphenol	88	U	88	270
4-Bromophenyl phenyl ether	10	U	10	330
4-Chloro-3-methylphenol	14	U	14	330
4-Chloroaniline	8.5	U	8.5	330
4-Chlorophenyl phenyl ether	9.9	U	9.9	330
4-Methylphenol	9.0	U	9.0	330
4-Nitroaniline	13	U	13	330
4-Nitrophenol	160	U	160	670
Acenaphthene	8.0	U	8.0	330
Acenaphthylene	8.5	U	8.5	330
Acetophenone	7.2	U	7.2	330
Anthracene	31	U	31	330
Atrazine	15	U	15	130
Benzaldehyde	25	U	25	330
Benzo[a]anthracene	28	U	28	33
Benzo[a]pyrene	10	U	10	33
Benzo[b]fluoranthene	13	U	13	33
Benzo[g,h,i]perylene	19	U	19	330
Benzo[k]fluoranthene	14	U	14	33
Bis(2-chloroethoxy)methane	10	U	10	330
Bis(2-chloroethyl)ether	7.8	U	7.8	33
Bis(2-ethylhexyl) phthalate	13	U	13	330
Butyl benzyl phthalate	10	U	10	330
Caprolactam	24	U	24	330
Carbazole	8.2	U	8.2	330
Chrysene	9.0	U	9.0	330
Dibenz(a,h)anthracene	17	U	17	33

Quality Control Results

Client: Antea USA, Inc.

Job Number: 460-85449-1

Method Blank - Batch: 460-259683

**Method: 8270D
Preparation: 3546**

Lab Sample ID: MB 460-259683/1-A
 Client Matrix: Solid
 Dilution: 1.0
 Analysis Date: 11/02/2014 2123
 Prep Date: 11/01/2014 0418
 Leach Date: N/A

Analysis Batch: 460-259875
 Prep Batch: 460-259683
 Leach Batch: N/A
 Units: ug/Kg

Instrument ID: CBNAMS12
 Lab File ID: L118321.D
 Initial Weight/Volume: 15.0000 g
 Final Weight/Volume: 1 mL
 Injection Volume: 1 uL

Analyte	Result	Qual	MDL	RL
Dibenzofuran	10	U	10	330
Diethyl phthalate	9.4	U	9.4	330
Dimethyl phthalate	9.6	U	9.6	330
Di-n-butyl phthalate	9.9	U	9.9	330
Di-n-octyl phthalate	17	U	17	330
Diphenyl	28	U	28	330
Fluoranthene	9.8	U	9.8	330
Fluorene	7.2	U	7.2	330
Hexachlorobenzene	13	U	13	33
Hexachlorobutadiene	9.3	U	9.3	67
Hexachlorocyclopentadiene	21	U	21	330
Hexachloroethane	12	U	12	33
Indeno[1,2,3-cd]pyrene	22	U	22	33
Isophorone	7.1	U	7.1	130
Naphthalene	8.4	U	8.4	330
Nitrobenzene	10	U	10	33
N-Nitrosodi-n-propylamine	11	U	11	33
N-Nitrosodiphenylamine	30	U	30	330
Pentachlorophenol	40	U	40	270
Phenanthrene	8.8	U	8.8	330
Phenol	11	U	11	330
Pyrene	15	U	15	330

Surrogate	% Rec		Acceptance Limits
Nitrobenzene-d5	108	X	38 - 105
Phenol-d5	105		41 - 118
Terphenyl-d14	130		16 - 151
2,4,6-Tribromophenol	126	X	10 - 120
2-Fluorophenol	99		37 - 125
2-Fluorobiphenyl	98		40 - 109

Method Blank TICs- Batch: 460-259683

Cas Number	Analyte	RT	Est. Result (ug/K)	Qual
	Unknown	2.60	436	J

Quality Control Results

Client: Antea USA, Inc.

Job Number: 460-85449-1

Lab Control Sample - Batch: 460-259683

Method: 8270D
Preparation: 3546

Lab Sample ID: LCS 460-259683/24-A	Analysis Batch: 460-259875	Instrument ID: CBNAMS12
Client Matrix: Solid	Prep Batch: 460-259683	Lab File ID: L118323.D
Dilution: 1.0	Leach Batch: N/A	Initial Weight/Volume: 15.0000 g
Analysis Date: 11/02/2014 2212	Units: ug/Kg	Final Weight/Volume: 1 mL
Prep Date: 11/01/2014 0418		Injection Volume: 1 uL
Leach Date: N/A		

Analyte	Spike Amount	Result	% Rec.	Limit	Qual
Benzaldehyde	6670	6220	93	10 - 160	
Surrogate		% Rec		Acceptance Limits	
Nitrobenzene-d5		98		38 - 105	
Phenol-d5		93		41 - 118	
Terphenyl-d14		123		16 - 151	
2,4,6-Tribromophenol		115		10 - 120	
2-Fluorophenol		88		37 - 125	
2-Fluorobiphenyl		88		40 - 109	

Lab Control Sample - Batch: 460-259683

Method: 8270D
Preparation: 3546

Lab Sample ID: LCS 460-259683/2-A	Analysis Batch: 460-259937	Instrument ID: CBNAMS12
Client Matrix: Solid	Prep Batch: 460-259683	Lab File ID: L118350.D
Dilution: 1.0	Leach Batch: N/A	Initial Weight/Volume: 15.0000 g
Analysis Date: 11/03/2014 1000	Units: ug/Kg	Final Weight/Volume: 1 mL
Prep Date: 11/01/2014 0418		Injection Volume: 1 uL
Leach Date: N/A		

Analyte	Spike Amount	Result	% Rec.	Limit	Qual
1,2,4,5-Tetrachlorobenzene	3330	2940	88	70 - 130	
2,2'-oxybis[1-chloropropane]	3330	3110	93	45 - 102	
2,3,4,6-Tetrachlorophenol	3330	2820	85	70 - 130	
2,4,5-Trichlorophenol	3330	2880	86	50 - 115	
2,4,6-Trichlorophenol	3330	2920	88	53 - 118	
2,4-Dichlorophenol	3330	2690	81	58 - 115	
2,4-Dimethylphenol	3330	2740	82	56 - 112	
2,4-Dinitrophenol	6670	5440	82	10 - 129	
2,4-Dinitrotoluene	3330	2610	78	53 - 110	
2,6-Dinitrotoluene	3330	2910	87	51 - 115	
2-Chloronaphthalene	3330	2840	85	51 - 102	
2-Chlorophenol	3330	2650	79	56 - 110	
2-Methylnaphthalene	3330	2740	82	51 - 98	
2-Methylphenol	3330	2620	78	54 - 117	
2-Nitroaniline	3330	2590	78	51 - 109	
2-Nitrophenol	3330	2930	88	55 - 101	
3,3'-Dichlorobenzidine	3330	2060	62	24 - 105	
3-Nitroaniline	3330	2070	62	32 - 104	
4,6-Dinitro-2-methylphenol	6670	5790	87	10 - 110	
4-Bromophenyl phenyl ether	3330	3220	97	44 - 102	
4-Chloro-3-methylphenol	3330	2700	81	55 - 117	
4-Chloroaniline	3330	2000	60	10 - 96	
4-Chlorophenyl phenyl ether	3330	2570	77	50 - 106	

Quality Control Results

Client: Antea USA, Inc.

Job Number: 460-85449-1

Lab Control Sample - Batch: 460-259683

**Method: 8270D
Preparation: 3546**

Lab Sample ID: LCS 460-259683/2-A	Analysis Batch: 460-259937	Instrument ID: CBNAMS12
Client Matrix: Solid	Prep Batch: 460-259683	Lab File ID: L118350.D
Dilution: 1.0	Leach Batch: N/A	Initial Weight/Volume: 15.0000 g
Analysis Date: 11/03/2014 1000	Units: ug/Kg	Final Weight/Volume: 1 mL
Prep Date: 11/01/2014 0418		Injection Volume: 1 uL
Leach Date: N/A		

Analyte	Spike Amount	Result	% Rec.	Limit	Qual
4-Methylphenol	3330	2490	75	47 - 103	
4-Nitroaniline	3330	2130	64	45 - 106	
4-Nitrophenol	6670	4840	73	45 - 114	
Acenaphthene	3330	2430	73	46 - 100	
Acenaphthylene	3330	2790	84	51 - 103	
Acetophenone	3330	2530	76	40 - 95	
Anthracene	3330	2840	85	50 - 107	
Atrazine	3330	2420	73	30 - 100	
Benzo[a]anthracene	3330	2730	82	46 - 112	
Benzo[a]pyrene	3330	2950	88	36 - 89	
Benzo[b]fluoranthene	3330	3040	91	33 - 96	
Benzo[g,h,i]perylene	3330	3060	92	43 - 106	
Benzo[k]fluoranthene	3330	3120	94	35 - 115	
Bis(2-chloroethoxy)methane	3330	2720	82	51 - 100	
Bis(2-chloroethyl)ether	3330	2570	77	44 - 101	
Bis(2-ethylhexyl) phthalate	3330	3080	93	49 - 119	
Butyl benzyl phthalate	3330	3240	97	49 - 117	
Caprolactam	3330	1930	58	10 - 127	
Carbazole	3330	2590	78	49 - 104	
Chrysene	3330	2720	82	45 - 114	
Dibenz(a,h)anthracene	3330	3120	94	43 - 107	
Dibenzofuran	3330	2600	78	52 - 106	
Diethyl phthalate	3330	2630	79	52 - 114	
Dimethyl phthalate	3330	2690	81	52 - 112	
Di-n-butyl phthalate	3330	2660	80	50 - 108	
Di-n-octyl phthalate	3330	3500	105	40 - 106	
Diphenyl	3330	2850	85	50 - 105	
Fluoranthene	3330	2460	74	49 - 108	
Fluorene	3330	2660	80	51 - 108	
Hexachlorobenzene	3330	3200	96	43 - 104	
Hexachlorobutadiene	3330	2770	83	45 - 98	
Hexachlorocyclopentadiene	3330	2490	75	24 - 98	
Hexachloroethane	3330	2580	77	45 - 90	
Indeno[1,2,3-cd]pyrene	3330	3730	112	43 - 109	*
Isophorone	3330	2700	81	48 - 97	
Naphthalene	3330	2740	82	53 - 94	
Nitrobenzene	3330	2720	82	42 - 106	
N-Nitrosodi-n-propylamine	3330	2690	81	42 - 107	
N-Nitrosodiphenylamine	3330	3280	98	49 - 106	
Pentachlorophenol	6670	5360	80	19 - 113	
Phenanthrene	3330	2840	85	48 - 108	
Phenol	3330	2740	82	54 - 115	
Pyrene	3330	3610	108	49 - 116	
Surrogate		% Rec		Acceptance Limits	
Nitrobenzene-d5		86		38 - 105	

Quality Control Results

Client: Antea USA, Inc.

Job Number: 460-85449-1

Surrogate	% Rec	Acceptance Limits
Phenol-d5	80	41 - 118
Terphenyl-d14	109	16 - 151
2,4,6-Tribromophenol	96	10 - 120
2-Fluorophenol	76	37 - 125
2-Fluorobiphenyl	84	40 - 109

Quality Control Results

Client: Antea USA, Inc.

Job Number: 460-85449-1

**Matrix Spike/
Matrix Spike Duplicate Recovery Report - Batch: 460-259683**

**Method: 8270D
Preparation: 3546**

MS Lab Sample ID: 460-85449-4	Analysis Batch: 460-259875	Instrument ID: CBNAMS12
Client Matrix: Solid	Prep Batch: 460-259683	Lab File ID: L118324.D
Dilution: 1.0	Leach Batch: N/A	Initial Weight/Volume: 15.0420 g
Analysis Date: 11/02/2014 2237		Final Weight/Volume: 1 mL
Prep Date: 11/01/2014 0418		Injection Volume: 1 uL
Leach Date: N/A		

MSD Lab Sample ID: 460-85449-4	Analysis Batch: 460-259875	Instrument ID: CBNAMS12
Client Matrix: Solid	Prep Batch: 460-259683	Lab File ID: L118325.D
Dilution: 1.0	Leach Batch: N/A	Initial Weight/Volume: 15.0418 g
Analysis Date: 11/02/2014 2302		Final Weight/Volume: 1 mL
Prep Date: 11/01/2014 0418		Injection Volume: 1 uL
Leach Date: N/A		

Analyte	% Rec.		Limit	RPD	RPD Limit	MS Qual	MSD Qual
	MS	MSD					
1,2,4,5-Tetrachlorobenzene	87	86	70 - 130	1	30		
2,2'-oxybis[1-chloropropane]	95	98	45 - 102	3	30		
2,3,4,6-Tetrachlorophenol	90	87	70 - 130	4	30		
2,4,5-Trichlorophenol	92	87	50 - 115	6	30		
2,4,6-Trichlorophenol	92	88	53 - 118	4	30		
2,4-Dichlorophenol	83	81	58 - 115	3	30		
2,4-Dimethylphenol	84	81	56 - 112	3	30		
2,4-Dinitrophenol	90	87	10 - 129	3	30		
2,4-Dinitrotoluene	84	81	53 - 110	4	30		
2,6-Dinitrotoluene	94	90	51 - 115	4	30		
2-Chloronaphthalene	86	84	51 - 102	3	30		
2-Chlorophenol	84	84	56 - 110	1	30		
2-Methylnaphthalene	87	85	51 - 98	2	30		
2-Methylphenol	81	79	54 - 117	3	30		
2-Nitroaniline	84	81	51 - 109	3	30		
2-Nitrophenol	91	91	55 - 101	0	30		
3,3'-Dichlorobenzidine	65	63	24 - 105	4	30		
3-Nitroaniline	66	62	32 - 104	5	30		
4,6-Dinitro-2-methylphenol	89	87	10 - 110	2	30		
4-Bromophenyl phenyl ether	100	95	44 - 102	4	30		
4-Chloro-3-methylphenol	91	89	55 - 117	2	30		
4-Chloroaniline	64	63	10 - 96	3	30		
4-Chlorophenyl phenyl ether	78	75	50 - 106	4	30		
4-Methylphenol	85	84	47 - 103	2	30		
4-Nitroaniline	72	72	45 - 106	0	30		
4-Nitrophenol	83	82	45 - 114	2	30		
Acenaphthene	75	73	46 - 100	3	30		
Acenaphthylene	87	85	51 - 103	2	30		
Acetophenone	80	80	40 - 95	0	30		
Anthracene	89	87	50 - 107	3	30		
Atrazine	77	75	30 - 100	2	30		
Benzaldehyde	74	75	10 - 160	2	30		
Benzo[a]anthracene	88	86	46 - 112	3	30		

Quality Control Results

Client: Antea USA, Inc.

Job Number: 460-85449-1

**Matrix Spike/
Matrix Spike Duplicate Recovery Report - Batch: 460-259683**

**Method: 8270D
Preparation: 3546**

MS Lab Sample ID: 460-85449-4	Analysis Batch: 460-259875	Instrument ID: CBNAMS12
Client Matrix: Solid	Prep Batch: 460-259683	Lab File ID: L118324.D
Dilution: 1.0	Leach Batch: N/A	Initial Weight/Volume: 15.0420 g
Analysis Date: 11/02/2014 2237		Final Weight/Volume: 1 mL
Prep Date: 11/01/2014 0418		Injection Volume: 1 uL
Leach Date: N/A		

MSD Lab Sample ID: 460-85449-4	Analysis Batch: 460-259875	Instrument ID: CBNAMS12
Client Matrix: Solid	Prep Batch: 460-259683	Lab File ID: L118325.D
Dilution: 1.0	Leach Batch: N/A	Initial Weight/Volume: 15.0418 g
Analysis Date: 11/02/2014 2302		Final Weight/Volume: 1 mL
Prep Date: 11/01/2014 0418		Injection Volume: 1 uL
Leach Date: N/A		

Analyte	% Rec.		Limit	RPD	RPD Limit	MS Qual	MSD Qual
	MS	MSD					
Benzo[a]pyrene	96	92	36 - 89	4	30	F1	F1
Benzo[b]fluoranthene	102	100	33 - 96	1	30	F1	F1
Benzo[g,h,i]perylene	83	78	43 - 106	6	30		
Benzo[k]fluoranthene	102	98	35 - 115	5	30		
Bis(2-chloroethoxy)methane	87	86	51 - 100	1	30		
Bis(2-chloroethyl)ether	78	82	44 - 101	5	30		
Bis(2-ethylhexyl) phthalate	91	90	49 - 119	1	30		
Butyl benzyl phthalate	100	100	49 - 117	0	30		
Caprolactam	95	92	10 - 127	4	30		
Carbazole	81	80	49 - 104	2	30		
Chrysene	85	80	45 - 114	6	30		
Dibenz(a,h)anthracene	88	83	43 - 107	6	30		
Dibenzofuran	81	77	52 - 106	5	30		
Diethyl phthalate	84	83	52 - 114	1	30		
Dimethyl phthalate	86	83	52 - 112	4	30		
Di-n-butyl phthalate	81	80	50 - 108	1	30		
Di-n-octyl phthalate	115	116	40 - 106	1	30	F1	F1
Diphenyl	86	84	50 - 105	3	30		
Fluoranthene	75	74	49 - 108	2	30		
Fluorene	82	80	51 - 108	3	30		
Hexachlorobenzene	99	96	43 - 104	3	30		
Hexachlorobutadiene	81	82	45 - 98	1	30		
Hexachlorocyclopentadiene	73	75	24 - 98	2	30		
Hexachloroethane	74	77	45 - 90	3	30		
Indeno[1,2,3-cd]pyrene	105	99	43 - 109	5	30		
Isophorone	85	85	48 - 97	1	30		
Naphthalene	83	84	53 - 94	1	30		
Nitrobenzene	83	83	42 - 106	0	30		
N-Nitrosodi-n-propylamine	88	89	42 - 107	0	30		
N-Nitrosodiphenylamine	103	99	49 - 106	4	30		
Pentachlorophenol	83	80	19 - 113	3	30		
Phenanthrene	89	85	48 - 108	4	30		
Phenol	89	88	54 - 115	1	30		

Quality Control Results

Client: Antea USA, Inc.

Job Number: 460-85449-1

**Matrix Spike/
Matrix Spike Duplicate Recovery Report - Batch: 460-259683**

**Method: 8270D
Preparation: 3546**

MS Lab Sample ID: 460-85449-4	Analysis Batch: 460-259875	Instrument ID: CBNAMS12
Client Matrix: Solid	Prep Batch: 460-259683	Lab File ID: L118324.D
Dilution: 1.0	Leach Batch: N/A	Initial Weight/Volume: 15.0420 g
Analysis Date: 11/02/2014 2237		Final Weight/Volume: 1 mL
Prep Date: 11/01/2014 0418		Injection Volume: 1 uL
Leach Date: N/A		

MSD Lab Sample ID: 460-85449-4	Analysis Batch: 460-259875	Instrument ID: CBNAMS12
Client Matrix: Solid	Prep Batch: 460-259683	Lab File ID: L118325.D
Dilution: 1.0	Leach Batch: N/A	Initial Weight/Volume: 15.0418 g
Analysis Date: 11/02/2014 2302		Final Weight/Volume: 1 mL
Prep Date: 11/01/2014 0418		Injection Volume: 1 uL
Leach Date: N/A		

Analyte	% Rec.		Limit	RPD	RPD Limit	MS Qual	MSD Qual
	MS	MSD					
Pyrene	113	110	49 - 116	2	30		
Surrogate		MS % Rec	MSD % Rec			Acceptance Limits	
Nitrobenzene-d5		89	88			38 - 105	
Phenol-d5		88	86			41 - 118	
Terphenyl-d14		113	109			16 - 151	
2,4,6-Tribromophenol		104	98			10 - 120	
2-Fluorophenol		79	78			37 - 125	
2-Fluorobiphenyl		85	82			40 - 109	

Quality Control Results

Client: Antea USA, Inc.

Job Number: 460-85449-1

**Matrix Spike/
Matrix Spike Duplicate Recovery Report - Batch: 460-259683**

**Method: 8270D
Preparation: 3546**

MS Lab Sample ID: 460-85449-4 Units: ug/Kg
Client Matrix: Solid
Dilution: 1.0
Analysis Date: 11/02/2014 2237
Prep Date: 11/01/2014 0418
Leach Date: N/A

MSD Lab Sample ID: 460-85449-4
Client Matrix: Solid
Dilution: 1.0
Analysis Date: 11/02/2014 2302
Prep Date: 11/01/2014 0418
Leach Date: N/A

Analyte	Sample Result/Qual		MS Spike Amount	MSD Spike Amount	MS Result/Qual	MSD Result/Qual		
1,2,4,5-Tetrachlorobenzene	26	U	3480	3480	3020	2980		
2,2'-oxybis[1-chloropropane]	14	U	3480	3480	3290	3400		
2,3,4,6-Tetrachlorophenol	32	U	3480	3480	3140	3020		
2,4,5-Trichlorophenol	34	U	3480	3480	3210	3030		
2,4,6-Trichlorophenol	9.8	U	3480	3480	3190	3060		
2,4-Dichlorophenol	8.1	U	3480	3480	2910	2820		
2,4-Dimethylphenol	76	U	3480	3480	2910	2830		
2,4-Dinitrophenol	260	U	6960	6960	6240	6070		
2,4-Dinitrotoluene	14	U	3480	3480	2930	2810		
2,6-Dinitrotoluene	18	U	3480	3480	3270	3140		
2-Chloronaphthalene	7.8	U	3480	3480	2990	2910		
2-Chlorophenol	8.8	U	3480	3480	2940	2910		
2-Methylnaphthalene	7.6	U	3480	3480	3010	2960		
2-Methylphenol	15	U	3480	3480	2810	2730		
2-Nitroaniline	11	U	3480	3480	2910	2820		
2-Nitrophenol	12	U	3480	3480	3170	3160		
3,3'-Dichlorobenzidine	39	U	3480	3480	2270	2190		
3-Nitroaniline	10	U	3480	3480	2280	2170		
4,6-Dinitro-2-methylphenol	92	U	6960	6960	6230	6080		
4-Bromophenyl phenyl ether	11	U	3480	3480	3470	3320		
4-Chloro-3-methylphenol	15	U	3480	3480	3160	3090		
4-Chloroaniline	8.9	U	3480	3480	2230	2180		
4-Chlorophenyl phenyl ether	10	U	3480	3480	2730	2620		
4-Methylphenol	9.4	U	3480	3480	2970	2920		
4-Nitroaniline	13	U	3480	3480	2510	2510		
4-Nitrophenol	170	U	6960	6960	5800	5690		
Acenaphthene	8.4	U	3480	3480	2620	2530		
Acenaphthylene	8.9	U	3480	3480	3010	2940		
Acetophenone	7.5	U	3480	3480	2780	2790		
Anthracene	33	U	3480	3480	3100	3020		
Atrazine	15	U	3480	3480	2660	2610		
Benzaldehyde	26	U	6960	6960	5150	5230		
Benzo[a]anthracene	29	U	3480	3480	3080	2990		
Benzo[a]pyrene	10	U	3480	3480	3340	3210	F1	F1
Benzo[b]fluoranthene	13	U	3480	3480	3540	3500	F1	F1
Benzo[g,h,i]perylene	20	U	3480	3480	2880	2710		
Benzo[k]fluoranthene	15	U	3480	3480	3570	3400		
Bis(2-chloroethoxy)methane	11	U	3480	3480	3020	3000		
Bis(2-chloroethyl)ether	8.1	U	3480	3480	2720	2870		
Bis(2-ethylhexyl) phthalate	13	U	3480	3480	3180	3140		
Butyl benzyl phthalate	11	U	3480	3480	3470	3470		
Caprolactam	25	U	3480	3480	3320	3200		
Carbazole	8.6	U	3480	3480	2830	2770		

Quality Control Results

Client: Antea USA, Inc.

Job Number: 460-85449-1

**Matrix Spike/
Matrix Spike Duplicate Recovery Report - Batch: 460-259683**

**Method: 8270D
Preparation: 3546**

MS Lab Sample ID: 460-85449-4 Units: ug/Kg
Client Matrix: Solid
Dilution: 1.0
Analysis Date: 11/02/2014 2237
Prep Date: 11/01/2014 0418
Leach Date: N/A

MSD Lab Sample ID: 460-85449-4
Client Matrix: Solid
Dilution: 1.0
Analysis Date: 11/02/2014 2302
Prep Date: 11/01/2014 0418
Leach Date: N/A

Analyte	Sample Result/Qual		MS Spike Amount	MSD Spike Amount	MS Result/Qual	MSD Result/Qual		
Chrysene	9.4	U	3480	3480	2960	2790		
Dibenz(a,h)anthracene	18	U	3480	3480	3080	2890		
Dibenzofuran	10	U	3480	3480	2820	2690		
Diethyl phthalate	9.8	U	3480	3480	2920	2880		
Dimethyl phthalate	10	U	3480	3480	2990	2890		
Di-n-butyl phthalate	10	U	3480	3480	2830	2790		
Di-n-octyl phthalate	18	U	3480	3480	4020	4050	F1	F1
Diphenyl	29	U	3480	3480	3010	2930		
Fluoranthene	10	U	3480	3480	2630	2580		
Fluorene	7.5	U	3480	3480	2860	2770		
Hexachlorobenzene	14	U	3480	3480	3440	3350		
Hexachlorobutadiene	9.7	U	3480	3480	2830	2840		
Hexachlorocyclopentadiene	22	U	3480	3480	2550	2610		
Hexachloroethane	13	U	3480	3480	2590	2670		
Indeno[1,2,3-cd]pyrene	23	U	3480	3480	3650	3460		
Isophorone	200		3480	3480	3160	3150		
Naphthalene	8.8	U	3480	3480	2900	2920		
Nitrobenzene	11	U	3480	3480	2890	2900		
N-Nitrosodi-n-propylamine	12	U	3480	3480	3080	3080		
N-Nitrosodiphenylamine	31	U	3480	3480	3590	3460		
Pentachlorophenol	42	U	6960	6960	5760	5570		
Phenanthrene	9.2	U	3480	3480	3080	2970		
Phenol	11	U	3480	3480	3110	3060		
Pyrene	16	U	3480	3480	3930	3840		

Quality Control Results

Client: Antea USA, Inc.

Job Number: 460-85449-1

Method Blank - Batch: 460-260012

**Method: 8270D
Preparation: 3510C**

Lab Sample ID: MB 460-260012/1-A
 Client Matrix: Water
 Dilution: 1.0
 Analysis Date: 11/04/2014 0325
 Prep Date: 11/03/2014 1117
 Leach Date: N/A

Analysis Batch: 460-260147
 Prep Batch: 460-260012
 Leach Batch: N/A
 Units: ug/L

Instrument ID: CBNAMS13
 Lab File ID: C10989.D
 Initial Weight/Volume: 250 mL
 Final Weight/Volume: 2 mL
 Injection Volume: 5 uL

Analyte	Result	Qual	MDL	RL
1,2,4,5-Tetrachlorobenzene	1.8	U	1.8	10
2,2'-oxybis[1-chloropropane]	1.3	U	1.3	10
2,3,4,6-Tetrachlorophenol	0.89	U	0.89	10
2,4,5-Trichlorophenol	2.2	U	2.2	10
2,4,6-Trichlorophenol	1.4	U	1.4	10
2,4-Dichlorophenol	1.1	U	1.1	10
2,4-Dimethylphenol	1.2	U	1.2	10
2,4-Dinitrophenol	2.0	U	2.0	30
2,4-Dinitrotoluene	0.28	U	0.28	2.0
2,6-Dinitrotoluene	0.27	U	0.27	2.0
2-Chloronaphthalene	1.3	U	1.3	10
2-Chlorophenol	0.93	U	0.93	10
2-Methylnaphthalene	1.5	U	1.5	10
2-Methylphenol	1.4	U	1.4	10
2-Nitroaniline	2.0	U	2.0	20
2-Nitrophenol	0.68	U	0.68	10
3,3'-Dichlorobenzidine	3.2	U	3.2	20
3-Nitroaniline	2.9	U	2.9	20
4,6-Dinitro-2-methylphenol	3.0	U	3.0	30
4-Bromophenyl phenyl ether	1.1	U	1.1	10
4-Chloro-3-methylphenol	1.1	U	1.1	10
4-Chloroaniline	0.32	U	0.32	1.0
4-Chlorophenyl phenyl ether	1.5	U	1.5	10
4-Methylphenol	1.0	U	1.0	10
4-Nitroaniline	2.9	U	2.9	20
4-Nitrophenol	2.0	U	2.0	30
Acenaphthene	1.1	U	1.1	10
Acenaphthylene	1.8	U	1.8	10
Acetophenone	0.89	U	0.89	10
Anthracene	0.85	U	0.85	10
Atrazine	1.0	U	1.0	10
Benzaldehyde	2.1	U	2.1	10
Benzo[a]anthracene	0.18	U	0.18	1.0
Benzo[a]pyrene	0.14	U	0.14	1.0
Benzo[b]fluoranthene	0.21	U	0.21	1.0
Benzo[g,h,i]perylene	0.93	U	0.93	10
Benzo[k]fluoranthene	0.14	U	0.14	1.0
Bis(2-chloroethoxy)methane	1.0	U	1.0	10
Bis(2-chloroethyl)ether	0.30	U	0.30	1.0
Bis(2-ethylhexyl) phthalate	0.81	U	0.81	10
Butyl benzyl phthalate	1.4	U	1.4	10
Caprolactam	0.91	U	0.91	10
Carbazole	1.2	U	1.2	10
Chrysene	1.4	U	1.4	10
Dibenz(a,h)anthracene	0.16	U	0.16	1.0

Quality Control Results

Client: Antea USA, Inc.

Job Number: 460-85449-1

Method Blank - Batch: 460-260012

**Method: 8270D
Preparation: 3510C**

Lab Sample ID: MB 460-260012/1-A
 Client Matrix: Water
 Dilution: 1.0
 Analysis Date: 11/04/2014 0325
 Prep Date: 11/03/2014 1117
 Leach Date: N/A

Analysis Batch: 460-260147
 Prep Batch: 460-260012
 Leach Batch: N/A
 Units: ug/L

Instrument ID: CBNAMS13
 Lab File ID: C10989.D
 Initial Weight/Volume: 250 mL
 Final Weight/Volume: 2 mL
 Injection Volume: 5 uL

Analyte	Result	Qual	MDL	RL
Dibenzofuran	1.5	U	1.5	10
Diethyl phthalate	1.4	U	1.4	10
Dimethyl phthalate	1.1	U	1.1	10
Di-n-butyl phthalate	1.0	U	1.0	10
Di-n-octyl phthalate	0.88	U	0.88	10
Diphenyl	1.8	U	1.8	10
Fluoranthene	1.1	U	1.1	10
Fluorene	1.7	U	1.7	10
Hexachlorobenzene	0.20	U	0.20	1.0
Hexachlorobutadiene	0.68	U	0.68	2.0
Hexachlorocyclopentadiene	1.5	U	1.5	10
Hexachloroethane	0.15	U	0.15	1.0
Indeno[1,2,3-cd]pyrene	0.11	U	0.11	1.0
Isophorone	1.3	U	1.3	10
Naphthalene	2.0	U	2.0	10
Nitrobenzene	0.34	U	0.34	1.0
N-Nitrosodi-n-propylamine	0.27	U	0.27	1.0
N-Nitrosodiphenylamine	1.0	U	1.0	10
Pentachlorophenol	2.7	U	2.7	30
Phenanthrene	1.2	U	1.2	10
Phenol	0.60	U	0.60	10
Pyrene	1.1	U	1.1	10

Surrogate	% Rec	Acceptance Limits
Nitrobenzene-d5	72	60 - 114
Phenol-d5	27	4 - 86
Terphenyl-d14	83	72 - 130
2,4,6-Tribromophenol	71	51 - 126
2-Fluorophenol	42	15 - 96
2-Fluorobiphenyl	72	50 - 120

Method Blank TICs- Batch: 460-260012

Cas Number	Analyte	RT	Est. Result (ug/L)	Qual
	Tentatively Identified Compound		None	

Quality Control Results

Client: Antea USA, Inc.

Job Number: 460-85449-1

**Lab Control Sample/
Lab Control Sample Duplicate Recovery Report - Batch: 460-260012**

**Method: 8270D
Preparation: 3510C**

LCS Lab Sample ID: LCS 460-260012/2-A	Analysis Batch: 460-260147	Instrument ID: CBNAMS13
Client Matrix: Water	Prep Batch: 460-260012	Lab File ID: C10990.D
Dilution: 1.0	Leach Batch: N/A	Initial Weight/Volume: 250 mL
Analysis Date: 11/04/2014 0348	Units: ug/L	Final Weight/Volume: 2 mL
Prep Date: 11/03/2014 1117		Injection Volume: 5 uL
Leach Date: N/A		

LCSD Lab Sample ID: LCSD 460-260012/3-A	Analysis Batch: 460-260147	Instrument ID: CBNAMS13
Client Matrix: Water	Prep Batch: 460-260012	Lab File ID: C10991.D
Dilution: 1.0	Leach Batch: N/A	Initial Weight/Volume: 250 mL
Analysis Date: 11/04/2014 0412	Units: ug/L	Final Weight/Volume: 2 mL
Prep Date: 11/03/2014 1117		Injection Volume: 5 uL
Leach Date: N/A		

Analyte	% Rec.		Limit	RPD	RPD Limit	LCS Qual	LCSD Qual
	LCS	LCSD					
1,2,4,5-Tetrachlorobenzene	84	78	70 - 130	7	30		
2,2'-oxybis[1-chloropropane]	57	55	68 - 107	4	30	*	*
2,3,4,6-Tetrachlorophenol	89	89	70 - 130	0	30		
2,4,5-Trichlorophenol	87	82	67 - 114	5	30		
2,4,6-Trichlorophenol	89	85	67 - 111	4	30		
2,4-Dichlorophenol	80	75	64 - 107	6	30		
2,4-Dimethylphenol	79	76	55 - 100	4	30		
2,4-Dinitrophenol	68	71	19 - 113	3	30		
2,4-Dinitrotoluene	90	93	65 - 113	3	30		
2,6-Dinitrotoluene	92	91	68 - 114	2	30		
2-Chloronaphthalene	88	82	65 - 107	7	30		
2-Chlorophenol	74	71	53 - 101	5	30		
2-Methylnaphthalene	81	80	66 - 102	2	30		
2-Methylphenol	60	58	40 - 90	3	30		
2-Nitroaniline	104	102	73 - 116	3	30		
2-Nitrophenol	86	82	65 - 107	4	30		
3,3'-Dichlorobenzidine	95	87	69 - 129	9	30		
3-Nitroaniline	86	88	59 - 108	3	30		
4,6-Dinitro-2-methylphenol	85	81	58 - 115	6	30		
4-Bromophenyl phenyl ether	94	84	66 - 110	11	30		
4-Chloro-3-methylphenol	76	74	57 - 106	3	30		
4-Chloroaniline	76	73	58 - 105	3	30		
4-Chlorophenyl phenyl ether	87	84	68 - 105	3	30		
4-Methylphenol	51	51	30 - 75	0	30		
4-Nitroaniline	85	97	49 - 119	14	30		
4-Nitrophenol	26	30	10 - 44	12	30		
Acenaphthene	90	86	66 - 108	5	30		
Acenaphthylene	85	81	67 - 107	5	30		
Acetophenone	90	87	68 - 109	4	30		
Anthracene	89	82	68 - 108	8	30		
Atrazine	70	69	56 - 116	2	30		
Benzo[a]anthracene	87	81	65 - 106	6	30		
Benzo[a]pyrene	95	89	58 - 101	7	30		
Benzo[b]fluoranthene	94	87	65 - 111	8	30		
Benzo[g,h,i]perylene	103	94	65 - 134	9	30		
Benzo[k]fluoranthene	89	87	66 - 114	1	30		

Quality Control Results

Client: Antea USA, Inc.

Job Number: 460-85449-1

**Lab Control Sample/
Lab Control Sample Duplicate Recovery Report - Batch: 460-260012**

**Method: 8270D
Preparation: 3510C**

LCS Lab Sample ID: LCS 460-260012/2-A	Analysis Batch: 460-260147	Instrument ID: CBNAMS13
Client Matrix: Water	Prep Batch: 460-260012	Lab File ID: C10990.D
Dilution: 1.0	Leach Batch: N/A	Initial Weight/Volume: 250 mL
Analysis Date: 11/04/2014 0348	Units: ug/L	Final Weight/Volume: 2 mL
Prep Date: 11/03/2014 1117		Injection Volume: 5 uL
Leach Date: N/A		

LCSD Lab Sample ID: LCSD 460-260012/3-A	Analysis Batch: 460-260147	Instrument ID: CBNAMS13
Client Matrix: Water	Prep Batch: 460-260012	Lab File ID: C10991.D
Dilution: 1.0	Leach Batch: N/A	Initial Weight/Volume: 250 mL
Analysis Date: 11/04/2014 0412	Units: ug/L	Final Weight/Volume: 2 mL
Prep Date: 11/03/2014 1117		Injection Volume: 5 uL
Leach Date: N/A		

Analyte	% Rec.		Limit	RPD	RPD Limit	LCS Qual	LCSD Qual
	LCS	LCSD					
Bis(2-chloroethoxy)methane	82	79	69 - 108	4	30		
Bis(2-chloroethyl)ether	82	79	62 - 108	4	30		
Bis(2-ethylhexyl) phthalate	82	85	66 - 114	3	30		
Butyl benzyl phthalate	89	93	66 - 115	4	30		
Caprolactam	19	21	10 - 30	11	30		
Carbazole	88	87	67 - 110	2	30		
Chrysene	85	81	68 - 112	5	30		
Dibenz(a,h)anthracene	106	97	67 - 124	9	30		
Dibenzofuran	86	83	68 - 105	5	30		
Diethyl phthalate	88	90	66 - 109	1	30		
Dimethyl phthalate	87	87	69 - 111	0	30		
Di-n-butyl phthalate	93	95	68 - 111	2	30		
Di-n-octyl phthalate	78	82	51 - 115	4	30		
Diphenyl	89	83	66 - 112	7	30		
Fluoranthene	85	86	68 - 108	1	30		
Fluorene	88	87	68 - 105	1	30		
Hexachlorobenzene	96	87	65 - 107	11	30		
Hexachlorobutadiene	70	69	52 - 99	2	30		
Hexachlorocyclopentadiene	75	68	40 - 105	10	30		
Hexachloroethane	64	66	50 - 99	3	30		
Indeno[1,2,3-cd]pyrene	102	94	68 - 121	8	30		
Isophorone	74	71	68 - 108	4	30		
Naphthalene	81	81	63 - 101	0	30		
Nitrobenzene	79	75	66 - 106	5	30		
N-Nitrosodi-n-propylamine	79	76	70 - 109	4	30		
N-Nitrosodiphenylamine	108	96	71 - 121	11	30		
Pentachlorophenol	86	83	55 - 116	3	30		
Phenanthrene	89	83	68 - 110	7	30		
Phenol	29	27	12 - 44	5	30		
Pyrene	85	85	61 - 110	1	30		

Surrogate	LCS % Rec	LCSD % Rec	Acceptance Limits
Nitrobenzene-d5	73	70	60 - 114
Phenol-d5	23	22	4 - 86
Terphenyl-d14	74	71	72 - 130
2,4,6-Tribromophenol	86	86	51 - 126

Quality Control Results

Client: Antea USA, Inc.

Job Number: 460-85449-1

Surrogate	LCS % Rec	LCSD % Rec	Acceptance Limits
2-Fluorophenol	38	38	15 - 96
2-Fluorobiphenyl	79	74	50 - 120

Lab Control Sample/

Lab Control Sample Duplicate Recovery Report - Batch: 460-260012

Method: 8270D

Preparation: 3510C

LCS Lab Sample ID:	LCS 460-260012/4-A	Analysis Batch:	460-260147	Instrument ID:	CBNAM513
Client Matrix:	Water	Prep Batch:	460-260012	Lab File ID:	C10992.D
Dilution:	1.0	Leach Batch:	N/A	Initial Weight/Volume:	250 mL
Analysis Date:	11/04/2014 0435	Units:	ug/L	Final Weight/Volume:	2 mL
Prep Date:	11/03/2014 1117			Injection Volume:	5 uL
Leach Date:	N/A				

LCSD Lab Sample ID:	LCSD 460-260012/5-A	Analysis Batch:	460-260147	Instrument ID:	CBNAM513
Client Matrix:	Water	Prep Batch:	460-260012	Lab File ID:	C10993.D
Dilution:	1.0	Leach Batch:	N/A	Initial Weight/Volume:	250 mL
Analysis Date:	11/04/2014 0459	Units:	ug/L	Final Weight/Volume:	2 mL
Prep Date:	11/03/2014 1117			Injection Volume:	5 uL
Leach Date:	N/A				

Analyte	% Rec.		Limit	RPD	RPD Limit	LCS Qual	LCSD Qual
	LCS	LCSD					
Benzaldehyde	80	69	52 - 150	15	30		

Surrogate	LCS % Rec	LCSD % Rec	Acceptance Limits
Nitrobenzene-d5	78	67	60 - 114
Phenol-d5	27	23	4 - 86
Terphenyl-d14	87	76	72 - 130
2,4,6-Tribromophenol	76	62	51 - 126
2-Fluorophenol	43	37	15 - 96
2-Fluorobiphenyl	83	71	50 - 120

Quality Control Results

Client: Antea USA, Inc.

Job Number: 460-85449-1

**Laboratory Control/
Laboratory Duplicate Data Report - Batch: 460-260012**

**Method: 8270D
Preparation: 3510C**

LCS Lab Sample ID: LCS 460-260012/2-A Units: ug/L
 Client Matrix: Water
 Dilution: 1.0
 Analysis Date: 11/04/2014 0348
 Prep Date: 11/03/2014 1117
 Leach Date: N/A

LCSD Lab Sample ID: LCSD 460-260012/3-A
 Client Matrix: Water
 Dilution: 1.0
 Analysis Date: 11/04/2014 0412
 Prep Date: 11/03/2014 1117
 Leach Date: N/A

Analyte	LCS Spike Amount	LCSD Spike Amount	LCS Result/Qual	LCSD Result/Qual
1,2,4,5-Tetrachlorobenzene	80.0	80.0	67.4	62.8
2,2'-oxybis[1-chloropropane]	80.0	80.0	45.5 *	43.8 *
2,3,4,6-Tetrachlorophenol	80.0	80.0	71.3	71.0
2,4,5-Trichlorophenol	80.0	80.0	69.4	65.8
2,4,6-Trichlorophenol	80.0	80.0	71.2	68.2
2,4-Dichlorophenol	80.0	80.0	63.8	60.3
2,4-Dimethylphenol	80.0	80.0	63.1	60.7
2,4-Dinitrophenol	160	160	109	113
2,4-Dinitrotoluene	80.0	80.0	72.2	74.6
2,6-Dinitrotoluene	80.0	80.0	73.9	72.6
2-Chloronaphthalene	80.0	80.0	70.6	65.9
2-Chlorophenol	80.0	80.0	59.5	56.5
2-Methylnaphthalene	80.0	80.0	65.2	63.7
2-Methylphenol	80.0	80.0	47.9	46.6
2-Nitroaniline	80.0	80.0	83.4	81.3
2-Nitrophenol	80.0	80.0	68.6	65.7
3,3'-Dichlorobenzidine	80.0	80.0	75.8	69.4
3-Nitroaniline	80.0	80.0	68.7	70.6
4,6-Dinitro-2-methylphenol	160	160	137	129
4-Bromophenyl phenyl ether	80.0	80.0	75.2	67.5
4-Chloro-3-methylphenol	80.0	80.0	61.2	59.4
4-Chloroaniline	80.0	80.0	60.7	58.7
4-Chlorophenyl phenyl ether	80.0	80.0	69.3	67.3
4-Methylphenol	80.0	80.0	40.8	40.6
4-Nitroaniline	80.0	80.0	67.6	77.7
4-Nitrophenol	160	160	41.8	47.3
Acenaphthene	80.0	80.0	71.9	68.5
Acenaphthylene	80.0	80.0	68.0	64.9
Acetophenone	80.0	80.0	72.2	69.2
Anthracene	80.0	80.0	71.6	66.0
Atrazine	80.0	80.0	56.0	55.0
Benzo[a]anthracene	80.0	80.0	69.3	65.1
Benzo[a]pyrene	80.0	80.0	76.2	71.3
Benzo[b]fluoranthene	80.0	80.0	75.2	69.4
Benzo[g,h,i]perylene	80.0	80.0	82.4	75.2
Benzo[k]fluoranthene	80.0	80.0	70.9	69.9
Bis(2-chloroethoxy)methane	80.0	80.0	65.7	62.8
Bis(2-chloroethyl)ether	80.0	80.0	65.7	63.0
Bis(2-ethylhexyl) phthalate	80.0	80.0	66.0	67.7

Quality Control Results

Client: Antea USA, Inc.

Job Number: 460-85449-1

**Laboratory Control/
Laboratory Duplicate Data Report - Batch: 460-260012**

**Method: 8270D
Preparation: 3510C**

LCS Lab Sample ID: LCS 460-260012/2-A Units: ug/L
 Client Matrix: Water
 Dilution: 1.0
 Analysis Date: 11/04/2014 0348
 Prep Date: 11/03/2014 1117
 Leach Date: N/A

LCSD Lab Sample ID: LCSD 460-260012/3-A
 Client Matrix: Water
 Dilution: 1.0
 Analysis Date: 11/04/2014 0412
 Prep Date: 11/03/2014 1117
 Leach Date: N/A

Analyte	LCS Spike Amount	LCSD Spike Amount	LCS Result/Qual	LCSD Result/Qual
Butyl benzyl phthalate	80.0	80.0	71.4	74.5
Caprolactam	80.0	80.0	15.3	17.2
Carbazole	80.0	80.0	70.8	69.5
Chrysene	80.0	80.0	68.1	65.0
Dibenz(a,h)anthracene	80.0	80.0	84.8	77.8
Dibenzofuran	80.0	80.0	69.1	66.0
Diethyl phthalate	80.0	80.0	70.7	71.8
Dimethyl phthalate	80.0	80.0	70.0	69.7
Di-n-butyl phthalate	80.0	80.0	74.4	76.0
Di-n-octyl phthalate	80.0	80.0	62.6	65.3
Diphenyl	80.0	80.0	71.1	66.5
Fluoranthene	80.0	80.0	67.9	68.7
Fluorene	80.0	80.0	70.7	69.7
Hexachlorobenzene	80.0	80.0	77.1	69.3
Hexachlorobutadiene	80.0	80.0	56.0	54.8
Hexachlorocyclopentadiene	80.0	80.0	59.6	54.2
Hexachloroethane	80.0	80.0	51.3	52.6
Indeno[1,2,3-cd]pyrene	80.0	80.0	81.5	75.5
Isophorone	80.0	80.0	59.1	56.8
Naphthalene	80.0	80.0	65.1	65.2
Nitrobenzene	80.0	80.0	63.0	60.1
N-Nitrosodi-n-propylamine	80.0	80.0	62.8	60.6
N-Nitrosodiphenylamine	80.0	80.0	86.2	77.1
Pentachlorophenol	160	160	138	133
Phenanthrene	80.0	80.0	71.4	66.6
Phenol	80.0	80.0	22.9	21.8
Pyrene	80.0	80.0	68.3	68.0

Quality Control Results

Client: Antea USA, Inc.

Job Number: 460-85449-1

**Laboratory Control/
Laboratory Duplicate Data Report - Batch: 460-260012**

**Method: 8270D
Preparation: 3510C**

LCS Lab Sample ID: LCS 460-260012/4-A Units: ug/L
Client Matrix: Water
Dilution: 1.0
Analysis Date: 11/04/2014 0435
Prep Date: 11/03/2014 1117
Leach Date: N/A

LCSD Lab Sample ID: LCSD 460-260012/5-A
Client Matrix: Water
Dilution: 1.0
Analysis Date: 11/04/2014 0459
Prep Date: 11/03/2014 1117
Leach Date: N/A

Analyte	LCS Spike Amount	LCSD Spike Amount	LCS Result/Qual	LCSD Result/Qual
Benzaldehyde	160	160	128	110

Quality Control Results

Client: Antea USA, Inc.

Job Number: 460-85449-1

Method Blank - Batch: 460-259735

**Method: 8082A
Preparation: 3510C**

Lab Sample ID: MB 460-259735/1-A
 Client Matrix: Water
 Dilution: 1.0
 Analysis Date: 11/02/2014 1305
 Prep Date: 11/01/2014 1004
 Leach Date: N/A

Analysis Batch: 460-259836
 Prep Batch: 460-259735
 Leach Batch: N/A
 Units: ug/L

Instrument ID: CPESTGC8
 Lab File ID: QR106920.D
 Initial Weight/Volume: 125 mL
 Final Weight/Volume: 1 mL
 Injection Volume: 1 uL
 Column ID: PRIMARY

Analyte	Result	Qual	MDL	RL
Aroclor 1016	0.27	U	0.27	0.40
Aroclor 1221	0.27	U	0.27	0.40
Aroclor 1232	0.27	U	0.27	0.40
Aroclor 1242	0.27	U	0.27	0.40
Aroclor 1248	0.27	U	0.27	0.40
Aroclor 1254	0.21	U	0.21	0.40
Aroclor 1260	0.21	U	0.21	0.40
Aroclor 1262	0.21	U	0.21	0.40
Aroclor 1268	0.21	U	0.21	0.40

Surrogate	% Rec	Acceptance Limits
DCB Decachlorobiphenyl	126	13 - 150
Surrogate	% Rec	Acceptance Limits
DCB Decachlorobiphenyl	121	13 - 150

Quality Control Results

Client: Antea USA, Inc.

Job Number: 460-85449-1

**Lab Control Sample/
Lab Control Sample Duplicate Recovery Report - Batch: 460-259735**

**Method: 8082A
Preparation: 3510C**

LCS Lab Sample ID:	LCS 460-259735/2-A	Analysis Batch:	460-259836	Instrument ID:	CPESTGC8
Client Matrix:	Water	Prep Batch:	460-259735	Lab File ID:	QR106921.D
Dilution:	1.0	Leach Batch:	N/A	Initial Weight/Volume:	125 mL
Analysis Date:	11/02/2014 1322	Units:	ug/L	Final Weight/Volume:	1 mL
Prep Date:	11/01/2014 1004			Injection Volume:	1 uL
Leach Date:	N/A			Column ID:	PRIMARY

LCSD Lab Sample ID:	LCSD 460-259735/3-A	Analysis Batch:	460-259836	Instrument ID:	CPESTGC8
Client Matrix:	Water	Prep Batch:	460-259735	Lab File ID:	QR106922.D
Dilution:	1.0	Leach Batch:	N/A	Initial Weight/Volume:	125 mL
Analysis Date:	11/02/2014 1338	Units:	ug/L	Final Weight/Volume:	1 mL
Prep Date:	11/01/2014 1004			Injection Volume:	1 uL
Leach Date:	N/A			Column ID:	PRIMARY

Analyte	% Rec.		Limit	RPD	RPD Limit	LCS Qual	LCSD Qual
	LCS	LCSD					
Aroclor 1016	124	121	68 - 146	2	30		
Aroclor 1260	139	140	65 - 150	0	30		
Surrogate	LCS % Rec		LCSD % Rec	Acceptance Limits			
DCB Decachlorobiphenyl	125		123	13 - 150			

**Lab Control Sample/
Lab Control Sample Duplicate Recovery Report - Batch: 460-259735**

**Method: 8082A
Preparation: 3510C**

LCS Lab Sample ID:	LCS 460-259735/2-A	Analysis Batch:	460-259836	Instrument ID:	CPESTGC8
Client Matrix:	Water	Prep Batch:	460-259735	Lab File ID:	QR106921.D
Dilution:	1.0	Leach Batch:	N/A	Initial Weight/Volume:	125 mL
Analysis Date:	11/02/2014 1322	Units:	ug/L	Final Weight/Volume:	1 mL
Prep Date:	11/01/2014 1004			Injection Volume:	1 uL
Leach Date:	N/A			Column ID:	SECONDARY

LCSD Lab Sample ID:	LCSD 460-259735/3-A	Analysis Batch:	460-259836	Instrument ID:	CPESTGC8
Client Matrix:	Water	Prep Batch:	460-259735	Lab File ID:	QR106922.D
Dilution:	1.0	Leach Batch:	N/A	Initial Weight/Volume:	125 mL
Analysis Date:	11/02/2014 1338	Units:	ug/L	Final Weight/Volume:	1 mL
Prep Date:	11/01/2014 1004			Injection Volume:	1 uL
Leach Date:	N/A			Column ID:	SECONDARY

Analyte	% Rec.		Limit	RPD	RPD Limit	LCS Qual	LCSD Qual
	LCS	LCSD					
Aroclor 1016	119	120	68 - 146	1	30		
Aroclor 1260	139	138	65 - 150	1	30		
Surrogate	LCS % Rec		LCSD % Rec	Acceptance Limits			
DCB Decachlorobiphenyl	124		123	13 - 150			

Quality Control Results

Client: Antea USA, Inc.

Job Number: 460-85449-1

**Laboratory Control/
Laboratory Duplicate Data Report - Batch: 460-259735**

**Method: 8082A
Preparation: 3510C**

LCS Lab Sample ID: LCS 460-259735/2-A Units: ug/L
Client Matrix: Water
Dilution: 1.0
Analysis Date: 11/02/2014 1322
Prep Date: 11/01/2014 1004
Leach Date: N/A

LCSD Lab Sample ID: LCSD 460-259735/3-A
Client Matrix: Water
Dilution: 1.0
Analysis Date: 11/02/2014 1338
Prep Date: 11/01/2014 1004
Leach Date: N/A

Analyte	LCS Spike Amount	LCSD Spike Amount	LCS Result/Qual	LCSD Result/Qual
Aroclor 1016	8.00	8.00	9.91	9.68
Aroclor 1260	8.00	8.00	11.1	11.2

**Laboratory Control/
Laboratory Duplicate Data Report - Batch: 460-259735**

**Method: 8082A
Preparation: 3510C**

LCS Lab Sample ID: LCS 460-259735/2-A Units: ug/L
Client Matrix: Water
Dilution: 1.0
Analysis Date: 11/02/2014 1322
Prep Date: 11/01/2014 1004
Leach Date: N/A

LCSD Lab Sample ID: LCSD 460-259735/3-A
Client Matrix: Water
Dilution: 1.0
Analysis Date: 11/02/2014 1338
Prep Date: 11/01/2014 1004
Leach Date: N/A

Analyte	LCS Spike Amount	LCSD Spike Amount	LCS Result/Qual	LCSD Result/Qual
Aroclor 1016	8.00	8.00	9.54	9.61
Aroclor 1260	8.00	8.00	11.1	11.0

Quality Control Results

Client: Antea USA, Inc.

Job Number: 460-85449-1

Method Blank - Batch: 460-259945

**Method: 8082A
Preparation: 3546**

Lab Sample ID: MB 460-259945/1-A
 Client Matrix: Solid
 Dilution: 1.0
 Analysis Date: 11/05/2014 0133
 Prep Date: 11/03/2014 0748
 Leach Date: N/A

Analysis Batch: 460-260367
 Prep Batch: 460-259945
 Leach Batch: N/A
 Units: ug/Kg

Instrument ID: CPESTGC7
 Lab File ID: OR223690.D
 Initial Weight/Volume: 15.0000 g
 Final Weight/Volume: 10 mL
 Injection Volume: 1 uL
 Column ID: PRIMARY

Analyte	Result	Qual	MDL	RL
Aroclor 1016	15	U	15	67
Aroclor 1221	15	U	15	67
Aroclor 1232	15	U	15	67
Aroclor 1242	15	U	15	67
Aroclor 1248	15	U	15	67
Aroclor 1254	19	U	19	67
Aroclor 1260	19	U	19	67
Aroclor 1262	19	U	19	67
Aroclor 1268	19	U	19	67

Surrogate	% Rec	Acceptance Limits
DCB Decachlorobiphenyl	130	53 - 150

Surrogate	% Rec	Acceptance Limits
DCB Decachlorobiphenyl	115	53 - 150

Quality Control Results

Client: Antea USA, Inc.

Job Number: 460-85449-1

Lab Control Sample - Batch: 460-259945

**Method: 8082A
Preparation: 3546**

Lab Sample ID:	LCS 460-259945/2-A	Analysis Batch:	460-260367	Instrument ID:	CPESTGC7
Client Matrix:	Solid	Prep Batch:	460-259945	Lab File ID:	OR223691.D
Dilution:	1.0	Leach Batch:	N/A	Initial Weight/Volume:	15.0000 g
Analysis Date:	11/05/2014 0149	Units:	ug/Kg	Final Weight/Volume:	10 mL
Prep Date:	11/03/2014 0748			Injection Volume:	1 uL
Leach Date:	N/A			Column ID:	PRIMARY

Analyte	Spike Amount	Result	% Rec.	Limit	Qual
Aroclor 1016	333	387	116	64 - 145	
Aroclor 1260	333	406	122	59 - 150	
Surrogate		% Rec		Acceptance Limits	
DCB Decachlorobiphenyl		121		53 - 150	

Lab Control Sample - Batch: 460-259945

**Method: 8082A
Preparation: 3546**

Lab Sample ID:	LCS 460-259945/2-A	Analysis Batch:	460-260367	Instrument ID:	CPESTGC7
Client Matrix:	Solid	Prep Batch:	460-259945	Lab File ID:	OR223691.D
Dilution:	1.0	Leach Batch:	N/A	Initial Weight/Volume:	15.0000 g
Analysis Date:	11/05/2014 0149	Units:	ug/Kg	Final Weight/Volume:	10 mL
Prep Date:	11/03/2014 0748			Injection Volume:	1 uL
Leach Date:	N/A			Column ID:	SECONDARY

Analyte	Spike Amount	Result	% Rec.	Limit	Qual
Aroclor 1016	333	376	113	64 - 145	
Aroclor 1260	333	391	117	59 - 150	
Surrogate		% Rec		Acceptance Limits	
DCB Decachlorobiphenyl		107		53 - 150	

Quality Control Results

Client: Antea USA, Inc.

Job Number: 460-85449-1

**Matrix Spike/
Matrix Spike Duplicate Recovery Report - Batch: 460-259945**

**Method: 8082A
Preparation: 3546**

MS Lab Sample ID:	460-85423-A-1-A MS	Analysis Batch:	460-260367	Instrument ID:	CPESTGC7
Client Matrix:	Solid	Prep Batch:	460-259945	Lab File ID:	OR223692.D
Dilution:	1.0	Leach Batch:	N/A	Initial Weight/Volume:	15.0010 g
Analysis Date:	11/05/2014 0206			Final Weight/Volume:	10 mL
Prep Date:	11/03/2014 0748			Injection Volume:	1 uL
Leach Date:	N/A			Column ID:	PRIMARY

MSD Lab Sample ID:	460-85423-A-1-B MSD	Analysis Batch:	460-260367	Instrument ID:	CPESTGC7
Client Matrix:	Solid	Prep Batch:	460-259945	Lab File ID:	OR223693.D
Dilution:	1.0	Leach Batch:	N/A	Initial Weight/Volume:	15.0251 g
Analysis Date:	11/05/2014 0222			Final Weight/Volume:	10 mL
Prep Date:	11/03/2014 0748			Injection Volume:	1 uL
Leach Date:	N/A			Column ID:	PRIMARY

Analyte	% Rec.		Limit	RPD	RPD Limit	MS Qual	MSD Qual
	MS	MSD					
Aroclor 1016	106	111	64 - 145	4	30		
Aroclor 1260	113	118	59 - 150	3	30		
Surrogate	MS % Rec		MSD % Rec	Acceptance Limits			
DCB Decachlorobiphenyl	113		122	53 - 150			

**Matrix Spike/
Matrix Spike Duplicate Recovery Report - Batch: 460-259945**

**Method: 8082A
Preparation: 3546**

MS Lab Sample ID:	460-85423-A-1-A MS	Analysis Batch:	460-260367	Instrument ID:	CPESTGC7
Client Matrix:	Solid	Prep Batch:	460-259945	Lab File ID:	OR223692.D
Dilution:	1.0	Leach Batch:	N/A	Initial Weight/Volume:	15.0010 g
Analysis Date:	11/05/2014 0206			Final Weight/Volume:	10 mL
Prep Date:	11/03/2014 0748			Injection Volume:	1 uL
Leach Date:	N/A			Column ID:	SECONDARY

MSD Lab Sample ID:	460-85423-A-1-B MSD	Analysis Batch:	460-260367	Instrument ID:	CPESTGC7
Client Matrix:	Solid	Prep Batch:	460-259945	Lab File ID:	OR223693.D
Dilution:	1.0	Leach Batch:	N/A	Initial Weight/Volume:	15.0251 g
Analysis Date:	11/05/2014 0222			Final Weight/Volume:	10 mL
Prep Date:	11/03/2014 0748			Injection Volume:	1 uL
Leach Date:	N/A			Column ID:	SECONDARY

Analyte	% Rec.		Limit	RPD	RPD Limit	MS Qual	MSD Qual
	MS	MSD					
Aroclor 1016	103	109	64 - 145	5	30		
Aroclor 1260	109	116	59 - 150	6	30		
Surrogate	MS % Rec		MSD % Rec	Acceptance Limits			
DCB Decachlorobiphenyl	104		113	53 - 150			

Quality Control Results

Client: Antea USA, Inc.

Job Number: 460-85449-1

**Matrix Spike/
Matrix Spike Duplicate Recovery Report - Batch: 460-259945**

**Method: 8082A
Preparation: 3546**

MS Lab Sample ID: 460-85423-A-1-A MS Units: ug/Kg
 Client Matrix: Solid
 Dilution: 1.0
 Analysis Date: 11/05/2014 0206
 Prep Date: 11/03/2014 0748
 Leach Date: N/A

MSD Lab Sample ID: 460-85423-A-1-B MSD
 Client Matrix: Solid
 Dilution: 1.0
 Analysis Date: 11/05/2014 0222
 Prep Date: 11/03/2014 0748
 Leach Date: N/A

Analyte	Sample Result/Qual	MS Spike Amount	MSD Spike Amount	MS Result/Qual	MSD Result/Qual
Aroclor 1016	17 U	372	372	395	412
Aroclor 1260	21 U	372	372	422	437

**Matrix Spike/
Matrix Spike Duplicate Recovery Report - Batch: 460-259945**

**Method: 8082A
Preparation: 3546**

MS Lab Sample ID: 460-85423-A-1-A MS Units: ug/Kg
 Client Matrix: Solid
 Dilution: 1.0
 Analysis Date: 11/05/2014 0206
 Prep Date: 11/03/2014 0748
 Leach Date: N/A

MSD Lab Sample ID: 460-85423-A-1-B MSD
 Client Matrix: Solid
 Dilution: 1.0
 Analysis Date: 11/05/2014 0222
 Prep Date: 11/03/2014 0748
 Leach Date: N/A

Analyte	Sample Result/Qual	MS Spike Amount	MSD Spike Amount	MS Result/Qual	MSD Result/Qual
Aroclor 1016	17 U	372	372	383	404
Aroclor 1260	21 U	372	372	406	431

Quality Control Results

Client: Antea USA, Inc.

Job Number: 460-85449-1

Method Blank - Batch: 460-259962

Lab Sample ID: MB 460-259962/1-A
 Client Matrix: Water
 Dilution: 1.0
 Analysis Date: 11/04/2014 1125
 Prep Date: 11/03/2014 0819
 Leach Date: N/A

Analysis Batch: 460-260182
 Prep Batch: 460-259962
 Leach Batch: N/A
 Units: mg/L

**Method: NJ-OQA-QAM-025
 Preparation: 3510C**

Instrument ID: CBNAGC2
 Lab File ID: 2F010406.D
 Initial Weight/Volume: 1000 mL
 Final Weight/Volume: 1 mL
 Injection Volume: 1 uL

Analyte	Result	Qual	MDL	RL
Total Petroleum Hydrocarbons (C8-C40)	0.082	U	0.082	0.082

Surrogate	% Rec	Acceptance Limits
o-Terphenyl	71	28 - 121
Chlorobenzene	67	26 - 98

**Lab Control Sample/
 Lab Control Sample Duplicate Recovery Report - Batch: 460-259962**

**Method: NJ-OQA-QAM-025
 Preparation: 3510C**

LCS Lab Sample ID: LCS 460-259962/2-A
 Client Matrix: Water
 Dilution: 1.0
 Analysis Date: 11/04/2014 1138
 Prep Date: 11/03/2014 0819
 Leach Date: N/A

Analysis Batch: 460-260182
 Prep Batch: 460-259962
 Leach Batch: N/A
 Units: mg/L

Instrument ID: CBNAGC2
 Lab File ID: 2F010407.D
 Initial Weight/Volume: 1000 mL
 Final Weight/Volume: 1 mL
 Injection Volume: 1 uL

LCSD Lab Sample ID: LCSD 460-259962/3-A
 Client Matrix: Water
 Dilution: 1.0
 Analysis Date: 11/04/2014 1151
 Prep Date: 11/03/2014 0819
 Leach Date: N/A

Analysis Batch: 460-260182
 Prep Batch: 460-259962
 Leach Batch: N/A
 Units: mg/L

Instrument ID: CBNAGC2
 Lab File ID: 2F010408.D
 Initial Weight/Volume: 1000 mL
 Final Weight/Volume: 1 mL
 Injection Volume: 1 uL

Analyte	% Rec.		Limit	RPD	RPD Limit	LCS Qual	LCSD Qual
	LCS	LCSD					
Total Petroleum Hydrocarbons (C8-C40)	75	95	44 - 134	24	50		

Surrogate	LCS % Rec	LCSD % Rec	Acceptance Limits
o-Terphenyl	61	82	28 - 121
Chlorobenzene	59	72	26 - 98

Quality Control Results

Client: Antea USA, Inc.

Job Number: 460-85449-1

**Laboratory Control/
Laboratory Duplicate Data Report - Batch: 460-259962**

**Method: NJ-OQA-QAM-025
Preparation: 3510C**

LCS Lab Sample ID: LCS 460-259962/2-A Units: mg/L
Client Matrix: Water
Dilution: 1.0
Analysis Date: 11/04/2014 1138
Prep Date: 11/03/2014 0819
Leach Date: N/A

LCSD Lab Sample ID: LCSD 460-259962/3-A
Client Matrix: Water
Dilution: 1.0
Analysis Date: 11/04/2014 1151
Prep Date: 11/03/2014 0819
Leach Date: N/A

Analyte	LCS Spike Amount	LCSD Spike Amount	LCS Result/Qual	LCSD Result/Qual
Total Petroleum Hydrocarbons (C8-C40)	2.00	2.00	1.50	1.90

Quality Control Results

Client: Antea USA, Inc.

Job Number: 460-85449-1

Duplicate - Batch: 460-259975

Method: Moisture Preparation: N/A

Lab Sample ID:	460-85482-E-2 DU	Analysis Batch:	460-259975	Instrument ID:	No Equipment Assigned
Client Matrix:	Solid	Prep Batch:	N/A	Lab File ID:	N/A
Dilution:	1.0	Leach Batch:	N/A	Initial Weight/Volume:	
Analysis Date:	11/03/2014 0912	Units:	%	Final Weight/Volume:	
Prep Date:	N/A				
Leach Date:	N/A				

Analyte	Sample Result/Qual	Result	RPD	Limit	Qual
Percent Moisture	6.8	7.1	5	20	
Percent Solids	93.2	92.9	0.4	20	

Quality Control Results

Client: Antea USA, Inc.

Job Number: 460-85449-1

Duplicate - Batch: 460-260005

Method: Moisture
Preparation: N/A

Lab Sample ID:	460-85467-E-4 DU	Analysis Batch:	460-260005	Instrument ID:	No Equipment Assigned
Client Matrix:	Solid	Prep Batch:	N/A	Lab File ID:	N/A
Dilution:	1.0	Leach Batch:	N/A	Initial Weight/Volume:	
Analysis Date:	11/03/2014 1101	Units:	%	Final Weight/Volume:	
Prep Date:	N/A				
Leach Date:	N/A				

Analyte	Sample Result/Qual	Result	RPD	Limit	Qual
Percent Moisture	2.6	3.0	13	20	
Percent Solids	97.4	97.0	0.4	20	

DATA REPORTING QUALIFIERS

Client: Antea USA, Inc.

Job Number: 460-85449-1

Lab Section	Qualifier	Description
GC/MS VOA		
	J	Indicates an Estimated Value for TICs
	U	Indicates the analyte was analyzed for but not detected.
	F1	MS and/or MSD Recovery exceeds the control limits
	*	Recovery or RPD exceeds control limits
	J	Result is less than the RL but greater than or equal to the MDL and the concentration is an approximate value.
	N	This flag indicates the presumptive evidence of a compound.
GC/MS Semi VOA		
	J	Indicates an Estimated Value for TICs
	U	Indicates the analyte was analyzed for but not detected.
	F1	MS and/or MSD Recovery exceeds the control limits
	*	Recovery or RPD exceeds control limits
	J	Result is less than the RL but greater than or equal to the MDL and the concentration is an approximate value.
	X	Surrogate is outside control limits
	N	This flag indicates the presumptive evidence of a compound.
GC Semi VOA		
	U	Indicates the analyte was analyzed for but not detected.
	X	Surrogate is outside control limits
	D	Surrogate or matrix spike recoveries were not obtained because the extract was diluted for analysis; also compounds analyzed at a dilution may be flagged with a D.

Quality Control Results

Client: Antea USA, Inc.

Job Number: 460-85449-1

QC Association Summary

Lab Sample ID	Client Sample ID	Report Basis	Client Matrix	Method	Prep Batch
GC/MS VOA					
Analysis Batch:460-259722					
LCS 460-259722/3	Lab Control Sample	T	Water	8260C	
MB 460-259722/9	Method Blank	T	Water	8260C	
460-85411-A-1 MS	Matrix Spike	T	Water	8260C	
460-85411-A-1 MSD	Matrix Spike Duplicate	T	Water	8260C	
460-85449-16FB	FB_20141031	T	Water	8260C	
460-85449-17TB	Trip Blank	T	Water	8260C	
Prep Batch: 460-259738					
460-85449-1	PMP-16-SW-WT	T	Solid	5035	
460-85449-7	PMP-19-SW-WT	T	Solid	5035	
460-85449-12	PMP-27-SW-WT	T	Solid	5035	
460-85449-13	DUP1_20141031	T	Solid	5035	
Analysis Batch:460-259905					
LCS 460-259905/3	Lab Control Sample	T	Solid	8260C	
LCSD 460-259905/4	Lab Control Sample Duplicate	T	Solid	8260C	
MB 460-259905/6	Method Blank	T	Solid	8260C	
460-85449-1	PMP-16-SW-WT	T	Solid	8260C	460-259738
460-85449-7	PMP-19-SW-WT	T	Solid	8260C	460-259738
460-85449-12	PMP-27-SW-WT	T	Solid	8260C	460-259738
460-85449-13	DUP1_20141031	T	Solid	8260C	460-259738

Report Basis

T = Total

Quality Control Results

Client: Antea USA, Inc.

Job Number: 460-85449-1

QC Association Summary

Lab Sample ID	Client Sample ID	Report Basis	Client Matrix	Method	Prep Batch
GC/MS Semi VOA					
Prep Batch: 460-259683					
LCS 460-259683/2-A	Lab Control Sample	T	Solid	3546	
LCS 460-259683/24-A	Lab Control Sample	T	Solid	3546	
MB 460-259683/1-A	Method Blank	T	Solid	3546	
460-85449-4	PMP-18-SW-VD	T	Solid	3546	
460-85449-4MS	Matrix Spike	T	Solid	3546	
460-85449-4MSD	Matrix Spike Duplicate	T	Solid	3546	
460-85449-6	PMP-19-SW-VD	T	Solid	3546	
460-85449-15	DUP3_20141031	T	Solid	3546	
Analysis Batch:460-259875					
LCS 460-259683/24-A	Lab Control Sample	T	Solid	8270D	460-259683
MB 460-259683/1-A	Method Blank	T	Solid	8270D	460-259683
460-85449-4	PMP-18-SW-VD	T	Solid	8270D	460-259683
460-85449-4MS	Matrix Spike	T	Solid	8270D	460-259683
460-85449-4MSD	Matrix Spike Duplicate	T	Solid	8270D	460-259683
460-85449-6	PMP-19-SW-VD	T	Solid	8270D	460-259683
460-85449-15	DUP3_20141031	T	Solid	8270D	460-259683
Analysis Batch:460-259937					
LCS 460-259683/2-A	Lab Control Sample	T	Solid	8270D	460-259683
Prep Batch: 460-260012					
LCS 460-260012/2-A	Lab Control Sample	T	Water	3510C	
LCS 460-260012/4-A	Lab Control Sample	T	Water	3510C	
LCSD 460-260012/3-A	Lab Control Sample Duplicate	T	Water	3510C	
LCSD 460-260012/5-A	Lab Control Sample Duplicate	T	Water	3510C	
MB 460-260012/1-A	Method Blank	T	Water	3510C	
460-85449-16FB	FB_20141031	T	Water	3510C	
Analysis Batch:460-260147					
LCS 460-260012/2-A	Lab Control Sample	T	Water	8270D	460-260012
LCS 460-260012/4-A	Lab Control Sample	T	Water	8270D	460-260012
LCSD 460-260012/3-A	Lab Control Sample Duplicate	T	Water	8270D	460-260012
LCSD 460-260012/5-A	Lab Control Sample Duplicate	T	Water	8270D	460-260012
MB 460-260012/1-A	Method Blank	T	Water	8270D	460-260012
Analysis Batch:460-260675					
460-85449-16FB	FB_20141031	T	Water	8270D	460-260012

Report Basis

T = Total

Quality Control Results

Client: Antea USA, Inc.

Job Number: 460-85449-1

QC Association Summary

Lab Sample ID	Client Sample ID	Report		Method	Prep Batch
		Basis	Client Matrix		
GC Semi VOA					
Prep Batch: 460-259735					
LCS 460-259735/2-A	Lab Control Sample	T	Water	3510C	
LCSD 460-259735/3-A	Lab Control Sample Duplicate	T	Water	3510C	
MB 460-259735/1-A	Method Blank	T	Water	3510C	
460-85449-16FB	FB_20141031	T	Water	3510C	
Analysis Batch:460-259836					
LCS 460-259735/2-A	Lab Control Sample	T	Water	8082A	460-259735
LCSD 460-259735/3-A	Lab Control Sample Duplicate	T	Water	8082A	460-259735
MB 460-259735/1-A	Method Blank	T	Water	8082A	460-259735
460-85449-16FB	FB_20141031	T	Water	8082A	460-259735
Prep Batch: 460-259945					
LCS 460-259945/2-A	Lab Control Sample	T	Solid	3546	
MB 460-259945/1-A	Method Blank	T	Solid	3546	
460-85423-A-1-A MS	Matrix Spike	T	Solid	3546	
460-85423-A-1-B MSD	Matrix Spike Duplicate	T	Solid	3546	
460-85449-1	PMP-16-SW-WT	T	Solid	3546	
460-85449-2	PMP-16-SW-SI	T	Solid	3546	
460-85449-3	PMP-17-SW-WT	T	Solid	3546	
460-85449-4	PMP-18-SW-VD	T	Solid	3546	
460-85449-5	PMP-18-SW-WT	T	Solid	3546	
460-85449-6	PMP-19-SW-VD	T	Solid	3546	
460-85449-7	PMP-19-SW-WT	T	Solid	3546	
460-85449-8	PMP-26-SW-WT	T	Solid	3546	
460-85449-9	PMP-26-SW-SI	T	Solid	3546	
460-85449-10	PMP-17-SW-SI	T	Solid	3546	
460-85449-11	PMP-18-SW-SI	T	Solid	3546	
460-85449-12	PMP-27-SW-WT	T	Solid	3546	
460-85449-13	DUP1_20141031	T	Solid	3546	
460-85449-14	DUP2_20141031	T	Solid	3546	
460-85449-15	DUP3_20141031	T	Solid	3546	
Prep Batch: 460-259962					
LCS 460-259962/2-A	Lab Control Sample	T	Water	3510C	
LCSD 460-259962/3-A	Lab Control Sample Duplicate	T	Water	3510C	
MB 460-259962/1-A	Method Blank	T	Water	3510C	
460-85449-16FB	FB_20141031	T	Water	3510C	
Analysis Batch:460-260182					
LCS 460-259962/2-A	Lab Control Sample	T	Water	NJ-OQA-QAM-025	460-259962
LCSD 460-259962/3-A	Lab Control Sample Duplicate	T	Water	NJ-OQA-QAM-025	460-259962
MB 460-259962/1-A	Method Blank	T	Water	NJ-OQA-QAM-025	460-259962
460-85449-16FB	FB_20141031	T	Water	NJ-OQA-QAM-025	460-259962

TestAmerica Edison

Quality Control Results

Client: Antea USA, Inc.

Job Number: 460-85449-1

QC Association Summary

Lab Sample ID	Client Sample ID	Report Basis	Client Matrix	Method	Prep Batch
GC Semi VOA					
Analysis Batch:460-260367					
LCS 460-259945/2-A	Lab Control Sample	T	Solid	8082A	460-259945
MB 460-259945/1-A	Method Blank	T	Solid	8082A	460-259945
460-85423-A-1-A MS	Matrix Spike	T	Solid	8082A	460-259945
460-85423-A-1-B MSD	Matrix Spike Duplicate	T	Solid	8082A	460-259945
460-85449-2	PMP-16-SW-SI	T	Solid	8082A	460-259945
460-85449-4	PMP-18-SW-VD	T	Solid	8082A	460-259945
460-85449-6	PMP-19-SW-VD	T	Solid	8082A	460-259945
460-85449-9	PMP-26-SW-SI	T	Solid	8082A	460-259945
460-85449-10	PMP-17-SW-SI	T	Solid	8082A	460-259945
460-85449-11	PMP-18-SW-SI	T	Solid	8082A	460-259945
460-85449-14	DUP2_20141031	T	Solid	8082A	460-259945
460-85449-15	DUP3_20141031	T	Solid	8082A	460-259945
Analysis Batch:460-260484					
460-85449-1	PMP-16-SW-WT	T	Solid	8082A	460-259945
460-85449-3	PMP-17-SW-WT	T	Solid	8082A	460-259945
460-85449-5	PMP-18-SW-WT	T	Solid	8082A	460-259945
460-85449-7	PMP-19-SW-WT	T	Solid	8082A	460-259945
460-85449-8	PMP-26-SW-WT	T	Solid	8082A	460-259945
460-85449-12	PMP-27-SW-WT	T	Solid	8082A	460-259945
460-85449-13	DUP1_20141031	T	Solid	8082A	460-259945

Report Basis

T = Total

Quality Control Results

Client: Antea USA, Inc.

Job Number: 460-85449-1

QC Association Summary

Lab Sample ID	Client Sample ID	Report Basis	Client Matrix	Method	Prep Batch
General Chemistry					
Analysis Batch:460-259975					
460-85449-10	PMP-17-SW-SI	T	Solid	Moisture	
460-85449-11	PMP-18-SW-SI	T	Solid	Moisture	
460-85449-12	PMP-27-SW-WT	T	Solid	Moisture	
460-85449-13	DUP1_20141031	T	Solid	Moisture	
460-85449-14	DUP2_20141031	T	Solid	Moisture	
460-85449-15	DUP3_20141031	T	Solid	Moisture	
460-85482-E-2 DU	Duplicate	T	Solid	Moisture	
Analysis Batch:460-260005					
460-85449-1	PMP-16-SW-WT	T	Solid	Moisture	
460-85449-2	PMP-16-SW-SI	T	Solid	Moisture	
460-85449-3	PMP-17-SW-WT	T	Solid	Moisture	
460-85449-4	PMP-18-SW-VD	T	Solid	Moisture	
460-85449-5	PMP-18-SW-WT	T	Solid	Moisture	
460-85449-6	PMP-19-SW-VD	T	Solid	Moisture	
460-85449-7	PMP-19-SW-WT	T	Solid	Moisture	
460-85449-8	PMP-26-SW-WT	T	Solid	Moisture	
460-85449-9	PMP-26-SW-SI	T	Solid	Moisture	
460-85467-E-4 DU	Duplicate	T	Solid	Moisture	

Report Basis

T = Total

Quality Control Results

Client: Antea USA, Inc.

Job Number: 460-85449-1

Laboratory Chronicle

Lab ID: 460-85449-1

Client ID: PMP-16-SW-WT

Sample Date/Time: 10/31/2014 08:35

Received Date/Time: 10/31/2014 12:45

Method	Bottle ID	Run	Analysis		Date Prepared /		Dil	Lab	Analyst
			Batch	Prep Batch	AnalYZed				
P:5035	460-85449-C-1-A		460-259905	460-259738	11/01/2014	10:09	50	TAL EDI	DAS
A:8260C	460-85449-C-1-A		460-259905	460-259738	11/03/2014	11:40	50	TAL EDI	AAT
P:3546	460-85449-E-1-A		460-260484	460-259945	11/03/2014	07:48	20	TAL EDI	ARA
A:8082A	460-85449-E-1-A		460-260484	460-259945	11/05/2014	09:45	20	TAL EDI	JHP
A:Moisture	460-85449-E-1		460-260005		11/03/2014	11:01	1	TAL EDI	CJA

Lab ID: 460-85449-2

Client ID: PMP-16-SW-SI

Sample Date/Time: 10/31/2014 08:37

Received Date/Time: 10/31/2014 12:45

Method	Bottle ID	Run	Analysis		Date Prepared /		Dil	Lab	Analyst
			Batch	Prep Batch	AnalYZed				
P:3546	460-85449-A-2-A		460-260367	460-259945	11/03/2014	07:48	1	TAL EDI	ARA
A:8082A	460-85449-A-2-A		460-260367	460-259945	11/05/2014	03:11	1	TAL EDI	JHP
A:Moisture	460-85449-A-2		460-260005		11/03/2014	11:01	1	TAL EDI	CJA

Lab ID: 460-85449-3

Client ID: PMP-17-SW-WT

Sample Date/Time: 10/31/2014 08:46

Received Date/Time: 10/31/2014 12:45

Method	Bottle ID	Run	Analysis		Date Prepared /		Dil	Lab	Analyst
			Batch	Prep Batch	AnalYZed				
P:3546	460-85449-A-3-A		460-260484	460-259945	11/03/2014	07:48	50	TAL EDI	ARA
A:8082A	460-85449-A-3-A		460-260484	460-259945	11/05/2014	10:01	50	TAL EDI	JHP
A:Moisture	460-85449-A-3		460-260005		11/03/2014	11:01	1	TAL EDI	CJA

Lab ID: 460-85449-4

Client ID: PMP-18-SW-VD

Sample Date/Time: 10/31/2014 09:05

Received Date/Time: 10/31/2014 12:45

Method	Bottle ID	Run	Analysis		Date Prepared /		Dil	Lab	Analyst
			Batch	Prep Batch	AnalYZed				
P:3546	460-85449-A-4-C		460-259875	460-259683	11/01/2014	04:18	1	TAL EDI	JMS
A:8270D	460-85449-A-4-C		460-259875	460-259683	11/02/2014	23:27	1	TAL EDI	LEG
P:3546	460-85449-A-4-D		460-260367	460-259945	11/03/2014	07:48	1	TAL EDI	ARA
A:8082A	460-85449-A-4-D		460-260367	460-259945	11/05/2014	03:43	1	TAL EDI	JHP
A:Moisture	460-85449-A-4		460-260005		11/03/2014	11:01	1	TAL EDI	CJA

Lab ID: 460-85449-4 MS

Client ID: PMP-18-SW-VD

Sample Date/Time: 10/31/2014 09:05

Received Date/Time: 10/31/2014 12:45

Method	Bottle ID	Run	Analysis		Date Prepared /		Dil	Lab	Analyst
			Batch	Prep Batch	AnalYZed				
P:3546	460-85449-A-4-A MS		460-259875	460-259683	11/01/2014	04:18	1	TAL EDI	JMS
A:8270D	460-85449-A-4-A MS		460-259875	460-259683	11/02/2014	22:37	1	TAL EDI	LEG

Quality Control Results

Client: Antea USA, Inc.

Job Number: 460-85449-1

Laboratory Chronicle

Lab ID: 460-85449-4 MSD

Client ID: PMP-18-SW-VD

Sample Date/Time: 10/31/2014 09:05

Received Date/Time: 10/31/2014 12:45

Method	Bottle ID	Run	Analysis Batch	Prep Batch	Date Prepared / Analyzed	Dil	Lab	Analyst
P:3546	460-85449-A-4-B MSD		460-259875	460-259683	11/01/2014 04:18	1	TAL EDI	JMS
A:8270D	460-85449-A-4-B MSD		460-259875	460-259683	11/02/2014 23:02	1	TAL EDI	LEG

Lab ID: 460-85449-5

Client ID: PMP-18-SW-WT

Sample Date/Time: 10/31/2014 09:07

Received Date/Time: 10/31/2014 12:45

Method	Bottle ID	Run	Analysis Batch	Prep Batch	Date Prepared / Analyzed	Dil	Lab	Analyst
P:3546	460-85449-A-5-A		460-260484	460-259945	11/03/2014 07:48	5	TAL EDI	ARA
A:8082A	460-85449-A-5-A		460-260484	460-259945	11/05/2014 10:16	5	TAL EDI	JHP
A:Moisture	460-85449-A-5		460-260005		11/03/2014 11:01	1	TAL EDI	CJA

Lab ID: 460-85449-6

Client ID: PMP-19-SW-VD

Sample Date/Time: 10/31/2014 09:13

Received Date/Time: 10/31/2014 12:45

Method	Bottle ID	Run	Analysis Batch	Prep Batch	Date Prepared / Analyzed	Dil	Lab	Analyst
P:3546	460-85449-A-6-A		460-259875	460-259683	11/01/2014 04:18	1	TAL EDI	JMS
A:8270D	460-85449-A-6-A		460-259875	460-259683	11/02/2014 23:52	1	TAL EDI	LEG
P:3546	460-85449-A-6-B		460-260367	460-259945	11/03/2014 07:48	1	TAL EDI	ARA
A:8082A	460-85449-A-6-B		460-260367	460-259945	11/05/2014 04:16	1	TAL EDI	JHP
A:Moisture	460-85449-A-6		460-260005		11/03/2014 11:01	1	TAL EDI	CJA

Lab ID: 460-85449-7

Client ID: PMP-19-SW-WT

Sample Date/Time: 10/31/2014 09:15

Received Date/Time: 10/31/2014 12:45

Method	Bottle ID	Run	Analysis Batch	Prep Batch	Date Prepared / Analyzed	Dil	Lab	Analyst
P:5035	460-85449-C-7-A		460-259905	460-259738	11/01/2014 10:10	50	TAL EDI	DAS
A:8260C	460-85449-C-7-A		460-259905	460-259738	11/03/2014 12:04	50	TAL EDI	AAT
P:3546	460-85449-E-7-A		460-260484	460-259945	11/03/2014 07:48	20	TAL EDI	ARA
A:8082A	460-85449-E-7-A		460-260484	460-259945	11/05/2014 10:33	20	TAL EDI	JHP
A:Moisture	460-85449-E-7		460-260005		11/03/2014 11:01	1	TAL EDI	CJA

Lab ID: 460-85449-8

Client ID: PMP-26-SW-WT

Sample Date/Time: 10/31/2014 09:27

Received Date/Time: 10/31/2014 12:45

Method	Bottle ID	Run	Analysis Batch	Prep Batch	Date Prepared / Analyzed	Dil	Lab	Analyst
P:3546	460-85449-A-8-A		460-260484	460-259945	11/03/2014 07:48	25	TAL EDI	ARA
A:8082A	460-85449-A-8-A		460-260484	460-259945	11/05/2014 10:48	25	TAL EDI	JHP
A:Moisture	460-85449-A-8		460-260005		11/03/2014 11:01	1	TAL EDI	CJA

Quality Control Results

Client: Antea USA, Inc.

Job Number: 460-85449-1

Laboratory Chronicle

Lab ID: 460-85449-9

Client ID: PMP-26-SW-SI

Sample Date/Time: 10/31/2014 09:30

Received Date/Time: 10/31/2014 12:45

Method	Bottle ID	Run	Analysis Batch	Prep Batch	Date Prepared / Analyzed	Dil	Lab	Analyst
P:3546	460-85449-A-9-A		460-260367	460-259945	11/03/2014 07:48	1	TAL EDI	ARA
A:8082A	460-85449-A-9-A		460-260367	460-259945	11/05/2014 05:05	1	TAL EDI	JHP
A:Moisture	460-85449-A-9		460-260005		11/03/2014 11:01	1	TAL EDI	CJA

Lab ID: 460-85449-10

Client ID: PMP-17-SW-SI

Sample Date/Time: 10/31/2014 08:44

Received Date/Time: 10/31/2014 12:45

Method	Bottle ID	Run	Analysis Batch	Prep Batch	Date Prepared / Analyzed	Dil	Lab	Analyst
P:3546	460-85449-A-10-A		460-260367	460-259945	11/03/2014 07:48	1	TAL EDI	ARA
A:8082A	460-85449-A-10-A		460-260367	460-259945	11/05/2014 05:21	1	TAL EDI	JHP
A:Moisture	460-85449-A-10		460-259975		11/03/2014 09:12	1	TAL EDI	CJA

Lab ID: 460-85449-11

Client ID: PMP-18-SW-SI

Sample Date/Time: 10/31/2014 09:09

Received Date/Time: 10/31/2014 12:45

Method	Bottle ID	Run	Analysis Batch	Prep Batch	Date Prepared / Analyzed	Dil	Lab	Analyst
P:3546	460-85449-A-11-A		460-260367	460-259945	11/03/2014 07:48	1	TAL EDI	ARA
A:8082A	460-85449-A-11-A		460-260367	460-259945	11/05/2014 05:37	1	TAL EDI	JHP
A:Moisture	460-85449-A-11		460-259975		11/03/2014 09:12	1	TAL EDI	CJA

Lab ID: 460-85449-12

Client ID: PMP-27-SW-WT

Sample Date/Time: 10/31/2014 09:25

Received Date/Time: 10/31/2014 12:45

Method	Bottle ID	Run	Analysis Batch	Prep Batch	Date Prepared / Analyzed	Dil	Lab	Analyst
P:5035	460-85449-C-12-A		460-259905	460-259738	11/01/2014 10:10	50	TAL EDI	DAS
A:8260C	460-85449-C-12-A		460-259905	460-259738	11/03/2014 12:29	50	TAL EDI	AAT
P:3546	460-85449-E-12-A		460-260484	460-259945	11/03/2014 07:48	20	TAL EDI	ARA
A:8082A	460-85449-E-12-A		460-260484	460-259945	11/05/2014 11:03	20	TAL EDI	JHP
A:Moisture	460-85449-E-12		460-259975		11/03/2014 09:12	1	TAL EDI	CJA

Lab ID: 460-85449-13

Client ID: DUP1_20141031

Sample Date/Time: 10/31/2014 00:00

Received Date/Time: 10/31/2014 12:45

Method	Bottle ID	Run	Analysis Batch	Prep Batch	Date Prepared / Analyzed	Dil	Lab	Analyst
P:5035	460-85449-C-13-A		460-259905	460-259738	11/01/2014 10:11	50	TAL EDI	DAS
A:8260C	460-85449-C-13-A		460-259905	460-259738	11/03/2014 12:53	50	TAL EDI	AAT
P:3546	460-85449-E-13-A		460-260484	460-259945	11/03/2014 07:48	20	TAL EDI	ARA
A:8082A	460-85449-E-13-A		460-260484	460-259945	11/05/2014 11:20	20	TAL EDI	JHP
A:Moisture	460-85449-E-13		460-259975		11/03/2014 09:12	1	TAL EDI	CJA

Quality Control Results

Client: Antea USA, Inc.

Job Number: 460-85449-1

Laboratory Chronicle

Lab ID: 460-85449-14

Client ID: DUP2_20141031

Sample Date/Time: 10/31/2014 00:00

Received Date/Time: 10/31/2014 12:45

Method	Bottle ID	Run	Analysis Batch	Prep Batch	Date Prepared / Analyzed	Dil	Lab	Analyst
P:3546	460-85449-A-14-A		460-260367	460-259945	11/03/2014 07:48	1	TAL EDI	ARA
A:8082A	460-85449-A-14-A		460-260367	460-259945	11/05/2014 06:27	1	TAL EDI	JHP
A:Moisture	460-85449-A-14		460-259975		11/03/2014 09:12	1	TAL EDI	CJA

Lab ID: 460-85449-15

Client ID: DUP3_20141031

Sample Date/Time: 10/31/2014 00:00

Received Date/Time: 10/31/2014 12:45

Method	Bottle ID	Run	Analysis Batch	Prep Batch	Date Prepared / Analyzed	Dil	Lab	Analyst
P:3546	460-85449-A-15-A		460-259875	460-259683	11/01/2014 04:18	1	TAL EDI	JMS
A:8270D	460-85449-A-15-A		460-259875	460-259683	11/03/2014 00:17	1	TAL EDI	LEG
P:3546	460-85449-A-15-B		460-260367	460-259945	11/03/2014 07:48	1	TAL EDI	ARA
A:8082A	460-85449-A-15-B		460-260367	460-259945	11/05/2014 06:44	1	TAL EDI	JHP
A:Moisture	460-85449-A-15		460-259975		11/03/2014 09:12	1	TAL EDI	CJA

Lab ID: 460-85449-16

Client ID: FB_20141031

Sample Date/Time: 10/31/2014 10:30

Received Date/Time: 10/31/2014 12:45

Method	Bottle ID	Run	Analysis Batch	Prep Batch	Date Prepared / Analyzed	Dil	Lab	Analyst
P:5030C	460-85449-C-16		460-259722		11/01/2014 12:42	1	TAL EDI	SZD
A:8260C	460-85449-C-16		460-259722		11/01/2014 12:42	1	TAL EDI	SZD
P:3510C	460-85449-G-16-A		460-260675	460-260012	11/03/2014 11:17	1	TAL EDI	MBE
A:8270D	460-85449-G-16-A		460-260675	460-260012	11/06/2014 09:46	1	TAL EDI	MMC
P:3510C	460-85449-E-16-A		460-259836	460-259735	11/01/2014 10:04	1	TAL EDI	WAT
A:8082A	460-85449-E-16-A		460-259836	460-259735	11/02/2014 14:27	1	TAL EDI	JHP
P:3510C	460-85449-I-16-A		460-260182	460-259962	11/03/2014 08:19	1	TAL EDI	HAW
A:NJ-OQA-QAM-025	460-85449-I-16-A		460-260182	460-259962	11/04/2014 12:16	1	TAL EDI	HJK

Lab ID: 460-85449-17

Client ID: Trip Blank

Sample Date/Time: 10/31/2014 00:00

Received Date/Time: 10/31/2014 12:45

Method	Bottle ID	Run	Analysis Batch	Prep Batch	Date Prepared / Analyzed	Dil	Lab	Analyst
P:5030C	460-85449-A-17		460-259722		11/01/2014 13:09	1	TAL EDI	SZD
A:8260C	460-85449-A-17		460-259722		11/01/2014 13:09	1	TAL EDI	SZD

Quality Control Results

Client: Antea USA, Inc.

Job Number: 460-85449-1

Laboratory Chronicle

Lab ID: MB

Client ID: N/A

Sample Date/Time: N/A

Received Date/Time: N/A

Method	Bottle ID	Run	Analysis Batch	Prep Batch	Date Prepared / Analyzed	Dil	Lab	Analyst
P:5030C	MB 460-259722/9		460-259722		11/01/2014 11:24	1	TAL EDI	SZD
A:8260C	MB 460-259722/9		460-259722		11/01/2014 11:24	1	TAL EDI	SZD
A:8260C	MB 460-259905/6		460-259905		11/03/2014 07:41	50	TAL EDI	AAT
P:3546	MB 460-259683/1-A		460-259875	460-259683	11/01/2014 04:18	1	TAL EDI	JMS
A:8270D	MB 460-259683/1-A		460-259875	460-259683	11/02/2014 21:23	1	TAL EDI	LEG
P:3510C	MB 460-260012/1-A		460-260147	460-260012	11/03/2014 11:17	1	TAL EDI	MBE
A:8270D	MB 460-260012/1-A		460-260147	460-260012	11/04/2014 03:25	1	TAL EDI	MMC
P:3510C	MB 460-259735/1-A		460-259836	460-259735	11/01/2014 10:04	1	TAL EDI	WAT
A:8082A	MB 460-259735/1-A		460-259836	460-259735	11/02/2014 13:05	1	TAL EDI	JHP
P:3546	MB 460-259945/1-A		460-260367	460-259945	11/03/2014 07:48	1	TAL EDI	ARA
A:8082A	MB 460-259945/1-A		460-260367	460-259945	11/05/2014 01:33	1	TAL EDI	JHP
P:3510C	MB 460-259962/1-A		460-260182	460-259962	11/03/2014 08:19	1	TAL EDI	HAW
A:NJ-OQA-QAM-025	MB 460-259962/1-A		460-260182	460-259962	11/04/2014 11:25	1	TAL EDI	HJK

Lab ID: LCS

Client ID: N/A

Sample Date/Time: N/A

Received Date/Time: N/A

Method	Bottle ID	Run	Analysis Batch	Prep Batch	Date Prepared / Analyzed	Dil	Lab	Analyst
P:5030C	LCS 460-259722/3		460-259722		11/01/2014 08:47	1	TAL EDI	SZD
A:8260C	LCS 460-259722/3		460-259722		11/01/2014 08:47	1	TAL EDI	SZD
A:8260C	LCS 460-259905/3		460-259905		11/03/2014 06:28	50	TAL EDI	AAT
P:3546	LCS 460-259683/24-A		460-259875	460-259683	11/01/2014 04:18	1	TAL EDI	JMS
A:8270D	LCS 460-259683/24-A		460-259875	460-259683	11/02/2014 22:12	1	TAL EDI	LEG
P:3546	LCS 460-259683/2-A		460-259937	460-259683	11/01/2014 04:18	1	TAL EDI	JMS
A:8270D	LCS 460-259683/2-A		460-259937	460-259683	11/03/2014 10:00	1	TAL EDI	MMC
P:3510C	LCS 460-260012/2-A		460-260147	460-260012	11/03/2014 11:17	1	TAL EDI	MBE
A:8270D	LCS 460-260012/2-A		460-260147	460-260012	11/04/2014 03:48	1	TAL EDI	MMC
P:3510C	LCS 460-260012/4-A		460-260147	460-260012	11/03/2014 11:17	1	TAL EDI	MBE
A:8270D	LCS 460-260012/4-A		460-260147	460-260012	11/04/2014 04:35	1	TAL EDI	MMC
P:3510C	LCS 460-259735/2-A		460-259836	460-259735	11/01/2014 10:04	1	TAL EDI	WAT
A:8082A	LCS 460-259735/2-A		460-259836	460-259735	11/02/2014 13:22	1	TAL EDI	JHP
P:3546	LCS 460-259945/2-A		460-260367	460-259945	11/03/2014 07:48	1	TAL EDI	ARA
A:8082A	LCS 460-259945/2-A		460-260367	460-259945	11/05/2014 01:49	1	TAL EDI	JHP
P:3510C	LCS 460-259962/2-A		460-260182	460-259962	11/03/2014 08:19	1	TAL EDI	HAW
A:NJ-OQA-QAM-025	LCS 460-259962/2-A		460-260182	460-259962	11/04/2014 11:38	1	TAL EDI	HJK

Quality Control Results

Client: Antea USA, Inc.

Job Number: 460-85449-1

Laboratory Chronicle

Lab ID: LCSD

Client ID: N/A

Sample Date/Time: N/A

Received Date/Time: N/A

Method	Bottle ID	Run	Analysis Batch	Prep Batch	Date Prepared / Analyzed	Dil	Lab	Analyst
A:8260C	LCSD 460-259905/4		460-259905		11/03/2014 06:52	50	TAL EDI	AAT
P:3510C	LCSD		460-260147	460-260012	11/03/2014 11:17	1	TAL EDI	MBE
A:8270D	460-260012/3-A LCSD		460-260147	460-260012	11/04/2014 04:12	1	TAL EDI	MMC
P:3510C	460-260012/3-A LCSD		460-260147	460-260012	11/03/2014 11:17	1	TAL EDI	MBE
A:8270D	460-260012/5-A LCSD		460-260147	460-260012	11/04/2014 04:59	1	TAL EDI	MMC
P:3510C	460-260012/5-A LCSD		460-259836	460-259735	11/01/2014 10:04	1	TAL EDI	WAT
A:8082A	460-259735/3-A LCSD		460-259836	460-259735	11/02/2014 13:38	1	TAL EDI	JHP
P:3510C	460-259735/3-A LCSD		460-260182	460-259962	11/03/2014 08:19	1	TAL EDI	HAW
A:NJ-OQA-QAM-025	460-259962/3-A LCSD		460-260182	460-259962	11/04/2014 11:51	1	TAL EDI	HJK

Lab ID: MS

Client ID: N/A

Sample Date/Time: 10/30/2014 14:20

Received Date/Time: 10/31/2014 10:05

Method	Bottle ID	Run	Analysis Batch	Prep Batch	Date Prepared / Analyzed	Dil	Lab	Analyst
P:5030C	460-85411-A-1 MS		460-259722		11/01/2014 18:49	25	TAL EDI	SZD
A:8260C	460-85411-A-1 MS		460-259722		11/01/2014 18:49	25	TAL EDI	SZD
P:3546	460-85423-A-1-A MS		460-260367	460-259945	11/03/2014 07:48	1	TAL EDI	ARA
A:8082A	460-85423-A-1-A MS		460-260367	460-259945	11/05/2014 02:06	1	TAL EDI	JHP

Lab ID: MSD

Client ID: N/A

Sample Date/Time: 10/30/2014 14:20

Received Date/Time: 10/31/2014 10:05

Method	Bottle ID	Run	Analysis Batch	Prep Batch	Date Prepared / Analyzed	Dil	Lab	Analyst
P:5030C	460-85411-A-1 MSD		460-259722		11/01/2014 19:15	25	TAL EDI	SZD
A:8260C	460-85411-A-1 MSD		460-259722		11/01/2014 19:15	25	TAL EDI	SZD
P:3546	460-85423-A-1-B MSD		460-260367	460-259945	11/03/2014 07:48	1	TAL EDI	ARA
A:8082A	460-85423-A-1-B MSD		460-260367	460-259945	11/05/2014 02:22	1	TAL EDI	JHP

Lab ID: DU

Client ID: N/A

Sample Date/Time: 10/30/2014 00:00

Received Date/Time: 10/31/2014 15:20

Method	Bottle ID	Run	Analysis Batch	Prep Batch	Date Prepared / Analyzed	Dil	Lab	Analyst
A:Moisture	460-85482-E-2 DU		460-259975		11/03/2014 09:12	1	TAL EDI	CJA
A:Moisture	460-85467-E-4 DU		460-260005		11/03/2014 11:01	1	TAL EDI	CJA

Client: Antea USA, Inc.

Job Number: 460-85449-1

Laboratory Chronicle

Lab References:

TAL EDI = TestAmerica Edison

8260C

Volatile Organic Compounds by GC/MS

FORM II
GC/MS VOA SURROGATE RECOVERY

Lab Name: TestAmerica Edison Job No.: 460-85449-1
 SDG No.: _____
 Matrix: Solid Level: Medium
 GC Column (1): Rtx-624 ID: 0.25 (mm)

Client Sample ID	Lab Sample ID	DBFM #	DCA #	TOL #	BFB #
PMP-16-SW-WT	460-85449-1	106	103	109	120
PMP-19-SW-WT	460-85449-7	92	91	96	101
PMP-27-SW-WT	460-85449-12	94	92	98	106
DUP1_20141031	460-85449-13	96	94	99	107
	MB 460-259905/6	98	90	97	102
	LCS 460-259905/3	98	89	98	101
	LCSD 460-259905/4	99	88	100	102

DBFM = Dibromofluoromethane (Surr)	<u>QC LIMITS</u> 70-130
DCA = 1,2-Dichloroethane-d4 (Surr)	75-135
TOL = Toluene-d8 (Surr)	59-150
BFB = Bromofluorobenzene	72-133

Column to be used to flag recovery values

FORM II
GC/MS VOA SURROGATE RECOVERY

Lab Name: TestAmerica Edison Job No.: 460-85449-1

SDG No.: _____

Matrix: Water Level: Low

GC Column (1): Rtx-624 ID: 0.25 (mm)

Client Sample ID	Lab Sample ID	DBFM #	DCA #	TOL #	BFB #
FB_20141031	460-85449-16	115	114	112	115
Trip Blank	460-85449-17	116	112	114	116
	MB 460-259722/9	116	114	112	116
	LCS 460-259722/3	121	113	112	115
	460-85411-A-1 MS	119	110	113	116
	460-85411-A-1 MSD	120	114	113	117

DBFM = Dibromofluoromethane (Surr)
DCA = 1,2-Dichloroethane-d4 (Surr)
TOL = Toluene-d8 (Surr)
BFB = Bromofluorobenzene

QC LIMITS
72-137
70-130
70-130
64-135

Column to be used to flag recovery values

FORM II 8260C

FORM III
GC/MS VOA LAB CONTROL SAMPLE RECOVERY

Lab Name: TestAmerica Edison Job No.: 460-85449-1
 SDG No.: _____
 Matrix: Water Level: Low Lab File ID: C1625.D
 Lab ID: LCS 460-259722/3 Client ID: _____

COMPOUND	SPIKE ADDED (ug/L)	LCS CONCENTRATION (ug/L)	LCS % REC	QC LIMITS REC	#
1,1,1-Trichloroethane	20.0	21.9	109	73-134	
1,1,2,2-Tetrachloroethane	20.0	20.9	105	55-133	
1,1,2-Trichloroethane	20.0	21.3	107	68-121	
1,1-Dichloroethane	20.0	22.6	113	75-126	
1,1-Dichloroethene	20.0	21.1	105	71-123	
1,2,3-Trichlorobenzene	20.0	21.2	106	72-135	
1,2,4-Trichlorobenzene	20.0	20.9	105	76-129	
1,2-Dibromo-3-Chloropropane	20.0	19.9	99	53-136	
1,2-Dibromoethane	20.0	21.2	106	77-117	
1,2-Dichlorobenzene	20.0	20.3	101	81-120	
1,2-Dichloroethane	20.0	22.5	113	75-127	
1,2-Dichloropropane	20.0	22.9	114	70-120	
1,3-Dichlorobenzene	20.0	20.8	104	75-120	
1,4-Dichlorobenzene	20.0	20.1	101	75-120	
1,4-Dioxane	400	442	111	46-150	
2-Butanone	100	103	103	52-140	
2-Hexanone	100	106	106	49-131	
4-Methyl-2-pentanone	100	113	113	56-132	
Acetone	100	85.8	86	26-150	
Benzene	20.0	20.6	103	69-125	
Bromochloromethane	20.0	25.4	127	70-134	
Bromodichloromethane	20.0	23.0	115	72-123	
Bromoform	20.0	15.9	80	50-134	
Bromomethane	20.0	44.9	224	27-150	*
Carbon disulfide	20.0	20.2	101	61-126	
Carbon tetrachloride	20.0	21.8	109	58-150	
Chlorobenzene	20.0	20.8	104	77-120	
Chloroethane	20.0	22.4	112	58-145	
Chloroform	20.0	22.7	113	81-122	
Chloromethane	20.0	23.7	119	43-145	
cis-1,2-Dichloroethene	20.0	22.6	113	78-121	
cis-1,3-Dichloropropene	20.0	21.0	105	71-120	
Cyclohexane	20.0	18.7	94	62-135	
Dibromochloromethane	20.0	21.1	105	63-131	
Dichlorodifluoromethane	20.0	18.8	94	40-150	
Ethylbenzene	20.0	21.1	106	74-120	
Freon TF	20.0	19.0	95	60-144	
Isopropylbenzene	20.0	23.3	116	74-127	
Methyl acetate	100	150	150	62-140	*
Methylcyclohexane	20.0	18.4	92	64-136	
Methylene Chloride	20.0	22.3	111	76-123	
MTBE	20.0	22.5	113	73-125	

Column to be used to flag recovery and RPD values

FORM III
GC/MS VOA LAB CONTROL SAMPLE RECOVERY

Lab Name: TestAmerica Edison Job No.: 460-85449-1
 SDG No.: _____
 Matrix: Water Level: Low Lab File ID: C1625.D
 Lab ID: LCS 460-259722/3 Client ID: _____

COMPOUND	SPIKE ADDED (ug/L)	LCS CONCENTRATION (ug/L)	LCS % REC	QC LIMITS REC	#
Styrene	20.0	21.6	108	76-120	
Tetrachloroethene	20.0	21.0	105	70-136	
Toluene	20.0	18.9	94	78-120	
trans-1,2-Dichloroethene	20.0	21.5	107	79-120	
trans-1,3-Dichloropropene	20.0	21.0	105	71-123	
Trichloroethene	20.0	21.7	109	74-120	
Trichlorofluoromethane	20.0	20.3	102	65-142	
Vinyl chloride	20.0	23.0	115	56-137	
Xylenes, Total	40.0	42.2	106	73-122	

Column to be used to flag recovery and RPD values

FORM III
GC/MS VOA LAB CONTROL SAMPLE RECOVERY

Lab Name: TestAmerica Edison Job No.: 460-85449-1
 SDG No.: _____
 Matrix: Solid Level: Medium Lab File ID: B75526.D
 Lab ID: LCS 460-259905/3 Client ID: _____

COMPOUND	SPIKE ADDED (ug/Kg)	LCS CONCENTRATION (ug/Kg)	LCS % REC	QC LIMITS REC	#
1,1,1-Trichloroethane	1000	929	93	75-125	
1,1,2,2-Tetrachloroethane	1000	911	91	69-128	
1,1,2-Trichloroethane	1000	922	92	76-120	
1,1-Dichloroethane	1000	962	96	78-125	
1,1-Dichloroethene	1000	930	93	66-135	
1,2,3-Trichlorobenzene	1000	934	93	60-144	
1,2,4-Trichlorobenzene	1000	951	95	67-135	
1,2-Dibromo-3-Chloropropane	1000	830	83	57-128	
1,2-Dibromoethane	1000	946	95	80-120	
1,2-Dichlorobenzene	1000	977	98	80-120	
1,2-Dichloroethane	1000	903	90	77-121	
1,2-Dichloropropane	1000	977	98	75-126	
1,3-Dichlorobenzene	1000	978	98	80-120	
1,4-Dichlorobenzene	1000	931	93	80-120	
1,4-Dioxane	20000	28200	141	50-150	
2-Butanone	5000	5220	104	69-138	
2-Hexanone	5000	4520	90	54-145	
4-Methyl-2-pentanone	5000	4010	80	58-140	
Acetone	5000	4980	100	46-150	
Benzene	1000	896	90	74-126	
Bromochloromethane	1000	997	100	82-122	
Bromodichloromethane	1000	944	94	75-119	
Bromoform	1000	904	90	49-131	
Bromomethane	1000	927	93	10-150	
Carbon disulfide	1000	880	88	60-132	
Carbon tetrachloride	1000	951	95	63-131	
Chlorobenzene	1000	919	92	80-120	
Chloroethane	1000	1010	101	53-150	
Chloroform	1000	933	93	80-120	
Chloromethane	1000	874	87	50-144	
cis-1,2-Dichloroethene	1000	964	96	81-122	
cis-1,3-Dichloropropene	1000	969	97	76-124	
Cyclohexane	1000	904	90	58-142	
Dibromochloromethane	1000	935	94	63-124	
Dichlorodifluoromethane	1000	928	93	37-143	
Ethylbenzene	1000	950	95	80-120	
Freon TF	1000	920	92	51-145	
Isopropylbenzene	1000	987	99	78-129	
Methyl acetate	5000	5520	110	60-139	
Methylcyclohexane	1000	924	92	54-150	
Methylene Chloride	1000	927	93	72-126	
MTBE	1000	994	99	68-128	

Column to be used to flag recovery and RPD values

FORM III
GC/MS VOA LAB CONTROL SAMPLE RECOVERY

Lab Name: TestAmerica Edison Job No.: 460-85449-1
 SDG No.: _____
 Matrix: Solid Level: Medium Lab File ID: B75526.D
 Lab ID: LCS 460-259905/3 Client ID: _____

COMPOUND	SPIKE ADDED (ug/Kg)	LCS CONCENTRATION (ug/Kg)	LCS % REC	QC LIMITS REC	#
Styrene	1000	1040	104	80-120	
Tetrachloroethene	1000	897	90	78-125	
Toluene	1000	889	89	79-121	
trans-1,2-Dichloroethene	1000	954	95	76-125	
trans-1,3-Dichloropropene	1000	945	94	70-125	
Trichloroethene	1000	969	97	79-120	
Trichlorofluoromethane	1000	932	93	52-146	
Vinyl chloride	1000	968	97	59-140	
Xylenes, Total	2000	1910	95	80-120	

Column to be used to flag recovery and RPD values

FORM III
GC/MS VOA LAB CONTROL SAMPLE DUPLICATE RECOVERY

Lab Name: TestAmerica Edison Job No.: 460-85449-1

SDG No.: _____

Matrix: Solid Level: Medium Lab File ID: B75527.D

Lab ID: LCSD 460-259905/4 Client ID: _____

COMPOUND	SPIKE ADDED (ug/Kg)	LCSD CONCENTRATION (ug/Kg)	LCSD % REC	% RPD	QC LIMITS		#
					RPD	REC	
1,1,1-Trichloroethane	1000	979	98	5	30	75-125	
1,1,2,2-Tetrachloroethane	1000	947	95	4	30	69-128	
1,1,2-Trichloroethane	1000	968	97	5	30	76-120	
1,1-Dichloroethane	1000	995	99	3	30	78-125	
1,1-Dichloroethene	1000	973	97	4	30	66-135	
1,2,3-Trichlorobenzene	1000	966	97	3	30	60-144	
1,2,4-Trichlorobenzene	1000	977	98	3	30	67-135	
1,2-Dibromo-3-Chloropropane	1000	900	90	8	30	57-128	
1,2-Dibromoethane	1000	952	95	1	30	80-120	
1,2-Dichlorobenzene	1000	1000	100	2	30	80-120	
1,2-Dichloroethane	1000	944	94	4	30	77-121	
1,2-Dichloropropane	1000	986	99	1	30	75-126	
1,3-Dichlorobenzene	1000	987	99	1	30	80-120	
1,4-Dichlorobenzene	1000	934	93	0	30	80-120	
1,4-Dioxane	20000	21400	107	28	30	50-150	
2-Butanone	5000	4690	94	11	30	69-138	
2-Hexanone	5000	4660	93	3	30	54-145	
4-Methyl-2-pentanone	5000	4200	84	5	30	58-140	
Acetone	5000	4830	97	3	30	46-150	
Benzene	1000	918	92	2	30	74-126	
Bromochloromethane	1000	1010	101	1	30	82-122	
Bromodichloromethane	1000	969	97	3	30	75-119	
Bromoform	1000	965	97	6	30	49-131	
Bromomethane	1000	919	92	1	30	10-150	
Carbon disulfide	1000	940	94	7	30	60-132	
Carbon tetrachloride	1000	948	95	0	30	63-131	
Chlorobenzene	1000	935	94	2	30	80-120	
Chloroethane	1000	1040	104	2	30	53-150	
Chloroform	1000	958	96	3	30	80-120	
Chloromethane	1000	891	89	2	30	50-144	
cis-1,2-Dichloroethene	1000	984	98	2	30	81-122	
cis-1,3-Dichloropropene	1000	1020	102	5	30	76-124	
Cyclohexane	1000	920	92	2	30	58-142	
Dibromochloromethane	1000	963	96	3	30	63-124	
Dichlorodifluoromethane	1000	920	92	1	30	37-143	
Ethylbenzene	1000	984	98	4	30	80-120	
Freon TF	1000	931	93	1	30	51-145	
Isopropylbenzene	1000	1020	102	3	30	78-129	
Methyl acetate	5000	5680	114	3	30	60-139	
Methylcyclohexane	1000	921	92	0	30	54-150	
Methylene Chloride	1000	962	96	4	30	72-126	
MTBE	1000	1040	104	5	30	68-128	

Column to be used to flag recovery and RPD values

FORM III
GC/MS VOA LAB CONTROL SAMPLE DUPLICATE RECOVERY

Lab Name: TestAmerica Edison Job No.: 460-85449-1
 SDG No.: _____
 Matrix: Solid Level: Medium Lab File ID: B75527.D
 Lab ID: LCSD 460-259905/4 Client ID: _____

COMPOUND	SPIKE ADDED (ug/Kg)	LCSD CONCENTRATION (ug/Kg)	LCSD % REC	% RPD	QC LIMITS		#
					RPD	REC	
Styrene	1000	1070	107	3	30	80-120	
Tetrachloroethene	1000	914	91	2	30	78-125	
Toluene	1000	934	93	5	30	79-121	
trans-1,2-Dichloroethene	1000	1010	101	6	30	76-125	
trans-1,3-Dichloropropene	1000	951	95	1	30	70-125	
Trichloroethene	1000	976	98	1	30	79-120	
Trichlorofluoromethane	1000	924	92	1	30	52-146	
Vinyl chloride	1000	981	98	1	30	59-140	
Xylenes, Total	2000	1980	99	4	30	80-120	

Column to be used to flag recovery and RPD values

FORM III
GC/MS VOA MATRIX SPIKE RECOVERY

Lab Name: TestAmerica Edison Job No.: 460-85449-1
 SDG No.: _____
 Matrix: Water Level: Low Lab File ID: C1648.D
 Lab ID: 460-85411-A-1 MS Client ID: _____

COMPOUND	SPIKE ADDED (ug/L)	SAMPLE CONCENTRATION (ug/L)	MS CONCENTRATION (ug/L)	MS % REC	QC LIMITS REC	#
1,1,1-Trichloroethane	500	0.060 U	535	107	73-134	
1,1,2,2-Tetrachloroethane	500	0.16 U	510	102	55-133	
1,1,2-Trichloroethane	500	0.19 U	508	102	68-121	
1,1-Dichloroethane	500	0.13 U	552	110	75-126	
1,1-Dichloroethene	500	0.090 U	510	102	71-123	
1,2,3-Trichlorobenzene	500	0.51 U	495	99	72-135	
1,2,4-Trichlorobenzene	500	0.34 U	505	101	76-129	
1,2-Dibromo-3-Chloropropane	500	0.40 U	446	89	53-136	
1,2-Dibromoethane	500	0.28 U	512	102	77-117	
1,2-Dichlorobenzene	500	0.21 U	510	102	81-120	
1,2-Dichloroethane	500	0.19 U	536	107	75-127	
1,2-Dichloropropane	500	0.090 U	557	111	70-120	
1,3-Dichlorobenzene	500	0.14 U	519	104	75-120	
1,4-Dichlorobenzene	500	0.23 U	516	103	75-120	
1,4-Dioxane	10000	36 U	10600	106	46-150	
2-Butanone	2500	2.3 U	2600	104	52-140	
2-Hexanone	2500	0.50 U	2470	99	49-131	
4-Methyl-2-pentanone	2500	0.99 U	2670	107	56-132	
Acetone	2500	2.7 U	1880	75	26-150	
Benzene	500	0.080 U	535	107	69-125	
Bromochloromethane	500	0.27 U	597	119	70-134	
Bromodichloromethane	500	0.12 U	543	109	72-123	
Bromoform	500	0.19 U	374	75	50-134	
Bromomethane	500	0.18 U	1410	282	27-150	F1
Carbon disulfide	500	0.13 U	499	100	61-126	
Carbon tetrachloride	500	0.060 U	559	112	58-150	
Chlorobenzene	500	0.11 U	521	104	77-120	
Chloroethane	500	0.17 U	591	118	58-145	
Chloroform	500	0.080 U	555	111	81-122	
Chloromethane	500	0.10 U	552	110	43-145	
cis-1,2-Dichloroethene	500	0.18 U	554	111	78-121	
cis-1,3-Dichloropropene	500	0.18 U	511	102	71-120	
Cyclohexane	500	0.16 U	406	81	62-135	
Dibromochloromethane	500	0.20 U	507	101	63-131	
Dichlorodifluoromethane	500	0.22 U	358	72	40-150	
Ethylbenzene	500	0.10 U	531	106	74-120	
Freon TF	500	0.080 U	388	78	60-144	
Isopropylbenzene	500	0.080 U	584	117	74-127	
Methyl acetate	2500	0.34 U	3130	125	62-140	
Methylcyclohexane	500	0.14 U	391	78	64-136	
Methylene Chloride	500	0.18 U	551	110	76-123	
MTBE	500	0.14 U	514	103	73-125	

Column to be used to flag recovery and RPD values

FORM III
GC/MS VOA MATRIX SPIKE RECOVERY

Lab Name: TestAmerica Edison Job No.: 460-85449-1
 SDG No.: _____
 Matrix: Water Level: Low Lab File ID: C1648.D
 Lab ID: 460-85411-A-1 MS Client ID: _____

COMPOUND	SPIKE ADDED (ug/L)	SAMPLE CONCENTRATION (ug/L)	MS CONCENTRATION (ug/L)	MS % REC	QC LIMITS REC	#
Styrene	500	0.12 U	507	101	76-120	
Tetrachloroethene	500	0.10 U	540	108	70-136	
Toluene	500	0.15 U	481	96	78-120	
trans-1,2-Dichloroethene	500	0.13 U	560	112	79-120	
trans-1,3-Dichloropropene	500	0.24 U	525	105	71-123	
Trichloroethene	500	0.090 U	552	110	74-120	
Trichlorofluoromethane	500	0.15 U	435	87	65-142	
Vinyl chloride	500	0.14 U	544	109	56-137	
Xylenes, Total	1000	0.13 U	1050	105	73-122	

Column to be used to flag recovery and RPD values

FORM III
GC/MS VOA MATRIX SPIKE DUPLICATE RECOVERY

Lab Name: TestAmerica Edison

Job No.: 460-85449-1

SDG No.: _____

Matrix: Water Level: Low

Lab File ID: C1649.D

Lab ID: 460-85411-A-1 MSD

Client ID: _____

COMPOUND	SPIKE ADDED (ug/L)	MSD CONCENTRATION (ug/L)	MSD % REC	% RPD	QC LIMITS		#
					RPD	REC	
1,1,1-Trichloroethane	500	497	99	7	30	73-134	
1,1,2,2-Tetrachloroethane	500	493	99	3	30	55-133	
1,1,2-Trichloroethane	500	508	102	0	30	68-121	
1,1-Dichloroethane	500	521	104	6	30	75-126	
1,1-Dichloroethene	500	468	94	9	30	71-123	
1,2,3-Trichlorobenzene	500	489	98	1	30	72-135	
1,2,4-Trichlorobenzene	500	485	97	4	30	76-129	
1,2-Dibromo-3-Chloropropane	500	450	90	1	30	53-136	
1,2-Dibromoethane	500	508	102	1	30	77-117	
1,2-Dichlorobenzene	500	483	97	5	30	81-120	
1,2-Dichloroethane	500	519	104	3	30	75-127	
1,2-Dichloropropane	500	523	105	6	30	70-120	
1,3-Dichlorobenzene	500	496	99	5	30	75-120	
1,4-Dichlorobenzene	500	489	98	5	30	75-120	
1,4-Dioxane	10000	10200	102	3	30	46-150	
2-Butanone	2500	2470	99	5	30	52-140	
2-Hexanone	2500	2390	95	3	30	49-131	
4-Methyl-2-pentanone	2500	2590	104	3	30	56-132	
Acetone	2500	1850	74	2	30	26-150	
Benzene	500	508	102	5	30	69-125	
Bromochloromethane	500	592	118	1	30	70-134	
Bromodichloromethane	500	529	106	3	30	72-123	
Bromoform	500	383	77	3	30	50-134	
Bromomethane	500	1400	280	1	30	27-150	F1
Carbon disulfide	500	469	94	6	30	61-126	
Carbon tetrachloride	500	503	101	11	30	58-150	
Chlorobenzene	500	494	99	5	30	77-120	
Chloroethane	500	554	111	6	30	58-145	
Chloroform	500	526	105	5	30	81-122	
Chloromethane	500	507	101	9	30	43-145	
cis-1,2-Dichloroethene	500	527	105	5	30	78-121	
cis-1,3-Dichloropropene	500	503	101	2	30	71-120	
Cyclohexane	500	379	76	7	30	62-135	
Dibromochloromethane	500	505	101	1	30	63-131	
Dichlorodifluoromethane	500	333	67	7	30	40-150	
Ethylbenzene	500	496	99	7	30	74-120	
Freon TF	500	356	71	9	30	60-144	
Isopropylbenzene	500	542	108	8	30	74-127	
Methyl acetate	2500	3030	121	3	30	62-140	
Methylcyclohexane	500	369	74	6	30	64-136	
Methylene Chloride	500	514	103	7	30	76-123	
MTBE	500	522	104	2	30	73-125	

Column to be used to flag recovery and RPD values

FORM III
GC/MS VOA MATRIX SPIKE DUPLICATE RECOVERY

Lab Name: TestAmerica Edison Job No.: 460-85449-1
 SDG No.: _____
 Matrix: Water Level: Low Lab File ID: C1649.D
 Lab ID: 460-85411-A-1 MSD Client ID: _____

COMPOUND	SPIKE ADDED (ug/L)	MSD CONCENTRATION (ug/L)	MSD % REC	% RPD	QC LIMITS		#
					RPD	REC	
Styrene	500	486	97	4	30	76-120	
Tetrachloroethene	500	499	100	8	30	70-136	
Toluene	500	461	92	4	30	78-120	
trans-1,2-Dichloroethene	500	512	102	9	30	79-120	
trans-1,3-Dichloropropene	500	530	106	1	30	71-123	
Trichloroethene	500	510	102	8	30	74-120	
Trichlorofluoromethane	500	408	82	6	30	65-142	
Vinyl chloride	500	495	99	9	30	56-137	
Xylenes, Total	1000	1010	101	5	30	73-122	

Column to be used to flag recovery and RPD values

FORM IV
GC/MS VOA METHOD BLANK SUMMARY

Lab Name: TestAmerica Edison Job No.: 460-85449-1
 SDG No.: _____
 Lab File ID: B75529.D Lab Sample ID: MB 460-259905/6
 Matrix: Solid Heated Purge: (Y/N) N
 Instrument ID: CVOAMS2 Date Analyzed: 11/03/2014 07:41
 GC Column: Rtx-624 ID: 0.25 (mm)

THIS METHOD BLANK APPLIES TO THE FOLLOWING SAMPLES:

CLIENT SAMPLE ID	LAB SAMPLE ID	LAB FILE ID	DATE ANALYZED
	LCS 460-259905/3	B75526.D	11/03/2014 06:28
	LCSD 460-259905/4	B75527.D	11/03/2014 06:52
PMP-16-SW-WT	460-85449-1	B75538.D	11/03/2014 11:40
PMP-19-SW-WT	460-85449-7	B75539.D	11/03/2014 12:04
PMP-27-SW-WT	460-85449-12	B75540.D	11/03/2014 12:29
DUP1_20141031	460-85449-13	B75541.D	11/03/2014 12:53

FORM IV
GC/MS VOA METHOD BLANK SUMMARY

Lab Name: TestAmerica Edison Job No.: 460-85449-1
SDG No.: _____
Lab File ID: C1631.D Lab Sample ID: MB 460-259722/9
Matrix: Water Heated Purge: (Y/N) N
Instrument ID: CVOAMS3 Date Analyzed: 11/01/2014 11:24
GC Column: Rtx-624 ID: 0.25 (mm)

THIS METHOD BLANK APPLIES TO THE FOLLOWING SAMPLES:

CLIENT SAMPLE ID	LAB SAMPLE ID	LAB FILE ID	DATE ANALYZED
	LCS 460-259722/3	C1625.D	11/01/2014 08:47
FB_20141031	460-85449-16	C1634.D	11/01/2014 12:42
Trip Blank	460-85449-17	C1635.D	11/01/2014 13:09
	460-85411-A-1 MS	C1648.D	11/01/2014 18:49
	460-85411-A-1 MSD	C1649.D	11/01/2014 19:15

FORM V
GC/MS VOA INSTRUMENT PERFORMANCE CHECK
BROMOFLUOROBENZENE (BFB)

Lab Name: TestAmerica Edison Job No.: 460-85449-1
 SDG No.: _____
 Lab File ID: B74930.D BFB Injection Date: 10/21/2014
 Instrument ID: CVOAMS2 BFB Injection Time: 08:57
 Analysis Batch No.: 257264

M/E	ION ABUNDANCE CRITERIA	% RELATIVE ABUNDANCE
50	15.0 - 40.0 % of mass 95	22.4
75	30.0 - 60.0 % of mass 95	53.1
95	Base Peak, 100% relative abundance	100.0
96	5.0 - 9.0 % of mass 95	6.9
173	Less than 2.0 % of mass 174	0.6 (0.7)1
174	50.0 - 120.00 % of mass 95	82.7
175	5.0 - 9.0 % of mass 174	6.9 (8.4)1
176	95.0 - 101.0 % of mass 174	79.9 (96.6)1
177	5.0 - 9.0 % of mass 176	5.1 (6.3)2

1-Value is % mass 174

2-Value is % mass 176

THIS CHECK APPLIES TO THE FOLLOWING SAMPLES, MS, MSD, BLANKS AND STANDARDS:

CLIENT SAMPLE ID	LAB SAMPLE ID	LAB FILE ID	DATE ANALYZED	TIME ANALYZED
	STD05 460-257264/3	B74932.D	10/21/2014	09:44
	STD1 460-257264/4	B74933.D	10/21/2014	10:08
	STD5 460-257264/5	B74934.D	10/21/2014	10:33
	STD20 460-257264/6	B74935.D	10/21/2014	10:57
	STD50 460-257264/7	B74936.D	10/21/2014	11:22
	STD200 460-257264/8	B74937.D	10/21/2014	11:46
	STD500 460-257264/9	B74938.D	10/21/2014	12:10
	STD8 460-257264/12	B74941.D	10/21/2014	13:24

FORM V
GC/MS VOA INSTRUMENT PERFORMANCE CHECK
BROMOFLUOROBENZENE (BFB)

Lab Name: TestAmerica Edison Job No.: 460-85449-1
 SDG No.: _____
 Lab File ID: B75524.D BFB Injection Date: 11/03/2014
 Instrument ID: CVOAMS2 BFB Injection Time: 05:38
 Analysis Batch No.: 259905

M/E	ION ABUNDANCE CRITERIA	% RELATIVE ABUNDANCE
50	15.0 - 40.0 % of mass 95	19.9
75	30.0 - 60.0 % of mass 95	50.0
95	Base Peak, 100% relative abundance	100.0
96	5.0 - 9.0 % of mass 95	7.1
173	Less than 2.0 % of mass 174	0.8 (1.0)1
174	50.0 - 120.00 % of mass 95	88.4
175	5.0 - 9.0 % of mass 174	6.9 (7.8)1
176	95.0 - 101.0 % of mass 174	84.8 (95.9)1
177	5.0 - 9.0 % of mass 176	5.8 (6.8)2

1-Value is % mass 174

2-Value is % mass 176

THIS CHECK APPLIES TO THE FOLLOWING SAMPLES, MS, MSD, BLANKS AND STANDARDS:

CLIENT SAMPLE ID	LAB SAMPLE ID	LAB FILE ID	DATE ANALYZED	TIME ANALYZED
	CCVIS 460-259905/2	B75525.D	11/03/2014	06:04
	LCS 460-259905/3	B75526.D	11/03/2014	06:28
	LCSD 460-259905/4	B75527.D	11/03/2014	06:52
	MB 460-259905/6	B75529.D	11/03/2014	07:41
PMP-16-SW-WT	460-85449-1	B75538.D	11/03/2014	11:40
PMP-19-SW-WT	460-85449-7	B75539.D	11/03/2014	12:04
PMP-27-SW-WT	460-85449-12	B75540.D	11/03/2014	12:29
DUP1_20141031	460-85449-13	B75541.D	11/03/2014	12:53

FORM V
GC/MS VOA INSTRUMENT PERFORMANCE CHECK
BROMOFLUOROBENZENE (BFB)

Lab Name: TestAmerica Edison Job No.: 460-85449-1
 SDG No.: _____
 Lab File ID: C0069.D BFB Injection Date: 10/01/2014
 Instrument ID: CVOAMS3 BFB Injection Time: 02:10
 Analysis Batch No.: 252855

M/E	ION ABUNDANCE CRITERIA	% RELATIVE ABUNDANCE	
50	15.0 - 40.0 % of mass 95	17.6	
75	30.0 - 60.0 % of mass 95	50.4	
95	Base Peak, 100% relative abundance	100.0	
96	5.0 - 9.0 % of mass 95	6.1	
173	Less than 2.0 % of mass 174	0.3	(0.2)1
174	50.0 - 120.00 % of mass 95	115.4	
175	5.0 - 9.0 % of mass 174	8.0	(7.0)1
176	95.0 - 101.0 % of mass 174	109.7	(95.1)1
177	5.0 - 9.0 % of mass 176	7.4	(6.7)2

1-Value is % mass 174

2-Value is % mass 176

THIS CHECK APPLIES TO THE FOLLOWING SAMPLES, MS, MSD, BLANKS AND STANDARDS:

CLIENT SAMPLE ID	LAB SAMPLE ID	LAB FILE ID	DATE ANALYZED	TIME ANALYZED
	STD20 460-252855/2	C0070.D	10/01/2014	03:01
	STD1 460-252855/5	C0073.D	10/01/2014	04:29
	STD5 460-252855/6	C0074.D	10/01/2014	04:53
	STD50 460-252855/7	C0075.D	10/01/2014	05:17
	STD200 460-252855/8	C0076.D	10/01/2014	05:42
	STD500 460-252855/9	C0077.D	10/01/2014	06:06

FORM V
GC/MS VOA INSTRUMENT PERFORMANCE CHECK
BROMOFLUOROBENZENE (BFB)

Lab Name: TestAmerica Edison Job No.: 460-85449-1
 SDG No.: _____
 Lab File ID: C1623.D BFB Injection Date: 11/01/2014
 Instrument ID: CVOAMS3 BFB Injection Time: 07:49
 Analysis Batch No.: 259722

M/E	ION ABUNDANCE CRITERIA	% RELATIVE ABUNDANCE	
50	15.0 - 40.0 % of mass 95	17.0	
75	30.0 - 60.0 % of mass 95	48.0	
95	Base Peak, 100% relative abundance	100.0	
96	5.0 - 9.0 % of mass 95	6.4	
173	Less than 2.0 % of mass 174	0.0	(0.0)1
174	50.0 - 120.00 % of mass 95	110.4	
175	5.0 - 9.0 % of mass 174	8.5	(7.7)1
176	95.0 - 101.0 % of mass 174	106.6	(96.5)1
177	5.0 - 9.0 % of mass 176	7.0	(6.5)2

1-Value is % mass 174

2-Value is % mass 176

THIS CHECK APPLIES TO THE FOLLOWING SAMPLES, MS, MSD, BLANKS AND STANDARDS:

CLIENT SAMPLE ID	LAB SAMPLE ID	LAB FILE ID	DATE ANALYZED	TIME ANALYZED
	CCVIS 460-259722/2	C1624.D	11/01/2014	08:11
	LCS 460-259722/3	C1625.D	11/01/2014	08:47
	MB 460-259722/9	C1631.D	11/01/2014	11:24
FB_20141031	460-85449-16	C1634.D	11/01/2014	12:42
Trip Blank	460-85449-17	C1635.D	11/01/2014	13:09
	460-85411-A-1 MS	C1648.D	11/01/2014	18:49
	460-85411-A-1 MSD	C1649.D	11/01/2014	19:15

FORM VIII
GC/MS VOA INTERNAL STANDARD AREA AND RETENTION TIME SUMMARY

Lab Name: TestAmerica Edison Job No.: 460-85449-1
 SDG No.: _____
 Sample No.: CCVIS 460-259905/2 Date Analyzed: 11/03/2014 06:04
 Instrument ID: CVOAMS2 GC Column: Rtx-624 ID: 0.25 (mm)
 Lab File ID (Standard): B75525.D Heated Purge: (Y/N) N
 Calibration ID: 44064

	TBA		FB		DXE		
	AREA #	RT #	AREA #	RT #	AREA #	RT #	
12/24 HOUR STD	144964	2.65	796928	4.99	15586	5.84	
UPPER LIMIT	289928	3.15	1593856	5.49	31172	6.34	
LOWER LIMIT	72482	2.15	398464	4.49	7793	5.34	
LAB SAMPLE ID	CLIENT SAMPLE ID						
LCS 460-259905/3		130201	2.65	745434	4.99	12998	5.83
LCSD 460-259905/4		127591	2.64	690664	4.99	12644	5.83
MB 460-259905/6		127264	2.64	675939	4.99	10958	5.83
460-85449-1	PMP-16-SW-WT	116037	2.66	640053	4.99	11875	5.83
460-85449-7	PMP-19-SW-WT	130231	2.66	748329	4.99	11557	5.84
460-85449-12	PMP-27-SW-WT	133001	2.66	703029	4.99	11768	5.83
460-85449-13	DUP1_20141031	131678	2.66	698181	4.99	12663	5.84

TBA = TBA-d9 (IS)
 FB = Fluorobenzene
 DXE = 1,4-Dioxane-d8

Area Limit = 50%-200% of internal standard area
 RT Limit = ± 0.5 minutes of internal standard RT

Column used to flag values outside QC limits

FORM VIII
GC/MS VOA INTERNAL STANDARD AREA AND RETENTION TIME SUMMARY

Lab Name: TestAmerica Edison Job No.: 460-85449-1
 SDG No.: _____
 Sample No.: CCVIS 460-259905/2 Date Analyzed: 11/03/2014 06:04
 Instrument ID: CVOAMS2 GC Column: Rtx-624 ID: 0.25 (mm)
 Lab File ID (Standard): B75525.D Heated Purge: (Y/N) N
 Calibration ID: 44064

	CBZ		DCB		AREA #	RT #
	AREA #	RT #	AREA #	RT #		
12/24 HOUR STD	655845	8.59	378037	10.67		
UPPER LIMIT	1311690	9.09	756074	11.17		
LOWER LIMIT	327923	8.09	189019	10.17		
LAB SAMPLE ID	CLIENT SAMPLE ID					
LCS 460-259905/3		635641	8.59	354007	10.67	
LCSD 460-259905/4		589739	8.59	337416	10.67	
MB 460-259905/6		559071	8.59	315669	10.67	
460-85449-1	PMP-16-SW-WT	539453	8.59	318339	10.67	
460-85449-7	PMP-19-SW-WT	618919	8.59	354403	10.67	
460-85449-12	PMP-27-SW-WT	584329	8.59	343447	10.67	
460-85449-13	DUP1_20141031	607388	8.59	353881	10.67	

CBZ = Chlorobenzene-d5

DCB = 1,4-Dichlorobenzene-d4

Area Limit = 50%-200% of internal standard area

RT Limit = ± 0.5 minutes of internal standard RT

Column used to flag values outside QC limits

FORM VIII
GC/MS VOA INTERNAL STANDARD AREA AND RETENTION TIME SUMMARY

Lab Name: TestAmerica Edison Job No.: 460-85449-1
 SDG No.: _____
 Sample No.: CCVIS 460-259722/2 Date Analyzed: 11/01/2014 08:11
 Instrument ID: CVOAMS3 GC Column: Rtx-624 ID: 0.25 (mm)
 Lab File ID (Standard): C1624.D Heated Purge: (Y/N) N
 Calibration ID: 43091

	TBA		FB		DXE		
	AREA #	RT #	AREA #	RT #	AREA #	RT #	
12/24 HOUR STD	445949	3.28	634790	5.71	52866	6.50	
UPPER LIMIT	891898	3.78	1269580	6.21	105732	7.00	
LOWER LIMIT	222975	2.78	317395	5.21	26433	6.00	
LAB SAMPLE ID	CLIENT SAMPLE ID						
LCS 460-259722/3		413460	3.28	610139	5.71	48911	6.50
MB 460-259722/9		388407	3.27	622336	5.71	45487	6.49
460-85449-16	FB_20141031	395910	3.27	593487	5.71	46462	6.49
460-85449-17	Trip Blank	383563	3.27	586975	5.70	44315	6.48
460-85411-A-1 MS		330402	3.27	562519	5.71	38967	6.49
460-85411-A-1 MSD		362631	3.27	605281	5.71	44391	6.49

TBA = TBA-d9 (IS)
 FB = Fluorobenzene
 DXE = 1,4-Dioxane-d8

Area Limit = 50%-200% of internal standard area
 RT Limit = ± 0.5 minutes of internal standard RT

Column used to flag values outside QC limits

FORM VIII
GC/MS VOA INTERNAL STANDARD AREA AND RETENTION TIME SUMMARY

Lab Name: TestAmerica Edison Job No.: 460-85449-1
 SDG No.: _____
 Sample No.: CCVIS 460-259722/2 Date Analyzed: 11/01/2014 08:11
 Instrument ID: CVOAMS3 GC Column: Rtx-624 ID: 0.25 (mm)
 Lab File ID (Standard): C1624.D Heated Purge: (Y/N) N
 Calibration ID: 43091

	CBZ		DCB		AREA #	RT #
	AREA #	RT #	AREA #	RT #		
12/24 HOUR STD	539035	8.67	328711	10.45		
UPPER LIMIT	1078070	9.17	657422	10.95		
LOWER LIMIT	269518	8.17	164356	9.95		
LAB SAMPLE ID	CLIENT SAMPLE ID					
LCS 460-259722/3		524934	8.67	323164	10.45	
MB 460-259722/9		521472	8.67	320146	10.45	
460-85449-16	FB_20141031	500388	8.67	307939	10.45	
460-85449-17	Trip Blank	484899	8.67	298421	10.45	
460-85411-A-1 MS		476816	8.67	288342	10.45	
460-85411-A-1 MSD		508933	8.67	312756	10.45	

CBZ = Chlorobenzene-d5
 DCB = 1,4-Dichlorobenzene-d4

Area Limit = 50%-200% of internal standard area
 RT Limit = ± 0.5 minutes of internal standard RT

Column used to flag values outside QC limits

FORM I
GC/MS VOA ORGANICS ANALYSIS DATA SHEET

Lab Name: TestAmerica Edison Job No.: 460-85449-1
 SDG No.: _____
 Client Sample ID: PMP-16-SW-WT Lab Sample ID: 460-85449-1
 Matrix: Solid Lab File ID: B75538.D
 Analysis Method: 8260C Date Collected: 10/31/2014 08:35
 Sample wt/vol: 5.262(g) Date Analyzed: 11/03/2014 11:40
 Soil Aliquot Vol: 5 (mL) Dilution Factor: 50
 Soil Extract Vol.: 10(mL) GC Column: Rtx-624 ID: 0.25(mm)
 % Moisture: 6.0 Level: (low/med) Medium
 Analysis Batch No.: 259905 Units: ug/Kg

CAS NO.	COMPOUND NAME	RESULT	Q	RL	MDL
71-55-6	1,1,1-Trichloroethane	6.3	U	100	6.3
79-34-5	1,1,2,2-Tetrachloroethane	16	U	100	16
79-00-5	1,1,2-Trichloroethane	19	U	100	19
75-34-3	1,1-Dichloroethane	13	U	100	13
75-35-4	1,1-Dichloroethene	8.9	U	100	8.9
87-61-6	1,2,3-Trichlorobenzene	52	U	100	52
120-82-1	1,2,4-Trichlorobenzene	35	U	100	35
96-12-8	1,2-Dibromo-3-Chloropropane	40	U	100	40
106-93-4	1,2-Dibromoethane	28	U	100	28
95-50-1	1,2-Dichlorobenzene	130		100	21
107-06-2	1,2-Dichloroethane	19	U	100	19
78-87-5	1,2-Dichloropropane	8.7	U	100	8.7
541-73-1	1,3-Dichlorobenzene	46	J	100	14
106-46-7	1,4-Dichlorobenzene	790		100	24
123-91-1	1,4-Dioxane	3600	U	2500	3600
78-93-3	2-Butanone	230	U	510	230
591-78-6	2-Hexanone	51	U	510	51
108-10-1	4-Methyl-2-pentanone	100	U	510	100
67-64-1	Acetone	270	U	510	270
71-43-2	Benzene	8.4	U	100	8.4
74-97-5	Bromochloromethane	28	U	100	28
75-27-4	Bromodichloromethane	13	U	100	13
75-25-2	Bromoform	19	U	100	19
74-83-9	Bromomethane	18	U	100	18
75-15-0	Carbon disulfide	13	U	100	13
56-23-5	Carbon tetrachloride	5.8	U	100	5.8
108-90-7	Chlorobenzene	11	U	100	11
75-00-3	Chloroethane	17	U	100	17
67-66-3	Chloroform	7.9	U	100	7.9
74-87-3	Chloromethane	9.8	U	100	9.8
156-59-2	cis-1,2-Dichloroethene	18	U	100	18
10061-01-5	cis-1,3-Dichloropropene	19	U	100	19
110-82-7	Cyclohexane	16	U	100	16
124-48-1	Dibromochloromethane	20	U	100	20
75-71-8	Dichlorodifluoromethane	22	U	100	22
100-41-4	Ethylbenzene	9.7	U	100	9.7

FORM I
GC/MS VOA ORGANICS ANALYSIS DATA SHEET

Lab Name: TestAmerica Edison Job No.: 460-85449-1
 SDG No.: _____
 Client Sample ID: PMP-16-SW-WT Lab Sample ID: 460-85449-1
 Matrix: Solid Lab File ID: B75538.D
 Analysis Method: 8260C Date Collected: 10/31/2014 08:35
 Sample wt/vol: 5.262(g) Date Analyzed: 11/03/2014 11:40
 Soil Aliquot Vol: 5 (mL) Dilution Factor: 50
 Soil Extract Vol.: 10(mL) GC Column: Rtx-624 ID: 0.25(mm)
 % Moisture: 6.0 Level: (low/med) Medium
 Analysis Batch No.: 259905 Units: ug/Kg

CAS NO.	COMPOUND NAME	RESULT	Q	RL	MDL
76-13-1	Freon TF	8.3	U	100	8.3
98-82-8	Isopropylbenzene	7.7	U	100	7.7
79-20-9	Methyl acetate	34	U	510	34
108-87-2	Methylcyclohexane	130		100	14
75-09-2	Methylene Chloride	18	U	100	18
1634-04-4	MTBE	14	U	100	14
100-42-5	Styrene	12	U	100	12
127-18-4	Tetrachloroethene	9.8	U	100	9.8
108-88-3	Toluene	15	U	100	15
156-60-5	trans-1,2-Dichloroethene	13	U	100	13
10061-02-6	trans-1,3-Dichloropropene	25	U	100	25
79-01-6	Trichloroethene	9.3	U	100	9.3
75-69-4	Trichlorofluoromethane	15	U	100	15
75-01-4	Vinyl chloride	15	U	100	15
1330-20-7	Xylenes, Total	130	J	200	36

CAS NO.	SURROGATE	%REC	Q	LIMITS
17060-07-0	1,2-Dichloroethane-d4 (Surr)	103		75-135
2037-26-5	Toluene-d8 (Surr)	109		59-150
460-00-4	Bromofluorobenzene	120		72-133
1868-53-7	Dibromofluoromethane (Surr)	106		70-130

FORM I
GC/MS VOA ORGANICS ANALYSIS DATA SHEET
TENTATIVELY IDENTIFIED COMPOUNDS

Lab Name: TestAmerica Edison Job No.: 460-85449-1
 SDG No.: _____
 Client Sample ID: PMP-16-SW-WT Lab Sample ID: 460-85449-1
 Matrix: Solid Lab File ID: B75538.D
 Analysis Method: 8260C Date Collected: 10/31/2014 08:35
 Sample wt/vol: 5.262(g) Date Analyzed: 11/03/2014 11:40
 Soil Aliquot Vol: 5 (mL) Dilution Factor: 50
 Soil Extract Vol.: 10 (mL) GC Column: Rtx-624 ID: 0.25 (mm)
 % Moisture: 6.0 Level: (low/med) Medium
 Analysis Batch No.: 259905 Units: ug/Kg
 Number TICs Found: 10 TIC Result Total: 96100

CAS NO.	COMPOUND NAME	RT	RESULT	Q
4254-29-9	2-Indanol	10.88	11000	J N
527-84-4	Benzene, 1-methyl-2-(1-methylethyl)-	10.94	8100	J N
824-90-8	1-Phenyl-1-butene	11.33	8100	J N
874-41-9	Benzene, 1-ethyl-2,4-dimethyl-	11.46	7100	J N
488-23-3	Benzene, 1,2,3,4-tetramethyl-	11.59	7900	J N
535-77-3	Benzene, 1-methyl-3-(1-methylethyl)-	11.92	12000	J N
	Unknown	12.20	8900	J
97664-18-1	Benzene, 1-methyl-4-(1-methyl-2-propenyl)	12.28	18000	J N
3877-19-8	Naphthalene, 1,2,3,4-tetrahydro-2-methyl	12.48	7600	J N
55669-88-0	Benzene, 1,4-dimethyl-2-(2-methylpropyl)	12.80	7400	J N

TestAmerica Edison
Target Compound Quantitation Report

Data File: \\EDICHROM\ChromData\CVOAMS2\20141103-20090.b\B75538.D
 Lims ID: 460-85449-C-1-A Lab Sample ID: 460-85449-1
 Client ID: PMP-16-SW-WT
 Sample Type: Client
 Inject. Date: 03-Nov-2014 11:40:30 ALS Bottle#: 14 Worklist Smp#: 15
 Purge Vol: 5.000 mL Dil. Factor: 50.0000
 Sample Info: 460-85449-C-1-A
 Misc. Info.: 460-0020090-015
 Operator ID: Instrument ID: CVOAMS2
 Method: \\EDICHROM\ChromData\CVOAMS2\20141103-20090.b\8260W_2.m
 Limit Group: VOA - 8260C Water and Solid
 Last Update: 04-Nov-2014 14:56:34 Calib Date: 21-Oct-2014 13:24:30
 Integrator: RTE ID Type: Deconvolution ID
 Quant Method: Internal Standard Quant By: Initial Calibration
 Last ICal File: \\EDICHROM\ChromData\CVOAMS2\20141021-19612.b\B74941.D
 Column 1 : Rtx-624 (0.25 mm) Det: MS SCAN
 Process Host: XAWRK052

First Level Reviewer: baronm Date: 04-Nov-2014 15:00:52

Compound	Sig	RT (min.)	Exp RT (min.)	Dlt RT (min.)	Q	Response	OnCol Amt ug/l	Flags
* 26 TBA-d9 (IS)	65	2.656	2.640	0.016	87	116037	1000.0	
\$ 57 Dibromofluoromethane (Surr	113	4.278	4.277	0.001	96	182837	53.1	
\$ 53 1,2-Dichloroethane-d4 (Sur	65	4.673	4.664	0.009	96	170455	51.6	
* 58 Fluorobenzene	96	4.985	4.985	0.000	98	640053	50.0	
62 Methylcyclohexane	83	5.537	5.528	0.009	93	7380	1.25	
* 65 1,4-Dioxane-d8	96	5.833	5.833	0.000	96	11875	1000.0	
\$ 76 Toluene-d8 (Surr)	98	6.985	6.985	0.000	99	690040	54.5	
* 87 Chlorobenzene-d5	117	8.590	8.590	0.000	87	539453	50.0	
91 m-Xylene & p-Xylene	106	8.837	8.837	0.000	98	8013	1.12	
92 o-Xylene	106	9.199	9.207	-0.008	40	946	0.1353	
\$ 97 4-Bromofluorobenzene	174	9.709	9.709	0.000	94	255065	59.8	
113 1,3-Dichlorobenzene	146	10.614	10.614	0.000	41	4341	0.4539	
* 115 1,4-Dichlorobenzene-d4	152	10.672	10.672	0.000	95	318339	50.0	
116 1,4-Dichlorobenzene	146	10.697	10.697	0.000	92	78361	7.82	
122 1,2-Dichlorobenzene	146	11.001	11.001	0.000	40	10886	1.27	
S 134 Xylenes, Total	100				0		1.26	

Reagents:

8260 INTSTD C_00056 Amount Added: 1.00 Units: uL Run Reagent

TestAmerica Edison
Tentatively Identified Quantitation Report

Data File: \\EDICHROM\ChromData\CVOAMS2\20141103-20090.b\B75538.D
 Lims ID: 460-85449-C-1-A Lab Sample ID: 460-85449-1
 Client ID: PMP-16-SW-WT
 Sample Type: Client
 Inject. Date: 03-Nov-2014 11:40:30 ALS Bottle#: 14 Worklist Smp#: 15
 Purge Vol: 5.000 mL Dil. Factor: 50.0000
 Sample Info: 460-85449-C-1-A
 Misc. Info.: 460-0020090-015
 Operator ID: Instrument ID: CVOAMS2
 Method: \\EDICHROM\ChromData\CVOAMS2\20141103-20090.b\8260W_2.m
 Limit Group: VOA - 8260C Water and Solid
 Last Update: 04-Nov-2014 14:56:34 Calib Date: 21-Oct-2014 13:24:30
 Tic RT Window: 0.000 -0.000 Response: area
 Quant By: Nearest ISTD Quant LOD: 10.00000
 MS Library: \\EDICHROM\ChromData\Database\NIST02.L
 Min. Match: 40
 Column 1 : Rtx-624 (0.25 mm) Det: MS SCAN
 Process Host: XAWRK052
 First Level Reviewer: baronm Date: 04-Nov-2014 15:00:52

Tentative Identified Compound Results

RT	Response	Amount ug/l	Quant Cpd	Qual	Lib Entry	Molecular Formula	Mol. Weight	Flags
10.878	4254-29-9 2-Indanol 8060790	105.9	115	70	14750	C9H10O	134	M
10.935	527-84-4 Benzene, 1-methyl-2-(1-methylethyl)- 6068708	79.8	115	97	14406	C10H14	134	M
11.330	824-90-8 1-Phenyl-1-butene 6115894	80.4	115	64	13569	C10H12	132	M
11.462	874-41-9 Benzene, 1-ethyl-2,4-dimethyl- 5307683	69.8	115	95	14366	C10H14	134	M
11.586	488-23-3 Benzene, 1,2,3,4-tetramethyl- 5928428	77.9	115	96	14353	C10H14	134	M
11.915	535-77-3 Benzene, 1-methyl-3-(1-methylethyl)- 9241536	121.5	115	87	14402	C10H14	134	MI
12.203	Unknown 6679159	87.8	115	0	0		0	M
12.277	97664-18-1 Benzene, 1-methyl-4-(1-methyl-2-propenyl) 13439813	176.6	115	70	20775	C11H14	146	
12.483	3877-19-8 Naphthalene, 1,2,3,4-tetrahydro-2-methyl 5743993	75.5	115	59	20759	C11H14	146	M
12.804	55669-88-0 Benzene, 1,4-dimethyl-2-(2-methylpropyl) 5574103	73.3	115	86	30712	C12H18	162	

Data File: \\EDICHROM\ChromData\CVOAMS2\20141103-20090.b\B75538.D

Quantitation Compounds

Compound	RT	Response	Amount ug/l
* 115 1,4-Dichlorobenzene-d4	10.672	3804592	50.0

QC Flag Legend

Processing Flags

Review Flags

M - Manually Integrated

I - User Selected Library Match

Reagents:

8260 INTSTD C_00056

Amount Added: 1.00

Units: uL

Run Reagent

TestAmerica Edison

Data File: \\EDICHROM\ChromData\CVOAMS2\20141103-20090.b\B75538.D

Injection Date: 03-Nov-2014 11:40:30

Instrument ID: CVOAMS2

Operator ID:

Lims ID: 460-85449-C-1-A

Lab Sample ID: 460-85449-1

Worklist Smp#: 15

Client ID: PMP-16-SW-WT

Purge Vol: 5.000 mL

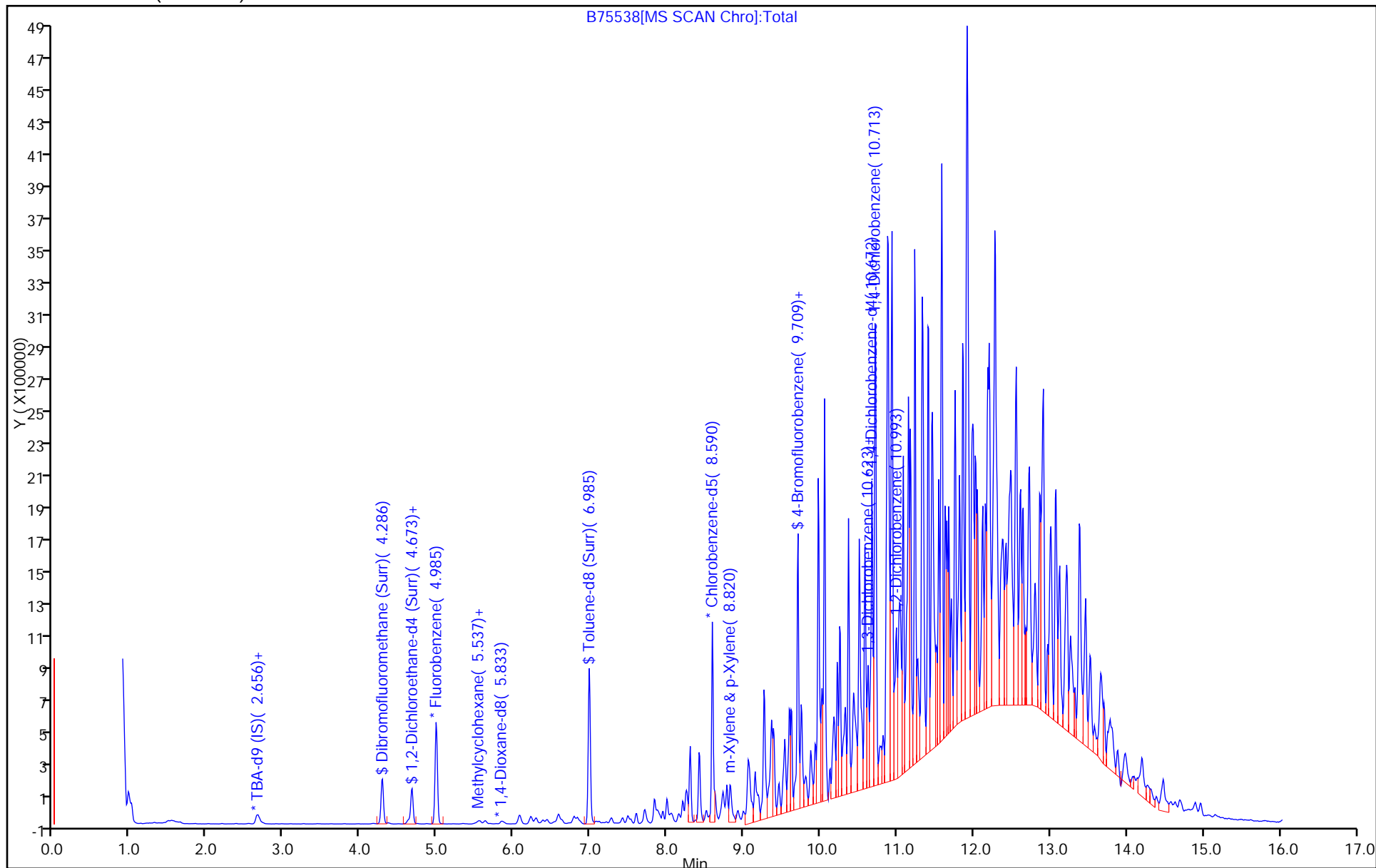
Dil. Factor: 50.0000

ALS Bottle#: 14

Method: 8260W_2

Limit Group: VOA - 8260C Water and Solid

Column: Rtx-624 (0.25 mm)



TestAmerica Edison

Data File: \\EDICHROM\ChromData\CVOAMS2\20141103-20090.b\B75538.D

Injection Date: 03-Nov-2014 11:40:30

Instrument ID: CVOAMS2

Lims ID: 460-85449-C-1-A

Lab Sample ID: 460-85449-1

Client ID: PMP-16-SW-WT

Operator ID:

ALS Bottle#:

14

Worklist Smp#:

15

Purge Vol: 5.000 mL

Dil. Factor:

50.0000

Method: 8260W_2

Limit Group:

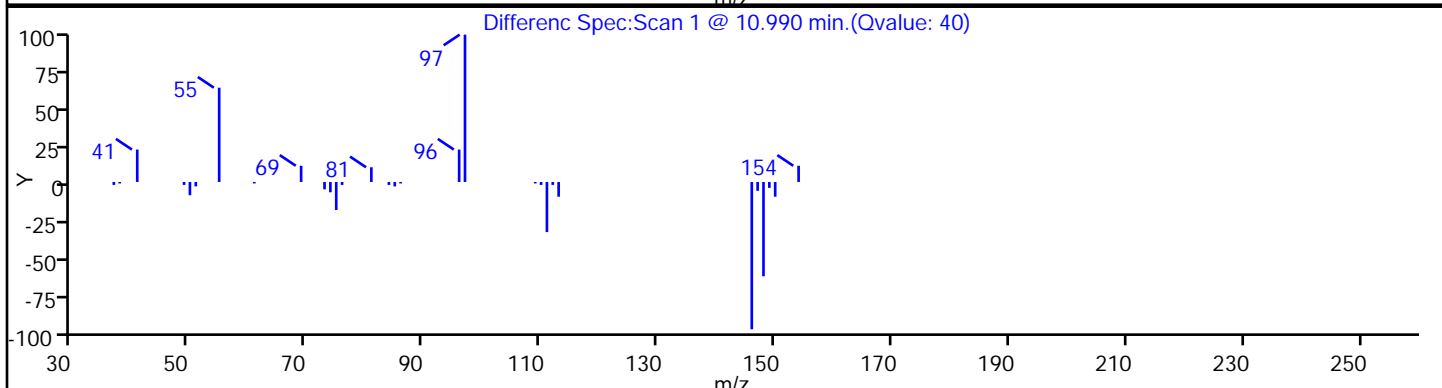
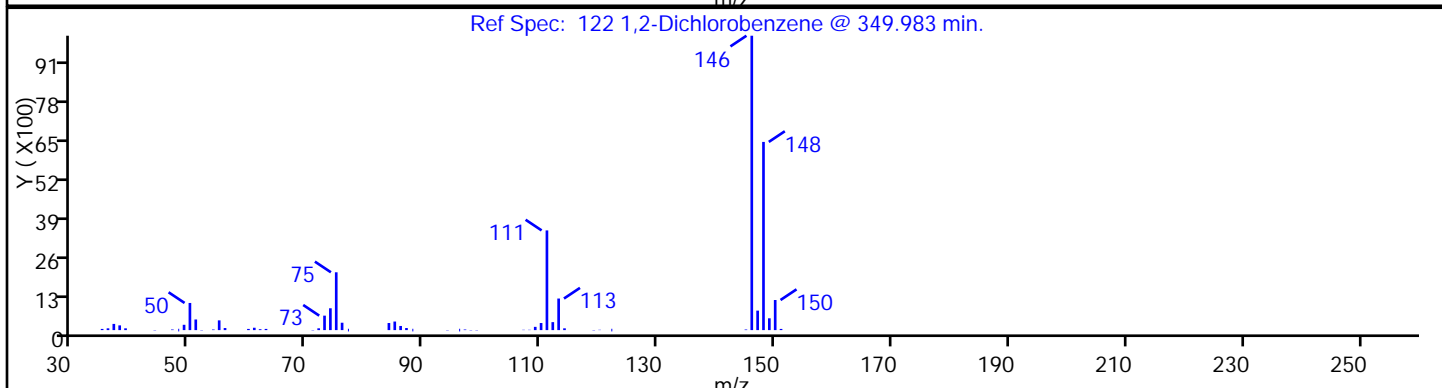
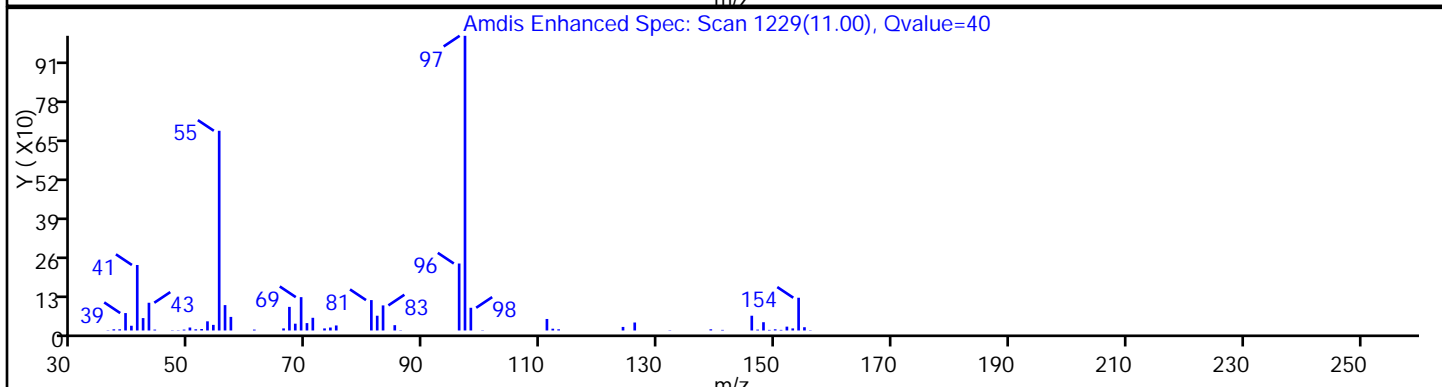
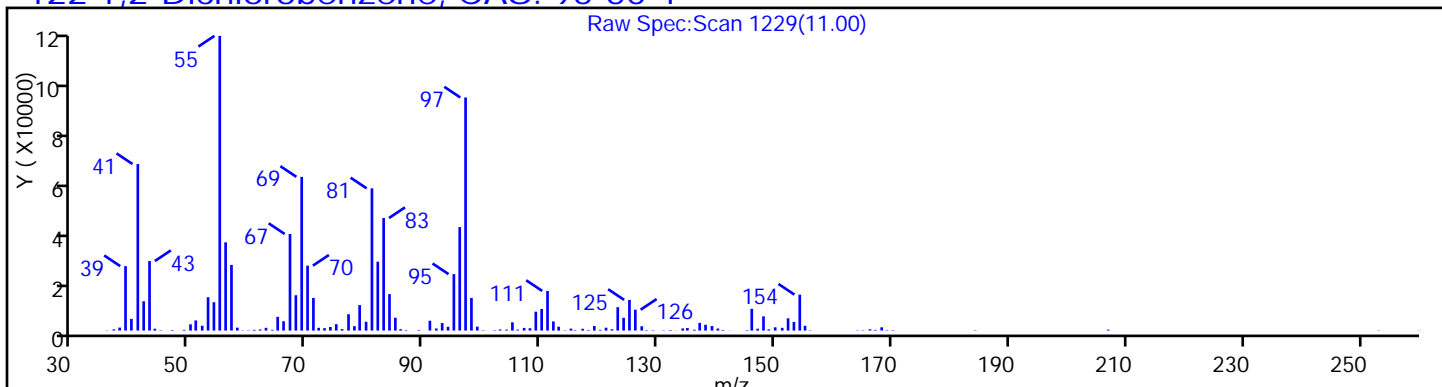
VOA - 8260C Water and Solid

Column: Rtx-624 (0.25 mm)

Detector

MS SCAN

122 1,2-Dichlorobenzene, CAS: 95-50-1



TestAmerica Edison

Data File: \\EDICROM\ChromData\CVOAMS2\20141103-20090.b\B75538.D

Injection Date: 03-Nov-2014 11:40:30

Instrument ID: CVOAMS2

Lims ID: 460-85449-C-1-A

Lab Sample ID: 460-85449-1

Client ID: PMP-16-SW-WT

Operator ID:

ALS Bottle#:

14

Worklist Smp#:

15

Purge Vol: 5.000 mL

Dil. Factor:

50.0000

Method: 8260W_2

Limit Group:

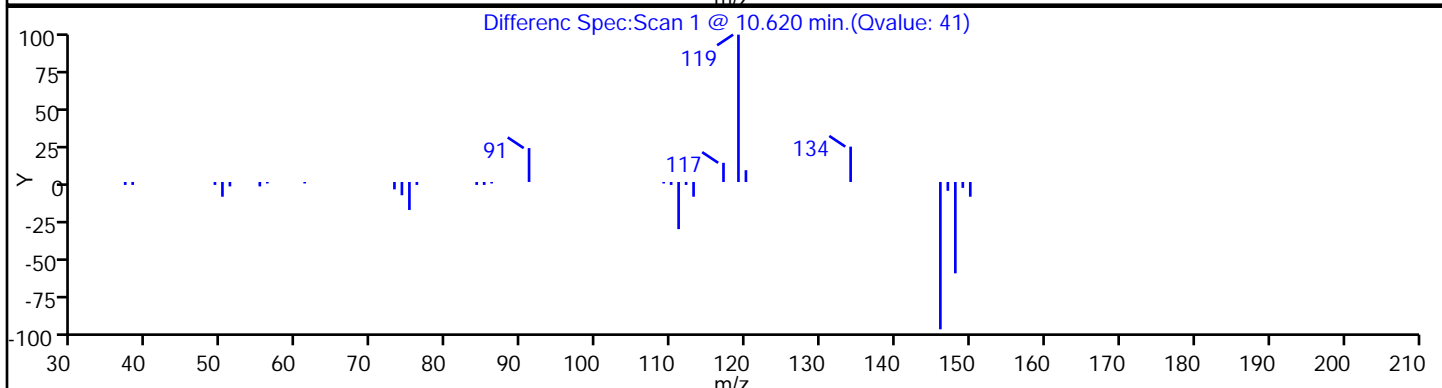
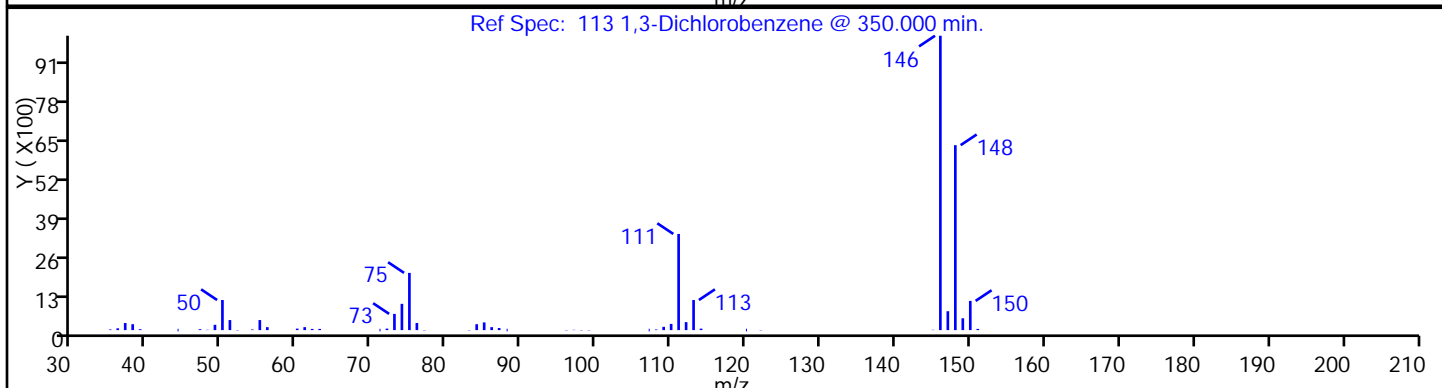
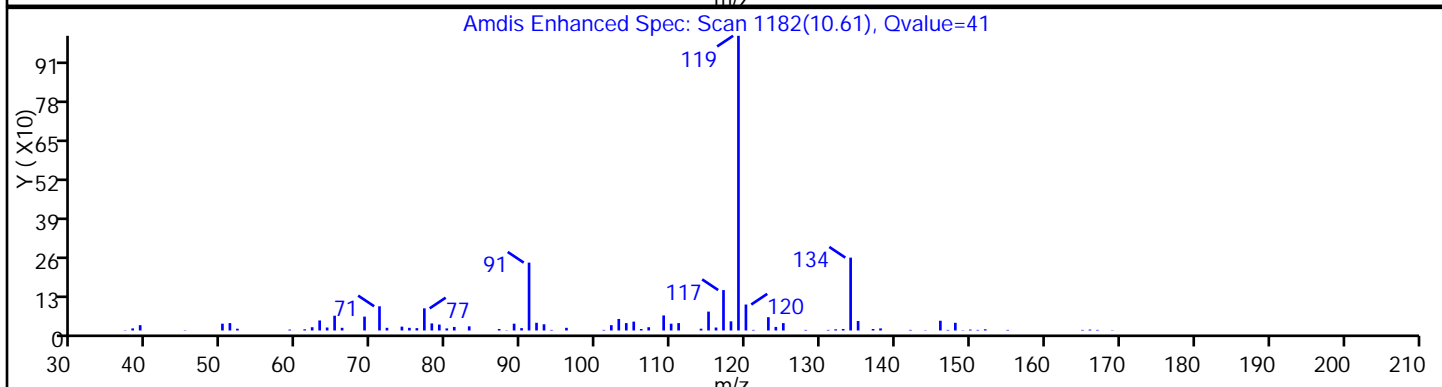
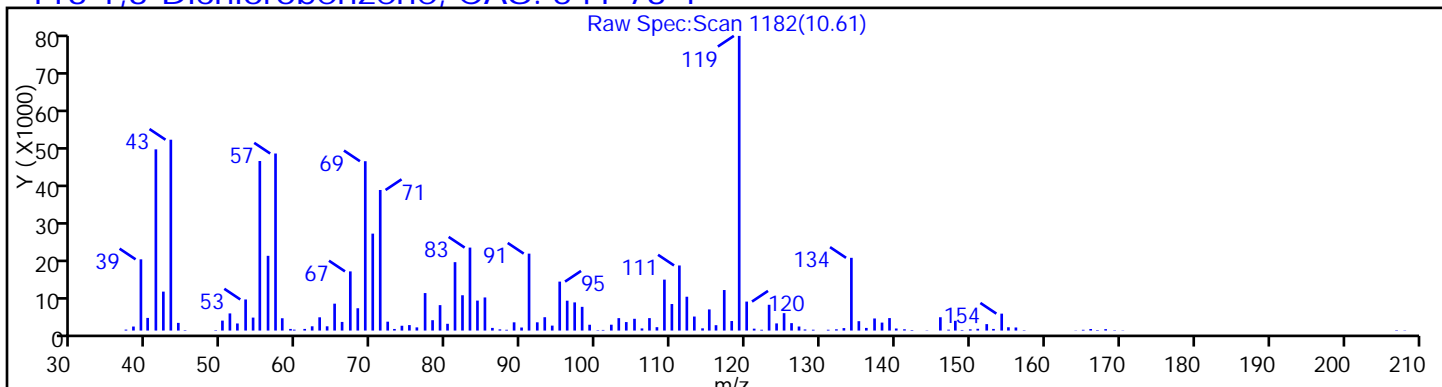
VOA - 8260C Water and Solid

Column: Rtx-624 (0.25 mm)

Detector

MS SCAN

113 1,3-Dichlorobenzene, CAS: 541-73-1



TestAmerica Edison

Data File: \\EDICHROM\ChromData\CVOAMS2\20141103-20090.b\B75538.D

Injection Date: 03-Nov-2014 11:40:30

Instrument ID: CVOAMS2

Lims ID: 460-85449-C-1-A

Lab Sample ID: 460-85449-1

Client ID: PMP-16-SW-WT

Operator ID:

ALS Bottle#: 14

Worklist Smp#: 15

Purge Vol: 5.000 mL

Dil. Factor: 50.0000

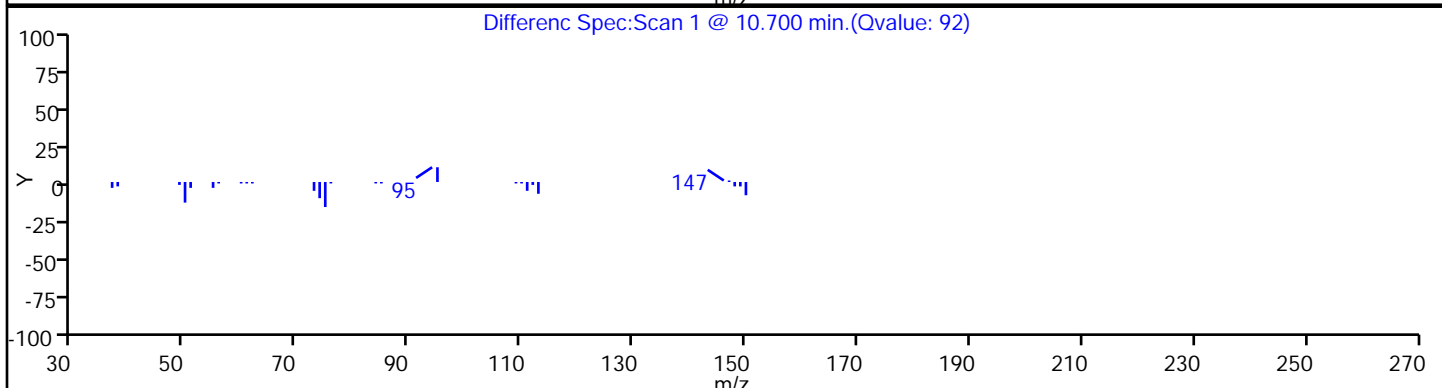
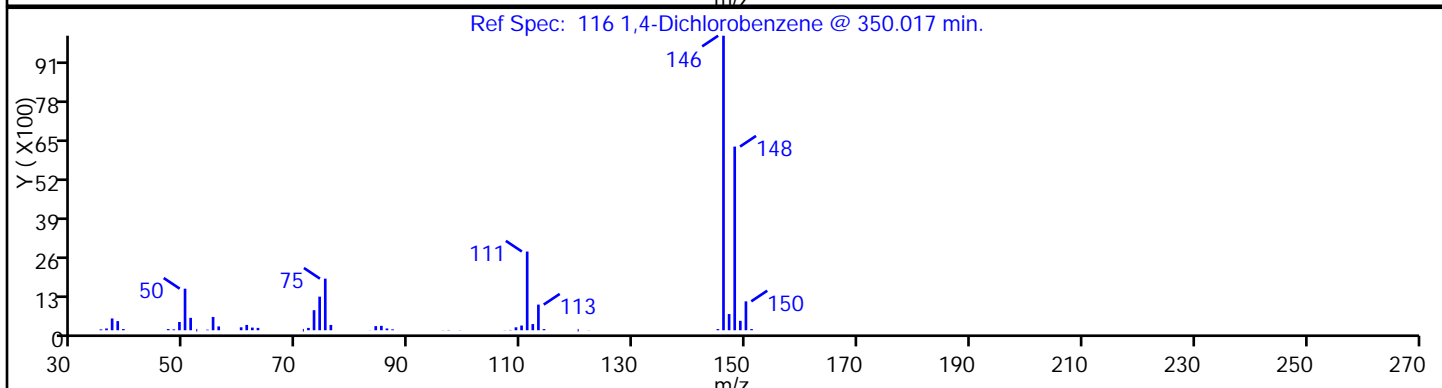
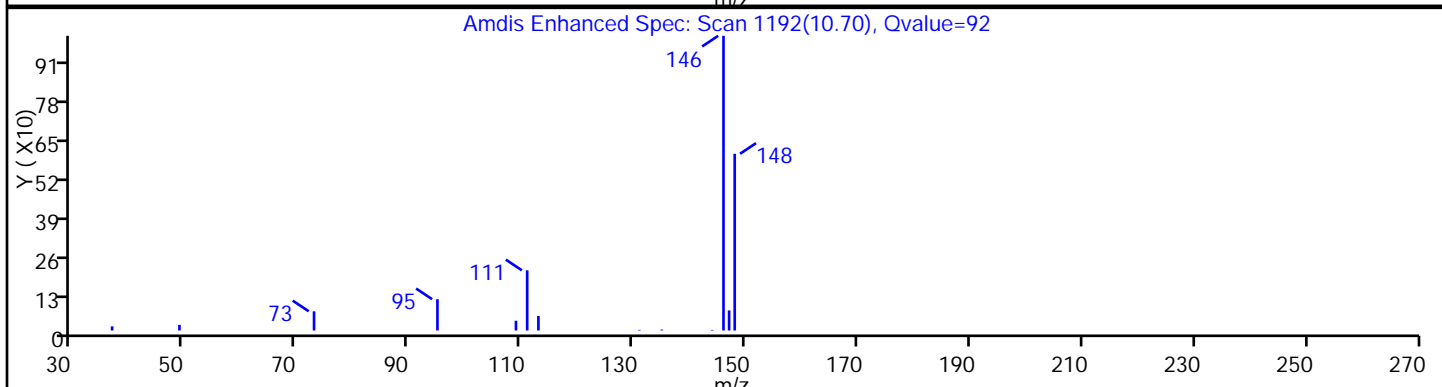
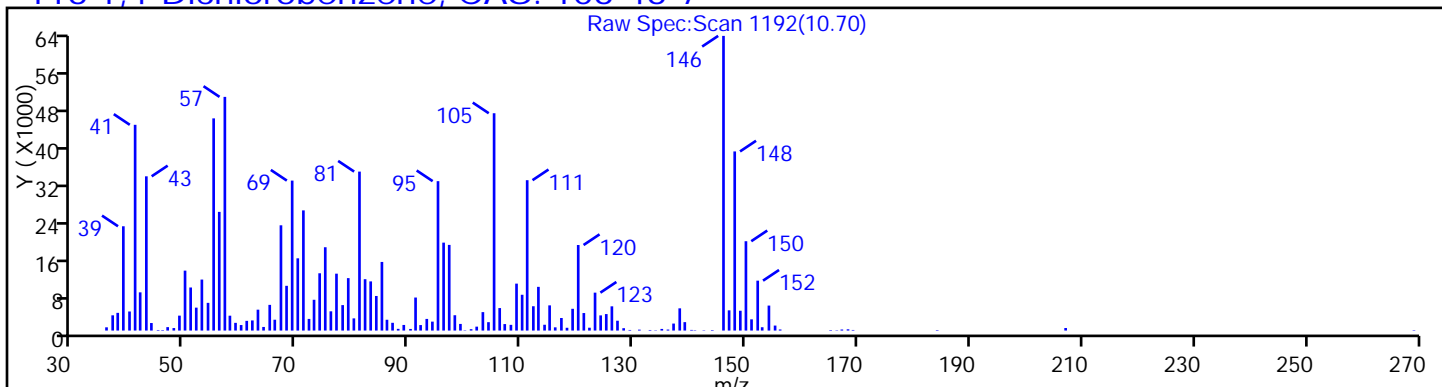
Method: 8260W_2

Limit Group: VOA - 8260C Water and Solid

Column: Rtx-624 (0.25 mm)

Detector: MS SCAN

116 1,4-Dichlorobenzene, CAS: 106-46-7



TestAmerica Edison

Data File: \\EDICHRON\ChromData\CVOAMS2\20141103-20090.b\B75538.D

Injection Date: 03-Nov-2014 11:40:30

Instrument ID: CVOAMS2

Lims ID: 460-85449-C-1-A

Lab Sample ID: 460-85449-1

Client ID: PMP-16-SW-WT

Operator ID:

ALS Bottle#: 14 Worklist Smp#: 15

Purge Vol: 5.000 mL

Dil. Factor: 50.0000

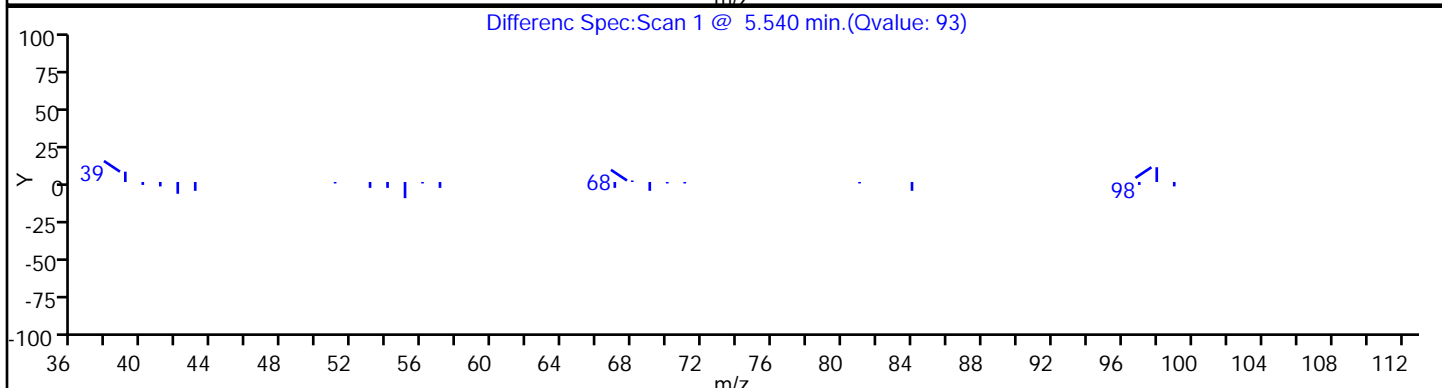
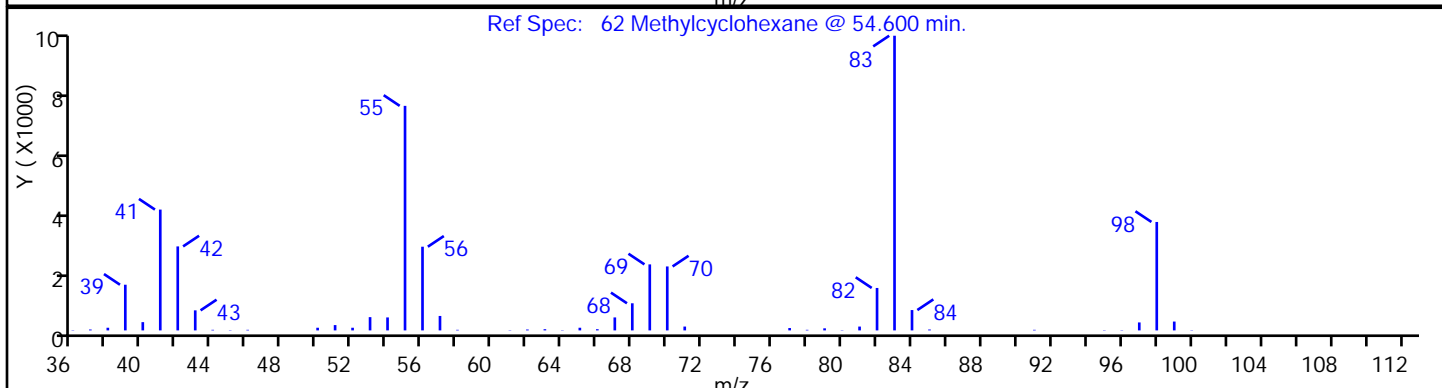
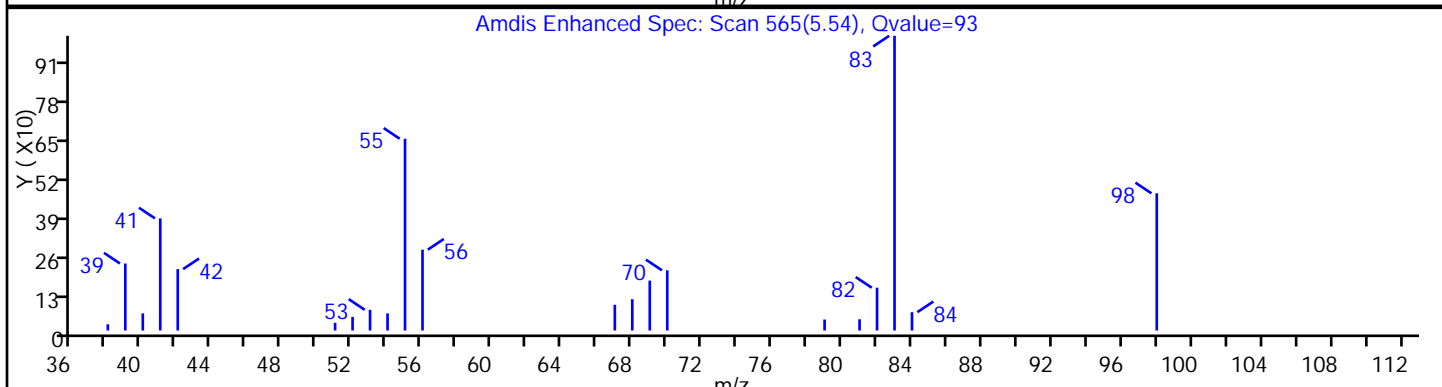
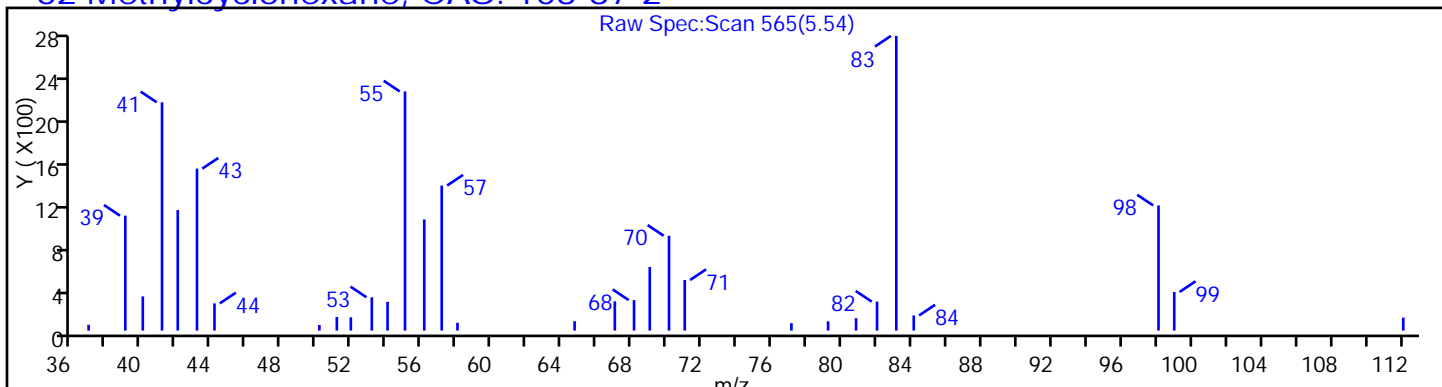
Method: 8260W_2

Limit Group: VOA - 8260C Water and Solid

Column: Rtx-624 (0.25 mm)

Detector: MS SCAN

62 Methylcyclohexane, CAS: 108-87-2



TestAmerica Edison

Data File: \\EDICHROM\ChromData\CVOAMS2\20141103-20090.b\B75538.D

Injection Date: 03-Nov-2014 11:40:30

Instrument ID: CVOAMS2

Lims ID: 460-85449-C-1-A

Lab Sample ID: 460-85449-1

Client ID: PMP-16-SW-WT

Operator ID:

ALS Bottle#: 14 Worklist Smp#: 15

Purge Vol: 5.000 mL

Dil. Factor: 50.0000

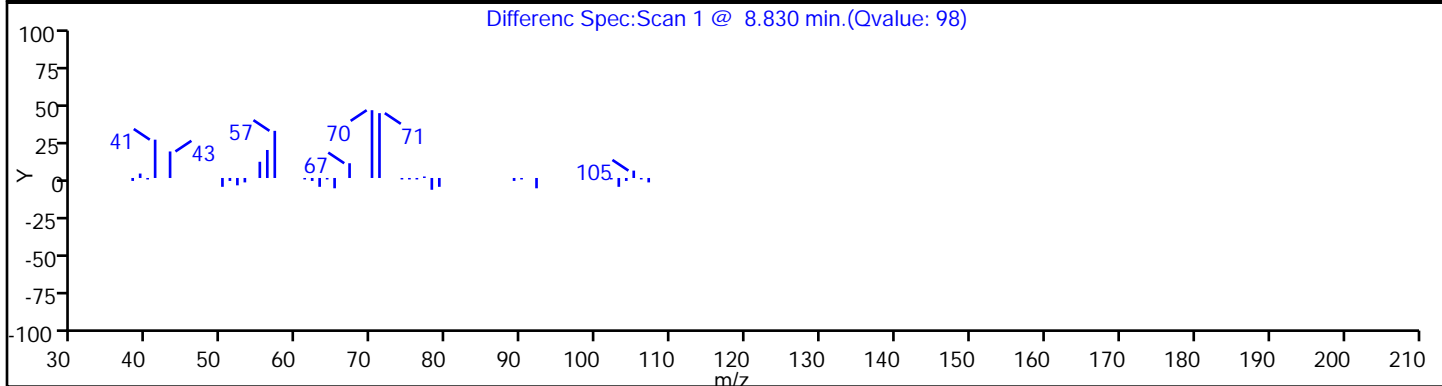
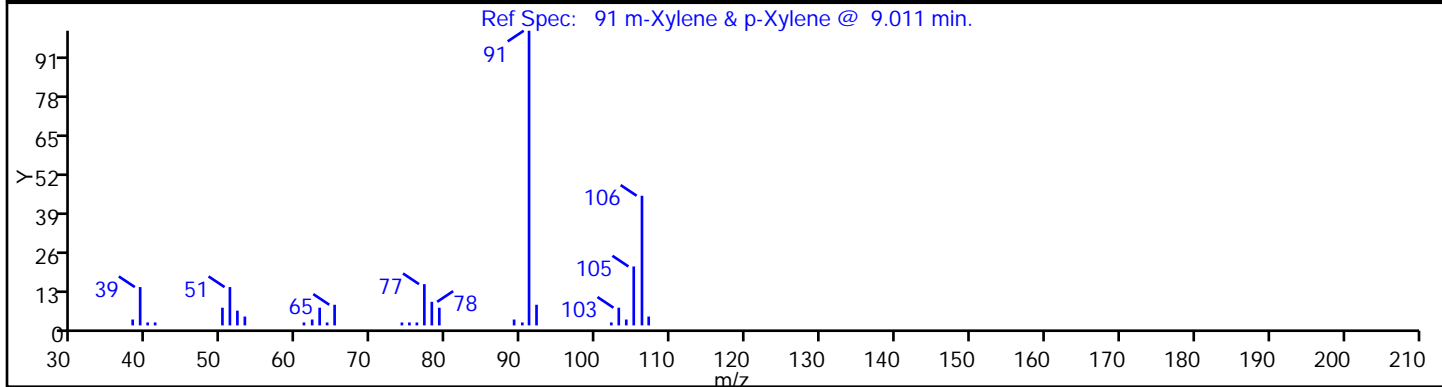
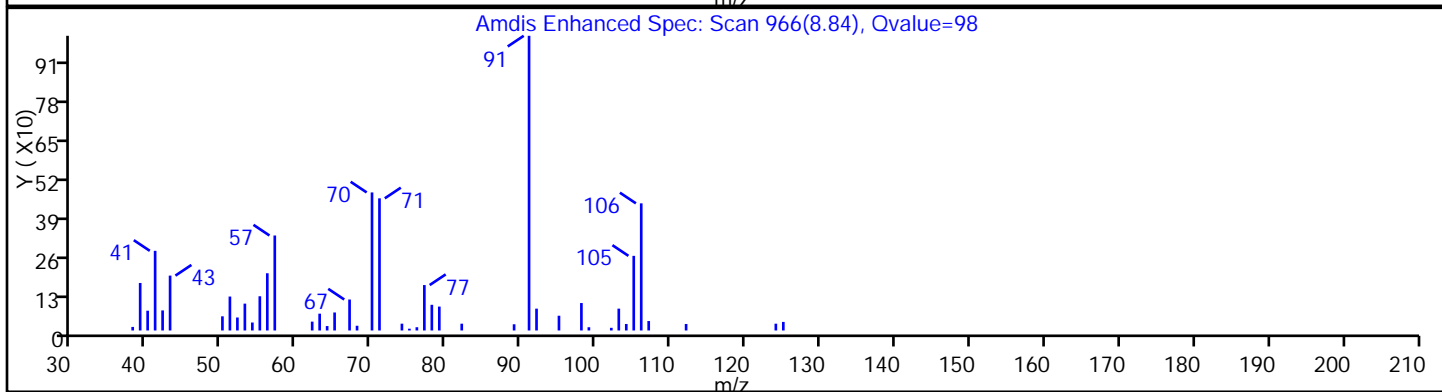
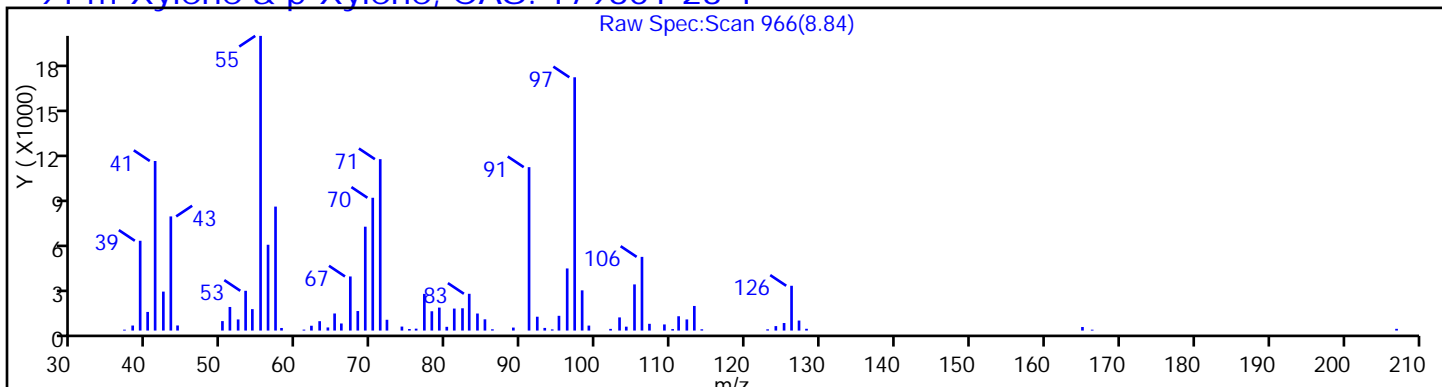
Method: 8260W_2

Limit Group: VOA - 8260C Water and Solid

Column: Rtx-624 (0.25 mm)

Detector: MS SCAN

91 m-Xylene & p-Xylene, CAS: 179601-23-1



TestAmerica Edison

Data File: \\EDICHROM\ChromData\CVOAMS2\20141103-20090.b\B75538.D

Injection Date: 03-Nov-2014 11:40:30

Instrument ID: CVOAMS2

Lims ID: 460-85449-C-1-A

Lab Sample ID: 460-85449-1

Client ID: PMP-16-SW-WT

Operator ID:

ALS Bottle#: 14 Worklist Smp#: 15

Purge Vol: 5.000 mL

Dil. Factor: 50.0000

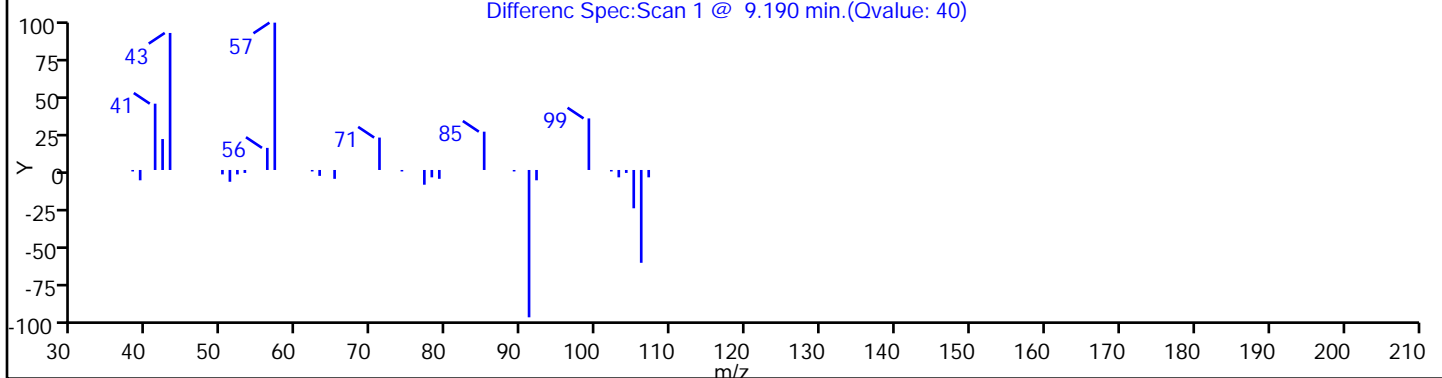
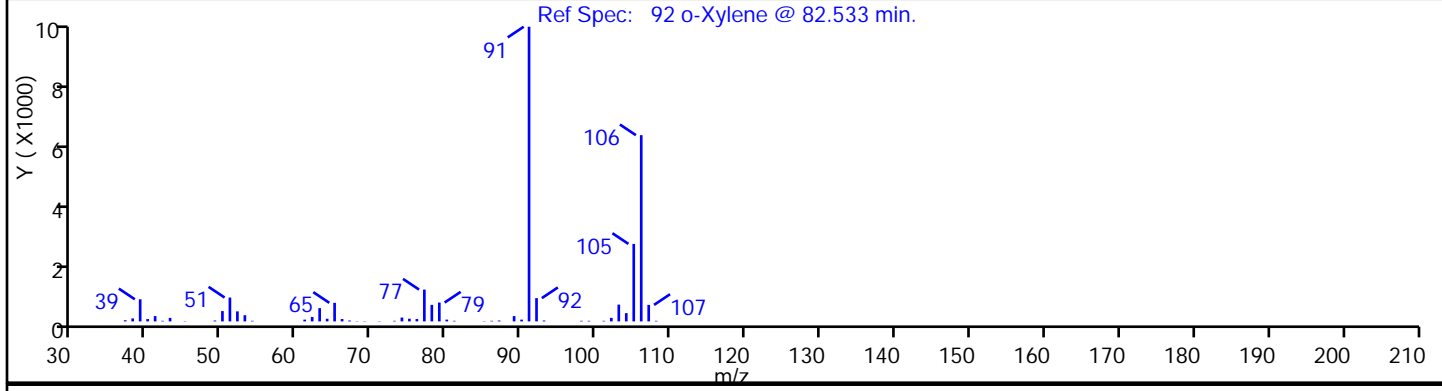
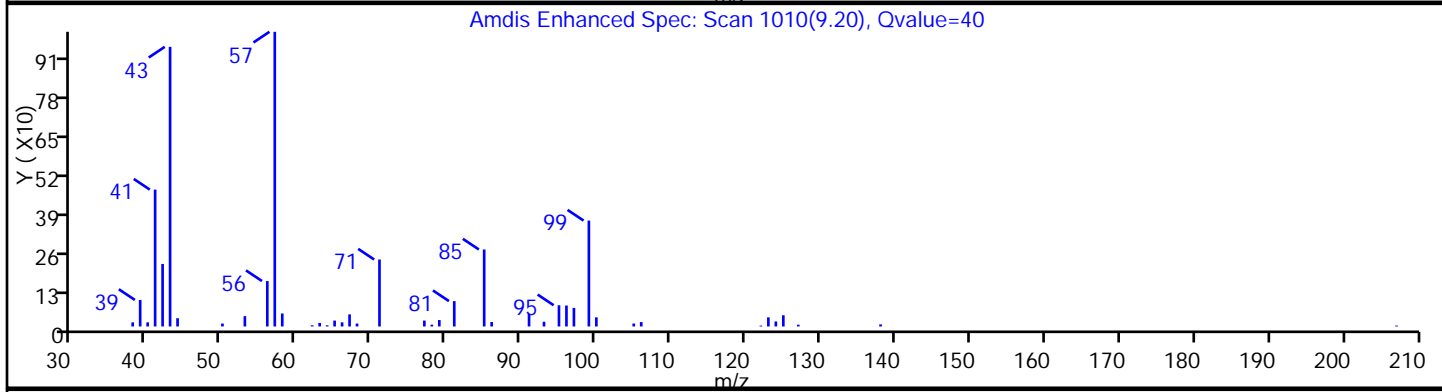
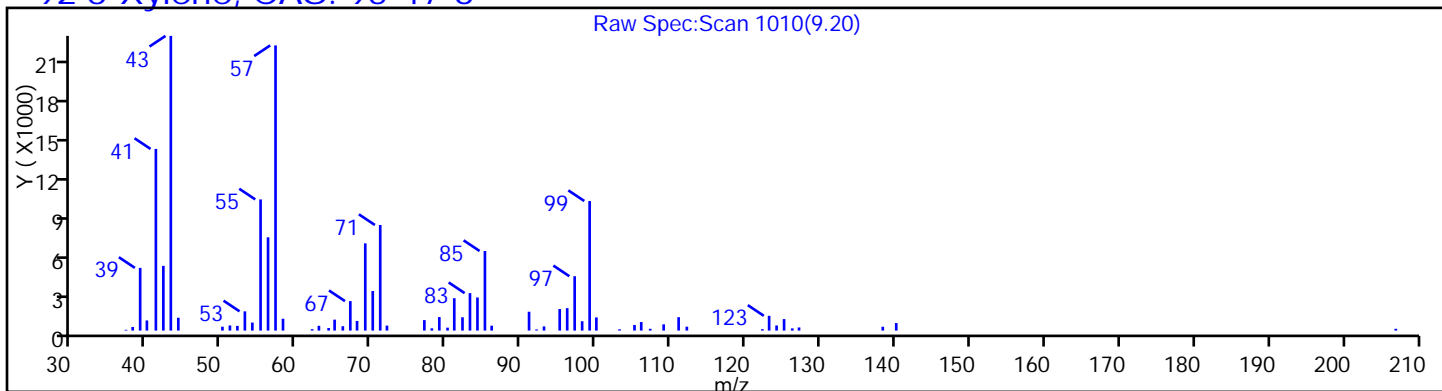
Method: 8260W_2

Limit Group: VOA - 8260C Water and Solid

Column: Rtx-624 (0.25 mm)

Detector: MS SCAN

92 o-Xylene, CAS: 95-47-6



TestAmerica Edison

Data File: \\EDICHROM\ChromData\CVOAMS2\20141103-20090.b\B75538.D

Injection Date: 03-Nov-2014 11:40:30

Instrument ID: CVOAMS2

Lims ID: 460-85449-C-1-A

Lab Sample ID: 460-85449-1

Client ID: PMP-16-SW-WT

Operator ID:

ALS Bottle#: 14

Worklist Smp#: 15

Purge Vol: 5.000 mL

Dil. Factor: 50.0000

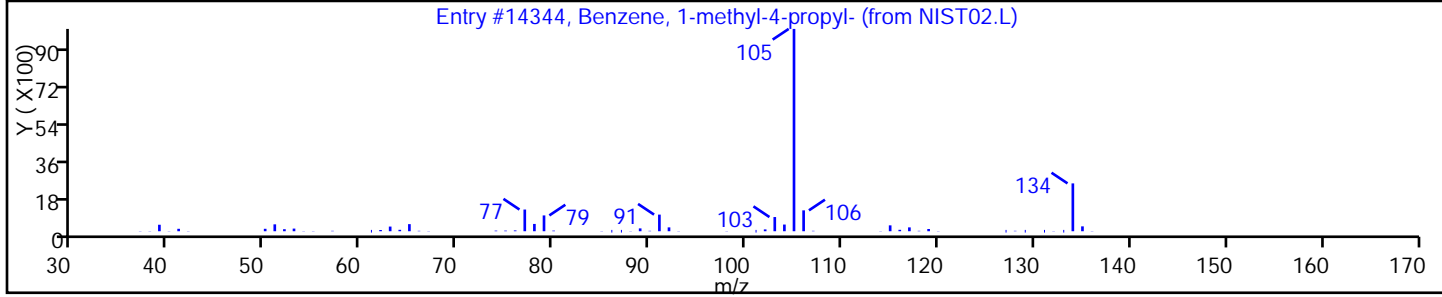
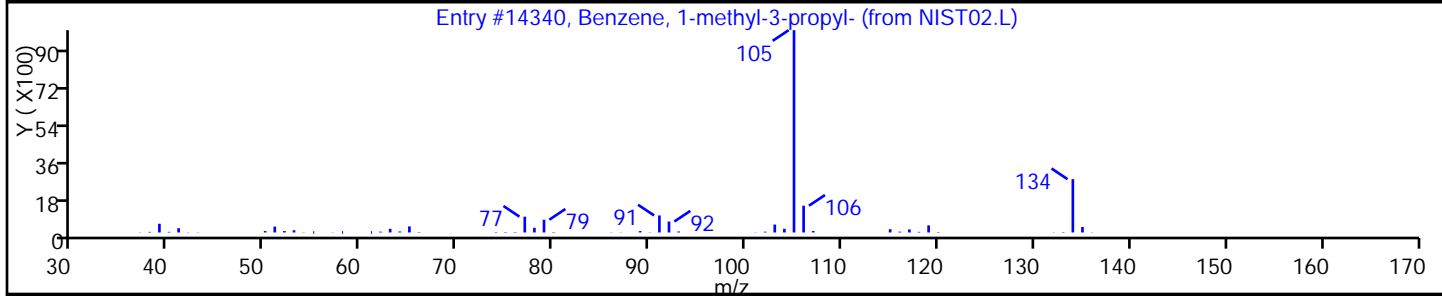
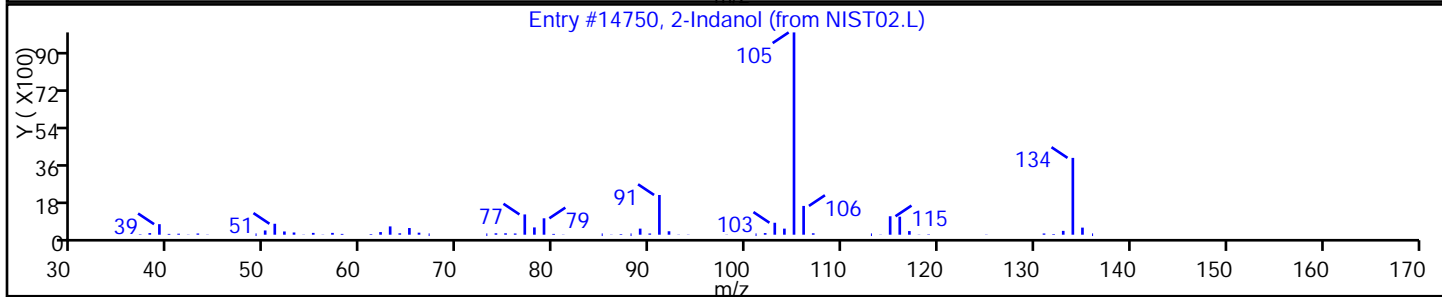
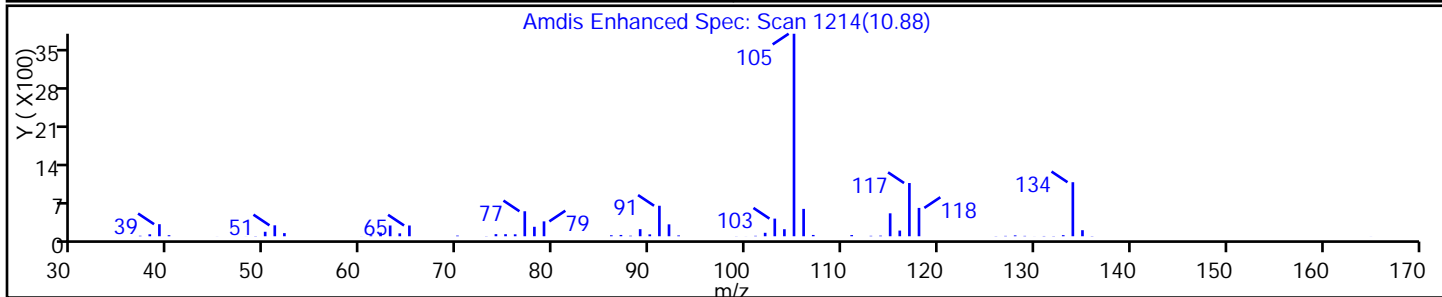
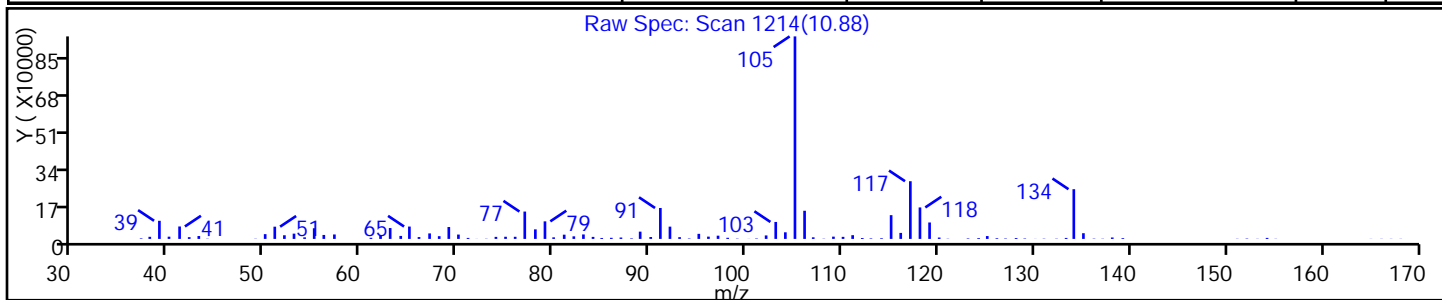
Method: 8260W_2

Limit Group: VOA - 8260C Water and Solid

Column:

Detector: MS SCAN

Library Search Compound Match	CAS#	Library	Entry	Formula	Weight	Q
2-Indanol	4254-29-9	NIST02	14750	C9H10O	134	70
Benzene, 1-methyl-3-propyl-	1074-43-7	NIST02.L	14340	C10H14	134	70
Benzene, 1-methyl-4-propyl-	1074-55-1	NIST02.L	14344	C10H14	134	64



TestAmerica Edison

Data File: \\EDICHROM\ChromData\CVOAMS2\20141103-20090.b\B75538.D

Injection Date: 03-Nov-2014 11:40:30

Instrument ID: CVOAMS2

Lims ID: 460-85449-C-1-A

Lab Sample ID: 460-85449-1

Client ID: PMP-16-SW-WT

Operator ID:

ALS Bottle#: 14

Worklist Smp#: 15

Purge Vol: 5.000 mL

Dil. Factor: 50.0000

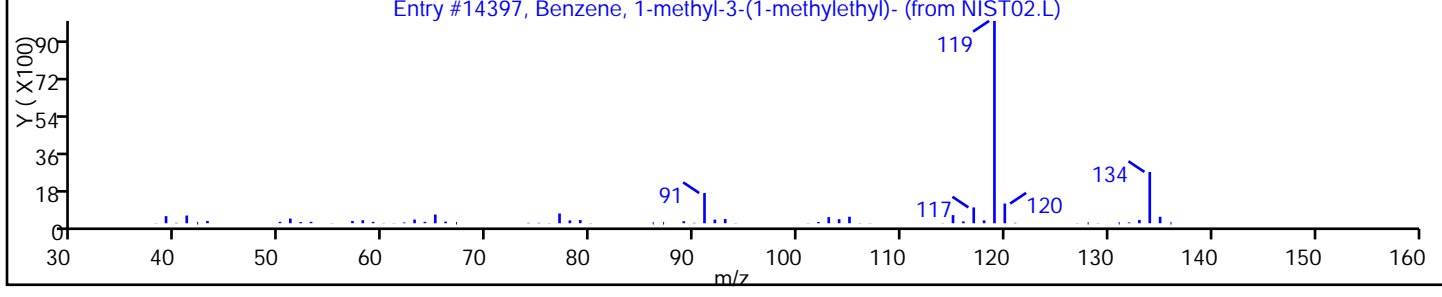
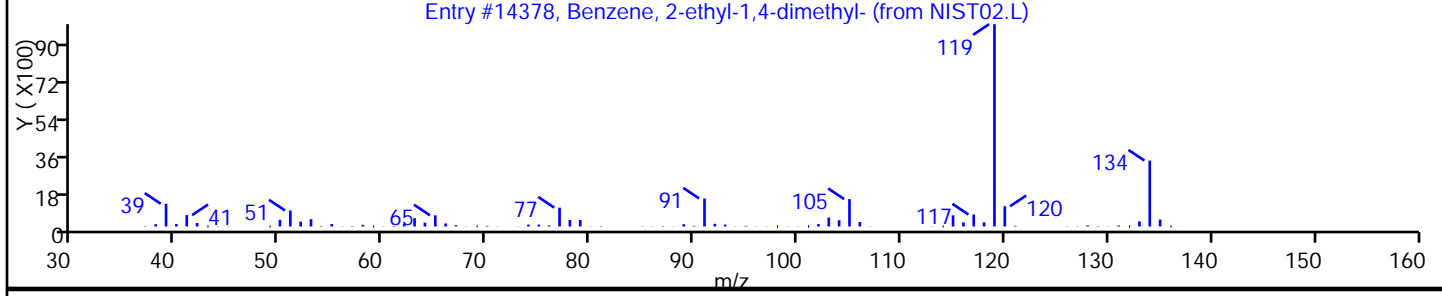
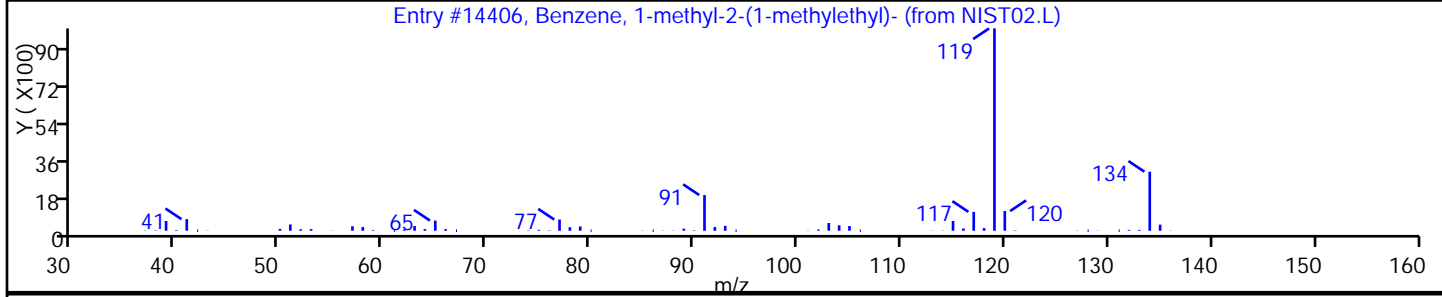
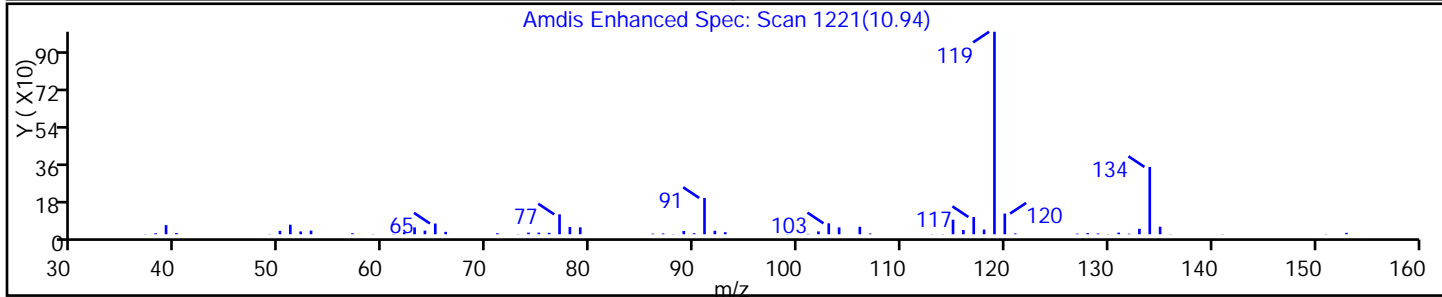
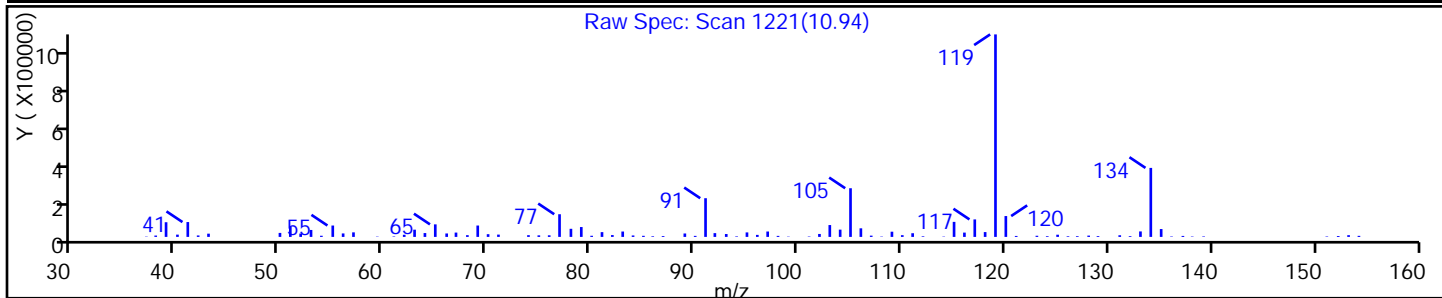
Method: 8260W_2

Limit Group: VOA - 8260C Water and Solid

Column:

Detector MS SCAN

Library Search Compound Match	CAS#	Library	Entry	Formula	Weight	Q
Benzene, 1-methyl-2-(1-methylethyl)-	527-84-4	NIST02	14406	C10H14	134	97
Benzene, 2-ethyl-1,4-dimethyl-	1758-88-9	NIST02.L	14378	C10H14	134	97
Benzene, 1-methyl-3-(1-methylethyl)-	535-77-3	NIST02.L	14397	C10H14	134	95



TestAmerica Edison

Data File: \\EDICHROM\ChromData\CVOAMS2\20141103-20090.b\B75538.D

Injection Date: 03-Nov-2014 11:40:30

Instrument ID: CVOAMS2

Lims ID: 460-85449-C-1-A

Lab Sample ID: 460-85449-1

Client ID: PMP-16-SW-WT

Operator ID:

ALS Bottle#: 14

Worklist Smp#: 15

Purge Vol: 5.000 mL

Dil. Factor: 50.0000

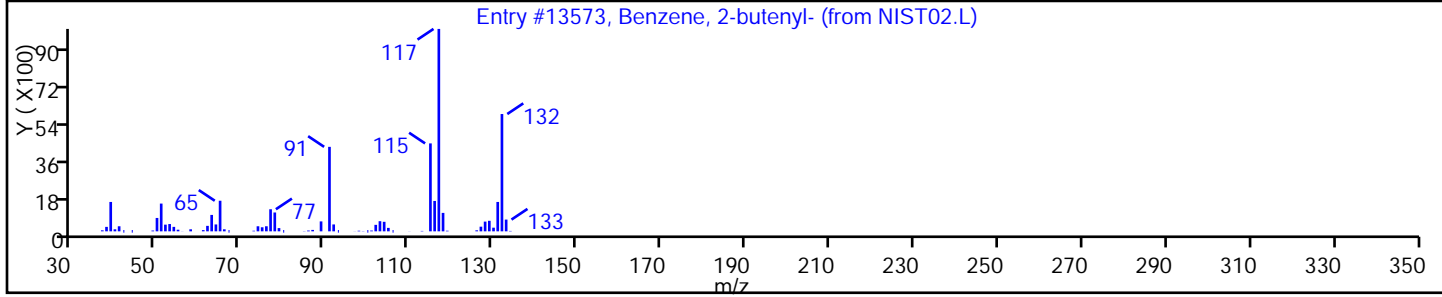
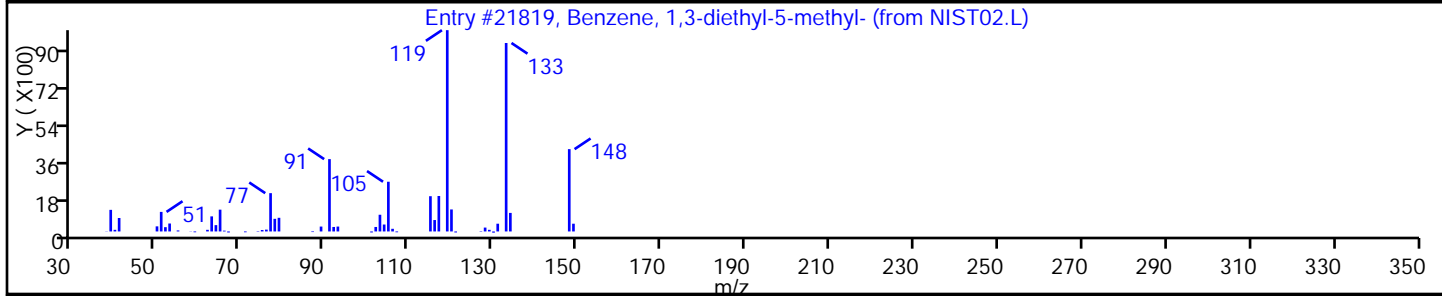
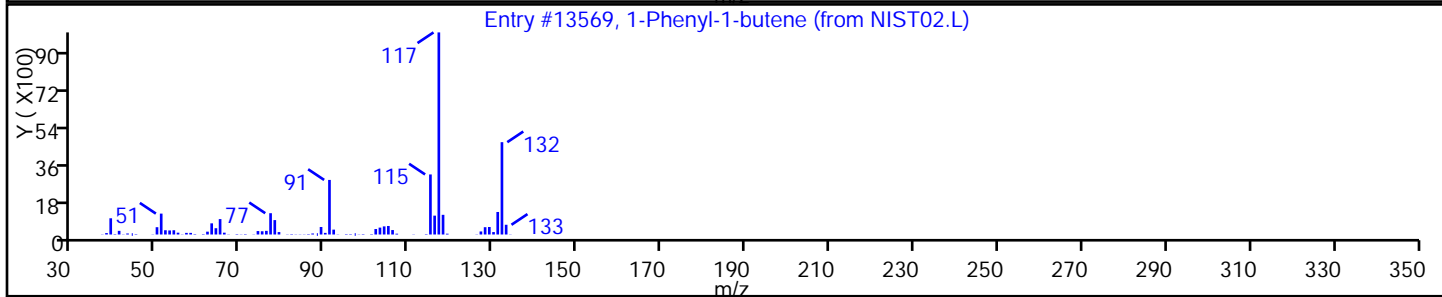
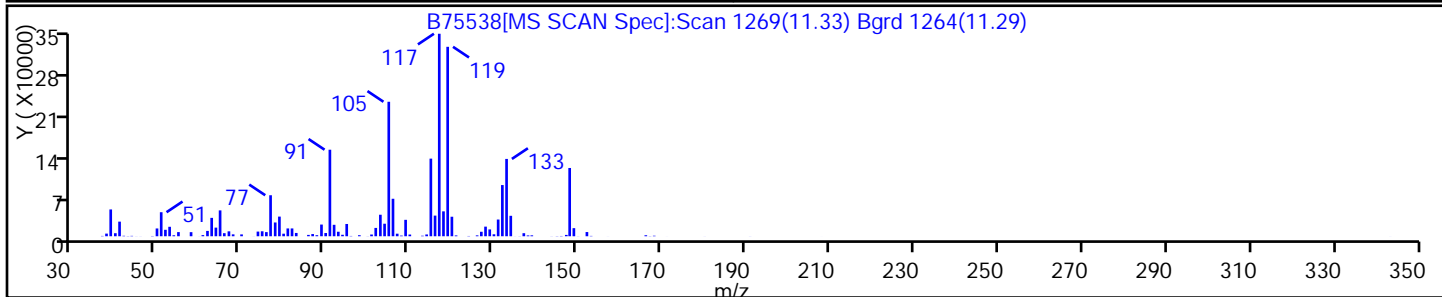
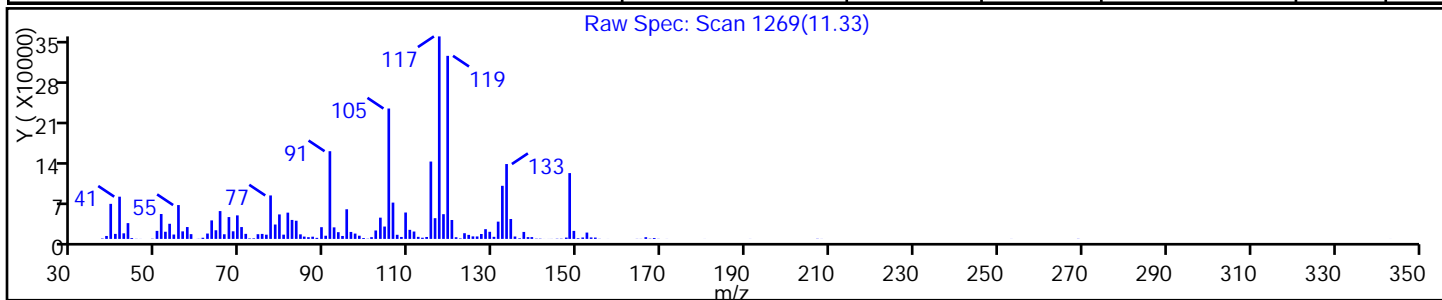
Method: 8260W_2

Limit Group: VOA - 8260C Water and Solid

Column:

Detector: MS SCAN

Library Search Compound Match	CAS#	Library	Entry	Formula	Weight	Q
1-Phenyl-1-butene	824-90-8	NIST02	13569	C10H12	132	64
Benzene, 1,3-diethyl-5-methyl-	2050-24-0	NIST02.L	21819	C11H16	148	60
Benzene, 2-butenyl-	1560-06-1	NIST02.L	13573	C10H12	132	59



TestAmerica Edison

Data File: \\EDICHRON\ChromData\CVOAMS2\20141103-20090.b\B75538.D

Injection Date: 03-Nov-2014 11:40:30

Instrument ID: CVOAMS2

Lims ID: 460-85449-C-1-A

Lab Sample ID: 460-85449-1

Client ID: PMP-16-SW-WT

Operator ID:

ALS Bottle#: 14

Worklist Smp#: 15

Purge Vol: 5.000 mL

Dil. Factor: 50.0000

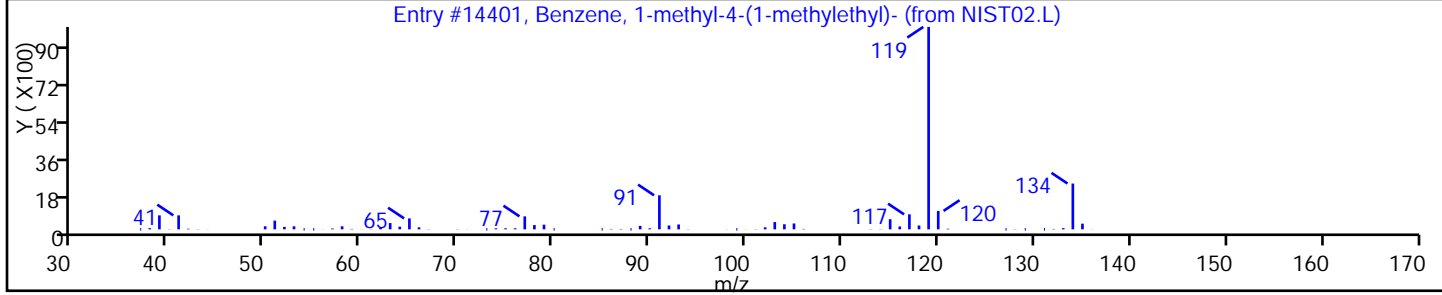
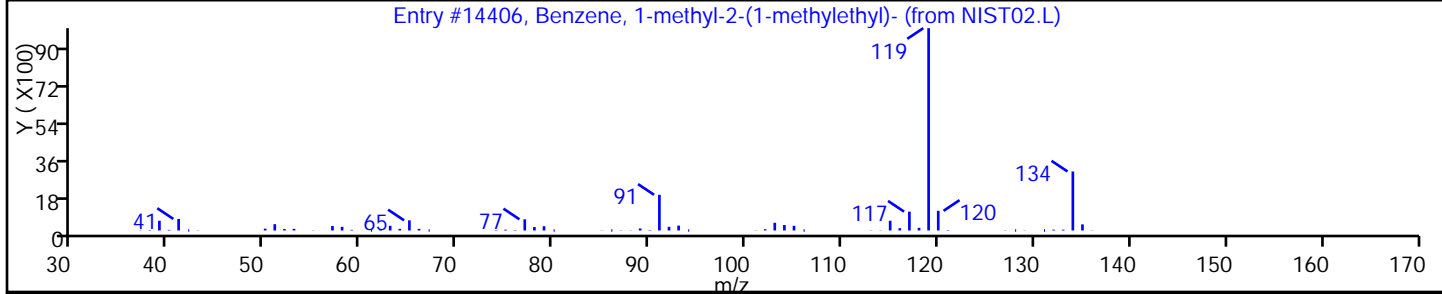
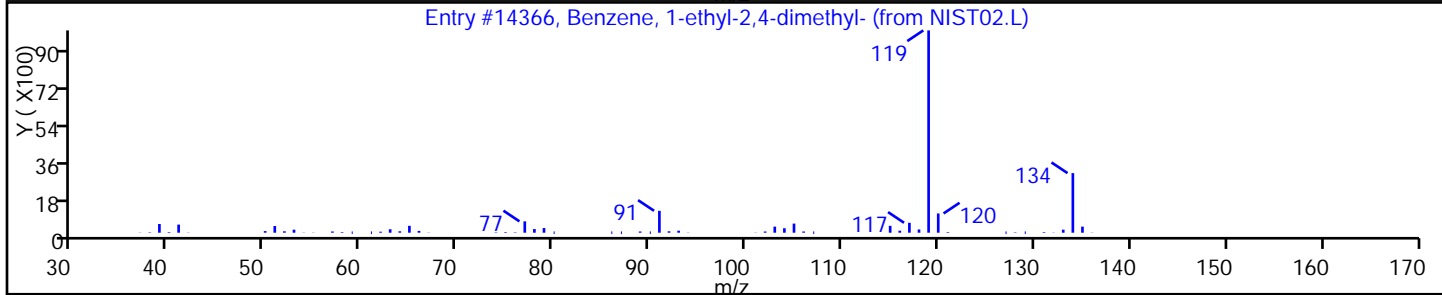
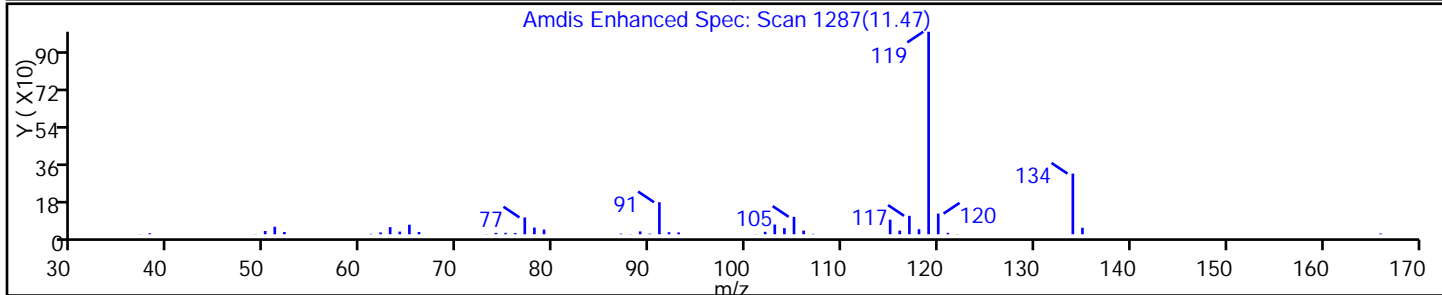
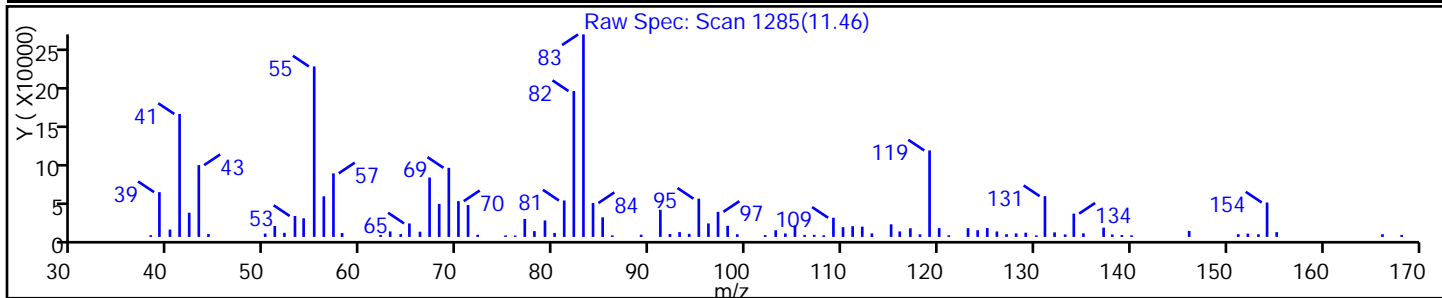
Method: 8260W_2

Limit Group: VOA - 8260C Water and Solid

Column:

Detector: MS SCAN

Library Search Compound Match	CAS#	Library	Entry	Formula	Weight	Q
Benzene, 1-ethyl-2,4-dimethyl-	874-41-9	NIST02	14366	C10H14	134	95
Benzene, 1-methyl-2-(1-methylethyl)-	527-84-4	NIST02.L	14406	C10H14	134	95
Benzene, 1-methyl-4-(1-methylethyl)-	99-87-6	NIST02.L	14401	C10H14	134	94



TestAmerica Edison

Data File: \\EDICHROM\ChromData\CVOAMS2\20141103-20090.b\B75538.D

Injection Date: 03-Nov-2014 11:40:30

Instrument ID: CVOAMS2

Lims ID: 460-85449-C-1-A

Lab Sample ID: 460-85449-1

Client ID: PMP-16-SW-WT

Operator ID:

ALS Bottle#: 14

Worklist Smp#: 15

Purge Vol: 5.000 mL

Dil. Factor: 50.0000

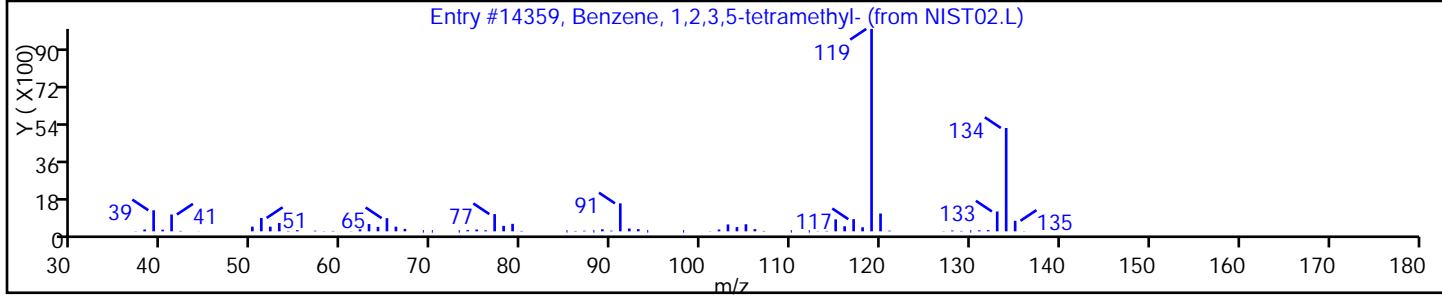
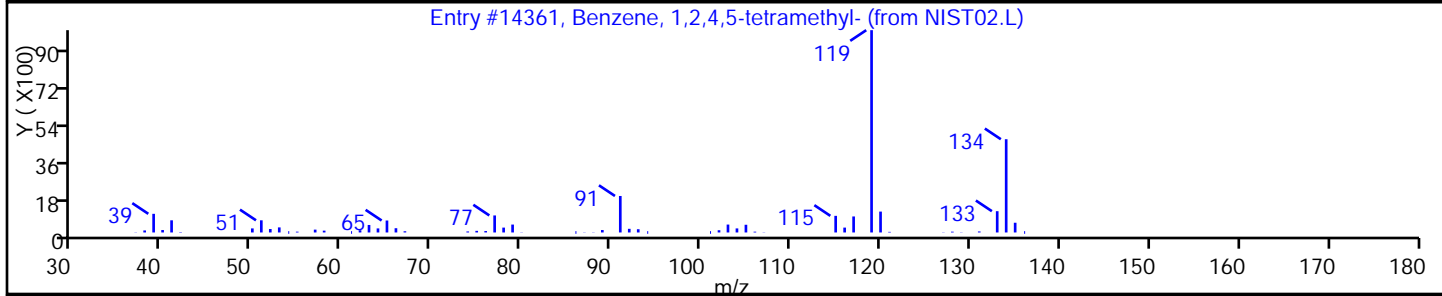
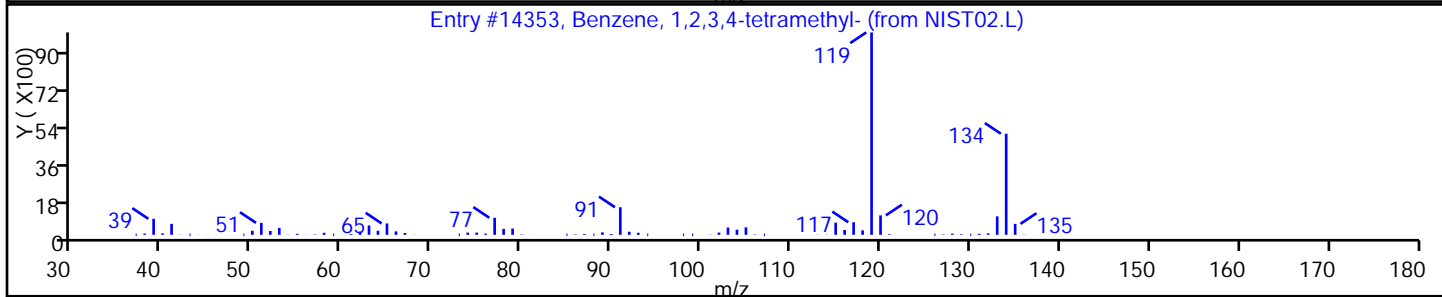
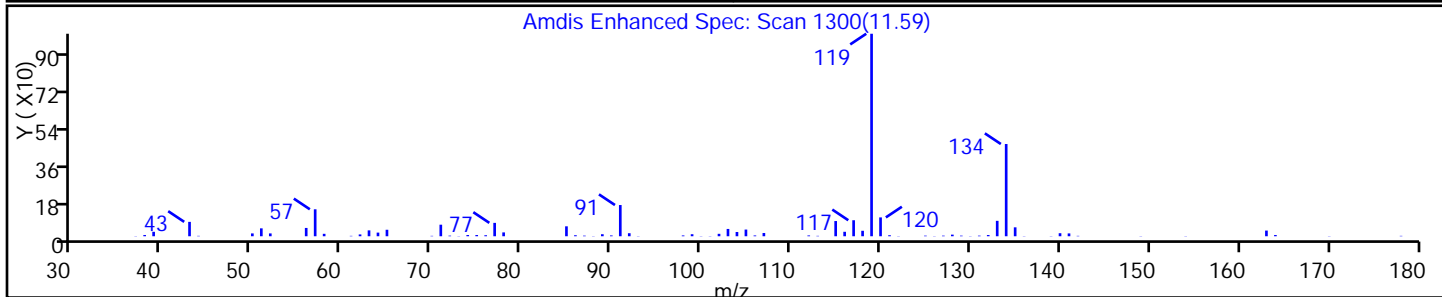
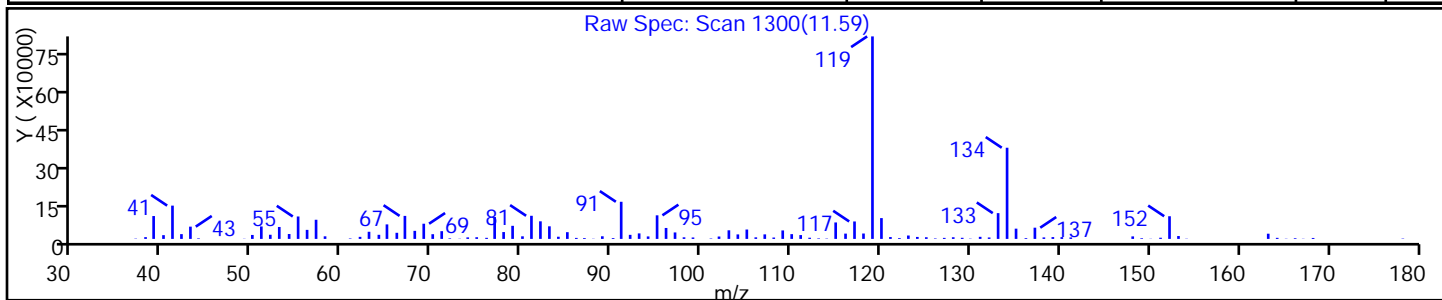
Method: 8260W_2

Limit Group: VOA - 8260C Water and Solid

Column:

Detector MS SCAN

Library Search Compound Match	CAS#	Library	Entry	Formula	Weight	Q
Benzene, 1,2,3,4-tetramethyl-	488-23-3	NIST02	14353	C10H14	134	96
Benzene, 1,2,4,5-tetramethyl-	95-93-2	NIST02.L	14361	C10H14	134	96
Benzene, 1,2,3,5-tetramethyl-	527-53-7	NIST02.L	14359	C10H14	134	94



TestAmerica Edison

Data File: \\EDICHRON\ChromData\CVOAMS2\20141103-20090.b\B75538.D

Injection Date: 03-Nov-2014 11:40:30

Instrument ID: CVOAMS2

Lims ID: 460-85449-C-1-A

Lab Sample ID: 460-85449-1

Client ID: PMP-16-SW-WT

Operator ID:

ALS Bottle#: 14

Worklist Smp#: 15

Purge Vol: 5.000 mL

Dil. Factor: 50.0000

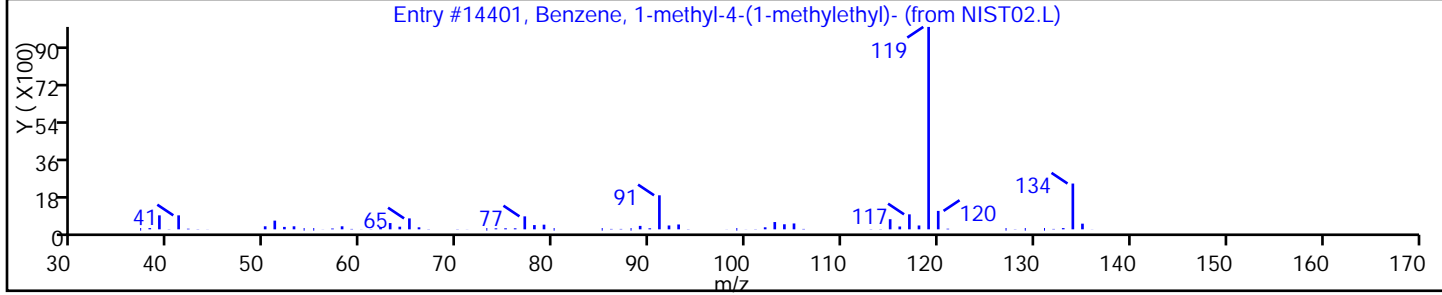
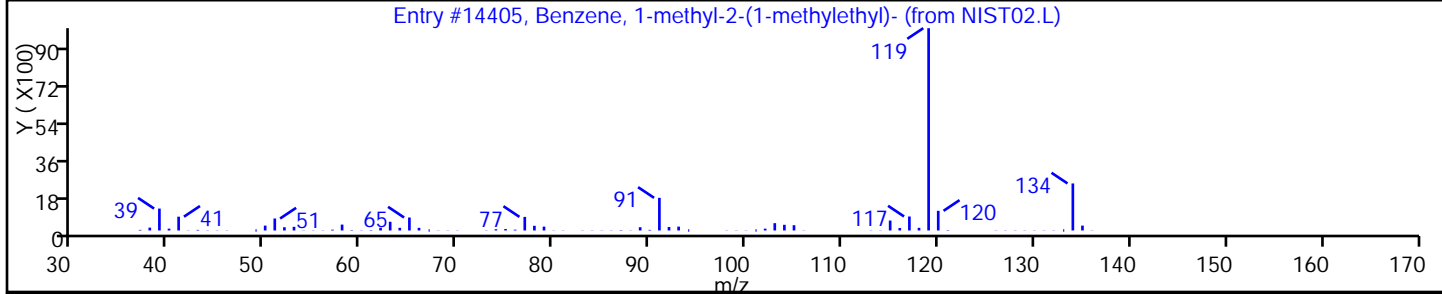
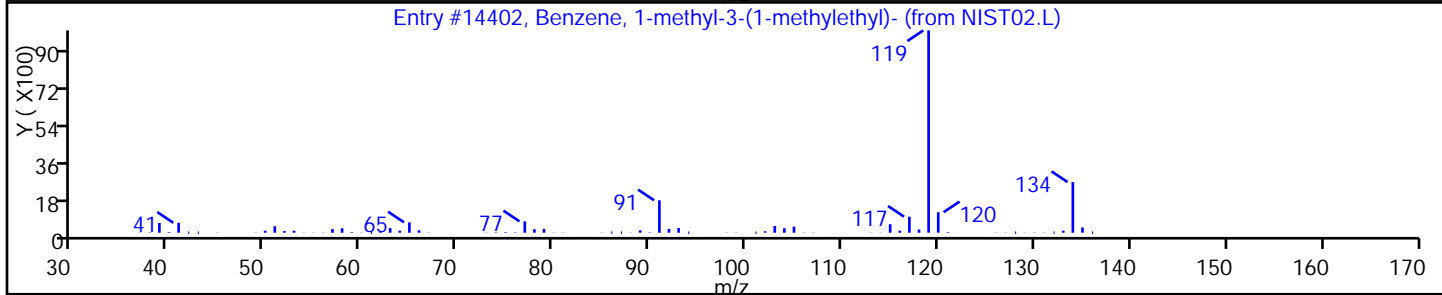
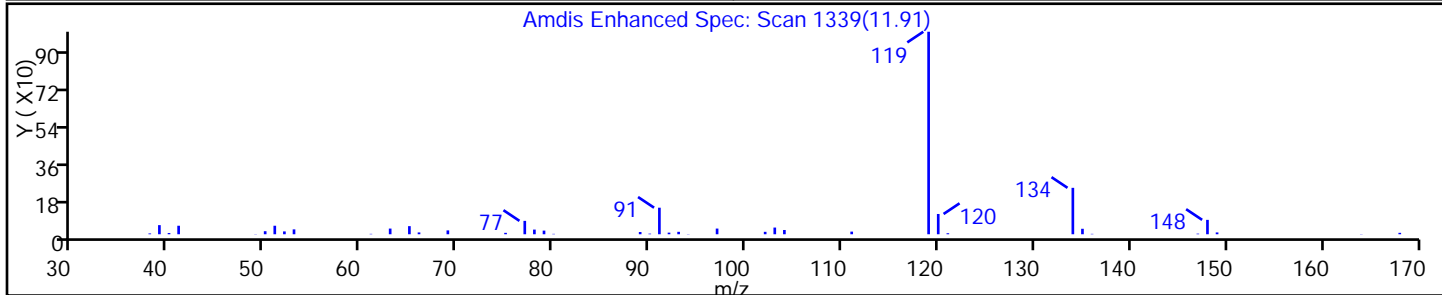
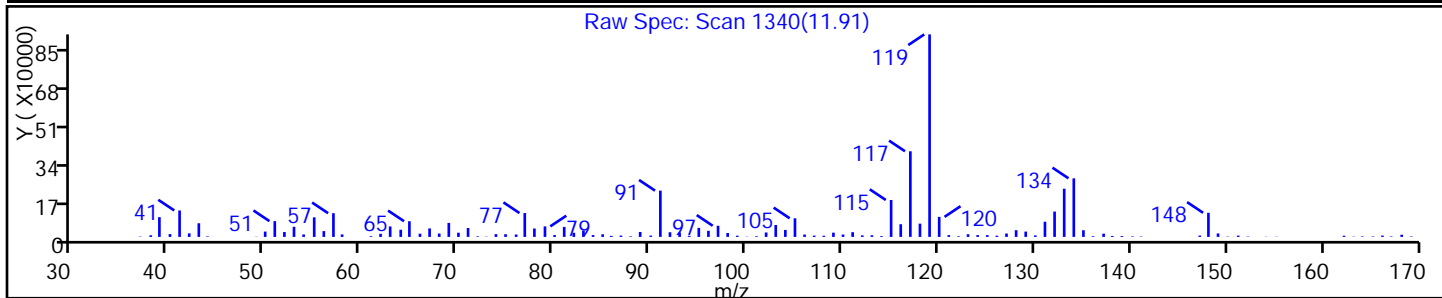
Method: 8260W_2

Limit Group: VOA - 8260C Water and Solid

Column:

Detector MS SCAN

Library Search Compound Match	CAS#	Library	Entry	Formula	Weight	Q
Benzene, 1-methyl-3-(1-methylethyl)-	535-77-3	NIST02	14402	C10H14	134	87
Benzene, 1-methyl-2-(1-methylethyl)-	527-84-4	NIST02.L	14405	C10H14	134	91
Benzene, 1-methyl-4-(1-methylethyl)-	99-87-6	NIST02.L	14401	C10H14	134	90



TestAmerica Edison

Data File: \\EDICHROM\ChromData\CVOAMS2\20141103-20090.b\B75538.D

Injection Date: 03-Nov-2014 11:40:30

Instrument ID: CVOAMS2

Lims ID: 460-85449-C-1-A

Lab Sample ID: 460-85449-1

Client ID: PMP-16-SW-WT

Operator ID:

ALS Bottle#: 14

Worklist Smp#: 15

Purge Vol: 5.000 mL

Dil. Factor: 50.0000

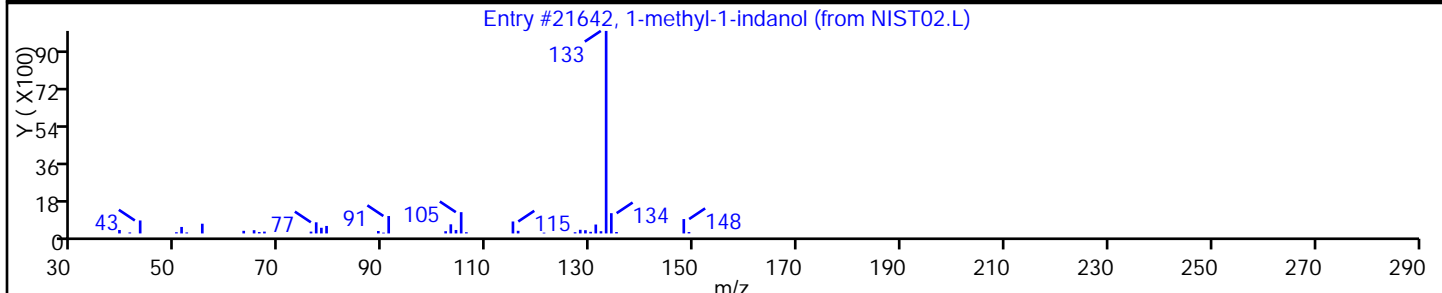
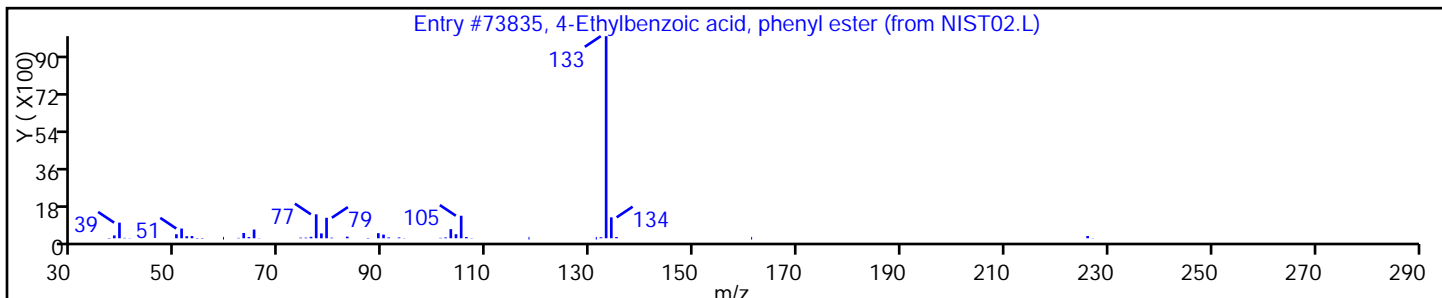
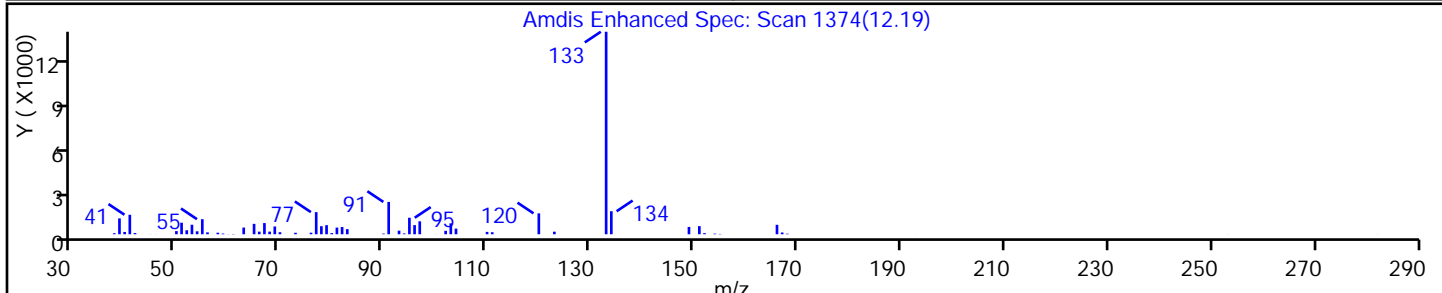
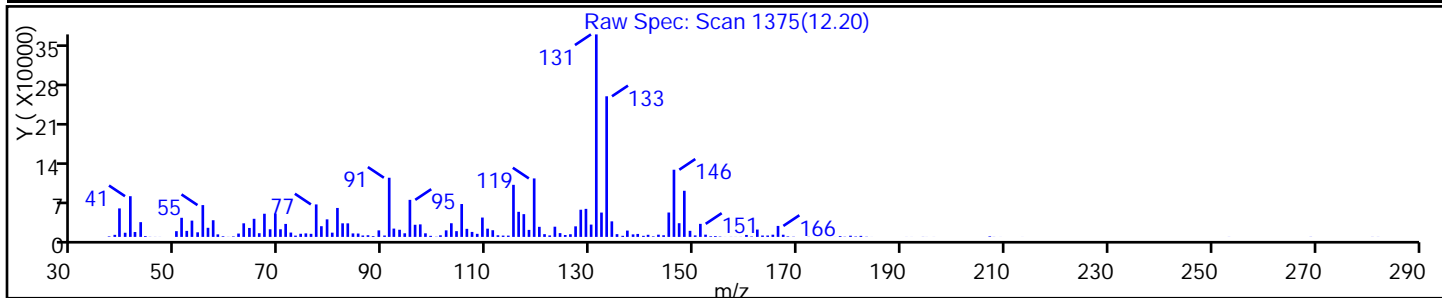
Method: 8260W_2

Limit Group: VOA - 8260C Water and Solid

Column:

Detector MS SCAN

Library Search Compound Match	CAS#	Library	Entry	Formula	Weight	Q
Unknown		NIST02	0		0	0
4-Ethylbenzoic acid, phenyl ester	118388-89-9	NIST02.L	73835	C15H14O2	226	53
1-methyl-1-indanol	64666-42-8	NIST02.L	21642	C10H12O	148	53



TestAmerica Edison

Data File: \\EDICHRON\ChromData\CVOAMS2\20141103-20090.b\B75538.D

Injection Date: 03-Nov-2014 11:40:30

Instrument ID: CVOAMS2

Lims ID: 460-85449-C-1-A

Lab Sample ID: 460-85449-1

Client ID: PMP-16-SW-WT

Operator ID:

ALS Bottle#: 14

Worklist Smp#: 15

Purge Vol: 5.000 mL

Dil. Factor: 50.0000

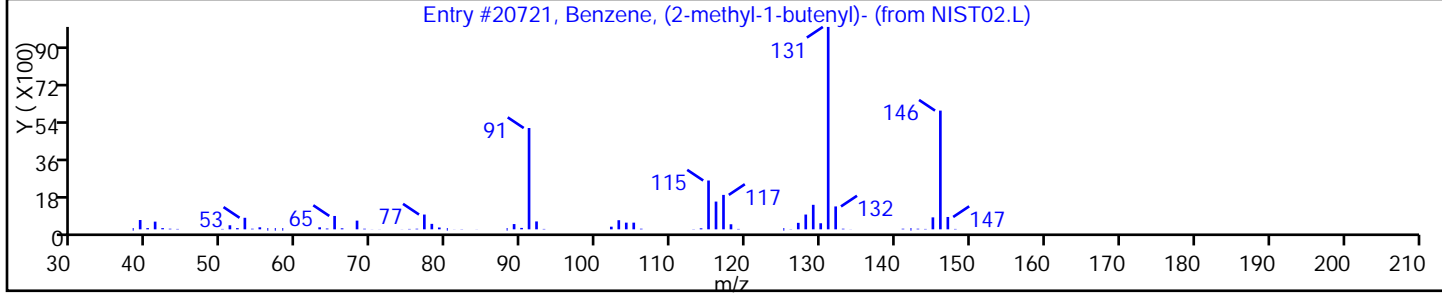
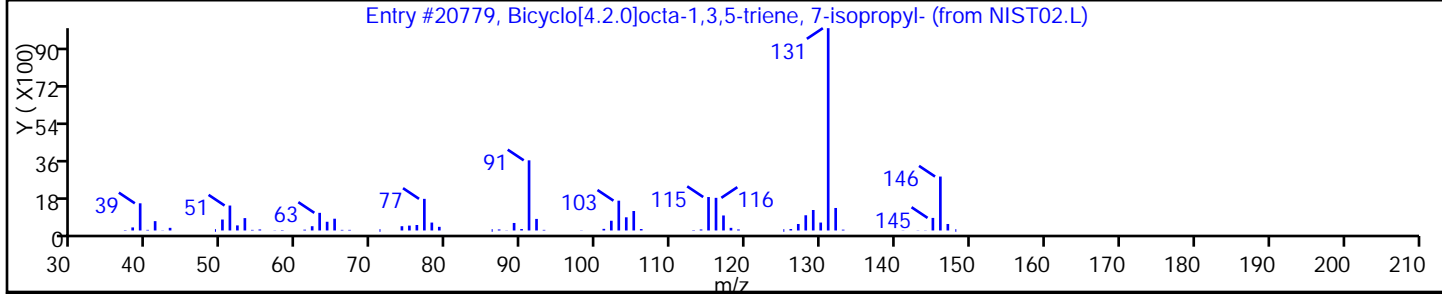
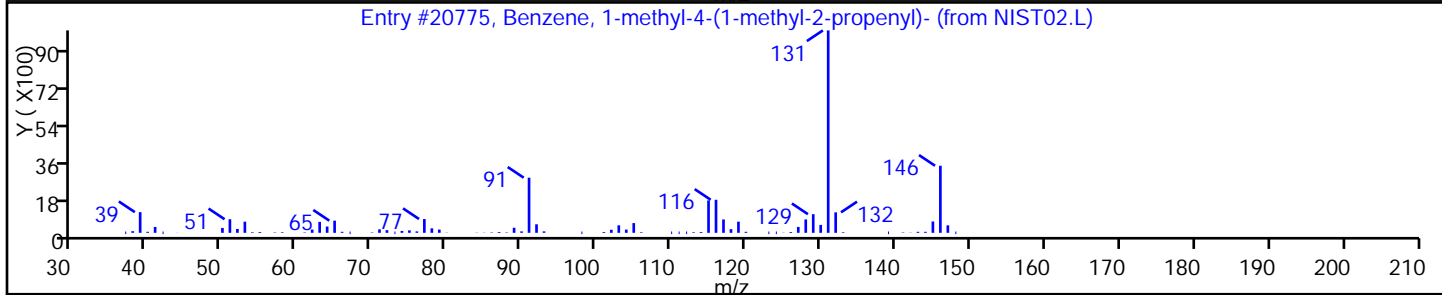
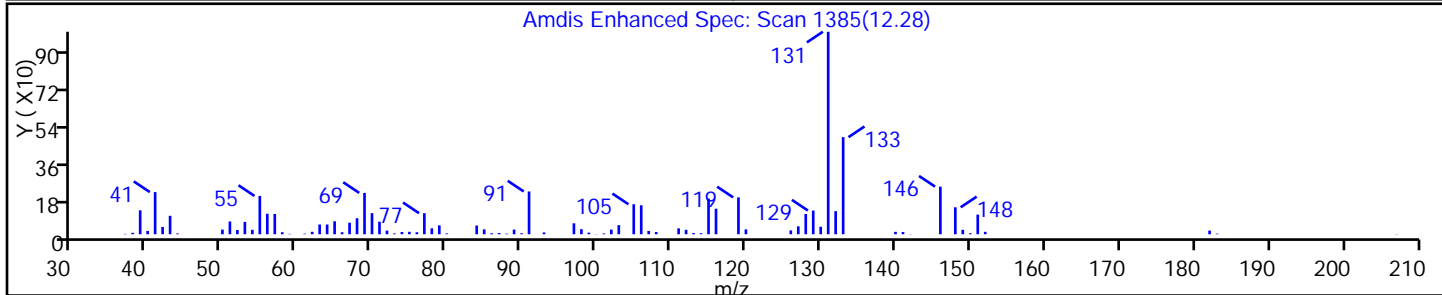
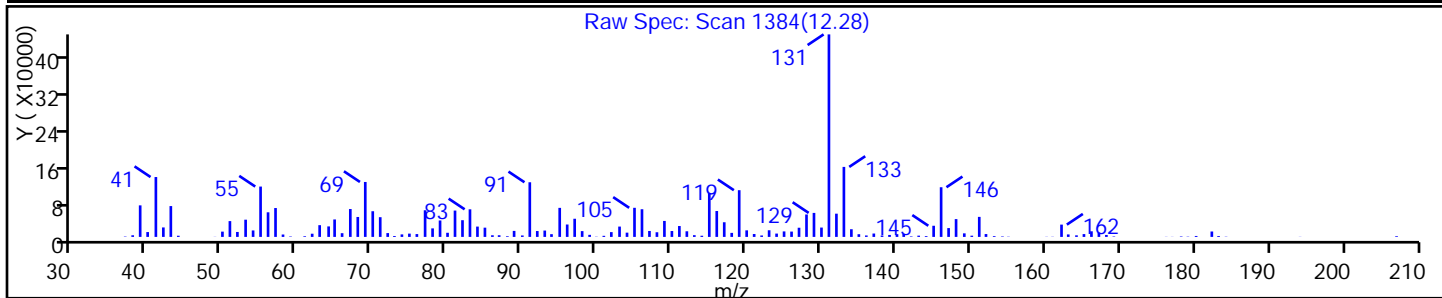
Method: 8260W_2

Limit Group: VOA - 8260C Water and Solid

Column:

Detector MS SCAN

Library Search Compound Match	CAS#	Library	Entry	Formula	Weight	Q
Benzene, 1-methyl-4-(1-methyl-2-propenyl)	97664-18-1	NIST02	20775	C11H14	146	70
Bicyclo[4.2.0]octa-1,3,5-triene, 7-isopr	27087-54-3	NIST02.L	20779	C11H14	146	64
Benzene, (2-methyl-1-butenyl)-	56253-64-6	NIST02.L	20721	C11H14	146	64



TestAmerica Edison

Data File: \\EDICHRON\ChromData\CVOAMS2\20141103-20090.b\B75538.D

Injection Date: 03-Nov-2014 11:40:30

Instrument ID: CVOAMS2

Lims ID: 460-85449-C-1-A

Lab Sample ID: 460-85449-1

Client ID: PMP-16-SW-WT

Operator ID:

ALS Bottle#:

14

Worklist Smp#:

15

Purge Vol: 5.000 mL

Dil. Factor: 50.0000

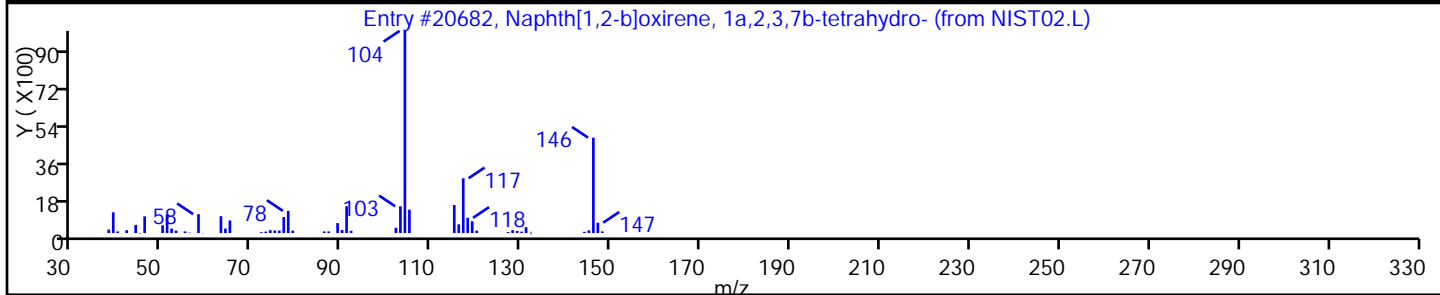
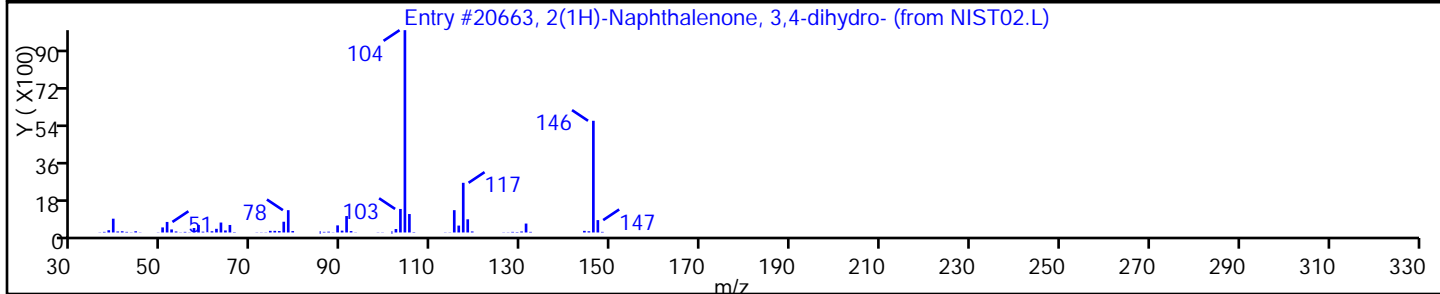
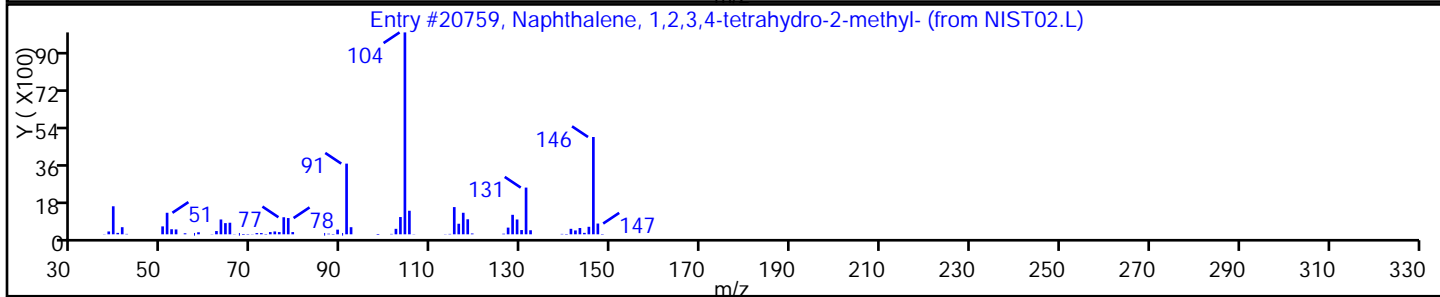
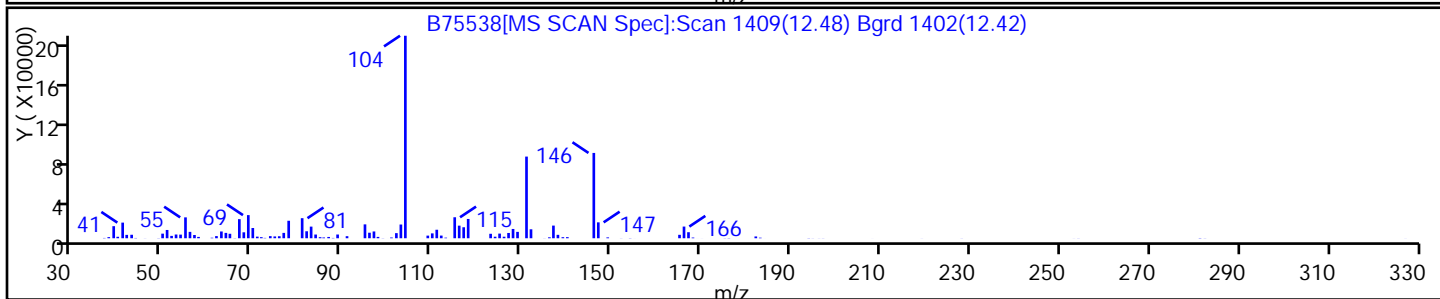
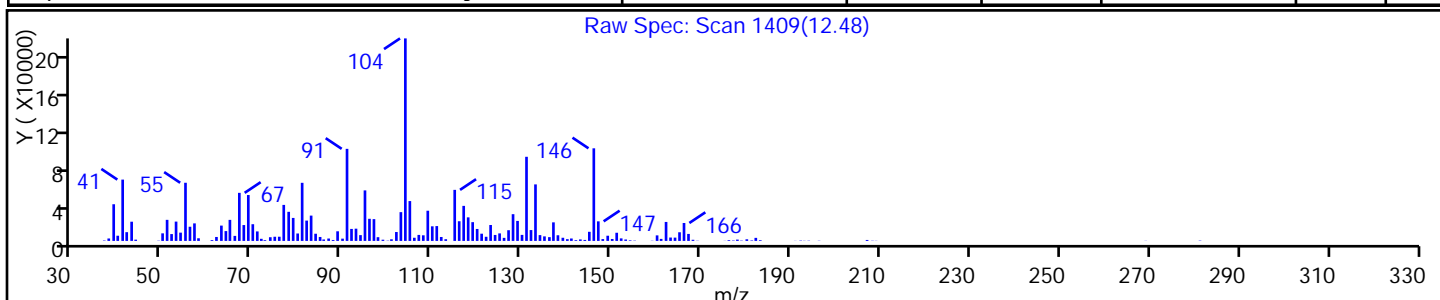
Method: 8260W_2

Limit Group: VOA - 8260C Water and Solid

Column:

Detector MS SCAN

Library Search Compound Match	CAS#	Library	Entry	Formula	Weight	Q
Naphthalene, 1,2,3,4-tetrahydro-2-methyl	3877-19-8	NIST02	20759	C11H14	146	59
2(1H)-Naphthalenone, 3,4-dihydro-	530-93-8	NIST02.L	20663	C10H10O	146	58
Naphth[1,2-b]oxirene, 1a,2,3,7b-tetrahyd	2461-34-9	NIST02.L	20682	C10H10O	146	52



TestAmerica Edison

Data File: \\EDICHROM\ChromData\CVOAMS2\20141103-20090.b\B75538.D

Injection Date: 03-Nov-2014 11:40:30

Instrument ID: CVOAMS2

Lims ID: 460-85449-C-1-A

Lab Sample ID: 460-85449-1

Client ID: PMP-16-SW-WT

Operator ID:

ALS Bottle#: 14 Worklist Smp#: 15

Purge Vol: 5.000 mL

Dil. Factor: 50.0000

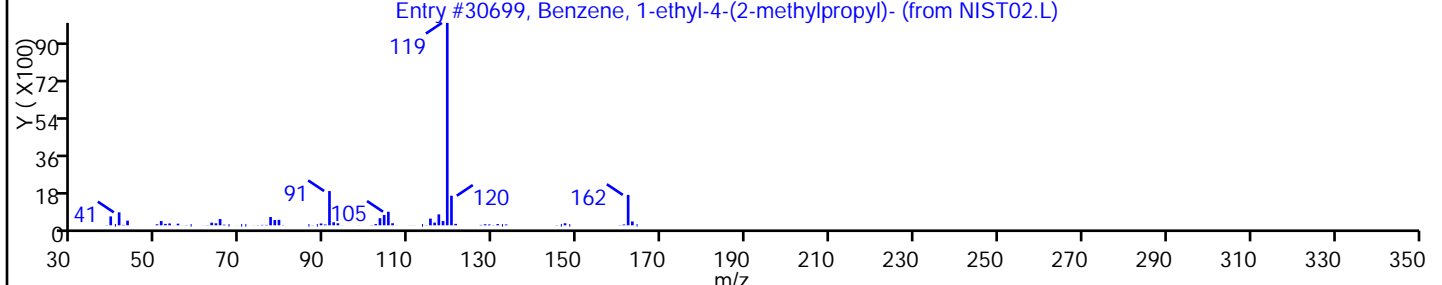
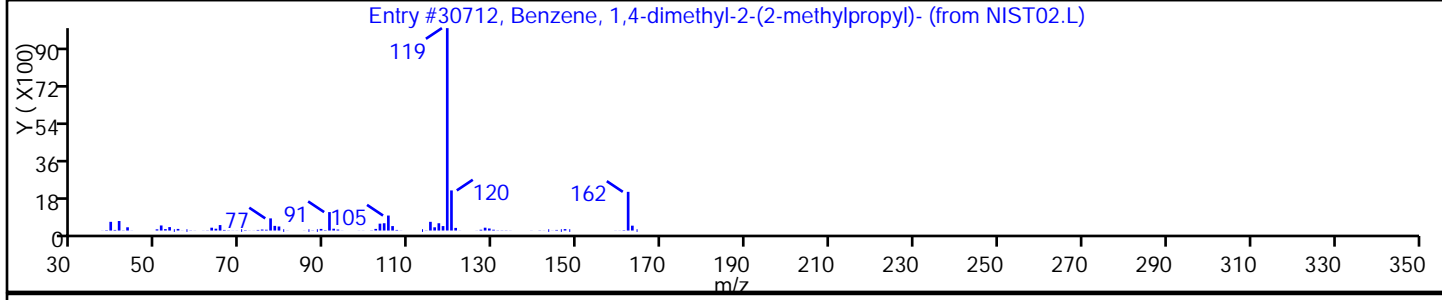
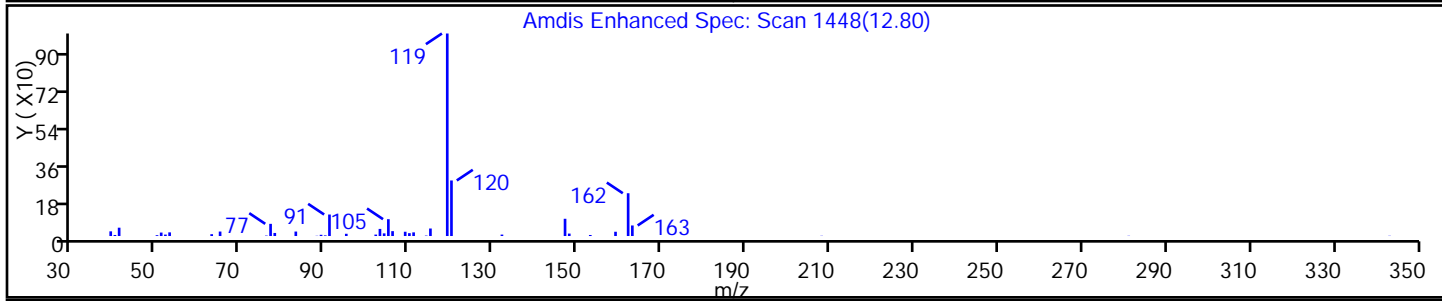
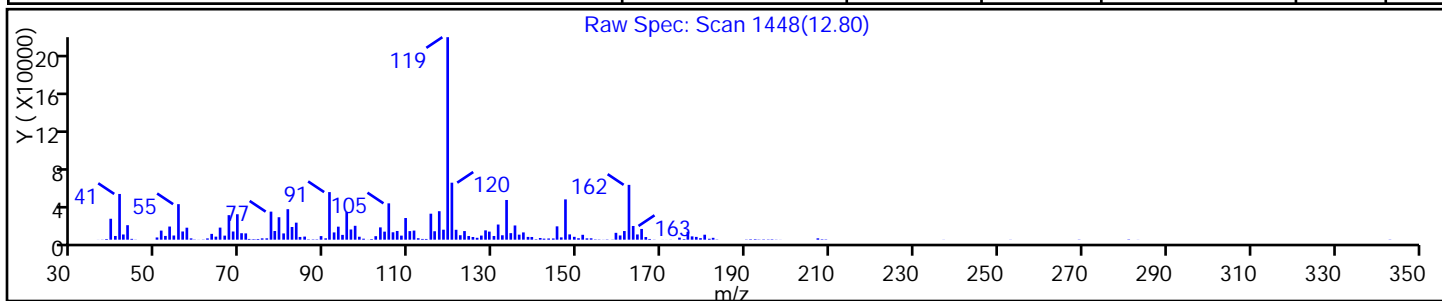
Method: 8260W_2

Limit Group: VOA - 8260C Water and Solid

Column:

Detector MS SCAN

Library Search Compound Match	CAS#	Library	Entry	Formula	Weight	Q
Benzene, 1,4-dimethyl-2-(2-methylpropyl)	55669-88-0	NIST02	30712	C12H18	162	86
Benzene, 1-ethyl-4-(2-methylpropyl)-	100319-40-2	NIST02.L	30699	C12H18	162	59



FORM I
GC/MS VOA ORGANICS ANALYSIS DATA SHEET

Lab Name: TestAmerica Edison Job No.: 460-85449-1
 SDG No.: _____
 Client Sample ID: PMP-19-SW-WT Lab Sample ID: 460-85449-7
 Matrix: Solid Lab File ID: B75539.D
 Analysis Method: 8260C Date Collected: 10/31/2014 09:15
 Sample wt/vol: 6.105(g) Date Analyzed: 11/03/2014 12:04
 Soil Aliquot Vol: 5 (mL) Dilution Factor: 50
 Soil Extract Vol.: 10 (mL) GC Column: Rtx-624 ID: 0.25 (mm)
 % Moisture: 12.5 Level: (low/med) Medium
 Analysis Batch No.: 259905 Units: ug/Kg

CAS NO.	COMPOUND NAME	RESULT	Q	RL	MDL
71-55-6	1,1,1-Trichloroethane	5.8	U	94	5.8
79-34-5	1,1,2,2-Tetrachloroethane	15	U	94	15
79-00-5	1,1,2-Trichloroethane	18	U	94	18
75-34-3	1,1-Dichloroethane	12	U	94	12
75-35-4	1,1-Dichloroethene	8.3	U	94	8.3
87-61-6	1,2,3-Trichlorobenzene	48	U	94	48
120-82-1	1,2,4-Trichlorobenzene	150		94	32
96-12-8	1,2-Dibromo-3-Chloropropane	37	U	94	37
106-93-4	1,2-Dibromoethane	26	U	94	26
95-50-1	1,2-Dichlorobenzene	19	U	94	19
107-06-2	1,2-Dichloroethane	18	U	94	18
78-87-5	1,2-Dichloropropane	8.1	U	94	8.1
541-73-1	1,3-Dichlorobenzene	13	U	94	13
106-46-7	1,4-Dichlorobenzene	70	J	94	22
123-91-1	1,4-Dioxane	3400	U	2300	3400
78-93-3	2-Butanone	220	U	470	220
591-78-6	2-Hexanone	47	U	470	47
108-10-1	4-Methyl-2-pentanone	92	U	470	92
67-64-1	Acetone	250	U	470	250
71-43-2	Benzene	7.7	U	94	7.7
74-97-5	Bromochloromethane	26	U	94	26
75-27-4	Bromodichloromethane	12	U	94	12
75-25-2	Bromoform	18	U	94	18
74-83-9	Bromomethane	17	U	94	17
75-15-0	Carbon disulfide	12	U	94	12
56-23-5	Carbon tetrachloride	5.3	U	94	5.3
108-90-7	Chlorobenzene	10	U	94	10
75-00-3	Chloroethane	16	U	94	16
67-66-3	Chloroform	7.4	U	94	7.4
74-87-3	Chloromethane	9.1	U	94	9.1
156-59-2	cis-1,2-Dichloroethene	17	U	94	17
10061-01-5	cis-1,3-Dichloropropene	17	U	94	17
110-82-7	Cyclohexane	15	U	94	15
124-48-1	Dibromochloromethane	19	U	94	19
75-71-8	Dichlorodifluoromethane	20	U	94	20
100-41-4	Ethylbenzene	9.0	U	94	9.0

FORM I
GC/MS VOA ORGANICS ANALYSIS DATA SHEET

Lab Name: TestAmerica Edison Job No.: 460-85449-1
 SDG No.: _____
 Client Sample ID: PMP-19-SW-WT Lab Sample ID: 460-85449-7
 Matrix: Solid Lab File ID: B75539.D
 Analysis Method: 8260C Date Collected: 10/31/2014 09:15
 Sample wt/vol: 6.105(g) Date Analyzed: 11/03/2014 12:04
 Soil Aliquot Vol: 5 (mL) Dilution Factor: 50
 Soil Extract Vol.: 10(mL) GC Column: Rtx-624 ID: 0.25(mm)
 % Moisture: 12.5 Level: (low/med) Medium
 Analysis Batch No.: 259905 Units: ug/Kg

CAS NO.	COMPOUND NAME	RESULT	Q	RL	MDL
76-13-1	Freon TF	7.7	U	94	7.7
98-82-8	Isopropylbenzene	7.2	U	94	7.2
79-20-9	Methyl acetate	31	U	470	31
108-87-2	Methylcyclohexane	42	J	94	13
75-09-2	Methylene Chloride	17	U	94	17
1634-04-4	MTBE	13	U	94	13
100-42-5	Styrene	11	U	94	11
127-18-4	Tetrachloroethene	9.1	U	94	9.1
108-88-3	Toluene	14	U	94	14
156-60-5	trans-1,2-Dichloroethene	12	U	94	12
10061-02-6	trans-1,3-Dichloropropene	23	U	94	23
79-01-6	Trichloroethene	8.6	U	94	8.6
75-69-4	Trichlorofluoromethane	14	U	94	14
75-01-4	Vinyl chloride	14	U	94	14
1330-20-7	Xylenes, Total	400		190	34

CAS NO.	SURROGATE	%REC	Q	LIMITS
17060-07-0	1,2-Dichloroethane-d4 (Surr)	91		75-135
2037-26-5	Toluene-d8 (Surr)	96		59-150
460-00-4	Bromofluorobenzene	101		72-133
1868-53-7	Dibromofluoromethane (Surr)	92		70-130

FORM I
GC/MS VOA ORGANICS ANALYSIS DATA SHEET
TENTATIVELY IDENTIFIED COMPOUNDS

Lab Name: TestAmerica Edison Job No.: 460-85449-1
 SDG No.: _____
 Client Sample ID: PMP-19-SW-WT Lab Sample ID: 460-85449-7
 Matrix: Solid Lab File ID: B75539.D
 Analysis Method: 8260C Date Collected: 10/31/2014 09:15
 Sample wt/vol: 6.105(g) Date Analyzed: 11/03/2014 12:04
 Soil Aliquot Vol: 5 (mL) Dilution Factor: 50
 Soil Extract Vol.: 10 (mL) GC Column: Rtx-624 ID: 0.25 (mm)
 % Moisture: 12.5 Level: (low/med) Medium
 Analysis Batch No.: 259905 Units: ug/Kg
 Number TICs Found: 10 TIC Result Total: 64500

CAS NO.	COMPOUND NAME	RT	RESULT	Q
135-98-8	Benzene, (1-methylpropyl)-	10.89	5300	J N
488-23-3	Benzene, 1,2,3,4-tetramethyl-	11.33	4800	J N
76089-59-3	1,3-Cyclopentadiene, 1,2,3,4-tetramethyl	11.59	6200	J N
527-84-4	Benzene, 1-methyl-2-(1-methylethyl)-	11.92	9000	J N
1595-16-0	Benzene, 1-methyl-4-(1-methylpropyl)-	12.00	5200	J N
6682-71-9	1H-Indene, 2,3-dihydro-4,7-dimethyl-	12.20	7200	J N
20836-11-7	1H-Indene, 2,3-dihydro-2,2-dimethyl-	12.28	9800	J N
3877-19-8	Naphthalene, 1,2,3,4-tetrahydro-2-methyl	12.48	6500	J N
	Unknown	12.56	4900	J
1559-81-5	Naphthalene, 1,2,3,4-tetrahydro-1-methyl	12.91	5600	J N

TestAmerica Edison
Target Compound Quantitation Report

Data File: \\EDICHROM\ChromData\CVOAMS2\20141103-20090.b\B75539.D
 Lims ID: 460-85449-C-7-A Lab Sample ID: 460-85449-7
 Client ID: PMP-19-SW-WT
 Sample Type: Client
 Inject. Date: 03-Nov-2014 12:04:30 ALS Bottle#: 15 Worklist Smp#: 16
 Purge Vol: 5.000 mL Dil. Factor: 50.0000
 Sample Info: 460-85449-C-7-A
 Misc. Info.: 460-0020090-016
 Operator ID: Instrument ID: CVOAMS2
 Method: \\EDICHROM\ChromData\CVOAMS2\20141103-20090.b\8260W_2.m
 Limit Group: VOA - 8260C Water and Solid
 Last Update: 04-Nov-2014 14:50:34 Calib Date: 21-Oct-2014 13:24:30
 Integrator: RTE ID Type: Deconvolution ID
 Quant Method: Internal Standard Quant By: Initial Calibration
 Last ICal File: \\EDICHROM\ChromData\CVOAMS2\20141021-19612.b\B74941.D
 Column 1 : Rtx-624 (0.25 mm) Det: MS SCAN
 Process Host: XAWRK052

First Level Reviewer: tupayachia

Date: 03-Nov-2014 19:41:23

Compound	Sig	RT (min.)	Exp RT (min.)	Dlt RT (min.)	Q	Response	OnCol Amt ug/l	Flags
* 26 TBA-d9 (IS)	65	2.656	2.640	0.016	88	130231	1000.0	
\$ 57 Dibromofluoromethane (Surr)	113	4.286	4.277	0.009	96	184641	45.8	
\$ 53 1,2-Dichloroethane-d4 (Sur	65	4.672	4.664	0.008	97	175524	45.5	
* 58 Fluorobenzene	96	4.985	4.985	0.000	98	748329	50.0	
62 Methylcyclohexane	83	5.537	5.528	0.009	84	3133	0.4522	M
* 65 1,4-Dioxane-d8	96	5.841	5.833	0.008	95	11557	1000.0	
\$ 76 Toluene-d8 (Surr)	98	6.985	6.985	0.000	99	700323	48.2	
* 87 Chlorobenzene-d5	117	8.590	8.590	0.000	88	618919	50.0	
91 m-Xylene & p-Xylene	106	8.837	8.837	0.000	95	5256	0.6421	
92 o-Xylene	106	9.207	9.207	0.000	93	28795	3.59	
\$ 97 4-Bromofluorobenzene	174	9.709	9.709	0.000	93	247569	50.6	
* 115 1,4-Dichlorobenzene-d4	152	10.672	10.672	0.000	96	354403	50.0	
116 1,4-Dichlorobenzene	146	10.697	10.697	0.000	24	8300	0.7442	
127 1,2,4-Trichlorobenzene	180	12.236	12.236	0.000	48	10562	1.58	
S 134 Xylenes, Total	100				0		4.23	

QC Flag Legend

Review Flags

M - Manually Integrated

Reagents:

8260 INTSTD C_00056

Amount Added: 1.00

Units: uL

Run Reagent

TestAmerica Edison
Tentatively Identified Quantitation Report

Data File: \\EDICHROM\ChromData\CVOAMS2\20141103-20090.b\B75539.D
 Lims ID: 460-85449-C-7-A Lab Sample ID: 460-85449-7
 Client ID: PMP-19-SW-WT
 Sample Type: Client
 Inject. Date: 03-Nov-2014 12:04:30 ALS Bottle#: 15 Worklist Smp#: 16
 Purge Vol: 5.000 mL Dil. Factor: 50.0000
 Sample Info: 460-85449-C-7-A
 Misc. Info.: 460-0020090-016
 Operator ID: Instrument ID: CVOAMS2
 Method: \\EDICHROM\ChromData\CVOAMS2\20141103-20090.b\8260W_2.m
 Limit Group: VOA - 8260C Water and Solid
 Last Update: 04-Nov-2014 14:50:34 Calib Date: 21-Oct-2014 13:24:30
 Tic RT Window: 0.000 -0.000 Response: area
 Quant By: Nearest ISTD Quant LOD: 10.00000
 MS Library: \\EDICHROM\ChromData\Database\NIST02.L
 Min. Match: 40
 Column 1 : Rtx-624 (0.25 mm) Det: MS SCAN
 Process Host: XAWRK052
 First Level Reviewer: tupayachia Date: 03-Nov-2014 19:41:23

Tentative Identified Compound Results

RT	Response	Amount ug/l	Quant Cpd	Qual	Lib Entry	Molecular Formula	Mol. Weight	Flags
10.886	135-98-8 Benzene, (1-methylpropyl)- 3266319	56.1	115	49	14335	C10H14	134	M
11.330	488-23-3 Benzene, 1,2,3,4-tetramethyl- 2994333	51.4	115	72	14357	C10H14	134	M
11.585	76089-59-3 1,3-Cyclopentadiene, 1,2,3,4-tetramethyl 3842673	66.0	115	97	14434	C10H14	134	M
11.915	527-84-4 Benzene, 1-methyl-2-(1-methylethyl)- 5580116	95.8	115	90	14406	C10H14	134	M
11.997	1595-16-0 Benzene, 1-methyl-4-(1-methylpropyl)- 3240113	55.6	115	90	21844	C11H16	148	M
12.203	6682-71-9 1H-Indene, 2,3-dihydro-4,7-dimethyl- 4474035	76.8	115	55	20746	C11H14	146	MI
12.277	20836-11-7 1H-Indene, 2,3-dihydro-2,2-dimethyl- 6073960	104.3	115	64	20737	C11H14	146	M
12.482	3877-19-8 Naphthalene, 1,2,3,4-tetrahydro-2-methyl 4021138	69.1	115	49	20759	C11H14	146	M
12.557	Unknown 3074039	52.8	115	0	0		0	M
12.910	1559-81-5 Naphthalene, 1,2,3,4-tetrahydro-1-methyl 3467070	59.5	115	91	20757	C11H14	146	M

Quantitation Compounds

Compound	RT	Response	Amount ug/l
* 115 1,4-Dichlorobenzene-d4	10.672	2911623	50.0

QC Flag Legend

Processing Flags

Review Flags

M - Manually Integrated

I - User Selected Library Match

Reagents:

8260 INTSTD C_00056

Amount Added: 1.00

Units: uL

Run Reagent

TestAmerica Edison

Data File: \\EDICHRON\ChromData\CVOAMS2\20141103-20090.b\B75539.D

Injection Date: 03-Nov-2014 12:04:30

Instrument ID: CVOAMS2

Operator ID:

Lims ID: 460-85449-C-7-A

Lab Sample ID: 460-85449-7

Worklist Smp#: 16

Client ID: PMP-19-SW-WT

Purge Vol: 5.000 mL

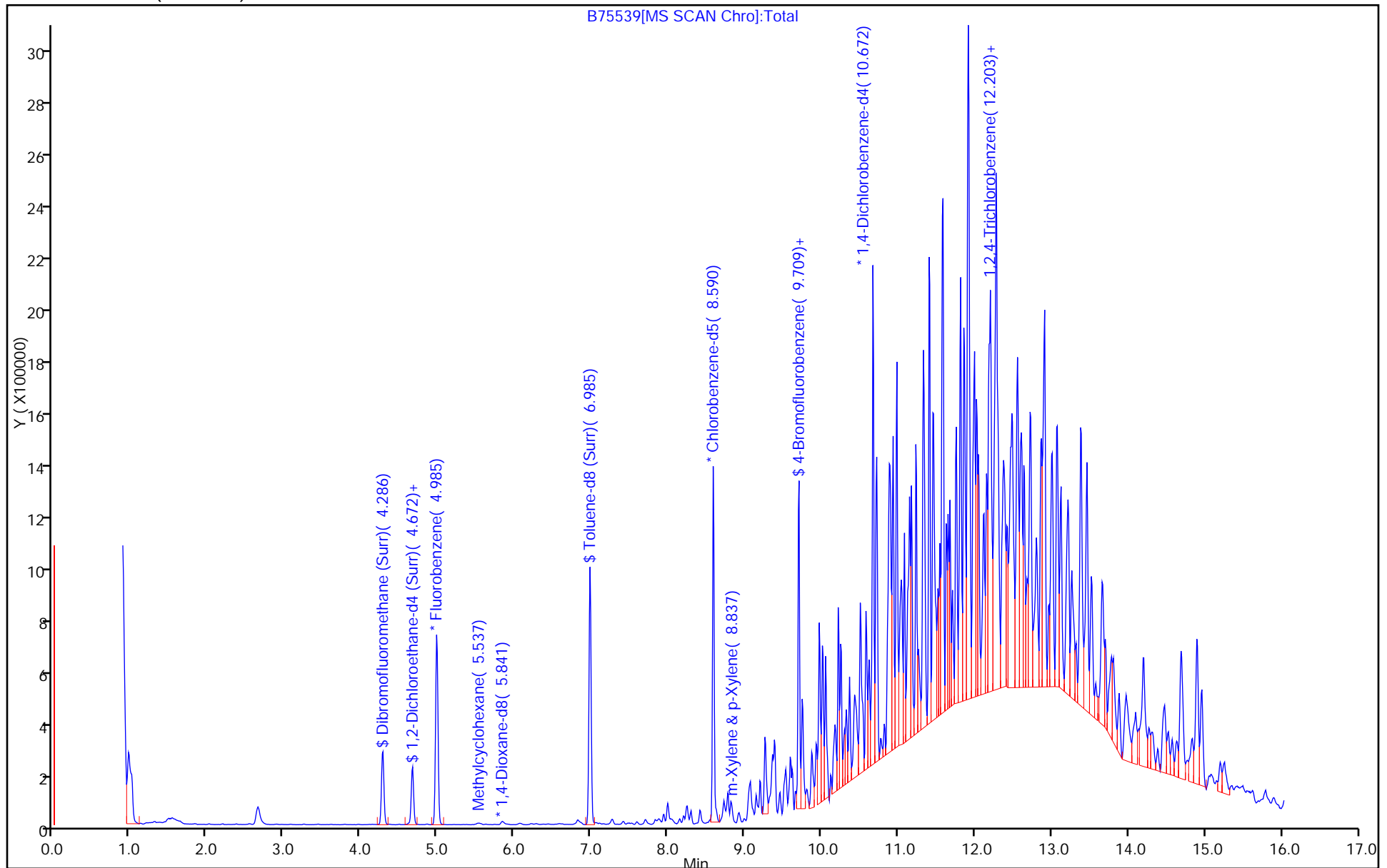
Dil. Factor: 50.0000

ALS Bottle#: 15

Method: 8260W_2

Limit Group: VOA - 8260C Water and Solid

Column: Rtx-624 (0.25 mm)



TestAmerica Edison

Data File: \\EDICHROM\ChromData\CVOAMS2\20141103-20090.b\B75539.D

Injection Date: 03-Nov-2014 12:04:30

Instrument ID: CVOAMS2

Lims ID: 460-85449-C-7-A

Lab Sample ID: 460-85449-7

Client ID: PMP-19-SW-WT

Operator ID:

ALS Bottle#:

15

Worklist Smp#:

16

Purge Vol: 5.000 mL

Dil. Factor:

50.0000

Method: 8260W_2

Limit Group:

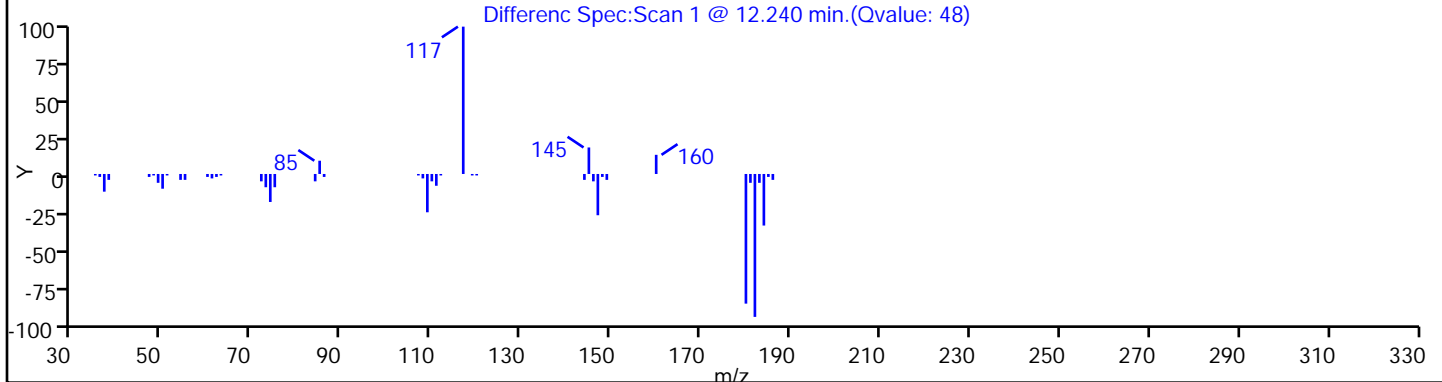
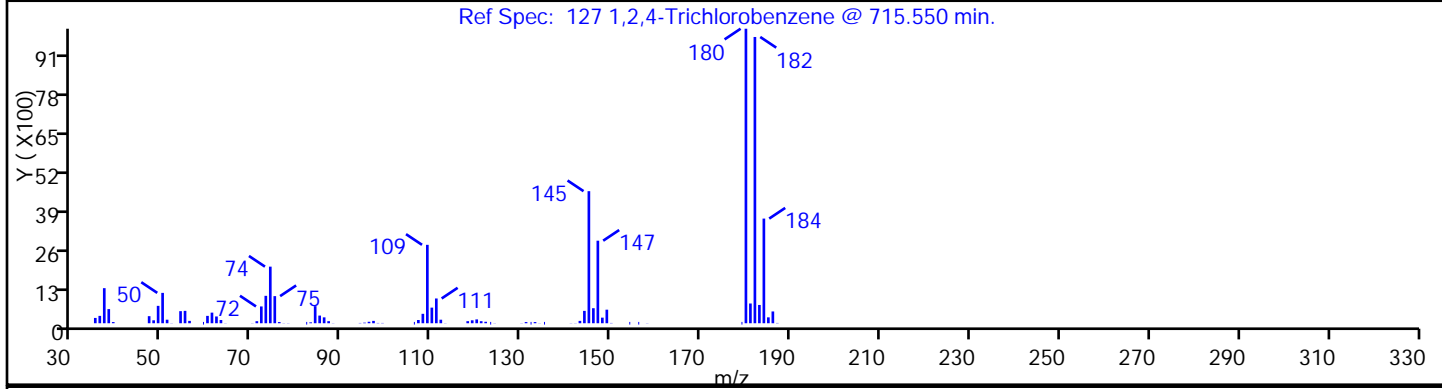
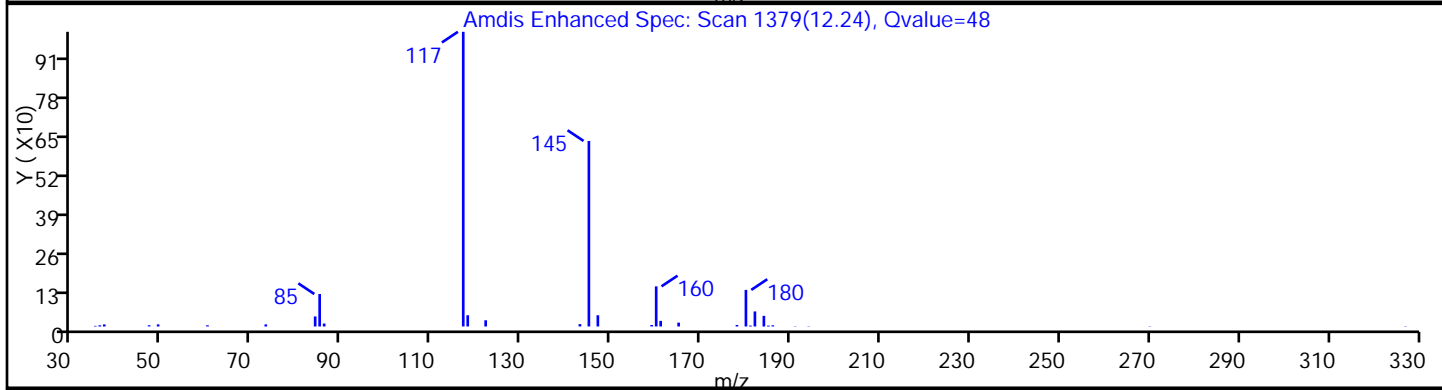
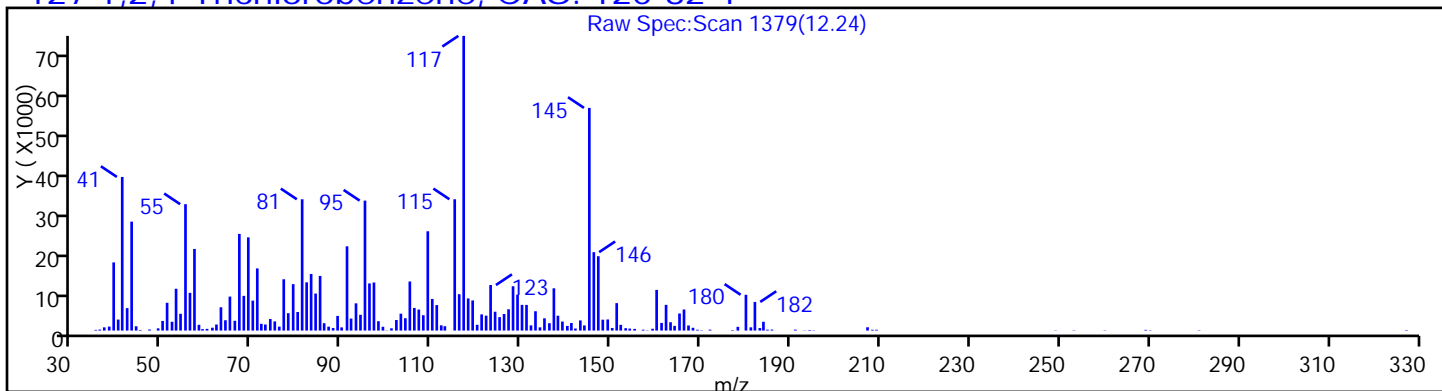
VOA - 8260C Water and Solid

Column: Rtx-624 (0.25 mm)

Detector

MS SCAN

127 1,2,4-Trichlorobenzene, CAS: 120-82-1



TestAmerica Edison

Data File: \\EDICHROM\ChromData\CVOAMS2\20141103-20090.b\B75539.D

Injection Date: 03-Nov-2014 12:04:30

Instrument ID: CVOAMS2

Lims ID: 460-85449-C-7-A

Lab Sample ID: 460-85449-7

Client ID: PMP-19-SW-WT

Operator ID:

ALS Bottle#: 15 Worklist Smp#: 16

Purge Vol: 5.000 mL

Dil. Factor: 50.0000

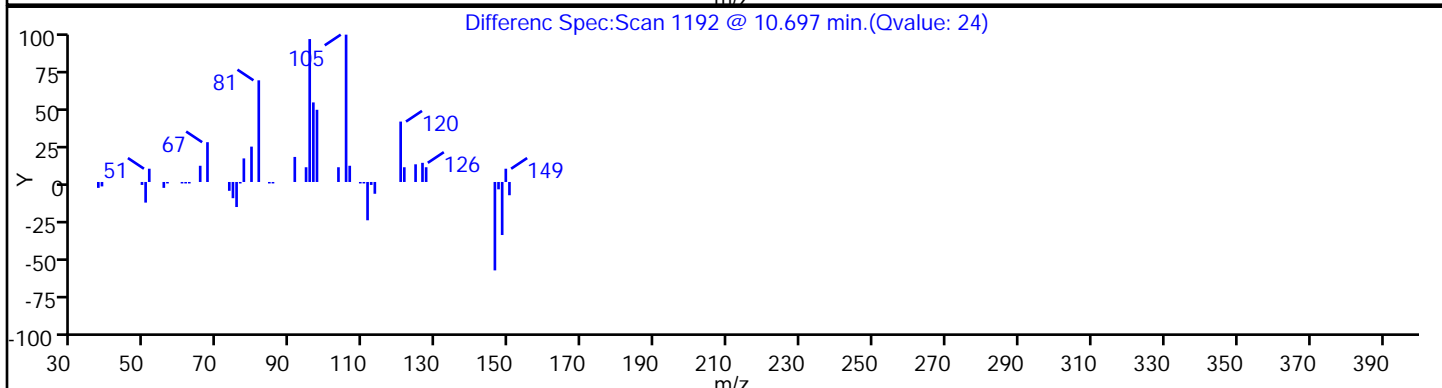
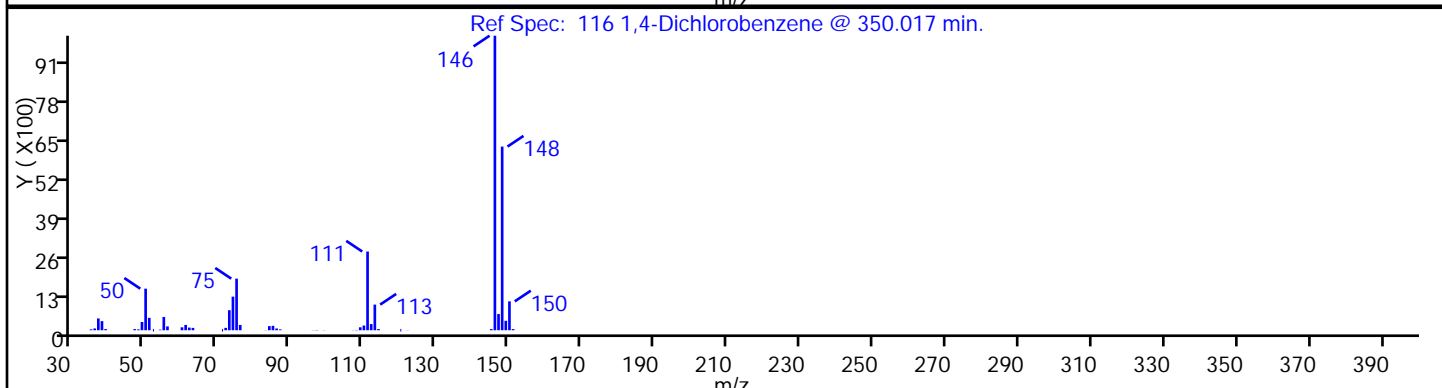
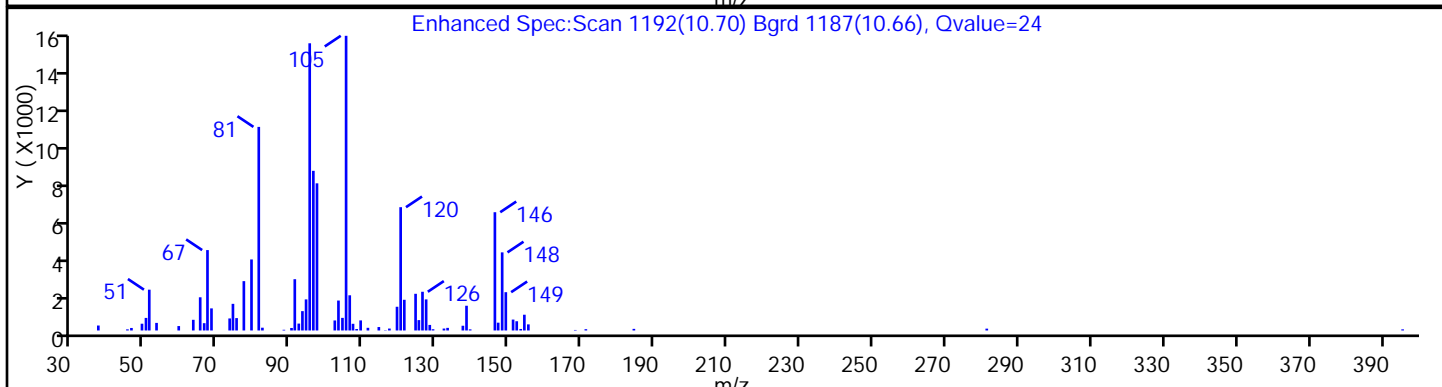
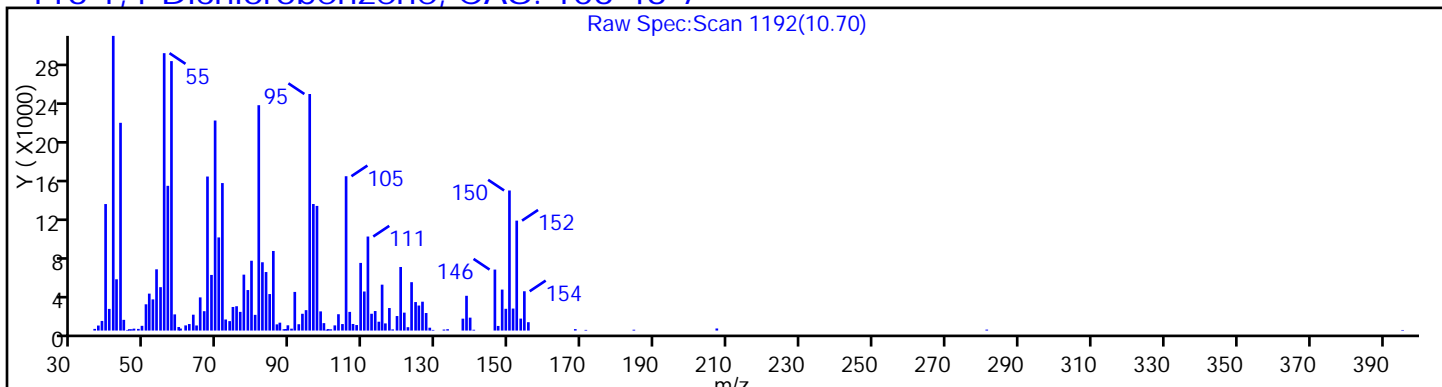
Method: 8260W_2

Limit Group: VOA - 8260C Water and Solid

Column: Rtx-624 (0.25 mm)

Detector: MS SCAN

116 1,4-Dichlorobenzene, CAS: 106-46-7



TestAmerica Edison

Data File: \\EDICHROM\ChromData\CVOAMS2\20141103-20090.b\B75539.D

Injection Date: 03-Nov-2014 12:04:30

Instrument ID: CVOAMS2

Lims ID: 460-85449-C-7-A

Lab Sample ID: 460-85449-7

Client ID: PMP-19-SW-WT

Operator ID:

ALS Bottle#: 15 Worklist Smp#: 16

Purge Vol: 5.000 mL

Dil. Factor: 50.0000

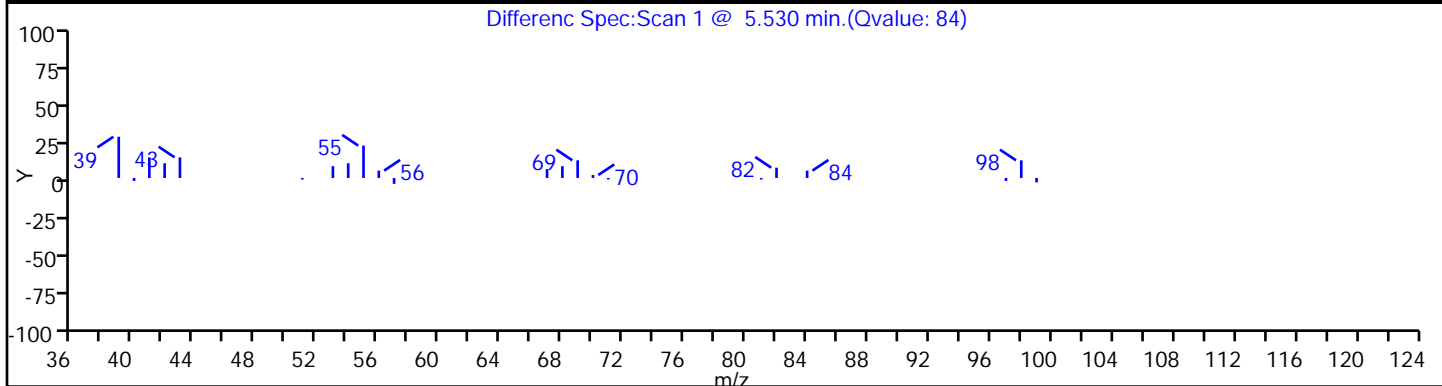
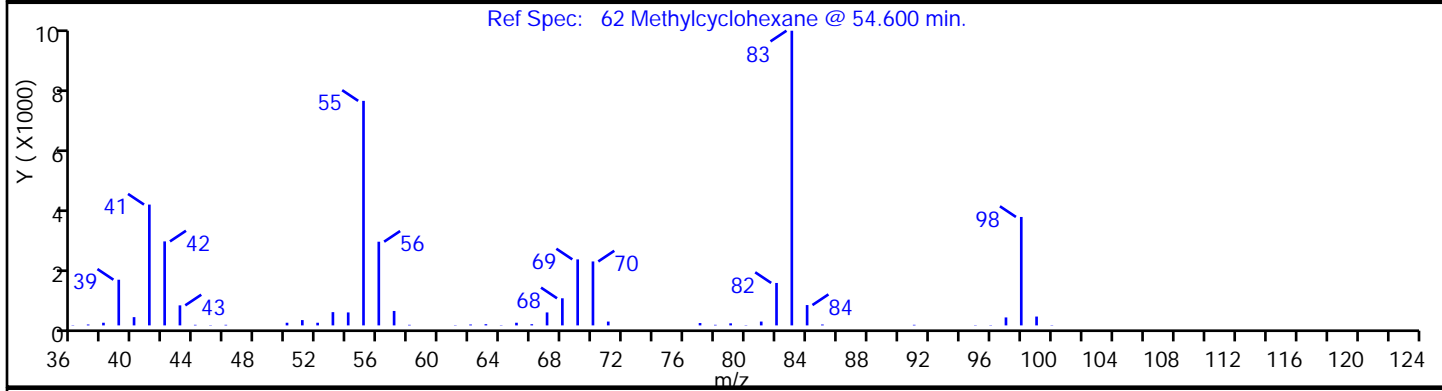
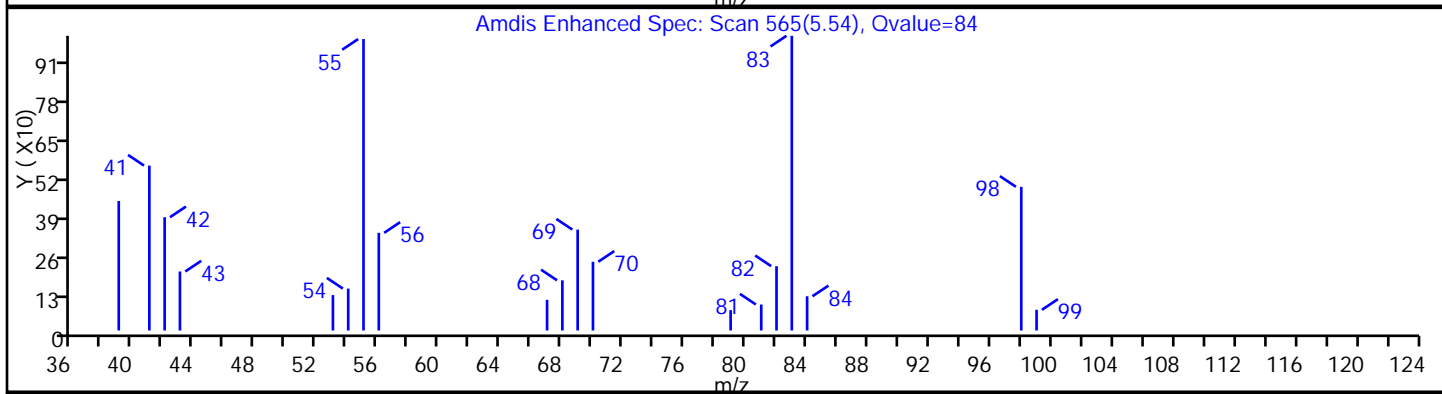
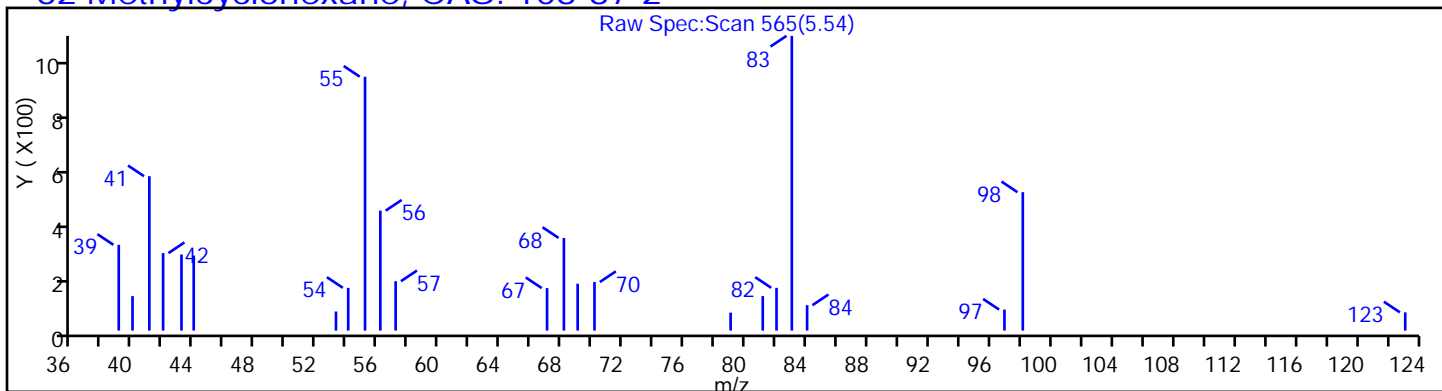
Method: 8260W_2

Limit Group: VOA - 8260C Water and Solid

Column: Rtx-624 (0.25 mm)

Detector: MS SCAN

62 Methylcyclohexane, CAS: 108-87-2



TestAmerica Edison

Data File: \\EDICHROM\ChromData\CVOAMS2\20141103-20090.b\B75539.D

Injection Date: 03-Nov-2014 12:04:30

Instrument ID: CVOAMS2

Lims ID: 460-85449-C-7-A

Lab Sample ID: 460-85449-7

Client ID: PMP-19-SW-WT

Operator ID:

ALS Bottle#:

15

Worklist Smp#:

16

Purge Vol: 5.000 mL

Dil. Factor:

50.0000

Method: 8260W_2

Limit Group:

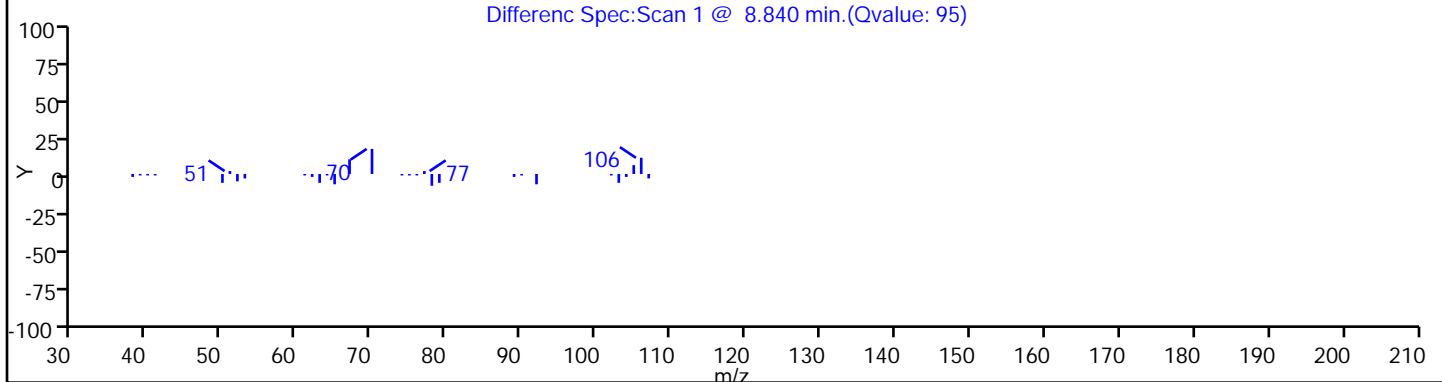
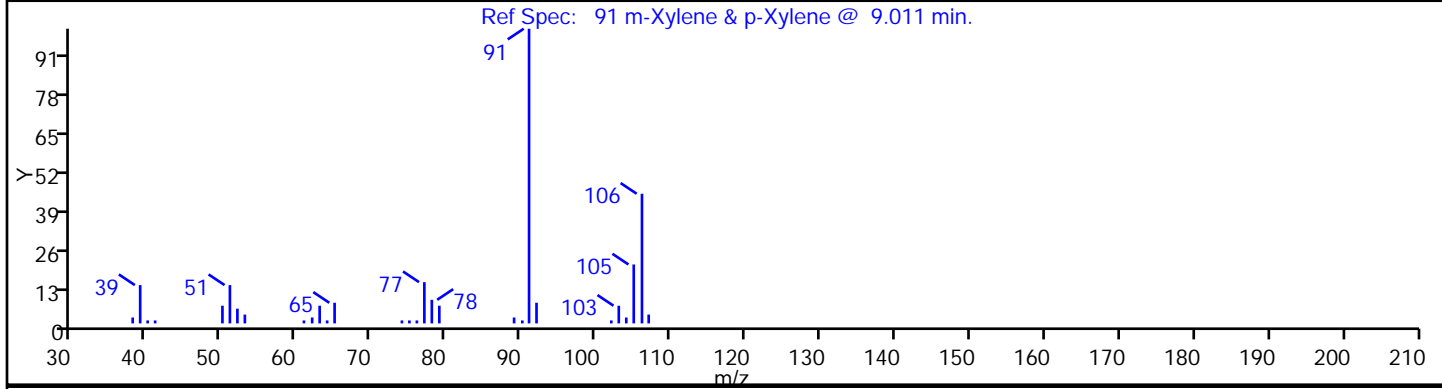
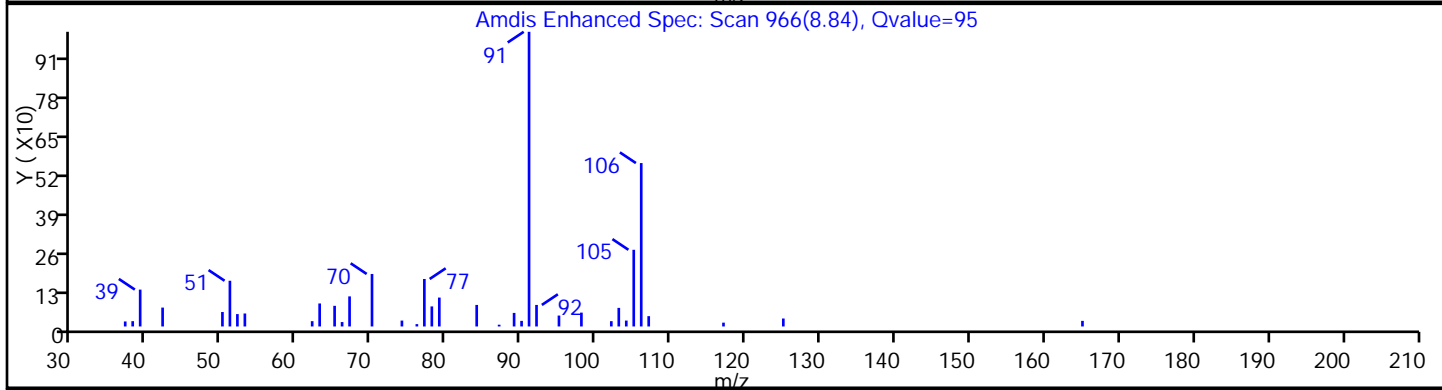
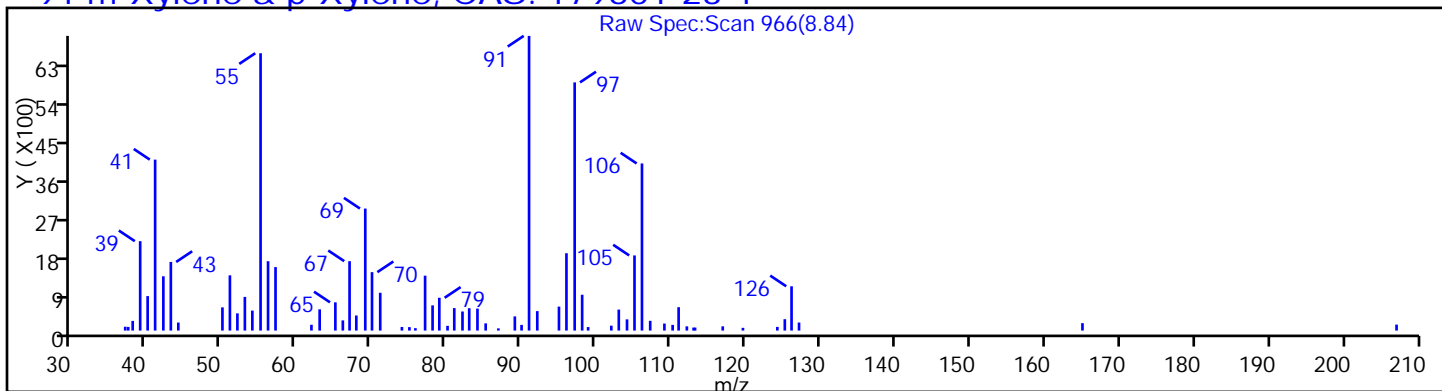
VOA - 8260C Water and Solid

Column: Rtx-624 (0.25 mm)

Detector

MS SCAN

91 m-Xylene & p-Xylene, CAS: 179601-23-1



TestAmerica Edison

Data File: \\EDICHROM\ChromData\CVOAMS2\20141103-20090.b\B75539.D

Injection Date: 03-Nov-2014 12:04:30

Instrument ID: CVOAMS2

Lims ID: 460-85449-C-7-A

Lab Sample ID: 460-85449-7

Client ID: PMP-19-SW-WT

Operator ID:

ALS Bottle#: 15 Worklist Smp#: 16

Purge Vol: 5.000 mL

Dil. Factor: 50.0000

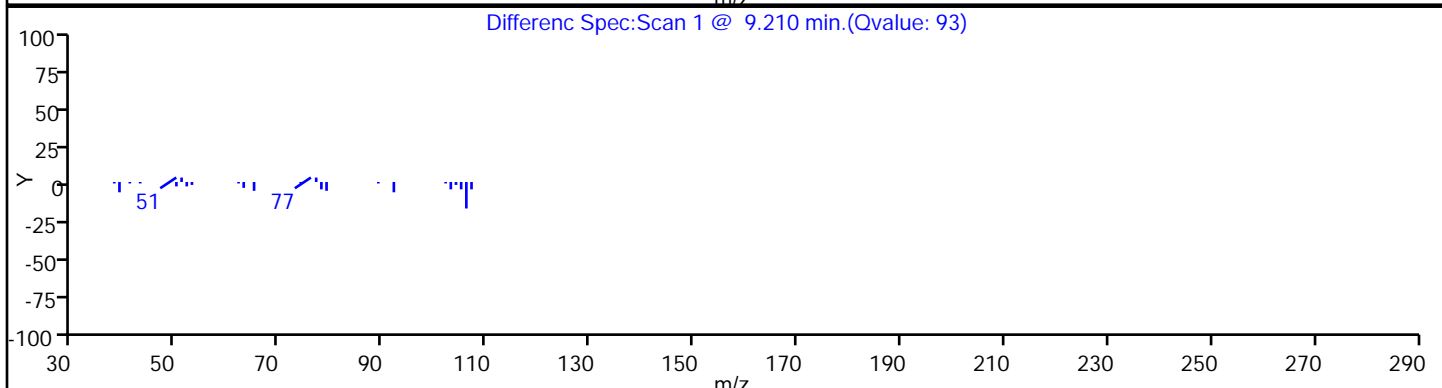
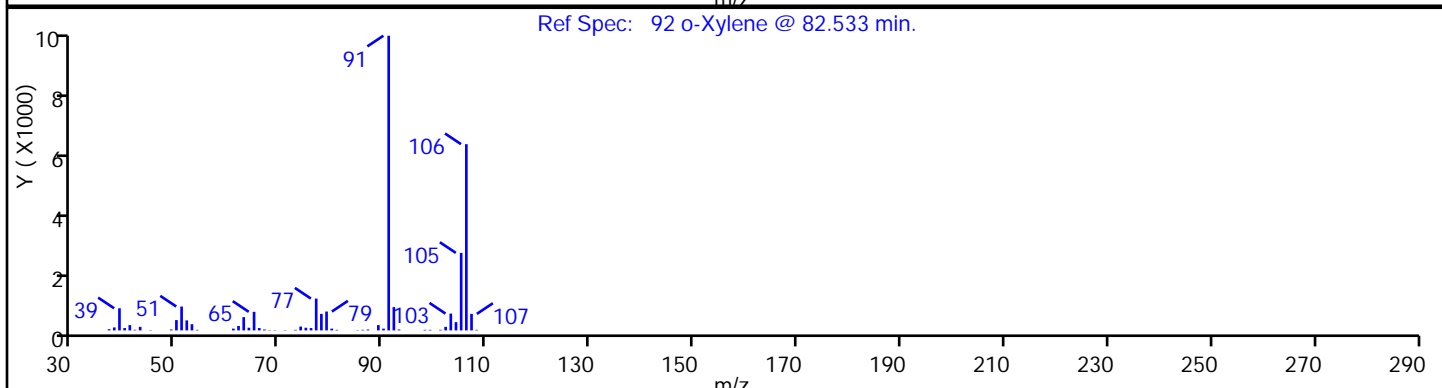
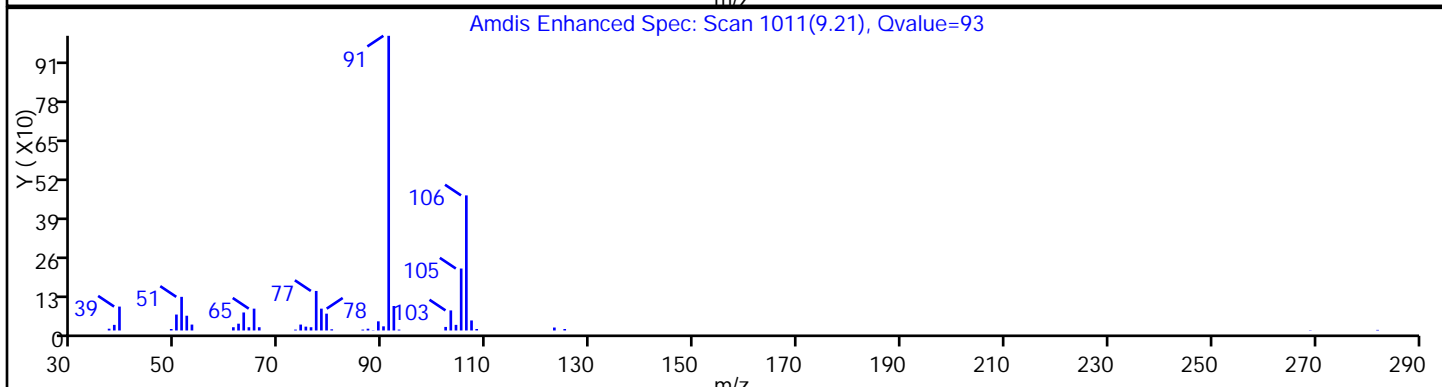
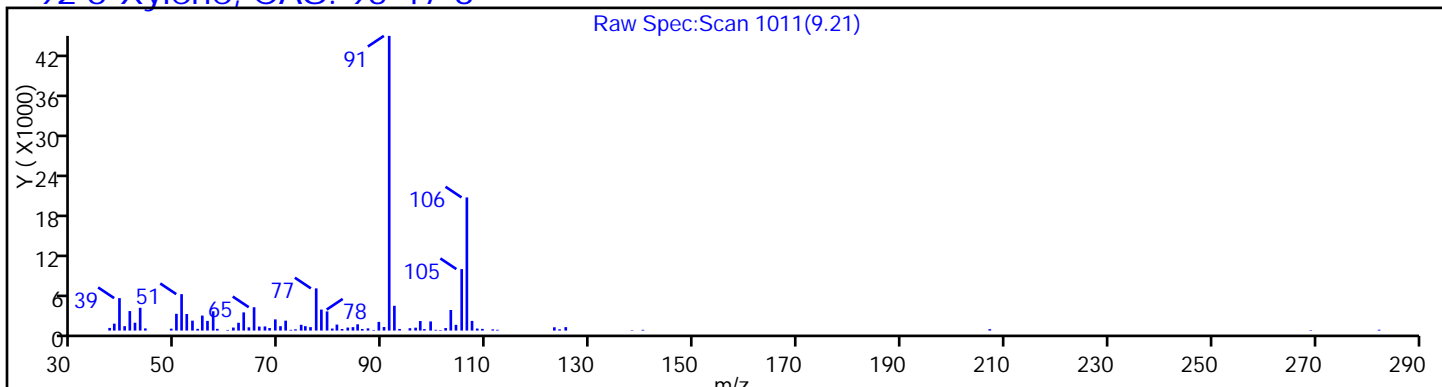
Method: 8260W_2

Limit Group: VOA - 8260C Water and Solid

Column: Rtx-624 (0.25 mm)

Detector: MS SCAN

92 o-Xylene, CAS: 95-47-6



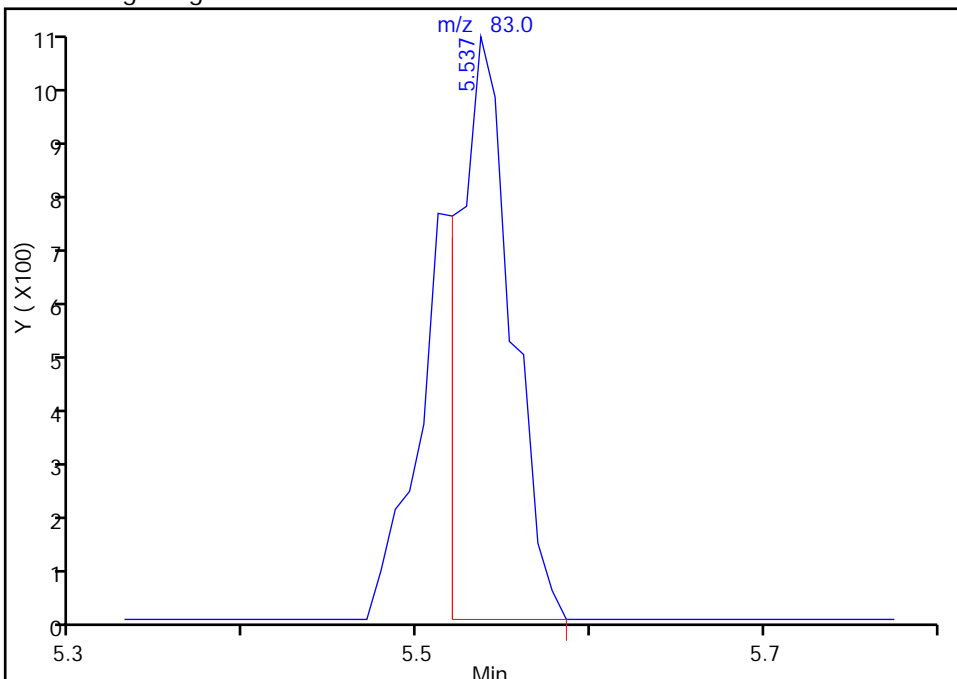
TestAmerica Edison

Data File: \\EDICHROM\ChromData\CVOAMS2\20141103-20090.b\B75539.D
Injection Date: 03-Nov-2014 12:04:30 Instrument ID: CVOAMS2
Lims ID: 460-85449-C-7-A Lab Sample ID: 460-85449-7
Client ID: PMP-19-SW-WT
Operator ID: ALS Bottle#: 15 Worklist Smp#: 16
Purge Vol: 5.000 mL Dil. Factor: 50.0000
Method: 8260W_2 Limit Group: VOA - 8260C Water and Solid
Column: Rtx-624 (0.25 mm) Detector: MS SCAN

62 Methylcyclohexane, CAS: 108-87-2

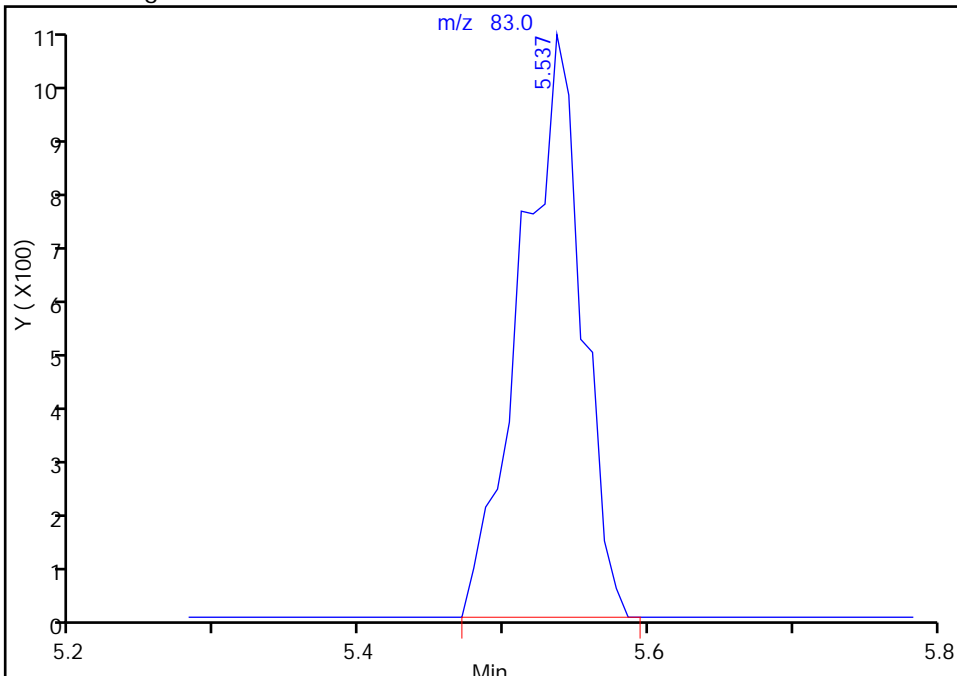
RT: 5.54
Response: 2328
Amount: 0.336038

Processing Integration Results



RT: 5.54
Response: 3133
Amount: 0.452237

Manual Integration Results



Reviewer: moroneyc, 04-Nov-2014 12:51:29
Audit Action: Manually Integrated
Audit Reason: Split Peak

TestAmerica Edison

Data File: \\EDICHROM\ChromData\CVOAMS2\20141103-20090.b\B75539.D

Injection Date: 03-Nov-2014 12:04:30

Instrument ID: CVOAMS2

Lims ID: 460-85449-C-7-A

Lab Sample ID: 460-85449-7

Client ID: PMP-19-SW-WT

Operator ID:

ALS Bottle#:

15

Worklist Smp#:

16

Purge Vol: 5.000 mL

Dil. Factor:

50.0000

Method: 8260W_2

Limit Group:

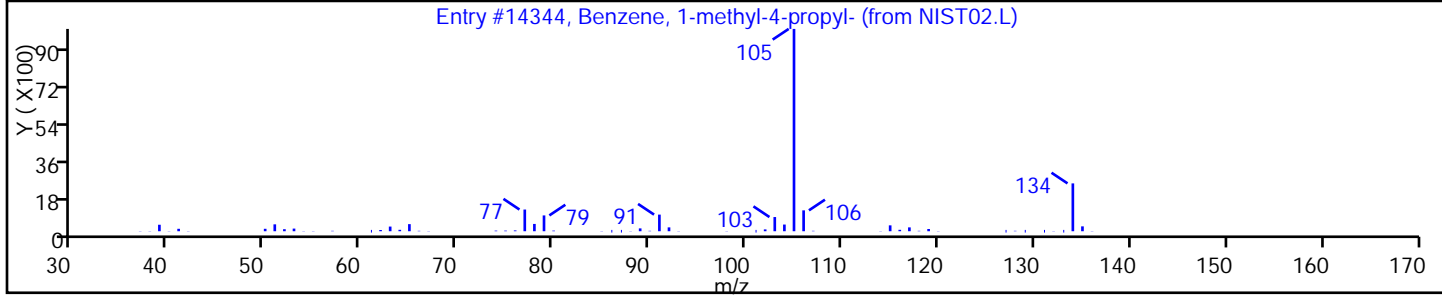
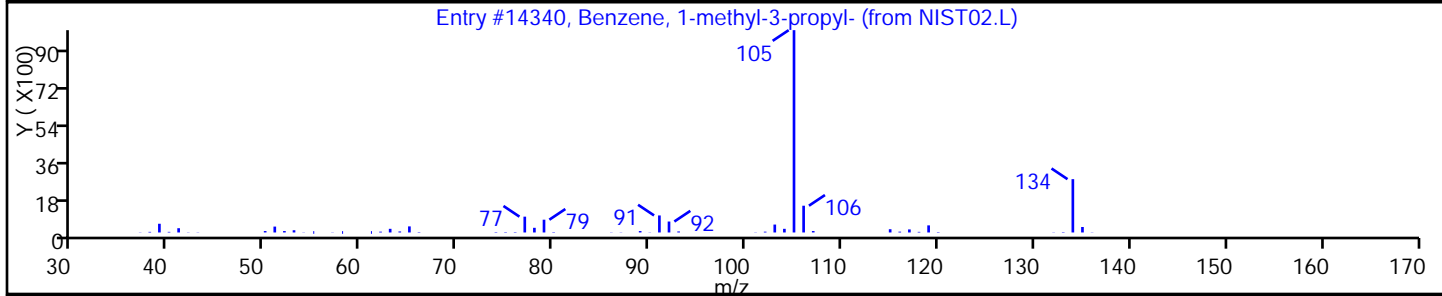
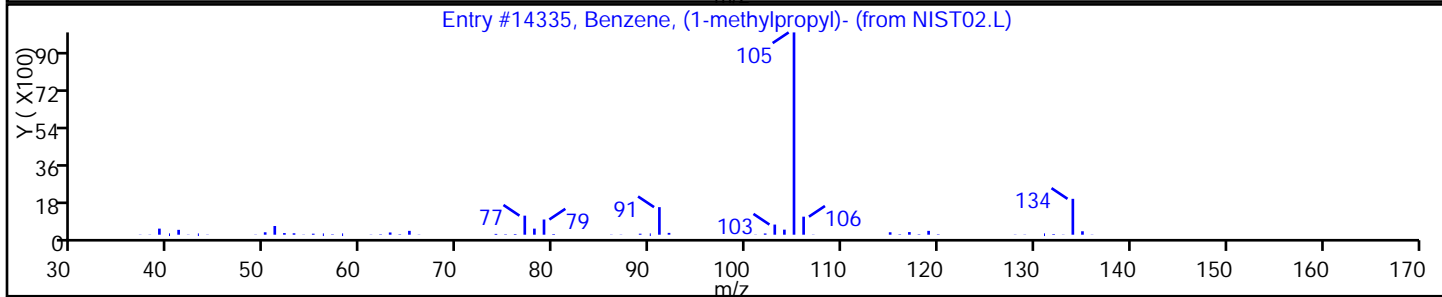
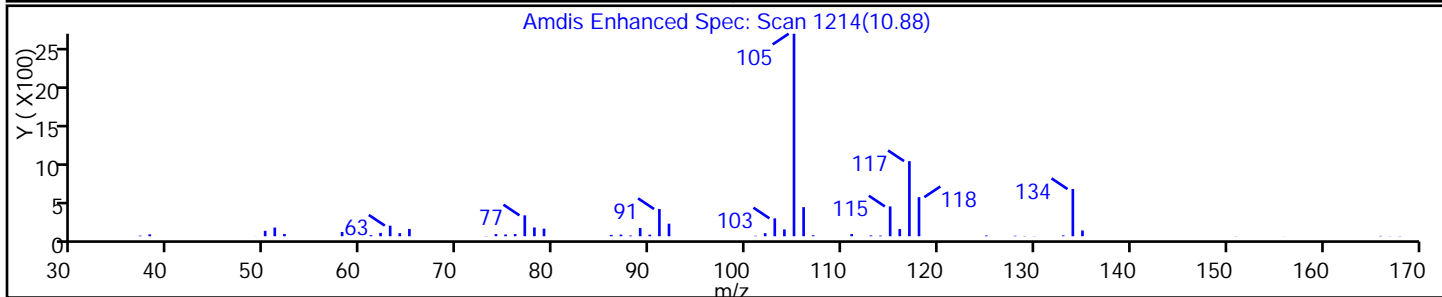
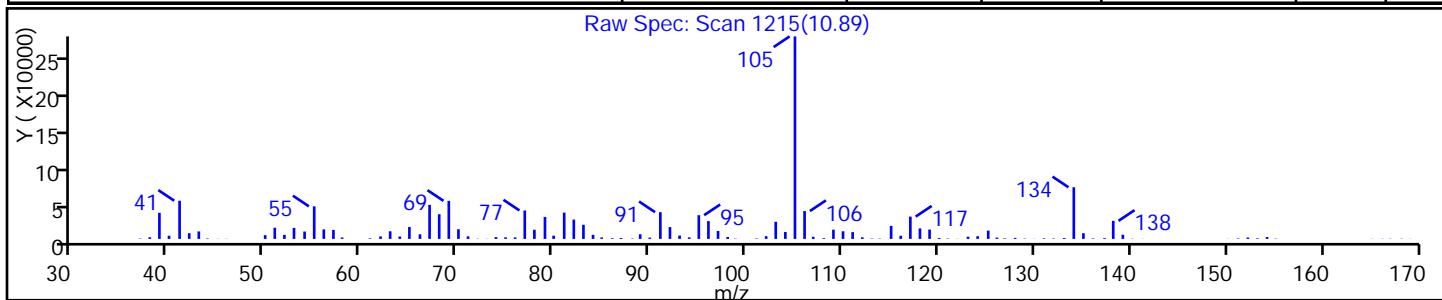
VOA - 8260C Water and Solid

Column:

Detector

MS SCAN

Library Search Compound Match	CAS#	Library	Entry	Formula	Weight	Q
Benzene, (1-methylpropyl)-	135-98-8	NIST02	14335	C10H14	134	49
Benzene, 1-methyl-3-propyl-	1074-43-7	NIST02.L	14340	C10H14	134	49
Benzene, 1-methyl-4-propyl-	1074-55-1	NIST02.L	14344	C10H14	134	49



TestAmerica Edison

Data File: \\EDICHRON\ChromData\CVOAMS2\20141103-20090.b\B75539.D

Injection Date: 03-Nov-2014 12:04:30

Instrument ID: CVOAMS2

Lims ID: 460-85449-C-7-A

Lab Sample ID: 460-85449-7

Client ID: PMP-19-SW-WT

Operator ID:

ALS Bottle#:

15

Worklist Smp#:

16

Purge Vol: 5.000 mL

Dil. Factor:

50.0000

Method: 8260W_2

Limit Group:

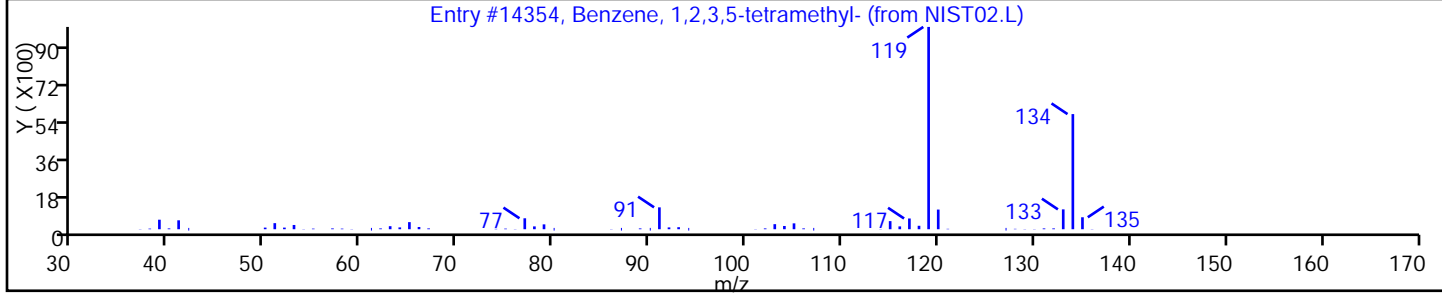
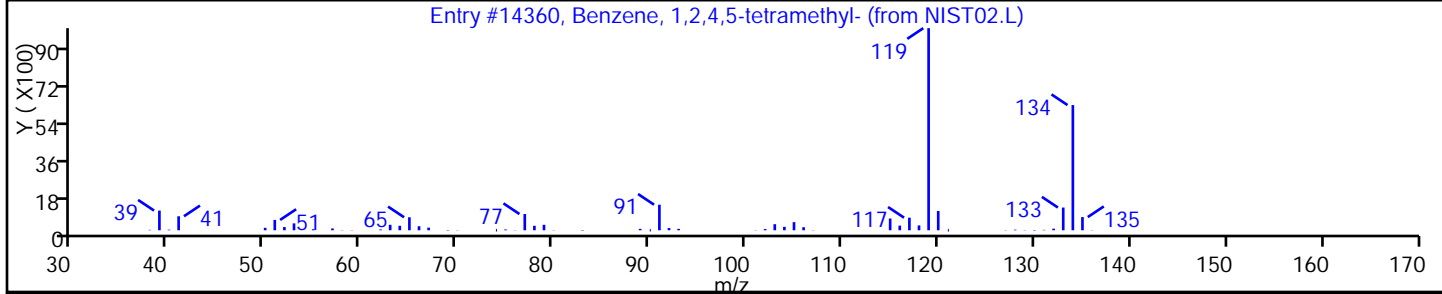
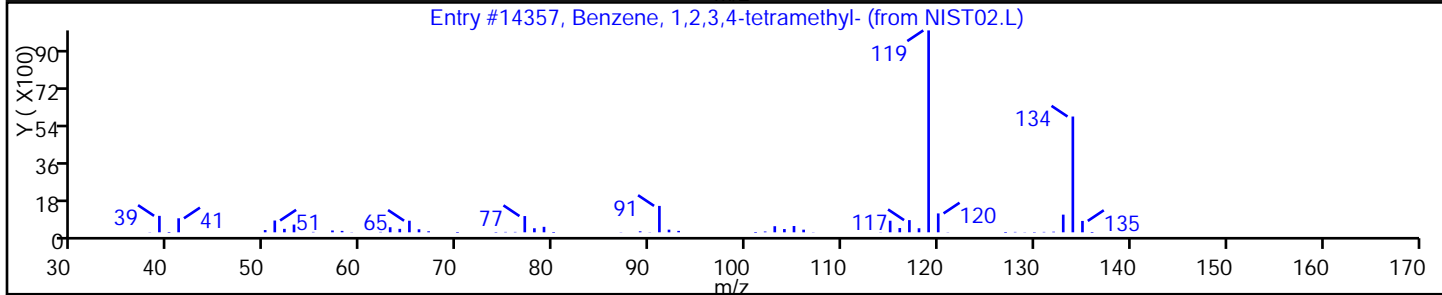
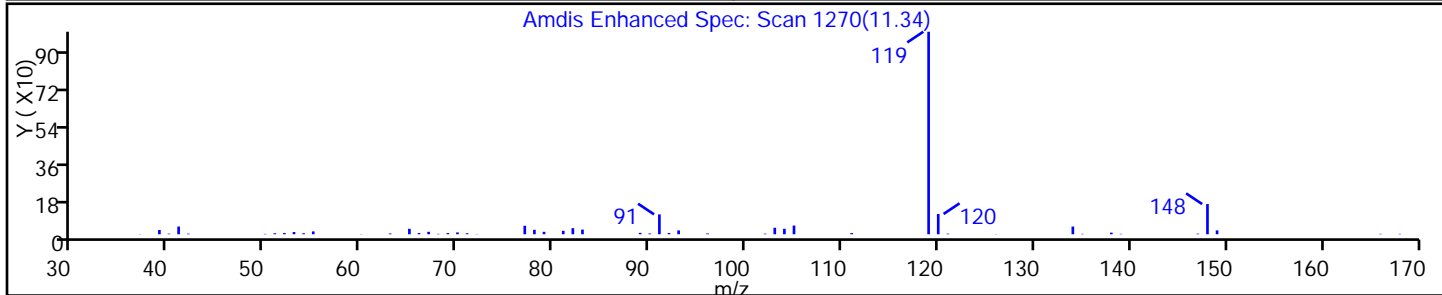
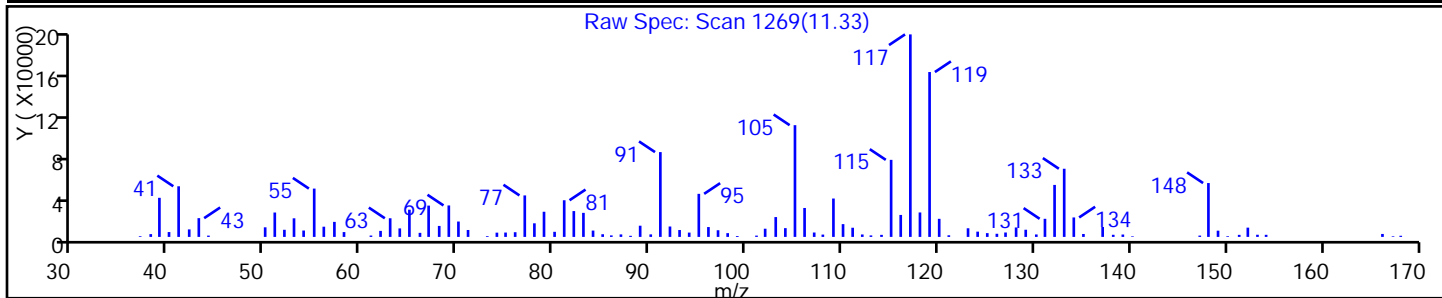
VOA - 8260C Water and Solid

Column:

Detector

MS SCAN

Library Search Compound Match	CAS#	Library	Entry	Formula	Weight	Q
Benzene, 1,2,3,4-tetramethyl-	488-23-3	NIST02	14357	C10H14	134	72
Benzene, 1,2,4,5-tetramethyl-	95-93-2	NIST02.L	14360	C10H14	134	72
Benzene, 1,2,3,5-tetramethyl-	527-53-7	NIST02.L	14354	C10H14	134	72



TestAmerica Edison

Data File: \\EDICHRON\ChromData\CVOAMS2\20141103-20090.b\B75539.D

Injection Date: 03-Nov-2014 12:04:30

Instrument ID: CVOAMS2

Lims ID: 460-85449-C-7-A

Lab Sample ID: 460-85449-7

Client ID: PMP-19-SW-WT

Operator ID:

ALS Bottle#:

15

Worklist Smp#:

16

Purge Vol: 5.000 mL

Dil. Factor:

50.0000

Method: 8260W_2

Limit Group:

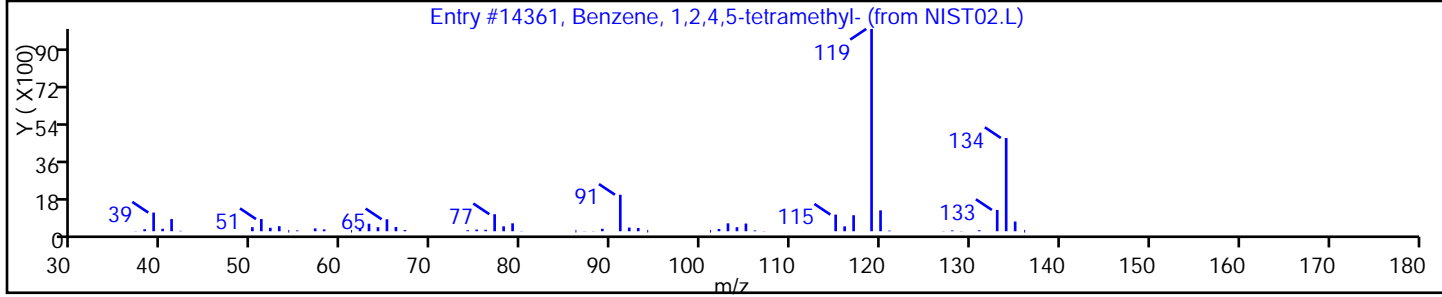
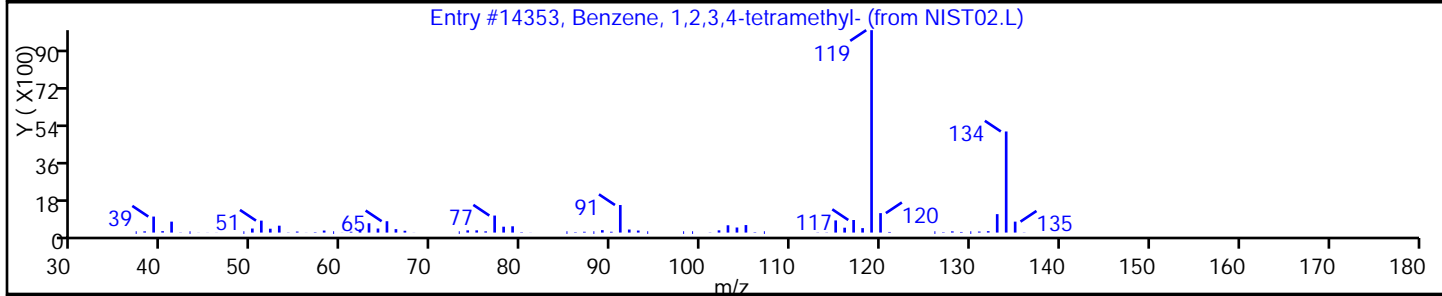
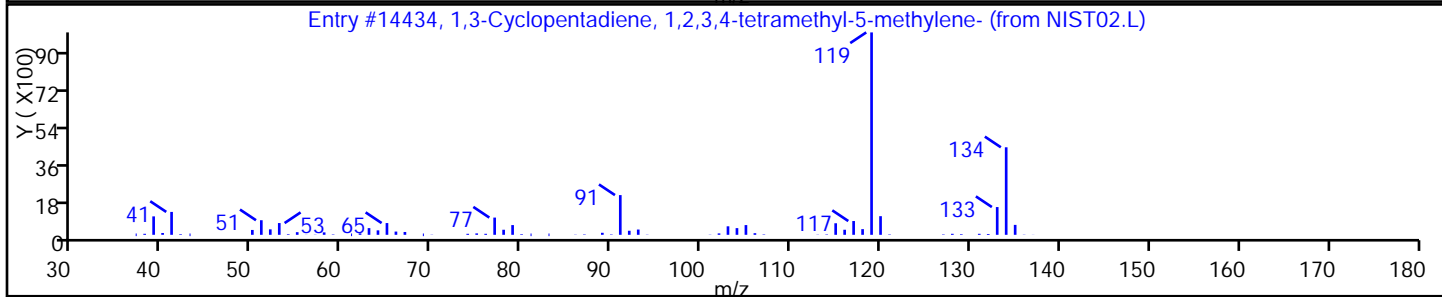
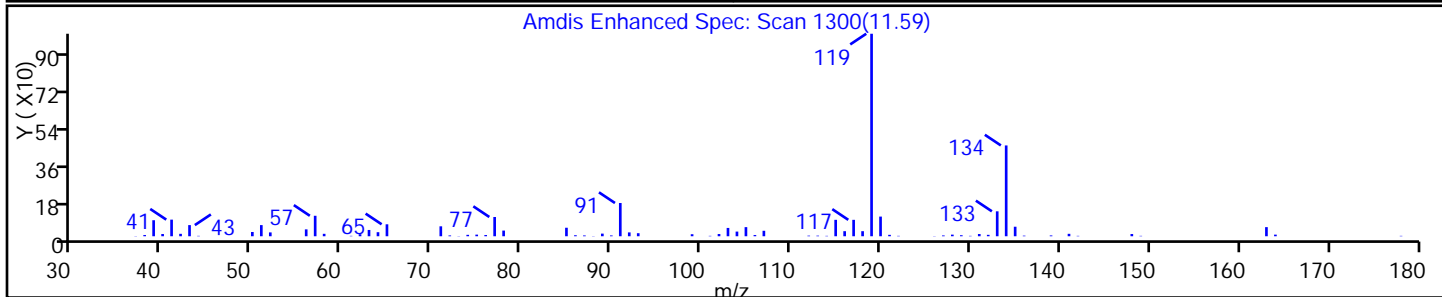
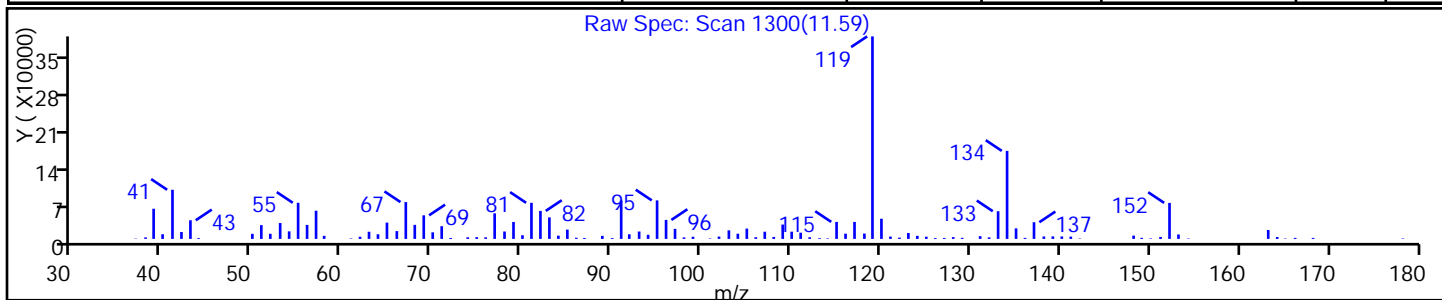
VOA - 8260C Water and Solid

Column:

Detector

MS SCAN

Library Search Compound Match	CAS#	Library	Entry	Formula	Weight	Q
1,3-Cyclopentadiene, 1,2,3,4-tetramethyl	76089-59-3	NIST02	14434	C10H14	134	97
Benzene, 1,2,3,4-tetramethyl-	488-23-3	NIST02.L	14353	C10H14	134	96
Benzene, 1,2,4,5-tetramethyl-	95-93-2	NIST02.L	14361	C10H14	134	96



TestAmerica Edison

Data File: \\EDICHROM\ChromData\CVOAMS2\20141103-20090.b\B75539.D

Injection Date: 03-Nov-2014 12:04:30

Instrument ID: CVOAMS2

Lims ID: 460-85449-C-7-A

Lab Sample ID: 460-85449-7

Client ID: PMP-19-SW-WT

Operator ID:

ALS Bottle#:

15

Worklist Smp#:

16

Purge Vol: 5.000 mL

Dil. Factor:

50.0000

Method: 8260W_2

Limit Group:

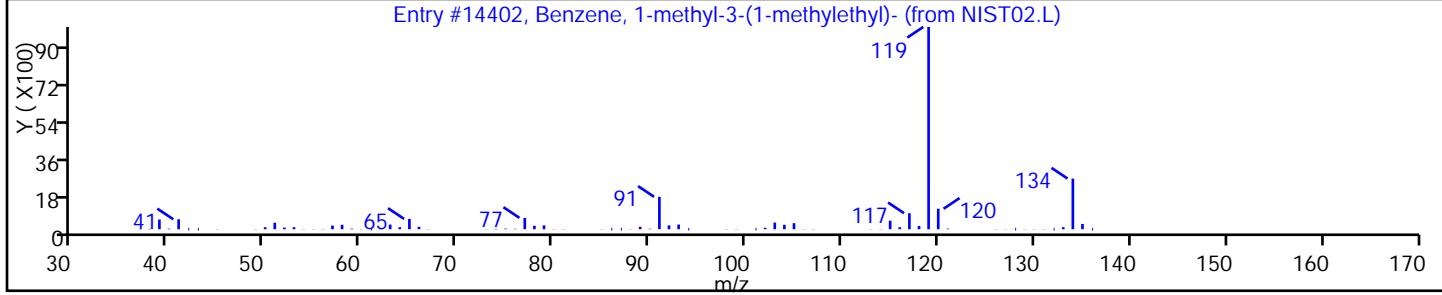
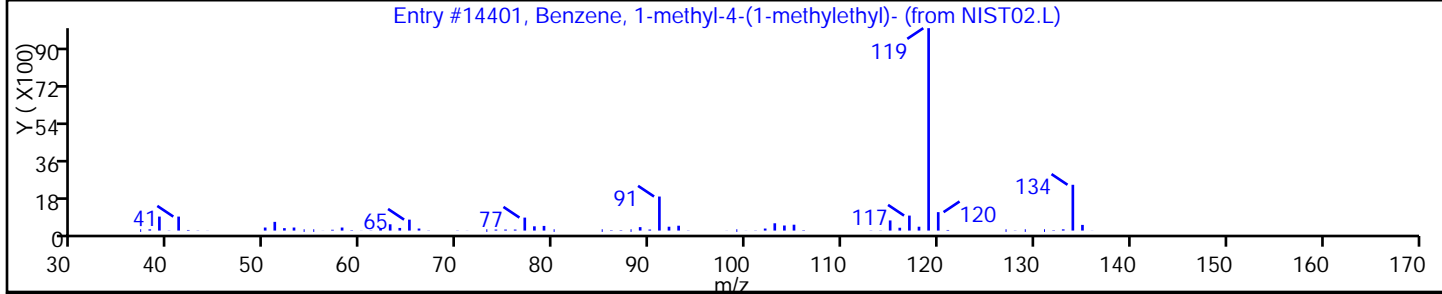
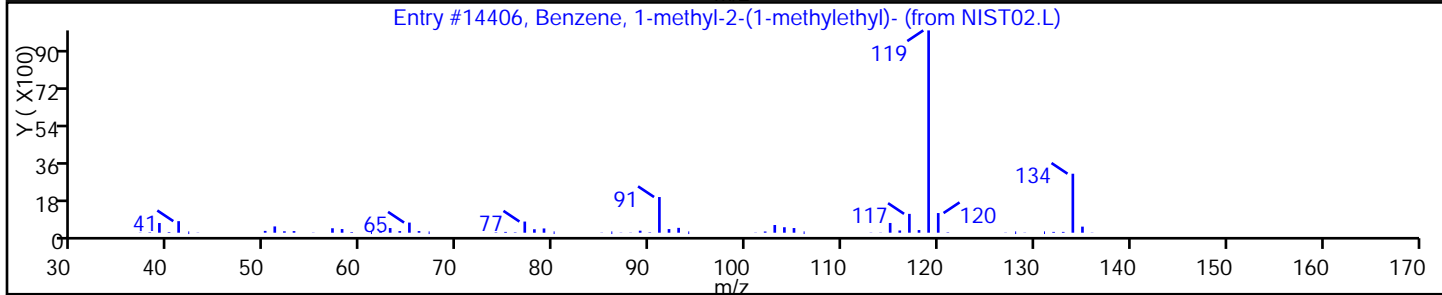
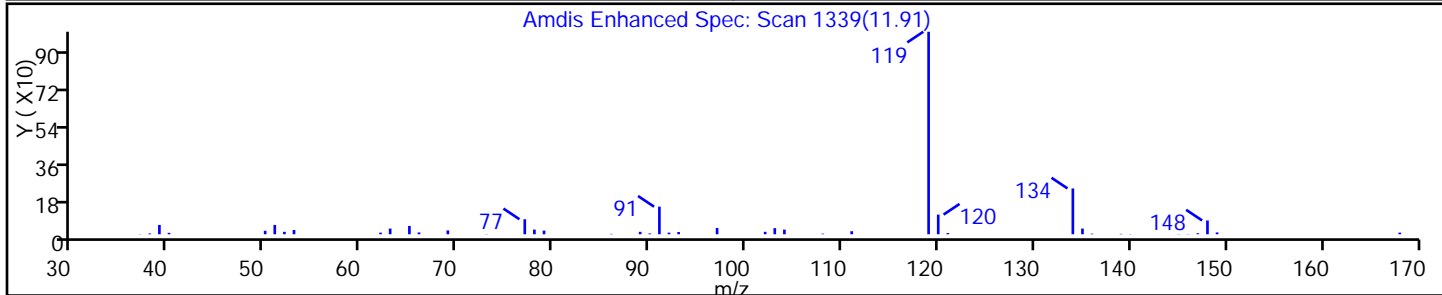
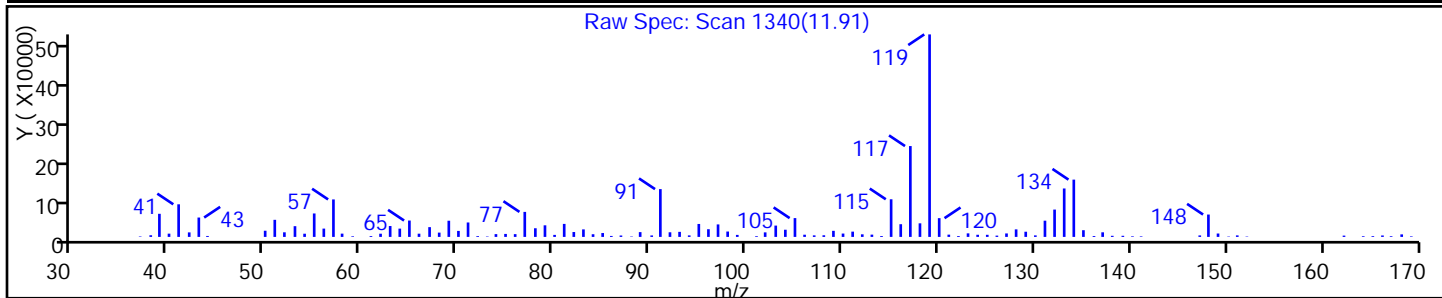
VOA - 8260C Water and Solid

Column:

Detector

MS SCAN

Library Search Compound Match	CAS#	Library	Entry	Formula	Weight	Q
Benzene, 1-methyl-2-(1-methylethyl)-	527-84-4	NIST02	14406	C10H14	134	90
Benzene, 1-methyl-4-(1-methylethyl)-	99-87-6	NIST02.L	14401	C10H14	134	90
Benzene, 1-methyl-3-(1-methylethyl)-	535-77-3	NIST02.L	14402	C10H14	134	87



TestAmerica Edison

Data File: \\EDICHROM\ChromData\CVOAMS2\20141103-20090.b\B75539.D

Injection Date: 03-Nov-2014 12:04:30

Instrument ID: CVOAMS2

Lims ID: 460-85449-C-7-A

Lab Sample ID: 460-85449-7

Client ID: PMP-19-SW-WT

Operator ID:

ALS Bottle#:

15

Worklist Smp#:

16

Purge Vol: 5.000 mL

Dil. Factor: 50.0000

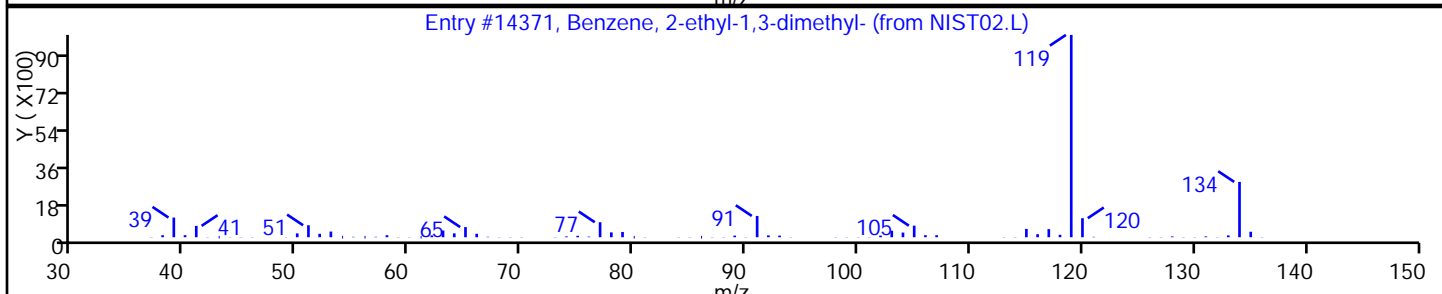
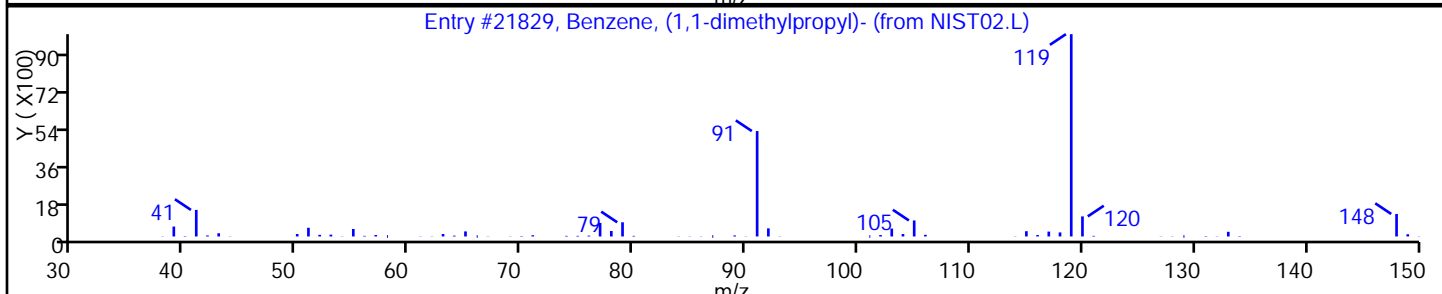
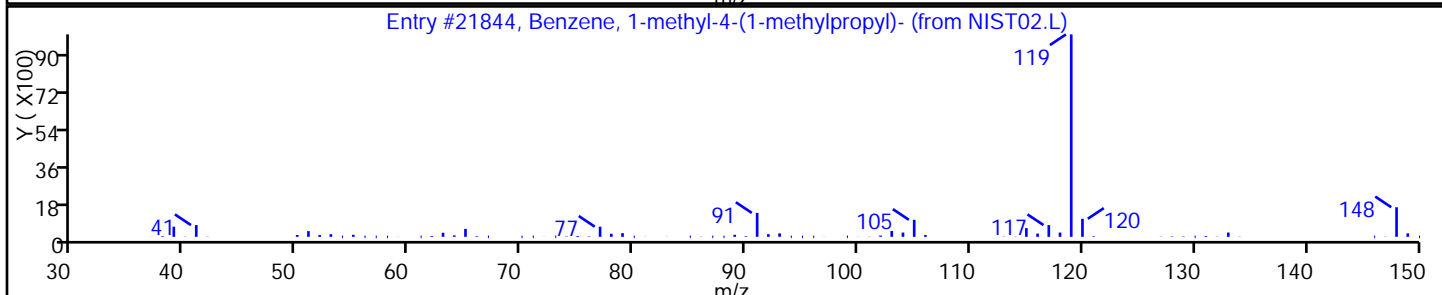
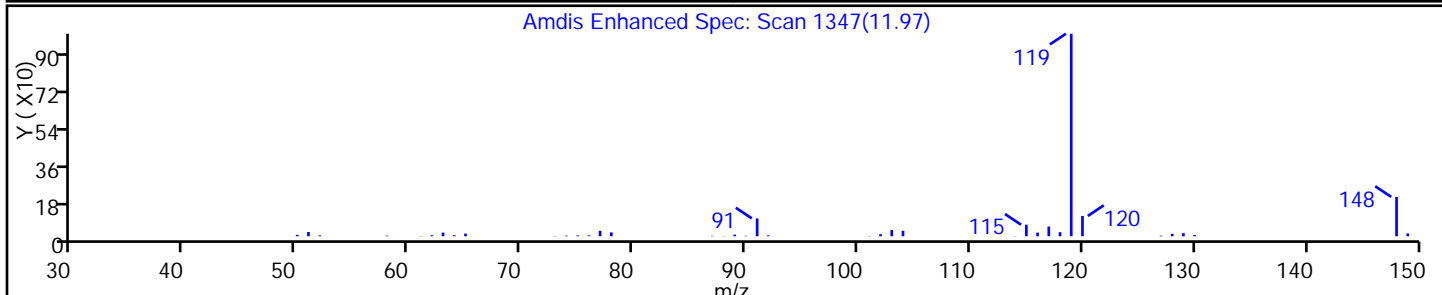
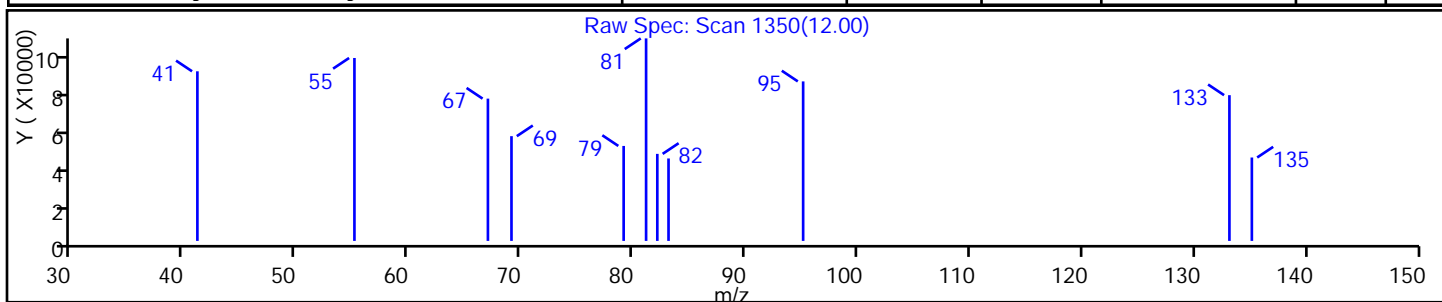
Method: 8260W_2

Limit Group: VOA - 8260C Water and Solid

Column:

Detector MS SCAN

Library Search Compound Match	CAS#	Library	Entry	Formula	Weight	Q
Benzene, 1-methyl-4-(1-methylpropyl)-	1595-16-0	NIST02	21844	C11H16	148	90
Benzene, (1,1-dimethylpropyl)-	2049-95-8	NIST02.L	21829	C11H16	148	72
Benzene, 2-ethyl-1,3-dimethyl-	2870-04-4	NIST02.L	14371	C10H14	134	64



TestAmerica Edison

Data File: \\EDICHROM\ChromData\CVOAMS2\20141103-20090.b\B75539.D

Injection Date: 03-Nov-2014 12:04:30

Instrument ID: CVOAMS2

Lims ID: 460-85449-C-7-A

Lab Sample ID: 460-85449-7

Client ID: PMP-19-SW-WT

Operator ID:

ALS Bottle#: 15 Worklist Smp#: 16

Purge Vol: 5.000 mL

Dil. Factor: 50.0000

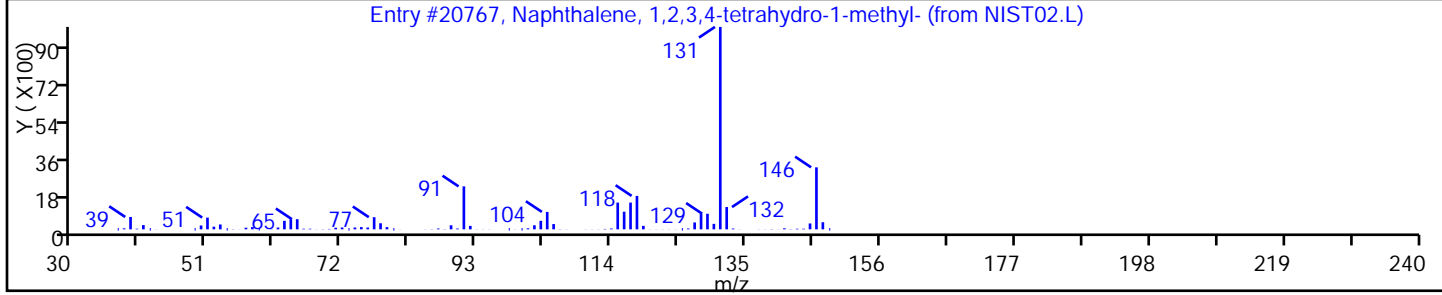
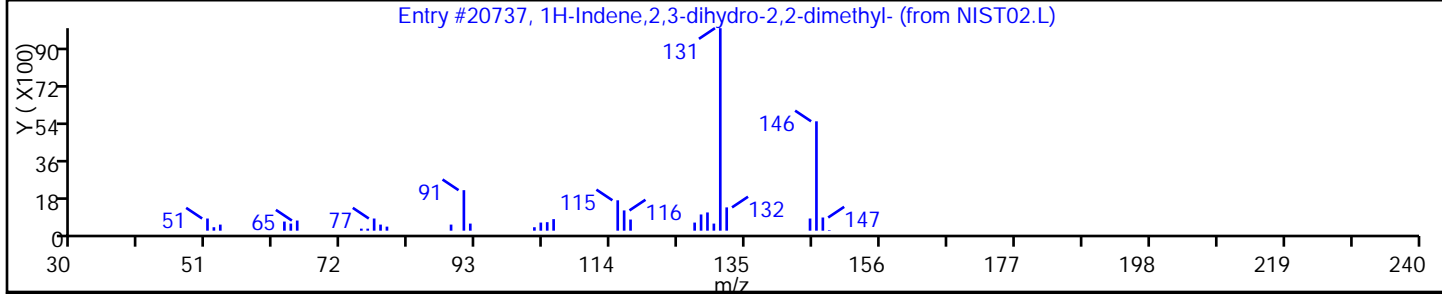
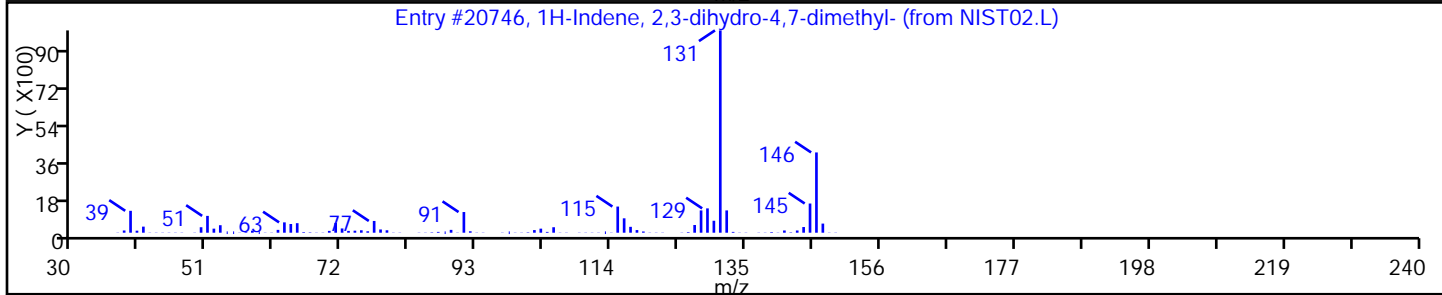
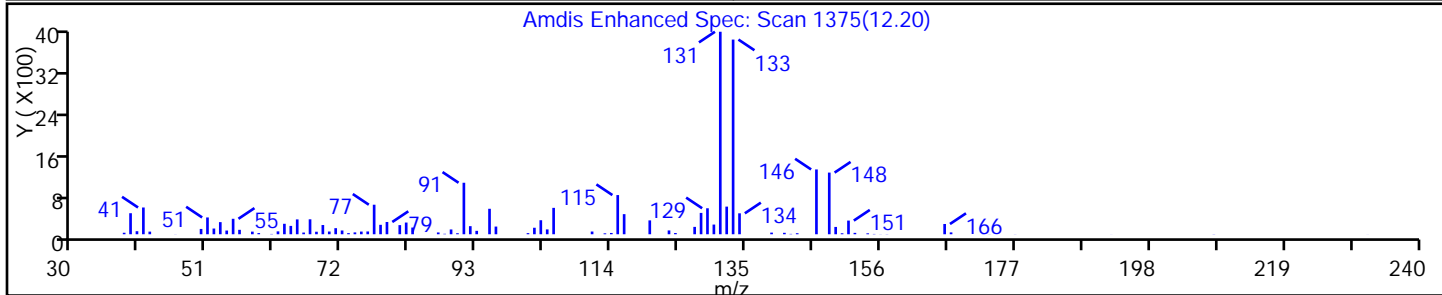
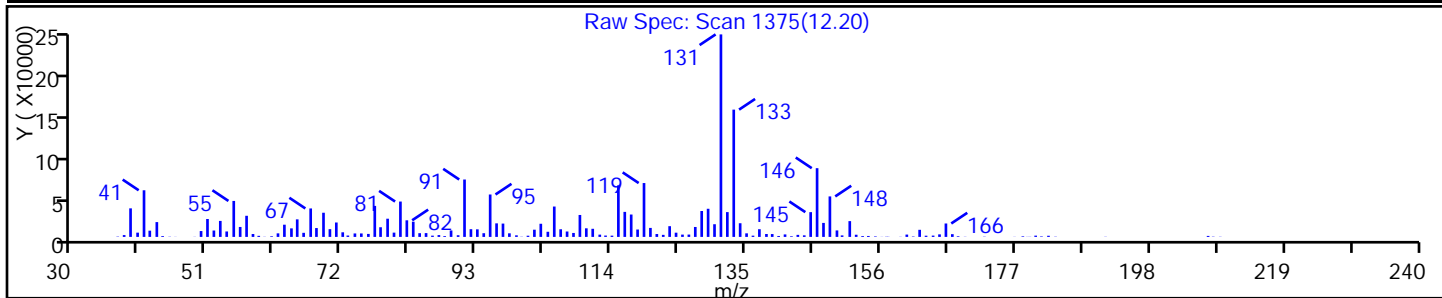
Method: 8260W_2

Limit Group: VOA - 8260C Water and Solid

Column:

Detector MS SCAN

Library Search Compound Match	CAS#	Library	Entry	Formula	Weight	Q
1H-Indene, 2,3-dihydro-4,7-dimethyl-	6682-71-9	NIST02	20746	C11H14	146	55
1H-Indene,2,3-dihydro-2,2-dimethyl-	20836-11-7	NIST02.L	20737	C11H14	146	60
Naphthalene, 1,2,3,4-tetrahydro-1-methyl	1559-81-5	NIST02.L	20767	C11H14	146	60



TestAmerica Edison

Data File: \\EDICHROM\ChromData\CVOAMS2\20141103-20090.b\B75539.D

Injection Date: 03-Nov-2014 12:04:30

Instrument ID: CVOAMS2

Lims ID: 460-85449-C-7-A

Lab Sample ID: 460-85449-7

Client ID: PMP-19-SW-WT

Operator ID:

ALS Bottle#: 15

Worklist Smp#: 16

Purge Vol: 5.000 mL

Dil. Factor: 50.0000

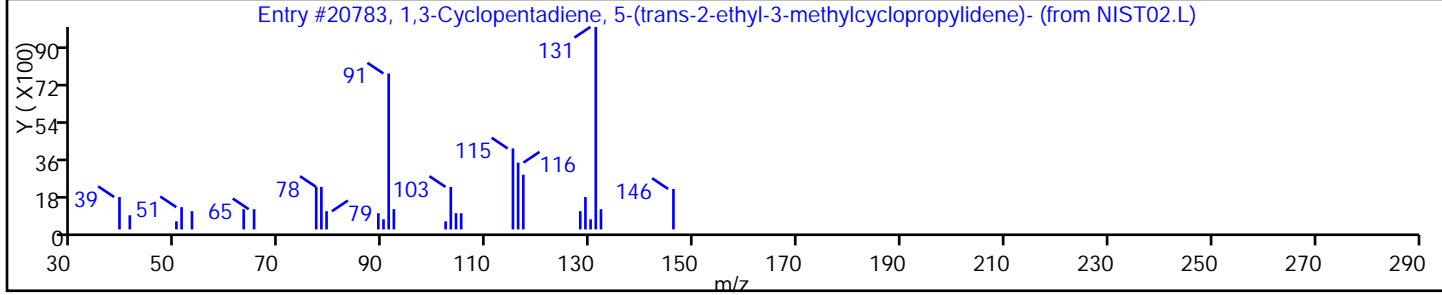
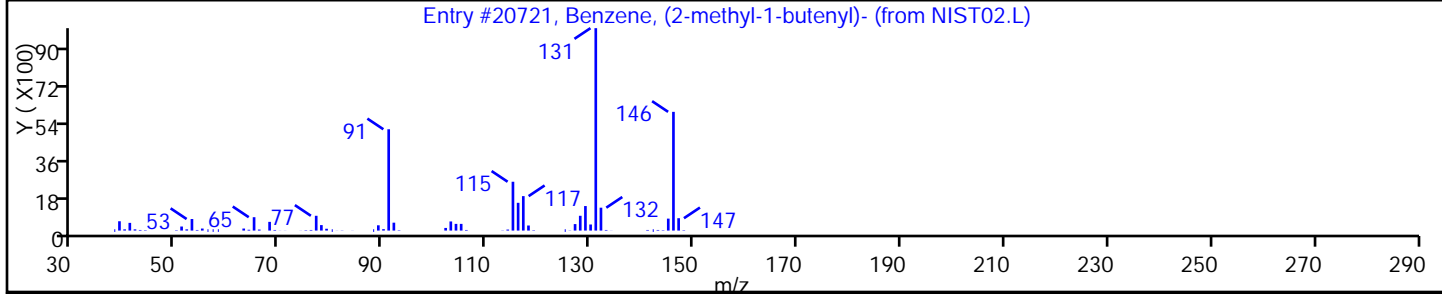
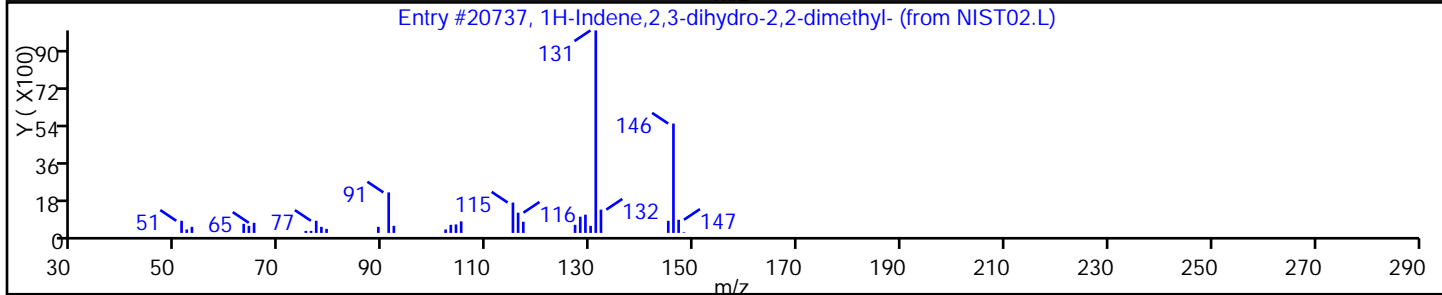
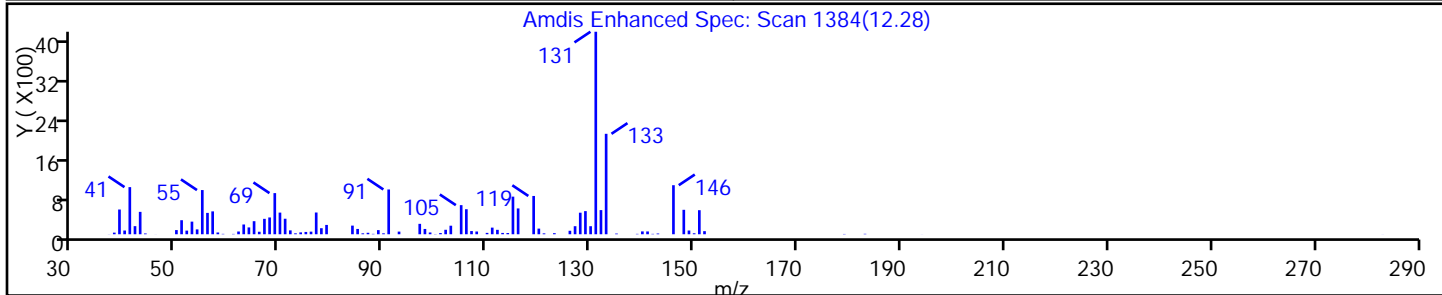
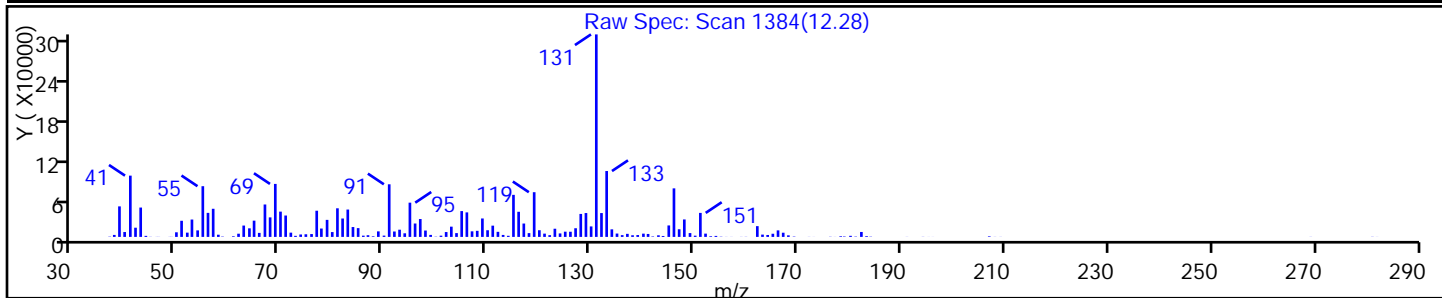
Method: 8260W_2

Limit Group: VOA - 8260C Water and Solid

Column:

Detector MS SCAN

Library Search Compound Match	CAS#	Library	Entry	Formula	Weight	Q
1H-Indene,2,3-dihydro-2,2-dimethyl-	20836-11-7	NIST02	20737	C11H14	146	64
Benzene, (2-methyl-1-butenyl)-	56253-64-6	NIST02.L	20721	C11H14	146	64
1,3-Cyclopentadiene, 5-(trans-2-ethyl-3-	79209-36-2	NIST02.L	20783	C11H14	146	64



TestAmerica Edison

Data File: \\EDICHRON\ChromData\CVOAMS2\20141103-20090.b\B75539.D

Injection Date: 03-Nov-2014 12:04:30

Instrument ID: CVOAMS2

Lims ID: 460-85449-C-7-A

Lab Sample ID: 460-85449-7

Client ID: PMP-19-SW-WT

Operator ID:

ALS Bottle#: 15

Worklist Smp#: 16

Purge Vol: 5.000 mL

Dil. Factor: 50.0000

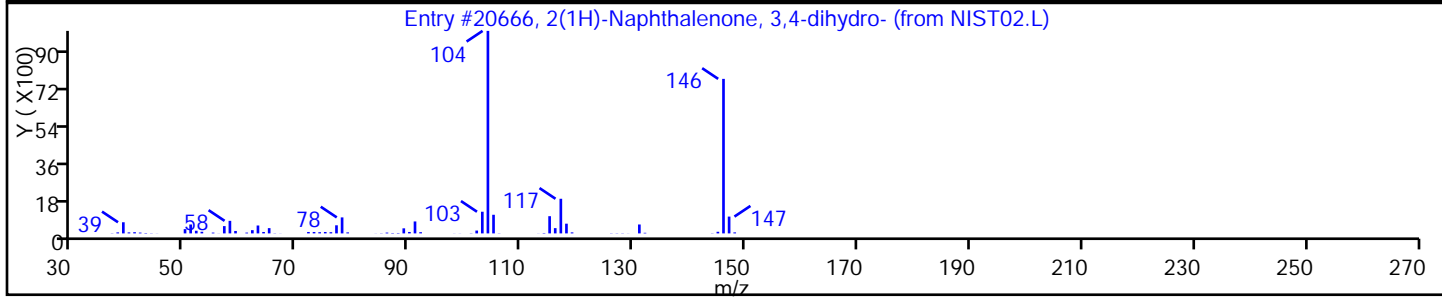
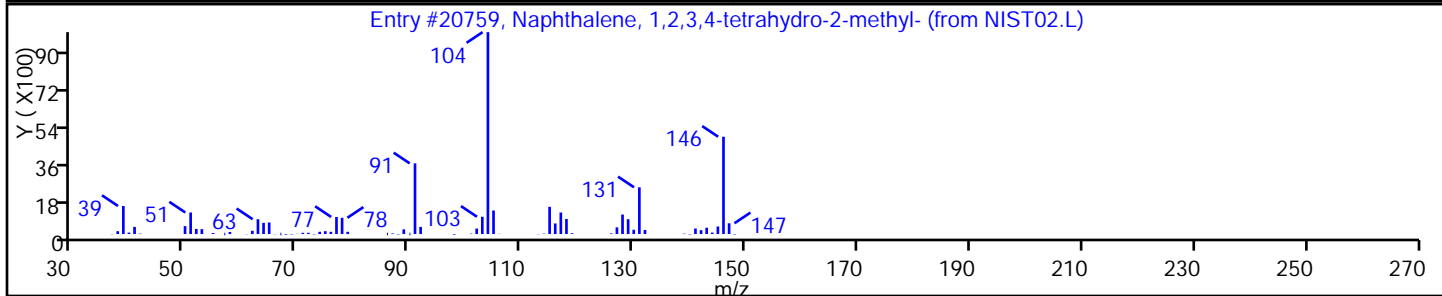
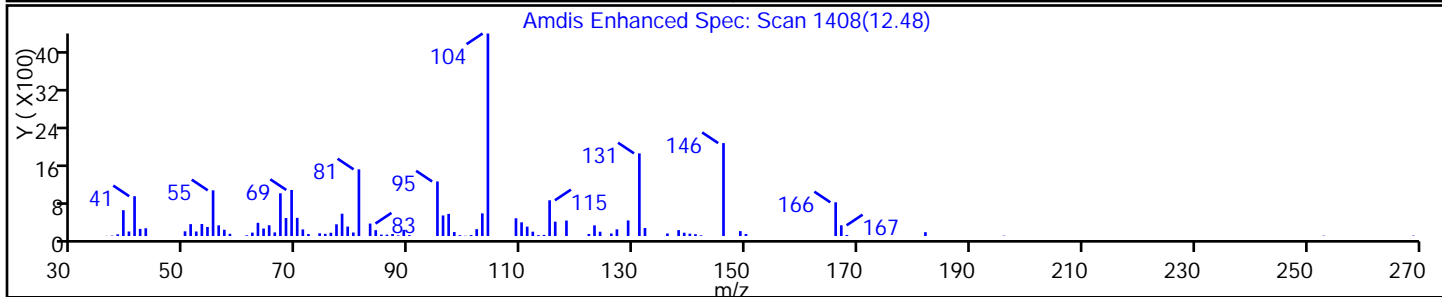
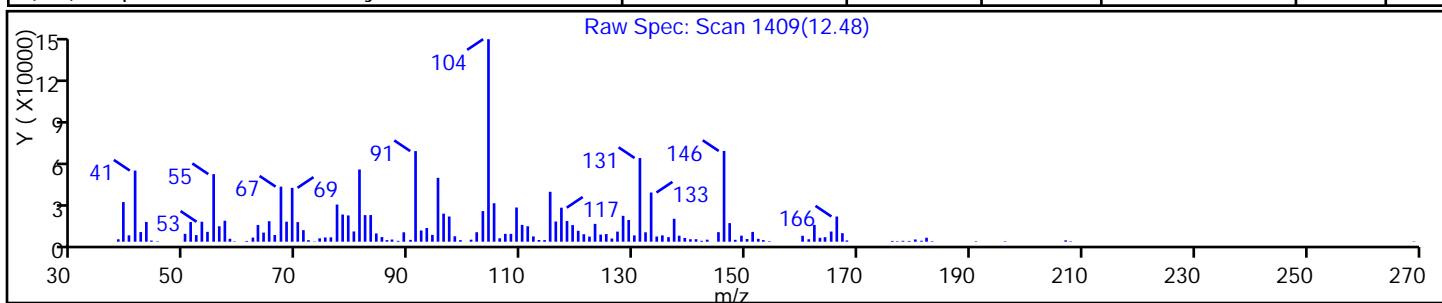
Method: 8260W_2

Limit Group: VOA - 8260C Water and Solid

Column:

Detector: MS SCAN

Library Search Compound Match	CAS#	Library	Entry	Formula	Weight	Q
Naphthalene, 1,2,3,4-tetrahydro-2-methyl	3877-19-8	NIST02	20759	C11H14	146	49
2(1H)-Naphthalenone, 3,4-dihydro-	530-93-8	NIST02.L	20666	C10H10O	146	46



TestAmerica Edison

Data File: \\EDICHROM\ChromData\CVOAMS2\20141103-20090.b\B75539.D

Injection Date: 03-Nov-2014 12:04:30

Instrument ID: CVOAMS2

Lims ID: 460-85449-C-7-A

Lab Sample ID: 460-85449-7

Client ID: PMP-19-SW-WT

Operator ID:

ALS Bottle#: 15 Worklist Smp#: 16

Purge Vol: 5.000 mL

Dil. Factor: 50.0000

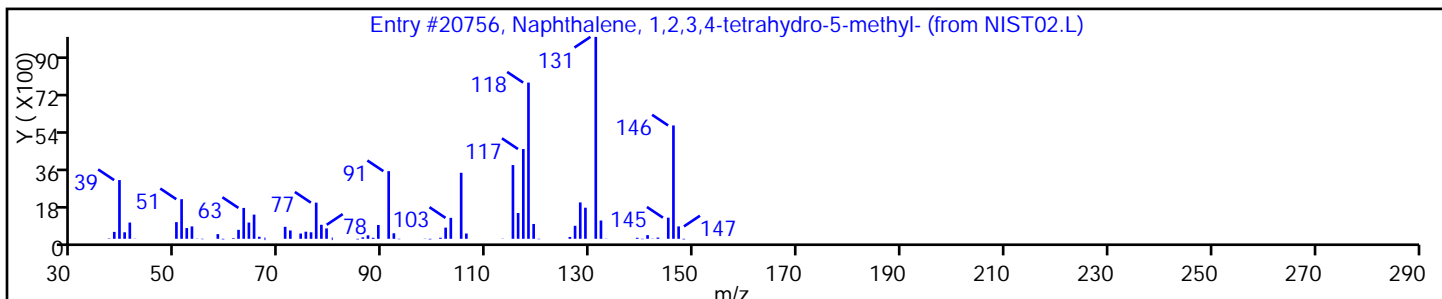
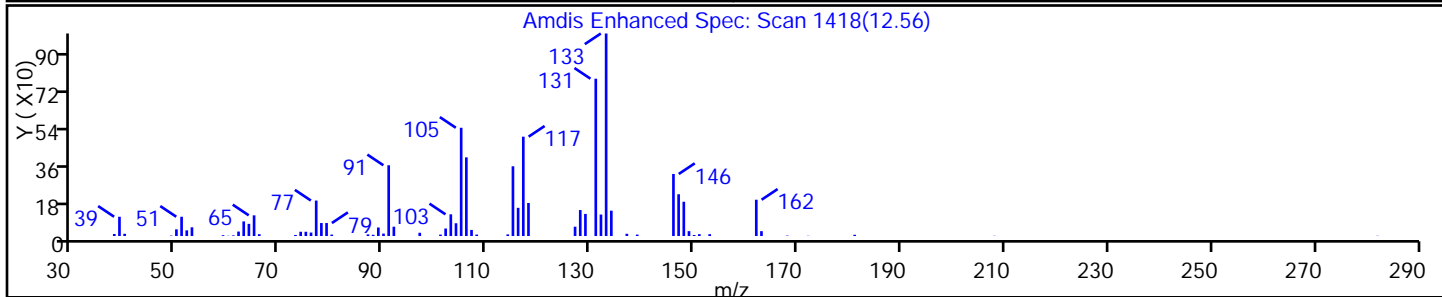
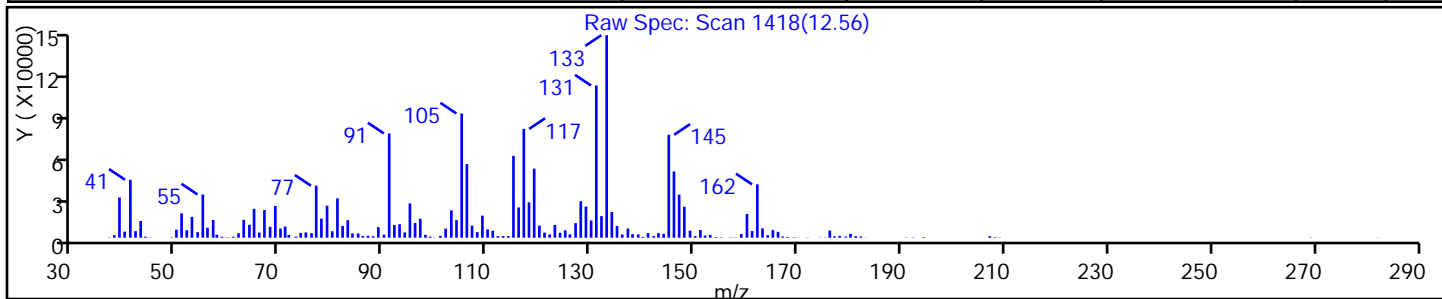
Method: 8260W_2

Limit Group: VOA - 8260C Water and Solid

Column:

Detector MS SCAN

Library Search Compound Match	CAS#	Library	Entry	Formula	Weight	Q
Unknown		NIST02	0		0	0
Naphthalene, 1,2,3,4-tetrahydro-5-methyl	2809-64-5	NIST02.L	20756	C11H14	146	46



TestAmerica Edison

Data File: \\EDICHROM\ChromData\CVOAMS2\20141103-20090.b\B75539.D

Injection Date: 03-Nov-2014 12:04:30

Instrument ID: CVOAMS2

Lims ID: 460-85449-C-7-A

Lab Sample ID: 460-85449-7

Client ID: PMP-19-SW-WT

Operator ID:

ALS Bottle#: 15

Worklist Smp#: 16

Purge Vol: 5.000 mL

Dil. Factor: 50.0000

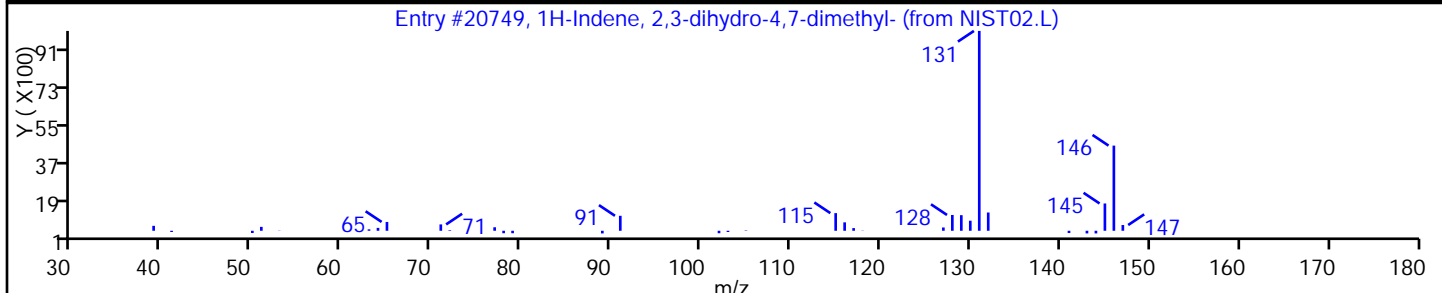
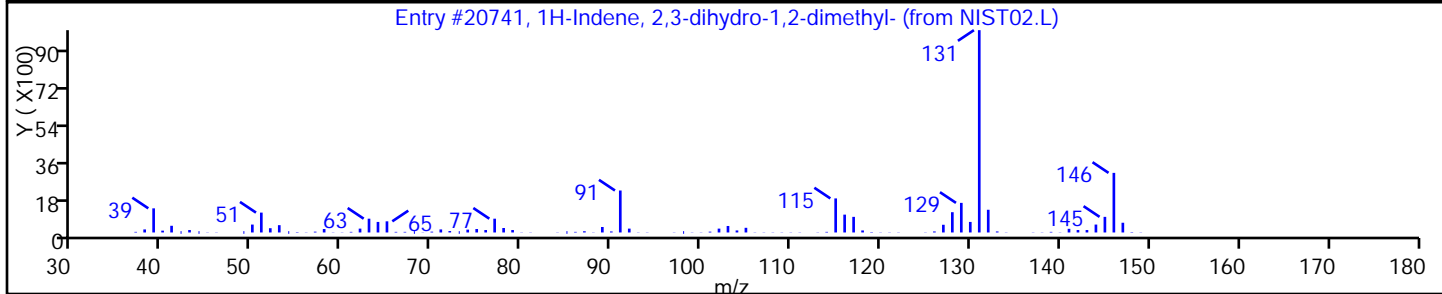
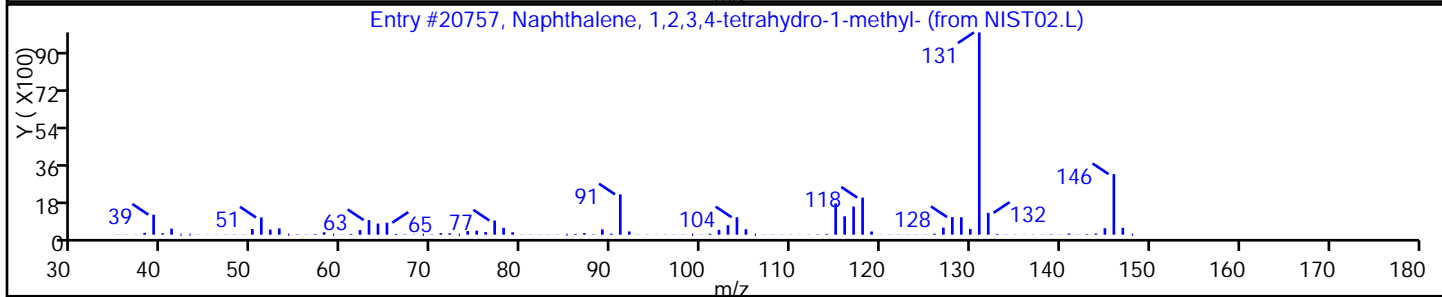
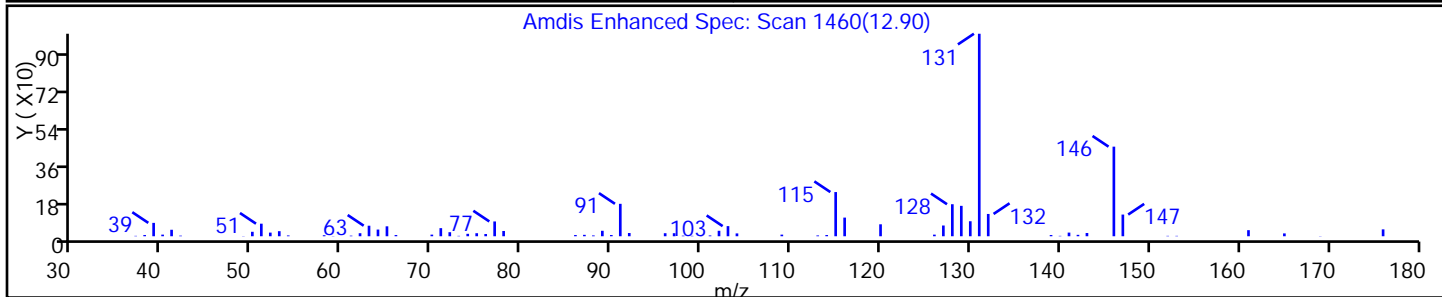
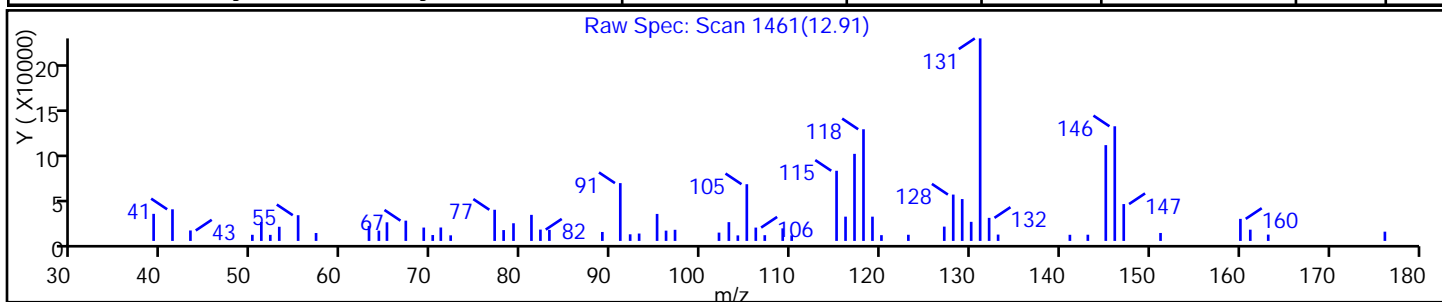
Method: 8260W_2

Limit Group: VOA - 8260C Water and Solid

Column:

Detector: MS SCAN

Library Search Compound Match	CAS#	Library	Entry	Formula	Weight	Q
Naphthalene, 1,2,3,4-tetrahydro-1-methyl	1559-81-5	NIST02	20757	C11H14	146	91
1H-Indene, 2,3-dihydro-1,2-dimethyl-	17057-82-8	NIST02.L	20741	C11H14	146	91
1H-Indene, 2,3-dihydro-4,7-dimethyl-	6682-71-9	NIST02.L	20749	C11H14	146	90



FORM I
GC/MS VOA ORGANICS ANALYSIS DATA SHEET

Lab Name: TestAmerica Edison Job No.: 460-85449-1
 SDG No.: _____
 Client Sample ID: PMP-27-SW-WT Lab Sample ID: 460-85449-12
 Matrix: Solid Lab File ID: B75540.D
 Analysis Method: 8260C Date Collected: 10/31/2014 09:25
 Sample wt/vol: 6.073(g) Date Analyzed: 11/03/2014 12:29
 Soil Aliquot Vol: 5 (mL) Dilution Factor: 50
 Soil Extract Vol.: 10 (mL) GC Column: Rtx-624 ID: 0.25 (mm)
 % Moisture: 13.9 Level: (low/med) Medium
 Analysis Batch No.: 259905 Units: ug/Kg

CAS NO.	COMPOUND NAME	RESULT	Q	RL	MDL
71-55-6	1,1,1-Trichloroethane	5.9	U	96	5.9
79-34-5	1,1,2,2-Tetrachloroethane	15	U	96	15
79-00-5	1,1,2-Trichloroethane	18	U	96	18
75-34-3	1,1-Dichloroethane	12	U	96	12
75-35-4	1,1-Dichloroethene	8.4	U	96	8.4
87-61-6	1,2,3-Trichlorobenzene	49	U	96	49
120-82-1	1,2,4-Trichlorobenzene	310		96	33
96-12-8	1,2-Dibromo-3-Chloropropane	38	U	96	38
106-93-4	1,2-Dibromoethane	26	U	96	26
95-50-1	1,2-Dichlorobenzene	20	U	96	20
107-06-2	1,2-Dichloroethane	18	U	96	18
78-87-5	1,2-Dichloropropane	8.2	U	96	8.2
541-73-1	1,3-Dichlorobenzene	13	U	96	13
106-46-7	1,4-Dichlorobenzene	22	U	96	22
123-91-1	1,4-Dioxane	3400	U	2400	3400
78-93-3	2-Butanone	220	U	480	220
591-78-6	2-Hexanone	48	U	480	48
108-10-1	4-Methyl-2-pentanone	94	U	480	94
67-64-1	Acetone	260	U	480	260
71-43-2	Benzene	7.9	U	96	7.9
74-97-5	Bromochloromethane	26	U	96	26
75-27-4	Bromodichloromethane	12	U	96	12
75-25-2	Bromoform	18	U	96	18
74-83-9	Bromomethane	17	U	96	17
75-15-0	Carbon disulfide	12	U	96	12
56-23-5	Carbon tetrachloride	5.4	U	96	5.4
108-90-7	Chlorobenzene	11	U	96	11
75-00-3	Chloroethane	16	U	96	16
67-66-3	Chloroform	7.5	U	96	7.5
74-87-3	Chloromethane	9.3	U	96	9.3
156-59-2	cis-1,2-Dichloroethene	17	U	96	17
10061-01-5	cis-1,3-Dichloropropene	18	U	96	18
110-82-7	Cyclohexane	15	U	96	15
124-48-1	Dibromochloromethane	19	U	96	19
75-71-8	Dichlorodifluoromethane	21	U	96	21
100-41-4	Ethylbenzene	9.2	U	96	9.2

FORM I
GC/MS VOA ORGANICS ANALYSIS DATA SHEET

Lab Name: TestAmerica Edison Job No.: 460-85449-1
 SDG No.: _____
 Client Sample ID: PMP-27-SW-WT Lab Sample ID: 460-85449-12
 Matrix: Solid Lab File ID: B75540.D
 Analysis Method: 8260C Date Collected: 10/31/2014 09:25
 Sample wt/vol: 6.073(g) Date Analyzed: 11/03/2014 12:29
 Soil Aliquot Vol: 5 (mL) Dilution Factor: 50
 Soil Extract Vol.: 10 (mL) GC Column: Rtx-624 ID: 0.25 (mm)
 % Moisture: 13.9 Level: (low/med) Medium
 Analysis Batch No.: 259905 Units: ug/Kg

CAS NO.	COMPOUND NAME	RESULT	Q	RL	MDL
76-13-1	Freon TF	7.8	U	96	7.8
98-82-8	Isopropylbenzene	7.3	U	96	7.3
79-20-9	Methyl acetate	32	U	480	32
108-87-2	Methylcyclohexane	13	U	96	13
75-09-2	Methylene Chloride	17	U	96	17
1634-04-4	MTBE	13	U	96	13
100-42-5	Styrene	11	U	96	11
127-18-4	Tetrachloroethene	26	J	96	9.3
108-88-3	Toluene	14	U	96	14
156-60-5	trans-1,2-Dichloroethene	12	U	96	12
10061-02-6	trans-1,3-Dichloropropene	23	U	96	23
79-01-6	Trichloroethene	8.8	U	96	8.8
75-69-4	Trichlorofluoromethane	14	U	96	14
75-01-4	Vinyl chloride	14	U	96	14
1330-20-7	Xylenes, Total	34	U	190	34

CAS NO.	SURROGATE	%REC	Q	LIMITS
17060-07-0	1,2-Dichloroethane-d4 (Surr)	92		75-135
2037-26-5	Toluene-d8 (Surr)	98		59-150
460-00-4	Bromofluorobenzene	106		72-133
1868-53-7	Dibromofluoromethane (Surr)	94		70-130

FORM I
GC/MS VOA ORGANICS ANALYSIS DATA SHEET
TENTATIVELY IDENTIFIED COMPOUNDS

Lab Name: TestAmerica Edison Job No.: 460-85449-1
 SDG No.: _____
 Client Sample ID: PMP-27-SW-WT Lab Sample ID: 460-85449-12
 Matrix: Solid Lab File ID: B75540.D
 Analysis Method: 8260C Date Collected: 10/31/2014 09:25
 Sample wt/vol: 6.073(g) Date Analyzed: 11/03/2014 12:29
 Soil Aliquot Vol: 5 (mL) Dilution Factor: 50
 Soil Extract Vol.: 10 (mL) GC Column: Rtx-624 ID: 0.25 (mm)
 % Moisture: 13.9 Level: (low/med) Medium
 Analysis Batch No.: 259905 Units: ug/Kg
 Number TICs Found: 10 TIC Result Total: 49100

CAS NO.	COMPOUND NAME	RT	RESULT	Q
493-02-7	Naphthalene, decahydro-, trans-	10.90	4300	J N
1000152-47-3	trans-Decalin, 2-methyl-	11.40	5000	J N
2958-76-1	Naphthalene, decahydro-2-methyl-	11.58	4700	J N
1618-22-0	Naphthalene, decahydro-2,6-dimethyl-	12.00	5100	J N
4810-04-2	Benzene, 1,3,5-trimethyl-2-propyl-	12.02	5200	J N
	Unknown	12.27	4400	J
	Unknown	12.38	5400	J
629-50-5	Tridecane	12.59	4500	J N
5676-29-9	Benzene, (2,2-dimethyl-1-methylenepropyl	13.01	6600	J N
1595-10-4	1-Methyl-2-n-hexylbenzene	13.66	3900	J N

TestAmerica Edison
Target Compound Quantitation Report

Data File: \\EDICHROM\ChromData\CVOAMS2\20141103-20090.b\B75540.D
 Lims ID: 460-85449-C-12-A Lab Sample ID: 460-85449-12
 Client ID: PMP-27-SW-WT
 Sample Type: Client
 Inject. Date: 03-Nov-2014 12:29:30 ALS Bottle#: 16 Worklist Smp#: 17
 Purge Vol: 5.000 mL Dil. Factor: 50.0000
 Sample Info: 460-85449-C-12-A
 Misc. Info.: 460-0020090-017
 Operator ID: Instrument ID: CVOAMS2
 Method: \\EDICHROM\ChromData\CVOAMS2\20141103-20090.b\8260W_2.m
 Limit Group: VOA - 8260C Water and Solid
 Last Update: 04-Nov-2014 14:51:58 Calib Date: 21-Oct-2014 13:24:30
 Integrator: RTE ID Type: Deconvolution ID
 Quant Method: Internal Standard Quant By: Initial Calibration
 Last ICal File: \\EDICHROM\ChromData\CVOAMS2\20141021-19612.b\B74941.D
 Column 1 : Rtx-624 (0.25 mm) Det: MS SCAN
 Process Host: XAWRK052

First Level Reviewer: tupayachia

Date: 03-Nov-2014 19:41:54

Compound	Sig	RT (min.)	Exp RT (min.)	Dlt RT (min.)	Q	Response	OnCol Amt ug/l	Flags
* 26 TBA-d9 (IS)	65	2.656	2.640	0.016	88	133001	1000.0	
\$ 57 Dibromofluoromethane (Surr	113	4.286	4.277	0.009	95	178770	47.2	
\$ 53 1,2-Dichloroethane-d4 (Sur	65	4.672	4.664	0.008	96	165977	45.8	
* 58 Fluorobenzene	96	4.985	4.985	0.000	98	703029	50.0	
* 65 1,4-Dioxane-d8	96	5.833	5.833	0.000	94	11768	1000.0	
\$ 76 Toluene-d8 (Surr)	98	6.985	6.985	0.000	99	673019	49.0	
81 Tetrachloroethene	166	7.660	7.660	0.000	94	1324	0.2709	
* 87 Chlorobenzene-d5	117	8.590	8.590	0.000	87	584329	50.0	
\$ 97 4-Bromofluorobenzene	174	9.709	9.709	0.000	93	244594	52.9	
* 115 1,4-Dichlorobenzene-d4	152	10.672	10.672	0.000	96	343447	50.0	
127 1,2,4-Trichlorobenzene	180	12.236	12.236	0.000	81	21048	3.24	

Reagents:

8260 INTSTD C_00056

Amount Added: 1.00

Units: uL

Run Reagent

TestAmerica Edison
Tentatively Identified Quantitation Report

Data File: \\EDICHROM\ChromData\CVOAMS2\20141103-20090.b\B75540.D
 Lims ID: 460-85449-C-12-A Lab Sample ID: 460-85449-12
 Client ID: PMP-27-SW-WT
 Sample Type: Client
 Inject. Date: 03-Nov-2014 12:29:30 ALS Bottle#: 16 Worklist Smp#: 17
 Purge Vol: 5.000 mL Dil. Factor: 50.0000
 Sample Info: 460-85449-C-12-A
 Misc. Info.: 460-0020090-017
 Operator ID: Instrument ID: CVOAMS2
 Method: \\EDICHROM\ChromData\CVOAMS2\20141103-20090.b\8260W_2.m
 Limit Group: VOA - 8260C Water and Solid
 Last Update: 04-Nov-2014 14:51:58 Calib Date: 21-Oct-2014 13:24:30
 Tic RT Window: 0.000 -0.000 Response: area
 Quant By: Nearest ISTD Quant LOD: 10.00000
 MS Library: \\EDICHROM\ChromData\Database\NIST02.L
 Min. Match: 40
 Column 1 : Rtx-624 (0.25 mm) Det: MS SCAN
 Process Host: XAWRK052
 First Level Reviewer: tupayachia Date: 03-Nov-2014 19:41:54

Tentative Identified Compound Results

RT	Response	Amount ug/l	Quant Cpd	Qual	Lib Entry	Molecular Formula	Mol. Weight	Flags
10.902	493-02-7 Naphthalene, decahydro-, trans- 2583926	45.0	115	95	16319	C10H18	138	M
11.404	1000152-47-3 trans-Decalin, 2-methyl- 2978515	51.8	115	90	24310	C11H20	152	MI
11.577	2958-76-1 Naphthalene, decahydro-2-methyl- 2804549	48.8	115	97	24327	C11H20	152	M
11.997	1618-22-0 Naphthalene, decahydro-2,6-dimethyl- 3074865	53.5	115	53	33325	C12H22	166	M
12.022	4810-04-2 Benzene, 1,3,5-trimethyl-2-propyl- 3131559	54.5	115	64	30694	C12H18	162	M
12.269	Unknown 2646959	46.1	115	0	0		0	M
12.376	Unknown 3261660	56.8	115	0	0		0	M
12.589	629-50-5 Tridecane 2702373	47.0	115	92	45543	C13H28	184	M
13.009	5676-29-9 Benzene, (2,2-dimethyl-1-methylenepropyl 3946676	68.7	115	60	29440	C12H16	160	
13.659	1595-10-4 1-Methyl-2-n-hexylbenzene 2336716	40.7	115	47	39987	C13H20	176	

Quantitation Compounds

Compound	RT	Response	Amount ug/l
* 115 1,4-Dichlorobenzene-d4	10.672	2873489	50.0

QC Flag Legend

Processing Flags

Review Flags

M - Manually Integrated

I - User Selected Library Match

Reagents:

8260 INTSTD C_00056

Amount Added: 1.00

Units: uL

Run Reagent

TestAmerica Edison

Data File: \\EDICHROM\ChromData\CVOAMS2\20141103-20090.b\B75540.D

Injection Date: 03-Nov-2014 12:29:30

Instrument ID: CVOAMS2

Operator ID:

Lims ID: 460-85449-C-12-A

Lab Sample ID: 460-85449-12

Worklist Smp#: 17

Client ID: PMP-27-SW-WT

Purge Vol: 5.000 mL

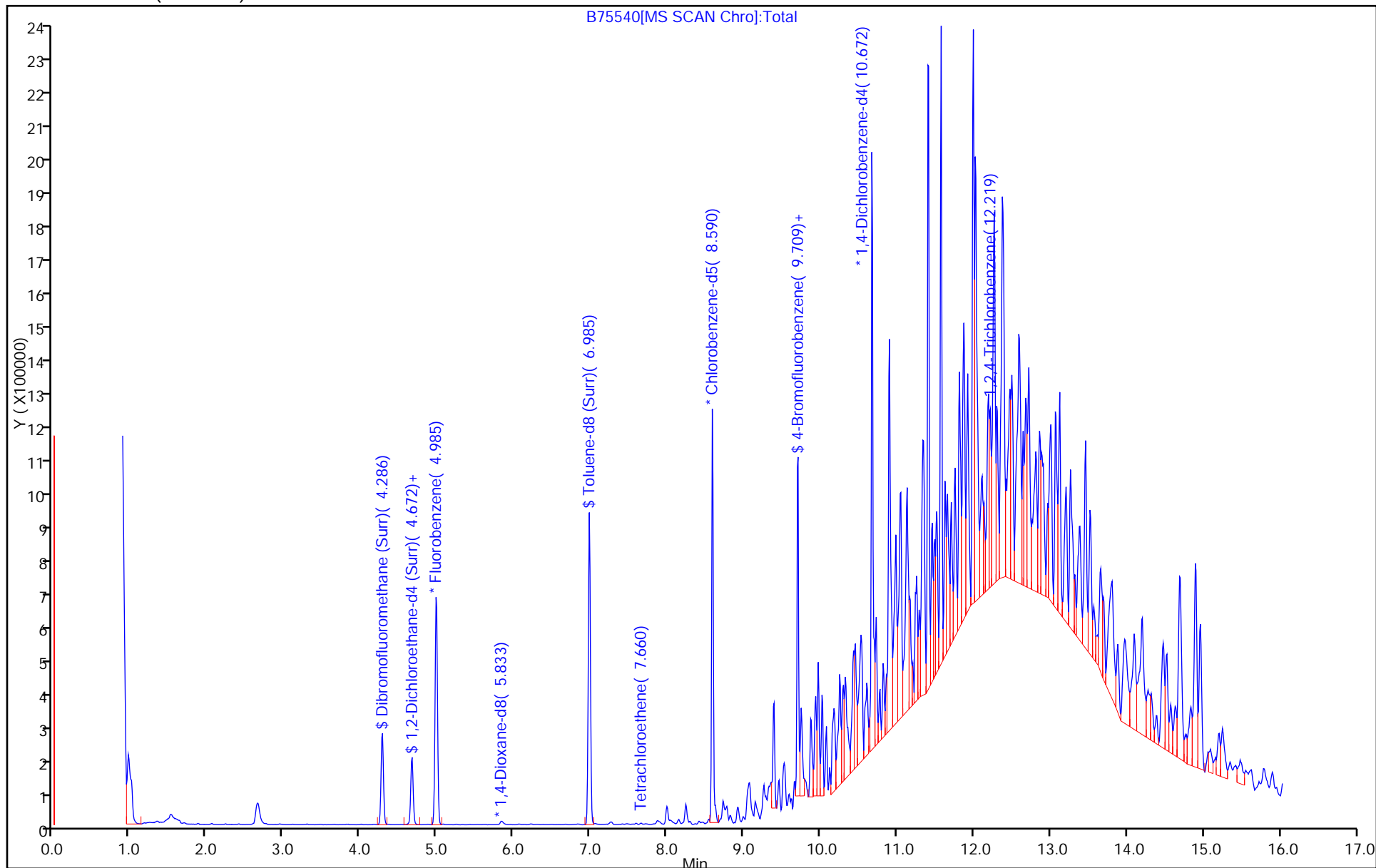
Dil. Factor: 50.0000

ALS Bottle#: 16

Method: 8260W_2

Limit Group: VOA - 8260C Water and Solid

Column: Rtx-624 (0.25 mm)



TestAmerica Edison

Data File: \\EDICHROM\ChromData\CVOAMS2\20141103-20090.b\B75540.D

Injection Date: 03-Nov-2014 12:29:30

Instrument ID: CVOAMS2

Lims ID: 460-85449-C-12-A

Lab Sample ID: 460-85449-12

Client ID: PMP-27-SW-WT

Operator ID:

ALS Bottle#: 16 Worklist Smp#: 17

Purge Vol: 5.000 mL

Dil. Factor: 50.0000

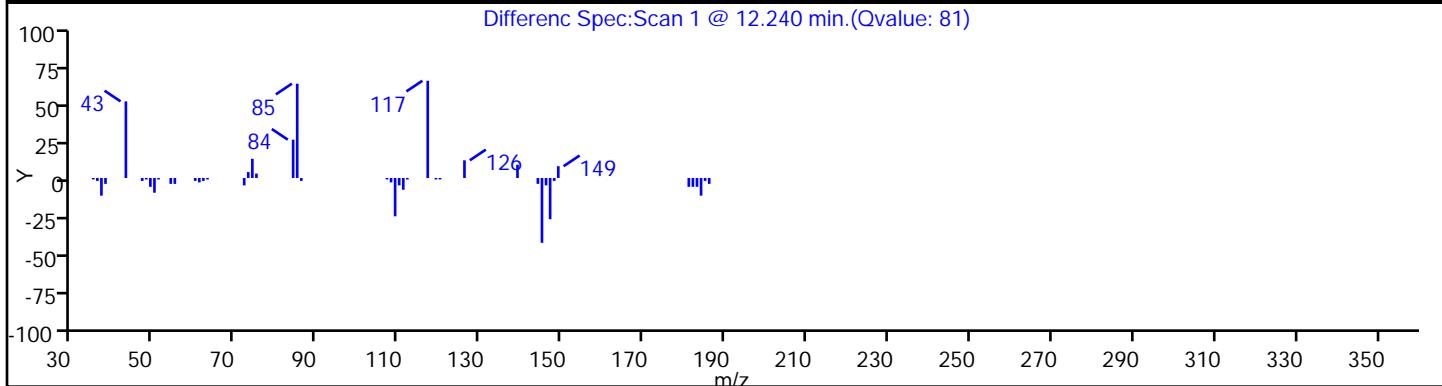
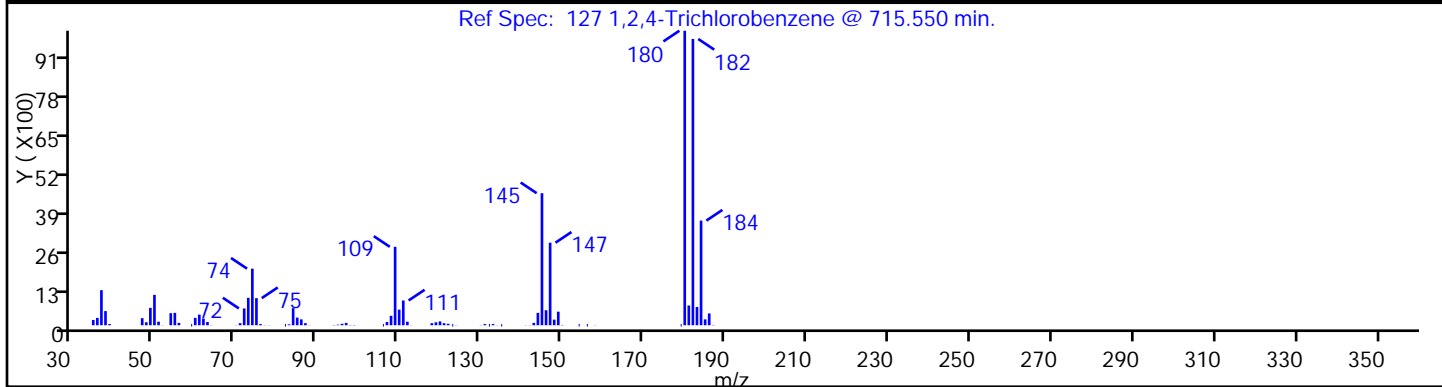
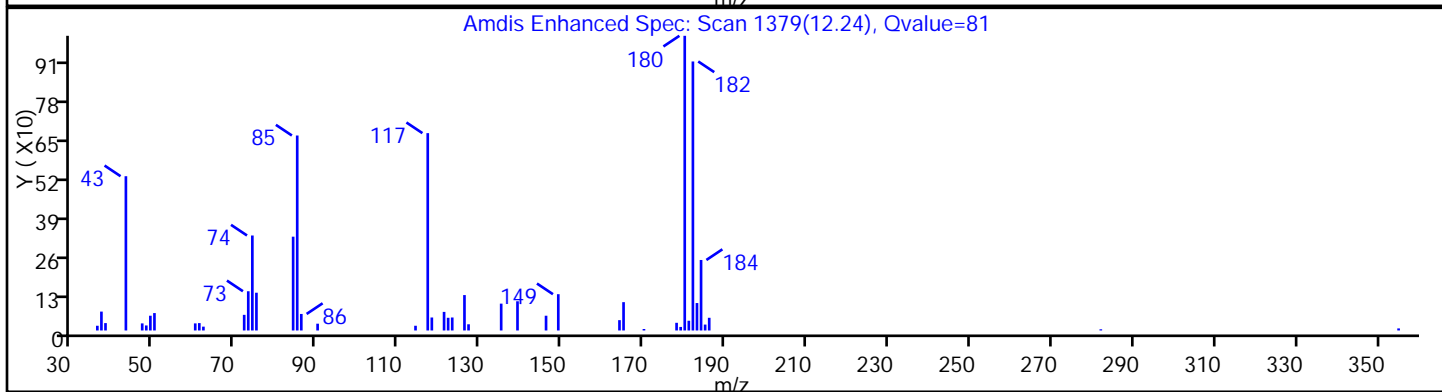
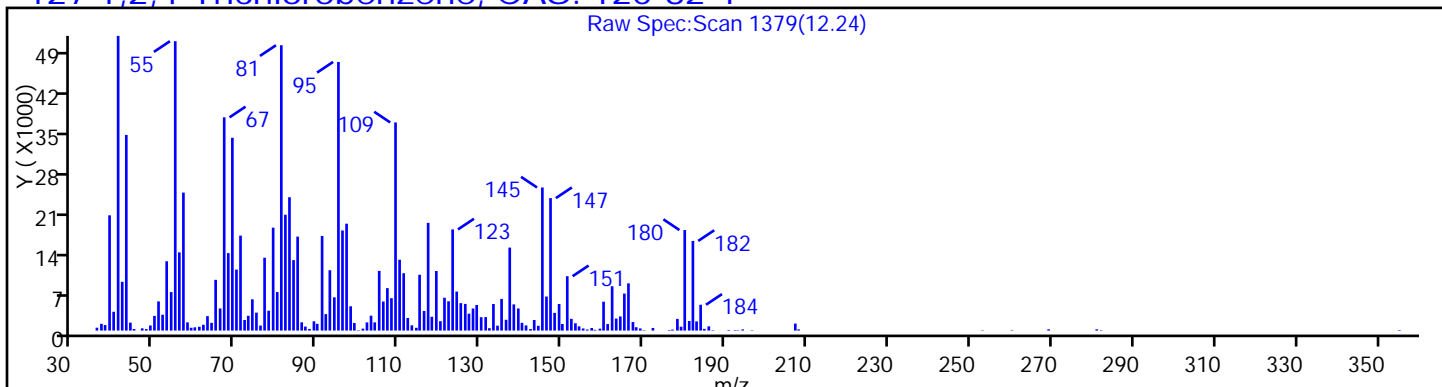
Method: 8260W_2

Limit Group: VOA - 8260C Water and Solid

Column: Rtx-624 (0.25 mm)

Detector: MS SCAN

127 1,2,4-Trichlorobenzene, CAS: 120-82-1



TestAmerica Edison

Data File: \\EDICHROM\ChromData\CVOAMS2\20141103-20090.b\B75540.D

Injection Date: 03-Nov-2014 12:29:30

Instrument ID: CVOAMS2

Lims ID: 460-85449-C-12-A

Lab Sample ID: 460-85449-12

Client ID: PMP-27-SW-WT

Operator ID:

ALS Bottle#: 16 Worklist Smp#: 17

Purge Vol: 5.000 mL

Dil. Factor: 50.0000

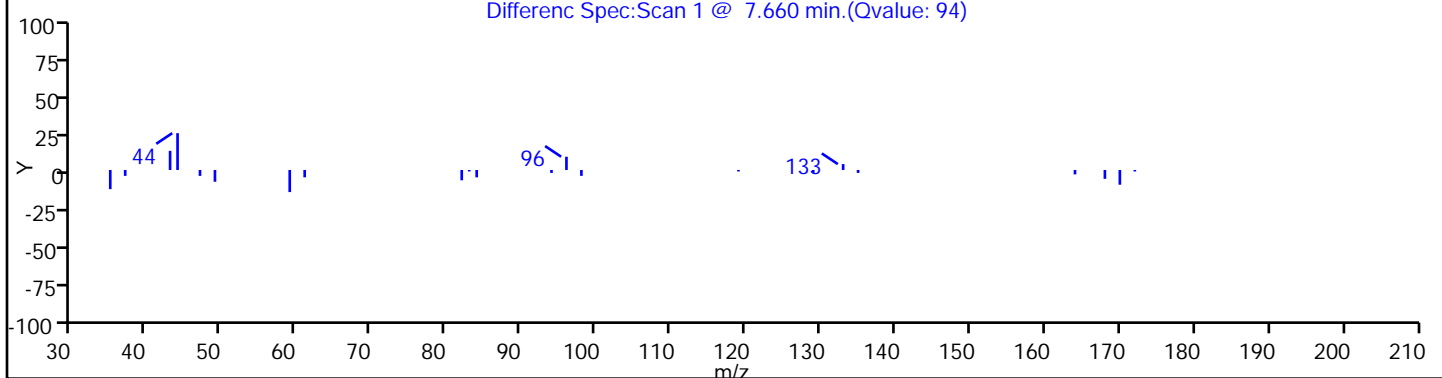
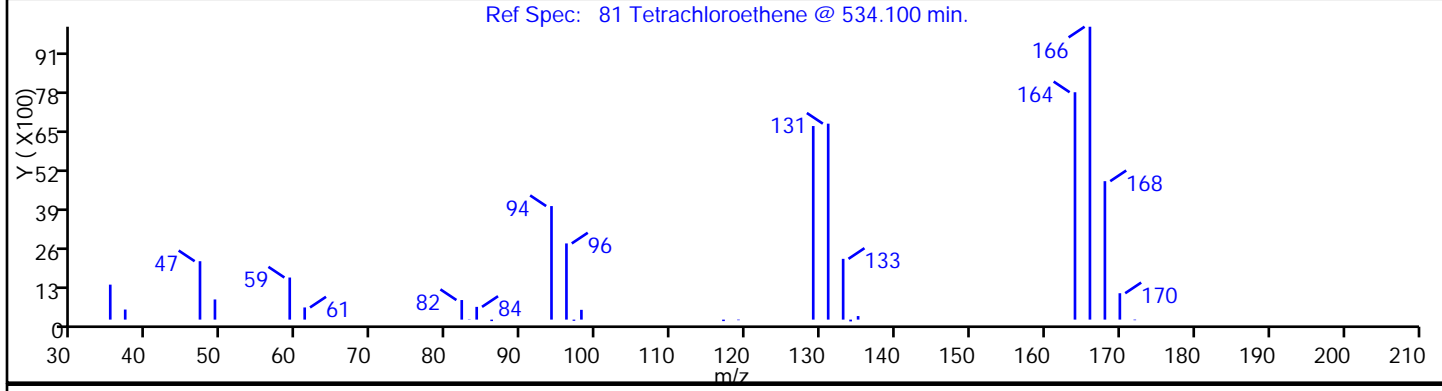
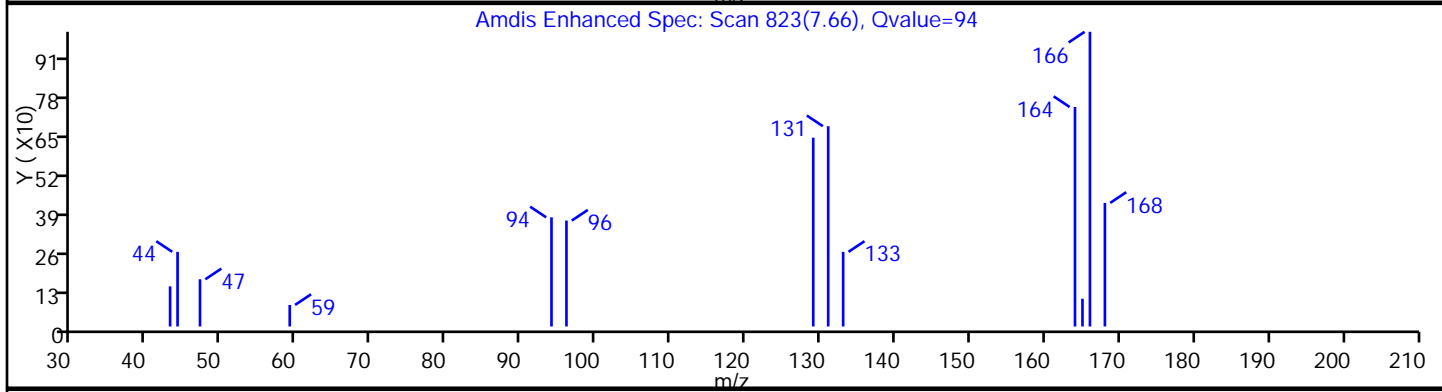
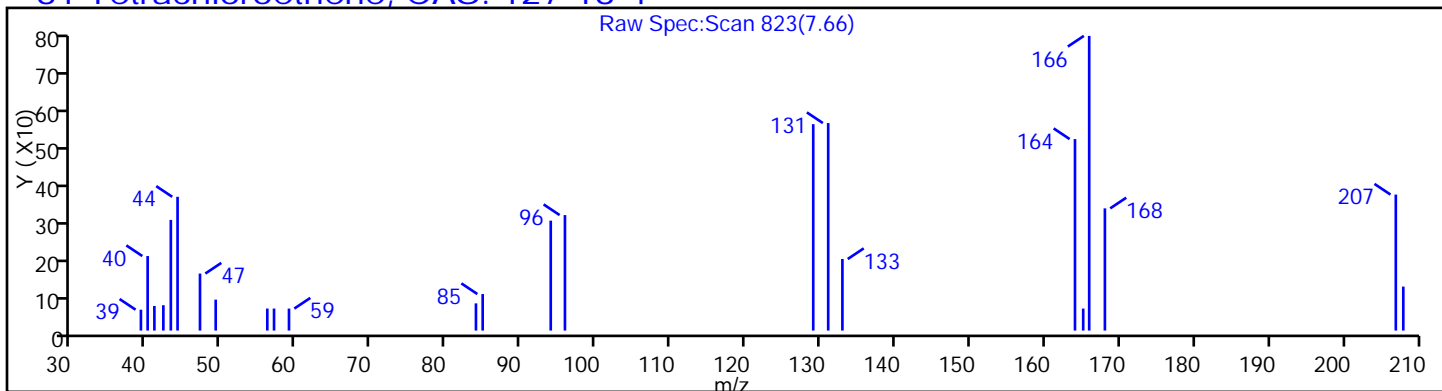
Method: 8260W_2

Limit Group: VOA - 8260C Water and Solid

Column: Rtx-624 (0.25 mm)

Detector: MS SCAN

81 Tetrachloroethene, CAS: 127-18-4



TestAmerica Edison

Data File: \\EDICHRON\ChromData\CVOAMS2\20141103-20090.b\B75540.D

Injection Date: 03-Nov-2014 12:29:30

Instrument ID: CVOAMS2

Lims ID: 460-85449-C-12-A

Lab Sample ID: 460-85449-12

Client ID: PMP-27-SW-WT

Operator ID:

ALS Bottle#: 16

Worklist Smp#: 17

Purge Vol: 5.000 mL

Dil. Factor: 50.0000

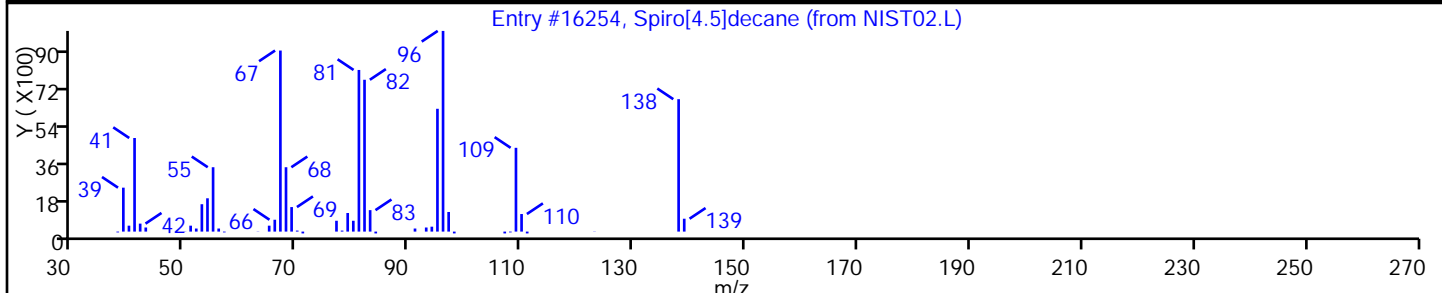
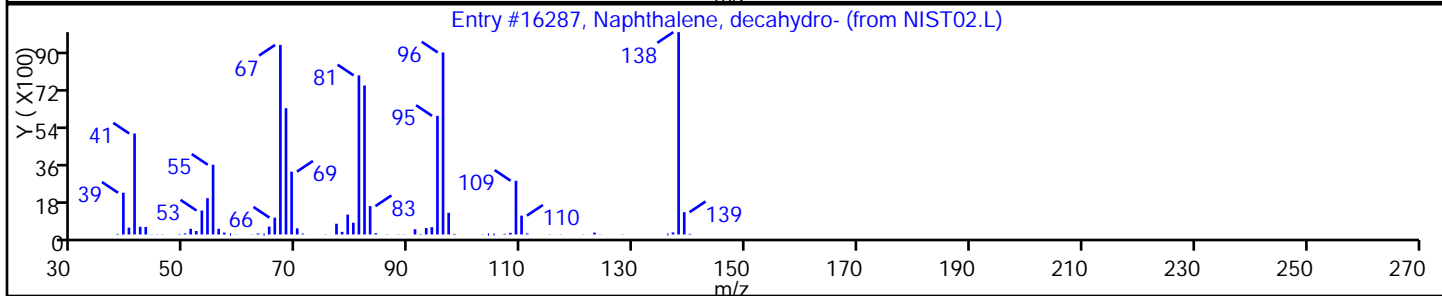
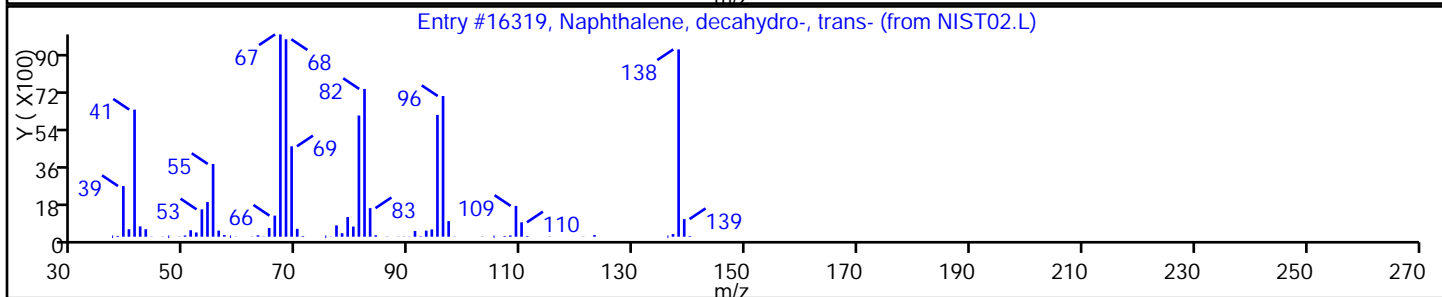
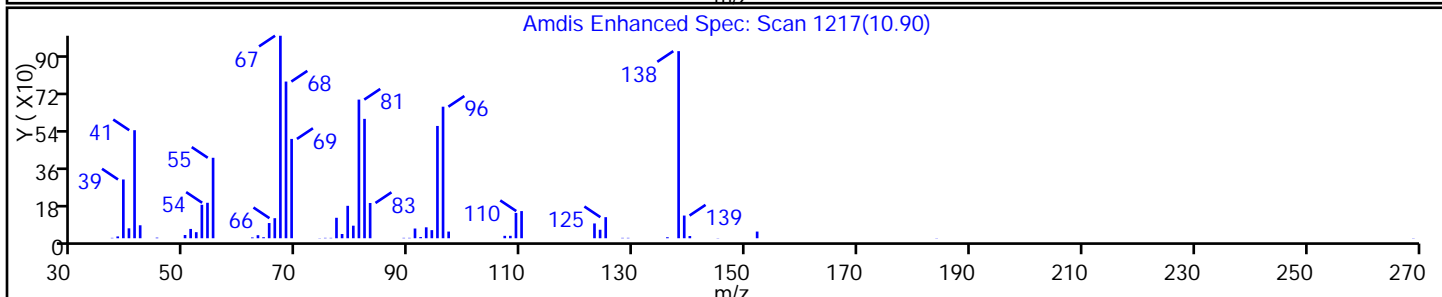
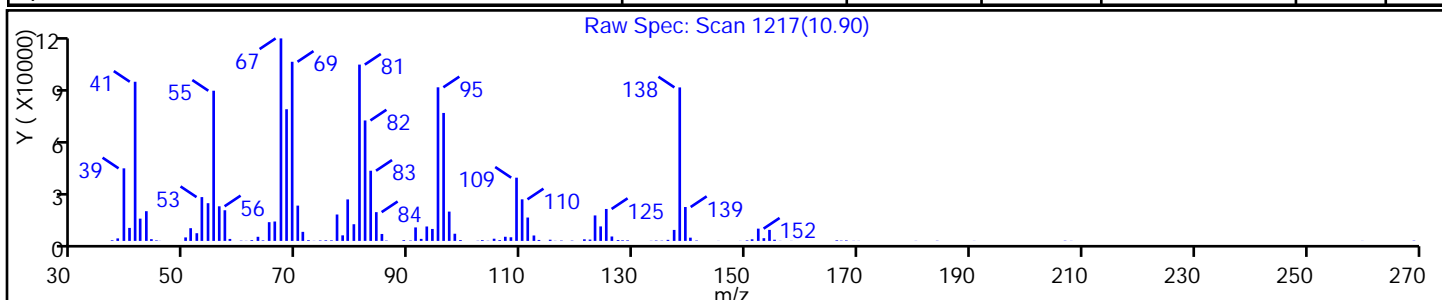
Method: 8260W_2

Limit Group: VOA - 8260C Water and Solid

Column:

Detector: MS SCAN

Library Search Compound Match	CAS#	Library	Entry	Formula	Weight	Q
Naphthalene, decahydro-, trans-	493-02-7	NIST02	16319	C10H18	138	95
Naphthalene, decahydro-	91-17-8	NIST02.L	16287	C10H18	138	91
Spiro[4.5]decane	176-63-6	NIST02.L	16254	C10H18	138	81



TestAmerica Edison

Data File: \\EDICHRON\ChromData\CVOAMS2\20141103-20090.b\B75540.D

Injection Date: 03-Nov-2014 12:29:30

Instrument ID: CVOAMS2

Lims ID: 460-85449-C-12-A

Lab Sample ID: 460-85449-12

Client ID: PMP-27-SW-WT

Operator ID:

ALS Bottle#: 16

Worklist Smp#: 17

Purge Vol: 5.000 mL

Dil. Factor: 50.0000

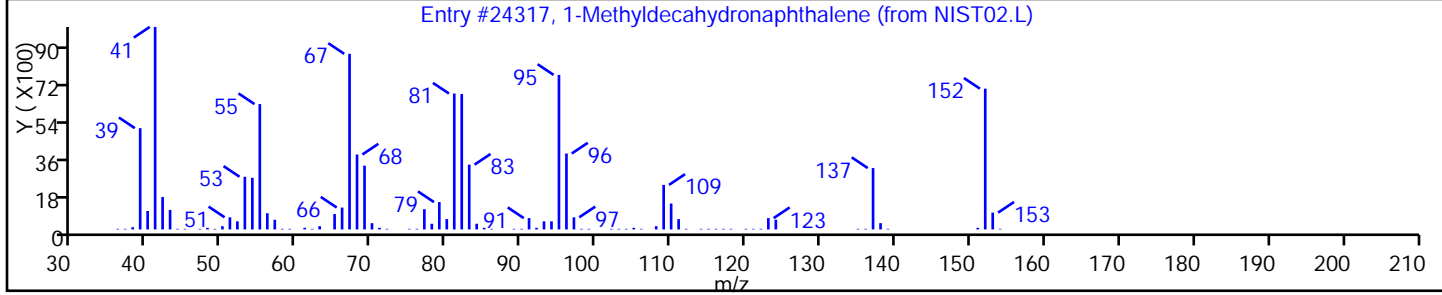
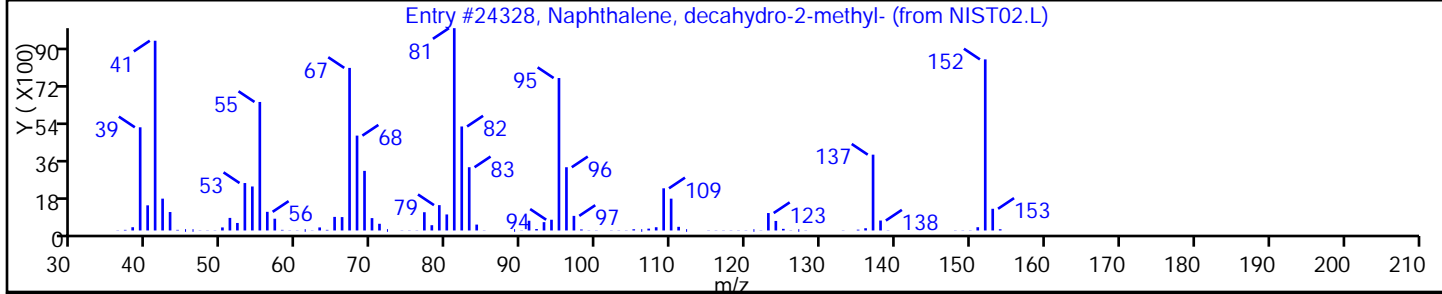
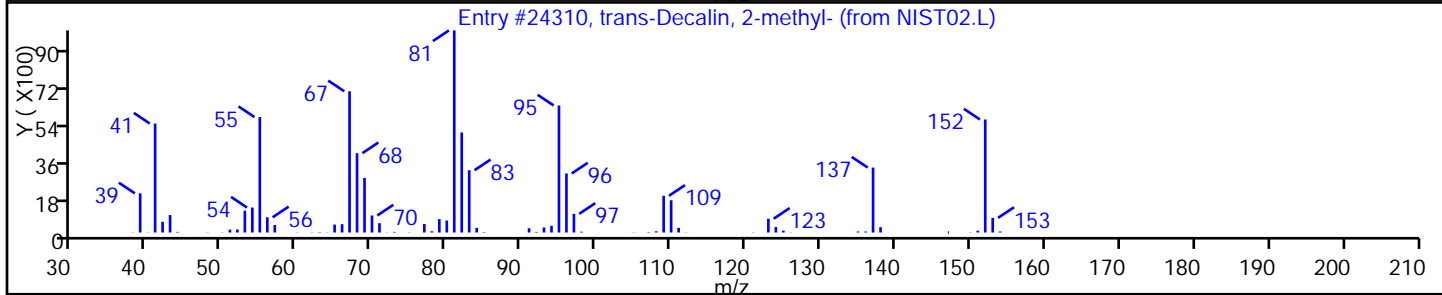
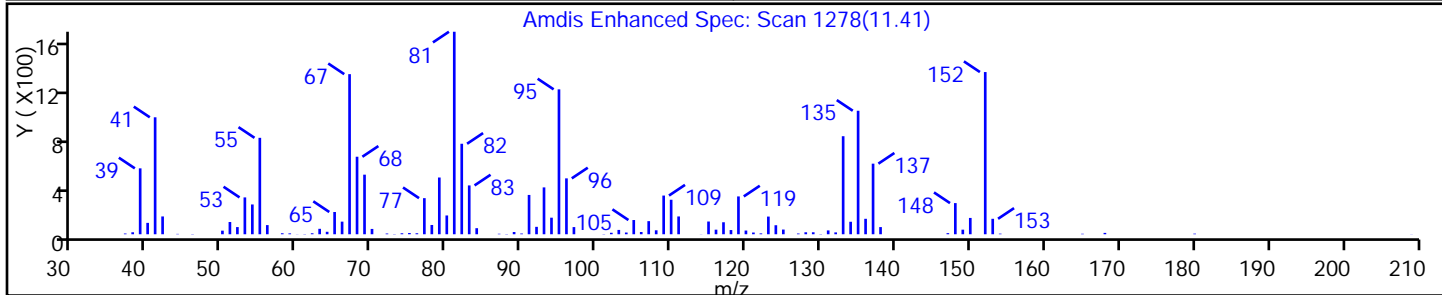
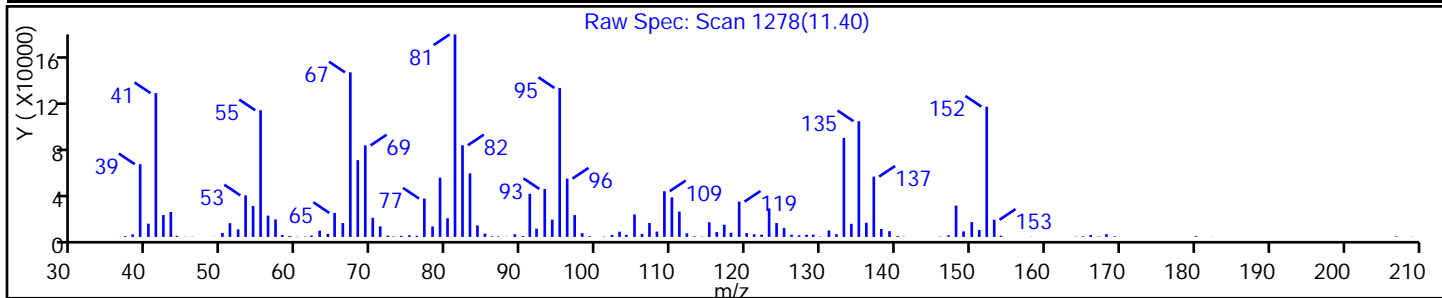
Method: 8260W_2

Limit Group: VOA - 8260C Water and Solid

Column:

Detector: MS SCAN

Library Search Compound Match	CAS#	Library	Entry	Formula	Weight	Q
trans-Decalin, 2-methyl-	1000152-47-3	NIST02	24310	C11H20	152	90
Naphthalene, decahydro-2-methyl-	2958-76-1	NIST02.L	24328	C11H20	152	98
1-Methyldecahydronaphthalene	2958-75-0	NIST02.L	24317	C11H20	152	90



TestAmerica Edison

Data File: \\EDICHRON\ChromData\CVOAMS2\20141103-20090.b\B75540.D

Injection Date: 03-Nov-2014 12:29:30

Instrument ID: CVOAMS2

Lims ID: 460-85449-C-12-A

Lab Sample ID: 460-85449-12

Client ID: PMP-27-SW-WT

Operator ID:

ALS Bottle#: 16

Worklist Smp#: 17

Purge Vol: 5.000 mL

Dil. Factor: 50.0000

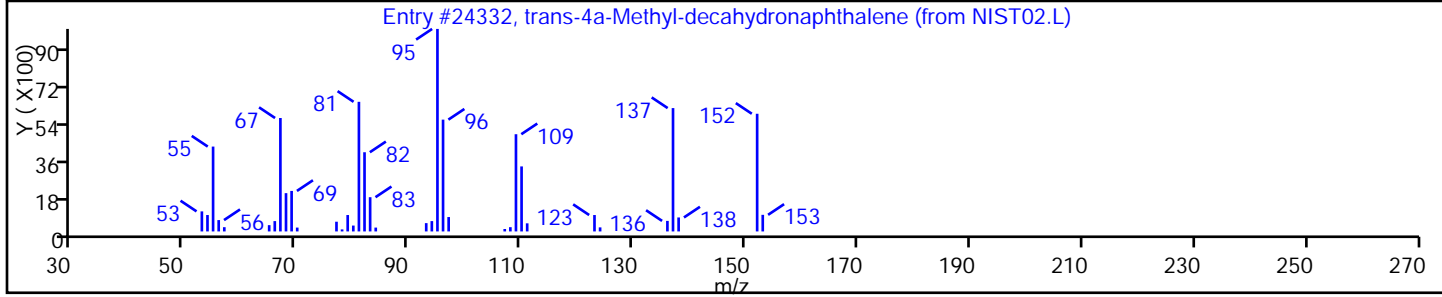
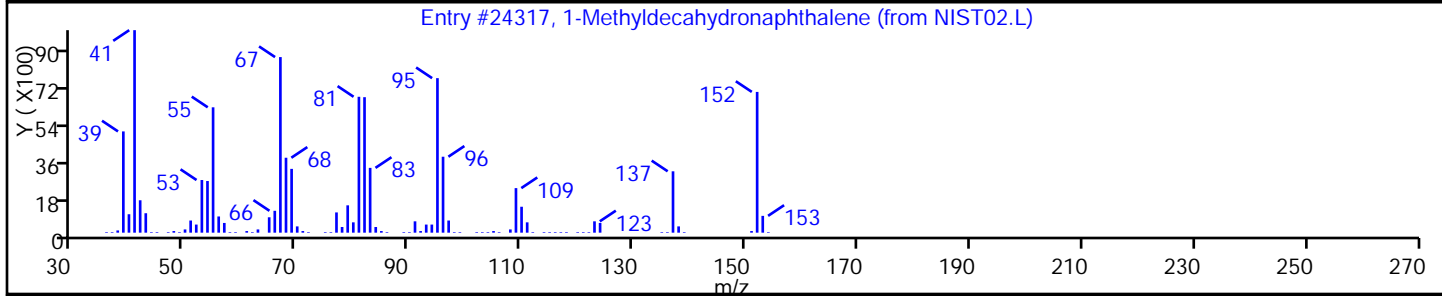
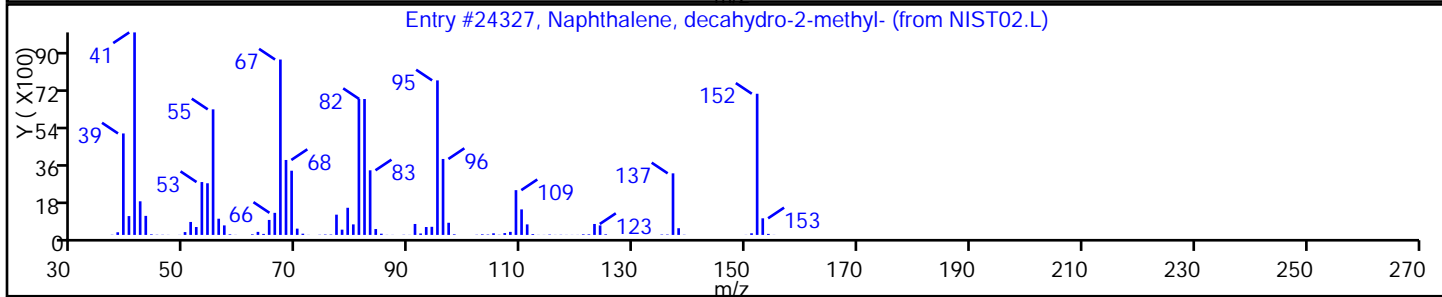
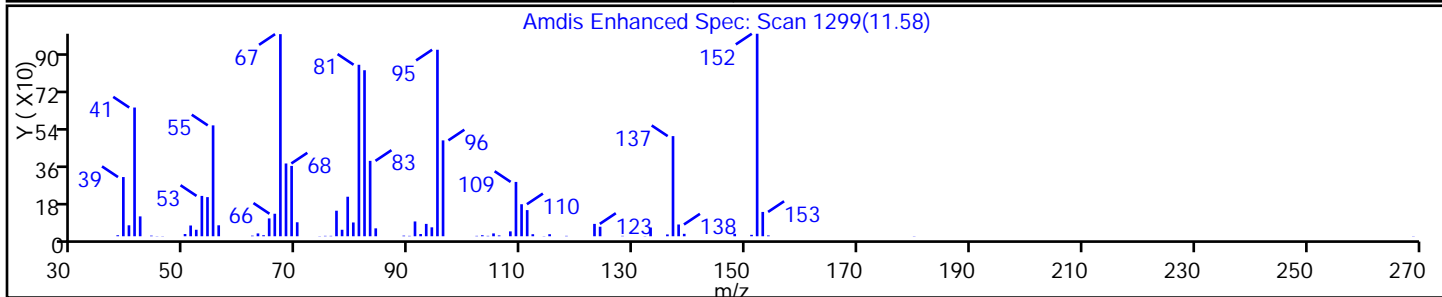
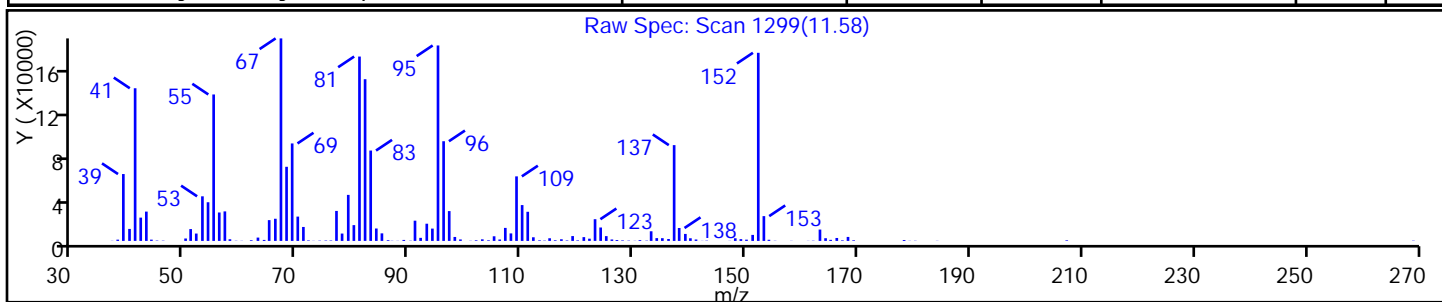
Method: 8260W_2

Limit Group: VOA - 8260C Water and Solid

Column:

Detector: MS SCAN

Library Search Compound Match	CAS#	Library	Entry	Formula	Weight	Q
Naphthalene, decahydro-2-methyl-	2958-76-1	NIST02	24327	C11H20	152	97
1-Methyldecahydronaphthalene	2958-75-0	NIST02.L	24317	C11H20	152	97
trans-4a-Methyl-decahydronaphthalene	2547-27-5	NIST02.L	24332	C11H20	152	86



TestAmerica Edison

Data File: \\EDICHROM\ChromData\CVOAMS2\20141103-20090.b\B75540.D

Injection Date: 03-Nov-2014 12:29:30

Instrument ID: CVOAMS2

Lims ID: 460-85449-C-12-A

Lab Sample ID: 460-85449-12

Client ID: PMP-27-SW-WT

Operator ID:

ALS Bottle#: 16

Worklist Smp#: 17

Purge Vol: 5.000 mL

Dil. Factor: 50.0000

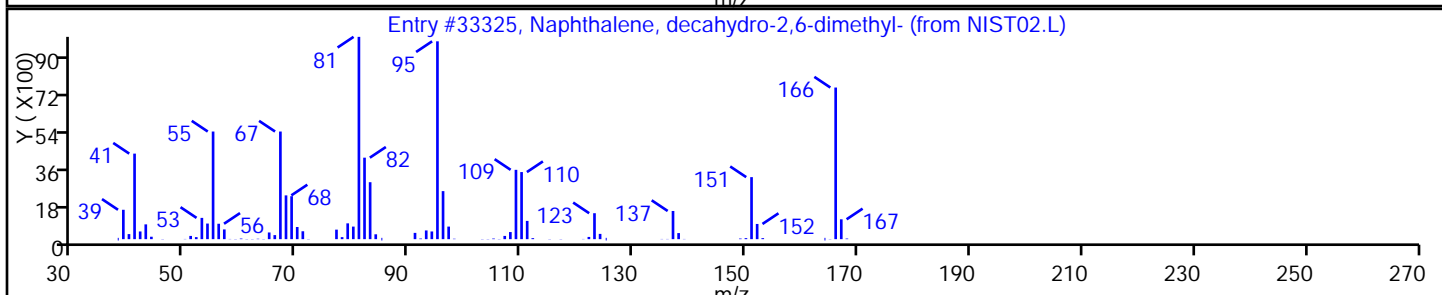
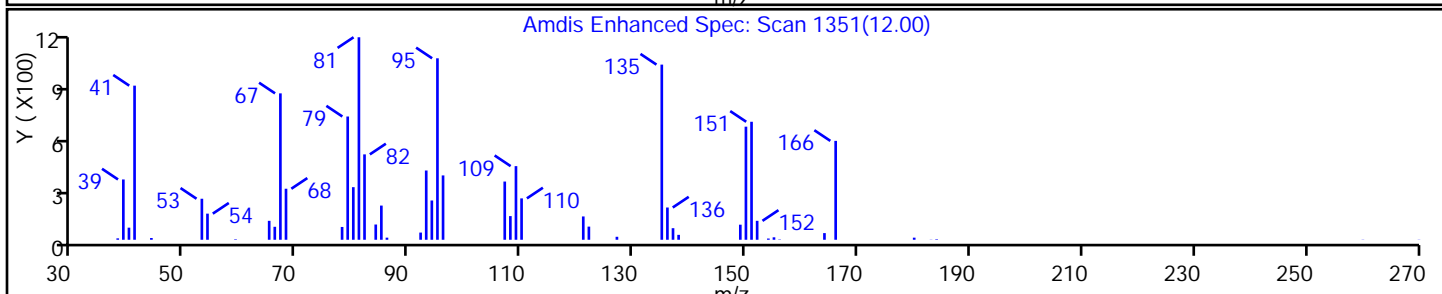
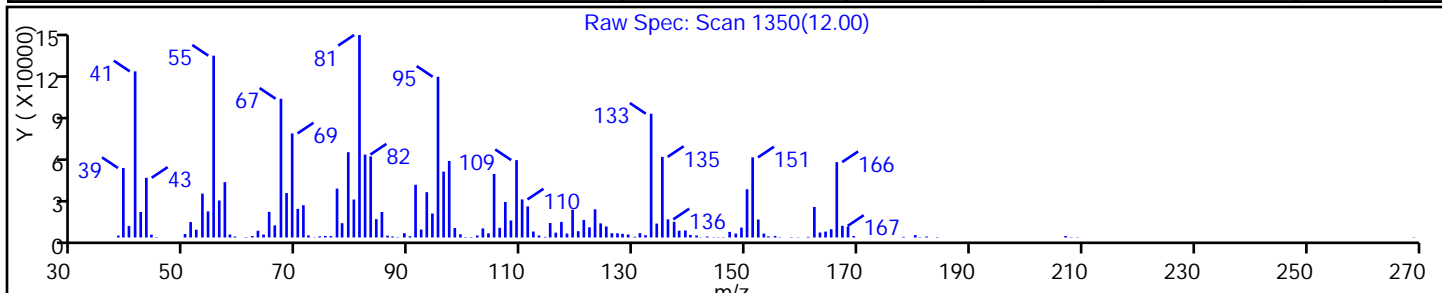
Method: 8260W_2

Limit Group: VOA - 8260C Water and Solid

Column:

Detector: MS SCAN

Library Search Compound Match	CAS#	Library	Entry	Formula	Weight	Q
Naphthalene, decahydro-2,6-dimethyl-	1618-22-0	NIST02	33325	C12H22	166	53



TestAmerica Edison

Data File: \\EDICHROM\ChromData\CVOAMS2\20141103-20090.b\B75540.D

Injection Date: 03-Nov-2014 12:29:30

Instrument ID: CVOAMS2

Lims ID: 460-85449-C-12-A

Lab Sample ID: 460-85449-12

Client ID: PMP-27-SW-WT

Operator ID:

ALS Bottle#: 16

Worklist Smp#: 17

Purge Vol: 5.000 mL

Dil. Factor: 50.0000

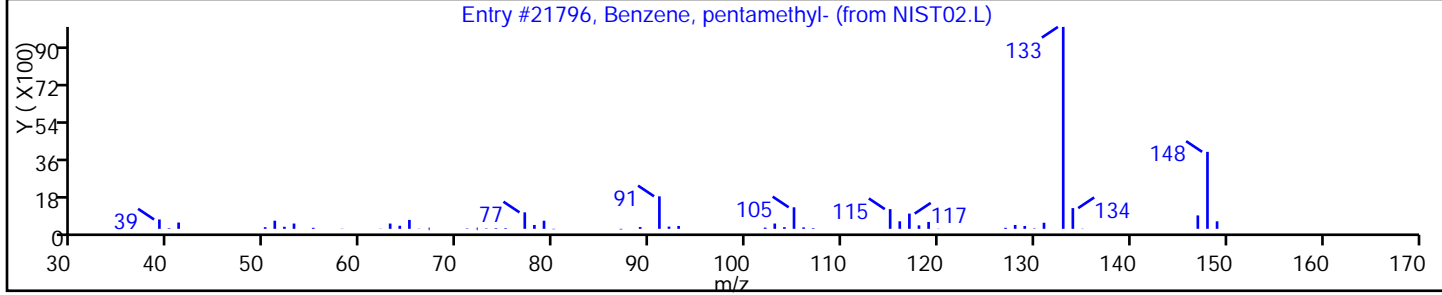
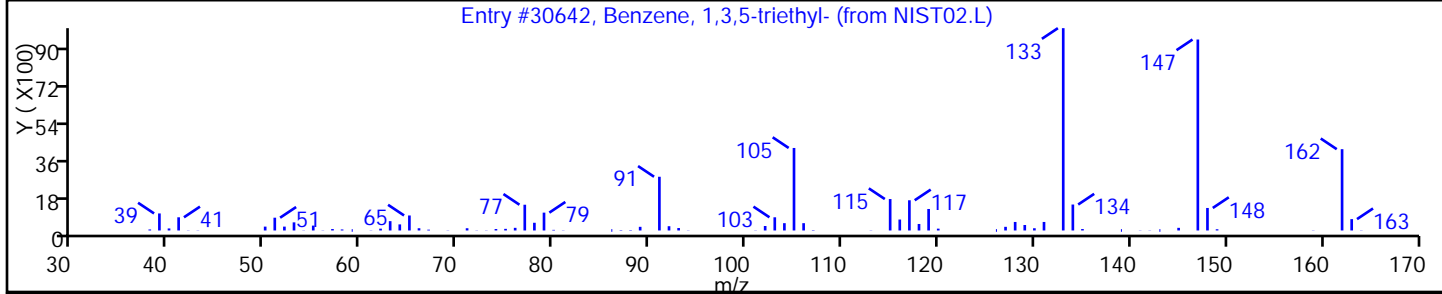
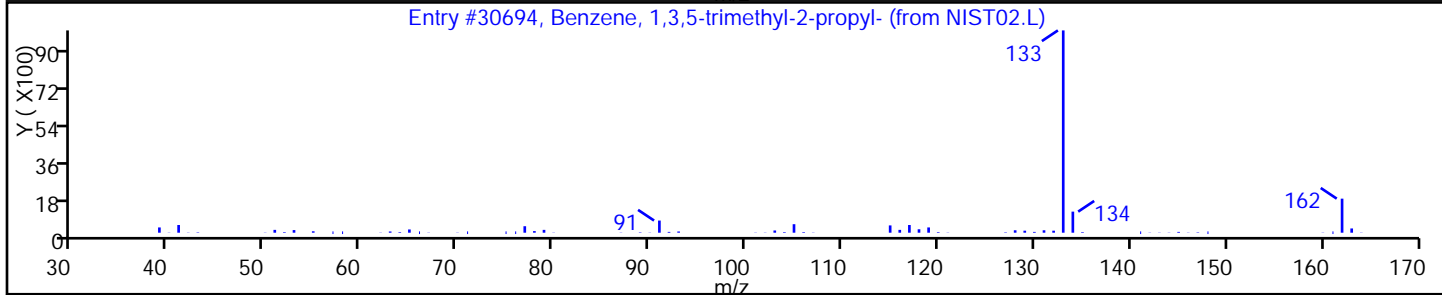
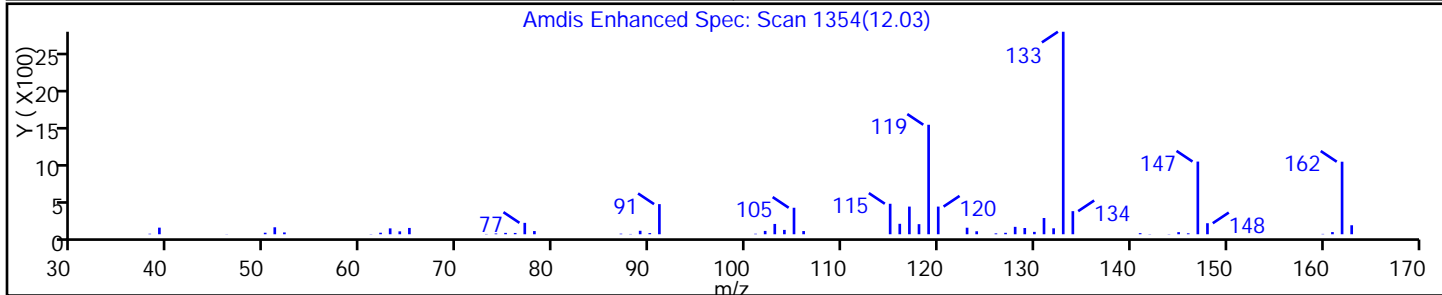
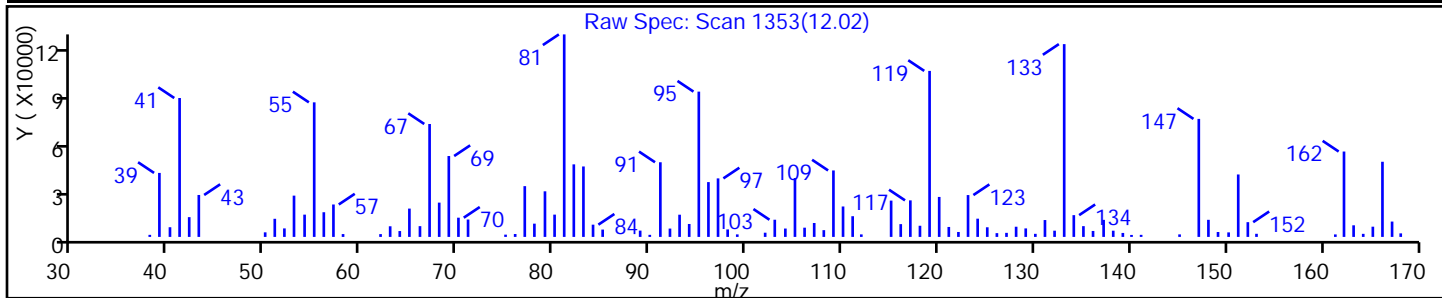
Method: 8260W_2

Limit Group: VOA - 8260C Water and Solid

Column:

Detector: MS SCAN

Library Search Compound Match	CAS#	Library	Entry	Formula	Weight	Q
Benzene, 1,3,5-trimethyl-2-propyl-	4810-04-2	NIST02	30694	C12H18	162	64
Benzene, 1,3,5-triethyl-	102-25-0	NIST02.L	30642	C12H18	162	58
Benzene, pentamethyl-	700-12-9	NIST02.L	21796	C11H16	148	55



TestAmerica Edison

Data File: \\EDICHROM\ChromData\CVOAMS2\20141103-20090.b\B75540.D

Injection Date: 03-Nov-2014 12:29:30

Instrument ID: CVOAMS2

Lims ID: 460-85449-C-12-A

Lab Sample ID: 460-85449-12

Client ID: PMP-27-SW-WT

Operator ID:

ALS Bottle#: 16 Worklist Smp#: 17

Purge Vol: 5.000 mL

Dil. Factor: 50.0000

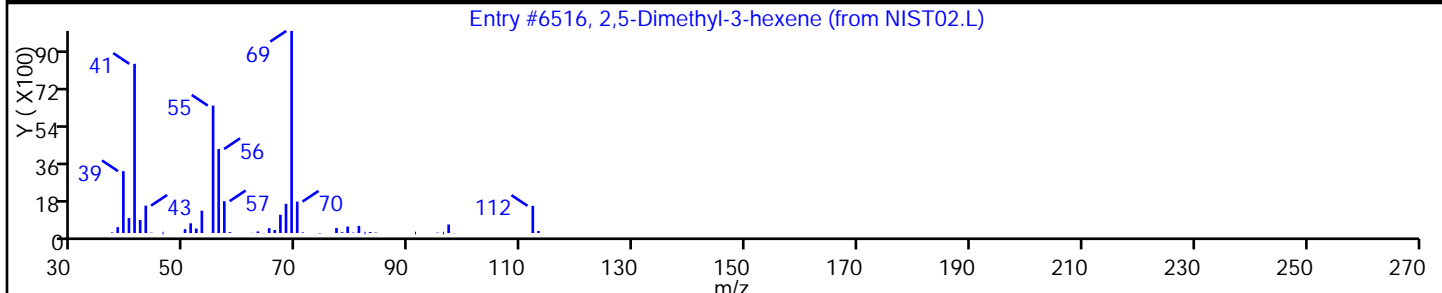
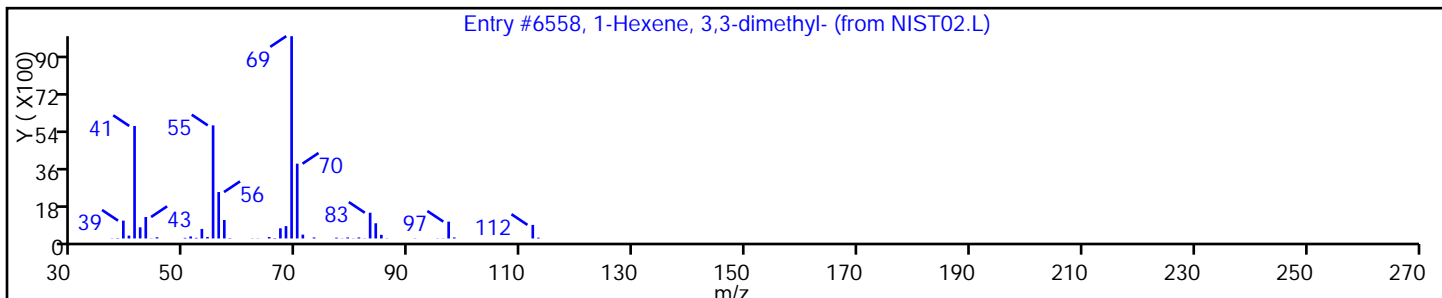
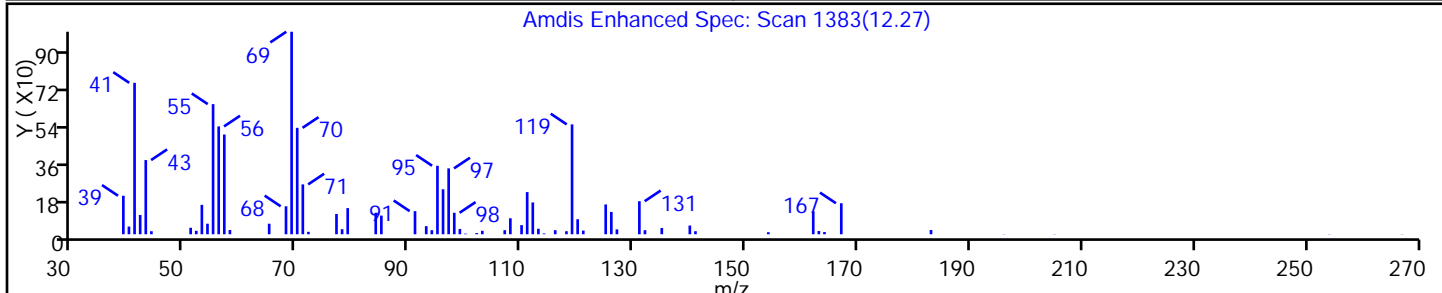
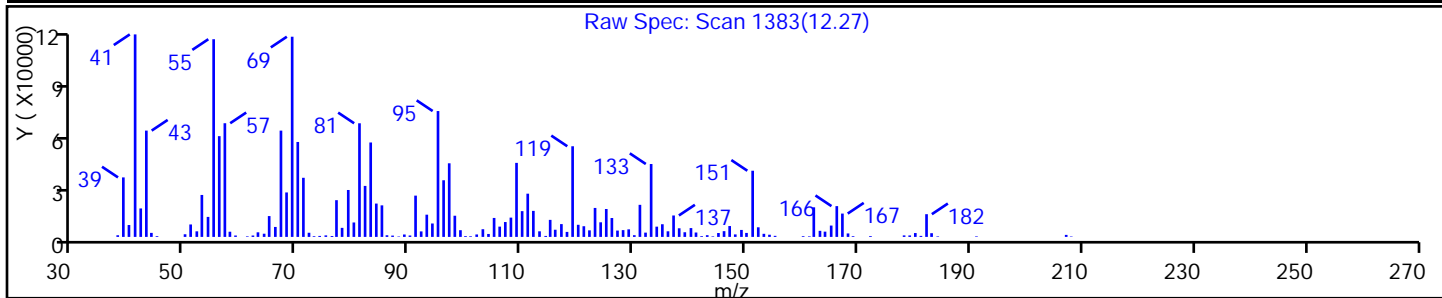
Method: 8260W_2

Limit Group: VOA - 8260C Water and Solid

Column:

Detector MS SCAN

Library Search Compound Match	CAS#	Library	Entry	Formula	Weight	Q
Unknown		NIST02	0		0	0
1-Hexene, 3,3-dimethyl-	3404-77-1	NIST02.L	6558	C8H16	112	43
2,5-Dimethyl-3-hexene	1000118-16-2	NIST02.L	6516	C8H16	112	41



TestAmerica Edison

Data File: \\EDICHRON\ChromData\CVOAMS2\20141103-20090.b\B75540.D

Injection Date: 03-Nov-2014 12:29:30

Instrument ID: CVOAMS2

Lims ID: 460-85449-C-12-A

Lab Sample ID: 460-85449-12

Client ID: PMP-27-SW-WT

Operator ID:

ALS Bottle#: 16

Worklist Smp#: 17

Purge Vol: 5.000 mL

Dil. Factor: 50.0000

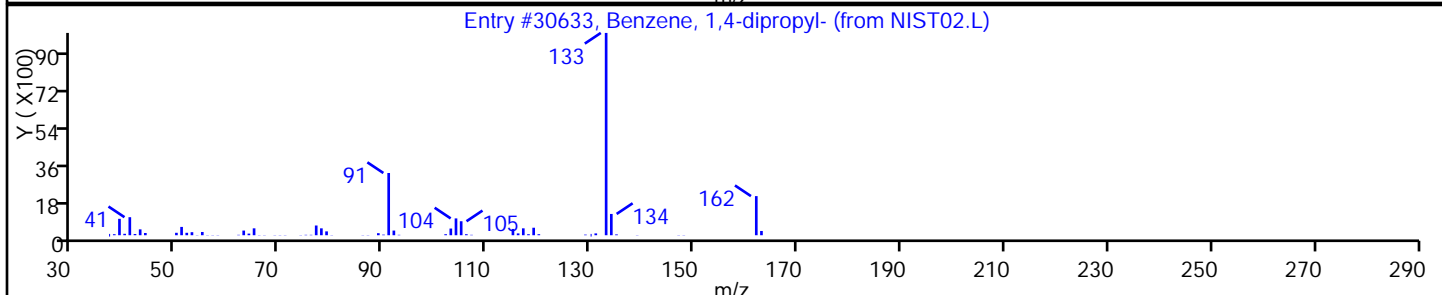
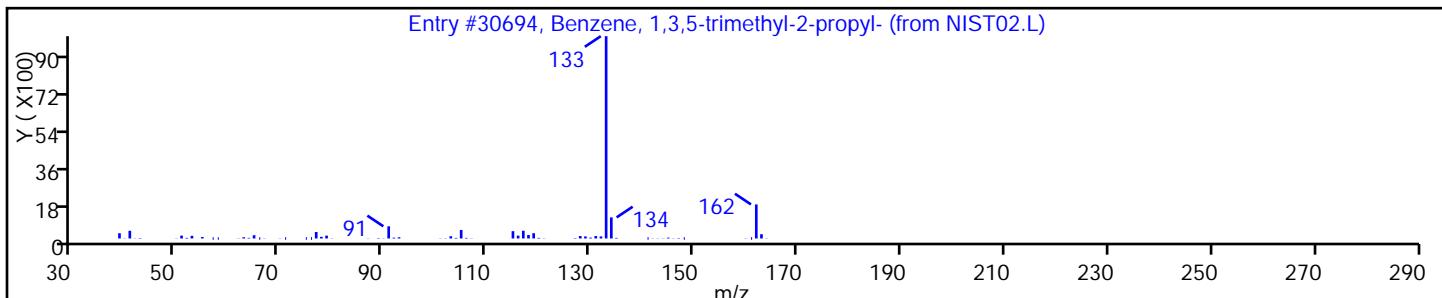
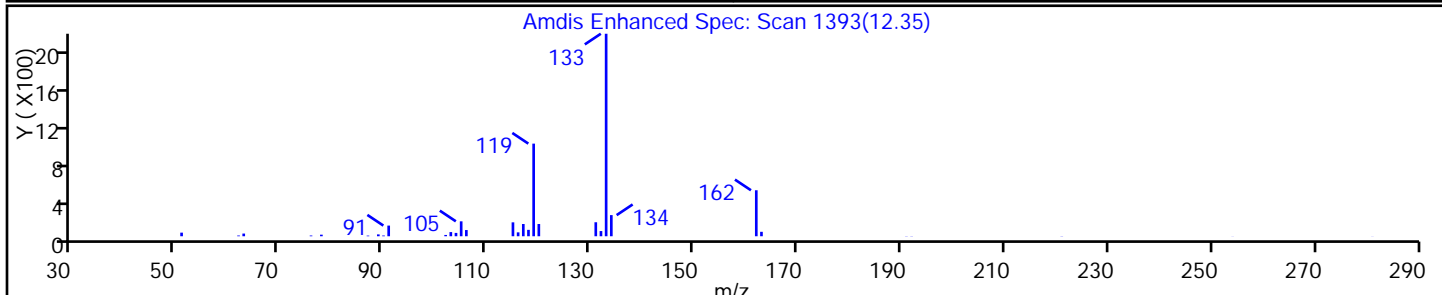
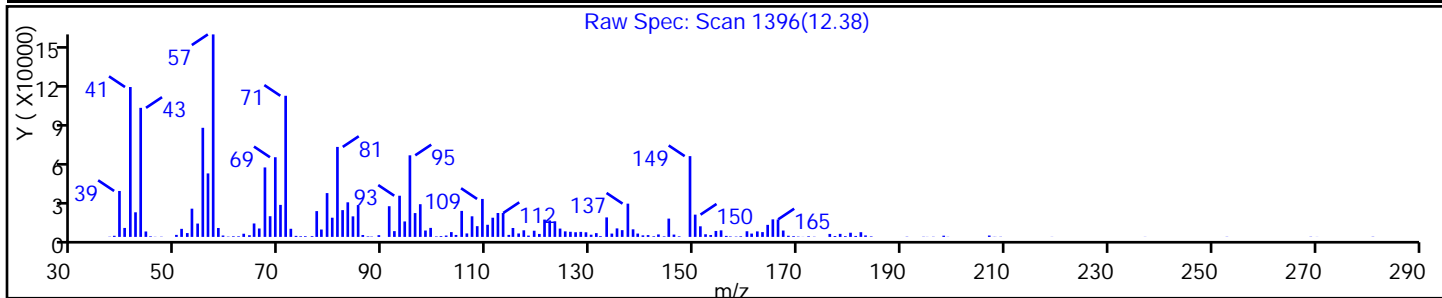
Method: 8260W_2

Limit Group: VOA - 8260C Water and Solid

Column:

Detector MS SCAN

Library Search Compound Match	CAS#	Library	Entry	Formula	Weight	Q
Unknown		NIST02	0		0	0
Benzene, 1,3,5-trimethyl-2-propyl-	4810-04-2	NIST02.L	30694	C12H18	162	62
Benzene, 1,4-dipropyl-	4815-57-0	NIST02.L	30633	C12H18	162	53



TestAmerica Edison

Data File: \\EDICHROM\ChromData\CVOAMS2\20141103-20090.b\B75540.D

Injection Date: 03-Nov-2014 12:29:30

Instrument ID: CVOAMS2

Lims ID: 460-85449-C-12-A

Lab Sample ID: 460-85449-12

Client ID: PMP-27-SW-WT

Operator ID:

ALS Bottle#: 16 Worklist Smp#: 17

Purge Vol: 5.000 mL

Dil. Factor: 50.0000

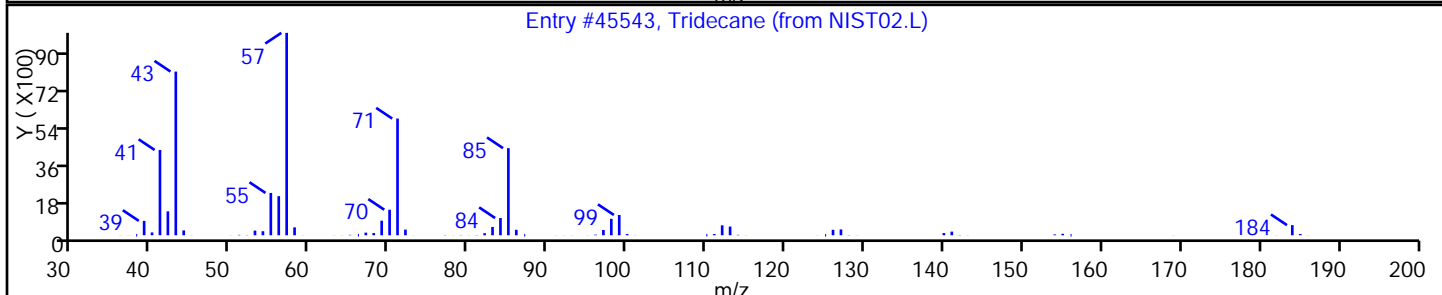
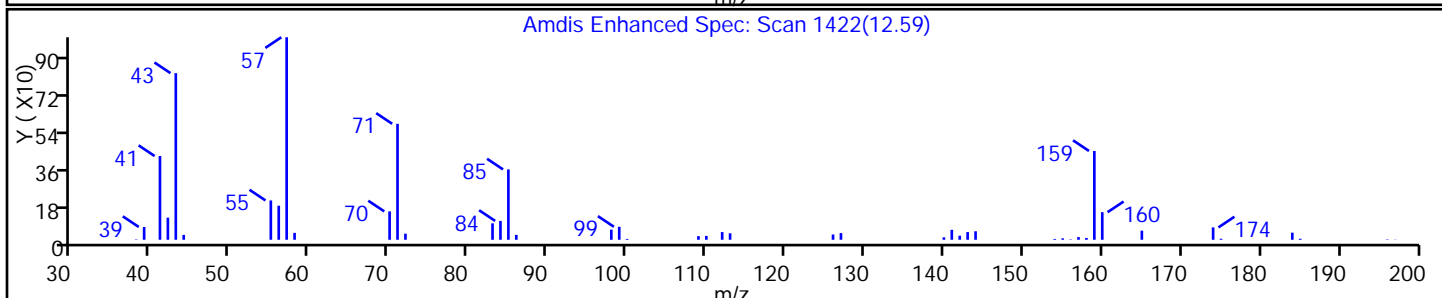
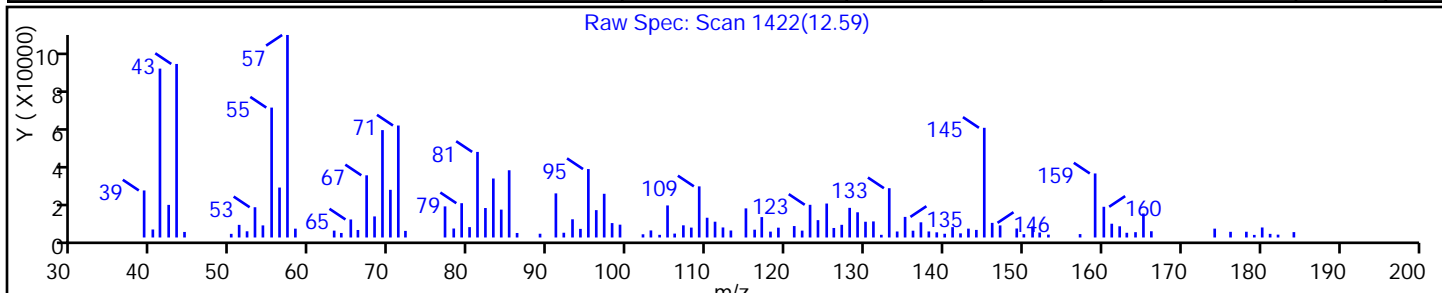
Method: 8260W_2

Limit Group: VOA - 8260C Water and Solid

Column:

Detector MS SCAN

Library Search Compound Match	CAS#	Library	Entry	Formula	Weight	Q
Tridecane	629-50-5	NIST02	45543	C13H28	184	92



TestAmerica Edison

Data File: \\EDICHRON\ChromData\CVOAMS2\20141103-20090.b\B75540.D

Injection Date: 03-Nov-2014 12:29:30

Instrument ID: CVOAMS2

Lims ID: 460-85449-C-12-A

Lab Sample ID: 460-85449-12

Client ID: PMP-27-SW-WT

Operator ID:

ALS Bottle#: 16

Worklist Smp#: 17

Purge Vol: 5.000 mL

Dil. Factor: 50.0000

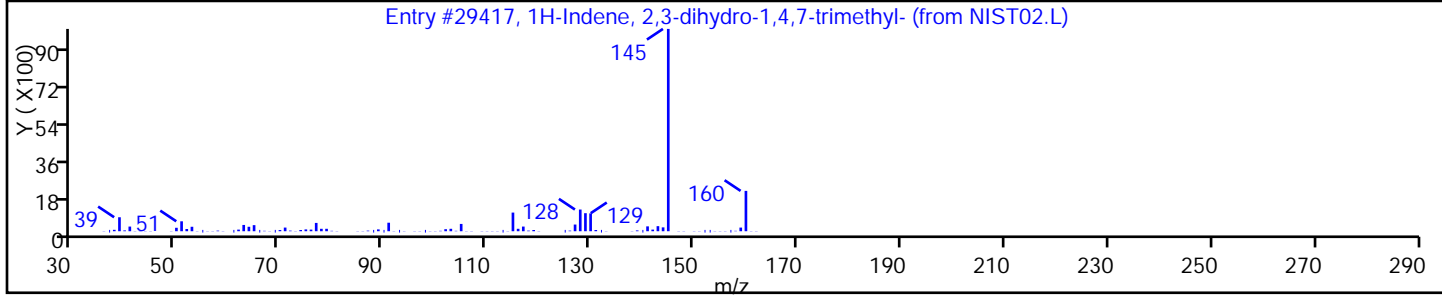
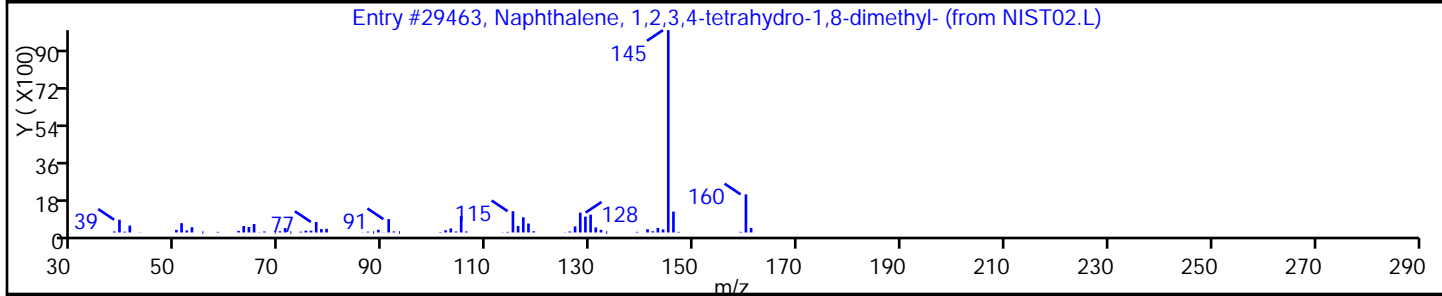
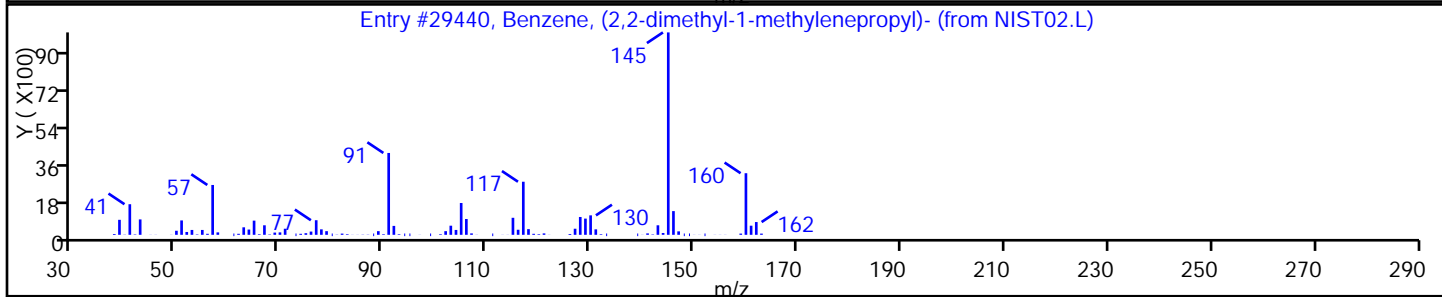
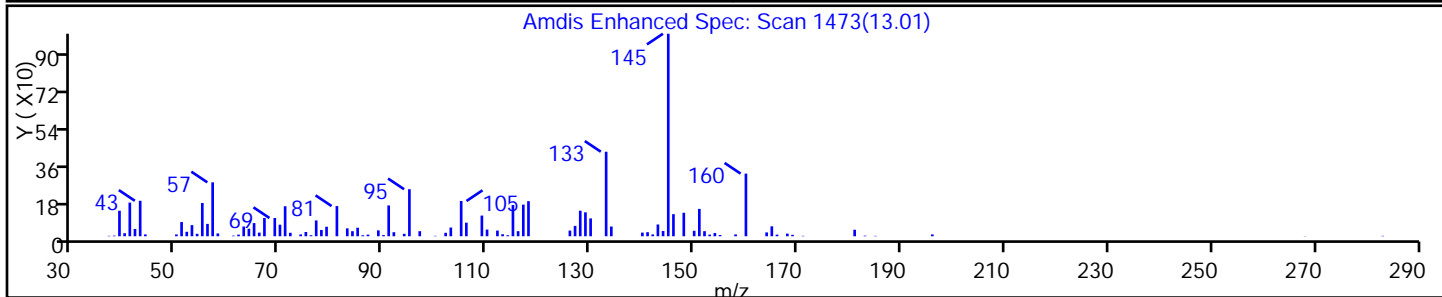
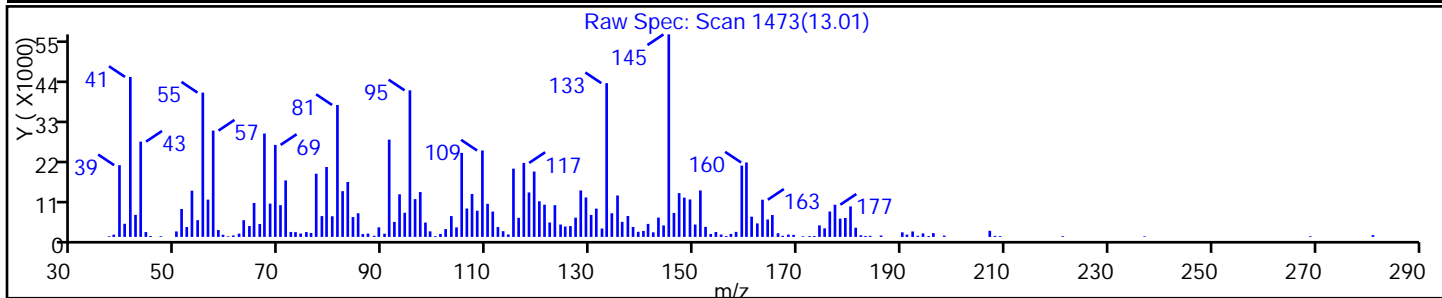
Method: 8260W_2

Limit Group: VOA - 8260C Water and Solid

Column:

Detector: MS SCAN

Library Search Compound Match	CAS#	Library	Entry	Formula	Weight	Q
Benzene, (2,2-dimethyl-1-methylenepropyl)	5676-29-9	NIST02	29440	C12H16	160	60
Naphthalene, 1,2,3,4-tetrahydro-1,8-dime	25419-33-4	NIST02.L	29463	C12H16	160	60
1H-Indene, 2,3-dihydro-1,4,7-trimethyl-	54340-87-3	NIST02.L	29417	C12H16	160	55



TestAmerica Edison

Data File: \\EDICHROM\ChromData\CVOAMS2\20141103-20090.b\B75540.D

Injection Date: 03-Nov-2014 12:29:30

Instrument ID: CVOAMS2

Lims ID: 460-85449-C-12-A

Lab Sample ID: 460-85449-12

Client ID: PMP-27-SW-WT

Operator ID:

ALS Bottle#: 16

Worklist Smp#: 17

Purge Vol: 5.000 mL

Dil. Factor: 50.0000

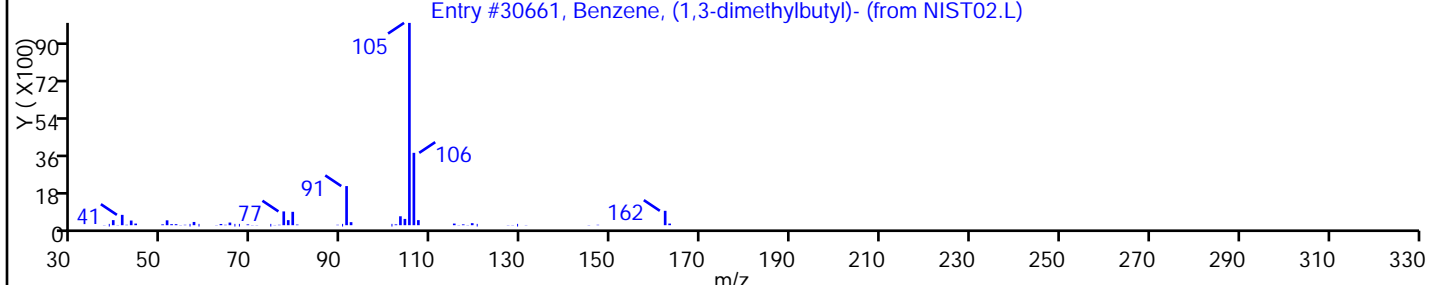
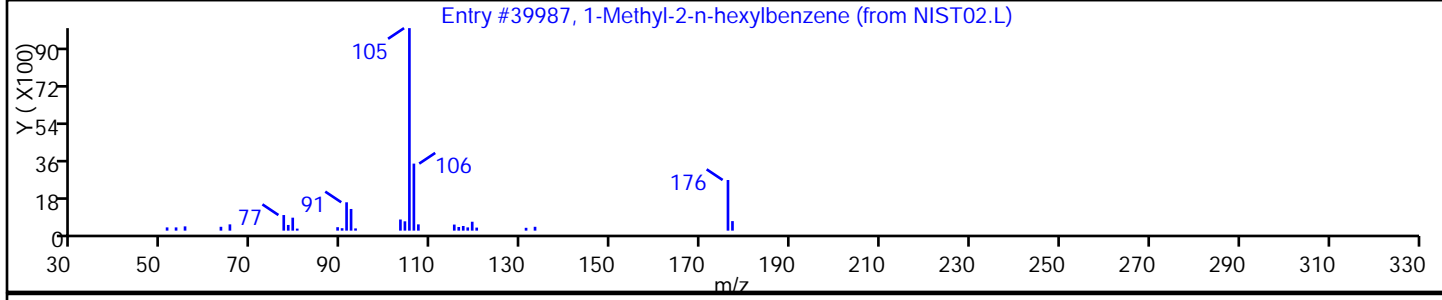
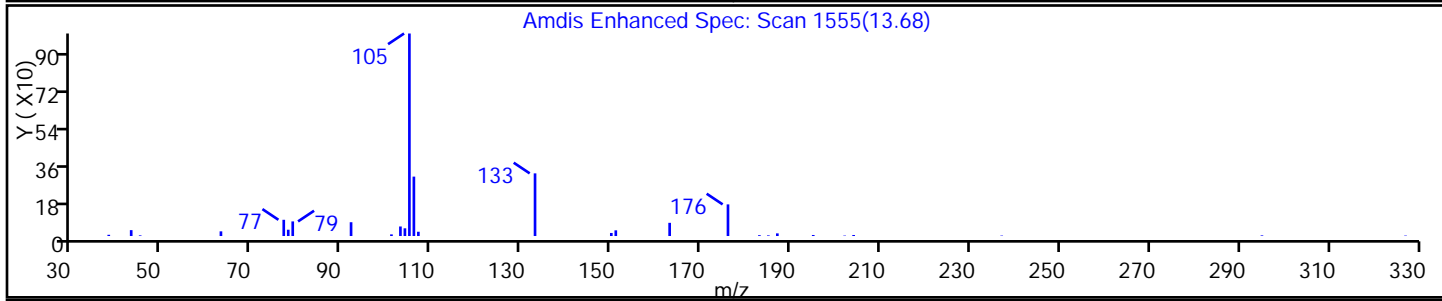
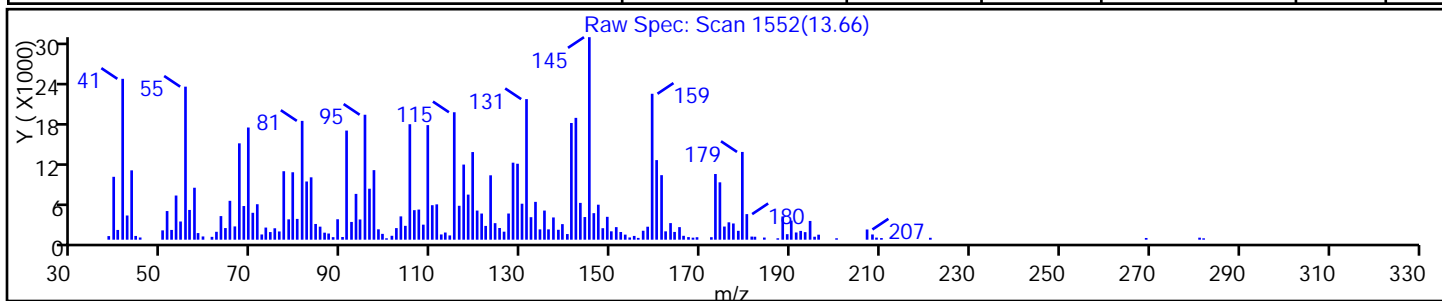
Method: 8260W_2

Limit Group: VOA - 8260C Water and Solid

Column:

Detector: MS SCAN

Library Search Compound Match	CAS#	Library	Entry	Formula	Weight	Q
1-Methyl-2-n-hexylbenzene	1595-10-4	NIST02	39987	C13H20	176	47
Benzene, (1,3-dimethylbutyl)-	19219-84-2	NIST02.L	30661	C12H18	162	43



FORM I
GC/MS VOA ORGANICS ANALYSIS DATA SHEET

Lab Name: TestAmerica Edison Job No.: 460-85449-1
 SDG No.: _____
 Client Sample ID: DUP1_20141031 Lab Sample ID: 460-85449-13
 Matrix: Solid Lab File ID: B75541.D
 Analysis Method: 8260C Date Collected: 10/31/2014 00:00
 Sample wt/vol: 5.956(g) Date Analyzed: 11/03/2014 12:53
 Soil Aliquot Vol: 5 (mL) Dilution Factor: 50
 Soil Extract Vol.: 10(mL) GC Column: Rtx-624 ID: 0.25(mm)
 % Moisture: 5.7 Level: (low/med) Medium
 Analysis Batch No.: 259905 Units: ug/Kg

CAS NO.	COMPOUND NAME	RESULT	Q	RL	MDL
71-55-6	1,1,1-Trichloroethane	5.5	U	89	5.5
79-34-5	1,1,2,2-Tetrachloroethane	14	U	89	14
79-00-5	1,1,2-Trichloroethane	17	U	89	17
75-34-3	1,1-Dichloroethane	12	U	89	12
75-35-4	1,1-Dichloroethene	7.9	U	89	7.9
87-61-6	1,2,3-Trichlorobenzene	46	U	89	46
120-82-1	1,2,4-Trichlorobenzene	30	U	89	30
96-12-8	1,2-Dibromo-3-Chloropropane	36	U	89	36
106-93-4	1,2-Dibromoethane	25	U	89	25
95-50-1	1,2-Dichlorobenzene	130		89	18
107-06-2	1,2-Dichloroethane	17	U	89	17
78-87-5	1,2-Dichloropropane	7.7	U	89	7.7
541-73-1	1,3-Dichlorobenzene	48	J	89	12
106-46-7	1,4-Dichlorobenzene	830		89	21
123-91-1	1,4-Dioxane	3200	U	2200	3200
78-93-3	2-Butanone	210	U	450	210
591-78-6	2-Hexanone	45	U	450	45
108-10-1	4-Methyl-2-pentanone	88	U	450	88
67-64-1	Acetone	240	U	450	240
71-43-2	Benzene	7.4	U	89	7.4
74-97-5	Bromochloromethane	24	U	89	24
75-27-4	Bromodichloromethane	11	U	89	11
75-25-2	Bromoform	17	U	89	17
74-83-9	Bromomethane	16	U	89	16
75-15-0	Carbon disulfide	11	U	89	11
56-23-5	Carbon tetrachloride	5.1	U	89	5.1
108-90-7	Chlorobenzene	9.8	U	89	9.8
75-00-3	Chloroethane	15	U	89	15
67-66-3	Chloroform	7.0	U	89	7.0
74-87-3	Chloromethane	8.6	U	89	8.6
156-59-2	cis-1,2-Dichloroethene	16	U	89	16
10061-01-5	cis-1,3-Dichloropropene	16	U	89	16
110-82-7	Cyclohexane	14	U	89	14
124-48-1	Dibromochloromethane	18	U	89	18
75-71-8	Dichlorodifluoromethane	19	U	89	19
100-41-4	Ethylbenzene	8.5	U	89	8.5

FORM I
GC/MS VOA ORGANICS ANALYSIS DATA SHEET

Lab Name: TestAmerica Edison Job No.: 460-85449-1
 SDG No.: _____
 Client Sample ID: DUP1_20141031 Lab Sample ID: 460-85449-13
 Matrix: Solid Lab File ID: B75541.D
 Analysis Method: 8260C Date Collected: 10/31/2014 00:00
 Sample wt/vol: 5.956(g) Date Analyzed: 11/03/2014 12:53
 Soil Aliquot Vol: 5 (mL) Dilution Factor: 50
 Soil Extract Vol.: 10(mL) GC Column: Rtx-624 ID: 0.25(mm)
 % Moisture: 5.7 Level: (low/med) Medium
 Analysis Batch No.: 259905 Units: ug/Kg

CAS NO.	COMPOUND NAME	RESULT	Q	RL	MDL
76-13-1	Freon TF	7.3	U	89	7.3
98-82-8	Isopropylbenzene	6.8	U	89	6.8
79-20-9	Methyl acetate	30	U	450	30
108-87-2	Methylcyclohexane	110		89	12
75-09-2	Methylene Chloride	16	U	89	16
1634-04-4	MTBE	12	U	89	12
100-42-5	Styrene	11	U	89	11
127-18-4	Tetrachloroethene	8.7	U	89	8.7
108-88-3	Toluene	13	U	89	13
156-60-5	trans-1,2-Dichloroethene	11	U	89	11
10061-02-6	trans-1,3-Dichloropropene	22	U	89	22
79-01-6	Trichloroethene	8.2	U	89	8.2
75-69-4	Trichlorofluoromethane	13	U	89	13
75-01-4	Vinyl chloride	13	U	89	13
1330-20-7	Xylenes, Total	240		180	32

CAS NO.	SURROGATE	%REC	Q	LIMITS
17060-07-0	1,2-Dichloroethane-d4 (Surr)	94		75-135
2037-26-5	Toluene-d8 (Surr)	99		59-150
460-00-4	Bromofluorobenzene	107		72-133
1868-53-7	Dibromofluoromethane (Surr)	96		70-130

FORM I
GC/MS VOA ORGANICS ANALYSIS DATA SHEET
TENTATIVELY IDENTIFIED COMPOUNDS

Lab Name: TestAmerica Edison Job No.: 460-85449-1
 SDG No.: _____
 Client Sample ID: DUP1_20141031 Lab Sample ID: 460-85449-13
 Matrix: Solid Lab File ID: B75541.D
 Analysis Method: 8260C Date Collected: 10/31/2014 00:00
 Sample wt/vol: 5.956(g) Date Analyzed: 11/03/2014 12:53
 Soil Aliquot Vol: 5 (mL) Dilution Factor: 50
 Soil Extract Vol.: 10 (mL) GC Column: Rtx-624 ID: 0.25 (mm)
 % Moisture: 5.7 Level: (low/med) Medium
 Analysis Batch No.: 259905 Units: ug/Kg
 Number TICs Found: 10 TIC Result Total: 87600

CAS NO.	COMPOUND NAME	RT	RESULT	Q
526-73-8	Benzene, 1,2,3-trimethyl-	10.72	6900	J N
1074-43-7	Benzene, 1-methyl-3-propyl-	10.89	11000	J N
1758-88-9	Benzene, 2-ethyl-1,4-dimethyl-	10.94	8400	J N
874-41-9	Benzene, 1-ethyl-2,4-dimethyl-	11.33	8100	J N
95-93-2	Benzene, 1,2,4,5-tetramethyl-	11.59	7700	J N
99-87-6	Benzene, 1-methyl-4-(1-methylethyl)-	11.92	13000	J N
1595-16-0	Benzene, 1-methyl-4-(1-methylpropyl)-	12.00	6300	J N
2050-24-0	Benzene, 1,3-diethyl-5-methyl-	12.20	8800	J N
4175-53-5	1H-Indene, 2,3-dihydro-1,3-dimethyl-	12.29	11000	J N
3877-19-8	Naphthalene, 1,2,3,4-tetrahydro-2-methyl	12.49	6400	J N

TestAmerica Edison
Target Compound Quantitation Report

Data File: \\EDICHROM\ChromData\CVOAMS2\20141103-20090.b\B75541.D
 Lims ID: 460-85449-C-13-A Lab Sample ID: 460-85449-13
 Client ID: DUP1_20141031
 Sample Type: Client
 Inject. Date: 03-Nov-2014 12:53:30 ALS Bottle#: 17 Worklist Smp#: 18
 Purge Vol: 5.000 mL Dil. Factor: 50.0000
 Sample Info: 460-85449-C-13-A
 Misc. Info.: 460-0020090-018
 Operator ID: Instrument ID: CVOAMS2
 Method: \\EDICHROM\ChromData\CVOAMS2\20141103-20090.b\8260W_2.m
 Limit Group: VOA - 8260C Water and Solid
 Last Update: 04-Nov-2014 14:54:22 Calib Date: 21-Oct-2014 13:24:30
 Integrator: RTE ID Type: Deconvolution ID
 Quant Method: Internal Standard Quant By: Initial Calibration
 Last ICal File: \\EDICHROM\ChromData\CVOAMS2\20141021-19612.b\B74941.D
 Column 1 : Rtx-624 (0.25 mm) Det: MS SCAN
 Process Host: XAWRK052

First Level Reviewer: tupayachia Date: 03-Nov-2014 19:43:19

Compound	Sig	RT (min.)	Exp RT (min.)	Dlt RT (min.)	Q	Response	OnCol Amt ug/l	Flags
* 26 TBA-d9 (IS)	65	2.656	2.640	0.016	88	131678	1000.0	
\$ 57 Dibromofluoromethane (Surr	113	4.286	4.277	0.009	96	180741	48.1	
\$ 53 1,2-Dichloroethane-d4 (Sur	65	4.672	4.664	0.008	96	170104	47.2	
* 58 Fluorobenzene	96	4.985	4.985	0.000	98	698181	50.0	
62 Methylcyclohexane	83	5.528	5.528	0.000	91	7733	1.20	
* 65 1,4-Dioxane-d8	96	5.841	5.833	0.008	94	12663	1000.0	
\$ 76 Toluene-d8 (Surr)	98	6.985	6.985	0.000	99	705708	49.5	
* 87 Chlorobenzene-d5	117	8.590	8.590	0.000	88	607388	50.0	
91 m-Xylene & p-Xylene	106	8.837	8.837	0.000	98	20180	2.51	
92 o-Xylene	106	9.207	9.207	0.000	44	1516	0.1926	
\$ 97 4-Bromofluorobenzene	174	9.709	9.709	0.000	93	257760	53.6	
113 1,3-Dichlorobenzene	146	10.614	10.614	0.000	44	5733	0.5392	
* 115 1,4-Dichlorobenzene-d4	152	10.672	10.672	0.000	96	353881	50.0	
116 1,4-Dichlorobenzene	146	10.697	10.697	0.000	95	103775	9.32	
122 1,2-Dichlorobenzene	146	11.001	11.001	0.000	42	13978	1.47	
S 134 Xylenes, Total	100				0		2.70	

Reagents:

8260 INTSTD C_00056 Amount Added: 1.00 Units: uL Run Reagent

TestAmerica Edison
Tentatively Identified Quantitation Report

Data File: \\EDICHROM\ChromData\CVOAMS2\20141103-20090.b\B75541.D
 Lims ID: 460-85449-C-13-A Lab Sample ID: 460-85449-13
 Client ID: DUP1_20141031
 Sample Type: Client
 Inject. Date: 03-Nov-2014 12:53:30 ALS Bottle#: 17 Worklist Smp#: 18
 Purge Vol: 5.000 mL Dil. Factor: 50.0000
 Sample Info: 460-85449-C-13-A
 Misc. Info.: 460-0020090-018
 Operator ID: Instrument ID: CVOAMS2
 Method: \\EDICHROM\ChromData\CVOAMS2\20141103-20090.b\8260W_2.m
 Limit Group: VOA - 8260C Water and Solid
 Last Update: 04-Nov-2014 14:54:22 Calib Date: 21-Oct-2014 13:24:30
 Tic RT Window: 0.000 -0.000 Response: area
 Quant By: Nearest ISTD Quant LOD: 10.00000
 MS Library: \\EDICHROM\ChromData\Database\NIST02.L
 Min. Match: 40
 Column 1 : Rtx-624 (0.25 mm) Det: MS SCAN
 Process Host: XAWRK052
 First Level Reviewer: tupayachia Date: 03-Nov-2014 19:43:19

Tentative Identified Compound Results

RT	Response	Amount ug/l	Quant Cpnd	Qual	Lib Entry	Molecular Formula	Mol. Weight	Flags
10.721	526-73-8 5912227	Benzene, 1,2,3-trimethyl- 77.6	115	90	9113	C9H12	120	MI
10.886	1074-43-7 9079026	Benzene, 1-methyl-3-propyl- 119.2	115	70	14340	C10H14	134	M
10.935	1758-88-9 7207145	Benzene, 2-ethyl-1,4-dimethyl- 94.6	115	97	14378	C10H14	134	M
11.330	874-41-9 6954410	Benzene, 1-ethyl-2,4-dimethyl- 91.3	115	72	14370	C10H14	134	M
11.585	95-93-2 6567520	Benzene, 1,2,4,5-tetramethyl- 86.2	115	96	14355	C10H14	134	M
11.915	99-87-6 10841407	Benzene, 1-methyl-4-(1-methylethyl)- 142.3	115	91	14401	C10H14	134	M
11.997	1595-16-0 5389423	Benzene, 1-methyl-4-(1-methylpropyl)- 70.7	115	90	21844	C11H16	148	M
12.203	2050-24-0 7506520	Benzene, 1,3-diethyl-5-methyl- 98.5	115	86	21830	C11H16	148	M
12.285	4175-53-5 9606445	1H-Indene, 2,3-dihydro-1,3-dimethyl- 126.1	115	76	20742	C11H14	146	M
12.491	3877-19-8 5518271	Naphthalene, 1,2,3,4-tetrahydro-2-methyl 72.4	115	81	20759	C11H14	146	M

Quantitation Compounds

Compound	RT	Response	Amount ug/l
* 115 1,4-Dichlorobenzene-d4	10.672	3809374	50.0

QC Flag Legend

Processing Flags

Review Flags

M - Manually Integrated

I - User Selected Library Match

Reagents:

8260 INTSTD C_00056

Amount Added: 1.00

Units: uL

Run Reagent

TestAmerica Edison

Data File: \\EDICHROM\ChromData\CVOAMS2\20141103-20090.b\B75541.D

Injection Date: 03-Nov-2014 12:53:30

Instrument ID: CVOAMS2

Operator ID:

Lims ID: 460-85449-C-13-A

Lab Sample ID: 460-85449-13

Worklist Smp#: 18

Client ID: DUP1_20141031

Purge Vol: 5.000 mL

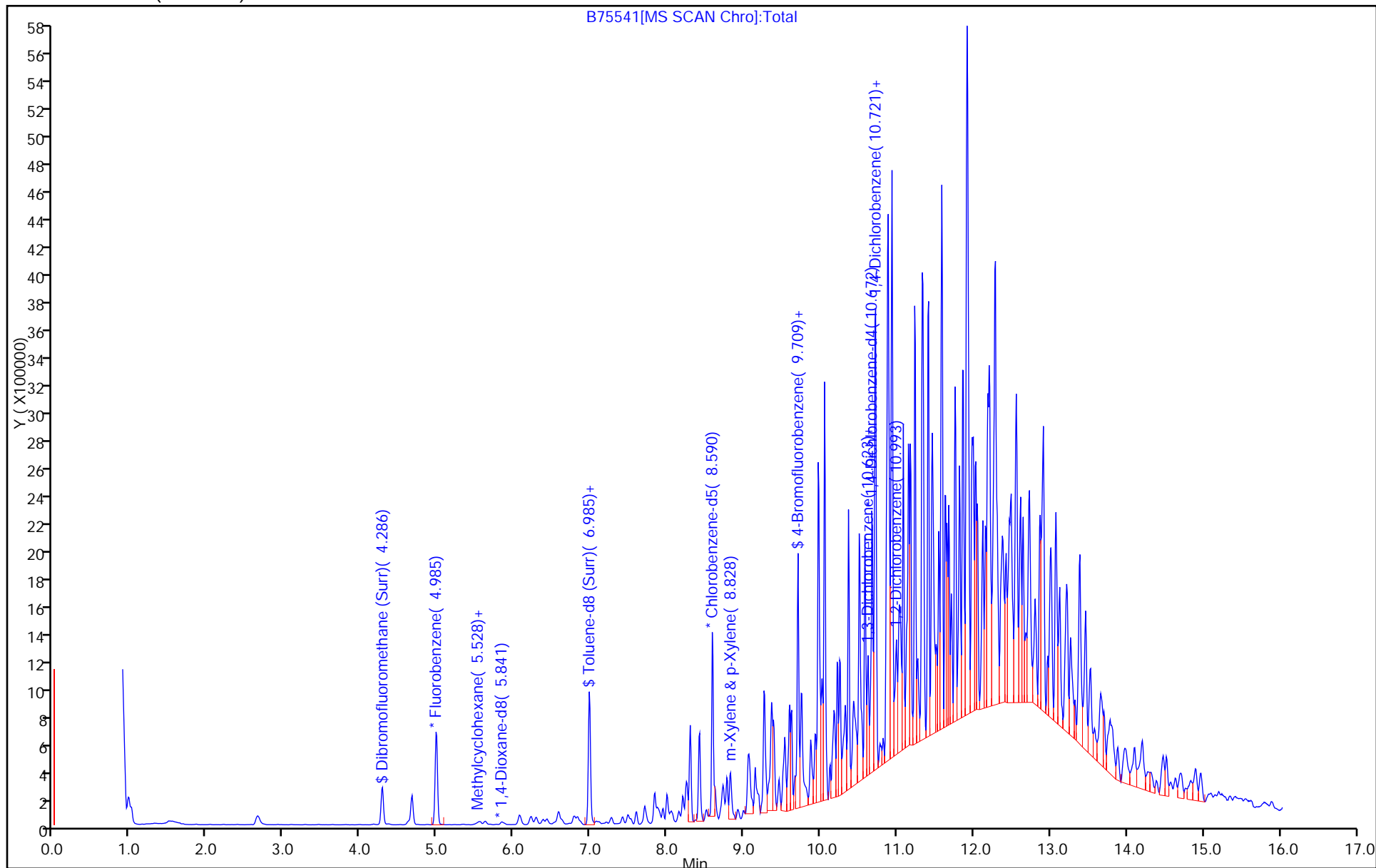
Dil. Factor: 50.0000

ALS Bottle#: 17

Method: 8260W_2

Limit Group: VOA - 8260C Water and Solid

Column: Rtx-624 (0.25 mm)



TestAmerica Edison

Data File: \\EDICHRON\ChromData\CVOAMS2\20141103-20090.b\B75541.D

Injection Date: 03-Nov-2014 12:53:30

Instrument ID: CVOAMS2

Lims ID: 460-85449-C-13-A

Lab Sample ID: 460-85449-13

Client ID: DUP1_20141031

Operator ID:

ALS Bottle#: 17 Worklist Smp#: 18

Purge Vol: 5.000 mL

Dil. Factor: 50.0000

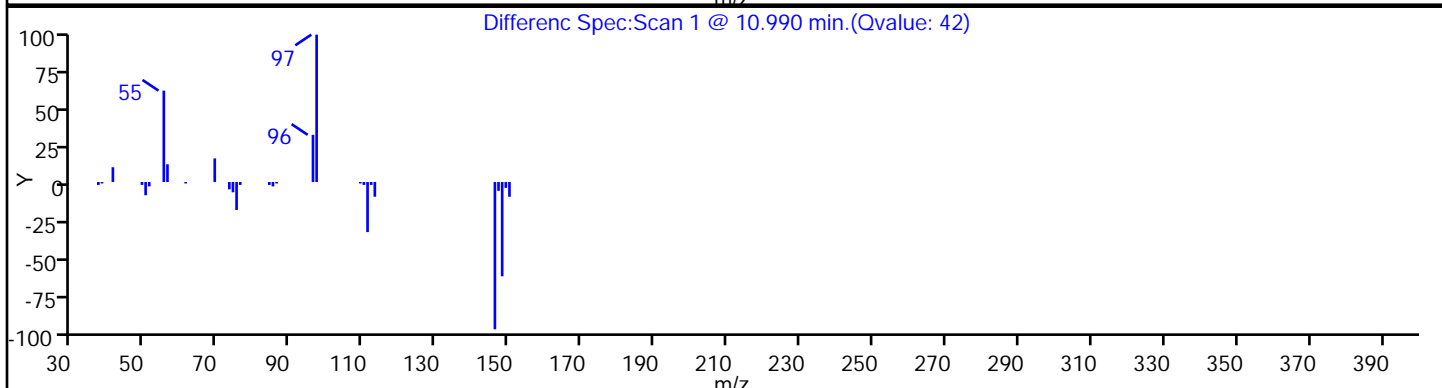
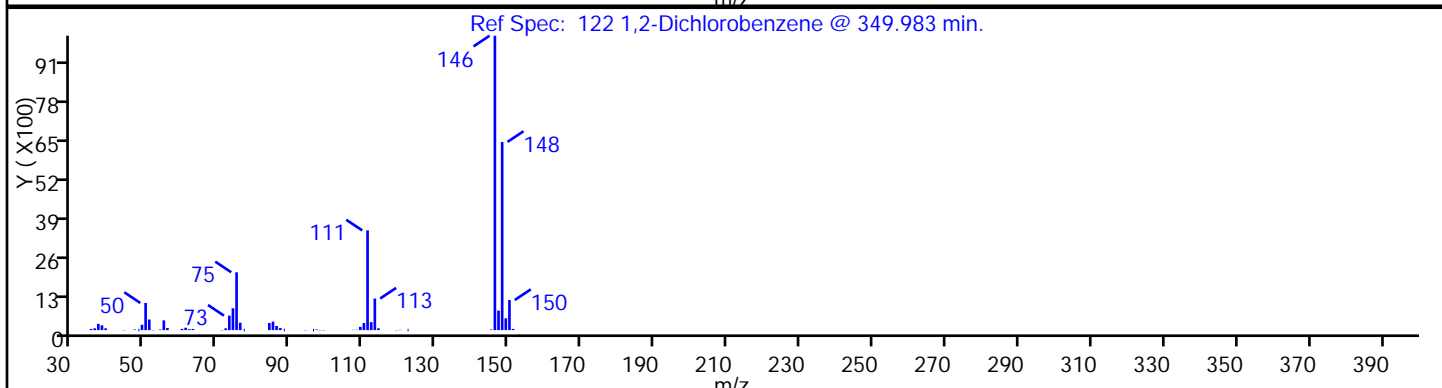
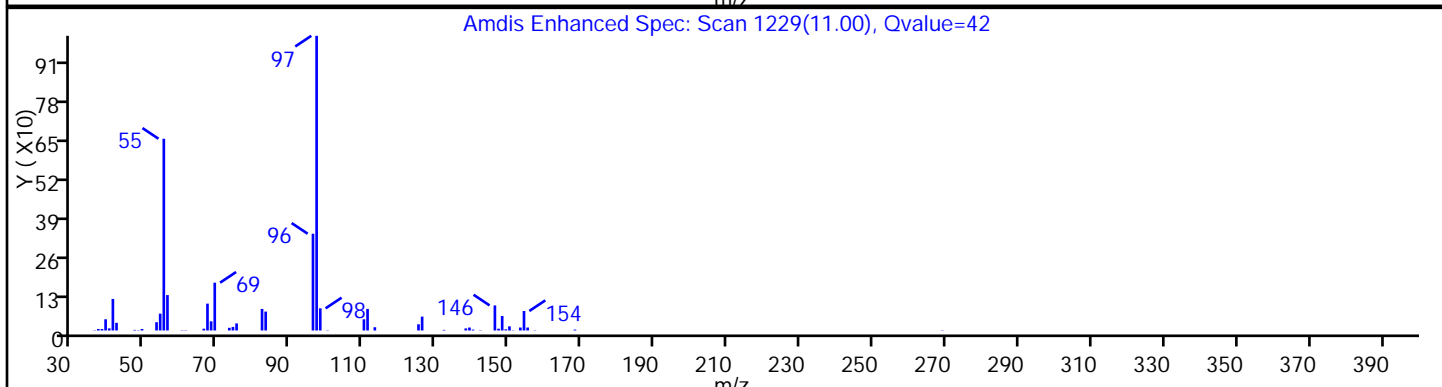
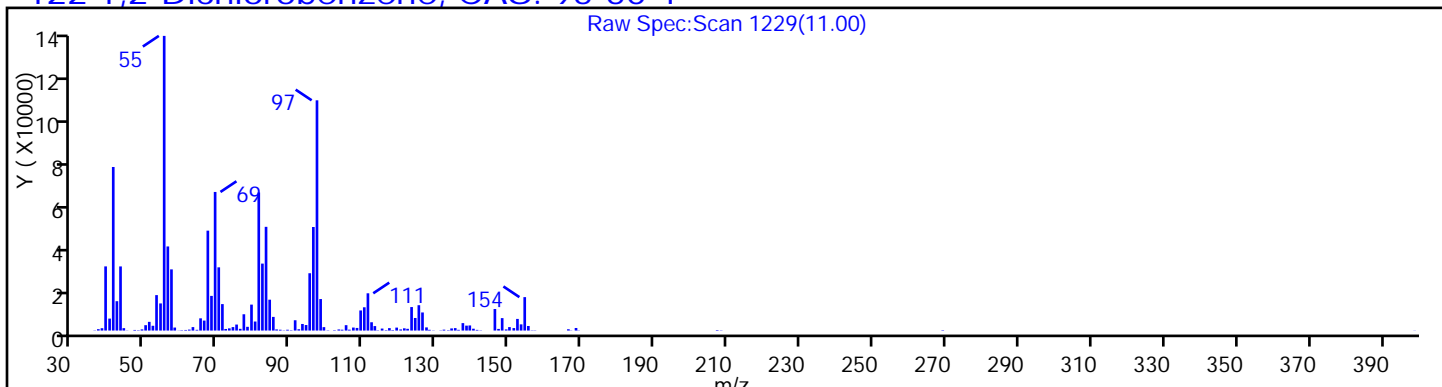
Method: 8260W_2

Limit Group: VOA - 8260C Water and Solid

Column: Rtx-624 (0.25 mm)

Detector: MS SCAN

122 1,2-Dichlorobenzene, CAS: 95-50-1



TestAmerica Edison

Data File: \\EDICHROM\ChromData\CVOAMS2\20141103-20090.b\B75541.D

Injection Date: 03-Nov-2014 12:53:30

Instrument ID: CVOAMS2

Lims ID: 460-85449-C-13-A

Lab Sample ID: 460-85449-13

Client ID: DUP1_20141031

Operator ID:

ALS Bottle#: 17 Worklist Smp#: 18

Purge Vol: 5.000 mL

Dil. Factor: 50.0000

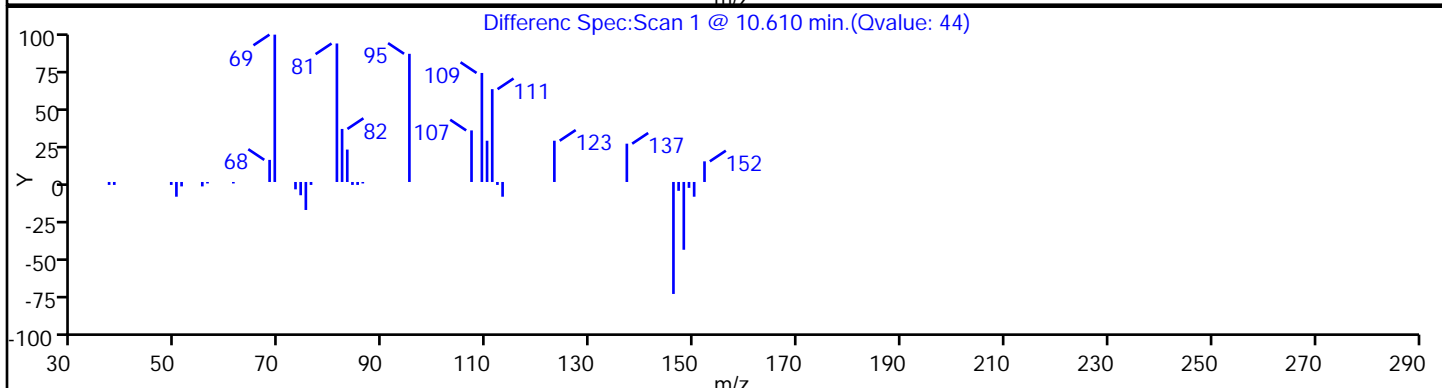
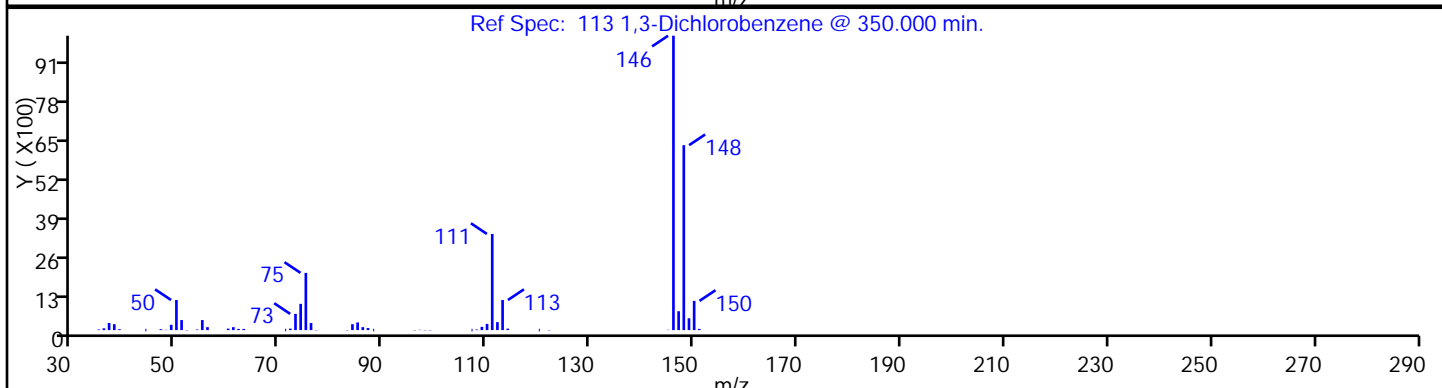
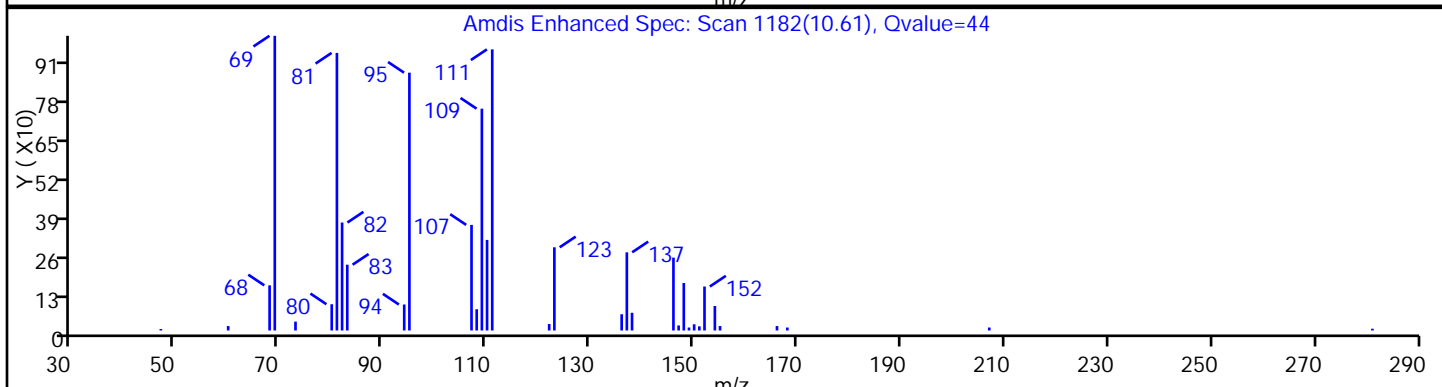
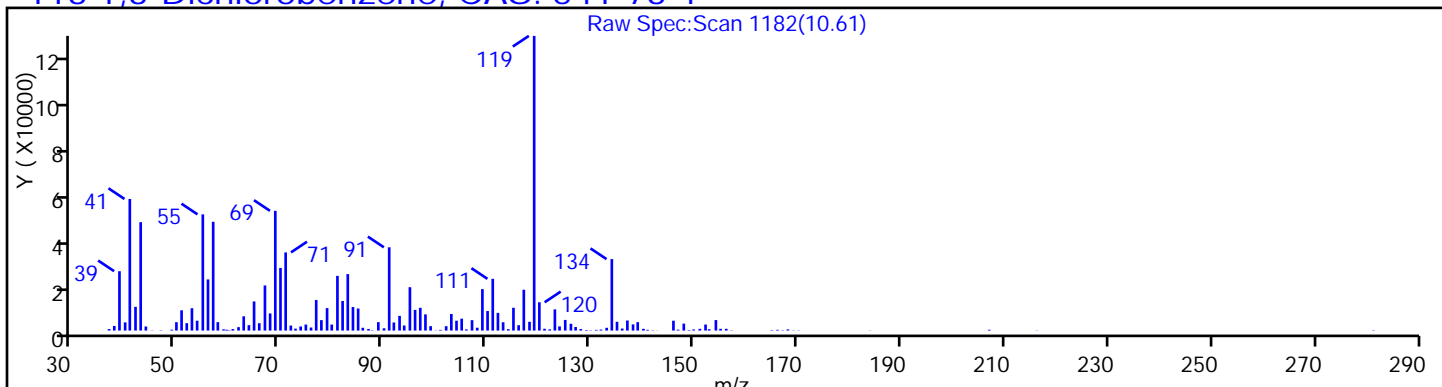
Method: 8260W_2

Limit Group: VOA - 8260C Water and Solid

Column: Rtx-624 (0.25 mm)

Detector: MS SCAN

113 1,3-Dichlorobenzene, CAS: 541-73-1



TestAmerica Edison

Data File: \\EDICHROM\ChromData\CVOAMS2\20141103-20090.b\B75541.D

Injection Date: 03-Nov-2014 12:53:30

Instrument ID: CVOAMS2

Lims ID: 460-85449-C-13-A

Lab Sample ID: 460-85449-13

Client ID: DUP1_20141031

Operator ID:

ALS Bottle#: 17 Worklist Smp#: 18

Purge Vol: 5.000 mL

Dil. Factor: 50.0000

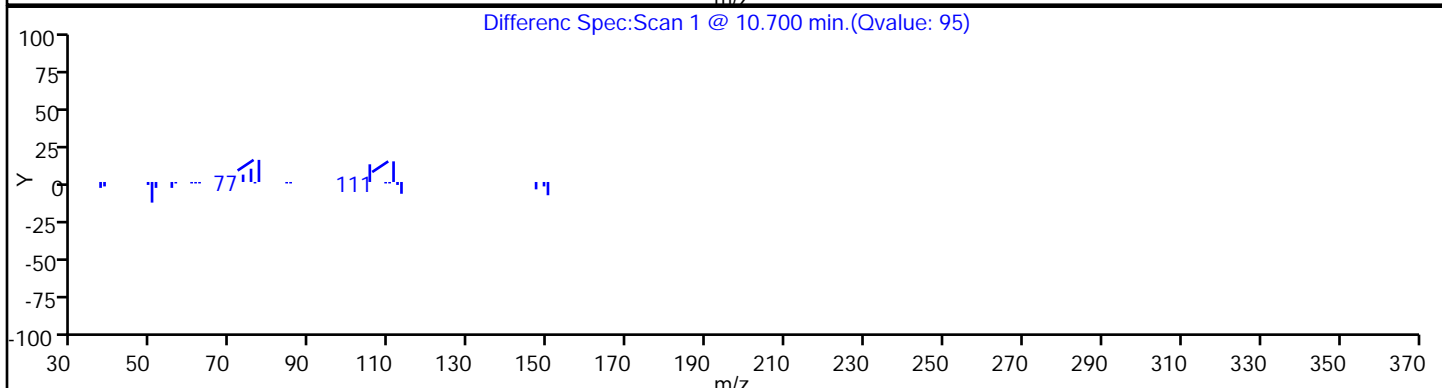
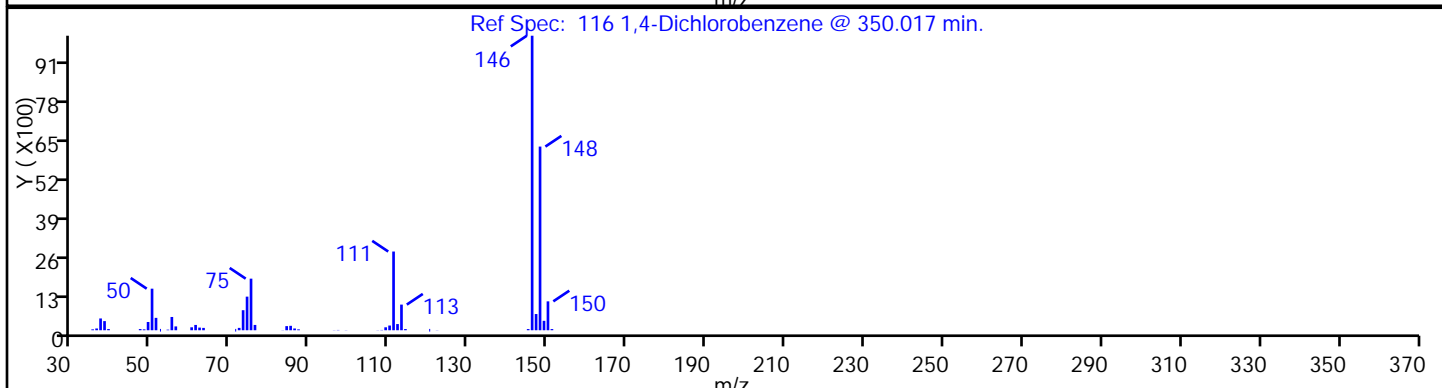
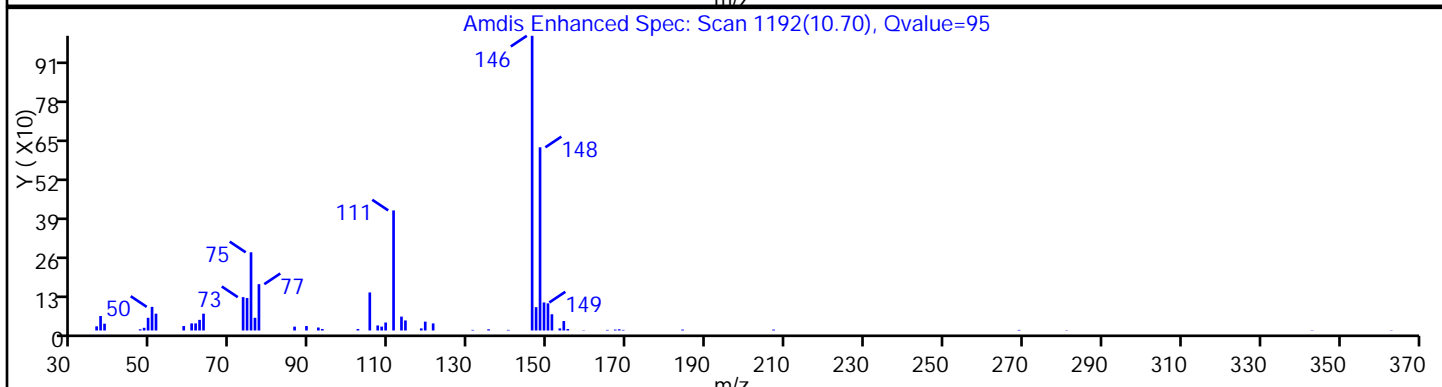
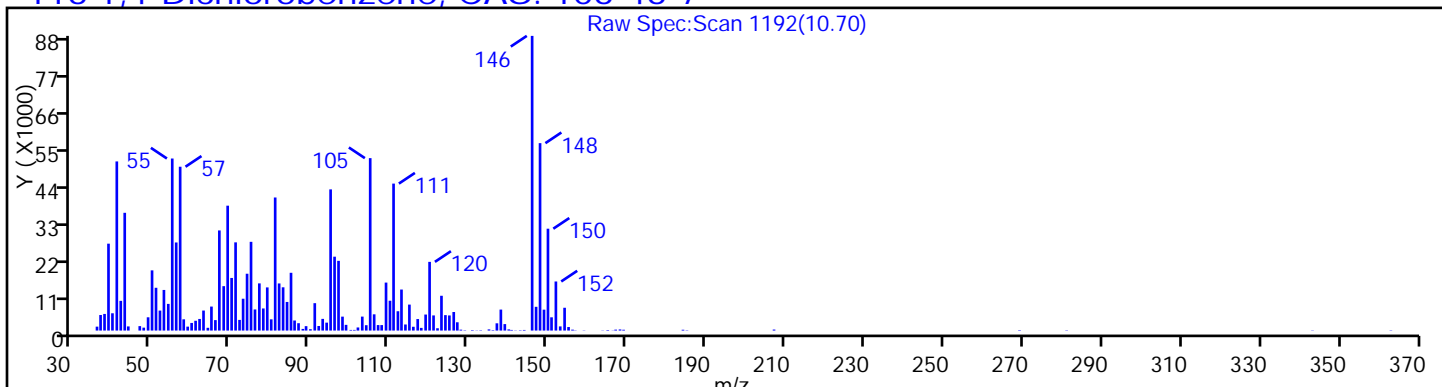
Method: 8260W_2

Limit Group: VOA - 8260C Water and Solid

Column: Rtx-624 (0.25 mm)

Detector: MS SCAN

116 1,4-Dichlorobenzene, CAS: 106-46-7



TestAmerica Edison

Data File: \\EDICHROM\ChromData\CVOAMS2\20141103-20090.b\B75541.D

Injection Date: 03-Nov-2014 12:53:30

Instrument ID: CVOAMS2

Lims ID: 460-85449-C-13-A

Lab Sample ID: 460-85449-13

Client ID: DUP1_20141031

Operator ID:

ALS Bottle#: 17 Worklist Smp#: 18

Purge Vol: 5.000 mL

Dil. Factor: 50.0000

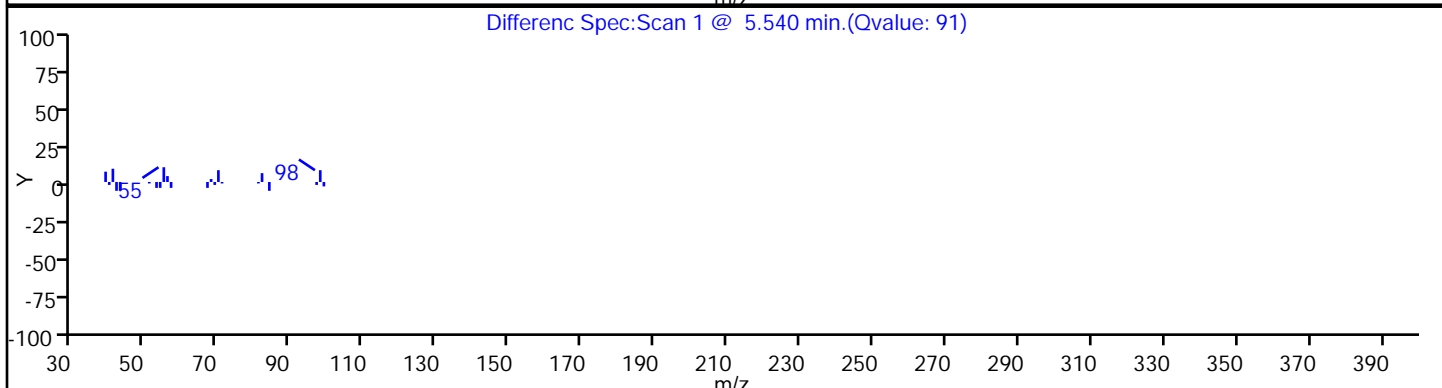
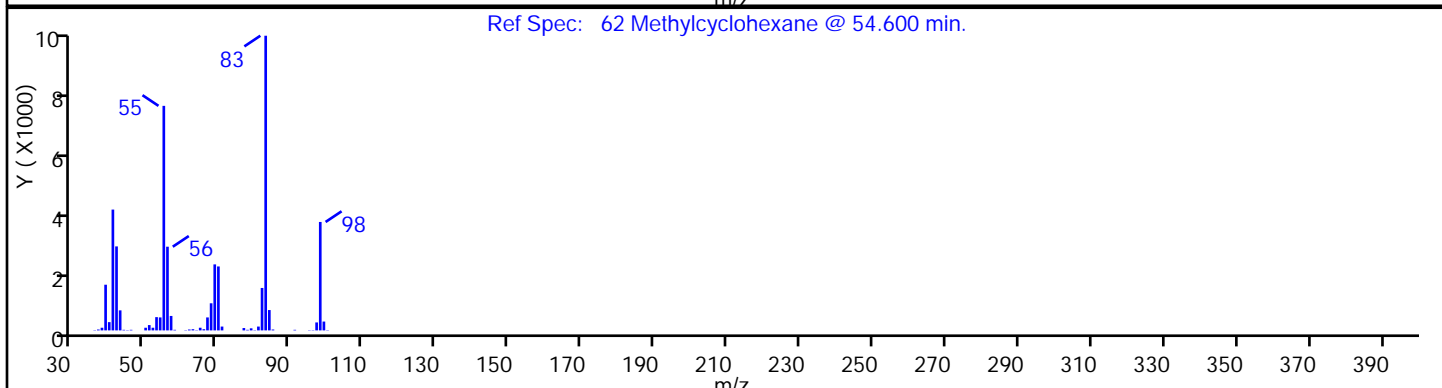
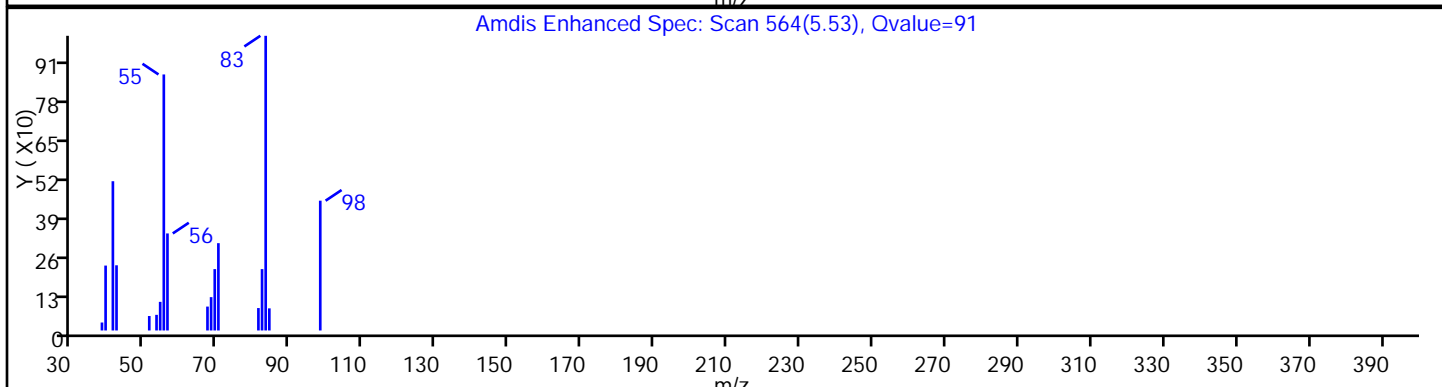
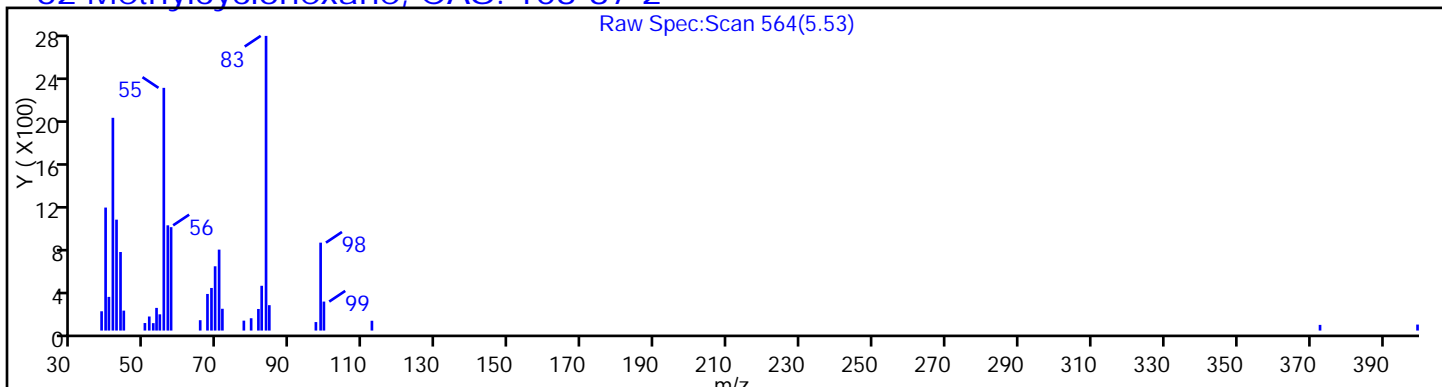
Method: 8260W_2

Limit Group: VOA - 8260C Water and Solid

Column: Rtx-624 (0.25 mm)

Detector: MS SCAN

62 Methylcyclohexane, CAS: 108-87-2



TestAmerica Edison

Data File: \\EDICHROM\ChromData\CVOAMS2\20141103-20090.b\B75541.D

Injection Date: 03-Nov-2014 12:53:30

Instrument ID: CVOAMS2

Lims ID: 460-85449-C-13-A

Lab Sample ID: 460-85449-13

Client ID: DUP1_20141031

Operator ID:

ALS Bottle#: 17 Worklist Smp#: 18

Purge Vol: 5.000 mL

Dil. Factor: 50.0000

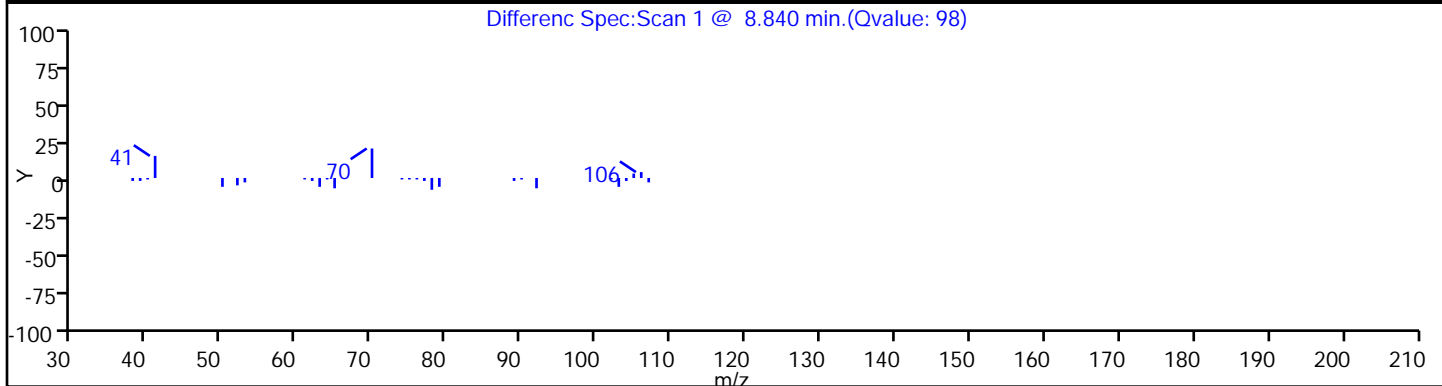
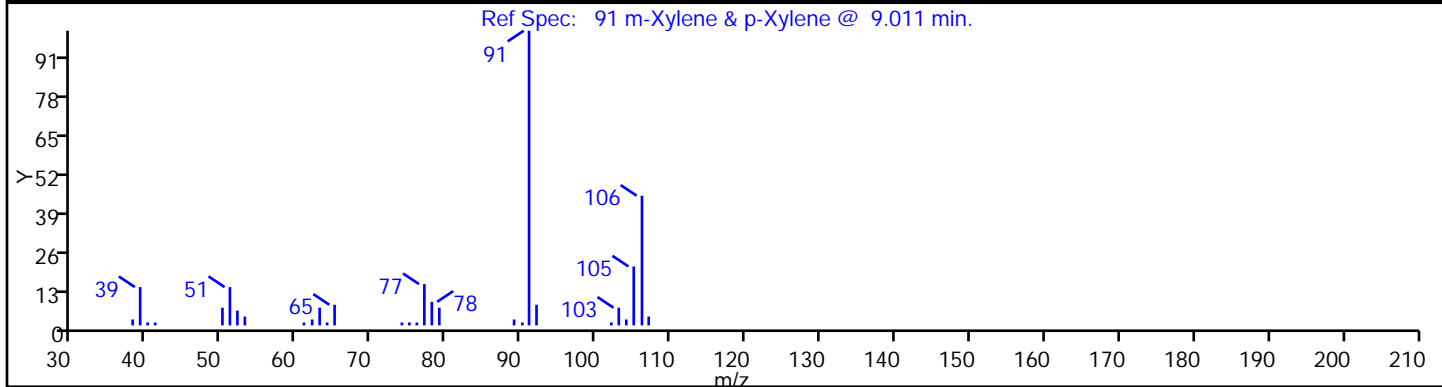
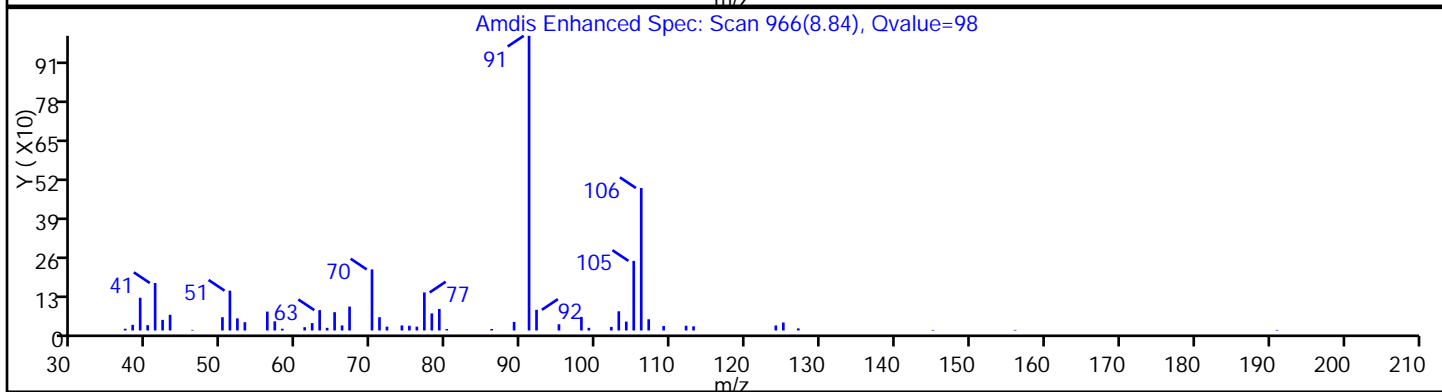
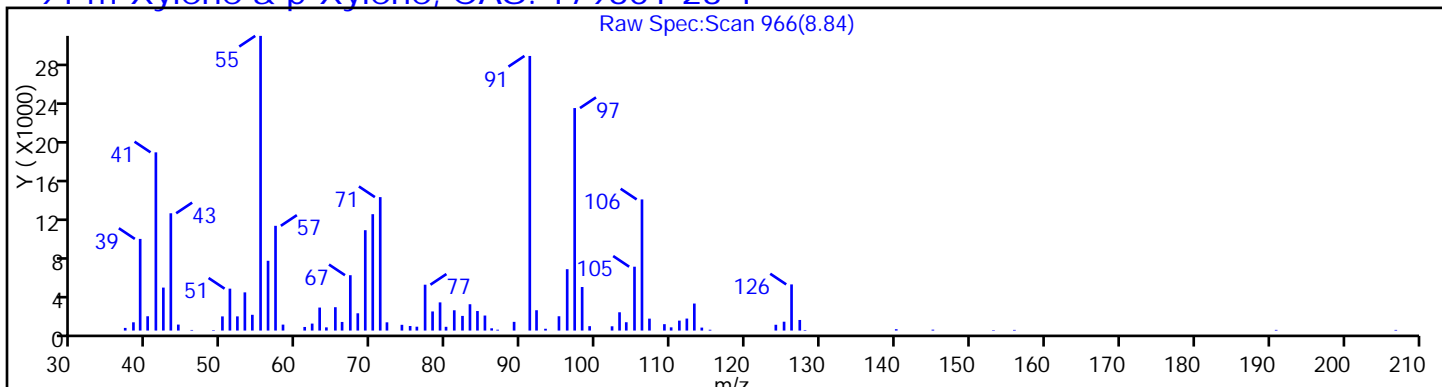
Method: 8260W_2

Limit Group: VOA - 8260C Water and Solid

Column: Rtx-624 (0.25 mm)

Detector: MS SCAN

91 m-Xylene & p-Xylene, CAS: 179601-23-1



TestAmerica Edison

Data File: \\EDICHROM\ChromData\CVOAMS2\20141103-20090.b\B75541.D

Injection Date: 03-Nov-2014 12:53:30

Instrument ID: CVOAMS2

Lims ID: 460-85449-C-13-A

Lab Sample ID: 460-85449-13

Client ID: DUP1_20141031

Operator ID:

ALS Bottle#: 17 Worklist Smp#: 18

Purge Vol: 5.000 mL

Dil. Factor: 50.0000

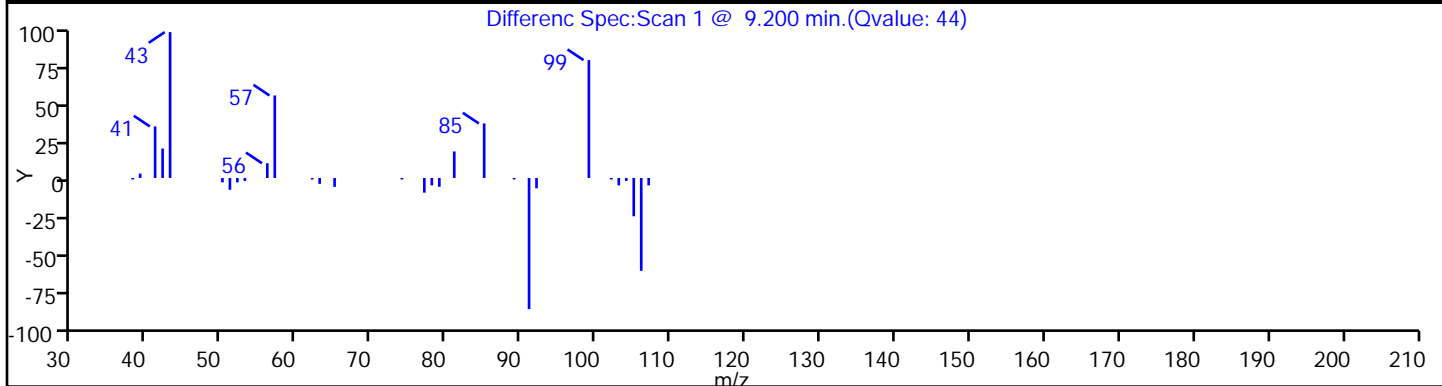
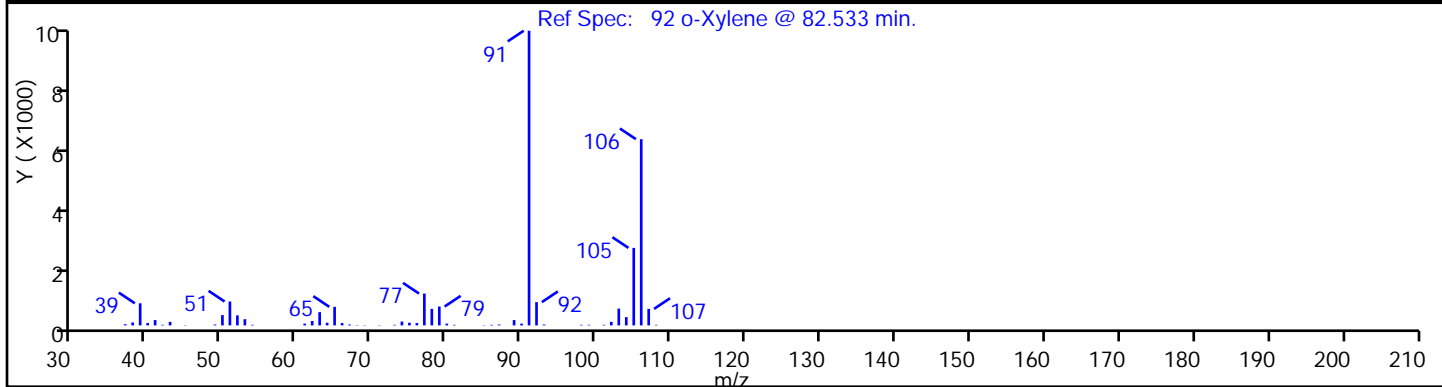
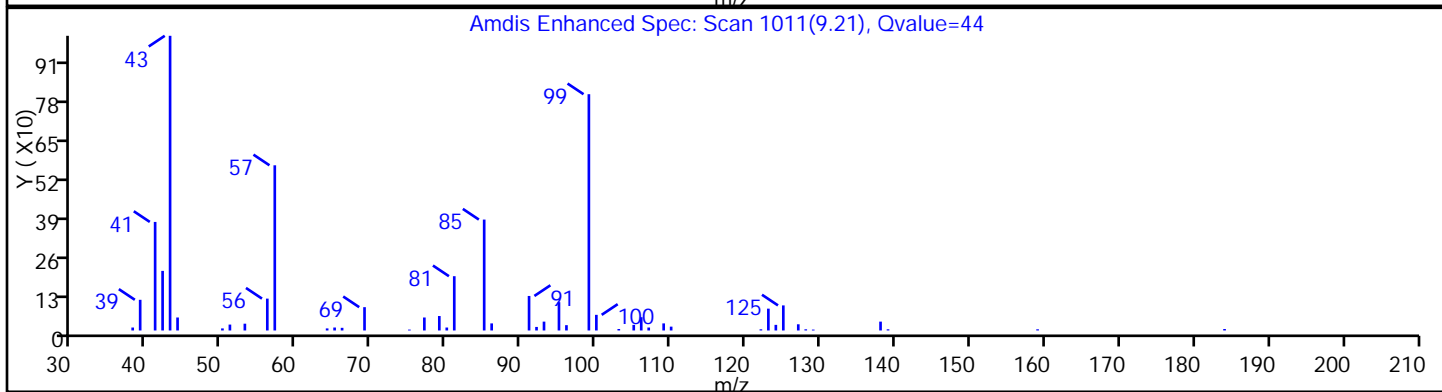
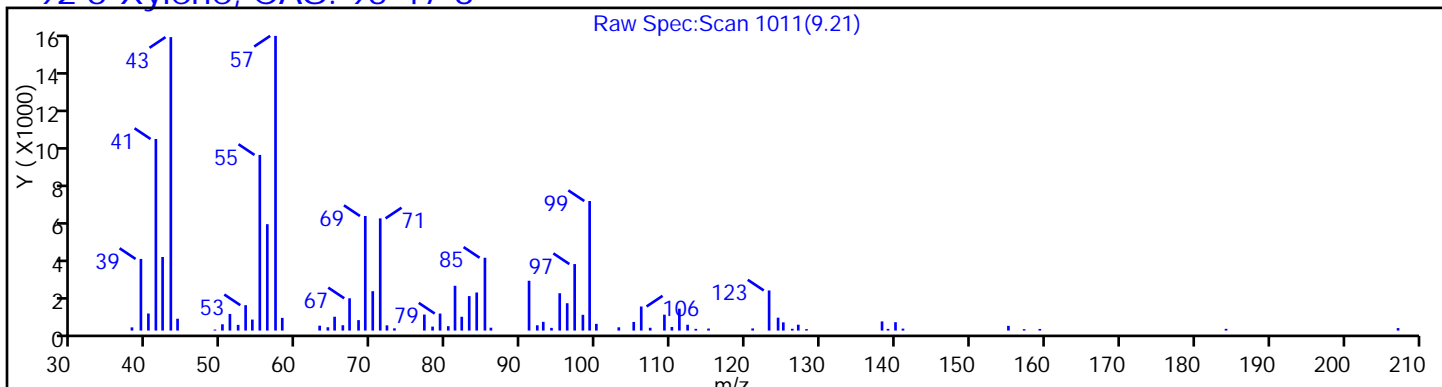
Method: 8260W_2

Limit Group: VOA - 8260C Water and Solid

Column: Rtx-624 (0.25 mm)

Detector: MS SCAN

92 o-Xylene, CAS: 95-47-6



TestAmerica Edison

Data File: \\EDICHRON\ChromData\CVOAMS2\20141103-20090.b\B75541.D

Injection Date: 03-Nov-2014 12:53:30

Instrument ID: CVOAMS2

Lims ID: 460-85449-C-13-A

Lab Sample ID: 460-85449-13

Client ID: DUP1_20141031

Operator ID:

ALS Bottle#:

17

Worklist Smp#:

18

Purge Vol: 5.000 mL

Dil. Factor:

50.0000

Method: 8260W_2

Limit Group:

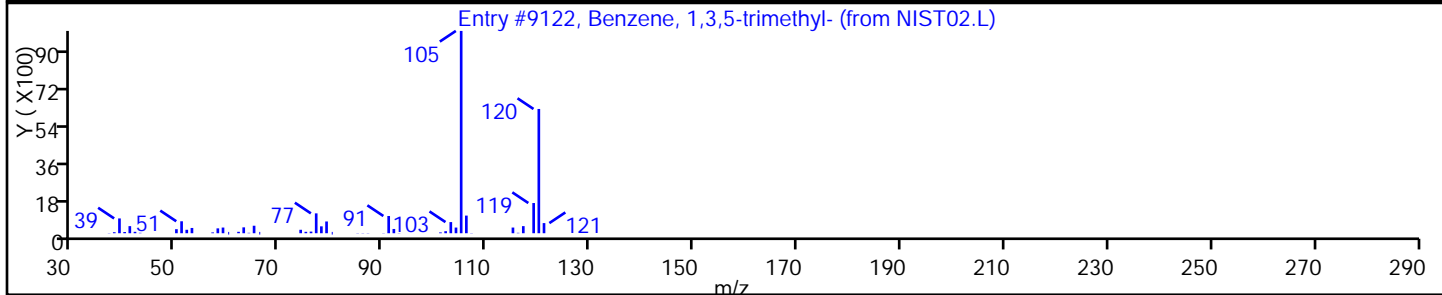
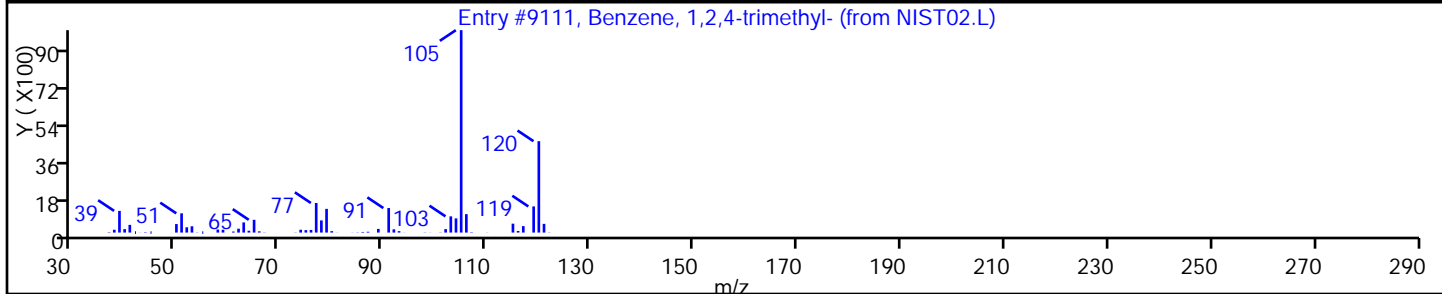
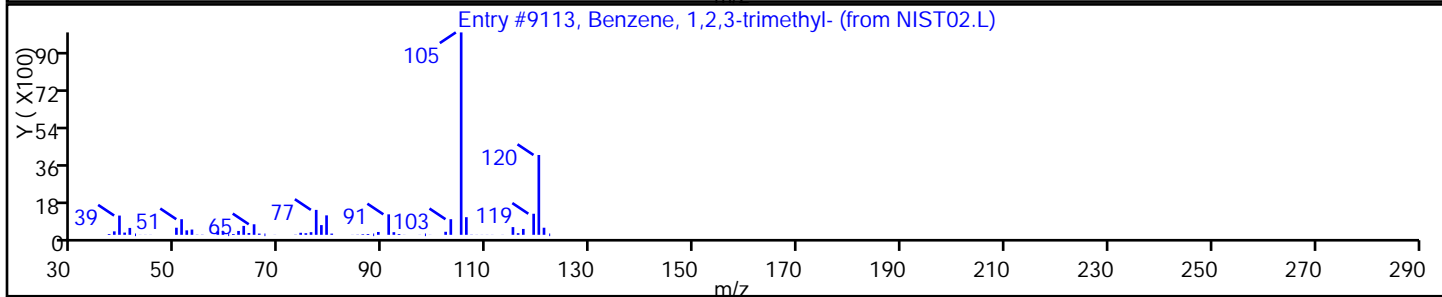
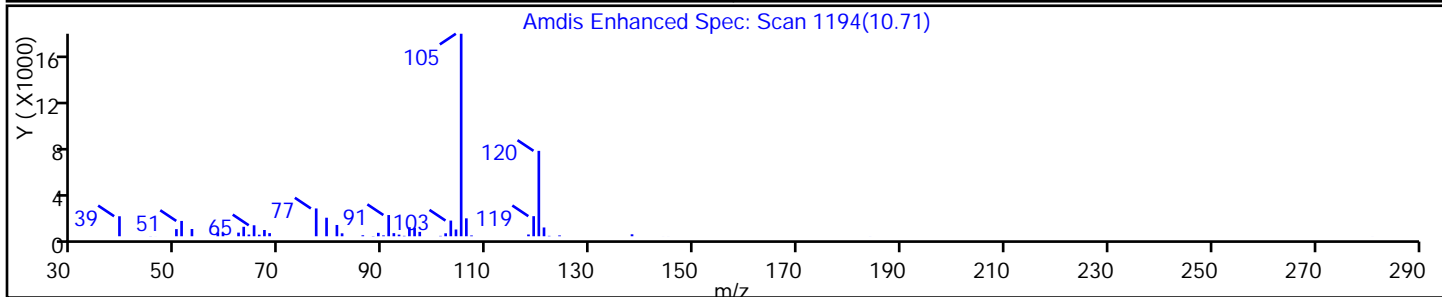
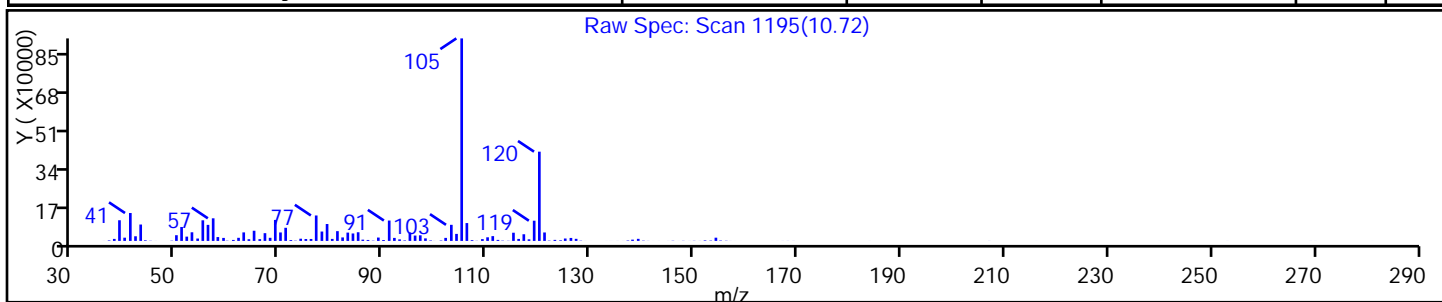
VOA - 8260C Water and Solid

Column:

Detector

MS SCAN

Library Search Compound Match	CAS#	Library	Entry	Formula	Weight	Q
Benzene, 1,2,3-trimethyl-	526-73-8	NIST02	9113	C9H12	120	90
Benzene, 1,2,4-trimethyl-	95-63-6	NIST02.L	9111	C9H12	120	93
Benzene, 1,3,5-trimethyl-	108-67-8	NIST02.L	9122	C9H12	120	90



TestAmerica Edison

Data File: \\EDICHRON\ChromData\CVOAMS2\20141103-20090.b\B75541.D

Injection Date: 03-Nov-2014 12:53:30

Instrument ID: CVOAMS2

Lims ID: 460-85449-C-13-A

Lab Sample ID: 460-85449-13

Client ID: DUP1_20141031

Operator ID:

ALS Bottle#: 17 Worklist Smp#: 18

Purge Vol: 5.000 mL

Dil. Factor: 50.0000

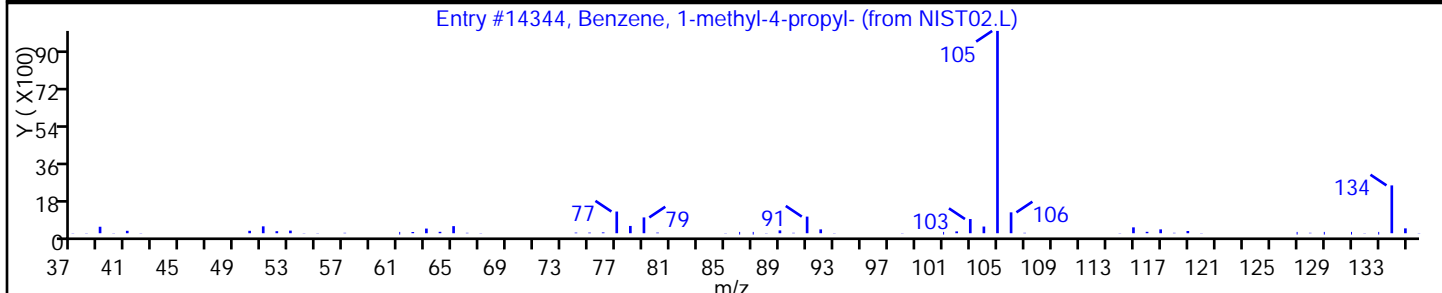
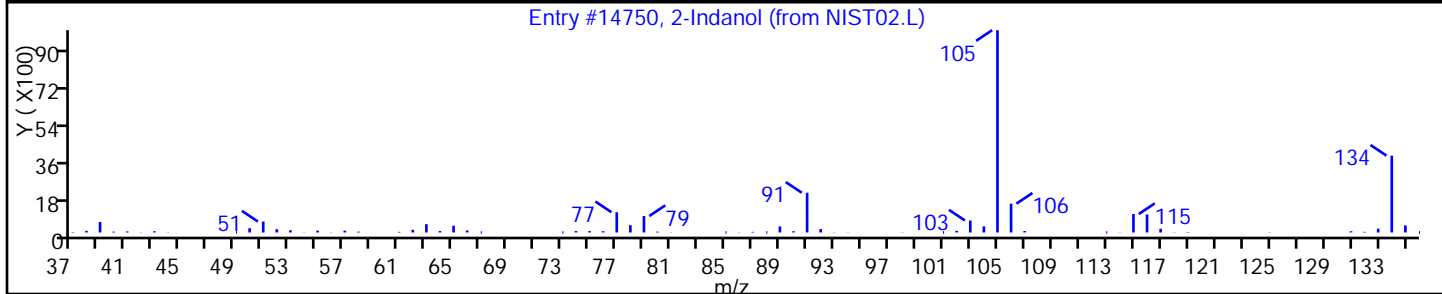
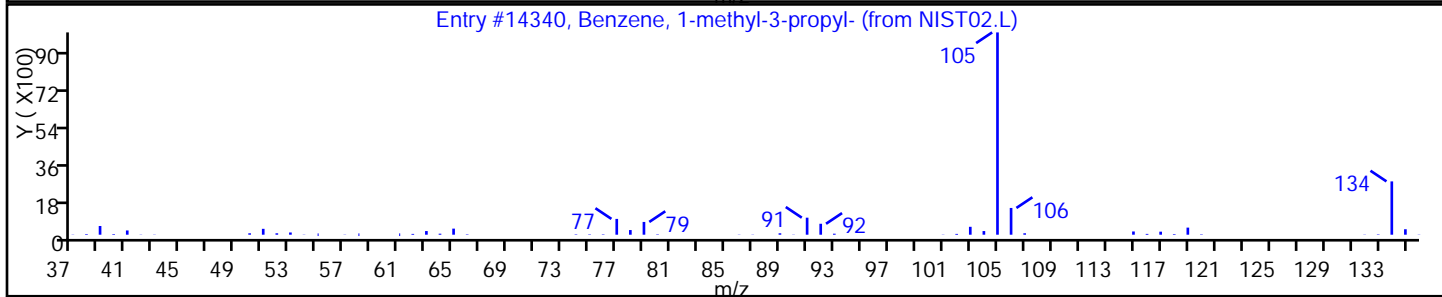
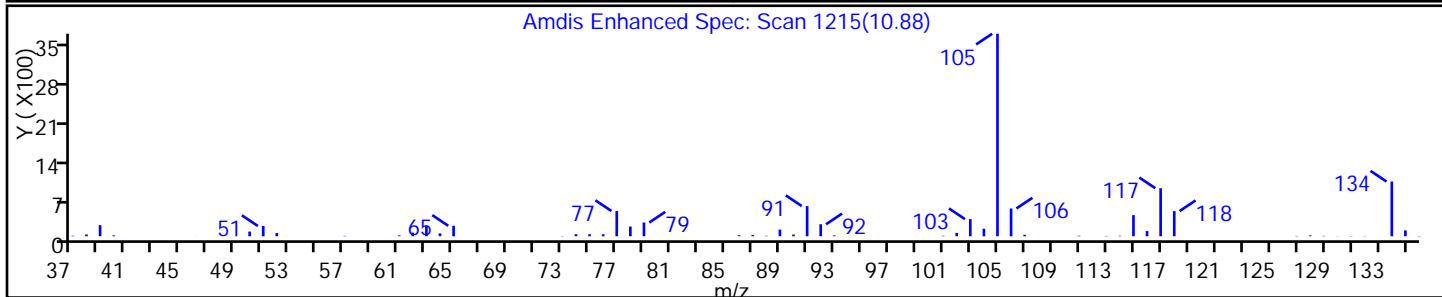
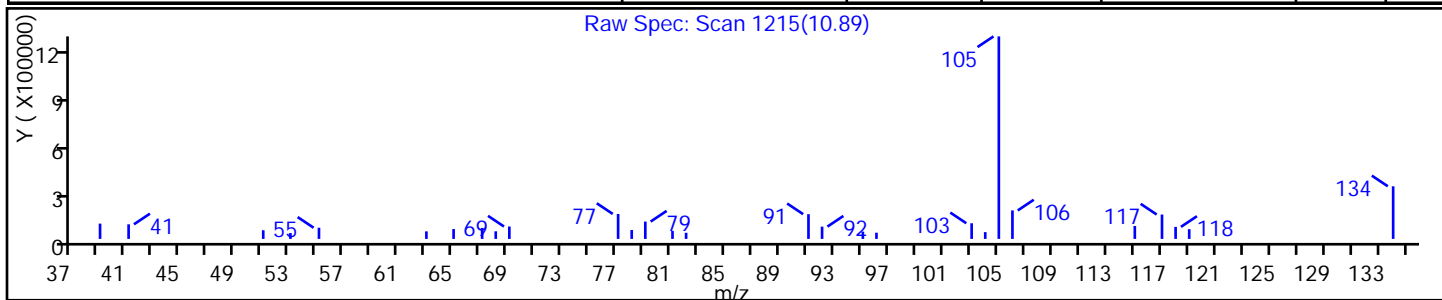
Method: 8260W_2

Limit Group: VOA - 8260C Water and Solid

Column:

Detector MS SCAN

Library Search Compound Match	CAS#	Library	Entry	Formula	Weight	Q
Benzene, 1-methyl-3-propyl-	1074-43-7	NIST02	14340	C10H14	134	70
2-Indanol	4254-29-9	NIST02.L	14750	C9H10O	134	70
Benzene, 1-methyl-4-propyl-	1074-55-1	NIST02.L	14344	C10H14	134	64



TestAmerica Edison

Data File: \\EDICHRON\ChromData\CVOAMS2\20141103-20090.b\B75541.D

Injection Date: 03-Nov-2014 12:53:30

Instrument ID: CVOAMS2

Lims ID: 460-85449-C-13-A

Lab Sample ID: 460-85449-13

Client ID: DUP1_20141031

Operator ID:

ALS Bottle#: 17 Worklist Smp#: 18

Purge Vol: 5.000 mL

Dil. Factor: 50.0000

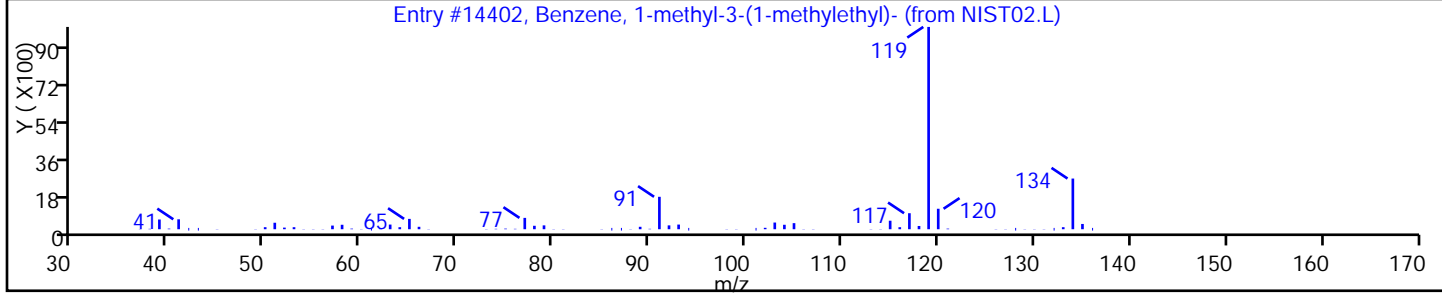
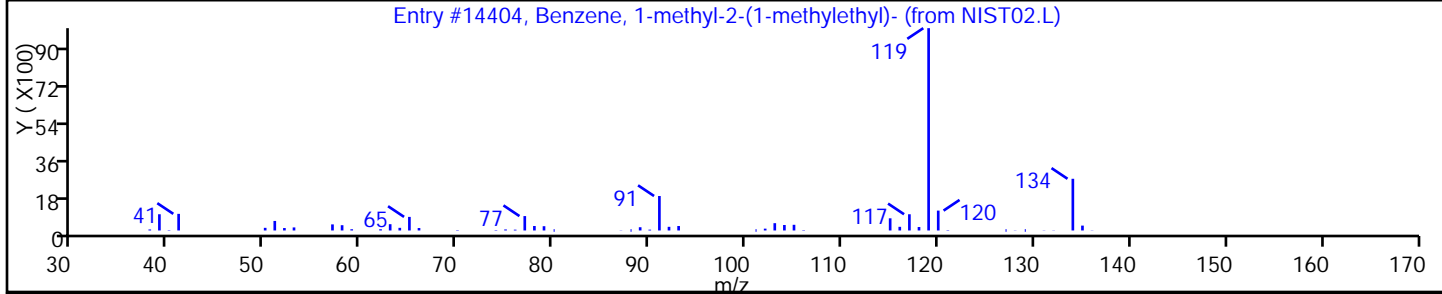
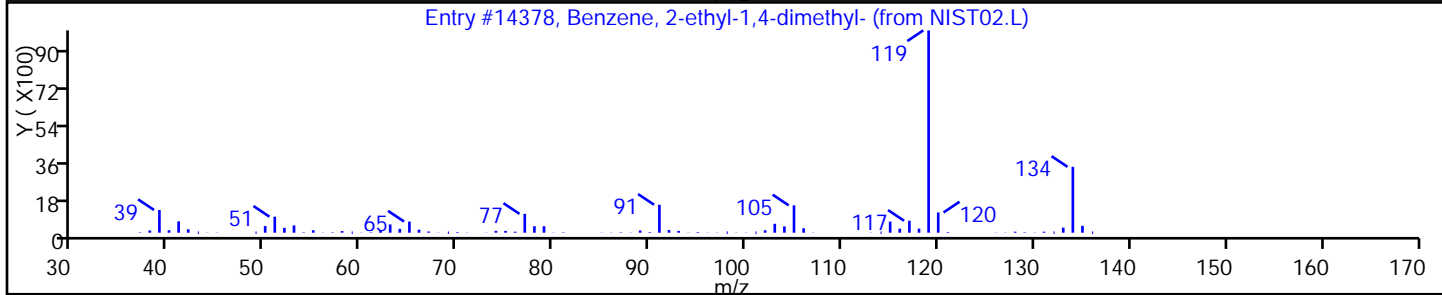
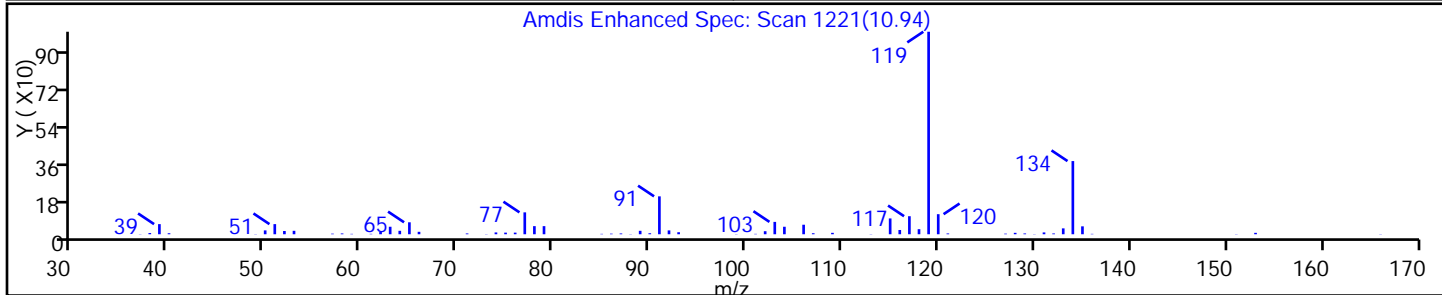
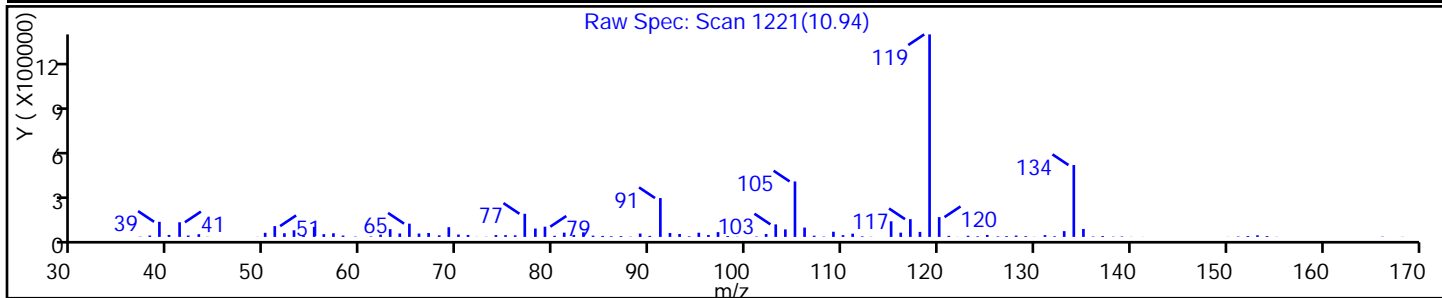
Method: 8260W_2

Limit Group: VOA - 8260C Water and Solid

Column:

Detector MS SCAN

Library Search Compound Match	CAS#	Library	Entry	Formula	Weight	Q
Benzene, 2-ethyl-1,4-dimethyl-	1758-88-9	NIST02	14378	C10H14	134	97
Benzene, 1-methyl-2-(1-methylethyl)-	527-84-4	NIST02.L	14404	C10H14	134	97
Benzene, 1-methyl-3-(1-methylethyl)-	535-77-3	NIST02.L	14402	C10H14	134	95



TestAmerica Edison

Data File: \\EDICHROM\ChromData\CVOAMS2\20141103-20090.b\B75541.D

Injection Date: 03-Nov-2014 12:53:30

Instrument ID: CVOAMS2

Lims ID: 460-85449-C-13-A

Lab Sample ID: 460-85449-13

Client ID: DUP1_20141031

Operator ID:

ALS Bottle#: 17 Worklist Smp#: 18

Purge Vol: 5.000 mL

Dil. Factor: 50.0000

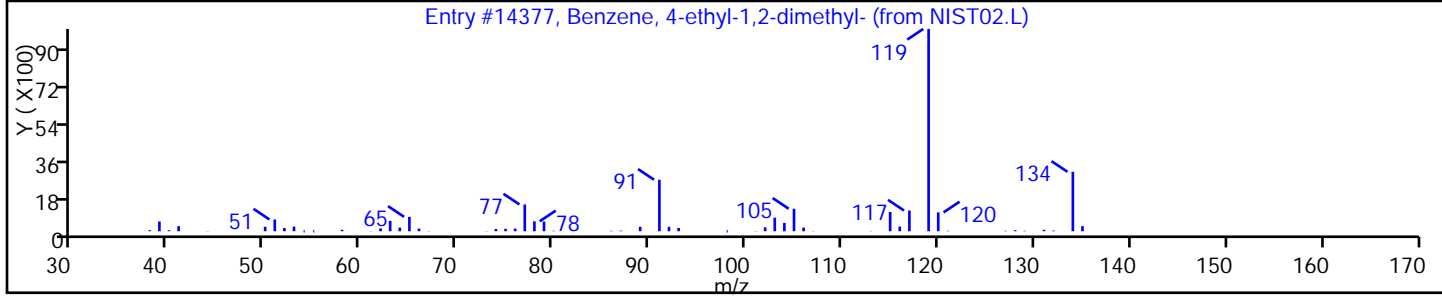
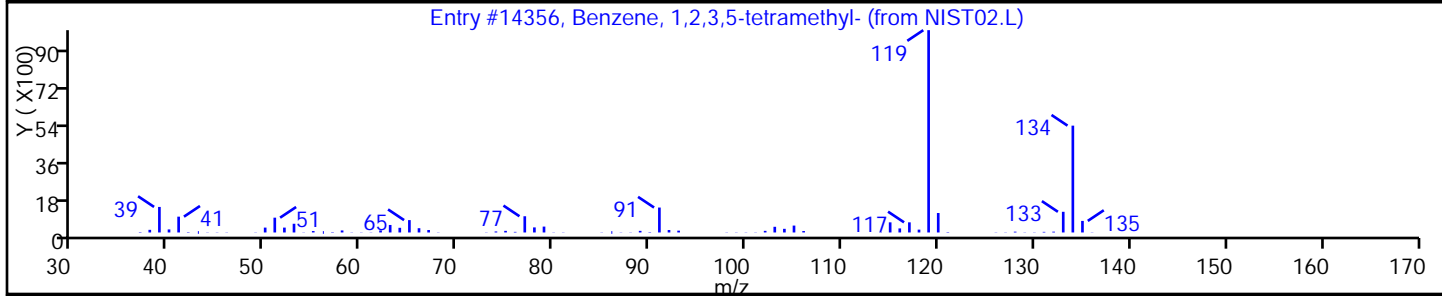
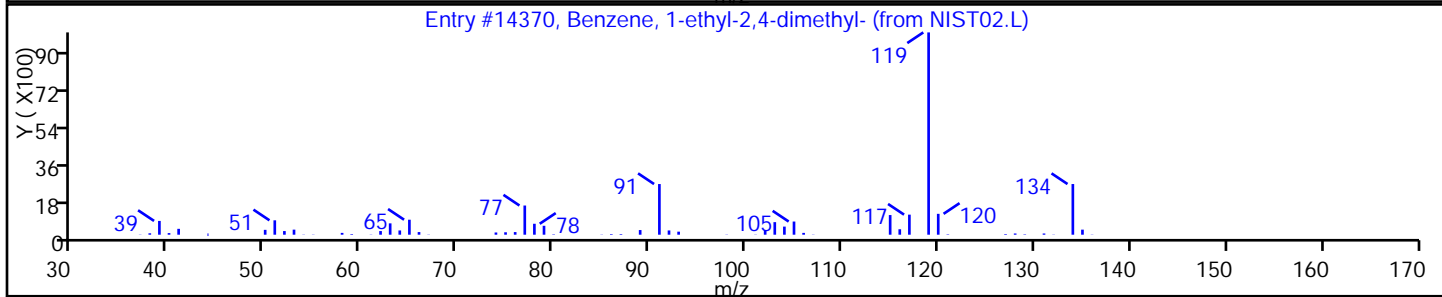
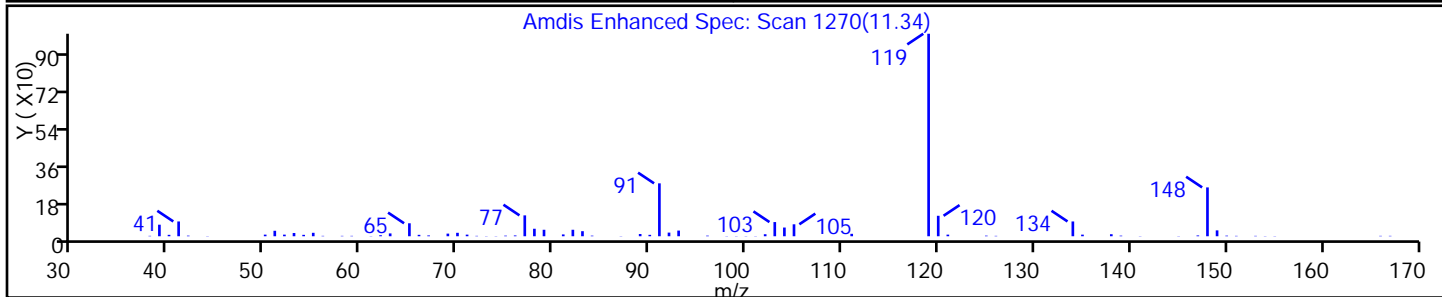
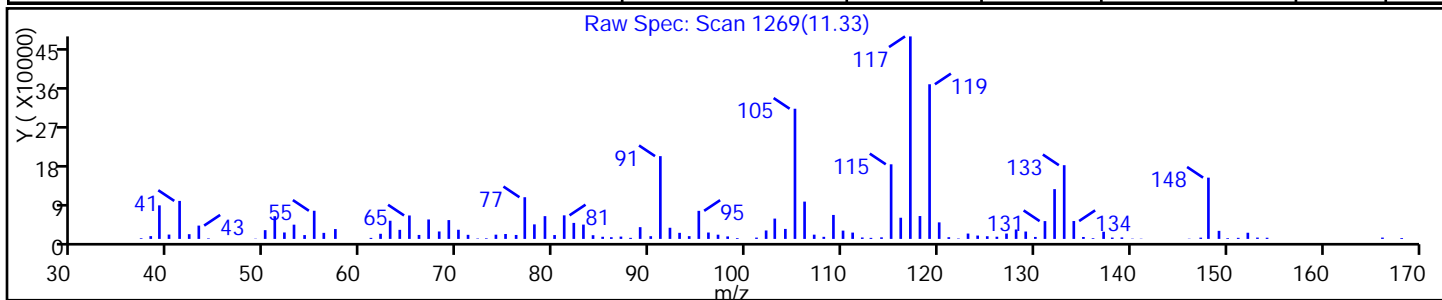
Method: 8260W_2

Limit Group: VOA - 8260C Water and Solid

Column:

Detector MS SCAN

Library Search Compound Match	CAS#	Library	Entry	Formula	Weight	Q
Benzene, 1-ethyl-2,4-dimethyl-	874-41-9	NIST02	14370	C10H14	134	72
Benzene, 1,2,3,5-tetramethyl-	527-53-7	NIST02.L	14356	C10H14	134	72
Benzene, 4-ethyl-1,2-dimethyl-	934-80-5	NIST02.L	14377	C10H14	134	72



TestAmerica Edison

Data File: \\EDICHROM\ChromData\CVOAMS2\20141103-20090.b\B75541.D

Injection Date: 03-Nov-2014 12:53:30

Instrument ID: CVOAMS2

Lims ID: 460-85449-C-13-A

Lab Sample ID: 460-85449-13

Client ID: DUP1_20141031

Operator ID:

ALS Bottle#: 17

Worklist Smp#: 18

Purge Vol: 5.000 mL

Dil. Factor: 50.0000

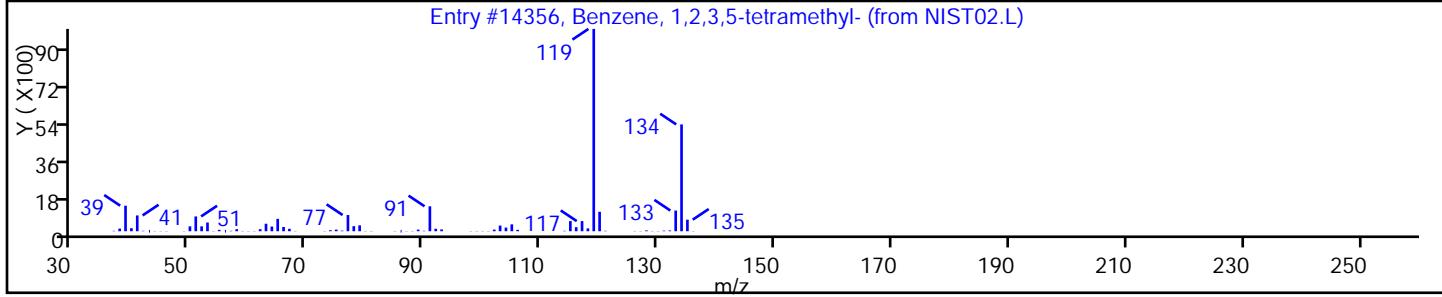
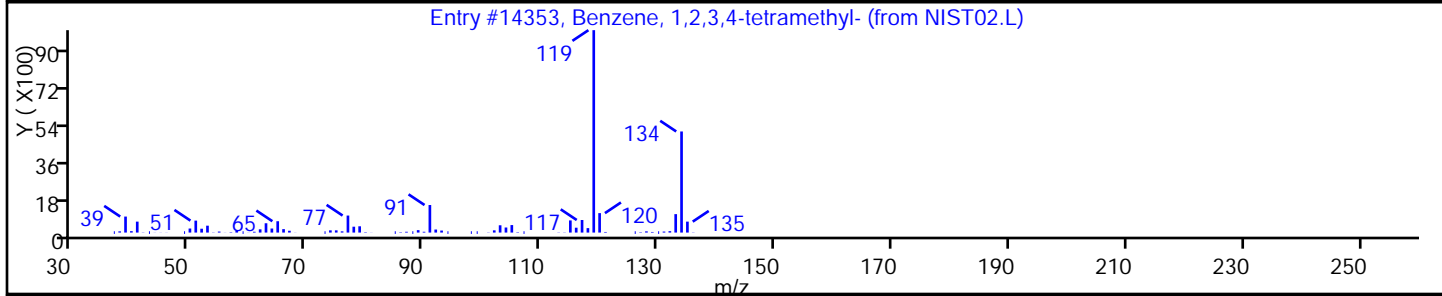
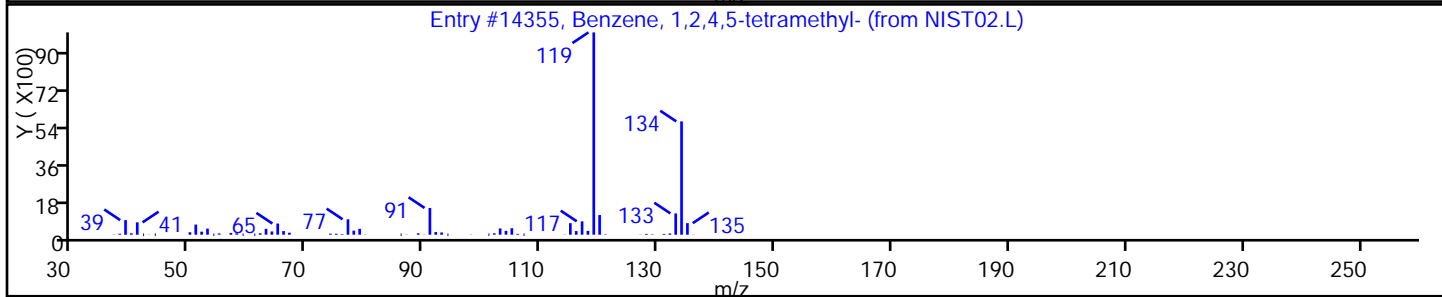
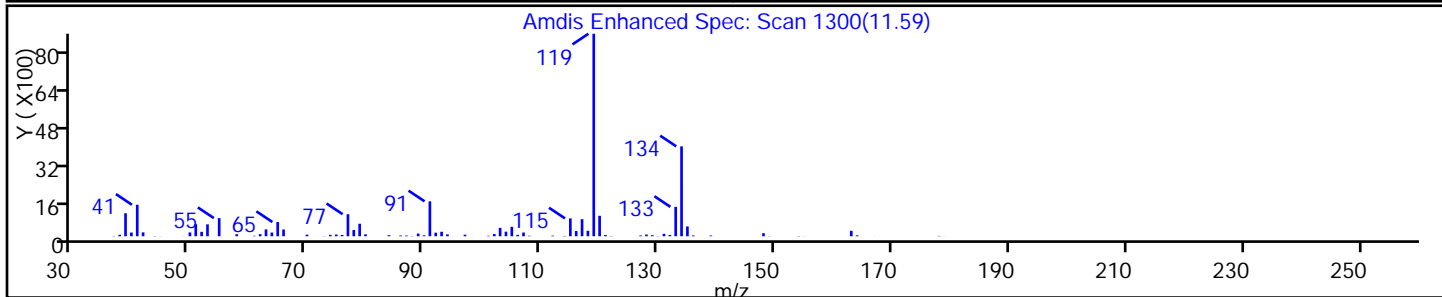
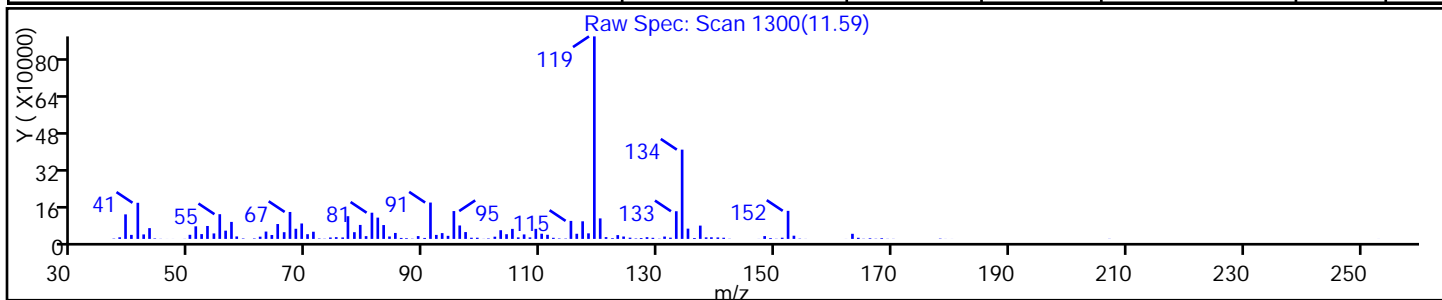
Method: 8260W_2

Limit Group: VOA - 8260C Water and Solid

Column:

Detector: MS SCAN

Library Search Compound Match	CAS#	Library	Entry	Formula	Weight	Q
Benzene, 1,2,4,5-tetramethyl-	95-93-2	NIST02	14355	C10H14	134	96
Benzene, 1,2,3,4-tetramethyl-	488-23-3	NIST02.L	14353	C10H14	134	96
Benzene, 1,2,3,5-tetramethyl-	527-53-7	NIST02.L	14356	C10H14	134	95



TestAmerica Edison

Data File: \\EDICHROM\ChromData\CVOAMS2\20141103-20090.b\B75541.D

Injection Date: 03-Nov-2014 12:53:30

Instrument ID: CVOAMS2

Lims ID: 460-85449-C-13-A

Lab Sample ID: 460-85449-13

Client ID: DUP1_20141031

Operator ID:

ALS Bottle#: 17 Worklist Smp#: 18

Purge Vol: 5.000 mL

Dil. Factor: 50.0000

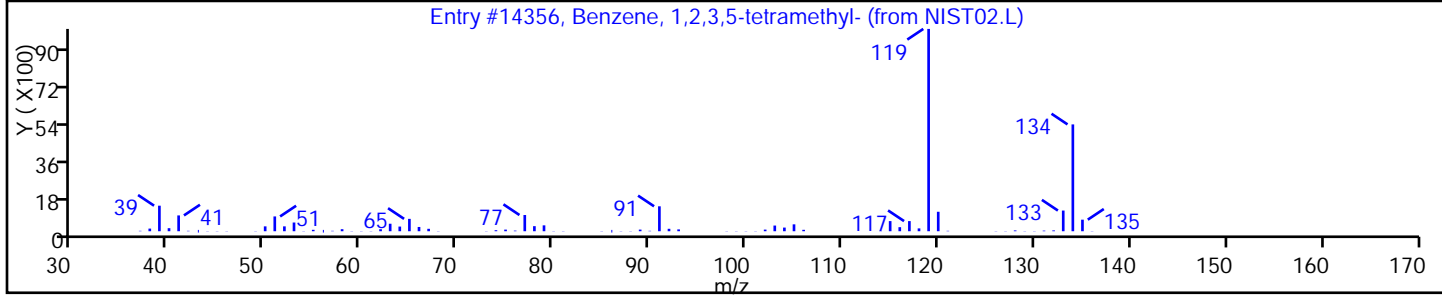
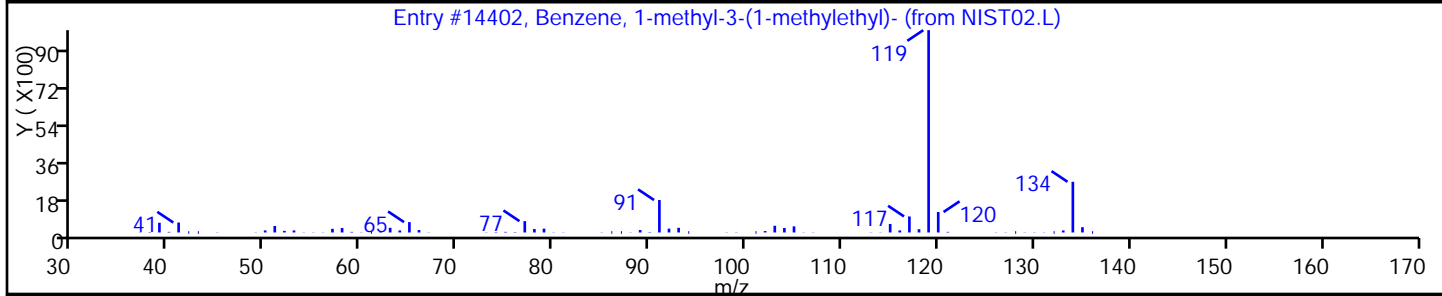
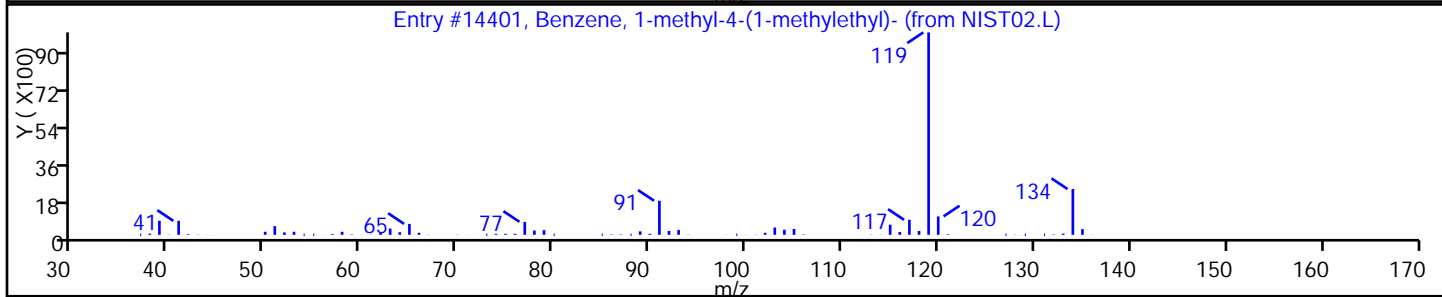
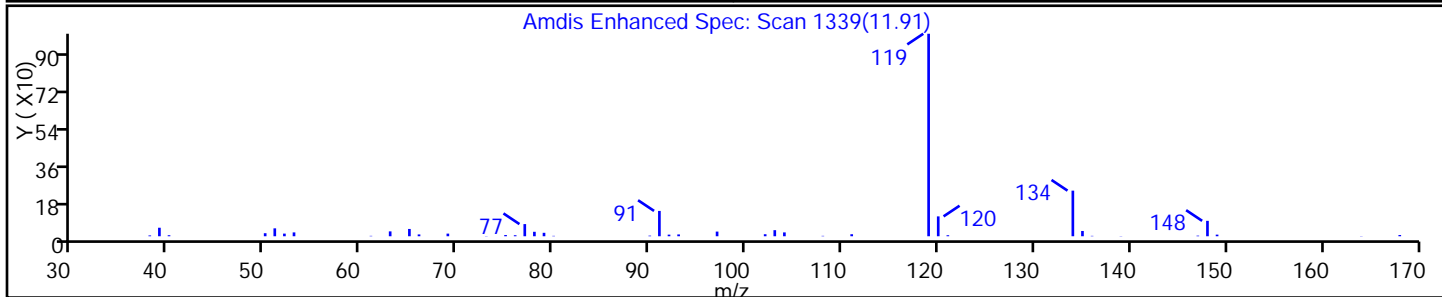
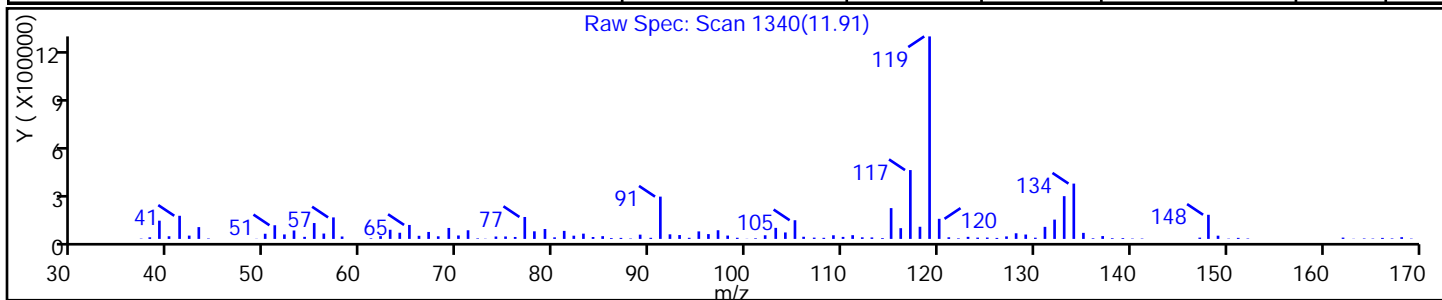
Method: 8260W_2

Limit Group: VOA - 8260C Water and Solid

Column:

Detector MS SCAN

Library Search Compound Match	CAS#	Library	Entry	Formula	Weight	Q
Benzene, 1-methyl-4-(1-methylethyl)-	99-87-6	NIST02	14401	C10H14	134	91
Benzene, 1-methyl-3-(1-methylethyl)-	535-77-3	NIST02.L	14402	C10H14	134	90
Benzene, 1,2,3,5-tetramethyl-	527-53-7	NIST02.L	14356	C10H14	134	90



TestAmerica Edison

Data File: \\EDICHROM\ChromData\CVOAMS2\20141103-20090.b\B75541.D

Injection Date: 03-Nov-2014 12:53:30

Instrument ID: CVOAMS2

Lims ID: 460-85449-C-13-A

Lab Sample ID: 460-85449-13

Client ID: DUP1_20141031

Operator ID:

ALS Bottle#:

17

Worklist Smp#:

18

Purge Vol: 5.000 mL

Dil. Factor:

50.0000

Method: 8260W_2

Limit Group:

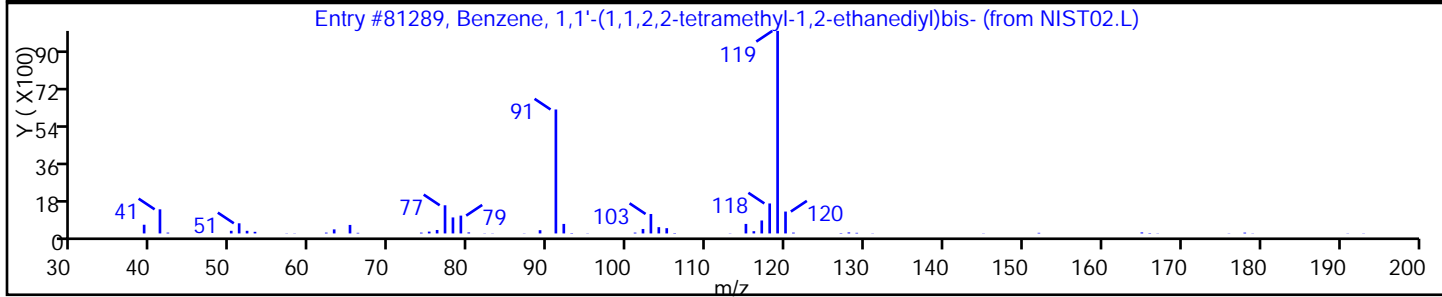
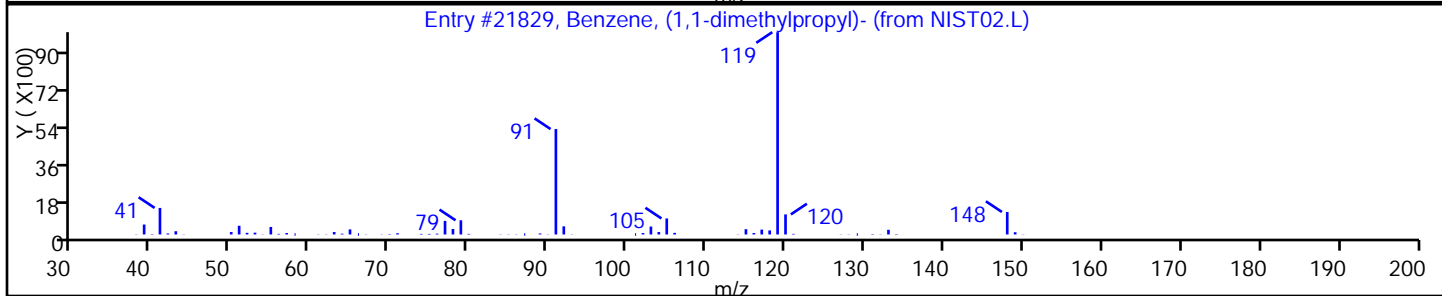
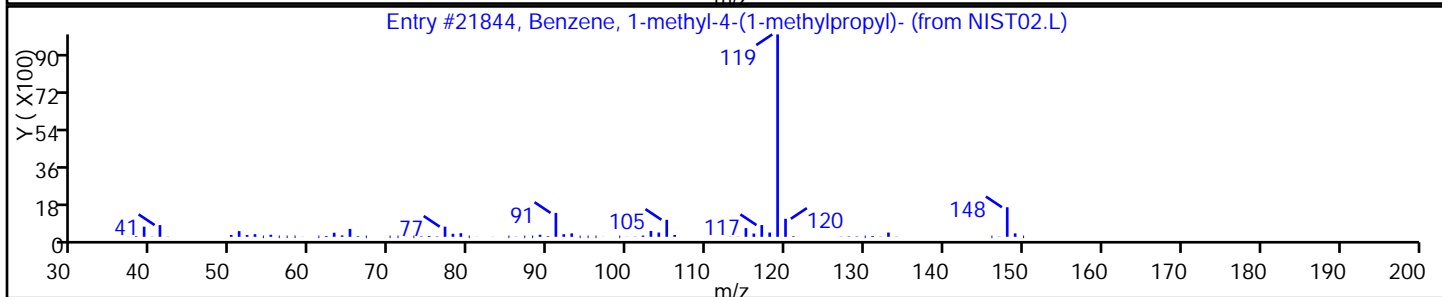
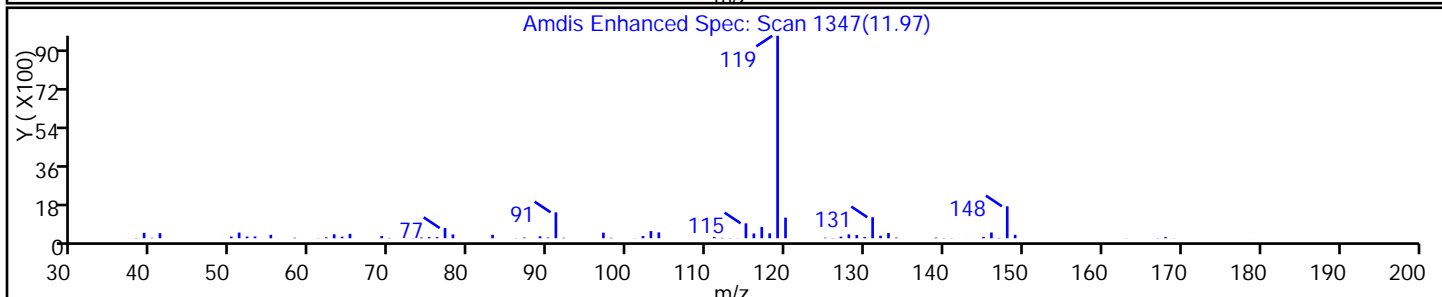
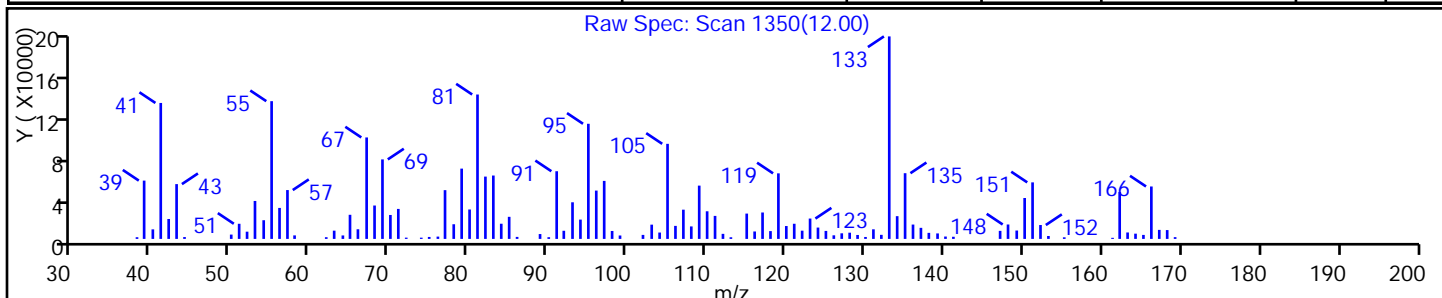
VOA - 8260C Water and Solid

Column:

Detector

MS SCAN

Library Search Compound Match	CAS#	Library	Entry	Formula	Weight	Q
Benzene, 1-methyl-4-(1-methylpropyl)-	1595-16-0	NIST02	21844	C11H16	148	90
Benzene, (1,1-dimethylpropyl)-	2049-95-8	NIST02.L	21829	C11H16	148	72
Benzene, 1,1'-(1,1,2,2-tetramethyl-1,2-e	1889-67-4	NIST02.L	81289	C18H22	238	64



TestAmerica Edison

Data File: \\EDICHROM\ChromData\CVOAMS2\20141103-20090.b\B75541.D

Injection Date: 03-Nov-2014 12:53:30

Instrument ID: CVOAMS2

Lims ID: 460-85449-C-13-A

Lab Sample ID: 460-85449-13

Client ID: DUP1_20141031

Operator ID:

ALS Bottle#: 17

Worklist Smp#: 18

Purge Vol: 5.000 mL

Dil. Factor: 50.0000

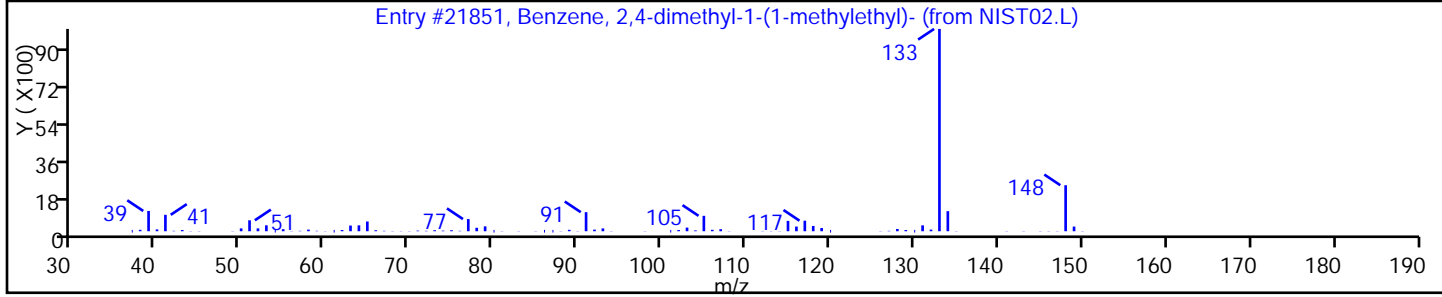
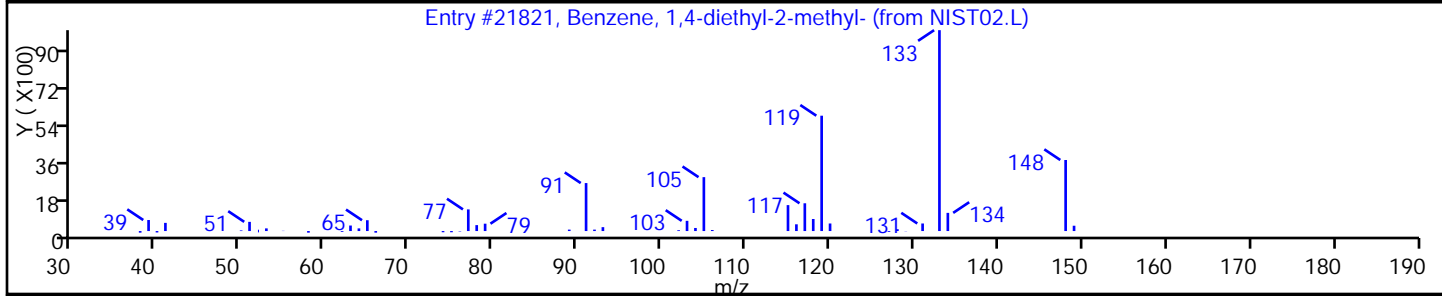
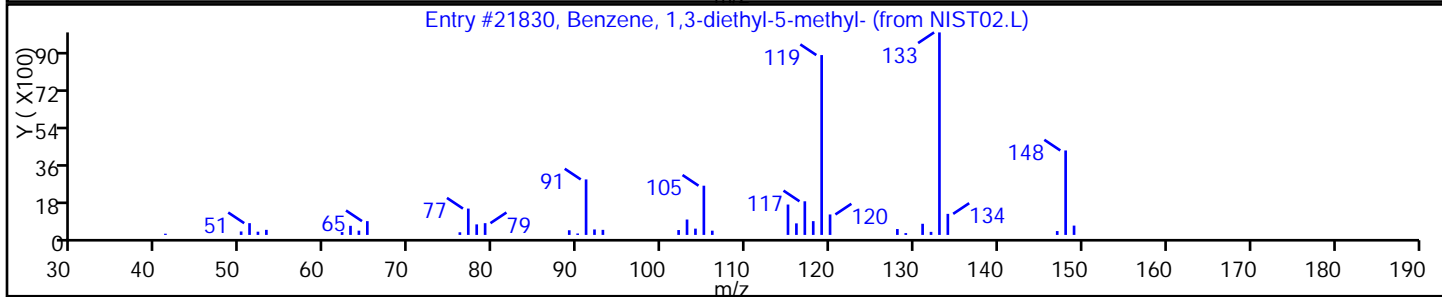
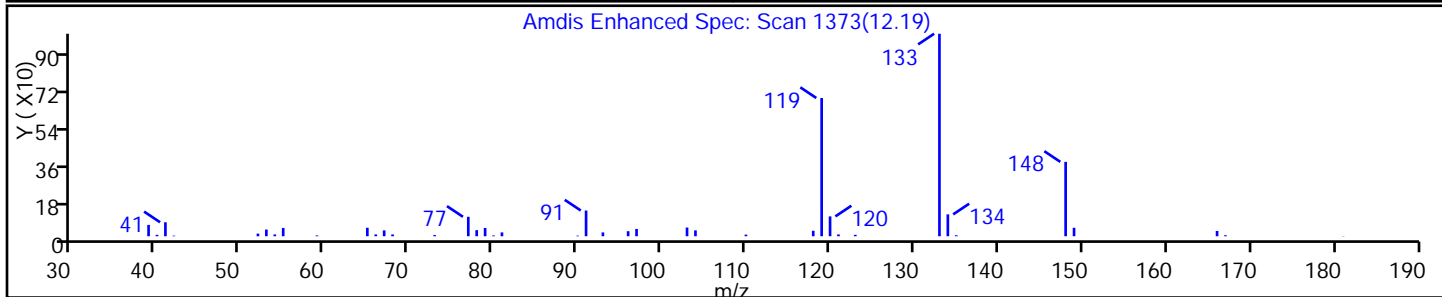
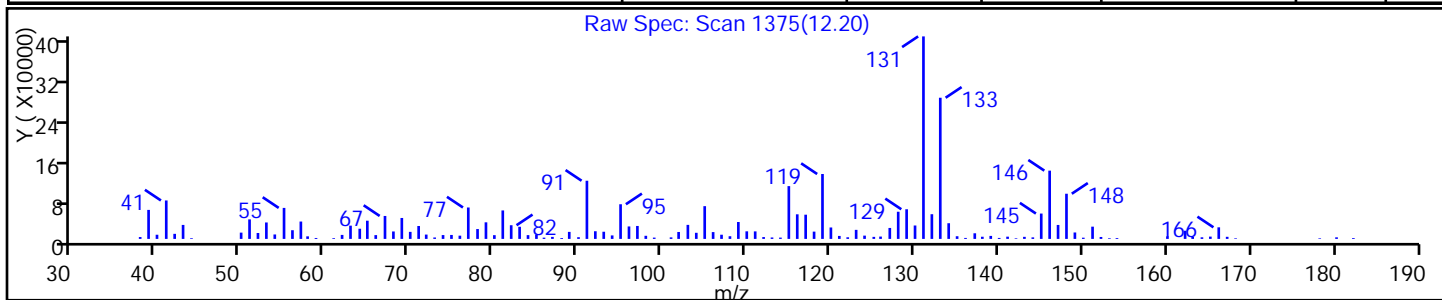
Method: 8260W_2

Limit Group: VOA - 8260C Water and Solid

Column:

Detector: MS SCAN

Library Search Compound Match	CAS#	Library	Entry	Formula	Weight	Q
Benzene, 1,3-diethyl-5-methyl-	2050-24-0	NIST02	21830	C11H16	148	86
Benzene, 1,4-diethyl-2-methyl-	13632-94-5	NIST02.L	21821	C11H16	148	80
Benzene, 2,4-dimethyl-1-(1-methylethyl)-	4706-89-2	NIST02.L	21851	C11H16	148	58



TestAmerica Edison

Data File: \\EDICHRON\ChromData\CVOAMS2\20141103-20090.b\B75541.D

Injection Date: 03-Nov-2014 12:53:30

Instrument ID: CVOAMS2

Lims ID: 460-85449-C-13-A

Lab Sample ID: 460-85449-13

Client ID: DUP1_20141031

Operator ID:

ALS Bottle#: 17

Worklist Smp#: 18

Purge Vol: 5.000 mL

Dil. Factor: 50.0000

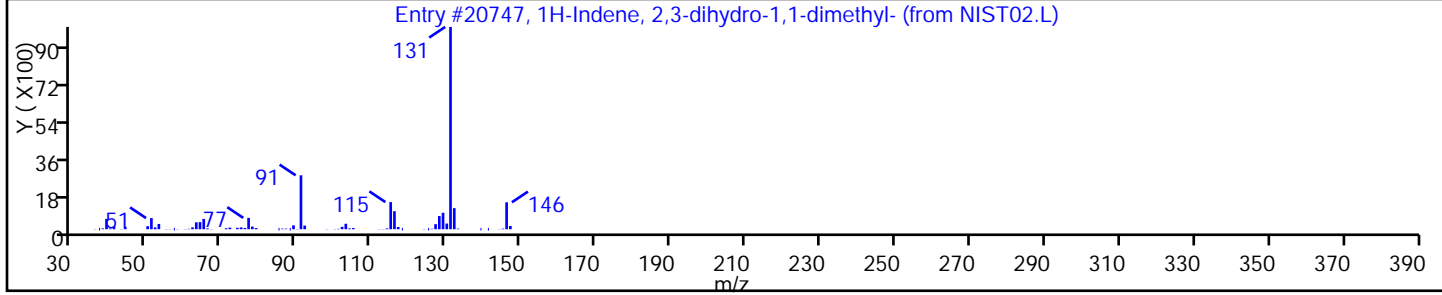
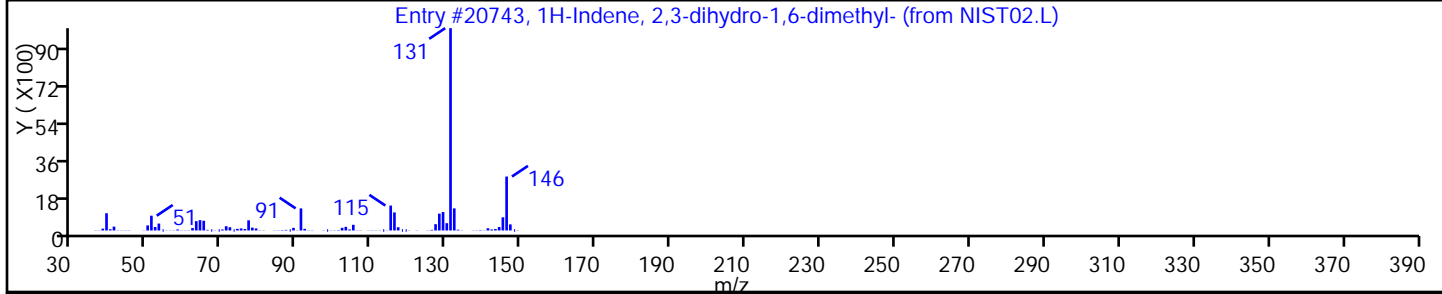
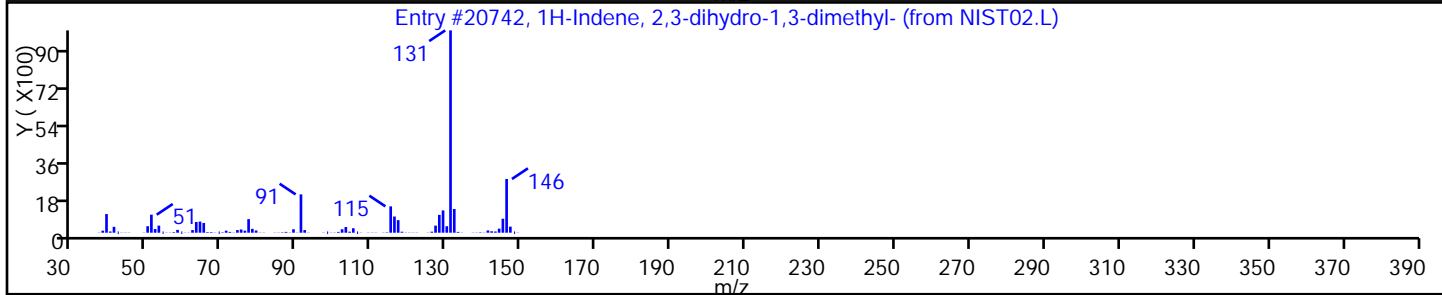
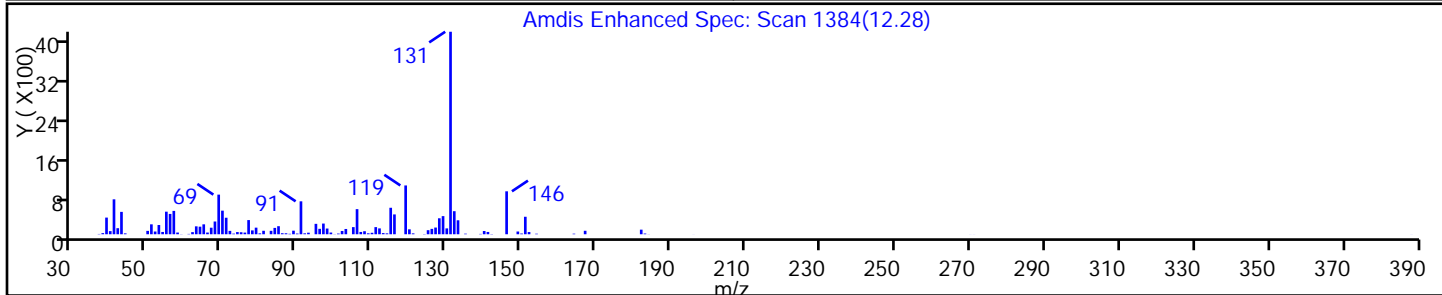
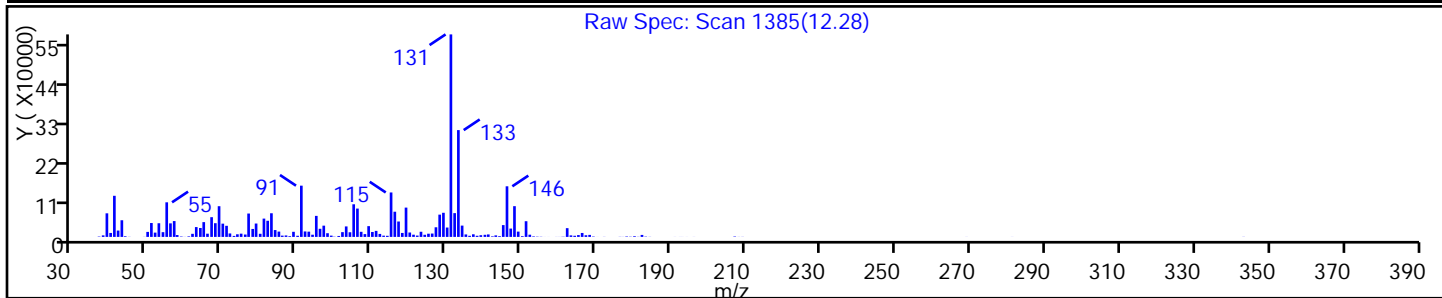
Method: 8260W_2

Limit Group: VOA - 8260C Water and Solid

Column:

Detector MS SCAN

Library Search Compound Match	CAS#	Library	Entry	Formula	Weight	Q
1H-Indene, 2,3-dihydro-1,3-dimethyl-	4175-53-5	NIST02	20742	C11H14	146	76
1H-Indene, 2,3-dihydro-1,6-dimethyl-	17059-48-2	NIST02.L	20743	C11H14	146	76
1H-Indene, 2,3-dihydro-1,1-dimethyl-	4912-92-9	NIST02.L	20747	C11H14	146	76



TestAmerica Edison

Data File: \\EDICHRON\ChromData\CVOAMS2\20141103-20090.b\B75541.D

Injection Date: 03-Nov-2014 12:53:30

Instrument ID: CVOAMS2

Lims ID: 460-85449-C-13-A

Lab Sample ID: 460-85449-13

Client ID: DUP1_20141031

Operator ID:

ALS Bottle#:

17

Worklist Smp#:

18

Purge Vol: 5.000 mL

Dil. Factor:

50.0000

Method: 8260W_2

Limit Group:

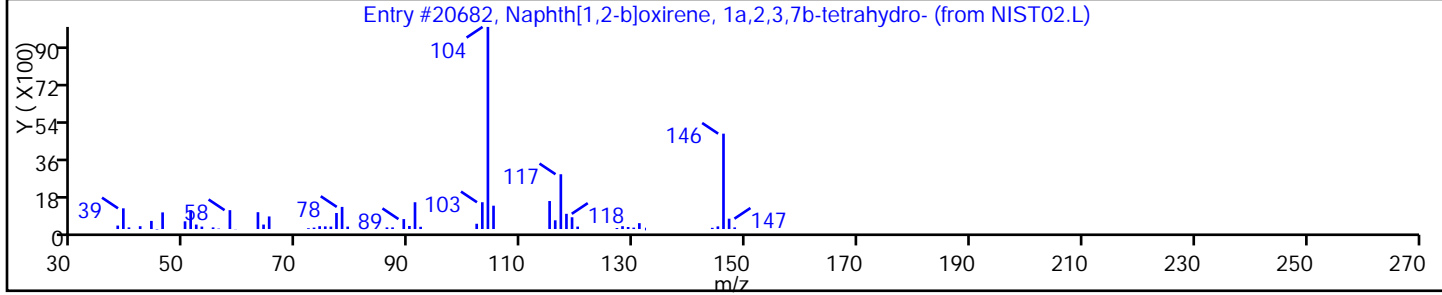
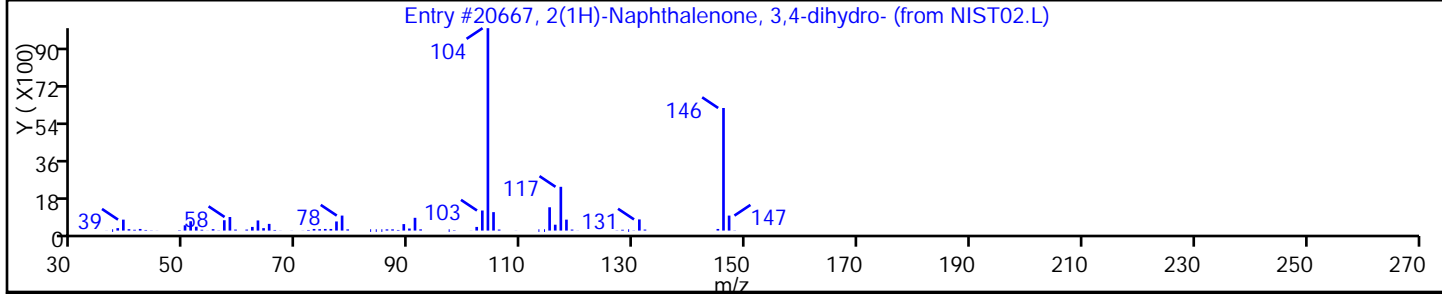
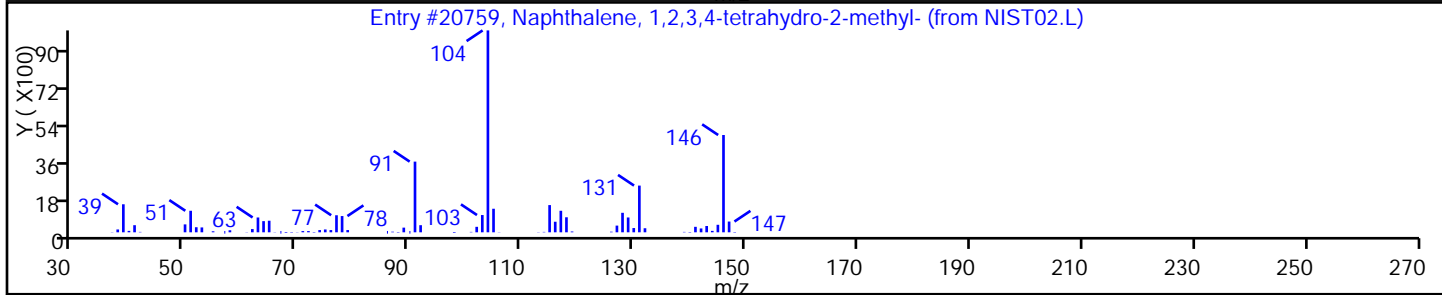
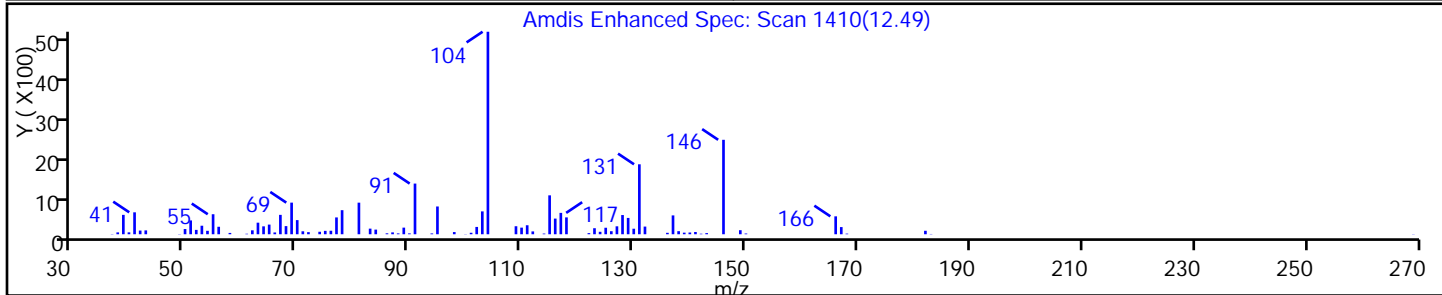
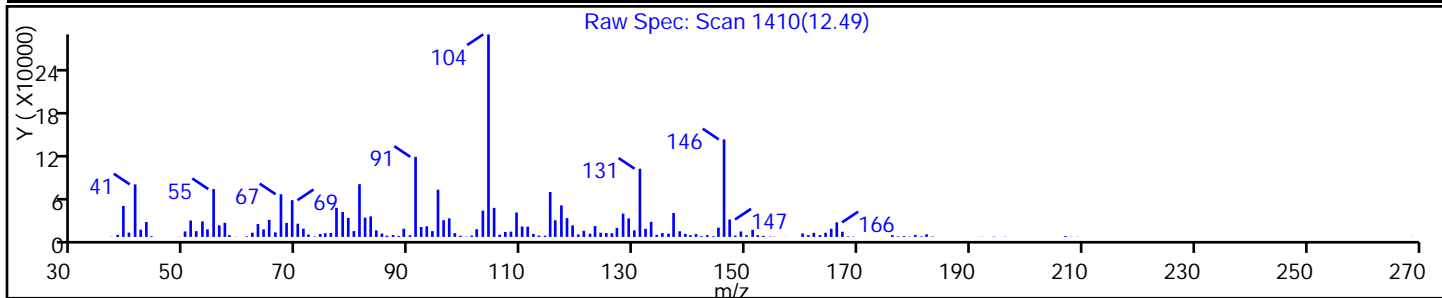
VOA - 8260C Water and Solid

Column:

Detector

MS SCAN

Library Search Compound Match	CAS#	Library	Entry	Formula	Weight	Q
Naphthalene, 1,2,3,4-tetrahydro-2-methyl	3877-19-8	NIST02	20759	C11H14	146	81
2(1H)-Naphthalenone, 3,4-dihydro-	530-93-8	NIST02.L	20667	C10H10O	146	58
Naphth[1,2-b]oxirene, 1a,2,3,7b-tetrahyd	2461-34-9	NIST02.L	20682	C10H10O	146	50



FORM I
GC/MS VOA ORGANICS ANALYSIS DATA SHEET

Lab Name: TestAmerica Edison Job No.: 460-85449-1
 SDG No.: _____
 Client Sample ID: FB_20141031 Lab Sample ID: 460-85449-16
 Matrix: Water Lab File ID: C1634.D
 Analysis Method: 8260C Date Collected: 10/31/2014 10:30
 Sample wt/vol: 5(mL) Date Analyzed: 11/01/2014 12:42
 Soil Aliquot Vol: _____ Dilution Factor: 1
 Soil Extract Vol.: _____ GC Column: Rtx-624 ID: 0.25(mm)
 % Moisture: _____ Level: (low/med) Low
 Analysis Batch No.: 259722 Units: ug/L

CAS NO.	COMPOUND NAME	RESULT	Q	RL	MDL
71-55-6	1,1,1-Trichloroethane	0.060	U	1.0	0.060
79-34-5	1,1,2,2-Tetrachloroethane	0.16	U	1.0	0.16
79-00-5	1,1,2-Trichloroethane	0.19	U	1.0	0.19
75-34-3	1,1-Dichloroethane	0.13	U	1.0	0.13
75-35-4	1,1-Dichloroethene	0.090	U	1.0	0.090
87-61-6	1,2,3-Trichlorobenzene	0.51	U	1.0	0.51
120-82-1	1,2,4-Trichlorobenzene	0.34	U	1.0	0.34
96-12-8	1,2-Dibromo-3-Chloropropane	0.40	U	1.0	0.40
106-93-4	1,2-Dibromoethane	0.28	U	1.0	0.28
95-50-1	1,2-Dichlorobenzene	0.21	U	1.0	0.21
107-06-2	1,2-Dichloroethane	0.19	U	1.0	0.19
78-87-5	1,2-Dichloropropane	0.090	U	1.0	0.090
541-73-1	1,3-Dichlorobenzene	0.14	U	1.0	0.14
106-46-7	1,4-Dichlorobenzene	0.23	U	1.0	0.23
123-91-1	1,4-Dioxane	36	U	50	36
78-93-3	2-Butanone	2.3	U	5.0	2.3
591-78-6	2-Hexanone	0.50	U	5.0	0.50
108-10-1	4-Methyl-2-pentanone	0.99	U	5.0	0.99
67-64-1	Acetone	2.7	U	5.0	2.7
71-43-2	Benzene	0.080	U	1.0	0.080
74-97-5	Bromochloromethane	0.27	U	1.0	0.27
75-27-4	Bromodichloromethane	0.12	U	1.0	0.12
75-25-2	Bromoform	0.19	U	1.0	0.19
74-83-9	Bromomethane	0.18	U *	1.0	0.18
75-15-0	Carbon disulfide	0.13	U	1.0	0.13
56-23-5	Carbon tetrachloride	0.060	U	1.0	0.060
108-90-7	Chlorobenzene	0.11	U	1.0	0.11
75-00-3	Chloroethane	0.17	U	1.0	0.17
67-66-3	Chloroform	0.080	U	1.0	0.080
74-87-3	Chloromethane	0.10	U	1.0	0.10
156-59-2	cis-1,2-Dichloroethene	0.18	U	1.0	0.18
10061-01-5	cis-1,3-Dichloropropene	0.18	U	1.0	0.18
110-82-7	Cyclohexane	0.16	U	1.0	0.16
124-48-1	Dibromochloromethane	0.20	U	1.0	0.20
75-71-8	Dichlorodifluoromethane	0.22	U	1.0	0.22
100-41-4	Ethylbenzene	0.10	U	1.0	0.10

FORM I
GC/MS VOA ORGANICS ANALYSIS DATA SHEET

Lab Name: TestAmerica Edison Job No.: 460-85449-1
 SDG No.: _____
 Client Sample ID: FB_20141031 Lab Sample ID: 460-85449-16
 Matrix: Water Lab File ID: C1634.D
 Analysis Method: 8260C Date Collected: 10/31/2014 10:30
 Sample wt/vol: 5(mL) Date Analyzed: 11/01/2014 12:42
 Soil Aliquot Vol: _____ Dilution Factor: 1
 Soil Extract Vol.: _____ GC Column: Rtx-624 ID: 0.25(mm)
 % Moisture: _____ Level: (low/med) Low
 Analysis Batch No.: 259722 Units: ug/L

CAS NO.	COMPOUND NAME	RESULT	Q	RL	MDL
76-13-1	Freon TF	0.080	U	1.0	0.080
98-82-8	Isopropylbenzene	0.080	U	1.0	0.080
79-20-9	Methyl acetate	0.34	U *	5.0	0.34
108-87-2	Methylcyclohexane	0.14	U	1.0	0.14
75-09-2	Methylene Chloride	0.18	U	1.0	0.18
1634-04-4	MTBE	0.14	U	1.0	0.14
100-42-5	Styrene	0.12	U	1.0	0.12
127-18-4	Tetrachloroethene	0.10	U	1.0	0.10
108-88-3	Toluene	0.15	U	1.0	0.15
156-60-5	trans-1,2-Dichloroethene	0.13	U	1.0	0.13
10061-02-6	trans-1,3-Dichloropropene	0.24	U	1.0	0.24
79-01-6	Trichloroethene	0.090	U	1.0	0.090
75-69-4	Trichlorofluoromethane	0.15	U	1.0	0.15
75-01-4	Vinyl chloride	0.14	U	1.0	0.14
1330-20-7	Xylenes, Total	0.13	U	2.0	0.13

CAS NO.	SURROGATE	%REC	Q	LIMITS
17060-07-0	1,2-Dichloroethane-d4 (Surr)	114		70-130
2037-26-5	Toluene-d8 (Surr)	112		70-130
460-00-4	Bromofluorobenzene	115		64-135
1868-53-7	Dibromofluoromethane (Surr)	115		72-137

FORM I
GC/MS VOA ORGANICS ANALYSIS DATA SHEET
TENTATIVELY IDENTIFIED COMPOUNDS

Lab Name: TestAmerica Edison Job No.: 460-85449-1
 SDG No.: _____
 Client Sample ID: FB_20141031 Lab Sample ID: 460-85449-16
 Matrix: Water Lab File ID: C1634.D
 Analysis Method: 8260C Date Collected: 10/31/2014 10:30
 Sample wt/vol: 5(mL) Date Analyzed: 11/01/2014 12:42
 Soil Aliquot Vol: _____ Dilution Factor: 1
 Soil Extract Vol.: _____ GC Column: Rtx-624 ID: 0.25(mm)
 % Moisture: _____ Level: (low/med) Low
 Analysis Batch No.: 259722 Units: ug/L
 Number TICs Found: 0 TIC Result Total: 0

CAS NO.	COMPOUND NAME	RT	RESULT	Q
	Tentatively Identified Compound		None	

TestAmerica Edison
Target Compound Quantitation Report

Data File: \\EDICHROM\ChromData\CVOAMS3\20141101-20049.b\C1634.D
 Lims ID: 460-85449-C-16 Lab Sample ID: 460-85449-16
 Client ID: FB_20141031
 Sample Type: Client
 Inject. Date: 01-Nov-2014 12:42:30 ALS Bottle#: 11 Worklist Smp#: 12
 Purge Vol: 5.000 mL Dil. Factor: 1.0000
 Sample Info: 460-85449-C-16
 Misc. Info.: 460-0020049-012
 Operator ID: VOA GC/MS3 Instrument ID: CVOAMS3
 Method: \\EDICHROM\ChromData\CVOAMS3\20141101-20049.b\8260W_3.m
 Limit Group: VOA - 8260C Water and Solid
 Last Update: 03-Nov-2014 12:59:20 Calib Date: 01-Oct-2014 06:06:30
 Integrator: RTE ID Type: Deconvolution ID
 Quant Method: Internal Standard Quant By: Initial Calibration
 Last ICal File: \\EDICHROM\ChromData\CVOAMS3\20141001-18754.b\C0077.D
 Column 1 : Rtx-624 (0.25 mm) Det: MS SCAN
 Process Host: XAWRK049

First Level Reviewer: desais Date: 03-Nov-2014 09:07:15

Compound	Sig	RT (min.)	Exp RT (min.)	Dlt RT (min.)	Q	Response	OnCol Amt ug/l	Flags
* 151 TBA-d9 (IS)	65	3.265	3.283	-0.018	88	395910	1000.0	
\$ 152 Dibromofluoromethane (Surr	113	4.992	4.992	0.000	93	170281	57.7	
\$ 54 1,2-Dichloroethane-d4 (Sur	65	5.394	5.394	0.000	89	202111	57.0	
* 59 Fluorobenzene	96	5.710	5.710	0.000	99	593487	50.0	
* 150 1,4-Dioxane-d8	96	6.489	6.495	-0.006	98	46462	1000.0	
\$ 76 Toluene-d8 (Surr)	98	7.377	7.377	0.000	100	682607	56.2	
* 87 Chlorobenzene-d5	117	8.667	8.667	0.000	84	500388	50.0	
\$ 99 4-Bromofluorobenzene	174	9.604	9.604	0.000	96	294264	57.6	
* 116 1,4-Dichlorobenzene-d4	152	10.449	10.449	0.000	93	307939	50.0	

Reagents:

8260ISSUR50_00006 Amount Added: 5.00 Units: uL Run Reagent

TestAmerica Edison

Data File: \\EDICHROM\ChromData\CVOAMS3\20141101-20049.b\C1634.D

Injection Date: 01-Nov-2014 12:42:30

Instrument ID: CVOAMS3

Operator ID: VOA GC/MS3

Lims ID: 460-85449-C-16

Lab Sample ID: 460-85449-16

Worklist Smp#: 12

Client ID: FB_20141031

Purge Vol: 5.000 mL

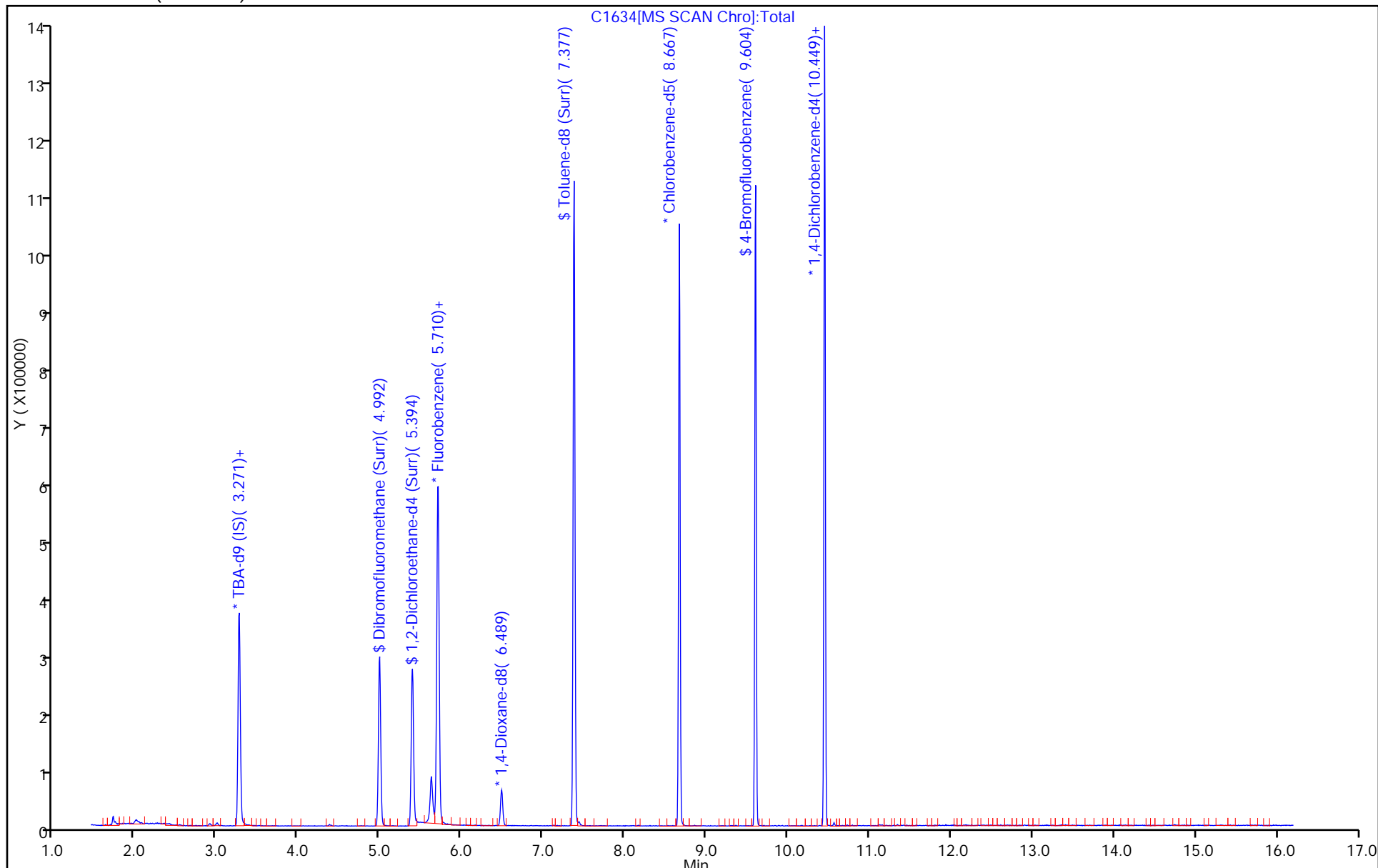
Dil. Factor: 1.0000

ALS Bottle#: 11

Method: 8260W_3

Limit Group: VOA - 8260C Water and Solid

Column: Rtx-624 (0.25 mm)



FORM I
GC/MS VOA ORGANICS ANALYSIS DATA SHEET

Lab Name: TestAmerica Edison Job No.: 460-85449-1
 SDG No.: _____
 Client Sample ID: Trip Blank Lab Sample ID: 460-85449-17
 Matrix: Water Lab File ID: C1635.D
 Analysis Method: 8260C Date Collected: 10/31/2014 00:00
 Sample wt/vol: 5(mL) Date Analyzed: 11/01/2014 13:09
 Soil Aliquot Vol: _____ Dilution Factor: 1
 Soil Extract Vol.: _____ GC Column: Rtx-624 ID: 0.25(mm)
 % Moisture: _____ Level: (low/med) Low
 Analysis Batch No.: 259722 Units: ug/L

CAS NO.	COMPOUND NAME	RESULT	Q	RL	MDL
71-55-6	1,1,1-Trichloroethane	0.060	U	1.0	0.060
79-34-5	1,1,2,2-Tetrachloroethane	0.16	U	1.0	0.16
79-00-5	1,1,2-Trichloroethane	0.19	U	1.0	0.19
75-34-3	1,1-Dichloroethane	0.13	U	1.0	0.13
75-35-4	1,1-Dichloroethene	0.090	U	1.0	0.090
87-61-6	1,2,3-Trichlorobenzene	0.51	U	1.0	0.51
120-82-1	1,2,4-Trichlorobenzene	0.34	U	1.0	0.34
96-12-8	1,2-Dibromo-3-Chloropropane	0.40	U	1.0	0.40
106-93-4	1,2-Dibromoethane	0.28	U	1.0	0.28
95-50-1	1,2-Dichlorobenzene	0.21	U	1.0	0.21
107-06-2	1,2-Dichloroethane	0.19	U	1.0	0.19
78-87-5	1,2-Dichloropropane	0.090	U	1.0	0.090
541-73-1	1,3-Dichlorobenzene	0.14	U	1.0	0.14
106-46-7	1,4-Dichlorobenzene	0.23	U	1.0	0.23
123-91-1	1,4-Dioxane	36	U	50	36
78-93-3	2-Butanone	2.3	U	5.0	2.3
591-78-6	2-Hexanone	0.50	U	5.0	0.50
108-10-1	4-Methyl-2-pentanone	0.99	U	5.0	0.99
67-64-1	Acetone	2.7	U	5.0	2.7
71-43-2	Benzene	0.080	U	1.0	0.080
74-97-5	Bromochloromethane	0.27	U	1.0	0.27
75-27-4	Bromodichloromethane	0.12	U	1.0	0.12
75-25-2	Bromoform	0.19	U	1.0	0.19
74-83-9	Bromomethane	0.18	U *	1.0	0.18
75-15-0	Carbon disulfide	0.13	U	1.0	0.13
56-23-5	Carbon tetrachloride	0.060	U	1.0	0.060
108-90-7	Chlorobenzene	0.11	U	1.0	0.11
75-00-3	Chloroethane	0.17	U	1.0	0.17
67-66-3	Chloroform	0.080	U	1.0	0.080
74-87-3	Chloromethane	0.10	U	1.0	0.10
156-59-2	cis-1,2-Dichloroethene	0.18	U	1.0	0.18
10061-01-5	cis-1,3-Dichloropropene	0.18	U	1.0	0.18
110-82-7	Cyclohexane	0.16	U	1.0	0.16
124-48-1	Dibromochloromethane	0.20	U	1.0	0.20
75-71-8	Dichlorodifluoromethane	0.22	U	1.0	0.22
100-41-4	Ethylbenzene	0.10	U	1.0	0.10

FORM I
GC/MS VOA ORGANICS ANALYSIS DATA SHEET

Lab Name: TestAmerica Edison Job No.: 460-85449-1
 SDG No.: _____
 Client Sample ID: Trip Blank Lab Sample ID: 460-85449-17
 Matrix: Water Lab File ID: C1635.D
 Analysis Method: 8260C Date Collected: 10/31/2014 00:00
 Sample wt/vol: 5(mL) Date Analyzed: 11/01/2014 13:09
 Soil Aliquot Vol: _____ Dilution Factor: 1
 Soil Extract Vol.: _____ GC Column: Rtx-624 ID: 0.25(mm)
 % Moisture: _____ Level: (low/med) Low
 Analysis Batch No.: 259722 Units: ug/L

CAS NO.	COMPOUND NAME	RESULT	Q	RL	MDL
76-13-1	Freon TF	0.080	U	1.0	0.080
98-82-8	Isopropylbenzene	0.080	U	1.0	0.080
79-20-9	Methyl acetate	0.34	U *	5.0	0.34
108-87-2	Methylcyclohexane	0.14	U	1.0	0.14
75-09-2	Methylene Chloride	0.18	U	1.0	0.18
1634-04-4	MTBE	0.14	U	1.0	0.14
100-42-5	Styrene	0.12	U	1.0	0.12
127-18-4	Tetrachloroethene	0.10	U	1.0	0.10
108-88-3	Toluene	0.15	U	1.0	0.15
156-60-5	trans-1,2-Dichloroethene	0.13	U	1.0	0.13
10061-02-6	trans-1,3-Dichloropropene	0.24	U	1.0	0.24
79-01-6	Trichloroethene	0.090	U	1.0	0.090
75-69-4	Trichlorofluoromethane	0.15	U	1.0	0.15
75-01-4	Vinyl chloride	0.14	U	1.0	0.14
1330-20-7	Xylenes, Total	0.13	U	2.0	0.13

CAS NO.	SURROGATE	%REC	Q	LIMITS
17060-07-0	1,2-Dichloroethane-d4 (Surr)	112		70-130
2037-26-5	Toluene-d8 (Surr)	114		70-130
460-00-4	Bromofluorobenzene	116		64-135
1868-53-7	Dibromofluoromethane (Surr)	116		72-137

FORM I
GC/MS VOA ORGANICS ANALYSIS DATA SHEET
TENTATIVELY IDENTIFIED COMPOUNDS

Lab Name: TestAmerica Edison Job No.: 460-85449-1
 SDG No.: _____
 Client Sample ID: Trip Blank Lab Sample ID: 460-85449-17
 Matrix: Water Lab File ID: C1635.D
 Analysis Method: 8260C Date Collected: 10/31/2014 00:00
 Sample wt/vol: 5(mL) Date Analyzed: 11/01/2014 13:09
 Soil Aliquot Vol: _____ Dilution Factor: 1
 Soil Extract Vol.: _____ GC Column: Rtx-624 ID: 0.25(mm)
 % Moisture: _____ Level: (low/med) Low
 Analysis Batch No.: 259722 Units: ug/L
 Number TICs Found: 0 TIC Result Total: 0

CAS NO.	COMPOUND NAME	RT	RESULT	Q
	Tentatively Identified Compound		None	

TestAmerica Edison
Target Compound Quantitation Report

Data File: \\EDICHROM\ChromData\CVOAMS3\20141101-20049.b\C1635.D
 Lims ID: 460-85449-A-17 Lab Sample ID: 460-85449-17
 Client ID: Trip Blank
 Sample Type: Client
 Inject. Date: 01-Nov-2014 13:09:30 ALS Bottle#: 12 Worklist Smp#: 13
 Purge Vol: 5.000 mL Dil. Factor: 1.0000
 Sample Info: 460-85449-A-17
 Misc. Info.: 460-0020049-013
 Operator ID: VOA GC/MS3 Instrument ID: CVOAMS3
 Method: \\EDICHROM\ChromData\CVOAMS3\20141101-20049.b\8260W_3.m
 Limit Group: VOA - 8260C Water and Solid
 Last Update: 03-Nov-2014 12:59:20 Calib Date: 01-Oct-2014 06:06:30
 Integrator: RTE ID Type: Deconvolution ID
 Quant Method: Internal Standard Quant By: Initial Calibration
 Last ICal File: \\EDICHROM\ChromData\CVOAMS3\20141001-18754.b\C0077.D
 Column 1 : Rtx-624 (0.25 mm) Det: MS SCAN
 Process Host: XAWRK049

First Level Reviewer: desais Date: 03-Nov-2014 09:07:29

Compound	Sig	RT (min.)	Exp RT (min.)	Dlt RT (min.)	Q	Response	OnCol Amt ug/l	Flags
* 151 TBA-d9 (IS)	65	3.265	3.283	-0.018	88	383563	1000.0	
\$ 152 Dibromofluoromethane (Surr	113	4.992	4.992	0.000	92	168627	57.8	
\$ 54 1,2-Dichloroethane-d4 (Sur	65	5.394	5.394	0.000	89	196048	55.9	
* 59 Fluorobenzene	96	5.704	5.710	-0.006	99	586975	50.0	
* 150 1,4-Dioxane-d8	96	6.483	6.495	-0.012	98	44315	1000.0	
\$ 76 Toluene-d8 (Surr)	98	7.377	7.377	0.000	100	672541	57.1	
* 87 Chlorobenzene-d5	117	8.667	8.667	0.000	84	484899	50.0	
\$ 99 4-Bromofluorobenzene	174	9.604	9.604	0.000	96	288391	58.2	
* 116 1,4-Dichlorobenzene-d4	152	10.449	10.449	0.000	93	298421	50.0	

Reagents:

8260ISSUR50_00006 Amount Added: 5.00 Units: uL Run Reagent

TestAmerica Edison

Data File: \\EDICHROM\ChromData\CVOAMS3\20141101-20049.b\C1635.D

Injection Date: 01-Nov-2014 13:09:30

Instrument ID: CVOAMS3

Operator ID: VOA GC/MS3

Lims ID: 460-85449-A-17

Lab Sample ID: 460-85449-17

Worklist Smp#: 13

Client ID: Trip Blank

Purge Vol: 5.000 mL

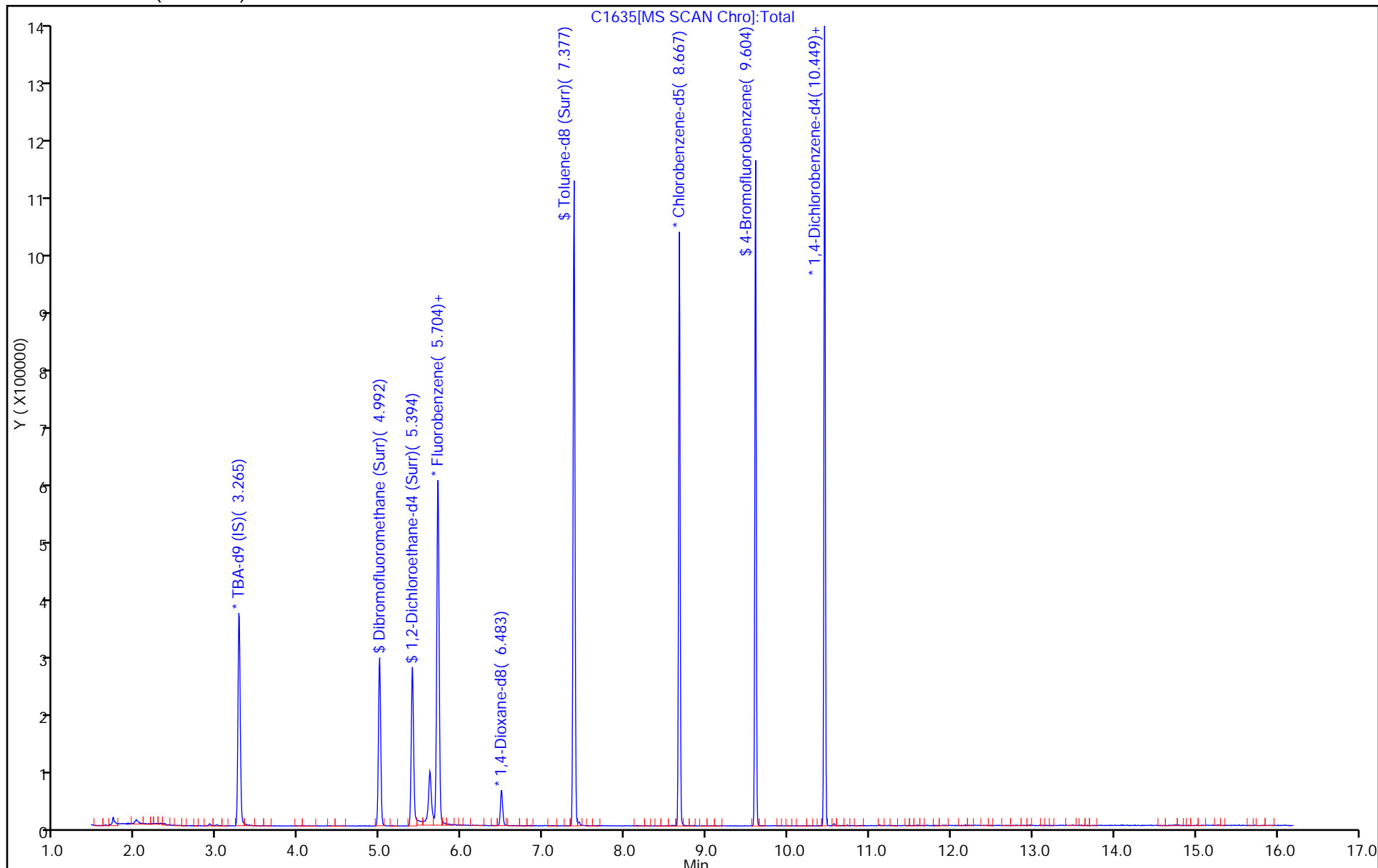
Dil. Factor: 1.0000

ALS Bottle#: 12

Method: 8260W_3

Limit Group: VOA - 8260C Water and Solid

Column: Rtx-624 (0.25 mm)



FORM VI
GC/MS VOA INITIAL CALIBRATION DATA
INTERNAL STANDARD CURVE EVALUATION

Lab Name: TestAmerica Edison Job No.: 460-85449-1 Analy Batch No.: 257264

SDG No.: _____

Instrument ID: CVOAMS2 GC Column: Rtx-624 ID: 0.25 (mm) Heated Purge: (Y/N) N

Calibration Start Date: 10/21/2014 09:44 Calibration End Date: 10/21/2014 13:24 Calibration ID: 44064

Calibration Files:

LEVEL:	LAB SAMPLE ID:	LAB FILE ID:
Level 1	STD8 460-257264/12	B74941.D
Level 2	STD05 460-257264/3	B74932.D
Level 3	STD1 460-257264/4	B74933.D
Level 4	STD5 460-257264/5	B74934.D
Level 5	STD20 460-257264/6	B74935.D
Level 6	STD50 460-257264/7	B74936.D
Level 7	STD200 460-257264/8	B74937.D
Level 8	STD500 460-257264/9	B74938.D

ANALYTE	RRF					CURVE TYPE	COEFFICIENT			#	MIN RRF	%RSD	#	MAX %RSD	R^2 OR COD	#	MIN R^2 OR COD
	LVL 1	LVL 2	LVL 3	LVL 4	LVL 5		B	M1	M2								
	LVL 6	LVL 7	LVL 8														
Chlorotrifluoroethene	++++ 0.0754	0.0772 0.0738	0.0812 0.0704	0.0784	0.0821	Ave		0.0769			5.3		20.0				
Dichlorodifluoromethane	++++ 0.4633	0.4507 0.4547	0.4521 0.4269	0.4988	0.4865	Ave		0.4618		0.1000	5.2		20.0				
Chloromethane	++++ 0.3609	0.4789 0.3486	0.4209 0.3363	0.3842	0.3905	Ave		0.3886		0.1000	13.0		20.0				
Vinyl chloride	++++ 0.3513	0.4008 0.3531	0.3623 0.3332	0.3993	0.3789	Ave		0.3684		0.1000	6.9		20.0				
Butadiene	++++ 0.2757	0.2397 0.2792	0.2888 0.2650	0.2970	0.2884	Ave		0.2763			6.9		20.0				
Bromomethane	++++ 0.2889	0.4494 0.2831	0.3305 0.2656	0.3031	0.3154	Ave		0.3194		0.1000	19.0		20.0				
Chloroethane	++++ 0.2122	0.3307 0.2063	0.3030 0.1952	0.2403	0.2244	QuaF		0.2141	-0.000038	0.1000				1.0000		0.9900	
Trichlorofluoromethane	++++ 0.5615	0.5913 0.5377	0.5477 0.5041	0.5796	0.5740	Ave		0.5566		0.1000	5.3		20.0				
Dichlorofluoromethane	++++ 0.6733	0.6250 0.6197	0.7305 0.5891	0.6542	0.6691	Ave		0.6516			7.0		20.0				
Pentane	++++ 0.0451	0.0217 0.0415	0.0388 0.0390	0.0405	0.0396	Ave		0.0380			20.0		20.0				
Ethanol	++++ 0.0541	0.0183 0.0502	0.0615 0.0478	0.0568	0.0605	QuaF		0.0524	0					1.0000		0.9900	
Ethyl ether	++++ 0.1515	0.1598 0.1430	0.1380 0.1399	0.1562	0.1461	Ave		0.1478			5.6		20.0				
2-Methyl-1,3-butadiene	++++ 0.2562	0.1985 0.2523	0.2367 0.2395	0.2381	0.2277	Ave		0.2356			8.1		20.0				
1,2-Dichloro-1,1,2-trifluoroethane	++++ 0.2591	0.2840 0.2475	0.2161 0.2390	0.2634	0.2674	Ave		0.2538			8.7		20.0				

Note: The m1 coefficient is the same as Ave RRF for an Ave curve type.

FORM VI
GC/MS VOA INITIAL CALIBRATION DATA
INTERNAL STANDARD CURVE EVALUATION

Lab Name: TestAmerica Edison

Job No.: 460-85449-1

Analy Batch No.: 257264

SDG No.: _____

Instrument ID: CVOAMS2

GC Column: Rtx-624

ID: 0.25 (mm)

Heated Purge: (Y/N) N

Calibration Start Date: 10/21/2014 09:44

Calibration End Date: 10/21/2014 13:24

Calibration ID: 44064

ANALYTE	RRF					CURVE TYPE	COEFFICIENT			#	MIN RRF	%RSD	#	MAX %RSD	R^2 OR COD	#	MIN R^2 OR COD
	LVL 1	LVL 2	LVL 3	LVL 4	LVL 5		B	M1	M2								
	LVL 6	LVL 7	LVL 8														
Acrolein	++++ 1.2005	0.8704 1.2333	1.8667 1.0888	1.1061	0.9831	QuaF		1.2818	-0.000471					0.9980		0.9900	
Freon TF	++++ 0.3171	0.3584 0.3135	0.3468 0.2944	0.3322	0.3265	Ave		0.3270			0.1000	6.5	20.0				
1,1-Dichloroethene	++++ 0.2747	0.2939 0.2721	0.3033 0.2598	0.2835	0.2751	Ave		0.2803			0.1000	5.2	20.0				
Acetone	++++ 3.9411	5.2853 4.0812	6.4784 3.8511	4.0947	4.2427	QuaF		4.2003	-0.000139		0.1000			1.0000		0.9900	
Iodomethane	++++ 0.6069	0.6922 0.5986	0.6729 0.5696	0.6301	0.6289	Ave		0.6285				6.8	20.0				
Carbon disulfide	++++ 1.0122	1.0952 1.0093	1.0051 0.9791	1.0303	1.0209	Ave		1.0217			0.1000	3.5	20.0				
Isopropyl alcohol	++++ 0.6267	0.4246 0.6459	0.6549 0.6293	0.5332	0.6803	Ave		0.5993				15.0	20.0				
Allyl chloride	++++ 0.1485	0.1302 0.1383	0.1612 0.1305	0.1618	0.1476	Ave		0.1454				9.1	20.0				
Cyclopentene	++++ 0.7117	0.6372 0.7149	0.6735 0.6773	0.6479	0.6612	Ave		0.6748				4.4	20.0				
Methyl acetate	++++ 0.0935	0.1133 0.0946	0.0969 0.0924	0.0943	0.0927	Ave		0.0968		*	0.1000	7.7	20.0				
Acetonitrile	++++ 0.0154	0.0175 0.0152	0.0131 0.0151	0.0162	0.0167	Ave		0.0156				9.1	20.0				
Methylene Chloride	++++ 0.2826	0.3539 0.2752	0.3498 0.2629	0.2932	0.2878	Ave		0.3008			0.1000	12.0	20.0				
2-Methyl-2-propanol	++++ 1.0421	1.6117 1.0662	1.3975 1.0409	1.2704	1.1068	Ave		1.2194				18.0	20.0				
MTBE	++++ 0.5286	0.5199 0.5362	0.5502 0.5297	0.5206	0.5263	Ave		0.5302			0.1000	2.0	20.0				
trans-1,2-Dichloroethene	++++ 0.2920	0.2951 0.2907	0.3384 0.2795	0.3022	0.2943	Ave		0.2989			0.1000	6.2	20.0				
Acrylonitrile	0.0399 0.0387	0.0352 0.0390	0.0399 0.0383	0.0398	0.0378	Ave		0.0386				4.1	20.0				
Hexane	++++ 0.2272	0.3009 0.2259	0.2680 0.2165	0.2501	0.2338	Ave		0.2461				12.0	20.0				
1,1-Dichloroethane	++++ 0.5417	0.4991 0.5434	0.5848 0.5284	0.5369	0.5401	Ave		0.5392			0.2000	4.7	20.0				
Isopropyl ether	++++ 0.8111	0.7749 0.8169	0.8105 0.7969	0.8248	0.8330	Ave		0.8097				2.4	20.0				
Vinyl acetate	++++ 0.3407	0.3045 0.3364	0.2431 0.3241	0.3010	0.3044	Ave		0.3077				11.0	20.0				

Note: The m1 coefficient is the same as Ave RRF for an Ave curve type.

FORM VI
GC/MS VOA INITIAL CALIBRATION DATA
INTERNAL STANDARD CURVE EVALUATION

Lab Name: TestAmerica Edison

Job No.: 460-85449-1

Analy Batch No.: 257264

SDG No.: _____

Instrument ID: CVOAMS2

GC Column: Rtx-624

ID: 0.25 (mm)

Heated Purge: (Y/N) N

Calibration Start Date: 10/21/2014 09:44

Calibration End Date: 10/21/2014 13:24

Calibration ID: 44064

ANALYTE	RRF					CURVE TYPE	COEFFICIENT			#	MIN RRF	%RSD	#	MAX %RSD	R^2 OR COD	#	MIN R^2 OR COD
	LVL 1	LVL 2	LVL 3	LVL 4	LVL 5		B	M1	M2								
	LVL 6	LVL 7	LVL 8														
2-Chloro-1,3-butadiene	++++ 0.2506	0.2267 0.2573	0.2239 0.2448	0.2083	0.2363	Ave		0.2354			7.2		20.0				
Allyl alcohol	++++ 0.1525	0.0442 0.1616	0.1269 0.1732	0.1101	0.1416	QuaF		0.1530	0.0000016					1.0000		0.9900	
Tert-butyl ethyl ether	++++ 0.6890	0.4638 0.6973	0.6067 0.6935	0.6729	0.6940	Ave		0.6453			13.0		20.0				
2,2-Dichloropropane	++++ 0.4603	0.5094 0.4670	0.4710 0.4474	0.4688	0.4548	Ave		0.4684			4.3		20.0				
cis-1,2-Dichloroethene	++++ 0.3084	0.3258 0.3098	0.3177 0.3029	0.3340	0.3063	Ave		0.3150		0.1000	3.6		20.0				
2-Butanone	++++ 1.1438	0.8118 1.2877	1.5425 1.2188	1.4570	1.1641	Ave		1.2323		0.1000	19.0		20.0				
Ethyl acetate	++++ 0.8784	0.7728 0.8639	0.7090 0.7985	0.7428	0.8955	Ave		0.8087			8.9		20.0				
Methyl acrylate	++++ 0.0989	0.0418 0.1050	0.1043 0.1044	0.0894	0.0972	QuaF		0.1044	0.0000002					1.0000		0.9900	
Propionitrile	++++ 1.4181	1.3400 1.4231	1.6057 1.3304	1.4305	1.4804	Ave		1.4326			6.5		20.0				
Bromochloromethane	++++ 0.1365	0.1385 0.1371	0.1554 0.1319	0.1428	0.1342	Ave		0.1395			5.6		20.0				
Tetrahydrofuran	++++ 1.2294	0.8152 1.3045	0.9180 1.2372	1.4701	1.2999	Ave		1.1821			20.0		20.0				
Methacrylonitrile	++++ 0.0465	0.0349 0.0475	0.0413 0.0464	0.0427	0.0456	Ave		0.0436			10.0		20.0				
Chloroform	++++ 0.5497	0.5279 0.5320	0.5821 0.5186	0.5516	0.5370	Ave		0.5427		0.2000	3.9		20.0				
Cyclohexane	++++ 0.4811	0.4521 0.4868	0.4538 0.4661	0.4862	0.4803	Ave		0.4724		0.1000	3.2		20.0				
1,1,1-Trichloroethane	++++ 0.5049	0.4695 0.5110	0.5308 0.4924	0.4961	0.5077	Ave		0.5018		0.1000	3.8		20.0				
Carbon tetrachloride	++++ 0.4549	0.4135 0.4698	0.4178 0.4520	0.4499	0.4422	Ave		0.4429		0.1000	4.6		20.0				
1,1-Dichloropropene	++++ 0.3748	0.3412 0.3864	0.3456 0.3815	0.3667	0.3646	Ave		0.3658			4.7		20.0				
2,2,4-Trimethylpentane	++++ 0.8906	0.7567 0.8850	0.7232 0.8043	0.7169	0.7879	Ave		0.7949			8.9		20.0				
Benzene	++++ 1.2630	1.3848 1.2733	1.3505 1.2759	1.2944	1.2678	Ave		1.3014		0.5000	3.6		20.0				
Isobutyl alcohol	++++ 1.0991	0.3064 1.1312	0.5829 1.0484	1.0320	1.0398	QuaF		1.1728	-0.000010					1.0000		0.9900	

Note: The m1 coefficient is the same as Ave RRF for an Ave curve type.

FORM VI
GC/MS VOA INITIAL CALIBRATION DATA
INTERNAL STANDARD CURVE EVALUATION

Lab Name: TestAmerica Edison

Job No.: 460-85449-1

Analy Batch No.: 257264

SDG No.: _____

Instrument ID: CVOAMS2

GC Column: Rtx-624

ID: 0.25 (mm)

Heated Purge: (Y/N) N

Calibration Start Date: 10/21/2014 09:44

Calibration End Date: 10/21/2014 13:24

Calibration ID: 44064

ANALYTE	RRF					CURVE TYPE	COEFFICIENT			#	MIN RRF	%RSD	#	MAX %RSD	R^2 OR COD	#	MIN R^2 OR COD
	LVL 1	LVL 2	LVL 3	LVL 4	LVL 5		B	M1	M2								
	LVL 6	LVL 7	LVL 8														
Tert-amyl methyl ether	++++ 0.6190	0.5490 0.6403	0.5214 0.6383	0.5629	0.6038	Ave		0.5907			7.9		20.0				
1,2-Dichloroethane	++++ 0.3274	0.3036 0.3280	0.3529 0.3221	0.3322	0.3220	Ave		0.3269		0.1000	4.5		20.0				
Isopropyl acetate	++++ 0.4934	0.1969 0.5112	0.2508 0.5127	0.4484	0.4864	QuaF		0.5072	0.0000112					1.0000		0.9900	
n-Heptane	++++ 0.1910	0.1308 0.1785	0.1651 0.1675	0.1910	0.1881	Ave		0.1731			12.0		20.0				
2,4,4-Trimethyl-1-pentene	++++ 0.7253	0.5147 0.7543	0.5396 0.7068	0.5573	0.6231	Ave		0.6316			15.0		20.0				
Trichloroethene	++++ 0.2997	0.2888 0.3050	0.3035 0.3042	0.2939	0.2960	Ave		0.2987		0.2000	2.0		20.0				
n-Butanol	++++ 0.2222	0.1759 0.2613	0.1098 0.2631	0.1980	0.2110	QuaF		0.2537	0.0000008					1.0000		0.9900	
Ethyl acrylate	++++ 0.4012	0.4082 0.4031	0.3493 0.3885	0.3946	0.3955	Ave		0.3915			5.0		20.0				
Methylcyclohexane	++++ 0.4898	0.4599 0.4848	0.3998 0.4626	0.4713	0.4720	Ave		0.4629		0.1000	6.5		20.0				
1,2-Dichloropropane	++++ 0.2691	0.2926 0.2692	0.2680 0.2654	0.2586	0.2611	Ave		0.2692		0.1000	4.1		20.0				
Dibromomethane	++++ 0.1342	0.1573 0.1380	0.1179 0.1347	0.1384	0.1339	Ave		0.1363			8.5		20.0				
1,4-Dioxane	++++ 1.2398	0.0779 1.0136	1.4062 1.3786	1.1557	1.3066	QuaF		0.8386	0.0000538					0.9990		0.9900	
Methyl methacrylate	++++ 0.0335	0.0244 0.0351	0.0356 0.0349	0.0315	0.0328	Ave		0.0325			12.0		20.0				
n-Propyl acetate	++++ 0.1729	0.0794 0.1835	0.1596 0.1806	0.1540	0.1605	QuaF		0.1831	-0.0000005					1.0000		0.9900	
Bromodichloromethane	++++ 0.3623	0.3170 0.3770	0.3402 0.3794	0.3589	0.3505	Ave		0.3551		0.2000	6.1		20.0				
2-Nitropropane	++++ 0.0279	0.0125 0.0323	0.0278 0.0340	0.0263	0.0266	QuaF		0.0305	0.0000035					1.0000		0.9900	
2-Chloroethyl vinyl ether	++++ 0.0966	0.0902 0.1052	0.0831 0.1045	0.0806	0.0864	Ave		0.0924			11.0		20.0				
Epichlorohydrin	0.0092 0.0123	0.0093 0.0131	0.0106 0.0134	0.0101	0.0109	Ave		0.0111			15.0		20.0				
cis-1,3-Dichloropropene	++++ 0.4752	0.3609 0.5088	0.3963 0.5075	0.4196	0.4543	Ave		0.4461		0.2000	13.0		20.0				
4-Methyl-2-pentanone	++++ 0.1615	0.2523 0.1704	0.1987 0.1738	0.1507	0.1514	Ave		0.1798		0.1000	20.0		20.0				

Note: The m1 coefficient is the same as Ave RRF for an Ave curve type.

FORM VI
GC/MS VOA INITIAL CALIBRATION DATA
INTERNAL STANDARD CURVE EVALUATION

Lab Name: TestAmerica Edison

Job No.: 460-85449-1

Analy Batch No.: 257264

SDG No.: _____

Instrument ID: CVOAMS2

GC Column: Rtx-624

ID: 0.25 (mm)

Heated Purge: (Y/N) N

Calibration Start Date: 10/21/2014 09:44

Calibration End Date: 10/21/2014 13:24

Calibration ID: 44064

ANALYTE	RRF					CURVE TYPE	COEFFICIENT			#	MIN RRF	%RSD	#	MAX %RSD	R ² OR COD	#	MIN R ² OR COD
	LVL 1	LVL 2	LVL 3	LVL 4	LVL 5		B	M1	M2								
	LVL 6	LVL 7	LVL 8	LVL 8	LVL 5												
Toluene	++++ 1.3909	1.6482 1.4405	1.5995 1.4161	1.4582	1.4475	Ave		1.4859		0.4000	6.6		20.0				
trans-1,3-Dichloropropene	++++ 0.3634	0.3039 0.3950	0.3118 0.4005	0.3049	0.3385	Ave		0.3454		0.1000	12.0		20.0				
Ethyl methacrylate	++++ 0.2389	0.1844 0.2658	0.1882 0.2659	0.2009	0.2196	Ave		0.2234			15.0		20.0				
1,1,2-Trichloroethane	++++ 0.1859	0.1920 0.1913	0.1825 0.1891	0.1892	0.1861	Ave		0.1880		0.1000	1.8		20.0				
Tetrachloroethene	++++ 0.4074	0.4153 0.4156	0.4498 0.4109	0.4156	0.4133	Ave		0.4183		0.2000	3.4		20.0				
1,3-Dichloropropane	++++ 0.3714	0.3904 0.3802	0.3482 0.3765	0.3753	0.3631	Ave		0.3722			3.6		20.0				
2-Hexanone	++++ 0.1106	0.0927 0.1207	0.0842 0.1233	0.0918	0.1015	Ave		0.1035		0.1000	15.0		20.0				
Dibromochloromethane	++++ 0.2896	0.2137 0.3098	0.2529 0.3120	0.2681	0.2727	Ave		0.2741		0.1000	13.0		20.0				
n-Butyl acetate	++++ 0.0375	0.0242 0.0384	0.0283 0.0380	0.0292	0.0356	Ave		0.0330			17.0		20.0				
1,2-Dibromoethane	++++ 0.2120	0.2050 0.2235	0.1951 0.2206	0.2162	0.2134	Ave		0.2123		0.1000	4.5		20.0				
Chlorobenzene	++++ 0.9933	1.0870 1.0090	1.1262 0.9961	1.0441	1.0214	Ave		1.0396		0.5000	4.8		20.0				
Ethylbenzene	++++ 0.5510	0.4796 0.5702	0.5392 0.5543	0.5574	0.5535	Ave		0.5436		0.1000	5.5		20.0				
1,1,1,2-Tetrachloroethane	++++ 0.3535	0.2966 0.3796	0.3633 0.3783	0.3452	0.3540	Ave		0.3529			7.9		20.0				
m-Xylene & p-Xylene	++++ 0.6796	0.5887 0.6950	0.6681 0.6714	0.6385	0.6873	Ave		0.6613		0.1000	5.6		20.0				
o-Xylene	++++ 0.6696	0.6042 0.6931	0.6144 0.6826	0.6081	0.6642	Ave		0.6480		0.3000	5.8		20.0				
n-Butyl acrylate	++++ 0.1840	0.1409 0.2020	0.1259 0.2062	0.1289	0.1652	Ave		0.1647			20.0		20.0				
Styrene	++++ 1.0885	0.7224 1.1231	0.7880 1.1085	0.9194	1.0660	Ave		0.9737		0.3000	17.0		20.0				
Bromoform	++++ 0.1553	0.1730 0.1706	0.1295 0.1730	0.1411	0.1486	Ave		0.1559		0.1000	11.0		20.0				
Amyl acetate (mixed isomers)	++++ 0.7476	0.4936 0.8018	0.4941 0.8887	0.5629	0.6822	QuaF		0.7405	0.0002966					1.0000		0.9900	
Isopropylbenzene	++++ 1.8989	1.3545 1.9302	1.4919 1.8165	1.7541	1.8823	Ave		1.7326		0.1000	13.0		20.0				

Note: The m1 coefficient is the same as Ave RRF for an Ave curve type.

FORM VI
GC/MS VOA INITIAL CALIBRATION DATA
INTERNAL STANDARD CURVE EVALUATION

Lab Name: TestAmerica Edison

Job No.: 460-85449-1

Analy Batch No.: 257264

SDG No.: _____

Instrument ID: CVOAMS2

GC Column: Rtx-624

ID: 0.25 (mm)

Heated Purge: (Y/N) N

Calibration Start Date: 10/21/2014 09:44

Calibration End Date: 10/21/2014 13:24

Calibration ID: 44064

ANALYTE	RRF					CURVE TYPE	COEFFICIENT			#	MIN RRF	%RSD	#	MAX %RSD	R ² OR COD	#	MIN R ² OR COD
	LVL 1	LVL 2	LVL 3	LVL 4	LVL 5		B	M1	M2								
	LVL 6	LVL 7	LVL 8														
Camphene	++++ 0.1850	0.2025 0.1933	0.1808 0.1879	0.1452	0.1635	Ave		0.1797			11.0		20.0				
Bromobenzene	++++ 0.7465	0.7193 0.7610	0.7806 0.7654	0.7959	0.7554	Ave		0.7606			3.2		20.0				
1,1,2,2-Tetrachloroethane	++++ 0.4531	0.4347 0.4630	0.4625 0.4661	0.4511	0.4494	Ave		0.4543		0.3000	2.4		20.0				
N-Propylbenzene	++++ 3.9422	3.4853 4.1037	3.7360 3.6551	3.8496	3.9632	Ave		3.8193			5.5		20.0				
1,2,3-Trichloropropane	++++ 0.1256	0.1451 0.1269	0.1444 0.1244	0.1314	0.1216	Ave		0.1314			7.3		20.0				
trans-1,4-Dichloro-2-butene	++++ 0.1116	++++ 0.1232	0.0590 0.1325	0.1058	0.1042	QuaF		0.1157	0.0000337					1.0000		0.9900	
2-Chlorotoluene	++++ 2.6962	2.5045 2.7677	2.6830 2.8093	2.5853	2.6910	Ave		2.6767			3.9		20.0				
4-Ethyltoluene	++++ 3.3707	2.7649 3.4938	2.9010 3.3186	3.0799	3.3312	Ave		3.1800			8.5		20.0				
1,3,5-Trimethylbenzene	++++ 2.8270	2.2362 2.9093	2.3161 3.0024	2.6231	2.7964	Ave		2.6729			11.0		20.0				
4-Chlorotoluene	++++ 2.4573	2.1990 2.7155	2.4335 2.6106	2.6680	2.7123	Ave		2.5423			7.5		20.0				
Butyl Methacrylate	++++ 0.7546	0.4098 0.8462	0.4050 0.8824	0.5450	0.6798	QuaF		0.8082	0.0001494					1.0000		0.9900	
tert-Butylbenzene	++++ 2.3536	1.7739 2.4251	1.9182 2.5425	2.1409	2.2331	Ave		2.1982			13.0		20.0				
1,2,4-Trimethylbenzene	++++ 2.9356	2.1074 3.0316	2.3860 3.0624	2.7305	2.8749	Ave		2.7326			13.0		20.0				
sec-Butylbenzene	++++ 3.6941	2.8324 3.7788	3.0026 3.5189	3.3917	3.6378	Ave		3.4080			11.0		20.0				
1,3-Dichlorobenzene	++++ 1.5368	1.2696 1.5923	1.4659 1.6236	1.4902	1.5368	Ave		1.5022		0.6000	7.7		20.0				
4-Isopropyltoluene	++++ 3.2106	2.2327 3.3544	2.4744 3.1681	2.9174	3.1637	Ave		2.9316			14.0		20.0				
1,4-Dichlorobenzene	++++ 1.5239	1.6529 1.5399	1.6449 1.5422	1.5917	1.5194	Ave		1.5736		0.5000	3.6		20.0				
Benzyl chloride	++++ 0.7731	0.5674 0.8736	0.5206 0.9337	0.5757	0.6971	QuaF		0.8202	0.0002278					1.0000		0.9900	
Indan	++++ 2.6150	2.1145 2.6789	2.0517 2.6841	2.3651	2.6455	Ave		2.4507			11.0		20.0				
p-Diethylbenzene	++++ 1.9085	1.3580 1.9578	1.4308 1.9135	1.7053	1.8223	Ave		1.7280			14.0		20.0				

Note: The m1 coefficient is the same as Ave RRF for an Ave curve type.

FORM VI
GC/MS VOA INITIAL CALIBRATION DATA
INTERNAL STANDARD CURVE EVALUATION

Lab Name: TestAmerica Edison

Job No.: 460-85449-1

Analy Batch No.: 257264

SDG No.: _____

Instrument ID: CVOAMS2

GC Column: Rtx-624

ID: 0.25 (mm)

Heated Purge: (Y/N) N

Calibration Start Date: 10/21/2014 09:44

Calibration End Date: 10/21/2014 13:24

Calibration ID: 44064

ANALYTE	RRF					CURVE TYPE	COEFFICIENT			#	MIN RRF	%RSD	#	MAX %RSD	R^2 OR COD	#	MIN R^2 OR COD
	LVL 1	LVL 2	LVL 3	LVL 4	LVL 5		B	M1	M2								
	LVL 6	LVL 7	LVL 8														
n-Butylbenzene	++++ 3.7535	2.8906 3.7723	3.1850 3.5789	3.5200	3.7391	Ave		3.4913			9.6		20.0				
1,2-Dichlorobenzene	++++ 1.3701	1.1490 1.3820	1.3874 1.3693	1.3937	1.3833	Ave		1.3478		0.4000	6.5		20.0				
1,2,4,5-Tetramethylbenzene	++++ 2.9290	1.7302 3.1633	1.9278 3.0871	2.2051	2.7395	QuaF		3.1645	-0.000152					1.0000		0.9900	
1,2-Dibromo-3-Chloropropane	++++ 0.0737	0.0678 0.0818	0.0831 0.0895	0.0664	0.0742	Ave		0.0767		0.0500	11.0		20.0				
1,3,5-Trichlorobenzene	++++ 1.2316	1.1280 1.2719	1.1389 1.2427	1.1577	1.2210	Ave		1.1988			4.7		20.0				
Camphor	++++ 0.0311	0.0138 0.0369	0.0300 0.0451	0.0261	0.0283	QuaF		0.0312	0.0000056					1.0000		0.9900	
1,2,4-Trichlorobenzene	++++ 0.9975	0.7977 1.0379	0.8685 1.0709	0.8917	0.9471	Ave		0.9445		0.2000	10.0		20.0				
Hexachlorobutadiene	++++ 0.5426	0.5685 0.5550	0.4456 0.5313	0.5088	0.5477	Ave		0.5285			7.8		20.0				
Naphthalene	++++ 1.4049	0.8310 1.5322	0.9829 1.6118	1.1215	1.2732	QuaF		1.4617	0.0003013					1.0000		0.9900	
1,2,3-Trichlorobenzene	++++ 0.7981	0.6401 0.8319	0.6610 0.8313	0.7563	0.7725	Ave		0.7559			10.0		20.0				
Dibromofluoromethane (Surr)	0.2614 0.2773	0.2654 0.2765	0.2609 0.2741	0.2658	0.2721	Ave		0.2692			2.5		20.0				
1,2-Dichloroethane-d4 (Surr)	0.2583 0.2557	0.2505 0.2684	0.2437 0.2860	0.2472	0.2536	Ave		0.2579			5.3		20.0				
Toluene-d8 (Surr)	1.1623 1.1802	1.1718 1.1884	1.1797 1.1833	1.1372	1.1898	Ave		1.1741			1.5		20.0				
Bromofluorobenzene	0.3898 0.4003	0.3904 0.4069	0.3900 0.3974	0.3858	0.4038	Ave		0.3956			1.9		20.0				

Note: The m1 coefficient is the same as Ave RRF for an Ave curve type.

FORM VI
GC/MS VOA INITIAL CALIBRATION DATA
INTERNAL STANDARD RESPONSE AND CONCENTRATION

Lab Name: TestAmerica Edison Job No.: 460-85449-1 Analy Batch No.: 257264

SDG No.: _____

Instrument ID: CVOAMS2 GC Column: Rtx-624 ID: 0.25 (mm) Heated Purge: (Y/N) N

Calibration Start Date: 10/21/2014 09:44 Calibration End Date: 10/21/2014 13:24 Calibration ID: 44064

Calibration Files:

LEVEL:	LAB SAMPLE ID:	LAB FILE ID:
Level 1	STD8 460-257264/12	B74941.D
Level 2	STD05 460-257264/3	B74932.D
Level 3	STD1 460-257264/4	B74933.D
Level 4	STD5 460-257264/5	B74934.D
Level 5	STD20 460-257264/6	B74935.D
Level 6	STD50 460-257264/7	B74936.D
Level 7	STD200 460-257264/8	B74937.D
Level 8	STD500 460-257264/9	B74938.D

ANALYTE	IS REF	CURVE TYPE	RESPONSE					CONCENTRATION (UG/L)				
			LVL 1	LVL 2	LVL 3	LVL 4	LVL 5	LVL 1	LVL 2	LVL 3	LVL 4	LVL 5
			LVL 6	LVL 7	LVL 8			LVL 6	LVL 7	LVL 8		
Chlorotrifluoroethene	FB	Ave	++++ 53697	493 224462	1038 575521	5244	22274	++++ 50.0	0.500 200	1.00 500	5.00	20.0
Dichlorodifluoromethane	FB	Ave	++++ 329947	2877 1382300	5780 3489508	33381	132059	++++ 50.0	0.500 200	1.00 500	5.00	20.0
Chloromethane	FB	Ave	++++ 256989	3057 1059809	5381 2748871	25712	106012	++++ 50.0	0.500 200	1.00 500	5.00	20.0
Vinyl chloride	FB	Ave	++++ 250188	2559 1073510	4632 2723574	26723	102864	++++ 50.0	0.500 200	1.00 500	5.00	20.0
Butadiene	FB	Ave	++++ 196352	1530 848896	3692 2166323	19877	78292	++++ 50.0	0.500 200	1.00 500	5.00	20.0
Bromomethane	FB	Ave	++++ 205728	2869 860684	4226 2171145	20285	85616	++++ 50.0	0.500 200	1.00 500	5.00	20.0
Chloroethane	FB	QuaF	++++ 151124	2111 627357	3874 1595359	16083	60928	++++ 50.0	0.500 200	1.00 500	5.00	20.0
Trichlorofluoromethane	FB	Ave	++++ 399890	3775 1634707	7003 4120589	38794	155826	++++ 50.0	0.500 200	1.00 500	5.00	20.0
Dichlorofluoromethane	FB	Ave	++++ 479521	3990 1884079	9340 4815284	43788	181627	++++ 50.0	0.500 200	1.00 500	5.00	20.0
Pentane	FB	Ave	++++ 64210	277 252301	993 638171	5416	21492	++++ 100	1.00 400	2.00 1000	10.0	40.0
Ethanol	TBA	QuaF	++++ 18741	54 75253	375 202792	1824	7747	++++ 2500	25.0 10000	50.0 25000	250	1000
Ethyl ether	FB	Ave	++++ 107870	1020 434899	1764 1143298	10455	39652	++++ 50.0	0.500 200	1.00 500	5.00	20.0
2-Methyl-1,3-butadiene	FB	Ave	++++ 182433	1267 767177	3026 1957482	15933	61804	++++ 50.0	0.500 200	1.00 500	5.00	20.0
1,2-Dichloro-1,1,2-trifluoroethane	FB	Ave	++++ 184488	1813 752574	2763 1953241	17627	72584	++++ 50.0	0.500 200	1.00 500	5.00	20.0
Acrolein	TBA	QuaF	++++ 16648	205 36987	911 73901	2841	6296	++++ 100	2.00 200	4.00 400	20.0	50.0

FORM VI
GC/MS VOA INITIAL CALIBRATION DATA
INTERNAL STANDARD RESPONSE AND CONCENTRATION

Lab Name: TestAmerica Edison Job No.: 460-85449-1 Analy Batch No.: 257264

SDG No.: _____

Instrument ID: CVOAMS2 GC Column: Rtx-624 ID: 0.25 (mm) Heated Purge: (Y/N) N

Calibration Start Date: 10/21/2014 09:44 Calibration End Date: 10/21/2014 13:24 Calibration ID: 44064

ANALYTE	IS REF	CURVE TYPE	RESPONSE					CONCENTRATION (UG/L)				
			LVL 1 LVL 6	LVL 2 LVL 7	LVL 3 LVL 8	LVL 4	LVL 5	LVL 1 LVL 6	LVL 2 LVL 7	LVL 3 LVL 8	LVL 4	LVL 5
Freon TF	FB	Ave	++++ 225847	2288 953222	4434 2406511	22234	88619	++++ 50.0	0.500 200	1.00 500	5.00	20.0
1,1-Dichloroethene	FB	Ave	++++ 195622	1876 827410	3878 2123974	18973	74679	++++ 50.0	0.500 200	1.00 500	5.00	20.0
Acetone	TBA	QuaF	++++ 136632	1556 611970	3952 1633713	13147	54342	++++ 250	2.50 1000	5.00 2500	25.0	100
Iodomethane	FB	Ave	++++ 432242	4419 1820023	8603 4655527	42171	170720	++++ 50.0	0.500 200	1.00 500	5.00	20.0
Carbon disulfide	FB	Ave	++++ 720864	6992 3068541	12850 8003503	68954	277144	++++ 50.0	0.500 200	1.00 500	5.00	20.0
Isopropyl alcohol	TBA	Ave	++++ 43454	250 193718	799 533895	3424	17426	++++ 500	5.00 2000	10.0 5000	50.0	200
Allyl chloride	FB	Ave	++++ 105785	831 420386	2061 1066398	10832	40064	++++ 50.0	0.500 200	1.00 500	5.00	20.0
Cyclopentene	FB	Ave	++++ 506849	4068 2173370	8611 5536401	43364	179502	++++ 50.0	0.500 200	1.00 500	5.00	20.0
Methyl acetate	FB	Ave	++++ 332772	3617 1437681	6192 3777446	31564	125872	++++ 250	2.50 1000	5.00 2500	25.0	100
Acetonitrile	FB	Ave	++++ 109962	1119 463149	1672 1234749	10862	45281	++++ 500	5.00 2000	10.0 5000	50.0	200
Methylene Chloride	FB	Ave	++++ 201278	2259 836765	4472 2148945	19623	78125	++++ 50.0	0.500 200	1.00 500	5.00	20.0
2-Methyl-2-propanol	TBA	Ave	++++ 72255	949 319766	1705 883130	8158	28353	++++ 500	5.00 2000	10.0 5000	50.0	200
MTBE	FB	Ave	++++ 376456	3319 1630289	7035 4329721	34843	142860	++++ 50.0	0.500 200	1.00 500	5.00	20.0
trans-1,2-Dichloroethene	FB	Ave	++++ 207944	1884 883797	4326 2284824	20228	79895	++++ 50.0	0.500 200	1.00 500	5.00	20.0
Acrylonitrile	FB	Ave	1126 275869	2247 1184545	5102 3129106	26618	102513	2.00 500	5.00 2000	10.0 5000	50.0	200
Hexane	FB	Ave	++++ 161811	1921 686903	3426 1769420	16740	63465	++++ 50.0	0.500 200	1.00 500	5.00	20.0
1,1-Dichloroethane	FB	Ave	++++ 385749	3186 1652217	7477 4319365	35934	146627	++++ 50.0	0.500 200	1.00 500	5.00	20.0
Isopropyl ether	FB	Ave	++++ 577634	4947 2483505	10362 6513574	55201	226116	++++ 50.0	0.500 200	1.00 500	5.00	20.0
Vinyl acetate	FB	Ave	++++ 485313	3888 2045706	6215 5298395	40287	165271	++++ 100	1.00 400	2.00 1000	10.0	40.0
2-Chloro-1,3-butadiene	FB	Ave	++++ 178441	1447 782124	2863 2000800	13940	64142	++++ 50.0	0.500 200	1.00 500	5.00	20.0
Allyl alcohol	TBA	QuaF	++++ 26427	65 121156	387 367419	1767	9070	++++ 1250	12.5 5000	25.0 12500	125	500

FORM VI
GC/MS VOA INITIAL CALIBRATION DATA
INTERNAL STANDARD RESPONSE AND CONCENTRATION

Lab Name: TestAmerica Edison Job No.: 460-85449-1 Analy Batch No.: 257264

SDG No.: _____

Instrument ID: CVOAMS2 GC Column: Rtx-624 ID: 0.25 (mm) Heated Purge: (Y/N) N

Calibration Start Date: 10/21/2014 09:44 Calibration End Date: 10/21/2014 13:24 Calibration ID: 44064

ANALYTE	IS REF	CURVE TYPE	RESPONSE					CONCENTRATION (UG/L)				
			LVL 1 LVL 6	LVL 2 LVL 7	LVL 3 LVL 8	LVL 4	LVL 5	LVL 1 LVL 6	LVL 2 LVL 7	LVL 3 LVL 8	LVL 4	LVL 5
Tert-butyl ethyl ether	FB	Ave	++++ 490706	2961 2120089	7757 5668429	45036	188395	++++ 50.0	0.500 200	1.00 500	5.00	20.0
2,2-Dichloropropane	FB	Ave	++++ 327773	3252 1419946	6022 3657126	31377	123450	++++ 50.0	0.500 200	1.00 500	5.00	20.0
cis-1,2-Dichloroethene	FB	Ave	++++ 219623	2080 941913	4062 2475787	22356	83155	++++ 50.0	0.500 200	1.00 500	5.00	20.0
2-Butanone	TBA	Ave	++++ 39655	239 193089	941 517062	4678	14910	++++ 250	2.50 1000	5.00 2500	25.0	100
Ethyl acetate	TBA	Ave	++++ 12181	91 51818	173 135498	954	4588	++++ 100	1.00 400	2.00 1000	10.0	40.0
Methyl acrylate	FB	QuaF	++++ 70419	267 319356	1334 853454	5984	26376	++++ 50.0	0.500 200	1.00 500	5.00	20.0
Propionitrile	TBA	Ave	++++ 98327	789 426793	1959 1128758	9186	37922	++++ 500	5.00 2000	10.0 5000	50.0	200
Bromochloromethane	FB	Ave	++++ 97195	884 416929	1987 1078005	9558	36420	++++ 50.0	0.500 200	1.00 500	5.00	20.0
Tetrahydrofuran	TBA	Ave	++++ 17049	96 78242	224 209947	1888	6660	++++ 100	1.00 400	2.00 1000	10.0	40.0
Methacrylonitrile	FB	Ave	++++ 331195	2231 1443226	5280 3793931	28603	123767	++++ 500	5.00 2000	10.0 5000	50.0	200
Chloroform	FB	Ave	++++ 391463	3370 1617426	7443 4239369	36916	145765	++++ 50.0	0.500 200	1.00 500	5.00	20.0
Cyclohexane	FB	Ave	++++ 342620	2886 1480131	5802 3810206	32540	130395	++++ 50.0	0.500 200	1.00 500	5.00	20.0
1,1,1-Trichloroethane	FB	Ave	++++ 359590	2997 1553725	6787 4024638	33204	137824	++++ 50.0	0.500 200	1.00 500	5.00	20.0
Carbon tetrachloride	FB	Ave	++++ 323932	2640 1428232	5342 3694804	30110	120050	++++ 50.0	0.500 200	1.00 500	5.00	20.0
1,1-Dichloropropene	FB	Ave	++++ 266906	2178 1174778	4418 3118490	24541	98981	++++ 50.0	0.500 200	1.00 500	5.00	20.0
2,2,4-Trimethylpentane	FB	Ave	++++ 634271	4831 2690652	9246 6574302	47978	213872	++++ 50.0	0.500 200	1.00 500	5.00	20.0
Benzene	CBZ	Ave	++++ 731732	7045 3149474	13557 8434255	69816	278825	++++ 50.0	0.500 200	1.00 500	5.00	20.0
Isobutyl alcohol	TBA	QuaF	++++ 190517	451 848104	1778 2223785	16567	66593	++++ 1250	12.5 5000	25.0 12500	125	500
Tert-amyl methyl ether	FB	Ave	++++ 440808	3505 1946685	6666 5217176	37676	163911	++++ 50.0	0.500 200	1.00 500	5.00	20.0
1,2-Dichloroethane	FB	Ave	++++ 233130	1938 997304	4512 2633234	22235	87421	++++ 50.0	0.500 200	1.00 500	5.00	20.0
Isopropyl acetate	FB	QuaF	++++ 351394	1257 1554095	3206 4190706	30012	132028	++++ 50.0	0.500 200	1.00 500	5.00	20.0

FORM VI
GC/MS VOA INITIAL CALIBRATION DATA
INTERNAL STANDARD RESPONSE AND CONCENTRATION

Lab Name: TestAmerica Edison Job No.: 460-85449-1 Analy Batch No.: 257264

SDG No.: _____

Instrument ID: CVOAMS2 GC Column: Rtx-624 ID: 0.25 (mm) Heated Purge: (Y/N) N

Calibration Start Date: 10/21/2014 09:44 Calibration End Date: 10/21/2014 13:24 Calibration ID: 44064

ANALYTE	IS REF	CURVE TYPE	RESPONSE					CONCENTRATION (UG/L)				
			LVL 1 LVL 6	LVL 2 LVL 7	LVL 3 LVL 8	LVL 4	LVL 5	LVL 1 LVL 6	LVL 2 LVL 7	LVL 3 LVL 8	LVL 4	LVL 5
n-Heptane	FB	Ave	++++ 135989	835 542745	2111 1369245	12785	51059	++++ 50.0	0.500 200	1.00 500	5.00	20.0
2,4,4-Trimethyl-1-pentene	FB	Ave	++++ 1032990	6572 4586812	13799 11555552	74602	338295	++++ 100	1.00 400	2.00 1000	10.0	40.0
Trichloroethene	FB	Ave	++++ 213408	1844 927251	3880 2486740	19668	80364	++++ 50.0	0.500 200	1.00 500	5.00	20.0
n-Butanol	TBA	QuaF	++++ 38521	259 195923	335 558073	3179	13510	++++ 1250	12.5 5000	25.0 12500	125	500
Ethyl acrylate	FB	Ave	++++ 285684	2606 1225436	4466 3175396	26410	107355	++++ 50.0	0.500 200	1.00 500	5.00	20.0
Methylcyclohexane	FB	Ave	++++ 348807	2936 1473963	5111 3781540	31543	128134	++++ 50.0	0.500 200	1.00 500	5.00	20.0
1,2-Dichloropropane	FB	Ave	++++ 191650	1868 818466	3427 2169436	17309	70875	++++ 50.0	0.500 200	1.00 500	5.00	20.0
Dibromomethane	FB	Ave	++++ 95544	1004 419564	1507 1100802	9261	36336	++++ 50.0	0.500 200	1.00 500	5.00	20.0
1,4-Dioxane	DXE	QuaF	++++ 17170	20 71957	723 191920	1337	6353	++++ 1000	25.0 4000	50.0 10000	100	400
Methyl methacrylate	FB	Ave	++++ 47738	312 213536	910 570310	4213	17808	++++ 100	1.00 400	2.00 1000	10.0	40.0
n-Propyl acetate	FB	QuaF	++++ 123100	507 557864	2041 1476346	10307	43579	++++ 50.0	0.500 200	1.00 500	5.00	20.0
Bromodichloromethane	FB	Ave	++++ 258023	2024 1146242	4349 3101495	24022	95159	++++ 50.0	0.500 200	1.00 500	5.00	20.0
2-Nitropropane	FB	QuaF	++++ 39780	160 196226	710 556400	3514	14430	++++ 100	1.00 400	2.00 1000	10.0	40.0
2-Chloroethyl vinyl ether	FB	Ave	++++ 68823	576 319922	1062 854310	5396	23464	++++ 50.0	0.500 200	1.00 500	5.00	20.0
Epichlorohydrin	CBZ	Ave	516 142668	943 649313	2122 1767654	10878	47726	5.00 1000	10.0 4000	20.0 10000	100	400
cis-1,3-Dichloropropene	CBZ	Ave	++++ 275337	1836 1258568	3978 3355136	22632	99922	++++ 50.0	0.500 200	1.00 500	5.00	20.0
4-Methyl-2-pentanone	CBZ	Ave	++++ 467870	6418 2106802	9975 5744243	40654	166439	++++ 250	2.50 1000	5.00 2500	25.0	100
Toluene	CBZ	Ave	++++ 805866	8385 3562958	16057 9360856	78654	318360	++++ 50.0	0.500 200	1.00 500	5.00	20.0
trans-1,3-Dichloropropene	CBZ	Ave	++++ 210548	1546 976958	3130 2647225	16446	74438	++++ 50.0	0.500 200	1.00 500	5.00	20.0
Ethyl methacrylate	CBZ	Ave	++++ 138434	938 657353	1889 1757952	10836	48303	++++ 50.0	0.500 200	1.00 500	5.00	20.0
1,1,2-Trichloroethane	CBZ	Ave	++++ 107718	977 473199	1832 1250186	10204	40930	++++ 50.0	0.500 200	1.00 500	5.00	20.0

FORM VI
GC/MS VOA INITIAL CALIBRATION DATA
INTERNAL STANDARD RESPONSE AND CONCENTRATION

Lab Name: TestAmerica Edison

Job No.: 460-85449-1

Analy Batch No.: 257264

SDG No.: _____

Instrument ID: CVOAMS2

GC Column: Rtx-624

ID: 0.25 (mm)

Heated Purge: (Y/N) N

Calibration Start Date: 10/21/2014 09:44

Calibration End Date: 10/21/2014 13:24

Calibration ID: 44064

ANALYTE	IS REF	CURVE TYPE	RESPONSE					CONCENTRATION (UG/L)				
			LVL 1 LVL 6	LVL 2 LVL 7	LVL 3 LVL 8	LVL 4	LVL 5	LVL 1 LVL 6	LVL 2 LVL 7	LVL 3 LVL 8	LVL 4	LVL 5
Tetrachloroethene	CBZ	Ave	++++ 236040	2113 1028048	4515 2716242	22416	90889	++++ 50.0	0.500 200	1.00 500	5.00	20.0
1,3-Dichloropropane	CBZ	Ave	++++ 215193	1986 940431	3495 2488947	20244	79854	++++ 50.0	0.500 200	1.00 500	5.00	20.0
2-Hexanone	CBZ	Ave	++++ 320349	2357 1493206	4224 4074281	24763	111628	++++ 250	2.50 1000	5.00 2500	25.0	100
Dibromochloromethane	CBZ	Ave	++++ 167811	1087 766287	2539 2062630	14459	59970	++++ 50.0	0.500 200	1.00 500	5.00	20.0
n-Butyl acetate	CBZ	Ave	++++ 21745	123 95044	284 250913	1573	7838	++++ 50.0	0.500 200	1.00 500	5.00	20.0
1,2-Dibromoethane	CBZ	Ave	++++ 122808	1043 552842	1959 1458105	11664	46942	++++ 50.0	0.500 200	1.00 500	5.00	20.0
Chlorobenzene	CBZ	Ave	++++ 575500	5530 2495683	11305 6584467	56315	224645	++++ 50.0	0.500 200	1.00 500	5.00	20.0
Ethylbenzene	CBZ	Ave	++++ 319230	2440 1410458	5413 3664471	30064	121729	++++ 50.0	0.500 200	1.00 500	5.00	20.0
1,1,1,2-Tetrachloroethane	CBZ	Ave	++++ 204785	1509 938974	3647 2500958	18618	77855	++++ 50.0	0.500 200	1.00 500	5.00	20.0
m-Xylene & p-Xylene	CBZ	Ave	++++ 393757	2995 1719111	6707 4438520	34442	151157	++++ 50.0	0.500 200	1.00 500	5.00	20.0
o-Xylene	CBZ	Ave	++++ 387969	3074 1714369	6168 4512542	32798	146073	++++ 50.0	0.500 200	1.00 500	5.00	20.0
n-Butyl acrylate	CBZ	Ave	++++ 106577	717 499719	1264 1363277	6952	36339	++++ 50.0	0.500 200	1.00 500	5.00	20.0
Styrene	CBZ	Ave	++++ 630622	3675 2777957	7910 7327396	49594	234439	++++ 50.0	0.500 200	1.00 500	5.00	20.0
Bromoform	CBZ	Ave	++++ 89986	880 421924	1300 1143327	7610	32683	++++ 50.0	0.500 200	1.00 500	5.00	20.0
Amyl acetate (mixed isomers)	DCB	QuaF	++++ 249828	1391 1122534	2812 3237378	17160	86885	++++ 50.0	0.500 200	1.00 500	5.00	20.0
Isopropylbenzene	CBZ	Ave	++++ 1100187	6891 4774065	14976 12007952	94614	413968	++++ 50.0	0.500 200	1.00 500	5.00	20.0
Camphene	CBZ	Ave	++++ 107182	1030 478043	1815 1242342	7832	35959	++++ 50.0	0.500 200	1.00 500	5.00	20.0
Bromobenzene	DCB	Ave	++++ 249461	2027 1065437	4443 2788192	24264	96215	++++ 50.0	0.500 200	1.00 500	5.00	20.0
1,1,2,2-Tetrachloroethane	DCB	Ave	++++ 151419	1225 648298	2632 1698041	13753	57242	++++ 50.0	0.500 200	1.00 500	5.00	20.0
N-Propylbenzene	DCB	Ave	++++ 1317429	9822 5745512	21263 13315071	117356	504773	++++ 50.0	0.500 200	1.00 500	5.00	20.0
1,2,3-Trichloropropane	DCB	Ave	++++ 41967	409 177707	822 453318	4006	15488	++++ 50.0	0.500 200	1.00 500	5.00	20.0

FORM VI
GC/MS VOA INITIAL CALIBRATION DATA
INTERNAL STANDARD RESPONSE AND CONCENTRATION

Lab Name: TestAmerica Edison Job No.: 460-85449-1 Analy Batch No.: 257264

SDG No.: _____

Instrument ID: CVOAMS2 GC Column: Rtx-624 ID: 0.25 (mm) Heated Purge: (Y/N) N

Calibration Start Date: 10/21/2014 09:44 Calibration End Date: 10/21/2014 13:24 Calibration ID: 44064

ANALYTE	IS REF	CURVE TYPE	RESPONSE					CONCENTRATION (UG/L)				
			LVL 1 LVL 6	LVL 2 LVL 7	LVL 3 LVL 8	LVL 4	LVL 5	LVL 1 LVL 6	LVL 2 LVL 7	LVL 3 LVL 8	LVL 4	LVL 5
trans-1,4-Dichloro-2-butene	DCB	QuaF	++++ 37284	++++ 172438	336 482566	3225	13274	++++ 50.0	++++ 200	1.00 500	5.00	20.0
2-Chlorotoluene	DCB	Ave	++++ 901051	7058 3874944	15270 10234133	78813	342738	++++ 50.0	0.500 200	1.00 500	5.00	20.0
4-Ethyltoluene	DCB	Ave	++++ 1126443	7792 4891643	16511 12089552	93892	424275	++++ 50.0	0.500 200	1.00 500	5.00	20.0
1,3,5-Trimethylbenzene	DCB	Ave	++++ 944750	6302 4073219	13182 10937543	79967	356167	++++ 50.0	0.500 200	1.00 500	5.00	20.0
4-Chlorotoluene	DCB	Ave	++++ 821188	6197 3801921	13850 9510042	81336	345454	++++ 50.0	0.500 200	1.00 500	5.00	20.0
Butyl Methacrylate	DCB	QuaF	++++ 252173	1155 1184690	2305 3214573	16616	86586	++++ 50.0	0.500 200	1.00 500	5.00	20.0
tert-Butylbenzene	DCB	Ave	++++ 786556	4999 3395333	10917 9262238	65266	284421	++++ 50.0	0.500 200	1.00 500	5.00	20.0
1,2,4-Trimethylbenzene	DCB	Ave	++++ 981046	5939 4244471	13580 11156044	83239	366158	++++ 50.0	0.500 200	1.00 500	5.00	20.0
sec-Butylbenzene	DCB	Ave	++++ 1234542	7982 5290597	17089 12819195	103396	463325	++++ 50.0	0.500 200	1.00 500	5.00	20.0
1,3-Dichlorobenzene	DCB	Ave	++++ 513580	3578 2229400	8343 5914790	45429	195739	++++ 50.0	0.500 200	1.00 500	5.00	20.0
4-Isopropyltoluene	DCB	Ave	++++ 1072949	6292 4696453	14083 11541007	88938	402948	++++ 50.0	0.500 200	1.00 500	5.00	20.0
1,4-Dichlorobenzene	DCB	Ave	++++ 509275	4658 2155918	9362 5618112	48524	193523	++++ 50.0	0.500 200	1.00 500	5.00	20.0
Benzyl chloride	DCB	QuaF	++++ 258365	1599 1223115	2963 3401426	17550	88788	++++ 50.0	0.500 200	1.00 500	5.00	20.0
Indan	DCB	Ave	++++ 873899	5959 3750653	11677 9778109	72102	336952	++++ 50.0	0.500 200	1.00 500	5.00	20.0
p-Diethylbenzene	DCB	Ave	++++ 637785	3827 2741143	8143 6970814	51986	232094	++++ 50.0	0.500 200	1.00 500	5.00	20.0
n-Butylbenzene	DCB	Ave	++++ 1254392	8146 5281453	18127 13037756	107308	476235	++++ 50.0	0.500 200	1.00 500	5.00	20.0
1,2-Dichlorobenzene	DCB	Ave	++++ 457876	3238 1934972	7896 4988170	42488	176180	++++ 50.0	0.500 200	1.00 500	5.00	20.0
1,2,4,5-Tetramethylbenzene	DCB	QuaF	++++ 978827	4876 4428930	10972 11245961	67224	348917	++++ 50.0	0.500 200	1.00 500	5.00	20.0
1,2-Dibromo-3-Chloropropane	DCB	Ave	++++ 24614	191 114571	473 326213	2025	9453	++++ 50.0	0.500 200	1.00 500	5.00	20.0
1,3,5-Trichlorobenzene	DCB	Ave	++++ 411573	3179 1780799	6482 4527077	35292	155511	++++ 50.0	0.500 200	1.00 500	5.00	20.0
Camphor	DCB	QuaF	++++ 51968	195 258605	854 820801	3980	18030	++++ 250	2.50 1000	5.00 2500	25.0	100

FORM VI
GC/MS VOA INITIAL CALIBRATION DATA
INTERNAL STANDARD RESPONSE AND CONCENTRATION

Lab Name: TestAmerica Edison Job No.: 460-85449-1 Analy Batch No.: 257264

SDG No.: _____

Instrument ID: CVOAMS2 GC Column: Rtx-624 ID: 0.25 (mm) Heated Purge: (Y/N) N

Calibration Start Date: 10/21/2014 09:44 Calibration End Date: 10/21/2014 13:24 Calibration ID: 44064

ANALYTE	IS REF	CURVE TYPE	RESPONSE					CONCENTRATION (UG/L)				
			LVL 1	LVL 2	LVL 3	LVL 4	LVL 5	LVL 1	LVL 2	LVL 3	LVL 4	LVL 5
			LVL 6	LVL 7	LVL 8			LVL 6	LVL 7	LVL 8		
1,2,4-Trichlorobenzene	DCB	Ave	++++ 333359	2248 1453174	4943 3901328	27185	120627	++++ 50.0	0.500 200	1.00 500	5.00	20.0
Hexachlorobutadiene	DCB	Ave	++++ 181325	1602 777045	2536 1935655	15512	69753	++++ 50.0	0.500 200	1.00 500	5.00	20.0
Naphthalene	DCB	QuaF	++++ 469509	2342 2145187	5594 5871595	34190	162165	++++ 50.0	0.500 200	1.00 500	5.00	20.0
1,2,3-Trichlorobenzene	DCB	Ave	++++ 266728	1804 1164786	3762 3028290	23055	98394	++++ 50.0	0.500 200	1.00 500	5.00	20.0
Dibromofluoromethane (Surr)	FB	Ave	184558 197473	169415 210138	166764 224026	177893	184648	50.0 50.0	50.0 50.0	50.0 50.0	50.0	50.0
1,2-Dichloroethane-d4 (Surr)	FB	Ave	182333 182085	159913 204040	155802 233748	165418	172123	50.0 50.0	50.0 50.0	50.0 50.0	50.0	50.0
Toluene-d8 (Surr)	CBZ	Ave	651264 683776	596148 734853	592137 782205	613419	654190	50.0 50.0	50.0 50.0	50.0 50.0	50.0	50.0
Bromofluorobenzene	CBZ	Ave	218414 231906	198634 251615	195771 262701	208081	222034	50.0 50.0	50.0 50.0	50.0 50.0	50.0	50.0

Curve Type Legend:

Ave = Average ISTD
QuaF = Quadratic ISTD forced zero

FORM VI
GC/MS VOA INITIAL CALIBRATION DATA
INTERNAL STANDARD CURVE EVALUATION

Lab Name: TestAmerica Edison Job No.: 460-85449-1 Analy Batch No.: 252855

SDG No.: _____

Instrument ID: CVOAMS3 GC Column: Rtx-624 ID: 0.25 (mm) Heated Purge: (Y/N) N

Calibration Start Date: 10/01/2014 03:01 Calibration End Date: 10/01/2014 06:06 Calibration ID: 43091

Calibration Files:

LEVEL:	LAB SAMPLE ID:	LAB FILE ID:
Level 1	STD1 460-252855/5	C0073.D
Level 2	STD5 460-252855/6	C0074.D
Level 3	STD20 460-252855/2	C0070.D
Level 4	STD50 460-252855/7	C0075.D
Level 5	STD200 460-252855/8	C0076.D
Level 6	STD500 460-252855/9	C0077.D

ANALYTE	RRF					CURVE TYPE	COEFFICIENT			#	MIN RRF	%RSD	#	MAX %RSD	R^2 OR COD	#	MIN R^2 OR COD
	LVL 1 LVL 6	LVL 2	LVL 3	LVL 4	LVL 5		B	M1	M2								
Chlorotrifluoroethene	0.0132 0.0271	0.0102	0.0158	0.0158	0.0237	QuaF		0.0204	0.0000135					0.9990		0.9900	
Dichlorodifluoromethane	0.3942 0.3296	0.3414	0.3597	0.3424	0.3437	Ave		0.3518			0.1000	6.5	20.0				
Chloromethane	0.3282 0.2205	0.2429	0.2500	0.2410	0.2387	Ave		0.2535			0.1000	15.0	20.0				
Vinyl chloride	0.3110 0.2415	0.2370	0.2531	0.2518	0.2630	Ave		0.2596			0.1000	10.0	20.0				
Butadiene	0.2420 0.2109	0.1926	0.2225	0.2158	0.2316	Ave		0.2192				7.8	20.0				
Bromomethane	2.1992 2.7822	1.5655	1.7006	1.7918	2.3045	QuaF		1.9407	0.0016858		0.1000			1.0000		0.9900	
Chloroethane	0.1520 0.1445	0.1924	0.1705	0.1585	0.1585	Ave		0.1627			0.1000	10.0	20.0				
Dichlorofluoromethane	0.5916 0.4408	0.4627	0.4648	0.4605	0.4791	Ave		0.4832				11.0	20.0				
Trichlorofluoromethane	0.5375 0.4626	0.4380	0.4695	0.4661	0.4844	Ave		0.4764			0.1000	7.0	20.0				
Pentane	0.0519 0.0473	0.0313	0.0532	0.0449	0.0487	Ave		0.0462				17.0	20.0				
Ethanol	0.0621 0.0398	0.0439	0.0446	0.0400	0.0451	Ave		0.0459				18.0	20.0				
Ethyl ether	0.2560 0.1977	0.2113	0.1996	0.1969	0.2160	Ave		0.2129				11.0	20.0				
2-Methyl-1,3-butadiene	0.4468 0.5944	0.3094	0.4196	0.3459	0.4118	QuaF		0.2963	0.0005958					1.0000		0.9900	
1,2-Dichloro-1,1,2-trifluoroethane	0.3763 0.5944	0.2453	0.2806	0.2693	0.2941	QuaF		0.1151	0.0009572					0.9990		0.9900	
Freon TF	0.2362 0.2666	0.1321	0.2864	0.2741	0.2890	QuaF		0.2998	-0.000066		0.1000			1.0000		0.9900	

Note: The m1 coefficient is the same as Ave RRF for an Ave curve type.

FORM VI
GC/MS VOA INITIAL CALIBRATION DATA
INTERNAL STANDARD CURVE EVALUATION

Lab Name: TestAmerica Edison Job No.: 460-85449-1 Analy Batch No.: 252855

SDG No.: _____

Instrument ID: CVOAMS3 GC Column: Rtx-624 ID: 0.25 (mm) Heated Purge: (Y/N) N

Calibration Start Date: 10/01/2014 03:01 Calibration End Date: 10/01/2014 06:06 Calibration ID: 43091

ANALYTE	RRF					CURVE TYPE	COEFFICIENT			#	MIN RRF	%RSD	#	MAX %RSD	R ² OR COD	#	MIN R ² OR COD
	LVL 1	LVL 2	LVL 3	LVL 4	LVL 5		B	M1	M2								
	LVL 6																
Acrolein	0.0332 0.0402	0.0320	0.0295	0.0349	0.0414	Ave		0.0352			13.0		20.0				
1,1-Dichloroethene	0.3105 0.2551	0.2117	0.2544	0.2525	0.2797	Ave		0.2607		0.1000	13.0		20.0				
Acetone	0.1646 0.1157	0.1327	0.0904	0.1093	0.1228	Ave		0.1226		0.1000	20.0		20.0				
Iodomethane	0.0327 0.1347	0.0339	0.0710	0.0955	0.1201	QuaF		0.1070	0.0000557					1.0000		0.9900	
Carbon disulfide	0.6871 0.7394	0.5091	0.6305	0.6839	0.8091	Ave		0.6765		0.1000	15.0		20.0				
Isopropyl alcohol	0.6082 0.5435	0.5615	0.5497	0.5392	0.6053	Ave		0.5679			5.5		20.0				
Allyl chloride	0.1200 0.1128	0.1225	0.1237	0.1137	0.1229	Ave		0.1193			4.0		20.0				
Methyl acetate	0.2677 0.1999	0.2372	0.2376	0.2160	0.2421	Ave		0.2334		0.1000	10.0		20.0				
Cyclopentene	0.7425 0.6440	0.5460	0.7219	0.6348	0.6874	Ave		0.6628			11.0		20.0				
Acetonitrile	0.0536 0.0455	0.0436	0.0448	0.0361	0.0487	Ave		0.0454			13.0		20.0				
Methylene Chloride	0.3215 0.2630	0.2789	0.2631	0.2584	0.2941	Ave		0.2798		0.1000	8.7		20.0				
2-Methyl-2-propanol	1.4879 0.8959	1.1523	1.0343	1.0067	1.0011	Ave		1.0964			19.0		20.0				
MTBE	0.8973 0.7098	0.8115	0.7872	0.7551	0.8446	Ave		0.8009		0.1000	8.3		20.0				
trans-1,2-Dichloroethene	0.3413 0.2756	0.2765	0.2798	0.2775	0.2997	Ave		0.2917		0.1000	8.9		20.0				
Acrylonitrile	0.1230 0.0916	0.1088	0.1097	0.1053	0.1125	Ave		0.1085			9.4		20.0				
Hexane	0.0930 0.2212	0.0736	0.2458	0.2328	0.2488	QuaF		0.2624	-0.000082					1.0000		0.9900	
Isopropyl ether	0.9049 0.6739	0.7464	0.7646	0.7118	0.7924	Ave		0.7657			10.0		20.0				
1,1-Dichloroethane	0.5291 0.4326	0.4586	0.4575	0.4492	0.4832	Ave		0.4684		0.2000	7.3		20.0				
Vinyl acetate	0.4893 0.3690	0.4828	0.4106	0.4632	0.4801	Ave		0.4492			11.0		20.0				
Allyl alcohol	0.1374 0.1525	0.1514	0.1639	0.1564	0.1770	Ave		0.1565			8.5		20.0				

Note: The m1 coefficient is the same as Ave RRF for an Ave curve type.

FORM VI
GC/MS VOA INITIAL CALIBRATION DATA
INTERNAL STANDARD CURVE EVALUATION

Lab Name: TestAmerica Edison Job No.: 460-85449-1 Analy Batch No.: 252855
 SDG No.: _____
 Instrument ID: CVOAMS3 GC Column: Rtx-624 ID: 0.25 (mm) Heated Purge: (Y/N) N
 Calibration Start Date: 10/01/2014 03:01 Calibration End Date: 10/01/2014 06:06 Calibration ID: 43091

ANALYTE	RRF					CURVE TYPE	COEFFICIENT			#	MIN RRF	%RSD	#	MAX %RSD	R^2 OR COD	#	MIN R^2 OR COD
	LVL 1 LVL 6	LVL 2	LVL 3	LVL 4	LVL 5		B	M1	M2								
2-Chloro-1,3-butadiene	0.2725 0.2253	0.2202	0.2504	0.2304	0.2526	Ave		0.2419			8.3		20.0				
Tert-butyl ethyl ether	0.8691 0.7030	0.7849	0.7811	0.7247	0.8174	Ave		0.7800			7.8		20.0				
2,2-Dichloropropane	0.4688 0.3201	0.3768	0.4305	0.4086	0.4330	Ave		0.4063			13.0		20.0				
cis-1,2-Dichloroethene	0.3556 0.2919	0.3066	0.3037	0.3006	0.3249	Ave		0.3139		0.1000	7.4		20.0				
2-Butanone	1.5301 1.0685	1.4055	1.1948	1.2676	1.3155	Ave		1.2970		0.1000	12.0		20.0				
Ethyl acetate	0.0239 0.0280	0.0256	0.0283	0.0271	0.0306	Ave		0.0272			8.4		20.0				
Methyl acrylate	0.2840 0.2577	0.2497	0.2589	0.2464	0.2796	Ave		0.2627			5.9		20.0				
Propionitrile	0.0554 0.0424	0.0444	0.0453	0.0411	0.0463	Ave		0.0458			11.0		20.0				
Tetrahydrofuran	0.1205 0.1117	0.1035	0.0902	0.0872	0.0815	Ave		0.0991			15.0		20.0				
Bromochloromethane	0.1453 0.1394	0.1381	0.1288	0.1268	0.1500	Ave		0.1381			6.6		20.0				
Methacrylonitrile	0.1411 0.1005	0.1262	0.1226	0.1159	0.1180	Ave		0.1207			11.0		20.0				
Chloroform	0.5581 0.4485	0.4899	0.4801	0.4689	0.5004	Ave		0.4910		0.2000	7.6		20.0				
Cyclohexane	0.3385 0.3937	0.2042	0.4583	0.4411	0.4585	QuaF		0.4935	-0.000199	0.1000				1.0000		0.9900	
1,1,1-Trichloroethane	0.4902 0.4279	0.3769	0.4576	0.4502	0.4879	Ave		0.4484		0.1000	9.4		20.0				
Carbon tetrachloride	0.3861 0.3773	0.2810	0.3900	0.3908	0.4331	Ave		0.3764		0.1000	13.0		20.0				
1,1-Dichloropropene	0.4367 0.3326	0.2974	0.3558	0.3431	0.3827	Ave		0.3581			13.0		20.0				
Isobutyl alcohol	0.5076 0.5114	0.5457	0.4791	0.4563	0.4946	Ave		0.4991			6.1		20.0				
Benzene	1.6929 1.0782	1.3543	1.3339	1.2856	1.3492	Ave		1.3490		0.5000	15.0		20.0				
Tert-amyl methyl ether	0.9227 0.7274	0.7601	0.7716	0.7135	0.8081	Ave		0.7839			9.7		20.0				
Isopropyl acetate	0.8716 0.6975	0.7551	0.7623	0.7074	0.7925	Ave		0.7644			8.3		20.0				

Note: The m1 coefficient is the same as Ave RRF for an Ave curve type.

FORM VI
GC/MS VOA INITIAL CALIBRATION DATA
INTERNAL STANDARD CURVE EVALUATION

Lab Name: TestAmerica Edison Job No.: 460-85449-1 Analy Batch No.: 252855

SDG No.: _____

Instrument ID: CVOAMS3 GC Column: Rtx-624 ID: 0.25 (mm) Heated Purge: (Y/N) N

Calibration Start Date: 10/01/2014 03:01 Calibration End Date: 10/01/2014 06:06 Calibration ID: 43091

ANALYTE	RRF					CURVE TYPE	COEFFICIENT			#	MIN RRF	%RSD	#	MAX %RSD	R^2 OR COD	#	MIN R^2 OR COD
	LVL 1 LVL 6	LVL 2	LVL 3	LVL 4	LVL 5		B	M1	M2								
1,2-Dichloroethane	0.4314 0.3386	0.3923	0.3643	0.3537	0.3826	Ave		0.3772			0.1000	8.7	20.0				
n-Heptane	0.0494 0.1923	0.0566	0.2147	0.2049	0.2177	QuaF		0.2305	-0.000076					1.0000			0.9900
2,4,4-Trimethyl-1-pentene	0.4151 0.5469	0.3633	0.6951	0.5983	0.6554	QuaF		0.7114	-0.000164					0.9990			0.9900
Ethyl acrylate	0.2242 0.3590	0.2216	0.4091	0.3478	0.3917	QuaF		0.4049	-0.000091					1.0000			0.9900
n-Butanol	0.2010 0.2346	0.2218	0.2513	0.2453	0.2699	Ave		0.2373				10.0	20.0				
Trichloroethene	0.3691 0.2794	0.2945	0.2953	0.2857	0.3179	Ave		0.3070			0.2000	11.0	20.0				
Methylcyclohexane	0.1886 0.4360	0.1670	0.5058	0.4742	0.4991	QuaF		0.5322	-0.000192		0.1000			1.0000			0.9900
1,2-Dichloropropane	0.2999 0.2228	0.2564	0.2474	0.2407	0.2597	Ave		0.2545			0.1000	10.0	20.0				
Methyl methacrylate	0.0973 0.0943	0.0997	0.0976	0.0946	0.1032	Ave		0.0978				3.4	20.0				
1,4-Dioxane	1.1953 1.0667	1.2013	1.1268	0.9826	1.1179	Ave		1.1151				7.4	20.0				
Dibromomethane	0.1921 0.1321	0.1706	0.1706	0.1635	0.1460	Ave		0.1625				13.0	20.0				
n-Propyl acetate	0.4516 0.4157	0.4162	0.4191	0.3926	0.4570	Ave		0.4254				5.7	20.0				
Bromodichloromethane	0.3201 0.3425	0.2854	0.3300	0.3435	0.3974	Ave		0.3365			0.2000	11.0	20.0				
2-Nitropropane	0.0678 0.0938	0.0659	0.0825	0.0838	0.0992	Ave		0.0822				16.0	20.0				
2-Chloroethyl vinyl ether	0.1589 0.1325	0.1503	0.1535	0.1456	0.1490	Ave		0.1483				6.0	20.0				
Epichlorohydrin	0.0325 0.0279	0.0309	0.0330	0.0307	0.0331	Ave		0.0313				6.3	20.0				
cis-1,3-Dichloropropene	0.5077 0.4797	0.4900	0.5212	0.5099	0.5750	Ave		0.5139			0.2000	6.5	20.0				
4-Methyl-2-pentanone	0.3717 0.2442	0.3556	0.3438	0.3299	0.3331	Ave		0.3297			0.1000	14.0	20.0				
Toluene	2.3455 1.0867	1.5781	1.5400	1.4365	1.4711	QuaF		1.6926	-0.001210		0.4000			0.9990			0.9900
trans-1,3-Dichloropropene	0.4076 0.4302	0.3967	0.4333	0.4399	0.5085	Ave		0.4360			0.1000	9.0	20.0				

Note: The m1 coefficient is the same as Ave RRF for an Ave curve type.

FORM VI
GC/MS VOA INITIAL CALIBRATION DATA
INTERNAL STANDARD CURVE EVALUATION

Lab Name: TestAmerica Edison Job No.: 460-85449-1 Analy Batch No.: 252855

SDG No.: _____

Instrument ID: CVOAMS3 GC Column: Rtx-624 ID: 0.25 (mm) Heated Purge: (Y/N) N

Calibration Start Date: 10/01/2014 03:01 Calibration End Date: 10/01/2014 06:06 Calibration ID: 43091

ANALYTE	RRF					CURVE TYPE	COEFFICIENT			#	MIN RRF	%RSD	#	MAX %RSD	R ² OR COD	#	MIN R ² OR COD
	LVL 1 LVL 6	LVL 2	LVL 3	LVL 4	LVL 5		B	M1	M2								
Ethyl methacrylate	0.3349 0.3394	0.3274	0.3418	0.3506	0.3908	Ave		0.3475			6.5		20.0				
1,1,2-Trichloroethane	0.2897 0.2364	0.2679	0.2572	0.2514	0.2756	Ave		0.2630		0.1000	7.2		20.0				
Tetrachloroethene	0.5598 0.4578	0.4123	0.5051	0.4841	0.5217	Ave		0.4901		0.2000	10.0		20.0				
1,3-Dichloropropane	0.6412 0.4486	0.5237	0.5077	0.4911	0.5328	Ave		0.5242			12.0		20.0				
2-Hexanone	0.2952 0.1962	0.2775	0.2506	0.2488	0.2515	Ave		0.2533		0.1000	13.0		20.0				
n-Butyl acetate	0.0908 0.0811	0.0783	0.0740	0.0752	0.0853	Ave		0.0808			7.9		20.0				
Dibromochloromethane	0.2897 0.3782	0.2972	0.3393	0.3547	0.4268	Ave		0.3477		0.1000	15.0		20.0				
1,2-Dibromoethane	0.3790 0.3242	0.3575	0.3411	0.3348	0.3697	Ave		0.3511		0.1000	6.1		20.0				
Chlorobenzene	1.3949 0.8076	1.0479	1.0367	0.9872	1.0228	Ave		1.0495		0.5000	18.0		20.0				
Ethylbenzene	0.6716 0.4765	0.5383	0.5636	0.5400	0.5697	Ave		0.5599		0.1000	11.0		20.0				
1,1,1,2-Tetrachloroethane	0.3585 0.3588	0.3450	0.3671	0.3638	0.4073	Ave		0.3667			5.8		20.0				
m-Xylene & p-Xylene	0.7882 0.5914	0.6729	0.7120	0.6800	0.7141	Ave		0.6931		0.1000	9.3		20.0				
n-Butyl acrylate	0.2103 0.2591	0.2115	0.2368	0.2379	0.2722	Ave		0.2380			10.0		20.0				
o-Xylene	0.8144 0.5628	0.6699	0.6636	0.6442	0.6749	Ave		0.6716		0.3000	12.0		20.0				
Styrene	1.3165 0.8836	1.1466	1.1403	1.0926	1.1437	Ave		1.1205		0.3000	12.0		20.0				
Amyl acetate (mixed isomers)	0.8963 0.9063	0.9109	0.9552	0.9291	1.0094	Ave		0.9345			4.5		20.0				
Bromoform	0.2042 0.3361	0.2092	0.2427	0.2674	0.3380	QuaF		0.3271	0.0000188	0.1000				0.9990		0.9900	
Isopropylbenzene	1.7137 1.1463	1.5775	1.8020	1.7242	1.6477	Ave		1.6019		0.1000	15.0		20.0				
Camphene	0.1143 0.1394	0.0940	0.1478	0.1295	0.1469	Ave		0.1286			16.0		20.0				
Bromobenzene	1.1287 0.7820	0.8888	0.8523	0.8329	0.9037	Ave		0.8981			13.0		20.0				

Note: The m1 coefficient is the same as Ave RRF for an Ave curve type.

FORM VI
GC/MS VOA INITIAL CALIBRATION DATA
INTERNAL STANDARD CURVE EVALUATION

Lab Name: TestAmerica Edison Job No.: 460-85449-1 Analy Batch No.: 252855

SDG No.: _____

Instrument ID: CVOAMS3 GC Column: Rtx-624 ID: 0.25 (mm) Heated Purge: (Y/N) N

Calibration Start Date: 10/01/2014 03:01 Calibration End Date: 10/01/2014 06:06 Calibration ID: 43091

ANALYTE	RRF					CURVE TYPE	COEFFICIENT			#	MIN RRF	%RSD	#	MAX %RSD	R^2 OR COD	#	MIN R^2 OR COD
	LVL 1 LVL 6	LVL 2	LVL 3	LVL 4	LVL 5		B	M1	M2								
1,1,2,2-Tetrachloroethane	0.7889 0.6506	0.7065	0.6883	0.6724	0.7302	Ave		0.7061			0.3000	6.9	20.0				
N-Propylbenzene	3.1378 2.0787	3.0392	3.4806	3.3581	3.1330	Ave		3.0379				16.0	20.0				
1,2,3-Trichloropropane	0.3156 0.2485	0.2694	0.2496	0.2493	0.2651	Ave		0.2662				9.7	20.0				
trans-1,4-Dichloro-2-butene	0.2320 0.2534	0.2057	0.2243	0.2227	0.2610	Ave		0.2332				8.8	20.0				
4-Ethyltoluene	3.4117 1.9456	2.8805	3.1213	2.8680	2.7748	Ave		2.8336				17.0	20.0				
2-Chlorotoluene	2.6425 1.6189	2.2454	2.3226	2.2309	2.2002	Ave		2.2101				15.0	20.0				
1,3,5-Trimethylbenzene	2.4762 1.6941	2.3660	2.5723	2.4795	2.4535	Ave		2.3403				14.0	20.0				
4-Chlorotoluene	2.4426 1.5187	2.0689	2.1240	2.0408	2.0508	Ave		2.0410				15.0	20.0				
Butyl Methacrylate	0.6315 0.7157	0.6988	0.7641	0.7496	0.8160	Ave		0.7293				8.6	20.0				
tert-Butylbenzene	1.8365 1.6164	1.9660	2.3179	2.2007	2.1939	Ave		2.0219				13.0	20.0				
1,2,4-Trimethylbenzene	2.4756 1.7036	2.4780	2.6333	2.5242	2.4447	Ave		2.3766				14.0	20.0				
sec-Butylbenzene	2.3975 1.9281	2.4864	3.2440	3.0774	2.8697	Ave		2.6672				18.0	20.0				
4-Isopropyltoluene	2.2750 1.7683	2.4596	2.9728	2.8276	2.6748	Ave		2.4963				17.0	20.0				
1,3-Dichlorobenzene	1.8978 1.2240	1.6203	1.5939	1.5226	1.5799	Ave		1.5731			0.6000	14.0	20.0				
1,4-Dichlorobenzene	2.0765 1.2182	1.6584	1.5926	1.5299	1.5768	Ave		1.6087			0.5000	17.0	20.0				
Benzyl chloride	0.9735 1.2568	1.0194	1.3586	1.3544	1.5490	Ave		1.2520				18.0	20.0				
Indan	1.3530 0.8101	1.1936	1.2021	1.1245	1.1207	Ave		1.1340				16.0	20.0				
p-Diethylbenzene	1.7669 1.3186	1.6314	1.7985	1.6484	1.7299	Ave		1.6490				11.0	20.0				
n-Butylbenzene	2.3160 1.9921	2.3943	2.9958	2.8561	2.8345	Ave		2.5648				15.0	20.0				
1,2-Dichlorobenzene	1.8893 1.1560	1.5361	1.4654	1.4144	1.4719	Ave		1.4889			0.4000	16.0	20.0				

Note: The m1 coefficient is the same as Ave RRF for an Ave curve type.

FORM VI
GC/MS VOA INITIAL CALIBRATION DATA
INTERNAL STANDARD CURVE EVALUATION

Lab Name: TestAmerica Edison Job No.: 460-85449-1 Analy Batch No.: 252855

SDG No.: _____

Instrument ID: CVOAMS3 GC Column: Rtx-624 ID: 0.25 (mm) Heated Purge: (Y/N) N

Calibration Start Date: 10/01/2014 03:01 Calibration End Date: 10/01/2014 06:06 Calibration ID: 43091

ANALYTE	RRF					CURVE TYPE	COEFFICIENT			#	MIN RRF	%RSD	#	MAX %RSD	R ² OR COD	#	MIN R ² OR COD
	LVL 1 LVL 6	LVL 2	LVL 3	LVL 4	LVL 5		B	M1	M2								
1,2,4,5-Tetramethylbenzene	2.3591 1.6944	2.3898	2.5805	2.4170	2.4036	Ave		2.3074			13.0		20.0				
1,2-Dibromo-3-Chloropropane	0.1354 0.1425	0.1227	0.1368	0.1370	0.1562	Ave		0.1384		0.0500	7.9		20.0				
1,3,5-Trichlorobenzene	1.4669 1.0268	1.2057	1.2777	1.2049	1.2577	Ave		1.2400			11.0		20.0				
Camphor	0.0966 0.0776	0.0856	0.0967	0.0833	0.0793	Ave		0.0865			9.6		20.0				
1,2,4-Trichlorobenzene	1.1235 0.9164	1.0700	1.1105	1.0445	1.1171	Ave		1.0637		0.2000	7.4		20.0				
Hexachlorobutadiene	0.5674 0.5538	0.4994	0.6698	0.6259	0.6598	Ave		0.5960			11.0		20.0				
Naphthalene	2.5536 1.7894	2.2044	2.3311	2.2747	2.3597	Ave		2.2522			11.0		20.0				
1,2,3-Trichlorobenzene	0.9922 0.7910	0.9143	0.9715	0.9169	0.9433	Ave		0.9215			7.7		20.0				
Dibromofluoromethane (Surr)	0.2402 0.2557	0.2473	0.2468	0.2520	0.2497	Ave		0.2486			2.1		20.0				
1,2-Dichloroethane-d4 (Surr)	0.2942 0.3037	0.3042	0.3030	0.2985	0.2890	Ave		0.2988			2.1		20.0				
Toluene-d8 (Surr)	1.2129 1.2323	1.1974	1.2174	1.2073	1.2139	Ave		1.2135			1.0		20.0				
Bromofluorobenzene	0.8298 0.8597	0.8206	0.8221	0.8166	0.8319	Ave		0.8301			1.9		20.0				

Note: The m1 coefficient is the same as Ave RRF for an Ave curve type.

FORM VI
GC/MS VOA INITIAL CALIBRATION DATA
INTERNAL STANDARD RESPONSE AND CONCENTRATION

Lab Name: TestAmerica Edison Job No.: 460-85449-1 Analy Batch No.: 252855

SDG No.: _____

Instrument ID: CVOAMS3 GC Column: Rtx-624 ID: 0.25 (mm) Heated Purge: (Y/N) N

Calibration Start Date: 10/01/2014 03:01 Calibration End Date: 10/01/2014 06:06 Calibration ID: 43091

Calibration Files:

LEVEL:	LAB SAMPLE ID:	LAB FILE ID:
Level 1	STD1 460-252855/5	C0073.D
Level 2	STD5 460-252855/6	C0074.D
Level 3	STD20 460-252855/2	C0070.D
Level 4	STD50 460-252855/7	C0075.D
Level 5	STD200 460-252855/8	C0076.D
Level 6	STD500 460-252855/9	C0077.D

ANALYTE	IS REF	CURVE TYPE	RESPONSE					CONCENTRATION (UG/L)				
			LVL 1 LVL 6	LVL 2	LVL 3	LVL 4	LVL 5	LVL 1 LVL 6	LVL 2	LVL 3	LVL 4	LVL 5
Chlorotrifluoroethene	FB	QuaF	153 162923	640	3813	9581	54456	1.00 500	5.00	20.0	50.0	200
Dichlorodifluoromethane	FB	Ave	4565 1977692	21516	86706	208181	789469	1.00 500	5.00	20.0	50.0	200
Chloromethane	FB	Ave	3800 1323265	15308	60268	146510	548396	1.00 500	5.00	20.0	50.0	200
Vinyl chloride	FB	Ave	3601 1449062	14935	61010	153120	604158	1.00 500	5.00	20.0	50.0	200
Butadiene	FB	Ave	2802 1265607	12142	53650	131188	532045	1.00 500	5.00	20.0	50.0	200
Bromomethane	TBA	QuaF	777 606319	3009	13087	33087	168783	1.00 500	5.00	20.0	50.0	200
Chloroethane	FB	Ave	1760 866836	12127	41100	96362	364023	1.00 500	5.00	20.0	50.0	200
Dichlorofluoromethane	FB	Ave	6850 2645465	29165	112054	279963	1100598	1.00 500	5.00	20.0	50.0	200
Trichlorofluoromethane	FB	Ave	6224 2776240	27608	113184	283407	1112824	1.00 500	5.00	20.0	50.0	200
Pentane	FB	Ave	1201 568121	3948	25641	54600	223756	2.00 1000	10.0	40.0	100	400
Ethanol	TBA	Ave	1097 434124	4223	17163	36924	165206	50.0 25000	250	1000	2500	10000
Ethyl ether	FB	Ave	2964 1186339	13321	48131	119696	496181	1.00 500	5.00	20.0	50.0	200
2-Methyl-1,3-butadiene	FB	QuaF	5174 3566992	19500	101154	210311	945947	1.00 500	5.00	20.0	50.0	200
1,2-Dichloro-1,1,2-trifluoroethane	FB	QuaF	4357 3566992	15462	67641	163755	675655	1.00 500	5.00	20.0	50.0	200
Freon TF	FB	QuaF	2735 1599844	8328	69048	166667	663938	1.00 500	5.00	20.0	50.0	200
Acrolein	FB	Ave	1537 192949	8075	14203	42412	95177	4.00 400	20.0	40.0	100	200

FORM VI
GC/MS VOA INITIAL CALIBRATION DATA
INTERNAL STANDARD RESPONSE AND CONCENTRATION

Lab Name: TestAmerica Edison Job No.: 460-85449-1 Analy Batch No.: 252855

SDG No.: _____

Instrument ID: CVOAMS3 GC Column: Rtx-624 ID: 0.25 (mm) Heated Purge: (Y/N) N

Calibration Start Date: 10/01/2014 03:01 Calibration End Date: 10/01/2014 06:06 Calibration ID: 43091

ANALYTE	IS REF	CURVE TYPE	RESPONSE					CONCENTRATION (UG/L)				
			LVL 1 LVL 6	LVL 2	LVL 3	LVL 4	LVL 5	LVL 1 LVL 6	LVL 2	LVL 3	LVL 4	LVL 5
1,1-Dichloroethene	FB	Ave	3595 1531120	13345	61335	153518	642546	1.00 500	5.00	20.0	50.0	200
Acetone	FB	Ave	9533 3471061	41809	109002	332195	1410767	5.00 2500	25.0	100	250	1000
Iodomethane	FB	QuaF	379 808478	2134	17126	58054	275960	1.00 500	5.00	20.0	50.0	200
Carbon disulfide	FB	Ave	7957 4436867	32091	152000	415836	1858612	1.00 500	5.00	20.0	50.0	200
Isopropyl alcohol	TBA	Ave	2149 1184520	10792	42302	99562	443292	10.0 5000	50.0	200	500	2000
Allyl chloride	FB	Ave	1390 676978	7720	29823	69148	282335	1.00 500	5.00	20.0	50.0	200
Methyl acetate	FB	Ave	15498 5999034	74751	286438	656592	2780246	5.00 2500	25.0	100	250	1000
Cyclopentene	FB	Ave	8598 3864359	34414	174027	385981	1579048	1.00 500	5.00	20.0	50.0	200
Acetonitrile	FB	Ave	6206 2732459	27503	107925	219441	1117786	10.0 5000	50.0	200	500	2000
Methylene Chloride	FB	Ave	3723 1577998	17580	63424	157097	675669	1.00 500	5.00	20.0	50.0	200
2-Methyl-2-propanol	TBA	Ave	5257 1952387	22147	79597	185897	733234	10.0 5000	50.0	200	500	2000
MTBE	FB	Ave	10391 4259703	51151	189764	459093	1940060	1.00 500	5.00	20.0	50.0	200
trans-1,2-Dichloroethene	FB	Ave	3952 1653959	17427	67465	168752	688388	1.00 500	5.00	20.0	50.0	200
Acrylonitrile	FB	Ave	14242 5495606	68589	264385	640268	2583929	10.0 5000	50.0	200	500	2000
Hexane	FB	QuaF	1077 1327172	4639	59258	141569	571537	1.00 500	5.00	20.0	50.0	200
Isopropyl ether	FB	Ave	10478 4043859	47046	184329	432814	1820168	1.00 500	5.00	20.0	50.0	200
1,1-Dichloroethane	FB	Ave	6127 2595926	28907	110296	273131	1109929	1.00 500	5.00	20.0	50.0	200
Vinyl acetate	FB	Ave	11331 4428949	60860	197972	563205	2205820	2.00 1000	10.0	40.0	100	400
Allyl alcohol	TBA	Ave	1214 830869	7274	31542	72219	324074	25.0 12500	125	500	1250	5000
2-Chloro-1,3-butadiene	FB	Ave	3155 1352166	13878	60358	140108	580346	1.00 500	5.00	20.0	50.0	200
Tert-butyl ethyl ether	FB	Ave	10064 4218375	49472	188298	440623	1877632	1.00 500	5.00	20.0	50.0	200

FORM VI
GC/MS VOA INITIAL CALIBRATION DATA
INTERNAL STANDARD RESPONSE AND CONCENTRATION

Lab Name: TestAmerica Edison Job No.: 460-85449-1 Analy Batch No.: 252855

SDG No.: _____

Instrument ID: CVOAMS3 GC Column: Rtx-624 ID: 0.25 (mm) Heated Purge: (Y/N) N

Calibration Start Date: 10/01/2014 03:01 Calibration End Date: 10/01/2014 06:06 Calibration ID: 43091

ANALYTE	IS REF	CURVE TYPE	RESPONSE					CONCENTRATION (UG/L)				
			LVL 1 LVL 6	LVL 2	LVL 3	LVL 4	LVL 5	LVL 1 LVL 6	LVL 2	LVL 3	LVL 4	LVL 5
2,2-Dichloropropane	FB	Ave	5429 1920900	23748	103789	248442	994681	1.00 500	5.00	20.0	50.0	200
cis-1,2-Dichloroethene	FB	Ave	4118 1751860	19325	73225	182756	746436	1.00 500	5.00	20.0	50.0	200
2-Butanone	TBA	Ave	2703 1164353	13507	45974	117037	481750	5.00 2500	25.0	100	250	1000
Ethyl acetate	FB	Ave	554 335538	3226	13628	32948	140423	2.00 1000	10.0	40.0	100	400
Methyl acrylate	FB	Ave	3289 1546432	15736	62410	149829	642177	1.00 500	5.00	20.0	50.0	200
Propionitrile	FB	Ave	6418 2544673	27981	109173	249693	1062903	10.0 5000	50.0	200	500	2000
Tetrahydrofuran	FB	Ave	2791 1340545	13044	43474	106019	374587	2.00 1000	10.0	40.0	100	400
Bromochloromethane	FB	Ave	1682 836690	8704	31045	77115	344630	1.00 500	5.00	20.0	50.0	200
Methacrylonitrile	FB	Ave	16334 6031506	79539	295443	704569	2710513	10.0 5000	50.0	200	500	2000
Chloroform	FB	Ave	6463 2691179	30879	115744	285097	1149410	1.00 500	5.00	20.0	50.0	200
Cyclohexane	FB	QuaF	3920 2362373	12871	110491	268176	1053192	1.00 500	5.00	20.0	50.0	200
1,1,1-Trichloroethane	FB	Ave	5676 2567584	23756	110310	273748	1120760	1.00 500	5.00	20.0	50.0	200
Carbon tetrachloride	FB	Ave	4471 2264160	17712	94012	237624	994901	1.00 500	5.00	20.0	50.0	200
1,1-Dichloropropene	FB	Ave	5057 1995993	18746	85773	208626	879187	1.00 500	5.00	20.0	50.0	200
Isobutyl alcohol	TBA	Ave	4484 2786191	26221	92178	210667	905669	25.0 12500	125	500	1250	5000
Benzene	CBZ	Ave	15601 5126303	68614	257635	628210	2464888	1.00 500	5.00	20.0	50.0	200
Tert-amyl methyl ether	FB	Ave	10685 4365160	47907	186024	433803	1856306	1.00 500	5.00	20.0	50.0	200
Isopropyl acetate	FB	Ave	10093 4185651	47591	183783	430097	1820511	1.00 500	5.00	20.0	50.0	200
1,2-Dichloroethane	FB	Ave	4996 2032194	24727	87828	215071	878926	1.00 500	5.00	20.0	50.0	200
n-Heptane	FB	QuaF	572 1154014	3565	51753	124580	500177	1.00 500	5.00	20.0	50.0	200
2,4,4-Trimethyl-1-pentene	FB	QuaF	9613 6564403	45802	335169	727509	3011215	2.00 1000	10.0	40.0	100	400

FORM VI
GC/MS VOA INITIAL CALIBRATION DATA
INTERNAL STANDARD RESPONSE AND CONCENTRATION

Lab Name: TestAmerica Edison Job No.: 460-85449-1 Analy Batch No.: 252855

SDG No.: _____

Instrument ID: CVOAMS3 GC Column: Rtx-624 ID: 0.25 (mm) Heated Purge: (Y/N) N

Calibration Start Date: 10/01/2014 03:01 Calibration End Date: 10/01/2014 06:06 Calibration ID: 43091

ANALYTE	IS REF	CURVE TYPE	RESPONSE					CONCENTRATION (UG/L)				
			LVL 1 LVL 6	LVL 2	LVL 3	LVL 4	LVL 5	LVL 1 LVL 6	LVL 2	LVL 3	LVL 4	LVL 5
Ethyl acrylate	FB	QuaF	2596 2154448	13968	98620	211457	899730	1.00 500	5.00	20.0	50.0	200
n-Butanol	TBA	Ave	1775 1278089	10656	48344	113225	494194	25.0 12500	125	500	1250	5000
Trichloroethene	FB	Ave	4274 1676414	18564	71195	173710	730324	1.00 500	5.00	20.0	50.0	200
Methylcyclohexane	FB	QuaF	2184 2616571	10523	121941	288310	1146512	1.00 500	5.00	20.0	50.0	200
1,2-Dichloropropane	FB	Ave	3473 1336798	16160	59646	146358	596569	1.00 500	5.00	20.0	50.0	200
Methyl methacrylate	FB	Ave	2253 1132218	12571	47074	115040	474303	2.00 1000	10.0	40.0	100	400
1,4-Dioxane	DXE	Ave	2354 448935	5229	19199	41592	175372	50.0 10000	100	400	1000	4000
Dibromomethane	FB	Ave	2224 792969	10751	41135	99405	335439	1.00 500	5.00	20.0	50.0	200
n-Propyl acetate	FB	Ave	5229 2494559	26232	101024	238733	1049790	1.00 500	5.00	20.0	50.0	200
Bromodichloromethane	FB	Ave	3707 2055486	17987	79548	208858	912939	1.00 500	5.00	20.0	50.0	200
2-Nitropropane	FB	Ave	1570 1125474	8310	39756	101846	455785	2.00 1000	10.0	40.0	100	400
2-Chloroethyl vinyl ether	FB	Ave	1840 794992	9474	37005	88501	342362	1.00 500	5.00	20.0	50.0	200
Epichlorohydrin	CBZ	Ave	5981 2651314	31335	127478	299826	1210511	20.0 10000	100	400	1000	4000
cis-1,3-Dichloropropene	CBZ	Ave	4679 2280788	24825	100659	249175	1050535	1.00 500	5.00	20.0	50.0	200
4-Methyl-2-pentanone	CBZ	Ave	17126 5805537	90077	331958	805964	3042485	5.00 2500	25.0	100	250	1000
Toluene	CBZ	QuaF	21615 5166626	79952	297428	701950	2687661	1.00 500	5.00	20.0	50.0	200
trans-1,3-Dichloropropene	CBZ	Ave	3756 2045439	20099	83692	214983	929020	1.00 500	5.00	20.0	50.0	200
Ethyl methacrylate	FB	Ave	3878 2036436	20635	82402	213159	897646	1.00 500	5.00	20.0	50.0	200
1,1,2-Trichloroethane	CBZ	Ave	2670 1123854	13575	49678	122831	503422	1.00 500	5.00	20.0	50.0	200
Tetrachloroethene	CBZ	Ave	5159 2176511	20887	97554	236565	953164	1.00 500	5.00	20.0	50.0	200
1,3-Dichloropropane	CBZ	Ave	5909 2132908	26532	98063	239995	973428	1.00 500	5.00	20.0	50.0	200

FORM VI
GC/MS VOA INITIAL CALIBRATION DATA
INTERNAL STANDARD RESPONSE AND CONCENTRATION

Lab Name: TestAmerica Edison Job No.: 460-85449-1 Analy Batch No.: 252855
 SDG No.: _____
 Instrument ID: CVOAMS3 GC Column: Rtx-624 ID: 0.25 (mm) Heated Purge: (Y/N) N
 Calibration Start Date: 10/01/2014 03:01 Calibration End Date: 10/01/2014 06:06 Calibration ID: 43091

ANALYTE	IS REF	CURVE TYPE	RESPONSE					CONCENTRATION (UG/L)				
			LVL 1 LVL 6	LVL 2	LVL 3	LVL 4	LVL 5	LVL 1 LVL 6	LVL 2	LVL 3	LVL 4	LVL 5
2-Hexanone	CBZ	Ave	13601 4665385	70291	241983	607910	2296984	5.00 2500	25.0	100	250	1000
n-Butyl acetate	CBZ	Ave	837 385728	3968	14301	36754	155779	1.00 500	5.00	20.0	50.0	200
Dibromochloromethane	CBZ	Ave	2670 1798305	15057	65539	173320	779712	1.00 500	5.00	20.0	50.0	200
1,2-Dibromoethane	CBZ	Ave	3493 1541261	18115	65880	163616	675358	1.00 500	5.00	20.0	50.0	200
Chlorobenzene	CBZ	Ave	12855 3839728	53094	200230	482385	1868588	1.00 500	5.00	20.0	50.0	200
Ethylbenzene	CBZ	Ave	6189 2265502	27274	108858	263879	1040776	1.00 500	5.00	20.0	50.0	200
1,1,1,2-Tetrachloroethane	CBZ	Ave	3304 1705862	17477	70895	177764	744132	1.00 500	5.00	20.0	50.0	200
m-Xylene & p-Xylene	CBZ	Ave	7264 2811767	34094	137516	332292	1304625	1.00 500	5.00	20.0	50.0	200
n-Butyl acrylate	CBZ	Ave	1938 1232057	10717	45729	116231	497373	1.00 500	5.00	20.0	50.0	200
o-Xylene	CBZ	Ave	7505 2675955	33939	128174	314772	1232934	1.00 500	5.00	20.0	50.0	200
Styrene	CBZ	Ave	12132 4201032	58092	220236	533924	2089512	1.00 500	5.00	20.0	50.0	200
Amyl acetate (mixed isomers)	DCB	Ave	4840 2576873	27217	108773	264169	1078886	1.00 500	5.00	20.0	50.0	200
Bromoform	CBZ	QuaF	1882 1598034	10600	46867	130658	617576	1.00 500	5.00	20.0	50.0	200
Isopropylbenzene	CBZ	Ave	15793 5450291	79923	348041	842534	3010244	1.00 500	5.00	20.0	50.0	200
Camphene	CBZ	Ave	1053 662720	4761	28542	63302	268340	1.00 500	5.00	20.0	50.0	200
Bromobenzene	DCB	Ave	6095 2223359	26556	97063	236800	965922	1.00 500	5.00	20.0	50.0	200
1,1,2,2-Tetrachloroethane	DCB	Ave	4260 1849826	21108	78378	191177	780434	1.00 500	5.00	20.0	50.0	200
N-Propylbenzene	DCB	Ave	16944 5910289	90808	396362	954765	3348644	1.00 500	5.00	20.0	50.0	200
1,2,3-Trichloropropane	DCB	Ave	1704 706604	8050	28421	70886	283332	1.00 500	5.00	20.0	50.0	200
trans-1,4-Dichloro-2-butene	DCB	Ave	1253 720325	6146	25548	63314	278944	1.00 500	5.00	20.0	50.0	200
4-Ethyltoluene	DCB	Ave	18423 5531868	86064	355446	815432	2965782	1.00 500	5.00	20.0	50.0	200

FORM VI
GC/MS VOA INITIAL CALIBRATION DATA
INTERNAL STANDARD RESPONSE AND CONCENTRATION

Lab Name: TestAmerica Edison Job No.: 460-85449-1 Analy Batch No.: 252855

SDG No.: _____

Instrument ID: CVOAMS3 GC Column: Rtx-624 ID: 0.25 (mm) Heated Purge: (Y/N) N

Calibration Start Date: 10/01/2014 03:01 Calibration End Date: 10/01/2014 06:06 Calibration ID: 43091

ANALYTE	IS REF	CURVE TYPE	RESPONSE					CONCENTRATION (UG/L)				
			LVL 1 LVL 6	LVL 2	LVL 3	LVL 4	LVL 5	LVL 1 LVL 6	LVL 2	LVL 3	LVL 4	LVL 5
2-Chlorotoluene	DCB	Ave	14269 4602815	67089	264497	634289	2351605	1.00 500	5.00	20.0	50.0	200
1,3,5-Trimethylbenzene	DCB	Ave	13371 4816719	70693	292929	704977	2622433	1.00 500	5.00	20.0	50.0	200
4-Chlorotoluene	DCB	Ave	13190 4317994	61817	241881	580241	2191954	1.00 500	5.00	20.0	50.0	200
Butyl Methacrylate	DCB	Ave	3410 2034953	20878	87012	213131	872152	1.00 500	5.00	20.0	50.0	200
tert-Butylbenzene	DCB	Ave	9917 4595673	58740	263958	625709	2344923	1.00 500	5.00	20.0	50.0	200
1,2,4-Trimethylbenzene	DCB	Ave	13368 4843700	74038	299881	717674	2612949	1.00 500	5.00	20.0	50.0	200
sec-Butylbenzene	DCB	Ave	12946 5481970	74291	369423	874973	3067253	1.00 500	5.00	20.0	50.0	200
4-Isopropyltoluene	DCB	Ave	12285 5027680	73488	338533	803952	2858896	1.00 500	5.00	20.0	50.0	200
1,3-Dichlorobenzene	DCB	Ave	10248 3480133	48412	181516	432917	1688684	1.00 500	5.00	20.0	50.0	200
1,4-Dichlorobenzene	DCB	Ave	11213 3463503	49552	181358	434987	1685309	1.00 500	5.00	20.0	50.0	200
Benzyl chloride	DCB	Ave	5257 3573242	30458	154711	385098	1655657	1.00 500	5.00	20.0	50.0	200
Indan	FB	Ave	15667 4861150	75231	289796	683714	2574311	1.00 500	5.00	20.0	50.0	200
p-Diethylbenzene	DCB	Ave	9541 3749113	48745	204815	468684	1848961	1.00 500	5.00	20.0	50.0	200
n-Butylbenzene	DCB	Ave	12506 5664003	71539	341154	812051	3029611	1.00 500	5.00	20.0	50.0	200
1,2-Dichlorobenzene	DCB	Ave	10202 3286695	45896	166881	402156	1573269	1.00 500	5.00	20.0	50.0	200
1,2,4,5-Tetramethylbenzene	DCB	Ave	12739 4817409	71403	293862	687190	2569067	1.00 500	5.00	20.0	50.0	200
1,2-Dibromo-3-Chloropropane	DCB	Ave	731 405296	3665	15579	38941	166932	1.00 500	5.00	20.0	50.0	200
1,3,5-Trichlorobenzene	DCB	Ave	7921 2919448	36026	145498	342578	1344284	1.00 500	5.00	20.0	50.0	200
Camphor	DCB	Ave	2608 1103023	12783	55046	118454	423603	5.00 2500	25.0	100	250	1000
1,2,4-Trichlorobenzene	DCB	Ave	6067 2605592	31970	126462	296987	1194010	1.00 500	5.00	20.0	50.0	200
Hexachlorobutadiene	DCB	Ave	3064 1574579	14922	76271	177960	705211	1.00 500	5.00	20.0	50.0	200

FORM VI
GC/MS VOA INITIAL CALIBRATION DATA
INTERNAL STANDARD RESPONSE AND CONCENTRATION

Lab Name: TestAmerica Edison Job No.: 460-85449-1 Analy Batch No.: 252855

SDG No.: _____

Instrument ID: CVOAMS3 GC Column: Rtx-624 ID: 0.25 (mm) Heated Purge: (Y/N) N

Calibration Start Date: 10/01/2014 03:01 Calibration End Date: 10/01/2014 06:06 Calibration ID: 43091

ANALYTE	IS REF	CURVE TYPE	RESPONSE					CONCENTRATION (UG/L)				
			LVL 1 LVL 6	LVL 2	LVL 3	LVL 4	LVL 5	LVL 1 LVL 6	LVL 2	LVL 3	LVL 4	LVL 5
Naphthalene	DCB	Ave	13789 5087640	65864	265461	646756	2522176	1.00 500	5.00	20.0	50.0	200
1,2,3-Trichlorobenzene	DCB	Ave	5358 2248886	27317	110630	260701	1008236	1.00 500	5.00	20.0	50.0	200
Dibromofluoromethane (Surr)	FB	Ave	139058 153415	155848	148715	153225	143377	50.0 50.0	50.0	50.0	50.0	50.0
1,2-Dichloroethane-d4 (Surr)	FB	Ave	170348 182272	191759	182635	181497	165978	50.0 50.0	50.0	50.0	50.0	50.0
Toluene-d8 (Surr)	CBZ	Ave	558881 585907	606641	587797	589979	554453	50.0 50.0	50.0	50.0	50.0	50.0
Bromofluorobenzene	DCB	Ave	224041 244418	245169	234038	232168	222296	50.0 50.0	50.0	50.0	50.0	50.0

Curve Type Legend:

Ave = Average ISTD
QuaF = Quadratic ISTD forced zero

FORM VII
GC/MS VOA CONTINUING CALIBRATION DATA

Lab Name: TestAmerica Edison Job No.: 460-85449-1
 SDG No.: _____
 Lab Sample ID: CCVIS 460-259905/2 Calibration Date: 11/03/2014 06:04
 Instrument ID: CVOAMS2 Calib Start Date: 10/21/2014 09:44
 GC Column: Rtx-624 ID: 0.25 (mm) Calib End Date: 10/21/2014 13:24
 Lab File ID: B75525.D Conc. Units: ug/L Heated Purge: (Y/N) N

ANALYTE	CURVE TYPE	AVE RRF	RRF	MIN RRF	CALC AMOUNT	SPIKE AMOUNT	%D	MAX %D
Chlorotrifluoroethene	Ave	0.0769	0.0670		17.4	20.0	-12.9	20.0
Dichlorodifluoromethane	Ave	0.4618	0.4125	0.1000	17.9	20.0	-10.7	20.0
Chloromethane	Ave	0.3886	0.3348	0.1000	17.2	20.0	-13.8	20.0
Vinyl chloride	Ave	0.3684	0.3471	0.1000	18.8	20.0	-5.8	20.0
Butadiene	Ave	0.2763	0.2649		19.2	20.0	-4.1	50.0
Bromomethane	Ave	0.3194	0.2832	0.1000	17.7	20.0	-11.3	20.0
Chloroethane	QuaF		0.2031	0.1000	19.0	20.0	-4.8	20.0
Trichlorofluoromethane	Ave	0.5566	0.5037	0.1000	18.1	20.0	-9.5	20.0
Dichlorofluoromethane	Ave	0.6516	0.6091		18.7	20.0	-6.5	20.0
Pentane	Ave	0.0380	0.0419		44.1	40.0	10.3	20.0
Ethanol	QuaF		0.0533		1020	1000	2.1	20.0
Ethyl ether	Ave	0.1478	0.1227		16.6	20.0	-17.0	20.0
2-Methyl-1,3-butadiene	Ave	0.2356	0.2377		20.2	20.0	0.9	20.0
1,2-Dichloro-1,1,2-trifluoroethane	Ave	0.2538	0.2624		20.7	20.0	3.4	20.0
Acrolein	QuaF		1.127		35.6	40.0	-10.9	20.0
1,1-Dichloroethene	Ave	0.2803	0.2535	0.1000	18.1	20.0	-9.6	20.0
Freon TF	Ave	0.3270	0.2957	0.1000	18.1	20.0	-9.6	20.0
Acetone	QuaF		3.740	0.1000	89.3	100	-10.7	20.0
Iodomethane	Ave	0.6285	0.5579		17.8	20.0	-11.2	20.0
Carbon disulfide	Ave	1.022	0.8796	0.1000	17.2	20.0	-13.9	20.0
Isopropyl alcohol	Ave	0.5993	0.5773		193	200	-3.7	20.0
Allyl chloride	Ave	0.1454	0.1479		20.3	20.0	1.7	50.0
Cyclopentene	Ave	0.6748	0.6868		20.4	20.0	1.8	20.0
Methyl acetate	Ave	0.0968	0.0992*	0.1000	102	100	2.4	20.0
Acetonitrile	Ave	0.0156	0.0131		167	200	-16.3	20.0
Methylene Chloride	Ave	0.3008	0.2619	0.1000	17.4	20.0	-12.9	20.0
2-Methyl-2-propanol	Ave	1.219	1.196		196	200	-2.0	20.0
MTBE	Ave	0.5302	0.4790	0.1000	18.1	20.0	-9.7	20.0
trans-1,2-Dichloroethene	Ave	0.2989	0.2730	0.1000	18.3	20.0	-8.7	20.0
Acrylonitrile	Ave	0.0386	0.0353		183	200	-8.6	20.0
Hexane	Ave	0.2461	0.1877		15.3	20.0	-23.7*	20.0
Isopropyl ether	Ave	0.8097	0.7544		18.6	20.0	-6.8	20.0
1,1-Dichloroethane	Ave	0.5392	0.4972	0.2000	18.4	20.0	-7.8	20.0
Vinyl acetate	Ave	0.3077	0.2763		35.9	40.0	-10.2	20.0
2-Chloro-1,3-butadiene	Ave	0.2354	0.2362		20.1	20.0	0.3	20.0
Allyl alcohol	QuaF		0.1182		385	500	-23.1*	20.0
Tert-butyl ethyl ether	Ave	0.6453	0.6279		19.5	20.0	-2.7	20.0
2,2-Dichloropropane	Ave	0.4684	0.4378		18.7	20.0	-6.5	20.0
cis-1,2-Dichloroethene	Ave	0.3150	0.2911	0.1000	18.5	20.0	-7.6	20.0
2-Butanone	Ave	1.232	1.108	0.1000	89.9	100	-10.1	20.0

FORM VII
GC/MS VOA CONTINUING CALIBRATION DATA

Lab Name: TestAmerica Edison Job No.: 460-85449-1
 SDG No.: _____
 Lab Sample ID: CCVIS 460-259905/2 Calibration Date: 11/03/2014 06:04
 Instrument ID: CVOAMS2 Calib Start Date: 10/21/2014 09:44
 GC Column: Rtx-624 ID: 0.25 (mm) Calib End Date: 10/21/2014 13:24
 Lab File ID: B75525.D Conc. Units: ug/L Heated Purge: (Y/N) N

ANALYTE	CURVE TYPE	AVE RRF	RRF	MIN RRF	CALC AMOUNT	SPIKE AMOUNT	%D	MAX %D
Ethyl acetate	Ave	0.8087	0.6231		30.8	40.0	-23.0*	20.0
Methyl acrylate	QuaF		0.0936		17.9	20.0	-10.3	20.0
Propionitrile	Ave	1.433	1.328		185	200	-7.3	20.0
Tetrahydrofuran	Ave	1.182	1.222		41.3	40.0	3.4	20.0
Bromochloromethane	Ave	0.1395	0.1258		18.0	20.0	-9.8	20.0
Methacrylonitrile	Ave	0.0436	0.0419		192	200	-3.8	20.0
Chloroform	Ave	0.5427	0.4809	0.2000	17.7	20.0	-11.4	20.0
Cyclohexane	Ave	0.4724	0.4127	0.1000	17.5	20.0	-12.6	20.0
1,1,1-Trichloroethane	Ave	0.5018	0.4528	0.1000	18.0	20.0	-9.8	20.0
Carbon tetrachloride	Ave	0.4429	0.4007	0.1000	18.1	20.0	-9.5	20.0
1,1-Dichloropropene	Ave	0.3658	0.3262		17.8	20.0	-10.8	20.0
2,2,4-Trimethylpentane	Ave	0.7949	0.7131		17.9	20.0	-10.3	50.0
Benzene	Ave	1.301	1.151	0.5000	17.7	20.0	-11.5	20.0
Isobutyl alcohol	QuaF		0.9530		408	500	-18.5	20.0
1,2-Dichloroethane	Ave	0.3269	0.2775	0.1000	17.0	20.0	-15.1	20.0
Tert-amyl methyl ether	Ave	0.5907	0.5553		18.8	20.0	-6.0	20.0
Isopropyl acetate	QuaF		0.4305		17.0	20.0	-15.1	20.0
n-Heptane	Ave	0.1731	0.1474		17.0	20.0	-14.9	20.0
2,4,4-Trimethyl-1-pentene	Ave	0.6316	0.6072		38.5	40.0	-3.9	20.0
Trichloroethene	Ave	0.2987	0.2663	0.2000	17.8	20.0	-10.9	20.0
n-Butanol	QuaF		0.1900		374	500	-25.2*	20.0
Methylcyclohexane	Ave	0.4629	0.4092	0.1000	17.7	20.0	-11.6	20.0
Ethyl acrylate	Ave	0.3915	0.3209		16.4	20.0	-18.0	20.0
1,2-Dichloropropane	Ave	0.2692	0.2410	0.1000	17.9	20.0	-10.5	20.0
Dibromomethane	Ave	0.1363	0.1206		17.7	20.0	-11.5	20.0
1,4-Dioxane	QuaF		0.9688		449	400	12.3	20.0
Methyl methacrylate	Ave	0.0325	0.0321		39.5	40.0	-1.4	20.0
n-Propyl acetate	QuaF		0.1431		15.6	20.0	-21.9*	20.0
Bromodichloromethane	Ave	0.3551	0.3193	0.2000	18.0	20.0	-10.1	20.0
2-Nitropropane	QuaF		0.0263		34.4	40.0	-14.1	20.0
2-Chloroethyl vinyl ether	Ave	0.0924	0.0832		18.0	20.0	-9.9	20.0
Epichlorohydrin	Ave	0.0111	0.0102		367	400	-8.2	20.0
cis-1,3-Dichloropropene	Ave	0.4461	0.3985	0.2000	17.9	20.0	-10.7	20.0
4-Methyl-2-pentanone	Ave	0.1798	0.1340	0.1000	74.5	100	-25.5*	20.0
Toluene	Ave	1.486	1.288	0.4000	17.3	20.0	-13.3	20.0
trans-1,3-Dichloropropene	Ave	0.3454	0.3005	0.1000	17.4	20.0	-13.0	20.0
Ethyl methacrylate	Ave	0.2234	0.1984		17.8	20.0	-11.2	20.0
1,1,2-Trichloroethane	Ave	0.1880	0.1602	0.1000	17.0	20.0	-14.8	20.0
Tetrachloroethene	Ave	0.4183	0.3639	0.2000	17.4	20.0	-13.0	20.0
1,3-Dichloropropane	Ave	0.3722	0.3203		17.2	20.0	-13.9	20.0
2-Hexanone	Ave	0.1035	0.0870*	0.1000	84.1	100	-15.9	20.0

FORM VII
GC/MS VOA CONTINUING CALIBRATION DATA

Lab Name: TestAmerica Edison Job No.: 460-85449-1
 SDG No.: _____
 Lab Sample ID: CCVIS 460-259905/2 Calibration Date: 11/03/2014 06:04
 Instrument ID: CVOAMS2 Calib Start Date: 10/21/2014 09:44
 GC Column: Rtx-624 ID: 0.25 (mm) Calib End Date: 10/21/2014 13:24
 Lab File ID: B75525.D Conc. Units: ug/L Heated Purge: (Y/N) N

ANALYTE	CURVE TYPE	AVE RRF	RRF	MIN RRF	CALC AMOUNT	SPIKE AMOUNT	%D	MAX %D
Dibromochloromethane	Ave	0.2741	0.2546	0.1000	18.6	20.0	-7.1	20.0
n-Butyl acetate	Ave	0.0330	0.0242		14.6	20.0	-26.9*	20.0
1,2-Dibromoethane	Ave	0.2123	0.1911	0.1000	18.0	20.0	-10.0	20.0
Chlorobenzene	Ave	1.040	0.9050	0.5000	17.4	20.0	-12.9	20.0
Ethylbenzene	Ave	0.5436	0.4988	0.1000	18.4	20.0	-8.2	20.0
1,1,1,2-Tetrachloroethane	Ave	0.3529	0.3186		18.1	20.0	-9.7	20.0
m-Xylene & p-Xylene	Ave	0.6613	0.6114	0.1000	18.5	20.0	-7.5	20.0
o-Xylene	Ave	0.6480	0.6170	0.3000	19.0	20.0	-4.8	20.0
n-Butyl acrylate	Ave	0.1647	0.1670		20.3	20.0	1.4	20.0
Styrene	Ave	0.9737	0.9576	0.3000	19.7	20.0	-1.7	20.0
Bromoform	Ave	0.1559	0.1360	0.1000	17.4	20.0	-12.8	20.0
Amyl acetate (mixed isomers)	QuaF		0.6466		17.3	20.0	-13.3	20.0
Isopropylbenzene	Ave	1.733	1.676	0.1000	19.3	20.0	-3.3	20.0
Camphene	Ave	0.1797	0.1379		15.3	20.0	-23.3*	20.0
trans-1,4-Dichloro-2-butene	QuaF		0.1210		20.8	20.0	4.0	20.0
Bromobenzene	Ave	0.7606	0.7049		18.5	20.0	-7.3	20.0
1,1,2,2-Tetrachloroethane	Ave	0.4543	0.3938	0.3000	17.3	20.0	-13.3	20.0
N-Propylbenzene	Ave	3.819	3.494		18.3	20.0	-8.5	20.0
1,2,3-Trichloropropane	Ave	0.1314	0.1093		16.6	20.0	-16.8	20.0
2-Chlorotoluene	Ave	2.677	2.394		17.9	20.0	-10.6	20.0
4-Ethyltoluene	Ave	3.180	3.134		19.7	20.0	-1.5	50.0
1,3,5-Trimethylbenzene	Ave	2.673	2.434		18.2	20.0	-8.9	20.0
4-Chlorotoluene	Ave	2.542	2.145		16.9	20.0	-15.6	20.0
Butyl Methacrylate	QuaF		0.7215		17.8	20.0	-11.0	20.0
tert-Butylbenzene	Ave	2.198	2.008		18.3	20.0	-8.7	20.0
1,2,4-Trimethylbenzene	Ave	2.733	2.574		18.8	20.0	-5.8	20.0
sec-Butylbenzene	Ave	3.408	3.064		18.0	20.0	-10.1	20.0
1,3-Dichlorobenzene	Ave	1.502	1.397	0.6000	18.6	20.0	-7.0	20.0
4-Isopropyltoluene	Ave	2.932	2.686		18.3	20.0	-8.4	20.0
1,4-Dichlorobenzene	Ave	1.574	1.392	0.5000	17.7	20.0	-11.5	20.0
Benzyl chloride	QuaF		0.6917		16.8	20.0	-16.1	20.0
Indan	Ave	2.451	2.409		19.7	20.0	-1.7	20.0
p-Diethylbenzene	Ave	1.728	1.733		20.1	20.0	0.3	50.0
n-Butylbenzene	Ave	3.491	3.082		17.7	20.0	-11.7	20.0
1,2-Dichlorobenzene	Ave	1.348	1.223	0.4000	18.1	20.0	-9.3	20.0
1,2,4,5-Tetramethylbenzene	QuaF		2.648		16.8	20.0	-16.2	20.0
1,2-Dibromo-3-Chloropropane	Ave	0.0767	0.0644	0.0500	16.8	20.0	-16.0	20.0
Camphor	QuaF		0.0342		108	100	7.6	20.0
1,2,4-Trichlorobenzene	Ave	0.9445	0.8105	0.2000	17.2	20.0	-14.2	20.0
Hexachlorobutadiene	Ave	0.5285	0.4001		15.1	20.0	-24.3*	20.0
Naphthalene	QuaF		1.183		16.1	20.0	-19.3	20.0

FORM VII
GC/MS VOA CONTINUING CALIBRATION DATA

Lab Name: TestAmerica Edison Job No.: 460-85449-1
 SDG No.: _____
 Lab Sample ID: CCVIS 460-259905/2 Calibration Date: 11/03/2014 06:04
 Instrument ID: CVOAMS2 Calib Start Date: 10/21/2014 09:44
 GC Column: Rtx-624 ID: 0.25 (mm) Calib End Date: 10/21/2014 13:24
 Lab File ID: B75525.D Conc. Units: ug/L Heated Purge: (Y/N) N

ANALYTE	CURVE TYPE	AVE RRF	RRF	MIN RRF	CALC AMOUNT	SPIKE AMOUNT	%D	MAX %D
1,2,3-Trichlorobenzene	Ave	0.7559	0.6259		16.6	20.0	-17.2	20.0
Dibromofluoromethane (Surr)	Ave	0.2692	0.2545		47.3	50.0	-5.4	20.0
1,2-Dichloroethane-d4 (Surr)	Ave	0.2579	0.2318		44.9	50.0	-10.1	20.0
Toluene-d8 (Surr)	Ave	1.174	1.161		49.4	50.0	-1.1	20.0
Bromofluorobenzene	Ave	0.3956	0.4053		51.2	50.0	2.5	20.0

FORM VII
GC/MS VOA CONTINUING CALIBRATION DATA

Lab Name: TestAmerica Edison Job No.: 460-85449-1
 SDG No.: _____
 Lab Sample ID: CCVIS 460-259722/2 Calibration Date: 11/01/2014 08:11
 Instrument ID: CVOAMS3 Calib Start Date: 10/01/2014 03:01
 GC Column: Rtx-624 ID: 0.25 (mm) Calib End Date: 10/01/2014 06:06
 Lab File ID: C1624.D Conc. Units: ug/L Heated Purge: (Y/N) N

ANALYTE	CURVE TYPE	AVE RRF	RRF	MIN RRF	CALC AMOUNT	SPIKE AMOUNT	%D	MAX %D
Chlorotrifluoroethene	QuaF		0.0425		40.6	20.0	103.0*	20.0
Dichlorodifluoromethane	Ave	0.3518	0.3250	0.1000	18.5	20.0	-7.6	20.0
Chloromethane	Ave	0.2535	0.2958	0.1000	23.3	20.0	16.7	20.0
Vinyl chloride	Ave	0.2596	0.2914	0.1000	22.5	20.0	12.3	20.0
Butadiene	Ave	0.2192	0.2623		23.9	20.0	19.6	50.0
Bromomethane	QuaF		4.128	0.1000	41.1	20.0	105.4*	20.0
Chloroethane	Ave	0.1627	0.1858	0.1000	22.8	20.0	14.2	20.0
Dichlorofluoromethane	Ave	0.4832	0.4859		20.1	20.0	0.6	20.0
Trichlorofluoromethane	Ave	0.4764	0.4771	0.1000	20.0	20.0	0.2	20.0
Pentane	Ave	0.0462	0.0489		42.3	40.0	5.8	20.0
Ethanol	Ave	0.0459	0.0476		1040	1000	3.7	20.0
Ethyl ether	Ave	0.2129	0.2209		20.7	20.0	3.7	20.0
2-Methyl-1,3-butadiene	QuaF		0.4204		26.9	20.0	34.6*	20.0
1,2-Dichloro-1,1,2-trifluoroethane	QuaF		0.3246		41.8	20.0	109.2*	20.0
Freon TF	QuaF		0.2769	0.1000	18.5	20.0	-7.3	20.0
Acrolein	Ave	0.0352	0.0340		38.7	40.0	-3.3	20.0
1,1-Dichloroethene	Ave	0.2607	0.2649	0.1000	20.3	20.0	1.6	20.0
Acetone	Ave	0.1226	0.1012	0.1000	82.5	100	-17.5	20.0
Iodomethane	QuaF		0.4217		75.8	20.0	279.2*	20.0
Carbon disulfide	Ave	0.6765	0.6477	0.1000	19.1	20.0	-4.3	20.0
Isopropyl alcohol	Ave	0.5679	0.6516		229	200	14.7	20.0
Allyl chloride	Ave	0.1193	0.1436		24.1	20.0	20.4	50.0
Cyclopentene	Ave	0.6628	0.7769		23.4	20.0	17.2	20.0
Methyl acetate	Ave	0.2334	0.3368	0.1000	144	100	44.3*	20.0
Acetonitrile	Ave	0.0454	0.0492		217	200	8.4	20.0
Methylene Chloride	Ave	0.2798	0.2916	0.1000	20.8	20.0	4.2	20.0
2-Methyl-2-propanol	Ave	1.096	1.028		188	200	-6.2	20.0
MTBE	Ave	0.8009	0.8421	0.1000	21.0	20.0	5.1	20.0
trans-1,2-Dichloroethene	Ave	0.2917	0.3002	0.1000	20.6	20.0	2.9	20.0
Acrylonitrile	Ave	0.1085	0.1249		230	200	15.1	20.0
Hexane	QuaF		0.2246		17.2	20.0	-14.0	20.0
Isopropyl ether	Ave	0.7657	0.8374		21.9	20.0	9.4	20.0
1,1-Dichloroethane	Ave	0.4684	0.4896	0.2000	20.9	20.0	4.5	20.0
Vinyl acetate	Ave	0.4492	0.2289		20.4	40.0	-49.0*	20.0
Allyl alcohol	Ave	0.1565	0.1842		589	500	17.7	20.0
2-Chloro-1,3-butadiene	Ave	0.2419	0.2666		22.0	20.0	10.2	20.0
Tert-butyl ethyl ether	Ave	0.7800	0.8300		21.3	20.0	6.4	20.0
2,2-Dichloropropane	Ave	0.4063	0.4245		20.9	20.0	4.5	20.0
cis-1,2-Dichloroethene	Ave	0.3139	0.3308	0.1000	21.1	20.0	5.4	20.0
2-Butanone	Ave	1.297	1.196	0.1000	92.2	100	-7.8	20.0

FORM VII
GC/MS VOA CONTINUING CALIBRATION DATA

Lab Name: TestAmerica Edison Job No.: 460-85449-1
 SDG No.: _____
 Lab Sample ID: CCVIS 460-259722/2 Calibration Date: 11/01/2014 08:11
 Instrument ID: CVOAMS3 Calib Start Date: 10/01/2014 03:01
 GC Column: Rtx-624 ID: 0.25 (mm) Calib End Date: 10/01/2014 06:06
 Lab File ID: C1624.D Conc. Units: ug/L Heated Purge: (Y/N) N

ANALYTE	CURVE TYPE	AVE RRF	RRF	MIN RRF	CALC AMOUNT	SPIKE AMOUNT	%D	MAX %D
Ethyl acetate	Ave	0.0272	0.0229		33.6	40.0	-16.1	20.0
Methyl acrylate	Ave	0.2627	0.2966		22.6	20.0	12.9	20.0
Propionitrile	Ave	0.0458	0.0514		224	200	12.2	20.0
Tetrahydrofuran	Ave	0.0991	0.1031		41.6	40.0	4.1	20.0
Bromochloromethane	Ave	0.1381	0.1709		24.8	20.0	23.8*	20.0
Methacrylonitrile	Ave	0.1207	0.1392		231	200	15.3	20.0
Chloroform	Ave	0.4910	0.5185	0.2000	21.1	20.0	5.6	20.0
Cyclohexane	QuaF		0.4414	0.1000	18.0	20.0	-9.9	20.0
1,1,1-Trichloroethane	Ave	0.4484	0.4647	0.1000	20.7	20.0	3.6	20.0
Carbon tetrachloride	Ave	0.3764	0.3857	0.1000	20.5	20.0	2.5	20.0
1,1-Dichloropropene	Ave	0.3581	0.3672		20.5	20.0	2.5	20.0
Isobutyl alcohol	Ave	0.4991	0.5881		589	500	17.8	20.0
Benzene	Ave	1.349	1.344	0.5000	19.9	20.0	-0.4	20.0
Tert-amyl methyl ether	Ave	0.7839	0.8645		22.1	20.0	10.3	20.0
1,2-Dichloroethane	Ave	0.3772	0.4107	0.1000	21.8	20.0	8.9	20.0
Isopropyl acetate	Ave	0.7644	10.75		281	20.0	1306.7*	20.0
n-Heptane	QuaF		0.1781		15.5	20.0	-22.4*	20.0
2,4,4-Trimethyl-1-pentene	QuaF		0.6933		39.3	40.0	-1.7	20.0
Ethyl acrylate	QuaF		0.3882		19.3	20.0	-3.7	20.0
n-Butanol	Ave	0.2373	0.3153		664	500	32.9*	20.0
Trichloroethene	Ave	0.3070	0.3129	0.2000	20.4	20.0	1.9	20.0
Methylcyclohexane	QuaF		0.4711	0.1000	17.8	20.0	-10.9	20.0
1,2-Dichloropropane	Ave	0.2545	0.2718	0.1000	21.4	20.0	6.8	20.0
Methyl methacrylate	Ave	0.0978	0.1091		44.6	40.0	11.6	20.0
1,4-Dioxane	Ave	1.115	1.110		398	400	-0.5	20.0
Dibromomethane	Ave	0.1625	0.1918		23.6	20.0	18.1	20.0
n-Propyl acetate	Ave	0.4254	0.4949		23.3	20.0	16.4	20.0
Bromodichloromethane	Ave	0.3365	0.3569	0.2000	21.2	20.0	6.1	20.0
2-Chloroethyl vinyl ether	Ave	0.1483	0.1514		20.4	20.0	2.1	20.0
2-Nitropropane	Ave	0.0822	0.0905		44.1	40.0	10.2	20.0
Epichlorohydrin	Ave	0.0313	0.0358		457	400	14.1	20.0
cis-1,3-Dichloropropene	Ave	0.5139	0.5204	0.2000	20.3	20.0	1.3	20.0
4-Methyl-2-pentanone	Ave	0.3297	0.3628	0.1000	110	100	10.0	20.0
Toluene	QuaF		1.515	0.4000	18.1	20.0	-9.3	20.0
trans-1,3-Dichloropropene	Ave	0.4360	0.4347	0.1000	19.9	20.0	-0.3	20.0
Ethyl methacrylate	Ave	0.3475	0.3779		21.8	20.0	8.8	20.0
1,1,2-Trichloroethane	Ave	0.2630	0.2727	0.1000	20.7	20.0	3.7	20.0
Tetrachloroethene	Ave	0.4901	0.4938	0.2000	20.2	20.0	0.8	20.0
1,3-Dichloropropane	Ave	0.5242	0.5235		20.0	20.0	-0.1	20.0
2-Hexanone	Ave	0.2533	0.2578	0.1000	102	100	1.8	20.0
n-Butyl acetate	Ave	0.0808	0.0632		15.6	20.0	-21.8*	20.0

FORM VII
GC/MS VOA CONTINUING CALIBRATION DATA

Lab Name: TestAmerica Edison Job No.: 460-85449-1
 SDG No.: _____
 Lab Sample ID: CCVIS 460-259722/2 Calibration Date: 11/01/2014 08:11
 Instrument ID: CVOAMS3 Calib Start Date: 10/01/2014 03:01
 GC Column: Rtx-624 ID: 0.25 (mm) Calib End Date: 10/01/2014 06:06
 Lab File ID: C1624.D Conc. Units: ug/L Heated Purge: (Y/N) N

ANALYTE	CURVE TYPE	AVE RRF	RRF	MIN RRF	CALC AMOUNT	SPIKE AMOUNT	%D	MAX %D
Dibromochloromethane	Ave	0.3477	0.3498	0.1000	20.1	20.0	0.6	20.0
1,2-Dibromoethane	Ave	0.3511	0.3564	0.1000	20.3	20.0	1.5	20.0
Chlorobenzene	Ave	1.050	1.051	0.5000	20.0	20.0	0.1	20.0
Ethylbenzene	Ave	0.5599	0.5493	0.1000	19.6	20.0	-1.9	20.0
1,1,1,2-Tetrachloroethane	Ave	0.3667	0.3717		20.3	20.0	1.4	20.0
m-Xylene & p-Xylene	Ave	0.6931	0.6991	0.1000	20.2	20.0	0.9	20.0
n-Butyl acrylate	Ave	0.2380	0.2546		21.4	20.0	7.0	20.0
o-Xylene	Ave	0.6716	0.6720	0.3000	20.0	20.0	0.0	20.0
Styrene	Ave	1.121	1.157	0.3000	20.7	20.0	3.3	20.0
Amyl acetate (mixed isomers)	Ave	0.9345	0.9731		20.8	20.0	4.1	20.0
Bromoform	QuaF		0.2536	0.1000	15.5	20.0	-22.5*	20.0
Isopropylbenzene	Ave	1.602	1.768	0.1000	22.1	20.0	10.3	20.0
Camphene	Ave	0.1286	0.1263		19.6	20.0	-1.8	20.0
Bromobenzene	Ave	0.8981	0.8533		19.0	20.0	-5.0	20.0
1,1,2,2-Tetrachloroethane	Ave	0.7061	0.7019	0.3000	19.9	20.0	-0.6	20.0
N-Propylbenzene	Ave	3.038	3.277		21.6	20.0	7.9	20.0
1,2,3-Trichloropropane	Ave	0.2662	0.2580		19.4	20.0	-3.1	20.0
trans-1,4-Dichloro-2-butene	Ave	0.2332	0.1958		16.8	20.0	-16.0	20.0
4-Ethyltoluene	Ave	2.834	3.046		21.5	20.0	7.5	50.0
2-Chlorotoluene	Ave	2.210	2.195		19.9	20.0	-0.7	20.0
1,3,5-Trimethylbenzene	Ave	2.340	2.477		21.2	20.0	5.8	20.0
4-Chlorotoluene	Ave	2.041	2.005		19.6	20.0	-1.8	20.0
Butyl Methacrylate	Ave	0.7293	0.7657		21.0	20.0	5.0	20.0
tert-Butylbenzene	Ave	2.022	2.169		21.5	20.0	7.3	20.0
1,2,4-Trimethylbenzene	Ave	2.377	2.458		20.7	20.0	3.4	20.0
sec-Butylbenzene	Ave	2.667	2.963		22.2	20.0	11.1	20.0
4-Isopropyltoluene	Ave	2.496	2.759		22.1	20.0	10.5	20.0
1,3-Dichlorobenzene	Ave	1.573	1.574	0.6000	20.0	20.0	0.0	20.0
1,4-Dichlorobenzene	Ave	1.609	1.594	0.5000	19.8	20.0	-0.9	20.0
Benzyl chloride	Ave	1.252	1.166		18.6	20.0	-6.9	20.0
Indan	Ave	1.134	1.340		23.6	20.0	18.1	20.0
p-Diethylbenzene	Ave	1.649	1.711		20.7	20.0	3.7	50.0
n-Butylbenzene	Ave	2.565	2.688		21.0	20.0	4.8	20.0
1,2-Dichlorobenzene	Ave	1.489	1.449	0.4000	19.5	20.0	-2.7	20.0
1,2,4,5-Tetramethylbenzene	Ave	2.307	2.497		21.6	20.0	8.2	50.0
1,2-Dibromo-3-Chloropropane	Ave	0.1384	0.1322	0.0500	19.1	20.0	-4.5	20.0
1,3,5-Trichlorobenzene	Ave	1.240	1.225		19.8	20.0	-1.2	20.0
Camphor	Ave	0.0865	0.1036		120	100	19.8	20.0
1,2,4-Trichlorobenzene	Ave	1.064	1.064	0.2000	20.0	20.0	0.0	20.0
Hexachlorobutadiene	Ave	0.5960	0.5209		17.5	20.0	-12.6	20.0
Naphthalene	Ave	2.252	2.436		21.6	20.0	8.2	20.0

FORM VII
GC/MS VOA CONTINUING CALIBRATION DATA

Lab Name: TestAmerica Edison Job No.: 460-85449-1
 SDG No.: _____
 Lab Sample ID: CCVIS 460-259722/2 Calibration Date: 11/01/2014 08:11
 Instrument ID: CVOAMS3 Calib Start Date: 10/01/2014 03:01
 GC Column: Rtx-624 ID: 0.25 (mm) Calib End Date: 10/01/2014 06:06
 Lab File ID: C1624.D Conc. Units: ug/L Heated Purge: (Y/N) N

ANALYTE	CURVE TYPE	AVE RRF	RRF	MIN RRF	CALC AMOUNT	SPIKE AMOUNT	%D	MAX %D
1,2,3-Trichlorobenzene	Ave	0.9215	0.9130		19.8	20.0	-0.9	20.0
Dibromofluoromethane (Surr)	Ave	0.2486	0.2964		59.6	50.0	19.2	20.0
1,2-Dichloroethane-d4 (Surr)	Ave	0.2988	0.3382		56.6	50.0	13.2	20.0
Toluene-d8 (Surr)	Ave	1.214	1.361		56.1	50.0	12.2	20.0
Bromofluorobenzene	Ave	0.8301	0.9634		58.0	50.0	16.1	20.0

TestAmerica Edison
Target Compound Quantitation Report

Data File: \\EDICHROM\ChromData\CVOAMS2\20141021-19612.b\B74930.D
 Lims ID: BFB
 Client ID:
 Sample Type: BFB
 Inject. Date: 21-Oct-2014 08:57:30 ALS Bottle#: 99 Worklist Smp#: 1
 Injection Vol: 5.0 mL Dil. Factor: 1.0000
 Sample Info: BFB
 Misc. Info.: 460-0019612-001
 Operator ID: Instrument ID: CVOAMS2
 Method: \\EDICHROM\ChromData\CVOAMS2\20141021-19612.b\8260W_2.m
 Limit Group: VOA - 8260C Water and Solid
 Last Update: 22-Oct-2014 15:02:26 Calib Date: 21-Oct-2014 13:24:30
 Integrator: RTE ID Type: Deconvolution ID
 Quant Method: Internal Standard Quant By: Initial Calibration
 Last ICal File: \\EDICHROM\ChromData\CVOAMS2\20141021-19612.b\B74941.D
 Column 1 : Rtx-624 (0.25 mm) Det: MS SCAN
 Process Host: XAWRK034

First Level Reviewer: tupayachia Date: 21-Oct-2014 09:16:25

Compound	Sig	RT (min.)	Exp RT (min.)	Dlt RT (min.)	Q	Response	Cal Amt ug/l	OnCol Amt ug/l	Flags
----------	-----	-----------	---------------	---------------	---	----------	--------------	----------------	-------

\$ 151 BFB	95	2.308	2.308	0.000	88	44553	NR	NR	
------------	----	-------	-------	-------	----	-------	----	----	--

QC Flag Legend

Processing Flags

NR - Missing Quant Standard

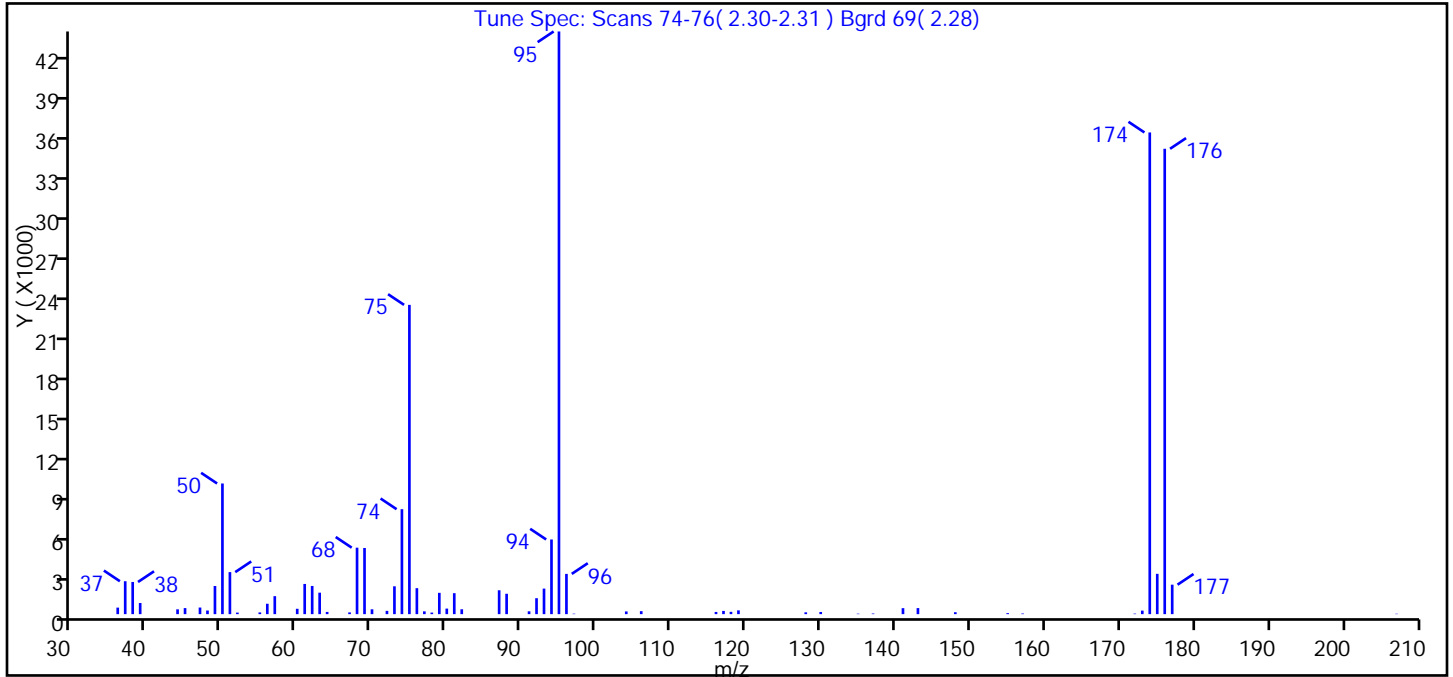
Reagents:

BFB_00005 Amount Added: 1.00 Units: uL

TestAmerica Edison

Data File: \\EDICHROM\ChromData\CVOAMS2\20141021-19612.b\B74930.D
 Injection Date: 21-Oct-2014 08:57:30 Instrument ID: CVOAMS2
 Lims ID: BFB
 Client ID:
 Operator ID: ALS Bottle#: 99 Worklist Smp#: 1
 Injection Vol: 5.0 mL Dil. Factor: 1.0000
 Method: 8260W_2 Limit Group: VOA - 8260C Water and Solid
 Tune Method: BFB Method 8260

\$ 151 BFB



m/z	Ion Abundance Criteria	% Relative Abundance
95	Base Peak, 100% relative abundance	100.00
50	15.00 - 40.00% of mass 95	22.40
75	30.00 - 60.00% of mass 95	53.10
96	5.00 - 9.00% of mass 95	6.90
173	Less than 2.00% of mass 174	0.60 (0.70)
174	50.00 - 120.00% of mass 95	82.70
175	5.00 - 9.00% of mass 174	6.90 (8.40)
176	95.00 - 101.00% of mass 174	79.90 (96.60)
177	5.00 - 9.00% of mass 176	5.10 (6.30)

Data File: \\EDICHROM\ChromData\CVOAMS2\20141021-19612.b\B74930.D\8260W_2.rslt\spectra.d
Injection Date: 21-Oct-2014 08:57:30
Spectrum: Tune Spec: Scans 74-76(2.30-2.31) Bgrd 69(2.28)
Base Peak: 95.00
Minimum % Base Peak: 0
Number of Points: 66

m/z	Y	m/z	Y	m/z	Y	m/z	Y
36.00	486	62.00	2099	82.00	363	130.00	161
37.00	2451	63.00	1599	87.00	1778	135.00	35
38.00	2396	64.00	165	88.00	1518	137.00	47
39.00	828	67.00	130	91.00	211	141.00	445
44.00	358	68.00	4950	92.00	1188	143.00	450
45.00	450	69.00	4927	93.00	1902	148.00	142
47.00	492	70.00	361	94.00	5561	155.00	73
48.00	270	72.00	244	95.00	43392	157.00	45
49.00	2095	73.00	2074	96.00	2998	172.00	40
50.00	9730	74.00	7816	97.00	35	173.00	263
51.00	3130	75.00	23032	104.00	202	174.00	35872
52.00	116	76.00	1934	106.00	222	175.00	3002
55.00	129	77.00	207	116.00	164	176.00	34656
56.00	774	78.00	117	117.00	240	177.00	2194
57.00	1340	79.00	1587	118.00	172	207.00	29
60.00	399	80.00	413	119.00	281		
61.00	2249	81.00	1561	128.00	136		

TestAmerica Edison
Target Compound Quantitation Report

Data File: \\EDICHROM\ChromData\CVOAMS2\20141103-20090.b\B75524.D
 Lims ID: BFB
 Client ID:
 Sample Type: BFB
 Inject. Date: 03-Nov-2014 05:38:30 ALS Bottle#: 99 Worklist Smp#: 1
 Injection Vol: 5.0 mL Dil. Factor: 1.0000
 Sample Info: BFB
 Misc. Info.: 460-0020090-001
 Operator ID: Instrument ID: CVOAMS2
 Method: \\EDICHROM\ChromData\CVOAMS2\20141103-20090.b\8260W_2.m
 Limit Group: VOA - 8260C Water and Solid
 Last Update: 03-Nov-2014 15:54:44 Calib Date: 21-Oct-2014 13:24:30
 Integrator: RTE ID Type: Deconvolution ID
 Quant Method: Internal Standard Quant By: Initial Calibration
 Last ICal File: \\EDICHROM\ChromData\CVOAMS2\20141021-19612.b\B74941.D
 Column 1 : Rtx-624 (0.25 mm) Det: MS SCAN
 Process Host: XAWRK023

First Level Reviewer: tupayachia Date: 03-Nov-2014 05:45:03

Compound	Sig	RT (min.)	Exp RT (min.)	Dlt RT (min.)	Q	Response	Cal Amt ug/l	OnCol Amt ug/l	Flags
----------	-----	-----------	---------------	---------------	---	----------	--------------	----------------	-------

\$ 151 BFB	95	2.308	2.308	0.000	90	36967	NR	NR	
------------	----	-------	-------	-------	----	-------	----	----	--

QC Flag Legend

Processing Flags

NR - Missing Quant Standard

Reagents:

BFB_00005

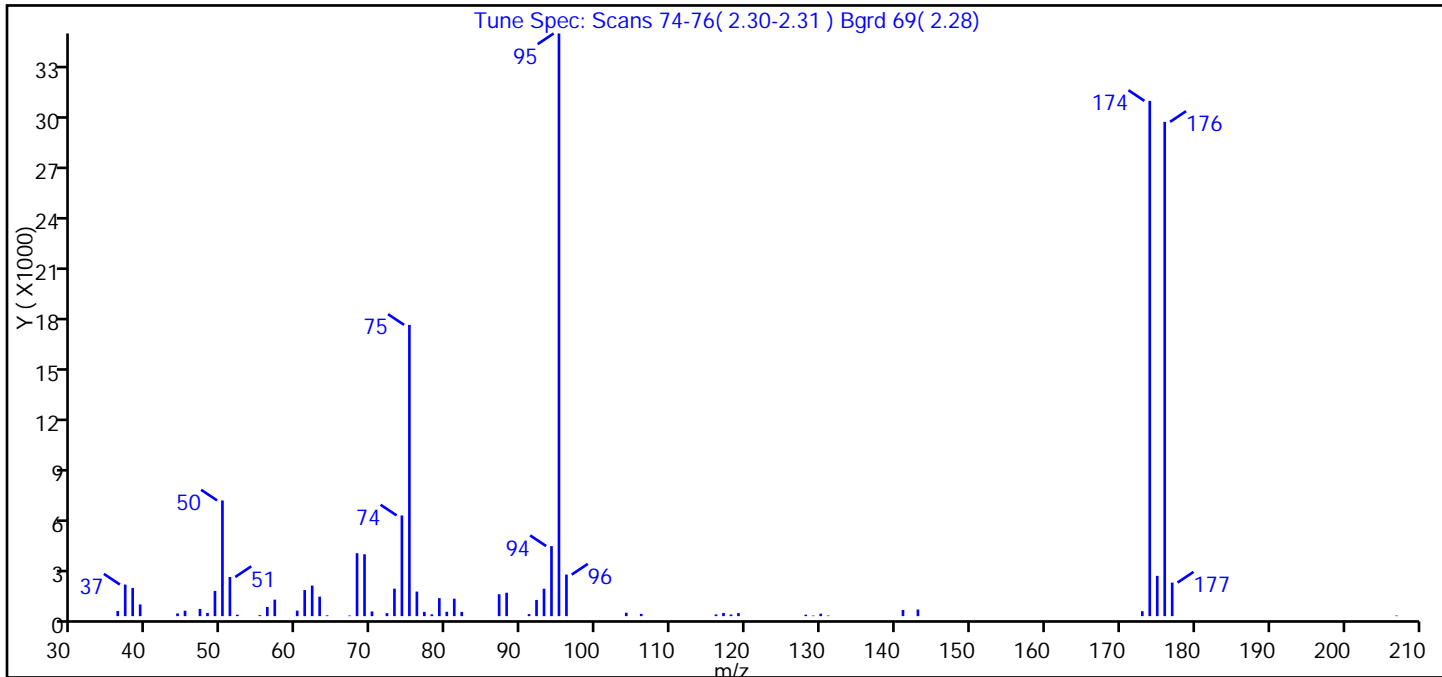
Amount Added: 1.00

Units: uL

TestAmerica Edison

Data File: \\EDICHROM\ChromData\CVOAMS2\20141103-20090.b\B75524.D
 Injection Date: 03-Nov-2014 05:38:30 Instrument ID: CVOAMS2
 Lims ID: BFB
 Client ID:
 Operator ID: ALS Bottle#: 99 Worklist Smp#: 1
 Injection Vol: 5.0 mL Dil. Factor: 1.0000
 Method: 8260W_2 Limit Group: VOA - 8260C Water and Solid
 Tune Method: BFB Method 8260

\$ 151 BFB



m/z	Ion Abundance Criteria	% Relative Abundance
95	Base Peak, 100% relative abundance	100.00
50	15.00 - 40.00% of mass 95	19.90
75	30.00 - 60.00% of mass 95	50.00
96	5.00 - 9.00% of mass 95	7.10
173	Less than 2.00% of mass 174	0.80 (1.00)
174	50.00 - 120.00% of mass 95	88.40
175	5.00 - 9.00% of mass 174	6.90 (7.80)
176	95.00 - 101.00% of mass 174	84.80 (95.90)
177	5.00 - 9.00% of mass 176	5.80 (6.80)

Data File: \\EDICHROM\ChromData\CVOAMS2\20141103-20090.b\B75524.D\8260W_2.rslt\spectra.d
 Injection Date: 03-Nov-2014 05:38:30
 Spectrum: Tune Spec: Scans 74-76(2.30-2.31) Bgrd 69(2.28)
 Base Peak: 95.00
 Minimum % Base Peak: 0
 Number of Points: 61

m/z	Y	m/z	Y	m/z	Y	m/z	Y
36.00	303	61.00	1542	80.00	258	119.00	181
37.00	1867	62.00	1807	81.00	1032	128.00	85
38.00	1668	63.00	1155	82.00	251	129.00	33
39.00	691	64.00	47	87.00	1295	130.00	146
44.00	162	67.00	37	88.00	1383	131.00	36
45.00	321	68.00	3722	91.00	119	141.00	367
47.00	427	69.00	3657	92.00	958	143.00	391
48.00	189	70.00	279	93.00	1620	173.00	290
49.00	1489	72.00	177	94.00	4141	174.00	30456
50.00	6838	73.00	1625	95.00	34440	175.00	2380
51.00	2315	74.00	5953	96.00	2457	176.00	29216
52.00	84	75.00	17216	104.00	202	177.00	1984
55.00	59	76.00	1453	106.00	136	207.00	36
56.00	541	77.00	251	116.00	100		
57.00	975	78.00	107	117.00	188		
60.00	325	79.00	1064	118.00	98		

TestAmerica Edison
Target Compound Quantitation Report

Data File: \\EDICHROM\ChromData\CVOAMS3\20141001-18754.b\C0069.D
 Lims ID: BFB
 Client ID:
 Sample Type: BFB
 Inject. Date: 01-Oct-2014 02:10:30 ALS Bottle#: 1 Worklist Smp#: 1
 Injection Vol: 5.0 mL Dil. Factor: 1.0000
 Sample Info: BFB
 Misc. Info.: 460-0018754-001
 Operator ID: VOA GC/MS3 Instrument ID: CVOAMS3
 Method: \\EDICHROM\ChromData\CVOAMS3\20141001-18754.b\8260W_3.m
 Limit Group: VOA - 8260C Water and Solid
 Last Update: 01-Oct-2014 16:39:37 Calib Date: 01-Oct-2014 06:06:30
 Integrator: RTE ID Type: Deconvolution ID
 Quant Method: Internal Standard Quant By: Initial Calibration
 Last ICal File: \\EDICHROM\ChromData\CVOAMS3\20141001-18754.b\C0077.D
 Column 1 : Rtx-624 (0.25 mm) Det: MS SCAN
 Process Host: XAWRK024

First Level Reviewer: desais Date: 01-Oct-2014 06:31:33

Compound	Sig	RT (min.)	Exp RT (min.)	Dlt RT (min.)	Q	Response	Cal Amt ug/l	OnCol Amt ug/l	Flags
----------	-----	-----------	---------------	---------------	---	----------	--------------	----------------	-------

\$ 140 BFB	95	4.321	4.321	0.000	93	164482	NR	NR	
------------	----	-------	-------	-------	----	--------	----	----	--

QC Flag Legend

Processing Flags

NR - Missing Quant Standard

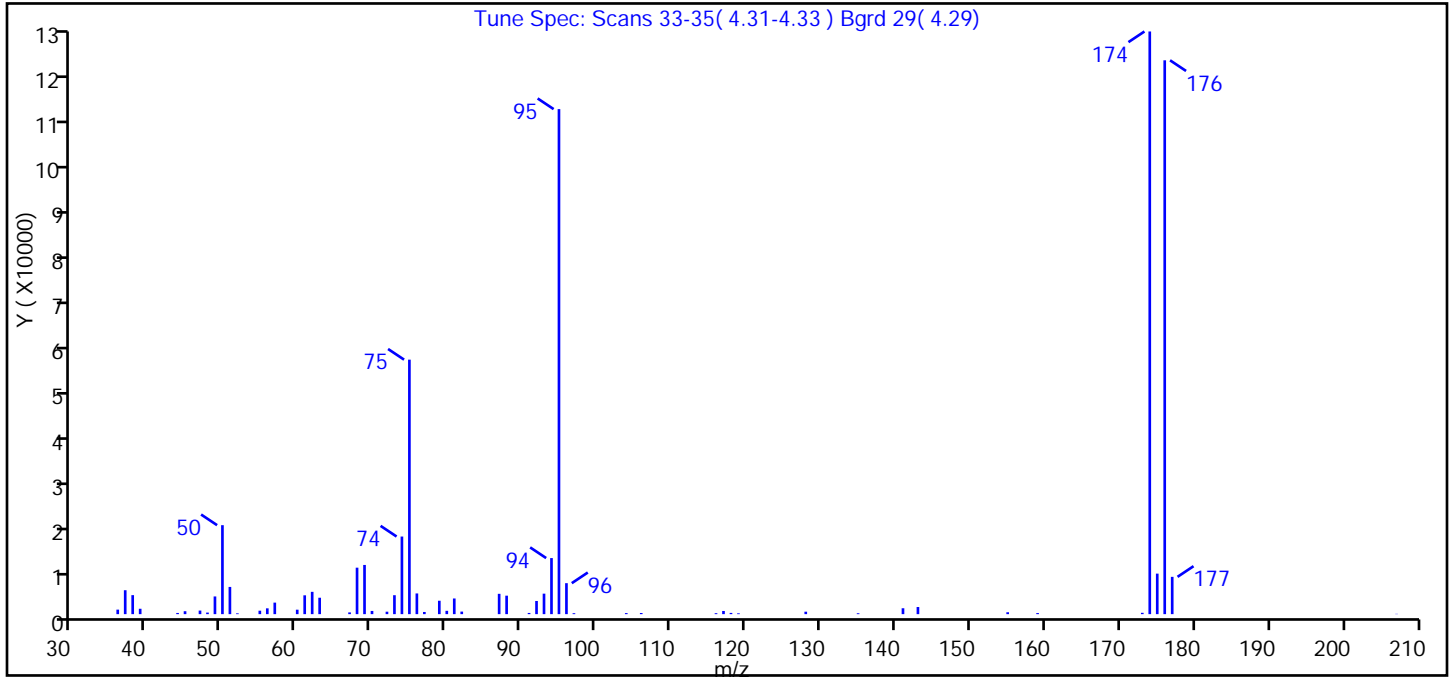
Reagents:

BFB_00005 Amount Added: 1.00 Units: uL

TestAmerica Edison

Data File: \\EDICHROM\ChromData\CVOAMS3\20141001-18754.b\C0069.D
 Injection Date: 01-Oct-2014 02:10:30 Instrument ID: CVOAMS3
 Lims ID: BFB
 Client ID:
 Operator ID: VOA GC/MS3 ALS Bottle#: 1 Worklist Smp#: 1
 Injection Vol: 5.0 mL Dil. Factor: 1.0000
 Method: 8260W_3 Limit Group: VOA - 8260C Water and Solid
 Tune Method: BFB Method 8260

\$ 140 BFB



m/z	Ion Abundance Criteria	% Relative Abundance
95	Base Peak, 100% relative abundance	100.00
50	15.00 - 40.00% of mass 95	17.60
75	30.00 - 60.00% of mass 95	50.40
96	5.00 - 9.00% of mass 95	6.10
173	Less than 2.00% of mass 174	0.30 (0.20)
174	50.00 - 120.00% of mass 95	115.40
175	5.00 - 9.00% of mass 174	8.00 (7.00)
176	95.00 - 101.00% of mass 174	109.70 (95.10)
177	5.00 - 9.00% of mass 176	7.40 (6.70)

Data File: \\EDICHROM\ChromData\CVOAMS3\20141001-18754.b\C0069.D\8260W_3.rslt\spectra.d
Injection Date: 01-Oct-2014 02:10:30
Spectrum: Tune Spec: Scans 33-35(4.31-4.33) Bgrd 29(4.29)
Base Peak: 174.00
Minimum % Base Peak: 0
Number of Points: 60

m/z	Y	m/z	Y	m/z	Y	m/z	Y
36.00	960	60.00	946	80.00	706	117.00	673
37.00	5084	61.00	4002	81.00	3330	118.00	262
38.00	4039	62.00	4742	82.00	543	119.00	173
39.00	1144	63.00	3489	87.00	4319	128.00	521
44.00	252	67.00	371	88.00	3926	135.00	188
45.00	622	68.00	9877	91.00	254	141.00	1252
47.00	759	69.00	10456	92.00	2797	143.00	1515
48.00	335	70.00	680	93.00	4356	155.00	402
49.00	3761	72.00	520	94.00	11919	159.00	230
50.00	18912	73.00	4026	95.00	107352	173.00	284
51.00	5785	74.00	16496	96.00	6583	174.00	123856
52.00	170	75.00	54096	97.00	200	175.00	8612
55.00	733	76.00	4399	104.00	223	176.00	117728
56.00	1234	77.00	461	106.00	242	177.00	7928
57.00	2449	79.00	2849	116.00	203	207.00	62

TestAmerica Edison
Target Compound Quantitation Report

Data File: \\EDICHROM\ChromData\CVOAMS3\20141101-20049.b\C1623.D
 Lims ID: BFB
 Client ID:
 Sample Type: BFB
 Inject. Date: 01-Nov-2014 07:49:30 ALS Bottle#: 1 Worklist Smp#: 1
 Injection Vol: 5.0 mL Dil. Factor: 1.0000
 Sample Info: BFB
 Misc. Info.: 460-0020049-001
 Operator ID: VOA GC/MS3 Instrument ID: CVOAMS3
 Method: \\EDICHROM\ChromData\CVOAMS3\20141101-20049.b\8260W_3.m
 Limit Group: VOA - 8260C Water and Solid
 Last Update: 01-Nov-2014 10:56:41 Calib Date: 01-Oct-2014 06:06:30
 Integrator: RTE ID Type: Deconvolution ID
 Quant Method: Internal Standard Quant By: Initial Calibration
 Last ICal File: \\EDICHROM\ChromData\CVOAMS3\20141001-18754.b\C0077.D
 Column 1 : Rtx-624 (0.25 mm) Det: MS SCAN
 Process Host: XAWRK051

First Level Reviewer: desais Date: 01-Nov-2014 08:30:55

Compound	Sig	RT (min.)	Exp RT (min.)	Dlt RT (min.)	Q	Response	Cal Amt ug/l	OnCol Amt ug/l	Flags
----------	-----	-----------	---------------	---------------	---	----------	--------------	----------------	-------

\$ 140 BFB	95	4.307	4.307	0.000	95	306238	NR	NR	
------------	----	-------	-------	-------	----	--------	----	----	--

QC Flag Legend

Processing Flags

NR - Missing Quant Standard

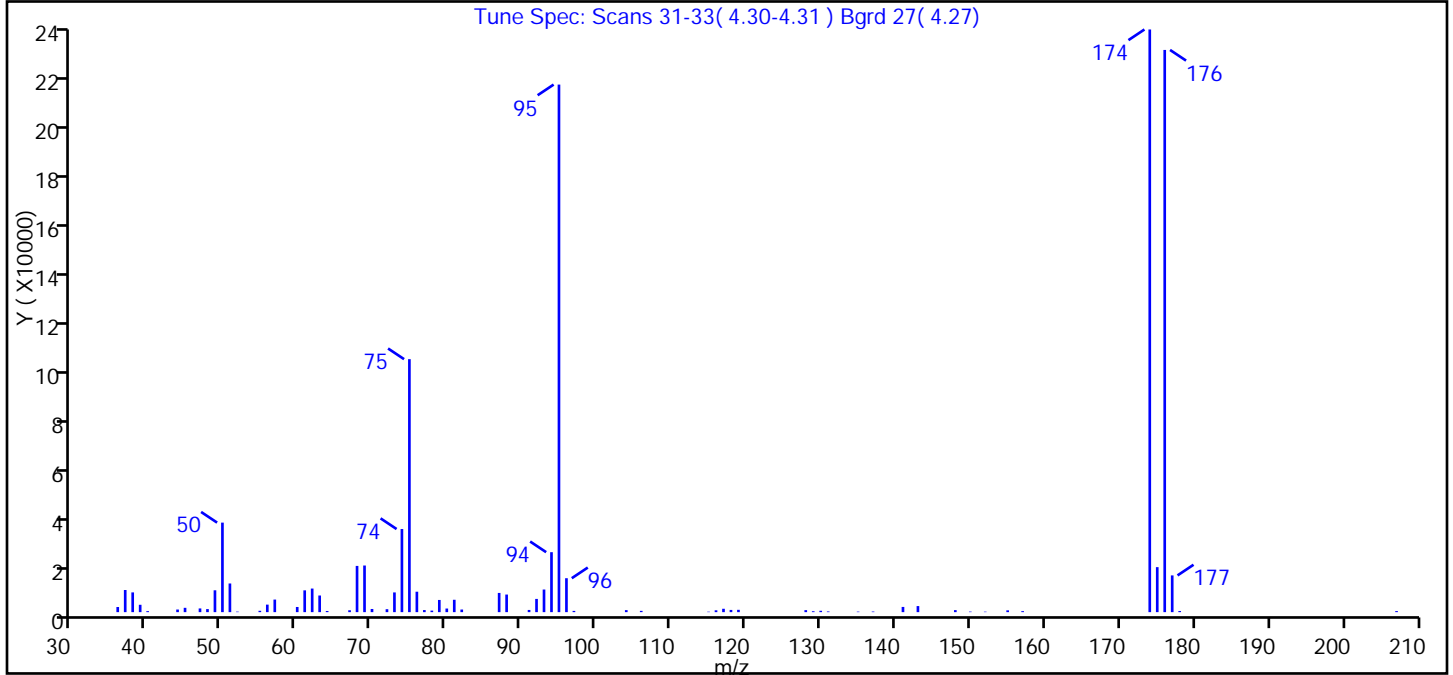
Reagents:

BFB_00005 Amount Added: 1.00 Units: uL

TestAmerica Edison

Data File: \\EDICHROM\ChromData\CVOAMS3\20141101-20049.b\C1623.D
 Injection Date: 01-Nov-2014 07:49:30 Instrument ID: CVOAMS3
 Lims ID: BFB
 Client ID:
 Operator ID: VOA GC/MS3 ALS Bottle#: 1 Worklist Smp#: 1
 Injection Vol: 5.0 mL Dil. Factor: 1.0000
 Method: 8260W_3 Limit Group: VOA - 8260C Water and Solid
 Tune Method: BFB Method 8260

\$ 140 BFB



m/z	Ion Abundance Criteria	% Relative Abundance
95	Base Peak, 100% relative abundance	100.00
50	15.00 - 40.00% of mass 95	17.00
75	30.00 - 60.00% of mass 95	48.00
96	5.00 - 9.00% of mass 95	6.40
173	Less than 2.00% of mass 174	0.00 (0.00)
174	50.00 - 120.00% of mass 95	110.40
175	5.00 - 9.00% of mass 174	8.50 (7.70)
176	95.00 - 101.00% of mass 174	106.60 (96.50)
177	5.00 - 9.00% of mass 176	7.00 (6.50)

Data File: \\EDICHROM\ChromData\CVOAMS3\20141101-20049.b\C1623.D\8260W_3.rslt\spectra.d
 Injection Date: 01-Nov-2014 07:49:30
 Spectrum: Tune Spec: Scans 31-33(4.30-4.31) Bgrd 27(4.27)
 Base Peak: 174.00
 Minimum % Base Peak: 0
 Number of Points: 71

m/z	Y	m/z	Y	m/z	Y	m/z	Y
36.00	2035	62.00	9369	87.00	7629	130.00	545
37.00	8791	63.00	6608	88.00	6987	131.00	270
38.00	7841	64.00	448	91.00	872	135.00	204
39.00	2924	67.00	747	92.00	5253	137.00	238
40.00	397	68.00	18360	93.00	8984	141.00	2069
44.00	1042	69.00	18520	94.00	23816	143.00	2411
45.00	1716	70.00	1254	95.00	209536	148.00	803
47.00	1470	72.00	1171	96.00	13476	150.00	217
48.00	1212	73.00	7833	97.00	491	152.00	183
49.00	8680	74.00	33008	104.00	800	155.00	710
50.00	35560	75.00	100480	106.00	512	157.00	393
51.00	11384	76.00	8116	115.00	174	174.00	231424
52.00	200	77.00	822	116.00	734	175.00	17872
55.00	537	78.00	609	117.00	1339	176.00	223296
56.00	2986	79.00	4842	118.00	877	177.00	14591
57.00	4993	80.00	1433	119.00	922	178.00	444
60.00	2051	81.00	4914	128.00	797	207.00	414
61.00	8655	82.00	1040	129.00	357		

FORM I
GC/MS VOA ORGANICS ANALYSIS DATA SHEET

Lab Name: TestAmerica Edison Job No.: 460-85449-1
 SDG No.: _____
 Client Sample ID: _____ Lab Sample ID: MB 460-259722/9
 Matrix: Water Lab File ID: C1631.D
 Analysis Method: 8260C Date Collected: _____
 Sample wt/vol: 5(mL) Date Analyzed: 11/01/2014 11:24
 Soil Aliquot Vol: _____ Dilution Factor: 1
 Soil Extract Vol.: _____ GC Column: Rtx-624 ID: 0.25(mm)
 % Moisture: _____ Level: (low/med) Low
 Analysis Batch No.: 259722 Units: ug/L

CAS NO.	COMPOUND NAME	RESULT	Q	RL	MDL
71-55-6	1,1,1-Trichloroethane	0.060	U	1.0	0.060
79-34-5	1,1,2,2-Tetrachloroethane	0.16	U	1.0	0.16
79-00-5	1,1,2-Trichloroethane	0.19	U	1.0	0.19
75-34-3	1,1-Dichloroethane	0.13	U	1.0	0.13
75-35-4	1,1-Dichloroethene	0.090	U	1.0	0.090
87-61-6	1,2,3-Trichlorobenzene	0.51	U	1.0	0.51
120-82-1	1,2,4-Trichlorobenzene	0.34	U	1.0	0.34
96-12-8	1,2-Dibromo-3-Chloropropane	0.40	U	1.0	0.40
106-93-4	1,2-Dibromoethane	0.28	U	1.0	0.28
95-50-1	1,2-Dichlorobenzene	0.21	U	1.0	0.21
107-06-2	1,2-Dichloroethane	0.19	U	1.0	0.19
78-87-5	1,2-Dichloropropane	0.090	U	1.0	0.090
541-73-1	1,3-Dichlorobenzene	0.14	U	1.0	0.14
106-46-7	1,4-Dichlorobenzene	0.23	U	1.0	0.23
123-91-1	1,4-Dioxane	36	U	50	36
78-93-3	2-Butanone	2.3	U	5.0	2.3
591-78-6	2-Hexanone	0.50	U	5.0	0.50
108-10-1	4-Methyl-2-pentanone	0.99	U	5.0	0.99
67-64-1	Acetone	2.7	U	5.0	2.7
71-43-2	Benzene	0.080	U	1.0	0.080
74-97-5	Bromochloromethane	0.27	U	1.0	0.27
75-27-4	Bromodichloromethane	0.12	U	1.0	0.12
75-25-2	Bromoform	0.19	U	1.0	0.19
74-83-9	Bromomethane	0.18	U	1.0	0.18
75-15-0	Carbon disulfide	0.13	U	1.0	0.13
56-23-5	Carbon tetrachloride	0.060	U	1.0	0.060
108-90-7	Chlorobenzene	0.11	U	1.0	0.11
75-00-3	Chloroethane	0.17	U	1.0	0.17
67-66-3	Chloroform	0.080	U	1.0	0.080
74-87-3	Chloromethane	0.10	U	1.0	0.10
156-59-2	cis-1,2-Dichloroethene	0.18	U	1.0	0.18
10061-01-5	cis-1,3-Dichloropropene	0.18	U	1.0	0.18
110-82-7	Cyclohexane	0.16	U	1.0	0.16
124-48-1	Dibromochloromethane	0.20	U	1.0	0.20
75-71-8	Dichlorodifluoromethane	0.22	U	1.0	0.22
100-41-4	Ethylbenzene	0.10	U	1.0	0.10

FORM I
GC/MS VOA ORGANICS ANALYSIS DATA SHEET

Lab Name: TestAmerica Edison Job No.: 460-85449-1
 SDG No.: _____
 Client Sample ID: _____ Lab Sample ID: MB 460-259722/9
 Matrix: Water Lab File ID: C1631.D
 Analysis Method: 8260C Date Collected: _____
 Sample wt/vol: 5(mL) Date Analyzed: 11/01/2014 11:24
 Soil Aliquot Vol: _____ Dilution Factor: 1
 Soil Extract Vol.: _____ GC Column: Rtx-624 ID: 0.25(mm)
 % Moisture: _____ Level: (low/med) Low
 Analysis Batch No.: 259722 Units: ug/L

CAS NO.	COMPOUND NAME	RESULT	Q	RL	MDL
76-13-1	Freon TF	0.080	U	1.0	0.080
98-82-8	Isopropylbenzene	0.080	U	1.0	0.080
79-20-9	Methyl acetate	0.34	U	5.0	0.34
108-87-2	Methylcyclohexane	0.14	U	1.0	0.14
75-09-2	Methylene Chloride	0.18	U	1.0	0.18
1634-04-4	MTBE	0.14	U	1.0	0.14
100-42-5	Styrene	0.12	U	1.0	0.12
127-18-4	Tetrachloroethene	0.10	U	1.0	0.10
108-88-3	Toluene	0.15	U	1.0	0.15
156-60-5	trans-1,2-Dichloroethene	0.13	U	1.0	0.13
10061-02-6	trans-1,3-Dichloropropene	0.24	U	1.0	0.24
79-01-6	Trichloroethene	0.090	U	1.0	0.090
75-69-4	Trichlorofluoromethane	0.15	U	1.0	0.15
75-01-4	Vinyl chloride	0.14	U	1.0	0.14
1330-20-7	Xylenes, Total	0.13	U	2.0	0.13

CAS NO.	SURROGATE	%REC	Q	LIMITS
17060-07-0	1,2-Dichloroethane-d4 (Surr)	114		70-130
2037-26-5	Toluene-d8 (Surr)	112		70-130
460-00-4	Bromofluorobenzene	116		64-135
1868-53-7	Dibromofluoromethane (Surr)	116		72-137

FORM I
GC/MS VOA ORGANICS ANALYSIS DATA SHEET
TENTATIVELY IDENTIFIED COMPOUNDS

Lab Name: TestAmerica Edison Job No.: 460-85449-1
 SDG No.: _____
 Client Sample ID: _____ Lab Sample ID: MB 460-259722/9
 Matrix: Water Lab File ID: C1631.D
 Analysis Method: 8260C Date Collected: _____
 Sample wt/vol: 5(mL) Date Analyzed: 11/01/2014 11:24
 Soil Aliquot Vol: _____ Dilution Factor: 1
 Soil Extract Vol.: _____ GC Column: Rtx-624 ID: 0.25(mm)
 % Moisture: _____ Level: (low/med) Low
 Analysis Batch No.: 259722 Units: ug/L
 Number TICs Found: 0 TIC Result Total: 0

CAS NO.	COMPOUND NAME	RT	RESULT	Q
	Tentatively Identified Compound		None	

TestAmerica Edison
Target Compound Quantitation Report

Data File: \\EDICHROM\ChromData\CVOAMS3\20141101-20049.b\C1631.D
 Lims ID: MB
 Client ID:
 Sample Type: MB
 Inject. Date: 01-Nov-2014 11:24:30 ALS Bottle#: 8 Worklist Smp#: 9
 Purge Vol: 5.000 mL Dil. Factor: 1.0000
 Sample Info: MB
 Misc. Info.: 460-0020049-009
 Operator ID: VOA GC/MS3 Instrument ID: CVOAMS3
 Method: \\EDICHROM\ChromData\CVOAMS3\20141101-20049.b\8260W_3.m
 Limit Group: VOA - 8260C Water and Solid
 Last Update: 03-Nov-2014 12:59:20 Calib Date: 01-Oct-2014 06:06:30
 Integrator: RTE ID Type: Deconvolution ID
 Quant Method: Internal Standard Quant By: Initial Calibration
 Last ICal File: \\EDICHROM\ChromData\CVOAMS3\20141001-18754.b\C0077.D
 Column 1 : Rtx-624 (0.25 mm) Det: MS SCAN
 Process Host: XAWRK049

First Level Reviewer: moroneyc Date: 03-Nov-2014 12:45:47

Compound	Sig	RT (min.)	Exp RT (min.)	Dlt RT (min.)	Q	Response	Cal Amt ug/l	OnCol Amt ug/l	Flags
* 151 TBA-d9 (IS)	65	3.265	3.283	-0.018	88	388407	1000.0	1000.0	
\$ 152 Dibromofluoromethane (Surr	113	4.992	4.992	0.000	92	179233	50.0	57.9	
\$ 54 1,2-Dichloroethane-d4 (Sur	65	5.394	5.394	0.000	89	211294	50.0	56.8	
* 59 Fluorobenzene	96	5.710	5.710	0.000	99	622336	50.0	50.0	
* 150 1,4-Dioxane-d8	96	6.489	6.495	-0.006	96	45487	1000.0	1000.0	
\$ 76 Toluene-d8 (Surr)	98	7.377	7.377	0.000	100	707611	50.0	55.9	
* 87 Chlorobenzene-d5	117	8.667	8.667	0.000	84	521472	50.0	50.0	
\$ 99 4-Bromofluorobenzene	174	9.604	9.604	0.000	96	306972	50.0	57.8	
* 116 1,4-Dichlorobenzene-d4	152	10.449	10.449	0.000	93	320146	50.0	50.0	

Reagents:

8260ISSUR50_00006 Amount Added: 5.00 Units: uL Run Reagent

TestAmerica Edison

Data File: \\EDICHROM\ChromData\CVOAMS3\20141101-20049.b\C1631.D

Injection Date: 01-Nov-2014 11:24:30

Instrument ID: CVOAMS3

Operator ID: VOA GC/MS3

Lims ID: MB

Worklist Smp#: 9

Client ID:

Purge Vol: 5.000 mL

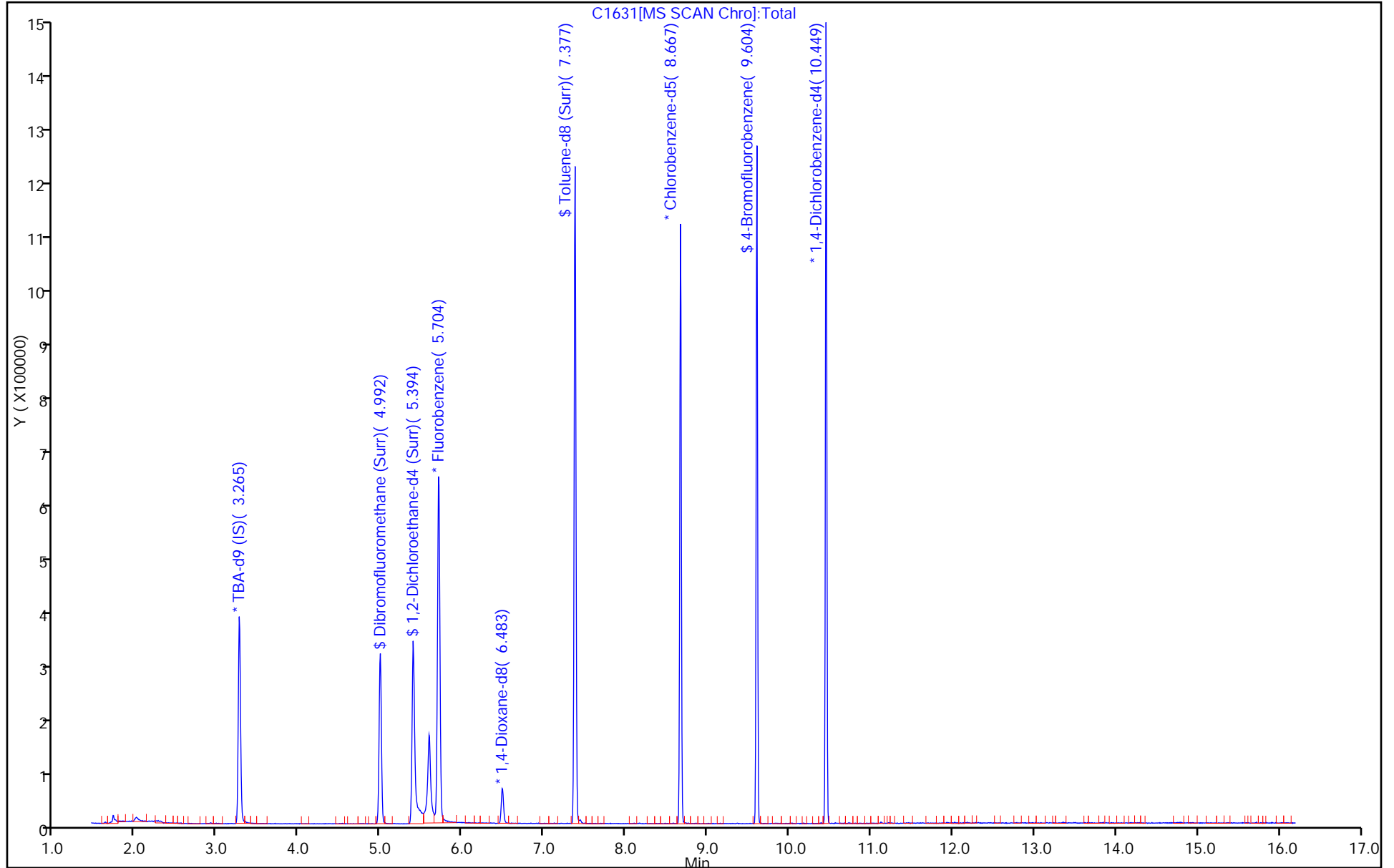
Dil. Factor: 1.0000

ALS Bottle#: 8

Method: 8260W_3

Limit Group: VOA - 8260C Water and Solid

Column: Rtx-624 (0.25 mm)



FORM I
GC/MS VOA ORGANICS ANALYSIS DATA SHEET

Lab Name: TestAmerica Edison Job No.: 460-85449-1
 SDG No.: _____
 Client Sample ID: _____ Lab Sample ID: MB 460-259905/6
 Matrix: Solid Lab File ID: B75529.D
 Analysis Method: 8260C Date Collected: _____
 Sample wt/vol: 5 (mL) Date Analyzed: 11/03/2014 07:41
 Soil Aliquot Vol: 5 (mL) Dilution Factor: 50
 Soil Extract Vol.: 5 (mL) GC Column: Rtx-624 ID: 0.25 (mm)
 % Moisture: _____ Level: (low/med) Medium
 Analysis Batch No.: 259905 Units: ug/Kg

CAS NO.	COMPOUND NAME	RESULT	Q	RL	MDL
71-55-6	1,1,1-Trichloroethane	3.1	U	50	3.1
79-34-5	1,1,2,2-Tetrachloroethane	7.9	U	50	7.9
79-00-5	1,1,2-Trichloroethane	9.4	U	50	9.4
75-34-3	1,1-Dichloroethane	6.5	U	50	6.5
75-35-4	1,1-Dichloroethene	4.4	U	50	4.4
87-61-6	1,2,3-Trichlorobenzene	26	U	50	26
120-82-1	1,2,4-Trichlorobenzene	17	U	50	17
96-12-8	1,2-Dibromo-3-Chloropropane	20	U	50	20
106-93-4	1,2-Dibromoethane	14	U	50	14
95-50-1	1,2-Dichlorobenzene	10	U	50	10
107-06-2	1,2-Dichloroethane	9.5	U	50	9.5
78-87-5	1,2-Dichloropropane	4.3	U	50	4.3
541-73-1	1,3-Dichlorobenzene	6.8	U	50	6.8
106-46-7	1,4-Dichlorobenzene	12	U	50	12
123-91-1	1,4-Dioxane	1800	U	1300	1800
78-93-3	2-Butanone	120	U	250	120
591-78-6	2-Hexanone	25	U	250	25
108-10-1	4-Methyl-2-pentanone	49	U	250	49
67-64-1	Acetone	130	U	250	130
71-43-2	Benzene	4.1	U	50	4.1
74-97-5	Bromochloromethane	14	U	50	14
75-27-4	Bromodichloromethane	6.3	U	50	6.3
75-25-2	Bromoform	9.6	U	50	9.6
74-83-9	Bromomethane	9.1	U	50	9.1
75-15-0	Carbon disulfide	6.3	U	50	6.3
56-23-5	Carbon tetrachloride	2.9	U	50	2.9
108-90-7	Chlorobenzene	5.5	U	50	5.5
75-00-3	Chloroethane	8.5	U	50	8.5
67-66-3	Chloroform	3.9	U	50	3.9
74-87-3	Chloromethane	4.8	U	50	4.8
156-59-2	cis-1,2-Dichloroethene	8.9	U	50	8.9
10061-01-5	cis-1,3-Dichloropropene	9.2	U	50	9.2
110-82-7	Cyclohexane	7.9	U	50	7.9
124-48-1	Dibromochloromethane	10	U	50	10
75-71-8	Dichlorodifluoromethane	11	U	50	11
100-41-4	Ethylbenzene	4.8	U	50	4.8

FORM I
GC/MS VOA ORGANICS ANALYSIS DATA SHEET

Lab Name: TestAmerica Edison Job No.: 460-85449-1
 SDG No.: _____
 Client Sample ID: _____ Lab Sample ID: MB 460-259905/6
 Matrix: Solid Lab File ID: B75529.D
 Analysis Method: 8260C Date Collected: _____
 Sample wt/vol: 5 (mL) Date Analyzed: 11/03/2014 07:41
 Soil Aliquot Vol: 5 (mL) Dilution Factor: 50
 Soil Extract Vol.: 5 (mL) GC Column: Rtx-624 ID: 0.25 (mm)
 % Moisture: _____ Level: (low/med) Medium
 Analysis Batch No.: 259905 Units: ug/Kg

CAS NO.	COMPOUND NAME	RESULT	Q	RL	MDL
76-13-1	Freon TF	4.1	U	50	4.1
98-82-8	Isopropylbenzene	3.8	U	50	3.8
79-20-9	Methyl acetate	17	U	250	17
108-87-2	Methylcyclohexane	6.8	U	50	6.8
75-09-2	Methylene Chloride	9.1	U	50	9.1
1634-04-4	MTBE	6.9	U	50	6.9
100-42-5	Styrene	5.9	U	50	5.9
127-18-4	Tetrachloroethene	4.9	U	50	4.9
108-88-3	Toluene	7.5	U	50	7.5
156-60-5	trans-1,2-Dichloroethene	6.4	U	50	6.4
10061-02-6	trans-1,3-Dichloropropene	12	U	50	12
79-01-6	Trichloroethene	4.6	U	50	4.6
75-69-4	Trichlorofluoromethane	7.3	U	50	7.3
75-01-4	Vinyl chloride	7.2	U	50	7.2
1330-20-7	Xylenes, Total	18	U	100	18

CAS NO.	SURROGATE	%REC	Q	LIMITS
17060-07-0	1,2-Dichloroethane-d4 (Surr)	90		75-135
2037-26-5	Toluene-d8 (Surr)	97		59-150
460-00-4	Bromofluorobenzene	102		72-133
1868-53-7	Dibromofluoromethane (Surr)	98		70-130

FORM I
GC/MS VOA ORGANICS ANALYSIS DATA SHEET
TENTATIVELY IDENTIFIED COMPOUNDS

Lab Name: TestAmerica Edison Job No.: 460-85449-1
 SDG No.: _____
 Client Sample ID: _____ Lab Sample ID: MB 460-259905/6
 Matrix: Solid Lab File ID: B75529.D
 Analysis Method: 8260C Date Collected: _____
 Sample wt/vol: 5 (mL) Date Analyzed: 11/03/2014 07:41
 Soil Aliquot Vol: 5 (mL) Dilution Factor: 50
 Soil Extract Vol.: 5 (mL) GC Column: Rtx-624 ID: 0.25 (mm)
 % Moisture: _____ Level: (low/med) Medium
 Analysis Batch No.: 259905 Units: ug/Kg
 Number TICs Found: 0 TIC Result Total: 0

CAS NO.	COMPOUND NAME	RT	RESULT	Q
	Tentatively Identified Compound		None	

TestAmerica Edison
Target Compound Quantitation Report

Data File: \\EDICHROM\ChromData\CVOAMS2\20141103-20090.b\B75529.D
 Lims ID: MB Lab Sample ID: Client 460-259905/6-A
 Client ID:
 Sample Type: Client
 Inject. Date: 03-Nov-2014 07:41:30 ALS Bottle#: 5 Worklist Smp#: 6
 Purge Vol: 5.000 mL Dil. Factor: 50.0000
 Sample Info: MB
 Misc. Info.: 460-0020090-006
 Operator ID: Instrument ID: CVOAMS2
 Method: \\EDICHROM\ChromData\CVOAMS2\20141103-20090.b\8260W_2.m
 Limit Group: VOA - 8260C Water and Solid
 Last Update: 03-Nov-2014 15:54:49 Calib Date: 21-Oct-2014 13:24:30
 Integrator: RTE ID Type: Deconvolution ID
 Quant Method: Internal Standard Quant By: Initial Calibration
 Last ICal File: \\EDICHROM\ChromData\CVOAMS2\20141021-19612.b\B74941.D
 Column 1 : Rtx-624 (0.25 mm) Det: MS SCAN
 Process Host: XAWRK023

First Level Reviewer: baronm Date: 03-Nov-2014 15:54:07

Compound	Sig	RT (min.)	Exp RT (min.)	Dlt RT (min.)	Q	Response	OnCol Amt ug/l	Flags
* 26 TBA-d9 (IS)	65	2.640	2.640	0.000	88	127264	1000.0	
\$ 57 Dibromofluoromethane (Surr	113	4.277	4.277	0.000	96	178257	49.0	
\$ 53 1,2-Dichloroethane-d4 (Sur	65	4.664	4.664	0.000	97	157005	45.0	
* 58 Fluorobenzene	96	4.985	4.985	0.000	99	675939	50.0	
* 65 1,4-Dioxane-d8	96	5.833	5.833	0.000	92	10958	1000.0	
\$ 76 Toluene-d8 (Surr)	98	6.985	6.985	0.000	99	639946	48.7	
* 87 Chlorobenzene-d5	117	8.590	8.590	0.000	87	559071	50.0	
\$ 97 4-Bromofluorobenzene	174	9.709	9.709	0.000	95	225689	51.0	
* 115 1,4-Dichlorobenzene-d4	152	10.672	10.672	0.000	96	315669	50.0	

Reagents:

8260SURR250_00052 Amount Added: 1.00 Units: uL
 8260 INTSTD C_00056 Amount Added: 1.00 Units: uL Run Reagent

TestAmerica Edison

Data File: \\EDICHROM\ChromData\CVOAMS2\20141103-20090.b\B75529.D

Injection Date: 03-Nov-2014 07:41:30

Instrument ID: CVOAMS2

Operator ID:

Lims ID: MB

Lab Sample ID: Client 460-259905/6-A

Worklist Smp#: 6

Client ID:

Purge Vol: 5.000 mL

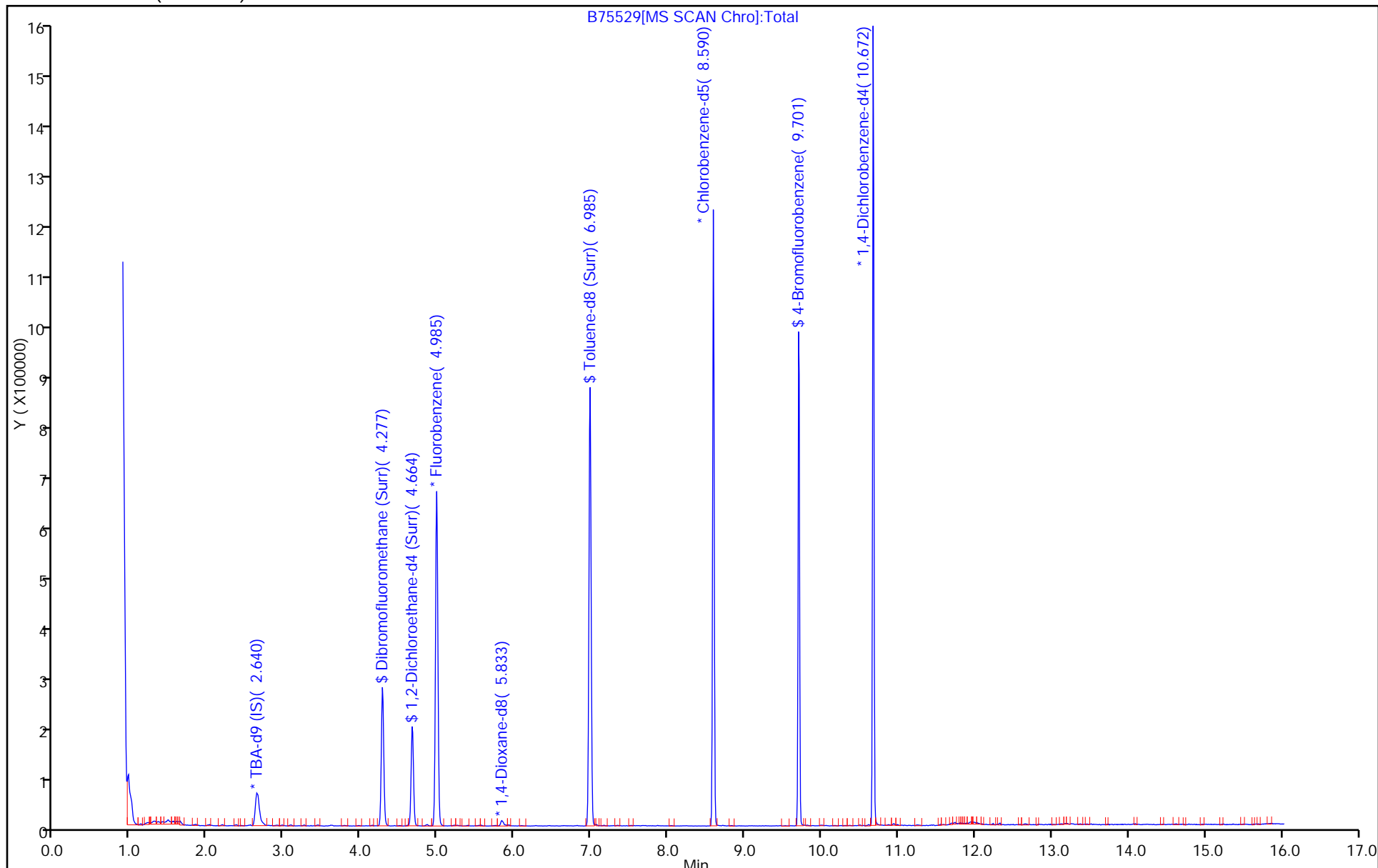
Dil. Factor: 50.0000

ALS Bottle#: 5

Method: 8260W_2

Limit Group: VOA - 8260C Water and Solid

Column: Rtx-624 (0.25 mm)



FORM I
GC/MS VOA ORGANICS ANALYSIS DATA SHEET

Lab Name: TestAmerica Edison Job No.: 460-85449-1
 SDG No.: _____
 Client Sample ID: _____ Lab Sample ID: LCS 460-259722/3
 Matrix: Water Lab File ID: C1625.D
 Analysis Method: 8260C Date Collected: _____
 Sample wt/vol: 5(mL) Date Analyzed: 11/01/2014 08:47
 Soil Aliquot Vol: _____ Dilution Factor: 1
 Soil Extract Vol.: _____ GC Column: Rtx-624 ID: 0.25(mm)
 % Moisture: _____ Level: (low/med) Low
 Analysis Batch No.: 259722 Units: ug/L

CAS NO.	COMPOUND NAME	RESULT	Q	RL	MDL
71-55-6	1,1,1-Trichloroethane	21.9		1.0	0.060
79-34-5	1,1,2,2-Tetrachloroethane	20.9		1.0	0.16
79-00-5	1,1,2-Trichloroethane	21.3		1.0	0.19
75-34-3	1,1-Dichloroethane	22.6		1.0	0.13
75-35-4	1,1-Dichloroethene	21.1		1.0	0.090
87-61-6	1,2,3-Trichlorobenzene	21.2		1.0	0.51
120-82-1	1,2,4-Trichlorobenzene	20.9		1.0	0.34
96-12-8	1,2-Dibromo-3-Chloropropane	19.9		1.0	0.40
106-93-4	1,2-Dibromoethane	21.2		1.0	0.28
95-50-1	1,2-Dichlorobenzene	20.3		1.0	0.21
107-06-2	1,2-Dichloroethane	22.5		1.0	0.19
78-87-5	1,2-Dichloropropane	22.9		1.0	0.090
541-73-1	1,3-Dichlorobenzene	20.8		1.0	0.14
106-46-7	1,4-Dichlorobenzene	20.1		1.0	0.23
123-91-1	1,4-Dioxane	442		50	36
78-93-3	2-Butanone	103		5.0	2.3
591-78-6	2-Hexanone	106		5.0	0.50
108-10-1	4-Methyl-2-pentanone	113		5.0	0.99
67-64-1	Acetone	85.8		5.0	2.7
71-43-2	Benzene	20.6		1.0	0.080
74-97-5	Bromochloromethane	25.4		1.0	0.27
75-27-4	Bromodichloromethane	23.0		1.0	0.12
75-25-2	Bromoform	15.9		1.0	0.19
74-83-9	Bromomethane	44.9		1.0	0.18
75-15-0	Carbon disulfide	20.2		1.0	0.13
56-23-5	Carbon tetrachloride	21.8		1.0	0.060
108-90-7	Chlorobenzene	20.8		1.0	0.11
75-00-3	Chloroethane	22.4		1.0	0.17
67-66-3	Chloroform	22.7		1.0	0.080
74-87-3	Chloromethane	23.7		1.0	0.10
156-59-2	cis-1,2-Dichloroethene	22.6		1.0	0.18
10061-01-5	cis-1,3-Dichloropropene	21.0		1.0	0.18
110-82-7	Cyclohexane	18.7		1.0	0.16
124-48-1	Dibromochloromethane	21.1		1.0	0.20
75-71-8	Dichlorodifluoromethane	18.8		1.0	0.22
100-41-4	Ethylbenzene	21.1		1.0	0.10

FORM I
GC/MS VOA ORGANICS ANALYSIS DATA SHEET

Lab Name: TestAmerica Edison Job No.: 460-85449-1
 SDG No.: _____
 Client Sample ID: _____ Lab Sample ID: LCS 460-259722/3
 Matrix: Water Lab File ID: C1625.D
 Analysis Method: 8260C Date Collected: _____
 Sample wt/vol: 5(mL) Date Analyzed: 11/01/2014 08:47
 Soil Aliquot Vol: _____ Dilution Factor: 1
 Soil Extract Vol.: _____ GC Column: Rtx-624 ID: 0.25(mm)
 % Moisture: _____ Level: (low/med) Low
 Analysis Batch No.: 259722 Units: ug/L

CAS NO.	COMPOUND NAME	RESULT	Q	RL	MDL
76-13-1	Freon TF	19.0		1.0	0.080
98-82-8	Isopropylbenzene	23.3		1.0	0.080
79-20-9	Methyl acetate	150		5.0	0.34
108-87-2	Methylcyclohexane	18.4		1.0	0.14
75-09-2	Methylene Chloride	22.3		1.0	0.18
1634-04-4	MTBE	22.5		1.0	0.14
100-42-5	Styrene	21.6		1.0	0.12
127-18-4	Tetrachloroethene	21.0		1.0	0.10
108-88-3	Toluene	18.9		1.0	0.15
156-60-5	trans-1,2-Dichloroethene	21.5		1.0	0.13
10061-02-6	trans-1,3-Dichloropropene	21.0		1.0	0.24
79-01-6	Trichloroethene	21.7		1.0	0.090
75-69-4	Trichlorofluoromethane	20.3		1.0	0.15
75-01-4	Vinyl chloride	23.0		1.0	0.14
1330-20-7	Xylenes, Total	42.2		2.0	0.13

CAS NO.	SURROGATE	%REC	Q	LIMITS
17060-07-0	1,2-Dichloroethane-d4 (Surr)	113		70-130
2037-26-5	Toluene-d8 (Surr)	112		70-130
460-00-4	Bromofluorobenzene	115		64-135
1868-53-7	Dibromofluoromethane (Surr)	121		72-137

TestAmerica Edison
Target Compound Quantitation Report

Data File: \\EDICHROM\ChromData\CVOAMS3\20141101-20049.b\C1625.D
 Lims ID: LCS
 Client ID:
 Sample Type: LCS
 Inject. Date: 01-Nov-2014 08:47:30 ALS Bottle#: 2 Worklist Smp#: 3
 Purge Vol: 5.000 mL Dil. Factor: 1.0000
 Sample Info: LCS
 Misc. Info.: 460-0020049-003
 Operator ID: VOA GC/MS3 Instrument ID: CVOAMS3
 Method: \\EDICHROM\ChromData\CVOAMS3\20141101-20049.b\8260W_3.m
 Limit Group: VOA - 8260C Water and Solid
 Last Update: 03-Nov-2014 13:01:59 Calib Date: 01-Oct-2014 06:06:30
 Integrator: RTE ID Type: Deconvolution ID
 Quant Method: Internal Standard Quant By: Initial Calibration
 Last ICal File: \\EDICHROM\ChromData\CVOAMS3\20141001-18754.b\C0077.D
 Column 1 : Rtx-624 (0.25 mm) Det: MS SCAN
 Process Host: XAWRK049

First Level Reviewer: desais

Date: 01-Nov-2014 09:12:22

Compound	Sig	RT (min.)	Exp RT (min.)	Dlt RT (min.)	Q	Response	Cal Amt ug/l	OnCol Amt ug/l	Flags
3 Chlorotrifluoroethene	66	1.488	1.488	0.000	92	10519	20.0	41.1	
1 Dichlorodifluoromethane	85	1.518	1.518	0.000	99	80574	20.0	18.8	
2 Chloromethane	50	1.731	1.731	0.000	99	73386	20.0	23.7	
4 Vinyl chloride	62	1.780	1.780	0.000	99	72826	20.0	23.0	
149 Butadiene	54	1.810	1.810	0.000	90	65390	20.0	24.4	
6 Bromomethane	94	2.054	2.054	0.000	98	37411	20.0	44.9	
7 Chloroethane	64	2.139	2.139	0.000	99	44437	20.0	22.4	
9 Dichlorofluoromethane	67	2.334	2.334	0.000	98	122327	20.0	20.7	
8 Trichlorofluoromethane	101	2.340	2.340	0.000	98	118274	20.0	20.3	
10 Pentane	72	2.382	2.382	0.000	95	25248	40.0	44.8	
11 Ethanol	46	2.571	2.571	0.000	99	21862	1000.0	1151.2	
13 Ethyl ether	59	2.595	2.595	0.000	95	57425	20.0	22.1	
14 2-Methyl-1,3-butadiene	67	2.607	2.607	0.000	89	108259	20.0	28.3	
15 1,2-Dichloro-1,1,2-trifluo	67	2.638	2.638	0.000	91	82975	20.0	43.4	
16 1,1,2-Trichloro-1,2,2-trif	101	2.766	2.766	0.000	95	69239	20.0	19.0	
17 Acrolein	56	2.778	2.778	0.000	94	18145	40.0	42.2	
18 1,1-Dichloroethene	96	2.802	2.802	0.000	96	67106	20.0	21.1	
19 Acetone	43	2.912	2.912	0.000	86	128300	100.0	85.8	
20 Iodomethane	142	2.960	2.960	0.000	99	102842	20.0	75.8	
21 Carbon disulfide	76	2.997	2.997	0.000	100	166370	20.0	20.2	
34 Isopropyl alcohol	45	3.021	3.021	0.000	98	52812	200.0	224.9	
147 3-Chloro-1-propene	76	3.149	3.149	0.000	48	36799	20.0	25.3	
22 Cyclopentene	67	3.161	3.161	0.000	91	195621	20.0	24.2	
23 Methyl acetate	43	3.161	3.161	0.000	98	427734	100.0	150.2	
24 Acetonitrile	41	3.222	3.222	0.000	99	128826	200.0	232.6	
25 Methylene Chloride	84	3.277	3.277	0.000	88	76140	20.0	22.3	
* 151 TBA-d9 (IS)	65	3.283	3.283	0.000	96	413460	1000.0	1000.0	
26 2-Methyl-2-propanol	59	3.356	3.356	0.000	98	90462	200.0	199.6	
27 Methyl tert-butyl ether	73	3.453	3.453	0.000	96	220207	20.0	22.5	
29 trans-1,2-Dichloroethene	96	3.477	3.477	0.000	92	76480	20.0	21.5	
30 Acrylonitrile	53	3.569	3.569	0.000	96	322953	200.0	244.0	

Compound	Sig	RT (min.)	Exp RT (min.)	Dlt RT (min.)	Q	Response	Cal Amt ug/l	OnCol Amt ug/l	Flags
32 Hexane	43	3.648	3.648	0.000	92	56181	20.0	17.6	
35 Isopropyl ether	45	3.885	3.885	0.000	95	220890	20.0	23.6	
36 1,1-Dichloroethane	63	3.915	3.915	0.000	99	129437	20.0	22.6	
37 Vinyl acetate	43	3.940	3.940	0.000	99	117909	40.0	21.5	
33 2-Chloro-1,3-butadiene	88	3.964	3.964	0.000	91	68152	20.0	23.1	
38 Allyl alcohol	57	3.970	3.970	0.000	48	42368	500.0	655.0	
40 Tert-butyl ethyl ether	59	4.238	4.238	0.000	90	221303	20.0	23.3	
41 2,2-Dichloropropane	77	4.463	4.463	0.000	96	106833	20.0	21.5	
42 cis-1,2-Dichloroethene	96	4.493	4.493	0.000	93	86555	20.0	22.6	
43 2-Butanone (MEK)	72	4.530	4.530	0.000	98	55101	100.0	102.8	
44 Ethyl acetate	70	4.536	4.536	0.000	94	11266	40.0	33.9	
39 Methyl acrylate	55	4.591	4.591	0.000	100	76277	20.0	23.8	
48 Propionitrile	54	4.682	4.682	0.000	98	132037	200.0	236.2	
45 Tetrahydrofuran	42	4.755	4.755	0.000	78	53783	40.0	44.5	
46 Chlorobromomethane	128	4.755	4.755	0.000	77	42754	20.0	25.4	
31 Methacrylonitrile	67	4.791	4.791	0.000	92	361713	200.0	245.6	
47 Chloroform	83	4.810	4.810	0.000	99	135745	20.0	22.7	
49 Cyclohexane	56	4.950	4.950	0.000	89	112019	20.0	18.7	
50 1,1,1-Trichloroethane	97	4.974	4.974	0.000	97	119618	20.0	21.9	
\$ 152 Dibromofluoromethane (Surr	113	4.992	4.992	0.000	97	183486	50.0	60.5	
51 Carbon tetrachloride	117	5.102	5.102	0.000	97	100157	20.0	21.8	
52 1,1-Dichloropropene	75	5.144	5.144	0.000	94	93267	20.0	21.3	
56 Isobutyl alcohol	43	5.309	5.309	0.000	94	129325	500.0	626.7	
53 Benzene	78	5.369	5.369	0.000	95	292195	20.0	20.6	
\$ 54 1,2-Dichloroethane-d4 (Sur	65	5.394	5.394	0.000	94	205997	50.0	56.5	
142 Tert-amyl methyl ether	73	5.448	5.448	0.000	94	221698	20.0	23.2	
57 Isopropyl acetate	43	5.461	5.461	0.000	88	1390919	20.0	149.1	
55 1,2-Dichloroethane	62	5.485	5.485	0.000	97	103641	20.0	22.5	
58 n-Heptane	57	5.558	5.558	0.000	79	44731	20.0	16.0	
* 59 Fluorobenzene	96	5.710	5.710	0.000	99	610139	50.0	50.0	
60 2,4,4-Trimethyl-1-pentene	57	5.959	5.959	0.000	92	352623	40.0	41.0	
64 Ethyl acrylate	55	5.959	5.959	0.000	74	98837	20.0	20.1	
62 n-Butanol	56	5.959	5.959	0.000	54	70634	500.0	719.9	
61 Trichloroethene	95	6.112	6.112	0.000	95	81404	20.0	21.7	
63 Methylcyclohexane	83	6.245	6.245	0.000	94	118691	20.0	18.4	
65 1,2-Dichloropropane	63	6.428	6.428	0.000	87	70984	20.0	22.9	
* 150 1,4-Dioxane-d8	96	6.495	6.495	0.000	98	48911	1000.0	1000.0	
66 Methyl methacrylate	100	6.525	6.525	0.000	87	56485	40.0	47.3	
67 1,4-Dioxane	88	6.550	6.550	0.000	40	24127	400.0	442.4	
68 Dibromomethane	93	6.556	6.556	0.000	89	49551	20.0	25.0	
69 n-Propyl acetate	43	6.586	6.586	0.000	98	125896	20.0	24.3	
70 Dichlorobromomethane	83	6.714	6.714	0.000	99	94285	20.0	23.0	
71 2-Nitropropane	41	7.036	7.036	0.000	85	45584	40.0	45.5	
72 2-Chloroethyl vinyl ether	63	7.036	7.036	0.000	65	38345	20.0	21.2	
73 Epichlorohydrin	57	7.128	7.128	0.000	100	160976	400.0	489.2	
74 cis-1,3-Dichloropropene	75	7.170	7.170	0.000	92	113396	20.0	21.0	
75 4-Methyl-2-pentanone (MIBK	43	7.316	7.316	0.000	96	392219	100.0	113.3	
\$ 76 Toluene-d8 (Surr)	98	7.377	7.377	0.000	100	710638	50.0	55.8	
77 Toluene	91	7.438	7.438	0.000	94	330461	20.0	18.9	
78 trans-1,3-Dichloropropene	75	7.718	7.718	0.000	95	96177	20.0	21.0	
82 Ethyl methacrylate	69	7.742	7.742	0.000	89	98908	20.0	23.3	
79 1,1,2-Trichloroethane	83	7.882	7.882	0.000	95	58932	20.0	21.3	

Compound	Sig	RT (min.)	Exp RT (min.)	Dlt RT (min.)	Q	Response	Cal Amt ug/l	OnCol Amt ug/l	Flags
80 Tetrachloroethene	166	7.912	7.912	0.000	94	108137	20.0	21.0	
81 1,3-Dichloropropane	76	8.034	8.034	0.000	93	117687	20.0	21.4	
83 2-Hexanone	43	8.083	8.083	0.000	95	282149	100.0	106.1	
85 n-Butyl acetate	73	8.162	8.162	0.000	99	14317	20.0	16.9	
84 Chlorodibromomethane	129	8.198	8.198	0.000	98	76877	20.0	21.1	
86 Ethylene Dibromide	107	8.308	8.308	0.000	98	78311	20.0	21.2	
* 87 Chlorobenzene-d5	117	8.667	8.667	0.000	84	524934	50.0	50.0	
88 Chlorobenzene	112	8.691	8.691	0.000	97	229243	20.0	20.8	
89 Ethylbenzene	106	8.752	8.752	0.000	98	124296	20.0	21.1	
90 1,1,1,2-Tetrachloroethane	131	8.764	8.764	0.000	94	80510	20.0	20.9	
91 m-Xylene & p-Xylene	106	8.855	8.855	0.000	98	153047	20.0	21.0	
93 n-Butyl acrylate	73	9.147	9.147	0.000	99	57395	20.0	23.0	
92 o-Xylene	106	9.172	9.172	0.000	95	149488	20.0	21.2	
94 Styrene	104	9.196	9.196	0.000	96	253534	20.0	21.6	
96 Amyl acetate (mixed isomer)	43	9.318	9.318	0.000	91	133208	20.0	22.1	
97 Bromoform	173	9.360	9.360	0.000	98	54821	20.0	15.9	
98 Isopropylbenzene	105	9.445	9.445	0.000	95	391549	20.0	23.3	
\$ 99 4-Bromofluorobenzene	174	9.604	9.604	0.000	96	308591	50.0	57.5	
95 Camphene	41	9.622	9.622	0.000	93	27555	20.0	20.4	
100 Bromobenzene	156	9.713	9.713	0.000	88	113918	20.0	19.6	
101 1,1,2,2-Tetrachloroethane	83	9.731	9.731	0.000	96	95428	20.0	20.9	
102 N-Propylbenzene	91	9.756	9.756	0.000	100	436498	20.0	22.2	
103 1,2,3-Trichloropropane	110	9.774	9.774	0.000	96	33806	20.0	19.6	
104 trans-1,4-Dichloro-2-buten	53	9.780	9.780	0.000	86	25778	20.0	17.1	
143 4-Ethyltoluene	105	9.841	9.841	0.000	98	417351	20.0	22.8	
105 2-Chlorotoluene	91	9.847	9.847	0.000	96	299406	20.0	21.0	
106 1,3,5-Trimethylbenzene	105	9.889	9.889	0.000	94	327173	20.0	21.6	
107 4-Chlorotoluene	91	9.932	9.932	0.000	97	271156	20.0	20.6	
108 Butyl Methacrylate	87	9.950	9.950	0.000	92	103293	20.0	21.9	
109 tert-Butylbenzene	119	10.127	10.127	0.000	96	294030	20.0	22.5	
110 1,2,4-Trimethylbenzene	105	10.169	10.169	0.000	97	335991	20.0	21.9	
113 sec-Butylbenzene	105	10.285	10.285	0.000	99	398895	20.0	23.1	
114 4-Isopropyltoluene	119	10.382	10.382	0.000	98	369806	20.0	22.9	
115 1,3-Dichlorobenzene	146	10.400	10.400	0.000	99	211912	20.0	20.8	
* 116 1,4-Dichlorobenzene-d4	152	10.449	10.449	0.000	92	323164	50.0	50.0	
117 1,4-Dichlorobenzene	146	10.467	10.467	0.000	96	209419	20.0	20.1	
118 Benzyl chloride	91	10.577	10.577	0.000	99	152790	20.0	18.9	
119 2,3-Dihydroindene	117	10.626	10.626	0.000	94	355583	20.0	25.7	
133 p-Diethylbenzene	119	10.656	10.656	0.000	95	229709	20.0	21.6	
120 n-Butylbenzene	91	10.674	10.674	0.000	96	361291	20.0	21.8	
121 1,2-Dichlorobenzene	146	10.741	10.741	0.000	98	194876	20.0	20.3	
132 1,2,4,5-Tetramethylbenzene	119	11.216	11.216	0.000	98	329544	20.0	22.1	
122 1,2-Dibromo-3-Chloropropan	75	11.307	11.307	0.000	93	17793	20.0	19.9	
145 1,3,5-Trichlorobenzene	180	11.416	11.416	0.000	97	168760	20.0	21.1	
123 Camphor	95	11.867	11.867	0.000	90	65924	100.0	117.9	
124 1,2,4-Trichlorobenzene	180	11.940	11.940	0.000	94	143841	20.0	20.9	
126 Hexachlorobutadiene	225	12.025	12.025	0.000	98	70166	20.0	18.2	
127 Naphthalene	128	12.177	12.177	0.000	99	329809	20.0	22.7	
128 1,2,3-Trichlorobenzene	180	12.402	12.402	0.000	96	126343	20.0	21.2	
S 130 1,2-Dichloroethene, Total	100				0			44.1	
S 131 Xylenes, Total	100				0		40.0	42.2	
S 139 Total BTEX	1				0			102.9	

Reagents:									
Compound	Sig	RT (min)	Exp RT (min)	Diff RT (min.)	Q	Response	Cal Amt ug/l	OnCol Amt ug/l	Flags
GAS C SP_0006		Amount Added: 20.00				Units: uL			
8260 SP_00026		Amount Added: 20.00				Units: uL			
ACROLEIN SP_00028		Amount Added: 4.00				Units: uL			
8260ISSUR50_00006		Amount Added: 5.00				Units: uL	Run Reagent		

TestAmerica Edison

Data File: \\EDICHROM\ChromData\CVOAMS3\20141101-20049.b\C1625.D

Injection Date: 01-Nov-2014 08:47:30

Instrument ID: CVOAMS3

Operator ID: VOA GC/MS3

Lims ID: LCS

Worklist Smp#: 3

Client ID:

Purge Vol: 5.000 mL

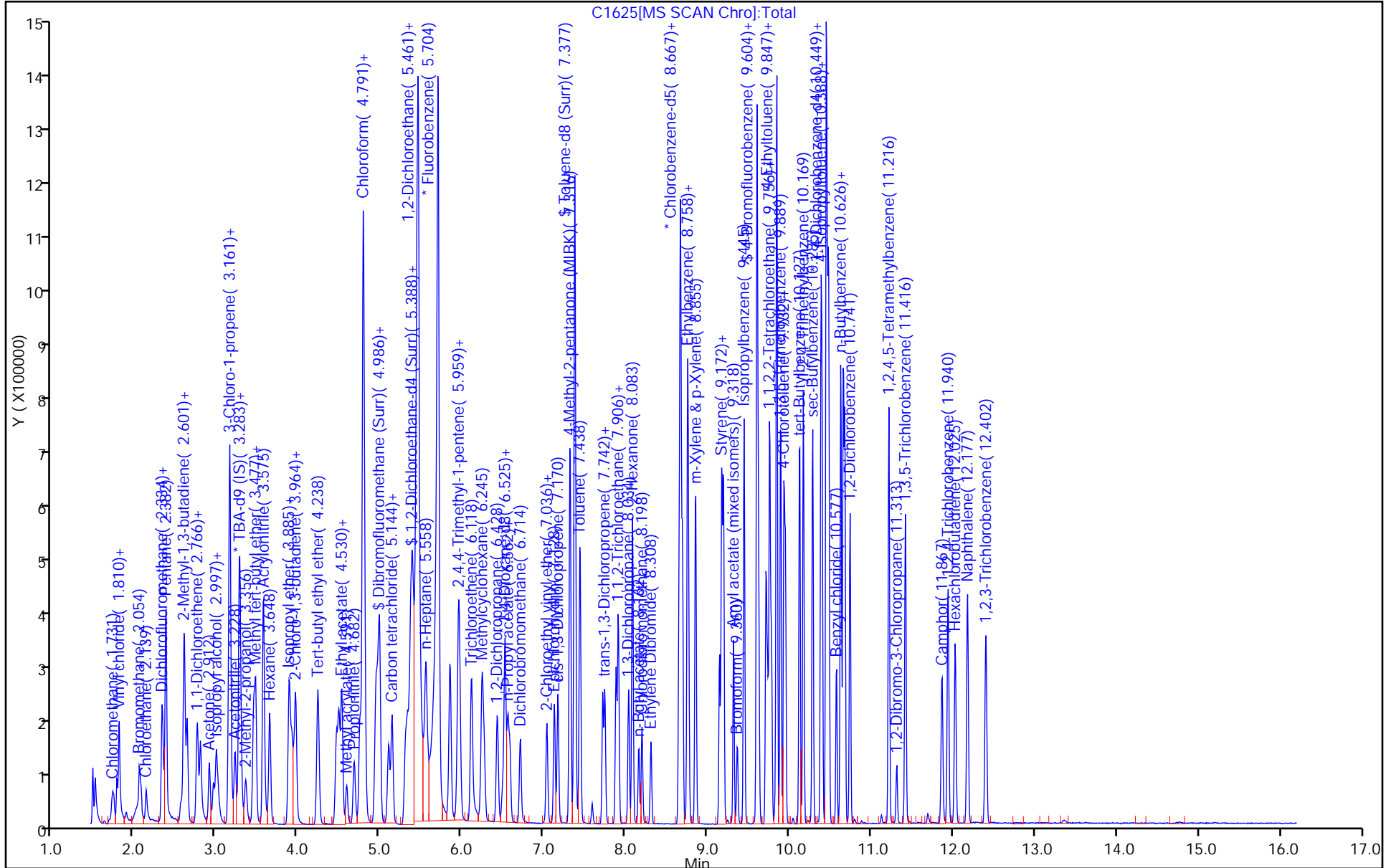
Dil. Factor: 1.0000

ALS Bottle#: 2

Method: 8260W_3

Limit Group: VOA - 8260C Water and Solid

Column: Rtx-624 (0.25 mm)



FORM I
GC/MS VOA ORGANICS ANALYSIS DATA SHEET

Lab Name: TestAmerica Edison Job No.: 460-85449-1
 SDG No.: _____
 Client Sample ID: _____ Lab Sample ID: LCS 460-259905/3
 Matrix: Solid Lab File ID: B75526.D
 Analysis Method: 8260C Date Collected: _____
 Sample wt/vol: 5 (mL) Date Analyzed: 11/03/2014 06:28
 Soil Aliquot Vol: 5 (mL) Dilution Factor: 50
 Soil Extract Vol.: 5 (mL) GC Column: Rtx-624 ID: 0.25 (mm)
 % Moisture: _____ Level: (low/med) Medium
 Analysis Batch No.: 259905 Units: ug/Kg

CAS NO.	COMPOUND NAME	RESULT	Q	RL	MDL
71-55-6	1,1,1-Trichloroethane	929		50	3.1
79-34-5	1,1,2,2-Tetrachloroethane	911		50	7.9
79-00-5	1,1,2-Trichloroethane	922		50	9.4
75-34-3	1,1-Dichloroethane	962		50	6.5
75-35-4	1,1-Dichloroethene	930		50	4.4
87-61-6	1,2,3-Trichlorobenzene	934		50	26
120-82-1	1,2,4-Trichlorobenzene	951		50	17
96-12-8	1,2-Dibromo-3-Chloropropane	830		50	20
106-93-4	1,2-Dibromoethane	946		50	14
95-50-1	1,2-Dichlorobenzene	977		50	10
107-06-2	1,2-Dichloroethane	903		50	9.5
78-87-5	1,2-Dichloropropane	977		50	4.3
541-73-1	1,3-Dichlorobenzene	978		50	6.8
106-46-7	1,4-Dichlorobenzene	931		50	12
123-91-1	1,4-Dioxane	28200		1300	1800
78-93-3	2-Butanone	5220		250	120
591-78-6	2-Hexanone	4520		250	25
108-10-1	4-Methyl-2-pentanone	4010		250	49
67-64-1	Acetone	4980		250	130
71-43-2	Benzene	896		50	4.1
74-97-5	Bromochloromethane	997		50	14
75-27-4	Bromodichloromethane	944		50	6.3
75-25-2	Bromoform	904		50	9.6
74-83-9	Bromomethane	927		50	9.1
75-15-0	Carbon disulfide	880		50	6.3
56-23-5	Carbon tetrachloride	951		50	2.9
108-90-7	Chlorobenzene	919		50	5.5
75-00-3	Chloroethane	1010		50	8.5
67-66-3	Chloroform	933		50	3.9
74-87-3	Chloromethane	874		50	4.8
156-59-2	cis-1,2-Dichloroethene	964		50	8.9
10061-01-5	cis-1,3-Dichloropropene	969		50	9.2
110-82-7	Cyclohexane	904		50	7.9
124-48-1	Dibromochloromethane	935		50	10
75-71-8	Dichlorodifluoromethane	928		50	11
100-41-4	Ethylbenzene	950		50	4.8

FORM I
GC/MS VOA ORGANICS ANALYSIS DATA SHEET

Lab Name: TestAmerica Edison Job No.: 460-85449-1
 SDG No.: _____
 Client Sample ID: _____ Lab Sample ID: LCS 460-259905/3
 Matrix: Solid Lab File ID: B75526.D
 Analysis Method: 8260C Date Collected: _____
 Sample wt/vol: 5 (mL) Date Analyzed: 11/03/2014 06:28
 Soil Aliquot Vol: 5 (mL) Dilution Factor: 50
 Soil Extract Vol.: 5 (mL) GC Column: Rtx-624 ID: 0.25 (mm)
 % Moisture: _____ Level: (low/med) Medium
 Analysis Batch No.: 259905 Units: ug/Kg

CAS NO.	COMPOUND NAME	RESULT	Q	RL	MDL
76-13-1	Freon TF	920		50	4.1
98-82-8	Isopropylbenzene	987		50	3.8
79-20-9	Methyl acetate	5520		250	17
108-87-2	Methylcyclohexane	924		50	6.8
75-09-2	Methylene Chloride	927		50	9.1
1634-04-4	MTBE	994		50	6.9
100-42-5	Styrene	1040		50	5.9
127-18-4	Tetrachloroethene	897		50	4.9
108-88-3	Toluene	889		50	7.5
156-60-5	trans-1,2-Dichloroethene	954		50	6.4
10061-02-6	trans-1,3-Dichloropropene	945		50	12
79-01-6	Trichloroethene	969		50	4.6
75-69-4	Trichlorofluoromethane	932		50	7.3
75-01-4	Vinyl chloride	968		50	7.2
1330-20-7	Xylenes, Total	1910		100	18

CAS NO.	SURROGATE	%REC	Q	LIMITS
17060-07-0	1,2-Dichloroethane-d4 (Surr)	89		75-135
2037-26-5	Toluene-d8 (Surr)	98		59-150
460-00-4	Bromofluorobenzene	101		72-133
1868-53-7	Dibromofluoromethane (Surr)	98		70-130

TestAmerica Edison
Target Compound Quantitation Report

Data File: \\EDICHROM\ChromData\CVOAMS2\20141103-20090.b\B75526.D
 Lims ID: LCS
 Client ID:
 Sample Type: LCS
 Inject. Date: 03-Nov-2014 06:28:30 ALS Bottle#: 2 Worklist Smp#: 3
 Purge Vol: 5.000 mL Dil. Factor: 50.0000
 Sample Info: LCS
 Misc. Info.: 460-0020090-003
 Operator ID: Instrument ID: CVOAMS2
 Method: \\EDICHROM\ChromData\CVOAMS2\20141103-20090.b\8260W_2.m
 Limit Group: VOA - 8260C Water and Solid
 Last Update: 03-Nov-2014 15:54:47 Calib Date: 21-Oct-2014 13:24:30
 Integrator: RTE ID Type: Deconvolution ID
 Quant Method: Internal Standard Quant By: Initial Calibration
 Last ICal File: \\EDICHROM\ChromData\CVOAMS2\20141021-19612.b\B74941.D
 Column 1 : Rtx-624 (0.25 mm) Det: MS SCAN
 Process Host: XAWRK023

First Level Reviewer: tupayachia

Date: 03-Nov-2014 06:49:30

Compound	Sig	RT (min.)	Exp RT (min.)	Dlt RT (min.)	Q	Response	Cal Amt ug/l	OnCol Amt ug/l	Flags
1 Chlorotrifluoroethene	66	1.084	1.084	0.000	87	19556	20.0	17.1	
2 Dichlorodifluoromethane	85	1.109	1.109	0.000	99	127810	20.0	18.6	
3 Chloromethane	50	1.216	1.216	0.000	99	101272	20.0	17.5	
4 Vinyl chloride	62	1.298	1.298	0.000	98	106344	20.0	19.4	
5 Butadiene	54	1.315	1.315	0.000	96	82052	20.0	19.9	
7 Bromomethane	94	1.537	1.537	0.000	98	88326	20.0	18.5	
8 Chloroethane	64	1.611	1.611	0.000	99	64254	20.0	20.2	
9 Trichlorofluoromethane	101	1.776	1.776	0.000	98	154723	20.0	18.6	
10 Dichlorofluoromethane	67	1.776	1.776	0.000	98	186389	20.0	19.2	
19 Pentane	72	1.809	1.809	0.000	94	24565	40.0	43.3	
139 Ethanol	46	1.973	1.973	0.000	86	6885	1000.0	1013.6	
11 Ethyl ether	59	1.990	1.990	0.000	87	41596	20.0	18.9	
13 2-Methyl-1,3-butadiene	53	2.006	2.006	0.000	98	74714	20.0	21.3	
14 1,2-Dichloro-1,1,2-trifluo	117	2.055	2.055	0.000	93	78512	20.0	20.8	
15 Acrolein	56	2.146	2.146	0.000	33	5319	40.0	32.3	
16 1,1,2-Trichloro-1,2,2-trif	101	2.171	2.171	0.000	97	89695	20.0	18.4	
17 1,1-Dichloroethene	96	2.179	2.179	0.000	97	77739	20.0	18.6	
18 Acetone	43	2.269	2.269	0.000	84	54246	100.0	99.5	
20 Iodomethane	142	2.311	2.311	0.000	99	175301	20.0	18.7	
21 Carbon disulfide	76	2.327	2.327	0.000	99	268145	20.0	17.6	
135 Isopropyl alcohol	45	2.385	2.385	0.000	98	15220	200.0	195.1	
141 3-Chloro-1-propene	76	2.483	2.483	0.000	45	44355	20.0	20.5	
22 Cyclopentene	67	2.500	2.500	0.000	92	211176	20.0	21.0	
23 Methyl acetate	43	2.508	2.508	0.000	100	159283	100.0	110.4	
24 Acetonitrile	41	2.566	2.566	0.000	97	43712	200.0	187.8	
25 Methylene Chloride	84	2.615	2.615	0.000	93	83116	20.0	18.5	
* 26 TBA-d9 (IS)	65	2.648	2.648	0.000	92	130201	1000.0	1000.0	
27 2-Methyl-2-propanol	59	2.722	2.722	0.000	91	32482	200.0	204.6	
28 Methyl tert-butyl ether	73	2.788	2.788	0.000	95	157190	20.0	19.9	
29 trans-1,2-Dichloroethene	96	2.804	2.804	0.000	97	85015	20.0	19.1	
31 Acrylonitrile	53	2.887	2.887	0.000	93	111556	200.0	194.0	

Compound	Sig	RT (min.)	Exp RT (min.)	Dlt RT (min.)	Q	Response	Cal Amt ug/l	OnCol Amt ug/l	Flags
32 Hexane	43	2.969	2.969	0.000	91	57091	20.0	15.6	
33 Isopropyl ether	45	3.216	3.216	0.000	96	240726	20.0	19.9	
34 1,1-Dichloroethane	63	3.216	3.216	0.000	86	154744	20.0	19.2	
35 Vinyl acetate	43	3.216	3.216	0.000	57	177704	40.0	38.7	
36 2-Chloro-1,3-butadiene	88	3.265	3.265	0.000	93	72485	20.0	20.7	
136 Allyl alcohol	57	3.315	3.315	0.000	92	9797	500.0	489.2	
37 Tert-butyl ethyl ether	59	3.553	3.553	0.000	88	204375	20.0	21.2	
38 2,2-Dichloropropane	77	3.759	3.759	0.000	96	135721	20.0	19.4	
39 cis-1,2-Dichloroethene	96	3.784	3.784	0.000	96	90528	20.0	19.3	
40 2-Butanone (MEK)	72	3.825	3.825	0.000	99	16757	100.0	104.4	
41 Ethyl acetate	70	3.849	3.849	0.000	74	4136	40.0	39.3	
42 Methyl acrylate	55	3.891	3.891	0.000	100	30768	20.0	19.8	
43 Propionitrile	54	3.965	3.965	0.000	98	39927	200.0	214.1	
45 Chlorobromomethane	128	4.022	4.022	0.000	81	41480	20.0	19.9	
44 Tetrahydrofuran	72	4.031	4.031	0.000	44	7487	40.0	48.6	
46 Methacrylonitrile	67	4.080	4.080	0.000	94	135759	200.0	209.0	
47 Chloroform	83	4.105	4.105	0.000	98	150967	20.0	18.7	
48 Cyclohexane	56	4.220	4.220	0.000	92	127331	20.0	18.1	
49 1,1,1-Trichloroethane	97	4.253	4.253	0.000	99	139026	20.0	18.6	
\$ 57 Dibromofluoromethane (Surr	113	4.277	4.277	0.000	96	196093	50.0	48.9	
50 Carbon tetrachloride	117	4.376	4.376	0.000	96	125533	20.0	19.0	
51 1,1-Dichloropropene	75	4.417	4.417	0.000	95	104845	20.0	19.2	
155 Isooctane	57	4.631	4.631	0.000	0	225723	20.0	19.0	
52 Benzene	78	4.631	4.631	0.000	97	296311	20.0	17.9	
138 Isobutyl alcohol	43	4.640	4.640	0.000	40	66859	500.0	439.5	
\$ 53 1,2-Dichloroethane-d4 (Sur	65	4.672	4.672	0.000	96	171809	50.0	44.7	
140 Tert-amyl methyl ether	73	4.747	4.747	0.000	99	182390	20.0	20.7	
54 1,2-Dichloroethane	62	4.755	4.755	0.000	97	88014	20.0	18.1	
55 Isopropyl acetate	43	4.788	4.788	0.000	97	138524	20.0	18.3	
56 n-Heptane	57	4.862	4.862	0.000	93	46873	20.0	18.2	
* 58 Fluorobenzene	96	4.985	4.985	0.000	99	745434	50.0	50.0	
59 2,4,4-Trimethyl-1-pentene	57	5.257	5.257	0.000	92	391909	40.0	41.6	
60 Trichloroethene	95	5.397	5.397	0.000	96	86308	20.0	19.4	
61 n-Butanol	56	5.446	5.446	0.000	95	12978	500.0	392.5	
62 Methylcyclohexane	83	5.528	5.528	0.000	96	127504	20.0	18.5	
63 Ethyl acrylate	55	5.537	5.537	0.000	89	103914	20.0	17.8	
64 1,2-Dichloropropane	63	5.742	5.742	0.000	88	78380	20.0	19.5	
* 65 1,4-Dioxane-d8	96	5.833	5.833	0.000	94	12998	1000.0	1000.0	
68 Dibromomethane	93	5.890	5.890	0.000	94	38060	20.0	18.7	
67 1,4-Dioxane	88	5.907	5.907	0.000	31	6376	400.0	564.5	
66 Methyl methacrylate	100	5.907	5.907	0.000	92	21267	40.0	43.8	
69 n-Propyl acetate	43	5.997	5.997	0.000	99	50620	20.0	18.5	
70 Dichlorobromomethane	83	6.104	6.104	0.000	99	99944	20.0	18.9	
71 2-Nitropropane	41	6.532	6.532	0.000	91	15829	40.0	34.7	
72 2-Chloroethyl vinyl ether	63	6.574	6.574	0.000	94	28759	20.0	20.9	
73 Epichlorohydrin	57	6.672	6.672	0.000	99	55172	400.0	391.0	
74 cis-1,3-Dichloropropene	75	6.722	6.722	0.000	94	109954	20.0	19.4	
75 4-Methyl-2-pentanone (MIBK	43	6.952	6.952	0.000	98	183405	100.0	80.2	
\$ 76 Toluene-d8 (Surr)	98	6.985	6.985	0.000	99	729182	50.0	48.9	
77 Toluene	91	7.067	7.067	0.000	93	335855	20.0	17.8	
78 trans-1,3-Dichloropropene	75	7.462	7.462	0.000	98	82986	20.0	18.9	
79 Ethyl methacrylate	69	7.528	7.528	0.000	89	55488	20.0	19.5	

Compound	Sig	RT (min.)	Exp RT (min.)	Dlt RT (min.)	Q	Response	Cal Amt ug/l	OnCol Amt ug/l	Flags
80 1,1,2-Trichloroethane	83	7.652	7.652	0.000	92	44077	20.0	18.4	
81 Tetrachloroethene	166	7.660	7.660	0.000	98	95353	20.0	17.9	
82 1,3-Dichloropropane	76	7.833	7.833	0.000	94	85726	20.0	18.1	
83 2-Hexanone	43	7.931	7.931	0.000	98	119105	100.0	90.5	
84 Chlorodibromomethane	129	8.030	8.030	0.000	97	65170	20.0	18.7	
85 n-Butyl acetate	73	8.047	8.047	0.000	98	7131	20.0	17.0	
86 Ethylene Dibromide	107	8.145	8.145	0.000	99	51065	20.0	18.9	
* 87 Chlorobenzene-d5	117	8.590	8.590	0.000	87	635641	50.0	50.0	
88 Chlorobenzene	112	8.623	8.623	0.000	94	243021	20.0	18.4	
89 Ethylbenzene	106	8.713	8.713	0.000	99	131256	20.0	19.0	
90 1,1,1,2-Tetrachloroethane	131	8.721	8.721	0.000	93	81221	20.0	18.1	
91 m-Xylene & p-Xylene	106	8.837	8.837	0.000	97	161931	20.0	19.3	
92 o-Xylene	106	9.207	9.207	0.000	94	155657	20.0	18.9	
137 n-Butyl acrylate	73	9.223	9.223	0.000	96	42288	20.0	20.2	
93 Styrene	104	9.232	9.232	0.000	95	256258	20.0	20.7	
95 Bromoform	173	9.413	9.413	0.000	95	35839	20.0	18.1	
94 Amyl acetate (mixed isomer)	43	9.429	9.429	0.000	90	93199	20.0	17.7	
96 Isopropylbenzene	105	9.536	9.536	0.000	96	434590	20.0	19.7	
\$ 97 4-Bromofluorobenzene	174	9.709	9.709	0.000	93	254957	50.0	50.7	
103 trans-1,4-Dichloro-2-buten	53	9.717	9.717	0.000	52	16914	20.0	20.5	
98 Camphene	41	9.717	9.717	0.000	96	35749	20.0	15.6	
99 Bromobenzene	156	9.816	9.816	0.000	94	105278	20.0	19.6	
100 1,1,2,2-Tetrachloroethane	83	9.882	9.882	0.000	98	58607	20.0	18.2	
101 N-Propylbenzene	91	9.898	9.898	0.000	99	520853	20.0	19.3	
102 1,2,3-Trichloropropane	110	9.915	9.915	0.000	96	16811	20.0	18.1	
104 2-Chlorotoluene	91	9.981	9.981	0.000	97	354004	20.0	18.7	
105 4-Ethyltoluene	105	9.997	9.997	0.000	98	476608	20.0	21.2	
106 1,3,5-Trimethylbenzene	105	10.055	10.055	0.000	93	361561	20.0	19.1	
107 4-Chlorotoluene	91	10.088	10.088	0.000	98	352232	20.0	19.6	
108 Butyl Methacrylate	87	10.153	10.153	0.000	94	102454	20.0	17.8	
109 tert-Butylbenzene	119	10.318	10.318	0.000	94	297336	20.0	19.1	
110 1,2,4-Trimethylbenzene	105	10.367	10.367	0.000	98	389441	20.0	20.1	
111 sec-Butylbenzene	105	10.499	10.499	0.000	99	466458	20.0	19.3	
113 1,3-Dichlorobenzene	146	10.614	10.614	0.000	95	208079	20.0	19.6	
112 4-Isopropyltoluene	119	10.623	10.623	0.000	98	414014	20.0	19.9	
* 115 1,4-Dichlorobenzene-d4	152	10.672	10.672	0.000	96	354007	50.0	50.0	
116 1,4-Dichlorobenzene	146	10.697	10.697	0.000	95	207357	20.0	18.6	
118 Benzyl chloride	91	10.820	10.820	0.000	98	102459	20.0	17.6	
119 2,3-Dihydroindene	117	10.878	10.878	0.000	95	364954	20.0	21.0	
120 p-Diethylbenzene	119	10.927	10.927	0.000	92	263098	20.0	21.5	
121 n-Butylbenzene	91	10.952	10.952	0.000	98	469975	20.0	19.0	
122 1,2-Dichlorobenzene	146	11.001	11.001	0.000	96	186429	20.0	19.5	
123 1,2,4,5-Tetramethylbenzene	119	11.544	11.544	0.000	97	396010	20.0	17.7	
124 1,2-Dibromo-3-Chloropropan	75	11.635	11.635	0.000	93	9007	20.0	16.6	
125 1,3,5-Trichlorobenzene	180	11.742	11.742	0.000	97	169444	20.0	20.0	
126 Camphor	95	12.161	12.161	0.000	94	22900	100.0	101.9	
127 1,2,4-Trichlorobenzene	180	12.236	12.236	0.000	94	127229	20.0	19.0	
128 Hexachlorobutadiene	225	12.326	12.326	0.000	93	63725	20.0	17.0	
130 Naphthalene	128	12.450	12.450	0.000	99	180029	20.0	17.3	
131 1,2,3-Trichlorobenzene	180	12.647	12.647	0.000	96	99932	20.0	18.7	
S 133 1,2-Dichloroethene, Total	100				0			38.4	
S 134 Xylenes, Total	100				0		40.0	38.2	

Data File: \\EDICHROM\ChromData\CVOAMS2\20141103-20090.b\B75526.D

Injection Date: 03-Nov-2014 06:28:30

Instrument ID: CVOAMS2

Operator ID:

Lims ID: LCS

Worklist Smp#: 3

Client ID:

Purge Vol: 5.000 mL

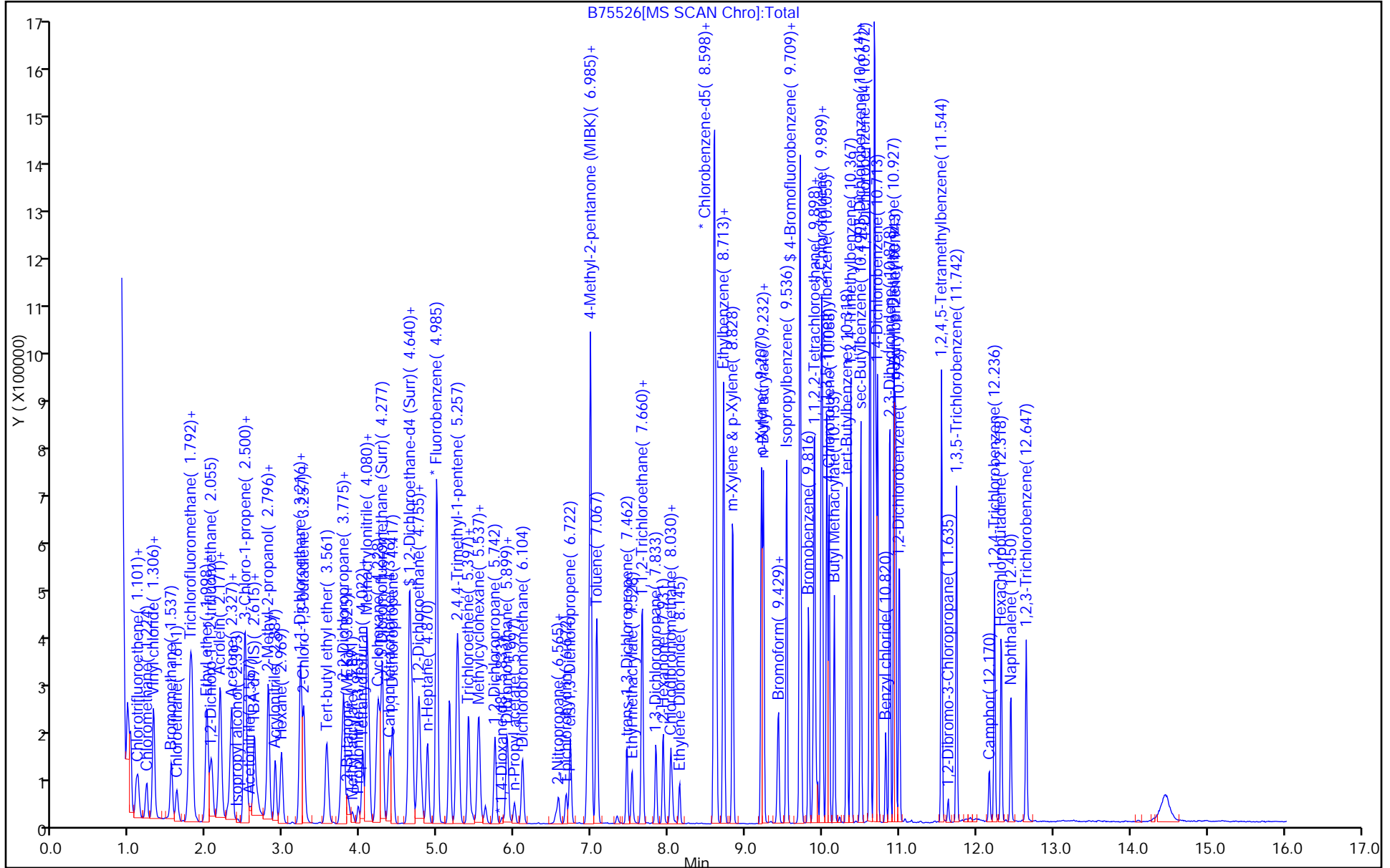
Dil. Factor: 50.0000

ALS Bottle#: 2

Method: 8260W_2

Limit Group: VOA - 8260C Water and Solid

Column: Rtx-624 (0.25 mm)



FORM I
GC/MS VOA ORGANICS ANALYSIS DATA SHEET

Lab Name: TestAmerica Edison Job No.: 460-85449-1
 SDG No.: _____
 Client Sample ID: _____ Lab Sample ID: LCSD 460-259905/4
 Matrix: Solid Lab File ID: B75527.D
 Analysis Method: 8260C Date Collected: _____
 Sample wt/vol: 5 (mL) Date Analyzed: 11/03/2014 06:52
 Soil Aliquot Vol: 5 (mL) Dilution Factor: 50
 Soil Extract Vol.: 5 (mL) GC Column: Rtx-624 ID: 0.25 (mm)
 % Moisture: _____ Level: (low/med) Medium
 Analysis Batch No.: 259905 Units: ug/Kg

CAS NO.	COMPOUND NAME	RESULT	Q	RL	MDL
71-55-6	1,1,1-Trichloroethane	979		50	3.1
79-34-5	1,1,2,2-Tetrachloroethane	947		50	7.9
79-00-5	1,1,2-Trichloroethane	968		50	9.4
75-34-3	1,1-Dichloroethane	995		50	6.5
75-35-4	1,1-Dichloroethene	973		50	4.4
87-61-6	1,2,3-Trichlorobenzene	966		50	26
120-82-1	1,2,4-Trichlorobenzene	977		50	17
96-12-8	1,2-Dibromo-3-Chloropropane	900		50	20
106-93-4	1,2-Dibromoethane	952		50	14
95-50-1	1,2-Dichlorobenzene	1000		50	10
107-06-2	1,2-Dichloroethane	944		50	9.5
78-87-5	1,2-Dichloropropane	986		50	4.3
541-73-1	1,3-Dichlorobenzene	987		50	6.8
106-46-7	1,4-Dichlorobenzene	934		50	12
123-91-1	1,4-Dioxane	21400		1300	1800
78-93-3	2-Butanone	4690		250	120
591-78-6	2-Hexanone	4660		250	25
108-10-1	4-Methyl-2-pentanone	4200		250	49
67-64-1	Acetone	4830		250	130
71-43-2	Benzene	918		50	4.1
74-97-5	Bromochloromethane	1010		50	14
75-27-4	Bromodichloromethane	969		50	6.3
75-25-2	Bromoform	965		50	9.6
74-83-9	Bromomethane	919		50	9.1
75-15-0	Carbon disulfide	940		50	6.3
56-23-5	Carbon tetrachloride	948		50	2.9
108-90-7	Chlorobenzene	935		50	5.5
75-00-3	Chloroethane	1040		50	8.5
67-66-3	Chloroform	958		50	3.9
74-87-3	Chloromethane	891		50	4.8
156-59-2	cis-1,2-Dichloroethene	984		50	8.9
10061-01-5	cis-1,3-Dichloropropene	1020		50	9.2
110-82-7	Cyclohexane	920		50	7.9
124-48-1	Dibromochloromethane	963		50	10
75-71-8	Dichlorodifluoromethane	920		50	11
100-41-4	Ethylbenzene	984		50	4.8

FORM I
GC/MS VOA ORGANICS ANALYSIS DATA SHEET

Lab Name: TestAmerica Edison Job No.: 460-85449-1
 SDG No.: _____
 Client Sample ID: _____ Lab Sample ID: LCSD 460-259905/4
 Matrix: Solid Lab File ID: B75527.D
 Analysis Method: 8260C Date Collected: _____
 Sample wt/vol: 5 (mL) Date Analyzed: 11/03/2014 06:52
 Soil Aliquot Vol: 5 (mL) Dilution Factor: 50
 Soil Extract Vol.: 5 (mL) GC Column: Rtx-624 ID: 0.25 (mm)
 % Moisture: _____ Level: (low/med) Medium
 Analysis Batch No.: 259905 Units: ug/Kg

CAS NO.	COMPOUND NAME	RESULT	Q	RL	MDL
76-13-1	Freon TF	931		50	4.1
98-82-8	Isopropylbenzene	1020		50	3.8
79-20-9	Methyl acetate	5680		250	17
108-87-2	Methylcyclohexane	921		50	6.8
75-09-2	Methylene Chloride	962		50	9.1
1634-04-4	MTBE	1040		50	6.9
100-42-5	Styrene	1070		50	5.9
127-18-4	Tetrachloroethene	914		50	4.9
108-88-3	Toluene	934		50	7.5
156-60-5	trans-1,2-Dichloroethene	1010		50	6.4
10061-02-6	trans-1,3-Dichloropropene	951		50	12
79-01-6	Trichloroethene	976		50	4.6
75-69-4	Trichlorofluoromethane	924		50	7.3
75-01-4	Vinyl chloride	981		50	7.2
1330-20-7	Xylenes, Total	1980		100	18

CAS NO.	SURROGATE	%REC	Q	LIMITS
17060-07-0	1,2-Dichloroethane-d4 (Surr)	88		75-135
2037-26-5	Toluene-d8 (Surr)	100		59-150
460-00-4	Bromofluorobenzene	102		72-133
1868-53-7	Dibromofluoromethane (Surr)	99		70-130

TestAmerica Edison
Target Compound Quantitation Report

Data File: \\EDICHROM\ChromData\CVOAMS2\20141103-20090.b\B75527.D
 Lims ID: LCSD
 Client ID:
 Sample Type: LCSD
 Inject. Date: 03-Nov-2014 06:52:30 ALS Bottle#: 3 Worklist Smp#: 4
 Purge Vol: 5.000 mL Dil. Factor: 50.0000
 Sample Info: LCSD
 Misc. Info.: 460-0020090-004
 Operator ID: Instrument ID: CVOAMS2
 Method: \\EDICHROM\ChromData\CVOAMS2\20141103-20090.b\8260W_2.m
 Limit Group: VOA - 8260C Water and Solid
 Last Update: 03-Nov-2014 15:54:47 Calib Date: 21-Oct-2014 13:24:30
 Integrator: RTE ID Type: Deconvolution ID
 Quant Method: Internal Standard Quant By: Initial Calibration
 Last ICal File: \\EDICHROM\ChromData\CVOAMS2\20141021-19612.b\B74941.D
 Column 1 : Rtx-624 (0.25 mm) Det: MS SCAN
 Process Host: XAWRK023

First Level Reviewer: baronm

Date: 03-Nov-2014 15:53:25

Compound	Sig	RT (min.)	Exp RT (min.)	Diff RT (min.)	Q	Response	Cal Amt ug/l	OnCol Amt ug/l	Flags
1 Chlorotrifluoroethene	66	1.068	1.084	-0.016	88	18583	20.0	17.5	
2 Dichlorodifluoromethane	85	1.093	1.109	-0.016	99	117377	20.0	18.4	
3 Chloromethane	50	1.208	1.216	-0.008	99	95675	20.0	17.8	
4 Vinyl chloride	62	1.290	1.298	-0.008	98	99874	20.0	19.6	
5 Butadiene	54	1.298	1.315	-0.017	97	77212	20.0	20.2	
7 Bromomethane	94	1.529	1.537	-0.008	98	81066	20.0	18.4	
8 Chloroethane	64	1.603	1.611	-0.008	99	61016	20.0	20.7	
9 Trichlorofluoromethane	101	1.768	1.776	-0.008	65	142011	20.0	18.5	
10 Dichlorofluoromethane	67	1.768	1.776	-0.008	97	174436	20.0	19.4	
19 Pentane	72	1.800	1.809	-0.008	96	22301	40.0	42.5	
139 Ethanol	46	1.981	1.973	0.008	76	6923	1000.0	1040.2	
11 Ethyl ether	59	1.981	1.990	-0.009	93	39015	20.0	19.1	
13 2-Methyl-1,3-butadiene	53	1.990	2.006	-0.016	97	68905	20.0	21.2	
14 1,2-Dichloro-1,1,2-trifluo	117	2.056	2.055	0.001	93	76268	20.0	21.8	
15 Acrolein	56	2.146	2.146	0.000	26	6787	40.0	42.2	
16 1,1,2-Trichloro-1,2,2-trif	101	2.163	2.171	-0.008	51	84106	20.0	18.6	
17 1,1-Dichloroethene	96	2.163	2.179	-0.016	96	75330	20.0	19.5	
18 Acetone	43	2.270	2.269	0.001	84	51577	100.0	96.5	
20 Iodomethane	142	2.302	2.311	-0.009	100	174258	20.0	20.1	
21 Carbon disulfide	76	2.319	2.327	-0.008	99	265437	20.0	18.8	
135 Isopropyl alcohol	45	2.377	2.385	-0.009	97	14624	200.0	191.3	
141 3-Chloro-1-propene	76	2.475	2.483	-0.008	46	45203	20.0	22.5	
22 Cyclopentene	67	2.492	2.500	-0.008	93	200662	20.0	21.5	
23 Methyl acetate	43	2.500	2.508	-0.008	100	151913	100.0	113.6	
24 Acetonitrile	41	2.566	2.566	0.000	95	44036	200.0	204.2	
25 Methylene Chloride	84	2.607	2.615	-0.008	94	79960	20.0	19.2	
* 26 TBA-d9 (IS)	65	2.640	2.648	-0.008	92	127591	1000.0	1000.0	
27 2-Methyl-2-propanol	59	2.714	2.722	-0.008	91	33217	200.0	213.5	
28 Methyl tert-butyl ether	73	2.780	2.788	-0.008	95	152825	20.0	20.9	
29 trans-1,2-Dichloroethene	96	2.796	2.804	-0.008	95	83334	20.0	20.2	
31 Acrylonitrile	53	2.879	2.887	-0.008	93	108995	200.0	204.6	

Compound	Sig	RT (min.)	Exp RT (min.)	Dlt RT (min.)	Q	Response	Cal Amt ug/l	OnCol Amt ug/l	Flags
32 Hexane	43	2.961	2.969	-0.008	91	52331	20.0	15.4	
33 Isopropyl ether	45	3.216	3.216	0.000	97	233467	20.0	20.9	
34 1,1-Dichloroethane	63	3.208	3.216	-0.008	99	148157	20.0	19.9	
35 Vinyl acetate	43	3.216	3.216	0.000	55	168925	40.0	39.7	
36 2-Chloro-1,3-butadiene	88	3.257	3.265	-0.008	92	68676	20.0	21.1	
136 Allyl alcohol	57	3.298	3.315	-0.017	90	7888	500.0	402.3	
37 Tert-butyl ethyl ether	59	3.553	3.553	0.000	89	199421	20.0	22.4	
38 2,2-Dichloropropane	77	3.751	3.759	-0.008	96	132401	20.0	20.5	
39 cis-1,2-Dichloroethene	96	3.776	3.784	-0.008	95	85667	20.0	19.7	
40 2-Butanone (MEK)	72	3.825	3.825	0.000	98	14750	100.0	93.8	
41 Ethyl acetate	70	3.841	3.849	-0.008	73	3628	40.0	35.2	
42 Methyl acrylate	55	3.891	3.891	0.000	99	28083	20.0	19.5	
43 Propionitrile	54	3.957	3.965	-0.008	97	37823	200.0	206.9	
44 Tetrahydrofuran	72	4.022	4.031	-0.009	43	6769	40.0	44.9	
45 Chlorobromomethane	128	4.022	4.022	0.000	85	38744	20.0	20.1	
46 Methacrylonitrile	67	4.072	4.080	-0.008	94	130113	200.0	216.2	
47 Chloroform	83	4.097	4.105	-0.008	98	143578	20.0	19.2	
48 Cyclohexane	56	4.212	4.220	-0.008	92	120097	20.0	18.4	
49 1,1,1-Trichloroethane	97	4.245	4.253	-0.008	98	135777	20.0	19.6	
\$ 57 Dibromofluoromethane (Surr	113	4.278	4.277	0.001	96	183430	50.0	49.3	
50 Carbon tetrachloride	117	4.368	4.376	-0.008	97	115953	20.0	19.0	
51 1,1-Dichloropropene	75	4.409	4.417	-0.008	95	95974	20.0	19.0	
155 Isooctane	57	4.623	4.631	-0.008	0	205538	20.0	18.7	
52 Benzene	78	4.631	4.631	0.000	97	281824	20.0	18.4	
138 Isobutyl alcohol	43	4.640	4.640	0.000	41	62930	500.0	422.1	
\$ 53 1,2-Dichloroethane-d4 (Sur	65	4.664	4.672	-0.008	96	157285	50.0	44.1	
140 Tert-amyl methyl ether	73	4.747	4.747	0.001	94	175509	20.0	21.5	
54 1,2-Dichloroethane	62	4.747	4.755	-0.008	87	85291	20.0	18.9	
55 Isopropyl acetate	43	4.780	4.788	-0.008	97	138496	20.0	19.8	
56 n-Heptane	57	4.862	4.862	0.000	92	41961	20.0	17.5	
* 58 Fluorobenzene	96	4.985	4.985	0.000	98	690664	50.0	50.0	
59 2,4,4-Trimethyl-1-pentene	57	5.257	5.257	0.000	92	354434	40.0	40.6	
60 Trichloroethene	95	5.397	5.397	0.000	97	80513	20.0	19.5	
61 n-Butanol	56	5.446	5.446	0.000	92	12998	500.0	401.1	
62 Methylcyclohexane	83	5.528	5.528	0.000	96	117813	20.0	18.4	
63 Ethyl acrylate	55	5.528	5.537	-0.009	78	92385	20.0	17.1	
64 1,2-Dichloropropane	63	5.742	5.742	0.000	87	73310	20.0	19.7	
* 65 1,4-Dioxane-d8	96	5.833	5.833	0.000	92	12644	1000.0	1000.0	
68 Dibromomethane	93	5.891	5.890	0.001	94	36769	20.0	19.5	
67 1,4-Dioxane	88	5.907	5.907	0.000	31	4655	400.0	427.3	
66 Methyl methacrylate	100	5.907	5.907	0.000	93	20266	40.0	45.1	
69 n-Propyl acetate	43	5.989	5.997	-0.008	98	48019	20.0	19.0	
70 Dichlorobromomethane	83	6.096	6.104	-0.008	98	95004	20.0	19.4	
71 2-Nitropropane	41	6.533	6.532	0.001	100	15577	40.0	36.8	
72 2-Chloroethyl vinyl ether	63	6.565	6.574	-0.009	92	25933	20.0	20.3	
73 Epichlorohydrin	57	6.664	6.672	-0.008	99	53337	400.0	407.4	
74 cis-1,3-Dichloropropene	75	6.722	6.722	0.000	94	106853	20.0	20.3	
75 4-Methyl-2-pentanone (MIBK	43	6.944	6.952	-0.008	97	178299	100.0	84.1	
\$ 76 Toluene-d8 (Surr)	98	6.985	6.985	0.000	98	689708	50.0	49.8	
77 Toluene	91	7.067	7.067	0.000	93	327368	20.0	18.7	
78 trans-1,3-Dichloropropene	75	7.454	7.462	-0.008	99	77486	20.0	19.0	
79 Ethyl methacrylate	69	7.528	7.528	0.000	90	52919	20.0	20.1	

Compound	Sig	RT (min.)	Exp RT (min.)	Dlt RT (min.)	Q	Response	Cal Amt ug/l	OnCol Amt ug/l	Flags
80 1,1,2-Trichloroethane	83	7.652	7.652	0.000	91	42928	20.0	19.4	
81 Tetrachloroethene	166	7.660	7.660	0.000	96	90141	20.0	18.3	
82 1,3-Dichloropropane	76	7.833	7.833	0.000	94	83863	20.0	19.1	
83 2-Hexanone	43	7.932	7.931	0.001	98	113798	100.0	93.2	
84 Chlorodibromomethane	129	8.022	8.030	-0.008	98	62278	20.0	19.3	
85 n-Butyl acetate	73	8.047	8.047	0.000	98	5850	20.0	15.0	
86 Ethylene Dibromide	107	8.137	8.145	-0.008	99	47687	20.0	19.0	
* 87 Chlorobenzene-d5	117	8.590	8.590	0.000	87	589739	50.0	50.0	
88 Chlorobenzene	112	8.623	8.623	0.000	95	229402	20.0	18.7	
89 Ethylbenzene	106	8.713	8.713	0.000	99	126178	20.0	19.7	
90 1,1,1,2-Tetrachloroethane	131	8.722	8.721	0.001	94	81547	20.0	19.6	
91 m-Xylene & p-Xylene	106	8.829	8.837	-0.008	97	155035	20.0	19.9	
92 o-Xylene	106	9.207	9.207	0.000	94	151193	20.0	19.8	
137 n-Butyl acrylate	73	9.224	9.223	0.001	96	40214	20.0	20.7	
93 Styrene	104	9.232	9.232	0.000	95	245870	20.0	21.4	
95 Bromoform	173	9.413	9.413	0.000	96	35481	20.0	19.3	
94 Amyl acetate (mixed isomer)	43	9.429	9.429	0.000	90	89175	20.0	17.7	
96 Isopropylbenzene	105	9.536	9.536	0.000	96	414876	20.0	20.3	
\$ 97 4-Bromofluorobenzene	174	9.709	9.709	0.000	93	237971	50.0	51.0	
103 trans-1,4-Dichloro-2-buten	53	9.717	9.717	0.000	52	15491	20.0	19.7	
98 Camphene	41	9.717	9.717	0.000	96	31976	20.0	15.1	
99 Bromobenzene	156	9.816	9.816	0.000	95	100399	20.0	19.6	
100 1,1,2,2-Tetrachloroethane	83	9.874	9.882	-0.008	98	58065	20.0	18.9	
101 N-Propylbenzene	91	9.890	9.898	-0.008	99	497028	20.0	19.3	
102 1,2,3-Trichloropropane	110	9.915	9.915	0.000	95	16317	20.0	18.4	
104 2-Chlorotoluene	91	9.981	9.981	0.000	97	344653	20.0	19.1	
105 4-Ethyltoluene	105	9.997	9.997	0.000	98	454071	20.0	21.2	
106 1,3,5-Trimethylbenzene	105	10.055	10.055	0.000	92	352330	20.0	19.5	
107 4-Chlorotoluene	91	10.088	10.088	0.000	97	335000	20.0	19.5	
108 Butyl Methacrylate	87	10.154	10.153	0.001	93	99206	20.0	18.1	
109 tert-Butylbenzene	119	10.318	10.318	0.000	93	277522	20.0	18.7	
110 1,2,4-Trimethylbenzene	105	10.368	10.367	0.001	98	376831	20.0	20.4	
111 sec-Butylbenzene	105	10.499	10.499	0.000	99	443344	20.0	19.3	
113 1,3-Dichlorobenzene	146	10.614	10.614	0.000	96	200027	20.0	19.7	
112 4-Isopropyltoluene	119	10.623	10.623	0.000	98	400945	20.0	20.3	
* 115 1,4-Dichlorobenzene-d4	152	10.672	10.672	0.000	95	337416	50.0	50.0	
116 1,4-Dichlorobenzene	146	10.697	10.697	0.000	95	198453	20.0	18.7	
118 Benzyl chloride	91	10.820	10.820	0.000	98	98449	20.0	17.7	
119 2,3-Dihydroindene	117	10.870	10.878	-0.008	94	359410	20.0	21.7	
120 p-Diethylbenzene	119	10.927	10.927	0.000	94	247023	20.0	21.2	
121 n-Butylbenzene	91	10.944	10.952	-0.008	97	445227	20.0	18.9	
122 1,2-Dichlorobenzene	146	10.993	11.001	-0.008	96	182130	20.0	20.0	
123 1,2,4,5-Tetramethylbenzene	119	11.544	11.544	0.000	98	379483	20.0	17.8	
124 1,2-Dibromo-3-Chloropropan	75	11.635	11.635	0.000	94	9315	20.0	18.0	
125 1,3,5-Trichlorobenzene	180	11.742	11.742	0.000	97	164935	20.0	20.4	
126 Camphor	95	12.162	12.161	0.001	92	21344	100.0	99.6	
127 1,2,4-Trichlorobenzene	180	12.236	12.236	0.000	94	124591	20.0	19.5	
128 Hexachlorobutadiene	225	12.326	12.326	0.000	94	60477	20.0	17.0	
130 Naphthalene	128	12.450	12.450	0.000	99	176738	20.0	17.9	
131 1,2,3-Trichlorobenzene	180	12.647	12.647	0.000	95	98596	20.0	19.3	
S 134 Xylenes, Total	100				0		40.0	39.7	

Reagents:

ACROLEIN SP_00028	Amount Added: 4.00	Units: uL	
GAS C SP_00068	Amount Added: 20.00	Units: uL	
8260 SP_00026	Amount Added: 20.00	Units: uL	
8260SURR250_00052	Amount Added: 1.00	Units: uL	
8260 INTSTD C_00056	Amount Added: 1.00	Units: uL	Run Reagent

TestAmerica Edison

Data File: \\EDICHROM\ChromData\CVOAMS2\20141103-20090.b\B75527.D

Injection Date: 03-Nov-2014 06:52:30

Instrument ID: CVOAMS2

Operator ID:

Lims ID: LCSD

Worklist Smp#: 4

Client ID:

Purge Vol: 5.000 mL

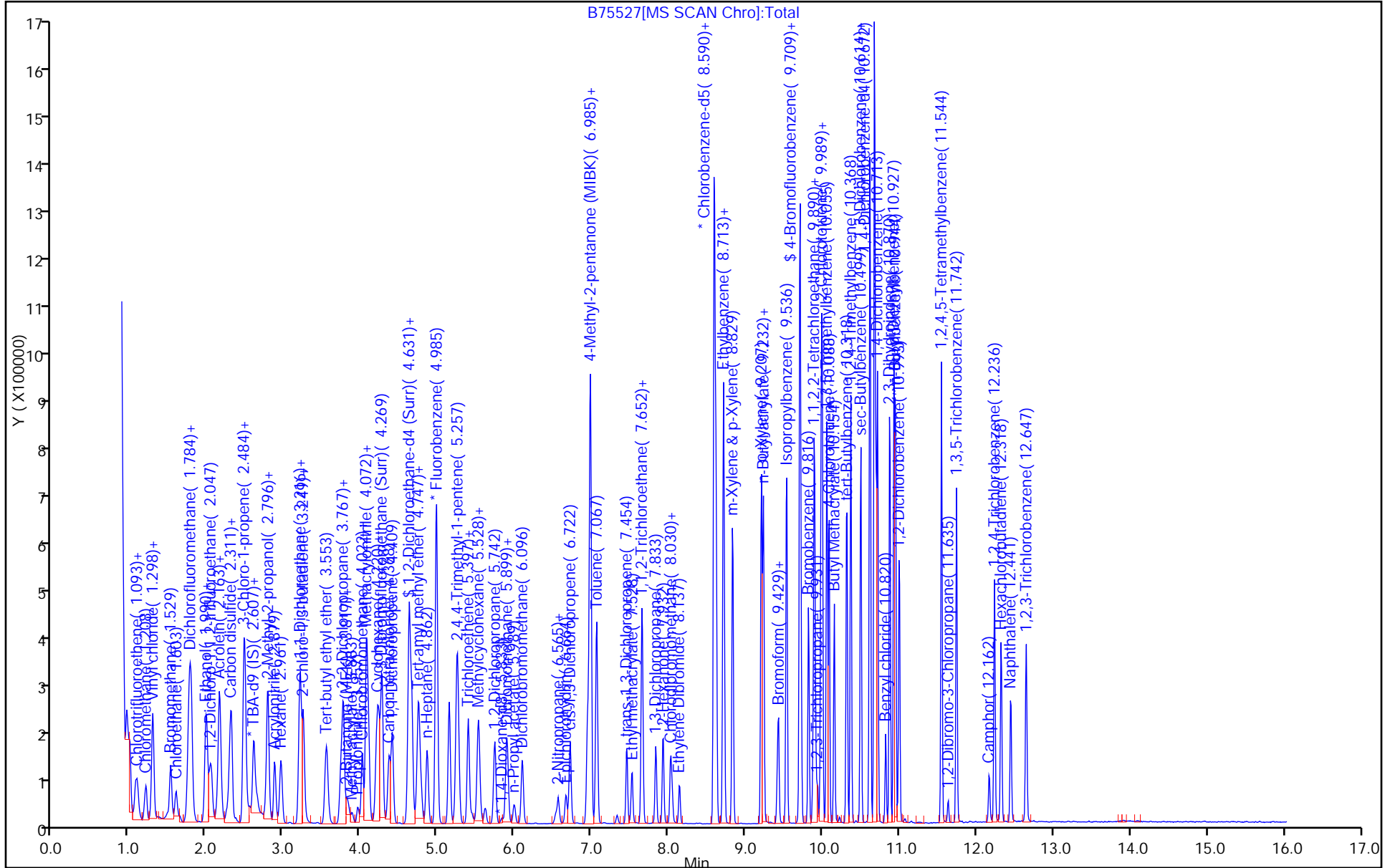
Dil. Factor: 50.0000

ALS Bottle#: 3

Method: 8260W_2

Limit Group: VOA - 8260C Water and Solid

Column: Rtx-624 (0.25 mm)



FORM I
GC/MS VOA ORGANICS ANALYSIS DATA SHEET

Lab Name: TestAmerica Edison Job No.: 460-85449-1
 SDG No.: _____
 Client Sample ID: _____ Lab Sample ID: 460-85411-A-1 MS
 Matrix: Water Lab File ID: C1648.D
 Analysis Method: 8260C Date Collected: 10/30/2014 14:20
 Sample wt/vol: 5(mL) Date Analyzed: 11/01/2014 18:49
 Soil Aliquot Vol: _____ Dilution Factor: 25
 Soil Extract Vol.: _____ GC Column: Rtx-624 ID: 0.25(mm)
 % Moisture: _____ Level: (low/med) Low
 Analysis Batch No.: 259722 Units: ug/L

CAS NO.	COMPOUND NAME	RESULT	Q	RL	MDL
71-55-6	1,1,1-Trichloroethane	535		25	1.5
79-34-5	1,1,2,2-Tetrachloroethane	510		25	4.0
79-00-5	1,1,2-Trichloroethane	508		25	4.8
75-34-3	1,1-Dichloroethane	552		25	3.3
75-35-4	1,1-Dichloroethene	510		25	2.3
87-61-6	1,2,3-Trichlorobenzene	495		25	13
120-82-1	1,2,4-Trichlorobenzene	505		25	8.5
96-12-8	1,2-Dibromo-3-Chloropropane	446		25	10
106-93-4	1,2-Dibromoethane	512		25	7.0
95-50-1	1,2-Dichlorobenzene	510		25	5.3
107-06-2	1,2-Dichloroethane	536		25	4.8
78-87-5	1,2-Dichloropropane	557		25	2.3
541-73-1	1,3-Dichlorobenzene	519		25	3.5
106-46-7	1,4-Dichlorobenzene	516		25	5.8
123-91-1	1,4-Dioxane	10600		1300	900
78-93-3	2-Butanone	2600		130	58
591-78-6	2-Hexanone	2470		130	13
108-10-1	4-Methyl-2-pentanone	2670		130	25
67-64-1	Acetone	1880		130	67
71-43-2	Benzene	535		25	2.0
74-97-5	Bromochloromethane	597		25	6.8
75-27-4	Bromodichloromethane	543		25	3.0
75-25-2	Bromoform	374		25	4.8
74-83-9	Bromomethane	1410		25	4.5
75-15-0	Carbon disulfide	499		25	3.3
56-23-5	Carbon tetrachloride	559		25	1.5
108-90-7	Chlorobenzene	521		25	2.8
75-00-3	Chloroethane	591		25	4.3
67-66-3	Chloroform	555		25	2.0
74-87-3	Chloromethane	552		25	2.5
156-59-2	cis-1,2-Dichloroethene	554		25	4.5
10061-01-5	cis-1,3-Dichloropropene	511		25	4.5
110-82-7	Cyclohexane	406		25	4.0
124-48-1	Dibromochloromethane	507		25	5.0
75-71-8	Dichlorodifluoromethane	358		25	5.5
100-41-4	Ethylbenzene	531		25	2.5

FORM I
GC/MS VOA ORGANICS ANALYSIS DATA SHEET

Lab Name: TestAmerica Edison Job No.: 460-85449-1
 SDG No.: _____
 Client Sample ID: _____ Lab Sample ID: 460-85411-A-1 MS
 Matrix: Water Lab File ID: C1648.D
 Analysis Method: 8260C Date Collected: 10/30/2014 14:20
 Sample wt/vol: 5(mL) Date Analyzed: 11/01/2014 18:49
 Soil Aliquot Vol: _____ Dilution Factor: 25
 Soil Extract Vol.: _____ GC Column: Rtx-624 ID: 0.25(mm)
 % Moisture: _____ Level: (low/med) Low
 Analysis Batch No.: 259722 Units: ug/L

CAS NO.	COMPOUND NAME	RESULT	Q	RL	MDL
76-13-1	Freon TF	388		25	2.0
98-82-8	Isopropylbenzene	584		25	2.0
79-20-9	Methyl acetate	3130		130	8.5
108-87-2	Methylcyclohexane	391		25	3.5
75-09-2	Methylene Chloride	551		25	4.5
1634-04-4	MTBE	514		25	3.5
100-42-5	Styrene	507		25	3.0
127-18-4	Tetrachloroethene	540		25	2.5
108-88-3	Toluene	481		25	3.8
156-60-5	trans-1,2-Dichloroethene	560		25	3.3
10061-02-6	trans-1,3-Dichloropropene	525		25	6.0
79-01-6	Trichloroethene	552		25	2.3
75-69-4	Trichlorofluoromethane	435		25	3.8
75-01-4	Vinyl chloride	544		25	3.5
1330-20-7	Xylenes, Total	1050		50	3.3

CAS NO.	SURROGATE	%REC	Q	LIMITS
17060-07-0	1,2-Dichloroethane-d4 (Surr)	110		70-130
2037-26-5	Toluene-d8 (Surr)	113		70-130
460-00-4	Bromofluorobenzene	116		64-135
1868-53-7	Dibromofluoromethane (Surr)	119		72-137

FORM I
GC/MS VOA ORGANICS ANALYSIS DATA SHEET

Lab Name: TestAmerica Edison Job No.: 460-85449-1
 SDG No.: _____
 Client Sample ID: _____ Lab Sample ID: 460-85411-A-1 MSD
 Matrix: Water Lab File ID: C1649.D
 Analysis Method: 8260C Date Collected: 10/30/2014 14:20
 Sample wt/vol: 5(mL) Date Analyzed: 11/01/2014 19:15
 Soil Aliquot Vol: _____ Dilution Factor: 25
 Soil Extract Vol.: _____ GC Column: Rtx-624 ID: 0.25(mm)
 % Moisture: _____ Level: (low/med) Low
 Analysis Batch No.: 259722 Units: ug/L

CAS NO.	COMPOUND NAME	RESULT	Q	RL	MDL
71-55-6	1,1,1-Trichloroethane	497		25	1.5
79-34-5	1,1,2,2-Tetrachloroethane	493		25	4.0
79-00-5	1,1,2-Trichloroethane	508		25	4.8
75-34-3	1,1-Dichloroethane	521		25	3.3
75-35-4	1,1-Dichloroethene	468		25	2.3
87-61-6	1,2,3-Trichlorobenzene	489		25	13
120-82-1	1,2,4-Trichlorobenzene	485		25	8.5
96-12-8	1,2-Dibromo-3-Chloropropane	450		25	10
106-93-4	1,2-Dibromoethane	508		25	7.0
95-50-1	1,2-Dichlorobenzene	483		25	5.3
107-06-2	1,2-Dichloroethane	519		25	4.8
78-87-5	1,2-Dichloropropane	523		25	2.3
541-73-1	1,3-Dichlorobenzene	496		25	3.5
106-46-7	1,4-Dichlorobenzene	489		25	5.8
123-91-1	1,4-Dioxane	10200		1300	900
78-93-3	2-Butanone	2470		130	58
591-78-6	2-Hexanone	2390		130	13
108-10-1	4-Methyl-2-pentanone	2590		130	25
67-64-1	Acetone	1850		130	67
71-43-2	Benzene	508		25	2.0
74-97-5	Bromochloromethane	592		25	6.8
75-27-4	Bromodichloromethane	529		25	3.0
75-25-2	Bromoform	383		25	4.8
74-83-9	Bromomethane	1400		25	4.5
75-15-0	Carbon disulfide	469		25	3.3
56-23-5	Carbon tetrachloride	503		25	1.5
108-90-7	Chlorobenzene	494		25	2.8
75-00-3	Chloroethane	554		25	4.3
67-66-3	Chloroform	526		25	2.0
74-87-3	Chloromethane	507		25	2.5
156-59-2	cis-1,2-Dichloroethene	527		25	4.5
10061-01-5	cis-1,3-Dichloropropene	503		25	4.5
110-82-7	Cyclohexane	379		25	4.0
124-48-1	Dibromochloromethane	505		25	5.0
75-71-8	Dichlorodifluoromethane	333		25	5.5
100-41-4	Ethylbenzene	496		25	2.5

FORM I
GC/MS VOA ORGANICS ANALYSIS DATA SHEET

Lab Name: TestAmerica Edison Job No.: 460-85449-1
 SDG No.: _____
 Client Sample ID: _____ Lab Sample ID: 460-85411-A-1 MSD
 Matrix: Water Lab File ID: C1649.D
 Analysis Method: 8260C Date Collected: 10/30/2014 14:20
 Sample wt/vol: 5(mL) Date Analyzed: 11/01/2014 19:15
 Soil Aliquot Vol: _____ Dilution Factor: 25
 Soil Extract Vol.: _____ GC Column: Rtx-624 ID: 0.25(mm)
 % Moisture: _____ Level: (low/med) Low
 Analysis Batch No.: 259722 Units: ug/L

CAS NO.	COMPOUND NAME	RESULT	Q	RL	MDL
76-13-1	Freon TF	356		25	2.0
98-82-8	Isopropylbenzene	542		25	2.0
79-20-9	Methyl acetate	3030		130	8.5
108-87-2	Methylcyclohexane	369		25	3.5
75-09-2	Methylene Chloride	514		25	4.5
1634-04-4	MTBE	522		25	3.5
100-42-5	Styrene	486		25	3.0
127-18-4	Tetrachloroethene	499		25	2.5
108-88-3	Toluene	461		25	3.8
156-60-5	trans-1,2-Dichloroethene	512		25	3.3
10061-02-6	trans-1,3-Dichloropropene	530		25	6.0
79-01-6	Trichloroethene	510		25	2.3
75-69-4	Trichlorofluoromethane	408		25	3.8
75-01-4	Vinyl chloride	495		25	3.5
1330-20-7	Xylenes, Total	1010		50	3.3

CAS NO.	SURROGATE	%REC	Q	LIMITS
17060-07-0	1,2-Dichloroethane-d4 (Surr)	114		70-130
2037-26-5	Toluene-d8 (Surr)	113		70-130
460-00-4	Bromofluorobenzene	117		64-135
1868-53-7	Dibromofluoromethane (Surr)	120		72-137

GC/MS VOA ANALYSIS RUN LOG

Lab Name: TestAmerica Edison Job No.: 460-85449-1

SDG No.: _____

Instrument ID: CVOAMS2 Start Date: 10/21/2014 08:57

Analysis Batch Number: 257264 End Date: 10/21/2014 14:37

LAB SAMPLE ID	CLIENT SAMPLE ID	DATE ANALYZED	DILUTION FACTOR	LAB FILE ID	COLUMN ID
BFB 460-257264/1		10/21/2014 08:57	1	B74930.D	Rtx-624 0.25 (mm)
STD05 460-257264/3 IC		10/21/2014 09:44	1	B74932.D	Rtx-624 0.25 (mm)
STD1 460-257264/4 IC		10/21/2014 10:08	1	B74933.D	Rtx-624 0.25 (mm)
STD5 460-257264/5 IC		10/21/2014 10:33	1	B74934.D	Rtx-624 0.25 (mm)
STD20 460-257264/6 ICIS		10/21/2014 10:57	1	B74935.D	Rtx-624 0.25 (mm)
STD50 460-257264/7 IC		10/21/2014 11:22	1	B74936.D	Rtx-624 0.25 (mm)
STD200 460-257264/8 IC		10/21/2014 11:46	1	B74937.D	Rtx-624 0.25 (mm)
STD500 460-257264/9 IC		10/21/2014 12:10	1	B74938.D	Rtx-624 0.25 (mm)
STD8 460-257264/12 IC		10/21/2014 13:24	1	B74941.D	Rtx-624 0.25 (mm)
ZZZZZ		10/21/2014 14:13	1		Rtx-624 0.25 (mm)
ICV 460-257264/1014		10/21/2014 14:13	1		Rtx-624 0.25 (mm)
ZZZZZ		10/21/2014 14:37	1		Rtx-624 0.25 (mm)

GC/MS VOA ANALYSIS RUN LOG

Lab Name: TestAmerica Edison Job No.: 460-85449-1

SDG No.: _____

Instrument ID: CVOAMS2 Start Date: 11/03/2014 05:38

Analysis Batch Number: 259905 End Date: 11/03/2014 14:06

LAB SAMPLE ID	CLIENT SAMPLE ID	DATE ANALYZED	DILUTION FACTOR	LAB FILE ID	COLUMN ID
BFB 460-259905/1		11/03/2014 05:38	1	B75524.D	Rtx-624 0.25 (mm)
CCVIS 460-259905/2		11/03/2014 06:04	1	B75525.D	Rtx-624 0.25 (mm)
LCS 460-259905/3		11/03/2014 06:28	50	B75526.D	Rtx-624 0.25 (mm)
LCSD 460-259905/4		11/03/2014 06:52	50	B75527.D	Rtx-624 0.25 (mm)
MB 460-259905/6		11/03/2014 07:41	50	B75529.D	Rtx-624 0.25 (mm)
ZZZZZ		11/03/2014 08:27	50		Rtx-624 0.25 (mm)
ZZZZZ		11/03/2014 11:15	50		Rtx-624 0.25 (mm)
460-85449-1	PMP-16-SW-WT	11/03/2014 11:40	50	B75538.D	Rtx-624 0.25 (mm)
460-85449-7	PMP-19-SW-WT	11/03/2014 12:04	50	B75539.D	Rtx-624 0.25 (mm)
460-85449-12	PMP-27-SW-WT	11/03/2014 12:29	50	B75540.D	Rtx-624 0.25 (mm)
460-85449-13	DUP1_20141031	11/03/2014 12:53	50	B75541.D	Rtx-624 0.25 (mm)
ZZZZZ		11/03/2014 14:06	50		Rtx-624 0.25 (mm)

GC/MS VOA ANALYSIS RUN LOG

Lab Name: TestAmerica Edison Job No.: 460-85449-1

SDG No.: _____

Instrument ID: CVOAMS3 Start Date: 10/01/2014 02:10Analysis Batch Number: 252855 End Date: 10/01/2014 09:15

LAB SAMPLE ID	CLIENT SAMPLE ID	DATE ANALYZED	DILUTION FACTOR	LAB FILE ID	COLUMN ID
BFB 460-252855/1		10/01/2014 02:10	1	C0069.D	Rtx-624 0.25 (mm)
STD20 460-252855/2 ICIS		10/01/2014 03:01	1	C0070.D	Rtx-624 0.25 (mm)
STD1 460-252855/5 IC		10/01/2014 04:29	1	C0073.D	Rtx-624 0.25 (mm)
STD5 460-252855/6 IC		10/01/2014 04:53	1	C0074.D	Rtx-624 0.25 (mm)
STD50 460-252855/7 IC		10/01/2014 05:17	1	C0075.D	Rtx-624 0.25 (mm)
STD200 460-252855/8 IC		10/01/2014 05:42	1	C0076.D	Rtx-624 0.25 (mm)
STD500 460-252855/9 IC		10/01/2014 06:06	1	C0077.D	Rtx-624 0.25 (mm)
ICV 460-252855/14		10/01/2014 09:15	1		Rtx-624 0.25 (mm)

GC/MS VOA ANALYSIS RUN LOG

Lab Name: TestAmerica Edison Job No.: 460-85449-1

SDG No.: _____

Instrument ID: CVOAMS3 Start Date: 11/01/2014 07:49

Analysis Batch Number: 259722 End Date: 11/01/2014 19:15

LAB SAMPLE ID	CLIENT SAMPLE ID	DATE ANALYZED	DILUTION FACTOR	LAB FILE ID	COLUMN ID
BFB 460-259722/1		11/01/2014 07:49	1	C1623.D	Rtx-624 0.25 (mm)
CCVIS 460-259722/2		11/01/2014 08:11	1	C1624.D	Rtx-624 0.25 (mm)
LCS 460-259722/3		11/01/2014 08:47	1	C1625.D	Rtx-624 0.25 (mm)
MB 460-259722/9		11/01/2014 11:24	1	C1631.D	Rtx-624 0.25 (mm)
ZZZZZ		11/01/2014 11:50	1		Rtx-624 0.25 (mm)
ZZZZZ		11/01/2014 12:16	1		Rtx-624 0.25 (mm)
460-85449-16	FB_20141031	11/01/2014 12:42	1	C1634.D	Rtx-624 0.25 (mm)
460-85449-17	Trip Blank	11/01/2014 13:09	1	C1635.D	Rtx-624 0.25 (mm)
ZZZZZ		11/01/2014 13:35	1		Rtx-624 0.25 (mm)
ZZZZZ		11/01/2014 14:01	1		Rtx-624 0.25 (mm)
ZZZZZ		11/01/2014 14:27	1		Rtx-624 0.25 (mm)
ZZZZZ		11/01/2014 14:54	1		Rtx-624 0.25 (mm)
ZZZZZ		11/01/2014 15:20	1		Rtx-624 0.25 (mm)
ZZZZZ		11/01/2014 15:46	1		Rtx-624 0.25 (mm)
ZZZZZ		11/01/2014 16:12	1		Rtx-624 0.25 (mm)
ZZZZZ		11/01/2014 16:39	1		Rtx-624 0.25 (mm)
ZZZZZ		11/01/2014 17:05	1		Rtx-624 0.25 (mm)
ZZZZZ		11/01/2014 17:31	5		Rtx-624 0.25 (mm)
ZZZZZ		11/01/2014 17:57	2		Rtx-624 0.25 (mm)
460-85411-A-1 MS		11/01/2014 18:49	25	C1648.D	Rtx-624 0.25 (mm)
460-85411-A-1 MSD		11/01/2014 19:15	25	C1649.D	Rtx-624 0.25 (mm)

GC/MS VOA BATCH WORKSHEET

Lab Name: TestAmerica Edison Job No.: 460-85449-1

SDG No.: _____

Batch Number: 259738 Batch Start Date: 11/01/14 10:09 Batch Analyst: Sarmiento, Daniel

Batch Method: 5035 Batch End Date: 11/01/14 10:22

Lab Sample ID	Client Sample ID	Method Chain	Basis	TareWeight	Vial&SampleWt	InitialAmount	FinalAmount	VMC8PrepSU 00062	
460-85449-C-1	PMP-16-SW-WT	5035, 8260C	T	+031.658 g	36.92 g	5.262 g	10 mL	10 mL	
460-85449-C-7	PMP-19-SW-WT	5035, 8260C	T	+031.415 g	37.52 g	6.105 g	10 mL	10 mL	
460-85449-C-12	PMP-27-SW-WT	5035, 8260C	T	+031.937 g	38.01 g	6.073 g	10 mL	10 mL	
460-85449-C-13	DUP1_20141031	5035, 8260C	T	+031.814 g	37.77 g	5.956 g	10 mL	10 mL	

Batch Notes	

Basis	Basis Description
T	Total/NA

The pound sign (#) in the amount added field denotes that the reagent was used undiluted. All calculations are performed using the stated concentration for this reagent.

8270D

Semivolatile Organic Compounds
(GC/MS)

FORM II
GC/MS SEMI VOA SURROGATE RECOVERY

Lab Name: TestAmerica Edison Job No.: 460-85449-1

SDG No.: _____

Matrix: Solid Level: Low

GC Column (1): Rtxi-5Sil MS ID: 0.25 (mm)

Client Sample ID	Lab Sample ID	2FP #	PHL #	NBZ #	FBP #	TBP #	TPH #
PMP-18-SW-VD	460-85449-4	79	92	90	81	103	107
PMP-19-SW-VD	460-85449-6	82	90	91	82	108	113
DUP3_20141031	460-85449-15	76	86	85	77	100	110
	MB 460-259683/1-A	99	105	108 X	98	126 X	130
	LCS 460-259683/2-A	76	80	86	84	96	109
	LCS 460-259683/24-A	88	93	98	88	115	123
PMP-18-SW-VD MS	460-85449-4 MS	79	88	89	85	104	113
PMP-18-SW-VD MSD	460-85449-4 MSD	78	86	88	82	98	109

	<u>QC LIMITS</u>
2FP = 2-Fluorophenol	37-125
PHL = Phenol-d5	41-118
NBZ = Nitrobenzene-d5	38-105
FBP = 2-Fluorobiphenyl	40-109
TBP = 2,4,6-Tribromophenol	10-120
TPH = Terphenyl-d14	16-151

Column to be used to flag recovery values

FORM II
GC/MS SEMI VOA SURROGATE RECOVERY

Lab Name: TestAmerica Edison Job No.: 460-85449-1

SDG No.: _____

Matrix: Water Level: Low

GC Column (1): Rtxi-5Sil MS ID: 0.25 (mm)

Client Sample ID	Lab Sample ID	2FP #	PHL #	NBZ #	FBP #	TBP #	TPH #
FB_20141031	460-85449-16	35	23	76	69	79	85
	MB 460-260012/1-A	42	27	72	72	71	83
	LCS 460-260012/2-A	38	23	73	79	86	74
	LCS 460-260012/4-A	43	27	78	83	76	87
	LCSD 460-260012/3-A	38	22	70	74	86	71 X
	LCSD 460-260012/5-A	37	23	67	71	62	76

	<u>QC LIMITS</u>
2FP = 2-Fluorophenol	15-96
PHL = Phenol-d5	4-86
NBZ = Nitrobenzene-d5	60-114
FBP = 2-Fluorobiphenyl	50-120
TBP = 2,4,6-Tribromophenol	51-126
TPH = Terphenyl-d14	72-130

Column to be used to flag recovery values

FORM III
GC/MS SEMI VOA LAB CONTROL SAMPLE RECOVERY

Lab Name: TestAmerica Edison Job No.: 460-85449-1
 SDG No.: _____
 Matrix: Solid Level: Low Lab File ID: L118350.D
 Lab ID: LCS 460-259683/2-A Client ID: _____

COMPOUND	SPIKE ADDED (ug/Kg)	LCS CONCENTRATION (ug/Kg)	LCS % REC	QC LIMITS REC	#
1,2,4,5-Tetrachlorobenzene	3330	2940	88	70-130	
2,2'-oxybis[1-chloropropane]	3330	3110	93	45-102	
2,3,4,6-Tetrachlorophenol	3330	2820	85	70-130	
2,4,5-Trichlorophenol	3330	2880	86	50-115	
2,4,6-Trichlorophenol	3330	2920	88	53-118	
2,4-Dichlorophenol	3330	2690	81	58-115	
2,4-Dimethylphenol	3330	2740	82	56-112	
2,4-Dinitrophenol	6670	5440	82	10-129	
2,4-Dinitrotoluene	3330	2610	78	53-110	
2,6-Dinitrotoluene	3330	2910	87	51-115	
2-Chloronaphthalene	3330	2840	85	51-102	
2-Chlorophenol	3330	2650	79	56-110	
2-Methylnaphthalene	3330	2740	82	51-98	
2-Methylphenol	3330	2620	78	54-117	
2-Nitroaniline	3330	2590	78	51-109	
2-Nitrophenol	3330	2930	88	55-101	
3,3'-Dichlorobenzidine	3330	2060	62	24-105	
3-Nitroaniline	3330	2070	62	32-104	
4,6-Dinitro-2-methylphenol	6670	5790	87	10-110	
4-Bromophenyl phenyl ether	3330	3220	97	44-102	
4-Chloro-3-methylphenol	3330	2700	81	55-117	
4-Chloroaniline	3330	2000	60	10-96	
4-Chlorophenyl phenyl ether	3330	2570	77	50-106	
4-Methylphenol	3330	2490	75	47-103	
4-Nitroaniline	3330	2130	64	45-106	
4-Nitrophenol	6670	4840	73	45-114	
Acenaphthene	3330	2430	73	46-100	
Acenaphthylene	3330	2790	84	51-103	
Acetophenone	3330	2530	76	40-95	
Anthracene	3330	2840	85	50-107	
Atrazine	3330	2420	73	30-100	
Benzo[a]anthracene	3330	2730	82	46-112	
Benzo[a]pyrene	3330	2950	88	36-89	
Benzo[b]fluoranthene	3330	3040	91	33-96	
Benzo[g,h,i]perylene	3330	3060	92	43-106	
Benzo[k]fluoranthene	3330	3120	94	35-115	
Bis(2-chloroethoxy)methane	3330	2720	82	51-100	
Bis(2-chloroethyl)ether	3330	2570	77	44-101	
Bis(2-ethylhexyl) phthalate	3330	3080	93	49-119	
Butyl benzyl phthalate	3330	3240	97	49-117	
Caprolactam	3330	1930	58	10-127	
Carbazole	3330	2590	78	49-104	

Column to be used to flag recovery and RPD values

FORM III
GC/MS SEMI VOA LAB CONTROL SAMPLE RECOVERY

Lab Name: TestAmerica Edison Job No.: 460-85449-1
 SDG No.: _____
 Matrix: Solid Level: Low Lab File ID: L118350.D
 Lab ID: LCS 460-259683/2-A Client ID: _____

COMPOUND	SPIKE ADDED (ug/Kg)	LCS CONCENTRATION (ug/Kg)	LCS % REC	QC LIMITS REC	#
Chrysene	3330	2720	82	45-114	
Dibenz (a,h) anthracene	3330	3120	94	43-107	
Dibenzofuran	3330	2600	78	52-106	
Diethyl phthalate	3330	2630	79	52-114	
Dimethyl phthalate	3330	2690	81	52-112	
Di-n-butyl phthalate	3330	2660	80	50-108	
Di-n-octyl phthalate	3330	3500	105	40-106	
Diphenyl	3330	2850	85	50-105	
Fluoranthene	3330	2460	74	49-108	
Fluorene	3330	2660	80	51-108	
Hexachlorobenzene	3330	3200	96	43-104	
Hexachlorobutadiene	3330	2770	83	45-98	
Hexachlorocyclopentadiene	3330	2490	75	24-98	
Hexachloroethane	3330	2580	77	45-90	
Indeno[1,2,3-cd]pyrene	3330	3730	112	43-109	*
Isophorone	3330	2700	81	48-97	
Naphthalene	3330	2740	82	53-94	
Nitrobenzene	3330	2720	82	42-106	
N-Nitrosodi-n-propylamine	3330	2690	81	42-107	
N-Nitrosodiphenylamine	3330	3280	98	49-106	
Pentachlorophenol	6670	5360	80	19-113	
Phenanthrene	3330	2840	85	48-108	
Phenol	3330	2740	82	54-115	
Pyrene	3330	3610	108	49-116	

Column to be used to flag recovery and RPD values

FORM III
GC/MS SEMI VOA LAB CONTROL SAMPLE RECOVERY

Lab Name: TestAmerica Edison Job No.: 460-85449-1

SDG No.: _____

Matrix: Solid Level: Low Lab File ID: L118323.D

Lab ID: LCS 460-259683/24-A Client ID: _____

COMPOUND	SPIKE ADDED (ug/Kg)	LCS CONCENTRATION (ug/Kg)	LCS % REC	QC LIMITS REC	#
Benzaldehyde	6670	6220	93	10-160	

Column to be used to flag recovery and RPD values

FORM III
GC/MS SEMI VOA LAB CONTROL SAMPLE RECOVERY

Lab Name: TestAmerica Edison Job No.: 460-85449-1

SDG No.: _____

Matrix: Water Level: Low Lab File ID: C10990.D

Lab ID: LCS 460-260012/2-A Client ID: _____

COMPOUND	SPIKE ADDED (ug/L)	LCS CONCENTRATION (ug/L)	LCS % REC	QC LIMITS REC	#
1,2,4,5-Tetrachlorobenzene	80.0	67.4	84	70-130	
2,2'-oxybis[1-chloropropane]	80.0	45.5	57	68-107	*
2,3,4,6-Tetrachlorophenol	80.0	71.3	89	70-130	
2,4,5-Trichlorophenol	80.0	69.4	87	67-114	
2,4,6-Trichlorophenol	80.0	71.2	89	67-111	
2,4-Dichlorophenol	80.0	63.8	80	64-107	
2,4-Dimethylphenol	80.0	63.1	79	55-100	
2,4-Dinitrophenol	160	109	68	19-113	
2,4-Dinitrotoluene	80.0	72.2	90	65-113	
2,6-Dinitrotoluene	80.0	73.9	92	68-114	
2-Chloronaphthalene	80.0	70.6	88	65-107	
2-Chlorophenol	80.0	59.5	74	53-101	
2-Methylnaphthalene	80.0	65.2	81	66-102	
2-Methylphenol	80.0	47.9	60	40-90	
2-Nitroaniline	80.0	83.4	104	73-116	
2-Nitrophenol	80.0	68.6	86	65-107	
3,3'-Dichlorobenzidine	80.0	75.8	95	69-129	
3-Nitroaniline	80.0	68.7	86	59-108	
4,6-Dinitro-2-methylphenol	160	137	85	58-115	
4-Bromophenyl phenyl ether	80.0	75.2	94	66-110	
4-Chloro-3-methylphenol	80.0	61.2	76	57-106	
4-Chloroaniline	80.0	60.7	76	58-105	
4-Chlorophenyl phenyl ether	80.0	69.3	87	68-105	
4-Methylphenol	80.0	40.8	51	30-75	
4-Nitroaniline	80.0	67.6	85	49-119	
4-Nitrophenol	160	41.8	26	10-44	
Acenaphthene	80.0	71.9	90	66-108	
Acenaphthylene	80.0	68.0	85	67-107	
Acetophenone	80.0	72.2	90	68-109	
Anthracene	80.0	71.6	89	68-108	
Atrazine	80.0	56.0	70	56-116	
Benzo[a]anthracene	80.0	69.3	87	65-106	
Benzo[a]pyrene	80.0	76.2	95	58-101	
Benzo[b]fluoranthene	80.0	75.2	94	65-111	
Benzo[g,h,i]perylene	80.0	82.4	103	65-134	
Benzo[k]fluoranthene	80.0	70.9	89	66-114	
Bis(2-chloroethoxy)methane	80.0	65.7	82	69-108	
Bis(2-chloroethyl)ether	80.0	65.7	82	62-108	
Bis(2-ethylhexyl) phthalate	80.0	66.0	82	66-114	
Butyl benzyl phthalate	80.0	71.4	89	66-115	
Caprolactam	80.0	15.3	19	10-30	
Carbazole	80.0	70.8	88	67-110	

Column to be used to flag recovery and RPD values

FORM III
GC/MS SEMI VOA LAB CONTROL SAMPLE RECOVERY

Lab Name: TestAmerica Edison Job No.: 460-85449-1
 SDG No.: _____
 Matrix: Water Level: Low Lab File ID: C10990.D
 Lab ID: LCS 460-260012/2-A Client ID: _____

COMPOUND	SPIKE ADDED (ug/L)	LCS CONCENTRATION (ug/L)	LCS % REC	QC LIMITS REC	#
Chrysene	80.0	68.1	85	68-112	
Dibenz (a,h) anthracene	80.0	84.8	106	67-124	
Dibenzofuran	80.0	69.1	86	68-105	
Diethyl phthalate	80.0	70.7	88	66-109	
Dimethyl phthalate	80.0	70.0	87	69-111	
Di-n-butyl phthalate	80.0	74.4	93	68-111	
Di-n-octyl phthalate	80.0	62.6	78	51-115	
Diphenyl	80.0	71.1	89	66-112	
Fluoranthene	80.0	67.9	85	68-108	
Fluorene	80.0	70.7	88	68-105	
Hexachlorobenzene	80.0	77.1	96	65-107	
Hexachlorobutadiene	80.0	56.0	70	52-99	
Hexachlorocyclopentadiene	80.0	59.6	75	40-105	
Hexachloroethane	80.0	51.3	64	50-99	
Indeno[1,2,3-cd]pyrene	80.0	81.5	102	68-121	
Isophorone	80.0	59.1	74	68-108	
Naphthalene	80.0	65.1	81	63-101	
Nitrobenzene	80.0	63.0	79	66-106	
N-Nitrosodi-n-propylamine	80.0	62.8	79	70-109	
N-Nitrosodiphenylamine	80.0	86.2	108	71-121	
Pentachlorophenol	160	138	86	55-116	
Phenanthrene	80.0	71.4	89	68-110	
Phenol	80.0	22.9	29	12-44	
Pyrene	80.0	68.3	85	61-110	

Column to be used to flag recovery and RPD values

FORM III
GC/MS SEMI VOA LAB CONTROL SAMPLE RECOVERY

Lab Name: TestAmerica Edison Job No.: 460-85449-1
 SDG No.: _____
 Matrix: Water Level: Low Lab File ID: C10992.D
 Lab ID: LCS 460-260012/4-A Client ID: _____

COMPOUND	SPIKE ADDED (ug/L)	LCS CONCENTRATION (ug/L)	LCS % REC	QC LIMITS REC	#
Benzaldehyde	160	128	80	52-150	

Column to be used to flag recovery and RPD values

FORM III
GC/MS SEMI VOA LAB CONTROL SAMPLE DUPLICATE RECOVERY

Lab Name: TestAmerica Edison Job No.: 460-85449-1
 SDG No.: _____
 Matrix: Water Level: Low Lab File ID: C10991.D
 Lab ID: LCSD 460-260012/3-A Client ID: _____

COMPOUND	SPIKE ADDED (ug/L)	LCSD CONCENTRATION (ug/L)	LCSD % REC	% RPD	QC LIMITS		#
					RPD	REC	
1,2,4,5-Tetrachlorobenzene	80.0	62.8	78	7	30	70-130	
2,2'-oxybis[1-chloropropane]	80.0	43.8	55	4	30	68-107	*
2,3,4,6-Tetrachlorophenol	80.0	71.0	89	0	30	70-130	
2,4,5-Trichlorophenol	80.0	65.8	82	5	30	67-114	
2,4,6-Trichlorophenol	80.0	68.2	85	4	30	67-111	
2,4-Dichlorophenol	80.0	60.3	75	6	30	64-107	
2,4-Dimethylphenol	80.0	60.7	76	4	30	55-100	
2,4-Dinitrophenol	160	113	71	3	30	19-113	
2,4-Dinitrotoluene	80.0	74.6	93	3	30	65-113	
2,6-Dinitrotoluene	80.0	72.6	91	2	30	68-114	
2-Chloronaphthalene	80.0	65.9	82	7	30	65-107	
2-Chlorophenol	80.0	56.5	71	5	30	53-101	
2-Methylnaphthalene	80.0	63.7	80	2	30	66-102	
2-Methylphenol	80.0	46.6	58	3	30	40-90	
2-Nitroaniline	80.0	81.3	102	3	30	73-116	
2-Nitrophenol	80.0	65.7	82	4	30	65-107	
3,3'-Dichlorobenzidine	80.0	69.4	87	9	30	69-129	
3-Nitroaniline	80.0	70.6	88	3	30	59-108	
4,6-Dinitro-2-methylphenol	160	129	81	6	30	58-115	
4-Bromophenyl phenyl ether	80.0	67.5	84	11	30	66-110	
4-Chloro-3-methylphenol	80.0	59.4	74	3	30	57-106	
4-Chloroaniline	80.0	58.7	73	3	30	58-105	
4-Chlorophenyl phenyl ether	80.0	67.3	84	3	30	68-105	
4-Methylphenol	80.0	40.6	51	0	30	30-75	
4-Nitroaniline	80.0	77.7	97	14	30	49-119	
4-Nitrophenol	160	47.3	30	12	30	10-44	
Acenaphthene	80.0	68.5	86	5	30	66-108	
Acenaphthylene	80.0	64.9	81	5	30	67-107	
Acetophenone	80.0	69.2	87	4	30	68-109	
Anthracene	80.0	66.0	82	8	30	68-108	
Atrazine	80.0	55.0	69	2	30	56-116	
Benzo[a]anthracene	80.0	65.1	81	6	30	65-106	
Benzo[a]pyrene	80.0	71.3	89	7	30	58-101	
Benzo[b]fluoranthene	80.0	69.4	87	8	30	65-111	
Benzo[g,h,i]perylene	80.0	75.2	94	9	30	65-134	
Benzo[k]fluoranthene	80.0	69.9	87	1	30	66-114	
Bis(2-chloroethoxy)methane	80.0	62.8	79	4	30	69-108	
Bis(2-chloroethyl)ether	80.0	63.0	79	4	30	62-108	
Bis(2-ethylhexyl) phthalate	80.0	67.7	85	3	30	66-114	
Butyl benzyl phthalate	80.0	74.5	93	4	30	66-115	
Caprolactam	80.0	17.2	21	11	30	10-30	
Carbazole	80.0	69.5	87	2	30	67-110	

Column to be used to flag recovery and RPD values

FORM III
GC/MS SEMI VOA LAB CONTROL SAMPLE DUPLICATE RECOVERY

Lab Name: TestAmerica Edison Job No.: 460-85449-1
 SDG No.: _____
 Matrix: Water Level: Low Lab File ID: C10991.D
 Lab ID: LCSD 460-260012/3-A Client ID: _____

COMPOUND	SPIKE ADDED (ug/L)	LCSD CONCENTRATION (ug/L)	LCSD % REC	% RPD	QC LIMITS		#
					RPD	REC	
Chrysene	80.0	65.0	81	5	30	68-112	
Dibenz(a,h)anthracene	80.0	77.8	97	9	30	67-124	
Dibenzofuran	80.0	66.0	83	5	30	68-105	
Diethyl phthalate	80.0	71.8	90	1	30	66-109	
Dimethyl phthalate	80.0	69.7	87	0	30	69-111	
Di-n-butyl phthalate	80.0	76.0	95	2	30	68-111	
Di-n-octyl phthalate	80.0	65.3	82	4	30	51-115	
Diphenyl	80.0	66.5	83	7	30	66-112	
Fluoranthene	80.0	68.7	86	1	30	68-108	
Fluorene	80.0	69.7	87	1	30	68-105	
Hexachlorobenzene	80.0	69.3	87	11	30	65-107	
Hexachlorobutadiene	80.0	54.8	69	2	30	52-99	
Hexachlorocyclopentadiene	80.0	54.2	68	10	30	40-105	
Hexachloroethane	80.0	52.6	66	3	30	50-99	
Indeno[1,2,3-cd]pyrene	80.0	75.5	94	8	30	68-121	
Isophorone	80.0	56.8	71	4	30	68-108	
Naphthalene	80.0	65.2	81	0	30	63-101	
Nitrobenzene	80.0	60.1	75	5	30	66-106	
N-Nitrosodi-n-propylamine	80.0	60.6	76	4	30	70-109	
N-Nitrosodiphenylamine	80.0	77.1	96	11	30	71-121	
Pentachlorophenol	160	133	83	3	30	55-116	
Phenanthrene	80.0	66.6	83	7	30	68-110	
Phenol	80.0	21.8	27	5	30	12-44	
Pyrene	80.0	68.0	85	1	30	61-110	

Column to be used to flag recovery and RPD values

FORM III
GC/MS SEMI VOA LAB CONTROL SAMPLE DUPLICATE RECOVERY

Lab Name: TestAmerica Edison Job No.: 460-85449-1
 SDG No.: _____
 Matrix: Water Level: Low Lab File ID: C10993.D
 Lab ID: LCSD 460-260012/5-A Client ID: _____

COMPOUND	SPIKE ADDED (ug/L)	LCSD CONCENTRATION (ug/L)	LCSD % REC	% RPD	QC LIMITS		#
					RPD	REC	
Benzaldehyde	160	110	69	15	30	52-150	

Column to be used to flag recovery and RPD values

FORM III
GC/MS SEMI VOA MATRIX SPIKE RECOVERY

Lab Name: TestAmerica Edison Job No.: 460-85449-1
 SDG No.: _____
 Matrix: Solid Level: Low Lab File ID: L118324.D
 Lab ID: 460-85449-4 MS Client ID: PMP-18-SW-VD MS

COMPOUND	SPIKE ADDED (ug/Kg)	SAMPLE CONCENTRATION (ug/Kg)	MS CONCENTRATION (ug/Kg)	MS % REC	QC LIMITS REC	#
1,2,4,5-Tetrachlorobenzene	3480	26 U	3020	87	70-130	
2,2'-oxybis[1-chloropropane]	3480	14 U	3290	95	45-102	
2,3,4,6-Tetrachlorophenol	3480	32 U	3140	90	70-130	
2,4,5-Trichlorophenol	3480	34 U	3210	92	50-115	
2,4,6-Trichlorophenol	3480	9.8 U	3190	92	53-118	
2,4-Dichlorophenol	3480	8.1 U	2910	83	58-115	
2,4-Dimethylphenol	3480	76 U	2910	84	56-112	
2,4-Dinitrophenol	6960	260 U	6240	90	10-129	
2,4-Dinitrotoluene	3480	14 U	2930	84	53-110	
2,6-Dinitrotoluene	3480	18 U	3270	94	51-115	
2-Chloronaphthalene	3480	7.8 U	2990	86	51-102	
2-Chlorophenol	3480	8.8 U	2940	84	56-110	
2-Methylnaphthalene	3480	7.6 U	3010	87	51-98	
2-Methylphenol	3480	15 U	2810	81	54-117	
2-Nitroaniline	3480	11 U	2910	84	51-109	
2-Nitrophenol	3480	12 U	3170	91	55-101	
3,3'-Dichlorobenzidine	3480	39 U	2270	65	24-105	
3-Nitroaniline	3480	10 U	2280	66	32-104	
4,6-Dinitro-2-methylphenol	6960	92 U	6230	89	10-110	
4-Bromophenyl phenyl ether	3480	11 U	3470	100	44-102	
4-Chloro-3-methylphenol	3480	15 U	3160	91	55-117	
4-Chloroaniline	3480	8.9 U	2230	64	10-96	
4-Chlorophenyl phenyl ether	3480	10 U	2730	78	50-106	
4-Methylphenol	3480	9.4 U	2970	85	47-103	
4-Nitroaniline	3480	13 U	2510	72	45-106	
4-Nitrophenol	6960	170 U	5800	83	45-114	
Acenaphthene	3480	8.4 U	2620	75	46-100	
Acenaphthylene	3480	8.9 U	3010	87	51-103	
Acetophenone	3480	7.5 U	2780	80	40-95	
Anthracene	3480	33 U	3100	89	50-107	
Atrazine	3480	15 U	2660	77	30-100	
Benzaldehyde	6960	26 U	5150	74	10-160	
Benzo[a]anthracene	3480	29 U	3080	88	46-112	
Benzo[a]pyrene	3480	10 U	3340	96	36-89	F1
Benzo[b]fluoranthene	3480	13 U	3540	102	33-96	F1
Benzo[g,h,i]perylene	3480	20 U	2880	83	43-106	
Benzo[k]fluoranthene	3480	15 U	3570	102	35-115	
Bis(2-chloroethoxy)methane	3480	11 U	3020	87	51-100	
Bis(2-chloroethyl)ether	3480	8.1 U	2720	78	44-101	
Bis(2-ethylhexyl) phthalate	3480	13 U	3180	91	49-119	
Butyl benzyl phthalate	3480	11 U	3470	100	49-117	
Caprolactam	3480	25 U	3320	95	10-127	

Column to be used to flag recovery and RPD values

FORM III
GC/MS SEMI VOA MATRIX SPIKE RECOVERY

Lab Name: TestAmerica Edison Job No.: 460-85449-1
 SDG No.: _____
 Matrix: Solid Level: Low Lab File ID: L118324.D
 Lab ID: 460-85449-4 MS Client ID: PMP-18-SW-VD MS

COMPOUND	SPIKE ADDED (ug/Kg)	SAMPLE CONCENTRATION (ug/Kg)	MS CONCENTRATION (ug/Kg)	MS % REC	QC LIMITS REC	#
Carbazole	3480	8.6 U	2830	81	49-104	
Chrysene	3480	9.4 U	2960	85	45-114	
Dibenz (a,h) anthracene	3480	18 U	3080	88	43-107	
Dibenzofuran	3480	10 U	2820	81	52-106	
Diethyl phthalate	3480	9.8 U	2920	84	52-114	
Dimethyl phthalate	3480	10 U	2990	86	52-112	
Di-n-butyl phthalate	3480	10 U	2830	81	50-108	
Di-n-octyl phthalate	3480	18 U	4020	115	40-106	F1
Diphenyl	3480	29 U	3010	86	50-105	
Fluoranthene	3480	10 U	2630	75	49-108	
Fluorene	3480	7.5 U	2860	82	51-108	
Hexachlorobenzene	3480	14 U	3440	99	43-104	
Hexachlorobutadiene	3480	9.7 U	2830	81	45-98	
Hexachlorocyclopentadiene	3480	22 U	2550	73	24-98	
Hexachloroethane	3480	13 U	2590	74	45-90	
Indeno[1,2,3-cd]pyrene	3480	23 U	3650	105	43-109	
Isophorone	3480	200	3160	85	48-97	
Naphthalene	3480	8.8 U	2900	83	53-94	
Nitrobenzene	3480	11 U	2890	83	42-106	
N-Nitrosodi-n-propylamine	3480	12 U	3080	88	42-107	
N-Nitrosodiphenylamine	3480	31 U	3590	103	49-106	
Pentachlorophenol	6960	42 U	5760	83	19-113	
Phenanthrene	3480	9.2 U	3080	89	48-108	
Phenol	3480	11 U	3110	89	54-115	
Pyrene	3480	16 U	3930	113	49-116	

Column to be used to flag recovery and RPD values

FORM III
GC/MS SEMI VOA MATRIX SPIKE DUPLICATE RECOVERY

Lab Name: TestAmerica Edison Job No.: 460-85449-1
 SDG No.: _____
 Matrix: Solid Level: Low Lab File ID: L118325.D
 Lab ID: 460-85449-4 MSD Client ID: PMP-18-SW-VD MSD

COMPOUND	SPIKE ADDED (ug/Kg)	MSD CONCENTRATION (ug/Kg)	MSD % REC	% RPD	QC LIMITS		#
					RPD	REC	
1,2,4,5-Tetrachlorobenzene	3480	2980	86	1	30	70-130	
2,2'-oxybis[1-chloropropane]	3480	3400	98	3	30	45-102	
2,3,4,6-Tetrachlorophenol	3480	3020	87	4	30	70-130	
2,4,5-Trichlorophenol	3480	3030	87	6	30	50-115	
2,4,6-Trichlorophenol	3480	3060	88	4	30	53-118	
2,4-Dichlorophenol	3480	2820	81	3	30	58-115	
2,4-Dimethylphenol	3480	2830	81	3	30	56-112	
2,4-Dinitrophenol	6960	6070	87	3	30	10-129	
2,4-Dinitrotoluene	3480	2810	81	4	30	53-110	
2,6-Dinitrotoluene	3480	3140	90	4	30	51-115	
2-Chloronaphthalene	3480	2910	84	3	30	51-102	
2-Chlorophenol	3480	2910	84	1	30	56-110	
2-Methylnaphthalene	3480	2960	85	2	30	51-98	
2-Methylphenol	3480	2730	79	3	30	54-117	
2-Nitroaniline	3480	2820	81	3	30	51-109	
2-Nitrophenol	3480	3160	91	0	30	55-101	
3,3'-Dichlorobenzidine	3480	2190	63	4	30	24-105	
3-Nitroaniline	3480	2170	62	5	30	32-104	
4,6-Dinitro-2-methylphenol	6960	6080	87	2	30	10-110	
4-Bromophenyl phenyl ether	3480	3320	95	4	30	44-102	
4-Chloro-3-methylphenol	3480	3090	89	2	30	55-117	
4-Chloroaniline	3480	2180	63	3	30	10-96	
4-Chlorophenyl phenyl ether	3480	2620	75	4	30	50-106	
4-Methylphenol	3480	2920	84	2	30	47-103	
4-Nitroaniline	3480	2510	72	0	30	45-106	
4-Nitrophenol	6960	5690	82	2	30	45-114	
Acenaphthene	3480	2530	73	3	30	46-100	
Acenaphthylene	3480	2940	85	2	30	51-103	
Acetophenone	3480	2790	80	0	30	40-95	
Anthracene	3480	3020	87	3	30	50-107	
Atrazine	3480	2610	75	2	30	30-100	
Benzaldehyde	6960	5230	75	2	30	10-160	
Benzo[a]anthracene	3480	2990	86	3	30	46-112	
Benzo[a]pyrene	3480	3210	92	4	30	36-89	F1
Benzo[b]fluoranthene	3480	3500	100	1	30	33-96	F1
Benzo[g,h,i]perylene	3480	2710	78	6	30	43-106	
Benzo[k]fluoranthene	3480	3400	98	5	30	35-115	
Bis(2-chloroethoxy)methane	3480	3000	86	1	30	51-100	
Bis(2-chloroethyl)ether	3480	2870	82	5	30	44-101	
Bis(2-ethylhexyl) phthalate	3480	3140	90	1	30	49-119	
Butyl benzyl phthalate	3480	3470	100	0	30	49-117	
Caprolactam	3480	3200	92	4	30	10-127	

Column to be used to flag recovery and RPD values

FORM III
GC/MS SEMI VOA MATRIX SPIKE DUPLICATE RECOVERY

Lab Name: TestAmerica Edison Job No.: 460-85449-1
 SDG No.: _____
 Matrix: Solid Level: Low Lab File ID: L118325.D
 Lab ID: 460-85449-4 MSD Client ID: PMP-18-SW-VD MSD

COMPOUND	SPIKE ADDED (ug/Kg)	MSD CONCENTRATION (ug/Kg)	MSD % REC	% RPD	QC LIMITS		#
					RPD	REC	
Carbazole	3480	2770	80	2	30	49-104	
Chrysene	3480	2790	80	6	30	45-114	
Dibenz (a,h) anthracene	3480	2890	83	6	30	43-107	
Dibenzofuran	3480	2690	77	5	30	52-106	
Diethyl phthalate	3480	2880	83	1	30	52-114	
Dimethyl phthalate	3480	2890	83	4	30	52-112	
Di-n-butyl phthalate	3480	2790	80	1	30	50-108	
Di-n-octyl phthalate	3480	4050	116	1	30	40-106	F1
Diphenyl	3480	2930	84	3	30	50-105	
Fluoranthene	3480	2580	74	2	30	49-108	
Fluorene	3480	2770	80	3	30	51-108	
Hexachlorobenzene	3480	3350	96	3	30	43-104	
Hexachlorobutadiene	3480	2840	82	1	30	45-98	
Hexachlorocyclopentadiene	3480	2610	75	2	30	24-98	
Hexachloroethane	3480	2670	77	3	30	45-90	
Indeno[1,2,3-cd]pyrene	3480	3460	99	5	30	43-109	
Isophorone	3480	3150	85	1	30	48-97	
Naphthalene	3480	2920	84	1	30	53-94	
Nitrobenzene	3480	2900	83	0	30	42-106	
N-Nitrosodi-n-propylamine	3480	3080	89	0	30	42-107	
N-Nitrosodiphenylamine	3480	3460	99	4	30	49-106	
Pentachlorophenol	6960	5570	80	3	30	19-113	
Phenanthrene	3480	2970	85	4	30	48-108	
Phenol	3480	3060	88	1	30	54-115	
Pyrene	3480	3840	110	2	30	49-116	

Column to be used to flag recovery and RPD values

FORM IV
GC/MS SEMI VOA METHOD BLANK SUMMARY

Lab Name: TestAmerica Edison Job No.: 460-85449-1
 SDG No.: _____
 Lab File ID: L118321.D Lab Sample ID: MB 460-259683/1-A
 Matrix: Solid Date Extracted: 11/01/2014 04:18
 Instrument ID: CBNAMS12 Date Analyzed: 11/02/2014 21:23
 Level: (Low/Med) Low

THIS METHOD BLANK APPLIES TO THE FOLLOWING SAMPLES:

CLIENT SAMPLE ID	LAB SAMPLE ID	LAB FILE ID	DATE ANALYZED
	LCS 460-259683/24-A	L118323.D	11/02/2014 22:12
PMP-18-SW-VD MS	460-85449-4 MS	L118324.D	11/02/2014 22:37
PMP-18-SW-VD MSD	460-85449-4 MSD	L118325.D	11/02/2014 23:02
PMP-18-SW-VD	460-85449-4	L118326.D	11/02/2014 23:27
PMP-19-SW-VD	460-85449-6	L118327.D	11/02/2014 23:52
DUP3_20141031	460-85449-15	L118328.D	11/03/2014 00:17
	LCS 460-259683/2-A	L118350.D	11/03/2014 10:00

FORM IV
GC/MS SEMI VOA METHOD BLANK SUMMARY

Lab Name: TestAmerica Edison Job No.: 460-85449-1
 SDG No.: _____
 Lab File ID: C10989.D Lab Sample ID: MB 460-260012/1-A
 Matrix: Water Date Extracted: 11/03/2014 11:17
 Instrument ID: CBNAMS13 Date Analyzed: 11/04/2014 03:25
 Level: (Low/Med) Low

THIS METHOD BLANK APPLIES TO THE FOLLOWING SAMPLES:

CLIENT SAMPLE ID	LAB SAMPLE ID	LAB FILE ID	DATE ANALYZED
	LCS 460-260012/2-A	C10990.D	11/04/2014 03:48
	LCSD 460-260012/3-A	C10991.D	11/04/2014 04:12
	LCS 460-260012/4-A	C10992.D	11/04/2014 04:35
	LCSD 460-260012/5-A	C10993.D	11/04/2014 04:59
FB_20141031	460-85449-16	C11106.D	11/06/2014 09:46

FORM V
GC/MS SEMI VOA INSTRUMENT PERFORMANCE CHECK
DECAFLUOROTRIPHENYLPHOSPHINE (DFTPP)

Lab Name: TestAmerica Edison Job No.: 460-85449-1
 SDG No.: _____
 Lab File ID: L117516.D DFTPP Injection Date: 10/12/2014
 Instrument ID: CBNAMS12 DFTPP Injection Time: 15:33
 Analysis Batch No.: 255060

M/E	ION ABUNDANCE CRITERIA	% RELATIVE ABUNDANCE
51	30.0 - 60.0 % of mass 198	31.6
68	Less than 2.0 % of mass 69	0.0 (0.0)1
69	Mass 69 relative abundance	40.0
70	Less than 2.0 % of mass 69	0.0 (0.0)1
127	40.0 - 60.0 % of mass 198	48.3
197	Less than 1.0 % of mass 198	0.5
198	Base Peak, 100 % relative abundance	100.0
199	5.0- 9.0 % of mass 198	6.7
275	10.0 - 30.0 % of mass 198	27.2
365	Greater than 1.0 % of mass 198	3.6
441	Present but less than mass 443	15.5 (76.9)3
442	Greater than 40.0 % of mass 198	101.2
443	17.0 - 23.0 % of mass 442	20.2 (19.9)2

1-Value is % mass 69 2-Value is % mass 442 3-Value is % mass 443

THIS CHECK APPLIES TO THE FOLLOWING SAMPLES, MS, MSD, BLANKS AND STANDARDS:

CLIENT SAMPLE ID	LAB SAMPLE ID	LAB FILE ID	DATE ANALYZED	TIME ANALYZED
	ICIS 460-255060/2	L117517.D	10/12/2014	15:50
	STD120 460-255060/3	L117518.D	10/12/2014	16:17
	STD80 460-255060/4	L117519.D	10/12/2014	16:41
	STD20 460-255060/5	L117520.D	10/12/2014	17:06
	STD10 460-255060/6	L117521.D	10/12/2014	17:31
	STD5 460-255060/7	L117522.D	10/12/2014	17:55
	STD2 460-255060/8	L117523.D	10/12/2014	18:20
	STD1 460-255060/9	L117524.D	10/12/2014	18:45
	STD05 460-255060/10	L117525.D	10/12/2014	19:10
	STD50 460-255060/11	L117526.D	10/12/2014	19:35
	STD120 460-255060/12	L117527.D	10/12/2014	20:00
	STD80 460-255060/13	L117528.D	10/12/2014	20:25
	STD20 460-255060/14	L117529.D	10/12/2014	20:50
	STD10 460-255060/15	L117530.D	10/12/2014	21:14
	STD5 460-255060/16	L117531.D	10/12/2014	21:39

FORM V
GC/MS SEMI VOA INSTRUMENT PERFORMANCE CHECK
DECAFLUOROTRIPHENYLPHOSPHINE (DFTPP)

Lab Name: TestAmerica Edison Job No.: 460-85449-1
 SDG No.: _____
 Lab File ID: L118318.D DFTPP Injection Date: 11/02/2014
 Instrument ID: CBNAMS12 DFTPP Injection Time: 20:11
 Analysis Batch No.: 259875

M/E	ION ABUNDANCE CRITERIA	% RELATIVE ABUNDANCE
51	30.0 - 60.0 % of mass 198	35.4
68	Less than 2.0 % of mass 69	0.5 (1.4)1
69	Mass 69 relative abundance	37.6
70	Less than 2.0 % of mass 69	0.0 (0.0)1
127	40.0 - 60.0 % of mass 198	44.5
197	Less than 1.0 % of mass 198	0.2
198	Base Peak, 100 % relative abundance	100.0
199	5.0- 9.0 % of mass 198	6.7
275	10.0 - 30.0 % of mass 198	29.7
365	Greater than 1.0 % of mass 198	4.1
441	Present but less than mass 443	20.7 (75.7)3
442	Greater than 40.0 % of mass 198	141.1
443	17.0 - 23.0 % of mass 442	27.3 (19.4)2

1-Value is % mass 69 2-Value is % mass 442 3-Value is % mass 443

THIS CHECK APPLIES TO THE FOLLOWING SAMPLES, MS, MSD, BLANKS AND STANDARDS:

CLIENT SAMPLE ID	LAB SAMPLE ID	LAB FILE ID	DATE ANALYZED	TIME ANALYZED
	CCVIS 460-259875/2	L118319.D	11/02/2014	20:28
	CCV 460-259875/3	L118320.D	11/02/2014	20:55
	MB 460-259683/1-A	L118321.D	11/02/2014	21:23
	LCS 460-259683/24-A	L118323.D	11/02/2014	22:12
PMP-18-SW-VD MS	460-85449-4 MS	L118324.D	11/02/2014	22:37
PMP-18-SW-VD MSD	460-85449-4 MSD	L118325.D	11/02/2014	23:02
PMP-18-SW-VD	460-85449-4	L118326.D	11/02/2014	23:27
PMP-19-SW-VD	460-85449-6	L118327.D	11/02/2014	23:52
DUP3_20141031	460-85449-15	L118328.D	11/03/2014	00:17

FORM V
GC/MS SEMI VOA INSTRUMENT PERFORMANCE CHECK
DECAFLUOROTRIPHENYLPHOSPHINE (DFTPP)

Lab Name: TestAmerica Edison Job No.: 460-85449-1
 SDG No.: _____
 Lab File ID: L118346.D DFTPP Injection Date: 11/03/2014
 Instrument ID: CBNAMS12 DFTPP Injection Time: 07:58
 Analysis Batch No.: 259937

M/E	ION ABUNDANCE CRITERIA	% RELATIVE ABUNDANCE
51	30.0 - 60.0 % of mass 198	37.2
68	Less than 2.0 % of mass 69	0.6 (1.6)1
69	Mass 69 relative abundance	39.6
70	Less than 2.0 % of mass 69	0.0 (0.0)1
127	40.0 - 60.0 % of mass 198	45.9
197	Less than 1.0 % of mass 198	0.4
198	Base Peak, 100 % relative abundance	100.0
199	5.0- 9.0 % of mass 198	6.9
275	10.0 - 30.0 % of mass 198	29.3
365	Greater than 1.0 % of mass 198	4.2
441	Present but less than mass 443	19.7 (75.8)3
442	Greater than 40.0 % of mass 198	133.5
443	17.0 - 23.0 % of mass 442	26.0 (19.4)2

1-Value is % mass 69 2-Value is % mass 442 3-Value is % mass 443

THIS CHECK APPLIES TO THE FOLLOWING SAMPLES, MS, MSD, BLANKS AND STANDARDS:

CLIENT SAMPLE ID	LAB SAMPLE ID	LAB FILE ID	DATE ANALYZED	TIME ANALYZED
	CCVIS 460-259937/2	L118347.D	11/03/2014	08:16
	CCV 460-259937/3	L118348.D	11/03/2014	08:43
	LCS 460-259683/2-A	L118350.D	11/03/2014	10:00

FORM V
GC/MS SEMI VOA INSTRUMENT PERFORMANCE CHECK
DECAFLUOROTRIPHENYLPHOSPHINE (DFTPP)

Lab Name: TestAmerica Edison Job No.: 460-85449-1
 SDG No.: _____
 Lab File ID: C10426.D DFTPP Injection Date: 10/22/2014
 Instrument ID: CBNAMS13 DFTPP Injection Time: 13:00
 Analysis Batch No.: 257543

M/E	ION ABUNDANCE CRITERIA	% RELATIVE ABUNDANCE
51	30.0 - 60.0 % of mass 198	43.3
68	Less than 2.0 % of mass 69	0.6 (1.5)1
69	Mass 69 relative abundance	41.5
70	Less than 2.0 % of mass 69	0.0 (0.0)1
127	40.0 - 60.0 % of mass 198	47.5
197	Less than 1.0 % of mass 198	0.0
198	Base Peak, 100 % relative abundance	100.0
199	5.0- 9.0 % of mass 198	7.0
275	10.0 - 30.0 % of mass 198	23.9
365	Greater than 1.0 % of mass 198	2.9
441	Present but less than mass 443	18.1 (86.5)3
442	Greater than 40.0 % of mass 198	113.3
443	17.0 - 23.0 % of mass 442	20.9 (18.5)2

1-Value is % mass 69 2-Value is % mass 442 3-Value is % mass 443

THIS CHECK APPLIES TO THE FOLLOWING SAMPLES, MS, MSD, BLANKS AND STANDARDS:

CLIENT SAMPLE ID	LAB SAMPLE ID	LAB FILE ID	DATE ANALYZED	TIME ANALYZED
	ICIS 460-257543/2	C10427.D	10/22/2014	13:16
	STD24 460-257543/3	C10428.D	10/22/2014	13:42
	STD16 460-257543/4	C10429.D	10/22/2014	14:06
	STD4 460-257543/5	C10430.D	10/22/2014	14:30
	STD2 460-257543/6	C10431.D	10/22/2014	14:53
	STD1 460-257543/7	C10432.D	10/22/2014	15:17
	STD02 460-257543/8	C10433.D	10/22/2014	15:41
	STD01 460-257543/9	C10434.D	10/22/2014	16:16
	STD10 460-257543/10	C10435.D	10/22/2014	16:39
	STD24 460-257543/11	C10436.D	10/22/2014	17:03
	STD16 460-257543/12	C10437.D	10/22/2014	17:26
	STD4 460-257543/13	C10438.D	10/22/2014	17:50
	STD2 460-257543/14	C10439.D	10/22/2014	18:14
	STD1 460-257543/15	C10440.D	10/22/2014	18:37

FORM V
GC/MS SEMI VOA INSTRUMENT PERFORMANCE CHECK
DECAFLUOROTRIPHENYLPHOSPHINE (DFTPP)

Lab Name: TestAmerica Edison Job No.: 460-85449-1
 SDG No.: _____
 Lab File ID: C10984.D DFTPP Injection Date: 11/04/2014
 Instrument ID: CBNAMS13 DFTPP Injection Time: 00:58
 Analysis Batch No.: 260147

M/E	ION ABUNDANCE CRITERIA	% RELATIVE ABUNDANCE
51	30.0 - 60.0 % of mass 198	37.9
68	Less than 2.0 % of mass 69	0.3 (0.8)1
69	Mass 69 relative abundance	39.2
70	Less than 2.0 % of mass 69	0.0 (0.0)1
127	40.0 - 60.0 % of mass 198	47.6
197	Less than 1.0 % of mass 198	0.0
198	Base Peak, 100 % relative abundance	100.0
199	5.0- 9.0 % of mass 198	6.2
275	10.0 - 30.0 % of mass 198	27.3
365	Greater than 1.0 % of mass 198	2.7
441	Present but less than mass 443	18.1 (91.4)3
442	Greater than 40.0 % of mass 198	103.4
443	17.0 - 23.0 % of mass 442	19.7 (19.1)2

1-Value is % mass 69 2-Value is % mass 442 3-Value is % mass 443

THIS CHECK APPLIES TO THE FOLLOWING SAMPLES, MS, MSD, BLANKS AND STANDARDS:

CLIENT SAMPLE ID	LAB SAMPLE ID	LAB FILE ID	DATE ANALYZED	TIME ANALYZED
	CCVIS 460-260147/2	C10985.D	11/04/2014	01:20
	CCV 460-260147/3	C10986.D	11/04/2014	01:50
	MB 460-260012/1-A	C10989.D	11/04/2014	03:25
	LCS 460-260012/2-A	C10990.D	11/04/2014	03:48
	LCSD 460-260012/3-A	C10991.D	11/04/2014	04:12
	LCS 460-260012/4-A	C10992.D	11/04/2014	04:35
	LCSD 460-260012/5-A	C10993.D	11/04/2014	04:59

FORM V
GC/MS SEMI VOA INSTRUMENT PERFORMANCE CHECK
DECAFLUOROTRIPHENYLPHOSPHINE (DFTPP)

Lab Name: TestAmerica Edison Job No.: 460-85449-1
 SDG No.: _____
 Lab File ID: C11072.D DFTPP Injection Date: 11/05/2014
 Instrument ID: CBNAMS13 DFTPP Injection Time: 17:29
 Analysis Batch No.: 260603

M/E	ION ABUNDANCE CRITERIA	% RELATIVE ABUNDANCE
51	30.0 - 60.0 % of mass 198	38.3
68	Less than 2.0 % of mass 69	0.4 (0.9)1
69	Mass 69 relative abundance	42.8
70	Less than 2.0 % of mass 69	0.0 (0.0)1
127	40.0 - 60.0 % of mass 198	48.6
197	Less than 1.0 % of mass 198	0.0
198	Base Peak, 100 % relative abundance	100.0
199	5.0- 9.0 % of mass 198	6.1
275	10.0 - 30.0 % of mass 198	27.7
365	Greater than 1.0 % of mass 198	2.7
441	Present but less than mass 443	17.3 (92.0)3
442	Greater than 40.0 % of mass 198	105.0
443	17.0 - 23.0 % of mass 442	18.8 (17.9)2

1-Value is % mass 69 2-Value is % mass 442 3-Value is % mass 443

THIS CHECK APPLIES TO THE FOLLOWING SAMPLES, MS, MSD, BLANKS AND STANDARDS:

CLIENT SAMPLE ID	LAB SAMPLE ID	LAB FILE ID	DATE ANALYZED	TIME ANALYZED
	ICIS 460-260603/2	C11073.D	11/05/2014	17:54
	STD24 460-260603/3	C11074.D	11/05/2014	18:20
	STD16 460-260603/4	C11075.D	11/05/2014	18:44
	STD4 460-260603/5	C11076.D	11/05/2014	19:08
	STD2 460-260603/6	C11077.D	11/05/2014	19:31
	STD1 460-260603/7	C11078.D	11/05/2014	19:55
	STD02 460-260603/8	C11079.D	11/05/2014	20:18
	STD01 460-260603/9	C11080.D	11/05/2014	20:42
	STD10 460-260603/10	C11081.D	11/05/2014	21:06
	STD24 460-260603/11	C11082.D	11/05/2014	21:30
	STD16 460-260603/12	C11083.D	11/05/2014	21:53
	STD4 460-260603/13	C11084.D	11/05/2014	22:17
	STD2 460-260603/14	C11085.D	11/05/2014	22:40
	STD1 460-260603/15	C11086.D	11/05/2014	23:04

FORM V
GC/MS SEMI VOA INSTRUMENT PERFORMANCE CHECK
DECAFLUOROTRIPHENYLPHOSPHINE (DFTPP)

Lab Name: TestAmerica Edison Job No.: 460-85449-1
 SDG No.: _____
 Lab File ID: C11089.D DFTPP Injection Date: 11/06/2014
 Instrument ID: CBNAMS13 DFTPP Injection Time: 02:47
 Analysis Batch No.: 260675

M/E	ION ABUNDANCE CRITERIA	% RELATIVE ABUNDANCE
51	30.0 - 60.0 % of mass 198	39.5
68	Less than 2.0 % of mass 69	0.7 (1.6)1
69	Mass 69 relative abundance	42.5
70	Less than 2.0 % of mass 69	0.0 (0.0)1
127	40.0 - 60.0 % of mass 198	47.3
197	Less than 1.0 % of mass 198	0.5
198	Base Peak, 100 % relative abundance	100.0
199	5.0- 9.0 % of mass 198	7.3
275	10.0 - 30.0 % of mass 198	24.7
365	Greater than 1.0 % of mass 198	2.7
441	Present but less than mass 443	17.1 (88.5)3
442	Greater than 40.0 % of mass 198	101.9
443	17.0 - 23.0 % of mass 442	19.3 (19.0)2

1-Value is % mass 69 2-Value is % mass 442 3-Value is % mass 443

THIS CHECK APPLIES TO THE FOLLOWING SAMPLES, MS, MSD, BLANKS AND STANDARDS:

CLIENT SAMPLE ID	LAB SAMPLE ID	LAB FILE ID	DATE ANALYZED	TIME ANALYZED
	CCVIS 460-260675/2	C11090.D	11/06/2014	03:16
	CCV 460-260675/3	C11091.D	11/06/2014	03:43
FB_20141031	460-85449-16	C11106.D	11/06/2014	09:46

FORM VIII
GC/MS SEMI VOA INTERNAL STANDARD AREA AND RETENTION TIME SUMMARY

Lab Name: TestAmerica Edison Job No.: 460-85449-1
 SDG No.: _____
 Sample No.: CCVIS 460-259875/2 Date Analyzed: 11/02/2014 20:28
 Instrument ID: CBNAMS12 GC Column: Rtxi-5Sil MS ID: 0.25(mm)
 Lab File ID (Standard): L118319.D Heated Purge: (Y/N) N
 Calibration ID: 43791

	DCB		NPT		ANT		
	AREA #	RT #	AREA #	RT #	AREA #	RT #	
12/24 HOUR STD	231678	4.18	827748	5.47	420939	7.23	
UPPER LIMIT	463356	4.68	1655496	5.97	841878	7.73	
LOWER LIMIT	115839	3.68	413874	4.97	210470	6.73	
LAB SAMPLE ID	CLIENT SAMPLE ID						
MB 460-259683/1-A		323065	4.18	1169860	5.47	619086	7.23
LCS 460-259683/24-A		277462	4.18	1016720	5.47	539862	7.22
460-85449-4 MS	PMP-18-SW-VD MS	311660	4.19	1131907	5.48	590681	7.23
460-85449-4 MSD	PMP-18-SW-VD MSD	325199	4.19	1185758	5.48	620577	7.23
460-85449-4	PMP-18-SW-VD	340356	4.19	1265016	5.48	693315	7.23
460-85449-6	PMP-19-SW-VD	345286	4.18	1296543	5.47	699906	7.23
460-85449-15	DUP3_20141031	339303	4.18	1261892	5.47	685996	7.22

DCB = 1,4-Dichlorobenzene-d4
 NPT = Naphthalene-d8
 ANT = Acenaphthene-d10

Area Limit = 50%-200% of internal standard area
 RT Limit = ± 0.5 minutes of internal standard RT

Column used to flag values outside QC limits

FORM VIII
GC/MS SEMI VOA INTERNAL STANDARD AREA AND RETENTION TIME SUMMARY

Lab Name: TestAmerica Edison Job No.: 460-85449-1
 SDG No.: _____
 Sample No.: CCVIS 460-259875/2 Date Analyzed: 11/02/2014 20:28
 Instrument ID: CBNAMS12 GC Column: Rtxi-5Sil MS ID: 0.25(mm)
 Lab File ID (Standard): L118319.D Heated Purge: (Y/N) N
 Calibration ID: 43791

	PHN		CRY		PRY		
	AREA #	RT #	AREA #	RT #	AREA #	RT #	
12/24 HOUR STD	620105	8.69	507404	11.43	490623	13.32	
UPPER LIMIT	1240210	9.19	1014808	11.93	981246	13.82	
LOWER LIMIT	310053	8.19	253702	10.93	245312	12.82	
LAB SAMPLE ID	CLIENT SAMPLE ID						
MB 460-259683/1-A	963514	8.69	676999	11.43	441973	13.32	
LCS 460-259683/24-A	828278	8.69	558717	11.42	384146	13.32	
460-85449-4 MS	PMP-18-SW-VD MS	857738	8.69	560280	11.43	437839	13.32
460-85449-4 MSD	PMP-18-SW-VD MSD	908601	8.69	609277	11.43	453754	13.32
460-85449-4	PMP-18-SW-VD	1098259	8.69	810535	11.43	558317	13.32
460-85449-6	PMP-19-SW-VD	1115963	8.69	768772	11.42	510593	13.32
460-85449-15	DUP3_20141031	1064653	8.69	724148	11.42	490116	13.32

PHN = Phenanthrene-d10
 CRY = Chrysene-d12
 PRY = Perylene-d12

Area Limit = 50%-200% of internal standard area
 RT Limit = ± 0.5 minutes of internal standard RT

Column used to flag values outside QC limits

FORM VIII
GC/MS SEMI VOA INTERNAL STANDARD AREA AND RETENTION TIME SUMMARY

Lab Name: TestAmerica Edison Job No.: 460-85449-1
 SDG No.: _____
 Sample No.: CCVIS 460-259937/2 Date Analyzed: 11/03/2014 08:16
 Instrument ID: CBNAMS12 GC Column: Rtxi-5Sil MS ID: 0.25(mm)
 Lab File ID (Standard): L118347.D Heated Purge: (Y/N) N
 Calibration ID: 43791

	DCB		NPT		ANT	
	AREA #	RT #	AREA #	RT #	AREA #	RT #
12/24 HOUR STD	211143	4.16	740657	5.45	371630	7.21
UPPER LIMIT	422286	4.66	1481314	5.95	743260	7.71
LOWER LIMIT	105572	3.66	370329	4.95	185815	6.71
LAB SAMPLE ID	CLIENT SAMPLE ID					
LCS 460-259683/2-A	282529	4.16	997927	5.45	490431	7.21

DCB = 1,4-Dichlorobenzene-d4
 NPT = Naphthalene-d8
 ANT = Acenaphthene-d10

Area Limit = 50%-200% of internal standard area
 RT Limit = ± 0.5 minutes of internal standard RT

Column used to flag values outside QC limits

FORM VIII
GC/MS SEMI VOA INTERNAL STANDARD AREA AND RETENTION TIME SUMMARY

Lab Name: TestAmerica Edison Job No.: 460-85449-1
 SDG No.: _____
 Sample No.: CCVIS 460-259937/2 Date Analyzed: 11/03/2014 08:16
 Instrument ID: CBNAMS12 GC Column: Rtxi-5Sil MS ID: 0.25(mm)
 Lab File ID (Standard): L118347.D Heated Purge: (Y/N) N
 Calibration ID: 43791

	PHN		CRY		PRY	
	AREA #	RT #	AREA #	RT #	AREA #	RT #
12/24 HOUR STD	579211	8.67	506439	11.40	494711	13.29
UPPER LIMIT	1158422	9.17	1012878	11.90	989422	13.79
LOWER LIMIT	289606	8.17	253220	10.90	247356	12.79
LAB SAMPLE ID	CLIENT SAMPLE ID					
LCS 460-259683/2-A	694546	8.68	465730	11.40	388941	13.29

PHN = Phenanthrene-d10
 CRY = Chrysene-d12
 PRY = Perylene-d12

Area Limit = 50%-200% of internal standard area
 RT Limit = ± 0.5 minutes of internal standard RT

Column used to flag values outside QC limits

FORM VIII
GC/MS SEMI VOA INTERNAL STANDARD AREA AND RETENTION TIME SUMMARY

Lab Name: TestAmerica Edison Job No.: 460-85449-1
 SDG No.: _____
 Sample No.: CCVIS 460-260147/2 Date Analyzed: 11/04/2014 01:20
 Instrument ID: CBNAMS13 GC Column: Rtxi-5Sil MS ID: 0.25(mm)
 Lab File ID (Standard): C10985.D Heated Purge: (Y/N) N
 Calibration ID: 44075

	DCB		NPT		ANT			
	AREA #	RT #	AREA #	RT #	AREA #	RT #		
12/24 HOUR STD	926088	3.84	2908038	5.12	1118397	6.88		
UPPER LIMIT	1852176	4.34	5816076	5.62	2236794	7.38		
LOWER LIMIT	463044	3.34	1454019	4.62	559199	6.38		
LAB SAMPLE ID	CLIENT SAMPLE ID							
MB 460-260012/1-A			1197570	3.83	4060943	5.12	1851792	6.87
LCS 460-260012/2-A			1065385	3.83	3485551	5.12	1518134	6.88
LCSD 460-260012/3-A			1135136	3.83	3705452	5.12	1660086	6.88
LCS 460-260012/4-A			1131000	3.83	3722422	5.12	1631919	6.87
LCSD 460-260012/5-A			1122287	3.83	3623075	5.12	1570904	6.87

DCB = 1,4-Dichlorobenzene-d4
 NPT = Naphthalene-d8
 ANT = Acenaphthene-d10

Area Limit = 50%-200% of internal standard area
 RT Limit = ± 0.5 minutes of internal standard RT

Column used to flag values outside QC limits

FORM VIII
GC/MS SEMI VOA INTERNAL STANDARD AREA AND RETENTION TIME SUMMARY

Lab Name: TestAmerica Edison Job No.: 460-85449-1
 SDG No.: _____
 Sample No.: CCVIS 460-260147/2 Date Analyzed: 11/04/2014 01:20
 Instrument ID: CBNAMS13 GC Column: Rtxi-5Sil MS ID: 0.25(mm)
 Lab File ID (Standard): C10985.D Heated Purge: (Y/N) N
 Calibration ID: 44075

	PHN		CRY		PRY	
	AREA #	RT #	AREA #	RT #	AREA #	RT #
12/24 HOUR STD	1116991	8.33	653975	10.99	731134	12.79
UPPER LIMIT	2233982	8.83	1307950	11.49	1462268	13.29
LOWER LIMIT	558496	7.83	326988	10.49	365567	12.29
LAB SAMPLE ID	CLIENT SAMPLE ID					
MB 460-260012/1-A	2055029	8.33	941688	10.99	863281	12.78
LCS 460-260012/2-A	1662204	8.33	854794	10.99	854373	12.79
LCSD 460-260012/3-A	2051894	8.33	1075821	10.99	958399	12.79
LCS 460-260012/4-A	1723395	8.33	746933	10.99	812390	12.79
LCSD 460-260012/5-A	1645732	8.33	716182	10.98	785055	12.79

PHN = Phenanthrene-d10
 CRY = Chrysene-d12
 PRY = Perylene-d12

Area Limit = 50%-200% of internal standard area
 RT Limit = ± 0.5 minutes of internal standard RT

Column used to flag values outside QC limits

FORM VIII
GC/MS SEMI VOA INTERNAL STANDARD AREA AND RETENTION TIME SUMMARY

Lab Name: TestAmerica Edison Job No.: 460-85449-1
 SDG No.: _____
 Sample No.: CCVIS 460-260675/2 Date Analyzed: 11/06/2014 03:16
 Instrument ID: CBNAMS13 GC Column: Rtxi-5Sil MS ID: 0.25(mm)
 Lab File ID (Standard): C11090.D Heated Purge: (Y/N) N
 Calibration ID: 44459

	DCB		NPT		ANT		
	AREA #	RT #	AREA #	RT #	AREA #	RT #	
12/24 HOUR STD	798890	3.79	2496115	5.08	1048011	6.83	
UPPER LIMIT	1597780	4.29	4992230	5.58	2096022	7.33	
LOWER LIMIT	399445	3.29	1248058	4.58	524006	6.33	
LAB SAMPLE ID	CLIENT SAMPLE ID						
CCV 460-260675/3		885704	3.79	3112501	5.07	1536670	6.83
460-85449-16	FB_20141031	958175	3.79	3300151	5.07	1608849	6.83

DCB = 1,4-Dichlorobenzene-d4
 NPT = Naphthalene-d8
 ANT = Acenaphthene-d10

Area Limit = 50%-200% of internal standard area
 RT Limit = ± 0.5 minutes of internal standard RT

Column used to flag values outside QC limits

FORM VIII
GC/MS SEMI VOA INTERNAL STANDARD AREA AND RETENTION TIME SUMMARY

Lab Name: TestAmerica Edison Job No.: 460-85449-1
 SDG No.: _____
 Sample No.: CCVIS 460-260675/2 Date Analyzed: 11/06/2014 03:16
 Instrument ID: CBNAMS13 GC Column: Rtxi-5Sil MS ID: 0.25(mm)
 Lab File ID (Standard): C11090.D Heated Purge: (Y/N) N
 Calibration ID: 44459

	PHN		CRY		PRY		
	AREA #	RT #	AREA #	RT #	AREA #	RT #	
12/24 HOUR STD	1140889	8.28	628988	10.93	611724	12.71	
UPPER LIMIT	2281778	8.78	1257976	11.43	1223448	13.21	
LOWER LIMIT	570445	7.78	314494	10.43	305862	12.21	
LAB SAMPLE ID	CLIENT SAMPLE ID						
CCV 460-260675/3		2066722	8.28	921975	10.93	534511	12.71
460-85449-16	FB_20141031	1949888	8.28	787316	10.92	559177	12.70

PHN = Phenanthrene-d10
 CRY = Chrysene-d12
 PRY = Perylene-d12

Area Limit = 50%-200% of internal standard area
 RT Limit = ± 0.5 minutes of internal standard RT

Column used to flag values outside QC limits

FORM I
GC/MS SEMI VOA ORGANICS ANALYSIS DATA SHEET

Lab Name: TestAmerica Edison Job No.: 460-85449-1
 SDG No.: _____
 Client Sample ID: PMP-18-SW-VD Lab Sample ID: 460-85449-4
 Matrix: Solid Lab File ID: L118326.D
 Analysis Method: 8270D Date Collected: 10/31/2014 09:05
 Extract. Method: 3546 Date Extracted: 11/01/2014 04:18
 Sample wt/vol: 15.0422(g) Date Analyzed: 11/02/2014 23:27
 Con. Extract Vol.: 1(mL) Dilution Factor: 1
 Injection Volume: 1(uL) Level: (low/med) Low
 % Moisture: 4.5 GPC Cleanup: (Y/N) N
 Analysis Batch No.: 259875 Units: ug/Kg

CAS NO.	COMPOUND NAME	RESULT	Q	RL	MDL
95-94-3	1,2,4,5-Tetrachlorobenzene	26	U	340	26
108-60-1	2,2'-oxybis[1-chloropropane]	14	U	340	14
58-90-2	2,3,4,6-Tetrachlorophenol	32	U	340	32
95-95-4	2,4,5-Trichlorophenol	34	U	340	34
88-06-2	2,4,6-Trichlorophenol	9.8	U	140	9.8
120-83-2	2,4-Dichlorophenol	8.1	U	340	8.1
105-67-9	2,4-Dimethylphenol	76	U	340	76
51-28-5	2,4-Dinitrophenol	260	U	280	260
121-14-2	2,4-Dinitrotoluene	14	U	70	14
606-20-2	2,6-Dinitrotoluene	18	U	70	18
91-58-7	2-Chloronaphthalene	7.8	U	340	7.8
95-57-8	2-Chlorophenol	8.8	U	340	8.8
91-57-6	2-Methylnaphthalene	7.6	U	340	7.6
95-48-7	2-Methylphenol	15	U	340	15
88-74-4	2-Nitroaniline	11	U	340	11
88-75-5	2-Nitrophenol	12	U	340	12
91-94-1	3,3'-Dichlorobenzidine	39	U	140	39
99-09-2	3-Nitroaniline	10	U	340	10
534-52-1	4,6-Dinitro-2-methylphenol	92	U	280	92
101-55-3	4-Bromophenyl phenyl ether	11	U	340	11
59-50-7	4-Chloro-3-methylphenol	15	U	340	15
106-47-8	4-Chloroaniline	8.9	U	340	8.9
7005-72-3	4-Chlorophenyl phenyl ether	10	U	340	10
106-44-5	4-Methylphenol	9.4	U	340	9.4
100-01-6	4-Nitroaniline	13	U	340	13
100-02-7	4-Nitrophenol	170	U	700	170
83-32-9	Acenaphthene	8.4	U	340	8.4
208-96-8	Acenaphthylene	8.9	U	340	8.9
98-86-2	Acetophenone	7.5	U	340	7.5
120-12-7	Anthracene	33	U	340	33
1912-24-9	Atrazine	15	U	140	15
100-52-7	Benzaldehyde	26	U	340	26
56-55-3	Benzo[a]anthracene	29	U	34	29
50-32-8	Benzo[a]pyrene	10	U	34	10

FORM I
GC/MS SEMI VOA ORGANICS ANALYSIS DATA SHEET

Lab Name: TestAmerica Edison Job No.: 460-85449-1
 SDG No.: _____
 Client Sample ID: PMP-18-SW-VD Lab Sample ID: 460-85449-4
 Matrix: Solid Lab File ID: L118326.D
 Analysis Method: 8270D Date Collected: 10/31/2014 09:05
 Extract. Method: 3546 Date Extracted: 11/01/2014 04:18
 Sample wt/vol: 15.0422(g) Date Analyzed: 11/02/2014 23:27
 Con. Extract Vol.: 1(mL) Dilution Factor: 1
 Injection Volume: 1(uL) Level: (low/med) Low
 % Moisture: 4.5 GPC Cleanup: (Y/N) N
 Analysis Batch No.: 259875 Units: ug/Kg

CAS NO.	COMPOUND NAME	RESULT	Q	RL	MDL
205-99-2	Benzo[b]fluoranthene	13	U	34	13
191-24-2	Benzo[g,h,i]perylene	20	U	340	20
207-08-9	Benzo[k]fluoranthene	15	U	34	15
111-91-1	Bis(2-chloroethoxy)methane	11	U	340	11
111-44-4	Bis(2-chloroethyl)ether	8.1	U	34	8.1
117-81-7	Bis(2-ethylhexyl) phthalate	13	U	340	13
85-68-7	Butyl benzyl phthalate	11	U	340	11
105-60-2	Caprolactam	25	U	340	25
86-74-8	Carbazole	8.6	U	340	8.6
218-01-9	Chrysene	9.4	U	340	9.4
53-70-3	Dibenz(a,h)anthracene	18	U	34	18
132-64-9	Dibenzofuran	10	U	340	10
84-66-2	Diethyl phthalate	9.8	U	340	9.8
131-11-3	Dimethyl phthalate	10	U	340	10
84-74-2	Di-n-butyl phthalate	10	U	340	10
117-84-0	Di-n-octyl phthalate	18	U	340	18
92-52-4	Diphenyl	29	U	340	29
206-44-0	Fluoranthene	10	U	340	10
86-73-7	Fluorene	7.5	U	340	7.5
118-74-1	Hexachlorobenzene	14	U	34	14
87-68-3	Hexachlorobutadiene	9.7	U	70	9.7
77-47-4	Hexachlorocyclopentadiene	22	U	340	22
67-72-1	Hexachloroethane	13	U	34	13
193-39-5	Indeno[1,2,3-cd]pyrene	23	U *	34	23
78-59-1	Isophorone	200		140	7.4
91-20-3	Naphthalene	8.8	U	340	8.8
98-95-3	Nitrobenzene	11	U	34	11
621-64-7	N-Nitrosodi-n-propylamine	12	U	34	12
86-30-6	N-Nitrosodiphenylamine	31	U	340	31
87-86-5	Pentachlorophenol	42	U	280	42
85-01-8	Phenanthrene	9.2	U	340	9.2
108-95-2	Phenol	11	U	340	11
129-00-0	Pyrene	16	U	340	16

FORM I
GC/MS SEMI VOA ORGANICS ANALYSIS DATA SHEET

Lab Name: TestAmerica Edison Job No.: 460-85449-1
 SDG No.: _____
 Client Sample ID: PMP-18-SW-VD Lab Sample ID: 460-85449-4
 Matrix: Solid Lab File ID: L118326.D
 Analysis Method: 8270D Date Collected: 10/31/2014 09:05
 Extract. Method: 3546 Date Extracted: 11/01/2014 04:18
 Sample wt/vol: 15.0422(g) Date Analyzed: 11/02/2014 23:27
 Con. Extract Vol.: 1(mL) Dilution Factor: 1
 Injection Volume: 1(uL) Level: (low/med) Low
 % Moisture: 4.5 GPC Cleanup: (Y/N) N
 Analysis Batch No.: 259875 Units: ug/Kg

CAS NO.	SURROGATE	%REC	Q	LIMITS
4165-60-0	Nitrobenzene-d5	90		38-105
4165-62-2	Phenol-d5	92		41-118
1718-51-0	Terphenyl-d14	107		16-151
118-79-6	2,4,6-Tribromophenol	103		10-120
367-12-4	2-Fluorophenol	79		37-125
321-60-8	2-Fluorobiphenyl	81		40-109

FORM I
GC/MS SEMI VOA ORGANICS ANALYSIS DATA SHEET
TENTATIVELY IDENTIFIED COMPOUNDS

Lab Name: TestAmerica Edison Job No.: 460-85449-1
 SDG No.: _____
 Client Sample ID: PMP-18-SW-VD Lab Sample ID: 460-85449-4
 Matrix: Solid Lab File ID: L118326.D
 Analysis Method: 8270D Date Collected: 10/31/2014 09:05
 Extract. Method: 3546 Date Extracted: 11/01/2014 04:18
 Sample wt/vol: 15.0422(g) Date Analyzed: 11/02/2014 23:27
 Con. Extract Vol.: 1(mL) Dilution Factor: 1
 Injection Volume: 1(uL) Level: (low/med) Low
 % Moisture: 4.5 GPC Cleanup: (Y/N) N
 Analysis Batch No.: 259875 Units: ug/Kg
 Number TICs Found: 9 TIC Result Total: 151310

CAS NO.	COMPOUND NAME	RT	RESULT	Q
	Unknown	2.75	130000	J
197390-29-7	Cyclopentene, 1,2,3,3,4-pentamethyl-	3.11	800	J N
63922-44-1	3-Heptyne-2,6-dione, 5-methyl-5-(1-methy	3.33	1100	J N
	Unknown	3.75	540	J
	Unknown	4.65	680	J
504-20-1	2,5-Heptadien-4-one, 2,6-dimethyl-	4.89	980	J N
	Unknown	5.15	15000	J
	Unknown	5.44	1900	J
	Unknown	6.70	310	J

TestAmerica Edison
Target Compound Quantitation Report

Data File: \\EDICHROM\ChromData\CBNAMS12\20141102-20083.b\L118326.D
 Lims ID: 460-85449-A-4-C Lab Sample ID: 460-85449-4
 Client ID: PMP-18-SW-VD
 Sample Type: Client
 Inject. Date: 02-Nov-2014 23:27:30 ALS Bottle#: 9 Worklist Smp#: 9
 Injection Vol: 1.0 ul Dil. Factor: 1.0000
 Sample Info: 460-0020083-009
 Operator ID: BNA 12 Instrument ID: CBNAMS12
 Method: \\EDICHROM\ChromData\CBNAMS12\20141102-20083.b\8270_12R_9.m
 Limit Group: SV 8270D ICAL
 Last Update: 03-Nov-2014 15:40:38 Calib Date: 12-Oct-2014 21:39:30
 Integrator: RTE ID Type: Deconvolution ID
 Quant Method: Internal Standard Quant By: Initial Calibration
 Last ICal File: \\EDICHROM\ChromData\CBNAMS12\20141010-19189.b\L117531.D
 Column 1 : Rtxi-5Sil MS (0.25 mm) Det: MS SCAN
 Process Host: XAWRK030

First Level Reviewer: manlangitf

Date: 03-Nov-2014 10:10:59

Compound	Sig	RT (min.)	Adj RT (min.)	Dlt RT (min.)	Q	Response	OnCol Amt ug/ml	Flags
\$ 4 2-Fluorophenol	112	3.004	2.887	0.117	92	460048	39.4	
\$ 6 Phenol-d5	99	3.840	3.822	0.018	87	646830	46.0	
11 n-Decane	43	4.028	4.028	0.000	88	1140	0.1119	
* 13 1,4-Dichlorobenzene-d4	152	4.187	4.181	0.006	98	340356	40.0	
\$ 25 Nitrobenzene-d5	82	4.751	4.746	0.005	91	557155	44.8	
23 2-Toluidine	107	4.887	4.928	-0.041	35	9371	NC	
28 Isophorone	82	5.010	5.004	0.006	99	60213	2.89	
* 35 Naphthalene-d8	136	5.475	5.469	0.006	100	1265016	40.0	
\$ 48 2-Fluorobiphenyl	172	6.557	6.563	-0.006	97	993782	40.4	
* 61 Acenaphthene-d10	164	7.228	7.228	0.000	95	693315	40.0	
\$ 76 2,4,6-Tribromophenol	330	8.004	8.010	-0.006	94	213504	51.7	
* 83 Phenanthrene-d10	188	8.686	8.692	-0.006	99	1098259	40.0	
126 Bisphenol-A	213	10.157	10.151	0.006	93	1633	0.1710	7
\$ 91 Terphenyl-d14	244	10.263	10.257	0.006	99	974903	53.3	
* 96 Chrysene-d12	240	11.427	11.427	0.000	99	810535	40.0	
* 103 Perylene-d12	264	13.315	13.321	-0.006	98	558317	40.0	

QC Flag Legend

Processing Flags

NC - Not Calibrated

7 - Failed Limit of Detection

Reagents:

SM_ISTD_00064

Amount Added: 20.00

Units: uL

Run Reagent

TestAmerica Edison
Tentatively Identified Quantitation Report

Data File: \\EDICHROM\ChromData\CBNAMS12\20141102-20083.b\L118326.D
 Lims ID: 460-85449-A-4-C Lab Sample ID: 460-85449-4
 Client ID: PMP-18-SW-VD
 Sample Type: Client
 Inject. Date: 02-Nov-2014 23:27:30 ALS Bottle#: 9 Worklist Smp#: 9
 Injection Vol: 1.0 ul Dil. Factor: 1.0000
 Sample Info: 460-0020083-009
 Operator ID: BNA 12 Instrument ID: CBNAMS12
 Method: \\EDICHROM\ChromData\CBNAMS12\20141102-20083.b\8270_12R_9.m
 Limit Group: SV 8270D ICAL
 Last Update: 03-Nov-2014 15:40:38 Calib Date: 12-Oct-2014 21:39:30
 Tic RT Window: 0.000 -0.000 Response: area
 Quant By: Nearest ISTD Quant LOD: 10.00000
 MS Library: \\EDICHROM\ChromData\Database\NIST02.L
 Min. Match: 80
 Column 1 : Rtxi-5Sil MS (0.25 mm) Det: MS SCAN
 Process Host: XAWRK030
 First Level Reviewer: manlangitf Date: 03-Nov-2014 10:10:59

Tentative Identified Compound Results

RT	Response	Amount ug/ml	Quant Cpnd	Qual	Lib Entry	Molecular Formula	Mol. Weight	Flags
					Unknown			
2.751	98870069	1822.9	13					
					197390-29-7 Cyclopentene, 1,2,3,3,4-pentamethyl-			
3.110	623900	11.5	13	80	16358	C10H18	138	
					63922-44-1 3-Heptyne-2,6-dione, 5-methyl-5-(1-methy			
3.328	852395	15.7	13	80	42507	C11H16O2	180	
					Unknown			
3.751	420388	7.75	13					
					Unknown			
4.651	529751	9.77	13					
					504-20-1 2,5-Heptadien-4-one, 2,6-dimethyl-			
4.887	1042570	14.1	35	96	16942	C9H14O	138	
					Unknown			
5.145	15984156	216.2	35					
					Unknown			
5.439	2030257	27.5	35					
					Unknown			
6.704	335530	4.48	61					

Quantitation Compounds

Compound	RT	Response	Amount ug/ml
* 13 1,4-Dichlorobenzene-d4	4.187	2169491	40.0
* 35 Naphthalene-d8	5.475	2956990	40.0

Data File: \\EDICHROM\ChromData\CBNAMS12\20141102-20083.b\L118326.D

Compound	RT	Response	Amount ug/ml
* 61 Acenaphthene-d10	7.222	2994796	40.0

QC Flag Legend

Processing Flags

NC - Not Calibrated

Reagents:

SM_ISTD_00064

Amount Added: 20.00

Units: uL

Run Reagent

TestAmerica Edison

Data File: \\EDICHRON\ChromData\CBNAMS12\20141102-20083.b\L118326.D

Injection Date: 02-Nov-2014 23:27:30

Instrument ID: CBNAMS12

Operator ID: BNA 12

Lims ID: 460-85449-A-4-C

Lab Sample ID: 460-85449-4

Worklist Smp#: 9

Client ID: PMP-18-SW-VD

Injection Vol: 1.0 ul

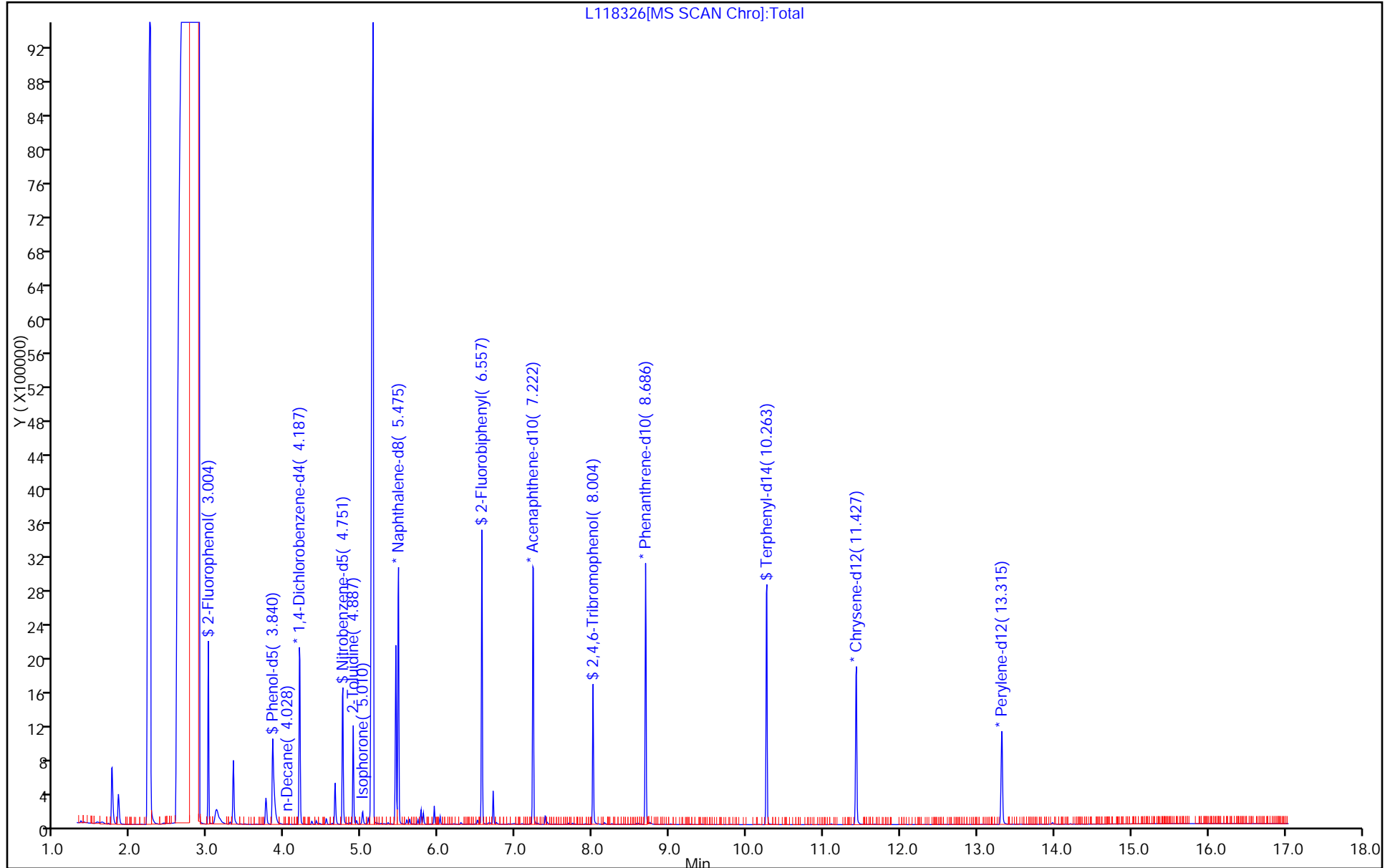
Dil. Factor: 1.0000

ALS Bottle#: 9

Method: 8270_12R_9

Limit Group: SV 8270D ICAL

Column: Rtxi-5Sil MS (0.25 mm)



TestAmerica Edison

Data File: \\EDICHROM\ChromData\CBNAMS12\20141102-20083.b\L118326.D

Injection Date: 02-Nov-2014 23:27:30

Instrument ID: CBNAMS12

Lims ID: 460-85449-A-4-C

Lab Sample ID: 460-85449-4

Client ID: PMP-18-SW-VD

Operator ID: BNA 12

ALS Bottle#: 9 Worklist Smp#: 9

Injection Vol: 1.0 ul

Dil. Factor: 1.0000

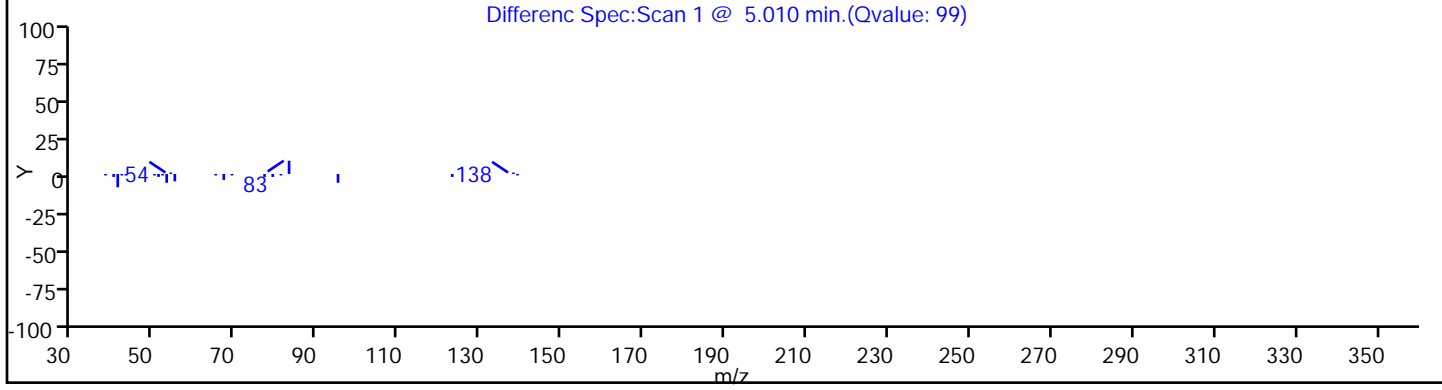
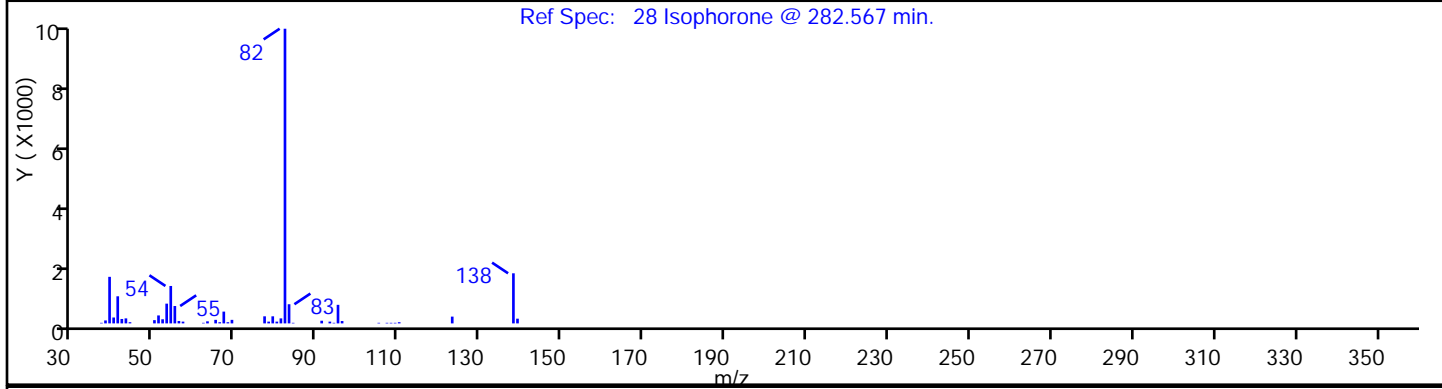
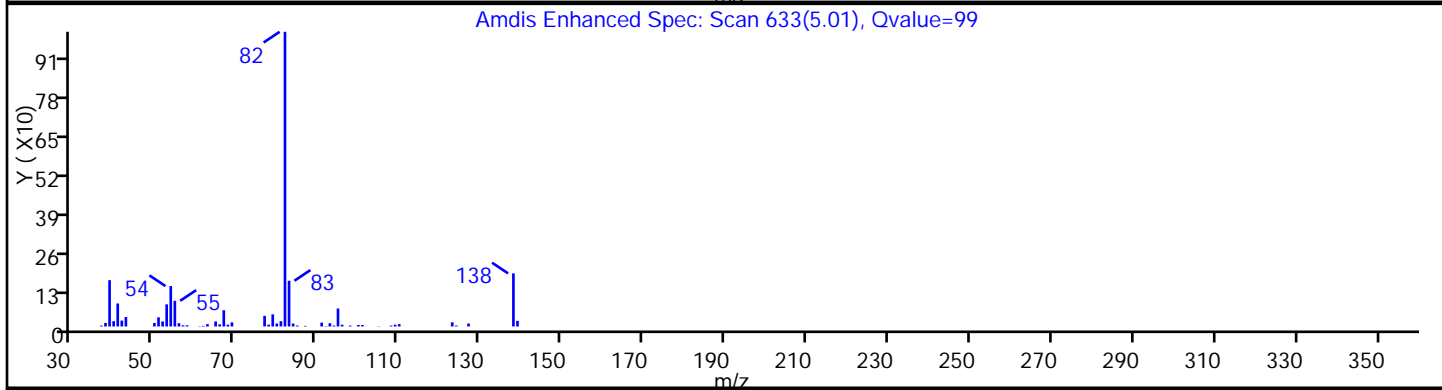
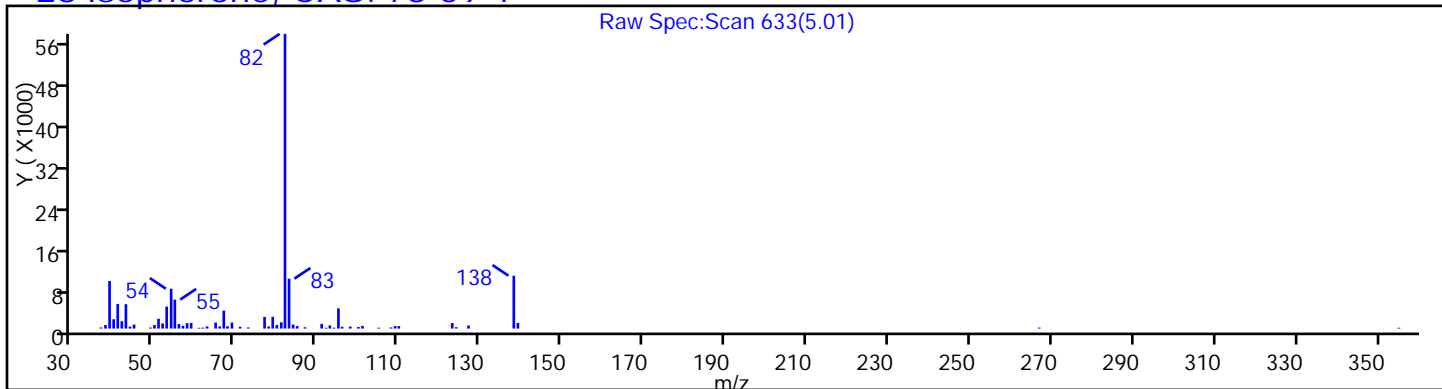
Method: 8270_12R_9

Limit Group: SV 8270D ICAL

Column: Rtxi-5Sil MS (0.25 mm)

Detector: MS SCAN

28 Isophorone, CAS: 78-59-1



TestAmerica Edison

Data File: \\EDICHROM\ChromData\CBNAMS12\20141102-20083.b\L118326.D

Injection Date: 02-Nov-2014 23:27:30

Instrument ID: CBNAMS12

Lims ID: 460-85449-A-4-C

Lab Sample ID: 460-85449-4

Client ID: PMP-18-SW-VD

Operator ID: BNA 12

ALS Bottle#: 9 Worklist Smp#: 9

Injection Vol: 1.0 ul

Dil. Factor: 1.0000

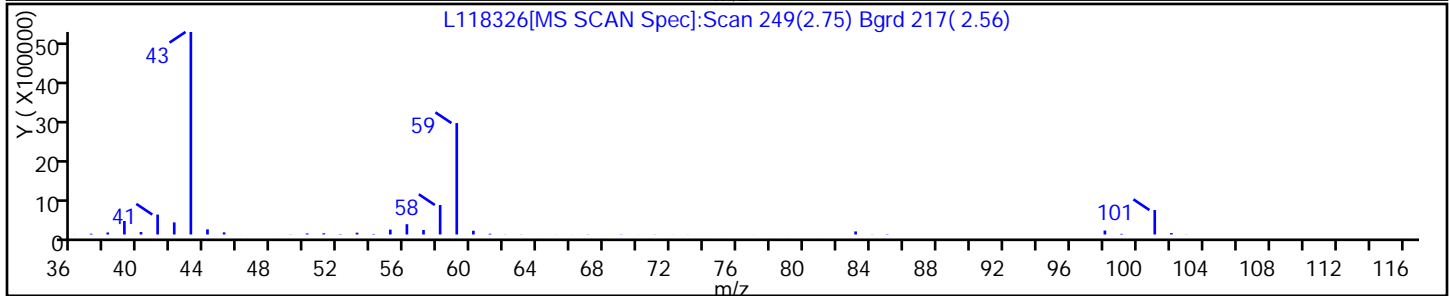
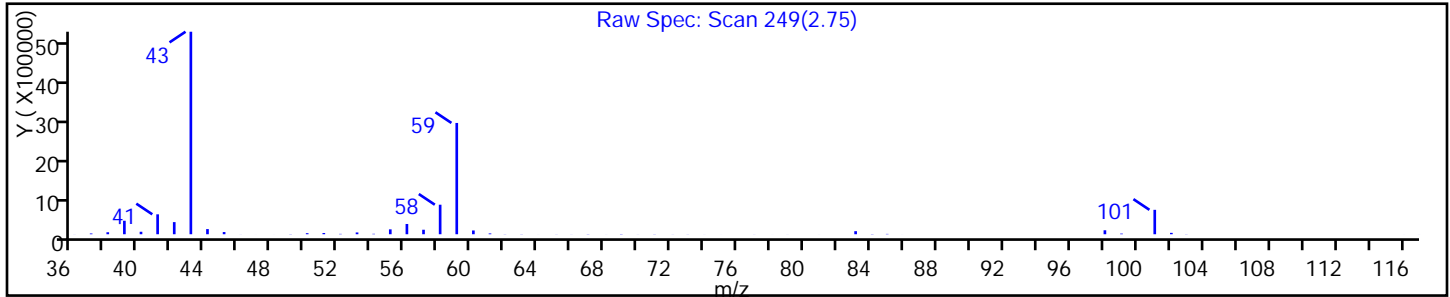
Method: 8270_12R_9

Limit Group: SV 8270D ICAL

Column:

Detector MS SCAN

No Library Matches Found above the Threshold: 80



TestAmerica Edison

Data File: \\EDICHROM\ChromData\CBNAMS12\20141102-20083.b\L118326.D

Injection Date: 02-Nov-2014 23:27:30

Instrument ID: CBNAMS12

Lims ID: 460-85449-A-4-C

Lab Sample ID: 460-85449-4

Client ID: PMP-18-SW-VD

Operator ID: BNA 12

ALS Bottle#: 9 Worklist Smp#: 9

Injection Vol: 1.0 ul

Dil. Factor: 1.0000

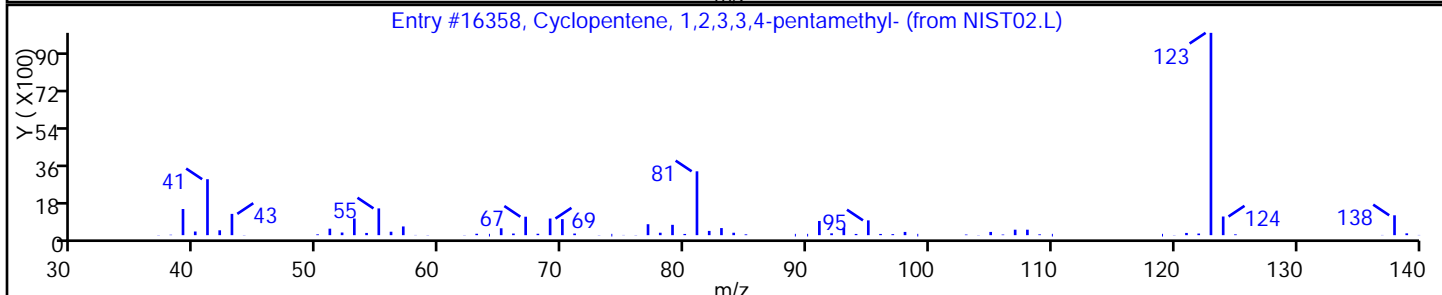
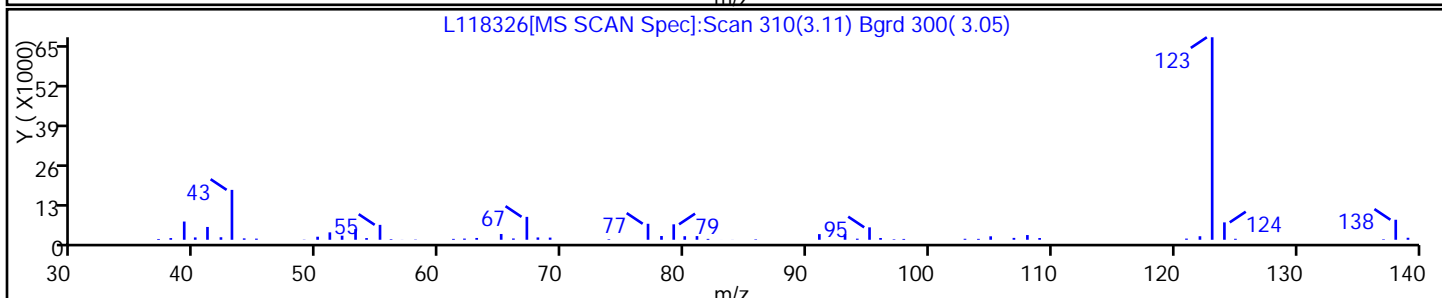
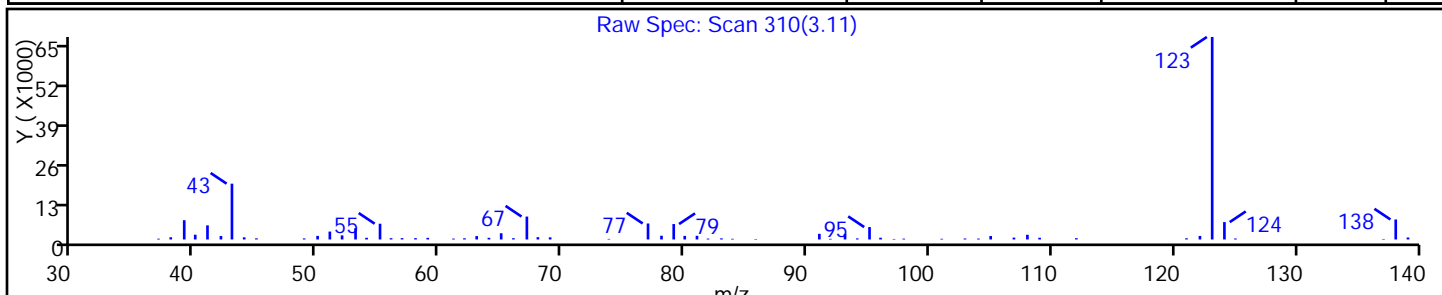
Method: 8270_12R_9

Limit Group: SV 8270D ICAL

Column:

Detector MS SCAN

Library Search Compound Match	CAS#	Library	Entry	Formula	Weight	Q
Cyclopentene, 1,2,3,3,4-pentamethyl-	197390-29-7	NIST02	16358	C10H18	138	80



TestAmerica Edison

Data File: \\EDICHROM\ChromData\CBNAMS12\20141102-20083.b\L118326.D

Injection Date: 02-Nov-2014 23:27:30

Instrument ID: CBNAMS12

Lims ID: 460-85449-A-4-C

Lab Sample ID: 460-85449-4

Client ID: PMP-18-SW-VD

Operator ID: BNA 12

ALS Bottle#: 9 Worklist Smp#: 9

Injection Vol: 1.0 ul

Dil. Factor: 1.0000

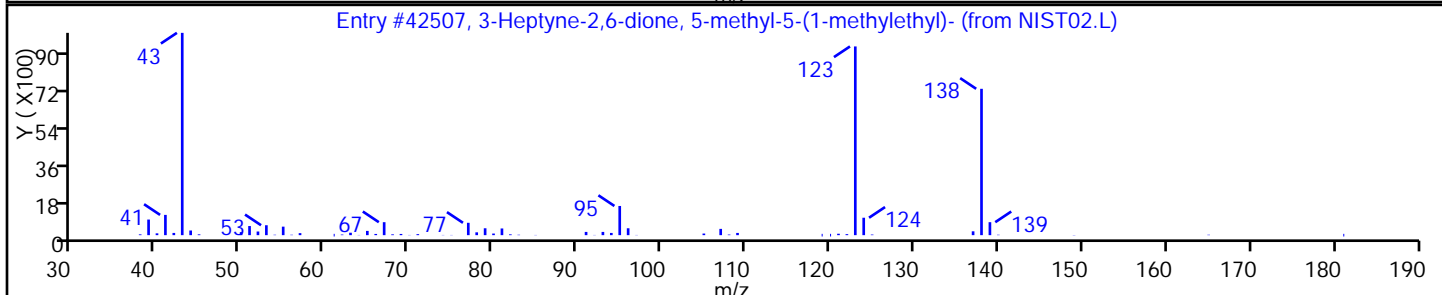
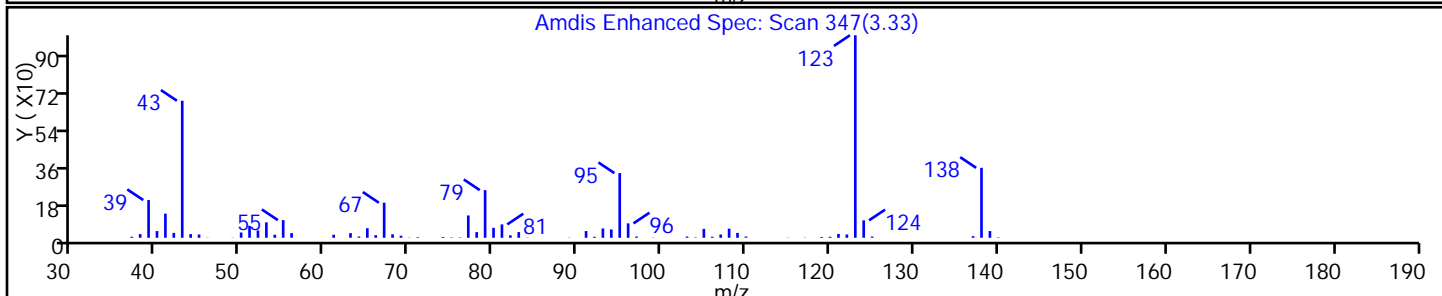
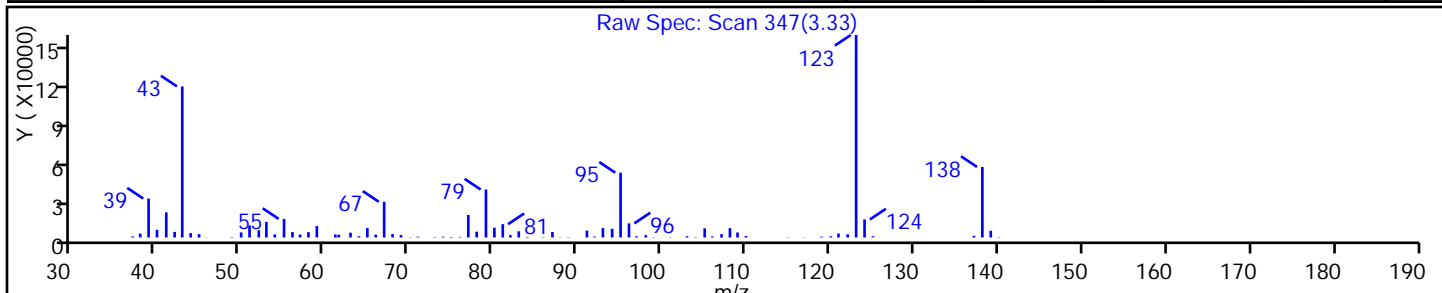
Method: 8270_12R_9

Limit Group: SV 8270D ICAL

Column:

Detector: MS SCAN

Library Search Compound Match	CAS#	Library	Entry	Formula	Weight	Q
3-Heptyne-2,6-dione, 5-methyl-5-(1-methyl	63922-44-1	NIST02	42507	C11H16O2	180	80



TestAmerica Edison

Data File: \\EDICHROM\ChromData\CBNAMS12\20141102-20083.b\L118326.D

Injection Date: 02-Nov-2014 23:27:30

Instrument ID: CBNAMS12

Lims ID: 460-85449-A-4-C

Lab Sample ID: 460-85449-4

Client ID: PMP-18-SW-VD

Operator ID: BNA 12

ALS Bottle#: 9

Worklist Smp#: 9

Injection Vol: 1.0 ul

Dil. Factor: 1.0000

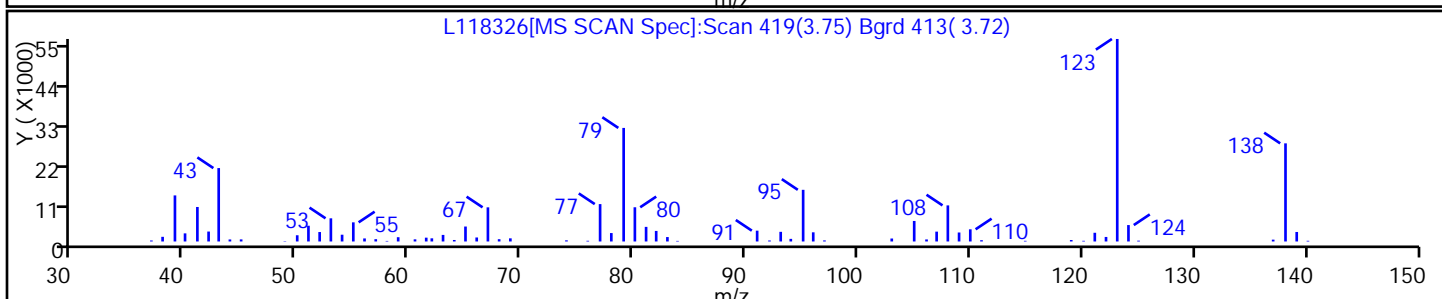
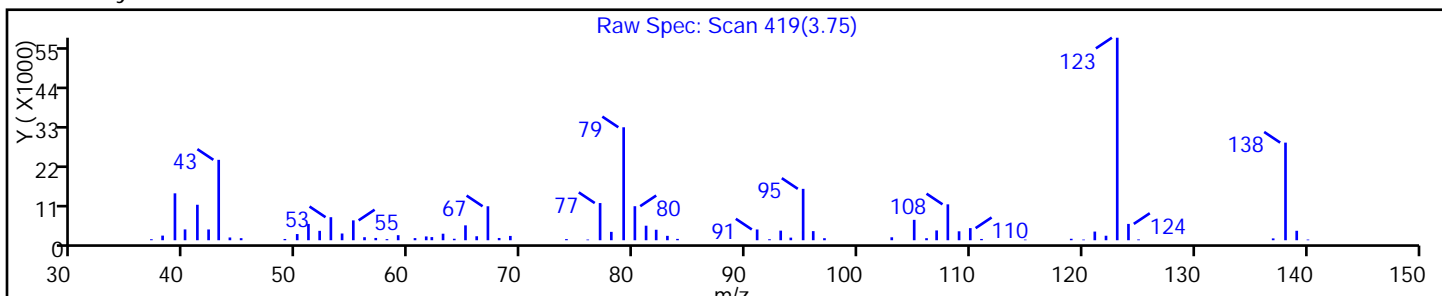
Method: 8270_12R_9

Limit Group: SV 8270D ICAL

Column:

Detector: MS SCAN

No Library Matches Found above the Threshold: 80



TestAmerica Edison

Data File: \\EDICHROM\ChromData\CBNAMS12\20141102-20083.b\L118326.D

Injection Date: 02-Nov-2014 23:27:30

Instrument ID: CBNAMS12

Lims ID: 460-85449-A-4-C

Lab Sample ID: 460-85449-4

Client ID: PMP-18-SW-VD

Operator ID: BNA 12

ALS Bottle#: 9 Worklist Smp#: 9

Injection Vol: 1.0 ul

Dil. Factor: 1.0000

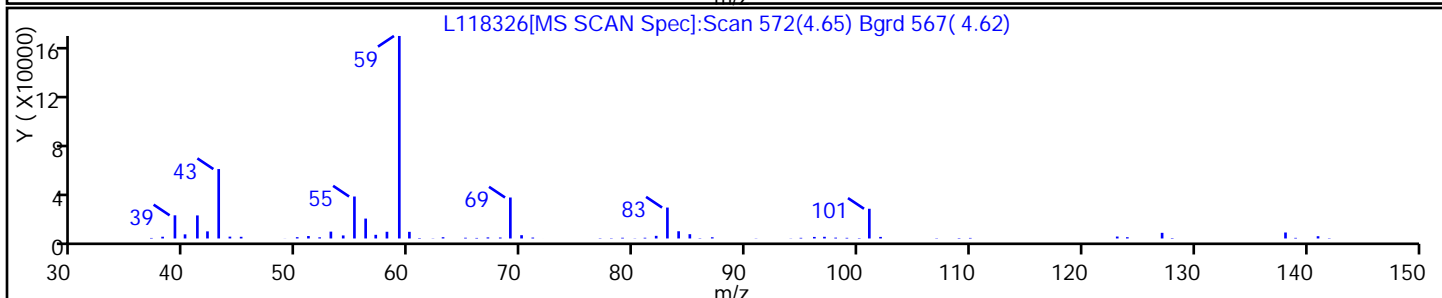
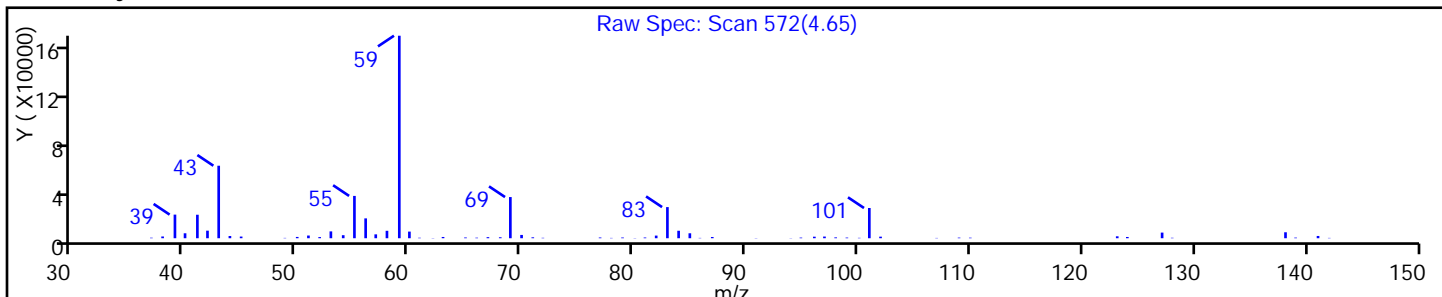
Method: 8270_12R_9

Limit Group: SV 8270D ICAL

Column:

Detector MS SCAN

No Library Matches Found above the Threshold: 80



TestAmerica Edison

Data File: \\EDICHROM\ChromData\CBNAMS12\20141102-20083.b\L118326.D

Injection Date: 02-Nov-2014 23:27:30

Instrument ID: CBNAMS12

Lims ID: 460-85449-A-4-C

Lab Sample ID: 460-85449-4

Client ID: PMP-18-SW-VD

Operator ID: BNA 12

ALS Bottle#: 9

Worklist Smp#: 9

Injection Vol: 1.0 ul

Dil. Factor: 1.0000

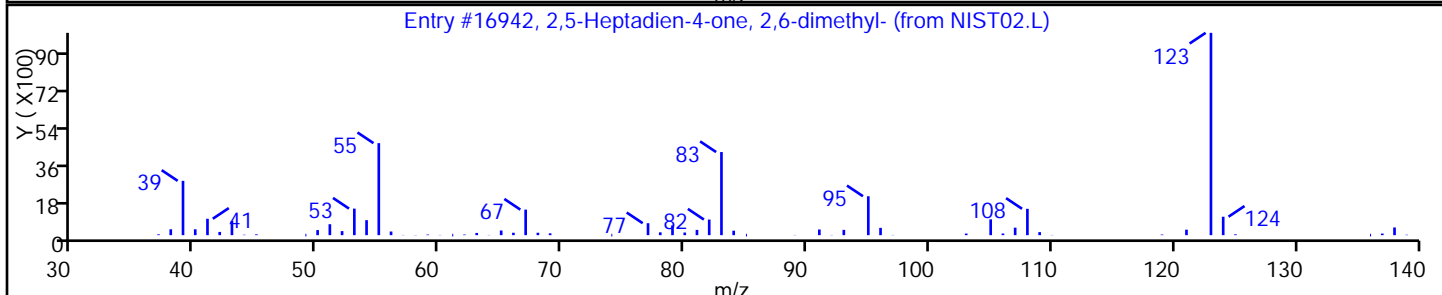
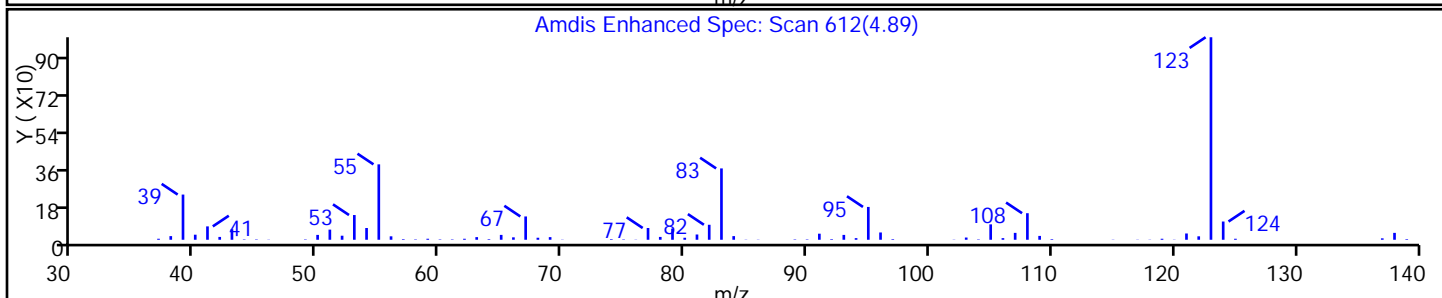
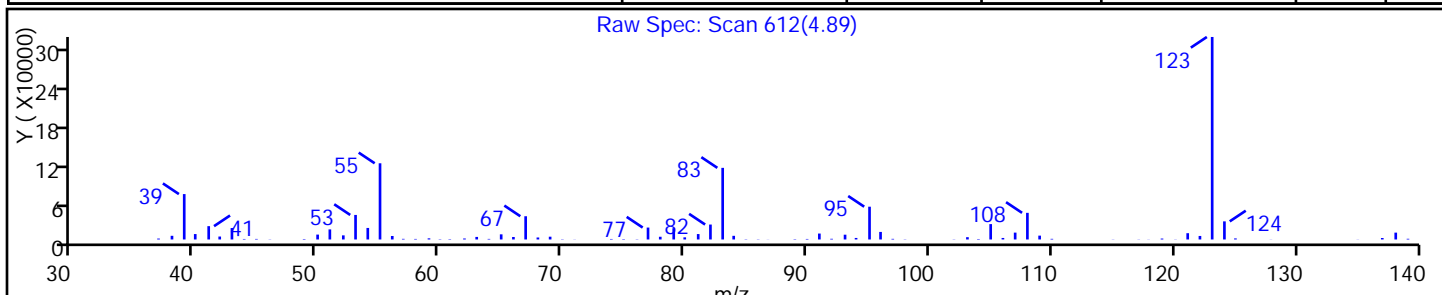
Method: 8270_12R_9

Limit Group: SV 8270D ICAL

Column:

Detector: MS SCAN

Library Search Compound Match	CAS#	Library	Entry	Formula	Weight	Q
2,5-Heptadien-4-one, 2,6-dimethyl-	504-20-1	NIST02	16942	C9H14O	138	96



TestAmerica Edison

Data File: \\EDICHROM\ChromData\CBNAMS12\20141102-20083.b\L118326.D

Injection Date: 02-Nov-2014 23:27:30

Instrument ID: CBNAMS12

Lims ID: 460-85449-A-4-C

Lab Sample ID: 460-85449-4

Client ID: PMP-18-SW-VD

Operator ID: BNA 12

ALS Bottle#: 9 Worklist Smp#: 9

Injection Vol: 1.0 ul

Dil. Factor: 1.0000

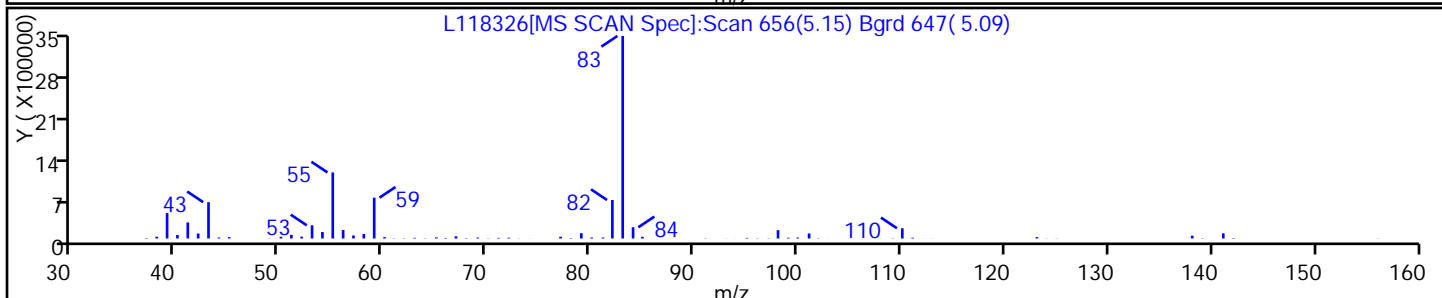
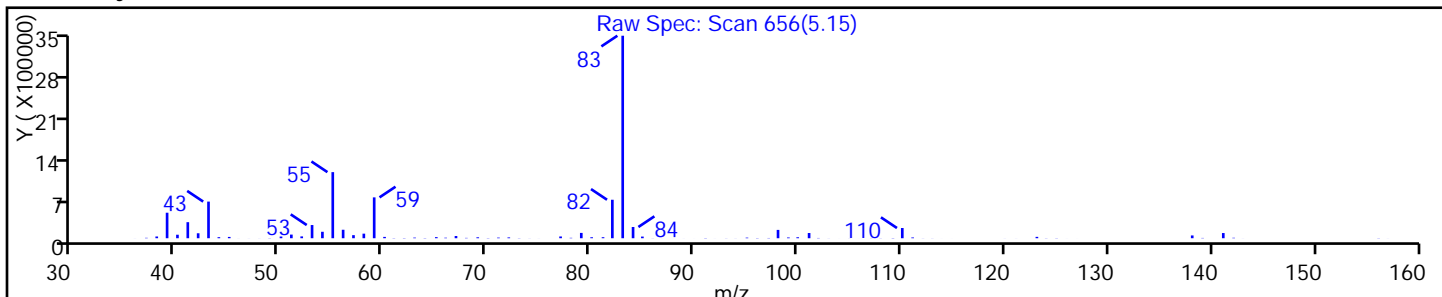
Method: 8270_12R_9

Limit Group: SV 8270D ICAL

Column:

Detector MS SCAN

No Library Matches Found above the Threshold: 80



TestAmerica Edison

Data File: \\EDICHROM\ChromData\CBNAMS12\20141102-20083.b\L118326.D

Injection Date: 02-Nov-2014 23:27:30

Instrument ID: CBNAMS12

Lims ID: 460-85449-A-4-C

Lab Sample ID: 460-85449-4

Client ID: PMP-18-SW-VD

Operator ID: BNA 12

ALS Bottle#: 9

Worklist Smp#: 9

Injection Vol: 1.0 ul

Dil. Factor: 1.0000

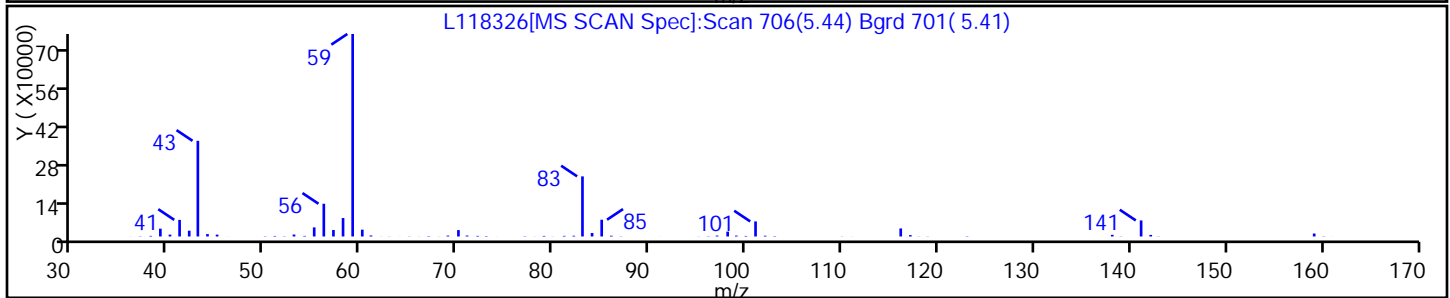
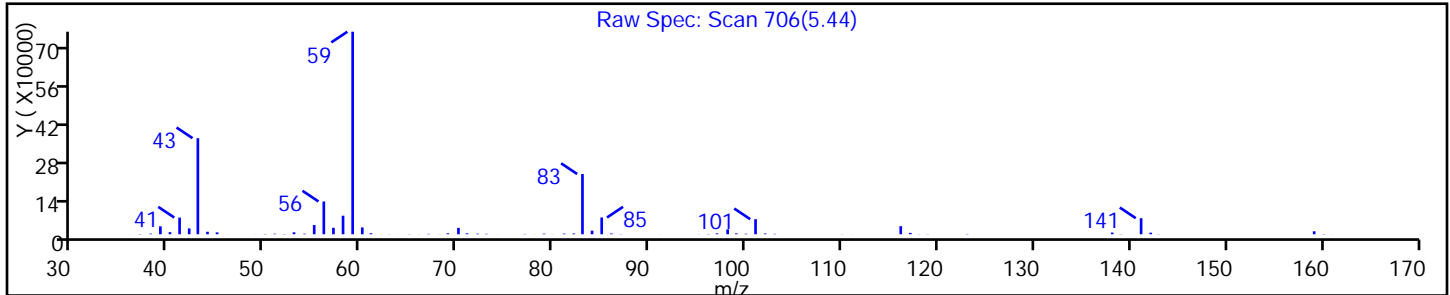
Method: 8270_12R_9

Limit Group: SV 8270D ICAL

Column:

Detector MS SCAN

No Library Matches Found above the Threshold: 80



TestAmerica Edison

Data File: \\EDICHROM\ChromData\CBNAMS12\20141102-20083.b\L118326.D

Injection Date: 02-Nov-2014 23:27:30

Instrument ID: CBNAMS12

Lims ID: 460-85449-A-4-C

Lab Sample ID: 460-85449-4

Client ID: PMP-18-SW-VD

Operator ID: BNA 12

ALS Bottle#: 9 Worklist Smp#: 9

Injection Vol: 1.0 ul

Dil. Factor: 1.0000

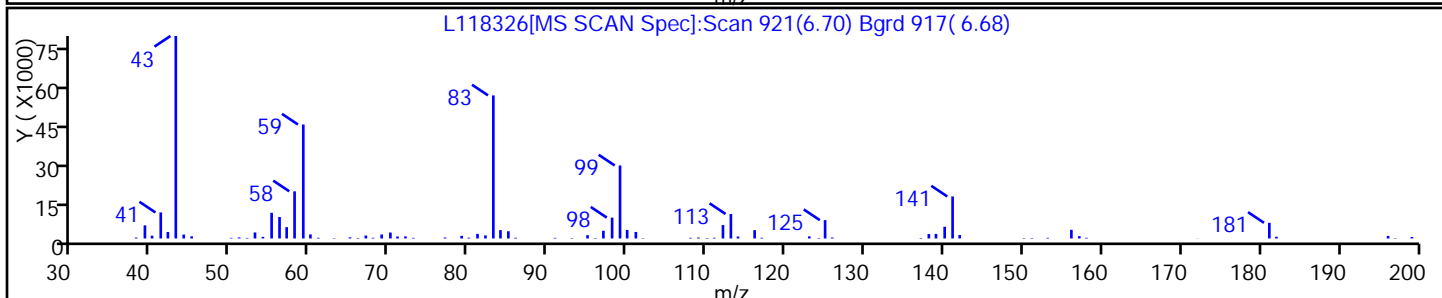
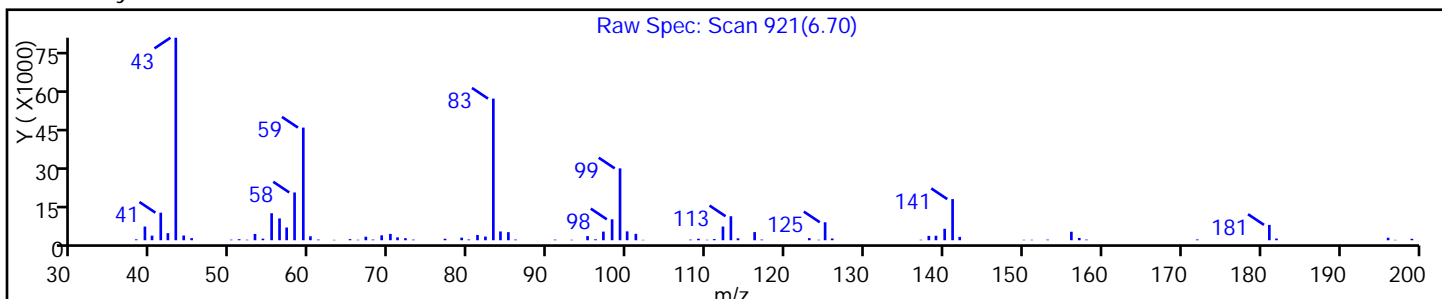
Method: 8270_12R_9

Limit Group: SV 8270D ICAL

Column:

Detector MS SCAN

No Library Matches Found above the Threshold: 80



FORM I
GC/MS SEMI VOA ORGANICS ANALYSIS DATA SHEET

Lab Name: TestAmerica Edison Job No.: 460-85449-1
 SDG No.: _____
 Client Sample ID: PMP-19-SW-VD Lab Sample ID: 460-85449-6
 Matrix: Solid Lab File ID: L118327.D
 Analysis Method: 8270D Date Collected: 10/31/2014 09:13
 Extract. Method: 3546 Date Extracted: 11/01/2014 04:18
 Sample wt/vol: 15.0230(g) Date Analyzed: 11/02/2014 23:52
 Con. Extract Vol.: 1(mL) Dilution Factor: 1
 Injection Volume: 1(uL) Level: (low/med) Low
 % Moisture: 5.7 GPC Cleanup: (Y/N) N
 Analysis Batch No.: 259875 Units: ug/Kg

CAS NO.	COMPOUND NAME	RESULT	Q	RL	MDL
95-94-3	1,2,4,5-Tetrachlorobenzene	26	U	350	26
108-60-1	2,2'-oxybis[1-chloropropane]	14	U	350	14
58-90-2	2,3,4,6-Tetrachlorophenol	33	U	350	33
95-95-4	2,4,5-Trichlorophenol	35	U	350	35
88-06-2	2,4,6-Trichlorophenol	10	U	140	10
120-83-2	2,4-Dichlorophenol	8.3	U	350	8.3
105-67-9	2,4-Dimethylphenol	77	U	350	77
51-28-5	2,4-Dinitrophenol	260	U	280	260
121-14-2	2,4-Dinitrotoluene	14	U	71	14
606-20-2	2,6-Dinitrotoluene	19	U	71	19
91-58-7	2-Chloronaphthalene	7.9	U	350	7.9
95-57-8	2-Chlorophenol	8.9	U	350	8.9
91-57-6	2-Methylnaphthalene	7.7	U	350	7.7
95-48-7	2-Methylphenol	15	U	350	15
88-74-4	2-Nitroaniline	12	U	350	12
88-75-5	2-Nitrophenol	12	U	350	12
91-94-1	3,3'-Dichlorobenzidine	39	U	140	39
99-09-2	3-Nitroaniline	10	U	350	10
534-52-1	4,6-Dinitro-2-methylphenol	93	U	280	93
101-55-3	4-Bromophenyl phenyl ether	11	U	350	11
59-50-7	4-Chloro-3-methylphenol	15	U	350	15
106-47-8	4-Chloroaniline	9.0	U	350	9.0
7005-72-3	4-Chlorophenyl phenyl ether	10	U	350	10
106-44-5	4-Methylphenol	9.5	U	350	9.5
100-01-6	4-Nitroaniline	13	U	350	13
100-02-7	4-Nitrophenol	170	U	710	170
83-32-9	Acenaphthene	8.5	U	350	8.5
208-96-8	Acenaphthylene	9.0	U	350	9.0
98-86-2	Acetophenone	7.6	U	350	7.6
120-12-7	Anthracene	33	U	350	33
1912-24-9	Atrazine	16	U	140	16
100-52-7	Benzaldehyde	27	U	350	27
56-55-3	Benzo[a]anthracene	29	U	35	29
50-32-8	Benzo[a]pyrene	11	U	35	11

FORM I
GC/MS SEMI VOA ORGANICS ANALYSIS DATA SHEET

Lab Name: TestAmerica Edison Job No.: 460-85449-1
 SDG No.: _____
 Client Sample ID: PMP-19-SW-VD Lab Sample ID: 460-85449-6
 Matrix: Solid Lab File ID: L118327.D
 Analysis Method: 8270D Date Collected: 10/31/2014 09:13
 Extract. Method: 3546 Date Extracted: 11/01/2014 04:18
 Sample wt/vol: 15.0230(g) Date Analyzed: 11/02/2014 23:52
 Con. Extract Vol.: 1(mL) Dilution Factor: 1
 Injection Volume: 1(uL) Level: (low/med) Low
 % Moisture: 5.7 GPC Cleanup: (Y/N) N
 Analysis Batch No.: 259875 Units: ug/Kg

CAS NO.	COMPOUND NAME	RESULT	Q	RL	MDL
205-99-2	Benzo[b]fluoranthene	14	U	35	14
191-24-2	Benzo[g,h,i]perylene	20	U	350	20
207-08-9	Benzo[k]fluoranthene	15	U	35	15
111-91-1	Bis(2-chloroethoxy)methane	11	U	350	11
111-44-4	Bis(2-chloroethyl)ether	8.3	U	35	8.3
117-81-7	Bis(2-ethylhexyl) phthalate	14	U	350	14
85-68-7	Butyl benzyl phthalate	11	U	350	11
105-60-2	Caprolactam	25	U	350	25
86-74-8	Carbazole	8.7	U	350	8.7
218-01-9	Chrysene	9.5	U	350	9.5
53-70-3	Dibenz(a,h)anthracene	18	U	35	18
132-64-9	Dibenzofuran	11	U	350	11
84-66-2	Diethyl phthalate	10	U	350	10
131-11-3	Dimethyl phthalate	10	U	350	10
84-74-2	Di-n-butyl phthalate	10	U	350	10
117-84-0	Di-n-octyl phthalate	18	U	350	18
92-52-4	Diphenyl	30	U	350	30
206-44-0	Fluoranthene	10	U	350	10
86-73-7	Fluorene	7.6	U	350	7.6
118-74-1	Hexachlorobenzene	14	U	35	14
87-68-3	Hexachlorobutadiene	9.8	U	71	9.8
77-47-4	Hexachlorocyclopentadiene	22	U	350	22
67-72-1	Hexachloroethane	13	U	35	13
193-39-5	Indeno[1,2,3-cd]pyrene	23	U *	35	23
78-59-1	Isophorone	7.5	U	140	7.5
91-20-3	Naphthalene	8.9	U	350	8.9
98-95-3	Nitrobenzene	11	U	35	11
621-64-7	N-Nitrosodi-n-propylamine	12	U	35	12
86-30-6	N-Nitrosodiphenylamine	32	U	350	32
87-86-5	Pentachlorophenol	42	U	280	42
85-01-8	Phenanthrene	9.3	U	350	9.3
108-95-2	Phenol	11	U	350	11
129-00-0	Pyrene	16	U	350	16

FORM I
GC/MS SEMI VOA ORGANICS ANALYSIS DATA SHEET

Lab Name: TestAmerica Edison Job No.: 460-85449-1
 SDG No.: _____
 Client Sample ID: PMP-19-SW-VD Lab Sample ID: 460-85449-6
 Matrix: Solid Lab File ID: L118327.D
 Analysis Method: 8270D Date Collected: 10/31/2014 09:13
 Extract. Method: 3546 Date Extracted: 11/01/2014 04:18
 Sample wt/vol: 15.0230(g) Date Analyzed: 11/02/2014 23:52
 Con. Extract Vol.: 1(mL) Dilution Factor: 1
 Injection Volume: 1(uL) Level: (low/med) Low
 % Moisture: 5.7 GPC Cleanup: (Y/N) N
 Analysis Batch No.: 259875 Units: ug/Kg

CAS NO.	SURROGATE	%REC	Q	LIMITS
4165-60-0	Nitrobenzene-d5	91		38-105
4165-62-2	Phenol-d5	90		41-118
1718-51-0	Terphenyl-d14	113		16-151
118-79-6	2,4,6-Tribromophenol	108		10-120
367-12-4	2-Fluorophenol	82		37-125
321-60-8	2-Fluorobiphenyl	82		40-109

FORM I
GC/MS SEMI VOA ORGANICS ANALYSIS DATA SHEET
TENTATIVELY IDENTIFIED COMPOUNDS

Lab Name: TestAmerica Edison Job No.: 460-85449-1
 SDG No.: _____
 Client Sample ID: PMP-19-SW-VD Lab Sample ID: 460-85449-6
 Matrix: Solid Lab File ID: L118327.D
 Analysis Method: 8270D Date Collected: 10/31/2014 09:13
 Extract. Method: 3546 Date Extracted: 11/01/2014 04:18
 Sample wt/vol: 15.0230(g) Date Analyzed: 11/02/2014 23:52
 Con. Extract Vol.: 1(mL) Dilution Factor: 1
 Injection Volume: 1(uL) Level: (low/med) Low
 % Moisture: 5.7 GPC Cleanup: (Y/N) N
 Analysis Batch No.: 259875 Units: ug/Kg
 Number TICs Found: 3 TIC Result Total: 1300

CAS NO.	COMPOUND NAME	RT	RESULT	Q
63922-44-1	3-Heptyne-2,6-dione, 5-methyl-5-(1-methy	3.32	330	J N
	Unknown	5.12	670	J
	Unknown	5.43	300	J

TestAmerica Edison
Target Compound Quantitation Report

Data File: \\EDICHROM\ChromData\CBNAMS12\20141102-20083.b\L118327.D
 Lims ID: 460-85449-A-6-A Lab Sample ID: 460-85449-6
 Client ID: PMP-19-SW-VD
 Sample Type: Client
 Inject. Date: 02-Nov-2014 23:52:30 ALS Bottle#: 10 Worklist Smp#: 10
 Injection Vol: 1.0 ul Dil. Factor: 1.0000
 Sample Info: 460-0020083-010
 Operator ID: BNA 12 Instrument ID: CBNAMS12
 Method: \\EDICHROM\ChromData\CBNAMS12\20141102-20083.b\8270_12R_9.m
 Limit Group: SV 8270D ICAL
 Last Update: 03-Nov-2014 15:40:38 Calib Date: 12-Oct-2014 21:39:30
 Integrator: RTE ID Type: Deconvolution ID
 Quant Method: Internal Standard Quant By: Initial Calibration
 Last ICal File: \\EDICHROM\ChromData\CBNAMS12\20141010-19189.b\L117531.D
 Column 1 : Rtxi-5Sil MS (0.25 mm) Det: MS SCAN
 Process Host: XAWRK030

First Level Reviewer: manlangitf

Date: 03-Nov-2014 10:11:28

Compound	Sig	RT (min.)	Adj RT (min.)	Dlt RT (min.)	Q	Response	OnCol Amt ug/ml	Flags
\$ 4 2-Fluorophenol	112	2.922	2.887	0.035	92	484876	41.0	
\$ 6 Phenol-d5	99	3.822	3.822	0.000	87	638893	44.8	
* 13 1,4-Dichlorobenzene-d4	152	4.181	4.181	0.000	98	345286	40.0	
\$ 25 Nitrobenzene-d5	82	4.740	4.746	-0.006	90	578110	45.4	
* 35 Naphthalene-d8	136	5.469	5.469	0.000	100	1296543	40.0	
\$ 48 2-Fluorobiphenyl	172	6.557	6.563	-0.006	97	1020390	41.1	
* 61 Acenaphthene-d10	164	7.228	7.228	0.000	95	699906	40.0	
\$ 76 2,4,6-Tribromophenol	330	8.004	8.010	-0.006	94	224559	53.8	
* 83 Phenanthrene-d10	188	8.686	8.692	-0.006	99	1115963	40.0	
\$ 91 Terphenyl-d14	244	10.263	10.257	0.006	99	978140	56.4	
* 96 Chrysene-d12	240	11.422	11.427	-0.005	99	768772	40.0	
* 103 Perylene-d12	264	13.316	13.321	-0.005	99	510593	40.0	

Reagents:

SM_ISTD_00064

Amount Added: 20.00

Units: uL

Run Reagent

TestAmerica Edison
Tentatively Identified Quantitation Report

Data File: \\EDICHROM\ChromData\CBNAMS12\20141102-20083.b\L118327.D
 Lims ID: 460-85449-A-6-A Lab Sample ID: 460-85449-6
 Client ID: PMP-19-SW-VD
 Sample Type: Client
 Inject. Date: 02-Nov-2014 23:52:30 ALS Bottle#: 10 Worklist Smp#: 10
 Injection Vol: 1.0 ul Dil. Factor: 1.0000
 Sample Info: 460-0020083-010
 Operator ID: BNA 12 Instrument ID: CBNAMS12
 Method: \\EDICHROM\ChromData\CBNAMS12\20141102-20083.b\8270_12R_9.m
 Limit Group: SV 8270D ICAL
 Last Update: 03-Nov-2014 15:40:38 Calib Date: 12-Oct-2014 21:39:30
 Tic RT Window: 0.000 -0.000 Response: area
 Quant By: Nearest ISTD Quant LOD: 10.00000
 MS Library: \\EDICHROM\ChromData\Database\NIST02.L
 Min. Match: 80
 Column 1 : Rtxi-5Sil MS (0.25 mm) Det: MS SCAN
 Process Host: XAWRK030
 First Level Reviewer: manlangitf Date: 03-Nov-2014 10:11:28

Tentative Identified Compound Results

RT	Response	Amount ug/ml	Quant Cpnd	Qual	Lib Entry	Molecular Formula	Mol. Weight	Flags
3.316	253089	4.68	13	80	42507	C11H16O2	180	
						Unknown		
5.116	666703	9.47	35			Unknown		
5.428	295443	4.20	35			Unknown		

Quantitation Compounds

Compound	RT	Response	Amount ug/ml
* 13 1,4-Dichlorobenzene-d4	4.181	2161460	40.0
* 35 Naphthalene-d8	5.469	2815716	40.0

QC Flag Legend

Processing Flags

Reagents:

SM_ISTD_00064 Amount Added: 20.00 Units: uL Run Reagent

TestAmerica Edison

Data File: \\EDICHRON\ChromData\CBNAMS12\20141102-20083.b\L118327.D

Injection Date: 02-Nov-2014 23:52:30

Instrument ID: CBNAMS12

Operator ID: BNA 12

Lims ID: 460-85449-A-6-A

Lab Sample ID: 460-85449-6

Worklist Smp#: 10

Client ID: PMP-19-SW-VD

Injection Vol: 1.0 ul

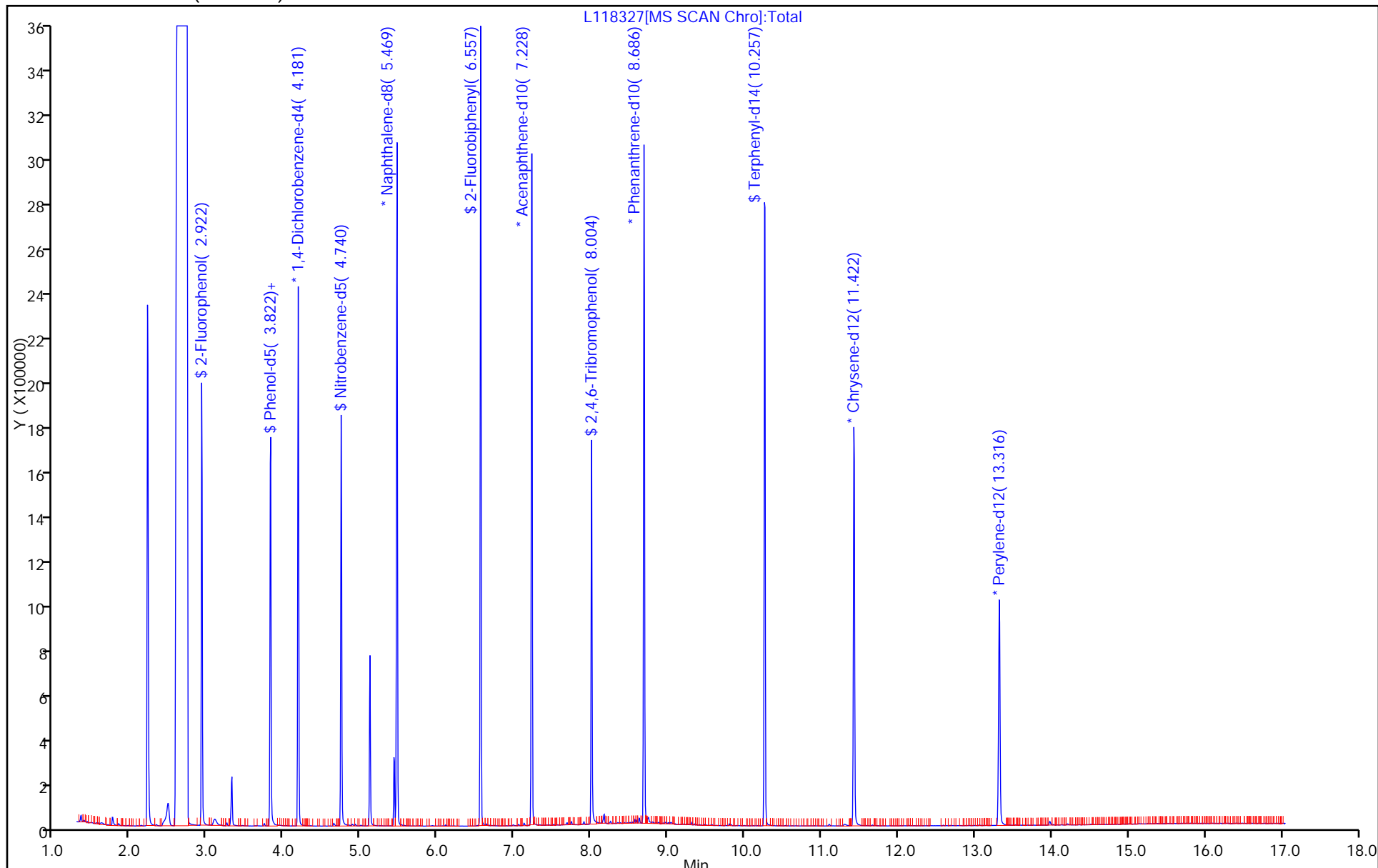
Dil. Factor: 1.0000

ALS Bottle#: 10

Method: 8270_12R_9

Limit Group: SV 8270D ICAL

Column: Rtxi-5Sil MS (0.25 mm)



TestAmerica Edison

Data File: \\EDICHROM\ChromData\CBNAMS12\20141102-20083.b\L118327.D

Injection Date: 02-Nov-2014 23:52:30

Instrument ID: CBNAMS12

Lims ID: 460-85449-A-6-A

Lab Sample ID: 460-85449-6

Client ID: PMP-19-SW-VD

Operator ID: BNA 12

ALS Bottle#: 10

Worklist Smp#: 10

Injection Vol: 1.0 ul

Dil. Factor: 1.0000

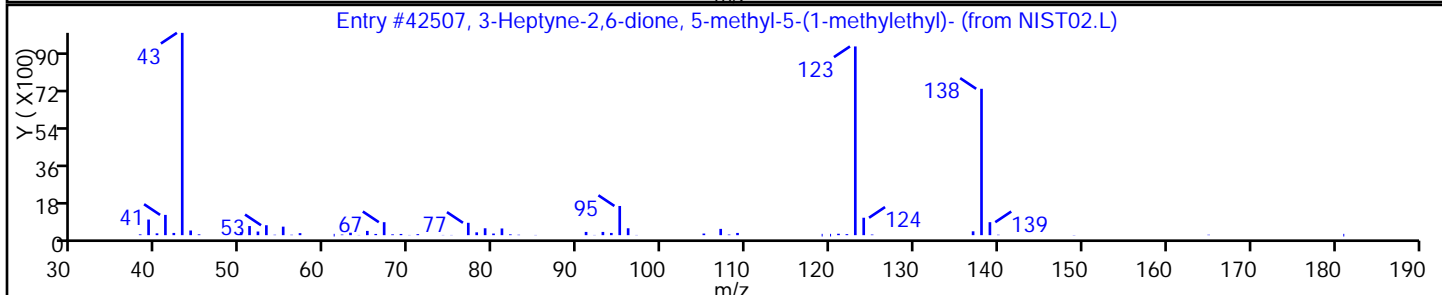
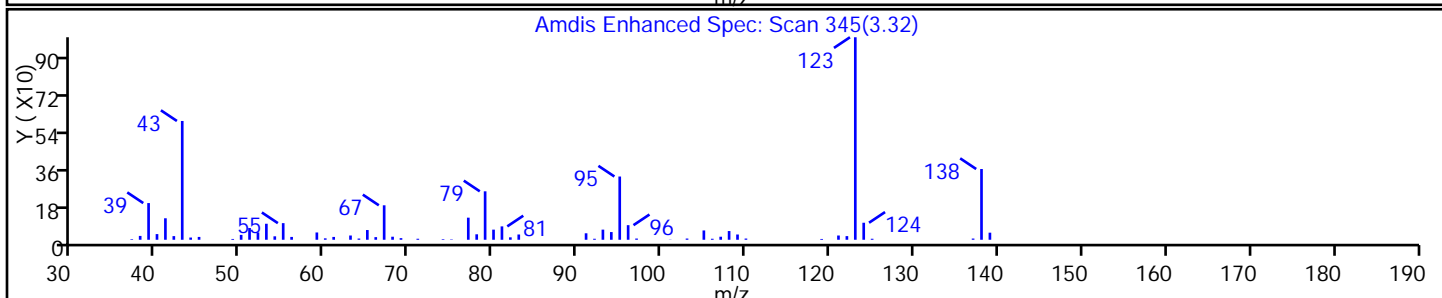
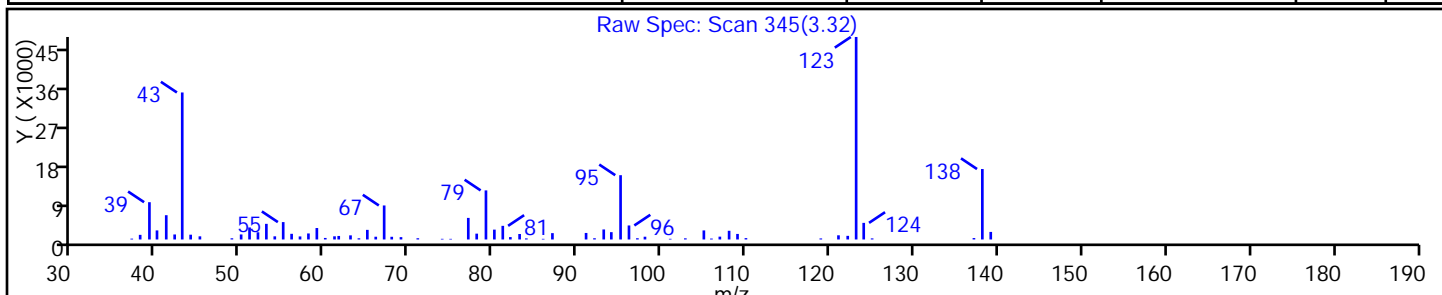
Method: 8270_12R_9

Limit Group: SV 8270D ICAL

Column:

Detector: MS SCAN

Library Search Compound Match	CAS#	Library	Entry	Formula	Weight	Q
3-Heptyne-2,6-dione, 5-methyl-5-(1-methyl	63922-44-1	NIST02	42507	C11H16O2	180	80



TestAmerica Edison

Data File: \\EDICHROM\ChromData\CBNAMS12\20141102-20083.b\L118327.D

Injection Date: 02-Nov-2014 23:52:30

Instrument ID: CBNAMS12

Lims ID: 460-85449-A-6-A

Lab Sample ID: 460-85449-6

Client ID: PMP-19-SW-VD

Operator ID: BNA 12

ALS Bottle#: 10 Worklist Smp#: 10

Injection Vol: 1.0 ul

Dil. Factor: 1.0000

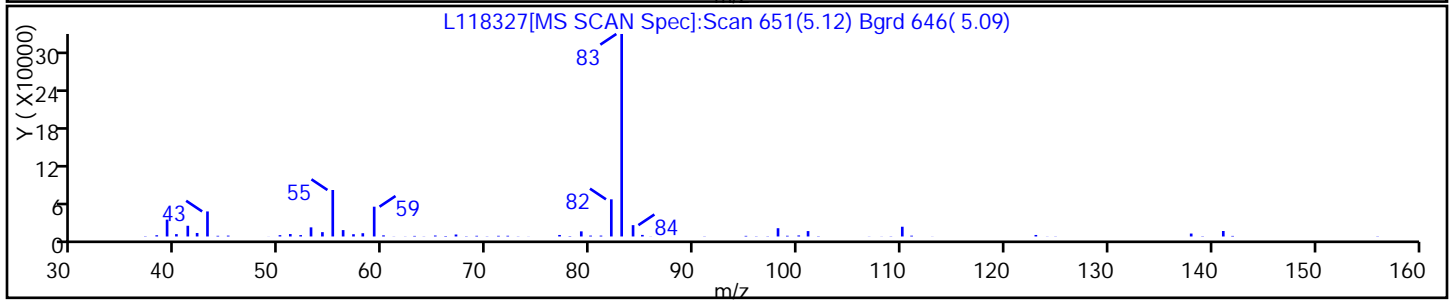
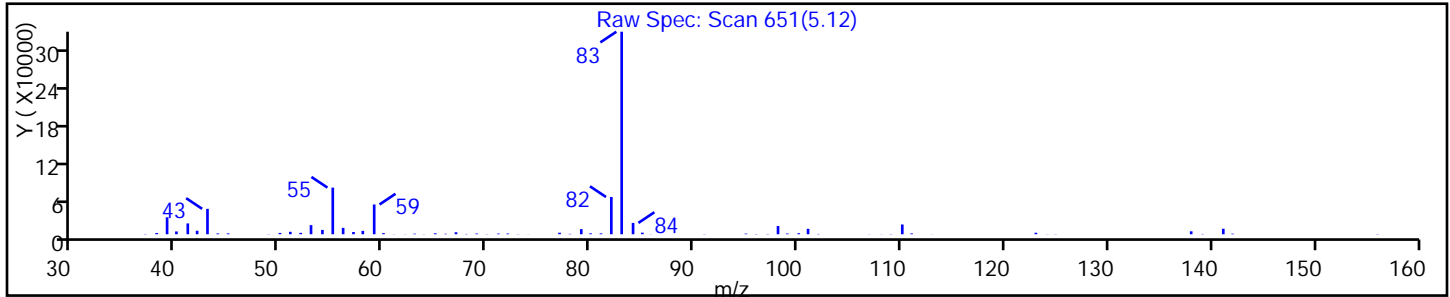
Method: 8270_12R_9

Limit Group: SV 8270D ICAL

Column:

Detector MS SCAN

No Library Matches Found above the Threshold: 80



TestAmerica Edison

Data File: \\EDICHROM\ChromData\CBNAMS12\20141102-20083.b\L118327.D

Injection Date: 02-Nov-2014 23:52:30

Instrument ID: CBNAMS12

Lims ID: 460-85449-A-6-A

Lab Sample ID: 460-85449-6

Client ID: PMP-19-SW-VD

Operator ID: BNA 12

ALS Bottle#: 10 Worklist Smp#: 10

Injection Vol: 1.0 ul

Dil. Factor: 1.0000

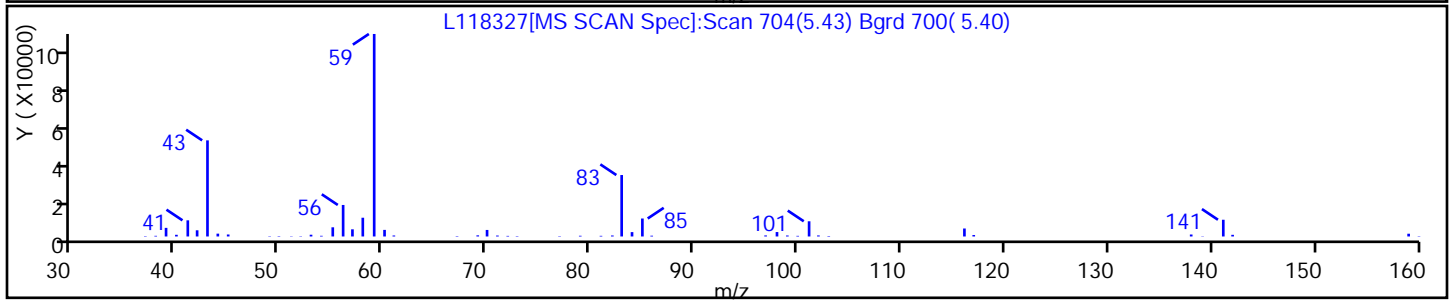
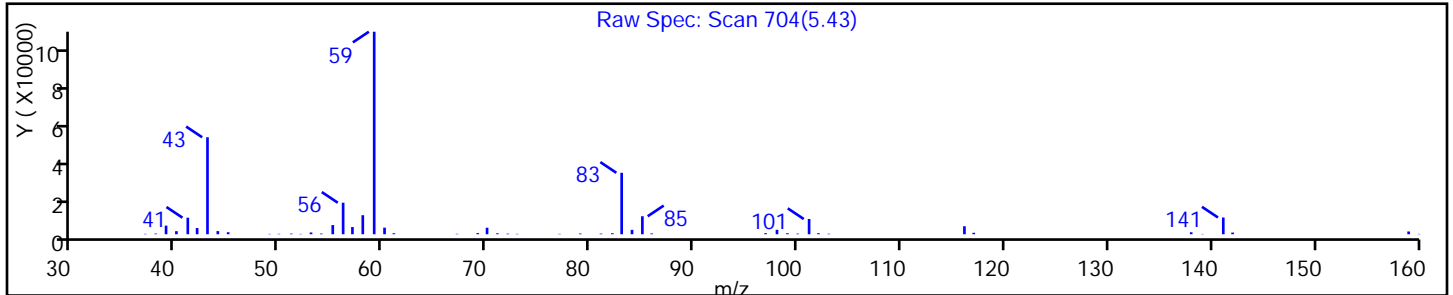
Method: 8270_12R_9

Limit Group: SV 8270D ICAL

Column:

Detector MS SCAN

No Library Matches Found above the Threshold: 80



FORM I
GC/MS SEMI VOA ORGANICS ANALYSIS DATA SHEET

Lab Name: TestAmerica Edison Job No.: 460-85449-1
 SDG No.: _____
 Client Sample ID: DUP3_20141031 Lab Sample ID: 460-85449-15
 Matrix: Solid Lab File ID: L118328.D
 Analysis Method: 8270D Date Collected: 10/31/2014 00:00
 Extract. Method: 3546 Date Extracted: 11/01/2014 04:18
 Sample wt/vol: 15.0421(g) Date Analyzed: 11/03/2014 00:17
 Con. Extract Vol.: 1(mL) Dilution Factor: 1
 Injection Volume: 1(uL) Level: (low/med) Low
 % Moisture: 5.6 GPC Cleanup: (Y/N) N
 Analysis Batch No.: 259875 Units: ug/Kg

CAS NO.	COMPOUND NAME	RESULT	Q	RL	MDL
95-94-3	1,2,4,5-Tetrachlorobenzene	26	U	350	26
108-60-1	2,2'-oxybis[1-chloropropane]	14	U	350	14
58-90-2	2,3,4,6-Tetrachlorophenol	33	U	350	33
95-95-4	2,4,5-Trichlorophenol	35	U	350	35
88-06-2	2,4,6-Trichlorophenol	9.9	U	140	9.9
120-83-2	2,4-Dichlorophenol	8.2	U	350	8.2
105-67-9	2,4-Dimethylphenol	77	U	350	77
51-28-5	2,4-Dinitrophenol	260	U	280	260
121-14-2	2,4-Dinitrotoluene	14	U	71	14
606-20-2	2,6-Dinitrotoluene	19	U	71	19
91-58-7	2-Chloronaphthalene	7.9	U	350	7.9
95-57-8	2-Chlorophenol	8.9	U	350	8.9
91-57-6	2-Methylnaphthalene	7.7	U	350	7.7
95-48-7	2-Methylphenol	15	U	350	15
88-74-4	2-Nitroaniline	12	U	350	12
88-75-5	2-Nitrophenol	12	U	350	12
91-94-1	3,3'-Dichlorobenzidine	39	U	140	39
99-09-2	3-Nitroaniline	10	U	350	10
534-52-1	4,6-Dinitro-2-methylphenol	93	U	280	93
101-55-3	4-Bromophenyl phenyl ether	11	U	350	11
59-50-7	4-Chloro-3-methylphenol	15	U	350	15
106-47-8	4-Chloroaniline	9.0	U	350	9.0
7005-72-3	4-Chlorophenyl phenyl ether	10	U	350	10
106-44-5	4-Methylphenol	9.5	U	350	9.5
100-01-6	4-Nitroaniline	13	U	350	13
100-02-7	4-Nitrophenol	170	U	710	170
83-32-9	Acenaphthene	8.5	U	350	8.5
208-96-8	Acenaphthylene	9.0	U	350	9.0
98-86-2	Acetophenone	7.6	U	350	7.6
120-12-7	Anthracene	33	U	350	33
1912-24-9	Atrazine	16	U	140	16
100-52-7	Benzaldehyde	31	J	350	27
56-55-3	Benzo[a]anthracene	29	U	35	29
50-32-8	Benzo[a]pyrene	11	U	35	11

FORM I
GC/MS SEMI VOA ORGANICS ANALYSIS DATA SHEET

Lab Name: TestAmerica Edison Job No.: 460-85449-1
 SDG No.: _____
 Client Sample ID: DUP3_20141031 Lab Sample ID: 460-85449-15
 Matrix: Solid Lab File ID: L118328.D
 Analysis Method: 8270D Date Collected: 10/31/2014 00:00
 Extract. Method: 3546 Date Extracted: 11/01/2014 04:18
 Sample wt/vol: 15.0421(g) Date Analyzed: 11/03/2014 00:17
 Con. Extract Vol.: 1(mL) Dilution Factor: 1
 Injection Volume: 1(uL) Level: (low/med) Low
 % Moisture: 5.6 GPC Cleanup: (Y/N) N
 Analysis Batch No.: 259875 Units: ug/Kg

CAS NO.	COMPOUND NAME	RESULT	Q	RL	MDL
205-99-2	Benzo[b]fluoranthene	14	U	35	14
191-24-2	Benzo[g,h,i]perylene	20	U	350	20
207-08-9	Benzo[k]fluoranthene	15	U	35	15
111-91-1	Bis(2-chloroethoxy)methane	11	U	350	11
111-44-4	Bis(2-chloroethyl)ether	8.2	U	35	8.2
117-81-7	Bis(2-ethylhexyl) phthalate	14	U	350	14
85-68-7	Butyl benzyl phthalate	11	U	350	11
105-60-2	Caprolactam	25	U	350	25
86-74-8	Carbazole	8.7	U	350	8.7
218-01-9	Chrysene	9.5	U	350	9.5
53-70-3	Dibenz(a,h)anthracene	18	U	35	18
132-64-9	Dibenzofuran	11	U	350	11
84-66-2	Diethyl phthalate	9.9	U	350	9.9
131-11-3	Dimethyl phthalate	10	U	350	10
84-74-2	Di-n-butyl phthalate	10	U	350	10
117-84-0	Di-n-octyl phthalate	18	U	350	18
92-52-4	Diphenyl	30	U	350	30
206-44-0	Fluoranthene	10	U	350	10
86-73-7	Fluorene	7.6	U	350	7.6
118-74-1	Hexachlorobenzene	14	U	35	14
87-68-3	Hexachlorobutadiene	9.8	U	71	9.8
77-47-4	Hexachlorocyclopentadiene	22	U	350	22
67-72-1	Hexachloroethane	13	U	35	13
193-39-5	Indeno[1,2,3-cd]pyrene	23	U *	35	23
78-59-1	Isophorone	42	J	140	7.5
91-20-3	Naphthalene	8.9	U	350	8.9
98-95-3	Nitrobenzene	11	U	35	11
621-64-7	N-Nitrosodi-n-propylamine	12	U	35	12
86-30-6	N-Nitrosodiphenylamine	32	U	350	32
87-86-5	Pentachlorophenol	42	U	280	42
85-01-8	Phenanthrene	9.3	U	350	9.3
108-95-2	Phenol	11	U	350	11
129-00-0	Pyrene	16	U	350	16

FORM I
GC/MS SEMI VOA ORGANICS ANALYSIS DATA SHEET

Lab Name: TestAmerica Edison Job No.: 460-85449-1
 SDG No.: _____
 Client Sample ID: DUP3_20141031 Lab Sample ID: 460-85449-15
 Matrix: Solid Lab File ID: L118328.D
 Analysis Method: 8270D Date Collected: 10/31/2014 00:00
 Extract. Method: 3546 Date Extracted: 11/01/2014 04:18
 Sample wt/vol: 15.0421(g) Date Analyzed: 11/03/2014 00:17
 Con. Extract Vol.: 1(mL) Dilution Factor: 1
 Injection Volume: 1(uL) Level: (low/med) Low
 % Moisture: 5.6 GPC Cleanup: (Y/N) N
 Analysis Batch No.: 259875 Units: ug/Kg

CAS NO.	SURROGATE	%REC	Q	LIMITS
4165-60-0	Nitrobenzene-d5	85		38-105
4165-62-2	Phenol-d5	86		41-118
1718-51-0	Terphenyl-d14	110		16-151
118-79-6	2,4,6-Tribromophenol	100		10-120
367-12-4	2-Fluorophenol	76		37-125
321-60-8	2-Fluorobiphenyl	77		40-109

FORM I
GC/MS SEMI VOA ORGANICS ANALYSIS DATA SHEET
TENTATIVELY IDENTIFIED COMPOUNDS

Lab Name: TestAmerica Edison Job No.: 460-85449-1
 SDG No.: _____
 Client Sample ID: DUP3_20141031 Lab Sample ID: 460-85449-15
 Matrix: Solid Lab File ID: L118328.D
 Analysis Method: 8270D Date Collected: 10/31/2014 00:00
 Extract. Method: 3546 Date Extracted: 11/01/2014 04:18
 Sample wt/vol: 15.0421(g) Date Analyzed: 11/03/2014 00:17
 Con. Extract Vol.: 1(mL) Dilution Factor: 1
 Injection Volume: 1(uL) Level: (low/med) Low
 % Moisture: 5.6 GPC Cleanup: (Y/N) N
 Analysis Batch No.: 259875 Units: ug/Kg
 Number TICs Found: 2 TIC Result Total: 7530

CAS NO.	COMPOUND NAME	RT	RESULT	Q
	Unknown	5.13	6700	J
	Unknown	5.43	830	J

TestAmerica Edison
Target Compound Quantitation Report

Data File: \\EDICHROM\ChromData\CBNAMS12\20141102-20083.b\L118328.D
 Lims ID: 460-85449-A-15-A Lab Sample ID: 460-85449-15
 Client ID: DUP3_20141031
 Sample Type: Client
 Inject. Date: 03-Nov-2014 00:17:30 ALS Bottle#: 11 Worklist Smp#: 11
 Injection Vol: 1.0 ul Dil. Factor: 1.0000
 Sample Info: 460-0020083-011
 Operator ID: BNA 12 Instrument ID: CBNAMS12
 Method: \\EDICHROM\ChromData\CBNAMS12\20141102-20083.b\8270_12R_9.m
 Limit Group: SV 8270D ICAL
 Last Update: 03-Nov-2014 15:40:38 Calib Date: 12-Oct-2014 21:39:30
 Integrator: RTE ID Type: Deconvolution ID
 Quant Method: Internal Standard Quant By: Initial Calibration
 Last ICal File: \\EDICHROM\ChromData\CBNAMS12\20141010-19189.b\L117531.D
 Column 1 : Rtxi-5Sil MS (0.25 mm) Det: MS SCAN
 Process Host: XAWRK030

First Level Reviewer: manlangitf

Date: 03-Nov-2014 10:14:14

Compound	Sig	RT (min.)	Adj RT (min.)	Dlt RT (min.)	Q	Response	OnCol Amt ug/ml	Flags
\$ 4 2-Fluorophenol	112	2.934	2.887	0.047	92	444039	38.2	
5 Benzaldehyde	77	3.740	3.728	0.012	31	4525	0.4461	
\$ 6 Phenol-d5	99	3.822	3.822	0.000	87	599783	42.8	
* 13 1,4-Dichlorobenzene-d4	152	4.181	4.181	0.000	98	339303	40.0	
\$ 25 Nitrobenzene-d5	82	4.740	4.746	-0.006	90	528941	42.7	
28 Isophorone	82	5.004	5.004	0.000	96	12445	0.5994	
* 35 Naphthalene-d8	136	5.469	5.469	0.000	100	1261892	40.0	
\$ 48 2-Fluorobiphenyl	172	6.557	6.563	-0.006	97	941864	38.7	
* 61 Acenaphthene-d10	164	7.222	7.228	-0.006	94	685996	40.0	
\$ 76 2,4,6-Tribromophenol	330	8.004	8.010	-0.006	94	203940	49.9	
* 83 Phenanthrene-d10	188	8.686	8.692	-0.006	99	1064653	40.0	
\$ 91 Terphenyl-d14	244	10.257	10.257	0.000	99	902038	55.2	
* 96 Chrysene-d12	240	11.422	11.427	-0.005	99	724148	40.0	
* 103 Perylene-d12	264	13.316	13.321	-0.005	98	490116	40.0	

Reagents:

SM_ISTD_00064 Amount Added: 20.00 Units: uL Run Reagent

TestAmerica Edison
Tentatively Identified Quantitation Report

Data File: \\EDICHROM\ChromData\CBNAMS12\20141102-20083.b\L118328.D
 Lims ID: 460-85449-A-15-A Lab Sample ID: 460-85449-15
 Client ID: DUP3_20141031
 Sample Type: Client
 Inject. Date: 03-Nov-2014 00:17:30 ALS Bottle#: 11 Worklist Smp#: 11
 Injection Vol: 1.0 ul Dil. Factor: 1.0000
 Sample Info: 460-0020083-011
 Operator ID: BNA 12 Instrument ID: CBNAMS12
 Method: \\EDICHROM\ChromData\CBNAMS12\20141102-20083.b\8270_12R_9.m
 Limit Group: SV 8270D ICAL
 Last Update: 03-Nov-2014 15:40:38 Calib Date: 12-Oct-2014 21:39:30
 Tic RT Window: 0.000 -0.000 Response: area
 Quant By: Nearest ISTD Quant LOD: 10.00000
 MS Library: \\EDICHROM\ChromData\Database\NIST02.L
 Min. Match: 80
 Column 1 : Rtxi-5Sil MS (0.25 mm) Det: MS SCAN
 Process Host: XAWRK030
 First Level Reviewer: manlangitf Date: 03-Nov-2014 10:14:14

Tentative Identified Compound Results

RT	Response	Amount ug/ml	Quant Cpnd	Qual	Lib Entry	Molecular Formula	Mol. Weight	Flags
					Unknown			
5.128	6468238	95.3	35					
					Unknown			
5.434	799863	11.8	35					

Quantitation Compounds

Compound	RT	Response	Amount ug/ml
* 35 Naphthalene-d8	5.469	2713926	40.0

QC Flag Legend

Processing Flags

Reagents:

SM_ISTD_00064 Amount Added: 20.00 Units: uL Run Reagent

TestAmerica Edison

Data File: \\EDICHROM\ChromData\CBNAMS12\20141102-20083.b\L118328.D

Injection Date: 03-Nov-2014 00:17:30

Instrument ID: CBNAMS12

Operator ID: BNA 12

Lims ID: 460-85449-A-15-A

Lab Sample ID: 460-85449-15

Worklist Smp#: 11

Client ID: DUP3_20141031

Injection Vol: 1.0 ul

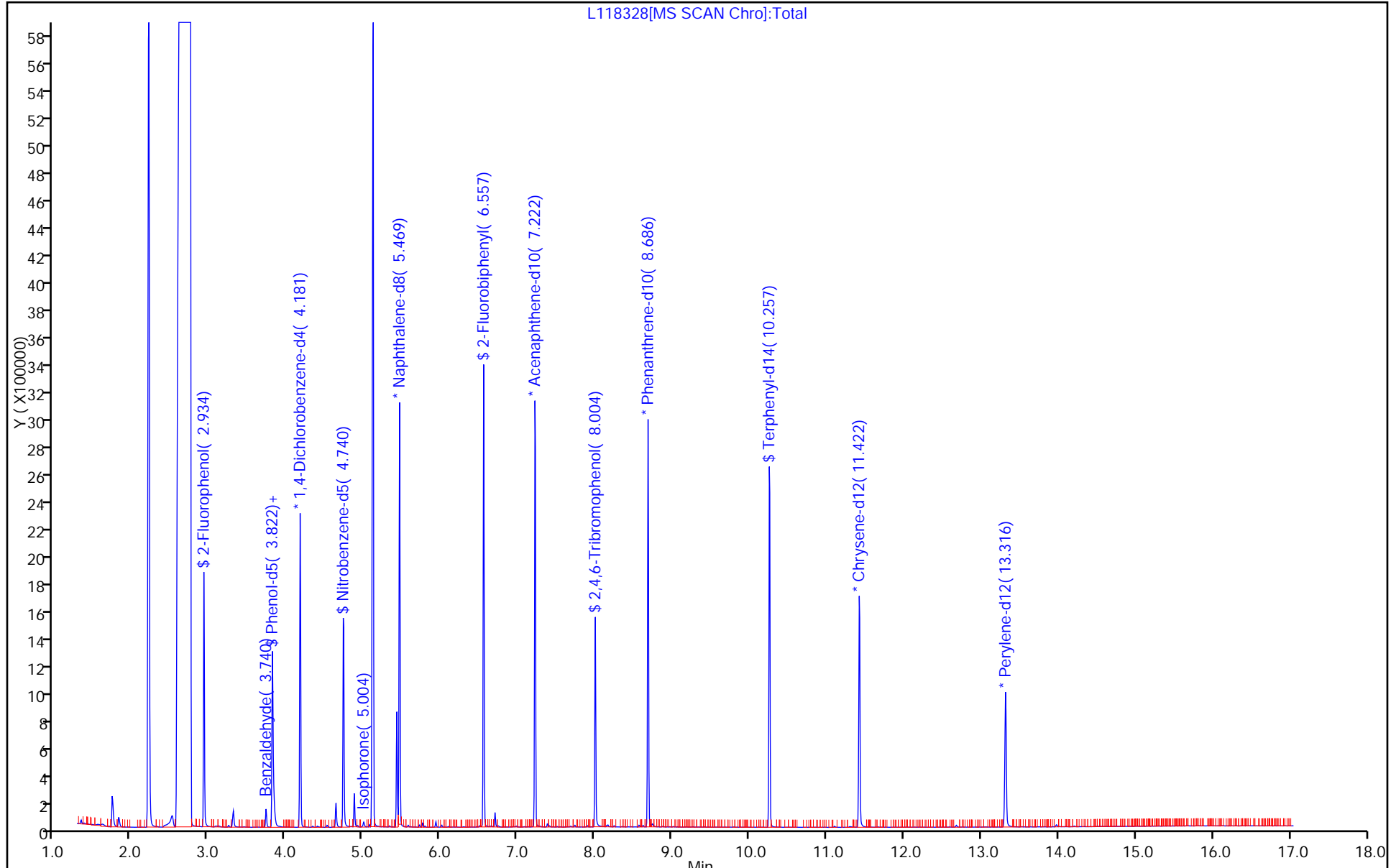
Dil. Factor: 1.0000

ALS Bottle#: 11

Method: 8270_12R_9

Limit Group: SV 8270D ICAL

Column: Rtxi-5Sil MS (0.25 mm)



TestAmerica Edison

Data File: \\EDICHROM\ChromData\CBNAMS12\20141102-20083.b\L118328.D

Injection Date: 03-Nov-2014 00:17:30

Instrument ID: CBNAMS12

Lims ID: 460-85449-A-15-A

Lab Sample ID: 460-85449-15

Client ID: DUP3_20141031

Operator ID: BNA 12

ALS Bottle#: 11 Worklist Smp#: 11

Injection Vol: 1.0 ul

Dil. Factor: 1.0000

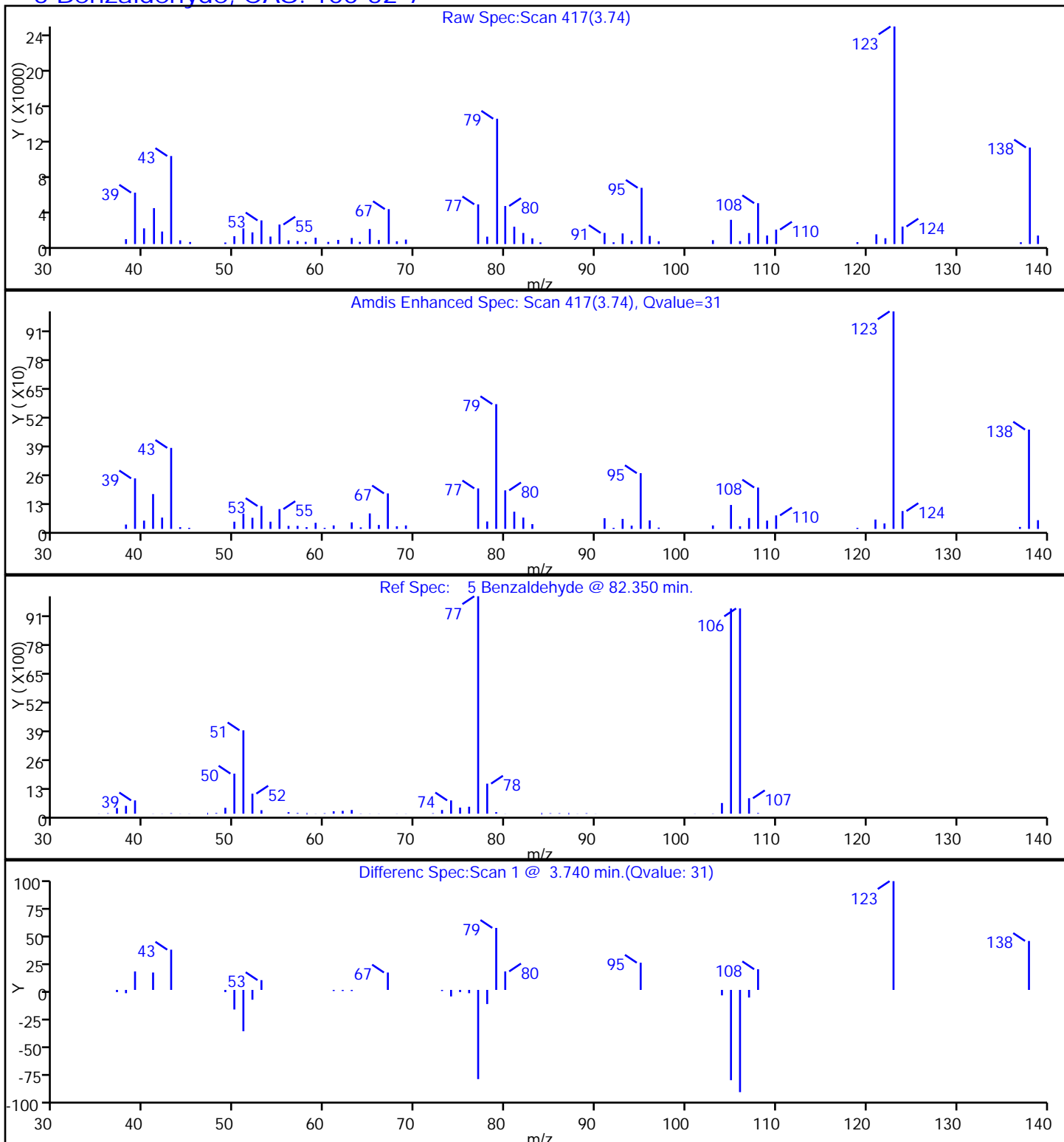
Method: 8270_12R_9

Limit Group: SV 8270D ICAL

Column: Rtxi-5Sil MS (0.25 mm)

Detector: MS SCAN

5 Benzaldehyde, CAS: 100-52-7



TestAmerica Edison

Data File: \\EDICHROM\ChromData\CBNAMS12\20141102-20083.b\L118328.D

Injection Date: 03-Nov-2014 00:17:30

Instrument ID: CBNAMS12

Lims ID: 460-85449-A-15-A

Lab Sample ID: 460-85449-15

Client ID: DUP3_20141031

Operator ID: BNA 12

ALS Bottle#: 11 Worklist Smp#: 11

Injection Vol: 1.0 ul

Dil. Factor: 1.0000

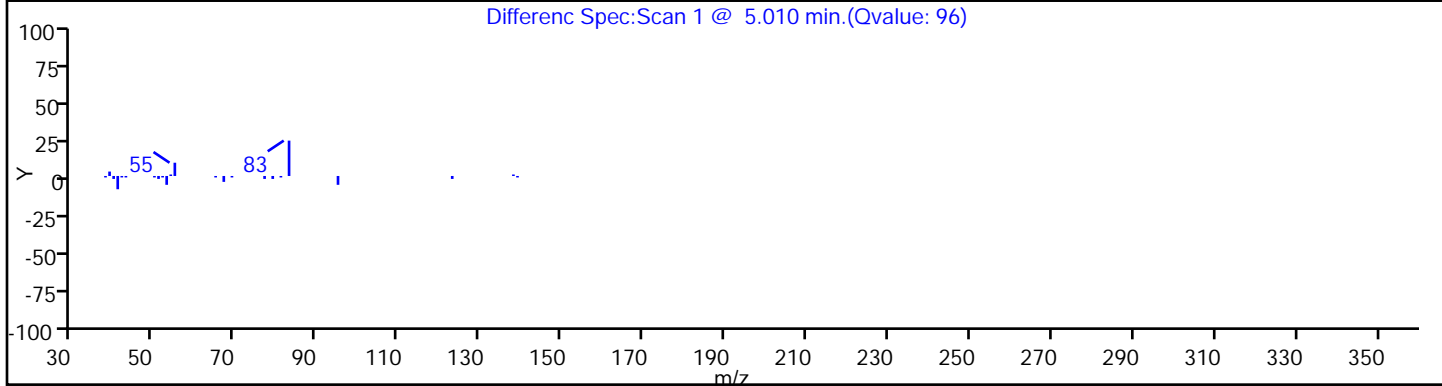
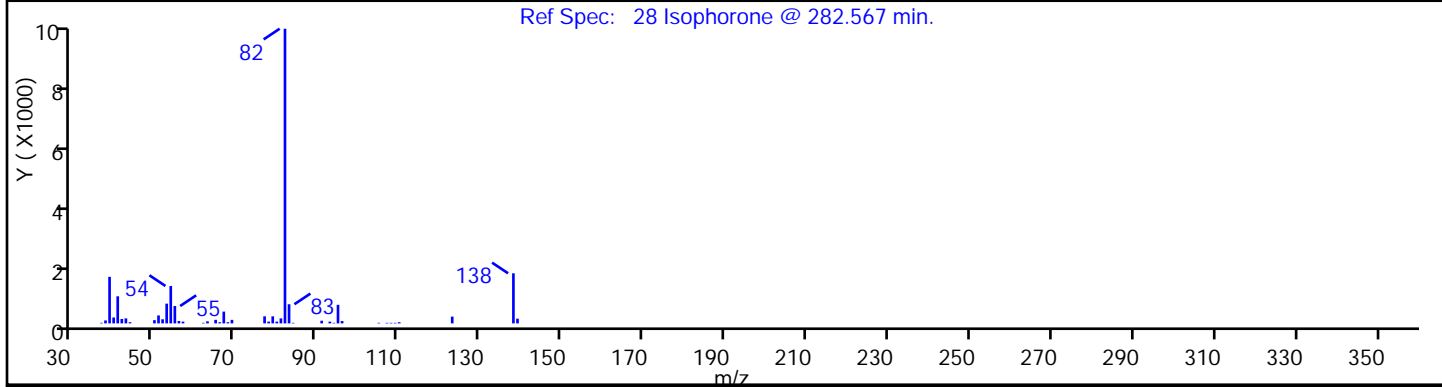
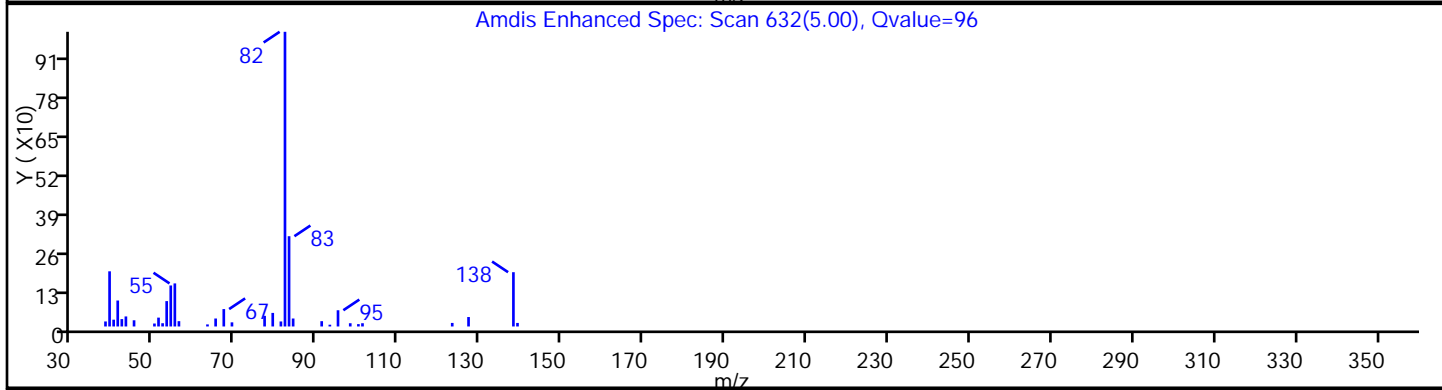
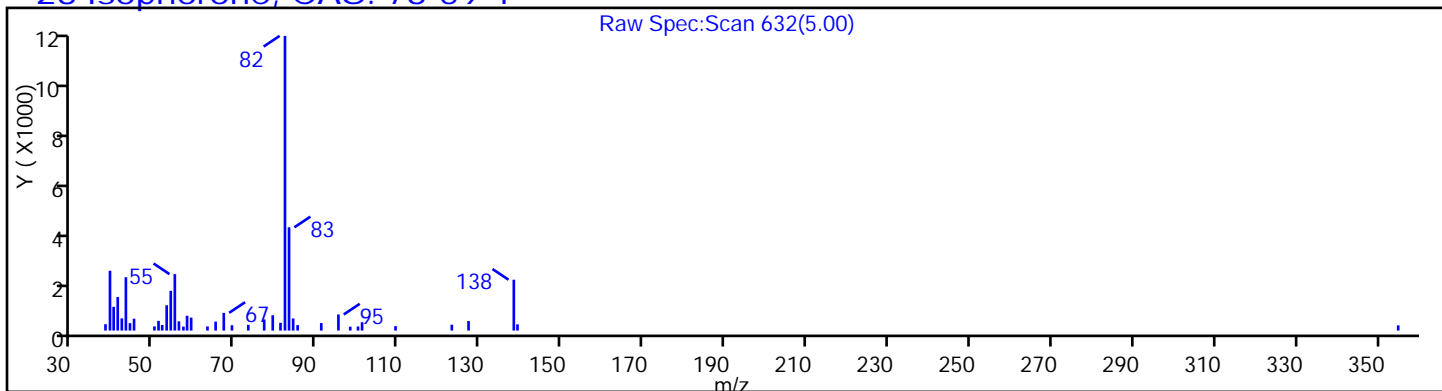
Method: 8270_12R_9

Limit Group: SV 8270D ICAL

Column: Rtxi-5Sil MS (0.25 mm)

Detector: MS SCAN

28 Isophorone, CAS: 78-59-1



TestAmerica Edison

Data File: \\EDICHROM\ChromData\CBNAMS12\20141102-20083.b\L118328.D

Injection Date: 03-Nov-2014 00:17:30

Instrument ID: CBNAMS12

Lims ID: 460-85449-A-15-A

Lab Sample ID: 460-85449-15

Client ID: DUP3_20141031

Operator ID: BNA 12

ALS Bottle#: 11 Worklist Smp#: 11

Injection Vol: 1.0 ul

Dil. Factor: 1.0000

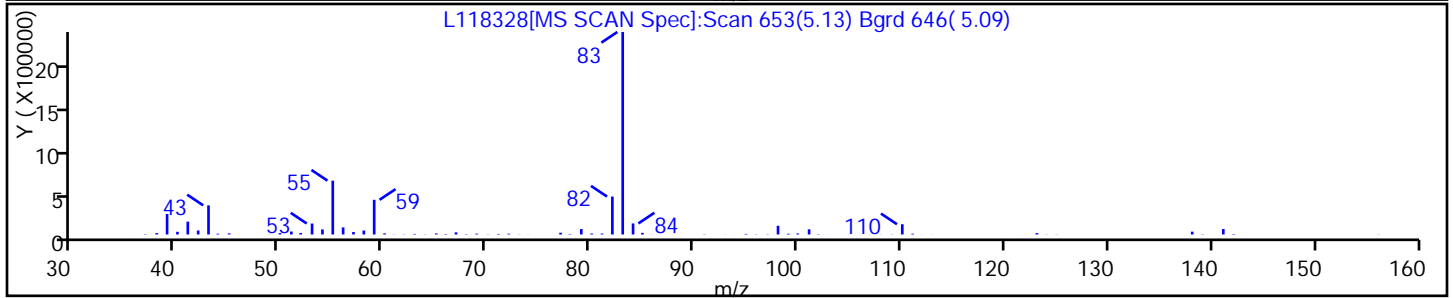
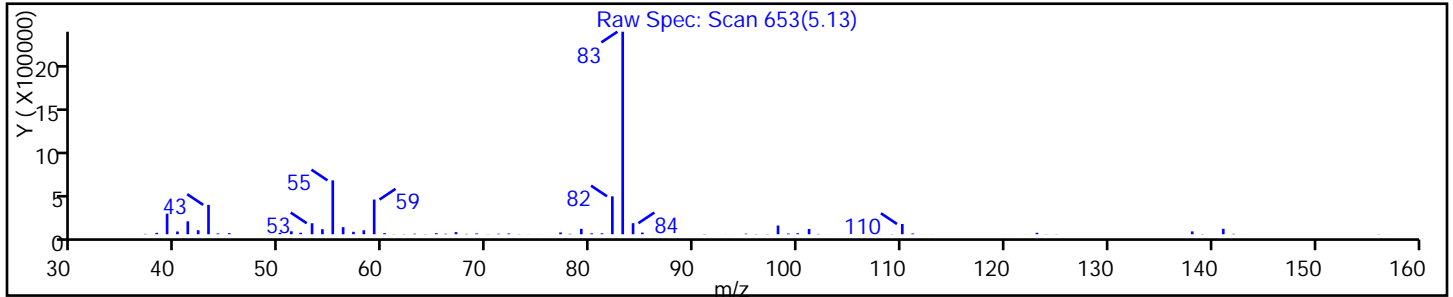
Method: 8270_12R_9

Limit Group: SV 8270D ICAL

Column:

Detector MS SCAN

No Library Matches Found above the Threshold: 80



TestAmerica Edison

Data File: \\EDICHROM\ChromData\CBNAMS12\20141102-20083.b\L118328.D

Injection Date: 03-Nov-2014 00:17:30

Instrument ID: CBNAMS12

Lims ID: 460-85449-A-15-A

Lab Sample ID: 460-85449-15

Client ID: DUP3_20141031

Operator ID: BNA 12

ALS Bottle#: 11

Worklist Smp#: 11

Injection Vol: 1.0 ul

Dil. Factor: 1.0000

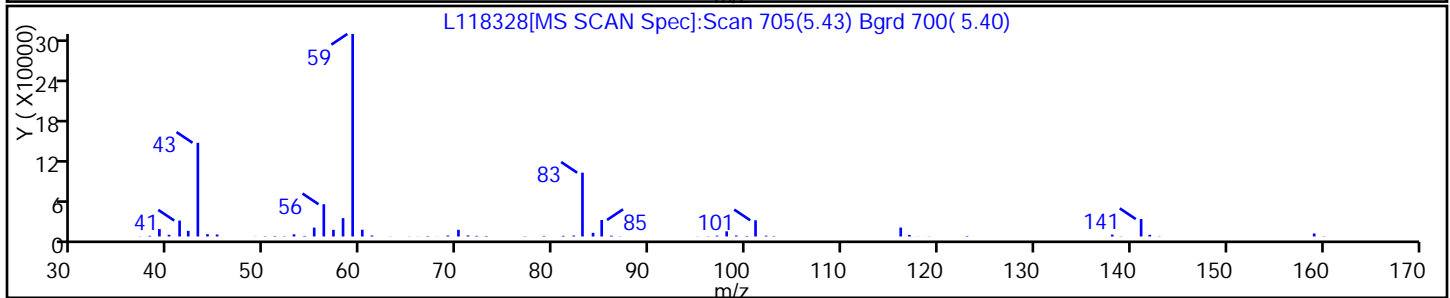
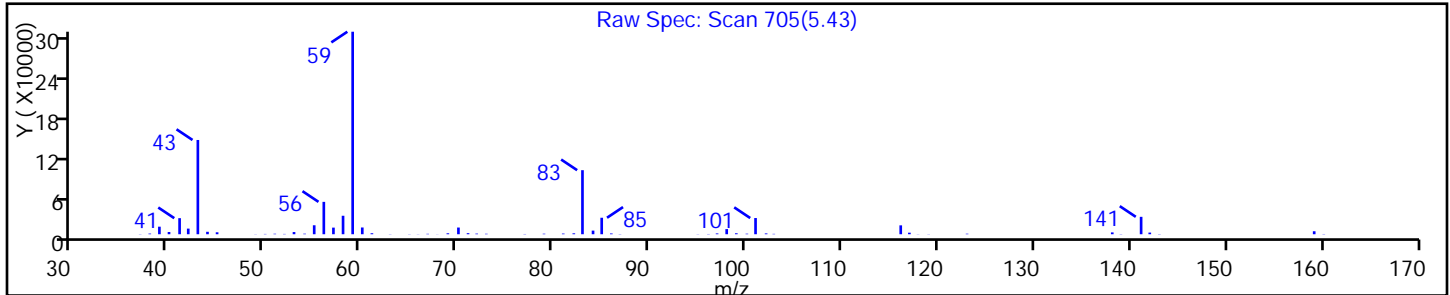
Method: 8270_12R_9

Limit Group: SV 8270D ICAL

Column:

Detector MS SCAN

No Library Matches Found above the Threshold: 80



FORM I
GC/MS SEMI VOA ORGANICS ANALYSIS DATA SHEET

Lab Name: TestAmerica Edison Job No.: 460-85449-1
 SDG No.: _____
 Client Sample ID: FB_20141031 Lab Sample ID: 460-85449-16
 Matrix: Water Lab File ID: C11106.D
 Analysis Method: 8270D Date Collected: 10/31/2014 10:30
 Extract. Method: 3510C Date Extracted: 11/03/2014 11:17
 Sample wt/vol: 240 (mL) Date Analyzed: 11/06/2014 09:46
 Con. Extract Vol.: 2 (mL) Dilution Factor: 1
 Injection Volume: 5 (uL) Level: (low/med) Low
 % Moisture: _____ GPC Cleanup: (Y/N) N
 Analysis Batch No.: 260675 Units: ug/L

CAS NO.	COMPOUND NAME	RESULT	Q	RL	MDL
95-94-3	1,2,4,5-Tetrachlorobenzene	1.9	U	10	1.9
108-60-1	2,2'-oxybis[1-chloropropane]	1.4	U *	10	1.4
58-90-2	2,3,4,6-Tetrachlorophenol	0.93	U	10	0.93
95-95-4	2,4,5-Trichlorophenol	2.3	U	10	2.3
88-06-2	2,4,6-Trichlorophenol	1.5	U	10	1.5
120-83-2	2,4-Dichlorophenol	1.1	U	10	1.1
105-67-9	2,4-Dimethylphenol	1.3	U	10	1.3
51-28-5	2,4-Dinitrophenol	2.1	U	31	2.1
121-14-2	2,4-Dinitrotoluene	0.29	U	2.1	0.29
606-20-2	2,6-Dinitrotoluene	0.28	U	2.1	0.28
91-58-7	2-Chloronaphthalene	1.4	U	10	1.4
95-57-8	2-Chlorophenol	0.97	U	10	0.97
91-57-6	2-Methylnaphthalene	1.6	U	10	1.6
95-48-7	2-Methylphenol	1.5	U	10	1.5
88-74-4	2-Nitroaniline	2.1	U	21	2.1
88-75-5	2-Nitrophenol	0.71	U	10	0.71
91-94-1	3,3'-Dichlorobenzidine	3.3	U	21	3.3
99-09-2	3-Nitroaniline	3.0	U	21	3.0
534-52-1	4,6-Dinitro-2-methylphenol	3.1	U	31	3.1
101-55-3	4-Bromophenyl phenyl ether	1.1	U	10	1.1
59-50-7	4-Chloro-3-methylphenol	1.1	U	10	1.1
106-47-8	4-Chloroaniline	0.33	U	1.0	0.33
7005-72-3	4-Chlorophenyl phenyl ether	1.6	U	10	1.6
106-44-5	4-Methylphenol	1.0	U	10	1.0
100-01-6	4-Nitroaniline	3.0	U	21	3.0
100-02-7	4-Nitrophenol	2.1	U	31	2.1
83-32-9	Acenaphthene	1.1	U	10	1.1
208-96-8	Acenaphthylene	1.9	U	10	1.9
98-86-2	Acetophenone	0.93	U	10	0.93
120-12-7	Anthracene	0.89	U	10	0.89
1912-24-9	Atrazine	1.0	U	10	1.0
100-52-7	Benzaldehyde	2.2	U	10	2.2
56-55-3	Benzo[a]anthracene	0.19	U	1.0	0.19
50-32-8	Benzo[a]pyrene	0.15	U	1.0	0.15

FORM I
GC/MS SEMI VOA ORGANICS ANALYSIS DATA SHEET

Lab Name: TestAmerica Edison Job No.: 460-85449-1
 SDG No.: _____
 Client Sample ID: FB_20141031 Lab Sample ID: 460-85449-16
 Matrix: Water Lab File ID: C11106.D
 Analysis Method: 8270D Date Collected: 10/31/2014 10:30
 Extract. Method: 3510C Date Extracted: 11/03/2014 11:17
 Sample wt/vol: 240 (mL) Date Analyzed: 11/06/2014 09:46
 Con. Extract Vol.: 2 (mL) Dilution Factor: 1
 Injection Volume: 5 (uL) Level: (low/med) Low
 % Moisture: _____ GPC Cleanup: (Y/N) N
 Analysis Batch No.: 260675 Units: ug/L

CAS NO.	COMPOUND NAME	RESULT	Q	RL	MDL
205-99-2	Benzo[b]fluoranthene	0.22	U	1.0	0.22
191-24-2	Benzo[g,h,i]perylene	0.97	U	10	0.97
207-08-9	Benzo[k]fluoranthene	0.15	U	1.0	0.15
111-91-1	Bis(2-chloroethoxy)methane	1.0	U	10	1.0
111-44-4	Bis(2-chloroethyl)ether	0.31	U	1.0	0.31
117-81-7	Bis(2-ethylhexyl) phthalate	0.84	U	10	0.84
85-68-7	Butyl benzyl phthalate	1.5	U	10	1.5
105-60-2	Caprolactam	0.95	U	10	0.95
86-74-8	Carbazole	1.3	U	10	1.3
218-01-9	Chrysene	1.5	U	10	1.5
53-70-3	Dibenz(a,h)anthracene	0.17	U	1.0	0.17
132-64-9	Dibenzofuran	1.6	U	10	1.6
84-66-2	Diethyl phthalate	1.5	U	10	1.5
131-11-3	Dimethyl phthalate	1.1	U	10	1.1
84-74-2	Di-n-butyl phthalate	1.0	U	10	1.0
117-84-0	Di-n-octyl phthalate	0.92	U	10	0.92
92-52-4	Diphenyl	1.9	U	10	1.9
206-44-0	Fluoranthene	1.1	U	10	1.1
86-73-7	Fluorene	1.8	U	10	1.8
118-74-1	Hexachlorobenzene	0.21	U	1.0	0.21
87-68-3	Hexachlorobutadiene	0.71	U	2.1	0.71
77-47-4	Hexachlorocyclopentadiene	1.6	U	10	1.6
67-72-1	Hexachloroethane	0.16	U	1.0	0.16
193-39-5	Indeno[1,2,3-cd]pyrene	0.11	U	1.0	0.11
78-59-1	Isophorone	1.4	U	10	1.4
91-20-3	Naphthalene	2.1	U	10	2.1
98-95-3	Nitrobenzene	0.35	U	1.0	0.35
621-64-7	N-Nitrosodi-n-propylamine	0.28	U	1.0	0.28
86-30-6	N-Nitrosodiphenylamine	1.0	U	10	1.0
87-86-5	Pentachlorophenol	2.8	U	31	2.8
85-01-8	Phenanthrene	1.3	U	10	1.3
108-95-2	Phenol	0.63	U	10	0.63
129-00-0	Pyrene	1.1	U	10	1.1

FORM I
GC/MS SEMI VOA ORGANICS ANALYSIS DATA SHEET

Lab Name: TestAmerica Edison Job No.: 460-85449-1
 SDG No.: _____
 Client Sample ID: FB_20141031 Lab Sample ID: 460-85449-16
 Matrix: Water Lab File ID: C11106.D
 Analysis Method: 8270D Date Collected: 10/31/2014 10:30
 Extract. Method: 3510C Date Extracted: 11/03/2014 11:17
 Sample wt/vol: 240 (mL) Date Analyzed: 11/06/2014 09:46
 Con. Extract Vol.: 2 (mL) Dilution Factor: 1
 Injection Volume: 5 (uL) Level: (low/med) Low
 % Moisture: _____ GPC Cleanup: (Y/N) N
 Analysis Batch No.: 260675 Units: ug/L

CAS NO.	SURROGATE	%REC	Q	LIMITS
4165-60-0	Nitrobenzene-d5	76		60-114
4165-62-2	Phenol-d5	23		4-86
1718-51-0	Terphenyl-d14	85		72-130
118-79-6	2,4,6-Tribromophenol	79		51-126
367-12-4	2-Fluorophenol	35		15-96
321-60-8	2-Fluorobiphenyl	69		50-120

FORM I
GC/MS SEMI VOA ORGANICS ANALYSIS DATA SHEET
TENTATIVELY IDENTIFIED COMPOUNDS

Lab Name: TestAmerica Edison Job No.: 460-85449-1
 SDG No.: _____
 Client Sample ID: FB_20141031 Lab Sample ID: 460-85449-16
 Matrix: Water Lab File ID: C11106.D
 Analysis Method: 8270D Date Collected: 10/31/2014 10:30
 Extract. Method: 3510C Date Extracted: 11/03/2014 11:17
 Sample wt/vol: 240 (mL) Date Analyzed: 11/06/2014 09:46
 Con. Extract Vol.: 2 (mL) Dilution Factor: 1
 Injection Volume: 5 (uL) Level: (low/med) Low
 % Moisture: _____ GPC Cleanup: (Y/N) N
 Analysis Batch No.: 260675 Units: ug/L
 Number TICs Found: 0 TIC Result Total: 0

CAS NO.	COMPOUND NAME	RT	RESULT	Q
	Tentatively Identified Compound		None	

TestAmerica Edison
Target Compound Quantitation Report

Data File: \\EDICHROM\ChromData\CBNAMS13\20141106-20231.b\C11106.D
 Lims ID: 460-85449-G-16-A Lab Sample ID: 460-85449-16
 Client ID: FB_20141031
 Sample Type: Client
 Inject. Date: 06-Nov-2014 09:46:30 ALS Bottle#: 18 Worklist Smp#: 18
 Injection Vol: 5.0 ul Dil. Factor: 1.0000
 Sample Info: 460-0020231-018
 Operator ID: Instrument ID: CBNAMS13
 Method: \\EDICHROM\ChromData\CBNAMS13\20141106-20231.b\8270LVI_R13.m
 Limit Group: SV 8270D ICAL
 Last Update: 06-Nov-2014 12:13:39 Calib Date: 05-Nov-2014 23:04:30
 Integrator: RTE ID Type: Deconvolution ID
 Quant Method: Internal Standard Quant By: Initial Calibration
 Last ICal File: \\EDICHROM\ChromData\CBNAMS13\20141105-20214.b\C11086.D
 Column 1 : Rtxi-5Sil MS (0.25 mm) Det: MS SCAN
 Process Host: XAWRK049

First Level Reviewer: croccom Date: 06-Nov-2014 11:32:40

Compound	Sig	RT (min.)	Adj RT (min.)	Dlt RT (min.)	Q	Response	OnCol Amt ug/ml	Flags
\$ 4 2-Fluorophenol	112	2.598	2.586	0.012	96	542162	3.50	
\$ 6 Phenol-d5	99	3.427	3.439	-0.012	90	420308	2.35	
* 13 1,4-Dichlorobenzene-d4	152	3.786	3.786	0.000	97	958175	8.00	
\$ 25 Nitrobenzene-d5	82	4.351	4.356	-0.005	88	1141026	7.59	
* 35 Naphthalene-d8	136	5.074	5.074	0.000	99	3300151	8.00	
\$ 48 2-Fluorobiphenyl	172	6.168	6.174	-0.006	97	2069697	6.90	
* 61 Acenaphthene-d10	164	6.827	6.827	0.000	93	1608849	8.00	
\$ 76 2,4,6-Tribromophenol	330	7.597	7.603	-0.006	93	271980	7.89	
* 83 Phenanthrene-d10	188	8.280	8.279	0.001	99	1949888	8.00	
\$ 91 Terphenyl-d14	244	9.850	9.850	0.000	99	928258	8.46	
* 96 Chrysene-d12	240	10.921	10.926	-0.005	99	787316	8.00	
* 103 Perylene-d12	264	12.703	12.709	-0.006	97	559177	8.00	

Reagents:

SM_ISTD_LVI_00056 Amount Added: 20.00 Units: uL Run Reagent

TestAmerica Edison

Data File: \\EDICHROM\ChromData\CBNAMS13\20141106-20231.b\C11106.D

Injection Date: 06-Nov-2014 09:46:30

Instrument ID: CBNAMS13

Operator ID:

Lims ID: 460-85449-G-16-A

Lab Sample ID: 460-85449-16

Worklist Smp#: 18

Client ID: FB_20141031

Injection Vol: 5.0 ul

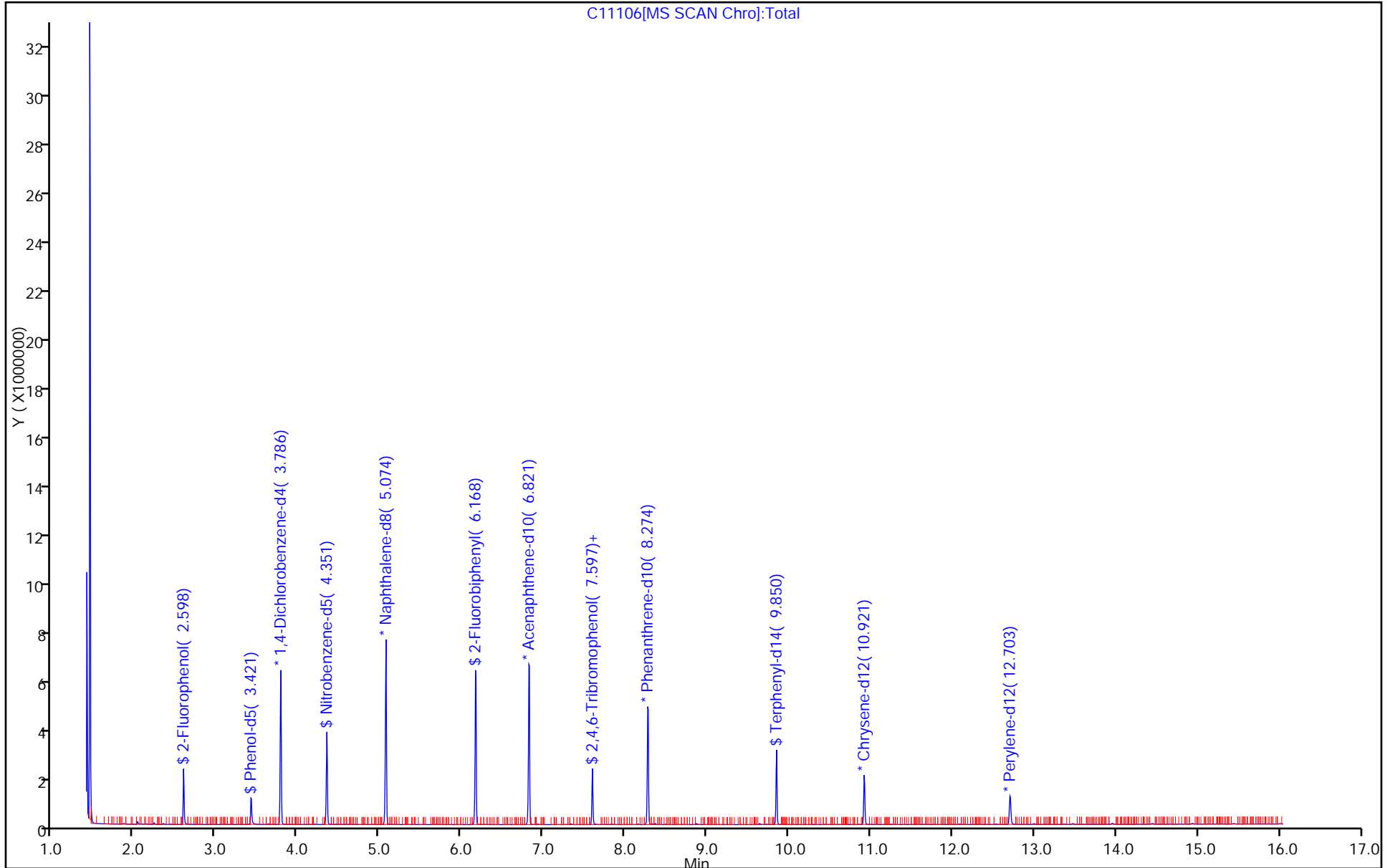
Dil. Factor: 1.0000

ALS Bottle#: 18

Method: 8270LVI_R13

Limit Group: SV 8270D ICAL

Column: Rtxi-5Sil MS (0.25 mm)



C11106[MS SCAN Chro]:Total

FORM VI
GC/MS SEMI VOA INITIAL CALIBRATION DATA
INTERNAL STANDARD CURVE EVALUATION

Lab Name: TestAmerica Edison Job No.: 460-85449-1 Analy Batch No.: 255060

SDG No.: _____

Instrument ID: CBNAMS12 GC Column: Rtxi-5Sil MS ID: 0.25 (mm) Heated Purge: (Y/N) N

Calibration Start Date: 10/12/2014 15:50 Calibration End Date: 10/12/2014 19:10 Calibration ID: 43787

Calibration Files:

LEVEL:	LAB SAMPLE ID:	LAB FILE ID:
Level 1	STD05 460-255060/10	L117525.D
Level 2	STD1 460-255060/9	L117524.D
Level 3	STD2 460-255060/8	L117523.D
Level 4	STD5 460-255060/7	L117522.D
Level 5	STD10 460-255060/6	L117521.D
Level 6	STD20 460-255060/5	L117520.D
Level 7	ICIS 460-255060/2	L117517.D
Level 8	STD80 460-255060/4	L117519.D
Level 9	STD120 460-255060/3	L117518.D

ANALYTE	RRF					CURVE TYPE	COEFFICIENT			#	MIN RRF	%RSD	#	MAX %RSD	R^2 OR COD	#	MIN R^2 OR COD
	LVL 1	LVL 2	LVL 3	LVL 4	LVL 5		B	M1	M2								
	LVL 6	LVL 7	LVL 8	LVL 9													
1,4-Dioxane	0.5219	0.5313	0.5269	0.6293 0.5262	0.6143	Ave	0.5583				8.9		20.0				
N-Nitrosodimethylamine	0.7836	0.8205	0.8226	0.8257 0.8194	0.8500	Ave	0.8203				2.6		20.0				
Pyridine	1.3469	1.4135	1.4115	1.5527 1.3847	1.5314	Ave	1.4401				5.8		20.0				
Phenol	1.6512	1.6391	1.6694	1.7817 1.6296	1.8226	Ave	1.6989			0.8000	4.8		20.0				
Aniline	1.9753	2.0183	2.0612	2.1277 2.0515	2.1923	Ave	2.0710				3.8		20.0				
Bis(2-chloroethyl)ether	1.4454	1.4294	1.3929	1.3924 1.2850	1.4185	Ave	1.3607			0.7000	5.0		20.0				
2-Chlorophenol	1.3773	1.4162	1.3942	1.4393 1.3683	1.5045	Ave	1.4166			0.8000	3.5		20.0				
n-Decane	1.1602	1.1777	1.2095	1.1901 1.2086	1.2388	Ave	1.1975				2.3		20.0				
1,3-Dichlorobenzene	1.5251	1.5639	1.5221	1.6422 1.4824	1.6809	Ave	1.5694				4.9		20.0				
1,4-Dichlorobenzene	1.5000	1.5411	1.5170	1.6234 1.4763	1.6619	Ave	1.5533				4.7		20.0				
Benzyl alcohol	0.8497	0.8775	0.8835	0.8954 0.8763	0.9181	Ave	0.8834				2.6		20.0				
1,2-Dichlorobenzene	1.4493	1.4662	1.4349	1.5648 1.4017	1.5887	Ave	1.4843				5.1		20.0				
2-Methylphenol	1.1774	1.1955	1.2033	1.2708 1.1863	1.2852	Ave	1.2197			0.7000	3.8		20.0				

Note: The m1 coefficient is the same as Ave RRF for an Ave curve type.

FORM VI
GC/MS SEMI VOA INITIAL CALIBRATION DATA
INTERNAL STANDARD CURVE EVALUATION

Lab Name: TestAmerica Edison Job No.: 460-85449-1 Analy Batch No.: 255060
 SDG No.: _____
 Instrument ID: CBNAM512 GC Column: Rtxi-5Sil MS ID: 0.25(mm) Heated Purge: (Y/N) N
 Calibration Start Date: 10/12/2014 15:50 Calibration End Date: 10/12/2014 19:10 Calibration ID: 43787

ANALYTE	RRF					CURVE TYPE	COEFFICIENT			#	MIN RRF	%RSD	#	MAX %RSD	R^2 OR COD	#	MIN R^2 OR COD
	LVL 1	LVL 2	LVL 3	LVL 4	LVL 5		B	M1	M2								
	LVL 6	LVL 7	LVL 8	LVL 9													
2,2'-oxybis[1-chloropropane]	1.4138	1.4493	1.4979	1.5230 1.5021	1.5304	Ave	1.4861			0.0100	3.1		20.0				
Acetophenone	1.6801	1.6558	1.6554	1.8882 1.5668	1.9321	Ave	1.7297			0.0100	8.4		20.0				
3 & 4 Methylphenol	1.2771	1.2716	1.2627	1.4124 1.1903	1.4276	Ave	1.3069				7.1		20.0				
4-Methylphenol	1.2771	1.2716	1.2627	1.4124 1.1903	1.4276	Ave	1.3069			0.6000	7.1		20.0				
N-Nitrosodi-n-propylamine	0.9963 0.9278	0.9656 0.9203	0.9843 0.9487	0.9755 0.9219	1.0335	Ave	0.9637			0.5000	4.0		20.0				
Hexachloroethane	0.6495 0.6125	0.6644 0.6295	0.6653 0.6234	0.6415 0.6159	0.6645	Ave	0.6407			0.3000	3.3		20.0				
Nitrobenzene	0.5819 0.5242	0.5515 0.5272	0.5554 0.5115	0.5432 0.5042	0.5416	Ave	0.5379			0.2000	4.5		20.0				
n,n'-Dimethylaniline	2.1387	2.0394	1.9767	2.1047 1.8943	2.0754	Ave	2.0382				4.4		20.0				
Isophorone	0.6334	0.6699 0.6464	0.6587 0.6554	0.6657 0.6470	0.6887	Ave	0.6582			0.4000	2.6		20.0				
2-Nitrophenol	0.1882	0.1997	0.1975	0.1876 0.1978	0.2044	Ave	0.1959			0.1000	3.4		20.0				
2,4-Dimethylphenol	0.2939	0.3070	0.3045	0.3169 0.2969	0.3272	Ave	0.3077			0.2000	4.1		20.0				
Bis(2-chloroethoxy)methane	0.3988	0.4112	0.4152	0.4261 0.4056	0.4359	Ave	0.4155			0.3000	3.3		20.0				
2,4-Dichlorophenol	0.2823	0.2920	0.2864	0.2969 0.2820	0.3104	Ave	0.2917			0.2000	3.7		20.0				
1,2,4-Trichlorobenzene	0.3535 0.3125	0.3695 0.3231	0.3447 0.3132	0.3390 0.3062	0.3472	Ave	0.3343				6.5		20.0				
Naphthalene	1.0063	1.0102	0.9887	1.0864 0.9602	1.1002	Ave	1.0254			0.7000	5.4		20.0				
4-Chloroaniline	0.4265	0.4335	0.4316	0.4512 0.4231	0.4717	Ave	0.4396			0.0100	4.2		20.0				
Hexachlorobutadiene	0.1851	0.2115 0.1908	0.2050 0.1840	0.1961 0.1798	0.2014	Ave	0.1942			0.0100	5.8		20.0				
Caprolactam	0.0936	0.0965	0.0963	0.0844 0.0946	0.0882	Ave	0.0923			0.0100	5.3		20.0				
4-Chloro-3-methylphenol	0.2802	0.2907	0.2950	0.2928 0.2889	0.3031	Ave	0.2918			0.2000	2.6		20.0				
2-Methylnaphthalene	0.6477	0.6534	0.6489	0.7001 0.6269	0.7279	Ave	0.6675			0.4000	5.7		20.0				

Note: The m1 coefficient is the same as Ave RRF for an Ave curve type.

FORM VI
GC/MS SEMI VOA INITIAL CALIBRATION DATA
INTERNAL STANDARD CURVE EVALUATION

Lab Name: TestAmerica Edison Job No.: 460-85449-1 Analy Batch No.: 255060

SDG No.: _____

Instrument ID: CBNAMS12 GC Column: Rtxi-5Sil MS ID: 0.25(mm) Heated Purge: (Y/N) N

Calibration Start Date: 10/12/2014 15:50 Calibration End Date: 10/12/2014 19:10 Calibration ID: 43787

ANALYTE	RRF					CURVE TYPE	COEFFICIENT			#	MIN RRF	%RSD	#	MAX %RSD	R^2 OR COD	#	MIN R^2 OR COD
	LVL 1	LVL 2	LVL 3	LVL 4	LVL 5		B	M1	M2								
	LVL 6	LVL 7	LVL 8	LVL 9													
1-Methylnaphthalene	0.6031	0.6159	0.6082	0.6678 0.5844	0.6656	Ave	0.6242				5.5		20.0				
Hexachlorocyclopentadiene	0.3914	0.4146	0.3946	0.3780 0.3810	0.4149	Ave	0.3957			0.0500	4.0		20.0				
1,2,4,5-Tetrachlorobenzene	0.5575	0.5432	0.5135	0.6076 0.4921	0.6223	Ave	0.5560			0.0100	9.2		20.0				
2-tertbutyl-4-methylphenol	0.4693	0.4535	0.4430	0.4522 0.4324	0.4433	Ave	0.4490				2.8		20.0				
2,4,6-Trichlorophenol	0.3682	0.3634 0.3784	0.3778 0.3712	0.3882 0.3616	0.3896	Ave	0.3748			0.2000	2.8		20.0				
2,4,5-Trichlorophenol	0.3879	0.3936	0.3937	0.4109 0.3871	0.4205	Ave	0.3990			0.2000	3.4		20.0				
Diphenyl	1.4496	1.4523	1.3861	1.5903 1.3254	1.6183	Ave	1.4703			0.0100	7.8		20.0				
2-Chloronaphthalene	1.1541	1.1455	1.1140	1.2735 1.0788	1.2870	Ave	1.1755			0.8000	7.3		20.0				
Phenyl ether	0.8422	0.8025	0.7571	0.8395 0.7341	0.8018	Ave	0.7962				5.5		20.0				
2-Nitroaniline	0.4146	0.4300	0.4387	0.4219 0.4313	0.4346	Ave	0.4285			0.0100	2.1		20.0				
1,3-Dimethylnaphthalene	0.9481	0.9073	0.8798	0.9362 0.8504	0.9063	Ave	0.9047				4.0		20.0				
Dimethyl phthalate	1.2243	1.2325	1.2326	1.3528 1.1819	1.3657	Ave	1.2650			0.0100	6.0		20.0				
Coumarin	0.2398	0.2323	0.2322	0.2342 0.2311	0.2303	Ave	0.2333				1.5		20.0				
2,6-Dinitrotoluene	0.2848	0.2372 0.2935	0.2589 0.2969	0.2919 0.2932	0.3036	Ave	0.2825			0.2000	8.0		20.0				
Acenaphthylene	1.7865	1.8078	1.7511	1.9758 1.6890	1.9799	Ave	1.8317			0.9000	6.6		20.0				
3-Nitroaniline	0.3212	0.3350	0.3508	0.3161 0.3446	0.3418	Ave	0.3349			0.0100	4.1		20.0				
3,5-di-tert-butyl-4-hydroxytol	1.0434	0.9891	0.9168	1.0182 0.8732	0.9800	Ave	0.9701				6.6		20.0				
Acenaphthene	1.1042	1.0769	1.0132	1.2135 0.9692	1.2954	Ave	1.1121			0.9000	11.0		20.0				
2,4-Dinitrophenol	0.1574	0.1820	0.0624 0.2002	0.1144 0.2006	0.1475	Lin2	-0.537	0.1862		0.0100				0.9910		0.9900	
4-Nitrophenol	0.2203	0.2386	0.2608	0.2202 0.2598	0.2369	Ave	0.2394			0.0100	7.5		20.0				

Note: The m1 coefficient is the same as Ave RRF for an Ave curve type.

FORM VI
GC/MS SEMI VOA INITIAL CALIBRATION DATA
INTERNAL STANDARD CURVE EVALUATION

Lab Name: TestAmerica Edison Job No.: 460-85449-1 Analy Batch No.: 255060
 SDG No.: _____
 Instrument ID: CBNAM12 GC Column: Rtxi-5Sil MS ID: 0.25(mm) Heated Purge: (Y/N) N
 Calibration Start Date: 10/12/2014 15:50 Calibration End Date: 10/12/2014 19:10 Calibration ID: 43787

ANALYTE	RRF					CURVE TYPE	COEFFICIENT			#	MIN RRF	%RSD	#	MAX %RSD	R^2 OR COD	#	MIN R^2 OR COD
	LVL 1	LVL 2	LVL 3	LVL 4	LVL 5		B	M1	M2								
	LVL 6	LVL 7	LVL 8	LVL 9													
2,4-Dinitrotoluene	0.3659	0.2898 0.3803	0.3355 0.3999	0.3547 0.3906	0.3873	Ave	0.3630			0.2000	10.0		20.0				
Dibenzofuran	1.6163	1.5890	1.5628	1.7854 1.4967	1.8007	Ave	1.6418			0.8000	7.5		20.0				
2,3,4,6-Tetrachlorophenol	0.3116	0.3198	0.3235	0.3042 0.3155	0.3309	Ave	0.3176			0.0100	2.9		20.0				
Diethyl phthalate	1.2417	1.2559	1.2671	1.3020 1.2285	1.3451	Ave	1.2734			0.0100	3.4		20.0				
4-Chlorophenyl phenyl ether	0.5840	0.5676	0.5461	0.6596 0.5171	0.6589	Ave	0.5889			0.4000	10.0		20.0				
Fluorene	1.2000	1.1847	1.1488	1.3174 1.0718	1.3441	Ave	1.2111			0.9000	8.5		20.0				
4-Nitroaniline	0.3011	0.3264	0.3563	0.3110 0.3547	0.3271	Ave	0.3294			0.0100	6.8		20.0				
4,6-Dinitro-2-methylphenol	0.1282	0.0723 0.1434	0.0706 +++++	0.1068 +++++	0.1329	Qua	-0.151	0.1273	0.0001749	0.0100				1.0000		0.9900	
N-Nitrosodiphenylamine	0.5646	0.5404	0.5195	0.5575 0.5012	0.5467	Ave	0.5383			0.0100	4.4		20.0				
1,2-Diphenylhydrazine	0.8523	0.8670	0.8266	0.8927 0.8013	0.9207	Ave	0.8601				5.0		20.0				
4-Bromophenyl phenyl ether	0.2294	0.2326	0.2184	0.2481 0.2120	0.2477	Ave	0.2314			0.1000	6.4		20.0				
Hexachlorobenzene	0.3151 0.2706	0.2918 0.2794	0.2906 0.2645	0.2880 0.2576	0.2966	Ave	0.2838			0.1000	6.3		20.0				
Atrazine	0.2050	0.1790 0.1962	0.1876 0.1922	0.1900 0.1886	0.1917	Ave	0.1913			0.0100	3.9		20.0				
Pentachlorophenol	0.1657	0.1378 0.1762	0.1284 0.1705	0.1622 0.1662	0.1797	Ave	0.1608			0.0500	11.0		20.0				
Pentachloronitrobenzene	0.0954	0.0984	0.1048	0.0887 0.1027	0.0895	Ave	0.0966			0.0100	6.9		20.0				
n-Octadecane	0.4626	0.4790	0.4581	0.4667 0.4529	0.4949	Ave	0.4690				3.3		20.0				
Phenanthrene	1.0481	1.0617	1.0234	1.1411 0.9739	1.1589	Ave	1.0679			0.7000	6.6		20.0				
Anthracene	1.0884	1.0914	1.0551	1.1603 1.0082	1.1770	Ave	1.0967			0.7000	5.8		20.0				
Carbazole	0.9667	1.0212	1.0157	1.0536 0.9857	1.0878	Ave	1.0218			0.0100	4.3		20.0				
Di-n-butyl phthalate	1.2377	1.2779	1.2729	1.2552 1.2504	1.3480	Ave	1.2737			0.0100	3.1		20.0				

Note: The m1 coefficient is the same as Ave RRF for an Ave curve type.

FORM VI
GC/MS SEMI VOA INITIAL CALIBRATION DATA
INTERNAL STANDARD CURVE EVALUATION

Lab Name: TestAmerica Edison Job No.: 460-85449-1 Analy Batch No.: 255060

SDG No.: _____

Instrument ID: CBNAM12 GC Column: Rtxi-5Sil MS ID: 0.25(mm) Heated Purge: (Y/N) N

Calibration Start Date: 10/12/2014 15:50 Calibration End Date: 10/12/2014 19:10 Calibration ID: 43787

ANALYTE	RRF					CURVE TYPE	COEFFICIENT			#	MIN RRF	%RSD	#	MAX %RSD	R^2 OR COD	#	MIN R^2 OR COD
	LVL 1	LVL 2	LVL 3	LVL 4	LVL 5		B	M1	M2								
	LVL 6	LVL 7	LVL 8	LVL 9													
Fluoranthene	1.0914	1.1416	1.1466	1.1401 1.1085	1.2180	Ave	1.1410			0.6000	3.8		20.0				
Benzidine	0.6133	0.6024	0.6365	0.5409 0.6154	0.5935	Ave	0.6003				5.4		20.0				
Pyrene	1.2030	1.0993	1.0346	1.2993 0.9997	1.2847	Ave	1.1534			0.6000	11.0		20.0				
Bisphenol-A	0.4584	0.4978	0.5137	0.3725 0.5935	0.3924	Ave	0.4714				17.0		20.0				
Butyl benzyl phthalate	0.5325	0.5352	0.5369	0.4951 0.5347	0.5382	Ave	0.5288			0.0100	3.1		20.0				
2,3,7,8-TCDD		0.1695				Ave	0.1695						20.0				
Carbamazepine	0.4540	0.5118	0.5174	0.3114 0.5235	0.3864	Ave	0.4508				19.0		20.0				
3,3'-Dichlorobenzidine	0.4746	0.4772	0.4724	0.3700 0.4656	0.4111	Ave	0.4236			0.0100	13.0		20.0				
Benzo[a]anthracene	1.2549 1.0482	1.1881 1.0684	1.1040 1.0707	1.1136 1.0471	1.1335	Ave	1.1143			0.8000	6.2		20.0				
Bis(2-ethylhexyl) phthalate	0.7329	0.7363	0.7265	0.6856 0.7223	0.7483	Ave	0.7253			0.0100	3.0		20.0				
Chrysene	1.0200	0.9966	0.9931	1.0956 0.9615	1.1233	Ave	1.0317			0.7000	6.2		20.0				
Di-n-octyl phthalate	1.1740	1.2120	1.2246	1.0617 1.1981	1.1916	Ave	1.1770			0.0100	5.0		20.0				
Benzo[b]fluoranthene	1.0740 1.0269	1.0725 1.0579	1.0821 1.0602	1.0838 1.1045	1.1236	Ave	1.0762			0.7000	2.6		20.0				
Benzo[k]fluoranthene	1.0176 1.1272	1.0791 1.1662	1.1777 1.1328	1.1506 1.0584	1.2219	Ave	1.1257			0.7000	5.7		20.0				
Benzo[a]pyrene	0.9832 1.0457	0.9846 1.0908	1.0073 1.0708	1.0612 1.0625	1.1302	Ave	1.0485			0.7000	4.7		20.0				
Indeno[1,2,3-cd]pyrene	1.0300 1.2073	1.1675 1.2817	0.9514 1.3469	1.1539 1.3548	1.2026	Ave	1.1885			0.5000	11.0		20.0				
Dibenz(a,h)anthracene	1.0180 1.1966	1.1214 1.2261	1.0926 1.2334	1.2241 1.2210	1.2604	Ave	1.1771			0.4000	6.9		20.0				
Benzo[g,h,i]perylene	1.2445	1.2676	1.3216	1.2732 1.3130	1.2940	Ave	1.2856			0.5000	2.3		20.0				
2-Fluorophenol	1.3922	1.3427 1.3974	1.2651 1.3575	1.4332 1.2957	1.4890	Ave	1.3716				5.3		20.0				
Phenol-d5	1.6542 1.6419	1.5822 1.6424	1.5822 1.6146	1.7509 1.5528	1.7883	Ave	1.6534				4.8		20.0				

Note: The m1 coefficient is the same as Ave RRF for an Ave curve type.

FORM VI
GC/MS SEMI VOA INITIAL CALIBRATION DATA
INTERNAL STANDARD CURVE EVALUATION

Lab Name: TestAmerica Edison Job No.: 460-85449-1 Analy Batch No.: 255060

SDG No.: _____

Instrument ID: CBNAMS12 GC Column: Rtxi-5Sil MS ID: 0.25(mm) Heated Purge: (Y/N) N

Calibration Start Date: 10/12/2014 15:50 Calibration End Date: 10/12/2014 19:10 Calibration ID: 43787

ANALYTE	RRF					CURVE TYPE	COEFFICIENT			#	MIN RRF	%RSD	#	MAX %RSD	R^2 OR COD	#	MIN R^2 OR COD
	LVL 1	LVL 2	LVL 3	LVL 4	LVL 5		B	M1	M2								
	LVL 6	LVL 7	LVL 8	LVL 9													
Nitrobenzene-d5	0.3972 0.3916	0.3922 0.3988	0.3692 0.3904	0.4041 0.3706	0.4222	Ave	0.3929				4.1		20.0				
2-Fluorobiphenyl	1.4431 1.4258	1.4748 1.4058	1.3965 1.3153	1.5555 1.2115	1.5507	Ave	1.4199				7.6		20.0				
2,4,6-Tribromophenol	0.2483	0.2036 0.2554	0.2104 0.2519	0.2353 0.2434	0.2588	Ave	0.2384				8.7		20.0				
Terphenyl-d14	0.9760 0.9469	0.9053 0.8606	0.9401 0.7886	0.9730 0.7458	0.9913	Ave	0.9031				9.7		20.0				

Note: The m1 coefficient is the same as Ave RRF for an Ave curve type.

FORM VI
GC/MS SEMI VOA INITIAL CALIBRATION DATA
INTERNAL STANDARD RESPONSE AND CONCENTRATION

Lab Name: TestAmerica Edison Job No.: 460-85449-1 Analy Batch No.: 255060

SDG No.: _____

Instrument ID: CBNAMS12 GC Column: Rtxi-5Sil MS ID: 0.25(mm) Heated Purge: (Y/N) N

Calibration Start Date: 10/12/2014 15:50 Calibration End Date: 10/12/2014 19:10 Calibration ID: 43787

Calibration Files:

LEVEL:	LAB SAMPLE ID:	LAB FILE ID:
Level 1	STD05 460-255060/10	L117525.D
Level 2	STD1 460-255060/9	L117524.D
Level 3	STD2 460-255060/8	L117523.D
Level 4	STD5 460-255060/7	L117522.D
Level 5	STD10 460-255060/6	L117521.D
Level 6	STD20 460-255060/5	L117520.D
Level 7	ICIS 460-255060/2	L117517.D
Level 8	STD80 460-255060/4	L117519.D
Level 9	STD120 460-255060/3	L117518.D

ANALYTE	IS REF	CURVE TYPE	RESPONSE					CONCENTRATION (UG/ML)				
			LVL 1 LVL 6	LVL 2 LVL 7	LVL 3 LVL 8	LVL 4 LVL 9	LVL 5	LVL 6	LVL 2 LVL 7	LVL 3 LVL 8	LVL 4 LVL 9	LVL 5
1,4-Dioxane	DCB	Ave	60788	138795	202675	16960 300256	32574	20.0	50.0	80.0	5.00 120	10.0
N-Nitrosodimethylamine	DCB	Ave	91266	214335	316434	41847 467611	45069	20.0	50.0	80.0	5.00 120	10.0
Pyridine	DCB	Ave	156873	369222	542953	41847 790195	81201	20.0	50.0	80.0	5.00 120	10.0
Phenol	DCB	Ave	192320	428156	642173	48020 929956	96642	20.0	50.0	80.0	5.00 120	10.0
Aniline	DCB	Ave	230068	527233	792863	57344 1170716	116246	20.0	50.0	80.0	5.00 120	10.0
Bis(2-chloroethyl)ether	DCB	Ave	4097 147980	7479 341347	17555 502209	37527 733326	75218	0.500 20.0	1.00 50.0	2.00 80.0	5.00 120	10.0
2-Chlorophenol	DCB	Ave	160418	369936	536288	38792 780860	79774	20.0	50.0	80.0	5.00 120	10.0
n-Decane	DCB	Ave	135135	307644	465257	32076 689705	65687	20.0	50.0	80.0	5.00 120	10.0
1,3-Dichlorobenzene	DCB	Ave	177631	408513	585513	44259 845971	89132	20.0	50.0	80.0	5.00 120	10.0
1,4-Dichlorobenzene	DCB	Ave	174703	402564	583543	43753 842467	88124	20.0	50.0	80.0	5.00 120	10.0
Benzyl alcohol	DCB	Ave	98967	229210	339871	24132 500041	48680	20.0	50.0	80.0	5.00 120	10.0
1,2-Dichlorobenzene	DCB	Ave	168804	383012	551961	42175 799888	84243	20.0	50.0	80.0	5.00 120	10.0
2-Methylphenol	DCB	Ave	137134	312279	462857	34250 676949	68150	20.0	50.0	80.0	5.00 120	10.0
2,2'-oxybis[1-chloropropane]	DCB	Ave	164669	378599	576213	41047 857174	81152	20.0	50.0	80.0	5.00 120	10.0

FORM VI
GC/MS SEMI VOA INITIAL CALIBRATION DATA
INTERNAL STANDARD RESPONSE AND CONCENTRATION

Lab Name: TestAmerica Edison Job No.: 460-85449-1 Analy Batch No.: 255060

SDG No.: _____

Instrument ID: CBNAM12 GC Column: Rtxi-5Sil MS ID: 0.25(mm) Heated Purge: (Y/N) N

Calibration Start Date: 10/12/2014 15:50 Calibration End Date: 10/12/2014 19:10 Calibration ID: 43787

ANALYTE	IS REF	CURVE TYPE	RESPONSE					CONCENTRATION (UG/ML)				
			LVL 1 LVL 6	LVL 2 LVL 7	LVL 3 LVL 8	LVL 4 LVL 9	LVL 5	LVL 6	LVL 2 LVL 7	LVL 3 LVL 8	LVL 4 LVL 9	LVL 5
Acetophenone	DCB	Ave	195688	432523	636766	50891 894128	102452	20.0	50.0	80.0	5.00 120	10.0
3 & 4 Methylphenol	DCB	Ave	148748	332169	485721	38066 679255	75697	20.0	50.0	80.0	5.00 120	10.0
4-Methylphenol	DCB	Ave	148748	332169	485721	38066 679255	75697	20.0	50.0	80.0	5.00 120	10.0
N-Nitrosodi-n-propylamine	DCB	Ave	2824 108063	5052 240390	12405 364929	26290 526098	54801	0.500 20.0	1.00 50.0	2.00 80.0	5.00 120	10.0
Hexachloroethane	DCB	Ave	1841 71341	3476 164428	8385 239815	17290 351458	35236	0.500 20.0	1.00 50.0	2.00 80.0	5.00 120	10.0
Nitrobenzene	NPT	Ave	6127 225006	10652 503403	25342 735955	54439 1070692	106376	0.500 20.0	1.00 50.0	2.00 80.0	5.00 120	10.0
n,n'-Dimethylaniline	DCB	Ave	249101	532738	760357	56724 1080978	110050	20.0	50.0	80.0	5.00 120	10.0
Isophorone	NPT	Ave	271921	12938 617175	30059 943130	66718 1373835	135262	20.0	1.00 50.0	2.00 80.0	5.00 120	10.0
2-Nitrophenol	NPT	Ave	80772	190683	284176	18806 420091	40140	20.0	50.0	80.0	5.00 120	10.0
2,4-Dimethylphenol	NPT	Ave	126158	293135	438082	31759 630499	64253	20.0	50.0	80.0	5.00 120	10.0
Bis(2-chloroethoxy)methane	NPT	Ave	171205	392627	597507	42699 861328	85608	20.0	50.0	80.0	5.00 120	10.0
2,4-Dichlorophenol	NPT	Ave	121189	278766	412068	29759 598708	60953	20.0	50.0	80.0	5.00 120	10.0
1,2,4-Trichlorobenzene	NPT	Ave	3722 134154	7137 308447	15730 450679	33976 650160	68185	0.500 20.0	1.00 50.0	2.00 80.0	5.00 120	10.0
Naphthalene	NPT	Ave	431983	964488	1422727	108876 2038999	216085	20.0	50.0	80.0	5.00 120	10.0
4-Chloroaniline	NPT	Ave	183075	413897	621036	45221 898422	92644	20.0	50.0	80.0	5.00 120	10.0
Hexachlorobutadiene	NPT	Ave	79459	4085 182213	9352 264832	19651 381773	39552	20.0	1.00 50.0	2.00 80.0	5.00 120	10.0
Caprolactam	NPT	Ave	40199	92140	138510	8454 200958	17323	20.0	50.0	80.0	5.00 120	10.0
4-Chloro-3-methylphenol	NPT	Ave	120289	277592	424429	29344 613351	59536	20.0	50.0	80.0	5.00 120	10.0
2-Methylnaphthalene	NPT	Ave	278022	623874	933685	70159 1331087	142953	20.0	50.0	80.0	5.00 120	10.0
1-Methylnaphthalene	NPT	Ave	258911	588094	875132	66926 1241003	130719	20.0	50.0	80.0	5.00 120	10.0
Hexachlorocyclopentadiene	ANT	Ave	88565	211337	309288	19916 442894	43037	20.0	50.0	80.0	5.00 120	10.0

FORM VI
GC/MS SEMI VOA INITIAL CALIBRATION DATA
INTERNAL STANDARD RESPONSE AND CONCENTRATION

Lab Name: TestAmerica Edison Job No.: 460-85449-1 Analy Batch No.: 255060

SDG No.: _____

Instrument ID: CBNAM512 GC Column: Rtxi-5Sil MS ID: 0.25 (mm) Heated Purge: (Y/N) N

Calibration Start Date: 10/12/2014 15:50 Calibration End Date: 10/12/2014 19:10 Calibration ID: 43787

ANALYTE	IS REF	CURVE TYPE	RESPONSE					CONCENTRATION (UG/ML)				
			LVL 1 LVL 6	LVL 2 LVL 7	LVL 3 LVL 8	LVL 4 LVL 9	LVL 5	LVL 6	LVL 2 LVL 7	LVL 3 LVL 8	LVL 4 LVL 9	LVL 5
1,2,4,5-Tetrachlorobenzene	ANT	Ave	126134	276875	402525	32015 572075	64555	20.0	50.0	80.0	5.00 120	10.0
2-tertbutyl-4-methylphenol	NPT	Ave	201472	432947	637464	45318 918251	87058	20.0	50.0	80.0	5.00 120	10.0
2,4,6-Trichlorophenol	ANT	Ave	83321	3721 192884	9032 290944	20455 420320	40413	20.0	1.00 50.0	2.00 80.0	5.00 120	10.0
2,4,5-Trichlorophenol	ANT	Ave	87778	21654 200658	308632	43618 449965	43618	20.0	50.0	80.0	5.00 120	10.0
Diphenyl	ANT	Ave	327995	740303	1086524	83798 1540766	167866	20.0	50.0	80.0	5.00 120	10.0
2-Chloronaphthalene	ANT	Ave	261129	583903	873222	67104 1254124	133508	20.0	50.0	80.0	5.00 120	10.0
Phenyl ether	ANT	Ave	190550	409069	593451	44235 853315	83171	20.0	50.0	80.0	5.00 120	10.0
2-Nitroaniline	ANT	Ave	93810	219184	343863	22234 501328	45084	20.0	50.0	80.0	5.00 120	10.0
1,3-Dimethylnaphthalene	ANT	Ave	214519	462509	689649	49331 988568	94013	20.0	50.0	80.0	5.00 120	10.0
Dimethyl phthalate	ANT	Ave	277021	628266	966198	71287 1373875	141671	20.0	50.0	80.0	5.00 120	10.0
Coumarin	NPT	Ave	102951	221834	334181	23468 490724	45232	20.0	50.0	80.0	5.00 120	10.0
2,6-Dinitrotoluene	ANT	Ave	64442	2429 149595	6188 232735	15383 340860	31490	20.0	1.00 50.0	2.00 80.0	5.00 120	10.0
Acenaphthylene	ANT	Ave	404211	921511	1372581	104113 1963401	205377	20.0	50.0	80.0	5.00 120	10.0
3-Nitroaniline	ANT	Ave	72680	170758	274965	16657 400613	35451	20.0	50.0	80.0	5.00 120	10.0
3,5-di-tert-butyl-4-hydroxytol	ANT	Ave	236095	504198	718597	53654 1015080	101661	20.0	50.0	80.0	5.00 120	10.0
Acenaphthene	ANT	Ave	249834	548935	794188	63944 1126694	134374	20.0	50.0	80.0	5.00 120	10.0
2,4-Dinitrophenol	ANT	Lin2	71233	185523	313895	2985 12053 466480	30591	40.0	100	4.00 160	10.0 240	20.0
4-Nitrophenol	ANT	Ave	99694	243286	408864	23206 603971	49147	40.0	100	160	10.0 240	20.0
2,4-Dinitrotoluene	ANT	Ave	82797	2968 193841	8021 313463	18693 454074	40173	20.0	1.00 50.0	2.00 80.0	5.00 120	10.0
Dibenzofuran	ANT	Ave	365710	809981	1224995	94081 1739917	186788	20.0	50.0	80.0	5.00 120	10.0
2,3,4,6-Tetrachlorophenol	ANT	Ave	70495	163013	253586	16029 366815	34322	20.0	50.0	80.0	5.00 120	10.0

FORM VI
GC/MS SEMI VOA INITIAL CALIBRATION DATA
INTERNAL STANDARD RESPONSE AND CONCENTRATION

Lab Name: TestAmerica Edison Job No.: 460-85449-1 Analy Batch No.: 255060

SDG No.: _____

Instrument ID: CBNAM512 GC Column: Rtxi-5Sil MS ID: 0.25 (mm) Heated Purge: (Y/N) N

Calibration Start Date: 10/12/2014 15:50 Calibration End Date: 10/12/2014 19:10 Calibration ID: 43787

ANALYTE	IS REF	CURVE TYPE	RESPONSE					CONCENTRATION (UG/ML)				
			LVL 1 LVL 6	LVL 2 LVL 7	LVL 3 LVL 8	LVL 4 LVL 9	LVL 5	LVL 6	LVL 2 LVL 7	LVL 3 LVL 8	LVL 4 LVL 9	LVL 5
Diethyl phthalate	ANT	Ave	280951	640219	993209	68608 1428051	139529	20.0	50.0	80.0	5.00 120	10.0
4-Chlorophenyl phenyl ether	ANT	Ave	132139	289311	428092	34756 601075	68350	20.0	50.0	80.0	5.00 120	10.0
Fluorene	ANT	Ave	271515	603928	900467	69419 1245960	139424	20.0	50.0	80.0	5.00 120	10.0
4-Nitroaniline	ANT	Ave	68137	166368	279284	16387 412295	33936	20.0	50.0	80.0	5.00 120	10.0
4,6-Dinitro-2-methylphenol	PHN	Qua	92442	2390 231993	5415 +++++	18035 +++++	44359	40.0	2.00 100	4.00 +++++	10.0 +++++	20.0
N-Nitrosodiphenylamine	PHN	Ave	203590	437249	683940	47061 981822	91199	20.0	50.0	80.0	5.00 120	10.0
1,2-Diphenylhydrazine	PHN	Ave	307361	701543	1088299	75360 1569580	153606	20.0	50.0	80.0	5.00 120	10.0
4-Bromophenyl phenyl ether	PHN	Ave	82729	188175	287599	20947 415266	41327	20.0	50.0	80.0	5.00 120	10.0
Hexachlorobenzene	PHN	Ave	2828 97582	4821 226105	11150 348221	24313 504559	49480	0.500 20.0	1.00 50.0	2.00 80.0	5.00 120	10.0
Atrazine	PHN	Ave	73942	2958 158753	7198 253084	16036 369438	31980	20.0	1.00 50.0	2.00 80.0	5.00 120	10.0
Pentachlorophenol	PHN	Ave	119536	4554 285089	9852 448893	27386 651178	59944	40.0	2.00 100	4.00 160	10.0 240	20.0
Pentachloronitrobenzene	PHN	Ave	34403	79659	137981	7491 201097	14931	20.0	50.0	80.0	5.00 120	10.0
n-Octadecane	PHN	Ave	166811	387559	603093	39397 887272	82556	20.0	50.0	80.0	5.00 120	10.0
Phenanthrene	PHN	Ave	377961	859075	1347311	96334 1907796	193340	20.0	50.0	80.0	5.00 120	10.0
Anthracene	PHN	Ave	392486	883097	1389143	97958 1974906	196353	20.0	50.0	80.0	5.00 120	10.0
Carbazole	PHN	Ave	348599	826289	1337214	88945 1930940	181478	20.0	50.0	80.0	5.00 120	10.0
Di-n-butyl phthalate	PHN	Ave	446334	1034018	1675897	105964 2449461	224881	20.0	50.0	80.0	5.00 120	10.0
Fluoranthene	PHN	Ave	393574	923692	1509631	96252 2171443	203192	20.0	50.0	80.0	5.00 120	10.0
Benzidine	PHN	Ave	221185	487415	837941	45665 1205418	99013	20.0	50.0	80.0	5.00 120	10.0
Pyrene	CRY	Ave	399922	960001	1577946	101223 2270026	210220	20.0	50.0	80.0	5.00 120	10.0
Bisphenol-A	CRY	Ave	76193	217371	391750	14508 673810	32104	10.0	25.0	40.0	2.50 60.0	5.00

FORM VI
GC/MS SEMI VOA INITIAL CALIBRATION DATA
INTERNAL STANDARD RESPONSE AND CONCENTRATION

Lab Name: TestAmerica Edison Job No.: 460-85449-1 Analy Batch No.: 255060

SDG No.: _____

Instrument ID: CBNAM512 GC Column: Rtxi-5Sil MS ID: 0.25 (mm) Heated Purge: (Y/N) N

Calibration Start Date: 10/12/2014 15:50 Calibration End Date: 10/12/2014 19:10 Calibration ID: 43787

ANALYTE	IS REF	CURVE TYPE	RESPONSE					CONCENTRATION (UG/ML)				
			LVL 1 LVL 6	LVL 2 LVL 7	LVL 3 LVL 8	LVL 4 LVL 9	LVL 5	LVL 6	LVL 2 LVL 7	LVL 3 LVL 8	LVL 4 LVL 9	LVL 5
Butyl benzyl phthalate	CRY	Ave				38574	88060				5.00	10.0
			177037	467379	818866	1214007		20.0	50.0	80.0	120	
2,3,7,8-TCDD	CRY	Ave		1480					0.500			
Carbamazepine	CRY	Ave	150936	446972	789177	1188561	63232	20.0	50.0	80.0	5.00	10.0
				5762	10344	30284	67265		1.00	2.00	5.00	10.0
3,3'-Dichlorobenzidine	CRY	Ave	157775	416738	720491	1057118		20.0	50.0	80.0	120	
			9903	18503	34680	86756	185473	0.500	1.00	2.00	5.00	10.0
Benzo[a]anthracene	CRY	Ave	348474	933057	1633029	2377608		20.0	50.0	80.0	120	
Bis(2-ethylhexyl) phthalate	CRY	Ave				53411	122447				5.00	10.0
			243666	643039	1108013	1640081		20.0	50.0	80.0	120	
Chrysene	CRY	Ave	339092	870304	1514720	2183280	183797	20.0	50.0	80.0	5.00	10.0
						85353	80479				5.00	10.0
Di-n-octyl phthalate	PRY	Ave	405878	1186043	2094532	3109428	199596	20.0	50.0	80.0	120	10.0
			8214	16655	29020	82158	188208	0.500	1.00	2.00	5.00	10.0
Benzo[b]fluoranthene	PRY	Ave	355008	1035233	1813232	2866601		20.0	50.0	80.0	120	
			7783	16757	31584	87220	204675	0.500	1.00	2.00	5.00	10.0
Benzo[k]fluoranthene	PRY	Ave	389701	1141231	1937496	2747074		20.0	50.0	80.0	120	
			7520	15289	27014	80445	189325	0.500	1.00	2.00	5.00	10.0
Benzo[a]pyrene	PRY	Ave	361524	1067437	1831378	2757649		20.0	50.0	80.0	120	
			7878	18130	25515	87470	201450	0.500	1.00	2.00	5.00	10.0
Indeno[1,2,3-cd]pyrene	PRY	Ave	417374	1254216	2303711	3516330		20.0	50.0	80.0	120	
			7786	17414	29302	92789	211120	0.500	1.00	2.00	5.00	10.0
Dibenz(a,h)anthracene	PRY	Ave	413672	1199868	2109511	3168909		20.0	50.0	80.0	120	
						96511	216757				5.00	10.0
Benzo[g,h,i]perylene	PRY	Ave	430247	1240424	2260384	3407649		20.0	50.0	80.0	120	
				7025	15944	38627	78955		1.00	2.00	5.00	10.0
2-Fluorophenol	DCB	Ave	162153	365040	522204	739383		20.0	50.0	80.0	120	
				8655	19941	47190	94827		1.00	2.00	5.00	10.0
Phenol-d5	DCB	Ave	191238	429031	621073	886106		20.0	50.0	80.0	120	
			4182	7575	16845	40500	82915	0.500	1.00	2.00	5.00	10.0
Nitrobenzene-d5	NPT	Ave	168123	380730	561754	786914		20.0	50.0	80.0	120	
			8010	15103	33382	81964	160856	0.500	1.00	2.00	5.00	10.0
2-Fluorobiphenyl	ANT	Ave	322601	716626	1030973	1408333		20.0	50.0	80.0	120	
				2085	5030	12399	26848		1.00	2.00	5.00	10.0
2,4,6-Tribromophenol	ANT	Ave	56185	130212	197456	282953		20.0	50.0	80.0	120	
			7702	14099	29529	75804	162208	0.500	1.00	2.00	5.00	10.0
Terphenyl-d14	CRY	Ave	314796	751542	1202831	1693358		20.0	50.0	80.0	120	

FORM VI
GC/MS SEMI VOA INITIAL CALIBRATION DATA
INTERNAL STANDARD RESPONSE AND CONCENTRATION

Lab Name: TestAmerica Edison Job No.: 460-85449-1 Analy Batch No.: 255060

SDG No.: _____

Instrument ID: CBNAMS12 GC Column: Rtxi-5Sil MS ID: 0.25 (mm) Heated Purge: (Y/N) N

Calibration Start Date: 10/12/2014 15:50 Calibration End Date: 10/12/2014 19:10 Calibration ID: 43787

Curve Type Legend:

Ave = Average ISTD
Lin2 = Linear 1/conc^2 ISTD
Qua = Quadratic ISTD

FORM VI
GC/MS SEMI VOA INITIAL CALIBRATION DATA
INTERNAL STANDARD CURVE EVALUATION

Lab Name: TestAmerica Edison Job No.: 460-85449-1 Analy Batch No.: 255060

SDG No.: _____

Instrument ID: CBNAMS12 GC Column: Rtxi-5Sil MS ID: 0.25(mm) Heated Purge: (Y/N) N

Calibration Start Date: 10/12/2014 19:35 Calibration End Date: 10/12/2014 21:39 Calibration ID: 43791

Calibration Files:

LEVEL:	LAB SAMPLE ID:	LAB FILE ID:
Level 1	STD5 460-255060/16	L117531.D
Level 2	STD10 460-255060/15	L117530.D
Level 3	STD20 460-255060/14	L117529.D
Level 4	STD50 460-255060/11	L117526.D
Level 5	STD80 460-255060/13	L117528.D
Level 6	STD120 460-255060/12	L117527.D

ANALYTE	RRF					CURVE TYPE	COEFFICIENT			#	MIN RRF	%RSD	#	MAX %RSD	R^2 OR COD	#	MIN R^2 OR COD
	LVL 1	LVL 2	LVL 3	LVL 4	LVL 5		B	M1	M2								
	LVL 6																
Benzaldehyde	1.1977 1.1802	1.2096	1.2586	1.1692	1.1602	Ave		1.1959			0.0100	3.0		20.0			
Benzoic acid	0.0902 0.2061	0.1165	0.1526	0.1697	0.1870	Lin2	-0.553	0.1897			0.0100			0.9910		0.9900	

Note: The m1 coefficient is the same as Ave RRF for an Ave curve type.

FORM VI
GC/MS SEMI VOA INITIAL CALIBRATION DATA
INTERNAL STANDARD RESPONSE AND CONCENTRATION

Lab Name: TestAmerica Edison Job No.: 460-85449-1 Analy Batch No.: 255060

SDG No.: _____

Instrument ID: CBNAMS12 GC Column: Rtxi-5Sil MS ID: 0.25(mm) Heated Purge: (Y/N) N

Calibration Start Date: 10/12/2014 19:35 Calibration End Date: 10/12/2014 21:39 Calibration ID: 43791

Calibration Files:

LEVEL:	LAB SAMPLE ID:	LAB FILE ID:
Level 1	STD5 460-255060/16	L117531.D
Level 2	STD10 460-255060/15	L117530.D
Level 3	STD20 460-255060/14	L117529.D
Level 4	STD50 460-255060/11	L117526.D
Level 5	STD80 460-255060/13	L117528.D
Level 6	STD120 460-255060/12	L117527.D

ANALYTE	IS REF	CURVE TYPE	RESPONSE					CONCENTRATION (UG/ML)				
			LVL 1	LVL 2	LVL 3	LVL 4	LVL 5	LVL 1	LVL 2	LVL 3	LVL 4	LVL 5
			LVL 6					LVL 6				
Benzaldehyde	DCB	Ave	35311 820061	68184	169045	310282	546044	5.00 120	10.0	20.0	50.0	80.0
Benzoic acid	NPT	Lin2	10010 540264	24509	77408	166981	324148	5.00 120	10.0	20.0	50.0	80.0

Curve Type Legend:

Ave = Average ISTD Lin2 = Linear 1/conc^2 ISTD

FORM VI
GC/MS SEMI VOA INITIAL CALIBRATION DATA
INTERNAL STANDARD CURVE EVALUATION

Lab Name: TestAmerica Edison Job No.: 460-85449-1 Analy Batch No.: 257543

SDG No.: _____

Instrument ID: CBNAMS13 GC Column: Rtxi-5Sil MS ID: 0.25(mm) Heated Purge: (Y/N) N

Calibration Start Date: 10/22/2014 13:16 Calibration End Date: 10/22/2014 16:16 Calibration ID: 44070

Calibration Files:

LEVEL:	LAB SAMPLE ID:	LAB FILE ID:
Level 1	STD01 460-257543/9	C10434.D
Level 2	STD02 460-257543/8	C10433.D
Level 3	STD1 460-257543/7	C10432.D
Level 4	STD2 460-257543/6	C10431.D
Level 5	STD4 460-257543/5	C10430.D
Level 6	ICIS 460-257543/2	C10427.D
Level 7	STD16 460-257543/4	C10429.D
Level 8	STD24 460-257543/3	C10428.D

ANALYTE	RRF					CURVE TYPE	COEFFICIENT			#	MIN RRF	%RSD	#	MAX %RSD	R^2 OR COD	#	MIN R^2 OR COD
	LVL 1	LVL 2	LVL 3	LVL 4	LVL 5		B	M1	M2								
	LVL 6	LVL 7	LVL 8														
1,4-Dioxane	0.5588	0.5647	0.4859 0.5358	0.5765	0.5615	Ave		0.5472			6.0		20.0				
N-Nitrosodimethylamine	0.7923	0.8348	0.6736 0.8038	0.8144	0.7992	Ave		0.7863			7.3		20.0				
Pyridine	1.3914	1.3803	1.1703 1.3599	1.3784	1.4042	Ave		1.3474			6.5		20.0				
Phenol	1.7140	1.6961	1.5700 1.5876	1.8962	1.8135	Ave		1.7129		0.8000	7.4		20.0				
Aniline	1.8427	1.8884	1.6394 1.7660	2.0025	1.9843	Ave		1.8539			7.4		20.0				
Bis(2-chloroethyl)ether	1.2563 1.2221	1.3280 1.2708	1.1156 1.2376	1.3288	1.2972	Ave		1.2571		0.7000	5.5		20.0				
2-Chlorophenol	1.3396	1.3669	1.2526 1.2776	1.4791	1.4238	Ave		1.3566		0.8000	6.3		20.0				
n-Decane	1.9393	2.0157	1.6717 1.9367	1.9974	1.9468	Ave		1.9179			6.5		20.0				
1,3-Dichlorobenzene	1.5631	1.5703	1.4753 1.4686	1.7224	1.6572	Ave		1.5762			6.3		20.0				
1,4-Dichlorobenzene	1.5454	1.5437	1.4789 1.4435	1.7448	1.6423	Ave		1.5664			7.1		20.0				
Benzyl alcohol	0.7163	0.6183	0.4523 0.5896	0.5515	0.5395	Qua	-0.472	0.7907	-0.007673					0.9960		0.9900	
1,2-Dichlorobenzene	1.4527	1.4513	1.3819 1.3216	1.6234	1.5616	Ave		1.4654			7.6		20.0				
2-Methylphenol	1.1361	1.1548	1.0223 1.0915	1.2165	1.1747	Ave		1.1327		0.7000	6.0		20.0				
2,2'-oxybis[1-chloropropane]	2.1802	2.2733	1.9638 2.1906	2.3558	2.2508	Ave		2.2024		0.0100	6.0		20.0				

Note: The m1 coefficient is the same as Ave RRF for an Ave curve type.

FORM VI
GC/MS SEMI VOA INITIAL CALIBRATION DATA
INTERNAL STANDARD CURVE EVALUATION

Lab Name: TestAmerica Edison Job No.: 460-85449-1 Analy Batch No.: 257543
 SDG No.: _____
 Instrument ID: CBNAM513 GC Column: Rtxi-5Sil MS ID: 0.25(mm) Heated Purge: (Y/N) N
 Calibration Start Date: 10/22/2014 13:16 Calibration End Date: 10/22/2014 16:16 Calibration ID: 44070

ANALYTE	RRF					CURVE TYPE	COEFFICIENT			#	MIN RRF	%RSD	#	MAX %RSD	R^2 OR COD	#	MIN R^2 OR COD
	LVL 1	LVL 2	LVL 3	LVL 4	LVL 5		B	M1	M2								
	LVL 6	LVL 7	LVL 8														
Acetophenone	1.4992	1.4954	1.5041 1.3848	1.7678	1.6537	Ave	1.5508			0.0100	8.8		20.0				
N-Nitrosodi-n-propylamine	0.8767 0.8216	0.8374 0.8338	0.7557 0.7981	0.9288	0.8708	Ave	0.8404			0.5000	6.3		20.0				
3 & 4 Methylphenol	1.2026	1.1730	1.2154 0.9812	1.3971	1.3379	Ave	1.2179				12.0		20.0				
4-Methylphenol	1.1789	1.1348	1.1473 0.9635	1.3537	1.3033	Ave	1.1803			0.6000	12.0		20.0				
Hexachloroethane	0.6492 0.6455	0.6434 0.6606	0.5728 0.6358	0.6800	0.6573	Ave	0.6431			0.3000	4.9		20.0				
Nitrobenzene	0.5283 0.5644	0.5215 0.5673	0.4889 0.5537	0.5879	0.5794	Ave	0.5489			0.2000	6.1		20.0				
n,n'-Dimethylaniline	1.9952 1.7877	1.9442 1.7288	1.7456 1.5964	2.0124	2.0449	Ave	1.8569				8.8		20.0				
Isophorone	0.6344	0.6359	0.5961 0.6227	0.7068	0.6654	Ave	0.6435			0.4000	5.9		20.0				
2-Nitrophenol	0.2048	0.2102	0.1762 0.2044	0.2191	0.2113	Ave	0.2043			0.1000	7.2		20.0				
2,4-Dimethylphenol	0.3081	0.3074	0.2748 0.3022	0.3343	0.3152	Ave	0.3070			0.2000	6.3		20.0				
Bis(2-chloroethoxy)methane	0.3989	0.4059	0.3601 0.3950	0.4293	0.4116	Ave	0.4001			0.3000	5.8		20.0				
2,4-Dichlorophenol	0.3076	0.3103	0.2741 0.2949	0.3356	0.3221	Ave	0.3074			0.2000	7.0		20.0				
1,2,4-Trichlorobenzene	0.3680 0.3549	0.3629 0.3606	0.3277 0.3475	0.3854	0.3730	Ave	0.3600				4.8		20.0				
Naphthalene	1.0484	1.0297	1.0051 0.9668	1.1672	1.1112	Ave	1.0547			0.7000	6.9		20.0				
4-Chloroaniline	0.4036	0.4054	0.3733 0.3889	0.4451	0.4293	Ave	0.4076			0.0100	6.4		20.0				
Hexachlorobutadiene	0.2054	0.2087 0.2152	0.1840 0.2102	0.2224	0.2143	Ave	0.2086			0.0100	5.8		20.0				
Caprolactam	0.0571	0.0559	0.0504 0.0565	0.0612	0.0622	Ave	0.0572			0.0100	7.4		20.0				
4-Chloro-3-methylphenol	0.2529	0.2518	0.2189 0.2432	0.2680	0.2673	Ave	0.2504			0.2000	7.2		20.0				
2-Methylnaphthalene	0.6528	0.6409	0.6436 0.6008	0.7378	0.7100	Ave	0.6643			0.4000	7.6		20.0				
1-Methylnaphthalene	0.5983	0.5863	0.5934 0.5535	0.6910	0.6503	Ave	0.6121				8.1		20.0				

Note: The m1 coefficient is the same as Ave RRF for an Ave curve type.

FORM VI
GC/MS SEMI VOA INITIAL CALIBRATION DATA
INTERNAL STANDARD CURVE EVALUATION

Lab Name: TestAmerica Edison Job No.: 460-85449-1 Analy Batch No.: 257543

SDG No.: _____

Instrument ID: CBNAM513 GC Column: Rtxi-5Sil MS ID: 0.25(mm) Heated Purge: (Y/N) N

Calibration Start Date: 10/22/2014 13:16 Calibration End Date: 10/22/2014 16:16 Calibration ID: 44070

ANALYTE	RRF					CURVE TYPE	COEFFICIENT			#	MIN RRF	%RSD	#	MAX %RSD	R^2 OR COD	#	MIN R^2 OR COD
	LVL 1	LVL 2	LVL 3	LVL 4	LVL 5		B	M1	M2								
	LVL 6	LVL 7	LVL 8														
Hexachlorocyclopentadiene	0.4798	0.5291	0.3281 0.5250	0.4300	0.4580	Ave		0.4583			0.0500	16.0		20.0			
1,2,4,5-Tetrachlorobenzene	0.6853	0.7265	0.6019 0.6896	0.7188	0.7155	Ave		0.6896			0.0100	6.7		20.0			
2-tertbutyl-4-methylphenol	0.4123	0.3936	0.3811 0.3556	0.4263	0.4405	Ave		0.4016				7.7		20.0			
2,4,6-Trichlorophenol	0.4220	0.4192	0.3427 0.4157	0.4106	0.4098	Ave		0.4033			0.2000	7.5		20.0			
2,4,5-Trichlorophenol	0.4101	0.4352	0.3267 0.4171	0.3752	0.3742	Ave		0.3898			0.2000	10.0		20.0			
1,1'-Biphenyl	1.5755	1.5641	1.4397 1.4765	1.7251	1.6735	Ave		1.5757			0.0100	7.0		20.0			
2-Chloronaphthalene	1.2297	1.2411	1.1170 1.1914	1.3195	1.2910	Ave		1.2316			0.8000	5.9		20.0			
Phenyl ether	0.8551	0.8470	0.7531 0.8235	0.8724	0.9318	Ave		0.8472				6.9		20.0			
2-Nitroaniline	0.3082	0.3234	0.2799 0.3013	0.3395	0.3415	Ave		0.3156			0.0100	7.5		20.0			
1,3-Dimethylnaphthalene	0.9866	0.9655	0.8559 0.9316	1.0159	1.0813	Ave		0.9728				7.9		20.0			
Dimethyl phthalate	1.0817	1.0830	1.0374 1.0605	1.2120	1.1588	Ave		1.1056			0.0100	6.0		20.0			
Coumarin	0.1576	0.1463	0.1608 0.1438	0.1840	0.1789	Ave		0.1619				10.0		20.0			
2,6-Dinitrotoluene	0.2603	0.2319 0.2682	0.2314 0.2606	0.2872	0.2778	Ave		0.2596			0.2000	8.2		20.0			
Acenaphthylene	1.8312	1.8379	1.6930 1.7506	2.0465	1.9509	Ave		1.8517			0.9000	7.0		20.0			
3-Nitroaniline	0.2690	0.2767	0.2239 0.2691	0.2925	0.2813	Ave		0.2688			0.0100	8.8		20.0			
3,5-di-tert-butyl-4-hydroxytol	1.0293	1.0046	0.8896 0.9713	1.0373	1.0692	Ave		1.0002				6.3		20.0			
Acenaphthene	1.0592	1.0485	0.9912 0.9937	1.2018	1.1486	Ave		1.0738			0.9000	7.9		20.0			
2,4-Dinitrophenol	0.1547	0.1599	0.0784 0.1628	0.1276	0.1375	Lin2	-0.169	0.1644			0.0100				0.9990		0.9900
4-Nitrophenol	0.1513	0.1463	0.0782 0.1507	0.1116	0.1217	Lin2	-0.152	0.1514			0.0100				0.9970		0.9900
2,4-Dinitrotoluene	0.2994	0.2371 0.2986	0.2580 0.2923	0.3340	0.3138	Lin2	-0.014	0.3043			0.2000				0.9940		0.9900

Note: The m1 coefficient is the same as Ave RRF for an Ave curve type.

FORM VI
GC/MS SEMI VOA INITIAL CALIBRATION DATA
INTERNAL STANDARD CURVE EVALUATION

Lab Name: TestAmerica Edison Job No.: 460-85449-1 Analy Batch No.: 257543

SDG No.: _____

Instrument ID: CBNAM513 GC Column: Rtxi-5Sil MS ID: 0.25(mm) Heated Purge: (Y/N) N

Calibration Start Date: 10/22/2014 13:16 Calibration End Date: 10/22/2014 16:16 Calibration ID: 44070

ANALYTE	RRF					CURVE TYPE	COEFFICIENT			#	MIN RRF	%RSD	#	MAX %RSD	R^2 OR COD	#	MIN R^2 OR COD
	LVL 1	LVL 2	LVL 3	LVL 4	LVL 5		B	M1	M2								
	LVL 6	LVL 7	LVL 8														
Dibenzofuran	1.5194	1.4866	1.4561 1.4264	1.7322	1.6262	Ave		1.5412		0.8000	7.5		20.0				
2,3,4,6-Tetrachlorophenol	0.2817	0.2785	0.2301 0.2772	0.2896	0.2790	Ave		0.2727		0.0100	7.8		20.0				
Diethyl phthalate	0.9701	0.9691	0.9142 0.9317	1.0814	1.0323	Ave		0.9832		0.0100	6.4		20.0				
Fluorene	1.1241	1.1028	1.0601 1.0556	1.2756	1.2149	Ave		1.1388		0.9000	7.8		20.0				
4-Chlorophenyl phenyl ether	0.5593	0.5587	0.5248 0.5434	0.6347	0.5917	Ave		0.5688		0.4000	6.9		20.0				
4-Nitroaniline	0.2067	0.2109	0.1562 0.2098	0.2117	0.2186	Ave		0.2023		0.0100	11.0		20.0				
4,6-Dinitro-2-methylphenol	0.1467	0.1534	0.0962 0.1500	0.1386	0.1429	Lin2	-0.110	0.1558		0.0100				0.9980		0.9900	
N-Nitrosodiphenylamine	0.5812	0.5838	0.5234 0.5841	0.5788	0.6290	Ave		0.5800		0.0100	5.8		20.0				
1,2-Diphenylhydrazine	1.0364	1.0375	0.8574 0.9938	1.0511	1.0175	Ave		0.9989			7.2		20.0				
4-Bromophenyl phenyl ether	0.2616	0.2731	0.2255 0.2607	0.2770	0.2665	Ave		0.2607		0.1000	7.1		20.0				
Hexachlorobenzene	0.2941	0.2722	0.2467 0.2900	0.3039	0.2929	Ave		0.2859		0.1000	6.5		20.0				
Atrazine	0.1898	0.1773	0.1526 0.1744	0.1744	0.1970	Ave		0.1776		0.0100	8.6		20.0				
Pentachlorophenol	0.1575	0.1524	0.0934 0.1550	0.1257	0.1286	Lin2	-0.129	0.1564		0.0500				0.9970		0.9900	
Pentachloronitrobenzene	0.0985	0.0977	0.0723 0.0969	0.0906	0.0979	Ave		0.0923		0.0100	11.0		20.0				
n-Octadecane	0.6716	0.7092	0.4565 0.6971	0.6103	0.6212	Ave		0.6276			15.0		20.0				
Phenanthrene	1.1120	1.1306	1.0245 1.0653	1.2150	1.1504	Ave		1.1163		0.7000	6.0		20.0				
Anthracene	1.1223	1.1279	1.0016 1.0631	1.1923	1.1672	Ave		1.1124		0.7000	6.3		20.0				
Carbazole	0.8768	0.8728	0.7478 0.8421	0.9226	0.9094	Ave		0.8619		0.0100	7.3		20.0				
Di-n-butyl phthalate	1.0238	1.0549	0.7727 1.0231	0.9816	1.0126	Ave		0.9781		0.0100	11.0		20.0				
Fluoranthene	0.8991	0.9069	0.7296 0.8670	0.8924	0.9067	Ave		0.8670		0.6000	7.9		20.0				

Note: The m1 coefficient is the same as Ave RRF for an Ave curve type.

FORM VI
GC/MS SEMI VOA INITIAL CALIBRATION DATA
INTERNAL STANDARD CURVE EVALUATION

Lab Name: TestAmerica Edison Job No.: 460-85449-1 Analy Batch No.: 257543
 SDG No.: _____
 Instrument ID: CBNAM513 GC Column: Rtxi-5Sil MS ID: 0.25(mm) Heated Purge: (Y/N) N
 Calibration Start Date: 10/22/2014 13:16 Calibration End Date: 10/22/2014 16:16 Calibration ID: 44070

ANALYTE	RRF					CURVE TYPE	COEFFICIENT			#	MIN RRF	%RSD	#	MAX %RSD	R^2 OR COD	#	MIN R^2 OR COD
	LVL 1	LVL 2	LVL 3	LVL 4	LVL 5		B	M1	M2								
	LVL 6	LVL 7	LVL 8														
Benzidine	0.2896	0.2797	0.1809 0.2756	0.1712	0.2876	Qua	-0.175	0.3183	-0.001507					0.9990		0.9900	
Pyrene	1.5871	1.5142	1.5125 1.4266	1.8465	1.7570	Ave		1.6073		0.6000	10.0		20.0				
Butyl benzyl phthalate	0.5696	0.5702	0.4187 0.5612	0.5369	0.5698	Ave		0.5378		0.0100	11.0		20.0				
2,3,7,8-TCDD	0.1511					Ave		0.1511					20.0				
Carbamazepine	0.4117	0.4359	0.2006 0.4518	0.2854	0.3480	Lin2	-0.256	0.4391		0.0100				0.9960		0.9900	
3,3'-Dichlorobenzidine	0.3932	0.4039	0.2619 0.4079	0.3146	0.3617	Lin2	-0.154	0.4075		0.0100				0.9990		0.9900	
Benzo[a]anthracene	1.2158 1.1136	1.0941 1.1313	0.9268 1.0982	1.1303	1.1217	Ave		1.1040		0.8000	7.3		20.0				
Chrysene	1.0296	1.0453	0.9032 0.9974	1.0796	1.0486	Ave		1.0173		0.7000	6.1		20.0				
Bis(2-ethylhexyl) phthalate	0.7605	0.7841	0.5161 0.7590	0.6847	0.7292	Lin2	-0.262	0.7910		0.0100				0.9990		0.9900	
Di-n-octyl phthalate	1.4251	1.3280	1.0507 1.2865	1.3373	1.3611	Ave		1.2981		0.0100	10.0		20.0				
Benzo[b]fluoranthene	0.9667 1.1680	0.9167 1.1127	0.9337 1.0900	1.1390	1.1150	Ave		1.0552		0.7000	9.5		20.0				
Benzo[k]fluoranthene	0.9955 1.2260	1.1018 1.2092	1.0245 1.1512	1.2345	1.2122	Ave		1.1444		0.7000	8.2		20.0				
Benzo[a]pyrene	0.9037 1.1345	0.8602 1.1087	0.8440 1.0838	1.0635	1.0594	Ave		1.0072		0.7000	12.0		20.0				
Indeno[1,2,3-cd]pyrene	0.9435 1.1658	0.9057 1.2038	0.8537 1.2293	1.0125	1.0425	Ave		1.0446		0.5000	14.0		20.0				
Dibenz(a,h)anthracene	0.9648 1.2151	0.9533 1.2293	0.8606 1.2144	1.0747	1.0956	Ave		1.0760		0.4000	13.0		20.0				
Benzo[g,h,i]perylene	1.2528	1.2636	0.9445 1.2556	1.1385	1.1599	Ave		1.1692		0.5000	10.0		20.0				
2-Fluorophenol (Surr)	1.3219	1.3351	1.0904 1.4132	1.2875	1.2568	Ave		1.2841			8.5		20.0				
Phenol-d5 (Surr)	1.5165	1.5438	1.3389 1.6009	1.6174	1.5198	Ave		1.5229			6.5		20.0				
Nitrobenzene-d5 (Surr)	0.3903 0.4135	0.3943 0.4288	0.3529 0.4625	0.4168	0.3965	Ave		0.4070			7.9		20.0				
2-Fluorobiphenyl	1.6036 1.5065	1.5829 1.5526	1.3338 1.6050	1.5506	1.4908	Ave		1.5282			5.8		20.0				

Note: The m1 coefficient is the same as Ave RRF for an Ave curve type.

FORM VI
GC/MS SEMI VOA INITIAL CALIBRATION DATA
INTERNAL STANDARD CURVE EVALUATION

Lab Name: TestAmerica Edison Job No.: 460-85449-1 Analy Batch No.: 257543

SDG No.: _____

Instrument ID: CBNAMS13 GC Column: Rtxi-5Sil MS ID: 0.25 (mm) Heated Purge: (Y/N) N

Calibration Start Date: 10/22/2014 13:16 Calibration End Date: 10/22/2014 16:16 Calibration ID: 44070

ANALYTE	RRF					CURVE TYPE	COEFFICIENT			#	MIN RRF	%RSD	#	MAX %RSD	R ² OR COD	#	MIN R ² OR COD
	LVL 1	LVL 2	LVL 3	LVL 4	LVL 5		B	M1	M2								
	LVL 6	LVL 7	LVL 8														
2,4,6-Tribromophenol (Surr)			0.1511 0.1966	0.1755	0.1712	Ave		0.1771			8.7		20.0				
Terphenyl-d14 (Surr)	0.1838	0.1845	1.1923 1.0646	1.1187 1.0608	0.9530 1.1034	1.1368	1.0742	Ave		1.0880		6.4		20.0			

Note: The m1 coefficient is the same as Ave RRF for an Ave curve type.

FORM VI
GC/MS SEMI VOA INITIAL CALIBRATION DATA
INTERNAL STANDARD RESPONSE AND CONCENTRATION

Lab Name: TestAmerica Edison

Job No.: 460-85449-1

Analy Batch No.: 257543

SDG No.: _____

Instrument ID: CBNAMS13

GC Column: Rtxi-5Sil MS ID: 0.25(mm)

Heated Purge: (Y/N) N

Calibration Start Date: 10/22/2014 13:16

Calibration End Date: 10/22/2014 16:16

Calibration ID: 44070

Calibration Files:

LEVEL:	LAB SAMPLE ID:	LAB FILE ID:
Level 1	STD01 460-257543/9	C10434.D
Level 2	STD02 460-257543/8	C10433.D
Level 3	STD1 460-257543/7	C10432.D
Level 4	STD2 460-257543/6	C10431.D
Level 5	STD4 460-257543/5	C10430.D
Level 6	ICIS 460-257543/2	C10427.D
Level 7	STD16 460-257543/4	C10429.D
Level 8	STD24 460-257543/3	C10428.D

ANALYTE	IS REF	CURVE TYPE	RESPONSE					CONCENTRATION (UG/ML)				
			LVL 1 LVL 6	LVL 2 LVL 7	LVL 3 LVL 8	LVL 4	LVL 5	LVL 6	LVL 2 LVL 7	LVL 3 LVL 8	LVL 4	LVL 5
1,4-Dioxane	DCB	Ave	533781	825733	56447 1169802	119359	226964	10.0	16.0	1.00 24.0	2.00	4.00
N-Nitrosodimethylamine	DCB	Ave	756860	1220739	78244 1754820	168615	323057	10.0	16.0	1.00 24.0	2.00	4.00
Pyridine	DCB	Ave	1329236	2018468	135945 2968947	285373	567628	10.0	16.0	1.00 24.0	2.00	4.00
Phenol	DCB	Ave	1637409	2480238	182369 3466175	392593	733074	10.0	16.0	1.00 24.0	2.00	4.00
Aniline	DCB	Ave	1760273	2761330	190431 3855571	414598	802138	10.0	16.0	1.00 24.0	2.00	4.00
Bis(2-chloroethyl)ether	DCB	Ave	13569 1167453	27811 1858333	129585 2701974	275121	524382	0.100 10.0	0.200 16.0	1.00 24.0	2.00	4.00
2-Chlorophenol	DCB	Ave	1279703	1998818	145497 2789362	306224	575535	10.0	16.0	1.00 24.0	2.00	4.00
n-Decane	DCB	Ave	1852584	2947618	194185 4228376	413528	786953	10.0	16.0	1.00 24.0	2.00	4.00
1,3-Dichlorobenzene	DCB	Ave	1493230	2296272	171364 3206373	356598	669909	10.0	16.0	1.00 24.0	2.00	4.00
1,4-Dichlorobenzene	DCB	Ave	1476284	2257341	171783 3151470	361244	663880	10.0	16.0	1.00 24.0	2.00	4.00
Benzyl alcohol	DCB	Qua	684230	904163	52543 1287266	114180	218093	10.0	16.0	1.00 24.0	2.00	4.00
1,2-Dichlorobenzene	DCB	Ave	1387712	2122205	160523 2885281	336098	631243	10.0	16.0	1.00 24.0	2.00	4.00
2-Methylphenol	DCB	Ave	1085316	1688599	118750 2383056	251859	474866	10.0	16.0	1.00 24.0	2.00	4.00
2,2'-oxybis[1-chloropropane]	DCB	Ave	2082768	3324231	228114 4782516	487729	909855	10.0	16.0	1.00 24.0	2.00	4.00
Acetophenone	DCB	Ave	1432160	2186693	174709 3023273	365991	668490	10.0	16.0	1.00 24.0	2.00	4.00

FORM VI
GC/MS SEMI VOA INITIAL CALIBRATION DATA
INTERNAL STANDARD RESPONSE AND CONCENTRATION

Lab Name: TestAmerica Edison Job No.: 460-85449-1 Analy Batch No.: 257543

SDG No.: _____

Instrument ID: CBNAM513 GC Column: Rtxi-5Sil MS ID: 0.25 (mm) Heated Purge: (Y/N) N

Calibration Start Date: 10/22/2014 13:16 Calibration End Date: 10/22/2014 16:16 Calibration ID: 44070

ANALYTE	IS REF	CURVE TYPE	RESPONSE					CONCENTRATION (UG/ML)				
			LVL 1 LVL 6	LVL 2 LVL 7	LVL 3 LVL 8	LVL 4	LVL 5	LVL 1 LVL 6	LVL 2 LVL 7	LVL 3 LVL 8	LVL 4	LVL 5
N-Nitrosodi-n-propylamine	DCB	Ave	9469 784858	17536 1219299	87786 1742532	192305	352017	0.100 10.0	0.200 16.0	1.00 24.0	2.00	4.00
3 & 4 Methylphenol	DCB	Ave	1148847	1715279	141179 2142209	289259	540814	10.0	16.0	1.00 24.0	2.00	4.00
4-Methylphenol	DCB	Ave	1126237	1659389	133272 2103652	280258	526839	10.0	16.0	1.00 24.0	2.00	4.00
Hexachloroethane	DCB	Ave	7012 616643	13474 966057	66533 1388113	140781	265711	0.100 10.0	0.200 16.0	1.00 24.0	2.00	4.00
Nitrobenzene	NPT	Ave	19477 1706467	37446 2636421	188925 3731717	407086	772152	0.100 10.0	0.200 16.0	1.00 24.0	2.00	4.00
n,n'-Dimethylaniline	DCB	Ave	21550 1707770	40714 2527987	202766 3485346	416644	826610	0.100 10.0	0.200 16.0	1.00 24.0	2.00	4.00
Isophorone	NPT	Ave	1917887	2955378	230358 4196248	489399	886681	10.0	16.0	1.00 24.0	2.00	4.00
2-Nitrophenol	NPT	Ave	619200	977131	68084 1377450	151696	281516	10.0	16.0	1.00 24.0	2.00	4.00
2,4-Dimethylphenol	NPT	Ave	931498	1428670	106203 2036912	231493	419994	10.0	16.0	1.00 24.0	2.00	4.00
Bis (2-chloroethoxy)methane	NPT	Ave	1206147	1886315	139148 2661808	297256	548474	10.0	16.0	1.00 24.0	2.00	4.00
2,4-Dichlorophenol	NPT	Ave	929969	1442283	105936 1987089	232411	429275	10.0	16.0	1.00 24.0	2.00	4.00
1,2,4-Trichlorobenzene	NPT	Ave	13567 1073124	26056 1675852	126655 2342195	266882	497106	0.100 10.0	0.200 16.0	1.00 24.0	2.00	4.00
Naphthalene	NPT	Ave	3169769	4785788	388415 6515484	808209	1480721	10.0	16.0	1.00 24.0	2.00	4.00
4-Chloroaniline	NPT	Ave	1220150	1883963	144249 2620701	308189	572135	10.0	16.0	1.00 24.0	2.00	4.00
Hexachlorobutadiene	NPT	Ave	621013	1000189	14984 71112 1416669	154024	285512	10.0	0.200 16.0	1.00 24.0	2.00	4.00
Caprolactam	NPT	Ave	172683	259582	19470 380993	42408	82875	10.0	16.0	1.00 24.0	2.00	4.00
4-Chloro-3-methylphenol	NPT	Ave	764622	1170489	84597 1638784	185545	356219	10.0	16.0	1.00 24.0	2.00	4.00
2-Methylnaphthalene	NPT	Ave	1973763	2978583	248717 4049181	510863	946125	10.0	16.0	1.00 24.0	2.00	4.00
1-Methylnaphthalene	NPT	Ave	1808879	2724779	229308 3729936	478461	866594	10.0	16.0	1.00 24.0	2.00	4.00
Hexachlorocyclopentadiene	ANT	Ave	648382	1063881	63313 1508278	145955	285373	10.0	16.0	1.00 24.0	2.00	4.00
1,2,4,5-Tetrachlorobenzene	ANT	Ave	926074	1460664	116133 1981190	244015	445811	10.0	16.0	1.00 24.0	2.00	4.00

FORM VI
GC/MS SEMI VOA INITIAL CALIBRATION DATA
INTERNAL STANDARD RESPONSE AND CONCENTRATION

Lab Name: TestAmerica Edison Job No.: 460-85449-1 Analy Batch No.: 257543

SDG No.: _____

Instrument ID: CBNAM513 GC Column: Rtxi-5Sil MS ID: 0.25 (mm) Heated Purge: (Y/N) N

Calibration Start Date: 10/22/2014 13:16 Calibration End Date: 10/22/2014 16:16 Calibration ID: 44070

ANALYTE	IS REF	CURVE TYPE	RESPONSE					CONCENTRATION (UG/ML)				
			LVL 1 LVL 6	LVL 2 LVL 7	LVL 3 LVL 8	LVL 4	LVL 5	LVL 6	LVL 2 LVL 7	LVL 3 LVL 8	LVL 4	LVL 5
2-tertbutyl-4-methylphenol	NPT	Ave	1246522	1829468	147273 2396618	295199	587049	10.0	16.0	1.00 24.0	2.00	4.00
2,4,6-Trichlorophenol	ANT	Ave	570245	842769	66114 1194327	139368	255374	10.0	16.0	1.00 24.0	2.00	4.00
2,4,5-Trichlorophenol	ANT	Ave	554232	874958	63034 1198326	127374	233180	10.0	16.0	1.00 24.0	2.00	4.00
1,1'-Biphenyl	ANT	Ave	2129130	3144837	277779 4241824	585596	1042737	10.0	16.0	1.00 24.0	2.00	4.00
2-Chloronaphthalene	ANT	Ave	1661879	2495495	215525 3422677	447907	804422	10.0	16.0	1.00 24.0	2.00	4.00
Phenyl ether	ANT	Ave	1155592	1703057	145305 2365807	296145	580636	10.0	16.0	1.00 24.0	2.00	4.00
2-Nitroaniline	ANT	Ave	416527	650329	54007 865527	115235	212768	10.0	16.0	1.00 24.0	2.00	4.00
1,3-Dimethylnaphthalene	ANT	Ave	1333349	1941366	165135 2676334	344843	673752	10.0	16.0	1.00 24.0	2.00	4.00
Dimethyl phthalate	ANT	Ave	1461827	2177472	200164 3046605	411407	722065	10.0	16.0	1.00 24.0	2.00	4.00
Coumarin	NPT	Ave	476479	680153	62155 968779	127386	238409	10.0	16.0	1.00 24.0	2.00	4.00
2,6-Dinitrotoluene	ANT	Ave	351759	539212	8286 748696	97478	173099	10.0	0.200 16.0	1.00 24.0	2.00	4.00
Acenaphthylene	ANT	Ave	2474663	3695439	326658 5029187	694707	1215595	10.0	16.0	1.00 24.0	2.00	4.00
3-Nitroaniline	ANT	Ave	363584	556419	43202 773211	99283	175265	10.0	16.0	1.00 24.0	2.00	4.00
3,5-di-tert-butyl-4-hydroxytol	ANT	Ave	1391047	2020001	171643 2790444	352122	666200	10.0	16.0	1.00 24.0	2.00	4.00
Acenaphthene	ANT	Ave	1431491	2108102	191254 2854839	407968	715688	10.0	16.0	1.00 24.0	2.00	4.00
2,4-Dinitrophenol	ANT	Lin2	418006	642820	30236 935576	86614	171364	20.0	32.0	2.00 48.0	4.00	8.00
4-Nitrophenol	ANT	Lin2	409031	588504	30182 866083	75783	151604	20.0	32.0	2.00 48.0	4.00	8.00
2,4-Dinitrotoluene	ANT	Lin2	404602	600453	8472 839616	113370	195551	10.0	0.200 16.0	1.00 24.0	2.00	4.00
Dibenzofuran	ANT	Ave	2053417	2989087	280948 4098012	588000	1013295	10.0	16.0	1.00 24.0	2.00	4.00
2,3,4,6-Tetrachlorophenol	ANT	Ave	380655	559894	44404 796496	98307	173832	10.0	16.0	1.00 24.0	2.00	4.00
Diethyl phthalate	ANT	Ave	1311059	1948516	176388 2676774	367104	643247	10.0	16.0	1.00 24.0	2.00	4.00

FORM VI
GC/MS SEMI VOA INITIAL CALIBRATION DATA
INTERNAL STANDARD RESPONSE AND CONCENTRATION

Lab Name: TestAmerica Edison Job No.: 460-85449-1 Analy Batch No.: 257543

SDG No.: _____

Instrument ID: CBNAM513 GC Column: Rtxi-5Sil MS ID: 0.25(mm) Heated Purge: (Y/N) N

Calibration Start Date: 10/22/2014 13:16 Calibration End Date: 10/22/2014 16:16 Calibration ID: 44070

ANALYTE	IS REF	CURVE TYPE	RESPONSE					CONCENTRATION (UG/ML)				
			LVL 1 LVL 6	LVL 2 LVL 7	LVL 3 LVL 8	LVL 4	LVL 5	LVL 6	LVL 2 LVL 7	LVL 3 LVL 8	LVL 4	LVL 5
Fluorene	ANT	Ave			204541 3032556	433002	757041			1.00 24.0	2.00	4.00
4-Chlorophenyl phenyl ether	ANT	Ave	1519162	2217311	101256 1561216	215438	368691		10.0 16.0	1.00 24.0	2.00	4.00
4-Nitroaniline	ANT	Ave	755787	1123444	30142 602794	71853	136221		10.0 16.0	1.00 24.0	2.00	4.00
4,6-Dinitro-2-methylphenol	PHN	Lin2	279366	423996	45399 1001390	114358	214188		10.0 32.0	2.00 48.0	4.00	8.00
N-Nitrosodiphenylamine	PHN	Ave	458549	702016	123540 1949142	238762	471343		10.0 16.0	1.00 24.0	2.00	4.00
1,2-Diphenylhydrazine	PHN	Ave	908365	1335871	202383 3316344	433590	762483		10.0 16.0	1.00 24.0	2.00	4.00
4-Bromophenyl phenyl ether	PHN	Ave	1619943	2373939	53238 869980	114282	199711		10.0 16.0	1.00 24.0	2.00	4.00
Hexachlorobenzene	PHN	Ave	408896	624811	6757 449605	125352	219508		0.100 16.0	0.200 24.0	1.00	2.00 4.00
Atrazine	PHN	Ave	296649	405590	36014 581847	71958	147636		10.0 16.0	1.00 24.0	2.00	4.00
Pentachlorophenol	PHN	Lin2	44095	103692	492428 697374	103692	192768		20.0 32.0	2.00 48.0	4.00	8.00
Pentachloronitrobenzene	PHN	Ave	17060	37374	153925 223490	37374	73355		10.0 16.0	1.00 24.0	2.00	4.00
n-Octadecane	PHN	Ave	107746	251744	1049778 1622674	251744	465536		10.0 16.0	1.00 24.0	2.00	4.00
Phenanthrene	PHN	Ave	241819	501193	1738083 2586864	501193	862112		10.0 16.0	1.00 24.0	2.00	4.00
Anthracene	PHN	Ave	236429	491846	1754229 2580672	491846	874682		10.0 16.0	1.00 24.0	2.00	4.00
Carbazole	PHN	Ave	176518	380590	1370547 1997142	380590	681477		10.0 16.0	1.00 24.0	2.00	4.00
Di-n-butyl phthalate	PHN	Ave	182383	758841	1600182 2413672	404899	758841		10.0 16.0	1.00 24.0	2.00	4.00
Fluoranthene	PHN	Ave	172222	368125	1405356 2075057	368125	679504		10.0 16.0	1.00 24.0	2.00	4.00
Benzidine	PHN	Qua	42698	70603	452658 639904	70603	215552		10.0 16.0	1.00 24.0	2.00	4.00
Pyrene	CRY	Ave	171949	369288	1399805 2016548	369288	682125		10.0 16.0	1.00 24.0	2.00	4.00
Butyl benzyl phthalate	CRY	Ave	47603	107372	502384 759426	107372	221230		10.0 16.0	1.00 24.0	2.00	4.00
2,3,7,8-TCDD	CRY	Ave	1333						0.100			

FORM VI
GC/MS SEMI VOA INITIAL CALIBRATION DATA
INTERNAL STANDARD RESPONSE AND CONCENTRATION

Lab Name: TestAmerica Edison

Job No.: 460-85449-1

Analy Batch No.: 257543

SDG No.: _____

Instrument ID: CBNAM513

GC Column: Rtxi-5Sil MS ID: 0.25(mm)

Heated Purge: (Y/N) N

Calibration Start Date: 10/22/2014 13:16

Calibration End Date: 10/22/2014 16:16

Calibration ID: 44070

ANALYTE	IS REF	CURVE TYPE	RESPONSE					CONCENTRATION (UG/ML)				
			LVL 1 LVL 6	LVL 2 LVL 7	LVL 3 LVL 8	LVL 4	LVL 5	LVL 6	LVL 2 LVL 7	LVL 3 LVL 8	LVL 4	LVL 5
Carbamazepine	CRY	Lin2	363121	580524	22801 916564	57086	135098	10.0	16.0	1.00 24.0	2.00	4.00
3,3'-Dichlorobenzidine	CRY	Lin2	346833	537871	29779 827352	62922	140408	10.0	16.0	1.00 24.0	2.00	4.00
Benzo[a]anthracene	CRY	Ave	12306 982179	22132 1506633	105366 2227703	226052	435469	0.100 10.0	0.200 16.0	1.00 24.0	2.00	4.00
Chrysene	CRY	Ave	908066	1392131	102674 2023236	215911	407103	10.0	16.0	1.00 24.0	2.00	4.00
Bis(2-ethylhexyl) phthalate	CRY	Lin2	670762	1044167	58675 1539532	136946	283079	10.0	16.0	1.00 24.0	2.00	4.00
Di-n-octyl phthalate	PRY	Ave	1075950	1723093	86644 2595224	199025	408943	10.0	16.0	1.00 24.0	2.00	4.00
Benzo[b]fluoranthene	PRY	Ave	7326 881844	13783 1443771	76994 2198788	169506	334979	0.100 10.0	0.200 16.0	1.00 24.0	2.00	4.00
Benzo[k]fluoranthene	PRY	Ave	7544 925650	16566 1568930	84484 2322305	183726	364186	0.100 10.0	0.200 16.0	1.00 24.0	2.00	4.00
Benzo[a]pyrene	PRY	Ave	6848 856507	12934 1438506	69601 2186407	158276	318291	0.100 10.0	0.200 16.0	1.00 24.0	2.00	4.00
Indeno[1,2,3-cd]pyrene	PRY	Ave	7150 880193	13618 1561879	70396 2479762	150690	313198	0.100 10.0	0.200 16.0	1.00 24.0	2.00	4.00
Dibenz(a,h)anthracene	PRY	Ave	7311 917382	14333 1595029	70965 2449831	159943	329172	0.100 10.0	0.200 16.0	1.00 24.0	2.00	4.00
Benzo[g,h,i]perylene	PRY	Ave	945865	1639554	77886 2532926	169434	348488	10.0	16.0	1.00 24.0	2.00	4.00
2-Fluorophenol (Surr)	DCB	Ave	1262763	1952264	126655 3085375	266552	508022	10.0	16.0	1.00 24.0	2.00	4.00
Phenol-d5 (Surr)	DCB	Ave	1448716	2257509	155523 3495198	334865	614346	10.0	16.0	1.00 24.0	2.00	4.00
Nitrobenzene-d5 (Surr)	NPT	Ave	14388 1250269	28316 1992905	136373 3116966	288613	528340	0.100 10.0	0.200 16.0	1.00 24.0	2.00	4.00
2-Fluorobiphenyl	ANT	Ave	29679 2035963	56557 3121690	257356 4611026	526353	928921	0.100 10.0	0.200 16.0	1.00 24.0	2.00	4.00
2,4,6-Tribromophenol (Surr)	ANT	Ave	248428	370895	29161 564871	59581	106647	10.0	16.0	1.00 24.0	2.00	4.00
Terphenyl-d14 (Surr)	CRY	Ave	12068 938931	22630 1412745	108343 2238233	227348	417051	0.100 10.0	0.200 16.0	1.00 24.0	2.00	4.00

Curve Type Legend:

Ave = Average ISTD
Lin2 = Linear 1/conc^2 ISTD
Qua = Quadratic ISTD

FORM VI
GC/MS SEMI VOA INITIAL CALIBRATION DATA
INTERNAL STANDARD CURVE EVALUATION

Lab Name: TestAmerica Edison Job No.: 460-85449-1 Analy Batch No.: 257543

SDG No.: _____

Instrument ID: CBNAMS13 GC Column: Rtxi-5Sil MS ID: 0.25(mm) Heated Purge: (Y/N) N

Calibration Start Date: 10/22/2014 16:39 Calibration End Date: 10/22/2014 18:37 Calibration ID: 44075

Calibration Files:

LEVEL:	LAB SAMPLE ID:	LAB FILE ID:
Level 1	STD1 460-257543/15	C10440.D
Level 2	STD2 460-257543/14	C10439.D
Level 3	STD4 460-257543/13	C10438.D
Level 4	STD10 460-257543/10	C10435.D
Level 5	STD16 460-257543/12	C10437.D
Level 6	STD24 460-257543/11	C10436.D

ANALYTE	RRF					CURVE TYPE	COEFFICIENT			#	MIN RRF	%RSD	#	MAX %RSD	R^2 OR COD	#	MIN R^2 OR COD
	LVL 1	LVL 2	LVL 3	LVL 4	LVL 5		B	M1	M2								
	LVL 6																
Benzaldehyde	1.1033 1.1395	1.1385	1.1767	1.1215	1.1117	Ave		1.1318			0.0100	2.3		20.0			
Benzoic acid	0.0651 0.2039	0.0998	0.1451	0.1742	0.1874	Lin2	-0.139	0.1912			0.0100			0.9900		0.9900	

Note: The m1 coefficient is the same as Ave RRF for an Ave curve type.

FORM VI
GC/MS SEMI VOA INITIAL CALIBRATION DATA
INTERNAL STANDARD RESPONSE AND CONCENTRATION

Lab Name: TestAmerica Edison Job No.: 460-85449-1 Analy Batch No.: 257543

SDG No.: _____

Instrument ID: CBNAMS13 GC Column: Rtxi-5Sil MS ID: 0.25(mm) Heated Purge: (Y/N) N

Calibration Start Date: 10/22/2014 16:39 Calibration End Date: 10/22/2014 18:37 Calibration ID: 44075

Calibration Files:

LEVEL:	LAB SAMPLE ID:	LAB FILE ID:
Level 1	STD1 460-257543/15	C10440.D
Level 2	STD2 460-257543/14	C10439.D
Level 3	STD4 460-257543/13	C10438.D
Level 4	STD10 460-257543/10	C10435.D
Level 5	STD16 460-257543/12	C10437.D
Level 6	STD24 460-257543/11	C10436.D

ANALYTE	IS REF	CURVE TYPE	RESPONSE					CONCENTRATION (UG/ML)				
			LVL 1	LVL 2	LVL 3	LVL 4	LVL 5	LVL 1	LVL 2	LVL 3	LVL 4	LVL 5
			LVL 6					LVL 6				
Benzaldehyde	DCB	Ave	117478 2917448	246752	521152	1205362	1891192	1.00 24.0	2.00	4.00	10.0	16.0
Benzoic acid	NPT	Lin2	23668 1793836	73875	219253	638092	1075440	1.00 24.0	2.00	4.00	10.0	16.0

Curve Type Legend:

Ave = Average ISTD Lin2 = Linear 1/conc^2 ISTD

FORM VI
GC/MS SEMI VOA INITIAL CALIBRATION DATA
INTERNAL STANDARD CURVE EVALUATION

Lab Name: TestAmerica Edison Job No.: 460-85449-1 Analy Batch No.: 260603

SDG No.: _____

Instrument ID: CBNAM513 GC Column: Rtxi-5Sil MS ID: 0.25(mm) Heated Purge: (Y/N) N

Calibration Start Date: 11/05/2014 17:54 Calibration End Date: 11/05/2014 20:42 Calibration ID: 44454

Calibration Files:

LEVEL:	LAB SAMPLE ID:	LAB FILE ID:
Level 1	STD01 460-260603/9	C11080.D
Level 2	STD02 460-260603/8	C11079.D
Level 3	STD1 460-260603/7	C11078.D
Level 4	STD2 460-260603/6	C11077.D
Level 5	STD4 460-260603/5	C11076.D
Level 6	ICIS 460-260603/2	C11073.D
Level 7	STD16 460-260603/4	C11075.D
Level 8	STD24 460-260603/3	C11074.D

ANALYTE	RRF					CURVE TYPE	COEFFICIENT			#	MIN RRF	%RSD	#	MAX %RSD	R ² OR COD	#	MIN R ² OR COD
	LVL 1	LVL 2	LVL 3	LVL 4	LVL 5		B	M1	M2								
	LVL 6	LVL 7	LVL 8														
1,4-Dioxane	0.5673	0.5711	0.4636 0.5829	0.5801	0.5510	Ave		0.5527			8.2		20.0				
N-Nitrosodimethylamine	0.7392	0.7441	0.5857 0.7283	0.7643	0.7094	Ave		0.7118			9.0		20.0				
Pyridine	1.3118	1.3664	1.0171 1.2754	1.2894	1.2646	Ave		1.2541			9.7		20.0				
Phenol	1.6614	1.7016	1.4356 1.5961	1.7858	1.7083	Ave		1.6481		0.8000	7.4		20.0				
Aniline	1.7703	1.8971	1.5475 1.7524	1.9183	1.8962	Ave		1.7970			7.9		20.0				
Bis(2-chloroethyl)ether	1.2293 1.1727	1.2110 1.2244	1.0177 1.2087	1.2433	1.2036	Ave		1.1888		0.7000	6.1		20.0				
2-Chlorophenol	1.3712	1.4209	1.2481 1.3390	1.4577	1.4219	Ave		1.3764		0.8000	5.5		20.0				
n-Decane	1.3995	1.4108	1.1380 1.4501	1.4103	1.3478	Ave		1.3594			8.3		20.0				
1,3-Dichlorobenzene	1.5661	1.6056	1.3999 1.5526	1.6798	1.5937	Ave		1.5663			5.9		20.0				
1,4-Dichlorobenzene	1.6065	1.6108	1.3999 1.5428	1.6980	1.6202	Ave		1.5797			6.4		20.0				
Benzyl alcohol	0.4306	0.4459	0.3432 0.3043	0.5198	0.4285	Ave		0.4121			19.0		20.0				
1,2-Dichlorobenzene	1.4557	1.4924	1.2992 1.4403	1.5698	1.5027	Ave		1.4600			6.2		20.0				
2-Methylphenol	1.1145	1.1557	0.9515 1.0668	1.1901	1.1544	Ave		1.1055		0.7000	7.8		20.0				
2,2'-oxybis[1-chloropropane]	1.4906	1.5542	1.3343 1.4783	1.5706	1.5311	Ave		1.4932		0.0100	5.7		20.0				

Note: The m1 coefficient is the same as Ave RRF for an Ave curve type.

FORM VI
GC/MS SEMI VOA INITIAL CALIBRATION DATA
INTERNAL STANDARD CURVE EVALUATION

Lab Name: TestAmerica Edison Job No.: 460-85449-1 Analy Batch No.: 260603

SDG No.: _____

Instrument ID: CBNAM513 GC Column: Rtxi-5Sil MS ID: 0.25(mm) Heated Purge: (Y/N) N

Calibration Start Date: 11/05/2014 17:54 Calibration End Date: 11/05/2014 20:42 Calibration ID: 44454

ANALYTE	RRF					CURVE TYPE	COEFFICIENT			#	MIN RRF	%RSD	#	MAX %RSD	R^2 OR COD	#	MIN R^2 OR COD
	LVL 1	LVL 2	LVL 3	LVL 4	LVL 5		B	M1	M2								
	LVL 6	LVL 7	LVL 8														
Acetophenone	1.4925	1.5848	1.4061 1.4186	1.6938	1.6069	Ave		1.5338		0.0100	7.4		20.0				
N-Nitrosodi-n-propylamine	0.6595 0.7029	0.7159 0.7475	0.6673 0.6814	0.7864	0.7488	Ave		0.7137		0.5000	6.2		20.0				
3 & 4 Methylphenol	1.1550	1.1888	1.0361 1.0745	1.2084	1.2130	Ave		1.1460			6.5		20.0				
4-Methylphenol	1.0919	1.1390	0.9768 1.0634	1.1918	1.1420	Ave		1.1008		0.6000	6.8		20.0				
Hexachloroethane	0.5675 0.6146	0.5769 0.6407	0.5304 0.6270	0.6428	0.6270	Ave		0.6034		0.3000	6.7		20.0				
Nitrobenzene	0.4653 0.5091	0.4722 0.5263	0.4213 0.5173	0.5025	0.5223	Ave		0.4921		0.2000	7.4		20.0				
n,n'-Dimethylaniline	1.9596 1.8655	1.9962 1.8420	1.7277 1.7285	2.0026	2.0585	Ave		1.8976			6.7		20.0				
Isophorone	0.5543	0.5703	0.5060 0.5411	0.5990	0.5826	Ave		0.5589		0.4000	5.9		20.0				
2-Nitrophenol	0.2017	0.2058	0.1664 0.2016	0.2057	0.2051	Ave		0.1977		0.1000	7.8		20.0				
2,4-Dimethylphenol	0.3083	0.3146	0.2672 0.3024	0.3111	0.3123	Ave		0.3027		0.2000	5.9		20.0				
Bis(2-chloroethoxy)methane	0.3690	0.3767	0.3143 0.3617	0.3758	0.3696	Ave		0.3612		0.3000	6.5		20.0				
2,4-Dichlorophenol	0.2975	0.2975	0.2566 0.2894	0.3043	0.3016	Ave		0.2912		0.2000	6.1		20.0				
1,2,4-Trichlorobenzene	0.3420 0.3464	0.3246 0.3502	0.2972 0.3420	0.3495	0.3478	Ave		0.3375			5.4		20.0				
Naphthalene	1.0651	1.0724	0.9510 1.0179	1.1315	1.1094	Ave		1.0579		0.7000	6.2		20.0				
4-Chloroaniline	0.3932	0.4099	0.3639 0.3862	0.4187	0.4160	Ave		0.3980		0.0100	5.3		20.0				
Hexachlorobutadiene	0.1985	0.1714 0.2052	0.1651 0.2036	0.2010	0.1985	Ave		0.1919		0.0100	8.6		20.0				
Caprolactam	0.0593	0.0622	0.0415 0.0584	0.0577	0.0628	Ave		0.0570		0.0100	14.0		20.0				
4-Chloro-3-methylphenol	0.2461	0.2430	0.1941 0.2319	0.2546	0.2359	Ave		0.2343		0.2000	9.1		20.0				
2-Methylnaphthalene	0.6366	0.6435	0.5766 0.6071	0.6950	0.6792	Ave		0.6397		0.4000	6.9		20.0				
1-Methylnaphthalene	0.5809	0.5914	0.5458 0.5598	0.6431	0.6206	Ave		0.5903			6.2		20.0				

Note: The m1 coefficient is the same as Ave RRF for an Ave curve type.

FORM VI
GC/MS SEMI VOA INITIAL CALIBRATION DATA
INTERNAL STANDARD CURVE EVALUATION

Lab Name: TestAmerica Edison Job No.: 460-85449-1 Analy Batch No.: 260603
 SDG No.: _____
 Instrument ID: CBNAM513 GC Column: Rtxi-5Sil MS ID: 0.25(mm) Heated Purge: (Y/N) N
 Calibration Start Date: 11/05/2014 17:54 Calibration End Date: 11/05/2014 20:42 Calibration ID: 44454

ANALYTE	RRF					CURVE TYPE	COEFFICIENT			#	MIN RRF	%RSD	#	MAX %RSD	R^2 OR COD	#	MIN R^2 OR COD
	LVL 1	LVL 2	LVL 3	LVL 4	LVL 5		B	M1	M2								
	LVL 6	LVL 7	LVL 8														
Hexachlorocyclopentadiene	0.4768	0.5191	0.3035 0.5324	0.4050	0.4518	Qua	-0.189	0.4855	0.0023450		0.0500			1.0000		0.9900	
1,2,4,5-Tetrachlorobenzene	0.7116	0.7277	0.5759 0.7126	0.6808	0.6966	Ave		0.6842			0.0100	8.1	20.0				
2-tertbutyl-4-methylphenol	0.3925	0.3679	0.3288 0.3621	0.3934	0.3844	Ave		0.3715				6.6	20.0				
2,4,6-Trichlorophenol	0.3824	0.3974	0.3210 0.3908	0.3825	0.3729	Ave		0.3745			0.2000	7.3	20.0				
2,4,5-Trichlorophenol	0.3984	0.4139	0.2806 0.4084	0.3751	0.3383	Ave		0.3691			0.2000	14.0	20.0				
Diphenyl	1.6717	1.6807	1.4183 1.6238	1.6744	1.6612	Ave		1.6217			0.0100	6.3	20.0				
2-Chloronaphthalene	1.2933	1.3131	1.1026 1.2746	1.3159	1.3075	Ave		1.2678			0.8000	6.5	20.0				
Phenyl ether	0.8626	0.8570	0.7145 0.8437	0.8280	0.8920	Ave		0.8330				7.4	20.0				
2-Nitroaniline	0.3203	0.3787	0.3125 0.2909	0.3891	0.3907	Ave		0.3470			0.0100	13.0	20.0				
1,3-Dimethylnaphthalene	1.0064	0.9849	0.8239 0.9795	0.9751	1.0442	Ave		0.9690				7.8	20.0				
Dimethyl phthalate	1.0909	1.0680	0.9613 1.0562	1.2047	1.1325	Ave		1.0856			0.0100	7.5	20.0				
Coumarin	0.1541	0.1421	0.1475 0.1419	0.1709	0.1737	Ave		0.1550				9.1	20.0				
2,6-Dinitrotoluene	0.2698	0.2269 0.2686	0.2288 0.2675	0.2886	0.2781	Ave		0.2612			0.2000	9.2	20.0				
Acenaphthylene	1.8759	1.9027	1.6228 1.8224	1.9641	1.9626	Ave		1.8584			0.9000	6.9	20.0				
3-Nitroaniline	0.2847	0.2732	0.2334 0.2804	0.3016	0.2809	Ave		0.2757			0.0100	8.3	20.0				
Acenaphthene	1.1288	1.1327	0.9882 1.0951	1.1840	1.1561	Ave		1.1142			0.9000	6.1	20.0				
3,5-di-tert-butyl-4-hydroxytol	1.0412	1.0034	0.8861 0.9637	0.9915	1.0695	Ave		0.9926				6.5	20.0				
2,4-Dinitrophenol	0.1482	0.1493	0.0710 0.1593	0.1132	0.1359	Lin2	-0.175	0.1581			0.0100			1.0000		0.9900	
4-Nitrophenol	0.1301	0.0994	0.0888 0.0970	0.1043	0.1029	Ave		0.1037			0.0100	14.0	20.0				
Dibenzofuran	1.5613	1.5552	1.3829 1.4940	1.6521	1.6137	Ave		1.5432			0.8000	6.2	20.0				

Note: The m1 coefficient is the same as Ave RRF for an Ave curve type.

FORM VI
GC/MS SEMI VOA INITIAL CALIBRATION DATA
INTERNAL STANDARD CURVE EVALUATION

Lab Name: TestAmerica Edison Job No.: 460-85449-1 Analy Batch No.: 260603

SDG No.: _____

Instrument ID: CBNAM513 GC Column: Rtxi-5Sil MS ID: 0.25(mm) Heated Purge: (Y/N) N

Calibration Start Date: 11/05/2014 17:54 Calibration End Date: 11/05/2014 20:42 Calibration ID: 44454

ANALYTE	RRF					CURVE TYPE	COEFFICIENT			#	MIN RRF	%RSD	#	MAX %RSD	R^2 OR COD	#	MIN R^2 OR COD
	LVL 1	LVL 2	LVL 3	LVL 4	LVL 5		B	M1	M2								
	LVL 6	LVL 7	LVL 8														
2,4-Dinitrotoluene	0.3216	0.2425 0.3070	0.2649 0.3041	0.3483	0.3306	Lin2	-0.016	0.3184		0.2000				0.9930		0.9900	
2,3,4,6-Tetrachlorophenol	0.2733	0.2561	0.2197 0.2607	0.2719	0.2632	Ave		0.2575		0.0100	7.6		20.0				
Diethyl phthalate	0.9791	0.9368	0.8836 0.9415	1.0678	1.0092	Ave		0.9697		0.0100	6.6		20.0				
Fluorene	1.1427	1.1248	1.0102 1.1002	1.2338	1.1785	Ave		1.1317		0.9000	6.7		20.0				
4-Chlorophenyl phenyl ether	0.5741	0.5773	0.5000 0.5582	0.6053	0.5902	Ave		0.5675		0.4000	6.5		20.0				
4-Nitroaniline	0.2106	0.1947	0.1678 0.1957	0.2236	0.2118	Ave		0.2007		0.0100	9.7		20.0				
4,6-Dinitro-2-methylphenol	0.1472	0.1528	0.0919 0.1540	0.1284	0.1398	Lin2	-0.126	0.1561		0.0100				1.0000		0.9900	
N-Nitrosodiphenylamine	0.5851	0.6251	0.5132 0.6092	0.5549	0.6385	Ave		0.5877		0.0100	8.0		20.0				
1,2-Diphenylhydrazine	0.9252	1.0164	0.7649 0.9599	0.9179	0.9354	Ave		0.9199			9.1		20.0				
4-Bromophenyl phenyl ether	0.2704	0.2952	0.2214 0.2819	0.2641	0.2689	Ave		0.2670		0.1000	9.4		20.0				
Hexachlorobenzene	0.2689	0.3009 0.3037	0.2536 0.3155	0.3103	0.3077	Ave		0.2988		0.1000	8.4		20.0				
Atrazine	0.1780	0.1668	0.1350 0.1562	0.1725	0.1910	Ave		0.1666		0.0100	12.0		20.0				
Pentachlorophenol	0.1379	0.1424	0.0933 0.1209	0.1202	0.1167	Lin2	-0.081	0.1350		0.0500				0.9930		0.9900	
Pentachloronitrobenzene	0.0930	0.0917	0.0716 0.0886	0.0848	0.0936	Ave		0.0872		0.0100	9.5		20.0				
n-Octadecane	0.6151	0.6888	0.4351 0.6425	0.5353	0.5658	Ave		0.5804			15.0		20.0				
Phenanthrene	1.1324	1.1548	0.9682 1.1106	1.1649	1.1586	Ave		1.1149		0.7000	6.7		20.0				
Anthracene	1.1539	1.1571	0.9793 1.1205	1.1806	1.1706	Ave		1.1270		0.7000	6.7		20.0				
Carbazole	0.9115	0.8549	0.7506 0.8112	0.9738	0.9200	Ave		0.8703		0.0100	9.3		20.0				
Di-n-butyl phthalate	1.0261	0.9835	0.7722 0.9729	1.0303	1.0009	Ave		0.9643		0.0100	10.0		20.0				
Fluoranthene	0.9139	0.8556	0.7260 0.8340	0.9507	0.9073	Ave		0.8646		0.6000	9.2		20.0				

Note: The m1 coefficient is the same as Ave RRF for an Ave curve type.

FORM VI
GC/MS SEMI VOA INITIAL CALIBRATION DATA
INTERNAL STANDARD CURVE EVALUATION

Lab Name: TestAmerica Edison Job No.: 460-85449-1 Analy Batch No.: 260603

SDG No.: _____

Instrument ID: CBNAM513 GC Column: Rtxi-5Sil MS ID: 0.25(mm) Heated Purge: (Y/N) N

Calibration Start Date: 11/05/2014 17:54 Calibration End Date: 11/05/2014 20:42 Calibration ID: 44454

ANALYTE	RRF					CURVE TYPE	COEFFICIENT			#	MIN RRF	%RSD	#	MAX %RSD	R^2 OR COD	#	MIN R^2 OR COD
	LVL 1	LVL 2	LVL 3	LVL 4	LVL 5		B	M1	M2								
	LVL 6	LVL 7	LVL 8														
Benzidine	0.1677	0.1645	0.1394 0.1780	0.2010	0.2143	Ave		0.1775			15.0		20.0				
Pyrene	1.7484	1.6537	1.6208 1.3933	1.8133	1.9377	Ave		1.6945		0.6000	11.0		20.0				
Butyl benzyl phthalate	0.5249	0.5278	0.4130 0.4937	0.5129	0.5226	Ave		0.4992		0.0100	8.8		20.0				
2,3,7,8-TCDD	0.1369					Ave		0.1369					20.0				
Carbamazepine	0.3089	0.3484	0.1530 0.3789	0.1784	0.2597	Lin2	-0.223	0.3439		0.0100				0.9810	*	0.9900	
3,3'-Dichlorobenzidine	0.3331	0.3680	0.2295 0.3601	0.2880	0.3352	Lin2	-0.137	0.3636		0.0100				0.9990		0.9900	
Benzo[a]anthracene	1.2311 1.1059	0.9926 1.1344	0.9438 1.0727	1.1209	1.1011	Ave		1.0878		0.8000	8.1		20.0				
Chrysene	1.0556	1.0309	0.8582 1.0017	1.0312	1.0493	Ave		1.0045		0.7000	7.4		20.0				
Bis(2-ethylhexyl) phthalate	0.6300	0.6425	0.4526 0.6366	0.5475	0.6007	Lin2	-0.198	0.6494		0.0100				1.0000		0.9900	
Di-n-octyl phthalate	1.1485	1.0263	0.8327 1.0424	1.0646	1.0167	Ave		1.0218		0.0100	10.0		20.0				
Benzo[b]fluoranthene	0.8982 1.2170	0.8645 1.0764	0.9075 1.0854	1.1162	1.0580	Ave		1.0279		0.7000	12.0		20.0				
Benzo[k]fluoranthene	1.0011 1.2193	1.1234 1.1559	1.0319 1.1480	1.2218	1.2006	Ave		1.1377		0.7000	7.3		20.0				
Benzo[a]pyrene	0.9063 1.1538	0.9008 1.0811	0.8797 1.0890	1.0544	1.0265	Ave		1.0115		0.7000	10.0		20.0				
Indeno[1,2,3-cd]pyrene	1.0292 1.1936	0.9077 1.2238	0.9149 1.2255	0.9810	1.0204	Ave		1.0620		0.5000	13.0		20.0				
Dibenz(a,h)anthracene	1.0657 1.2156	0.9848 1.2225	0.9595 1.2493	0.9518	1.0662	Ave		1.0894		0.4000	11.0		20.0				
Benzo[g,h,i]perylene	1.3004	1.3035	0.9837 1.3136	1.1015	1.1831	Ave		1.1976		0.5000	11.0		20.0				
2-Fluorophenol	1.3403	1.3750	1.0516 1.5107	1.2582	1.2245	Ave		1.2934			12.0		20.0				
Phenol-d5	1.4936	1.5525	1.3278 1.6153	1.5075	1.4664	Ave		1.4939			6.5		20.0				
Nitrobenzene-d5	0.3372 0.3710	0.3483 0.3934	0.3175 0.4251	0.3599	0.3614	Ave		0.3642			9.2		20.0				
2-Fluorobiphenyl	1.4901 1.5173	1.4947 1.5680	1.2410 1.6916	1.4715	1.4542	Ave		1.4910			8.4		20.0				

Note: The m1 coefficient is the same as Ave RRF for an Ave curve type.

FORM VI
GC/MS SEMI VOA INITIAL CALIBRATION DATA
INTERNAL STANDARD CURVE EVALUATION

Lab Name: TestAmerica Edison Job No.: 460-85449-1 Analy Batch No.: 260603

SDG No.: _____

Instrument ID: CBNAMS13 GC Column: Rtxi-5Sil MS ID: 0.25(mm) Heated Purge: (Y/N) N

Calibration Start Date: 11/05/2014 17:54 Calibration End Date: 11/05/2014 20:42 Calibration ID: 44454

ANALYTE	RRF					CURVE TYPE	COEFFICIENT			#	MIN RRF	%RSD	#	MAX %RSD	R ² OR COD	#	MIN R ² OR COD
	LVL 1	LVL 2	LVL 3	LVL 4	LVL 5		B	M1	M2								
	LVL 6	LVL 7	LVL 8														
2,4,6-Tribromophenol			0.1403	0.1741	0.1669	Ave		0.1714			11.0		20.0				
	0.1768	0.1716	0.1986														
Terphenyl-d14	1.1087	1.1375	1.0174	1.1227	1.1969	Ave		1.1151			4.7		20.0				
	1.1382	1.1262	1.0728														

Note: The m1 coefficient is the same as Ave RRF for an Ave curve type.

FORM VI
GC/MS SEMI VOA INITIAL CALIBRATION DATA
INTERNAL STANDARD RESPONSE AND CONCENTRATION

Lab Name: TestAmerica Edison Job No.: 460-85449-1 Analy Batch No.: 260603

SDG No.: _____

Instrument ID: CBNAM513 GC Column: Rtxi-5Sil MS ID: 0.25 (mm) Heated Purge: (Y/N) N

Calibration Start Date: 11/05/2014 17:54 Calibration End Date: 11/05/2014 20:42 Calibration ID: 44454

Calibration Files:

LEVEL:	LAB SAMPLE ID:	LAB FILE ID:
Level 1	STD01 460-260603/9	C11080.D
Level 2	STD02 460-260603/8	C11079.D
Level 3	STD1 460-260603/7	C11078.D
Level 4	STD2 460-260603/6	C11077.D
Level 5	STD4 460-260603/5	C11076.D
Level 6	ICIS 460-260603/2	C11073.D
Level 7	STD16 460-260603/4	C11075.D
Level 8	STD24 460-260603/3	C11074.D

ANALYTE	IS REF	CURVE TYPE	RESPONSE					CONCENTRATION (UG/ML)				
			LVL 1 LVL 6	LVL 2 LVL 7	LVL 3 LVL 8	LVL 4	LVL 5	LVL 6	LVL 2 LVL 7	LVL 3 LVL 8	LVL 4	LVL 5
1,4-Dioxane	DCB	Ave	653755	997220	63984 1438628	125837	255760	10.0	16.0	1.00 24.0	2.00	4.00
N-Nitrosodimethylamine	DCB	Ave	851761	1299266	80827 1797500	165806	329311	10.0	16.0	1.00 24.0	2.00	4.00
Pyridine	DCB	Ave	1511611	2385774	140369 3147472	279695	587015	10.0	16.0	1.00 24.0	2.00	4.00
Phenol	DCB	Ave	1914456	2971161	198127 3938967	387374	793009	10.0	16.0	1.00 24.0	2.00	4.00
Aniline	DCB	Ave	2039981	3312541	213570 4324828	416137	880232	10.0	16.0	1.00 24.0	2.00	4.00
Bis(2-chloroethyl)ether	DCB	Ave	12294 1351357	27397 2137973	140447 2983031	269704	558715	0.100 10.0	0.200 16.0	1.00 24.0	2.00	4.00
2-Chlorophenol	DCB	Ave	1580022	2480926	172243 3304468	316212	660052	10.0	16.0	1.00 24.0	2.00	4.00
n-Decane	DCB	Ave	1612687	2463367	157048 3578798	305935	625656	10.0	16.0	1.00 24.0	2.00	4.00
1,3-Dichlorobenzene	DCB	Ave	1804618	2803558	193204 3831637	364395	739779	10.0	16.0	1.00 24.0	2.00	4.00
1,4-Dichlorobenzene	DCB	Ave	1851200	2812549	193204 3807594	368342	752115	10.0	16.0	1.00 24.0	2.00	4.00
Benzyl alcohol	DCB	Ave	496241	778601	47361 751023	112767	198932	10.0	16.0	1.00 24.0	2.00	4.00
1,2-Dichlorobenzene	DCB	Ave	1677446	2605928	179306 3554440	340523	697536	10.0	16.0	1.00 24.0	2.00	4.00
2-Methylphenol	DCB	Ave	1284279	2018019	131312 2632843	258161	535885	10.0	16.0	1.00 24.0	2.00	4.00
2,2'-oxybis[1-chloropropane]	DCB	Ave	1717608	2713773	184139 3648334	340698	710732	10.0	16.0	1.00 24.0	2.00	4.00
Acetophenone	DCB	Ave	1719811	2767129	194049 3500902	367417	745930	10.0	16.0	1.00 24.0	2.00	4.00

FORM VI
GC/MS SEMI VOA INITIAL CALIBRATION DATA
INTERNAL STANDARD RESPONSE AND CONCENTRATION

Lab Name: TestAmerica Edison Job No.: 460-85449-1 Analy Batch No.: 260603

SDG No.: _____

Instrument ID: CBNAM513 GC Column: Rtxi-5Sil MS ID: 0.25 (mm) Heated Purge: (Y/N) N

Calibration Start Date: 11/05/2014 17:54 Calibration End Date: 11/05/2014 20:42 Calibration ID: 44454

ANALYTE	IS REF	CURVE TYPE	RESPONSE					CONCENTRATION (UG/ML)				
			LVL 1 LVL 6	LVL 2 LVL 7	LVL 3 LVL 8	LVL 4	LVL 5	LVL 1 LVL 6	LVL 2 LVL 7	LVL 3 LVL 8	LVL 4	LVL 5
N-Nitrosodi-n-propylamine	DCB	Ave	6595 809910	16195 1305142	92089 1681565	170580	347588	0.100 10.0	0.200 16.0	1.00 24.0	2.00	4.00
3 & 4 Methylphenol	DCB	Ave	142985 1330959	2075777	2651782	262138	563093	10.0	16.0	24.0	2.00	4.00
4-Methylphenol	DCB	Ave	134806 1258224	1988829	2624378	258538	530118	10.0	16.0	24.0	2.00	4.00
Hexachloroethane	DCB	Ave	5675 708176	13051 1118746	73205 1547313	139445	291036	0.100 10.0	0.200 16.0	1.00 24.0	2.00	4.00
Nitrobenzene	NPT	Ave	15460 1817757	36092 2926968	193571 3821064	369124	784070	0.100 10.0	0.200 16.0	1.00 24.0	2.00	4.00
n,n'-Dimethylaniline	DCB	Ave	19597 2149703	45161 3216289	238433 4265715	434420	955551	0.100 10.0	0.200 16.0	1.00 24.0	2.00	4.00
Isophorone	NPT	Ave	232462 1978970	440007 3171391	874617 3996941	440007	874617	10.0	16.0	24.0	2.00	4.00
2-Nitrophenol	NPT	Ave	76438 720006	1489297 1144517	151100	307865	10.0	16.0	24.0	2.00	4.00	
2,4-Dimethylphenol	NPT	Ave	122761 1100670	2234172 1749709	228513	468806	10.0	16.0	24.0	2.00	4.00	
Bis (2-chloroethoxy)methane	NPT	Ave	144412 1317499	2094993	2671825	276064	554861	10.0	16.0	24.0	2.00	4.00
2,4-Dichlorophenol	NPT	Ave	117867 1062301	2137782 1654193	223549	452807	10.0	16.0	24.0	2.00	4.00	
1,2,4-Trichlorobenzene	NPT	Ave	11363 1236858	24810 1947305	136517 2526620	256679	522083	0.100 10.0	0.200 16.0	1.00 24.0	2.00	4.00
Naphthalene	NPT	Ave	436875 3802801	7518970 5963527	831146	1665341	10.0	16.0	24.0	2.00	4.00	
4-Chloroaniline	NPT	Ave	167178 1403864	2279497 2279497	2852775	307559	624429	10.0	16.0	24.0	2.00	4.00
Hexachlorobutadiene	NPT	Ave	13100 708884	1141065	1503668	147611	297983	10.0	0.200 16.0	1.00 24.0	2.00	4.00
Caprolactam	NPT	Ave	19073 211666	345747	431688	42372	94251	10.0	16.0	24.0	2.00	4.00
4-Chloro-3-methylphenol	NPT	Ave	89149 878731	1712809 1351070	187012	354150	10.0	16.0	24.0	2.00	4.00	
2-Methylnaphthalene	NPT	Ave	264909 2272886	3578754	4484570	510484	1019513	10.0	16.0	24.0	2.00	4.00
1-Methylnaphthalene	NPT	Ave	250764 2073979	3288912	4135390	472384	931580	10.0	16.0	24.0	2.00	4.00
Hexachlorocyclopentadiene	ANT	Qua	64640 709664	1185179	1566596	135430	298102	10.0	16.0	24.0	2.00	4.00
1,2,4,5-Tetrachlorobenzene	ANT	Ave	122645 1059247	227673 1661293	459664 2096546	227673	459664	10.0	16.0	24.0	2.00	4.00

FORM VI
GC/MS SEMI VOA INITIAL CALIBRATION DATA
INTERNAL STANDARD RESPONSE AND CONCENTRATION

Lab Name: TestAmerica Edison Job No.: 460-85449-1 Analy Batch No.: 260603

SDG No.: _____

Instrument ID: CBNAMS13 GC Column: Rtxi-5Sil MS ID: 0.25 (mm) Heated Purge: (Y/N) N

Calibration Start Date: 11/05/2014 17:54 Calibration End Date: 11/05/2014 20:42 Calibration ID: 44454

ANALYTE	IS REF	CURVE TYPE	RESPONSE					CONCENTRATION (UG/ML)				
			LVL 1 LVL 6	LVL 2 LVL 7	LVL 3 LVL 8	LVL 4	LVL 5	LVL 6	LVL 2 LVL 7	LVL 3 LVL 8	LVL 4	LVL 5
2-tertbutyl-4-methylphenol	NPT	Ave			151069 2674756	288994	577046			1.00 24.0	2.00	4.00
2,4,6-Trichlorophenol	ANT	Ave	1401408	2045782	68354 1149724	127897	246087	10.0	16.0	1.00 24.0	2.00	4.00
2,4,5-Trichlorophenol	ANT	Ave	569118	907221	59767 1201684	125433	223214	10.0	16.0	1.00 24.0	2.00	4.00
Diphenyl	ANT	Ave	593038	944971	302045 4777610	559923	1096135	10.0	16.0	1.00 24.0	2.00	4.00
2-Chloronaphthalene	ANT	Ave	2488282	3836814	234810 3750389	440027	862777	10.0	16.0	1.00 24.0	2.00	4.00
Phenyl ether	ANT	Ave	1925070	2997732	152158 2482483	276894	588587	10.0	16.0	1.00 24.0	2.00	4.00
2-Nitroaniline	ANT	Ave	1283989	1956358	66550 855961	130110	257777	10.0	16.0	1.00 24.0	2.00	4.00
1,3-Dimethylnaphthalene	ANT	Ave	476799	864539	175455 2881913	326068	689029	10.0	16.0	1.00 24.0	2.00	4.00
Dimethyl phthalate	ANT	Ave	1497959	2248406	204728 3107745	402842	747270	10.0	16.0	1.00 24.0	2.00	4.00
Coumarin	NPT	Ave	1623744	2438268	67773 1048033	125539	260693	10.0	16.0	1.00 24.0	2.00	4.00
2,6-Dinitrotoluene	ANT	Ave	550221	790407	7938 48736	96513	183526	10.0	0.200 16.0	1.00 24.0	2.00	4.00
Acenaphthylene	ANT	Ave	401553	613275	786989 345602	656801	1295047	10.0	16.0	1.00 24.0	2.00	4.00
3-Nitroaniline	ANT	Ave	2792130	4343673	5362073 49701	100841	185384	10.0	16.0	1.00 24.0	2.00	4.00
Acenaphthene	ANT	Ave	423753	623801	824934 210458	395913	762900	10.0	16.0	1.00 24.0	2.00	4.00
3,5-di-tert-butyl-4-hydroxytol	ANT	Ave	1680206	2585934	3222204 188715	331564	705691	10.0	16.0	1.00 24.0	2.00	4.00
2,4-Dinitrophenol	ANT	Lin2	1549832	2290694	2835502 30243	75701	179416	10.0	16.0	2.00 48.0	4.00	8.00
4-Nitrophenol	ANT	Ave	441263	681566	937419 37832	69734	135740	20.0	32.0	2.00 48.0	4.00	8.00
Dibenzofuran	ANT	Ave	387287	453920	570796 294512	552453	1064823	10.0	16.0	1.00 24.0	2.00	4.00
2,4-Dinitrotoluene	ANT	Lin2	2323904	3550479	4395922 56412	116472	218162	10.0	0.200 16.0	1.00 24.0	2.00	4.00
2,3,4,6-Tetrachlorophenol	ANT	Ave	478741	700961	894612 46790	90907	173696	10.0	16.0	1.00 24.0	2.00	4.00
Diethyl phthalate	ANT	Ave	406773	584641	767022 188176	357073	665961	10.0	16.0	1.00 24.0	2.00	4.00
			1457379	2138555	2770180			10.0	16.0	24.0		

FORM VI
GC/MS SEMI VOA INITIAL CALIBRATION DATA
INTERNAL STANDARD RESPONSE AND CONCENTRATION

Lab Name: TestAmerica Edison

Job No.: 460-85449-1

Analy Batch No.: 260603

SDG No.: _____

Instrument ID: CBNAM513

GC Column: Rtxi-5Sil MS ID: 0.25(mm)

Heated Purge: (Y/N) N

Calibration Start Date: 11/05/2014 17:54

Calibration End Date: 11/05/2014 20:42

Calibration ID: 44454

ANALYTE	IS REF	CURVE TYPE	RESPONSE					CONCENTRATION (UG/ML)				
			LVL 1 LVL 6	LVL 2 LVL 7	LVL 3 LVL 8	LVL 4	LVL 5	LVL 6	LVL 2 LVL 7	LVL 3 LVL 8	LVL 4	LVL 5
Fluorene	ANT	Ave	1700918	2567821	215141 3237186	412584	777668	10.0	16.0	1.00 24.0	2.00	4.00
4-Chlorophenyl phenyl ether	ANT	Ave	854519	1318026	106490 1642342	202406	389450	10.0	16.0	1.00 24.0	2.00	4.00
4-Nitroaniline	ANT	Ave	313451	444508	35727 575858	74766	139754	10.0	16.0	1.00 24.0	2.00	4.00
4,6-Dinitro-2-methylphenol	PHN	Lin2	518059	741876	48185 991769	109368	220727	20.0	32.0	2.00 48.0	4.00	8.00
N-Nitrosodiphenylamine	PHN	Ave	1029317	1517068	134557 1961684	236403	504184	10.0	16.0	1.00 24.0	2.00	4.00
1,2-Diphenylhydrazine	PHN	Ave	1627589	2466714	200544 3091187	391041	738678	10.0	16.0	1.00 24.0	2.00	4.00
4-Bromophenyl phenyl ether	PHN	Ave	475698	716405	58047 907756	112512	212381	10.0	16.0	1.00 24.0	2.00	4.00
Hexachlorobenzene	PHN	Ave	4664 534319	13059 800597	66505 1015920	132186	242962	0.100 10.0	0.200 16.0	1.00 24.0	2.00	4.00
Atrazine	PHN	Ave	313088	404895	35399 503065	73483	150818	10.0	16.0	1.00 24.0	2.00	4.00
Pentachlorophenol	PHN	Lin2	485106	691068	48912 778824	102442	184305	20.0	32.0	2.00 48.0	4.00	8.00
Pentachloronitrobenzene	PHN	Ave	163649	222523	18784 285378	36107	73923	10.0	16.0	1.00 24.0	2.00	4.00
n-Octadecane	PHN	Ave	1082100	1671550	114067 2069175	228035	446768	10.0	16.0	1.00 24.0	2.00	4.00
Phenanthrene	PHN	Ave	1992119	2802675	253848 3576555	496248	914913	10.0	16.0	1.00 24.0	2.00	4.00
Anthracene	PHN	Ave	2030049	2808177	256760 3608382	502923	924449	10.0	16.0	1.00 24.0	2.00	4.00
Carbazole	PHN	Ave	1603599	2074746	196811 2612285	414844	726526	10.0	16.0	1.00 24.0	2.00	4.00
Di-n-butyl phthalate	PHN	Ave	1805254	2386913	202454 3133132	438894	790397	10.0	16.0	1.00 24.0	2.00	4.00
Fluoranthene	PHN	Ave	1607844	2076418	190354 2685922	404996	716515	10.0	16.0	1.00 24.0	2.00	4.00
Benzidine	PHN	Ave	295006	399115	36562 573336	85639	169268	10.0	16.0	1.00 24.0	2.00	4.00
Pyrene	CRY	Ave	1567851	1986685	190695 2640394	400899	713799	10.0	16.0	1.00 24.0	2.00	4.00
Butyl benzyl phthalate	CRY	Ave	470738	634087	48590 935659	113404	192520	10.0	16.0	1.00 24.0	2.00	4.00
2,3,7,8-TCDD	CRY	Ave	1228					0.100				

FORM VI
GC/MS SEMI VOA INITIAL CALIBRATION DATA
INTERNAL STANDARD RESPONSE AND CONCENTRATION

Lab Name: TestAmerica Edison

Job No.: 460-85449-1

Analy Batch No.: 260603

SDG No.: _____

Instrument ID: CBNAM513

GC Column: Rtxi-5Sil MS ID: 0.25(mm)

Heated Purge: (Y/N) N

Calibration Start Date: 11/05/2014 17:54

Calibration End Date: 11/05/2014 20:42

Calibration ID: 44454

ANALYTE	IS REF	CURVE TYPE	RESPONSE					CONCENTRATION (UG/ML)				
			LVL 1 LVL 6	LVL 2 LVL 7	LVL 3 LVL 8	LVL 4	LVL 5	LVL 6	LVL 2 LVL 7	LVL 3 LVL 8	LVL 4	LVL 5
Carbamazepine	CRY	Lin2			17999 718022	39446	95677			1.00 24.0	2.00	4.00
3,3'-Dichlorobenzidine	CRY	Lin2	277029	418541	27004 682423	63663	123463			1.00 24.0	2.00	4.00
Benzo[a]anthracene	CRY	Ave	9547 991711	18985 1362898	111043 2032948	247810	405638			0.100 16.0	0.200	1.00 2.00 4.00
Chrysene	CRY	Ave			100975 1898257	227976	386551			1.00 24.0	2.00	4.00
Bis(2-ethylhexyl) phthalate	CRY	Lin2	564919	771853	53256 1206383	121038	221267			1.00 24.0	2.00	4.00
Di-n-octyl phthalate	PRY	Ave			61889 2056850	161836	277339			1.00 24.0	2.00	4.00
Benzo[b]fluoranthene	PRY	Ave	824064	1239035	5856 11049 873225	67454 2141799	169682	288594		0.100 16.0	0.200	1.00 2.00 4.00
Benzo[k]fluoranthene	PRY	Ave	6527 874878	14358 1395473	76699 2265269	185736	327495			0.100 16.0	0.200	1.00 2.00 4.00
Benzo[a]pyrene	PRY	Ave	5909 827902	11513 1305153	65382 2148967	160290	280016			0.100 16.0	0.200	1.00 2.00 4.00
Indeno[1,2,3-cd]pyrene	PRY	Ave	6710 856484	11602 1477411	68004 2418182	149134	278340			0.100 16.0	0.200	1.00 2.00 4.00
Dibenz(a,h)anthracene	PRY	Ave	6948 872248	12587 1475893	71318 2465175	144697	290831			0.100 16.0	0.200	1.00 2.00 4.00
Benzo[g,h,i]perylene	PRY	Ave			73115 2592058	167452	322722			1.00 24.0	2.00	4.00
2-Fluorophenol	DCB	Ave	933119	1573666	145134 3728287	272936	568405			1.00 24.0	2.00	4.00
Phenol-d5	DCB	Ave	1544438	2400797	183253 3986514	327016	680683			1.00 24.0	2.00	4.00
Nitrobenzene-d5	NPT	Ave	1721123	2710703	11204 26624 1324547	145875 3140543	264357	542550		0.100 16.0	0.200	1.00 2.00 4.00
2-Fluorobiphenyl	ANT	Ave	21983 2258457	52299 3579686	264288 4977099	492062	959559			0.100 16.0	0.200	1.00 2.00 4.00
2,4,6-Tribromophenol	ANT	Ave			29885 584303	58214	110157			1.00 24.0	2.00	4.00
Terphenyl-d14	CRY	Ave	263111	391734	8598 119703 1020664	119703 2033046	248215	440931		0.100 16.0	0.200	1.00 2.00 4.00

Curve Type Legend:

Ave = Average ISTD
Lin2 = Linear 1/conc^2 ISTD
Qua = Quadratic ISTD

FORM VI
GC/MS SEMI VOA INITIAL CALIBRATION DATA
INTERNAL STANDARD CURVE EVALUATION

Lab Name: TestAmerica Edison Job No.: 460-85449-1 Analy Batch No.: 260603

SDG No.: _____

Instrument ID: CBNAMS13 GC Column: Rtxi-5Sil MS ID: 0.25(mm) Heated Purge: (Y/N) N

Calibration Start Date: 11/05/2014 21:06 Calibration End Date: 11/05/2014 23:04 Calibration ID: 44459

Calibration Files:

LEVEL:	LAB SAMPLE ID:	LAB FILE ID:
Level 1	STD1 460-260603/15	C11086.D
Level 2	STD2 460-260603/14	C11085.D
Level 3	STD4 460-260603/13	C11084.D
Level 4	STD10 460-260603/10	C11081.D
Level 5	STD16 460-260603/12	C11083.D
Level 6	STD24 460-260603/11	C11082.D

ANALYTE	RRF					CURVE TYPE	COEFFICIENT			#	MIN RRF	%RSD	#	MAX %RSD	R^2 OR COD	#	MIN R^2 OR COD
	LVL 1	LVL 2	LVL 3	LVL 4	LVL 5		B	M1	M2								
	LVL 6																
Benzaldehyde	0.9504 1.0506	0.9753	1.0373	1.0607	1.0081	Ave		1.0137			0.0100	4.3		20.0			
Benzoic acid	0.0284 0.1706	0.0549	0.0992	0.1497	0.1607	Qua	-0.186	0.1574	0.0008898					0.9990		0.9900	

Note: The m1 coefficient is the same as Ave RRF for an Ave curve type.

FORM VI
GC/MS SEMI VOA INITIAL CALIBRATION DATA
INTERNAL STANDARD RESPONSE AND CONCENTRATION

Lab Name: TestAmerica Edison Job No.: 460-85449-1 Analy Batch No.: 260603

SDG No.: _____

Instrument ID: CBNAMS13 GC Column: Rtxi-5Sil MS ID: 0.25(mm) Heated Purge: (Y/N) N

Calibration Start Date: 11/05/2014 21:06 Calibration End Date: 11/05/2014 23:04 Calibration ID: 44459

Calibration Files:

LEVEL:	LAB SAMPLE ID:	LAB FILE ID:
Level 1	STD1 460-260603/15	C11086.D
Level 2	STD2 460-260603/14	C11085.D
Level 3	STD4 460-260603/13	C11084.D
Level 4	STD10 460-260603/10	C11081.D
Level 5	STD16 460-260603/12	C11083.D
Level 6	STD24 460-260603/11	C11082.D

ANALYTE	IS REF	CURVE TYPE	RESPONSE					CONCENTRATION (UG/ML)				
			LVL 1	LVL 2	LVL 3	LVL 4	LVL 5	LVL 1	LVL 2	LVL 3	LVL 4	LVL 5
			LVL 6					LVL 6				
Benzaldehyde	DCB	Ave	95415 2620343	186017	374528	850693	1596938	1.00 24.0	2.00	4.00	10.0	16.0
Benzoic acid	NPT	Qua	9669 1411086	35104	119175	397568	847742	1.00 24.0	2.00	4.00	10.0	16.0

Curve Type Legend:

Ave = Average ISTD
Qua = Quadratic ISTD

FORM VII
GC/MS SEMI VOA CONTINUING CALIBRATION DATA

Lab Name: TestAmerica Edison Job No.: 460-85449-1
 SDG No.: _____
 Lab Sample ID: CCVIS 460-259875/2 Calibration Date: 11/02/2014 20:28
 Instrument ID: CBNAMS12 Calib Start Date: 10/12/2014 15:50
 GC Column: Rtxi-5Sil MS ID: 0.25 (mm) Calib End Date: 10/12/2014 19:10
 Lab File ID: L118319.D Conc. Units: ug/L

ANALYTE	CURVE TYPE	AVE RRF	RRF	MIN RRF	CALC AMOUNT	SPIKE AMOUNT	%D	MAX %D
1,4-Dioxane	Ave	0.5583	0.5138	0.0100	46000	50000	-8.0	20.0
N-Nitrosodimethylamine	Ave	0.8203	0.8037		49000	50000	-2.0	20.0
Pyridine	Ave	1.440	1.353		47000	50000	-6.1	20.0
Phenol	Ave	1.699	1.770	0.8000	52100	50000	4.2	20.0
Aniline	Ave	2.071	2.064		49800	50000	-0.4	20.0
Bis(2-chloroethyl)ether	Ave	1.361	1.313	0.7000	48300	50000	-3.5	20.0
2-Chlorophenol	Ave	1.417	1.409	0.8000	49700	50000	-0.5	20.0
n-Decane	Ave	1.197	1.509	0.0100	63000	50000	26.0*	20.0
1,3-Dichlorobenzene	Ave	1.569	1.521		48500	50000	-3.1	20.0
1,4-Dichlorobenzene	Ave	1.553	1.525		49100	50000	-1.8	20.0
Benzyl alcohol	Ave	0.8834	0.8861	0.0100	50200	50000	0.3	20.0
1,2-Dichlorobenzene	Ave	1.484	1.437		48400	50000	-3.2	20.0
2-Methylphenol	Ave	1.220	1.191	0.7000	48800	50000	-2.3	20.0
2,2'-oxybis[1-chloropropane]	Ave	1.486	1.834	0.0100	61700	50000	23.4*	20.0
Acetophenone	Ave	1.730	1.604	0.0100	46400	50000	-7.3	20.0
N-Nitrosodi-n-propylamine	Ave	0.9637	0.9339	0.5000	48500	50000	-3.1	20.0
3 & 4 Methylphenol	Ave	1.307	1.234		47200	50000	-5.6	20.0
4-Methylphenol	Ave	1.307	1.234	0.6000	47200	50000	-5.6	20.0
Hexachloroethane	Ave	0.6407	0.6193	0.3000	48300	50000	-3.3	20.0
n,n'-Dimethylaniline	Ave	2.038	1.974	0.0100	48400	50000	-3.1	20.0
Nitrobenzene	Ave	0.5379	0.5255	0.2000	48800	50000	-2.3	20.0
Isophorone	Ave	0.6582	0.6570	0.4000	49900	50000	-0.2	20.0
2-Nitrophenol	Ave	0.1959	0.2042	0.1000	52100	50000	4.3	20.0
2,4-Dimethylphenol	Ave	0.3077	0.3034	0.2000	49300	50000	-1.4	20.0
Bis(2-chloroethoxy)methane	Ave	0.4155	0.4067	0.3000	48900	50000	-2.1	20.0
2,4-Dichlorophenol	Ave	0.2917	0.2851	0.2000	48900	50000	-2.2	20.0
1,2,4-Trichlorobenzene	Ave	0.3343	0.3170		47400	50000	-5.2	20.0
Naphthalene	Ave	1.025	1.009	0.7000	49200	50000	-1.6	20.0
4-Chloroaniline	Ave	0.4396	0.4265	0.0100	48500	50000	-3.0	20.0
Hexachlorobutadiene	Ave	0.1942	0.1874	0.0100	48200	50000	-3.5	20.0
Caprolactam	Ave	0.0923	0.0879	0.0100	47600	50000	-4.7	20.0
4-Chloro-3-methylphenol	Ave	0.2918	0.2861		49000	50000	-2.0	20.0
2-Methylnaphthalene	Ave	0.6675	0.6429	0.4000	48200	50000	-3.7	20.0
1-Methylnaphthalene	Ave	0.6242	0.6029	0.0100	48300	50000	-3.4	20.0
Hexachlorocyclopentadiene	Ave	0.3957	0.3631	0.0500	45900	50000	-8.2	20.0
1,2,4,5-Tetrachlorobenzene	Ave	0.5560	0.5611	0.0100	50500	50000	0.9	20.0
2-tertbutyl-4-methylphenol	Ave	0.4490	0.4364	0.0100	48600	50000	-2.8	20.0
2,4,6-Trichlorophenol	Ave	0.3748	0.3812	0.2000	50900	50000	1.7	20.0
2,4,5-Trichlorophenol	Ave	0.3990	0.3990	0.2000	50000	50000	0.0	20.0
Diphenyl	Ave	1.470	1.450	0.0100	49300	50000	-1.4	20.0
2-Chloronaphthalene	Ave	1.175	1.148	0.8000	48800	50000	-2.4	20.0

FORM VII
GC/MS SEMI VOA CONTINUING CALIBRATION DATA

Lab Name: TestAmerica Edison Job No.: 460-85449-1
 SDG No.: _____
 Lab Sample ID: CCVIS 460-259875/2 Calibration Date: 11/02/2014 20:28
 Instrument ID: CBNAMS12 Calib Start Date: 10/12/2014 15:50
 GC Column: Rtxi-5Sil MS ID: 0.25 (mm) Calib End Date: 10/12/2014 19:10
 Lab File ID: L118319.D Conc. Units: ug/L

ANALYTE	CURVE TYPE	AVE RRF	RRF	MIN RRF	CALC AMOUNT	SPIKE AMOUNT	%D	MAX %D
Phenyl ether	Ave	0.7962	0.8047	0.0100	50500	50000	1.1	20.0
2-Nitroaniline	Ave	0.4285	0.3969	0.0100	46300	50000	-7.4	20.0
1,3-Dimethylnaphthalene	Ave	0.9047	0.9155	0.0100	50600	50000	1.2	20.0
Dimethyl phthalate	Ave	1.265	1.187	0.0100	46900	50000	-6.2	20.0
Coumarin	Ave	0.2333	0.2116	0.0100	45300	50000	-9.3	20.0
2,6-Dinitrotoluene	Ave	0.2825	0.2851	0.2000	50500	50000	0.9	20.0
Acenaphthylene	Ave	1.832	1.808	0.9000	49400	50000	-1.3	20.0
3-Nitroaniline	Ave	0.3349	0.3185	0.0100	47600	50000	-4.9	20.0
3,5-di-tert-butyl-4-hydroxytol	Ave	0.9701	0.8778	0.0100	45200	50000	-9.5	20.0
Acenaphthene	Ave	1.112	0.9445	0.9000	42500	50000	-15.1	20.0
2,4-Dinitrophenol	Lin2		0.1681	0.0100	93100	100000	-6.9	20.0
4-Nitrophenol	Ave	0.2394	0.2160	0.0100	90200	100000	-9.8	20.0
2,4-Dinitrotoluene	Ave	0.3630	0.3356	0.2000	46200	50000	-7.5	20.0
Dibenzofuran	Ave	1.642	1.488	0.8000	45300	50000	-9.4	20.0
2,3,4,6-Tetrachlorophenol	Ave	0.3176	0.3069	0.0100	48300	50000	-3.4	20.0
Diethyl phthalate	Ave	1.273	1.167	0.0100	45800	50000	-8.4	20.0
4-Chlorophenyl phenyl ether	Ave	0.5889	0.5210	0.4000	44200	50000	-11.5	20.0
Fluorene	Ave	1.211	1.091	0.9000	45100	50000	-9.9	20.0
4-Nitroaniline	Ave	0.3294	0.2767	0.0100	42000	50000	-16.0	20.0
4,6-Dinitro-2-methylphenol	Qua		0.1386	0.0100	97100	100000	-2.9	20.0
N-Nitrosodiphenylamine	Ave	0.5383	0.5679	0.0100	52700	50000	5.5	20.0
1,2-Diphenylhydrazine	Ave	0.8601	0.9210	0.0100	53500	50000	7.1	20.0
4-Bromophenyl phenyl ether	Ave	0.2314	0.2469	0.1000	53400	50000	6.7	20.0
Hexachlorobenzene	Ave	0.2838	0.3008	0.1000	53000	50000	6.0	20.0
Atrazine	Ave	0.1913	0.1877	0.0100	49100	50000	-1.9	20.0
Pentachlorophenol	Ave	0.1608	0.1501	0.0500	93300	100000	-6.7	20.0
Pentachloronitrobenzene	Ave	0.0966	0.1005	0.0100	52000	50000	4.1	20.0
n-Octadecane	Ave	0.4690	0.6152	0.0100	65600	50000	31.2*	20.0
Phenanthrene	Ave	1.068	1.043	0.7000	48800	50000	-2.3	20.0
Anthracene	Ave	1.097	1.079	0.7000	49200	50000	-1.7	20.0
Carbazole	Ave	1.022	0.9473	0.0100	46400	50000	-7.3	20.0
Di-n-butyl phthalate	Ave	1.274	1.168	0.0100	45900	50000	-8.3	20.0
Fluoranthene	Ave	1.141	1.020	0.6000	44700	50000	-10.6	20.0
Benzidine	Ave	0.6003	0.4655		38800	50000	-22.5*	20.0
Pyrene	Ave	1.153	1.280	0.6000	55500	50000	11.0	20.0
Butyl benzyl phthalate	Ave	0.5288	0.5468	0.0100	51700	50000	3.4	20.0
2,3,7,8-TCDD	Ave	0.1695	0.2009	0.0100	593	500	18.5	20.0
Carbamazepine	Ave	0.4508	0.4508	0.0100	50000	50000	0.0	20.0
3,3'-Dichlorobenzidine	Ave	0.4236	0.4464	0.0100	52700	50000	5.4	20.0
Benzo[a]anthracene	Ave	1.114	1.067	0.8000	47900	50000	-4.3	20.0

FORM VII
GC/MS SEMI VOA CONTINUING CALIBRATION DATA

Lab Name: TestAmerica Edison Job No.: 460-85449-1
 SDG No.: _____
 Lab Sample ID: CCVIS 460-259875/2 Calibration Date: 11/02/2014 20:28
 Instrument ID: CBNAMS12 Calib Start Date: 10/12/2014 15:50
 GC Column: Rtxi-5Sil MS ID: 0.25 (mm) Calib End Date: 10/12/2014 19:10
 Lab File ID: L118319.D Conc. Units: ug/L

ANALYTE	CURVE TYPE	AVE RRF	RRF	MIN RRF	CALC AMOUNT	SPIKE AMOUNT	%D	MAX %D
Chrysene	Ave	1.032	0.9698	0.7000	47000	50000	-6.0	20.0
Bis(2-ethylhexyl) phthalate	Ave	0.7253	0.7028	0.0100	48400	50000	-3.1	20.0
Di-n-octyl phthalate	Ave	1.177	1.257	0.0100	53400	50000	6.8	20.0
Benzo[b]fluoranthene	Ave	1.076	1.101	0.7000	51100	50000	2.3	20.0
Benzo[k]fluoranthene	Ave	1.126	1.176	0.7000	52200	50000	4.5	20.0
Benzo[a]pyrene	Ave	1.048	1.092	0.7000	52100	50000	4.1	20.0
Indeno[1,2,3-cd]pyrene	Ave	1.188	1.312	0.5000	55200	50000	10.4	20.0
Dibenz(a,h)anthracene	Ave	1.177	1.275	0.4000	54200	50000	8.3	20.0
Benzo[g,h,i]perylene	Ave	1.286	1.307	0.5000	50800	50000	1.7	20.0
2-Fluorophenol	Ave	1.372	1.394	0.0100	50800	50000	1.6	20.0
Phenol-d5	Ave	1.653	1.762	0.0100	53300	50000	6.5	20.0
Nitrobenzene-d5	Ave	0.3929	0.4358	0.0100	55500	50000	10.9	20.0
2-Fluorobiphenyl	Ave	1.420	1.441	0.0100	50700	50000	1.5	20.0
2,4,6-Tribromophenol	Ave	0.2384	0.2778	0.0100	58300	50000	16.5	20.0
Terphenyl-d14	Ave	0.9031	1.033	0.0100	57200	50000	14.3	20.0

FORM VII
GC/MS SEMI VOA CONTINUING CALIBRATION DATA

Lab Name: TestAmerica Edison Job No.: 460-85449-1
 SDG No.: _____
 Lab Sample ID: CCV 460-259875/3 Calibration Date: 11/02/2014 20:55
 Instrument ID: CBNAMS12 Calib Start Date: 10/12/2014 19:35
 GC Column: Rtxi-5Sil MS ID: 0.25 (mm) Calib End Date: 10/12/2014 21:39
 Lab File ID: L118320.D Conc. Units: ug/L

ANALYTE	CURVE TYPE	AVE RRF	RRF	MIN RRF	CALC AMOUNT	SPIKE AMOUNT	%D	MAX %D
Benzaldehyde	Ave	1.196	1.185	0.0100	49500	50000	-0.9	20.0
Benzoic acid	Lin2		0.1588		44800	50000	-10.5	20.0

FORM VII
GC/MS SEMI VOA CONTINUING CALIBRATION DATA

Lab Name: TestAmerica Edison Job No.: 460-85449-1
 SDG No.: _____
 Lab Sample ID: CCVIS 460-259937/2 Calibration Date: 11/03/2014 08:16
 Instrument ID: CBNAMS12 Calib Start Date: 10/12/2014 15:50
 GC Column: Rtxi-5Sil MS ID: 0.25 (mm) Calib End Date: 10/12/2014 19:10
 Lab File ID: L118347.D Conc. Units: ug/L

ANALYTE	CURVE TYPE	AVE RRF	RRF	MIN RRF	CALC AMOUNT	SPIKE AMOUNT	%D	MAX %D
1,4-Dioxane	Ave	0.5583	0.5073	0.0100	45400	50000	-9.1	20.0
N-Nitrosodimethylamine	Ave	0.8203	0.7924		48300	50000	-3.4	20.0
Pyridine	Ave	1.440	1.324		46000	50000	-8.1	20.0
Phenol	Ave	1.699	1.759	0.8000	51800	50000	3.5	20.0
Aniline	Ave	2.071	2.042		49300	50000	-1.4	20.0
Bis(2-chloroethyl)ether	Ave	1.361	1.299	0.7000	47700	50000	-4.6	20.0
2-Chlorophenol	Ave	1.417	1.408	0.8000	49700	50000	-0.6	20.0
n-Decane	Ave	1.197	1.496	0.0100	62500	50000	24.9*	20.0
1,3-Dichlorobenzene	Ave	1.569	1.531		48800	50000	-2.4	20.0
1,4-Dichlorobenzene	Ave	1.553	1.526		49100	50000	-1.7	20.0
Benzyl alcohol	Ave	0.8834	0.8721	0.0100	49400	50000	-1.3	20.0
1,2-Dichlorobenzene	Ave	1.484	1.436		48400	50000	-3.2	20.0
2-Methylphenol	Ave	1.220	1.180	0.7000	48400	50000	-3.3	20.0
2,2'-oxybis[1-chloropropane]	Ave	1.486	1.765	0.0100	59400	50000	18.8	20.0
Acetophenone	Ave	1.730	1.597	0.0100	46200	50000	-7.7	20.0
N-Nitrosodi-n-propylamine	Ave	0.9637	0.9180	0.5000	47600	50000	-4.7	20.0
3 & 4 Methylphenol	Ave	1.307	1.213		46400	50000	-7.2	20.0
4-Methylphenol	Ave	1.307	1.213	0.6000	46400	50000	-7.2	20.0
Hexachloroethane	Ave	0.6407	0.6234	0.3000	48600	50000	-2.7	20.0
Nitrobenzene	Ave	0.5379	0.5320	0.2000	49500	50000	-1.1	20.0
n,n'-Dimethylaniline	Ave	2.038	1.938	0.0100	47500	50000	-4.9	20.0
Isophorone	Ave	0.6582	0.6484	0.4000	49300	50000	-1.5	20.0
2-Nitrophenol	Ave	0.1959	0.2031	0.1000	51800	50000	3.7	20.0
2,4-Dimethylphenol	Ave	0.3077	0.3045	0.2000	49500	50000	-1.0	20.0
Bis(2-chloroethoxy)methane	Ave	0.4155	0.4066	0.3000	48900	50000	-2.2	20.0
2,4-Dichlorophenol	Ave	0.2917	0.2847	0.2000	48800	50000	-2.4	20.0
1,2,4-Trichlorobenzene	Ave	0.3343	0.3216		48100	50000	-3.8	20.0
Naphthalene	Ave	1.025	1.010	0.7000	49300	50000	-1.5	20.0
4-Chloroaniline	Ave	0.4396	0.4283	0.0100	48700	50000	-2.6	20.0
Hexachlorobutadiene	Ave	0.1942	0.1929	0.0100	49700	50000	-0.7	20.0
Caprolactam	Ave	0.0923	0.0906	0.0100	49100	50000	-1.9	20.0
4-Chloro-3-methylphenol	Ave	0.2918	0.2859		49000	50000	-2.0	20.0
2-Methylnaphthalene	Ave	0.6675	0.6382	0.4000	47800	50000	-4.4	20.0
1-Methylnaphthalene	Ave	0.6242	0.6018	0.0100	48200	50000	-3.6	20.0
Hexachlorocyclopentadiene	Ave	0.3957	0.3474	0.0500	43900	50000	-12.2	20.0
1,2,4,5-Tetrachlorobenzene	Ave	0.5560	0.5701	0.0100	51300	50000	2.5	20.0
2-tertbutyl-4-methylphenol	Ave	0.4490	0.4409	0.0100	49100	50000	-1.8	20.0
2,4,6-Trichlorophenol	Ave	0.3748	0.3822	0.2000	51000	50000	2.0	20.0
2,4,5-Trichlorophenol	Ave	0.3990	0.4054	0.2000	50800	50000	1.6	20.0
Diphenyl	Ave	1.470	1.469	0.0100	50000	50000	-0.0	20.0
2-Chloronaphthalene	Ave	1.175	1.163	0.8000	49400	50000	-1.1	20.0

FORM VII
GC/MS SEMI VOA CONTINUING CALIBRATION DATA

Lab Name: TestAmerica Edison Job No.: 460-85449-1
 SDG No.: _____
 Lab Sample ID: CCVIS 460-259937/2 Calibration Date: 11/03/2014 08:16
 Instrument ID: CBNAMS12 Calib Start Date: 10/12/2014 15:50
 GC Column: Rtxi-5Sil MS ID: 0.25 (mm) Calib End Date: 10/12/2014 19:10
 Lab File ID: L118347.D Conc. Units: ug/L

ANALYTE	CURVE TYPE	AVE RRF	RRF	MIN RRF	CALC AMOUNT	SPIKE AMOUNT	%D	MAX %D
Phenyl ether	Ave	0.7962	0.8148	0.0100	51200	50000	2.3	20.0
2-Nitroaniline	Ave	0.4285	0.3982	0.0100	46500	50000	-7.1	20.0
1,3-Dimethylnaphthalene	Ave	0.9047	0.9297	0.0100	51400	50000	2.8	20.0
Dimethyl phthalate	Ave	1.265	1.209	0.0100	47800	50000	-4.4	20.0
Coumarin	Ave	0.2333	0.2125	0.0100	45500	50000	-8.9	20.0
2,6-Dinitrotoluene	Ave	0.2825	0.2869	0.2000	50800	50000	1.5	20.0
Acenaphthylene	Ave	1.832	1.815	0.9000	49600	50000	-0.9	20.0
3-Nitroaniline	Ave	0.3349	0.3197	0.0100	47700	50000	-4.5	20.0
3,5-di-tert-butyl-4-hydroxytol	Ave	0.9701	0.9085	0.0100	46800	50000	-6.3	20.0
Acenaphthene	Ave	1.112	0.9381	0.9000	42200	50000	-15.6	20.0
2,4-Dinitrophenol	Lin2		0.1746	0.0100	96600	100000	-3.4	20.0
4-Nitrophenol	Ave	0.2394	0.2209	0.0100	92200	100000	-7.8	20.0
2,4-Dinitrotoluene	Ave	0.3630	0.3566	0.2000	49100	50000	-1.8	20.0
Dibenzofuran	Ave	1.642	1.531	0.8000	46600	50000	-6.7	20.0
2,3,4,6-Tetrachlorophenol	Ave	0.3176	0.3161	0.0100	49800	50000	-0.5	20.0
Diethyl phthalate	Ave	1.273	1.234	0.0100	48400	50000	-3.1	20.0
4-Chlorophenyl phenyl ether	Ave	0.5889	0.5438	0.4000	46200	50000	-7.7	20.0
Fluorene	Ave	1.211	1.126	0.9000	46500	50000	-7.0	20.0
4-Nitroaniline	Ave	0.3294	0.2914	0.0100	44200	50000	-11.5	20.0
4,6-Dinitro-2-methylphenol	Qua		0.1359	0.0100	95500	100000	-4.5	20.0
N-Nitrosodiphenylamine	Ave	0.5383	0.5549	0.0100	51500	50000	3.1	20.0
1,2-Diphenylhydrazine	Ave	0.8601	0.8929	0.0100	51900	50000	3.8	20.0
4-Bromophenyl phenyl ether	Ave	0.2314	0.2401	0.1000	51900	50000	3.7	20.0
Hexachlorobenzene	Ave	0.2838	0.2970	0.1000	52300	50000	4.7	20.0
Atrazine	Ave	0.1913	0.1927	0.0100	50400	50000	0.7	20.0
Pentachlorophenol	Ave	0.1608	0.1542	0.0500	95900	100000	-4.1	20.0
Pentachloronitrobenzene	Ave	0.0966	0.1017	0.0100	52600	50000	5.3	20.0
n-Octadecane	Ave	0.4690	0.5980	0.0100	63700	50000	27.5*	20.0
Phenanthrene	Ave	1.068	1.046	0.7000	49000	50000	-2.0	20.0
Anthracene	Ave	1.097	1.094	0.7000	49900	50000	-0.3	20.0
Carbazole	Ave	1.022	0.9601	0.0100	47000	50000	-6.0	20.0
Di-n-butyl phthalate	Ave	1.274	1.243	0.0100	48800	50000	-2.4	20.0
Fluoranthene	Ave	1.141	1.061	0.6000	46500	50000	-7.0	20.0
Benzidine	Ave	0.6003	0.4618		38500	50000	-23.1*	20.0
Pyrene	Ave	1.153	1.235	0.6000	53500	50000	7.1	20.0
Butyl benzyl phthalate	Ave	0.5288	0.5702	0.0100	53900	50000	7.8	20.0
2,3,7,8-TCDD	Ave	0.1695	0.1862	0.0100	549	500	9.9	20.0
Carbamazepine	Ave	0.4508	0.4703	0.0100	52200	50000	4.3	20.0
3,3'-Dichlorobenzidine	Ave	0.4236	0.4569	0.0100	53900	50000	7.9	20.0
Benzo[a]anthracene	Ave	1.114	1.071	0.8000	48100	50000	-3.9	20.0

FORM VII
GC/MS SEMI VOA CONTINUING CALIBRATION DATA

Lab Name: TestAmerica Edison Job No.: 460-85449-1
 SDG No.: _____
 Lab Sample ID: CCVIS 460-259937/2 Calibration Date: 11/03/2014 08:16
 Instrument ID: CBNAMS12 Calib Start Date: 10/12/2014 15:50
 GC Column: Rtxi-5Sil MS ID: 0.25 (mm) Calib End Date: 10/12/2014 19:10
 Lab File ID: L118347.D Conc. Units: ug/L

ANALYTE	CURVE TYPE	AVE RRF	RRF	MIN RRF	CALC AMOUNT	SPIKE AMOUNT	%D	MAX %D
Bis(2-ethylhexyl) phthalate	Ave	0.7253	0.7648	0.0100	52700	50000	5.4	20.0
Chrysene	Ave	1.032	0.9915	0.7000	48100	50000	-3.9	20.0
Di-n-octyl phthalate	Ave	1.177	1.393	0.0100	59200	50000	18.4	20.0
Benzo[b]fluoranthene	Ave	1.076	1.128	0.7000	52400	50000	4.8	20.0
Benzo[k]fluoranthene	Ave	1.126	1.181	0.7000	52500	50000	4.9	20.0
Benzo[a]pyrene	Ave	1.048	1.099	0.7000	52400	50000	4.8	20.0
Indeno[1,2,3-cd]pyrene	Ave	1.188	1.525	0.5000	64200	50000	28.3*	20.0
Dibenz(a,h)anthracene	Ave	1.177	1.262	0.4000	53600	50000	7.2	20.0
Benzo[g,h,i]perylene	Ave	1.286	1.303	0.5000	50700	50000	1.3	20.0
2-Fluorophenol	Ave	1.372	1.391	0.0100	50700	50000	1.4	20.0
Phenol-d5	Ave	1.653	1.729	0.0100	52300	50000	4.6	20.0
Nitrobenzene-d5	Ave	0.3929	0.4311	0.0100	54900	50000	9.7	20.0
2-Fluorobiphenyl	Ave	1.420	1.464	0.0100	51500	50000	3.1	20.0
2,4,6-Tribromophenol	Ave	0.2384	0.2895	0.0100	60700	50000	21.4*	20.0
Terphenyl-d14	Ave	0.9031	1.024	0.0100	56700	50000	13.4	20.0

FORM VII
GC/MS SEMI VOA CONTINUING CALIBRATION DATA

Lab Name: TestAmerica Edison Job No.: 460-85449-1
 SDG No.: _____
 Lab Sample ID: CCV 460-259937/3 Calibration Date: 11/03/2014 08:43
 Instrument ID: CBNAMS12 Calib Start Date: 10/12/2014 19:35
 GC Column: Rtxi-5Sil MS ID: 0.25 (mm) Calib End Date: 10/12/2014 21:39
 Lab File ID: L118348.D Conc. Units: ug/L

ANALYTE	CURVE TYPE	AVE RRF	RRF	MIN RRF	CALC AMOUNT	SPIKE AMOUNT	%D	MAX %D
Benzaldehyde	Ave	1.196	1.177	0.0100	49200	50000	-1.6	20.0
Benzoic acid	Lin2		0.1530		43200	50000	-13.5	20.0

FORM VII
GC/MS SEMI VOA CONTINUING CALIBRATION DATA

Lab Name: TestAmerica Edison Job No.: 460-85449-1
 SDG No.: _____
 Lab Sample ID: CCVIS 460-260147/2 Calibration Date: 11/04/2014 01:20
 Instrument ID: CBNAMS13 Calib Start Date: 10/22/2014 13:16
 GC Column: Rtxi-5Sil MS ID: 0.25 (mm) Calib End Date: 10/22/2014 16:16
 Lab File ID: C10985.D Conc. Units: ug/L

ANALYTE	CURVE TYPE	AVE RRF	RRF	MIN RRF	CALC AMOUNT	SPIKE AMOUNT	%D	MAX %D
1,4-Dioxane	Ave	0.5472	0.5889	0.0100	10800	10000	7.6	20.0
N-Nitrosodimethylamine	Ave	0.7863	0.7376		9380	10000	-6.2	20.0
Pyridine	Ave	1.347	1.388		10300	10000	3.0	20.0
Phenol	Ave	1.713	1.663	0.8000	9710	10000	-2.9	20.0
Aniline	Ave	1.854	1.813		9780	10000	-2.2	20.0
Bis(2-chloroethyl)ether	Ave	1.257	1.186	0.7000	9440	10000	-5.6	20.0
2-Chlorophenol	Ave	1.357	1.376	0.8000	10100	10000	1.4	20.0
n-Decane	Ave	1.918	1.351	0.0100	7040	10000	-29.6*	20.0
1,3-Dichlorobenzene	Ave	1.576	1.591		10100	10000	0.9	20.0
1,4-Dichlorobenzene	Ave	1.566	1.578		10100	10000	0.7	20.0
Benzyl alcohol	Qua		0.7335	0.0100	11100	10000	10.6	20.0
1,2-Dichlorobenzene	Ave	1.465	1.467		10000	10000	0.1	20.0
2-Methylphenol	Ave	1.133	1.092	0.7000	9640	10000	-3.6	20.0
2,2'-oxybis[1-chloropropane]	Ave	2.202	1.481	0.0100	6720	10000	-32.8*	20.0
Acetophenone	Ave	1.551	1.513	0.0100	9750	10000	-2.5	20.0
N-Nitrosodi-n-propylamine	Ave	0.8404	0.7003	0.5000	8330	10000	-16.7	20.0
3 & 4 Methylphenol	Ave	1.218	1.118		9180	10000	-8.2	20.0
4-Methylphenol	Ave	1.180	1.118	0.6000	9470	10000	-5.3	20.0
Hexachloroethane	Ave	0.6431	0.6345	0.3000	9870	10000	-1.3	20.0
n,n'-Dimethylaniline	Ave	1.857	1.899	0.0100	10200	10000	2.3	20.0
Nitrobenzene	Ave	0.5489	0.5033	0.2000	9170	10000	-8.3	20.0
Isophorone	Ave	0.6435	0.5448	0.4000	8470	10000	-15.3	20.0
2-Nitrophenol	Ave	0.2043	0.2042	0.1000	10000	10000	-0.0	20.0
2,4-Dimethylphenol	Ave	0.3070	0.3063	0.2000	9980	10000	-0.2	20.0
Bis(2-chloroethoxy)methane	Ave	0.4001	0.3639	0.3000	9090	10000	-9.1	20.0
2,4-Dichlorophenol	Ave	0.3074	0.2912	0.2000	9470	10000	-5.3	20.0
1,2,4-Trichlorobenzene	Ave	0.3600	0.3408		9470	10000	-5.3	20.0
Naphthalene	Ave	1.055	1.050	0.7000	9960	10000	-0.4	20.0
4-Chloroaniline	Ave	0.4076	0.3928	0.0100	9640	10000	-3.6	20.0
Hexachlorobutadiene	Ave	0.2086	0.2006	0.0100	9620	10000	-3.8	20.0
Caprolactam	Ave	0.0572	0.0476	0.0100	8320	10000	-16.8	20.0
4-Chloro-3-methylphenol	Ave	0.2504	0.2262		9040	10000	-9.6	20.0
2-Methylnaphthalene	Ave	0.6643	0.6206	0.4000	9340	10000	-6.6	20.0
1-Methylnaphthalene	Ave	0.6121	0.5696	0.0100	9300	10000	-7.0	20.0
Hexachlorocyclopentadiene	Ave	0.4583	0.5295	0.0500	11600	10000	15.5	20.0
1,2,4,5-Tetrachlorobenzene	Ave	0.6896	0.7318	0.0100	10600	10000	6.1	20.0
2-tertbutyl-4-methylphenol	Ave	0.4016	0.3767	0.0100	9380	10000	-6.2	20.0
2,4,6-Trichlorophenol	Ave	0.4033	0.4253	0.2000	10500	10000	5.4	20.0
2,4,5-Trichlorophenol	Ave	0.3898	0.4050	0.2000	10400	10000	3.9	20.0
1,1'-Biphenyl	Ave	1.576	1.704	0.0100	10800	10000	8.2	20.0
2-Chloronaphthalene	Ave	1.232	1.327	0.8000	10800	10000	7.7	20.0

FORM VII
GC/MS SEMI VOA CONTINUING CALIBRATION DATA

Lab Name: TestAmerica Edison Job No.: 460-85449-1
 SDG No.: _____
 Lab Sample ID: CCVIS 460-260147/2 Calibration Date: 11/04/2014 01:20
 Instrument ID: CBNAMS13 Calib Start Date: 10/22/2014 13:16
 GC Column: Rtxi-5Sil MS ID: 0.25 (mm) Calib End Date: 10/22/2014 16:16
 Lab File ID: C10985.D Conc. Units: ug/L

ANALYTE	CURVE TYPE	AVE RRF	RRF	MIN RRF	CALC AMOUNT	SPIKE AMOUNT	%D	MAX %D
Phenyl ether	Ave	0.8472	0.8926	0.0100	10500	10000	5.4	20.0
2-Nitroaniline	Ave	0.3156	0.3658	0.0100	11600	10000	15.9	20.0
1,3-Dimethylnaphthalene	Ave	0.9728	1.015	0.0100	10400	10000	4.3	20.0
Dimethyl phthalate	Ave	1.106	1.058	0.0100	9570	10000	-4.3	20.0
Coumarin	Ave	0.1619	0.1323	0.0100	8170	10000	-18.3	20.0
2,6-Dinitrotoluene	Ave	0.2596	0.2577	0.2000	9920	10000	-0.8	20.0
Acenaphthylene	Ave	1.852	1.884	0.9000	10200	10000	1.7	20.0
3-Nitroaniline	Ave	0.2688	0.2574	0.0100	9580	10000	-4.2	20.0
Acenaphthene	Ave	1.074	1.123	0.9000	10500	10000	4.6	20.0
3,5-di-tert-butyl-4-hydroxytol	Ave	1.000	1.100	0.0100	11000	10000	10.0	20.0
2,4-Dinitrophenol	Lin2		0.1186	0.0100	15500	20000	-22.7*	20.0
4-Nitrophenol	Lin2		0.1163	0.0100	16400	20000	-18.1	20.0
2,4-Dinitrotoluene	Lin2		0.2839	0.2000	9380	10000	-6.2	20.0
Dibenzofuran	Ave	1.541	1.529	0.8000	9920	10000	-0.8	20.0
2,3,4,6-Tetrachlorophenol	Ave	0.2727	0.2640	0.0100	9680	10000	-3.2	20.0
Diethyl phthalate	Ave	0.9832	0.9007	0.0100	9160	10000	-8.4	20.0
Fluorene	Ave	1.139	1.085	0.9000	9520	10000	-4.8	20.0
4-Chlorophenyl phenyl ether	Ave	0.5688	0.5535	0.4000	9730	10000	-2.7	20.0
4-Nitroaniline	Ave	0.2023	0.1866	0.0100	9230	10000	-7.7	20.0
4,6-Dinitro-2-methylphenol	Lin2		0.1435	0.0100	19100	20000	-4.4	20.0
N-Nitrosodiphenylamine	Ave	0.5800	0.6028	0.0100	10400	10000	3.9	20.0
1,2-Diphenylhydrazine	Ave	0.999	1.012	0.0100	10100	10000	1.3	20.0
4-Bromophenyl phenyl ether	Ave	0.2607	0.2912	0.1000	11200	10000	11.7	20.0
Hexachlorobenzene	Ave	0.2859	0.3265	0.1000	11400	10000	14.2	20.0
Atrazine	Ave	0.1776	0.1789	0.0100	10100	10000	0.7	20.0
Pentachlorophenol	Lin2		0.1601	0.0500	21300	20000	6.5	20.0
Pentachloronitrobenzene	Ave	0.0923	0.0951	0.0100	10300	10000	3.0	20.0
n-Octadecane	Ave	0.6276	0.6362	0.0100	10100	10000	1.4	20.0
Phenanthrene	Ave	1.116	1.134	0.7000	10200	10000	1.5	20.0
Anthracene	Ave	1.112	1.151	0.7000	10300	10000	3.5	20.0
Carbazole	Ave	0.8619	0.8720	0.0100	10100	10000	1.2	20.0
Di-n-butyl phthalate	Ave	0.9781	0.997	0.0100	10200	10000	1.9	20.0
Fluoranthene	Ave	0.8670	0.8597	0.6000	9920	10000	-0.8	20.0
Benzidine	Qua		0.3039		10600	10000	6.3	20.0
Pyrene	Ave	1.607	1.442	0.6000	8970	10000	-10.3	20.0
Butyl benzyl phthalate	Ave	0.5378	0.5379	0.0100	10000	10000	0.0	20.0
2,3,7,8-TCDD	Ave	0.1511	0.1560	0.0100	103	100	3.2	20.0
Carbamazepine	Lin2		0.4949	0.0100	11900	10000	18.6	20.0
3,3'-Dichlorobenzidine	Lin2		0.4459	0.0100	11300	10000	13.2	20.0
Benzo[a]anthracene	Ave	1.104	1.107	0.8000	10000	10000	0.3	20.0

FORM VII
GC/MS SEMI VOA CONTINUING CALIBRATION DATA

Lab Name: TestAmerica Edison Job No.: 460-85449-1
 SDG No.: _____
 Lab Sample ID: CCVIS 460-260147/2 Calibration Date: 11/04/2014 01:20
 Instrument ID: CBNAMS13 Calib Start Date: 10/22/2014 13:16
 GC Column: Rtxi-5Sil MS ID: 0.25 (mm) Calib End Date: 10/22/2014 16:16
 Lab File ID: C10985.D Conc. Units: ug/L

ANALYTE	CURVE TYPE	AVE RRF	RRF	MIN RRF	CALC AMOUNT	SPIKE AMOUNT	%D	MAX %D
Chrysene	Ave	1.017	1.069	0.7000	10500	10000	5.1	20.0
Bis(2-ethylhexyl) phthalate	Lin2		0.7214	0.0100	9450	10000	-5.5	20.0
Di-n-octyl phthalate	Ave	1.298	1.120	0.0100	8630	10000	-13.7	20.0
Benzo[b]fluoranthene	Ave	1.055	1.070	0.7000	10100	10000	1.4	20.0
Benzo[k]fluoranthene	Ave	1.144	1.170	0.7000	10200	10000	2.2	20.0
Benzo[a]pyrene	Ave	1.007	1.107	0.7000	11000	10000	9.9	20.0
Indeno[1,2,3-cd]pyrene	Ave	1.045	1.300	0.5000	12400	10000	24.5*	20.0
Dibenz(a,h)anthracene	Ave	1.076	1.262	0.4000	11700	10000	17.3	20.0
Benzo[g,h,i]perylene	Ave	1.169	1.405	0.5000	12000	10000	20.1*	20.0
2-Fluorophenol (Surr)	Ave	1.284	1.369	0.0100	10700	10000	6.6	20.0
Phenol-d5 (Surr)	Ave	1.523	1.475	0.0100	9680	10000	-3.2	20.0
Nitrobenzene-d5 (Surr)	Ave	0.4070	0.3687	0.0100	9060	10000	-9.4	20.0
2-Fluorobiphenyl	Ave	1.528	1.591	0.0100	10400	10000	4.1	20.0
2,4,6-Tribromophenol (Surr)	Ave	0.1771	0.1684	0.0100	9500	10000	-5.0	20.0
Terphenyl-d14 (Surr)	Ave	1.088	0.9881	0.0100	9080	10000	-9.2	20.0

FORM VII
GC/MS SEMI VOA CONTINUING CALIBRATION DATA

Lab Name: TestAmerica Edison Job No.: 460-85449-1
 SDG No.: _____
 Lab Sample ID: CCV 460-260147/3 Calibration Date: 11/04/2014 01:50
 Instrument ID: CBNAMS13 Calib Start Date: 10/22/2014 16:39
 GC Column: Rtxi-5Sil MS ID: 0.25 (mm) Calib End Date: 10/22/2014 18:37
 Lab File ID: C10986.D Conc. Units: ug/L

ANALYTE	CURVE TYPE	AVE RRF	RRF	MIN RRF	CALC AMOUNT	SPIKE AMOUNT	%D	MAX %D
Benzaldehyde	Ave	1.132	1.064	0.0100	9400	10000	-6.0	20.0
Benzoic acid	Lin2		0.1150		6740	10000	-32.6*	20.0

FORM VII
GC/MS SEMI VOA CONTINUING CALIBRATION DATA

Lab Name: TestAmerica Edison Job No.: 460-85449-1
 SDG No.: _____
 Lab Sample ID: CCVIS 460-260675/2 Calibration Date: 11/06/2014 03:16
 Instrument ID: CBNAMS13 Calib Start Date: 11/05/2014 17:54
 GC Column: Rtxi-5Sil MS ID: 0.25 (mm) Calib End Date: 11/05/2014 20:42
 Lab File ID: C11090.D Conc. Units: ug/L

ANALYTE	CURVE TYPE	AVE RRF	RRF	MIN RRF	CALC AMOUNT	SPIKE AMOUNT	%D	MAX %D
1,4-Dioxane	Ave	0.5527	0.5701	0.0100	10300	10000	3.2	20.0
N-Nitrosodimethylamine	Ave	0.7118	0.7504		10500	10000	5.4	20.0
Pyridine	Ave	1.254	1.336		10700	10000	6.5	20.0
Phenol	Ave	1.648	1.673	0.8000	10200	10000	1.5	20.0
Aniline	Ave	1.797	1.822		10100	10000	1.4	20.0
Bis(2-chloroethyl)ether	Ave	1.189	1.176	0.7000	9890	10000	-1.1	20.0
2-Chlorophenol	Ave	1.376	1.384	0.8000	10100	10000	0.5	20.0
n-Decane	Ave	1.359	1.354	0.0100	9960	10000	-0.4	20.0
1,3-Dichlorobenzene	Ave	1.566	1.559		9950	10000	-0.5	20.0
1,4-Dichlorobenzene	Ave	1.580	1.561		9880	10000	-1.2	20.0
Benzyl alcohol	Ave	0.4121	0.5591	0.0100	13600	10000	35.7*	20.0
1,2-Dichlorobenzene	Ave	1.460	1.451		9940	10000	-0.6	20.0
2-Methylphenol	Ave	1.106	1.107	0.7000	10000	10000	0.2	20.0
2,2'-oxybis[1-chloropropane]	Ave	1.493	1.484	0.0100	9940	10000	-0.6	20.0
Acetophenone	Ave	1.534	1.518	0.0100	9900	10000	-1.0	20.0
N-Nitrosodi-n-propylamine	Ave	0.7137	0.7100	0.5000	9950	10000	-0.5	20.0
3 & 4 Methylphenol	Ave	1.146	1.156		10100	10000	0.8	20.0
4-Methylphenol	Ave	1.101	1.108	0.6000	10100	10000	0.7	20.0
Hexachloroethane	Ave	0.6034	0.6147	0.3000	10200	10000	1.9	20.0
Nitrobenzene	Ave	0.4921	0.5114	0.2000	10400	10000	3.9	20.0
n,n'-Dimethylaniline	Ave	1.898	1.846	0.0100	9730	10000	-2.7	20.0
Isophorone	Ave	0.5589	0.5626	0.4000	10100	10000	0.7	20.0
2-Nitrophenol	Ave	0.1977	0.2049	0.1000	10400	10000	3.6	20.0
2,4-Dimethylphenol	Ave	0.3027	0.3100	0.2000	10200	10000	2.4	20.0
Bis(2-chloroethoxy)methane	Ave	0.3612	0.3636	0.3000	10100	10000	0.6	20.0
2,4-Dichlorophenol	Ave	0.2912	0.2978	0.2000	10200	10000	2.3	20.0
1,2,4-Trichlorobenzene	Ave	0.3375	0.3447		10200	10000	2.2	20.0
Naphthalene	Ave	1.058	1.070	0.7000	10100	10000	1.1	20.0
4-Chloroaniline	Ave	0.3980	0.3992	0.0100	10000	10000	0.3	20.0
Hexachlorobutadiene	Ave	0.1919	0.1970	0.0100	10300	10000	2.7	20.0
Caprolactam	Ave	0.0570	0.0601	0.0100	10500	10000	5.5	20.0
4-Chloro-3-methylphenol	Ave	0.2343	0.2424		10300	10000	3.5	20.0
2-Methylnaphthalene	Ave	0.6397	0.6415	0.4000	10000	10000	0.3	20.0
1-Methylnaphthalene	Ave	0.5903	0.5884	0.0100	9970	10000	-0.3	20.0
Hexachlorocyclopentadiene	Qua		0.4588	0.0500	9410	10000	-5.9	20.0
1,2,4,5-Tetrachlorobenzene	Ave	0.6842	0.6894	0.0100	10100	10000	0.8	20.0
2-tertbutyl-4-methylphenol	Ave	0.3715	0.3897	0.0100	10500	10000	4.9	20.0
2,4,6-Trichlorophenol	Ave	0.3745	0.3824	0.2000	10200	10000	2.1	20.0
2,4,5-Trichlorophenol	Ave	0.3691	0.4025	0.2000	10900	10000	9.0	20.0
Diphenyl	Ave	1.622	1.620	0.0100	9990	10000	-0.0	20.0
2-Chloronaphthalene	Ave	1.268	1.290	0.8000	10200	10000	1.7	20.0

FORM VII
GC/MS SEMI VOA CONTINUING CALIBRATION DATA

Lab Name: TestAmerica Edison Job No.: 460-85449-1
 SDG No.: _____
 Lab Sample ID: CCVIS 460-260675/2 Calibration Date: 11/06/2014 03:16
 Instrument ID: CBNAMS13 Calib Start Date: 11/05/2014 17:54
 GC Column: Rtxi-5Sil MS ID: 0.25 (mm) Calib End Date: 11/05/2014 20:42
 Lab File ID: C11090.D Conc. Units: ug/L

ANALYTE	CURVE TYPE	AVE RRF	RRF	MIN RRF	CALC AMOUNT	SPIKE AMOUNT	%D	MAX %D
Phenyl ether	Ave	0.8330	0.8514	0.0100	10200	10000	2.2	20.0
2-Nitroaniline	Ave	0.3470	0.3747	0.0100	10800	10000	8.0	20.0
1,3-Dimethylnaphthalene	Ave	0.9690	1.006	0.0100	10400	10000	3.8	20.0
Dimethyl phthalate	Ave	1.086	1.079	0.0100	9940	10000	-0.6	20.0
Coumarin	Ave	0.1550	0.1511	0.0100	9750	10000	-2.5	20.0
2,6-Dinitrotoluene	Ave	0.2612	0.2653	0.2000	10200	10000	1.6	20.0
Acenaphthylene	Ave	1.858	1.870	0.9000	10100	10000	0.6	20.0
3-Nitroaniline	Ave	0.2757	0.2780	0.0100	10100	10000	0.8	20.0
Acenaphthene	Ave	1.114	1.124	0.9000	10100	10000	0.9	20.0
3,5-di-tert-butyl-4-hydroxytol	Ave	0.9926	0.9841	0.0100	9910	10000	-0.9	20.0
2,4-Dinitrophenol	Lin2		0.1454	0.0100	19500	20000	-2.5	20.0
4-Nitrophenol	Ave	0.1037	0.1187	0.0100	22900	20000	14.4	20.0
Dibenzofuran	Ave	1.543	1.532	0.8000	9930	10000	-0.7	20.0
2,4-Dinitrotoluene	Lin2		0.3006	0.2000	9490	10000	-5.1	20.0
2,3,4,6-Tetrachlorophenol	Ave	0.2575	0.2577	0.0100	10000	10000	0.0	20.0
Diethyl phthalate	Ave	0.9697	0.9398	0.0100	9690	10000	-3.1	20.0
Fluorene	Ave	1.132	1.126	0.9000	9950	10000	-0.5	20.0
4-Chlorophenyl phenyl ether	Ave	0.5675	0.5628	0.4000	9920	10000	-0.8	20.0
4-Nitroaniline	Ave	0.2007	0.2106	0.0100	10500	10000	4.9	20.0
4,6-Dinitro-2-methylphenol	Lin2		0.1499	0.0100	20000	20000	0.0	20.0
N-Nitrosodiphenylamine	Ave	0.5877	0.6097	0.0100	10400	10000	3.7	20.0
1,2-Diphenylhydrazine	Ave	0.9199	0.9561	0.0100	10400	10000	3.9	20.0
4-Bromophenyl phenyl ether	Ave	0.2670	0.2807	0.1000	10500	10000	5.1	20.0
Hexachlorobenzene	Ave	0.2988	0.3190	0.1000	10700	10000	6.8	20.0
Atrazine	Ave	0.1666	0.1796	0.0100	10800	10000	7.8	20.0
Pentachlorophenol	Lin2		0.1427	0.0500	21700	20000	8.7	20.0
Pentachloronitrobenzene	Ave	0.0872	0.0943	0.0100	10800	10000	8.2	20.0
n-Octadecane	Ave	0.5804	0.6269	0.0100	10800	10000	8.0	20.0
Phenanthrene	Ave	1.115	1.135	0.7000	10200	10000	1.8	20.0
Anthracene	Ave	1.127	1.142	0.7000	10100	10000	1.4	20.0
Carbazole	Ave	0.8703	0.8879	0.0100	10200	10000	2.0	20.0
Di-n-butyl phthalate	Ave	0.9643	0.9908	0.0100	10300	10000	2.7	20.0
Fluoranthene	Ave	0.8646	0.8579	0.6000	9920	10000	-0.8	20.0
Benzidine	Ave	0.1775	0.2678		15100	10000	50.9*	20.0
Pyrene	Ave	1.695	1.525	0.6000	9000	10000	-10.0	20.0
Butyl benzyl phthalate	Ave	0.4992	0.5351	0.0100	10700	10000	7.2	20.0
2,3,7,8-TCDD	Ave	0.1369	0.1515	0.0100	111	100	10.6	20.0
Carbamazepine	Lin2		0.3952	0.0100	12100	10000	21.4*	20.0
3,3'-Dichlorobenzidine	Lin2		0.4107	0.0100	11700	10000	16.7	20.0
Benzo[a]anthracene	Ave	1.088	1.093	0.8000	10000	10000	0.5	20.0

FORM VII
GC/MS SEMI VOA CONTINUING CALIBRATION DATA

Lab Name: TestAmerica Edison Job No.: 460-85449-1
 SDG No.: _____
 Lab Sample ID: CCVIS 460-260675/2 Calibration Date: 11/06/2014 03:16
 Instrument ID: CBNAMS13 Calib Start Date: 11/05/2014 17:54
 GC Column: Rtxi-5Sil MS ID: 0.25 (mm) Calib End Date: 11/05/2014 20:42
 Lab File ID: C11090.D Conc. Units: ug/L

ANALYTE	CURVE TYPE	AVE RRF	RRF	MIN RRF	CALC AMOUNT	SPIKE AMOUNT	%D	MAX %D
Chrysene	Ave	1.004	1.058	0.7000	10500	10000	5.3	20.0
Bis(2-ethylhexyl) phthalate	Lin2		0.7052	0.0100	11200	10000	11.6	20.0
Di-n-octyl phthalate	Ave	1.022	1.195	0.0100	11700	10000	16.9	20.0
Benzo[b]fluoranthene	Ave	1.028	1.123	0.7000	10900	10000	9.2	20.0
Benzo[k]fluoranthene	Ave	1.138	1.223	0.7000	10800	10000	7.5	20.0
Benzo[a]pyrene	Ave	1.011	1.127	0.7000	11100	10000	11.4	20.0
Indeno[1,2,3-cd]pyrene	Ave	1.062	1.191	0.5000	11200	10000	12.1	20.0
Dibenz(a,h)anthracene	Ave	1.089	1.219	0.4000	11200	10000	11.9	20.0
Benzo[g,h,i]perylene	Ave	1.198	1.334	0.5000	11100	10000	11.4	20.0
2-Fluorophenol	Ave	1.293	1.346	0.0100	10400	10000	4.1	20.0
Phenol-d5	Ave	1.494	1.497	0.0100	10000	10000	0.2	20.0
Nitrobenzene-d5	Ave	0.3642	0.3764	0.0100	10300	10000	3.3	20.0
2-Fluorobiphenyl	Ave	1.491	1.507	0.0100	10100	10000	1.1	20.0
2,4,6-Tribromophenol	Ave	0.1714	0.1671	0.0100	9750	10000	-2.5	20.0
Terphenyl-d14	Ave	1.115	1.043	0.0100	9350	10000	-6.5	20.0

FORM VII
GC/MS SEMI VOA CONTINUING CALIBRATION DATA

Lab Name: TestAmerica Edison Job No.: 460-85449-1
 SDG No.: _____
 Lab Sample ID: CCV 460-260675/3 Calibration Date: 11/06/2014 03:43
 Instrument ID: CBNAMS13 Calib Start Date: 11/05/2014 21:06
 GC Column: Rtxi-5Sil MS ID: 0.25 (mm) Calib End Date: 11/05/2014 23:04
 Lab File ID: C11091.D Conc. Units: ug/L

ANALYTE	CURVE TYPE	AVE RRF	RRF	MIN RRF	CALC AMOUNT	SPIKE AMOUNT	%D	MAX %D
Benzaldehyde	Ave	1.014	1.086	0.0100	10700	10000	7.1	20.0
Benzoic acid	Qua		0.1675		11100	10000	11.3	20.0

TestAmerica Edison
Target Compound Quantitation Report

Data File: \\EDICHROM\ChromData\CBNAMS12\20141010-19189.b\L117516.D
 Lims ID: dftpp
 Client ID:
 Sample Type: DFTPP
 Inject. Date: 12-Oct-2014 15:33:30 ALS Bottle#: 1 Worklist Smp#: 1
 Injection Vol: 1.0 ul Dil. Factor: 1.0000
 Sample Info: 460-0019189-001
 Misc. Info.: DFTPP
 Operator ID: BNA 12 Instrument ID: CBNAMS12
 Method: \\EDICHROM\ChromData\CBNAMS12\20141010-19189.b\8270_12R_9.m
 Limit Group: SV 8270D ICAL
 Last Update: 13-Oct-2014 20:16:26 Calib Date: 12-Oct-2014 21:39:30
 Integrator: RTE ID Type: Deconvolution ID
 Quant Method: Internal Standard Quant By: Initial Calibration
 Last ICal File: \\EDICHROM\ChromData\CBNAMS12\20141010-19189.b\L117531.D
 Column 1 : Rtxi-5Sil MS (0.25 mm) Det: MS SCAN
 Process Host: XAWRK050

First Level Reviewer: bayoumiw Date: 12-Oct-2014 15:45:30

Compound	Sig	RT (min.)	Adj RT (min.)	Dlt RT (min.)	Q	Response	Cal Amt ug/ml	OnCol Amt ug/ml	Flags
80 Pentachlorophenol_T	266	4.857	4.857	0.000	95	23156	NR	NR	7
89 Benzidine_T	184	6.640	6.640	0.000	99	126229	NR	NR	7
120 DFTPP									
114 4,4'-DDD	235	7.304	7.304	0.000	1	1077		NR	7
116 4,4'-DDT	235	7.622	7.622	0.000	98	55780	NR	NR	7

QC Flag Legend

Processing Flags

NR - Missing Quant Standard

7 - Failed Limit of Detection

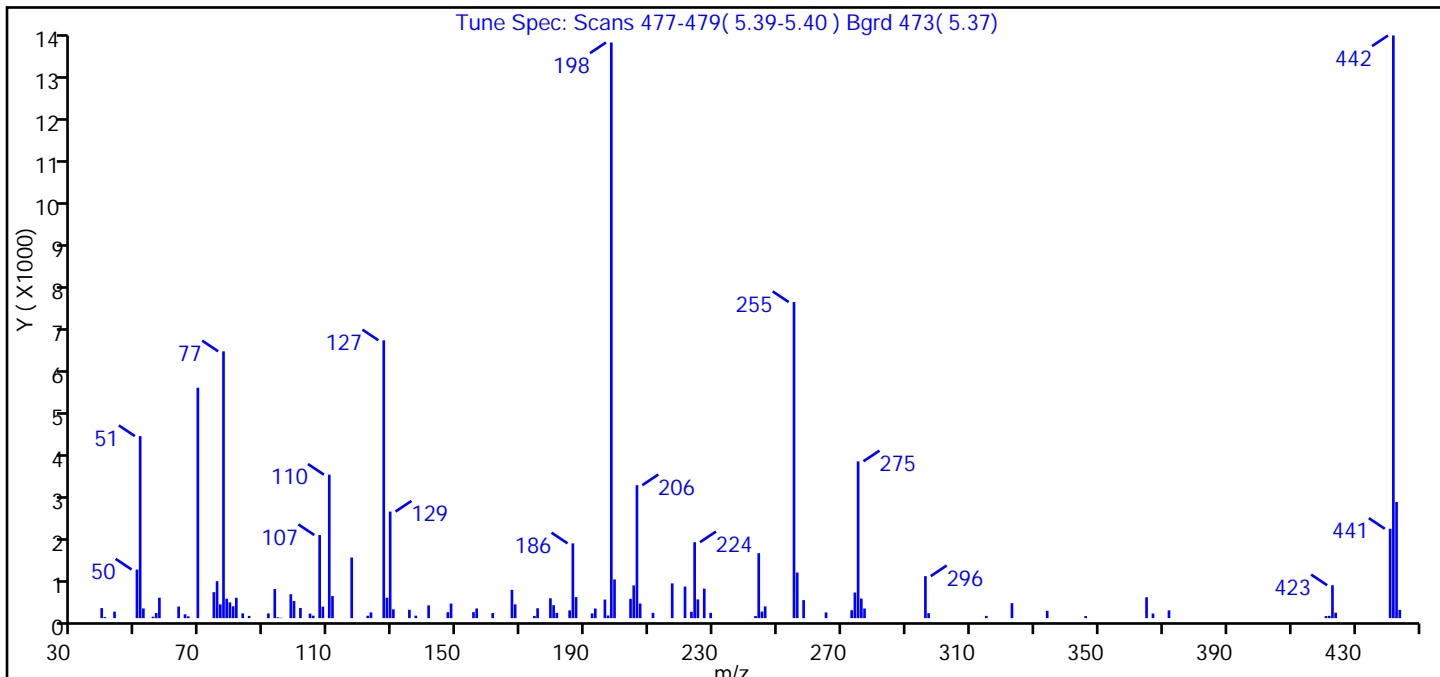
Reagents:

SMDFTP_CH_00007 Amount Added: 1.00 Units: mL

TestAmerica Edison

Data File: \\EDICHROM\ChromData\CBNAMS12\20141010-19189.b\L117516.D
 Injection Date: 12-Oct-2014 15:33:30 Instrument ID: CBNAMS12
 Lims ID: dftpp
 Client ID:
 Operator ID: BNA 12 ALS Bottle#: 1 Worklist Smp#: 1
 Injection Vol: 1.0 ul Dil. Factor: 1.0000
 Method: 8270_12R_9 Limit Group: SV 8270D ICAL
 Tune Method: DFTPP Method 8270

120 DFTPP



m/z	Ion Abundance Criteria	% Relative Abundance
198	Base Peak, 100% relative abundance	100.00
51	30.00 - 60.00% of mass 198	31.60
68	Less than 2.00% of mass 69	0.00 (0.00)
69	Present	40.00
70	Less than 2.00% of mass 69	0.00 (0.00)
127	40.00 - 60.00% of mass 198	48.30
197	Less than 1.00% of mass 198	0.50
199	5.00 - 9.00% of mass 198	6.70
275	10.00 - 30.00% of mass 198	27.20
365	Greater than 1.00% of mass 198	3.60
441	Present, but less than mass 443	15.50 (76.90)
442	Greater than 40.00% of mass 198	101.20
443	17.00 - 23.00% of mass 442	20.20 (19.90)

Data File: \\EDICHROM\ChromData\CBNAMS12\20141010-19189.b\L117516.D\8270_12R_9.rslt\spectra.d
Injection Date: 12-Oct-2014 15:33:30
Spectrum: Tune Spec: Scans 477-479(5.39-5.40) Bgrd 473(5.37)
Base Peak: 442.00
Minimum % Base Peak: 0
Number of Points: 109

m/z	Y	m/z	Y	m/z	Y	m/z	Y
39.00	241	99.00	412	180.00	310	256.00	1093
40.00	26	101.00	244	181.00	126	258.00	432
43.00	156	104.00	110	185.00	185	265.00	138
50.00	1165	105.00	60	186.00	1793	273.00	190
51.00	4364	107.00	1992	187.00	504	274.00	614
52.00	233	108.00	274	192.00	114	275.00	3759
55.00	34	110.00	3439	193.00	231	276.00	468
56.00	122	111.00	529	196.00	446	277.00	230
57.00	490	117.00	1454	197.00	64	296.00	1007
63.00	278	122.00	58	198.00	13799	297.00	119
65.00	92	123.00	138	199.00	928	315.00	53
66.00	43	127.00	6660	204.00	462	323.00	359
69.00	5524	128.00	489	205.00	784	334.00	175
74.00	623	129.00	2555	206.00	3187	346.00	50
75.00	886	130.00	212	207.00	351	365.00	502
76.00	331	135.00	201	211.00	127	367.00	111
77.00	6396	137.00	60	217.00	834	372.00	186
78.00	465	141.00	306	221.00	756	421.00	50
79.00	377	147.00	143	223.00	153	422.00	54
80.00	283	148.00	350	224.00	1820	423.00	789
81.00	489	155.00	144	225.00	450	424.00	131
83.00	115	156.00	232	227.00	707	441.00	2142
85.00	53	161.00	124	229.00	127	442.00	13967
91.00	113	167.00	679	243.00	51	443.00	2785
93.00	698	168.00	330	244.00	1558	444.00	199
94.00	21	174.00	52	245.00	158		
95.00	9	175.00	237	246.00	281		
98.00	574	179.00	476	255.00	7577		

TestAmerica Edison

Data File: \\EDICHROM\ChromData\CBNAMS12\20141010-19189.b\L117516.D
Injection Date: 12-Oct-2014 15:33:30 Instrument ID: CBNAMS12
Lims ID: dftpp
Client ID:
Operator ID: BNA 12 ALS Bottle#: 1 Worklist Smp#: 1
Injection Vol: 1.0 ul Dil. Factor: 1.0000
Method: 8270_12R_9 Limit Group: SV 8270D ICAL

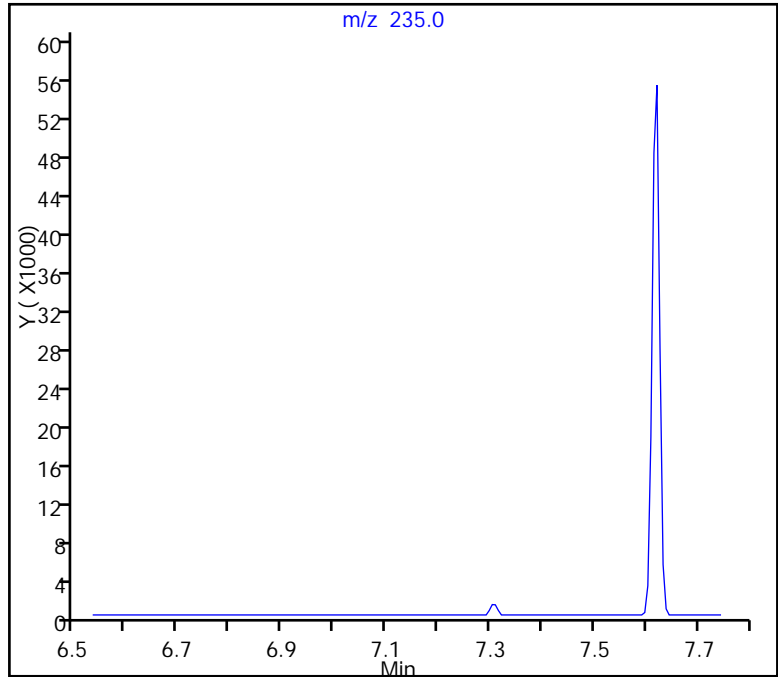
116 4,4'-DDT, Detector: MS SCAN

SW-846 Method

%Breakdown =
(Area Breakdown Cpnds/
Total Area Breakdown Cpnds) * 100

116 4,4'-DDT, Area = 55780
114 4,4'-DDD, Area = 1077
115 4,4'-DDE, Area = 0

%Breakdown: 1.89%, Max Limit: 20.00%
Passed



TestAmerica Edison

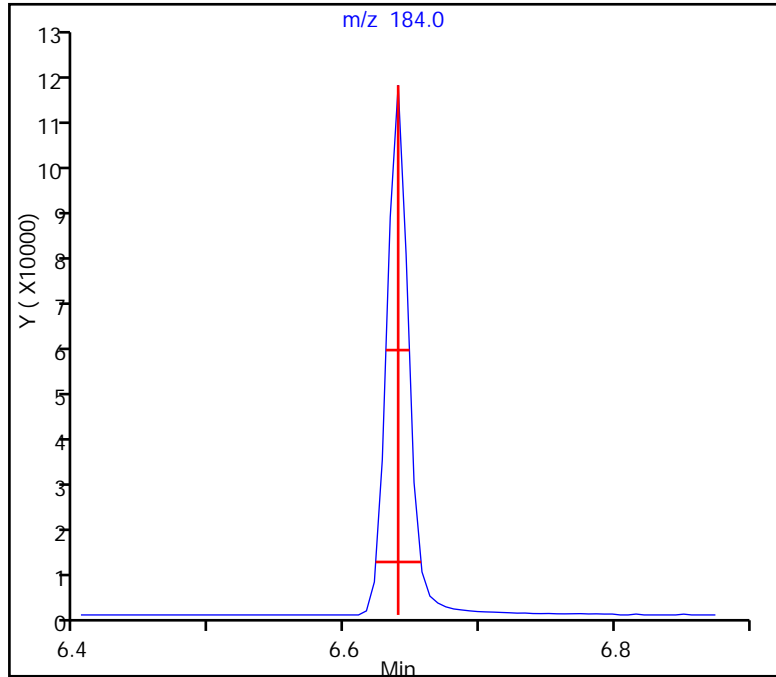
Data File: \\EDICHROM\ChromData\CBNAMS12\20141010-19189.b\L117516.D
Injection Date: 12-Oct-2014 15:33:30 Instrument ID: CBNAMS12
Lims ID: dftpp
Client ID:
Operator ID: BNA 12 ALS Bottle#: 1 Worklist Smp#: 1
Injection Vol: 1.0 ul Dil. Factor: 1.0000
Method: 8270_12R_9 Limit Group: SV 8270D ICAL

89 Benzidine_T, Detector: MS SCAN

Peak Tailing Factor =
BackWidth/FrontWidth @ 10% Peak Height

Back Width = 0.017 (min.)
Front Width = 0.017 (min.)

Tailing Factor = 1.0, Max. Tailing < 2.00
Passed



TestAmerica Edison

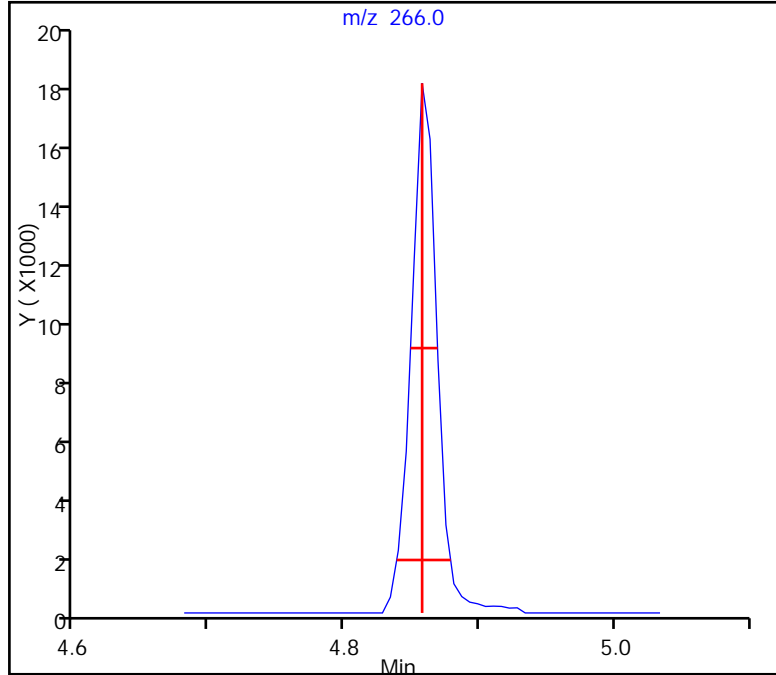
Data File: \\EDICHROM\ChromData\CBNAMS12\20141010-19189.b\L117516.D
Injection Date: 12-Oct-2014 15:33:30 Instrument ID: CBNAMS12
Lims ID: dftpp
Client ID:
Operator ID: BNA 12 ALS Bottle#: 1 Worklist Smp#: 1
Injection Vol: 1.0 ul Dil. Factor: 1.0000
Method: 8270_12R_9 Limit Group: SV 8270D ICAL

80 Pentachlorophenol_T, Detector: MS SCAN

Peak Tailing Factor =
BackWidth/FrontWidth @ 10% Peak Height

Back Width = 0.021 (min.)
Front Width = 0.019 (min.)

Tailing Factor = 1.1, Max. Tailing < 2.00
Passed



TestAmerica Edison
Target Compound Quantitation Report

Data File: \\EDICHROM\ChromData\CBNAMS12\20141102-20083.b\L118318.D
 Lims ID: DFTPP
 Client ID:
 Sample Type: DFTPP
 Inject. Date: 02-Nov-2014 20:11:30 ALS Bottle#: 1 Worklist Smp#: 1
 Injection Vol: 1.0 ul Dil. Factor: 1.0000
 Sample Info: 460-0020083-001
 Misc. Info.: DFTPP
 Operator ID: BNA 12 Instrument ID: CBNAMS12
 Method: \\EDICHROM\ChromData\CBNAMS12\20141102-20083.b\8270_12R_9.m
 Limit Group: SV 8270D ICAL
 Last Update: 03-Nov-2014 15:41:07 Calib Date: 12-Oct-2014 21:39:30
 Integrator: RTE ID Type: Deconvolution ID
 Quant Method: Internal Standard Quant By: Initial Calibration
 Last ICal File: \\EDICHROM\ChromData\CBNAMS12\20141010-19189.b\L117531.D
 Column 1 : Rtxi-5Sil MS (0.25 mm) Det: MS SCAN
 Process Host: XAWRK030

First Level Reviewer: asfawa Date: 02-Nov-2014 20:24:46

Compound	Sig	RT (min.)	Adj RT (min.)	Dlt RT (min.)	Q	Response	Cal Amt ug/ml	OnCol Amt ug/ml	Flags
80 Pentachlorophenol_T	266	4.540	4.540	0.000	95	32918	NR	NR	7
89 Benzidine_T	184	6.328	6.328	0.000	100	113366	NR	NR	7
120 DFTPP									
114 4,4'-DDD	235	6.987	6.987	0.000	92	1301		NR	7
116 4,4'-DDT	235	7.304	7.304	0.000	99	60090	NR	NR	7

QC Flag Legend

Processing Flags

NR - Missing Quant Standard

7 - Failed Limit of Detection

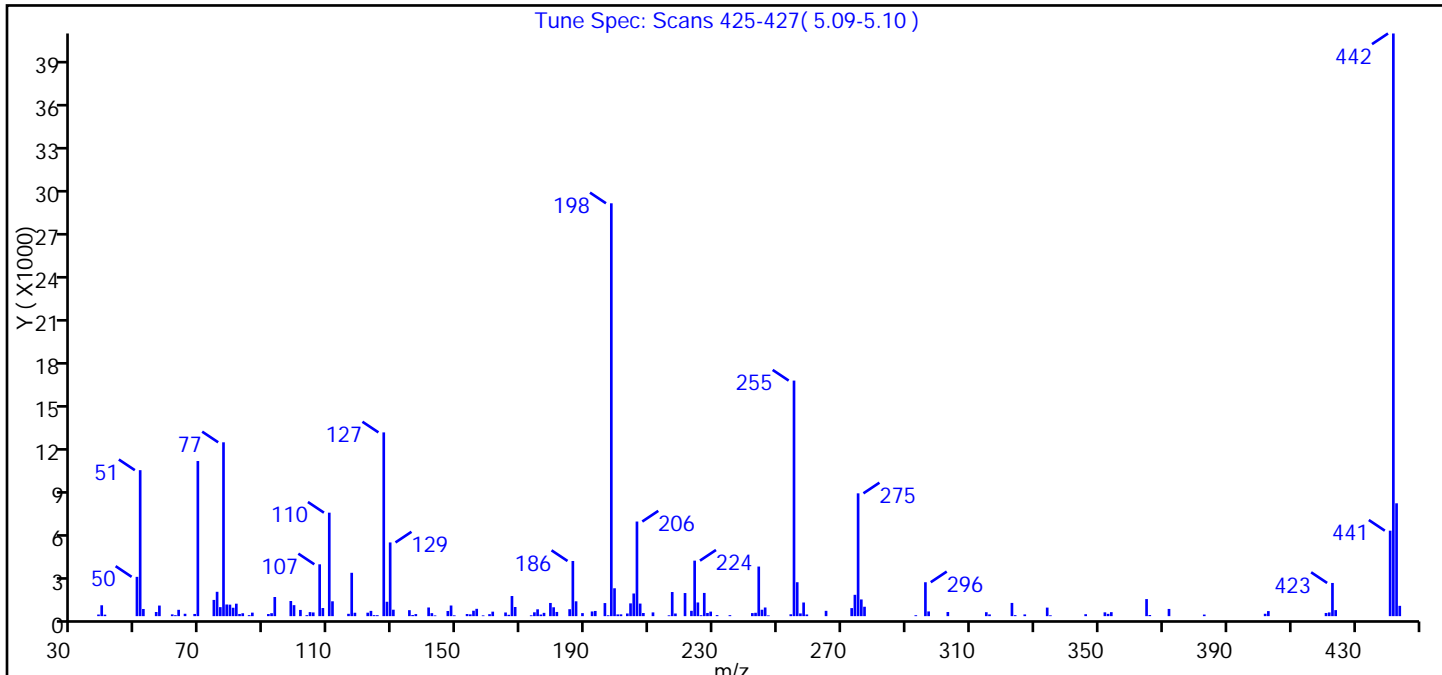
Reagents:

SMDFTP_CH_00007 Amount Added: 1.00 Units: mL

TestAmerica Edison

Data File: \\EDICHROM\ChromData\CBNAMS12\20141102-20083.b\L118318.D
 Injection Date: 02-Nov-2014 20:11:30 Instrument ID: CBNAMS12
 Lims ID: DFTPP
 Client ID:
 Operator ID: BNA 12 ALS Bottle#: 1 Worklist Smp#: 1
 Injection Vol: 1.0 ul Dil. Factor: 1.0000
 Method: 8270_12R_9 Limit Group: SV 8270D ICAL
 Tune Method: DFTPP Method 8270

120 DFTPP



m/z	Ion Abundance Criteria	% Relative Abundance
198	Base Peak, 100% relative abundance	100.00
51	30.00 - 60.00% of mass 198	35.40
68	Less than 2.00% of mass 69	0.50 (1.40)
69	Present	37.60
70	Less than 2.00% of mass 69	0.00 (0.00)
127	40.00 - 60.00% of mass 198	44.50
197	Less than 1.00% of mass 198	0.20
199	5.00 - 9.00% of mass 198	6.70
275	10.00 - 30.00% of mass 198	29.70
365	Greater than 1.00% of mass 198	4.10
441	Present, but less than mass 443	20.70 (75.70)
442	Greater than 40.00% of mass 198	141.10
443	17.00 - 23.00% of mass 442	27.30 (19.40)

Data File: \\EDICHROM\ChromData\CBNAMS12\20141102-20083.b\L118318.D\8270_12R_9.rslt\spectra.d
Injection Date: 02-Nov-2014 20:11:30
Spectrum: Tune Spec: Scans 425-427(5.09-5.10)
Base Peak: 442.00
Minimum % Base Peak: 0
Number of Points: 157

m/z	Y	m/z	Y	m/z	Y	m/z	Y
38.00	111	117.00	2984	187.00	1022	258.00	939
39.00	749	118.00	234	189.00	209	259.00	114
40.00	102	122.00	238	192.00	322	265.00	366
50.00	2705	123.00	363	193.00	357	273.00	554
51.00	10047	124.00	69	196.00	900	274.00	1468
52.00	493	125.00	66	197.00	60	275.00	8453
56.00	285	127.00	12647	198.00	28416	276.00	1149
57.00	729	128.00	990	199.00	1918	277.00	647
61.00	121	129.00	5073	200.00	118	293.00	63
62.00	65	130.00	443	201.00	124	296.00	2334
63.00	436	135.00	411	203.00	184	297.00	325
65.00	164	136.00	79	204.00	880	303.00	285
68.00	151	137.00	143	205.00	1559	315.00	272
69.00	10676	141.00	596	206.00	6512	316.00	119
74.00	1117	142.00	207	207.00	865	323.00	910
75.00	1676	143.00	50	208.00	216	324.00	68
76.00	620	147.00	354	211.00	258	327.00	119
77.00	11965	148.00	732	216.00	56	334.00	588
78.00	802	149.00	55	217.00	1660	335.00	57
79.00	791	153.00	146	218.00	182	346.00	133
80.00	578	154.00	121	221.00	1590	352.00	262
81.00	858	155.00	373	223.00	368	353.00	157
82.00	150	156.00	504	224.00	3820	354.00	275
83.00	200	158.00	52	225.00	941	365.00	1175
85.00	70	160.00	137	226.00	63	366.00	79
86.00	241	161.00	309	227.00	1598	372.00	496
91.00	144	165.00	252	228.00	219	383.00	109
92.00	203	166.00	92	229.00	312	402.00	163
93.00	1317	167.00	1385	231.00	72	403.00	348
98.00	1042	168.00	629	235.00	67	421.00	218
99.00	756	173.00	57	242.00	211	422.00	255
101.00	427	174.00	264	243.00	230	423.00	2284
103.00	66	175.00	471	244.00	3413	424.00	415

Report Date: 03-Nov-2014 15:41:07

Chrom Revision: 2.2 07-Oct-2014 12:16:06

Data File: \\EDICHROM\ChromData\CBNAMS12\20141102-20083.b\L118318.D\8270_12R_9.rslt\spectra.d

Injection Date: 02-Nov-2014 20:11:30

Spectrum: Tune Spec: Scans 425-427(5.09-5.10)

Base Peak: 442.00

Minimum % Base Peak: 0

Number of Points: 157

m/z	Y	m/z	Y	m/z	Y	m/z	Y
104.00	277	176.00	110	245.00	440	441.00	5883
105.00	255	177.00	226	246.00	596	442.00	40104
107.00	3567	179.00	907	247.00	50	443.00	7767
108.00	559	180.00	610	254.00	128	444.00	709
110.00	7122	181.00	289	255.00	16213		
111.00	1022	185.00	478	256.00	2335		
116.00	161	186.00	3796	257.00	188		

TestAmerica Edison

Data File: \\EDICHROM\ChromData\CBNAMS12\20141102-20083.b\L118318.D
Injection Date: 02-Nov-2014 20:11:30 Instrument ID: CBNAMS12
Lims ID: DFTPP
Client ID:
Operator ID: BNA 12 ALS Bottle#: 1 Worklist Smp#: 1
Injection Vol: 1.0 ul Dil. Factor: 1.0000
Method: 8270_12R_9 Limit Group: SV 8270D ICAL

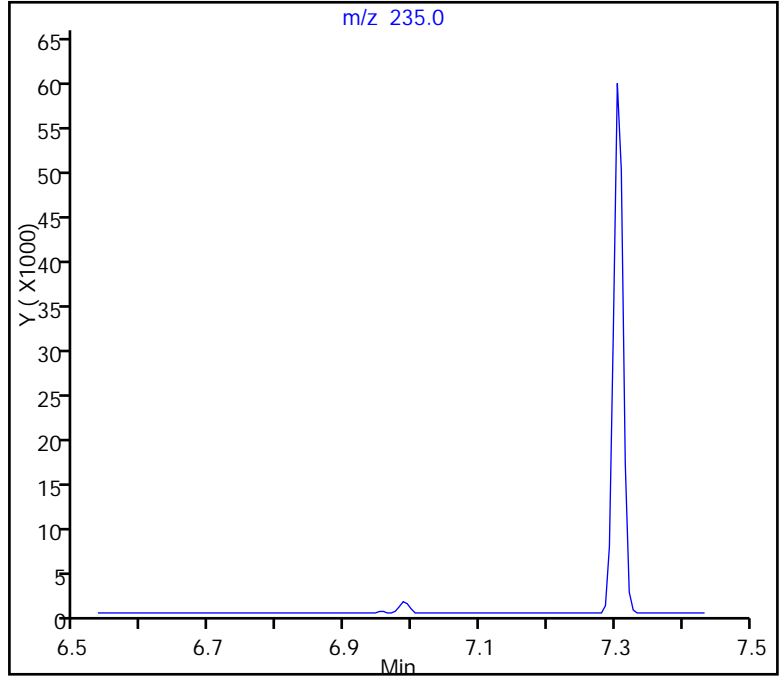
116 4,4'-DDT, Detector: MS SCAN

SW-846 Method

%Breakdown =
(Area Breakdown Cpnds/
Total Area Breakdown Cpnds) * 100

116 4,4'-DDT, Area = 60090
114 4,4'-DDD, Area = 1301
115 4,4'-DDE, Area = 0

%Breakdown: 2.12%, Max Limit: 20.00%
Passed



TestAmerica Edison

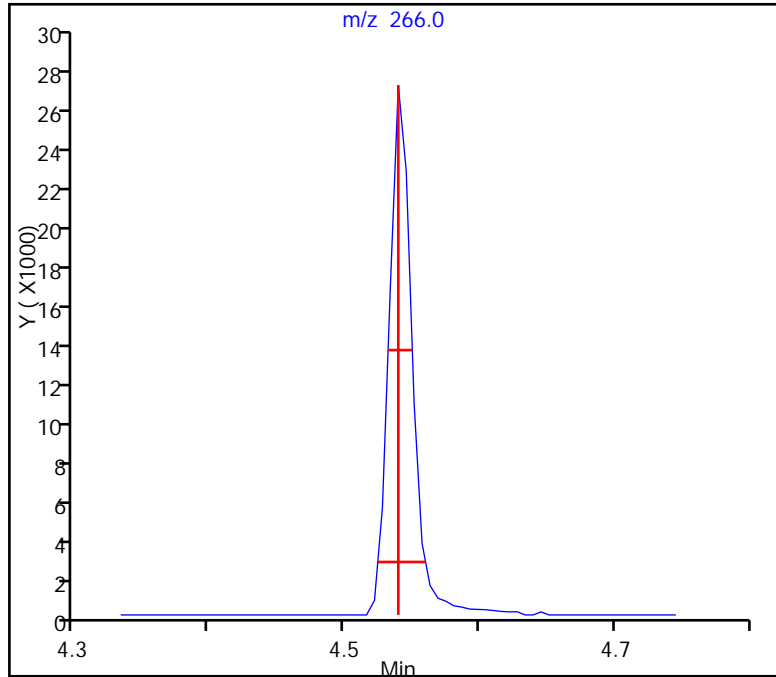
Data File: \\EDICHROM\ChromData\CBNAMS12\20141102-20083.b\L118318.D
Injection Date: 02-Nov-2014 20:11:30 Instrument ID: CBNAMS12
Lims ID: DFTPP
Client ID:
Operator ID: BNA 12 ALS Bottle#: 1 Worklist Smp#: 1
Injection Vol: 1.0 ul Dil. Factor: 1.0000
Method: 8270_12R_9 Limit Group: SV 8270D ICAL

80 Pentachlorophenol_T, Detector: MS SCAN

Peak Tailing Factor =
BackWidth/FrontWidth @ 10% Peak Height

Back Width = 0.020 (min.)
Front Width = 0.015 (min.)

Tailing Factor = 1.3, Max. Tailing < 2.00
Passed



TestAmerica Edison

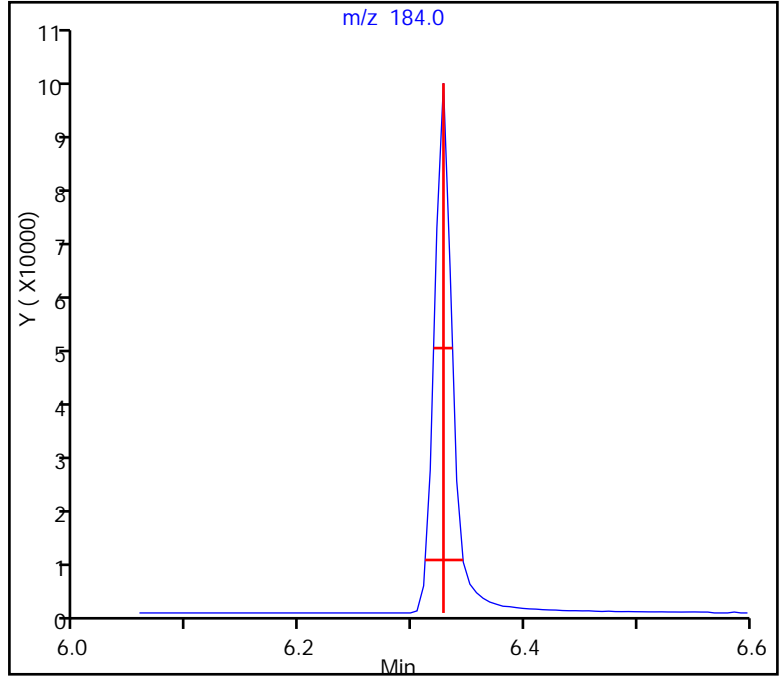
Data File: \\EDICHROM\ChromData\CBNAMS12\20141102-20083.b\L118318.D
Injection Date: 02-Nov-2014 20:11:30 Instrument ID: CBNAMS12
Lims ID: DFTPP
Client ID:
Operator ID: BNA 12 ALS Bottle#: 1 Worklist Smp#: 1
Injection Vol: 1.0 ul Dil. Factor: 1.0000
Method: 8270_12R_9 Limit Group: SV 8270D ICAL

89 Benzidine_T, Detector: MS SCAN

Peak Tailing Factor =
BackWidth/FrontWidth @ 10% Peak Height

Back Width = 0.017 (min.)
Front Width = 0.016 (min.)

Tailing Factor = 1.1, Max. Tailing < 2.00
Passed



TestAmerica Edison
Target Compound Quantitation Report

Data File: \\EDICHROM\ChromData\CBNAMS12\20141103-20102.b\L118346.D
 Lims ID: DFTPP
 Client ID:
 Sample Type: DFTPP
 Inject. Date: 03-Nov-2014 07:58:30 ALS Bottle#: 1 Worklist Smp#: 1
 Injection Vol: 1.0 ul Dil. Factor: 1.0000
 Sample Info: 460-0020102-001
 Misc. Info.: DFTPP
 Operator ID: BNA 12 Instrument ID: CBNAMS12
 Method: \\EDICHROM\ChromData\CBNAMS12\20141103-20102.b\8270_12R_9.m
 Limit Group: SV 8270D ICAL
 Last Update: 03-Nov-2014 16:10:17 Calib Date: 12-Oct-2014 21:39:30
 Integrator: RTE ID Type: Deconvolution ID
 Quant Method: Internal Standard Quant By: Initial Calibration
 Last ICal File: \\EDICHROM\ChromData\CBNAMS12\20141010-19189.b\L117531.D
 Column 1 : Rtxi-5Sil MS (0.25 mm) Det: MS SCAN
 Process Host: XAWRK051

First Level Reviewer: manlangitf Date: 03-Nov-2014 08:11:50

Compound	Sig	RT (min.)	Adj RT (min.)	Dlt RT (min.)	Q	Response	Cal Amt ug/ml	OnCol Amt ug/ml	Flags
80 Pentachlorophenol_T	266	4.510	4.510	0.000	95	35433	NR	NR	7
89 Benzidine_T	184	6.298	6.298	0.000	99	123582	NR	NR	7
120 DFTPP									
114 4,4'-DDD	235	6.957	6.957	0.000	92	1632		NR	7
116 4,4'-DDT	235	7.275	7.275	0.000	99	70141	NR	NR	7

QC Flag Legend

Processing Flags

NR - Missing Quant Standard

7 - Failed Limit of Detection

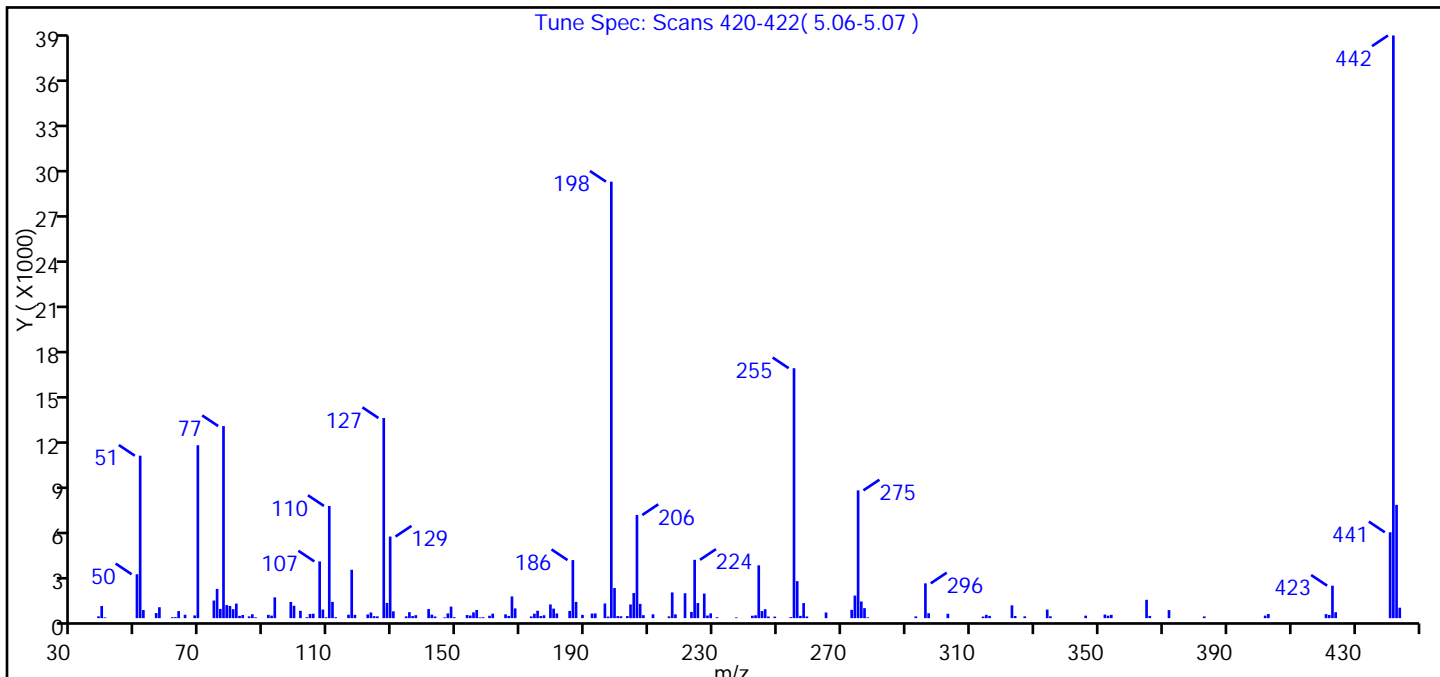
Reagents:

SMDFTP_CH_00007 Amount Added: 1.00 Units: mL

TestAmerica Edison

Data File: \\EDICHROM\ChromData\CBNAMS12\20141103-20102.b\L118346.D
 Injection Date: 03-Nov-2014 07:58:30 Instrument ID: CBNAMS12
 Lims ID: DFTPP
 Client ID:
 Operator ID: BNA 12 ALS Bottle#: 1 Worklist Smp#: 1
 Injection Vol: 1.0 ul Dil. Factor: 1.0000
 Method: 8270_12R_9 Limit Group: SV 8270D ICAL
 Tune Method: DFTPP Method 8270

120 DFTPP



m/z	Ion Abundance Criteria	% Relative Abundance
198	Base Peak, 100% relative abundance	100.00
51	30.00 - 60.00% of mass 198	37.20
68	Less than 2.00% of mass 69	0.60 (1.60)
69	Present	39.60
70	Less than 2.00% of mass 69	0.00 (0.00)
127	40.00 - 60.00% of mass 198	45.90
197	Less than 1.00% of mass 198	0.40
199	5.00 - 9.00% of mass 198	6.90
275	10.00 - 30.00% of mass 198	29.30
365	Greater than 1.00% of mass 198	4.20
441	Present, but less than mass 443	19.70 (75.80)
442	Greater than 40.00% of mass 198	133.50
443	17.00 - 23.00% of mass 442	26.00 (19.40)

Data File: \\EDICHROM\ChromData\CBNAMS12\20141103-20102.b\L118346.D\8270_12R_9.rslt\spectra.d
Injection Date: 03-Nov-2014 07:58:30
Spectrum: Tune Spec: Scans 420-422(5.06-5.07)
Base Peak: 442.00
Minimum % Base Peak: 0
Number of Points: 165

m/z	Y	m/z	Y	m/z	Y	m/z	Y
38.00	122	116.00	228	185.00	484	258.00	1005
39.00	811	117.00	3234	186.00	3882	259.00	112
40.00	51	118.00	220	187.00	1087	265.00	376
50.00	2935	122.00	246	189.00	220	273.00	554
51.00	10862	123.00	379	192.00	310	274.00	1510
52.00	541	124.00	131	193.00	314	275.00	8544
56.00	339	125.00	120	196.00	981	276.00	1113
57.00	730	127.00	13381	197.00	104	277.00	668
61.00	62	128.00	1016	198.00	29184	278.00	53
62.00	70	129.00	5456	199.00	2011	293.00	117
63.00	472	130.00	456	200.00	136	296.00	2327
65.00	226	134.00	119	201.00	128	297.00	328
68.00	182	135.00	398	203.00	139	303.00	293
69.00	11561	136.00	140	204.00	916	314.00	107
74.00	1178	137.00	199	205.00	1678	315.00	221
75.00	1958	141.00	610	206.00	6898	316.00	151
76.00	617	142.00	234	207.00	954	323.00	856
77.00	12842	143.00	112	208.00	200	324.00	143
78.00	872	146.00	50	211.00	258	327.00	120
79.00	817	147.00	315	216.00	120	334.00	576
80.00	600	148.00	771	217.00	1719	335.00	124
81.00	974	149.00	63	218.00	253	346.00	167
82.00	149	153.00	209	221.00	1664	352.00	242
83.00	208	154.00	175	223.00	418	353.00	166
85.00	120	155.00	386	224.00	3900	354.00	221
86.00	259	156.00	546	225.00	1010	365.00	1225
87.00	54	157.00	53	227.00	1642	366.00	148
91.00	219	158.00	61	228.00	175	372.00	539
92.00	166	160.00	161	229.00	318	383.00	116
93.00	1388	161.00	300	231.00	62	402.00	169
98.00	1080	165.00	254	237.00	50	403.00	278
99.00	828	166.00	149	242.00	159	421.00	270
101.00	490	167.00	1450	243.00	190	422.00	215

Data File: \\EDICHROM\ChromData\CBNAMS12\20141103-20102.b\L118346.D\8270_12R_9.rslt\spectra.d

Injection Date: 03-Nov-2014 07:58:30

Spectrum: Tune Spec: Scans 420-422(5.06-5.07)

Base Peak: 442.00

Minimum % Base Peak: 0

Number of Points: 165

m/z	Y	m/z	Y	m/z	Y	m/z	Y
103.00	64	168.00	651	244.00	3533	423.00	2171
104.00	282	173.00	113	245.00	474	424.00	394
105.00	295	174.00	297	246.00	597	441.00	5742
107.00	3793	175.00	495	247.00	108	442.00	38960
108.00	575	176.00	138	249.00	103	443.00	7575
109.00	59	177.00	192	254.00	67	444.00	697
110.00	7503	179.00	917	255.00	16712		
111.00	1086	180.00	636	256.00	2472		
112.00	66	181.00	313	257.00	152		

TestAmerica Edison

Data File: \\EDICHROM\ChromData\CBNAMS12\20141103-20102.b\L118346.D
Injection Date: 03-Nov-2014 07:58:30 Instrument ID: CBNAMS12
Lims ID: DFTPP
Client ID:
Operator ID: BNA 12 ALS Bottle#: 1 Worklist Smp#: 1
Injection Vol: 1.0 ul Dil. Factor: 1.0000
Method: 8270_12R_9 Limit Group: SV 8270D ICAL

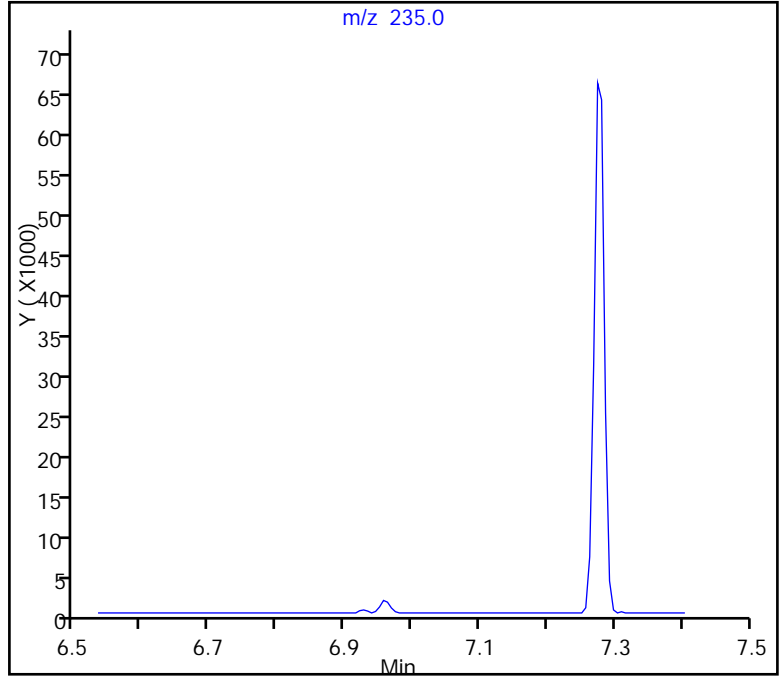
116 4,4'-DDT, Detector: MS SCAN

SW-846 Method

%Breakdown =
(Area Breakdown Cpnds/
Total Area Breakdown Cpnds) * 100

116 4,4'-DDT, Area = 70141
114 4,4'-DDD, Area = 1632
115 4,4'-DDE, Area = 0

%Breakdown: 2.27%, Max Limit: 20.00%
Passed



TestAmerica Edison

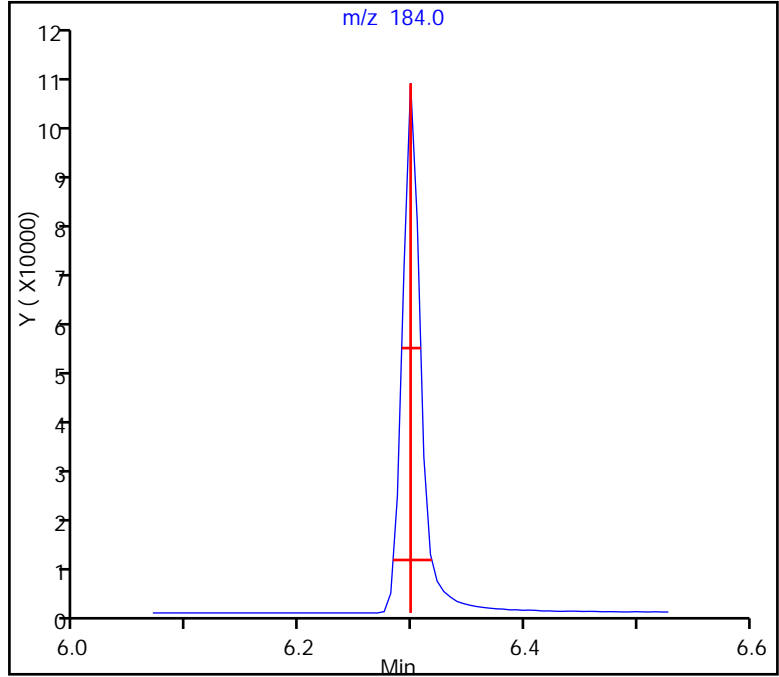
Data File: \\EDICHROM\ChromData\CBNAMS12\20141103-20102.b\L118346.D
Injection Date: 03-Nov-2014 07:58:30 Instrument ID: CBNAMS12
Lims ID: DFTPP
Client ID:
Operator ID: BNA 12 ALS Bottle#: 1 Worklist Smp#: 1
Injection Vol: 1.0 ul Dil. Factor: 1.0000
Method: 8270_12R_9 Limit Group: SV 8270D ICAL

89 Benzidine_T, Detector: MS SCAN

Peak Tailing Factor =
BackWidth/FrontWidth @ 10% Peak Height

Back Width = 0.019 (min.)
Front Width = 0.016 (min.)

Tailing Factor = 1.2, Max. Tailing < 2.00
Passed



TestAmerica Edison

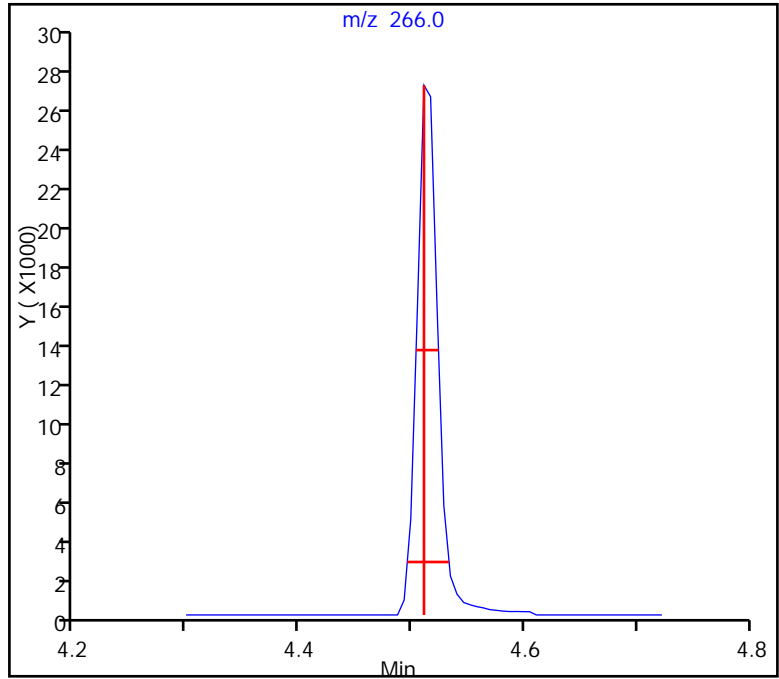
Data File: \\EDICHROM\ChromData\CBNAMS12\20141103-20102.b\L118346.D
Injection Date: 03-Nov-2014 07:58:30 Instrument ID: CBNAMS12
Lims ID: DFTPP
Client ID:
Operator ID: BNA 12 ALS Bottle#: 1 Worklist Smp#: 1
Injection Vol: 1.0 ul Dil. Factor: 1.0000
Method: 8270_12R_9 Limit Group: SV 8270D ICAL

80 Pentachlorophenol_T, Detector: MS SCAN

Peak Tailing Factor =
BackWidth/FrontWidth @ 10% Peak Height

Back Width = 0.022 (min.)
Front Width = 0.015 (min.)

Tailing Factor = 1.5, Max. Tailing < 2.00
Passed



TestAmerica Edison
Target Compound Quantitation Report

Data File: \\EDICHROM\ChromData\CBNAMS13\20141022-19662.b\C10426.D
 Lims ID: DFTPP
 Client ID:
 Sample Type: DFTPP
 Inject. Date: 22-Oct-2014 13:00:30 ALS Bottle#: 1 Worklist Smp#: 1
 Injection Vol: 5.0 ul Dil. Factor: 1.0000
 Sample Info: 460-0019662-001
 Misc. Info.: DFTPP bna 5046
 Operator ID: Instrument ID: CBNAMS13
 Method: \\EDICHROM\ChromData\CBNAMS13\20141022-19662.b\8270LVI_R13.m
 Limit Group: SV 8270D ICAL
 Last Update: 23-Oct-2014 01:48:07 Calib Date: 22-Oct-2014 18:37:30
 Integrator: RTE ID Type: Deconvolution ID
 Quant Method: Internal Standard Quant By: Initial Calibration
 Last ICal File: \\EDICHROM\ChromData\CBNAMS13\20141022-19662.b\C10440.D
 Column 1 : Rtxi-5Sil MS (0.25 mm) Det: MS SCAN
 Process Host: XAWRK024

First Level Reviewer: croccom Date: 22-Oct-2014 13:13:21

Compound	Sig	RT (min.)	Adj RT (min.)	Dlt RT (min.)	Q	Response	Cal Amt ug/ml	OnCol Amt ug/ml	Flags
80 Pentachlorophenol_T	266	4.993	4.993	0.000	94	66320	NR	NR	7
89 Benzidine_T	184	6.804	6.804	0.000	99	218935	NR	NR	7
120 DFTPP									
114 4,4'-DDD	235	7.457	7.457	0.000	95	2088		NR	7
116 4,4'-DDT	235	7.775	7.775	0.000	98	104316	NR	NR	7

QC Flag Legend

Processing Flags

NR - Missing Quant Standard

7 - Failed Limit of Detection

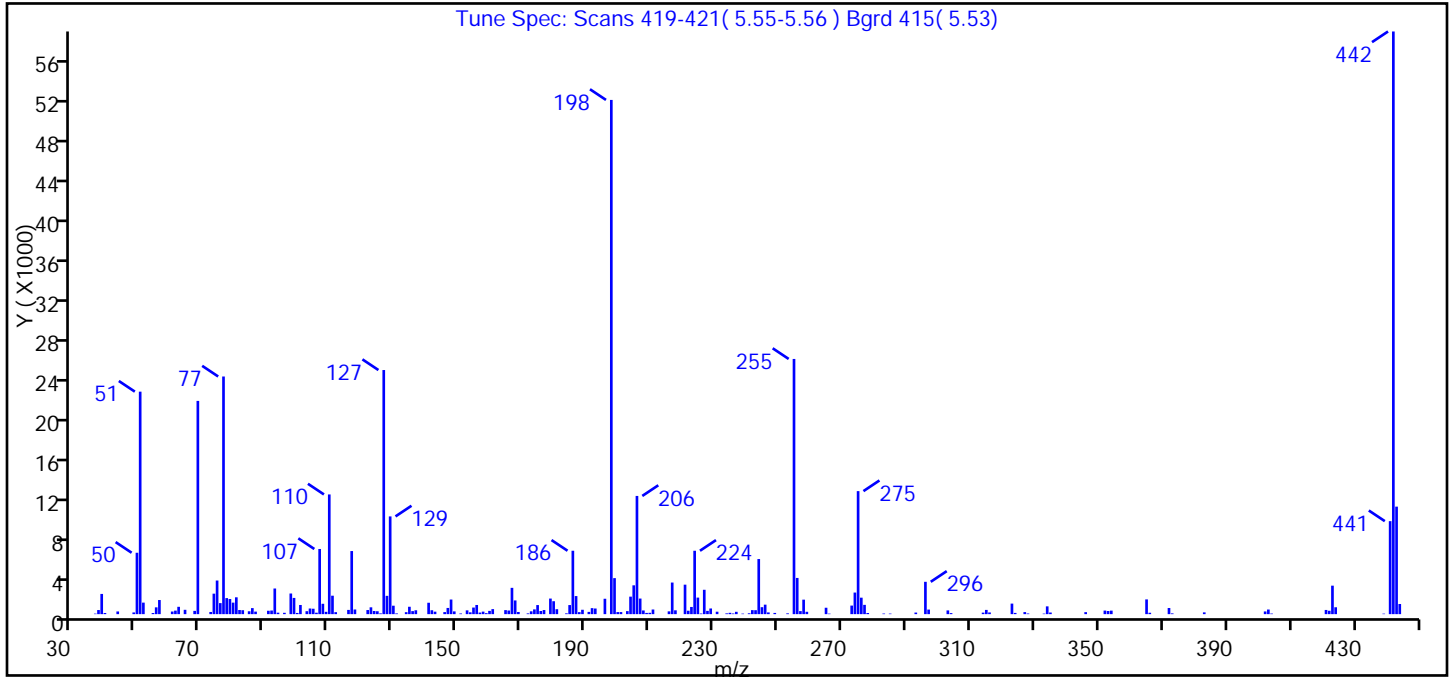
Reagents:

SMDFTP_CH_00007 Amount Added: 1.00 Units: mL

TestAmerica Edison

Data File: \\EDICHROM\ChromData\CBNAMS13\20141022-19662.b\C10426.D
 Injection Date: 22-Oct-2014 13:00:30 Instrument ID: CBNAMS13
 Lims ID: DFTPP
 Client ID:
 Operator ID: ALS Bottle#: 1 Worklist Smp#: 1
 Injection Vol: 5.0 ul Dil. Factor: 1.0000
 Method: 8270LVI_R13 Limit Group: SV 8270D ICAL
 Tune Method: DFTPP Method 8270

120 DFTPP



m/z	Ion Abundance Criteria	% Relative Abundance
198	Base Peak, 100% relative abundance	100.00
51	30.00 - 60.00% of mass 198	43.30
68	Less than 2.00% of mass 69	0.60 (1.50)
69	Present	41.50
70	Less than 2.00% of mass 69	0.00 (0.00)
127	40.00 - 60.00% of mass 198	47.50
197	Less than 1.00% of mass 198	0.00
199	5.00 - 9.00% of mass 198	7.00
275	10.00 - 30.00% of mass 198	23.90
365	Greater than 1.00% of mass 198	2.90
441	Present, but less than mass 443	18.10 (86.50)
442	Greater than 40.00% of mass 198	113.30
443	17.00 - 23.00% of mass 442	20.90 (18.50)

Data File: \\EDICHROM\ChromData\CBNAMS13\20141022-19662.b\C10426.D\8270LVI_R13.rslt\spectra.d
Injection Date: 22-Oct-2014 13:00:30
Spectrum: Tune Spec: Scans 419-421(5.55-5.56) Bgrd 415(5.53)
Base Peak: 442.00
Minimum % Base Peak: 0
Number of Points: 200

m/z	Y	m/z	Y	m/z	Y	m/z	Y
37.00	53	112.00	198	185.00	910	256.00	3630
38.00	411	116.00	424	186.00	6358	257.00	304
39.00	2027	117.00	6327	187.00	1813	258.00	1453
40.00	116	118.00	466	188.00	201	259.00	236
44.00	269	122.00	411	189.00	439	265.00	642
49.00	170	123.00	685	191.00	225	266.00	50
50.00	6156	124.00	316	192.00	601	273.00	858
51.00	22312	125.00	291	193.00	565	274.00	2165
52.00	1155	126.00	75	196.00	1543	275.00	12337
55.00	112	127.00	24480	198.00	51568	276.00	1652
56.00	682	128.00	1835	199.00	3611	277.00	931
57.00	1416	129.00	9801	200.00	207	278.00	115
61.00	262	130.00	846	201.00	208	283.00	60
62.00	353	131.00	72	203.00	303	285.00	56
63.00	736	134.00	196	204.00	1755	293.00	159
65.00	435	135.00	741	205.00	2891	296.00	3243
68.00	328	136.00	304	206.00	11854	297.00	458
69.00	21384	137.00	388	207.00	1563	303.00	374
73.00	218	141.00	1142	208.00	369	304.00	106
74.00	2054	142.00	393	209.00	123	314.00	151
75.00	3371	143.00	249	210.00	135	315.00	424
76.00	1106	146.00	204	211.00	465	316.00	170
77.00	23832	147.00	621	216.00	280	323.00	1057
78.00	1608	148.00	1466	217.00	3169	324.00	124
79.00	1516	149.00	276	218.00	383	327.00	206
80.00	1154	151.00	67	221.00	2956	328.00	65
81.00	1688	153.00	379	222.00	343	333.00	54
82.00	413	154.00	182	223.00	720	334.00	781
83.00	395	155.00	661	224.00	6356	335.00	162
85.00	288	156.00	919	225.00	1659	346.00	199
86.00	605	157.00	159	226.00	62	352.00	358
87.00	254	158.00	253	227.00	2443	353.00	315
91.00	340	159.00	100	228.00	328	354.00	352

Data File: \\EDICHROM\ChromData\CBNAMS13\20141022-19662.b\C10426.D\8270LVI_R13.rslt\spectra.d

Injection Date: 22-Oct-2014 13:00:30

Spectrum: Tune Spec: Scans 419-421(5.55-5.56) Bgrd 415(5.53)

Base Peak: 442.00

Minimum % Base Peak: 0

Number of Points: 200

m/z	Y	m/z	Y	m/z	Y	m/z	Y
92.00	363	160.00	327	229.00	568	365.00	1478
93.00	2571	161.00	504	231.00	244	366.00	139
94.00	147	165.00	404	234.00	77	372.00	614
96.00	134	166.00	364	235.00	133	373.00	78
98.00	2070	167.00	2638	236.00	65	383.00	177
99.00	1626	168.00	1374	237.00	234	402.00	270
100.00	120	169.00	217	239.00	53	403.00	462
101.00	918	172.00	75	241.00	86	404.00	60
103.00	295	173.00	284	242.00	403	421.00	420
104.00	565	174.00	477	243.00	396	422.00	339
105.00	542	175.00	910	244.00	5526	423.00	2856
106.00	144	176.00	316	245.00	698	424.00	690
107.00	6533	177.00	412	246.00	951	439.00	50
108.00	1039	179.00	1562	247.00	173	441.00	9325
109.00	233	180.00	1296	249.00	122	442.00	58432
110.00	12004	181.00	495	253.00	80	443.00	10781
111.00	1849	184.00	80	255.00	25592	444.00	1017

TestAmerica Edison

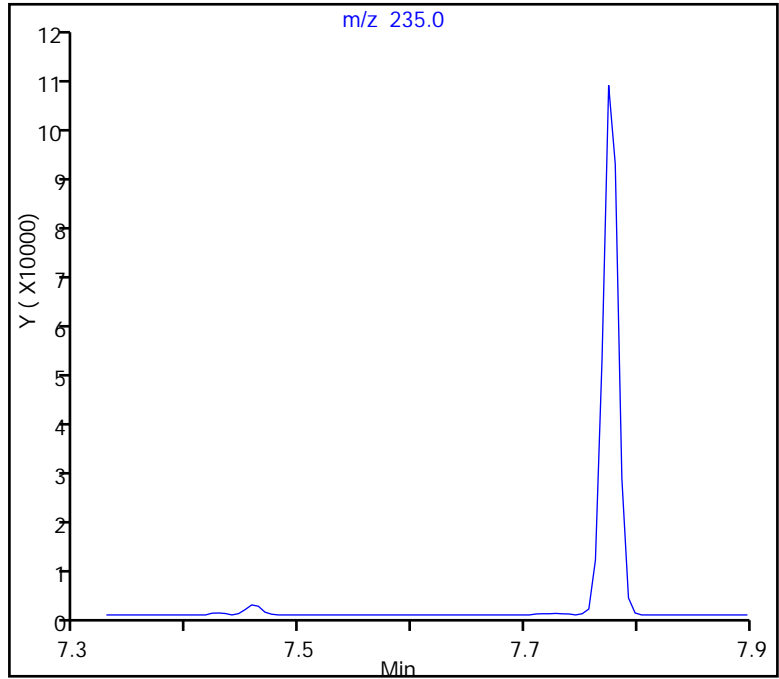
Data File: \\EDICHROM\ChromData\CBNAMS13\20141022-19662.b\C10426.D
Injection Date: 22-Oct-2014 13:00:30 Instrument ID: CBNAMS13
Lims ID: DFTPP
Client ID:
Operator ID: ALS Bottle#: 1 Worklist Smp#: 1
Injection Vol: 5.0 ul Dil. Factor: 1.0000
Method: 8270LVI_R13 Limit Group: SV 8270D ICAL
116 4,4'-DDT, Detector: MS SCAN

SW-846 Method

%Breakdown =
(Area Breakdown Cpnds/
Total Area Breakdown Cpnds) * 100

116 4,4'-DDT, Area = 104316
114 4,4'-DDD, Area = 2088
115 4,4'-DDE, Area = 0

%Breakdown: 1.96%, Max Limit: 20.00%
Passed



TestAmerica Edison

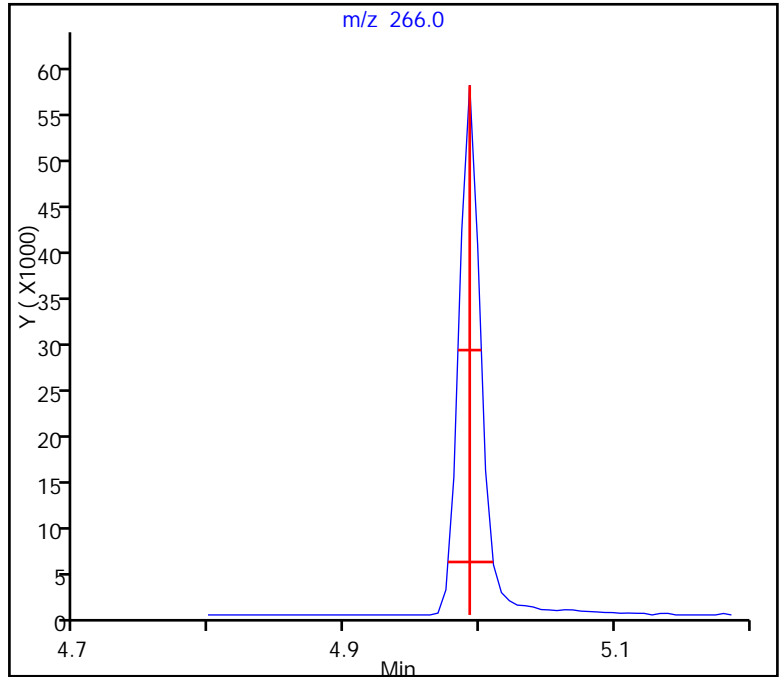
Data File: \\EDICHROM\ChromData\CBNAMS13\20141022-19662.b\C10426.D
Injection Date: 22-Oct-2014 13:00:30 Instrument ID: CBNAMS13
Lims ID: DFTPP
Client ID:
Operator ID: ALS Bottle#: 1 Worklist Smp#: 1
Injection Vol: 5.0 ul Dil. Factor: 1.0000
Method: 8270LVI_R13 Limit Group: SV 8270D ICAL

80 Pentachlorophenol_T, Detector: MS SCAN

Peak Tailing Factor =
BackWidth/FrontWidth @ 10% Peak Height

Back Width = 0.017 (min.)
Front Width = 0.016 (min.)

Tailing Factor = 1.1, Max. Tailing < 2.00
Passed



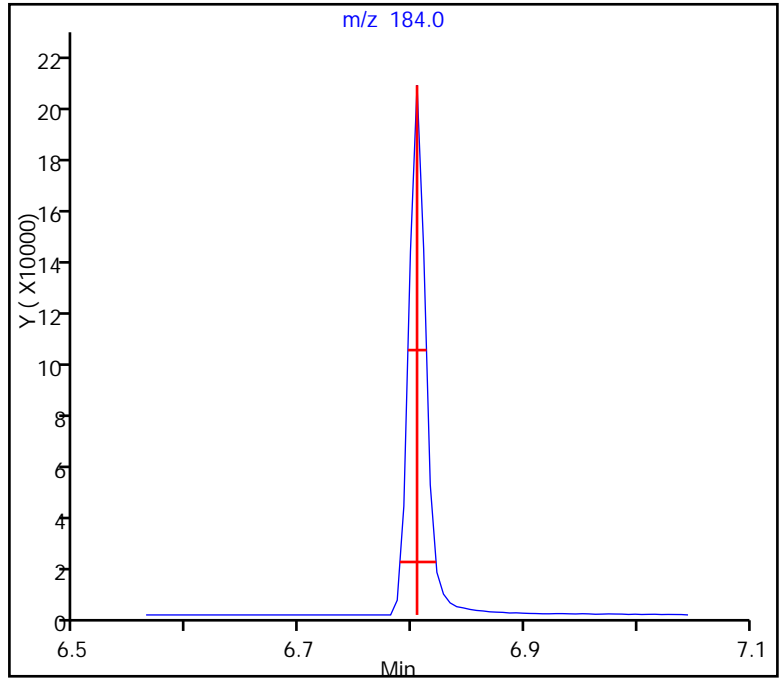
TestAmerica Edison

Data File: \\EDICHROM\ChromData\CBNAMS13\20141022-19662.b\C10426.D
Injection Date: 22-Oct-2014 13:00:30 Instrument ID: CBNAMS13
Lims ID: DFTPP
Client ID:
Operator ID: ALS Bottle#: 1 Worklist Smp#: 1
Injection Vol: 5.0 ul Dil. Factor: 1.0000
Method: 8270LVI_R13 Limit Group: SV 8270D ICAL
89 Benzidine_T, Detector: MS SCAN

Peak Tailing Factor =
BackWidth/FrontWidth @ 10% Peak Height

Back Width = 0.017 (min.)
Front Width = 0.015 (min.)

Tailing Factor = 1.1, Max. Tailing < 2.00
Passed



TestAmerica Edison
Target Compound Quantitation Report

Data File: \\EDICHROM\ChromData\CBNAMS13\20141104-20138.b\C10984.D
 Lims ID: DFTPP
 Client ID:
 Sample Type: DFTPP
 Inject. Date: 04-Nov-2014 00:58:30 ALS Bottle#: 1 Worklist Smp#: 1
 Injection Vol: 5.0 ul Dil. Factor: 1.0000
 Sample Info: 460-0020138-001
 Misc. Info.: DFTPP bna 5046
 Operator ID: Instrument ID: CBNAMS13
 Method: \\EDICHROM\ChromData\CBNAMS13\20141104-20138.b\8270LVI_R13.m
 Limit Group: SV 8270D ICAL
 Last Update: 04-Nov-2014 20:19:16 Calib Date: 22-Oct-2014 18:37:30
 Integrator: RTE ID Type: Deconvolution ID
 Quant Method: Internal Standard Quant By: Initial Calibration
 Last ICal File: \\EDICHROM\ChromData\CBNAMS13\20141022-19662.b\C10440.D
 Column 1 : Rtxi-5Sil MS (0.25 mm) Det: MS SCAN
 Process Host: XAWRK015

First Level Reviewer: asfawa Date: 04-Nov-2014 01:12:44

Compound	Sig	RT (min.)	Adj RT (min.)	Dlt RT (min.)	Q	Response	Cal Amt ug/ml	OnCol Amt ug/ml	Flags
80 Pentachlorophenol_T	266	4.622	4.622	0.000	94	26578	NR	NR	7
89 Benzidine_T	184	6.440	6.440	0.000	99	81750	NR	NR	7
120 DFTPP									
114 4,4'-DDD	235	7.087	7.087	0.000	93	797		NR	7
116 4,4'-DDT	235	7.410	7.410	0.000	98	38468	NR	NR	7

QC Flag Legend

Processing Flags

NR - Missing Quant Standard

7 - Failed Limit of Detection

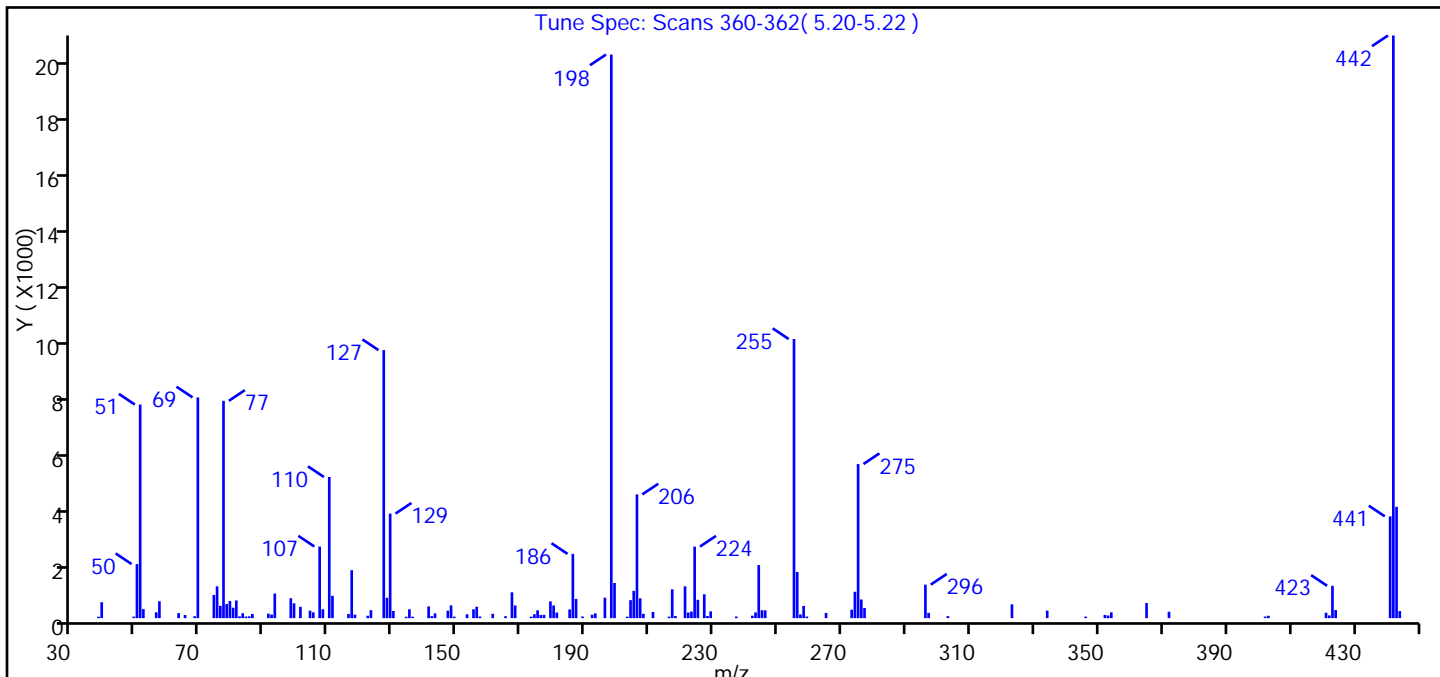
Reagents:

SMDFTP_CH_00007 Amount Added: 1.00 Units: mL

TestAmerica Edison

Data File: \\EDICHROM\ChromData\CBNAMS13\20141104-20138.b\C10984.D
 Injection Date: 04-Nov-2014 00:58:30 Instrument ID: CBNAMS13
 Lims ID: DFTPP
 Client ID:
 Operator ID: ALS Bottle#: 1 Worklist Smp#: 1
 Injection Vol: 5.0 ul Dil. Factor: 1.0000
 Method: 8270LVI_R13 Limit Group: SV 8270D ICAL
 Tune Method: DFTPP Method 8270

120 DFTPP



m/z	Ion Abundance Criteria	% Relative Abundance
198	Base Peak, 100% relative abundance	100.00
51	30.00 - 60.00% of mass 198	37.90
68	Less than 2.00% of mass 69	0.30 (0.80)
69	Present	39.20
70	Less than 2.00% of mass 69	0.00 (0.00)
127	40.00 - 60.00% of mass 198	47.60
197	Less than 1.00% of mass 198	0.00
199	5.00 - 9.00% of mass 198	6.20
275	10.00 - 30.00% of mass 198	27.30
365	Greater than 1.00% of mass 198	2.70
441	Present, but less than mass 443	18.10 (91.40)
442	Greater than 40.00% of mass 198	103.40
443	17.00 - 23.00% of mass 442	19.70 (19.10)

Data File: \\EDICHROM\ChromData\CBNAMS13\20141104-20138.b\C10984.D\8270LVI_R13.rslt\spectra.d
 Injection Date: 04-Nov-2014 00:58:30
 Spectrum: Tune Spec: Scans 360-362(5.20-5.22)
 Base Peak: 442.00
 Minimum % Base Peak: 0
 Number of Points: 136

m/z	Y	m/z	Y	m/z	Y	m/z	Y
38.00	51	108.00	314	179.00	590	245.00	279
39.00	560	110.00	4969	180.00	447	246.00	275
49.00	54	111.00	788	181.00	197	255.00	9826
50.00	1903	116.00	147	185.00	306	256.00	1627
51.00	7519	117.00	1688	186.00	2262	257.00	131
52.00	318	118.00	124	187.00	676	258.00	430
56.00	204	122.00	84	189.00	59	259.00	56
57.00	594	123.00	281	192.00	121	265.00	184
63.00	177	127.00	9437	193.00	169	273.00	296
65.00	111	128.00	717	196.00	721	274.00	929
68.00	66	129.00	3680	198.00	19840	275.00	5425
69.00	7772	130.00	251	199.00	1237	276.00	656
74.00	817	134.00	50	203.00	51	277.00	358
75.00	1121	135.00	311	204.00	634	296.00	1180
76.00	433	136.00	51	205.00	961	297.00	185
77.00	7650	141.00	412	206.00	4356	303.00	72
78.00	497	142.00	71	207.00	699	323.00	485
79.00	601	143.00	166	208.00	153	334.00	266
80.00	367	147.00	263	211.00	220	346.00	55
81.00	623	148.00	449	216.00	53	352.00	112
82.00	62	149.00	52	217.00	1015	353.00	94
83.00	173	153.00	135	218.00	77	354.00	205
84.00	55	155.00	311	221.00	1119	365.00	532
85.00	65	156.00	401	222.00	196	372.00	226
86.00	149	157.00	59	223.00	232	402.00	56
91.00	158	161.00	152	224.00	2519	403.00	84
92.00	124	165.00	69	225.00	645	421.00	190
93.00	865	167.00	910	227.00	841	422.00	96
98.00	701	168.00	445	228.00	77	423.00	1138
99.00	523	173.00	53	229.00	239	424.00	285
101.00	399	174.00	137	237.00	59	441.00	3583
104.00	265	175.00	276	242.00	86	442.00	20512
105.00	205	176.00	112	243.00	202	443.00	3918

Report Date: 04-Nov-2014 20:19:17

Chrom Revision: 2.2 07-Oct-2014 12:16:06

Data File: \\EDICHROM\ChromData\CBNAMS13\20141104-20138.b\C10984.D\8270LVI_R13.rslt\spectra.d

Injection Date: 04-Nov-2014 00:58:30

Spectrum: Tune Spec: Scans 360-362(5.20-5.22)

Base Peak: 442.00

Minimum % Base Peak: 0

Number of Points: 136

m/z	Y	m/z	Y	m/z	Y	m/z	Y
107.00	2522	177.00	116	244.00	1868	444.00	250

TestAmerica Edison

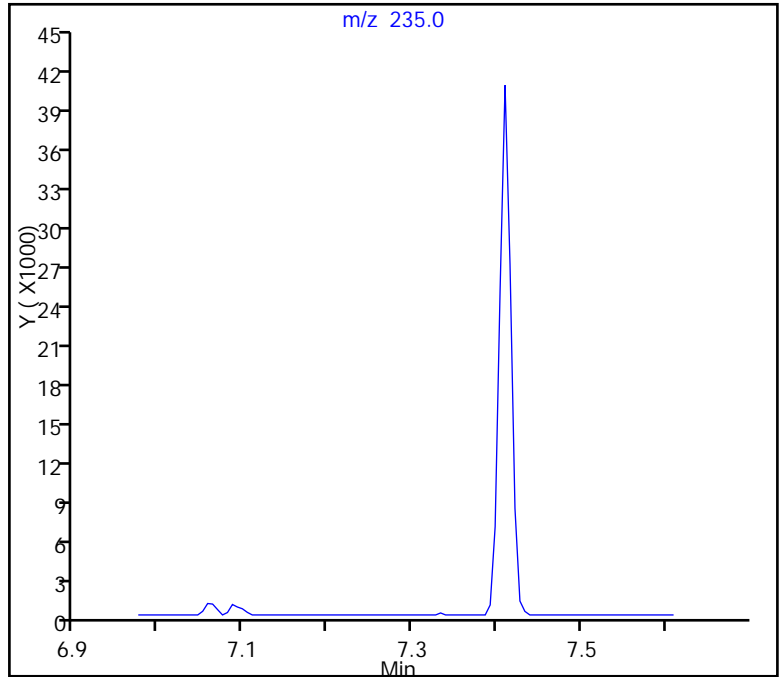
Data File: \\EDICHROM\ChromData\CBNAMS13\20141104-20138.b\C10984.D
Injection Date: 04-Nov-2014 00:58:30 Instrument ID: CBNAMS13
Lims ID: DFTPP
Client ID:
Operator ID: ALS Bottle#: 1 Worklist Smp#: 1
Injection Vol: 5.0 ul Dil. Factor: 1.0000
Method: 8270LVI_R13 Limit Group: SV 8270D ICAL
116 4,4'-DDT, Detector: MS SCAN

SW-846 Method

%Breakdown =
(Area Breakdown Cpnds/
Total Area Breakdown Cpnds) * 100

116 4,4'-DDT, Area = 38468
114 4,4'-DDD, Area = 797
115 4,4'-DDE, Area = 0

%Breakdown: 2.03%, Max Limit: 20.00%
Passed



TestAmerica Edison

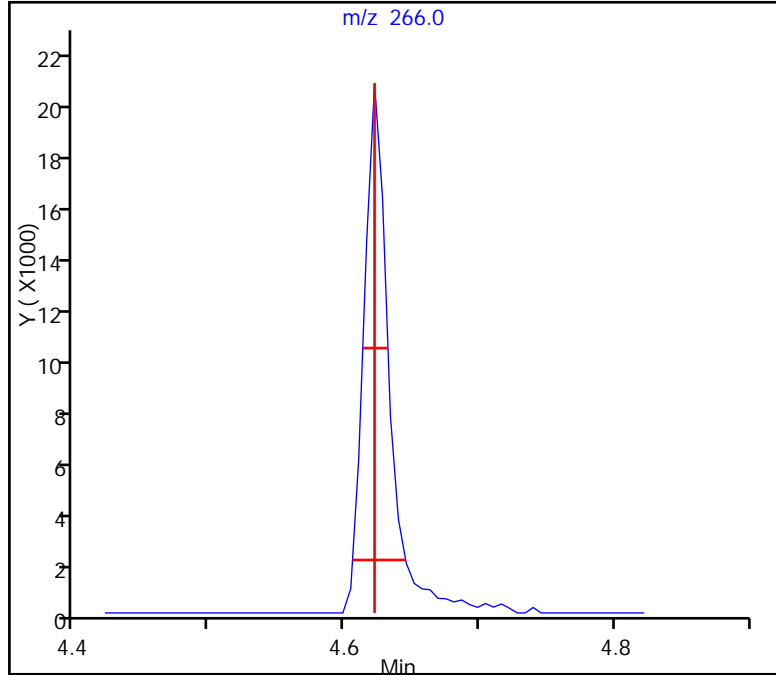
Data File: \\EDICHROM\ChromData\CBNAMS13\20141104-20138.b\C10984.D
Injection Date: 04-Nov-2014 00:58:30 Instrument ID: CBNAMS13
Lims ID: DFTPP
Client ID:
Operator ID: ALS Bottle#: 1 Worklist Smp#: 1
Injection Vol: 5.0 ul Dil. Factor: 1.0000
Method: 8270LVI_R13 Limit Group: SV 8270D ICAL

80 Pentachlorophenol_T, Detector: MS SCAN

Peak Tailing Factor =
BackWidth/FrontWidth @ 10% Peak Height

Back Width = 0.023 (min.)
Front Width = 0.016 (min.)

Tailing Factor = 1.4, Max. Tailing < 2.00
Passed



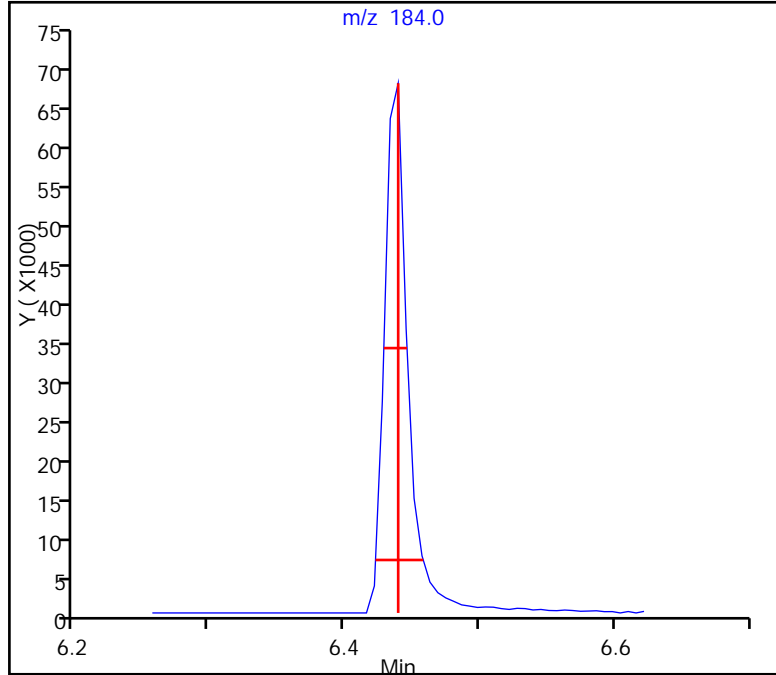
TestAmerica Edison

Data File: \\EDICHROM\ChromData\CBNAMS13\20141104-20138.b\C10984.D
Injection Date: 04-Nov-2014 00:58:30 Instrument ID: CBNAMS13
Lims ID: DFTPP
Client ID:
Operator ID: ALS Bottle#: 1 Worklist Smp#: 1
Injection Vol: 5.0 ul Dil. Factor: 1.0000
Method: 8270LVI_R13 Limit Group: SV 8270D ICAL
89 Benzidine_T, Detector: MS SCAN

Peak Tailing Factor =
BackWidth/FrontWidth @ 10% Peak Height

Back Width = 0.019 (min.)
Front Width = 0.017 (min.)

Tailing Factor = 1.1, Max. Tailing < 2.00
Passed



TestAmerica Edison
Target Compound Quantitation Report

Data File: \\EDICHROM\ChromData\CBNAMS13\20141105-20214.b\C11072.D
 Lims ID: DFTPP
 Client ID:
 Sample Type: DFTPP
 Inject. Date: 05-Nov-2014 17:29:30 ALS Bottle#: 1 Worklist Smp#: 1
 Injection Vol: 5.0 ul Dil. Factor: 1.0000
 Sample Info: 460-0020214-001
 Misc. Info.: DFTPP bna 5046
 Operator ID: Instrument ID: CBNAMS13
 Method: \\EDICHROM\ChromData\CBNAMS13\20141105-20214.b\8270LVI_R13.m
 Limit Group: SV 8270D ICAL
 Last Update: 06-Nov-2014 11:46:04 Calib Date: 05-Nov-2014 23:04:30
 Integrator: RTE ID Type: Deconvolution ID
 Quant Method: Internal Standard Quant By: Initial Calibration
 Last ICal File: \\EDICHROM\ChromData\CBNAMS13\20141105-20214.b\C11086.D
 Column 1 : Rtxi-5Sil MS (0.25 mm) Det: MS SCAN
 Process Host: XAWRK049

First Level Reviewer: croccom Date: 05-Nov-2014 17:38:47

Compound	Sig	RT (min.)	Adj RT (min.)	Dlt RT (min.)	Q	Response	Cal Amt ug/ml	OnCol Amt ug/ml	Flags
80 Pentachlorophenol_T	266	4.557	4.557	0.000	94	23881	NR	NR	7
89 Benzidine_T	184	6.369	6.369	0.000	100	60495	NR	NR	7
120 DFTPP									
114 4,4'-DDD	235	7.022	7.022	0.000	87	479		NR	7
116 4,4'-DDT	235	7.339	7.339	0.000	98	29541	NR	NR	7

QC Flag Legend

Processing Flags

NR - Missing Quant Standard

7 - Failed Limit of Detection

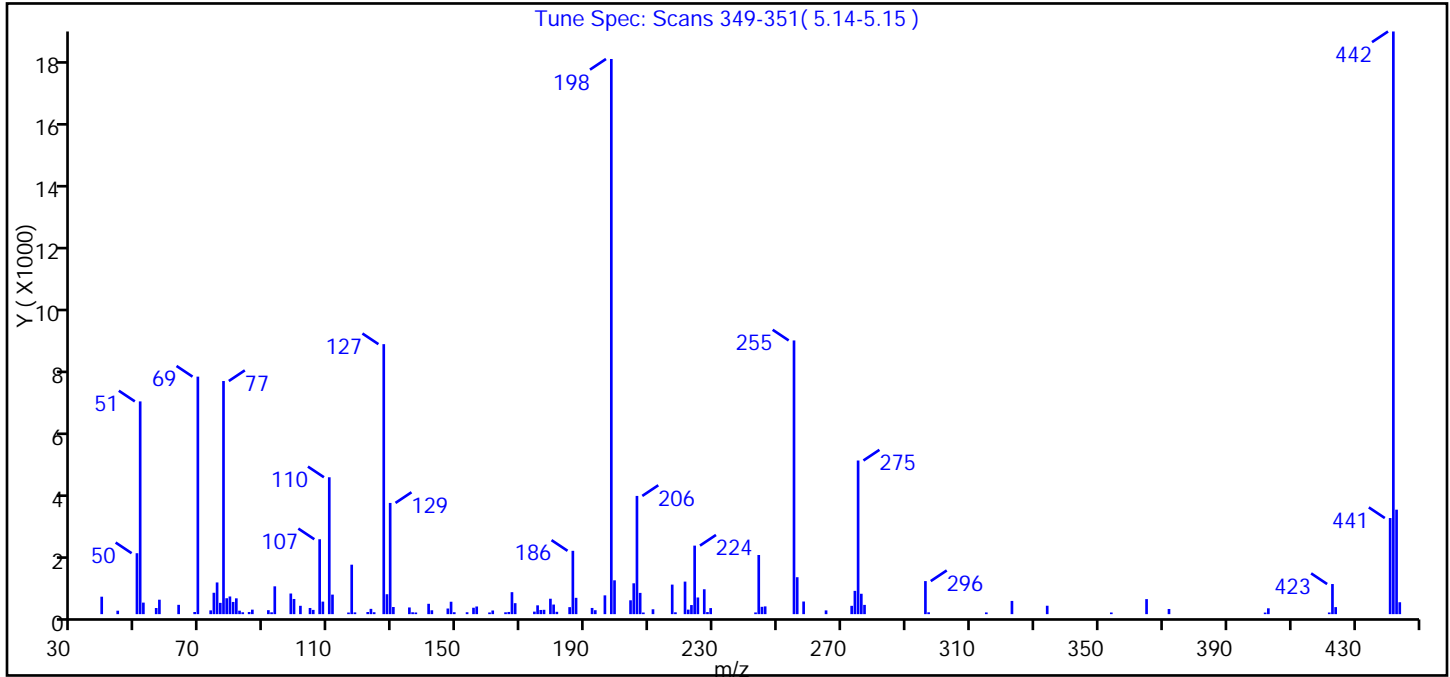
Reagents:

SMDFTP_CH_00007 Amount Added: 1.00 Units: mL

TestAmerica Edison

Data File: \\EDICHROM\ChromData\CBNAMS13\20141105-20214.b\C11072.D
 Injection Date: 05-Nov-2014 17:29:30 Instrument ID: CBNAMS13
 Lims ID: DFTPP
 Client ID:
 Operator ID: ALS Bottle#: 1 Worklist Smp#: 1
 Injection Vol: 5.0 ul Dil. Factor: 1.0000
 Method: 8270LVI_R13 Limit Group: SV 8270D ICAL
 Tune Method: DFTPP Method 8270

120 DFTPP



m/z	Ion Abundance Criteria	% Relative Abundance
198	Base Peak, 100% relative abundance	100.00
51	30.00 - 60.00% of mass 198	38.30
68	Less than 2.00% of mass 69	0.40 (0.90)
69	Present	42.80
70	Less than 2.00% of mass 69	0.00 (0.00)
127	40.00 - 60.00% of mass 198	48.60
197	Less than 1.00% of mass 198	0.00
199	5.00 - 9.00% of mass 198	6.10
275	10.00 - 30.00% of mass 198	27.70
365	Greater than 1.00% of mass 198	2.70
441	Present, but less than mass 443	17.30 (92.00)
442	Greater than 40.00% of mass 198	105.00
443	17.00 - 23.00% of mass 442	18.80 (17.90)

Data File: \\EDICHROM\ChromData\CBNAMS13\20141105-20214.b\C11072.D\8270LVI_R13.rslt\spectra.d
Injection Date: 05-Nov-2014 17:29:30
Spectrum: Tune Spec: Scans 349-351(5.14-5.15)
Base Peak: 442.00
Minimum % Base Peak: 0
Number of Points: 123

m/z	Y	m/z	Y	m/z	Y	m/z	Y
39.00	558	107.00	2396	174.00	81	243.00	54
44.00	110	108.00	401	175.00	282	244.00	1892
50.00	1949	110.00	4379	176.00	134	245.00	234
51.00	6806	111.00	625	177.00	139	246.00	248
52.00	369	116.00	52	179.00	493	255.00	8756
56.00	196	117.00	1582	180.00	307	256.00	1181
57.00	462	118.00	56	181.00	75	258.00	404
63.00	298	122.00	68	185.00	224	265.00	120
68.00	68	123.00	169	186.00	2026	273.00	266
69.00	7598	124.00	61	187.00	522	274.00	745
73.00	121	127.00	8637	192.00	198	275.00	4915
74.00	684	128.00	637	193.00	126	276.00	652
75.00	1014	129.00	3558	196.00	601	277.00	296
76.00	361	130.00	228	198.00	17760	296.00	1057
77.00	7458	135.00	214	199.00	1082	297.00	59
78.00	509	136.00	60	204.00	443	315.00	55
79.00	565	137.00	53	205.00	987	323.00	423
80.00	390	141.00	331	206.00	3782	334.00	269
81.00	506	142.00	124	207.00	680	354.00	53
82.00	111	147.00	180	208.00	52	365.00	481
83.00	60	148.00	397	211.00	156	372.00	165
85.00	68	149.00	61	217.00	945	402.00	50
86.00	144	153.00	61	218.00	59	403.00	187
91.00	127	155.00	205	221.00	1041	422.00	53
92.00	59	156.00	245	222.00	145	423.00	963
93.00	890	160.00	54	223.00	291	424.00	225
98.00	660	161.00	117	224.00	2192	441.00	3074
99.00	485	165.00	59	225.00	533	442.00	18640
101.00	267	166.00	70	227.00	796	443.00	3342
104.00	197	167.00	703	228.00	66	444.00	381
105.00	136	168.00	351	229.00	194		

TestAmerica Edison

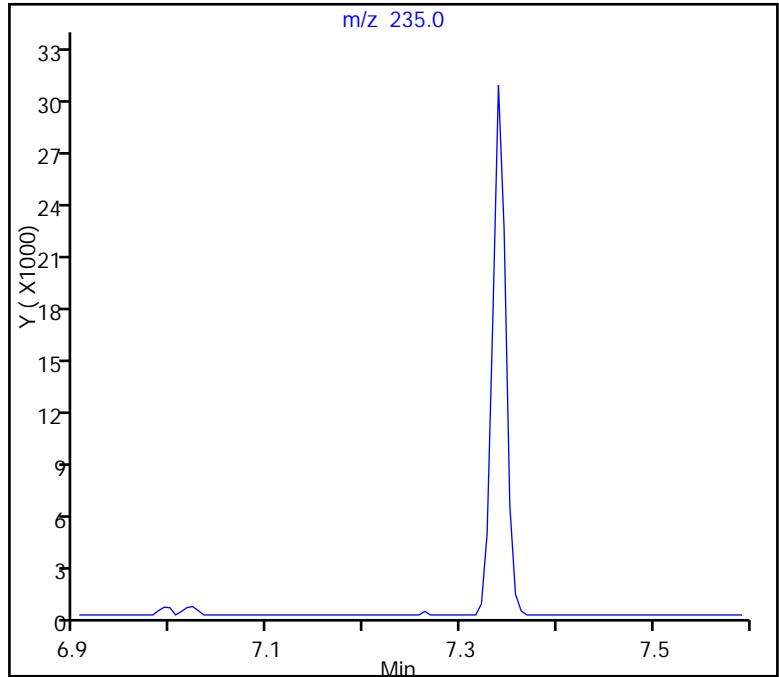
Data File: \\EDICHROM\ChromData\CBNAMS13\20141105-20214.b\C11072.D
Injection Date: 05-Nov-2014 17:29:30 Instrument ID: CBNAMS13
Lims ID: DFTPP
Client ID:
Operator ID: ALS Bottle#: 1 Worklist Smp#: 1
Injection Vol: 5.0 ul Dil. Factor: 1.0000
Method: 8270LVI_R13 Limit Group: SV 8270D ICAL
116 4,4'-DDT, Detector: MS SCAN

SW-846 Method

%Breakdown =
(Area Breakdown Cpnds/
Total Area Breakdown Cpnds) * 100

116 4,4'-DDT, Area = 29541
114 4,4'-DDD, Area = 479
115 4,4'-DDE, Area = 0

%Breakdown: 1.60%, Max Limit: 20.00%
Passed



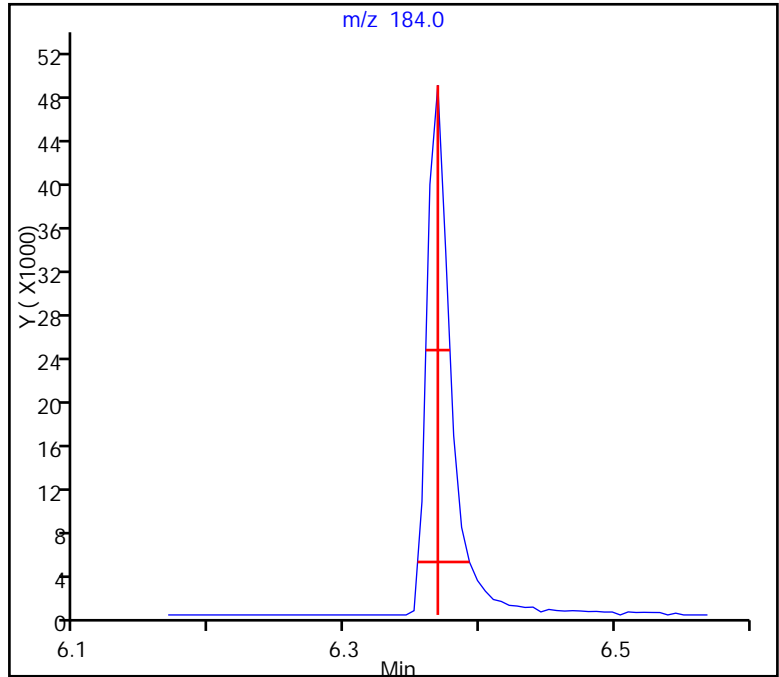
TestAmerica Edison

Data File: \\EDICHROM\ChromData\CBNAMS13\20141105-20214.b\C11072.D
Injection Date: 05-Nov-2014 17:29:30 Instrument ID: CBNAMS13
Lims ID: DFTPP
Client ID:
Operator ID: ALS Bottle#: 1 Worklist Smp#: 1
Injection Vol: 5.0 ul Dil. Factor: 1.0000
Method: 8270LVI_R13 Limit Group: SV 8270D ICAL
89 Benzidine_T, Detector: MS SCAN

Peak Tailing Factor =
BackWidth/FrontWidth @ 10% Peak Height

Back Width = 0.023 (min.)
Front Width = 0.015 (min.)

Tailing Factor = 1.6, Max. Tailing < 2.00
Passed



TestAmerica Edison

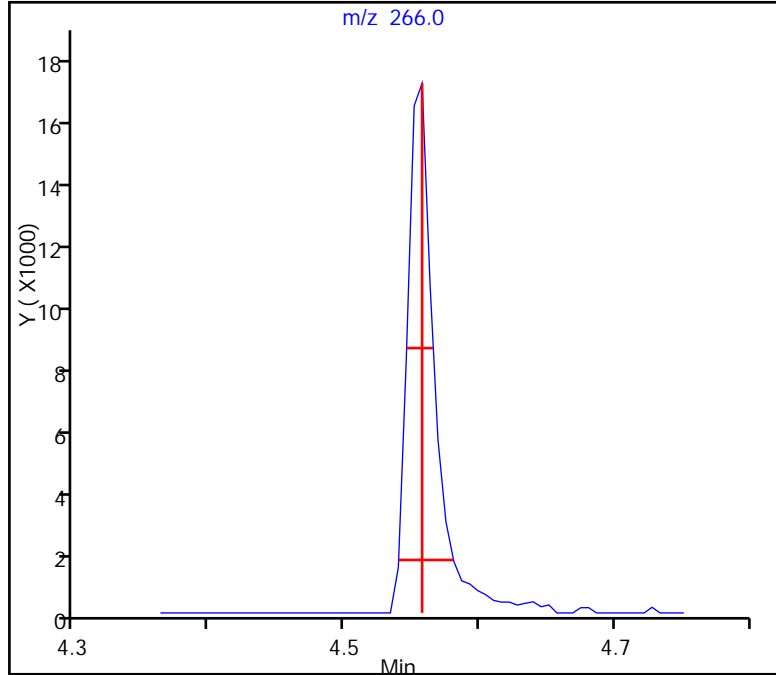
Data File: \\EDICHROM\ChromData\CBNAMS13\20141105-20214.b\C11072.D
Injection Date: 05-Nov-2014 17:29:30 Instrument ID: CBNAMS13
Lims ID: DFTPP
Client ID:
Operator ID: ALS Bottle#: 1 Worklist Smp#: 1
Injection Vol: 5.0 ul Dil. Factor: 1.0000
Method: 8270LVI_R13 Limit Group: SV 8270D ICAL

80 Pentachlorophenol_T, Detector: MS SCAN

Peak Tailing Factor =
BackWidth/FrontWidth @ 10% Peak Height

Back Width = 0.023 (min.)
Front Width = 0.017 (min.)

Tailing Factor = 1.3, Max. Tailing < 2.00
Passed



TestAmerica Edison
Target Compound Quantitation Report

Data File: \\EDICHROM\ChromData\CBNAMS13\20141106-20231.b\C11089.D
 Lims ID: DFTPP
 Client ID:
 Sample Type: DFTPP
 Inject. Date: 06-Nov-2014 02:47:30 ALS Bottle#: 1 Worklist Smp#: 1
 Injection Vol: 5.0 ul Dil. Factor: 1.0000
 Sample Info: 460-0020231-001
 Misc. Info.: DFTPP bna 5046DFTPP BNA 5046
 Operator ID: Instrument ID: CBNAMS13
 Method: \\EDICHROM\ChromData\CBNAMS13\20141106-20231.b\8270LVI_R13.m
 Limit Group: SV 8270D ICAL
 Last Update: 06-Nov-2014 12:12:54 Calib Date: 05-Nov-2014 23:04:30
 Integrator: RTE ID Type: Deconvolution ID
 Quant Method: Internal Standard Quant By: Initial Calibration
 Last ICal File: \\EDICHROM\ChromData\CBNAMS13\20141105-20214.b\C11086.D
 Column 1 : Rtxi-5Sil MS (0.25 mm) Det: MS SCAN
 Process Host: XAWRK049

First Level Reviewer: asfawa Date: 06-Nov-2014 03:07:50

Compound	Sig	RT (min.)	Adj RT (min.)	Dlt RT (min.)	Q	Response	Cal Amt ug/ml	OnCol Amt ug/ml	Flags
80 Pentachlorophenol_T	266	4.563	4.563	0.000	94	48308	NR	NR	7
89 Benzidine_T	184	6.375	6.375	0.000	99	174066	NR	NR	7
120 DFTPP									
114 4,4'-DDD	235	7.028	7.028	0.000	94	1910		NR	7
115 4,4'-DDE	246	7.028	7.028	0.000	0	0		NR	7
116 4,4'-DDT	235	7.351	7.351	0.000	96	91264	NR	NR	7

QC Flag Legend

Processing Flags

NR - Missing Quant Standard

7 - Failed Limit of Detection

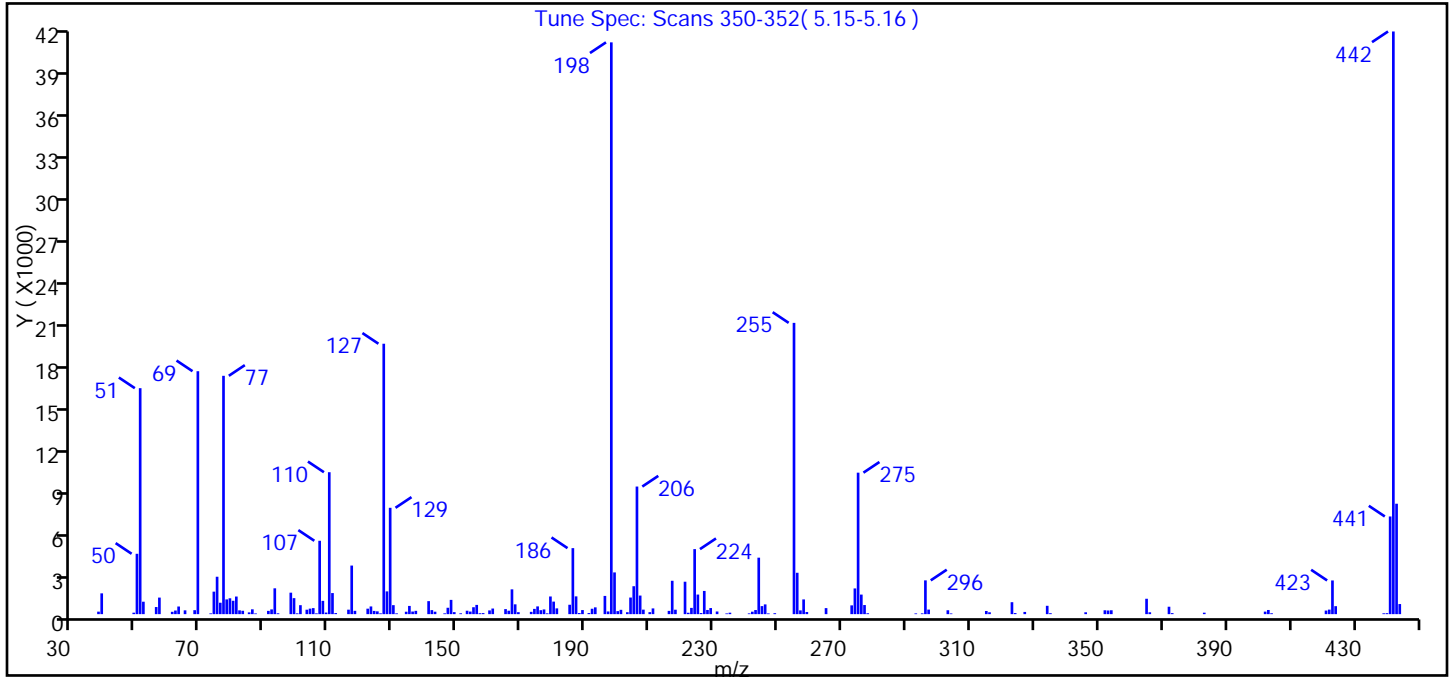
Reagents:

SMDFTP_CH_00008 Amount Added: 1.00 Units: mL

TestAmerica Edison

Data File: \\EDICHROM\ChromData\CBNAMS13\20141106-20231.b\C11089.D
 Injection Date: 06-Nov-2014 02:47:30 Instrument ID: CBNAMS13
 Lims ID: DFTPP
 Client ID:
 Operator ID: ALS Bottle#: 1 Worklist Smp#: 1
 Injection Vol: 5.0 ul Dil. Factor: 1.0000
 Method: 8270LVI_R13 Limit Group: SV 8270D ICAL
 Tune Method: DFTPP Method 8270

120 DFTPP



m/z	Ion Abundance Criteria	% Relative Abundance
198	Base Peak, 100% relative abundance	100.00
51	30.00 - 60.00% of mass 198	39.50
68	Less than 2.00% of mass 69	0.70 (1.60)
69	Present	42.50
70	Less than 2.00% of mass 69	0.00 (0.00)
127	40.00 - 60.00% of mass 198	47.30
197	Less than 1.00% of mass 198	0.50
199	5.00 - 9.00% of mass 198	7.30
275	10.00 - 30.00% of mass 198	24.70
365	Greater than 1.00% of mass 198	2.70
441	Present, but less than mass 443	17.10 (88.50)
442	Greater than 40.00% of mass 198	101.90
443	17.00 - 23.00% of mass 442	19.30 (19.00)

Data File: \\EDICHROM\ChromData\CBNAMS13\20141106-20231.b\C11089.D\8270LVI_R13.rslt\spectra.d
Injection Date: 06-Nov-2014 02:47:30
Spectrum: Tune Spec: Scans 350-352(5.15-5.16)
Base Peak: 442.00
Minimum % Base Peak: 0
Number of Points: 185

m/z	Y	m/z	Y	m/z	Y	m/z	Y
38.00	178	117.00	3465	186.00	4708	258.00	1051
39.00	1483	118.00	236	187.00	1268	259.00	154
49.00	104	122.00	390	188.00	79	265.00	430
50.00	4305	123.00	549	189.00	291	273.00	626
51.00	16117	124.00	230	191.00	78	274.00	1834
52.00	887	125.00	200	192.00	385	275.00	10091
56.00	507	126.00	56	193.00	484	276.00	1395
57.00	1181	127.00	19288	196.00	1300	277.00	649
61.00	167	128.00	1623	197.00	192	278.00	63
62.00	258	129.00	7586	198.00	40784	293.00	53
63.00	545	130.00	641	199.00	2976	295.00	56
65.00	271	131.00	55	200.00	215	296.00	2409
68.00	283	134.00	173	201.00	308	297.00	325
69.00	17328	135.00	586	203.00	137	303.00	277
73.00	54	136.00	186	204.00	1184	304.00	50
74.00	1605	137.00	235	205.00	1992	315.00	225
75.00	2668	141.00	928	206.00	9101	316.00	133
76.00	814	142.00	288	207.00	1325	323.00	852
77.00	17000	143.00	175	208.00	321	324.00	77
78.00	1051	146.00	57	210.00	142	327.00	158
79.00	1131	147.00	455	211.00	409	334.00	595
80.00	954	148.00	1017	216.00	233	335.00	67
81.00	1256	149.00	143	217.00	2380	346.00	132
82.00	271	151.00	60	218.00	316	352.00	276
83.00	240	153.00	243	221.00	2313	353.00	260
85.00	126	154.00	184	222.00	99	354.00	277
86.00	345	155.00	493	223.00	446	365.00	1097
87.00	51	156.00	659	224.00	4638	366.00	133
91.00	233	157.00	65	225.00	1397	372.00	529
92.00	339	158.00	76	226.00	79	373.00	74
93.00	1842	160.00	266	227.00	1655	383.00	104
94.00	60	161.00	400	228.00	298	402.00	180
98.00	1531	165.00	359	229.00	434	403.00	297

Data File: \\EDICHROM\ChromData\CBNAMS13\20141106-20231.b\C11089.D\8270LVI_R13.rsl\spectra.d

Injection Date: 06-Nov-2014 02:47:30

Spectrum: Tune Spec: Scans 350-352(5.15-5.16)

Base Peak: 442.00

Minimum % Base Peak: 0

Number of Points: 185

m/z	Y	m/z	Y	m/z	Y	m/z	Y
99.00	1141	166.00	244	231.00	189	404.00	64
100.00	56	167.00	1769	234.00	51	421.00	255
101.00	639	168.00	700	235.00	103	422.00	323
103.00	316	169.00	140	241.00	54	423.00	2403
104.00	392	173.00	164	242.00	175	424.00	569
105.00	430	174.00	375	243.00	293	439.00	60
106.00	55	175.00	553	244.00	4028	440.00	70
107.00	5233	176.00	282	245.00	573	441.00	6967
108.00	947	177.00	336	246.00	695	442.00	41560
109.00	112	178.00	57	247.00	51	443.00	7876
110.00	10123	179.00	1260	249.00	68	444.00	720
111.00	1503	180.00	894	255.00	20776		
112.00	76	181.00	411	256.00	2951		
116.00	319	185.00	670	257.00	268		

TestAmerica Edison

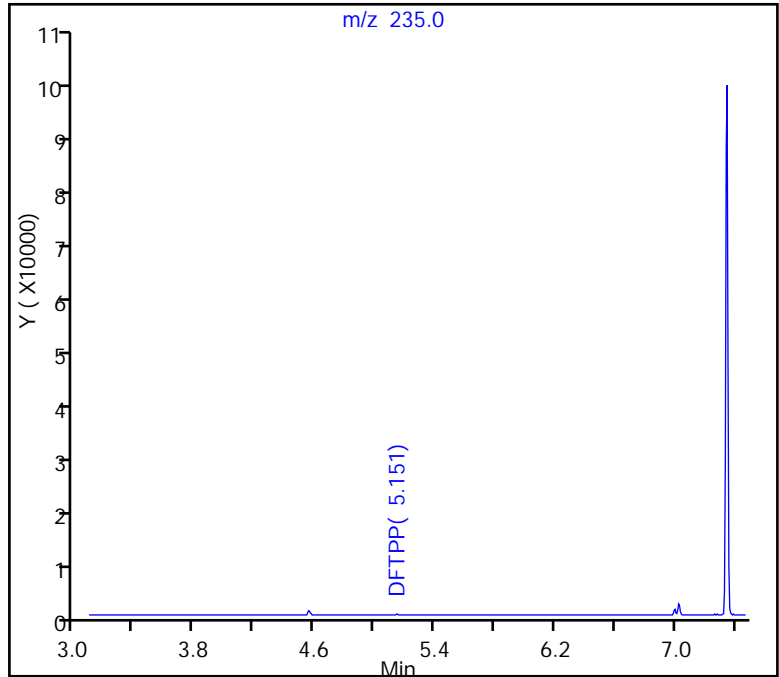
Data File: \\EDICHROM\ChromData\CBNAMS13\20141106-20231.b\C11089.D
Injection Date: 06-Nov-2014 02:47:30 Instrument ID: CBNAMS13
Lims ID: DFTPP
Client ID:
Operator ID: ALS Bottle#: 1 Worklist Smp#: 1
Injection Vol: 5.0 ul Dil. Factor: 1.0000
Method: 8270LVI_R13 Limit Group: SV 8270D ICAL
116 4,4'-DDT, Detector: MS SCAN

SW-846 Method

%Breakdown =
(Area Breakdown Cpnds/
Total Area Breakdown Cpnds) * 100

116 4,4'-DDT, Area = 91264
114 4,4'-DDD, Area = 1910
115 4,4'-DDE, Area = 0

%Breakdown: 2.05%, Max Limit: 20.00%
Passed



TestAmerica Edison

Data File: \\EDICHROM\ChromData\CBNAMS13\20141106-20231.b\C11089.D
Injection Date: 06-Nov-2014 02:47:30 Instrument ID: CBNAMS13
Lims ID: DFTPP
Client ID:
Operator ID:
Injection Vol: 5.0 ul
Method: 8270LVI_R13

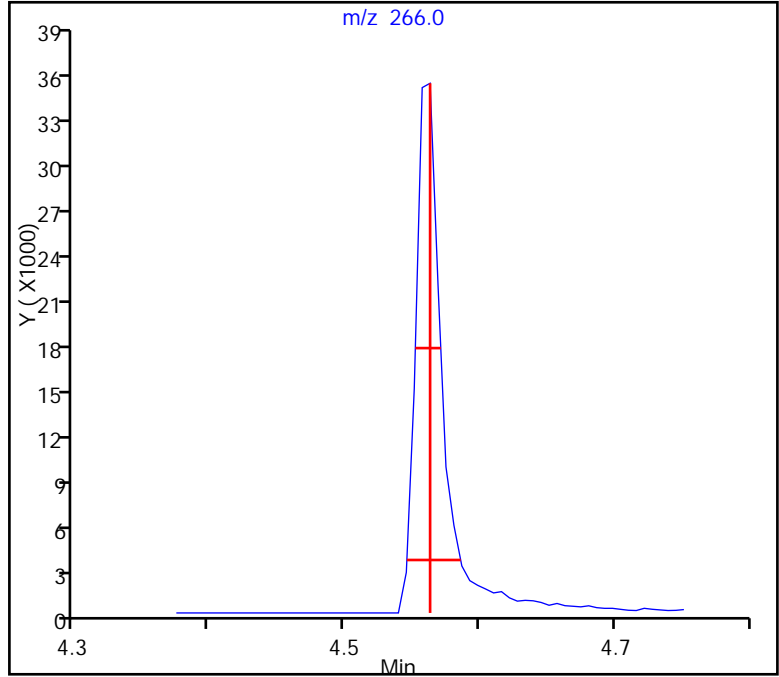
ALS Bottle#: 1 Worklist Smp#: 1
Dil. Factor: 1.0000
Limit Group: SV 8270D ICAL

80 Pentachlorophenol_T, Detector: MS SCAN

Peak Tailing Factor =
BackWidth/FrontWidth @ 10% Peak Height

Back Width = 0.023 (min.)
Front Width = 0.017 (min.)

Tailing Factor = 1.3, Max. Tailing < 2.00
Passed



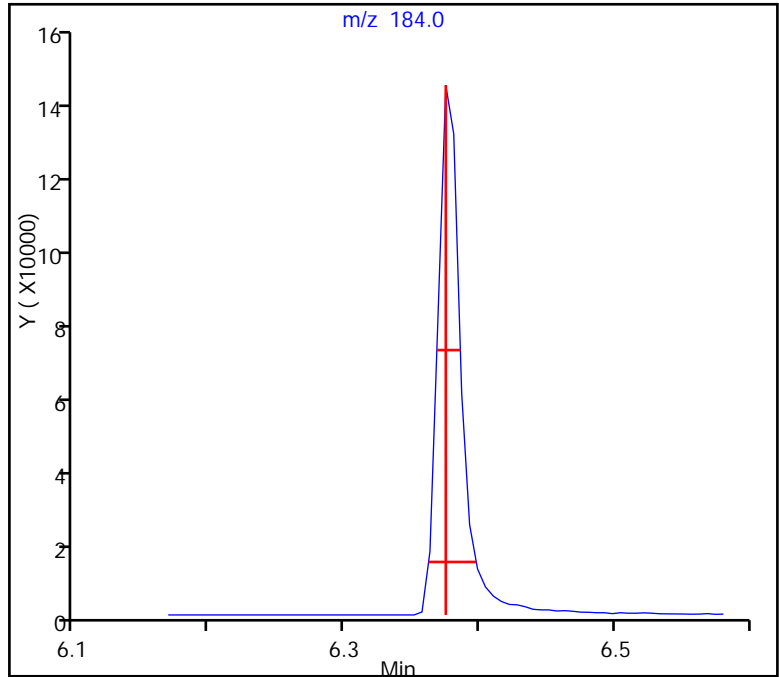
TestAmerica Edison

Data File: \\EDICHROM\ChromData\CBNAMS13\20141106-20231.b\C11089.D
Injection Date: 06-Nov-2014 02:47:30 Instrument ID: CBNAMS13
Lims ID: DFTPP
Client ID:
Operator ID: ALS Bottle#: 1 Worklist Smp#: 1
Injection Vol: 5.0 ul Dil. Factor: 1.0000
Method: 8270LVI_R13 Limit Group: SV 8270D ICAL
89 Benzidine_T, Detector: MS SCAN

Peak Tailing Factor =
BackWidth/FrontWidth @ 10% Peak Height

Back Width = 0.023 (min.)
Front Width = 0.013 (min.)

Tailing Factor = 1.8, Max. Tailing < 2.00
Passed



FORM I
GC/MS SEMI VOA ORGANICS ANALYSIS DATA SHEET

Lab Name: TestAmerica Edison Job No.: 460-85449-1
 SDG No.: _____
 Client Sample ID: _____ Lab Sample ID: MB 460-259683/1-A
 Matrix: Solid Lab File ID: L118321.D
 Analysis Method: 8270D Date Collected: _____
 Extract. Method: 3546 Date Extracted: 11/01/2014 04:18
 Sample wt/vol: 15.0000(g) Date Analyzed: 11/02/2014 21:23
 Con. Extract Vol.: 1(mL) Dilution Factor: 1
 Injection Volume: 1(uL) Level: (low/med) Low
 % Moisture: _____ GPC Cleanup: (Y/N) N
 Analysis Batch No.: 259875 Units: ug/Kg

CAS NO.	COMPOUND NAME	RESULT	Q	RL	MDL
95-94-3	1,2,4,5-Tetrachlorobenzene	25	U	330	25
108-60-1	2,2'-oxybis[1-chloropropane]	14	U	330	14
58-90-2	2,3,4,6-Tetrachlorophenol	31	U	330	31
95-95-4	2,4,5-Trichlorophenol	33	U	330	33
88-06-2	2,4,6-Trichlorophenol	9.4	U	130	9.4
120-83-2	2,4-Dichlorophenol	7.8	U	330	7.8
105-67-9	2,4-Dimethylphenol	73	U	330	73
51-28-5	2,4-Dinitrophenol	250	U	270	250
121-14-2	2,4-Dinitrotoluene	13	U	67	13
606-20-2	2,6-Dinitrotoluene	18	U	67	18
91-58-7	2-Chloronaphthalene	7.5	U	330	7.5
95-57-8	2-Chlorophenol	8.4	U	330	8.4
91-57-6	2-Methylnaphthalene	7.3	U	330	7.3
95-48-7	2-Methylphenol	14	U	330	14
88-74-4	2-Nitroaniline	11	U	330	11
88-75-5	2-Nitrophenol	11	U	330	11
91-94-1	3,3'-Dichlorobenzidine	37	U	130	37
99-09-2	3-Nitroaniline	9.8	U	330	9.8
534-52-1	4,6-Dinitro-2-methylphenol	88	U	270	88
101-55-3	4-Bromophenyl phenyl ether	10	U	330	10
59-50-7	4-Chloro-3-methylphenol	14	U	330	14
106-47-8	4-Chloroaniline	8.5	U	330	8.5
7005-72-3	4-Chlorophenyl phenyl ether	9.9	U	330	9.9
106-44-5	4-Methylphenol	9.0	U	330	9.0
100-01-6	4-Nitroaniline	13	U	330	13
100-02-7	4-Nitrophenol	160	U	670	160
83-32-9	Acenaphthene	8.0	U	330	8.0
208-96-8	Acenaphthylene	8.5	U	330	8.5
98-86-2	Acetophenone	7.2	U	330	7.2
120-12-7	Anthracene	31	U	330	31
1912-24-9	Atrazine	15	U	130	15
100-52-7	Benzaldehyde	25	U	330	25
56-55-3	Benzo[a]anthracene	28	U	33	28
50-32-8	Benzo[a]pyrene	10	U	33	10

FORM I
GC/MS SEMI VOA ORGANICS ANALYSIS DATA SHEET

Lab Name: TestAmerica Edison Job No.: 460-85449-1
 SDG No.: _____
 Client Sample ID: _____ Lab Sample ID: MB 460-259683/1-A
 Matrix: Solid Lab File ID: L118321.D
 Analysis Method: 8270D Date Collected: _____
 Extract. Method: 3546 Date Extracted: 11/01/2014 04:18
 Sample wt/vol: 15.0000(g) Date Analyzed: 11/02/2014 21:23
 Con. Extract Vol.: 1(mL) Dilution Factor: 1
 Injection Volume: 1(uL) Level: (low/med) Low
 % Moisture: _____ GPC Cleanup: (Y/N) N
 Analysis Batch No.: 259875 Units: ug/Kg

CAS NO.	COMPOUND NAME	RESULT	Q	RL	MDL
205-99-2	Benzo[b]fluoranthene	13	U	33	13
191-24-2	Benzo[g,h,i]perylene	19	U	330	19
207-08-9	Benzo[k]fluoranthene	14	U	33	14
111-91-1	Bis(2-chloroethoxy)methane	10	U	330	10
111-44-4	Bis(2-chloroethyl)ether	7.8	U	33	7.8
117-81-7	Bis(2-ethylhexyl) phthalate	13	U	330	13
85-68-7	Butyl benzyl phthalate	10	U	330	10
105-60-2	Caprolactam	24	U	330	24
86-74-8	Carbazole	8.2	U	330	8.2
218-01-9	Chrysene	9.0	U	330	9.0
53-70-3	Dibenz(a,h)anthracene	17	U	33	17
132-64-9	Dibenzofuran	10	U	330	10
84-66-2	Diethyl phthalate	9.4	U	330	9.4
131-11-3	Dimethyl phthalate	9.6	U	330	9.6
84-74-2	Di-n-butyl phthalate	9.9	U	330	9.9
117-84-0	Di-n-octyl phthalate	17	U	330	17
92-52-4	Diphenyl	28	U	330	28
206-44-0	Fluoranthene	9.8	U	330	9.8
86-73-7	Fluorene	7.2	U	330	7.2
118-74-1	Hexachlorobenzene	13	U	33	13
87-68-3	Hexachlorobutadiene	9.3	U	67	9.3
77-47-4	Hexachlorocyclopentadiene	21	U	330	21
67-72-1	Hexachloroethane	12	U	33	12
193-39-5	Indeno[1,2,3-cd]pyrene	22	U	33	22
78-59-1	Isophorone	7.1	U	130	7.1
91-20-3	Naphthalene	8.4	U	330	8.4
98-95-3	Nitrobenzene	10	U	33	10
621-64-7	N-Nitrosodi-n-propylamine	11	U	33	11
86-30-6	N-Nitrosodiphenylamine	30	U	330	30
87-86-5	Pentachlorophenol	40	U	270	40
85-01-8	Phenanthrene	8.8	U	330	8.8
108-95-2	Phenol	11	U	330	11
129-00-0	Pyrene	15	U	330	15

FORM I
GC/MS SEMI VOA ORGANICS ANALYSIS DATA SHEET

Lab Name: TestAmerica Edison Job No.: 460-85449-1
 SDG No.: _____
 Client Sample ID: _____ Lab Sample ID: MB 460-259683/1-A
 Matrix: Solid Lab File ID: L118321.D
 Analysis Method: 8270D Date Collected: _____
 Extract. Method: 3546 Date Extracted: 11/01/2014 04:18
 Sample wt/vol: 15.0000(g) Date Analyzed: 11/02/2014 21:23
 Con. Extract Vol.: 1(mL) Dilution Factor: 1
 Injection Volume: 1(uL) Level: (low/med) Low
 % Moisture: _____ GPC Cleanup: (Y/N) N
 Analysis Batch No.: 259875 Units: ug/Kg

CAS NO.	SURROGATE	%REC	Q	LIMITS
4165-60-0	Nitrobenzene-d5	108	X	38-105
4165-62-2	Phenol-d5	105		41-118
1718-51-0	Terphenyl-d14	130		16-151
118-79-6	2,4,6-Tribromophenol	126	X	10-120
367-12-4	2-Fluorophenol	99		37-125
321-60-8	2-Fluorobiphenyl	98		40-109

FORM I
GC/MS SEMI VOA ORGANICS ANALYSIS DATA SHEET
TENTATIVELY IDENTIFIED COMPOUNDS

Lab Name: TestAmerica Edison Job No.: 460-85449-1
 SDG No.: _____
 Client Sample ID: _____ Lab Sample ID: MB 460-259683/1-A
 Matrix: Solid Lab File ID: L118321.D
 Analysis Method: 8270D Date Collected: _____
 Extract. Method: 3546 Date Extracted: 11/01/2014 04:18
 Sample wt/vol: 15.0000(g) Date Analyzed: 11/02/2014 21:23
 Con. Extract Vol.: 1(mL) Dilution Factor: 1
 Injection Volume: 1(uL) Level: (low/med) Low
 % Moisture: _____ GPC Cleanup: (Y/N) N
 Analysis Batch No.: 259875 Units: ug/Kg
 Number TICs Found: 1 TIC Result Total: 436

CAS NO.	COMPOUND NAME	RT	RESULT	Q
	Unknown	2.60	436	J

TestAmerica Edison
Target Compound Quantitation Report

Data File: \\EDICHROM\ChromData\CBNAMS12\20141102-20083.b\L118321.D
 Lims ID: MB 460-259683/1-A
 Client ID:
 Sample Type: MB
 Inject. Date: 02-Nov-2014 21:23:30 ALS Bottle#: 4 Worklist Smp#: 4
 Injection Vol: 1.0 ul Dil. Factor: 1.0000
 Sample Info: 460-0020083-004
 Operator ID: BNA 12 Instrument ID: CBNAMS12
 Method: \\EDICHROM\ChromData\CBNAMS12\20141102-20083.b\8270_12R_9.m
 Limit Group: SV 8270D ICAL
 Last Update: 03-Nov-2014 15:52:08 Calib Date: 12-Oct-2014 21:39:30
 Integrator: RTE ID Type: Deconvolution ID
 Quant Method: Internal Standard Quant By: Initial Calibration
 Last ICal File: \\EDICHROM\ChromData\CBNAMS12\20141010-19189.b\L117531.D
 Column 1 : Rtxi-5Sil MS (0.25 mm) Det: MS SCAN
 Process Host: XAWRK030

First Level Reviewer: gillinsl

Date: 03-Nov-2014 15:52:21

Compound	Sig	RT (min.)	Adj RT (min.)	Dlt RT (min.)	Q	Response	Cal Amt ug/ml	OnCol Amt ug/ml	Flags
\$ 4 2-Fluorophenol	112	2.898	2.887	0.011	92	548292	50.0	49.5	
\$ 6 Phenol-d5	99	3.816	3.822	-0.006	71	702716	50.0	52.6	
* 13 1,4-Dichlorobenzene-d4	152	4.181	4.175	0.006	97	323065	40.0	40.0	
\$ 25 Nitrobenzene-d5	82	4.740	4.746	-0.006	90	618789	50.0	53.8	
* 35 Naphthalene-d8	136	5.469	5.469	0.000	100	1169860	40.0	40.0	
\$ 48 2-Fluorobiphenyl	172	6.557	6.563	-0.006	97	1073603	50.0	48.9	
* 61 Acenaphthene-d10	164	7.228	7.228	0.000	94	619086	40.0	40.0	
\$ 76 2,4,6-Tribromophenol	330	8.004	8.010	-0.006	95	232352	50.0	63.0	
* 83 Phenanthrene-d10	188	8.686	8.686	0.000	99	963514	40.0	40.0	
\$ 91 Terphenyl-d14	244	10.263	10.257	0.006	99	997216	50.0	65.2	
* 96 Chrysene-d12	240	11.427	11.427	0.000	99	676999	40.0	40.0	
* 103 Perylene-d12	264	13.321	13.321	0.000	98	441973	40.0	40.0	

Reagents:

SM_ISTD_00064

Amount Added: 20.00

Units: uL

Run Reagent

TestAmerica Edison
Tentatively Identified Quantitation Report

Data File: \\EDICHROM\ChromData\CBNAMS12\20141102-20083.b\L118321.D
 Lims ID: MB 460-259683/1-A
 Client ID:
 Sample Type: MB
 Inject. Date: 02-Nov-2014 21:23:30 ALS Bottle#: 4 Worklist Smp#: 4
 Injection Vol: 1.0 ul Dil. Factor: 1.0000
 Sample Info: 460-0020083-004
 Operator ID: BNA 12 Instrument ID: CBNAMS12
 Method: \\EDICHROM\ChromData\CBNAMS12\20141102-20083.b\8270_12R_9.m
 Limit Group: SV 8270D ICAL
 Last Update: 03-Nov-2014 15:52:08 Calib Date: 12-Oct-2014 21:39:30
 Tic RT Window: 0.000 -0.000 Response: area
 Quant By: Nearest ISTD Quant LOD: 10.00000
 MS Library: \\EDICHROM\ChromData\Database\NIST02.L
 Min. Match: 80
 Column 1 : Rtxi-5Sil MS (0.25 mm) Det: MS SCAN
 Process Host: XAWRK030
 First Level Reviewer: gillinsl Date: 03-Nov-2014 15:52:21

Tentative Identified Compound Results

RT	Response	Amount ug/ml	Quant Cpnd	Qual	Lib Entry	Molecular Formula	Mol. Weight	Flags
2.599	326082	6.54	13		Unknown			

Quantitation Compounds

Compound	RT	Response	Amount ug/ml
* 13 1,4-Dichlorobenzene-d4	4.181	1992874	40.0

QC Flag Legend

Processing Flags

Reagents:

SM_ISTD_00064 Amount Added: 20.00 Units: uL Run Reagent

TestAmerica Edison

Data File: \\EDICHROM\ChromData\CBNAMS12\20141102-20083.b\L118321.D

Injection Date: 02-Nov-2014 21:23:30

Instrument ID: CBNAMS12

Operator ID: BNA 12

Lims ID: MB 460-259683/1-A

Worklist Smp#: 4

Client ID:

Injection Vol: 1.0 ul

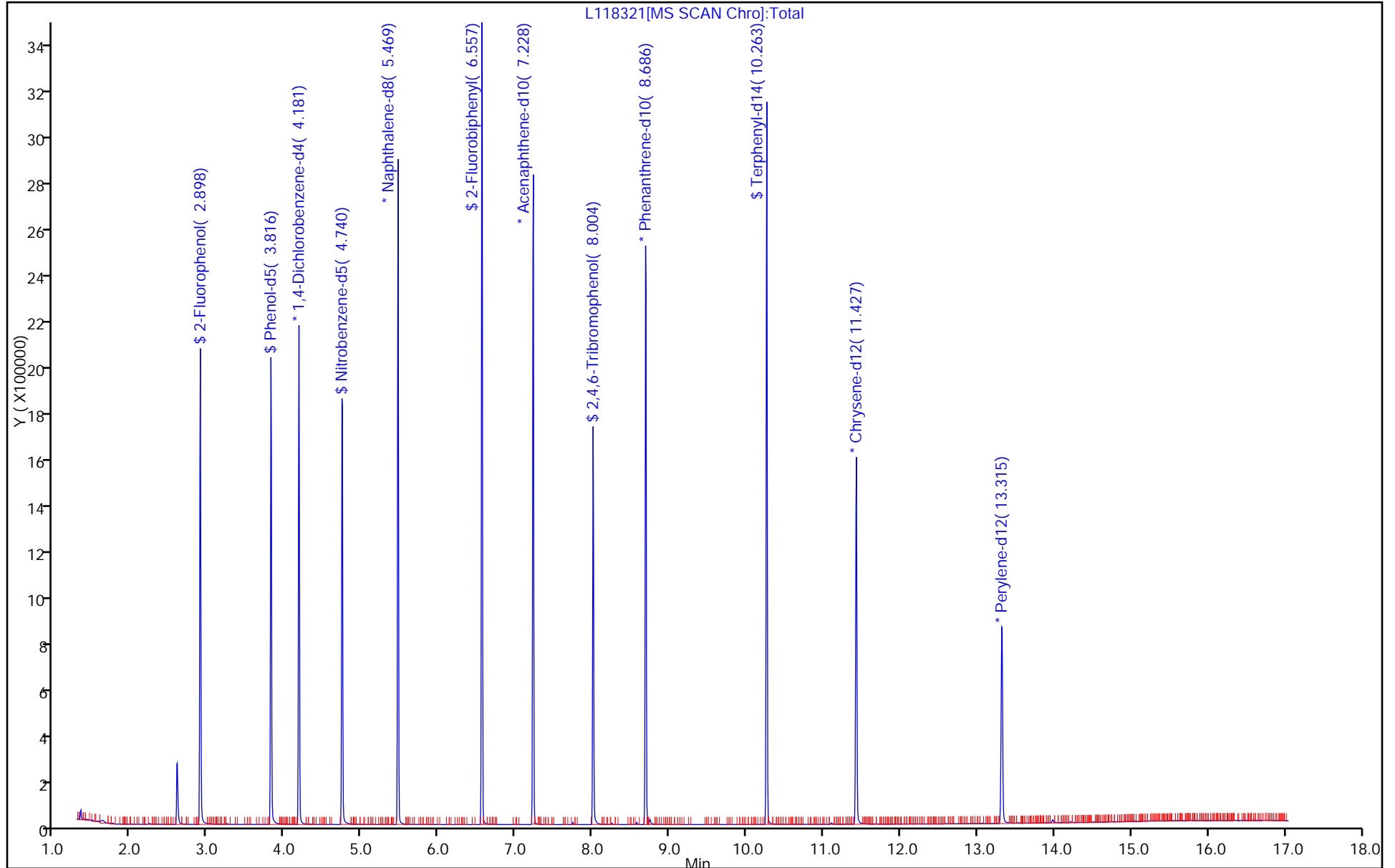
Dil. Factor: 1.0000

ALS Bottle#: 4

Method: 8270_12R_9

Limit Group: SV 8270D ICAL

Column: Rtxi-5Sil MS (0.25 mm)



TestAmerica Edison

Data File: \\EDICHROM\ChromData\CBNAMS12\20141102-20083.b\L118321.D

Injection Date: 02-Nov-2014 21:23:30

Instrument ID: CBNAMS12

Lims ID: MB 460-259683/1-A

Client ID:

Operator ID: BNA 12

ALS Bottle#: 4

Worklist Smp#: 4

Injection Vol: 1.0 ul

Dil. Factor: 1.0000

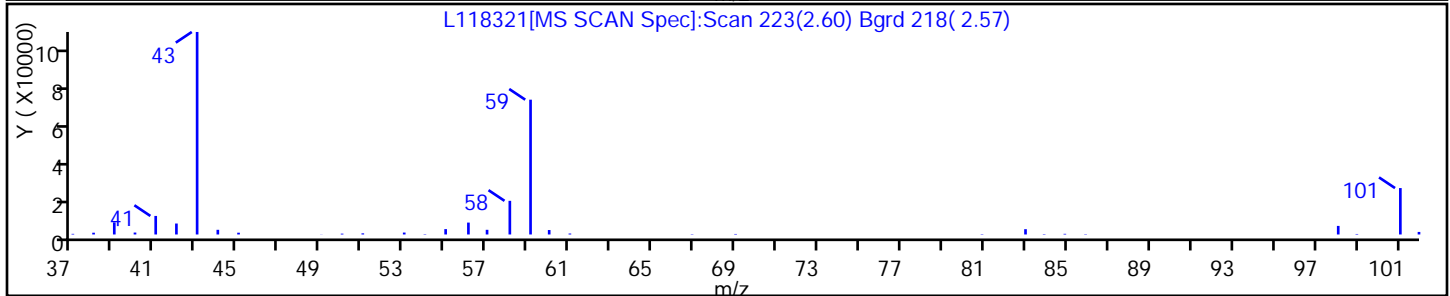
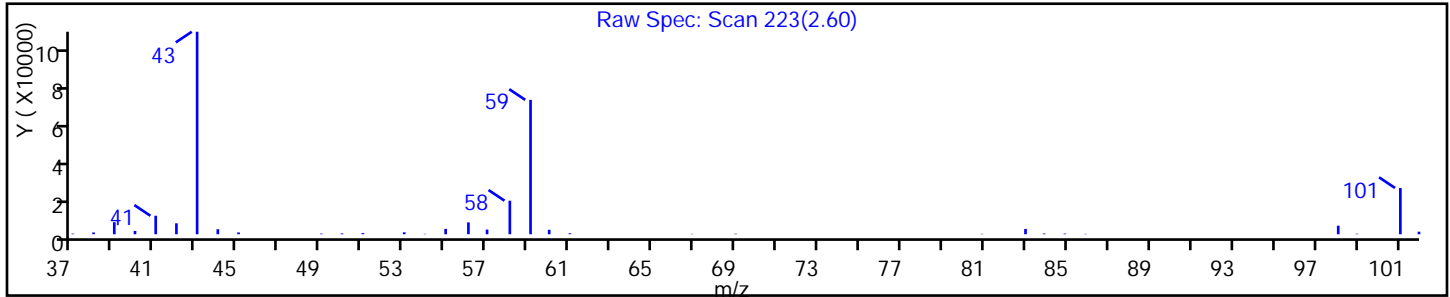
Method: 8270_12R_9

Limit Group: SV 8270D ICAL

Column:

Detector: MS SCAN

No Library Matches Found above the Threshold: 80



FORM I
GC/MS SEMI VOA ORGANICS ANALYSIS DATA SHEET

Lab Name: TestAmerica Edison Job No.: 460-85449-1
 SDG No.: _____
 Client Sample ID: _____ Lab Sample ID: MB 460-260012/1-A
 Matrix: Water Lab File ID: C10989.D
 Analysis Method: 8270D Date Collected: _____
 Extract. Method: 3510C Date Extracted: 11/03/2014 11:17
 Sample wt/vol: 250 (mL) Date Analyzed: 11/04/2014 03:25
 Con. Extract Vol.: 2 (mL) Dilution Factor: 1
 Injection Volume: 5 (uL) Level: (low/med) Low
 % Moisture: _____ GPC Cleanup: (Y/N) N
 Analysis Batch No.: 260147 Units: ug/L

CAS NO.	COMPOUND NAME	RESULT	Q	RL	MDL
95-94-3	1,2,4,5-Tetrachlorobenzene	1.8	U	10	1.8
108-60-1	2,2'-oxybis[1-chloropropane]	1.3	U	10	1.3
58-90-2	2,3,4,6-Tetrachlorophenol	0.89	U	10	0.89
95-95-4	2,4,5-Trichlorophenol	2.2	U	10	2.2
88-06-2	2,4,6-Trichlorophenol	1.4	U	10	1.4
120-83-2	2,4-Dichlorophenol	1.1	U	10	1.1
105-67-9	2,4-Dimethylphenol	1.2	U	10	1.2
51-28-5	2,4-Dinitrophenol	2.0	U	30	2.0
121-14-2	2,4-Dinitrotoluene	0.28	U	2.0	0.28
606-20-2	2,6-Dinitrotoluene	0.27	U	2.0	0.27
91-58-7	2-Chloronaphthalene	1.3	U	10	1.3
95-57-8	2-Chlorophenol	0.93	U	10	0.93
91-57-6	2-Methylnaphthalene	1.5	U	10	1.5
95-48-7	2-Methylphenol	1.4	U	10	1.4
88-74-4	2-Nitroaniline	2.0	U	20	2.0
88-75-5	2-Nitrophenol	0.68	U	10	0.68
91-94-1	3,3'-Dichlorobenzidine	3.2	U	20	3.2
99-09-2	3-Nitroaniline	2.9	U	20	2.9
534-52-1	4,6-Dinitro-2-methylphenol	3.0	U	30	3.0
101-55-3	4-Bromophenyl phenyl ether	1.1	U	10	1.1
59-50-7	4-Chloro-3-methylphenol	1.1	U	10	1.1
106-47-8	4-Chloroaniline	0.32	U	1.0	0.32
7005-72-3	4-Chlorophenyl phenyl ether	1.5	U	10	1.5
106-44-5	4-Methylphenol	1.0	U	10	1.0
100-01-6	4-Nitroaniline	2.9	U	20	2.9
100-02-7	4-Nitrophenol	2.0	U	30	2.0
83-32-9	Acenaphthene	1.1	U	10	1.1
208-96-8	Acenaphthylene	1.8	U	10	1.8
98-86-2	Acetophenone	0.89	U	10	0.89
120-12-7	Anthracene	0.85	U	10	0.85
1912-24-9	Atrazine	1.0	U	10	1.0
100-52-7	Benzaldehyde	2.1	U	10	2.1
56-55-3	Benzo[a]anthracene	0.18	U	1.0	0.18
50-32-8	Benzo[a]pyrene	0.14	U	1.0	0.14

FORM I
GC/MS SEMI VOA ORGANICS ANALYSIS DATA SHEET

Lab Name: TestAmerica Edison Job No.: 460-85449-1
 SDG No.: _____
 Client Sample ID: _____ Lab Sample ID: MB 460-260012/1-A
 Matrix: Water Lab File ID: C10989.D
 Analysis Method: 8270D Date Collected: _____
 Extract. Method: 3510C Date Extracted: 11/03/2014 11:17
 Sample wt/vol: 250(mL) Date Analyzed: 11/04/2014 03:25
 Con. Extract Vol.: 2(mL) Dilution Factor: 1
 Injection Volume: 5(uL) Level: (low/med) Low
 % Moisture: _____ GPC Cleanup: (Y/N) N
 Analysis Batch No.: 260147 Units: ug/L

CAS NO.	COMPOUND NAME	RESULT	Q	RL	MDL
205-99-2	Benzo[b]fluoranthene	0.21	U	1.0	0.21
191-24-2	Benzo[g,h,i]perylene	0.93	U	10	0.93
207-08-9	Benzo[k]fluoranthene	0.14	U	1.0	0.14
111-91-1	Bis(2-chloroethoxy)methane	1.0	U	10	1.0
111-44-4	Bis(2-chloroethyl)ether	0.30	U	1.0	0.30
117-81-7	Bis(2-ethylhexyl) phthalate	0.81	U	10	0.81
85-68-7	Butyl benzyl phthalate	1.4	U	10	1.4
105-60-2	Caprolactam	0.91	U	10	0.91
86-74-8	Carbazole	1.2	U	10	1.2
218-01-9	Chrysene	1.4	U	10	1.4
53-70-3	Dibenz(a,h)anthracene	0.16	U	1.0	0.16
132-64-9	Dibenzofuran	1.5	U	10	1.5
84-66-2	Diethyl phthalate	1.4	U	10	1.4
131-11-3	Dimethyl phthalate	1.1	U	10	1.1
84-74-2	Di-n-butyl phthalate	1.0	U	10	1.0
117-84-0	Di-n-octyl phthalate	0.88	U	10	0.88
92-52-4	Diphenyl	1.8	U	10	1.8
206-44-0	Fluoranthene	1.1	U	10	1.1
86-73-7	Fluorene	1.7	U	10	1.7
118-74-1	Hexachlorobenzene	0.20	U	1.0	0.20
87-68-3	Hexachlorobutadiene	0.68	U	2.0	0.68
77-47-4	Hexachlorocyclopentadiene	1.5	U	10	1.5
67-72-1	Hexachloroethane	0.15	U	1.0	0.15
193-39-5	Indeno[1,2,3-cd]pyrene	0.11	U	1.0	0.11
78-59-1	Isophorone	1.3	U	10	1.3
91-20-3	Naphthalene	2.0	U	10	2.0
98-95-3	Nitrobenzene	0.34	U	1.0	0.34
621-64-7	N-Nitrosodi-n-propylamine	0.27	U	1.0	0.27
86-30-6	N-Nitrosodiphenylamine	1.0	U	10	1.0
87-86-5	Pentachlorophenol	2.7	U	30	2.7
85-01-8	Phenanthrene	1.2	U	10	1.2
108-95-2	Phenol	0.60	U	10	0.60
129-00-0	Pyrene	1.1	U	10	1.1

FORM I
GC/MS SEMI VOA ORGANICS ANALYSIS DATA SHEET

Lab Name: TestAmerica Edison Job No.: 460-85449-1
 SDG No.: _____
 Client Sample ID: _____ Lab Sample ID: MB 460-260012/1-A
 Matrix: Water Lab File ID: C10989.D
 Analysis Method: 8270D Date Collected: _____
 Extract. Method: 3510C Date Extracted: 11/03/2014 11:17
 Sample wt/vol: 250 (mL) Date Analyzed: 11/04/2014 03:25
 Con. Extract Vol.: 2 (mL) Dilution Factor: 1
 Injection Volume: 5 (uL) Level: (low/med) Low
 % Moisture: _____ GPC Cleanup: (Y/N) N
 Analysis Batch No.: 260147 Units: ug/L

CAS NO.	SURROGATE	%REC	Q	LIMITS
4165-60-0	Nitrobenzene-d5	72		60-114
4165-62-2	Phenol-d5	27		4-86
1718-51-0	Terphenyl-d14	83		72-130
118-79-6	2,4,6-Tribromophenol	71		51-126
367-12-4	2-Fluorophenol	42		15-96
321-60-8	2-Fluorobiphenyl	72		50-120

FORM I
GC/MS SEMI VOA ORGANICS ANALYSIS DATA SHEET
TENTATIVELY IDENTIFIED COMPOUNDS

Lab Name: TestAmerica Edison Job No.: 460-85449-1
 SDG No.: _____
 Client Sample ID: _____ Lab Sample ID: MB 460-260012/1-A
 Matrix: Water Lab File ID: C10989.D
 Analysis Method: 8270D Date Collected: _____
 Extract. Method: 3510C Date Extracted: 11/03/2014 11:17
 Sample wt/vol: 250 (mL) Date Analyzed: 11/04/2014 03:25
 Con. Extract Vol.: 2 (mL) Dilution Factor: 1
 Injection Volume: 5 (uL) Level: (low/med) Low
 % Moisture: _____ GPC Cleanup: (Y/N) N
 Analysis Batch No.: 260147 Units: ug/L
 Number TICs Found: 0 TIC Result Total: 0

CAS NO.	COMPOUND NAME	RT	RESULT	Q
	Tentatively Identified Compound		None	

TestAmerica Edison
Target Compound Quantitation Report

Data File: \\EDICHROM\ChromData\CBNAMS13\20141104-20138.b\C10989.D
 Lims ID: MB 460-260012/1-A
 Client ID:
 Sample Type: MB
 Inject. Date: 04-Nov-2014 03:25:30 ALS Bottle#: 6 Worklist Smp#: 6
 Injection Vol: 5.0 ul Dil. Factor: 1.0000
 Sample Info: 460-0020138-006
 Operator ID: Instrument ID: CBNAMS13
 Method: \\EDICHROM\ChromData\CBNAMS13\20141104-20138.b\8270LVI_R13.m
 Limit Group: SV 8270D ICAL
 Last Update: 04-Nov-2014 20:20:32 Calib Date: 22-Oct-2014 18:37:30
 Integrator: RTE ID Type: Deconvolution ID
 Quant Method: Internal Standard Quant By: Initial Calibration
 Last ICal File: \\EDICHROM\ChromData\CBNAMS13\20141022-19662.b\C10440.D
 Column 1 : Rtxi-5Sil MS (0.25 mm) Det: MS SCAN
 Process Host: XAWRK015

First Level Reviewer: bayoumiw

Date: 04-Nov-2014 20:20:32

Compound	Sig	RT (min.)	Adj RT (min.)	Dlt RT (min.)	Q	Response	Cal Amt ug/ml	OnCol Amt ug/ml	Flags
\$ 4 2-Fluorophenol	112	2.646	2.634	0.012	96	811065	10.0	4.22	
\$ 6 Phenol-d5	99	3.463	3.493	-0.030	90	620492	10.0	2.72	
* 13 1,4-Dichlorobenzene-d4	152	3.828	3.834	-0.006	96	1197570	8.00	8.00	
\$ 25 Nitrobenzene-d5	82	4.393	4.404	-0.012	88	1495637	10.0	7.24	
* 35 Naphthalene-d8	136	5.116	5.122	-0.006	99	4060943	8.00	8.00	
\$ 48 2-Fluorobiphenyl	172	6.216	6.222	-0.006	97	2562667	10.0	7.24	
* 61 Acenaphthene-d10	164	6.869	6.875	-0.006	93	1851792	8.00	8.00	
51 2-Naphthylamine	143	7.645	7.635	0.010	54	84321		NC	
\$ 76 2,4,6-Tribromophenol	330	7.645	7.651	-0.006	93	289407	10.0	7.06	
* 83 Phenanthrene-d10	188	8.328	8.328	0.000	99	2055029	8.00	8.00	
\$ 91 Terphenyl-d14	244	9.898	9.904	-0.006	99	1057420	10.0	8.26	
123 Bisphenol-A	213	9.898	10.000	-0.102	0	12588		NC	
* 96 Chrysene-d12	240	10.986	10.986	0.000	99	941688	8.00	8.00	
* 103 Perylene-d12	264	12.780	12.786	-0.006	97	863281	8.00	8.00	

QC Flag Legend

Processing Flags

NC - Not Calibrated

Reagents:

SM_ISTD_LVI_00056

Amount Added: 20.00

Units: uL

Run Reagent

TestAmerica Edison

Data File: \\EDICHROM\ChromData\CBNAMS13\20141104-20138.b\C10989.D

Injection Date: 04-Nov-2014 03:25:30

Instrument ID: CBNAMS13

Operator ID:

Lims ID: MB 460-260012/1-A

Worklist Smp#: 6

Client ID:

Injection Vol: 5.0 ul

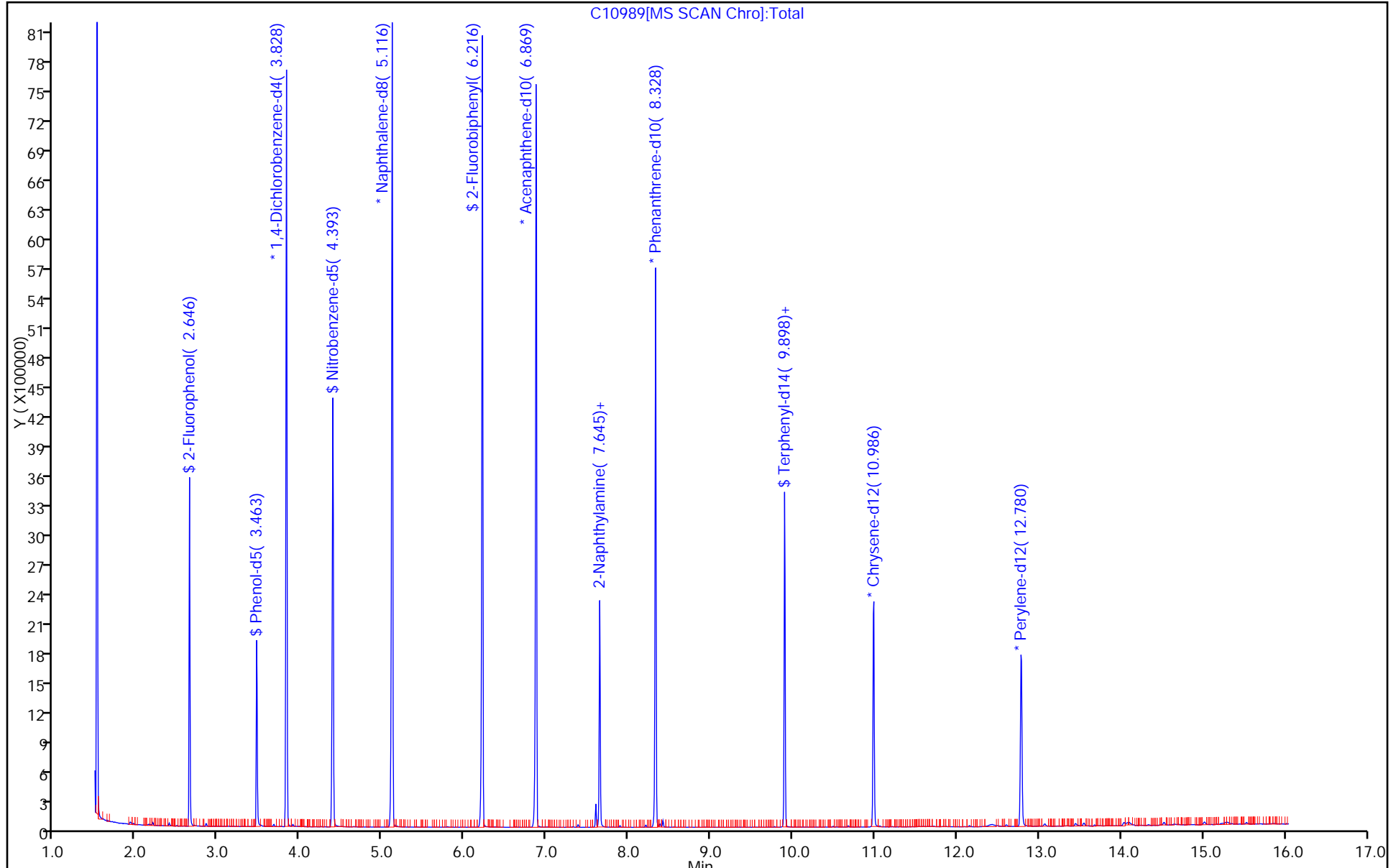
Dil. Factor: 1.0000

ALS Bottle#: 6

Method: 8270LVI_R13

Limit Group: SV 8270D ICAL

Column: Rtxi-5Sil MS (0.25 mm)



FORM I
GC/MS SEMI VOA ORGANICS ANALYSIS DATA SHEET

Lab Name: TestAmerica Edison Job No.: 460-85449-1
 SDG No.: _____
 Client Sample ID: _____ Lab Sample ID: LCS 460-259683/2-A
 Matrix: Solid Lab File ID: L118350.D
 Analysis Method: 8270D Date Collected: _____
 Extract. Method: 3546 Date Extracted: 11/01/2014 04:18
 Sample wt/vol: 15.0000(g) Date Analyzed: 11/03/2014 10:00
 Con. Extract Vol.: 1(mL) Dilution Factor: 1
 Injection Volume: 1(uL) Level: (low/med) Low
 % Moisture: _____ GPC Cleanup: (Y/N) N
 Analysis Batch No.: 259937 Units: ug/Kg

CAS NO.	COMPOUND NAME	RESULT	Q	RL	MDL
95-94-3	1,2,4,5-Tetrachlorobenzene	2940		330	25
108-60-1	2,2'-oxybis[1-chloropropane]	3110		330	14
58-90-2	2,3,4,6-Tetrachlorophenol	2820		330	31
95-95-4	2,4,5-Trichlorophenol	2880		330	33
88-06-2	2,4,6-Trichlorophenol	2920		130	9.4
120-83-2	2,4-Dichlorophenol	2690		330	7.8
105-67-9	2,4-Dimethylphenol	2740		330	73
51-28-5	2,4-Dinitrophenol	5440		270	250
121-14-2	2,4-Dinitrotoluene	2610		67	13
606-20-2	2,6-Dinitrotoluene	2910		67	18
91-58-7	2-Chloronaphthalene	2840		330	7.5
95-57-8	2-Chlorophenol	2650		330	8.4
91-57-6	2-Methylnaphthalene	2740		330	7.3
95-48-7	2-Methylphenol	2620		330	14
88-74-4	2-Nitroaniline	2590		330	11
88-75-5	2-Nitrophenol	2930		330	11
91-94-1	3,3'-Dichlorobenzidine	2060		130	37
99-09-2	3-Nitroaniline	2070		330	9.8
534-52-1	4,6-Dinitro-2-methylphenol	5790		270	88
101-55-3	4-Bromophenyl phenyl ether	3220		330	10
59-50-7	4-Chloro-3-methylphenol	2700		330	14
106-47-8	4-Chloroaniline	2000		330	8.5
7005-72-3	4-Chlorophenyl phenyl ether	2570		330	9.9
106-44-5	4-Methylphenol	2490		330	9.0
100-01-6	4-Nitroaniline	2130		330	13
100-02-7	4-Nitrophenol	4840		670	160
83-32-9	Acenaphthene	2430		330	8.0
208-96-8	Acenaphthylene	2790		330	8.5
98-86-2	Acetophenone	2530		330	7.2
120-12-7	Anthracene	2840		330	31
1912-24-9	Atrazine	2420		130	15
56-55-3	Benzo[a]anthracene	2730		33	28
50-32-8	Benzo[a]pyrene	2950		33	10
205-99-2	Benzo[b]fluoranthene	3040		33	13

FORM I
GC/MS SEMI VOA ORGANICS ANALYSIS DATA SHEET

Lab Name: TestAmerica Edison Job No.: 460-85449-1
 SDG No.: _____
 Client Sample ID: _____ Lab Sample ID: LCS 460-259683/2-A
 Matrix: Solid Lab File ID: L118350.D
 Analysis Method: 8270D Date Collected: _____
 Extract. Method: 3546 Date Extracted: 11/01/2014 04:18
 Sample wt/vol: 15.0000(g) Date Analyzed: 11/03/2014 10:00
 Con. Extract Vol.: 1(mL) Dilution Factor: 1
 Injection Volume: 1(uL) Level: (low/med) Low
 % Moisture: _____ GPC Cleanup: (Y/N) N
 Analysis Batch No.: 259937 Units: ug/Kg

CAS NO.	COMPOUND NAME	RESULT	Q	RL	MDL
191-24-2	Benzo[g,h,i]perylene	3060		330	19
207-08-9	Benzo[k]fluoranthene	3120		33	14
111-91-1	Bis(2-chloroethoxy)methane	2720		330	10
111-44-4	Bis(2-chloroethyl)ether	2570		33	7.8
117-81-7	Bis(2-ethylhexyl) phthalate	3080		330	13
85-68-7	Butyl benzyl phthalate	3240		330	10
105-60-2	Caprolactam	1930		330	24
86-74-8	Carbazole	2590		330	8.2
218-01-9	Chrysene	2720		330	9.0
53-70-3	Dibenz(a,h)anthracene	3120		33	17
132-64-9	Dibenzofuran	2600		330	10
84-66-2	Diethyl phthalate	2630		330	9.4
131-11-3	Dimethyl phthalate	2690		330	9.6
84-74-2	Di-n-butyl phthalate	2660		330	9.9
117-84-0	Di-n-octyl phthalate	3500		330	17
92-52-4	Diphenyl	2850		330	28
206-44-0	Fluoranthene	2460		330	9.8
86-73-7	Fluorene	2660		330	7.2
118-74-1	Hexachlorobenzene	3200		33	13
87-68-3	Hexachlorobutadiene	2770		67	9.3
77-47-4	Hexachlorocyclopentadiene	2490		330	21
67-72-1	Hexachloroethane	2580		33	12
193-39-5	Indeno[1,2,3-cd]pyrene	3730		33	22
78-59-1	Isophorone	2700		130	7.1
91-20-3	Naphthalene	2740		330	8.4
98-95-3	Nitrobenzene	2720		33	10
621-64-7	N-Nitrosodi-n-propylamine	2690		33	11
86-30-6	N-Nitrosodiphenylamine	3280		330	30
87-86-5	Pentachlorophenol	5360		270	40
85-01-8	Phenanthrene	2840		330	8.8
108-95-2	Phenol	2740		330	11
129-00-0	Pyrene	3610		330	15

FORM I
GC/MS SEMI VOA ORGANICS ANALYSIS DATA SHEET

Lab Name: TestAmerica Edison Job No.: 460-85449-1
 SDG No.: _____
 Client Sample ID: _____ Lab Sample ID: LCS 460-259683/2-A
 Matrix: Solid Lab File ID: L118350.D
 Analysis Method: 8270D Date Collected: _____
 Extract. Method: 3546 Date Extracted: 11/01/2014 04:18
 Sample wt/vol: 15.0000(g) Date Analyzed: 11/03/2014 10:00
 Con. Extract Vol.: 1(mL) Dilution Factor: 1
 Injection Volume: 1(uL) Level: (low/med) Low
 % Moisture: _____ GPC Cleanup: (Y/N) N
 Analysis Batch No.: 259937 Units: ug/Kg

CAS NO.	SURROGATE	%REC	Q	LIMITS
4165-60-0	Nitrobenzene-d5	86		38-105
4165-62-2	Phenol-d5	80		41-118
1718-51-0	Terphenyl-d14	109		16-151
118-79-6	2,4,6-Tribromophenol	96		10-120
367-12-4	2-Fluorophenol	76		37-125
321-60-8	2-Fluorobiphenyl	84		40-109

TestAmerica Edison
Target Compound Quantitation Report

Data File: \\EDICHROM\ChromData\CBNAMS12\20141103-20102.b\L118350.D
 Lims ID: LCS 460-259683/2-A
 Client ID:
 Sample Type: LCS
 Inject. Date: 03-Nov-2014 10:00:30 ALS Bottle#: 5 Worklist Smp#: 5
 Injection Vol: 1.0 ul Dil. Factor: 1.0000
 Sample Info: 460-0020102-005
 Operator ID: BNA 12 Instrument ID: CBNAMS12
 Method: \\EDICHROM\ChromData\CBNAMS12\20141103-20102.b\8270_12R_9.m
 Limit Group: SV 8270D ICAL
 Last Update: 04-Nov-2014 12:58:41 Calib Date: 12-Oct-2014 21:39:30
 Integrator: RTE ID Type: Deconvolution ID
 Quant Method: Internal Standard Quant By: Initial Calibration
 Last Ical File: \\EDICHROM\ChromData\CBNAMS12\20141010-19189.b\L117531.D
 Column 1 : Rtxi-5Sil MS (0.25 mm) Det: MS SCAN
 Process Host: XAWRK020

First Level Reviewer: gillinsl

Date: 04-Nov-2014 12:32:33

Compound	Sig	RT (min.)	Adj RT (min.)	Dlt RT (min.)	Q	Response	Cal Amt ug/ml	OnCol Amt ug/ml	Flags
1 1,4-Dioxane	88	1.516	1.481	0.035	97	115022	50.0	29.2	
2 N-Nitrosodimethylamine	74	1.740	1.710	0.030	88	231508	50.0	40.0	
3 Pyridine	79	1.769	1.740	0.029	91	384838	50.0	37.8	
\$ 4 2-Fluorophenol	112	2.881	2.863	0.018	93	369125	50.0	38.1	
\$ 6 Phenol-d5	99	3.804	3.804	0.000	86	464427	50.0	39.8	
7 Phenol	94	3.822	3.816	0.006	98	493961	50.0	41.2	
8 Aniline	93	3.834	3.828	0.006	98	496005	50.0	33.9	
9 Bis(2-chloroethyl)ether	93	3.899	3.898	0.001	95	370483	50.0	38.5	
10 2-Chlorophenol	128	3.957	3.951	0.006	94	397615	50.0	39.7	
11 n-Decane	43	4.010	4.010	0.000	89	377140	50.0	44.6	
12 1,3-Dichlorobenzene	146	4.110	4.104	0.006	93	426043	50.0	38.4	
* 13 1,4-Dichlorobenzene-d4	152	4.163	4.157	0.006	97	282529	40.0	40.0	
14 1,4-Dichlorobenzene	146	4.181	4.181	0.000	93	432784	50.0	39.4	
15 Benzyl alcohol	108	4.310	4.304	0.006	92	241638	50.0	38.7	
16 1,2-Dichlorobenzene	146	4.334	4.334	0.000	94	412908	50.0	39.4	
17 2-Methylphenol	108	4.434	4.428	0.006	90	337944	50.0	39.2	
18 2,2'-oxybis[1-chloropropan	45	4.446	4.445	0.001	93	490230	50.0	46.7	
19 Acetophenone	105	4.575	4.575	0.000	95	463217	50.0	37.9	
20 N-Nitrosodi-n-propylamine	70	4.581	4.581	0.000	91	274359	50.0	40.3	
22 3 & 4 Methylphenol	108	4.593	4.593	0.000	86	344750	50.0	37.3	
21 4-Methylphenol	108	4.593	4.593	0.000	90	344750	50.0	37.3	
24 Hexachloroethane	117	4.675	4.675	0.000	94	175201	50.0	38.7	
\$ 25 Nitrobenzene-d5	82	4.728	4.728	0.000	89	423117	50.0	43.2	
26 Nitrobenzene	77	4.751	4.745	0.006	91	547993	50.0	40.8	
27 n,n'-Dimethylaniline	120	4.751	4.751	0.000	94	567431	50.0	39.4	
28 Isophorone	82	4.993	4.993	0.001	99	664166	50.0	40.4	
29 2-Nitrophenol	139	5.069	5.069	0.000	89	214451	50.0	43.9	
30 2,4-Dimethylphenol	122	5.128	5.128	0.000	89	315488	50.0	41.1	
31 Bis(2-chloroethoxy)methane	93	5.216	5.216	0.000	97	423488	50.0	40.9	
32 Benzoic acid	122	5.263	5.257	0.006	88	217867	50.0	48.9	
33 2,4-Dichlorophenol	162	5.322	5.316	0.006	94	293297	50.0	40.3	
34 1,2,4-Trichlorobenzene	180	5.398	5.398	0.000	94	336647	50.0	40.4	

Compound	Sig	RT (min.)	Adj RT (min.)	Dlt RT (min.)	Q	Response	Cal Amt ug/ml	OnCol Amt ug/ml	Flags
* 35 Naphthalene-d8	136	5.451	5.451	0.000	100	997927	40.0	40.0	
36 Naphthalene	128	5.475	5.475	0.000	99	1052979	50.0	41.2	
37 4-Chloroaniline	127	5.534	5.534	0.000	96	328352	50.0	29.9	
38 Hexachlorobutadiene	225	5.610	5.610	0.000	95	201118	50.0	41.5	
39 Caprolactam	113	5.898	5.881	0.017	92	66614	50.0	28.9	
40 4-Chloro-3-methylphenol	107	6.045	6.039	0.006	97	295123	50.0	40.5	
41 2-Methylnaphthalene	142	6.175	6.175	0.000	84	683409	50.0	41.0	
42 1-Methylnaphthalene	142	6.269	6.269	0.000	93	635990	50.0	40.8	
43 Hexachlorocyclopentadiene	237	6.340	6.339	0.001	97	181466	50.0	37.4	
44 1,2,4,5-Tetrachlorobenzene	216	6.345	6.345	0.000	96	300958	50.0	44.1	
45 2-tertbutyl-4-methylphenol	149	6.387	6.387	0.000	90	471608	50.0	42.1	
46 2,4,6-Trichlorophenol	196	6.463	6.463	0.000	89	201066	50.0	43.8	
47 2,4,5-Trichlorophenol	196	6.504	6.504	0.000	96	211399	50.0	43.2	
\$ 48 2-Fluorobiphenyl	172	6.545	6.545	0.000	97	733666	50.0	42.1	
49 1,1'-Biphenyl	154	6.640	6.639	0.001	97	769854	50.0	42.7	
50 2-Chloronaphthalene	162	6.657	6.657	0.000	97	614705	50.0	42.7	
53 Phenyl ether	170	6.745	6.745	0.000	86	439159	50.0	45.0	
54 2-Nitroaniline	65	6.769	6.763	0.006	96	204379	50.0	38.9	
55 1,3-Dimethylnaphthalene	156	6.881	6.875	0.006	90	510655	50.0	46.0	
56 Dimethyl phthalate	163	6.957	6.951	0.006	99	626241	50.0	40.4	
57 Coumarin	146	6.969	6.969	0.000	80	220884	50.0	37.9	
58 2,6-Dinitrotoluene	165	7.010	7.010	0.000	94	151086	50.0	43.6	
59 Acenaphthylene	152	7.069	7.069	0.000	97	940966	50.0	41.9	
60 3-Nitroaniline	138	7.175	7.175	0.000	92	127600	50.0	31.1	
* 61 Acenaphthene-d10	164	7.210	7.210	0.000	94	490431	40.0	40.0	
63 3,5-di-tert-butyl-4-hydrox	205	7.239	7.239	0.000	98	447968	50.0	37.7	
62 Acenaphthene	154	7.245	7.239	0.006	97	497353	50.0	36.5	
64 2,4-Dinitrophenol	184	7.287	7.281	0.006	96	179797	100.0	81.6	
65 4-Nitrophenol	65	7.363	7.357	0.006	93	213159	100.0	72.6	
67 2,4-Dinitrotoluene	165	7.410	7.410	0.000	88	174540	50.0	39.2	
66 Dibenzofuran	168	7.416	7.416	0.000	95	785387	50.0	39.0	
68 2,3,4,6-Tetrachlorophenol	232	7.545	7.539	0.006	94	164644	50.0	42.3	
69 Diethyl phthalate	149	7.651	7.651	0.000	98	615607	50.0	39.4	
70 Fluorene	166	7.751	7.751	0.000	94	592058	50.0	39.9	
71 4-Chlorophenyl phenyl ethe	204	7.751	7.751	0.000	76	278030	50.0	38.5	
72 4-Nitroaniline	138	7.781	7.781	0.000	91	129190	50.0	32.0	
73 4,6-Dinitro-2-methylphenol	198	7.816	7.816	0.000	84	212349	100.0	86.9	
74 N-Nitrosodiphenylamine	169	7.875	7.869	0.006	69	460193	50.0	49.2	
75 1,2-Diphenylhydrazine	77	7.910	7.910	0.000	98	698670	50.0	46.8	
\$ 76 2,4,6-Tribromophenol	330	7.992	7.992	0.000	94	140194	50.0	48.0	
77 4-Bromophenyl phenyl ether	248	8.234	8.233	0.001	91	194251	50.0	48.4	
78 Hexachlorobenzene	284	8.304	8.298	0.006	96	236390	50.0	48.0	
79 Atrazine	200	8.404	8.404	0.000	92	120741	50.0	36.4	
121 Pentachlorophenol	266	8.498	8.498	0.000	94	224637	100.0	80.4	
81 Pentachloronitrobenzene	237	8.510	8.510	0.000	90	81013	50.0	48.3	
82 n-Octadecane	57	8.581	8.581	0.001	92	467408	50.0	57.4	
* 83 Phenanthrene-d10	188	8.675	8.669	0.006	99	694546	40.0	40.0	
84 Phenanthrene	178	8.698	8.692	0.006	98	788541	50.0	42.5	
85 Anthracene	178	8.745	8.745	0.000	98	812297	50.0	42.7	
86 Carbazole	167	8.904	8.904	0.000	96	689892	50.0	38.9	
87 Di-n-butyl phthalate	149	9.251	9.251	0.000	100	883914	50.0	40.0	
88 Fluoranthene	202	9.863	9.863	0.000	97	732276	50.0	37.0	

Compound	Sig	RT (min.)	Adj RT (min.)	Dlt RT (min.)	Q	Response	Cal Amt ug/ml	OnCol Amt ug/ml	Flags
122 Benzidine	184	9.992	9.992	0.000	100	98031	50.0	9.40	
90 Pyrene	202	10.080	10.080	0.000	96	727989	50.0	54.2	
126 Bisphenol-A	213	10.133	10.133	0.000	100	137397	25.0	25.0	
\$ 91 Terphenyl-d14	244	10.239	10.239	0.000	99	571255	50.0	54.3	
92 Butyl benzyl phthalate	149	10.757	10.757	0.000	97	299251	50.0	48.6	
93 Carbamazepine	193	10.875	10.874	0.001	92	213023	50.0	40.6	
94 3,3'-Dichlorobenzidine	252	11.363	11.363	0.000	100	152731	50.0	31.0	
95 Benzo[a]anthracene	228	11.392	11.392	0.000	99	530724	50.0	40.9	
* 96 Chrysene-d12	240	11.404	11.398	0.006	99	465730	40.0	40.0	
97 Chrysene	228	11.433	11.433	0.000	98	490850	50.0	40.9	
98 Bis(2-ethylhexyl) phthalat	149	11.439	11.433	0.006	89	390721	50.0	46.3	
99 Di-n-octyl phthalate	149	12.280	12.274	0.006	97	601340	50.0	52.5	
100 Benzo[b]fluoranthene	252	12.774	12.774	0.000	99	477321	50.0	45.6	
101 Benzo[k]fluoranthene	252	12.810	12.810	0.000	99	512204	50.0	46.8	
102 Benzo[a]pyrene	252	13.210	13.210	0.000	96	450520	50.0	44.2	
* 103 Perylene-d12	264	13.292	13.286	0.006	98	388941	40.0	40.0	
104 Indeno[1,2,3-cd]pyrene	276	14.727	14.733	-0.006	99	645777	50.0	55.9	
105 Dibenz(a,h)anthracene	278	14.757	14.757	0.000	98	535361	50.0	46.8	
106 Benzo[g,h,i]perylene	276	15.074	15.080	-0.006	98	573671	50.0	45.9	

Reagents:

SM_ISTD_00064

Amount Added: 20.00

Units: uL

Run Reagent

TestAmerica Edison

Data File: \\EDICHROM\ChromData\CBNAMS12\20141103-20102.b\L118350.D

Injection Date: 03-Nov-2014 10:00:30

Instrument ID: CBNAMS12

Operator ID: BNA 12

Lims ID: LCS 460-259683/2-A

Worklist Smp#: 5

Client ID:

Injection Vol: 1.0 ul

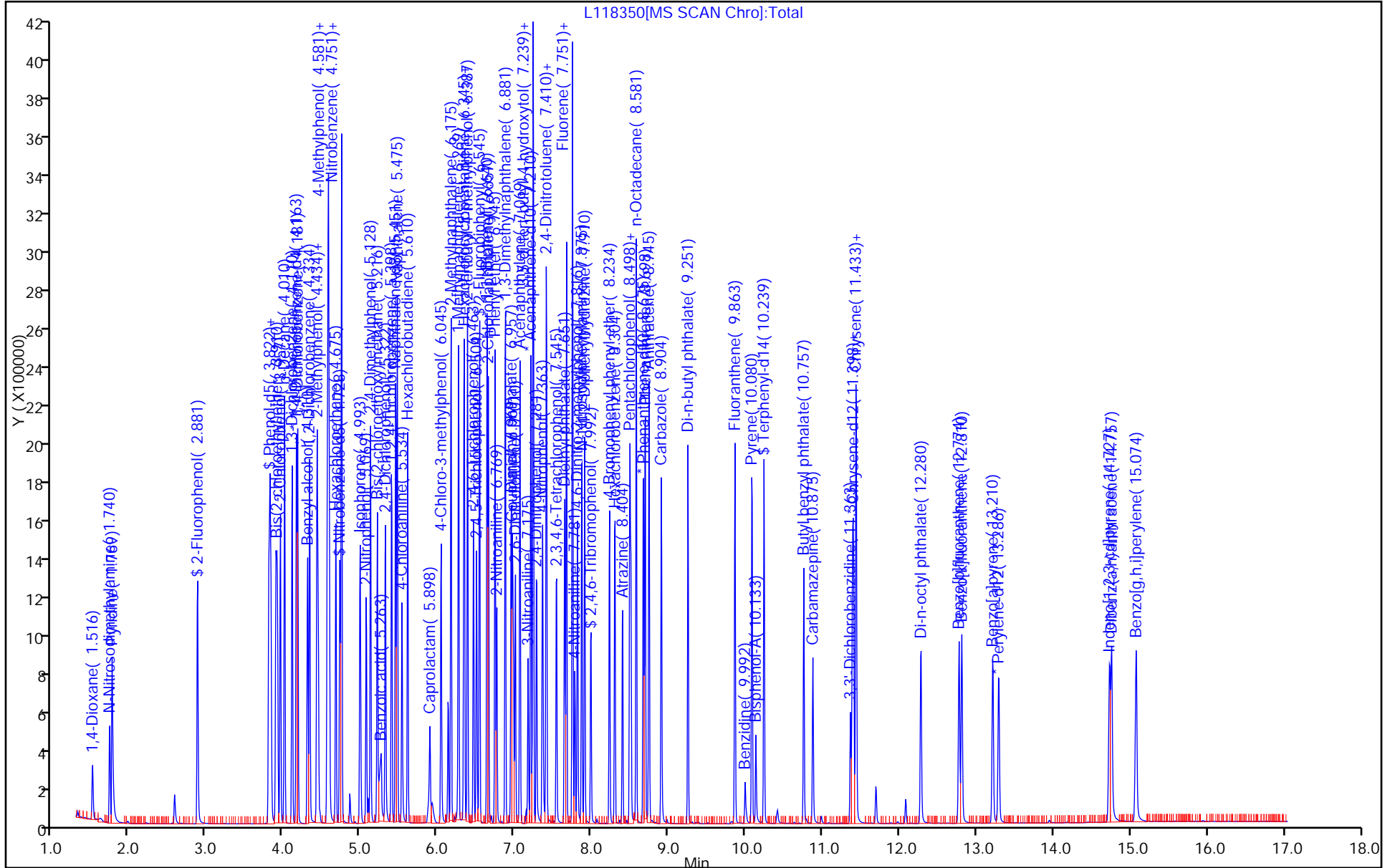
Dil. Factor: 1.0000

ALS Bottle#: 5

Method: 8270_12R_9

Limit Group: SV 8270D ICAL

Column: Rtxi-5Sil MS (0.25 mm)



FORM I
GC/MS SEMI VOA ORGANICS ANALYSIS DATA SHEET

Lab Name: TestAmerica Edison Job No.: 460-85449-1
 SDG No.: _____
 Client Sample ID: _____ Lab Sample ID: LCS 460-259683/24-A
 Matrix: Solid Lab File ID: L118323.D
 Analysis Method: 8270D Date Collected: _____
 Extract. Method: 3546 Date Extracted: 11/01/2014 04:18
 Sample wt/vol: 15.0000(g) Date Analyzed: 11/02/2014 22:12
 Con. Extract Vol.: 1(mL) Dilution Factor: 1
 Injection Volume: 1(uL) Level: (low/med) Low
 % Moisture: _____ GPC Cleanup: (Y/N) N
 Analysis Batch No.: 259875 Units: ug/Kg

CAS NO.	COMPOUND NAME	RESULT	Q	RL	MDL
100-52-7	Benzaldehyde	6220		330	25

CAS NO.	SURROGATE	%REC	Q	LIMITS
4165-60-0	Nitrobenzene-d5	98		38-105
4165-62-2	Phenol-d5	93		41-118
1718-51-0	Terphenyl-d14	123		16-151
118-79-6	2,4,6-Tribromophenol	115		10-120
367-12-4	2-Fluorophenol	88		37-125
321-60-8	2-Fluorobiphenyl	88		40-109

TestAmerica Edison
Target Compound Quantitation Report

Data File: \\EDICHROM\ChromData\CBNAMS12\20141102-20083.b\L118323.D
 Lims ID: LCS 460-259683/24-A
 Client ID:
 Sample Type: LCS
 Inject. Date: 02-Nov-2014 22:12:30 ALS Bottle#: 6 Worklist Smp#: 6
 Injection Vol: 1.0 ul Dil. Factor: 1.0000
 Sample Info: 460-0020083-006
 Operator ID: BNA 12 Instrument ID: CBNAMS12
 Method: \\EDICHROM\ChromData\CBNAMS12\20141102-20083.b\8270_12R_9.m
 Limit Group: SV 8270D ICAL
 Last Update: 03-Nov-2014 15:40:38 Calib Date: 12-Oct-2014 21:39:30
 Integrator: RTE ID Type: Deconvolution ID
 Quant Method: Internal Standard Quant By: Initial Calibration
 Last ICal File: \\EDICHROM\ChromData\CBNAMS12\20141010-19189.b\L117531.D
 Column 1 : Rtxi-5Sil MS (0.25 mm) Det: MS SCAN
 Process Host: XAWRK030

Compound	Sig	RT (min.)	Adj RT (min.)	Dlt RT (min.)	Q	Response	Cal Amt ug/ml	OnCol Amt ug/ml	Flags
\$ 4 2-Fluorophenol	112	2.893	2.887	0.006	93	417246	50.0	43.9	
5 Benzaldehyde	77	3.740	3.728	0.012	95	774413	100.0	93.4	
\$ 6 Phenol-d5	99	3.816	3.822	-0.006	87	533889	50.0	46.6	
* 13 1,4-Dichlorobenzene-d4	152	4.175	4.181	-0.006	98	277462	40.0	40.0	
\$ 25 Nitrobenzene-d5	82	4.740	4.746	-0.006	89	489709	50.0	49.0	
32 Benzoic acid	122	5.328	5.269	0.059	88	528401	100.0	112.5	
* 35 Naphthalene-d8	136	5.469	5.469	0.000	100	1016720	40.0	40.0	
\$ 48 2-Fluorobiphenyl	172	6.557	6.563	-0.006	97	846152	50.0	44.2	
* 61 Acenaphthene-d10	164	7.222	7.228	-0.006	94	539862	40.0	40.0	
\$ 76 2,4,6-Tribromophenol	330	8.004	8.010	-0.006	94	184311	50.0	57.3	
* 83 Phenanthrene-d10	188	8.686	8.692	-0.006	99	828278	40.0	40.0	
\$ 91 Terphenyl-d14	244	10.257	10.257	0.000	99	772853	50.0	61.3	
* 96 Chrysene-d12	240	11.422	11.427	-0.005	99	558717	40.0	40.0	
* 103 Perylene-d12	264	13.316	13.321	-0.005	98	384146	40.0	40.0	

Reagents:

SM_ISTD_00064 Amount Added: 20.00 Units: uL Run Reagent

TestAmerica Edison

Data File: \\EDICHROM\ChromData\CBNAMS12\20141102-20083.b\L118323.D

Injection Date: 02-Nov-2014 22:12:30

Instrument ID: CBNAMS12

Operator ID: BNA 12

Lims ID: LCS 460-259683/24-A

Worklist Smp#: 6

Client ID:

Injection Vol: 1.0 ul

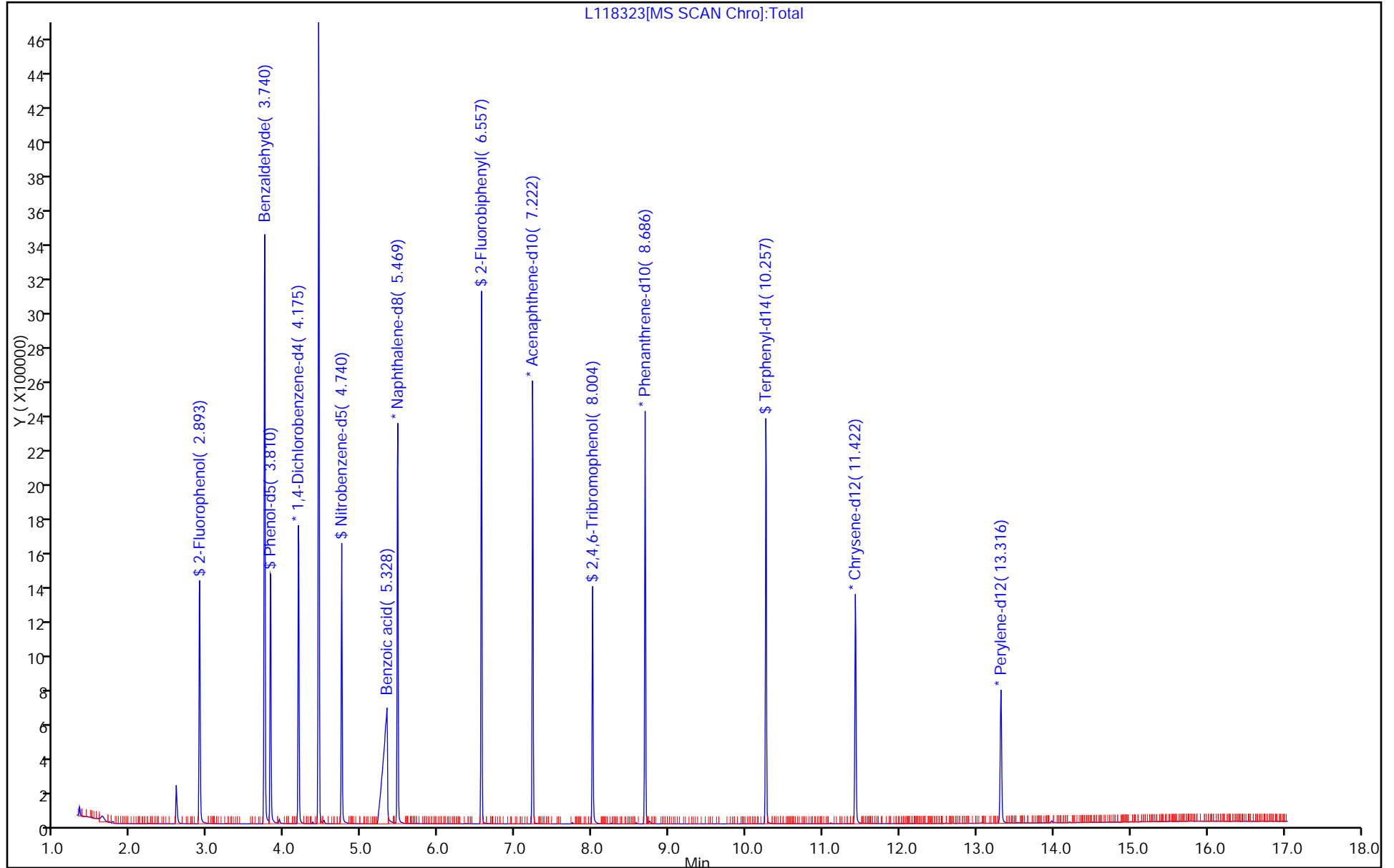
Dil. Factor: 1.0000

ALS Bottle#: 6

Method: 8270_12R_9

Limit Group: SV 8270D ICAL

Column: Rtxi-5Sil MS (0.25 mm)



FORM I
GC/MS SEMI VOA ORGANICS ANALYSIS DATA SHEET

Lab Name: TestAmerica Edison Job No.: 460-85449-1
 SDG No.: _____
 Client Sample ID: _____ Lab Sample ID: LCS 460-260012/2-A
 Matrix: Water Lab File ID: C10990.D
 Analysis Method: 8270D Date Collected: _____
 Extract. Method: 3510C Date Extracted: 11/03/2014 11:17
 Sample wt/vol: 250 (mL) Date Analyzed: 11/04/2014 03:48
 Con. Extract Vol.: 2 (mL) Dilution Factor: 1
 Injection Volume: 5 (uL) Level: (low/med) Low
 % Moisture: _____ GPC Cleanup: (Y/N) N
 Analysis Batch No.: 260147 Units: ug/L

CAS NO.	COMPOUND NAME	RESULT	Q	RL	MDL
95-94-3	1,2,4,5-Tetrachlorobenzene	67.4		10	1.8
108-60-1	2,2'-oxybis[1-chloropropane]	45.5		10	1.3
58-90-2	2,3,4,6-Tetrachlorophenol	71.3		10	0.89
95-95-4	2,4,5-Trichlorophenol	69.4		10	2.2
88-06-2	2,4,6-Trichlorophenol	71.2		10	1.4
120-83-2	2,4-Dichlorophenol	63.8		10	1.1
105-67-9	2,4-Dimethylphenol	63.1		10	1.2
51-28-5	2,4-Dinitrophenol	109		30	2.0
121-14-2	2,4-Dinitrotoluene	72.2		2.0	0.28
606-20-2	2,6-Dinitrotoluene	73.9		2.0	0.27
91-58-7	2-Chloronaphthalene	70.6		10	1.3
95-57-8	2-Chlorophenol	59.5		10	0.93
91-57-6	2-Methylnaphthalene	65.2		10	1.5
95-48-7	2-Methylphenol	47.9		10	1.4
88-74-4	2-Nitroaniline	83.4		20	2.0
88-75-5	2-Nitrophenol	68.6		10	0.68
91-94-1	3,3'-Dichlorobenzidine	75.8		20	3.2
99-09-2	3-Nitroaniline	68.7		20	2.9
534-52-1	4,6-Dinitro-2-methylphenol	137		30	3.0
101-55-3	4-Bromophenyl phenyl ether	75.2		10	1.1
59-50-7	4-Chloro-3-methylphenol	61.2		10	1.1
106-47-8	4-Chloroaniline	60.7		1.0	0.32
7005-72-3	4-Chlorophenyl phenyl ether	69.3		10	1.5
106-44-5	4-Methylphenol	40.8		10	1.0
100-01-6	4-Nitroaniline	67.6		20	2.9
100-02-7	4-Nitrophenol	41.8		30	2.0
83-32-9	Acenaphthene	71.9		10	1.1
208-96-8	Acenaphthylene	68.0		10	1.8
98-86-2	Acetophenone	72.2		10	0.89
120-12-7	Anthracene	71.6		10	0.85
1912-24-9	Atrazine	56.0		10	1.0
56-55-3	Benzo[a]anthracene	69.3		1.0	0.18
50-32-8	Benzo[a]pyrene	76.2		1.0	0.14
205-99-2	Benzo[b]fluoranthene	75.2		1.0	0.21

FORM I
GC/MS SEMI VOA ORGANICS ANALYSIS DATA SHEET

Lab Name: TestAmerica Edison Job No.: 460-85449-1
 SDG No.: _____
 Client Sample ID: _____ Lab Sample ID: LCS 460-260012/2-A
 Matrix: Water Lab File ID: C10990.D
 Analysis Method: 8270D Date Collected: _____
 Extract. Method: 3510C Date Extracted: 11/03/2014 11:17
 Sample wt/vol: 250 (mL) Date Analyzed: 11/04/2014 03:48
 Con. Extract Vol.: 2 (mL) Dilution Factor: 1
 Injection Volume: 5 (uL) Level: (low/med) Low
 % Moisture: _____ GPC Cleanup: (Y/N) N
 Analysis Batch No.: 260147 Units: ug/L

CAS NO.	COMPOUND NAME	RESULT	Q	RL	MDL
191-24-2	Benzo[g,h,i]perylene	82.4		10	0.93
207-08-9	Benzo[k]fluoranthene	70.9		1.0	0.14
111-91-1	Bis(2-chloroethoxy)methane	65.7		10	1.0
111-44-4	Bis(2-chloroethyl)ether	65.7		1.0	0.30
117-81-7	Bis(2-ethylhexyl) phthalate	66.0		10	0.81
85-68-7	Butyl benzyl phthalate	71.4		10	1.4
105-60-2	Caprolactam	15.3		10	0.91
86-74-8	Carbazole	70.8		10	1.2
218-01-9	Chrysene	68.1		10	1.4
53-70-3	Dibenz(a,h)anthracene	84.8		1.0	0.16
132-64-9	Dibenzofuran	69.1		10	1.5
84-66-2	Diethyl phthalate	70.7		10	1.4
131-11-3	Dimethyl phthalate	70.0		10	1.1
84-74-2	Di-n-butyl phthalate	74.4		10	1.0
117-84-0	Di-n-octyl phthalate	62.6		10	0.88
92-52-4	Diphenyl	71.1		10	1.8
206-44-0	Fluoranthene	67.9		10	1.1
86-73-7	Fluorene	70.7		10	1.7
118-74-1	Hexachlorobenzene	77.1		1.0	0.20
87-68-3	Hexachlorobutadiene	56.0		2.0	0.68
77-47-4	Hexachlorocyclopentadiene	59.6		10	1.5
67-72-1	Hexachloroethane	51.3		1.0	0.15
193-39-5	Indeno[1,2,3-cd]pyrene	81.5		1.0	0.11
78-59-1	Isophorone	59.1		10	1.3
91-20-3	Naphthalene	65.1		10	2.0
98-95-3	Nitrobenzene	63.0		1.0	0.34
621-64-7	N-Nitrosodi-n-propylamine	62.8		1.0	0.27
86-30-6	N-Nitrosodiphenylamine	86.2		10	1.0
87-86-5	Pentachlorophenol	138		30	2.7
85-01-8	Phenanthrene	71.4		10	1.2
108-95-2	Phenol	22.9		10	0.60
129-00-0	Pyrene	68.3		10	1.1

FORM I
GC/MS SEMI VOA ORGANICS ANALYSIS DATA SHEET

Lab Name: TestAmerica Edison Job No.: 460-85449-1
 SDG No.: _____
 Client Sample ID: _____ Lab Sample ID: LCS 460-260012/2-A
 Matrix: Water Lab File ID: C10990.D
 Analysis Method: 8270D Date Collected: _____
 Extract. Method: 3510C Date Extracted: 11/03/2014 11:17
 Sample wt/vol: 250 (mL) Date Analyzed: 11/04/2014 03:48
 Con. Extract Vol.: 2 (mL) Dilution Factor: 1
 Injection Volume: 5 (uL) Level: (low/med) Low
 % Moisture: _____ GPC Cleanup: (Y/N) N
 Analysis Batch No.: 260147 Units: ug/L

CAS NO.	SURROGATE	%REC	Q	LIMITS
4165-60-0	Nitrobenzene-d5	73		60-114
4165-62-2	Phenol-d5	23		4-86
1718-51-0	Terphenyl-d14	74		72-130
118-79-6	2,4,6-Tribromophenol	86		51-126
367-12-4	2-Fluorophenol	38		15-96
321-60-8	2-Fluorobiphenyl	79		50-120

TestAmerica Edison
Target Compound Quantitation Report

Data File: \\EDICHROM\ChromData\CBNAMS13\20141104-20138.b\C10990.D
 Lims ID: LCS 460-260012/2-A
 Client ID:
 Sample Type: LCS
 Inject. Date: 04-Nov-2014 03:48:30 ALS Bottle#: 7 Worklist Smp#: 7
 Injection Vol: 5.0 ul Dil. Factor: 1.0000
 Sample Info: 460-0020138-007
 Operator ID: Instrument ID: CBNAMS13
 Method: \\EDICHROM\ChromData\CBNAMS13\20141104-20138.b\8270LVI_R13.m
 Limit Group: SV 8270D ICAL
 Last Update: 04-Nov-2014 20:21:31 Calib Date: 22-Oct-2014 18:37:30
 Integrator: RTE ID Type: Deconvolution ID
 Quant Method: Internal Standard Quant By: Initial Calibration
 Last Ical File: \\EDICHROM\ChromData\CBNAMS13\20141022-19662.b\C10440.D
 Column 1 : Rtxi-5Sil MS (0.25 mm) Det: MS SCAN
 Process Host: XAWRK015

First Level Reviewer: bayoumiw

Date: 04-Nov-2014 20:21:31

Compound	Sig	RT (min.)	Adj RT (min.)	Dlt RT (min.)	Q	Response	Cal Amt ug/ml	OnCol Amt ug/ml	Flags
1 1,4-Dioxane	88	1.616	1.563	0.053	97	315416	10.0	4.33	
2 N-Nitrosodimethylamine	74	1.769	1.728	0.041	83	428638	10.0	4.09	
3 Pyridine	79	1.799	1.752	0.047	91	697505	10.0	3.89	
\$ 4 2-Fluorophenol	112	2.640	2.634	0.006	96	651362	10.0	3.81	
\$ 6 Phenol-d5	99	3.475	3.493	-0.018	93	467242	10.0	2.30	
7 Phenol	94	3.493	3.505	-0.011	94	653716	10.0	2.87	
8 Aniline	93	3.504	3.516	-0.012	98	1329354	10.0	5.38	
9 Bis(2-chloroethyl)ether	93	3.581	3.587	-0.006	98	1374256	10.0	8.21	
125 Benzonitrile	103	3.593	3.605	-0.011	99	2863186	NC	NC	
10 2-Chlorophenol	128	3.622	3.634	-0.012	97	1343720	10.0	7.44	
11 n-Decane	43	3.675	3.687	-0.012	89	1122867	10.0	4.40	
12 1,3-Dichlorobenzene	146	3.769	3.781	-0.012	95	1439847	10.0	6.86	
* 13 1,4-Dichlorobenzene-d4	152	3.834	3.834	0.000	96	1065385	8.00	8.00	
14 1,4-Dichlorobenzene	146	3.846	3.857	-0.011	95	1494806	10.0	7.17	
15 Benzyl alcohol	108	3.981	3.993	-0.012	94	654400	10.0	7.33	
16 1,2-Dichlorobenzene	146	3.999	4.004	-0.006	96	1424563	10.0	7.30	
17 2-Methylphenol	108	4.104	4.116	-0.012	90	902813	10.0	5.99	
18 2,2'-oxybis[1-chloropropan	45	4.122	4.134	-0.012	92	1667949	10.0	5.69	
126 N-Methylaniline	106	4.240	4.246	-0.006	76	1845291	NC	NC	
19 Acetophenone	105	4.251	4.257	-0.006	95	1862805	10.0	9.02	
20 N-Nitrosodi-n-propylamine	70	4.263	4.269	-0.006	91	878912	10.0	7.85	
21 4-Methylphenol	108	4.269	4.275	-0.006	93	800821	10.0	5.09	
22 3 & 4 Methylphenol	108	4.269	4.275	-0.006	64	810713	10.0	5.00	
24 Hexachloroethane	117	4.340	4.340	0.000	96	549006	10.0	6.41	
\$ 25 Nitrobenzene-d5	82	4.398	4.404	-0.006	88	1294542	10.0	7.30	
26 Nitrobenzene	77	4.422	4.428	-0.006	92	1884490	10.0	7.88	
27 n,n'-Dimethylaniline	120	4.422	4.428	-0.006	94	2094673	10.0	8.47	
28 Isophorone	82	4.669	4.675	-0.006	99	2072230	10.0	7.39	
29 2-Nitrophenol	139	4.740	4.746	-0.006	93	763475	10.0	8.58	
30 2,4-Dimethylphenol	122	4.804	4.810	-0.006	91	1055762	10.0	7.89	
31 Bis(2-chloroethoxy)methane	93	4.904	4.904	0.000	100	1432258	10.0	8.22	
32 Benzoic acid	122	4.898	4.940	-0.042	91	125012	10.0	2.23	

Compound	Sig	RT (min.)	Adj RT (min.)	Dlt RT (min.)	Q	Response	Cal Amt ug/ml	OnCol Amt ug/ml	Flags
33 2,4-Dichlorophenol	162	4.987	4.993	-0.006	97	1067753	10.0	7.97	
34 1,2,4-Trichlorobenzene	180	5.069	5.069	0.000	95	1156317	10.0	7.37	
* 35 Naphthalene-d8	136	5.122	5.122	0.000	99	3485551	8.00	8.00	
36 Naphthalene	128	5.145	5.146	-0.001	99	3738908	10.0	8.14	
37 4-Chloroaniline	127	5.210	5.216	-0.006	97	1346489	10.0	7.58	
38 Hexachlorobutadiene	225	5.275	5.275	0.000	96	636707	10.0	7.01	
39 Caprolactam	113	5.575	5.581	-0.006	93	47716	10.0	1.91	
40 4-Chloro-3-methylphenol	107	5.716	5.728	-0.012	97	834386	10.0	7.65	
41 2-Methylnaphthalene	142	5.840	5.846	-0.006	85	2358233	10.0	8.15	
42 1-Methylnaphthalene	142	5.940	5.940	0.000	93	2198247	10.0	8.24	
43 Hexachlorocyclopentadiene	237	6.004	6.004	0.000	98	648229	10.0	7.45	
44 1,2,4,5-Tetrachlorobenzene	216	6.010	6.010	0.000	97	1102440	10.0	8.42	
45 2-tertbutyl-4-methylphenol	149	6.069	6.075	-0.006	91	1659630	10.0	9.49	
46 2,4,6-Trichlorophenol	196	6.134	6.134	0.000	89	681422	10.0	8.90	
47 2,4,5-Trichlorophenol	196	6.169	6.175	-0.006	97	641514	10.0	8.67	
\$ 48 2-Fluorobiphenyl	172	6.222	6.222	0.000	97	2278015	10.0	7.86	
49 1,1'-Biphenyl	154	6.316	6.316	0.000	97	2655753	10.0	8.88	
50 2-Chloronaphthalene	162	6.328	6.328	0.000	96	2062245	10.0	8.82	
53 Phenyl ether	170	6.422	6.422	0.000	85	1450115	10.0	9.02	
54 2-Nitroaniline	65	6.440	6.440	0.000	97	624753	10.0	10.4	
55 1,3-Dimethylnaphthalene	156	6.545	6.545	0.000	91	1716076	10.0	9.30	
56 Dimethyl phthalate	163	6.640	6.640	0.000	99	1835278	10.0	8.75	
57 Coumarin	146	6.645	6.645	0.000	82	633919	10.0	8.99	
58 2,6-Dinitrotoluene	165	6.692	6.693	-0.001	96	455256	10.0	9.24	
59 Acenaphthylene	152	6.734	6.734	0.000	98	2986930	10.0	8.50	
60 3-Nitroaniline	138	6.851	6.851	0.000	98	437936	10.0	8.59	
* 61 Acenaphthene-d10	164	6.875	6.875	0.000	93	1518134	8.00	8.00	
62 Acenaphthene	154	6.910	6.910	0.000	95	1831427	10.0	8.99	
63 3,5-di-tert-butyl-4-hydrox	205	6.916	6.916	0.000	97	1615535	10.0	8.51	
64 2,4-Dinitrophenol	184	6.957	6.957	0.000	97	394625	20.0	13.7	
65 4-Nitrophenol	65	7.034	7.040	-0.006	92	121240	20.0	5.22	
66 Dibenzofuran	168	7.081	7.081	0.000	96	2525878	10.0	8.64	
67 2,4-Dinitrotoluene	165	7.081	7.081	0.000	92	518566	10.0	9.03	
68 2,3,4,6-Tetrachlorophenol	232	7.204	7.204	0.000	95	460981	10.0	8.91	
69 Diethyl phthalate	149	7.334	7.334	0.000	98	1649130	10.0	8.84	
70 Fluorene	166	7.416	7.416	0.000	95	1908627	10.0	8.83	
71 4-Chlorophenyl phenyl ethe	204	7.428	7.428	0.000	92	934737	10.0	8.66	
72 4-Nitroaniline	138	7.451	7.451	0.000	88	324561	10.0	8.45	
73 4,6-Dinitro-2-methylphenol	198	7.481	7.481	0.000	87	529892	20.0	17.1	
74 N-Nitrosodiphenylamine	169	7.545	7.545	0.000	68	1298204	10.0	10.8	
75 1,2-Diphenylhydrazine	77	7.581	7.581	0.000	98	1683494	10.0	8.11	
\$ 76 2,4,6-Tribromophenol	330	7.651	7.651	0.000	93	288880	10.0	8.59	
77 4-Bromophenyl phenyl ether	248	7.904	7.904	0.000	93	509360	10.0	9.40	
78 Hexachlorobenzene	284	7.951	7.951	0.000	96	572849	10.0	9.64	
79 Atrazine	200	8.086	8.087	-0.001	95	258069	10.0	6.99	
121 Pentachlorophenol	266	8.151	8.151	0.000	95	531968	20.0	17.2	
81 Pentachloronitrobenzene	237	8.163	8.163	0.000	89	185424	10.0	9.67	
82 n-Octadecane	57	8.263	8.263	0.000	95	1085744	10.0	8.33	
* 83 Phenanthrene-d10	188	8.328	8.328	0.000	99	1662204	8.00	8.00	
84 Phenanthrene	178	8.351	8.351	0.000	97	2069890	10.0	8.92	
85 Anthracene	178	8.404	8.404	0.000	99	2068072	10.0	8.95	
86 Carbazole	167	8.569	8.569	0.000	96	1584519	10.0	8.85	

Compound	Sig	RT (min.)	Adj RT (min.)	Dlt RT (min.)	Q	Response	Cal Amt ug/ml	OnCol Amt ug/ml	Flags
87 Di-n-butyl phthalate	149	8.933	8.934	-0.001	100	1890159	10.0	9.30	
88 Fluoranthene	202	9.510	9.510	0.000	98	1529309	10.0	8.49	
122 Benzidine	184	9.663	9.663	0.000	99	98827	10.0	2.06	
90 Pyrene	202	9.728	9.728	0.000	97	1467149	10.0	8.54	
\$ 91 Terphenyl-d14	244	9.898	9.904	-0.006	99	860096	10.0	7.40	
123 Bisphenol-A	213	10.075	10.000	0.075	0	206	NC	NC	
92 Butyl benzyl phthalate	149	10.404	10.410	-0.006	98	513141	10.0	8.93	
93 Carbamazepine	193	10.504	10.504	0.000	93	431949	10.0	9.79	
94 3,3'-Dichlorobenzidine	252	10.969	10.969	0.000	99	396132	10.0	9.48	
95 Benzo[a]anthracene	228	10.975	10.975	0.000	99	1021359	10.0	8.66	
* 96 Chrysene-d12	240	10.986	10.986	0.000	99	854794	8.00	8.00	
97 Chrysene	228	11.016	11.016	0.000	98	925575	10.0	8.52	
98 Bis(2-ethylhexyl) phthalat	149	11.063	11.063	0.000	89	668776	10.0	8.24	
99 Di-n-octyl phthalate	149	11.874	11.875	-0.001	97	1085031	10.0	7.83	
100 Benzo[b]fluoranthene	252	12.292	12.292	0.000	99	1059050	10.0	9.40	
101 Benzo[k]fluoranthene	252	12.327	12.333	-0.006	99	1083697	10.0	8.87	
102 Benzo[a]pyrene	252	12.710	12.710	0.000	96	1025160	10.0	9.53	
* 103 Perylene-d12	264	12.786	12.786	0.000	97	854373	8.00	8.00	
104 Indeno[1,2,3-cd]pyrene	276	14.180	14.180	0.000	99	1136156	10.0	10.2	
105 Dibenz(a,h)anthracene	278	14.215	14.216	-0.001	97	1218693	10.0	10.6	
106 Benzo[g,h,i]perylene	276	14.510	14.516	-0.006	97	1285951	10.0	10.3	

QC Flag Legend

Processing Flags

NC - Not Calibrated

Reagents:

SM_ISTD_LVI_00056

Amount Added: 20.00

Units: uL

Run Reagent

TestAmerica Edison

Data File: \\EDICHROM\ChromData\CBNAMS13\20141104-20138.b\C10990.D

Injection Date: 04-Nov-2014 03:48:30

Instrument ID: CBNAMS13

Operator ID:

Lims ID: LCS 460-260012/A

Worklist Smp#: 7

Client ID:

Injection Vol: 5.0 ul

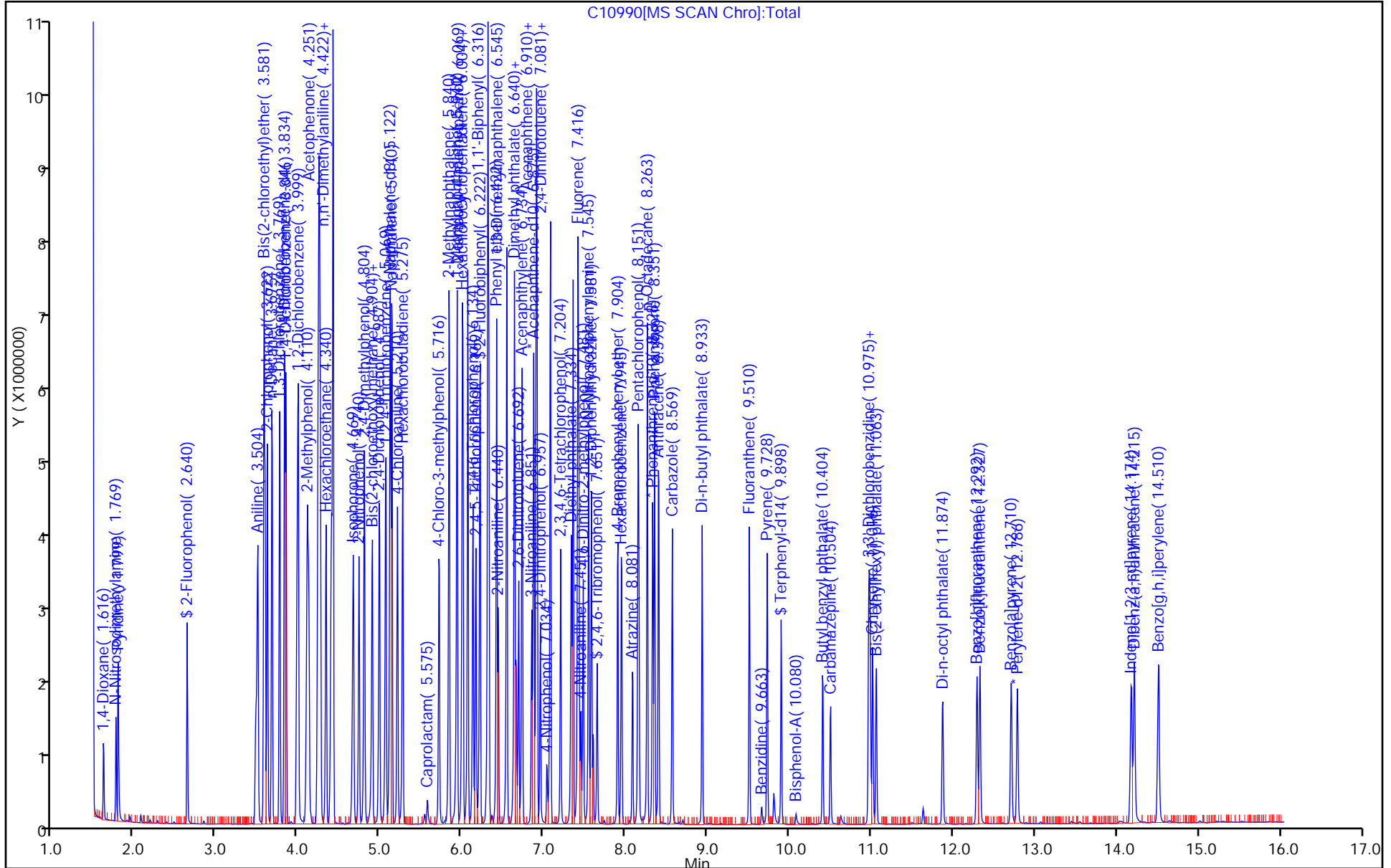
Dil. Factor: 1.0000

ALS Bottle#: 7

Method: 8270LVI_R13

Limit Group: SV 8270D ICAL

Column: Rtxi-5Sil MS (0.25 mm)



FORM I
GC/MS SEMI VOA ORGANICS ANALYSIS DATA SHEET

Lab Name: TestAmerica Edison Job No.: 460-85449-1
 SDG No.: _____
 Client Sample ID: _____ Lab Sample ID: LCS 460-260012/4-A
 Matrix: Water Lab File ID: C10992.D
 Analysis Method: 8270D Date Collected: _____
 Extract. Method: 3510C Date Extracted: 11/03/2014 11:17
 Sample wt/vol: 250 (mL) Date Analyzed: 11/04/2014 04:35
 Con. Extract Vol.: 2 (mL) Dilution Factor: 1
 Injection Volume: 5 (uL) Level: (low/med) Low
 % Moisture: _____ GPC Cleanup: (Y/N) N
 Analysis Batch No.: 260147 Units: ug/L

CAS NO.	COMPOUND NAME	RESULT	Q	RL	MDL
100-52-7	Benzaldehyde	128		10	2.1

CAS NO.	SURROGATE	%REC	Q	LIMITS
4165-60-0	Nitrobenzene-d5	78		60-114
4165-62-2	Phenol-d5	27		4-86
1718-51-0	Terphenyl-d14	87		72-130
118-79-6	2,4,6-Tribromophenol	76		51-126
367-12-4	2-Fluorophenol	43		15-96
321-60-8	2-Fluorobiphenyl	83		50-120

TestAmerica Edison
Target Compound Quantitation Report

Data File: \\EDICHROM\ChromData\CBNAMS13\20141104-20138.b\C10992.D
 Lims ID: LCS 460-260012/4-A
 Client ID:
 Sample Type: LCS
 Inject. Date: 04-Nov-2014 04:35:30 ALS Bottle#: 9 Worklist Smp#: 9
 Injection Vol: 5.0 ul Dil. Factor: 1.0000
 Sample Info: 460-0020138-009
 Operator ID: Instrument ID: CBNAMS13
 Method: \\EDICHROM\ChromData\CBNAMS13\20141104-20138.b\8270LVI_R13.m
 Limit Group: SV 8270D ICAL
 Last Update: 04-Nov-2014 20:24:14 Calib Date: 22-Oct-2014 18:37:30
 Integrator: RTE ID Type: Deconvolution ID
 Quant Method: Internal Standard Quant By: Initial Calibration
 Last ICal File: \\EDICHROM\ChromData\CBNAMS13\20141022-19662.b\C10440.D
 Column 1 : Rtxi-5Sil MS (0.25 mm) Det: MS SCAN
 Process Host: XAWRK015

First Level Reviewer: bayoumiw Date: 04-Nov-2014 20:24:14

Compound	Sig	RT (min.)	Adj RT (min.)	Dlt RT (min.)	Q	Response	Cal Amt ug/ml	OnCol Amt ug/ml	Flags
\$ 4 2-Fluorophenol	112	2.646	2.634	0.012	96	787301	10.0	4.34	
5 Benzaldehyde	77	3.416	3.410	0.006	93	2564019	20.0	16.0	
\$ 6 Phenol-d5	99	3.475	3.493	-0.018	89	571971	10.0	2.66	
* 13 1,4-Dichlorobenzene-d4	152	3.834	3.834	0.000	96	1131000	8.00	8.00	
\$ 25 Nitrobenzene-d5	82	4.398	4.404	-0.006	88	1476048	10.0	7.80	
32 Benzoic acid	122	4.904	4.940	-0.036	88	204598	20.0	3.03	
* 35 Naphthalene-d8	136	5.116	5.122	-0.006	99	3722422	8.00	8.00	
\$ 48 2-Fluorobiphenyl	172	6.216	6.222	-0.006	98	2595343	10.0	8.33	
* 61 Acenaphthene-d10	164	6.869	6.875	-0.006	94	1631919	8.00	8.00	
\$ 76 2,4,6-Tribromophenol	330	7.645	7.651	-0.006	93	274119	10.0	7.59	
* 83 Phenanthrene-d10	188	8.327	8.328	-0.001	99	1723395	8.00	8.00	
\$ 91 Terphenyl-d14	244	9.898	9.904	-0.006	99	880927	10.0	8.67	
* 96 Chrysene-d12	240	10.986	10.986	0.000	99	746933	8.00	8.00	
* 103 Perylene-d12	264	12.786	12.786	0.000	97	812390	8.00	8.00	

Reagents:

SM_ISTD_LVI_00056 Amount Added: 20.00 Units: uL Run Reagent

TestAmerica Edison

Data File: \\EDICHROM\ChromData\CBNAMS13\20141104-20138.b\C10992.D

Injection Date: 04-Nov-2014 04:35:30

Instrument ID: CBNAMS13

Operator ID:

Lims ID: LCS 460-260012/4-A

Worklist Smp#: 9

Client ID:

Injection Vol: 5.0 ul

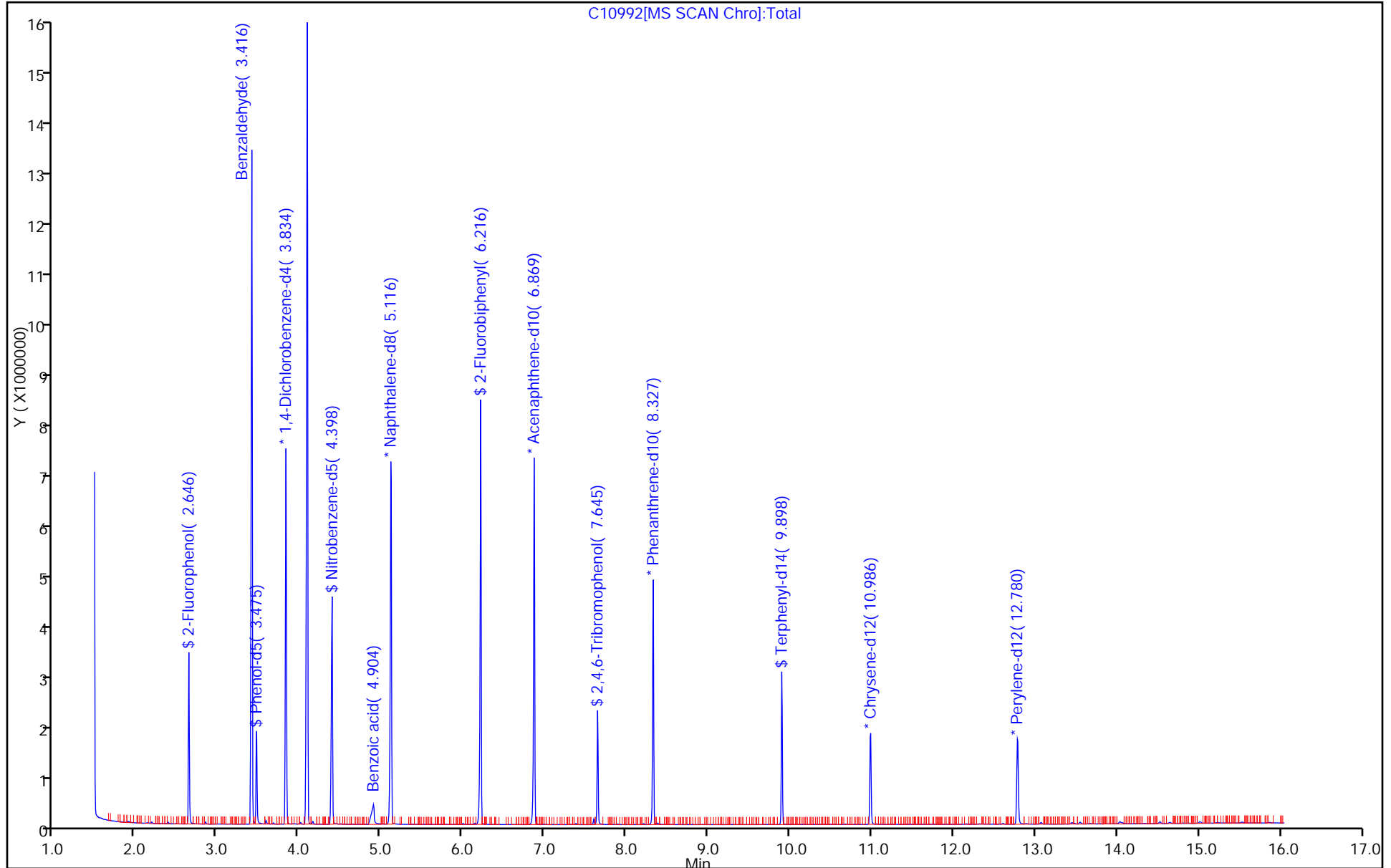
Dil. Factor: 1.0000

ALS Bottle#: 9

Method: 8270LVI_R13

Limit Group: SV 8270D ICAL

Column: Rtxi-5Sil MS (0.25 mm)



FORM I
GC/MS SEMI VOA ORGANICS ANALYSIS DATA SHEET

Lab Name: TestAmerica Edison Job No.: 460-85449-1
 SDG No.: _____
 Client Sample ID: _____ Lab Sample ID: LCSD 460-260012/3-A
 Matrix: Water Lab File ID: C10991.D
 Analysis Method: 8270D Date Collected: _____
 Extract. Method: 3510C Date Extracted: 11/03/2014 11:17
 Sample wt/vol: 250 (mL) Date Analyzed: 11/04/2014 04:12
 Con. Extract Vol.: 2 (mL) Dilution Factor: 1
 Injection Volume: 5 (uL) Level: (low/med) Low
 % Moisture: _____ GPC Cleanup: (Y/N) N
 Analysis Batch No.: 260147 Units: ug/L

CAS NO.	COMPOUND NAME	RESULT	Q	RL	MDL
95-94-3	1,2,4,5-Tetrachlorobenzene	62.8		10	1.8
108-60-1	2,2'-oxybis[1-chloropropane]	43.8		10	1.3
58-90-2	2,3,4,6-Tetrachlorophenol	71.0		10	0.89
95-95-4	2,4,5-Trichlorophenol	65.8		10	2.2
88-06-2	2,4,6-Trichlorophenol	68.2		10	1.4
120-83-2	2,4-Dichlorophenol	60.3		10	1.1
105-67-9	2,4-Dimethylphenol	60.7		10	1.2
51-28-5	2,4-Dinitrophenol	113		30	2.0
121-14-2	2,4-Dinitrotoluene	74.6		2.0	0.28
606-20-2	2,6-Dinitrotoluene	72.6		2.0	0.27
91-58-7	2-Chloronaphthalene	65.9		10	1.3
95-57-8	2-Chlorophenol	56.5		10	0.93
91-57-6	2-Methylnaphthalene	63.7		10	1.5
95-48-7	2-Methylphenol	46.6		10	1.4
88-74-4	2-Nitroaniline	81.3		20	2.0
88-75-5	2-Nitrophenol	65.7		10	0.68
91-94-1	3,3'-Dichlorobenzidine	69.4		20	3.2
99-09-2	3-Nitroaniline	70.6		20	2.9
534-52-1	4,6-Dinitro-2-methylphenol	129		30	3.0
101-55-3	4-Bromophenyl phenyl ether	67.5		10	1.1
59-50-7	4-Chloro-3-methylphenol	59.4		10	1.1
106-47-8	4-Chloroaniline	58.7		1.0	0.32
7005-72-3	4-Chlorophenyl phenyl ether	67.3		10	1.5
106-44-5	4-Methylphenol	40.6		10	1.0
100-01-6	4-Nitroaniline	77.7		20	2.9
100-02-7	4-Nitrophenol	47.3		30	2.0
83-32-9	Acenaphthene	68.5		10	1.1
208-96-8	Acenaphthylene	64.9		10	1.8
98-86-2	Acetophenone	69.2		10	0.89
120-12-7	Anthracene	66.0		10	0.85
1912-24-9	Atrazine	55.0		10	1.0
56-55-3	Benzo[a]anthracene	65.1		1.0	0.18
50-32-8	Benzo[a]pyrene	71.3		1.0	0.14
205-99-2	Benzo[b]fluoranthene	69.4		1.0	0.21

FORM I
GC/MS SEMI VOA ORGANICS ANALYSIS DATA SHEET

Lab Name: TestAmerica Edison Job No.: 460-85449-1
 SDG No.: _____
 Client Sample ID: _____ Lab Sample ID: LCSD 460-260012/3-A
 Matrix: Water Lab File ID: C10991.D
 Analysis Method: 8270D Date Collected: _____
 Extract. Method: 3510C Date Extracted: 11/03/2014 11:17
 Sample wt/vol: 250 (mL) Date Analyzed: 11/04/2014 04:12
 Con. Extract Vol.: 2 (mL) Dilution Factor: 1
 Injection Volume: 5 (uL) Level: (low/med) Low
 % Moisture: _____ GPC Cleanup: (Y/N) N
 Analysis Batch No.: 260147 Units: ug/L

CAS NO.	COMPOUND NAME	RESULT	Q	RL	MDL
191-24-2	Benzo[g,h,i]perylene	75.2		10	0.93
207-08-9	Benzo[k]fluoranthene	69.9		1.0	0.14
111-91-1	Bis(2-chloroethoxy)methane	62.8		10	1.0
111-44-4	Bis(2-chloroethyl)ether	63.0		1.0	0.30
117-81-7	Bis(2-ethylhexyl) phthalate	67.7		10	0.81
85-68-7	Butyl benzyl phthalate	74.5		10	1.4
105-60-2	Caprolactam	17.2		10	0.91
86-74-8	Carbazole	69.5		10	1.2
218-01-9	Chrysene	65.0		10	1.4
53-70-3	Dibenz(a,h)anthracene	77.8		1.0	0.16
132-64-9	Dibenzofuran	66.0		10	1.5
84-66-2	Diethyl phthalate	71.8		10	1.4
131-11-3	Dimethyl phthalate	69.7		10	1.1
84-74-2	Di-n-butyl phthalate	76.0		10	1.0
117-84-0	Di-n-octyl phthalate	65.3		10	0.88
92-52-4	Diphenyl	66.5		10	1.8
206-44-0	Fluoranthene	68.7		10	1.1
86-73-7	Fluorene	69.7		10	1.7
118-74-1	Hexachlorobenzene	69.3		1.0	0.20
87-68-3	Hexachlorobutadiene	54.8		2.0	0.68
77-47-4	Hexachlorocyclopentadiene	54.2		10	1.5
67-72-1	Hexachloroethane	52.6		1.0	0.15
193-39-5	Indeno[1,2,3-cd]pyrene	75.5		1.0	0.11
78-59-1	Isophorone	56.8		10	1.3
91-20-3	Naphthalene	65.2		10	2.0
98-95-3	Nitrobenzene	60.1		1.0	0.34
621-64-7	N-Nitrosodi-n-propylamine	60.6		1.0	0.27
86-30-6	N-Nitrosodiphenylamine	77.1		10	1.0
87-86-5	Pentachlorophenol	133		30	2.7
85-01-8	Phenanthrene	66.6		10	1.2
108-95-2	Phenol	21.8		10	0.60
129-00-0	Pyrene	68.0		10	1.1

FORM I
GC/MS SEMI VOA ORGANICS ANALYSIS DATA SHEET

Lab Name: TestAmerica Edison Job No.: 460-85449-1
 SDG No.: _____
 Client Sample ID: _____ Lab Sample ID: LCSD 460-260012/3-A
 Matrix: Water Lab File ID: C10991.D
 Analysis Method: 8270D Date Collected: _____
 Extract. Method: 3510C Date Extracted: 11/03/2014 11:17
 Sample wt/vol: 250 (mL) Date Analyzed: 11/04/2014 04:12
 Con. Extract Vol.: 2 (mL) Dilution Factor: 1
 Injection Volume: 5 (uL) Level: (low/med) Low
 % Moisture: _____ GPC Cleanup: (Y/N) N
 Analysis Batch No.: 260147 Units: ug/L

CAS NO.	SURROGATE	%REC	Q	LIMITS
4165-60-0	Nitrobenzene-d5	70		60-114
4165-62-2	Phenol-d5	22		4-86
1718-51-0	Terphenyl-d14	71	X	72-130
118-79-6	2,4,6-Tribromophenol	86		51-126
367-12-4	2-Fluorophenol	38		15-96
321-60-8	2-Fluorobiphenyl	74		50-120

TestAmerica Edison
Target Compound Quantitation Report

Data File: \\EDICHROM\ChromData\CBNAMS13\20141104-20138.b\C10991.D
 Lims ID: LCSD 460-260012/3-A
 Client ID:
 Sample Type: LCSD
 Inject. Date: 04-Nov-2014 04:12:30 ALS Bottle#: 8 Worklist Smp#: 8
 Injection Vol: 5.0 ul Dil. Factor: 1.0000
 Sample Info: 460-0020138-008
 Operator ID: Instrument ID: CBNAMS13
 Method: \\EDICHROM\ChromData\CBNAMS13\20141104-20138.b\8270LVI_R13.m
 Limit Group: SV 8270D ICAL
 Last Update: 04-Nov-2014 20:23:39 Calib Date: 22-Oct-2014 18:37:30
 Integrator: RTE ID Type: Deconvolution ID
 Quant Method: Internal Standard Quant By: Initial Calibration
 Last Ical File: \\EDICHROM\ChromData\CBNAMS13\20141022-19662.b\C10440.D
 Column 1 : Rtxi-5Sil MS (0.25 mm) Det: MS SCAN
 Process Host: XAWRK015

First Level Reviewer: bayoumiw

Date: 04-Nov-2014 20:23:39

Compound	Sig	RT (min.)	Adj RT (min.)	Dlt RT (min.)	Q	Response	Cal Amt ug/ml	OnCol Amt ug/ml	Flags
1 1,4-Dioxane	88	1.599	1.563	0.036	97	331099	10.0	4.26	
2 N-Nitrosodimethylamine	74	1.757	1.728	0.029	85	455165	10.0	4.08	
3 Pyridine	79	1.781	1.752	0.029	92	732111	10.0	3.83	
\$ 4 2-Fluorophenol	112	2.640	2.634	0.006	96	685334	10.0	3.76	
\$ 6 Phenol-d5	99	3.487	3.493	-0.006	94	485662	10.0	2.25	
7 Phenol	94	3.498	3.505	-0.006	95	662536	10.0	2.73	
8 Aniline	93	3.510	3.516	-0.006	99	1359294	10.0	5.17	
9 Bis(2-chloroethyl)ether	93	3.587	3.587	0.000	98	1405040	10.0	7.88	
125 Benzonitrile	103	3.598	3.605	-0.006	99	2890721	NC	NC	
10 2-Chlorophenol	128	3.628	3.634	-0.006	97	1359793	10.0	7.06	
11 n-Decane	43	3.681	3.687	-0.006	89	1201777	10.0	4.42	
12 1,3-Dichlorobenzene	146	3.775	3.781	-0.006	96	1596239	10.0	7.14	
* 13 1,4-Dichlorobenzene-d4	152	3.834	3.834	0.000	97	1135136	8.00	8.00	
14 1,4-Dichlorobenzene	146	3.851	3.857	-0.006	95	1636992	10.0	7.37	
15 Benzyl alcohol	108	3.987	3.993	-0.006	94	672498	10.0	7.08	
16 1,2-Dichlorobenzene	146	4.004	4.004	0.000	96	1577273	10.0	7.59	
17 2-Methylphenol	108	4.110	4.116	-0.006	92	935984	10.0	5.82	
18 2,2'-oxybis[1-chloropropan	45	4.128	4.134	-0.006	93	1709413	10.0	5.47	
126 N-Methylaniline	106	4.245	4.246	-0.001	75	1852984	NC	NC	
19 Acetophenone	105	4.257	4.257	0.000	94	1903416	10.0	8.65	
20 N-Nitrosodi-n-propylamine	70	4.269	4.269	0.000	92	903123	10.0	7.57	
21 4-Methylphenol	108	4.275	4.275	0.000	92	849245	10.0	5.07	
22 3 & 4 Methylphenol	108	4.275	4.275	0.000	65	851310	10.0	4.93	
24 Hexachloroethane	117	4.340	4.340	0.000	97	599912	10.0	6.57	
\$ 25 Nitrobenzene-d5	82	4.404	4.404	0.000	88	1314137	10.0	6.97	
26 Nitrobenzene	77	4.428	4.428	0.000	85	1911335	10.0	7.52	
27 n,n'-Dimethylaniline	120	4.428	4.428	0.000	88	2099046	10.0	7.97	
28 Isophorone	82	4.675	4.675	0.000	99	2115976	10.0	7.10	
29 2-Nitrophenol	139	4.745	4.746	-0.001	94	776995	10.0	8.21	
30 2,4-Dimethylphenol	122	4.810	4.810	0.000	91	1079814	10.0	7.59	
31 Bis(2-chloroethoxy)methane	93	4.904	4.904	0.000	100	1455869	10.0	7.86	
32 Benzoic acid	122	4.898	4.940	-0.042	90	118587	10.0	2.07	

Compound	Sig	RT (min.)	Adj RT (min.)	Dlt RT (min.)	Q	Response	Cal Amt ug/ml	OnCol Amt ug/ml	Flags
33 2,4-Dichlorophenol	162	4.992	4.993	-0.001	97	1073334	10.0	7.54	
34 1,2,4-Trichlorobenzene	180	5.069	5.069	0.000	94	1210789	10.0	7.26	
* 35 Naphthalene-d8	136	5.122	5.122	0.000	99	3705452	8.00	8.00	
36 Naphthalene	128	5.145	5.146	-0.001	99	3978585	10.0	8.14	
37 4-Chloroaniline	127	5.210	5.216	-0.006	97	1384414	10.0	7.33	
38 Hexachlorobutadiene	225	5.275	5.275	0.000	96	662137	10.0	6.85	
39 Caprolactam	113	5.581	5.581	0.000	92	56839	10.0	2.14	
40 4-Chloro-3-methylphenol	107	5.722	5.728	-0.006	97	861567	10.0	7.43	
41 2-Methylnaphthalene	142	5.845	5.846	-0.001	87	2449439	10.0	7.96	
42 1-Methylnaphthalene	142	5.939	5.940	-0.001	93	2277191	10.0	8.03	
43 Hexachlorocyclopentadiene	237	6.004	6.004	0.000	97	643940	10.0	6.77	
44 1,2,4,5-Tetrachlorobenzene	216	6.010	6.010	0.000	97	1122885	10.0	7.85	
45 2-tertbutyl-4-methylphenol	149	6.069	6.075	-0.006	91	1714176	10.0	9.22	
46 2,4,6-Trichlorophenol	196	6.134	6.134	0.000	89	713170	10.0	8.52	
47 2,4,5-Trichlorophenol	196	6.169	6.175	-0.006	97	664755	10.0	8.22	
\$ 48 2-Fluorobiphenyl	172	6.222	6.222	0.000	98	2345491	10.0	7.40	
49 1,1'-Biphenyl	154	6.316	6.316	0.000	96	2719227	10.0	8.32	
50 2-Chloronaphthalene	162	6.328	6.328	0.000	97	2106696	10.0	8.24	
53 Phenyl ether	170	6.422	6.422	0.000	86	1507373	10.0	8.57	
54 2-Nitroaniline	65	6.439	6.440	-0.001	98	665927	10.0	10.2	
55 1,3-Dimethylnaphthalene	156	6.545	6.545	0.000	91	1759749	10.0	8.72	
56 Dimethyl phthalate	163	6.639	6.640	-0.001	99	1998966	10.0	8.71	
57 Coumarin	146	6.645	6.645	0.000	80	692077	10.0	9.23	
58 2,6-Dinitrotoluene	165	6.692	6.693	-0.001	96	489153	10.0	9.08	
59 Acenaphthylene	152	6.733	6.734	-0.001	98	3115881	10.0	8.11	
60 3-Nitroaniline	138	6.851	6.851	0.000	98	492106	10.0	8.82	
* 61 Acenaphthene-d10	164	6.875	6.875	0.000	93	1660086	8.00	8.00	
62 Acenaphthene	154	6.910	6.910	0.000	95	1907591	10.0	8.56	
63 3,5-di-tert-butyl-4-hydrox	205	6.916	6.916	0.000	97	1633889	10.0	7.87	
64 2,4-Dinitrophenol	184	6.957	6.957	0.000	97	446588	20.0	14.1	
65 4-Nitrophenol	65	7.033	7.040	-0.007	92	154074	20.0	5.91	
66 Dibenzofuran	168	7.081	7.081	0.000	96	2639001	10.0	8.25	
67 2,4-Dinitrotoluene	165	7.081	7.081	0.000	93	585740	10.0	9.32	
68 2,3,4,6-Tetrachlorophenol	232	7.204	7.204	0.000	95	502309	10.0	8.88	
69 Diethyl phthalate	149	7.333	7.334	-0.001	98	1830030	10.0	8.97	
70 Fluorene	166	7.416	7.416	0.000	96	2059016	10.0	8.71	
71 4-Chlorophenyl phenyl ethe	204	7.428	7.428	0.000	92	993219	10.0	8.42	
72 4-Nitroaniline	138	7.451	7.451	0.000	88	407911	10.0	9.72	
73 4,6-Dinitro-2-methylphenol	198	7.481	7.481	-0.001	87	617352	20.0	16.2	
74 N-Nitrosodiphenylamine	169	7.545	7.545	0.000	67	1433843	10.0	9.64	
75 1,2-Diphenylhydrazine	77	7.580	7.581	-0.001	97	1837394	10.0	7.17	
\$ 76 2,4,6-Tribromophenol	330	7.651	7.651	0.000	93	317883	10.0	8.65	
77 4-Bromophenyl phenyl ether	248	7.904	7.904	0.000	93	564098	10.0	8.43	
78 Hexachlorobenzene	284	7.951	7.951	0.000	96	635341	10.0	8.66	
79 Atrazine	200	8.086	8.087	-0.001	94	313364	10.0	6.88	
121 Pentachlorophenol	266	8.151	8.151	0.000	95	634692	20.0	16.6	
81 Pentachloronitrobenzene	237	8.163	8.163	0.000	89	210259	10.0	8.88	
82 n-Octadecane	57	8.263	8.263	0.000	95	1156673	10.0	7.19	
* 83 Phenanthrene-d10	188	8.328	8.328	0.000	98	2051894	8.00	8.00	
84 Phenanthrene	178	8.351	8.351	0.000	98	2384044	10.0	8.33	
85 Anthracene	178	8.404	8.404	0.000	99	2353129	10.0	8.25	
86 Carbazole	167	8.569	8.569	0.000	96	1919915	10.0	8.68	

Compound	Sig	RT (min.)	Adj RT (min.)	Dlt RT (min.)	Q	Response	Cal Amt ug/ml	OnCol Amt ug/ml	Flags
87 Di-n-butyl phthalate	149	8.933	8.934	-0.001	100	2382280	10.0	9.50	
88 Fluoranthene	202	9.510	9.510	0.000	97	1910590	10.0	8.59	
122 Benzidine	184	9.663	9.663	0.000	99	152934	10.0	2.45	
90 Pyrene	202	9.727	9.728	-0.001	97	1837185	10.0	8.50	
\$ 91 Terphenyl-d14	244	9.898	9.904	-0.006	99	1035802	10.0	7.08	
123 Bisphenol-A	213	10.086	10.000	0.086	0	299	NC	NC	
92 Butyl benzyl phthalate	149	10.410	10.410	0.000	97	673666	10.0	9.32	
93 Carbamazepine	193	10.504	10.504	0.000	93	496582	10.0	8.99	
94 3,3'-Dichlorobenzidine	252	10.969	10.969	-0.001	99	454489	10.0	8.67	
95 Benzo[a]anthracene	228	10.974	10.975	-0.001	100	1208001	10.0	8.14	
* 96 Chrysene-d12	240	10.992	10.986	0.006	99	1075821	8.00	8.00	
97 Chrysene	228	11.016	11.016	0.000	99	1111164	10.0	8.12	
98 Bis(2-ethylhexyl) phthalat	149	11.063	11.063	0.000	88	864437	10.0	8.46	
99 Di-n-octyl phthalate	149	11.874	11.875	-0.001	97	1270253	10.0	8.17	
100 Benzo[b]fluoranthene	252	12.292	12.292	0.000	98	1096484	10.0	8.67	
101 Benzo[k]fluoranthene	252	12.327	12.333	-0.006	99	1197730	10.0	8.74	
102 Benzo[a]pyrene	252	12.710	12.710	0.000	96	1074929	10.0	8.91	
* 103 Perylene-d12	264	12.786	12.786	0.000	97	958399	8.00	8.00	
104 Indeno[1,2,3-cd]pyrene	276	14.180	14.180	0.000	99	1180996	10.0	9.44	
105 Dibenz(a,h)anthracene	278	14.215	14.216	-0.001	97	1253062	10.0	9.72	
106 Benzo[g,h,i]perylene	276	14.509	14.516	-0.007	97	1317261	10.0	9.40	

QC Flag Legend

Processing Flags

NC - Not Calibrated

Reagents:

SM_ISTD_LVI_00056

Amount Added: 20.00

Units: uL

Run Reagent

TestAmerica Edison

Data File: \\EDICHROM\ChromData\CBNAMS13\20141104-20138.b\C10991.D

Injection Date: 04-Nov-2014 04:12:30 Instrument ID: CBNAMS13

Lims ID: LCSD 460-260012/3-A

Operator ID:

Client ID:

Worklist Smp#: 8

Injection Vol: 5.0 ul

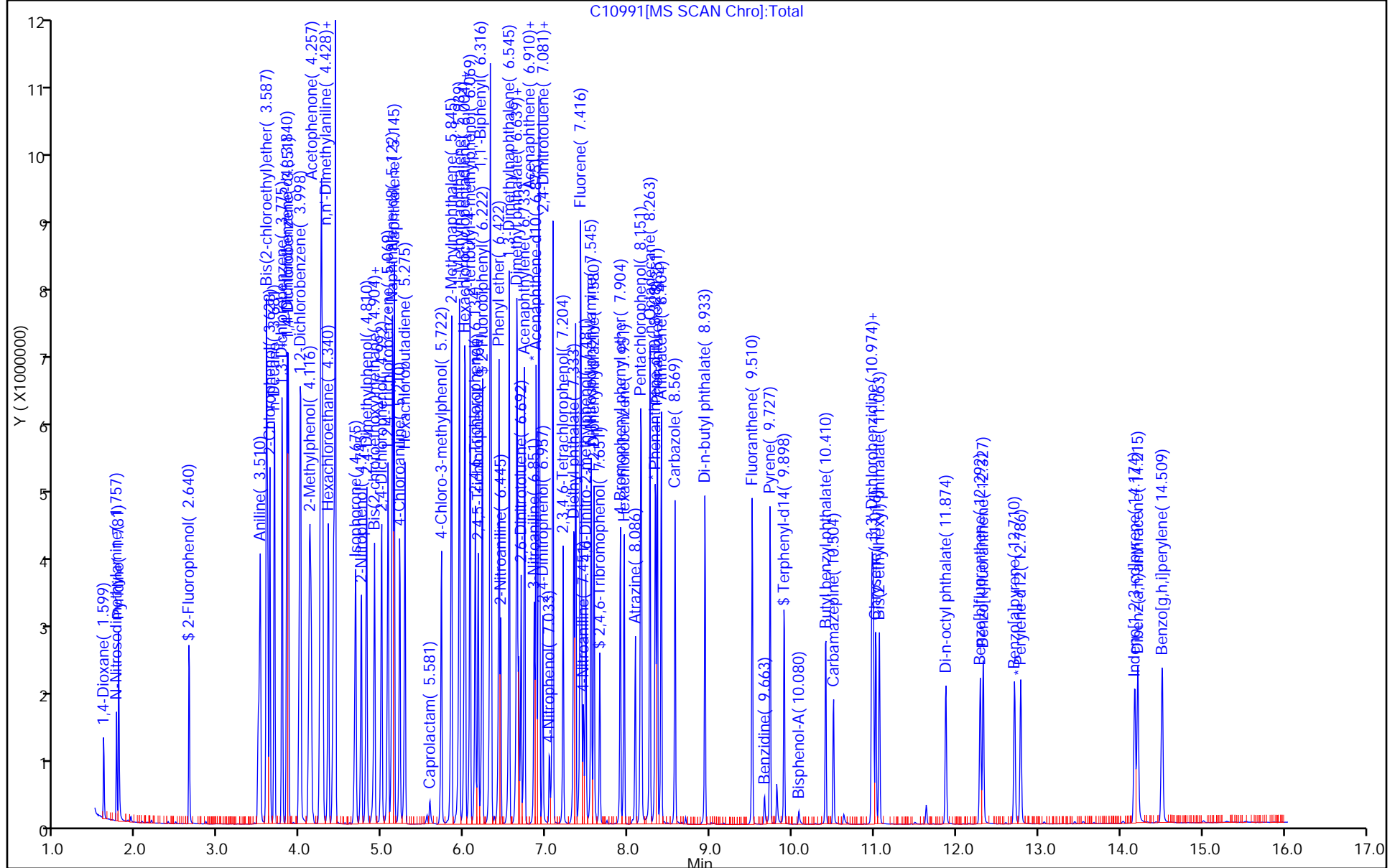
Dil. Factor: 1.0000

ALS Bottle#: 8

Method: 8270LVI_R13

Limit Group: SV 8270D ICAL

Column: Rtxi-5Sil MS (0.25 mm)



FORM I
GC/MS SEMI VOA ORGANICS ANALYSIS DATA SHEET

Lab Name: TestAmerica Edison Job No.: 460-85449-1
 SDG No.: _____
 Client Sample ID: _____ Lab Sample ID: LCSD 460-260012/5-A
 Matrix: Water Lab File ID: C10993.D
 Analysis Method: 8270D Date Collected: _____
 Extract. Method: 3510C Date Extracted: 11/03/2014 11:17
 Sample wt/vol: 250 (mL) Date Analyzed: 11/04/2014 04:59
 Con. Extract Vol.: 2 (mL) Dilution Factor: 1
 Injection Volume: 5 (uL) Level: (low/med) Low
 % Moisture: _____ GPC Cleanup: (Y/N) N
 Analysis Batch No.: 260147 Units: ug/L

CAS NO.	COMPOUND NAME	RESULT	Q	RL	MDL
100-52-7	Benzaldehyde	110		10	2.1

CAS NO.	SURROGATE	%REC	Q	LIMITS
4165-60-0	Nitrobenzene-d5	67		60-114
4165-62-2	Phenol-d5	23		4-86
1718-51-0	Terphenyl-d14	76		72-130
118-79-6	2,4,6-Tribromophenol	62		51-126
367-12-4	2-Fluorophenol	37		15-96
321-60-8	2-Fluorobiphenyl	71		50-120

TestAmerica Edison
Target Compound Quantitation Report

Data File: \\EDICHROM\ChromData\CBNAMS13\20141104-20138.b\C10993.D
 Lims ID: LCSD 460-260012/5-A
 Client ID:
 Sample Type: LCSD
 Inject. Date: 04-Nov-2014 04:59:30 ALS Bottle#: 10 Worklist Smp#: 10
 Injection Vol: 5.0 ul Dil. Factor: 1.0000
 Sample Info: 460-0020138-010
 Operator ID: Instrument ID: CBNAMS13
 Method: \\EDICHROM\ChromData\CBNAMS13\20141104-20138.b\8270LVI_R13.m
 Limit Group: SV 8270D ICAL
 Last Update: 04-Nov-2014 20:24:42 Calib Date: 22-Oct-2014 18:37:30
 Integrator: RTE ID Type: Deconvolution ID
 Quant Method: Internal Standard Quant By: Initial Calibration
 Last ICal File: \\EDICHROM\ChromData\CBNAMS13\20141022-19662.b\C10440.D
 Column 1 : Rtxi-5Sil MS (0.25 mm) Det: MS SCAN
 Process Host: XAWRK015

First Level Reviewer: bayoumiw Date: 04-Nov-2014 20:24:42

Compound	Sig	RT (min.)	Adj RT (min.)	Dlt RT (min.)	Q	Response	Cal Amt ug/ml	OnCol Amt ug/ml	Flags
\$ 4 2-Fluorophenol	112	2.646	2.634	0.012	96	668471	10.0	3.71	
5 Benzaldehyde	77	3.410	3.410	0.000	94	2178884	20.0	13.7	
\$ 6 Phenol-d5	99	3.463	3.493	-0.030	90	487490	10.0	2.28	
* 13 1,4-Dichlorobenzene-d4	152	3.828	3.834	-0.006	97	1122287	8.00	8.00	
\$ 25 Nitrobenzene-d5	82	4.393	4.404	-0.012	88	1235318	10.0	6.70	
32 Benzoic acid	122	4.892	4.940	-0.048	88	151277	20.0	2.47	
* 35 Naphthalene-d8	136	5.116	5.122	-0.006	99	3623075	8.00	8.00	
\$ 48 2-Fluorobiphenyl	172	6.216	6.222	-0.006	97	2117754	10.0	7.06	
* 61 Acenaphthene-d10	164	6.869	6.875	-0.006	93	1570904	8.00	8.00	
\$ 76 2,4,6-Tribromophenol	330	7.645	7.651	-0.006	93	216203	10.0	6.22	
* 83 Phenanthrene-d10	188	8.328	8.328	0.000	99	1645732	8.00	8.00	
\$ 91 Terphenyl-d14	244	9.898	9.904	-0.006	99	740766	10.0	7.61	
* 96 Chrysene-d12	240	10.980	10.986	-0.006	99	716182	8.00	8.00	
* 103 Perylene-d12	264	12.786	12.786	0.000	98	785055	8.00	8.00	

Reagents:

SM_ISTD_LVI_00056 Amount Added: 20.00 Units: uL Run Reagent

TestAmerica Edison

Data File: \\EDICHROM\ChromData\CBNAMS13\20141104-20138.b\C10993.D

Injection Date: 04-Nov-2014 04:59:30

Instrument ID: CBNAMS13

Operator ID:

Lims ID: LCSD 460-260012/5-A

Worklist Smp#: 10

Client ID:

Injection Vol: 5.0 ul

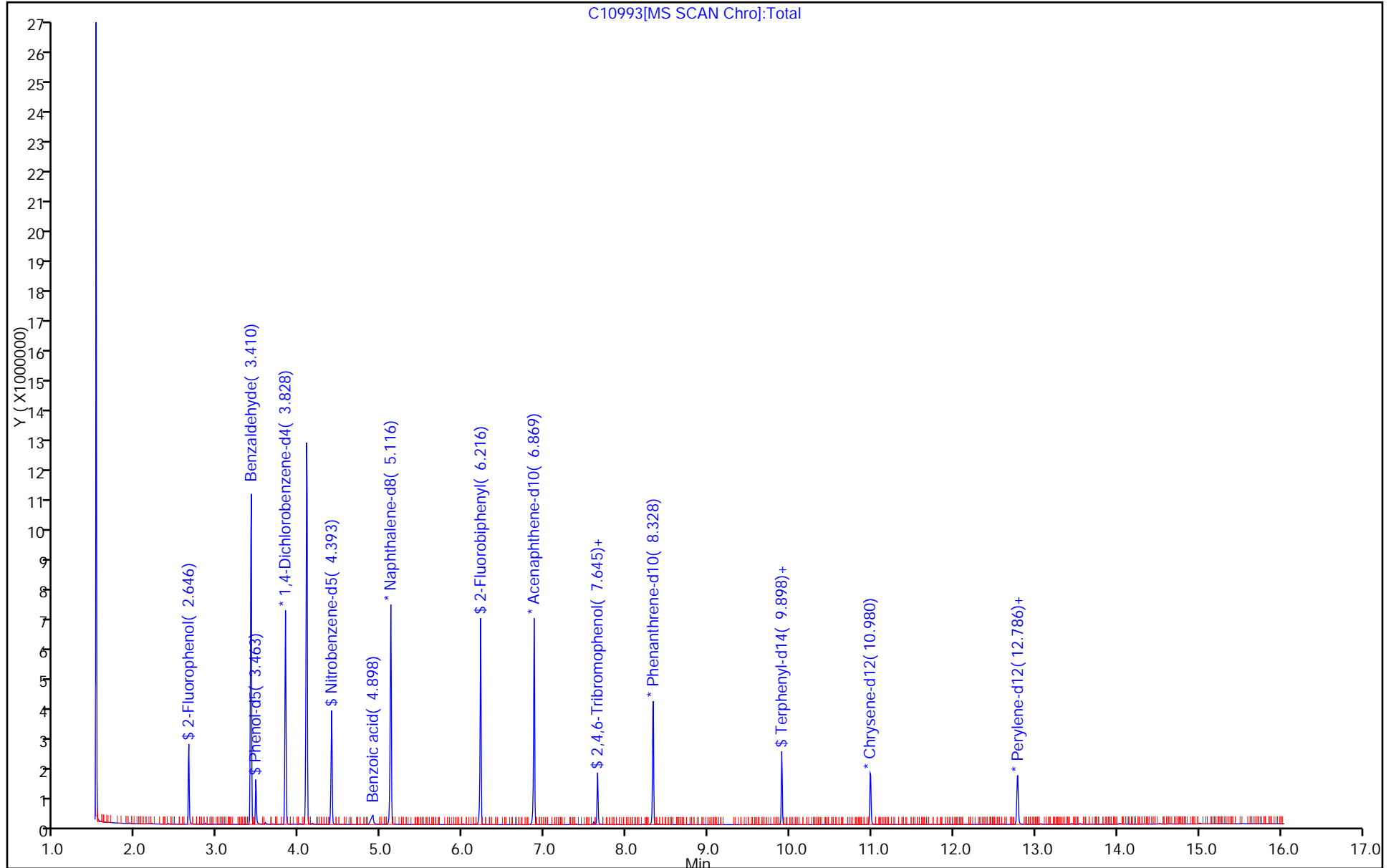
Dil. Factor: 1.0000

ALS Bottle#: 10

Method: 8270LVI_R13

Limit Group: SV 8270D ICAL

Column: Rtxi-5Sil MS (0.25 mm)



C10993[MS SCAN Chro]:Total

FORM I
GC/MS SEMI VOA ORGANICS ANALYSIS DATA SHEET

Lab Name: TestAmerica Edison Job No.: 460-85449-1
 SDG No.: _____
 Client Sample ID: PMP-18-SW-VD MS Lab Sample ID: 460-85449-4 MS
 Matrix: Solid Lab File ID: L118324.D
 Analysis Method: 8270D Date Collected: 10/31/2014 09:05
 Extract. Method: 3546 Date Extracted: 11/01/2014 04:18
 Sample wt/vol: 15.0420(g) Date Analyzed: 11/02/2014 22:37
 Con. Extract Vol.: 1(mL) Dilution Factor: 1
 Injection Volume: 1(uL) Level: (low/med) Low
 % Moisture: 4.5 GPC Cleanup: (Y/N) N
 Analysis Batch No.: 259875 Units: ug/Kg

CAS NO.	COMPOUND NAME	RESULT	Q	RL	MDL
95-94-3	1,2,4,5-Tetrachlorobenzene	3020		340	26
108-60-1	2,2'-oxybis[1-chloropropane]	3290		340	14
58-90-2	2,3,4,6-Tetrachlorophenol	3140		340	32
95-95-4	2,4,5-Trichlorophenol	3210		340	34
88-06-2	2,4,6-Trichlorophenol	3190		140	9.8
120-83-2	2,4-Dichlorophenol	2910		340	8.1
105-67-9	2,4-Dimethylphenol	2910		340	76
51-28-5	2,4-Dinitrophenol	6240		280	260
121-14-2	2,4-Dinitrotoluene	2930		70	14
606-20-2	2,6-Dinitrotoluene	3270		70	18
91-58-7	2-Chloronaphthalene	2990		340	7.8
95-57-8	2-Chlorophenol	2940		340	8.8
91-57-6	2-Methylnaphthalene	3010		340	7.6
95-48-7	2-Methylphenol	2810		340	15
88-74-4	2-Nitroaniline	2910		340	11
88-75-5	2-Nitrophenol	3170		340	12
91-94-1	3,3'-Dichlorobenzidine	2270		140	39
99-09-2	3-Nitroaniline	2280		340	10
534-52-1	4,6-Dinitro-2-methylphenol	6230		280	92
101-55-3	4-Bromophenyl phenyl ether	3470		340	11
59-50-7	4-Chloro-3-methylphenol	3160		340	15
106-47-8	4-Chloroaniline	2230		340	8.9
7005-72-3	4-Chlorophenyl phenyl ether	2730		340	10
106-44-5	4-Methylphenol	2970		340	9.4
100-01-6	4-Nitroaniline	2510		340	13
100-02-7	4-Nitrophenol	5800		700	170
83-32-9	Acenaphthene	2620		340	8.4
208-96-8	Acenaphthylene	3010		340	8.9
98-86-2	Acetophenone	2780		340	7.5
120-12-7	Anthracene	3100		340	33
1912-24-9	Atrazine	2660		140	15
100-52-7	Benzaldehyde	5150		340	26
56-55-3	Benzo[a]anthracene	3080		34	29
50-32-8	Benzo[a]pyrene	3340		34	10

FORM I
GC/MS SEMI VOA ORGANICS ANALYSIS DATA SHEET

Lab Name: TestAmerica Edison Job No.: 460-85449-1
 SDG No.: _____
 Client Sample ID: PMP-18-SW-VD MS Lab Sample ID: 460-85449-4 MS
 Matrix: Solid Lab File ID: L118324.D
 Analysis Method: 8270D Date Collected: 10/31/2014 09:05
 Extract. Method: 3546 Date Extracted: 11/01/2014 04:18
 Sample wt/vol: 15.0420(g) Date Analyzed: 11/02/2014 22:37
 Con. Extract Vol.: 1(mL) Dilution Factor: 1
 Injection Volume: 1(uL) Level: (low/med) Low
 % Moisture: 4.5 GPC Cleanup: (Y/N) N
 Analysis Batch No.: 259875 Units: ug/Kg

CAS NO.	COMPOUND NAME	RESULT	Q	RL	MDL
205-99-2	Benzo[b]fluoranthene	3540		34	13
191-24-2	Benzo[g,h,i]perylene	2880		340	20
207-08-9	Benzo[k]fluoranthene	3570		34	15
111-91-1	Bis(2-chloroethoxy)methane	3020		340	11
111-44-4	Bis(2-chloroethyl)ether	2720		34	8.1
117-81-7	Bis(2-ethylhexyl) phthalate	3180		340	13
85-68-7	Butyl benzyl phthalate	3470		340	11
105-60-2	Caprolactam	3320		340	25
86-74-8	Carbazole	2830		340	8.6
218-01-9	Chrysene	2960		340	9.4
53-70-3	Dibenz(a,h)anthracene	3080		34	18
132-64-9	Dibenzofuran	2820		340	10
84-66-2	Diethyl phthalate	2920		340	9.8
131-11-3	Dimethyl phthalate	2990		340	10
84-74-2	Di-n-butyl phthalate	2830		340	10
117-84-0	Di-n-octyl phthalate	4020		340	18
92-52-4	Diphenyl	3010		340	29
206-44-0	Fluoranthene	2630		340	10
86-73-7	Fluorene	2860		340	7.5
118-74-1	Hexachlorobenzene	3440		34	14
87-68-3	Hexachlorobutadiene	2830		70	9.7
77-47-4	Hexachlorocyclopentadiene	2550		340	22
67-72-1	Hexachloroethane	2590		34	13
193-39-5	Indeno[1,2,3-cd]pyrene	3650		34	23
78-59-1	Isophorone	3160		140	7.4
91-20-3	Naphthalene	2900		340	8.8
98-95-3	Nitrobenzene	2890		34	11
621-64-7	N-Nitrosodi-n-propylamine	3080		34	12
86-30-6	N-Nitrosodiphenylamine	3590		340	31
87-86-5	Pentachlorophenol	5760		280	42
85-01-8	Phenanthrene	3080		340	9.2
108-95-2	Phenol	3110		340	11
129-00-0	Pyrene	3930		340	16

FORM I
GC/MS SEMI VOA ORGANICS ANALYSIS DATA SHEET

Lab Name: TestAmerica Edison Job No.: 460-85449-1
 SDG No.: _____
 Client Sample ID: PMP-18-SW-VD MS Lab Sample ID: 460-85449-4 MS
 Matrix: Solid Lab File ID: L118324.D
 Analysis Method: 8270D Date Collected: 10/31/2014 09:05
 Extract. Method: 3546 Date Extracted: 11/01/2014 04:18
 Sample wt/vol: 15.0420(g) Date Analyzed: 11/02/2014 22:37
 Con. Extract Vol.: 1(mL) Dilution Factor: 1
 Injection Volume: 1(uL) Level: (low/med) Low
 % Moisture: 4.5 GPC Cleanup: (Y/N) N
 Analysis Batch No.: 259875 Units: ug/Kg

CAS NO.	SURROGATE	%REC	Q	LIMITS
4165-60-0	Nitrobenzene-d5	89		38-105
4165-62-2	Phenol-d5	88		41-118
1718-51-0	Terphenyl-d14	113		16-151
118-79-6	2,4,6-Tribromophenol	104		10-120
367-12-4	2-Fluorophenol	79		37-125
321-60-8	2-Fluorobiphenyl	85		40-109

FORM I
GC/MS SEMI VOA ORGANICS ANALYSIS DATA SHEET

Lab Name: TestAmerica Edison Job No.: 460-85449-1
 SDG No.: _____
 Client Sample ID: PMP-18-SW-VD MSD Lab Sample ID: 460-85449-4 MSD
 Matrix: Solid Lab File ID: L118325.D
 Analysis Method: 8270D Date Collected: 10/31/2014 09:05
 Extract. Method: 3546 Date Extracted: 11/01/2014 04:18
 Sample wt/vol: 15.0418(g) Date Analyzed: 11/02/2014 23:02
 Con. Extract Vol.: 1(mL) Dilution Factor: 1
 Injection Volume: 1(uL) Level: (low/med) Low
 % Moisture: 4.5 GPC Cleanup: (Y/N) N
 Analysis Batch No.: 259875 Units: ug/Kg

CAS NO.	COMPOUND NAME	RESULT	Q	RL	MDL
95-94-3	1,2,4,5-Tetrachlorobenzene	2980		340	26
108-60-1	2,2'-oxybis[1-chloropropane]	3400		340	14
58-90-2	2,3,4,6-Tetrachlorophenol	3020		340	32
95-95-4	2,4,5-Trichlorophenol	3030		340	34
88-06-2	2,4,6-Trichlorophenol	3060		140	9.8
120-83-2	2,4-Dichlorophenol	2820		340	8.1
105-67-9	2,4-Dimethylphenol	2830		340	76
51-28-5	2,4-Dinitrophenol	6070		280	260
121-14-2	2,4-Dinitrotoluene	2810		70	14
606-20-2	2,6-Dinitrotoluene	3140		70	18
91-58-7	2-Chloronaphthalene	2910		340	7.8
95-57-8	2-Chlorophenol	2910		340	8.8
91-57-6	2-Methylnaphthalene	2960		340	7.6
95-48-7	2-Methylphenol	2730		340	15
88-74-4	2-Nitroaniline	2820		340	11
88-75-5	2-Nitrophenol	3160		340	12
91-94-1	3,3'-Dichlorobenzidine	2190		140	39
99-09-2	3-Nitroaniline	2170		340	10
534-52-1	4,6-Dinitro-2-methylphenol	6080		280	92
101-55-3	4-Bromophenyl phenyl ether	3320		340	11
59-50-7	4-Chloro-3-methylphenol	3090		340	15
106-47-8	4-Chloroaniline	2180		340	8.9
7005-72-3	4-Chlorophenyl phenyl ether	2620		340	10
106-44-5	4-Methylphenol	2920		340	9.4
100-01-6	4-Nitroaniline	2510		340	13
100-02-7	4-Nitrophenol	5690		700	170
83-32-9	Acenaphthene	2530		340	8.4
208-96-8	Acenaphthylene	2940		340	8.9
98-86-2	Acetophenone	2790		340	7.5
120-12-7	Anthracene	3020		340	33
1912-24-9	Atrazine	2610		140	15
100-52-7	Benzaldehyde	5230		340	26
56-55-3	Benzo[a]anthracene	2990		34	29
50-32-8	Benzo[a]pyrene	3210		34	10

FORM I
GC/MS SEMI VOA ORGANICS ANALYSIS DATA SHEET

Lab Name: TestAmerica Edison Job No.: 460-85449-1
 SDG No.: _____
 Client Sample ID: PMP-18-SW-VD MSD Lab Sample ID: 460-85449-4 MSD
 Matrix: Solid Lab File ID: L118325.D
 Analysis Method: 8270D Date Collected: 10/31/2014 09:05
 Extract. Method: 3546 Date Extracted: 11/01/2014 04:18
 Sample wt/vol: 15.0418(g) Date Analyzed: 11/02/2014 23:02
 Con. Extract Vol.: 1(mL) Dilution Factor: 1
 Injection Volume: 1(uL) Level: (low/med) Low
 % Moisture: 4.5 GPC Cleanup: (Y/N) N
 Analysis Batch No.: 259875 Units: ug/Kg

CAS NO.	COMPOUND NAME	RESULT	Q	RL	MDL
205-99-2	Benzo[b]fluoranthene	3500		34	13
191-24-2	Benzo[g,h,i]perylene	2710		340	20
207-08-9	Benzo[k]fluoranthene	3400		34	15
111-91-1	Bis(2-chloroethoxy)methane	3000		340	11
111-44-4	Bis(2-chloroethyl)ether	2870		34	8.1
117-81-7	Bis(2-ethylhexyl) phthalate	3140		340	13
85-68-7	Butyl benzyl phthalate	3470		340	11
105-60-2	Caprolactam	3200		340	25
86-74-8	Carbazole	2770		340	8.6
218-01-9	Chrysene	2790		340	9.4
53-70-3	Dibenz(a,h)anthracene	2890		34	18
132-64-9	Dibenzofuran	2690		340	10
84-66-2	Diethyl phthalate	2880		340	9.8
131-11-3	Dimethyl phthalate	2890		340	10
84-74-2	Di-n-butyl phthalate	2790		340	10
117-84-0	Di-n-octyl phthalate	4050		340	18
92-52-4	Diphenyl	2930		340	29
206-44-0	Fluoranthene	2580		340	10
86-73-7	Fluorene	2770		340	7.5
118-74-1	Hexachlorobenzene	3350		34	14
87-68-3	Hexachlorobutadiene	2840		70	9.7
77-47-4	Hexachlorocyclopentadiene	2610		340	22
67-72-1	Hexachloroethane	2670		34	13
193-39-5	Indeno[1,2,3-cd]pyrene	3460		34	23
78-59-1	Isophorone	3150		140	7.4
91-20-3	Naphthalene	2920		340	8.8
98-95-3	Nitrobenzene	2900		34	11
621-64-7	N-Nitrosodi-n-propylamine	3080		34	12
86-30-6	N-Nitrosodiphenylamine	3460		340	31
87-86-5	Pentachlorophenol	5570		280	42
85-01-8	Phenanthrene	2970		340	9.2
108-95-2	Phenol	3060		340	11
129-00-0	Pyrene	3840		340	16

FORM I
GC/MS SEMI VOA ORGANICS ANALYSIS DATA SHEET

Lab Name: TestAmerica Edison Job No.: 460-85449-1
 SDG No.: _____
 Client Sample ID: PMP-18-SW-VD MSD Lab Sample ID: 460-85449-4 MSD
 Matrix: Solid Lab File ID: L118325.D
 Analysis Method: 8270D Date Collected: 10/31/2014 09:05
 Extract. Method: 3546 Date Extracted: 11/01/2014 04:18
 Sample wt/vol: 15.0418(g) Date Analyzed: 11/02/2014 23:02
 Con. Extract Vol.: 1(mL) Dilution Factor: 1
 Injection Volume: 1(uL) Level: (low/med) Low
 % Moisture: 4.5 GPC Cleanup: (Y/N) N
 Analysis Batch No.: 259875 Units: ug/Kg

CAS NO.	SURROGATE	%REC	Q	LIMITS
4165-60-0	Nitrobenzene-d5	88		38-105
4165-62-2	Phenol-d5	86		41-118
1718-51-0	Terphenyl-d14	109		16-151
118-79-6	2,4,6-Tribromophenol	98		10-120
367-12-4	2-Fluorophenol	78		37-125
321-60-8	2-Fluorobiphenyl	82		40-109

GC/MS SEMI VOA ANALYSIS RUN LOG

Lab Name: TestAmerica Edison Job No.: 460-85449-1

SDG No.: _____

Instrument ID: CBNAMS12 Start Date: 10/12/2014 15:33Analysis Batch Number: 255060 End Date: 10/12/2014 22:54

LAB SAMPLE ID	CLIENT SAMPLE ID	DATE ANALYZED	DILUTION FACTOR	LAB FILE ID	COLUMN ID
DFTPP 460-255060/1		10/12/2014 15:33	1	L117516.D	Rtxi-5Sil MS 0.25 (mm)
ICIS 460-255060/2		10/12/2014 15:50	1	L117517.D	Rtxi-5Sil MS 0.25 (mm)
STD120 460-255060/3 IC		10/12/2014 16:17	1	L117518.D	Rtxi-5Sil MS 0.25 (mm)
STD80 460-255060/4 IC		10/12/2014 16:41	1	L117519.D	Rtxi-5Sil MS 0.25 (mm)
STD20 460-255060/5 IC		10/12/2014 17:06	1	L117520.D	Rtxi-5Sil MS 0.25 (mm)
STD10 460-255060/6 IC		10/12/2014 17:31	1	L117521.D	Rtxi-5Sil MS 0.25 (mm)
STD5 460-255060/7 IC		10/12/2014 17:55	1	L117522.D	Rtxi-5Sil MS 0.25 (mm)
STD2 460-255060/8 IC		10/12/2014 18:20	1	L117523.D	Rtxi-5Sil MS 0.25 (mm)
STD1 460-255060/9 IC		10/12/2014 18:45	1	L117524.D	Rtxi-5Sil MS 0.25 (mm)
STD05 460-255060/10 IC		10/12/2014 19:10	1	L117525.D	Rtxi-5Sil MS 0.25 (mm)
STD50 460-255060/11 IC		10/12/2014 19:35	1	L117526.D	Rtxi-5Sil MS 0.25 (mm)
STD120 460-255060/12 IC		10/12/2014 20:00	1	L117527.D	Rtxi-5Sil MS 0.25 (mm)
STD80 460-255060/13 IC		10/12/2014 20:25	1	L117528.D	Rtxi-5Sil MS 0.25 (mm)
STD20 460-255060/14 IC		10/12/2014 20:50	1	L117529.D	Rtxi-5Sil MS 0.25 (mm)
STD10 460-255060/15 IC		10/12/2014 21:14	1	L117530.D	Rtxi-5Sil MS 0.25 (mm)
STD5 460-255060/16 IC		10/12/2014 21:39	1	L117531.D	Rtxi-5Sil MS 0.25 (mm)
ICV 460-255060/17		10/12/2014 22:04	1		Rtxi-5Sil MS 0.25 (mm)
ICV 460-255060/18		10/12/2014 22:29	1		Rtxi-5Sil MS 0.25 (mm)
ICV 460-255060/19		10/12/2014 22:54	1		Rtxi-5Sil MS 0.25 (mm)

GC/MS SEMI VOA ANALYSIS RUN LOG

Lab Name: TestAmerica Edison Job No.: 460-85449-1

SDG No.: _____

Instrument ID: CBNAMS12 Start Date: 11/02/2014 20:11Analysis Batch Number: 259875 End Date: 11/03/2014 06:52

LAB SAMPLE ID	CLIENT SAMPLE ID	DATE ANALYZED	DILUTION FACTOR	LAB FILE ID	COLUMN ID
DFTPP 460-259875/1		11/02/2014 20:11	1	L118318.D	Rtxi-5Sil MS 0.25 (mm)
CCVIS 460-259875/2		11/02/2014 20:28	1	L118319.D	Rtxi-5Sil MS 0.25 (mm)
CCV 460-259875/3		11/02/2014 20:55	1	L118320.D	Rtxi-5Sil MS 0.25 (mm)
MB 460-259683/1-A		11/02/2014 21:23	1	L118321.D	Rtxi-5Sil MS 0.25 (mm)
LCS 460-259683/24-A		11/02/2014 22:12	1	L118323.D	Rtxi-5Sil MS 0.25 (mm)
460-85449-4 MS	PMP-18-SW-VD MS	11/02/2014 22:37	1	L118324.D	Rtxi-5Sil MS 0.25 (mm)
460-85449-4 MSD	PMP-18-SW-VD MSD	11/02/2014 23:02	1	L118325.D	Rtxi-5Sil MS 0.25 (mm)
460-85449-4	PMP-18-SW-VD	11/02/2014 23:27	1	L118326.D	Rtxi-5Sil MS 0.25 (mm)
460-85449-6	PMP-19-SW-VD	11/02/2014 23:52	1	L118327.D	Rtxi-5Sil MS 0.25 (mm)
460-85449-15	DUP3_20141031	11/03/2014 00:17	1	L118328.D	Rtxi-5Sil MS 0.25 (mm)
ZZZZZ		11/03/2014 00:42	1		Rtxi-5Sil MS 0.25 (mm)
ZZZZZ		11/03/2014 01:07	1		Rtxi-5Sil MS 0.25 (mm)
ZZZZZ		11/03/2014 01:31	1		Rtxi-5Sil MS 0.25 (mm)
ZZZZZ		11/03/2014 01:56	1		Rtxi-5Sil MS 0.25 (mm)
ZZZZZ		11/03/2014 02:21	1		Rtxi-5Sil MS 0.25 (mm)
ZZZZZ		11/03/2014 02:46	1		Rtxi-5Sil MS 0.25 (mm)
ZZZZZ		11/03/2014 03:10	1		Rtxi-5Sil MS 0.25 (mm)
ZZZZZ		11/03/2014 03:35	1		Rtxi-5Sil MS 0.25 (mm)
ZZZZZ		11/03/2014 04:00	1		Rtxi-5Sil MS 0.25 (mm)
ZZZZZ		11/03/2014 04:24	1		Rtxi-5Sil MS 0.25 (mm)
ZZZZZ		11/03/2014 04:49	1		Rtxi-5Sil MS 0.25 (mm)
ZZZZZ		11/03/2014 05:14	1		Rtxi-5Sil MS 0.25 (mm)
ZZZZZ		11/03/2014 05:38	1		Rtxi-5Sil MS 0.25 (mm)
ZZZZZ		11/03/2014 06:03	1		Rtxi-5Sil MS 0.25 (mm)
ZZZZZ		11/03/2014 06:27	1		Rtxi-5Sil MS 0.25 (mm)
ZZZZZ		11/03/2014 06:52	1		Rtxi-5Sil MS 0.25 (mm)

GC/MS SEMI VOA ANALYSIS RUN LOG

Lab Name: TestAmerica Edison Job No.: 460-85449-1

SDG No.: _____

Instrument ID: CBNAMS12 Start Date: 11/03/2014 07:58Analysis Batch Number: 259937 End Date: 11/03/2014 18:40

LAB SAMPLE ID	CLIENT SAMPLE ID	DATE ANALYZED	DILUTION FACTOR	LAB FILE ID	COLUMN ID
DFTPP 460-259937/1		11/03/2014 07:58	1	L118346.D	Rtxi-5Sil MS 0.25 (mm)
CCVIS 460-259937/2		11/03/2014 08:16	1	L118347.D	Rtxi-5Sil MS 0.25 (mm)
CCV 460-259937/3		11/03/2014 08:43	1	L118348.D	Rtxi-5Sil MS 0.25 (mm)
ZZZZZ		11/03/2014 09:08	1		Rtxi-5Sil MS 0.25 (mm)
LCS 460-259683/2-A		11/03/2014 10:00	1	L118350.D	Rtxi-5Sil MS 0.25 (mm)
ZZZZZ		11/03/2014 10:25	1		Rtxi-5Sil MS 0.25 (mm)
ZZZZZ		11/03/2014 10:49	1		Rtxi-5Sil MS 0.25 (mm)
ZZZZZ		11/03/2014 11:14	1		Rtxi-5Sil MS 0.25 (mm)
ZZZZZ		11/03/2014 11:39	1		Rtxi-5Sil MS 0.25 (mm)
ZZZZZ		11/03/2014 12:04	1		Rtxi-5Sil MS 0.25 (mm)
ZZZZZ		11/03/2014 12:28	1		Rtxi-5Sil MS 0.25 (mm)
ZZZZZ		11/03/2014 12:53	1		Rtxi-5Sil MS 0.25 (mm)
ZZZZZ		11/03/2014 13:18	1		Rtxi-5Sil MS 0.25 (mm)
ZZZZZ		11/03/2014 13:43	1		Rtxi-5Sil MS 0.25 (mm)
ZZZZZ		11/03/2014 14:08	1		Rtxi-5Sil MS 0.25 (mm)
ZZZZZ		11/03/2014 14:33	1		Rtxi-5Sil MS 0.25 (mm)
ZZZZZ		11/03/2014 14:58	1		Rtxi-5Sil MS 0.25 (mm)
ZZZZZ		11/03/2014 15:22	2		Rtxi-5Sil MS 0.25 (mm)
ZZZZZ		11/03/2014 15:47	2		Rtxi-5Sil MS 0.25 (mm)
ZZZZZ		11/03/2014 16:12	1		Rtxi-5Sil MS 0.25 (mm)
ZZZZZ		11/03/2014 16:37	1		Rtxi-5Sil MS 0.25 (mm)
ZZZZZ		11/03/2014 17:01	5		Rtxi-5Sil MS 0.25 (mm)
ZZZZZ		11/03/2014 17:26	2		Rtxi-5Sil MS 0.25 (mm)
ZZZZZ		11/03/2014 17:51	2		Rtxi-5Sil MS 0.25 (mm)
ZZZZZ		11/03/2014 18:15	1		Rtxi-5Sil MS 0.25 (mm)
ZZZZZ		11/03/2014 18:40	1		Rtxi-5Sil MS 0.25 (mm)

GC/MS SEMI VOA ANALYSIS RUN LOG

Lab Name: TestAmerica Edison Job No.: 460-85449-1

SDG No.: _____

Instrument ID: CBNAMS13 Start Date: 10/22/2014 13:00Analysis Batch Number: 257543 End Date: 10/22/2014 20:58

LAB SAMPLE ID	CLIENT SAMPLE ID	DATE ANALYZED	DILUTION FACTOR	LAB FILE ID	COLUMN ID
DFTPP 460-257543/1		10/22/2014 13:00	1	C10426.D	Rtxi-5Sil MS 0.25 (mm)
ICIS 460-257543/2		10/22/2014 13:16	1	C10427.D	Rtxi-5Sil MS 0.25 (mm)
STD24 460-257543/3 IC		10/22/2014 13:42	1	C10428.D	Rtxi-5Sil MS 0.25 (mm)
STD16 460-257543/4 IC		10/22/2014 14:06	1	C10429.D	Rtxi-5Sil MS 0.25 (mm)
STD4 460-257543/5 IC		10/22/2014 14:30	1	C10430.D	Rtxi-5Sil MS 0.25 (mm)
STD2 460-257543/6 IC		10/22/2014 14:53	1	C10431.D	Rtxi-5Sil MS 0.25 (mm)
STD1 460-257543/7 IC		10/22/2014 15:17	1	C10432.D	Rtxi-5Sil MS 0.25 (mm)
STD02 460-257543/8 IC		10/22/2014 15:41	1	C10433.D	Rtxi-5Sil MS 0.25 (mm)
STD01 460-257543/9 IC		10/22/2014 16:16	1	C10434.D	Rtxi-5Sil MS 0.25 (mm)
STD10 460-257543/10 IC		10/22/2014 16:39	1	C10435.D	Rtxi-5Sil MS 0.25 (mm)
STD24 460-257543/11 IC		10/22/2014 17:03	1	C10436.D	Rtxi-5Sil MS 0.25 (mm)
STD16 460-257543/12 IC		10/22/2014 17:26	1	C10437.D	Rtxi-5Sil MS 0.25 (mm)
STD4 460-257543/13 IC		10/22/2014 17:50	1	C10438.D	Rtxi-5Sil MS 0.25 (mm)
STD2 460-257543/14 IC		10/22/2014 18:14	1	C10439.D	Rtxi-5Sil MS 0.25 (mm)
STD1 460-257543/15 IC		10/22/2014 18:37	1	C10440.D	Rtxi-5Sil MS 0.25 (mm)
ICV 460-257543/17		10/22/2014 19:25	1		Rtxi-5Sil MS 0.25 (mm)
ICV 460-257543/18		10/22/2014 19:52	1		Rtxi-5Sil MS 0.25 (mm)
ZZZZZ		10/22/2014 20:35	1		Rtxi-5Sil MS 0.25 (mm)
ZZZZZ		10/22/2014 20:58	1		Rtxi-5Sil MS 0.25 (mm)

GC/MS SEMI VOA ANALYSIS RUN LOG

Lab Name: TestAmerica Edison Job No.: 460-85449-1

SDG No.: _____

Instrument ID: CBNAMS13 Start Date: 11/04/2014 00:58Analysis Batch Number: 260147 End Date: 11/04/2014 10:29

LAB SAMPLE ID	CLIENT SAMPLE ID	DATE ANALYZED	DILUTION FACTOR	LAB FILE ID	COLUMN ID
DFTPP 460-260147/1		11/04/2014 00:58	1	C10984.D	Rtxi-5Sil MS 0.25 (mm)
CCVIS 460-260147/2		11/04/2014 01:20	1	C10985.D	Rtxi-5Sil MS 0.25 (mm)
CCV 460-260147/3		11/04/2014 01:50	1	C10986.D	Rtxi-5Sil MS 0.25 (mm)
MB 460-260012/1-A		11/04/2014 03:25	1	C10989.D	Rtxi-5Sil MS 0.25 (mm)
LCS 460-260012/2-A		11/04/2014 03:48	1	C10990.D	Rtxi-5Sil MS 0.25 (mm)
LCSD 460-260012/3-A		11/04/2014 04:12	1	C10991.D	Rtxi-5Sil MS 0.25 (mm)
LCS 460-260012/4-A		11/04/2014 04:35	1	C10992.D	Rtxi-5Sil MS 0.25 (mm)
LCSD 460-260012/5-A		11/04/2014 04:59	1	C10993.D	Rtxi-5Sil MS 0.25 (mm)
ZZZZZ		11/04/2014 06:57	1		Rtxi-5Sil MS 0.25 (mm)
ZZZZZ		11/04/2014 07:20	1		Rtxi-5Sil MS 0.25 (mm)
ZZZZZ		11/04/2014 08:07	1		Rtxi-5Sil MS 0.25 (mm)
ZZZZZ		11/04/2014 08:30	1		Rtxi-5Sil MS 0.25 (mm)
ZZZZZ		11/04/2014 08:54	1		Rtxi-5Sil MS 0.25 (mm)
ZZZZZ		11/04/2014 09:18	1		Rtxi-5Sil MS 0.25 (mm)
ZZZZZ		11/04/2014 09:41	1		Rtxi-5Sil MS 0.25 (mm)
ZZZZZ		11/04/2014 10:05	1		Rtxi-5Sil MS 0.25 (mm)
ZZZZZ		11/04/2014 10:29	1		Rtxi-5Sil MS 0.25 (mm)

GC/MS SEMI VOA ANALYSIS RUN LOG

Lab Name: TestAmerica Edison Job No.: 460-85449-1

SDG No.: _____

Instrument ID: CBNAMS13 Start Date: 11/05/2014 17:29Analysis Batch Number: 260603 End Date: 11/05/2014 23:51

LAB SAMPLE ID	CLIENT SAMPLE ID	DATE ANALYZED	DILUTION FACTOR	LAB FILE ID	COLUMN ID
DFTPP 460-260603/1		11/05/2014 17:29	1	C11072.D	Rtxi-5Sil MS 0.25 (mm)
ICIS 460-260603/2		11/05/2014 17:54	1	C11073.D	Rtxi-5Sil MS 0.25 (mm)
STD24 460-260603/3 IC		11/05/2014 18:20	1	C11074.D	Rtxi-5Sil MS 0.25 (mm)
STD16 460-260603/4 IC		11/05/2014 18:44	1	C11075.D	Rtxi-5Sil MS 0.25 (mm)
STD4 460-260603/5 IC		11/05/2014 19:08	1	C11076.D	Rtxi-5Sil MS 0.25 (mm)
STD2 460-260603/6 IC		11/05/2014 19:31	1	C11077.D	Rtxi-5Sil MS 0.25 (mm)
STD1 460-260603/7 IC		11/05/2014 19:55	1	C11078.D	Rtxi-5Sil MS 0.25 (mm)
STD02 460-260603/8 IC		11/05/2014 20:18	1	C11079.D	Rtxi-5Sil MS 0.25 (mm)
STD01 460-260603/9 IC		11/05/2014 20:42	1	C11080.D	Rtxi-5Sil MS 0.25 (mm)
STD10 460-260603/10 IC		11/05/2014 21:06	1	C11081.D	Rtxi-5Sil MS 0.25 (mm)
STD24 460-260603/11 IC		11/05/2014 21:30	1	C11082.D	Rtxi-5Sil MS 0.25 (mm)
STD16 460-260603/12 IC		11/05/2014 21:53	1	C11083.D	Rtxi-5Sil MS 0.25 (mm)
STD4 460-260603/13 IC		11/05/2014 22:17	1	C11084.D	Rtxi-5Sil MS 0.25 (mm)
STD2 460-260603/14 IC		11/05/2014 22:40	1	C11085.D	Rtxi-5Sil MS 0.25 (mm)
STD1 460-260603/15 IC		11/05/2014 23:04	1	C11086.D	Rtxi-5Sil MS 0.25 (mm)
ICV 460-260603/16		11/05/2014 23:27	1		Rtxi-5Sil MS 0.25 (mm)
ICV 460-260603/17		11/05/2014 23:51	1		Rtxi-5Sil MS 0.25 (mm)

GC/MS SEMI VOA ANALYSIS RUN LOG

Lab Name: TestAmerica Edison Job No.: 460-85449-1

SDG No.: _____

Instrument ID: CBNAMS13 Start Date: 11/06/2014 02:47Analysis Batch Number: 260675 End Date: 11/06/2014 09:46

LAB SAMPLE ID	CLIENT SAMPLE ID	DATE ANALYZED	DILUTION FACTOR	LAB FILE ID	COLUMN ID
DFTPP 460-260675/1		11/06/2014 02:47	1	C11089.D	Rtxi-5Sil MS 0.25 (mm)
CCVIS 460-260675/2		11/06/2014 03:16	1	C11090.D	Rtxi-5Sil MS 0.25 (mm)
CCV 460-260675/3		11/06/2014 03:43	1	C11091.D	Rtxi-5Sil MS 0.25 (mm)
ZZZZZ		11/06/2014 06:16	1		Rtxi-5Sil MS 0.25 (mm)
ZZZZZ		11/06/2014 06:40	1		Rtxi-5Sil MS 0.25 (mm)
ZZZZZ		11/06/2014 07:03	1		Rtxi-5Sil MS 0.25 (mm)
ZZZZZ		11/06/2014 07:26	1		Rtxi-5Sil MS 0.25 (mm)
460-85449-16	FB_20141031	11/06/2014 09:46	1	C11106.D	Rtxi-5Sil MS 0.25 (mm)

GC/MS SEMI VOA BATCH WORKSHEET

Lab Name: TestAmerica Edison Job No.: 460-85449-1

SDG No.: _____

Batch Number: 259683 Batch Start Date: 11/01/14 04:17 Batch Analyst: Silva, Jose

Batch Method: 3546 Batch End Date: _____

Lab Sample ID	Client Sample ID	Method Chain	Basis	InitialAmount	FinalAmount	OP_Benzald_sp 00001	OP_BNA SPIK 00012	OP_BNASurroga 00005	
MB 460-259683/1		3546, 8270D		15.0000 g	1 mL			500 uL	
LCS 460-259683/2		3546, 8270D		15.0000 g	1 mL		500 uL	500 uL	
460-85449-A-4 MS	PMP-18-SW-VD	3546, 8270D	T	15.0420 g	1 mL	50 uL	500 uL	500 uL	
460-85449-A-4 MSD	PMP-18-SW-VD	3546, 8270D	T	15.0418 g	1 mL	50 uL	500 uL	500 uL	
460-85449-A-4	PMP-18-SW-VD	3546, 8270D	T	15.0422 g	1 mL			500 uL	
460-85449-A-6	PMP-19-SW-VD	3546, 8270D	T	15.0230 g	1 mL			500 uL	
460-85449-A-15	DUP3_20141031	3546, 8270D	T	15.0421 g	1 mL			500 uL	
LCS 460-259683/24		3546, 8270D		15.0000 g	1 mL	50 uL		500 uL	

Batch Notes	
Balance ID	28
Batch Comment	BNA SOIL 8270D
Person's name who did the concentration	JS
Final Concentrator Volume	1 mL
MeCl2/Acetone Lot #	82002
Microwave Start Time	0130
Microwave Stop Time	0200
Na2SO4 Lot Number	90410
Person's name who did the prep	Jose
SOP Number	3546
Person who performed Spike	Jose
Water Bath Temperature	38C (38C UNCORRECTED)

Basis	Basis Description
T	Total/NA

The pound sign (#) in the amount added field denotes that the reagent was used undiluted. All calculations are performed using the stated concentration for this reagent.

GC/MS SEMI VOA BATCH WORKSHEET

Lab Name: TestAmerica Edison Job No.: 460-85449-1

SDG No.: _____

Batch Number: 260012 Batch Start Date: 11/03/14 11:17 Batch Analyst: Esteban, Maria

Batch Method: 3510C Batch End Date: _____

Lab Sample ID	Client Sample ID	Method Chain	Basis	ReceivedpH	InitialAmount	FinalAmount	FirstAdjustpH	SecondAdjustpH	OP_Benzald_sp 00001
MB 460-260012/1		3510C, 8270D		7 SU	250 mL	2 mL	<2 SU	>12 SU	
LCS 460-260012/2		3510C, 8270D		7 SU	250 mL	2 mL	<2 SU	>12 SU	
LCSD 460-260012/3		3510C, 8270D		7 SU	250 mL	2 mL	<2 SU	>12 SU	
LCS 460-260012/4		3510C, 8270D		7 SU	250 mL	2 mL	<2 SU	>12 SU	20 uL
LCSD 460-260012/5		3510C, 8270D		7 SU	250 mL	2 mL	<2 SU	>12 SU	20 uL
460-85449-G-16	FB_20141031	3510C, 8270D	T	6 SU	240 mL	2 mL	<2 SU	>12 SU	

Lab Sample ID	Client Sample ID	Method Chain	Basis	OP_BNA SPIK 00012	OP_BNASurroga 00005				
MB 460-260012/1		3510C, 8270D			200 uL				
LCS 460-260012/2		3510C, 8270D		200 uL	200 uL				
LCSD 460-260012/3		3510C, 8270D		200 uL	200 uL				
LCS 460-260012/4		3510C, 8270D			200 uL				
LCSD 460-260012/5		3510C, 8270D			200 uL				
460-85449-G-16	FB_20141031	3510C, 8270D	T		200 uL				

The pound sign (#) in the amount added field denotes that the reagent was used undiluted. All calculations are performed using the stated concentration for this reagent.

GC/MS SEMI VOA BATCH WORKSHEET

Lab Name: TestAmerica Edison Job No.: 460-85449-1

SDG No.: _____

Batch Number: 260012 Batch Start Date: 11/03/14 11:17 Batch Analyst: Esteban, Maria

Batch Method: 3510C Batch End Date: _____

Batch Notes	
Acid used for pH adjustment	sulfuric acid
Acid used for pH adjust Lot #	89646
Base used for pH adjustment	NaOH
Base used for pH adjust Lot #	OP 1098
Batch Comment	3510C LVI 8270D
Person's name who did the concentration	ME
N-evap #	222299
N-evap temperature	25 Celsius
Na2SO4 Lot Number	90410
Prep Solvent Lot #	88071
Prep Solvent Name	MECL2
Prep Solvent Volume Used	120 ml mL
Person's name who did the prep	ME
Uncorrected N-evap Temperature	25 Celsius

Basis	Basis Description
T	Total/NA

The pound sign (#) in the amount added field denotes that the reagent was used undiluted. All calculations are performed using the stated concentration for this reagent.

8082A

Polychlorinated Biphenyls (PCBs) by
Gas Chromatography

FORM II
PCBS SURROGATE RECOVERY

Lab Name: TestAmerica Edison Job No.: 460-85449-1

SDG No.: _____

Matrix: Solid Level: Low

GC Column (1): CLP-1 ID: 0.53 (mm) GC Column (2): CLP-2 ID: 0.53 (mm)

Client Sample ID	Lab Sample ID	DCB1 #	DCB2 #
PMP-16-SW-WT	460-85449-1	145 D	141 D
PMP-16-SW-SI	460-85449-2	126	114
PMP-17-SW-WT	460-85449-3	149 D	143 D
PMP-18-SW-VD	460-85449-4	127	112
PMP-18-SW-WT	460-85449-5	135 D	132 D
PMP-19-SW-VD	460-85449-6	128	115
PMP-19-SW-WT	460-85449-7	142 D	137 D
PMP-26-SW-WT	460-85449-8	137 D	144 D
PMP-26-SW-SI	460-85449-9	130	115
PMP-17-SW-SI	460-85449-10	124	110
PMP-18-SW-SI	460-85449-11	118	106
PMP-27-SW-WT	460-85449-12	157 X D	151 X D
DUP1_20141031	460-85449-13	138 D	127 D
DUP2_20141031	460-85449-14	133	118
DUP3_20141031	460-85449-15	126	111
	MB 460-259945/1-A	130	115
	LCS 460-259945/2-A	121	107
	460-85423-A-1-A MS	113	104
	460-85423-A-1-B MSD	122	113

DCB = DCB Decachlorobiphenyl

QC LIMITS
53-150

Column to be used to flag recovery values

FORM II
PCBS SURROGATE RECOVERY

Lab Name: TestAmerica Edison Job No.: 460-85449-1

SDG No.: _____

Matrix: Water Level: Low

GC Column (1): CLP-1 ID: 0.53 (mm) GC Column (2): CLP-2 ID: 0.53 (mm)

Client Sample ID	Lab Sample ID	DCB1 #	DCB2 #
FB_20141031	460-85449-16	120	120
	MB 460-259735/1-A	121	126
	LCS 460-259735/2-A	124	125
	LCSD 460-259735/3-A	123	123

DCB = DCB Decachlorobiphenyl

QC LIMITS
13-150

Column to be used to flag recovery values

FORM II 8082A

FORM III
PCBS LAB CONTROL SAMPLE RECOVERY

Lab Name: TestAmerica Edison Job No.: 460-85449-1

SDG No.: _____

Matrix: Water Level: Low Lab File ID: QR106921.D

Lab ID: LCS 460-259735/2-A Client ID: _____

COMPOUND	SPIKE ADDED (ug/L)	LCS CONCENTRATION (ug/L)	LCS % REC	QC LIMITS REC	#
Aroclor 1016	8.00	9.54	119	68-146	
Aroclor 1016	8.00	9.91	124	68-146	
Aroclor 1260	8.00	11.1	139	65-150	
Aroclor 1260	8.00	11.1	139	65-150	

Column to be used to flag recovery and RPD values

FORM III
PCBS LAB CONTROL SAMPLE RECOVERY

Lab Name: TestAmerica Edison Job No.: 460-85449-1

SDG No.: _____

Matrix: Solid Level: Low Lab File ID: OR223691.D

Lab ID: LCS 460-259945/2-A Client ID: _____

COMPOUND	SPIKE ADDED (ug/Kg)	LCS CONCENTRATION (ug/Kg)	LCS % REC	QC LIMITS REC	#
Aroclor 1016	333	376	113	64-145	
Aroclor 1016	333	387	116	64-145	
Aroclor 1260	333	391	117	59-150	
Aroclor 1260	333	406	122	59-150	

Column to be used to flag recovery and RPD values

FORM III
PCBS LAB CONTROL SAMPLE DUPLICATE RECOVERY

Lab Name: TestAmerica Edison Job No.: 460-85449-1
 SDG No.: _____
 Matrix: Water Level: Low Lab File ID: QR106922.D
 Lab ID: LCSD 460-259735/3-A Client ID: _____

COMPOUND	SPIKE ADDED (ug/L)	LCSD CONCENTRATION (ug/L)	LCSD % REC	% RPD	QC LIMITS		#
					RPD	REC	
Aroclor 1016	8.00	9.61	120	1	30	68-146	
Aroclor 1016	8.00	9.68	121	2	30	68-146	
Aroclor 1260	8.00	11.0	138	1	30	65-150	
Aroclor 1260	8.00	11.2	140	0	30	65-150	

Column to be used to flag recovery and RPD values

FORM III
PCBS MATRIX SPIKE RECOVERY

Lab Name: TestAmerica Edison Job No.: 460-85449-1

SDG No.: _____

Matrix: Solid Level: Low Lab File ID: OR223692.D

Lab ID: 460-85423-A-1-A MS Client ID: _____

COMPOUND	SPIKE ADDED (ug/Kg)	SAMPLE CONCENTRATION (ug/Kg)	MS CONCENTRATION (ug/Kg)	MS % REC	QC LIMITS REC	#
Aroclor 1016	372	17 U	395	106	64-145	
Aroclor 1016	372	17 U	383	103	64-145	
Aroclor 1260	372	21 U	406	109	59-150	
Aroclor 1260	372	21 U	422	113	59-150	

Column to be used to flag recovery and RPD values

FORM III
PCBS MATRIX SPIKE DUPLICATE RECOVERY

Lab Name: TestAmerica Edison Job No.: 460-85449-1
 SDG No.: _____
 Matrix: Solid Level: Low Lab File ID: OR223693.D
 Lab ID: 460-85423-A-1-B MSD Client ID: _____

COMPOUND	SPIKE ADDED (ug/Kg)	MSD CONCENTRATION (ug/Kg)	MSD % REC	% RPD	QC LIMITS		#
					RPD	REC	
Aroclor 1016	372	412	111	4	30	64-145	
Aroclor 1016	372	404	109	5	30	64-145	
Aroclor 1260	372	431	116	6	30	59-150	
Aroclor 1260	372	437	118	3	30	59-150	

Column to be used to flag recovery and RPD values

FORM IV
PCBS METHOD BLANK SUMMARY

Lab Name: TestAmerica Edison Job No.: 460-85449-1
 SDG No.: _____
 Lab Sample ID: MB 460-259735/1-A
 Matrix: Water Date Extracted: 11/01/2014 10:04
 Lab File ID:(1) QR106920.D Lab File ID:(2) QR106920.D
 Date Analyzed:(1) 11/02/2014 13:05 Date Analyzed:(2) 11/02/2014 13:05
 Instrument ID:(1) CPESTGC8 Instrument ID:(2) CPESTGC8
 GC Column:(1) CLP-1 ID: 0.53(mm) GC Column:(2) CLP-2 ID: 0.53(mm)

THIS METHOD BLANK APPLIES TO THE FOLLOWING SAMPLES:

CLIENT SAMPLE ID	LAB SAMPLE ID	DATE	
		ANALYZED 1	ANALYZED 2
	LCS 460-259735/2-A	11/02/2014 13:22	11/02/2014 13:22
	LCSD 460-259735/3-A	11/02/2014 13:38	11/02/2014 13:38
FB_20141031	460-85449-16	11/02/2014 14:27	11/02/2014 14:27

FORM IV
PCBS METHOD BLANK SUMMARY

Lab Name: TestAmerica Edison Job No.: 460-85449-1
 SDG No.: _____
 Lab Sample ID: MB 460-259945/1-A
 Matrix: Solid Date Extracted: 11/03/2014 07:48
 Lab File ID:(1) OR223690.D Lab File ID:(2) OR223690.D
 Date Analyzed:(1) 11/05/2014 01:33 Date Analyzed:(2) 11/05/2014 01:33
 Instrument ID:(1) CPESTGC7 Instrument ID:(2) CPESTGC7
 GC Column:(1) CLP-1 ID: 0.53(mm) GC Column:(2) CLP-2 ID: 0.53(mm)

THIS METHOD BLANK APPLIES TO THE FOLLOWING SAMPLES:

CLIENT SAMPLE ID	LAB SAMPLE ID	DATE ANALYZED 1	DATE ANALYZED 2
	LCS 460-259945/2-A	11/05/2014 01:49	11/05/2014 01:49
	460-85423-A-1-A MS	11/05/2014 02:06	11/05/2014 02:06
	460-85423-A-1-B MSD	11/05/2014 02:22	11/05/2014 02:22
PMP-16-SW-SI	460-85449-2	11/05/2014 03:11	11/05/2014 03:11
PMP-18-SW-VD	460-85449-4	11/05/2014 03:43	11/05/2014 03:43
PMP-19-SW-VD	460-85449-6	11/05/2014 04:16	11/05/2014 04:16
PMP-26-SW-SI	460-85449-9	11/05/2014 05:05	11/05/2014 05:05
PMP-17-SW-SI	460-85449-10	11/05/2014 05:21	11/05/2014 05:21
PMP-18-SW-SI	460-85449-11	11/05/2014 05:37	11/05/2014 05:37
DUP2_20141031	460-85449-14	11/05/2014 06:27	11/05/2014 06:27
DUP3_20141031	460-85449-15	11/05/2014 06:44	11/05/2014 06:44
PMP-16-SW-WT	460-85449-1	11/05/2014 09:45	11/05/2014 09:45
PMP-17-SW-WT	460-85449-3	11/05/2014 10:01	11/05/2014 10:01
PMP-18-SW-WT	460-85449-5	11/05/2014 10:16	11/05/2014 10:16
PMP-19-SW-WT	460-85449-7	11/05/2014 10:33	11/05/2014 10:33
PMP-26-SW-WT	460-85449-8	11/05/2014 10:48	11/05/2014 10:48
PMP-27-SW-WT	460-85449-12	11/05/2014 11:03	11/05/2014 11:03
DUP1_20141031	460-85449-13	11/05/2014 11:20	11/05/2014 11:20

FORM X
IDENTIFICATION SUMMARY

Lab Name: TestAmerica Edison Job No.: 460-85449-1
 SDG No.: _____
 Client Sample ID: PMP-16-SW-WT Lab Sample ID: 460-85449-1
 Instrument ID (1): CPESTGC8 Instrument ID (2): CPESTGC8
 Date Analyzed (1): 11/05/2014 09:45 Date Analyzed (2): 11/05/2014 09:45
 GC Column (1): CLP-1 ID: 0.53(mm) GC Column (2): CLP-2 ID: 0.53(mm)

ANALYTE	COL	PEAK	RT	RT WINDOW		CONCENTRATION		RPD
				FROM	TO	PEAK	MEAN	
Aroclor 1242	1	1	1.94	1.87	2.01	19200	23000	2.0
		2	2.31	2.24	2.38	21900		
		3	2.83	2.76	2.90	24600		
		4	3.02	2.95	3.09	24900		
		5	3.81	3.74	3.88	26600		
	2	1	2.67	2.60	2.74	20700	24000	
		2	3.36	3.29	3.43	24100		
		3	4.32	4.25	4.39	25200		
		4	4.59	4.52	4.66	24100		
		5	6.27	6.20	6.34	25500		
Aroclor 1260	1	1	6.03	5.98	6.12	3050	2500	8.0
		2	7.66	7.60	7.74	2270		
		3	8.34	8.29	8.43	2360		
		4	9.03	8.98	9.12	2430		
		5	10.21	10.15	10.29	2230		
	2	1	7.84	7.80	7.94	2950	2700	
		2	8.33	8.28	8.42	3190		
		3	10.02	9.97	10.11	2610		
		4	10.41	10.35	10.49	2640		
		5	11.48	11.39	11.53	1970		

FORM X
IDENTIFICATION SUMMARY

Lab Name: TestAmerica Edison Job No.: 460-85449-1
 SDG No.: _____
 Client Sample ID: PMP-16-SW-SI Lab Sample ID: 460-85449-2
 Instrument ID (1): CPESTGC7 Instrument ID (2): CPESTGC7
 Date Analyzed (1): 11/05/2014 03:11 Date Analyzed (2): 11/05/2014 03:11
 GC Column (1): CLP-1 ID: 0.53(mm) GC Column (2): CLP-2 ID: 0.53(mm)

ANALYTE	COL	PEAK	RT	RT WINDOW		CONCENTRATION		RPD
				FROM	TO	PEAK	MEAN	
Aroclor 1242	1	1	2.28	2.23	2.37	204	210	3.1
		2	2.61	2.56	2.70	207		
		3	3.07	3.02	3.16	198		
		4	3.21	3.16	3.30	218		
		5	3.66	3.61	3.75	209		
	2	1	2.86	2.80	2.94	212	210	
		2	3.31	3.25	3.39	212		
		3	3.83	3.77	3.91	209		
		4	4.00	3.94	4.08	210		
		5	5.10	5.04	5.18	227		

FORM X
IDENTIFICATION SUMMARY

Lab Name: TestAmerica Edison Job No.: 460-85449-1
 SDG No.: _____
 Client Sample ID: PMP-17-SW-WT Lab Sample ID: 460-85449-3
 Instrument ID (1): CPESTGC8 Instrument ID (2): CPESTGC8
 Date Analyzed (1): 11/05/2014 10:01 Date Analyzed (2): 11/05/2014 10:01
 GC Column (1): CLP-1 ID: 0.53(mm) GC Column (2): CLP-2 ID: 0.53(mm)

ANALYTE	COL	PEAK	RT	RT WINDOW		CONCENTRATION		RPD
				FROM	TO	PEAK	MEAN	
Aroclor 1242	1	1	1.95	1.87	2.01	47100	66000	6.3
		2	2.32	2.24	2.38	63500		
		3	2.84	2.76	2.90	71500		
		4	3.03	2.95	3.09	70300		
		5	3.82	3.74	3.88	78000		
	2	1	2.67	2.60	2.74	53000	70000	
		2	3.36	3.29	3.43	75200		
		3	4.32	4.25	4.39	76600		
		4	4.58	4.52	4.66	73600		
		5	6.26	6.20	6.34	73300		
Aroclor 1260	1	1	6.03	5.98	6.12	4500	3600	1.8
		2	7.66	7.60	7.74	3180		
		3	8.34	8.29	8.43	3250		
		4	9.03	8.98	9.12	3320		
	2	2	8.32	8.28	8.42	4510	3600	
		3	10.02	9.97	10.11	3470		
		4	10.40	10.35	10.49	3770		
		5	11.47	11.39	11.53	2770		

FORM X
IDENTIFICATION SUMMARY

Lab Name: TestAmerica Edison Job No.: 460-85449-1
 SDG No.: _____
 Client Sample ID: PMP-18-SW-WT Lab Sample ID: 460-85449-5
 Instrument ID (1): CPESTGC8 Instrument ID (2): CPESTGC8
 Date Analyzed (1): 11/05/2014 10:16 Date Analyzed (2): 11/05/2014 10:16
 GC Column (1): CLP-1 ID: 0.53(mm) GC Column (2): CLP-2 ID: 0.53(mm)

ANALYTE	COL	PEAK	RT	RT WINDOW		CONCENTRATION		RPD
				FROM	TO	PEAK	MEAN	
Aroclor 1242	1	1	1.95	1.87	2.01	4210	5300	2.3
		2	2.32	2.24	2.38	5110		
		3	2.84	2.76	2.90	5250		
		4	3.03	2.95	3.09	5650		
		5	3.82	3.74	3.88	6030		
	2	1	2.67	2.60	2.74	4110	5400	
		2	3.36	3.29	3.43	5340		
		3	4.32	4.25	4.39	5890		
		4	4.58	4.52	4.66	5610		
		5	6.26	6.20	6.34	5920		

FORM X
IDENTIFICATION SUMMARY

Lab Name: TestAmerica Edison Job No.: 460-85449-1
 SDG No.: _____
 Client Sample ID: PMP-19-SW-VD Lab Sample ID: 460-85449-6
 Instrument ID (1): CPESTGC7 Instrument ID (2): CPESTGC7
 Date Analyzed (1): 11/05/2014 04:16 Date Analyzed (2): 11/05/2014 04:16
 GC Column (1): CLP-1 ID: 0.53(mm) GC Column (2): CLP-2 ID: 0.53(mm)

ANALYTE	COL	PEAK	RT	RT WINDOW		CONCENTRATION		RPD
				FROM	TO	PEAK	MEAN	
Aroclor 1242	1	2	2.61	2.56	2.70	92.8	120	3.4
		3	3.07	3.02	3.16	133		
		4	3.24	3.16	3.30	66.2		
		5	3.67	3.61	3.75	199		
		2	2	3.31	3.25	3.39		
	3	3.83	3.77	3.91	136			
	4	3.98	3.94	4.08	44.4			
	5	5.10	5.04	5.18	211			

FORM X
IDENTIFICATION SUMMARY

Lab Name: TestAmerica Edison Job No.: 460-85449-1
 SDG No.: _____
 Client Sample ID: PMP-19-SW-WT Lab Sample ID: 460-85449-7
 Instrument ID (1): CPESTGC8 Instrument ID (2): CPESTGC8
 Date Analyzed (1): 11/05/2014 10:33 Date Analyzed (2): 11/05/2014 10:33
 GC Column (1): CLP-1 ID: 0.53(mm) GC Column (2): CLP-2 ID: 0.53(mm)

ANALYTE	COL	PEAK	RT	RT WINDOW		CONCENTRATION		RPD
				FROM	TO	PEAK	MEAN	
Aroclor 1242	1	1	1.94	1.87	2.01	18300	23000	2.5
		2	2.31	2.24	2.38	22600		
		3	2.83	2.76	2.90	22400		
		4	3.02	2.95	3.09	24700		
		5	3.81	3.74	3.88	26300		
	2	1	2.67	2.60	2.74	18900	23000	
		2	3.36	3.29	3.43	25200		
		3	4.32	4.25	4.39	24800		
		4	4.59	4.52	4.66	23800		
		5	6.27	6.20	6.34	24400		

FORM X
IDENTIFICATION SUMMARY

Lab Name: TestAmerica Edison Job No.: 460-85449-1
 SDG No.: _____
 Client Sample ID: PMP-26-SW-WT Lab Sample ID: 460-85449-8
 Instrument ID (1): CPESTGC8 Instrument ID (2): CPESTGC8
 Date Analyzed (1): 11/05/2014 10:48 Date Analyzed (2): 11/05/2014 10:48
 GC Column (1): CLP-1 ID: 0.53(mm) GC Column (2): CLP-2 ID: 0.53(mm)

ANALYTE	COL	PEAK	RT	RT WINDOW		CONCENTRATION		RPD
				FROM	TO	PEAK	MEAN	
Aroclor 1242	1	1	1.95	1.87	2.01	7130	26000	5.7
		2	2.32	2.24	2.38	31100		
		3	2.84	2.76	2.90	30200		
		4	3.03	2.95	3.09	26100		
		5	3.82	3.74	3.88	37300		
	2	1	2.67	2.60	2.74	8340	28000	
		2	3.36	3.29	3.43	35800		
		3	4.32	4.25	4.39	34000		
		4	4.59	4.52	4.66	26100		
		5	6.26	6.20	6.34	35300		

FORM X
IDENTIFICATION SUMMARY

Lab Name: TestAmerica Edison Job No.: 460-85449-1
 SDG No.: _____
 Client Sample ID: PMP-17-SW-SI Lab Sample ID: 460-85449-10
 Instrument ID (1): CPESTGC7 Instrument ID (2): CPESTGC7
 Date Analyzed (1): 11/05/2014 05:21 Date Analyzed (2): 11/05/2014 05:21
 GC Column (1): CLP-1 ID: 0.53(mm) GC Column (2): CLP-2 ID: 0.53(mm)

ANALYTE	COL	PEAK	RT	RT WINDOW		CONCENTRATION		RPD
				FROM	TO	PEAK	MEAN	
Aroclor 1242	1	1	2.28	2.23	2.37	92.3	99	4.8
		2	2.61	2.56	2.70	112		
		3	3.07	3.02	3.16	93.3		
		4	3.21	3.16	3.30	89.3		
		5	3.66	3.61	3.75	106		
	2	1	2.86	2.80	2.94	88.1	100	
		2	3.31	3.25	3.39	107		
		3	3.83	3.77	3.91	104		
		4	3.99	3.94	4.08	102		
		5	5.10	5.04	5.18	115		

FORM X
IDENTIFICATION SUMMARY

Lab Name: TestAmerica Edison Job No.: 460-85449-1
 SDG No.: _____
 Client Sample ID: PMP-18-SW-SI Lab Sample ID: 460-85449-11
 Instrument ID (1): CPESTGC7 Instrument ID (2): CPESTGC7
 Date Analyzed (1): 11/05/2014 05:37 Date Analyzed (2): 11/05/2014 05:37
 GC Column (1): CLP-1 ID: 0.53(mm) GC Column (2): CLP-2 ID: 0.53(mm)

ANALYTE	COL	PEAK	RT	RT WINDOW		CONCENTRATION		RPD
				FROM	TO	PEAK	MEAN	
Aroclor 1242	1	1	2.29	2.23	2.37	126	120	0.4
		2	2.61	2.56	2.70	121		
		3	3.07	3.02	3.16	113		
		4	3.22	3.16	3.30	119		
		5	3.67	3.61	3.75	110		
	2	1	2.86	2.80	2.94	115	120	
		2	3.31	3.25	3.39	121		
		3	3.83	3.77	3.91	122		
		4	4.00	3.94	4.08	119		
		5	5.10	5.04	5.18	111		

FORM X
IDENTIFICATION SUMMARY

Lab Name: TestAmerica Edison Job No.: 460-85449-1
 SDG No.: _____
 Client Sample ID: PMP-27-SW-WT Lab Sample ID: 460-85449-12
 Instrument ID (1): CPESTGC8 Instrument ID (2): CPESTGC8
 Date Analyzed (1): 11/05/2014 11:03 Date Analyzed (2): 11/05/2014 11:03
 GC Column (1): CLP-1 ID: 0.53(mm) GC Column (2): CLP-2 ID: 0.53(mm)

ANALYTE	COL	PEAK	RT	RT WINDOW		CONCENTRATION		RPD
				FROM	TO	PEAK	MEAN	
Aroclor 1242	1	1	1.96	1.87	2.01	10500	24000	0.7
		2	2.32	2.24	2.38	26700		
		3	2.84	2.76	2.90	28000		
		4	3.04	2.95	3.09	24900		
		5	3.82	3.74	3.88	31200		
	2	1	2.68	2.60	2.74	11100	24000	
		2	3.37	3.29	3.43	28000		
		3	4.32	4.25	4.39	28900		
		4	4.59	4.52	4.66	24200		
		5	6.26	6.20	6.34	29800		
Aroclor 1260	1	1	6.04	5.98	6.12	2040	1700	1.4
		2	7.66	7.60	7.74	1630		
		3	8.34	8.29	8.43	1570		
		4	9.03	8.98	9.12	1700		
	2	2	8.32	8.28	8.42	2220	1800	
		3	10.02	9.97	10.11	1650		
		4	10.40	10.35	10.49	1800		
		5	11.47	11.39	11.53	1380		

FORM X
IDENTIFICATION SUMMARY

Lab Name: TestAmerica Edison Job No.: 460-85449-1
 SDG No.: _____
 Client Sample ID: DUP1_20141031 Lab Sample ID: 460-85449-13
 Instrument ID (1): CPESTGC8 Instrument ID (2): CPESTGC8
 Date Analyzed (1): 11/05/2014 11:20 Date Analyzed (2): 11/05/2014 11:20
 GC Column (1): CLP-1 ID: 0.53(mm) GC Column (2): CLP-2 ID: 0.53(mm)

ANALYTE	COL	PEAK	RT	RT WINDOW		CONCENTRATION		RPD
				FROM	TO	PEAK	MEAN	
Aroclor 1242	1	1	1.94	1.87	2.01	21200	25000	1.7
		2	2.31	2.24	2.38	24100		
		3	2.83	2.76	2.90	24000		
		4	3.02	2.95	3.09	26800		
		5	3.81	3.74	3.88	27300		
	2	1	2.67	2.60	2.74	22000	25000	
		2	3.36	3.29	3.43	25100		
		3	4.32	4.25	4.39	26400		
		4	4.59	4.52	4.66	25900		
		5	6.27	6.20	6.34	26100		
Aroclor 1260	1	1	6.03	5.98	6.12	3200	2600	0.3
		2	7.66	7.60	7.74	2570		
		3	8.34	8.29	8.43	2430		
		4	9.03	8.98	9.12	2510		
		5	10.21	10.15	10.29	2180		
	2	1	7.84	7.80	7.94	2730	2600	
		2	8.33	8.28	8.42	2920		
		3	10.02	9.97	10.11	2420		
		4	10.41	10.35	10.49	2590		
		5	11.48	11.39	11.53	2250		

FORM X
IDENTIFICATION SUMMARY

Lab Name: TestAmerica Edison Job No.: 460-85449-1
 SDG No.: _____
 Client Sample ID: DUP2_20141031 Lab Sample ID: 460-85449-14
 Instrument ID (1): CPESTGC7 Instrument ID (2): CPESTGC7
 Date Analyzed (1): 11/05/2014 06:27 Date Analyzed (2): 11/05/2014 06:27
 GC Column (1): CLP-1 ID: 0.53(mm) GC Column (2): CLP-2 ID: 0.53(mm)

ANALYTE	COL	PEAK	RT	RT WINDOW		CONCENTRATION		RPD
				FROM	TO	PEAK	MEAN	
Aroclor 1242	1	1	2.28	2.23	2.37	663	730	15.5
		2	2.61	2.56	2.70	707		
		3	3.07	3.02	3.16	738		
		4	3.21	3.16	3.30	765		
		5	3.66	3.61	3.75	756		
	2	1	2.86	2.80	2.94	845	850	
		2	3.31	3.25	3.39	821		
		3	3.83	3.77	3.91	833		
		4	3.99	3.94	4.08	839		
		5	5.09	5.04	5.18	901		
Aroclor 1260	1	1	5.11	5.05	5.19	111	84	10.3
		2	6.29	6.24	6.38	78.9		
		3	6.77	6.72	6.86	79.5		
		5	8.63	8.59	8.73	68.3		
		2	2	6.49	6.45	6.59		
	3		7.85	7.82	7.96	67.9		
	4		8.47	8.43	8.57	73.8		
	5		9.93	9.87	10.01	69.4		

FORM X
IDENTIFICATION SUMMARY

Lab Name: TestAmerica Edison Job No.: 460-85449-1
 SDG No.: _____
 Client Sample ID: _____ Lab Sample ID: LCS 460-259735/2-A
 Instrument ID (1): CPESTGC8 Instrument ID (2): CPESTGC8
 Date Analyzed (1): 11/02/2014 13:22 Date Analyzed (2): 11/02/2014 13:22
 GC Column (1): CLP-1 ID: 0.53(mm) GC Column (2): CLP-2 ID: 0.53(mm)

ANALYTE	COL	PEAK	RT	RT WINDOW		CONCENTRATION		RPD
				FROM	TO	PEAK	MEAN	
Aroclor 1016	1	1	1.95	1.89	2.03	7.42	9.91	3.8
		2	2.31	2.25	2.39	10.5		
		3	2.84	2.77	2.91	10.1		
		4	3.03	2.97	3.11	10.2		
		5	3.82	3.76	3.90	11.4		
	2	1	2.68	2.62	2.76	9.34	9.54	
		2	3.37	3.32	3.46	8.51		
		3	4.33	4.27	4.41	9.70		
		4	5.50	5.44	5.58	10.3		
		5	5.73	5.67	5.81	9.89		
Aroclor 1260	1	1	6.04	5.98	6.12	10.3	11.1	0.1
		2	7.67	7.60	7.74	11.3		
		3	8.35	8.29	8.43	11.4		
		5	10.22	10.15	10.29	11.5		
		2	1	7.86	7.80	7.94		
	2		8.35	8.28	8.42	11.3		
	3		10.03	9.97	10.11	11.7		
	4		10.41	10.35	10.49	11.6		
	5		11.48	11.39	11.53	10.0		

FORM X
IDENTIFICATION SUMMARY

Lab Name: TestAmerica Edison Job No.: 460-85449-1
 SDG No.: _____
 Client Sample ID: _____ Lab Sample ID: LCSD 460-259735/3-A
 Instrument ID (1): CPESTGC8 Instrument ID (2): CPESTGC8
 Date Analyzed (1): 11/02/2014 13:38 Date Analyzed (2): 11/02/2014 13:38
 GC Column (1): CLP-1 ID: 0.53(mm) GC Column (2): CLP-2 ID: 0.53(mm)

ANALYTE	COL	PEAK	RT	RT WINDOW		CONCENTRATION		RPD
				FROM	TO	PEAK	MEAN	
Aroclor 1016	1	1	1.95	1.89	2.03	7.45	9.68	0.7
		2	2.32	2.25	2.39	10.4		
		3	2.84	2.77	2.91	9.19		
		4	3.03	2.97	3.11	10.2		
		5	3.82	3.76	3.90	11.2		
	2	1	2.68	2.62	2.76	9.39	9.61	
		2	3.37	3.32	3.46	8.72		
		3	4.33	4.27	4.41	9.78		
		4	5.50	5.44	5.58	10.2		
		5	5.72	5.67	5.81	9.94		
Aroclor 1260	1	1	6.04	5.98	6.12	11.3	11.2	1.5
		2	7.66	7.60	7.74	11.3		
		3	8.34	8.29	8.43	10.3		
		5	10.22	10.15	10.29	11.7		
	2	1	7.85	7.80	7.94	11.4	11.0	
		2	8.34	8.28	8.42	11.2		
		3	10.03	9.97	10.11	10.7		
		4	10.41	10.35	10.49	11.4		
		5	11.48	11.39	11.53	10.4		

FORM X
IDENTIFICATION SUMMARY

Lab Name: TestAmerica Edison Job No.: 460-85449-1
 SDG No.: _____
 Client Sample ID: _____ Lab Sample ID: LCS 460-259945/2-A
 Instrument ID (1): CPESTGC7 Instrument ID (2): CPESTGC7
 Date Analyzed (1): 11/05/2014 01:49 Date Analyzed (2): 11/05/2014 01:49
 GC Column (1): CLP-1 ID: 0.53(mm) GC Column (2): CLP-2 ID: 0.53(mm)

ANALYTE	COL	PEAK	RT	RT WINDOW		CONCENTRATION		RPD
				FROM	TO	PEAK	MEAN	
Aroclor 1016	1	1	2.27	2.23	2.37	368	387	2.9
		2	2.60	2.56	2.70	395		
		3	3.06	3.02	3.16	370		
		4	3.21	3.16	3.30	391		
		5	3.66	3.61	3.75	410		
	2	1	2.85	2.81	2.95	375	376	
		2	3.30	3.26	3.40	378		
		3	3.83	3.78	3.92	364		
		4	4.56	4.52	4.66	362		
		5	4.72	4.67	4.81	401		
Aroclor 1260	1	1	5.11	5.05	5.19	411	406	3.6
		2	6.29	6.24	6.38	384		
		3	6.77	6.72	6.86	413		
		5	8.64	8.59	8.73	414		
		2	1	6.19	6.14	6.28		
	2		6.50	6.45	6.59	396		
	3		7.85	7.82	7.96	379		
	4		8.47	8.43	8.57	399		
	5		9.93	9.87	10.01	387		

FORM X
IDENTIFICATION SUMMARY

Lab Name: TestAmerica Edison Job No.: 460-85449-1
 SDG No.: _____
 Client Sample ID: _____ Lab Sample ID: 460-85423-A-1-A MS
 Instrument ID (1): CPESTGC7 Instrument ID (2): CPESTGC7
 Date Analyzed (1): 11/05/2014 02:06 Date Analyzed (2): 11/05/2014 02:06
 GC Column (1): CLP-1 ID: 0.53(mm) GC Column (2): CLP-2 ID: 0.53(mm)

ANALYTE	COL	PEAK	RT	RT WINDOW		CONCENTRATION		RPD
				FROM	TO	PEAK	MEAN	
Aroclor 1016	1	1	2.28	2.23	2.37	378	383	3.1
		2	2.61	2.56	2.70	410		
		3	3.07	3.02	3.16	373		
		4	3.21	3.16	3.30	385		
		5	3.67	3.61	3.75	367		
	2	1	2.86	2.81	2.95	407	395	
		2	3.31	3.26	3.40	390		
		3	3.83	3.78	3.92	385		
		4	4.57	4.52	4.66	385		
		5	4.72	4.67	4.81	406		
Aroclor 1260	1	1	5.11	5.05	5.19	433	422	3.9
		2	6.29	6.24	6.38	417		
		3	6.77	6.72	6.86	421		
		4	8.63	8.59	8.73	417		
		5	8.63	8.59	8.73	417		
	2	1	6.19	6.14	6.28	407	406	
		2	6.50	6.45	6.59	408		
		3	7.85	7.82	7.96	404		
		4	8.47	8.43	8.57	415		
		5	9.92	9.87	10.01	395		

FORM X
IDENTIFICATION SUMMARY

Lab Name: TestAmerica Edison Job No.: 460-85449-1
 SDG No.: _____
 Client Sample ID: _____ Lab Sample ID: 460-85423-A-1-B MSD
 Instrument ID (1): CPESTGC7 Instrument ID (2): CPESTGC7
 Date Analyzed (1): 11/05/2014 02:22 Date Analyzed (2): 11/05/2014 02:22
 GC Column (1): CLP-1 ID: 0.53(mm) GC Column (2): CLP-2 ID: 0.53(mm)

ANALYTE	COL	PEAK	RT	RT WINDOW		CONCENTRATION		RPD
				FROM	TO	PEAK	MEAN	
Aroclor 1016	1	1	2.28	2.23	2.37	401	404	2.2
		2	2.61	2.56	2.70	431		
		3	3.07	3.02	3.16	396		
		4	3.21	3.16	3.30	404		
		5	3.66	3.61	3.75	385		
	2	1	2.86	2.81	2.95	427	412	
		2	3.31	3.26	3.40	387		
		3	3.83	3.78	3.92	414		
		4	4.56	4.52	4.66	400		
		5	4.72	4.67	4.81	434		
Aroclor 1260	1	1	5.11	5.05	5.19	441	437	1.4
		2	6.29	6.24	6.38	425		
		3	6.77	6.72	6.86	442		
		5	8.63	8.59	8.73	439		
		2	1	6.19	6.14	6.28		
	2		6.50	6.45	6.59	433		
	3		7.85	7.82	7.96	429		
	4		8.47	8.43	8.57	441		
	5		9.92	9.87	10.01	420		

FORM I
PCBS ORGANICS ANALYSIS DATA SHEET

Lab Name: TestAmerica Edison Job No.: 460-85449-1
 SDG No.: _____
 Client Sample ID: PMP-16-SW-WT Lab Sample ID: 460-85449-1
 Matrix: Solid Lab File ID: QR107061.D
 Analysis Method: 8082A Date Collected: 10/31/2014 08:35
 Extraction Method: 3546 Date Extracted: 11/03/2014 07:48
 Sample wt/vol: 15.0003(g) Date Analyzed: 11/05/2014 09:45
 Con. Extract Vol.: 10(mL) Dilution Factor: 20
 Injection Volume: 1(uL) GC Column: CLP-2 ID: 0.53(mm)
 % Moisture: 6.0 GPC Cleanup: (Y/N) N
 Analysis Batch No.: 260484 Units: ug/Kg

CAS NO.	COMPOUND NAME	RESULT	Q	RL	MDL
53469-21-9	Aroclor 1242	24000		1400	320
11096-82-5	Aroclor 1260	2700		1400	400

CAS NO.	SURROGATE	%REC	Q	LIMITS
2051-24-3	DCB Decachlorobiphenyl	141	<i>D</i>	53-150

TestAmerica Edison
Target Compound Quantitation Report

Data File: \\EDICHROM\ChromData\CPESTGC8\20141105-20205.b\QR107061.D
 Lims ID: 460-85449-E-1-A Lab Sample ID: 460-85449-1
 Client ID: PMP-16-SW-WT
 Sample Type: Client
 Inject. Date: 05-Nov-2014 09:45:46 ALS Bottle#: 3 Worklist Smp#: 3
 Injection Vol: 1.0 ul Dil. Factor: 20.0000
 Sample Info: 460-0020205-003
 Operator ID: Instrument ID: CPESTGC8
 Method: \\EDICHROM\ChromData\CPESTGC8\20141105-20205.b\GC8_8082LVI.m
 Limit Group: GC 8082A PCB
 Last Update: 05-Nov-2014 13:20:30 Calib Date: 10-Oct-2014 13:33:58
 Integrator: Falcon
 Quant Method: External Standard Quant By: Initial Calibration
 Last ICal File: \\EDICHROM\ChromData\CPESTGC8\20141010-19190.b\QR106303.D

Column 1 : Det: GC ECD1A
 Column 2 : Det: GC ECD2B
 Process Host: XAWRK030

First Level Reviewer: patelji Date: 05-Nov-2014 10:11:06

Col	RT (min.)	Exp RT (min.)	Dlt RT (min.)	Response	OnCol Amt ug/l	Flags
-----	-----------	---------------	---------------	----------	----------------	-------

9 PCB-1242						M
1	2.671	2.671	0.000	6495499	1457.6	M
1	3.360	3.360	0.000	12875265	1696.3	M
1	4.317	4.317	0.000	24430783	1775.9	
1	4.586	4.586	0.000	11001116	1698.8	
1	6.267	6.267	0.000	10372013	1798.5	M

Average of Peak Amounts = 1685.4

2	1.943	1.944	-0.001	5304395	1349.7	M
2	2.307	2.307	0.000	10036382	1545.7	M
2	2.827	2.828	-0.001	20254840	1736.2	M
2	3.020	3.021	-0.001	8425343	1754.4	M
2	3.808	3.809	-0.001	8914641	1876.5	

Average of Peak Amounts = 1652.5

RPD = 1.97

10 PCB-1260						M
1	7.842	7.868	-0.026	2454921	208.0	M
1	8.329	8.354	-0.025	3135137	225.2	M
1	10.021	10.037	-0.016	1702156	183.8	
1	10.406	10.419	-0.013	3695762	186.0	M
1	11.477	11.464	0.013	931775	139.1	M

Average of Peak Amounts = 188.4

2	6.032	6.048	-0.016	2102453	214.6	M
2	7.656	7.672	-0.016	1366021	159.7	
2	8.337	8.357	-0.020	3459461	166.6	
2	9.027	9.050	-0.023	1505776	171.1	
2	10.210	10.222	-0.012	843747	157.5	

Average of Peak Amounts = 173.9

RPD = 8.00

Data File: \\EDICHROM\ChromData\CPESTGC8\20141105-20205.b\QR107061.D

Col	RT (min.)	Exp RT (min.)	Dlt RT (min.)	Response	OnCol Amt ug/l	Flags
-----	--------------	------------------	------------------	----------	-------------------	-------

\$ 5 DCB Decachlorobiphenyl M
1 12.032 12.031 0.001 607724 3.53 M
2 10.794 10.794 0.000 577139 3.61 M
RPD = 2.27

QC Flag Legend

Review Flags

M - Manually Integrated

TestAmerica Edison

Data File: \\EDICHROM\ChromData\CPESTGC8\20141105-20205.b\QR107061.D

Injection Date: 05-Nov-2014 09:45:46

Instrument ID: CPESTGC8

Operator ID:

Lims ID: 460-85449-E-1-A

Lab Sample ID: 460-85449-1

Worklist Smp#: 3

Client ID: PMP-16-SW-WT

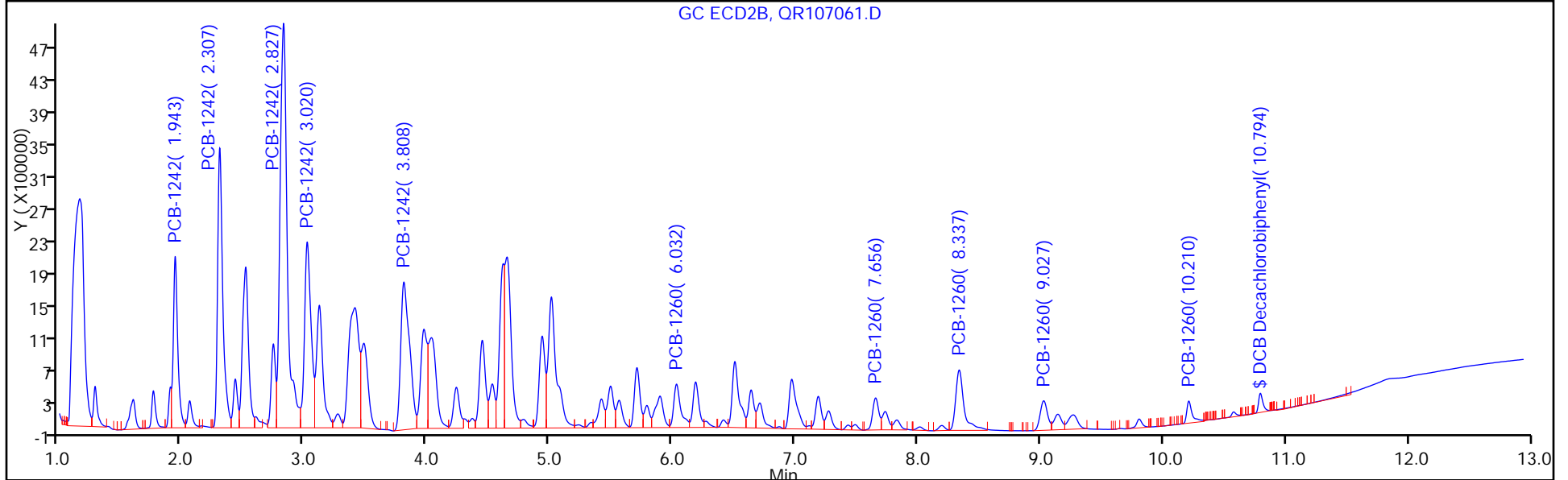
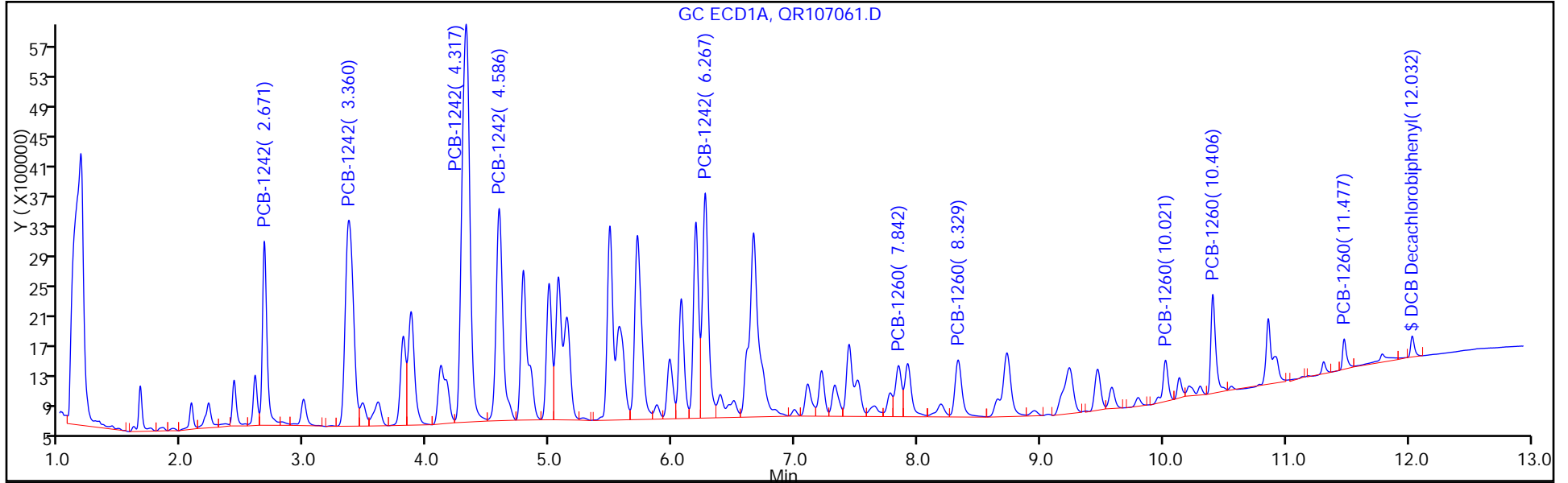
Injection Vol: 1.0 ul

Dil. Factor: 20.0000

ALS Bottle#: 3

Method: GC8_8082LVI

Limit Group: GC 8082A PCB



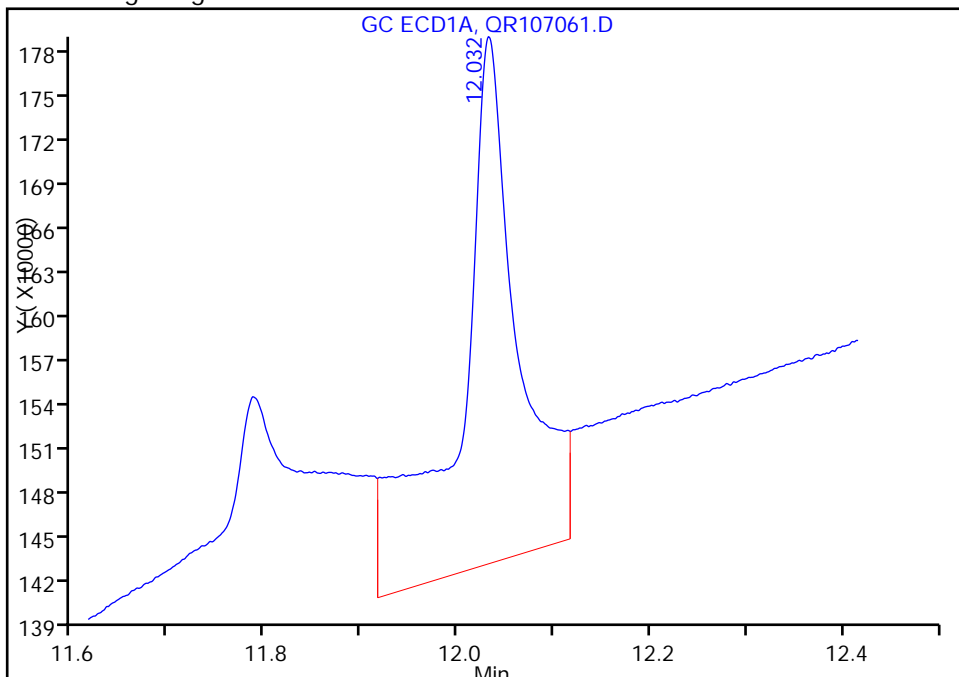
TestAmerica Edison

Data File: \\EDICHROM\ChromData\CPESTGC8\20141105-20205.b\QR107061.D
Injection Date: 05-Nov-2014 09:45:46 Instrument ID: CPESTGC8
Lims ID: 460-85449-E-1-A Lab Sample ID: 460-85449-1
Client ID: PMP-16-SW-WT
Operator ID: ALS Bottle#: 3 Worklist Smp#: 3
Injection Vol: 1.0 ul Dil. Factor: 20.0000
Method: GC8_8082LVI Limit Group: GC 8082A PCB
Column: Detector GC ECD1A

\$ 5 DCB Decachlorobiphenyl, CAS: 2051-24-3

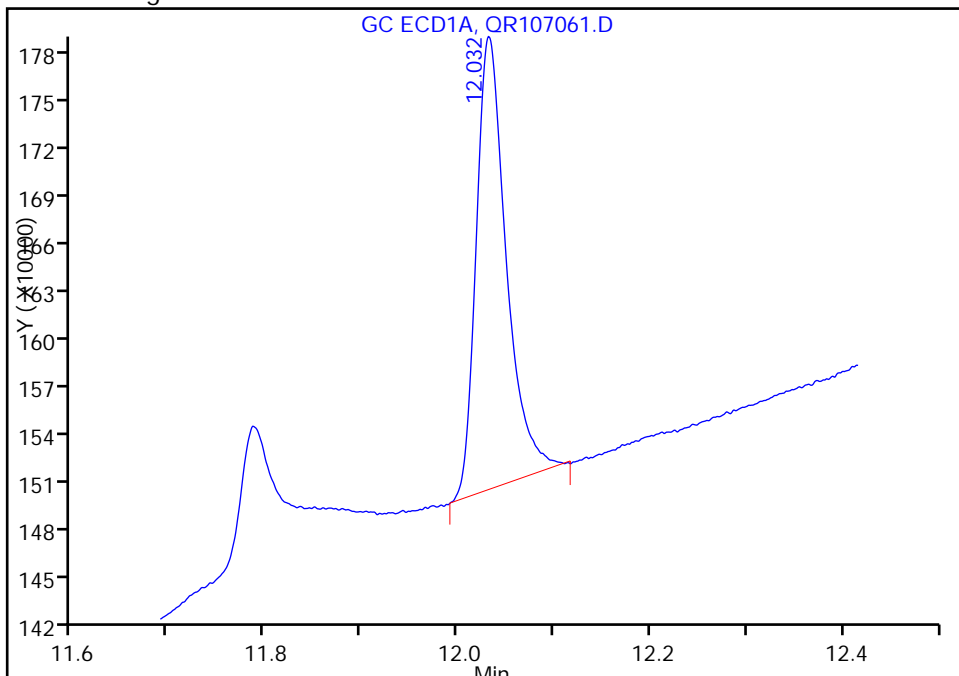
Processing Integration Results

RT: 12.03
Response: 1493861
Amount: 8.681179



Manual Integration Results

RT: 12.03
Response: 607724
Amount: 3.531628



Reviewer: patelji, 05-Nov-2014 10:49:04
Audit Action: Assigned New Baseline
Audit Reason: Sample matrix interference

TestAmerica Edison

Data File: \\EDICHROM\ChromData\CPESTGC8\20141105-20205.b\QR107061.D

Injection Date: 05-Nov-2014 09:45:46

Instrument ID: CPESTGC8

Lims ID: 460-85449-E-1-A

Lab Sample ID: 460-85449-1

Client ID: PMP-16-SW-WT

Operator ID:

ALS Bottle#: 3

Worklist Smp#: 3

Injection Vol: 1.0 ul

Dil. Factor: 20.0000

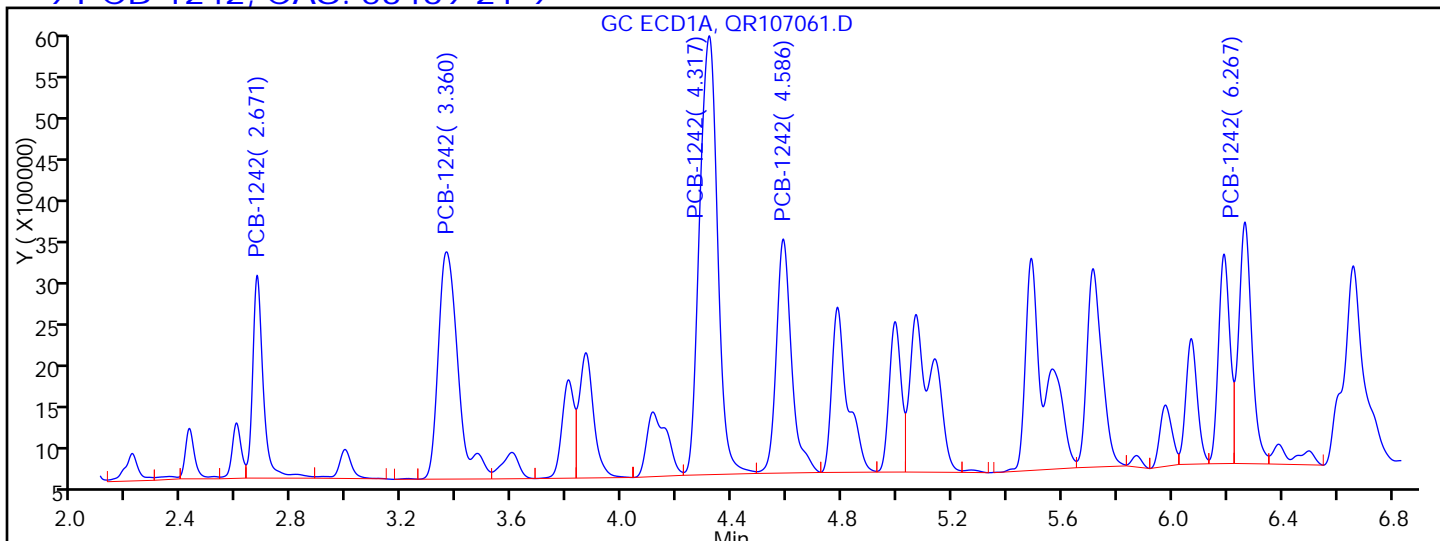
Method: GC8_8082LVI

Limit Group: GC 8082A PCB

Column:

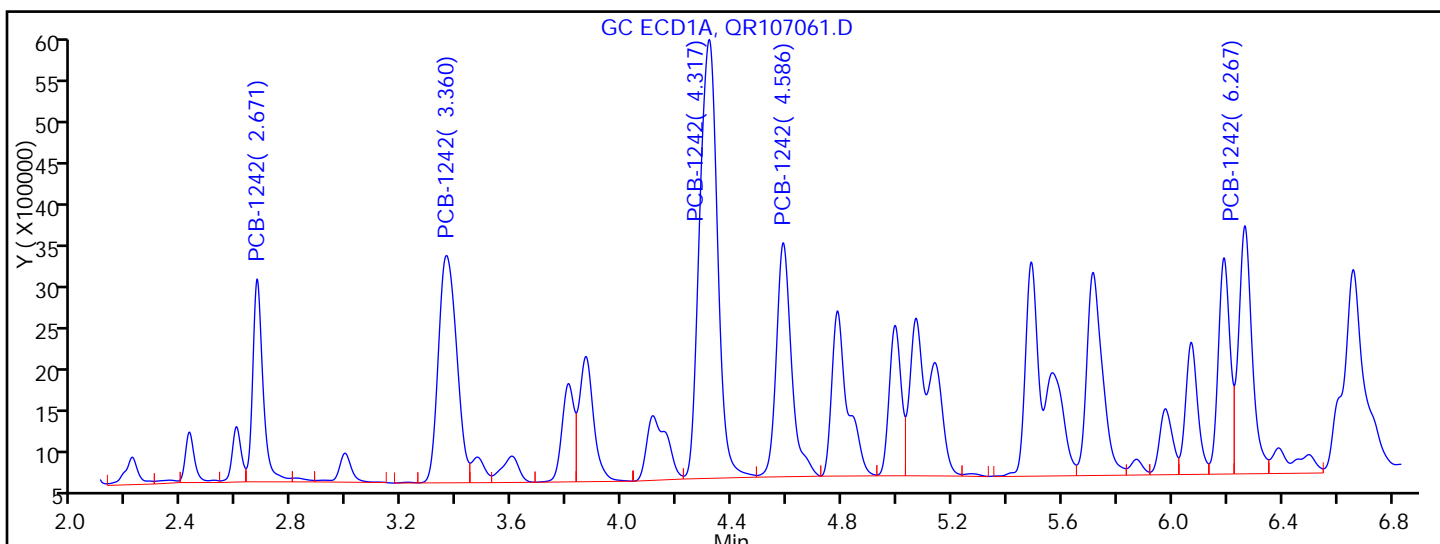
Detector: GC ECD1A

9 PCB-1242, CAS: 53469-21-9



Processing Integration Results

RT = 2.671	Response = 6658074	M
RT = 3.360	Response = 13919585	M
RT = 4.317	Response = 24430783	
RT = 4.586	Response = 11001116	
RT = 6.267	Response = 9788965	M



Manual Integration Results

RT = 2.671	Response = 6495499	M
RT = 3.360	Response = 12875265	M
RT = 4.317	Response = 24430783	
RT = 4.586	Response = 11001116	
RT = 6.267	Response = 10372013	M

Reviewer: patelji, 05-Nov-2014 10:49:04

Audit Action: Split an Integrated Peak

Audit Reason: Sample matrix interference

TestAmerica Edison

Data File: \\EDICHROM\ChromData\CPESTGC8\20141105-20205.b\QR107061.D

Injection Date: 05-Nov-2014 09:45:46

Instrument ID: CPESTGC8

Lims ID: 460-85449-E-1-A

Lab Sample ID: 460-85449-1

Client ID: PMP-16-SW-WT

Operator ID:

ALS Bottle#: 3

Worklist Smp#: 3

Injection Vol: 1.0 ul

Dil. Factor: 20.0000

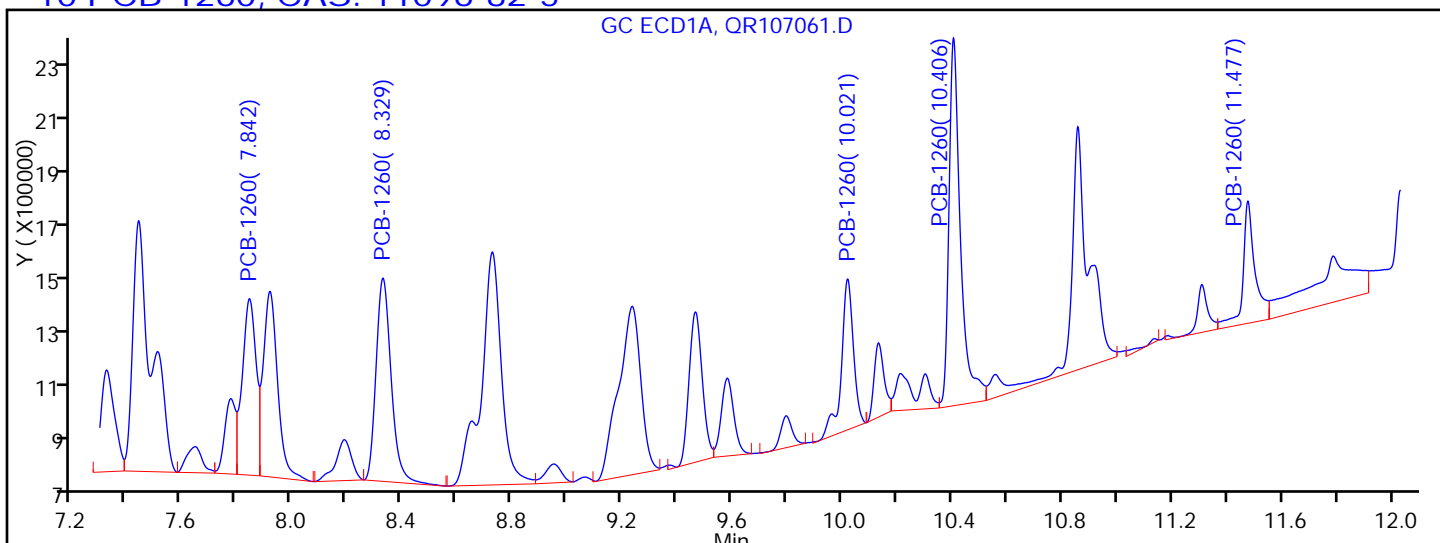
Method: GC8_8082LVI

Limit Group: GC 8082A PCB

Column:

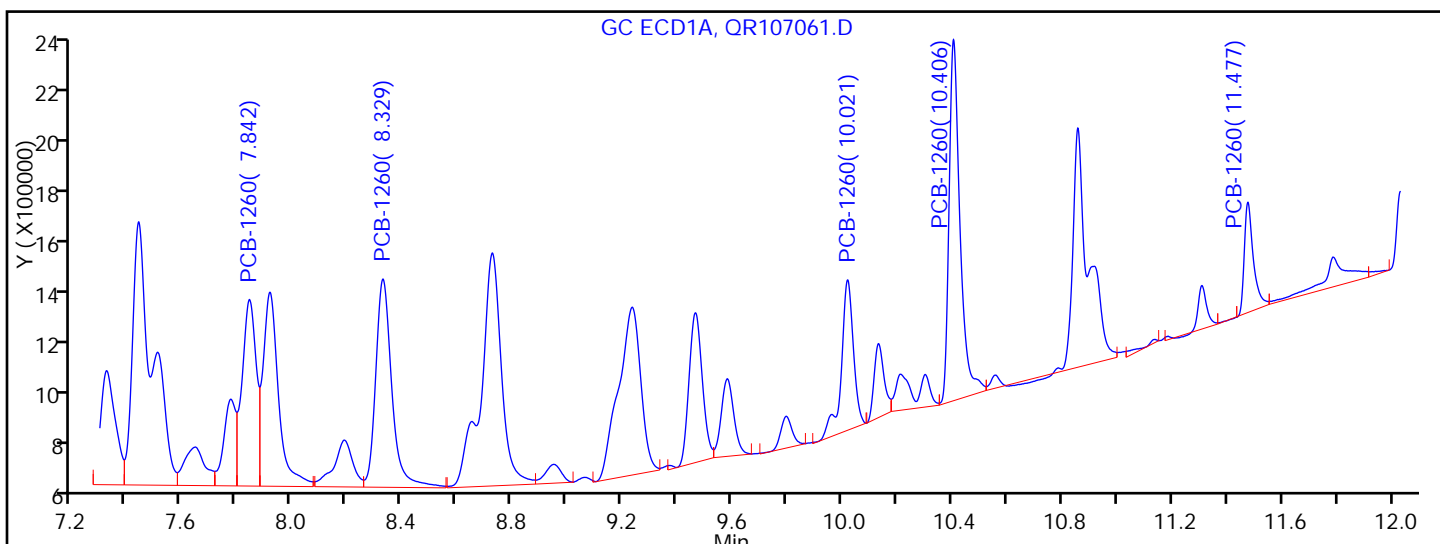
Detector: GC ECD1A

10 PCB-1260, CAS: 11096-82-5



Processing Integration Results

RT = 7.842	Response = 2259178	M
RT = 8.329	Response = 2859089	M
RT = 10.021	Response = 1702156	
RT = 10.406	Response = 3958884	M
RT = 11.477	Response = 1375901	M



Manual Integration Results

RT = 7.842	Response = 2454921	M
RT = 8.329	Response = 3135137	M
RT = 10.021	Response = 1702156	
RT = 10.406	Response = 3695762	M
RT = 11.477	Response = 931775	M

Reviewer: patelji, 05-Nov-2014 10:49:04

Audit Action: Assigned New Baseline

Audit Reason: Sample matrix interference

FORM I
PCBS ORGANICS ANALYSIS DATA SHEET

Lab Name: TestAmerica Edison Job No.: 460-85449-1
 SDG No.: _____
 Client Sample ID: PMP-16-SW-WT Lab Sample ID: 460-85449-1
 Matrix: Solid Lab File ID: QR107061.D
 Analysis Method: 8082A Date Collected: 10/31/2014 08:35
 Extraction Method: 3546 Date Extracted: 11/03/2014 07:48
 Sample wt/vol: 15.0003(g) Date Analyzed: 11/05/2014 09:45
 Con. Extract Vol.: 10(mL) Dilution Factor: 20
 Injection Volume: 1(uL) GC Column: CLP-1 ID: 0.53(mm)
 % Moisture: 6.0 GPC Cleanup: (Y/N) N
 Analysis Batch No.: 260484 Units: ug/Kg

CAS NO.	COMPOUND NAME	RESULT	Q	RL	MDL
12674-11-2	Aroclor 1016	320	U	1400	320
11104-28-2	Aroclor 1221	320	U	1400	320
11141-16-5	Aroclor 1232	320	U	1400	320
12672-29-6	Aroclor 1248	320	U	1400	320
11097-69-1	Aroclor 1254	400	U	1400	400
37324-23-5	Aroclor 1262	400	U	1400	400
11100-14-4	Aroclor 1268	400	U	1400	400

CAS NO.	SURROGATE	%REC	Q	LIMITS
2051-24-3	DCB Decachlorobiphenyl	145	D	53-150

TestAmerica Edison
Target Compound Quantitation Report

Data File: \\EDICHROM\ChromData\CPESTGC8\20141105-20205.b\QR107061.D
 Lims ID: 460-85449-E-1-A Lab Sample ID: 460-85449-1
 Client ID: PMP-16-SW-WT
 Sample Type: Client
 Inject. Date: 05-Nov-2014 09:45:46 ALS Bottle#: 3 Worklist Smp#: 3
 Injection Vol: 1.0 ul Dil. Factor: 20.0000
 Sample Info: 460-0020205-003
 Operator ID: Instrument ID: CPESTGC8
 Method: \\EDICHROM\ChromData\CPESTGC8\20141105-20205.b\GC8_8082LVI.m
 Limit Group: GC 8082A PCB
 Last Update: 05-Nov-2014 13:20:30 Calib Date: 10-Oct-2014 13:33:58
 Integrator: Falcon
 Quant Method: External Standard Quant By: Initial Calibration
 Last ICal File: \\EDICHROM\ChromData\CPESTGC8\20141010-19190.b\QR106303.D

Column 1 : Det: GC ECD1A
 Column 2 : Det: GC ECD2B
 Process Host: XAWRK030

First Level Reviewer: patelji Date: 05-Nov-2014 10:11:06

Col	RT (min.)	Exp RT (min.)	Dlt RT (min.)	Response	OnCol Amt ug/l	Flags
-----	-----------	---------------	---------------	----------	----------------	-------

9 PCB-1242						
1	2.671	2.671	0.000	6495499	1457.6	M
1	3.360	3.360	0.000	12875265	1696.3	M
1	4.317	4.317	0.000	24430783	1775.9	
1	4.586	4.586	0.000	11001116	1698.8	
1	6.267	6.267	0.000	10372013	1798.5	M

Average of Peak Amounts = 1685.4

2	1.943	1.944	-0.001	5304395	1349.7	M
2	2.307	2.307	0.000	10036382	1545.7	M
2	2.827	2.828	-0.001	20254840	1736.2	M
2	3.020	3.021	-0.001	8425343	1754.4	M
2	3.808	3.809	-0.001	8914641	1876.5	

Average of Peak Amounts = 1652.5

RPD = 1.97

10 PCB-1260						
1	7.842	7.868	-0.026	2454921	208.0	M
1	8.329	8.354	-0.025	3135137	225.2	M
1	10.021	10.037	-0.016	1702156	183.8	
1	10.406	10.419	-0.013	3695762	186.0	M
1	11.477	11.464	0.013	931775	139.1	M

Average of Peak Amounts = 188.4

2	6.032	6.048	-0.016	2102453	214.6	M
2	7.656	7.672	-0.016	1366021	159.7	
2	8.337	8.357	-0.020	3459461	166.6	
2	9.027	9.050	-0.023	1505776	171.1	
2	10.210	10.222	-0.012	843747	157.5	

Average of Peak Amounts = 173.9

RPD = 8.00

Data File: \\EDICHROM\ChromData\CPESTGC8\20141105-20205.b\QR107061.D

Col	RT (min.)	Exp RT (min.)	Dlt RT (min.)	Response	OnCol Amt ug/l	Flags
-----	--------------	------------------	------------------	----------	-------------------	-------

\$ 5 DCB Decachlorobiphenyl M
1 12.032 12.031 0.001 607724 3.53 M
2 10.794 10.794 0.000 577139 3.61 M
RPD = 2.27

QC Flag Legend

Review Flags

M - Manually Integrated

TestAmerica Edison

Data File: \\EDICHRON\ChromData\CPESTGC8\20141105-20205.b\QR107061.D

Injection Date: 05-Nov-2014 09:45:46

Instrument ID: CPESTGC8

Operator ID:

Lims ID: 460-85449-E-1-A

Lab Sample ID: 460-85449-1

Worklist Smp#: 3

Client ID: PMP-16-SW-WT

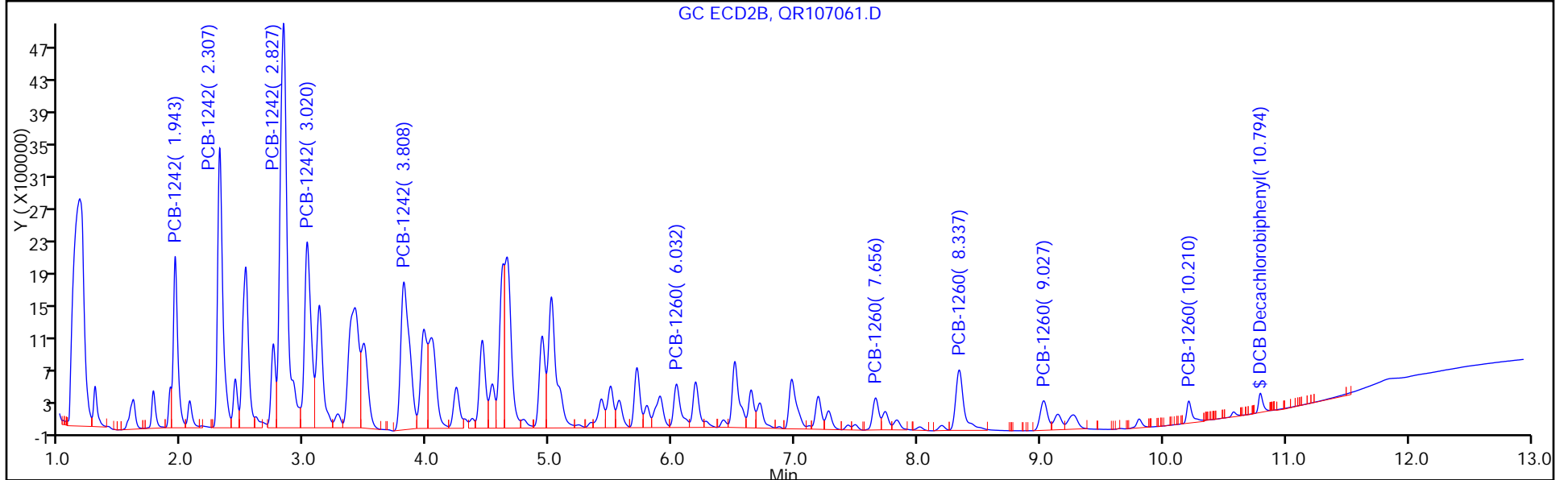
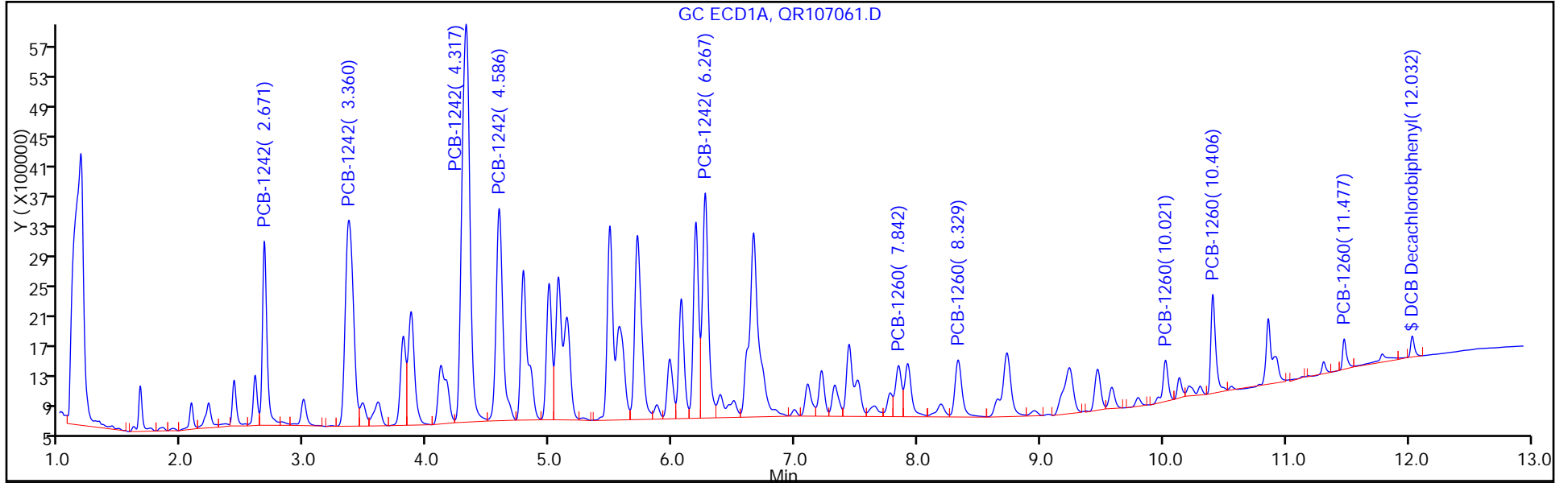
Injection Vol: 1.0 ul

Dil. Factor: 20.0000

ALS Bottle#: 3

Method: GC8_8082LVI

Limit Group: GC 8082A PCB



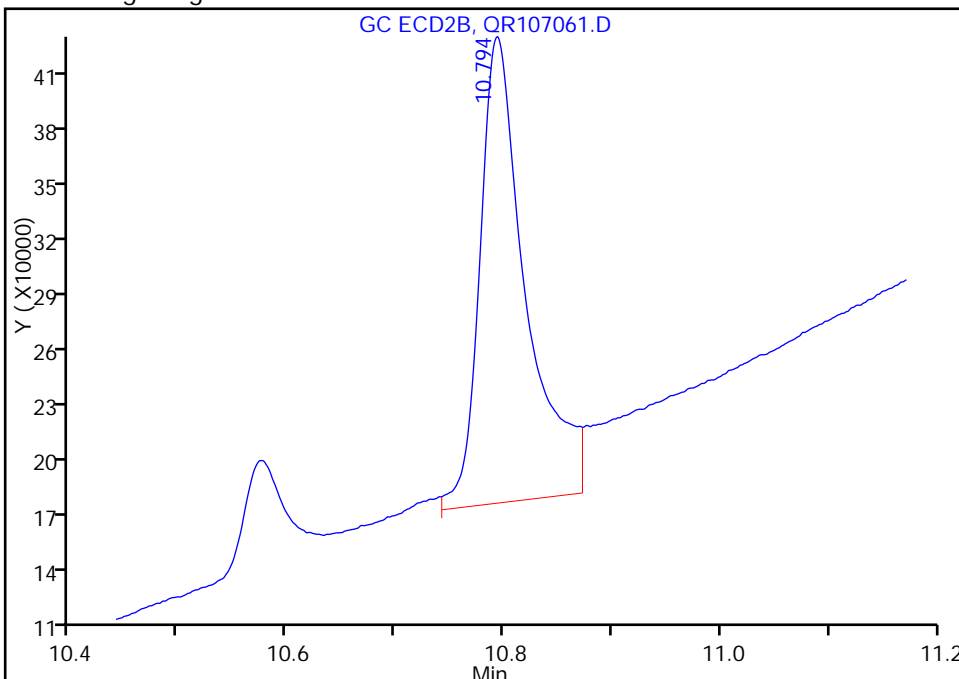
TestAmerica Edison

Data File: \\EDICHROM\ChromData\CPESTGC8\20141105-20205.b\QR107061.D
Injection Date: 05-Nov-2014 09:45:46 Instrument ID: CPESTGC8
Lims ID: 460-85449-E-1-A Lab Sample ID: 460-85449-1
Client ID: PMP-16-SW-WT
Operator ID: ALS Bottle#: 3 Worklist Smp#: 3
Injection Vol: 1.0 ul Dil. Factor: 20.0000
Method: GC8_8082LVI Limit Group: GC 8082A PCB
Column: Detector GC ECD2B

\$ 5 DCB Decachlorobiphenyl, CAS: 2051-24-3

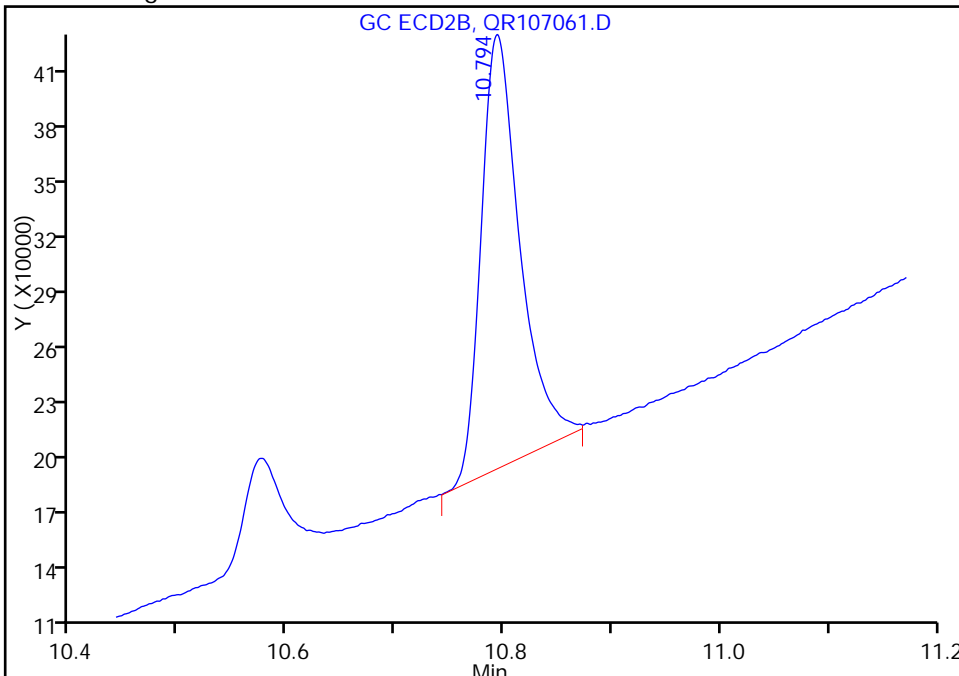
RT: 10.79
Response: 732784
Amount: 4.586920

Processing Integration Results



RT: 10.79
Response: 577139
Amount: 3.612648

Manual Integration Results



Reviewer: patelji, 05-Nov-2014 10:49:04
Audit Action: Assigned New Baseline
Audit Reason: Sample matrix interference

TestAmerica Edison

Data File: \\EDICHROM\ChromData\CPESTGC8\20141105-20205.b\QR107061.D

Injection Date: 05-Nov-2014 09:45:46

Instrument ID: CPESTGC8

Lims ID: 460-85449-E-1-A

Lab Sample ID: 460-85449-1

Client ID: PMP-16-SW-WT

Operator ID:

ALS Bottle#: 3

Worklist Smp#: 3

Injection Vol: 1.0 ul

Dil. Factor: 20.0000

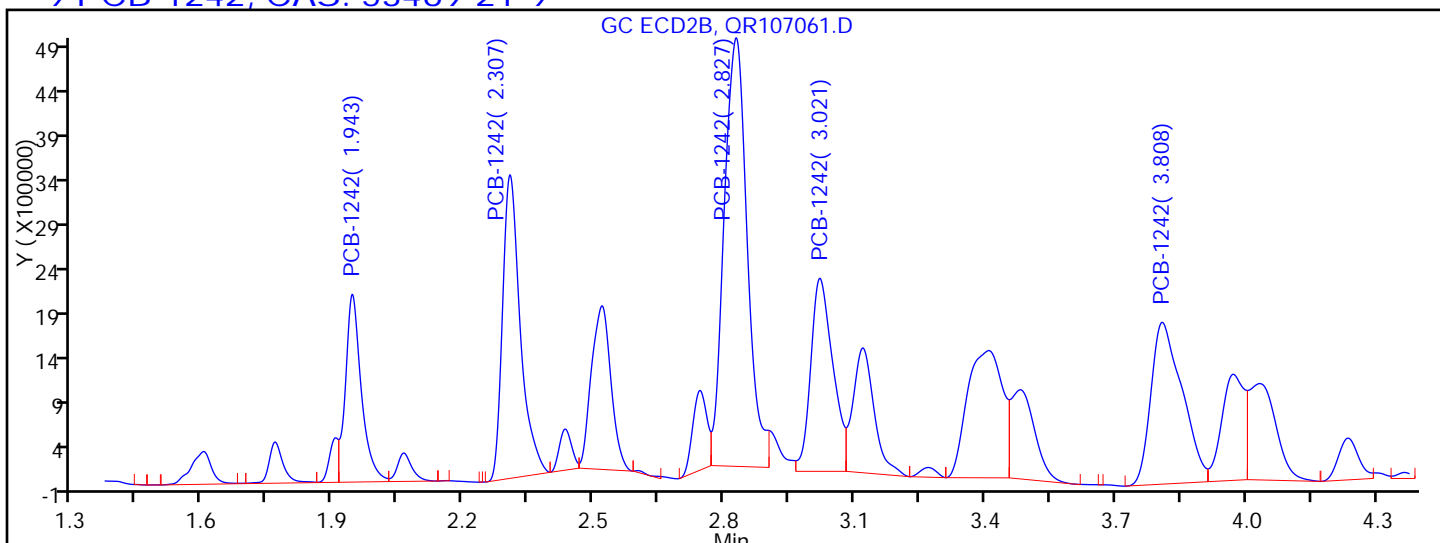
Method: GC8_8082LVI

Limit Group: GC 8082A PCB

Column:

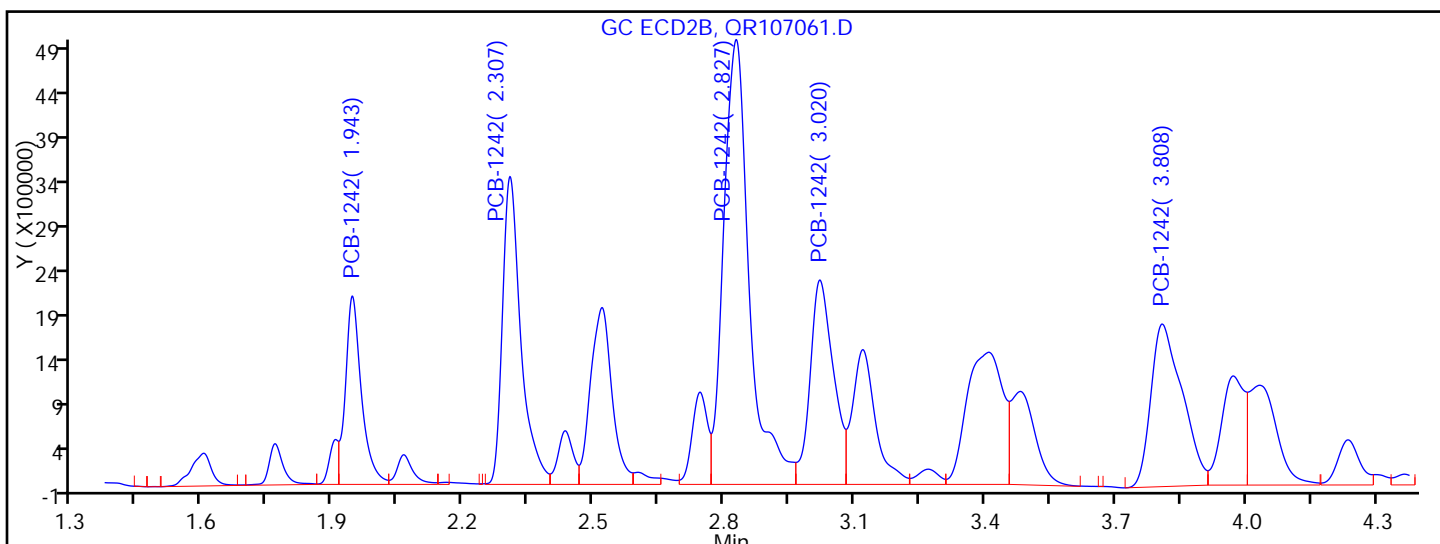
Detector: GC ECD2B

9 PCB-1242, CAS: 53469-21-9



Processing Integration Results

RT = 1.943	Response = 5246325	M
RT = 2.307	Response = 9498683	M
RT = 2.827	Response = 17497545	M
RT = 3.021	Response = 7557608	M
RT = 3.808	Response = 8914641	



Manual Integration Results

RT = 1.943	Response = 5304395	M
RT = 2.307	Response = 10036382	M
RT = 2.827	Response = 20254840	M
RT = 3.020	Response = 8425343	M
RT = 3.808	Response = 8914641	

Reviewer: patelji, 05-Nov-2014 10:49:04

Audit Action: Assigned New Baseline

Audit Reason: Sample matrix interference

TestAmerica Edison

Data File: \\EDICHROM\ChromData\CPESTGC8\20141105-20205.b\QR107061.D

Injection Date: 05-Nov-2014 09:45:46

Instrument ID: CPESTGC8

Lims ID: 460-85449-E-1-A

Lab Sample ID: 460-85449-1

Client ID: PMP-16-SW-WT

Operator ID:

ALS Bottle#: 3 Worklist Smp#: 3

Injection Vol: 1.0 ul

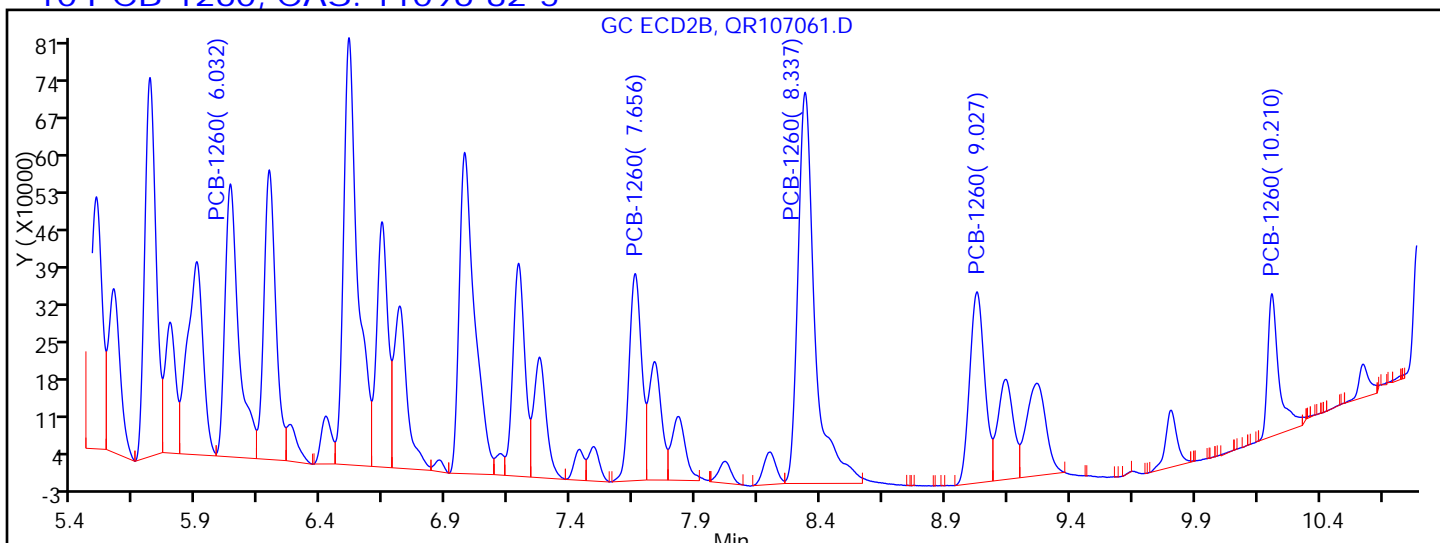
Dil. Factor: 20.0000

Method: GC8_8082LVI

Limit Group: GC 8082A PCB

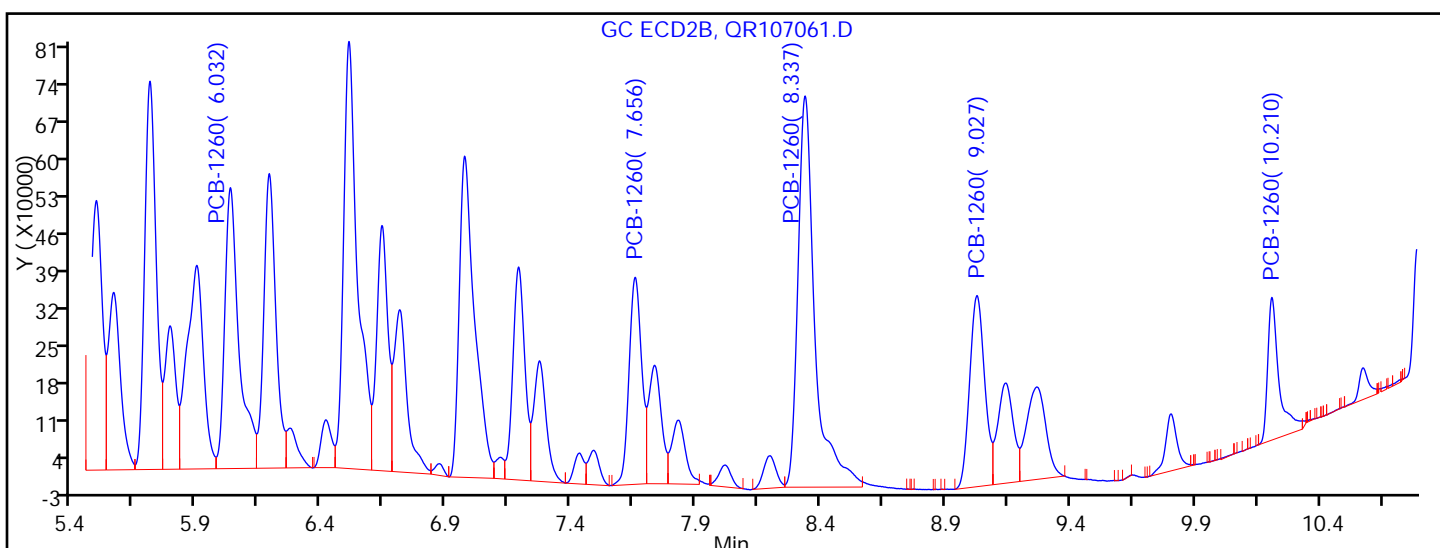
Column:

Detector: GC ECD2B

10 PCB-1260, CAS: 11096-82-5

Processing Integration Results

RT = 6.032	Response = 1966236	M
RT = 7.656	Response = 1366021	
RT = 8.337	Response = 3459461	
RT = 9.027	Response = 1505776	
RT = 10.210	Response = 843747	



Manual Integration Results

RT = 6.032	Response = 2102453	M
RT = 7.656	Response = 1366021	
RT = 8.337	Response = 3459461	
RT = 9.027	Response = 1505776	
RT = 10.210	Response = 843747	

Reviewer: patelji, 05-Nov-2014 10:49:04

Audit Action: Assigned New Baseline

Audit Reason: Sample matrix interference

FORM I
PCBS ORGANICS ANALYSIS DATA SHEET

Lab Name: TestAmerica Edison Job No.: 460-85449-1
 SDG No.: _____
 Client Sample ID: PMP-16-SW-SI Lab Sample ID: 460-85449-2
 Matrix: Solid Lab File ID: OR223696.D
 Analysis Method: 8082A Date Collected: 10/31/2014 08:37
 Extraction Method: 3546 Date Extracted: 11/03/2014 07:48
 Sample wt/vol: 15.0066(g) Date Analyzed: 11/05/2014 03:11
 Con. Extract Vol.: 10(mL) Dilution Factor: 1
 Injection Volume: 1(uL) GC Column: CLP-2 ID: 0.53(mm)
 % Moisture: 13.5 GPC Cleanup: (Y/N) N
 Analysis Batch No.: 260367 Units: ug/Kg

CAS NO.	COMPOUND NAME	RESULT	Q	RL	MDL
53469-21-9	Aroclor 1242	210		77	17

CAS NO.	SURROGATE	%REC	Q	LIMITS
2051-24-3	DCB Decachlorobiphenyl	114		53-150

TestAmerica Edison
Target Compound Quantitation Report

Data File: \\EDICHROM\ChromData\CPESTGC7\20141104-20160.b\OR223696.D
 Lims ID: 460-85449-A-2-A Lab Sample ID: 460-85449-2
 Client ID: PMP-16-SW-SI
 Sample Type: Client
 Inject. Date: 05-Nov-2014 03:11:30 ALS Bottle#: 59 Worklist Smp#: 59
 Injection Vol: 1.0 ul Dil. Factor: 1.0000
 Sample Info: 460-0020160-059
 Operator ID: Instrument ID: CPESTGC7
 Method: \\EDICHROM\ChromData\CPESTGC7\20141104-20160.b\8082GC7.m
 Limit Group: GC 8082A PCB
 Last Update: 05-Nov-2014 12:53:47 Calib Date: 07-Oct-2014 15:20:30
 Integrator: Falcon
 Quant Method: External Standard Quant By: Initial Calibration
 Last ICal File: \\EDICHROM\ChromData\CPESTGC7\20141007-19026.b\OR222720.D
 Column 1 : Det: GC ECD1A
 Column 2 : Det: GC ECD2B
 Process Host: XAWRK030

First Level Reviewer: patelji Date: 05-Nov-2014 12:37:47

Col	RT (min.)	Exp RT (min.)	Dlt RT (min.)	Response	OnCol Amt ug/l	Flags
-----	-----------	---------------	---------------	----------	----------------	-------

9 PCB-1242						M
1	2.860	2.868	-0.008	27614	275.0	M
1	3.308	3.317	-0.009	52570	275.0	M
1	3.832	3.842	-0.010	96565	271.3	M
1	3.997	4.005	-0.008	41393	272.1	M
1	5.097	5.105	-0.008	43913	294.2	M
Average of Peak Amounts =					277.5	
2	2.278	2.298	-0.020	47964	264.6	M
2	2.607	2.628	-0.021	73026	268.4	M
2	3.067	3.088	-0.021	141747	257.2	M
2	3.210	3.232	-0.022	58822	283.4	
2	3.662	3.683	-0.021	59416	271.3	
Average of Peak Amounts =					269.0	
						RPD = 3.13

\$ 5 DCB Decachlorobiphenyl						
1	10.468	10.495	-0.027	235425	56.9	
2	9.407	9.422	-0.015	403771	63.0	
						RPD = 10.29

QC Flag Legend

Review Flags

M - Manually Integrated

TestAmerica Edison

Data File: \\EDICHROM\ChromData\CPESTGC7\20141104-20160.b\OR223696.D

Injection Date: 05-Nov-2014 03:11:30

Instrument ID: CPESTGC7

Operator ID:

Lims ID: 460-85449-A-2-A

Lab Sample ID: 460-85449-2

Worklist Smp#: 59

Client ID: PMP-16-SW-SI

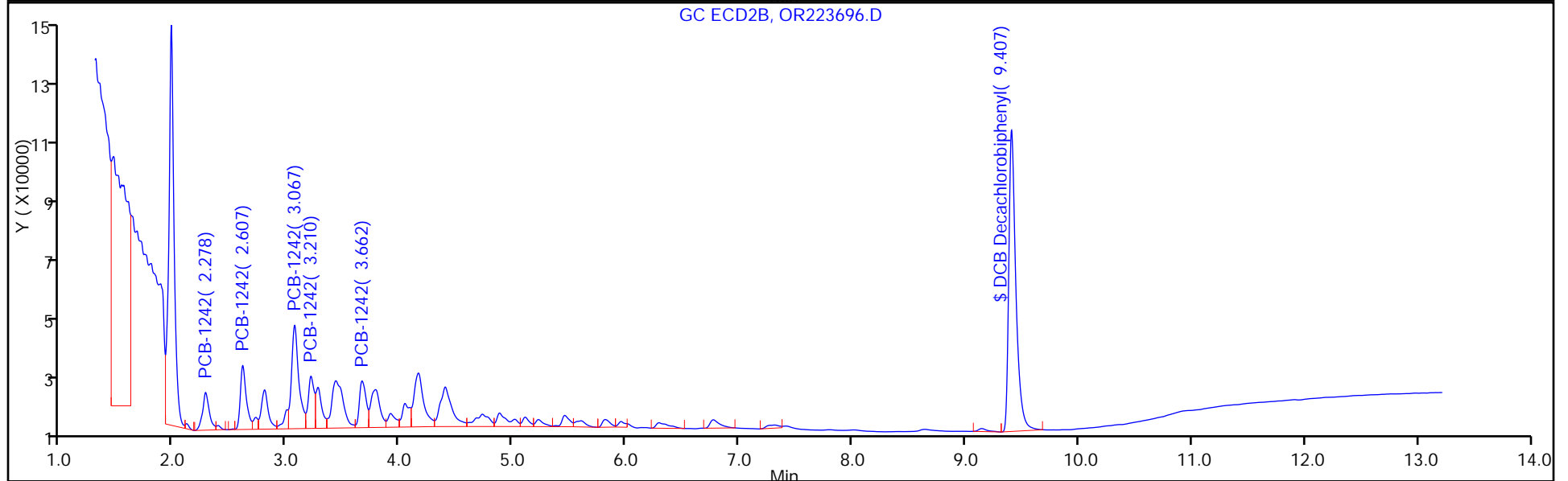
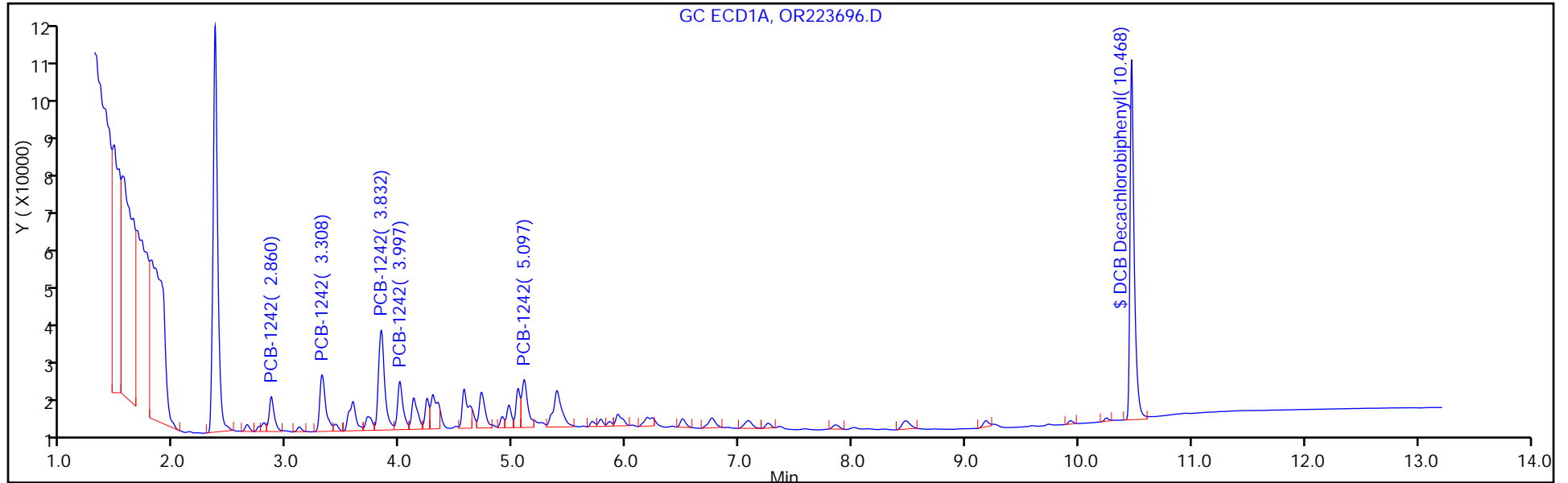
Injection Vol: 1.0 ul

Dil. Factor: 1.0000

ALS Bottle#: 59

Method: 8082GC7

Limit Group: GC 8082A PCB



TestAmerica Edison

Data File: \\EDICHROM\ChromData\CPESTGC7\20141104-20160.b\OR223696.D

Injection Date: 05-Nov-2014 03:11:30

Instrument ID: CPESTGC7

Lims ID: 460-85449-A-2-A

Lab Sample ID: 460-85449-2

Client ID: PMP-16-SW-SI

Operator ID:

ALS Bottle#:

59

Worklist Smp#:

59

Injection Vol: 1.0 ul

Dil. Factor:

1.0000

Method: 8082GC7

Limit Group:

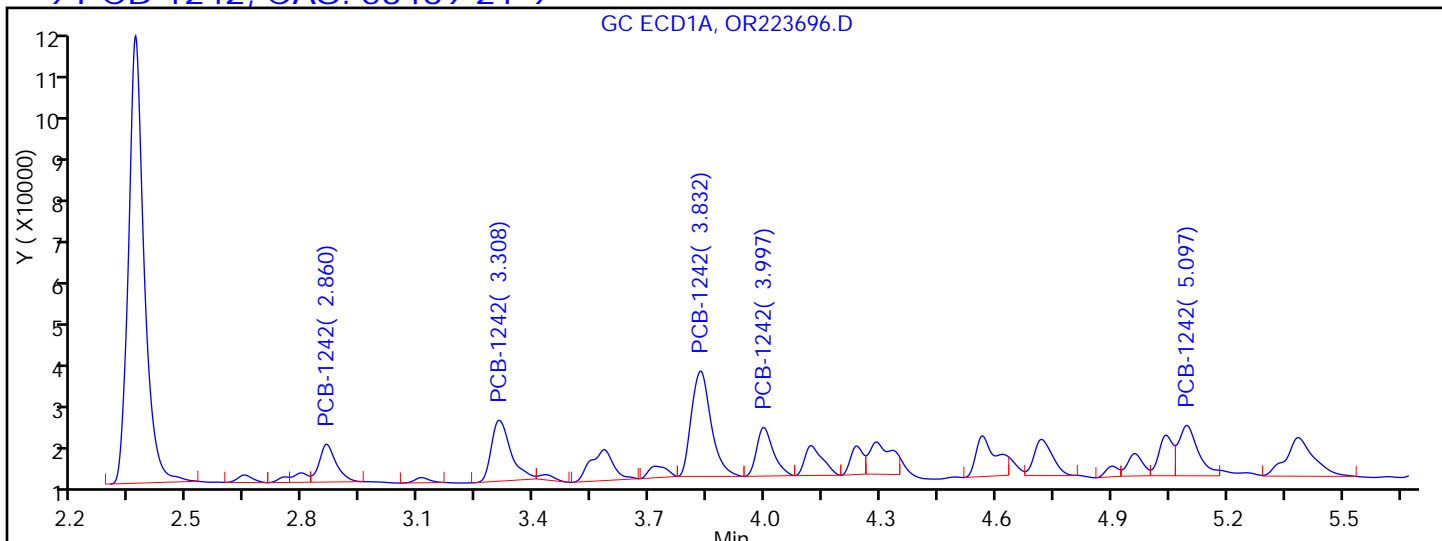
GC 8082A PCB

Column:

Detector

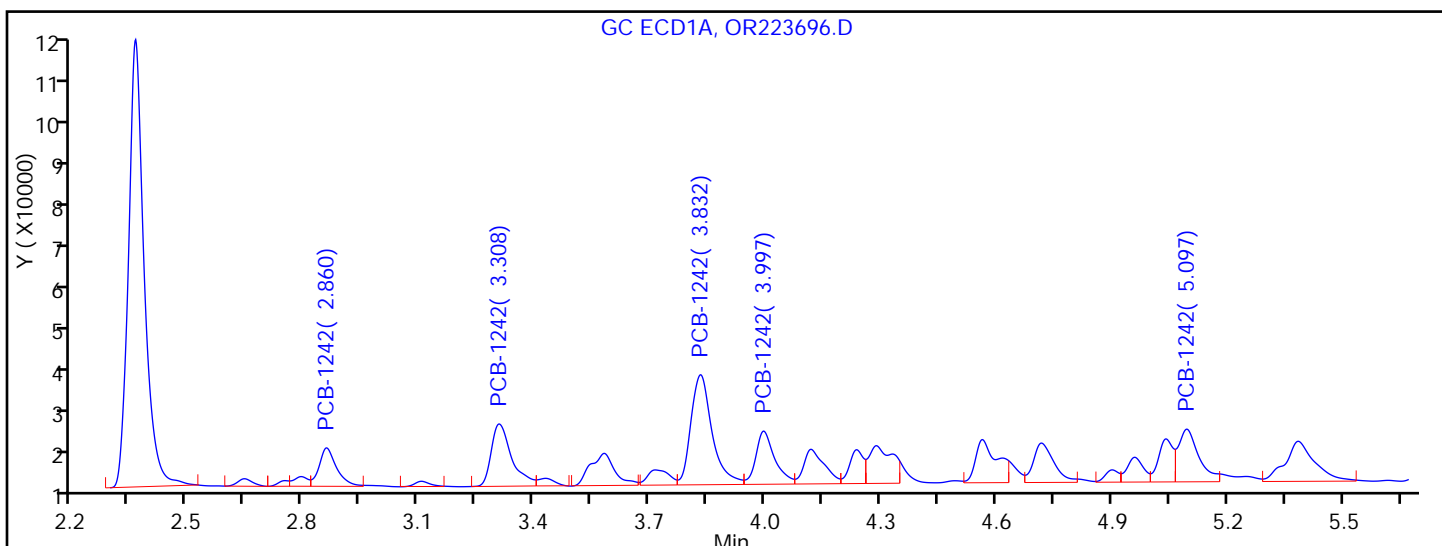
GC ECD1A

9 PCB-1242, CAS: 53469-21-9



Processing Integration Results

RT = 2.860	Response = 26343	M
RT = 3.308	Response = 48787	M
RT = 3.832	Response = 85686	M
RT = 3.997	Response = 33236	M
RT = 5.097	Response = 40332	M



Manual Integration Results

RT = 2.860	Response = 27614	M
RT = 3.308	Response = 52570	M
RT = 3.832	Response = 96565	M
RT = 3.997	Response = 41393	M
RT = 5.097	Response = 43913	M

Reviewer: patelji, 05-Nov-2014 12:37:47

Audit Action: Assigned New Baseline

Audit Reason: Peak not integrated

FORM I
PCBS ORGANICS ANALYSIS DATA SHEET

Lab Name: TestAmerica Edison Job No.: 460-85449-1
 SDG No.: _____
 Client Sample ID: PMP-16-SW-SI Lab Sample ID: 460-85449-2
 Matrix: Solid Lab File ID: OR223696.D
 Analysis Method: 8082A Date Collected: 10/31/2014 08:37
 Extraction Method: 3546 Date Extracted: 11/03/2014 07:48
 Sample wt/vol: 15.0066(g) Date Analyzed: 11/05/2014 03:11
 Con. Extract Vol.: 10(mL) Dilution Factor: 1
 Injection Volume: 1(uL) GC Column: CLP-1 ID: 0.53(mm)
 % Moisture: 13.5 GPC Cleanup: (Y/N) N
 Analysis Batch No.: 260367 Units: ug/Kg

CAS NO.	COMPOUND NAME	RESULT	Q	RL	MDL
12674-11-2	Aroclor 1016	17	U	77	17
11104-28-2	Aroclor 1221	17	U	77	17
11141-16-5	Aroclor 1232	17	U	77	17
12672-29-6	Aroclor 1248	17	U	77	17
11097-69-1	Aroclor 1254	22	U	77	22
11096-82-5	Aroclor 1260	22	U	77	22
37324-23-5	Aroclor 1262	22	U	77	22
11100-14-4	Aroclor 1268	22	U	77	22

CAS NO.	SURROGATE	%REC	Q	LIMITS
2051-24-3	DCB Decachlorobiphenyl	126		53-150

TestAmerica Edison
Target Compound Quantitation Report

Data File: \\EDICHROM\ChromData\CPESTGC7\20141104-20160.b\OR223696.D
 Lims ID: 460-85449-A-2-A Lab Sample ID: 460-85449-2
 Client ID: PMP-16-SW-SI
 Sample Type: Client
 Inject. Date: 05-Nov-2014 03:11:30 ALS Bottle#: 59 Worklist Smp#: 59
 Injection Vol: 1.0 ul Dil. Factor: 1.0000
 Sample Info: 460-0020160-059
 Operator ID: Instrument ID: CPESTGC7
 Method: \\EDICHROM\ChromData\CPESTGC7\20141104-20160.b\8082GC7.m
 Limit Group: GC 8082A PCB
 Last Update: 05-Nov-2014 12:53:47 Calib Date: 07-Oct-2014 15:20:30
 Integrator: Falcon
 Quant Method: External Standard Quant By: Initial Calibration
 Last ICal File: \\EDICHROM\ChromData\CPESTGC7\20141007-19026.b\OR222720.D

Column 1 : Det: GC ECD1A
 Column 2 : Det: GC ECD2B
 Process Host: XAWRK030

First Level Reviewer: patelji Date: 05-Nov-2014 12:37:47

Col	RT (min.)	Exp RT (min.)	Dlt RT (min.)	Response	OnCol Amt ug/l	Flags
-----	-----------	---------------	---------------	----------	----------------	-------

9 PCB-1242						M
1	2.860	2.868	-0.008	27614	275.0	M
1	3.308	3.317	-0.009	52570	275.0	M
1	3.832	3.842	-0.010	96565	271.3	M
1	3.997	4.005	-0.008	41393	272.1	M
1	5.097	5.105	-0.008	43913	294.2	M
Average of Peak Amounts =					277.5	
2	2.278	2.298	-0.020	47964	264.6	M
2	2.607	2.628	-0.021	73026	268.4	M
2	3.067	3.088	-0.021	141747	257.2	M
2	3.210	3.232	-0.022	58822	283.4	
2	3.662	3.683	-0.021	59416	271.3	
Average of Peak Amounts =					269.0	
						RPD = 3.13

\$ 5 DCB Decachlorobiphenyl						
1	10.468	10.495	-0.027	235425	56.9	
2	9.407	9.422	-0.015	403771	63.0	
						RPD = 10.29

QC Flag Legend

Review Flags

M - Manually Integrated

TestAmerica Edison

Data File: \\EDICHROM\ChromData\CPESTGC7\20141104-20160.b\OR223696.D

Injection Date: 05-Nov-2014 03:11:30

Instrument ID: CPESTGC7

Operator ID:

Lims ID: 460-85449-A-2-A

Lab Sample ID: 460-85449-2

Worklist Smp#: 59

Client ID: PMP-16-SW-SI

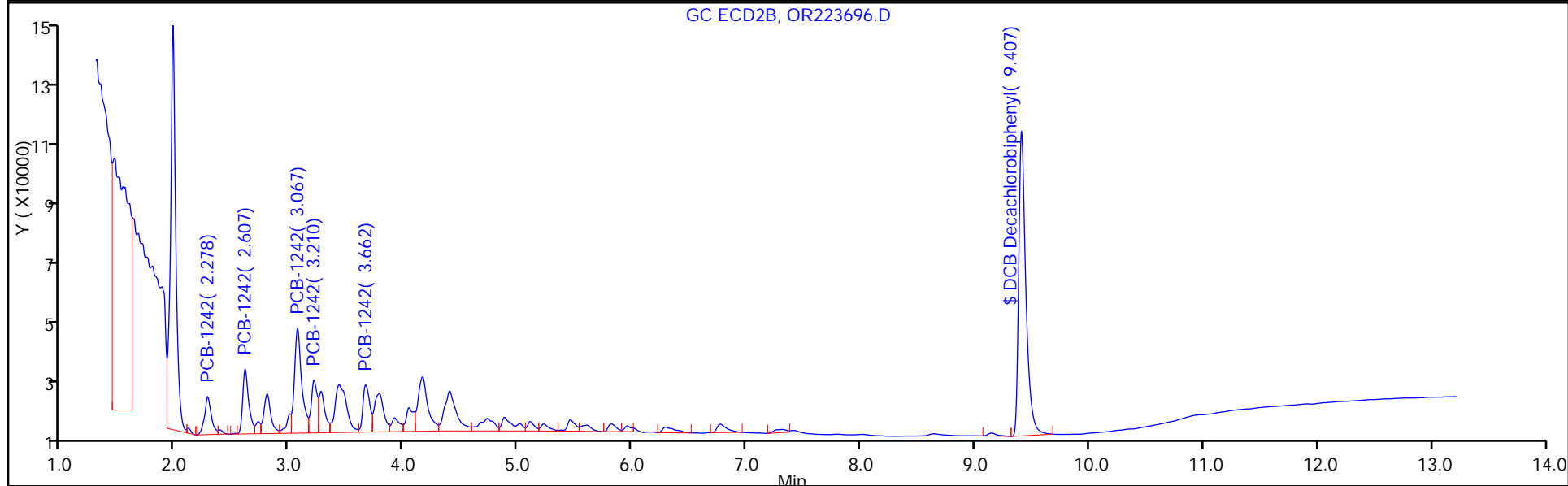
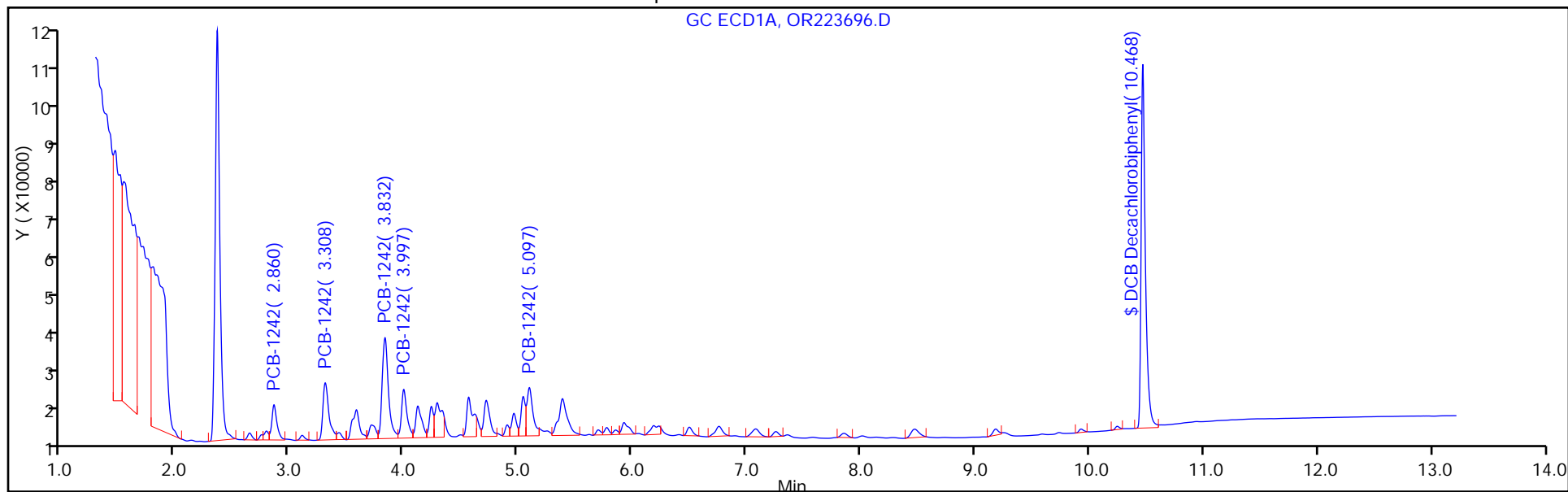
Injection Vol: 1.0 ul

Dil. Factor: 1.0000

ALS Bottle#: 59

Method: 8082GC7

Limit Group: GC 8082A PCB



TestAmerica Edison

Data File: \\EDICHROM\ChromData\CPESTGC7\20141104-20160.b\OR223696.D

Injection Date: 05-Nov-2014 03:11:30

Instrument ID: CPESTGC7

Lims ID: 460-85449-A-2-A

Lab Sample ID: 460-85449-2

Client ID: PMP-16-SW-SI

Operator ID:

ALS Bottle#:

59

Worklist Smp#:

59

Injection Vol: 1.0 ul

Dil. Factor: 1.0000

Method: 8082GC7

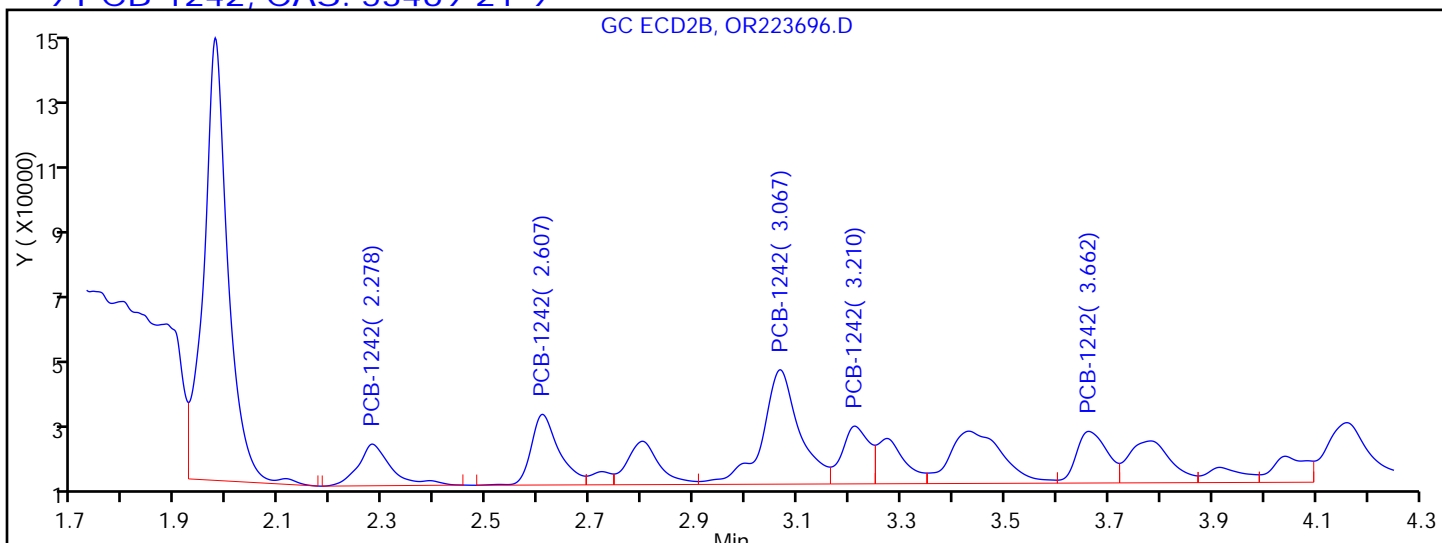
Limit Group: GC 8082A PCB

Column:

Detector

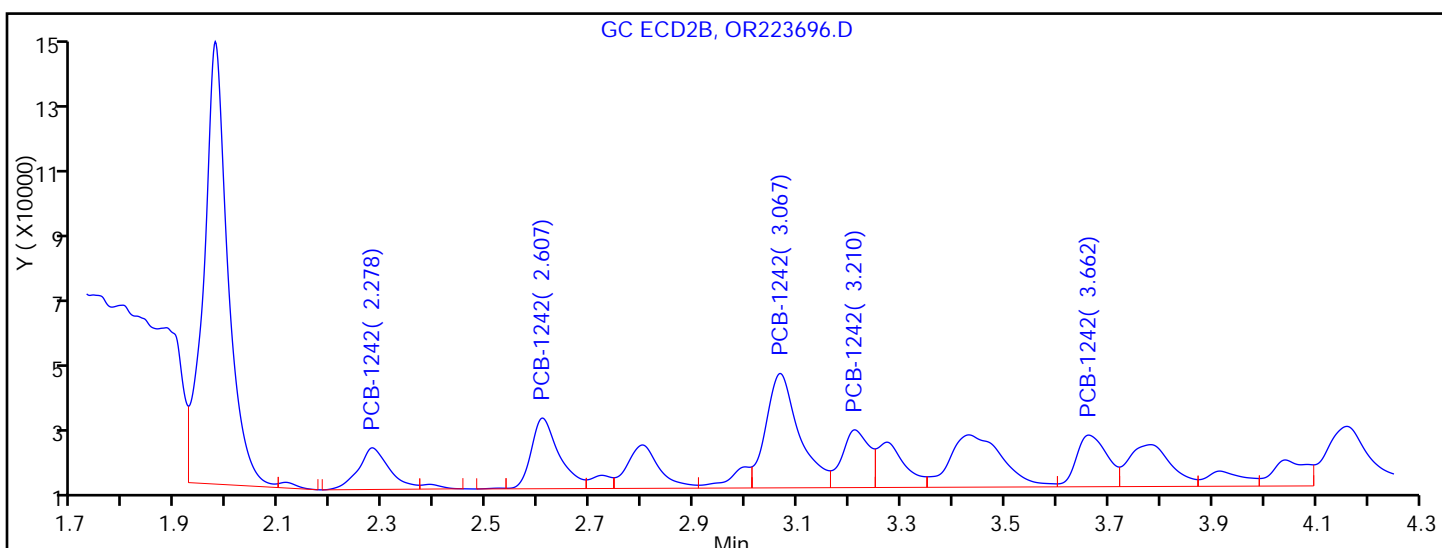
GC ECD2B

9 PCB-1242, CAS: 53469-21-9



Processing Integration Results

RT = 2.278	Response = 51275	M
RT = 2.607	Response = 73437	M
RT = 3.067	Response = 159314	M
RT = 3.210	Response = 58822	
RT = 3.662	Response = 59416	



Manual Integration Results

RT = 2.278	Response = 47964	M
RT = 2.607	Response = 73026	M
RT = 3.067	Response = 141747	M
RT = 3.210	Response = 58822	
RT = 3.662	Response = 59416	

Reviewer: patelji, 05-Nov-2014 12:37:47

Audit Action: Split an Integrated Peak

Audit Reason: Peak not integrated

FORM I
PCBS ORGANICS ANALYSIS DATA SHEET

Lab Name: TestAmerica Edison Job No.: 460-85449-1
 SDG No.: _____
 Client Sample ID: PMP-17-SW-WT Lab Sample ID: 460-85449-3
 Matrix: Solid Lab File ID: QR107062.D
 Analysis Method: 8082A Date Collected: 10/31/2014 08:46
 Extraction Method: 3546 Date Extracted: 11/03/2014 07:48
 Sample wt/vol: 15.0099(g) Date Analyzed: 11/05/2014 10:01
 Con. Extract Vol.: 10(mL) Dilution Factor: 50
 Injection Volume: 1(uL) GC Column: CLP-2 ID: 0.53(mm)
 % Moisture: 4.9 GPC Cleanup: (Y/N) N
 Analysis Batch No.: 260484 Units: ug/Kg

CAS NO.	COMPOUND NAME	RESULT	Q	RL	MDL
53469-21-9	Aroclor 1242	70000		3500	790
11096-82-5	Aroclor 1260	3600		3500	1000

CAS NO.	SURROGATE	%REC	Q	LIMITS
2051-24-3	DCB Decachlorobiphenyl	143	<i>D</i>	53-150

TestAmerica Edison
Target Compound Quantitation Report

Data File: \\EDICHROM\ChromData\CPESTGC8\20141105-20205.b\QR107062.D
 Lims ID: 460-85449-A-3-A Lab Sample ID: 460-85449-3
 Client ID: PMP-17-SW-WT
 Sample Type: Client
 Inject. Date: 05-Nov-2014 10:01:14 ALS Bottle#: 4 Worklist Smp#: 4
 Injection Vol: 1.0 ul Dil. Factor: 50.0000
 Sample Info: 460-0020205-004
 Operator ID: Instrument ID: CPESTGC8
 Method: \\EDICHROM\ChromData\CPESTGC8\20141105-20205.b\GC8_8082LVI.m
 Limit Group: GC 8082A PCB
 Last Update: 05-Nov-2014 13:20:30 Calib Date: 10-Oct-2014 13:33:58
 Integrator: Falcon
 Quant Method: External Standard Quant By: Initial Calibration
 Last ICal File: \\EDICHROM\ChromData\CPESTGC8\20141010-19190.b\QR106303.D

Column 1 : Det: GC ECD1A
 Column 2 : Det: GC ECD2B
 Process Host: XAWRK030

First Level Reviewer: patelji Date: 05-Nov-2014 10:11:01

Col	RT (min.)	Exp RT (min.)	Dlt RT (min.)	Response	OnCol Amt ug/l	Flags
-----	-----------	---------------	---------------	----------	----------------	-------

9 PCB-1242 M

1	2.672	2.671	0.001	6735344	1511.4	
1	3.360	3.360	0.000	16298074	2147.3	
1	4.316	4.317	-0.001	30088580	2187.1	M
1	4.583	4.586	-0.003	13600078	2100.2	M
1	6.263	6.267	-0.004	12060251	2091.3	M
Average of Peak Amounts =					2007.5	
2	1.952	1.944	0.008	5278592	1343.2	
2	2.315	2.307	0.008	11761559	1811.4	
2	2.837	2.828	0.009	23792948	2039.5	
2	3.031	3.021	0.010	9635312	2006.3	
2	3.818	3.809	0.009	10578344	2226.7	
Average of Peak Amounts =					1885.4	
RPD = 6.27						

10 PCB-1260 M

1	0.000	7.868	-7.868	0	0	
1	8.323	8.354	-0.031	1791947	128.7	
1	10.017	10.037	-0.020	916330	98.9	M
1	10.402	10.419	-0.017	2138471	107.6	M
1	11.474	11.464	0.010	529198	79.0	M
Average of Peak Amounts =					103.6	
2	6.033	6.048	-0.015	1258135	128.4	
2	7.655	7.672	-0.017	775800	90.7	M
2	8.337	8.357	-0.020	1928396	92.9	M
2	9.026	9.050	-0.024	834033	94.8	
2	0.000	10.222	-10.222	0	0	
Average of Peak Amounts =					101.7	
RPD = 1.82						

Data File: \\EDICHROM\ChromData\CPESTGC8\20141105-20205.b\QR107062.D

Col	RT (min.)	Exp RT (min.)	Dlt RT (min.)	Response	OnCol Amt ug/l	Flags
-----	--------------	------------------	------------------	----------	-------------------	-------

\$ 5 DCB Decachlorobiphenyl M
1 12.028 12.031 -0.003 245330 1.43 M
2 10.792 10.794 -0.002 238609 1.49 M
RPD = 4.65

QC Flag Legend

Review Flags

M - Manually Integrated

TestAmerica Edison

Data File: \\EDICHROM\ChromData\CPESTGC8\20141105-20205.b\QR107062.D

Injection Date: 05-Nov-2014 10:01:14

Instrument ID: CPESTGC8

Operator ID:

Lims ID: 460-85449-A-3-A

Lab Sample ID: 460-85449-3

Worklist Smp#: 4

Client ID: PMP-17-SW-WT

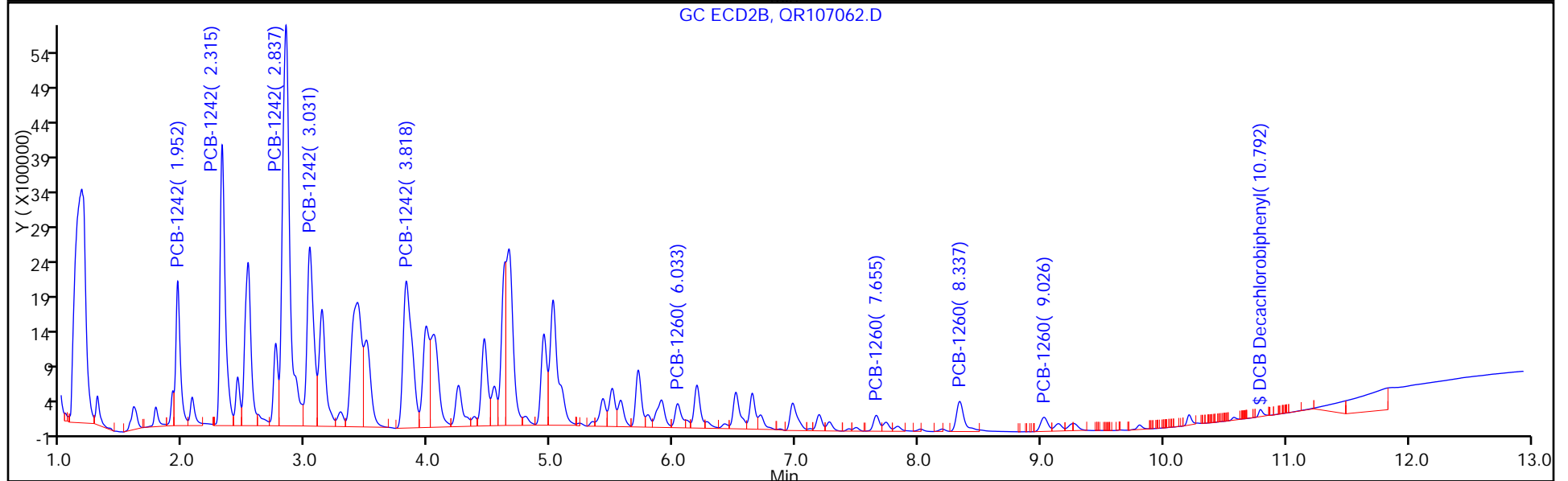
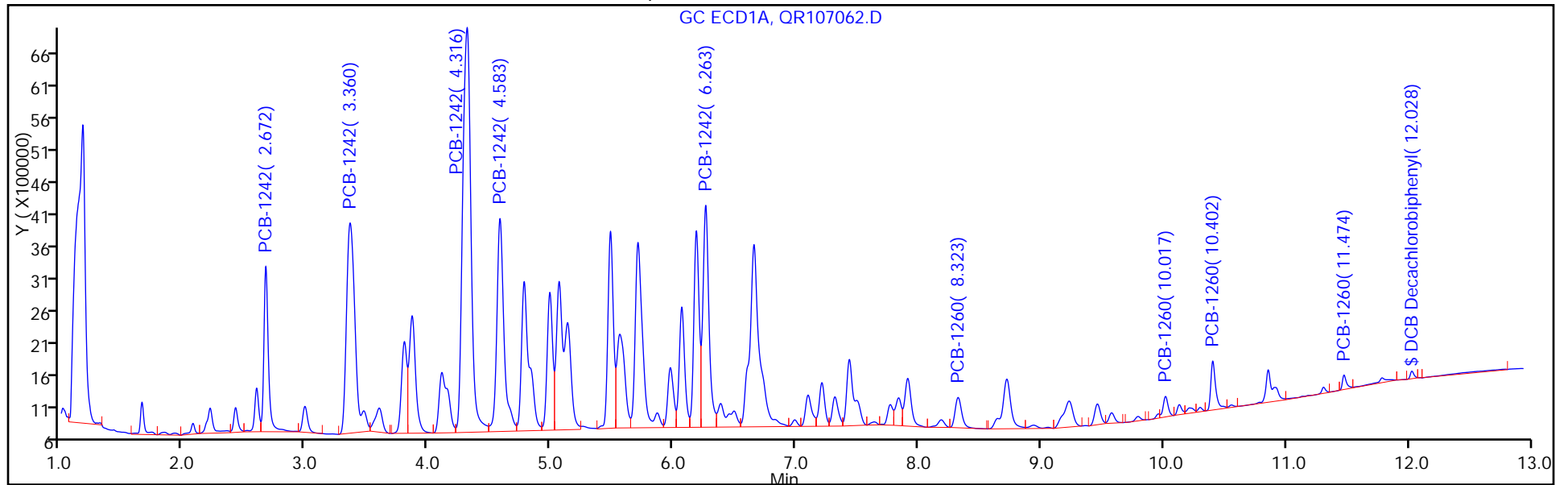
Injection Vol: 1.0 ul

Dil. Factor: 50.0000

ALS Bottle#: 4

Method: GC8_8082LVI

Limit Group: GC 8082A PCB



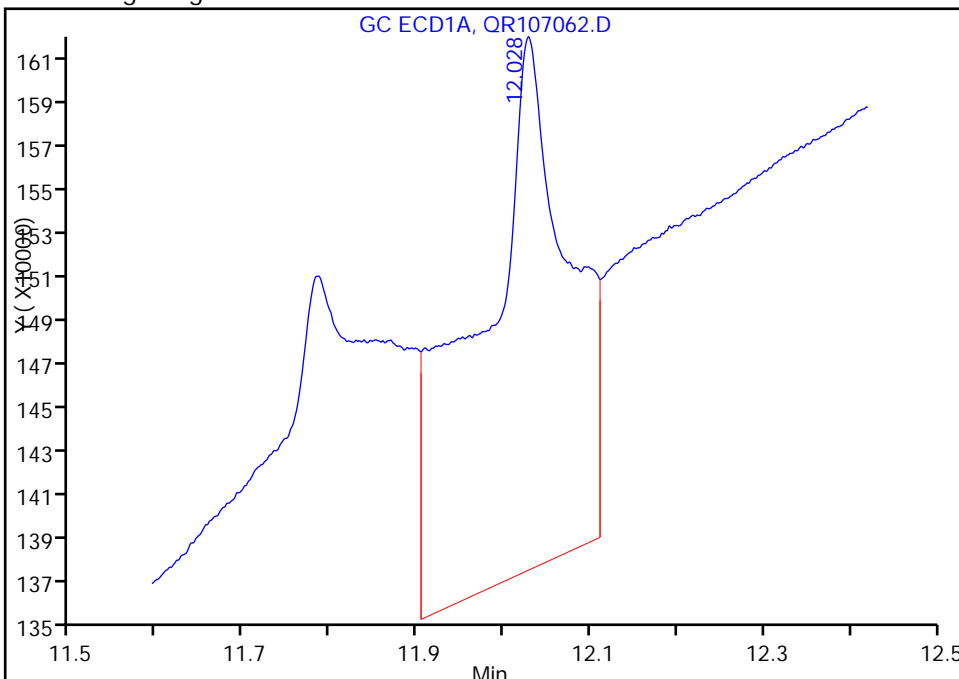
TestAmerica Edison

Data File: \\EDICHROM\ChromData\CPESTGC8\20141105-20205.b\QR107062.D
Injection Date: 05-Nov-2014 10:01:14 Instrument ID: CPESTGC8
Lims ID: 460-85449-A-3-A Lab Sample ID: 460-85449-3
Client ID: PMP-17-SW-WT
Operator ID: ALS Bottle#: 4 Worklist Smp#: 4
Injection Vol: 1.0 ul Dil. Factor: 50.0000
Method: GC8_8082LVI Limit Group: GC 8082A PCB
Column: Detector GC ECD1A

\$ 5 DCB Decachlorobiphenyl, CAS: 2051-24-3

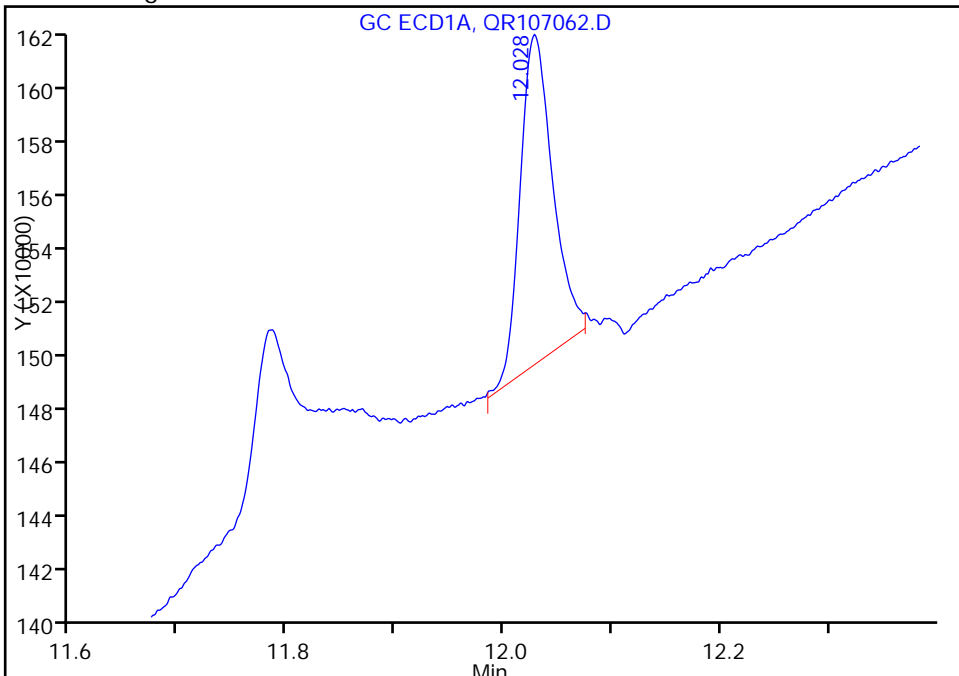
RT: 12.03
Response: 1694346
Amount: 9.846244

Processing Integration Results



RT: 12.03
Response: 245330
Amount: 1.425671

Manual Integration Results



Reviewer: patelji, 05-Nov-2014 10:51:35
Audit Action: Assigned New Baseline
Audit Reason: Peak not integrated

TestAmerica Edison

Data File: \\EDICHROM\ChromData\CPESTGC8\20141105-20205.b\QR107062.D

Injection Date: 05-Nov-2014 10:01:14

Instrument ID: CPESTGC8

Lims ID: 460-85449-A-3-A

Lab Sample ID: 460-85449-3

Client ID: PMP-17-SW-WT

Operator ID:

ALS Bottle#: 4

Worklist Smp#: 4

Injection Vol: 1.0 ul

Dil. Factor: 50.0000

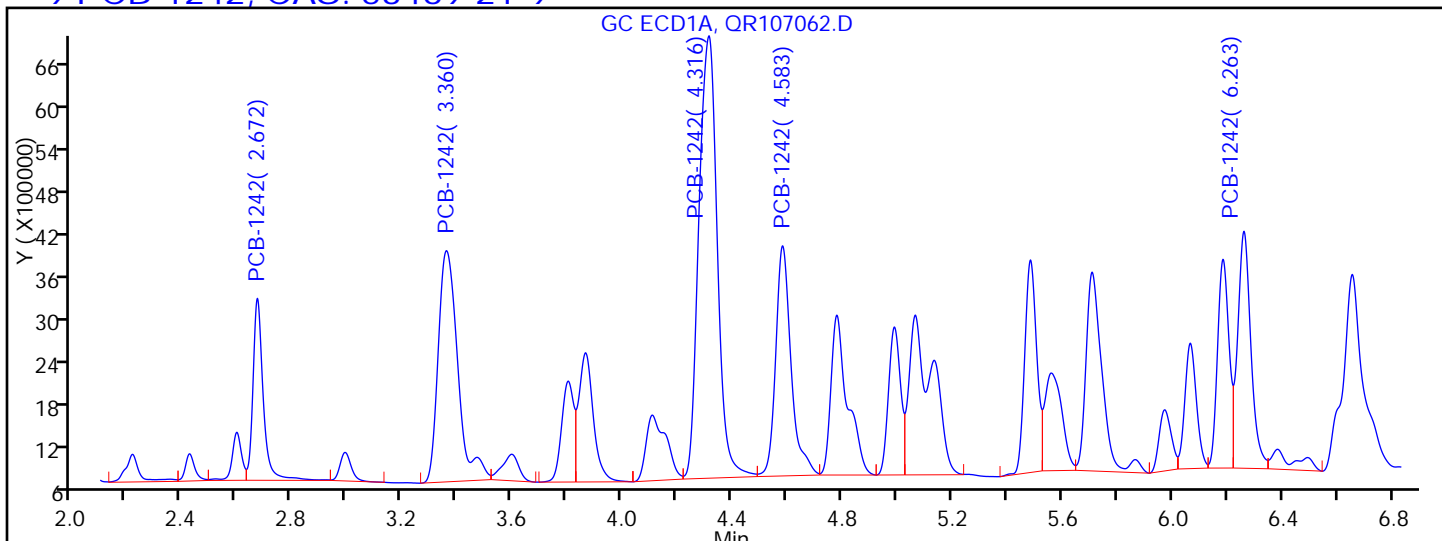
Method: GC8_8082LVI

Limit Group: GC 8082A PCB

Column:

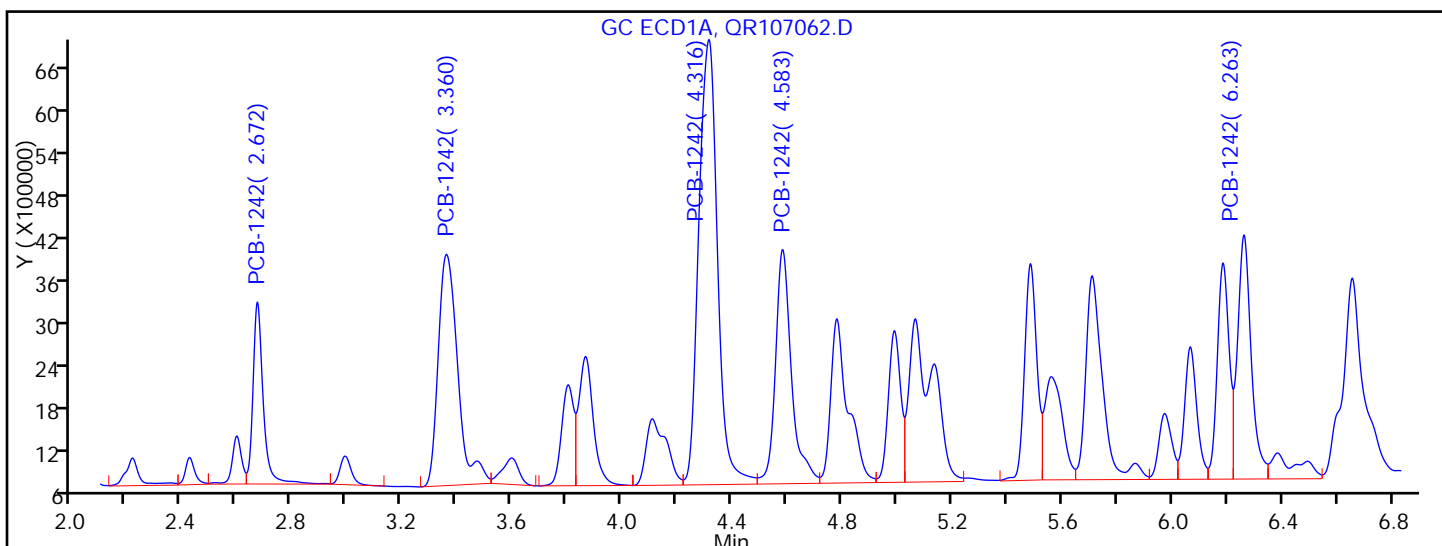
Detector: GC ECD1A

9 PCB-1242, CAS: 53469-21-9



Processing Integration Results

RT = 2.672	Response = 6735344	
RT = 3.360	Response = 16298074	
RT = 4.316	Response = 29391024	M
RT = 4.583	Response = 12791667	M
RT = 6.263	Response = 11311210	M



Manual Integration Results

RT = 2.672	Response = 6735344	
RT = 3.360	Response = 16298074	
RT = 4.316	Response = 30088580	M
RT = 4.583	Response = 13600078	M
RT = 6.263	Response = 12060251	M

Reviewer: patelji, 05-Nov-2014 10:51:35

Audit Action: Assigned New Baseline

Audit Reason: Peak not integrated

TestAmerica Edison

Data File: \\EDICHROM\ChromData\CPESTGC8\20141105-20205.b\QR107062.D

Injection Date: 05-Nov-2014 10:01:14

Instrument ID: CPESTGC8

Lims ID: 460-85449-A-3-A

Lab Sample ID: 460-85449-3

Client ID: PMP-17-SW-WT

Operator ID:

ALS Bottle#: 4

Worklist Smp#: 4

Injection Vol: 1.0 ul

Dil. Factor: 50.0000

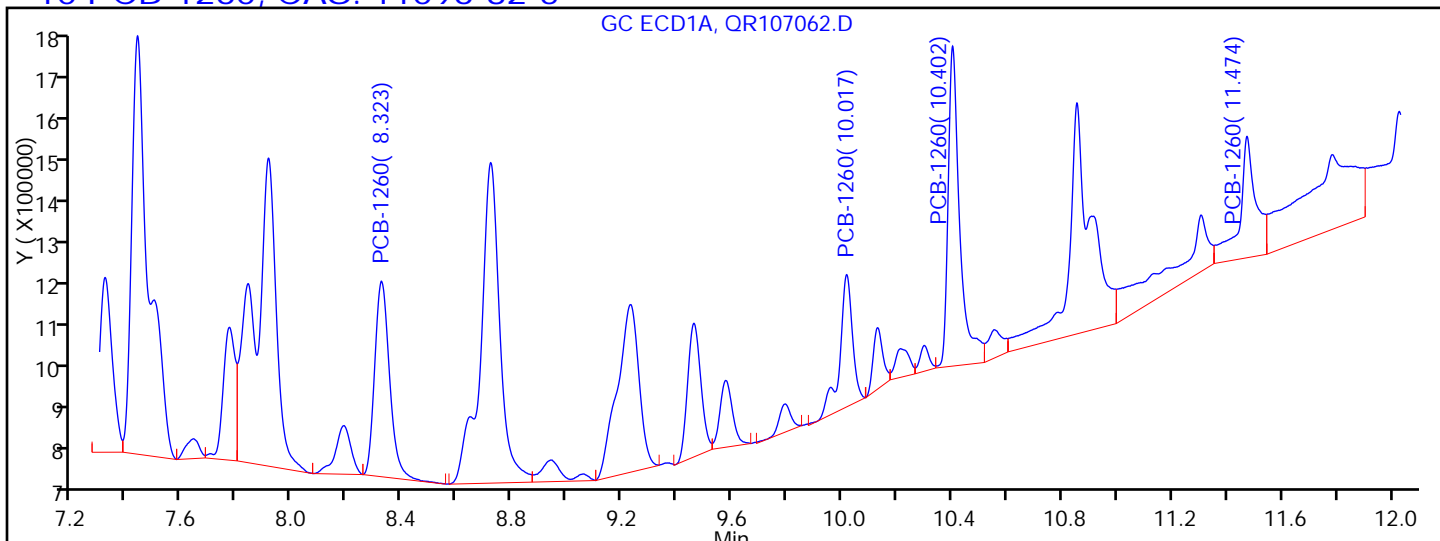
Method: GC8_8082LVI

Limit Group: GC 8082A PCB

Column:

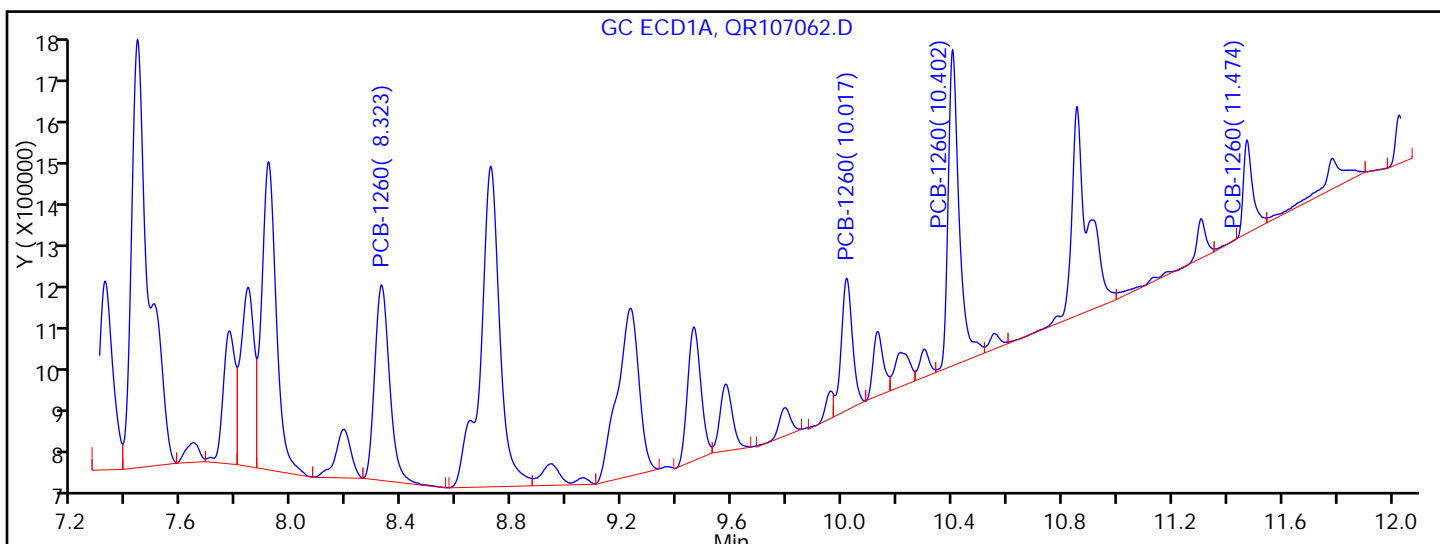
Detector: GC ECD1A

10 PCB-1260, CAS: 11096-82-5



Processing Integration Results

RT = 7.912	Response = 4240858	M
RT = 8.323	Response = 1791947	
RT = 10.017	Response = 1041236	M
RT = 10.402	Response = 2297566	M
RT = 11.474	Response = 1249289	M



Manual Integration Results

RT = 0.000	Response = 0	M
RT = 8.323	Response = 1791947	
RT = 10.017	Response = 916330	M
RT = 10.402	Response = 2138471	M
RT = 11.474	Response = 529198	M

Reviewer: patelji, 05-Nov-2014 10:51:35

Audit Action: Split an Integrated Peak

Audit Reason: Peak not integrated

FORM I
PCBS ORGANICS ANALYSIS DATA SHEET

Lab Name: TestAmerica Edison Job No.: 460-85449-1
 SDG No.: _____
 Client Sample ID: PMP-17-SW-WT Lab Sample ID: 460-85449-3
 Matrix: Solid Lab File ID: QR107062.D
 Analysis Method: 8082A Date Collected: 10/31/2014 08:46
 Extraction Method: 3546 Date Extracted: 11/03/2014 07:48
 Sample wt/vol: 15.0099(g) Date Analyzed: 11/05/2014 10:01
 Con. Extract Vol.: 10(mL) Dilution Factor: 50
 Injection Volume: 1(uL) GC Column: CLP-1 ID: 0.53(mm)
 % Moisture: 4.9 GPC Cleanup: (Y/N) N
 Analysis Batch No.: 260484 Units: ug/Kg

CAS NO.	COMPOUND NAME	RESULT	Q	RL	MDL
12674-11-2	Aroclor 1016	790	U	3500	790
11104-28-2	Aroclor 1221	790	U	3500	790
11141-16-5	Aroclor 1232	790	U	3500	790
12672-29-6	Aroclor 1248	790	U	3500	790
11097-69-1	Aroclor 1254	1000	U	3500	1000
37324-23-5	Aroclor 1262	1000	U	3500	1000
11100-14-4	Aroclor 1268	1000	U	3500	1000

CAS NO.	SURROGATE	%REC	Q	LIMITS
2051-24-3	DCB Decachlorobiphenyl	149	D	53-150

TestAmerica Edison
Target Compound Quantitation Report

Data File: \\EDICHROM\ChromData\CPESTGC8\20141105-20205.b\QR107062.D
 Lims ID: 460-85449-A-3-A Lab Sample ID: 460-85449-3
 Client ID: PMP-17-SW-WT
 Sample Type: Client
 Inject. Date: 05-Nov-2014 10:01:14 ALS Bottle#: 4 Worklist Smp#: 4
 Injection Vol: 1.0 ul Dil. Factor: 50.0000
 Sample Info: 460-0020205-004
 Operator ID: Instrument ID: CPESTGC8
 Method: \\EDICHROM\ChromData\CPESTGC8\20141105-20205.b\GC8_8082LVI.m
 Limit Group: GC 8082A PCB
 Last Update: 05-Nov-2014 13:20:30 Calib Date: 10-Oct-2014 13:33:58
 Integrator: Falcon
 Quant Method: External Standard Quant By: Initial Calibration
 Last ICal File: \\EDICHROM\ChromData\CPESTGC8\20141010-19190.b\QR106303.D

Column 1 : Det: GC ECD1A
 Column 2 : Det: GC ECD2B
 Process Host: XAWRK030

First Level Reviewer: patelji Date: 05-Nov-2014 10:11:01

Col	RT (min.)	Exp RT (min.)	Dlt RT (min.)	Response	OnCol Amt ug/l	Flags
-----	-----------	---------------	---------------	----------	----------------	-------

9 PCB-1242						M
1	2.672	2.671	0.001	6735344	1511.4	
1	3.360	3.360	0.000	16298074	2147.3	
1	4.316	4.317	-0.001	30088580	2187.1	M
1	4.583	4.586	-0.003	13600078	2100.2	M
1	6.263	6.267	-0.004	12060251	2091.3	M
Average of Peak Amounts =					2007.5	
2	1.952	1.944	0.008	5278592	1343.2	
2	2.315	2.307	0.008	11761559	1811.4	
2	2.837	2.828	0.009	23792948	2039.5	
2	3.031	3.021	0.010	9635312	2006.3	
2	3.818	3.809	0.009	10578344	2226.7	
Average of Peak Amounts =					1885.4	
RPD = 6.27						

10 PCB-1260						M
1	0.000	7.868	-7.868	0	0	
1	8.323	8.354	-0.031	1791947	128.7	
1	10.017	10.037	-0.020	916330	98.9	M
1	10.402	10.419	-0.017	2138471	107.6	M
1	11.474	11.464	0.010	529198	79.0	M
Average of Peak Amounts =					103.6	
2	6.033	6.048	-0.015	1258135	128.4	
2	7.655	7.672	-0.017	775800	90.7	M
2	8.337	8.357	-0.020	1928396	92.9	M
2	9.026	9.050	-0.024	834033	94.8	
2	0.000	10.222	-10.222	0	0	
Average of Peak Amounts =					101.7	
RPD = 1.82						

Data File: \\EDICHROM\ChromData\CPESTGC8\20141105-20205.b\QR107062.D

Col	RT (min.)	Exp RT (min.)	Dlt RT (min.)	Response	OnCol Amt ug/l	Flags
-----	--------------	------------------	------------------	----------	-------------------	-------

\$ 5 DCB Decachlorobiphenyl M
1 12.028 12.031 -0.003 245330 1.43 M
2 10.792 10.794 -0.002 238609 1.49 M
RPD = 4.65

QC Flag Legend

Review Flags

M - Manually Integrated

TestAmerica Edison

Data File: \\EDICHROM\ChromData\CPESTGC8\20141105-20205.b\QR107062.D

Injection Date: 05-Nov-2014 10:01:14

Instrument ID: CPESTGC8

Operator ID:

Lims ID: 460-85449-A-3-A

Lab Sample ID: 460-85449-3

Worklist Smp#: 4

Client ID: PMP-17-SW-WT

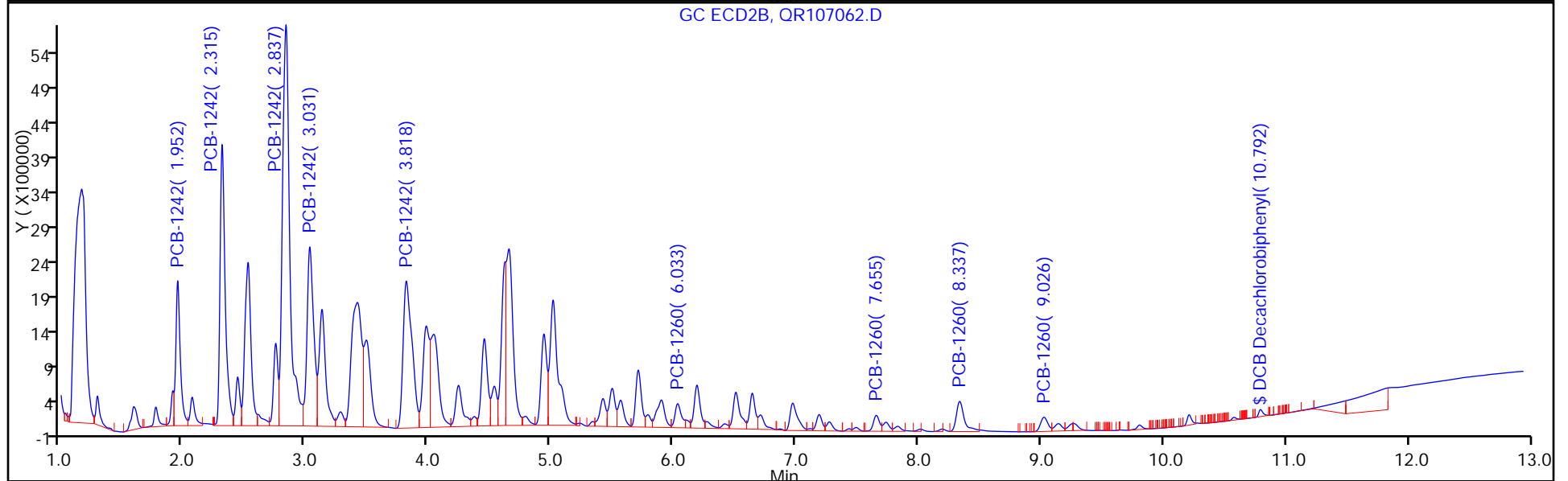
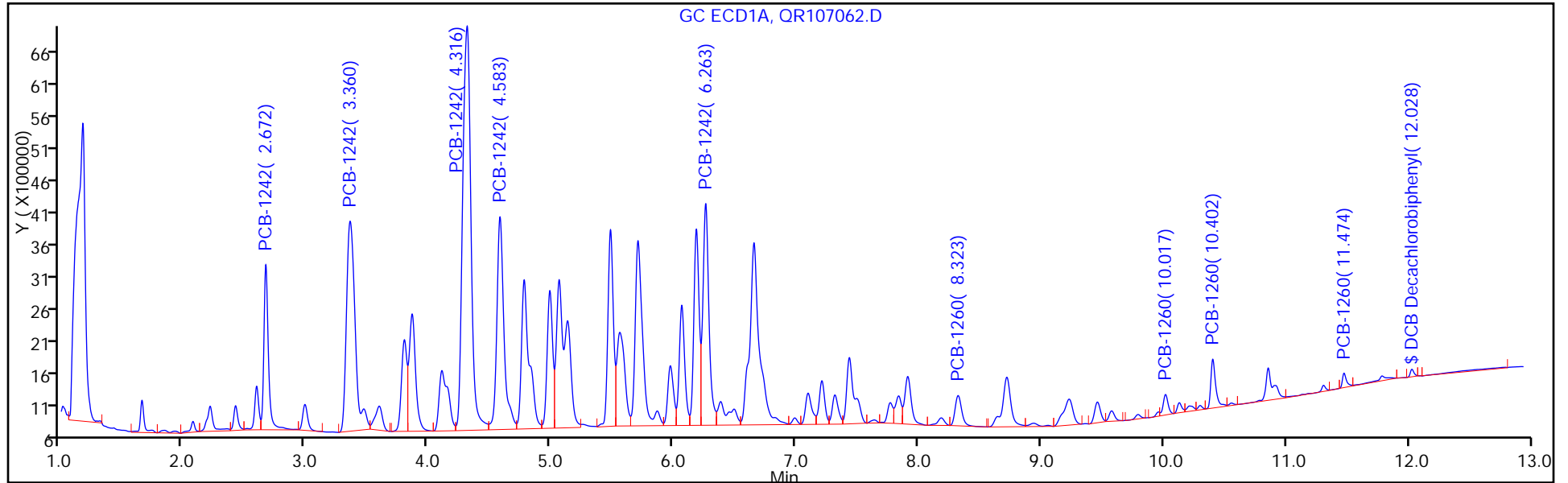
Injection Vol: 1.0 ul

Dil. Factor: 50.0000

ALS Bottle#: 4

Method: GC8_8082LVI

Limit Group: GC 8082A PCB



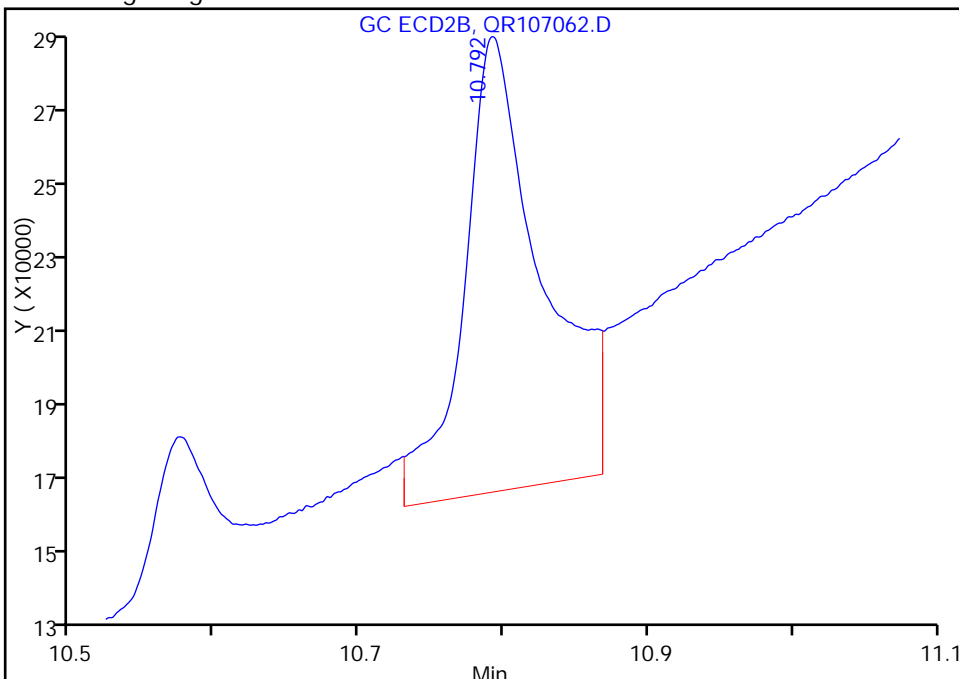
TestAmerica Edison

Data File: \\EDICHROM\ChromData\CPESTGC8\20141105-20205.b\QR107062.D
Injection Date: 05-Nov-2014 10:01:14 Instrument ID: CPESTGC8
Lims ID: 460-85449-A-3-A Lab Sample ID: 460-85449-3
Client ID: PMP-17-SW-WT
Operator ID: ALS Bottle#: 4 Worklist Smp#: 4
Injection Vol: 1.0 ul Dil. Factor: 50.0000
Method: GC8_8082LVI Limit Group: GC 8082A PCB
Column: Detector GC ECD2B

\$ 5 DCB Decachlorobiphenyl, CAS: 2051-24-3

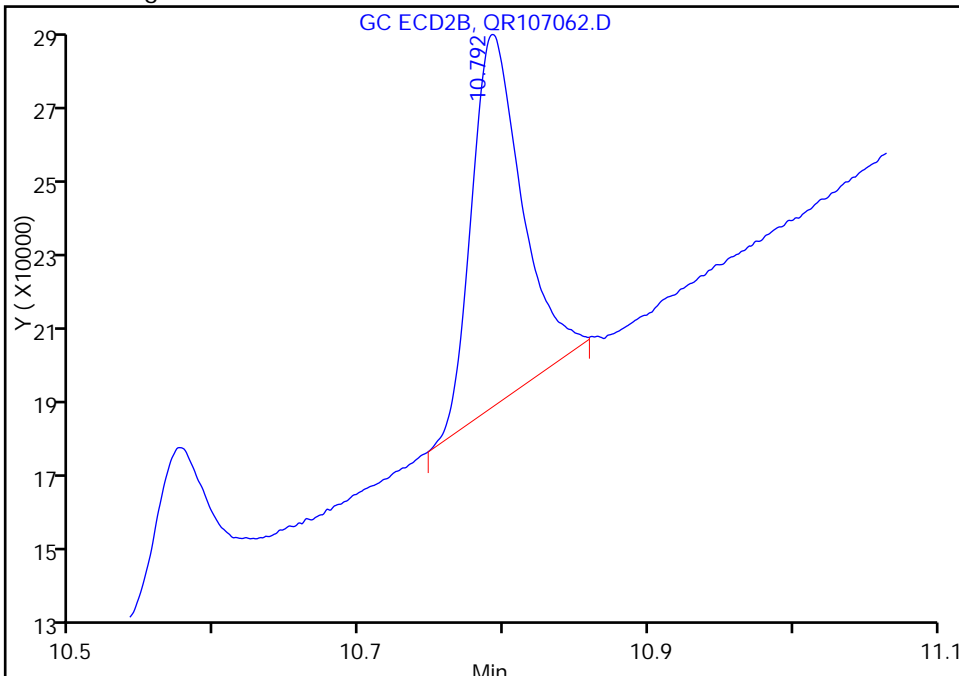
RT: 10.79
Response: 463997
Amount: 2.904426

Processing Integration Results



RT: 10.79
Response: 238609
Amount: 1.493592

Manual Integration Results



Reviewer: patelji, 05-Nov-2014 10:51:35
Audit Action: Assigned New Baseline
Audit Reason: Peak not integrated

TestAmerica Edison

Data File: \\EDICHROM\ChromData\CPESTGC8\20141105-20205.b\QR107062.D

Injection Date: 05-Nov-2014 10:01:14

Instrument ID: CPESTGC8

Lims ID: 460-85449-A-3-A

Lab Sample ID: 460-85449-3

Client ID: PMP-17-SW-WT

Operator ID:

ALS Bottle#: 4 Worklist Smp#: 4

Injection Vol: 1.0 ul

Dil. Factor: 50.0000

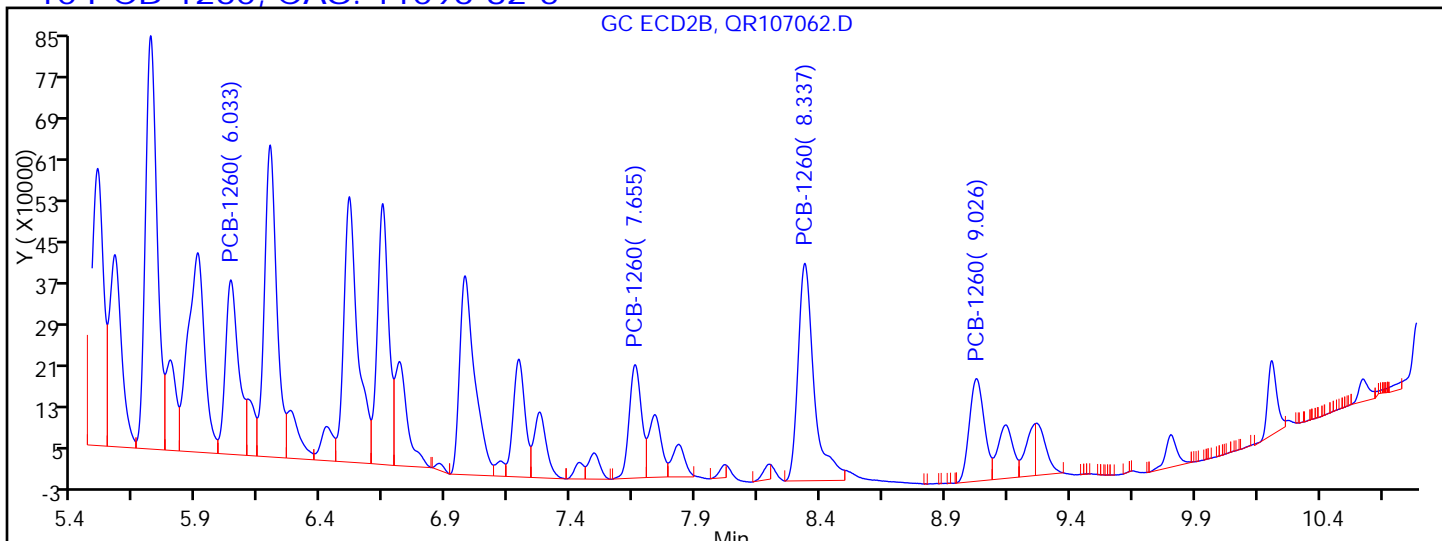
Method: GC8_8082LVI

Limit Group: GC 8082A PCB

Column:

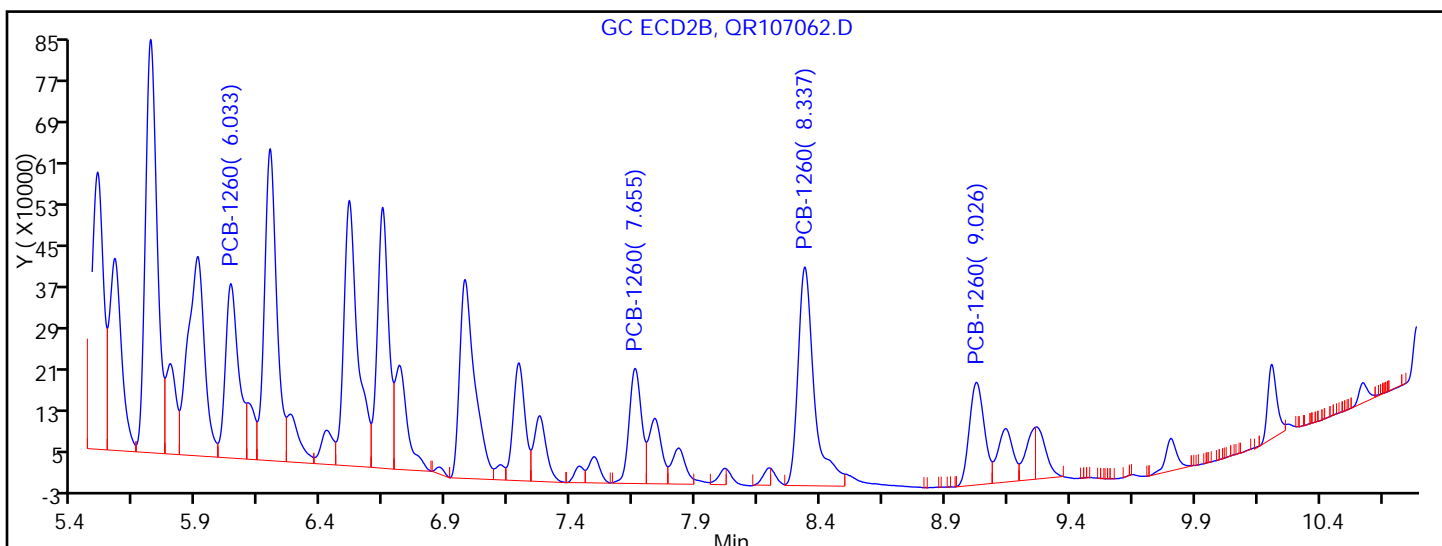
Detector: GC ECD2B

10 PCB-1260, CAS: 11096-82-5



Processing Integration Results

RT = 6.033	Response = 1258135	
RT = 7.655	Response = 753131	M
RT = 8.337	Response = 1888037	M
RT = 9.026	Response = 834033	
RT = 10.209	Response = 367973	M



Manual Integration Results

RT = 6.033	Response = 1258135	
RT = 7.655	Response = 775800	M
RT = 8.337	Response = 1928396	M
RT = 9.026	Response = 834033	
RT = 0.000	Response = 0	M

Reviewer: patelji, 05-Nov-2014 10:51:35

Audit Action: Split an Integrated Peak

Audit Reason: Peak not integrated

FORM I
PCBS ORGANICS ANALYSIS DATA SHEET

Lab Name: TestAmerica Edison Job No.: 460-85449-1
 SDG No.: _____
 Client Sample ID: PMP-18-SW-VD Lab Sample ID: 460-85449-4
 Matrix: Solid Lab File ID: OR223698.D
 Analysis Method: 8082A Date Collected: 10/31/2014 09:05
 Extraction Method: 3546 Date Extracted: 11/03/2014 07:48
 Sample wt/vol: 15.0411(g) Date Analyzed: 11/05/2014 03:43
 Con. Extract Vol.: 10(mL) Dilution Factor: 1
 Injection Volume: 1(uL) GC Column: CLP-2 ID: 0.53(mm)
 % Moisture: 4.5 GPC Cleanup: (Y/N) N
 Analysis Batch No.: 260367 Units: ug/Kg

CAS NO.	SURROGATE	%REC	Q	LIMITS
2051-24-3	DCB Decachlorobiphenyl	112		53-150

TestAmerica Edison
Target Compound Quantitation Report

Data File: \\EDICHROM\ChromData\CPESTGC7\20141104-20160.b\OR223698.D
 Lims ID: 460-85449-A-4-D Lab Sample ID: 460-85449-4
 Client ID: PMP-18-SW-VD
 Sample Type: Client
 Inject. Date: 05-Nov-2014 03:43:30 ALS Bottle#: 61 Worklist Smp#: 61
 Injection Vol: 1.0 ul Dil. Factor: 1.0000
 Sample Info: 460-0020160-061
 Operator ID: Instrument ID: CPESTGC7
 Method: \\EDICHROM\ChromData\CPESTGC7\20141104-20160.b\8082GC7.m
 Limit Group: GC 8082A PCB
 Last Update: 05-Nov-2014 12:53:47 Calib Date: 07-Oct-2014 15:20:30
 Integrator: Falcon
 Quant Method: External Standard Quant By: Initial Calibration
 Last ICal File: \\EDICHROM\ChromData\CPESTGC7\20141007-19026.b\OR222720.D
 Column 1 : Det: GC ECD1A
 Column 2 : Det: GC ECD2B
 Process Host: XAWRK030

First Level Reviewer: patelji Date: 05-Nov-2014 12:37:55

Col	RT (min.)	Exp RT (min.)	Dlt RT (min.)	Response	OnCol Amt ug/l	Flags
-----	-----------	---------------	---------------	----------	----------------	-------

\$ 5 DCB Decachlorobiphenyl

1	10.468	10.495	-0.027	232019	56.1
2	9.410	9.422	-0.012	405504	63.3

RPD = 12.17

TestAmerica Edison

Data File: \\EDICHROM\ChromData\CPESTGC7\20141104-20160.b\OR223698.D

Injection Date: 05-Nov-2014 03:43:30

Instrument ID: CPESTGC7

Operator ID:

Lims ID: 460-85449-A-4-D

Lab Sample ID: 460-85449-4

Worklist Smp#: 61

Client ID: PMP-18-SW-VD

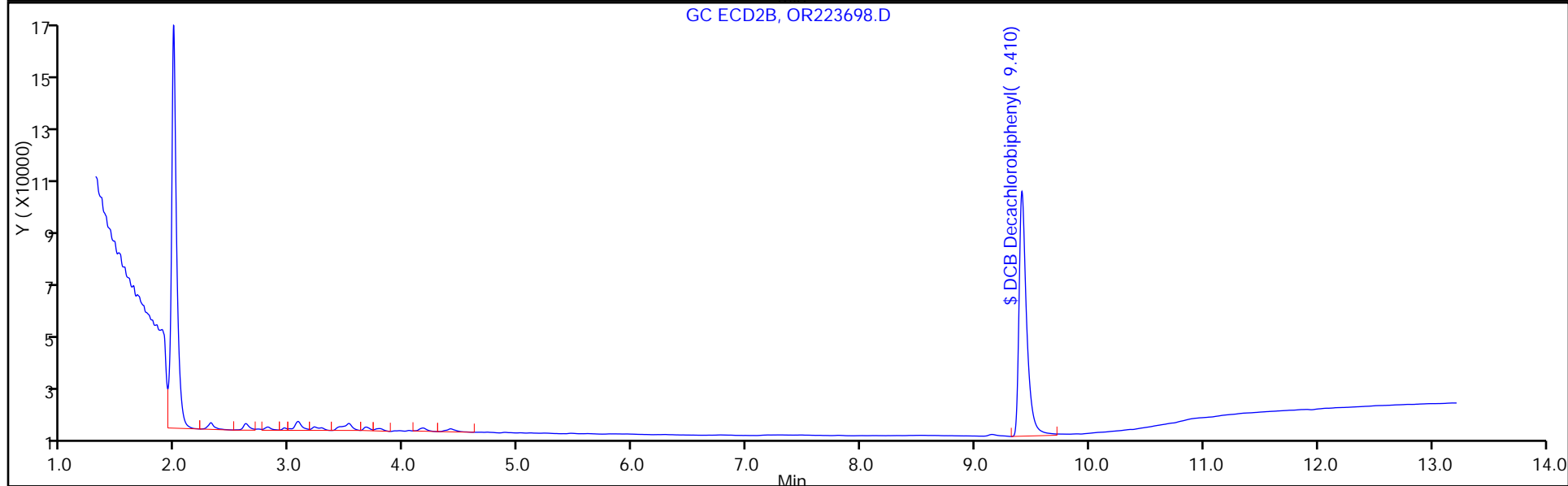
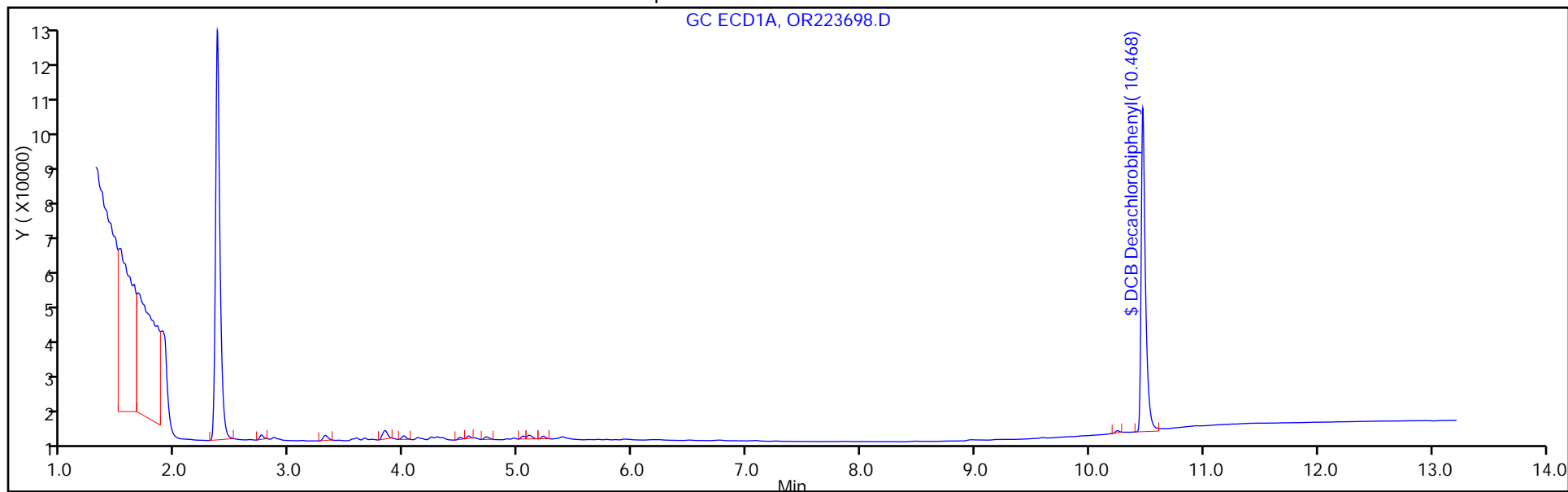
Injection Vol: 1.0 ul

Dil. Factor: 1.0000

ALS Bottle#: 61

Method: 8082GC7

Limit Group: GC 8082A PCB



FORM I
PCBS ORGANICS ANALYSIS DATA SHEET

Lab Name: TestAmerica Edison Job No.: 460-85449-1
 SDG No.: _____
 Client Sample ID: PMP-18-SW-VD Lab Sample ID: 460-85449-4
 Matrix: Solid Lab File ID: OR223698.D
 Analysis Method: 8082A Date Collected: 10/31/2014 09:05
 Extraction Method: 3546 Date Extracted: 11/03/2014 07:48
 Sample wt/vol: 15.0411(g) Date Analyzed: 11/05/2014 03:43
 Con. Extract Vol.: 10(mL) Dilution Factor: 1
 Injection Volume: 1(uL) GC Column: CLP-1 ID: 0.53(mm)
 % Moisture: 4.5 GPC Cleanup: (Y/N) N
 Analysis Batch No.: 260367 Units: ug/Kg

CAS NO.	COMPOUND NAME	RESULT	Q	RL	MDL
12674-11-2	Aroclor 1016	16	U	70	16
11104-28-2	Aroclor 1221	16	U	70	16
11141-16-5	Aroclor 1232	16	U	70	16
53469-21-9	Aroclor 1242	16	U	70	16
12672-29-6	Aroclor 1248	16	U	70	16
11097-69-1	Aroclor 1254	20	U	70	20
11096-82-5	Aroclor 1260	20	U	70	20
37324-23-5	Aroclor 1262	20	U	70	20
11100-14-4	Aroclor 1268	20	U	70	20

CAS NO.	SURROGATE	%REC	Q	LIMITS
2051-24-3	DCB Decachlorobiphenyl	127		53-150

TestAmerica Edison
Target Compound Quantitation Report

Data File: \\EDICHROM\ChromData\CPESTGC7\20141104-20160.b\OR223698.D
 Lims ID: 460-85449-A-4-D Lab Sample ID: 460-85449-4
 Client ID: PMP-18-SW-VD
 Sample Type: Client
 Inject. Date: 05-Nov-2014 03:43:30 ALS Bottle#: 61 Worklist Smp#: 61
 Injection Vol: 1.0 ul Dil. Factor: 1.0000
 Sample Info: 460-0020160-061
 Operator ID: Instrument ID: CPESTGC7
 Method: \\EDICHROM\ChromData\CPESTGC7\20141104-20160.b\8082GC7.m
 Limit Group: GC 8082A PCB
 Last Update: 05-Nov-2014 12:53:47 Calib Date: 07-Oct-2014 15:20:30
 Integrator: Falcon
 Quant Method: External Standard Quant By: Initial Calibration
 Last ICal File: \\EDICHROM\ChromData\CPESTGC7\20141007-19026.b\OR222720.D

Column 1 : Det: GC ECD1A
 Column 2 : Det: GC ECD2B
 Process Host: XAWRK030

First Level Reviewer: patelji Date: 05-Nov-2014 12:37:55

Col	RT (min.)	Exp RT (min.)	Dlt RT (min.)	Response	OnCol Amt ug/l	Flags
-----	-----------	---------------	---------------	----------	----------------	-------

\$ 5 DCB Decachlorobiphenyl

1	10.468	10.495	-0.027	232019	56.1
2	9.410	9.422	-0.012	405504	63.3

RPD = 12.17

TestAmerica Edison

Data File: \\EDICHROM\ChromData\CPESTGC7\20141104-20160.b\OR223698.D

Injection Date: 05-Nov-2014 03:43:30

Instrument ID: CPESTGC7

Operator ID:

Lims ID: 460-85449-A-4-D

Lab Sample ID: 460-85449-4

Worklist Smp#: 61

Client ID: PMP-18-SW-VD

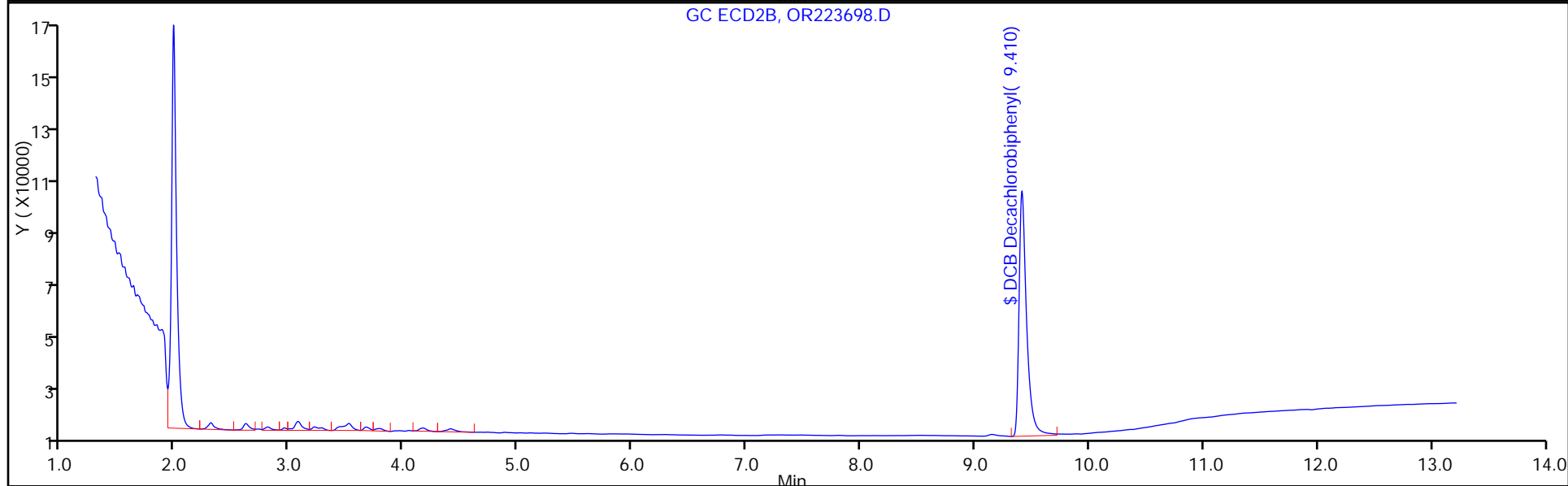
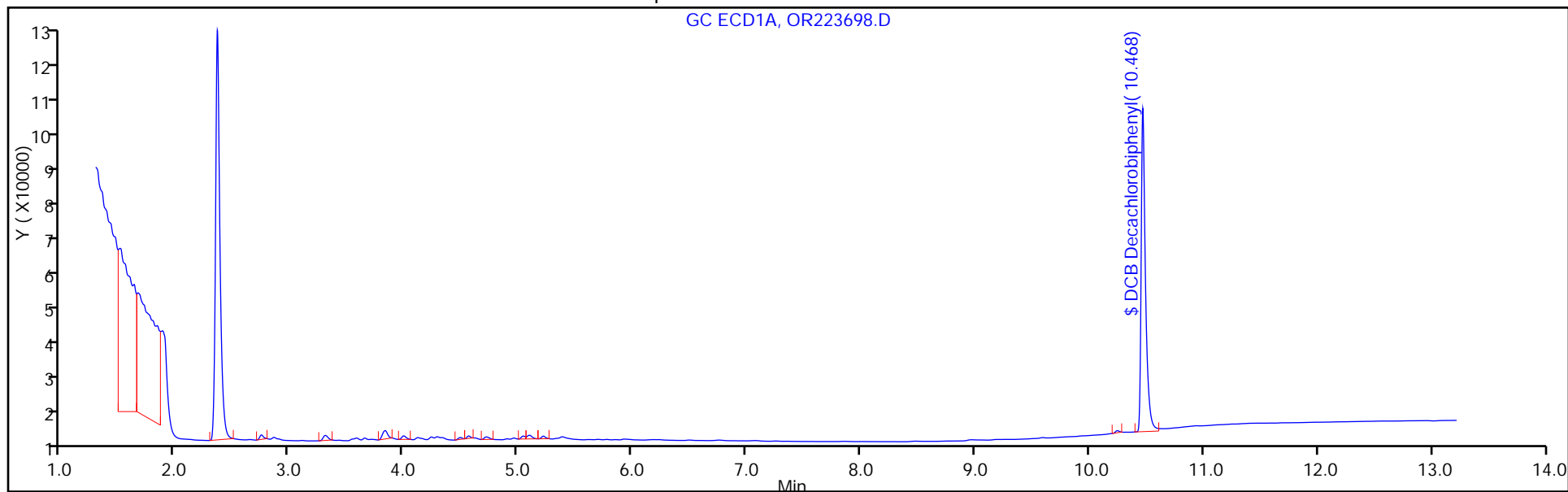
Injection Vol: 1.0 ul

Dil. Factor: 1.0000

ALS Bottle#: 61

Method: 8082GC7

Limit Group: GC 8082A PCB



FORM I
PCBS ORGANICS ANALYSIS DATA SHEET

Lab Name: TestAmerica Edison Job No.: 460-85449-1
 SDG No.: _____
 Client Sample ID: PMP-18-SW-WT Lab Sample ID: 460-85449-5
 Matrix: Solid Lab File ID: QR107063.D
 Analysis Method: 8082A Date Collected: 10/31/2014 09:07
 Extraction Method: 3546 Date Extracted: 11/03/2014 07:48
 Sample wt/vol: 15.0214(g) Date Analyzed: 11/05/2014 10:16
 Con. Extract Vol.: 10(mL) Dilution Factor: 5
 Injection Volume: 1(uL) GC Column: CLP-2 ID: 0.53(mm)
 % Moisture: 5.9 GPC Cleanup: (Y/N) N
 Analysis Batch No.: 260484 Units: ug/Kg

CAS NO.	COMPOUND NAME	RESULT	Q	RL	MDL
53469-21-9	Aroclor 1242	5400		360	80

CAS NO.	SURROGATE	%REC	Q	LIMITS
2051-24-3	DCB Decachlorobiphenyl	132	D	53-150

TestAmerica Edison
Target Compound Quantitation Report

Data File: \\EDICHROM\ChromData\CPESTGC8\20141105-20205.b\QR107063.D
 Lims ID: 460-85449-A-5-A Lab Sample ID: 460-85449-5
 Client ID: PMP-18-SW-WT
 Sample Type: Client
 Inject. Date: 05-Nov-2014 10:16:40 ALS Bottle#: 5 Worklist Smp#: 5
 Injection Vol: 1.0 ul Dil. Factor: 5.0000
 Sample Info: 460-0020205-005
 Operator ID: Instrument ID: CPESTGC8
 Method: \\EDICHROM\ChromData\CPESTGC8\20141105-20205.b\GC8_8082LVI.m
 Limit Group: GC 8082A PCB
 Last Update: 05-Nov-2014 13:20:30 Calib Date: 10-Oct-2014 13:33:58
 Integrator: Falcon
 Quant Method: External Standard Quant By: Initial Calibration
 Last ICal File: \\EDICHROM\ChromData\CPESTGC8\20141010-19190.b\QR106303.D

Column 1 : Det: GC ECD1A
 Column 2 : Det: GC ECD2B
 Process Host: XAWRK030

First Level Reviewer: patelji Date: 05-Nov-2014 10:10:57

Col	RT (min.)	Exp RT (min.)	Dlt RT (min.)	Response	OnCol Amt ug/l	Flags
-----	-----------	---------------	---------------	----------	----------------	-------

9 PCB-1242						M
1	2.673	2.671	0.002	5183656	1163.2	M
1	3.361	3.360	0.001	11451292	1508.7	M
1	4.315	4.317	-0.002	22893010	1664.1	M
1	4.583	4.586	-0.003	10269582	1585.9	M
1	6.263	6.267	-0.004	9645468	1672.6	M
Average of Peak Amounts =					1518.9	
2	1.953	1.944	0.009	4677833	1190.3	M
2	2.317	2.307	0.010	9388265	1445.9	M
2	2.838	2.828	0.010	17310479	1483.8	M
2	3.032	3.021	0.011	7676287	1598.4	M
2	3.819	3.809	0.010	8094453	1703.9	
Average of Peak Amounts =					1484.5	
						RPD = 2.29
\$ 5 DCB Decachlorobiphenyl						M
1	12.029	12.031	-0.002	2277968	13.2	M
2	10.793	10.794	-0.001	2149353	13.5	M
						RPD = 1.62

QC Flag Legend

Review Flags

M - Manually Integrated

TestAmerica Edison

Data File: \\EDICHROM\ChromData\CPESTGC8\20141105-20205.b\QR107063.D

Injection Date: 05-Nov-2014 10:16:40

Instrument ID: CPESTGC8

Operator ID:

Lims ID: 460-85449-A-5-A

Lab Sample ID: 460-85449-5

Worklist Smp#: 5

Client ID: PMP-18-SW-WT

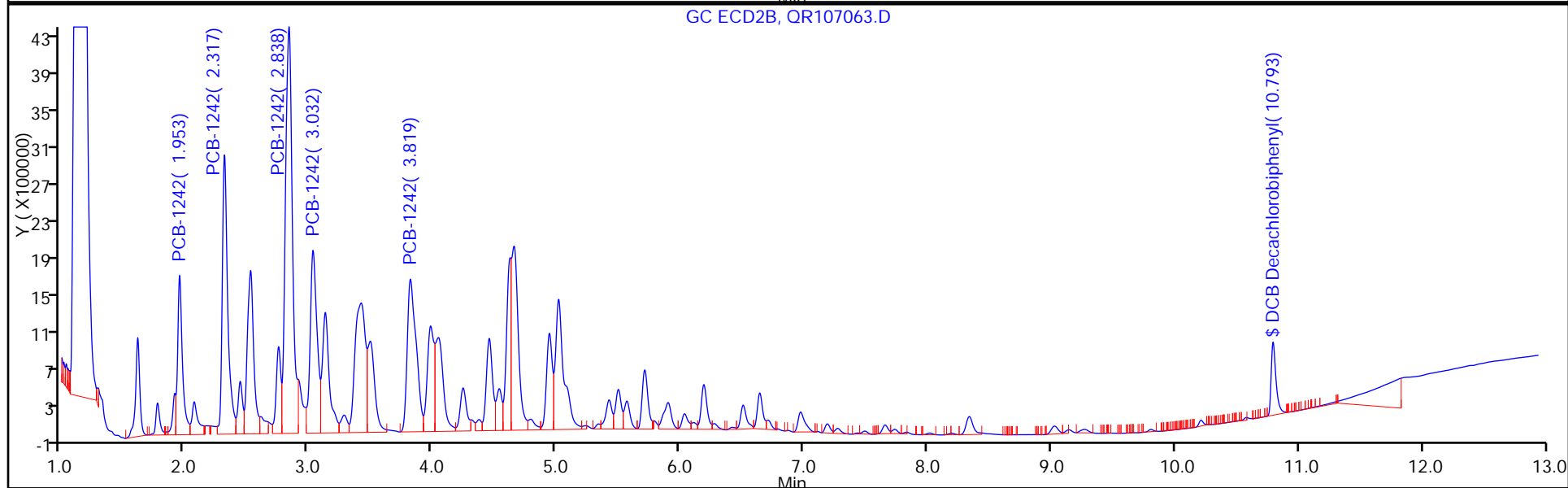
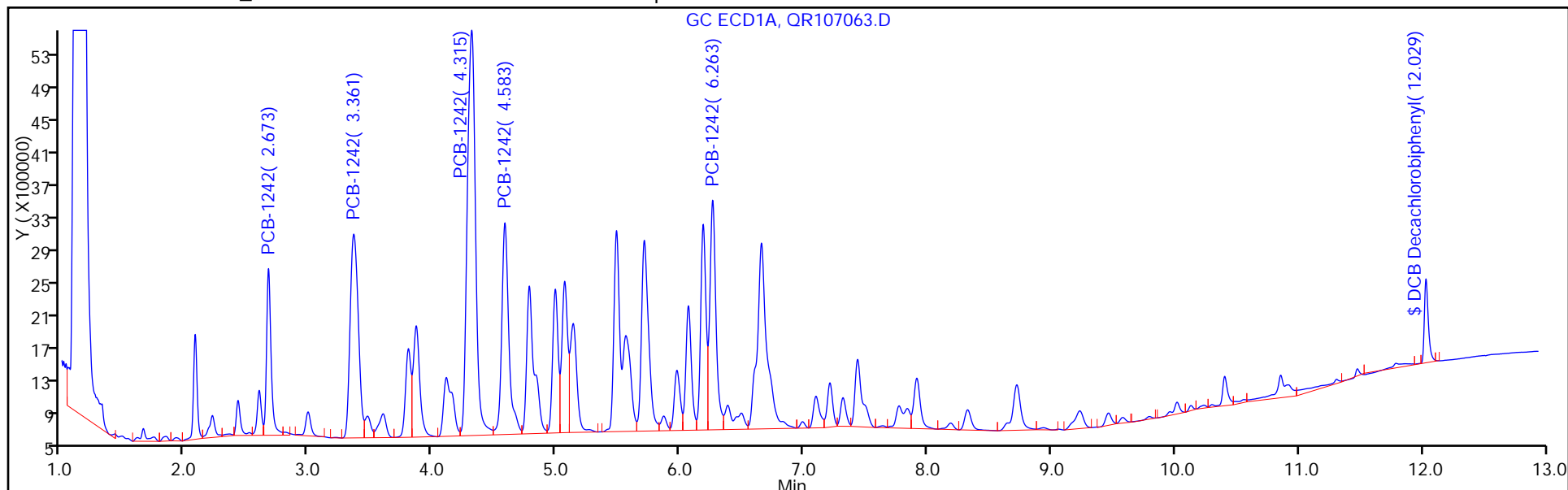
Injection Vol: 1.0 ul

Dil. Factor: 5.0000

ALS Bottle#: 5

Method: GC8_8082LVI

Limit Group: GC 8082A PCB



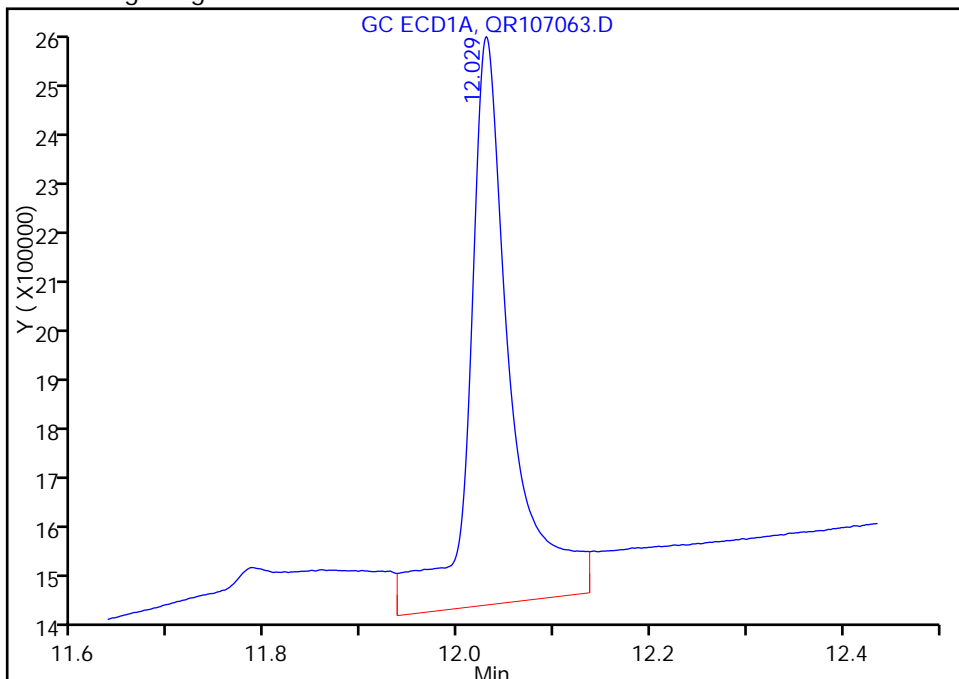
TestAmerica Edison

Data File: \\EDICHROM\ChromData\CPESTGC8\20141105-20205.b\QR107063.D
Injection Date: 05-Nov-2014 10:16:40 Instrument ID: CPESTGC8
Lims ID: 460-85449-A-5-A Lab Sample ID: 460-85449-5
Client ID: PMP-18-SW-WT
Operator ID: ALS Bottle#: 5 Worklist Smp#: 5
Injection Vol: 1.0 ul Dil. Factor: 5.0000
Method: GC8_8082LVI Limit Group: GC 8082A PCB
Column: Detector GC ECD1A

\$ 5 DCB Decachlorobiphenyl, CAS: 2051-24-3

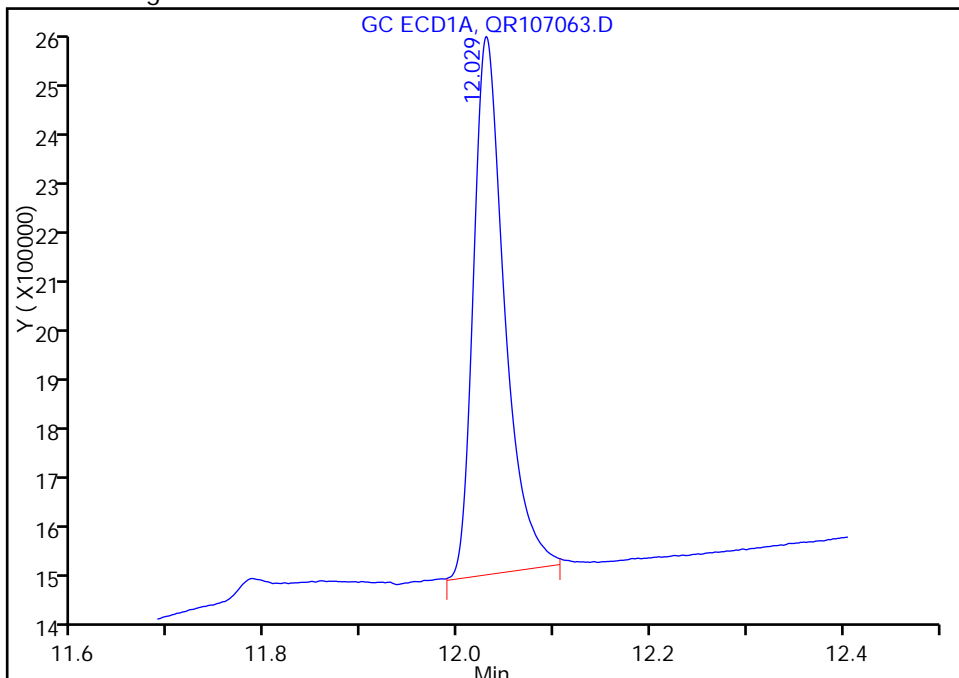
Processing Integration Results

RT: 12.03
Response: 3248025
Amount: 18.875040



Manual Integration Results

RT: 12.03
Response: 2277968
Amount: 13.237809



Reviewer: patelji, 05-Nov-2014 10:52:52
Audit Action: Assigned New Baseline
Audit Reason: Sample matrix interference

TestAmerica Edison

Data File: \\EDICHROM\ChromData\CPESTGC8\20141105-20205.b\QR107063.D

Injection Date: 05-Nov-2014 10:16:40

Instrument ID: CPESTGC8

Lims ID: 460-85449-A-5-A

Lab Sample ID: 460-85449-5

Client ID: PMP-18-SW-WT

Operator ID:

ALS Bottle#: 5

Worklist Smp#: 5

Injection Vol: 1.0 ul

Dil. Factor: 5.0000

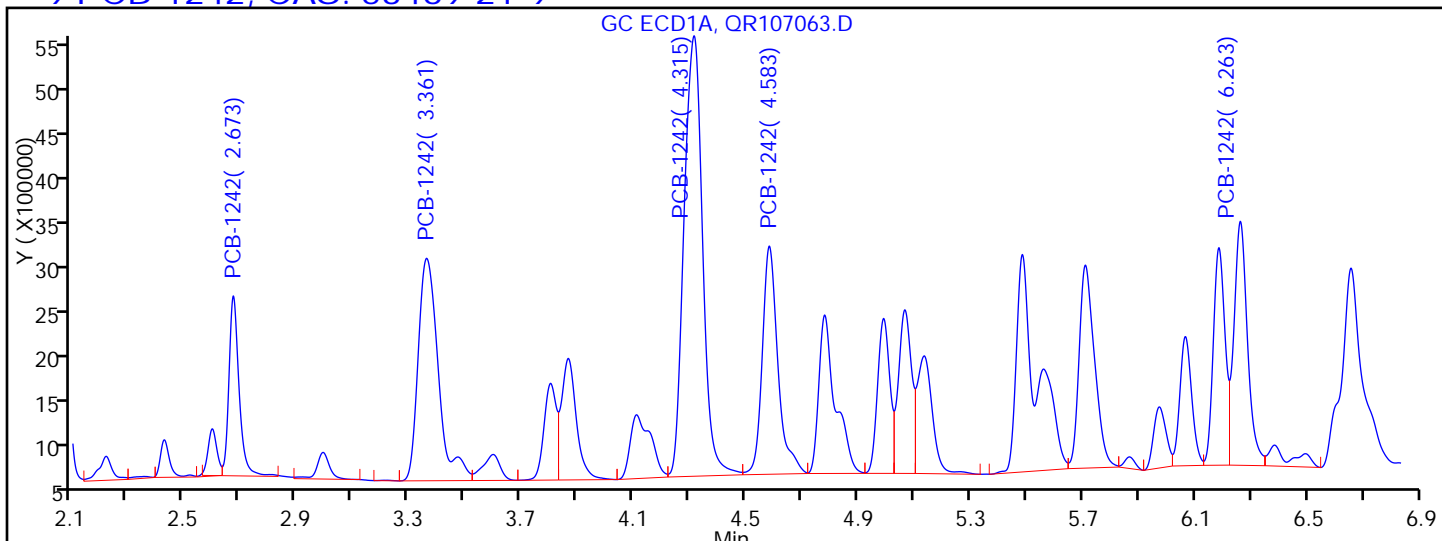
Method: GC8_8082LVI

Limit Group: GC 8082A PCB

Column:

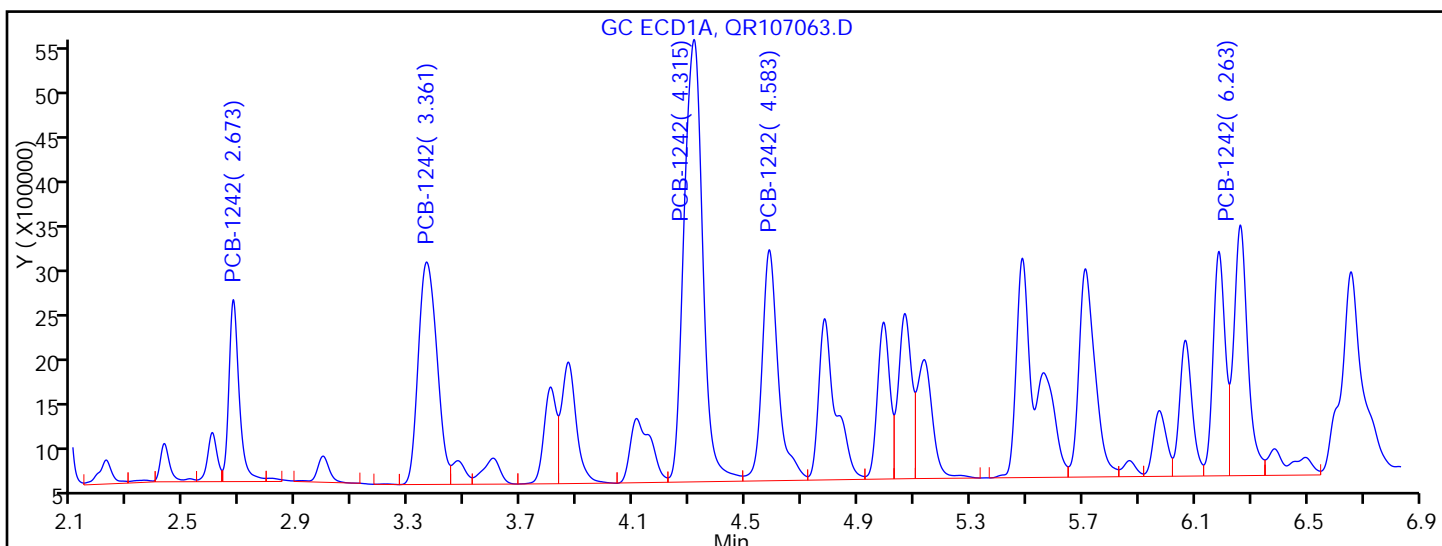
Detector: GC ECD1A

9 PCB-1242, CAS: 53469-21-9



Processing Integration Results

RT = 2.673	Response = 6198240	M
RT = 3.361	Response = 12321462	M
RT = 4.315	Response = 22521250	M
RT = 4.583	Response = 9836667	M
RT = 6.263	Response = 9101700	M



Manual Integration Results

RT = 2.673	Response = 5183656	M
RT = 3.361	Response = 11451292	M
RT = 4.315	Response = 22893010	M
RT = 4.583	Response = 10269582	M
RT = 6.263	Response = 9645468	M

Reviewer: patelji, 05-Nov-2014 10:52:52

Audit Action: Assigned New Baseline

Audit Reason: Sample matrix interference

FORM I
PCBS ORGANICS ANALYSIS DATA SHEET

Lab Name: TestAmerica Edison Job No.: 460-85449-1
 SDG No.: _____
 Client Sample ID: PMP-18-SW-WT Lab Sample ID: 460-85449-5
 Matrix: Solid Lab File ID: QR107063.D
 Analysis Method: 8082A Date Collected: 10/31/2014 09:07
 Extraction Method: 3546 Date Extracted: 11/03/2014 07:48
 Sample wt/vol: 15.0214(g) Date Analyzed: 11/05/2014 10:16
 Con. Extract Vol.: 10(mL) Dilution Factor: 5
 Injection Volume: 1(uL) GC Column: CLP-1 ID: 0.53(mm)
 % Moisture: 5.9 GPC Cleanup: (Y/N) N
 Analysis Batch No.: 260484 Units: ug/Kg

CAS NO.	COMPOUND NAME	RESULT	Q	RL	MDL
12674-11-2	Aroclor 1016	80	U	360	80
11104-28-2	Aroclor 1221	80	U	360	80
11141-16-5	Aroclor 1232	80	U	360	80
12672-29-6	Aroclor 1248	80	U	360	80
11097-69-1	Aroclor 1254	100	U	360	100
11096-82-5	Aroclor 1260	100	U	360	100
37324-23-5	Aroclor 1262	100	U	360	100
11100-14-4	Aroclor 1268	100	U	360	100

CAS NO.	SURROGATE	%REC	Q	LIMITS
2051-24-3	DCB Decachlorobiphenyl	135	D	53-150

TestAmerica Edison
Target Compound Quantitation Report

Data File: \\EDICHROM\ChromData\CPESTGC8\20141105-20205.b\QR107063.D
 Lims ID: 460-85449-A-5-A Lab Sample ID: 460-85449-5
 Client ID: PMP-18-SW-WT
 Sample Type: Client
 Inject. Date: 05-Nov-2014 10:16:40 ALS Bottle#: 5 Worklist Smp#: 5
 Injection Vol: 1.0 ul Dil. Factor: 5.0000
 Sample Info: 460-0020205-005
 Operator ID: Instrument ID: CPESTGC8
 Method: \\EDICHROM\ChromData\CPESTGC8\20141105-20205.b\GC8_8082LVI.m
 Limit Group: GC 8082A PCB
 Last Update: 05-Nov-2014 13:20:30 Calib Date: 10-Oct-2014 13:33:58
 Integrator: Falcon
 Quant Method: External Standard Quant By: Initial Calibration
 Last ICal File: \\EDICHROM\ChromData\CPESTGC8\20141010-19190.b\QR106303.D

Column 1 : Det: GC ECD1A
 Column 2 : Det: GC ECD2B
 Process Host: XAWRK030

First Level Reviewer: patelji Date: 05-Nov-2014 10:10:57

Col	RT (min.)	Exp RT (min.)	Dlt RT (min.)	Response	OnCol Amt ug/l	Flags
-----	-----------	---------------	---------------	----------	----------------	-------

9 PCB-1242						M
1	2.673	2.671	0.002	5183656	1163.2	M
1	3.361	3.360	0.001	11451292	1508.7	M
1	4.315	4.317	-0.002	22893010	1664.1	M
1	4.583	4.586	-0.003	10269582	1585.9	M
1	6.263	6.267	-0.004	9645468	1672.6	M
Average of Peak Amounts =					1518.9	
2	1.953	1.944	0.009	4677833	1190.3	M
2	2.317	2.307	0.010	9388265	1445.9	M
2	2.838	2.828	0.010	17310479	1483.8	M
2	3.032	3.021	0.011	7676287	1598.4	M
2	3.819	3.809	0.010	8094453	1703.9	
Average of Peak Amounts =					1484.5	
						RPD = 2.29
\$ 5 DCB Decachlorobiphenyl						M
1	12.029	12.031	-0.002	2277968	13.2	M
2	10.793	10.794	-0.001	2149353	13.5	M
						RPD = 1.62

QC Flag Legend

Review Flags

M - Manually Integrated

TestAmerica Edison

Data File: \\EDICHROM\ChromData\CPESTGC8\20141105-20205.b\QR107063.D

Injection Date: 05-Nov-2014 10:16:40

Instrument ID: CPESTGC8

Operator ID:

Lims ID: 460-85449-A-5-A

Lab Sample ID: 460-85449-5

Worklist Smp#: 5

Client ID: PMP-18-SW-WT

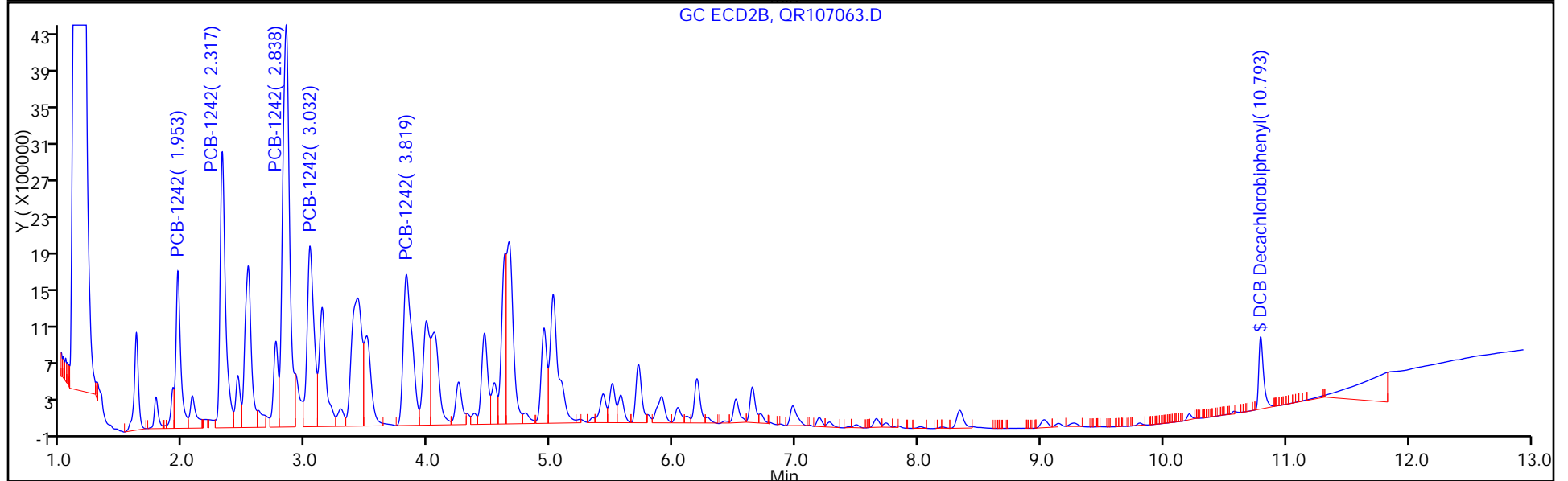
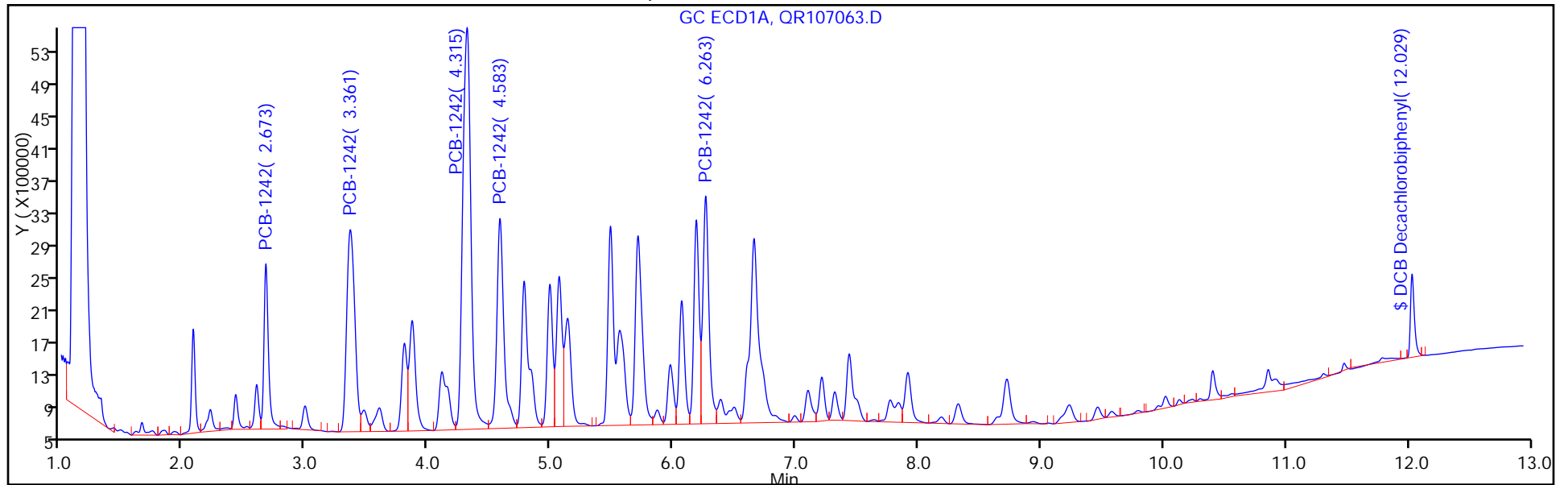
Injection Vol: 1.0 ul

Dil. Factor: 5.0000

ALS Bottle#: 5

Method: GC8_8082LVI

Limit Group: GC 8082A PCB



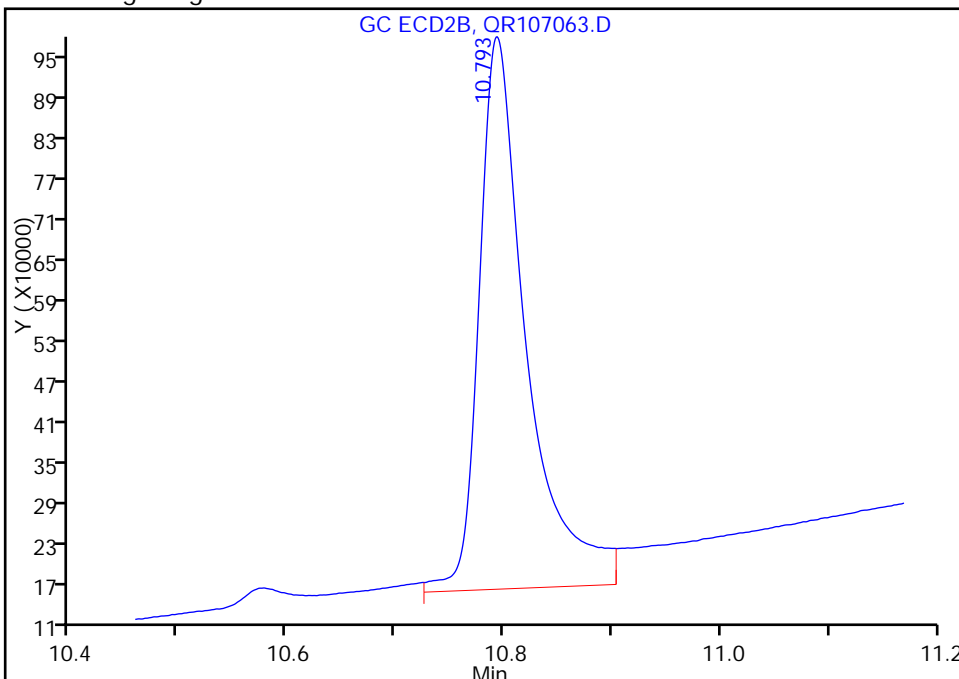
TestAmerica Edison

Data File: \\EDICHROM\ChromData\CPESTGC8\20141105-20205.b\QR107063.D
Injection Date: 05-Nov-2014 10:16:40 Instrument ID: CPESTGC8
Lims ID: 460-85449-A-5-A Lab Sample ID: 460-85449-5
Client ID: PMP-18-SW-WT
Operator ID: ALS Bottle#: 5 Worklist Smp#: 5
Injection Vol: 1.0 ul Dil. Factor: 5.0000
Method: GC8_8082LVI Limit Group: GC 8082A PCB
Column: Detector GC ECD2B

\$ 5 DCB Decachlorobiphenyl, CAS: 2051-24-3

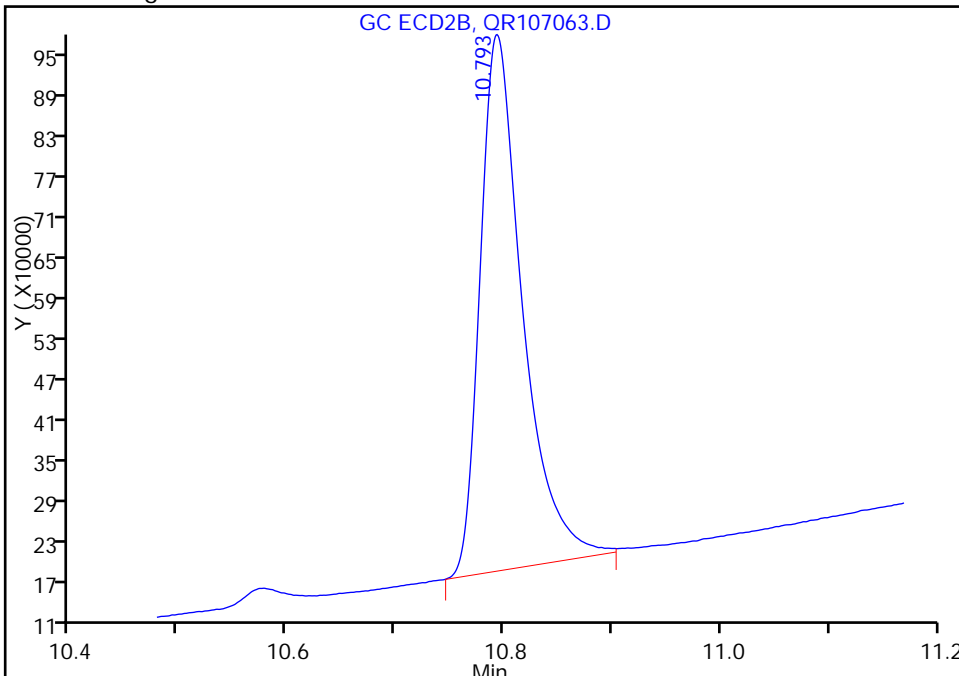
Processing Integration Results

RT: 10.79
Response: 2479937
Amount: 15.523363



Manual Integration Results

RT: 10.79
Response: 2149353
Amount: 13.454046



Reviewer: patelji, 05-Nov-2014 10:52:52
Audit Action: Assigned New Baseline
Audit Reason: Sample matrix interference

TestAmerica Edison

Data File: \\EDICHROM\ChromData\CPESTGC8\20141105-20205.b\QR107063.D

Injection Date: 05-Nov-2014 10:16:40

Instrument ID: CPESTGC8

Lims ID: 460-85449-A-5-A

Lab Sample ID: 460-85449-5

Client ID: PMP-18-SW-WT

Operator ID:

ALS Bottle#: 5

Worklist Smp#: 5

Injection Vol: 1.0 ul

Dil. Factor: 5.0000

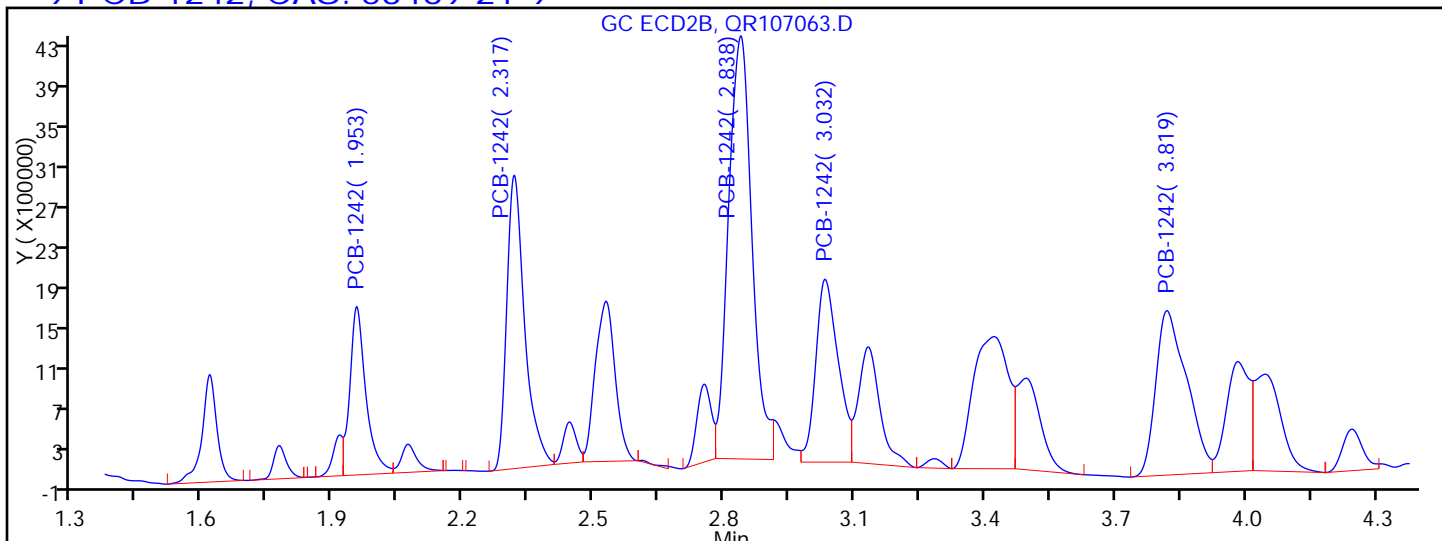
Method: GC8_8082LVI

Limit Group: GC 8082A PCB

Column:

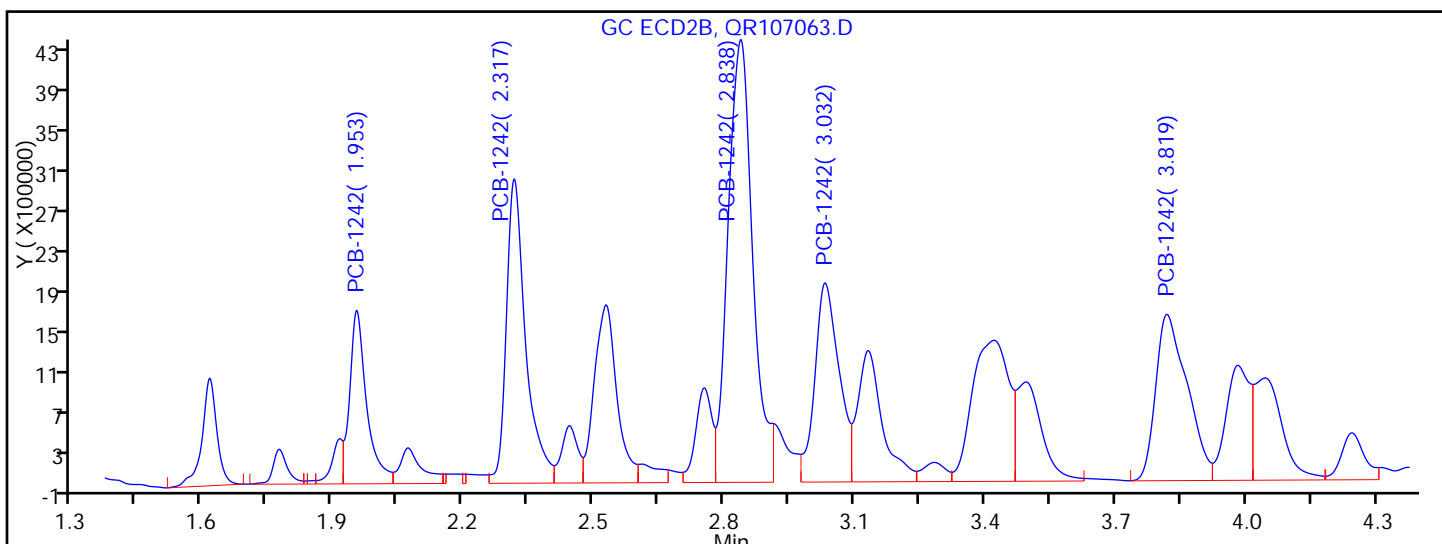
Detector: GC ECD2B

9 PCB-1242, CAS: 53469-21-9



Processing Integration Results

RT = 1.953	Response = 4287862	M
RT = 2.317	Response = 8350205	M
RT = 2.838	Response = 15755955	M
RT = 3.032	Response = 6555769	M
RT = 3.819	Response = 8094453	



Manual Integration Results

RT = 1.953	Response = 4677833	M
RT = 2.317	Response = 9388265	M
RT = 2.838	Response = 17310479	M
RT = 3.032	Response = 7676287	M
RT = 3.819	Response = 8094453	

Reviewer: patelji, 05-Nov-2014 10:52:52

Audit Action: Assigned New Baseline

Audit Reason: Sample matrix interference

FORM I
PCBS ORGANICS ANALYSIS DATA SHEET

Lab Name: TestAmerica Edison Job No.: 460-85449-1
 SDG No.: _____
 Client Sample ID: PMP-19-SW-VD Lab Sample ID: 460-85449-6
 Matrix: Solid Lab File ID: OR223700.D
 Analysis Method: 8082A Date Collected: 10/31/2014 09:13
 Extraction Method: 3546 Date Extracted: 11/03/2014 07:48
 Sample wt/vol: 15.0052(g) Date Analyzed: 11/05/2014 04:16
 Con. Extract Vol.: 10(mL) Dilution Factor: 1
 Injection Volume: 1(uL) GC Column: CLP-2 ID: 0.53(mm)
 % Moisture: 5.7 GPC Cleanup: (Y/N) N
 Analysis Batch No.: 260367 Units: ug/Kg

CAS NO.	SURROGATE	%REC	Q	LIMITS
2051-24-3	DCB Decachlorobiphenyl	115		53-150

TestAmerica Edison
Target Compound Quantitation Report

Data File: \\EDICHROM\ChromData\CPESTGC7\20141104-20160.b\OR223700.D
 Lims ID: 460-85449-A-6-B Lab Sample ID: 460-85449-6
 Client ID: PMP-19-SW-VD
 Sample Type: Client
 Inject. Date: 05-Nov-2014 04:16:30 ALS Bottle#: 63 Worklist Smp#: 63
 Injection Vol: 1.0 ul Dil. Factor: 1.0000
 Sample Info: 460-0020160-063
 Operator ID: Instrument ID: CPESTGC7
 Method: \\EDICHROM\ChromData\CPESTGC7\20141104-20160.b\8082GC7.m
 Limit Group: GC 8082A PCB
 Last Update: 05-Nov-2014 12:53:47 Calib Date: 07-Oct-2014 15:20:30
 Integrator: Falcon
 Quant Method: External Standard Quant By: Initial Calibration
 Last ICal File: \\EDICHROM\ChromData\CPESTGC7\20141007-19026.b\OR222720.D
 Column 1 : Det: GC ECD1A
 Column 2 : Det: GC ECD2B
 Process Host: XAWRK030

First Level Reviewer: patelji Date: 05-Nov-2014 12:38:22

Col	RT (min.)	Exp RT (min.)	Dlt RT (min.)	Response	OnCol Amt ug/l	Flags
-----	-----------	---------------	---------------	----------	----------------	-------

9 PCB-1242						M
1	0.000	2.868	-2.868	0	0	
1	3.307	3.317	-0.010	22524	117.8	
1	3.832	3.842	-0.010	68347	192.0	M
1	3.983	4.005	-0.022	9564	62.9	M
1	5.095	5.105	-0.010	44639	299.1	M
Average of Peak Amounts =					167.9	
2	0.000	2.298	-2.298	0	0	
2	2.610	2.628	-0.018	35722	131.3	
2	3.070	3.088	-0.018	103682	188.1	
2	3.242	3.232	0.010	19433	93.6	
2	3.665	3.683	-0.018	61759	282.0	
Average of Peak Amounts =					173.7	
						RPD = 3.40
\$ 5 DCB Decachlorobiphenyl						
1	10.468	10.495	-0.027	238172	57.5	
2	9.408	9.422	-0.014	411482	64.2	
						RPD = 11.02

QC Flag Legend

Review Flags

M - Manually Integrated

TestAmerica Edison

Data File: \\EDICHROM\ChromData\CPESTGC7\20141104-20160.b\OR223700.D

Injection Date: 05-Nov-2014 04:16:30

Instrument ID: CPESTGC7

Operator ID:

Lims ID: 460-85449-A-6-B

Lab Sample ID: 460-85449-6

Worklist Smp#: 63

Client ID: PMP-19-SW-VD

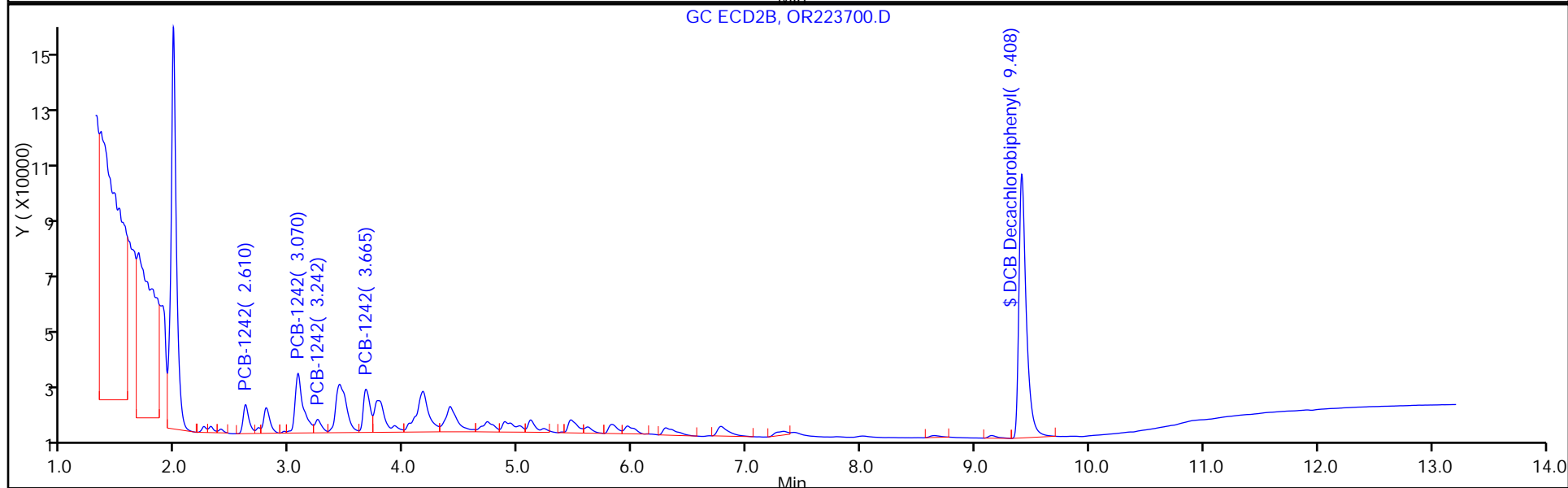
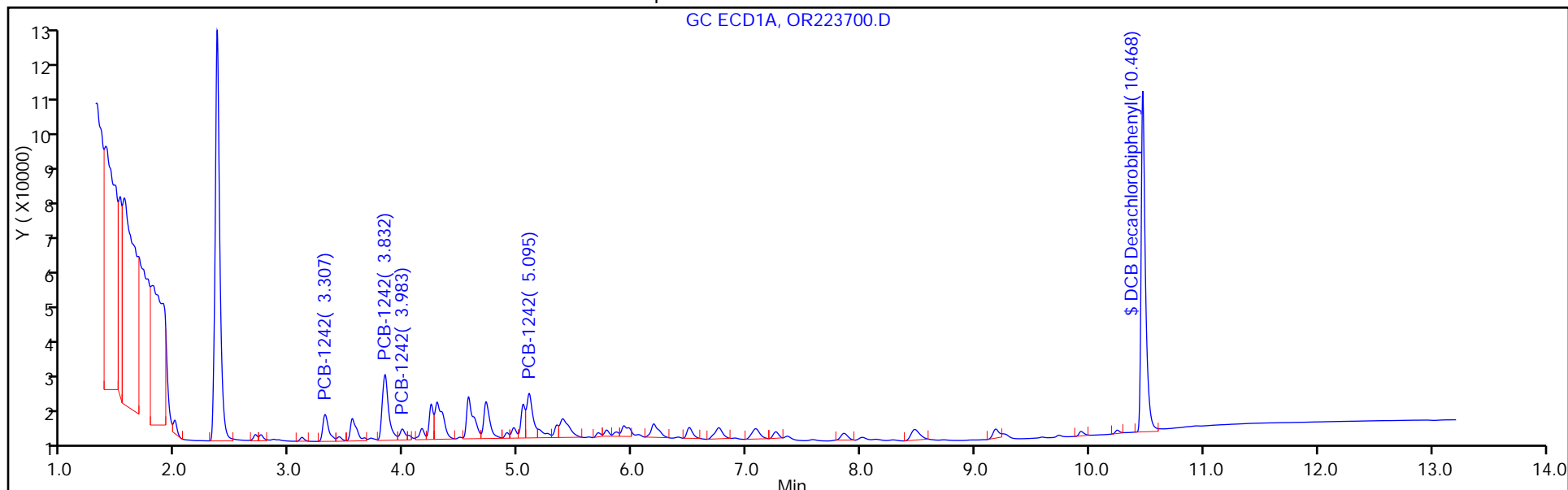
Injection Vol: 1.0 ul

Dil. Factor: 1.0000

ALS Bottle#: 63

Method: 8082GC7

Limit Group: GC 8082A PCB



TestAmerica Edison

Data File: \\EDICHROM\ChromData\CPESTGC7\20141104-20160.b\OR223700.D

Injection Date: 05-Nov-2014 04:16:30

Instrument ID: CPESTGC7

Lims ID: 460-85449-A-6-B

Lab Sample ID: 460-85449-6

Client ID: PMP-19-SW-VD

Operator ID:

ALS Bottle#: 63

Worklist Smp#: 63

Injection Vol: 1.0 ul

Dil. Factor: 1.0000

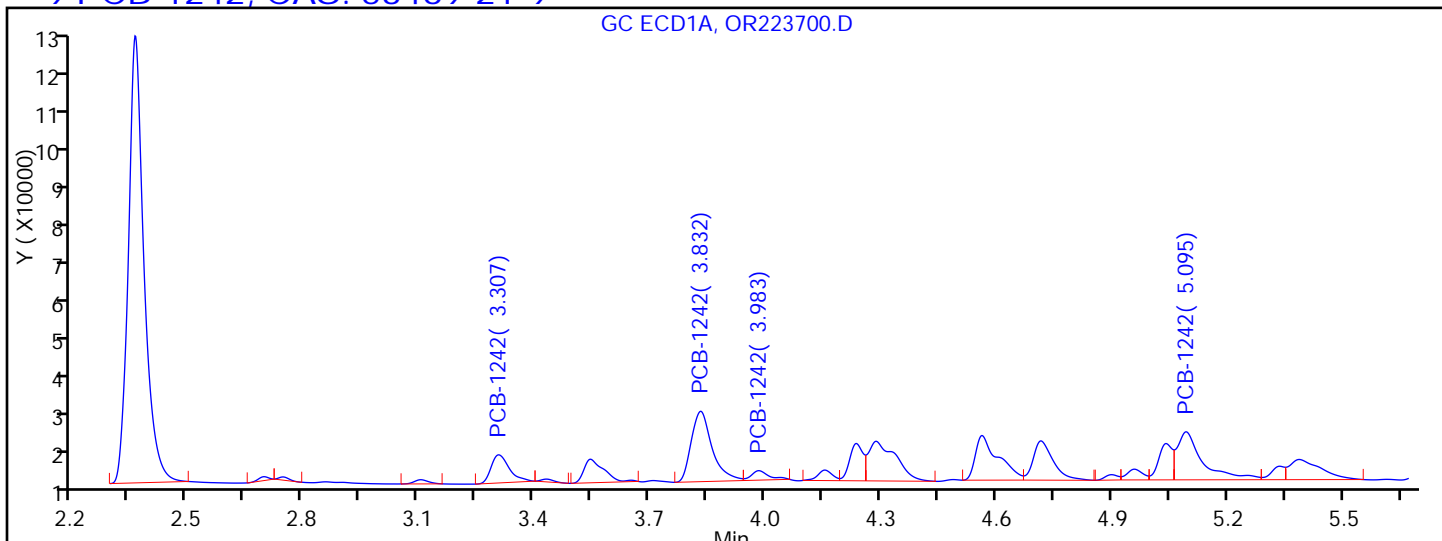
Method: 8082GC7

Limit Group: GC 8082A PCB

Column:

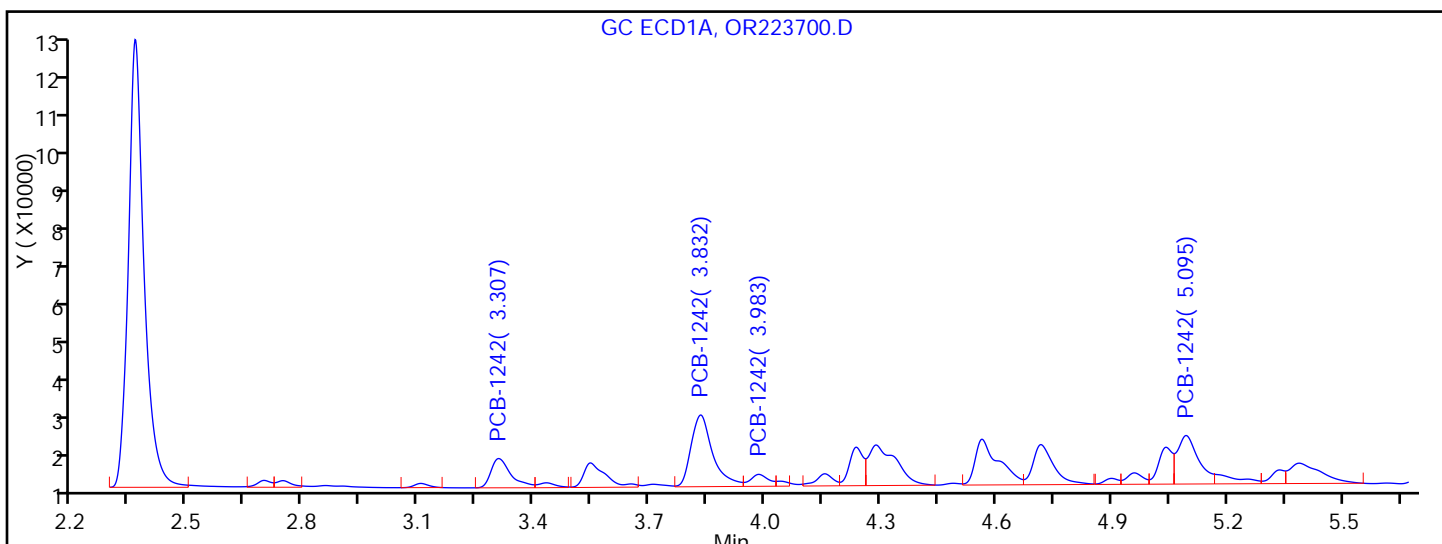
Detector: GC ECD1A

9 PCB-1242, CAS: 53469-21-9



Processing Integration Results

RT = 0.000	Response = 0	
RT = 3.307	Response = 22524	
RT = 3.832	Response = 64490	M
RT = 3.983	Response = 7256	M
RT = 5.095	Response = 53383	M



Manual Integration Results

RT = 0.000	Response = 0	
RT = 3.307	Response = 22524	
RT = 3.832	Response = 68347	M
RT = 3.983	Response = 9564	M
RT = 5.095	Response = 44639	M

Reviewer: patelji, 05-Nov-2014 12:44:45

Audit Action: Assigned New Baseline

Audit Reason: Sample matrix interference

FORM I
PCBS ORGANICS ANALYSIS DATA SHEET

Lab Name: TestAmerica Edison Job No.: 460-85449-1
 SDG No.: _____
 Client Sample ID: PMP-19-SW-VD Lab Sample ID: 460-85449-6
 Matrix: Solid Lab File ID: OR223700.D
 Analysis Method: 8082A Date Collected: 10/31/2014 09:13
 Extraction Method: 3546 Date Extracted: 11/03/2014 07:48
 Sample wt/vol: 15.0052(g) Date Analyzed: 11/05/2014 04:16
 Con. Extract Vol.: 10(mL) Dilution Factor: 1
 Injection Volume: 1(uL) GC Column: CLP-1 ID: 0.53(mm)
 % Moisture: 5.7 GPC Cleanup: (Y/N) N
 Analysis Batch No.: 260367 Units: ug/Kg

CAS NO.	COMPOUND NAME	RESULT	Q	RL	MDL
12674-11-2	Aroclor 1016	16	U	71	16
11104-28-2	Aroclor 1221	16	U	71	16
11141-16-5	Aroclor 1232	16	U	71	16
53469-21-9	Aroclor 1242	120		71	16
12672-29-6	Aroclor 1248	16	U	71	16
11097-69-1	Aroclor 1254	20	U	71	20
11096-82-5	Aroclor 1260	20	U	71	20
37324-23-5	Aroclor 1262	20	U	71	20
11100-14-4	Aroclor 1268	20	U	71	20

CAS NO.	SURROGATE	%REC	Q	LIMITS
2051-24-3	DCB Decachlorobiphenyl	128		53-150

TestAmerica Edison
Target Compound Quantitation Report

Data File: \\EDICHROM\ChromData\CPESTGC7\20141104-20160.b\OR223700.D
 Lims ID: 460-85449-A-6-B Lab Sample ID: 460-85449-6
 Client ID: PMP-19-SW-VD
 Sample Type: Client
 Inject. Date: 05-Nov-2014 04:16:30 ALS Bottle#: 63 Worklist Smp#: 63
 Injection Vol: 1.0 ul Dil. Factor: 1.0000
 Sample Info: 460-0020160-063
 Operator ID: Instrument ID: CPESTGC7
 Method: \\EDICHROM\ChromData\CPESTGC7\20141104-20160.b\8082GC7.m
 Limit Group: GC 8082A PCB
 Last Update: 05-Nov-2014 12:53:47 Calib Date: 07-Oct-2014 15:20:30
 Integrator: Falcon
 Quant Method: External Standard Quant By: Initial Calibration
 Last ICal File: \\EDICHROM\ChromData\CPESTGC7\20141007-19026.b\OR222720.D
 Column 1 : Det: GC ECD1A
 Column 2 : Det: GC ECD2B
 Process Host: XAWRK030

First Level Reviewer: patelji Date: 05-Nov-2014 12:38:22

Col	RT (min.)	Exp RT (min.)	Dlt RT (min.)	Response	OnCol Amt ug/l	Flags
-----	-----------	---------------	---------------	----------	----------------	-------

9 PCB-1242						M
1	0.000	2.868	-2.868	0	0	
1	3.307	3.317	-0.010	22524	117.8	
1	3.832	3.842	-0.010	68347	192.0	M
1	3.983	4.005	-0.022	9564	62.9	M
1	5.095	5.105	-0.010	44639	299.1	M
Average of Peak Amounts =					167.9	
2	0.000	2.298	-2.298	0	0	
2	2.610	2.628	-0.018	35722	131.3	
2	3.070	3.088	-0.018	103682	188.1	
2	3.242	3.232	0.010	19433	93.6	
2	3.665	3.683	-0.018	61759	282.0	
Average of Peak Amounts =					173.7	
						RPD = 3.40
\$ 5 DCB Decachlorobiphenyl						
1	10.468	10.495	-0.027	238172	57.5	
2	9.408	9.422	-0.014	411482	64.2	
						RPD = 11.02

QC Flag Legend

Review Flags

M - Manually Integrated

TestAmerica Edison

Data File: \\EDICHROM\ChromData\CPESTGC7\20141104-20160.b\OR223700.D

Injection Date: 05-Nov-2014 04:16:30

Instrument ID: CPESTGC7

Operator ID:

Lims ID: 460-85449-A-6-B

Lab Sample ID: 460-85449-6

Worklist Smp#: 63

Client ID: PMP-19-SW-VD

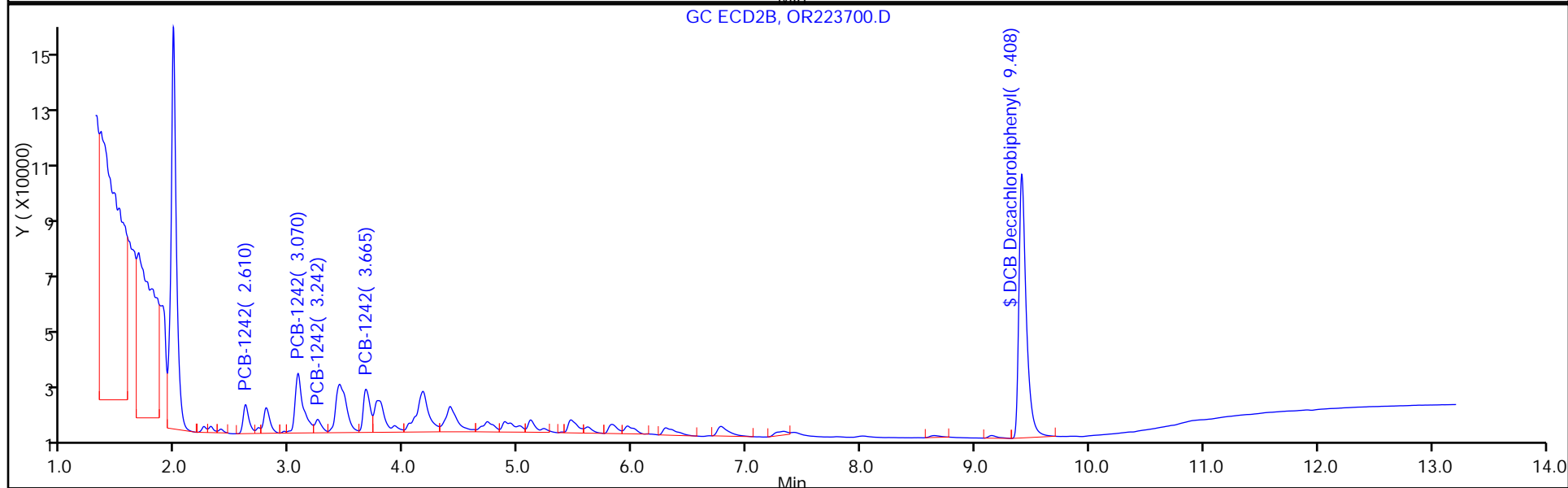
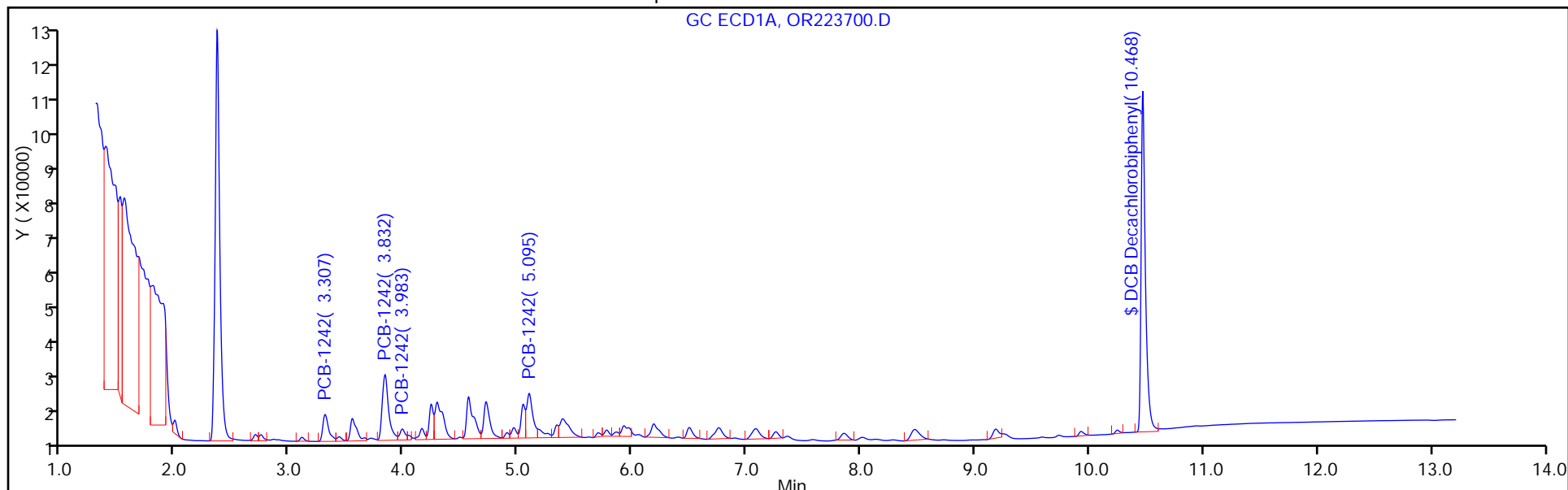
Injection Vol: 1.0 ul

Dil. Factor: 1.0000

ALS Bottle#: 63

Method: 8082GC7

Limit Group: GC 8082A PCB



TestAmerica Edison

Data File: \\EDICHROM\ChromData\CPESTGC7\20141104-20160.b\OR223700.D

Injection Date: 05-Nov-2014 04:16:30

Instrument ID: CPESTGC7

Lims ID: 460-85449-A-6-B

Lab Sample ID: 460-85449-6

Client ID: PMP-19-SW-VD

Operator ID:

ALS Bottle#: 63

Worklist Smp#: 63

Injection Vol: 1.0 ul

Dil. Factor: 1.0000

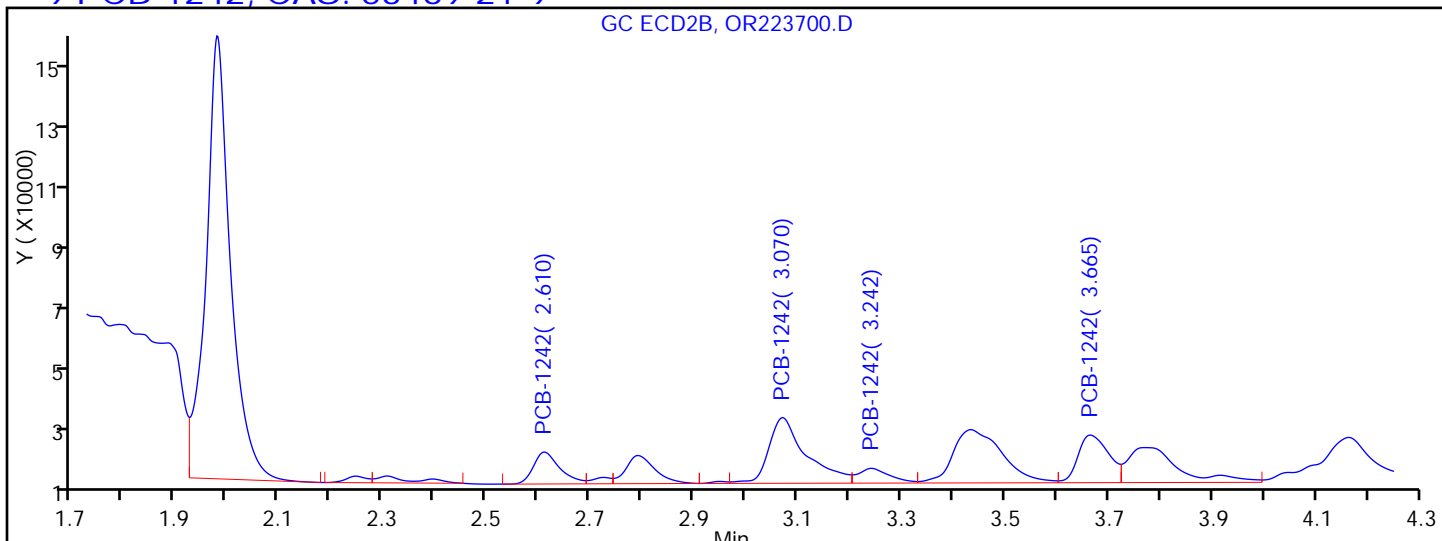
Method: 8082GC7

Limit Group: GC 8082A PCB

Column:

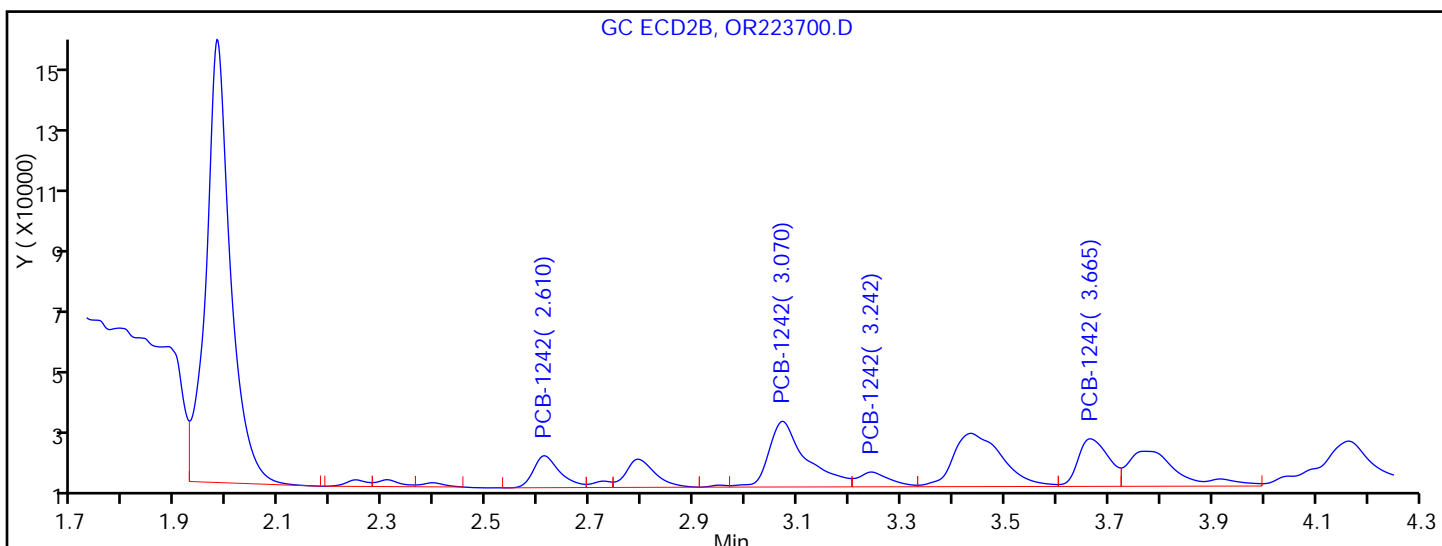
Detector: GC ECD2B

9 PCB-1242, CAS: 53469-21-9



Processing Integration Results

RT = 2.307	Response = 10274	M
RT = 2.610	Response = 35722	
RT = 3.070	Response = 103682	
RT = 3.242	Response = 19433	
RT = 3.665	Response = 61759	



Manual Integration Results

RT = 0.000	Response = 0	M
RT = 2.610	Response = 35722	
RT = 3.070	Response = 103682	
RT = 3.242	Response = 19433	
RT = 3.665	Response = 61759	

Reviewer: patelji, 05-Nov-2014 12:44:45

Audit Action: Split an Integrated Peak

Audit Reason: Sample matrix interference

FORM I
PCBS ORGANICS ANALYSIS DATA SHEET

Lab Name: TestAmerica Edison Job No.: 460-85449-1
 SDG No.: _____
 Client Sample ID: PMP-19-SW-WT Lab Sample ID: 460-85449-7
 Matrix: Solid Lab File ID: QR107064.D
 Analysis Method: 8082A Date Collected: 10/31/2014 09:15
 Extraction Method: 3546 Date Extracted: 11/03/2014 07:48
 Sample wt/vol: 15.0041(g) Date Analyzed: 11/05/2014 10:33
 Con. Extract Vol.: 10(mL) Dilution Factor: 20
 Injection Volume: 1(uL) GC Column: CLP-2 ID: 0.53(mm)
 % Moisture: 12.5 GPC Cleanup: (Y/N) N
 Analysis Batch No.: 260484 Units: ug/Kg

CAS NO.	COMPOUND NAME	RESULT	Q	RL	MDL
53469-21-9	Aroclor 1242	23000		1500	340

CAS NO.	SURROGATE	%REC	Q	LIMITS
2051-24-3	DCB Decachlorobiphenyl	137	D	53-150

TestAmerica Edison
Target Compound Quantitation Report

Data File: \\EDICHROM\ChromData\CPESTGC8\20141105-20205.b\QR107064.D
 Lims ID: 460-85449-E-7-A Lab Sample ID: 460-85449-7
 Client ID: PMP-19-SW-WT
 Sample Type: Client
 Inject. Date: 05-Nov-2014 10:33:06 ALS Bottle#: 6 Worklist Smp#: 6
 Injection Vol: 1.0 ul Dil. Factor: 20.0000
 Sample Info: 460-0020205-006
 Operator ID: Instrument ID: CPESTGC8
 Method: \\EDICHROM\ChromData\CPESTGC8\20141105-20205.b\GC8_8082LVI.m
 Limit Group: GC 8082A PCB
 Last Update: 05-Nov-2014 13:20:30 Calib Date: 10-Oct-2014 13:33:58
 Integrator: Falcon
 Quant Method: External Standard Quant By: Initial Calibration
 Last ICal File: \\EDICHROM\ChromData\CPESTGC8\20141010-19190.b\QR106303.D

Column 1 : Det: GC ECD1A
 Column 2 : Det: GC ECD2B
 Process Host: XAWRK030

First Level Reviewer: patelji Date: 05-Nov-2014 10:10:53

Col	RT (min.)	Exp RT (min.)	Dlt RT (min.)	Response	OnCol Amt ug/l	Flags
-----	-----------	---------------	---------------	----------	----------------	-------

9 PCB-1242						M
1	2.671	2.671	0.000	5519626	1238.6	M
1	3.360	3.360	0.000	12545176	1652.8	
1	4.317	4.317	0.000	22428986	1630.4	M
1	4.586	4.586	0.000	10130550	1564.4	M
1	6.267	6.267	0.000	9219859	1598.8	M
Average of Peak Amounts =					1537.0	
2	1.944	1.944	0.000	4708902	1198.2	
2	2.307	2.307	0.000	9628739	1482.9	
2	2.828	2.828	0.000	17132559	1468.6	
2	3.021	3.021	0.000	7776914	1619.3	
2	3.809	3.809	0.000	8197613	1725.6	
Average of Peak Amounts =					1498.9	
RPD = 2.51						
\$ 5 DCB Decachlorobiphenyl						M
1	12.031	12.031	0.000	588714	3.42	M
2	10.794	10.794	0.000	568630	3.56	M
RPD = 3.96						

QC Flag Legend

Review Flags

M - Manually Integrated

TestAmerica Edison

Data File: \\EDICHROM\ChromData\CPESTGC8\20141105-20205.b\QR107064.D

Injection Date: 05-Nov-2014 10:33:06

Instrument ID: CPESTGC8

Operator ID:

Lims ID: 460-85449-E-7-A

Lab Sample ID: 460-85449-7

Worklist Smp#: 6

Client ID: PMP-19-SW-WT

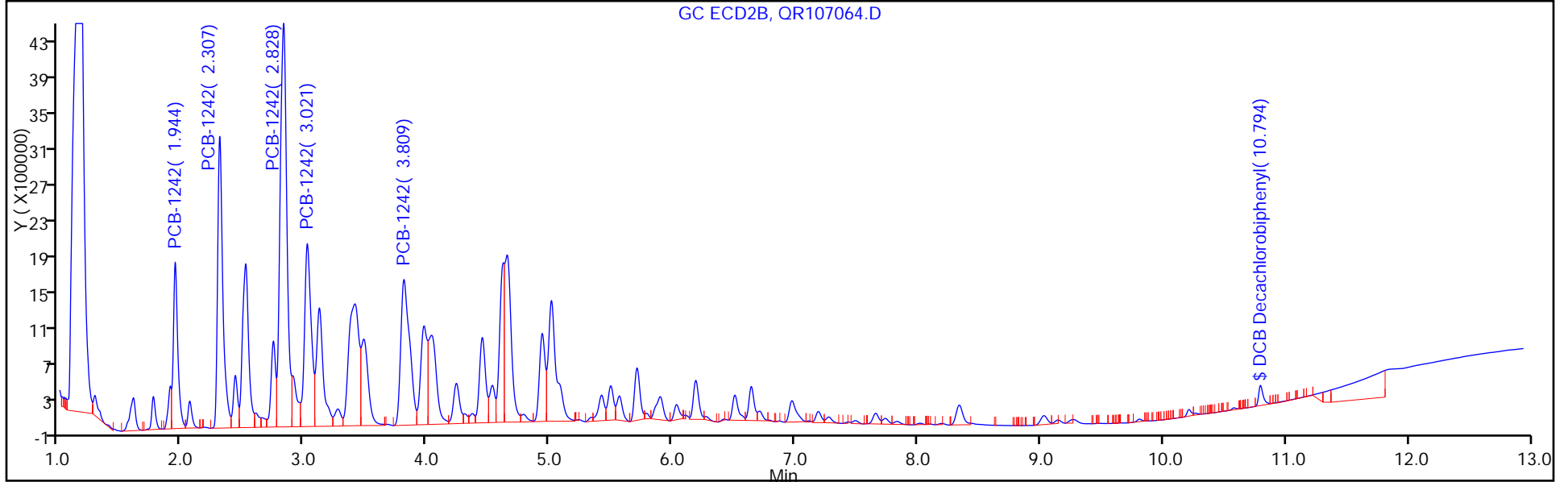
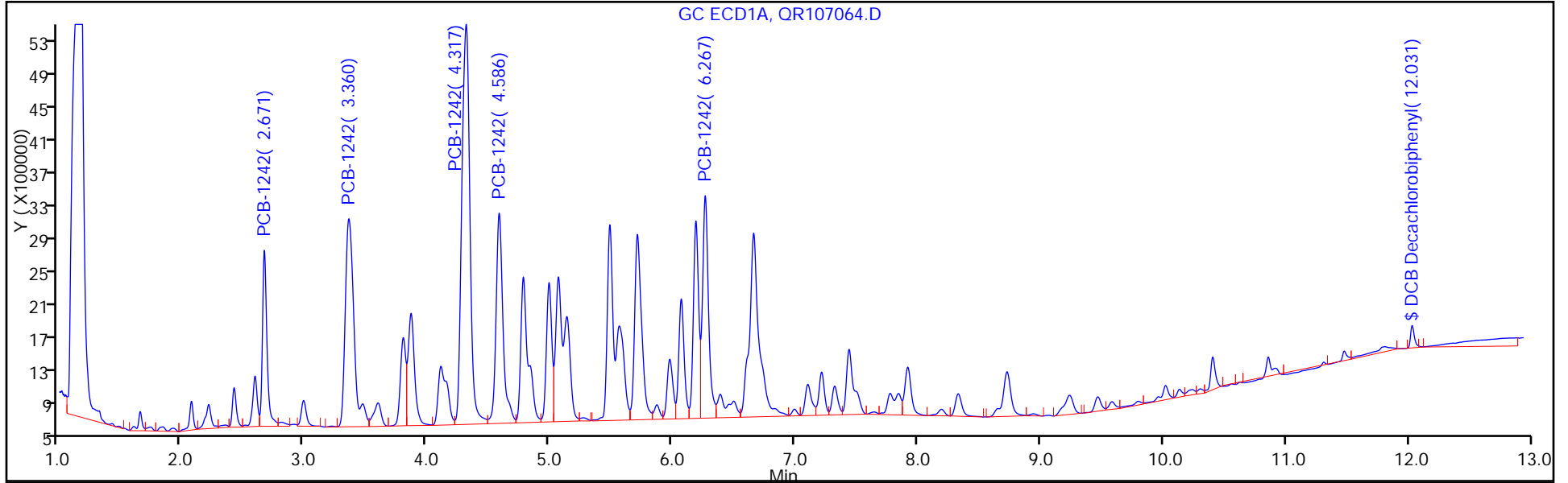
Injection Vol: 1.0 ul

Dil. Factor: 20.0000

ALS Bottle#: 6

Method: GC8_8082LVI

Limit Group: GC 8082A PCB



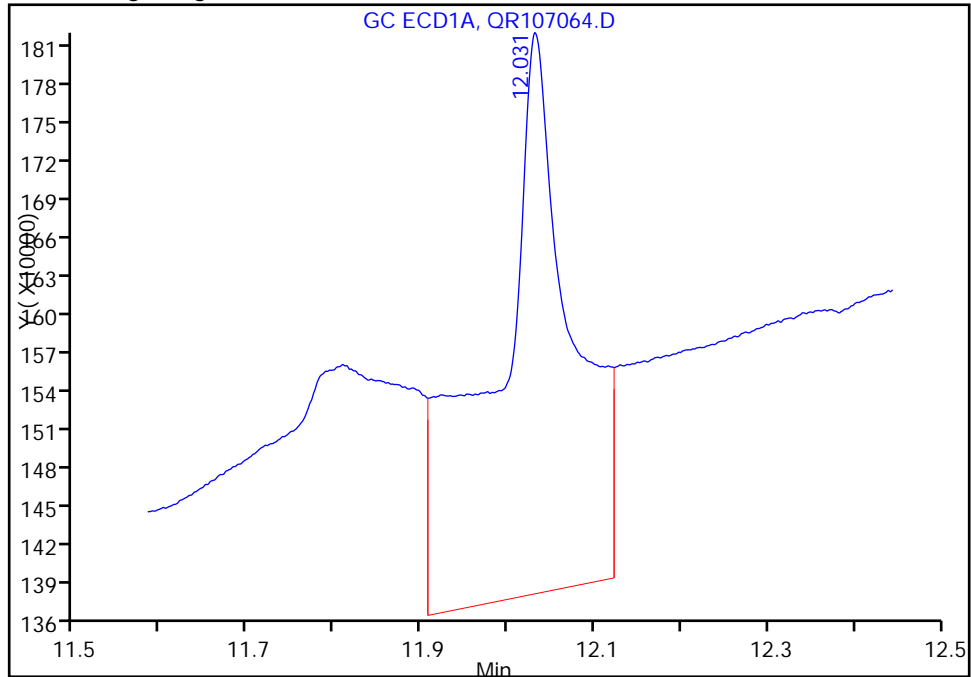
TestAmerica Edison

Data File: \\EDICHROM\ChromData\CPESTGC8\20141105-20205.b\QR107064.D
Injection Date: 05-Nov-2014 10:33:06 Instrument ID: CPESTGC8
Lims ID: 460-85449-E-7-A Lab Sample ID: 460-85449-7
Client ID: PMP-19-SW-WT
Operator ID: ALS Bottle#: 6 Worklist Smp#: 6
Injection Vol: 1.0 ul Dil. Factor: 20.0000
Method: GC8_8082LVI Limit Group: GC 8082A PCB
Column: Detector GC ECD1A

\$ 5 DCB Decachlorobiphenyl, CAS: 2051-24-3

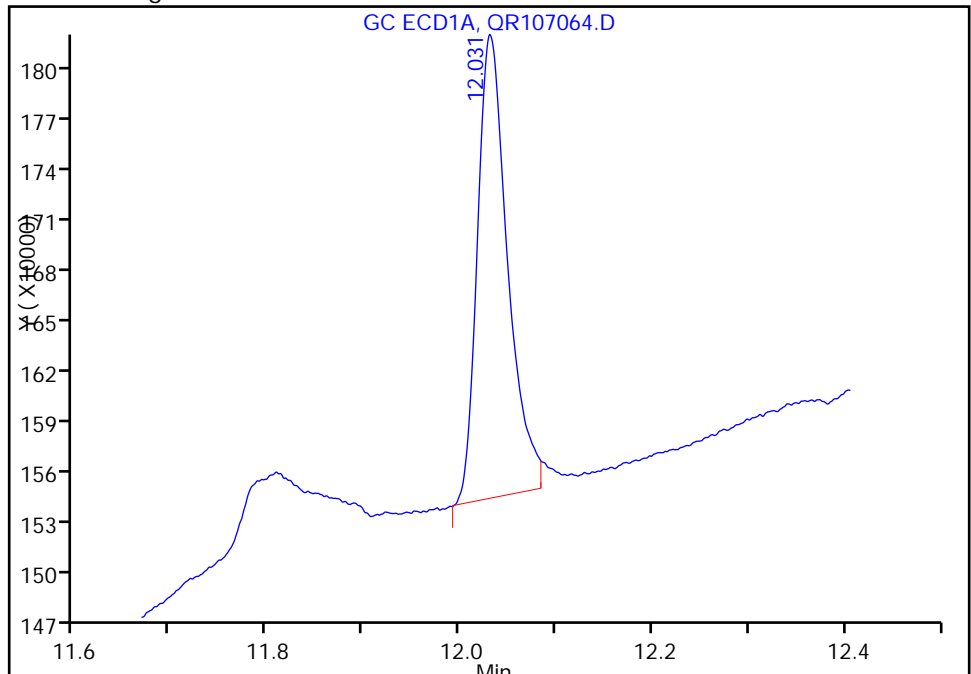
Processing Integration Results

RT: 12.03
Response: 2690340
Amount: 15.634200



Manual Integration Results

RT: 12.03
Response: 588714
Amount: 3.421156



Reviewer: patelji, 05-Nov-2014 10:53:39
Audit Action: Assigned New Baseline
Audit Reason: Sample matrix interference

TestAmerica Edison

Data File: \\EDICHROM\ChromData\CPESTGC8\20141105-20205.b\QR107064.D

Injection Date: 05-Nov-2014 10:33:06

Instrument ID: CPESTGC8

Lims ID: 460-85449-E-7-A

Lab Sample ID: 460-85449-7

Client ID: PMP-19-SW-WT

Operator ID:

ALS Bottle#: 6

Worklist Smp#: 6

Injection Vol: 1.0 ul

Dil. Factor: 20.0000

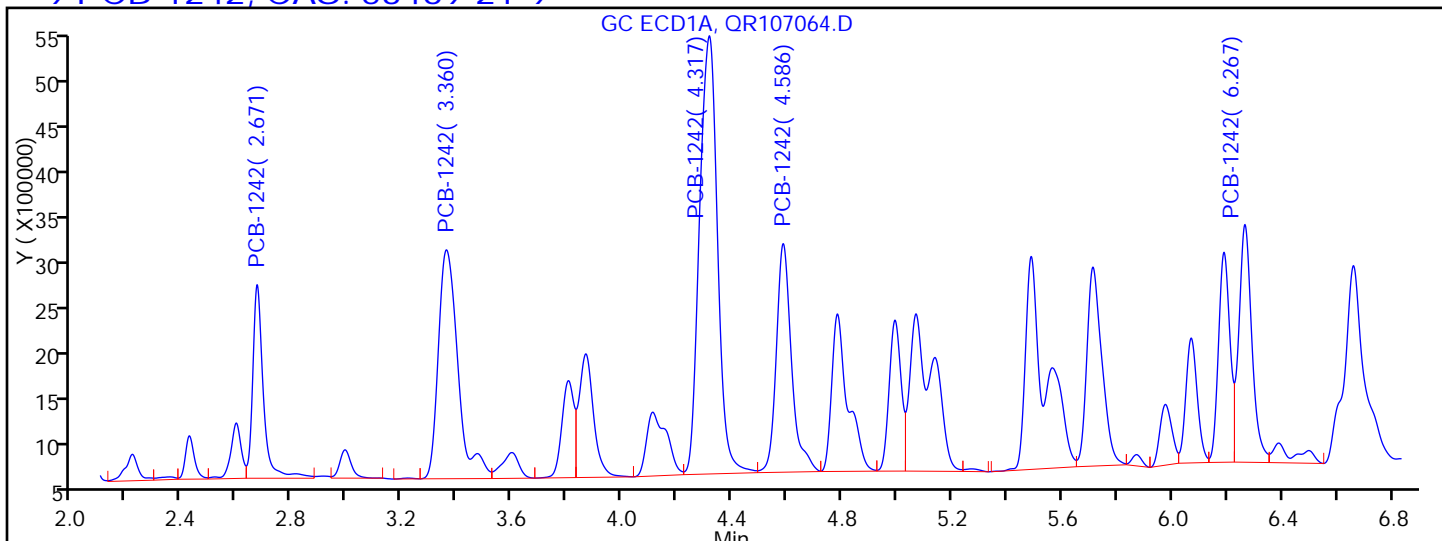
Method: GC8_8082LVI

Limit Group: GC 8082A PCB

Column:

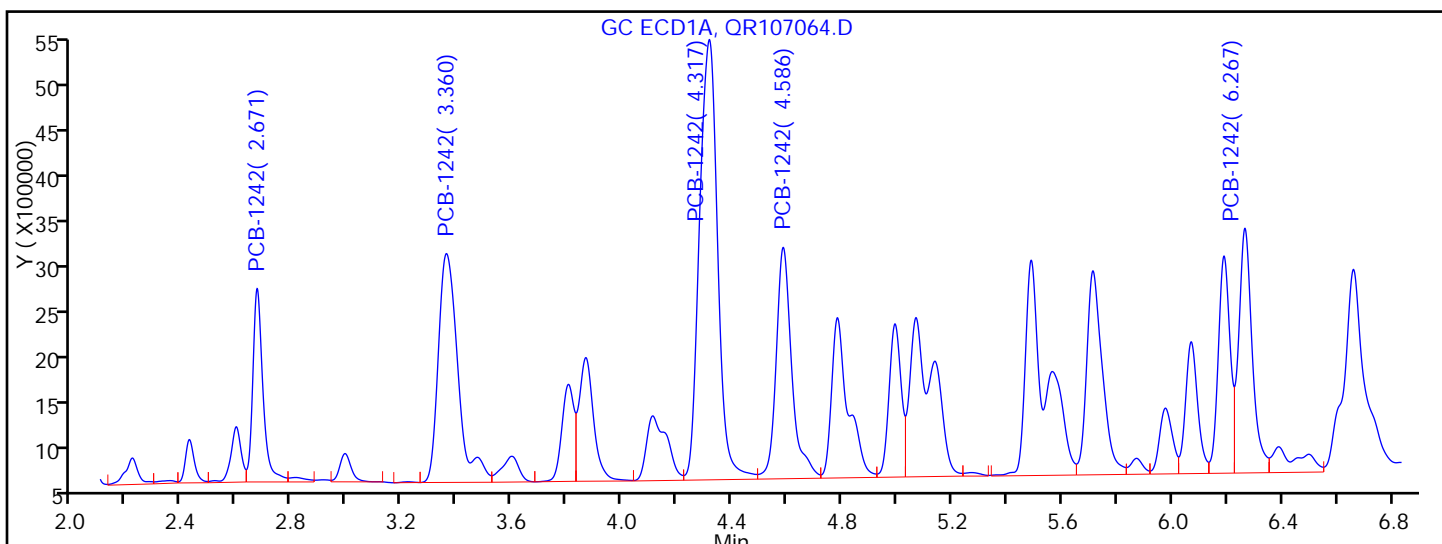
Detector: GC ECD1A

9 PCB-1242, CAS: 53469-21-9



Processing Integration Results

RT = 2.671	Response = 5730841	M
RT = 3.360	Response = 12545176	
RT = 4.317	Response = 22018081	M
RT = 4.586	Response = 9696416	M
RT = 6.267	Response = 8648552	M



Manual Integration Results

RT = 2.671	Response = 5519626	M
RT = 3.360	Response = 12545176	
RT = 4.317	Response = 22428986	M
RT = 4.586	Response = 10130550	M
RT = 6.267	Response = 9219859	M

Reviewer: patelji, 05-Nov-2014 10:53:39

Audit Action: Assigned New Baseline

Audit Reason: Sample matrix interference

FORM I
PCBS ORGANICS ANALYSIS DATA SHEET

Lab Name: TestAmerica Edison Job No.: 460-85449-1
 SDG No.: _____
 Client Sample ID: PMP-19-SW-WT Lab Sample ID: 460-85449-7
 Matrix: Solid Lab File ID: QR107064.D
 Analysis Method: 8082A Date Collected: 10/31/2014 09:15
 Extraction Method: 3546 Date Extracted: 11/03/2014 07:48
 Sample wt/vol: 15.0041(g) Date Analyzed: 11/05/2014 10:33
 Con. Extract Vol.: 10(mL) Dilution Factor: 20
 Injection Volume: 1(uL) GC Column: CLP-1 ID: 0.53(mm)
 % Moisture: 12.5 GPC Cleanup: (Y/N) N
 Analysis Batch No.: 260484 Units: ug/Kg

CAS NO.	COMPOUND NAME	RESULT	Q	RL	MDL
12674-11-2	Aroclor 1016	340	U	1500	340
11104-28-2	Aroclor 1221	340	U	1500	340
11141-16-5	Aroclor 1232	340	U	1500	340
12672-29-6	Aroclor 1248	340	U	1500	340
11097-69-1	Aroclor 1254	430	U	1500	430
11096-82-5	Aroclor 1260	430	U	1500	430
37324-23-5	Aroclor 1262	430	U	1500	430
11100-14-4	Aroclor 1268	430	U	1500	430

CAS NO.	SURROGATE	%REC	Q	LIMITS
2051-24-3	DCB Decachlorobiphenyl	142	D	53-150

TestAmerica Edison
Target Compound Quantitation Report

Data File: \\EDICHROM\ChromData\CPESTGC8\20141105-20205.b\QR107064.D
 Lims ID: 460-85449-E-7-A Lab Sample ID: 460-85449-7
 Client ID: PMP-19-SW-WT
 Sample Type: Client
 Inject. Date: 05-Nov-2014 10:33:06 ALS Bottle#: 6 Worklist Smp#: 6
 Injection Vol: 1.0 ul Dil. Factor: 20.0000
 Sample Info: 460-0020205-006
 Operator ID: Instrument ID: CPESTGC8
 Method: \\EDICHROM\ChromData\CPESTGC8\20141105-20205.b\GC8_8082LVI.m
 Limit Group: GC 8082A PCB
 Last Update: 05-Nov-2014 13:20:30 Calib Date: 10-Oct-2014 13:33:58
 Integrator: Falcon
 Quant Method: External Standard Quant By: Initial Calibration
 Last ICal File: \\EDICHROM\ChromData\CPESTGC8\20141010-19190.b\QR106303.D
 Column 1 : Det: GC ECD1A
 Column 2 : Det: GC ECD2B
 Process Host: XAWRK030

First Level Reviewer: patelji Date: 05-Nov-2014 10:10:53

Col	RT (min.)	Exp RT (min.)	Dlt RT (min.)	Response	OnCol Amt ug/l	Flags
-----	-----------	---------------	---------------	----------	----------------	-------

9 PCB-1242						M
1	2.671	2.671	0.000	5519626	1238.6	M
1	3.360	3.360	0.000	12545176	1652.8	
1	4.317	4.317	0.000	22428986	1630.4	M
1	4.586	4.586	0.000	10130550	1564.4	M
1	6.267	6.267	0.000	9219859	1598.8	M
Average of Peak Amounts =					1537.0	
2	1.944	1.944	0.000	4708902	1198.2	
2	2.307	2.307	0.000	9628739	1482.9	
2	2.828	2.828	0.000	17132559	1468.6	
2	3.021	3.021	0.000	7776914	1619.3	
2	3.809	3.809	0.000	8197613	1725.6	
Average of Peak Amounts =					1498.9	
RPD = 2.51						
\$ 5 DCB Decachlorobiphenyl						M
1	12.031	12.031	0.000	588714	3.42	M
2	10.794	10.794	0.000	568630	3.56	M
RPD = 3.96						

QC Flag Legend

Review Flags

M - Manually Integrated

TestAmerica Edison

Data File: \\EDICHROM\ChromData\CPESTGC8\20141105-20205.b\QR107064.D

Injection Date: 05-Nov-2014 10:33:06

Instrument ID: CPESTGC8

Operator ID:

Lims ID: 460-85449-E-7-A

Lab Sample ID: 460-85449-7

Worklist Smp#: 6

Client ID: PMP-19-SW-WT

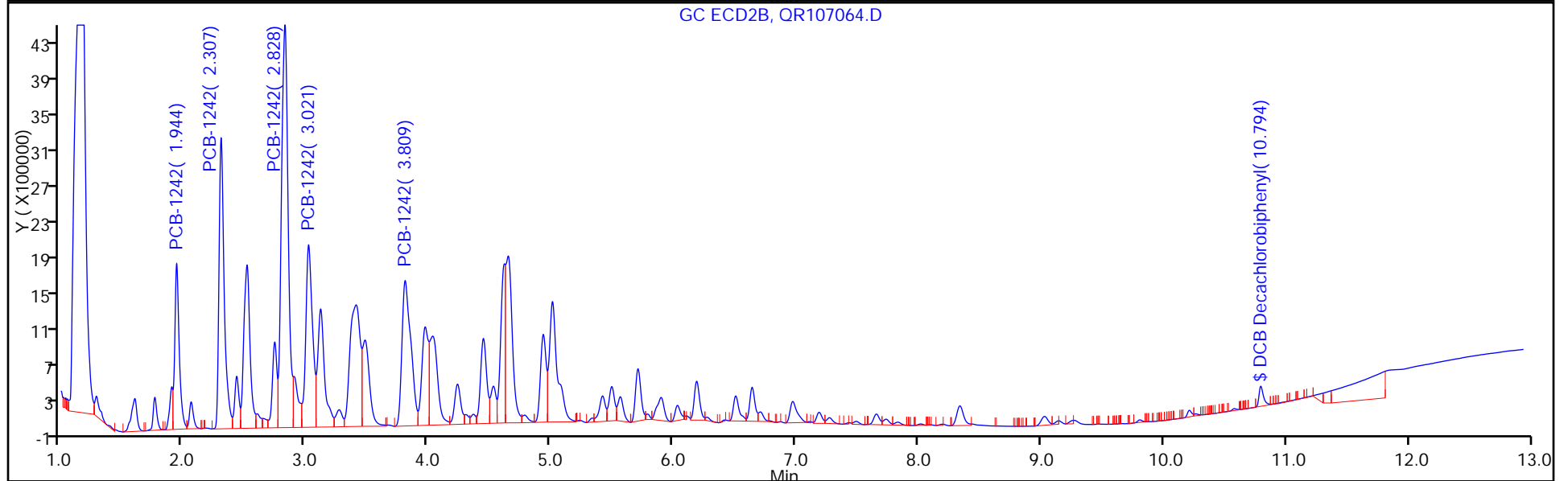
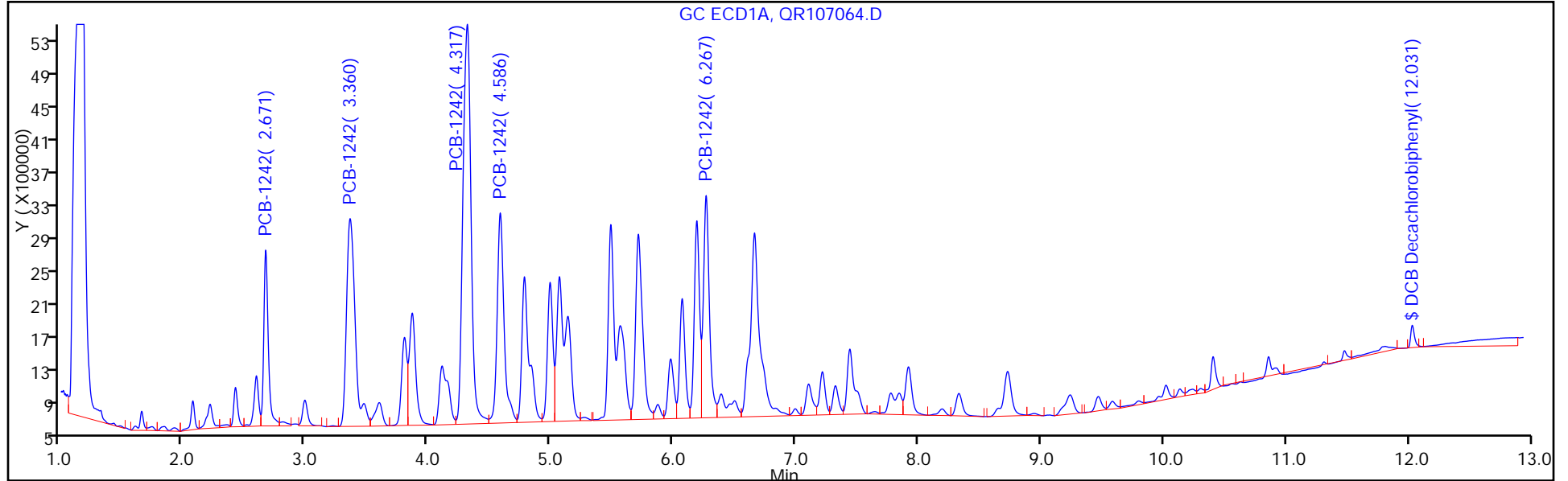
Injection Vol: 1.0 ul

Dil. Factor: 20.0000

ALS Bottle#: 6

Method: GC8_8082LVI

Limit Group: GC 8082A PCB



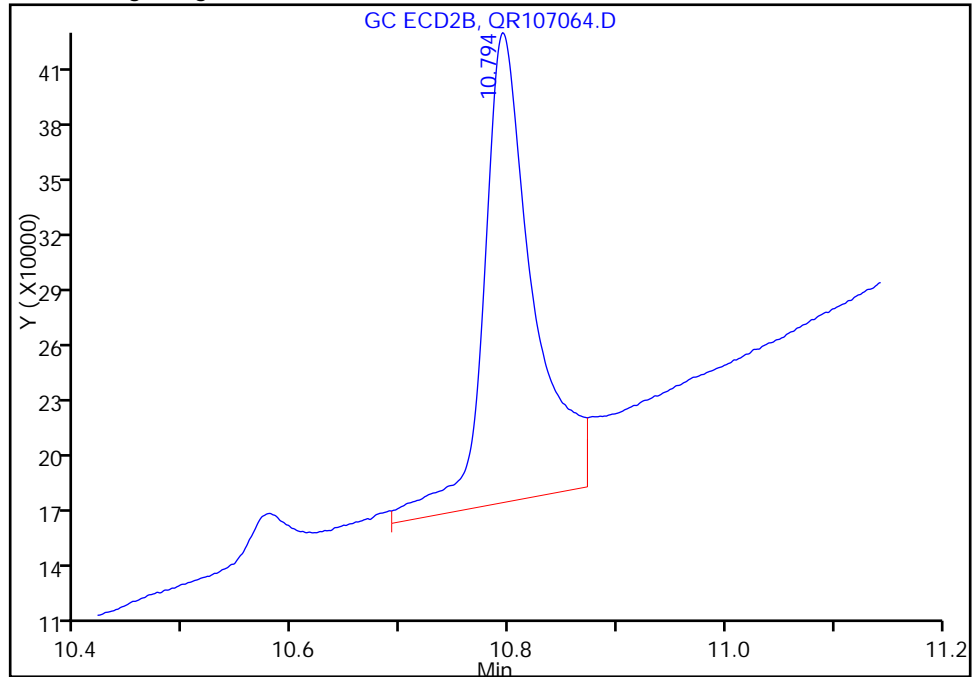
TestAmerica Edison

Data File: \\EDICHROM\ChromData\CPESTGC8\20141105-20205.b\QR107064.D
Injection Date: 05-Nov-2014 10:33:06 Instrument ID: CPESTGC8
Lims ID: 460-85449-E-7-A Lab Sample ID: 460-85449-7
Client ID: PMP-19-SW-WT
Operator ID: ALS Bottle#: 6 Worklist Smp#: 6
Injection Vol: 1.0 ul Dil. Factor: 20.0000
Method: GC8_8082LVI Limit Group: GC 8082A PCB
Column: Detector GC ECD2B

\$ 5 DCB Decachlorobiphenyl, CAS: 2051-24-3

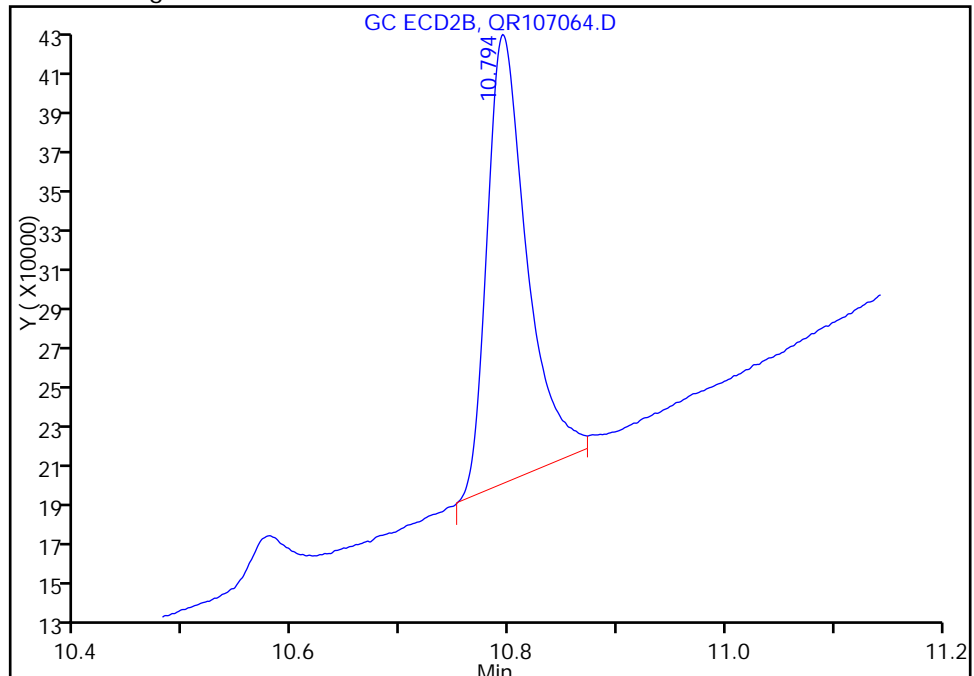
RT: 10.79
Response: 768364
Amount: 4.809636

Processing Integration Results



RT: 10.79
Response: 568630
Amount: 3.559385

Manual Integration Results



Reviewer: patelji, 05-Nov-2014 10:53:39
Audit Action: Assigned New Baseline
Audit Reason: Sample matrix interference

FORM I
PCBS ORGANICS ANALYSIS DATA SHEET

Lab Name: TestAmerica Edison Job No.: 460-85449-1
 SDG No.: _____
 Client Sample ID: PMP-26-SW-WT Lab Sample ID: 460-85449-8
 Matrix: Solid Lab File ID: QR107065.D
 Analysis Method: 8082A Date Collected: 10/31/2014 09:27
 Extraction Method: 3546 Date Extracted: 11/03/2014 07:48
 Sample wt/vol: 15.0036(g) Date Analyzed: 11/05/2014 10:48
 Con. Extract Vol.: 10(mL) Dilution Factor: 25
 Injection Volume: 1(uL) GC Column: CLP-2 ID: 0.53(mm)
 % Moisture: 10.1 GPC Cleanup: (Y/N) N
 Analysis Batch No.: 260484 Units: ug/Kg

CAS NO.	COMPOUND NAME	RESULT	Q	RL	MDL
53469-21-9	Aroclor 1242	28000		1900	420

CAS NO.	SURROGATE	%REC	Q	LIMITS
2051-24-3	DCB Decachlorobiphenyl	144	D	53-150

TestAmerica Edison
Target Compound Quantitation Report

Data File: \\EDICHROM\ChromData\CPESTGC8\20141105-20205.b\QR107065.D
 Lims ID: 460-85449-A-8-A Lab Sample ID: 460-85449-8
 Client ID: PMP-26-SW-WT
 Sample Type: Client
 Inject. Date: 05-Nov-2014 10:48:30 ALS Bottle#: 7 Worklist Smp#: 7
 Injection Vol: 1.0 ul Dil. Factor: 25.0000
 Sample Info: 460-0020205-007
 Operator ID: Instrument ID: CPESTGC8
 Method: \\EDICHROM\ChromData\CPESTGC8\20141105-20205.b\GC8_8082LVI.m
 Limit Group: GC 8082A PCB
 Last Update: 05-Nov-2014 13:20:30 Calib Date: 10-Oct-2014 13:33:58
 Integrator: Falcon
 Quant Method: External Standard Quant By: Initial Calibration
 Last ICal File: \\EDICHROM\ChromData\CPESTGC8\20141010-19190.b\QR106303.D

Column 1 : Det: GC ECD1A
 Column 2 : Det: GC ECD2B
 Process Host: XAWRK030

First Level Reviewer: patelji Date: 05-Nov-2014 10:54:49

Col	RT (min.)	Exp RT (min.)	Dlt RT (min.)	Response	OnCol Amt ug/l	Flags
-----	-----------	---------------	---------------	----------	----------------	-------

9 PCB-1242						M
1	2.672	2.671	0.001	2005089	449.9	
1	3.362	3.360	0.002	14656931	1931.0	
1	4.316	4.317	-0.001	25247337	1835.2	M
1	4.585	4.586	-0.001	9103410	1405.8	M
1	6.262	6.267	-0.005	10992302	1906.1	M
Average of Peak Amounts =					1505.6	
2	1.953	1.944	0.009	1512488	384.9	M
2	2.317	2.307	0.010	10890331	1677.2	M
2	2.839	2.828	0.011	18993011	1628.0	M
2	3.034	3.021	0.013	6761454	1407.9	M
2	3.821	3.809	0.012	9555749	2011.5	M
Average of Peak Amounts =					1421.9	
RPD = 5.72						
\$ 5 DCB Decachlorobiphenyl						M
1	12.028	12.031	-0.003	494844	2.88	M
2	10.793	10.794	-0.001	436916	2.73	M
RPD = 5.02						

QC Flag Legend

Review Flags

M - Manually Integrated

TestAmerica Edison

Data File: \\EDICHRON\ChromData\CPESTGC8\20141105-20205.b\QR107065.D

Injection Date: 05-Nov-2014 10:48:30

Instrument ID: CPESTGC8

Operator ID:

Lims ID: 460-85449-A-8-A

Lab Sample ID: 460-85449-8

Worklist Smp#: 7

Client ID: PMP-26-SW-WT

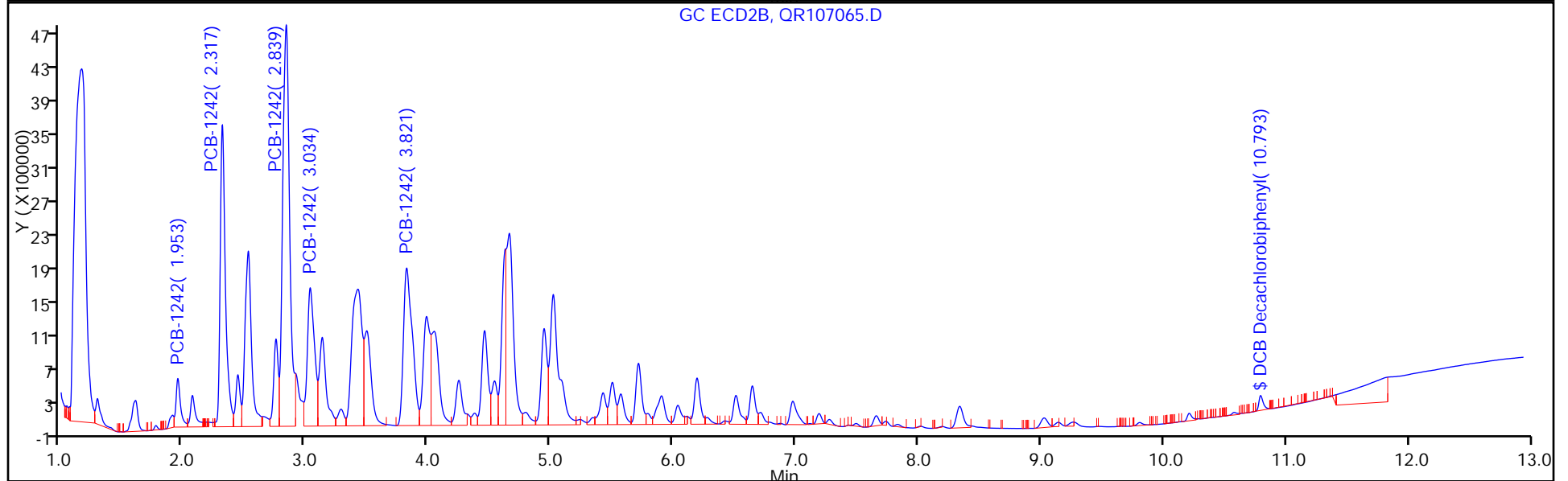
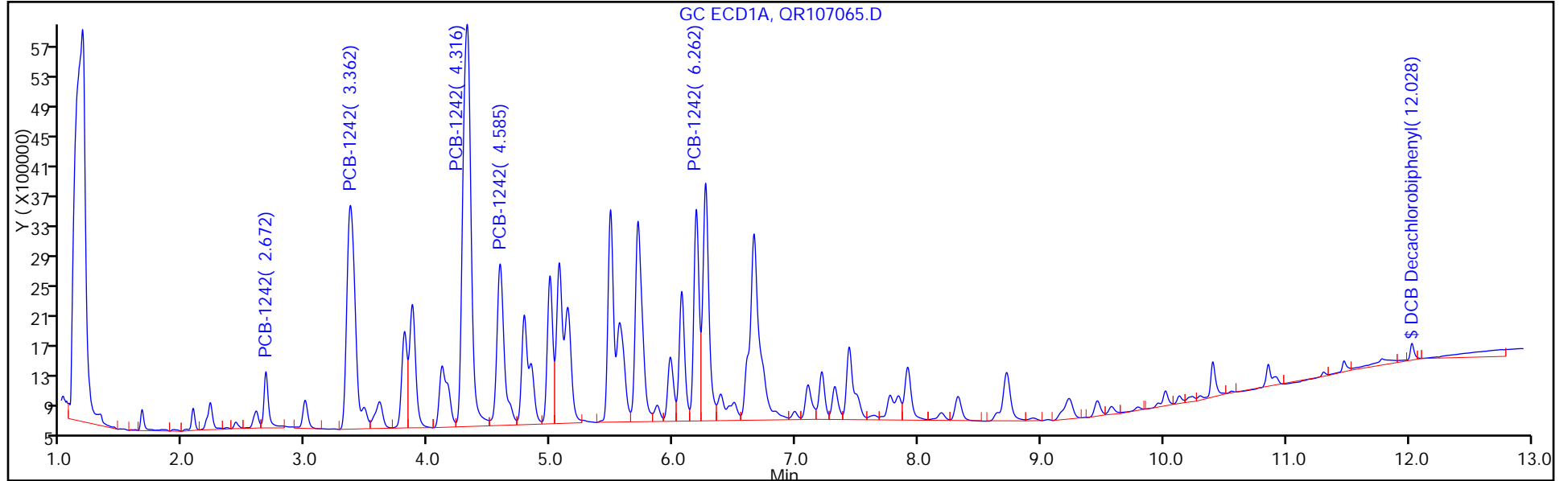
Injection Vol: 1.0 ul

Dil. Factor: 25.0000

ALS Bottle#: 7

Method: GC8_8082LVI

Limit Group: GC 8082A PCB



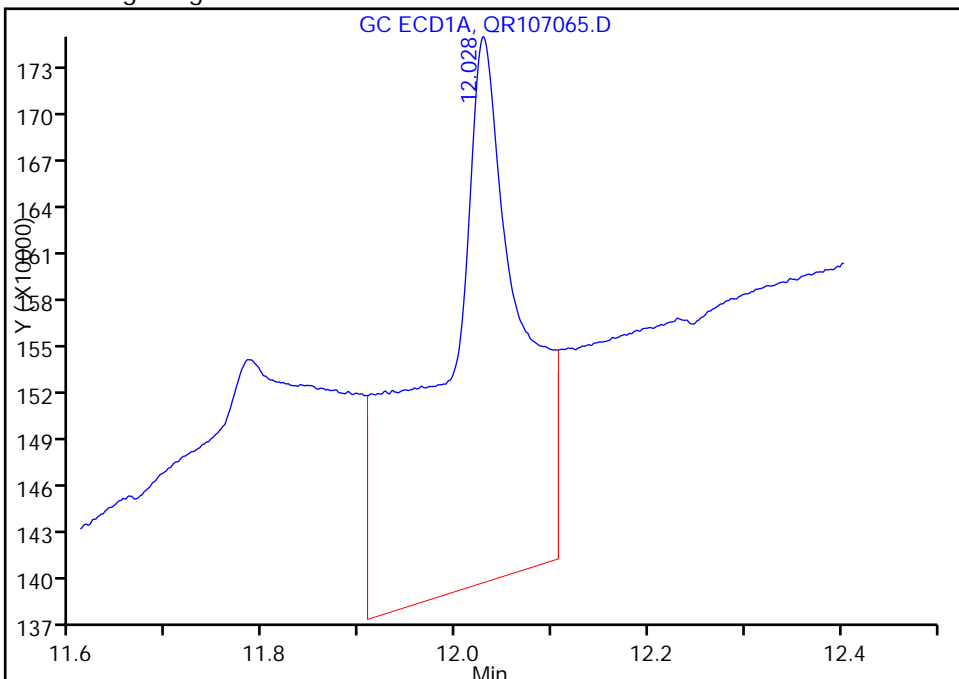
TestAmerica Edison

Data File: \\EDICHROM\ChromData\CPESTGC8\20141105-20205.b\QR107065.D
Injection Date: 05-Nov-2014 10:48:30 Instrument ID: CPESTGC8
Lims ID: 460-85449-A-8-A Lab Sample ID: 460-85449-8
Client ID: PMP-26-SW-WT
Operator ID: ALS Bottle#: 7 Worklist Smp#: 7
Injection Vol: 1.0 ul Dil. Factor: 25.0000
Method: GC8_8082LVI Limit Group: GC 8082A PCB
Column: Detector GC ECD1A

\$ 5 DCB Decachlorobiphenyl, CAS: 2051-24-3

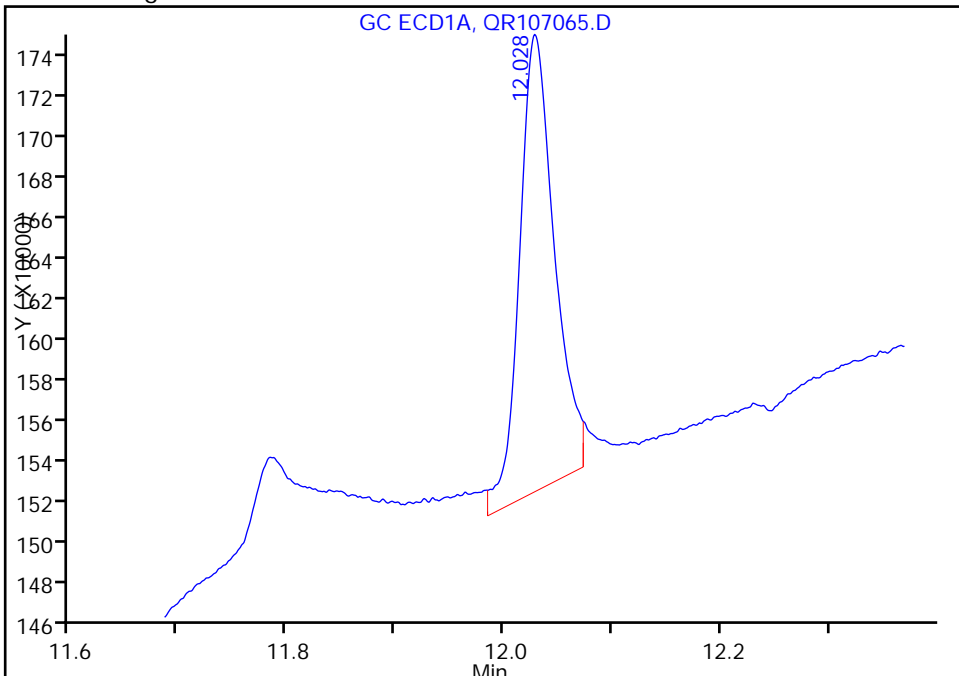
Processing Integration Results

RT: 12.03
Response: 2064580
Amount: 11.997761



Manual Integration Results

RT: 12.03
Response: 494844
Amount: 2.875655



Reviewer: patelji, 05-Nov-2014 10:54:49
Audit Action: Assigned New Baseline
Audit Reason: Peak not integrated

TestAmerica Edison

Data File: \\EDICHROM\ChromData\CPESTGC8\20141105-20205.b\QR107065.D

Injection Date: 05-Nov-2014 10:48:30

Instrument ID: CPESTGC8

Lims ID: 460-85449-A-8-A

Lab Sample ID: 460-85449-8

Client ID: PMP-26-SW-WT

Operator ID:

ALS Bottle#: 7

Worklist Smp#: 7

Injection Vol: 1.0 ul

Dil. Factor: 25.0000

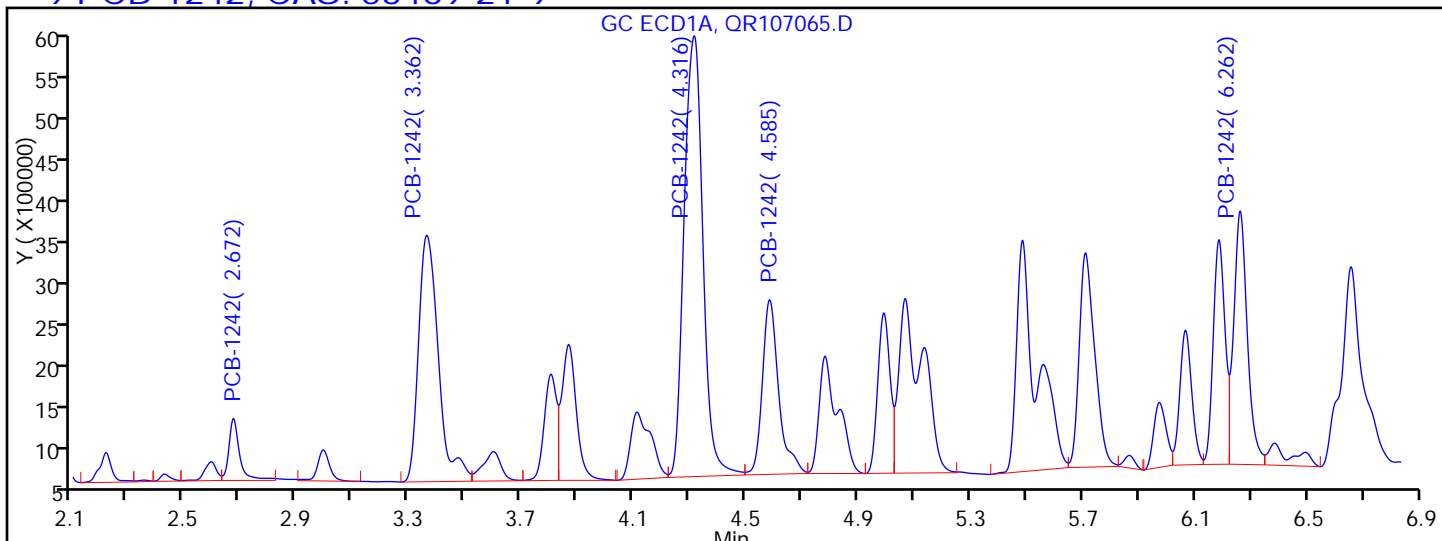
Method: GC8_8082LVI

Limit Group: GC 8082A PCB

Column:

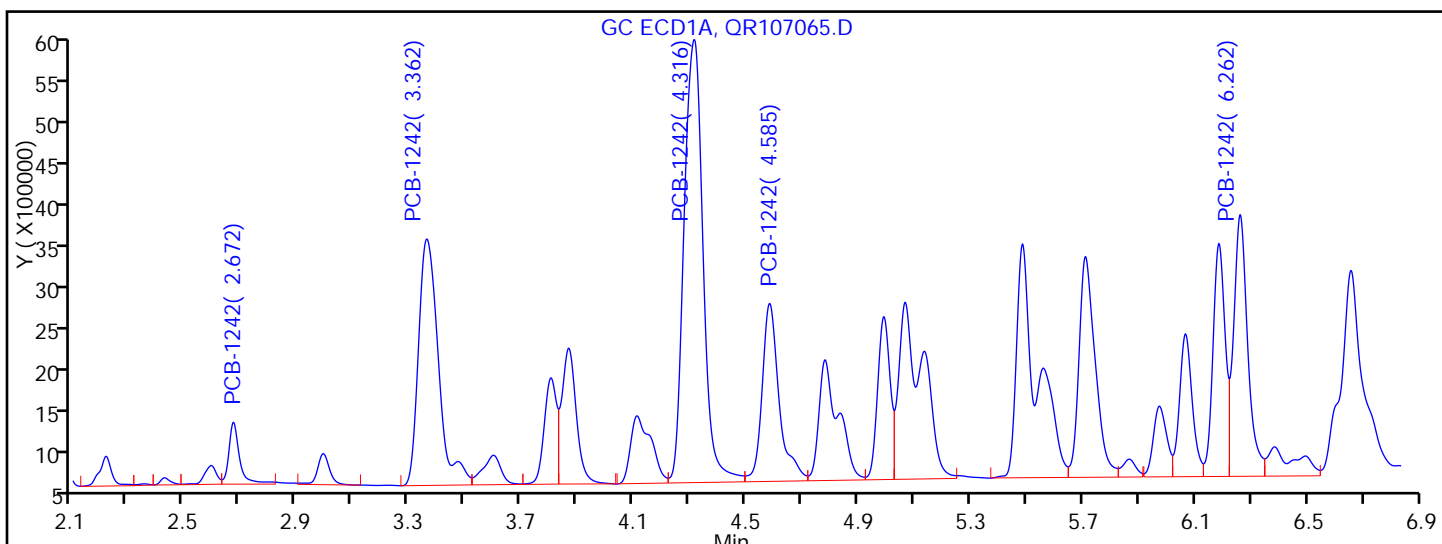
Detector: GC ECD1A

9 PCB-1242, CAS: 53469-21-9



Processing Integration Results

RT = 2.672	Response = 2005089	
RT = 3.362	Response = 14656931	
RT = 4.316	Response = 24750614	M
RT = 4.585	Response = 8555067	M
RT = 6.262	Response = 10261469	M



Manual Integration Results

RT = 2.672	Response = 2005089	
RT = 3.362	Response = 14656931	
RT = 4.316	Response = 25247337	M
RT = 4.585	Response = 9103410	M
RT = 6.262	Response = 10992302	M

Reviewer: patelji, 05-Nov-2014 10:54:49

Audit Action: Assigned New Baseline

Audit Reason: Peak not integrated

FORM I
PCBS ORGANICS ANALYSIS DATA SHEET

Lab Name: TestAmerica Edison Job No.: 460-85449-1
 SDG No.: _____
 Client Sample ID: PMP-26-SW-WT Lab Sample ID: 460-85449-8
 Matrix: Solid Lab File ID: QR107065.D
 Analysis Method: 8082A Date Collected: 10/31/2014 09:27
 Extraction Method: 3546 Date Extracted: 11/03/2014 07:48
 Sample wt/vol: 15.0036(g) Date Analyzed: 11/05/2014 10:48
 Con. Extract Vol.: 10(mL) Dilution Factor: 25
 Injection Volume: 1(uL) GC Column: CLP-1 ID: 0.53(mm)
 % Moisture: 10.1 GPC Cleanup: (Y/N) N
 Analysis Batch No.: 260484 Units: ug/Kg

CAS NO.	COMPOUND NAME	RESULT	Q	RL	MDL
12674-11-2	Aroclor 1016	420	U	1900	420
11104-28-2	Aroclor 1221	420	U	1900	420
11141-16-5	Aroclor 1232	420	U	1900	420
12672-29-6	Aroclor 1248	420	U	1900	420
11097-69-1	Aroclor 1254	530	U	1900	530
11096-82-5	Aroclor 1260	530	U	1900	530
37324-23-5	Aroclor 1262	530	U	1900	530
11100-14-4	Aroclor 1268	530	U	1900	530

CAS NO.	SURROGATE	%REC	Q	LIMITS
2051-24-3	DCB Decachlorobiphenyl	137	D	53-150

TestAmerica Edison
Target Compound Quantitation Report

Data File: \\EDICHROM\ChromData\CPESTGC8\20141105-20205.b\QR107065.D
 Lims ID: 460-85449-A-8-A Lab Sample ID: 460-85449-8
 Client ID: PMP-26-SW-WT
 Sample Type: Client
 Inject. Date: 05-Nov-2014 10:48:30 ALS Bottle#: 7 Worklist Smp#: 7
 Injection Vol: 1.0 ul Dil. Factor: 25.0000
 Sample Info: 460-0020205-007
 Operator ID: Instrument ID: CPESTGC8
 Method: \\EDICHROM\ChromData\CPESTGC8\20141105-20205.b\GC8_8082LVI.m
 Limit Group: GC 8082A PCB
 Last Update: 05-Nov-2014 13:20:30 Calib Date: 10-Oct-2014 13:33:58
 Integrator: Falcon
 Quant Method: External Standard Quant By: Initial Calibration
 Last ICal File: \\EDICHROM\ChromData\CPESTGC8\20141010-19190.b\QR106303.D

Column 1 : Det: GC ECD1A
 Column 2 : Det: GC ECD2B
 Process Host: XAWRK030

First Level Reviewer: patelji Date: 05-Nov-2014 10:54:49

Col	RT (min.)	Exp RT (min.)	Dlt RT (min.)	Response	OnCol Amt ug/l	Flags
-----	-----------	---------------	---------------	----------	----------------	-------

9 PCB-1242						M
1	2.672	2.671	0.001	2005089	449.9	
1	3.362	3.360	0.002	14656931	1931.0	
1	4.316	4.317	-0.001	25247337	1835.2	M
1	4.585	4.586	-0.001	9103410	1405.8	M
1	6.262	6.267	-0.005	10992302	1906.1	M
Average of Peak Amounts =					1505.6	
2	1.953	1.944	0.009	1512488	384.9	M
2	2.317	2.307	0.010	10890331	1677.2	M
2	2.839	2.828	0.011	18993011	1628.0	M
2	3.034	3.021	0.013	6761454	1407.9	M
2	3.821	3.809	0.012	9555749	2011.5	M
Average of Peak Amounts =					1421.9	
RPD = 5.72						
\$ 5 DCB Decachlorobiphenyl						M
1	12.028	12.031	-0.003	494844	2.88	M
2	10.793	10.794	-0.001	436916	2.73	M
RPD = 5.02						

QC Flag Legend

Review Flags

M - Manually Integrated

TestAmerica Edison

Data File: \\EDICHRON\ChromData\CPESTGC8\20141105-20205.b\QR107065.D

Injection Date: 05-Nov-2014 10:48:30

Instrument ID: CPESTGC8

Operator ID:

Lims ID: 460-85449-A-8-A

Lab Sample ID: 460-85449-8

Worklist Smp#: 7

Client ID: PMP-26-SW-WT

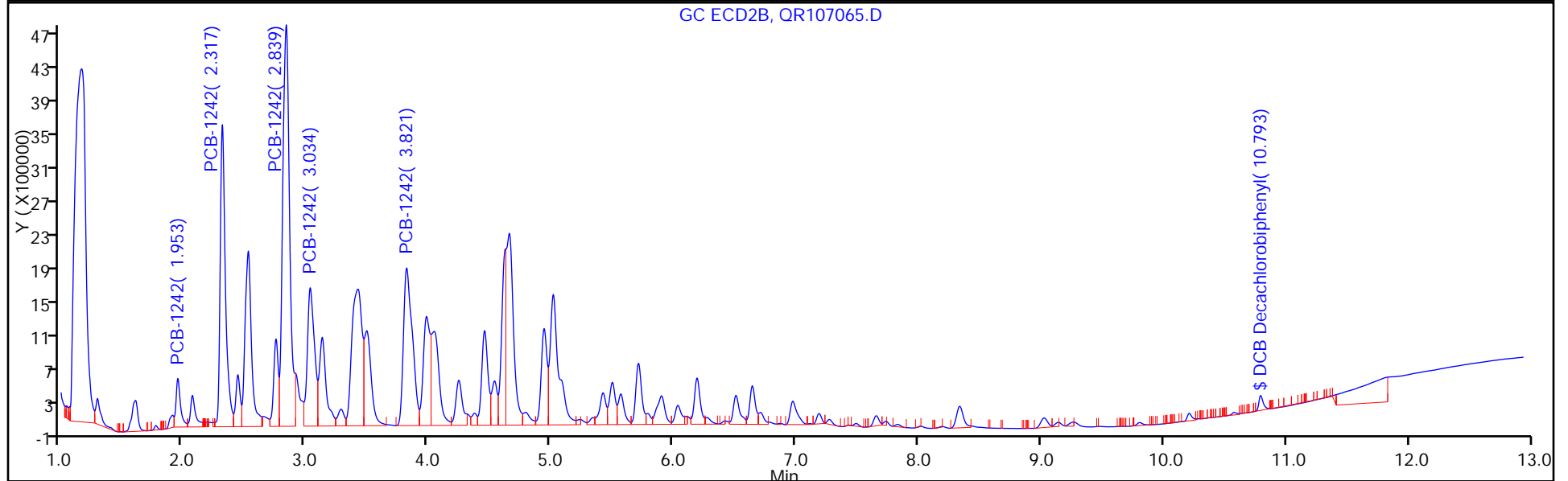
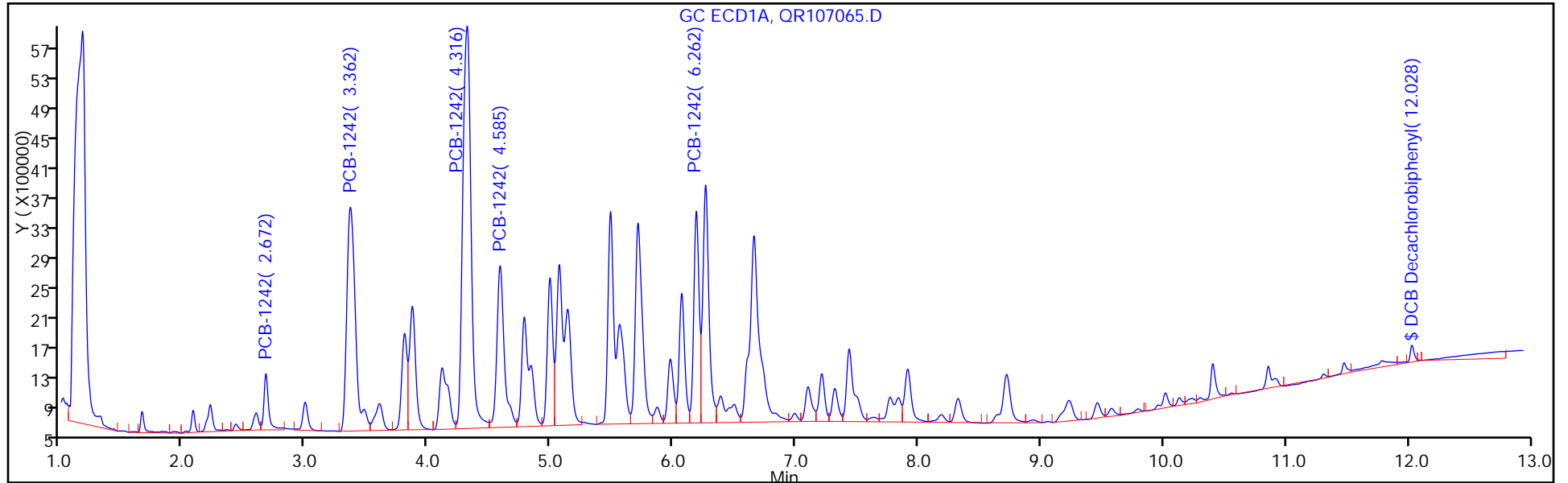
Injection Vol: 1.0 ul

Dil. Factor: 25.0000

ALS Bottle#: 7

Method: GC8_8082LVI

Limit Group: GC 8082A PCB



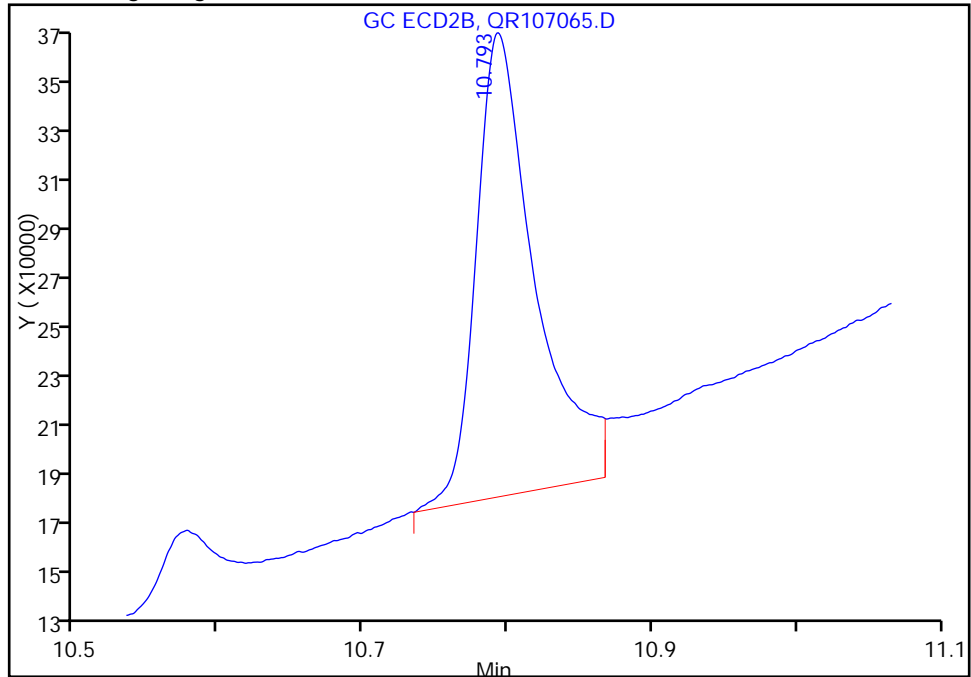
TestAmerica Edison

Data File: \\EDICHROM\ChromData\CPESTGC8\20141105-20205.b\QR107065.D
Injection Date: 05-Nov-2014 10:48:30 Instrument ID: CPESTGC8
Lims ID: 460-85449-A-8-A Lab Sample ID: 460-85449-8
Client ID: PMP-26-SW-WT
Operator ID: ALS Bottle#: 7 Worklist Smp#: 7
Injection Vol: 1.0 ul Dil. Factor: 25.0000
Method: GC8_8082LVI Limit Group: GC 8082A PCB
Column: Detector GC ECD2B

\$ 5 DCB Decachlorobiphenyl, CAS: 2051-24-3

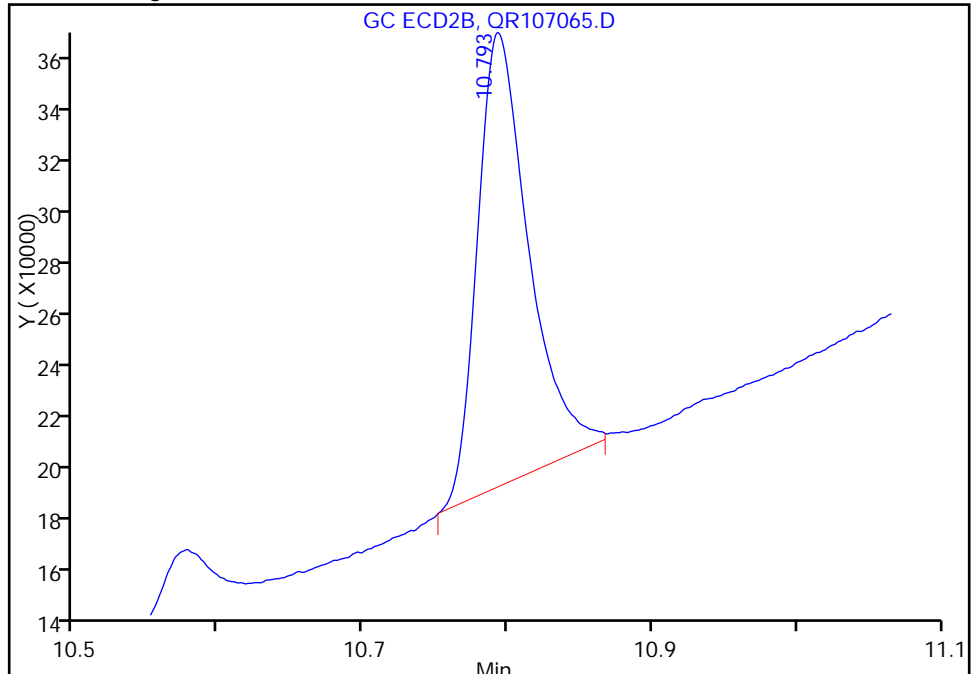
RT: 10.79
Response: 531591
Amount: 3.327536

Processing Integration Results



RT: 10.79
Response: 436916
Amount: 2.734911

Manual Integration Results



Reviewer: patelji, 05-Nov-2014 10:54:49
Audit Action: Assigned New Baseline
Audit Reason: Peak not integrated

TestAmerica Edison

Data File: \\EDICHROM\ChromData\CPESTGC8\20141105-20205.b\QR107065.D

Injection Date: 05-Nov-2014 10:48:30

Instrument ID: CPESTGC8

Lims ID: 460-85449-A-8-A

Lab Sample ID: 460-85449-8

Client ID: PMP-26-SW-WT

Operator ID:

ALS Bottle#: 7 Worklist Smp#: 7

Injection Vol: 1.0 ul

Dil. Factor: 25.0000

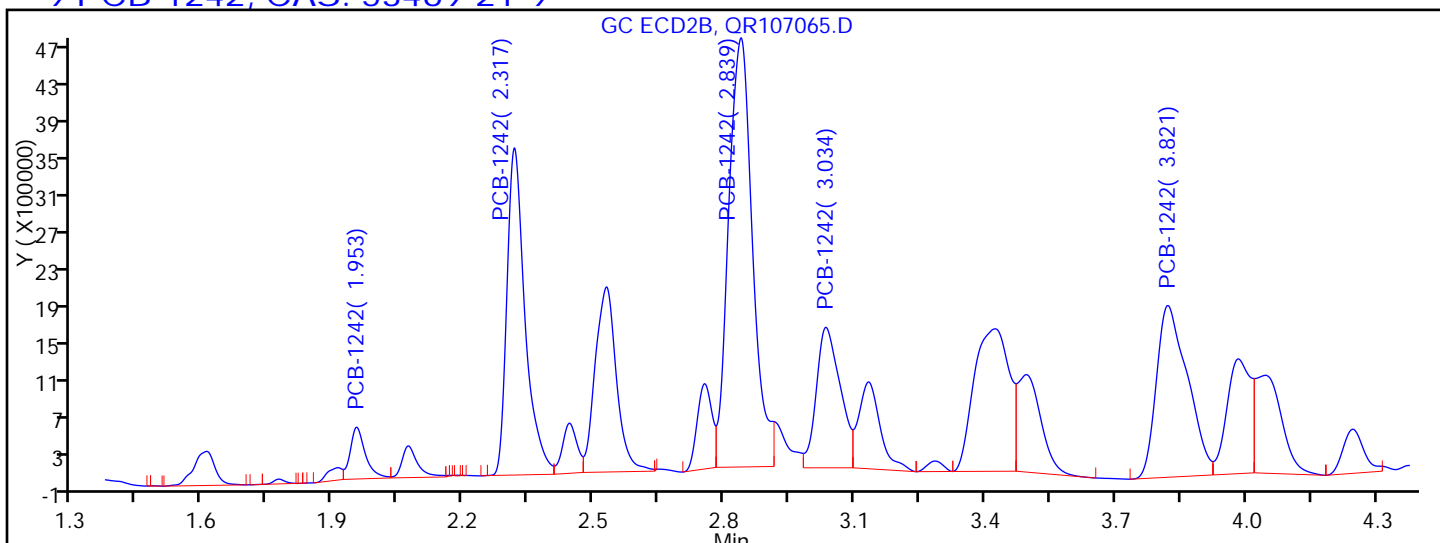
Method: GC8_8082LVI

Limit Group: GC 8082A PCB

Column:

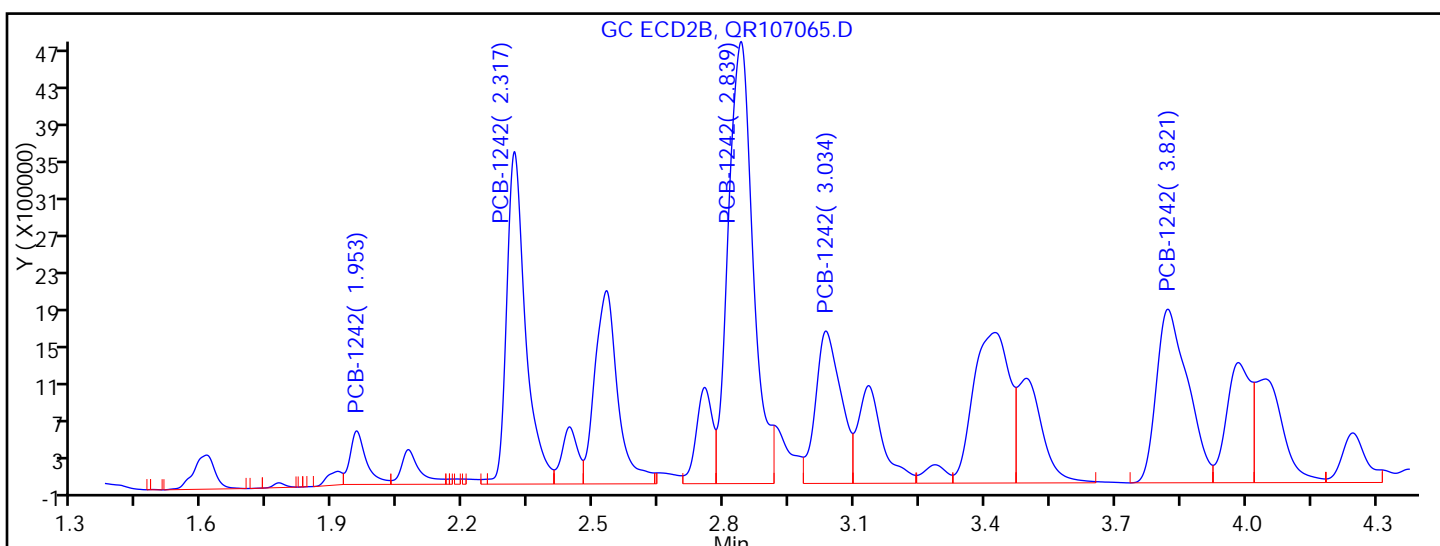
Detector: GC ECD2B

9 PCB-1242, CAS: 53469-21-9



Processing Integration Results

RT = 1.953	Response = 1368361	M
RT = 2.317	Response = 10345557	M
RT = 2.839	Response = 17867739	M
RT = 3.034	Response = 5877616	M
RT = 3.821	Response = 9308183	M



Manual Integration Results

RT = 1.953	Response = 1512488	M
RT = 2.317	Response = 10890331	M
RT = 2.839	Response = 18993011	M
RT = 3.034	Response = 6761454	M
RT = 3.821	Response = 9555749	M

Reviewer: patelji, 05-Nov-2014 10:54:49

Audit Action: Assigned New Baseline

Audit Reason: Peak not integrated

FORM I
PCBS ORGANICS ANALYSIS DATA SHEET

Lab Name: TestAmerica Edison Job No.: 460-85449-1
 SDG No.: _____
 Client Sample ID: PMP-26-SW-SI Lab Sample ID: 460-85449-9
 Matrix: Solid Lab File ID: OR223703.D
 Analysis Method: 8082A Date Collected: 10/31/2014 09:30
 Extraction Method: 3546 Date Extracted: 11/03/2014 07:48
 Sample wt/vol: 15.0008(g) Date Analyzed: 11/05/2014 05:05
 Con. Extract Vol.: 10(mL) Dilution Factor: 1
 Injection Volume: 1(uL) GC Column: CLP-2 ID: 0.53(mm)
 % Moisture: 13.4 GPC Cleanup: (Y/N) N
 Analysis Batch No.: 260367 Units: ug/Kg

CAS NO.	SURROGATE	%REC	Q	LIMITS
2051-24-3	DCB Decachlorobiphenyl	115		53-150

TestAmerica Edison
Target Compound Quantitation Report

Data File: \\EDICHROM\ChromData\CPESTGC7\20141104-20160.b\OR223703.D
 Lims ID: 460-85449-A-9-A Lab Sample ID: 460-85449-9
 Client ID: PMP-26-SW-SI
 Sample Type: Client
 Inject. Date: 05-Nov-2014 05:05:30 ALS Bottle#: 66 Worklist Smp#: 66
 Injection Vol: 1.0 ul Dil. Factor: 1.0000
 Sample Info: 460-0020160-066
 Operator ID: Instrument ID: CPESTGC7
 Method: \\EDICHROM\ChromData\CPESTGC7\20141104-20160.b\8082GC7.m
 Limit Group: GC 8082A PCB
 Last Update: 05-Nov-2014 12:53:47 Calib Date: 07-Oct-2014 15:20:30
 Integrator: Falcon
 Quant Method: External Standard Quant By: Initial Calibration
 Last ICal File: \\EDICHROM\ChromData\CPESTGC7\20141007-19026.b\OR222720.D
 Column 1 : Det: GC ECD1A
 Column 2 : Det: GC ECD2B
 Process Host: XAWRK030

First Level Reviewer: patelji Date: 05-Nov-2014 12:38:30

Col	RT (min.)	Exp RT (min.)	Dlt RT (min.)	Response	OnCol Amt ug/l	Flags
-----	-----------	---------------	---------------	----------	----------------	-------

\$ 5 DCB Decachlorobiphenyl

1	10.468	10.495	-0.027	237203	57.3
2	9.408	9.422	-0.014	416486	65.0

RPD = 12.63

TestAmerica Edison

Data File: \\EDICHROM\ChromData\CPESTGC7\20141104-20160.b\OR223703.D

Injection Date: 05-Nov-2014 05:05:30

Instrument ID: CPESTGC7

Operator ID:

Lims ID: 460-85449-A-9-A

Lab Sample ID: 460-85449-9

Worklist Smp#: 66

Client ID: PMP-26-SW-SI

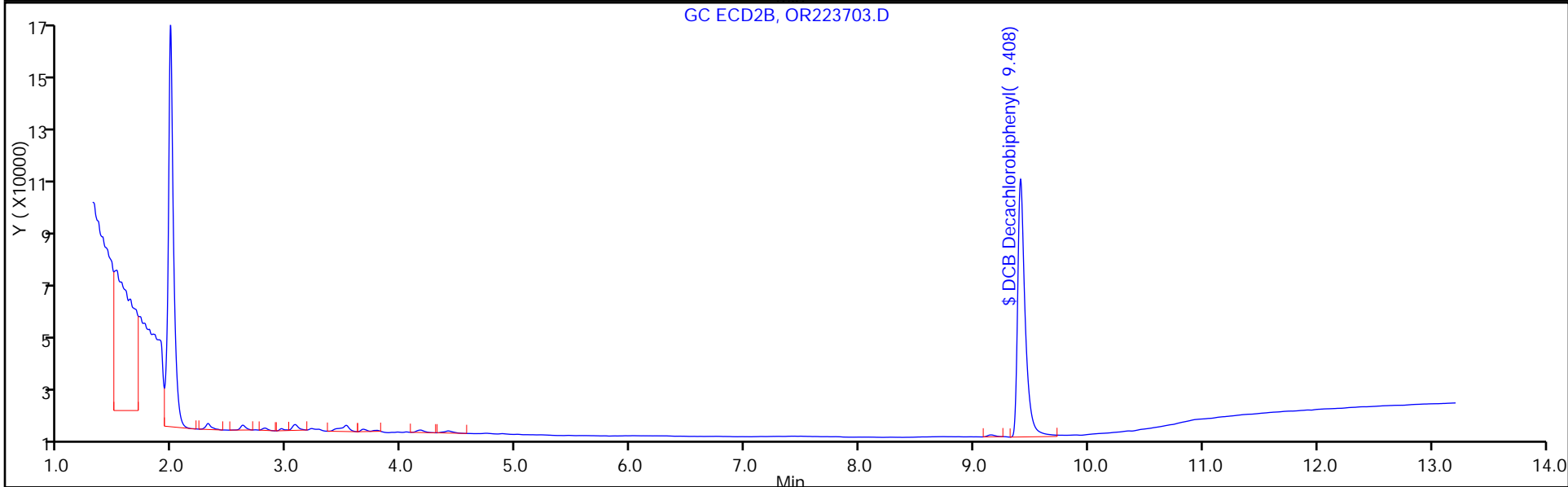
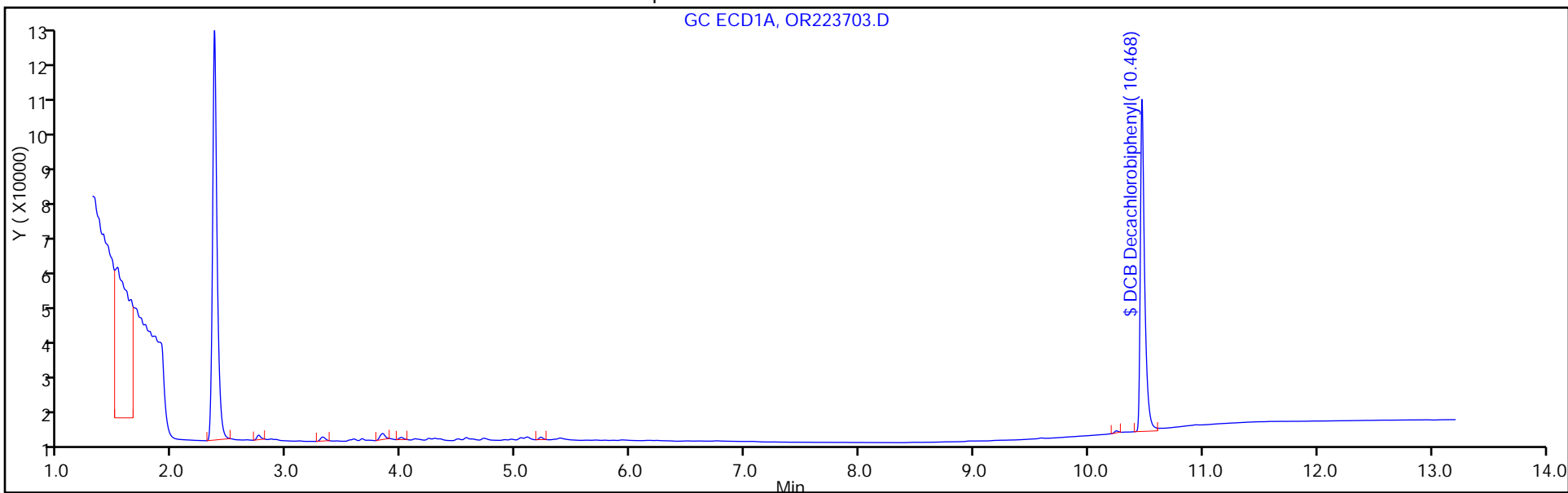
Injection Vol: 1.0 ul

Dil. Factor: 1.0000

ALS Bottle#: 66

Method: 8082GC7

Limit Group: GC 8082A PCB



FORM I
PCBS ORGANICS ANALYSIS DATA SHEET

Lab Name: TestAmerica Edison Job No.: 460-85449-1
 SDG No.: _____
 Client Sample ID: PMP-26-SW-SI Lab Sample ID: 460-85449-9
 Matrix: Solid Lab File ID: OR223703.D
 Analysis Method: 8082A Date Collected: 10/31/2014 09:30
 Extraction Method: 3546 Date Extracted: 11/03/2014 07:48
 Sample wt/vol: 15.0008(g) Date Analyzed: 11/05/2014 05:05
 Con. Extract Vol.: 10(mL) Dilution Factor: 1
 Injection Volume: 1(uL) GC Column: CLP-1 ID: 0.53(mm)
 % Moisture: 13.4 GPC Cleanup: (Y/N) N
 Analysis Batch No.: 260367 Units: ug/Kg

CAS NO.	COMPOUND NAME	RESULT	Q	RL	MDL
12674-11-2	Aroclor 1016	17	U	77	17
11104-28-2	Aroclor 1221	17	U	77	17
11141-16-5	Aroclor 1232	17	U	77	17
53469-21-9	Aroclor 1242	17	U	77	17
12672-29-6	Aroclor 1248	17	U	77	17
11097-69-1	Aroclor 1254	22	U	77	22
11096-82-5	Aroclor 1260	22	U	77	22
37324-23-5	Aroclor 1262	22	U	77	22
11100-14-4	Aroclor 1268	22	U	77	22

CAS NO.	SURROGATE	%REC	Q	LIMITS
2051-24-3	DCB Decachlorobiphenyl	130		53-150

TestAmerica Edison
Target Compound Quantitation Report

Data File: \\EDICHROM\ChromData\CPESTGC7\20141104-20160.b\OR223703.D
 Lims ID: 460-85449-A-9-A Lab Sample ID: 460-85449-9
 Client ID: PMP-26-SW-SI
 Sample Type: Client
 Inject. Date: 05-Nov-2014 05:05:30 ALS Bottle#: 66 Worklist Smp#: 66
 Injection Vol: 1.0 ul Dil. Factor: 1.0000
 Sample Info: 460-0020160-066
 Operator ID: Instrument ID: CPESTGC7
 Method: \\EDICHROM\ChromData\CPESTGC7\20141104-20160.b\8082GC7.m
 Limit Group: GC 8082A PCB
 Last Update: 05-Nov-2014 12:53:47 Calib Date: 07-Oct-2014 15:20:30
 Integrator: Falcon
 Quant Method: External Standard Quant By: Initial Calibration
 Last ICal File: \\EDICHROM\ChromData\CPESTGC7\20141007-19026.b\OR222720.D
 Column 1 : Det: GC ECD1A
 Column 2 : Det: GC ECD2B
 Process Host: XAWRK030

First Level Reviewer: patelji Date: 05-Nov-2014 12:38:30

Col	RT (min.)	Exp RT (min.)	Dlt RT (min.)	Response	OnCol Amt ug/l	Flags
-----	-----------	---------------	---------------	----------	----------------	-------

\$ 5 DCB Decachlorobiphenyl

1	10.468	10.495	-0.027	237203	57.3
2	9.408	9.422	-0.014	416486	65.0

RPD = 12.63

TestAmerica Edison

Data File: \\EDICHROM\ChromData\CPESTGC7\20141104-20160.b\OR223703.D

Injection Date: 05-Nov-2014 05:05:30

Instrument ID: CPESTGC7

Operator ID:

Lims ID: 460-85449-A-9-A

Lab Sample ID: 460-85449-9

Worklist Smp#: 66

Client ID: PMP-26-SW-SI

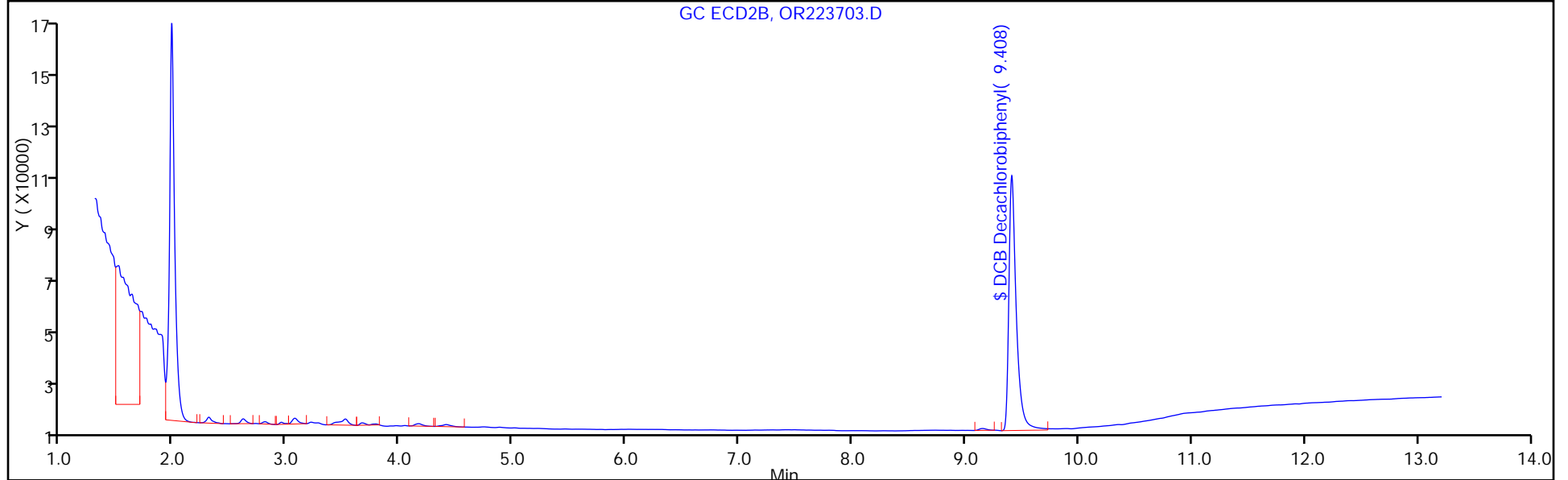
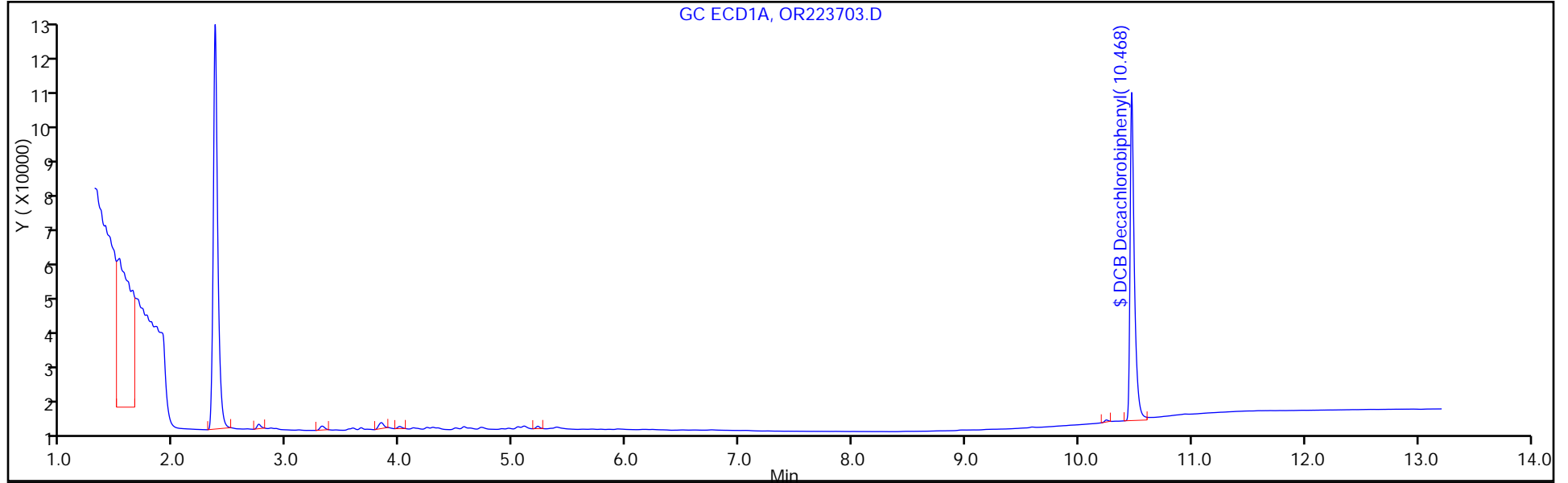
Injection Vol: 1.0 ul

Dil. Factor: 1.0000

ALS Bottle#: 66

Method: 8082GC7

Limit Group: GC 8082A PCB



FORM I
PCBS ORGANICS ANALYSIS DATA SHEET

Lab Name: TestAmerica Edison Job No.: 460-85449-1
 SDG No.: _____
 Client Sample ID: PMP-17-SW-SI Lab Sample ID: 460-85449-10
 Matrix: Solid Lab File ID: OR223704.D
 Analysis Method: 8082A Date Collected: 10/31/2014 08:44
 Extraction Method: 3546 Date Extracted: 11/03/2014 07:48
 Sample wt/vol: 15.0071(g) Date Analyzed: 11/05/2014 05:21
 Con. Extract Vol.: 10(mL) Dilution Factor: 1
 Injection Volume: 1(uL) GC Column: CLP-2 ID: 0.53(mm)
 % Moisture: 13.8 GPC Cleanup: (Y/N) N
 Analysis Batch No.: 260367 Units: ug/Kg

CAS NO.	COMPOUND NAME	RESULT	Q	RL	MDL
53469-21-9	Aroclor 1242	100		78	17

CAS NO.	SURROGATE	%REC	Q	LIMITS
2051-24-3	DCB Decachlorobiphenyl	110		53-150

TestAmerica Edison
Target Compound Quantitation Report

Data File: \\EDICHROM\ChromData\CPESTGC7\20141104-20160.b\OR223704.D
 Lims ID: 460-85449-A-10-A Lab Sample ID: 460-85449-10
 Client ID: PMP-17-SW-SI
 Sample Type: Client
 Inject. Date: 05-Nov-2014 05:21:30 ALS Bottle#: 67 Worklist Smp#: 67
 Injection Vol: 1.0 ul Dil. Factor: 1.0000
 Sample Info: 460-0020160-067
 Operator ID: Instrument ID: CPESTGC7
 Method: \\EDICHROM\ChromData\CPESTGC7\20141104-20160.b\8082GC7.m
 Limit Group: GC 8082A PCB
 Last Update: 05-Nov-2014 12:53:47 Calib Date: 07-Oct-2014 15:20:30
 Integrator: Falcon
 Quant Method: External Standard Quant By: Initial Calibration
 Last ICal File: \\EDICHROM\ChromData\CPESTGC7\20141007-19026.b\OR222720.D
 Column 1 : Det: GC ECD1A
 Column 2 : Det: GC ECD2B
 Process Host: XAWRK030

First Level Reviewer: patelji Date: 05-Nov-2014 12:39:10

Col	RT (min.)	Exp RT (min.)	Dlt RT (min.)	Response	OnCol Amt ug/l	Flags
-----	-----------	---------------	---------------	----------	----------------	-------

9 PCB-1242						M
1	2.858	2.868	-0.010	11447	114.0	M
1	3.307	3.317	-0.010	26591	139.1	M
1	3.832	3.842	-0.010	47926	134.6	M
1	3.993	4.005	-0.012	20172	132.6	M
1	5.095	5.105	-0.010	22270	149.2	M
Average of Peak Amounts =					133.9	
2	2.280	2.298	-0.018	21662	119.5	M
2	2.607	2.628	-0.021	39512	145.2	
2	3.065	3.088	-0.023	66531	120.7	M
2	3.210	3.232	-0.022	23982	115.5	M
2	3.662	3.683	-0.021	30080	137.3	
Average of Peak Amounts =					127.7	
						RPD = 4.77

\$ 5 DCB Decachlorobiphenyl						
1	10.468	10.495	-0.027	228051	55.1	
2	9.407	9.422	-0.015	398490	62.2	
						RPD = 12.15

QC Flag Legend

Review Flags

M - Manually Integrated

TestAmerica Edison

Data File: \\EDICHRON\ChromData\CPESTGC7\20141104-20160.b\OR223704.D

Injection Date: 05-Nov-2014 05:21:30

Instrument ID: CPESTGC7

Operator ID:

Lims ID: 460-85449-A-10-A

Lab Sample ID: 460-85449-10

Worklist Smp#: 67

Client ID: PMP-17-SW-SI

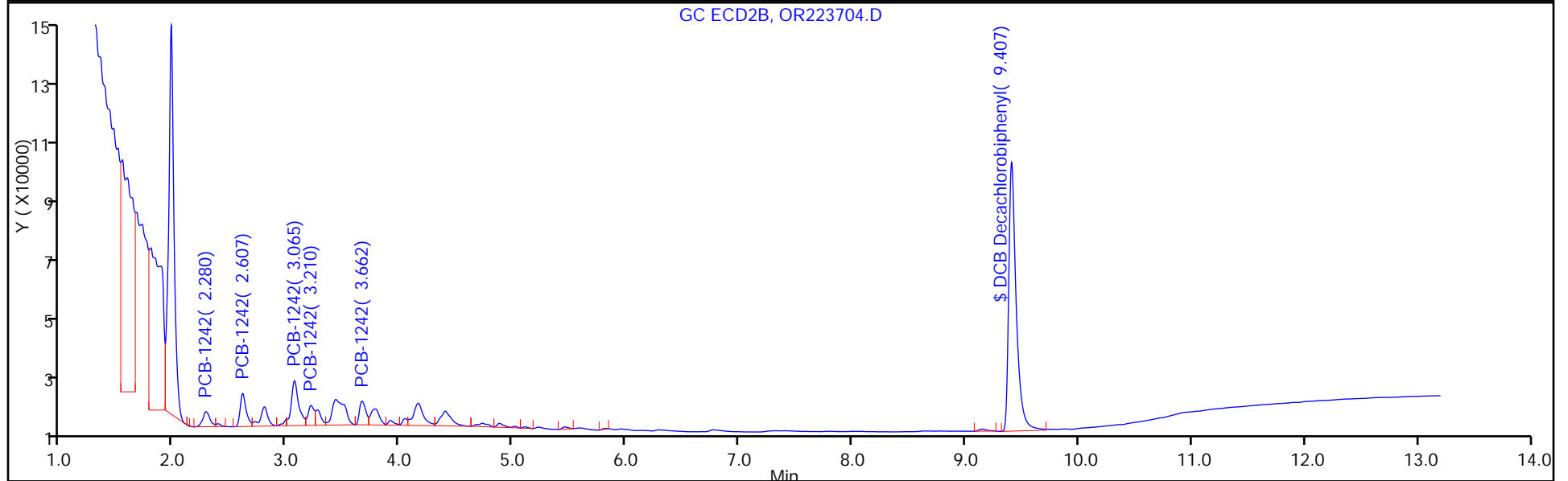
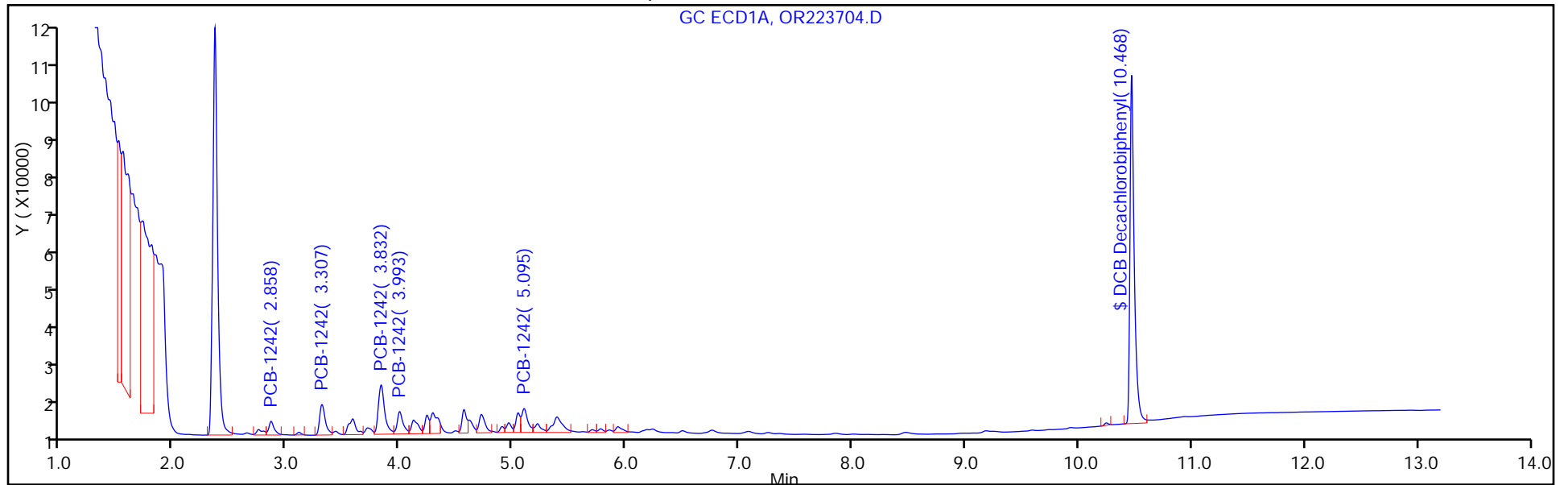
Injection Vol: 1.0 ul

Dil. Factor: 1.0000

ALS Bottle#: 67

Method: 8082GC7

Limit Group: GC 8082A PCB



TestAmerica Edison

Data File: \\EDICHROM\ChromData\CPESTGC7\20141104-20160.b\OR223704.D

Injection Date: 05-Nov-2014 05:21:30

Instrument ID: CPESTGC7

Lims ID: 460-85449-A-10-A

Lab Sample ID: 460-85449-10

Client ID: PMP-17-SW-SI

Operator ID:

ALS Bottle#: 67

Worklist Smp#: 67

Injection Vol: 1.0 ul

Dil. Factor: 1.0000

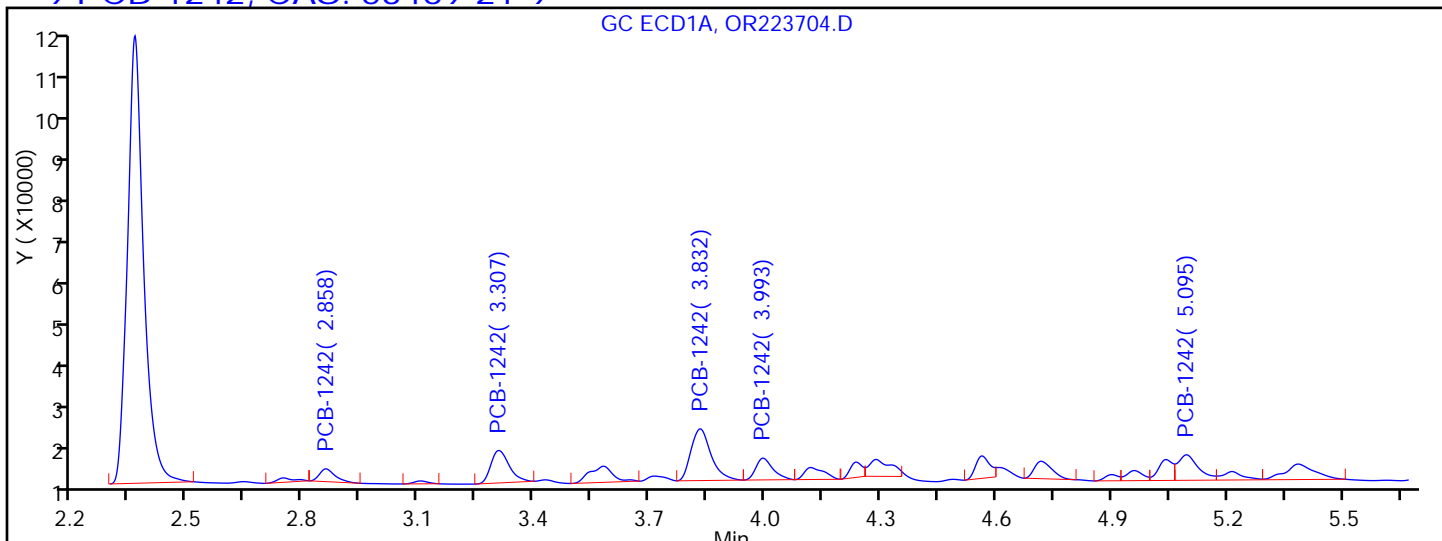
Method: 8082GC7

Limit Group: GC 8082A PCB

Column:

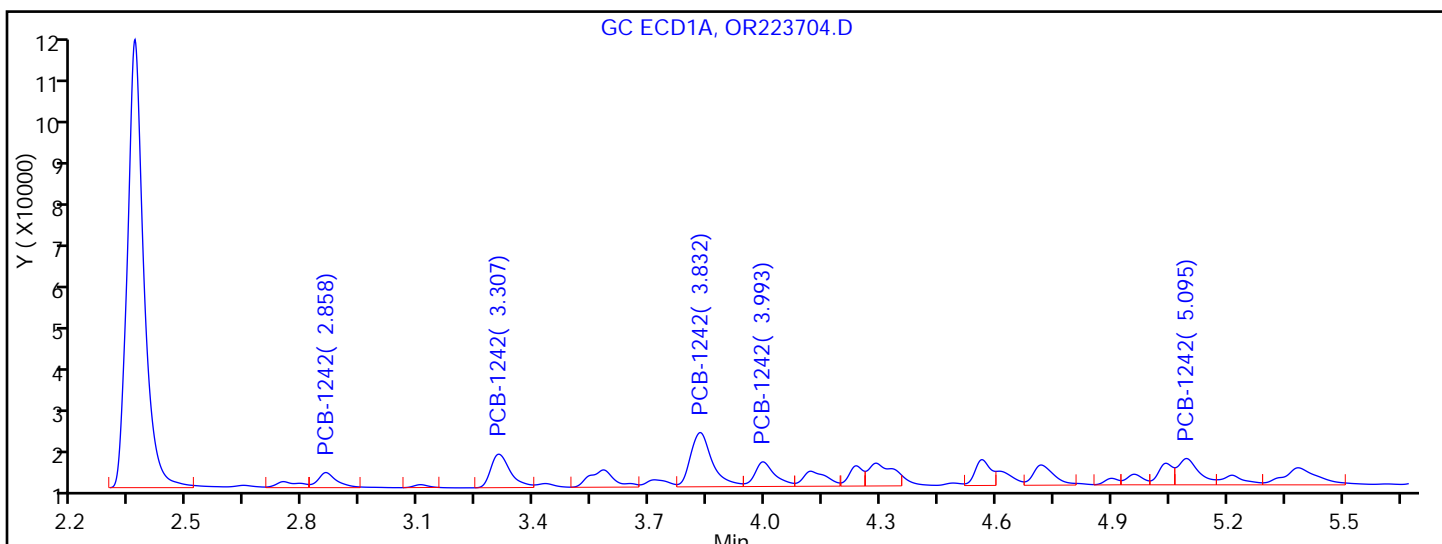
Detector: GC ECD1A

9 PCB-1242, CAS: 53469-21-9



Processing Integration Results

RT = 2.858	Response = 8113	M
RT = 3.307	Response = 24052	M
RT = 3.832	Response = 41962	M
RT = 3.993	Response = 15000	M
RT = 5.095	Response = 20996	M



Manual Integration Results

RT = 2.858	Response = 11447	M
RT = 3.307	Response = 26591	M
RT = 3.832	Response = 47926	M
RT = 3.993	Response = 20172	M
RT = 5.095	Response = 22270	M

Reviewer: patelji, 05-Nov-2014 12:39:10

Audit Action: Assigned New Baseline

Audit Reason: Sample matrix interference

FORM I
PCBS ORGANICS ANALYSIS DATA SHEET

Lab Name: TestAmerica Edison Job No.: 460-85449-1
 SDG No.: _____
 Client Sample ID: PMP-17-SW-SI Lab Sample ID: 460-85449-10
 Matrix: Solid Lab File ID: OR223704.D
 Analysis Method: 8082A Date Collected: 10/31/2014 08:44
 Extraction Method: 3546 Date Extracted: 11/03/2014 07:48
 Sample wt/vol: 15.0071(g) Date Analyzed: 11/05/2014 05:21
 Con. Extract Vol.: 10(mL) Dilution Factor: 1
 Injection Volume: 1(uL) GC Column: CLP-1 ID: 0.53(mm)
 % Moisture: 13.8 GPC Cleanup: (Y/N) N
 Analysis Batch No.: 260367 Units: ug/Kg

CAS NO.	COMPOUND NAME	RESULT	Q	RL	MDL
12674-11-2	Aroclor 1016	17	U	78	17
11104-28-2	Aroclor 1221	17	U	78	17
11141-16-5	Aroclor 1232	17	U	78	17
12672-29-6	Aroclor 1248	17	U	78	17
11097-69-1	Aroclor 1254	22	U	78	22
11096-82-5	Aroclor 1260	22	U	78	22
37324-23-5	Aroclor 1262	22	U	78	22
11100-14-4	Aroclor 1268	22	U	78	22

CAS NO.	SURROGATE	%REC	Q	LIMITS
2051-24-3	DCB Decachlorobiphenyl	124		53-150

TestAmerica Edison
Target Compound Quantitation Report

Data File: \\EDICHROM\ChromData\CPESTGC7\20141104-20160.b\OR223704.D
 Lims ID: 460-85449-A-10-A Lab Sample ID: 460-85449-10
 Client ID: PMP-17-SW-SI
 Sample Type: Client
 Inject. Date: 05-Nov-2014 05:21:30 ALS Bottle#: 67 Worklist Smp#: 67
 Injection Vol: 1.0 ul Dil. Factor: 1.0000
 Sample Info: 460-0020160-067
 Operator ID: Instrument ID: CPESTGC7
 Method: \\EDICHROM\ChromData\CPESTGC7\20141104-20160.b\8082GC7.m
 Limit Group: GC 8082A PCB
 Last Update: 05-Nov-2014 12:53:47 Calib Date: 07-Oct-2014 15:20:30
 Integrator: Falcon
 Quant Method: External Standard Quant By: Initial Calibration
 Last ICal File: \\EDICHROM\ChromData\CPESTGC7\20141007-19026.b\OR222720.D
 Column 1 : Det: GC ECD1A
 Column 2 : Det: GC ECD2B
 Process Host: XAWRK030

First Level Reviewer: patelji Date: 05-Nov-2014 12:39:10

Col	RT (min.)	Exp RT (min.)	Dlt RT (min.)	Response	OnCol Amt ug/l	Flags
-----	-----------	---------------	---------------	----------	----------------	-------

9 PCB-1242						M
1	2.858	2.868	-0.010	11447	114.0	M
1	3.307	3.317	-0.010	26591	139.1	M
1	3.832	3.842	-0.010	47926	134.6	M
1	3.993	4.005	-0.012	20172	132.6	M
1	5.095	5.105	-0.010	22270	149.2	M
Average of Peak Amounts =					133.9	
2	2.280	2.298	-0.018	21662	119.5	M
2	2.607	2.628	-0.021	39512	145.2	
2	3.065	3.088	-0.023	66531	120.7	M
2	3.210	3.232	-0.022	23982	115.5	M
2	3.662	3.683	-0.021	30080	137.3	
Average of Peak Amounts =					127.7	
						RPD = 4.77
\$ 5 DCB Decachlorobiphenyl						
1	10.468	10.495	-0.027	228051	55.1	
2	9.407	9.422	-0.015	398490	62.2	
						RPD = 12.15

QC Flag Legend

Review Flags

M - Manually Integrated

TestAmerica Edison

Data File: \\EDICHRON\ChromData\CPESTGC7\20141104-20160.b\OR223704.D

Injection Date: 05-Nov-2014 05:21:30

Instrument ID: CPESTGC7

Operator ID:

Lims ID: 460-85449-A-10-A

Lab Sample ID: 460-85449-10

Worklist Smp#: 67

Client ID: PMP-17-SW-SI

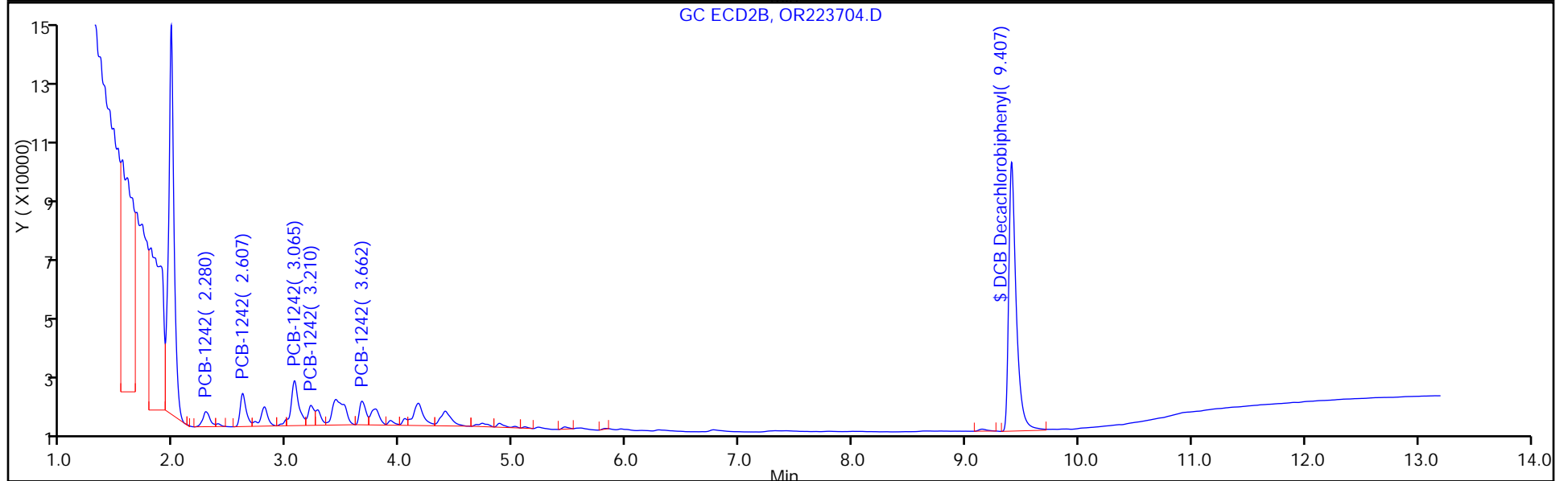
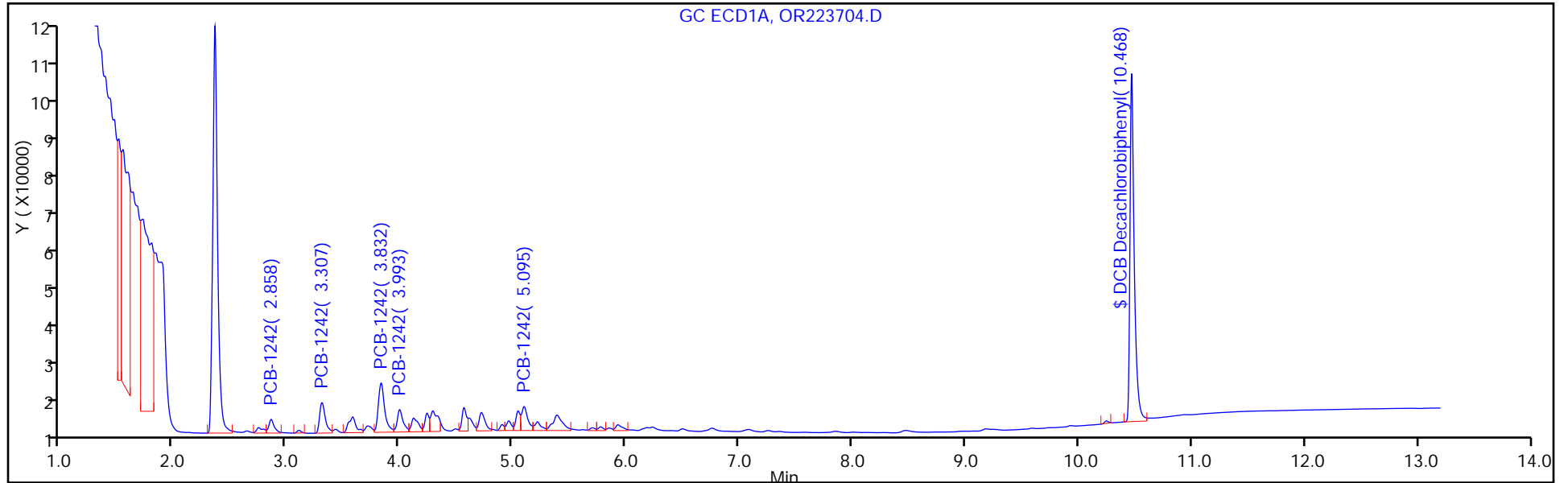
Injection Vol: 1.0 ul

Dil. Factor: 1.0000

ALS Bottle#: 67

Method: 8082GC7

Limit Group: GC 8082A PCB



TestAmerica Edison

Data File: \\EDICHROM\ChromData\CPESTGC7\20141104-20160.b\OR223704.D

Injection Date: 05-Nov-2014 05:21:30

Instrument ID: CPESTGC7

Lims ID: 460-85449-A-10-A

Lab Sample ID: 460-85449-10

Client ID: PMP-17-SW-SI

Operator ID:

ALS Bottle#: 67

Worklist Smp#: 67

Injection Vol: 1.0 ul

Dil. Factor: 1.0000

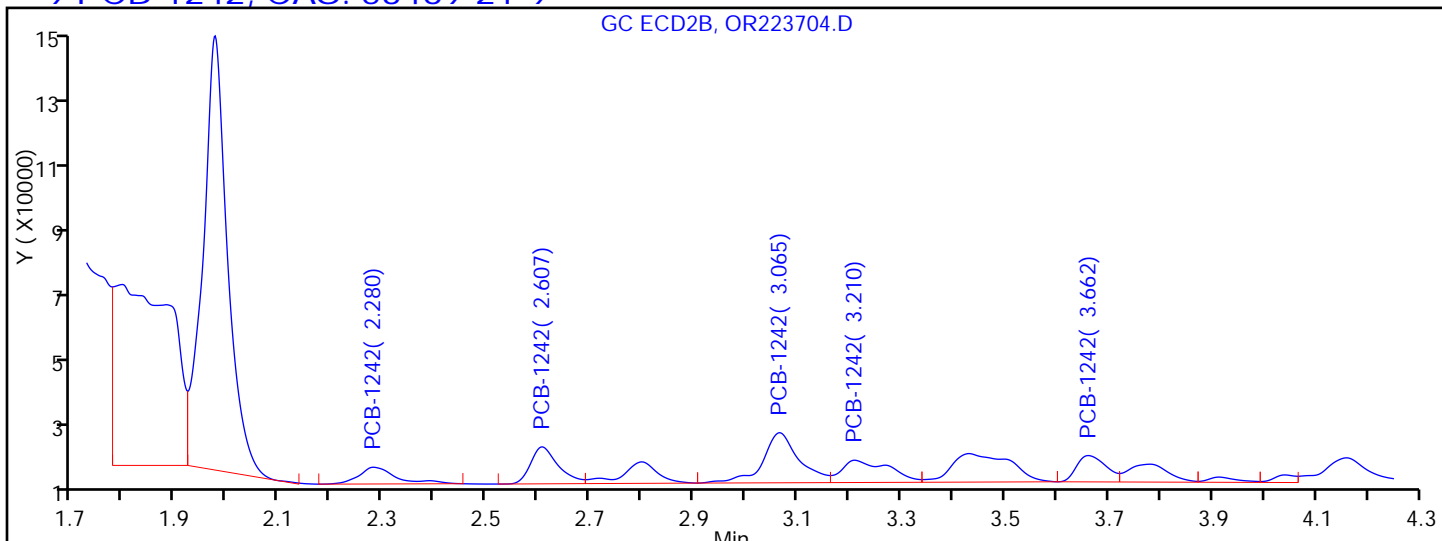
Method: 8082GC7

Limit Group: GC 8082A PCB

Column:

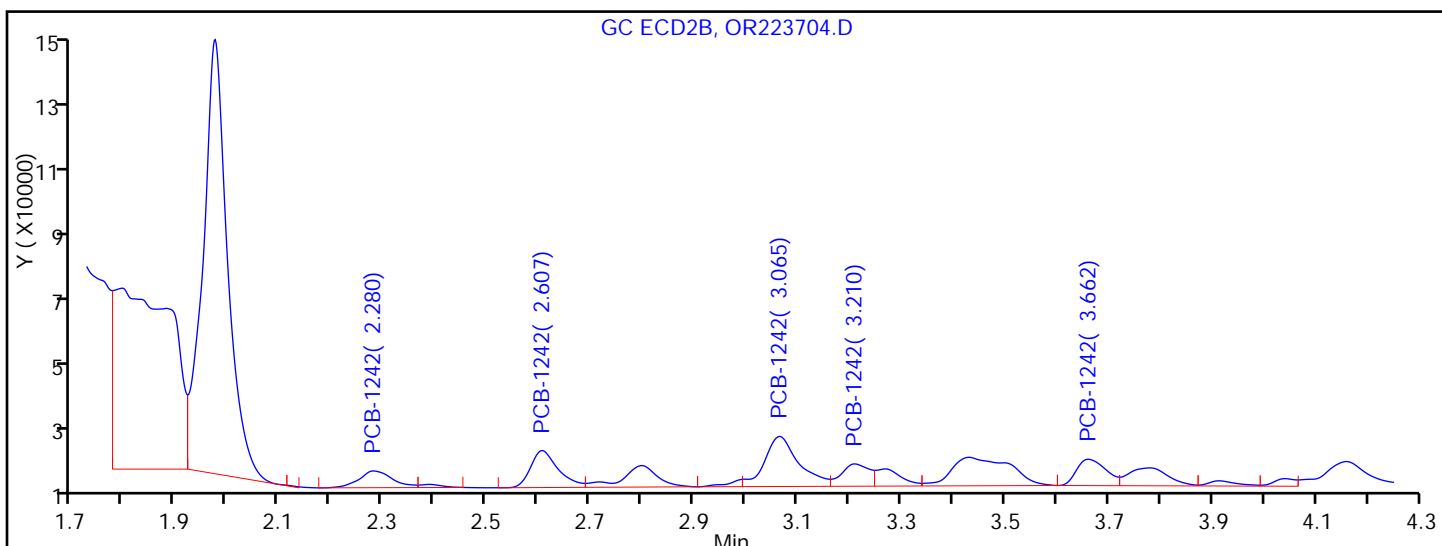
Detector: GC ECD2B

9 PCB-1242, CAS: 53469-21-9



Processing Integration Results

RT = 2.280	Response = 24167	M
RT = 2.607	Response = 39512	
RT = 3.065	Response = 70432	M
RT = 3.210	Response = 40640	M
RT = 3.662	Response = 30080	



Manual Integration Results

RT = 2.280	Response = 21662	M
RT = 2.607	Response = 39512	
RT = 3.065	Response = 66531	M
RT = 3.210	Response = 23982	M
RT = 3.662	Response = 30080	

Reviewer: patelji, 05-Nov-2014 12:39:10

Audit Action: Split an Integrated Peak

Audit Reason: Sample matrix interference

FORM I
PCBS ORGANICS ANALYSIS DATA SHEET

Lab Name: TestAmerica Edison Job No.: 460-85449-1
 SDG No.: _____
 Client Sample ID: PMP-18-SW-SI Lab Sample ID: 460-85449-11
 Matrix: Solid Lab File ID: OR223705.D
 Analysis Method: 8082A Date Collected: 10/31/2014 09:09
 Extraction Method: 3546 Date Extracted: 11/03/2014 07:48
 Sample wt/vol: 15.0041(g) Date Analyzed: 11/05/2014 05:37
 Con. Extract Vol.: 10(mL) Dilution Factor: 1
 Injection Volume: 1(uL) GC Column: CLP-2 ID: 0.53(mm)
 % Moisture: 17.6 GPC Cleanup: (Y/N) N
 Analysis Batch No.: 260367 Units: ug/Kg

CAS NO.	SURROGATE	%REC	Q	LIMITS
2051-24-3	DCB Decachlorobiphenyl	106		53-150

TestAmerica Edison
Target Compound Quantitation Report

Data File: \\EDICHROM\ChromData\CPESTGC7\20141104-20160.b\OR223705.D
 Lims ID: 460-85449-A-11-A Lab Sample ID: 460-85449-11
 Client ID: PMP-18-SW-SI
 Sample Type: Client
 Inject. Date: 05-Nov-2014 05:37:30 ALS Bottle#: 68 Worklist Smp#: 68
 Injection Vol: 1.0 ul Dil. Factor: 1.0000
 Sample Info: 460-0020160-068
 Operator ID: Instrument ID: CPESTGC7
 Method: \\EDICHROM\ChromData\CPESTGC7\20141104-20160.b\8082GC7.m
 Limit Group: GC 8082A PCB
 Last Update: 05-Nov-2014 12:53:47 Calib Date: 07-Oct-2014 15:20:30
 Integrator: Falcon
 Quant Method: External Standard Quant By: Initial Calibration
 Last ICal File: \\EDICHROM\ChromData\CPESTGC7\20141007-19026.b\OR222720.D

Column 1 : Det: GC ECD1A
 Column 2 : Det: GC ECD2B
 Process Host: XAWRK030

First Level Reviewer: patelji Date: 05-Nov-2014 12:39:59

Col	RT (min.)	Exp RT (min.)	Dlt RT (min.)	Response	OnCol Amt ug/l	Flags
-----	-----------	---------------	---------------	----------	----------------	-------

9 PCB-1242						M
1	2.862	2.868	-0.006	14239	141.8	
1	3.310	3.317	-0.007	28504	149.1	M
1	3.833	3.842	-0.009	53676	150.8	M
1	3.997	4.005	-0.008	22383	147.1	M
1	5.098	5.105	-0.007	20495	137.3	M
Average of Peak Amounts =					145.2	
2	2.285	2.298	-0.013	28280	156.0	M
2	2.612	2.628	-0.016	40758	149.8	M
2	3.072	3.088	-0.016	76851	139.4	M
2	3.215	3.232	-0.017	30552	147.2	M
2	3.667	3.683	-0.016	29916	136.6	
Average of Peak Amounts =					145.8	
						RPD = 0.40

\$ 5 DCB Decachlorobiphenyl						
1	10.470	10.495	-0.025	218605	52.8	
2	9.408	9.422	-0.014	378738	59.1	
						RPD = 11.30

QC Flag Legend

Review Flags

M - Manually Integrated

TestAmerica Edison

Data File: \\EDICHRON\ChromData\CPESTGC7\20141104-20160.b\OR223705.D

Injection Date: 05-Nov-2014 05:37:30

Instrument ID: CPESTGC7

Operator ID:

Lims ID: 460-85449-A-11-A

Lab Sample ID: 460-85449-11

Worklist Smp#: 68

Client ID: PMP-18-SW-SI

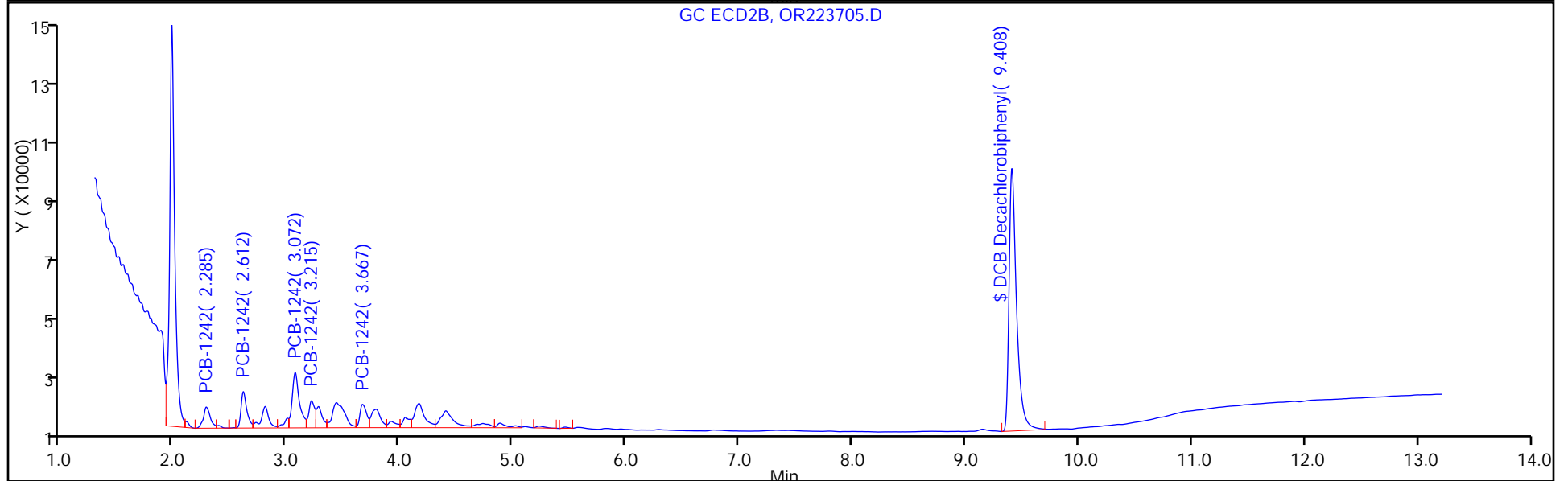
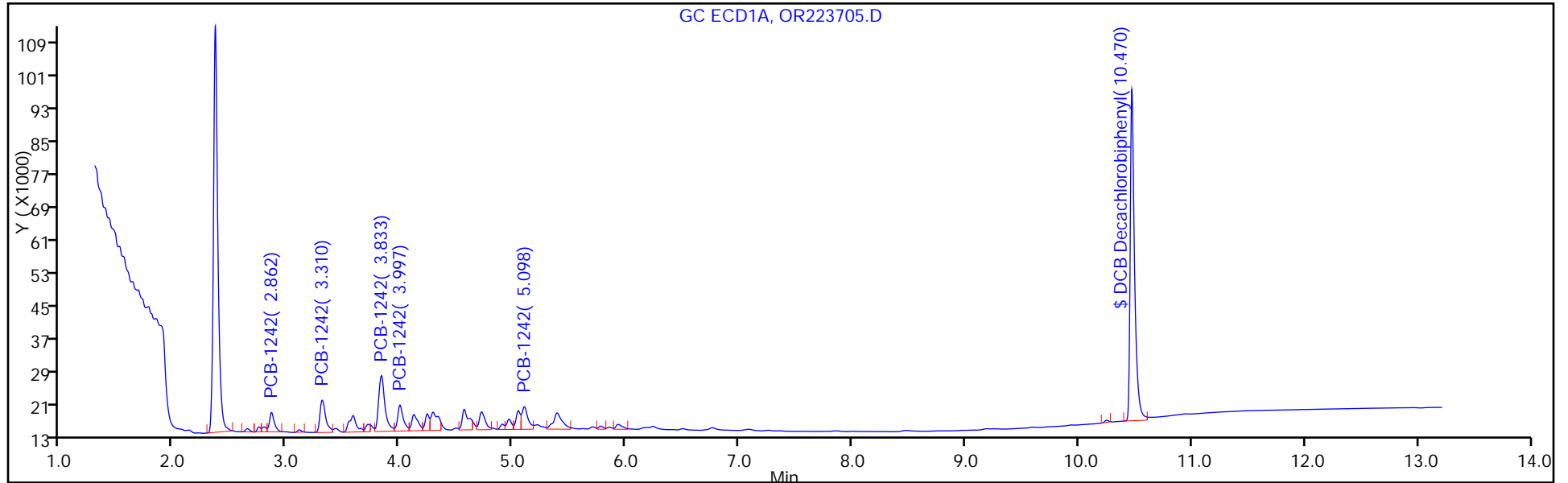
Injection Vol: 1.0 ul

Dil. Factor: 1.0000

ALS Bottle#: 68

Method: 8082GC7

Limit Group: GC 8082A PCB



TestAmerica Edison

Data File: \\EDICHROM\ChromData\CPESTGC7\20141104-20160.b\OR223705.D

Injection Date: 05-Nov-2014 05:37:30

Instrument ID: CPESTGC7

Lims ID: 460-85449-A-11-A

Lab Sample ID: 460-85449-11

Client ID: PMP-18-SW-SI

Operator ID:

ALS Bottle#: 68

Worklist Smp#: 68

Injection Vol: 1.0 ul

Dil. Factor: 1.0000

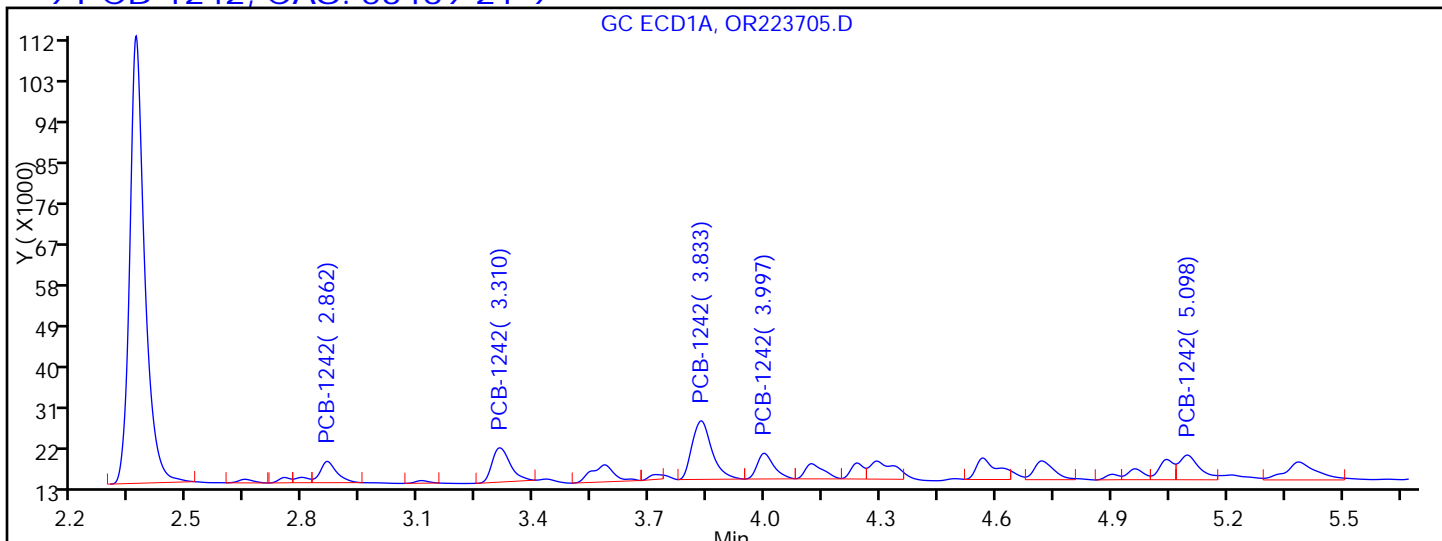
Method: 8082GC7

Limit Group: GC 8082A PCB

Column:

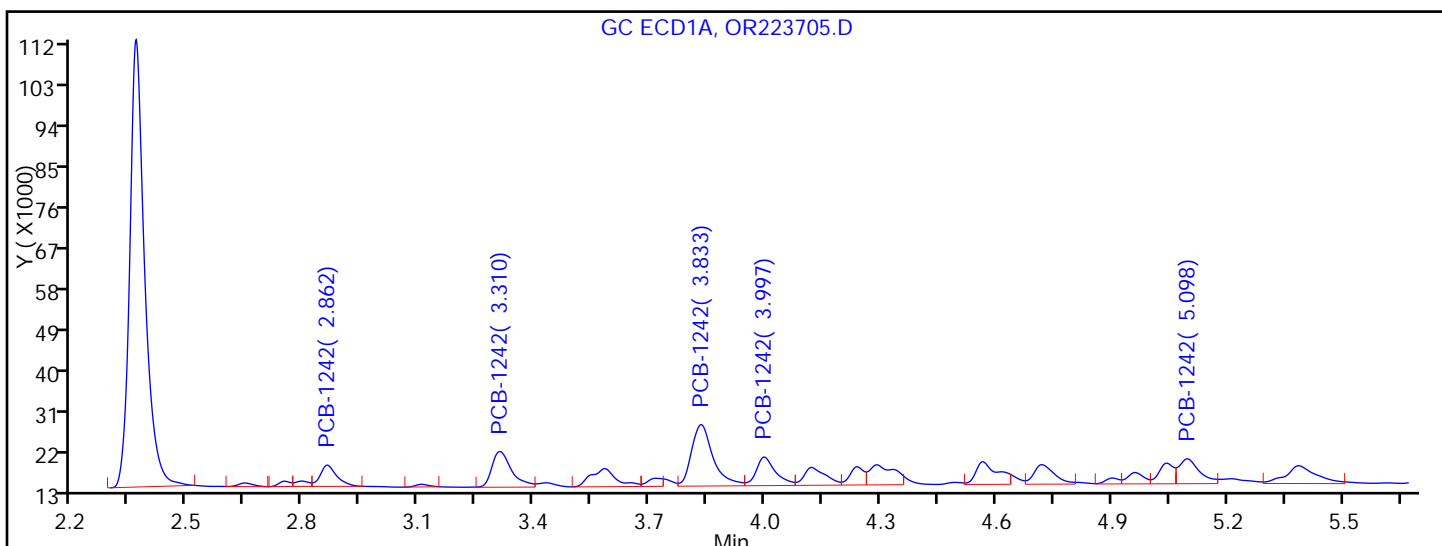
Detector: GC ECD1A

9 PCB-1242, CAS: 53469-21-9



Processing Integration Results

RT = 2.862	Response = 14239	
RT = 3.310	Response = 25049	M
RT = 3.833	Response = 46791	M
RT = 3.997	Response = 17216	M
RT = 5.098	Response = 20251	M



Manual Integration Results

RT = 2.862	Response = 14239	
RT = 3.310	Response = 28504	M
RT = 3.833	Response = 53676	M
RT = 3.997	Response = 22383	M
RT = 5.098	Response = 20495	M

Reviewer: patelji, 05-Nov-2014 12:39:59

Audit Action: Assigned New Baseline

Audit Reason: Sample matrix interference

FORM I
PCBS ORGANICS ANALYSIS DATA SHEET

Lab Name: TestAmerica Edison Job No.: 460-85449-1
 SDG No.: _____
 Client Sample ID: PMP-18-SW-SI Lab Sample ID: 460-85449-11
 Matrix: Solid Lab File ID: OR223705.D
 Analysis Method: 8082A Date Collected: 10/31/2014 09:09
 Extraction Method: 3546 Date Extracted: 11/03/2014 07:48
 Sample wt/vol: 15.0041(g) Date Analyzed: 11/05/2014 05:37
 Con. Extract Vol.: 10(mL) Dilution Factor: 1
 Injection Volume: 1(uL) GC Column: CLP-1 ID: 0.53(mm)
 % Moisture: 17.6 GPC Cleanup: (Y/N) N
 Analysis Batch No.: 260367 Units: ug/Kg

CAS NO.	COMPOUND NAME	RESULT	Q	RL	MDL
12674-11-2	Aroclor 1016	18	U	81	18
11104-28-2	Aroclor 1221	18	U	81	18
11141-16-5	Aroclor 1232	18	U	81	18
53469-21-9	Aroclor 1242	120		81	18
12672-29-6	Aroclor 1248	18	U	81	18
11097-69-1	Aroclor 1254	23	U	81	23
11096-82-5	Aroclor 1260	23	U	81	23
37324-23-5	Aroclor 1262	23	U	81	23
11100-14-4	Aroclor 1268	23	U	81	23

CAS NO.	SURROGATE	%REC	Q	LIMITS
2051-24-3	DCB Decachlorobiphenyl	118		53-150

TestAmerica Edison
Target Compound Quantitation Report

Data File: \\EDICHROM\ChromData\CPESTGC7\20141104-20160.b\OR223705.D
 Lims ID: 460-85449-A-11-A Lab Sample ID: 460-85449-11
 Client ID: PMP-18-SW-SI
 Sample Type: Client
 Inject. Date: 05-Nov-2014 05:37:30 ALS Bottle#: 68 Worklist Smp#: 68
 Injection Vol: 1.0 ul Dil. Factor: 1.0000
 Sample Info: 460-0020160-068
 Operator ID: Instrument ID: CPESTGC7
 Method: \\EDICHROM\ChromData\CPESTGC7\20141104-20160.b\8082GC7.m
 Limit Group: GC 8082A PCB
 Last Update: 05-Nov-2014 12:53:47 Calib Date: 07-Oct-2014 15:20:30
 Integrator: Falcon
 Quant Method: External Standard Quant By: Initial Calibration
 Last ICal File: \\EDICHROM\ChromData\CPESTGC7\20141007-19026.b\OR222720.D
 Column 1 : Det: GC ECD1A
 Column 2 : Det: GC ECD2B
 Process Host: XAWRK030

First Level Reviewer: patelji Date: 05-Nov-2014 12:39:59

Col	RT (min.)	Exp RT (min.)	Dlt RT (min.)	Response	OnCol Amt ug/l	Flags
-----	-----------	---------------	---------------	----------	----------------	-------

9 PCB-1242						M
1	2.862	2.868	-0.006	14239	141.8	
1	3.310	3.317	-0.007	28504	149.1	M
1	3.833	3.842	-0.009	53676	150.8	M
1	3.997	4.005	-0.008	22383	147.1	M
1	5.098	5.105	-0.007	20495	137.3	M
Average of Peak Amounts =					145.2	
2	2.285	2.298	-0.013	28280	156.0	M
2	2.612	2.628	-0.016	40758	149.8	M
2	3.072	3.088	-0.016	76851	139.4	M
2	3.215	3.232	-0.017	30552	147.2	M
2	3.667	3.683	-0.016	29916	136.6	
Average of Peak Amounts =					145.8	
						RPD = 0.40

\$ 5 DCB Decachlorobiphenyl						
1	10.470	10.495	-0.025	218605	52.8	
2	9.408	9.422	-0.014	378738	59.1	
						RPD = 11.30

QC Flag Legend

Review Flags

M - Manually Integrated

TestAmerica Edison

Data File: \\EDICHRON\ChromData\CPESTGC7\20141104-20160.b\OR223705.D

Injection Date: 05-Nov-2014 05:37:30

Instrument ID: CPESTGC7

Operator ID:

Lims ID: 460-85449-A-11-A

Lab Sample ID: 460-85449-11

Worklist Smp#: 68

Client ID: PMP-18-SW-SI

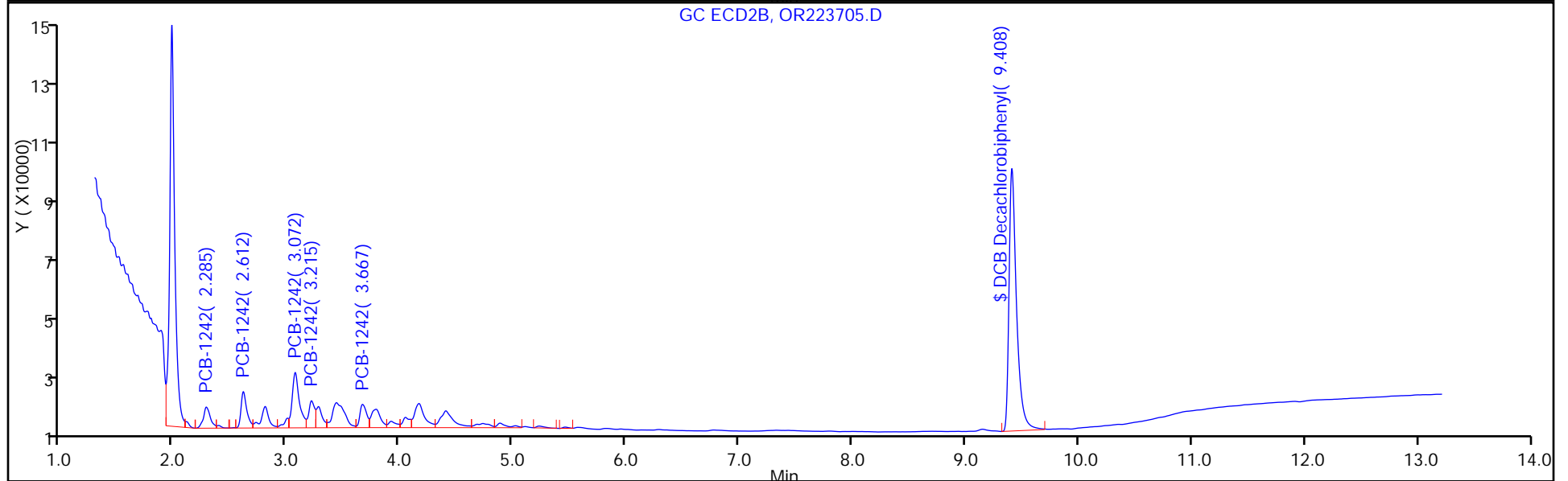
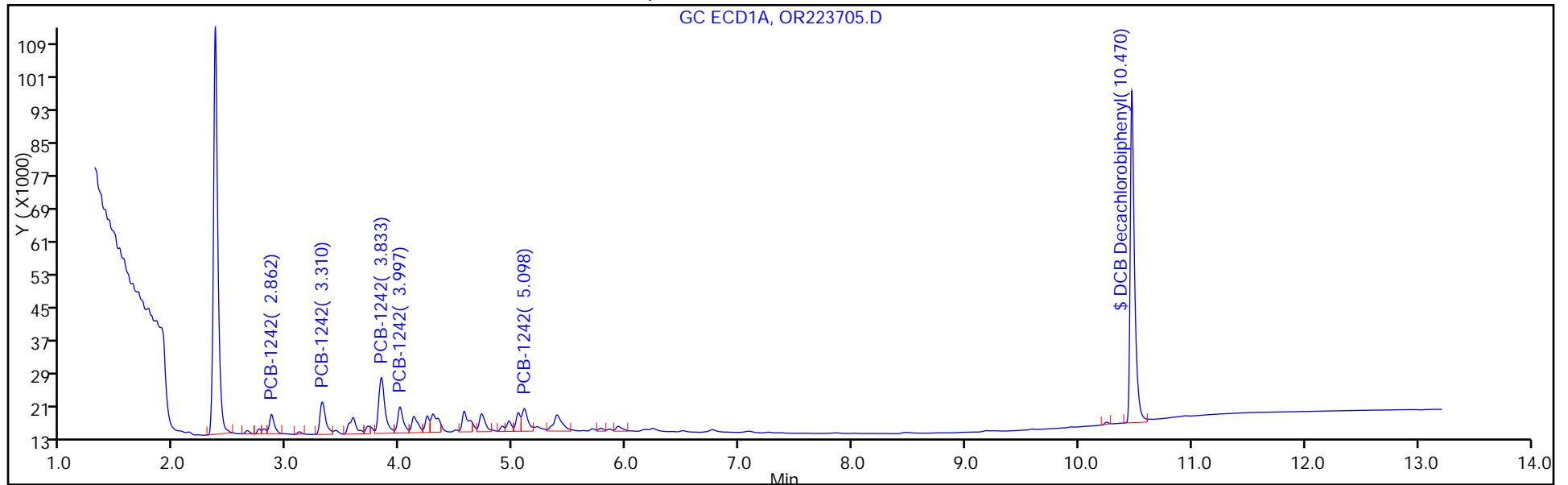
Injection Vol: 1.0 ul

Dil. Factor: 1.0000

ALS Bottle#: 68

Method: 8082GC7

Limit Group: GC 8082A PCB



TestAmerica Edison

Data File: \\EDICHROM\ChromData\CPESTGC7\20141104-20160.b\OR223705.D

Injection Date: 05-Nov-2014 05:37:30

Instrument ID: CPESTGC7

Lims ID: 460-85449-A-11-A

Lab Sample ID: 460-85449-11

Client ID: PMP-18-SW-SI

Operator ID:

ALS Bottle#:

68

Worklist Smp#:

68

Injection Vol: 1.0 ul

Dil. Factor:

1.0000

Method: 8082GC7

Limit Group:

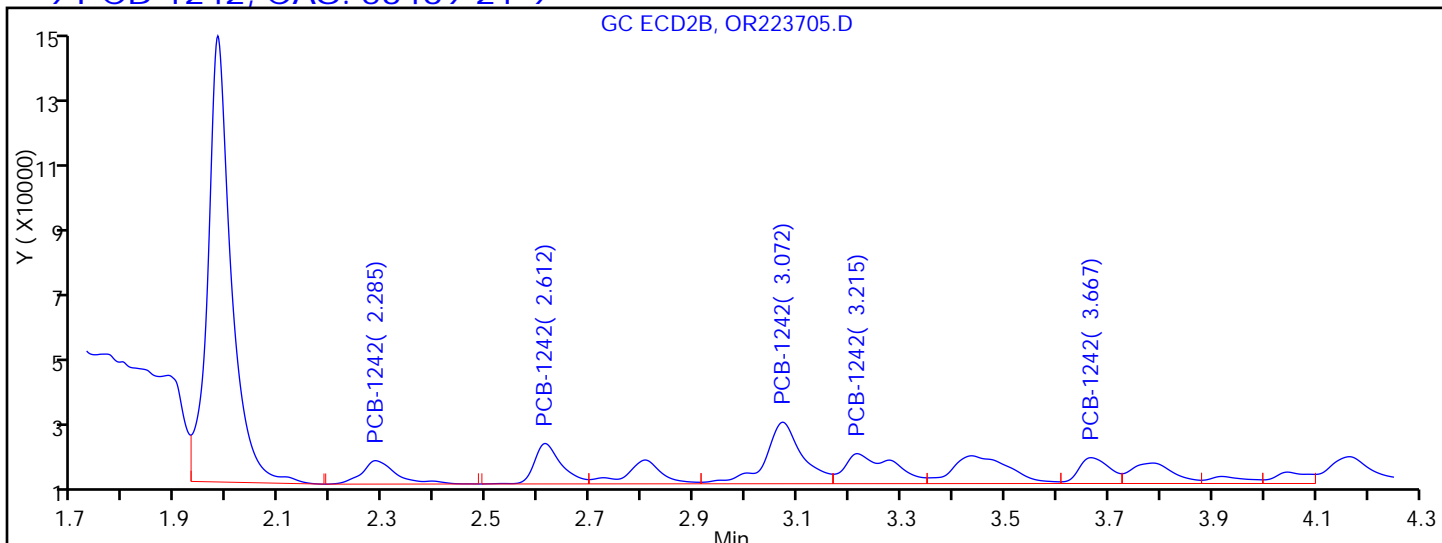
GC 8082A PCB

Column:

Detector

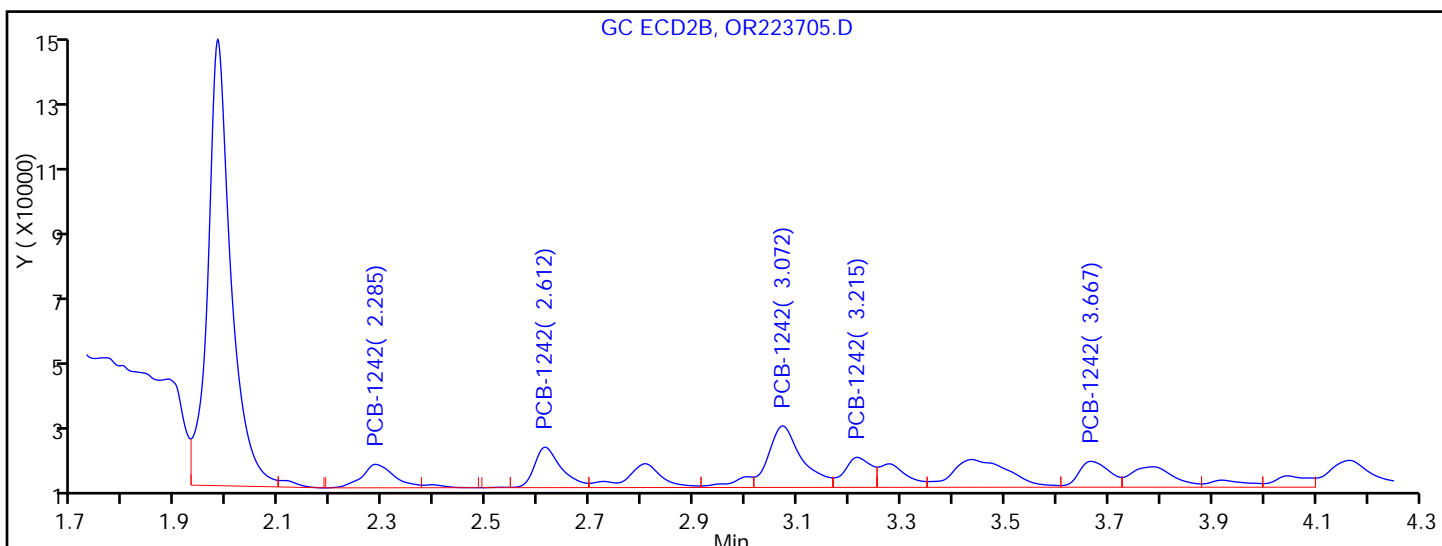
GC ECD2B

9 PCB-1242, CAS: 53469-21-9



Processing Integration Results

RT = 2.285	Response = 30521	M
RT = 2.612	Response = 41000	M
RT = 3.072	Response = 86078	M
RT = 3.215	Response = 54785	M
RT = 3.667	Response = 29916	



Manual Integration Results

RT = 2.285	Response = 28280	M
RT = 2.612	Response = 40758	M
RT = 3.072	Response = 76851	M
RT = 3.215	Response = 30552	M
RT = 3.667	Response = 29916	

Reviewer: patelji, 05-Nov-2014 12:39:59

Audit Action: Split an Integrated Peak

Audit Reason: Sample matrix interference

FORM I
PCBS ORGANICS ANALYSIS DATA SHEET

Lab Name: TestAmerica Edison Job No.: 460-85449-1
 SDG No.: _____
 Client Sample ID: PMP-27-SW-WT Lab Sample ID: 460-85449-12
 Matrix: Solid Lab File ID: QR107066.D
 Analysis Method: 8082A Date Collected: 10/31/2014 09:25
 Extraction Method: 3546 Date Extracted: 11/03/2014 07:48
 Sample wt/vol: 15.0047(g) Date Analyzed: 11/05/2014 11:03
 Con. Extract Vol.: 10(mL) Dilution Factor: 20
 Injection Volume: 1(uL) GC Column: CLP-2 ID: 0.53(mm)
 % Moisture: 13.9 GPC Cleanup: (Y/N) N
 Analysis Batch No.: 260484 Units: ug/Kg

CAS NO.	COMPOUND NAME	RESULT	Q	RL	MDL
53469-21-9	Aroclor 1242	24000		1600	350
11096-82-5	Aroclor 1260	1800		1600	440

CAS NO.	SURROGATE	%REC	Q	LIMITS
2051-24-3	DCB Decachlorobiphenyl	151	X D	53-150

TestAmerica Edison
Target Compound Quantitation Report

Data File: \\EDICHROM\ChromData\CPESTGC8\20141105-20205.b\QR107066.D
 Lims ID: 460-85449-E-12-A Lab Sample ID: 460-85449-12
 Client ID: PMP-27-SW-WT
 Sample Type: Client
 Inject. Date: 05-Nov-2014 11:03:58 ALS Bottle#: 8 Worklist Smp#: 8
 Injection Vol: 1.0 ul Dil. Factor: 20.0000
 Sample Info: 460-0020205-008
 Operator ID: Instrument ID: CPESTGC8
 Method: \\EDICHROM\ChromData\CPESTGC8\20141105-20205.b\GC8_8082LVI.m
 Limit Group: GC 8082A PCB
 Last Update: 05-Nov-2014 13:20:30 Calib Date: 10-Oct-2014 13:33:58
 Integrator: Falcon
 Quant Method: External Standard Quant By: Initial Calibration
 Last ICal File: \\EDICHROM\ChromData\CPESTGC8\20141010-19190.b\QR106303.D

Column 1 : Det: GC ECD1A
 Column 2 : Det: GC ECD2B
 Process Host: XAWRK030

First Level Reviewer: patelji Date: 05-Nov-2014 10:56:15

Col	RT (min.)	Exp RT (min.)	Dlt RT (min.)	Response	OnCol Amt ug/l	Flags
-----	-----------	---------------	---------------	----------	----------------	-------

9 PCB-1242						
1	2.675	2.671	0.004	3202282	718.6	M
1	3.365	3.360	0.005	13730760	1809.0	M
1	4.316	4.317	-0.001	25704257	1868.4	M
1	4.585	4.586	-0.001	10142054	1566.2	M
1	6.263	6.267	-0.004	11105569	1925.7	M
Average of Peak Amounts =					1577.6	
2	1.955	1.944	0.011	2655295	675.6	M
2	2.318	2.307	0.011	11215702	1727.3	M
2	2.840	2.828	0.012	21083156	1807.2	M
2	3.035	3.021	0.014	7713621	1606.2	M
2	3.823	3.809	0.014	9583616	2017.3	M
Average of Peak Amounts =					1566.7	
RPD = 0.69						

10 PCB-1260						
1	0.000	7.868	-7.868	0	0	
1	8.323	8.354	-0.031	1998323	143.5	M
1	10.016	10.037	-0.021	985918	106.4	M
1	10.401	10.419	-0.018	2309118	116.2	M
1	11.471	11.464	0.007	596024	89.0	M
Average of Peak Amounts =					113.8	
2	6.035	6.048	-0.013	1293907	132.1	M
2	7.656	7.672	-0.016	901707	105.4	M
2	8.337	8.357	-0.020	2104216	101.3	
2	9.026	9.050	-0.024	969509	110.2	
2	0.000	10.222	-10.222	0	0	
Average of Peak Amounts =					112.3	
RPD = 1.36						

Data File: \\EDICHROM\ChromData\CPESTGC8\20141105-20205.b\QR107066.D

Col	RT (min.)	Exp RT (min.)	Dlt RT (min.)	Response	OnCol Amt ug/l	Flags
-----	--------------	------------------	------------------	----------	-------------------	-------

\$ 5 DCB Decachlorobiphenyl M
1 12.024 12.031 -0.007 649458 3.77 M
2 10.791 10.794 -0.003 625536 3.92 M
RPD = 3.68

QC Flag Legend

Review Flags

M - Manually Integrated

TestAmerica Edison

Data File: \\EDICHROM\ChromData\CPESTGC8\20141105-20205.b\QR107066.D

Injection Date: 05-Nov-2014 11:03:58

Instrument ID: CPESTGC8

Operator ID:

Lims ID: 460-85449-E-12-A

Lab Sample ID: 460-85449-12

Worklist Smp#: 8

Client ID: PMP-27-SW-WT

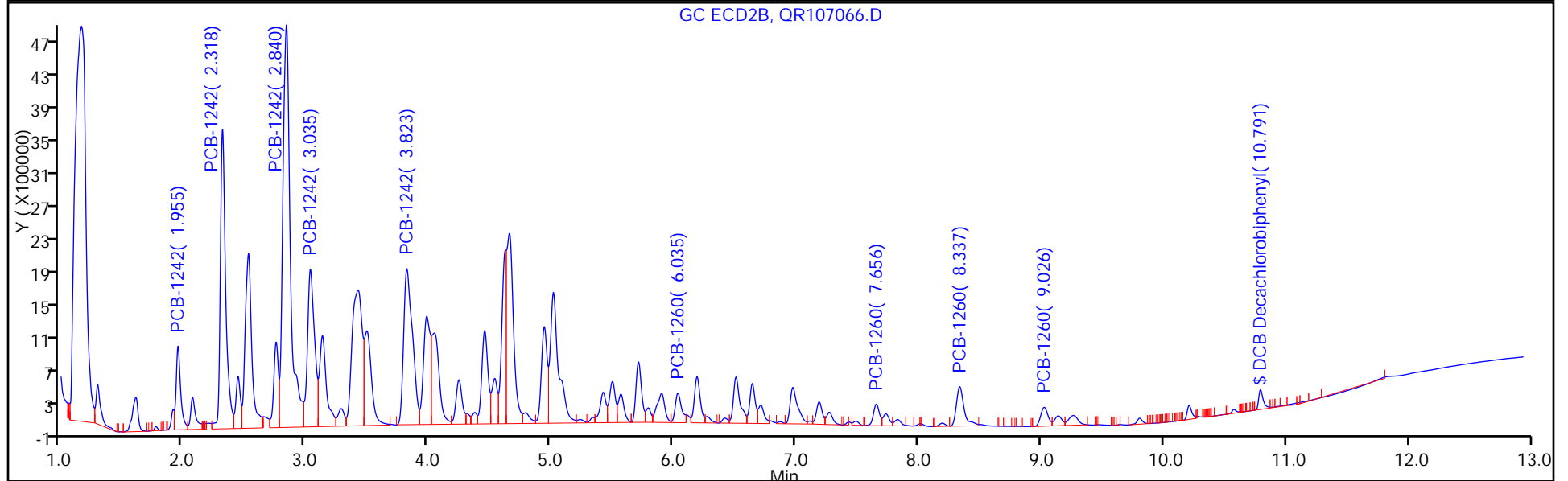
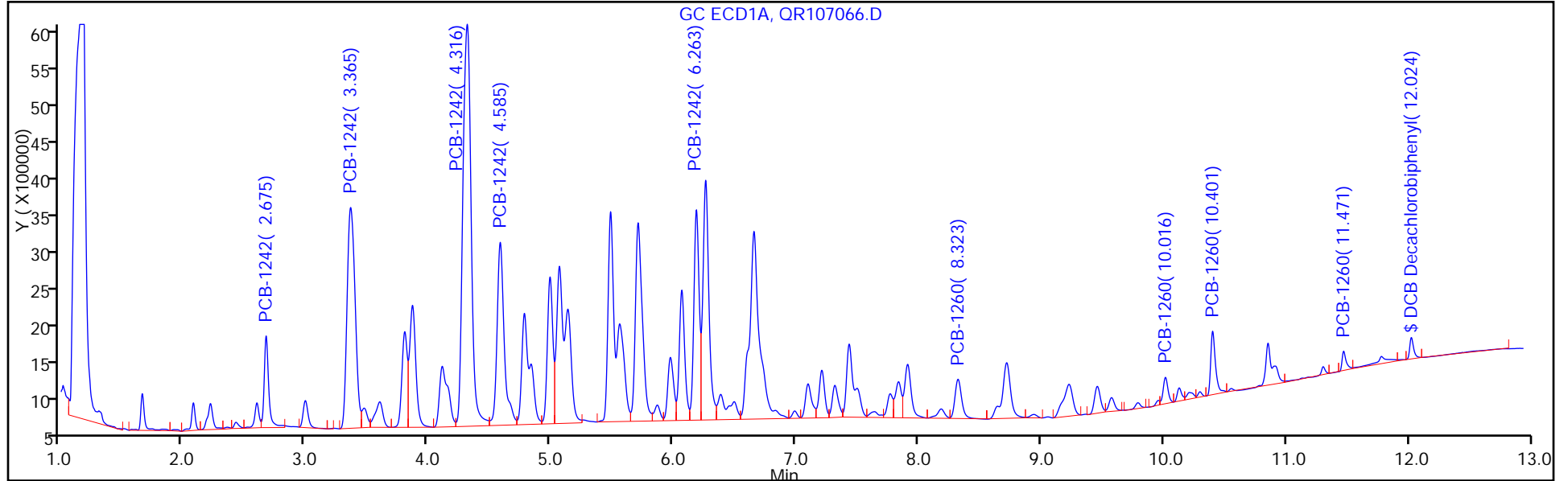
Injection Vol: 1.0 ul

Dil. Factor: 20.0000

ALS Bottle#: 8

Method: GC8_8082LVI

Limit Group: GC 8082A PCB



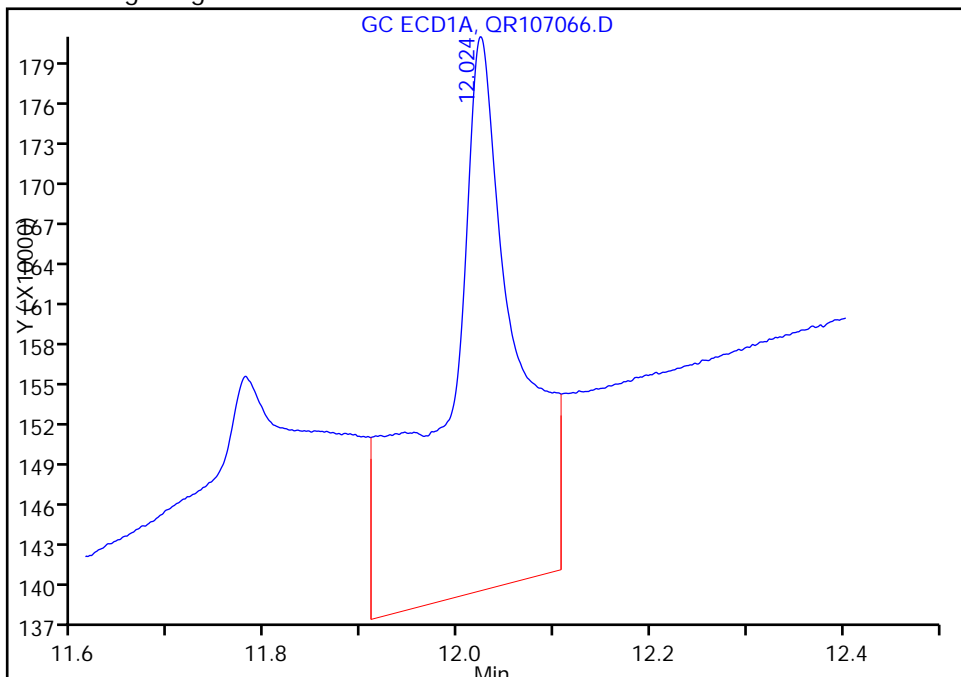
TestAmerica Edison

Data File: \\EDICHROM\ChromData\CPESTGC8\20141105-20205.b\QR107066.D
Injection Date: 05-Nov-2014 11:03:58 Instrument ID: CPESTGC8
Lims ID: 460-85449-E-12-A Lab Sample ID: 460-85449-12
Client ID: PMP-27-SW-WT
Operator ID: ALS Bottle#: 8 Worklist Smp#: 8
Injection Vol: 1.0 ul Dil. Factor: 20.0000
Method: GC8_8082LVI Limit Group: GC 8082A PCB
Column: Detector GC ECD1A

\$ 5 DCB Decachlorobiphenyl, CAS: 2051-24-3

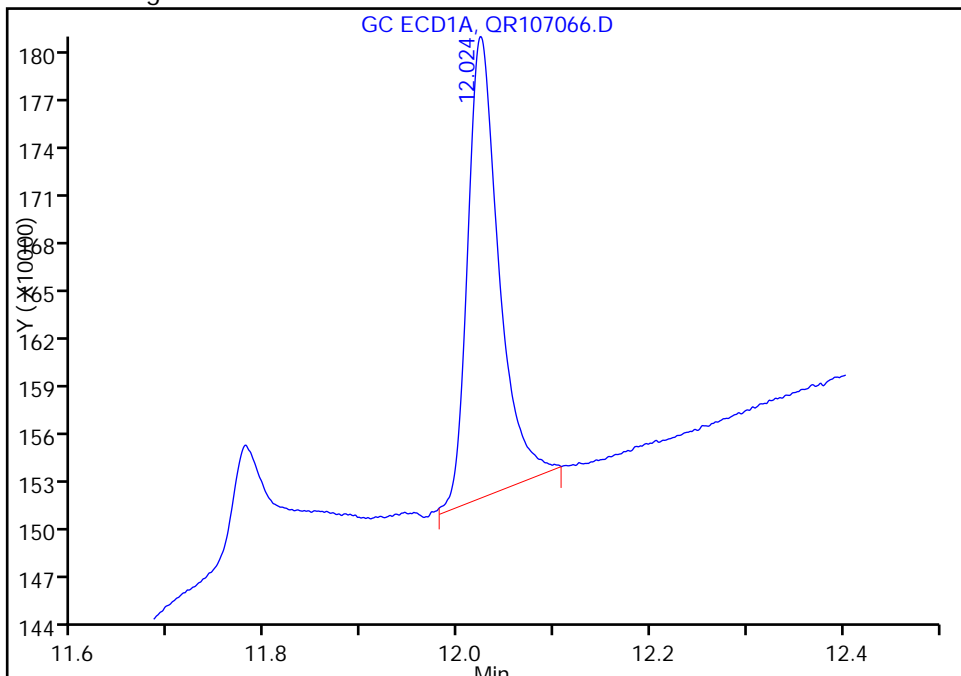
Processing Integration Results

RT: 12.02
Response: 2189736
Amount: 12.725072



Manual Integration Results

RT: 12.02
Response: 649458
Amount: 3.774154



Reviewer: patelji, 05-Nov-2014 10:56:15
Audit Action: Assigned New Baseline
Audit Reason: Sample matrix interference

TestAmerica Edison

Data File: \\EDICHROM\ChromData\CPESTGC8\20141105-20205.b\QR107066.D

Injection Date: 05-Nov-2014 11:03:58

Instrument ID: CPESTGC8

Lims ID: 460-85449-E-12-A

Lab Sample ID: 460-85449-12

Client ID: PMP-27-SW-WT

Operator ID:

ALS Bottle#: 8 Worklist Smp#: 8

Injection Vol: 1.0 ul

Dil. Factor: 20.0000

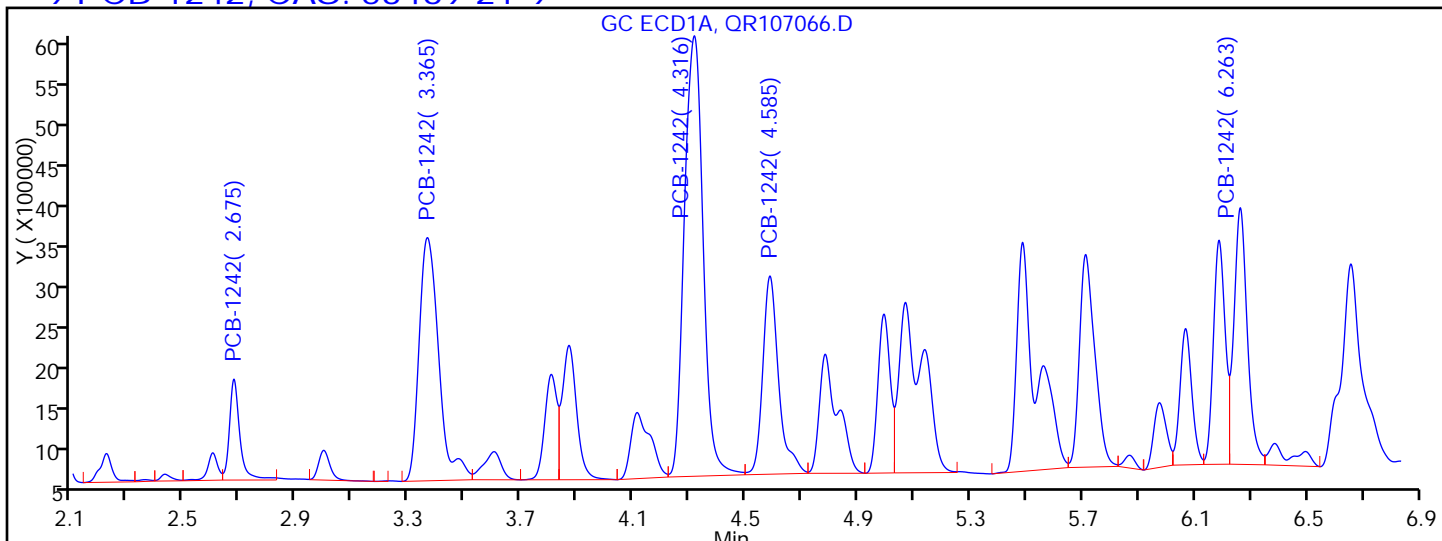
Method: GC8_8082LVI

Limit Group: GC 8082A PCB

Column:

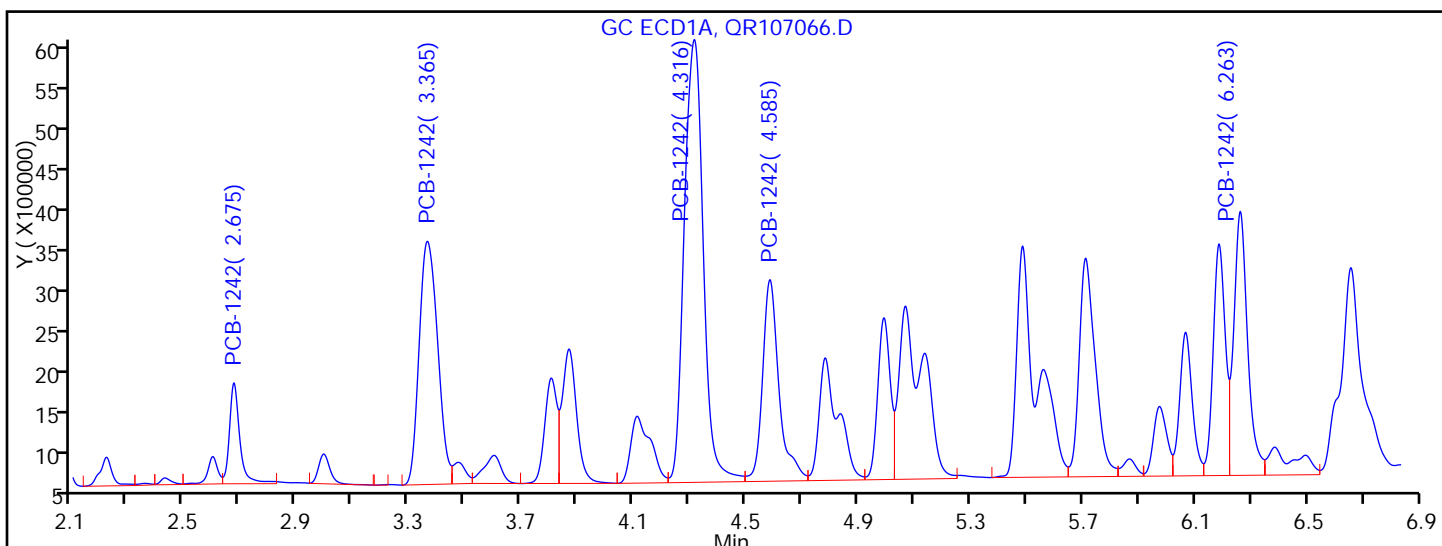
Detector: GC ECD1A

9 PCB-1242, CAS: 53469-21-9



Processing Integration Results

RT = 2.675	Response = 3202282	
RT = 3.365	Response = 14549028	M
RT = 4.316	Response = 25188081	M
RT = 4.585	Response = 9583663	M
RT = 6.263	Response = 10449561	M



Manual Integration Results

RT = 2.675	Response = 3202282	
RT = 3.365	Response = 13730760	M
RT = 4.316	Response = 25704257	M
RT = 4.585	Response = 10142054	M
RT = 6.263	Response = 11105569	M

Reviewer: patelji, 05-Nov-2014 10:56:15

Audit Action: Split an Integrated Peak

Audit Reason: Sample matrix interference

FORM I
PCBS ORGANICS ANALYSIS DATA SHEET

Lab Name: TestAmerica Edison Job No.: 460-85449-1
 SDG No.: _____
 Client Sample ID: PMP-27-SW-WT Lab Sample ID: 460-85449-12
 Matrix: Solid Lab File ID: QR107066.D
 Analysis Method: 8082A Date Collected: 10/31/2014 09:25
 Extraction Method: 3546 Date Extracted: 11/03/2014 07:48
 Sample wt/vol: 15.0047(g) Date Analyzed: 11/05/2014 11:03
 Con. Extract Vol.: 10(mL) Dilution Factor: 20
 Injection Volume: 1(uL) GC Column: CLP-1 ID: 0.53(mm)
 % Moisture: 13.9 GPC Cleanup: (Y/N) N
 Analysis Batch No.: 260484 Units: ug/Kg

CAS NO.	COMPOUND NAME	RESULT	Q	RL	MDL
12674-11-2	Aroclor 1016	350	U	1600	350
11104-28-2	Aroclor 1221	350	U	1600	350
11141-16-5	Aroclor 1232	350	U	1600	350
12672-29-6	Aroclor 1248	350	U	1600	350
11097-69-1	Aroclor 1254	440	U	1600	440
37324-23-5	Aroclor 1262	440	U	1600	440
11100-14-4	Aroclor 1268	440	U	1600	440

CAS NO.	SURROGATE	%REC	Q	LIMITS
2051-24-3	DCB Decachlorobiphenyl	157	X D	53-150

TestAmerica Edison
Target Compound Quantitation Report

Data File: \\EDICHROM\ChromData\CPESTGC8\20141105-20205.b\QR107066.D
 Lims ID: 460-85449-E-12-A Lab Sample ID: 460-85449-12
 Client ID: PMP-27-SW-WT
 Sample Type: Client
 Inject. Date: 05-Nov-2014 11:03:58 ALS Bottle#: 8 Worklist Smp#: 8
 Injection Vol: 1.0 ul Dil. Factor: 20.0000
 Sample Info: 460-0020205-008
 Operator ID: Instrument ID: CPESTGC8
 Method: \\EDICHROM\ChromData\CPESTGC8\20141105-20205.b\GC8_8082LVI.m
 Limit Group: GC 8082A PCB
 Last Update: 05-Nov-2014 13:20:30 Calib Date: 10-Oct-2014 13:33:58
 Integrator: Falcon
 Quant Method: External Standard Quant By: Initial Calibration
 Last ICal File: \\EDICHROM\ChromData\CPESTGC8\20141010-19190.b\QR106303.D
 Column 1 : Det: GC ECD1A
 Column 2 : Det: GC ECD2B
 Process Host: XAWRK030

First Level Reviewer: patelji Date: 05-Nov-2014 10:56:15

Col	RT (min.)	Exp RT (min.)	Dlt RT (min.)	Response	OnCol Amt ug/l	Flags
-----	-----------	---------------	---------------	----------	----------------	-------

9 PCB-1242

1	2.675	2.671	0.004	3202282	718.6	M
1	3.365	3.360	0.005	13730760	1809.0	M
1	4.316	4.317	-0.001	25704257	1868.4	M
1	4.585	4.586	-0.001	10142054	1566.2	M
1	6.263	6.267	-0.004	11105569	1925.7	M
Average of Peak Amounts =					1577.6	
2	1.955	1.944	0.011	2655295	675.6	M
2	2.318	2.307	0.011	11215702	1727.3	M
2	2.840	2.828	0.012	21083156	1807.2	M
2	3.035	3.021	0.014	7713621	1606.2	M
2	3.823	3.809	0.014	9583616	2017.3	M
Average of Peak Amounts =					1566.7	

RPD = 0.69

10 PCB-1260

1	0.000	7.868	-7.868	0	0	
1	8.323	8.354	-0.031	1998323	143.5	M
1	10.016	10.037	-0.021	985918	106.4	M
1	10.401	10.419	-0.018	2309118	116.2	M
1	11.471	11.464	0.007	596024	89.0	M
Average of Peak Amounts =					113.8	
2	6.035	6.048	-0.013	1293907	132.1	M
2	7.656	7.672	-0.016	901707	105.4	M
2	8.337	8.357	-0.020	2104216	101.3	
2	9.026	9.050	-0.024	969509	110.2	
2	0.000	10.222	-10.222	0	0	
Average of Peak Amounts =					112.3	

RPD = 1.36

Data File: \\EDICHROM\ChromData\CPESTGC8\20141105-20205.b\QR107066.D

Col	RT (min.)	Exp RT (min.)	Dlt RT (min.)	Response	OnCol Amt ug/l	Flags
-----	--------------	------------------	------------------	----------	-------------------	-------

\$ 5 DCB Decachlorobiphenyl M
1 12.024 12.031 -0.007 649458 3.77 M
2 10.791 10.794 -0.003 625536 3.92 M
RPD = 3.68

QC Flag Legend

Review Flags

M - Manually Integrated

TestAmerica Edison

Data File: \\EDICHROM\ChromData\CPESTGC8\20141105-20205.b\QR107066.D

Injection Date: 05-Nov-2014 11:03:58

Instrument ID: CPESTGC8

Operator ID:

Lims ID: 460-85449-E-12-A

Lab Sample ID: 460-85449-12

Worklist Smp#: 8

Client ID: PMP-27-SW-WT

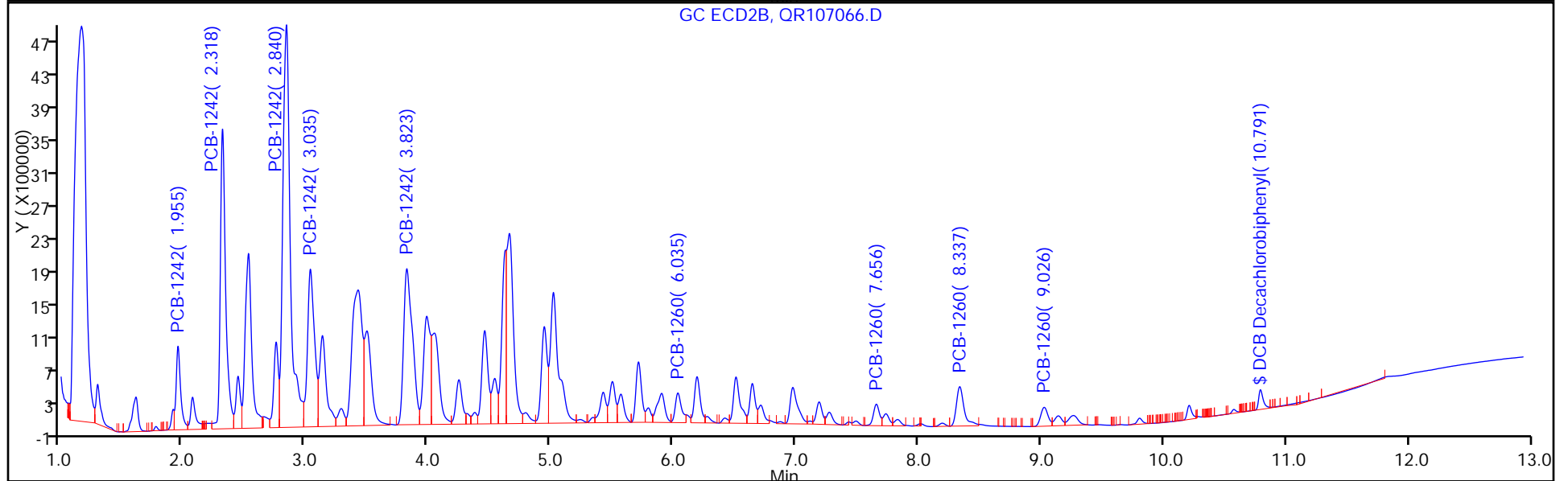
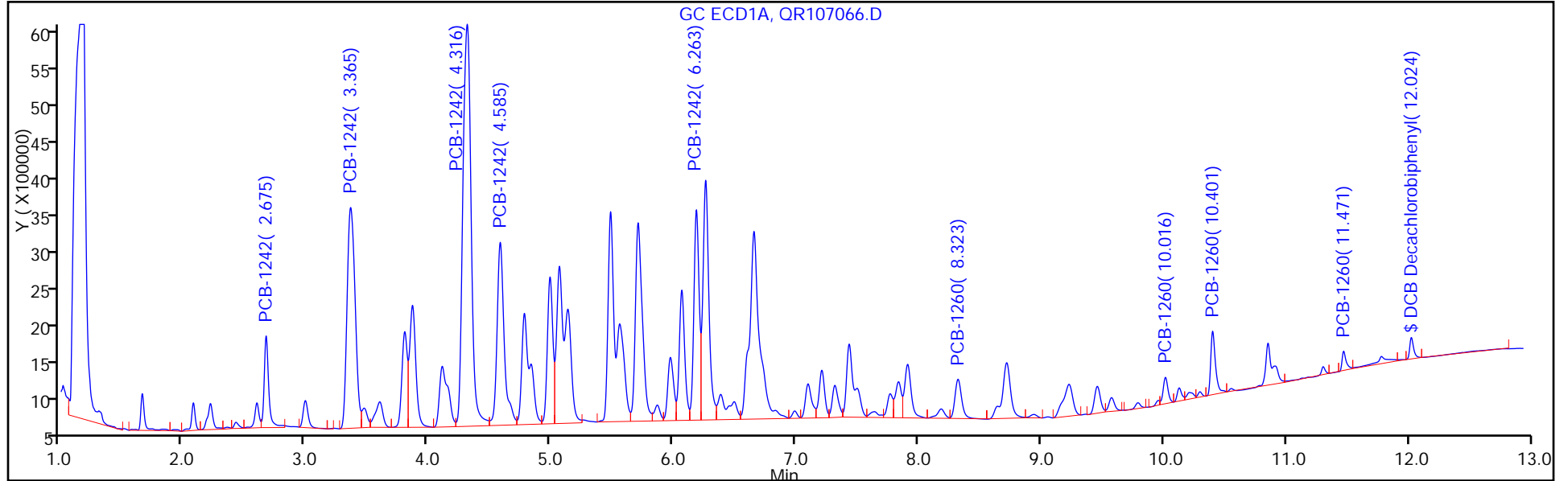
Injection Vol: 1.0 ul

Dil. Factor: 20.0000

ALS Bottle#: 8

Method: GC8_8082LVI

Limit Group: GC 8082A PCB



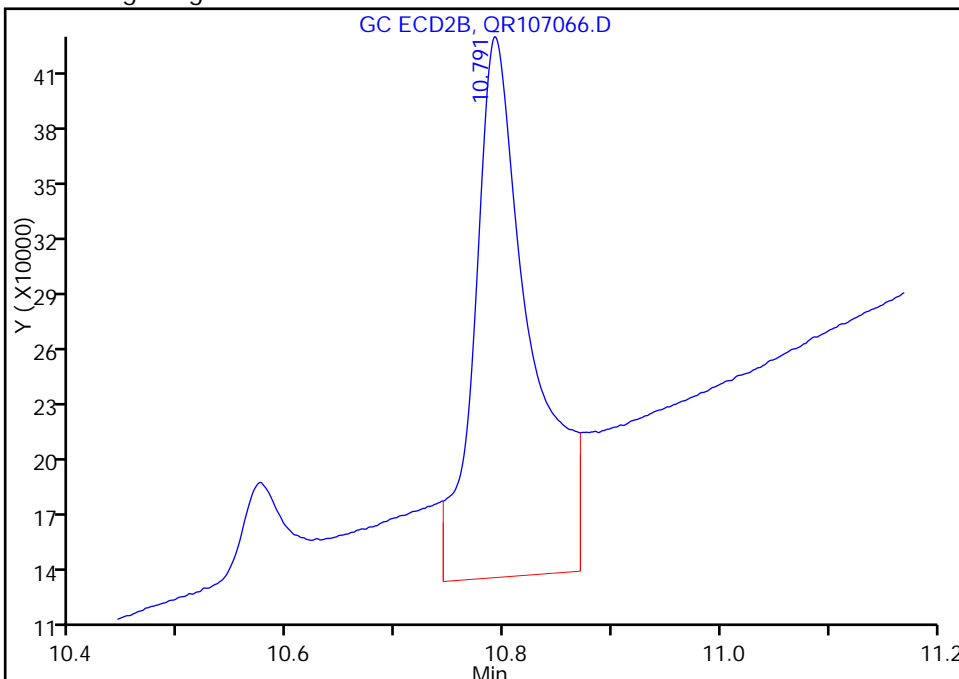
TestAmerica Edison

Data File: \\EDICHROM\ChromData\CPESTGC8\20141105-20205.b\QR107066.D
Injection Date: 05-Nov-2014 11:03:58 Instrument ID: CPESTGC8
Lims ID: 460-85449-E-12-A Lab Sample ID: 460-85449-12
Client ID: PMP-27-SW-WT
Operator ID: ALS Bottle#: 8 Worklist Smp#: 8
Injection Vol: 1.0 ul Dil. Factor: 20.0000
Method: GC8_8082LVI Limit Group: GC 8082A PCB
Column: Detector GC ECD2B

\$ 5 DCB Decachlorobiphenyl, CAS: 2051-24-3

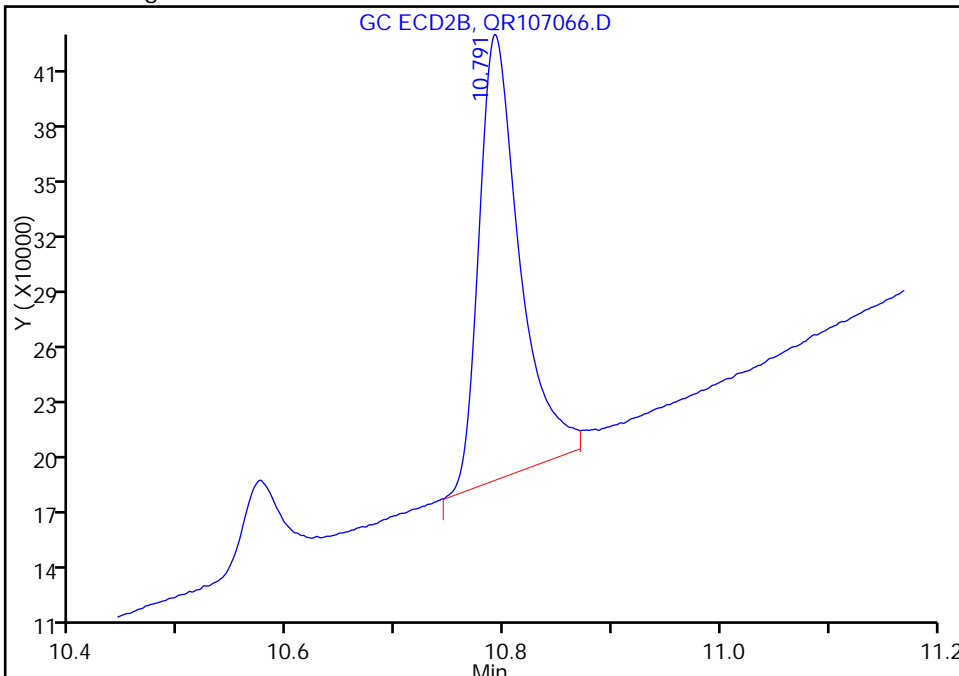
RT: 10.79
Response: 1033523
Amount: 6.469420

Processing Integration Results



RT: 10.79
Response: 625536
Amount: 3.915592

Manual Integration Results



Reviewer: patelji, 05-Nov-2014 10:56:15
Audit Action: Assigned New Baseline
Audit Reason: Sample matrix interference

TestAmerica Edison

Data File: \\EDICHRON\ChromData\CPESTGC8\20141105-20205.b\QR107066.D

Injection Date: 05-Nov-2014 11:03:58

Instrument ID: CPESTGC8

Lims ID: 460-85449-E-12-A

Lab Sample ID: 460-85449-12

Client ID: PMP-27-SW-WT

Operator ID:

ALS Bottle#: 8 Worklist Smp#: 8

Injection Vol: 1.0 ul

Dil. Factor: 20.0000

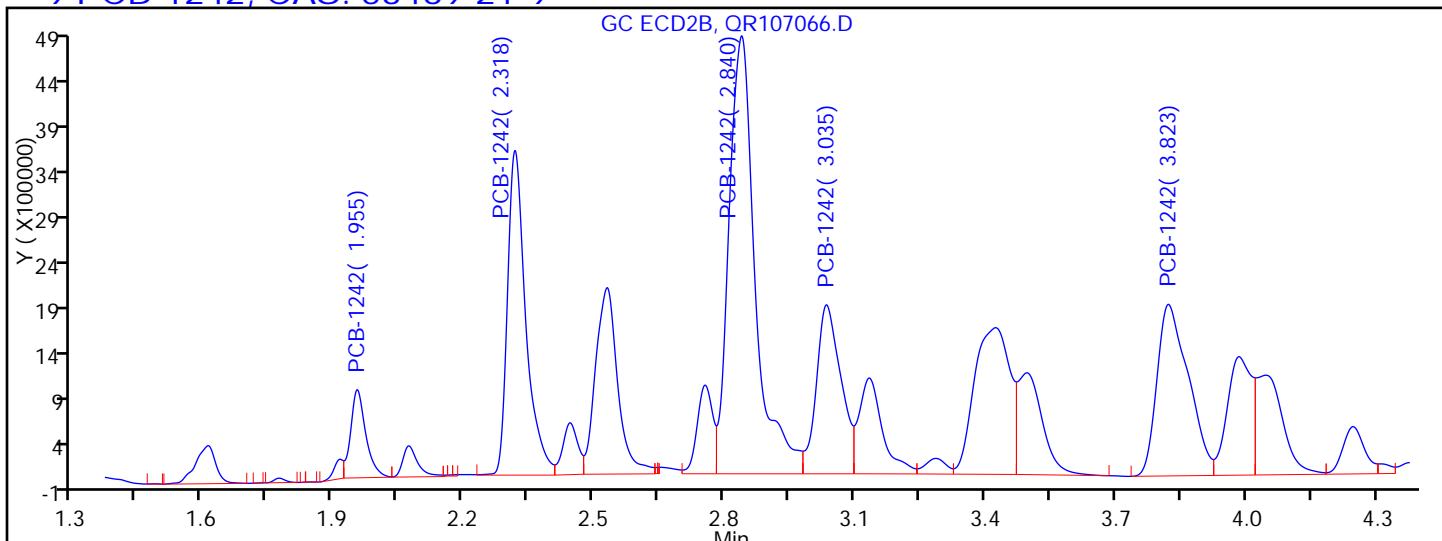
Method: GC8_8082LVI

Limit Group: GC 8082A PCB

Column:

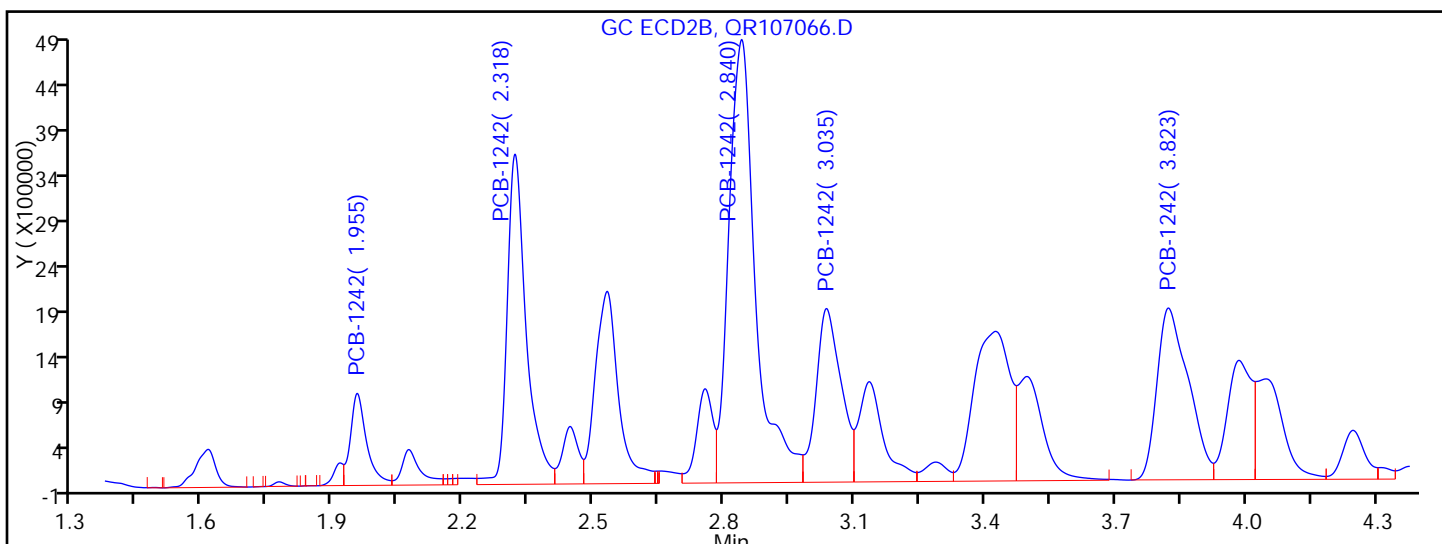
Detector: GC ECD2B

9 PCB-1242, CAS: 53469-21-9



Processing Integration Results

RT = 1.955	Response = 2359094	M
RT = 2.318	Response = 10560904	M
RT = 2.840	Response = 20404217	M
RT = 3.035	Response = 7350792	M
RT = 3.823	Response = 9559255	M



Manual Integration Results

RT = 1.955	Response = 2655295	M
RT = 2.318	Response = 11215702	M
RT = 2.840	Response = 21083156	M
RT = 3.035	Response = 7713621	M
RT = 3.823	Response = 9583616	M

Reviewer: patelji, 05-Nov-2014 10:56:15

Audit Action: Assigned New Baseline

Audit Reason: Sample matrix interference

FORM I
PCBS ORGANICS ANALYSIS DATA SHEET

Lab Name: TestAmerica Edison Job No.: 460-85449-1
 SDG No.: _____
 Client Sample ID: DUP1_20141031 Lab Sample ID: 460-85449-13
 Matrix: Solid Lab File ID: QR107067.D
 Analysis Method: 8082A Date Collected: 10/31/2014 00:00
 Extraction Method: 3546 Date Extracted: 11/03/2014 07:48
 Sample wt/vol: 15.0038(g) Date Analyzed: 11/05/2014 11:20
 Con. Extract Vol.: 10(mL) Dilution Factor: 20
 Injection Volume: 1(uL) GC Column: CLP-2 ID: 0.53(mm)
 % Moisture: 5.7 GPC Cleanup: (Y/N) N
 Analysis Batch No.: 260484 Units: ug/Kg

CAS NO.	COMPOUND NAME	RESULT	Q	RL	MDL
53469-21-9	Aroclor 1242	25000		1400	320
11096-82-5	Aroclor 1260	2600		1400	400

CAS NO.	SURROGATE	%REC	Q	LIMITS
2051-24-3	DCB Decachlorobiphenyl	127	D	53-150

TestAmerica Edison
Target Compound Quantitation Report

Data File: \\EDICHROM\ChromData\CPESTGC8\20141105-20205.b\QR107067.D
 Lims ID: 460-85449-E-13-A Lab Sample ID: 460-85449-13
 Client ID: DUP1_20141031
 Sample Type: Client
 Inject. Date: 05-Nov-2014 11:20:37 ALS Bottle#: 9 Worklist Smp#: 9
 Injection Vol: 1.0 ul Dil. Factor: 20.0000
 Sample Info: 460-0020205-009
 Operator ID: Instrument ID: CPESTGC8
 Method: \\EDICHROM\ChromData\CPESTGC8\20141105-20205.b\GC8_8082LVI.m
 Limit Group: GC 8082A PCB
 Last Update: 05-Nov-2014 13:20:51 Calib Date: 10-Oct-2014 13:33:58
 Integrator: Falcon
 Quant Method: External Standard Quant By: Initial Calibration
 Last ICal File: \\EDICHROM\ChromData\CPESTGC8\20141010-19190.b\QR106303.D
 Column 1 : Det: GC ECD1A
 Column 2 : Det: GC ECD2B
 Process Host: XAWRK030

First Level Reviewer: patelji Date: 05-Nov-2014 10:57:40

Col	RT (min.)	Exp RT (min.)	Dlt RT (min.)	Response	OnCol Amt ug/l	Flags
-----	-----------	---------------	---------------	----------	----------------	-------

9 PCB-1242						M
1	2.670	2.671	-0.001	6945317	1558.5	M
1	3.359	3.360	-0.001	13459372	1773.3	M
1	4.316	4.317	-0.001	25708441	1868.7	M
1	4.585	4.586	-0.001	11841795	1828.7	M
1	6.266	6.267	-0.001	10640760	1845.1	M

Average of Peak Amounts = 1774.9

2	1.943	1.944	-0.001	5896683	1500.4	M
2	2.307	2.307	0.000	11061928	1703.6	M
2	2.827	2.828	-0.001	19776855	1695.2	M
2	3.021	3.021	0.000	9091995	1893.2	M
2	3.809	3.809	0.000	9178017	1932.0	

Average of Peak Amounts = 1744.9

RPD = 1.70

10 PCB-1260						M
1	7.843	7.868	-0.025	2280881	193.2	
1	8.329	8.354	-0.025	2875022	206.5	
1	10.022	10.037	-0.015	1583879	171.0	M
1	10.406	10.419	-0.013	3647488	183.5	M
1	11.477	11.464	0.013	1067830	159.5	M

Average of Peak Amounts = 182.7

2	6.032	6.048	-0.016	2215078	226.1	
2	7.657	7.672	-0.015	1553293	181.5	
2	8.339	8.357	-0.018	3563271	171.6	
2	9.029	9.050	-0.021	1560417	177.3	
2	10.212	10.222	-0.010	824819	154.0	

Average of Peak Amounts = 182.1

RPD = 0.34

Data File: \\EDICHROM\ChromData\CPESTGC8\20141105-20205.b\QR107067.D

Col	RT (min.)	Exp RT (min.)	Dlt RT (min.)	Response	OnCol Amt ug/l	Flags
-----	--------------	------------------	------------------	----------	-------------------	-------

\$ 5 DCB Decachlorobiphenyl M
1 12.032 12.031 0.001 546642 3.18 M
2 10.794 10.794 0.000 552467 3.46 M
RPD = 8.49

QC Flag Legend

Review Flags

M - Manually Integrated

TestAmerica Edison

Data File: \\EDICHROM\ChromData\CPESTGC8\20141105-20205.b\QR107067.D

Injection Date: 05-Nov-2014 11:20:37

Instrument ID: CPESTGC8

Operator ID:

Lims ID: 460-85449-E-13-A

Lab Sample ID: 460-85449-13

Worklist Smp#: 9

Client ID: DUP1_20141031

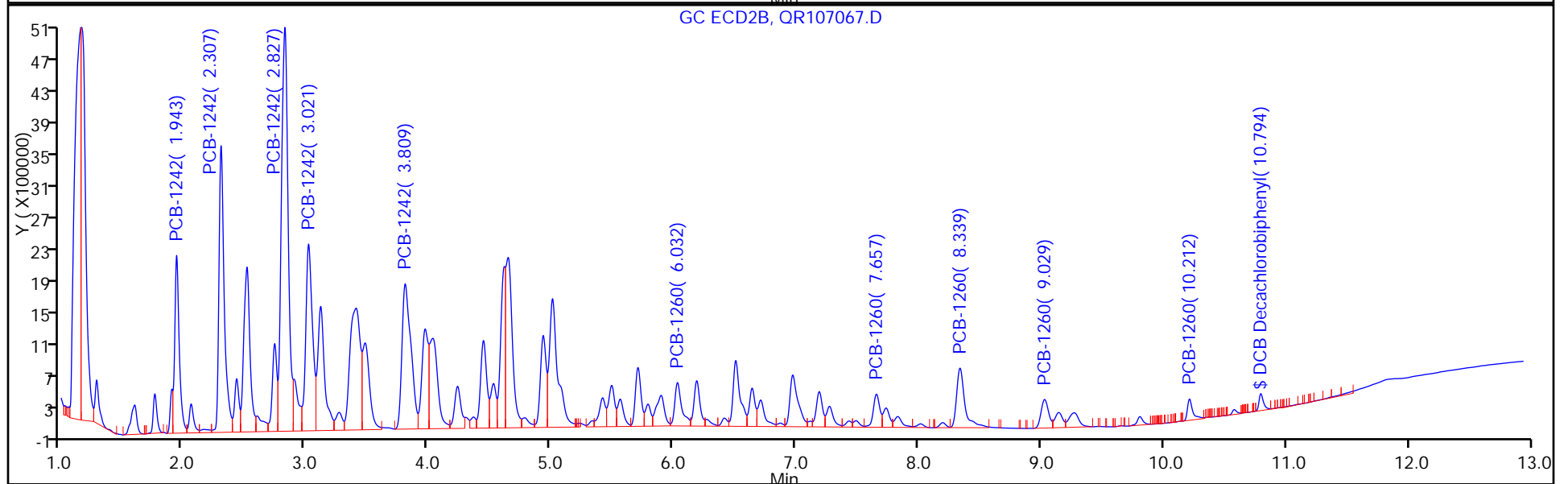
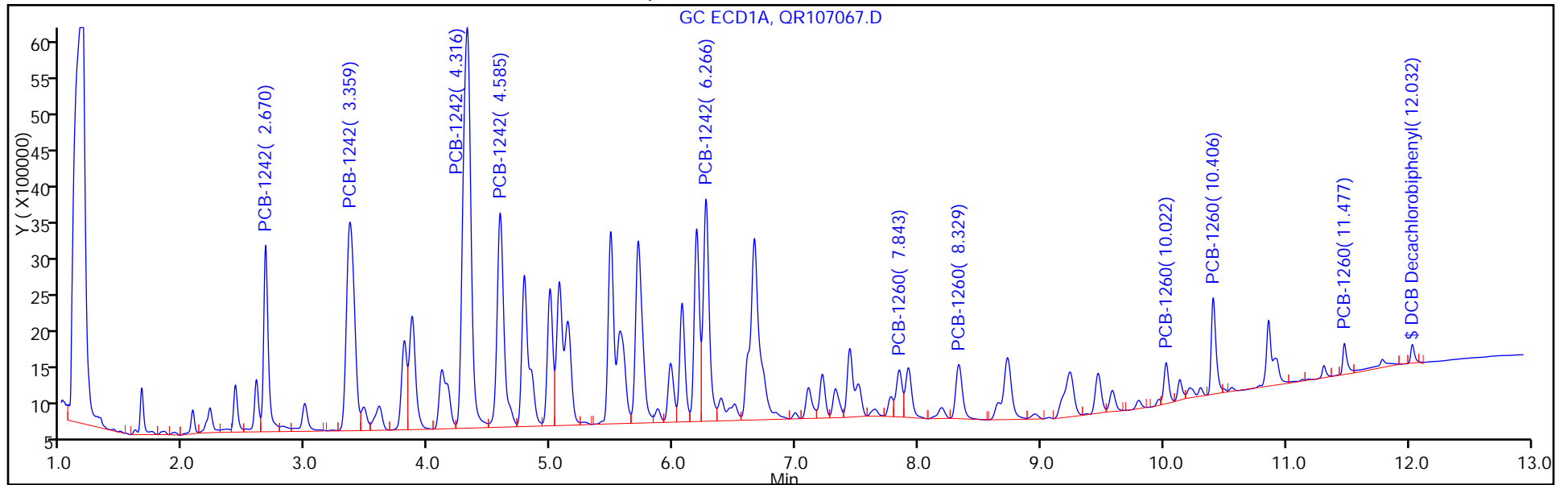
Injection Vol: 1.0 ul

Dil. Factor: 20.0000

ALS Bottle#: 9

Method: GC8_8082LVI

Limit Group: GC 8082A PCB



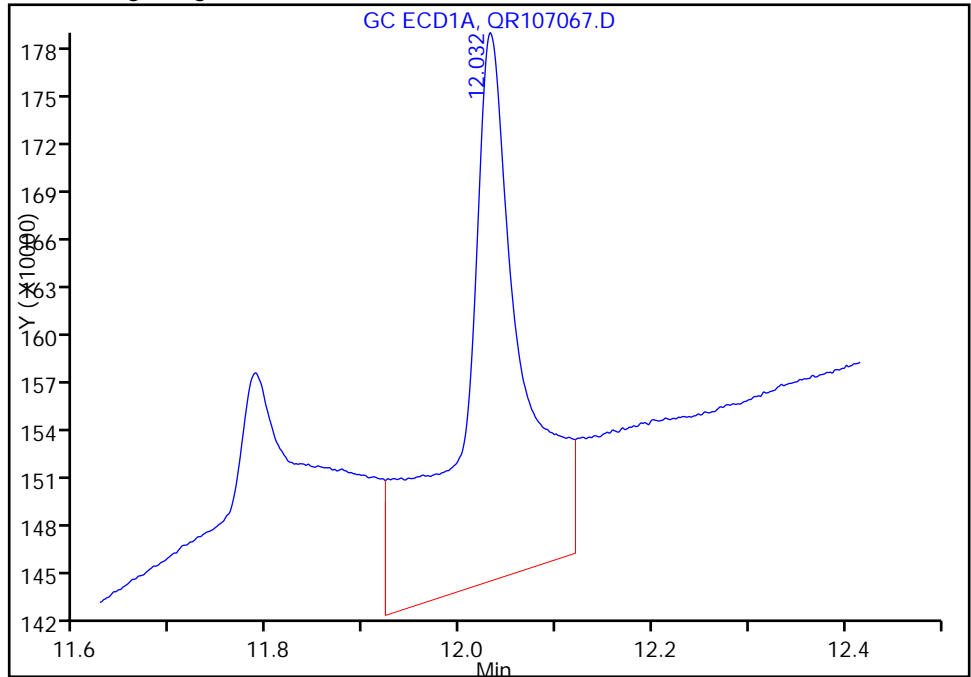
TestAmerica Edison

Data File: \\EDICHROM\ChromData\CPESTGC8\20141105-20205.b\QR107067.D
Injection Date: 05-Nov-2014 11:20:37 Instrument ID: CPESTGC8
Lims ID: 460-85449-E-13-A Lab Sample ID: 460-85449-13
Client ID: DUP1_20141031
Operator ID: ALS Bottle#: 9 Worklist Smp#: 9
Injection Vol: 1.0 ul Dil. Factor: 20.0000
Method: GC8_8082LVI Limit Group: GC 8082A PCB
Column: Detector GC ECD1A

\$ 5 DCB Decachlorobiphenyl, CAS: 2051-24-3

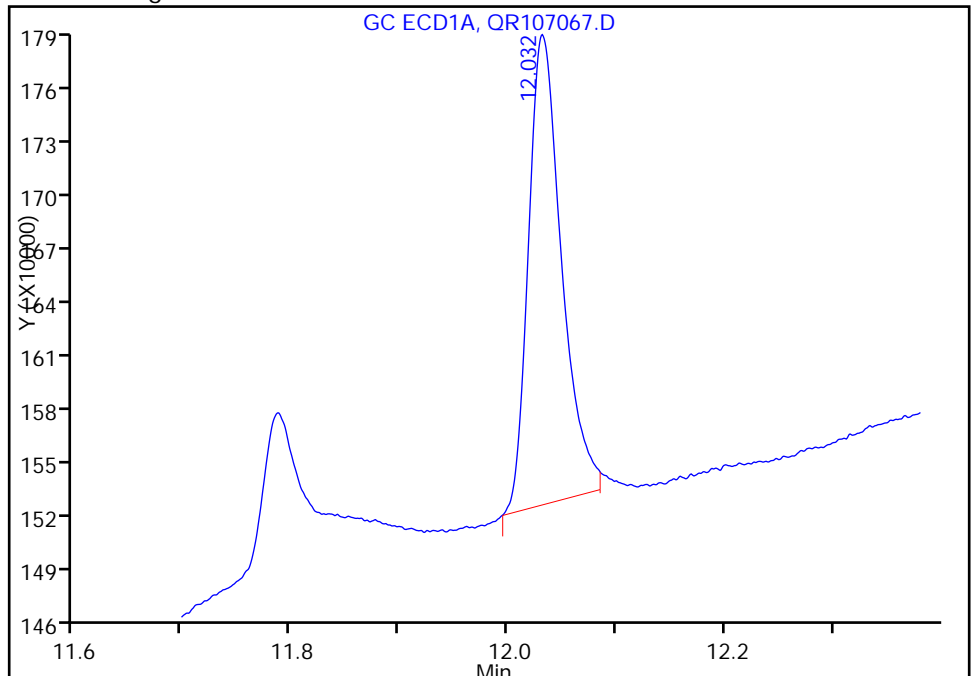
Processing Integration Results

RT: 12.03
Response: 1454748
Amount: 8.453884



Manual Integration Results

RT: 12.03
Response: 546642
Amount: 3.176666



Reviewer: patelji, 05-Nov-2014 10:57:40
Audit Action: Assigned New Baseline
Audit Reason: Sample matrix interference

TestAmerica Edison

Data File: \\EDICHROM\ChromData\CPESTGC8\20141105-20205.b\QR107067.D

Injection Date: 05-Nov-2014 11:20:37

Instrument ID: CPESTGC8

Lims ID: 460-85449-E-13-A

Lab Sample ID: 460-85449-13

Client ID: DUP1_20141031

Operator ID:

ALS Bottle#: 9

Worklist Smp#: 9

Injection Vol: 1.0 ul

Dil. Factor: 20.0000

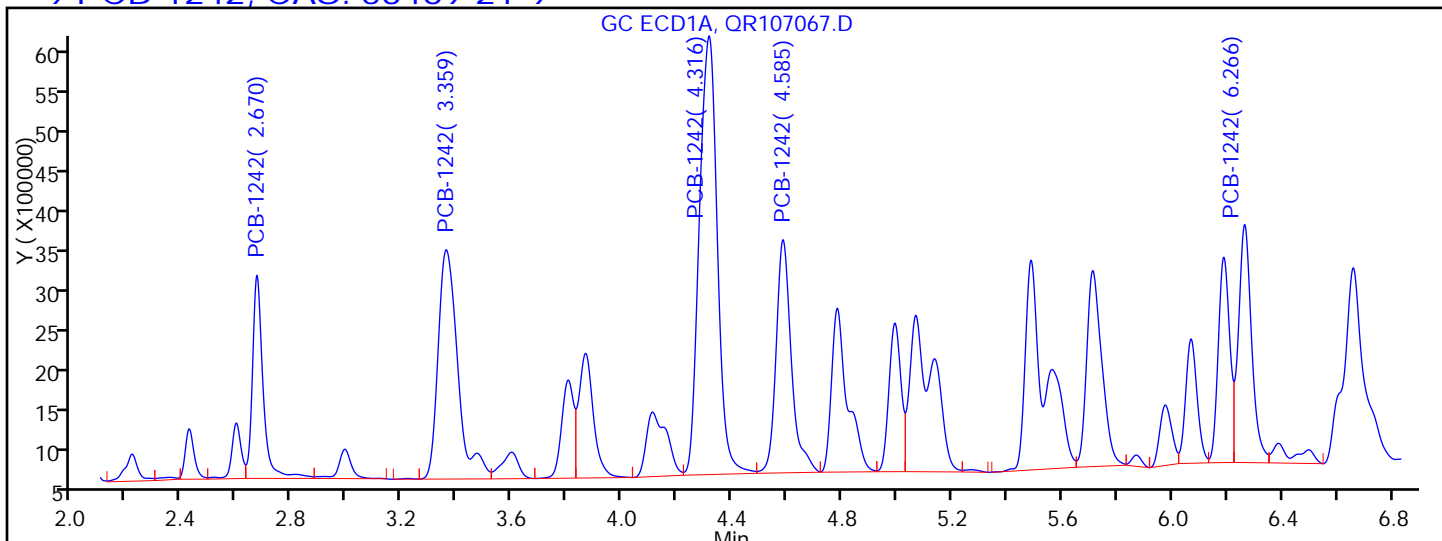
Method: GC8_8082LVI

Limit Group: GC 8082A PCB

Column:

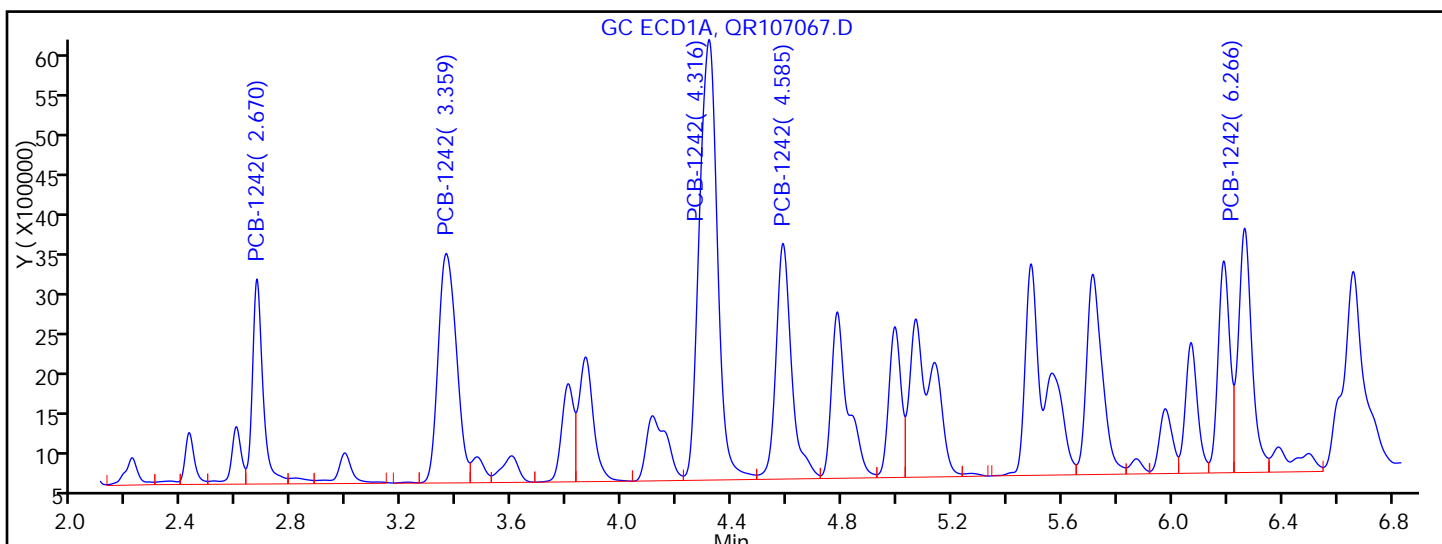
Detector: GC ECD1A

9 PCB-1242, CAS: 53469-21-9



Processing Integration Results

RT = 2.670	Response = 6951169	M
RT = 3.359	Response = 14481850	M
RT = 4.316	Response = 25312913	M
RT = 4.585	Response = 11398024	M
RT = 6.266	Response = 10055218	M



Manual Integration Results

RT = 2.670	Response = 6945317	M
RT = 3.359	Response = 13459372	M
RT = 4.316	Response = 25708441	M
RT = 4.585	Response = 11841795	M
RT = 6.266	Response = 10640760	M

Reviewer: patelji, 05-Nov-2014 10:57:40

Audit Action: Assigned New Baseline

Audit Reason: Sample matrix interference

TestAmerica Edison

Data File: \\EDICHROM\ChromData\CPESTGC8\20141105-20205.b\QR107067.D

Injection Date: 05-Nov-2014 11:20:37

Instrument ID: CPESTGC8

Lims ID: 460-85449-E-13-A

Lab Sample ID: 460-85449-13

Client ID: DUP1_20141031

Operator ID:

ALS Bottle#: 9 Worklist Smp#: 9

Injection Vol: 1.0 ul

Dil. Factor: 20.0000

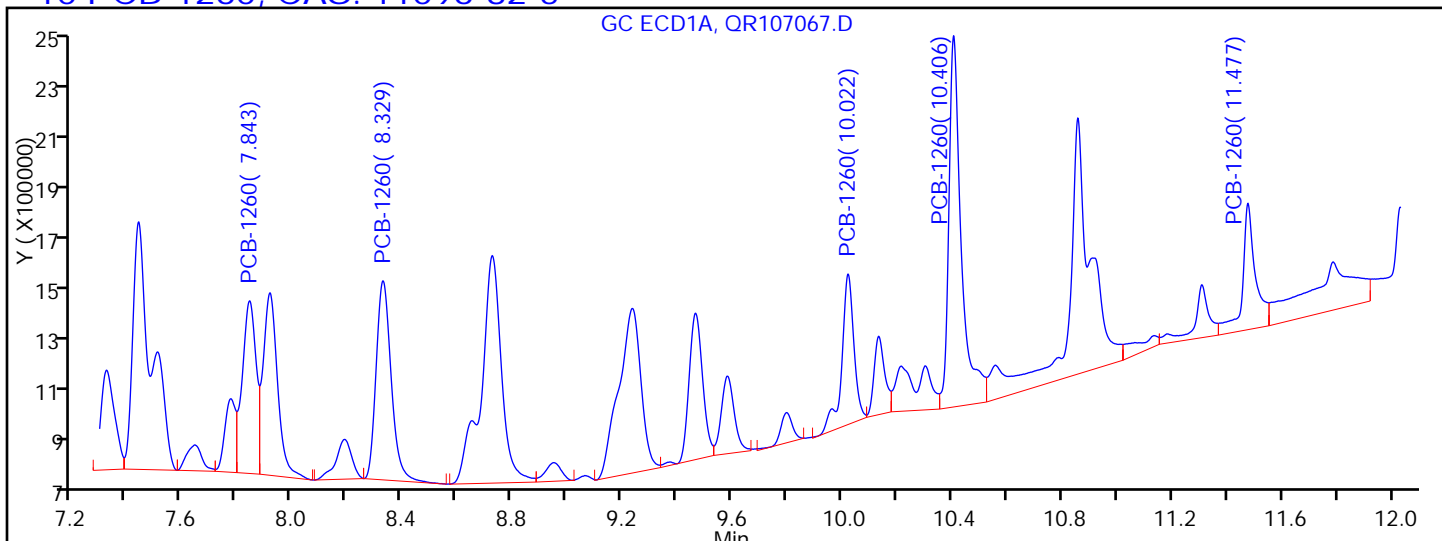
Method: GC8_8082LVI

Limit Group: GC 8082A PCB

Column:

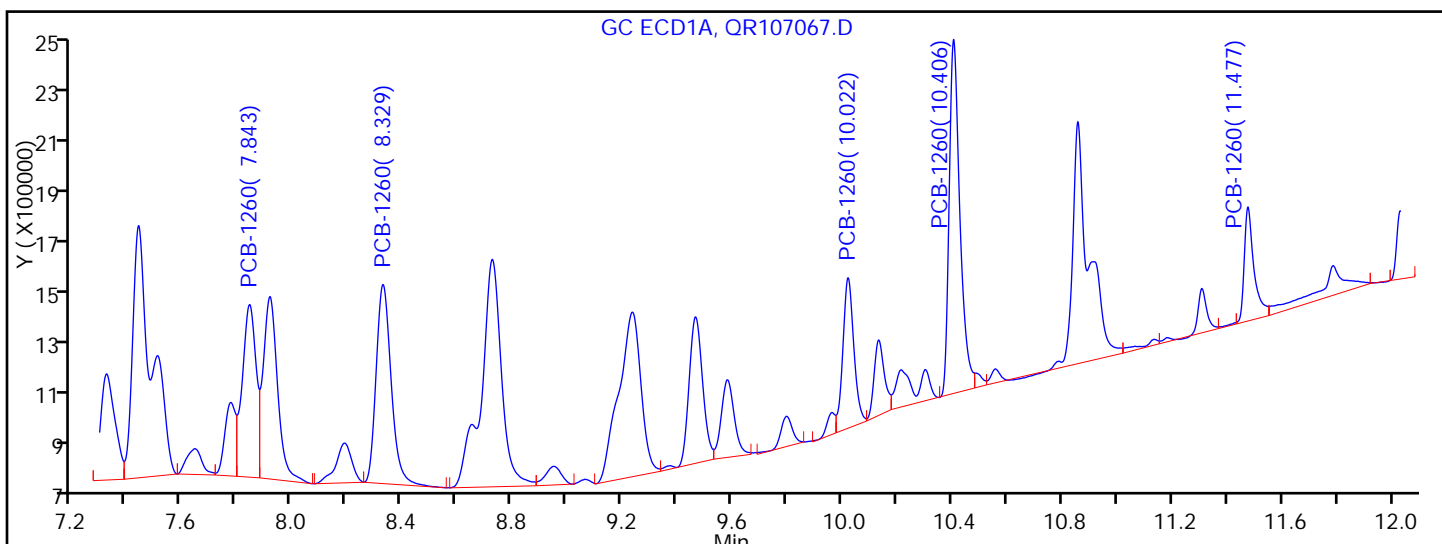
Detector: GC ECD1A

10 PCB-1260, CAS: 11096-82-5



Processing Integration Results

RT = 7.843	Response = 2280881	
RT = 8.329	Response = 2875022	
RT = 10.022	Response = 1759788	M
RT = 10.406	Response = 4452780	M
RT = 11.477	Response = 1588956	M



Manual Integration Results

RT = 7.843	Response = 2280881	
RT = 8.329	Response = 2875022	
RT = 10.022	Response = 1583879	M
RT = 10.406	Response = 3647488	M
RT = 11.477	Response = 1067830	M

Reviewer: patelji, 05-Nov-2014 10:57:40

Audit Action: Split an Integrated Peak

Audit Reason: Sample matrix interference

FORM I
PCBS ORGANICS ANALYSIS DATA SHEET

Lab Name: TestAmerica Edison Job No.: 460-85449-1
 SDG No.: _____
 Client Sample ID: DUP1_20141031 Lab Sample ID: 460-85449-13
 Matrix: Solid Lab File ID: QR107067.D
 Analysis Method: 8082A Date Collected: 10/31/2014 00:00
 Extraction Method: 3546 Date Extracted: 11/03/2014 07:48
 Sample wt/vol: 15.0038(g) Date Analyzed: 11/05/2014 11:20
 Con. Extract Vol.: 10(mL) Dilution Factor: 20
 Injection Volume: 1(uL) GC Column: CLP-1 ID: 0.53(mm)
 % Moisture: 5.7 GPC Cleanup: (Y/N) N
 Analysis Batch No.: 260484 Units: ug/Kg

CAS NO.	COMPOUND NAME	RESULT	Q	RL	MDL
12674-11-2	Aroclor 1016	320	U	1400	320
11104-28-2	Aroclor 1221	320	U	1400	320
11141-16-5	Aroclor 1232	320	U	1400	320
12672-29-6	Aroclor 1248	320	U	1400	320
11097-69-1	Aroclor 1254	400	U	1400	400
37324-23-5	Aroclor 1262	400	U	1400	400
11100-14-4	Aroclor 1268	400	U	1400	400

CAS NO.	SURROGATE	%REC	Q	LIMITS
2051-24-3	DCB Decachlorobiphenyl	138	D	53-150

TestAmerica Edison
Target Compound Quantitation Report

Data File: \\EDICHROM\ChromData\CPESTGC8\20141105-20205.b\QR107067.D
 Lims ID: 460-85449-E-13-A Lab Sample ID: 460-85449-13
 Client ID: DUP1_20141031
 Sample Type: Client
 Inject. Date: 05-Nov-2014 11:20:37 ALS Bottle#: 9 Worklist Smp#: 9
 Injection Vol: 1.0 ul Dil. Factor: 20.0000
 Sample Info: 460-0020205-009
 Operator ID: Instrument ID: CPESTGC8
 Method: \\EDICHROM\ChromData\CPESTGC8\20141105-20205.b\GC8_8082LVI.m
 Limit Group: GC 8082A PCB
 Last Update: 05-Nov-2014 13:20:51 Calib Date: 10-Oct-2014 13:33:58
 Integrator: Falcon
 Quant Method: External Standard Quant By: Initial Calibration
 Last ICal File: \\EDICHROM\ChromData\CPESTGC8\20141010-19190.b\QR106303.D
 Column 1 : Det: GC ECD1A
 Column 2 : Det: GC ECD2B
 Process Host: XAWRK030

First Level Reviewer: patelji Date: 05-Nov-2014 10:57:40

Col	RT (min.)	Exp RT (min.)	Dlt RT (min.)	Response	OnCol Amt ug/l	Flags
-----	-----------	---------------	---------------	----------	----------------	-------

9 PCB-1242						
1	2.670	2.671	-0.001	6945317	1558.5	M
1	3.359	3.360	-0.001	13459372	1773.3	M
1	4.316	4.317	-0.001	25708441	1868.7	M
1	4.585	4.586	-0.001	11841795	1828.7	M
1	6.266	6.267	-0.001	10640760	1845.1	M
Average of Peak Amounts =					1774.9	
2	1.943	1.944	-0.001	5896683	1500.4	M
2	2.307	2.307	0.000	11061928	1703.6	M
2	2.827	2.828	-0.001	19776855	1695.2	M
2	3.021	3.021	0.000	9091995	1893.2	M
2	3.809	3.809	0.000	9178017	1932.0	
Average of Peak Amounts =					1744.9	
RPD = 1.70						

10 PCB-1260						
1	7.843	7.868	-0.025	2280881	193.2	
1	8.329	8.354	-0.025	2875022	206.5	
1	10.022	10.037	-0.015	1583879	171.0	M
1	10.406	10.419	-0.013	3647488	183.5	M
1	11.477	11.464	0.013	1067830	159.5	M
Average of Peak Amounts =					182.7	
2	6.032	6.048	-0.016	2215078	226.1	
2	7.657	7.672	-0.015	1553293	181.5	
2	8.339	8.357	-0.018	3563271	171.6	
2	9.029	9.050	-0.021	1560417	177.3	
2	10.212	10.222	-0.010	824819	154.0	
Average of Peak Amounts =					182.1	
RPD = 0.34						

Data File: \\EDICHROM\ChromData\CPESTGC8\20141105-20205.b\QR107067.D

Col	RT (min.)	Exp RT (min.)	Dlt RT (min.)	Response	OnCol Amt ug/l	Flags
-----	--------------	------------------	------------------	----------	-------------------	-------

\$ 5 DCB Decachlorobiphenyl M
1 12.032 12.031 0.001 546642 3.18 M
2 10.794 10.794 0.000 552467 3.46 M
RPD = 8.49

QC Flag Legend

Review Flags

M - Manually Integrated

TestAmerica Edison

Data File: \\EDICHROM\ChromData\CPESTGC8\20141105-20205.b\QR107067.D

Injection Date: 05-Nov-2014 11:20:37

Instrument ID: CPESTGC8

Operator ID:

Lims ID: 460-85449-E-13-A

Lab Sample ID: 460-85449-13

Worklist Smp#: 9

Client ID: DUP1_20141031

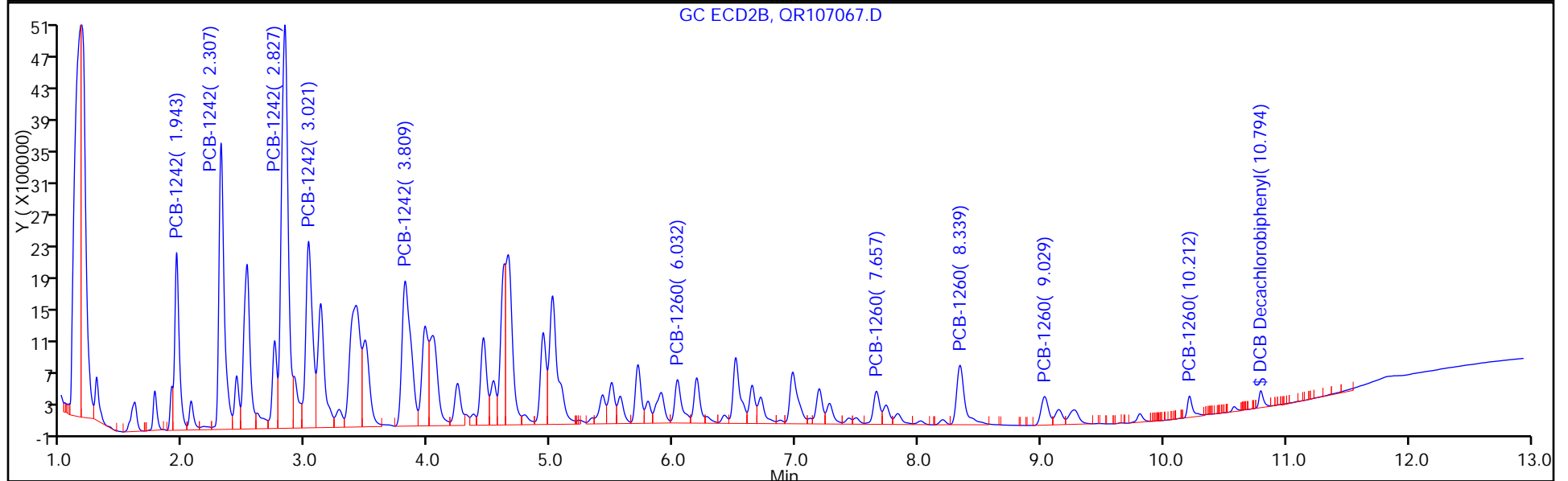
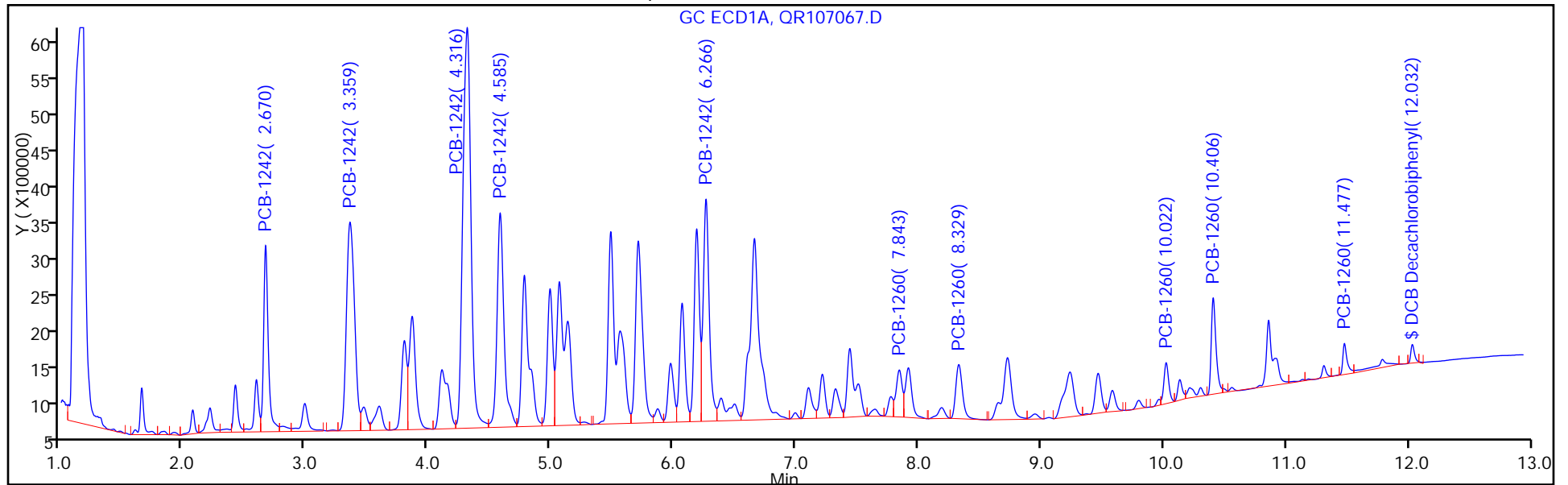
Injection Vol: 1.0 ul

Dil. Factor: 20.0000

ALS Bottle#: 9

Method: GC8_8082LVI

Limit Group: GC 8082A PCB



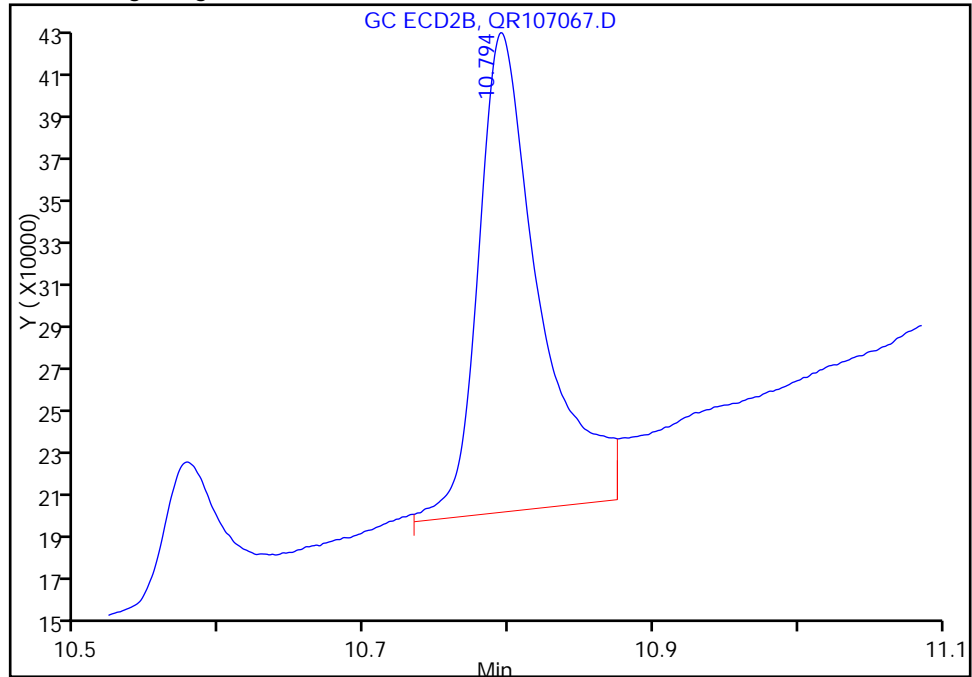
TestAmerica Edison

Data File: \\EDICHROM\ChromData\CPESTGC8\20141105-20205.b\QR107067.D
Injection Date: 05-Nov-2014 11:20:37 Instrument ID: CPESTGC8
Lims ID: 460-85449-E-13-A Lab Sample ID: 460-85449-13
Client ID: DUP1_20141031
Operator ID: ALS Bottle#: 9 Worklist Smp#: 9
Injection Vol: 1.0 ul Dil. Factor: 20.0000
Method: GC8_8082LVI Limit Group: GC 8082A PCB
Column: Detector GC ECD2B

\$ 5 DCB Decachlorobiphenyl, CAS: 2051-24-3

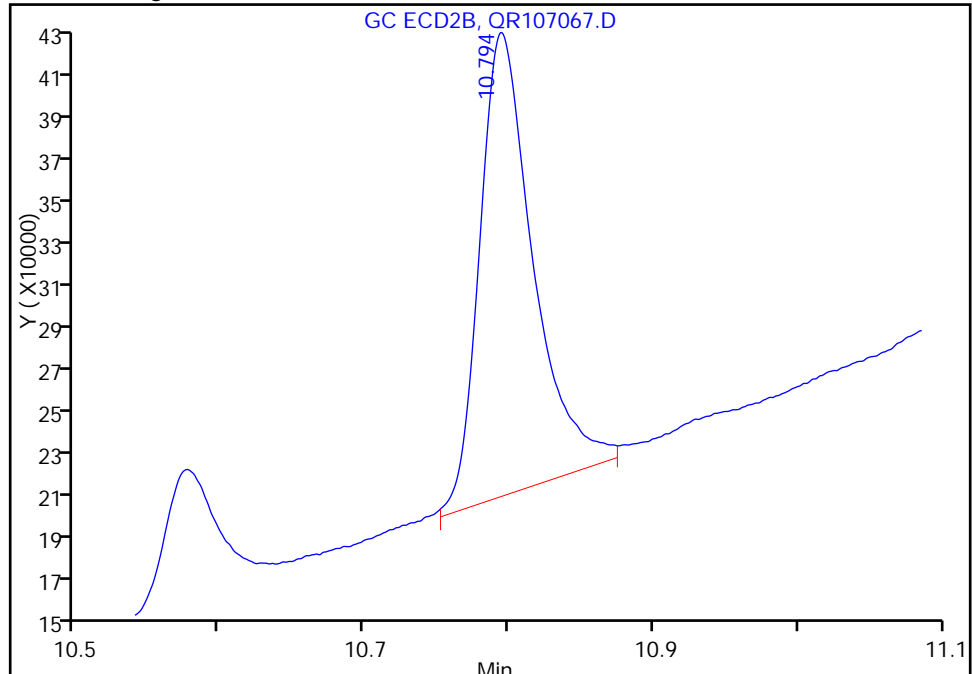
RT: 10.79
Response: 661588
Amount: 4.141263

Processing Integration Results



RT: 10.79
Response: 552467
Amount: 3.458211

Manual Integration Results



Reviewer: patelji, 05-Nov-2014 10:57:40
Audit Action: Assigned New Baseline
Audit Reason: Sample matrix interference

TestAmerica Edison

Data File: \\EDICHROM\ChromData\CPESTGC8\20141105-20205.b\QR107067.D

Injection Date: 05-Nov-2014 11:20:37

Instrument ID: CPESTGC8

Lims ID: 460-85449-E-13-A

Lab Sample ID: 460-85449-13

Client ID: DUP1_20141031

Operator ID:

ALS Bottle#: 9

Worklist Smp#: 9

Injection Vol: 1.0 ul

Dil. Factor: 20.0000

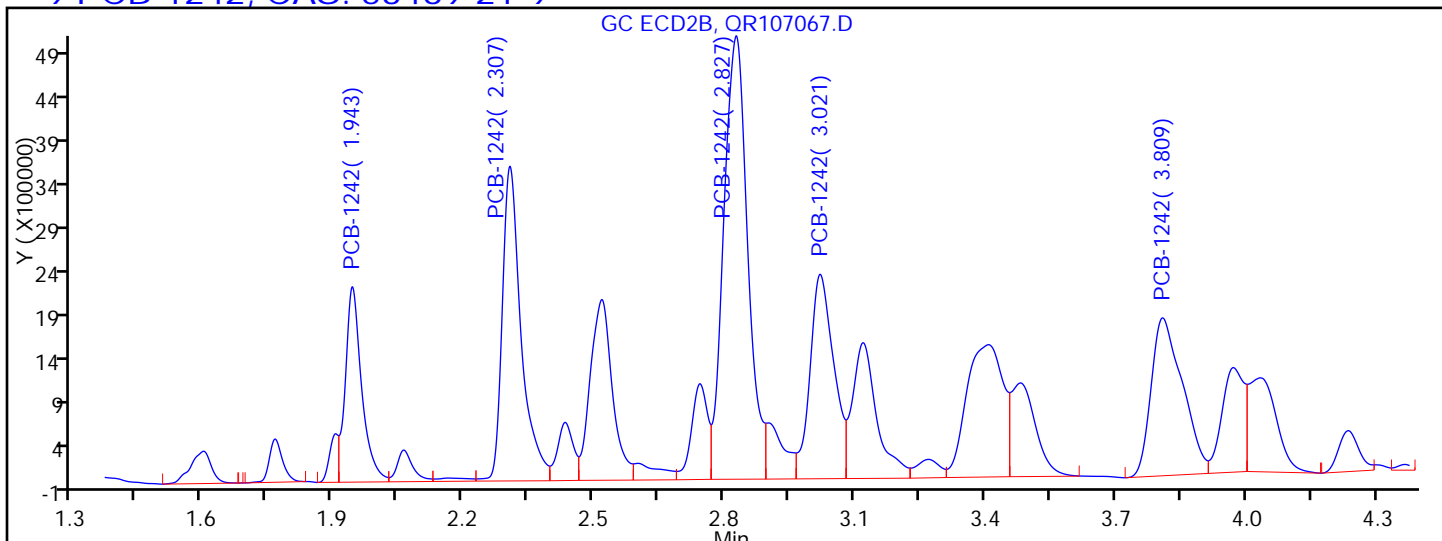
Method: GC8_8082LVI

Limit Group: GC 8082A PCB

Column:

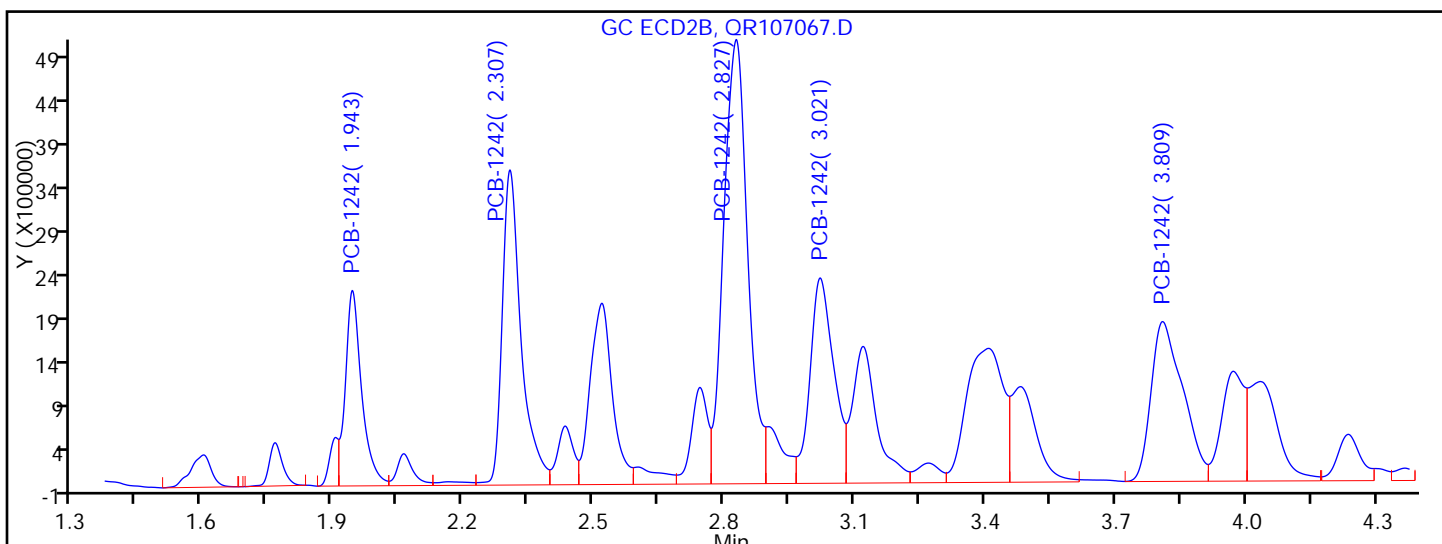
Detector: GC ECD2B

9 PCB-1242, CAS: 53469-21-9



Processing Integration Results

RT = 1.943	Response = 5887824	M
RT = 2.307	Response = 11015447	M
RT = 2.827	Response = 19703605	M
RT = 3.021	Response = 9022484	M
RT = 3.809	Response = 9178017	



Manual Integration Results

RT = 1.943	Response = 5896683	M
RT = 2.307	Response = 11061928	M
RT = 2.827	Response = 19776855	M
RT = 3.021	Response = 9091995	M
RT = 3.809	Response = 9178017	

Reviewer: patelji, 05-Nov-2014 10:57:40

Audit Action: Assigned New Baseline

Audit Reason: Sample matrix interference

FORM I
PCBS ORGANICS ANALYSIS DATA SHEET

Lab Name: TestAmerica Edison Job No.: 460-85449-1
 SDG No.: _____
 Client Sample ID: DUP2_20141031 Lab Sample ID: 460-85449-14
 Matrix: Solid Lab File ID: OR223708.D
 Analysis Method: 8082A Date Collected: 10/31/2014 00:00
 Extraction Method: 3546 Date Extracted: 11/03/2014 07:48
 Sample wt/vol: 15.0064(g) Date Analyzed: 11/05/2014 06:27
 Con. Extract Vol.: 10(mL) Dilution Factor: 1
 Injection Volume: 1(uL) GC Column: CLP-2 ID: 0.53(mm)
 % Moisture: 15.4 GPC Cleanup: (Y/N) N
 Analysis Batch No.: 260367 Units: ug/Kg

CAS NO.	COMPOUND NAME	RESULT	Q	RL	MDL
53469-21-9	Aroclor 1242	850		79	18

CAS NO.	SURROGATE	%REC	Q	LIMITS
2051-24-3	DCB Decachlorobiphenyl	118		53-150

TestAmerica Edison
Target Compound Quantitation Report

Data File: \\EDICHROM\ChromData\CPESTGC7\20141104-20160.b\OR223708.D
 Lims ID: 460-85449-A-14-A Lab Sample ID: 460-85449-14
 Client ID: DUP2_20141031
 Sample Type: Client
 Inject. Date: 05-Nov-2014 06:27:30 ALS Bottle#: 71 Worklist Smp#: 71
 Injection Vol: 1.0 ul Dil. Factor: 1.0000
 Sample Info: 460-0020160-071
 Operator ID: Instrument ID: CPESTGC7
 Method: \\EDICHROM\ChromData\CPESTGC7\20141104-20160.b\8082GC7.m
 Limit Group: GC 8082A PCB
 Last Update: 05-Nov-2014 12:52:56 Calib Date: 07-Oct-2014 15:20:30
 Integrator: Falcon
 Quant Method: External Standard Quant By: Initial Calibration
 Last ICal File: \\EDICHROM\ChromData\CPESTGC7\20141007-19026.b\OR222720.D

Column 1 : Det: GC ECD1A
 Column 2 : Det: GC ECD2B
 Process Host: XAWRK030

First Level Reviewer: patelji Date: 05-Nov-2014 08:26:22

Col	RT (min.)	Exp RT (min.)	Dlt RT (min.)	Response	OnCol Amt ug/l	Flags
-----	-----------	---------------	---------------	----------	----------------	-------

9 PCB-1242						M
1	2.857	2.868	-0.011	107678	1072.2	M
1	3.305	3.317	-0.012	199150	1041.7	
1	3.830	3.842	-0.012	376517	1057.8	
1	3.993	4.005	-0.012	162026	1065.1	
1	5.093	5.105	-0.012	170748	1144.0	M

Average of Peak Amounts = 1076.1

2	2.278	2.298	-0.020	152453	841.1	M
2	2.608	2.628	-0.020	244195	897.4	M
2	3.068	3.088	-0.020	516052	936.3	M
2	3.212	3.232	-0.020	201474	970.6	M
2	3.663	3.683	-0.020	210184	959.6	M

Average of Peak Amounts = 921.0

RPD = 15.53

10 PCB-1260						M
1	0.000	6.208	-6.208	0	0	
1	6.493	6.518	-0.025	39410	118.5	M
1	7.847	7.885	-0.038	23940	86.2	
1	8.465	8.503	-0.038	56638	93.6	
1	9.925	9.940	-0.015	14186	88.1	

Average of Peak Amounts = 96.6

2	5.105	5.123	-0.018	54243	140.9	M
2	6.285	6.305	-0.020	33371	100.2	M
2	6.767	6.788	-0.021	84853	100.9	M
2	0.000	7.290	-7.290	0	0	
2	8.633	8.657	-0.024	22973	86.7	

Average of Peak Amounts = 107.1

RPD = 10.34

Data File: \\EDICHROM\ChromData\CPESTGC7\20141104-20160.b\OR223708.D

Col	RT (min.)	Exp RT (min.)	Dlt RT (min.)	Response	OnCol Amt ug/l	Flags
-----	--------------	------------------	------------------	----------	-------------------	-------

\$ 5 DCB Decachlorobiphenyl

1	10.472	10.495	-0.023	243794	58.9	
2	9.405	9.422	-0.017	425241	66.4	

RPD = 11.97

QC Flag Legend

Review Flags

M - Manually Integrated

TestAmerica Edison

Data File: \\EDICHROM\ChromData\CPESTGC7\20141104-20160.b\OR223708.D

Injection Date: 05-Nov-2014 06:27:30

Instrument ID: CPESTGC7

Operator ID:

Lims ID: 460-85449-A-14-A

Lab Sample ID: 460-85449-14

Worklist Smp#: 71

Client ID: DUP2_20141031

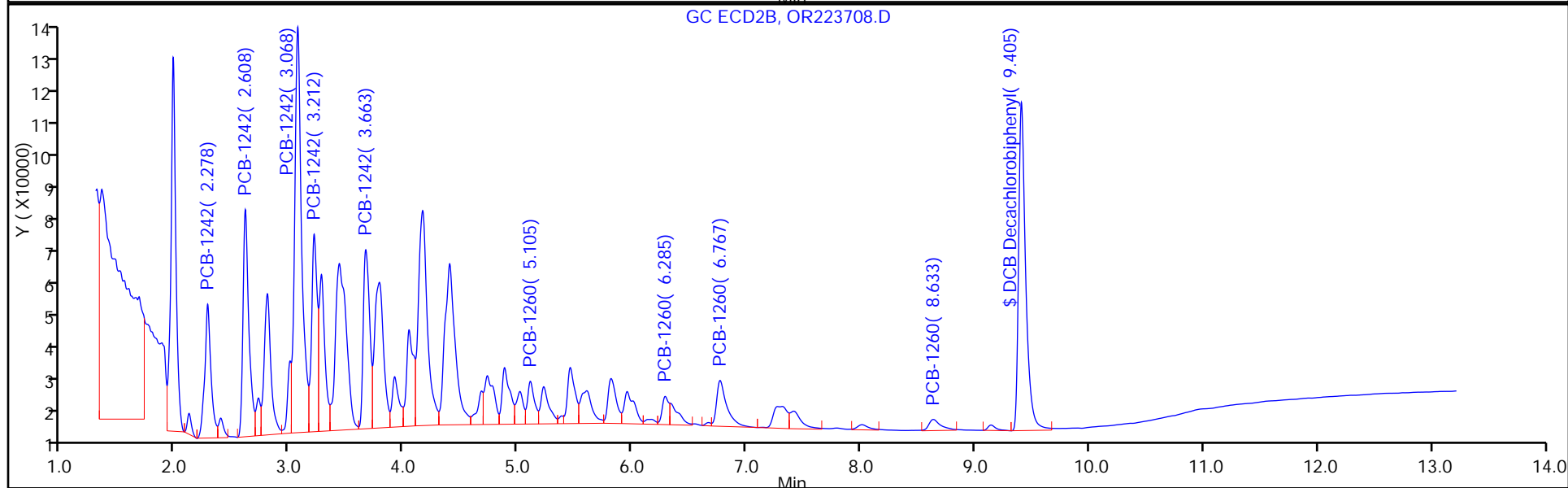
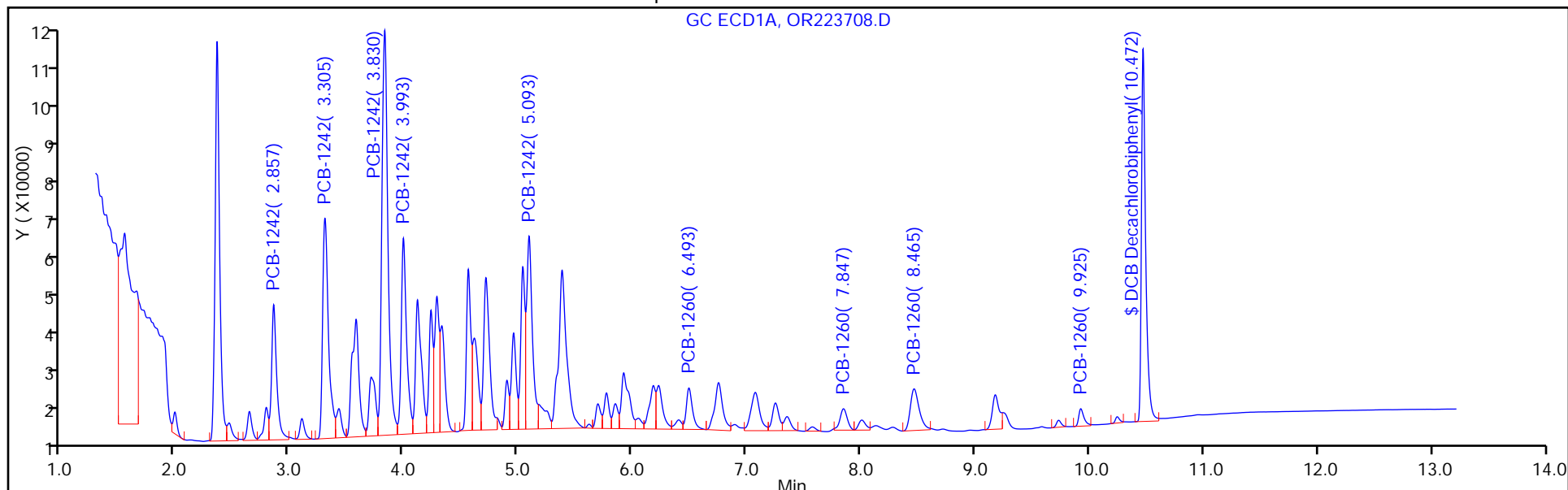
Injection Vol: 1.0 ul

Dil. Factor: 1.0000

ALS Bottle#: 71

Method: 8082GC7

Limit Group: GC 8082A PCB



TestAmerica Edison

Data File: \\EDICHROM\ChromData\CPESTGC7\20141104-20160.b\OR223708.D

Injection Date: 05-Nov-2014 06:27:30

Instrument ID: CPESTGC7

Lims ID: 460-85449-A-14-A

Lab Sample ID: 460-85449-14

Client ID: DUP2_20141031

Operator ID:

ALS Bottle#: 71

Worklist Smp#: 71

Injection Vol: 1.0 ul

Dil. Factor: 1.0000

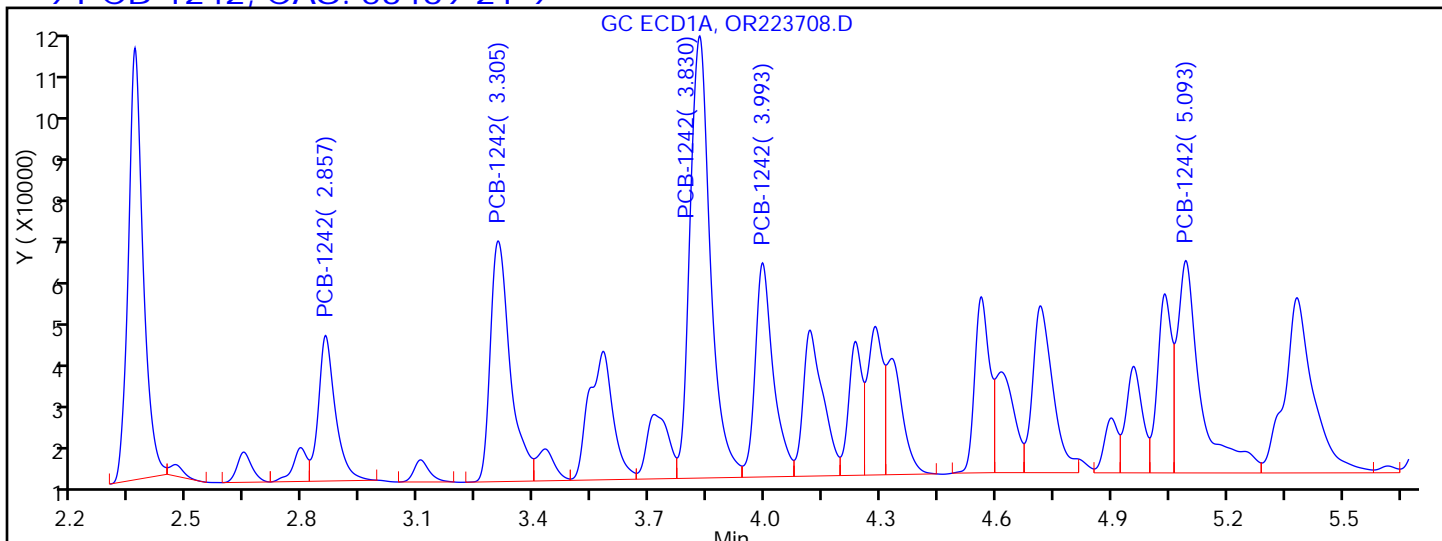
Method: 8082GC7

Limit Group: GC 8082A PCB

Column:

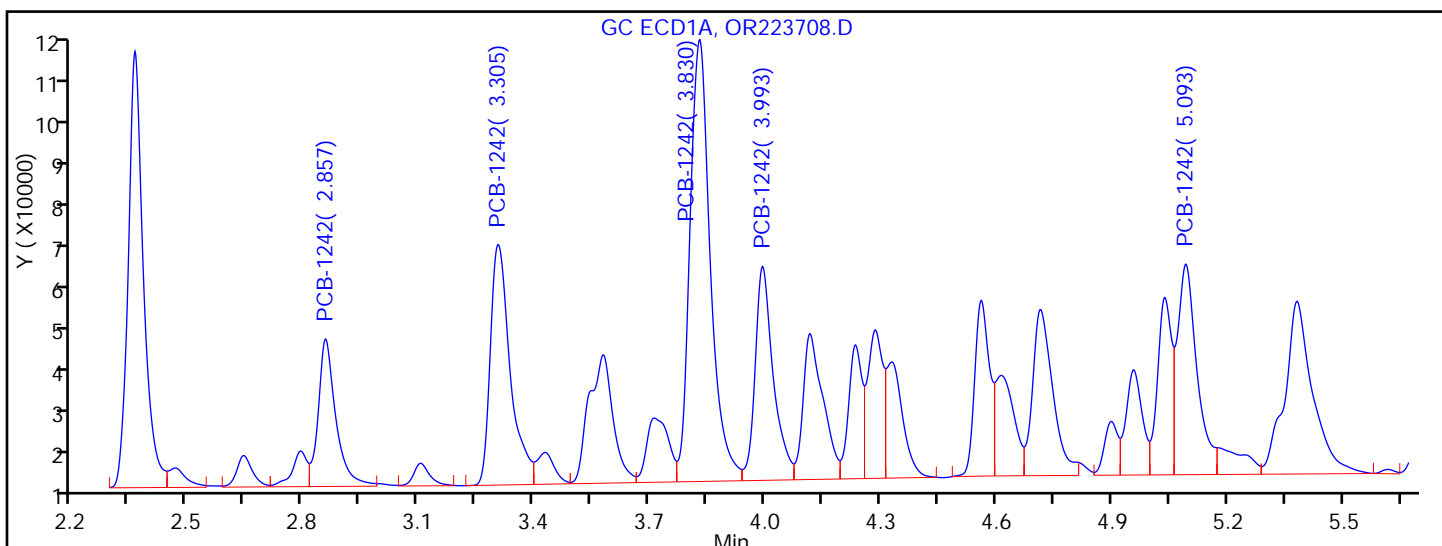
Detector: GC ECD1A

9 PCB-1242, CAS: 53469-21-9



Processing Integration Results

RT = 2.857	Response = 102307	M
RT = 3.305	Response = 199150	
RT = 3.830	Response = 376517	
RT = 3.993	Response = 162026	
RT = 5.093	Response = 207242	M



Manual Integration Results

RT = 2.857	Response = 107678	M
RT = 3.305	Response = 199150	
RT = 3.830	Response = 376517	
RT = 3.993	Response = 162026	
RT = 5.093	Response = 170748	M

Reviewer: patelji, 05-Nov-2014 12:41:33

Audit Action: Assigned New Baseline

Audit Reason: Sample matrix interference

TestAmerica Edison

Data File: \\EDICHROM\ChromData\CPESTGC7\20141104-20160.b\OR223708.D

Injection Date: 05-Nov-2014 06:27:30

Instrument ID: CPESTGC7

Lims ID: 460-85449-A-14-A

Lab Sample ID: 460-85449-14

Client ID: DUP2_20141031

Operator ID:

ALS Bottle#: 71

Worklist Smp#: 71

Injection Vol: 1.0 ul

Dil. Factor: 1.0000

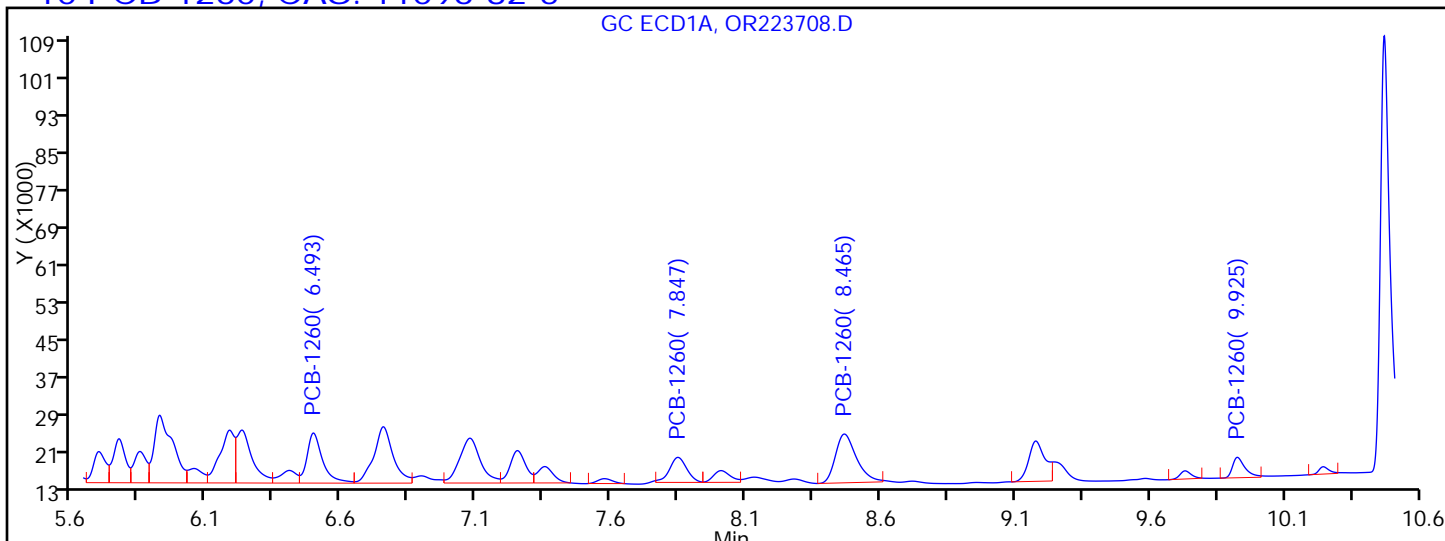
Method: 8082GC7

Limit Group: GC 8082A PCB

Column:

Detector: GC ECD1A

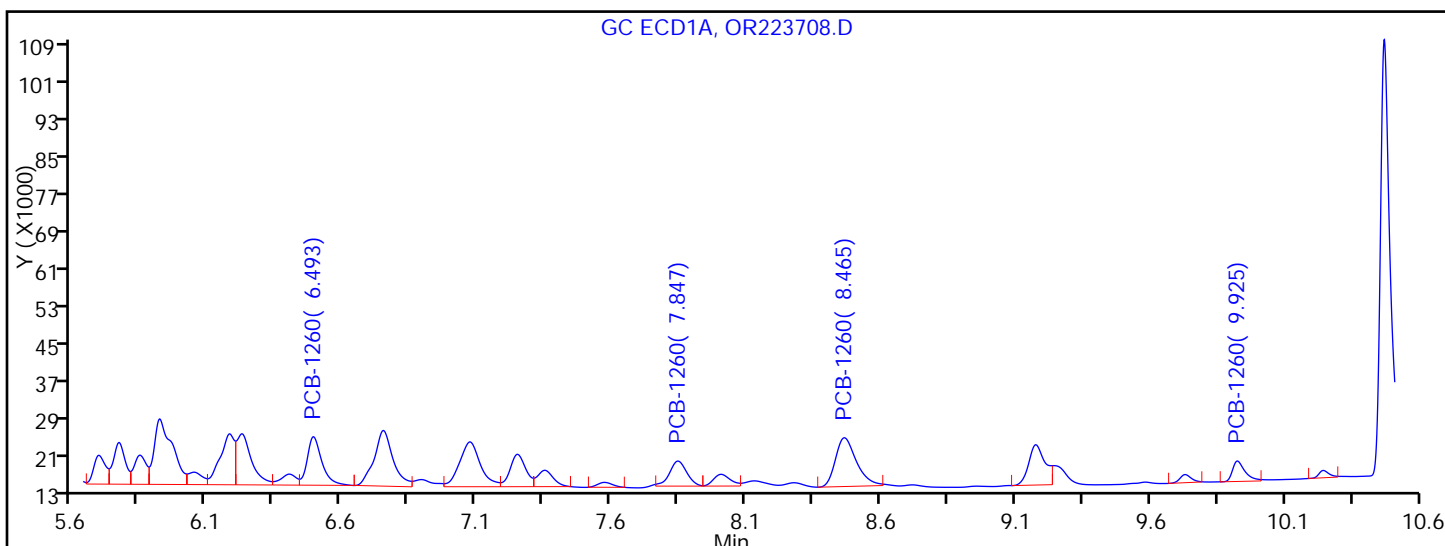
10 PCB-1260, CAS: 11096-82-5



Processing Integration Results

RT = 6.228	Response = 44889
RT = 6.493	Response = 43436
RT = 7.847	Response = 23940
RT = 8.465	Response = 56638
RT = 9.925	Response = 14186

M



Manual Integration Results

RT = 0.000	Response = 0
RT = 6.493	Response = 39410
RT = 7.847	Response = 23940
RT = 8.465	Response = 56638
RT = 9.925	Response = 14186

M

Reviewer: patelji, 05-Nov-2014 12:41:33

Audit Action: Assigned New Baseline

Audit Reason: Sample matrix interference

FORM I
PCBS ORGANICS ANALYSIS DATA SHEET

Lab Name: TestAmerica Edison Job No.: 460-85449-1
 SDG No.: _____
 Client Sample ID: DUP2_20141031 Lab Sample ID: 460-85449-14
 Matrix: Solid Lab File ID: OR223708.D
 Analysis Method: 8082A Date Collected: 10/31/2014 00:00
 Extraction Method: 3546 Date Extracted: 11/03/2014 07:48
 Sample wt/vol: 15.0064(g) Date Analyzed: 11/05/2014 06:27
 Con. Extract Vol.: 10(mL) Dilution Factor: 1
 Injection Volume: 1(uL) GC Column: CLP-1 ID: 0.53(mm)
 % Moisture: 15.4 GPC Cleanup: (Y/N) N
 Analysis Batch No.: 260367 Units: ug/Kg

CAS NO.	COMPOUND NAME	RESULT	Q	RL	MDL
12674-11-2	Aroclor 1016	18	U	79	18
11104-28-2	Aroclor 1221	18	U	79	18
11141-16-5	Aroclor 1232	18	U	79	18
12672-29-6	Aroclor 1248	18	U	79	18
11097-69-1	Aroclor 1254	22	U	79	22
11096-82-5	Aroclor 1260	84		79	22
37324-23-5	Aroclor 1262	22	U	79	22
11100-14-4	Aroclor 1268	22	U	79	22

CAS NO.	SURROGATE	%REC	Q	LIMITS
2051-24-3	DCB Decachlorobiphenyl	133		53-150

TestAmerica Edison
Target Compound Quantitation Report

Data File: \\EDICHROM\ChromData\CPESTGC7\20141104-20160.b\OR223708.D
 Lims ID: 460-85449-A-14-A Lab Sample ID: 460-85449-14
 Client ID: DUP2_20141031
 Sample Type: Client
 Inject. Date: 05-Nov-2014 06:27:30 ALS Bottle#: 71 Worklist Smp#: 71
 Injection Vol: 1.0 ul Dil. Factor: 1.0000
 Sample Info: 460-0020160-071
 Operator ID: Instrument ID: CPESTGC7
 Method: \\EDICHROM\ChromData\CPESTGC7\20141104-20160.b\8082GC7.m
 Limit Group: GC 8082A PCB
 Last Update: 05-Nov-2014 12:52:56 Calib Date: 07-Oct-2014 15:20:30
 Integrator: Falcon
 Quant Method: External Standard Quant By: Initial Calibration
 Last ICal File: \\EDICHROM\ChromData\CPESTGC7\20141007-19026.b\OR222720.D

Column 1 : Det: GC ECD1A
 Column 2 : Det: GC ECD2B
 Process Host: XAWRK030

First Level Reviewer: patelji Date: 05-Nov-2014 08:26:22

Col	RT (min.)	Exp RT (min.)	Dlt RT (min.)	Response	OnCol Amt ug/l	Flags
-----	-----------	---------------	---------------	----------	----------------	-------

9 PCB-1242						
1	2.857	2.868	-0.011	107678	1072.2	M
1	3.305	3.317	-0.012	199150	1041.7	
1	3.830	3.842	-0.012	376517	1057.8	
1	3.993	4.005	-0.012	162026	1065.1	
1	5.093	5.105	-0.012	170748	1144.0	M

Average of Peak Amounts = 1076.1

2	2.278	2.298	-0.020	152453	841.1	M
2	2.608	2.628	-0.020	244195	897.4	M
2	3.068	3.088	-0.020	516052	936.3	M
2	3.212	3.232	-0.020	201474	970.6	M
2	3.663	3.683	-0.020	210184	959.6	M

Average of Peak Amounts = 921.0

RPD = 15.53

10 PCB-1260						
1	0.000	6.208	-6.208	0	0	
1	6.493	6.518	-0.025	39410	118.5	M
1	7.847	7.885	-0.038	23940	86.2	
1	8.465	8.503	-0.038	56638	93.6	
1	9.925	9.940	-0.015	14186	88.1	

Average of Peak Amounts = 96.6

2	5.105	5.123	-0.018	54243	140.9	M
2	6.285	6.305	-0.020	33371	100.2	M
2	6.767	6.788	-0.021	84853	100.9	M
2	0.000	7.290	-7.290	0	0	
2	8.633	8.657	-0.024	22973	86.7	

Average of Peak Amounts = 107.1

RPD = 10.34

Data File: \\EDICHROM\ChromData\CPESTGC7\20141104-20160.b\OR223708.D

Col	RT (min.)	Exp RT (min.)	Dlt RT (min.)	Response	OnCol Amt ug/l	Flags
-----	--------------	------------------	------------------	----------	-------------------	-------

\$ 5 DCB Decachlorobiphenyl

1	10.472	10.495	-0.023	243794	58.9
2	9.405	9.422	-0.017	425241	66.4

RPD = 11.97

QC Flag Legend

Review Flags

M - Manually Integrated

TestAmerica Edison

Data File: \\EDICHRON\ChromData\CPESTGC7\20141104-20160.b\OR223708.D

Injection Date: 05-Nov-2014 06:27:30

Instrument ID: CPESTGC7

Operator ID:

Lims ID: 460-85449-A-14-A

Lab Sample ID: 460-85449-14

Worklist Smp#: 71

Client ID: DUP2_20141031

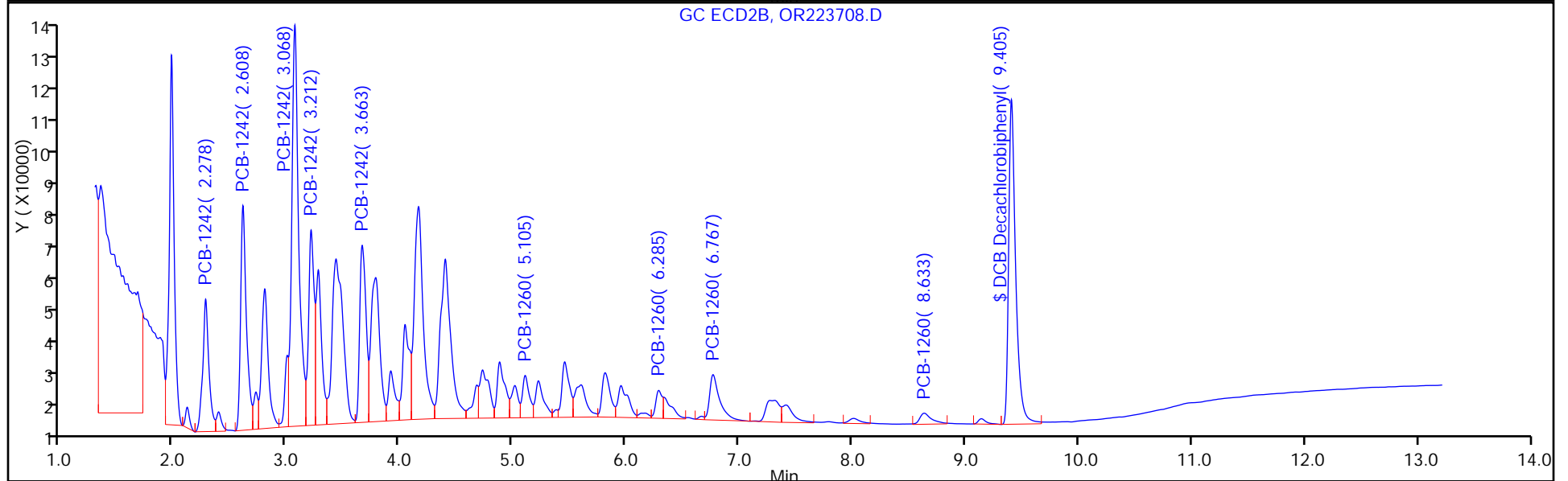
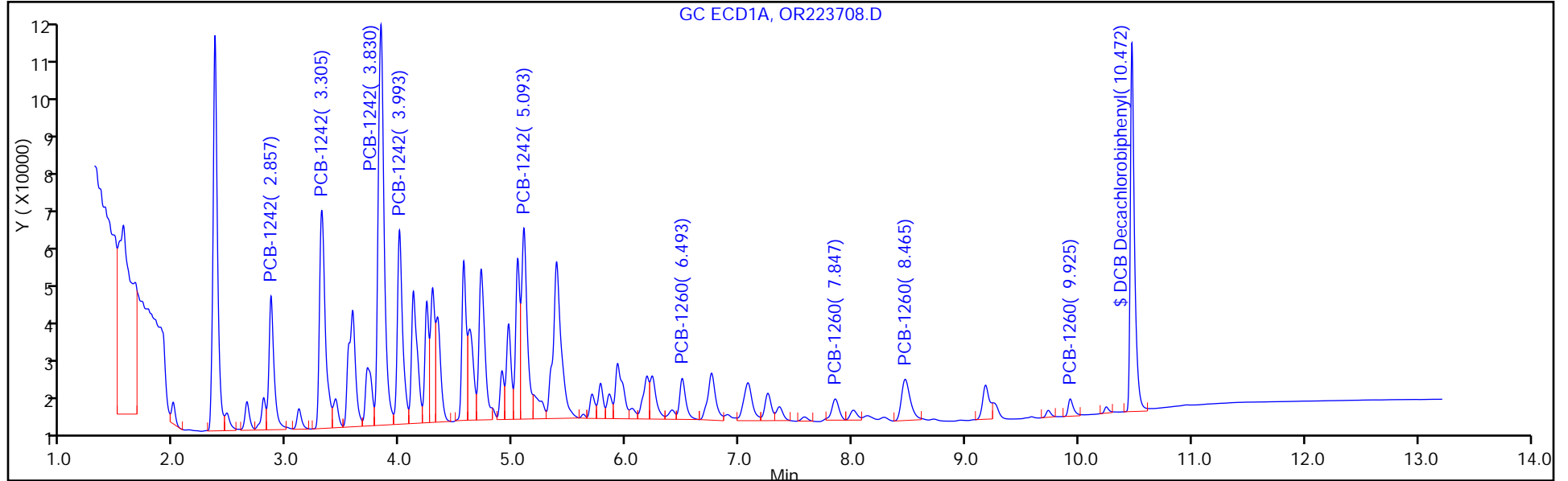
Injection Vol: 1.0 ul

Dil. Factor: 1.0000

ALS Bottle#: 71

Method: 8082GC7

Limit Group: GC 8082A PCB



TestAmerica Edison

Data File: \\EDICHROM\ChromData\CPESTGC7\20141104-20160.b\OR223708.D

Injection Date: 05-Nov-2014 06:27:30

Instrument ID: CPESTGC7

Lims ID: 460-85449-A-14-A

Lab Sample ID: 460-85449-14

Client ID: DUP2_20141031

Operator ID:

ALS Bottle#: 71

Worklist Smp#: 71

Injection Vol: 1.0 ul

Dil. Factor: 1.0000

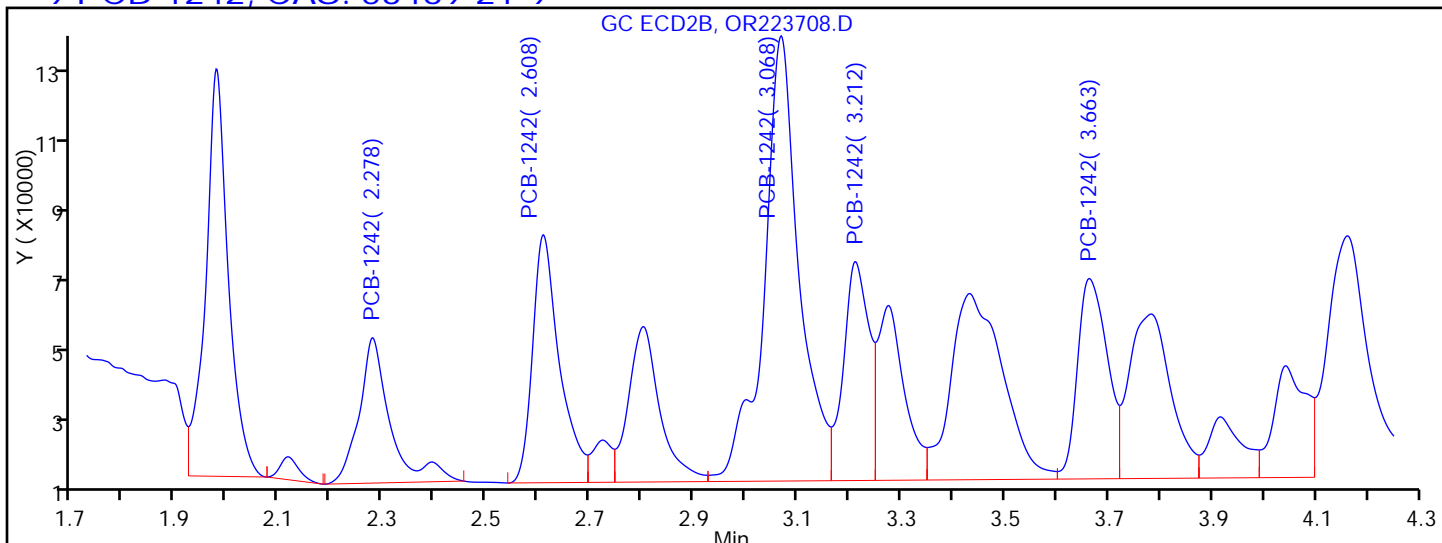
Method: 8082GC7

Limit Group: GC 8082A PCB

Column:

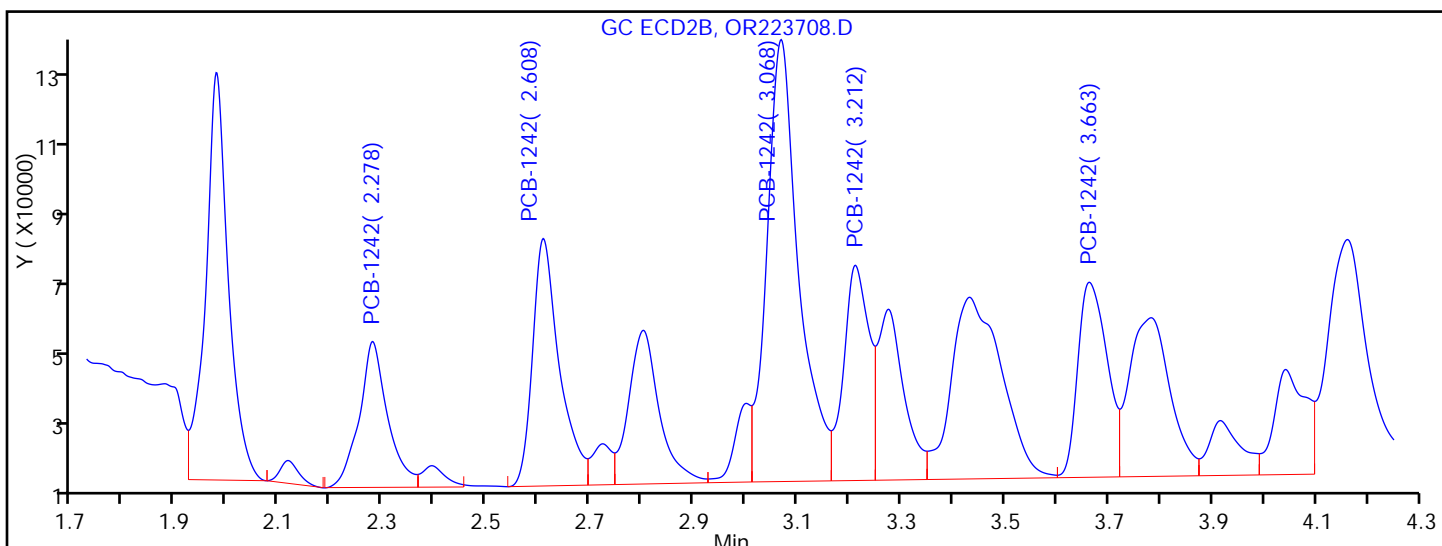
Detector: GC ECD2B

9 PCB-1242, CAS: 53469-21-9



Processing Integration Results

RT = 2.278	Response = 166037	M
RT = 2.608	Response = 245501	M
RT = 3.068	Response = 575889	M
RT = 3.212	Response = 206635	M
RT = 3.663	Response = 220609	M



Manual Integration Results

RT = 2.278	Response = 152453	M
RT = 2.608	Response = 244195	M
RT = 3.068	Response = 516052	M
RT = 3.212	Response = 201474	M
RT = 3.663	Response = 210184	M

Reviewer: patelji, 05-Nov-2014 12:41:33

Audit Action: Assigned New Baseline

Audit Reason: Sample matrix interference

TestAmerica Edison

Data File: \\EDICHROM\ChromData\CPESTGC7\20141104-20160.b\OR223708.D

Injection Date: 05-Nov-2014 06:27:30

Instrument ID: CPESTGC7

Lims ID: 460-85449-A-14-A

Lab Sample ID: 460-85449-14

Client ID: DUP2_20141031

Operator ID:

ALS Bottle#: 71

Worklist Smp#: 71

Injection Vol: 1.0 ul

Dil. Factor: 1.0000

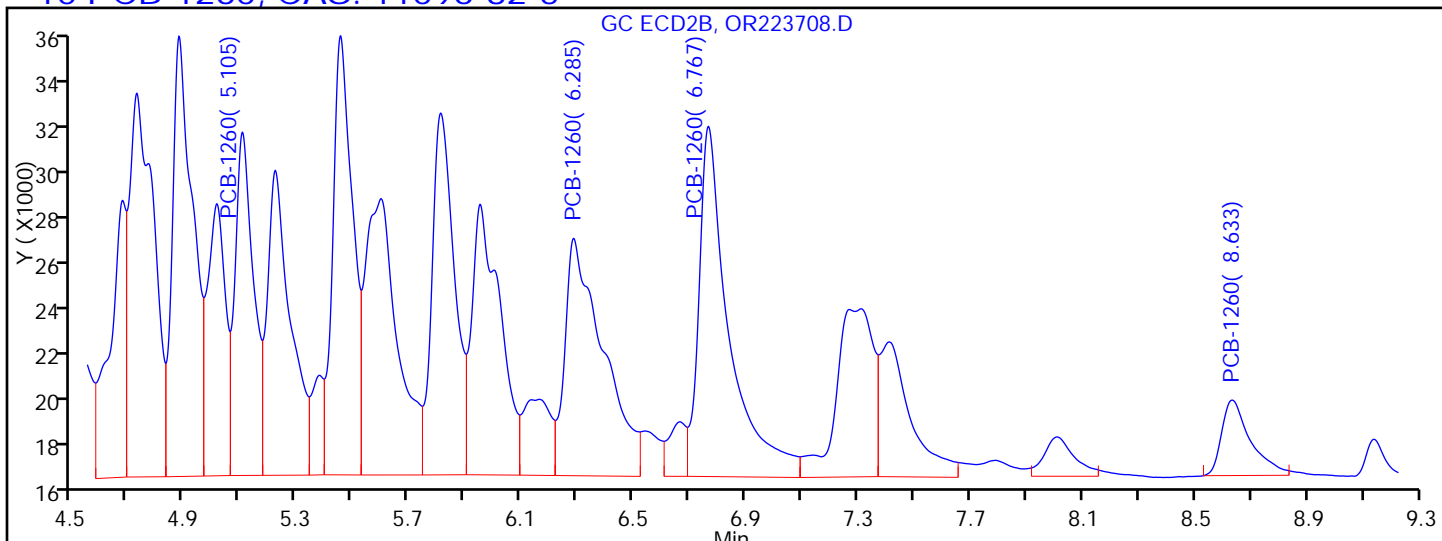
Method: 8082GC7

Limit Group: GC 8082A PCB

Column:

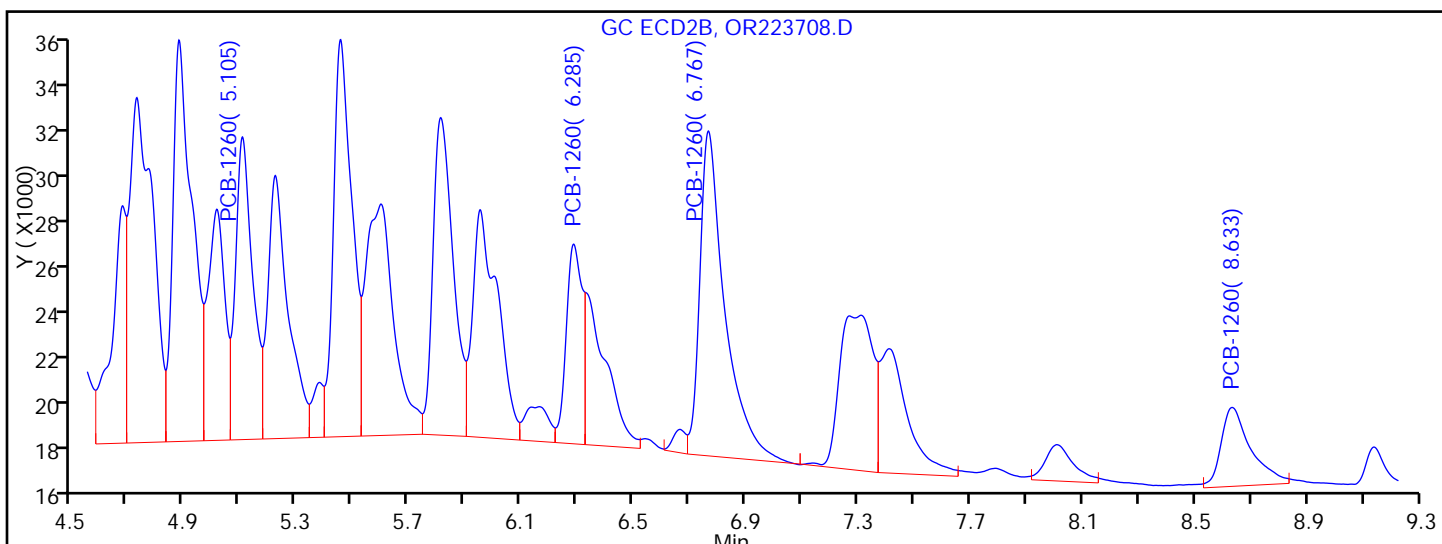
Detector: GC ECD2B

10 PCB-1260, CAS: 11096-82-5



Processing Integration Results

RT = 5.105	Response = 67018	M
RT = 6.285	Response = 95728	M
RT = 6.767	Response = 111206	M
RT = 7.268	Response = 65864	M
RT = 8.633	Response = 22973	



Manual Integration Results

RT = 5.105	Response = 54243	M
RT = 6.285	Response = 33371	M
RT = 6.767	Response = 84853	M
RT = 0.000	Response = 0	M
RT = 8.633	Response = 22973	

Reviewer: patelji, 05-Nov-2014 12:41:33

Audit Action: Assigned New Baseline

Audit Reason: Sample matrix interference

FORM I
PCBS ORGANICS ANALYSIS DATA SHEET

Lab Name: <u>TestAmerica Edison</u>	Job No.: <u>460-85449-1</u>
SDG No.: _____	
Client Sample ID: <u>DUP3_20141031</u>	Lab Sample ID: <u>460-85449-15</u>
Matrix: <u>Solid</u>	Lab File ID: <u>OR223709.D</u>
Analysis Method: <u>8082A</u>	Date Collected: <u>10/31/2014 00:00</u>
Extraction Method: <u>3546</u>	Date Extracted: <u>11/03/2014 07:48</u>
Sample wt/vol: <u>15.0015(g)</u>	Date Analyzed: <u>11/05/2014 06:44</u>
Con. Extract Vol.: <u>10(mL)</u>	Dilution Factor: <u>1</u>
Injection Volume: <u>1(uL)</u>	GC Column: <u>CLP-2</u> ID: <u>0.53(mm)</u>
% Moisture: <u>5.6</u>	GPC Cleanup: (Y/N) <u>N</u>
Analysis Batch No.: <u>260367</u>	Units: <u>ug/Kg</u>

CAS NO.	SURROGATE	%REC	Q	LIMITS
2051-24-3	DCB Decachlorobiphenyl	111		53-150

TestAmerica Edison
Target Compound Quantitation Report

Data File: \\EDICHROM\ChromData\CPESTGC7\20141104-20160.b\OR223709.D
 Lims ID: 460-85449-A-15-B Lab Sample ID: 460-85449-15
 Client ID: DUP3_20141031
 Sample Type: Client
 Inject. Date: 05-Nov-2014 06:44:30 ALS Bottle#: 72 Worklist Smp#: 72
 Injection Vol: 1.0 ul Dil. Factor: 1.0000
 Sample Info: 460-0020160-072
 Operator ID: Instrument ID: CPESTGC7
 Method: \\EDICHROM\ChromData\CPESTGC7\20141104-20160.b\8082GC7.m
 Limit Group: GC 8082A PCB
 Last Update: 05-Nov-2014 12:52:56 Calib Date: 07-Oct-2014 15:20:30
 Integrator: Falcon
 Quant Method: External Standard Quant By: Initial Calibration
 Last ICal File: \\EDICHROM\ChromData\CPESTGC7\20141007-19026.b\OR222720.D

Column 1 : Det: GC ECD1A
 Column 2 : Det: GC ECD2B

Process Host: XAWRK030

Col	RT (min.)	Exp RT (min.)	Dlt RT (min.)	Response	OnCol Amt ug/l	Flags
-----	-----------	---------------	---------------	----------	----------------	-------

\$ 5 DCB Decachlorobiphenyl

1	10.473	10.495	-0.022	229731	55.5	
2	9.410	9.422	-0.012	402003	62.8	

RPD = 12.29

TestAmerica Edison

Data File: \\EDICHROM\ChromData\CPESTGC7\20141104-20160.b\OR223709.D

Injection Date: 05-Nov-2014 06:44:30

Instrument ID: CPESTGC7

Operator ID:

Lims ID: 460-85449-A-15-B

Lab Sample ID: 460-85449-15

Worklist Smp#: 72

Client ID: DUP3_20141031

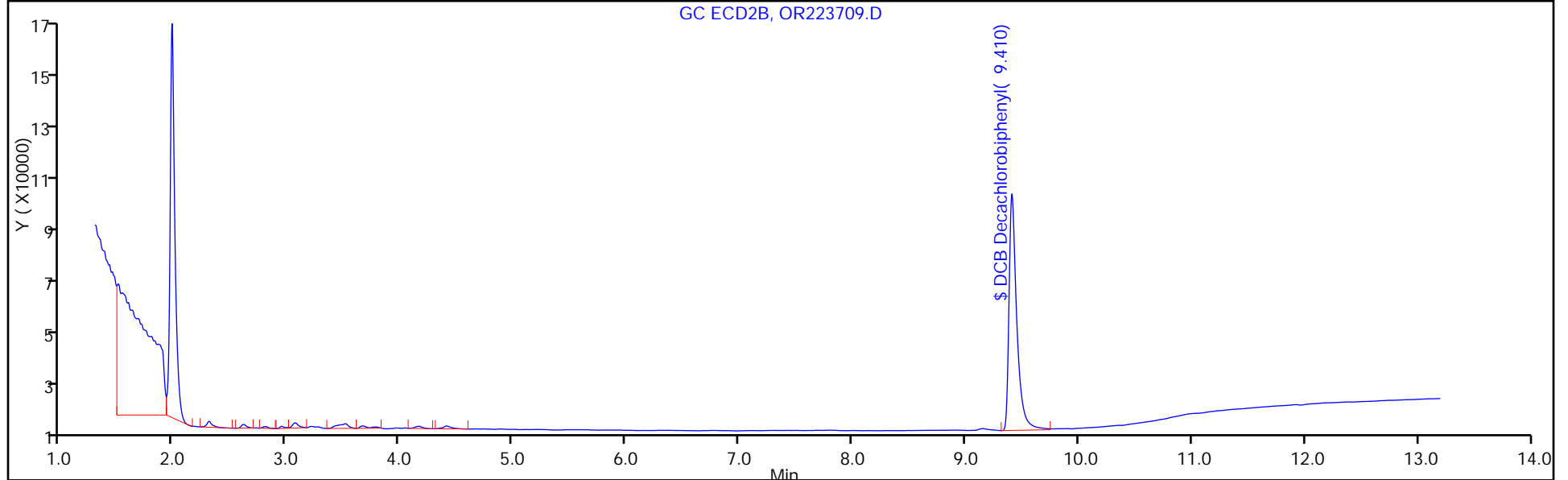
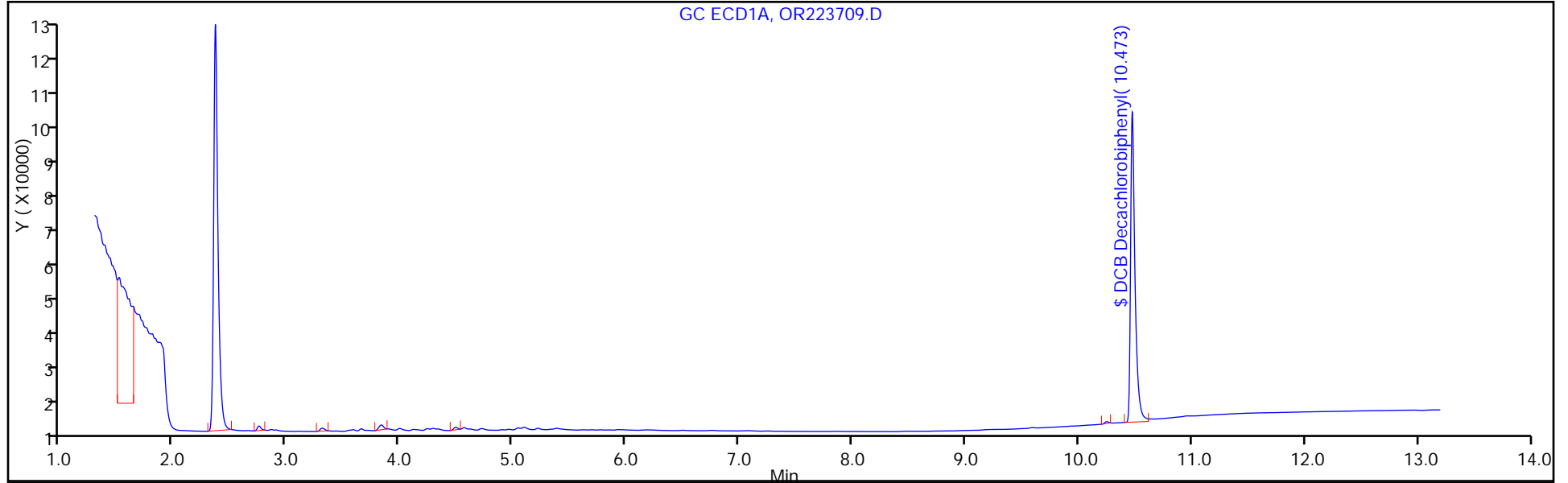
Injection Vol: 1.0 ul

Dil. Factor: 1.0000

ALS Bottle#: 72

Method: 8082GC7

Limit Group: GC 8082A PCB



FORM I
PCBS ORGANICS ANALYSIS DATA SHEET

Lab Name: TestAmerica Edison Job No.: 460-85449-1
 SDG No.: _____
 Client Sample ID: DUP3_20141031 Lab Sample ID: 460-85449-15
 Matrix: Solid Lab File ID: OR223709.D
 Analysis Method: 8082A Date Collected: 10/31/2014 00:00
 Extraction Method: 3546 Date Extracted: 11/03/2014 07:48
 Sample wt/vol: 15.0015(g) Date Analyzed: 11/05/2014 06:44
 Con. Extract Vol.: 10(mL) Dilution Factor: 1
 Injection Volume: 1(uL) GC Column: CLP-1 ID: 0.53(mm)
 % Moisture: 5.6 GPC Cleanup: (Y/N) N
 Analysis Batch No.: 260367 Units: ug/Kg

CAS NO.	COMPOUND NAME	RESULT	Q	RL	MDL
12674-11-2	Aroclor 1016	16	U	71	16
11104-28-2	Aroclor 1221	16	U	71	16
11141-16-5	Aroclor 1232	16	U	71	16
53469-21-9	Aroclor 1242	16	U	71	16
12672-29-6	Aroclor 1248	16	U	71	16
11097-69-1	Aroclor 1254	20	U	71	20
11096-82-5	Aroclor 1260	20	U	71	20
37324-23-5	Aroclor 1262	20	U	71	20
11100-14-4	Aroclor 1268	20	U	71	20

CAS NO.	SURROGATE	%REC	Q	LIMITS
2051-24-3	DCB Decachlorobiphenyl	126		53-150

TestAmerica Edison
Target Compound Quantitation Report

Data File: \\EDICHROM\ChromData\CPESTGC7\20141104-20160.b\OR223709.D
 Lims ID: 460-85449-A-15-B Lab Sample ID: 460-85449-15
 Client ID: DUP3_20141031
 Sample Type: Client
 Inject. Date: 05-Nov-2014 06:44:30 ALS Bottle#: 72 Worklist Smp#: 72
 Injection Vol: 1.0 ul Dil. Factor: 1.0000
 Sample Info: 460-0020160-072
 Operator ID: Instrument ID: CPESTGC7
 Method: \\EDICHROM\ChromData\CPESTGC7\20141104-20160.b\8082GC7.m
 Limit Group: GC 8082A PCB
 Last Update: 05-Nov-2014 12:52:56 Calib Date: 07-Oct-2014 15:20:30
 Integrator: Falcon
 Quant Method: External Standard Quant By: Initial Calibration
 Last ICal File: \\EDICHROM\ChromData\CPESTGC7\20141007-19026.b\OR222720.D

Column 1 : Det: GC ECD1A
 Column 2 : Det: GC ECD2B
 Process Host: XAWRK030

Col	RT (min.)	Exp RT (min.)	Dlt RT (min.)	Response	OnCol Amt ug/l	Flags
-----	-----------	---------------	---------------	----------	----------------	-------

\$ 5 DCB Decachlorobiphenyl

1	10.473	10.495	-0.022	229731	55.5	
2	9.410	9.422	-0.012	402003	62.8	

RPD = 12.29

TestAmerica Edison

Data File: \\EDICHROM\ChromData\CPESTGC7\20141104-20160.b\OR223709.D

Injection Date: 05-Nov-2014 06:44:30

Instrument ID: CPESTGC7

Operator ID:

Lims ID: 460-85449-A-15-B

Lab Sample ID: 460-85449-15

Worklist Smp#: 72

Client ID: DUP3_20141031

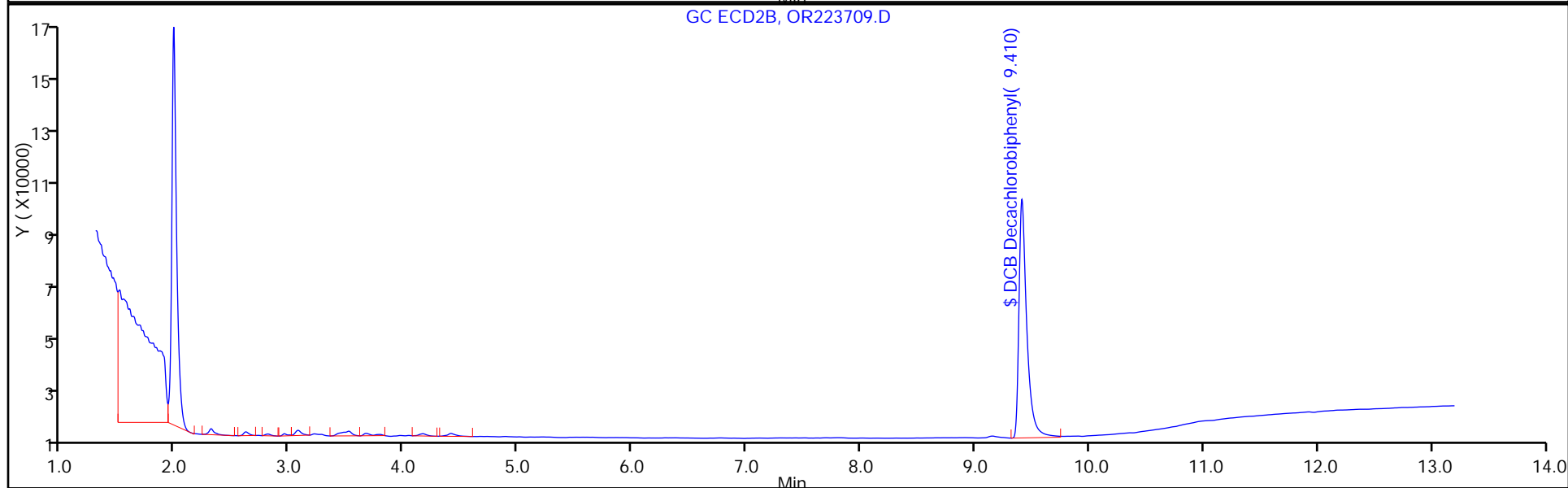
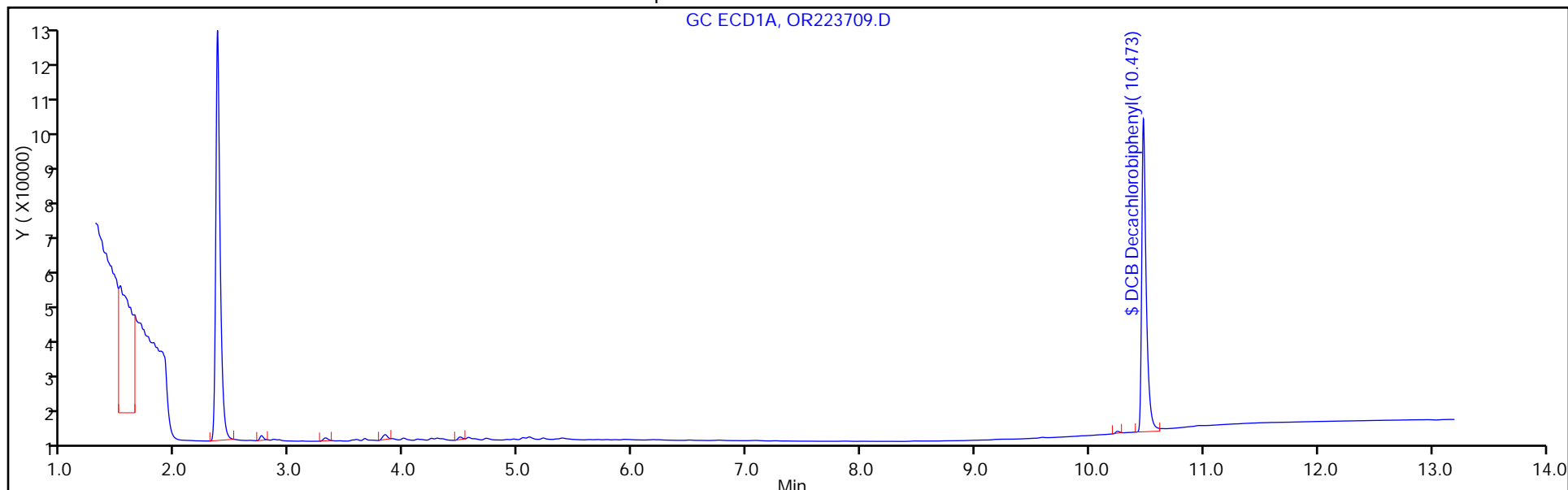
Injection Vol: 1.0 ul

Dil. Factor: 1.0000

ALS Bottle#: 72

Method: 8082GC7

Limit Group: GC 8082A PCB



FORM I
PCBS ORGANICS ANALYSIS DATA SHEET

Lab Name: TestAmerica Edison Job No.: 460-85449-1
 SDG No.: _____
 Client Sample ID: FB_20141031 Lab Sample ID: 460-85449-16
 Matrix: Water Lab File ID: QR106925.D
 Analysis Method: 8082A Date Collected: 10/31/2014 10:30
 Extraction Method: 3510C Date Extracted: 11/01/2014 10:04
 Sample wt/vol: 115(mL) Date Analyzed: 11/02/2014 14:27
 Con. Extract Vol.: 1(mL) Dilution Factor: 1
 Injection Volume: 1(uL) GC Column: CLP-2 ID: 0.53(mm)
 % Moisture: _____ GPC Cleanup: (Y/N) N
 Analysis Batch No.: 259836 Units: ug/L

CAS NO.	SURROGATE	%REC	Q	LIMITS
2051-24-3	DCB Decachlorobiphenyl	120		13-150

TestAmerica Edison
Target Compound Quantitation Report

Data File: \\EDICHROM\ChromData\CPESTGC8\20141101-20058.b\QR106925.D
 Lims ID: 460-85449-E-16-A Lab Sample ID: 460-85449-16
 Client ID: FB_20141031
 Sample Type: Client
 Inject. Date: 02-Nov-2014 14:27:53 ALS Bottle#: 55 Worklist Smp#: 55
 Injection Vol: 1.0 ul Dil. Factor: 1.0000
 Sample Info: 460-0020058-055
 Operator ID: Instrument ID: CPESTGC8
 Method: \\EDICHROM\ChromData\CPESTGC8\20141101-20058.b\GC8_8082LVI.m
 Limit Group: GC 8082A PCB
 Last Update: 03-Nov-2014 13:08:05 Calib Date: 10-Oct-2014 13:33:58
 Integrator: Falcon
 Quant Method: External Standard Quant By: Initial Calibration
 Last ICal File: \\EDICHROM\ChromData\CPESTGC8\20141010-19190.b\QR106303.D
 Column 1 : Det: GC ECD1A
 Column 2 : Det: GC ECD2B
 Process Host: XAWRK015

First Level Reviewer: patelji Date: 03-Nov-2014 13:05:32

Col	RT (min.)	Exp RT (min.)	Dlt RT (min.)	Response	OnCol Amt ug/l	Flags
-----	-----------	---------------	---------------	----------	----------------	-------

\$ 5 DCB Decachlorobiphenyl M
 1 12.015 12.025 -0.010 20657230 120.0 M
 2 10.795 10.802 -0.007 19131044 119.8 M
 RPD = 0.24

QC Flag Legend

Review Flags
 M - Manually Integrated

TestAmerica Edison

Data File: \\EDICHROM\ChromData\CPESTGC8\20141101-20058.b\QR106925.D

Injection Date: 02-Nov-2014 14:27:53

Instrument ID: CPESTGC8

Operator ID:

Lims ID: 460-85449-E-16-A

Lab Sample ID: 460-85449-16

Worklist Smp#: 55

Client ID: FB_20141031

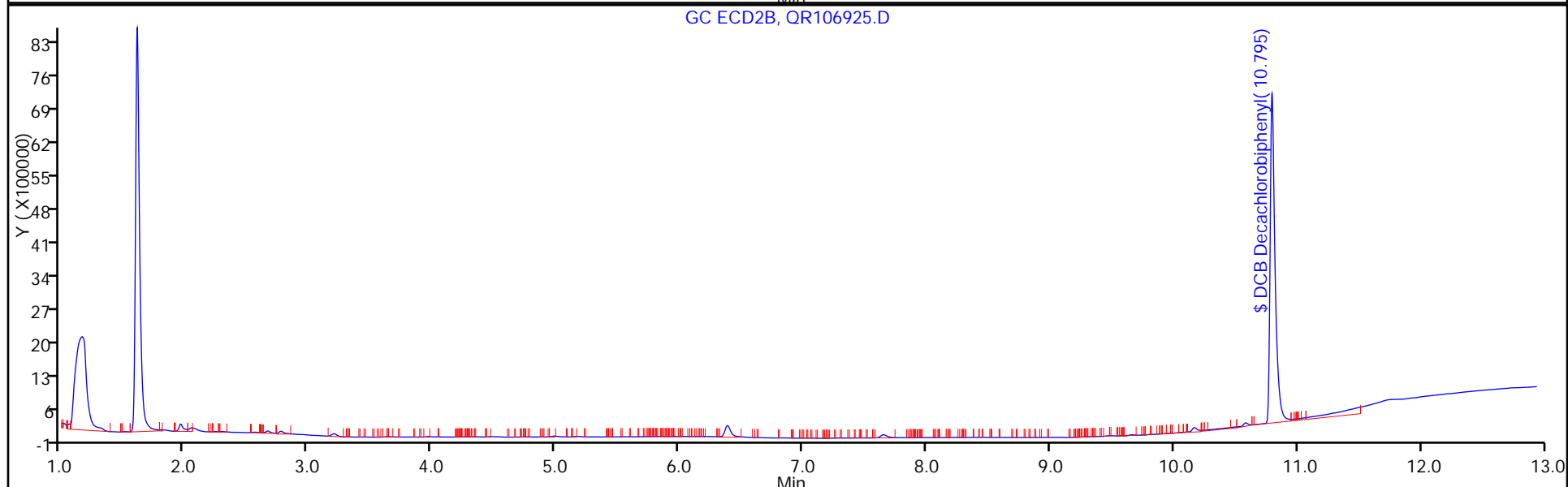
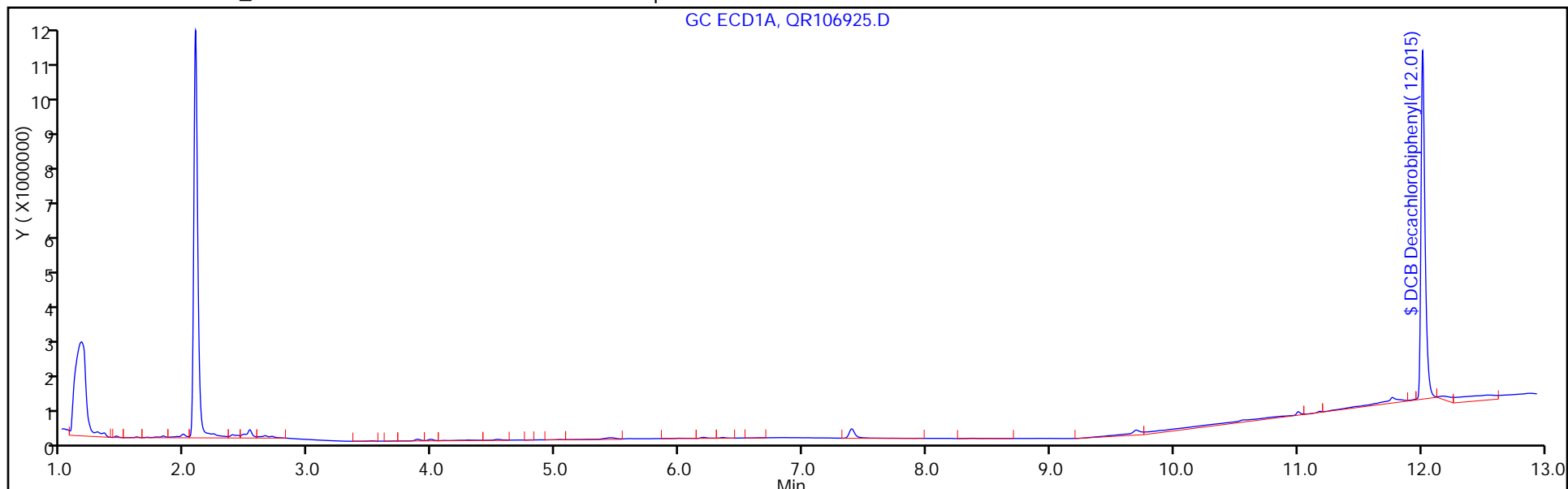
Injection Vol: 1.0 ul

Dil. Factor: 1.0000

ALS Bottle#: 55

Method: GC8_8082LVI

Limit Group: GC 8082A PCB



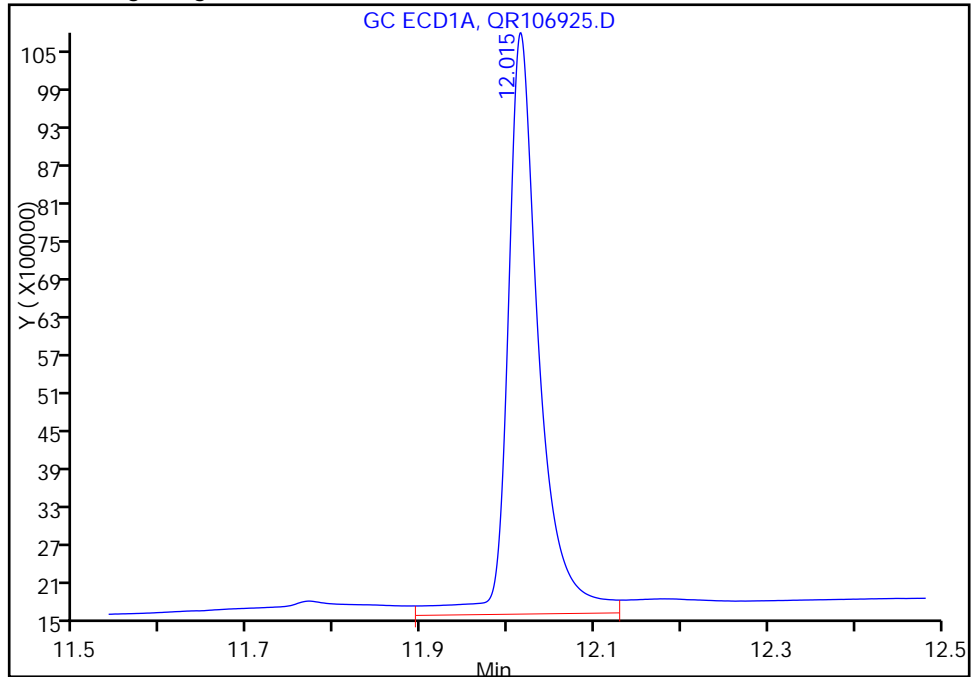
TestAmerica Edison

Data File: \\EDICHROM\ChromData\CPESTGC8\20141101-20058.b\QR106925.D
Injection Date: 02-Nov-2014 14:27:53 Instrument ID: CPESTGC8
Lims ID: 460-85449-E-16-A Lab Sample ID: 460-85449-16
Client ID: FB_20141031
Operator ID: ALS Bottle#: 55 Worklist Smp#: 55
Injection Vol: 1.0 ul Dil. Factor: 1.0000
Method: GC8_8082LVI Limit Group: GC 8082A PCB
Column: Detector GC ECD1A

\$ 5 DCB Decachlorobiphenyl, CAS: 2051-24-3

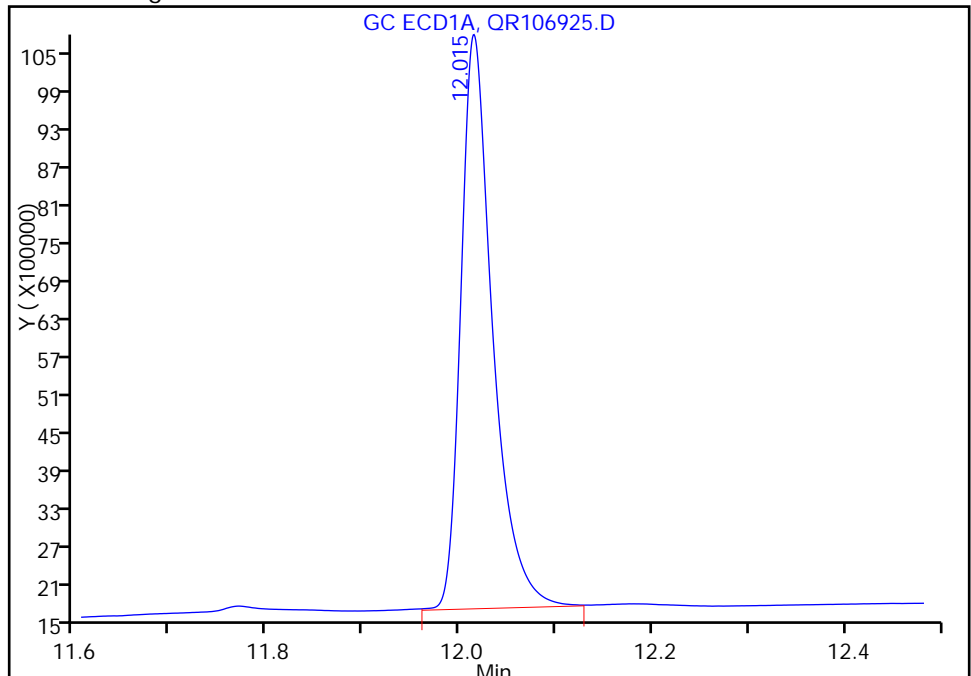
Processing Integration Results

RT: 12.01
Response: 23000047
Amount: 133.6587



Manual Integration Results

RT: 12.01
Response: 20657230
Amount: 120.0440



Reviewer: patelji, 03-Nov-2014 13:05:32
Audit Action: Assigned New Baseline
Audit Reason: Peak not integrated

FORM I
PCBS ORGANICS ANALYSIS DATA SHEET

Lab Name: TestAmerica Edison Job No.: 460-85449-1
 SDG No.: _____
 Client Sample ID: FB_20141031 Lab Sample ID: 460-85449-16
 Matrix: Water Lab File ID: QR106925.D
 Analysis Method: 8082A Date Collected: 10/31/2014 10:30
 Extraction Method: 3510C Date Extracted: 11/01/2014 10:04
 Sample wt/vol: 115(mL) Date Analyzed: 11/02/2014 14:27
 Con. Extract Vol.: 1(mL) Dilution Factor: 1
 Injection Volume: 1(uL) GC Column: CLP-1 ID: 0.53(mm)
 % Moisture: _____ GPC Cleanup: (Y/N) N
 Analysis Batch No.: 259836 Units: ug/L

CAS NO.	COMPOUND NAME	RESULT	Q	RL	MDL
12674-11-2	Aroclor 1016	0.29	U	0.43	0.29
11104-28-2	Aroclor 1221	0.29	U	0.43	0.29
11141-16-5	Aroclor 1232	0.29	U	0.43	0.29
53469-21-9	Aroclor 1242	0.29	U	0.43	0.29
12672-29-6	Aroclor 1248	0.29	U	0.43	0.29
11097-69-1	Aroclor 1254	0.23	U	0.43	0.23
11096-82-5	Aroclor 1260	0.23	U	0.43	0.23
37324-23-5	Aroclor 1262	0.23	U	0.43	0.23
11100-14-4	Aroclor 1268	0.23	U	0.43	0.23

CAS NO.	SURROGATE	%REC	Q	LIMITS
2051-24-3	DCB Decachlorobiphenyl	120		13-150

TestAmerica Edison
Target Compound Quantitation Report

Data File: \\EDICHROM\ChromData\CPESTGC8\20141101-20058.b\QR106925.D
 Lims ID: 460-85449-E-16-A Lab Sample ID: 460-85449-16
 Client ID: FB_20141031
 Sample Type: Client
 Inject. Date: 02-Nov-2014 14:27:53 ALS Bottle#: 55 Worklist Smp#: 55
 Injection Vol: 1.0 ul Dil. Factor: 1.0000
 Sample Info: 460-0020058-055
 Operator ID: Instrument ID: CPESTGC8
 Method: \\EDICHROM\ChromData\CPESTGC8\20141101-20058.b\GC8_8082LVI.m
 Limit Group: GC 8082A PCB
 Last Update: 03-Nov-2014 13:08:05 Calib Date: 10-Oct-2014 13:33:58
 Integrator: Falcon
 Quant Method: External Standard Quant By: Initial Calibration
 Last ICal File: \\EDICHROM\ChromData\CPESTGC8\20141010-19190.b\QR106303.D
 Column 1 : Det: GC ECD1A
 Column 2 : Det: GC ECD2B
 Process Host: XAWRK015

First Level Reviewer: patelji Date: 03-Nov-2014 13:05:32

Col	RT (min.)	Exp RT (min.)	Dlt RT (min.)	Response	OnCol Amt ug/l	Flags
-----	-----------	---------------	---------------	----------	----------------	-------

\$ 5 DCB Decachlorobiphenyl M
 1 12.015 12.025 -0.010 20657230 120.0 M
 2 10.795 10.802 -0.007 19131044 119.8 M
 RPD = 0.24

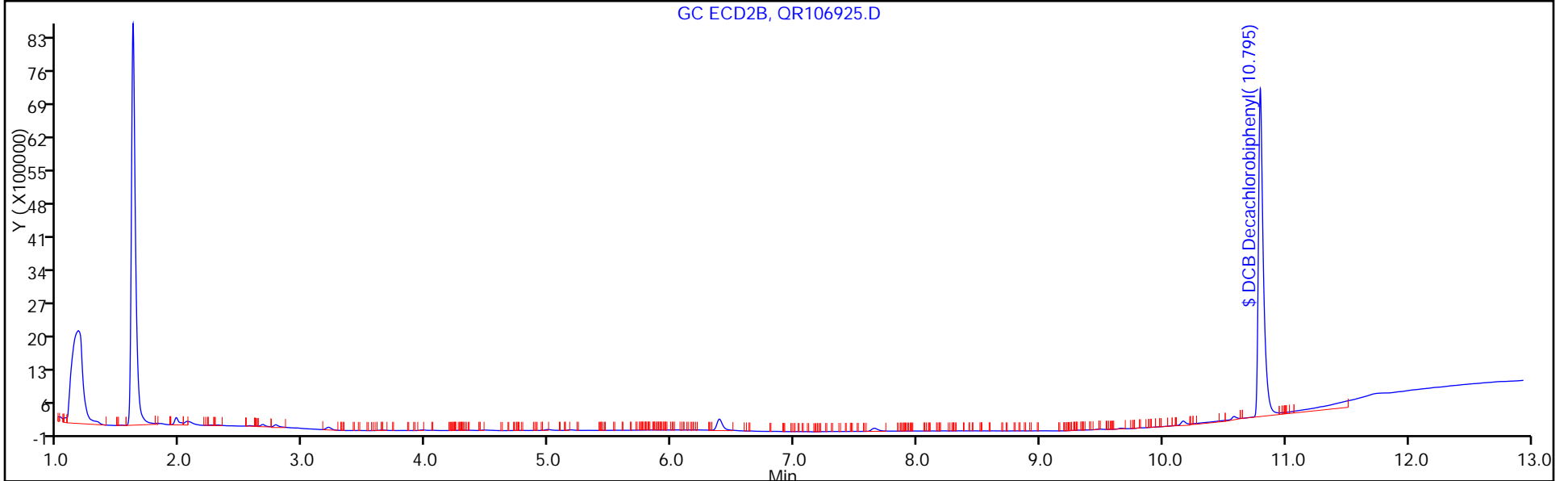
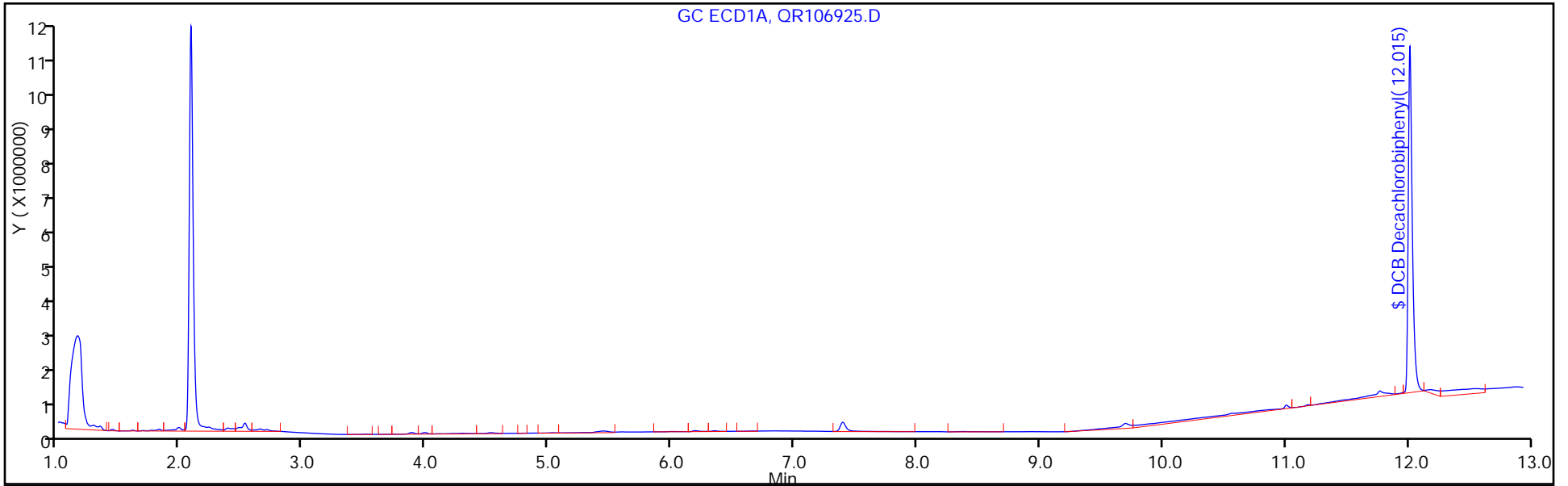
QC Flag Legend

Review Flags
 M - Manually Integrated

TestAmerica Edison

Data File: \\EDICHROM\ChromData\CPESTGC8\20141101-20058.b\QR106925.D
Injection Date: 02-Nov-2014 14:27:53 Instrument ID: CPESTGC8
Lims ID: 460-85449-E-16-A Lab Sample ID: 460-85449-16
Client ID: FB_20141031
Injection Vol: 1.0 ul Dil. Factor: 1.0000
Method: GC8_8082LVI Limit Group: GC 8082A PCB

Operator ID:
Worklist Smp#: 55
ALS Bottle#: 55



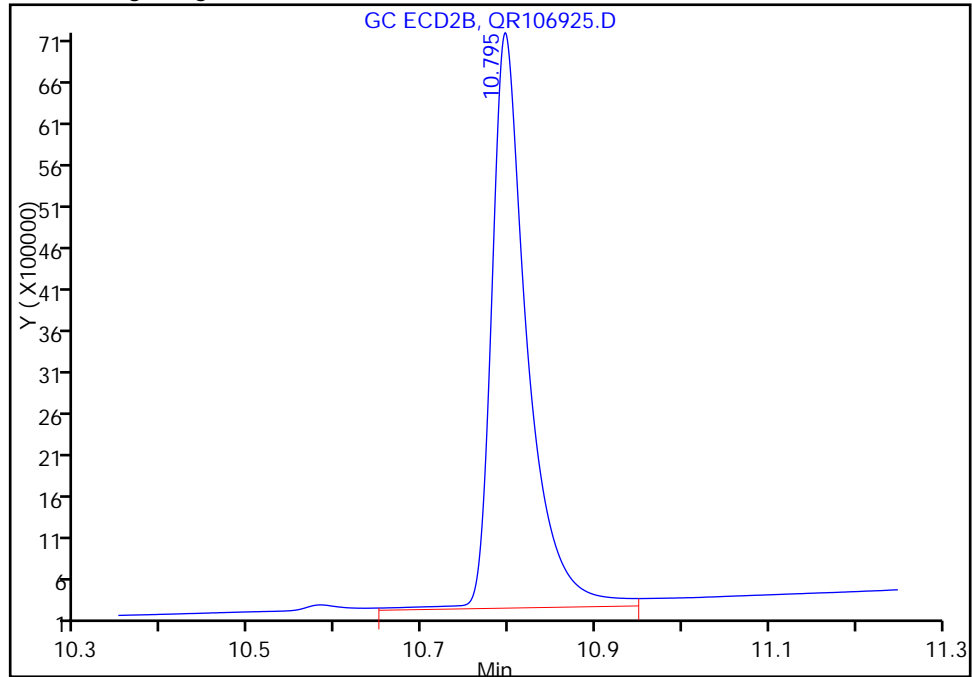
TestAmerica Edison

Data File: \\EDICHROM\ChromData\CPESTGC8\20141101-20058.b\QR106925.D
Injection Date: 02-Nov-2014 14:27:53 Instrument ID: CPESTGC8
Lims ID: 460-85449-E-16-A Lab Sample ID: 460-85449-16
Client ID: FB_20141031
Operator ID: ALS Bottle#: 55 Worklist Smp#: 55
Injection Vol: 1.0 ul Dil. Factor: 1.0000
Method: GC8_8082LVI Limit Group: GC 8082A PCB
Column: Detector GC ECD2B

\$ 5 DCB Decachlorobiphenyl, CAS: 2051-24-3

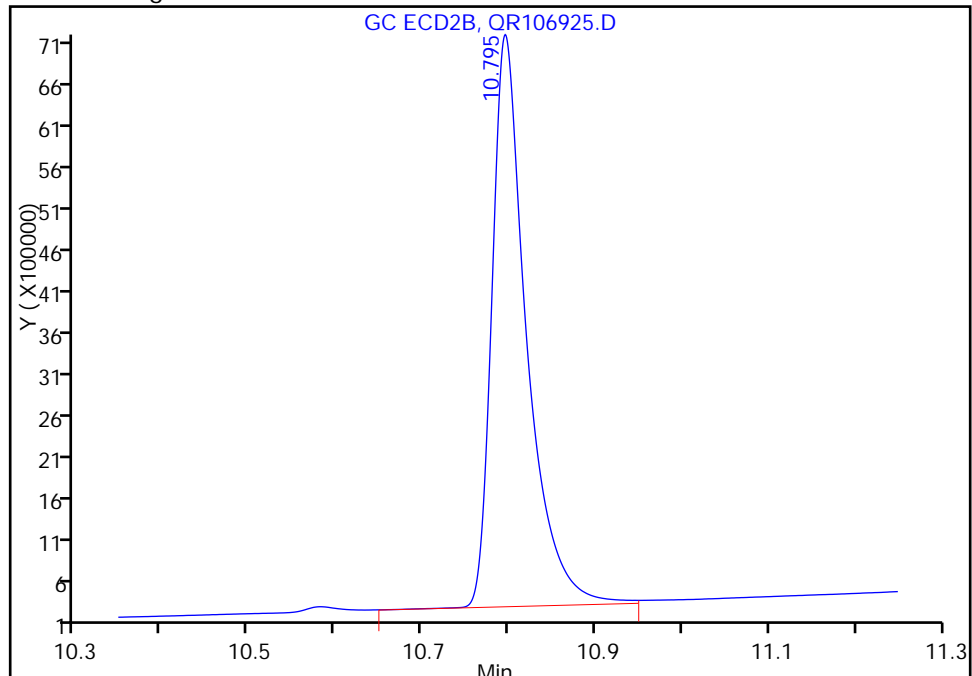
Processing Integration Results

RT: 10.80
Response: 19826816
Amount: 124.1075



Manual Integration Results

RT: 10.80
Response: 19131044
Amount: 119.7523



Reviewer: patelji, 03-Nov-2014 13:05:32
Audit Action: Assigned New Baseline
Audit Reason: Peak not integrated

FORM VI
PCBS INITIAL CALIBRATION DATA
EXTERNAL STANDARD RETENTION TIME SUMMARY

Lab Name: TestAmerica Edison Job No.: 460-85449-1 Analy Batch No.: 254257

SDG No.: _____

Instrument ID: CPESTGC7 GC Column: CLP-2 ID: 0.53(mm) Heated Purge: (Y/N) N

Calibration Start Date: 10/07/2014 12:02 Calibration End Date: 10/07/2014 13:08 Calibration ID: 43318

Calibration Files:

LEVEL:	LAB SAMPLE ID:	LAB FILE ID:
Level 1	IC 460-254257/2	OR222708.D
Level 2	IC 460-254257/3	OR222709.D
Level 3	IC 460-254257/4	OR222710.D
Level 4	IC 460-254257/5	OR222711.D
Level 5	IC 460-254257/6	OR222712.D

ANALYTE	LVL 1	LVL 2	LVL 3	LVL 4	LVL 5						RT WINDOW	AVG RT
PCB-1016 Peak 1	2.935	2.935	2.933	2.933	2.932						2.863 - 3.003	2.934
PCB-1016 Peak 2	3.392	3.393	3.392	3.390	3.390						3.322 - 3.462	3.391
PCB-1016 Peak 3	3.922	3.923	3.922	3.922	3.920						3.852 - 3.992	3.922
PCB-1016 Peak 4	4.663	4.663	4.662	4.662	4.660						4.592 - 4.732	4.662
PCB-1016 Peak 5	4.818	4.818	4.818	4.817	4.817						4.748 - 4.888	4.818
PCB-1260 Peak 1	6.302	6.302	6.300	6.300	6.298						6.230 - 6.370	6.300
PCB-1260 Peak 2	6.620	6.620	6.618	6.617	6.617						6.548 - 6.688	6.618
PCB-1260 Peak 3	8.037	8.037	8.035	8.035	8.033						7.965 - 8.105	8.035
PCB-1260 Peak 4	8.655	8.653	8.652	8.652	8.650						8.582 - 8.722	8.652
PCB-1260 Peak 5	10.008	10.008	10.010	10.008	10.008						9.940 - 10.080	10.008
Tetrachloro-m-xylene	2.425	2.425	2.425	2.425	2.423						2.375 - 2.475	2.425
DCB Decachlorobiphenyl	10.535	10.550	10.555	10.555	10.552						10.455 - 10.655	10.549

FORM VI
PCBS INITIAL CALIBRATION DATA
EXTERNAL STANDARD CURVE EVALUATION

Lab Name: TestAmerica Edison Job No.: 460-85449-1 Analy Batch No.: 254257

SDG No.: _____

Instrument ID: CPESTGC7 GC Column: CLP-2 ID: 0.53 (mm) Heated Purge: (Y/N) N

Calibration Start Date: 10/07/2014 12:02 Calibration End Date: 10/07/2014 13:08 Calibration ID: 43318

Calibration Files:

LEVEL:	LAB SAMPLE ID:	LAB FILE ID:
Level 1	IC 460-254257/2	OR222708.D
Level 2	IC 460-254257/3	OR222709.D
Level 3	IC 460-254257/4	OR222710.D
Level 4	IC 460-254257/5	OR222711.D
Level 5	IC 460-254257/6	OR222712.D

ANALYTE	CF				CURVE TYPE	COEFFICIENT			#	MIN CF	%RSD	#	MAX %RSD	R ² OR COD	#	MIN R ² OR COD
	LVL 1 LVL 5	LVL 2	LVL 3	LVL 4		B	M1	M2								
PCB-1016 Peak 1	138.00 114.31	119.31	118.25	115.89	Ave		121.150453			7.9		20.0				
PCB-1016 Peak 2	279.48 224.79	243.32	235.85	226.68	Ave		242.023267			9.2		20.0				
PCB-1016 Peak 3	528.32 423.78	458.35	443.42	431.27	Ave		457.028587			9.2		20.0				
PCB-1016 Peak 4	146.21 127.36	134.64	131.11	129.95	Ave		133.852133			5.5		20.0				
PCB-1016 Peak 5	159.96 162.23	158.94	163.88	163.85	Ave		161.772507			1.4		20.0				
PCB-1260 Peak 1	313.99 256.94	282.22	270.17	263.09	Ave		277.279853			8.1		20.0				
PCB-1260 Peak 2	380.51 307.61	337.83	323.11	314.45	Ave		332.702533			8.7		20.0				
PCB-1260 Peak 3	295.95 270.68	272.22	278.31	271.05	Ave		277.641827			3.8		20.0				
PCB-1260 Peak 4	642.57 588.40	602.09	602.19	589.07	Ave		604.862813			3.7		20.0				
PCB-1260 Peak 5	170.95 155.97	159.75	160.45	158.36	Ave		161.095187			3.6		20.0				
Tetrachloro-m-xylene	5205.5 5447.2	5713.4	5512.1	5378.6	Ave		5451.34733			3.4		20.0				
DCB Decachlorobiphenyl	4235.9 3993.2	4352.9	4154.0	3960.8	Ave		4139.34600			4.0		20.0				

Note: The m1 coefficient is the same as Ave CF for an Ave curve type.

FORM VI
PCBS INITIAL CALIBRATION DATA
EXTERNAL STANDARD RESPONSE AND CONCENTRATION

Lab Name: TestAmerica Edison Job No.: 460-85449-1 Analy Batch No.: 254257

SDG No.: _____

Instrument ID: CPESTGC7 GC Column: CLP-2 ID: 0.53 (mm) Heated Purge: (Y/N) N

Calibration Start Date: 10/07/2014 12:02 Calibration End Date: 10/07/2014 13:08 Calibration ID: 43318

Calibration Files:

LEVEL:	LAB SAMPLE ID:	LAB FILE ID:
Level 1	IC 460-254257/2	OR222708.D
Level 2	IC 460-254257/3	OR222709.D
Level 3	IC 460-254257/4	OR222710.D
Level 4	IC 460-254257/5	OR222711.D
Level 5	IC 460-254257/6	OR222712.D

ANALYTE	CURVE TYPE	RESPONSE					CONCENTRATION (UG/L)				
		LVL 1	LVL 2	LVL 3	LVL 4	LVL 5	LVL 1	LVL 2	LVL 3	LVL 4	LVL 5
PCB-1016 Peak 1	Ave	13800	59653	118250	173833	285769	100	500	1000	1500	2500
PCB-1016 Peak 2	Ave	27948	121662	235851	340013	561965	100	500	1000	1500	2500
PCB-1016 Peak 3	Ave	52832	229176	443422	646898	1059459	100	500	1000	1500	2500
PCB-1016 Peak 4	Ave	14621	67319	131108	194923	318390	100	500	1000	1500	2500
PCB-1016 Peak 5	Ave	15996	79472	163878	245780	405568	100	500	1000	1500	2500
PCB-1260 Peak 1	Ave	31399	141109	270165	394636	642339	100	500	1000	1500	2500
PCB-1260 Peak 2	Ave	38051	168917	323108	471679	769020	100	500	1000	1500	2500
PCB-1260 Peak 3	Ave	29595	136110	278311	406568	676707	100	500	1000	1500	2500
PCB-1260 Peak 4	Ave	64257	301046	602187	883600	1470996	100	500	1000	1500	2500
PCB-1260 Peak 5	Ave	17095	79874	160453	237533	389924	100	500	1000	1500	2500
Tetrachloro-m-xylene	Ave	130137	285671	551205	806794	1089432	25.0	50.0	100	150	200
DCB Decachlorobiphenyl	Ave	105898	217643	415396	594123	798634	25.0	50.0	100	150	200

Curve Type Legend:

Ave = Average

FORM VI
PCBS INITIAL CALIBRATION DATA
EXTERNAL STANDARD RETENTION TIME SUMMARY

Lab Name: TestAmerica Edison Job No.: 460-85449-1 Analy Batch No.: 254257

SDG No.: _____

Instrument ID: CPESTGC7 GC Column: CLP-1 ID: 0.53(mm) Heated Purge: (Y/N) N

Calibration Start Date: 10/07/2014 12:02 Calibration End Date: 10/07/2014 13:08 Calibration ID: 43319

Calibration Files:

LEVEL:	LAB SAMPLE ID:	LAB FILE ID:
Level 1	IC 460-254257/2	OR222708.D
Level 2	IC 460-254257/3	OR222709.D
Level 3	IC 460-254257/4	OR222710.D
Level 4	IC 460-254257/5	OR222711.D
Level 5	IC 460-254257/6	OR222712.D

ANALYTE	LVL 1	LVL 2	LVL 3	LVL 4	LVL 5						RT WINDOW	AVG RT
PCB-1016 Peak 1	2.327	2.325	2.328	2.327	2.327						2.258 - 2.398	2.327
PCB-1016 Peak 2	2.663	2.662	2.665	2.665	2.663						2.595 - 2.735	2.664
PCB-1016 Peak 3	3.128	3.128	3.132	3.132	3.130						3.062 - 3.202	3.130
PCB-1016 Peak 4	3.273	3.273	3.277	3.275	3.275						3.207 - 3.347	3.275
PCB-1016 Peak 5	3.730	3.730	3.733	3.733	3.732						3.663 - 3.803	3.732
PCB-1260 Peak 1	5.185	5.185	5.185	5.185	5.183						5.115 - 5.255	5.185
PCB-1260 Peak 2	6.378	6.378	6.380	6.378	6.377						6.310 - 6.450	6.378
PCB-1260 Peak 3	6.870	6.870	6.870	6.868	6.867						6.800 - 6.940	6.869
PCB-1260 Peak 4	7.382	7.382	7.382	7.380	7.378						7.312 - 7.452	7.381
PCB-1260 Peak 5	8.753	8.752	8.753	8.752	8.750						8.683 - 8.823	8.752
Tetrachloro-m-Xylene	2.017	2.017	2.018	2.018	2.018						1.968 - 2.068	2.018
DCB Decachlorobiphenyl	9.495	9.495	9.495	9.495	9.493						9.395 - 9.595	9.495

FORM VI
PCBS INITIAL CALIBRATION DATA
EXTERNAL STANDARD CURVE EVALUATION

Lab Name: TestAmerica Edison Job No.: 460-85449-1 Analy Batch No.: 254257

SDG No.: _____

Instrument ID: CPESTGC7 GC Column: CLP-1 ID: 0.53 (mm) Heated Purge: (Y/N) N

Calibration Start Date: 10/07/2014 12:02 Calibration End Date: 10/07/2014 13:08 Calibration ID: 43319

Calibration Files:

LEVEL:	LAB SAMPLE ID:	LAB FILE ID:
Level 1	IC 460-254257/2	OR222708.D
Level 2	IC 460-254257/3	OR222709.D
Level 3	IC 460-254257/4	OR222710.D
Level 4	IC 460-254257/5	OR222711.D
Level 5	IC 460-254257/6	OR222712.D

ANALYTE	CF				CURVE TYPE	COEFFICIENT			#	MIN CF	%RSD	#	MAX %RSD	R ² OR COD	#	MIN R ² OR COD
	LVL 1 LVL 5	LVL 2	LVL 3	LVL 4		B	M1	M2								
PCB-1016 Peak 1	232.69 196.29	220.42	206.89	206.93	Ave		212.642173			6.6			20.0			
PCB-1016 Peak 2	374.17 302.59	339.91	326.67	311.18	Ave		330.903213			8.5			20.0			
PCB-1016 Peak 3	779.45 647.68	693.28	684.77	656.07	Ave		692.251333			7.6			20.0			
PCB-1016 Peak 4	301.94 238.18	257.24	253.89	243.49	Ave		258.948027			9.7			20.0			
PCB-1016 Peak 5	302.96 249.54	264.66	266.65	255.01	Ave		267.764613			7.8			20.0			
PCB-1260 Peak 1	456.29 349.18	386.54	376.48	357.05	Ave		385.108627			11.0			20.0			
PCB-1260 Peak 2	357.49 305.60	337.90	339.64	325.36	Ave		333.195800			5.8			20.0			
PCB-1260 Peak 3	889.55 812.05	838.91	847.71	818.48	Ave		841.341853			3.6			20.0			
PCB-1260 Peak 4	388.78 376.68	362.46	397.79	388.45	Ave		382.829680			3.6			20.0			
PCB-1260 Peak 5	285.61 256.15	266.85	261.25	255.56	Ave		265.083080			4.7			20.0			
Tetrachloro-m-xylene	7404.2 7924.5	8411.8	8107.1	7764.3	Ave		7922.38400			4.8			20.0			
DCB Decachlorobiphenyl	6631.4 6073.0	6866.1	6369.2	6083.3	Ave		6404.59533			5.4			20.0			

Note: The m1 coefficient is the same as Ave CF for an Ave curve type.

FORM VI
PCBS INITIAL CALIBRATION DATA
EXTERNAL STANDARD RESPONSE AND CONCENTRATION

Lab Name: TestAmerica Edison Job No.: 460-85449-1 Analy Batch No.: 254257

SDG No.: _____

Instrument ID: CPESTGC7 GC Column: CLP-1 ID: 0.53 (mm) Heated Purge: (Y/N) N

Calibration Start Date: 10/07/2014 12:02 Calibration End Date: 10/07/2014 13:08 Calibration ID: 43319

Calibration Files:

LEVEL:	LAB SAMPLE ID:	LAB FILE ID:
Level 1	IC 460-254257/2	OR222708.D
Level 2	IC 460-254257/3	OR222709.D
Level 3	IC 460-254257/4	OR222710.D
Level 4	IC 460-254257/5	OR222711.D
Level 5	IC 460-254257/6	OR222712.D

ANALYTE	CURVE TYPE	RESPONSE					CONCENTRATION (UG/L)				
		LVL 1	LVL 2	LVL 3	LVL 4	LVL 5	LVL 1	LVL 2	LVL 3	LVL 4	LVL 5
PCB-1016 Peak 1	Ave	23269	110208	206885	310396	490723	100	500	1000	1500	2500
PCB-1016 Peak 2	Ave	37417	169955	326665	466768	756481	100	500	1000	1500	2500
PCB-1016 Peak 3	Ave	77945	346642	684774	984109	1619190	100	500	1000	1500	2500
PCB-1016 Peak 4	Ave	30194	128622	253886	365237	595447	100	500	1000	1500	2500
PCB-1016 Peak 5	Ave	30296	132331	266648	382516	623856	100	500	1000	1500	2500
PCB-1260 Peak 1	Ave	45629	193268	376481	535577	872962	100	500	1000	1500	2500
PCB-1260 Peak 2	Ave	35749	168948	339637	488034	764000	100	500	1000	1500	2500
PCB-1260 Peak 3	Ave	88955	419457	847713	1227724	2030124	100	500	1000	1500	2500
PCB-1260 Peak 4	Ave	38878	181230	397786	582669	941691	100	500	1000	1500	2500
PCB-1260 Peak 5	Ave	28561	133423	261245	383346	640376	100	500	1000	1500	2500
Tetrachloro-m-xylene	Ave	185104	420591	810714	1164642	1584904	25.0	50.0	100	150	200
DCB Decachlorobiphenyl	Ave	165785	343305	636918	912496	1214598	25.0	50.0	100	150	200

Curve Type Legend:

Ave = Average

FORM VI
PCBS INITIAL CALIBRATION DATA
EXTERNAL STANDARD RETENTION TIME SUMMARY

Lab Name: TestAmerica Edison Job No.: 460-85449-1 Analy Batch No.: 254257

SDG No.: _____

Instrument ID: CPESTGC7 GC Column: CLP-2 ID: 0.53(mm) Heated Purge: (Y/N) N

Calibration Start Date: 10/07/2014 13:41 Calibration End Date: 10/07/2014 13:41 Calibration ID: 43324

Calibration Files:

LEVEL:	LAB SAMPLE ID:	LAB FILE ID:
Level 1	IC 460-254257/8	OR222714.D

ANALYTE	LVL 1										RT WINDOW	AVG RT
PCB-1221 Peak 1	1.987										1.917 - 2.057	1.987
PCB-1221 Peak 2	2.717										2.647 - 2.787	2.717
PCB-1221 Peak 3	2.867										2.797 - 2.937	2.867
PCB-1221 Peak 4	2.935										2.865 - 3.005	2.935
PCB-1221 Peak 5	3.453										3.383 - 3.523	3.453

FORM VI
PCBS INITIAL CALIBRATION DATA
EXTERNAL STANDARD CURVE EVALUATION

Lab Name: TestAmerica Edison Job No.: 460-85449-1 Analy Batch No.: 254257

SDG No.: _____

Instrument ID: CPESTGC7 GC Column: CLP-2 ID: 0.53 (mm) Heated Purge: (Y/N) N

Calibration Start Date: 10/07/2014 13:41 Calibration End Date: 10/07/2014 13:41 Calibration ID: 43324

Calibration Files:

LEVEL:	LAB SAMPLE ID:	LAB FILE ID:
Level 1	IC 460-254257/8	OR222714.D

ANALYTE	CF				CURVE TYPE	COEFFICIENT			#	MIN CF	%RSD	#	MAX %RSD	R^2 OR COD	#	MIN R^2 OR COD
	LVL 1					B	M1	M2								
PCB-1221 Peak 1	64.574				Ave		64.5740000						20.0			
PCB-1221 Peak 2	70.171				Ave		70.1710000						20.0			
PCB-1221 Peak 3	43.230				Ave		43.2300000						20.0			
PCB-1221 Peak 4	167.83				Ave		167.827000						20.0			
PCB-1221 Peak 5	33.660				Ave		33.6600000						20.0			

Note: The m1 coefficient is the same as Ave CF for an Ave curve type.

FORM VI
PCBS INITIAL CALIBRATION DATA
EXTERNAL STANDARD RESPONSE AND CONCENTRATION

Lab Name: TestAmerica Edison Job No.: 460-85449-1 Analy Batch No.: 254257

SDG No.: _____

Instrument ID: CPESTGC7 GC Column: CLP-2 ID: 0.53 (mm) Heated Purge: (Y/N) N

Calibration Start Date: 10/07/2014 13:41 Calibration End Date: 10/07/2014 13:41 Calibration ID: 43324

Calibration Files:

LEVEL:	LAB SAMPLE ID:	LAB FILE ID:
Level 1	IC 460-254257/8	OR222714.D

ANALYTE	CURVE TYPE	RESPONSE					CONCENTRATION (UG/L)				
		LVL 1					LVL 1				
PCB-1221 Peak 1	Ave	64574					1000				
PCB-1221 Peak 2	Ave	70171					1000				
PCB-1221 Peak 3	Ave	43230					1000				
PCB-1221 Peak 4	Ave	167827					1000				
PCB-1221 Peak 5	Ave	33660					1000				

Curve Type Legend:

Ave = Average

FORM VI
 PCBS INITIAL CALIBRATION DATA
 EXTERNAL STANDARD RETENTION TIME SUMMARY

Lab Name: TestAmerica Edison Job No.: 460-85449-1 Analy Batch No.: 254257

SDG No.: _____

Instrument ID: CPESTGC7 GC Column: CLP-1 ID: 0.53(mm) Heated Purge: (Y/N) N

Calibration Start Date: 10/07/2014 13:41 Calibration End Date: 10/07/2014 13:41 Calibration ID: 43325

Calibration Files:

LEVEL:	LAB SAMPLE ID:	LAB FILE ID:
Level 1	IC 460-254257/8	OR222714.D

ANALYTE	LVL 1										RT WINDOW	AVG RT
PCB-1221 Peak 1	1.620										1.550 - 1.690	1.620
PCB-1221 Peak 2	2.162										2.092 - 2.232	2.162
PCB-1221 Peak 3	2.328										2.258 - 2.398	2.328
PCB-1221 Peak 4	2.787										2.717 - 2.857	2.787
PCB-1221 Peak 5	3.132										3.062 - 3.202	3.132

FORM VI
PCBS INITIAL CALIBRATION DATA
EXTERNAL STANDARD CURVE EVALUATION

Lab Name: TestAmerica Edison Job No.: 460-85449-1 Analy Batch No.: 254257

SDG No.: _____

Instrument ID: CPESTGC7 GC Column: CLP-1 ID: 0.53 (mm) Heated Purge: (Y/N) N

Calibration Start Date: 10/07/2014 13:41 Calibration End Date: 10/07/2014 13:41 Calibration ID: 43325

Calibration Files:

LEVEL:	LAB SAMPLE ID:	LAB FILE ID:
Level 1	IC 460-254257/8	OR222714.D

ANALYTE	CF				CURVE TYPE	COEFFICIENT			#	MIN CF	%RSD	#	MAX %RSD	R^2 OR COD	#	MIN R^2 OR COD
	LVL 1					B	M1	M2								
PCB-1221 Peak 1	82.323				Ave		82.3230000						20.0			
PCB-1221 Peak 2	106.95				Ave		106.9530000						20.0			
PCB-1221 Peak 3	331.56				Ave		331.5600000						20.0			
PCB-1221 Peak 4	45.447				Ave		45.4470000						20.0			
PCB-1221 Peak 5	52.130				Ave		52.1300000						20.0			

Note: The m1 coefficient is the same as Ave CF for an Ave curve type.

FORM VI
PCBS INITIAL CALIBRATION DATA
EXTERNAL STANDARD RESPONSE AND CONCENTRATION

Lab Name: TestAmerica Edison Job No.: 460-85449-1 Analy Batch No.: 254257

SDG No.: _____

Instrument ID: CPESTGC7 GC Column: CLP-1 ID: 0.53 (mm) Heated Purge: (Y/N) N

Calibration Start Date: 10/07/2014 13:41 Calibration End Date: 10/07/2014 13:41 Calibration ID: 43325

Calibration Files:

LEVEL:	LAB SAMPLE ID:	LAB FILE ID:
Level 1	IC 460-254257/8	OR222714.D

ANALYTE	CURVE TYPE	RESPONSE					CONCENTRATION (UG/L)				
		LVL 1					LVL 1				
PCB-1221 Peak 1	Ave	82323					1000				
PCB-1221 Peak 2	Ave	106953					1000				
PCB-1221 Peak 3	Ave	331560					1000				
PCB-1221 Peak 4	Ave	45447					1000				
PCB-1221 Peak 5	Ave	52130					1000				

Curve Type Legend:

Ave = Average

FORM VI
PCBS INITIAL CALIBRATION DATA
EXTERNAL STANDARD RETENTION TIME SUMMARY

Lab Name: TestAmerica Edison Job No.: 460-85449-1 Analy Batch No.: 254257

SDG No.: _____

Instrument ID: CPESTGC7 GC Column: CLP-2 ID: 0.53(mm) Heated Purge: (Y/N) N

Calibration Start Date: 10/07/2014 13:58 Calibration End Date: 10/07/2014 13:58 Calibration ID: 43330

Calibration Files:

LEVEL:	LAB SAMPLE ID:	LAB FILE ID:
Level 1	IC 460-254257/9	OR222715.D

ANALYTE	LVL 1										RT WINDOW	AVG RT
PCB-1232 Peak 1	2.933										2.863 - 3.003	2.933
PCB-1232 Peak 2	3.392										3.322 - 3.462	3.392
PCB-1232 Peak 3	4.088										4.018 - 4.158	4.088
PCB-1232 Peak 4	4.662										4.592 - 4.732	4.662
PCB-1232 Peak 5	4.817										4.747 - 4.887	4.817

FORM VI
PCBS INITIAL CALIBRATION DATA
EXTERNAL STANDARD CURVE EVALUATION

Lab Name: TestAmerica Edison Job No.: 460-85449-1 Analy Batch No.: 254257

SDG No.: _____

Instrument ID: CPESTGC7 GC Column: CLP-2 ID: 0.53 (mm) Heated Purge: (Y/N) N

Calibration Start Date: 10/07/2014 13:58 Calibration End Date: 10/07/2014 13:58 Calibration ID: 43330

Calibration Files:

LEVEL:	LAB SAMPLE ID:	LAB FILE ID:
Level 1	IC 460-254257/9	OR222715.D

ANALYTE	CF				CURVE TYPE	COEFFICIENT			#	MIN CF	%RSD	#	MAX %RSD	R^2 OR COD	#	MIN R^2 OR COD
	LVL 1					B	M1	M2								
PCB-1232 Peak 1	146.32				Ave		146.323000						20.0			
PCB-1232 Peak 2	110.57				Ave		110.569000						20.0			
PCB-1232 Peak 3	90.950				Ave		90.9500000						20.0			
PCB-1232 Peak 4	57.908				Ave		57.9080000						20.0			
PCB-1232 Peak 5	66.577				Ave		66.5770000						20.0			

Note: The m1 coefficient is the same as Ave CF for an Ave curve type.

FORM VI
 PCBS INITIAL CALIBRATION DATA
 EXTERNAL STANDARD RESPONSE AND CONCENTRATION

Lab Name: TestAmerica Edison Job No.: 460-85449-1 Analy Batch No.: 254257

SDG No.: _____

Instrument ID: CPESTGC7 GC Column: CLP-2 ID: 0.53 (mm) Heated Purge: (Y/N) N

Calibration Start Date: 10/07/2014 13:58 Calibration End Date: 10/07/2014 13:58 Calibration ID: 43330

Calibration Files:

LEVEL:	LAB SAMPLE ID:	LAB FILE ID:
Level 1	IC 460-254257/9	OR222715.D

ANALYTE	CURVE TYPE	RESPONSE					CONCENTRATION (UG/L)				
		LVL 1					LVL 1				
PCB-1232 Peak 1	Ave	146323					1000				
PCB-1232 Peak 2	Ave	110569					1000				
PCB-1232 Peak 3	Ave	90950					1000				
PCB-1232 Peak 4	Ave	57908					1000				
PCB-1232 Peak 5	Ave	66577					1000				

Curve Type Legend:

Ave = Average

FORM VI
PCBS INITIAL CALIBRATION DATA
EXTERNAL STANDARD RETENTION TIME SUMMARY

Lab Name: TestAmerica Edison Job No.: 460-85449-1 Analy Batch No.: 254257

SDG No.: _____

Instrument ID: CPESTGC7 GC Column: CLP-1 ID: 0.53(mm) Heated Purge: (Y/N) N

Calibration Start Date: 10/07/2014 13:58 Calibration End Date: 10/07/2014 13:58 Calibration ID: 43331

Calibration Files:

LEVEL:	LAB SAMPLE ID:	LAB FILE ID:
Level 1	IC 460-254257/9	OR222715.D

ANALYTE	LVL 1										RT WINDOW	AVG RT
PCB-1232 Peak 1	2.328										2.258 - 2.398	2.328
PCB-1232 Peak 2	2.665										2.595 - 2.735	2.665
PCB-1232 Peak 3	3.132										3.062 - 3.202	3.132
PCB-1232 Peak 4	3.277										3.207 - 3.347	3.277
PCB-1232 Peak 5	3.733										3.663 - 3.803	3.733

FORM VI
PCBS INITIAL CALIBRATION DATA
EXTERNAL STANDARD CURVE EVALUATION

Lab Name: TestAmerica Edison Job No.: 460-85449-1 Analy Batch No.: 254257

SDG No.: _____

Instrument ID: CPESTGC7 GC Column: CLP-1 ID: 0.53 (mm) Heated Purge: (Y/N) N

Calibration Start Date: 10/07/2014 13:58 Calibration End Date: 10/07/2014 13:58 Calibration ID: 43331

Calibration Files:

LEVEL:	LAB SAMPLE ID:	LAB FILE ID:
Level 1	IC 460-254257/9	OR222715.D

ANALYTE	CF				CURVE TYPE	COEFFICIENT			#	MIN CF	%RSD	#	MAX %RSD	R ² OR COD	#	MIN R ² OR COD
	LVL 1					B	M1	M2								
PCB-1232 Peak 1	269.94				Ave		269.940000						20.0			
PCB-1232 Peak 2	175.29				Ave		175.287000						20.0			
PCB-1232 Peak 3	327.99				Ave		327.989000						20.0			
PCB-1232 Peak 4	124.00				Ave		124.004000						20.0			
PCB-1232 Peak 5	114.96				Ave		114.960000						20.0			

Note: The m1 coefficient is the same as Ave CF for an Ave curve type.

FORM VI
PCBS INITIAL CALIBRATION DATA
EXTERNAL STANDARD RESPONSE AND CONCENTRATION

Lab Name: TestAmerica Edison Job No.: 460-85449-1 Analy Batch No.: 254257

SDG No.: _____

Instrument ID: CPESTGC7 GC Column: CLP-1 ID: 0.53 (mm) Heated Purge: (Y/N) N

Calibration Start Date: 10/07/2014 13:58 Calibration End Date: 10/07/2014 13:58 Calibration ID: 43331

Calibration Files:

LEVEL:	LAB SAMPLE ID:	LAB FILE ID:
Level 1	IC 460-254257/9	OR222715.D

ANALYTE	CURVE TYPE	RESPONSE					CONCENTRATION (UG/L)				
		LVL 1					LVL 1				
PCB-1232 Peak 1	Ave	269940					1000				
PCB-1232 Peak 2	Ave	175287					1000				
PCB-1232 Peak 3	Ave	327989					1000				
PCB-1232 Peak 4	Ave	124004					1000				
PCB-1232 Peak 5	Ave	114960					1000				

Curve Type Legend:

Ave = Average

FORM VI
PCBS INITIAL CALIBRATION DATA
EXTERNAL STANDARD RETENTION TIME SUMMARY

Lab Name: TestAmerica Edison Job No.: 460-85449-1 Analy Batch No.: 254257

SDG No.: _____

Instrument ID: CPESTGC7 GC Column: CLP-2 ID: 0.53(mm) Heated Purge: (Y/N) N

Calibration Start Date: 10/07/2014 14:14 Calibration End Date: 10/07/2014 14:14 Calibration ID: 43336

Calibration Files:

LEVEL:	LAB SAMPLE ID:	LAB FILE ID:
Level 1	IC 460-254257/10	OR222716.D

ANALYTE	LVL 1										RT WINDOW	AVG RT
PCB-1242 Peak 1	2.935										2.865 - 3.005	2.935
PCB-1242 Peak 2	3.392										3.322 - 3.462	3.392
PCB-1242 Peak 3	3.923										3.853 - 3.993	3.923
PCB-1242 Peak 4	4.088										4.018 - 4.158	4.088
PCB-1242 Peak 5	5.197										5.127 - 5.267	5.197

FORM VI
PCBS INITIAL CALIBRATION DATA
EXTERNAL STANDARD CURVE EVALUATION

Lab Name: TestAmerica Edison Job No.: 460-85449-1 Analy Batch No.: 254257

SDG No.: _____

Instrument ID: CPESTGC7 GC Column: CLP-2 ID: 0.53 (mm) Heated Purge: (Y/N) N

Calibration Start Date: 10/07/2014 14:14 Calibration End Date: 10/07/2014 14:14 Calibration ID: 43336

Calibration Files:

LEVEL:	LAB SAMPLE ID:	LAB FILE ID:
Level 1	IC 460-254257/10	OR222716.D

ANALYTE	CF				CURVE TYPE	COEFFICIENT			#	MIN CF	%RSD	#	MAX %RSD	R^2 OR COD	#	MIN R^2 OR COD
	LVL 1					B	M1	M2								
PCB-1242 Peak 1	100.43				Ave		100.430000						20.0			
PCB-1242 Peak 2	191.18				Ave		191.177000						20.0			
PCB-1242 Peak 3	355.95				Ave		355.954000						20.0			
PCB-1242 Peak 4	152.13				Ave		152.127000						20.0			
PCB-1242 Peak 5	149.26				Ave		149.256000						20.0			

Note: The m1 coefficient is the same as Ave CF for an Ave curve type.

FORM VI
PCBS INITIAL CALIBRATION DATA
EXTERNAL STANDARD RESPONSE AND CONCENTRATION

Lab Name: TestAmerica Edison Job No.: 460-85449-1 Analy Batch No.: 254257

SDG No.: _____

Instrument ID: CPESTGC7 GC Column: CLP-2 ID: 0.53 (mm) Heated Purge: (Y/N) N

Calibration Start Date: 10/07/2014 14:14 Calibration End Date: 10/07/2014 14:14 Calibration ID: 43336

Calibration Files:

LEVEL:	LAB SAMPLE ID:	LAB FILE ID:
Level 1	IC 460-254257/10	OR222716.D

ANALYTE	CURVE TYPE	RESPONSE					CONCENTRATION (UG/L)				
		LVL 1					LVL 1				
PCB-1242 Peak 1	Ave	100430					1000				
PCB-1242 Peak 2	Ave	191177					1000				
PCB-1242 Peak 3	Ave	355954					1000				
PCB-1242 Peak 4	Ave	152127					1000				
PCB-1242 Peak 5	Ave	149256					1000				

Curve Type Legend:

Ave = Average

FORM VI
 PCBS INITIAL CALIBRATION DATA
 EXTERNAL STANDARD RETENTION TIME SUMMARY

Lab Name: TestAmerica Edison Job No.: 460-85449-1 Analy Batch No.: 254257

SDG No.: _____

Instrument ID: CPESTGC7 GC Column: CLP-1 ID: 0.53(mm) Heated Purge: (Y/N) N

Calibration Start Date: 10/07/2014 14:14 Calibration End Date: 10/07/2014 14:14 Calibration ID: 43337

Calibration Files:

LEVEL:	LAB SAMPLE ID:	LAB FILE ID:
Level 1	IC 460-254257/10	OR222716.D

ANALYTE	LVL 1										RT WINDOW	AVG RT
PCB-1242 Peak 1	2.330										2.260 - 2.400	2.330
PCB-1242 Peak 2	2.667										2.597 - 2.737	2.667
PCB-1242 Peak 3	3.132										3.062 - 3.202	3.132
PCB-1242 Peak 4	3.277										3.207 - 3.347	3.277
PCB-1242 Peak 5	3.733										3.663 - 3.803	3.733

FORM VI
PCBS INITIAL CALIBRATION DATA
EXTERNAL STANDARD CURVE EVALUATION

Lab Name: TestAmerica Edison Job No.: 460-85449-1 Analy Batch No.: 254257

SDG No.: _____

Instrument ID: CPESTGC7 GC Column: CLP-1 ID: 0.53 (mm) Heated Purge: (Y/N) N

Calibration Start Date: 10/07/2014 14:14 Calibration End Date: 10/07/2014 14:14 Calibration ID: 43337

Calibration Files:

LEVEL:	LAB SAMPLE ID:	LAB FILE ID:
Level 1	IC 460-254257/10	OR222716.D

ANALYTE	CF				CURVE TYPE	COEFFICIENT			#	MIN CF	%RSD	#	MAX %RSD	R ² OR COD	#	MIN R ² OR COD
	LVL 1					B	M1	M2								
PCB-1242 Peak 1	181.25				Ave		181.251000						20.0			
PCB-1242 Peak 2	272.11				Ave		272.109000						20.0			
PCB-1242 Peak 3	551.15				Ave		551.148000						20.0			
PCB-1242 Peak 4	207.58				Ave		207.578000						20.0			
PCB-1242 Peak 5	219.03				Ave		219.026000						20.0			

Note: The m1 coefficient is the same as Ave CF for an Ave curve type.

FORM VI
PCBS INITIAL CALIBRATION DATA
EXTERNAL STANDARD RESPONSE AND CONCENTRATION

Lab Name: TestAmerica Edison Job No.: 460-85449-1 Analy Batch No.: 254257

SDG No.: _____

Instrument ID: CPESTGC7 GC Column: CLP-1 ID: 0.53 (mm) Heated Purge: (Y/N) N

Calibration Start Date: 10/07/2014 14:14 Calibration End Date: 10/07/2014 14:14 Calibration ID: 43337

Calibration Files:

LEVEL:	LAB SAMPLE ID:	LAB FILE ID:
Level 1	IC 460-254257/10	OR222716.D

ANALYTE	CURVE TYPE	RESPONSE					CONCENTRATION (UG/L)				
		LVL 1					LVL 1				
PCB-1242 Peak 1	Ave	181251					1000				
PCB-1242 Peak 2	Ave	272109					1000				
PCB-1242 Peak 3	Ave	551148					1000				
PCB-1242 Peak 4	Ave	207578					1000				
PCB-1242 Peak 5	Ave	219026					1000				

Curve Type Legend:

Ave = Average

FORM VI
 PCBS INITIAL CALIBRATION DATA
 EXTERNAL STANDARD RETENTION TIME SUMMARY

Lab Name: TestAmerica Edison Job No.: 460-85449-1 Analy Batch No.: 254257

SDG No.: _____

Instrument ID: CPESTGC7 GC Column: CLP-2 ID: 0.53(mm) Heated Purge: (Y/N) N

Calibration Start Date: 10/07/2014 14:31 Calibration End Date: 10/07/2014 14:31 Calibration ID: 43342

Calibration Files:

LEVEL:	LAB SAMPLE ID:	LAB FILE ID:
Level 1	IC 460-254257/11	OR222717.D

ANALYTE	LVL 1										RT WINDOW	AVG RT
PCB-1248 Peak 1	3.390										3.320 - 3.460	3.390
PCB-1248 Peak 2	3.920										3.850 - 3.990	3.920
PCB-1248 Peak 3	4.330										4.260 - 4.400	4.330
PCB-1248 Peak 4	5.142										5.072 - 5.212	5.142
PCB-1248 Peak 5	5.197										5.127 - 5.267	5.197

FORM VI
PCBS INITIAL CALIBRATION DATA
EXTERNAL STANDARD CURVE EVALUATION

Lab Name: TestAmerica Edison Job No.: 460-85449-1 Analy Batch No.: 254257

SDG No.: _____

Instrument ID: CPESTGC7 GC Column: CLP-2 ID: 0.53 (mm) Heated Purge: (Y/N) N

Calibration Start Date: 10/07/2014 14:31 Calibration End Date: 10/07/2014 14:31 Calibration ID: 43342

Calibration Files:

LEVEL:	LAB SAMPLE ID:	LAB FILE ID:
Level 1	IC 460-254257/11	OR222717.D

ANALYTE	CF				CURVE TYPE	COEFFICIENT			#	MIN CF	%RSD	#	MAX %RSD	R^2 OR COD	#	MIN R^2 OR COD
	LVL 1					B	M1	M2								
PCB-1248 Peak 1	75.508				Ave		75.5080000						20.0			
PCB-1248 Peak 2	179.95				Ave		179.9530000						20.0			
PCB-1248 Peak 3	96.242				Ave		96.2420000						20.0			
PCB-1248 Peak 4	127.23				Ave		127.2280000						20.0			
PCB-1248 Peak 5	185.10				Ave		185.1010000						20.0			

Note: The m1 coefficient is the same as Ave CF for an Ave curve type.

FORM VI
PCBS INITIAL CALIBRATION DATA
EXTERNAL STANDARD RESPONSE AND CONCENTRATION

Lab Name: TestAmerica Edison Job No.: 460-85449-1 Analy Batch No.: 254257

SDG No.: _____

Instrument ID: CPESTGC7 GC Column: CLP-2 ID: 0.53 (mm) Heated Purge: (Y/N) N

Calibration Start Date: 10/07/2014 14:31 Calibration End Date: 10/07/2014 14:31 Calibration ID: 43342

Calibration Files:

LEVEL:	LAB SAMPLE ID:	LAB FILE ID:
Level 1	IC 460-254257/11	OR222717.D

ANALYTE	CURVE TYPE	RESPONSE					CONCENTRATION (UG/L)				
		LVL 1					LVL 1				
PCB-1248 Peak 1	Ave	75508					1000				
PCB-1248 Peak 2	Ave	179953					1000				
PCB-1248 Peak 3	Ave	96242					1000				
PCB-1248 Peak 4	Ave	127228					1000				
PCB-1248 Peak 5	Ave	185101					1000				

Curve Type Legend:

Ave = Average

FORM VI
PCBS INITIAL CALIBRATION DATA
EXTERNAL STANDARD RETENTION TIME SUMMARY

Lab Name: TestAmerica Edison Job No.: 460-85449-1 Analy Batch No.: 254257

SDG No.: _____

Instrument ID: CPESTGC7 GC Column: CLP-1 ID: 0.53(mm) Heated Purge: (Y/N) N

Calibration Start Date: 10/07/2014 14:31 Calibration End Date: 10/07/2014 14:31 Calibration ID: 43343

Calibration Files:

LEVEL:	LAB SAMPLE ID:	LAB FILE ID:
Level 1	IC 460-254257/11	OR222717.D

ANALYTE	LVL 1										RT WINDOW	AVG RT
PCB-1248 Peak 1	2.667										2.597 - 2.737	2.667
PCB-1248 Peak 2	3.132										3.062 - 3.202	3.132
PCB-1248 Peak 3	3.733										3.663 - 3.803	3.733
PCB-1248 Peak 4	4.237										4.167 - 4.307	4.237
PCB-1248 Peak 5	4.477										4.407 - 4.547	4.477

FORM VI
PCBS INITIAL CALIBRATION DATA
EXTERNAL STANDARD CURVE EVALUATION

Lab Name: TestAmerica Edison Job No.: 460-85449-1 Analy Batch No.: 254257

SDG No.: _____

Instrument ID: CPESTGC7 GC Column: CLP-1 ID: 0.53 (mm) Heated Purge: (Y/N) N

Calibration Start Date: 10/07/2014 14:31 Calibration End Date: 10/07/2014 14:31 Calibration ID: 43343

Calibration Files:

LEVEL:	LAB SAMPLE ID:	LAB FILE ID:
Level 1	IC 460-254257/11	OR222717.D

ANALYTE	CF				CURVE TYPE	COEFFICIENT			#	MIN CF	%RSD	#	MAX %RSD	R^2 OR COD	#	MIN R^2 OR COD
	LVL 1					B	M1	M2								
PCB-1248 Peak 1	113.45				Ave		113.446000						20.0			
PCB-1248 Peak 2	280.09				Ave		280.087000						20.0			
PCB-1248 Peak 3	234.40				Ave		234.404000						20.0			
PCB-1248 Peak 4	444.29				Ave		444.292000						20.0			
PCB-1248 Peak 5	379.60				Ave		379.597000						20.0			

Note: The m1 coefficient is the same as Ave CF for an Ave curve type.

FORM VI
PCBS INITIAL CALIBRATION DATA
EXTERNAL STANDARD RESPONSE AND CONCENTRATION

Lab Name: TestAmerica Edison Job No.: 460-85449-1 Analy Batch No.: 254257

SDG No.: _____

Instrument ID: CPESTGC7 GC Column: CLP-1 ID: 0.53 (mm) Heated Purge: (Y/N) N

Calibration Start Date: 10/07/2014 14:31 Calibration End Date: 10/07/2014 14:31 Calibration ID: 43343

Calibration Files:

LEVEL:	LAB SAMPLE ID:	LAB FILE ID:
Level 1	IC 460-254257/11	OR222717.D

ANALYTE	CURVE TYPE	RESPONSE					CONCENTRATION (UG/L)				
		LVL 1					LVL 1				
PCB-1248 Peak 1	Ave	113446					1000				
PCB-1248 Peak 2	Ave	280087					1000				
PCB-1248 Peak 3	Ave	234404					1000				
PCB-1248 Peak 4	Ave	444292					1000				
PCB-1248 Peak 5	Ave	379597					1000				

Curve Type Legend:

Ave = Average

FORM VI
 PCBS INITIAL CALIBRATION DATA
 EXTERNAL STANDARD RETENTION TIME SUMMARY

Lab Name: TestAmerica Edison Job No.: 460-85449-1 Analy Batch No.: 254257

SDG No.: _____

Instrument ID: CPESTGC7 GC Column: CLP-2 ID: 0.53(mm) Heated Purge: (Y/N) N

Calibration Start Date: 10/07/2014 14:48 Calibration End Date: 10/07/2014 14:48 Calibration ID: 43348

Calibration Files:

LEVEL:	LAB SAMPLE ID:	LAB FILE ID:
Level 1	IC 460-254257/12	OR222718.D

ANALYTE	LVL 1										RT WINDOW	AVG RT
PCB-1254 Peak 1	5.190										5.120 - 5.260	5.190
PCB-1254 Peak 2	5.435										5.365 - 5.505	5.435
PCB-1254 Peak 3	5.877										5.807 - 5.947	5.877
PCB-1254 Peak 4	6.030										5.960 - 6.100	6.030
PCB-1254 Peak 5	7.232										7.162 - 7.302	7.232

FORM VI
PCBS INITIAL CALIBRATION DATA
EXTERNAL STANDARD CURVE EVALUATION

Lab Name: TestAmerica Edison Job No.: 460-85449-1 Analy Batch No.: 254257

SDG No.: _____

Instrument ID: CPESTGC7 GC Column: CLP-2 ID: 0.53(mm) Heated Purge: (Y/N) N

Calibration Start Date: 10/07/2014 14:48 Calibration End Date: 10/07/2014 14:48 Calibration ID: 43348

Calibration Files:

LEVEL:	LAB SAMPLE ID:	LAB FILE ID:
Level 1	IC 460-254257/12	OR222718.D

ANALYTE	CF				CURVE TYPE	COEFFICIENT			#	MIN CF	%RSD	#	MAX %RSD	R^2 OR COD	#	MIN R^2 OR COD
	LVL 1					B	M1	M2								
PCB-1254 Peak 1	251.27				Ave		251.266000						20.0			
PCB-1254 Peak 2	243.66				Ave		243.663000						20.0			
PCB-1254 Peak 3	181.59				Ave		181.588000						20.0			
PCB-1254 Peak 4	370.12				Ave		370.119000						20.0			
PCB-1254 Peak 5	370.60				Ave		370.600000						20.0			

Note: The m1 coefficient is the same as Ave CF for an Ave curve type.

FORM VI
PCBS INITIAL CALIBRATION DATA
EXTERNAL STANDARD RESPONSE AND CONCENTRATION

Lab Name: TestAmerica Edison Job No.: 460-85449-1 Analy Batch No.: 254257

SDG No.: _____

Instrument ID: CPESTGC7 GC Column: CLP-2 ID: 0.53 (mm) Heated Purge: (Y/N) N

Calibration Start Date: 10/07/2014 14:48 Calibration End Date: 10/07/2014 14:48 Calibration ID: 43348

Calibration Files:

LEVEL:	LAB SAMPLE ID:	LAB FILE ID:
Level 1	IC 460-254257/12	OR222718.D

ANALYTE	CURVE TYPE	RESPONSE					CONCENTRATION (UG/L)				
		LVL 1					LVL 1				
PCB-1254 Peak 1	Ave	251266					1000				
PCB-1254 Peak 2	Ave	243663					1000				
PCB-1254 Peak 3	Ave	181588					1000				
PCB-1254 Peak 4	Ave	370119					1000				
PCB-1254 Peak 5	Ave	370600					1000				

Curve Type Legend:

Ave = Average

FORM VI
PCBS INITIAL CALIBRATION DATA
EXTERNAL STANDARD RETENTION TIME SUMMARY

Lab Name: TestAmerica Edison Job No.: 460-85449-1 Analy Batch No.: 254257

SDG No.: _____

Instrument ID: CPESTGC7 GC Column: CLP-1 ID: 0.53(mm) Heated Purge: (Y/N) N

Calibration Start Date: 10/07/2014 14:48 Calibration End Date: 10/07/2014 14:48 Calibration ID: 43349

Calibration Files:

LEVEL:	LAB SAMPLE ID:	LAB FILE ID:
Level 1	IC 460-254257/12	OR222718.D

ANALYTE	LVL 1										RT WINDOW	AVG RT
PCB-1254 Peak 1	4.808										4.738 - 4.878	4.808
PCB-1254 Peak 2	4.958										4.888 - 5.028	4.958
PCB-1254 Peak 3	5.302										5.232 - 5.372	5.302
PCB-1254 Peak 4	5.537										5.467 - 5.607	5.537
PCB-1254 Peak 5	5.892										5.822 - 5.962	5.892

FORM VI
PCBS INITIAL CALIBRATION DATA
EXTERNAL STANDARD CURVE EVALUATION

Lab Name: TestAmerica Edison Job No.: 460-85449-1 Analy Batch No.: 254257

SDG No.: _____

Instrument ID: CPESTGC7 GC Column: CLP-1 ID: 0.53 (mm) Heated Purge: (Y/N) N

Calibration Start Date: 10/07/2014 14:48 Calibration End Date: 10/07/2014 14:48 Calibration ID: 43349

Calibration Files:

LEVEL:	LAB SAMPLE ID:	LAB FILE ID:
Level 1	IC 460-254257/12	OR222718.D

ANALYTE	CF				CURVE TYPE	COEFFICIENT			#	MIN CF	%RSD	#	MAX %RSD	R^2 OR COD	#	MIN R^2 OR COD
	LVL 1					B	M1	M2								
PCB-1254 Peak 1	338.72				Ave		338.720000						20.0			
PCB-1254 Peak 2	555.62				Ave		555.622000						20.0			
PCB-1254 Peak 3	435.07				Ave		435.068000						20.0			
PCB-1254 Peak 4	357.26				Ave		357.264000						20.0			
PCB-1254 Peak 5	485.46				Ave		485.458000						20.0			

Note: The m1 coefficient is the same as Ave CF for an Ave curve type.

FORM VI
 PCBS INITIAL CALIBRATION DATA
 EXTERNAL STANDARD RESPONSE AND CONCENTRATION

Lab Name: TestAmerica Edison Job No.: 460-85449-1 Analy Batch No.: 254257

SDG No.: _____

Instrument ID: CPESTGC7 GC Column: CLP-1 ID: 0.53 (mm) Heated Purge: (Y/N) N

Calibration Start Date: 10/07/2014 14:48 Calibration End Date: 10/07/2014 14:48 Calibration ID: 43349

Calibration Files:

LEVEL:	LAB SAMPLE ID:	LAB FILE ID:
Level 1	IC 460-254257/12	OR222718.D

ANALYTE	CURVE TYPE	RESPONSE					CONCENTRATION (UG/L)				
		LVL 1					LVL 1				
PCB-1254 Peak 1	Ave	338720					1000				
PCB-1254 Peak 2	Ave	555622					1000				
PCB-1254 Peak 3	Ave	435068					1000				
PCB-1254 Peak 4	Ave	357264					1000				
PCB-1254 Peak 5	Ave	485458					1000				

Curve Type Legend:

Ave = Average

FORM VI
 PCBS INITIAL CALIBRATION DATA
 EXTERNAL STANDARD RETENTION TIME SUMMARY

Lab Name: TestAmerica Edison Job No.: 460-85449-1 Analy Batch No.: 254257

SDG No.: _____

Instrument ID: CPESTGC7 GC Column: CLP-2 ID: 0.53(mm) Heated Purge: (Y/N) N

Calibration Start Date: 10/07/2014 15:03 Calibration End Date: 10/07/2014 15:03 Calibration ID: 43354

Calibration Files:

LEVEL:	LAB SAMPLE ID:	LAB FILE ID:
Level 1	IC 460-254257/13	OR222719.D

ANALYTE	LVL 1										RT WINDOW	AVG RT
PCB-1262 Peak 1	6.302										6.232 - 6.372	6.302
PCB-1262 Peak 2	6.618										6.548 - 6.688	6.618
PCB-1262 Peak 3	7.410										7.340 - 7.480	7.410
PCB-1262 Peak 4	9.297										9.227 - 9.367	9.297
PCB-1262 Peak 5	10.008										9.938 - 10.078	10.008

FORM VI
PCBS INITIAL CALIBRATION DATA
EXTERNAL STANDARD CURVE EVALUATION

Lab Name: TestAmerica Edison Job No.: 460-85449-1 Analy Batch No.: 254257

SDG No.: _____

Instrument ID: CPESTGC7 GC Column: CLP-2 ID: 0.53(mm) Heated Purge: (Y/N) N

Calibration Start Date: 10/07/2014 15:03 Calibration End Date: 10/07/2014 15:03 Calibration ID: 43354

Calibration Files:

LEVEL:	LAB SAMPLE ID:	LAB FILE ID:
Level 1	IC 460-254257/13	OR222719.D

ANALYTE	CF				CURVE TYPE	COEFFICIENT			#	MIN CF	%RSD	#	MAX %RSD	R^2 OR COD	#	MIN R^2 OR COD
	LVL 1					B	M1	M2								
PCB-1262 Peak 1	221.21				Ave		221.214000						20.0			
PCB-1262 Peak 2	265.99				Ave		265.991000						20.0			
PCB-1262 Peak 3	385.33				Ave		385.330000						20.0			
PCB-1262 Peak 4	422.80				Ave		422.800000						20.0			
PCB-1262 Peak 5	246.77				Ave		246.765000						20.0			

Note: The m1 coefficient is the same as Ave CF for an Ave curve type.

FORM VI
 PCBS INITIAL CALIBRATION DATA
 EXTERNAL STANDARD RESPONSE AND CONCENTRATION

Lab Name: TestAmerica Edison Job No.: 460-85449-1 Analy Batch No.: 254257

SDG No.: _____

Instrument ID: CPESTGC7 GC Column: CLP-2 ID: 0.53 (mm) Heated Purge: (Y/N) N

Calibration Start Date: 10/07/2014 15:03 Calibration End Date: 10/07/2014 15:03 Calibration ID: 43354

Calibration Files:

LEVEL:	LAB SAMPLE ID:	LAB FILE ID:
Level 1	IC 460-254257/13	OR222719.D

ANALYTE	CURVE TYPE	RESPONSE					CONCENTRATION (UG/L)				
		LVL 1					LVL 1				
PCB-1262 Peak 1	Ave	221214					1000				
PCB-1262 Peak 2	Ave	265991					1000				
PCB-1262 Peak 3	Ave	385330					1000				
PCB-1262 Peak 4	Ave	422800					1000				
PCB-1262 Peak 5	Ave	246765					1000				

Curve Type Legend:

Ave = Average

FORM VI
PCBS INITIAL CALIBRATION DATA
EXTERNAL STANDARD RETENTION TIME SUMMARY

Lab Name: TestAmerica Edison Job No.: 460-85449-1 Analy Batch No.: 254257

SDG No.: _____

Instrument ID: CPESTGC7 GC Column: CLP-1 ID: 0.53(mm) Heated Purge: (Y/N) N

Calibration Start Date: 10/07/2014 15:03 Calibration End Date: 10/07/2014 15:03 Calibration ID: 43355

Calibration Files:

LEVEL:	LAB SAMPLE ID:	LAB FILE ID:
Level 1	IC 460-254257/13	OR222719.D

ANALYTE	LVL 1										RT WINDOW	AVG RT
PCB-1262 Peak 1	5.185										5.115 - 5.255	5.185
PCB-1262 Peak 2	6.037										5.967 - 6.107	6.037
PCB-1262 Peak 3	7.397										7.327 - 7.467	7.397
PCB-1262 Peak 4	7.535										7.465 - 7.605	7.535
PCB-1262 Peak 5	8.752										8.682 - 8.822	8.752

FORM VI
PCBS INITIAL CALIBRATION DATA
EXTERNAL STANDARD CURVE EVALUATION

Lab Name: TestAmerica Edison Job No.: 460-85449-1 Analy Batch No.: 254257

SDG No.: _____

Instrument ID: CPESTGC7 GC Column: CLP-1 ID: 0.53 (mm) Heated Purge: (Y/N) N

Calibration Start Date: 10/07/2014 15:03 Calibration End Date: 10/07/2014 15:03 Calibration ID: 43355

Calibration Files:

LEVEL:	LAB SAMPLE ID:	LAB FILE ID:
Level 1	IC 460-254257/13	OR222719.D

ANALYTE	CF				CURVE TYPE	COEFFICIENT			#	MIN CF	%RSD	#	MAX %RSD	R ² OR COD	#	MIN R ² OR COD
	LVL 1					B	M1	M2								
PCB-1262 Peak 1	316.29				Ave		316.291000						20.0			
PCB-1262 Peak 2	460.61				Ave		460.610000						20.0			
PCB-1262 Peak 3	231.57				Ave		231.567000						20.0			
PCB-1262 Peak 4	502.91				Ave		502.914000						20.0			
PCB-1262 Peak 5	395.68				Ave		395.681000						20.0			

Note: The m1 coefficient is the same as Ave CF for an Ave curve type.

FORM VI
 PCBS INITIAL CALIBRATION DATA
 EXTERNAL STANDARD RESPONSE AND CONCENTRATION

Lab Name: TestAmerica Edison Job No.: 460-85449-1 Analy Batch No.: 254257

SDG No.: _____

Instrument ID: CPESTGC7 GC Column: CLP-1 ID: 0.53 (mm) Heated Purge: (Y/N) N

Calibration Start Date: 10/07/2014 15:03 Calibration End Date: 10/07/2014 15:03 Calibration ID: 43355

Calibration Files:

LEVEL:	LAB SAMPLE ID:	LAB FILE ID:
Level 1	IC 460-254257/13	OR222719.D

ANALYTE	CURVE TYPE	RESPONSE					CONCENTRATION (UG/L)				
		LVL 1					LVL 1				
PCB-1262 Peak 1	Ave	316291					1000				
PCB-1262 Peak 2	Ave	460610					1000				
PCB-1262 Peak 3	Ave	231567					1000				
PCB-1262 Peak 4	Ave	502914					1000				
PCB-1262 Peak 5	Ave	395681					1000				

Curve Type Legend:

Ave = Average

FORM VI
PCBS INITIAL CALIBRATION DATA
EXTERNAL STANDARD RETENTION TIME SUMMARY

Lab Name: TestAmerica Edison Job No.: 460-85449-1 Analy Batch No.: 254257

SDG No.: _____

Instrument ID: CPESTGC7 GC Column: CLP-2 ID: 0.53(mm) Heated Purge: (Y/N) N

Calibration Start Date: 10/07/2014 15:20 Calibration End Date: 10/07/2014 15:20 Calibration ID: 43360

Calibration Files:

LEVEL:	LAB SAMPLE ID:	LAB FILE ID:
Level 1	IC 460-254257/14	OR222720.D

ANALYTE	LVL 1										RT WINDOW	AVG RT
PCB-1268 Peak 1	9.295										9.225 - 9.365	9.295
PCB-1268 Peak 2	9.360										9.290 - 9.430	9.360
PCB-1268 Peak 3	9.685										9.615 - 9.755	9.685
PCB-1268 Peak 4	10.008										9.938 - 10.078	10.008
PCB-1268 Peak 5	10.323										10.253 - 10.393	10.323

FORM VI
PCBS INITIAL CALIBRATION DATA
EXTERNAL STANDARD CURVE EVALUATION

Lab Name: TestAmerica Edison Job No.: 460-85449-1 Analy Batch No.: 254257

SDG No.: _____

Instrument ID: CPESTGC7 GC Column: CLP-2 ID: 0.53 (mm) Heated Purge: (Y/N) N

Calibration Start Date: 10/07/2014 15:20 Calibration End Date: 10/07/2014 15:20 Calibration ID: 43360

Calibration Files:

LEVEL:	LAB SAMPLE ID:	LAB FILE ID:
Level 1	IC 460-254257/14	OR222720.D

ANALYTE	CF				CURVE TYPE	COEFFICIENT			#	MIN CF	%RSD	#	MAX %RSD	R^2 OR COD	#	MIN R^2 OR COD
	LVL 1					B	M1	M2								
PCB-1268 Peak 1	634.08				Ave		634.076000						20.0			
PCB-1268 Peak 2	734.81				Ave		734.809000						20.0			
PCB-1268 Peak 3	537.29				Ave		537.287000						20.0			
PCB-1268 Peak 4	249.38				Ave		249.379000						20.0			
PCB-1268 Peak 5	1419.7				Ave		1419.66000						20.0			

Note: The m1 coefficient is the same as Ave CF for an Ave curve type.

FORM VI
 PCBS INITIAL CALIBRATION DATA
 EXTERNAL STANDARD RESPONSE AND CONCENTRATION

Lab Name: TestAmerica Edison Job No.: 460-85449-1 Analy Batch No.: 254257

SDG No.: _____

Instrument ID: CPESTGC7 GC Column: CLP-2 ID: 0.53 (mm) Heated Purge: (Y/N) N

Calibration Start Date: 10/07/2014 15:20 Calibration End Date: 10/07/2014 15:20 Calibration ID: 43360

Calibration Files:

LEVEL:	LAB SAMPLE ID:	LAB FILE ID:
Level 1	IC 460-254257/14	OR222720.D

ANALYTE	CURVE TYPE	RESPONSE					CONCENTRATION (UG/L)				
		LVL 1					LVL 1				
PCB-1268 Peak 1	Ave	634076					1000				
PCB-1268 Peak 2	Ave	734809					1000				
PCB-1268 Peak 3	Ave	537287					1000				
PCB-1268 Peak 4	Ave	249379					1000				
PCB-1268 Peak 5	Ave	1419660					1000				

Curve Type Legend:

Ave = Average

FORM VI
PCBS INITIAL CALIBRATION DATA
EXTERNAL STANDARD RETENTION TIME SUMMARY

Lab Name: TestAmerica Edison Job No.: 460-85449-1 Analy Batch No.: 254257

SDG No.: _____

Instrument ID: CPESTGC7 GC Column: CLP-1 ID: 0.53(mm) Heated Purge: (Y/N) N

Calibration Start Date: 10/07/2014 15:20 Calibration End Date: 10/07/2014 15:20 Calibration ID: 43361

Calibration Files:

LEVEL:	LAB SAMPLE ID:	LAB FILE ID:
Level 1	IC 460-254257/14	OR222720.D

ANALYTE	LVL 1										RT WINDOW	AVG RT
PCB-1268 Peak 1	7.450										7.380 - 7.520	7.450
PCB-1268 Peak 2	7.528										7.458 - 7.598	7.528
PCB-1268 Peak 3	7.933										7.863 - 8.003	7.933
PCB-1268 Peak 4	8.753										8.683 - 8.823	8.753
PCB-1268 Peak 5	9.235										9.165 - 9.305	9.235

FORM VI
PCBS INITIAL CALIBRATION DATA
EXTERNAL STANDARD CURVE EVALUATION

Lab Name: TestAmerica Edison Job No.: 460-85449-1 Analy Batch No.: 254257

SDG No.: _____

Instrument ID: CPESTGC7 GC Column: CLP-1 ID: 0.53 (mm) Heated Purge: (Y/N) N

Calibration Start Date: 10/07/2014 15:20 Calibration End Date: 10/07/2014 15:20 Calibration ID: 43361

Calibration Files:

LEVEL:	LAB SAMPLE ID:	LAB FILE ID:
Level 1	IC 460-254257/14	OR222720.D

ANALYTE	CF				CURVE TYPE	COEFFICIENT			#	MIN CF	%RSD	#	MAX %RSD	R^2 OR COD	#	MIN R^2 OR COD
	LVL 1					B	M1	M2								
PCB-1268 Peak 1	893.87				Ave		893.869000						20.0			
PCB-1268 Peak 2	1159.1				Ave		1159.14400						20.0			
PCB-1268 Peak 3	878.47				Ave		878.466000						20.0			
PCB-1268 Peak 4	419.63				Ave		419.633000						20.0			
PCB-1268 Peak 5	2217.5				Ave		2217.53800						20.0			

Note: The m1 coefficient is the same as Ave CF for an Ave curve type.

FORM VI
PCBS INITIAL CALIBRATION DATA
EXTERNAL STANDARD RESPONSE AND CONCENTRATION

Lab Name: TestAmerica Edison Job No.: 460-85449-1 Analy Batch No.: 254257

SDG No.: _____

Instrument ID: CPESTGC7 GC Column: CLP-1 ID: 0.53 (mm) Heated Purge: (Y/N) N

Calibration Start Date: 10/07/2014 15:20 Calibration End Date: 10/07/2014 15:20 Calibration ID: 43361

Calibration Files:

LEVEL:	LAB SAMPLE ID:	LAB FILE ID:
Level 1	IC 460-254257/14	OR222720.D

ANALYTE	CURVE TYPE	RESPONSE					CONCENTRATION (UG/L)				
		LVL 1					LVL 1				
PCB-1268 Peak 1	Ave	893869					1000				
PCB-1268 Peak 2	Ave	1159144					1000				
PCB-1268 Peak 3	Ave	878466					1000				
PCB-1268 Peak 4	Ave	419633					1000				
PCB-1268 Peak 5	Ave	2217538					1000				

Curve Type Legend:

Ave = Average

FORM VI
PCBS INITIAL CALIBRATION DATA
EXTERNAL STANDARD RETENTION TIME SUMMARY

Lab Name: TestAmerica Edison Job No.: 460-85449-1 Analy Batch No.: 255071

SDG No.: _____

Instrument ID: CPESTGC8 GC Column: CLP-2 ID: 0.53(mm) Heated Purge: (Y/N) N

Calibration Start Date: 10/10/2014 10:19 Calibration End Date: 10/10/2014 11:23 Calibration ID: 43661

Calibration Files:

LEVEL:	LAB SAMPLE ID:	LAB FILE ID:
Level 1	IC 460-255071/2	QR106291.D
Level 2	IC 460-255071/3	QR106292.D
Level 3	IC 460-255071/4	QR106293.D
Level 4	IC 460-255071/5	QR106294.D
Level 5	IC 460-255071/6	QR106295.D

ANALYTE	LVL 1	LVL 2	LVL 3	LVL 4	LVL 5						RT WINDOW	AVG RT
PCB-1016 Peak 1	2.701	2.704	2.706	2.705	2.709						2.631 - 2.771	2.705
PCB-1016 Peak 2	3.415	3.420	3.420	3.418	3.426						3.345 - 3.485	3.420
PCB-1016 Peak 3	4.367	4.371	4.372	4.373	4.379						4.297 - 4.437	4.372
PCB-1016 Peak 4	5.540	5.542	5.543	5.544	5.550						5.470 - 5.610	5.544
PCB-1016 Peak 5	5.765	5.767	5.767	5.768	5.775						5.695 - 5.835	5.768
PCB-1260 Peak 1	7.907	7.909	7.911	7.912	7.921						7.837 - 7.977	7.912
PCB-1260 Peak 2	8.398	8.398	8.401	8.403	8.412						8.328 - 8.468	8.402
PCB-1260 Peak 3	10.073	10.073	10.075	10.075	10.081						10.003 - 10.143	10.075
PCB-1260 Peak 4	10.447	10.450	10.450	10.452	10.457						10.377 - 10.517	10.451
PCB-1260 Peak 5	11.506	11.517	11.517	11.519	11.527						11.436 - 11.576	11.517
Tetrachloro-m-Xylene	2.103	2.106	2.108	2.107	2.110						2.053 - 2.153	2.107
DCB Decachlorobiphenyl	12.060	12.076	12.075	12.077	12.087						11.960 - 12.160	12.075

FORM VI
PCBS INITIAL CALIBRATION DATA
EXTERNAL STANDARD CURVE EVALUATION

Lab Name: TestAmerica Edison Job No.: 460-85449-1 Analy Batch No.: 255071

SDG No.: _____

Instrument ID: CPESTGC8 GC Column: CLP-2 ID: 0.53 (mm) Heated Purge: (Y/N) N

Calibration Start Date: 10/10/2014 10:19 Calibration End Date: 10/10/2014 11:23 Calibration ID: 43661

Calibration Files:

LEVEL:	LAB SAMPLE ID:	LAB FILE ID:
Level 1	IC 460-255071/2	QR106291.D
Level 2	IC 460-255071/3	QR106292.D
Level 3	IC 460-255071/4	QR106293.D
Level 4	IC 460-255071/5	QR106294.D
Level 5	IC 460-255071/6	QR106295.D

ANALYTE	CF				CURVE TYPE	COEFFICIENT			#	MIN CF	%RSD	#	MAX %RSD	R ² OR COD	#	MIN R ² OR COD
	LVL 1 LVL 5	LVL 2	LVL 3	LVL 4		B	M1	M2								
PCB-1016 Peak 1	5882.5 4996.4	5742.5	6156.8	5368.5	Ave		5629.34881			8.1		20.0				
PCB-1016 Peak 2	10964 10044	11157	11590	10851	Ave		10921.0132			5.2		20.0				
PCB-1016 Peak 3	21191 17105	18857	19354	18326	Ave		18966.6094			7.9		20.0				
PCB-1016 Peak 4	6540.0 5560.5	5789.8	6242.4	5783.6	Ave		5983.25988			6.6		20.0				
PCB-1016 Peak 5	7032.2 6715.6	6706.4	7181.3	6974.5	Ave		6922.00949			3.0		20.0				
PCB-1260 Peak 1	13340 10857	11634	11954	11230	Ave		11803.1395			8.1		20.0				
PCB-1260 Peak 2	15311 13176	13884	14128	13118	Ave		13923.3855			6.4		20.0				
PCB-1260 Peak 3	8428.3 9264.9	9506.7	9642.3	9471.2	Ave		9262.67416			5.2		20.0				
PCB-1260 Peak 4	17379 20309	20240	21039	20405	Ave		19874.4466			7.2		20.0				
PCB-1260 Peak 5	6543.1 6248.9	7619.8	6553.4	6516.3	Ave		6696.30177			7.9		20.0				
Tetrachloro-m-xylene	236360 215457	238732	233889	216901	Ave		228267.725			4.9		20.0				
DCB Decachlorobiphenyl	177782 164206	182144	171820	164450	Ave		172080.434			4.6		20.0				

Note: The m1 coefficient is the same as Ave CF for an Ave curve type.

FORM VI
PCBS INITIAL CALIBRATION DATA
EXTERNAL STANDARD RESPONSE AND CONCENTRATION

Lab Name: TestAmerica Edison Job No.: 460-85449-1 Analy Batch No.: 255071

SDG No.: _____

Instrument ID: CPESTGC8 GC Column: CLP-2 ID: 0.53 (mm) Heated Purge: (Y/N) N

Calibration Start Date: 10/10/2014 10:19 Calibration End Date: 10/10/2014 11:23 Calibration ID: 43661

Calibration Files:

LEVEL:	LAB SAMPLE ID:	LAB FILE ID:
Level 1	IC 460-255071/2	QR106291.D
Level 2	IC 460-255071/3	QR106292.D
Level 3	IC 460-255071/4	QR106293.D
Level 4	IC 460-255071/5	QR106294.D
Level 5	IC 460-255071/6	QR106295.D

ANALYTE	CURVE TYPE	RESPONSE					CONCENTRATION (UG/L)				
		LVL 1	LVL 2	LVL 3	LVL 4	LVL 5	LVL 1	LVL 2	LVL 3	LVL 4	LVL 5
PCB-1016 Peak 1	Ave	294126	2871268	6156839	8052739	12490891	50.0	500	1000	1500	2500
PCB-1016 Peak 2	Ave	548221	5578317	11589822	16275755	25109217	50.0	500	1000	1500	2500
PCB-1016 Peak 3	Ave	1059548	9428378	19353886	27489656	42762519	50.0	500	1000	1500	2500
PCB-1016 Peak 4	Ave	327002	2894893	6242429	8675349	13901196	50.0	500	1000	1500	2500
PCB-1016 Peak 5	Ave	351608	3353178	7181346	10461820	16789097	50.0	500	1000	1500	2500
PCB-1260 Peak 1	Ave	667017	5817214	11954122	16844681	27142551	50.0	500	1000	1500	2500
PCB-1260 Peak 2	Ave	765545	6942172	14127667	19677014	32940018	50.0	500	1000	1500	2500
PCB-1260 Peak 3	Ave	421413	4753366	9642320	14206749	23162232	50.0	500	1000	1500	2500
PCB-1260 Peak 4	Ave	868952	10119858	21039067	30608204	50772352	50.0	500	1000	1500	2500
PCB-1260 Peak 5	Ave	327156	3809888	6553443	9774415	15622233	50.0	500	1000	1500	2500
Tetrachloro-m-xylene	Ave	2954499	11936580	23388931	32535152	43091356	12.5	50.0	100	150	200
DCB Decachlorobiphenyl	Ave	2222278	9107212	17181972	24667453	32841257	12.5	50.0	100	150	200

Curve Type Legend:

Ave = Average

FORM VI
PCBS INITIAL CALIBRATION DATA
EXTERNAL STANDARD RETENTION TIME SUMMARY

Lab Name: TestAmerica Edison Job No.: 460-85449-1 Analy Batch No.: 255071

SDG No.: _____

Instrument ID: CPESTGC8 GC Column: CLP-1 ID: 0.53(mm) Heated Purge: (Y/N) N

Calibration Start Date: 10/10/2014 10:19 Calibration End Date: 10/10/2014 11:23 Calibration ID: 43662

Calibration Files:

LEVEL:	LAB SAMPLE ID:	LAB FILE ID:
Level 1	IC 460-255071/2	QR106291.D
Level 2	IC 460-255071/3	QR106292.D
Level 3	IC 460-255071/4	QR106293.D
Level 4	IC 460-255071/5	QR106294.D
Level 5	IC 460-255071/6	QR106295.D

ANALYTE	LVL 1	LVL 2	LVL 3	LVL 4	LVL 5						RT WINDOW	AVG RT
PCB-1016 Peak 1	1.969	1.972	1.981	1.980	1.977						1.899 - 2.039	1.976
PCB-1016 Peak 2	2.334	2.337	2.346	2.345	2.342						2.264 - 2.404	2.341
PCB-1016 Peak 3	2.860	2.867	2.876	2.876	2.872						2.790 - 2.930	2.870
PCB-1016 Peak 4	3.061	3.067	3.079	3.078	3.074						2.991 - 3.131	3.072
PCB-1016 Peak 5	3.861	3.865	3.878	3.878	3.874						3.791 - 3.931	3.871
PCB-1260 Peak 1	6.083	6.086	6.093	6.094	6.095						6.013 - 6.153	6.090
PCB-1260 Peak 2	7.719	7.722	7.729	7.731	7.734						7.649 - 7.789	7.727
PCB-1260 Peak 3	8.411	8.413	8.421	8.425	8.429						8.341 - 8.481	8.420
PCB-1260 Peak 4	9.111	9.114	9.124	9.126	9.132						9.041 - 9.181	9.121
PCB-1260 Peak 5	10.255	10.257	10.260	10.262	10.265						10.185 - 10.325	10.260
Tetrachloro-m-Xylene	1.629	1.631	1.640	1.640	1.636						1.579 - 1.679	1.635
DCB Decachlorobiphenyl	10.831	10.835	10.837	10.839	10.843						10.731 - 10.931	10.837

FORM VI
PCBS INITIAL CALIBRATION DATA
EXTERNAL STANDARD CURVE EVALUATION

Lab Name: TestAmerica Edison Job No.: 460-85449-1 Analy Batch No.: 255071

SDG No.: _____

Instrument ID: CPESTGC8 GC Column: CLP-1 ID: 0.53 (mm) Heated Purge: (Y/N) N

Calibration Start Date: 10/10/2014 10:19 Calibration End Date: 10/10/2014 11:23 Calibration ID: 43662

Calibration Files:

LEVEL:	LAB SAMPLE ID:	LAB FILE ID:
Level 1	IC 460-255071/2	QR106291.D
Level 2	IC 460-255071/3	QR106292.D
Level 3	IC 460-255071/4	QR106293.D
Level 4	IC 460-255071/5	QR106294.D
Level 5	IC 460-255071/6	QR106295.D

ANALYTE	CF				CURVE TYPE	COEFFICIENT			#	MIN CF	%RSD	#	MAX %RSD	R ² OR COD	#	MIN R ² OR COD
	LVL 1 LVL 5	LVL 2	LVL 3	LVL 4		B	M1	M2								
PCB-1016 Peak 1	6032.6 4975.9	5322.8	5396.1	5224.2	Ave		5390.33657			7.3		20.0				
PCB-1016 Peak 2	9325.5 7520.0	9307.6	8350.1	8928.5	Ave		8686.35467			8.8		20.0				
PCB-1016 Peak 3	14509 14332	16690	14921	17247	Ave		15539.7267			8.6		20.0				
PCB-1016 Peak 4	6383.8 5855.8	6394.2	6147.1	7026.6	Ave		6361.47269			6.8		20.0				
PCB-1016 Peak 5	6132.2 6186.9	6021.4	6401.0	6425.5	Ave		6233.37416			2.8		20.0				
PCB-1260 Peak 1	10345 9192.6	10011	9932.9	9498.8	Ave		9796.02364			4.6		20.0				
PCB-1260 Peak 2	8341.9 8336.8	8752.0	8861.5	8489.0	Ave		8556.23711			2.8		20.0				
PCB-1260 Peak 3	18075 21262	21276	21790	21413	Ave		20763.0206			7.3		20.0				
PCB-1260 Peak 4	8424.1 9063.2	8382.4	9095.8	9029.0	Ave		8798.89381			4.1		20.0				
PCB-1260 Peak 5	5087.3 5542.6	5164.0	5574.3	5416.0	Ave		5356.83488			4.1		20.0				
Tetrachloro-m-xylene	195290 199086	210826	211675	197967	Ave		202968.734			3.8		20.0				
DCB Decachlorobiphenyl	165705 151638	166624	163646	151163	Ave		159755.134			4.8		20.0				

Note: The m1 coefficient is the same as Ave CF for an Ave curve type.

FORM VI
PCBS INITIAL CALIBRATION DATA
EXTERNAL STANDARD RESPONSE AND CONCENTRATION

Lab Name: TestAmerica Edison Job No.: 460-85449-1 Analy Batch No.: 255071

SDG No.: _____

Instrument ID: CPESTGC8 GC Column: CLP-1 ID: 0.53 (mm) Heated Purge: (Y/N) N

Calibration Start Date: 10/10/2014 10:19 Calibration End Date: 10/10/2014 11:23 Calibration ID: 43662

Calibration Files:

LEVEL:	LAB SAMPLE ID:	LAB FILE ID:
Level 1	IC 460-255071/2	QR106291.D
Level 2	IC 460-255071/3	QR106292.D
Level 3	IC 460-255071/4	QR106293.D
Level 4	IC 460-255071/5	QR106294.D
Level 5	IC 460-255071/6	QR106295.D

ANALYTE	CURVE TYPE	RESPONSE					CONCENTRATION (UG/L)				
		LVL 1	LVL 2	LVL 3	LVL 4	LVL 5	LVL 1	LVL 2	LVL 3	LVL 4	LVL 5
PCB-1016 Peak 1	Ave	301630	2661418	5396111	7836364	12439733	50.0	500	1000	1500	2500
PCB-1016 Peak 2	Ave	466275	4653790	8350138	13392782	18800085	50.0	500	1000	1500	2500
PCB-1016 Peak 3	Ave	725447	8345045	14921119	25870379	35828913	50.0	500	1000	1500	2500
PCB-1016 Peak 4	Ave	319188	3197095	6147088	10539826	14639437	50.0	500	1000	1500	2500
PCB-1016 Peak 5	Ave	306610	3010694	6400952	9638178	15467197	50.0	500	1000	1500	2500
PCB-1260 Peak 1	Ave	517265	5005259	9932913	14248143	22981563	50.0	500	1000	1500	2500
PCB-1260 Peak 2	Ave	417097	4375992	8861503	12733436	20842003	50.0	500	1000	1500	2500
PCB-1260 Peak 3	Ave	903727	10637796	21789923	32119010	53155937	50.0	500	1000	1500	2500
PCB-1260 Peak 4	Ave	421204	4191223	9095800	13543462	22657921	50.0	500	1000	1500	2500
PCB-1260 Peak 5	Ave	254363	2582009	5574310	8123952	13856546	50.0	500	1000	1500	2500
Tetrachloro-m-xylene	Ave	2441124	10541288	21167529	29695014	39817188	12.5	50.0	100	150	200
DCB Decachlorobiphenyl	Ave	2071313	8331200	16364565	22674492	30327540	12.5	50.0	100	150	200

Curve Type Legend:

Ave = Average

FORM VI
 PCBS INITIAL CALIBRATION DATA
 EXTERNAL STANDARD RETENTION TIME SUMMARY

Lab Name: TestAmerica Edison Job No.: 460-85449-1 Analy Batch No.: 255071

SDG No.: _____

Instrument ID: CPESTGC8 GC Column: CLP-2 ID: 0.53(mm) Heated Purge: (Y/N) N

Calibration Start Date: 10/10/2014 11:57 Calibration End Date: 10/10/2014 11:57 Calibration ID: 43667

Calibration Files:

LEVEL:	LAB SAMPLE ID:	LAB FILE ID:
Level 1	IC 460-255071/8	QR106297.D

ANALYTE	LVL 1										RT WINDOW	AVG RT
PCB-1221 Peak 1	1.639										1.569 - 1.709	1.639
PCB-1221 Peak 2	2.464										2.394 - 2.534	2.464
PCB-1221 Peak 3	2.637										2.567 - 2.707	2.637
PCB-1221 Peak 4	2.712										2.642 - 2.782	2.712
PCB-1221 Peak 5	3.543										3.473 - 3.613	3.543

FORM VI
PCBS INITIAL CALIBRATION DATA
EXTERNAL STANDARD CURVE EVALUATION

Lab Name: TestAmerica Edison Job No.: 460-85449-1 Analy Batch No.: 255071

SDG No.: _____

Instrument ID: CPESTGC8 GC Column: CLP-2 ID: 0.53 (mm) Heated Purge: (Y/N) N

Calibration Start Date: 10/10/2014 11:57 Calibration End Date: 10/10/2014 11:57 Calibration ID: 43667

Calibration Files:

LEVEL:	LAB SAMPLE ID:	LAB FILE ID:
Level 1	IC 460-255071/8	QR106297.D

ANALYTE	CF				CURVE TYPE	COEFFICIENT			#	MIN CF	%RSD	#	MAX %RSD	R ² OR COD	#	MIN R ² OR COD
	LVL 1					B	M1	M2								
PCB-1221 Peak 1	2558.3				Ave		2558.25800						20.0			
PCB-1221 Peak 2	3205.8				Ave		3205.76800						20.0			
PCB-1221 Peak 3	1878.2				Ave		1878.18400						20.0			
PCB-1221 Peak 4	7093.5				Ave		7093.46900						20.0			
PCB-1221 Peak 5	1101.2				Ave		1101.16800						20.0			

Note: The m1 coefficient is the same as Ave CF for an Ave curve type.

FORM VI
 PCBS INITIAL CALIBRATION DATA
 EXTERNAL STANDARD RESPONSE AND CONCENTRATION

Lab Name: TestAmerica Edison Job No.: 460-85449-1 Analy Batch No.: 255071

SDG No.: _____

Instrument ID: CPESTGC8 GC Column: CLP-2 ID: 0.53 (mm) Heated Purge: (Y/N) N

Calibration Start Date: 10/10/2014 11:57 Calibration End Date: 10/10/2014 11:57 Calibration ID: 43667

Calibration Files:

LEVEL:	LAB SAMPLE ID:	LAB FILE ID:
Level 1	IC 460-255071/8	QR106297.D

ANALYTE	CURVE TYPE	RESPONSE					CONCENTRATION (UG/L)				
		LVL 1					LVL 1				
PCB-1221 Peak 1	Ave	2558258					1000				
PCB-1221 Peak 2	Ave	3205768					1000				
PCB-1221 Peak 3	Ave	1878184					1000				
PCB-1221 Peak 4	Ave	7093469					1000				
PCB-1221 Peak 5	Ave	1101168					1000				

Curve Type Legend:

Ave = Average

FORM VI
 PCBS INITIAL CALIBRATION DATA
 EXTERNAL STANDARD RETENTION TIME SUMMARY

Lab Name: TestAmerica Edison Job No.: 460-85449-1 Analy Batch No.: 255071

SDG No.: _____

Instrument ID: CPESTGC8 GC Column: CLP-1 ID: 0.53(mm) Heated Purge: (Y/N) N

Calibration Start Date: 10/10/2014 11:57 Calibration End Date: 10/10/2014 11:57 Calibration ID: 43668

Calibration Files:

LEVEL:	LAB SAMPLE ID:	LAB FILE ID:
Level 1	IC 460-255071/8	QR106297.D

ANALYTE	LVL 1										RT WINDOW	AVG RT
PCB-1221 Peak 1	1.236										1.166 - 1.306	1.236
PCB-1221 Peak 2	1.802										1.732 - 1.872	1.802
PCB-1221 Peak 3	1.981										1.911 - 2.051	1.981
PCB-1221 Peak 4	2.476										2.406 - 2.546	2.476
PCB-1221 Peak 5	2.873										2.803 - 2.943	2.873

FORM VI
PCBS INITIAL CALIBRATION DATA
EXTERNAL STANDARD CURVE EVALUATION

Lab Name: TestAmerica Edison Job No.: 460-85449-1 Analy Batch No.: 255071

SDG No.: _____

Instrument ID: CPESTGC8 GC Column: CLP-1 ID: 0.53 (mm) Heated Purge: (Y/N) N

Calibration Start Date: 10/10/2014 11:57 Calibration End Date: 10/10/2014 11:57 Calibration ID: 43668

Calibration Files:

LEVEL:	LAB SAMPLE ID:	LAB FILE ID:
Level 1	IC 460-255071/8	QR106297.D

ANALYTE	CF				CURVE TYPE	COEFFICIENT			#	MIN CF	%RSD	#	MAX %RSD	R^2 OR COD	#	MIN R^2 OR COD
	LVL 1					B	M1	M2								
PCB-1221 Peak 1	2417.7				Ave		2417.74400						20.0			
PCB-1221 Peak 2	2545.1				Ave		2545.09900						20.0			
PCB-1221 Peak 3	7405.4				Ave		7405.35600						20.0			
PCB-1221 Peak 4	923.85				Ave		923.846000						20.0			
PCB-1221 Peak 5	831.80				Ave		831.800000						20.0			

Note: The m1 coefficient is the same as Ave CF for an Ave curve type.

FORM VI
 PCBS INITIAL CALIBRATION DATA
 EXTERNAL STANDARD RESPONSE AND CONCENTRATION

Lab Name: TestAmerica Edison Job No.: 460-85449-1 Analy Batch No.: 255071

SDG No.: _____

Instrument ID: CPESTGC8 GC Column: CLP-1 ID: 0.53 (mm) Heated Purge: (Y/N) N

Calibration Start Date: 10/10/2014 11:57 Calibration End Date: 10/10/2014 11:57 Calibration ID: 43668

Calibration Files:

LEVEL:	LAB SAMPLE ID:	LAB FILE ID:
Level 1	IC 460-255071/8	QR106297.D

ANALYTE	CURVE TYPE	RESPONSE					CONCENTRATION (UG/L)				
		LVL 1					LVL 1				
PCB-1221 Peak 1	Ave	2417744					1000				
PCB-1221 Peak 2	Ave	2545099					1000				
PCB-1221 Peak 3	Ave	7405356					1000				
PCB-1221 Peak 4	Ave	923846					1000				
PCB-1221 Peak 5	Ave	831800					1000				

Curve Type Legend:

Ave = Average

FORM VI
 PCBS INITIAL CALIBRATION DATA
 EXTERNAL STANDARD RETENTION TIME SUMMARY

Lab Name: TestAmerica Edison Job No.: 460-85449-1 Analy Batch No.: 255071

SDG No.: _____

Instrument ID: CPESTGC8 GC Column: CLP-2 ID: 0.53(mm) Heated Purge: (Y/N) N

Calibration Start Date: 10/10/2014 12:12 Calibration End Date: 10/10/2014 12:12 Calibration ID: 43673

Calibration Files:

LEVEL:	LAB SAMPLE ID:	LAB FILE ID:
Level 1	IC 460-255071/9	QR106298.D

ANALYTE	LVL 1										RT WINDOW	AVG RT
PCB-1232 Peak 1	2.711										2.641 - 2.781	2.711
PCB-1232 Peak 2	3.426										3.356 - 3.496	3.426
PCB-1232 Peak 3	4.380										4.310 - 4.450	4.380
PCB-1232 Peak 4	5.551										5.481 - 5.621	5.551
PCB-1232 Peak 5	5.775										5.705 - 5.845	5.775

FORM VI
PCBS INITIAL CALIBRATION DATA
EXTERNAL STANDARD CURVE EVALUATION

Lab Name: TestAmerica Edison Job No.: 460-85449-1 Analy Batch No.: 255071

SDG No.: _____

Instrument ID: CPESTGC8 GC Column: CLP-2 ID: 0.53 (mm) Heated Purge: (Y/N) N

Calibration Start Date: 10/10/2014 12:12 Calibration End Date: 10/10/2014 12:12 Calibration ID: 43673

Calibration Files:

LEVEL:	LAB SAMPLE ID:	LAB FILE ID:
Level 1	IC 460-255071/9	QR106298.D

ANALYTE	CF				CURVE TYPE	COEFFICIENT			#	MIN CF	%RSD	#	MAX %RSD	R^2 OR COD	#	MIN R^2 OR COD
	LVL 1					B	M1	M2								
PCB-1232 Peak 1	6123.0				Ave		6123.04100						20.0			
PCB-1232 Peak 2	5076.6				Ave		5076.58600						20.0			
PCB-1232 Peak 3	8395.2				Ave		8395.17400						20.0			
PCB-1232 Peak 4	2526.6				Ave		2526.64300						20.0			
PCB-1232 Peak 5	2899.2				Ave		2899.21800						20.0			

Note: The m1 coefficient is the same as Ave CF for an Ave curve type.

FORM VI
 PCBS INITIAL CALIBRATION DATA
 EXTERNAL STANDARD RESPONSE AND CONCENTRATION

Lab Name: TestAmerica Edison Job No.: 460-85449-1 Analy Batch No.: 255071

SDG No.: _____

Instrument ID: CPESTGC8 GC Column: CLP-2 ID: 0.53 (mm) Heated Purge: (Y/N) N

Calibration Start Date: 10/10/2014 12:12 Calibration End Date: 10/10/2014 12:12 Calibration ID: 43673

Calibration Files:

LEVEL:	LAB SAMPLE ID:	LAB FILE ID:
Level 1	IC 460-255071/9	QR106298.D

ANALYTE	CURVE TYPE	RESPONSE					CONCENTRATION (UG/L)				
		LVL 1					LVL 1				
PCB-1232 Peak 1	Ave	6123041					1000				
PCB-1232 Peak 2	Ave	5076586					1000				
PCB-1232 Peak 3	Ave	8395174					1000				
PCB-1232 Peak 4	Ave	2526643					1000				
PCB-1232 Peak 5	Ave	2899218					1000				

Curve Type Legend:

Ave = Average

FORM VI
 PCBS INITIAL CALIBRATION DATA
 EXTERNAL STANDARD RETENTION TIME SUMMARY

Lab Name: TestAmerica Edison Job No.: 460-85449-1 Analy Batch No.: 255071

SDG No.: _____

Instrument ID: CPESTGC8 GC Column: CLP-1 ID: 0.53(mm) Heated Purge: (Y/N) N

Calibration Start Date: 10/10/2014 12:12 Calibration End Date: 10/10/2014 12:12 Calibration ID: 43674

Calibration Files:

LEVEL:	LAB SAMPLE ID:	LAB FILE ID:
Level 1	IC 460-255071/9	QR106298.D

ANALYTE	LVL 1										RT WINDOW	AVG RT
PCB-1232 Peak 1	1.987										1.917 - 2.057	1.987
PCB-1232 Peak 2	2.352										2.282 - 2.422	2.352
PCB-1232 Peak 3	2.881										2.811 - 2.951	2.881
PCB-1232 Peak 4	3.084										3.014 - 3.154	3.084
PCB-1232 Peak 5	3.886										3.816 - 3.956	3.886

FORM VI
PCBS INITIAL CALIBRATION DATA
EXTERNAL STANDARD CURVE EVALUATION

Lab Name: TestAmerica Edison Job No.: 460-85449-1 Analy Batch No.: 255071

SDG No.: _____

Instrument ID: CPESTGC8 GC Column: CLP-1 ID: 0.53 (mm) Heated Purge: (Y/N) N

Calibration Start Date: 10/10/2014 12:12 Calibration End Date: 10/10/2014 12:12 Calibration ID: 43674

Calibration Files:

LEVEL:	LAB SAMPLE ID:	LAB FILE ID:
Level 1	IC 460-255071/9	QR106298.D

ANALYTE	CF				CURVE TYPE	COEFFICIENT			#	MIN CF	%RSD	#	MAX %RSD	R^2 OR COD	#	MIN R^2 OR COD
	LVL 1					B	M1	M2								
PCB-1232 Peak 1	6256.8				Ave		6256.79300						20.0			
PCB-1232 Peak 2	4617.1				Ave		4617.06500						20.0			
PCB-1232 Peak 3	7063.6				Ave		7063.58900						20.0			
PCB-1232 Peak 4	2837.0				Ave		2837.03900						20.0			
PCB-1232 Peak 5	2453.9				Ave		2453.91600						20.0			

Note: The m1 coefficient is the same as Ave CF for an Ave curve type.

FORM VI
PCBS INITIAL CALIBRATION DATA
EXTERNAL STANDARD RESPONSE AND CONCENTRATION

Lab Name: TestAmerica Edison Job No.: 460-85449-1 Analy Batch No.: 255071

SDG No.: _____

Instrument ID: CPESTGC8 GC Column: CLP-1 ID: 0.53 (mm) Heated Purge: (Y/N) N

Calibration Start Date: 10/10/2014 12:12 Calibration End Date: 10/10/2014 12:12 Calibration ID: 43674

Calibration Files:

LEVEL:	LAB SAMPLE ID:	LAB FILE ID:
Level 1	IC 460-255071/9	QR106298.D

ANALYTE	CURVE TYPE	RESPONSE					CONCENTRATION (UG/L)				
		LVL 1					LVL 1				
PCB-1232 Peak 1	Ave	6256793					1000				
PCB-1232 Peak 2	Ave	4617065					1000				
PCB-1232 Peak 3	Ave	7063589					1000				
PCB-1232 Peak 4	Ave	2837039					1000				
PCB-1232 Peak 5	Ave	2453916					1000				

Curve Type Legend:

Ave = Average

FORM VI
PCBS INITIAL CALIBRATION DATA
EXTERNAL STANDARD RETENTION TIME SUMMARY

Lab Name: TestAmerica Edison Job No.: 460-85449-1 Analy Batch No.: 255071

SDG No.: _____

Instrument ID: CPESTGC8 GC Column: CLP-2 ID: 0.53(mm) Heated Purge: (Y/N) N

Calibration Start Date: 10/10/2014 12:28 Calibration End Date: 10/10/2014 12:28 Calibration ID: 43679

Calibration Files:

LEVEL:	LAB SAMPLE ID:	LAB FILE ID:
Level 1	IC 460-255071/10	QR106299.D

ANALYTE	LVL 1										RT WINDOW	AVG RT
PCB-1242 Peak 1	2.712										2.642 - 2.782	2.712
PCB-1242 Peak 2	3.429										3.359 - 3.499	3.429
PCB-1242 Peak 3	4.383										4.313 - 4.453	4.383
PCB-1242 Peak 4	4.651										4.581 - 4.721	4.651
PCB-1242 Peak 5	6.328										6.258 - 6.398	6.328

FORM VI
PCBS INITIAL CALIBRATION DATA
EXTERNAL STANDARD CURVE EVALUATION

Lab Name: TestAmerica Edison Job No.: 460-85449-1 Analy Batch No.: 255071

SDG No.: _____

Instrument ID: CPESTGC8 GC Column: CLP-2 ID: 0.53 (mm) Heated Purge: (Y/N) N

Calibration Start Date: 10/10/2014 12:28 Calibration End Date: 10/10/2014 12:28 Calibration ID: 43679

Calibration Files:

LEVEL:	LAB SAMPLE ID:	LAB FILE ID:
Level 1	IC 460-255071/10	QR106299.D

ANALYTE	CF				CURVE TYPE	COEFFICIENT			#	MIN CF	%RSD	#	MAX %RSD	R^2 OR COD	#	MIN R^2 OR COD
	LVL 1					B	M1	M2								
PCB-1242 Peak 1	4456.3				Ave		4456.26900						20.0			
PCB-1242 Peak 2	7590.2				Ave		7590.18200						20.0			
PCB-1242 Peak 3	13757				Ave		13757.1330						20.0			
PCB-1242 Peak 4	6475.6				Ave		6475.64800						20.0			
PCB-1242 Peak 5	5766.9				Ave		5766.89200						20.0			

Note: The m1 coefficient is the same as Ave CF for an Ave curve type.

FORM VI
 PCBS INITIAL CALIBRATION DATA
 EXTERNAL STANDARD RESPONSE AND CONCENTRATION

Lab Name: TestAmerica Edison Job No.: 460-85449-1 Analy Batch No.: 255071

SDG No.: _____

Instrument ID: CPESTGC8 GC Column: CLP-2 ID: 0.53 (mm) Heated Purge: (Y/N) N

Calibration Start Date: 10/10/2014 12:28 Calibration End Date: 10/10/2014 12:28 Calibration ID: 43679

Calibration Files:

LEVEL:	LAB SAMPLE ID:	LAB FILE ID:
Level 1	IC 460-255071/10	QR106299.D

ANALYTE	CURVE TYPE	RESPONSE					CONCENTRATION (UG/L)				
		LVL 1					LVL 1				
PCB-1242 Peak 1	Ave	4456269					1000				
PCB-1242 Peak 2	Ave	7590182					1000				
PCB-1242 Peak 3	Ave	13757133					1000				
PCB-1242 Peak 4	Ave	6475648					1000				
PCB-1242 Peak 5	Ave	5766892					1000				

Curve Type Legend:

Ave = Average

FORM VI
 PCBS INITIAL CALIBRATION DATA
 EXTERNAL STANDARD RETENTION TIME SUMMARY

Lab Name: TestAmerica Edison Job No.: 460-85449-1 Analy Batch No.: 255071

SDG No.: _____

Instrument ID: CPESTGC8 GC Column: CLP-1 ID: 0.53(mm) Heated Purge: (Y/N) N

Calibration Start Date: 10/10/2014 12:28 Calibration End Date: 10/10/2014 12:28 Calibration ID: 43680

Calibration Files:

LEVEL:	LAB SAMPLE ID:	LAB FILE ID:
Level 1	IC 460-255071/10	QR106299.D

ANALYTE	LVL 1										RT WINDOW	AVG RT
PCB-1242 Peak 1	1.981										1.911 - 2.051	1.981
PCB-1242 Peak 2	2.346										2.276 - 2.416	2.346
PCB-1242 Peak 3	2.874										2.804 - 2.944	2.874
PCB-1242 Peak 4	3.078										3.008 - 3.148	3.078
PCB-1242 Peak 5	3.879										3.809 - 3.949	3.879

FORM VI
PCBS INITIAL CALIBRATION DATA
EXTERNAL STANDARD CURVE EVALUATION

Lab Name: TestAmerica Edison Job No.: 460-85449-1 Analy Batch No.: 255071

SDG No.: _____

Instrument ID: CPESTGC8 GC Column: CLP-1 ID: 0.53 (mm) Heated Purge: (Y/N) N

Calibration Start Date: 10/10/2014 12:28 Calibration End Date: 10/10/2014 12:28 Calibration ID: 43680

Calibration Files:

LEVEL:	LAB SAMPLE ID:	LAB FILE ID:
Level 1	IC 460-255071/10	QR106299.D

ANALYTE	CF				CURVE TYPE	COEFFICIENT			#	MIN CF	%RSD	#	MAX %RSD	R^2 OR COD	#	MIN R^2 OR COD
	LVL 1					B	M1	M2								
PCB-1242 Peak 1	3930.0				Ave		3930.00400						20.0			
PCB-1242 Peak 2	6493.1				Ave		6493.09000						20.0			
PCB-1242 Peak 3	11666				Ave		11666.2400						20.0			
PCB-1242 Peak 4	4802.5				Ave		4802.50300						20.0			
PCB-1242 Peak 5	4750.6				Ave		4750.59900						20.0			

Note: The m1 coefficient is the same as Ave CF for an Ave curve type.

FORM VI
PCBS INITIAL CALIBRATION DATA
EXTERNAL STANDARD RESPONSE AND CONCENTRATION

Lab Name: TestAmerica Edison Job No.: 460-85449-1 Analy Batch No.: 255071

SDG No.: _____

Instrument ID: CPESTGC8 GC Column: CLP-1 ID: 0.53 (mm) Heated Purge: (Y/N) N

Calibration Start Date: 10/10/2014 12:28 Calibration End Date: 10/10/2014 12:28 Calibration ID: 43680

Calibration Files:

LEVEL:	LAB SAMPLE ID:	LAB FILE ID:
Level 1	IC 460-255071/10	QR106299.D

ANALYTE	CURVE TYPE	RESPONSE					CONCENTRATION (UG/L)				
		LVL 1					LVL 1				
PCB-1242 Peak 1	Ave	3930004					1000				
PCB-1242 Peak 2	Ave	6493090					1000				
PCB-1242 Peak 3	Ave	11666240					1000				
PCB-1242 Peak 4	Ave	4802503					1000				
PCB-1242 Peak 5	Ave	4750599					1000				

Curve Type Legend:

Ave = Average

FORM VI
 PCBS INITIAL CALIBRATION DATA
 EXTERNAL STANDARD RETENTION TIME SUMMARY

Lab Name: TestAmerica Edison Job No.: 460-85449-1 Analy Batch No.: 255071

SDG No.: _____

Instrument ID: CPESTGC8 GC Column: CLP-2 ID: 0.53(mm) Heated Purge: (Y/N) N

Calibration Start Date: 10/10/2014 12:45 Calibration End Date: 10/10/2014 12:45 Calibration ID: 43685

Calibration Files:

LEVEL:	LAB SAMPLE ID:	LAB FILE ID:
Level 1	IC 460-255071/11	QR106300.D

ANALYTE	LVL 1										RT WINDOW	AVG RT
PCB-1248 Peak 1	3.429										3.359 - 3.499	3.429
PCB-1248 Peak 2	4.380										4.310 - 4.450	4.380
PCB-1248 Peak 3	5.059										4.989 - 5.129	5.059
PCB-1248 Peak 4	6.254										6.184 - 6.324	6.254
PCB-1248 Peak 5	6.329										6.259 - 6.399	6.329

FORM VI
PCBS INITIAL CALIBRATION DATA
EXTERNAL STANDARD CURVE EVALUATION

Lab Name: TestAmerica Edison Job No.: 460-85449-1 Analy Batch No.: 255071

SDG No.: _____

Instrument ID: CPESTGC8 GC Column: CLP-2 ID: 0.53 (mm) Heated Purge: (Y/N) N

Calibration Start Date: 10/10/2014 12:45 Calibration End Date: 10/10/2014 12:45 Calibration ID: 43685

Calibration Files:

LEVEL:	LAB SAMPLE ID:	LAB FILE ID:
Level 1	IC 460-255071/11	QR106300.D

ANALYTE	CF				CURVE TYPE	COEFFICIENT			#	MIN CF	%RSD	#	MAX %RSD	R^2 OR COD	#	MIN R^2 OR COD
	LVL 1					B	M1	M2								
PCB-1248 Peak 1	3110.6				Ave		3110.62000						20.0			
PCB-1248 Peak 2	6725.5				Ave		6725.45200						20.0			
PCB-1248 Peak 3	4072.8				Ave		4072.78300						20.0			
PCB-1248 Peak 4	5717.6				Ave		5717.62200						20.0			
PCB-1248 Peak 5	7366.3				Ave		7366.25700						20.0			

Note: The m1 coefficient is the same as Ave CF for an Ave curve type.

FORM VI
 PCBS INITIAL CALIBRATION DATA
 EXTERNAL STANDARD RESPONSE AND CONCENTRATION

Lab Name: TestAmerica Edison Job No.: 460-85449-1 Analy Batch No.: 255071

SDG No.: _____

Instrument ID: CPESTGC8 GC Column: CLP-2 ID: 0.53 (mm) Heated Purge: (Y/N) N

Calibration Start Date: 10/10/2014 12:45 Calibration End Date: 10/10/2014 12:45 Calibration ID: 43685

Calibration Files:

LEVEL:	LAB SAMPLE ID:	LAB FILE ID:
Level 1	IC 460-255071/11	QR106300.D

ANALYTE	CURVE TYPE	RESPONSE					CONCENTRATION (UG/L)				
		LVL 1					LVL 1				
PCB-1248 Peak 1	Ave	3110620					1000				
PCB-1248 Peak 2	Ave	6725452					1000				
PCB-1248 Peak 3	Ave	4072783					1000				
PCB-1248 Peak 4	Ave	5717622					1000				
PCB-1248 Peak 5	Ave	7366257					1000				

Curve Type Legend:

Ave = Average

FORM VI
 PCBS INITIAL CALIBRATION DATA
 EXTERNAL STANDARD RETENTION TIME SUMMARY

Lab Name: TestAmerica Edison Job No.: 460-85449-1 Analy Batch No.: 255071

SDG No.: _____

Instrument ID: CPESTGC8 GC Column: CLP-1 ID: 0.53(mm) Heated Purge: (Y/N) N

Calibration Start Date: 10/10/2014 12:45 Calibration End Date: 10/10/2014 12:45 Calibration ID: 43686

Calibration Files:

LEVEL:	LAB SAMPLE ID:	LAB FILE ID:
Level 1	IC 460-255071/11	QR106300.D

ANALYTE	LVL 1										RT WINDOW	AVG RT
PCB-1248 Peak 1	2.344										2.274 - 2.414	2.344
PCB-1248 Peak 2	2.872										2.802 - 2.942	2.872
PCB-1248 Peak 3	3.878										3.808 - 3.948	3.878
PCB-1248 Peak 4	4.715										4.645 - 4.785	4.715
PCB-1248 Peak 5	5.078										5.008 - 5.148	5.078

FORM VI
PCBS INITIAL CALIBRATION DATA
EXTERNAL STANDARD CURVE EVALUATION

Lab Name: TestAmerica Edison Job No.: 460-85449-1 Analy Batch No.: 255071

SDG No.: _____

Instrument ID: CPESTGC8 GC Column: CLP-1 ID: 0.53 (mm) Heated Purge: (Y/N) N

Calibration Start Date: 10/10/2014 12:45 Calibration End Date: 10/10/2014 12:45 Calibration ID: 43686

Calibration Files:

LEVEL:	LAB SAMPLE ID:	LAB FILE ID:
Level 1	IC 460-255071/11	QR106300.D

ANALYTE	CF				CURVE TYPE	COEFFICIENT			#	MIN CF	%RSD	#	MAX %RSD	R^2 OR COD	#	MIN R^2 OR COD
	LVL 1					B	M1	M2								
PCB-1248 Peak 1	2898.0				Ave		2897.96700						20.0			
PCB-1248 Peak 2	4968.8				Ave		4968.81700						20.0			
PCB-1248 Peak 3	5328.5				Ave		5328.51500						20.0			
PCB-1248 Peak 4	8865.8				Ave		8865.76000						20.0			
PCB-1248 Peak 5	3982.7				Ave		3982.65800						20.0			

Note: The m1 coefficient is the same as Ave CF for an Ave curve type.

FORM VI
PCBS INITIAL CALIBRATION DATA
EXTERNAL STANDARD RESPONSE AND CONCENTRATION

Lab Name: TestAmerica Edison Job No.: 460-85449-1 Analy Batch No.: 255071

SDG No.: _____

Instrument ID: CPESTGC8 GC Column: CLP-1 ID: 0.53 (mm) Heated Purge: (Y/N) N

Calibration Start Date: 10/10/2014 12:45 Calibration End Date: 10/10/2014 12:45 Calibration ID: 43686

Calibration Files:

LEVEL:	LAB SAMPLE ID:	LAB FILE ID:
Level 1	IC 460-255071/11	QR106300.D

ANALYTE	CURVE TYPE	RESPONSE					CONCENTRATION (UG/L)				
		LVL 1					LVL 1				
PCB-1248 Peak 1	Ave	2897967					1000				
PCB-1248 Peak 2	Ave	4968817					1000				
PCB-1248 Peak 3	Ave	5328515					1000				
PCB-1248 Peak 4	Ave	8865760					1000				
PCB-1248 Peak 5	Ave	3982658					1000				

Curve Type Legend:

Ave = Average

FORM VI
PCBS INITIAL CALIBRATION DATA
EXTERNAL STANDARD RETENTION TIME SUMMARY

Lab Name: TestAmerica Edison Job No.: 460-85449-1 Analy Batch No.: 255071

SDG No.: _____

Instrument ID: CPESTGC8 GC Column: CLP-2 ID: 0.53(mm) Heated Purge: (Y/N) N

Calibration Start Date: 10/10/2014 13:01 Calibration End Date: 10/10/2014 13:01 Calibration ID: 43691

Calibration Files:

LEVEL:	LAB SAMPLE ID:	LAB FILE ID:
Level 1	IC 460-255071/12	QR106301.D

ANALYTE	LVL 1										RT WINDOW	AVG RT
PCB-1254 Peak 1	6.317										6.247 - 6.387	6.317
PCB-1254 Peak 2	6.666										6.596 - 6.736	6.666
PCB-1254 Peak 3	7.282										7.212 - 7.352	7.282
PCB-1254 Peak 4	7.510										7.440 - 7.580	7.510
PCB-1254 Peak 5	9.329										9.259 - 9.399	9.329

FORM VI
PCBS INITIAL CALIBRATION DATA
EXTERNAL STANDARD CURVE EVALUATION

Lab Name: TestAmerica Edison Job No.: 460-85449-1 Analy Batch No.: 255071

SDG No.: _____

Instrument ID: CPESTGC8 GC Column: CLP-2 ID: 0.53 (mm) Heated Purge: (Y/N) N

Calibration Start Date: 10/10/2014 13:01 Calibration End Date: 10/10/2014 13:01 Calibration ID: 43691

Calibration Files:

LEVEL:	LAB SAMPLE ID:	LAB FILE ID:
Level 1	IC 460-255071/12	QR106301.D

ANALYTE	CF				CURVE TYPE	COEFFICIENT			#	MIN CF	%RSD	#	MAX %RSD	R^2 OR COD	#	MIN R^2 OR COD
	LVL 1					B	M1	M2								
PCB-1254 Peak 1	9863.8				Ave		9863.75600						20.0			
PCB-1254 Peak 2	10317				Ave		10316.8600						20.0			
PCB-1254 Peak 3	7688.1				Ave		7688.10100						20.0			
PCB-1254 Peak 4	15834				Ave		15833.5690						20.0			
PCB-1254 Peak 5	14135				Ave		14135.3540						20.0			

Note: The m1 coefficient is the same as Ave CF for an Ave curve type.

FORM VI
PCBS INITIAL CALIBRATION DATA
EXTERNAL STANDARD RESPONSE AND CONCENTRATION

Lab Name: TestAmerica Edison Job No.: 460-85449-1 Analy Batch No.: 255071

SDG No.: _____

Instrument ID: CPESTGC8 GC Column: CLP-2 ID: 0.53 (mm) Heated Purge: (Y/N) N

Calibration Start Date: 10/10/2014 13:01 Calibration End Date: 10/10/2014 13:01 Calibration ID: 43691

Calibration Files:

LEVEL:	LAB SAMPLE ID:	LAB FILE ID:
Level 1	IC 460-255071/12	QR106301.D

ANALYTE	CURVE TYPE	RESPONSE					CONCENTRATION (UG/L)				
		LVL 1					LVL 1				
PCB-1254 Peak 1	Ave	9863756					1000				
PCB-1254 Peak 2	Ave	10316860					1000				
PCB-1254 Peak 3	Ave	7688101					1000				
PCB-1254 Peak 4	Ave	15833569					1000				
PCB-1254 Peak 5	Ave	14135354					1000				

Curve Type Legend:

Ave = Average

FORM VI
PCBS INITIAL CALIBRATION DATA
EXTERNAL STANDARD RETENTION TIME SUMMARY

Lab Name: TestAmerica Edison Job No.: 460-85449-1 Analy Batch No.: 255071

SDG No.: _____

Instrument ID: CPESTGC8 GC Column: CLP-1 ID: 0.53(mm) Heated Purge: (Y/N) N

Calibration Start Date: 10/10/2014 13:01 Calibration End Date: 10/10/2014 13:01 Calibration ID: 43692

Calibration Files:

LEVEL:	LAB SAMPLE ID:	LAB FILE ID:
Level 1	IC 460-255071/12	QR106301.D

ANALYTE	LVL 1										RT WINDOW	AVG RT
PCB-1254 Peak 1	5.557										5.487 - 5.627	5.557
PCB-1254 Peak 2	5.771										5.701 - 5.841	5.771
PCB-1254 Peak 3	6.251										6.181 - 6.321	6.251
PCB-1254 Peak 4	6.568										6.498 - 6.638	6.568
PCB-1254 Peak 5	7.041										6.971 - 7.111	7.041

FORM VI
PCBS INITIAL CALIBRATION DATA
EXTERNAL STANDARD CURVE EVALUATION

Lab Name: TestAmerica Edison Job No.: 460-85449-1 Analy Batch No.: 255071

SDG No.: _____

Instrument ID: CPESTGC8 GC Column: CLP-1 ID: 0.53 (mm) Heated Purge: (Y/N) N

Calibration Start Date: 10/10/2014 13:01 Calibration End Date: 10/10/2014 13:01 Calibration ID: 43692

Calibration Files:

LEVEL:	LAB SAMPLE ID:	LAB FILE ID:
Level 1	IC 460-255071/12	QR106301.D

ANALYTE	CF				CURVE TYPE	COEFFICIENT			#	MIN CF	%RSD	#	MAX %RSD	R^2 OR COD	#	MIN R^2 OR COD
	LVL 1					B	M1	M2								
PCB-1254 Peak 1	7060.0				Ave		7060.04700						20.0			
PCB-1254 Peak 2	13315				Ave		13314.8740						20.0			
PCB-1254 Peak 3	10720				Ave		10719.7470						20.0			
PCB-1254 Peak 4	9184.6				Ave		9184.59600						20.0			
PCB-1254 Peak 5	12300				Ave		12300.3690						20.0			

Note: The m1 coefficient is the same as Ave CF for an Ave curve type.

FORM VI
 PCBS INITIAL CALIBRATION DATA
 EXTERNAL STANDARD RESPONSE AND CONCENTRATION

Lab Name: TestAmerica Edison Job No.: 460-85449-1 Analy Batch No.: 255071

SDG No.: _____

Instrument ID: CPESTGC8 GC Column: CLP-1 ID: 0.53 (mm) Heated Purge: (Y/N) N

Calibration Start Date: 10/10/2014 13:01 Calibration End Date: 10/10/2014 13:01 Calibration ID: 43692

Calibration Files:

LEVEL:	LAB SAMPLE ID:	LAB FILE ID:
Level 1	IC 460-255071/12	QR106301.D

ANALYTE	CURVE TYPE	RESPONSE					CONCENTRATION (UG/L)				
		LVL 1					LVL 1				
PCB-1254 Peak 1	Ave	7060047					1000				
PCB-1254 Peak 2	Ave	13314874					1000				
PCB-1254 Peak 3	Ave	10719747					1000				
PCB-1254 Peak 4	Ave	9184596					1000				
PCB-1254 Peak 5	Ave	12300369					1000				

Curve Type Legend:

Ave = Average

FORM VI
 PCBS INITIAL CALIBRATION DATA
 EXTERNAL STANDARD RETENTION TIME SUMMARY

Lab Name: TestAmerica Edison Job No.: 460-85449-1 Analy Batch No.: 255071

SDG No.: _____

Instrument ID: CPESTGC8 GC Column: CLP-2 ID: 0.53(mm) Heated Purge: (Y/N) N

Calibration Start Date: 10/10/2014 13:17 Calibration End Date: 10/10/2014 13:17 Calibration ID: 43697

Calibration Files:

LEVEL:	LAB SAMPLE ID:	LAB FILE ID:
Level 1	IC 460-255071/13	QR106302.D

ANALYTE	LVL 1										RT WINDOW	AVG RT
PCB-1262 Peak 1	7.916										7.846 - 7.986	7.916
PCB-1262 Peak 2	8.406										8.336 - 8.476	8.406
PCB-1262 Peak 3	9.539										9.469 - 9.609	9.539
PCB-1262 Peak 4	10.901										10.831 - 10.971	10.901
PCB-1262 Peak 5	11.520										11.450 - 11.590	11.520

FORM VI
PCBS INITIAL CALIBRATION DATA
EXTERNAL STANDARD CURVE EVALUATION

Lab Name: TestAmerica Edison Job No.: 460-85449-1 Analy Batch No.: 255071

SDG No.: _____

Instrument ID: CPESTGC8 GC Column: CLP-2 ID: 0.53 (mm) Heated Purge: (Y/N) N

Calibration Start Date: 10/10/2014 13:17 Calibration End Date: 10/10/2014 13:17 Calibration ID: 43697

Calibration Files:

LEVEL:	LAB SAMPLE ID:	LAB FILE ID:
Level 1	IC 460-255071/13	QR106302.D

ANALYTE	CF				CURVE TYPE	COEFFICIENT			#	MIN CF	%RSD	#	MAX %RSD	R^2 OR COD	#	MIN R^2 OR COD
	LVL 1					B	M1	M2								
PCB-1262 Peak 1	9846.1				Ave		9846.10400						20.0			
PCB-1262 Peak 2	11688				Ave		11687.5130						20.0			
PCB-1262 Peak 3	15518				Ave		15517.9560						20.0			
PCB-1262 Peak 4	15145				Ave		15144.7810						20.0			
PCB-1262 Peak 5	9670.1				Ave		9670.12100						20.0			

Note: The m1 coefficient is the same as Ave CF for an Ave curve type.

FORM VI
 PCBS INITIAL CALIBRATION DATA
 EXTERNAL STANDARD RESPONSE AND CONCENTRATION

Lab Name: TestAmerica Edison Job No.: 460-85449-1 Analy Batch No.: 255071

SDG No.: _____

Instrument ID: CPESTGC8 GC Column: CLP-2 ID: 0.53 (mm) Heated Purge: (Y/N) N

Calibration Start Date: 10/10/2014 13:17 Calibration End Date: 10/10/2014 13:17 Calibration ID: 43697

Calibration Files:

LEVEL:	LAB SAMPLE ID:	LAB FILE ID:
Level 1	IC 460-255071/13	QR106302.D

ANALYTE	CURVE TYPE	RESPONSE					CONCENTRATION (UG/L)				
		LVL 1					LVL 1				
PCB-1262 Peak 1	Ave	9846104					1000				
PCB-1262 Peak 2	Ave	11687513					1000				
PCB-1262 Peak 3	Ave	15517956					1000				
PCB-1262 Peak 4	Ave	15144781					1000				
PCB-1262 Peak 5	Ave	9670121					1000				

Curve Type Legend:

Ave = Average

FORM VI
PCBS INITIAL CALIBRATION DATA
EXTERNAL STANDARD RETENTION TIME SUMMARY

Lab Name: TestAmerica Edison Job No.: 460-85449-1 Analy Batch No.: 255071

SDG No.: _____

Instrument ID: CPESTGC8 GC Column: CLP-1 ID: 0.53(mm) Heated Purge: (Y/N) N

Calibration Start Date: 10/10/2014 13:17 Calibration End Date: 10/10/2014 13:17 Calibration ID: 43698

Calibration Files:

LEVEL:	LAB SAMPLE ID:	LAB FILE ID:
Level 1	IC 460-255071/13	QR106302.D

ANALYTE	LVL 1										RT WINDOW	AVG RT
PCB-1262 Peak 1	6.098										6.028 - 6.168	6.098
PCB-1262 Peak 2	7.260										7.190 - 7.330	7.260
PCB-1262 Peak 3	9.128										9.058 - 9.198	9.128
PCB-1262 Peak 4	9.348										9.278 - 9.418	9.348
PCB-1262 Peak 5	10.264										10.194 - 10.334	10.264

FORM VI
PCBS INITIAL CALIBRATION DATA
EXTERNAL STANDARD CURVE EVALUATION

Lab Name: TestAmerica Edison Job No.: 460-85449-1 Analy Batch No.: 255071

SDG No.: _____

Instrument ID: CPESTGC8 GC Column: CLP-1 ID: 0.53 (mm) Heated Purge: (Y/N) N

Calibration Start Date: 10/10/2014 13:17 Calibration End Date: 10/10/2014 13:17 Calibration ID: 43698

Calibration Files:

LEVEL:	LAB SAMPLE ID:	LAB FILE ID:
Level 1	IC 460-255071/13	QR106302.D

ANALYTE	CF				CURVE TYPE	COEFFICIENT			#	MIN CF	%RSD	#	MAX %RSD	R^2 OR COD	#	MIN R^2 OR COD
	LVL 1					B	M1	M2								
PCB-1262 Peak 1	8319.1				Ave		8319.11000						20.0			
PCB-1262 Peak 2	12575				Ave		12575.4180						20.0			
PCB-1262 Peak 3	7439.0				Ave		7438.95000						20.0			
PCB-1262 Peak 4	12916				Ave		12915.5290						20.0			
PCB-1262 Peak 5	8521.8				Ave		8521.77600						20.0			

Note: The m1 coefficient is the same as Ave CF for an Ave curve type.

FORM VI
PCBS INITIAL CALIBRATION DATA
EXTERNAL STANDARD RESPONSE AND CONCENTRATION

Lab Name: TestAmerica Edison Job No.: 460-85449-1 Analy Batch No.: 255071

SDG No.: _____

Instrument ID: CPESTGC8 GC Column: CLP-1 ID: 0.53 (mm) Heated Purge: (Y/N) N

Calibration Start Date: 10/10/2014 13:17 Calibration End Date: 10/10/2014 13:17 Calibration ID: 43698

Calibration Files:

LEVEL:	LAB SAMPLE ID:	LAB FILE ID:
Level 1	IC 460-255071/13	QR106302.D

ANALYTE	CURVE TYPE	RESPONSE					CONCENTRATION (UG/L)				
		LVL 1					LVL 1				
PCB-1262 Peak 1	Ave	8319110					1000				
PCB-1262 Peak 2	Ave	12575418					1000				
PCB-1262 Peak 3	Ave	7438950					1000				
PCB-1262 Peak 4	Ave	12915529					1000				
PCB-1262 Peak 5	Ave	8521776					1000				

Curve Type Legend:

Ave = Average

FORM VI
PCBS INITIAL CALIBRATION DATA
EXTERNAL STANDARD RETENTION TIME SUMMARY

Lab Name: TestAmerica Edison Job No.: 460-85449-1 Analy Batch No.: 255071

SDG No.: _____

Instrument ID: CPESTGC8 GC Column: CLP-2 ID: 0.53(mm) Heated Purge: (Y/N) N

Calibration Start Date: 10/10/2014 13:33 Calibration End Date: 10/10/2014 13:33 Calibration ID: 43703

Calibration Files:

LEVEL:	LAB SAMPLE ID:	LAB FILE ID:
Level 1	IC 460-255071/14	QR106303.D

ANALYTE	LVL 1										RT WINDOW	AVG RT
PCB-1268 Peak 1	10.900										10.830 - 10.970	10.900
PCB-1268 Peak 2	10.952										10.882 - 11.022	10.952
PCB-1268 Peak 3	11.229										11.159 - 11.299	11.229
PCB-1268 Peak 4	11.521										11.451 - 11.591	11.521
PCB-1268 Peak 5	11.832										11.762 - 11.902	11.832

FORM VI
PCBS INITIAL CALIBRATION DATA
EXTERNAL STANDARD CURVE EVALUATION

Lab Name: TestAmerica Edison Job No.: 460-85449-1 Analy Batch No.: 255071

SDG No.: _____

Instrument ID: CPESTGC8 GC Column: CLP-2 ID: 0.53 (mm) Heated Purge: (Y/N) N

Calibration Start Date: 10/10/2014 13:33 Calibration End Date: 10/10/2014 13:33 Calibration ID: 43703

Calibration Files:

LEVEL:	LAB SAMPLE ID:	LAB FILE ID:
Level 1	IC 460-255071/14	QR106303.D

ANALYTE	CF				CURVE TYPE	COEFFICIENT			#	MIN CF	%RSD	#	MAX %RSD	R ² OR COD	#	MIN R ² OR COD
	LVL 1					B	M1	M2								
PCB-1268 Peak 1	23798				Ave		23798.1280						20.0			
PCB-1268 Peak 2	29551				Ave		29550.5470						20.0			
PCB-1268 Peak 3	21678				Ave		21678.3160						20.0			
PCB-1268 Peak 4	10058				Ave		10057.8510						20.0			
PCB-1268 Peak 5	58343				Ave		58342.6800						20.0			

Note: The m1 coefficient is the same as Ave CF for an Ave curve type.

FORM VI
 PCBS INITIAL CALIBRATION DATA
 EXTERNAL STANDARD RESPONSE AND CONCENTRATION

Lab Name: TestAmerica Edison Job No.: 460-85449-1 Analy Batch No.: 255071

SDG No.: _____

Instrument ID: CPESTGC8 GC Column: CLP-2 ID: 0.53 (mm) Heated Purge: (Y/N) N

Calibration Start Date: 10/10/2014 13:33 Calibration End Date: 10/10/2014 13:33 Calibration ID: 43703

Calibration Files:

LEVEL:	LAB SAMPLE ID:	LAB FILE ID:
Level 1	IC 460-255071/14	QR106303.D

ANALYTE	CURVE TYPE	RESPONSE					CONCENTRATION (UG/L)				
		LVL 1					LVL 1				
PCB-1268 Peak 1	Ave	23798128					1000				
PCB-1268 Peak 2	Ave	29550547					1000				
PCB-1268 Peak 3	Ave	21678316					1000				
PCB-1268 Peak 4	Ave	10057851					1000				
PCB-1268 Peak 5	Ave	58342680					1000				

Curve Type Legend:

Ave = Average

FORM VI
 PCBS INITIAL CALIBRATION DATA
 EXTERNAL STANDARD RETENTION TIME SUMMARY

Lab Name: TestAmerica Edison Job No.: 460-85449-1 Analy Batch No.: 255071

SDG No.: _____

Instrument ID: CPESTGC8 GC Column: CLP-1 ID: 0.53(mm) Heated Purge: (Y/N) N

Calibration Start Date: 10/10/2014 13:33 Calibration End Date: 10/10/2014 13:33 Calibration ID: 43704

Calibration Files:

LEVEL:	LAB SAMPLE ID:	LAB FILE ID:
Level 1	IC 460-255071/14	QR106303.D

ANALYTE	LVL 1										RT WINDOW	AVG RT
PCB-1268 Peak 1	9.249										9.179 - 9.319	9.249
PCB-1268 Peak 2	9.336										9.266 - 9.406	9.336
PCB-1268 Peak 3	9.720										9.650 - 9.790	9.720
PCB-1268 Peak 4	10.264										10.194 - 10.334	10.264
PCB-1268 Peak 5	10.625										10.555 - 10.695	10.625

FORM VI
PCBS INITIAL CALIBRATION DATA
EXTERNAL STANDARD CURVE EVALUATION

Lab Name: TestAmerica Edison Job No.: 460-85449-1 Analy Batch No.: 255071

SDG No.: _____

Instrument ID: CPESTGC8 GC Column: CLP-1 ID: 0.53 (mm) Heated Purge: (Y/N) N

Calibration Start Date: 10/10/2014 13:33 Calibration End Date: 10/10/2014 13:33 Calibration ID: 43704

Calibration Files:

LEVEL:	LAB SAMPLE ID:	LAB FILE ID:
Level 1	IC 460-255071/14	QR106303.D

ANALYTE	CF				CURVE TYPE	COEFFICIENT			#	MIN CF	%RSD	#	MAX %RSD	R ² OR COD	#	MIN R ² OR COD
	LVL 1					B	M1	M2								
PCB-1268 Peak 1	22682				Ave		22682.2430						20.0			
PCB-1268 Peak 2	29005				Ave		29005.1230						20.0			
PCB-1268 Peak 3	19007				Ave		19006.8610						20.0			
PCB-1268 Peak 4	8799.3				Ave		8799.30700						20.0			
PCB-1268 Peak 5	51417				Ave		51416.7790						20.0			

Note: The m1 coefficient is the same as Ave CF for an Ave curve type.

FORM VI
 PCBS INITIAL CALIBRATION DATA
 EXTERNAL STANDARD RESPONSE AND CONCENTRATION

Lab Name: TestAmerica Edison Job No.: 460-85449-1 Analy Batch No.: 255071

SDG No.: _____

Instrument ID: CPESTGC8 GC Column: CLP-1 ID: 0.53 (mm) Heated Purge: (Y/N) N

Calibration Start Date: 10/10/2014 13:33 Calibration End Date: 10/10/2014 13:33 Calibration ID: 43704

Calibration Files:

LEVEL:	LAB SAMPLE ID:	LAB FILE ID:
Level 1	IC 460-255071/14	QR106303.D

ANALYTE	CURVE TYPE	RESPONSE					CONCENTRATION (UG/L)				
		LVL 1					LVL 1				
PCB-1268 Peak 1	Ave	22682243					1000				
PCB-1268 Peak 2	Ave	29005123					1000				
PCB-1268 Peak 3	Ave	19006861					1000				
PCB-1268 Peak 4	Ave	8799307					1000				
PCB-1268 Peak 5	Ave	51416779					1000				

Curve Type Legend:

Ave = Average

FORM VII
PCBS CONTINUING CALIBRATION DATA

Lab Name: TestAmerica Edison Job No.: 460-85449-1
 SDG No.: _____
 Lab Sample ID: CCV 460-260367/52 Calibration Date: 11/05/2014 01:16
 Instrument ID: CPESTGC7 Calib Start Date: 10/07/2014 12:02
 GC Column: CLP-2 ID: 0.53 (mm) Calib End Date: 10/07/2014 13:08
 Lab File ID: OR223689.D Conc. Units: ug/L

ANALYTE	CURVE TYPE	AVE CF	CF	MIN CF	CALC AMOUNT	SPIKE AMOUNT	%D	MAX %D
PCB-1016 Peak 1	Ave	121.2	123.6		1020	1000	2.0	20.0
PCB-1016 Peak 2	Ave	242.0	234.2		968	1000	-3.2	20.0
PCB-1016 Peak 3	Ave	457.0	438.5		959	1000	-4.1	20.0
PCB-1016 Peak 4	Ave	133.9	131.7		984	1000	-1.6	20.0
PCB-1016 Peak 5	Ave	161.8	177.1		1090	1000	9.4	20.0
PCB-1260 Peak 1	Ave	277.3	273.7		987	1000	-1.3	20.0
PCB-1260 Peak 2	Ave	332.7	328.5		987	1000	-1.3	20.0
PCB-1260 Peak 3	Ave	277.6	271.8		979	1000	-2.1	20.0
PCB-1260 Peak 4	Ave	604.9	619.4		1020	1000	2.4	20.0
PCB-1260 Peak 5	Ave	161.1	157.5		977	1000	-2.3	20.0
Tetrachloro-m-xylene	Ave	5451	5416		99.3	100	-0.7	20.0
DCB Decachlorobiphenyl	Ave	4139	3992		96.4	100	-3.6	20.0

FORM VII
PCBS CONTINUING CALIBRATION RETENTION TIME SUMMARY

Lab Name: TestAmerica Edison Job No.: 460-85449-1
 SDG No.: _____
 Lab Sample ID: CCV 460-260367/52 Calibration Date: 11/05/2014 01:16
 Instrument ID: CPESTGC7 Calib Start Date: 10/07/2014 12:02
 GC Column: CLP-2 ID: 0.53 (mm) Calib End Date: 10/07/2014 13:08
 Lab File ID: OR223689.D

Analyte	RT	RT WINDOW	
		FROM	TO
PCB-1016 Peak 1	2.85	2.81	2.95
PCB-1016 Peak 2	3.30	3.26	3.40
PCB-1016 Peak 3	3.83	3.78	3.92
PCB-1016 Peak 4	4.56	4.52	4.66
PCB-1016 Peak 5	4.72	4.67	4.81
PCB-1260 Peak 1	6.19	6.14	6.28
PCB-1260 Peak 2	6.50	6.45	6.59
PCB-1260 Peak 3	7.85	7.82	7.96
PCB-1260 Peak 4	8.47	8.43	8.57
PCB-1260 Peak 5	9.93	9.87	10.01
Tetrachloro-m-xylene	2.36	2.33	2.43
DCB Decachlorobiphenyl	10.47	10.40	10.60

FORM VII
PCBS CONTINUING CALIBRATION DATA

Lab Name: TestAmerica Edison Job No.: 460-85449-1
 SDG No.: _____
 Lab Sample ID: CCV 460-260367/52 Calibration Date: 11/05/2014 01:16
 Instrument ID: CPESTGC7 Calib Start Date: 10/07/2014 12:02
 GC Column: CLP-1 ID: 0.53 (mm) Calib End Date: 10/07/2014 13:08
 Lab File ID: OR223689.D Conc. Units: ug/L

ANALYTE	CURVE TYPE	AVE CF	CF	MIN CF	CALC AMOUNT	SPIKE AMOUNT	%D	MAX %D
PCB-1260 Peak 4	Ave	382.8	242.2		0.0830	1000	-36.7*	20.0
PCB-1016 Peak 1	Ave	212.6	230.5		1080	1000	8.4	20.0
PCB-1016 Peak 2	Ave	330.9	350.3		1060	1000	5.9	20.0
PCB-1016 Peak 3	Ave	692.3	682.8		986	1000	-1.4	20.0
PCB-1016 Peak 4	Ave	258.9	266.8		1030	1000	3.0	20.0
PCB-1016 Peak 5	Ave	267.8	277.0		1030	1000	3.4	20.0
PCB-1260 Peak 1	Ave	385.1	401.8		1040	1000	4.3	20.0
PCB-1260 Peak 2	Ave	333.2	345.4		1040	1000	3.6	20.0
PCB-1260 Peak 3	Ave	841.3	892.1		1060	1000	6.0	20.0
PCB-1260 Peak 5	Ave	265.1	285.5		1080	1000	7.7	20.0
Tetrachloro-m-xylene	Ave	7922	8446		107	100	6.6	20.0
DCB Decachlorobiphenyl	Ave	6405	6884		107	100	7.5	20.0

FORM VII
PCBS CONTINUING CALIBRATION RETENTION TIME SUMMARY

Lab Name: TestAmerica Edison Job No.: 460-85449-1
 SDG No.: _____
 Lab Sample ID: CCV 460-260367/52 Calibration Date: 11/05/2014 01:16
 Instrument ID: CPESTGC7 Calib Start Date: 10/07/2014 12:02
 GC Column: CLP-1 ID: 0.53 (mm) Calib End Date: 10/07/2014 13:08
 Lab File ID: OR223689.D

Analyte	RT	RT WINDOW	
		FROM	TO
PCB-1260 Peak 4	0.00	7.22	7.36
PCB-1016 Peak 1	2.27	2.23	2.37
PCB-1016 Peak 2	2.60	2.56	2.70
PCB-1016 Peak 3	3.06	3.02	3.16
PCB-1016 Peak 4	3.21	3.16	3.30
PCB-1016 Peak 5	3.66	3.61	3.75
PCB-1260 Peak 1	5.11	5.05	5.19
PCB-1260 Peak 2	6.29	6.24	6.38
PCB-1260 Peak 3	6.77	6.72	6.86
PCB-1260 Peak 5	8.64	8.59	8.73
Tetrachloro-m-xylene	1.97	1.92	2.02
DCB Decachlorobiphenyl	9.41	9.32	9.52

FORM VII
PCBS CONTINUING CALIBRATION DATA

Lab Name: TestAmerica Edison Job No.: 460-85449-1
 SDG No.: _____
 Lab Sample ID: CCV 460-260367/77 Calibration Date: 11/05/2014 08:07
 Instrument ID: CPESTGC7 Calib Start Date: 10/07/2014 12:02
 GC Column: CLP-2 ID: 0.53 (mm) Calib End Date: 10/07/2014 13:08
 Lab File ID: OR223714.D Conc. Units: ug/L

ANALYTE	CURVE TYPE	AVE CF	CF	MIN CF	CALC AMOUNT	SPIKE AMOUNT	%D	MAX %D
PCB-1016 Peak 1	Ave	121.2	119.1		983	1000	-1.7	20.0
PCB-1016 Peak 2	Ave	242.0	228.5		944	1000	-5.6	20.0
PCB-1016 Peak 3	Ave	457.0	427.7		936	1000	-6.4	20.0
PCB-1016 Peak 4	Ave	133.9	125.1		935	1000	-6.5	20.0
PCB-1016 Peak 5	Ave	161.8	172.8		1070	1000	6.8	20.0
PCB-1260 Peak 1	Ave	277.3	273.0		985	1000	-1.5	20.0
PCB-1260 Peak 2	Ave	332.7	326.4		981	1000	-1.9	20.0
PCB-1260 Peak 3	Ave	277.6	259.4		934	1000	-6.6	20.0
PCB-1260 Peak 4	Ave	604.9	597.1		987	1000	-1.3	20.0
PCB-1260 Peak 5	Ave	161.1	162.6		1010	1000	1.0	20.0
Tetrachloro-m-xylene	Ave	5451	5318		97.5	100	-2.5	20.0
DCB Decachlorobiphenyl	Ave	4139	3898		94.2	100	-5.8	20.0

FORM VII
PCBS CONTINUING CALIBRATION RETENTION TIME SUMMARY

Lab Name: TestAmerica Edison Job No.: 460-85449-1
 SDG No.: _____
 Lab Sample ID: CCV 460-260367/77 Calibration Date: 11/05/2014 08:07
 Instrument ID: CPESTGC7 Calib Start Date: 10/07/2014 12:02
 GC Column: CLP-2 ID: 0.53 (mm) Calib End Date: 10/07/2014 13:08
 Lab File ID: OR223714.D

Analyte	RT	RT WINDOW	
		FROM	TO
PCB-1016 Peak 1	2.86	2.81	2.95
PCB-1016 Peak 2	3.31	3.26	3.40
PCB-1016 Peak 3	3.83	3.78	3.92
PCB-1016 Peak 4	4.56	4.52	4.66
PCB-1016 Peak 5	4.72	4.67	4.81
PCB-1260 Peak 1	6.18	6.14	6.28
PCB-1260 Peak 2	6.49	6.45	6.59
PCB-1260 Peak 3	7.85	7.82	7.96
PCB-1260 Peak 4	8.47	8.43	8.57
PCB-1260 Peak 5	9.93	9.87	10.01
Tetrachloro-m-xylene	2.36	2.33	2.43
DCB Decachlorobiphenyl	10.47	10.40	10.60

FORM VII
PCBS CONTINUING CALIBRATION DATA

Lab Name: TestAmerica Edison Job No.: 460-85449-1
 SDG No.: _____
 Lab Sample ID: CCV 460-260367/77 Calibration Date: 11/05/2014 08:07
 Instrument ID: CPESTGC7 Calib Start Date: 10/07/2014 12:02
 GC Column: CLP-1 ID: 0.53 (mm) Calib End Date: 10/07/2014 13:08
 Lab File ID: OR223714.D Conc. Units: ug/L

ANALYTE	CURVE TYPE	AVE CF	CF	MIN CF	CALC AMOUNT	SPIKE AMOUNT	%D	MAX %D
PCB-1260 Peak 4	Ave	382.8	215.0		0.0830	1000	-43.8*	20.0
PCB-1016 Peak 1	Ave	212.6	218.8		1030	1000	2.9	20.0
PCB-1016 Peak 2	Ave	330.9	336.8		1020	1000	1.8	20.0
PCB-1016 Peak 3	Ave	692.3	660.8		954	1000	-4.6	20.0
PCB-1016 Peak 4	Ave	258.9	266.3		1030	1000	2.8	20.0
PCB-1016 Peak 5	Ave	267.8	267.8		1000	1000	0.0	20.0
PCB-1260 Peak 1	Ave	385.1	398.7		1040	1000	3.5	20.0
PCB-1260 Peak 2	Ave	333.2	353.8		1060	1000	6.2	20.0
PCB-1260 Peak 3	Ave	841.3	888.6		1060	1000	5.6	20.0
PCB-1260 Peak 5	Ave	265.1	279.9		1060	1000	5.6	20.0
Tetrachloro-m-xylene	Ave	7922	8482		107	100	7.1	20.0
DCB Decachlorobiphenyl	Ave	6405	6755		105	100	5.5	20.0

FORM VII
PCBS CONTINUING CALIBRATION RETENTION TIME SUMMARY

Lab Name: TestAmerica Edison Job No.: 460-85449-1
 SDG No.: _____
 Lab Sample ID: CCV 460-260367/77 Calibration Date: 11/05/2014 08:07
 Instrument ID: CPESTGC7 Calib Start Date: 10/07/2014 12:02
 GC Column: CLP-1 ID: 0.53 (mm) Calib End Date: 10/07/2014 13:08
 Lab File ID: OR223714.D

Analyte	RT	RT WINDOW	
		FROM	TO
PCB-1260 Peak 4	0.00	7.22	7.36
PCB-1016 Peak 1	2.28	2.23	2.37
PCB-1016 Peak 2	2.61	2.56	2.70
PCB-1016 Peak 3	3.07	3.02	3.16
PCB-1016 Peak 4	3.21	3.16	3.30
PCB-1016 Peak 5	3.66	3.61	3.75
PCB-1260 Peak 1	5.11	5.05	5.19
PCB-1260 Peak 2	6.29	6.24	6.38
PCB-1260 Peak 3	6.77	6.72	6.86
PCB-1260 Peak 5	8.63	8.59	8.73
Tetrachloro-m-xylene	1.98	1.92	2.02
DCB Decachlorobiphenyl	9.41	9.32	9.52

FORM VII
PCBS CONTINUING CALIBRATION DATA

Lab Name: TestAmerica Edison Job No.: 460-85449-1
 SDG No.: _____
 Lab Sample ID: CCV 460-259836/49 Calibration Date: 11/02/2014 12:00
 Instrument ID: CPESTGC8 Calib Start Date: 10/10/2014 10:19
 GC Column: CLP-2 ID: 0.53 (mm) Calib End Date: 10/10/2014 11:23
 Lab File ID: QR106919.D Conc. Units: ug/L

ANALYTE	CURVE TYPE	AVE CF	CF	MIN CF	CALC AMOUNT	SPIKE AMOUNT	%D	MAX %D
PCB-1016 Peak 1	Ave	5629	5138		913	1000	-8.7	20.0
PCB-1016 Peak 2	Ave	10921	10603		971	1000	-2.9	20.0
PCB-1016 Peak 3	Ave	18967	18902		997	1000	-0.3	20.0
PCB-1016 Peak 4	Ave	5983	6113		1020	1000	2.2	20.0
PCB-1016 Peak 5	Ave	6922	7430		1070	1000	7.3	20.0
PCB-1260 Peak 1	Ave	11803	12699		1080	1000	7.6	20.0
PCB-1260 Peak 2	Ave	13923	14943		1070	1000	7.3	20.0
PCB-1260 Peak 3	Ave	9263	9260		1000	1000	-0.0	20.0
PCB-1260 Peak 4	Ave	19874	21740		1090	1000	9.4	20.0
PCB-1260 Peak 5	Ave	6696	6631		990	1000	-1.0	20.0
Tetrachloro-m-xylene	Ave	228268	214253		93.9	100	-6.1	20.0
DCB Decachlorobiphenyl	Ave	172080	180064		105	100	4.6	20.0

FORM VII
PCBS CONTINUING CALIBRATION RETENTION TIME SUMMARY

Lab Name: TestAmerica Edison Job No.: 460-85449-1
 SDG No.: _____
 Lab Sample ID: CCV 460-259836/49 Calibration Date: 11/02/2014 12:00
 Instrument ID: CPESTGC8 Calib Start Date: 10/10/2014 10:19
 GC Column: CLP-2 ID: 0.53 (mm) Calib End Date: 10/10/2014 11:23
 Lab File ID: QR106919.D

Analyte	RT	RT WINDOW	
		FROM	TO
PCB-1016 Peak 1	2.68	2.62	2.76
PCB-1016 Peak 2	3.38	3.32	3.46
PCB-1016 Peak 3	4.33	4.27	4.41
PCB-1016 Peak 4	5.50	5.44	5.58
PCB-1016 Peak 5	5.73	5.67	5.81
PCB-1260 Peak 1	7.86	7.80	7.94
PCB-1260 Peak 2	8.34	8.28	8.42
PCB-1260 Peak 3	10.03	9.97	10.11
PCB-1260 Peak 4	10.41	10.35	10.49
PCB-1260 Peak 5	11.48	11.39	11.53
Tetrachloro-m-xylene	2.09	2.05	2.15
DCB Decachlorobiphenyl	12.04	11.91	12.11

FORM VII
PCBS CONTINUING CALIBRATION DATA

Lab Name: TestAmerica Edison Job No.: 460-85449-1
 SDG No.: _____
 Lab Sample ID: CCV 460-259836/49 Calibration Date: 11/02/2014 12:00
 Instrument ID: CPESTGC8 Calib Start Date: 10/10/2014 10:19
 GC Column: CLP-1 ID: 0.53 (mm) Calib End Date: 10/10/2014 11:23
 Lab File ID: QR106919.D Conc. Units: ug/L

ANALYTE	CURVE TYPE	AVE CF	CF	MIN CF	CALC AMOUNT	SPIKE AMOUNT	%D	MAX %D
PCB-1260 Peak 4	Ave	8799	10277		0.210	1000	16.8	20.0
PCB-1016 Peak 1	Ave	5390	4746		880	1000	-12.0	20.0
PCB-1016 Peak 2	Ave	8686	8027		924	1000	-7.6	20.0
PCB-1016 Peak 3	Ave	15540	14246		917	1000	-8.3	20.0
PCB-1016 Peak 4	Ave	6361	6339		997	1000	-0.3	20.0
PCB-1016 Peak 5	Ave	6233	6927		1110	1000	11.1	20.0
PCB-1260 Peak 1	Ave	9796	9670		987	1000	-1.3	20.0
PCB-1260 Peak 2	Ave	8556	9309		1090	1000	8.8	20.0
PCB-1260 Peak 3	Ave	20763	21887		1050	1000	5.4	20.0
PCB-1260 Peak 5	Ave	5357	5755		1070	1000	7.4	20.0
Tetrachloro-m-xylene	Ave	202969	179693		88.5	100	-11.5	20.0
DCB Decachlorobiphenyl	Ave	159755	153557		96.1	100	-3.9	20.0

FORM VII
PCBS CONTINUING CALIBRATION RETENTION TIME SUMMARY

Lab Name: TestAmerica Edison Job No.: 460-85449-1
 SDG No.: _____
 Lab Sample ID: CCV 460-259836/49 Calibration Date: 11/02/2014 12:00
 Instrument ID: CPESTGC8 Calib Start Date: 10/10/2014 10:19
 GC Column: CLP-1 ID: 0.53 (mm) Calib End Date: 10/10/2014 11:23
 Lab File ID: QR106919.D

Analyte	RT	RT WINDOW	
		FROM	TO
PCB-1260 Peak 4	0.00	8.98	9.12
PCB-1016 Peak 1	1.95	1.89	2.03
PCB-1016 Peak 2	2.31	2.25	2.39
PCB-1016 Peak 3	2.84	2.77	2.91
PCB-1016 Peak 4	3.03	2.97	3.11
PCB-1016 Peak 5	3.82	3.76	3.90
PCB-1260 Peak 1	6.04	5.98	6.12
PCB-1260 Peak 2	7.66	7.60	7.74
PCB-1260 Peak 3	8.35	8.29	8.43
PCB-1260 Peak 5	10.22	10.15	10.29
Tetrachloro-m-xylene	1.61	1.59	1.69
DCB Decachlorobiphenyl	10.80	10.70	10.90

FORM VII
PCBS CONTINUING CALIBRATION DATA

Lab Name: TestAmerica Edison Job No.: 460-85449-1
 SDG No.: _____
 Lab Sample ID: CCV 460-259836/61 Calibration Date: 11/02/2014 16:03
 Instrument ID: CPESTGC8 Calib Start Date: 10/10/2014 10:19
 GC Column: CLP-2 ID: 0.53 (mm) Calib End Date: 10/10/2014 11:23
 Lab File ID: QR106931.D Conc. Units: ug/L

ANALYTE	CURVE TYPE	AVE CF	CF	MIN CF	CALC AMOUNT	SPIKE AMOUNT	%D	MAX %D
PCB-1016 Peak 1	Ave	5629	5168		918	1000	-8.2	20.0
PCB-1016 Peak 2	Ave	10921	10166		931	1000	-6.9	20.0
PCB-1016 Peak 3	Ave	18967	18923		998	1000	-0.2	20.0
PCB-1016 Peak 4	Ave	5983	6365		1060	1000	6.4	20.0
PCB-1016 Peak 5	Ave	6922	7193		1040	1000	3.9	20.0
PCB-1260 Peak 1	Ave	11803	12592		1070	1000	6.7	20.0
PCB-1260 Peak 2	Ave	13923	14966		1070	1000	7.5	20.0
PCB-1260 Peak 3	Ave	9263	9700		1050	1000	4.7	20.0
PCB-1260 Peak 4	Ave	19874	22702		1140	1000	14.2	20.0
PCB-1260 Peak 5	Ave	6696	6506		972	1000	-2.8	20.0
Tetrachloro-m-xylene	Ave	228268	205821		90.2	100	-9.8	20.0
DCB Decachlorobiphenyl	Ave	172080	185468		108	100	7.8	20.0

FORM VII
PCBS CONTINUING CALIBRATION RETENTION TIME SUMMARY

Lab Name: TestAmerica Edison Job No.: 460-85449-1
 SDG No.: _____
 Lab Sample ID: CCV 460-259836/61 Calibration Date: 11/02/2014 16:03
 Instrument ID: CPESTGC8 Calib Start Date: 10/10/2014 10:19
 GC Column: CLP-2 ID: 0.53 (mm) Calib End Date: 10/10/2014 11:23
 Lab File ID: QR106931.D

Analyte	RT	RT WINDOW	
		FROM	TO
PCB-1016 Peak 1	2.68	2.62	2.76
PCB-1016 Peak 2	3.37	3.32	3.46
PCB-1016 Peak 3	4.33	4.27	4.41
PCB-1016 Peak 4	5.50	5.44	5.58
PCB-1016 Peak 5	5.72	5.67	5.81
PCB-1260 Peak 1	7.86	7.80	7.94
PCB-1260 Peak 2	8.34	8.28	8.42
PCB-1260 Peak 3	10.03	9.97	10.11
PCB-1260 Peak 4	10.41	10.35	10.49
PCB-1260 Peak 5	11.46	11.39	11.53
Tetrachloro-m-xylene	2.09	2.04	2.14
DCB Decachlorobiphenyl	12.01	11.93	12.13

FORM VII
PCBS CONTINUING CALIBRATION DATA

Lab Name: TestAmerica Edison Job No.: 460-85449-1
 SDG No.: _____
 Lab Sample ID: CCV 460-259836/61 Calibration Date: 11/02/2014 16:03
 Instrument ID: CPESTGC8 Calib Start Date: 10/10/2014 10:19
 GC Column: CLP-1 ID: 0.53 (mm) Calib End Date: 10/10/2014 11:23
 Lab File ID: QR106931.D Conc. Units: ug/L

ANALYTE	CURVE TYPE	AVE CF	CF	MIN CF	CALC AMOUNT	SPIKE AMOUNT	%D	MAX %D
PCB-1260 Peak 4	Ave	8799	10646		0.210	1000	21.0*	20.0
PCB-1016 Peak 1	Ave	5390	4920		913	1000	-8.7	20.0
PCB-1016 Peak 2	Ave	8686	8103		933	1000	-6.7	20.0
PCB-1016 Peak 3	Ave	15540	14593		939	1000	-6.1	20.0
PCB-1016 Peak 4	Ave	6361	6435		1010	1000	1.2	20.0
PCB-1016 Peak 5	Ave	6233	6282		1010	1000	0.8	20.0
PCB-1260 Peak 1	Ave	9796	10557		1080	1000	7.8	20.0
PCB-1260 Peak 2	Ave	8556	9057		1060	1000	5.9	20.0
PCB-1260 Peak 3	Ave	20763	22336		1080	1000	7.6	20.0
PCB-1260 Peak 5	Ave	5357	5725		1070	1000	6.9	20.0
Tetrachloro-m-xylene	Ave	202969	181789		89.6	100	-10.4	20.0
DCB Decachlorobiphenyl	Ave	159755	155304		97.2	100	-2.8	20.0

FORM VII
PCBS CONTINUING CALIBRATION RETENTION TIME SUMMARY

Lab Name: TestAmerica Edison Job No.: 460-85449-1
 SDG No.: _____
 Lab Sample ID: CCV 460-259836/61 Calibration Date: 11/02/2014 16:03
 Instrument ID: CPESTGC8 Calib Start Date: 10/10/2014 10:19
 GC Column: CLP-1 ID: 0.53 (mm) Calib End Date: 10/10/2014 11:23
 Lab File ID: QR106931.D

Analyte	RT	RT WINDOW	
		FROM	TO
PCB-1260 Peak 4	0.00	8.98	9.12
PCB-1016 Peak 1	1.95	1.89	2.03
PCB-1016 Peak 2	2.32	2.25	2.39
PCB-1016 Peak 3	2.84	2.77	2.91
PCB-1016 Peak 4	3.03	2.97	3.11
PCB-1016 Peak 5	3.83	3.76	3.90
PCB-1260 Peak 1	6.05	5.98	6.12
PCB-1260 Peak 2	7.67	7.60	7.74
PCB-1260 Peak 3	8.36	8.29	8.43
PCB-1260 Peak 5	10.22	10.15	10.29
Tetrachloro-m-xylene	1.62	1.58	1.68
DCB Decachlorobiphenyl	10.80	10.70	10.90

FORM VII
PCBS CONTINUING CALIBRATION DATA

Lab Name: TestAmerica Edison Job No.: 460-85449-1
 SDG No.: _____
 Lab Sample ID: CCV 460-260484/2 Calibration Date: 11/05/2014 09:29
 Instrument ID: CPESTGC8 Calib Start Date: 10/10/2014 10:19
 GC Column: CLP-2 ID: 0.53 (mm) Calib End Date: 10/10/2014 11:23
 Lab File ID: QR107060.D Conc. Units: ug/L

ANALYTE	CURVE TYPE	AVE CF	CF	MIN CF	CALC AMOUNT	SPIKE AMOUNT	%D	MAX %D
PCB-1016 Peak 1	Ave	5629	5124		910	1000	-9.0	20.0
PCB-1016 Peak 2	Ave	10921	10525		964	1000	-3.6	20.0
PCB-1016 Peak 3	Ave	18967	18528		977	1000	-2.3	20.0
PCB-1016 Peak 4	Ave	5983	6292		1050	1000	5.2	20.0
PCB-1016 Peak 5	Ave	6922	7418		1070	1000	7.2	20.0
PCB-1260 Peak 1	Ave	11803	13063		1110	1000	10.7	20.0
PCB-1260 Peak 2	Ave	13923	15118		1090	1000	8.6	20.0
PCB-1260 Peak 3	Ave	9263	10273		1110	1000	10.9	20.0
PCB-1260 Peak 4	Ave	19874	22267		1120	1000	12.0	20.0
PCB-1260 Peak 5	Ave	6696	7068		1060	1000	5.6	20.0
Tetrachloro-m-xylene	Ave	228268	228136		99.9	100	-0.0	20.0
DCB Decachlorobiphenyl	Ave	172080	185815		108	100	8.0	20.0

FORM VII
PCBS CONTINUING CALIBRATION RETENTION TIME SUMMARY

Lab Name: TestAmerica Edison Job No.: 460-85449-1
 SDG No.: _____
 Lab Sample ID: CCV 460-260484/2 Calibration Date: 11/05/2014 09:29
 Instrument ID: CPESTGC8 Calib Start Date: 10/10/2014 10:19
 GC Column: CLP-2 ID: 0.53 (mm) Calib End Date: 10/10/2014 11:23
 Lab File ID: QR107060.D

Analyte	RT	RT WINDOW	
		FROM	TO
PCB-1016 Peak 1	2.68	2.62	2.76
PCB-1016 Peak 2	3.37	3.32	3.46
PCB-1016 Peak 3	4.32	4.27	4.41
PCB-1016 Peak 4	5.49	5.44	5.58
PCB-1016 Peak 5	5.72	5.67	5.81
PCB-1260 Peak 1	7.85	7.80	7.94
PCB-1260 Peak 2	8.33	8.28	8.42
PCB-1260 Peak 3	10.02	9.97	10.11
PCB-1260 Peak 4	10.41	10.35	10.49
PCB-1260 Peak 5	11.48	11.39	11.53
Tetrachloro-m-xylene	2.08	2.03	2.13
DCB Decachlorobiphenyl	12.04	11.93	12.13

FORM VII
PCBS CONTINUING CALIBRATION DATA

Lab Name: TestAmerica Edison Job No.: 460-85449-1
 SDG No.: _____
 Lab Sample ID: CCV 460-260484/2 Calibration Date: 11/05/2014 09:29
 Instrument ID: CPESTGC8 Calib Start Date: 10/10/2014 10:19
 GC Column: CLP-1 ID: 0.53 (mm) Calib End Date: 10/10/2014 11:23
 Lab File ID: QR107060.D Conc. Units: ug/L

ANALYTE	CURVE TYPE	AVE CF	CF	MIN CF	CALC AMOUNT	SPIKE AMOUNT	%D	MAX %D
PCB-1016 Peak 1	Ave	5390	4724		876	1000	-12.4	20.0
PCB-1016 Peak 2	Ave	8686	7868		906	1000	-9.4	20.0
PCB-1016 Peak 3	Ave	15540	15018		966	1000	-3.4	20.0
PCB-1016 Peak 4	Ave	6361	6167		969	1000	-3.1	20.0
PCB-1016 Peak 5	Ave	6233	6622		1060	1000	6.2	20.0
PCB-1260 Peak 1	Ave	9796	9943		1010	1000	1.5	20.0
PCB-1260 Peak 2	Ave	8556	9021		1050	1000	5.4	20.0
PCB-1260 Peak 3	Ave	20763	22608		1090	1000	8.9	20.0
PCB-1260 Peak 4	Ave	8799	9924		1130	1000	12.8	20.0
PCB-1260 Peak 5	Ave	5357	5800		1080	1000	8.3	20.0
Tetrachloro-m-xylene	Ave	202969	176676		87.0	100	-13.0	20.0
DCB Decachlorobiphenyl	Ave	159755	163787		103	100	2.5	20.0

FORM VII
PCBS CONTINUING CALIBRATION RETENTION TIME SUMMARY

Lab Name: TestAmerica Edison Job No.: 460-85449-1
 SDG No.: _____
 Lab Sample ID: CCV 460-260484/2 Calibration Date: 11/05/2014 09:29
 Instrument ID: CPESTGC8 Calib Start Date: 10/10/2014 10:19
 GC Column: CLP-1 ID: 0.53 (mm) Calib End Date: 10/10/2014 11:23
 Lab File ID: QR107060.D

Analyte	RT	RT WINDOW	
		FROM	TO
PCB-1016 Peak 1	1.95	1.89	2.03
PCB-1016 Peak 2	2.31	2.25	2.39
PCB-1016 Peak 3	2.83	2.77	2.91
PCB-1016 Peak 4	3.03	2.97	3.11
PCB-1016 Peak 5	3.81	3.76	3.90
PCB-1260 Peak 1	6.03	5.98	6.12
PCB-1260 Peak 2	7.66	7.60	7.74
PCB-1260 Peak 3	8.34	8.29	8.43
PCB-1260 Peak 4	9.03	8.98	9.12
PCB-1260 Peak 5	10.21	10.15	10.29
Tetrachloro-m-xylene	1.61	1.55	1.65
DCB Decachlorobiphenyl	10.80	10.69	10.89

FORM VII
PCBS CONTINUING CALIBRATION DATA

Lab Name: TestAmerica Edison Job No.: 460-85449-1
 SDG No.: _____
 Lab Sample ID: CCV 460-260484/11 Calibration Date: 11/05/2014 11:53
 Instrument ID: CPESTGC8 Calib Start Date: 10/10/2014 10:19
 GC Column: CLP-2 ID: 0.53 (mm) Calib End Date: 10/10/2014 11:23
 Lab File ID: QR107069.D Conc. Units: ug/L

ANALYTE	CURVE TYPE	AVE CF	CF	MIN CF	CALC AMOUNT	SPIKE AMOUNT	%D	MAX %D
PCB-1016 Peak 1	Ave	5629	5281		938	1000	-6.2	20.0
PCB-1016 Peak 2	Ave	10921	10435		956	1000	-4.4	20.0
PCB-1016 Peak 3	Ave	18967	18368		968	1000	-3.2	20.0
PCB-1016 Peak 4	Ave	5983	6064		1010	1000	1.3	20.0
PCB-1016 Peak 5	Ave	6922	7298		1050	1000	5.4	20.0
PCB-1260 Peak 1	Ave	11803	12629		1070	1000	7.0	20.0
PCB-1260 Peak 2	Ave	13923	14924		1070	1000	7.2	20.0
PCB-1260 Peak 3	Ave	9263	9839		1060	1000	6.2	20.0
PCB-1260 Peak 4	Ave	19874	22346		1120	1000	12.4	20.0
PCB-1260 Peak 5	Ave	6696	7491		1120	1000	11.9	20.0
Tetrachloro-m-xylene	Ave	228268	237005		104	100	3.8	20.0
DCB Decachlorobiphenyl	Ave	172080	187410		109	100	8.9	20.0

FORM VII
PCBS CONTINUING CALIBRATION RETENTION TIME SUMMARY

Lab Name: TestAmerica Edison Job No.: 460-85449-1
 SDG No.: _____
 Lab Sample ID: CCV 460-260484/11 Calibration Date: 11/05/2014 11:53
 Instrument ID: CPESTGC8 Calib Start Date: 10/10/2014 10:19
 GC Column: CLP-2 ID: 0.53 (mm) Calib End Date: 10/10/2014 11:23
 Lab File ID: QR107069.D

Analyte	RT	RT WINDOW	
		FROM	TO
PCB-1016 Peak 1	2.68	2.62	2.76
PCB-1016 Peak 2	3.37	3.32	3.46
PCB-1016 Peak 3	4.32	4.27	4.41
PCB-1016 Peak 4	5.49	5.44	5.58
PCB-1016 Peak 5	5.71	5.67	5.81
PCB-1260 Peak 1	7.84	7.80	7.94
PCB-1260 Peak 2	8.33	8.28	8.42
PCB-1260 Peak 3	10.02	9.97	10.11
PCB-1260 Peak 4	10.41	10.35	10.49
PCB-1260 Peak 5	11.48	11.39	11.53
Tetrachloro-m-xylene	2.08	2.03	2.13
DCB Decachlorobiphenyl	12.04	11.93	12.13

FORM VII
PCBS CONTINUING CALIBRATION DATA

Lab Name: TestAmerica Edison Job No.: 460-85449-1
 SDG No.: _____
 Lab Sample ID: CCV 460-260484/11 Calibration Date: 11/05/2014 11:53
 Instrument ID: CPESTGC8 Calib Start Date: 10/10/2014 10:19
 GC Column: CLP-1 ID: 0.53 (mm) Calib End Date: 10/10/2014 11:23
 Lab File ID: QR107069.D Conc. Units: ug/L

ANALYTE	CURVE TYPE	AVE CF	CF	MIN CF	CALC AMOUNT	SPIKE AMOUNT	%D	MAX %D
PCB-1016 Peak 1	Ave	5390	5001		928	1000	-7.2	20.0
PCB-1016 Peak 2	Ave	8686	8174		941	1000	-5.9	20.0
PCB-1016 Peak 3	Ave	15540	13463		866	1000	-13.4	20.0
PCB-1016 Peak 4	Ave	6361	6101		959	1000	-4.1	20.0
PCB-1016 Peak 5	Ave	6233	6471		1040	1000	3.8	20.0
PCB-1260 Peak 1	Ave	9796	10360		1060	1000	5.8	20.0
PCB-1260 Peak 2	Ave	8556	9203		1080	1000	7.6	20.0
PCB-1260 Peak 3	Ave	20763	21861		1050	1000	5.3	20.0
PCB-1260 Peak 4	Ave	8799	9801		1110	1000	11.4	20.0
PCB-1260 Peak 5	Ave	5357	5930		1110	1000	10.7	20.0
Tetrachloro-m-xylene	Ave	202969	210901		104	100	3.9	20.0
DCB Decachlorobiphenyl	Ave	159755	160962		101	100	0.8	20.0

FORM VII
PCBS CONTINUING CALIBRATION RETENTION TIME SUMMARY

Lab Name: TestAmerica Edison Job No.: 460-85449-1
 SDG No.: _____
 Lab Sample ID: CCV 460-260484/11 Calibration Date: 11/05/2014 11:53
 Instrument ID: CPESTGC8 Calib Start Date: 10/10/2014 10:19
 GC Column: CLP-1 ID: 0.53 (mm) Calib End Date: 10/10/2014 11:23
 Lab File ID: QR107069.D

Analyte	RT	RT WINDOW	
		FROM	TO
PCB-1016 Peak 1	1.95	1.89	2.03
PCB-1016 Peak 2	2.31	2.25	2.39
PCB-1016 Peak 3	2.83	2.77	2.91
PCB-1016 Peak 4	3.03	2.97	3.11
PCB-1016 Peak 5	3.81	3.76	3.90
PCB-1260 Peak 1	6.03	5.98	6.12
PCB-1260 Peak 2	7.66	7.60	7.74
PCB-1260 Peak 3	8.34	8.29	8.43
PCB-1260 Peak 4	9.03	8.98	9.12
PCB-1260 Peak 5	10.21	10.15	10.29
Tetrachloro-m-xylene	1.61	1.55	1.65
DCB Decachlorobiphenyl	10.80	10.69	10.89

FORM I
PCBS ORGANICS ANALYSIS DATA SHEET

Lab Name: TestAmerica Edison Job No.: 460-85449-1
 SDG No.: _____
 Client Sample ID: _____ Lab Sample ID: MB 460-259735/1-A
 Matrix: Water Lab File ID: QR106920.D
 Analysis Method: 8082A Date Collected: _____
 Extraction Method: 3510C Date Extracted: 11/01/2014 10:04
 Sample wt/vol: 125(mL) Date Analyzed: 11/02/2014 13:05
 Con. Extract Vol.: 1(mL) Dilution Factor: 1
 Injection Volume: 1(uL) GC Column: CLP-2 ID: 0.53(mm)
 % Moisture: _____ GPC Cleanup: (Y/N) N
 Analysis Batch No.: 259836 Units: ug/L

CAS NO.	SURROGATE	%REC	Q	LIMITS
2051-24-3	DCB Decachlorobiphenyl	126		13-150

TestAmerica Edison
Target Compound Quantitation Report

Data File: \\EDICHROM\ChromData\CPESTGC8\20141101-20058.b\QR106920.D
 Lims ID: MB 460-259735/1-A
 Client ID:
 Sample Type: MB
 Inject. Date: 02-Nov-2014 13:05:36 ALS Bottle#: 50 Worklist Smp#: 50
 Injection Vol: 1.0 ul Dil. Factor: 1.0000
 Sample Info: 460-0020058-050
 Operator ID: Instrument ID: CPESTGC8
 Method: \\EDICHROM\ChromData\CPESTGC8\20141101-20058.b\GC8_8082LVI.m
 Limit Group: GC 8082A PCB
 Last Update: 03-Nov-2014 13:08:05 Calib Date: 10-Oct-2014 13:33:58
 Integrator: Falcon
 Quant Method: External Standard Quant By: Initial Calibration
 Last ICal File: \\EDICHROM\ChromData\CPESTGC8\20141010-19190.b\QR106303.D
 Column 1 : Det: GC ECD1A
 Column 2 : Det: GC ECD2B
 Process Host: XAWRK015

First Level Reviewer: patelji Date: 03-Nov-2014 13:01:08

Col	RT (min.)	Exp RT (min.)	Dlt RT (min.)	Response	Cal Amt ug/l	OnCol Amt ug/l	Flags
-----	-----------	---------------	---------------	----------	--------------	----------------	-------

\$ 12 Tetrachloro-m-xylene

1	2.096	2.090	0.006	23706000	100.0	103.9	
2	1.611	1.625	-0.014	21002318	100.0	103.5	
						RPD = 0.36	

\$ 5 DCB Decachlorobiphenyl

1	12.061	12.025	0.036	21601639	100.0	125.5	M
2	10.806	10.802	0.004	19307372	100.0	120.9	
						RPD = 3.80	

QC Flag Legend

Review Flags

M - Manually Integrated

TestAmerica Edison

Data File: \\EDICHROM\ChromData\CPESTGC8\20141101-20058.b\QR106920.D

Injection Date: 02-Nov-2014 13:05:36

Instrument ID: CPESTGC8

Operator ID:

Lims ID: MB 460-259735/1-A

Worklist Smp#: 50

Client ID:

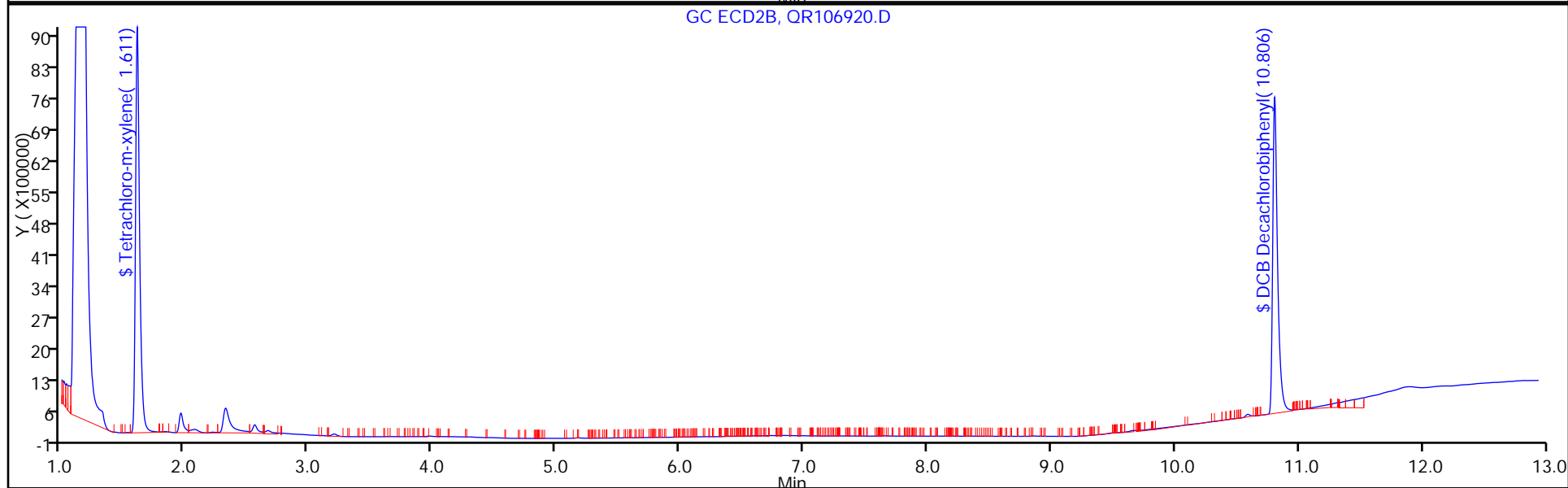
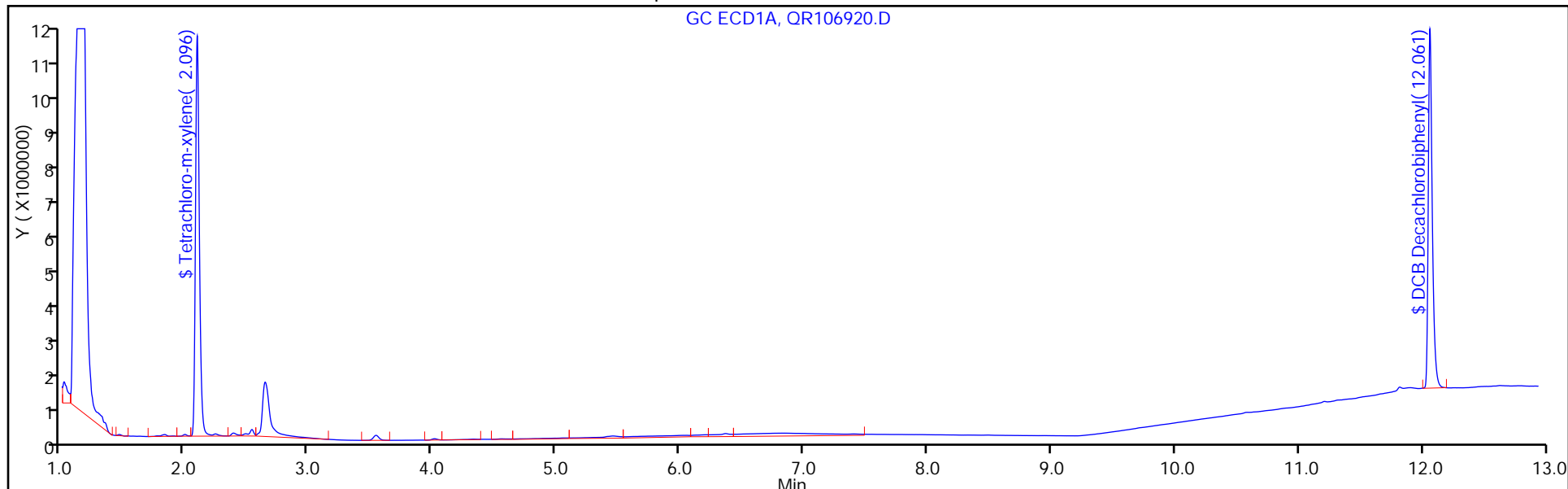
Injection Vol: 1.0 ul

Dil. Factor: 1.0000

ALS Bottle#: 50

Method: GC8_8082LVI

Limit Group: GC 8082A PCB



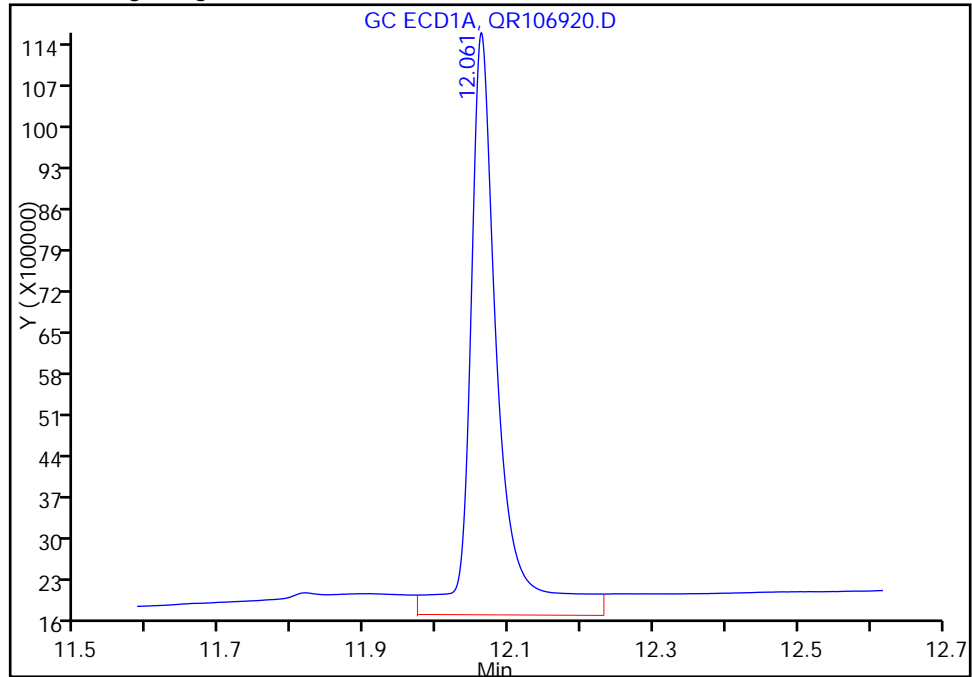
TestAmerica Edison

Data File: \\EDICHROM\ChromData\CPESTGC8\20141101-20058.b\QR106920.D
Injection Date: 02-Nov-2014 13:05:36 Instrument ID: CPESTGC8
Lims ID: MB 460-259735/1-A
Client ID:
Operator ID: ALS Bottle#: 50 Worklist Smp#: 50
Injection Vol: 1.0 ul Dil. Factor: 1.0000
Method: GC8_8082LVI Limit Group: GC 8082A PCB
Column: Detector GC ECD1A

\$ 5 DCB Decachlorobiphenyl, CAS: 2051-24-3

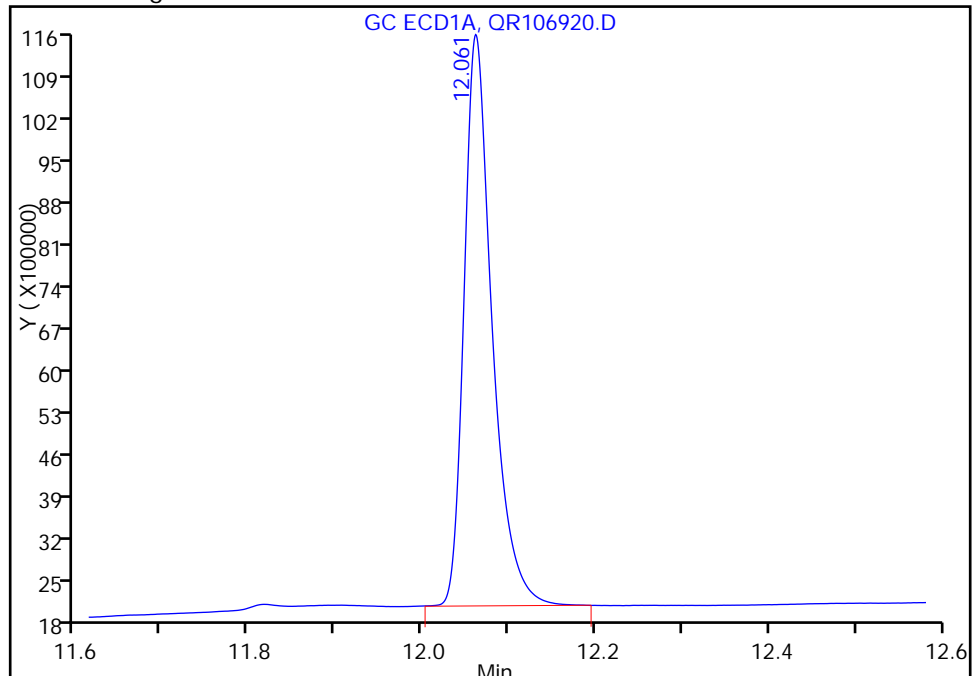
Processing Integration Results

RT: 12.06
Response: 27077830
Amount: 157.3557



Manual Integration Results

RT: 12.06
Response: 21601639
Amount: 125.5322



Reviewer: patelji, 03-Nov-2014 13:01:08
Audit Action: Manually Integrated
Audit Reason: Sample matrix interference

FORM I
PCBS ORGANICS ANALYSIS DATA SHEET

Lab Name: TestAmerica Edison Job No.: 460-85449-1
 SDG No.: _____
 Client Sample ID: _____ Lab Sample ID: MB 460-259735/1-A
 Matrix: Water Lab File ID: QR106920.D
 Analysis Method: 8082A Date Collected: _____
 Extraction Method: 3510C Date Extracted: 11/01/2014 10:04
 Sample wt/vol: 125(mL) Date Analyzed: 11/02/2014 13:05
 Con. Extract Vol.: 1(mL) Dilution Factor: 1
 Injection Volume: 1(uL) GC Column: CLP-1 ID: 0.53(mm)
 % Moisture: _____ GPC Cleanup: (Y/N) N
 Analysis Batch No.: 259836 Units: ug/L

CAS NO.	COMPOUND NAME	RESULT	Q	RL	MDL
12674-11-2	Aroclor 1016	0.27	U	0.40	0.27
11104-28-2	Aroclor 1221	0.27	U	0.40	0.27
11141-16-5	Aroclor 1232	0.27	U	0.40	0.27
53469-21-9	Aroclor 1242	0.27	U	0.40	0.27
12672-29-6	Aroclor 1248	0.27	U	0.40	0.27
11097-69-1	Aroclor 1254	0.21	U	0.40	0.21
11096-82-5	Aroclor 1260	0.21	U	0.40	0.21
37324-23-5	Aroclor 1262	0.21	U	0.40	0.21
11100-14-4	Aroclor 1268	0.21	U	0.40	0.21

CAS NO.	SURROGATE	%REC	Q	LIMITS
2051-24-3	DCB Decachlorobiphenyl	121		13-150

TestAmerica Edison
Target Compound Quantitation Report

Data File: \\EDICHROM\ChromData\CPESTGC8\20141101-20058.b\QR106920.D
 Lims ID: MB 460-259735/1-A
 Client ID:
 Sample Type: MB
 Inject. Date: 02-Nov-2014 13:05:36 ALS Bottle#: 50 Worklist Smp#: 50
 Injection Vol: 1.0 ul Dil. Factor: 1.0000
 Sample Info: 460-0020058-050
 Operator ID: Instrument ID: CPESTGC8
 Method: \\EDICHROM\ChromData\CPESTGC8\20141101-20058.b\GC8_8082LVI.m
 Limit Group: GC 8082A PCB
 Last Update: 03-Nov-2014 13:08:05 Calib Date: 10-Oct-2014 13:33:58
 Integrator: Falcon
 Quant Method: External Standard Quant By: Initial Calibration
 Last ICal File: \\EDICHROM\ChromData\CPESTGC8\20141010-19190.b\QR106303.D
 Column 1 : Det: GC ECD1A
 Column 2 : Det: GC ECD2B
 Process Host: XAWRK015

First Level Reviewer: patelji Date: 03-Nov-2014 13:01:08

Col	RT (min.)	Exp RT (min.)	Dlt RT (min.)	Response	Cal Amt ug/l	OnCol Amt ug/l	Flags
-----	-----------	---------------	---------------	----------	--------------	----------------	-------

\$ 12 Tetrachloro-m-xylene

1	2.096	2.090	0.006	23706000	100.0	103.9	
2	1.611	1.625	-0.014	21002318	100.0	103.5	
						RPD = 0.36	

\$ 5 DCB Decachlorobiphenyl

1	12.061	12.025	0.036	21601639	100.0	125.5	M
2	10.806	10.802	0.004	19307372	100.0	120.9	
						RPD = 3.80	

QC Flag Legend

Review Flags

M - Manually Integrated

TestAmerica Edison

Data File: \\EDICHROM\ChromData\CPESTGC8\20141101-20058.b\QR106920.D

Injection Date: 02-Nov-2014 13:05:36

Instrument ID: CPESTGC8

Operator ID:

Lims ID: MB 460-259735/1-A

Worklist Smp#: 50

Client ID:

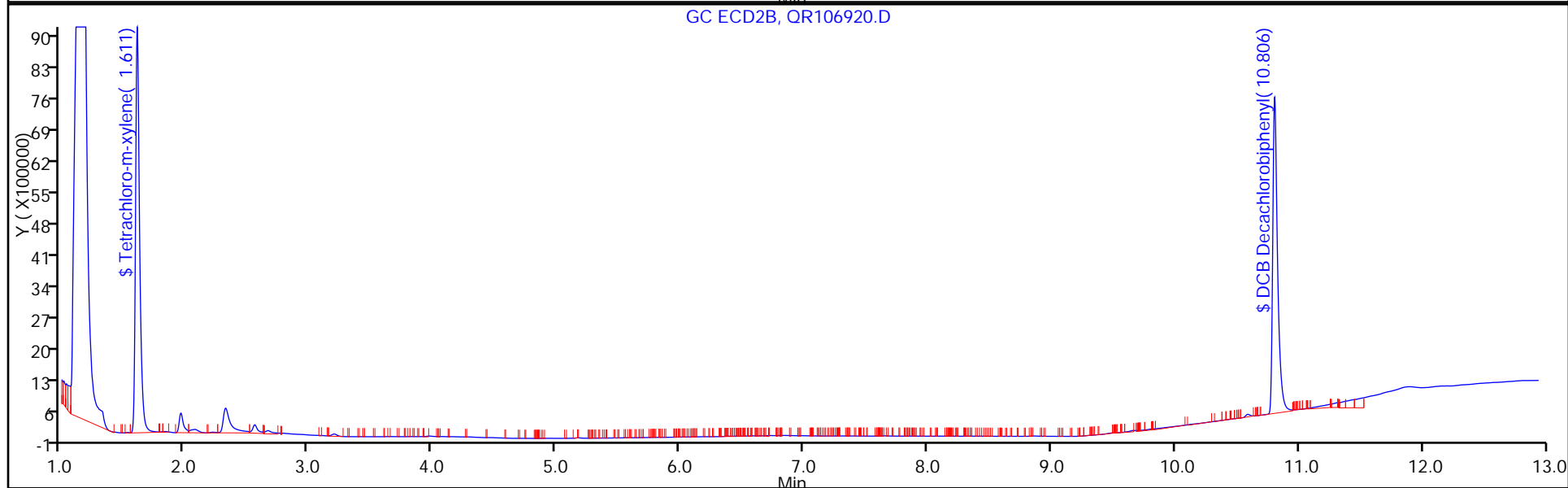
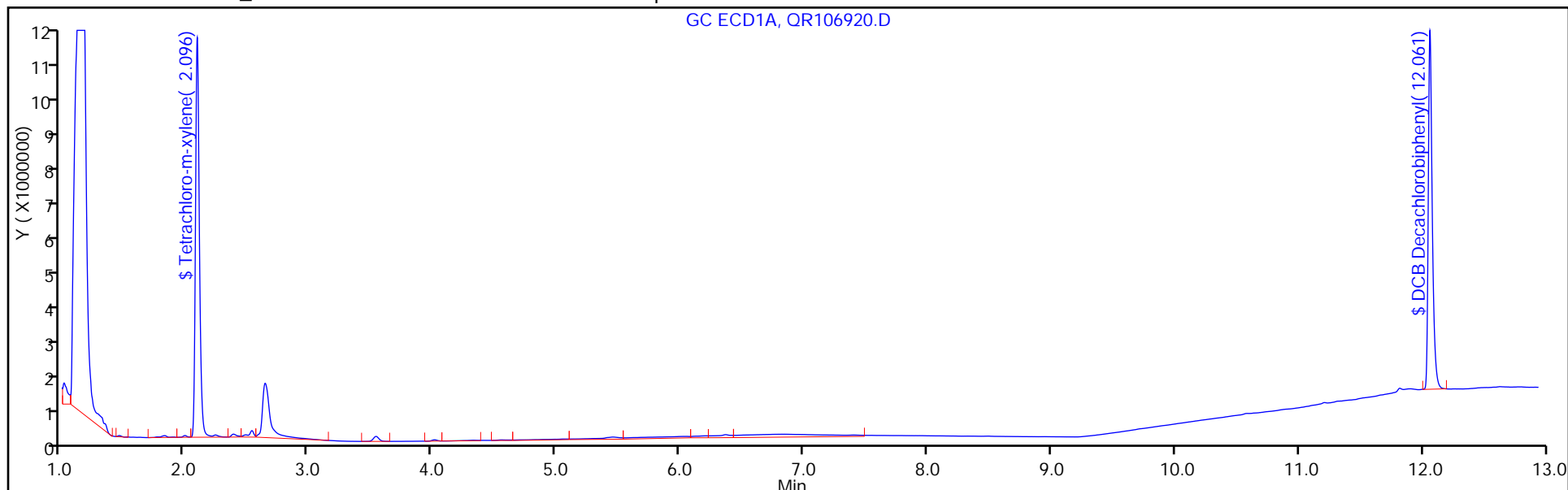
Injection Vol: 1.0 ul

Dil. Factor: 1.0000

ALS Bottle#: 50

Method: GC8_8082LVI

Limit Group: GC 8082A PCB



FORM I
PCBS ORGANICS ANALYSIS DATA SHEET

Lab Name: TestAmerica Edison Job No.: 460-85449-1
 SDG No.: _____
 Client Sample ID: _____ Lab Sample ID: MB 460-259945/1-A
 Matrix: Solid Lab File ID: OR223690.D
 Analysis Method: 8082A Date Collected: _____
 Extraction Method: 3546 Date Extracted: 11/03/2014 07:48
 Sample wt/vol: 15.0000(g) Date Analyzed: 11/05/2014 01:33
 Con. Extract Vol.: 10(mL) Dilution Factor: 1
 Injection Volume: 1(uL) GC Column: CLP-2 ID: 0.53(mm)
 % Moisture: _____ GPC Cleanup: (Y/N) N
 Analysis Batch No.: 260367 Units: ug/Kg

CAS NO.	SURROGATE	%REC	Q	LIMITS
2051-24-3	DCB Decachlorobiphenyl	115		53-150

TestAmerica Edison
Target Compound Quantitation Report

Data File: \\EDICHROM\ChromData\CPESTGC7\20141104-20160.b\OR223690.D
 Lims ID: MB 460-259945/1-A
 Client ID:
 Sample Type: MB
 Inject. Date: 05-Nov-2014 01:33:30 ALS Bottle#: 53 Worklist Smp#: 53
 Injection Vol: 1.0 ul Dil. Factor: 1.0000
 Sample Info: 460-0020160-053
 Operator ID: Instrument ID: CPESTGC7
 Method: \\EDICHROM\ChromData\CPESTGC7\20141104-20160.b\8082GC7.m
 Limit Group: GC 8082A PCB
 Last Update: 05-Nov-2014 12:53:47 Calib Date: 07-Oct-2014 15:20:30
 Integrator: Falcon
 Quant Method: External Standard Quant By: Initial Calibration
 Last ICal File: \\EDICHROM\ChromData\CPESTGC7\20141007-19026.b\OR222720.D
 Column 1 : Det: GC ECD1A
 Column 2 : Det: GC ECD2B
 Process Host: XAWRK030

Col	RT (min.)	Exp RT (min.)	Dlt RT (min.)	Response	Cal Amt ug/l	OnCol Amt ug/l	Flags
-----	-----------	---------------	---------------	----------	--------------	----------------	-------

\$ 12 Tetrachloro-m-xylene

1	2.362	2.375	-0.013	305348	50.0	56.0	
2	1.978	1.968	0.010	461171	50.0	58.2	
						RPD = 3.85	

\$ 5 DCB Decachlorobiphenyl

1	10.468	10.495	-0.027	237065	50.0	57.3	
2	9.410	9.422	-0.012	417159	50.0	65.1	
						RPD = 12.85	

TestAmerica Edison

Data File: \\EDICHROM\ChromData\CPESTGC7\20141104-20160.b\OR223690.D

Injection Date: 05-Nov-2014 01:33:30

Instrument ID: CPESTGC7

Operator ID:

Lims ID: MB 460-259945/1-A

Worklist Smp#: 53

Client ID:

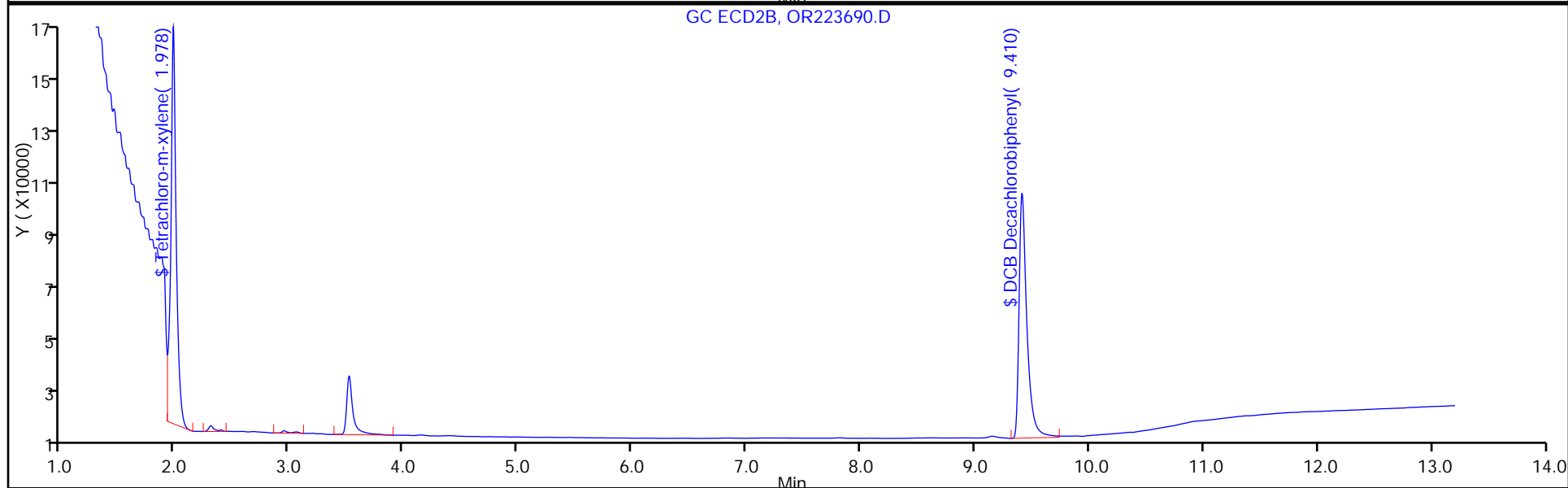
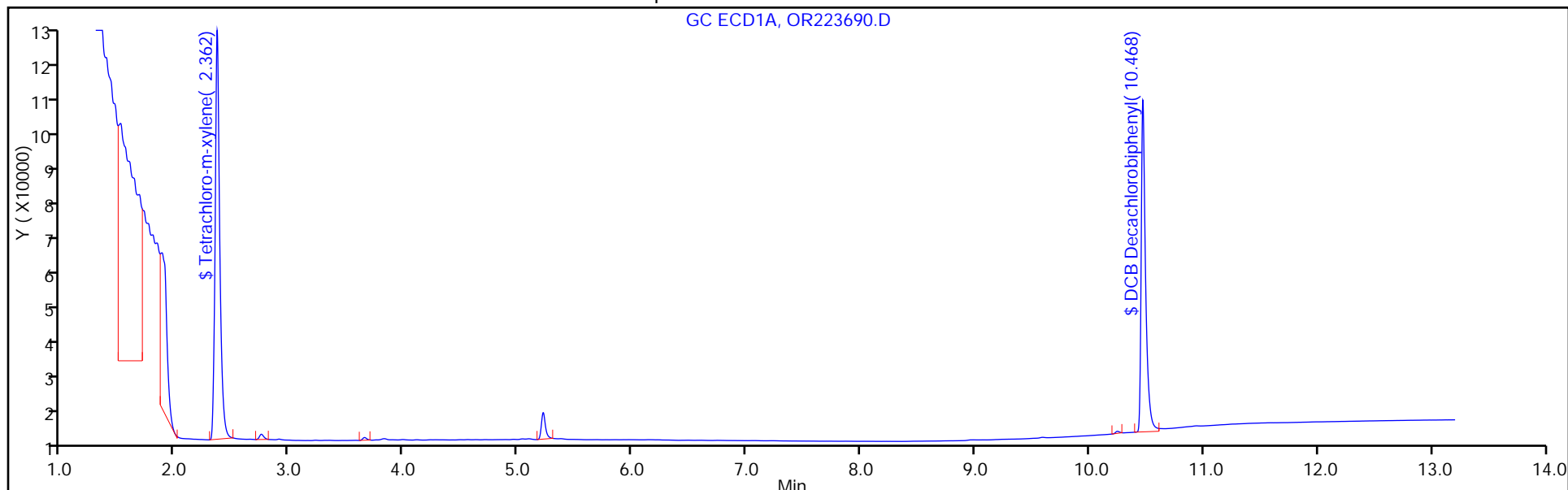
Injection Vol: 1.0 ul

Dil. Factor: 1.0000

ALS Bottle#: 53

Method: 8082GC7

Limit Group: GC 8082A PCB



FORM I
PCBS ORGANICS ANALYSIS DATA SHEET

Lab Name: TestAmerica Edison Job No.: 460-85449-1
 SDG No.: _____
 Client Sample ID: _____ Lab Sample ID: MB 460-259945/1-A
 Matrix: Solid Lab File ID: OR223690.D
 Analysis Method: 8082A Date Collected: _____
 Extraction Method: 3546 Date Extracted: 11/03/2014 07:48
 Sample wt/vol: 15.0000(g) Date Analyzed: 11/05/2014 01:33
 Con. Extract Vol.: 10(mL) Dilution Factor: 1
 Injection Volume: 1(uL) GC Column: CLP-1 ID: 0.53(mm)
 % Moisture: _____ GPC Cleanup: (Y/N) N
 Analysis Batch No.: 260367 Units: ug/Kg

CAS NO.	COMPOUND NAME	RESULT	Q	RL	MDL
12674-11-2	Aroclor 1016	15	U	67	15
11104-28-2	Aroclor 1221	15	U	67	15
11141-16-5	Aroclor 1232	15	U	67	15
53469-21-9	Aroclor 1242	15	U	67	15
12672-29-6	Aroclor 1248	15	U	67	15
11097-69-1	Aroclor 1254	19	U	67	19
11096-82-5	Aroclor 1260	19	U	67	19
37324-23-5	Aroclor 1262	19	U	67	19
11100-14-4	Aroclor 1268	19	U	67	19

CAS NO.	SURROGATE	%REC	Q	LIMITS
2051-24-3	DCB Decachlorobiphenyl	130		53-150

TestAmerica Edison
Target Compound Quantitation Report

Data File: \\EDICHROM\ChromData\CPESTGC7\20141104-20160.b\OR223690.D
 Lims ID: MB 460-259945/1-A
 Client ID:
 Sample Type: MB
 Inject. Date: 05-Nov-2014 01:33:30 ALS Bottle#: 53 Worklist Smp#: 53
 Injection Vol: 1.0 ul Dil. Factor: 1.0000
 Sample Info: 460-0020160-053
 Operator ID: Instrument ID: CPESTGC7
 Method: \\EDICHROM\ChromData\CPESTGC7\20141104-20160.b\8082GC7.m
 Limit Group: GC 8082A PCB
 Last Update: 05-Nov-2014 12:53:47 Calib Date: 07-Oct-2014 15:20:30
 Integrator: Falcon
 Quant Method: External Standard Quant By: Initial Calibration
 Last ICal File: \\EDICHROM\ChromData\CPESTGC7\20141007-19026.b\OR222720.D
 Column 1 : Det: GC ECD1A
 Column 2 : Det: GC ECD2B
 Process Host: XAWRK030

Col	RT (min.)	Exp RT (min.)	Dlt RT (min.)	Response	Cal Amt ug/l	OnCol Amt ug/l	Flags
-----	-----------	---------------	---------------	----------	--------------	----------------	-------

\$ 12 Tetrachloro-m-xylene

1	2.362	2.375	-0.013	305348	50.0	56.0	
2	1.978	1.968	0.010	461171	50.0	58.2	
						RPD = 3.85	

\$ 5 DCB Decachlorobiphenyl

1	10.468	10.495	-0.027	237065	50.0	57.3	
2	9.410	9.422	-0.012	417159	50.0	65.1	
						RPD = 12.85	

TestAmerica Edison

Data File: \\EDICHROM\ChromData\CPESTGC7\20141104-20160.b\OR223690.D

Injection Date: 05-Nov-2014 01:33:30

Instrument ID: CPESTGC7

Operator ID:

Lims ID: MB 460-259945/1-A

Worklist Smp#: 53

Client ID:

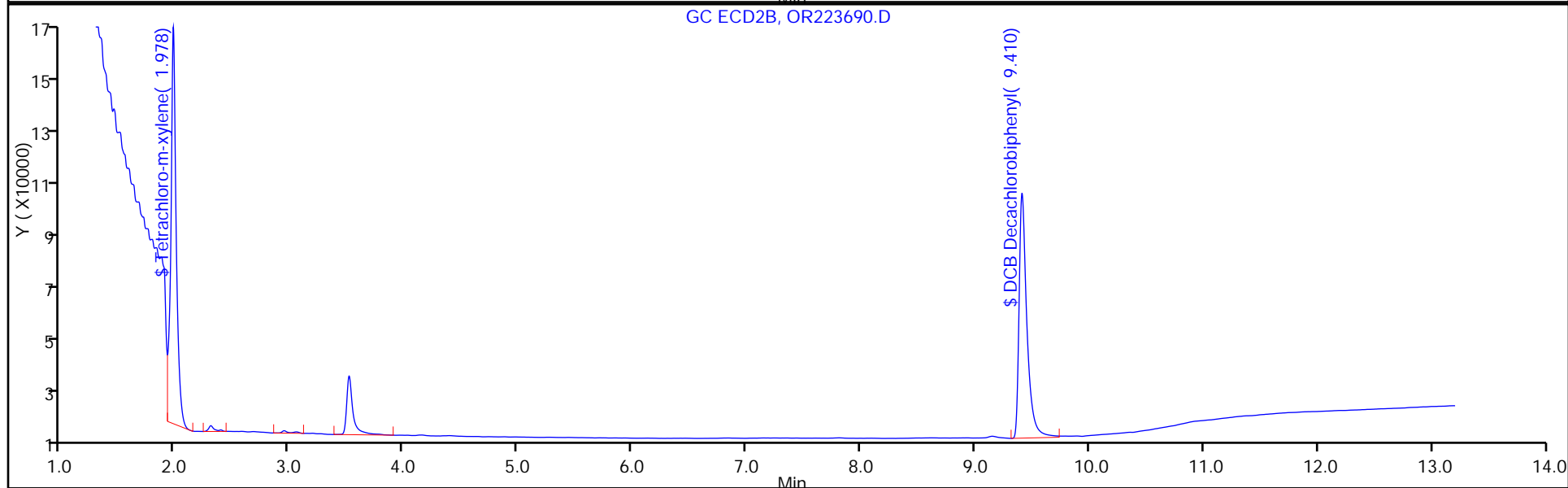
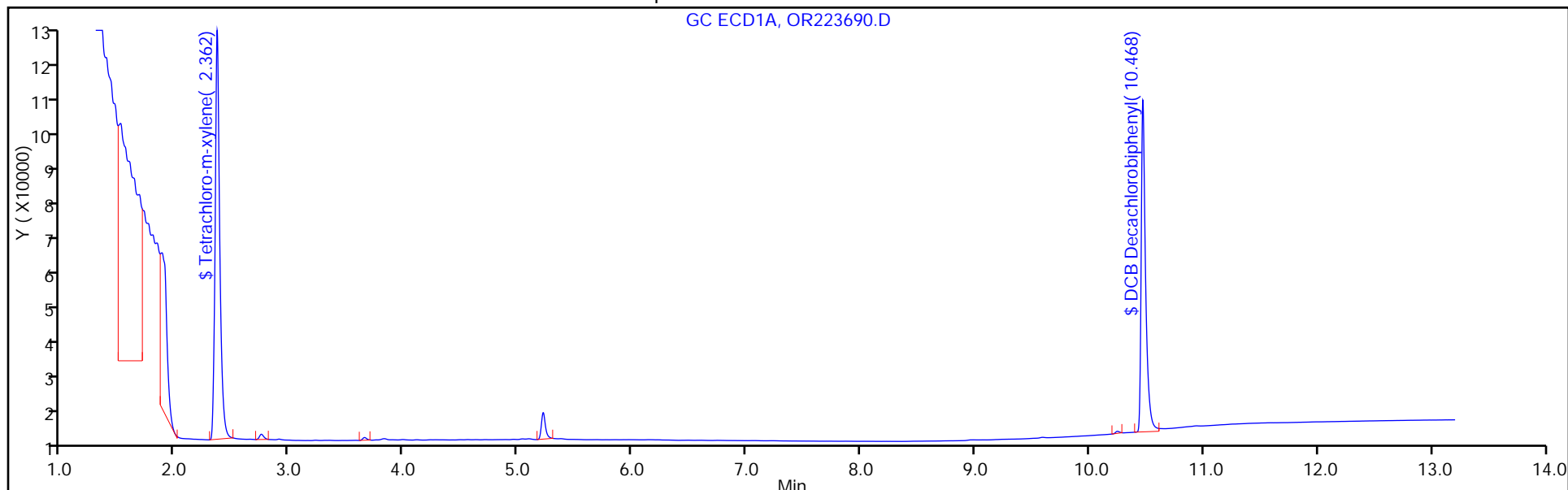
Injection Vol: 1.0 ul

Dil. Factor: 1.0000

ALS Bottle#: 53

Method: 8082GC7

Limit Group: GC 8082A PCB



FORM I
PCBS ORGANICS ANALYSIS DATA SHEET

Lab Name: TestAmerica Edison Job No.: 460-85449-1
 SDG No.: _____
 Client Sample ID: _____ Lab Sample ID: LCS 460-259735/2-A
 Matrix: Water Lab File ID: QR106921.D
 Analysis Method: 8082A Date Collected: _____
 Extraction Method: 3510C Date Extracted: 11/01/2014 10:04
 Sample wt/vol: 125(mL) Date Analyzed: 11/02/2014 13:22
 Con. Extract Vol.: 1(mL) Dilution Factor: 1
 Injection Volume: 1(uL) GC Column: CLP-2 ID: 0.53(mm)
 % Moisture: _____ GPC Cleanup: (Y/N) N
 Analysis Batch No.: 259836 Units: ug/L

CAS NO.	COMPOUND NAME	RESULT	Q	RL	MDL
12674-11-2	Aroclor 1016	9.54		0.40	0.27
11096-82-5	Aroclor 1260	11.1		0.40	0.21

CAS NO.	SURROGATE	%REC	Q	LIMITS
2051-24-3	DCB Decachlorobiphenyl	125		13-150

TestAmerica Edison
Target Compound Quantitation Report

Data File: \\EDICHROM\ChromData\CPESTGC8\20141101-20058.b\QR106921.D
 Lims ID: LCS 460-259735/2-A
 Client ID:
 Sample Type: LCS
 Inject. Date: 02-Nov-2014 13:22:14 ALS Bottle#: 51 Worklist Smp#: 51
 Injection Vol: 1.0 ul Dil. Factor: 1.0000
 Sample Info: 460-0020058-051
 Operator ID: Instrument ID: CPESTGC8
 Method: \\EDICHROM\ChromData\CPESTGC8\20141101-20058.b\GC8_8082LVI.m
 Limit Group: GC 8082A PCB
 Last Update: 03-Nov-2014 13:08:05 Calib Date: 10-Oct-2014 13:33:58
 Integrator: Falcon
 Quant Method: External Standard Quant By: Initial Calibration
 Last ICal File: \\EDICHROM\ChromData\CPESTGC8\20141010-19190.b\QR106303.D
 Column 1 : Det: GC ECD1A
 Column 2 : Det: GC ECD2B
 Process Host: XAWRK015

First Level Reviewer: patelji Date: 03-Nov-2014 10:10:48

Col	RT (min.)	Exp RT (min.)	Dlt RT (min.)	Response	Cal Amt ug/l	OnCol Amt ug/l	Flags
-----	-----------	---------------	---------------	----------	--------------	----------------	-------

\$ 12 Tetrachloro-m-xylene

1	2.084	2.090	-0.006	23261042	100.0	101.9	
2	1.611	1.625	-0.014	19883784	100.0	98.0	
						RPD = 3.94	

1 PCB-1016

1	2.677	2.689	-0.012	6574207	1000.0	1167.8	M
1	3.373	3.391	-0.018	11615068	1000.0	1063.6	M
1	4.330	4.342	-0.012	23002447	1000.0	1212.8	
1	5.501	5.512	-0.011	7673593	1000.0	1282.5	M
1	5.725	5.736	-0.011	8558759	1000.0	1236.5	
Average of Peak Amounts =						1192.6	
2	1.949	1.956	-0.007	5001548	1000.0	927.9	
2	2.313	2.320	-0.007	11389570	1000.0	1311.2	
2	2.835	2.844	-0.009	19568137	1000.0	1259.2	
2	3.029	3.041	-0.012	8078084	1000.0	1269.8	
2	3.819	3.831	-0.012	8878823	1000.0	1424.4	
Average of Peak Amounts =						1238.5	
						RPD = 3.77	

Col	RT (min.)	Exp RT (min.)	Dlt RT (min.)	Response	Cal Amt ug/l	OnCol Amt ug/l	Flags
-----	-----------	---------------	---------------	----------	--------------	----------------	-------

10 PCB-1260 M

1	7.859	7.868	-0.009	16396306	1000.0	1389.1	
1	8.345	8.354	-0.009	19599713	1000.0	1407.7	
1	10.032	10.037	-0.005	13524150	1000.0	1460.1	
1	10.414	10.419	-0.005	28812693	1000.0	1449.7	M
1	11.484	11.464	0.020	8392509	1000.0	1253.3	M

Average of Peak Amounts = 1392.0

2	6.040	6.048	-0.008	12551310	1000.0	1281.3	
2	7.665	7.672	-0.007	12090709	1000.0	1413.1	
2	8.349	8.357	-0.008	29633066	1000.0	1427.2	
2	0.000	9.050	-9.050	0	1000.0	0	
2	10.218	10.222	-0.004	7706820	1000.0	1438.7	

Average of Peak Amounts = 1390.1

RPD = 0.14

\$ 5 DCB Decachlorobiphenyl M

1	12.039	12.025	0.014	21533166	100.0	125.1	M
2	10.799	10.802	-0.003	19860899	100.0	124.3	M

RPD = 0.65

QC Flag Legend

Review Flags

M - Manually Integrated

TestAmerica Edison

Data File: \\EDICHROM\ChromData\CPESTGC8\20141101-20058.b\QR106921.D

Injection Date: 02-Nov-2014 13:22:14

Instrument ID: CPESTGC8

Operator ID:

Lims ID: LCS 460-259735/2-A

Worklist Smp#: 51

Client ID:

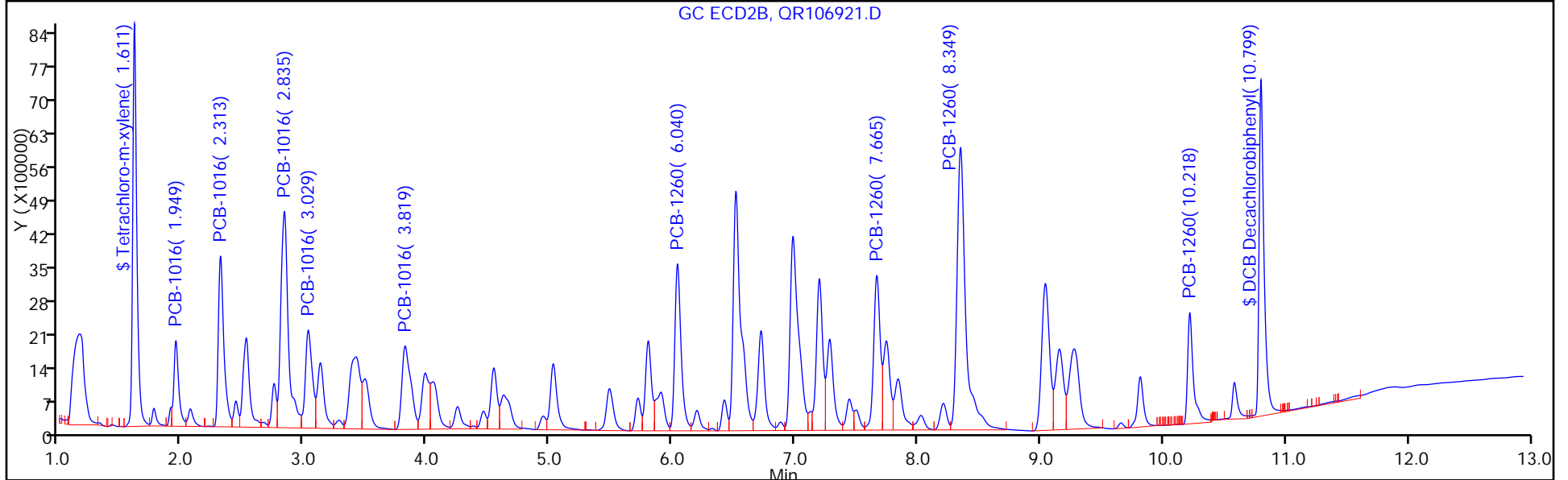
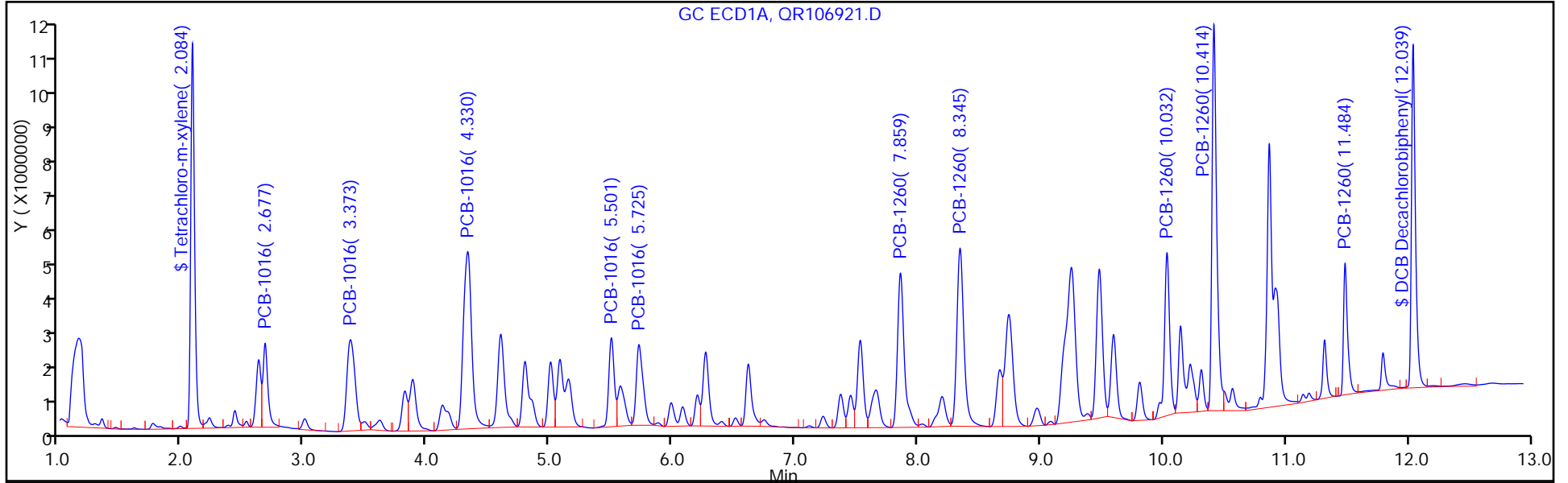
Injection Vol: 1.0 ul

Dil. Factor: 1.0000

ALS Bottle#: 51

Method: GC8_8082LVI

Limit Group: GC 8082A PCB



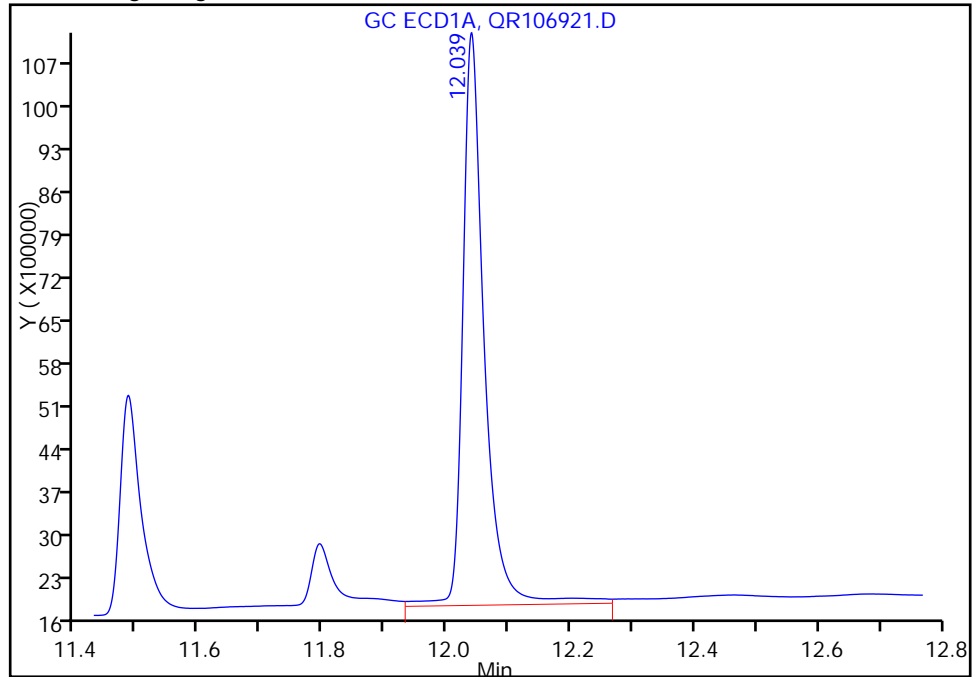
TestAmerica Edison

Data File: \\EDICHROM\ChromData\CPESTGC8\20141101-20058.b\QR106921.D
Injection Date: 02-Nov-2014 13:22:14 Instrument ID: CPESTGC8
Lims ID: LCS 460-259735/2-A
Client ID:
Operator ID: ALS Bottle#: 51 Worklist Smp#: 51
Injection Vol: 1.0 ul Dil. Factor: 1.0000
Method: GC8_8082LVI Limit Group: GC 8082A PCB
Column: Detector GC ECD1A

\$ 5 DCB Decachlorobiphenyl, CAS: 2051-24-3

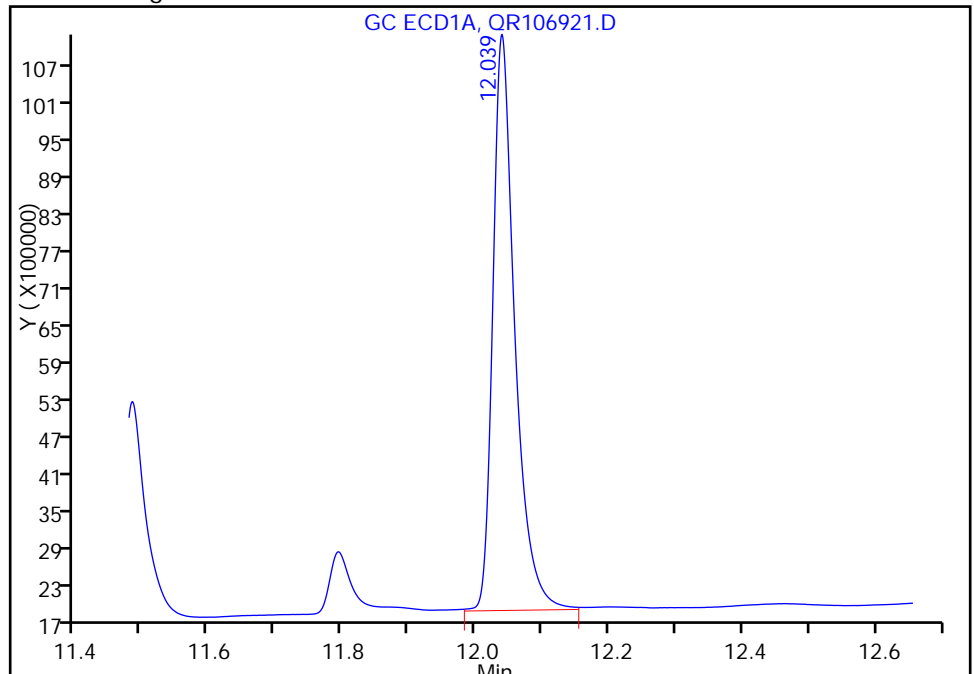
Processing Integration Results

RT: 12.04
Response: 22974513
Amount: 133.5103



Manual Integration Results

RT: 12.04
Response: 21533166
Amount: 125.1343



Reviewer: patelji, 03-Nov-2014 13:03:04
Audit Action: Assigned New Baseline
Audit Reason: Peak not integrated

TestAmerica Edison

Data File: \\EDICHROM\ChromData\CPESTGC8\20141101-20058.b\QR106921.D

Injection Date: 02-Nov-2014 13:22:14

Instrument ID: CPESTGC8

Lims ID: LCS 460-259735/2-A

Client ID:

Operator ID:

ALS Bottle#:

51

Worklist Smp#:

51

Injection Vol: 1.0 ul

Dil. Factor:

1.0000

Method: GC8_8082LVI

Limit Group:

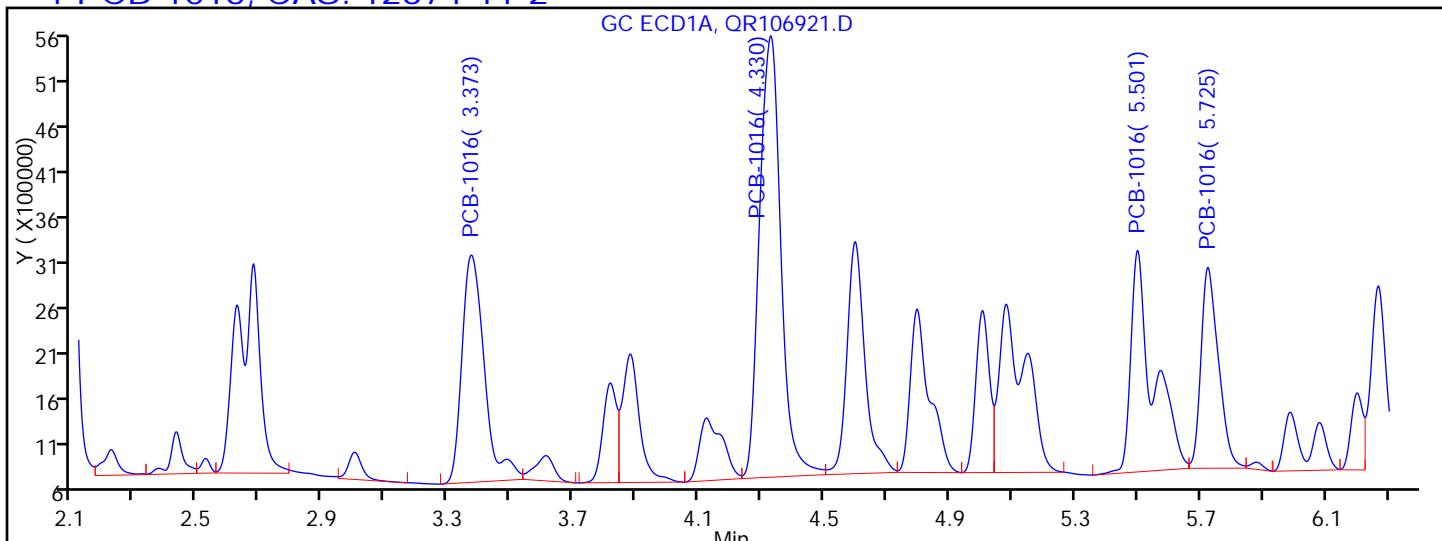
GC 8082A PCB

Column:

Detector

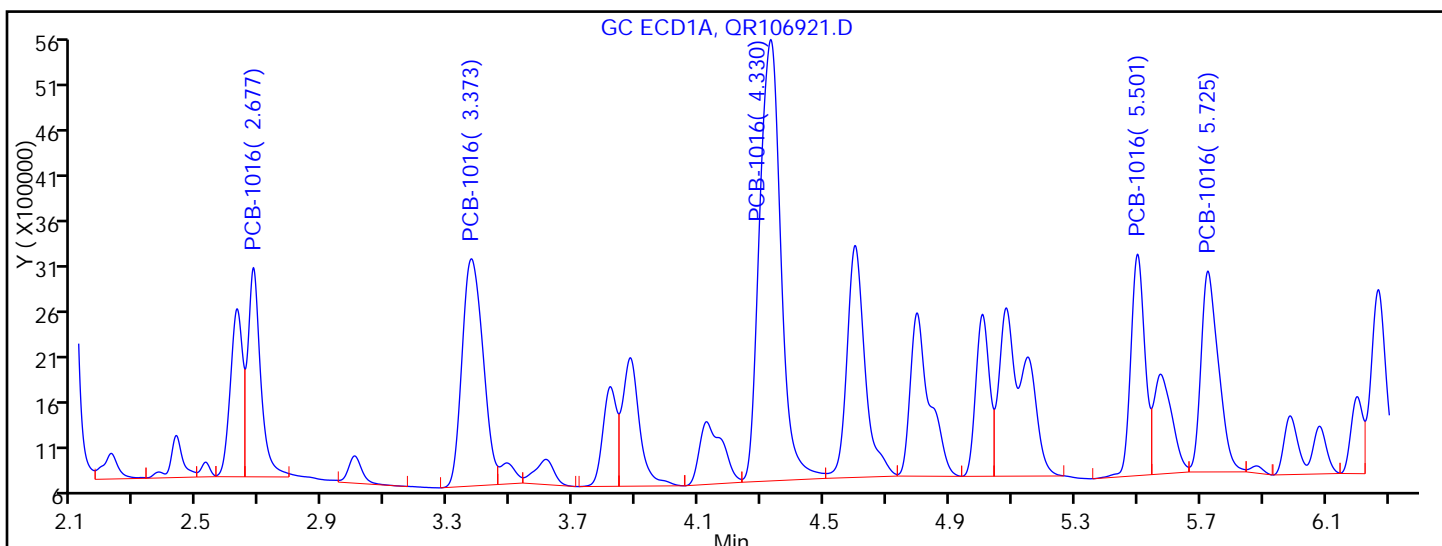
GC ECD1A

1 PCB-1016, CAS: 12674-11-2



Processing Integration Results

RT = 2.624	Response = 11614070	M
RT = 3.373	Response = 12419575	M
RT = 4.330	Response = 23002447	
RT = 5.501	Response = 12042603	M
RT = 5.725	Response = 8558759	



Manual Integration Results

RT = 2.677	Response = 6574207	M
RT = 3.373	Response = 11615068	M
RT = 4.330	Response = 23002447	
RT = 5.501	Response = 7673593	M
RT = 5.725	Response = 8558759	

Reviewer: patelji, 03-Nov-2014 13:03:04

Audit Action: Split an Integrated Peak

Audit Reason: Peak not integrated

TestAmerica Edison

Data File: \\EDICHROM\ChromData\CPESTGC8\20141101-20058.b\QR106921.D

Injection Date: 02-Nov-2014 13:22:14

Instrument ID: CPESTGC8

Lims ID: LCS 460-259735/2-A

Client ID:

Operator ID:

ALS Bottle#: 51

Worklist Smp#: 51

Injection Vol: 1.0 ul

Dil. Factor: 1.0000

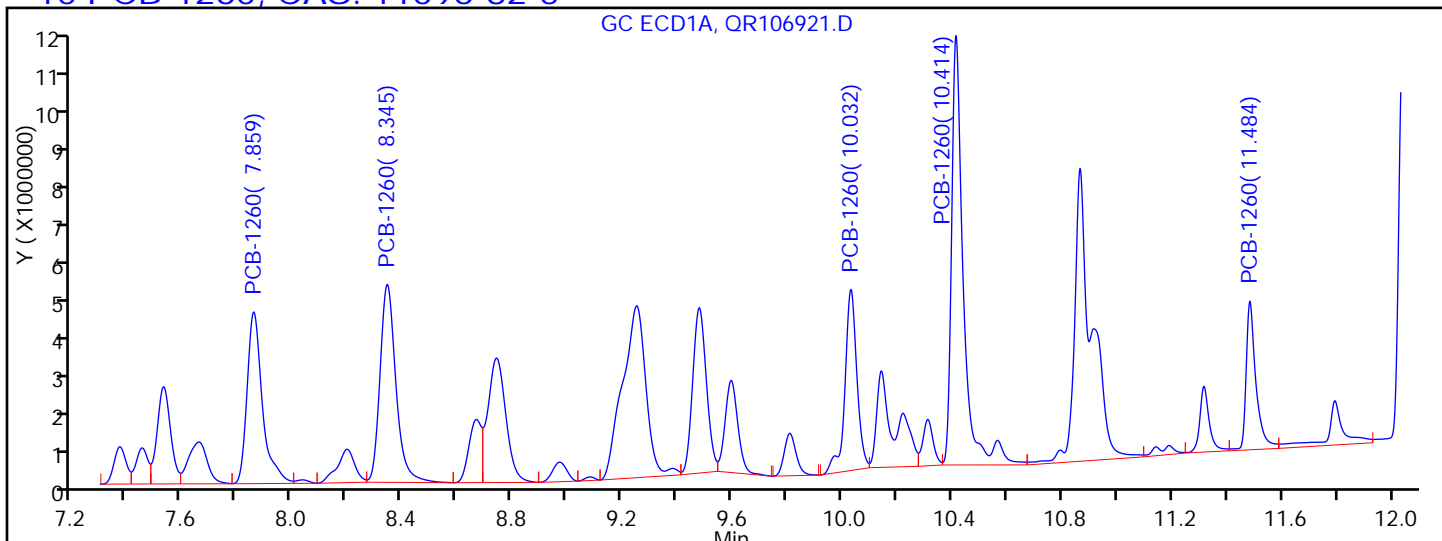
Method: GC8_8082LVI

Limit Group: GC 8082A PCB

Column:

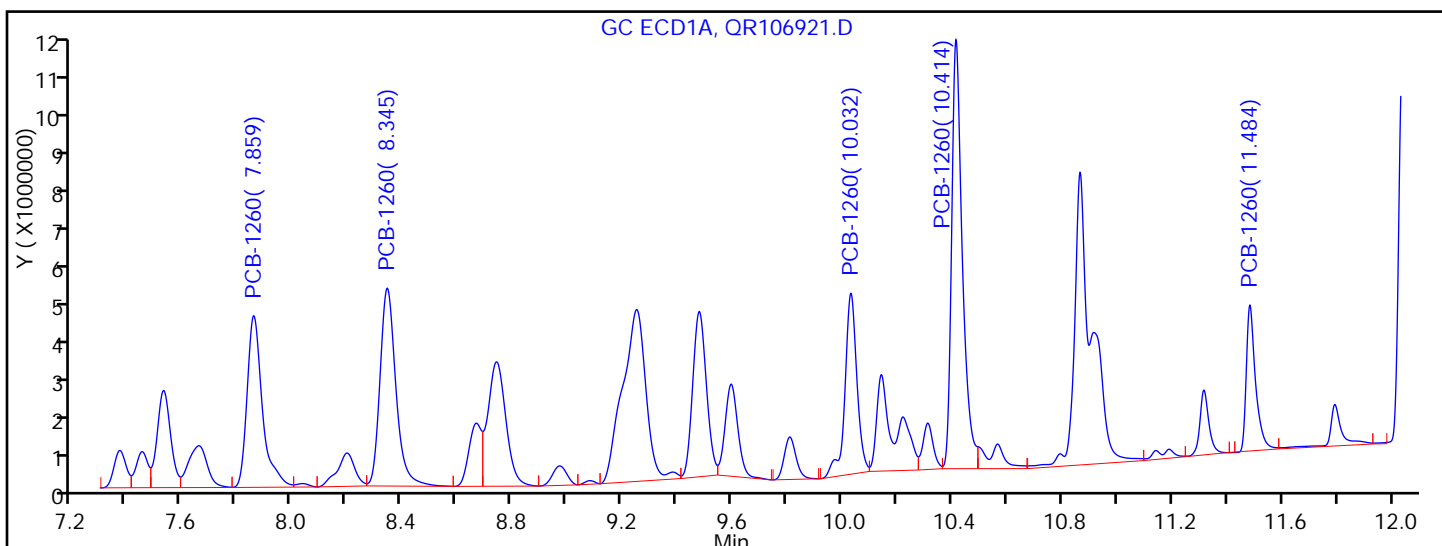
Detector: GC ECD1A

10 PCB-1260, CAS: 11096-82-5



Processing Integration Results

RT = 7.859	Response = 16396306	
RT = 8.345	Response = 19599713	
RT = 10.032	Response = 13524150	
RT = 10.414	Response = 31676351	M
RT = 11.484	Response = 9076505	M



Manual Integration Results

RT = 7.859	Response = 16396306	
RT = 8.345	Response = 19599713	
RT = 10.032	Response = 13524150	
RT = 10.414	Response = 28812693	M
RT = 11.484	Response = 8392509	M

Reviewer: patelji, 03-Nov-2014 13:03:04

Audit Action: Split an Integrated Peak

Audit Reason: Peak not integrated

FORM I
PCBS ORGANICS ANALYSIS DATA SHEET

Lab Name: TestAmerica Edison Job No.: 460-85449-1
 SDG No.: _____
 Client Sample ID: _____ Lab Sample ID: LCS 460-259735/2-A
 Matrix: Water Lab File ID: QR106921.D
 Analysis Method: 8082A Date Collected: _____
 Extraction Method: 3510C Date Extracted: 11/01/2014 10:04
 Sample wt/vol: 125(mL) Date Analyzed: 11/02/2014 13:22
 Con. Extract Vol.: 1(mL) Dilution Factor: 1
 Injection Volume: 1(uL) GC Column: CLP-1 ID: 0.53(mm)
 % Moisture: _____ GPC Cleanup: (Y/N) N
 Analysis Batch No.: 259836 Units: ug/L

CAS NO.	COMPOUND NAME	RESULT	Q	RL	MDL
12674-11-2	Aroclor 1016	9.91		0.40	0.27
11096-82-5	Aroclor 1260	11.1		0.40	0.21

CAS NO.	SURROGATE	%REC	Q	LIMITS
2051-24-3	DCB Decachlorobiphenyl	124		13-150

TestAmerica Edison
Target Compound Quantitation Report

Data File: \\EDICHROM\ChromData\CPESTGC8\20141101-20058.b\QR106921.D
 Lims ID: LCS 460-259735/2-A
 Client ID:
 Sample Type: LCS
 Inject. Date: 02-Nov-2014 13:22:14 ALS Bottle#: 51 Worklist Smp#: 51
 Injection Vol: 1.0 ul Dil. Factor: 1.0000
 Sample Info: 460-0020058-051
 Operator ID: Instrument ID: CPESTGC8
 Method: \\EDICHROM\ChromData\CPESTGC8\20141101-20058.b\GC8_8082LVI.m
 Limit Group: GC 8082A PCB
 Last Update: 03-Nov-2014 13:08:05 Calib Date: 10-Oct-2014 13:33:58
 Integrator: Falcon
 Quant Method: External Standard Quant By: Initial Calibration
 Last ICal File: \\EDICHROM\ChromData\CPESTGC8\20141010-19190.b\QR106303.D
 Column 1 : Det: GC ECD1A
 Column 2 : Det: GC ECD2B
 Process Host: XAWRK015

First Level Reviewer: patelji Date: 03-Nov-2014 10:10:48

Col	RT (min.)	Exp RT (min.)	Dlt RT (min.)	Response	Cal Amt ug/l	OnCol Amt ug/l	Flags
-----	-----------	---------------	---------------	----------	--------------	----------------	-------

\$ 12 Tetrachloro-m-xylene

1	2.084	2.090	-0.006	23261042	100.0	101.9	
2	1.611	1.625	-0.014	19883784	100.0	98.0	
						RPD = 3.94	

1 PCB-1016

1	2.677	2.689	-0.012	6574207	1000.0	1167.8	M
1	3.373	3.391	-0.018	11615068	1000.0	1063.6	M
1	4.330	4.342	-0.012	23002447	1000.0	1212.8	
1	5.501	5.512	-0.011	7673593	1000.0	1282.5	M
1	5.725	5.736	-0.011	8558759	1000.0	1236.5	
Average of Peak Amounts =						1192.6	
2	1.949	1.956	-0.007	5001548	1000.0	927.9	
2	2.313	2.320	-0.007	11389570	1000.0	1311.2	
2	2.835	2.844	-0.009	19568137	1000.0	1259.2	
2	3.029	3.041	-0.012	8078084	1000.0	1269.8	
2	3.819	3.831	-0.012	8878823	1000.0	1424.4	
Average of Peak Amounts =						1238.5	
						RPD = 3.77	

Col	RT (min.)	Exp RT (min.)	Dlt RT (min.)	Response	Cal Amt ug/l	OnCol Amt ug/l	Flags
-----	-----------	---------------	---------------	----------	--------------	----------------	-------

10 PCB-1260 M

1	7.859	7.868	-0.009	16396306	1000.0	1389.1	
1	8.345	8.354	-0.009	19599713	1000.0	1407.7	
1	10.032	10.037	-0.005	13524150	1000.0	1460.1	
1	10.414	10.419	-0.005	28812693	1000.0	1449.7	M
1	11.484	11.464	0.020	8392509	1000.0	1253.3	M

Average of Peak Amounts = 1392.0

2	6.040	6.048	-0.008	12551310	1000.0	1281.3	
2	7.665	7.672	-0.007	12090709	1000.0	1413.1	
2	8.349	8.357	-0.008	29633066	1000.0	1427.2	
2	0.000	9.050	-9.050	0	1000.0	0	
2	10.218	10.222	-0.004	7706820	1000.0	1438.7	

Average of Peak Amounts = 1390.1

RPD = 0.14

\$ 5 DCB Decachlorobiphenyl M

1	12.039	12.025	0.014	21533166	100.0	125.1	M
2	10.799	10.802	-0.003	19860899	100.0	124.3	M

RPD = 0.65

QC Flag Legend

Review Flags

M - Manually Integrated

TestAmerica Edison

Data File: \\EDICHROM\ChromData\CPESTGC8\20141101-20058.b\QR106921.D

Injection Date: 02-Nov-2014 13:22:14

Instrument ID: CPESTGC8

Operator ID:

Lims ID: LCS 460-259735/2-A

Worklist Smp#: 51

Client ID:

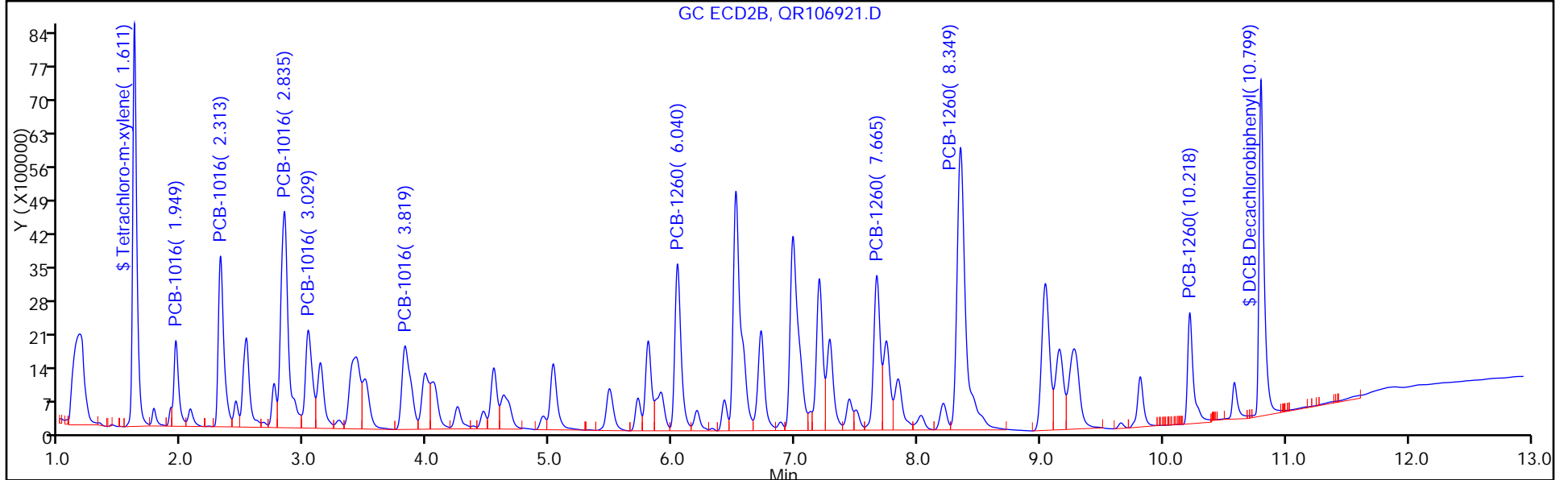
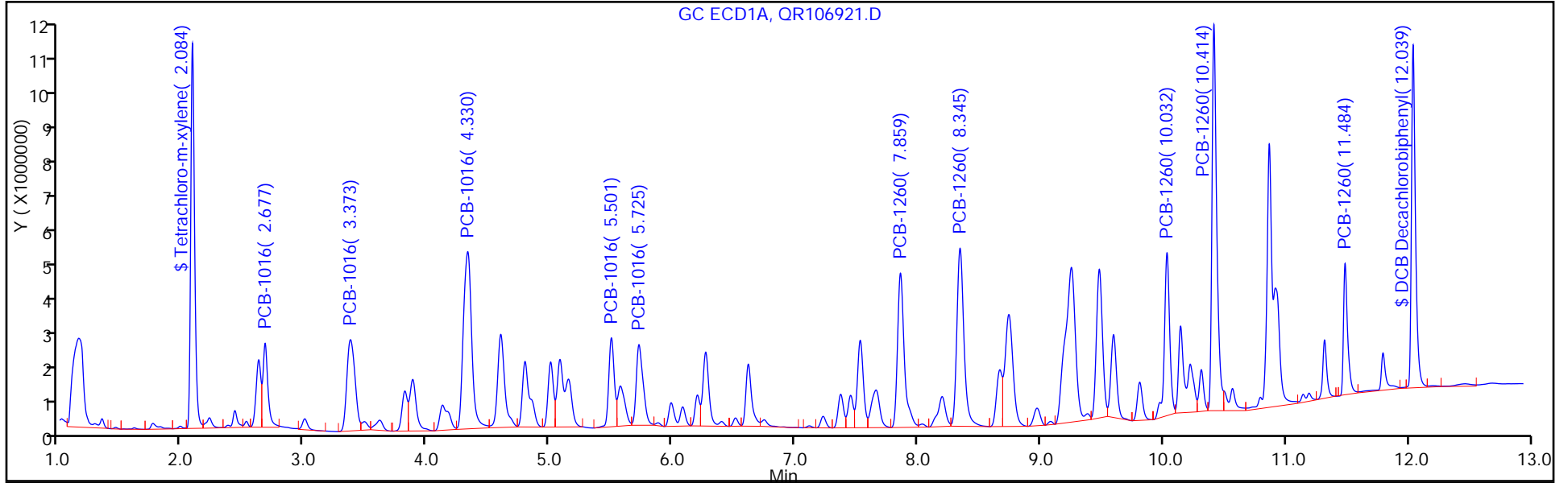
Injection Vol: 1.0 ul

Dil. Factor: 1.0000

ALS Bottle#: 51

Method: GC8_8082LVI

Limit Group: GC 8082A PCB



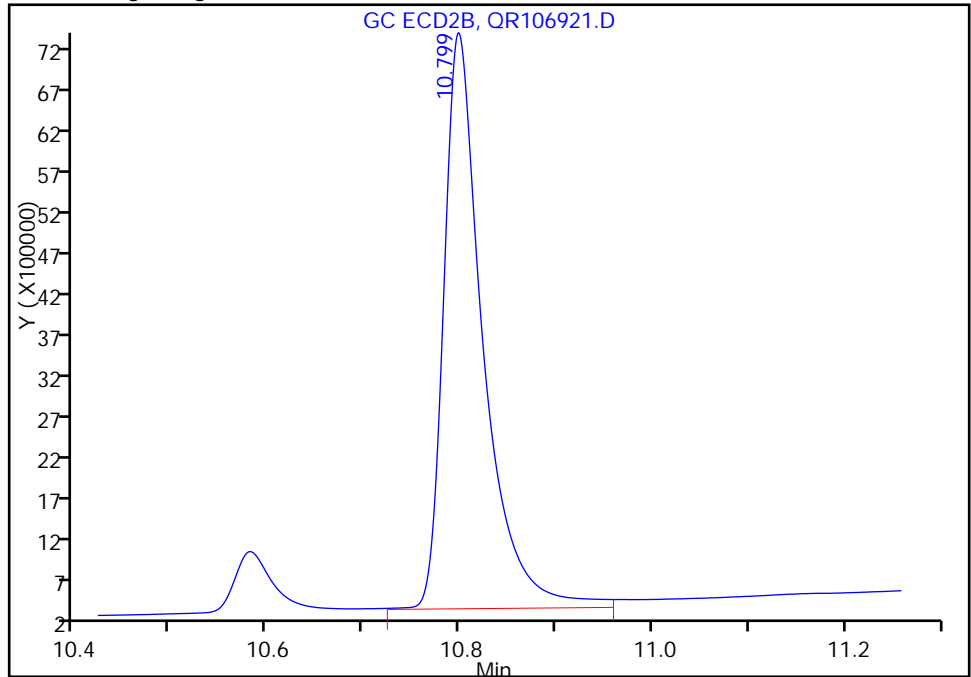
TestAmerica Edison

Data File: \\EDICHROM\ChromData\CPESTGC8\20141101-20058.b\QR106921.D
Injection Date: 02-Nov-2014 13:22:14 Instrument ID: CPESTGC8
Lims ID: LCS 460-259735/2-A
Client ID:
Operator ID: ALS Bottle#: 51 Worklist Smp#: 51
Injection Vol: 1.0 ul Dil. Factor: 1.0000
Method: GC8_8082LVI Limit Group: GC 8082A PCB
Column: Detector GC ECD2B

\$ 5 DCB Decachlorobiphenyl, CAS: 2051-24-3

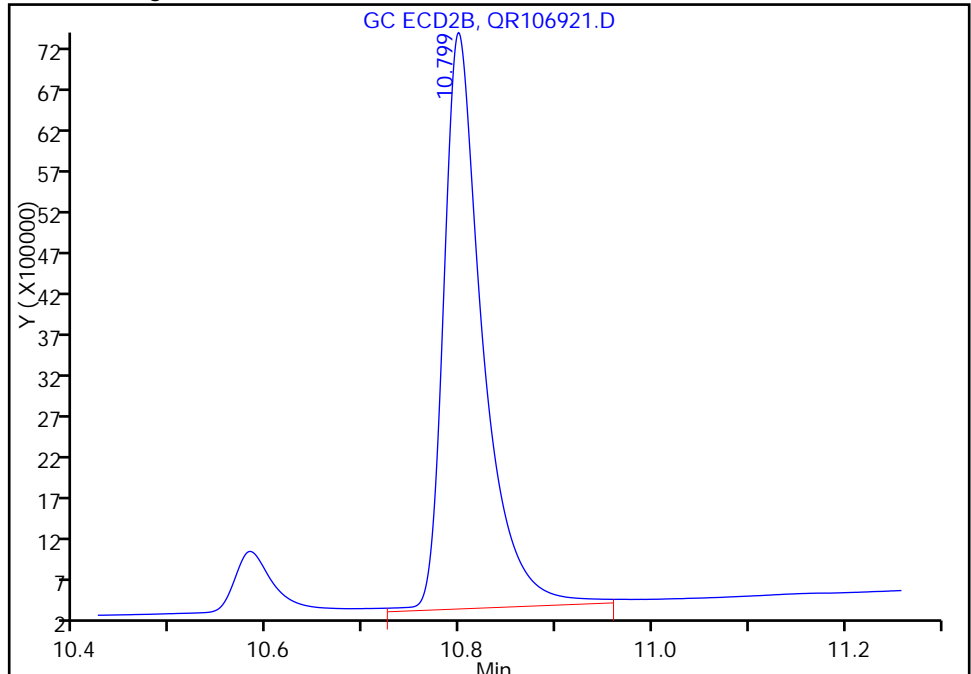
RT: 10.80
Response: 20014589
Amount: 125.2829

Processing Integration Results



RT: 10.80
Response: 19860899
Amount: 124.3209

Manual Integration Results



Reviewer: patelji, 03-Nov-2014 13:03:04
Audit Action: Assigned New Baseline
Audit Reason: Peak not integrated

FORM I
PCBS ORGANICS ANALYSIS DATA SHEET

Lab Name: TestAmerica Edison Job No.: 460-85449-1
 SDG No.: _____
 Client Sample ID: _____ Lab Sample ID: LCS 460-259945/2-A
 Matrix: Solid Lab File ID: OR223691.D
 Analysis Method: 8082A Date Collected: _____
 Extraction Method: 3546 Date Extracted: 11/03/2014 07:48
 Sample wt/vol: 15.0000(g) Date Analyzed: 11/05/2014 01:49
 Con. Extract Vol.: 10(mL) Dilution Factor: 1
 Injection Volume: 1(uL) GC Column: CLP-2 ID: 0.53(mm)
 % Moisture: _____ GPC Cleanup: (Y/N) N
 Analysis Batch No.: 260367 Units: ug/Kg

CAS NO.	COMPOUND NAME	RESULT	Q	RL	MDL
<i>12674-11-2</i>	<i>Aroclor 1016</i>	<i>376</i>		<i>67</i>	<i>15</i>
<i>11096-82-5</i>	<i>Aroclor 1260</i>	<i>391</i>		<i>67</i>	<i>19</i>

CAS NO.	SURROGATE	%REC	Q	LIMITS
2051-24-3	DCB Decachlorobiphenyl	107		53-150

TestAmerica Edison
Target Compound Quantitation Report

Data File: \\EDICHROM\ChromData\CPESTGC7\20141104-20160.b\OR223691.D
 Lims ID: LCS 460-259945/2-A
 Client ID:
 Sample Type: LCS
 Inject. Date: 05-Nov-2014 01:49:30 ALS Bottle#: 54 Worklist Smp#: 54
 Injection Vol: 1.0 ul Dil. Factor: 1.0000
 Sample Info: 460-0020160-054
 Operator ID: Instrument ID: CPESTGC7
 Method: \\EDICHROM\ChromData\CPESTGC7\20141104-20160.b\8082GC7.m
 Limit Group: GC 8082A PCB
 Last Update: 05-Nov-2014 12:53:47 Calib Date: 07-Oct-2014 15:20:30
 Integrator: Falcon
 Quant Method: External Standard Quant By: Initial Calibration
 Last ICal File: \\EDICHROM\ChromData\CPESTGC7\20141007-19026.b\OR222720.D
 Column 1 : Det: GC ECD1A
 Column 2 : Det: GC ECD2B
 Process Host: XAWRK030

First Level Reviewer: patelji Date: 05-Nov-2014 08:39:15

Col	RT (min.)	Exp RT (min.)	Dlt RT (min.)	Response	Cal Amt ug/l	OnCol Amt ug/l	Flags
-----	-----------	---------------	---------------	----------	--------------	----------------	-------

\$ 12 Tetrachloro-m-xylene							M
1	2.353	2.375	-0.022	280829	50.0	51.5	M
2	1.968	1.968	0.000	437100	50.0	55.2	
						RPD = 6.86	
1 PCB-1016							M
1	2.852	2.875	-0.023	68096	500.0	562.1	
1	3.302	3.327	-0.025	137213	500.0	566.9	M
1	3.828	3.850	-0.022	249276	500.0	545.4	M
1	4.562	4.585	-0.023	72631	500.0	542.6	M
1	4.717	4.738	-0.021	97189	500.0	600.8	M
Average of Peak Amounts =						563.6	
2	2.272	2.295	-0.023	117440	500.0	552.3	
2	2.603	2.625	-0.022	196120	500.0	592.7	M
2	3.063	3.085	-0.022	384204	500.0	555.0	M
2	3.208	3.230	-0.022	151867	500.0	586.5	
2	3.662	3.682	-0.020	164797	500.0	615.5	
Average of Peak Amounts =						580.4	
						RPD = 2.94	

Col	RT (min.)	Exp RT (min.)	Dlt RT (min.)	Response	Cal Amt ug/l	OnCol Amt ug/l	Flags
-----	-----------	---------------	---------------	----------	--------------	----------------	-------

10 PCB-1260 M

1	6.185	6.208	-0.023	164207	500.0	592.2	
1	6.495	6.518	-0.023	197384	500.0	593.3	
1	7.852	7.885	-0.033	157785	500.0	568.3	
1	8.470	8.503	-0.033	361774	500.0	598.1	
1	9.927	9.940	-0.013	93555	500.0	580.7	

Average of Peak Amounts = 586.5

2	5.107	5.123	-0.016	237534	500.0	616.8	M
2	6.288	6.305	-0.017	191748	500.0	575.5	M
2	6.770	6.788	-0.018	520989	500.0	619.2	
2	0.000	7.290	-7.290	0	500.0	0	
2	8.640	8.657	-0.017	164776	500.0	621.6	

Average of Peak Amounts = 608.3

RPD = 3.64

\$ 5 DCB Decachlorobiphenyl

1	10.468	10.495	-0.027	222433	50.0	53.7	
2	9.410	9.422	-0.012	386891	50.0	60.4	

RPD = 11.69

QC Flag Legend

Review Flags

M - Manually Integrated

TestAmerica Edison

Data File: \\EDICHROM\ChromData\CPESTGC7\20141104-20160.b\OR223691.D

Injection Date: 05-Nov-2014 01:49:30

Instrument ID: CPESTGC7

Operator ID:

Lims ID: LCS 460-259945/2-A

Worklist Smp#: 54

Client ID:

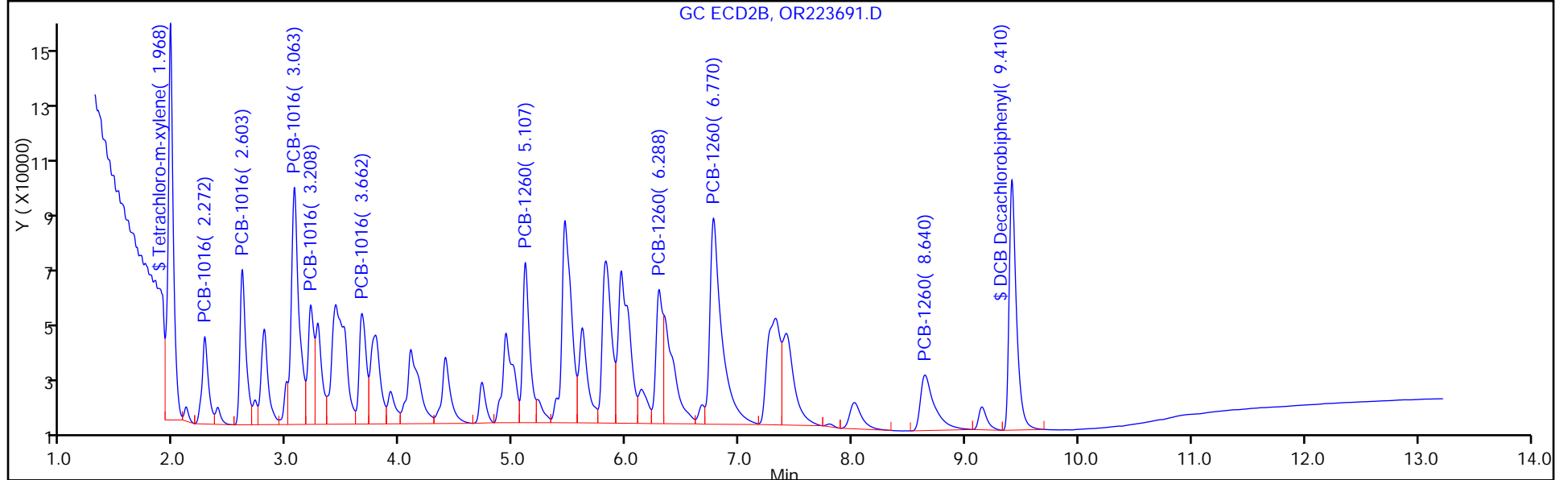
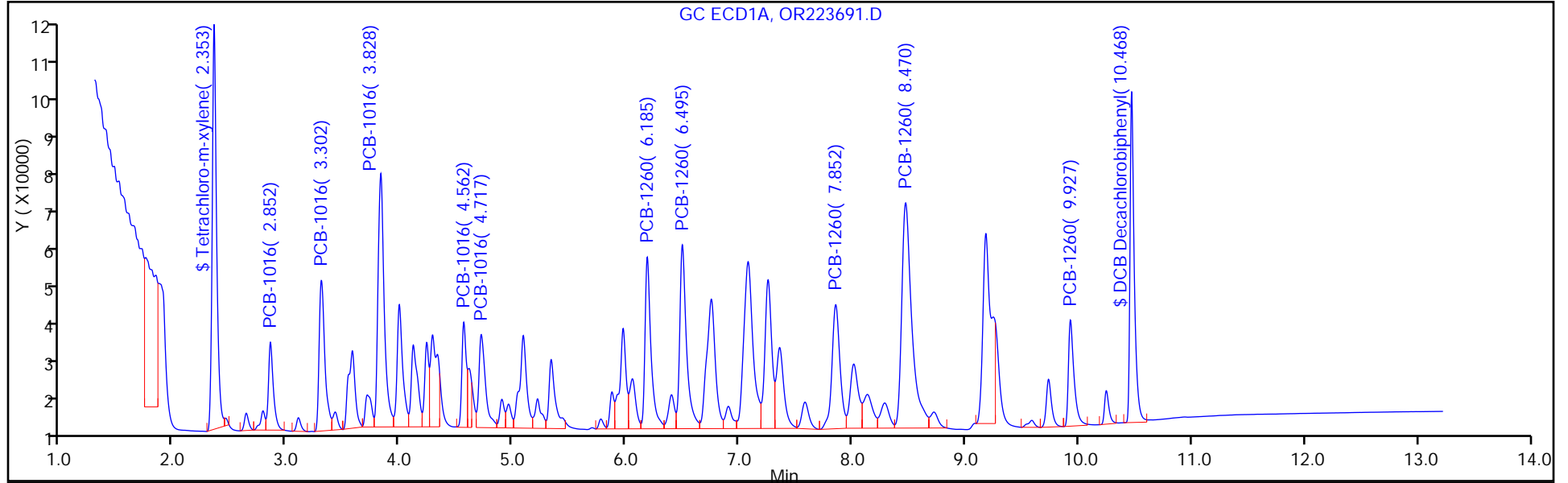
Injection Vol: 1.0 ul

Dil. Factor: 1.0000

ALS Bottle#: 54

Method: 8082GC7

Limit Group: GC 8082A PCB



TestAmerica Edison

Data File: \\EDICHROM\ChromData\CPESTGC7\20141104-20160.b\OR223691.D

Injection Date: 05-Nov-2014 01:49:30

Instrument ID: CPESTGC7

Lims ID: LCS 460-259945/2-A

Client ID:

Operator ID:

ALS Bottle#: 54

Worklist Smp#: 54

Injection Vol: 1.0 ul

Dil. Factor: 1.0000

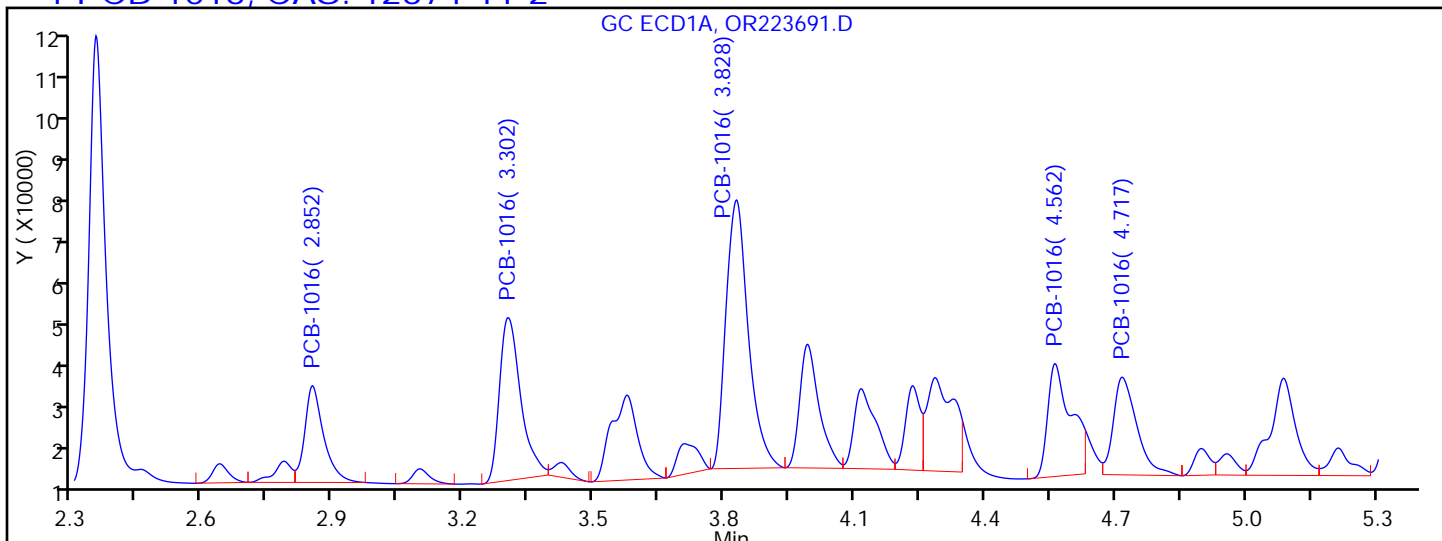
Method: 8082GC7

Limit Group: GC 8082A PCB

Column:

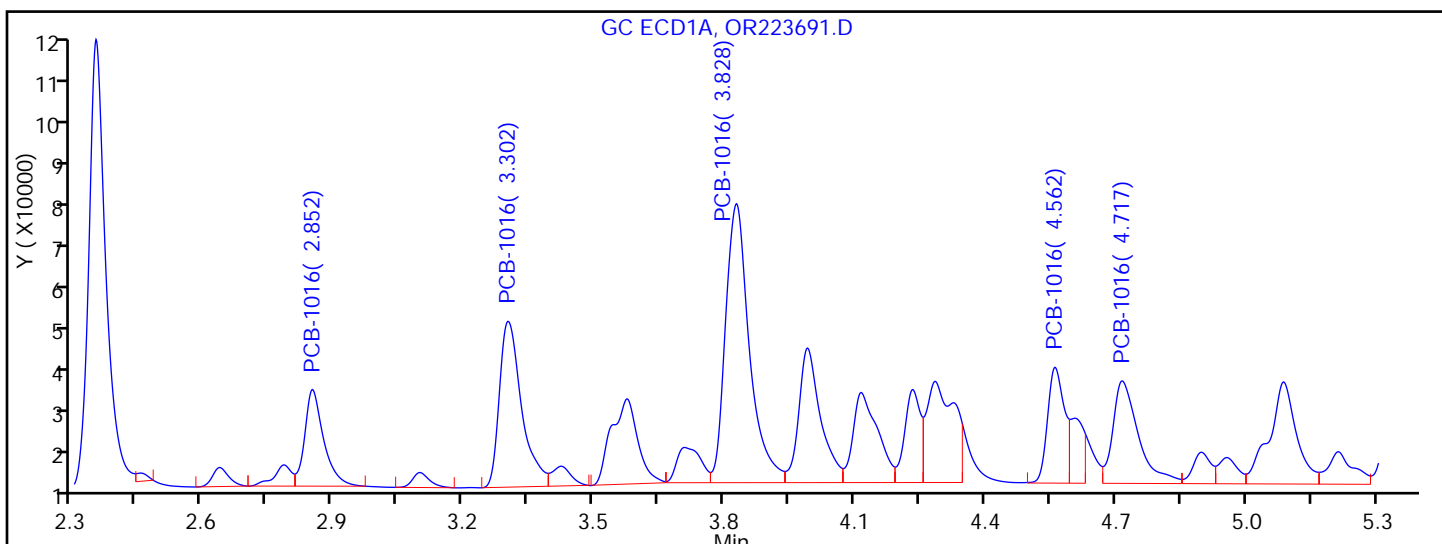
Detector GC ECD1A

1 PCB-1016, CAS: 12674-11-2



Processing Integration Results

RT = 2.852	Response = 68096	
RT = 3.302	Response = 129269	M
RT = 3.828	Response = 223701	M
RT = 4.562	Response = 98219	M
RT = 4.717	Response = 85520	M



Manual Integration Results

RT = 2.852	Response = 68096	
RT = 3.302	Response = 137213	M
RT = 3.828	Response = 249276	M
RT = 4.562	Response = 72631	M
RT = 4.717	Response = 97189	M

Reviewer: patelji, 05-Nov-2014 12:35:09

Audit Action: Assigned New Baseline

Audit Reason: Sample matrix interference

FORM I
PCBS ORGANICS ANALYSIS DATA SHEET

Lab Name: TestAmerica Edison Job No.: 460-85449-1
 SDG No.: _____
 Client Sample ID: _____ Lab Sample ID: LCS 460-259945/2-A
 Matrix: Solid Lab File ID: OR223691.D
 Analysis Method: 8082A Date Collected: _____
 Extraction Method: 3546 Date Extracted: 11/03/2014 07:48
 Sample wt/vol: 15.0000(g) Date Analyzed: 11/05/2014 01:49
 Con. Extract Vol.: 10(mL) Dilution Factor: 1
 Injection Volume: 1(uL) GC Column: CLP-1 ID: 0.53(mm)
 % Moisture: _____ GPC Cleanup: (Y/N) N
 Analysis Batch No.: 260367 Units: ug/Kg

CAS NO.	COMPOUND NAME	RESULT	Q	RL	MDL
12674-11-2	Aroclor 1016	387		67	15
11096-82-5	Aroclor 1260	406		67	19

CAS NO.	SURROGATE	%REC	Q	LIMITS
2051-24-3	DCB Decachlorobiphenyl	121		53-150

TestAmerica Edison
Target Compound Quantitation Report

Data File: \\EDICHROM\ChromData\CPESTGC7\20141104-20160.b\OR223691.D
 Lims ID: LCS 460-259945/2-A
 Client ID:
 Sample Type: LCS
 Inject. Date: 05-Nov-2014 01:49:30 ALS Bottle#: 54 Worklist Smp#: 54
 Injection Vol: 1.0 ul Dil. Factor: 1.0000
 Sample Info: 460-0020160-054
 Operator ID: Instrument ID: CPESTGC7
 Method: \\EDICHROM\ChromData\CPESTGC7\20141104-20160.b\8082GC7.m
 Limit Group: GC 8082A PCB
 Last Update: 05-Nov-2014 12:53:47 Calib Date: 07-Oct-2014 15:20:30
 Integrator: Falcon
 Quant Method: External Standard Quant By: Initial Calibration
 Last ICal File: \\EDICHROM\ChromData\CPESTGC7\20141007-19026.b\OR222720.D
 Column 1 : Det: GC ECD1A
 Column 2 : Det: GC ECD2B
 Process Host: XAWRK030

First Level Reviewer: patelji Date: 05-Nov-2014 08:39:15

Col	RT (min.)	Exp RT (min.)	Dlt RT (min.)	Response	Cal Amt ug/l	OnCol Amt ug/l	Flags
-----	-----------	---------------	---------------	----------	--------------	----------------	-------

\$ 12 Tetrachloro-m-xylene							M
1	2.353	2.375	-0.022	280829	50.0	51.5	M
2	1.968	1.968	0.000	437100	50.0	55.2	
						RPD = 6.86	
1 PCB-1016							M
1	2.852	2.875	-0.023	68096	500.0	562.1	
1	3.302	3.327	-0.025	137213	500.0	566.9	M
1	3.828	3.850	-0.022	249276	500.0	545.4	M
1	4.562	4.585	-0.023	72631	500.0	542.6	M
1	4.717	4.738	-0.021	97189	500.0	600.8	M
Average of Peak Amounts =						563.6	
2	2.272	2.295	-0.023	117440	500.0	552.3	
2	2.603	2.625	-0.022	196120	500.0	592.7	M
2	3.063	3.085	-0.022	384204	500.0	555.0	M
2	3.208	3.230	-0.022	151867	500.0	586.5	
2	3.662	3.682	-0.020	164797	500.0	615.5	
Average of Peak Amounts =						580.4	
						RPD = 2.94	

Col	RT (min.)	Exp RT (min.)	Dlt RT (min.)	Response	Cal Amt ug/l	OnCol Amt ug/l	Flags
-----	-----------	---------------	---------------	----------	--------------	----------------	-------

10 PCB-1260 M

1	6.185	6.208	-0.023	164207	500.0	592.2	
1	6.495	6.518	-0.023	197384	500.0	593.3	
1	7.852	7.885	-0.033	157785	500.0	568.3	
1	8.470	8.503	-0.033	361774	500.0	598.1	
1	9.927	9.940	-0.013	93555	500.0	580.7	

Average of Peak Amounts = 586.5

2	5.107	5.123	-0.016	237534	500.0	616.8	M
2	6.288	6.305	-0.017	191748	500.0	575.5	M
2	6.770	6.788	-0.018	520989	500.0	619.2	
2	0.000	7.290	-7.290	0	500.0	0	
2	8.640	8.657	-0.017	164776	500.0	621.6	

Average of Peak Amounts = 608.3

RPD = 3.64

\$ 5 DCB Decachlorobiphenyl

1	10.468	10.495	-0.027	222433	50.0	53.7	
2	9.410	9.422	-0.012	386891	50.0	60.4	

RPD = 11.69

QC Flag Legend

Review Flags

M - Manually Integrated

TestAmerica Edison

Data File: \\EDICHROM\ChromData\CPESTGC7\20141104-20160.b\OR223691.D

Injection Date: 05-Nov-2014 01:49:30

Instrument ID: CPESTGC7

Operator ID:

Lims ID: LCS 460-259945/2-A

Worklist Smp#: 54

Client ID:

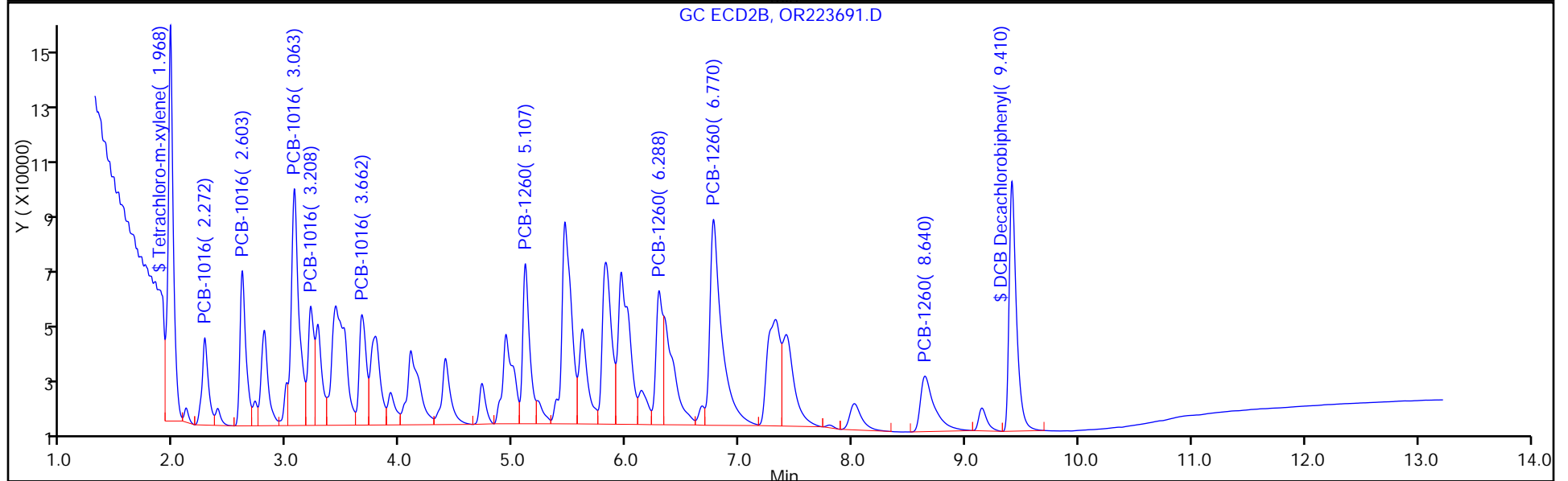
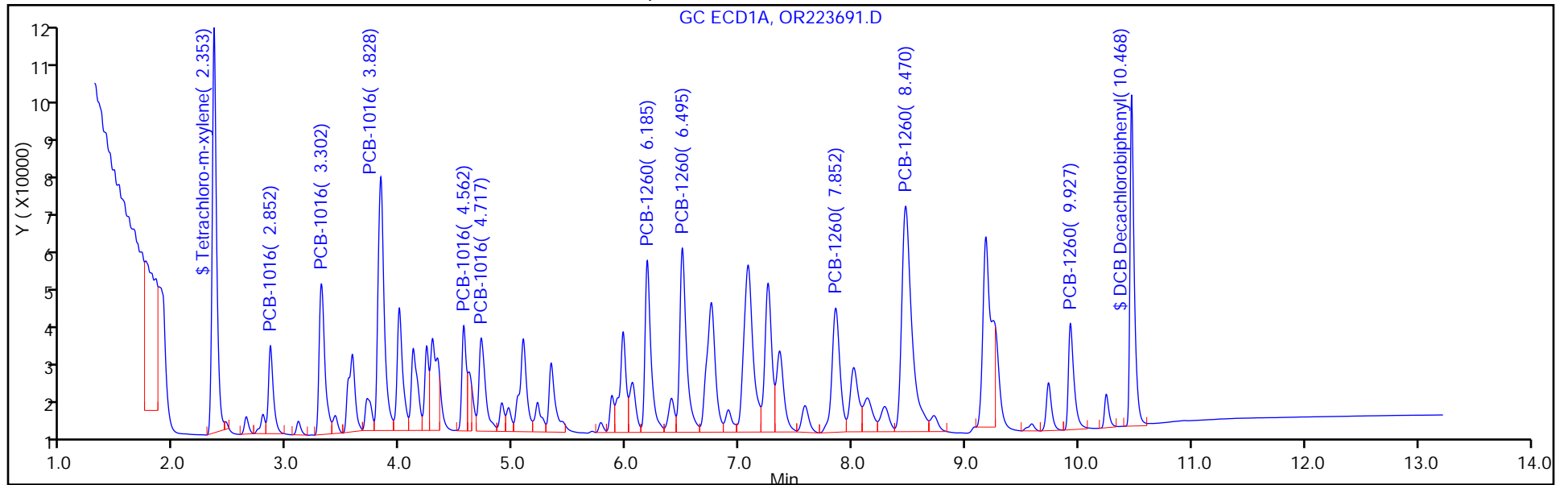
Injection Vol: 1.0 ul

Dil. Factor: 1.0000

ALS Bottle#: 54

Method: 8082GC7

Limit Group: GC 8082A PCB



TestAmerica Edison

Data File: \\EDICHROM\ChromData\CPESTGC7\20141104-20160.b\OR223691.D

Injection Date: 05-Nov-2014 01:49:30

Instrument ID: CPESTGC7

Lims ID: LCS 460-259945/2-A

Client ID:

Operator ID:

ALS Bottle#:

54

Worklist Smp#:

54

Injection Vol: 1.0 ul

Dil. Factor:

1.0000

Method: 8082GC7

Limit Group:

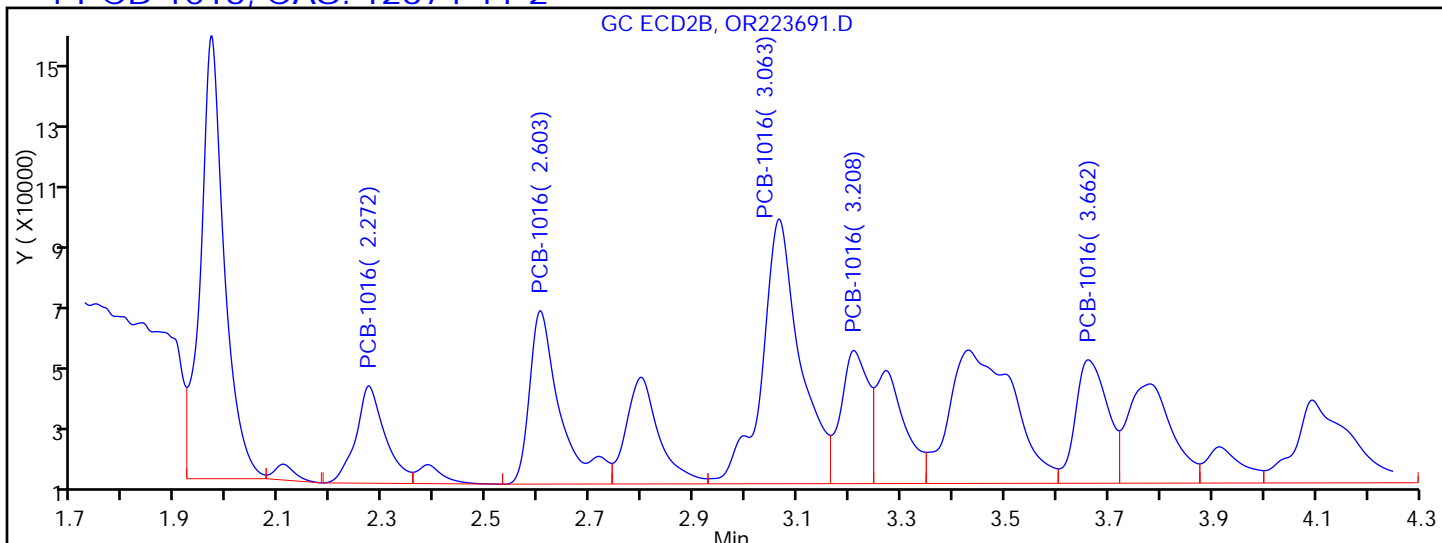
GC 8082A PCB

Column:

Detector

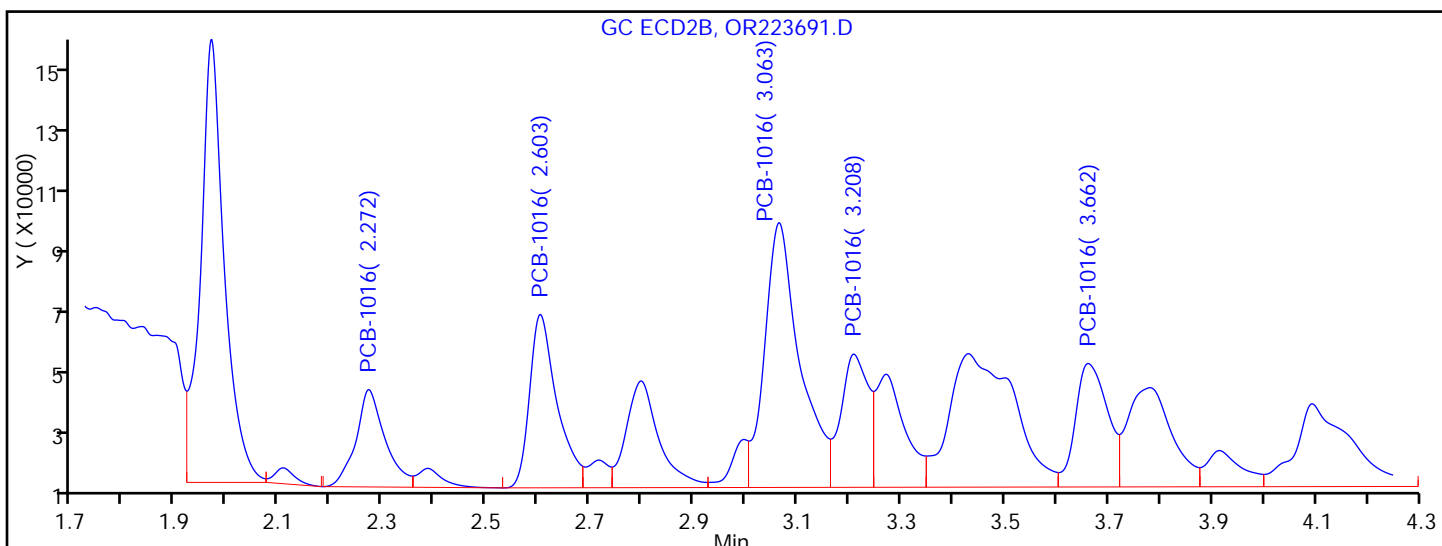
GC ECD2B

1 PCB-1016, CAS: 12674-11-2



Processing Integration Results

RT = 2.272	Response = 117440	
RT = 2.603	Response = 220959	M
RT = 3.063	Response = 416988	M
RT = 3.208	Response = 151867	
RT = 3.662	Response = 164797	



Manual Integration Results

RT = 2.272	Response = 117440	
RT = 2.603	Response = 196120	M
RT = 3.063	Response = 384204	M
RT = 3.208	Response = 151867	
RT = 3.662	Response = 164797	

Reviewer: patelji, 05-Nov-2014 12:35:09

Audit Action: Split an Integrated Peak

Audit Reason: Sample matrix interference

TestAmerica Edison

Data File: \\EDICHROM\ChromData\CPESTGC7\20141104-20160.b\OR223691.D

Injection Date: 05-Nov-2014 01:49:30

Instrument ID: CPESTGC7

Lims ID: LCS 460-259945/2-A

Client ID:

Operator ID:

ALS Bottle#:

54

Worklist Smp#:

54

Injection Vol: 1.0 ul

Dil. Factor:

1.0000

Method: 8082GC7

Limit Group:

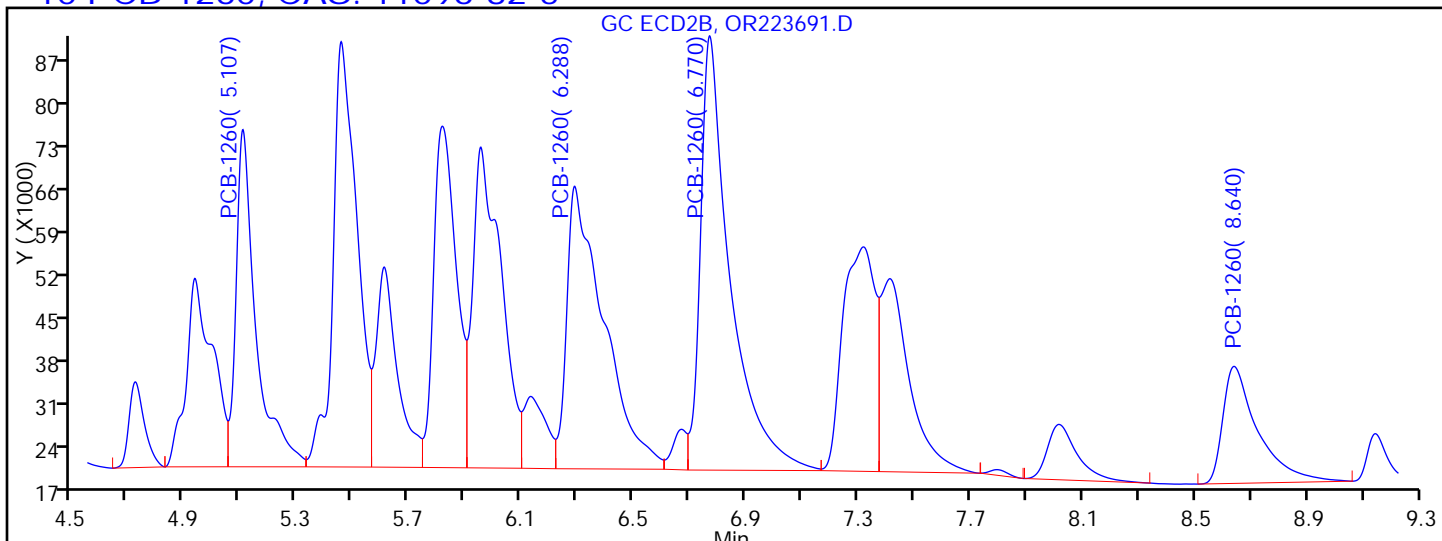
GC 8082A PCB

Column:

Detector

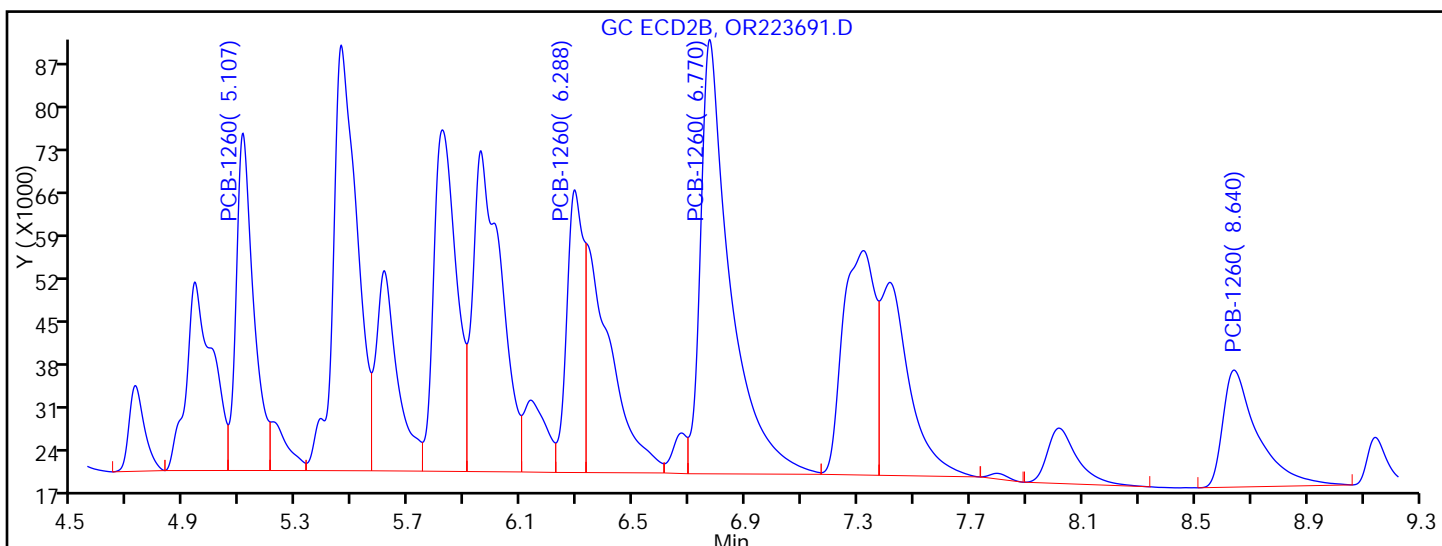
GC ECD2B

10 PCB-1260, CAS: 11096-82-5



Processing Integration Results

RT = 5.107	Response = 271382	M
RT = 6.288	Response = 423841	M
RT = 6.770	Response = 520989	
RT = 7.318	Response = 290486	
RT = 8.640	Response = 164776	



Manual Integration Results

RT = 5.107	Response = 237534	M
RT = 6.288	Response = 191748	M
RT = 6.770	Response = 520989	
RT = 0.000	Response = 0	
RT = 8.640	Response = 164776	

Reviewer: patelji, 05-Nov-2014 12:35:09

Audit Action: Split an Integrated Peak

Audit Reason: Sample matrix interference

FORM I
PCBS ORGANICS ANALYSIS DATA SHEET

Lab Name: TestAmerica Edison Job No.: 460-85449-1
 SDG No.: _____
 Client Sample ID: _____ Lab Sample ID: LCSD 460-259735/3-A
 Matrix: Water Lab File ID: QR106922.D
 Analysis Method: 8082A Date Collected: _____
 Extraction Method: 3510C Date Extracted: 11/01/2014 10:04
 Sample wt/vol: 125(mL) Date Analyzed: 11/02/2014 13:38
 Con. Extract Vol.: 1(mL) Dilution Factor: 1
 Injection Volume: 1(uL) GC Column: CLP-2 ID: 0.53(mm)
 % Moisture: _____ GPC Cleanup: (Y/N) N
 Analysis Batch No.: 259836 Units: ug/L

CAS NO.	COMPOUND NAME	RESULT	Q	RL	MDL
<i>12674-11-2</i>	<i>Aroclor 1016</i>	<i>9.61</i>		<i>0.40</i>	<i>0.27</i>
<i>11096-82-5</i>	<i>Aroclor 1260</i>	<i>11.0</i>		<i>0.40</i>	<i>0.21</i>

CAS NO.	SURROGATE	%REC	Q	LIMITS
2051-24-3	DCB Decachlorobiphenyl	123		13-150

TestAmerica Edison
Target Compound Quantitation Report

Data File: \\EDICHROM\ChromData\CPESTGC8\20141101-20058.b\QR106922.D
 Lims ID: LCSD 460-259735/3-A
 Client ID:
 Sample Type: LCSD
 Inject. Date: 02-Nov-2014 13:38:51 ALS Bottle#: 52 Worklist Smp#: 52
 Injection Vol: 1.0 ul Dil. Factor: 1.0000
 Sample Info: 460-0020058-052
 Operator ID: Instrument ID: CPESTGC8
 Method: \\EDICHROM\ChromData\CPESTGC8\20141101-20058.b\GC8_8082LVI.m
 Limit Group: GC 8082A PCB
 Last Update: 03-Nov-2014 13:08:05 Calib Date: 10-Oct-2014 13:33:58
 Integrator: Falcon
 Quant Method: External Standard Quant By: Initial Calibration
 Last ICal File: \\EDICHROM\ChromData\CPESTGC8\20141010-19190.b\QR106303.D
 Column 1 : Det: GC ECD1A
 Column 2 : Det: GC ECD2B
 Process Host: XAWRK015

First Level Reviewer: patelji Date: 03-Nov-2014 10:10:54

Col	RT (min.)	Exp RT (min.)	Dlt RT (min.)	Response	Cal Amt ug/l	OnCol Amt ug/l	Flags
-----	-----------	---------------	---------------	----------	--------------	----------------	-------

\$ 12 Tetrachloro-m-xylene

1	2.086	2.090	-0.004	23706048	100.0	103.9	
2	1.614	1.625	-0.011	19694594	100.0	97.0	
						RPD = 6.79	

1 PCB-1016

1	2.679	2.689	-0.010	6610586	1000.0	1174.3	M
1	3.374	3.391	-0.017	11907838	1000.0	1090.4	M
1	4.327	4.342	-0.015	23178875	1000.0	1222.1	
1	5.497	5.512	-0.015	7655209	1000.0	1279.4	M
1	5.722	5.736	-0.014	8598631	1000.0	1242.2	
Average of Peak Amounts =						1201.7	
2	1.951	1.956	-0.005	5021234	1000.0	931.5	
2	2.316	2.320	-0.004	11242284	1000.0	1294.2	
2	2.838	2.844	-0.006	17847496	1000.0	1148.5	M
2	3.033	3.041	-0.008	8078498	1000.0	1269.9	
2	3.821	3.831	-0.010	8754164	1000.0	1404.4	
Average of Peak Amounts =						1209.7	
						RPD = 0.67	

Col	RT (min.)	Exp RT (min.)	Dlt RT (min.)	Response	Cal Amt ug/l	OnCol Amt ug/l	Flags
-----	-----------	---------------	---------------	----------	--------------	----------------	-------

10 PCB-1260 M

1	7.851	7.868	-0.017	16875401	1000.0	1429.7	
1	8.336	8.354	-0.018	19511561	1000.0	1401.4	
1	10.025	10.037	-0.012	12342006	1000.0	1332.4	M
1	10.410	10.419	-0.009	28287587	1000.0	1423.3	M
1	11.480	11.464	0.016	8709053	1000.0	1300.6	M

Average of Peak Amounts = 1377.5

2	6.039	6.048	-0.009	13893774	1000.0	1418.3	
2	7.662	7.672	-0.010	12123827	1000.0	1417.0	
2	8.344	8.357	-0.013	26828241	1000.0	1292.1	M
2	0.000	9.050	-9.050	0	1000.0	0	
2	10.215	10.222	-0.007	7861304	1000.0	1467.5	M

Average of Peak Amounts = 1398.7

RPD = 1.53

\$ 5 DCB Decachlorobiphenyl M

1	12.035	12.025	0.010	21186132	100.0	123.1	M
2	10.795	10.802	-0.007	19673365	100.0	123.1	M

RPD = 0.02

QC Flag Legend

Review Flags

M - Manually Integrated

TestAmerica Edison

Data File: \\EDICHROM\ChromData\CPESTGC8\20141101-20058.b\QR106922.D

Injection Date: 02-Nov-2014 13:38:51

Instrument ID: CPESTGC8

Operator ID:

Lims ID: LCSD 460-259735/3-A

Worklist Smp#: 52

Client ID:

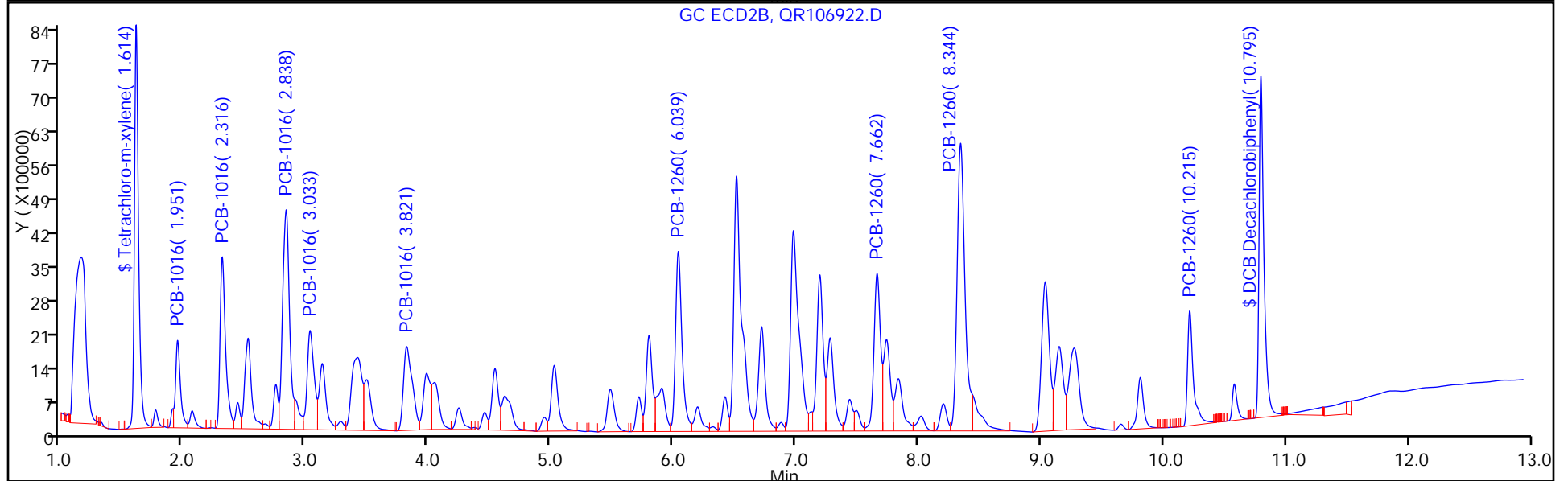
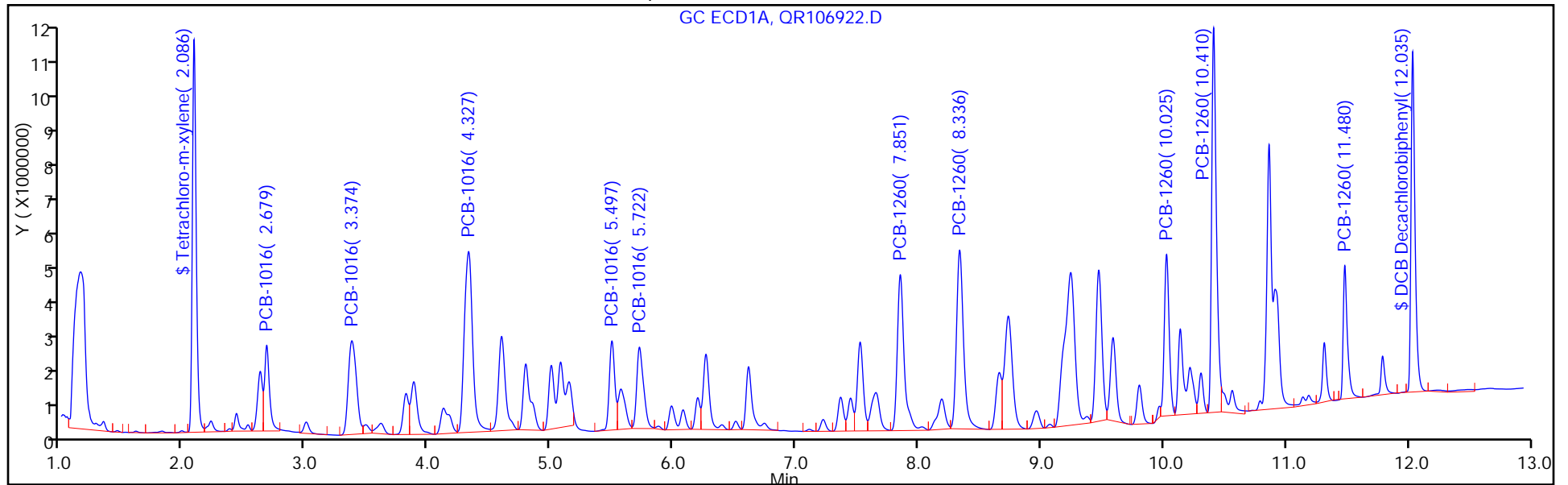
Injection Vol: 1.0 ul

Dil. Factor: 1.0000

ALS Bottle#: 52

Method: GC8_8082LVI

Limit Group: GC 8082A PCB



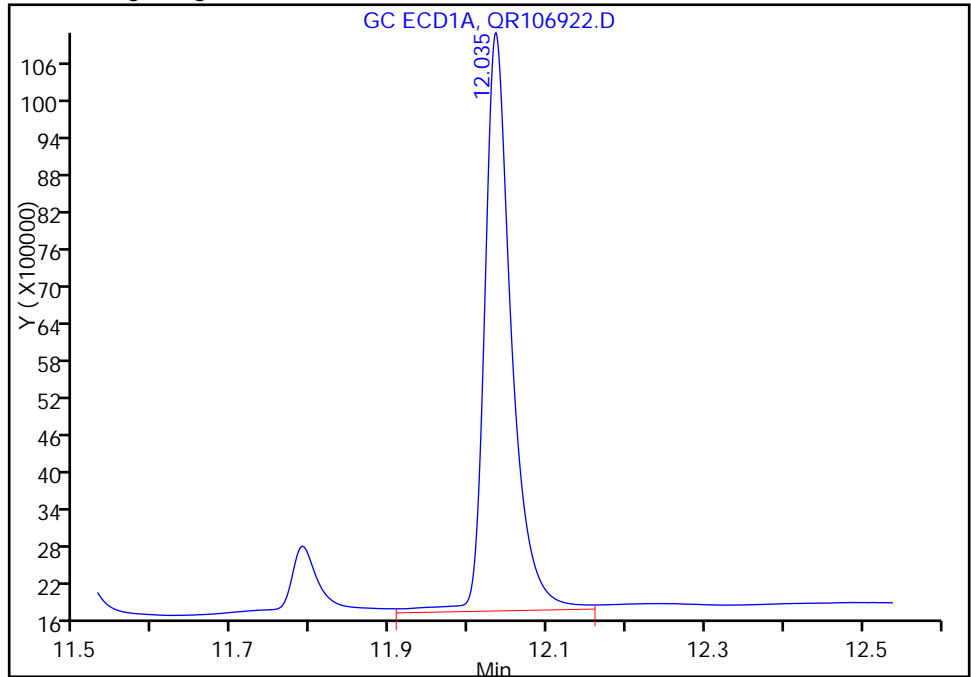
TestAmerica Edison

Data File: \\EDICHROM\ChromData\CPESTGC8\20141101-20058.b\QR106922.D
Injection Date: 02-Nov-2014 13:38:51 Instrument ID: CPESTGC8
Lims ID: LCSD 460-259735/3-A
Client ID:
Operator ID: ALS Bottle#: 52 Worklist Smp#: 52
Injection Vol: 1.0 ul Dil. Factor: 1.0000
Method: GC8_8082LVI Limit Group: GC 8082A PCB
Column: Detector GC ECD1A

\$ 5 DCB Decachlorobiphenyl, CAS: 2051-24-3

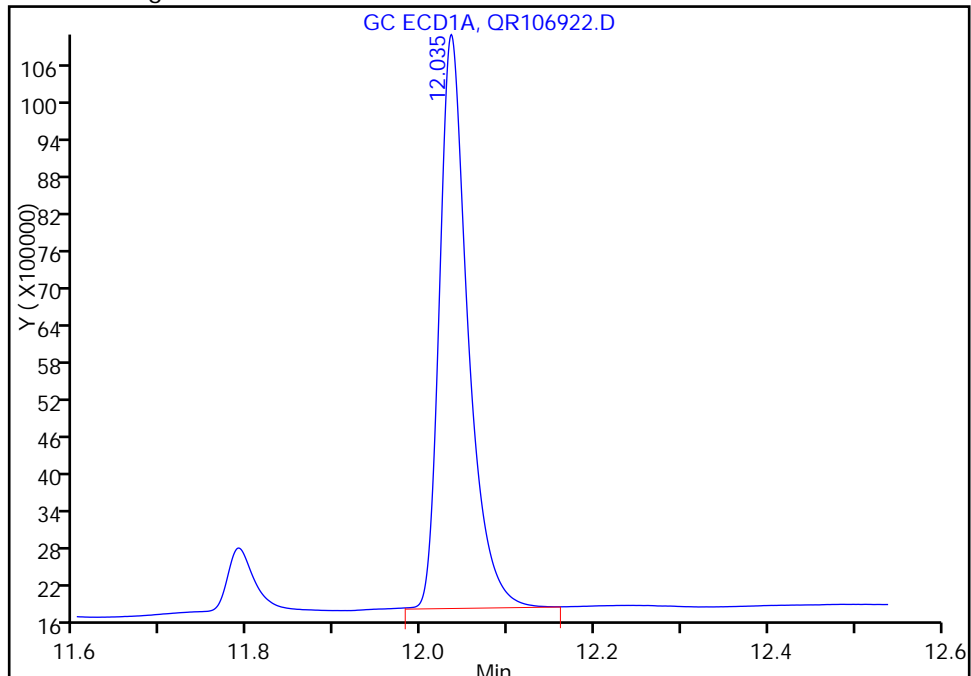
Processing Integration Results

RT: 12.03
Response: 22243041
Amount: 129.2596



Manual Integration Results

RT: 12.03
Response: 21186132
Amount: 123.1176



Reviewer: patelji, 03-Nov-2014 13:04:44
Audit Action: Assigned New Baseline
Audit Reason: Sample matrix interference

TestAmerica Edison

Data File: \\EDICHROM\ChromData\CPESTGC8\20141101-20058.b\QR106922.D

Injection Date: 02-Nov-2014 13:38:51

Instrument ID: CPESTGC8

Lims ID: LCSD 460-259735/3-A

Client ID:

Operator ID:

ALS Bottle#:

52

Worklist Smp#:

52

Injection Vol: 1.0 ul

Dil. Factor:

1.0000

Method: GC8_8082LVI

Limit Group:

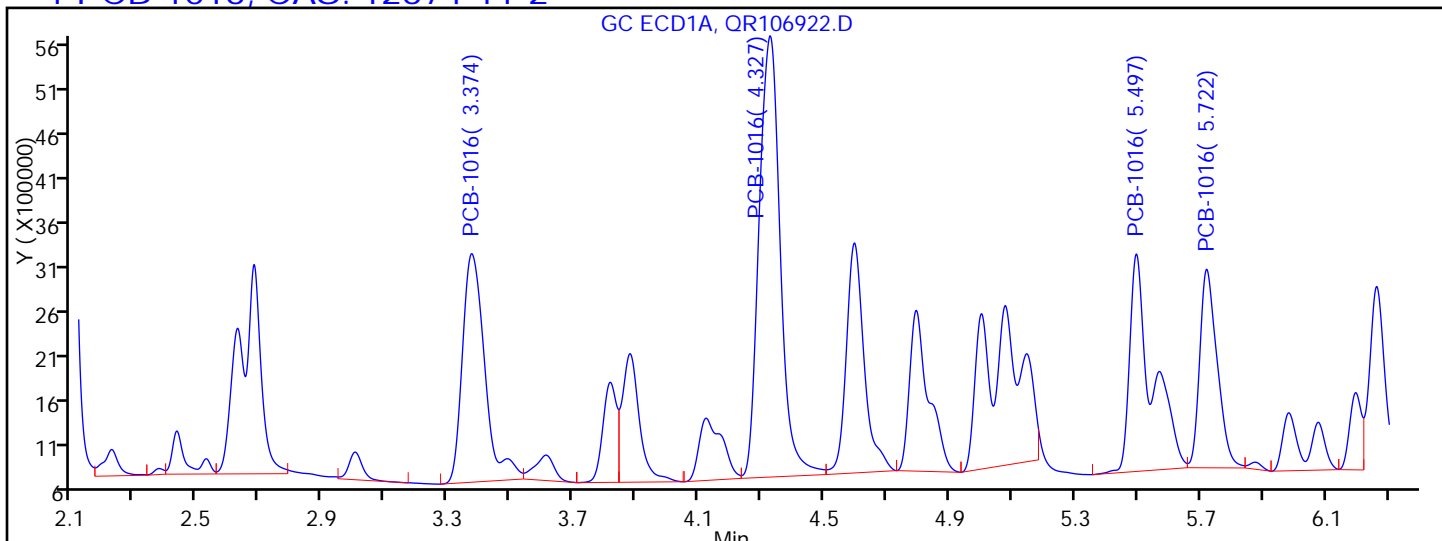
GC 8082A PCB

Column:

Detector

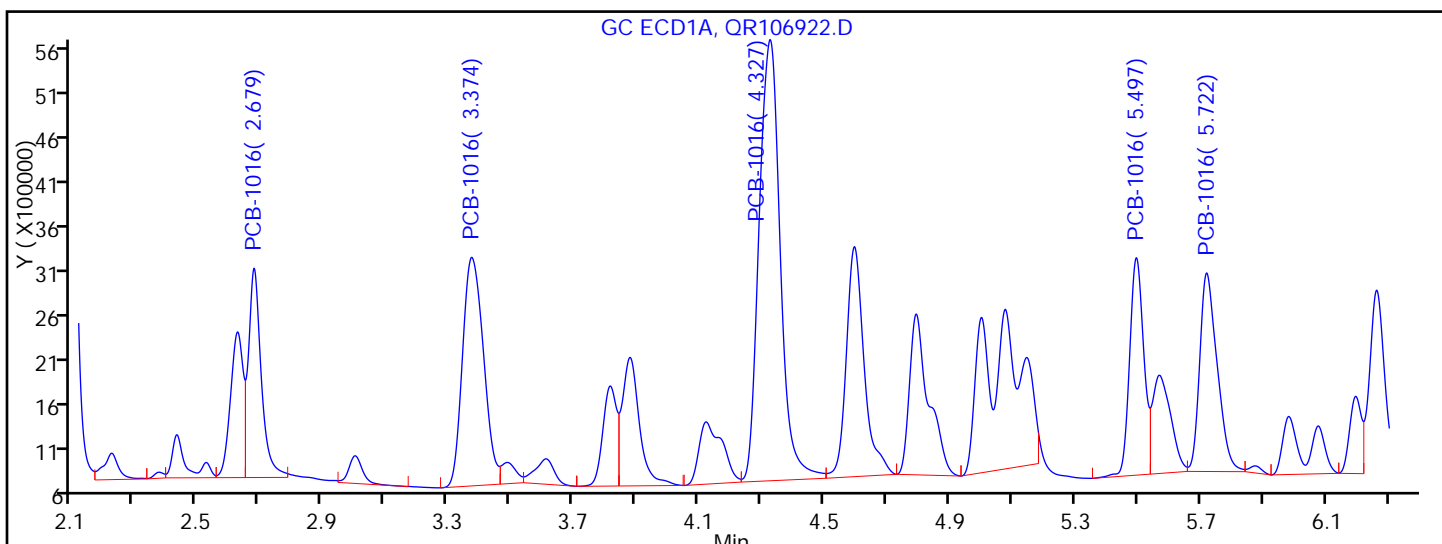
GC ECD1A

1 PCB-1016, CAS: 12674-11-2



Processing Integration Results

RT = 2.626	Response = 11211781	M
RT = 3.374	Response = 12666118	M
RT = 4.327	Response = 23178875	
RT = 5.497	Response = 12039315	M
RT = 5.722	Response = 8598631	



Manual Integration Results

RT = 2.679	Response = 6610586	M
RT = 3.374	Response = 11907838	M
RT = 4.327	Response = 23178875	
RT = 5.497	Response = 7655209	M
RT = 5.722	Response = 8598631	

Reviewer: patelji, 03-Nov-2014 13:04:44

Audit Action: Split an Integrated Peak

Audit Reason: Sample matrix interference

TestAmerica Edison

Data File: \\EDICHROM\ChromData\CPESTGC8\20141101-20058.b\QR106922.D

Injection Date: 02-Nov-2014 13:38:51

Instrument ID: CPESTGC8

Lims ID: LCSD 460-259735/3-A

Client ID:

Operator ID:

ALS Bottle#:

Worklist Smp#: 52

Injection Vol: 1.0 ul

Dil. Factor: 1.0000

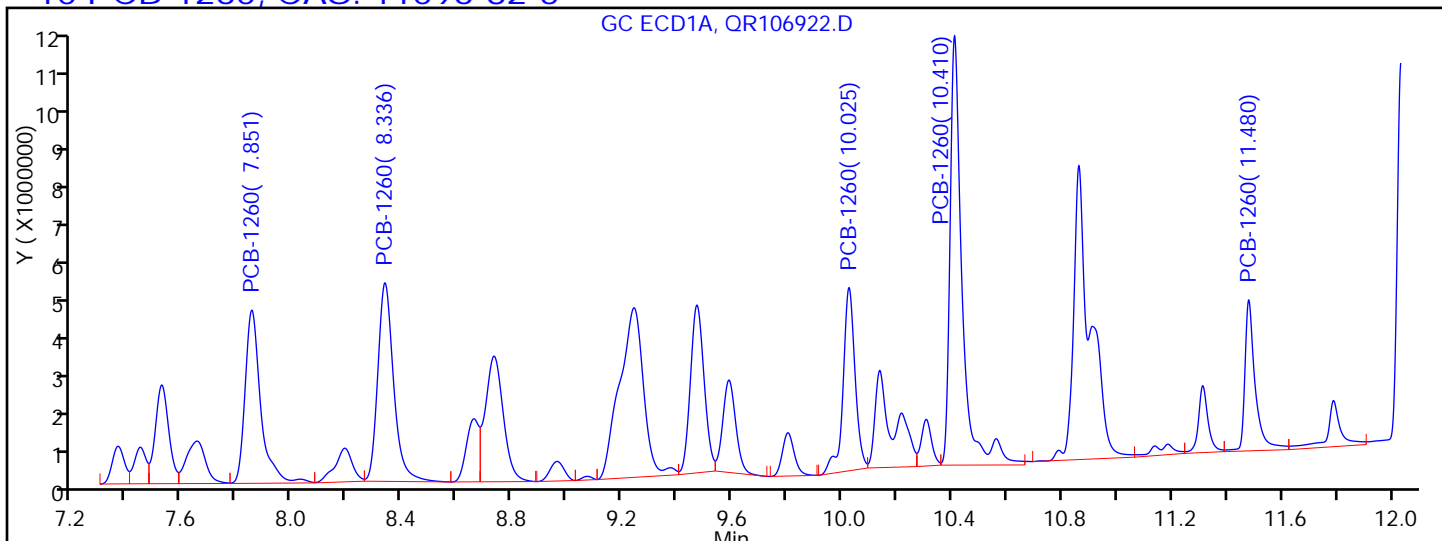
Method: GC8_8082LVI

Limit Group: GC 8082A PCB

Column:

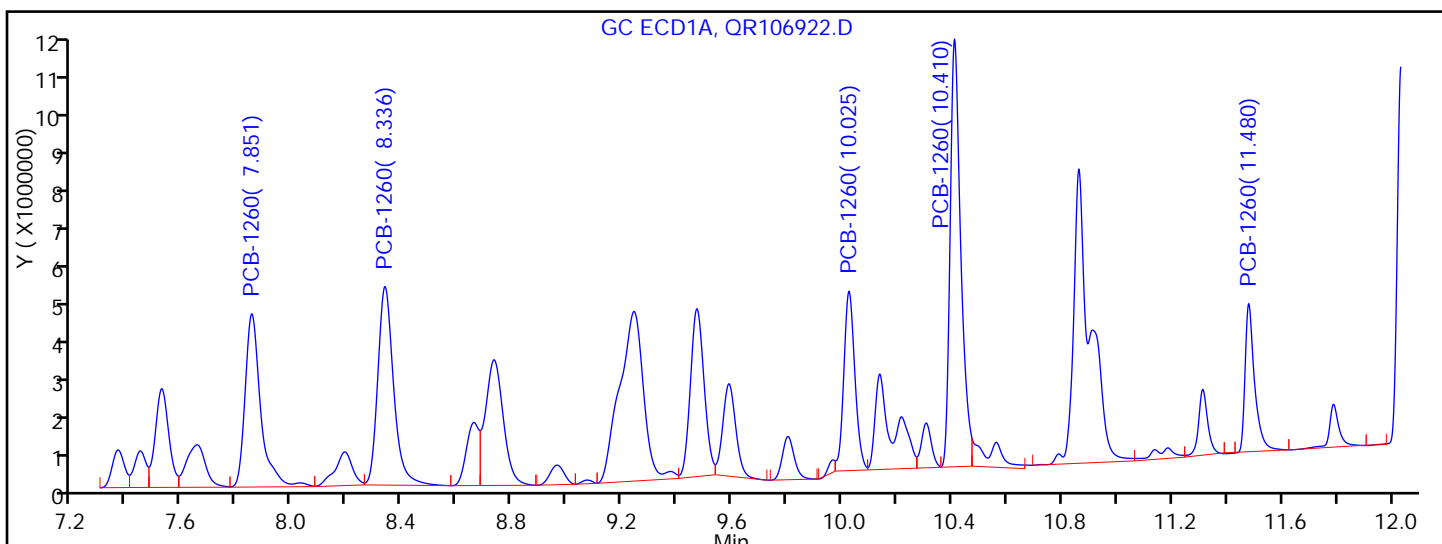
Detector: GC ECD1A

10 PCB-1260, CAS: 11096-82-5



Processing Integration Results

RT = 7.851	Response = 16875401	
RT = 8.336	Response = 19511561	
RT = 10.025	Response = 13688778	M
RT = 10.410	Response = 32448507	M
RT = 11.480	Response = 9695397	M



Manual Integration Results

RT = 7.851	Response = 16875401	
RT = 8.336	Response = 19511561	
RT = 10.025	Response = 12342006	M
RT = 10.410	Response = 28287587	M
RT = 11.480	Response = 8709053	M

Reviewer: patelji, 03-Nov-2014 13:04:44

Audit Action: Assigned New Baseline

Audit Reason: Sample matrix interference

FORM I
PCBS ORGANICS ANALYSIS DATA SHEET

Lab Name: TestAmerica Edison Job No.: 460-85449-1
 SDG No.: _____
 Client Sample ID: _____ Lab Sample ID: LCSD 460-259735/3-A
 Matrix: Water Lab File ID: QR106922.D
 Analysis Method: 8082A Date Collected: _____
 Extraction Method: 3510C Date Extracted: 11/01/2014 10:04
 Sample wt/vol: 125(mL) Date Analyzed: 11/02/2014 13:38
 Con. Extract Vol.: 1(mL) Dilution Factor: 1
 Injection Volume: 1(uL) GC Column: CLP-1 ID: 0.53(mm)
 % Moisture: _____ GPC Cleanup: (Y/N) N
 Analysis Batch No.: 259836 Units: ug/L

CAS NO.	COMPOUND NAME	RESULT	Q	RL	MDL
12674-11-2	Aroclor 1016	9.68		0.40	0.27
11096-82-5	Aroclor 1260	11.2		0.40	0.21

CAS NO.	SURROGATE	%REC	Q	LIMITS
2051-24-3	DCB Decachlorobiphenyl	123		13-150

TestAmerica Edison
Target Compound Quantitation Report

Data File: \\EDICHROM\ChromData\CPESTGC8\20141101-20058.b\QR106922.D
 Lims ID: LCSD 460-259735/3-A
 Client ID:
 Sample Type: LCSD
 Inject. Date: 02-Nov-2014 13:38:51 ALS Bottle#: 52 Worklist Smp#: 52
 Injection Vol: 1.0 ul Dil. Factor: 1.0000
 Sample Info: 460-0020058-052
 Operator ID: Instrument ID: CPESTGC8
 Method: \\EDICHROM\ChromData\CPESTGC8\20141101-20058.b\GC8_8082LVI.m
 Limit Group: GC 8082A PCB
 Last Update: 03-Nov-2014 13:08:05 Calib Date: 10-Oct-2014 13:33:58
 Integrator: Falcon
 Quant Method: External Standard Quant By: Initial Calibration
 Last ICal File: \\EDICHROM\ChromData\CPESTGC8\20141010-19190.b\QR106303.D
 Column 1 : Det: GC ECD1A
 Column 2 : Det: GC ECD2B
 Process Host: XAWRK015

First Level Reviewer: patelji Date: 03-Nov-2014 10:10:54

Col	RT (min.)	Exp RT (min.)	Dlt RT (min.)	Response	Cal Amt ug/l	OnCol Amt ug/l	Flags
-----	-----------	---------------	---------------	----------	--------------	----------------	-------

\$ 12 Tetrachloro-m-xylene

1	2.086	2.090	-0.004	23706048	100.0	103.9	
2	1.614	1.625	-0.011	19694594	100.0	97.0	
						RPD = 6.79	

1 PCB-1016

1	2.679	2.689	-0.010	6610586	1000.0	1174.3	M
1	3.374	3.391	-0.017	11907838	1000.0	1090.4	M
1	4.327	4.342	-0.015	23178875	1000.0	1222.1	
1	5.497	5.512	-0.015	7655209	1000.0	1279.4	M
1	5.722	5.736	-0.014	8598631	1000.0	1242.2	
Average of Peak Amounts =						1201.7	
2	1.951	1.956	-0.005	5021234	1000.0	931.5	
2	2.316	2.320	-0.004	11242284	1000.0	1294.2	
2	2.838	2.844	-0.006	17847496	1000.0	1148.5	M
2	3.033	3.041	-0.008	8078498	1000.0	1269.9	
2	3.821	3.831	-0.010	8754164	1000.0	1404.4	
Average of Peak Amounts =						1209.7	
						RPD = 0.67	

Col	RT (min.)	Exp RT (min.)	Dlt RT (min.)	Response	Cal Amt ug/l	OnCol Amt ug/l	Flags
-----	-----------	---------------	---------------	----------	--------------	----------------	-------

10 PCB-1260 M

1	7.851	7.868	-0.017	16875401	1000.0	1429.7	
1	8.336	8.354	-0.018	19511561	1000.0	1401.4	
1	10.025	10.037	-0.012	12342006	1000.0	1332.4	M
1	10.410	10.419	-0.009	28287587	1000.0	1423.3	M
1	11.480	11.464	0.016	8709053	1000.0	1300.6	M

Average of Peak Amounts = 1377.5

2	6.039	6.048	-0.009	13893774	1000.0	1418.3	
2	7.662	7.672	-0.010	12123827	1000.0	1417.0	
2	8.344	8.357	-0.013	26828241	1000.0	1292.1	M
2	0.000	9.050	-9.050	0	1000.0	0	
2	10.215	10.222	-0.007	7861304	1000.0	1467.5	M

Average of Peak Amounts = 1398.7

RPD = 1.53

\$ 5 DCB Decachlorobiphenyl M

1	12.035	12.025	0.010	21186132	100.0	123.1	M
2	10.795	10.802	-0.007	19673365	100.0	123.1	M

RPD = 0.02

QC Flag Legend

Review Flags

M - Manually Integrated

TestAmerica Edison

Data File: \\EDICHROM\ChromData\CPESTGC8\20141101-20058.b\QR106922.D

Injection Date: 02-Nov-2014 13:38:51

Instrument ID: CPESTGC8

Operator ID:

Lims ID: LCSD 460-259735/3-A

Worklist Smp#: 52

Client ID:

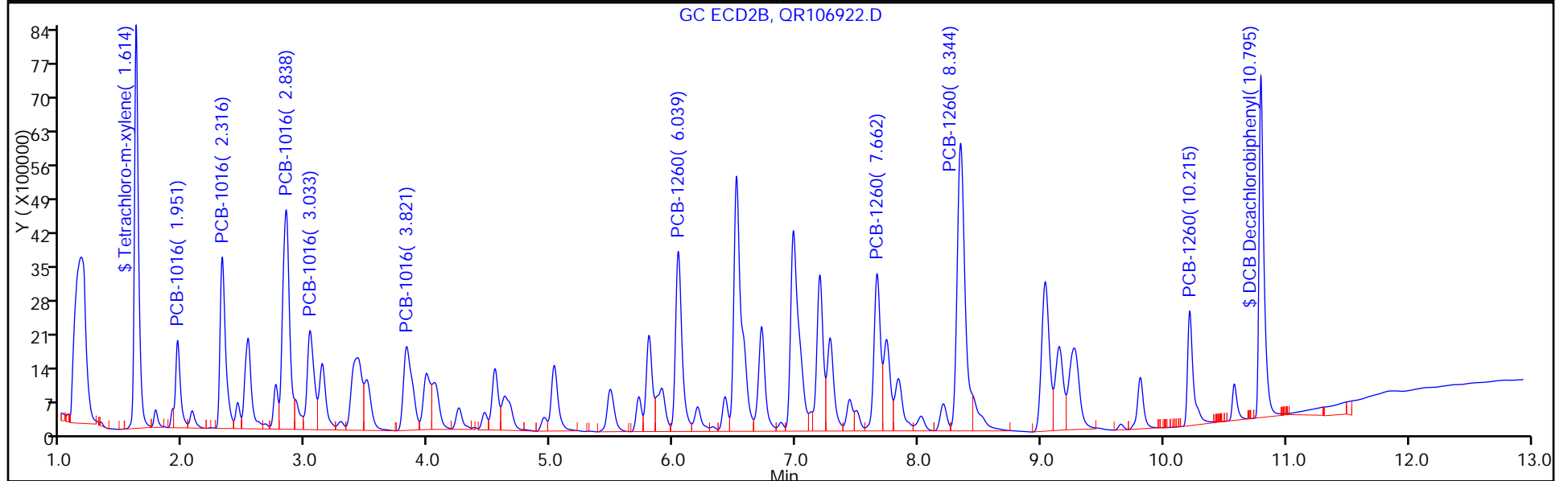
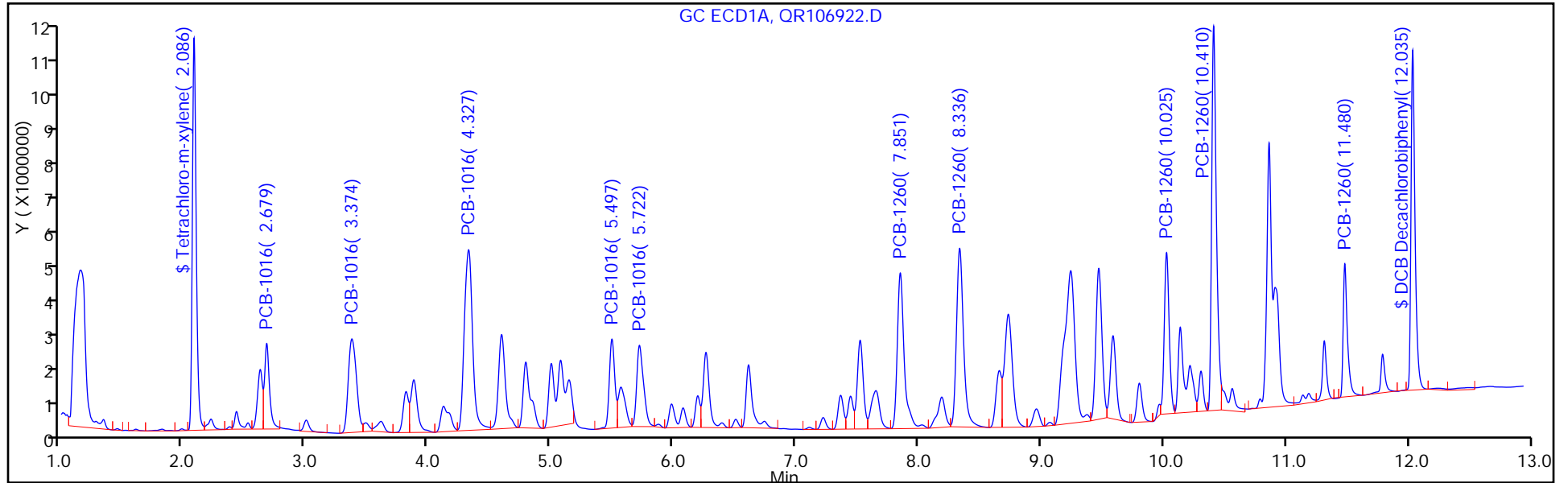
Injection Vol: 1.0 ul

Dil. Factor: 1.0000

ALS Bottle#: 52

Method: GC8_8082LVI

Limit Group: GC 8082A PCB



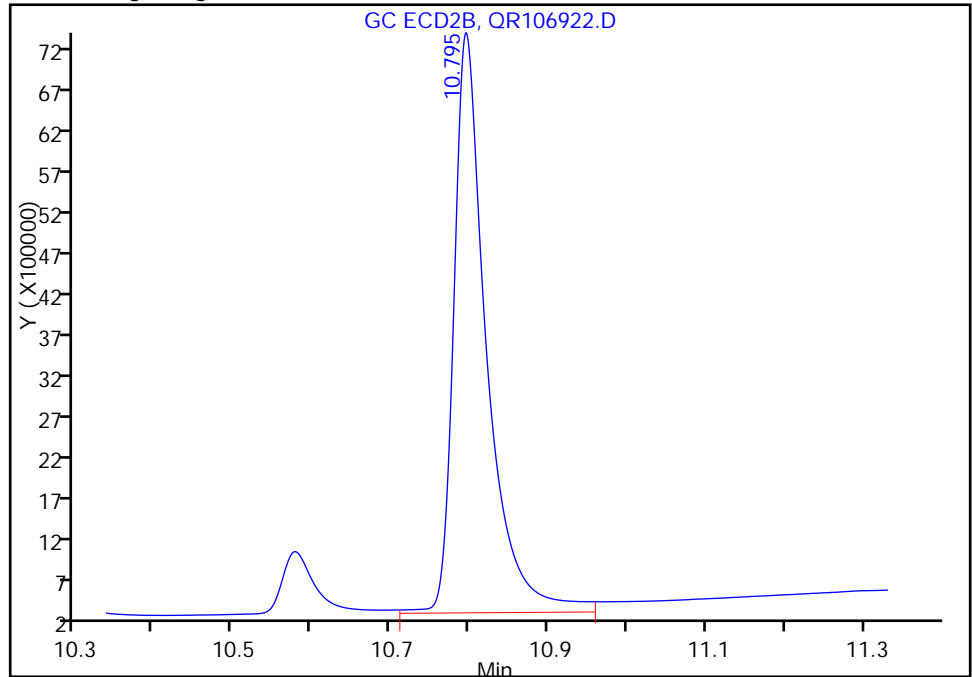
TestAmerica Edison

Data File: \\EDICHROM\ChromData\CPESTGC8\20141101-20058.b\QR106922.D
Injection Date: 02-Nov-2014 13:38:51 Instrument ID: CPESTGC8
Lims ID: LCSD 460-259735/3-A
Client ID:
Operator ID: ALS Bottle#: 52 Worklist Smp#: 52
Injection Vol: 1.0 ul Dil. Factor: 1.0000
Method: GC8_8082LVI Limit Group: GC 8082A PCB
Column: Detector GC ECD2B

\$ 5 DCB Decachlorobiphenyl, CAS: 2051-24-3

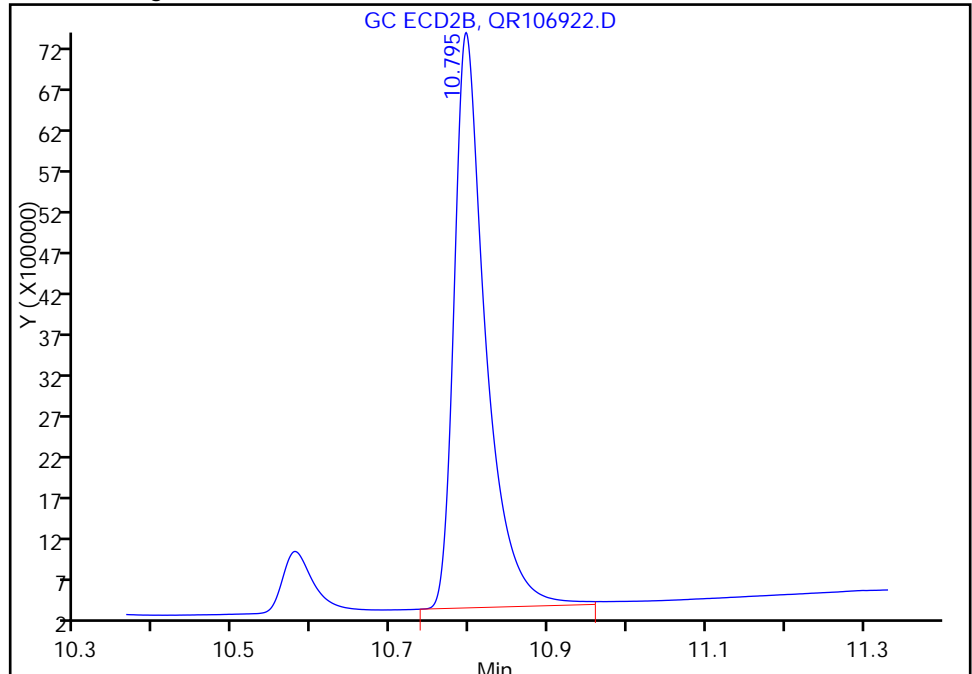
RT: 10.80
Response: 20656143
Amount: 129.2988

Processing Integration Results



RT: 10.80
Response: 19673365
Amount: 123.1470

Manual Integration Results



Reviewer: patelji, 03-Nov-2014 13:04:44
Audit Action: Assigned New Baseline
Audit Reason: Sample matrix interference

TestAmerica Edison

Data File: \\EDICHROM\ChromData\CPESTGC8\20141101-20058.b\QR106922.D

Injection Date: 02-Nov-2014 13:38:51

Instrument ID: CPESTGC8

Lims ID: LCSD 460-259735/3-A

Client ID:

Operator ID:

ALS Bottle#: 52

Worklist Smp#: 52

Injection Vol: 1.0 ul

Dil. Factor: 1.0000

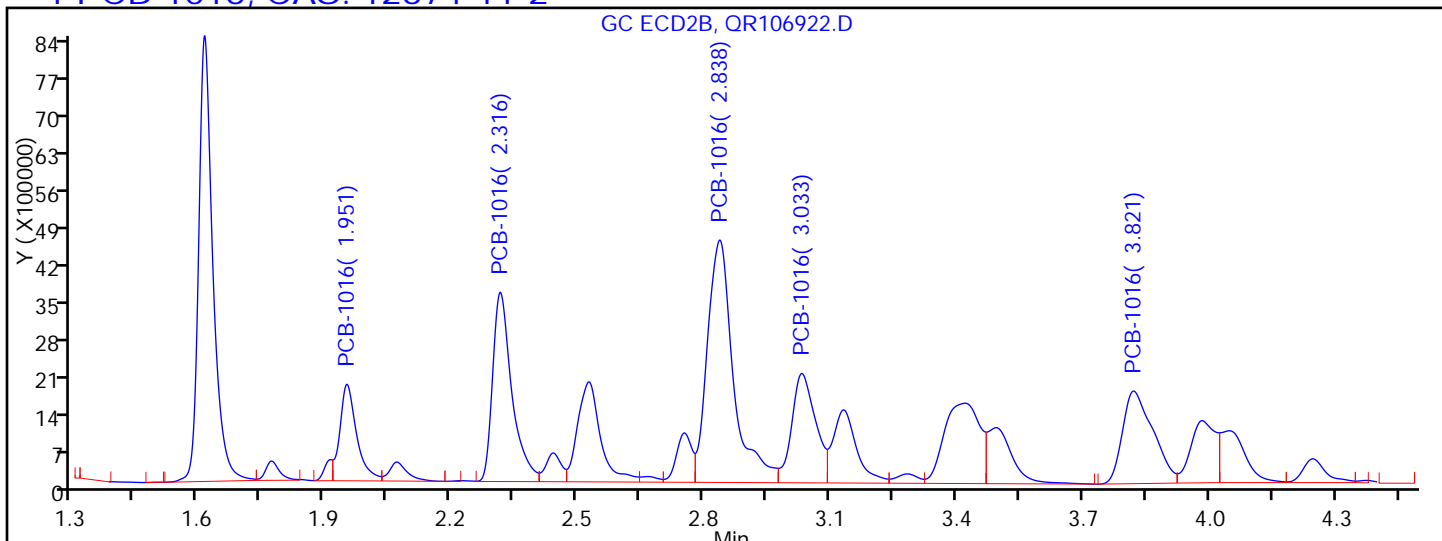
Method: GC8_8082LVI

Limit Group: GC 8082A PCB

Column:

Detector GC ECD2B

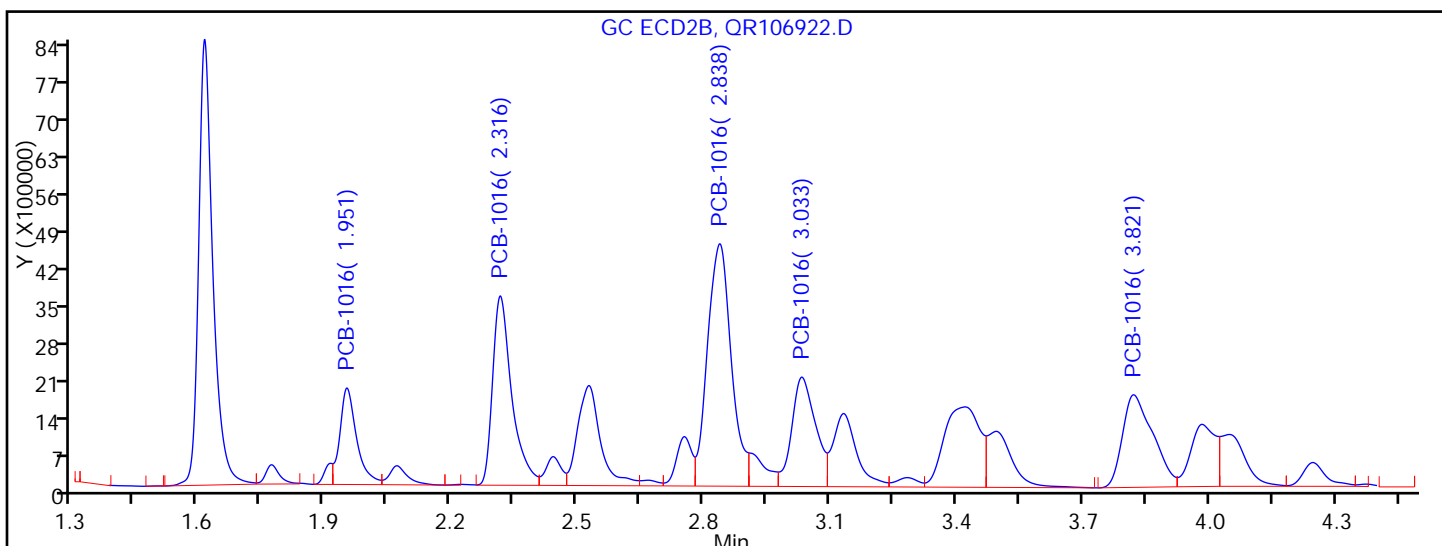
1 PCB-1016, CAS: 12674-11-2



Processing Integration Results

RT = 1.951	Response = 5021234
RT = 2.316	Response = 11242284
RT = 2.838	Response = 19598506
RT = 3.033	Response = 8078498
RT = 3.821	Response = 8754164

M



Manual Integration Results

RT = 1.951	Response = 5021234
RT = 2.316	Response = 11242284
RT = 2.838	Response = 17847496
RT = 3.033	Response = 8078498
RT = 3.821	Response = 8754164

M

Reviewer: patelji, 03-Nov-2014 13:04:44

Audit Action: Split an Integrated Peak

Audit Reason: Sample matrix interference

TestAmerica Edison

Data File: \\EDICHROM\ChromData\CPESTGC8\20141101-20058.b\QR106922.D

Injection Date: 02-Nov-2014 13:38:51

Instrument ID: CPESTGC8

Lims ID: LCSD 460-259735/3-A

Client ID:

Operator ID:

ALS Bottle#: 52

Worklist Smp#: 52

Injection Vol: 1.0 ul

Dil. Factor: 1.0000

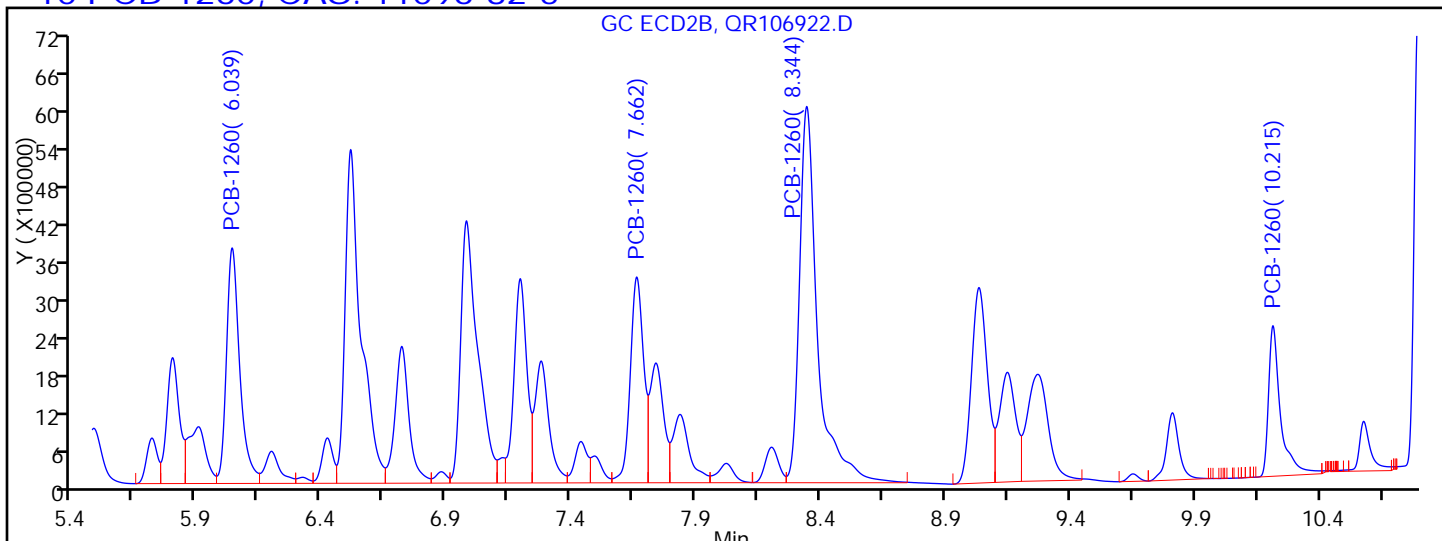
Method: GC8_8082LVI

Limit Group: GC 8082A PCB

Column:

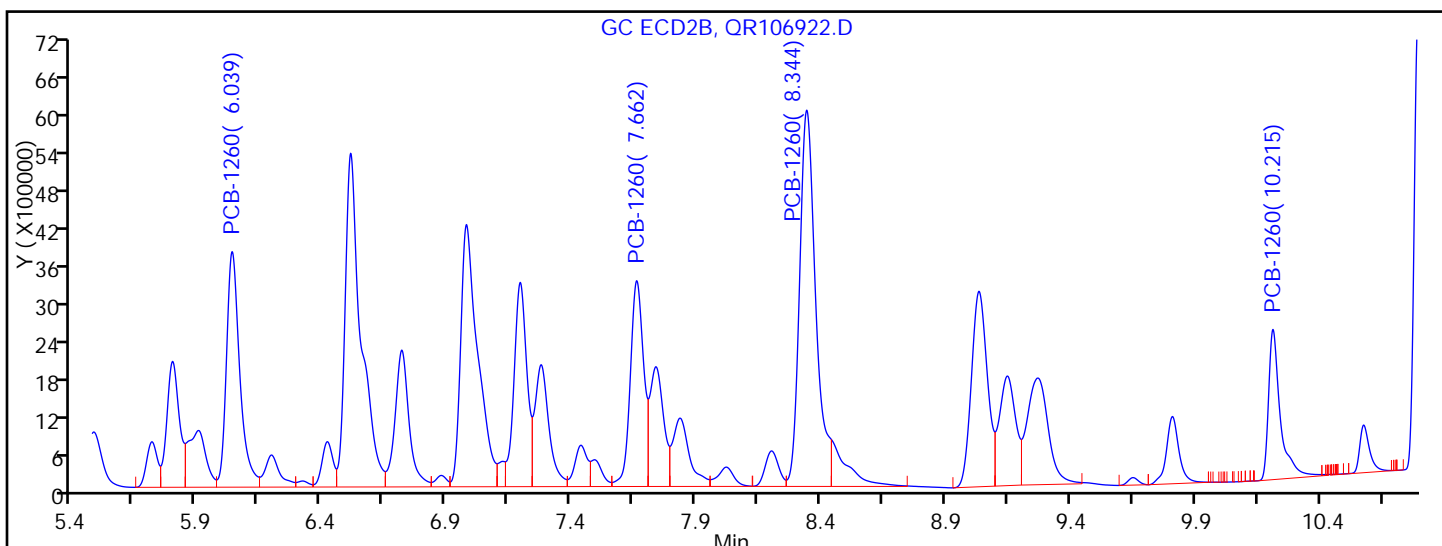
Detector: GC ECD2B

10 PCB-1260, CAS: 11096-82-5



Processing Integration Results

RT = 6.039	Response = 13893774	
RT = 7.662	Response = 12123827	
RT = 8.344	Response = 30063999	M
RT = 9.035	Response = 13806345	
RT = 10.215	Response = 8051535	M



Manual Integration Results

RT = 6.039	Response = 13893774	
RT = 7.662	Response = 12123827	
RT = 8.344	Response = 26828241	M
RT = 0.000	Response = 0	
RT = 10.215	Response = 7861304	M

Reviewer: patelji, 03-Nov-2014 13:04:44

Audit Action: Manually Integrated

Audit Reason: Sample matrix interference

FORM I
PCBS ORGANICS ANALYSIS DATA SHEET

Lab Name: TestAmerica Edison Job No.: 460-85449-1
 SDG No.: _____
 Client Sample ID: _____ Lab Sample ID: 460-85423-A-1-A MS
 Matrix: Solid Lab File ID: OR223692.D
 Analysis Method: 8082A Date Collected: 10/31/2014 11:00
 Extraction Method: 3546 Date Extracted: 11/03/2014 07:48
 Sample wt/vol: 15.0010(g) Date Analyzed: 11/05/2014 02:06
 Con. Extract Vol.: 10(mL) Dilution Factor: 1
 Injection Volume: 1(uL) GC Column: CLP-2 ID: 0.53(mm)
 % Moisture: 10.4 GPC Cleanup: (Y/N) N
 Analysis Batch No.: 260367 Units: ug/Kg

CAS NO.	COMPOUND NAME	RESULT	Q	RL	MDL
12674-11-2	Aroclor 1016	395		75	17
11104-28-2	Aroclor 1221	17	U	75	17
11141-16-5	Aroclor 1232	17	U	75	17
53469-21-9	Aroclor 1242	17	U	75	17
12672-29-6	Aroclor 1248	17	U	75	17
11097-69-1	Aroclor 1254	21	U	75	21
11096-82-5	Aroclor 1260	406		75	21
37324-23-5	Aroclor 1262	21	U	75	21
11100-14-4	Aroclor 1268	21	U	75	21

CAS NO.	SURROGATE	%REC	Q	LIMITS
2051-24-3	DCB Decachlorobiphenyl	104		53-150

FORM I
PCBS ORGANICS ANALYSIS DATA SHEET

Lab Name: TestAmerica Edison Job No.: 460-85449-1
 SDG No.: _____
 Client Sample ID: _____ Lab Sample ID: 460-85423-A-1-A MS
 Matrix: Solid Lab File ID: OR223692.D
 Analysis Method: 8082A Date Collected: 10/31/2014 11:00
 Extraction Method: 3546 Date Extracted: 11/03/2014 07:48
 Sample wt/vol: 15.0010(g) Date Analyzed: 11/05/2014 02:06
 Con. Extract Vol.: 10(mL) Dilution Factor: 1
 Injection Volume: 1(uL) GC Column: CLP-1 ID: 0.53(mm)
 % Moisture: 10.4 GPC Cleanup: (Y/N) N
 Analysis Batch No.: 260367 Units: ug/Kg

CAS NO.	COMPOUND NAME	RESULT	Q	RL	MDL
12674-11-2	Aroclor 1016	383		75	17
11104-28-2	Aroclor 1221	17	U	75	17
11141-16-5	Aroclor 1232	17	U	75	17
53469-21-9	Aroclor 1242	17	U	75	17
12672-29-6	Aroclor 1248	17	U	75	17
11097-69-1	Aroclor 1254	21	U	75	21
11096-82-5	Aroclor 1260	422		75	21
37324-23-5	Aroclor 1262	21	U	75	21
11100-14-4	Aroclor 1268	21	U	75	21

CAS NO.	SURROGATE	%REC	Q	LIMITS
2051-24-3	DCB Decachlorobiphenyl	113		53-150

FORM I
PCBS ORGANICS ANALYSIS DATA SHEET

Lab Name: TestAmerica Edison Job No.: 460-85449-1
 SDG No.: _____
 Client Sample ID: _____ Lab Sample ID: 460-85423-A-1-B MSD
 Matrix: Solid Lab File ID: OR223693.D
 Analysis Method: 8082A Date Collected: 10/31/2014 11:00
 Extraction Method: 3546 Date Extracted: 11/03/2014 07:48
 Sample wt/vol: 15.0251(g) Date Analyzed: 11/05/2014 02:22
 Con. Extract Vol.: 10(mL) Dilution Factor: 1
 Injection Volume: 1(uL) GC Column: CLP-2 ID: 0.53(mm)
 % Moisture: 10.4 GPC Cleanup: (Y/N) N
 Analysis Batch No.: 260367 Units: ug/Kg

CAS NO.	COMPOUND NAME	RESULT	Q	RL	MDL
12674-11-2	Aroclor 1016	412		75	17
11104-28-2	Aroclor 1221	17	U	75	17
11141-16-5	Aroclor 1232	17	U	75	17
53469-21-9	Aroclor 1242	17	U	75	17
12672-29-6	Aroclor 1248	17	U	75	17
11097-69-1	Aroclor 1254	21	U	75	21
11096-82-5	Aroclor 1260	431		75	21
37324-23-5	Aroclor 1262	21	U	75	21
11100-14-4	Aroclor 1268	21	U	75	21

CAS NO.	SURROGATE	%REC	Q	LIMITS
2051-24-3	DCB Decachlorobiphenyl	113		53-150

FORM I
PCBS ORGANICS ANALYSIS DATA SHEET

Lab Name: TestAmerica Edison Job No.: 460-85449-1
 SDG No.: _____
 Client Sample ID: _____ Lab Sample ID: 460-85423-A-1-B MSD
 Matrix: Solid Lab File ID: OR223693.D
 Analysis Method: 8082A Date Collected: 10/31/2014 11:00
 Extraction Method: 3546 Date Extracted: 11/03/2014 07:48
 Sample wt/vol: 15.0251(g) Date Analyzed: 11/05/2014 02:22
 Con. Extract Vol.: 10(mL) Dilution Factor: 1
 Injection Volume: 1(uL) GC Column: CLP-1 ID: 0.53(mm)
 % Moisture: 10.4 GPC Cleanup: (Y/N) N
 Analysis Batch No.: 260367 Units: ug/Kg

CAS NO.	COMPOUND NAME	RESULT	Q	RL	MDL
12674-11-2	Aroclor 1016	404		75	17
11104-28-2	Aroclor 1221	17	U	75	17
11141-16-5	Aroclor 1232	17	U	75	17
53469-21-9	Aroclor 1242	17	U	75	17
12672-29-6	Aroclor 1248	17	U	75	17
11097-69-1	Aroclor 1254	21	U	75	21
11096-82-5	Aroclor 1260	437		75	21
37324-23-5	Aroclor 1262	21	U	75	21
11100-14-4	Aroclor 1268	21	U	75	21

CAS NO.	SURROGATE	%REC	Q	LIMITS
2051-24-3	DCB Decachlorobiphenyl	122		53-150

PCBS ANALYSIS RUN LOG

Lab Name: TestAmerica Edison Job No.: 460-85449-1

SDG No.: _____

Instrument ID: CPESTGC7 Start Date: 10/07/2014 11:46

Analysis Batch Number: 254257 End Date: 10/07/2014 15:20

LAB SAMPLE ID	CLIENT SAMPLE ID	DATE ANALYZED	DILUTION FACTOR	LAB FILE ID	COLUMN ID
PIBLK 460-254257/1		10/07/2014 11:46	1		CLP-2 0.53 (mm)
PIBLK 460-254257/1		10/07/2014 11:46	1		CLP-1 0.53 (mm)
IC 460-254257/2		10/07/2014 12:02	1	OR222708.D	CLP-2 0.53 (mm)
IC 460-254257/2		10/07/2014 12:02	1	OR222708.D	CLP-1 0.53 (mm)
IC 460-254257/3		10/07/2014 12:18	1	OR222709.D	CLP-2 0.53 (mm)
IC 460-254257/3		10/07/2014 12:18	1	OR222709.D	CLP-1 0.53 (mm)
IC 460-254257/4 ICRT		10/07/2014 12:34	1	OR222710.D	CLP-2 0.53 (mm)
IC 460-254257/4 ICRT		10/07/2014 12:34	1	OR222710.D	CLP-1 0.53 (mm)
IC 460-254257/5		10/07/2014 12:51	1	OR222711.D	CLP-2 0.53 (mm)
IC 460-254257/5		10/07/2014 12:51	1	OR222711.D	CLP-1 0.53 (mm)
IC 460-254257/6		10/07/2014 13:08	1	OR222712.D	CLP-2 0.53 (mm)
IC 460-254257/6		10/07/2014 13:08	1	OR222712.D	CLP-1 0.53 (mm)
ICV 460-254257/7		10/07/2014 13:25	1		CLP-2 0.53 (mm)
ICV 460-254257/7		10/07/2014 13:25	1		CLP-1 0.53 (mm)
IC 460-254257/8		10/07/2014 13:41	1	OR222714.D	CLP-2 0.53 (mm)
IC 460-254257/8		10/07/2014 13:41	1	OR222714.D	CLP-1 0.53 (mm)
IC 460-254257/9		10/07/2014 13:58	1	OR222715.D	CLP-2 0.53 (mm)
IC 460-254257/9		10/07/2014 13:58	1	OR222715.D	CLP-1 0.53 (mm)
IC 460-254257/10		10/07/2014 14:14	1	OR222716.D	CLP-2 0.53 (mm)
IC 460-254257/10		10/07/2014 14:14	1	OR222716.D	CLP-1 0.53 (mm)
IC 460-254257/11		10/07/2014 14:31	1	OR222717.D	CLP-2 0.53 (mm)
IC 460-254257/11		10/07/2014 14:31	1	OR222717.D	CLP-1 0.53 (mm)
IC 460-254257/12		10/07/2014 14:48	1	OR222718.D	CLP-2 0.53 (mm)
IC 460-254257/12		10/07/2014 14:48	1	OR222718.D	CLP-1 0.53 (mm)
IC 460-254257/13		10/07/2014 15:03	1	OR222719.D	CLP-2 0.53 (mm)
IC 460-254257/13		10/07/2014 15:03	1	OR222719.D	CLP-1 0.53 (mm)
IC 460-254257/14		10/07/2014 15:20	1	OR222720.D	CLP-2 0.53 (mm)
IC 460-254257/14		10/07/2014 15:20	1	OR222720.D	CLP-1 0.53 (mm)

PCBS ANALYSIS RUN LOG

Lab Name: TestAmerica Edison Job No.: 460-85449-1

SDG No.: _____

Instrument ID: CPESTGC7 Start Date: 11/05/2014 00:59

Analysis Batch Number: 260367 End Date: 11/05/2014 08:07

LAB SAMPLE ID	CLIENT SAMPLE ID	DATE ANALYZED	DILUTION FACTOR	LAB FILE ID	COLUMN ID
ZZZZZ		11/05/2014 00:59	1		CLP-2 0.53 (mm)
ZZZZZ		11/05/2014 00:59	1		CLP-1 0.53 (mm)
CCV 460-260367/52		11/05/2014 01:16	1	OR223689.D	CLP-2 0.53 (mm)
CCV 460-260367/52		11/05/2014 01:16	1	OR223689.D	CLP-1 0.53 (mm)
MB 460-259945/1-A		11/05/2014 01:33	1	OR223690.D	CLP-2 0.53 (mm)
MB 460-259945/1-A		11/05/2014 01:33	1	OR223690.D	CLP-1 0.53 (mm)
LCS 460-259945/2-A		11/05/2014 01:49	1	OR223691.D	CLP-2 0.53 (mm)
LCS 460-259945/2-A		11/05/2014 01:49	1	OR223691.D	CLP-1 0.53 (mm)
460-85423-A-1-A MS		11/05/2014 02:06	1	OR223692.D	CLP-2 0.53 (mm)
460-85423-A-1-A MS		11/05/2014 02:06	1	OR223692.D	CLP-1 0.53 (mm)
460-85423-A-1-B MSD		11/05/2014 02:22	1	OR223693.D	CLP-2 0.53 (mm)
460-85423-A-1-B MSD		11/05/2014 02:22	1	OR223693.D	CLP-1 0.53 (mm)
ZZZZZ		11/05/2014 02:39	1		CLP-2 0.53 (mm)
ZZZZZ		11/05/2014 02:39	1		CLP-1 0.53 (mm)
460-85449-2	PMP-16-SW-SI	11/05/2014 03:11	1	OR223696.D	CLP-2 0.53 (mm)
460-85449-2	PMP-16-SW-SI	11/05/2014 03:11	1	OR223696.D	CLP-1 0.53 (mm)
460-85449-4	PMP-18-SW-VD	11/05/2014 03:43	1	OR223698.D	CLP-2 0.53 (mm)
460-85449-4	PMP-18-SW-VD	11/05/2014 03:43	1	OR223698.D	CLP-1 0.53 (mm)
460-85449-6	PMP-19-SW-VD	11/05/2014 04:16	1	OR223700.D	CLP-2 0.53 (mm)
460-85449-6	PMP-19-SW-VD	11/05/2014 04:16	1	OR223700.D	CLP-1 0.53 (mm)
460-85449-9	PMP-26-SW-SI	11/05/2014 05:05	1	OR223703.D	CLP-2 0.53 (mm)
460-85449-9	PMP-26-SW-SI	11/05/2014 05:05	1	OR223703.D	CLP-1 0.53 (mm)
460-85449-10	PMP-17-SW-SI	11/05/2014 05:21	1	OR223704.D	CLP-2 0.53 (mm)
460-85449-10	PMP-17-SW-SI	11/05/2014 05:21	1	OR223704.D	CLP-1 0.53 (mm)
460-85449-11	PMP-18-SW-SI	11/05/2014 05:37	1	OR223705.D	CLP-2 0.53 (mm)
460-85449-11	PMP-18-SW-SI	11/05/2014 05:37	1	OR223705.D	CLP-1 0.53 (mm)
460-85449-14	DUP2_20141031	11/05/2014 06:27	1	OR223708.D	CLP-2 0.53 (mm)
460-85449-14	DUP2_20141031	11/05/2014 06:27	1	OR223708.D	CLP-1 0.53 (mm)
460-85449-15	DUP3_20141031	11/05/2014 06:44	1	OR223709.D	CLP-2 0.53 (mm)
460-85449-15	DUP3_20141031	11/05/2014 06:44	1	OR223709.D	CLP-1 0.53 (mm)
ZZZZZ		11/05/2014 07:00	1		CLP-2 0.53 (mm)
ZZZZZ		11/05/2014 07:00	1		CLP-1 0.53 (mm)
ZZZZZ		11/05/2014 07:17	1		CLP-2 0.53 (mm)
ZZZZZ		11/05/2014 07:17	1		CLP-1 0.53 (mm)
ZZZZZ		11/05/2014 07:34	1		CLP-2 0.53 (mm)
ZZZZZ		11/05/2014 07:34	1		CLP-1 0.53 (mm)
ZZZZZ		11/05/2014 07:50	1		CLP-2 0.53 (mm)
ZZZZZ		11/05/2014 07:50	1		CLP-1 0.53 (mm)
CCV 460-260367/77		11/05/2014 08:07	1	OR223714.D	CLP-2 0.53 (mm)
CCV 460-260367/77		11/05/2014 08:07	1	OR223714.D	CLP-1 0.53 (mm)

PCBS ANALYSIS RUN LOG

Lab Name: TestAmerica Edison Job No.: 460-85449-1

SDG No.: _____

Instrument ID: CPESTGC8 Start Date: 10/10/2014 10:04Analysis Batch Number: 255071 End Date: 10/10/2014 13:33

LAB SAMPLE ID	CLIENT SAMPLE ID	DATE ANALYZED	DILUTION FACTOR	LAB FILE ID	COLUMN ID
PIBLK 460-255071/1		10/10/2014 10:04	1		CLP-2 0.53 (mm)
PIBLK 460-255071/1		10/10/2014 10:04	1		CLP-1 0.53 (mm)
IC 460-255071/2		10/10/2014 10:19	1	QR106291.D	CLP-2 0.53 (mm)
IC 460-255071/2		10/10/2014 10:19	1	QR106291.D	CLP-1 0.53 (mm)
IC 460-255071/3		10/10/2014 10:36	1	QR106292.D	CLP-2 0.53 (mm)
IC 460-255071/3		10/10/2014 10:36	1	QR106292.D	CLP-1 0.53 (mm)
IC 460-255071/4 ICRT		10/10/2014 10:51	1	QR106293.D	CLP-2 0.53 (mm)
IC 460-255071/4 ICRT		10/10/2014 10:51	1	QR106293.D	CLP-1 0.53 (mm)
IC 460-255071/5		10/10/2014 11:07	1	QR106294.D	CLP-2 0.53 (mm)
IC 460-255071/5		10/10/2014 11:07	1	QR106294.D	CLP-1 0.53 (mm)
IC 460-255071/6		10/10/2014 11:23	1	QR106295.D	CLP-2 0.53 (mm)
IC 460-255071/6		10/10/2014 11:23	1	QR106295.D	CLP-1 0.53 (mm)
ICV 460-255071/7		10/10/2014 11:40	1		CLP-2 0.53 (mm)
ICV 460-255071/7		10/10/2014 11:40	1		CLP-1 0.53 (mm)
IC 460-255071/8		10/10/2014 11:57	1	QR106297.D	CLP-2 0.53 (mm)
IC 460-255071/8		10/10/2014 11:57	1	QR106297.D	CLP-1 0.53 (mm)
IC 460-255071/9		10/10/2014 12:12	1	QR106298.D	CLP-2 0.53 (mm)
IC 460-255071/9		10/10/2014 12:12	1	QR106298.D	CLP-1 0.53 (mm)
IC 460-255071/10		10/10/2014 12:28	1	QR106299.D	CLP-2 0.53 (mm)
IC 460-255071/10		10/10/2014 12:28	1	QR106299.D	CLP-1 0.53 (mm)
IC 460-255071/11		10/10/2014 12:45	1	QR106300.D	CLP-2 0.53 (mm)
IC 460-255071/11		10/10/2014 12:45	1	QR106300.D	CLP-1 0.53 (mm)
IC 460-255071/12		10/10/2014 13:01	1	QR106301.D	CLP-2 0.53 (mm)
IC 460-255071/12		10/10/2014 13:01	1	QR106301.D	CLP-1 0.53 (mm)
IC 460-255071/13		10/10/2014 13:17	1	QR106302.D	CLP-2 0.53 (mm)
IC 460-255071/13		10/10/2014 13:17	1	QR106302.D	CLP-1 0.53 (mm)
IC 460-255071/14		10/10/2014 13:33	1	QR106303.D	CLP-2 0.53 (mm)
IC 460-255071/14		10/10/2014 13:33	1	QR106303.D	CLP-1 0.53 (mm)

PCBS ANALYSIS RUN LOG

Lab Name: TestAmerica Edison Job No.: 460-85449-1

SDG No.: _____

Instrument ID: CPESTGC8 Start Date: 11/02/2014 11:44Analysis Batch Number: 259836 End Date: 11/02/2014 16:03

LAB SAMPLE ID	CLIENT SAMPLE ID	DATE ANALYZED	DILUTION FACTOR	LAB FILE ID	COLUMN ID
ZZZZZ		11/02/2014 11:44	1		CLP-2 0.53 (mm)
ZZZZZ		11/02/2014 11:44	1		CLP-1 0.53 (mm)
CCV 460-259836/49		11/02/2014 12:00	1	QR106919.D	CLP-2 0.53 (mm)
CCV 460-259836/49		11/02/2014 12:00	1	QR106919.D	CLP-1 0.53 (mm)
MB 460-259735/1-A		11/02/2014 13:05	1	QR106920.D	CLP-2 0.53 (mm)
MB 460-259735/1-A		11/02/2014 13:05	1	QR106920.D	CLP-1 0.53 (mm)
LCS 460-259735/2-A		11/02/2014 13:22	1	QR106921.D	CLP-2 0.53 (mm)
LCS 460-259735/2-A		11/02/2014 13:22	1	QR106921.D	CLP-1 0.53 (mm)
LCSD 460-259735/3-A		11/02/2014 13:38	1	QR106922.D	CLP-2 0.53 (mm)
LCSD 460-259735/3-A		11/02/2014 13:38	1	QR106922.D	CLP-1 0.53 (mm)
ZZZZZ		11/02/2014 13:54	1		CLP-2 0.53 (mm)
ZZZZZ		11/02/2014 13:54	1		CLP-1 0.53 (mm)
ZZZZZ		11/02/2014 14:11	1		CLP-2 0.53 (mm)
ZZZZZ		11/02/2014 14:11	1		CLP-1 0.53 (mm)
460-85449-16	FB_20141031	11/02/2014 14:27	1	QR106925.D	CLP-2 0.53 (mm)
460-85449-16	FB_20141031	11/02/2014 14:27	1	QR106925.D	CLP-1 0.53 (mm)
ZZZZZ		11/02/2014 14:44	1		CLP-2 0.53 (mm)
ZZZZZ		11/02/2014 14:44	1		CLP-1 0.53 (mm)
ZZZZZ		11/02/2014 14:59	1		CLP-2 0.53 (mm)
ZZZZZ		11/02/2014 14:59	1		CLP-1 0.53 (mm)
ZZZZZ		11/02/2014 15:15	1		CLP-2 0.53 (mm)
ZZZZZ		11/02/2014 15:15	1		CLP-1 0.53 (mm)
CCV 460-259836/61		11/02/2014 16:03	1	QR106931.D	CLP-2 0.53 (mm)
CCV 460-259836/61		11/02/2014 16:03	1	QR106931.D	CLP-1 0.53 (mm)

PCBS ANALYSIS RUN LOG

Lab Name: TestAmerica Edison Job No.: 460-85449-1

SDG No.: _____

Instrument ID: CPESTGC8 Start Date: 11/05/2014 09:12

Analysis Batch Number: 260484 End Date: 11/05/2014 11:53

LAB SAMPLE ID	CLIENT SAMPLE ID	DATE ANALYZED	DILUTION FACTOR	LAB FILE ID	COLUMN ID
ZZZZZ		11/05/2014 09:12	1		CLP-2 0.53 (mm)
ZZZZZ		11/05/2014 09:12	1		CLP-1 0.53 (mm)
CCV 460-260484/2		11/05/2014 09:29	1	QR107060.D	CLP-2 0.53 (mm)
CCV 460-260484/2		11/05/2014 09:29	1	QR107060.D	CLP-1 0.53 (mm)
460-85449-1	PMP-16-SW-WT	11/05/2014 09:45	20	QR107061.D	CLP-2 0.53 (mm)
460-85449-1	PMP-16-SW-WT	11/05/2014 09:45	20	QR107061.D	CLP-1 0.53 (mm)
460-85449-3	PMP-17-SW-WT	11/05/2014 10:01	50	QR107062.D	CLP-2 0.53 (mm)
460-85449-3	PMP-17-SW-WT	11/05/2014 10:01	50	QR107062.D	CLP-1 0.53 (mm)
460-85449-5	PMP-18-SW-WT	11/05/2014 10:16	5	QR107063.D	CLP-2 0.53 (mm)
460-85449-5	PMP-18-SW-WT	11/05/2014 10:16	5	QR107063.D	CLP-1 0.53 (mm)
460-85449-7	PMP-19-SW-WT	11/05/2014 10:33	20	QR107064.D	CLP-2 0.53 (mm)
460-85449-7	PMP-19-SW-WT	11/05/2014 10:33	20	QR107064.D	CLP-1 0.53 (mm)
460-85449-8	PMP-26-SW-WT	11/05/2014 10:48	25	QR107065.D	CLP-2 0.53 (mm)
460-85449-8	PMP-26-SW-WT	11/05/2014 10:48	25	QR107065.D	CLP-1 0.53 (mm)
460-85449-12	PMP-27-SW-WT	11/05/2014 11:03	20	QR107066.D	CLP-2 0.53 (mm)
460-85449-12	PMP-27-SW-WT	11/05/2014 11:03	20	QR107066.D	CLP-1 0.53 (mm)
460-85449-13	DUP1_20141031	11/05/2014 11:20	20	QR107067.D	CLP-2 0.53 (mm)
460-85449-13	DUP1_20141031	11/05/2014 11:20	20	QR107067.D	CLP-1 0.53 (mm)
CCV 460-260484/11		11/05/2014 11:53	1	QR107069.D	CLP-2 0.53 (mm)
CCV 460-260484/11		11/05/2014 11:53	1	QR107069.D	CLP-1 0.53 (mm)

PCBS BATCH WORKSHEET

Lab Name: TestAmerica Edison Job No.: 460-85449-1

SDG No.: _____

Batch Number: 259735 Batch Start Date: 11/01/14 10:03 Batch Analyst: Tupayachi, Wilber

Batch Method: 3510C Batch End Date: _____

Lab Sample ID	Client Sample ID	Method Chain	Basis	ReceivedpH	InitialAmount	FinalAmount	OP_PCB_SP_LVI 00006	OPPSPCBSU_LVI 00007	
MB 460-259735/1		3510C, 8082A		7 SU	125 mL	1 mL		50 uL	
LCS 460-259735/2		3510C, 8082A		7 SU	125 mL	1 mL	50 uL	50 uL	
LCSD 460-259735/3		3510C, 8082A		7 SU	125 mL	1 mL	50 uL	50 uL	
460-85449-E-16	FB_20141031	3510C, 8082A	T	6 SU	115 mL	1 mL		50 uL	

Batch Notes	
Batch Comment	8082 LVI
Person's name who did the concentration	WT
Exchange Solvent Lot #	87013
Exchange Solvent Name	Hexane
N-evap #	222299
N-evap temperature	35 C Celsius
Na2SO4 Lot Number	90410
Prep Solvent Lot #	88071
Prep Solvent Name	MECL2
Prep Solvent Volume Used	60 mL
Person's name who did the prep	WT
Uncorrected N-evap Temperature	35 C Celsius

Basis	Basis Description
T	Total/NA

The pound sign (#) in the amount added field denotes that the reagent was used undiluted. All calculations are performed using the stated concentration for this reagent.

PCBS BATCH WORKSHEET

Lab Name: TestAmerica Edison Job No.: 460-85449-1

SDG No.: _____

Batch Number: 259945 Batch Start Date: 11/03/14 07:47 Batch Analyst: Alinea, Archilles R

Batch Method: 3546 Batch End Date: _____

Lab Sample ID	Client Sample ID	Method Chain	Basis	InitialAmount	FinalAmount	OP_PCBSP 00029	OPPSTPCBSURR 00004		
MB 460-259945/1		3546, 8082A		15.0000 g	10 mL		50 uL		
LCS 460-259945/2		3546, 8082A		15.0000 g	10 mL	50 uL	50 uL		
460-85423-A-1 MS		3546, 8082A	T	15.0010 g	10 mL	50 uL	50 uL		
460-85423-A-1 MSD		3546, 8082A	T	15.0251 g	10 mL	50 uL	50 uL		
460-85449-E-1	FMP-16-SW-WT	3546, 8082A	T	15.0003 g	10 mL		50 uL		
460-85449-A-2	FMP-16-SW-SI	3546, 8082A	T	15.0066 g	10 mL		50 uL		
460-85449-A-3	FMP-17-SW-WT	3546, 8082A	T	15.0099 g	10 mL		50 uL		
460-85449-A-4	FMP-18-SW-VD	3546, 8082A	T	15.0411 g	10 mL		50 uL		
460-85449-A-5	FMP-18-SW-WT	3546, 8082A	T	15.0214 g	10 mL		50 uL		
460-85449-A-6	FMP-19-SW-VD	3546, 8082A	T	15.0052 g	10 mL		50 uL		
460-85449-E-7	FMP-19-SW-WT	3546, 8082A	T	15.0041 g	10 mL		50 uL		
460-85449-A-8	FMP-26-SW-WT	3546, 8082A	T	15.0036 g	10 mL		50 uL		
460-85449-A-9	FMP-26-SW-SI	3546, 8082A	T	15.0008 g	10 mL		50 uL		
460-85449-A-10	FMP-17-SW-SI	3546, 8082A	T	15.0071 g	10 mL		50 uL		
460-85449-A-11	FMP-18-SW-SI	3546, 8082A	T	15.0041 g	10 mL		50 uL		
460-85449-E-12	FMP-27-SW-WT	3546, 8082A	T	15.0047 g	10 mL		50 uL		
460-85449-E-13	DUP1_20141031	3546, 8082A	T	15.0038 g	10 mL		50 uL		
460-85449-A-14	DUP2_20141031	3546, 8082A	T	15.0064 g	10 mL		50 uL		
460-85449-A-15	DUP3_20141031	3546, 8082A	T	15.0015 g	10 mL		50 uL		

The pound sign (#) in the amount added field denotes that the reagent was used undiluted. All calculations are performed using the stated concentration for this reagent.

PCBS BATCH WORKSHEET

Lab Name: TestAmerica Edison Job No.: 460-85449-1

SDG No.: _____

Batch Number: 259945 Batch Start Date: 11/03/14 07:47 Batch Analyst: Alinea, Archilles R

Batch Method: 3546 Batch End Date: _____

Batch Notes	
Balance ID	30
Batch Comment	PCB-SOIL
Person's name who did the concentration	archie
Exchange Solvent Lot #	87013
Exchange Solvent Name	hexane
Final Concentrator Volume	10 mL
Sulfuric Acid Lot Number	89646 (SW3665a) 151225
Hexane Lot#	87013
MeCl2/Acetone Lot #	82002
Microwave Start Time	4am
Microwave Stop Time	4:30am
Na2SO4 Lot Number	90410
Person's name who did the prep	archie
Person who performed Spike	archie
TBA Lot #	OP 1130
Water Bath ID	n-evap temp. uncorrected 37c

Basis	Basis Description
T	Total/NA

The pound sign (#) in the amount added field denotes that the reagent was used undiluted. All calculations are performed using the stated concentration for this reagent.

Method NJ OQA QAM 025

New Jersey - Total petroleum
Hydrocarbons (GC) by Method
NJ_OQA_QAM_025

FORM II
GC SEMI VOA SURROGATE RECOVERY

Lab Name: TestAmerica Edison Job No.: 460-85449-1

SDG No.: _____

Matrix: Water Level: Low

GC Column (1): Rtx-5MS ID: 0.25 (mm)

Client Sample ID	Lab Sample ID	CB #	OTPH #
FB_20141031	460-85449-16	68	71
	MB 460-259962/1-A	67	71
	LCS 460-259962/2-A	59	61
	LCSD 460-259962/3-A	72	82

CB = Chlorobenzene
OTPH = o-Terphenyl

QC LIMITS
26-98
28-121

Column to be used to flag recovery values

FORM II NJ-OQA-QAM-025

FORM III
GC SEMI VOA LAB CONTROL SAMPLE RECOVERY

Lab Name: TestAmerica Edison Job No.: 460-85449-1

SDG No.: _____

Matrix: Water Level: Low Lab File ID: 2F010407.D

Lab ID: LCS 460-259962/2-A Client ID: _____

COMPOUND	SPIKE ADDED (mg/L)	LCS CONCENTRATION (mg/L)	LCS % REC	QC LIMITS REC	#
Total Petroleum Hydrocarbons (C8-C40)	2.00	1.50	75	44-134	

Column to be used to flag recovery and RPD values

FORM III
GC SEMI VOA LAB CONTROL SAMPLE DUPLICATE RECOVERY

Lab Name: TestAmerica Edison Job No.: 460-85449-1

SDG No.: _____

Matrix: Water Level: Low Lab File ID: 2F010408.D

Lab ID: LCSD 460-259962/3-A Client ID: _____

COMPOUND	SPIKE ADDED (mg/L)	LCSD CONCENTRATION (mg/L)	LCSD % REC	% RPD	QC LIMITS		#
					RPD	REC	
Total Petroleum Hydrocarbons (C8-C40)	2.00	1.90	95	24	50	44-134	

Column to be used to flag recovery and RPD values

FORM IV
GC SEMI VOA METHOD BLANK SUMMARY

Lab Name: TestAmerica Edison Job No.: 460-85449-1
SDG No.: _____
Lab File ID: 2F010406.D Lab Sample ID: MB 460-259962/1-A
Matrix: Water Date Extracted: 11/03/2014 08:19
Instrument ID: CBNAGC2 Date Analyzed: 11/04/2014 11:25
Level: (Low/Med) Low

THIS METHOD BLANK APPLIES TO THE FOLLOWING SAMPLES:

CLIENT SAMPLE ID	LAB SAMPLE ID	LAB FILE ID	DATE ANALYZED
	LCS 460-259962/2-A	2F010407.D	11/04/2014 11:38
	LCSD 460-259962/3-A	2F010408.D	11/04/2014 11:51
FB_20141031	460-85449-16	2F010410.D	11/04/2014 12:16

FORM I
GC SEMI VOA ORGANICS ANALYSIS DATA SHEET

Lab Name: TestAmerica Edison Job No.: 460-85449-1
 SDG No.: _____
 Client Sample ID: FB_20141031 Lab Sample ID: 460-85449-16
 Matrix: Water Lab File ID: 2F010410.D
 Analysis Method: NJ-OQA-QAM-025 Date Collected: 10/31/2014 10:30
 Extraction Method: 3510C Date Extracted: 11/03/2014 08:19
 Sample wt/vol: 990 (mL) Date Analyzed: 11/04/2014 12:16
 Con. Extract Vol.: 1 (mL) Dilution Factor: 1
 Injection Volume: 1 (uL) GC Column: Rtx-5MS ID: 0.25 (mm)
 % Moisture: _____ GPC Cleanup: (Y/N) N
 Analysis Batch No.: 260182 Units: mg/L

CAS NO.	COMPOUND NAME	RESULT	Q	RL	MDL
STL00303	Total Petroleum Hydrocarbons (C8-C40)	0.083	U	0.083	0.083

CAS NO.	SURROGATE	%REC	Q	LIMITS
84-15-1	o-Terphenyl	71		28-121
108-90-7	Chlorobenzene	68		26-98

TestAmerica Edison
Target Compound Quantitation Report

Data File: \\EDICHROM\ChromData\CBNAGC2\20141104-20149.b\2F010410.D
 Lims ID: 460-85449-I-16-A Lab Sample ID: 460-85449-16
 Client ID: FB_20141031
 Sample Type: Client
 Inject. Date: 04-Nov-2014 12:16:44 ALS Bottle#: 10 Worklist Smp#: 8
 Injection Vol: 1.0 ul Dil. Factor: 1.0000
 Sample Info: 460-0020149-008
 Operator ID: 615 Instrument ID: CBNAGC2
 Method: \\EDICHROM\ChromData\CBNAGC2\20141104-20149.b\QAM2F.m
 Limit Group: GC 8015 QAM ICAL
 Last Update: 04-Nov-2014 11:59:40 Calib Date: 10-Sep-2014 16:09:56
 Integrator: Falcon
 Quant Method: External Standard Quant By: Initial Calibration
 Last ICal File: \\EDICHROM\ChromData\CBNAGC2\20140910-17918.b\2F009282.D
 Column 1 : Det: GC FID2B
 Process Host: XAWRK047

First Level Reviewer: kimh Date: 04-Nov-2014 11:58:50

RT (min.)	Exp RT (min.)	Dlt RT (min.)	Response	OnCol Amt ug/ml	Flags
--------------	------------------	------------------	----------	--------------------	-------

\$ 5 Chlorobenzene					M
0.327	0.326	0.001	361963	13.6	M
\$ 4 o-Terphenyl					M
2.730	2.733	-0.003	660301	14.2	M

QC Flag Legend

Review Flags

M - Manually Integrated

TestAmerica Edison

Data File: \\EDICHROM\ChromData\CBNAGC2\20141104-20149.b\2F010410.D

Injection Date: 04-Nov-2014 12:16:44

Instrument ID: CBNAGC2

Lims ID: 460-85449-I-16-A

Lab Sample ID: 460-85449-16

Client ID: FB_20141031

Operator ID: 615

ALS Bottle#: 10

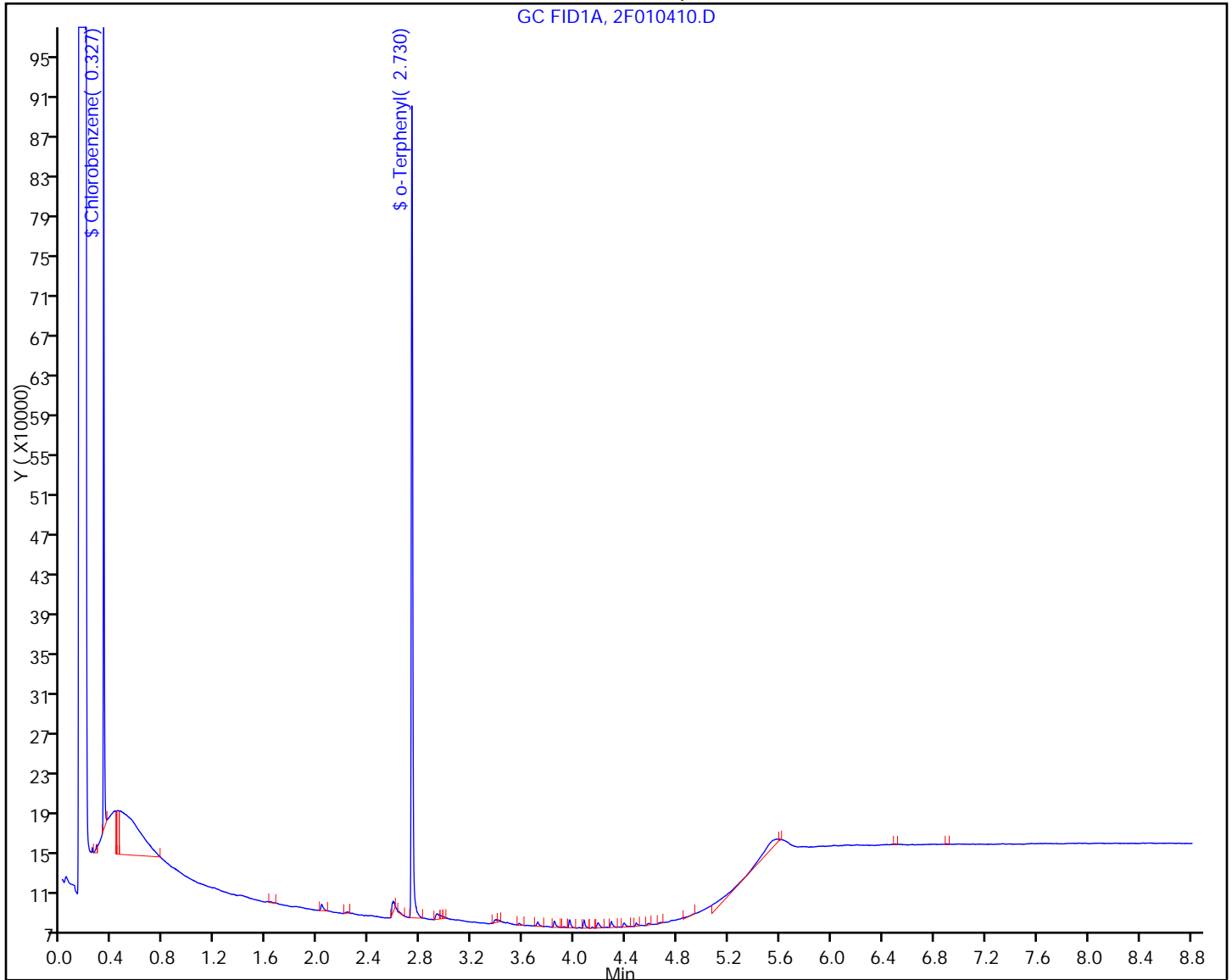
Worklist Smp#: 8

Injection Vol: 1.0 ul

Dil. Factor: 1.0000

Method: QAM2F

Limit Group: GC 8015 QAM ICAL



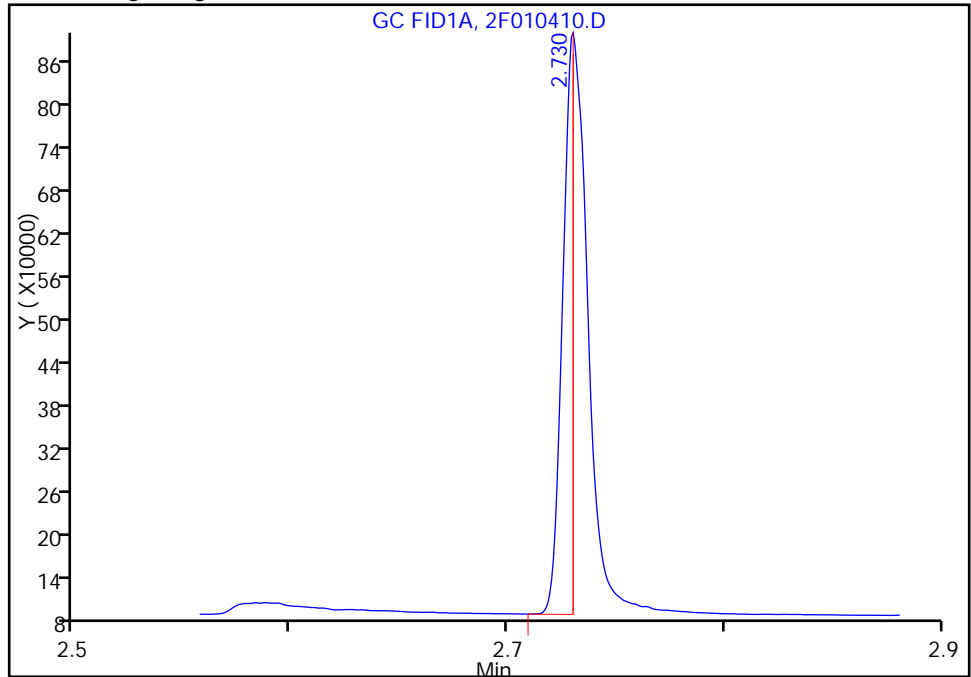
TestAmerica Edison

Data File:	\\EDICHROM\ChromData\CBNAGC2\20141104-20149.b\2F010410.D				
Injection Date:	04-Nov-2014 12:16:44	Instrument ID:	CBNAGC2		
Lims ID:	460-85449-I-16-A	Lab Sample ID:	460-85449-16		
Client ID:	FB_20141031				
Operator ID:	615	ALS Bottle#:	10	Worklist Smp#:	8
Injection Vol:	1.0 ul	Dil. Factor:	1.0000		
Method:	QAM2F	Limit Group:	GC 8015 QAM ICAL		
Column:		Detector:	GC FID2B		

\$ 4 o-Terphenyl, CAS: 84-15-1

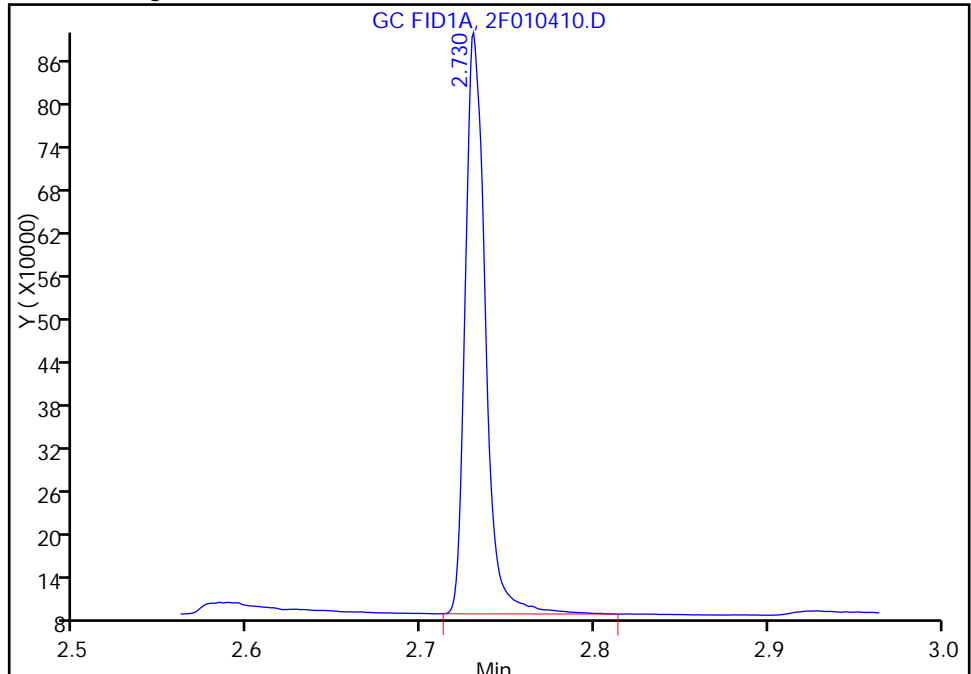
RT: 2.73
Response: 264891
Amount: 5.714963

Processing Integration Results



RT: 2.73
Response: 660301
Amount: 14.245843

Manual Integration Results



Reviewer: kimh, 04-Nov-2014 11:58:50
Audit Action: Manually Integrated
Audit Reason: Incomplete Integration

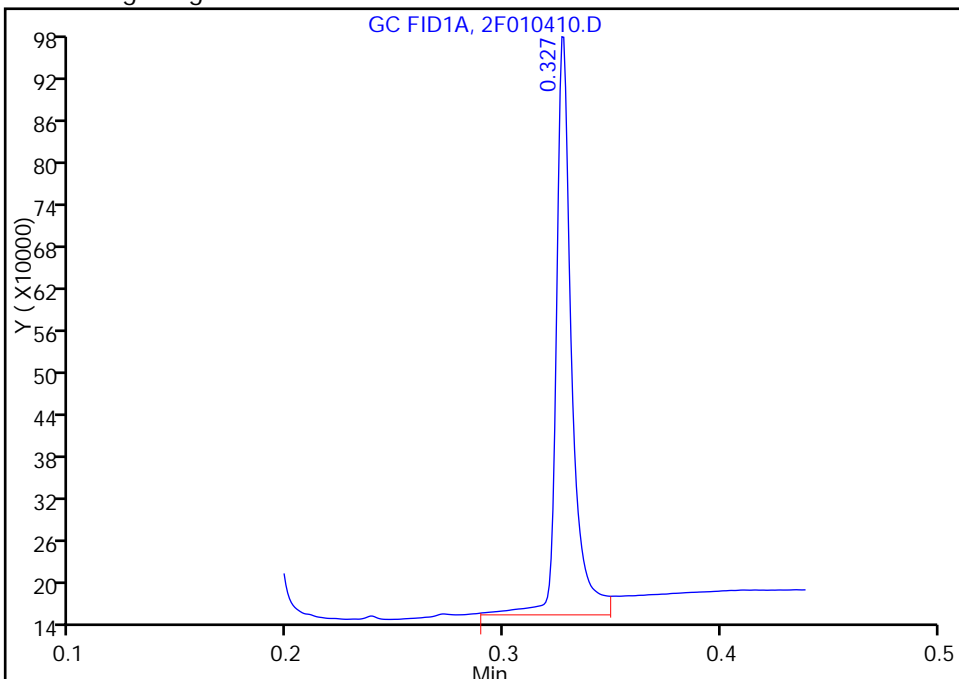
TestAmerica Edison

Data File:	\\EDICHROM\ChromData\CBNAGC2\20141104-20149.b\2F010410.D				
Injection Date:	04-Nov-2014 12:16:44	Instrument ID:	CBNAGC2		
Lims ID:	460-85449-I-16-A	Lab Sample ID:	460-85449-16		
Client ID:	FB_20141031				
Operator ID:	615	ALS Bottle#:	10	Worklist Smp#:	8
Injection Vol:	1.0 ul	Dil. Factor:	1.0000		
Method:	QAM2F	Limit Group:	GC 8015 QAM ICAL		
Column:		Detector:	GC FID2B		

\$ 5 Chlorobenzene, CAS: 108-90-7

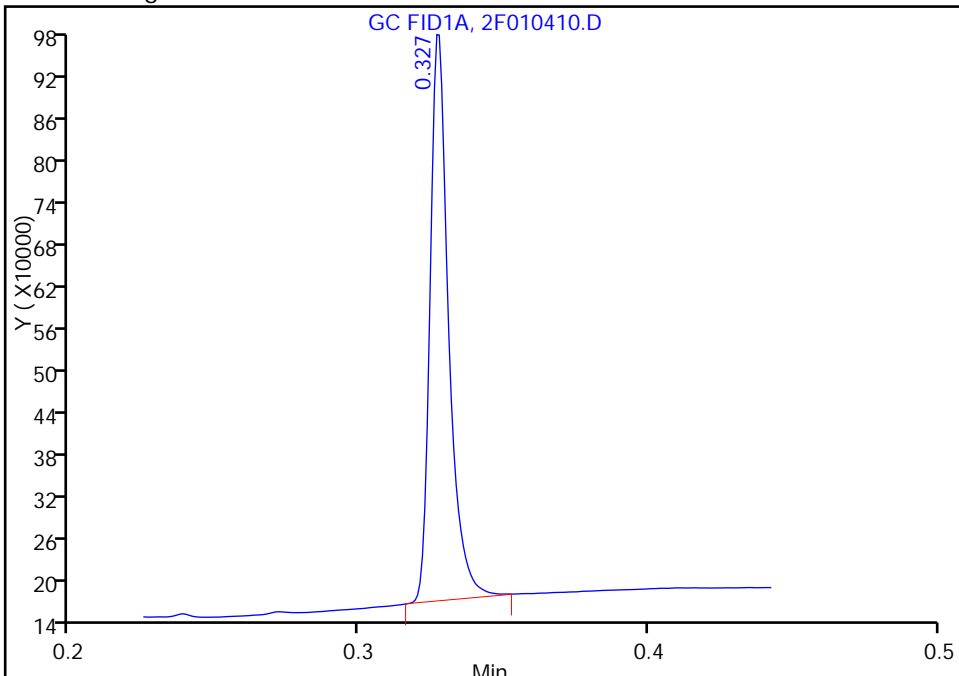
RT: 0.33
Response: 410261
Amount: 15.448575

Processing Integration Results



RT: 0.33
Response: 361963
Amount: 13.629890

Manual Integration Results



Reviewer: kimh, 04-Nov-2014 11:58:50
Audit Action: Manually Integrated
Audit Reason: Incomplete Integration

FORM VI
GC SEMI VOA INITIAL CALIBRATION DATA
EXTERNAL STANDARD RETENTION TIME SUMMARY

Lab Name: TestAmerica Edison Job No.: 460-85449-1 Analy Batch No.: 248050

SDG No.: _____

Instrument ID: CBNAGC2 GC Column: Rtx-5MS ID: 0.25 (mm) Heated Purge: (Y/N) N

Calibration Start Date: 09/10/2014 15:19 Calibration End Date: 09/10/2014 16:09 Calibration ID: 42517

Calibration Files:

LEVEL:	LAB SAMPLE ID:	LAB FILE ID:
Level 1	STD1 460-248050/3	2F009278.D
Level 2	STD2 460-248050/4	2F009279.D
Level 3	STD3 460-248050/5	2F009280.D
Level 4	STD4 460-248050/6	2F009281.D
Level 5	STD5 460-248050/7	2F009282.D

ANALYTE	LVL 1	LVL 2	LVL 3	LVL 4	LVL 5						RT WINDOW	AVG RT
Total Petroleum Hydrocarbons (C8-C40)	3.085	3.085	3.085	3.085	3.085						0.230 - 5.940	3.085
Chlorobenzene	0.420	0.423	0.422	0.422	0.421						0.372 - 0.472	0.422
o-Terphenyl	2.937	2.936	2.935	2.936	2.935						2.886 - 2.986	2.936

FORM VI
GC SEMI VOA INITIAL CALIBRATION DATA
EXTERNAL STANDARD CURVE EVALUATION

Lab Name: TestAmerica Edison Job No.: 460-85449-1 Analy Batch No.: 248050

SDG No.: _____

Instrument ID: CBNAGC2 GC Column: Rtx-5MS ID: 0.25 (mm) Heated Purge: (Y/N) N

Calibration Start Date: 09/10/2014 15:19 Calibration End Date: 09/10/2014 16:09 Calibration ID: 42517

Calibration Files:

LEVEL:	LAB SAMPLE ID:	LAB FILE ID:
Level 1	STD1 460-248050/3	2F009278.D
Level 2	STD2 460-248050/4	2F009279.D
Level 3	STD3 460-248050/5	2F009280.D
Level 4	STD4 460-248050/6	2F009281.D
Level 5	STD5 460-248050/7	2F009282.D

ANALYTE	CF				CURVE TYPE	COEFFICIENT			#	MIN CF	%RSD	#	MAX %RSD	R ² OR COD	#	MIN R ² OR COD
	LVL 1 LVL 5	LVL 2	LVL 3	LVL 4		B	M1	M2								
Total Petroleum Hydrocarbons (C8-C40)	25015 31983	32998	31724	30705	Ave		30484.7400			10.0		20.0				
Chlorobenzene	24188 27595	27596	27114	26289	Ave		26556.5600			5.4		20.0				
o-Terphenyl	47060 46652	47951	45770	44319	Ave		46350.4320			3.0		20.0				

Note: The m1 coefficient is the same as Ave CF for an Ave curve type.

FORM VI
GC SEMI VOA INITIAL CALIBRATION DATA
EXTERNAL STANDARD RESPONSE AND CONCENTRATION

Lab Name: TestAmerica Edison Job No.: 460-85449-1 Analy Batch No.: 248050

SDG No.: _____

Instrument ID: CBNAGC2 GC Column: Rtx-5MS ID: 0.25 (mm) Heated Purge: (Y/N) N

Calibration Start Date: 09/10/2014 15:19 Calibration End Date: 09/10/2014 16:09 Calibration ID: 42517

Calibration Files:

LEVEL:	LAB SAMPLE ID:	LAB FILE ID:
Level 1	STD1 460-248050/3	2F009278.D
Level 2	STD2 460-248050/4	2F009279.D
Level 3	STD3 460-248050/5	2F009280.D
Level 4	STD4 460-248050/6	2F009281.D
Level 5	STD5 460-248050/7	2F009282.D

ANALYTE	CURVE TYPE	RESPONSE					CONCENTRATION (UG/ML)				
		LVL 1	LVL 2	LVL 3	LVL 4	LVL 5	LVL 1	LVL 2	LVL 3	LVL 4	LVL 5
Total Petroleum Hydrocarbons (C8-C40)	Ave	2059198	13581934	26115294	63190106	131640027	82.3	412	823	2058	4116
Chlorobenzene	Ave	6047	34495	67786	164306	344943	0.250	1.25	2.50	6.25	12.5
o-Terphenyl	Ave	11765	59939	114424	276996	583150	0.250	1.25	2.50	6.25	12.5

Curve Type Legend:

Ave = Average

FORM VII
GC SEMI VOA CONTINUING CALIBRATION DATA

Lab Name: TestAmerica Edison Job No.: 460-85449-1
 SDG No.: _____
 Lab Sample ID: CCV 460-260182/3 Calibration Date: 11/04/2014 11:00
 Instrument ID: CBNAGC2 Calib Start Date: 09/10/2014 15:19
 GC Column: Rtx-5MS ID: 0.25 (mm) Calib End Date: 09/10/2014 16:09
 Lab File ID: 2F010405.D Conc. Units: mg/L

ANALYTE	CURVE TYPE	AVE CF	CF	MIN CF	CALC AMOUNT	SPIKE AMOUNT	%D	MAX %D
Total Petroleum Hydrocarbons (C8-C40)	Ave	30485	28703		1940	2060	-5.8	15.0
Chlorobenzene	Ave	26557	27272		6.42	6.25	2.7	15.0
o-Terphenyl	Ave	46350	49417		6.66	6.25	6.6	15.0

FORM VII
GC SEMI VOA CONTINUING CALIBRATION RETENTION TIME SUMMARY

Lab Name: TestAmerica Edison Job No.: 460-85449-1
 SDG No.: _____
 Lab Sample ID: CCV 460-260182/3 Calibration Date: 11/04/2014 11:00
 Instrument ID: CBNAGC2 Calib Start Date: 09/10/2014 15:19
 GC Column: Rtx-5MS ID: 0.25 (mm) Calib End Date: 09/10/2014 16:09
 Lab File ID: 2F010405.D

Analyte	RT	RT WINDOW	
		FROM	TO
Total Petroleum Hydrocarbons (C8-C40)	2.82	0.23	5.42
Chlorobenzene	0.33	0.28	0.38
o-Terphenyl	2.73	2.68	2.78

FORM VII
GC SEMI VOA CONTINUING CALIBRATION DATA

Lab Name: TestAmerica Edison Job No.: 460-85449-1
 SDG No.: _____
 Lab Sample ID: CCV 460-260182/10 Calibration Date: 11/04/2014 12:42
 Instrument ID: CBNAGC2 Calib Start Date: 09/10/2014 15:19
 GC Column: Rtx-5MS ID: 0.25 (mm) Calib End Date: 09/10/2014 16:09
 Lab File ID: 2F010412.D Conc. Units: mg/L

ANALYTE	CURVE TYPE	AVE CF	CF	MIN CF	CALC AMOUNT	SPIKE AMOUNT	%D	MAX %D
Total Petroleum Hydrocarbons (C8-C40)	Ave	30485	28566		1930	2060	-6.3	15.0
Chlorobenzene	Ave	26557	26639		6.27	6.25	0.3	15.0
o-Terphenyl	Ave	46350	46789		6.31	6.25	0.9	15.0

FORM VII
GC SEMI VOA CONTINUING CALIBRATION RETENTION TIME SUMMARY

Lab Name: TestAmerica Edison Job No.: 460-85449-1
 SDG No.: _____
 Lab Sample ID: CCV 460-260182/10 Calibration Date: 11/04/2014 12:42
 Instrument ID: CBNAGC2 Calib Start Date: 09/10/2014 15:19
 GC Column: Rtx-5MS ID: 0.25 (mm) Calib End Date: 09/10/2014 16:09
 Lab File ID: 2F010412.D

Analyte	RT	RT WINDOW	
		FROM	TO
Total Petroleum Hydrocarbons (C8-C40)	2.82	0.23	5.42
Chlorobenzene	0.33	0.28	0.38
o-Terphenyl	2.73	2.68	2.78

FORM I
GC SEMI VOA ORGANICS ANALYSIS DATA SHEET

Lab Name: TestAmerica Edison Job No.: 460-85449-1
 SDG No.: _____
 Client Sample ID: _____ Lab Sample ID: MB 460-259962/1-A
 Matrix: Water Lab File ID: 2F010406.D
 Analysis Method: NJ-OQA-QAM-025 Date Collected: _____
 Extraction Method: 3510C Date Extracted: 11/03/2014 08:19
 Sample wt/vol: 1000 (mL) Date Analyzed: 11/04/2014 11:25
 Con. Extract Vol.: 1 (mL) Dilution Factor: 1
 Injection Volume: 1 (uL) GC Column: Rtx-5MS ID: 0.25 (mm)
 % Moisture: _____ GPC Cleanup: (Y/N) N
 Analysis Batch No.: 260182 Units: mg/L

CAS NO.	COMPOUND NAME	RESULT	Q	RL	MDL
STL00303	Total Petroleum Hydrocarbons (C8-C40)	0.082	U	0.082	0.082

CAS NO.	SURROGATE	%REC	Q	LIMITS
84-15-1	o-Terphenyl	71		28-121
108-90-7	Chlorobenzene	67		26-98

TestAmerica Edison
Target Compound Quantitation Report

Data File: \\EDICHROM\ChromData\CBNAGC2\20141104-20149.b\2F010406.D
 Lims ID: MB 460-259962/1-A
 Client ID:
 Sample Type: MB
 Inject. Date: 04-Nov-2014 11:25:35 ALS Bottle#: 6 Worklist Smp#: 4
 Injection Vol: 1.0 ul Dil. Factor: 1.0000
 Sample Info: 460-0020149-004
 Operator ID: 615 Instrument ID: CBNAGC2
 Method: \\EDICHROM\ChromData\CBNAGC2\20141104-20149.b\QAM2F.m
 Limit Group: GC 8015 QAM ICAL
 Last Update: 04-Nov-2014 11:59:40 Calib Date: 10-Sep-2014 16:09:56
 Integrator: Falcon
 Quant Method: External Standard Quant By: Initial Calibration
 Last ICal File: \\EDICHROM\ChromData\CBNAGC2\20140910-17918.b\2F009282.D
 Column 1 : Det: GC FID2B
 Process Host: XAWRK047

First Level Reviewer: kimh Date: 04-Nov-2014 10:41:26

RT (min.)	Exp RT (min.)	Dlt RT (min.)	Response	Cal Amt ug/ml	OnCol Amt ug/ml	Flags
-----------	---------------	---------------	----------	---------------	-----------------	-------

\$ 5 Chlorobenzene						M
0.323	0.326	-0.003	356829	20.0	13.4	M

\$ 4 o-Terphenyl						
2.733	2.733	0.000	662221	20.0	14.3	

QC Flag Legend

Review Flags

M - Manually Integrated

TestAmerica Edison

Data File: \\EDICHROM\ChromData\CBNAGC2\20141104-20149.b\2F010406.D

Injection Date: 04-Nov-2014 11:25:35

Instrument ID: CBNAGC2

Lims ID: MB 460-259962/1-A

Client ID:

Operator ID: 615

ALS Bottle#: 6

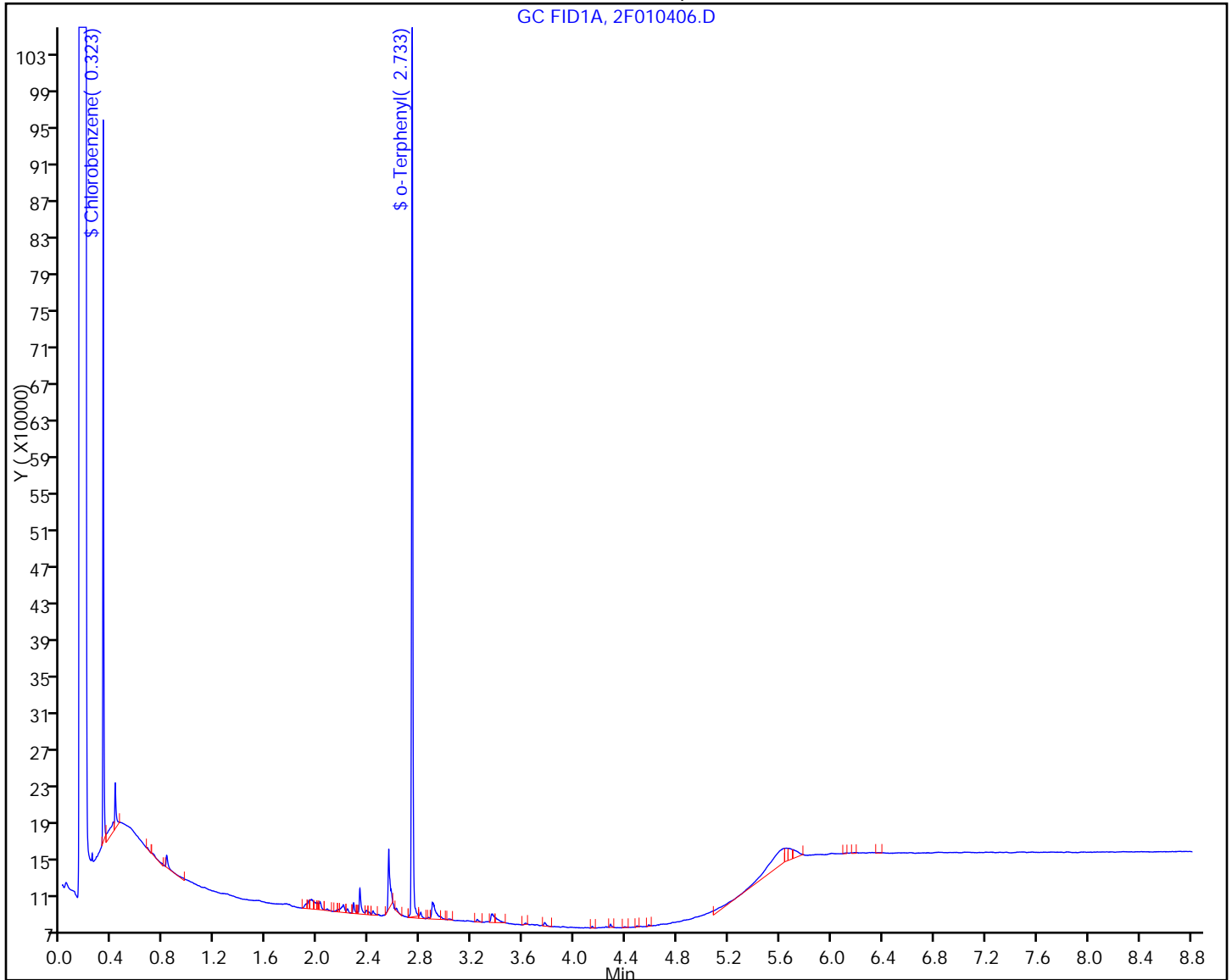
Worklist Smp#: 4

Injection Vol: 1.0 ul

Dil. Factor: 1.0000

Method: QAM2F

Limit Group: GC 8015 QAM ICAL



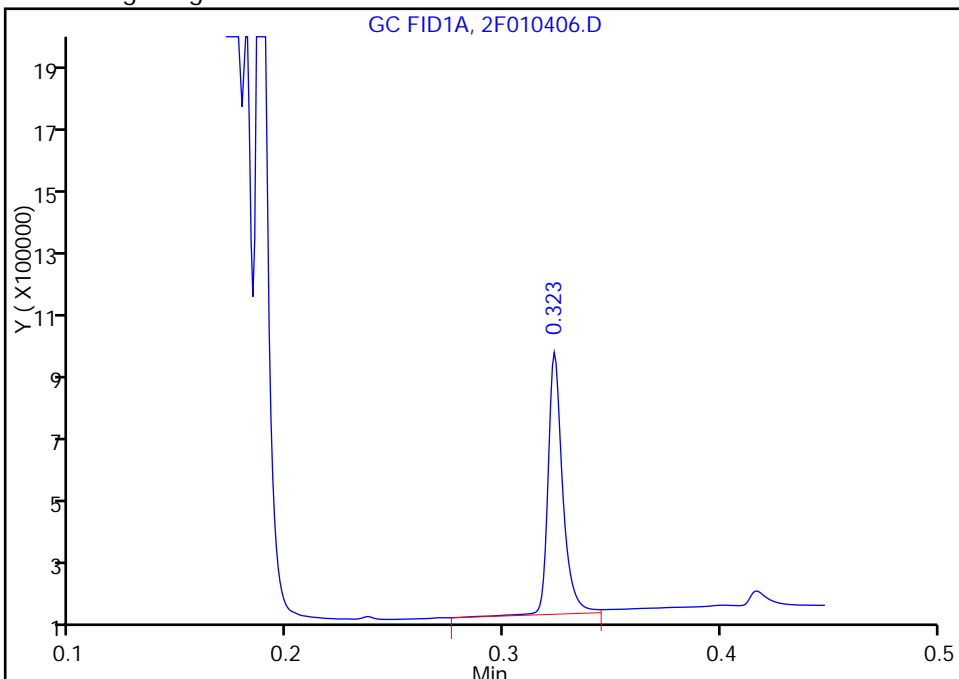
TestAmerica Edison

Data File: \\EDICHROM\ChromData\CBNAGC2\20141104-20149.b\2F010406.D
Injection Date: 04-Nov-2014 11:25:35 Instrument ID: CBNAGC2
Lims ID: MB 460-259962/1-A
Client ID:
Operator ID: 615 ALS Bottle#: 6 Worklist Smp#: 4
Injection Vol: 1.0 ul Dil. Factor: 1.0000
Method: QAM2F Limit Group: GC 8015 QAM ICAL
Column: Detector GC FID2B

\$ 5 Chlorobenzene, CAS: 108-90-7

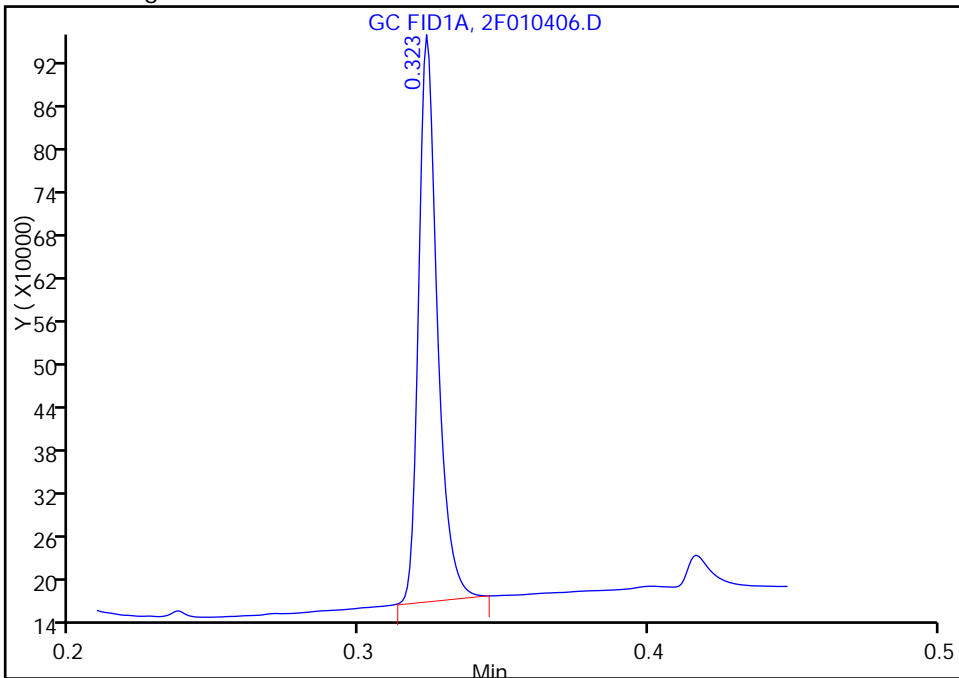
RT: 0.32
Response: 373293
Amount: 14.056527

Processing Integration Results



RT: 0.32
Response: 356829
Amount: 13.436567

Manual Integration Results



Reviewer: kimh, 04-Nov-2014 10:41:26
Audit Action: Manually Integrated
Audit Reason: Incomplete Integration

FORM I
GC SEMI VOA ORGANICS ANALYSIS DATA SHEET

Lab Name: TestAmerica Edison Job No.: 460-85449-1
 SDG No.: _____
 Client Sample ID: _____ Lab Sample ID: PIBLK 460-260182/2
 Matrix: Water Lab File ID: 2F010404.D
 Analysis Method: NJ-OQA-QAM-025 Date Collected: _____
 Extraction Method: _____ Date Extracted: _____
 Sample wt/vol: 1(mL) Date Analyzed: 11/04/2014 10:47
 Con. Extract Vol.: _____ Dilution Factor: 1
 Injection Volume: 1(uL) GC Column: Rtx-5MS ID: 0.25(mm)
 % Moisture: _____ GPC Cleanup: (Y/N) N
 Analysis Batch No.: 260182 Units: mg/L

CAS NO.	COMPOUND NAME	RESULT	Q	RL	MDL
STL00303	Total Petroleum Hydrocarbons (C8-C40)	0.082	U	0.082	0.082

CAS NO.	SURROGATE	%REC	Q	LIMITS
84-15-1	o-Terphenyl	93		28-121
108-90-7	Chlorobenzene	97		26-98

TestAmerica Edison
Target Compound Quantitation Report

Data File: \\EDICHROM\ChromData\CBNAGC2\20141104-20149.b\2F010404.D
 Lims ID: PIBLK
 Client ID:
 Sample Type: PIBLK
 Inject. Date: 04-Nov-2014 10:47:17 ALS Bottle#: 4 Worklist Smp#: 2
 Injection Vol: 1.0 ul Dil. Factor: 1.0000
 Sample Info: 460-0020149-002
 Operator ID: 615 Instrument ID: CBNAGC2
 Method: \\EDICHROM\ChromData\CBNAGC2\20141104-20149.b\QAM2F.m
 Limit Group: GC 8015 QAM ICAL
 Last Update: 04-Nov-2014 11:59:39 Calib Date: 10-Sep-2014 16:09:56
 Integrator: Falcon
 Quant Method: External Standard Quant By: Initial Calibration
 Last ICAL File: \\EDICHROM\ChromData\CBNAGC2\20140910-17918.b\2F009282.D
 Column 1 : Det: GC FID2B
 Process Host: XAWRK047

First Level Reviewer: kimh Date: 04-Nov-2014 10:22:48

RT (min.)	Exp RT (min.)	DI RT (min.)	Response	Cal Amt ug/ml	OnCol Amt ug/ml	Flags
-----------	---------------	--------------	----------	---------------	-----------------	-------

\$ 5 Chlorobenzene						M
0.327	0.326	0.001	159300	6.20	6.00	M
\$ 4 o-Terphenyl						
2.735	2.733	0.002	266997	6.20	5.76	

QC Flag Legend

Review Flags

M - Manually Integrated

Reagents:

SGPIBLKQAM_00004 Amount Added: 1.00 Units: mL

TestAmerica Edison

Data File: \\EDICHROM\ChromData\CBNAGC2\20141104-20149.b\2F010404.D

Injection Date: 04-Nov-2014 10:47:17

Instrument ID: CBNAGC2

Lims ID: PIBLK

Client ID:

Operator ID: 615

ALS Bottle#: 4

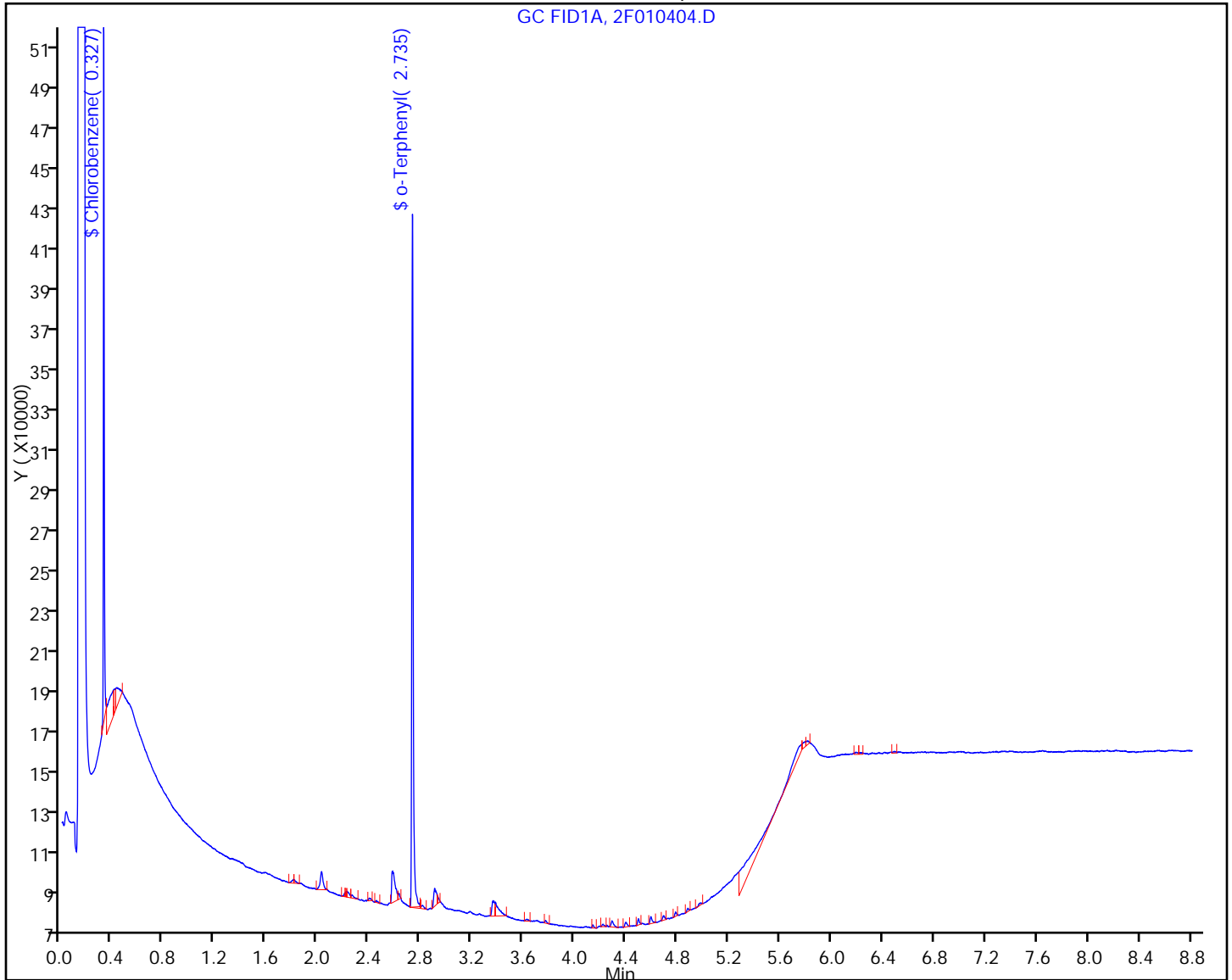
Worklist Smp#: 2

Injection Vol: 1.0 ul

Dil. Factor: 1.0000

Method: QAM2F

Limit Group: GC 8015 QAM ICAL



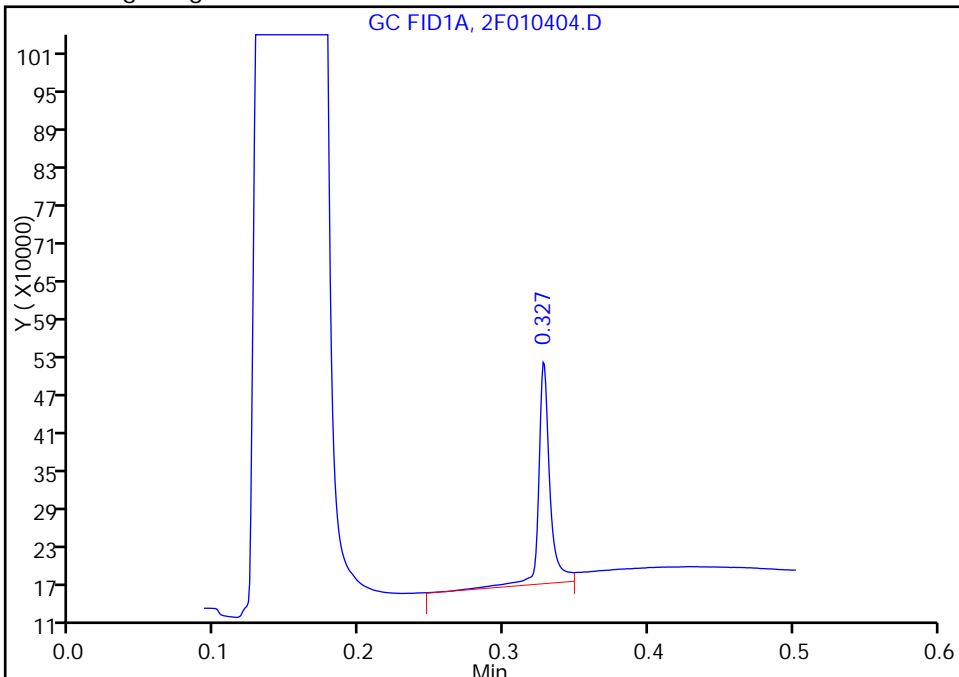
TestAmerica Edison

Data File: \\EDICHROM\ChromData\CBNAGC2\20141104-20149.b\2F010404.D
Injection Date: 04-Nov-2014 10:47:17 Instrument ID: CBNAGC2
Lims ID: PIBLK
Client ID:
Operator ID: 615 ALS Bottle#: 4 Worklist Smp#: 2
Injection Vol: 1.0 ul Dil. Factor: 1.0000
Method: QAM2F Limit Group: GC 8015 QAM ICAL
Column: Detector GC FID2B

\$ 5 Chlorobenzene, CAS: 108-90-7

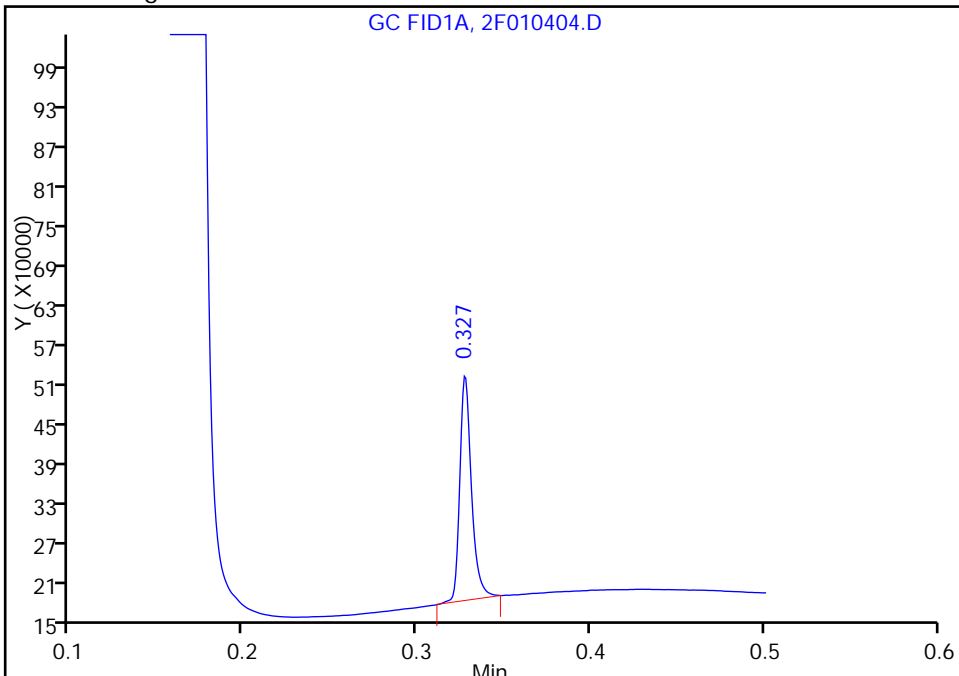
RT: 0.33
Response: 191436
Amount: 7.208614

Processing Integration Results



RT: 0.33
Response: 159300
Amount: 5.998518

Manual Integration Results



Reviewer: kimh, 04-Nov-2014 10:24:04
Audit Action: Manually Integrated
Audit Reason: Incomplete Integration

FORM I
GC SEMI VOA ORGANICS ANALYSIS DATA SHEET

Lab Name: TestAmerica Edison Job No.: 460-85449-1
 SDG No.: _____
 Client Sample ID: _____ Lab Sample ID: PIBLK 460-260182/9
 Matrix: Water Lab File ID: 2F010411.D
 Analysis Method: NJ-OQA-QAM-025 Date Collected: _____
 Extraction Method: _____ Date Extracted: _____
 Sample wt/vol: 1(mL) Date Analyzed: 11/04/2014 12:29
 Con. Extract Vol.: _____ Dilution Factor: 1
 Injection Volume: 1(uL) GC Column: Rtx-5MS ID: 0.25(mm)
 % Moisture: _____ GPC Cleanup: (Y/N) N
 Analysis Batch No.: 260182 Units: mg/L

CAS NO.	COMPOUND NAME	RESULT	Q	RL	MDL
STL00303	Total Petroleum Hydrocarbons (C8-C40)	0.082	U	0.082	0.082

CAS NO.	SURROGATE	%REC	Q	LIMITS
84-15-1	o-Terphenyl	91		28-121
108-90-7	Chlorobenzene	98		26-98

TestAmerica Edison
Target Compound Quantitation Report

Data File: \\EDICHROM\ChromData\CBNAGC2\20141104-20149.b\2F010411.D
 Lims ID: PIBLK
 Client ID:
 Sample Type: PIBLK
 Inject. Date: 04-Nov-2014 12:29:25 ALS Bottle#: 4 Worklist Smp#: 9
 Injection Vol: 1.0 ul Dil. Factor: 1.0000
 Sample Info: 460-0020149-009
 Operator ID: 615 Instrument ID: CBNAGC2
 Method: \\EDICHROM\ChromData\CBNAGC2\20141104-20149.b\QAM2F.m
 Limit Group: GC 8015 QAM ICAL
 Last Update: 04-Nov-2014 11:59:40 Calib Date: 10-Sep-2014 16:09:56
 Integrator: Falcon
 Quant Method: External Standard Quant By: Initial Calibration
 Last ICAL File: \\EDICHROM\ChromData\CBNAGC2\20140910-17918.b\2F009282.D
 Column 1 : Det: GC FID2B
 Process Host: XAWRK047

First Level Reviewer: kimh Date: 04-Nov-2014 11:59:03

RT (min.)	Exp RT (min.)	Dlt RT (min.)	Response	Cal Amt ug/ml	OnCol Amt ug/ml	Flags
-----------	---------------	---------------	----------	---------------	-----------------	-------

\$ 5 Chlorobenzene						M
0.327	0.326	0.001	161059	6.20	6.06	M
\$ 4 o-Terphenyl						
2.735	2.733	0.002	261707	6.20	5.65	

QC Flag Legend

Review Flags

M - Manually Integrated

Reagents:

SGPIBLKQAM_00004 Amount Added: 1.00 Units: mL

TestAmerica Edison

Data File: \\EDICHROM\ChromData\CBNAGC2\20141104-20149.b\2F010411.D

Injection Date: 04-Nov-2014 12:29:25

Instrument ID: CBNAGC2

Lims ID: PIBLK

Client ID:

Operator ID: 615

ALS Bottle#: 4

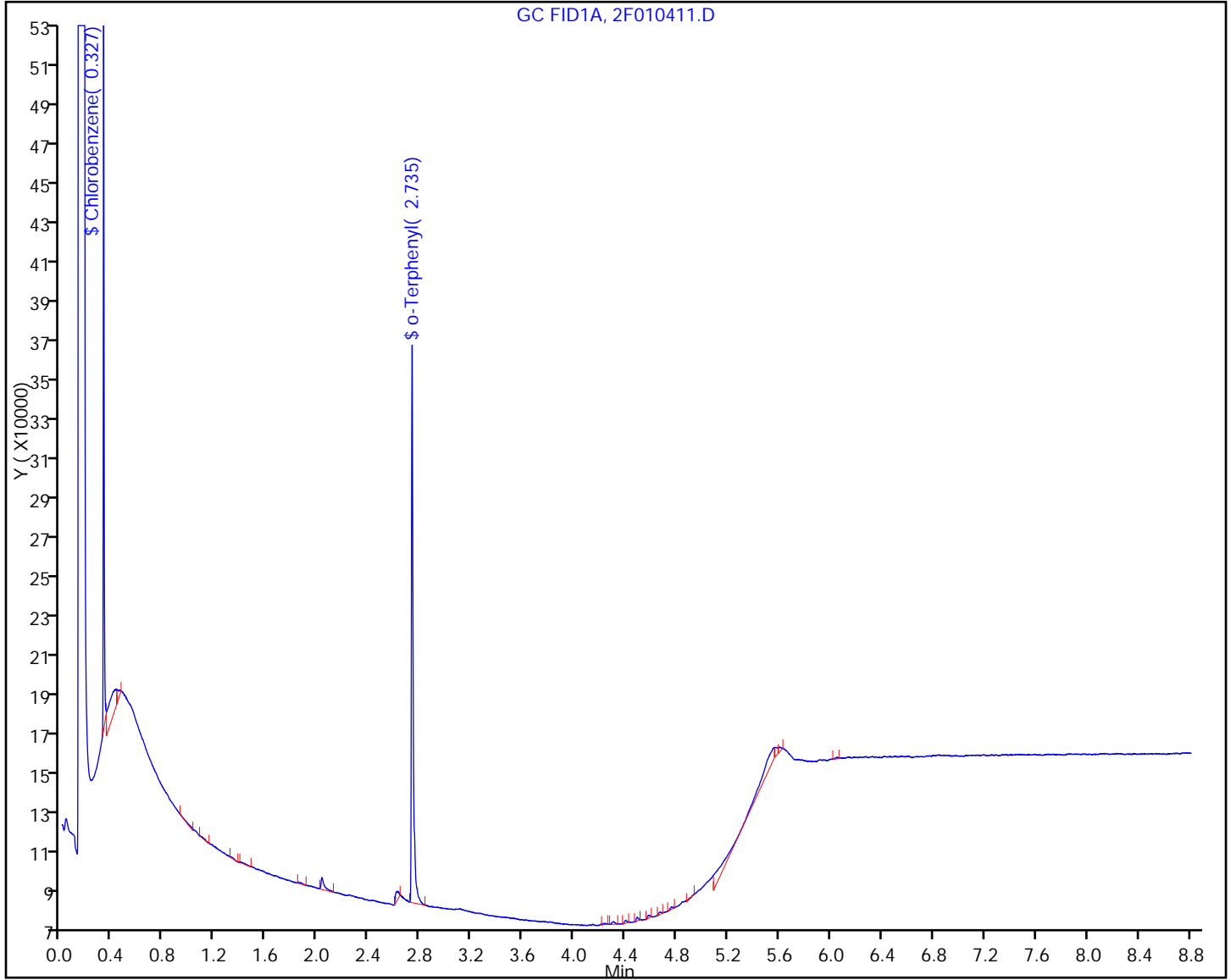
Worklist Smp#: 9

Injection Vol: 1.0 ul

Dil. Factor: 1.0000

Method: QAM2F

Limit Group: GC 8015 QAM ICAL



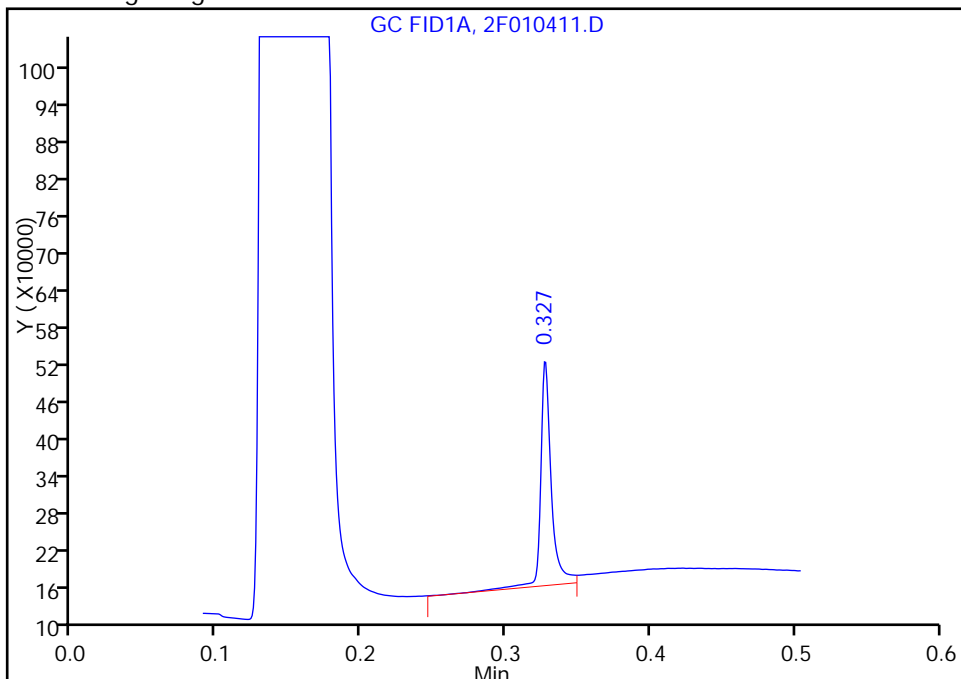
TestAmerica Edison

Data File: \\EDICHROM\ChromData\CBNAGC2\20141104-20149.b\2F010411.D
Injection Date: 04-Nov-2014 12:29:25 Instrument ID: CBNAGC2
Lims ID: PIBLK
Client ID:
Operator ID: 615 ALS Bottle#: 4 Worklist Smp#: 9
Injection Vol: 1.0 ul Dil. Factor: 1.0000
Method: QAM2F Limit Group: GC 8015 QAM ICAL
Column: Detector GC FID2B

\$ 5 Chlorobenzene, CAS: 108-90-7

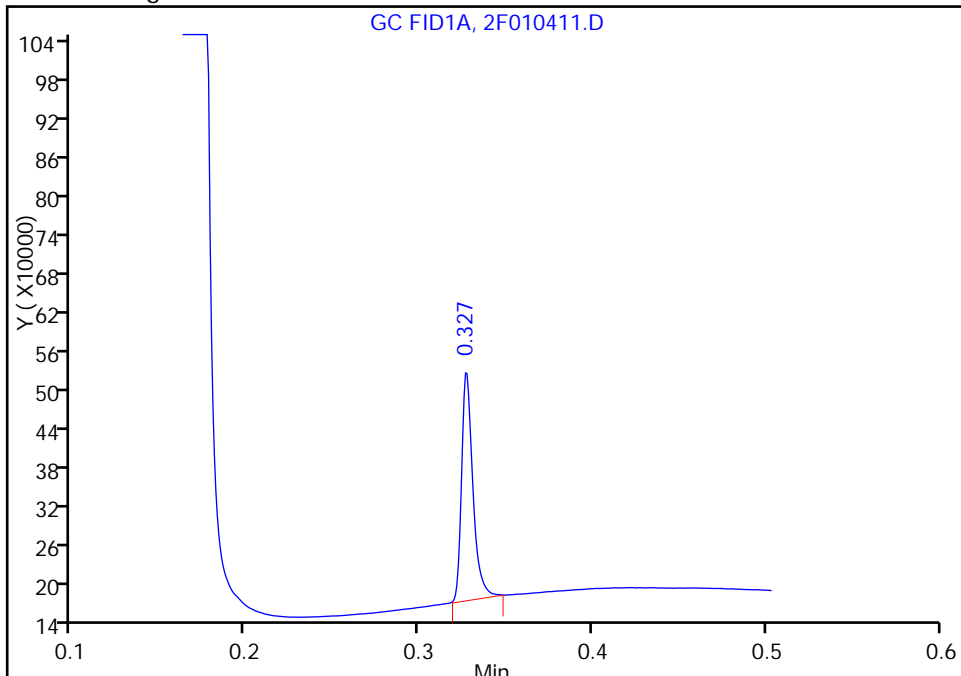
RT: 0.33
Response: 186157
Amount: 7.009831

Processing Integration Results



RT: 0.33
Response: 161059
Amount: 6.064754

Manual Integration Results



Reviewer: kimh, 04-Nov-2014 11:59:03
Audit Action: Manually Integrated
Audit Reason: Incomplete Integration

FORM I
GC SEMI VOA ORGANICS ANALYSIS DATA SHEET

Lab Name: TestAmerica Edison Job No.: 460-85449-1
 SDG No.: _____
 Client Sample ID: _____ Lab Sample ID: LCS 460-259962/2-A
 Matrix: Water Lab File ID: 2F010407.D
 Analysis Method: NJ-OQA-QAM-025 Date Collected: _____
 Extraction Method: 3510C Date Extracted: 11/03/2014 08:19
 Sample wt/vol: 1000 (mL) Date Analyzed: 11/04/2014 11:38
 Con. Extract Vol.: 1 (mL) Dilution Factor: 1
 Injection Volume: 1 (uL) GC Column: Rtx-5MS ID: 0.25 (mm)
 % Moisture: _____ GPC Cleanup: (Y/N) N
 Analysis Batch No.: 260182 Units: mg/L

CAS NO.	COMPOUND NAME	RESULT	Q	RL	MDL
STL00303	Total Petroleum Hydrocarbons (C8-C40)	1.50		0.082	0.082

CAS NO.	SURROGATE	%REC	Q	LIMITS
84-15-1	o-Terphenyl	61		28-121
108-90-7	Chlorobenzene	59		26-98

TestAmerica Edison
Target Compound Quantitation Report

Data File: \\EDICHROM\ChromData\CBNAGC2\20141104-20149.b\2F010407.D
 Lims ID: LCS 460-259962/2-A
 Client ID:
 Sample Type: LCS
 Inject. Date: 04-Nov-2014 11:38:26 ALS Bottle#: 7 Worklist Smp#: 5
 Injection Vol: 1.0 ul Dil. Factor: 1.0000
 Sample Info: 460-0020149-005
 Operator ID: 615 Instrument ID: CBNAGC2
 Method: \\EDICHROM\ChromData\CBNAGC2\20141104-20149.b\QAM2F.m
 Limit Group: GC 8015 QAM ICAL
 Last Update: 04-Nov-2014 11:59:40 Calib Date: 10-Sep-2014 16:09:56
 Integrator: Falcon
 Quant Method: External Standard Quant By: Initial Calibration
 Last ICal File: \\EDICHROM\ChromData\CBNAGC2\20140910-17918.b\2F009282.D
 Column 1 : Det: GC FID2B
 Process Host: XAWRK047

First Level Reviewer: kimh Date: 04-Nov-2014 10:59:33

RT (min.)	Exp RT (min.)	Dlt RT (min.)	Response	Cal Amt ug/ml	OnCol Amt ug/ml	Flags
-----------	---------------	---------------	----------	---------------	-----------------	-------

\$	5 Chlorobenzene	0.326	0.326	0.000	310995	20.0	11.7	
\$	4 o-Terphenyl	2.731	2.733	-0.002	569669	20.0	12.3	
A	3 C8-C40	2.824	(0.234-5.415)		45689981	2000.0	1498.8	k

QC Flag Legend

Processing Flags

k - Response Background Subtracted

TestAmerica Edison

Data File: \\EDICHROM\ChromData\CBNAGC2\20141104-20149.b\2F010407.D

Injection Date: 04-Nov-2014 11:38:26

Instrument ID: CBNAGC2

Lims ID: LCS 460-259962/2-A

Client ID:

Operator ID: 615

ALS Bottle#: 7

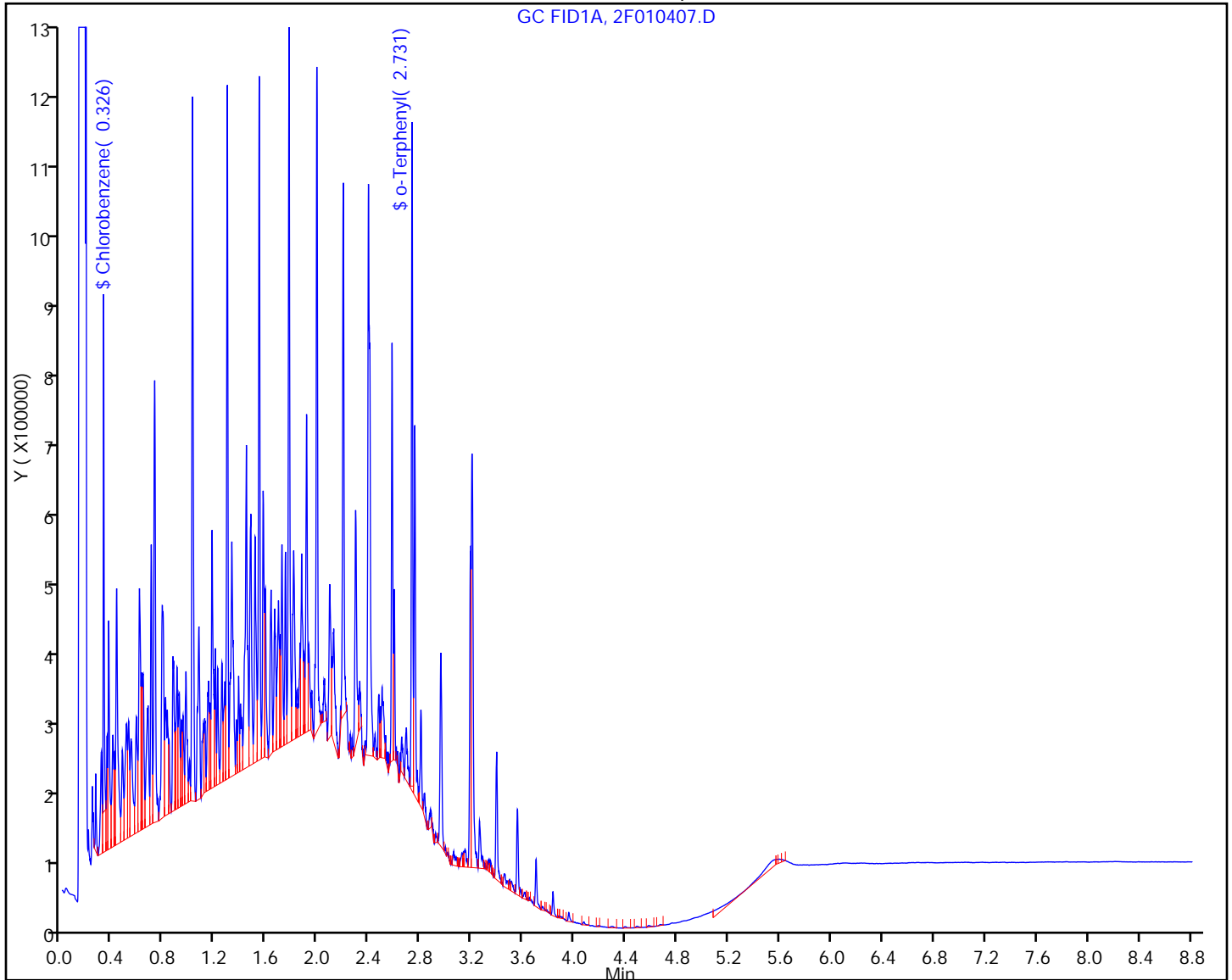
Worklist Smp#: 5

Injection Vol: 1.0 ul

Dil. Factor: 1.0000

Method: QAM2F

Limit Group: GC 8015 QAM ICAL



FORM I
GC SEMI VOA ORGANICS ANALYSIS DATA SHEET

Lab Name: TestAmerica Edison Job No.: 460-85449-1
 SDG No.: _____
 Client Sample ID: _____ Lab Sample ID: LCSD 460-259962/3-A
 Matrix: Water Lab File ID: 2F010408.D
 Analysis Method: NJ-OQA-QAM-025 Date Collected: _____
 Extraction Method: 3510C Date Extracted: 11/03/2014 08:19
 Sample wt/vol: 1000 (mL) Date Analyzed: 11/04/2014 11:51
 Con. Extract Vol.: 1 (mL) Dilution Factor: 1
 Injection Volume: 1 (uL) GC Column: Rtx-5MS ID: 0.25 (mm)
 % Moisture: _____ GPC Cleanup: (Y/N) N
 Analysis Batch No.: 260182 Units: mg/L

CAS NO.	COMPOUND NAME	RESULT	Q	RL	MDL
STL00303	Total Petroleum Hydrocarbons (C8-C40)	1.90		0.082	0.082

CAS NO.	SURROGATE	%REC	Q	LIMITS
84-15-1	o-Terphenyl	82		28-121
108-90-7	Chlorobenzene	72		26-98

TestAmerica Edison
Target Compound Quantitation Report

Data File: \\EDICHROM\ChromData\CBNAGC2\20141104-20149.b\2F010408.D
 Lims ID: LCSD 460-259962/3-A
 Client ID:
 Sample Type: LCSD
 Inject. Date: 04-Nov-2014 11:51:06 ALS Bottle#: 8 Worklist Smp#: 6
 Injection Vol: 1.0 ul Dil. Factor: 1.0000
 Sample Info: 460-0020149-006
 Operator ID: 615 Instrument ID: CBNAGC2
 Method: \\EDICHROM\ChromData\CBNAGC2\20141104-20149.b\QAM2F.m
 Limit Group: GC 8015 QAM ICAL
 Last Update: 04-Nov-2014 11:59:40 Calib Date: 10-Sep-2014 16:09:56
 Integrator: Falcon
 Quant Method: External Standard Quant By: Initial Calibration
 Last ICal File: \\EDICHROM\ChromData\CBNAGC2\20140910-17918.b\2F009282.D
 Column 1 : Det: GC FID2B
 Process Host: XAWRK047

First Level Reviewer: kimh Date: 04-Nov-2014 11:58:19

RT (min.)	Exp RT (min.)	Dlt RT (min.)	Response	Cal Amt ug/ml	OnCol Amt ug/ml	Flags
-----------	---------------	---------------	----------	---------------	-----------------	-------

\$ 5 Chlorobenzene	0.327	0.326	0.001	381529	20.0	14.4
\$ 4 o-Terphenyl	2.732	2.733	-0.001	758576	20.0	16.4
A 3 C8-C40	2.824	(0.234-5.415)		58067731	2000.0	1904.8 k

QC Flag Legend

Processing Flags

k - Response Background Subtracted

TestAmerica Edison

Data File: \\EDICHROM\ChromData\CBNAGC2\20141104-20149.b\2F010408.D

Injection Date: 04-Nov-2014 11:51:06

Instrument ID: CBNAGC2

Lims ID: LCSD 460-259962/3-A

Client ID:

Operator ID: 615

ALS Bottle#: 8

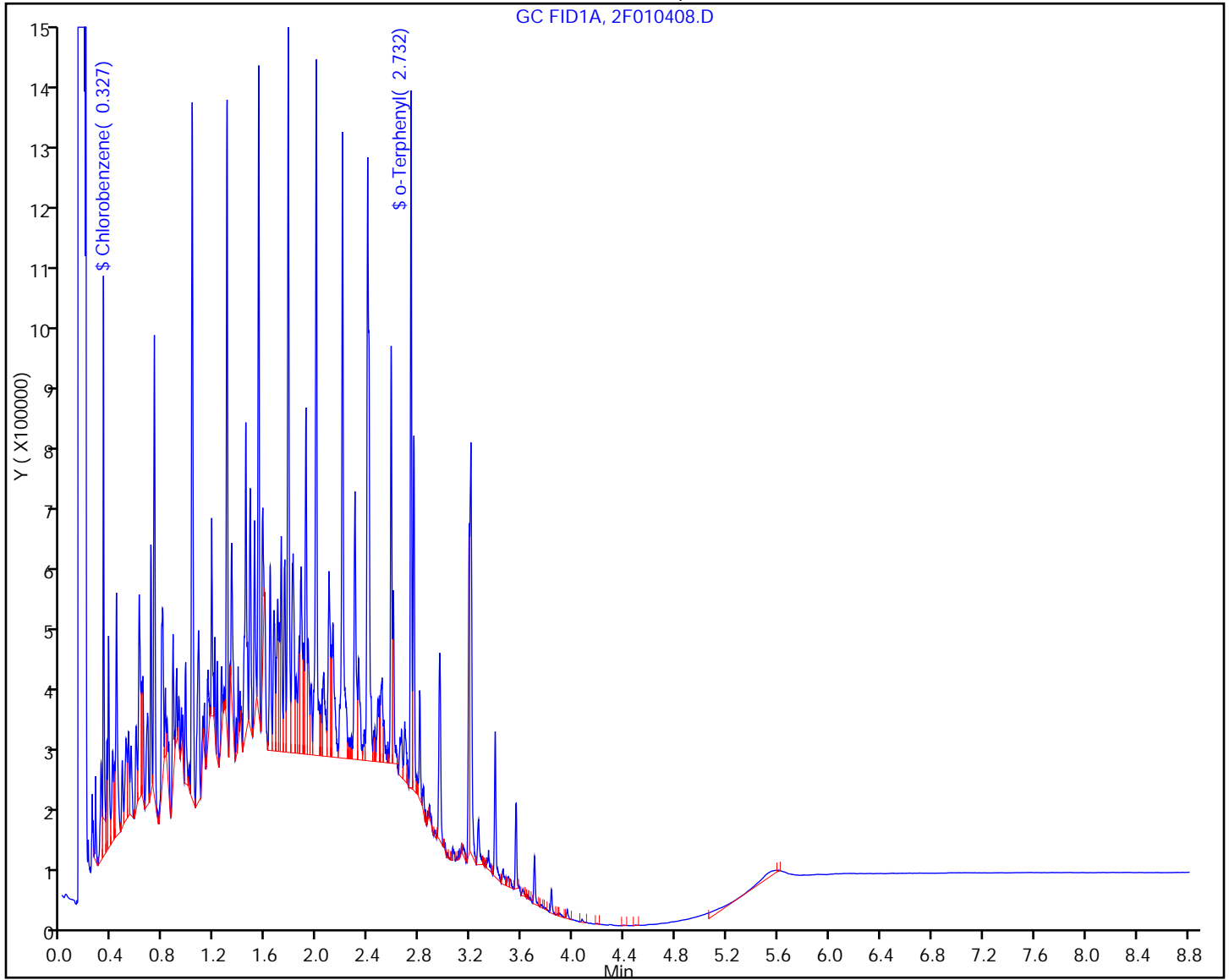
Worklist Smp#: 6

Injection Vol: 1.0 ul

Dil. Factor: 1.0000

Method: QAM2F

Limit Group: GC 8015 QAM ICAL



GC SEMI VOA ANALYSIS RUN LOG

Lab Name: TestAmerica Edison Job No.: 460-85449-1

SDG No.: _____

Instrument ID: CBNAGC2 Start Date: 09/10/2014 14:39

Analysis Batch Number: 248050 End Date: 09/10/2014 16:22

LAB SAMPLE ID	CLIENT SAMPLE ID	DATE ANALYZED	DILUTION FACTOR	LAB FILE ID	COLUMN ID
ZZZZZ		09/10/2014 14:39	1		Rtx-5MS 0.25 (mm)
PIBLK 460-248050/2		09/10/2014 14:51	1		Rtx-5MS 0.25 (mm)
STD1 460-248050/3 IC		09/10/2014 15:19	1	2F009278.D	Rtx-5MS 0.25 (mm)
STD2 460-248050/4 IC		09/10/2014 15:31	1	2F009279.D	Rtx-5MS 0.25 (mm)
STD3 460-248050/5 IC		09/10/2014 15:44	1	2F009280.D	Rtx-5MS 0.25 (mm)
STD4 460-248050/6 IC		09/10/2014 15:57	1	2F009281.D	Rtx-5MS 0.25 (mm)
STD5 460-248050/7 IC		09/10/2014 16:09	1	2F009282.D	Rtx-5MS 0.25 (mm)
ICV 460-248050/8		09/10/2014 16:22	1		Rtx-5MS 0.25 (mm)

GC SEMI VOA ANALYSIS RUN LOG

Lab Name: TestAmerica Edison Job No.: 460-85449-1

SDG No.: _____

Instrument ID: CBNAGC2 Start Date: 11/04/2014 10:34

Analysis Batch Number: 260182 End Date: 11/04/2014 12:42

LAB SAMPLE ID	CLIENT SAMPLE ID	DATE ANALYZED	DILUTION FACTOR	LAB FILE ID	COLUMN ID
ZZZZZ		11/04/2014 10:34	1		Rtx-5MS 0.25 (mm)
PIBLK 460-260182/2		11/04/2014 10:47	1	2F010404.D	Rtx-5MS 0.25 (mm)
CCV 460-260182/3		11/04/2014 11:00	1	2F010405.D	Rtx-5MS 0.25 (mm)
MB 460-259962/1-A		11/04/2014 11:25	1	2F010406.D	Rtx-5MS 0.25 (mm)
LCS 460-259962/2-A		11/04/2014 11:38	1	2F010407.D	Rtx-5MS 0.25 (mm)
LCSD 460-259962/3-A		11/04/2014 11:51	1	2F010408.D	Rtx-5MS 0.25 (mm)
ZZZZZ		11/04/2014 12:04	1		Rtx-5MS 0.25 (mm)
460-85449-16	FB_20141031	11/04/2014 12:16	1	2F010410.D	Rtx-5MS 0.25 (mm)
PIBLK 460-260182/9		11/04/2014 12:29	1	2F010411.D	Rtx-5MS 0.25 (mm)
CCV 460-260182/10		11/04/2014 12:42	1	2F010412.D	Rtx-5MS 0.25 (mm)

GC SEMI VOA BATCH WORKSHEET

Lab Name: TestAmerica Edison Job No.: 460-85449-1

SDG No.: _____

Batch Number: 259962 Batch Start Date: 11/03/14 08:19 Batch Analyst: Wu, Huachi

Batch Method: 3510C Batch End Date: _____

Lab Sample ID	Client Sample ID	Method Chain	Basis	ReceivedpH	InitialAmount	FinalAmount	OP Diesel#2 00002	OPQAMSU 00027	
MB 460-259962/1		3510C, NJ-OQA-QAM-0 25		7 SU	1000 mL	1 mL		1 mL	
LCS 460-259962/2		3510C, NJ-OQA-QAM-0 25		7 SU	1000 mL	1 mL	1 mL	1 mL	
LCSD 460-259962/3		3510C, NJ-OQA-QAM-0 25		7 SU	1000 mL	1 mL	1 mL	1 mL	
460-85449-I-16	FB_20141031	3510C, NJ-OQA-QAM-0 25	T	<2 SU	990 mL	1 mL		1 mL	

Batch Notes	
Batch Comment	QAM WATER
Person's name who did the concentration	Wuh
N-evap #	222299
N-evap temperature	37 Celsius
Na2SO4 Lot Number	90410
Prep Solvent Lot #	88071
Prep Solvent Name	MECL2
Prep Solvent Volume Used	180 ML mL
Person's name who did the prep	Wuh
Sufficient volume for MS/MSD?	no
Uncorrected N-evap Temperature	37 Celsius

Basis	Basis Description
T	Total/NA

The pound sign (#) in the amount added field denotes that the reagent was used undiluted. All calculations are performed using the stated concentration for this reagent.

GENERAL CHEMISTRY

COVER PAGE
GENERAL CHEMISTRY

Lab Name: TestAmerica Edison Job Number: 460-85449-1

SDG No.: _____

Project: McCandless

Client Sample ID	Lab Sample ID
<u>PMP-16-SW-WT</u>	<u>460-85449-1</u>
<u>PMP-16-SW-SI</u>	<u>460-85449-2</u>
<u>PMP-17-SW-WT</u>	<u>460-85449-3</u>
<u>PMP-18-SW-VD</u>	<u>460-85449-4</u>
<u>PMP-18-SW-WT</u>	<u>460-85449-5</u>
<u>PMP-19-SW-VD</u>	<u>460-85449-6</u>
<u>PMP-19-SW-WT</u>	<u>460-85449-7</u>
<u>PMP-26-SW-WT</u>	<u>460-85449-8</u>
<u>PMP-26-SW-SI</u>	<u>460-85449-9</u>
<u>PMP-17-SW-SI</u>	<u>460-85449-10</u>
<u>PMP-18-SW-SI</u>	<u>460-85449-11</u>
<u>PMP-27-SW-WT</u>	<u>460-85449-12</u>
<u>DUP1_20141031</u>	<u>460-85449-13</u>
<u>DUP2_20141031</u>	<u>460-85449-14</u>
<u>DUP3_20141031</u>	<u>460-85449-15</u>

Comments:

9-IN
DETECTION LIMITS
GENERAL CHEMISTRY

Lab Name: TestAmerica Edison Job Number: 460-85449-1
SDG Number: _____
Matrix: Solid Instrument ID: NOEQUIP
Method: Moisture RL Date: 02/15/2007 17:07

Analyte	Wavelength/ Mass	RL (%)	
Percent Moisture		1	
Percent Solids		1	

9-IN
CALIBRATION BLANK DETECTION LIMITS
GENERAL CHEMISTRY

Lab Name: TestAmerica Edison Job Number: 460-85449-1
SDG Number: _____
Matrix: Solid Instrument ID: NOEQUIP
Method: Moisture XRL Date: 01/01/2007 16:49

Analyte	Wavelength/ Mass	XRL (%)	
Percent Moisture		1	
Percent Solids		1	

GENERAL CHEMISTRY BATCH WORKSHEET

Lab Name: TestAmerica Edison Job No.: 460-85449-1

SDG No.: _____

Batch Number: 259975 Batch Start Date: 11/03/14 09:12 Batch Analyst: Armbruster, Chris

Batch Method: Moisture Batch End Date: _____

Lab Sample ID	Client Sample ID	Method Chain	Basis	DISH#	DishWeight	SampleMassWet	SampleMassDry		
460-85449-A-14	DUP2_20141031	Moisture	T	26	0.99 g	6.63 g	5.76 g		
460-85449-E-13	DUP1_20141031	Moisture	T	27	1.01 g	6.61 g	6.29 g		
460-85449-A-11	PMP-18-SW-SI	Moisture	T	28	0.98 g	6.27 g	5.34 g		
460-85449-E-12	PMP-27-SW-WT	Moisture	T	29	1.00 g	6.70 g	5.91 g		
460-85449-A-10	PMP-17-SW-SI	Moisture	T	30	0.97 g	6.35 g	5.61 g		
460-85449-A-15	DUP3_20141031	Moisture	T	31	1.00 g	6.70 g	6.38 g		
460-85482-E-2 DU		Moisture	T	42	0.98 g	6.88 g	6.46 g		

Batch Notes	
Balance ID	104 No Unit
Date samples were placed in the oven	11/3/14
Oven Temp when samples are put in oven	108 Degrees C
Time samples were place in the oven	09:37
Date samples were removed from oven	11/4/14
Oven Temp when samples removed from oven	102 Degrees C
Time Samples were removed from oven	08:05
Oven ID	3
ID number of the thermometer	58985
Uncorrected In Temperature	108 Celsius
Uncorrected Out Temperature	102 Celsius

Basis	Basis Description
T	Total/NA

The pound sign (#) in the amount added field denotes that the reagent was used undiluted. All calculations are performed using the stated concentration for this reagent.

Moisture

GENERAL CHEMISTRY BATCH WORKSHEET

Lab Name: TestAmerica Edison Job No.: 460-85449-1

SDG No.: _____

Batch Number: 260005 Batch Start Date: 11/03/14 11:01 Batch Analyst: Armbruster, Chris

Batch Method: Moisture Batch End Date: _____

Lab Sample ID	Client Sample ID	Method Chain	Basis	DISH#	DishWeight	SampleMassWet	SampleMassDry		
460-85449-E-1	PMP-16-SW-WT	Moisture	T	94	1.00 g	6.47 g	6.14 g		
460-85449-A-2	PMP-16-SW-SI	Moisture	T	95	1.00 g	6.18 g	5.48 g		
460-85449-A-3	PMP-17-SW-WT	Moisture	T	96	0.99 g	6.86 g	6.57 g		
460-85449-A-4	PMP-18-SW-VD	Moisture	T	97	0.99 g	6.29 g	6.05 g		
460-85449-A-5	PMP-18-SW-WT	Moisture	T	98	0.98 g	6.40 g	6.08 g		
460-85449-A-6	PMP-19-SW-VD	Moisture	T	99	0.99 g	6.08 g	5.79 g		
460-85449-E-7	PMP-19-SW-WT	Moisture	T	100	0.98 g	6.41 g	5.73 g		
460-85449-A-8	PMP-26-SW-WT	Moisture	T	101	1.00 g	6.64 g	6.07 g		
460-85449-A-9	PMP-26-SW-SI	Moisture	T	102	0.98 g	6.88 g	6.09 g		
460-85467-E-4 DU		Moisture	T	105	0.99 g	6.65 g	6.48 g		

Batch Notes	
Balance ID	104 No Unit
Date samples were placed in the oven	11/3/14
Oven Temp when samples are put in oven	109 Degrees C
Time samples were place in the oven	11:24
Date samples were removed from oven	11/4/14
Oven Temp when samples removed from oven	101 Degrees C
Time Samples were removed from oven	08:28
Oven ID	2
ID number of the thermometer	59104
Uncorrected In Temperature	109 Celsius
Uncorrected Out Temperature	101 Celsius

Basis	Basis Description
T	Total/NA

The pound sign (#) in the amount added field denotes that the reagent was used undiluted. All calculations are performed using the stated concentration for this reagent.

Moisture

Shipping and Receiving Documents

TestAmerica

THE LEADER IN ENVIRONMENTAL TESTING

CHAIN OF CUSTODY

460-85449 Chain of Custody



777 New Durham Road
Edison, New Jersey 08817
Phone: (732) 549-3900 Fax: (732) 549-3679

Page 1 of 2

Name (for report and invoice)
Tom Fisher

Company
Antea Group

Address
500 Summit Lake Drive

City
Valhalla

State
NY

Phone
914-495-9935

Fax
914-495-9935

Samplers Name (Printed)
Suzan Gomez, Jessica Levine

P.O. #
SEA081248P

Analysis Turnaround Time
Standard
Rush Charges Authorized For:
2 Week
1 Week
Other

ANALYSIS REQUESTED (ENTER "X" BELOW TO INDICATE REQUEST)

State (Location of site): NJ: NY: Other:
Regulatory Program: **SRP**

Site/Project Identification
MCCanaleis

LAB USE ONLY
Job No:
852449
Project No:

Sample Identification	Date	Time	Matrix	No. of Cont.	Soil:	Water:	VOC110 via 8260B	BGA + 15 via 8270C	PCBs via 8082	pH via CQA, RAM	Sample Numbers
PMP-16-SW-WT	10/31/14	8:35	SB	5	1	1	X	X	X		1
PMP-16-SW-SI		8:37	SB	1			X	X	X		2
PMP-17-SW-WT		8:40	SB	1			X	X	X		3
PMP-18-SW-WT		9:05	SB	1			X	X	X		4
PMP-18-SW-YD		9:07	SB	1			X	X	X		5
PMP-19-SW-WT		9:13	SB	1			X	X	X		6
PMP-19-SW-YD		9:15	SB	5	X		X	X	X		7
PMP-20-SW-WT		9:27	SB	1			X	X	X		8
PMP-20-SW-SI		9:30	SB	1			X	X	X		9
PMP-17-SW-SI	10/31/14	8:44	SB	1			X	X	X		10

SHORT
HOLD

Special Instructions

Preservation Used: 1 = ICE, 2 = HCl, 3 = H₂SO₄, 4 = HNO₃, 5 = NaOH, 6 = Other **DI**, 7 = Other **MeOH**

Metals Filtered (Yes/No)?

Relinquished by	Company	Date / Time	Received by	Company
1) Tom Fisher	Antea Group	10/31/14 12:15	1) Suzan Gomez	Antea Group
2) _____	Company	Date / Time	2) _____	Company
3) _____	Company	Date / Time	3) Paul E. 3/4/08	Company
4) _____	Company	Date / Time	4) Robert De	Company

5-Day RUSH

Laboratory Certifications: New Jersey (12028), New York (11452), Pennsylvania (68-522), Connecticut (PH-0200), Rhode Island (132), Massachusetts (M-NJ312), North Carolina (No. 578)

TAL-0016 (0408)

TestAmerica

THE LEADER IN ENVIRONMENTAL TESTING

CHAIN OF CUSTODY / ANALYSIS REQUEST

Page 2 of 2

777 New Durham Road
Edison, New Jersey 08817
Phone: (732) 549-3900 Fax: (732) 549-3679

Name (for report and invoice) Tim Fisher		Samplers Name (Printed) <i>Missie Anderson</i> <i>Sever Levine / Andrew Musella</i> <i>Sarah Gomez</i>		State (Location of site): NY		Regulatory Program: SAP		LAB USE ONLY Project No:	
Company Antea Group		P. O. # SEA051248P		State (Location of site): NY		Regulatory Program: SAP		LAB USE ONLY Job No: 852445	
Address 500 Summit Lake Dr.		Standard <input checked="" type="checkbox"/> Rush Charges Authorized For: 2 Week <input type="checkbox"/> 1 Week <input type="checkbox"/> Other <input type="checkbox"/>		ANALYSIS REQUESTED (ENTER X BELOW TO INDICATE REQUEST)		Project No:		Sample Numbers	
City Valhalla		State NY		VOC + 10 VIA 8260B		BDA + 15 VIA 8270C		PCBE VIA 8082	
Phone 914959935		Fax		TP# VIA DQA QAM					
Sample Identification	Date	Time	Matrix	No. of Cont.					
DUP-18-SW-SI	10/31/14	9:09	SB	1	X	X	X	X	11
DUP-27-SW-WT		9:25	SB	5	X	X	X	X	12
DUP-20141031			SB	5	X	X	X	X	13
DUP-2-20141031			SB	1	X	X	X	X	14
DUP-3-20141031	10/31/14		SB	1	X	X	X	X	15
FB-20141031	10/31/14	10:30	Blank	9	X	X	X	X	16
Tip Blank	10/31/14		Blank	3	X	X	X	X	

Preservation Used: 1 = ICE, 2 = HCl, 3 = H₂SO₄, 4 = HNO₃, 5 = NaOH
6 = Other **DI**, 7 = Other **WASH**

Soil: **1, 7** | Water: **1, 1, 1**

Special Instructions

Water Metals Filtered (Yes/No)?

Relinquished by Sore Lowe	Company Antea Group	Date / Time 10/31/14 10:15	Received by <i>[Signature]</i>	Company Testa
Relinquished by	Company	Date / Time	Received by	Company
Relinquished by	Company	Date / Time	Received by	Company
Relinquished by	Company	Date / Time	Received by	Company

Laboratory Certifications: New Jersey (12028), New York (11452), Pennsylvania (68-522), Connecticut (PH-0200), Rhode Island (132), Massachusetts (M-NJ312), North Carolina (No. 578)

TAL - 0016 (0408)

Login Sample Receipt Checklist

Client: Antea USA, Inc.

Job Number: 460-85449-1

Login Number: 85449

List Source: TestAmerica Edison

List Number: 1

Creator: Hall, Alonzo

Question	Answer	Comment
Radioactivity wasn't checked or is <= background as measured by a survey meter.	N/A	
The cooler's custody seal, if present, is intact.	True	345052
Sample custody seals, if present, are intact.	N/A	
The cooler or samples do not appear to have been compromised or tampered with.	True	
Samples were received on ice.	True	
Cooler Temperature is acceptable.	True	
Cooler Temperature is recorded.	True	5.0° C IR #5
COC is present.	True	
COC is filled out in ink and legible.	True	
COC is filled out with all pertinent information.	True	
Is the Field Sampler's name present on COC?	True	
There are no discrepancies between the containers received and the COC.	True	
Samples are received within Holding Time.	True	
Sample containers have legible labels.	True	
Containers are not broken or leaking.	True	
Sample collection date/times are provided.	True	
Appropriate sample containers are used.	True	
Sample bottles are completely filled.	True	
Sample Preservation Verified.	True	
There is sufficient vol. for all requested analyses, incl. any requested MS/MSDs	True	
Containers requiring zero headspace have no headspace or bubble is <6mm (1/4").	True	
Multiphasic samples are not present.	N/A	
Samples do not require splitting or compositing.	N/A	
Residual Chlorine Checked.	N/A	No analysis requiring residual chlorine check assigned.