

## ANALYTICAL REPORT

Job Number: 460-85482-1

Job Description: McCandless

For:


Antea USA, Inc.

500 Summit Lake Drive

Suite 150

Valhalla, NY 10595

Attention: Timothy Fisher



Approved for release.  
Sarah E Brown  
Project Management Assistant II  
11/14/2014 1:59 PM

---

Designee for  
Grace Chang, Project Manager II  
777 New Durham Road, Edison, NJ, 08817  
(732)593-2579  
grace.chang@testamericainc.com  
11/14/2014

The test results in this report meet all NELAP requirements unless specified within the case narrative. Pursuant to NELAP, this report may not be reproduced, except in full, without the written approval of the laboratory. All questions regarding this report should be directed to the TestAmerica Edison Project Manager.

TestAmerica Edison Certifications and Approvals: Connecticut: CTDOH #PH-0200, New Jersey: NJDEP (NELAP) #12028, New York: NYDOH (NELAP) #11452, NYDOH (ELAP) #11452, Pennsylvania: PADEP (NELAP) 68-00522 and Rhode Island: RIDOH LAO00132

**TestAmerica Laboratories, Inc.**

TestAmerica Edison 777 New Durham Road, Edison, NJ 08817

Tel (732) 549-3900 Fax (732) 549-3679 [www.testamericainc.com](http://www.testamericainc.com)



# Table of Contents

Cover Title Page . . . . .	1
Data Summaries . . . . .	5
Report Narrative . . . . .	5
Sample Summary . . . . .	8
Executive Summary . . . . .	9
Method Summary . . . . .	17
Method / Analyst Summary . . . . .	18
Sample Datasheets . . . . .	19
Surrogate Summary . . . . .	159
QC Data Summary . . . . .	169
Data Qualifiers . . . . .	227
QC Association Summary . . . . .	228
Lab Chronicle . . . . .	234
Organic Sample Data . . . . .	246
GC/MS VOA . . . . .	246
Method 8260B . . . . .	246
Method 8260B QC Summary . . . . .	247
Method 8260B Sample Data . . . . .	279
Standards Data . . . . .	617
Method 8260B ICAL Data . . . . .	617
Method 8260B CCAL Data . . . . .	659
Raw QC Data . . . . .	671
Method 8260B Tune Data . . . . .	671
Method 8260B Blank Data . . . . .	689
Method 8260B LCS/LCSD Data . . . . .	704
Method 8260B MS/MSD Data . . . . .	739



# Table of Contents

Method 8260B Run Logs .....	743
Method 8260B Prep Data .....	749
<b>GC/MS Semi VOA .....</b>	<b>751</b>
Method 8270C .....	751
Method 8270C QC Summary .....	752
Method 8270C Sample Data .....	780
Standards Data .....	821
Method 8270C ICAL Data .....	821
Method 8270C CCAL Data .....	848
Raw QC Data .....	860
Method 8270C Tune Data .....	860
Method 8270C Blank Data .....	894
Method 8270C LCS/LCSD Data .....	910
Method 8270C MS/MSD Data .....	941
Method 8270C Run Logs .....	947
Method 8270C Prep Data .....	952
<b>GC Semi VOA .....</b>	<b>955</b>
Method 8082 .....	955
Method 8082 QC Summary .....	956
Method 8082 Sample Data .....	1003
Standards Data .....	1251
Method 8082 ICAL Data .....	1251
Method 8082 CCAL Data .....	1395
Raw QC Data .....	1435
Method 8082 Blank Data .....	1435
Method 8082 LCS/LCSD Data .....	1455

# Table of Contents

Method 8082 MS/MSD Data .....	1498
Method 8082 Run Logs .....	1506
Method 8082 Prep Data .....	1514
Method NJ OQA QAM 025 .....	1519
Method NJ OQA QAM 025 QC Summary .....	1520
Method NJ OQA QAM 025 Sample Data .....	1529
Standards Data .....	1562
Method NJ OQA QAM 025 ICAL Data .....	1562
Method NJ OQA QAM 025 CCAL Data .....	1565
Raw QC Data .....	1577
Method NJ OQA QAM 025 Blank Data .....	1577
Method NJ OQA QAM 025 LCS/LCSD Data .....	1605
Method NJ OQA QAM 025 MS/MSD Data .....	1615
Method NJ OQA QAM 025 Run Logs .....	1617
Method NJ OQA QAM 025 Prep Data .....	1620
<b>Inorganic Sample Data .....</b>	<b>1623</b>
<b>General Chemistry Data .....</b>	<b>1623</b>
Gen Chem Cover Page .....	1624
Gen Chem MDL .....	1625
Gen Chem Analysis Run Log .....	1627
Gen Chem Prep Data .....	1631
<b>Shipping and Receiving Documents .....</b>	<b>1636</b>
Client Chain of Custody .....	1637
Sample Receipt Checklist .....	1641

## CASE NARRATIVE

**Client: Antea USA, Inc.**

**Project: McCandless**

**Report Number: 460-85482-1**

This case narrative is in the form of an exception report, where only the anomalies related to this report, method specific performance and/or QA/QC issues are discussed. If there are no issues to report, this narrative will include a statement that documents that there are no relevant data issues.

It should be noted that samples with elevated Reporting Limits (RLs) as a result of a dilution may not be able to satisfy customer reporting limits in some cases. Such increases in the RLs are unavoidable but acceptable consequence of sample dilution that enables quantification of target analytes or interferences which exceed the calibration range of the instrument.

Calculations are performed before rounding to avoid round-off errors in calculated results.

All holding times were met and proper preservation noted for the methods performed on these samples, unless otherwise detailed in the individual sections below.

### RECEIPT

The samples were received on 10/31/2014 3:20 PM; the samples arrived in good condition, properly preserved and, where required, on ice. The temperature of the cooler at receipt was 3.5° C.

Except:

The Chain-of-Custody (COC) was incomplete as received and/or improperly completed. Terracores were received for the following sample, but were not listed on the COC: PMP-13-SW-WT (460-85482-6).

Note: All samples which require thermal preservation are considered acceptable if the arrival temperature is within 2C of the required temperature or method specified range. For samples with a specified temperature of 4C, samples with a temperature ranging from just above freezing temperature of water to 6C shall be acceptable. Samples that are hand delivered immediately following collection may not meet these criteria, however they will be deemed acceptable according to NELAC standards, if there is evidence that the chilling process has begun, such as arrival on ice, etc.

### VOLATILE ORGANIC COMPOUNDS (GC-MS)

Samples PMP-28-SW-WT (460-85482-1), DUP\_20141030 (460-85482-2), PMP-15-SW-WT (460-85482-3), PMP-13-SW-SD (460-85482-8), PMP-24-SW-VD (460-85482-10), PMP-24-SW-WT (460-85482-11), PMP-24-SW-SI (460-85482-12), PMP-9-SW-WT (460-85482-16), PMP-7-SW-WT (460-85482-21), PMP-7-SW-SI (460-85482-22), PMP-5-SW-WT (460-85482-25) and PMP-5-SW-SI (460-85482-26) were analyzed for volatile organic compounds (GC-MS) in accordance with EPA SW-846 Method 8260B. The samples were prepared on 11/03/2014 and analyzed on 11/04/2014 and 11/06/2014.

The laboratory control sample duplicate (LCSD) for batch 260626 recovered outside control limits for the following analytes: 2-Hexanone, Isopropylbenzene, 4-Methyl-2-pentanone. These analytes were biased high in the LCSD. The laboratory control sample (LCS) recoveries were within control limits. The associated sample data has been flagged and reported.

Internal standard (ISTD) response for 1,4-Dioxane-d8 for the following sample was outside of acceptance limits: 460-85482-8. The corresponding target analyte, 1,4-Dioxane, was not detected. Re-analysis was not performed.

Refer to the QC report for details.

The following samples were diluted to bring the concentration of target analytes within the calibration range and due to the abundance of non-target analytes: 460-85482-1, 460-85482-2, 460-85482-3, 460-85482-10, 460-85482-11, 460-85482-12, 460-85482-16, 460-85482-21, 460-85482-25, 460-85482-26. Elevated reporting limits (RLs) are provided.

No other difficulties were encountered during the volatiles analysis.

All other quality control parameters were within the acceptance limits.

### VOLATILE ORGANIC COMPOUNDS (GC-MS)

Samples Field Blank\_20141030 (460-85482-29) and Trip Blank (460-85482-30) were analyzed for volatile organic compounds (GC-MS) in accordance with EPA SW-846 Method 8260B. The samples were analyzed on 11/03/2014.

The laboratory control sample (LCS) for batch 260007 recovered outside control limits for the following analytes: Methyl acetate, Bromomethane. These analytes were biased high in the LCS and were not detected in the associated samples; therefore, the data have

been reported.

Bromomethane failed the recovery criteria high for the MS and MSD of sample 460-85468-1 in batch 460-260007.

Refer to the QC report for details.

No other difficulties were encountered during the volatiles analysis.

All other quality control parameters were within the acceptance limits.

#### **SEMIVOLATILE ORGANIC COMPOUNDS (GC-MS)**

Sample PMP-24-SW-VD (460-85482-10) was analyzed for semivolatile organic compounds (GC-MS) in accordance with EPA SW-846 Method 8270C. The samples were prepared on 11/03/2014 and analyzed on 11/06/2014.

A full list spike was utilized for this method. Due to the large number of spiked analytes, there is a high probability that one or more analytes will recover outside acceptance limits. The laboratory's SOP allows for five analytes to recover outside criteria for this method when a full list spike is utilized. The LCS associated with batch 260126 had one analyte (Bis(2-chloroethyl)ether) outside control limits; therefore, re-extraction/re-analysis was not performed. These results have been reported and qualified.

Several analytes failed the recovery criteria high for the MS and MSD of sample 460-85533-1 in batch 460-260144.

Refer to the QC report for details.

Sample PMP-24-SW-VD (460-85482-10)[5X] required dilution prior to analysis. The reporting limits have been adjusted accordingly.

No other difficulties were encountered during the semivolatiles analysis.

All other quality control parameters were within the acceptance limits.

#### **SEMIVOLATILE ORGANIC COMPOUNDS (GC-MS)**

Sample Field Blank\_20141030 (460-85482-29) was analyzed for semivolatile organic compounds (GC-MS) in accordance with EPA SW-846 Method 8270C. The samples were prepared on 11/04/2014 and analyzed on 11/05/2014.

A full list spike was utilized for this method. Due to the large number of spiked analytes, there is a high probability that one or more analytes will recover outside acceptance limits. The laboratory's SOP allows for five analytes to recover outside criteria for this method when a full list spike is utilized. The LCSD associated with batch 260289 had one analyte (Benzo[a]pyrene) outside control limits; therefore, re-extraction/re-analysis was not performed. These results have been reported and qualified.

Refer to the QC report for details.

No other difficulties were encountered during the semivolatiles analysis.

All other quality control parameters were within the acceptance limits.

#### **POLYCHLORINATED BIPHENYLS**

Samples PMP-28-SW-WT (460-85482-1), DUP\_20141030 (460-85482-2), PMP-15-SW-WT (460-85482-3), PMP-2-SW-WT (460-85482-4), PMP-2-SW-SI (460-85482-5), PMP-13-SW-WT (460-85482-6), PMP-13-SW-SI (460-85482-7), PMP-24-SW-VS (460-85482-9), PMP-24-SW-VD (460-85482-10), PMP-24-SW-WT (460-85482-11), PMP-24-SW-SI (460-85482-12), PMP-22-SW-VS (460-85482-13), PMP-23-SW-VS (460-85482-14), PMP-9-SW-VD (460-85482-15), PMP-9-SW-WT (460-85482-16), PMP-9-SW-SI (460-85482-17), PMP-10-SW-WT (460-85482-18), PMP-10-SW-SI (460-85482-19), PMP-7-SW-VD (460-85482-20), PMP-7-SW-WT (460-85482-21), PMP-7-SW-SI (460-85482-22), PMP-6-SW-WT (460-85482-23), PMP-6-SW-SI (460-85482-24), PMP-5-SW-WT (460-85482-25), PMP-5-SW-SI (460-85482-26), PMP-4-SW-VS (460-85482-27) and PMP-8-SW-VS (460-85482-28) were analyzed for polychlorinated biphenyls in accordance with EPA SW-846 Method 8082. The samples were prepared on 11/03/2014 and analyzed on 11/04/2014 and 11/05/2014.

Aroclor 1260 failed the recovery criteria high for the MS and MSD of sample 460-85482-1 in batch 460-260217.

Refer to the QC report for details.

Samples PMP-28-SW-WT (460-85482-1)[50X], DUP\_20141030 (460-85482-2)[50X], PMP-15-SW-WT (460-85482-3)[100X], PMP-2-SW-WT (460-85482-4)[200X], PMP-2-SW-SI (460-85482-5)[50X], PMP-13-SW-WT (460-85482-6)[50X], PMP-24-SW-VS (460-85482-9)[200X], PMP-24-SW-VD (460-85482-10)[5000X], PMP-24-SW-WT (460-85482-11)[2000X], PMP-24-SW-SI (460-85482-12)[500X], PMP-9-SW-WT (460-85482-16)[200X], PMP-9-SW-SI (460-85482-17)[10X], PMP-10-SW-WT (460-85482-18)[5X], PMP-7-SW-VD (460-85482-20)[10X], PMP-7-SW-WT (460-85482-21)[200X], PMP-7-SW-SI (460-85482-22)[10X], PMP-6-SW-WT (460-85482-23)[50X], PMP-6-SW-SI (460-85482-24)[20X], PMP-5-SW-WT (460-85482-25)[100X], PMP-5-SW-SI (460-85482-26)[25X], PMP-4-SW-VS (460-85482-27)[10X] and PMP-8-SW-VS (460-85482-28)[10X] required dilution prior to analysis. The reporting limits have been adjusted accordingly.

The following samples were diluted due to abundance of target analytes: 460-85482-1, 460-85482-1 MS, 460-85482-1 MSD,

460-85482-2, 460-85482-3, 460-85482-4, 460-85482-5, 460-85482-6, 460-85482-9, 460-85482-9 MS, 460-85482-9 MSD, 460-85482-10, 460-85482-11, 460-85482-12, 460-85482-16, 460-85482-21, 460-85482-25. As such, surrogate recoveries are below the calibration range or are not reported, and elevated reporting limits (RLs) are provided.

No other difficulties were encountered during the PCBs analysis.

All other quality control parameters were within the acceptance limits.

#### **POLYCHLORINATED BIPHENYLS (PCBS)**

Sample Field Blank\_20141030 (460-85482-29) was analyzed for polychlorinated biphenyls (PCBs) in accordance with EPA SW-846 Method 8082. The samples were prepared and analyzed on 11/04/2014.

No difficulties were encountered during the PCBs analysis.

All quality control parameters were within the acceptance limits.

#### **TOTAL PETROLEUM HYDROCARBONS**

Samples PMP-28-SW-WT (460-85482-1), DUP\_20141030 (460-85482-2), PMP-24-SW-WT (460-85482-11), PMP-24-SW-SI (460-85482-12), PMP-9-SW-WT (460-85482-16), PMP-7-SW-WT (460-85482-21) and PMP-5-SW-SI (460-85482-26) were analyzed for total petroleum hydrocarbons in accordance with NJ-OQA-QAM-025. The samples were prepared and analyzed on 11/05/2014.

Total Petroleum Hydrocarbons (C8-C40) failed the recovery criteria low for the MS of sample 460-85482-1 in batch 460-260483.

Total Petroleum Hydrocarbons (C8-C40) failed the recovery criteria high for the MSD of sample 460-85482-1 in batch 460-260483. Total Petroleum Hydrocarbons (C8-C40) exceeded the RPD limit.

Refer to the QC report for details.

Samples PMP-28-SW-WT (460-85482-1)[20X], DUP\_20141030 (460-85482-2)[10X], PMP-24-SW-WT (460-85482-11)[10X], PMP-24-SW-SI (460-85482-12)[20X], PMP-9-SW-WT (460-85482-16)[20X], PMP-7-SW-WT (460-85482-21)[10X] and PMP-5-SW-SI (460-85482-26)[10X] required dilution prior to analysis. The reporting limits have been adjusted accordingly.

The following samples were diluted due to abundance of target analytes: 460-85482-1 MS, 460-85482-11, 460-85482-12, 460-85482-16, 460-85482-21, 460-85482-26. As such, surrogate recoveries are below the calibration range or are not reported, and elevated reporting limits (RLs) are provided.

No other difficulties were encountered during the QAM 025 analysis.

All other quality control parameters were within the acceptance limits.

#### **TOTAL PETROLEUM HYDROCARBONS**

Sample Field Blank\_20141030 (460-85482-29) was analyzed for total petroleum hydrocarbons in accordance with NJ-OQA-QAM-025. The samples were prepared on 11/03/2014 and analyzed on 11/04/2014.

No difficulties were encountered during the QAM-025 analysis.

All quality control parameters were within the acceptance limits.

#### **PERCENT SOLIDS/PERCENT MOISTURE**

Samples PMP-28-SW-WT (460-85482-1), DUP\_20141030 (460-85482-2), PMP-15-SW-WT (460-85482-3), PMP-2-SW-WT (460-85482-4), PMP-2-SW-SI (460-85482-5), PMP-13-SW-WT (460-85482-6), PMP-13-SW-SI (460-85482-7), PMP-13-SW-SD (460-85482-8), PMP-24-SW-VS (460-85482-9), PMP-24-SW-VD (460-85482-10), PMP-24-SW-WT (460-85482-11), PMP-24-SW-SI (460-85482-12), PMP-22-SW-VS (460-85482-13), PMP-23-SW-VS (460-85482-14), PMP-9-SW-VD (460-85482-15), PMP-9-SW-WT (460-85482-16), PMP-9-SW-SI (460-85482-17), PMP-10-SW-WT (460-85482-18), PMP-10-SW-SI (460-85482-19), PMP-7-SW-VD (460-85482-20), PMP-7-SW-WT (460-85482-21), PMP-7-SW-SI (460-85482-22), PMP-6-SW-WT (460-85482-23), PMP-6-SW-SI (460-85482-24), PMP-5-SW-WT (460-85482-25), PMP-5-SW-SI (460-85482-26), PMP-4-SW-VS (460-85482-27) and PMP-8-SW-VS (460-85482-28) were analyzed for percent solids/percent moisture in accordance with EPA Method CLPISM01.2 (Exhibit D). The samples were analyzed on 11/03/2014.

No difficulties were encountered during the %solids/moisture analysis.

All quality control parameters were within the acceptance limits.

## SAMPLE SUMMARY

Client: Antea USA, Inc.

Job Number: 460-85482-1

Lab Sample ID	Client Sample ID	Client Matrix	Date/Time Sampled	Date/Time Received
460-85482-1	PMP-28-SW-WT	Solid	10/30/2014 1537	10/31/2014 1520
460-85482-2	DUP_20141030	Solid	10/30/2014 0000	10/31/2014 1520
460-85482-3	PMP-15-SW-WT	Solid	10/30/2014 1522	10/31/2014 1520
460-85482-4	PMP-2-SW-WT	Solid	10/30/2014 1500	10/31/2014 1520
460-85482-5	PMP-2-SW-SI	Solid	10/30/2014 1502	10/31/2014 1520
460-85482-6	PMP-13-SW-WT	Solid	10/30/2014 1440	10/31/2014 1520
460-85482-7	PMP-13-SW-SI	Solid	10/30/2014 1442	10/31/2014 1520
460-85482-8	PMP-13-SW-SD	Solid	10/30/2014 1442	10/31/2014 1520
460-85482-9	PMP-24-SW-VS	Solid	10/30/2014 1357	10/31/2014 1520
460-85482-10	PMP-24-SW-VD	Solid	10/30/2014 1359	10/31/2014 1520
460-85482-11	PMP-24-SW-WT	Solid	10/30/2014 1400	10/31/2014 1520
460-85482-12	PMP-24-SW-SI	Solid	10/30/2014 1403	10/31/2014 1520
460-85482-13	PMP-22-SW-VS	Solid	10/30/2014 1332	10/31/2014 1520
460-85482-14	PMP-23-SW-VS	Solid	10/30/2014 1317	10/31/2014 1520
460-85482-15	PMP-9-SW-VD	Solid	10/30/2014 1150	10/31/2014 1520
460-85482-16	PMP-9-SW-WT	Solid	10/30/2014 1152	10/31/2014 1520
460-85482-17	PMP-9-SW-SI	Solid	10/30/2014 1155	10/31/2014 1520
460-85482-18	PMP-10-SW-WT	Solid	10/30/2014 1142	10/31/2014 1520
460-85482-19	PMP-10-SW-SI	Solid	10/30/2014 1145	10/31/2014 1520
460-85482-20	PMP-7-SW-VD	Solid	10/30/2014 1109	10/31/2014 1520
460-85482-21	PMP-7-SW-WT	Solid	10/30/2014 1111	10/31/2014 1520
460-85482-22	PMP-7-SW-SI	Solid	10/30/2014 1113	10/31/2014 1520
460-85482-23	PMP-6-SW-WT	Solid	10/30/2014 1040	10/31/2014 1520
460-85482-24	PMP-6-SW-SI	Solid	10/30/2014 1045	10/31/2014 1520
460-85482-25	PMP-5-SW-WT	Solid	10/30/2014 1002	10/31/2014 1520
460-85482-26	PMP-5-SW-SI	Solid	10/30/2014 1005	10/31/2014 1520
460-85482-27	PMP-4-SW-VS	Solid	10/30/2014 0914	10/31/2014 1520
460-85482-28	PMP-8-SW-VS	Solid	10/30/2014 0848	10/31/2014 1520
460-85482-29FB	Field Blank_20141030	Water	10/30/2014 1600	10/31/2014 1520
460-85482-30TB	Trip Blank	Water	10/30/2014 0000	10/31/2014 1520

## EXECUTIVE SUMMARY - Detections

Client: Antea USA, Inc.

Job Number: 460-85482-1

Lab Sample ID	Client Sample ID	Result	Qualifier	Reporting Limit	Units	Method
<b>460-85482-1</b>	<b>PMP-28-SW-WT</b>					
1,2,3-Trichlorobenzene		670		82	ug/Kg	8260B
1,2,4-Trichlorobenzene		3000		82	ug/Kg	8260B
Tetrachloroethene		23	J	82	ug/Kg	8260B
Aroclor 1242		62000		3600	ug/Kg	8082
Aroclor 1260		10000		3600	ug/Kg	8082
Total Petroleum Hydrocarbons (C8-C40)		2400		120	mg/Kg	NJ-OQA-QAM-025
Percent Moisture		7.7		1.0	%	Moisture
Percent Solids		92.3		1.0	%	Moisture
<b>460-85482-2</b>	<b>DUP_20141030</b>					
1,2,3-Trichlorobenzene		1500		93	ug/Kg	8260B
1,2,4-Trichlorobenzene		6700		93	ug/Kg	8260B
1,4-Dichlorobenzene		79	J	93	ug/Kg	8260B
Tetrachloroethene		84	J	93	ug/Kg	8260B
Aroclor 1242		49000		3600	ug/Kg	8082
Aroclor 1260		8700		3600	ug/Kg	8082
Total Petroleum Hydrocarbons (C8-C40)		1000		59	mg/Kg	NJ-OQA-QAM-025
Percent Moisture		6.8		1.0	%	Moisture
Percent Solids		93.2		1.0	%	Moisture
<b>460-85482-3</b>	<b>PMP-15-SW-WT</b>					
1,2,3-Trichlorobenzene		630		110	ug/Kg	8260B
1,2,4-Trichlorobenzene		3000		110	ug/Kg	8260B
1,4-Dichlorobenzene		42	J	110	ug/Kg	8260B
Tetrachloroethene		150		110	ug/Kg	8260B
Aroclor 1242		150000		7200	ug/Kg	8082
Percent Moisture		6.6		1.0	%	Moisture
Percent Solids		93.4		1.0	%	Moisture
<b>460-85482-4</b>	<b>PMP-2-SW-WT</b>					
Aroclor 1242		200000		14000	ug/Kg	8082
Aroclor 1260		40000		14000	ug/Kg	8082
Percent Moisture		3.6		1.0	%	Moisture
Percent Solids		96.4		1.0	%	Moisture
<b>460-85482-5</b>	<b>PMP-2-SW-SI</b>					
Aroclor 1242		57000		3900	ug/Kg	8082
Aroclor 1260		11000		3900	ug/Kg	8082
Percent Moisture		13.4		1.0	%	Moisture
Percent Solids		86.6		1.0	%	Moisture

## EXECUTIVE SUMMARY - Detections

Client: Antea USA, Inc.

Job Number: 460-85482-1

Lab Sample ID	Client Sample ID	Result	Qualifier	Reporting Limit	Units	Method
<b>460-85482-6</b>	<b>PMP-13-SW-WT</b>					
Aroclor 1242		81000		3700	ug/Kg	8082
Percent Moisture		8.5		1.0	%	Moisture
Percent Solids		91.5		1.0	%	Moisture
<b>460-85482-7</b>	<b>PMP-13-SW-SI</b>					
Aroclor 1242		210		75	ug/Kg	8082
Percent Moisture		11.1		1.0	%	Moisture
Percent Solids		88.9		1.0	%	Moisture
<b>460-85482-8</b>	<b>PMP-13-SW-SD</b>					
1,2,3-Trichlorobenzene		3.1		0.87	ug/Kg	8260B
1,2,4-Trichlorobenzene		8.0		0.87	ug/Kg	8260B
1,2-Dichlorobenzene		0.27	J	0.87	ug/Kg	8260B
Acetone		25		4.3	ug/Kg	8260B
Carbon disulfide		0.47	J	0.87	ug/Kg	8260B
Chloroform		1.6		0.87	ug/Kg	8260B
Ethylbenzene		0.16	J	0.87	ug/Kg	8260B
Methylcyclohexane		0.33	J	0.87	ug/Kg	8260B
Tetrachloroethene		0.21	J	0.87	ug/Kg	8260B
Toluene		0.47	J	0.87	ug/Kg	8260B
Trichloroethene		3.1		0.87	ug/Kg	8260B
Xylenes, Total		1.9		1.7	ug/Kg	8260B
Percent Moisture		13.6		1.0	%	Moisture
Percent Solids		86.4		1.0	%	Moisture
<b>460-85482-9</b>	<b>PMP-24-SW-VS</b>					
Aroclor 1242		140000		15000	ug/Kg	8082
Percent Moisture		7.8		1.0	%	Moisture
Percent Solids		92.2		1.0	%	Moisture



## EXECUTIVE SUMMARY - Detections

Client: Antea USA, Inc.

Job Number: 460-85482-1

Lab Sample ID	Client Sample ID	Result	Qualifier	Reporting Limit	Units	Method
<b>460-85482-10</b>	<b>PMP-24-SW-VD</b>					
1,1,1-Trichloroethane		2000	J	3100	ug/Kg	8260B
1,2,3-Trichlorobenzene		18000		3100	ug/Kg	8260B
1,2,4-Trichlorobenzene		79000		3100	ug/Kg	8260B
1,2-Dichlorobenzene		9400		3100	ug/Kg	8260B
1,4-Dichlorobenzene		1200	J	3100	ug/Kg	8260B
Benzene		380	J	3100	ug/Kg	8260B
Chlorobenzene		6500		3100	ug/Kg	8260B
cis-1,2-Dichloroethene		7000		3100	ug/Kg	8260B
Ethylbenzene		32000		3100	ug/Kg	8260B
Freon TF		18000		3100	ug/Kg	8260B
Isopropylbenzene		3400		3100	ug/Kg	8260B
Methylcyclohexane		1900	J	3100	ug/Kg	8260B
Styrene		29000		3100	ug/Kg	8260B
Tetrachloroethene		22000		3100	ug/Kg	8260B
Toluene		27000		3100	ug/Kg	8260B
Trichloroethene		780000		3100	ug/Kg	8260B
Xylenes, Total		140000		6200	ug/Kg	8260B
1,2,4,5-Tetrachlorobenzene		320	J	1800	ug/Kg	8270C
2-Methylnaphthalene		4600		1800	ug/Kg	8270C
4-Chloroaniline		560	J	1800	ug/Kg	8270C
Acenaphthene		400	J	1800	ug/Kg	8270C
Bis(2-ethylhexyl) phthalate		240	J	1800	ug/Kg	8270C
Diphenyl		1100	J	1800	ug/Kg	8270C
Fluorene		260	J	1800	ug/Kg	8270C
Naphthalene		700	J	1800	ug/Kg	8270C
Phenanthrene		530	J	1800	ug/Kg	8270C
Aroclor 1242		4700000		370000	ug/Kg	8082
Percent Moisture		10.6		1.0	%	Moisture
Percent Solids		89.4		1.0	%	Moisture

## EXECUTIVE SUMMARY - Detections

Client: Antea USA, Inc.

Job Number: 460-85482-1

Lab Sample ID	Client Sample ID	Result	Qualifier	Reporting Limit	Units	Method
<b>460-85482-11</b>	<b>PMP-24-SW-WT</b>					
1,2,3-Trichlorobenzene		1600		95	ug/Kg	8260B
1,2,4-Trichlorobenzene		7700		95	ug/Kg	8260B
1,2-Dichlorobenzene		1800		95	ug/Kg	8260B
1,3-Dichlorobenzene		120		95	ug/Kg	8260B
1,4-Dichlorobenzene		470		95	ug/Kg	8260B
Chlorobenzene		78	J	95	ug/Kg	8260B
Chloroform		47	J	95	ug/Kg	8260B
Ethylbenzene		170		95	ug/Kg	8260B
Isopropylbenzene		70	J	95	ug/Kg	8260B
Styrene		49	J	95	ug/Kg	8260B
Tetrachloroethene		44	J	95	ug/Kg	8260B
Toluene		54	J	95	ug/Kg	8260B
Trichloroethene		580		95	ug/Kg	8260B
Xylenes, Total		1200		190	ug/Kg	8260B
Aroclor 1242		2300000		140000	ug/Kg	8082
Total Petroleum Hydrocarbons (C8-C40)		1800		58	mg/Kg	NJ-OQA-QAM-025
Percent Moisture		4.9		1.0	%	Moisture
Percent Solids		95.1		1.0	%	Moisture
<b>460-85482-12</b>	<b>PMP-24-SW-SI</b>					
1,2,3-Trichlorobenzene		4500		99	ug/Kg	8260B
1,2,4-Trichlorobenzene		21000		99	ug/Kg	8260B
1,2-Dichlorobenzene		510		99	ug/Kg	8260B
1,3-Dichlorobenzene		51	J	99	ug/Kg	8260B
1,4-Dichlorobenzene		310		99	ug/Kg	8260B
Chlorobenzene		130		99	ug/Kg	8260B
Chloroform		83	J	99	ug/Kg	8260B
Cyclohexane		240		99	ug/Kg	8260B
Ethylbenzene		150		99	ug/Kg	8260B
Freon TF		110		99	ug/Kg	8260B
Isopropylbenzene		67	J	99	ug/Kg	8260B
Methylcyclohexane		2300		99	ug/Kg	8260B
Styrene		40	J	99	ug/Kg	8260B
Tetrachloroethene		720		99	ug/Kg	8260B
Toluene		58	J	99	ug/Kg	8260B
Trichloroethene		72	J	99	ug/Kg	8260B
Xylenes, Total		3200		200	ug/Kg	8260B
Aroclor 1242		800000		38000	ug/Kg	8082
Total Petroleum Hydrocarbons (C8-C40)		2500		130	mg/Kg	NJ-OQA-QAM-025
Percent Moisture		12.9		1.0	%	Moisture
Percent Solids		87.1		1.0	%	Moisture

**EXECUTIVE SUMMARY - Detections**

Client: Antea USA, Inc.

Job Number: 460-85482-1

Lab Sample ID Analyte	Client Sample ID	Result	Qualifier	Reporting Limit	Units	Method
<b>460-85482-13</b>	<b>PMP-22-SW-VS</b>					
Aroclor 1242		640		70	ug/Kg	8082
Percent Moisture		4.9		1.0	%	Moisture
Percent Solids		95.1		1.0	%	Moisture
<b>460-85482-14</b>	<b>PMP-23-SW-VS</b>					
Aroclor 1242		1000		70	ug/Kg	8082
Percent Moisture		4.7		1.0	%	Moisture
Percent Solids		95.3		1.0	%	Moisture
<b>460-85482-15</b>	<b>PMP-9-SW-VD</b>					
Aroclor 1242		480		70	ug/Kg	8082
Percent Moisture		4.8		1.0	%	Moisture
Percent Solids		95.2		1.0	%	Moisture
<b>460-85482-16</b>	<b>PMP-9-SW-WT</b>					
1,2,3-Trichlorobenzene		310		92	ug/Kg	8260B
1,2,4-Trichlorobenzene		1700		92	ug/Kg	8260B
1,2-Dichlorobenzene		28	J	92	ug/Kg	8260B
1,4-Dichlorobenzene		30	J	92	ug/Kg	8260B
Chloroform		21	J	92	ug/Kg	8260B
Methylcyclohexane		47	J	92	ug/Kg	8260B
Tetrachloroethene		33	J	92	ug/Kg	8260B
Xylenes, Total		380		180	ug/Kg	8260B
Aroclor 1242		250000		14000	ug/Kg	8082
Total Petroleum Hydrocarbons (C8-C40)		2600		120	mg/Kg	NJ-OQA-QAM-025
Percent Moisture		6.4		1.0	%	Moisture
Percent Solids		93.6		1.0	%	Moisture
<b>460-85482-17</b>	<b>PMP-9-SW-SI</b>					
Aroclor 1242		9100		760	ug/Kg	8082
Percent Moisture		12.0		1.0	%	Moisture
Percent Solids		88.0		1.0	%	Moisture
<b>460-85482-18</b>	<b>PMP-10-SW-WT</b>					
Aroclor 1242		3400		350	ug/Kg	8082
Aroclor 1260		600		350	ug/Kg	8082
Percent Moisture		3.7		1.0	%	Moisture
Percent Solids		96.3		1.0	%	Moisture

**EXECUTIVE SUMMARY - Detections**

Client: Antea USA, Inc.

Job Number: 460-85482-1

Lab Sample ID	Client Sample ID	Result	Qualifier	Reporting Limit	Units	Method
<b>460-85482-19</b>	<b>PMP-10-SW-SI</b>					
Aroclor 1242		360		77	ug/Kg	8082
Percent Moisture		12.8		1.0	%	Moisture
Percent Solids		87.2		1.0	%	Moisture
<b>460-85482-20</b>	<b>PMP-7-SW-VD</b>					
Aroclor 1242		11000		720	ug/Kg	8082
Aroclor 1260		1400		720	ug/Kg	8082
Percent Moisture		7.2		1.0	%	Moisture
Percent Solids		92.8		1.0	%	Moisture
<b>460-85482-21</b>	<b>PMP-7-SW-WT</b>					
1,2,3-Trichlorobenzene		1600		100	ug/Kg	8260B
1,2,4-Trichlorobenzene		8100		100	ug/Kg	8260B
1,3-Dichlorobenzene		55	J	100	ug/Kg	8260B
1,4-Dichlorobenzene		71	J	100	ug/Kg	8260B
Methylcyclohexane		18	J	100	ug/Kg	8260B
Aroclor 1242		230000		14000	ug/Kg	8082
Total Petroleum Hydrocarbons (C8-C40)		1100		58	mg/Kg	NJ-OQA-QAM-025
Percent Moisture		4.9		1.0	%	Moisture
Percent Solids		95.1		1.0	%	Moisture
<b>460-85482-22</b>	<b>PMP-7-SW-SI</b>					
1,2,3-Trichlorobenzene		38		1.0	ug/Kg	8260B
1,2,4-Trichlorobenzene		220		1.0	ug/Kg	8260B
1,2-Dichlorobenzene		1.8		1.0	ug/Kg	8260B
1,3-Dichlorobenzene		0.52	J	1.0	ug/Kg	8260B
1,4-Dichlorobenzene		1.4		1.0	ug/Kg	8260B
Acetone		21		5.2	ug/Kg	8260B
Benzene		0.25	J	1.0	ug/Kg	8260B
Carbon disulfide		0.76	J	1.0	ug/Kg	8260B
Ethylbenzene		4.1		1.0	ug/Kg	8260B
Isopropylbenzene		37	*	1.0	ug/Kg	8260B
Methylcyclohexane		46		1.0	ug/Kg	8260B
Tetrachloroethene		0.93	J	1.0	ug/Kg	8260B
Toluene		0.59	J	1.0	ug/Kg	8260B
Xylenes, Total		26		2.1	ug/Kg	8260B
Aroclor 1242		14000		770	ug/Kg	8082
Percent Moisture		12.5		1.0	%	Moisture
Percent Solids		87.5		1.0	%	Moisture

**EXECUTIVE SUMMARY - Detections**

Client: Antea USA, Inc.

Job Number: 460-85482-1

Lab Sample ID Analyte	Client Sample ID	Result	Qualifier	Reporting Limit	Units	Method
<b>460-85482-23</b>	<b>PMP-6-SW-WT</b>					
Aroclor 1242		76000		3500	ug/Kg	8082
Percent Moisture		4.8		1.0	%	Moisture
Percent Solids		95.2		1.0	%	Moisture
<b>460-85482-24</b>	<b>PMP-6-SW-SI</b>					
Aroclor 1242		24000		1500	ug/Kg	8082
Percent Moisture		12.6		1.0	%	Moisture
Percent Solids		87.4		1.0	%	Moisture
<b>460-85482-25</b>	<b>PMP-5-SW-WT</b>					
1,2,3-Trichlorobenzene		2300		100	ug/Kg	8260B
1,2,4-Trichlorobenzene		2500		100	ug/Kg	8260B
1,2-Dichlorobenzene		540		100	ug/Kg	8260B
1,3-Dichlorobenzene		590		100	ug/Kg	8260B
1,4-Dichlorobenzene		2900		100	ug/Kg	8260B
Chlorobenzene		31	J	100	ug/Kg	8260B
Isopropylbenzene		73	J	100	ug/Kg	8260B
Methylcyclohexane		19	J	100	ug/Kg	8260B
Tetrachloroethene		13	J	100	ug/Kg	8260B
Xylenes, Total		540		200	ug/Kg	8260B
Aroclor 1242		120000		6900	ug/Kg	8082
Aroclor 1260		17000		6900	ug/Kg	8082
Percent Moisture		3.0		1.0	%	Moisture
Percent Solids		97.0		1.0	%	Moisture
<b>460-85482-26</b>	<b>PMP-5-SW-SI</b>					
1,2,3-Trichlorobenzene		1100		82	ug/Kg	8260B
1,2,4-Trichlorobenzene		1900		82	ug/Kg	8260B
1,2-Dichlorobenzene		160		82	ug/Kg	8260B
1,3-Dichlorobenzene		240		82	ug/Kg	8260B
1,4-Dichlorobenzene		1100		82	ug/Kg	8260B
Ethylbenzene		37	J	82	ug/Kg	8260B
Isopropylbenzene		140		82	ug/Kg	8260B
Methylcyclohexane		400		82	ug/Kg	8260B
Xylenes, Total		380		160	ug/Kg	8260B
Aroclor 1242		35000		1900	ug/Kg	8082
Aroclor 1260		5000		1900	ug/Kg	8082
Total Petroleum Hydrocarbons (C8-C40)		1400		61	mg/Kg	NJ-OQA-QAM-025
Percent Moisture		10.3		1.0	%	Moisture
Percent Solids		89.7		1.0	%	Moisture

## EXECUTIVE SUMMARY - Detections

Client: Antea USA, Inc.

Job Number: 460-85482-1

Lab Sample ID	Client Sample ID	Result	Qualifier	Reporting Limit	Units	Method
<b>460-85482-27</b>	<b>PMP-4-SW-VS</b>					
Aroclor 1248		4500		720	ug/Kg	8082
Percent Moisture		6.7		1.0	%	Moisture
Percent Solids		93.3		1.0	%	Moisture
<b>460-85482-28</b>	<b>PMP-8-SW-VS</b>					
Aroclor 1242		11000		710	ug/Kg	8082
Percent Moisture		5.4		1.0	%	Moisture
Percent Solids		94.6		1.0	%	Moisture

## METHOD SUMMARY

Client: Antea USA, Inc.

Job Number: 460-85482-1

Description	Lab Location	Method	Preparation Method
<b>Matrix: Solid</b>			
Volatile Organic Compounds (GC/MS)	TAL EDI	SW846 8260B	
Closed System Purge and Trap	TAL EDI		SW846 5035
Semivolatile Organic Compounds (GC/MS)	TAL EDI	SW846 8270C	
Microwave Extraction	TAL EDI		SW846 3546
Polychlorinated Biphenyls (PCBs) by Gas Chromatography	TAL EDI	SW846 8082	
Microwave Extraction	TAL EDI		SW846 3546
New Jersey - Total petroleum Hydrocarbons (GC)	TAL EDI	NJDEP NJ-OQA-QAM-025	
Microwave Extraction	TAL EDI		SW846 3546
Percent Moisture	TAL EDI	EPA Moisture	
<b>Matrix: Water</b>			
Volatile Organic Compounds (GC/MS)	TAL EDI	SW846 8260B	
Purge and Trap	TAL EDI		SW846 5030B
Semivolatile Organic Compounds (GC/MS)	TAL EDI	SW846 8270C	
Liquid-Liquid Extraction (Separatory Funnel)	TAL EDI		SW846 3510C
Polychlorinated Biphenyls (PCBs) by Gas Chromatography	TAL EDI	SW846 8082	
Liquid-Liquid Extraction (Separatory Funnel)	TAL EDI		SW846 3510C
New Jersey - Total petroleum Hydrocarbons (GC)	TAL EDI	NJDEP NJ-OQA-QAM-025	
Liquid-Liquid Extraction (Separatory Funnel)	TAL EDI		SW846 3510C

**Lab References:**

TAL EDI = TestAmerica Edison

**Method References:**

EPA = US Environmental Protection Agency

NJDEP = New Jersey Department of Environmental Protection

SW846 = "Test Methods For Evaluating Solid Waste, Physical/Chemical Methods", Third Edition, November 1986 And Its Updates.

## METHOD / ANALYST SUMMARY

Client: Antea USA, Inc.

Job Number: 460-85482-1

<b>Method</b>	<b>Analyst</b>	<b>Analyst ID</b>
SW846 8260B	Boykin, Kenneth	KLB
SW846 8260B	Desai, Saurab	SZD
SW846 8260B	Tupayachi, Audberto	AAT
SW846 8270C	Szczech, Anna	AAS
SW846 8270C	Zhao, Chunxin	CAZ
SW846 8082	Patel, Jignesh	JHP
NJDEP NJ-OQA-QAM-025	Kim, Ho	HJK
NJDEP NJ-OQA-QAM-025	Nimer, Diaa	DAN
EPA Moisture	Armbruster, Chris	CJA



## Analytical Data

Client: Antea USA, Inc.

Job Number: 460-85482-1

**Client Sample ID: PMP-28-SW-WT**

Lab Sample ID: 460-85482-1

Date Sampled: 10/30/2014 1537

Client Matrix: Solid

% Moisture: 7.7

Date Received: 10/31/2014 1520

### 8260B Volatile Organic Compounds (GC/MS)

Analysis Method: 8260B	Analysis Batch: 460-260159	Instrument ID: CVOAMS2
Prep Method: 5035	Prep Batch: 460-260001	Lab File ID: B75586.D
Dilution: 50		Initial Weight/Volume: 6.596 g
Analysis Date: 11/04/2014 0913		Final Weight/Volume: 10 mL
Prep Date: 11/03/2014 1046		

Analyte	DryWt Corrected: Y	Result (ug/Kg)	Qualifier	MDL	RL
1,1,1-Trichloroethane		5.1	U	5.1	82
1,1,2,2-Tetrachloroethane		13	U	13	82
1,1,2-Trichloroethane		15	U	15	82
1,1-Dichloroethane		11	U	11	82
1,1-Dichloroethene		7.3	U	7.3	82
1,2,3-Trichlorobenzene		670		42	82
1,2,4-Trichlorobenzene		3000		28	82
1,2-Dibromo-3-Chloropropane		33	U	33	82
1,2-Dibromoethane		23	U	23	82
1,2-Dichlorobenzene		17	U	17	82
1,2-Dichloroethane		16	U	16	82
1,2-Dichloropropane		7.1	U	7.1	82
1,3-Dichlorobenzene		11	U	11	82
1,4-Dichlorobenzene		19	U	19	82
1,4-Dioxane		3000	U	3000	2100
2-Butanone		190	U	190	410
2-Hexanone		41	U	41	410
4-Methyl-2-pentanone		81	U	81	410
Acetone		220	U	220	410
Benzene		6.8	U	6.8	82
Bromochloromethane		22	U	22	82
Bromodichloromethane		10	U	10	82
Bromoform		16	U	16	82
Bromomethane		15	U	15	82
Carbon disulfide		10	U	10	82
Carbon tetrachloride		4.7	U	4.7	82
Chlorobenzene		9.0	U	9.0	82
Chloroethane		14	U	14	82
Chloroform		6.5	U	6.5	82
Chloromethane		7.9	U	7.9	82
cis-1,2-Dichloroethene		15	U	15	82
cis-1,3-Dichloropropene		15	U	15	82
Cyclohexane		13	U	13	82
Dibromochloromethane		16	U	16	82
Dichlorodifluoromethane		18	U	18	82
Ethylbenzene		7.9	U	7.9	82
Freon TF		6.7	U	6.7	82
Isopropylbenzene		6.3	U	6.3	82
Methyl acetate		28	U	28	410
Methylcyclohexane		11	U	11	82
Methylene Chloride		15	U	15	82
MTBE		11	U	11	82
Styrene		9.7	U	9.7	82
Tetrachloroethene		23	J	8.0	82
Toluene		12	U	12	82
trans-1,2-Dichloroethene		11	U	11	82

Analytical Data

Client: Antea USA, Inc.

Job Number: 460-85482-1

Client Sample ID: PMP-28-SW-WT

Lab Sample ID: 460-85482-1

Date Sampled: 10/30/2014 1537

Client Matrix: Solid

% Moisture: 7.7

Date Received: 10/31/2014 1520

---

8260B Volatile Organic Compounds (GC/MS)

Analysis Method: 8260B                      Analysis Batch: 460-260159                      Instrument ID: CVOAMS2  
Prep Method: 5035                              Prep Batch: 460-260001                      Lab File ID: B75586.D  
Dilution: 50    Initial Weight/Volume: 6.596 g  
Analysis Date: 11/04/2014 0913                      Final Weight/Volume: 10 mL  
Prep Date: 11/03/2014 1046

Analyte	DryWt Corrected: Y	Result (ug/Kg)	Qualifier	MDL	RL
trans-1,3-Dichloropropene		20	U	20	82
Trichloroethene		7.6	U	7.6	82
Trichlorofluoromethane		12	U	12	82
Vinyl chloride		12	U	12	82
Xylenes, Total		29	U	29	160

Surrogate	%Rec	Qualifier	Acceptance Limits
1,2-Dichloroethane-d4 (Surr)	90		75 - 135
Toluene-d8 (Surr)	99		59 - 150
Bromofluorobenzene	107		72 - 133
Dibromofluoromethane (Surr)	93		70 - 130

**Analytical Data**

Client: Antea USA, Inc.

Job Number: 460-85482-1

**Client Sample ID: PMP-28-SW-WT**

Lab Sample ID: 460-85482-1

Date Sampled: 10/30/2014 1537

Client Matrix: Solid

% Moisture: 7.7

Date Received: 10/31/2014 1520

**8260B Volatile Organic Compounds (GC/MS)**

Analysis Method:	8260B	Analysis Batch:	460-260159	Instrument ID:	CVOAMS2
Prep Method:	5035	Prep Batch:	460-260001	Lab File ID:	B75586.D
Dilution:	50			Initial Weight/Volume:	6.596 g
Analysis Date:	11/04/2014 0913			Final Weight/Volume:	10 mL
Prep Date:	11/03/2014 1046				

**Tentatively Identified Compounds**                      **Number TIC's Found: 10**

Cas Number	Analyte	RT	Est. Result (ug/Kg)	Qualifier
	Unknown	10.90	6200	J
	Unknown	11.04	5600	J
	Unknown	11.13	5300	J
2958-76-1	Naphthalene, decahydro-2-methyl-	11.40	7700	J N
2958-75-0	1-Methyldecahydronaphthalene	11.58	8700	J N
1618-22-0	Naphthalene, decahydro-2,6-dimethyl-	11.87	7500	J N
	Unknown	12.00	16000	J
	Unknown	12.27	11000	J
66660-40-0	cis, cis-2-Ethylbicyclo[4.4.0]decane	12.38	8000	J N
66660-37-5	Trans, trans-2-ethylbicyclo[4.4.0]decane	12.47	7800	J N

## Analytical Data

Client: Antea USA, Inc.

Job Number: 460-85482-1

**Client Sample ID:** DUP\_20141030

Lab Sample ID: 460-85482-2

Date Sampled: 10/30/2014 0000

Client Matrix: Solid

% Moisture: 6.8

Date Received: 10/31/2014 1520

### 8260B Volatile Organic Compounds (GC/MS)

Analysis Method:	8260B	Analysis Batch:	460-260159	Instrument ID:	CVOAMS2
Prep Method:	5035	Prep Batch:	460-260001	Lab File ID:	B75594.D
Dilution:	50			Initial Weight/Volume:	5.773 g
Analysis Date:	11/04/2014 1226			Final Weight/Volume:	10 mL
Prep Date:	11/03/2014 1047				

Analyte	DryWt Corrected: Y	Result (ug/Kg)	Qualifier	MDL	RL
1,1,1-Trichloroethane		5.8	U	5.8	93
1,1,2,2-Tetrachloroethane		15	U	15	93
1,1,2-Trichloroethane		17	U	17	93
1,1-Dichloroethane		12	U	12	93
1,1-Dichloroethene		8.2	U	8.2	93
1,2,3-Trichlorobenzene		1500		48	93
1,2,4-Trichlorobenzene		6700		32	93
1,2-Dibromo-3-Chloropropane		37	U	37	93
1,2-Dibromoethane		26	U	26	93
1,2-Dichlorobenzene		19	U	19	93
1,2-Dichloroethane		18	U	18	93
1,2-Dichloropropane		8.0	U	8.0	93
1,3-Dichlorobenzene		13	U	13	93
1,4-Dichlorobenzene		79	J	22	93
1,4-Dioxane		3300	U	3300	2300
2-Butanone		220	U	220	460
2-Hexanone		46	U	46	460
4-Methyl-2-pentanone		92	U	92	460
Acetone		250	U	250	460
Benzene		7.7	U	7.7	93
Bromochloromethane		25	U	25	93
Bromodichloromethane		12	U	12	93
Bromoform		18	U	18	93
Bromomethane		17	U	17	93
Carbon disulfide		12	U	12	93
Carbon tetrachloride		5.3	U	5.3	93
Chlorobenzene		10	U	10	93
Chloroethane		16	U	16	93
Chloroform		7.3	U	7.3	93
Chloromethane		9.0	U	9.0	93
cis-1,2-Dichloroethene		16	U	16	93
cis-1,3-Dichloropropene		17	U	17	93
Cyclohexane		15	U	15	93
Dibromochloromethane		19	U	19	93
Dichlorodifluoromethane		20	U	20	93
Ethylbenzene		8.9	U	8.9	93
Freon TF		7.6	U	7.6	93
Isopropylbenzene		7.1	U	7.1	93
Methyl acetate		31	U	31	460
Methylcyclohexane		13	U	13	93
Methylene Chloride		17	U	17	93
MTBE		13	U	13	93
Styrene		11	U	11	93
Tetrachloroethene		84	J	9.0	93
Toluene		14	U	14	93
trans-1,2-Dichloroethene		12	U	12	93

**Analytical Data**

Client: Antea USA, Inc.

Job Number: 460-85482-1

**Client Sample ID: DUP\_20141030**

Lab Sample ID: 460-85482-2

Date Sampled: 10/30/2014 0000

Client Matrix: Solid

% Moisture: 6.8

Date Received: 10/31/2014 1520

---

**8260B Volatile Organic Compounds (GC/MS)**

Analysis Method: 8260B                      Analysis Batch: 460-260159                      Instrument ID: CVOAMS2  
Prep Method: 5035                              Prep Batch: 460-260001                      Lab File ID: B75594.D  
Dilution: 50    Initial Weight/Volume: 5.773 g  
Analysis Date: 11/04/2014 1226                      Final Weight/Volume: 10 mL  
Prep Date: 11/03/2014 1047

Analyte	DryWt Corrected: Y	Result (ug/Kg)	Qualifier	MDL	RL
trans-1,3-Dichloropropene		23	U	23	93
Trichloroethene		8.5	U	8.5	93
Trichlorofluoromethane		14	U	14	93
Vinyl chloride		13	U	13	93
Xylenes, Total		33	U	33	190

Surrogate	%Rec	Qualifier	Acceptance Limits
1,2-Dichloroethane-d4 (Surr)	89		75 - 135
Toluene-d8 (Surr)	99		59 - 150
Bromofluorobenzene	103		72 - 133
Dibromofluoromethane (Surr)	93		70 - 130

**Analytical Data**

Client: Antea USA, Inc.

Job Number: 460-85482-1

**Client Sample ID: DUP\_20141030**

Lab Sample ID: 460-85482-2

Date Sampled: 10/30/2014 0000

Client Matrix: Solid

% Moisture: 6.8

Date Received: 10/31/2014 1520

**8260B Volatile Organic Compounds (GC/MS)**

Analysis Method:	8260B	Analysis Batch:	460-260159	Instrument ID:	CVOAMS2
Prep Method:	5035	Prep Batch:	460-260001	Lab File ID:	B75594.D
Dilution:	50			Initial Weight/Volume:	5.773 g
Analysis Date:	11/04/2014 1226			Final Weight/Volume:	10 mL
Prep Date:	11/03/2014 1047				

**Tentatively Identified Compounds****Number TIC's Found: 10**

Cas Number	Analyte	RT	Est. Result (ug/Kg)	Qualifier
493-02-7	Naphthalene, decahydro-, trans-	10.90	22000	J N
50876-31-8	Cyclohexane, 1,1,3,5-tetramethyl-, trans	11.05	17000	J N
103982-58-7	Hept-2-ene, 2,4,4,6-tetramethyl-	11.13	12000	J N
513-20-2	Bicyclo[3.1.0]hexan-2-one, 5-(1-methylet	11.35	11000	J N
2958-76-1	Naphthalene, decahydro-2-methyl-	11.41	18000	J N
	Unknown	11.52	10000	J
2958-75-0	1-Methyldecahydronaphthalene	11.58	18000	J N
	Unknown	11.87	11000	J
	Unknown	12.00	33000	J
	Unknown	12.38	12000	J

## Analytical Data

Client: Antea USA, Inc.

Job Number: 460-85482-1

**Client Sample ID: PMP-15-SW-WT**

Lab Sample ID: 460-85482-3

Date Sampled: 10/30/2014 1522

Client Matrix: Solid

% Moisture: 6.6

Date Received: 10/31/2014 1520

### 8260B Volatile Organic Compounds (GC/MS)

Analysis Method: 8260B	Analysis Batch: 460-260159	Instrument ID: CVOAMS2
Prep Method: 5035	Prep Batch: 460-260001	Lab File ID: B75595.D
Dilution: 50		Initial Weight/Volume: 5.006 g
Analysis Date: 11/04/2014 1250		Final Weight/Volume: 10 mL
Prep Date: 11/03/2014 1047		

Analyte	DryWt Corrected: Y	Result (ug/Kg)	Qualifier	MDL	RL
1,1,1-Trichloroethane		6.7	U	6.7	110
1,1,2,2-Tetrachloroethane		17	U	17	110
1,1,2-Trichloroethane		20	U	20	110
1,1-Dichloroethane		14	U	14	110
1,1-Dichloroethene		9.5	U	9.5	110
1,2,3-Trichlorobenzene		630		55	110
1,2,4-Trichlorobenzene		3000		37	110
1,2-Dibromo-3-Chloropropane		43	U	43	110
1,2-Dibromoethane		29	U	29	110
1,2-Dichlorobenzene		22	U	22	110
1,2-Dichloroethane		20	U	20	110
1,2-Dichloropropane		9.2	U	9.2	110
1,3-Dichlorobenzene		14	U	14	110
1,4-Dichlorobenzene		42	J	25	110
1,4-Dioxane		3800	U	3800	2700
2-Butanone		250	U	250	530
2-Hexanone		53	U	53	530
4-Methyl-2-pentanone		110	U	110	530
Acetone		290	U	290	530
Benzene		8.8	U	8.8	110
Bromochloromethane		29	U	29	110
Bromodichloromethane		13	U	13	110
Bromoform		21	U	21	110
Bromomethane		19	U	19	110
Carbon disulfide		13	U	13	110
Carbon tetrachloride		6.1	U	6.1	110
Chlorobenzene		12	U	12	110
Chloroethane		18	U	18	110
Chloroform		8.4	U	8.4	110
Chloromethane		10	U	10	110
cis-1,2-Dichloroethene		19	U	19	110
cis-1,3-Dichloropropene		20	U	20	110
Cyclohexane		17	U	17	110
Dibromochloromethane		21	U	21	110
Dichlorodifluoromethane		23	U	23	110
Ethylbenzene		10	U	10	110
Freon TF		8.8	U	8.8	110
Isopropylbenzene		8.2	U	8.2	110
Methyl acetate		36	U	36	530
Methylcyclohexane		14	U	14	110
Methylene Chloride		19	U	19	110
MTBE		15	U	15	110
Styrene		13	U	13	110
Tetrachloroethene		150		10	110
Toluene		16	U	16	110
trans-1,2-Dichloroethene		14	U	14	110

**Analytical Data**

Client: Antea USA, Inc.

Job Number: 460-85482-1

**Client Sample ID: PMP-15-SW-WT**

Lab Sample ID: 460-85482-3

Date Sampled: 10/30/2014 1522

Client Matrix: Solid

% Moisture: 6.6

Date Received: 10/31/2014 1520

---

**8260B Volatile Organic Compounds (GC/MS)**

Analysis Method: 8260B                      Analysis Batch: 460-260159                      Instrument ID: CVOAMS2  
Prep Method: 5035                              Prep Batch: 460-260001                      Lab File ID: B75595.D  
Dilution: 50    Initial Weight/Volume: 5.006 g  
Analysis Date: 11/04/2014 1250                      Final Weight/Volume: 10 mL  
Prep Date: 11/03/2014 1047

Analyte	DryWt Corrected: Y	Result (ug/Kg)	Qualifier	MDL	RL
trans-1,3-Dichloropropene		26	U	26	110
Trichloroethene		9.8	U	9.8	110
Trichlorofluoromethane		16	U	16	110
Vinyl chloride		15	U	15	110
Xylenes, Total		38	U	38	210

Surrogate	%Rec	Qualifier	Acceptance Limits
1,2-Dichloroethane-d4 (Surr)	89		75 - 135
Toluene-d8 (Surr)	98		59 - 150
Bromofluorobenzene	102		72 - 133
Dibromofluoromethane (Surr)	92		70 - 130



**Analytical Data**

Client: Antea USA, Inc.

Job Number: 460-85482-1

**Client Sample ID: PMP-15-SW-WT**

Lab Sample ID: 460-85482-3

Date Sampled: 10/30/2014 1522

Client Matrix: Solid

% Moisture: 6.6

Date Received: 10/31/2014 1520

**8260B Volatile Organic Compounds (GC/MS)**

Analysis Method:	8260B	Analysis Batch:	460-260159	Instrument ID:	CVOAMS2
Prep Method:	5035	Prep Batch:	460-260001	Lab File ID:	B75595.D
Dilution:	50			Initial Weight/Volume:	5.006 g
Analysis Date:	11/04/2014 1250			Final Weight/Volume:	10 mL
Prep Date:	11/03/2014 1047				

**Tentatively Identified Compounds**                      **Number TIC's Found: 10**

Cas Number	Analyte	RT	Est. Result (ug/Kg)	Qualifier
1000149-19-7	2-Hexene, 4-ethyl-2,3-dimethyl-	9.76	10000	J N
	Unknown	10.46	10000	J
493-02-7	Naphthalene, decahydro-, trans-	10.90	22000	J N
2958-76-1	Naphthalene, decahydro-2-methyl-	11.41	19000	J N
2958-75-0	1-Methyldecahydronaphthalene	11.58	18000	J N
	Unknown	11.65	11000	J
	Unknown	11.88	13000	J
	Unknown	12.00	24000	J
	Unknown	12.27	12000	J
66660-39-7	trans, cis-2-Ethylbicyclo[4.4.0]decane	12.38	14000	J N

Analytical Data

Client: Antea USA, Inc.

Job Number: 460-85482-1

Client Sample ID: PMP-13-SW-SD

Lab Sample ID: 460-85482-8

Date Sampled: 10/30/2014 1442

Client Matrix: Solid

% Moisture: 13.6

Date Received: 10/31/2014 1520

8260B Volatile Organic Compounds (GC/MS)

Analysis Method:	8260B	Analysis Batch:	460-260626	Instrument ID:	CVOAMS4
Prep Method:	5035	Prep Batch:	460-260003	Lab File ID:	D5787.D
Dilution:	1.0			Initial Weight/Volume:	6.656 g
Analysis Date:	11/06/2014 0424			Final Weight/Volume:	5 mL
Prep Date:	11/03/2014 1056				

Analyte	DryWt Corrected: Y	Result (ug/Kg)	Qualifier	MDL	RL
1,1,1-Trichloroethane		0.17	U	0.17	0.87
1,1,2,2-Tetrachloroethane		0.11	U	0.11	0.87
1,1,2-Trichloroethane		0.21	U	0.21	0.87
1,1-Dichloroethane		0.16	U	0.16	0.87
1,1-Dichloroethene		0.20	U	0.20	0.87
1,2,3-Trichlorobenzene		3.1		0.29	0.87
1,2,4-Trichlorobenzene		8.0		0.23	0.87
1,2-Dibromo-3-Chloropropane		0.40	U	0.40	0.87
1,2-Dibromoethane		0.16	U	0.16	0.87
1,2-Dichlorobenzene		0.27	J	0.11	0.87
1,2-Dichloroethane		0.24	U	0.24	0.87
1,2-Dichloropropane		0.21	U	0.21	0.87
1,3-Dichlorobenzene		0.17	U	0.17	0.87
1,4-Dichlorobenzene		0.18	U	0.18	0.87
1,4-Dioxane		10	U*	10	17
2-Butanone		1.3	U	1.3	4.3
2-Hexanone		0.60	U*	0.60	4.3
4-Methyl-2-pentanone		0.59	U*	0.59	4.3
Acetone		25		0.20	4.3
Benzene		0.17	U	0.17	0.87
Bromochloromethane		0.27	U	0.27	0.87
Bromodichloromethane		0.14	U	0.14	0.87
Bromoform		0.13	U	0.13	0.87
Bromomethane		0.31	U	0.31	0.87
Carbon disulfide		0.47	J	0.15	0.87
Carbon tetrachloride		0.16	U	0.16	0.87
Chlorobenzene		0.15	U	0.15	0.87
Chloroethane		0.42	U	0.42	0.87
Chloroform		1.6		0.14	0.87
Chloromethane		0.20	U	0.20	0.87
cis-1,2-Dichloroethene		0.19	U	0.19	0.87
cis-1,3-Dichloropropene		0.15	U	0.15	0.87
Cyclohexane		0.18	U	0.18	0.87
Dibromochloromethane		0.17	U	0.17	0.87
Dichlorodifluoromethane		0.25	U	0.25	0.87
Ethylbenzene		0.16	J	0.12	0.87
Freon TF		0.18	U	0.18	0.87
Isopropylbenzene		0.17	U*	0.17	0.87
Methyl acetate		0.82	U	0.82	4.3
Methylcyclohexane		0.33	J	0.17	0.87
Methylene Chloride		0.33	U	0.33	0.87
MTBE		0.17	U	0.17	0.87
Styrene		0.21	U	0.21	0.87
Tetrachloroethene		0.21	J	0.17	0.87
Toluene		0.47	J	0.23	0.87
trans-1,2-Dichloroethene		0.18	U	0.18	0.87



**Analytical Data**

Client: Antea USA, Inc.

Job Number: 460-85482-1

**Client Sample ID: PMP-13-SW-SD**

Lab Sample ID: 460-85482-8

Date Sampled: 10/30/2014 1442

Client Matrix: Solid

% Moisture: 13.6

Date Received: 10/31/2014 1520

**8260B Volatile Organic Compounds (GC/MS)**

Analysis Method:	8260B	Analysis Batch:	460-260626	Instrument ID:	CVOAMS4
Prep Method:	5035	Prep Batch:	460-260003	Lab File ID:	D5787.D
Dilution:	1.0			Initial Weight/Volume:	6.656 g
Analysis Date:	11/06/2014 0424			Final Weight/Volume:	5 mL
Prep Date:	11/03/2014 1056				

**Tentatively Identified Compounds****Number TIC's Found: 10**

Cas Number	Analyte	RT	Est. Result (ug/Kg)	Qualifier
1758-88-9	Benzene, 2-ethyl-1,4-dimethyl-	11.28	73	J N
112-40-3	Dodecane	12.15	44	J N
76089-59-3	1,3-Cyclopentadiene, 1,2,3,4-tetramethyl	12.29	97	J N
56253-64-6	Benzene, (2-methyl-1-butenyl)-	12.77	86	J N
629-50-5	Tridecane	13.17	98	J N
6682-71-9	1H-Indene, 2,3-dihydro-4,7-dimethyl-	13.63	64	J N
2613-76-5	1H-Indene, 2,3-dihydro-1,1,3-trimethyl-	13.88	46	J N
2613-76-5	1H-Indene, 2,3-dihydro-1,1,3-trimethyl-	14.10	56	J N
4175-54-6	Naphthalene, 1,2,3,4-tetrahydro-1,4-dime	14.35	52	J N
629-59-4	Tetradecane	14.52	47	J N

Analytical Data

Client: Antea USA, Inc.

Job Number: 460-85482-1

Client Sample ID: PMP-24-SW-VD

Lab Sample ID: 460-85482-10

Date Sampled: 10/30/2014 1359

Client Matrix: Solid

% Moisture: 10.6

Date Received: 10/31/2014 1520

8260B Volatile Organic Compounds (GC/MS)

Analysis Method:	8260B	Analysis Batch:	460-260159	Instrument ID:	CVOAMS2
Prep Method:	5035	Prep Batch:	460-260001	Lab File ID:	B75600.D
Dilution:	2000			Initial Weight/Volume:	7.221 g
Analysis Date:	11/04/2014 1452			Final Weight/Volume:	10 mL
Prep Date:	11/03/2014 1049				

Analyte	DryWt Corrected: Y	Result (ug/Kg)	Qualifier	MDL	RL
1,1,1-Trichloroethane		2000	J	190	3100
1,1,2,2-Tetrachloroethane		490	U	490	3100
1,1,2-Trichloroethane		580	U	580	3100
1,1-Dichloroethane		400	U	400	3100
1,1-Dichloroethene		270	U	270	3100
1,2,3-Trichlorobenzene		18000		1600	3100
1,2,4-Trichlorobenzene		79000		1100	3100
1,2-Dibromo-3-Chloropropane		1200	U	1200	3100
1,2-Dibromoethane		850	U	850	3100
1,2-Dichlorobenzene		9400		640	3100
1,2-Dichloroethane		590	U	590	3100
1,2-Dichloropropane		270	U	270	3100
1,3-Dichlorobenzene		420	U	420	3100
1,4-Dichlorobenzene		1200	J	720	3100
1,4-Dioxane		110000	U	110000	77000
2-Butanone		7200	U	7200	15000
2-Hexanone		1500	U	1500	15000
4-Methyl-2-pentanone		3100	U	3100	15000
Acetone		8300	U	8300	15000
Benzene		380	J	260	3100
Bromochloromethane		850	U	850	3100
Bromodichloromethane		390	U	390	3100
Bromoform		590	U	590	3100
Bromomethane		560	U	560	3100
Carbon disulfide		390	U	390	3100
Carbon tetrachloride		180	U	180	3100
Chlorobenzene		6500		340	3100
Chloroethane		520	U	520	3100
Chloroform		240	U	240	3100
Chloromethane		300	U	300	3100
cis-1,2-Dichloroethene		7000		550	3100
cis-1,3-Dichloropropene		570	U	570	3100
Cyclohexane		490	U	490	3100
Dibromochloromethane		620	U	620	3100
Dichlorodifluoromethane		670	U	670	3100
Ethylbenzene		32000		300	3100
Freon TF		18000		250	3100
Isopropylbenzene		3400		240	3100
Methyl acetate		1000	U	1000	15000
Methylcyclohexane		1900	J	420	3100
Methylene Chloride		560	U	560	3100
MTBE		430	U	430	3100
Styrene		29000		370	3100
Tetrachloroethene		22000		300	3100
Toluene		27000		460	3100
trans-1,2-Dichloroethene		400	U	400	3100



**Analytical Data**

Client: Antea USA, Inc.

Job Number: 460-85482-1

**Client Sample ID: PMP-24-SW-VD**

Lab Sample ID: 460-85482-10

Date Sampled: 10/30/2014 1359

Client Matrix: Solid

% Moisture: 10.6

Date Received: 10/31/2014 1520

**8260B Volatile Organic Compounds (GC/MS)**

Analysis Method:	8260B	Analysis Batch:	460-260159	Instrument ID:	CVOAMS2
Prep Method:	5035	Prep Batch:	460-260001	Lab File ID:	B75600.D
Dilution:	2000			Initial Weight/Volume:	7.221 g
Analysis Date:	11/04/2014 1452			Final Weight/Volume:	10 mL
Prep Date:	11/03/2014 1049				

**Tentatively Identified Compounds****Number TIC's Found: 10**

Cas Number	Analyte	RT	Est. Result (ug/Kg)	Qualifier
95-63-6	Benzene, 1,2,4-trimethyl-	10.73	21000	J N
1120-21-4	Undecane	10.99	29000	J N
76089-59-3	1,3-Cyclopentadiene, 1,2,3,4-tetramethyl	11.59	21000	J N
	Unknown	11.92	27000	J
	Unknown	12.28	32000	J
91-20-3	Naphthalene	12.45	35000	J N
2471-83-2	1H-Indene, 1-ethylidene-	13.47	39000	J N
90-12-0	Naphthalene, 1-methyl-	13.67	25000	J N
1120-21-4	Undecane	14.52	25000	J N
544-76-3	Hexadecane	15.89	40000	J N

**Analytical Data**

Client: Antea USA, Inc.

Job Number: 460-85482-1

**Client Sample ID: PMP-24-SW-WT**

Lab Sample ID: 460-85482-11

Date Sampled: 10/30/2014 1400

Client Matrix: Solid

% Moisture: 4.9

Date Received: 10/31/2014 1520

**8260B Volatile Organic Compounds (GC/MS)**

Analysis Method:	8260B	Analysis Batch:	460-260159	Instrument ID:	CVOAMS2
Prep Method:	5035	Prep Batch:	460-260001	Lab File ID:	B75588.D
Dilution:	50			Initial Weight/Volume:	5.508 g
Analysis Date:	11/04/2014 1001			Final Weight/Volume:	10 mL
Prep Date:	11/03/2014 1049				

Analyte	DryWt Corrected: Y	Result (ug/Kg)	Qualifier	MDL	RL
1,1,1-Trichloroethane		5.9	U	5.9	95
1,1,2,2-Tetrachloroethane		15	U	15	95
1,1,2-Trichloroethane		18	U	18	95
1,1-Dichloroethane		12	U	12	95
1,1-Dichloroethene		8.4	U	8.4	95
1,2,3-Trichlorobenzene		1600		49	95
1,2,4-Trichlorobenzene		7700		33	95
1,2-Dibromo-3-Chloropropane		38	U	38	95
1,2-Dibromoethane		26	U	26	95
1,2-Dichlorobenzene		1800		20	95
1,2-Dichloroethane		18	U	18	95
1,2-Dichloropropane		8.2	U	8.2	95
1,3-Dichlorobenzene		120		13	95
1,4-Dichlorobenzene		470		22	95
1,4-Dioxane		3400	U	3400	2400
2-Butanone		220	U	220	480
2-Hexanone		48	U	48	480
4-Methyl-2-pentanone		94	U	94	480
Acetone		260	U	260	480
Benzene		7.9	U	7.9	95
Bromochloromethane		26	U	26	95
Bromodichloromethane		12	U	12	95
Bromoform		18	U	18	95
Bromomethane		17	U	17	95
Carbon disulfide		12	U	12	95
Carbon tetrachloride		5.4	U	5.4	95
Chlorobenzene		78	J	11	95
Chloroethane		16	U	16	95
Chloroform		47	J	7.5	95
Chloromethane		9.2	U	9.2	95
cis-1,2-Dichloroethene		17	U	17	95
cis-1,3-Dichloropropene		18	U	18	95
Cyclohexane		15	U	15	95
Dibromochloromethane		19	U	19	95
Dichlorodifluoromethane		21	U	21	95
Ethylbenzene		170		9.1	95
Freon TF		7.8	U	7.8	95
Isopropylbenzene		70	J	7.3	95
Methyl acetate		32	U	32	480
Methylcyclohexane		13	U	13	95
Methylene Chloride		17	U	17	95
MTBE		13	U	13	95
Styrene		49	J	11	95
Tetrachloroethene		44	J	9.3	95
Toluene		54	J	14	95
trans-1,2-Dichloroethene		12	U	12	95





**Analytical Data**

Client: Antea USA, Inc.

Job Number: 460-85482-1

**Client Sample ID: PMP-24-SW-WT**

Lab Sample ID: 460-85482-11

Date Sampled: 10/30/2014 1400

Client Matrix: Solid

% Moisture: 4.9

Date Received: 10/31/2014 1520

**8260B Volatile Organic Compounds (GC/MS)**

Analysis Method:	8260B	Analysis Batch:	460-260159	Instrument ID:	CVOAMS2
Prep Method:	5035	Prep Batch:	460-260001	Lab File ID:	B75588.D
Dilution:	50			Initial Weight/Volume:	5.508 g
Analysis Date:	11/04/2014 1001			Final Weight/Volume:	10 mL
Prep Date:	11/03/2014 1049				

**Tentatively Identified Compounds**                      **Number TIC's Found: 10**

Cas Number	Analyte	RT	Est. Result (ug/Kg)	Qualifier
	Unknown	10.89	16000	J
1120-21-4	Undecane	10.99	11000	J N
535-77-3	Benzene, 1-methyl-3-(1-methylethyl)-	11.17	8700	J N
488-23-3	Benzene, 1,2,3,4-tetramethyl-	11.58	16000	J N
824-90-8	1-Phenyl-1-butene	11.82	8700	J N
934-74-7	Benzene, 1-ethyl-3,5-dimethyl-	11.92	11000	J N
1595-16-0	Benzene, 1-methyl-4-(1-methylpropyl)-	12.00	11000	J N
17059-48-2	1H-Indene, 2,3-dihydro-1,6-dimethyl-	12.20	9000	J N
4175-53-5	1H-Indene, 2,3-dihydro-1,3-dimethyl-	12.28	8900	J N
91-20-3	Naphthalene	12.44	8800	J N

## Analytical Data

Client: Antea USA, Inc.

Job Number: 460-85482-1

**Client Sample ID:** PMP-24-SW-SI

Lab Sample ID: 460-85482-12

Date Sampled: 10/30/2014 1403

Client Matrix: Solid

% Moisture: 12.9

Date Received: 10/31/2014 1520

### 8260B Volatile Organic Compounds (GC/MS)

Analysis Method:	8260B	Analysis Batch:	460-260159	Instrument ID:	CVOAMS2
Prep Method:	5035	Prep Batch:	460-260001	Lab File ID:	B75592.D
Dilution:	50			Initial Weight/Volume:	5.827 g
Analysis Date:	11/04/2014 1138			Final Weight/Volume:	10 mL
Prep Date:	11/03/2014 1050				

Analyte	DryWt Corrected: Y	Result (ug/Kg)	Qualifier	MDL	RL
1,1,1-Trichloroethane		6.1	U	6.1	99
1,1,2,2-Tetrachloroethane		16	U	16	99
1,1,2-Trichloroethane		18	U	18	99
1,1-Dichloroethane		13	U	13	99
1,1-Dichloroethene		8.7	U	8.7	99
1,2,3-Trichlorobenzene		4500		50	99
1,2,4-Trichlorobenzene		21000		34	99
1,2-Dibromo-3-Chloropropane		39	U	39	99
1,2-Dibromoethane		27	U	27	99
1,2-Dichlorobenzene		510		20	99
1,2-Dichloroethane		19	U	19	99
1,2-Dichloropropane		8.5	U	8.5	99
1,3-Dichlorobenzene		51	J	13	99
1,4-Dichlorobenzene		310		23	99
1,4-Dioxane		3500	U	3500	2500
2-Butanone		230	U	230	490
2-Hexanone		49	U	49	490
4-Methyl-2-pentanone		97	U	97	490
Acetone		260	U	260	490
Benzene		8.1	U	8.1	99
Bromochloromethane		27	U	27	99
Bromodichloromethane		12	U	12	99
Bromoform		19	U	19	99
Bromomethane		18	U	18	99
Carbon disulfide		12	U	12	99
Carbon tetrachloride		5.6	U	5.6	99
Chlorobenzene		130		11	99
Chloroethane		17	U	17	99
Chloroform		83	J	7.7	99
Chloromethane		9.5	U	9.5	99
cis-1,2-Dichloroethene		17	U	17	99
cis-1,3-Dichloropropene		18	U	18	99
Cyclohexane		240		16	99
Dibromochloromethane		20	U	20	99
Dichlorodifluoromethane		21	U	21	99
Ethylbenzene		150		9.4	99
Freon TF		110		8.1	99
Isopropylbenzene		67	J	7.5	99
Methyl acetate		33	U	33	490
Methylcyclohexane		2300		13	99
Methylene Chloride		18	U	18	99
MTBE		14	U	14	99
Styrene		40	J	12	99
Tetrachloroethene		720		9.6	99
Toluene		58	J	15	99
trans-1,2-Dichloroethene		13	U	13	99

Analytical Data

Client: Antea USA, Inc.

Job Number: 460-85482-1

Client Sample ID: PMP-24-SW-SI

Lab Sample ID: 460-85482-12

Date Sampled: 10/30/2014 1403

Client Matrix: Solid

% Moisture: 12.9

Date Received: 10/31/2014 1520

8260B Volatile Organic Compounds (GC/MS)

Analysis Method: 8260B                      Analysis Batch: 460-260159                      Instrument ID: CVOAMS2  
Prep Method: 5035                              Prep Batch: 460-260001                      Lab File ID: B75592.D  
Dilution: 50    Initial Weight/Volume: 5.827 g  
Analysis Date: 11/04/2014 1138                      Final Weight/Volume: 10 mL  
Prep Date: 11/03/2014 1050

Analyte	DryWt Corrected: Y	Result (ug/Kg)	Qualifier	MDL	RL
trans-1,3-Dichloropropene		24	U	24	99
Trichloroethene		72	J	9.1	99
Trichlorofluoromethane		14	U	14	99
Vinyl chloride		14	U	14	99
Xylenes, Total		3200		35	200

Surrogate	%Rec	Qualifier	Acceptance Limits
1,2-Dichloroethane-d4 (Surr)	92		75 - 135
Toluene-d8 (Surr)	99		59 - 150
Bromofluorobenzene	96		72 - 133
Dibromofluoromethane (Surr)	92		70 - 130

**Analytical Data**

Client: Antea USA, Inc.

Job Number: 460-85482-1

**Client Sample ID: PMP-24-SW-SI**

Lab Sample ID: 460-85482-12

Date Sampled: 10/30/2014 1403

Client Matrix: Solid

% Moisture: 12.9

Date Received: 10/31/2014 1520

**8260B Volatile Organic Compounds (GC/MS)**

Analysis Method:	8260B	Analysis Batch:	460-260159	Instrument ID:	CVOAMS2
Prep Method:	5035	Prep Batch:	460-260001	Lab File ID:	B75592.D
Dilution:	50			Initial Weight/Volume:	5.827 g
Analysis Date:	11/04/2014 1138			Final Weight/Volume:	10 mL
Prep Date:	11/03/2014 1050				

**Tentatively Identified Compounds**      **Number TIC's Found: 10**

Cas Number	Analyte	RT	Est. Result (ug/Kg)	Qualifier
1074-43-7	Benzene, 1-methyl-3-propyl-	10.89	52000	J N
527-84-4	Benzene, 1-methyl-2-(1-methylethyl)-	11.33	26000	J N
488-23-3	Benzene, 1,2,3,4-tetramethyl-	11.59	30000	J N
112-40-3	Dodecane	11.82	33000	J N
488-23-3	Benzene, 1,2,3,4-tetramethyl-	11.92	42000	J N
	Unknown	12.00	35000	J
4175-53-5	1H-Indene, 2,3-dihydro-1,3-dimethyl-	12.20	31000	J N
56253-64-6	Benzene, (2-methyl-1-butenyl)-	12.28	36000	J N
2051-30-1	Octane, 2,6-dimethyl-	12.38	27000	J N
629-50-5	Tridecane	12.59	38000	J N

## Analytical Data

Client: Antea USA, Inc.

Job Number: 460-85482-1

**Client Sample ID: PMP-9-SW-WT**

Lab Sample ID: 460-85482-16

Date Sampled: 10/30/2014 1152

Client Matrix: Solid

% Moisture: 6.4

Date Received: 10/31/2014 1520

### 8260B Volatile Organic Compounds (GC/MS)

Analysis Method: 8260B	Analysis Batch: 460-260159	Instrument ID: CVOAMS2
Prep Method: 5035	Prep Batch: 460-260001	Lab File ID: B75596.D
Dilution: 50		Initial Weight/Volume: 5.779 g
Analysis Date: 11/04/2014 1314		Final Weight/Volume: 10 mL
Prep Date: 11/03/2014 1050		

Analyte	DryWt Corrected: Y	Result (ug/Kg)	Qualifier	MDL	RL
1,1,1-Trichloroethane		5.8	U	5.8	92
1,1,2,2-Tetrachloroethane		15	U	15	92
1,1,2-Trichloroethane		17	U	17	92
1,1-Dichloroethane		12	U	12	92
1,1-Dichloroethene		8.2	U	8.2	92
1,2,3-Trichlorobenzene		310		47	92
1,2,4-Trichlorobenzene		1700		32	92
1,2-Dibromo-3-Chloropropane		37	U	37	92
1,2-Dibromoethane		25	U	25	92
1,2-Dichlorobenzene		28	J	19	92
1,2-Dichloroethane		17	U	17	92
1,2-Dichloropropane		8.0	U	8.0	92
1,3-Dichlorobenzene		13	U	13	92
1,4-Dichlorobenzene		30	J	22	92
1,4-Dioxane		3300	U	3300	2300
2-Butanone		210	U	210	460
2-Hexanone		46	U	46	460
4-Methyl-2-pentanone		91	U	91	460
Acetone		250	U	250	460
Benzene		7.6	U	7.6	92
Bromochloromethane		25	U	25	92
Bromodichloromethane		12	U	12	92
Bromoform		18	U	18	92
Bromomethane		17	U	17	92
Carbon disulfide		12	U	12	92
Carbon tetrachloride		5.3	U	5.3	92
Chlorobenzene		10	U	10	92
Chloroethane		16	U	16	92
Chloroform		21	J	7.3	92
Chloromethane		9.0	U	9.0	92
cis-1,2-Dichloroethene		16	U	16	92
cis-1,3-Dichloropropene		17	U	17	92
Cyclohexane		15	U	15	92
Dibromochloromethane		18	U	18	92
Dichlorodifluoromethane		20	U	20	92
Ethylbenzene		8.9	U	8.9	92
Freon TF		7.6	U	7.6	92
Isopropylbenzene		7.1	U	7.1	92
Methyl acetate		31	U	31	460
Methylcyclohexane		47	J	13	92
Methylene Chloride		17	U	17	92
MTBE		13	U	13	92
Styrene		11	U	11	92
Tetrachloroethene		33	J	9.0	92
Toluene		14	U	14	92
trans-1,2-Dichloroethene		12	U	12	92

**Analytical Data**

Client: Antea USA, Inc.

Job Number: 460-85482-1

**Client Sample ID: PMP-9-SW-WT**

Lab Sample ID: 460-85482-16

Date Sampled: 10/30/2014 1152

Client Matrix: Solid

% Moisture: 6.4

Date Received: 10/31/2014 1520

---

**8260B Volatile Organic Compounds (GC/MS)**

Analysis Method: 8260B                      Analysis Batch: 460-260159                      Instrument ID: CVOAMS2  
Prep Method: 5035                              Prep Batch: 460-260001                      Lab File ID: B75596.D  
Dilution: 50    Initial Weight/Volume: 5.779 g  
Analysis Date: 11/04/2014 1314                      Final Weight/Volume: 10 mL  
Prep Date: 11/03/2014 1050

Analyte	DryWt Corrected: Y	Result (ug/Kg)	Qualifier	MDL	RL
trans-1,3-Dichloropropene		22	U	22	92
Trichloroethene		8.5	U	8.5	92
Trichlorofluoromethane		13	U	13	92
Vinyl chloride		13	U	13	92
Xylenes, Total		380		33	180

Surrogate	%Rec	Qualifier	Acceptance Limits
1,2-Dichloroethane-d4 (Surr)	92		75 - 135
Toluene-d8 (Surr)	99		59 - 150
Bromofluorobenzene	103		72 - 133
Dibromofluoromethane (Surr)	93		70 - 130

**Analytical Data**

Client: Antea USA, Inc.

Job Number: 460-85482-1

**Client Sample ID: PMP-9-SW-WT**

Lab Sample ID: 460-85482-16

Date Sampled: 10/30/2014 1152

Client Matrix: Solid

% Moisture: 6.4

Date Received: 10/31/2014 1520

**8260B Volatile Organic Compounds (GC/MS)**

Analysis Method:	8260B	Analysis Batch:	460-260159	Instrument ID:	CVOAMS2
Prep Method:	5035	Prep Batch:	460-260001	Lab File ID:	B75596.D
Dilution:	50			Initial Weight/Volume:	5.779 g
Analysis Date:	11/04/2014 1314			Final Weight/Volume:	10 mL
Prep Date:	11/03/2014 1050				

**Tentatively Identified Compounds**      **Number TIC's Found: 10**

Cas Number	Analyte	RT	Est. Result (ug/Kg)	Qualifier
527-84-4	Benzene, 1-methyl-2-(1-methylethyl)-	10.90	24000	J N
	Unknown	11.34	14000	J
2958-76-1	Naphthalene, decahydro-2-methyl-	11.41	15000	J N
2870-04-4	Benzene, 2-ethyl-1,3-dimethyl-	11.58	19000	J N
	Unknown	11.68	14000	J
527-84-4	Benzene, 1-methyl-2-(1-methylethyl)-	11.92	18000	J N
2049-95-8	Benzene, (1,1-dimethylpropyl)-	12.00	21000	J N
1758-85-6	Benzene, 2,4-diethyl-1-methyl-	12.19	20000	J N
56253-64-6	Benzene, (2-methyl-1-butenyl)-	12.28	15000	J N
629-50-5	Tridecane	12.60	11000	J N



## Analytical Data

Client: Antea USA, Inc.

Job Number: 460-85482-1

**Client Sample ID:** PMP-7-SW-WT

Lab Sample ID: 460-85482-21

Date Sampled: 10/30/2014 1111

Client Matrix: Solid

% Moisture: 4.9

Date Received: 10/31/2014 1520

### 8260B Volatile Organic Compounds (GC/MS)

Analysis Method:	8260B	Analysis Batch:	460-260159	Instrument ID:	CVOAMS2
Prep Method:	5035	Prep Batch:	460-260001	Lab File ID:	B75597.D
Dilution:	50			Initial Weight/Volume:	5.16 g
Analysis Date:	11/04/2014 1339			Final Weight/Volume:	10 mL
Prep Date:	11/03/2014 1051				

Analyte	DryWt Corrected: Y	Result (ug/Kg)	Qualifier	MDL	RL
1,1,1-Trichloroethane		6.3	U	6.3	100
1,1,2,2-Tetrachloroethane		16	U	16	100
1,1,2-Trichloroethane		19	U	19	100
1,1-Dichloroethane		13	U	13	100
1,1-Dichloroethene		9.0	U	9.0	100
1,2,3-Trichlorobenzene		1600		52	100
1,2,4-Trichlorobenzene		8100		35	100
1,2-Dibromo-3-Chloropropane		41	U	41	100
1,2-Dibromoethane		28	U	28	100
1,2-Dichlorobenzene		21	U	21	100
1,2-Dichloroethane		19	U	19	100
1,2-Dichloropropane		8.8	U	8.8	100
1,3-Dichlorobenzene		55	J	14	100
1,4-Dichlorobenzene		71	J	24	100
1,4-Dioxane		3700	U	3700	2500
2-Butanone		240	U	240	510
2-Hexanone		51	U	51	510
4-Methyl-2-pentanone		100	U	100	510
Acetone		270	U	270	510
Benzene		8.4	U	8.4	100
Bromochloromethane		28	U	28	100
Bromodichloromethane		13	U	13	100
Bromoform		20	U	20	100
Bromomethane		18	U	18	100
Carbon disulfide		13	U	13	100
Carbon tetrachloride		5.8	U	5.8	100
Chlorobenzene		11	U	11	100
Chloroethane		17	U	17	100
Chloroform		8.0	U	8.0	100
Chloromethane		9.9	U	9.9	100
cis-1,2-Dichloroethene		18	U	18	100
cis-1,3-Dichloropropene		19	U	19	100
Cyclohexane		16	U	16	100
Dibromochloromethane		20	U	20	100
Dichlorodifluoromethane		22	U	22	100
Ethylbenzene		9.8	U	9.8	100
Freon TF		8.4	U	8.4	100
Isopropylbenzene		7.8	U	7.8	100
Methyl acetate		34	U	34	510
Methylcyclohexane		18	J	14	100
Methylene Chloride		19	U	19	100
MTBE		14	U	14	100
Styrene		12	U	12	100
Tetrachloroethene		9.9	U	9.9	100
Toluene		15	U	15	100
trans-1,2-Dichloroethene		13	U	13	100

**Analytical Data**

Client: Antea USA, Inc.

Job Number: 460-85482-1

**Client Sample ID: PMP-7-SW-WT**

Lab Sample ID: 460-85482-21

Date Sampled: 10/30/2014 1111

Client Matrix: Solid

% Moisture: 4.9

Date Received: 10/31/2014 1520

---

**8260B Volatile Organic Compounds (GC/MS)**

Analysis Method: 8260B                      Analysis Batch: 460-260159                      Instrument ID: CVOAMS2  
Prep Method: 5035                              Prep Batch: 460-260001                      Lab File ID: B75597.D  
Dilution: 50    Initial Weight/Volume: 5.16 g  
Analysis Date: 11/04/2014 1339                      Final Weight/Volume: 10 mL  
Prep Date: 11/03/2014 1051

Analyte	DryWt Corrected: Y	Result (ug/Kg)	Qualifier	MDL	RL
trans-1,3-Dichloropropene		25	U	25	100
Trichloroethene		9.4	U	9.4	100
Trichlorofluoromethane		15	U	15	100
Vinyl chloride		15	U	15	100
Xylenes, Total		37	U	37	200

Surrogate	%Rec	Qualifier	Acceptance Limits
1,2-Dichloroethane-d4 (Surr)	94		75 - 135
Toluene-d8 (Surr)	99		59 - 150
Bromofluorobenzene	103		72 - 133
Dibromofluoromethane (Surr)	94		70 - 130

Client: Antea USA, Inc.

Job Number: 460-85482-1

Client Sample ID: PMP-7-SW-WT

Lab Sample ID: 460-85482-21

Date Sampled: 10/30/2014 1111

Client Matrix: Solid

% Moisture: 4.9

Date Received: 10/31/2014 1520

8260B Volatile Organic Compounds (GC/MS)

Analysis Method:	8260B	Analysis Batch:	460-260159	Instrument ID:	CVOAMS2
Prep Method:	5035	Prep Batch:	460-260001	Lab File ID:	B75597.D
Dilution:	50			Initial Weight/Volume:	5.16 g
Analysis Date:	11/04/2014 1339			Final Weight/Volume:	10 mL
Prep Date:	11/03/2014 1051				

Tentatively Identified Compounds                      Number TIC's Found: 10

Cas Number	Analyte	RT	Est. Result (ug/Kg)	Qualifier
1074-43-7	Benzene, 1-methyl-3-propyl-	10.89	24000	J N
1595-16-0	Benzene, 1-methyl-4-(1-methylpropyl)-	11.34	29000	J N
2050-24-0	Benzene, 1,3-diethyl-5-methyl-	11.41	20000	J N
933-98-2	Benzene, 1-ethyl-2,3-dimethyl-	11.59	19000	J N
	Unknown	11.68	21000	J
874-41-9	Benzene, 1-ethyl-2,4-dimethyl-	11.92	31000	J N
877-44-1	Benzene, 1,2,4-triethyl-	12.03	21000	J N
17059-48-2	1H-Indene, 2,3-dihydro-1,6-dimethyl-	12.20	21000	J N
4912-92-9	1H-Indene, 2,3-dihydro-1,1-dimethyl-	12.29	28000	J N
97664-18-1	Benzene, 1-methyl-4-(1-methyl-2-propenyl)	12.91	23000	J N

**Analytical Data**

Client: Antea USA, Inc.

Job Number: 460-85482-1

**Client Sample ID: PMP-7-SW-SI**

Lab Sample ID: 460-85482-22

Date Sampled: 10/30/2014 1113

Client Matrix: Solid

% Moisture: 12.5

Date Received: 10/31/2014 1520

**8260B Volatile Organic Compounds (GC/MS)**

Analysis Method:	8260B	Analysis Batch:	460-260626	Instrument ID:	CVOAMS4
Prep Method:	5035	Prep Batch:	460-260003	Lab File ID:	D5788.D
Dilution:	1.0			Initial Weight/Volume:	5.459 g
Analysis Date:	11/06/2014 0449			Final Weight/Volume:	5 mL
Prep Date:	11/03/2014 1101				

Analyte	DryWt Corrected: Y	Result (ug/Kg)	Qualifier	MDL	RL
1,1,1-Trichloroethane		0.21	U	0.21	1.0
1,1,2,2-Tetrachloroethane		0.14	U	0.14	1.0
1,1,2-Trichloroethane		0.25	U	0.25	1.0
1,1-Dichloroethane		0.19	U	0.19	1.0
1,1-Dichloroethene		0.24	U	0.24	1.0
1,2,3-Trichlorobenzene		38		0.35	1.0
1,2,4-Trichlorobenzene		220		0.28	1.0
1,2-Dibromo-3-Chloropropane		0.48	U	0.48	1.0
1,2-Dibromoethane		0.19	U	0.19	1.0
1,2-Dichlorobenzene		1.8		0.14	1.0
1,2-Dichloroethane		0.29	U	0.29	1.0
1,2-Dichloropropane		0.25	U	0.25	1.0
1,3-Dichlorobenzene		0.52	J	0.21	1.0
1,4-Dichlorobenzene		1.4		0.22	1.0
1,4-Dioxane		12	U	12	21
2-Butanone		1.5	U	1.5	5.2
2-Hexanone		0.72	U*	0.72	5.2
4-Methyl-2-pentanone		0.71	U*	0.71	5.2
Acetone		21		0.24	5.2
Benzene		0.25	J	0.20	1.0
Bromochloromethane		0.32	U	0.32	1.0
Bromodichloromethane		0.17	U	0.17	1.0
Bromoform		0.16	U	0.16	1.0
Bromomethane		0.38	U	0.38	1.0
Carbon disulfide		0.76	J	0.18	1.0
Carbon tetrachloride		0.19	U	0.19	1.0
Chlorobenzene		0.18	U	0.18	1.0
Chloroethane		0.50	U	0.50	1.0
Chloroform		0.17	U	0.17	1.0
Chloromethane		0.24	U	0.24	1.0
cis-1,2-Dichloroethene		0.23	U	0.23	1.0
cis-1,3-Dichloropropene		0.18	U	0.18	1.0
Cyclohexane		0.22	U	0.22	1.0
Dibromochloromethane		0.21	U	0.21	1.0
Dichlorodifluoromethane		0.30	U	0.30	1.0
Ethylbenzene		4.1		0.15	1.0
Freon TF		0.22	U	0.22	1.0
Isopropylbenzene		37	*	0.20	1.0
Methyl acetate		0.98	U	0.98	5.2
Methylcyclohexane		46		0.20	1.0
Methylene Chloride		0.40	U	0.40	1.0
MTBE		0.21	U	0.21	1.0
Styrene		0.25	U	0.25	1.0
Tetrachloroethene		0.93	J	0.21	1.0
Toluene		0.59	J	0.28	1.0
trans-1,2-Dichloroethene		0.22	U	0.22	1.0



**Analytical Data**

Client: Antea USA, Inc.

Job Number: 460-85482-1

**Client Sample ID: PMP-7-SW-SI**

Lab Sample ID: 460-85482-22

Date Sampled: 10/30/2014 1113

Client Matrix: Solid

% Moisture: 12.5

Date Received: 10/31/2014 1520

**8260B Volatile Organic Compounds (GC/MS)**

Analysis Method:	8260B	Analysis Batch:	460-260626	Instrument ID:	CVOAMS4
Prep Method:	5035	Prep Batch:	460-260003	Lab File ID:	D5788.D
Dilution:	1.0			Initial Weight/Volume:	5.459 g
Analysis Date:	11/06/2014 0449			Final Weight/Volume:	5 mL
Prep Date:	11/03/2014 1101				

**Tentatively Identified Compounds****Number TIC's Found: 10**

Cas Number	Analyte	RT	Est. Result (ug/Kg)	Qualifier
108-08-7	Pentane, 2,4-dimethyl-	4.55	110	J N
589-34-4	Hexane, 3-methyl-	5.57	170	J N
127204-12-0	Dodecane, 2,2,11,11-tetramethyl-	5.99	110	J N
2216-34-4	Octane, 4-methyl-	9.03	140	J N
111-84-2	Nonane	9.46	180	J N
	Unknown	9.73	120	J
1678-92-8	Cyclohexane, propyl-	9.95	330	J N
871-83-0	Nonane, 2-methyl-	10.13	230	J N
124-18-5	Decane	10.47	120	J N
	Unknown	11.67	120	J

## Analytical Data

Client: Antea USA, Inc.

Job Number: 460-85482-1

**Client Sample ID: PMP-5-SW-WT**

Lab Sample ID: 460-85482-25

Date Sampled: 10/30/2014 1002

Client Matrix: Solid

% Moisture: 3.0

Date Received: 10/31/2014 1520

### 8260B Volatile Organic Compounds (GC/MS)

Analysis Method: 8260B	Analysis Batch: 460-260159	Instrument ID: CVOAMS2
Prep Method: 5035	Prep Batch: 460-260001	Lab File ID: B75593.D
Dilution: 50		Initial Weight/Volume: 5.17 g
Analysis Date: 11/04/2014 1202		Final Weight/Volume: 10 mL
Prep Date: 11/03/2014 1052		

Analyte	DryWt Corrected: Y	Result (ug/Kg)	Qualifier	MDL	RL
1,1,1-Trichloroethane		6.2	U	6.2	100
1,1,2,2-Tetrachloroethane		16	U	16	100
1,1,2-Trichloroethane		19	U	19	100
1,1-Dichloroethane		13	U	13	100
1,1-Dichloroethene		8.8	U	8.8	100
1,2,3-Trichlorobenzene		2300		51	100
1,2,4-Trichlorobenzene		2500		34	100
1,2-Dibromo-3-Chloropropane		40	U	40	100
1,2-Dibromoethane		27	U	27	100
1,2-Dichlorobenzene		540		20	100
1,2-Dichloroethane		19	U	19	100
1,2-Dichloropropane		8.6	U	8.6	100
1,3-Dichlorobenzene		590		14	100
1,4-Dichlorobenzene		2900		23	100
1,4-Dioxane		3600	U	3600	2500
2-Butanone		230	U	230	500
2-Hexanone		50	U	50	500
4-Methyl-2-pentanone		98	U	98	500
Acetone		270	U	270	500
Benzene		8.2	U	8.2	100
Bromochloromethane		27	U	27	100
Bromodichloromethane		12	U	12	100
Bromoform		19	U	19	100
Bromomethane		18	U	18	100
Carbon disulfide		13	U	13	100
Carbon tetrachloride		5.7	U	5.7	100
Chlorobenzene		31	J	11	100
Chloroethane		17	U	17	100
Chloroform		7.8	U	7.8	100
Chloromethane		9.7	U	9.7	100
cis-1,2-Dichloroethene		18	U	18	100
cis-1,3-Dichloropropene		18	U	18	100
Cyclohexane		16	U	16	100
Dibromochloromethane		20	U	20	100
Dichlorodifluoromethane		21	U	21	100
Ethylbenzene		9.6	U	9.6	100
Freon TF		8.2	U	8.2	100
Isopropylbenzene		73	J	7.6	100
Methyl acetate		33	U	33	500
Methylcyclohexane		19	J	14	100
Methylene Chloride		18	U	18	100
MTBE		14	U	14	100
Styrene		12	U	12	100
Tetrachloroethene		13	J	9.7	100
Toluene		15	U	15	100
trans-1,2-Dichloroethene		13	U	13	100

**Analytical Data**

Client: Antea USA, Inc.

Job Number: 460-85482-1

**Client Sample ID: PMP-5-SW-WT**

Lab Sample ID: 460-85482-25

Date Sampled: 10/30/2014 1002

Client Matrix: Solid

% Moisture: 3.0

Date Received: 10/31/2014 1520

---

**8260B Volatile Organic Compounds (GC/MS)**

Analysis Method: 8260B                      Analysis Batch: 460-260159                      Instrument ID: CVOAMS2  
Prep Method: 5035                              Prep Batch: 460-260001                      Lab File ID: B75593.D  
Dilution: 50    Initial Weight/Volume: 5.17 g  
Analysis Date: 11/04/2014 1202                      Final Weight/Volume: 10 mL  
Prep Date: 11/03/2014 1052

Analyte	DryWt Corrected: Y	Result (ug/Kg)	Qualifier	MDL	RL
trans-1,3-Dichloropropene		24	U	24	100
Trichloroethene		9.2	U	9.2	100
Trichlorofluoromethane		15	U	15	100
Vinyl chloride		14	U	14	100
Xylenes, Total		540		36	200

Surrogate	%Rec	Qualifier	Acceptance Limits
1,2-Dichloroethane-d4 (Surr)	102		75 - 135
Toluene-d8 (Surr)	111		59 - 150
Bromofluorobenzene	117		72 - 133
Dibromofluoromethane (Surr)	107		70 - 130



**Analytical Data**

Client: Antea USA, Inc.

Job Number: 460-85482-1

**Client Sample ID: PMP-5-SW-WT**

Lab Sample ID: 460-85482-25

Date Sampled: 10/30/2014 1002

Client Matrix: Solid

% Moisture: 3.0

Date Received: 10/31/2014 1520

**8260B Volatile Organic Compounds (GC/MS)**

Analysis Method:	8260B	Analysis Batch:	460-260159	Instrument ID:	CVOAMS2
Prep Method:	5035	Prep Batch:	460-260001	Lab File ID:	B75593.D
Dilution:	50			Initial Weight/Volume:	5.17 g
Analysis Date:	11/04/2014 1202			Final Weight/Volume:	10 mL
Prep Date:	11/03/2014 1052				

**Tentatively Identified Compounds****Number TIC's Found: 10**

Cas Number	Analyte	RT	Est. Result (ug/Kg)	Qualifier
	Unknown	10.89	14000	J
2870-04-4	Benzene, 2-ethyl-1,3-dimethyl-	11.15	9500	J N
2870-04-4	Benzene, 2-ethyl-1,3-dimethyl-	11.33	11000	J N
488-23-3	Benzene, 1,2,3,4-tetramethyl-	11.59	13000	J N
527-84-4	Benzene, 1-methyl-2-(1-methylethyl)-	11.92	18000	J N
	Unknown	12.00	16000	J
17059-48-2	1H-Indene, 2,3-dihydro-1,6-dimethyl-	12.20	18000	J N
4912-92-9	1H-Indene, 2,3-dihydro-1,1-dimethyl-	12.28	13000	J N
2051-30-1	Octane, 2,6-dimethyl-	12.38	9400	J N
	Unknown	13.46	9500	J

## Analytical Data

Client: Antea USA, Inc.

Job Number: 460-85482-1

**Client Sample ID:** PMP-5-SW-SI

Lab Sample ID: 460-85482-26

Date Sampled: 10/30/2014 1005

Client Matrix: Solid

% Moisture: 10.3

Date Received: 10/31/2014 1520

### 8260B Volatile Organic Compounds (GC/MS)

Analysis Method:	8260B	Analysis Batch:	460-260159	Instrument ID:	CVOAMS2
Prep Method:	5035	Prep Batch:	460-260001	Lab File ID:	B75591.D
Dilution:	50			Initial Weight/Volume:	6.791 g
Analysis Date:	11/04/2014 1113			Final Weight/Volume:	10 mL
Prep Date:	11/03/2014 1052				

Analyte	DryWt Corrected: Y	Result (ug/Kg)	Qualifier	MDL	RL
1,1,1-Trichloroethane		5.1	U	5.1	82
1,1,2,2-Tetrachloroethane		13	U	13	82
1,1,2-Trichloroethane		15	U	15	82
1,1-Dichloroethane		11	U	11	82
1,1-Dichloroethene		7.3	U	7.3	82
1,2,3-Trichlorobenzene		1100		42	82
1,2,4-Trichlorobenzene		1900		28	82
1,2-Dibromo-3-Chloropropane		33	U	33	82
1,2-Dibromoethane		23	U	23	82
1,2-Dichlorobenzene		160		17	82
1,2-Dichloroethane		16	U	16	82
1,2-Dichloropropane		7.1	U	7.1	82
1,3-Dichlorobenzene		240		11	82
1,4-Dichlorobenzene		1100		19	82
1,4-Dioxane		3000	U	3000	2100
2-Butanone		190	U	190	410
2-Hexanone		41	U	41	410
4-Methyl-2-pentanone		81	U	81	410
Acetone		220	U	220	410
Benzene		6.8	U	6.8	82
Bromochloromethane		22	U	22	82
Bromodichloromethane		10	U	10	82
Bromoform		16	U	16	82
Bromomethane		15	U	15	82
Carbon disulfide		10	U	10	82
Carbon tetrachloride		4.7	U	4.7	82
Chlorobenzene		9.0	U	9.0	82
Chloroethane		14	U	14	82
Chloroform		6.4	U	6.4	82
Chloromethane		7.9	U	7.9	82
cis-1,2-Dichloroethene		15	U	15	82
cis-1,3-Dichloropropene		15	U	15	82
Cyclohexane		13	U	13	82
Dibromochloromethane		16	U	16	82
Dichlorodifluoromethane		18	U	18	82
Ethylbenzene		37	J	7.9	82
Freon TF		6.7	U	6.7	82
Isopropylbenzene		140		6.3	82
Methyl acetate		28	U	28	410
Methylcyclohexane		400		11	82
Methylene Chloride		15	U	15	82
MTBE		11	U	11	82
Styrene		9.7	U	9.7	82
Tetrachloroethene		8.0	U	8.0	82
Toluene		12	U	12	82
trans-1,2-Dichloroethene		11	U	11	82

**Analytical Data**

Client: Antea USA, Inc.

Job Number: 460-85482-1

**Client Sample ID: PMP-5-SW-SI**

Lab Sample ID: 460-85482-26

Date Sampled: 10/30/2014 1005

Client Matrix: Solid

% Moisture: 10.3

Date Received: 10/31/2014 1520

---

**8260B Volatile Organic Compounds (GC/MS)**

Analysis Method: 8260B                      Analysis Batch: 460-260159                      Instrument ID: CVOAMS2  
Prep Method: 5035                              Prep Batch: 460-260001                      Lab File ID: B75591.D  
Dilution: 50    Initial Weight/Volume: 6.791 g  
Analysis Date: 11/04/2014 1113                      Final Weight/Volume: 10 mL  
Prep Date: 11/03/2014 1052

Analyte	DryWt Corrected: Y	Result (ug/Kg)	Qualifier	MDL	RL
trans-1,3-Dichloropropene		20	U	20	82
Trichloroethene		7.5	U	7.5	82
Trichlorofluoromethane		12	U	12	82
Vinyl chloride		12	U	12	82
Xylenes, Total		380		29	160

Surrogate	%Rec	Qualifier	Acceptance Limits
1,2-Dichloroethane-d4 (Surr)	90		75 - 135
Toluene-d8 (Surr)	99		59 - 150
Bromofluorobenzene	105		72 - 133
Dibromofluoromethane (Surr)	94		70 - 130

**Analytical Data**

Client: Antea USA, Inc.

Job Number: 460-85482-1

**Client Sample ID: PMP-5-SW-SI**

Lab Sample ID: 460-85482-26

Date Sampled: 10/30/2014 1005

Client Matrix: Solid

% Moisture: 10.3

Date Received: 10/31/2014 1520

**8260B Volatile Organic Compounds (GC/MS)**

Analysis Method:	8260B	Analysis Batch:	460-260159	Instrument ID:	CVOAMS2
Prep Method:	5035	Prep Batch:	460-260001	Lab File ID:	B75591.D
Dilution:	50			Initial Weight/Volume:	6.791 g
Analysis Date:	11/04/2014 1113			Final Weight/Volume:	10 mL
Prep Date:	11/03/2014 1052				

**Tentatively Identified Compounds****Number TIC's Found: 10**

Cas Number	Analyte	RT	Est. Result (ug/Kg)	Qualifier
111-84-2	Nonane	8.81	7300	J N
1678-92-8	Cyclohexane, propyl-	9.36	6700	J N
124-18-5	Decane	10.01	9400	J N
	Unknown	10.89	8500	J
1120-21-4	Undecane	10.99	8100	J N
99-87-6	Benzene, 1-methyl-4-(1-methylethyl)-	11.15	6700	J N
488-23-3	Benzene, 1,2,3,4-tetramethyl-	11.58	7100	J N
99-87-6	Benzene, 1-methyl-4-(1-methylethyl)-	11.92	10000	J N
4218-48-8	Benzene, 1-ethyl-4-(1-methylethyl)-	12.20	12000	J N
4912-92-9	1H-Indene, 2,3-dihydro-1,1-dimethyl-	12.28	9000	J N

Analytical Data

Client: Antea USA, Inc.

Job Number: 460-85482-1

Client Sample ID: Field Blank\_20141030

Lab Sample ID: 460-85482-29FB

Date Sampled: 10/30/2014 1600

Client Matrix: Water

Date Received: 10/31/2014 1520

8260B Volatile Organic Compounds (GC/MS)

Analysis Method:	8260B	Analysis Batch:	460-260007	Instrument ID:	CVOAMS3
Prep Method:	5030B	Prep Batch:	N/A	Lab File ID:	C1711.D
Dilution:	1.0			Initial Weight/Volume:	5 mL
Analysis Date:	11/03/2014 1724			Final Weight/Volume:	5 mL
Prep Date:	11/03/2014 1724				

Analyte	Result (ug/L)	Qualifier	MDL	RL
Chloromethane	0.10	U	0.10	1.0
Bromomethane	0.18	U *	0.18	1.0
Vinyl chloride	0.14	U	0.14	1.0
Chloroethane	0.17	U	0.17	1.0
Methylene Chloride	0.18	U	0.18	1.0
Acetone	2.7	U	2.7	5.0
Carbon disulfide	0.13	U	0.13	1.0
Trichlorofluoromethane	0.15	U	0.15	1.0
1,1-Dichloroethene	0.090	U	0.090	1.0
1,1-Dichloroethane	0.13	U	0.13	1.0
trans-1,2-Dichloroethene	0.13	U	0.13	1.0
cis-1,2-Dichloroethene	0.18	U	0.18	1.0
Chloroform	0.080	U	0.080	1.0
2-Butanone	2.3	U	2.3	5.0
1,2-Dichloroethane	0.19	U	0.19	1.0
1,1,1-Trichloroethane	0.060	U	0.060	1.0
Carbon tetrachloride	0.060	U	0.060	1.0
Benzene	0.080	U	0.080	1.0
Bromoform	0.19	U	0.19	1.0
Styrene	0.12	U	0.12	1.0
Ethylbenzene	0.10	U	0.10	1.0
Chlorobenzene	0.11	U	0.11	1.0
Cyclohexane	0.16	U	0.16	1.0
Isopropylbenzene	0.080	U	0.080	1.0
2-Hexanone	0.50	U	0.50	5.0
MTBE	0.14	U	0.14	1.0
Freon TF	0.080	U	0.080	1.0
Methyl acetate	0.34	U *	0.34	5.0
1,4-Dioxane	36	U	36	50
Trichloroethene	0.090	U	0.090	1.0
Toluene	0.15	U	0.15	1.0
trans-1,3-Dichloropropene	0.24	U	0.24	1.0
4-Methyl-2-pentanone	0.99	U	0.99	5.0
cis-1,3-Dichloropropene	0.18	U	0.18	1.0
1,2-Dichlorobenzene	0.21	U	0.21	1.0
1,3-Dichlorobenzene	0.14	U	0.14	1.0
1,4-Dichlorobenzene	0.23	U	0.23	1.0
1,2,4-Trichlorobenzene	0.34	U	0.34	1.0
1,2,3-Trichlorobenzene	0.51	U	0.51	1.0
1,2-Dichloropropane	0.090	U	0.090	1.0
Methylcyclohexane	0.14	U	0.14	1.0
Tetrachloroethene	0.10	U	0.10	1.0
Xylenes, Total	0.13	U	0.13	2.0
1,2-Dibromo-3-Chloropropane	0.40	U	0.40	1.0
1,1,1,2-Tetrachloroethane	0.16	U	0.16	1.0
1,1,2-Trichloroethane	0.19	U	0.19	1.0

**Analytical Data**

Client: Antea USA, Inc.

Job Number: 460-85482-1

**Client Sample ID: Field Blank\_20141030**

Lab Sample ID: 460-85482-29FB

Date Sampled: 10/30/2014 1600

Client Matrix: Water

Date Received: 10/31/2014 1520

---

**8260B Volatile Organic Compounds (GC/MS)**

Analysis Method:	8260B	Analysis Batch:	460-260007	Instrument ID:	CVOAMS3
Prep Method:	5030B	Prep Batch:	N/A	Lab File ID:	C1711.D
Dilution:	1.0			Initial Weight/Volume:	5 mL
Analysis Date:	11/03/2014 1724			Final Weight/Volume:	5 mL
Prep Date:	11/03/2014 1724				

---

Analyte	Result (ug/L)	Qualifier	MDL	RL
Dibromochloromethane	0.20	U	0.20	1.0
1,2-Dibromoethane	0.28	U	0.28	1.0
Dichlorodifluoromethane	0.22	U	0.22	1.0
Bromochloromethane	0.27	U	0.27	1.0
Bromodichloromethane	0.12	U	0.12	1.0

---

Surrogate	%Rec	Qualifier	Acceptance Limits
1,2-Dichloroethane-d4 (Surr)	117		70 - 130
Toluene-d8 (Surr)	120		70 - 130
Bromofluorobenzene	120		64 - 135
Dibromofluoromethane (Surr)	114		72 - 137

**Analytical Data**

Client: Antea USA, Inc.

Job Number: 460-85482-1

**Client Sample ID:** Field Blank\_20141030

Lab Sample ID: 460-85482-29FB

Date Sampled: 10/30/2014 1600

Client Matrix: Water

Date Received: 10/31/2014 1520

---

**8260B Volatile Organic Compounds (GC/MS)**

Analysis Method:	8260B	Analysis Batch:	460-260007	Instrument ID:	CVOAMS3
Prep Method:	5030B	Prep Batch:	N/A	Lab File ID:	C1711.D
Dilution:	1.0			Initial Weight/Volume:	5 mL
Analysis Date:	11/03/2014 1724			Final Weight/Volume:	5 mL
Prep Date:	11/03/2014 1724				

**Tentatively Identified Compounds**                      **Number TIC's Found: 0**

Cas Number	Analyte	RT	Est. Result (ug/L)	Qualifier
	Tentatively Identified Compound		None	

Analytical Data

Client: Antea USA, Inc.

Job Number: 460-85482-1

Client Sample ID: Trip Blank

Lab Sample ID: 460-85482-30TB

Date Sampled: 10/30/2014 0000

Client Matrix: Water

Date Received: 10/31/2014 1520

8260B Volatile Organic Compounds (GC/MS)

Analysis Method:	8260B	Analysis Batch:	460-260007	Instrument ID:	CVOAMS3
Prep Method:	5030B	Prep Batch:	N/A	Lab File ID:	C1712.D
Dilution:	1.0			Initial Weight/Volume:	5 mL
Analysis Date:	11/03/2014 1750			Final Weight/Volume:	5 mL
Prep Date:	11/03/2014 1750				

Analyte	Result (ug/L)	Qualifier	MDL	RL
Chloromethane	0.10	U	0.10	1.0
Bromomethane	0.18	U *	0.18	1.0
Vinyl chloride	0.14	U	0.14	1.0
Chloroethane	0.17	U	0.17	1.0
Methylene Chloride	0.18	U	0.18	1.0
Acetone	2.7	U	2.7	5.0
Carbon disulfide	0.13	U	0.13	1.0
Trichlorofluoromethane	0.15	U	0.15	1.0
1,1-Dichloroethene	0.090	U	0.090	1.0
1,1-Dichloroethane	0.13	U	0.13	1.0
trans-1,2-Dichloroethene	0.13	U	0.13	1.0
cis-1,2-Dichloroethene	0.18	U	0.18	1.0
Chloroform	0.080	U	0.080	1.0
2-Butanone	2.3	U	2.3	5.0
1,2-Dichloroethane	0.19	U	0.19	1.0
1,1,1-Trichloroethane	0.060	U	0.060	1.0
Carbon tetrachloride	0.060	U	0.060	1.0
Benzene	0.080	U	0.080	1.0
Bromoform	0.19	U	0.19	1.0
Styrene	0.12	U	0.12	1.0
Ethylbenzene	0.10	U	0.10	1.0
Chlorobenzene	0.11	U	0.11	1.0
Cyclohexane	0.16	U	0.16	1.0
Isopropylbenzene	0.080	U	0.080	1.0
2-Hexanone	0.50	U	0.50	5.0
MTBE	0.14	U	0.14	1.0
Freon TF	0.080	U	0.080	1.0
Methyl acetate	0.34	U *	0.34	5.0
1,4-Dioxane	36	U	36	50
Trichloroethene	0.090	U	0.090	1.0
Toluene	0.15	U	0.15	1.0
trans-1,3-Dichloropropene	0.24	U	0.24	1.0
4-Methyl-2-pentanone	0.99	U	0.99	5.0
cis-1,3-Dichloropropene	0.18	U	0.18	1.0
1,2-Dichlorobenzene	0.21	U	0.21	1.0
1,3-Dichlorobenzene	0.14	U	0.14	1.0
1,4-Dichlorobenzene	0.23	U	0.23	1.0
1,2,4-Trichlorobenzene	0.34	U	0.34	1.0
1,2,3-Trichlorobenzene	0.51	U	0.51	1.0
1,2-Dichloropropane	0.090	U	0.090	1.0
Methylcyclohexane	0.14	U	0.14	1.0
Tetrachloroethene	0.10	U	0.10	1.0
Xylenes, Total	0.13	U	0.13	2.0
1,2-Dibromo-3-Chloropropane	0.40	U	0.40	1.0
1,1,1,2-Tetrachloroethane	0.16	U	0.16	1.0
1,1,2-Trichloroethane	0.19	U	0.19	1.0



**Analytical Data**

Client: Antea USA, Inc.

Job Number: 460-85482-1

**Client Sample ID:** Trip Blank

Lab Sample ID: 460-85482-30TB

Date Sampled: 10/30/2014 0000

Client Matrix: Water

Date Received: 10/31/2014 1520

---

**8260B Volatile Organic Compounds (GC/MS)**

Analysis Method:	8260B	Analysis Batch:	460-260007	Instrument ID:	CVOAMS3
Prep Method:	5030B	Prep Batch:	N/A	Lab File ID:	C1712.D
Dilution:	1.0			Initial Weight/Volume:	5 mL
Analysis Date:	11/03/2014 1750			Final Weight/Volume:	5 mL
Prep Date:	11/03/2014 1750				

---

Analyte	Result (ug/L)	Qualifier	MDL	RL
Dibromochloromethane	0.20	U	0.20	1.0
1,2-Dibromoethane	0.28	U	0.28	1.0
Dichlorodifluoromethane	0.22	U	0.22	1.0
Bromochloromethane	0.27	U	0.27	1.0
Bromodichloromethane	0.12	U	0.12	1.0

---

Surrogate	%Rec	Qualifier	Acceptance Limits
1,2-Dichloroethane-d4 (Surr)	117		70 - 130
Toluene-d8 (Surr)	119		70 - 130
Bromofluorobenzene	117		64 - 135
Dibromofluoromethane (Surr)	116		72 - 137

**Analytical Data**

Client: Antea USA, Inc.

Job Number: 460-85482-1

**Client Sample ID:** Trip Blank

Lab Sample ID: 460-85482-30TB

Date Sampled: 10/30/2014 0000

Client Matrix: Water

Date Received: 10/31/2014 1520

---

**8260B Volatile Organic Compounds (GC/MS)**

Analysis Method: 8260B

Analysis Batch: 460-260007

Instrument ID: CVOAMS3

Prep Method: 5030B

Prep Batch: N/A

Lab File ID: C1712.D

Dilution: 1.0

Initial Weight/Volume: 5 mL

Analysis Date: 11/03/2014 1750

Final Weight/Volume: 5 mL

Prep Date: 11/03/2014 1750

**Tentatively Identified Compounds**

**Number TIC's Found: 0**

Cas Number	Analyte	RT	Est. Result (ug/L)	Qualifier
	Tentatively Identified Compound		None	

Analytical Data

Client: Antea USA, Inc.

Job Number: 460-85482-1

Client Sample ID: PMP-24-SW-VD

Lab Sample ID: 460-85482-10

Date Sampled: 10/30/2014 1359

Client Matrix: Solid

% Moisture: 10.6

Date Received: 10/31/2014 1520

8270C Semivolatile Organic Compounds (GC/MS)

Analysis Method:	8270C	Analysis Batch:	460-260672	Instrument ID:	CBNAM512
Prep Method:	3546	Prep Batch:	460-260126	Lab File ID:	L118456.D
Dilution:	5.0			Initial Weight/Volume:	15.0000 g
Analysis Date:	11/06/2014 1502			Final Weight/Volume:	1 mL
Prep Date:	11/03/2014 2009			Injection Volume:	1 uL

Analyte	DryWt Corrected: Y	Result (ug/Kg)	Qualifier	MDL	RL
1,2,4,5-Tetrachlorobenzene		320	J	140	1800
2,2'-oxybis[1-chloropropane]		76	U	76	1800
2,3,4,6-Tetrachlorophenol		170	U	170	1800
2,4,5-Trichlorophenol		180	U	180	1800
2,4,6-Trichlorophenol		53	U	53	740
2,4-Dichlorophenol		44	U	44	1800
2,4-Dimethylphenol		410	U	410	1800
2,4-Dinitrophenol		1400	U	1400	1500
2,4-Dinitrotoluene		73	U	73	370
2,6-Dinitrotoluene		98	U	98	370
2-Chloronaphthalene		42	U	42	1800
2-Chlorophenol		47	U	47	1800
2-Methylnaphthalene		4600		41	1800
2-Methylphenol		81	U	81	1800
2-Nitroaniline		61	U	61	1800
2-Nitrophenol		62	U	62	1800
3,3'-Dichlorobenzidine		210	U	210	740
3-Nitroaniline		55	U	55	1800
4,6-Dinitro-2-methylphenol		490	U	490	1500
4-Bromophenyl phenyl ether		58	U	58	1800
4-Chloro-3-methylphenol		79	U	79	1800
4-Chloroaniline		560	J	48	1800
4-Chlorophenyl phenyl ether		55	U	55	1800
4-Methylphenol		50	U	50	1800
4-Nitroaniline		70	U	70	1800
4-Nitrophenol		890	U	890	3700
Acenaphthene		400	J	45	1800
Acenaphthylene		48	U	48	1800
Acetophenone		40	U	40	1800
Anthracene		180	U	180	1800
Atrazine		82	U	82	740
Benzaldehyde		140	U	140	1800
Benzo[a]anthracene		150	U	150	180
Benzo[a]pyrene		56	U	56	180
Benzo[b]fluoranthene		72	U	72	180
Benzo[g,h,i]perylene		110	U	110	1800
Benzo[k]fluoranthene		81	U	81	180
Bis(2-chloroethoxy)methane		58	U	58	1800
Bis(2-chloroethyl)ether		44	U *	44	180
Bis(2-ethylhexyl) phthalate		240	J	72	1800
Butyl benzyl phthalate		57	U	57	1800
Caprolactam		130	U	130	1800
Carbazole		46	U	46	1800
Chrysene		50	U	50	1800
Dibenz(a,h)anthracene		96	U	96	180
Dibenzofuran		56	U	56	1800

**Analytical Data**

Client: Antea USA, Inc.

Job Number: 460-85482-1

**Client Sample ID: PMP-24-SW-VD**

Lab Sample ID: 460-85482-10

Date Sampled: 10/30/2014 1359

Client Matrix: Solid

% Moisture: 10.6

Date Received: 10/31/2014 1520

**8270C Semivolatile Organic Compounds (GC/MS)**

Analysis Method:	8270C	Analysis Batch:	460-260672	Instrument ID:	CBNAMS12
Prep Method:	3546	Prep Batch:	460-260126	Lab File ID:	L118456.D
Dilution:	5.0			Initial Weight/Volume:	15.0000 g
Analysis Date:	11/06/2014 1502			Final Weight/Volume:	1 mL
Prep Date:	11/03/2014 2009			Injection Volume:	1 uL

Analyte	DryWt Corrected: Y	Result (ug/Kg)	Qualifier	MDL	RL
Diethyl phthalate		53	U	53	1800
Dimethyl phthalate		54	U	54	1800
Di-n-butyl phthalate		55	U	55	1800
Di-n-octyl phthalate		94	U	94	1800
Diphenyl		1100	J	160	1800
Fluoranthene		55	U	55	1800
Fluorene		260	J	40	1800
Hexachlorobenzene		75	U	75	180
Hexachlorobutadiene		52	U	52	370
Hexachlorocyclopentadiene		120	U	120	1800
Hexachloroethane		68	U	68	180
Indeno[1,2,3-cd]pyrene		120	U	120	180
Isophorone		40	U	40	740
Naphthalene		700	J	47	1800
Nitrobenzene		58	U	58	180
N-Nitrosodi-n-propylamine		62	U	62	180
N-Nitrosodiphenylamine		170	U	170	1800
Pentachlorophenol		220	U	220	1500
Phenanthrene		530	J	49	1800
Phenol		60	U	60	1800
Pyrene		84	U	84	1800

Surrogate	%Rec	Qualifier	Acceptance Limits
Nitrobenzene-d5	78		38 - 105
Phenol-d5	71		41 - 118
Terphenyl-d14	81		16 - 151
2,4,6-Tribromophenol	71		10 - 120
2-Fluorophenol	68		37 - 125
2-Fluorobiphenyl	86		40 - 109

Client: Antea USA, Inc.

Job Number: 460-85482-1

Client Sample ID: PMP-24-SW-VD

Lab Sample ID: 460-85482-10

Date Sampled: 10/30/2014 1359

Client Matrix: Solid

% Moisture: 10.6

Date Received: 10/31/2014 1520

8270C Semivolatile Organic Compounds (GC/MS)

Analysis Method:	8270C	Analysis Batch:	460-260672	Instrument ID:	CBNAMS12
Prep Method:	3546	Prep Batch:	460-260126	Lab File ID:	L118456.D
Dilution:	5.0			Initial Weight/Volume:	15.0000 g
Analysis Date:	11/06/2014 1502			Final Weight/Volume:	1 mL
Prep Date:	11/03/2014 2009			Injection Volume:	1 uL

Tentatively Identified Compounds                      Number TIC's Found: 15

Cas Number	Analyte	RT	Est. Result (ug/Kg)	Qualifier
88-73-3	Benzene, 1-chloro-2-nitro-	5.81	76000	J N
544-76-3	Hexadecane	7.66	14000	J N
13029-08-8	1,1'-Biphenyl, 2,2'-dichloro-	7.85	33000	J N
2050-68-2	1,1'-Biphenyl, 4,4'-dichloro-	8.25	30000	J N
38444-90-5	1,1'-Biphenyl, 3,4,4'-Trichloro-	8.61	38000	J N
15862-07-4	1,1'-Biphenyl, 2,4,5-trichloro-	8.77	23000	J N
38444-81-4	1,1'-Biphenyl, 2,3',5-trichloro-	9.02	48000	J N
55702-46-0	1,1'-Biphenyl, 2,3,4-trichloro-	9.09	26000	J N
16606-02-3	1,1'-Biphenyl, 2,4',5-trichloro-	9.15	14000	J N
41464-42-0	1,1'-Biphenyl, 2,3',5,5'-tetrachloro-	9.28	17000	J N
41464-42-0	1,1'-Biphenyl, 2,3',5,5'-tetrachloro-	9.32	13000	J N
41464-42-0	1,1'-Biphenyl, 2,3',5,5'-tetrachloro-	9.45	17000	J N
32598-13-3	1,1'-Biphenyl, 3,3',4,4'-tetrachloro-	9.78	19000	J N
38380-01-7	1,1'-Biphenyl, 2,2',4,4',5-pentachloro-	9.79	19000	J N
32598-13-3	1,1'-Biphenyl, 3,3',4,4'-tetrachloro-	9.92	15000	J N

## Analytical Data

Client: Antea USA, Inc.

Job Number: 460-85482-1

**Client Sample ID:** Field Blank\_20141030

Lab Sample ID: 460-85482-29FB

Date Sampled: 10/30/2014 1600

Client Matrix: Water

Date Received: 10/31/2014 1520

### 8270C Semivolatile Organic Compounds (GC/MS)

Analysis Method:	8270C	Analysis Batch:	460-260393	Instrument ID:	CBNAM56
Prep Method:	3510C	Prep Batch:	460-260289	Lab File ID:	M86538.D
Dilution:	1.0			Initial Weight/Volume:	230 mL
Analysis Date:	11/05/2014 1321			Final Weight/Volume:	2 mL
Prep Date:	11/04/2014 1331			Injection Volume:	5 uL

Analyte	Result (ug/L)	Qualifier	MDL	RL
Phenol	0.65	U	0.65	11
2-Chlorophenol	1.0	U	1.0	11
2-Methylphenol	1.5	U	1.5	11
4-Methylphenol	1.1	U	1.1	11
Benzaldehyde	2.3	U	2.3	11
Acetophenone	0.97	U	0.97	11
Bis(2-chloroethyl)ether	0.33	U	0.33	1.1
2,2'-oxybis[1-chloropropane]	1.4	U	1.4	11
N-Nitrosodi-n-propylamine	0.29	U	0.29	1.1
Nitrobenzene	0.37	U	0.37	1.1
Hexachloroethane	0.16	U	0.16	1.1
Isophorone	1.4	U	1.4	11
2-Nitrophenol	0.74	U	0.74	11
2,4-Dimethylphenol	1.3	U	1.3	11
2,4-Dichlorophenol	1.2	U	1.2	11
Bis(2-chloroethoxy)methane	1.1	U	1.1	11
Naphthalene	2.2	U	2.2	11
4-Chloroaniline	0.35	U	0.35	1.1
Hexachlorobutadiene	0.74	U	0.74	2.2
Caprolactam	0.99	U	0.99	11
4-Chloro-3-methylphenol	1.2	U	1.2	11
2-Methylnaphthalene	1.6	U	1.6	11
Hexachlorobenzene	0.22	U	0.22	1.1
Hexachlorocyclopentadiene	1.6	U	1.6	11
2,4,6-Trichlorophenol	1.5	U	1.5	11
2,4,5-Trichlorophenol	2.4	U	2.4	11
Diphenyl	2.0	U	2.0	11
2-Chloronaphthalene	1.4	U	1.4	11
2-Nitroaniline	2.2	U	2.2	22
2,6-Dinitrotoluene	0.29	U	0.29	2.2
Dimethyl phthalate	1.2	U	1.2	11
Acenaphthylene	2.0	U	2.0	11
3-Nitroaniline	3.2	U	3.2	22
Acenaphthene	1.2	U	1.2	11
4-Nitrophenol	2.2	U	2.2	33
2,4-Dinitrophenol	2.2	U	2.2	33
Dibenzofuran	1.6	U	1.6	11
Diethyl phthalate	1.5	U	1.5	11
Fluorene	1.8	U	1.8	11
Fluoranthene	1.2	U	1.2	11
Di-n-butyl phthalate	1.1	U	1.1	11
2,4-Dinitrotoluene	0.30	U	0.30	2.2
4-Chlorophenyl phenyl ether	1.6	U	1.6	11
4-Nitroaniline	3.2	U	3.2	22
4,6-Dinitro-2-methylphenol	3.3	U	3.3	33
4-Bromophenyl phenyl ether	1.2	U	1.2	11

## Analytical Data

Client: Antea USA, Inc.

Job Number: 460-85482-1

**Client Sample ID:** Field Blank\_20141030

Lab Sample ID: 460-85482-29FB

Date Sampled: 10/30/2014 1600

Client Matrix: Water

Date Received: 10/31/2014 1520

### 8270C Semivolatile Organic Compounds (GC/MS)

Analysis Method:	8270C	Analysis Batch:	460-260393	Instrument ID:	CBNAMS6
Prep Method:	3510C	Prep Batch:	460-260289	Lab File ID:	M86538.D
Dilution:	1.0			Initial Weight/Volume:	230 mL
Analysis Date:	11/05/2014 1321			Final Weight/Volume:	2 mL
Prep Date:	11/04/2014 1331			Injection Volume:	5 uL

Analyte	Result (ug/L)	Qualifier	MDL	RL
Atrazine	1.1	U	1.1	11
Anthracene	0.92	U	0.92	11
Carbazole	1.3	U	1.3	11
Phenanthrene	1.3	U	1.3	11
Pentachlorophenol	2.9	U	2.9	33
Pyrene	1.2	U	1.2	11
Chrysene	1.5	U	1.5	11
Benzo[k]fluoranthene	0.15	U	0.15	1.1
Benzo[g,h,i]perylene	1.0	U	1.0	11
Benzo[b]fluoranthene	0.23	U	0.23	1.1
Benzo[a]pyrene	0.15	U *	0.15	1.1
Benzo[a]anthracene	0.20	U	0.20	1.1
N-Nitrosodiphenylamine	1.1	U	1.1	11
Butyl benzyl phthalate	1.5	U	1.5	11
Bis(2-ethylhexyl) phthalate	0.88	U	0.88	11
Di-n-octyl phthalate	0.96	U	0.96	11
Indeno[1,2,3-cd]pyrene	0.12	U	0.12	1.1
Dibenz(a,h)anthracene	0.17	U	0.17	1.1
3,3'-Dichlorobenzidine	3.5	U	3.5	22
1,2,4,5-Tetrachlorobenzene	2.0	U	2.0	11
2,3,4,6-Tetrachlorophenol	0.97	U	0.97	11
<hr/>				
Surrogate	%Rec	Qualifier	Acceptance Limits	
Nitrobenzene-d5	108		60 - 114	
Phenol-d5	32		4 - 86	
Terphenyl-d14	101		72 - 130	
2,4,6-Tribromophenol	86		51 - 126	
2-Fluorophenol	52		15 - 96	
2-Fluorobiphenyl	99		50 - 120	

**Analytical Data**

Client: Antea USA, Inc.

Job Number: 460-85482-1

**Client Sample ID:** Field Blank\_20141030

Lab Sample ID: 460-85482-29FB

Date Sampled: 10/30/2014 1600

Client Matrix: Water

Date Received: 10/31/2014 1520

---

**8270C Semivolatile Organic Compounds (GC/MS)**

Analysis Method:	8270C	Analysis Batch:	460-260393	Instrument ID:	CBNAMS6
Prep Method:	3510C	Prep Batch:	460-260289	Lab File ID:	M86538.D
Dilution:	1.0			Initial Weight/Volume:	230 mL
Analysis Date:	11/05/2014 1321			Final Weight/Volume:	2 mL
Prep Date:	11/04/2014 1331			Injection Volume:	5 uL

**Tentatively Identified Compounds**                      **Number TIC's Found: 2**

Cas Number	Analyte	RT	Est. Result (ug/L)	Qualifier
31158-91-5	Hexadecanoic acid, 1,1-dimethylethyl est	10.34	25	J N
123-95-5	Octadecanoic acid, butyl ester	11.12	17	J N



**Analytical Data**

Client: Antea USA, Inc.

Job Number: 460-85482-1

**Client Sample ID: PMP-28-SW-WT**

Lab Sample ID: 460-85482-1

Date Sampled: 10/30/2014 1537

Client Matrix: Solid

% Moisture: 7.7

Date Received: 10/31/2014 1520

**8082 Polychlorinated Biphenyls (PCBs) by Gas Chromatography**

Analysis Method:	8082	Analysis Batch:	460-260217	Instrument ID:	CPESTGC7
Prep Method:	3546	Prep Batch:	460-259951	Initial Weight/Volume:	15.0301 g
Dilution:	50			Final Weight/Volume:	10 mL
Analysis Date:	11/04/2014 1037			Injection Volume:	1 uL
Prep Date:	11/03/2014 0756			Result Type:	PRIMARY

Analyte	DryWt Corrected: Y	Result (ug/Kg)	Qualifier	MDL	RL
Aroclor 1016		810	U	810	3600
Aroclor 1221		810	U	810	3600
Aroclor 1232		810	U	810	3600
Aroclor 1242		62000		810	3600
Aroclor 1248		810	U	810	3600
Aroclor 1254		1000	U	1000	3600
Aroclor 1260		10000		1000	3600
Aroclor 1262		1000	U	1000	3600
Aroclor 1268		1000	U	1000	3600

Surrogate	%Rec	Qualifier	Acceptance Limits
DCB Decachlorobiphenyl	205	X D	53 - 150

**Analytical Data**

Client: Antea USA, Inc.

Job Number: 460-85482-1

**Client Sample ID: PMP-28-SW-WT**

Lab Sample ID: 460-85482-1

Date Sampled: 10/30/2014 1537

Client Matrix: Solid

% Moisture: 7.7

Date Received: 10/31/2014 1520

---

**8082 Polychlorinated Biphenyls (PCBs) by Gas Chromatography**

Analysis Method:	8082	Analysis Batch:	460-260217	Instrument ID:	CPESTGC7
Prep Method:	3546	Prep Batch:	460-259951	Initial Weight/Volume:	15.0301 g
Dilution:	50			Final Weight/Volume:	10 mL
Analysis Date:	11/04/2014 1037			Injection Volume:	1 uL
Prep Date:	11/03/2014 0756			Result Type:	SECONDARY

---

Surrogate	%Rec	Qualifier	Acceptance Limits
DCB Decachlorobiphenyl	156	X D	53 - 150

Analytical Data

Client: Antea USA, Inc.

Job Number: 460-85482-1

Client Sample ID: DUP\_20141030

Lab Sample ID: 460-85482-2

Date Sampled: 10/30/2014 0000

Client Matrix: Solid

% Moisture: 6.8

Date Received: 10/31/2014 1520

8082 Polychlorinated Biphenyls (PCBs) by Gas Chromatography

Analysis Method:	8082	Analysis Batch:	460-260217	Instrument ID:	CPESTGC7
Prep Method:	3546	Prep Batch:	460-259951	Initial Weight/Volume:	15.0055 g
Dilution:	50			Final Weight/Volume:	10 mL
Analysis Date:	11/04/2014 1127			Injection Volume:	1 uL
Prep Date:	11/03/2014 0756			Result Type:	PRIMARY

Analyte	DryWt Corrected: Y	Result (ug/Kg)	Qualifier	MDL	RL
Aroclor 1016		800	U	800	3600
Aroclor 1221		800	U	800	3600
Aroclor 1232		800	U	800	3600
Aroclor 1242		49000		800	3600
Aroclor 1248		800	U	800	3600
Aroclor 1254		1000	U	1000	3600
Aroclor 1260		8700		1000	3600
Aroclor 1262		1000	U	1000	3600
Aroclor 1268		1000	U	1000	3600

Surrogate	%Rec	Qualifier	Acceptance Limits
DCB Decachlorobiphenyl	200	X D	53 - 150

**Analytical Data**

Client: Antea USA, Inc.

Job Number: 460-85482-1

**Client Sample ID: DUP\_20141030**

Lab Sample ID: 460-85482-2

Date Sampled: 10/30/2014 0000

Client Matrix: Solid

% Moisture: 6.8

Date Received: 10/31/2014 1520

---

**8082 Polychlorinated Biphenyls (PCBs) by Gas Chromatography**

Analysis Method:	8082	Analysis Batch:	460-260217	Instrument ID:	CPESTGC7
Prep Method:	3546	Prep Batch:	460-259951	Initial Weight/Volume:	15.0055 g
Dilution:	50			Final Weight/Volume:	10 mL
Analysis Date:	11/04/2014 1127			Injection Volume:	1 uL
Prep Date:	11/03/2014 0756			Result Type:	SECONDARY

---

Surrogate	%Rec	Qualifier	Acceptance Limits
DCB Decachlorobiphenyl	198	X D	53 - 150

Analytical Data

Client: Antea USA, Inc.

Job Number: 460-85482-1

Client Sample ID: PMP-15-SW-WT

Lab Sample ID: 460-85482-3

Date Sampled: 10/30/2014 1522

Client Matrix: Solid

% Moisture: 6.6

Date Received: 10/31/2014 1520

8082 Polychlorinated Biphenyls (PCBs) by Gas Chromatography

Analysis Method:	8082	Analysis Batch:	460-260217	Instrument ID:	CPESTGC7
Prep Method:	3546	Prep Batch:	460-259951	Initial Weight/Volume:	15.0102 g
Dilution:	100			Final Weight/Volume:	10 mL
Analysis Date:	11/04/2014 1159			Injection Volume:	1 uL
Prep Date:	11/03/2014 0756			Result Type:	PRIMARY

Analyte	DryWt Corrected: Y	Result (ug/Kg)	Qualifier	MDL	RL
Aroclor 1016		1600	U	1600	7200
Aroclor 1221		1600	U	1600	7200
Aroclor 1232		1600	U	1600	7200
Aroclor 1242		150000		1600	7200
Aroclor 1248		1600	U	1600	7200
Aroclor 1254		2000	U	2000	7200
Aroclor 1260		2000	U	2000	7200
Aroclor 1262		2000	U	2000	7200
Aroclor 1268		2000	U	2000	7200

Surrogate	%Rec	Qualifier	Acceptance Limits
DCB Decachlorobiphenyl	0	X D	53 - 150

**Analytical Data**

Client: Antea USA, Inc.

Job Number: 460-85482-1

**Client Sample ID: PMP-15-SW-WT**

Lab Sample ID: 460-85482-3

Date Sampled: 10/30/2014 1522

Client Matrix: Solid

% Moisture: 6.6

Date Received: 10/31/2014 1520

---

**8082 Polychlorinated Biphenyls (PCBs) by Gas Chromatography**

Analysis Method:	8082	Analysis Batch:	460-260217	Instrument ID:	CPESTGC7
Prep Method:	3546	Prep Batch:	460-259951	Initial Weight/Volume:	15.0102 g
Dilution:	100			Final Weight/Volume:	10 mL
Analysis Date:	11/04/2014 1159			Injection Volume:	1 uL
Prep Date:	11/03/2014 0756			Result Type:	SECONDARY

---

Surrogate	%Rec	Qualifier	Acceptance Limits
DCB Decachlorobiphenyl	0	X D	53 - 150

Analytical Data

Client: Antea USA, Inc.

Job Number: 460-85482-1

Client Sample ID: PMP-2-SW-WT

Lab Sample ID: 460-85482-4

Date Sampled: 10/30/2014 1500

Client Matrix: Solid

% Moisture: 3.6

Date Received: 10/31/2014 1520

8082 Polychlorinated Biphenyls (PCBs) by Gas Chromatography

Analysis Method:	8082	Analysis Batch:	460-260217	Instrument ID:	CPESTGC7
Prep Method:	3546	Prep Batch:	460-259951	Initial Weight/Volume:	15.0044 g
Dilution:	200			Final Weight/Volume:	10 mL
Analysis Date:	11/04/2014 1216			Injection Volume:	1 uL
Prep Date:	11/03/2014 0756			Result Type:	PRIMARY

Analyte	DryWt Corrected: Y	Result (ug/Kg)	Qualifier	MDL	RL
Aroclor 1016		3100	U	3100	14000
Aroclor 1221		3100	U	3100	14000
Aroclor 1232		3100	U	3100	14000
Aroclor 1242		200000		3100	14000
Aroclor 1248		3100	U	3100	14000
Aroclor 1254		3900	U	3900	14000
Aroclor 1260		40000		3900	14000
Aroclor 1262		3900	U	3900	14000
Aroclor 1268		3900	U	3900	14000

Surrogate	%Rec	Qualifier	Acceptance Limits
DCB Decachlorobiphenyl	0	X D	53 - 150

**Analytical Data**

Client: Antea USA, Inc.

Job Number: 460-85482-1

**Client Sample ID: PMP-2-SW-WT**

Lab Sample ID: 460-85482-4

Date Sampled: 10/30/2014 1500

Client Matrix: Solid

% Moisture: 3.6

Date Received: 10/31/2014 1520

---

**8082 Polychlorinated Biphenyls (PCBs) by Gas Chromatography**

Analysis Method:	8082	Analysis Batch:	460-260217	Instrument ID:	CPESTGC7
Prep Method:	3546	Prep Batch:	460-259951	Initial Weight/Volume:	15.0044 g
Dilution:	200			Final Weight/Volume:	10 mL
Analysis Date:	11/04/2014 1216			Injection Volume:	1 uL
Prep Date:	11/03/2014 0756			Result Type:	SECONDARY

---

Surrogate	%Rec	Qualifier	Acceptance Limits
DCB Decachlorobiphenyl	0	X D	53 - 150



Analytical Data

Client: Antea USA, Inc.

Job Number: 460-85482-1

Client Sample ID: PMP-2-SW-SI

Lab Sample ID: 460-85482-5

Date Sampled: 10/30/2014 1502

Client Matrix: Solid

% Moisture: 13.4

Date Received: 10/31/2014 1520

8082 Polychlorinated Biphenyls (PCBs) by Gas Chromatography

Analysis Method:	8082	Analysis Batch:	460-260217	Instrument ID:	CPESTGC7
Prep Method:	3546	Prep Batch:	460-259951	Initial Weight/Volume:	15.0317 g
Dilution:	50			Final Weight/Volume:	10 mL
Analysis Date:	11/04/2014 1233			Injection Volume:	1 uL
Prep Date:	11/03/2014 0756			Result Type:	PRIMARY

Analyte	DryWt Corrected: Y	Result (ug/Kg)	Qualifier	MDL	RL
Aroclor 1016		860	U	860	3900
Aroclor 1221		860	U	860	3900
Aroclor 1232		860	U	860	3900
Aroclor 1242		57000		860	3900
Aroclor 1248		860	U	860	3900
Aroclor 1254		1100	U	1100	3900
Aroclor 1260		11000		1100	3900
Aroclor 1262		1100	U	1100	3900
Aroclor 1268		1100	U	1100	3900

Surrogate	%Rec	Qualifier	Acceptance Limits
DCB Decachlorobiphenyl	210	X D	53 - 150

**Analytical Data**

Client: Antea USA, Inc.

Job Number: 460-85482-1

**Client Sample ID: PMP-2-SW-SI**

Lab Sample ID: 460-85482-5

Date Sampled: 10/30/2014 1502

Client Matrix: Solid

% Moisture: 13.4

Date Received: 10/31/2014 1520

---

**8082 Polychlorinated Biphenyls (PCBs) by Gas Chromatography**

Analysis Method:	8082	Analysis Batch:	460-260217	Instrument ID:	CPESTGC7
Prep Method:	3546	Prep Batch:	460-259951	Initial Weight/Volume:	15.0317 g
Dilution:	50			Final Weight/Volume:	10 mL
Analysis Date:	11/04/2014 1233			Injection Volume:	1 uL
Prep Date:	11/03/2014 0756			Result Type:	SECONDARY

---

Surrogate	%Rec	Qualifier	Acceptance Limits
DCB Decachlorobiphenyl	186	X D	53 - 150

Analytical Data

Client: Antea USA, Inc.

Job Number: 460-85482-1

Client Sample ID: PMP-13-SW-WT

Lab Sample ID: 460-85482-6

Date Sampled: 10/30/2014 1440

Client Matrix: Solid

% Moisture: 8.5

Date Received: 10/31/2014 1520

8082 Polychlorinated Biphenyls (PCBs) by Gas Chromatography

Analysis Method:	8082	Analysis Batch:	460-260217	Instrument ID:	CPESTGC7
Prep Method:	3546	Prep Batch:	460-259951	Initial Weight/Volume:	15.0017 g
Dilution:	50			Final Weight/Volume:	10 mL
Analysis Date:	11/04/2014 1249			Injection Volume:	1 uL
Prep Date:	11/03/2014 0756			Result Type:	PRIMARY

Analyte	DryWt Corrected: Y	Result (ug/Kg)	Qualifier	MDL	RL
Aroclor 1016		820	U	820	3700
Aroclor 1221		820	U	820	3700
Aroclor 1232		820	U	820	3700
Aroclor 1242		81000		820	3700
Aroclor 1248		820	U	820	3700
Aroclor 1254		1000	U	1000	3700
Aroclor 1260		1000	U	1000	3700
Aroclor 1262		1000	U	1000	3700
Aroclor 1268		1000	U	1000	3700

Surrogate	%Rec	Qualifier	Acceptance Limits
DCB Decachlorobiphenyl	187	X D	53 - 150

**Analytical Data**

Client: Antea USA, Inc.

Job Number: 460-85482-1

**Client Sample ID: PMP-13-SW-WT**

Lab Sample ID: 460-85482-6

Date Sampled: 10/30/2014 1440

Client Matrix: Solid

% Moisture: 8.5

Date Received: 10/31/2014 1520

---

**8082 Polychlorinated Biphenyls (PCBs) by Gas Chromatography**

Analysis Method:	8082	Analysis Batch:	460-260217	Instrument ID:	CPESTGC7
Prep Method:	3546	Prep Batch:	460-259951	Initial Weight/Volume:	15.0017 g
Dilution:	50			Final Weight/Volume:	10 mL
Analysis Date:	11/04/2014 1249			Injection Volume:	1 uL
Prep Date:	11/03/2014 0756			Result Type:	SECONDARY

---

Surrogate	%Rec	Qualifier	Acceptance Limits
DCB Decachlorobiphenyl	184	X D	53 - 150

Analytical Data

Client: Antea USA, Inc.

Job Number: 460-85482-1

Client Sample ID: PMP-13-SW-SI

Lab Sample ID: 460-85482-7

Date Sampled: 10/30/2014 1442

Client Matrix: Solid

% Moisture: 11.1

Date Received: 10/31/2014 1520

8082 Polychlorinated Biphenyls (PCBs) by Gas Chromatography

Analysis Method:	8082	Analysis Batch:	460-260217	Instrument ID:	CPESTGC7
Prep Method:	3546	Prep Batch:	460-259951	Initial Weight/Volume:	15.0095 g
Dilution:	1.0			Final Weight/Volume:	10 mL
Analysis Date:	11/04/2014 1306			Injection Volume:	1 uL
Prep Date:	11/03/2014 0756			Result Type:	PRIMARY

Analyte	DryWt Corrected: Y	Result (ug/Kg)	Qualifier	MDL	RL
Aroclor 1016		17	U	17	75
Aroclor 1221		17	U	17	75
Aroclor 1232		17	U	17	75
Aroclor 1242		210		17	75
Aroclor 1248		17	U	17	75
Aroclor 1254		21	U	21	75
Aroclor 1260		21	U	21	75
Aroclor 1262		21	U	21	75
Aroclor 1268		21	U	21	75

Surrogate	%Rec	Qualifier	Acceptance Limits
DCB Decachlorobiphenyl	138		53 - 150

**Analytical Data**

Client: Antea USA, Inc.

Job Number: 460-85482-1

**Client Sample ID: PMP-13-SW-SI**

Lab Sample ID: 460-85482-7

Date Sampled: 10/30/2014 1442

Client Matrix: Solid

% Moisture: 11.1

Date Received: 10/31/2014 1520

---

**8082 Polychlorinated Biphenyls (PCBs) by Gas Chromatography**

Analysis Method:	8082	Analysis Batch:	460-260217	Instrument ID:	CPESTGC7
Prep Method:	3546	Prep Batch:	460-259951	Initial Weight/Volume:	15.0095 g
Dilution:	1.0			Final Weight/Volume:	10 mL
Analysis Date:	11/04/2014 1306			Injection Volume:	1 uL
Prep Date:	11/03/2014 0756			Result Type:	SECONDARY

---

Surrogate	%Rec	Qualifier	Acceptance Limits
DCB Decachlorobiphenyl	123		53 - 150

Client: Antea USA, Inc.

Job Number: 460-85482-1

Client Sample ID: PMP-24-SW-VS

Lab Sample ID: 460-85482-9

Date Sampled: 10/30/2014 1357

Client Matrix: Solid

% Moisture: 7.8

Date Received: 10/31/2014 1520

8082 Polychlorinated Biphenyls (PCBs) by Gas Chromatography

Analysis Method:	8082	Analysis Batch:	460-260368	Instrument ID:	CPESTGC11
Prep Method:	3546	Prep Batch:	460-259946	Initial Weight/Volume:	15.0114 g
Dilution:	200			Final Weight/Volume:	10 mL
Analysis Date:	11/04/2014 1921			Injection Volume:	1 uL
Prep Date:	11/03/2014 0752			Result Type:	PRIMARY

Analyte	DryWt Corrected: Y	Result (ug/Kg)	Qualifier	MDL	RL
Aroclor 1016		3300	U	3300	15000
Aroclor 1221		3300	U	3300	15000
Aroclor 1232		3300	U	3300	15000
Aroclor 1242		140000		3300	15000
Aroclor 1248		3300	U	3300	15000
Aroclor 1254		4100	U	4100	15000
Aroclor 1260		4100	U	4100	15000
Aroclor 1262		4100	U	4100	15000
Aroclor 1268		4100	U	4100	15000

Surrogate	%Rec	Qualifier	Acceptance Limits
DCB Decachlorobiphenyl	0	X D	53 - 150

**Analytical Data**

Client: Antea USA, Inc.

Job Number: 460-85482-1

**Client Sample ID: PMP-24-SW-VS**

Lab Sample ID: 460-85482-9

Date Sampled: 10/30/2014 1357

Client Matrix: Solid

% Moisture: 7.8

Date Received: 10/31/2014 1520

---

**8082 Polychlorinated Biphenyls (PCBs) by Gas Chromatography**

Analysis Method:	8082	Analysis Batch:	460-260368	Instrument ID:	CPESTGC11
Prep Method:	3546	Prep Batch:	460-259946	Initial Weight/Volume:	15.0114 g
Dilution:	200			Final Weight/Volume:	10 mL
Analysis Date:	11/04/2014 1921			Injection Volume:	1 uL
Prep Date:	11/03/2014 0752			Result Type:	SECONDARY

---

Surrogate	%Rec	Qualifier	Acceptance Limits
DCB Decachlorobiphenyl	0	X D	53 - 150





**Analytical Data**

Client: Antea USA, Inc.

Job Number: 460-85482-1

**Client Sample ID: PMP-24-SW-VD**

Lab Sample ID: 460-85482-10

Date Sampled: 10/30/2014 1359

Client Matrix: Solid

% Moisture: 10.6

Date Received: 10/31/2014 1520

---

**8082 Polychlorinated Biphenyls (PCBs) by Gas Chromatography**

Analysis Method:	8082	Analysis Batch:	460-260501	Instrument ID:	CPESTGC11
Prep Method:	3546	Prep Batch:	460-259946	Initial Weight/Volume:	15.0315 g
Dilution:	5000			Final Weight/Volume:	10 mL
Analysis Date:	11/05/2014 1117			Injection Volume:	1 uL
Prep Date:	11/03/2014 0752			Result Type:	SECONDARY

---

Surrogate	%Rec	Qualifier	Acceptance Limits
DCB Decachlorobiphenyl	0	X D	53 - 150

**Analytical Data**

Client: Antea USA, Inc.

Job Number: 460-85482-1

**Client Sample ID: PMP-24-SW-WT**

Lab Sample ID: 460-85482-11

Date Sampled: 10/30/2014 1400

Client Matrix: Solid

% Moisture: 4.9

Date Received: 10/31/2014 1520

**8082 Polychlorinated Biphenyls (PCBs) by Gas Chromatography**

Analysis Method:	8082	Analysis Batch:	460-260501	Instrument ID:	CPESTGC11
Prep Method:	3546	Prep Batch:	460-259946	Initial Weight/Volume:	15.0069 g
Dilution:	2000			Final Weight/Volume:	10 mL
Analysis Date:	11/05/2014 1136			Injection Volume:	1 uL
Prep Date:	11/03/2014 0752			Result Type:	PRIMARY

Analyte	DryWt Corrected: Y	Result (ug/Kg)	Qualifier	MDL	RL
Aroclor 1016		32000	U	32000	140000
Aroclor 1221		32000	U	32000	140000
Aroclor 1232		32000	U	32000	140000
Aroclor 1242		2300000		32000	140000
Aroclor 1248		32000	U	32000	140000
Aroclor 1254		40000	U	40000	140000
Aroclor 1260		40000	U	40000	140000
Aroclor 1262		40000	U	40000	140000
Aroclor 1268		40000	U	40000	140000

Surrogate	%Rec	Qualifier	Acceptance Limits
DCB Decachlorobiphenyl	0	X D	53 - 150

**Analytical Data**

Client: Antea USA, Inc.

Job Number: 460-85482-1

**Client Sample ID: PMP-24-SW-WT**

Lab Sample ID: 460-85482-11

Date Sampled: 10/30/2014 1400

Client Matrix: Solid

% Moisture: 4.9

Date Received: 10/31/2014 1520

---

**8082 Polychlorinated Biphenyls (PCBs) by Gas Chromatography**

Analysis Method:	8082	Analysis Batch:	460-260501	Instrument ID:	CPESTGC11
Prep Method:	3546	Prep Batch:	460-259946	Initial Weight/Volume:	15.0069 g
Dilution:	2000			Final Weight/Volume:	10 mL
Analysis Date:	11/05/2014 1136			Injection Volume:	1 uL
Prep Date:	11/03/2014 0752			Result Type:	SECONDARY

---

Surrogate	%Rec	Qualifier	Acceptance Limits
DCB Decachlorobiphenyl	0	X D	53 - 150

Analytical Data

Client: Antea USA, Inc.

Job Number: 460-85482-1

Client Sample ID: PMP-24-SW-SI

Lab Sample ID: 460-85482-12

Date Sampled: 10/30/2014 1403

Client Matrix: Solid

% Moisture: 12.9

Date Received: 10/31/2014 1520

8082 Polychlorinated Biphenyls (PCBs) by Gas Chromatography

Analysis Method:	8082	Analysis Batch:	460-260368	Instrument ID:	CPESTGC11
Prep Method:	3546	Prep Batch:	460-259946	Initial Weight/Volume:	15.0041 g
Dilution:	500			Final Weight/Volume:	10 mL
Analysis Date:	11/04/2014 2018			Injection Volume:	1 uL
Prep Date:	11/03/2014 0752			Result Type:	PRIMARY

Analyte	DryWt Corrected: Y	Result (ug/Kg)	Qualifier	MDL	RL
Aroclor 1016		8600	U	8600	38000
Aroclor 1221		8600	U	8600	38000
Aroclor 1232		8600	U	8600	38000
Aroclor 1242		800000		8600	38000
Aroclor 1248		8600	U	8600	38000
Aroclor 1254		11000	U	11000	38000
Aroclor 1260		11000	U	11000	38000
Aroclor 1262		11000	U	11000	38000
Aroclor 1268		11000	U	11000	38000

Surrogate	%Rec	Qualifier	Acceptance Limits
DCB Decachlorobiphenyl	0	X D	53 - 150

**Analytical Data**

Client: Antea USA, Inc.

Job Number: 460-85482-1

**Client Sample ID: PMP-24-SW-SI**

Lab Sample ID: 460-85482-12

Date Sampled: 10/30/2014 1403

Client Matrix: Solid

% Moisture: 12.9

Date Received: 10/31/2014 1520

---

**8082 Polychlorinated Biphenyls (PCBs) by Gas Chromatography**

Analysis Method:	8082	Analysis Batch:	460-260368	Instrument ID:	CPESTGC11
Prep Method:	3546	Prep Batch:	460-259946	Initial Weight/Volume:	15.0041 g
Dilution:	500			Final Weight/Volume:	10 mL
Analysis Date:	11/04/2014 2018			Injection Volume:	1 uL
Prep Date:	11/03/2014 0752			Result Type:	SECONDARY

---

Surrogate	%Rec	Qualifier	Acceptance Limits
DCB Decachlorobiphenyl	0	X D	53 - 150



**Analytical Data**

Client: Antea USA, Inc.

Job Number: 460-85482-1

**Client Sample ID: PMP-22-SW-VS**

Lab Sample ID: 460-85482-13

Date Sampled: 10/30/2014 1332

Client Matrix: Solid

% Moisture: 4.9

Date Received: 10/31/2014 1520

---

**8082 Polychlorinated Biphenyls (PCBs) by Gas Chromatography**

Analysis Method:	8082	Analysis Batch:	460-260368	Instrument ID:	CPESTGC11
Prep Method:	3546	Prep Batch:	460-259946	Initial Weight/Volume:	15.0075 g
Dilution:	1.0			Final Weight/Volume:	10 mL
Analysis Date:	11/04/2014 2037			Injection Volume:	1 uL
Prep Date:	11/03/2014 0752			Result Type:	SECONDARY

---

Surrogate	%Rec	Qualifier	Acceptance Limits
DCB Decachlorobiphenyl	99		53 - 150



Client: Antea USA, Inc.

Job Number: 460-85482-1

Client Sample ID: PMP-23-SW-VS

Lab Sample ID: 460-85482-14

Date Sampled: 10/30/2014 1317

Client Matrix: Solid

% Moisture: 4.7

Date Received: 10/31/2014 1520

8082 Polychlorinated Biphenyls (PCBs) by Gas Chromatography

Analysis Method:	8082	Analysis Batch:	460-260111	Instrument ID:	CPESTGC7
Prep Method:	3546	Prep Batch:	460-259946	Initial Weight/Volume:	15.0088 g
Dilution:	1.0			Final Weight/Volume:	10 mL
Analysis Date:	11/04/2014 0133			Injection Volume:	1 uL
Prep Date:	11/03/2014 0752			Result Type:	PRIMARY

Analyte	DryWt Corrected: Y	Result (ug/Kg)	Qualifier	MDL	RL
Aroclor 1016		16	U	16	70
Aroclor 1221		16	U	16	70
Aroclor 1232		16	U	16	70
Aroclor 1242		1000		16	70
Aroclor 1248		16	U	16	70
Aroclor 1254		20	U	20	70
Aroclor 1260		20	U	20	70
Aroclor 1262		20	U	20	70
Aroclor 1268		20	U	20	70

Surrogate	%Rec	Qualifier	Acceptance Limits
DCB Decachlorobiphenyl	123		53 - 150

**Analytical Data**

Client: Antea USA, Inc.

Job Number: 460-85482-1

**Client Sample ID: PMP-23-SW-VS**

Lab Sample ID: 460-85482-14

Date Sampled: 10/30/2014 1317

Client Matrix: Solid

% Moisture: 4.7

Date Received: 10/31/2014 1520

---

**8082 Polychlorinated Biphenyls (PCBs) by Gas Chromatography**

Analysis Method:	8082	Analysis Batch:	460-260111	Instrument ID:	CPESTGC7
Prep Method:	3546	Prep Batch:	460-259946	Initial Weight/Volume:	15.0088 g
Dilution:	1.0			Final Weight/Volume:	10 mL
Analysis Date:	11/04/2014 0133			Injection Volume:	1 uL
Prep Date:	11/03/2014 0752			Result Type:	SECONDARY

---

Surrogate	%Rec	Qualifier	Acceptance Limits
DCB Decachlorobiphenyl	112		53 - 150

Client: Antea USA, Inc.

Job Number: 460-85482-1

Client Sample ID: PMP-9-SW-VD

Lab Sample ID: 460-85482-15

Date Sampled: 10/30/2014 1150

Client Matrix: Solid

% Moisture: 4.8

Date Received: 10/31/2014 1520

8082 Polychlorinated Biphenyls (PCBs) by Gas Chromatography

Analysis Method:	8082	Analysis Batch:	460-260111	Instrument ID:	CPESTGC7
Prep Method:	3546	Prep Batch:	460-259946	Initial Weight/Volume:	15.0016 g
Dilution:	1.0			Final Weight/Volume:	10 mL
Analysis Date:	11/04/2014 0149			Injection Volume:	1 uL
Prep Date:	11/03/2014 0752			Result Type:	PRIMARY

Analyte	DryWt Corrected: Y	Result (ug/Kg)	Qualifier	MDL	RL
Aroclor 1016		16	U	16	70
Aroclor 1221		16	U	16	70
Aroclor 1232		16	U	16	70
Aroclor 1242		480		16	70
Aroclor 1248		16	U	16	70
Aroclor 1254		20	U	20	70
Aroclor 1260		20	U	20	70
Aroclor 1262		20	U	20	70
Aroclor 1268		20	U	20	70

Surrogate	%Rec	Qualifier	Acceptance Limits
DCB Decachlorobiphenyl	131		53 - 150

**Analytical Data**

Client: Antea USA, Inc.

Job Number: 460-85482-1

**Client Sample ID: PMP-9-SW-VD**

Lab Sample ID: 460-85482-15

Date Sampled: 10/30/2014 1150

Client Matrix: Solid

% Moisture: 4.8

Date Received: 10/31/2014 1520

---

**8082 Polychlorinated Biphenyls (PCBs) by Gas Chromatography**

Analysis Method:	8082	Analysis Batch:	460-260111	Instrument ID:	CPESTGC7
Prep Method:	3546	Prep Batch:	460-259946	Initial Weight/Volume:	15.0016 g
Dilution:	1.0			Final Weight/Volume:	10 mL
Analysis Date:	11/04/2014 0149			Injection Volume:	1 uL
Prep Date:	11/03/2014 0752			Result Type:	SECONDARY

---

Surrogate	%Rec	Qualifier	Acceptance Limits
DCB Decachlorobiphenyl	118		53 - 150

**Analytical Data**

Client: Antea USA, Inc.

Job Number: 460-85482-1

**Client Sample ID: PMP-9-SW-WT**

Lab Sample ID: 460-85482-16

Date Sampled: 10/30/2014 1152

Client Matrix: Solid

% Moisture: 6.4

Date Received: 10/31/2014 1520

**8082 Polychlorinated Biphenyls (PCBs) by Gas Chromatography**

Analysis Method:	8082	Analysis Batch:	460-260501	Instrument ID:	CPESTGC11
Prep Method:	3546	Prep Batch:	460-259946	Initial Weight/Volume:	15.0027 g
Dilution:	200			Final Weight/Volume:	10 mL
Analysis Date:	11/05/2014 1155			Injection Volume:	1 uL
Prep Date:	11/03/2014 0752			Result Type:	PRIMARY

Analyte	DryWt Corrected: Y	Result (ug/Kg)	Qualifier	MDL	RL
Aroclor 1016		3200	U	3200	14000
Aroclor 1221		3200	U	3200	14000
Aroclor 1232		3200	U	3200	14000
Aroclor 1242		250000		3200	14000
Aroclor 1248		3200	U	3200	14000
Aroclor 1254		4100	U	4100	14000
Aroclor 1260		4100	U	4100	14000
Aroclor 1262		4100	U	4100	14000
Aroclor 1268		4100	U	4100	14000

Surrogate	%Rec	Qualifier	Acceptance Limits
DCB Decachlorobiphenyl	0	X D	53 - 150

**Analytical Data**

Client: Antea USA, Inc.

Job Number: 460-85482-1

**Client Sample ID: PMP-9-SW-WT**

Lab Sample ID: 460-85482-16

Date Sampled: 10/30/2014 1152

Client Matrix: Solid

% Moisture: 6.4

Date Received: 10/31/2014 1520

---

**8082 Polychlorinated Biphenyls (PCBs) by Gas Chromatography**

Analysis Method:	8082	Analysis Batch:	460-260501	Instrument ID:	CPESTGC11
Prep Method:	3546	Prep Batch:	460-259946	Initial Weight/Volume:	15.0027 g
Dilution:	200			Final Weight/Volume:	10 mL
Analysis Date:	11/05/2014 1155			Injection Volume:	1 uL
Prep Date:	11/03/2014 0752			Result Type:	SECONDARY

---

Surrogate	%Rec	Qualifier	Acceptance Limits
DCB Decachlorobiphenyl	0	X D	53 - 150

Client: Antea USA, Inc.

Job Number: 460-85482-1

Client Sample ID: PMP-9-SW-SI

Lab Sample ID: 460-85482-17

Date Sampled: 10/30/2014 1155

Client Matrix: Solid

% Moisture: 12.0

Date Received: 10/31/2014 1520

8082 Polychlorinated Biphenyls (PCBs) by Gas Chromatography

Analysis Method:	8082	Analysis Batch:	460-260368	Instrument ID:	CPESTGC11
Prep Method:	3546	Prep Batch:	460-259946	Initial Weight/Volume:	15.0049 g
Dilution:	10			Final Weight/Volume:	10 mL
Analysis Date:	11/04/2014 2115			Injection Volume:	1 uL
Prep Date:	11/03/2014 0752			Result Type:	PRIMARY

Analyte	DryWt Corrected: Y	Result (ug/Kg)	Qualifier	MDL	RL
Aroclor 1016		170	U	170	760
Aroclor 1221		170	U	170	760
Aroclor 1232		170	U	170	760
Aroclor 1242		9100		170	760
Aroclor 1248		170	U	170	760
Aroclor 1254		220	U	220	760
Aroclor 1260		220	U	220	760
Aroclor 1262		220	U	220	760
Aroclor 1268		220	U	220	760

Surrogate	%Rec	Qualifier	Acceptance Limits
DCB Decachlorobiphenyl	100	D	53 - 150

**Analytical Data**

Client: Antea USA, Inc.

Job Number: 460-85482-1

**Client Sample ID: PMP-9-SW-SI**

Lab Sample ID: 460-85482-17

Date Sampled: 10/30/2014 1155

Client Matrix: Solid

% Moisture: 12.0

Date Received: 10/31/2014 1520

---

**8082 Polychlorinated Biphenyls (PCBs) by Gas Chromatography**

Analysis Method:	8082	Analysis Batch:	460-260368	Instrument ID:	CPESTGC11
Prep Method:	3546	Prep Batch:	460-259946	Initial Weight/Volume:	15.0049 g
Dilution:	10			Final Weight/Volume:	10 mL
Analysis Date:	11/04/2014 2115			Injection Volume:	1 uL
Prep Date:	11/03/2014 0752			Result Type:	SECONDARY

---

Surrogate	%Rec	Qualifier	Acceptance Limits
DCB Decachlorobiphenyl	97	D	53 - 150



Analytical Data

Client: Antea USA, Inc.

Job Number: 460-85482-1

Client Sample ID: PMP-10-SW-WT

Lab Sample ID: 460-85482-18

Date Sampled: 10/30/2014 1142

Client Matrix: Solid

% Moisture: 3.7

Date Received: 10/31/2014 1520

8082 Polychlorinated Biphenyls (PCBs) by Gas Chromatography

Analysis Method:	8082	Analysis Batch:	460-260368	Instrument ID:	CPESTGC11
Prep Method:	3546	Prep Batch:	460-259946	Initial Weight/Volume:	15.0066 g
Dilution:	5.0			Final Weight/Volume:	10 mL
Analysis Date:	11/04/2014 2134			Injection Volume:	1 uL
Prep Date:	11/03/2014 0752			Result Type:	PRIMARY

Analyte	DryWt Corrected: Y	Result (ug/Kg)	Qualifier	MDL	RL
Aroclor 1016		78	U	78	350
Aroclor 1221		78	U	78	350
Aroclor 1232		78	U	78	350
Aroclor 1242		3400		78	350
Aroclor 1248		78	U	78	350
Aroclor 1254		99	U	99	350
Aroclor 1260		600		99	350
Aroclor 1262		99	U	99	350
Aroclor 1268		99	U	99	350

Surrogate	%Rec	Qualifier	Acceptance Limits
DCB Decachlorobiphenyl	93	D	53 - 150

**Analytical Data**

Client: Antea USA, Inc.

Job Number: 460-85482-1

**Client Sample ID: PMP-10-SW-WT**

Lab Sample ID: 460-85482-18

Date Sampled: 10/30/2014 1142

Client Matrix: Solid

% Moisture: 3.7

Date Received: 10/31/2014 1520

---

**8082 Polychlorinated Biphenyls (PCBs) by Gas Chromatography**

Analysis Method:	8082	Analysis Batch:	460-260368	Instrument ID:	CPESTGC11
Prep Method:	3546	Prep Batch:	460-259946	Initial Weight/Volume:	15.0066 g
Dilution:	5.0			Final Weight/Volume:	10 mL
Analysis Date:	11/04/2014 2134			Injection Volume:	1 uL
Prep Date:	11/03/2014 0752			Result Type:	SECONDARY

---

Surrogate	%Rec	Qualifier	Acceptance Limits
DCB Decachlorobiphenyl	88	D	53 - 150

Client: Antea USA, Inc.

Job Number: 460-85482-1

Client Sample ID: PMP-10-SW-SI

Lab Sample ID: 460-85482-19

Date Sampled: 10/30/2014 1145

Client Matrix: Solid

% Moisture: 12.8

Date Received: 10/31/2014 1520

8082 Polychlorinated Biphenyls (PCBs) by Gas Chromatography

Analysis Method:	8082	Analysis Batch:	460-260111	Instrument ID:	CPESTGC7
Prep Method:	3546	Prep Batch:	460-259946	Initial Weight/Volume:	15.0039 g
Dilution:	1.0			Final Weight/Volume:	10 mL
Analysis Date:	11/04/2014 0255			Injection Volume:	1 uL
Prep Date:	11/03/2014 0752			Result Type:	PRIMARY

Analyte	DryWt Corrected: Y	Result (ug/Kg)	Qualifier	MDL	RL
Aroclor 1016		17	U	17	77
Aroclor 1221		17	U	17	77
Aroclor 1232		17	U	17	77
Aroclor 1242		360		17	77
Aroclor 1248		17	U	17	77
Aroclor 1254		22	U	22	77
Aroclor 1260		22	U	22	77
Aroclor 1262		22	U	22	77
Aroclor 1268		22	U	22	77

Surrogate	%Rec	Qualifier	Acceptance Limits
DCB Decachlorobiphenyl	120		53 - 150

**Analytical Data**

Client: Antea USA, Inc.

Job Number: 460-85482-1

**Client Sample ID: PMP-10-SW-SI**

Lab Sample ID: 460-85482-19

Date Sampled: 10/30/2014 1145

Client Matrix: Solid

% Moisture: 12.8

Date Received: 10/31/2014 1520

---

**8082 Polychlorinated Biphenyls (PCBs) by Gas Chromatography**

Analysis Method:	8082	Analysis Batch:	460-260111	Instrument ID:	CPESTGC7
Prep Method:	3546	Prep Batch:	460-259946	Initial Weight/Volume:	15.0039 g
Dilution:	1.0			Final Weight/Volume:	10 mL
Analysis Date:	11/04/2014 0255			Injection Volume:	1 uL
Prep Date:	11/03/2014 0752			Result Type:	SECONDARY

---

Surrogate	%Rec	Qualifier	Acceptance Limits
DCB Decachlorobiphenyl	108		53 - 150

Analytical Data

Client: Antea USA, Inc.

Job Number: 460-85482-1

Client Sample ID: PMP-7-SW-VD

Lab Sample ID: 460-85482-20

Date Sampled: 10/30/2014 1109

Client Matrix: Solid

% Moisture: 7.2

Date Received: 10/31/2014 1520

8082 Polychlorinated Biphenyls (PCBs) by Gas Chromatography

Analysis Method:	8082	Analysis Batch:	460-260368	Instrument ID:	CPESTGC11
Prep Method:	3546	Prep Batch:	460-259946	Initial Weight/Volume:	15.0035 g
Dilution:	10			Final Weight/Volume:	10 mL
Analysis Date:	11/04/2014 2153			Injection Volume:	1 uL
Prep Date:	11/03/2014 0752			Result Type:	PRIMARY

Analyte	DryWt Corrected: Y	Result (ug/Kg)	Qualifier	MDL	RL
Aroclor 1016		160	U	160	720
Aroclor 1221		160	U	160	720
Aroclor 1232		160	U	160	720
Aroclor 1242		11000		160	720
Aroclor 1248		160	U	160	720
Aroclor 1254		200	U	200	720
Aroclor 1260		1400		200	720
Aroclor 1262		200	U	200	720
Aroclor 1268		200	U	200	720

Surrogate	%Rec	Qualifier	Acceptance Limits
DCB Decachlorobiphenyl	110	D	53 - 150

**Analytical Data**

Client: Antea USA, Inc.

Job Number: 460-85482-1

**Client Sample ID: PMP-7-SW-VD**

Lab Sample ID: 460-85482-20

Date Sampled: 10/30/2014 1109

Client Matrix: Solid

% Moisture: 7.2

Date Received: 10/31/2014 1520

---

**8082 Polychlorinated Biphenyls (PCBs) by Gas Chromatography**

Analysis Method:	8082	Analysis Batch:	460-260368	Instrument ID:	CPESTGC11
Prep Method:	3546	Prep Batch:	460-259946	Initial Weight/Volume:	15.0035 g
Dilution:	10			Final Weight/Volume:	10 mL
Analysis Date:	11/04/2014 2153			Injection Volume:	1 uL
Prep Date:	11/03/2014 0752			Result Type:	SECONDARY

---

Surrogate	%Rec	Qualifier	Acceptance Limits
DCB Decachlorobiphenyl	100	D	53 - 150

Analytical Data

Client: Antea USA, Inc.

Job Number: 460-85482-1

Client Sample ID: PMP-7-SW-WT

Lab Sample ID: 460-85482-21

Date Sampled: 10/30/2014 1111

Client Matrix: Solid

% Moisture: 4.9

Date Received: 10/31/2014 1520

8082 Polychlorinated Biphenyls (PCBs) by Gas Chromatography

Analysis Method:	8082	Analysis Batch:	460-260368	Instrument ID:	CPESTGC11
Prep Method:	3546	Prep Batch:	460-259946	Initial Weight/Volume:	15.0057 g
Dilution:	200			Final Weight/Volume:	10 mL
Analysis Date:	11/04/2014 2212			Injection Volume:	1 uL
Prep Date:	11/03/2014 0752			Result Type:	PRIMARY

Analyte	DryWt Corrected: Y	Result (ug/Kg)	Qualifier	MDL	RL
Aroclor 1016		3200	U	3200	14000
Aroclor 1221		3200	U	3200	14000
Aroclor 1232		3200	U	3200	14000
Aroclor 1242		230000		3200	14000
Aroclor 1248		3200	U	3200	14000
Aroclor 1254		4000	U	4000	14000
Aroclor 1260		4000	U	4000	14000
Aroclor 1262		4000	U	4000	14000
Aroclor 1268		4000	U	4000	14000

Surrogate	%Rec	Qualifier	Acceptance Limits
DCB Decachlorobiphenyl	0	X D	53 - 150

**Analytical Data**

Client: Antea USA, Inc.

Job Number: 460-85482-1

**Client Sample ID: PMP-7-SW-WT**

Lab Sample ID: 460-85482-21

Date Sampled: 10/30/2014 1111

Client Matrix: Solid

% Moisture: 4.9

Date Received: 10/31/2014 1520

---

**8082 Polychlorinated Biphenyls (PCBs) by Gas Chromatography**

Analysis Method:	8082	Analysis Batch:	460-260368	Instrument ID:	CPESTGC11
Prep Method:	3546	Prep Batch:	460-259946	Initial Weight/Volume:	15.0057 g
Dilution:	200			Final Weight/Volume:	10 mL
Analysis Date:	11/04/2014 2212			Injection Volume:	1 uL
Prep Date:	11/03/2014 0752			Result Type:	SECONDARY

---

Surrogate	%Rec	Qualifier	Acceptance Limits
DCB Decachlorobiphenyl	0	X D	53 - 150



Client: Antea USA, Inc.

Job Number: 460-85482-1

Client Sample ID: PMP-7-SW-SI

Lab Sample ID: 460-85482-22

Date Sampled: 10/30/2014 1113

Client Matrix: Solid

% Moisture: 12.5

Date Received: 10/31/2014 1520

8082 Polychlorinated Biphenyls (PCBs) by Gas Chromatography

Analysis Method:	8082	Analysis Batch:	460-260368	Instrument ID:	CPESTGC11
Prep Method:	3546	Prep Batch:	460-259946	Initial Weight/Volume:	15.0077 g
Dilution:	10			Final Weight/Volume:	10 mL
Analysis Date:	11/04/2014 2231			Injection Volume:	1 uL
Prep Date:	11/03/2014 0752			Result Type:	PRIMARY

Analyte	DryWt Corrected: Y	Result (ug/Kg)	Qualifier	MDL	RL
Aroclor 1016		170	U	170	770
Aroclor 1221		170	U	170	770
Aroclor 1232		170	U	170	770
Aroclor 1242		14000		170	770
Aroclor 1248		170	U	170	770
Aroclor 1254		220	U	220	770
Aroclor 1260		220	U	220	770
Aroclor 1262		220	U	220	770
Aroclor 1268		220	U	220	770

Surrogate	%Rec	Qualifier	Acceptance Limits
DCB Decachlorobiphenyl	110	D	53 - 150

**Analytical Data**

Client: Antea USA, Inc.

Job Number: 460-85482-1

**Client Sample ID: PMP-7-SW-SI**

Lab Sample ID: 460-85482-22

Date Sampled: 10/30/2014 1113

Client Matrix: Solid

% Moisture: 12.5

Date Received: 10/31/2014 1520

---

**8082 Polychlorinated Biphenyls (PCBs) by Gas Chromatography**

Analysis Method:	8082	Analysis Batch:	460-260368	Instrument ID:	CPESTGC11
Prep Method:	3546	Prep Batch:	460-259946	Initial Weight/Volume:	15.0077 g
Dilution:	10			Final Weight/Volume:	10 mL
Analysis Date:	11/04/2014 2231			Injection Volume:	1 uL
Prep Date:	11/03/2014 0752			Result Type:	SECONDARY

---

Surrogate	%Rec	Qualifier	Acceptance Limits
DCB Decachlorobiphenyl	103	D	53 - 150

Client: Antea USA, Inc.

Job Number: 460-85482-1

Client Sample ID: PMP-6-SW-WT

Lab Sample ID: 460-85482-23

Date Sampled: 10/30/2014 1040

Client Matrix: Solid

% Moisture: 4.8

Date Received: 10/31/2014 1520

8082 Polychlorinated Biphenyls (PCBs) by Gas Chromatography

Analysis Method:	8082	Analysis Batch:	460-260368	Instrument ID:	CPESTGC11
Prep Method:	3546	Prep Batch:	460-259946	Initial Weight/Volume:	15.0014 g
Dilution:	50			Final Weight/Volume:	10 mL
Analysis Date:	11/04/2014 2249			Injection Volume:	1 uL
Prep Date:	11/03/2014 0752			Result Type:	PRIMARY

Analyte	DryWt Corrected: Y	Result (ug/Kg)	Qualifier	MDL	RL
Aroclor 1016		790	U	790	3500
Aroclor 1221		790	U	790	3500
Aroclor 1232		790	U	790	3500
Aroclor 1242		76000		790	3500
Aroclor 1248		790	U	790	3500
Aroclor 1254		1000	U	1000	3500
Aroclor 1260		1000	U	1000	3500
Aroclor 1262		1000	U	1000	3500
Aroclor 1268		1000	U	1000	3500

Surrogate	%Rec	Qualifier	Acceptance Limits
DCB Decachlorobiphenyl	108	D	53 - 150

**Analytical Data**

Client: Antea USA, Inc.

Job Number: 460-85482-1

**Client Sample ID: PMP-6-SW-WT**

Lab Sample ID: 460-85482-23

Date Sampled: 10/30/2014 1040

Client Matrix: Solid

% Moisture: 4.8

Date Received: 10/31/2014 1520

---

**8082 Polychlorinated Biphenyls (PCBs) by Gas Chromatography**

Analysis Method:	8082	Analysis Batch:	460-260368	Instrument ID:	CPESTGC11
Prep Method:	3546	Prep Batch:	460-259946	Initial Weight/Volume:	15.0014 g
Dilution:	50			Final Weight/Volume:	10 mL
Analysis Date:	11/04/2014 2249			Injection Volume:	1 uL
Prep Date:	11/03/2014 0752			Result Type:	SECONDARY

---

Surrogate	%Rec	Qualifier	Acceptance Limits
DCB Decachlorobiphenyl	94	D	53 - 150

Analytical Data

Client: Antea USA, Inc.

Job Number: 460-85482-1

Client Sample ID: PMP-6-SW-SI

Lab Sample ID: 460-85482-24

Date Sampled: 10/30/2014 1045

Client Matrix: Solid

% Moisture: 12.6

Date Received: 10/31/2014 1520

---

8082 Polychlorinated Biphenyls (PCBs) by Gas Chromatography

Analysis Method:	8082	Analysis Batch:	460-260501	Instrument ID:	CPESTGC11
Prep Method:	3546	Prep Batch:	460-259946	Initial Weight/Volume:	15.0025 g
Dilution:	20			Final Weight/Volume:	10 mL
Analysis Date:	11/05/2014 1214			Injection Volume:	1 uL
Prep Date:	11/03/2014 0752			Result Type:	PRIMARY

Analyte	DryWt Corrected: Y	Result (ug/Kg)	Qualifier	MDL	RL
Aroclor 1016		340	U	340	1500
Aroclor 1221		340	U	340	1500
Aroclor 1232		340	U	340	1500
Aroclor 1242		24000		340	1500
Aroclor 1248		340	U	340	1500
Aroclor 1254		430	U	430	1500
Aroclor 1260		430	U	430	1500
Aroclor 1262		430	U	430	1500
Aroclor 1268		430	U	430	1500

Surrogate	%Rec	Qualifier	Acceptance Limits
DCB Decachlorobiphenyl	110	D	53 - 150

**Analytical Data**

Client: Antea USA, Inc.

Job Number: 460-85482-1

**Client Sample ID: PMP-6-SW-SI**

Lab Sample ID: 460-85482-24

Date Sampled: 10/30/2014 1045

Client Matrix: Solid

% Moisture: 12.6

Date Received: 10/31/2014 1520

---

**8082 Polychlorinated Biphenyls (PCBs) by Gas Chromatography**

Analysis Method:	8082	Analysis Batch:	460-260501	Instrument ID:	CPESTGC11
Prep Method:	3546	Prep Batch:	460-259946	Initial Weight/Volume:	15.0025 g
Dilution:	20			Final Weight/Volume:	10 mL
Analysis Date:	11/05/2014 1214			Injection Volume:	1 uL
Prep Date:	11/03/2014 0752			Result Type:	SECONDARY

---

Surrogate	%Rec	Qualifier	Acceptance Limits
DCB Decachlorobiphenyl	98	D	53 - 150

Analytical Data

Client: Antea USA, Inc.

Job Number: 460-85482-1

Client Sample ID: PMP-5-SW-WT

Lab Sample ID: 460-85482-25

Date Sampled: 10/30/2014 1002

Client Matrix: Solid

% Moisture: 3.0

Date Received: 10/31/2014 1520

8082 Polychlorinated Biphenyls (PCBs) by Gas Chromatography

Analysis Method:	8082	Analysis Batch:	460-260501	Instrument ID:	CPESTGC11
Prep Method:	3546	Prep Batch:	460-259946	Initial Weight/Volume:	15.0351 g
Dilution:	100			Final Weight/Volume:	10 mL
Analysis Date:	11/05/2014 1233			Injection Volume:	1 uL
Prep Date:	11/03/2014 0752			Result Type:	PRIMARY

Analyte	DryWt Corrected: Y	Result (ug/Kg)	Qualifier	MDL	RL
Aroclor 1016		1500	U	1500	6900
Aroclor 1221		1500	U	1500	6900
Aroclor 1232		1500	U	1500	6900
Aroclor 1242		120000		1500	6900
Aroclor 1248		1500	U	1500	6900
Aroclor 1254		2000	U	2000	6900
Aroclor 1260		17000		2000	6900
Aroclor 1262		2000	U	2000	6900
Aroclor 1268		2000	U	2000	6900

Surrogate	%Rec	Qualifier	Acceptance Limits
DCB Decachlorobiphenyl	0	X D	53 - 150

**Analytical Data**

Client: Antea USA, Inc.

Job Number: 460-85482-1

**Client Sample ID: PMP-5-SW-WT**

Lab Sample ID: 460-85482-25

Date Sampled: 10/30/2014 1002

Client Matrix: Solid

% Moisture: 3.0

Date Received: 10/31/2014 1520

---

**8082 Polychlorinated Biphenyls (PCBs) by Gas Chromatography**

Analysis Method:	8082	Analysis Batch:	460-260501	Instrument ID:	CPESTGC11
Prep Method:	3546	Prep Batch:	460-259946	Initial Weight/Volume:	15.0351 g
Dilution:	100			Final Weight/Volume:	10 mL
Analysis Date:	11/05/2014 1233			Injection Volume:	1 uL
Prep Date:	11/03/2014 0752			Result Type:	SECONDARY

---

Surrogate	%Rec	Qualifier	Acceptance Limits
DCB Decachlorobiphenyl	0	X D	53 - 150



Client: Antea USA, Inc.

Job Number: 460-85482-1

Client Sample ID: PMP-5-SW-SI

Lab Sample ID: 460-85482-26

Date Sampled: 10/30/2014 1005

Client Matrix: Solid

% Moisture: 10.3

Date Received: 10/31/2014 1520

8082 Polychlorinated Biphenyls (PCBs) by Gas Chromatography

Analysis Method:	8082	Analysis Batch:	460-260368	Instrument ID:	CPESTGC11
Prep Method:	3546	Prep Batch:	460-259946	Initial Weight/Volume:	15.0096 g
Dilution:	25			Final Weight/Volume:	10 mL
Analysis Date:	11/04/2014 2346			Injection Volume:	1 uL
Prep Date:	11/03/2014 0752			Result Type:	PRIMARY

Analyte	DryWt Corrected: Y	Result (ug/Kg)	Qualifier	MDL	RL
Aroclor 1016		420	U	420	1900
Aroclor 1221		420	U	420	1900
Aroclor 1232		420	U	420	1900
Aroclor 1242		35000		420	1900
Aroclor 1248		420	U	420	1900
Aroclor 1254		530	U	530	1900
Aroclor 1260		5000		530	1900
Aroclor 1262		530	U	530	1900
Aroclor 1268		530	U	530	1900

Surrogate	%Rec	Qualifier	Acceptance Limits
DCB Decachlorobiphenyl	102	D	53 - 150

**Analytical Data**

Client: Antea USA, Inc.

Job Number: 460-85482-1

**Client Sample ID: PMP-5-SW-SI**

Lab Sample ID: 460-85482-26

Date Sampled: 10/30/2014 1005

Client Matrix: Solid

% Moisture: 10.3

Date Received: 10/31/2014 1520

---

**8082 Polychlorinated Biphenyls (PCBs) by Gas Chromatography**

Analysis Method:	8082	Analysis Batch:	460-260368	Instrument ID:	CPESTGC11
Prep Method:	3546	Prep Batch:	460-259946	Initial Weight/Volume:	15.0096 g
Dilution:	25			Final Weight/Volume:	10 mL
Analysis Date:	11/04/2014 2346			Injection Volume:	1 uL
Prep Date:	11/03/2014 0752			Result Type:	SECONDARY

---

Surrogate	%Rec	Qualifier	Acceptance Limits
DCB Decachlorobiphenyl	98	D	53 - 150

Analytical Data

Client: Antea USA, Inc.

Job Number: 460-85482-1

Client Sample ID: PMP-4-SW-VS

Lab Sample ID: 460-85482-27

Date Sampled: 10/30/2014 0914

Client Matrix: Solid

% Moisture: 6.7

Date Received: 10/31/2014 1520

8082 Polychlorinated Biphenyls (PCBs) by Gas Chromatography

Analysis Method:	8082	Analysis Batch:	460-260501	Instrument ID:	CPESTGC11
Prep Method:	3546	Prep Batch:	460-259946	Initial Weight/Volume:	15.0014 g
Dilution:	10			Final Weight/Volume:	10 mL
Analysis Date:	11/05/2014 1346			Injection Volume:	1 uL
Prep Date:	11/03/2014 0752			Result Type:	PRIMARY

Analyte	DryWt Corrected: Y	Result (ug/Kg)	Qualifier	MDL	RL
Aroclor 1016		160	U	160	720
Aroclor 1221		160	U	160	720
Aroclor 1232		160	U	160	720
Aroclor 1242		160	U	160	720
Aroclor 1248		4500		160	720
Aroclor 1254		200	U	200	720
Aroclor 1260		200	U	200	720
Aroclor 1262		200	U	200	720
Aroclor 1268		200	U	200	720

Surrogate	%Rec	Qualifier	Acceptance Limits
DCB Decachlorobiphenyl	115	D	53 - 150

**Analytical Data**

Client: Antea USA, Inc.

Job Number: 460-85482-1

**Client Sample ID: PMP-4-SW-VS**

Lab Sample ID: 460-85482-27

Date Sampled: 10/30/2014 0914

Client Matrix: Solid

% Moisture: 6.7

Date Received: 10/31/2014 1520

---

**8082 Polychlorinated Biphenyls (PCBs) by Gas Chromatography**

Analysis Method:	8082	Analysis Batch:	460-260501	Instrument ID:	CPESTGC11
Prep Method:	3546	Prep Batch:	460-259946	Initial Weight/Volume:	15.0014 g
Dilution:	10			Final Weight/Volume:	10 mL
Analysis Date:	11/05/2014 1346			Injection Volume:	1 uL
Prep Date:	11/03/2014 0752			Result Type:	SECONDARY

---

Surrogate	%Rec	Qualifier	Acceptance Limits
DCB Decachlorobiphenyl	111	D	53 - 150

Analytical Data

Client: Antea USA, Inc.

Job Number: 460-85482-1

Client Sample ID: PMP-8-SW-VS

Lab Sample ID: 460-85482-28

Date Sampled: 10/30/2014 0848

Client Matrix: Solid

% Moisture: 5.4

Date Received: 10/31/2014 1520

8082 Polychlorinated Biphenyls (PCBs) by Gas Chromatography

Analysis Method:	8082	Analysis Batch:	460-260368	Instrument ID:	CPESTGC11
Prep Method:	3546	Prep Batch:	460-259946	Initial Weight/Volume:	15.0024 g
Dilution:	10			Final Weight/Volume:	10 mL
Analysis Date:	11/05/2014 0005			Injection Volume:	1 uL
Prep Date:	11/03/2014 0752			Result Type:	PRIMARY

Analyte	DryWt Corrected: Y	Result (ug/Kg)	Qualifier	MDL	RL
Aroclor 1016		160	U	160	710
Aroclor 1221		160	U	160	710
Aroclor 1232		160	U	160	710
Aroclor 1242		11000		160	710
Aroclor 1248		160	U	160	710
Aroclor 1254		200	U	200	710
Aroclor 1260		200	U	200	710
Aroclor 1262		200	U	200	710
Aroclor 1268		200	U	200	710

Surrogate	%Rec	Qualifier	Acceptance Limits
DCB Decachlorobiphenyl	117	D	53 - 150

**Analytical Data**

Client: Antea USA, Inc.

Job Number: 460-85482-1

**Client Sample ID: PMP-8-SW-VS**

Lab Sample ID: 460-85482-28

Date Sampled: 10/30/2014 0848

Client Matrix: Solid

% Moisture: 5.4

Date Received: 10/31/2014 1520

---

**8082 Polychlorinated Biphenyls (PCBs) by Gas Chromatography**

Analysis Method:	8082	Analysis Batch:	460-260368	Instrument ID:	CPESTGC11
Prep Method:	3546	Prep Batch:	460-259946	Initial Weight/Volume:	15.0024 g
Dilution:	10			Final Weight/Volume:	10 mL
Analysis Date:	11/05/2014 0005			Injection Volume:	1 uL
Prep Date:	11/03/2014 0752			Result Type:	SECONDARY

---

Surrogate	%Rec	Qualifier	Acceptance Limits
DCB Decachlorobiphenyl	115	D	53 - 150

**Analytical Data**

Client: Antea USA, Inc.

Job Number: 460-85482-1

**Client Sample ID:** Field Blank\_20141030

Lab Sample ID: 460-85482-29FB

Date Sampled: 10/30/2014 1600

Client Matrix: Water

Date Received: 10/31/2014 1520

---

**8082 Polychlorinated Biphenyls (PCBs) by Gas Chromatography**

Analysis Method:	8082	Analysis Batch:	460-260370	Instrument ID:	CPESTGC8
Prep Method:	3510C	Prep Batch:	460-260192	Initial Weight/Volume:	125 mL
Dilution:	1.0			Final Weight/Volume:	1 mL
Analysis Date:	11/04/2014 2336			Injection Volume:	1 uL
Prep Date:	11/04/2014 0808			Result Type:	PRIMARY

---

Analyte	Result (ug/L)	Qualifier	MDL	RL
Aroclor 1016	0.27	U	0.27	0.40
Aroclor 1221	0.27	U	0.27	0.40
Aroclor 1232	0.27	U	0.27	0.40
Aroclor 1242	0.27	U	0.27	0.40
Aroclor 1248	0.27	U	0.27	0.40
Aroclor 1254	0.21	U	0.21	0.40
Aroclor 1260	0.21	U	0.21	0.40
Aroclor 1262	0.21	U	0.21	0.40
Aroclor 1268	0.21	U	0.21	0.40
Polychlorinated biphenyls, Total	0.27	U	0.27	0.40

---

Surrogate	%Rec	Qualifier	Acceptance Limits
DCB Decachlorobiphenyl	106		13 - 150

**Analytical Data**

Client: Antea USA, Inc.

Job Number: 460-85482-1

**Client Sample ID:** Field Blank\_20141030

Lab Sample ID: 460-85482-29FB

Date Sampled: 10/30/2014 1600

Client Matrix: Water

Date Received: 10/31/2014 1520

---

**8082 Polychlorinated Biphenyls (PCBs) by Gas Chromatography**

Analysis Method:	8082	Analysis Batch:	460-260370	Instrument ID:	CPESTGC8
Prep Method:	3510C	Prep Batch:	460-260192	Initial Weight/Volume:	125 mL
Dilution:	1.0			Final Weight/Volume:	1 mL
Analysis Date:	11/04/2014 2336			Injection Volume:	1 uL
Prep Date:	11/04/2014 0808			Result Type:	SECONDARY

---

Surrogate	%Rec	Qualifier	Acceptance Limits
DCB Decachlorobiphenyl	100		13 - 150



**Analytical Data**

Client: Antea USA, Inc.

Job Number: 460-85482-1

**Client Sample ID: PMP-28-SW-WT**

Lab Sample ID: 460-85482-1

Date Sampled: 10/30/2014 1537

Client Matrix: Solid

% Moisture: 7.7

Date Received: 10/31/2014 1520

---

**NJ-OQA-QAM-025 New Jersey - Total petroleum Hydrocarbons (GC)**

Analysis Method:	NJ-OQA-QAM-025	Analysis Batch:	460-260483	Instrument ID:	CBNAGC2
Prep Method:	3546	Prep Batch:	460-260438	Lab File ID:	2F010436.D
Dilution:	20			Initial Weight/Volume:	15.0115 g
Analysis Date:	11/05/2014 1508			Final Weight/Volume:	1 mL
Prep Date:	11/05/2014 0614			Injection Volume:	1 uL

---

Analyte	DryWt Corrected: Y	Result (mg/Kg)	Qualifier	MDL	RL
Total Petroleum Hydrocarbons (C8-C40)		2400		120	120

---

Surrogate	%Rec	Qualifier	Acceptance Limits
o-Terphenyl	84		23 - 104
Chlorobenzene	78		22 - 92

**Analytical Data**

Client: Antea USA, Inc.

Job Number: 460-85482-1

**Client Sample ID: DUP\_20141030**

Lab Sample ID: 460-85482-2

Date Sampled: 10/30/2014 0000

Client Matrix: Solid

% Moisture: 6.8

Date Received: 10/31/2014 1520

---

**NJ-OQA-QAM-025 New Jersey - Total petroleum Hydrocarbons (GC)**

Analysis Method:	NJ-OQA-QAM-025	Analysis Batch:	460-260483	Instrument ID:	CBNAGC2
Prep Method:	3546	Prep Batch:	460-260438	Lab File ID:	2F010437.D
Dilution:	10			Initial Weight/Volume:	15.0006 g
Analysis Date:	11/05/2014 1520			Final Weight/Volume:	1 mL
Prep Date:	11/05/2014 0614			Injection Volume:	1 uL

---

Analyte	DryWt Corrected: Y	Result (mg/Kg)	Qualifier	MDL	RL
Total Petroleum Hydrocarbons (C8-C40)		1000		59	59

---

Surrogate	%Rec	Qualifier	Acceptance Limits
o-Terphenyl	79		23 - 104
Chlorobenzene	52		22 - 92

**Analytical Data**

Client: Antea USA, Inc.

Job Number: 460-85482-1

**Client Sample ID: PMP-24-SW-WT**

Lab Sample ID: 460-85482-11

Date Sampled: 10/30/2014 1400

Client Matrix: Solid

% Moisture: 4.9

Date Received: 10/31/2014 1520

---

**NJ-OQA-QAM-025 New Jersey - Total petroleum Hydrocarbons (GC)**

Analysis Method:	NJ-OQA-QAM-025	Analysis Batch:	460-260483	Instrument ID:	CBNAGC2
Prep Method:	3546	Prep Batch:	460-260438	Lab File ID:	2F010438.D
Dilution:	10			Initial Weight/Volume:	15.0104 g
Analysis Date:	11/05/2014 1533			Final Weight/Volume:	1 mL
Prep Date:	11/05/2014 0614			Injection Volume:	1 uL

---

Analyte	DryWt Corrected: Y	Result (mg/Kg)	Qualifier	MDL	RL
Total Petroleum Hydrocarbons (C8-C40)		1800		58	58

---

Surrogate	%Rec	Qualifier	Acceptance Limits
o-Terphenyl	2208	X	23 - 104
Chlorobenzene	70		22 - 92

**Analytical Data**

Client: Antea USA, Inc.

Job Number: 460-85482-1

**Client Sample ID: PMP-24-SW-SI**

Lab Sample ID: 460-85482-12

Date Sampled: 10/30/2014 1403

Client Matrix: Solid

% Moisture: 12.9

Date Received: 10/31/2014 1520

---

**NJ-OQA-QAM-025 New Jersey - Total petroleum Hydrocarbons (GC)**

Analysis Method:	NJ-OQA-QAM-025	Analysis Batch:	460-260483	Instrument ID:	CBNAGC2
Prep Method:	3546	Prep Batch:	460-260438	Lab File ID:	2F010439.D
Dilution:	20			Initial Weight/Volume:	15.0052 g
Analysis Date:	11/05/2014 1546			Final Weight/Volume:	1 mL
Prep Date:	11/05/2014 0614			Injection Volume:	1 uL

---

Analyte	DryWt Corrected: Y	Result (mg/Kg)	Qualifier	MDL	RL
Total Petroleum Hydrocarbons (C8-C40)		2500		130	130

---

Surrogate	%Rec	Qualifier	Acceptance Limits
o-Terphenyl	1676	X	23 - 104
Chlorobenzene	70		22 - 92

**Analytical Data**

Client: Antea USA, Inc.

Job Number: 460-85482-1

**Client Sample ID: PMP-9-SW-WT**

Lab Sample ID: 460-85482-16

Date Sampled: 10/30/2014 1152

Client Matrix: Solid

% Moisture: 6.4

Date Received: 10/31/2014 1520

---

**NJ-OQA-QAM-025 New Jersey - Total petroleum Hydrocarbons (GC)**

Analysis Method:	NJ-OQA-QAM-025	Analysis Batch:	460-260483	Instrument ID:	CBNAGC2
Prep Method:	3546	Prep Batch:	460-260438	Lab File ID:	2F010440.D
Dilution:	20			Initial Weight/Volume:	15.0118 g
Analysis Date:	11/05/2014 1559			Final Weight/Volume:	1 mL
Prep Date:	11/05/2014 0614			Injection Volume:	1 uL

---

Analyte	DryWt Corrected: Y	Result (mg/Kg)	Qualifier	MDL	RL
Total Petroleum Hydrocarbons (C8-C40)		2600		120	120

---

Surrogate	%Rec	Qualifier	Acceptance Limits
o-Terphenyl	329	X	23 - 104
Chlorobenzene	53		22 - 92

**Analytical Data**

Client: Antea USA, Inc.

Job Number: 460-85482-1

**Client Sample ID: PMP-7-SW-WT**

Lab Sample ID: 460-85482-21

Date Sampled: 10/30/2014 1111

Client Matrix: Solid

% Moisture: 4.9

Date Received: 10/31/2014 1520

---

**NJ-OQA-QAM-025 New Jersey - Total petroleum Hydrocarbons (GC)**

Analysis Method:	NJ-OQA-QAM-025	Analysis Batch:	460-260483	Instrument ID:	CBNAGC2
Prep Method:	3546	Prep Batch:	460-260438	Lab File ID:	2F010441.D
Dilution:	10			Initial Weight/Volume:	15.0305 g
Analysis Date:	11/05/2014 1612			Final Weight/Volume:	1 mL
Prep Date:	11/05/2014 0614			Injection Volume:	1 uL

---

Analyte	DryWt Corrected: Y	Result (mg/Kg)	Qualifier	MDL	RL
Total Petroleum Hydrocarbons (C8-C40)		1100		58	58

---

Surrogate	%Rec	Qualifier	Acceptance Limits
o-Terphenyl	444	X	23 - 104
Chlorobenzene	49		22 - 92

**Analytical Data**

Client: Antea USA, Inc.

Job Number: 460-85482-1

**Client Sample ID: PMP-5-SW-SI**

Lab Sample ID: 460-85482-26

Date Sampled: 10/30/2014 1005

Client Matrix: Solid

% Moisture: 10.3

Date Received: 10/31/2014 1520

---

**NJ-OQA-QAM-025 New Jersey - Total petroleum Hydrocarbons (GC)**

Analysis Method:	NJ-OQA-QAM-025	Analysis Batch:	460-260483	Instrument ID:	CBNAGC2
Prep Method:	3546	Prep Batch:	460-260438	Lab File ID:	2F010442.D
Dilution:	10			Initial Weight/Volume:	15.0002 g
Analysis Date:	11/05/2014 1625			Final Weight/Volume:	1 mL
Prep Date:	11/05/2014 0614			Injection Volume:	1 uL

---

Analyte	DryWt Corrected: Y	Result (mg/Kg)	Qualifier	MDL	RL
Total Petroleum Hydrocarbons (C8-C40)		1400		61	61

---

Surrogate	%Rec	Qualifier	Acceptance Limits
o-Terphenyl	142	X	23 - 104
Chlorobenzene	54		22 - 92

**Analytical Data**

Client: Antea USA, Inc.

Job Number: 460-85482-1

**Client Sample ID:** Field Blank\_20141030

Lab Sample ID: 460-85482-29FB

Date Sampled: 10/30/2014 1600

Client Matrix: Water

Date Received: 10/31/2014 1520

---

**NJ-OQA-QAM-025 New Jersey - Total petroleum Hydrocarbons (GC)**

Analysis Method:	NJ-OQA-QAM-025	Analysis Batch:	460-260182	Instrument ID:	CBNAGC2
Prep Method:	3510C	Prep Batch:	460-259962	Lab File ID:	2F010409.D
Dilution:	1.0			Initial Weight/Volume:	990 mL
Analysis Date:	11/04/2014 1204			Final Weight/Volume:	1 mL
Prep Date:	11/03/2014 0819			Injection Volume:	1 uL

---

Analyte	Result (mg/L)	Qualifier	MDL	RL
Total Petroleum Hydrocarbons (C8-C40)	0.083	U	0.083	0.083

---

Surrogate	%Rec	Qualifier	Acceptance Limits
o-Terphenyl	72		28 - 121
Chlorobenzene	70		26 - 98



Client: Antea USA, Inc.

Job Number: 460-85482-1

---

General Chemistry

Client Sample ID: PMP-28-SW-WT

Lab Sample ID: 460-85482-1

Date Sampled: 10/30/2014 1537

Client Matrix: Solid

Date Received: 10/31/2014 1520

Analyte	Result	Qual	Units	MDL	RL	Dil	Method
Percent Moisture	7.7		%	1.0	1.0	1.0	Moisture
	Analysis Batch: 460-259975	Analysis Date: 11/03/2014 0912					DryWt Corrected: N
Percent Solids	92.3		%	1.0	1.0	1.0	Moisture
	Analysis Batch: 460-259975	Analysis Date: 11/03/2014 0912					DryWt Corrected: N

Client: Antea USA, Inc.

Job Number: 460-85482-1

---

General Chemistry

Client Sample ID: DUP\_20141030

Lab Sample ID: 460-85482-2

Date Sampled: 10/30/2014 0000

Client Matrix: Solid

Date Received: 10/31/2014 1520

Analyte	Result	Qual	Units	MDL	RL	Dil	Method
Percent Moisture	6.8		%	1.0	1.0	1.0	Moisture
	Analysis Batch: 460-259975	Analysis Date: 11/03/2014 0912					DryWt Corrected: N
Percent Solids	93.2		%	1.0	1.0	1.0	Moisture
	Analysis Batch: 460-259975	Analysis Date: 11/03/2014 0912					DryWt Corrected: N

Client: Antea USA, Inc.

Job Number: 460-85482-1

---

General Chemistry

Client Sample ID: PMP-15-SW-WT

Lab Sample ID: 460-85482-3

Date Sampled: 10/30/2014 1522

Client Matrix: Solid

Date Received: 10/31/2014 1520

Analyte	Result	Qual	Units	MDL	RL	Dil	Method
Percent Moisture	6.6		%	1.0	1.0	1.0	Moisture
	Analysis Batch: 460-259979	Analysis Date: 11/03/2014 0938					DryWt Corrected: N
Percent Solids	93.4		%	1.0	1.0	1.0	Moisture
	Analysis Batch: 460-259979	Analysis Date: 11/03/2014 0938					DryWt Corrected: N

Client: Antea USA, Inc.

Job Number: 460-85482-1

---

General Chemistry

Client Sample ID: PMP-2-SW-WT

Lab Sample ID: 460-85482-4

Date Sampled: 10/30/2014 1500

Client Matrix: Solid

Date Received: 10/31/2014 1520

Analyte	Result	Qual	Units	MDL	RL	Dil	Method
Percent Moisture	3.6		%	1.0	1.0	1.0	Moisture
	Analysis Batch: 460-259979	Analysis Date: 11/03/2014 0938					DryWt Corrected: N
Percent Solids	96.4		%	1.0	1.0	1.0	Moisture
	Analysis Batch: 460-259979	Analysis Date: 11/03/2014 0938					DryWt Corrected: N

Client: Antea USA, Inc.

Job Number: 460-85482-1

---

General Chemistry

Client Sample ID: PMP-2-SW-SI

Lab Sample ID: 460-85482-5

Date Sampled: 10/30/2014 1502

Client Matrix: Solid

Date Received: 10/31/2014 1520

Analyte	Result	Qual	Units	MDL	RL	Dil	Method
Percent Moisture	13.4		%	1.0	1.0	1.0	Moisture
	Analysis Batch: 460-259979	Analysis Date: 11/03/2014 0938					DryWt Corrected: N
Percent Solids	86.6		%	1.0	1.0	1.0	Moisture
	Analysis Batch: 460-259979	Analysis Date: 11/03/2014 0938					DryWt Corrected: N

Client: Antea USA, Inc.

Job Number: 460-85482-1

---

General Chemistry

Client Sample ID: PMP-13-SW-WT

Lab Sample ID: 460-85482-6

Date Sampled: 10/30/2014 1440

Client Matrix: Solid

Date Received: 10/31/2014 1520

Analyte	Result	Qual	Units	MDL	RL	Dil	Method
Percent Moisture	8.5		%	1.0	1.0	1.0	Moisture
	Analysis Batch: 460-259979	Analysis Date: 11/03/2014 0938					DryWt Corrected: N
Percent Solids	91.5		%	1.0	1.0	1.0	Moisture
	Analysis Batch: 460-259979	Analysis Date: 11/03/2014 0938					DryWt Corrected: N

Client: Antea USA, Inc.

Job Number: 460-85482-1

---

General Chemistry

Client Sample ID: PMP-13-SW-SI

Lab Sample ID: 460-85482-7

Date Sampled: 10/30/2014 1442

Client Matrix: Solid

Date Received: 10/31/2014 1520

Analyte	Result	Qual	Units	MDL	RL	Dil	Method
Percent Moisture	11.1		%	1.0	1.0	1.0	Moisture
	Analysis Batch: 460-259979	Analysis Date: 11/03/2014 0938					DryWt Corrected: N
Percent Solids	88.9		%	1.0	1.0	1.0	Moisture
	Analysis Batch: 460-259979	Analysis Date: 11/03/2014 0938					DryWt Corrected: N

Client: Antea USA, Inc.

Job Number: 460-85482-1

---

General Chemistry

Client Sample ID: PMP-13-SW-SD

Lab Sample ID: 460-85482-8

Date Sampled: 10/30/2014 1442

Client Matrix: Solid

Date Received: 10/31/2014 1520

Analyte	Result	Qual	Units	MDL	RL	Dil	Method
Percent Moisture	13.6		%	1.0	1.0	1.0	Moisture
	Analysis Batch: 460-260067	Analysis Date: 11/03/2014 1542					DryWt Corrected: N
Percent Solids	86.4		%	1.0	1.0	1.0	Moisture
	Analysis Batch: 460-260067	Analysis Date: 11/03/2014 1542					DryWt Corrected: N



Client: Antea USA, Inc.

Job Number: 460-85482-1

---

General Chemistry

Client Sample ID: PMP-24-SW-VS

Lab Sample ID: 460-85482-9

Date Sampled: 10/30/2014 1357

Client Matrix: Solid

Date Received: 10/31/2014 1520

Analyte	Result	Qual	Units	MDL	RL	Dil	Method
Percent Moisture	7.8		%	1.0	1.0	1.0	Moisture
	Analysis Batch: 460-259979	Analysis Date: 11/03/2014 0938					DryWt Corrected: N
Percent Solids	92.2		%	1.0	1.0	1.0	Moisture
	Analysis Batch: 460-259979	Analysis Date: 11/03/2014 0938					DryWt Corrected: N

Client: Antea USA, Inc.

Job Number: 460-85482-1

---

General Chemistry

Client Sample ID: PMP-24-SW-VD

Lab Sample ID: 460-85482-10

Date Sampled: 10/30/2014 1359

Client Matrix: Solid

Date Received: 10/31/2014 1520

Analyte	Result	Qual	Units	MDL	RL	Dil	Method
Percent Moisture	10.6		%	1.0	1.0	1.0	Moisture
	Analysis Batch: 460-259979	Analysis Date: 11/03/2014 0938					DryWt Corrected: N
Percent Solids	89.4		%	1.0	1.0	1.0	Moisture
	Analysis Batch: 460-259979	Analysis Date: 11/03/2014 0938					DryWt Corrected: N

Client: Antea USA, Inc.

Job Number: 460-85482-1

---

General Chemistry

Client Sample ID: PMP-24-SW-WT

Lab Sample ID: 460-85482-11

Date Sampled: 10/30/2014 1400

Client Matrix: Solid

Date Received: 10/31/2014 1520

Analyte	Result	Qual	Units	MDL	RL	Dil	Method
Percent Moisture	4.9		%	1.0	1.0	1.0	Moisture
	Analysis Batch: 460-259979	Analysis Date: 11/03/2014 0938					DryWt Corrected: N
Percent Solids	95.1		%	1.0	1.0	1.0	Moisture
	Analysis Batch: 460-259979	Analysis Date: 11/03/2014 0938					DryWt Corrected: N

Client: Antea USA, Inc.

Job Number: 460-85482-1

---

General Chemistry

Client Sample ID: PMP-24-SW-SI

Lab Sample ID: 460-85482-12

Date Sampled: 10/30/2014 1403

Client Matrix: Solid

Date Received: 10/31/2014 1520

Analyte	Result	Qual	Units	MDL	RL	Dil	Method
Percent Moisture	12.9		%	1.0	1.0	1.0	Moisture
	Analysis Batch: 460-259979	Analysis Date: 11/03/2014 0938					DryWt Corrected: N
Percent Solids	87.1		%	1.0	1.0	1.0	Moisture
	Analysis Batch: 460-259979	Analysis Date: 11/03/2014 0938					DryWt Corrected: N

Client: Antea USA, Inc.

Job Number: 460-85482-1

---

General Chemistry

Client Sample ID: PMP-22-SW-VS

Lab Sample ID: 460-85482-13

Date Sampled: 10/30/2014 1332

Client Matrix: Solid

Date Received: 10/31/2014 1520

Analyte	Result	Qual	Units	MDL	RL	Dil	Method
Percent Moisture	4.9		%	1.0	1.0	1.0	Moisture
	Analysis Batch: 460-259979	Analysis Date: 11/03/2014 0938					DryWt Corrected: N
Percent Solids	95.1		%	1.0	1.0	1.0	Moisture
	Analysis Batch: 460-259979	Analysis Date: 11/03/2014 0938					DryWt Corrected: N

Client: Antea USA, Inc.

Job Number: 460-85482-1

---

General Chemistry

Client Sample ID: PMP-23-SW-VS

Lab Sample ID: 460-85482-14

Date Sampled: 10/30/2014 1317

Client Matrix: Solid

Date Received: 10/31/2014 1520

Analyte	Result	Qual	Units	MDL	RL	Dil	Method
Percent Moisture	4.7		%	1.0	1.0	1.0	Moisture
	Analysis Batch: 460-259979	Analysis Date: 11/03/2014 0938					DryWt Corrected: N
Percent Solids	95.3		%	1.0	1.0	1.0	Moisture
	Analysis Batch: 460-259979	Analysis Date: 11/03/2014 0938					DryWt Corrected: N

Client: Antea USA, Inc.

Job Number: 460-85482-1

---

General Chemistry

Client Sample ID: PMP-9-SW-VD

Lab Sample ID: 460-85482-15

Client Matrix: Solid

Date Sampled: 10/30/2014 1150

Date Received: 10/31/2014 1520

Analyte	Result	Qual	Units	MDL	RL	Dil	Method
Percent Moisture	4.8		%	1.0	1.0	1.0	Moisture
	Analysis Batch: 460-259979	Analysis Date: 11/03/2014 0938					DryWt Corrected: N
Percent Solids	95.2		%	1.0	1.0	1.0	Moisture
	Analysis Batch: 460-259979	Analysis Date: 11/03/2014 0938					DryWt Corrected: N

Client: Antea USA, Inc.

Job Number: 460-85482-1

---

General Chemistry

Client Sample ID: PMP-9-SW-WT

Lab Sample ID: 460-85482-16

Date Sampled: 10/30/2014 1152

Client Matrix: Solid

Date Received: 10/31/2014 1520

Analyte	Result	Qual	Units	MDL	RL	Dil	Method
Percent Moisture	6.4		%	1.0	1.0	1.0	Moisture
	Analysis Batch: 460-259979	Analysis Date: 11/03/2014 0938					DryWt Corrected: N
Percent Solids	93.6		%	1.0	1.0	1.0	Moisture
	Analysis Batch: 460-259979	Analysis Date: 11/03/2014 0938					DryWt Corrected: N



Client: Antea USA, Inc.

Job Number: 460-85482-1

---

General Chemistry

Client Sample ID: PMP-9-SW-SI

Lab Sample ID: 460-85482-17

Client Matrix: Solid

Date Sampled: 10/30/2014 1155

Date Received: 10/31/2014 1520

Analyte	Result	Qual	Units	MDL	RL	Dil	Method
Percent Moisture	12.0		%	1.0	1.0	1.0	Moisture
	Analysis Batch: 460-259979	Analysis Date: 11/03/2014 0938					DryWt Corrected: N
Percent Solids	88.0		%	1.0	1.0	1.0	Moisture
	Analysis Batch: 460-259979	Analysis Date: 11/03/2014 0938					DryWt Corrected: N

Client: Antea USA, Inc.

Job Number: 460-85482-1

---

General Chemistry

Client Sample ID: PMP-10-SW-WT

Lab Sample ID: 460-85482-18

Date Sampled: 10/30/2014 1142

Client Matrix: Solid

Date Received: 10/31/2014 1520

Analyte	Result	Qual	Units	MDL	RL	Dil	Method
Percent Moisture	3.7		%	1.0	1.0	1.0	Moisture
	Analysis Batch: 460-259979	Analysis Date: 11/03/2014 0938					DryWt Corrected: N
Percent Solids	96.3		%	1.0	1.0	1.0	Moisture
	Analysis Batch: 460-259979	Analysis Date: 11/03/2014 0938					DryWt Corrected: N

Client: Antea USA, Inc.

Job Number: 460-85482-1

---

General Chemistry

Client Sample ID: PMP-10-SW-SI

Lab Sample ID: 460-85482-19

Client Matrix: Solid

Date Sampled: 10/30/2014 1145

Date Received: 10/31/2014 1520

Analyte	Result	Qual	Units	MDL	RL	Dil	Method
Percent Moisture	12.8		%	1.0	1.0	1.0	Moisture
	Analysis Batch: 460-259979	Analysis Date: 11/03/2014 0938					DryWt Corrected: N
Percent Solids	87.2		%	1.0	1.0	1.0	Moisture
	Analysis Batch: 460-259979	Analysis Date: 11/03/2014 0938					DryWt Corrected: N

Client: Antea USA, Inc.

Job Number: 460-85482-1

---

General Chemistry

Client Sample ID: PMP-7-SW-VD

Lab Sample ID: 460-85482-20

Client Matrix: Solid

Date Sampled: 10/30/2014 1109

Date Received: 10/31/2014 1520

Analyte	Result	Qual	Units	MDL	RL	Dil	Method
Percent Moisture	7.2		%	1.0	1.0	1.0	Moisture
	Analysis Batch: 460-259979	Analysis Date: 11/03/2014 0938					DryWt Corrected: N
Percent Solids	92.8		%	1.0	1.0	1.0	Moisture
	Analysis Batch: 460-259979	Analysis Date: 11/03/2014 0938					DryWt Corrected: N

Client: Antea USA, Inc.

Job Number: 460-85482-1

---

General Chemistry

Client Sample ID: PMP-7-SW-WT

Lab Sample ID: 460-85482-21

Date Sampled: 10/30/2014 1111

Client Matrix: Solid

Date Received: 10/31/2014 1520

Analyte	Result	Qual	Units	MDL	RL	Dil	Method
Percent Moisture	4.9		%	1.0	1.0	1.0	Moisture
	Analysis Batch: 460-259979	Analysis Date: 11/03/2014 0938					DryWt Corrected: N
Percent Solids	95.1		%	1.0	1.0	1.0	Moisture
	Analysis Batch: 460-259979	Analysis Date: 11/03/2014 0938					DryWt Corrected: N

Client: Antea USA, Inc.

Job Number: 460-85482-1

---

General Chemistry

Client Sample ID: PMP-7-SW-SI

Lab Sample ID: 460-85482-22

Date Sampled: 10/30/2014 1113

Client Matrix: Solid

Date Received: 10/31/2014 1520

Analyte	Result	Qual	Units	MDL	RL	Dil	Method
Percent Moisture	12.5		%	1.0	1.0	1.0	Moisture
	Analysis Batch: 460-259979	Analysis Date: 11/03/2014 0938					DryWt Corrected: N
Percent Solids	87.5		%	1.0	1.0	1.0	Moisture
	Analysis Batch: 460-259979	Analysis Date: 11/03/2014 0938					DryWt Corrected: N

Client: Antea USA, Inc.

Job Number: 460-85482-1

---

General Chemistry

Client Sample ID: PMP-6-SW-WT

Lab Sample ID: 460-85482-23

Date Sampled: 10/30/2014 1040

Client Matrix: Solid

Date Received: 10/31/2014 1520

Analyte	Result	Qual	Units	MDL	RL	Dil	Method
Percent Moisture	4.8		%	1.0	1.0	1.0	Moisture
	Analysis Batch: 460-259998	Analysis Date: 11/03/2014 1036					DryWt Corrected: N
Percent Solids	95.2		%	1.0	1.0	1.0	Moisture
	Analysis Batch: 460-259998	Analysis Date: 11/03/2014 1036					DryWt Corrected: N

Client: Antea USA, Inc.

Job Number: 460-85482-1

---

General Chemistry

Client Sample ID: PMP-6-SW-SI

Lab Sample ID: 460-85482-24

Date Sampled: 10/30/2014 1045

Client Matrix: Solid

Date Received: 10/31/2014 1520

Analyte	Result	Qual	Units	MDL	RL	Dil	Method
Percent Moisture	12.6		%	1.0	1.0	1.0	Moisture
	Analysis Batch: 460-259998	Analysis Date: 11/03/2014 1036					DryWt Corrected: N
Percent Solids	87.4		%	1.0	1.0	1.0	Moisture
	Analysis Batch: 460-259998	Analysis Date: 11/03/2014 1036					DryWt Corrected: N



Client: Antea USA, Inc.

Job Number: 460-85482-1

---

General Chemistry

Client Sample ID: PMP-5-SW-WT

Lab Sample ID: 460-85482-25

Date Sampled: 10/30/2014 1002

Client Matrix: Solid

Date Received: 10/31/2014 1520

Analyte	Result	Qual	Units	MDL	RL	Dil	Method
Percent Moisture	3.0		%	1.0	1.0	1.0	Moisture
	Analysis Batch: 460-259998	Analysis Date: 11/03/2014 1036					DryWt Corrected: N
Percent Solids	97.0		%	1.0	1.0	1.0	Moisture
	Analysis Batch: 460-259998	Analysis Date: 11/03/2014 1036					DryWt Corrected: N

Client: Antea USA, Inc.

Job Number: 460-85482-1

---

General Chemistry

Client Sample ID: PMP-5-SW-SI

Lab Sample ID: 460-85482-26

Date Sampled: 10/30/2014 1005

Client Matrix: Solid

Date Received: 10/31/2014 1520

Analyte	Result	Qual	Units	MDL	RL	Dil	Method
Percent Moisture	10.3		%	1.0	1.0	1.0	Moisture
	Analysis Batch: 460-259998	Analysis Date: 11/03/2014 1036					DryWt Corrected: N
Percent Solids	89.7		%	1.0	1.0	1.0	Moisture
	Analysis Batch: 460-259998	Analysis Date: 11/03/2014 1036					DryWt Corrected: N

Client: Antea USA, Inc.

Job Number: 460-85482-1

---

General Chemistry

Client Sample ID: PMP-4-SW-VS

Lab Sample ID: 460-85482-27

Client Matrix: Solid

Date Sampled: 10/30/2014 0914

Date Received: 10/31/2014 1520

Analyte	Result	Qual	Units	MDL	RL	Dil	Method
Percent Moisture	6.7		%	1.0	1.0	1.0	Moisture
	Analysis Batch: 460-259998	Analysis Date: 11/03/2014 1036					DryWt Corrected: N
Percent Solids	93.3		%	1.0	1.0	1.0	Moisture
	Analysis Batch: 460-259998	Analysis Date: 11/03/2014 1036					DryWt Corrected: N

Client: Antea USA, Inc.

Job Number: 460-85482-1

---

General Chemistry

Client Sample ID: PMP-8-SW-VS

Lab Sample ID: 460-85482-28

Client Matrix: Solid

Date Sampled: 10/30/2014 0848

Date Received: 10/31/2014 1520

Analyte	Result	Qual	Units	MDL	RL	Dil	Method
Percent Moisture	5.4		%	1.0	1.0	1.0	Moisture
	Analysis Batch: 460-259998	Analysis Date: 11/03/2014 1036					DryWt Corrected: N
Percent Solids	94.6		%	1.0	1.0	1.0	Moisture
	Analysis Batch: 460-259998	Analysis Date: 11/03/2014 1036					DryWt Corrected: N

Client: Antea USA, Inc.

Job Number: 460-85482-1

**Surrogate Recovery Report**

**8260B Volatile Organic Compounds (GC/MS)**

**Client Matrix: Solid**

Lab Sample ID	Client Sample ID	DBFM %Rec	DCA %Rec	TOL %Rec	BFB %Rec
460-85482-8	PMP-13-SW-SD	106	99	92	99
460-85482-22	PMP-7-SW-SI	104	108	97	89
MB 460-260626/6		92	93	93	91
LCS 460-260626/3		89	85	93	91
LCSD 460-260626/4		93	91	98	96

Surrogate	Acceptance Limits
DBFM = Dibromofluoromethane (Surr)	70-130
DCA = 1,2-Dichloroethane-d4 (Surr)	70-130
TOL = Toluene-d8 (Surr)	70-130
BFB = Bromofluorobenzene	70-130

Client: Antea USA, Inc.

Job Number: 460-85482-1

**Surrogate Recovery Report**

**8260B Volatile Organic Compounds (GC/MS)**

**Client Matrix: Solid**

Lab Sample ID	Client Sample ID	DBFM %Rec	DCA %Rec	TOL %Rec	BFB %Rec
460-85482-1	PMP-28-SW-WT	93	90	99	107
460-85482-2	DUP_20141030	93	89	99	103
460-85482-3	PMP-15-SW-WT	92	89	98	102
460-85482-10	PMP-24-SW-VD	104	112	102	115
460-85482-11	PMP-24-SW-WT	93	89	100	102
460-85482-12	PMP-24-SW-SI	92	92	99	96
460-85482-16	PMP-9-SW-WT	93	92	99	103
460-85482-21	PMP-7-SW-WT	94	94	99	103
460-85482-25	PMP-5-SW-WT	107	102	111	117
460-85482-26	PMP-5-SW-SI	94	90	99	105
MB 460-260159/6		96	90	100	101
LCS 460-260159/3		100	91	98	101
LCSD 460-260159/4		97	90	99	99

Surrogate	Acceptance Limits
DBFM = Dibromofluoromethane (Surr)	70-130
DCA = 1,2-Dichloroethane-d4 (Surr)	75-135
TOL = Toluene-d8 (Surr)	59-150
BFB = Bromofluorobenzene	72-133

Client: Antea USA, Inc.

Job Number: 460-85482-1

**Surrogate Recovery Report**

**8260B Volatile Organic Compounds (GC/MS)**

**Client Matrix: Water**

Lab Sample ID	Client Sample ID	DBFM %Rec	DCA %Rec	TOL %Rec	BFB %Rec
460-85482-29	Field Blank_20141030	114	117	120	120
460-85482-30	Trip Blank	116	117	119	117
MB 460-260007/5		118	116	111	113
LCS 460-260007/3		120	113	111	115
460-85468-A-1 MS		120	111	113	117
460-85468-A-1 MSD		119	113	112	115

Surrogate	Acceptance Limits
DBFM = Dibromofluoromethane (Surr)	72-137
DCA = 1,2-Dichloroethane-d4 (Surr)	70-130
TOL = Toluene-d8 (Surr)	70-130
BFB = Bromofluorobenzene	64-135

Client: Antea USA, Inc.

Job Number: 460-85482-1

**Surrogate Recovery Report**

**8270C Semivolatile Organic Compounds (GC/MS)**

**Client Matrix: Solid**

Lab Sample ID	Client Sample ID	2FP %Rec	PHL %Rec	NBZ %Rec	FBP %Rec	TBP %Rec	TPH %Rec
460-85482-10	PMP-24-SW-VD	68	71	78	86	71	81
MB 460-260126/1-A		83	87	96	89	87	105
LCS 460-260126/2-A		73	74	88	82	87	94
LCS 460-260126/17-A		87	91	103	94	100	110
460-85533-E-1-A MS		80	86	96	93	106	113
460-85533-E-1-B MSD		78	83	94	88	97	107

Surrogate	Acceptance Limits
2FP = 2-Fluorophenol	37-125
PHL = Phenol-d5	41-118
NBZ = Nitrobenzene-d5	38-105
FBP = 2-Fluorobiphenyl	40-109
TBP = 2,4,6-Tribromophenol	10-120
TPH = Terphenyl-d14	16-151



Client: Antea USA, Inc.

Job Number: 460-85482-1

**Surrogate Recovery Report**

**8270C Semivolatile Organic Compounds (GC/MS)**

**Client Matrix: Water**

Lab Sample ID	Client Sample ID	2FP %Rec	PHL %Rec	NBZ %Rec	FBP %Rec	TBP %Rec	TPH %Rec
460-85482-29	Field Blank_20141030	52	32	108	99	86	101
MB 460-260289/1-A		54	34	105	100	86	109
LCS 460-260289/2-A		43	27	82	81	75	85
LCS 460-260289/4-A		52	31	101	95	84	110
LCSD 460-260289/3-A		46	31	84	83	73	87
LCSD 460-260289/5-A		48	30	91	81	78	100

Surrogate	Acceptance Limits
2FP = 2-Fluorophenol	15-96
PHL = Phenol-d5	4-86
NBZ = Nitrobenzene-d5	60-114
FBP = 2-Fluorobiphenyl	50-120
TBP = 2,4,6-Tribromophenol	51-126
TPH = Terphenyl-d14	72-130

Client: Antea USA, Inc.

Job Number: 460-85482-1

**Surrogate Recovery Report****8082 Polychlorinated Biphenyls (PCBs) by Gas Chromatography****Client Matrix: Solid**

Lab Sample ID	Client Sample ID	DCB1 %Rec	DCB2 %Rec
460-85482-1	PMP-28-SW-WT	205X D	156X D
460-85482-2	DUP_20141030	200X D	198X D
460-85482-3	PMP-15-SW-WT	0X D	0X D
460-85482-4	PMP-2-SW-WT	0X D	0X D
460-85482-5	PMP-2-SW-SI	186X D	210X D
460-85482-6	PMP-13-SW-WT	184X D	187X D
460-85482-7	PMP-13-SW-SI	138	123
460-85482-9	PMP-24-SW-VS	0X D	0X D
460-85482-10	PMP-24-SW-VD	0X D	0X D
460-85482-11	PMP-24-SW-WT	0X D	0X D
460-85482-12	PMP-24-SW-SI	0X D	0X D
460-85482-13	PMP-22-SW-VS	99	101
460-85482-14	PMP-23-SW-VS	123	112
460-85482-15	PMP-9-SW-VD	131	118
460-85482-16	PMP-9-SW-WT	0X D	0X D
460-85482-17	PMP-9-SW-SI	97D	100D
460-85482-18	PMP-10-SW-WT	88D	93D
460-85482-19	PMP-10-SW-SI	120	108
460-85482-20	PMP-7-SW-VD	100D	110D
460-85482-21	PMP-7-SW-WT	0X D	0X D
460-85482-22	PMP-7-SW-SI	103D	110D
460-85482-23	PMP-6-SW-WT	94D	108D
460-85482-24	PMP-6-SW-SI	98D	110D
460-85482-25	PMP-5-SW-WT	0X D	0X D
460-85482-26	PMP-5-SW-SI	98D	102D
460-85482-27	PMP-4-SW-VS	111D	115D
460-85482-28	PMP-8-SW-VS	117D	115D
MB 460-259946/1-A		128	114
MB 460-259951/1-A		124	111

Surrogate

Acceptance Limits

DCB = DCB Decachlorobiphenyl

53-150

Client: Antea USA, Inc.

Job Number: 460-85482-1

**Surrogate Recovery Report**

**8082 Polychlorinated Biphenyls (PCBs) by Gas Chromatography**

**Client Matrix: Solid**

Lab Sample ID	Client Sample ID	DCB1 %Rec	DCB2 %Rec
LCS 460-259946/2-A		121	108
LCS 460-259951/2-A		126	113
460-85482-1 MS	PMP-28-SW-WT MS	217X D	190X D
460-85482-9 MS	PMP-24-SW-VS MS	0X D	0X D
460-85482-1 MSD	PMP-28-SW-WT MSD	221X D	194X D
460-85482-9 MSD	PMP-24-SW-VS MSD	0X D	0X D

Surrogate	Acceptance Limits
DCB = DCB Decachlorobiphenyl	53-150

Client: Antea USA, Inc.

Job Number: 460-85482-1

**Surrogate Recovery Report**

**8082 Polychlorinated Biphenyls (PCBs) by Gas Chromatography**

**Client Matrix: Water**

Lab Sample ID	Client Sample ID	DCB1 %Rec	DCB2 %Rec
460-85482-29	Field Blank_20141030	100	106
MB 460-260192/1-A		112	125
LCS 460-260192/2-A		91	104
LCSD 460-260192/3-A		95	106

Surrogate

Acceptance Limits

DCB = DCB Decachlorobiphenyl

13-150

Client: Antea USA, Inc.

Job Number: 460-85482-1

**Surrogate Recovery Report**

**NJ-OQA-QAM-025 New Jersey - Total petroleum Hydrocarbons (GC)**

**Client Matrix: Solid**

Lab Sample ID	Client Sample ID	CB %Rec	OTPH %Rec
460-85482-1	PMP-28-SW-WT	78	84
460-85482-2	DUP_20141030	52	79
460-85482-11	PMP-24-SW-WT	70	2208X
460-85482-12	PMP-24-SW-SI	70	1676X
460-85482-16	PMP-9-SW-WT	53	329X
460-85482-21	PMP-7-SW-WT	49	444X
460-85482-26	PMP-5-SW-SI	54	142X
MB 460-260438/1-A		81	69
LCS 460-260438/2-A		63	84
460-85482-1 MS	PMP-28-SW-WT MS	52	129X
460-85482-1 MSD	PMP-28-SW-WT MSD	47	103

Surrogate	Acceptance Limits
CB = Chlorobenzene	22-92
OTPH = o-Terphenyl	23-104

Client: Antea USA, Inc.

Job Number: 460-85482-1

**Surrogate Recovery Report**

**NJ-OQA-QAM-025 New Jersey - Total petroleum Hydrocarbons (GC)**

**Client Matrix: Water**

Lab Sample ID	Client Sample ID	CB %Rec	OTPH %Rec
460-85482-29	Field	70	72
	Blank_20141030		
MB 460-259962/1-A		67	71
LCS 460-259962/2-A		59	61
LCSD 460-259962/3-A		72	82

Surrogate	Acceptance Limits
CB = Chlorobenzene	26-98
OTPH = o-Terphenyl	28-121

## Quality Control Results

Client: Antea USA, Inc.

Job Number: 460-85482-1

**Method Blank - Batch: 460-260007**

**Method: 8260B  
Preparation: 5030B**

Lab Sample ID: MB 460-260007/5  
 Client Matrix: Water  
 Dilution: 1.0  
 Analysis Date: 11/03/2014 1115  
 Prep Date: 11/03/2014 1115  
 Leach Date: N/A

Analysis Batch: 460-260007  
 Prep Batch: N/A  
 Leach Batch: N/A  
 Units: ug/L

Instrument ID: CVOAMS3  
 Lab File ID: C1698.D  
 Initial Weight/Volume: 5 mL  
 Final Weight/Volume: 5 mL

Analyte	Result	Qual	MDL	RL
1,1-Dichloroethene	0.090	U	0.090	1.0
1,1-Dichloroethane	0.13	U	0.13	1.0
1,2-Dichloroethane	0.19	U	0.19	1.0
1,1,1-Trichloroethane	0.060	U	0.060	1.0
2-Butanone	2.3	U	2.3	5.0
Acetone	2.7	U	2.7	5.0
Benzene	0.080	U	0.080	1.0
2-Hexanone	0.50	U	0.50	5.0
Bromoform	0.19	U	0.19	1.0
Bromomethane	0.18	U	0.18	1.0
Carbon disulfide	0.13	U	0.13	1.0
Carbon tetrachloride	0.060	U	0.060	1.0
1,4-Dioxane	36	U	36	50
Chlorobenzene	0.11	U	0.11	1.0
Chloroethane	0.17	U	0.17	1.0
Chloroform	0.080	U	0.080	1.0
Chloromethane	0.10	U	0.10	1.0
4-Methyl-2-pentanone	0.99	U	0.99	5.0
cis-1,2-Dichloroethene	0.18	U	0.18	1.0
1,2-Dichlorobenzene	0.21	U	0.21	1.0
cis-1,3-Dichloropropene	0.18	U	0.18	1.0
Cyclohexane	0.16	U	0.16	1.0
1,3-Dichlorobenzene	0.14	U	0.14	1.0
1,4-Dichlorobenzene	0.23	U	0.23	1.0
1,2,4-Trichlorobenzene	0.34	U	0.34	1.0
1,2,3-Trichlorobenzene	0.51	U	0.51	1.0
Ethylbenzene	0.10	U	0.10	1.0
Freon TF	0.080	U	0.080	1.0
1,2-Dichloropropane	0.090	U	0.090	1.0
Isopropylbenzene	0.080	U	0.080	1.0
Methyl acetate	0.34	U	0.34	5.0
1,2-Dibromo-3-Chloropropane	0.40	U	0.40	1.0
Methylcyclohexane	0.14	U	0.14	1.0
1,1,1,2-Tetrachloroethane	0.16	U	0.16	1.0
Methylene Chloride	0.18	U	0.18	1.0
1,1,2-Trichloroethane	0.19	U	0.19	1.0
MTBE	0.14	U	0.14	1.0
Dibromochloromethane	0.20	U	0.20	1.0
Styrene	0.12	U	0.12	1.0
1,2-Dibromoethane	0.28	U	0.28	1.0
Dichlorodifluoromethane	0.22	U	0.22	1.0
Tetrachloroethene	0.10	U	0.10	1.0
Bromochloromethane	0.27	U	0.27	1.0
Toluene	0.15	U	0.15	1.0
Bromodichloromethane	0.12	U	0.12	1.0

## Quality Control Results

Client: Antea USA, Inc.

Job Number: 460-85482-1

**Method Blank - Batch: 460-260007**

**Method: 8260B  
Preparation: 5030B**

Lab Sample ID: MB 460-260007/5	Analysis Batch: 460-260007	Instrument ID: CVOAMS3
Client Matrix: Water	Prep Batch: N/A	Lab File ID: C1698.D
Dilution: 1.0	Leach Batch: N/A	Initial Weight/Volume: 5 mL
Analysis Date: 11/03/2014 1115	Units: ug/L	Final Weight/Volume: 5 mL
Prep Date: 11/03/2014 1115		
Leach Date: N/A		

Analyte	Result	Qual	MDL	RL
trans-1,2-Dichloroethene	0.13	U	0.13	1.0
trans-1,3-Dichloropropene	0.24	U	0.24	1.0
Trichloroethene	0.090	U	0.090	1.0
Trichlorofluoromethane	0.15	U	0.15	1.0
Vinyl chloride	0.14	U	0.14	1.0
Xylenes, Total	0.13	U	0.13	2.0

Surrogate	% Rec	Acceptance Limits
1,2-Dichloroethane-d4 (Surr)	116	70 - 130
Toluene-d8 (Surr)	111	70 - 130
Bromofluorobenzene	113	64 - 135
Dibromofluoromethane (Surr)	118	72 - 137

**Method Blank TICs- Batch: 460-260007**

Cas Number	Analyte	RT	Est. Result (ug/L)	Qual
	Tentatively Identified Compound		None	



## Quality Control Results

Client: Antea USA, Inc.

Job Number: 460-85482-1

**Lab Control Sample - Batch: 460-260007**

**Method: 8260B**

**Preparation: 5030B**

Lab Sample ID:	LCS 460-260007/3	Analysis Batch:	460-260007	Instrument ID:	CVOAMS3
Client Matrix:	Water	Prep Batch:	N/A	Lab File ID:	C1696.D
Dilution:	1.0	Leach Batch:	N/A	Initial Weight/Volume:	5 mL
Analysis Date:	11/03/2014 1008	Units:	ug/L	Final Weight/Volume:	5 mL
Prep Date:	11/03/2014 1008				
Leach Date:	N/A				

Analyte	Spike Amount	Result	% Rec.	Limit	Qual
1,1-Dichloroethene	20.0	20.5	102	71 - 123	
1,1-Dichloroethane	20.0	22.2	111	75 - 126	
1,2-Dichloroethane	20.0	21.2	106	75 - 127	
1,1,1-Trichloroethane	20.0	21.4	107	73 - 134	
2-Butanone	100	94.0	94	52 - 140	
Acetone	100	81.3	81	26 - 150	
Benzene	20.0	20.8	104	69 - 125	
2-Hexanone	100	103	103	49 - 131	
Bromoform	20.0	15.7	78	50 - 134	
Bromomethane	20.0	52.8	264	27 - 150	*
Carbon disulfide	20.0	19.8	99	61 - 126	
Carbon tetrachloride	20.0	21.0	105	58 - 150	
1,4-Dioxane	400	428	107	46 - 150	
Chlorobenzene	20.0	19.1	96	77 - 120	
Chloroethane	20.0	24.2	121	58 - 145	
Chloroform	20.0	21.6	108	81 - 122	
Chloromethane	20.0	24.1	121	43 - 145	
4-Methyl-2-pentanone	100	110	110	56 - 132	
cis-1,2-Dichloroethene	20.0	22.2	111	78 - 121	
1,2-Dichlorobenzene	20.0	17.8	89	81 - 120	
cis-1,3-Dichloropropene	20.0	20.9	104	71 - 120	
Cyclohexane	20.0	18.0	90	62 - 135	
1,3-Dichlorobenzene	20.0	19.9	99	75 - 120	
1,4-Dichlorobenzene	20.0	18.2	91	75 - 120	
1,2,4-Trichlorobenzene	20.0	20.7	103	76 - 129	
1,2,3-Trichlorobenzene	20.0	20.7	104	72 - 135	
Ethylbenzene	20.0	20.7	103	74 - 120	
Freon TF	20.0	18.0	90	60 - 144	
1,2-Dichloropropane	20.0	22.0	110	70 - 120	
Isopropylbenzene	20.0	23.2	116	74 - 127	
Methyl acetate	100	145	145	62 - 140	*
1,2-Dibromo-3-Chloropropane	20.0	17.9	89	53 - 136	
Methylcyclohexane	20.0	17.7	89	64 - 136	
1,1,2,2-Tetrachloroethane	20.0	19.8	99	55 - 133	
Methylene Chloride	20.0	21.1	106	76 - 123	
1,1,2-Trichloroethane	20.0	21.1	105	68 - 121	
MTBE	20.0	21.5	108	73 - 125	
Dibromochloromethane	20.0	20.3	102	63 - 131	
Styrene	20.0	21.3	106	76 - 120	
1,2-Dibromoethane	20.0	21.1	106	77 - 117	
Dichlorodifluoromethane	20.0	18.8	94	40 - 150	
Tetrachloroethene	20.0	21.3	106	70 - 136	
Bromochloromethane	20.0	25.7	129	70 - 134	
Toluene	20.0	18.8	94	78 - 120	
Bromodichloromethane	20.0	21.8	109	72 - 123	
trans-1,2-Dichloroethene	20.0	21.2	106	79 - 120	

## Quality Control Results

Client: Antea USA, Inc.

Job Number: 460-85482-1

**Lab Control Sample - Batch: 460-260007**

**Method: 8260B  
Preparation: 5030B**

Lab Sample ID: LCS 460-260007/3	Analysis Batch: 460-260007	Instrument ID: CVOAMS3
Client Matrix: Water	Prep Batch: N/A	Lab File ID: C1696.D
Dilution: 1.0	Leach Batch: N/A	Initial Weight/Volume: 5 mL
Analysis Date: 11/03/2014 1008	Units: ug/L	Final Weight/Volume: 5 mL
Prep Date: 11/03/2014 1008		
Leach Date: N/A		

Analyte	Spike Amount	Result	% Rec.	Limit	Qual
trans-1,3-Dichloropropene	20.0	20.4	102	71 - 123	
Trichloroethene	20.0	21.6	108	74 - 120	
Trichlorofluoromethane	20.0	21.3	107	65 - 142	
Vinyl chloride	20.0	24.3	122	56 - 137	
Xylenes, Total	40.0	41.5	104	73 - 122	
Surrogate		% Rec		Acceptance Limits	
1,2-Dichloroethane-d4 (Surr)		113		70 - 130	
Toluene-d8 (Surr)		111		70 - 130	
Bromofluorobenzene		115		64 - 135	

## Quality Control Results

Client: Antea USA, Inc.

Job Number: 460-85482-1

**Matrix Spike/  
Matrix Spike Duplicate Recovery Report - Batch: 460-260007**

**Method: 8260B  
Preparation: 5030B**

MS Lab Sample ID: 460-85468-A-1 MS	Analysis Batch: 460-260007	Instrument ID: CVOAMS3
Client Matrix: Water	Prep Batch: N/A	Lab File ID: C1705.D
Dilution: 10	Leach Batch: N/A	Initial Weight/Volume: 5 mL
Analysis Date: 11/03/2014 1417		Final Weight/Volume: 5 mL
Prep Date: 11/03/2014 1417		5 mL
Leach Date: N/A		

MSD Lab Sample ID: 460-85468-A-1 MSD	Analysis Batch: 460-260007	Instrument ID: CVOAMS3
Client Matrix: Water	Prep Batch: N/A	Lab File ID: C1706.D
Dilution: 10	Leach Batch: N/A	Initial Weight/Volume: 5 mL
Analysis Date: 11/03/2014 1443		Final Weight/Volume: 5 mL
Prep Date: 11/03/2014 1443		5 mL
Leach Date: N/A		

Analyte	% Rec.		Limit	RPD	RPD Limit	MS Qual	MSD Qual
	MS	MSD					
1,1-Dichloroethane	105	102	75 - 126	3	30		
1,1-Dichloroethene	95	95	71 - 123	0	30		
1,1,1-Trichloroethane	102	99	73 - 134	3	30		
1,2-Dichloroethane	99	99	75 - 127	0	30		
2-Butanone	91	91	52 - 140	1	30		
Acetone	75	71	26 - 150	6	30		
Benzene	97	97	69 - 125	0	30		
2-Hexanone	96	93	49 - 131	3	30		
Bromoform	70	69	50 - 134	1	30		
Bromomethane	245	282	27 - 150	14	30	F1	F1
Carbon disulfide	97	95	61 - 126	2	30		
1,4-Dioxane	92	98	46 - 150	7	30		
Carbon tetrachloride	103	103	58 - 150	1	30		
Chlorobenzene	90	88	77 - 120	2	30		
Chloroethane	113	107	58 - 145	5	30		
Chloroform	102	102	81 - 122	0	30		
4-Methyl-2-pentanone	102	98	56 - 132	5	30		
Chloromethane	100	106	43 - 145	5	30		
cis-1,2-Dichloroethene	106	104	78 - 121	2	30		
1,2-Dichlorobenzene	83	82	81 - 120	1	30		
cis-1,3-Dichloropropene	98	99	71 - 120	0	30		
1,3-Dichlorobenzene	95	93	75 - 120	1	30		
Cyclohexane	76	75	62 - 135	2	30		
1,4-Dichlorobenzene	87	87	75 - 120	0	30		
1,2,4-Trichlorobenzene	92	92	76 - 129	0	30		
1,2,3-Trichlorobenzene	92	93	72 - 135	1	30		
Ethylbenzene	100	96	74 - 120	4	30		
1,2-Dichloropropane	102	102	70 - 120	1	30		
Freon TF	85	83	60 - 144	2	30		
Isopropylbenzene	105	103	74 - 127	2	30		
Methyl acetate	124	122	62 - 140	2	30		
1,2-Dibromo-3-Chloropropane	86	83	53 - 136	3	30		
Methylcyclohexane	84	83	64 - 136	2	30		

## Quality Control Results

Client: Antea USA, Inc.

Job Number: 460-85482-1

**Matrix Spike/  
Matrix Spike Duplicate Recovery Report - Batch: 460-260007**

**Method: 8260B  
Preparation: 5030B**

MS Lab Sample ID: 460-85468-A-1 MS	Analysis Batch: 460-260007	Instrument ID: CVOAMS3
Client Matrix: Water	Prep Batch: N/A	Lab File ID: C1705.D
Dilution: 10	Leach Batch: N/A	Initial Weight/Volume: 5 mL
Analysis Date: 11/03/2014 1417		Final Weight/Volume: 5 mL
Prep Date: 11/03/2014 1417		5 mL
Leach Date: N/A		

MSD Lab Sample ID: 460-85468-A-1 MSD	Analysis Batch: 460-260007	Instrument ID: CVOAMS3
Client Matrix: Water	Prep Batch: N/A	Lab File ID: C1706.D
Dilution: 10	Leach Batch: N/A	Initial Weight/Volume: 5 mL
Analysis Date: 11/03/2014 1443		Final Weight/Volume: 5 mL
Prep Date: 11/03/2014 1443		5 mL
Leach Date: N/A		

Analyte	% Rec.		Limit	RPD	RPD Limit	MS Qual	MSD Qual
	MS	MSD					
1,1,2,2-Tetrachloroethane	94	90	55 - 133	5	30		
Methylene Chloride	102	99	76 - 123	3	30		
1,1,2-Trichloroethane	95	94	68 - 121	1	30		
MTBE	96	97	73 - 125	1	30		
Dibromochloromethane	93	94	63 - 131	1	30		
1,2-Dibromoethane	95	96	77 - 117	0	30		
Styrene	96	95	76 - 120	1	30		
Dichlorodifluoromethane	69	68	40 - 150	2	30		
Tetrachloroethene	103	100	70 - 136	3	30		
Bromochloromethane	113	112	70 - 134	1	30		
Toluene	91	88	78 - 120	2	30		
Bromodichloromethane	100	102	72 - 123	2	30		
trans-1,2-Dichloroethene	105	104	79 - 120	1	30		
trans-1,3-Dichloropropene	102	102	71 - 123	1	30		
Trichloroethene	103	101	74 - 120	2	30		
Trichlorofluoromethane	82	81	65 - 142	2	30		
Vinyl chloride	100	99	56 - 137	1	30		
Xylenes, Total	98	96	73 - 122	2	30		
Surrogate		MS % Rec	MSD % Rec			Acceptance Limits	
1,2-Dichloroethane-d4 (Surr)		111	113			70 - 130	
Toluene-d8 (Surr)		113	112			70 - 130	
Bromofluorobenzene		117	115			64 - 135	

Quality Control Results

Client: Antea USA, Inc.

Job Number: 460-85482-1

**Matrix Spike/  
Matrix Spike Duplicate Recovery Report - Batch: 460-260007**

**Method: 8260B  
Preparation: 5030B**

MS Lab Sample ID: 460-85468-A-1 MS      Units: ug/L  
 Client Matrix: Water  
 Dilution: 10  
 Analysis Date: 11/03/2014 1417  
 Prep Date: 11/03/2014 1417  
 Leach Date: N/A

MSD Lab Sample ID: 460-85468-A-1 MSD  
 Client Matrix: Water  
 Dilution: 10  
 Analysis Date: 11/03/2014 1443  
 Prep Date: 11/03/2014 1443  
 Leach Date: N/A

Analyte	Sample Result/Qual		MS Spike Amount	MSD Spike Amount	MS Result/Qual	MSD Result/Qual		
1,1-Dichloroethane	0.13	U	200	200	210	204		
1,1-Dichloroethene	0.090	U	200	200	191	190		
1,1,1-Trichloroethane	0.060	U	200	200	205	198		
1,2-Dichloroethane	0.19	U	200	200	198	198		
2-Butanone	2.3	U	1000	1000	913	906		
Acetone	2.7	U	1000	1000	752	709		
Benzene	0.080	U	200	200	194	193		
2-Hexanone	0.50	U	1000	1000	956	927		
Bromoform	0.19	U	200	200	140	138		
Bromomethane	0.18	U	200	200	489	563	F1	F1
Carbon disulfide	0.13	U	200	200	193	190		
1,4-Dioxane	36	U	4000	4000	3680	3940		
Carbon tetrachloride	0.060	U	200	200	207	206		
Chlorobenzene	0.11	U	200	200	179	176		
Chloroethane	0.17	U	200	200	225	214		
Chloroform	0.080	U	200	200	203	204		
4-Methyl-2-pentanone	0.99	U	1000	1000	1020	975		
Chloromethane	0.10	U	200	200	201	211		
cis-1,2-Dichloroethene	0.18	U	200	200	212	208		
1,2-Dichlorobenzene	0.21	U	200	200	167	164		
cis-1,3-Dichloropropene	0.18	U	200	200	197	198		
1,3-Dichlorobenzene	0.14	U	200	200	190	187		
Cyclohexane	34		200	200	187	184		
1,4-Dichlorobenzene	0.23	U	200	200	174	174		
1,2,4-Trichlorobenzene	0.34	U	200	200	185	185		
1,2,3-Trichlorobenzene	0.51	U	200	200	184	185		
Ethylbenzene	0.10	U	200	200	199	192		
1,2-Dichloropropane	0.090	U	200	200	203	205		
Freon TF	0.080	U	200	200	170	166		
Isopropylbenzene	21		200	200	232	227		
Methyl acetate	0.34	U	1000	1000	1240	1220		
1,2-Dibromo-3-Chloropropane	0.40	U	200	200	171	167		
Methylcyclohexane	0.14	U	200	200	168	165		
1,1,1,2-Tetrachloroethane	0.16	U	200	200	188	179		
Methylene Chloride	0.18	U	200	200	204	198		
1,1,2-Trichloroethane	0.19	U	200	200	190	188		
MTBE	0.14	U	200	200	192	194		
Dibromochloromethane	0.20	U	200	200	187	188		
1,2-Dibromoethane	0.28	U	200	200	191	192		
Styrene	0.12	U	200	200	193	190		
Dichlorodifluoromethane	0.22	U	200	200	139	136		
Tetrachloroethene	0.10	U	200	200	205	199		
Bromochloromethane	0.27	U	200	200	226	224		

**Quality Control Results**

Client: Antea USA, Inc.

Job Number: 460-85482-1

**Matrix Spike/  
Matrix Spike Duplicate Recovery Report - Batch: 460-260007**

**Method: 8260B  
Preparation: 5030B**

MS Lab Sample ID: 460-85468-A-1 MS      Units: ug/L  
 Client Matrix: Water  
 Dilution: 10  
 Analysis Date: 11/03/2014 1417  
 Prep Date: 11/03/2014 1417  
 Leach Date: N/A

MSD Lab Sample ID: 460-85468-A-1 MSD  
 Client Matrix: Water  
 Dilution: 10  
 Analysis Date: 11/03/2014 1443  
 Prep Date: 11/03/2014 1443  
 Leach Date: N/A

Analyte	Sample Result/Qual		MS Spike Amount	MSD Spike Amount	MS Result/Qual	MSD Result/Qual
Toluene	0.15	U	200	200	181	177
Bromodichloromethane	0.12	U	200	200	200	205
trans-1,2-Dichloroethene	0.27	J	200	200	210	208
trans-1,3-Dichloropropene	0.24	U	200	200	203	205
Trichloroethene	0.090	U	200	200	206	202
Trichlorofluoromethane	0.15	U	200	200	165	162
Vinyl chloride	0.14	U	200	200	200	198
Xylenes, Total	0.13	U	400	400	391	385

## Quality Control Results

Client: Antea USA, Inc.

Job Number: 460-85482-1

**Method Blank - Batch: 460-260159**

**Method: 8260B  
Preparation: N/A**

Lab Sample ID: MB 460-260159/6  
 Client Matrix: Solid  
 Dilution: 50  
 Analysis Date: 11/04/2014 0825  
 Prep Date: N/A  
 Leach Date: N/A

Analysis Batch: 460-260159  
 Prep Batch: N/A  
 Leach Batch: N/A  
 Units: ug/Kg

Instrument ID: CVOAMS2  
 Lab File ID: B75584.D  
 Initial Weight/Volume: 5 mL  
 Final Weight/Volume: 5 mL

Analyte	Result	Qual	MDL	RL
1,1-Dichloroethene	4.4	U	4.4	50
1,1-Dichloroethane	6.5	U	6.5	50
1,2-Dichloroethane	9.5	U	9.5	50
1,1,1-Trichloroethane	3.1	U	3.1	50
2-Butanone	120	U	120	250
Acetone	130	U	130	250
Benzene	4.1	U	4.1	50
2-Hexanone	25	U	25	250
Bromoform	9.6	U	9.6	50
Bromomethane	9.1	U	9.1	50
Carbon disulfide	6.3	U	6.3	50
Carbon tetrachloride	2.9	U	2.9	50
1,4-Dioxane	1800	U	1800	1300
Chlorobenzene	5.5	U	5.5	50
Chloroethane	8.5	U	8.5	50
Chloroform	3.9	U	3.9	50
Chloromethane	4.8	U	4.8	50
4-Methyl-2-pentanone	49	U	49	250
cis-1,2-Dichloroethene	8.9	U	8.9	50
1,2-Dichlorobenzene	10	U	10	50
cis-1,3-Dichloropropene	9.2	U	9.2	50
Cyclohexane	7.9	U	7.9	50
1,3-Dichlorobenzene	6.8	U	6.8	50
1,4-Dichlorobenzene	12	U	12	50
1,2,4-Trichlorobenzene	17	U	17	50
1,2,3-Trichlorobenzene	26	U	26	50
Ethylbenzene	4.8	U	4.8	50
Freon TF	4.1	U	4.1	50
1,2-Dichloropropane	4.3	U	4.3	50
Isopropylbenzene	3.8	U	3.8	50
Methyl acetate	17	U	17	250
1,2-Dibromo-3-Chloropropane	20	U	20	50
Methylcyclohexane	6.8	U	6.8	50
1,1,1,2-Tetrachloroethane	7.9	U	7.9	50
Methylene Chloride	9.1	U	9.1	50
1,1,2-Trichloroethane	9.4	U	9.4	50
MTBE	6.9	U	6.9	50
Dibromochloromethane	10	U	10	50
Styrene	5.9	U	5.9	50
1,2-Dibromoethane	14	U	14	50
Dichlorodifluoromethane	11	U	11	50
Tetrachloroethene	4.9	U	4.9	50
Bromochloromethane	14	U	14	50
Toluene	7.5	U	7.5	50
Bromodichloromethane	6.3	U	6.3	50

**Quality Control Results**

Client: Antea USA, Inc.

Job Number: 460-85482-1

**Method Blank - Batch: 460-260159**

**Method: 8260B  
Preparation: N/A**

Lab Sample ID:	MB 460-260159/6	Analysis Batch:	460-260159	Instrument ID:	CVOAMS2
Client Matrix:	Solid	Prep Batch:	N/A	Lab File ID:	B75584.D
Dilution:	50	Leach Batch:	N/A	Initial Weight/Volume:	5 mL
Analysis Date:	11/04/2014 0825	Units:	ug/Kg	Final Weight/Volume:	5 mL
Prep Date:	N/A				
Leach Date:	N/A				

Analyte	Result	Qual	MDL	RL
trans-1,2-Dichloroethene	6.4	U	6.4	50
trans-1,3-Dichloropropene	12	U	12	50
Trichloroethene	4.6	U	4.6	50
Trichlorofluoromethane	7.3	U	7.3	50
Vinyl chloride	7.2	U	7.2	50
Xylenes, Total	18	U	18	100

Surrogate	% Rec	Acceptance Limits
1,2-Dichloroethane-d4 (Surr)	90	75 - 135
Toluene-d8 (Surr)	100	59 - 150
Bromofluorobenzene	101	72 - 133
Dibromofluoromethane (Surr)	96	70 - 130

**Method Blank TICs - Batch: 460-260159**

Cas Number	Analyte	RT	Est. Result (ug/K)	Qual
	Tentatively Identified Compound		None	



## Quality Control Results

Client: Antea USA, Inc.

Job Number: 460-85482-1

**Lab Control Sample/  
Lab Control Sample Duplicate Recovery Report - Batch: 460-260159**

**Method: 8260B  
Preparation: N/A**

LCS Lab Sample ID: LCS 460-260159/3	Analysis Batch: 460-260159	Instrument ID: CVOAMS2
Client Matrix: Solid	Prep Batch: N/A	Lab File ID: B75581.D
Dilution: 50	Leach Batch: N/A	Initial Weight/Volume: 5 mL
Analysis Date: 11/04/2014 0702	Units: ug/Kg	Final Weight/Volume: 5 mL
Prep Date: N/A		5 mL
Leach Date: N/A		

LCSD Lab Sample ID: LCSD 460-260159/4	Analysis Batch: 460-260159	Instrument ID: CVOAMS2
Client Matrix: Solid	Prep Batch: N/A	Lab File ID: B75582.D
Dilution: 50	Leach Batch: N/A	Initial Weight/Volume: 5 mL
Analysis Date: 11/04/2014 0736	Units: ug/Kg	Final Weight/Volume: 5 mL
Prep Date: N/A		5 mL
Leach Date: N/A		

Analyte	% Rec.		Limit	RPD	RPD Limit	LCS Qual	LCSD Qual
	LCS	LCSD					
1,1-Dichloroethane	94	98	78 - 125	4	30		
1,1-Dichloroethene	91	95	66 - 135	5	30		
1,1,1-Trichloroethane	90	93	75 - 125	3	30		
1,2-Dichloroethane	92	89	77 - 121	3	30		
2-Butanone	96	97	69 - 138	1	30		
Acetone	95	97	46 - 150	3	30		
Benzene	91	95	74 - 126	3	30		
2-Hexanone	98	101	54 - 145	3	30		
Bromoform	90	86	49 - 131	4	30		
Bromomethane	92	97	10 - 150	6	30		
Carbon disulfide	84	88	60 - 132	5	30		
1,4-Dioxane	87	99	50 - 150	13	30		
Carbon tetrachloride	87	91	63 - 131	4	30		
Chlorobenzene	91	94	80 - 120	3	30		
Chloroethane	97	103	53 - 150	5	30		
Chloroform	94	95	80 - 120	1	30		
4-Methyl-2-pentanone	94	88	58 - 140	7	30		
Chloromethane	93	96	50 - 144	3	30		
cis-1,2-Dichloroethene	97	99	81 - 122	2	30		
1,2-Dichlorobenzene	95	94	80 - 120	0	30		
cis-1,3-Dichloropropene	99	95	76 - 124	4	30		
1,3-Dichlorobenzene	93	96	80 - 120	3	30		
Cyclohexane	86	91	58 - 142	6	30		
1,4-Dichlorobenzene	92	92	80 - 120	0	30		
1,2,4-Trichlorobenzene	87	84	67 - 135	4	30		
1,2,3-Trichlorobenzene	84	81	60 - 144	4	30		
Ethylbenzene	91	96	80 - 120	5	30		
1,2-Dichloropropane	99	103	75 - 126	3	30		
Freon TF	85	94	51 - 145	10	30		
Isopropylbenzene	91	96	78 - 129	5	30		
Methyl acetate	124	114	60 - 139	8	30		
1,2-Dibromo-3-Chloropropane	91	82	57 - 128	10	30		
Methylcyclohexane	83	90	54 - 150	8	30		
1,1,2,2-Tetrachloroethane	100	96	69 - 128	3	30		
Methylene Chloride	93	95	72 - 126	2	30		
1,1,2-Trichloroethane	95	96	76 - 120	1	30		

## Quality Control Results

Client: Antea USA, Inc.

Job Number: 460-85482-1

**Lab Control Sample/  
Lab Control Sample Duplicate Recovery Report - Batch: 460-260159**

**Method: 8260B  
Preparation: N/A**

LCS Lab Sample ID: LCS 460-260159/3	Analysis Batch: 460-260159	Instrument ID: CVOAMS2
Client Matrix: Solid	Prep Batch: N/A	Lab File ID: B75581.D
Dilution: 50	Leach Batch: N/A	Initial Weight/Volume: 5 mL
Analysis Date: 11/04/2014 0702	Units: ug/Kg	Final Weight/Volume: 5 mL
Prep Date: N/A		5 mL
Leach Date: N/A		

LCSD Lab Sample ID: LCSD 460-260159/4	Analysis Batch: 460-260159	Instrument ID: CVOAMS2
Client Matrix: Solid	Prep Batch: N/A	Lab File ID: B75582.D
Dilution: 50	Leach Batch: N/A	Initial Weight/Volume: 5 mL
Analysis Date: 11/04/2014 0736	Units: ug/Kg	Final Weight/Volume: 5 mL
Prep Date: N/A		5 mL
Leach Date: N/A		

Analyte	% Rec.		Limit	RPD	RPD Limit	LCS Qual	LCSD Qual
	LCS	LCSD					
MTBE	101	99	68 - 128	2	30		
Dibromochloromethane	92	89	63 - 124	4	30		
1,2-Dibromoethane	95	96	80 - 120	2	30		
Styrene	98	101	80 - 120	3	30		
Dichlorodifluoromethane	83	91	37 - 143	9	30		
Tetrachloroethene	84	90	78 - 125	6	30		
Bromochloromethane	96	92	82 - 122	4	30		
Toluene	90	94	79 - 121	5	30		
Bromodichloromethane	93	92	75 - 119	1	30		
trans-1,2-Dichloroethene	94	96	76 - 125	3	30		
trans-1,3-Dichloropropene	96	97	70 - 125	0	30		
Trichloroethene	94	97	79 - 120	3	30		
Trichlorofluoromethane	88	95	52 - 146	7	30		
Vinyl chloride	96	98	59 - 140	2	30		
Xylenes, Total	94	97	80 - 120	3	30		

Surrogate	LCS % Rec	LCSD % Rec	Acceptance Limits
1,2-Dichloroethane-d4 (Surr)	91	90	75 - 135
Toluene-d8 (Surr)	98	99	59 - 150
Bromofluorobenzene	101	99	72 - 133

## Quality Control Results

Client: Antea USA, Inc.

Job Number: 460-85482-1

**Laboratory Control/  
Laboratory Duplicate Data Report - Batch: 460-260159**

**Method: 8260B  
Preparation: N/A**

LCS Lab Sample ID: LCS 460-260159/3      Units: ug/Kg  
 Client Matrix: Solid  
 Dilution: 50  
 Analysis Date: 11/04/2014 0702  
 Prep Date: N/A  
 Leach Date: N/A

LCSD Lab Sample ID: LCSD 460-260159/4  
 Client Matrix: Solid  
 Dilution: 50  
 Analysis Date: 11/04/2014 0736  
 Prep Date: N/A  
 Leach Date: N/A

Analyte	LCS Spike Amount	LCSD Spike Amount	LCS Result/Qual	LCSD Result/Qual
1,1-Dichloroethane	1000	1000	941	982
1,1-Dichloroethene	1000	1000	907	952
1,1,1-Trichloroethane	1000	1000	901	927
1,2-Dichloroethane	1000	1000	919	893
2-Butanone	5000	5000	4810	4860
Acetone	5000	5000	4730	4860
Benzene	1000	1000	915	946
2-Hexanone	5000	5000	4920	5040
Bromoform	1000	1000	898	864
Bromomethane	1000	1000	919	972
Carbon disulfide	1000	1000	838	882
1,4-Dioxane	20000	20000	17400	19800
Carbon tetrachloride	1000	1000	871	908
Chlorobenzene	1000	1000	910	942
Chloroethane	1000	1000	974	1030
Chloroform	1000	1000	937	948
4-Methyl-2-pentanone	5000	5000	4720	4410
Chloromethane	1000	1000	930	963
cis-1,2-Dichloroethene	1000	1000	969	985
1,2-Dichlorobenzene	1000	1000	946	944
cis-1,3-Dichloropropene	1000	1000	990	950
1,3-Dichlorobenzene	1000	1000	934	963
Cyclohexane	1000	1000	855	907
1,4-Dichlorobenzene	1000	1000	923	924
1,2,4-Trichlorobenzene	1000	1000	873	837
1,2,3-Trichlorobenzene	1000	1000	845	808
Ethylbenzene	1000	1000	914	963
1,2-Dichloropropane	1000	1000	992	1030
Freon TF	1000	1000	847	936
Isopropylbenzene	1000	1000	913	962
Methyl acetate	5000	5000	6190	5710
1,2-Dibromo-3-Chloropropane	1000	1000	910	824
Methylcyclohexane	1000	1000	831	902
1,1,2,2-Tetrachloroethane	1000	1000	996	963
Methylene Chloride	1000	1000	932	954
1,1,2-Trichloroethane	1000	1000	948	957
MTBE	1000	1000	1010	990
Dibromochloromethane	1000	1000	921	885
1,2-Dibromoethane	1000	1000	946	963

**Quality Control Results**

Client: Antea USA, Inc.

Job Number: 460-85482-1

**Laboratory Control/  
Laboratory Duplicate Data Report - Batch: 460-260159**

**Method: 8260B  
Preparation: N/A**

LCS Lab Sample ID: LCS 460-260159/3      Units: ug/Kg  
 Client Matrix: Solid  
 Dilution: 50  
 Analysis Date: 11/04/2014 0702  
 Prep Date: N/A  
 Leach Date: N/A

LCSD Lab Sample ID: LCSD 460-260159/4  
 Client Matrix: Solid  
 Dilution: 50  
 Analysis Date: 11/04/2014 0736  
 Prep Date: N/A  
 Leach Date: N/A

Analyte	LCS Spike Amount	LCSD Spike Amount	LCS Result/Qual	LCSD Result/Qual
Styrene	1000	1000	984	1010
Dichlorodifluoromethane	1000	1000	826	907
Tetrachloroethene	1000	1000	841	896
Bromochloromethane	1000	1000	961	922
Toluene	1000	1000	899	943
Bromodichloromethane	1000	1000	930	917
trans-1,2-Dichloroethene	1000	1000	937	963
trans-1,3-Dichloropropene	1000	1000	965	967
Trichloroethene	1000	1000	941	968
Trichlorofluoromethane	1000	1000	883	950
Vinyl chloride	1000	1000	957	979
Xylenes, Total	2000	2000	1870	1930

## Quality Control Results

Client: Antea USA, Inc.

Job Number: 460-85482-1

**Method Blank - Batch: 460-260626**

**Method: 8260B  
Preparation: N/A**

Lab Sample ID: MB 460-260626/6  
 Client Matrix: Solid  
 Dilution: 1.0  
 Analysis Date: 11/05/2014 2105  
 Prep Date: N/A  
 Leach Date: N/A

Analysis Batch: 460-260626  
 Prep Batch: N/A  
 Leach Batch: N/A  
 Units: ug/Kg

Instrument ID: CVOAMS4  
 Lab File ID: D5770.D  
 Initial Weight/Volume: 5 mL  
 Final Weight/Volume: 5 mL

Analyte	Result	Qual	MDL	RL
1,1-Dichloroethene	0.23	U	0.23	1.0
1,1-Dichloroethane	0.18	U	0.18	1.0
1,2-Dichloroethane	0.28	U	0.28	1.0
1,1,1-Trichloroethane	0.20	U	0.20	1.0
2-Butanone	1.5	U	1.5	5.0
Acetone	0.23	U	0.23	5.0
Benzene	0.19	U	0.19	1.0
2-Hexanone	0.69	U	0.69	5.0
Bromoform	0.15	U	0.15	1.0
Bromomethane	0.36	U	0.36	1.0
Carbon disulfide	0.17	U	0.17	1.0
Carbon tetrachloride	0.18	U	0.18	1.0
1,4-Dioxane	12	U	12	20
Chlorobenzene	0.17	U	0.17	1.0
Chloroethane	0.48	U	0.48	1.0
Chloroform	0.16	U	0.16	1.0
Chloromethane	0.23	U	0.23	1.0
4-Methyl-2-pentanone	0.68	U	0.68	5.0
cis-1,2-Dichloroethene	0.22	U	0.22	1.0
1,2-Dichlorobenzene	0.13	U	0.13	1.0
cis-1,3-Dichloropropene	0.17	U	0.17	1.0
Cyclohexane	0.21	U	0.21	1.0
1,3-Dichlorobenzene	0.20	U	0.20	1.0
1,4-Dichlorobenzene	0.21	U	0.21	1.0
1,2,4-Trichlorobenzene	0.27	U	0.27	1.0
1,2,3-Trichlorobenzene	0.33	U	0.33	1.0
Ethylbenzene	0.14	U	0.14	1.0
Freon TF	0.21	U	0.21	1.0
1,2-Dichloropropane	0.24	U	0.24	1.0
Isopropylbenzene	0.19	U	0.19	1.0
Methyl acetate	0.94	U	0.94	5.0
1,2-Dibromo-3-Chloropropane	0.46	U	0.46	1.0
Methylcyclohexane	0.19	U	0.19	1.0
1,1,1,2-Tetrachloroethane	0.13	U	0.13	1.0
Methylene Chloride	0.38	U	0.38	1.0
1,1,2-Trichloroethane	0.24	U	0.24	1.0
MTBE	0.20	U	0.20	1.0
Dibromochloromethane	0.20	U	0.20	1.0
Styrene	0.24	U	0.24	1.0
1,2-Dibromoethane	0.18	U	0.18	1.0
Dichlorodifluoromethane	0.29	U	0.29	1.0
Tetrachloroethene	0.20	U	0.20	1.0
Bromochloromethane	0.31	U	0.31	1.0
Toluene	0.27	U	0.27	1.0
Bromodichloromethane	0.16	U	0.16	1.0

## Quality Control Results

Client: Antea USA, Inc.

Job Number: 460-85482-1

**Method Blank - Batch: 460-260626**

**Method: 8260B  
Preparation: N/A**

Lab Sample ID: MB 460-260626/6	Analysis Batch: 460-260626	Instrument ID: CVOAMS4
Client Matrix: Solid	Prep Batch: N/A	Lab File ID: D5770.D
Dilution: 1.0	Leach Batch: N/A	Initial Weight/Volume: 5 mL
Analysis Date: 11/05/2014 2105	Units: ug/Kg	Final Weight/Volume: 5 mL
Prep Date: N/A		
Leach Date: N/A		

Analyte	Result	Qual	MDL	RL
trans-1,2-Dichloroethene	0.21	U	0.21	1.0
trans-1,3-Dichloropropene	0.18	U	0.18	1.0
Trichloroethene	0.20	U	0.20	1.0
Trichlorofluoromethane	0.19	U	0.19	1.0
Vinyl chloride	0.24	U	0.24	1.0
Xylenes, Total	0.36	U	0.36	2.0

Surrogate	% Rec	Acceptance Limits
1,2-Dichloroethane-d4 (Surr)	93	70 - 130
Toluene-d8 (Surr)	93	70 - 130
Bromofluorobenzene	91	70 - 130
Dibromofluoromethane (Surr)	92	70 - 130

**Method Blank TICs- Batch: 460-260626**

Cas Number	Analyte	RT	Est. Result (ug/K)	Qual
	Tentatively Identified Compound		None	

## Quality Control Results

Client: Antea USA, Inc.

Job Number: 460-85482-1

**Lab Control Sample/  
Lab Control Sample Duplicate Recovery Report - Batch: 460-260626**

**Method: 8260B  
Preparation: N/A**

LCS Lab Sample ID: LCS 460-260626/3	Analysis Batch: 460-260626	Instrument ID: CVOAMS4
Client Matrix: Solid	Prep Batch: N/A	Lab File ID: D5767.D
Dilution: 1.0	Leach Batch: N/A	Initial Weight/Volume: 5 mL
Analysis Date: 11/05/2014 1952	Units: ug/Kg	Final Weight/Volume: 5 mL
Prep Date: N/A		5 mL
Leach Date: N/A		

LCSD Lab Sample ID: LCSD 460-260626/4	Analysis Batch: 460-260626	Instrument ID: CVOAMS4
Client Matrix: Solid	Prep Batch: N/A	Lab File ID: D5768.D
Dilution: 1.0	Leach Batch: N/A	Initial Weight/Volume: 5 mL
Analysis Date: 11/05/2014 2016	Units: ug/Kg	Final Weight/Volume: 5 mL
Prep Date: N/A		5 mL
Leach Date: N/A		

Analyte	% Rec.		Limit	RPD	RPD Limit	LCS Qual	LCSD Qual
	LCS	LCSD					
1,1-Dichloroethane	94	108	78 - 125	13	30		
1,1-Dichloroethene	86	97	74 - 128	11	30		
1,1,1-Trichloroethane	92	106	82 - 129	14	30		
1,2-Dichloroethane	89	108	79 - 120	19	30		
2-Butanone	81	98	58 - 140	19	30		
Acetone	97	121	58 - 139	22	30		
Benzene	96	112	75 - 123	15	30		
2-Hexanone	112	137	52 - 134	20	30		*
Bromoform	80	96	70 - 130	18	30		
Bromomethane	97	107	62 - 150	10	30		
Carbon disulfide	76	85	73 - 127	10	30		
1,4-Dioxane	93	117	69 - 142	23	30		
Carbon tetrachloride	90	107	77 - 137	17	30		
Chlorobenzene	90	105	80 - 120	16	30		
Chloroethane	67	77	60 - 140	13	30		
Chloroform	89	103	77 - 122	14	30		
4-Methyl-2-pentanone	125	147	55 - 133	16	30		*
Chloromethane	81	86	48 - 144	6	30		
cis-1,2-Dichloroethene	89	102	82 - 121	13	30		
1,2-Dichlorobenzene	92	111	77 - 120	19	30		
cis-1,3-Dichloropropene	97	113	75 - 119	16	30		
1,3-Dichlorobenzene	92	106	78 - 120	14	30		
Cyclohexane	87	98	66 - 128	12	30		
1,4-Dichlorobenzene	92	106	77 - 120	14	30		
1,2,4-Trichlorobenzene	87	113	81 - 127	26	30		
1,2,3-Trichlorobenzene	85	107	81 - 123	23	30		
Ethylbenzene	96	115	80 - 120	18	30		
1,2-Dichloropropane	82	99	72 - 123	18	30		
Freon TF	77	86	73 - 134	11	30		
Isopropylbenzene	102	123	80 - 120	19	30		*
Methyl acetate	96	110	61 - 137	14	30		
1,2-Dibromo-3-Chloropropane	92	107	61 - 125	15	30		
Methylcyclohexane	91	107	80 - 125	16	30		
1,1,2,2-Tetrachloroethane	95	111	66 - 121	16	30		
Methylene Chloride	95	106	75 - 124	11	30		
1,1,2-Trichloroethane	92	111	74 - 116	19	30		

## Quality Control Results

Client: Antea USA, Inc.

Job Number: 460-85482-1

**Lab Control Sample/  
Lab Control Sample Duplicate Recovery Report - Batch: 460-260626**

**Method: 8260B  
Preparation: N/A**

LCS Lab Sample ID: LCS 460-260626/3	Analysis Batch: 460-260626	Instrument ID: CVOAMS4
Client Matrix: Solid	Prep Batch: N/A	Lab File ID: D5767.D
Dilution: 1.0	Leach Batch: N/A	Initial Weight/Volume: 5 mL
Analysis Date: 11/05/2014 1952	Units: ug/Kg	Final Weight/Volume: 5 mL
Prep Date: N/A		5 mL
Leach Date: N/A		

LCSD Lab Sample ID: LCSD 460-260626/4	Analysis Batch: 460-260626	Instrument ID: CVOAMS4
Client Matrix: Solid	Prep Batch: N/A	Lab File ID: D5768.D
Dilution: 1.0	Leach Batch: N/A	Initial Weight/Volume: 5 mL
Analysis Date: 11/05/2014 2016	Units: ug/Kg	Final Weight/Volume: 5 mL
Prep Date: N/A		5 mL
Leach Date: N/A		

Analyte	% Rec.		Limit	RPD	RPD Limit	LCS Qual	LCSD Qual
	LCS	LCSD					
MTBE	93	105	75 - 124	12	30		
Dibromochloromethane	77	94	74 - 124	20	30		
1,2-Dibromoethane	90	109	78 - 117	18	30		
Styrene	79	94	78 - 120	17	30		
Dichlorodifluoromethane	83	91	52 - 145	8	30		
Tetrachloroethene	91	110	80 - 127	19	30		
Bromochloromethane	89	105	82 - 127	16	30		
Toluene	94	109	82 - 117	16	30		
Bromodichloromethane	82	97	77 - 122	17	30		
trans-1,2-Dichloroethene	93	105	83 - 124	12	30		
trans-1,3-Dichloropropene	85	105	74 - 119	21	30		
Trichloroethene	87	104	78 - 122	18	30		
Trichlorofluoromethane	65	69	63 - 147	6	30		
Vinyl chloride	111	132	62 - 132	18	30		
Xylenes, Total	100	116	78 - 120	15	30		

Surrogate	LCS % Rec	LCSD % Rec	Acceptance Limits
1,2-Dichloroethane-d4 (Surr)	85	91	70 - 130
Toluene-d8 (Surr)	93	98	70 - 130
Bromofluorobenzene	91	96	70 - 130



## Quality Control Results

Client: Antea USA, Inc.

Job Number: 460-85482-1

**Laboratory Control/  
Laboratory Duplicate Data Report - Batch: 460-260626**

**Method: 8260B  
Preparation: N/A**

LCS Lab Sample ID: LCS 460-260626/3      Units: ug/Kg  
 Client Matrix: Solid  
 Dilution: 1.0  
 Analysis Date: 11/05/2014 1952  
 Prep Date: N/A  
 Leach Date: N/A

LCSD Lab Sample ID: LCSD 460-260626/4  
 Client Matrix: Solid  
 Dilution: 1.0  
 Analysis Date: 11/05/2014 2016  
 Prep Date: N/A  
 Leach Date: N/A

Analyte	LCS Spike Amount	LCSD Spike Amount	LCS Result/Qual	LCSD Result/Qual
1,1-Dichloroethane	20.0	20.0	18.9	21.5
1,1-Dichloroethene	20.0	20.0	17.2	19.3
1,1,1-Trichloroethane	20.0	20.0	18.3	21.2
1,2-Dichloroethane	20.0	20.0	17.9	21.7
2-Butanone	100	100	81.0	97.6
Acetone	100	100	96.9	121
Benzene	20.0	20.0	19.2	22.4
2-Hexanone	100	100	112	137 *
Bromoform	20.0	20.0	16.0	19.3
Bromomethane	20.0	20.0	19.4	21.4
Carbon disulfide	20.0	20.0	15.3	16.9
1,4-Dioxane	400	400	373	469
Carbon tetrachloride	20.0	20.0	18.1	21.3
Chlorobenzene	20.0	20.0	18.0	21.1
Chloroethane	20.0	20.0	13.5	15.4
Chloroform	20.0	20.0	17.8	20.6
4-Methyl-2-pentanone	100	100	125	147 *
Chloromethane	20.0	20.0	16.2	17.1
cis-1,2-Dichloroethene	20.0	20.0	17.9	20.4
1,2-Dichlorobenzene	20.0	20.0	18.4	22.1
cis-1,3-Dichloropropene	20.0	20.0	19.3	22.7
1,3-Dichlorobenzene	20.0	20.0	18.5	21.2
Cyclohexane	20.0	20.0	17.4	19.6
1,4-Dichlorobenzene	20.0	20.0	18.4	21.2
1,2,4-Trichlorobenzene	20.0	20.0	17.4	22.7
1,2,3-Trichlorobenzene	20.0	20.0	17.0	21.4
Ethylbenzene	20.0	20.0	19.2	23.1
1,2-Dichloropropane	20.0	20.0	16.4	19.7
Freon TF	20.0	20.0	15.5	17.3
Isopropylbenzene	20.0	20.0	20.4	24.6 *
Methyl acetate	100	100	95.7	110
1,2-Dibromo-3-Chloropropane	20.0	20.0	18.4	21.3
Methylcyclohexane	20.0	20.0	18.2	21.4
1,1,2,2-Tetrachloroethane	20.0	20.0	19.0	22.2
Methylene Chloride	20.0	20.0	19.1	21.2
1,1,2-Trichloroethane	20.0	20.0	18.3	22.2
MTBE	20.0	20.0	18.7	21.1
Dibromochloromethane	20.0	20.0	15.4	18.9
1,2-Dibromoethane	20.0	20.0	18.1	21.7

**Quality Control Results**

Client: Antea USA, Inc.

Job Number: 460-85482-1

**Laboratory Control/  
Laboratory Duplicate Data Report - Batch: 460-260626**

**Method: 8260B  
Preparation: N/A**

LCS Lab Sample ID: LCS 460-260626/3      Units: ug/Kg  
 Client Matrix: Solid  
 Dilution: 1.0  
 Analysis Date: 11/05/2014 1952  
 Prep Date: N/A  
 Leach Date: N/A

LCSD Lab Sample ID: LCSD 460-260626/4  
 Client Matrix: Solid  
 Dilution: 1.0  
 Analysis Date: 11/05/2014 2016  
 Prep Date: N/A  
 Leach Date: N/A

Analyte	LCS Spike Amount	LCSD Spike Amount	LCS Result/Qual	LCSD Result/Qual
Styrene	20.0	20.0	15.9	18.7
Dichlorodifluoromethane	20.0	20.0	16.7	18.1
Tetrachloroethene	20.0	20.0	18.2	21.9
Bromochloromethane	20.0	20.0	17.9	20.9
Toluene	20.0	20.0	18.7	21.9
Bromodichloromethane	20.0	20.0	16.5	19.5
trans-1,2-Dichloroethene	20.0	20.0	18.6	21.0
trans-1,3-Dichloropropene	20.0	20.0	17.0	20.9
Trichloroethene	20.0	20.0	17.3	20.8
Trichlorofluoromethane	20.0	20.0	12.9	13.8
Vinyl chloride	20.0	20.0	22.2	26.4
Xylenes, Total	40.0	40.0	40.0	46.3

## Quality Control Results

Client: Antea USA, Inc.

Job Number: 460-85482-1

**Method Blank - Batch: 460-260126**

**Method: 8270C  
Preparation: 3546**

Lab Sample ID: MB 460-260126/1-A  
 Client Matrix: Solid  
 Dilution: 1.0  
 Analysis Date: 11/04/2014 1009  
 Prep Date: 11/03/2014 2009  
 Leach Date: N/A

Analysis Batch: 460-260144  
 Prep Batch: 460-260126  
 Leach Batch: N/A  
 Units: ug/Kg

Instrument ID: CBNAMS12  
 Lab File ID: L118386.D  
 Initial Weight/Volume: 15.0000 g  
 Final Weight/Volume: 1 mL  
 Injection Volume: 1 uL

Analyte	Result	Qual	MDL	RL
2,2'-oxybis[1-chloropropane]	14	U	14	330
2,4-Dimethylphenol	73	U	73	330
2,4-Dichlorophenol	7.8	U	7.8	330
2-Chlorophenol	8.4	U	8.4	330
2-Methylphenol	14	U	14	330
2-Methylnaphthalene	7.3	U	7.3	330
2-Nitrophenol	11	U	11	330
2,4,6-Trichlorophenol	9.4	U	9.4	130
2,4,5-Trichlorophenol	33	U	33	330
2-Chloronaphthalene	7.5	U	7.5	330
4-Chloro-3-methylphenol	14	U	14	330
4-Chloroaniline	8.5	U	8.5	330
2-Nitroaniline	11	U	11	330
2,6-Dinitrotoluene	18	U	18	67
4-Methylphenol	9.0	U	9.0	330
3-Nitroaniline	9.8	U	9.8	330
Acenaphthene	8.0	U	8.0	330
4-Nitrophenol	160	U	160	670
Acenaphthylene	8.5	U	8.5	330
2,4-Dinitrophenol	250	U	250	270
Acetophenone	7.2	U	7.2	330
Benzaldehyde	25	U	25	330
2,4-Dinitrotoluene	13	U	13	67
4-Chlorophenyl phenyl ether	9.9	U	9.9	330
4-Nitroaniline	13	U	13	330
4,6-Dinitro-2-methylphenol	88	U	88	270
Bis(2-chloroethoxy)methane	10	U	10	330
Bis(2-chloroethyl)ether	7.8	U	7.8	33
4-Bromophenyl phenyl ether	10	U	10	330
Atrazine	15	U	15	130
Anthracene	31	U	31	330
Caprolactam	24	U	24	330
Carbazole	8.2	U	8.2	330
Chrysene	9.0	U	9.0	330
Dibenzofuran	10	U	10	330
Diethyl phthalate	9.4	U	9.4	330
Benzo[k]fluoranthene	14	U	14	33
Dimethyl phthalate	9.6	U	9.6	330
Benzo[g,h,i]perylene	19	U	19	330
Di-n-butyl phthalate	9.9	U	9.9	330
Benzo[b]fluoranthene	13	U	13	33
Benzo[a]pyrene	10	U	10	33
Diphenyl	28	U	28	330
Benzo[a]anthracene	28	U	28	33
Fluoranthene	9.8	U	9.8	330

## Quality Control Results

Client: Antea USA, Inc.

Job Number: 460-85482-1

**Method Blank - Batch: 460-260126**

**Method: 8270C  
Preparation: 3546**

Lab Sample ID: MB 460-260126/1-A  
 Client Matrix: Solid  
 Dilution: 1.0  
 Analysis Date: 11/04/2014 1009  
 Prep Date: 11/03/2014 2009  
 Leach Date: N/A

Analysis Batch: 460-260144  
 Prep Batch: 460-260126  
 Leach Batch: N/A  
 Units: ug/Kg

Instrument ID: CBNAMS12  
 Lab File ID: L118386.D  
 Initial Weight/Volume: 15.0000 g  
 Final Weight/Volume: 1 mL  
 Injection Volume: 1 uL

Analyte	Result	Qual	MDL	RL
Butyl benzyl phthalate	10	U	10	330
Fluorene	7.2	U	7.2	330
Bis(2-ethylhexyl) phthalate	13	U	13	330
Hexachlorobenzene	13	U	13	33
Hexachlorobutadiene	9.3	U	9.3	67
Di-n-octyl phthalate	17	U	17	330
Hexachlorocyclopentadiene	21	U	21	330
Hexachloroethane	12	U	12	33
Dibenz(a,h)anthracene	17	U	17	33
3,3'-Dichlorobenzidine	37	U	37	130
Indeno[1,2,3-cd]pyrene	22	U	22	33
Isophorone	7.1	U	7.1	130
1,2,4,5-Tetrachlorobenzene	25	U	25	330
2,3,4,6-Tetrachlorophenol	31	U	31	330
Naphthalene	8.4	U	8.4	330
Nitrobenzene	10	U	10	33
N-Nitrosodi-n-propylamine	11	U	11	33
N-Nitrosodiphenylamine	30	U	30	330
Pentachlorophenol	40	U	40	270
Phenanthrene	8.8	U	8.8	330
Phenol	11	U	11	330
Pyrene	15	U	15	330

Surrogate	% Rec	Acceptance Limits
Nitrobenzene-d5	96	38 - 105
Phenol-d5	87	41 - 118
Terphenyl-d14	105	16 - 151
2,4,6-Tribromophenol	87	10 - 120
2-Fluorophenol	83	37 - 125
2-Fluorobiphenyl	89	40 - 109

**Method Blank TICs- Batch: 460-260126**

Cas Number	Analyte	RT	Est. Result (ug/K)	Qual
	Aldol condensation product	2.55	373	J A

## Quality Control Results

Client: Antea USA, Inc.

Job Number: 460-85482-1

**Lab Control Sample - Batch: 460-260126**

**Method: 8270C  
Preparation: 3546**

Lab Sample ID: LCS 460-260126/17-A	Analysis Batch: 460-260144	Instrument ID: CBNAMS12
Client Matrix: Solid	Prep Batch: 460-260126	Lab File ID: L118385.D
Dilution: 1.0	Leach Batch: N/A	Initial Weight/Volume: 15.0000 g
Analysis Date: 11/04/2014 0944	Units: ug/Kg	Final Weight/Volume: 1 mL
Prep Date: 11/03/2014 2155		Injection Volume: 1 uL
Leach Date: N/A		

Analyte	Spike Amount	Result	% Rec.	Limit	Qual
Benzaldehyde	6670	6350	95	10 - 160	
Surrogate		% Rec		Acceptance Limits	
Nitrobenzene-d5		103		38 - 105	
Phenol-d5		91		41 - 118	
Terphenyl-d14		110		16 - 151	
2,4,6-Tribromophenol		100		10 - 120	
2-Fluorophenol		87		37 - 125	
2-Fluorobiphenyl		94		40 - 109	

**Lab Control Sample - Batch: 460-260126**

**Method: 8270C  
Preparation: 3546**

Lab Sample ID: LCS 460-260126/2-A	Analysis Batch: 460-260144	Instrument ID: CBNAMS12
Client Matrix: Solid	Prep Batch: 460-260126	Lab File ID: L118388.D
Dilution: 1.0	Leach Batch: N/A	Initial Weight/Volume: 15.0000 g
Analysis Date: 11/04/2014 1100	Units: ug/Kg	Final Weight/Volume: 1 mL
Prep Date: 11/03/2014 2009		Injection Volume: 1 uL
Leach Date: N/A		

Analyte	Spike Amount	Result	% Rec.	Limit	Qual
2,2'-oxybis[1-chloropropane]	3330	3190	96	45 - 102	
2,4-Dimethylphenol	3330	2610	78	56 - 112	
2,4-Dichlorophenol	3330	2540	76	58 - 115	
2-Chlorophenol	3330	2490	75	56 - 110	
2-Methylphenol	3330	2390	72	54 - 117	
2-Methylnaphthalene	3330	2630	79	51 - 98	
2-Nitrophenol	3330	2880	86	55 - 101	
2,4,6-Trichlorophenol	3330	2800	84	53 - 118	
2,4,5-Trichlorophenol	3330	2730	82	50 - 115	
2-Chloronaphthalene	3330	2810	84	51 - 102	
4-Chloro-3-methylphenol	3330	2500	75	55 - 117	
4-Chloroaniline	3330	1400	42	10 - 96	
2-Nitroaniline	3330	2590	78	51 - 109	
2,6-Dinitrotoluene	3330	2720	82	51 - 115	
4-Methylphenol	3330	2500	75	47 - 103	
3-Nitroaniline	3330	1700	51	32 - 104	
Acenaphthene	3330	2410	72	46 - 100	
4-Nitrophenol	6670	4470	67	45 - 114	
Acenaphthylene	3330	2730	82	51 - 103	
2,4-Dinitrophenol	6670	4960	74	10 - 129	
Acetophenone	3330	2450	73	40 - 95	
2,4-Dinitrotoluene	3330	2380	71	53 - 110	
4-Chlorophenyl phenyl ether	3330	2460	74	50 - 106	

## Quality Control Results

Client: Antea USA, Inc.

Job Number: 460-85482-1

**Lab Control Sample - Batch: 460-260126**

**Method: 8270C  
Preparation: 3546**

Lab Sample ID: LCS 460-260126/2-A	Analysis Batch: 460-260144	Instrument ID: CBNAMS12
Client Matrix: Solid	Prep Batch: 460-260126	Lab File ID: L118388.D
Dilution: 1.0	Leach Batch: N/A	Initial Weight/Volume: 15.0000 g
Analysis Date: 11/04/2014 1100	Units: ug/Kg	Final Weight/Volume: 1 mL
Prep Date: 11/03/2014 2009		Injection Volume: 1 uL
Leach Date: N/A		

Analyte	Spike Amount	Result	% Rec.	Limit	Qual
4-Nitroaniline	3330	1780	53	45 - 106	
4,6-Dinitro-2-methylphenol	6670	5440	82	10 - 110	
Bis(2-chloroethoxy)methane	3330	2680	80	51 - 100	
Bis(2-chloroethyl)ether	3330	3640	109	44 - 101	*
4-Bromophenyl phenyl ether	3330	3160	95	44 - 102	
Atrazine	3330	2250	68	30 - 100	
Anthracene	3330	2760	83	50 - 107	
Caprolactam	3330	2350	70	10 - 127	
Carbazole	3330	2480	74	49 - 104	
Chrysene	3330	2620	79	45 - 114	
Dibenzofuran	3330	2480	74	52 - 106	
Diethyl phthalate	3330	2410	72	52 - 114	
Benzo[k]fluoranthene	3330	3080	92	35 - 115	
Dimethyl phthalate	3330	2550	77	52 - 112	
Benzo[g,h,i]perylene	3330	2610	78	43 - 106	
Di-n-butyl phthalate	3330	2450	74	50 - 108	
Benzo[b]fluoranthene	3330	2860	86	33 - 96	
Benzo[a]pyrene	3330	2840	85	36 - 89	
Diphenyl	3330	2810	84	50 - 105	
Benzo[a]anthracene	3330	2600	78	46 - 112	
Fluoranthene	3330	2330	70	49 - 108	
Butyl benzyl phthalate	3330	2860	86	49 - 117	
Fluorene	3330	2520	76	51 - 108	
Bis(2-ethylhexyl) phthalate	3330	2710	81	49 - 119	
Hexachlorobenzene	3330	3160	95	43 - 104	
Hexachlorobutadiene	3330	2760	83	45 - 98	
Di-n-octyl phthalate	3330	3110	93	40 - 106	
Hexachlorocyclopentadiene	3330	2730	82	24 - 98	
Hexachloroethane	3330	2540	76	45 - 90	
Dibenz(a,h)anthracene	3330	2700	81	43 - 107	
3,3'-Dichlorobenzidine	3330	1920	58	24 - 105	
Indeno[1,2,3-cd]pyrene	3330	2750	82	43 - 109	
Isophorone	3330	2650	80	48 - 97	
1,2,4,5-Tetrachlorobenzene	3330	3000	90	70 - 130	
2,3,4,6-Tetrachlorophenol	3330	2630	79	70 - 130	
Naphthalene	3330	2730	82	53 - 94	
Nitrobenzene	3330	2800	84	42 - 106	
N-Nitrosodi-n-propylamine	3330	2610	78	42 - 107	
N-Nitrosodiphenylamine	3330	3220	97	49 - 106	
Pentachlorophenol	6670	5440	82	19 - 113	
Phenanthrene	3330	2780	83	48 - 108	
Phenol	3330	2530	76	54 - 115	
Pyrene	3330	3190	96	49 - 116	
Surrogate		% Rec		Acceptance Limits	
Nitrobenzene-d5		88		38 - 105	

## Quality Control Results

Client: Antea USA, Inc.

Job Number: 460-85482-1

Surrogate	% Rec	Acceptance Limits
Phenol-d5	74	41 - 118
Terphenyl-d14	94	16 - 151
2,4,6-Tribromophenol	87	10 - 120
2-Fluorophenol	73	37 - 125
2-Fluorobiphenyl	82	40 - 109

## Quality Control Results

Client: Antea USA, Inc.

Job Number: 460-85482-1

**Matrix Spike/  
Matrix Spike Duplicate Recovery Report - Batch: 460-260126**

**Method: 8270C  
Preparation: 3546**

MS Lab Sample ID: 460-85533-E-1-A MS	Analysis Batch: 460-260144	Instrument ID: CBNAMS12
Client Matrix: Solid	Prep Batch: 460-260126	Lab File ID: L118395.D
Dilution: 1.0	Leach Batch: N/A	Initial Weight/Volume: 15.0323 g
Analysis Date: 11/04/2014 1353		Final Weight/Volume: 1 mL
Prep Date: 11/03/2014 2009		Injection Volume: 1 uL
Leach Date: N/A		

MSD Lab Sample ID: 460-85533-E-1-B MSD	Analysis Batch: 460-260144	Instrument ID: CBNAMS12
Client Matrix: Solid	Prep Batch: 460-260126	Lab File ID: L118396.D
Dilution: 1.0	Leach Batch: N/A	Initial Weight/Volume: 15.0320 g
Analysis Date: 11/04/2014 1418		Final Weight/Volume: 1 mL
Prep Date: 11/03/2014 2009		Injection Volume: 1 uL
Leach Date: N/A		

Analyte	% Rec.		Limit	RPD	RPD Limit	MS Qual	MSD Qual
	MS	MSD					
2,2'-oxybis[1-chloropropane]	108	106	45 - 102	2	30	F1	F1
2,4-Dimethylphenol	90	86	56 - 112	5	30		
2,4-Dichlorophenol	85	80	58 - 115	5	30		
2-Chlorophenol	83	81	56 - 110	2	30		
2-Methylphenol	81	77	54 - 117	6	30		
2-Methylnaphthalene	91	87	51 - 98	4	30		
2-Nitrophenol	95	92	55 - 101	3	30		
2,4,6-Trichlorophenol	95	91	53 - 118	5	30		
2,4,5-Trichlorophenol	94	88	50 - 115	7	30		
2-Chloronaphthalene	94	90	51 - 102	5	30		
4-Chloro-3-methylphenol	91	87	55 - 117	5	30		
2-Nitroaniline	89	84	51 - 109	5	30		
4-Chloroaniline	52	50	10 - 96	3	30		
2,6-Dinitrotoluene	94	90	51 - 115	4	30		
4-Methylphenol	84	79	47 - 103	6	30		
3-Nitroaniline	64	60	32 - 104	7	30		
Acenaphthene	83	78	46 - 100	6	30		
4-Nitrophenol	84	78	45 - 114	8	30		
Acenaphthylene	94	89	51 - 103	5	30		
2,4-Dinitrophenol	85	81	10 - 129	5	30		
Acetophenone	82	81	40 - 95	2	30		
Benzaldehyde	77	78	10 - 160	1	30		
2,4-Dinitrotoluene	87	82	53 - 110	5	30		
4-Chlorophenyl phenyl ether	84	81	50 - 106	4	30		
4-Nitroaniline	64	55	45 - 106	16	30		
4,6-Dinitro-2-methylphenol	96	93	10 - 110	4	30		
Bis(2-chloroethoxy)methane	92	88	51 - 100	4	30		
4-Bromophenyl phenyl ether	108	105	44 - 102	3	30	F1	F1
Bis(2-chloroethyl)ether	84	84	44 - 101	0	30		
Atrazine	83	79	30 - 100	5	30		
Anthracene	97	93	50 - 107	5	30		
Caprolactam	88	83	10 - 127	6	30		
Carbazole	89	86	49 - 104	4	30		



## Quality Control Results

Client: Antea USA, Inc.

Job Number: 460-85482-1

**Matrix Spike/  
Matrix Spike Duplicate Recovery Report - Batch: 460-260126**

**Method: 8270C  
Preparation: 3546**

MS Lab Sample ID: 460-85533-E-1-A MS	Analysis Batch: 460-260144	Instrument ID: CBNAMS12
Client Matrix: Solid	Prep Batch: 460-260126	Lab File ID: L118395.D
Dilution: 1.0	Leach Batch: N/A	Initial Weight/Volume: 15.0323 g
Analysis Date: 11/04/2014 1353		Final Weight/Volume: 1 mL
Prep Date: 11/03/2014 2009		Injection Volume: 1 uL
Leach Date: N/A		

MSD Lab Sample ID: 460-85533-E-1-B MSD	Analysis Batch: 460-260144	Instrument ID: CBNAMS12
Client Matrix: Solid	Prep Batch: 460-260126	Lab File ID: L118396.D
Dilution: 1.0	Leach Batch: N/A	Initial Weight/Volume: 15.0320 g
Analysis Date: 11/04/2014 1418		Final Weight/Volume: 1 mL
Prep Date: 11/03/2014 2009		Injection Volume: 1 uL
Leach Date: N/A		

Analyte	% Rec.		Limit	RPD	RPD Limit	MS Qual	MSD Qual
	MS	MSD					
Chrysene	94	89	45 - 114	6	30		
Dibenzofuran	86	83	52 - 106	4	30		
Benzo[k]fluoranthene	113	106	35 - 115	6	30		
Diethyl phthalate	87	82	52 - 114	6	30		
Benzo[g,h,i]perylene	96	94	43 - 106	2	30		
Dimethyl phthalate	90	85	52 - 112	6	30		
Benzo[b]fluoranthene	103	97	33 - 96	6	30	F1	F1
Di-n-butyl phthalate	90	86	50 - 108	4	30		
Benzo[a]pyrene	103	97	36 - 89	6	30	F1	F1
Benzo[a]anthracene	94	90	46 - 112	5	30		
Diphenyl	96	92	50 - 105	5	30		
Fluoranthene	84	81	49 - 108	4	30		
Butyl benzyl phthalate	106	101	49 - 117	5	30		
Fluorene	89	84	51 - 108	6	30		
Bis(2-ethylhexyl) phthalate	101	96	49 - 119	5	30		
Hexachlorobenzene	111	107	43 - 104	4	30	F1	F1
Di-n-octyl phthalate	115	109	40 - 106	5	30	F1	F1
Hexachlorobutadiene	91	89	45 - 98	2	30		
Hexachlorocyclopentadiene	83	82	24 - 98	2	30		
Dibenz(a,h)anthracene	99	95	43 - 107	4	30		
Hexachloroethane	81	80	45 - 90	2	30		
3,3'-Dichlorobenzidine	72	67	24 - 105	6	30		
Indeno[1,2,3-cd]pyrene	120	115	43 - 109	4	30	F1	F1
1,2,4,5-Tetrachlorobenzene	99	96	70 - 130	3	30		
Isophorone	95	91	48 - 97	5	30		
2,3,4,6-Tetrachlorophenol	92	86	70 - 130	7	30		
Naphthalene	90	89	53 - 94	2	30		
Nitrobenzene	94	90	42 - 106	4	30		
N-Nitrosodi-n-propylamine	91	90	42 - 107	1	30		
N-Nitrosodiphenylamine	111	106	49 - 106	5	30	F1	
Pentachlorophenol	94	90	19 - 113	5	30		
Phenanthrene	95	92	48 - 108	3	30		
Phenol	89	87	54 - 115	3	30		

**Quality Control Results**

Client: Antea USA, Inc.

Job Number: 460-85482-1

**Matrix Spike/  
Matrix Spike Duplicate Recovery Report - Batch: 460-260126**

**Method: 8270C  
Preparation: 3546**

MS Lab Sample ID:	460-85533-E-1-A MS	Analysis Batch:	460-260144	Instrument ID:	CBNAM12
Client Matrix:	Solid	Prep Batch:	460-260126	Lab File ID:	L118395.D
Dilution:	1.0	Leach Batch:	N/A	Initial Weight/Volume:	15.0323 g
Analysis Date:	11/04/2014 1353			Final Weight/Volume:	1 mL
Prep Date:	11/03/2014 2009			Injection Volume:	1 uL
Leach Date:	N/A				

MSD Lab Sample ID:	460-85533-E-1-B MSD	Analysis Batch:	460-260144	Instrument ID:	CBNAM12
Client Matrix:	Solid	Prep Batch:	460-260126	Lab File ID:	L118396.D
Dilution:	1.0	Leach Batch:	N/A	Initial Weight/Volume:	15.0320 g
Analysis Date:	11/04/2014 1418			Final Weight/Volume:	1 mL
Prep Date:	11/03/2014 2009			Injection Volume:	1 uL
Leach Date:	N/A				

Analyte	% Rec.		Limit	RPD	RPD Limit	MS Qual	MSD Qual
	MS	MSD					
Pyrene	112	107	49 - 116	4	30		
Surrogate		MS % Rec	MSD % Rec			Acceptance Limits	
Nitrobenzene-d5		96	94			38 - 105	
Phenol-d5		86	83			41 - 118	
Terphenyl-d14		113	107			16 - 151	
2,4,6-Tribromophenol		106	97			10 - 120	
2-Fluorophenol		80	78			37 - 125	
2-Fluorobiphenyl		93	88			40 - 109	

Quality Control Results

Client: Antea USA, Inc.

Job Number: 460-85482-1

**Matrix Spike/  
Matrix Spike Duplicate Recovery Report - Batch: 460-260126**

**Method: 8270C  
Preparation: 3546**

MS Lab Sample ID: 460-85533-E-1-A MS      Units: ug/Kg  
Client Matrix: Solid  
Dilution: 1.0  
Analysis Date: 11/04/2014 1353  
Prep Date: 11/03/2014 2009  
Leach Date: N/A

MSD Lab Sample ID: 460-85533-E-1-B MSD  
Client Matrix: Solid  
Dilution: 1.0  
Analysis Date: 11/04/2014 1418  
Prep Date: 11/03/2014 2009  
Leach Date: N/A

Analyte	Sample Result/Qual		MS Spike Amount	MSD Spike Amount	MS Result/Qual		MSD Result/Qual	
2,2'-oxybis[1-chloropropane]	17	U	4050	4050	4380	F1	4310	F1
2,4-Dimethylphenol	88	U	4050	4050	3640		3460	
2,4-Dichlorophenol	9.5	U	4050	4050	3430		3260	
2-Chlorophenol	10	U	4050	4050	3370		3290	
2-Methylphenol	17	U	4050	4050	3280		3100	
2-Methylnaphthalene	14	J	4050	4050	3690		3550	
2-Nitrophenol	13	U	4050	4050	3850		3730	
2,4,6-Trichlorophenol	11	U	4050	4050	3860		3680	
2,4,5-Trichlorophenol	40	U	4050	4050	3830		3570	
2-Chloronaphthalene	9.1	U	4050	4050	3820		3640	
4-Chloro-3-methylphenol	17	U	4050	4050	3680		3500	
2-Nitroaniline	13	U	4050	4050	3600		3420	
4-Chloroaniline	10	U	4050	4050	2100		2030	
2,6-Dinitrotoluene	21	U	4050	4050	3810		3660	
4-Methylphenol	11	U	4050	4050	3410		3190	
3-Nitroaniline	12	U	4050	4050	2590		2420	
Acenaphthene	9.7	U	4050	4050	3340		3160	
4-Nitrophenol	190	U	8100	8100	6790		6300	
Acenaphthylene	10	U	4050	4050	3790		3600	
2,4-Dinitrophenol	300	U	8100	8100	6890		6550	
Acetophenone	8.7	U	4050	4050	3340		3270	
Benzaldehyde	31	U	8100	8100	6240		6330	
2,4-Dinitrotoluene	16	U	4050	4050	3500		3320	
4-Chlorophenyl phenyl ether	12	U	4050	4050	3410		3290	
4-Nitroaniline	15	U	4050	4050	2590		2220	
4,6-Dinitro-2-methylphenol	110	U	8100	8100	7780		7500	
Bis(2-chloroethoxy)methane	13	U	4050	4050	3710		3560	
4-Bromophenyl phenyl ether	13	U	4050	4050	4370	F1	4240	F1
Bis(2-chloroethyl)ether	9.5	U	4050	4050	3390		3390	
Atrazine	18	U	4050	4050	3350		3190	
Anthracene	38	U	4050	4050	3930		3760	
Caprolactam	29	U	4050	4050	3580		3370	
Carbazole	10	U	4050	4050	3600		3470	
Chrysene	11	U	4050	4050	3820		3600	
Dibenzofuran	12	U	4050	4050	3460		3340	
Benzo[k]fluoranthene	17	U	4050	4050	4570		4300	
Diethyl phthalate	11	U	4050	4050	3520		3320	
Benzo[g,h,i]perylene	23	U	4050	4050	3900		3810	
Dimethyl phthalate	12	U	4050	4050	3640		3440	
Benzo[b]fluoranthene	16	U	4050	4050	4150	F1	3910	F1
Di-n-butyl phthalate	12	U	4050	4050	3640		3490	
Benzo[a]pyrene	12	U	4050	4050	4170	F1	3910	F1
Benzo[a]anthracene	34	U	4050	4050	3800		3630	

**Quality Control Results**

Client: Antea USA, Inc.

Job Number: 460-85482-1

**Matrix Spike/  
Matrix Spike Duplicate Recovery Report - Batch: 460-260126**

**Method: 8270C  
Preparation: 3546**

MS Lab Sample ID: 460-85533-E-1-A MS      Units: ug/Kg  
 Client Matrix: Solid  
 Dilution: 1.0  
 Analysis Date: 11/04/2014 1353  
 Prep Date: 11/03/2014 2009  
 Leach Date: N/A

MSD Lab Sample ID: 460-85533-E-1-B MSD  
 Client Matrix: Solid  
 Dilution: 1.0  
 Analysis Date: 11/04/2014 1418  
 Prep Date: 11/03/2014 2009  
 Leach Date: N/A

Analyte	Sample Result/Qual		MS Spike Amount	MSD Spike Amount	MS Result/Qual	MSD Result/Qual		
Diphenyl	34	U	4050	4050	3900		3710	
Fluoranthene	12	U	4050	4050	3400		3270	
Butyl benzyl phthalate	12	U	4050	4050	4280		4070	
Fluorene	8.7	U	4050	4050	3590		3380	
Bis(2-ethylhexyl) phthalate	16	U	4050	4050	4100		3880	
Hexachlorobenzene	16	U	4050	4050	4510	F1	4330	F1
Di-n-octyl phthalate	20	U	4050	4050	4640	F1	4420	F1
Hexachlorobutadiene	11	U	4050	4050	3670		3610	
Hexachlorocyclopentadiene	25	U	4050	4050	3370		3310	
Dibenz(a,h)anthracene	21	U	4050	4050	4020		3850	
Hexachloroethane	15	U	4050	4050	3290		3230	
3,3'-Dichlorobenzidine	45	U	4050	4050	2900		2720	
Indeno[1,2,3-cd]pyrene	27	U	4050	4050	4870	F1	4680	F1
1,2,4,5-Tetrachlorobenzene	30	U	4050	4050	4000		3880	
Isophorone	8.6	U	4050	4050	3860		3690	
2,3,4,6-Tetrachlorophenol	38	U	4050	4050	3730		3460	
Naphthalene	26	J	4050	4050	3680		3620	
Nitrobenzene	13	U	4050	4050	3790		3630	
N-Nitrosodi-n-propylamine	13	U	4050	4050	3690		3660	
N-Nitrosodiphenylamine	36	U	4050	4050	4510	F1	4310	
Pentachlorophenol	49	U	8100	8100	7620		7270	
Phenanthrene	11	U	4050	4050	3870		3740	
Phenol	13	U	4050	4050	3620		3510	
Pyrene	18	U	4050	4050	4550		4350	

## Quality Control Results

Client: Antea USA, Inc.

Job Number: 460-85482-1

**Method Blank - Batch: 460-260289**

**Method: 8270C  
Preparation: 3510C**

Lab Sample ID: MB 460-260289/1-A  
 Client Matrix: Water  
 Dilution: 1.0  
 Analysis Date: 11/05/2014 0854  
 Prep Date: 11/04/2014 1331  
 Leach Date: N/A

Analysis Batch: 460-260393  
 Prep Batch: 460-260289  
 Leach Batch: N/A  
 Units: ug/L

Instrument ID: CBNAMS6  
 Lab File ID: M86525.D  
 Initial Weight/Volume: 250 mL  
 Final Weight/Volume: 2 mL  
 Injection Volume: 5 uL

Analyte	Result	Qual	MDL	RL
2,2'-oxybis[1-chloropropane]	1.3	U	1.3	10
2,4-Dimethylphenol	1.2	U	1.2	10
2,4-Dichlorophenol	1.1	U	1.1	10
2-Chlorophenol	0.93	U	0.93	10
2-Methylphenol	1.4	U	1.4	10
2-Methylnaphthalene	1.5	U	1.5	10
2-Nitrophenol	0.68	U	0.68	10
2,4,6-Trichlorophenol	1.4	U	1.4	10
2,4,5-Trichlorophenol	2.2	U	2.2	10
2-Chloronaphthalene	1.3	U	1.3	10
4-Chloro-3-methylphenol	1.1	U	1.1	10
4-Chloroaniline	0.32	U	0.32	1.0
2-Nitroaniline	2.0	U	2.0	20
2,6-Dinitrotoluene	0.27	U	0.27	2.0
4-Methylphenol	1.0	U	1.0	10
3-Nitroaniline	2.9	U	2.9	20
Acenaphthene	1.1	U	1.1	10
4-Nitrophenol	2.0	U	2.0	30
Acenaphthylene	1.8	U	1.8	10
2,4-Dinitrophenol	2.0	U	2.0	30
Acetophenone	0.89	U	0.89	10
Benzaldehyde	2.1	U	2.1	10
2,4-Dinitrotoluene	0.28	U	0.28	2.0
4-Chlorophenyl phenyl ether	1.5	U	1.5	10
4-Nitroaniline	2.9	U	2.9	20
4,6-Dinitro-2-methylphenol	3.0	U	3.0	30
Bis(2-chloroethoxy)methane	1.0	U	1.0	10
Bis(2-chloroethyl)ether	0.30	U	0.30	1.0
4-Bromophenyl phenyl ether	1.1	U	1.1	10
Atrazine	1.0	U	1.0	10
Anthracene	0.85	U	0.85	10
Caprolactam	0.91	U	0.91	10
Carbazole	1.2	U	1.2	10
Chrysene	1.4	U	1.4	10
Dibenzofuran	1.5	U	1.5	10
Diethyl phthalate	1.4	U	1.4	10
Benzo[k]fluoranthene	0.14	U	0.14	1.0
Dimethyl phthalate	1.1	U	1.1	10
Benzo[g,h,i]perylene	0.93	U	0.93	10
Di-n-butyl phthalate	1.0	U	1.0	10
Benzo[b]fluoranthene	0.21	U	0.21	1.0
Benzo[a]pyrene	0.14	U	0.14	1.0
Diphenyl	1.8	U	1.8	10
Benzo[a]anthracene	0.18	U	0.18	1.0
Fluoranthene	1.1	U	1.1	10

## Quality Control Results

Client: Antea USA, Inc.

Job Number: 460-85482-1

**Method Blank - Batch: 460-260289**

**Method: 8270C  
Preparation: 3510C**

Lab Sample ID: MB 460-260289/1-A  
 Client Matrix: Water  
 Dilution: 1.0  
 Analysis Date: 11/05/2014 0854  
 Prep Date: 11/04/2014 1331  
 Leach Date: N/A

Analysis Batch: 460-260393  
 Prep Batch: 460-260289  
 Leach Batch: N/A  
 Units: ug/L

Instrument ID: CBNAMS6  
 Lab File ID: M86525.D  
 Initial Weight/Volume: 250 mL  
 Final Weight/Volume: 2 mL  
 Injection Volume: 5 uL

Analyte	Result	Qual	MDL	RL
Butyl benzyl phthalate	1.4	U	1.4	10
Fluorene	1.7	U	1.7	10
Bis(2-ethylhexyl) phthalate	0.81	U	0.81	10
Hexachlorobenzene	0.20	U	0.20	1.0
Hexachlorobutadiene	0.68	U	0.68	2.0
Di-n-octyl phthalate	0.88	U	0.88	10
Hexachlorocyclopentadiene	1.5	U	1.5	10
Hexachloroethane	0.15	U	0.15	1.0
Dibenz(a,h)anthracene	0.16	U	0.16	1.0
3,3'-Dichlorobenzidine	3.2	U	3.2	20
Indeno[1,2,3-cd]pyrene	0.11	U	0.11	1.0
Isophorone	1.3	U	1.3	10
1,2,4,5-Tetrachlorobenzene	1.8	U	1.8	10
2,3,4,6-Tetrachlorophenol	0.89	U	0.89	10
Naphthalene	2.0	U	2.0	10
Nitrobenzene	0.34	U	0.34	1.0
N-Nitrosodi-n-propylamine	0.27	U	0.27	1.0
N-Nitrosodiphenylamine	1.0	U	1.0	10
Pentachlorophenol	2.7	U	2.7	30
Phenanthrene	1.2	U	1.2	10
Phenol	0.60	U	0.60	10
Pyrene	1.1	U	1.1	10

Surrogate	% Rec	Acceptance Limits
Nitrobenzene-d5	105	60 - 114
Phenol-d5	34	4 - 86
Terphenyl-d14	109	72 - 130
2,4,6-Tribromophenol	86	51 - 126
2-Fluorophenol	54	15 - 96
2-Fluorobiphenyl	100	50 - 120

**Method Blank TICs- Batch: 460-260289**

Cas Number	Analyte	RT	Est. Result (ug/L)	Qual
77-93-0	Ethyl citrate	8.15	15.3	J N

## Quality Control Results

Client: Antea USA, Inc.

Job Number: 460-85482-1

**Lab Control Sample/  
Lab Control Sample Duplicate Recovery Report - Batch: 460-260289**

**Method: 8270C  
Preparation: 3510C**

LCS Lab Sample ID: LCS 460-260289/4-A	Analysis Batch: 460-260393	Instrument ID: CBNAMS6
Client Matrix: Water	Prep Batch: 460-260289	Lab File ID: M86528.D
Dilution: 1.0	Leach Batch: N/A	Initial Weight/Volume: 250 mL
Analysis Date: 11/05/2014 0955	Units: ug/L	Final Weight/Volume: 2 mL
Prep Date: 11/04/2014 1331		Injection Volume: 5 uL
Leach Date: N/A		

LCSD Lab Sample ID: LCSD 460-260289/5-A	Analysis Batch: 460-260393	Instrument ID: CBNAMS6
Client Matrix: Water	Prep Batch: 460-260289	Lab File ID: M86529.D
Dilution: 1.0	Leach Batch: N/A	Initial Weight/Volume: 250 mL
Analysis Date: 11/05/2014 1016	Units: ug/L	Final Weight/Volume: 2 mL
Prep Date: 11/04/2014 1331		Injection Volume: 5 uL
Leach Date: N/A		

Analyte	<u>% Rec.</u>		Limit	RPD	RPD Limit	LCS Qual	LCSD Qual
	LCS	LCSD					
Benzaldehyde	97	85	52 - 150	13	30		
Surrogate	LCS % Rec	LCSD % Rec			Acceptance Limits		
Nitrobenzene-d5	101	91			60 - 114		
Phenol-d5	31	30			4 - 86		
Terphenyl-d14	110	100			72 - 130		
2,4,6-Tribromophenol	84	78			51 - 126		
2-Fluorophenol	52	48			15 - 96		
2-Fluorobiphenyl	95	81			50 - 120		

## Quality Control Results

Client: Antea USA, Inc.

Job Number: 460-85482-1

**Lab Control Sample/  
Lab Control Sample Duplicate Recovery Report - Batch: 460-260289**

**Method: 8270C  
Preparation: 3510C**

LCS Lab Sample ID: LCS 460-260289/2-A	Analysis Batch: 460-260393	Instrument ID: CBNAMS6
Client Matrix: Water	Prep Batch: 460-260289	Lab File ID: M86539.D
Dilution: 1.0	Leach Batch: N/A	Initial Weight/Volume: 250 mL
Analysis Date: 11/05/2014 1341	Units: ug/L	Final Weight/Volume: 2 mL
Prep Date: 11/04/2014 1331		Injection Volume: 5 uL
Leach Date: N/A		

LCSD Lab Sample ID: LCSD 460-260289/3-A	Analysis Batch: 460-260393	Instrument ID: CBNAMS6
Client Matrix: Water	Prep Batch: 460-260289	Lab File ID: M86540.D
Dilution: 1.0	Leach Batch: N/A	Initial Weight/Volume: 250 mL
Analysis Date: 11/05/2014 1402	Units: ug/L	Final Weight/Volume: 2 mL
Prep Date: 11/04/2014 1331		Injection Volume: 5 uL
Leach Date: N/A		

Analyte	% Rec.		Limit	RPD	RPD Limit	LCS Qual	LCSD Qual
	LCS	LCSD					
2,2'-oxybis[1-chloropropane]	77	74	68 - 107	5	30		
2,4-Dimethylphenol	72	72	55 - 100	1	30		
2,4-Dichlorophenol	75	80	64 - 107	7	30		
2-Chlorophenol	69	65	53 - 101	6	30		
2-Methylphenol	61	59	40 - 90	3	30		
2-Methylnaphthalene	69	69	66 - 102	1	30		
2-Nitrophenol	74	76	65 - 107	3	30		
2,4,6-Trichlorophenol	80	80	67 - 111	1	30		
2,4,5-Trichlorophenol	92	86	67 - 114	6	30		
2-Chloronaphthalene	76	78	65 - 107	4	30		
4-Chloro-3-methylphenol	71	73	57 - 106	3	30		
2-Nitroaniline	75	76	73 - 116	1	30		
4-Chloroaniline	71	68	58 - 105	4	30		
2,6-Dinitrotoluene	91	93	68 - 114	2	30		
4-Methylphenol	55	56	30 - 75	1	30		
3-Nitroaniline	79	84	59 - 108	6	30		
Acenaphthene	85	84	66 - 108	1	30		
4-Nitrophenol	25	30	10 - 44	19	30		
Acenaphthylene	82	83	67 - 107	1	30		
2,4-Dinitrophenol	56	60	19 - 113	8	30		
Acetophenone	80	74	68 - 109	8	30		
2,4-Dinitrotoluene	88	88	65 - 113	0	30		
4-Chlorophenyl phenyl ether	81	77	68 - 105	5	30		
4-Nitroaniline	82	78	49 - 119	5	30		
4,6-Dinitro-2-methylphenol	82	83	58 - 115	2	30		
Bis(2-chloroethoxy)methane	78	78	69 - 108	0	30		
4-Bromophenyl phenyl ether	86	78	66 - 110	10	30		
Bis(2-chloroethyl)ether	75	69	62 - 108	9	30		
Atrazine	71	70	56 - 116	1	30		
Anthracene	95	93	68 - 108	2	30		
Caprolactam	20	23	10 - 30	15	30		
Carbazole	100	99	67 - 110	1	30		
Chrysene	92	96	68 - 112	4	30		
Dibenzofuran	82	82	68 - 105	0	30		
Benzo[k]fluoranthene	109	107	66 - 114	2	30		
Diethyl phthalate	91	85	66 - 109	7	30		



## Quality Control Results

Client: Antea USA, Inc.

Job Number: 460-85482-1

**Lab Control Sample/  
Lab Control Sample Duplicate Recovery Report - Batch: 460-260289**

**Method: 8270C  
Preparation: 3510C**

LCS Lab Sample ID: LCS 460-260289/2-A	Analysis Batch: 460-260393	Instrument ID: CBNAMS6
Client Matrix: Water	Prep Batch: 460-260289	Lab File ID: M86539.D
Dilution: 1.0	Leach Batch: N/A	Initial Weight/Volume: 250 mL
Analysis Date: 11/05/2014 1341	Units: ug/L	Final Weight/Volume: 2 mL
Prep Date: 11/04/2014 1331		Injection Volume: 5 uL
Leach Date: N/A		

LCSD Lab Sample ID: LCSD 460-260289/3-A	Analysis Batch: 460-260393	Instrument ID: CBNAMS6
Client Matrix: Water	Prep Batch: 460-260289	Lab File ID: M86540.D
Dilution: 1.0	Leach Batch: N/A	Initial Weight/Volume: 250 mL
Analysis Date: 11/05/2014 1402	Units: ug/L	Final Weight/Volume: 2 mL
Prep Date: 11/04/2014 1331		Injection Volume: 5 uL
Leach Date: N/A		

Analyte	% Rec.		Limit	RPD	RPD Limit	LCS Qual	LCSD Qual
	LCS	LCSD					
Benzo[g,h,i]perylene	114	113	65 - 134	1	30		
Dimethyl phthalate	94	84	69 - 111	11	30		
Benzo[b]fluoranthene	99	95	65 - 111	4	30		
Di-n-butyl phthalate	100	99	68 - 111	1	30		
Benzo[a]pyrene	98	104	58 - 101	5	30		*
Benzo[a]anthracene	92	92	65 - 106	0	30		
Diphenyl	80	82	66 - 112	3	30		
Fluoranthene	92	92	68 - 108	1	30		
Butyl benzyl phthalate	101	102	66 - 115	1	30		
Fluorene	90	85	68 - 105	6	30		
Bis(2-ethylhexyl) phthalate	101	107	66 - 114	5	30		
Hexachlorobenzene	82	84	65 - 107	2	30		
Di-n-octyl phthalate	109	108	51 - 115	1	30		
Hexachlorobutadiene	61	62	52 - 99	2	30		
Hexachlorocyclopentadiene	50	53	40 - 105	5	30		
Dibenz(a,h)anthracene	109	111	67 - 124	2	30		
Hexachloroethane	65	62	50 - 99	6	30		
3,3'-Dichlorobenzidine	88	97	69 - 129	10	30		
Indeno[1,2,3-cd]pyrene	113	106	68 - 121	7	30		
1,2,4,5-Tetrachlorobenzene	76	75	70 - 130	2	30		
Isophorone	75	79	68 - 108	6	30		
2,3,4,6-Tetrachlorophenol	78	77	70 - 130	2	30		
Naphthalene	74	70	63 - 101	5	30		
Nitrobenzene	81	74	66 - 106	8	30		
N-Nitrosodi-n-propylamine	83	76	70 - 109	10	30		
N-Nitrosodiphenylamine	104	98	71 - 121	6	30		
Pentachlorophenol	67	66	55 - 116	2	30		
Phenanthrene	92	92	68 - 110	0	30		
Phenol	34	37	12 - 44	10	30		
Pyrene	87	90	61 - 110	3	30		

Surrogate	LCS % Rec	LCSD % Rec	Acceptance Limits
Nitrobenzene-d5	82	84	60 - 114
Phenol-d5	27	31	4 - 86
Terphenyl-d14	85	87	72 - 130
2,4,6-Tribromophenol	75	73	51 - 126

## Quality Control Results

Client: Antea USA, Inc.

Job Number: 460-85482-1

Surrogate	LCS % Rec	LCSD % Rec	Acceptance Limits
2-Fluorophenol	43	46	15 - 96
2-Fluorobiphenyl	81	83	50 - 120

## Quality Control Results

Client: Antea USA, Inc.

Job Number: 460-85482-1

**Laboratory Control/  
Laboratory Duplicate Data Report - Batch: 460-260289**

**Method: 8270C  
Preparation: 3510C**

LCS Lab Sample ID: LCS 460-260289/4-A      Units: ug/L  
 Client Matrix: Water  
 Dilution: 1.0  
 Analysis Date: 11/05/2014 0955  
 Prep Date: 11/04/2014 1331  
 Leach Date: N/A

LCSD Lab Sample ID: LCSD 460-260289/5-A  
 Client Matrix: Water  
 Dilution: 1.0  
 Analysis Date: 11/05/2014 1016  
 Prep Date: 11/04/2014 1331  
 Leach Date: N/A

Analyte	LCS Spike Amount	LCSD Spike Amount	LCS Result/Qual	LCSD Result/Qual
Benzaldehyde	160	160	155	136

**Laboratory Control/  
Laboratory Duplicate Data Report - Batch: 460-260289**

**Method: 8270C  
Preparation: 3510C**

LCS Lab Sample ID: LCS 460-260289/2-A      Units: ug/L  
 Client Matrix: Water  
 Dilution: 1.0  
 Analysis Date: 11/05/2014 1341  
 Prep Date: 11/04/2014 1331  
 Leach Date: N/A

LCSD Lab Sample ID: LCSD 460-260289/3-A  
 Client Matrix: Water  
 Dilution: 1.0  
 Analysis Date: 11/05/2014 1402  
 Prep Date: 11/04/2014 1331  
 Leach Date: N/A

Analyte	LCS Spike Amount	LCSD Spike Amount	LCS Result/Qual	LCSD Result/Qual
2,2'-oxybis[1-chloropropane]	80.0	80.0	61.7	58.9
2,4-Dimethylphenol	80.0	80.0	57.5	57.9
2,4-Dichlorophenol	80.0	80.0	60.0	64.1
2-Chlorophenol	80.0	80.0	55.4	52.1
2-Methylphenol	80.0	80.0	48.5	47.3
2-Methylnaphthalene	80.0	80.0	55.2	54.9
2-Nitrophenol	80.0	80.0	59.3	60.9
2,4,6-Trichlorophenol	80.0	80.0	64.4	63.7
2,4,5-Trichlorophenol	80.0	80.0	73.3	68.8
2-Chloronaphthalene	80.0	80.0	60.5	62.8
4-Chloro-3-methylphenol	80.0	80.0	56.9	58.4
2-Nitroaniline	80.0	80.0	60.3	61.2
4-Chloroaniline	80.0	80.0	56.7	54.4
2,6-Dinitrotoluene	80.0	80.0	72.6	74.4
4-Methylphenol	80.0	80.0	44.3	44.5
3-Nitroaniline	80.0	80.0	63.4	67.2
Acenaphthene	80.0	80.0	68.0	67.3
4-Nitrophenol	160	160	40.1	48.6
Acenaphthylene	80.0	80.0	65.4	66.1
2,4-Dinitrophenol	160	160	89.0	96.4
Acetophenone	80.0	80.0	63.8	58.9
2,4-Dinitrotoluene	80.0	80.0	70.6	70.5
4-Chlorophenyl phenyl ether	80.0	80.0	64.8	61.8

## Quality Control Results

Client: Antea USA, Inc.

Job Number: 460-85482-1

**Laboratory Control/  
Laboratory Duplicate Data Report - Batch: 460-260289**

**Method: 8270C  
Preparation: 3510C**

LCS Lab Sample ID: LCS 460-260289/2-A      Units: ug/L  
 Client Matrix: Water  
 Dilution: 1.0  
 Analysis Date: 11/05/2014 1341  
 Prep Date: 11/04/2014 1331  
 Leach Date: N/A

LCSD Lab Sample ID: LCSD 460-260289/3-A  
 Client Matrix: Water  
 Dilution: 1.0  
 Analysis Date: 11/05/2014 1402  
 Prep Date: 11/04/2014 1331  
 Leach Date: N/A

Analyte	LCS Spike Amount	LCSD Spike Amount	LCS Result/Qual	LCSD Result/Qual
4-Nitroaniline	80.0	80.0	65.3	62.4
4,6-Dinitro-2-methylphenol	160	160	131	133
Bis(2-chloroethoxy)methane	80.0	80.0	62.5	62.7
4-Bromophenyl phenyl ether	80.0	80.0	69.1	62.6
Bis(2-chloroethyl)ether	80.0	80.0	60.0	54.9
Atrazine	80.0	80.0	56.4	56.1
Anthracene	80.0	80.0	76.1	74.7
Caprolactam	80.0	80.0	15.8	18.3
Carbazole	80.0	80.0	80.2	79.0
Chrysene	80.0	80.0	73.7	76.5
Dibenzofuran	80.0	80.0	65.8	65.9
Benzo[k]fluoranthene	80.0	80.0	87.5	85.4
Diethyl phthalate	80.0	80.0	72.8	68.0
Benzo[g,h,i]perylene	80.0	80.0	91.0	90.2
Dimethyl phthalate	80.0	80.0	75.3	67.4
Benzo[b]fluoranthene	80.0	80.0	79.1	76.3
Di-n-butyl phthalate	80.0	80.0	80.4	79.2
Benzo[a]pyrene	80.0	80.0	78.8	83.0
Benzo[a]anthracene	80.0	80.0	73.8	73.8
Diphenyl	80.0	80.0	63.6	65.8
Fluoranthene	80.0	80.0	73.8	73.4
Butyl benzyl phthalate	80.0	80.0	80.6	81.6
Fluorene	80.0	80.0	72.3	67.8
Bis(2-ethylhexyl) phthalate	80.0	80.0	80.9	85.4
Hexachlorobenzene	80.0	80.0	65.8	66.9
Di-n-octyl phthalate	80.0	80.0	87.3	86.3
Hexachlorobutadiene	80.0	80.0	48.7	49.6
Hexachlorocyclopentadiene	80.0	80.0	40.3	42.4
Dibenz(a,h)anthracene	80.0	80.0	87.3	89.1
Hexachloroethane	80.0	80.0	52.3	49.4
3,3'-Dichlorobenzidine	80.0	80.0	70.7	77.9
Indeno[1,2,3-cd]pyrene	80.0	80.0	90.7	84.4
1,2,4,5-Tetrachlorobenzene	80.0	80.0	61.1	60.1
Isophorone	80.0	80.0	59.8	63.2
2,3,4,6-Tetrachlorophenol	80.0	80.0	62.3	61.3
Naphthalene	80.0	80.0	59.1	56.2
Nitrobenzene	80.0	80.0	64.6	59.6
N-Nitrosodi-n-propylamine	80.0	80.0	66.7	60.7
N-Nitrosodiphenylamine	80.0	80.0	83.1	78.5

\*

**Quality Control Results**

Client: Antea USA, Inc.

Job Number: 460-85482-1

**Laboratory Control/  
Laboratory Duplicate Data Report - Batch: 460-260289**

**Method: 8270C  
Preparation: 3510C**

LCS Lab Sample ID: LCS 460-260289/2-A      Units: ug/L  
Client Matrix: Water  
Dilution: 1.0  
Analysis Date: 11/05/2014 1341  
Prep Date: 11/04/2014 1331  
Leach Date: N/A

LCSD Lab Sample ID: LCSD 460-260289/3-A  
Client Matrix: Water  
Dilution: 1.0  
Analysis Date: 11/05/2014 1402  
Prep Date: 11/04/2014 1331  
Leach Date: N/A

Analyte	LCS Spike Amount	LCSD Spike Amount	LCS Result/Qual	LCSD Result/Qual
Pentachlorophenol	160	160	108	106
Phenanthrene	80.0	80.0	73.8	73.6
Phenol	80.0	80.0	27.2	29.9
Pyrene	80.0	80.0	69.4	71.7

**Quality Control Results**

Client: Antea USA, Inc.

Job Number: 460-85482-1

**Method Blank - Batch: 460-259946**

**Method: 8082  
Preparation: 3546**

Lab Sample ID: MB 460-259946/1-A  
 Client Matrix: Solid  
 Dilution: 1.0  
 Analysis Date: 11/03/2014 2306  
 Prep Date: 11/03/2014 0752  
 Leach Date: N/A

Analysis Batch: 460-260111  
 Prep Batch: 460-259946  
 Leach Batch: N/A  
 Units: ug/Kg

Instrument ID: CPESTGC7  
 Lab File ID: OR223610.D  
 Initial Weight/Volume: 15.0000 g  
 Final Weight/Volume: 10 mL  
 Injection Volume: 1 uL  
 Column ID: PRIMARY

Analyte	Result	Qual	MDL	RL
Aroclor 1016	15	U	15	67
Aroclor 1221	15	U	15	67
Aroclor 1232	15	U	15	67
Aroclor 1242	15	U	15	67
Aroclor 1248	15	U	15	67
Aroclor 1254	19	U	19	67
Aroclor 1260	19	U	19	67
Aroclor 1262	19	U	19	67
Aroclor 1268	19	U	19	67

Surrogate	% Rec	Acceptance Limits
DCB Decachlorobiphenyl	128	53 - 150
Surrogate	% Rec	Acceptance Limits
DCB Decachlorobiphenyl	114	53 - 150

**Quality Control Results**

Client: Antea USA, Inc.

Job Number: 460-85482-1

**Lab Control Sample - Batch: 460-259946**

**Method: 8082  
Preparation: 3546**

Lab Sample ID:	LCS 460-259946/2-A	Analysis Batch:	460-260111	Instrument ID:	CPESTGC7
Client Matrix:	Solid	Prep Batch:	460-259946	Lab File ID:	OR223611.D
Dilution:	1.0	Leach Batch:	N/A	Initial Weight/Volume:	15.0000 g
Analysis Date:	11/03/2014 2322	Units:	ug/Kg	Final Weight/Volume:	10 mL
Prep Date:	11/03/2014 0752			Injection Volume:	1 uL
Leach Date:	N/A			Column ID:	PRIMARY

Analyte	Spike Amount	Result	% Rec.	Limit	Qual
Aroclor 1016	333	370	111	64 - 145	
Aroclor 1260	333	393	118	59 - 150	
Surrogate		% Rec		Acceptance Limits	
DCB Decachlorobiphenyl		121		53 - 150	

**Lab Control Sample - Batch: 460-259946**

**Method: 8082  
Preparation: 3546**

Lab Sample ID:	LCS 460-259946/2-A	Analysis Batch:	460-260111	Instrument ID:	CPESTGC7
Client Matrix:	Solid	Prep Batch:	460-259946	Lab File ID:	OR223611.D
Dilution:	1.0	Leach Batch:	N/A	Initial Weight/Volume:	15.0000 g
Analysis Date:	11/03/2014 2322	Units:	ug/Kg	Final Weight/Volume:	10 mL
Prep Date:	11/03/2014 0752			Injection Volume:	1 uL
Leach Date:	N/A			Column ID:	SECONDARY

Analyte	Spike Amount	Result	% Rec.	Limit	Qual
Aroclor 1016	333	366	110	64 - 145	
Aroclor 1260	333	381	114	59 - 150	
Surrogate		% Rec		Acceptance Limits	
DCB Decachlorobiphenyl		108		53 - 150	

**Quality Control Results**

Client: Antea USA, Inc.

Job Number: 460-85482-1

**Matrix Spike/  
Matrix Spike Duplicate Recovery Report - Batch: 460-259946**

**Method: 8082  
Preparation: 3546**

MS Lab Sample ID:	460-85482-9	Analysis Batch:	460-260368	Instrument ID:	CPESTGC11
Client Matrix:	Solid	Prep Batch:	460-259946	Lab File ID:	T010171.D
Dilution:	200	Leach Batch:	N/A	Initial Weight/Volume:	15.0201 g
Analysis Date:	11/04/2014 1843			Final Weight/Volume:	10 mL
Prep Date:	11/03/2014 0752			Injection Volume:	1 uL
Leach Date:	N/A			Column ID:	PRIMARY

MSD Lab Sample ID:	460-85482-9	Analysis Batch:	460-260368	Instrument ID:	CPESTGC11
Client Matrix:	Solid	Prep Batch:	460-259946	Lab File ID:	T010172.D
Dilution:	200	Leach Batch:	N/A	Initial Weight/Volume:	15.0052 g
Analysis Date:	11/04/2014 1902			Final Weight/Volume:	10 mL
Prep Date:	11/03/2014 0752			Injection Volume:	1 uL
Leach Date:	N/A			Column ID:	PRIMARY

Analyte	% Rec.		Limit	RPD	RPD Limit	MS Qual	MSD Qual
	MS	MSD					
Aroclor 1016	NC	NC	64 - 145	NC	30	U	U
Aroclor 1260	NC	NC	59 - 150	NC	30	U	U
Surrogate	MS % Rec		MSD % Rec		Acceptance Limits		
DCB Decachlorobiphenyl	0	X D	0	X D	53 - 150		

**Matrix Spike/  
Matrix Spike Duplicate Recovery Report - Batch: 460-259946**

**Method: 8082  
Preparation: 3546**

MS Lab Sample ID:	460-85482-9	Analysis Batch:	460-260368	Instrument ID:	CPESTGC11
Client Matrix:	Solid	Prep Batch:	460-259946	Lab File ID:	T010171.D
Dilution:	200	Leach Batch:	N/A	Initial Weight/Volume:	15.0201 g
Analysis Date:	11/04/2014 1843			Final Weight/Volume:	10 mL
Prep Date:	11/03/2014 0752			Injection Volume:	1 uL
Leach Date:	N/A			Column ID:	SECONDARY

MSD Lab Sample ID:	460-85482-9	Analysis Batch:	460-260368	Instrument ID:	CPESTGC11
Client Matrix:	Solid	Prep Batch:	460-259946	Lab File ID:	T010172.D
Dilution:	200	Leach Batch:	N/A	Initial Weight/Volume:	15.0052 g
Analysis Date:	11/04/2014 1902			Final Weight/Volume:	10 mL
Prep Date:	11/03/2014 0752			Injection Volume:	1 uL
Leach Date:	N/A			Column ID:	SECONDARY

Analyte	% Rec.		Limit	RPD	RPD Limit	MS Qual	MSD Qual
	MS	MSD					
Aroclor 1016	NC	NC	64 - 145	NC	30	U	U
Aroclor 1260	NC	NC	59 - 150	NC	30	U	U
Surrogate	MS % Rec		MSD % Rec		Acceptance Limits		
DCB Decachlorobiphenyl	0	X D	0	X D	53 - 150		



**Quality Control Results**

Client: Antea USA, Inc.

Job Number: 460-85482-1

**Matrix Spike/  
Matrix Spike Duplicate Recovery Report - Batch: 460-259946**

**Method: 8082  
Preparation: 3546**

MS Lab Sample ID: 460-85482-9                      Units: ug/Kg  
 Client Matrix: Solid  
 Dilution: 200  
 Analysis Date: 11/04/2014 1843  
 Prep Date: 11/03/2014 0752  
 Leach Date: N/A

MSD Lab Sample ID: 460-85482-9  
 Client Matrix: Solid  
 Dilution: 200  
 Analysis Date: 11/04/2014 1902  
 Prep Date: 11/03/2014 0752  
 Leach Date: N/A

Analyte	Sample Result/Qual		MS Spike Amount	MSD Spike Amount	MS Result/Qual		MSD Result/Qual	
Aroclor 1016	3300	U	361	362	3300	U	3300	U
Aroclor 1260	4100	U	361	362	4100	U	4100	U

**Matrix Spike/  
Matrix Spike Duplicate Recovery Report - Batch: 460-259946**

**Method: 8082  
Preparation: 3546**

MS Lab Sample ID: 460-85482-9                      Units: ug/Kg  
 Client Matrix: Solid  
 Dilution: 200  
 Analysis Date: 11/04/2014 1843  
 Prep Date: 11/03/2014 0752  
 Leach Date: N/A

MSD Lab Sample ID: 460-85482-9  
 Client Matrix: Solid  
 Dilution: 200  
 Analysis Date: 11/04/2014 1902  
 Prep Date: 11/03/2014 0752  
 Leach Date: N/A

Analyte	Sample Result/Qual		MS Spike Amount	MSD Spike Amount	MS Result/Qual		MSD Result/Qual	
Aroclor 1016	3300	U	361	362	3300	U	3300	U
Aroclor 1260	4100	U	361	362	4100	U	4100	U

**Quality Control Results**

Client: Antea USA, Inc.

Job Number: 460-85482-1

**Method Blank - Batch: 460-259951**

**Method: 8082  
Preparation: 3546**

Lab Sample ID: MB 460-259951/1-A  
 Client Matrix: Solid  
 Dilution: 1.0  
 Analysis Date: 11/04/2014 0954  
 Prep Date: 11/03/2014 0756  
 Leach Date: N/A

Analysis Batch: 460-260217  
 Prep Batch: 460-259951  
 Leach Batch: N/A  
 Units: ug/Kg

Instrument ID: CPESTGC7  
 Lab File ID: OR223640.D  
 Initial Weight/Volume: 15.0000 g  
 Final Weight/Volume: 10 mL  
 Injection Volume: 1 uL  
 Column ID: PRIMARY

Analyte	Result	Qual	MDL	RL
Aroclor 1016	15	U	15	67
Aroclor 1221	15	U	15	67
Aroclor 1232	15	U	15	67
Aroclor 1242	15	U	15	67
Aroclor 1248	15	U	15	67
Aroclor 1254	19	U	19	67
Aroclor 1260	19	U	19	67
Aroclor 1262	19	U	19	67
Aroclor 1268	19	U	19	67

Surrogate	% Rec	Acceptance Limits
DCB Decachlorobiphenyl	124	53 - 150

Surrogate	% Rec	Acceptance Limits
DCB Decachlorobiphenyl	111	53 - 150

**Quality Control Results**

Client: Antea USA, Inc.

Job Number: 460-85482-1

**Lab Control Sample - Batch: 460-259951**

**Method: 8082  
Preparation: 3546**

Lab Sample ID:	LCS 460-259951/2-A	Analysis Batch:	460-260217	Instrument ID:	CPESTGC7
Client Matrix:	Solid	Prep Batch:	460-259951	Lab File ID:	OR223641.D
Dilution:	1.0	Leach Batch:	N/A	Initial Weight/Volume:	15.0000 g
Analysis Date:	11/04/2014 1011	Units:	ug/Kg	Final Weight/Volume:	10 mL
Prep Date:	11/03/2014 0756			Injection Volume:	1 uL
Leach Date:	N/A			Column ID:	PRIMARY

Analyte	Spike Amount	Result	% Rec.	Limit	Qual
Aroclor 1016	333	375	112	64 - 145	
Aroclor 1260	333	395	119	59 - 150	
Surrogate		% Rec		Acceptance Limits	
DCB Decachlorobiphenyl		126		53 - 150	

**Lab Control Sample - Batch: 460-259951**

**Method: 8082  
Preparation: 3546**

Lab Sample ID:	LCS 460-259951/2-A	Analysis Batch:	460-260217	Instrument ID:	CPESTGC7
Client Matrix:	Solid	Prep Batch:	460-259951	Lab File ID:	OR223641.D
Dilution:	1.0	Leach Batch:	N/A	Initial Weight/Volume:	15.0000 g
Analysis Date:	11/04/2014 1011	Units:	ug/Kg	Final Weight/Volume:	10 mL
Prep Date:	11/03/2014 0756			Injection Volume:	1 uL
Leach Date:	N/A			Column ID:	SECONDARY

Analyte	Spike Amount	Result	% Rec.	Limit	Qual
Aroclor 1016	333	354	106	64 - 145	
Aroclor 1260	333	370	111	59 - 150	
Surrogate		% Rec		Acceptance Limits	
DCB Decachlorobiphenyl		113		53 - 150	

**Quality Control Results**

Client: Antea USA, Inc.

Job Number: 460-85482-1

**Matrix Spike/  
Matrix Spike Duplicate Recovery Report - Batch: 460-259951**

**Method: 8082  
Preparation: 3546**

MS Lab Sample ID: 460-85482-1	Analysis Batch: 460-260217	Instrument ID: CPESTGC7
Client Matrix: Solid	Prep Batch: 460-259951	Lab File ID: OR223643.D
Dilution: 50	Leach Batch: N/A	Initial Weight/Volume: 15.0022 g
Analysis Date: 11/04/2014 1054		Final Weight/Volume: 10 mL
Prep Date: 11/03/2014 0756		Injection Volume: 1 uL
Leach Date: N/A		Column ID: PRIMARY

MSD Lab Sample ID: 460-85482-1	Analysis Batch: 460-260217	Instrument ID: CPESTGC7
Client Matrix: Solid	Prep Batch: 460-259951	Lab File ID: OR223644.D
Dilution: 50	Leach Batch: N/A	Initial Weight/Volume: 15.0011 g
Analysis Date: 11/04/2014 1110		Final Weight/Volume: 10 mL
Prep Date: 11/03/2014 0756		Injection Volume: 1 uL
Leach Date: N/A		Column ID: PRIMARY

Analyte	% Rec.		Limit	RPD	RPD Limit	MS Qual	MSD Qual
	MS	MSD					
Aroclor 1016	NC	NC	64 - 145	NC	30	U	U
Aroclor 1260	223	360	59 - 150	4	30	4	4
Surrogate	MS % Rec		MSD % Rec		Acceptance Limits		
DCB Decachlorobiphenyl	217	X D	221	X D	53 - 150		

**Matrix Spike/  
Matrix Spike Duplicate Recovery Report - Batch: 460-259951**

**Method: 8082  
Preparation: 3546**

MS Lab Sample ID: 460-85482-1	Analysis Batch: 460-260217	Instrument ID: CPESTGC7
Client Matrix: Solid	Prep Batch: 460-259951	Lab File ID: OR223643.D
Dilution: 50	Leach Batch: N/A	Initial Weight/Volume: 15.0022 g
Analysis Date: 11/04/2014 1054		Final Weight/Volume: 10 mL
Prep Date: 11/03/2014 0756		Injection Volume: 1 uL
Leach Date: N/A		Column ID: SECONDARY

MSD Lab Sample ID: 460-85482-1	Analysis Batch: 460-260217	Instrument ID: CPESTGC7
Client Matrix: Solid	Prep Batch: 460-259951	Lab File ID: OR223644.D
Dilution: 50	Leach Batch: N/A	Initial Weight/Volume: 15.0011 g
Analysis Date: 11/04/2014 1110		Final Weight/Volume: 10 mL
Prep Date: 11/03/2014 0756		Injection Volume: 1 uL
Leach Date: N/A		Column ID: SECONDARY

Analyte	% Rec.		Limit	RPD	RPD Limit	MS Qual	MSD Qual
	MS	MSD					
Aroclor 1016	NC	NC	64 - 145	NC	30	U	U
Aroclor 1260	-94	-25	59 - 150	3	30	4	4
Surrogate	MS % Rec		MSD % Rec		Acceptance Limits		
DCB Decachlorobiphenyl	190	X D	194	X D	53 - 150		

**Quality Control Results**

Client: Antea USA, Inc.

Job Number: 460-85482-1

**Matrix Spike/  
Matrix Spike Duplicate Recovery Report - Batch: 460-259951**

**Method: 8082  
Preparation: 3546**

MS Lab Sample ID: 460-85482-1                      Units: ug/Kg  
 Client Matrix: Solid  
 Dilution: 50  
 Analysis Date: 11/04/2014 1054  
 Prep Date: 11/03/2014 0756  
 Leach Date: N/A

MSD Lab Sample ID: 460-85482-1  
 Client Matrix: Solid  
 Dilution: 50  
 Analysis Date: 11/04/2014 1110  
 Prep Date: 11/03/2014 0756  
 Leach Date: N/A

Analyte	Sample Result/Qual	MS Spike Amount	MSD Spike Amount	MS Result/Qual	MSD Result/Qual
Aroclor 1016	810 U	361	361	810 U	810 U
Aroclor 1260	10000	361	361	11000 4	11500 4

**Matrix Spike/  
Matrix Spike Duplicate Recovery Report - Batch: 460-259951**

**Method: 8082  
Preparation: 3546**

MS Lab Sample ID: 460-85482-1                      Units: ug/Kg  
 Client Matrix: Solid  
 Dilution: 50  
 Analysis Date: 11/04/2014 1054  
 Prep Date: 11/03/2014 0756  
 Leach Date: N/A

MSD Lab Sample ID: 460-85482-1  
 Client Matrix: Solid  
 Dilution: 50  
 Analysis Date: 11/04/2014 1110  
 Prep Date: 11/03/2014 0756  
 Leach Date: N/A

Analyte	Sample Result/Qual	MS Spike Amount	MSD Spike Amount	MS Result/Qual	MSD Result/Qual
Aroclor 1016	810 U	361	361	810 U	810 U
Aroclor 1260	9800	361	361	9450 4	9700 4

**Quality Control Results**

Client: Antea USA, Inc.

Job Number: 460-85482-1

**Method Blank - Batch: 460-260192**

**Method: 8082  
Preparation: 3510C**

Lab Sample ID: MB 460-260192/1-A  
 Client Matrix: Water  
 Dilution: 1.0  
 Analysis Date: 11/04/2014 2247  
 Prep Date: 11/04/2014 0808  
 Leach Date: N/A

Analysis Batch: 460-260370  
 Prep Batch: 460-260192  
 Leach Batch: N/A  
 Units: ug/L

Instrument ID: CPESTGC8  
 Lab File ID: QR107023.D  
 Initial Weight/Volume: 125 mL  
 Final Weight/Volume: 1 mL  
 Injection Volume: 1 uL  
 Column ID: PRIMARY

Analyte	Result	Qual	MDL	RL
Aroclor 1016	0.27	U	0.27	0.40
Aroclor 1221	0.27	U	0.27	0.40
Aroclor 1232	0.27	U	0.27	0.40
Aroclor 1242	0.27	U	0.27	0.40
Aroclor 1248	0.27	U	0.27	0.40
Aroclor 1254	0.21	U	0.21	0.40
Aroclor 1260	0.21	U	0.21	0.40
Aroclor 1262	0.21	U	0.21	0.40
Aroclor 1268	0.21	U	0.21	0.40
Polychlorinated biphenyls, Total	0.27	U	0.27	0.40

Surrogate	% Rec	Acceptance Limits
DCB Decachlorobiphenyl	125	13 - 150

Surrogate	% Rec	Acceptance Limits
DCB Decachlorobiphenyl	112	13 - 150

**Quality Control Results**

Client: Antea USA, Inc.

Job Number: 460-85482-1

**Lab Control Sample/  
Lab Control Sample Duplicate Recovery Report - Batch: 460-260192**

**Method: 8082  
Preparation: 3510C**

LCS Lab Sample ID:	LCS 460-260192/2-A	Analysis Batch:	460-260370	Instrument ID:	CPESTGC8
Client Matrix:	Water	Prep Batch:	460-260192	Lab File ID:	QR107024.D
Dilution:	1.0	Leach Batch:	N/A	Initial Weight/Volume:	125 mL
Analysis Date:	11/04/2014 2303	Units:	ug/L	Final Weight/Volume:	1 mL
Prep Date:	11/04/2014 0808			Injection Volume:	1 uL
Leach Date:	N/A			Column ID:	PRIMARY

LCSD Lab Sample ID:	LCSD 460-260192/3-A	Analysis Batch:	460-260370	Instrument ID:	CPESTGC8
Client Matrix:	Water	Prep Batch:	460-260192	Lab File ID:	QR107025.D
Dilution:	1.0	Leach Batch:	N/A	Initial Weight/Volume:	125 mL
Analysis Date:	11/04/2014 2320	Units:	ug/L	Final Weight/Volume:	1 mL
Prep Date:	11/04/2014 0808			Injection Volume:	1 uL
Leach Date:	N/A			Column ID:	PRIMARY

Analyte	% Rec.		Limit	RPD	RPD Limit	LCS Qual	LCSD Qual
	LCS	LCSD					
Aroclor 1016	124	125	68 - 146	1	30		
Aroclor 1260	136	138	65 - 150	2	30		
Surrogate	LCS % Rec		LCSD % Rec	Acceptance Limits			
DCB Decachlorobiphenyl	104		106	13 - 150			

**Lab Control Sample/  
Lab Control Sample Duplicate Recovery Report - Batch: 460-260192**

**Method: 8082  
Preparation: 3510C**

LCS Lab Sample ID:	LCS 460-260192/2-A	Analysis Batch:	460-260370	Instrument ID:	CPESTGC8
Client Matrix:	Water	Prep Batch:	460-260192	Lab File ID:	QR107024.D
Dilution:	1.0	Leach Batch:	N/A	Initial Weight/Volume:	125 mL
Analysis Date:	11/04/2014 2303	Units:	ug/L	Final Weight/Volume:	1 mL
Prep Date:	11/04/2014 0808			Injection Volume:	1 uL
Leach Date:	N/A			Column ID:	SECONDARY

LCSD Lab Sample ID:	LCSD 460-260192/3-A	Analysis Batch:	460-260370	Instrument ID:	CPESTGC8
Client Matrix:	Water	Prep Batch:	460-260192	Lab File ID:	QR107025.D
Dilution:	1.0	Leach Batch:	N/A	Initial Weight/Volume:	125 mL
Analysis Date:	11/04/2014 2320	Units:	ug/L	Final Weight/Volume:	1 mL
Prep Date:	11/04/2014 0808			Injection Volume:	1 uL
Leach Date:	N/A			Column ID:	SECONDARY

Analyte	% Rec.		Limit	RPD	RPD Limit	LCS Qual	LCSD Qual
	LCS	LCSD					
Aroclor 1016	117	118	68 - 146	1	30		
Aroclor 1260	134	138	65 - 150	2	30		
Surrogate	LCS % Rec		LCSD % Rec	Acceptance Limits			
DCB Decachlorobiphenyl	91		95	13 - 150			

**Quality Control Results**

Client: Antea USA, Inc.

Job Number: 460-85482-1

**Laboratory Control/  
Laboratory Duplicate Data Report - Batch: 460-260192**

**Method: 8082  
Preparation: 3510C**

LCS Lab Sample ID: LCS 460-260192/2-A Units: ug/L  
 Client Matrix: Water  
 Dilution: 1.0  
 Analysis Date: 11/04/2014 2303  
 Prep Date: 11/04/2014 0808  
 Leach Date: N/A

LCSD Lab Sample ID: LCSD 460-260192/3-A  
 Client Matrix: Water  
 Dilution: 1.0  
 Analysis Date: 11/04/2014 2320  
 Prep Date: 11/04/2014 0808  
 Leach Date: N/A

Analyte	LCS Spike Amount	LCSD Spike Amount	LCS Result/Qual	LCSD Result/Qual
Aroclor 1016	8.00	8.00	9.89	9.98
Aroclor 1260	8.00	8.00	10.9	11.1

**Laboratory Control/  
Laboratory Duplicate Data Report - Batch: 460-260192**

**Method: 8082  
Preparation: 3510C**

LCS Lab Sample ID: LCS 460-260192/2-A Units: ug/L  
 Client Matrix: Water  
 Dilution: 1.0  
 Analysis Date: 11/04/2014 2303  
 Prep Date: 11/04/2014 0808  
 Leach Date: N/A

LCSD Lab Sample ID: LCSD 460-260192/3-A  
 Client Matrix: Water  
 Dilution: 1.0  
 Analysis Date: 11/04/2014 2320  
 Prep Date: 11/04/2014 0808  
 Leach Date: N/A

Analyte	LCS Spike Amount	LCSD Spike Amount	LCS Result/Qual	LCSD Result/Qual
Aroclor 1016	8.00	8.00	9.38	9.48
Aroclor 1260	8.00	8.00	10.8	11.0



**Quality Control Results**

Client: Antea USA, Inc.

Job Number: 460-85482-1

**Method Blank - Batch: 460-259962**

Lab Sample ID: MB 460-259962/1-A  
 Client Matrix: Water  
 Dilution: 1.0  
 Analysis Date: 11/04/2014 1125  
 Prep Date: 11/03/2014 0819  
 Leach Date: N/A

Analysis Batch: 460-260182  
 Prep Batch: 460-259962  
 Leach Batch: N/A  
 Units: mg/L

**Method: NJ-OQA-QAM-025  
 Preparation: 3510C**

Instrument ID: CBNAGC2  
 Lab File ID: 2F010406.D  
 Initial Weight/Volume: 1000 mL  
 Final Weight/Volume: 1 mL  
 Injection Volume: 1 uL

Analyte	Result	Qual	MDL	RL
Total Petroleum Hydrocarbons (C8-C40)	0.082	U	0.082	0.082

Surrogate	% Rec	Acceptance Limits
o-Terphenyl	71	28 - 121
Chlorobenzene	67	26 - 98

**Lab Control Sample/  
 Lab Control Sample Duplicate Recovery Report - Batch: 460-259962**

**Method: NJ-OQA-QAM-025  
 Preparation: 3510C**

LCS Lab Sample ID: LCS 460-259962/2-A  
 Client Matrix: Water  
 Dilution: 1.0  
 Analysis Date: 11/04/2014 1138  
 Prep Date: 11/03/2014 0819  
 Leach Date: N/A

Analysis Batch: 460-260182  
 Prep Batch: 460-259962  
 Leach Batch: N/A  
 Units: mg/L

Instrument ID: CBNAGC2  
 Lab File ID: 2F010407.D  
 Initial Weight/Volume: 1000 mL  
 Final Weight/Volume: 1 mL  
 Injection Volume: 1 uL

LCSD Lab Sample ID: LCSD 460-259962/3-A  
 Client Matrix: Water  
 Dilution: 1.0  
 Analysis Date: 11/04/2014 1151  
 Prep Date: 11/03/2014 0819  
 Leach Date: N/A

Analysis Batch: 460-260182  
 Prep Batch: 460-259962  
 Leach Batch: N/A  
 Units: mg/L

Instrument ID: CBNAGC2  
 Lab File ID: 2F010408.D  
 Initial Weight/Volume: 1000 mL  
 Final Weight/Volume: 1 mL  
 Injection Volume: 1 uL

Analyte	% Rec.		Limit	RPD	RPD Limit	LCS Qual	LCSD Qual
	LCS	LCSD					
Total Petroleum Hydrocarbons (C8-C40)	75	95	44 - 134	24	50		

Surrogate	LCS % Rec	LCSD % Rec	Acceptance Limits
o-Terphenyl	61	82	28 - 121
Chlorobenzene	59	72	26 - 98

**Quality Control Results**

Client: Antea USA, Inc.

Job Number: 460-85482-1

**Laboratory Control/  
Laboratory Duplicate Data Report - Batch: 460-259962**

**Method: NJ-OQA-QAM-025  
Preparation: 3510C**

LCS Lab Sample ID: LCS 460-259962/2-A      Units: mg/L  
Client Matrix: Water  
Dilution: 1.0  
Analysis Date: 11/04/2014 1138  
Prep Date: 11/03/2014 0819  
Leach Date: N/A

LCSD Lab Sample ID: LCSD 460-259962/3-A  
Client Matrix: Water  
Dilution: 1.0  
Analysis Date: 11/04/2014 1151  
Prep Date: 11/03/2014 0819  
Leach Date: N/A

Analyte	LCS Spike Amount	LCSD Spike Amount	LCS Result/Qual	LCSD Result/Qual
Total Petroleum Hydrocarbons (C8-C40)	2.00	2.00	1.50	1.90

**Quality Control Results**

Client: Antea USA, Inc.

Job Number: 460-85482-1

**Method Blank - Batch: 460-260438**

**Method: NJ-OQA-QAM-025**

**Preparation: 3546**

Lab Sample ID: MB 460-260438/1-A  
 Client Matrix: Solid  
 Dilution: 1.0  
 Analysis Date: 11/05/2014 1045  
 Prep Date: 11/05/2014 0614  
 Leach Date: N/A

Analysis Batch: 460-260483  
 Prep Batch: 460-260438  
 Leach Batch: N/A  
 Units: mg/Kg

Instrument ID: CBNAGC2  
 Lab File ID: 2F010419.D  
 Initial Weight/Volume: 15.0000 g  
 Final Weight/Volume: 1 mL  
 Injection Volume: 1 uL

Analyte	Result	Qual	MDL	RL
Total Petroleum Hydrocarbons (C8-C40)	5.5	U	5.5	5.5

Surrogate	% Rec	Acceptance Limits
o-Terphenyl	69	23 - 104
Chlorobenzene	81	22 - 92

**Lab Control Sample - Batch: 460-260438**

**Method: NJ-OQA-QAM-025**

**Preparation: 3546**

Lab Sample ID: LCS 460-260438/2-A  
 Client Matrix: Solid  
 Dilution: 1.0  
 Analysis Date: 11/05/2014 1058  
 Prep Date: 11/05/2014 0614  
 Leach Date: N/A

Analysis Batch: 460-260483  
 Prep Batch: 460-260438  
 Leach Batch: N/A  
 Units: mg/Kg

Instrument ID: CBNAGC2  
 Lab File ID: 2F010420.D  
 Initial Weight/Volume: 15.0000 g  
 Final Weight/Volume: 1 mL  
 Injection Volume: 1 uL

Analyte	Spike Amount	Result	% Rec.	Limit	Qual
Total Petroleum Hydrocarbons (C8-C40)	133	134	101	48 - 131	

Surrogate	% Rec	Acceptance Limits
o-Terphenyl	84	23 - 104
Chlorobenzene	63	22 - 92

**Quality Control Results**

Client: Antea USA, Inc.

Job Number: 460-85482-1

**Matrix Spike/  
Matrix Spike Duplicate Recovery Report - Batch: 460-260438**

**Method: NJ-OQA-QAM-025  
Preparation: 3546**

MS Lab Sample ID: 460-85482-1	Analysis Batch: 460-260483	Instrument ID: CBNAGC2
Client Matrix: Solid	Prep Batch: 460-260438	Lab File ID: 2F010434.D
Dilution: 20	Leach Batch: N/A	Initial Weight/Volume: 15.0200 g
Analysis Date: 11/05/2014 1442		Final Weight/Volume: 1 mL
Prep Date: 11/05/2014 0614		Injection Volume: 1 uL
Leach Date: N/A		

MSD Lab Sample ID: 460-85482-1	Analysis Batch: 460-260483	Instrument ID: CBNAGC2
Client Matrix: Solid	Prep Batch: 460-260438	Lab File ID: 2F010435.D
Dilution: 20	Leach Batch: N/A	Initial Weight/Volume: 15.0102 g
Analysis Date: 11/05/2014 1455		Final Weight/Volume: 1 mL
Prep Date: 11/05/2014 0614		Injection Volume: 1 uL
Leach Date: N/A		

Analyte	% Rec.		Limit	RPD	RPD Limit	MS Qual	MSD Qual
	MS	MSD					
Total Petroleum Hydrocarbons (C8-C40)	-288	466	48 - 131	45	40	4	4 F2
Surrogate		MS % Rec					Acceptance Limits
o-Terphenyl		129	X	103			23 - 104
Chlorobenzene		52		47			22 - 92

**Matrix Spike/  
Matrix Spike Duplicate Recovery Report - Batch: 460-260438**

**Method: NJ-OQA-QAM-025  
Preparation: 3546**

MS Lab Sample ID: 460-85482-1	Units: mg/Kg	MSD Lab Sample ID: 460-85482-1
Client Matrix: Solid		Client Matrix: Solid
Dilution: 20		Dilution: 20
Analysis Date: 11/05/2014 1442		Analysis Date: 11/05/2014 1455
Prep Date: 11/05/2014 0614		Prep Date: 11/05/2014 0614
Leach Date: N/A		Leach Date: N/A

Analyte	Sample Result/Qual	MS Spike Amount	MSD Spike Amount	MS Result/Qual	MSD Result/Qual
Total Petroleum Hydrocarbons (C8-C40)	2400	148	148	1950 4	3070 4 F2

## Quality Control Results

Client: Antea USA, Inc.

Job Number: 460-85482-1

### Duplicate - Batch: 460-259975

**Method: Moisture  
Preparation: N/A**

Lab Sample ID:	460-85482-2	Analysis Batch:	460-259975	Instrument ID:	No Equipment Assigned
Client Matrix:	Solid	Prep Batch:	N/A	Lab File ID:	N/A
Dilution:	1.0	Leach Batch:	N/A	Initial Weight/Volume:	
Analysis Date:	11/03/2014 0912	Units:	%	Final Weight/Volume:	
Prep Date:	N/A				
Leach Date:	N/A				

Analyte	Sample Result/Qual	Result	RPD	Limit	Qual
Percent Moisture	6.8	7.1	5	20	
Percent Solids	93.2	92.9	0.4	20	

## Quality Control Results

Client: Antea USA, Inc.

Job Number: 460-85482-1

### Duplicate - Batch: 460-259979

**Method: Moisture  
Preparation: N/A**

Lab Sample ID:	460-85482-22	Analysis Batch:	460-259979	Instrument ID:	No Equipment Assigned
Client Matrix:	Solid	Prep Batch:	N/A	Lab File ID:	N/A
Dilution:	1.0	Leach Batch:	N/A	Initial Weight/Volume:	
Analysis Date:	11/03/2014 0938	Units:	%	Final Weight/Volume:	
Prep Date:	N/A				
Leach Date:	N/A				

Analyte	Sample Result/Qual	Result	RPD	Limit	Qual
Percent Moisture	12.5	12.1	3	20	
Percent Solids	87.5	87.9	0.4	20	

**Quality Control Results**

Client: Antea USA, Inc.

Job Number: 460-85482-1

**Duplicate - Batch: 460-259998**

**Method: Moisture  
Preparation: N/A**

Lab Sample ID:	460-85435-D-12 DU	Analysis Batch:	460-259998	Instrument ID:	No Equipment Assigned
Client Matrix:	Solid	Prep Batch:	N/A	Lab File ID:	N/A
Dilution:	1.0	Leach Batch:	N/A	Initial Weight/Volume:	
Analysis Date:	11/03/2014 1036	Units:	%	Final Weight/Volume:	
Prep Date:	N/A				
Leach Date:	N/A				

Analyte	Sample Result/Qual	Result	RPD	Limit	Qual
Percent Moisture	44.2	43.5	2	20	
Percent Solids	55.8	56.5	1	20	

# Quality Control Results

Client: Antea USA, Inc.

Job Number: 460-85482-1

## Duplicate - Batch: 460-260067

**Method: Moisture  
Preparation: N/A**

Lab Sample ID:	460-85479-A-3 DU	Analysis Batch:	460-260067	Instrument ID:	No Equipment Assigned
Client Matrix:	Solid	Prep Batch:	N/A	Lab File ID:	N/A
Dilution:	1.0	Leach Batch:	N/A	Initial Weight/Volume:	
Analysis Date:	11/03/2014 1542	Units:	%	Final Weight/Volume:	
Prep Date:	N/A				
Leach Date:	N/A				

Analyte	Sample Result/Qual	Result	RPD	Limit	Qual
Percent Moisture	24.8	24.4	1	20	
Percent Solids	75.2	75.6	0.5	20	



## DATA REPORTING QUALIFIERS

Client: Antea USA, Inc.

Job Number: 460-85482-1

Lab Section	Qualifier	Description
GC/MS VOA		
	J	Indicates an Estimated Value for TICs
	U	Indicates the analyte was analyzed for but not detected.
	*	ISTD response or retention time outside acceptable limits
	F1	MS and/or MSD Recovery exceeds the control limits
	*	Recovery or RPD exceeds control limits
	J	Result is less than the RL but greater than or equal to the MDL and the concentration is an approximate value.
	N	This flag indicates the presumptive evidence of a compound.
GC/MS Semi VOA		
	J	Indicates an Estimated Value for TICs
	U	Indicates the analyte was analyzed for but not detected.
	F1	MS and/or MSD Recovery exceeds the control limits
	*	Recovery or RPD exceeds control limits
	J	Result is less than the RL but greater than or equal to the MDL and the concentration is an approximate value.
	A	The tentatively identified compound is a suspected aldol-condensation product.
	N	This flag indicates the presumptive evidence of a compound.
GC Semi VOA		
	U	Indicates the analyte was analyzed for but not detected.
	4	MS, MSD: The analyte present in the original sample is greater than 4 times the matrix spike concentration; therefore, control limits are not applicable.
	F2	MS/MSD RPD exceeds control limits
	X	Surrogate is outside control limits
	D	Surrogate or matrix spike recoveries were not obtained because the extract was diluted for analysis; also compounds analyzed at a dilution may be flagged with a D.

## Quality Control Results

Client: Antea USA, Inc.

Job Number: 460-85482-1

### QC Association Summary

Lab Sample ID	Client Sample ID	Report		Method	Prep Batch
		Basis	Client Matrix		
<b>GC/MS VOA</b>					
<b>Prep Batch: 460-260001</b>					
460-85482-1	PMP-28-SW-WT	T	Solid	5035	
460-85482-2	DUP_20141030	T	Solid	5035	
460-85482-3	PMP-15-SW-WT	T	Solid	5035	
460-85482-10	PMP-24-SW-VD	T	Solid	5035	
460-85482-11	PMP-24-SW-WT	T	Solid	5035	
460-85482-12	PMP-24-SW-SI	T	Solid	5035	
460-85482-16	PMP-9-SW-WT	T	Solid	5035	
460-85482-21	PMP-7-SW-WT	T	Solid	5035	
460-85482-25	PMP-5-SW-WT	T	Solid	5035	
460-85482-26	PMP-5-SW-SI	T	Solid	5035	
<b>Prep Batch: 460-260003</b>					
460-85482-8	PMP-13-SW-SD	T	Solid	5035	
460-85482-22	PMP-7-SW-SI	T	Solid	5035	
<b>Analysis Batch:460-260007</b>					
LCS 460-260007/3	Lab Control Sample	T	Water	8260B	
MB 460-260007/5	Method Blank	T	Water	8260B	
460-85468-A-1 MS	Matrix Spike	T	Water	8260B	
460-85468-A-1 MSD	Matrix Spike Duplicate	T	Water	8260B	
460-85482-29FB	Field Blank_20141030	T	Water	8260B	
460-85482-30TB	Trip Blank	T	Water	8260B	
<b>Analysis Batch:460-260159</b>					
LCS 460-260159/3	Lab Control Sample	T	Solid	8260B	
LCSD 460-260159/4	Lab Control Sample Duplicate	T	Solid	8260B	
MB 460-260159/6	Method Blank	T	Solid	8260B	
460-85482-1	PMP-28-SW-WT	T	Solid	8260B	460-260001
460-85482-2	DUP_20141030	T	Solid	8260B	460-260001
460-85482-3	PMP-15-SW-WT	T	Solid	8260B	460-260001
460-85482-10	PMP-24-SW-VD	T	Solid	8260B	460-260001
460-85482-11	PMP-24-SW-WT	T	Solid	8260B	460-260001
460-85482-12	PMP-24-SW-SI	T	Solid	8260B	460-260001
460-85482-16	PMP-9-SW-WT	T	Solid	8260B	460-260001
460-85482-21	PMP-7-SW-WT	T	Solid	8260B	460-260001
460-85482-25	PMP-5-SW-WT	T	Solid	8260B	460-260001
460-85482-26	PMP-5-SW-SI	T	Solid	8260B	460-260001
<b>Analysis Batch:460-260626</b>					
LCS 460-260626/3	Lab Control Sample	T	Solid	8260B	
LCSD 460-260626/4	Lab Control Sample Duplicate	T	Solid	8260B	
MB 460-260626/6	Method Blank	T	Solid	8260B	
460-85482-8	PMP-13-SW-SD	T	Solid	8260B	460-260003
460-85482-22	PMP-7-SW-SI	T	Solid	8260B	460-260003

TestAmerica Edison

## Quality Control Results

Client: Antea USA, Inc.

Job Number: 460-85482-1

### QC Association Summary

Lab Sample ID	Client Sample ID	Report Basis	Client Matrix	Method	Prep Batch
<b>Report Basis</b>					
T = Total					
<b>GC/MS Semi VOA</b>					
<b>Prep Batch: 460-260126</b>					
LCS 460-260126/17-A	Lab Control Sample	T	Solid	3546	
LCS 460-260126/2-A	Lab Control Sample	T	Solid	3546	
MB 460-260126/1-A	Method Blank	T	Solid	3546	
460-85482-10	PMP-24-SW-VD	T	Solid	3546	
460-85533-E-1-A MS	Matrix Spike	T	Solid	3546	
460-85533-E-1-B MSD	Matrix Spike Duplicate	T	Solid	3546	
<b>Analysis Batch:460-260144</b>					
LCS 460-260126/17-A	Lab Control Sample	T	Solid	8270C	460-260126
LCS 460-260126/2-A	Lab Control Sample	T	Solid	8270C	460-260126
MB 460-260126/1-A	Method Blank	T	Solid	8270C	460-260126
460-85533-E-1-A MS	Matrix Spike	T	Solid	8270C	460-260126
460-85533-E-1-B MSD	Matrix Spike Duplicate	T	Solid	8270C	460-260126
<b>Prep Batch: 460-260289</b>					
LCS 460-260289/2-A	Lab Control Sample	T	Water	3510C	
LCS 460-260289/4-A	Lab Control Sample	T	Water	3510C	
LCSD 460-260289/3-A	Lab Control Sample Duplicate	T	Water	3510C	
LCSD 460-260289/5-A	Lab Control Sample Duplicate	T	Water	3510C	
MB 460-260289/1-A	Method Blank	T	Water	3510C	
460-85482-29FB	Field Blank_20141030	T	Water	3510C	
<b>Analysis Batch:460-260393</b>					
LCS 460-260289/2-A	Lab Control Sample	T	Water	8270C	460-260289
LCS 460-260289/4-A	Lab Control Sample	T	Water	8270C	460-260289
LCSD 460-260289/3-A	Lab Control Sample Duplicate	T	Water	8270C	460-260289
LCSD 460-260289/5-A	Lab Control Sample Duplicate	T	Water	8270C	460-260289
MB 460-260289/1-A	Method Blank	T	Water	8270C	460-260289
460-85482-29FB	Field Blank_20141030	T	Water	8270C	460-260289
<b>Analysis Batch:460-260672</b>					
460-85482-10	PMP-24-SW-VD	T	Solid	8270C	460-260126

**Report Basis**

T = Total

## Quality Control Results

Client: Antea USA, Inc.

Job Number: 460-85482-1

### QC Association Summary

Lab Sample ID	Client Sample ID	Report		Method	Prep Batch
		Basis	Client Matrix		
<b>GC Semi VOA</b>					
<b>Prep Batch: 460-259946</b>					
LCS 460-259946/2-A	Lab Control Sample	T	Solid	3546	
MB 460-259946/1-A	Method Blank	T	Solid	3546	
460-85482-9	PMP-24-SW-VS	T	Solid	3546	
460-85482-9MS	Matrix Spike	T	Solid	3546	
460-85482-9MSD	Matrix Spike Duplicate	T	Solid	3546	
460-85482-10	PMP-24-SW-VD	T	Solid	3546	
460-85482-11	PMP-24-SW-WT	T	Solid	3546	
460-85482-12	PMP-24-SW-SI	T	Solid	3546	
460-85482-13	PMP-22-SW-VS	T	Solid	3546	
460-85482-14	PMP-23-SW-VS	T	Solid	3546	
460-85482-15	PMP-9-SW-VD	T	Solid	3546	
460-85482-16	PMP-9-SW-WT	T	Solid	3546	
460-85482-17	PMP-9-SW-SI	T	Solid	3546	
460-85482-18	PMP-10-SW-WT	T	Solid	3546	
460-85482-19	PMP-10-SW-SI	T	Solid	3546	
460-85482-20	PMP-7-SW-VD	T	Solid	3546	
460-85482-21	PMP-7-SW-WT	T	Solid	3546	
460-85482-22	PMP-7-SW-SI	T	Solid	3546	
460-85482-23	PMP-6-SW-WT	T	Solid	3546	
460-85482-24	PMP-6-SW-SI	T	Solid	3546	
460-85482-25	PMP-5-SW-WT	T	Solid	3546	
460-85482-26	PMP-5-SW-SI	T	Solid	3546	
460-85482-27	PMP-4-SW-VS	T	Solid	3546	
460-85482-28	PMP-8-SW-VS	T	Solid	3546	
<b>Prep Batch: 460-259951</b>					
LCS 460-259951/2-A	Lab Control Sample	T	Solid	3546	
MB 460-259951/1-A	Method Blank	T	Solid	3546	
460-85482-1	PMP-28-SW-WT	T	Solid	3546	
460-85482-1MS	Matrix Spike	T	Solid	3546	
460-85482-1MSD	Matrix Spike Duplicate	T	Solid	3546	
460-85482-2	DUP_20141030	T	Solid	3546	
460-85482-3	PMP-15-SW-WT	T	Solid	3546	
460-85482-4	PMP-2-SW-WT	T	Solid	3546	
460-85482-5	PMP-2-SW-SI	T	Solid	3546	
460-85482-6	PMP-13-SW-WT	T	Solid	3546	
460-85482-7	PMP-13-SW-SI	T	Solid	3546	
<b>Prep Batch: 460-259962</b>					
LCS 460-259962/2-A	Lab Control Sample	T	Water	3510C	
LCSD 460-259962/3-A	Lab Control Sample Duplicate	T	Water	3510C	
MB 460-259962/1-A	Method Blank	T	Water	3510C	
460-85482-29FB	Field Blank_20141030	T	Water	3510C	

TestAmerica Edison

## Quality Control Results

Client: Antea USA, Inc.

Job Number: 460-85482-1

### QC Association Summary

Lab Sample ID	Client Sample ID	Report		Method	Prep Batch
		Basis	Client Matrix		
<b>GC Semi VOA</b>					
<b>Analysis Batch:460-260111</b>					
LCS 460-259946/2-A	Lab Control Sample	T	Solid	8082	460-259946
MB 460-259946/1-A	Method Blank	T	Solid	8082	460-259946
460-85482-14	PMP-23-SW-VS	T	Solid	8082	460-259946
460-85482-15	PMP-9-SW-VD	T	Solid	8082	460-259946
460-85482-19	PMP-10-SW-SI	T	Solid	8082	460-259946
<b>Analysis Batch:460-260182</b>					
LCS 460-259962/2-A	Lab Control Sample	T	Water	NJ-OQA-QAM-025	460-259962
LCSD 460-259962/3-A	Lab Control Sample Duplicate	T	Water	NJ-OQA-QAM-025	460-259962
MB 460-259962/1-A	Method Blank	T	Water	NJ-OQA-QAM-025	460-259962
460-85482-29FB	Field Blank_20141030	T	Water	NJ-OQA-QAM-025	460-259962
<b>Prep Batch: 460-260192</b>					
LCS 460-260192/2-A	Lab Control Sample	T	Water	3510C	
LCSD 460-260192/3-A	Lab Control Sample Duplicate	T	Water	3510C	
MB 460-260192/1-A	Method Blank	T	Water	3510C	
460-85482-29FB	Field Blank_20141030	T	Water	3510C	
<b>Analysis Batch:460-260217</b>					
LCS 460-259951/2-A	Lab Control Sample	T	Solid	8082	460-259951
MB 460-259951/1-A	Method Blank	T	Solid	8082	460-259951
460-85482-1	PMP-28-SW-WT	T	Solid	8082	460-259951
460-85482-1MS	Matrix Spike	T	Solid	8082	460-259951
460-85482-1MSD	Matrix Spike Duplicate	T	Solid	8082	460-259951
460-85482-2	DUP_20141030	T	Solid	8082	460-259951
460-85482-3	PMP-15-SW-WT	T	Solid	8082	460-259951
460-85482-4	PMP-2-SW-WT	T	Solid	8082	460-259951
460-85482-5	PMP-2-SW-SI	T	Solid	8082	460-259951
460-85482-6	PMP-13-SW-WT	T	Solid	8082	460-259951
460-85482-7	PMP-13-SW-SI	T	Solid	8082	460-259951
<b>Analysis Batch:460-260368</b>					
460-85482-9	PMP-24-SW-VS	T	Solid	8082	460-259946
460-85482-9MS	Matrix Spike	T	Solid	8082	460-259946
460-85482-9MSD	Matrix Spike Duplicate	T	Solid	8082	460-259946
460-85482-12	PMP-24-SW-SI	T	Solid	8082	460-259946
460-85482-13	PMP-22-SW-VS	T	Solid	8082	460-259946
460-85482-17	PMP-9-SW-SI	T	Solid	8082	460-259946
460-85482-18	PMP-10-SW-WT	T	Solid	8082	460-259946
460-85482-20	PMP-7-SW-VD	T	Solid	8082	460-259946
460-85482-21	PMP-7-SW-WT	T	Solid	8082	460-259946
460-85482-22	PMP-7-SW-SI	T	Solid	8082	460-259946
460-85482-23	PMP-6-SW-WT	T	Solid	8082	460-259946
460-85482-26	PMP-5-SW-SI	T	Solid	8082	460-259946
460-85482-28	PMP-8-SW-VS	T	Solid	8082	460-259946

TestAmerica Edison

## Quality Control Results

Client: Antea USA, Inc.

Job Number: 460-85482-1

### QC Association Summary

Lab Sample ID	Client Sample ID	Report Basis	Client Matrix	Method	Prep Batch
<b>GC Semi VOA</b>					
<b>Analysis Batch:460-260370</b>					
LCS 460-260192/2-A	Lab Control Sample	T	Water	8082	460-260192
LCSD 460-260192/3-A	Lab Control Sample Duplicate	T	Water	8082	460-260192
MB 460-260192/1-A	Method Blank	T	Water	8082	460-260192
460-85482-29FB	Field Blank_20141030	T	Water	8082	460-260192
<b>Prep Batch: 460-260438</b>					
LCS 460-260438/2-A	Lab Control Sample	T	Solid	3546	
MB 460-260438/1-A	Method Blank	T	Solid	3546	
460-85482-1	PMP-28-SW-WT	T	Solid	3546	
460-85482-1MS	Matrix Spike	T	Solid	3546	
460-85482-1MSD	Matrix Spike Duplicate	T	Solid	3546	
460-85482-2	DUP_20141030	T	Solid	3546	
460-85482-11	PMP-24-SW-WT	T	Solid	3546	
460-85482-12	PMP-24-SW-SI	T	Solid	3546	
460-85482-16	PMP-9-SW-WT	T	Solid	3546	
460-85482-21	PMP-7-SW-WT	T	Solid	3546	
460-85482-26	PMP-5-SW-SI	T	Solid	3546	
<b>Analysis Batch:460-260483</b>					
LCS 460-260438/2-A	Lab Control Sample	T	Solid	NJ-OQA-QAM-025	460-260438
MB 460-260438/1-A	Method Blank	T	Solid	NJ-OQA-QAM-025	460-260438
460-85482-1	PMP-28-SW-WT	T	Solid	NJ-OQA-QAM-025	460-260438
460-85482-1MS	Matrix Spike	T	Solid	NJ-OQA-QAM-025	460-260438
460-85482-1MSD	Matrix Spike Duplicate	T	Solid	NJ-OQA-QAM-025	460-260438
460-85482-2	DUP_20141030	T	Solid	NJ-OQA-QAM-025	460-260438
460-85482-11	PMP-24-SW-WT	T	Solid	NJ-OQA-QAM-025	460-260438
460-85482-12	PMP-24-SW-SI	T	Solid	NJ-OQA-QAM-025	460-260438
460-85482-16	PMP-9-SW-WT	T	Solid	NJ-OQA-QAM-025	460-260438
460-85482-21	PMP-7-SW-WT	T	Solid	NJ-OQA-QAM-025	460-260438
460-85482-26	PMP-5-SW-SI	T	Solid	NJ-OQA-QAM-025	460-260438
<b>Analysis Batch:460-260501</b>					
460-85482-10	PMP-24-SW-VD	T	Solid	8082	460-259946
460-85482-11	PMP-24-SW-WT	T	Solid	8082	460-259946
460-85482-16	PMP-9-SW-WT	T	Solid	8082	460-259946
460-85482-24	PMP-6-SW-SI	T	Solid	8082	460-259946
460-85482-25	PMP-5-SW-WT	T	Solid	8082	460-259946
460-85482-27	PMP-4-SW-VS	T	Solid	8082	460-259946

**Report Basis**

T = Total

## Quality Control Results

Client: Antea USA, Inc.

Job Number: 460-85482-1

### QC Association Summary

Lab Sample ID	Client Sample ID	Report Basis	Client Matrix	Method	Prep Batch
<b>General Chemistry</b>					
<b>Analysis Batch:460-259975</b>					
460-85482-1	PMP-28-SW-WT	T	Solid	Moisture	
460-85482-2	DUP_20141030	T	Solid	Moisture	
460-85482-2DU	Duplicate	T	Solid	Moisture	
<b>Analysis Batch:460-259979</b>					
460-85482-3	PMP-15-SW-WT	T	Solid	Moisture	
460-85482-4	PMP-2-SW-WT	T	Solid	Moisture	
460-85482-5	PMP-2-SW-SI	T	Solid	Moisture	
460-85482-6	PMP-13-SW-WT	T	Solid	Moisture	
460-85482-7	PMP-13-SW-SI	T	Solid	Moisture	
460-85482-9	PMP-24-SW-VS	T	Solid	Moisture	
460-85482-10	PMP-24-SW-VD	T	Solid	Moisture	
460-85482-11	PMP-24-SW-WT	T	Solid	Moisture	
460-85482-12	PMP-24-SW-SI	T	Solid	Moisture	
460-85482-13	PMP-22-SW-VS	T	Solid	Moisture	
460-85482-14	PMP-23-SW-VS	T	Solid	Moisture	
460-85482-15	PMP-9-SW-VD	T	Solid	Moisture	
460-85482-16	PMP-9-SW-WT	T	Solid	Moisture	
460-85482-17	PMP-9-SW-SI	T	Solid	Moisture	
460-85482-18	PMP-10-SW-WT	T	Solid	Moisture	
460-85482-19	PMP-10-SW-SI	T	Solid	Moisture	
460-85482-20	PMP-7-SW-VD	T	Solid	Moisture	
460-85482-21	PMP-7-SW-WT	T	Solid	Moisture	
460-85482-22	PMP-7-SW-SI	T	Solid	Moisture	
460-85482-22DU	Duplicate	T	Solid	Moisture	
<b>Analysis Batch:460-259998</b>					
460-85435-D-12 DU	Duplicate	T	Solid	Moisture	
460-85482-23	PMP-6-SW-WT	T	Solid	Moisture	
460-85482-24	PMP-6-SW-SI	T	Solid	Moisture	
460-85482-25	PMP-5-SW-WT	T	Solid	Moisture	
460-85482-26	PMP-5-SW-SI	T	Solid	Moisture	
460-85482-27	PMP-4-SW-VS	T	Solid	Moisture	
460-85482-28	PMP-8-SW-VS	T	Solid	Moisture	
<b>Analysis Batch:460-260067</b>					
460-85479-A-3 DU	Duplicate	T	Solid	Moisture	
460-85482-8	PMP-13-SW-SD	T	Solid	Moisture	

**Report Basis**

T = Total

## Quality Control Results

Client: Antea USA, Inc.

Job Number: 460-85482-1

### Laboratory Chronicle

Lab ID: 460-85482-1

Client ID: PMP-28-SW-WT

Sample Date/Time: 10/30/2014 15:37

Received Date/Time: 10/31/2014 15:20

Method	Bottle ID	Run	Analysis		Date Prepared /		Dil	Lab	Analyst
			Batch	Prep Batch	AnalYZed				
P:5035	460-85482-A-1-A		460-260159	460-260001	11/03/2014	10:46	50	TAL EDI	DAS
A:8260B	460-85482-A-1-A		460-260159	460-260001	11/04/2014	09:13	50	TAL EDI	AAT
P:3546	460-85482-E-1-C		460-260217	460-259951	11/03/2014	07:56	50	TAL EDI	ARA
A:8082	460-85482-E-1-C		460-260217	460-259951	11/04/2014	10:37	50	TAL EDI	JHP
P:3546	460-85482-E-1-F		460-260483	460-260438	11/05/2014	06:14	20	TAL EDI	ARA
A:NJ-OQA-QAM-025	460-85482-E-1-F		460-260483	460-260438	11/05/2014	15:08	20	TAL EDI	DAN
A:Moisture	460-85482-E-1		460-259975		11/03/2014	09:12	1	TAL EDI	CJA

Lab ID: 460-85482-1 MS

Client ID: PMP-28-SW-WT

Sample Date/Time: 10/30/2014 15:37

Received Date/Time: 10/31/2014 15:20

Method	Bottle ID	Run	Analysis		Date Prepared /		Dil	Lab	Analyst
			Batch	Prep Batch	AnalYZed				
P:3546	460-85482-E-1-A MS		460-260217	460-259951	11/03/2014	07:56	50	TAL EDI	ARA
A:8082	460-85482-E-1-A MS		460-260217	460-259951	11/04/2014	10:54	50	TAL EDI	JHP
P:3546	460-85482-E-1-D MS		460-260483	460-260438	11/05/2014	06:14	20	TAL EDI	ARA
A:NJ-OQA-QAM-025	460-85482-E-1-D MS		460-260483	460-260438	11/05/2014	14:42	20	TAL EDI	DAN

Lab ID: 460-85482-1 MSD

Client ID: PMP-28-SW-WT

Sample Date/Time: 10/30/2014 15:37

Received Date/Time: 10/31/2014 15:20

Method	Bottle ID	Run	Analysis		Date Prepared /		Dil	Lab	Analyst
			Batch	Prep Batch	AnalYZed				
P:3546	460-85482-E-1-B MSD		460-260217	460-259951	11/03/2014	07:56	50	TAL EDI	ARA
A:8082	460-85482-E-1-B MSD		460-260217	460-259951	11/04/2014	11:10	50	TAL EDI	JHP
P:3546	460-85482-E-1-E MSD		460-260483	460-260438	11/05/2014	06:14	20	TAL EDI	ARA
A:NJ-OQA-QAM-025	460-85482-E-1-E MSD		460-260483	460-260438	11/05/2014	14:55	20	TAL EDI	DAN



Quality Control Results

Client: Antea USA, Inc.

Job Number: 460-85482-1

Laboratory Chronicle

Lab ID: 460-85482-2

Client ID: DUP\_20141030

Sample Date/Time: 10/30/2014 00:00

Received Date/Time: 10/31/2014 15:20

Method	Bottle ID	Run	Analysis Batch	Prep Batch	Date Prepared / Analyzed	Dil	Lab	Analyst
P:5035	460-85482-A-2-A		460-260159	460-260001	11/03/2014 10:47	50	TAL EDI	DAS
A:8260B	460-85482-A-2-A		460-260159	460-260001	11/04/2014 12:26	50	TAL EDI	AAT
P:3546	460-85482-E-2-A		460-260217	460-259951	11/03/2014 07:56	50	TAL EDI	ARA
A:8082	460-85482-E-2-A		460-260217	460-259951	11/04/2014 11:27	50	TAL EDI	JHP
P:3546	460-85482-E-2-B		460-260483	460-260438	11/05/2014 06:14	10	TAL EDI	ARA
A:NJ-OQA-QAM-025	460-85482-E-2-B		460-260483	460-260438	11/05/2014 15:20	10	TAL EDI	DAN
A:Moisture	460-85482-E-2		460-259975		11/03/2014 09:12	1	TAL EDI	CJA

Lab ID: 460-85482-2 DU

Client ID: DUP\_20141030

Sample Date/Time: 10/30/2014 00:00

Received Date/Time: 10/31/2014 15:20

Method	Bottle ID	Run	Analysis Batch	Prep Batch	Date Prepared / Analyzed	Dil	Lab	Analyst
A:Moisture	460-85482-E-2 DU		460-259975		11/03/2014 09:12	1	TAL EDI	CJA

Lab ID: 460-85482-3

Client ID: PMP-15-SW-WT

Sample Date/Time: 10/30/2014 15:22

Received Date/Time: 10/31/2014 15:20

Method	Bottle ID	Run	Analysis Batch	Prep Batch	Date Prepared / Analyzed	Dil	Lab	Analyst
P:5035	460-85482-A-3-A		460-260159	460-260001	11/03/2014 10:47	50	TAL EDI	DAS
A:8260B	460-85482-A-3-A		460-260159	460-260001	11/04/2014 12:50	50	TAL EDI	AAT
P:3546	460-85482-E-3-A		460-260217	460-259951	11/03/2014 07:56	100	TAL EDI	ARA
A:8082	460-85482-E-3-A		460-260217	460-259951	11/04/2014 11:59	100	TAL EDI	JHP
A:Moisture	460-85482-E-3		460-259979		11/03/2014 09:38	1	TAL EDI	CJA

Lab ID: 460-85482-4

Client ID: PMP-2-SW-WT

Sample Date/Time: 10/30/2014 15:00

Received Date/Time: 10/31/2014 15:20

Method	Bottle ID	Run	Analysis Batch	Prep Batch	Date Prepared / Analyzed	Dil	Lab	Analyst
P:3546	460-85482-A-4-A		460-260217	460-259951	11/03/2014 07:56	200	TAL EDI	ARA
A:8082	460-85482-A-4-A		460-260217	460-259951	11/04/2014 12:16	200	TAL EDI	JHP
A:Moisture	460-85482-A-4		460-259979		11/03/2014 09:38	1	TAL EDI	CJA

Lab ID: 460-85482-5

Client ID: PMP-2-SW-SI

Sample Date/Time: 10/30/2014 15:02

Received Date/Time: 10/31/2014 15:20

Method	Bottle ID	Run	Analysis Batch	Prep Batch	Date Prepared / Analyzed	Dil	Lab	Analyst
P:3546	460-85482-A-5-A		460-260217	460-259951	11/03/2014 07:56	50	TAL EDI	ARA
A:8082	460-85482-A-5-A		460-260217	460-259951	11/04/2014 12:33	50	TAL EDI	JHP
A:Moisture	460-85482-A-5		460-259979		11/03/2014 09:38	1	TAL EDI	CJA

**Quality Control Results**

Client: Antea USA, Inc.

Job Number: 460-85482-1

**Laboratory Chronicle**

Lab ID: 460-85482-6

Client ID: PMP-13-SW-WT

Sample Date/Time: 10/30/2014 14:40

Received Date/Time: 10/31/2014 15:20

Method	Bottle ID	Run	Analysis Batch	Prep Batch	Date Prepared / Analyzed	Dil	Lab	Analyst
P:3546	460-85482-A-6-A		460-260217	460-259951	11/03/2014 07:56	50	TAL EDI	ARA
A:8082	460-85482-A-6-A		460-260217	460-259951	11/04/2014 12:49	50	TAL EDI	JHP
A:Moisture	460-85482-A-6		460-259979		11/03/2014 09:38	1	TAL EDI	CJA

Lab ID: 460-85482-7

Client ID: PMP-13-SW-SI

Sample Date/Time: 10/30/2014 14:42

Received Date/Time: 10/31/2014 15:20

Method	Bottle ID	Run	Analysis Batch	Prep Batch	Date Prepared / Analyzed	Dil	Lab	Analyst
P:3546	460-85482-A-7-A		460-260217	460-259951	11/03/2014 07:56	1	TAL EDI	ARA
A:8082	460-85482-A-7-A		460-260217	460-259951	11/04/2014 13:06	1	TAL EDI	JHP
A:Moisture	460-85482-A-7		460-259979		11/03/2014 09:38	1	TAL EDI	CJA

Lab ID: 460-85482-8

Client ID: PMP-13-SW-SD

Sample Date/Time: 10/30/2014 14:42

Received Date/Time: 10/31/2014 15:20

Method	Bottle ID	Run	Analysis Batch	Prep Batch	Date Prepared / Analyzed	Dil	Lab	Analyst
P:5035	460-85482-B-8-A		460-260626	460-260003	11/03/2014 10:56	1	TAL EDI	DAS
A:8260B	460-85482-B-8-A		460-260626	460-260003	11/06/2014 04:24	1	TAL EDI	KLB
A:Moisture	460-85482-D-8		460-260067		11/03/2014 15:42	1	TAL EDI	CJA

Lab ID: 460-85482-9

Client ID: PMP-24-SW-VS

Sample Date/Time: 10/30/2014 13:57

Received Date/Time: 10/31/2014 15:20

Method	Bottle ID	Run	Analysis Batch	Prep Batch	Date Prepared / Analyzed	Dil	Lab	Analyst
P:3546	460-85482-A-9-C		460-260368	460-259946	11/03/2014 07:52	200	TAL EDI	ARA
A:8082	460-85482-A-9-C		460-260368	460-259946	11/04/2014 19:21	200	TAL EDI	JHP
A:Moisture	460-85482-A-9		460-259979		11/03/2014 09:38	1	TAL EDI	CJA

Lab ID: 460-85482-9 MS

Client ID: PMP-24-SW-VS

Sample Date/Time: 10/30/2014 13:57

Received Date/Time: 10/31/2014 15:20

Method	Bottle ID	Run	Analysis Batch	Prep Batch	Date Prepared / Analyzed	Dil	Lab	Analyst
P:3546	460-85482-A-9-A MS		460-260368	460-259946	11/03/2014 07:52	200	TAL EDI	ARA
A:8082	460-85482-A-9-A MS		460-260368	460-259946	11/04/2014 18:43	200	TAL EDI	JHP

## Quality Control Results

Client: Antea USA, Inc.

Job Number: 460-85482-1

### Laboratory Chronicle

Lab ID: 460-85482-9 MSD

Client ID: PMP-24-SW-VS

Sample Date/Time: 10/30/2014 13:57

Received Date/Time: 10/31/2014 15:20

Method	Bottle ID	Run	Analysis Batch	Prep Batch	Date Prepared / Analyzed	Dil	Lab	Analyst
P:3546	460-85482-A-9-B MSD		460-260368	460-259946	11/03/2014 07:52	200	TAL EDI	ARA
A:8082	460-85482-A-9-B MSD		460-260368	460-259946	11/04/2014 19:02	200	TAL EDI	JHP

Lab ID: 460-85482-10

Client ID: PMP-24-SW-VD

Sample Date/Time: 10/30/2014 13:59

Received Date/Time: 10/31/2014 15:20

Method	Bottle ID	Run	Analysis Batch	Prep Batch	Date Prepared / Analyzed	Dil	Lab	Analyst
P:5035	460-85482-A-10-A		460-260159	460-260001	11/03/2014 10:49	2000	TAL EDI	DAS
A:8260B	460-85482-A-10-A		460-260159	460-260001	11/04/2014 14:52	2000	TAL EDI	AAT
P:3546	460-85482-E-10-C		460-260672	460-260126	11/03/2014 20:09	5	TAL EDI	JMS
A:8270C	460-85482-E-10-C		460-260672	460-260126	11/06/2014 15:02	5	TAL EDI	AAS
P:3546	460-85482-E-10-A		460-260501	460-259946	11/03/2014 07:52	5000	TAL EDI	ARA
A:8082	460-85482-E-10-A		460-260501	460-259946	11/05/2014 11:17	5000	TAL EDI	JHP
A:Moisture	460-85482-E-10		460-259979		11/03/2014 09:38	1	TAL EDI	CJA

Lab ID: 460-85482-11

Client ID: PMP-24-SW-WT

Sample Date/Time: 10/30/2014 14:00

Received Date/Time: 10/31/2014 15:20

Method	Bottle ID	Run	Analysis Batch	Prep Batch	Date Prepared / Analyzed	Dil	Lab	Analyst
P:5035	460-85482-A-11-A		460-260159	460-260001	11/03/2014 10:49	50	TAL EDI	DAS
A:8260B	460-85482-A-11-A		460-260159	460-260001	11/04/2014 10:01	50	TAL EDI	AAT
P:3546	460-85482-E-11-A		460-260501	460-259946	11/03/2014 07:52	2000	TAL EDI	ARA
A:8082	460-85482-E-11-A		460-260501	460-259946	11/05/2014 11:36	2000	TAL EDI	JHP
P:3546	460-85482-E-11-B		460-260483	460-260438	11/05/2014 06:14	10	TAL EDI	ARA
A:NJ-OQA-QAM-025	460-85482-E-11-B		460-260483	460-260438	11/05/2014 15:33	10	TAL EDI	DAN
A:Moisture	460-85482-E-11		460-259979		11/03/2014 09:38	1	TAL EDI	CJA

Lab ID: 460-85482-12

Client ID: PMP-24-SW-SI

Sample Date/Time: 10/30/2014 14:03

Received Date/Time: 10/31/2014 15:20

Method	Bottle ID	Run	Analysis Batch	Prep Batch	Date Prepared / Analyzed	Dil	Lab	Analyst
P:5035	460-85482-A-12-A		460-260159	460-260001	11/03/2014 10:50	50	TAL EDI	DAS
A:8260B	460-85482-A-12-A		460-260159	460-260001	11/04/2014 11:38	50	TAL EDI	AAT
P:3546	460-85482-E-12-A		460-260368	460-259946	11/03/2014 07:52	500	TAL EDI	ARA
A:8082	460-85482-E-12-A		460-260368	460-259946	11/04/2014 20:18	500	TAL EDI	JHP
P:3546	460-85482-E-12-B		460-260483	460-260438	11/05/2014 06:14	20	TAL EDI	ARA
A:NJ-OQA-QAM-025	460-85482-E-12-B		460-260483	460-260438	11/05/2014 15:46	20	TAL EDI	DAN
A:Moisture	460-85482-E-12		460-259979		11/03/2014 09:38	1	TAL EDI	CJA

## Quality Control Results

Client: Antea USA, Inc.

Job Number: 460-85482-1

### Laboratory Chronicle

**Lab ID:** 460-85482-13

**Client ID:** PMP-22-SW-VS

Sample Date/Time: 10/30/2014 13:32

Received Date/Time: 10/31/2014 15:20

Method	Bottle ID	Run	Analysis Batch	Prep Batch	Date Prepared / Analyzed	Dil	Lab	Analyst
P:3546	460-85482-A-13-A		460-260368	460-259946	11/03/2014 07:52	1	TAL EDI	ARA
A:8082	460-85482-A-13-A		460-260368	460-259946	11/04/2014 20:37	1	TAL EDI	JHP
A:Moisture	460-85482-A-13		460-259979		11/03/2014 09:38	1	TAL EDI	CJA

**Lab ID:** 460-85482-14

**Client ID:** PMP-23-SW-VS

Sample Date/Time: 10/30/2014 13:17

Received Date/Time: 10/31/2014 15:20

Method	Bottle ID	Run	Analysis Batch	Prep Batch	Date Prepared / Analyzed	Dil	Lab	Analyst
P:3546	460-85482-A-14-A		460-260111	460-259946	11/03/2014 07:52	1	TAL EDI	ARA
A:8082	460-85482-A-14-A		460-260111	460-259946	11/04/2014 01:33	1	TAL EDI	JHP
A:Moisture	460-85482-A-14		460-259979		11/03/2014 09:38	1	TAL EDI	CJA

**Lab ID:** 460-85482-15

**Client ID:** PMP-9-SW-VD

Sample Date/Time: 10/30/2014 11:50

Received Date/Time: 10/31/2014 15:20

Method	Bottle ID	Run	Analysis Batch	Prep Batch	Date Prepared / Analyzed	Dil	Lab	Analyst
P:3546	460-85482-A-15-A		460-260111	460-259946	11/03/2014 07:52	1	TAL EDI	ARA
A:8082	460-85482-A-15-A		460-260111	460-259946	11/04/2014 01:49	1	TAL EDI	JHP
A:Moisture	460-85482-A-15		460-259979		11/03/2014 09:38	1	TAL EDI	CJA

**Lab ID:** 460-85482-16

**Client ID:** PMP-9-SW-WT

Sample Date/Time: 10/30/2014 11:52

Received Date/Time: 10/31/2014 15:20

Method	Bottle ID	Run	Analysis Batch	Prep Batch	Date Prepared / Analyzed	Dil	Lab	Analyst
P:5035	460-85482-A-16-A		460-260159	460-260001	11/03/2014 10:50	50	TAL EDI	DAS
A:8260B	460-85482-A-16-A		460-260159	460-260001	11/04/2014 13:14	50	TAL EDI	AAT
P:3546	460-85482-E-16-A		460-260501	460-259946	11/03/2014 07:52	200	TAL EDI	ARA
A:8082	460-85482-E-16-A		460-260501	460-259946	11/05/2014 11:55	200	TAL EDI	JHP
P:3546	460-85482-E-16-B		460-260483	460-260438	11/05/2014 06:14	20	TAL EDI	ARA
A:NJ-OQA-QAM-025	460-85482-E-16-B		460-260483	460-260438	11/05/2014 15:59	20	TAL EDI	DAN
A:Moisture	460-85482-E-16		460-259979		11/03/2014 09:38	1	TAL EDI	CJA

**Lab ID:** 460-85482-17

**Client ID:** PMP-9-SW-SI

Sample Date/Time: 10/30/2014 11:55

Received Date/Time: 10/31/2014 15:20

Method	Bottle ID	Run	Analysis Batch	Prep Batch	Date Prepared / Analyzed	Dil	Lab	Analyst
P:3546	460-85482-A-17-A		460-260368	460-259946	11/03/2014 07:52	10	TAL EDI	ARA
A:8082	460-85482-A-17-A		460-260368	460-259946	11/04/2014 21:15	10	TAL EDI	JHP
A:Moisture	460-85482-A-17		460-259979		11/03/2014 09:38	1	TAL EDI	CJA

## Quality Control Results

Client: Antea USA, Inc.

Job Number: 460-85482-1

### Laboratory Chronicle

**Lab ID:** 460-85482-18

**Client ID:** PMP-10-SW-WT

Sample Date/Time: 10/30/2014 11:42

Received Date/Time: 10/31/2014 15:20

Method	Bottle ID	Run	Analysis Batch	Prep Batch	Date Prepared / Analyzed	Dil	Lab	Analyst
P:3546	460-85482-A-18-A		460-260368	460-259946	11/03/2014 07:52	5	TAL EDI	ARA
A:8082	460-85482-A-18-A		460-260368	460-259946	11/04/2014 21:34	5	TAL EDI	JHP
A:Moisture	460-85482-A-18		460-259979		11/03/2014 09:38	1	TAL EDI	CJA

**Lab ID:** 460-85482-19

**Client ID:** PMP-10-SW-SI

Sample Date/Time: 10/30/2014 11:45

Received Date/Time: 10/31/2014 15:20

Method	Bottle ID	Run	Analysis Batch	Prep Batch	Date Prepared / Analyzed	Dil	Lab	Analyst
P:3546	460-85482-A-19-A		460-260111	460-259946	11/03/2014 07:52	1	TAL EDI	ARA
A:8082	460-85482-A-19-A		460-260111	460-259946	11/04/2014 02:55	1	TAL EDI	JHP
A:Moisture	460-85482-A-19		460-259979		11/03/2014 09:38	1	TAL EDI	CJA

**Lab ID:** 460-85482-20

**Client ID:** PMP-7-SW-VD

Sample Date/Time: 10/30/2014 11:09

Received Date/Time: 10/31/2014 15:20

Method	Bottle ID	Run	Analysis Batch	Prep Batch	Date Prepared / Analyzed	Dil	Lab	Analyst
P:3546	460-85482-A-20-A		460-260368	460-259946	11/03/2014 07:52	10	TAL EDI	ARA
A:8082	460-85482-A-20-A		460-260368	460-259946	11/04/2014 21:53	10	TAL EDI	JHP
A:Moisture	460-85482-A-20		460-259979		11/03/2014 09:38	1	TAL EDI	CJA

**Lab ID:** 460-85482-21

**Client ID:** PMP-7-SW-WT

Sample Date/Time: 10/30/2014 11:11

Received Date/Time: 10/31/2014 15:20

Method	Bottle ID	Run	Analysis Batch	Prep Batch	Date Prepared / Analyzed	Dil	Lab	Analyst
P:5035	460-85482-A-21-A		460-260159	460-260001	11/03/2014 10:51	50	TAL EDI	DAS
A:8260B	460-85482-A-21-A		460-260159	460-260001	11/04/2014 13:39	50	TAL EDI	AAT
P:3546	460-85482-E-21-A		460-260368	460-259946	11/03/2014 07:52	200	TAL EDI	ARA
A:8082	460-85482-E-21-A		460-260368	460-259946	11/04/2014 22:12	200	TAL EDI	JHP
P:3546	460-85482-E-21-B		460-260483	460-260438	11/05/2014 06:14	10	TAL EDI	ARA
A:NJ-OQA-QAM-025	460-85482-E-21-B		460-260483	460-260438	11/05/2014 16:12	10	TAL EDI	DAN
A:Moisture	460-85482-E-21		460-259979		11/03/2014 09:38	1	TAL EDI	CJA

## Quality Control Results

Client: Antea USA, Inc.

Job Number: 460-85482-1

### Laboratory Chronicle

Lab ID: 460-85482-22

Client ID: PMP-7-SW-SI

Sample Date/Time: 10/30/2014 11:13

Received Date/Time: 10/31/2014 15:20

Method	Bottle ID	Run	Analysis Batch	Prep Batch	Date Prepared / Analyzed	Dil	Lab	Analyst
P:5035	460-85482-B-22-A		460-260626	460-260003	11/03/2014 11:01	1	TAL EDI	DAS
A:8260B	460-85482-B-22-A		460-260626	460-260003	11/06/2014 04:49	1	TAL EDI	KLB
P:3546	460-85482-E-22-A		460-260368	460-259946	11/03/2014 07:52	10	TAL EDI	ARA
A:8082	460-85482-E-22-A		460-260368	460-259946	11/04/2014 22:31	10	TAL EDI	JHP
A:Moisture	460-85482-E-22		460-259979		11/03/2014 09:38	1	TAL EDI	CJA

Lab ID: 460-85482-22 DU

Client ID: PMP-7-SW-SI

Sample Date/Time: 10/30/2014 11:13

Received Date/Time: 10/31/2014 15:20

Method	Bottle ID	Run	Analysis Batch	Prep Batch	Date Prepared / Analyzed	Dil	Lab	Analyst
A:Moisture	460-85482-E-22 DU		460-259979		11/03/2014 09:38	1	TAL EDI	CJA

Lab ID: 460-85482-23

Client ID: PMP-6-SW-WT

Sample Date/Time: 10/30/2014 10:40

Received Date/Time: 10/31/2014 15:20

Method	Bottle ID	Run	Analysis Batch	Prep Batch	Date Prepared / Analyzed	Dil	Lab	Analyst
P:3546	460-85482-A-23-A		460-260368	460-259946	11/03/2014 07:52	50	TAL EDI	ARA
A:8082	460-85482-A-23-A		460-260368	460-259946	11/04/2014 22:49	50	TAL EDI	JHP
A:Moisture	460-85482-A-23		460-259998		11/03/2014 10:36	1	TAL EDI	CJA

Lab ID: 460-85482-24

Client ID: PMP-6-SW-SI

Sample Date/Time: 10/30/2014 10:45

Received Date/Time: 10/31/2014 15:20

Method	Bottle ID	Run	Analysis Batch	Prep Batch	Date Prepared / Analyzed	Dil	Lab	Analyst
P:3546	460-85482-A-24-A		460-260501	460-259946	11/03/2014 07:52	20	TAL EDI	ARA
A:8082	460-85482-A-24-A		460-260501	460-259946	11/05/2014 12:14	20	TAL EDI	JHP
A:Moisture	460-85482-A-24		460-259998		11/03/2014 10:36	1	TAL EDI	CJA

Lab ID: 460-85482-25

Client ID: PMP-5-SW-WT

Sample Date/Time: 10/30/2014 10:02

Received Date/Time: 10/31/2014 15:20

Method	Bottle ID	Run	Analysis Batch	Prep Batch	Date Prepared / Analyzed	Dil	Lab	Analyst
P:5035	460-85482-A-25-A		460-260159	460-260001	11/03/2014 10:52	50	TAL EDI	DAS
A:8260B	460-85482-A-25-A		460-260159	460-260001	11/04/2014 12:02	50	TAL EDI	AAT
P:3546	460-85482-E-25-A		460-260501	460-259946	11/03/2014 07:52	100	TAL EDI	ARA
A:8082	460-85482-E-25-A		460-260501	460-259946	11/05/2014 12:33	100	TAL EDI	JHP
A:Moisture	460-85482-E-25		460-259998		11/03/2014 10:36	1	TAL EDI	CJA

Quality Control Results

Client: Antea USA, Inc.

Job Number: 460-85482-1

Laboratory Chronicle

Lab ID: 460-85482-26

Client ID: PMP-5-SW-SI

Sample Date/Time: 10/30/2014 10:05

Received Date/Time: 10/31/2014 15:20

Method	Bottle ID	Run	Analysis		Date Prepared /		Dil	Lab	Analyst
			Batch	Prep Batch	AnalYZed				
P:5035	460-85482-A-26-A		460-260159	460-260001	11/03/2014	10:52	50	TAL EDI	DAS
A:8260B	460-85482-A-26-A		460-260159	460-260001	11/04/2014	11:13	50	TAL EDI	AAT
P:3546	460-85482-E-26-A		460-260368	460-259946	11/03/2014	07:52	25	TAL EDI	ARA
A:8082	460-85482-E-26-A		460-260368	460-259946	11/04/2014	23:46	25	TAL EDI	JHP
P:3546	460-85482-E-26-B		460-260483	460-260438	11/05/2014	06:14	10	TAL EDI	ARA
A:NJ-OQA-QAM-025	460-85482-E-26-B		460-260483	460-260438	11/05/2014	16:25	10	TAL EDI	DAN
A:Moisture	460-85482-E-26		460-259998		11/03/2014	10:36	1	TAL EDI	CJA

Lab ID: 460-85482-27

Client ID: PMP-4-SW-VS

Sample Date/Time: 10/30/2014 09:14

Received Date/Time: 10/31/2014 15:20

Method	Bottle ID	Run	Analysis		Date Prepared /		Dil	Lab	Analyst
			Batch	Prep Batch	AnalYZed				
P:3546	460-85482-A-27-A		460-260501	460-259946	11/03/2014	07:52	10	TAL EDI	ARA
A:8082	460-85482-A-27-A		460-260501	460-259946	11/05/2014	13:46	10	TAL EDI	JHP
A:Moisture	460-85482-A-27		460-259998		11/03/2014	10:36	1	TAL EDI	CJA

Lab ID: 460-85482-28

Client ID: PMP-8-SW-VS

Sample Date/Time: 10/30/2014 08:48

Received Date/Time: 10/31/2014 15:20

Method	Bottle ID	Run	Analysis		Date Prepared /		Dil	Lab	Analyst
			Batch	Prep Batch	AnalYZed				
P:3546	460-85482-A-28-A		460-260368	460-259946	11/03/2014	07:52	10	TAL EDI	ARA
A:8082	460-85482-A-28-A		460-260368	460-259946	11/05/2014	00:05	10	TAL EDI	JHP
A:Moisture	460-85482-A-28		460-259998		11/03/2014	10:36	1	TAL EDI	CJA

Lab ID: 460-85482-29

Client ID: Field Blank\_20141030

Sample Date/Time: 10/30/2014 16:00

Received Date/Time: 10/31/2014 15:20

Method	Bottle ID	Run	Analysis		Date Prepared /		Dil	Lab	Analyst
			Batch	Prep Batch	AnalYZed				
P:5030B	460-85482-B-29		460-260007		11/03/2014	17:24	1	TAL EDI	SZD
A:8260B	460-85482-B-29		460-260007		11/03/2014	17:24	1	TAL EDI	SZD
P:3510C	460-85482-F-29-A		460-260393	460-260289	11/04/2014	13:31	1	TAL EDI	WAT
A:8270C	460-85482-F-29-A		460-260393	460-260289	11/05/2014	13:21	1	TAL EDI	CAZ
P:3510C	460-85482-D-29-A		460-260370	460-260192	11/04/2014	08:08	1	TAL EDI	HAW
A:8082	460-85482-D-29-A		460-260370	460-260192	11/04/2014	23:36	1	TAL EDI	JHP
P:3510C	460-85482-H-29-A		460-260182	460-259962	11/03/2014	08:19	1	TAL EDI	HAW
A:NJ-OQA-QAM-025	460-85482-H-29-A		460-260182	460-259962	11/04/2014	12:04	1	TAL EDI	HJK

## Quality Control Results

Client: Antea USA, Inc.

Job Number: 460-85482-1

### Laboratory Chronicle

Lab ID: 460-85482-30

Client ID: Trip Blank

Sample Date/Time: 10/30/2014 00:00

Received Date/Time: 10/31/2014 15:20

Method	Bottle ID	Run	Analysis Batch	Prep Batch	Date Prepared / Analyzed	Dil	Lab	Analyst
P:5030B	460-85482-A-30		460-260007		11/03/2014 17:50	1	TAL EDI	SZD
A:8260B	460-85482-A-30		460-260007		11/03/2014 17:50	1	TAL EDI	SZD

Lab ID: MB

Client ID: N/A

Sample Date/Time: N/A

Received Date/Time: N/A

Method	Bottle ID	Run	Analysis Batch	Prep Batch	Date Prepared / Analyzed	Dil	Lab	Analyst
P:5030B	MB 460-260007/5		460-260007		11/03/2014 11:15	1	TAL EDI	SZD
A:8260B	MB 460-260007/5		460-260007		11/03/2014 11:15	1	TAL EDI	SZD
A:8260B	MB 460-260159/6		460-260159		11/04/2014 08:25	50	TAL EDI	AAT
A:8260B	MB 460-260626/6		460-260626		11/05/2014 21:05	1	TAL EDI	KLB
P:3546	MB 460-260126/1-A		460-260144	460-260126	11/03/2014 20:09	1	TAL EDI	JMS
A:8270C	MB 460-260126/1-A		460-260144	460-260126	11/04/2014 10:09	1	TAL EDI	MMC
P:3510C	MB 460-260289/1-A		460-260393	460-260289	11/04/2014 13:31	1	TAL EDI	WAT
A:8270C	MB 460-260289/1-A		460-260393	460-260289	11/05/2014 08:54	1	TAL EDI	CAZ
P:3546	MB 460-259946/1-A		460-260111	460-259946	11/03/2014 07:52	1	TAL EDI	ARA
A:8082	MB 460-259946/1-A		460-260111	460-259946	11/03/2014 23:06	1	TAL EDI	JHP
P:3546	MB 460-259951/1-A		460-260217	460-259951	11/03/2014 07:56	1	TAL EDI	ARA
A:8082	MB 460-259951/1-A		460-260217	460-259951	11/04/2014 09:54	1	TAL EDI	JHP
P:3510C	MB 460-260192/1-A		460-260370	460-260192	11/04/2014 08:08	1	TAL EDI	HAW
A:8082	MB 460-260192/1-A		460-260370	460-260192	11/04/2014 22:47	1	TAL EDI	JHP
P:3510C	MB 460-259962/1-A		460-260182	460-259962	11/03/2014 08:19	1	TAL EDI	HAW
A:NJ-OQA-QAM-025	MB 460-259962/1-A		460-260182	460-259962	11/04/2014 11:25	1	TAL EDI	HJK
P:3546	MB 460-260438/1-A		460-260483	460-260438	11/05/2014 06:14	1	TAL EDI	ARA
A:NJ-OQA-QAM-025	MB 460-260438/1-A		460-260483	460-260438	11/05/2014 10:45	1	TAL EDI	DAN



## Quality Control Results

Client: Antea USA, Inc.

Job Number: 460-85482-1

### Laboratory Chronicle

Lab ID: LCS

Client ID: N/A

Sample Date/Time: N/A

Received Date/Time: N/A

Method	Bottle ID	Run	Analysis Batch	Prep Batch	Date Prepared / Analyzed	Dil	Lab	Analyst
P:5030B	LCS 460-260007/3		460-260007		11/03/2014 10:08	1	TAL EDI	SZD
A:8260B	LCS 460-260007/3		460-260007		11/03/2014 10:08	1	TAL EDI	SZD
A:8260B	LCS 460-260159/3		460-260159		11/04/2014 07:02	50	TAL EDI	AAT
A:8260B	LCS 460-260626/3		460-260626		11/05/2014 19:52	1	TAL EDI	KLB
P:3546	LCS 460-260126/17-A		460-260144	460-260126	11/03/2014 21:55	1	TAL EDI	JMS
A:8270C	LCS 460-260126/17-A		460-260144	460-260126	11/04/2014 09:44	1	TAL EDI	MMC
P:3546	LCS 460-260126/2-A		460-260144	460-260126	11/03/2014 20:09	1	TAL EDI	JMS
A:8270C	LCS 460-260126/2-A		460-260144	460-260126	11/04/2014 11:00	1	TAL EDI	MMC
P:3510C	LCS 460-260289/4-A		460-260393	460-260289	11/04/2014 13:31	1	TAL EDI	WAT
A:8270C	LCS 460-260289/4-A		460-260393	460-260289	11/05/2014 09:55	1	TAL EDI	CAZ
P:3510C	LCS 460-260289/2-A		460-260393	460-260289	11/04/2014 13:31	1	TAL EDI	WAT
A:8270C	LCS 460-260289/2-A		460-260393	460-260289	11/05/2014 13:41	1	TAL EDI	CAZ
P:3546	LCS 460-259946/2-A		460-260111	460-259946	11/03/2014 07:52	1	TAL EDI	ARA
A:8082	LCS 460-259946/2-A		460-260111	460-259946	11/03/2014 23:22	1	TAL EDI	JHP
P:3546	LCS 460-259951/2-A		460-260217	460-259951	11/03/2014 07:56	1	TAL EDI	ARA
A:8082	LCS 460-259951/2-A		460-260217	460-259951	11/04/2014 10:11	1	TAL EDI	JHP
P:3510C	LCS 460-260192/2-A		460-260370	460-260192	11/04/2014 08:08	1	TAL EDI	HAW
A:8082	LCS 460-260192/2-A		460-260370	460-260192	11/04/2014 23:03	1	TAL EDI	JHP
P:3510C	LCS 460-259962/2-A		460-260182	460-259962	11/03/2014 08:19	1	TAL EDI	HAW
A:NJ-OQA-QAM-025	LCS 460-259962/2-A		460-260182	460-259962	11/04/2014 11:38	1	TAL EDI	HJK
P:3546	LCS 460-260438/2-A		460-260483	460-260438	11/05/2014 06:14	1	TAL EDI	ARA
A:NJ-OQA-QAM-025	LCS 460-260438/2-A		460-260483	460-260438	11/05/2014 10:58	1	TAL EDI	DAN

**Quality Control Results**

Client: Antea USA, Inc.

Job Number: 460-85482-1

**Laboratory Chronicle**

Lab ID: LCSD

Client ID: N/A

Sample Date/Time: N/A

Received Date/Time: N/A

Method	Bottle ID	Run	Analysis Batch	Prep Batch	Date Prepared / Analyzed	Dil	Lab	Analyst
A:8260B	LCSD 460-260159/4		460-260159		11/04/2014 07:36	50	TAL EDI	AAT
A:8260B	LCSD 460-260626/4		460-260626		11/05/2014 20:16	1	TAL EDI	KLB
P:3510C	LCSD 460-260289/5-A		460-260393	460-260289	11/04/2014 13:31	1	TAL EDI	WAT
A:8270C	LCSD 460-260289/5-A		460-260393	460-260289	11/05/2014 10:16	1	TAL EDI	CAZ
P:3510C	LCSD 460-260289/3-A		460-260393	460-260289	11/04/2014 13:31	1	TAL EDI	WAT
A:8270C	LCSD 460-260289/3-A		460-260393	460-260289	11/05/2014 14:02	1	TAL EDI	CAZ
P:3510C	LCSD 460-260192/3-A		460-260370	460-260192	11/04/2014 08:08	1	TAL EDI	HAW
A:8082	LCSD 460-260192/3-A		460-260370	460-260192	11/04/2014 23:20	1	TAL EDI	JHP
P:3510C	LCSD 460-259962/3-A		460-260182	460-259962	11/03/2014 08:19	1	TAL EDI	HAW
A:NJ-OQA-QAM-025	LCSD 460-259962/3-A		460-260182	460-259962	11/04/2014 11:51	1	TAL EDI	HJK

Lab ID: MS

Client ID: N/A

Sample Date/Time: 10/30/2014 12:54

Received Date/Time: 10/31/2014 15:20

Method	Bottle ID	Run	Analysis Batch	Prep Batch	Date Prepared / Analyzed	Dil	Lab	Analyst
P:5030B	460-85468-A-1 MS		460-260007		11/03/2014 14:17	10	TAL EDI	SZD
A:8260B	460-85468-A-1 MS		460-260007		11/03/2014 14:17	10	TAL EDI	SZD
P:3546	460-85533-E-1-A MS		460-260144	460-260126	11/03/2014 20:09	1	TAL EDI	JMS
A:8270C	460-85533-E-1-A MS		460-260144	460-260126	11/04/2014 13:53	1	TAL EDI	MMC

Lab ID: MSD

Client ID: N/A

Sample Date/Time: 10/30/2014 12:54

Received Date/Time: 10/31/2014 15:20

Method	Bottle ID	Run	Analysis Batch	Prep Batch	Date Prepared / Analyzed	Dil	Lab	Analyst
P:5030B	460-85468-A-1 MSD		460-260007		11/03/2014 14:43	10	TAL EDI	SZD
A:8260B	460-85468-A-1 MSD		460-260007		11/03/2014 14:43	10	TAL EDI	SZD
P:3546	460-85533-E-1-B MSD		460-260144	460-260126	11/03/2014 20:09	1	TAL EDI	JMS
A:8270C	460-85533-E-1-B MSD		460-260144	460-260126	11/04/2014 14:18	1	TAL EDI	MMC

## Quality Control Results

Client: Antea USA, Inc.

Job Number: 460-85482-1

### Laboratory Chronicle

Lab ID: DU

Client ID: N/A

Sample Date/Time: 10/30/2014 10:30

Received Date/Time: 10/31/2014 12:20

Method	Bottle ID	Run	Analysis Batch	Prep Batch	Date Prepared / Analyzed	Dil	Lab	Analyst
A:Moisture	460-85435-D-12 DU		460-259998		11/03/2014 10:36	1	TAL EDI	CJA
A:Moisture	460-85479-A-3 DU		460-260067		11/03/2014 15:42	1	TAL EDI	CJA

#### Lab References:

TAL EDI = TestAmerica Edison

# Method 8260B

---

Volatile Organic Compounds (GC/MS)  
by Method 8260B

FORM II  
GC/MS VOA SURROGATE RECOVERY

Lab Name: TestAmerica Edison Job No.: 460-85482-1

SDG No.: \_\_\_\_\_

Matrix: Solid Level: Low

GC Column (1): Rtx-624 ID: 0.25 (mm)

Client Sample ID	Lab Sample ID	DBFM #	DCA #	TOL #	BFB #
PMP-13-SW-SD	460-85482-8	106	99	92	99
PMP-7-SW-SI	460-85482-22	104	108	97	89
	MB 460-260626/6	92	93	93	91
	LCS 460-260626/3	89	85	93	91
	LCSD 460-260626/4	93	91	98	96

DBFM = Dibromofluoromethane (Surr)  
DCA = 1,2-Dichloroethane-d4 (Surr)  
TOL = Toluene-d8 (Surr)  
BFB = Bromofluorobenzene

QC LIMITS  
70-130  
70-130  
70-130  
70-130

# Column to be used to flag recovery values

FORM II  
GC/MS VOA SURROGATE RECOVERY

Lab Name: TestAmerica Edison Job No.: 460-85482-1

SDG No.: \_\_\_\_\_

Matrix: Solid Level: Medium

GC Column (1): Rtx-624 ID: 0.25 (mm)

Client Sample ID	Lab Sample ID	DBFM #	DCA #	TOL #	BFB #
PMP-28-SW-WT	460-85482-1	93	90	99	107
DUP_20141030	460-85482-2	93	89	99	103
PMP-15-SW-WT	460-85482-3	92	89	98	102
PMP-24-SW-VD	460-85482-10	104	112	102	115
PMP-24-SW-WT	460-85482-11	93	89	100	102
PMP-24-SW-SI	460-85482-12	92	92	99	96
PMP-9-SW-WT	460-85482-16	93	92	99	103
PMP-7-SW-WT	460-85482-21	94	94	99	103
PMP-5-SW-WT	460-85482-25	107	102	111	117
PMP-5-SW-SI	460-85482-26	94	90	99	105
	MB 460-260159/6	96	90	100	101
	LCS 460-260159/3	100	91	98	101
	LCSD 460-260159/4	97	90	99	99

DBFM = Dibromofluoromethane (Surr)  
DCA = 1,2-Dichloroethane-d4 (Surr)  
TOL = Toluene-d8 (Surr)  
BFB = Bromofluorobenzene

QC LIMITS  
70-130  
75-135  
59-150  
72-133

# Column to be used to flag recovery values

FORM II 8260B

FORM II  
GC/MS VOA SURROGATE RECOVERY

Lab Name: TestAmerica Edison Job No.: 460-85482-1

SDG No.: \_\_\_\_\_

Matrix: Water Level: Low

GC Column (1): Rtx-624 ID: 0.25 (mm)

Client Sample ID	Lab Sample ID	DBFM #	DCA #	TOL #	BFB #
Field Blank 20141030	460-85482-29	114	117	120	120
Trip Blank	460-85482-30	116	117	119	117
	MB 460-260007/5	118	116	111	113
	LCS 460-260007/3	120	113	111	115
	460-85468-A-1 MS	120	111	113	117
	460-85468-A-1 MSD	119	113	112	115

DBFM = Dibromofluoromethane (Surr)  
DCA = 1,2-Dichloroethane-d4 (Surr)  
TOL = Toluene-d8 (Surr)  
BFB = Bromofluorobenzene

QC LIMITS  
72-137  
70-130  
70-130  
64-135

# Column to be used to flag recovery values

FORM II 8260B

FORM III  
GC/MS VOA LAB CONTROL SAMPLE RECOVERY

Lab Name: TestAmerica Edison Job No.: 460-85482-1  
 SDG No.: \_\_\_\_\_  
 Matrix: Water Level: Low Lab File ID: C1696.D  
 Lab ID: LCS 460-260007/3 Client ID: \_\_\_\_\_

COMPOUND	SPIKE ADDED (ug/L)	LCS CONCENTRATION (ug/L)	LCS % REC	QC LIMITS REC	#
1,1-Dichloroethane	20.0	22.2	111	75-126	
1,1-Dichloroethene	20.0	20.5	102	71-123	
1,1,1-Trichloroethane	20.0	21.4	107	73-134	
1,2-Dichloroethane	20.0	21.2	106	75-127	
2-Butanone	100	94.0	94	52-140	
Acetone	100	81.3	81	26-150	
Benzene	20.0	20.8	104	69-125	
2-Hexanone	100	103	103	49-131	
Bromoform	20.0	15.7	78	50-134	
Bromomethane	20.0	52.8	264	27-150	*
Carbon disulfide	20.0	19.8	99	61-126	
1,4-Dioxane	400	428	107	46-150	
Carbon tetrachloride	20.0	21.0	105	58-150	
Chlorobenzene	20.0	19.1	96	77-120	
Chloroethane	20.0	24.2	121	58-145	
Chloroform	20.0	21.6	108	81-122	
4-Methyl-2-pentanone	100	110	110	56-132	
Chloromethane	20.0	24.1	121	43-145	
cis-1,2-Dichloroethene	20.0	22.2	111	78-121	
1,2-Dichlorobenzene	20.0	17.8	89	81-120	
cis-1,3-Dichloropropene	20.0	20.9	104	71-120	
1,3-Dichlorobenzene	20.0	19.9	99	75-120	
Cyclohexane	20.0	18.0	90	62-135	
1,4-Dichlorobenzene	20.0	18.2	91	75-120	
1,2,4-Trichlorobenzene	20.0	20.7	103	76-129	
1,2,3-Trichlorobenzene	20.0	20.7	104	72-135	
Ethylbenzene	20.0	20.7	103	74-120	
1,2-Dichloropropane	20.0	22.0	110	70-120	
Freon TF	20.0	18.0	90	60-144	
Isopropylbenzene	20.0	23.2	116	74-127	
Methyl acetate	100	145	145	62-140	*
1,2-Dibromo-3-Chloropropane	20.0	17.9	89	53-136	
Methylcyclohexane	20.0	17.7	89	64-136	
1,1,2,2-Tetrachloroethane	20.0	19.8	99	55-133	
Methylene Chloride	20.0	21.1	106	76-123	
1,1,2-Trichloroethane	20.0	21.1	105	68-121	
MTBE	20.0	21.5	108	73-125	
Dibromochloromethane	20.0	20.3	102	63-131	
1,2-Dibromoethane	20.0	21.1	106	77-117	
Styrene	20.0	21.3	106	76-120	
Dichlorodifluoromethane	20.0	18.8	94	40-150	
Tetrachloroethene	20.0	21.3	106	70-136	

# Column to be used to flag recovery and RPD values



FORM III  
GC/MS VOA LAB CONTROL SAMPLE RECOVERY

Lab Name: TestAmerica Edison Job No.: 460-85482-1  
 SDG No.: \_\_\_\_\_  
 Matrix: Water Level: Low Lab File ID: C1696.D  
 Lab ID: LCS 460-260007/3 Client ID: \_\_\_\_\_

COMPOUND	SPIKE ADDED (ug/L)	LCS CONCENTRATION (ug/L)	LCS % REC	QC LIMITS REC	#
Bromochloromethane	20.0	25.7	129	70-134	
Toluene	20.0	18.8	94	78-120	
Bromodichloromethane	20.0	21.8	109	72-123	
trans-1,2-Dichloroethene	20.0	21.2	106	79-120	
trans-1,3-Dichloropropene	20.0	20.4	102	71-123	
Trichloroethene	20.0	21.6	108	74-120	
Trichlorofluoromethane	20.0	21.3	107	65-142	
Vinyl chloride	20.0	24.3	122	56-137	
Xylenes, Total	40.0	41.5	104	73-122	

# Column to be used to flag recovery and RPD values

FORM III  
GC/MS VOA LAB CONTROL SAMPLE RECOVERY

Lab Name: TestAmerica Edison Job No.: 460-85482-1  
 SDG No.: \_\_\_\_\_  
 Matrix: Solid Level: Medium Lab File ID: B75581.D  
 Lab ID: LCS 460-260159/3 Client ID: \_\_\_\_\_

COMPOUND	SPIKE ADDED (ug/Kg)	LCS CONCENTRATION (ug/Kg)	LCS % REC	QC LIMITS REC	#
1,1-Dichloroethane	1000	941	94	78-125	
1,1-Dichloroethene	1000	907	91	66-135	
1,1,1-Trichloroethane	1000	901	90	75-125	
1,2-Dichloroethane	1000	919	92	77-121	
2-Butanone	5000	4810	96	69-138	
Acetone	5000	4730	95	46-150	
Benzene	1000	915	91	74-126	
2-Hexanone	5000	4920	98	54-145	
Bromoform	1000	898	90	49-131	
Bromomethane	1000	919	92	10-150	
Carbon disulfide	1000	838	84	60-132	
1,4-Dioxane	20000	17400	87	50-150	
Carbon tetrachloride	1000	871	87	63-131	
Chlorobenzene	1000	910	91	80-120	
Chloroethane	1000	974	97	53-150	
Chloroform	1000	937	94	80-120	
4-Methyl-2-pentanone	5000	4720	94	58-140	
Chloromethane	1000	930	93	50-144	
cis-1,2-Dichloroethene	1000	969	97	81-122	
1,2-Dichlorobenzene	1000	946	95	80-120	
cis-1,3-Dichloropropene	1000	990	99	76-124	
1,3-Dichlorobenzene	1000	934	93	80-120	
Cyclohexane	1000	855	86	58-142	
1,4-Dichlorobenzene	1000	923	92	80-120	
1,2,4-Trichlorobenzene	1000	873	87	67-135	
1,2,3-Trichlorobenzene	1000	845	84	60-144	
Ethylbenzene	1000	914	91	80-120	
1,2-Dichloropropane	1000	992	99	75-126	
Freon TF	1000	847	85	51-145	
Isopropylbenzene	1000	913	91	78-129	
Methyl acetate	5000	6190	124	60-139	
1,2-Dibromo-3-Chloropropane	1000	910	91	57-128	
Methylcyclohexane	1000	831	83	54-150	
1,1,2,2-Tetrachloroethane	1000	996	100	69-128	
Methylene Chloride	1000	932	93	72-126	
1,1,2-Trichloroethane	1000	948	95	76-120	
MTBE	1000	1010	101	68-128	
Dibromochloromethane	1000	921	92	63-124	
1,2-Dibromoethane	1000	946	95	80-120	
Styrene	1000	984	98	80-120	
Dichlorodifluoromethane	1000	826	83	37-143	
Tetrachloroethene	1000	841	84	78-125	

# Column to be used to flag recovery and RPD values

FORM III  
GC/MS VOA LAB CONTROL SAMPLE RECOVERY

Lab Name: TestAmerica Edison Job No.: 460-85482-1  
 SDG No.: \_\_\_\_\_  
 Matrix: Solid Level: Medium Lab File ID: B75581.D  
 Lab ID: LCS 460-260159/3 Client ID: \_\_\_\_\_

COMPOUND	SPIKE ADDED (ug/Kg)	LCS CONCENTRATION (ug/Kg)	LCS % REC	QC LIMITS REC	#
Bromochloromethane	1000	961	96	82-122	
Toluene	1000	899	90	79-121	
Bromodichloromethane	1000	930	93	75-119	
trans-1,2-Dichloroethene	1000	937	94	76-125	
trans-1,3-Dichloropropene	1000	965	96	70-125	
Trichloroethene	1000	941	94	79-120	
Trichlorofluoromethane	1000	883	88	52-146	
Vinyl chloride	1000	957	96	59-140	
Xylenes, Total	2000	1870	94	80-120	

# Column to be used to flag recovery and RPD values

FORM III  
GC/MS VOA LAB CONTROL SAMPLE RECOVERY

Lab Name: TestAmerica Edison Job No.: 460-85482-1  
 SDG No.: \_\_\_\_\_  
 Matrix: Solid Level: Low Lab File ID: D5767.D  
 Lab ID: LCS 460-260626/3 Client ID: \_\_\_\_\_

COMPOUND	SPIKE ADDED (ug/Kg)	LCS CONCENTRATION (ug/Kg)	LCS % REC	QC LIMITS REC	#
1,1-Dichloroethane	20.0	18.9	94	78-125	
1,1-Dichloroethene	20.0	17.2	86	74-128	
1,1,1-Trichloroethane	20.0	18.3	92	82-129	
1,2-Dichloroethane	20.0	17.9	89	79-120	
2-Butanone	100	81.0	81	58-140	
Acetone	100	96.9	97	58-139	
Benzene	20.0	19.2	96	75-123	
2-Hexanone	100	112	112	52-134	
Bromoform	20.0	16.0	80	70-130	
Bromomethane	20.0	19.4	97	62-150	
Carbon disulfide	20.0	15.3	76	73-127	
1,4-Dioxane	400	373	93	69-142	
Carbon tetrachloride	20.0	18.1	90	77-137	
Chlorobenzene	20.0	18.0	90	80-120	
Chloroethane	20.0	13.5	67	60-140	
Chloroform	20.0	17.8	89	77-122	
4-Methyl-2-pentanone	100	125	125	55-133	
Chloromethane	20.0	16.2	81	48-144	
cis-1,2-Dichloroethene	20.0	17.9	89	82-121	
1,2-Dichlorobenzene	20.0	18.4	92	77-120	
cis-1,3-Dichloropropene	20.0	19.3	97	75-119	
1,3-Dichlorobenzene	20.0	18.5	92	78-120	
Cyclohexane	20.0	17.4	87	66-128	
1,4-Dichlorobenzene	20.0	18.4	92	77-120	
1,2,4-Trichlorobenzene	20.0	17.4	87	81-127	
1,2,3-Trichlorobenzene	20.0	17.0	85	81-123	
Ethylbenzene	20.0	19.2	96	80-120	
1,2-Dichloropropane	20.0	16.4	82	72-123	
Freon TF	20.0	15.5	77	73-134	
Isopropylbenzene	20.0	20.4	102	80-120	
Methyl acetate	100	95.7	96	61-137	
1,2-Dibromo-3-Chloropropane	20.0	18.4	92	61-125	
Methylcyclohexane	20.0	18.2	91	80-125	
1,1,2,2-Tetrachloroethane	20.0	19.0	95	66-121	
Methylene Chloride	20.0	19.1	95	75-124	
1,1,2-Trichloroethane	20.0	18.3	92	74-116	
MTBE	20.0	18.7	93	75-124	
Dibromochloromethane	20.0	15.4	77	74-124	
1,2-Dibromoethane	20.0	18.1	90	78-117	
Styrene	20.0	15.9	79	78-120	
Dichlorodifluoromethane	20.0	16.7	83	52-145	
Tetrachloroethene	20.0	18.2	91	80-127	

# Column to be used to flag recovery and RPD values

FORM III  
GC/MS VOA LAB CONTROL SAMPLE RECOVERY

Lab Name: TestAmerica Edison Job No.: 460-85482-1  
 SDG No.: \_\_\_\_\_  
 Matrix: Solid Level: Low Lab File ID: D5767.D  
 Lab ID: LCS 460-260626/3 Client ID: \_\_\_\_\_

COMPOUND	SPIKE ADDED (ug/Kg)	LCS CONCENTRATION (ug/Kg)	LCS % REC	QC LIMITS REC	#
Bromochloromethane	20.0	17.9	89	82-127	
Toluene	20.0	18.7	94	82-117	
Bromodichloromethane	20.0	16.5	82	77-122	
trans-1,2-Dichloroethene	20.0	18.6	93	83-124	
trans-1,3-Dichloropropene	20.0	17.0	85	74-119	
Trichloroethene	20.0	17.3	87	78-122	
Trichlorofluoromethane	20.0	12.9	65	63-147	
Vinyl chloride	20.0	22.2	111	62-132	
Xylenes, Total	40.0	40.0	100	78-120	

# Column to be used to flag recovery and RPD values

FORM III  
GC/MS VOA LAB CONTROL SAMPLE DUPLICATE RECOVERY

Lab Name: TestAmerica Edison Job No.: 460-85482-1  
 SDG No.: \_\_\_\_\_  
 Matrix: Solid Level: Medium Lab File ID: B75582.D  
 Lab ID: LCS D 460-260159/4 Client ID: \_\_\_\_\_

COMPOUND	SPIKE ADDED (ug/Kg)	LCS D CONCENTRATION (ug/Kg)	LCS D % REC	% RPD	QC LIMITS		#
					RPD	REC	
1,1-Dichloroethane	1000	982	98	4	30	78-125	
1,1-Dichloroethene	1000	952	95	5	30	66-135	
1,1,1-Trichloroethane	1000	927	93	3	30	75-125	
1,2-Dichloroethane	1000	893	89	3	30	77-121	
2-Butanone	5000	4860	97	1	30	69-138	
Acetone	5000	4860	97	3	30	46-150	
Benzene	1000	946	95	3	30	74-126	
2-Hexanone	5000	5040	101	3	30	54-145	
Bromoform	1000	864	86	4	30	49-131	
Bromomethane	1000	972	97	6	30	10-150	
Carbon disulfide	1000	882	88	5	30	60-132	
1,4-Dioxane	20000	19800	99	13	30	50-150	
Carbon tetrachloride	1000	908	91	4	30	63-131	
Chlorobenzene	1000	942	94	3	30	80-120	
Chloroethane	1000	1030	103	5	30	53-150	
Chloroform	1000	948	95	1	30	80-120	
4-Methyl-2-pentanone	5000	4410	88	7	30	58-140	
Chloromethane	1000	963	96	3	30	50-144	
cis-1,2-Dichloroethene	1000	985	99	2	30	81-122	
1,2-Dichlorobenzene	1000	944	94	0	30	80-120	
cis-1,3-Dichloropropene	1000	950	95	4	30	76-124	
1,3-Dichlorobenzene	1000	963	96	3	30	80-120	
Cyclohexane	1000	907	91	6	30	58-142	
1,4-Dichlorobenzene	1000	924	92	0	30	80-120	
1,2,4-Trichlorobenzene	1000	837	84	4	30	67-135	
1,2,3-Trichlorobenzene	1000	808	81	4	30	60-144	
Ethylbenzene	1000	963	96	5	30	80-120	
1,2-Dichloropropane	1000	1030	103	3	30	75-126	
Freon TF	1000	936	94	10	30	51-145	
Isopropylbenzene	1000	962	96	5	30	78-129	
Methyl acetate	5000	5710	114	8	30	60-139	
1,2-Dibromo-3-Chloropropane	1000	824	82	10	30	57-128	
Methylcyclohexane	1000	902	90	8	30	54-150	
1,1,2,2-Tetrachloroethane	1000	963	96	3	30	69-128	
Methylene Chloride	1000	954	95	2	30	72-126	
1,1,2-Trichloroethane	1000	957	96	1	30	76-120	
MTBE	1000	990	99	2	30	68-128	
Dibromochloromethane	1000	885	89	4	30	63-124	
1,2-Dibromoethane	1000	963	96	2	30	80-120	
Styrene	1000	1010	101	3	30	80-120	
Dichlorodifluoromethane	1000	907	91	9	30	37-143	
Tetrachloroethene	1000	896	90	6	30	78-125	

# Column to be used to flag recovery and RPD values

FORM III  
GC/MS VOA LAB CONTROL SAMPLE DUPLICATE RECOVERY

Lab Name: TestAmerica Edison Job No.: 460-85482-1  
 SDG No.: \_\_\_\_\_  
 Matrix: Solid Level: Medium Lab File ID: B75582.D  
 Lab ID: LCS D 460-260159/4 Client ID: \_\_\_\_\_

COMPOUND	SPIKE ADDED (ug/Kg)	LCS D CONCENTRATION (ug/Kg)	LCS D % REC	% RPD	QC LIMITS		#
					RPD	REC	
Bromochloromethane	1000	922	92	4	30	82-122	
Toluene	1000	943	94	5	30	79-121	
Bromodichloromethane	1000	917	92	1	30	75-119	
trans-1,2-Dichloroethene	1000	963	96	3	30	76-125	
trans-1,3-Dichloropropene	1000	967	97	0	30	70-125	
Trichloroethene	1000	968	97	3	30	79-120	
Trichlorofluoromethane	1000	950	95	7	30	52-146	
Vinyl chloride	1000	979	98	2	30	59-140	
Xylenes, Total	2000	1930	97	3	30	80-120	

# Column to be used to flag recovery and RPD values

FORM III  
GC/MS VOA LAB CONTROL SAMPLE DUPLICATE RECOVERY

Lab Name: TestAmerica Edison Job No.: 460-85482-1  
 SDG No.: \_\_\_\_\_  
 Matrix: Solid Level: Low Lab File ID: D5768.D  
 Lab ID: LCS D 460-260626/4 Client ID: \_\_\_\_\_

COMPOUND	SPIKE ADDED (ug/Kg)	LCS D CONCENTRATION (ug/Kg)	LCS D % REC	% RPD	QC LIMITS		#
					RPD	REC	
1,1-Dichloroethane	20.0	21.5	108	13	30	78-125	
1,1-Dichloroethene	20.0	19.3	97	11	30	74-128	
1,1,1-Trichloroethane	20.0	21.2	106	14	30	82-129	
1,2-Dichloroethane	20.0	21.7	108	19	30	79-120	
2-Butanone	100	97.6	98	19	30	58-140	
Acetone	100	121	121	22	30	58-139	
Benzene	20.0	22.4	112	15	30	75-123	
2-Hexanone	100	137	137	20	30	52-134	*
Bromoform	20.0	19.3	96	18	30	70-130	
Bromomethane	20.0	21.4	107	10	30	62-150	
Carbon disulfide	20.0	16.9	85	10	30	73-127	
1,4-Dioxane	400	469	117	23	30	69-142	
Carbon tetrachloride	20.0	21.3	107	17	30	77-137	
Chlorobenzene	20.0	21.1	105	16	30	80-120	
Chloroethane	20.0	15.4	77	13	30	60-140	
Chloroform	20.0	20.6	103	14	30	77-122	
4-Methyl-2-pentanone	100	147	147	16	30	55-133	*
Chloromethane	20.0	17.1	86	6	30	48-144	
cis-1,2-Dichloroethene	20.0	20.4	102	13	30	82-121	
1,2-Dichlorobenzene	20.0	22.1	111	19	30	77-120	
cis-1,3-Dichloropropene	20.0	22.7	113	16	30	75-119	
1,3-Dichlorobenzene	20.0	21.2	106	14	30	78-120	
Cyclohexane	20.0	19.6	98	12	30	66-128	
1,4-Dichlorobenzene	20.0	21.2	106	14	30	77-120	
1,2,4-Trichlorobenzene	20.0	22.7	113	26	30	81-127	
1,2,3-Trichlorobenzene	20.0	21.4	107	23	30	81-123	
Ethylbenzene	20.0	23.1	115	18	30	80-120	
1,2-Dichloropropane	20.0	19.7	99	18	30	72-123	
Freon TF	20.0	17.3	86	11	30	73-134	
Isopropylbenzene	20.0	24.6	123	19	30	80-120	*
Methyl acetate	100	110	110	14	30	61-137	
1,2-Dibromo-3-Chloropropane	20.0	21.3	107	15	30	61-125	
Methylcyclohexane	20.0	21.4	107	16	30	80-125	
1,1,2,2-Tetrachloroethane	20.0	22.2	111	16	30	66-121	
Methylene Chloride	20.0	21.2	106	11	30	75-124	
1,1,2-Trichloroethane	20.0	22.2	111	19	30	74-116	
MTBE	20.0	21.1	105	12	30	75-124	
Dibromochloromethane	20.0	18.9	94	20	30	74-124	
1,2-Dibromoethane	20.0	21.7	109	18	30	78-117	
Styrene	20.0	18.7	94	17	30	78-120	
Dichlorodifluoromethane	20.0	18.1	91	8	30	52-145	
Tetrachloroethene	20.0	21.9	110	19	30	80-127	

# Column to be used to flag recovery and RPD values



FORM III  
GC/MS VOA LAB CONTROL SAMPLE DUPLICATE RECOVERY

Lab Name: TestAmerica Edison Job No.: 460-85482-1

SDG No.: \_\_\_\_\_

Matrix: Solid Level: Low Lab File ID: D5768.D

Lab ID: LCSD 460-260626/4 Client ID: \_\_\_\_\_

COMPOUND	SPIKE ADDED (ug/Kg)	LCSD CONCENTRATION (ug/Kg)	LCSD % REC	% RPD	QC LIMITS		#
					RPD	REC	
Bromochloromethane	20.0	20.9	105	16	30	82-127	
Toluene	20.0	21.9	109	16	30	82-117	
Bromodichloromethane	20.0	19.5	97	17	30	77-122	
trans-1,2-Dichloroethene	20.0	21.0	105	12	30	83-124	
trans-1,3-Dichloropropene	20.0	20.9	105	21	30	74-119	
Trichloroethene	20.0	20.8	104	18	30	78-122	
Trichlorofluoromethane	20.0	13.8	69	6	30	63-147	
Vinyl chloride	20.0	26.4	132	18	30	62-132	
Xylenes, Total	40.0	46.3	116	15	30	78-120	

# Column to be used to flag recovery and RPD values

FORM III  
GC/MS VOA MATRIX SPIKE RECOVERY

Lab Name: TestAmerica Edison Job No.: 460-85482-1  
 SDG No.: \_\_\_\_\_  
 Matrix: Water Level: Low Lab File ID: C1705.D  
 Lab ID: 460-85468-A-1 MS Client ID: \_\_\_\_\_

COMPOUND	SPIKE ADDED (ug/L)	SAMPLE CONCENTRATION (ug/L)	MS CONCENTRATION (ug/L)	MS % REC	QC LIMITS REC	#
1,1-Dichloroethane	200	0.13 U	210	105	75-126	
1,1-Dichloroethene	200	0.090 U	191	95	71-123	
1,1,1-Trichloroethane	200	0.060 U	205	102	73-134	
1,2-Dichloroethane	200	0.19 U	198	99	75-127	
2-Butanone	1000	2.3 U	913	91	52-140	
Acetone	1000	2.7 U	752	75	26-150	
Benzene	200	0.080 U	194	97	69-125	
2-Hexanone	1000	0.50 U	956	96	49-131	
Bromoform	200	0.19 U	140	70	50-134	
Bromomethane	200	0.18 U	489	245	27-150	F1
Carbon disulfide	200	0.13 U	193	97	61-126	
1,4-Dioxane	4000	36 U	3680	92	46-150	
Carbon tetrachloride	200	0.060 U	207	103	58-150	
Chlorobenzene	200	0.11 U	179	90	77-120	
Chloroethane	200	0.17 U	225	113	58-145	
Chloroform	200	0.080 U	203	102	81-122	
4-Methyl-2-pentanone	1000	0.99 U	1020	102	56-132	
Chloromethane	200	0.10 U	201	100	43-145	
cis-1,2-Dichloroethene	200	0.18 U	212	106	78-121	
1,2-Dichlorobenzene	200	0.21 U	167	83	81-120	
cis-1,3-Dichloropropene	200	0.18 U	197	98	71-120	
1,3-Dichlorobenzene	200	0.14 U	190	95	75-120	
Cyclohexane	200	34	187	76	62-135	
1,4-Dichlorobenzene	200	0.23 U	174	87	75-120	
1,2,4-Trichlorobenzene	200	0.34 U	185	92	76-129	
1,2,3-Trichlorobenzene	200	0.51 U	184	92	72-135	
Ethylbenzene	200	0.10 U	199	100	74-120	
1,2-Dichloropropane	200	0.090 U	203	102	70-120	
Freon TF	200	0.080 U	170	85	60-144	
Isopropylbenzene	200	21	232	105	74-127	
Methyl acetate	1000	0.34 U	1240	124	62-140	
1,2-Dibromo-3-Chloropropane	200	0.40 U	171	86	53-136	
Methylcyclohexane	200	0.14 U	168	84	64-136	
1,1,2,2-Tetrachloroethane	200	0.16 U	188	94	55-133	
Methylene Chloride	200	0.18 U	204	102	76-123	
1,1,2-Trichloroethane	200	0.19 U	190	95	68-121	
MTBE	200	0.14 U	192	96	73-125	
Dibromochloromethane	200	0.20 U	187	93	63-131	
1,2-Dibromoethane	200	0.28 U	191	95	77-117	
Styrene	200	0.12 U	193	96	76-120	
Dichlorodifluoromethane	200	0.22 U	139	69	40-150	
Tetrachloroethene	200	0.10 U	205	103	70-136	

# Column to be used to flag recovery and RPD values

FORM III  
GC/MS VOA MATRIX SPIKE RECOVERY

Lab Name: TestAmerica Edison Job No.: 460-85482-1  
 SDG No.: \_\_\_\_\_  
 Matrix: Water Level: Low Lab File ID: C1705.D  
 Lab ID: 460-85468-A-1 MS Client ID: \_\_\_\_\_

COMPOUND	SPIKE ADDED (ug/L)	SAMPLE CONCENTRATION (ug/L)	MS CONCENTRATION (ug/L)	MS % REC	QC LIMITS REC	#
Bromochloromethane	200	0.27 U	226	113	70-134	
Toluene	200	0.15 U	181	91	78-120	
Bromodichloromethane	200	0.12 U	200	100	72-123	
trans-1,2-Dichloroethene	200	0.27 J	210	105	79-120	
trans-1,3-Dichloropropene	200	0.24 U	203	102	71-123	
Trichloroethene	200	0.090 U	206	103	74-120	
Trichlorofluoromethane	200	0.15 U	165	82	65-142	
Vinyl chloride	200	0.14 U	200	100	56-137	
Xylenes, Total	400	0.13 U	391	98	73-122	

# Column to be used to flag recovery and RPD values

FORM III  
GC/MS VOA MATRIX SPIKE DUPLICATE RECOVERY

Lab Name: TestAmerica Edison

Job No.: 460-85482-1

SDG No.: \_\_\_\_\_

Matrix: Water Level: Low

Lab File ID: C1706.D

Lab ID: 460-85468-A-1 MSD

Client ID: \_\_\_\_\_

COMPOUND	SPIKE ADDED (ug/L)	MSD CONCENTRATION (ug/L)	MSD % REC	% RPD	QC LIMITS		#
					RPD	REC	
1,1-Dichloroethane	200	204	102	3	30	75-126	
1,1-Dichloroethene	200	190	95	0	30	71-123	
1,1,1-Trichloroethane	200	198	99	3	30	73-134	
1,2-Dichloroethane	200	198	99	0	30	75-127	
2-Butanone	1000	906	91	1	30	52-140	
Acetone	1000	709	71	6	30	26-150	
Benzene	200	193	97	0	30	69-125	
2-Hexanone	1000	927	93	3	30	49-131	
Bromoform	200	138	69	1	30	50-134	
Bromomethane	200	563	282	14	30	27-150	F1
Carbon disulfide	200	190	95	2	30	61-126	
1,4-Dioxane	4000	3940	98	7	30	46-150	
Carbon tetrachloride	200	206	103	1	30	58-150	
Chlorobenzene	200	176	88	2	30	77-120	
Chloroethane	200	214	107	5	30	58-145	
Chloroform	200	204	102	0	30	81-122	
4-Methyl-2-pentanone	1000	975	98	5	30	56-132	
Chloromethane	200	211	106	5	30	43-145	
cis-1,2-Dichloroethene	200	208	104	2	30	78-121	
1,2-Dichlorobenzene	200	164	82	1	30	81-120	
cis-1,3-Dichloropropene	200	198	99	0	30	71-120	
1,3-Dichlorobenzene	200	187	93	1	30	75-120	
Cyclohexane	200	184	75	2	30	62-135	
1,4-Dichlorobenzene	200	174	87	0	30	75-120	
1,2,4-Trichlorobenzene	200	185	92	0	30	76-129	
1,2,3-Trichlorobenzene	200	185	93	1	30	72-135	
Ethylbenzene	200	192	96	4	30	74-120	
1,2-Dichloropropane	200	205	102	1	30	70-120	
Freon TF	200	166	83	2	30	60-144	
Isopropylbenzene	200	227	103	2	30	74-127	
Methyl acetate	1000	1220	122	2	30	62-140	
1,2-Dibromo-3-Chloropropane	200	167	83	3	30	53-136	
Methylcyclohexane	200	165	83	2	30	64-136	
1,1,2,2-Tetrachloroethane	200	179	90	5	30	55-133	
Methylene Chloride	200	198	99	3	30	76-123	
1,1,2-Trichloroethane	200	188	94	1	30	68-121	
MTBE	200	194	97	1	30	73-125	
Dibromochloromethane	200	188	94	1	30	63-131	
1,2-Dibromoethane	200	192	96	0	30	77-117	
Styrene	200	190	95	1	30	76-120	
Dichlorodifluoromethane	200	136	68	2	30	40-150	
Tetrachloroethene	200	199	100	3	30	70-136	

# Column to be used to flag recovery and RPD values

FORM III  
GC/MS VOA MATRIX SPIKE DUPLICATE RECOVERY

Lab Name: TestAmerica Edison Job No.: 460-85482-1  
 SDG No.: \_\_\_\_\_  
 Matrix: Water Level: Low Lab File ID: C1706.D  
 Lab ID: 460-85468-A-1 MSD Client ID: \_\_\_\_\_

COMPOUND	SPIKE ADDED (ug/L)	MSD CONCENTRATION (ug/L)	MSD % REC	% RPD	QC LIMITS		#
					RPD	REC	
Bromochloromethane	200	224	112	1	30	70-134	
Toluene	200	177	88	2	30	78-120	
Bromodichloromethane	200	205	102	2	30	72-123	
trans-1,2-Dichloroethene	200	208	104	1	30	79-120	
trans-1,3-Dichloropropene	200	205	102	1	30	71-123	
Trichloroethene	200	202	101	2	30	74-120	
Trichlorofluoromethane	200	162	81	2	30	65-142	
Vinyl chloride	200	198	99	1	30	56-137	
Xylenes, Total	400	385	96	2	30	73-122	

# Column to be used to flag recovery and RPD values

FORM IV  
GC/MS VOA METHOD BLANK SUMMARY

Lab Name: TestAmerica Edison Job No.: 460-85482-1  
 SDG No.: \_\_\_\_\_  
 Lab File ID: B75584.D Lab Sample ID: MB 460-260159/6  
 Matrix: Solid Heated Purge: (Y/N) N  
 Instrument ID: CVOAMS2 Date Analyzed: 11/04/2014 08:25  
 GC Column: Rtx-624 ID: 0.25 (mm)

THIS METHOD BLANK APPLIES TO THE FOLLOWING SAMPLES:

CLIENT SAMPLE ID	LAB SAMPLE ID	LAB FILE ID	DATE ANALYZED
	LCS 460-260159/3	B75581.D	11/04/2014 07:02
	LCSD 460-260159/4	B75582.D	11/04/2014 07:36
PMP-28-SW-WT	460-85482-1	B75586.D	11/04/2014 09:13
PMP-24-SW-WT	460-85482-11	B75588.D	11/04/2014 10:01
PMP-5-SW-SI	460-85482-26	B75591.D	11/04/2014 11:13
PMP-24-SW-SI	460-85482-12	B75592.D	11/04/2014 11:38
PMP-5-SW-WT	460-85482-25	B75593.D	11/04/2014 12:02
DUP_20141030	460-85482-2	B75594.D	11/04/2014 12:26
PMP-15-SW-WT	460-85482-3	B75595.D	11/04/2014 12:50
PMP-9-SW-WT	460-85482-16	B75596.D	11/04/2014 13:14
PMP-7-SW-WT	460-85482-21	B75597.D	11/04/2014 13:39
PMP-24-SW-VD	460-85482-10	B75600.D	11/04/2014 14:52

FORM IV  
GC/MS VOA METHOD BLANK SUMMARY

Lab Name: TestAmerica Edison Job No.: 460-85482-1  
 SDG No.: \_\_\_\_\_  
 Lab File ID: D5770.D Lab Sample ID: MB 460-260626/6  
 Matrix: Solid Heated Purge: (Y/N) Y  
 Instrument ID: CVOAMS4 Date Analyzed: 11/05/2014 21:05  
 GC Column: Rtx-624 ID: 0.25 (mm)

THIS METHOD BLANK APPLIES TO THE FOLLOWING SAMPLES:

CLIENT SAMPLE ID	LAB SAMPLE ID	LAB FILE ID	DATE ANALYZED
	LCS 460-260626/3	D5767.D	11/05/2014 19:52
	LCSD 460-260626/4	D5768.D	11/05/2014 20:16
PMP-13-SW-SD	460-85482-8	D5787.D	11/06/2014 04:24
PMP-7-SW-SI	460-85482-22	D5788.D	11/06/2014 04:49

FORM IV  
GC/MS VOA METHOD BLANK SUMMARY

Lab Name: TestAmerica Edison Job No.: 460-85482-1  
 SDG No.: \_\_\_\_\_  
 Lab File ID: C1698.D Lab Sample ID: MB 460-260007/5  
 Matrix: Water Heated Purge: (Y/N) N  
 Instrument ID: CVOAMS3 Date Analyzed: 11/03/2014 11:15  
 GC Column: Rtx-624 ID: 0.25 (mm)

THIS METHOD BLANK APPLIES TO THE FOLLOWING SAMPLES:

CLIENT SAMPLE ID	LAB SAMPLE ID	LAB FILE ID	DATE ANALYZED
	LCS 460-260007/3	C1696.D	11/03/2014 10:08
	460-85468-A-1 MS	C1705.D	11/03/2014 14:17
	460-85468-A-1 MSD	C1706.D	11/03/2014 14:43
Field Blank_20141030	460-85482-29	C1711.D	11/03/2014 17:24
Trip Blank	460-85482-30	C1712.D	11/03/2014 17:50



FORM V  
GC/MS VOA INSTRUMENT PERFORMANCE CHECK  
BROMOFLUOROBENZENE (BFB)

Lab Name: TestAmerica Edison Job No.: 460-85482-1  
 SDG No.: \_\_\_\_\_  
 Lab File ID: B74930.D BFB Injection Date: 10/21/2014  
 Instrument ID: CVOAMS2 BFB Injection Time: 08:57  
 Analysis Batch No.: 257263

M/E	ION ABUNDANCE CRITERIA	% RELATIVE ABUNDANCE
50	15.0 - 40.0 % of mass 95	22.4
75	30.0 - 60.0 % of mass 95	53.1
95	Base Peak, 100% relative abundance	100.0
96	5.0 - 9.0 % of mass 95	6.9
173	Less than 2.0 % of mass 174	0.6 (0.7)1
174	50.0 - 120.00 % of mass 95	82.7
175	5.0 - 9.0 % of mass 174	6.9 (8.4)1
176	95.0 - 101.0 % of mass 174	79.9 (96.6)1
177	5.0 - 9.0 % of mass 176	5.1 (6.3)2

1-Value is % mass 174

2-Value is % mass 176

THIS CHECK APPLIES TO THE FOLLOWING SAMPLES, MS, MSD, BLANKS AND STANDARDS:

CLIENT SAMPLE ID	LAB SAMPLE ID	LAB FILE ID	DATE ANALYZED	TIME ANALYZED
	STD05 460-257263/3	B74932.D	10/21/2014	09:44
	STD1 460-257263/4	B74933.D	10/21/2014	10:08
	STD5 460-257263/5	B74934.D	10/21/2014	10:33
	STD20 460-257263/6	B74935.D	10/21/2014	10:57
	STD50 460-257263/7	B74936.D	10/21/2014	11:22
	STD200 460-257263/8	B74937.D	10/21/2014	11:46
	STD500 460-257263/9	B74938.D	10/21/2014	12:10
	STD8 460-257263/12	B74941.D	10/21/2014	13:24

FORM V  
GC/MS VOA INSTRUMENT PERFORMANCE CHECK  
BROMOFLUOROBENZENE (BFB)

Lab Name: TestAmerica Edison Job No.: 460-85482-1  
 SDG No.: \_\_\_\_\_  
 Lab File ID: B75579.D BFB Injection Date: 11/04/2014  
 Instrument ID: CVOAMS2 BFB Injection Time: 05:42  
 Analysis Batch No.: 260159

M/E	ION ABUNDANCE CRITERIA	% RELATIVE ABUNDANCE
50	15.0 - 40.0 % of mass 95	20.8
75	30.0 - 60.0 % of mass 95	50.4
95	Base Peak, 100% relative abundance	100.0
96	5.0 - 9.0 % of mass 95	6.6
173	Less than 2.0 % of mass 174	0.0 (0.0)1
174	50.0 - 120.00 % of mass 95	83.2
175	5.0 - 9.0 % of mass 174	6.3 (7.6)1
176	95.0 - 101.0 % of mass 174	79.9 (96.1)1
177	5.0 - 9.0 % of mass 176	5.3 (6.7)2

1-Value is % mass 174

2-Value is % mass 176

THIS CHECK APPLIES TO THE FOLLOWING SAMPLES, MS, MSD, BLANKS AND STANDARDS:

CLIENT SAMPLE ID	LAB SAMPLE ID	LAB FILE ID	DATE ANALYZED	TIME ANALYZED
	CCVIS 460-260159/2	B75580.D	11/04/2014	06:38
	LCS 460-260159/3	B75581.D	11/04/2014	07:02
	LCSD 460-260159/4	B75582.D	11/04/2014	07:36
	MB 460-260159/6	B75584.D	11/04/2014	08:25
PMP-28-SW-WT	460-85482-1	B75586.D	11/04/2014	09:13
PMP-24-SW-WT	460-85482-11	B75588.D	11/04/2014	10:01
PMP-5-SW-SI	460-85482-26	B75591.D	11/04/2014	11:13
PMP-24-SW-SI	460-85482-12	B75592.D	11/04/2014	11:38
PMP-5-SW-WT	460-85482-25	B75593.D	11/04/2014	12:02
DUP_20141030	460-85482-2	B75594.D	11/04/2014	12:26
PMP-15-SW-WT	460-85482-3	B75595.D	11/04/2014	12:50
PMP-9-SW-WT	460-85482-16	B75596.D	11/04/2014	13:14
PMP-7-SW-WT	460-85482-21	B75597.D	11/04/2014	13:39
PMP-24-SW-VD	460-85482-10	B75600.D	11/04/2014	14:52

FORM V  
GC/MS VOA INSTRUMENT PERFORMANCE CHECK  
BROMOFLUOROBENZENE (BFB)

Lab Name: TestAmerica Edison Job No.: 460-85482-1  
 SDG No.: \_\_\_\_\_  
 Lab File ID: C0069.D BFB Injection Date: 10/01/2014  
 Instrument ID: CVOAMS3 BFB Injection Time: 02:10  
 Analysis Batch No.: 252856

M/E	ION ABUNDANCE CRITERIA	% RELATIVE ABUNDANCE	
50	15.0 - 40.0 % of mass 95	17.6	
75	30.0 - 60.0 % of mass 95	50.4	
95	Base Peak, 100% relative abundance	100.0	
96	5.0 - 9.0 % of mass 95	6.1	
173	Less than 2.0 % of mass 174	0.3	(0.2)1
174	50.0 - 120.00 % of mass 95	115.4	
175	5.0 - 9.0 % of mass 174	8.0	(7.0)1
176	95.0 - 101.0 % of mass 174	109.7	(95.1)1
177	5.0 - 9.0 % of mass 176	7.4	(6.7)2

1-Value is % mass 174

2-Value is % mass 176

THIS CHECK APPLIES TO THE FOLLOWING SAMPLES, MS, MSD, BLANKS AND STANDARDS:

CLIENT SAMPLE ID	LAB SAMPLE ID	LAB FILE ID	DATE ANALYZED	TIME ANALYZED
	STD20 460-252856/2	C0070.D	10/01/2014	03:01
	STD1 460-252856/5	C0073.D	10/01/2014	04:29
	STD5 460-252856/6	C0074.D	10/01/2014	04:53
	STD50 460-252856/7	C0075.D	10/01/2014	05:17
	STD200 460-252856/8	C0076.D	10/01/2014	05:42
	STD500 460-252856/9	C0077.D	10/01/2014	06:06

FORM V  
GC/MS VOA INSTRUMENT PERFORMANCE CHECK  
BROMOFLUOROBENZENE (BFB)

Lab Name: TestAmerica Edison Job No.: 460-85482-1  
 SDG No.: \_\_\_\_\_  
 Lab File ID: C1694.D BFB Injection Date: 11/03/2014  
 Instrument ID: CVOAMS3 BFB Injection Time: 09:17  
 Analysis Batch No.: 260007

M/E	ION ABUNDANCE CRITERIA	% RELATIVE ABUNDANCE	
50	15.0 - 40.0 % of mass 95	17.3	
75	30.0 - 60.0 % of mass 95	47.3	
95	Base Peak, 100% relative abundance	100.0	
96	5.0 - 9.0 % of mass 95	6.6	
173	Less than 2.0 % of mass 174	0.3	(0.3)1
174	50.0 - 120.00 % of mass 95	109.2	
175	5.0 - 9.0 % of mass 174	8.7	(8.0)1
176	95.0 - 101.0 % of mass 174	107.0	(98.0)1
177	5.0 - 9.0 % of mass 176	7.9	(7.4)2

1-Value is % mass 174

2-Value is % mass 176

THIS CHECK APPLIES TO THE FOLLOWING SAMPLES, MS, MSD, BLANKS AND STANDARDS:

CLIENT SAMPLE ID	LAB SAMPLE ID	LAB FILE ID	DATE ANALYZED	TIME ANALYZED
	CCVIS 460-260007/2	C1695.D	11/03/2014	09:34
	LCS 460-260007/3	C1696.D	11/03/2014	10:08
	MB 460-260007/5	C1698.D	11/03/2014	11:15
	460-85468-A-1 MS	C1705.D	11/03/2014	14:17
	460-85468-A-1 MSD	C1706.D	11/03/2014	14:43
Field Blank_20141030	460-85482-29	C1711.D	11/03/2014	17:24
Trip Blank	460-85482-30	C1712.D	11/03/2014	17:50

FORM V  
GC/MS VOA INSTRUMENT PERFORMANCE CHECK  
BROMOFLUOROBENZENE (BFB)

Lab Name: TestAmerica Edison Job No.: 460-85482-1  
 SDG No.: \_\_\_\_\_  
 Lab File ID: D5514.D BFB Injection Date: 10/29/2014  
 Instrument ID: CVOAMS4 BFB Injection Time: 03:36  
 Analysis Batch No.: 258904

M/E	ION ABUNDANCE CRITERIA	% RELATIVE ABUNDANCE
50	15.0 - 40.0 % of mass 95	15.5
75	30.0 - 60.0 % of mass 95	46.5
95	Base Peak, 100% relative abundance	100.0
96	5.0 - 9.0 % of mass 95	6.9
173	Less than 2.0 % of mass 174	1.6 (2.0)1
174	50.0 - 120.00 % of mass 95	81.4
175	5.0 - 9.0 % of mass 174	6.3 (7.8)1
176	95.0 - 101.0 % of mass 174	79.2 (97.4)1
177	5.0 - 9.0 % of mass 176	4.9 (6.2)2

1-Value is % mass 174

2-Value is % mass 176

THIS CHECK APPLIES TO THE FOLLOWING SAMPLES, MS, MSD, BLANKS AND STANDARDS:

CLIENT SAMPLE ID	LAB SAMPLE ID	LAB FILE ID	DATE ANALYZED	TIME ANALYZED
	STD1 460-258904/3	D5516.D	10/29/2014	04:23
	STD5 460-258904/4	D5517.D	10/29/2014	04:48
	STD20 460-258904/5	D5518.D	10/29/2014	05:14
	STD50 460-258904/6	D5519.D	10/29/2014	05:38
	STD200 460-258904/7	D5520.D	10/29/2014	06:03
	STD500 460-258904/8	D5521.D	10/29/2014	06:28

FORM V  
GC/MS VOA INSTRUMENT PERFORMANCE CHECK  
BROMOFLUOROBENZENE (BFB)

Lab Name: TestAmerica Edison Job No.: 460-85482-1  
 SDG No.: \_\_\_\_\_  
 Lab File ID: D5765.D BFB Injection Date: 11/05/2014  
 Instrument ID: CVOAMS4 BFB Injection Time: 16:50  
 Analysis Batch No.: 260626

M/E	ION ABUNDANCE CRITERIA	% RELATIVE ABUNDANCE
50	15.0 - 40.0 % of mass 95	17.6
75	30.0 - 60.0 % of mass 95	48.2
95	Base Peak, 100% relative abundance	100.0
96	5.0 - 9.0 % of mass 95	7.5
173	Less than 2.0 % of mass 174	0.9 (1.2)1
174	50.0 - 120.00 % of mass 95	80.5
175	5.0 - 9.0 % of mass 174	6.7 (8.3)1
176	95.0 - 101.0 % of mass 174	77.8 (96.7)1
177	5.0 - 9.0 % of mass 176	5.2 (6.7)2

1-Value is % mass 174

2-Value is % mass 176

THIS CHECK APPLIES TO THE FOLLOWING SAMPLES, MS, MSD, BLANKS AND STANDARDS:

CLIENT SAMPLE ID	LAB SAMPLE ID	LAB FILE ID	DATE ANALYZED	TIME ANALYZED
	CCVIS 460-260626/2	D5766.D	11/05/2014	19:07
	LCS 460-260626/3	D5767.D	11/05/2014	19:52
	LCSD 460-260626/4	D5768.D	11/05/2014	20:16
	MB 460-260626/6	D5770.D	11/05/2014	21:05
PMP-13-SW-SD	460-85482-8	D5787.D	11/06/2014	04:24
PMP-7-SW-SI	460-85482-22	D5788.D	11/06/2014	04:49

FORM VIII  
GC/MS VOA INTERNAL STANDARD AREA AND RETENTION TIME SUMMARY

Lab Name: TestAmerica Edison Job No.: 460-85482-1  
 SDG No.: \_\_\_\_\_  
 Sample No.: CCVIS 460-260159/2 Date Analyzed: 11/04/2014 06:38  
 Instrument ID: CVOAMS2 GC Column: Rtx-624 ID: 0.25(mm)  
 Lab File ID (Standard): B75580.D Heated Purge: (Y/N) N  
 Calibration ID: 44063

	TBA		FB		DXE		
	AREA #	RT #	AREA #	RT #	AREA #	RT #	
12/24 HOUR STD	137104	2.65	730104	4.99	12874	5.84	
UPPER LIMIT	274208	3.15	1460208	5.49	25748	6.34	
LOWER LIMIT	68552	2.15	365052	4.49	6437	5.34	
LAB SAMPLE ID	CLIENT SAMPLE ID						
LCS 460-260159/3	141685	2.65	753247	4.99	12627	5.84	
LCSD 460-260159/4	129875	2.66	752777	4.99	11922	5.83	
MB 460-260159/6	130842	2.65	679377	4.99	12057	5.83	
460-85482-1	PMP-28-SW-WT	159386	2.66	686864	4.99	16364	5.83
460-85482-11	PMP-24-SW-WT	119737	2.65	683404	4.99	14299	5.84
460-85482-26	PMP-5-SW-SI	113791	2.65	670639	4.99	13082	5.83
460-85482-12	PMP-24-SW-SI	129775	2.66	722992	4.99	16040	5.84
460-85482-25	PMP-5-SW-WT	109707	2.66	613316	4.99	15409	5.84
460-85482-2	DUP_20141030	163355	2.66	725562	4.99	17330	5.84
460-85482-3	PMP-15-SW-WT	127591	2.65	681503	4.99	15323	5.84
460-85482-16	PMP-9-SW-WT	126774	2.66	725221	4.99	16310	5.84
460-85482-21	PMP-7-SW-WT	137208	2.66	742747	4.99	15833	5.84
460-85482-10	PMP-24-SW-VD	118131	2.66	639547	4.99	15106	5.83

TBA = TBA-d9 (IS)  
 FB = Fluorobenzene  
 DXE = 1,4-Dioxane-d8

Area Limit = 50%-200% of internal standard area  
 RT Limit = ± 0.5 minutes of internal standard RT

# Column used to flag values outside QC limits

FORM VIII  
GC/MS VOA INTERNAL STANDARD AREA AND RETENTION TIME SUMMARY

Lab Name: TestAmerica Edison Job No.: 460-85482-1  
 SDG No.: \_\_\_\_\_  
 Sample No.: CCVIS 460-260159/2 Date Analyzed: 11/04/2014 06:38  
 Instrument ID: CVOAMS2 GC Column: Rtx-624 ID: 0.25 (mm)  
 Lab File ID (Standard): B75580.D Heated Purge: (Y/N) N  
 Calibration ID: 44063

	CBZ		DCB		AREA #	RT #
	AREA #	RT #	AREA #	RT #		
12/24 HOUR STD	595471	8.59	342148	10.67		
UPPER LIMIT	1190942	9.09	684296	11.17		
LOWER LIMIT	297736	8.09	171074	10.17		
LAB SAMPLE ID	CLIENT SAMPLE ID					
LCS 460-260159/3		633404	8.59	345291	10.67	
LCSD 460-260159/4		628290	8.59	346213	10.67	
MB 460-260159/6		565530	8.59	312347	10.67	
460-85482-1	PMP-28-SW-WT	559351	8.59	327514	10.67	
460-85482-11	PMP-24-SW-WT	554086	8.59	321156	10.67	
460-85482-26	PMP-5-SW-SI	563095	8.59	322626	10.67	
460-85482-12	PMP-24-SW-SI	614482	8.59	312695	10.67	
460-85482-25	PMP-5-SW-WT	514489	8.59	290545	10.67	
460-85482-2	DUP_20141030	596060	8.59	322700	10.68	
460-85482-3	PMP-15-SW-WT	570306	8.60	312726	10.68	
460-85482-16	PMP-9-SW-WT	601027	8.60	334323	10.68	
460-85482-21	PMP-7-SW-WT	610201	8.60	325698	10.68	
460-85482-10	PMP-24-SW-VD	518681	8.60	287722	10.68	

CBZ = Chlorobenzene-d5  
 DCB = 1,4-Dichlorobenzene-d4

Area Limit = 50%-200% of internal standard area  
 RT Limit = ± 0.5 minutes of internal standard RT

# Column used to flag values outside QC limits



FORM VIII  
GC/MS VOA INTERNAL STANDARD AREA AND RETENTION TIME SUMMARY

Lab Name: TestAmerica Edison Job No.: 460-85482-1  
 SDG No.: \_\_\_\_\_  
 Sample No.: CCVIS 460-260007/2 Date Analyzed: 11/03/2014 09:34  
 Instrument ID: CVOAMS3 GC Column: Rtx-624 ID: 0.25 (mm)  
 Lab File ID (Standard): C1695.D Heated Purge: (Y/N) N  
 Calibration ID: 43092

	TBA		FB		DXE		
	AREA #	RT #	AREA #	RT #	AREA #	RT #	
12/24 HOUR STD	364405	3.28	557871	5.71	45745	6.50	
UPPER LIMIT	728810	3.78	1115742	6.21	91490	7.00	
LOWER LIMIT	182203	2.78	278936	5.21	22873	6.00	
LAB SAMPLE ID	CLIENT SAMPLE ID						
LCS 460-260007/3		366060	3.29	532049	5.71	45374	6.50
MB 460-260007/5		356455	3.27	563034	5.70	42104	6.49
460-85468-A-1 MS		377874	3.27	557887	5.70	46785	6.49
460-85468-A-1 MSD		364980	3.27	568008	5.71	43586	6.49
460-85482-29	Field Blank_20141030	314939	3.27	544330	5.70	39092	6.49
460-85482-30	Trip Blank	327795	3.27	549206	5.70	38867	6.49

TBA = TBA-d9 (IS)  
 FB = Fluorobenzene  
 DXE = 1,4-Dioxane-d8

Area Limit = 50%-200% of internal standard area  
 RT Limit = ± 0.5 minutes of internal standard RT

# Column used to flag values outside QC limits

FORM VIII  
GC/MS VOA INTERNAL STANDARD AREA AND RETENTION TIME SUMMARY

Lab Name: TestAmerica Edison Job No.: 460-85482-1  
 SDG No.: \_\_\_\_\_  
 Sample No.: CCVIS 460-260007/2 Date Analyzed: 11/03/2014 09:34  
 Instrument ID: CVOAMS3 GC Column: Rtx-624 ID: 0.25 (mm)  
 Lab File ID (Standard): C1695.D Heated Purge: (Y/N) N  
 Calibration ID: 43092

	CBZ		DCB		AREA #	RT #
	AREA #	RT #	AREA #	RT #		
12/24 HOUR STD	484156	8.67	299853	10.45		
UPPER LIMIT	968312	9.17	599706	10.95		
LOWER LIMIT	242078	8.17	149927	9.95		
LAB SAMPLE ID	CLIENT SAMPLE ID					
LCS 460-260007/3			456715	8.67	287483	10.45
MB 460-260007/5			481974	8.67	300380	10.45
460-85468-A-1 MS			477916	8.67	292247	10.45
460-85468-A-1 MSD			487791	8.67	301321	10.45
460-85482-29		Field Blank_20141030	431934	8.67	253728	10.45
460-85482-30		Trip Blank	434979	8.67	255926	10.45

CBZ = Chlorobenzene-d5  
 DCB = 1,4-Dichlorobenzene-d4

Area Limit = 50%-200% of internal standard area  
 RT Limit = ± 0.5 minutes of internal standard RT

# Column used to flag values outside QC limits

FORM VIII  
GC/MS VOA INTERNAL STANDARD AREA AND RETENTION TIME SUMMARY

Lab Name: TestAmerica Edison Job No.: 460-85482-1  
 SDG No.: \_\_\_\_\_  
 Sample No.: CCVIS 460-260626/2 Date Analyzed: 11/05/2014 19:07  
 Instrument ID: CVOAMS4 GC Column: Rtx-624 ID: 0.25 (mm)  
 Lab File ID (Standard): D5766.D Heated Purge: (Y/N) Y  
 Calibration ID: 44167

	TBA		FB		DXE		
	AREA #	RT #	AREA #	RT #	AREA #	RT #	
12/24 HOUR STD	199184	3.57	297956	6.24	10657	7.08	
UPPER LIMIT	398368	4.07	595912	6.74	21314	7.58	
LOWER LIMIT	99592	3.07	148978	5.74	5329	6.58	
LAB SAMPLE ID	CLIENT SAMPLE ID						
LCS 460-260626/3		183094	3.57	279061	6.24	9537	7.10
LCSD 460-260626/4		173126	3.57	251715	6.24	9573	7.08
MB 460-260626/6		150179	3.57	230293	6.24	7008	7.08
460-85482-8	PMP-13-SW-SD	122289	3.57	242021	6.24	4431*	7.09
460-85482-22	PMP-7-SW-SI	198521	3.57	308299	6.24	14361	7.09

TBA = TBA-d9 (IS)  
 FB = Fluorobenzene  
 DXE = 1,4-Dioxane-d8

Area Limit = 50%-200% of internal standard area  
 RT Limit = ± 0.5 minutes of internal standard RT

# Column used to flag values outside QC limits

FORM VIII  
GC/MS VOA INTERNAL STANDARD AREA AND RETENTION TIME SUMMARY

Lab Name: TestAmerica Edison Job No.: 460-85482-1  
 SDG No.: \_\_\_\_\_  
 Sample No.: CCVIS 460-260626/2 Date Analyzed: 11/05/2014 19:07  
 Instrument ID: CVOAMS4 GC Column: Rtx-624 ID: 0.25 (mm)  
 Lab File ID (Standard): D5766.D Heated Purge: (Y/N) Y  
 Calibration ID: 44167

	CBZ		DCB		AREA #	RT #
	AREA #	RT #	AREA #	RT #		
12/24 HOUR STD	171067	9.31	85553	11.08		
UPPER LIMIT	342134	9.81	171106	11.58		
LOWER LIMIT	85534	8.81	42777	10.58		
LAB SAMPLE ID	CLIENT SAMPLE ID					
LCS 460-260626/3		158761	9.31	81215	11.08	
LCSD 460-260626/4		145901	9.31	75013	11.08	
MB 460-260626/6		124067	9.31	64955	11.08	
460-85482-8	PMP-13-SW-SD	148392	9.31	86147	11.08	
460-85482-22	PMP-7-SW-SI	203910	9.31	144317	11.08	

CBZ = Chlorobenzene-d5  
 DCB = 1,4-Dichlorobenzene-d4

Area Limit = 50%-200% of internal standard area  
 RT Limit = ± 0.5 minutes of internal standard RT

# Column used to flag values outside QC limits

FORM I  
GC/MS VOA ORGANICS ANALYSIS DATA SHEET

Lab Name: TestAmerica Edison Job No.: 460-85482-1  
 SDG No.: \_\_\_\_\_  
 Client Sample ID: PMP-28-SW-WT Lab Sample ID: 460-85482-1  
 Matrix: Solid Lab File ID: B75586.D  
 Analysis Method: 8260B Date Collected: 10/30/2014 15:37  
 Sample wt/vol: 6.596(g) Date Analyzed: 11/04/2014 09:13  
 Soil Aliquot Vol: 5 (mL) Dilution Factor: 50  
 Soil Extract Vol.: 10 (mL) GC Column: Rtx-624 ID: 0.25 (mm)  
 % Moisture: 7.7 Level: (low/med) Medium  
 Analysis Batch No.: 260159 Units: ug/Kg

CAS NO.	COMPOUND NAME	RESULT	Q	RL	MDL
71-55-6	1,1,1-Trichloroethane	5.1	U	82	5.1
79-34-5	1,1,2,2-Tetrachloroethane	13	U	82	13
79-00-5	1,1,2-Trichloroethane	15	U	82	15
75-34-3	1,1-Dichloroethane	11	U	82	11
75-35-4	1,1-Dichloroethene	7.3	U	82	7.3
87-61-6	1,2,3-Trichlorobenzene	670		82	42
120-82-1	1,2,4-Trichlorobenzene	3000		82	28
96-12-8	1,2-Dibromo-3-Chloropropane	33	U	82	33
106-93-4	1,2-Dibromoethane	23	U	82	23
95-50-1	1,2-Dichlorobenzene	17	U	82	17
107-06-2	1,2-Dichloroethane	16	U	82	16
78-87-5	1,2-Dichloropropane	7.1	U	82	7.1
541-73-1	1,3-Dichlorobenzene	11	U	82	11
106-46-7	1,4-Dichlorobenzene	19	U	82	19
123-91-1	1,4-Dioxane	3000	U	2100	3000
78-93-3	2-Butanone	190	U	410	190
591-78-6	2-Hexanone	41	U	410	41
108-10-1	4-Methyl-2-pentanone	81	U	410	81
67-64-1	Acetone	220	U	410	220
71-43-2	Benzene	6.8	U	82	6.8
74-97-5	Bromochloromethane	22	U	82	22
75-27-4	Bromodichloromethane	10	U	82	10
75-25-2	Bromoform	16	U	82	16
74-83-9	Bromomethane	15	U	82	15
75-15-0	Carbon disulfide	10	U	82	10
56-23-5	Carbon tetrachloride	4.7	U	82	4.7
108-90-7	Chlorobenzene	9.0	U	82	9.0
75-00-3	Chloroethane	14	U	82	14
67-66-3	Chloroform	6.5	U	82	6.5
74-87-3	Chloromethane	7.9	U	82	7.9
156-59-2	cis-1,2-Dichloroethene	15	U	82	15
10061-01-5	cis-1,3-Dichloropropene	15	U	82	15
110-82-7	Cyclohexane	13	U	82	13
124-48-1	Dibromochloromethane	16	U	82	16
75-71-8	Dichlorodifluoromethane	18	U	82	18
100-41-4	Ethylbenzene	7.9	U	82	7.9

FORM I  
GC/MS VOA ORGANICS ANALYSIS DATA SHEET

Lab Name: TestAmerica Edison Job No.: 460-85482-1  
 SDG No.: \_\_\_\_\_  
 Client Sample ID: PMP-28-SW-WT Lab Sample ID: 460-85482-1  
 Matrix: Solid Lab File ID: B75586.D  
 Analysis Method: 8260B Date Collected: 10/30/2014 15:37  
 Sample wt/vol: 6.596(g) Date Analyzed: 11/04/2014 09:13  
 Soil Aliquot Vol: 5 (mL) Dilution Factor: 50  
 Soil Extract Vol.: 10(mL) GC Column: Rtx-624 ID: 0.25(mm)  
 % Moisture: 7.7 Level: (low/med) Medium  
 Analysis Batch No.: 260159 Units: ug/Kg

CAS NO.	COMPOUND NAME	RESULT	Q	RL	MDL
76-13-1	Freon TF	6.7	U	82	6.7
98-82-8	Isopropylbenzene	6.3	U	82	6.3
79-20-9	Methyl acetate	28	U	410	28
108-87-2	Methylcyclohexane	11	U	82	11
75-09-2	Methylene Chloride	15	U	82	15
1634-04-4	MTBE	11	U	82	11
100-42-5	Styrene	9.7	U	82	9.7
127-18-4	Tetrachloroethene	23	J	82	8.0
108-88-3	Toluene	12	U	82	12
156-60-5	trans-1,2-Dichloroethene	11	U	82	11
10061-02-6	trans-1,3-Dichloropropene	20	U	82	20
79-01-6	Trichloroethene	7.6	U	82	7.6
75-69-4	Trichlorofluoromethane	12	U	82	12
75-01-4	Vinyl chloride	12	U	82	12
1330-20-7	Xylenes, Total	29	U	160	29

CAS NO.	SURROGATE	%REC	Q	LIMITS
17060-07-0	1,2-Dichloroethane-d4 (Surr)	90		75-135
2037-26-5	Toluene-d8 (Surr)	99		59-150
460-00-4	Bromofluorobenzene	107		72-133
1868-53-7	Dibromofluoromethane (Surr)	93		70-130

FORM I  
GC/MS VOA ORGANICS ANALYSIS DATA SHEET  
TENTATIVELY IDENTIFIED COMPOUNDS

Lab Name: TestAmerica Edison Job No.: 460-85482-1  
 SDG No.: \_\_\_\_\_  
 Client Sample ID: PMP-28-SW-WT Lab Sample ID: 460-85482-1  
 Matrix: Solid Lab File ID: B75586.D  
 Analysis Method: 8260B Date Collected: 10/30/2014 15:37  
 Sample wt/vol: 6.596(g) Date Analyzed: 11/04/2014 09:13  
 Soil Aliquot Vol: 5 (mL) Dilution Factor: 50  
 Soil Extract Vol.: 10 (mL) GC Column: Rtx-624 ID: 0.25 (mm)  
 % Moisture: 7.7 Level: (low/med) Medium  
 Analysis Batch No.: 260159 Units: ug/Kg  
 Number TICs Found: 10 TIC Result Total: 83800

CAS NO.	COMPOUND NAME	RT	RESULT	Q
	Unknown	10.90	6200	J
	Unknown	11.04	5600	J
	Unknown	11.13	5300	J
2958-76-1	Naphthalene, decahydro-2-methyl-	11.40	7700	J N
2958-75-0	1-Methyldecahydronaphthalene	11.58	8700	J N
1618-22-0	Naphthalene, decahydro-2,6-dimethyl-	11.87	7500	J N
	Unknown	12.00	16000	J
	Unknown	12.27	11000	J
66660-40-0	cis, cis-2-Ethylbicyclo[4.4.0]decane	12.38	8000	J N
66660-37-5	Trans, trans-2-ethylbicyclo[4.4.0]decane	12.47	7800	J N

TestAmerica Edison  
Target Compound Quantitation Report

Data File: \\EDICHROM\ChromData\CVOAMS2\20141104-20141.b\B75586.D  
 Lims ID: 460-85482-A-1-A Lab Sample ID: 460-85482-1  
 Client ID: PMP-28-SW-WT  
 Sample Type: Client  
 Inject. Date: 04-Nov-2014 09:13:30 ALS Bottle#: 7 Worklist Smp#: 8  
 Purge Vol: 5.000 mL Dil. Factor: 50.0000  
 Sample Info: 460-85482-A-1-A  
 Misc. Info.: 460-0020141-008  
 Operator ID: Instrument ID: CVOAMS2  
 Method: \\EDICHROM\ChromData\CVOAMS2\20141104-20141.b\8260W\_2.m  
 Limit Group: VOA - 8260B Water and Solid  
 Last Update: 06-Nov-2014 13:14:45 Calib Date: 21-Oct-2014 13:24:30  
 Integrator: RTE ID Type: Deconvolution ID  
 Quant Method: Internal Standard Quant By: Initial Calibration  
 Last ICal File: \\EDICHROM\ChromData\CVOAMS2\20141021-19612.b\B74941.D  
 Column 1 : Rtx-624 ( 0.25 mm) Det: MS SCAN  
 Process Host: XAWRK012

First Level Reviewer: baronm

Date: 06-Nov-2014 13:16:59

Compound	Sig	RT (min.)	Exp RT (min.)	Dlt RT (min.)	Q	Response	OnCol Amt ug/l	Flags
* 26 TBA-d9 (IS)	65	2.656	2.648	0.008	88	159386	1000.0	
\$ 57 Dibromofluoromethane (Surr	113	4.286	4.277	0.009	96	171916	46.4	
\$ 53 1,2-Dichloroethane-d4 (Sur	65	4.673	4.664	0.009	96	159782	44.9	
* 58 Fluorobenzene	96	4.985	4.985	0.000	98	686864	50.0	
* 65 1,4-Dioxane-d8	96	5.833	5.833	0.000	93	16364	1000.0	
\$ 76 Toluene-d8 (Surr)	98	6.985	6.985	0.000	99	649641	49.4	
81 Tetrachloroethene	166	7.660	7.660	0.000	89	1318	0.2813	
* 87 Chlorobenzene-d5	117	8.590	8.590	0.000	87	559351	50.0	
\$ 97 4-Bromofluorobenzene	174	9.701	9.701	0.000	90	236078	53.3	
* 115 1,4-Dichlorobenzene-d4	152	10.672	10.672	0.000	96	327514	50.0	
127 1,2,4-Trichlorobenzene	180	12.236	12.236	0.000	95	230137	36.3	
131 1,2,3-Trichlorobenzene	180	12.647	12.647	0.000	73	41334	8.14	

**Reagents:**

8260 INTSTD C\_00056

Amount Added: 1.00

Units: uL

Run Reagent



TestAmerica Edison  
Tentatively Identified Quantitation Report

Data File: \\EDICHROM\ChromData\CVOAMS2\20141104-20141.b\B75586.D  
 Lims ID: 460-85482-A-1-A Lab Sample ID: 460-85482-1  
 Client ID: PMP-28-SW-WT  
 Sample Type: Client  
 Inject. Date: 04-Nov-2014 09:13:30 ALS Bottle#: 7 Worklist Smp#: 8  
 Purge Vol: 5.000 mL Dil. Factor: 50.0000  
 Sample Info: 460-85482-A-1-A  
 Misc. Info.: 460-0020141-008  
 Operator ID: Instrument ID: CVOAMS2  
 Method: \\EDICHROM\ChromData\CVOAMS2\20141104-20141.b\8260W\_2.m  
 Limit Group: VOA - 8260B Water and Solid  
 Last Update: 06-Nov-2014 13:14:45 Calib Date: 21-Oct-2014 13:24:30  
 Tic RT Window: 0.000 -0.000 Response: area  
 Quant By: Nearest ISTD Quant LOD: 10.00000  
 MS Library: \\EDICHROM\ChromData\Database\NIST02.L  
 Min. Match: 40  
 Column 1 : Rtx-624 ( 0.25 mm) Det: MS SCAN  
 Process Host: XAWRK012  
 First Level Reviewer: baronm Date: 06-Nov-2014 13:16:59

## Tentative Identified Compound Results

RT	Response	Amount ug/l	Quant Cpd	Qual	Lib Entry	Molecular Formula	Mol. Weight	Flags
10.902	4388681	75.2	115	0	0		0	
11.042	3994449	68.4	115	0	0		0	
11.133	3733653	64.0	115	0	0		0	
11.404	5440099	93.2	115	91	24327	C11H20	152	
11.577	6152960	105.4	115	97	24317	C11H20	152	
11.874	5354833	91.7	115	52	33325	C12H22	166	
11.997	11659525	199.8	115	0	0		0	
12.269	8170805	140.0	115	0	0		0	
12.384	5681833	97.3	115	72	33326	C12H22	166	
12.474	5538428	94.9	115	64	33348	C12H22	166	

## Quantitation Compounds

Compound	RT	Response	Amount ug/l
* 115 1,4-Dichlorobenzene-d4	10.672	2918454	50.0

## QC Flag Legend

Processing Flags

## Reagents:

8260 INTSTD C\_00056

Amount Added: 1.00

Units: uL

Run Reagent

TestAmerica Edison

Data File: \\EDICHROM\ChromData\CVOAMS2\20141104-20141.b\B75586.D

Injection Date: 04-Nov-2014 09:13:30

Instrument ID: CVOAMS2

Operator ID:

Lims ID: 460-85482-A-1-A

Lab Sample ID: 460-85482-1

Worklist Smp#: 8

Client ID: PMP-28-SW-WT

Purge Vol: 5.000 mL

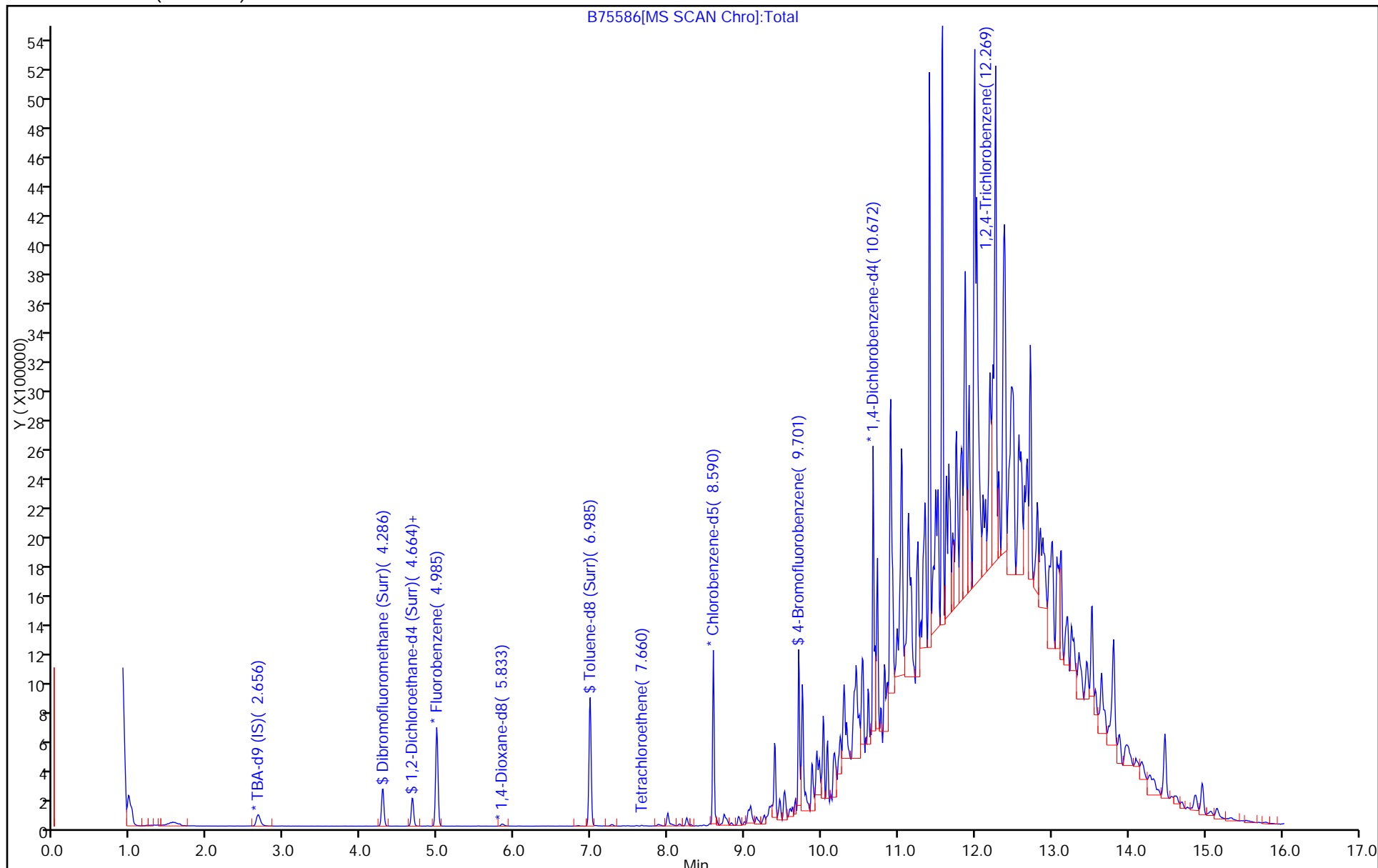
Dil. Factor: 50.0000

ALS Bottle#: 7

Method: 8260W\_2

Limit Group: VOA - 8260B Water and Solid

Column: Rtx-624 (0.25 mm)



TestAmerica Edison

Data File: \\EDICHROM\ChromData\CVOAMS2\20141104-20141.b\B75586.D

Injection Date: 04-Nov-2014 09:13:30

Instrument ID: CVOAMS2

Lims ID: 460-85482-A-1-A

Lab Sample ID: 460-85482-1

Client ID: PMP-28-SW-WT

Operator ID:

ALS Bottle#: 7

Worklist Smp#: 8

Purge Vol: 5.000 mL

Dil. Factor: 50.0000

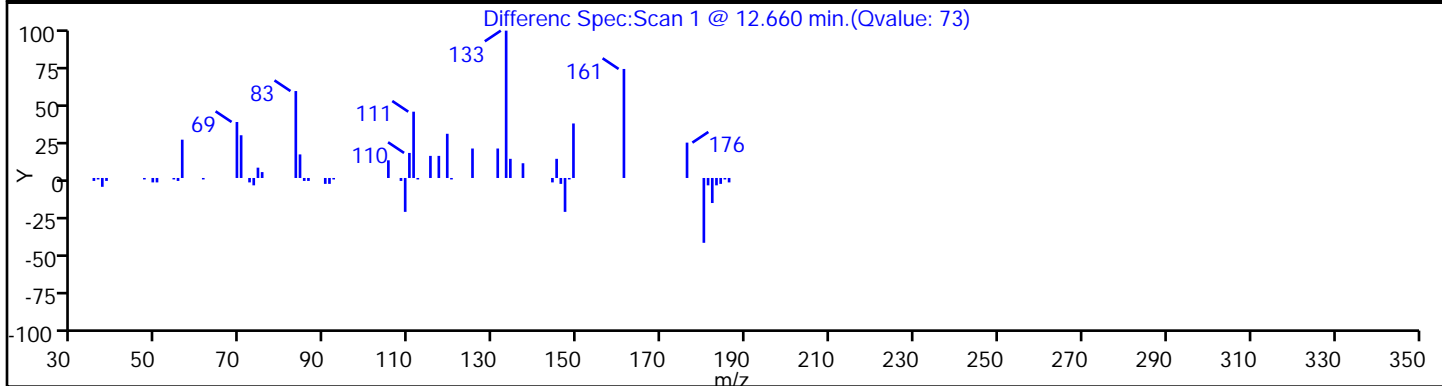
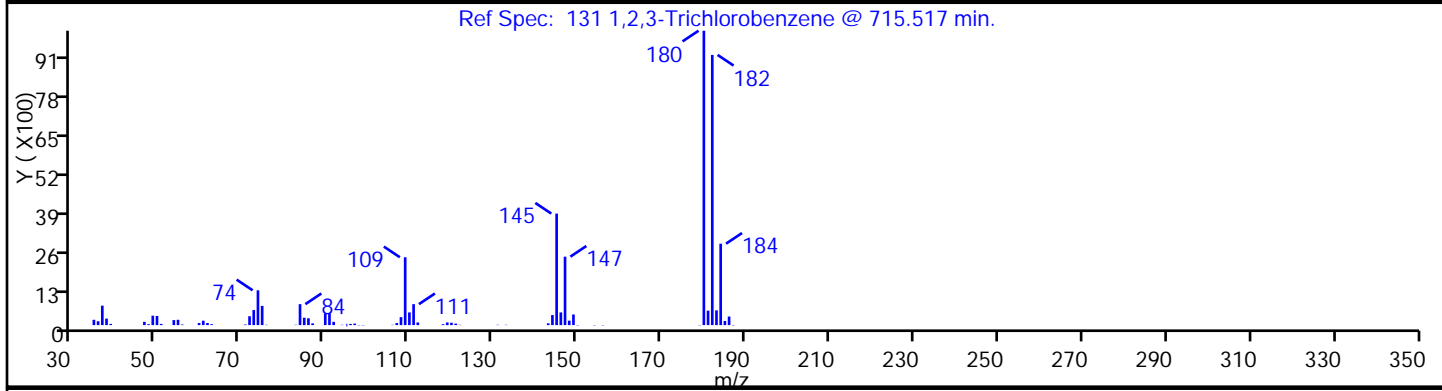
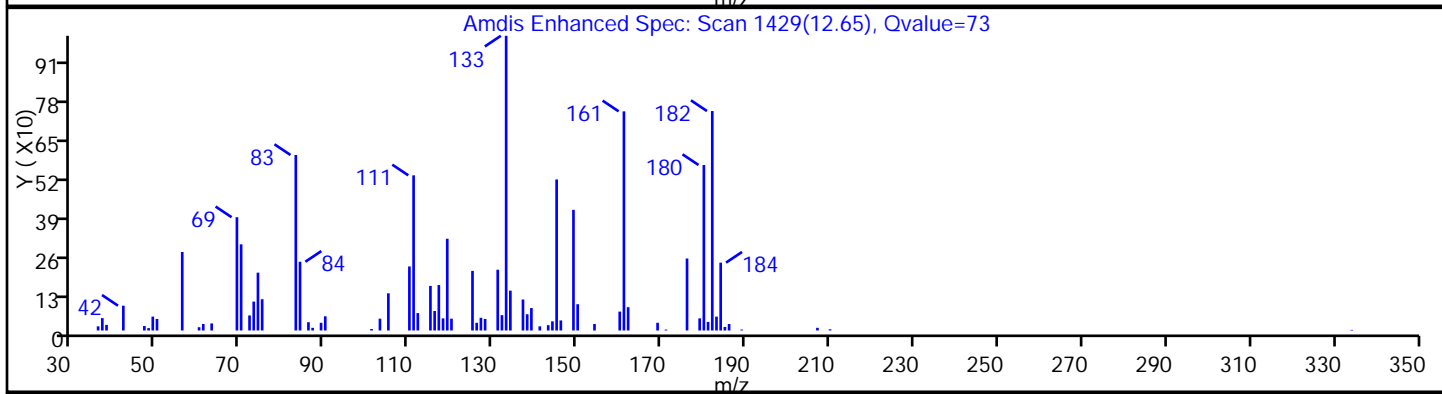
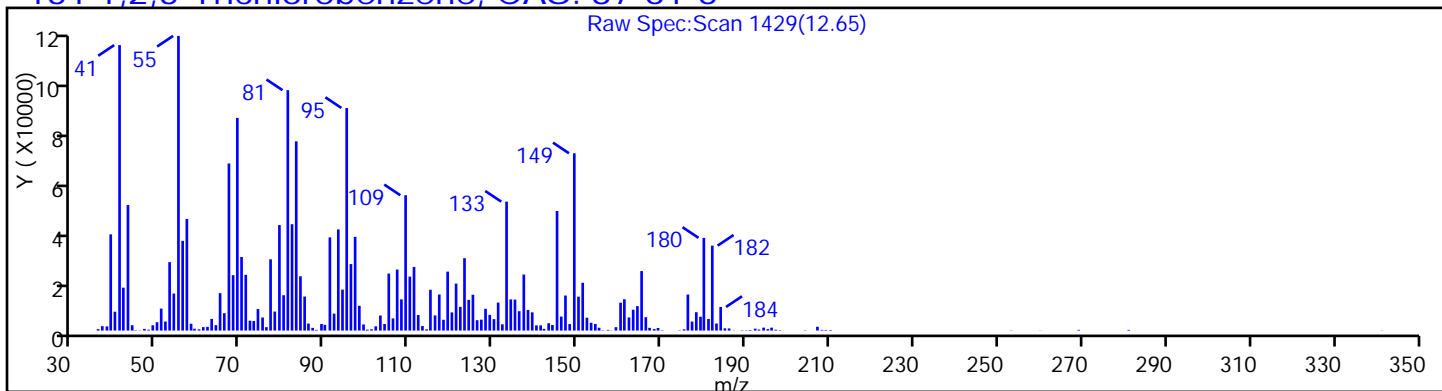
Method: 8260W\_2

Limit Group: VOA - 8260B Water and Solid

Column: Rtx-624 (0.25 mm)

Detector: MS SCAN

131 1,2,3-Trichlorobenzene, CAS: 87-61-6



TestAmerica Edison

Data File: \\EDICROM\ChromData\CVOAMS2\20141104-20141.b\B75586.D

Injection Date: 04-Nov-2014 09:13:30

Instrument ID: CVOAMS2

Lims ID: 460-85482-A-1-A

Lab Sample ID: 460-85482-1

Client ID: PMP-28-SW-WT

Operator ID:

ALS Bottle#:

7

Worklist Smp#:

8

Purge Vol: 5.000 mL

Dil. Factor: 50.0000

Method: 8260W\_2

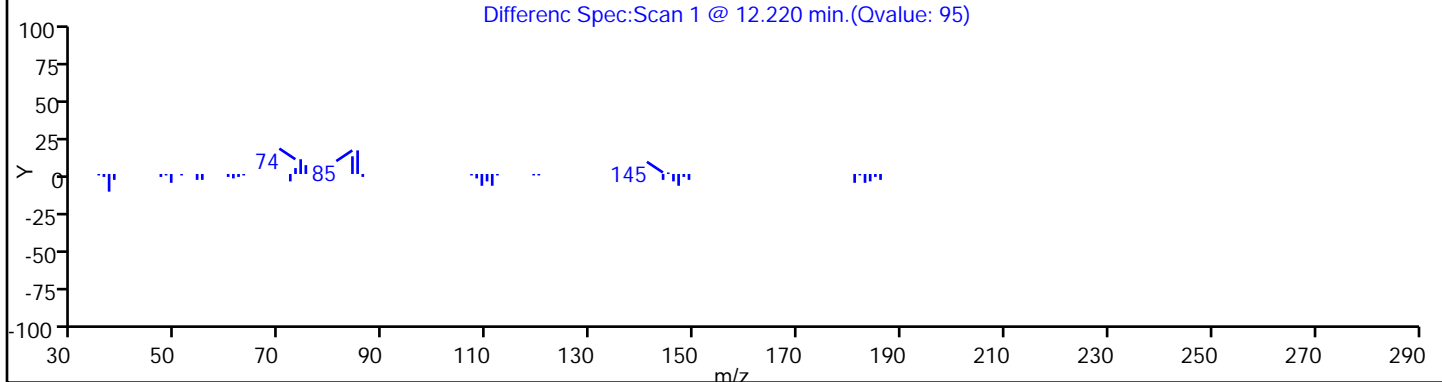
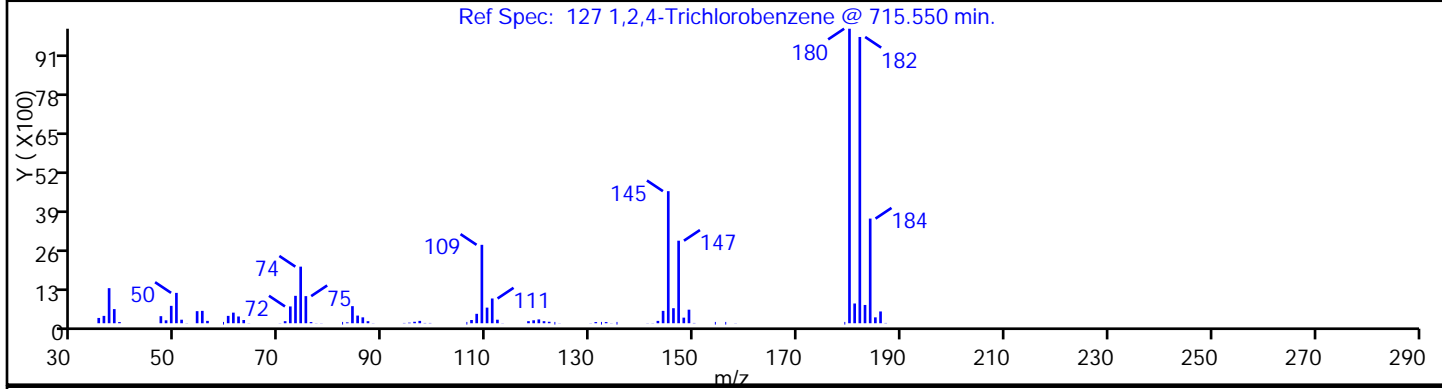
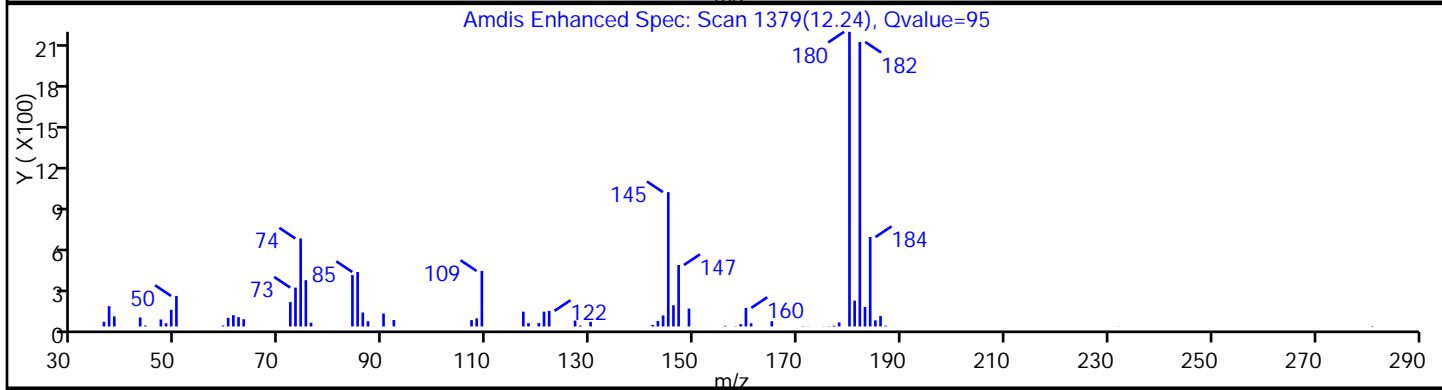
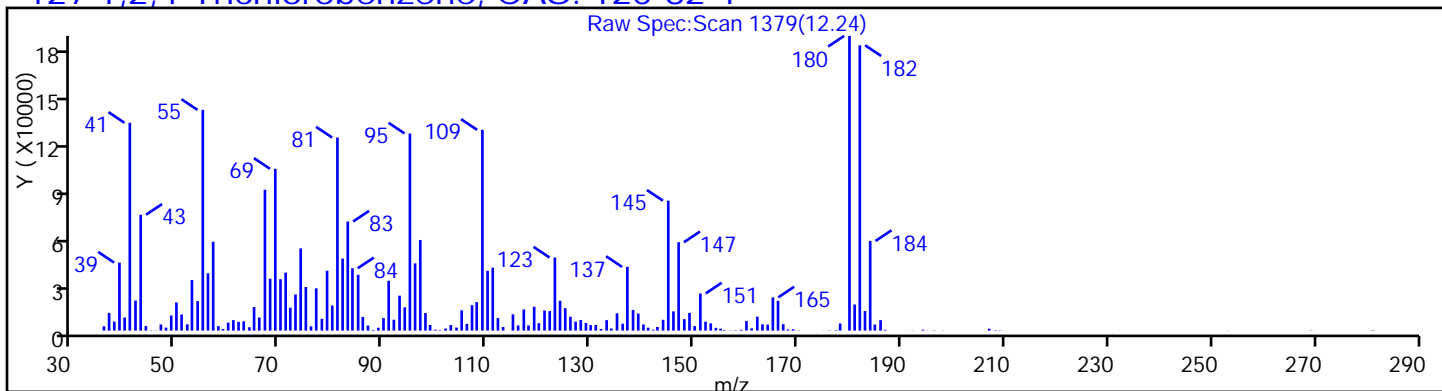
Limit Group: VOA - 8260B Water and Solid

Column: Rtx-624 (0.25 mm)

Detector

MS SCAN

127 1,2,4-Trichlorobenzene, CAS: 120-82-1



TestAmerica Edison

Data File: \\EDICHROM\ChromData\CVOAMS2\20141104-20141.b\B75586.D

Injection Date: 04-Nov-2014 09:13:30

Instrument ID: CVOAMS2

Lims ID: 460-85482-A-1-A

Lab Sample ID: 460-85482-1

Client ID: PMP-28-SW-WT

Operator ID:

ALS Bottle#: 7 Worklist Smp#: 8

Purge Vol: 5.000 mL

Dil. Factor: 50.0000

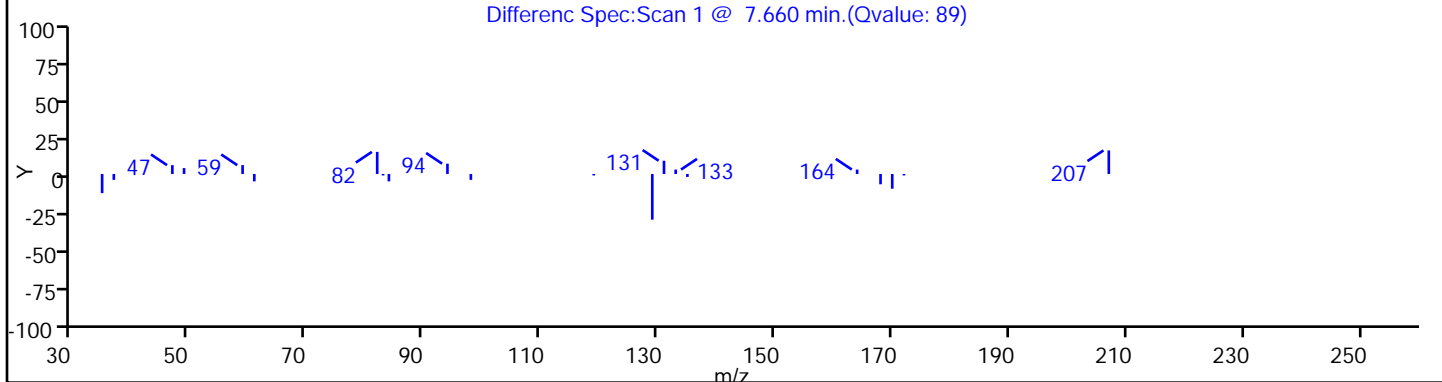
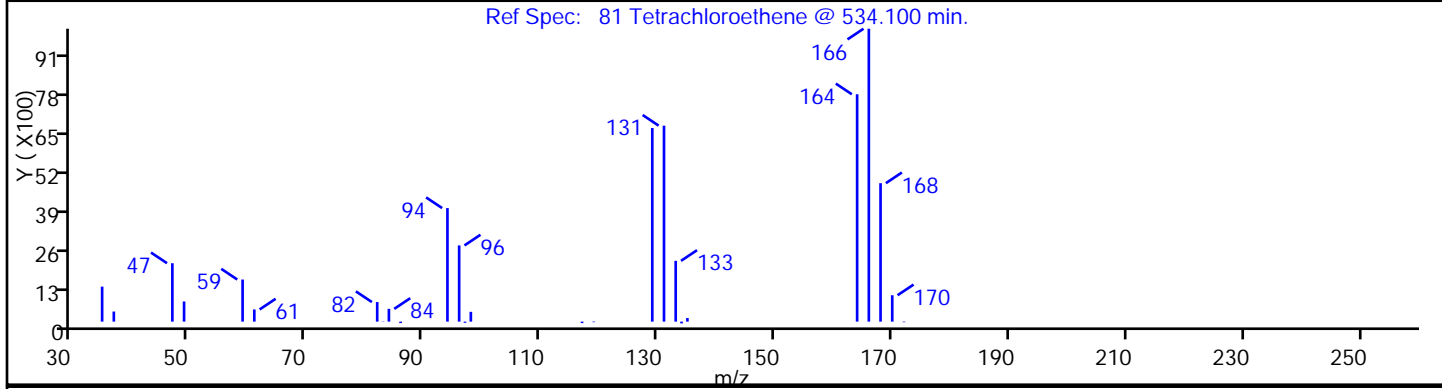
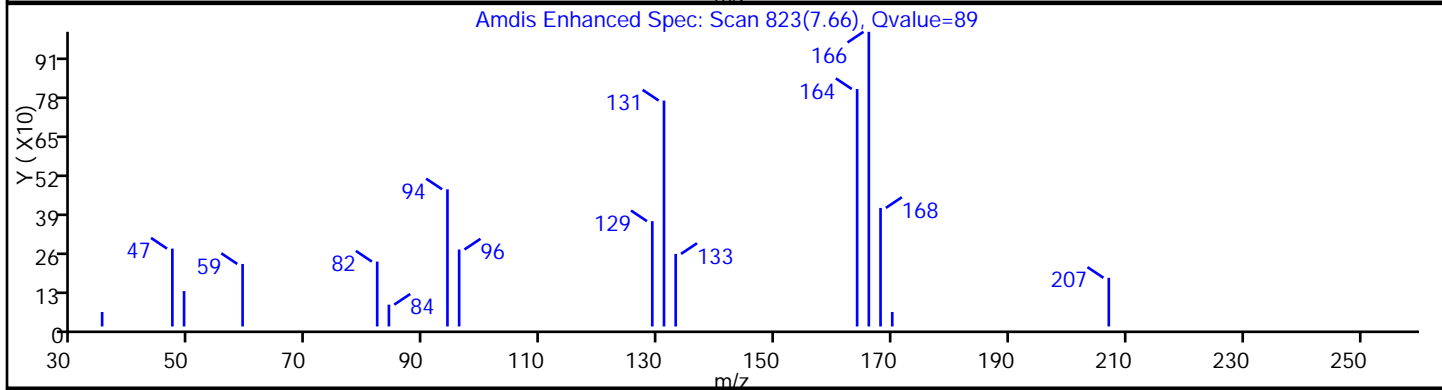
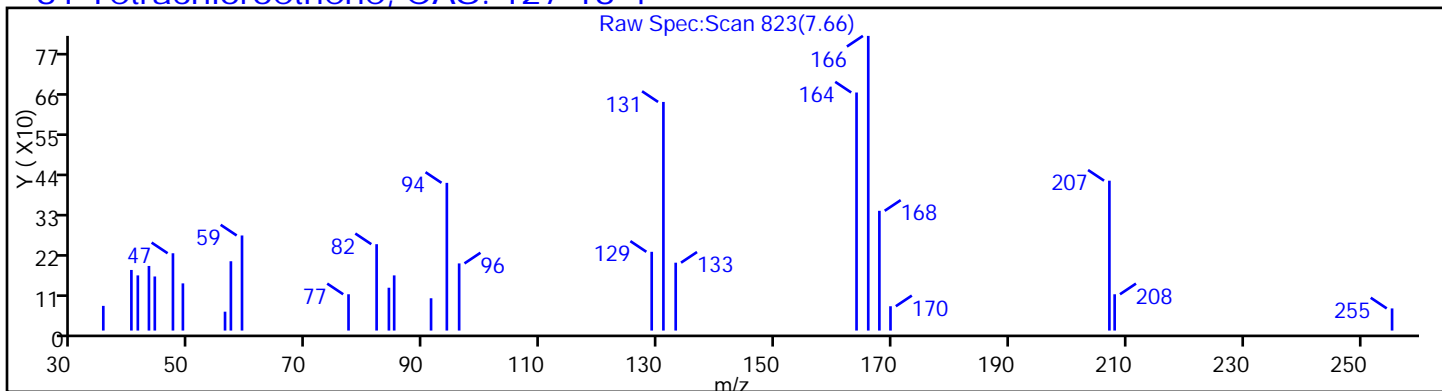
Method: 8260W\_2

Limit Group: VOA - 8260B Water and Solid

Column: Rtx-624 (0.25 mm)

Detector: MS SCAN

81 Tetrachloroethene, CAS: 127-18-4



TestAmerica Edison

Data File: \\EDICHROM\ChromData\CVOAMS2\20141104-20141.b\B75586.D

Injection Date: 04-Nov-2014 09:13:30

Instrument ID: CVOAMS2

Lims ID: 460-85482-A-1-A

Lab Sample ID: 460-85482-1

Client ID: PMP-28-SW-WT

Operator ID:

ALS Bottle#: 7 Worklist Smp#: 8

Purge Vol: 5.000 mL

Dil. Factor: 50.0000

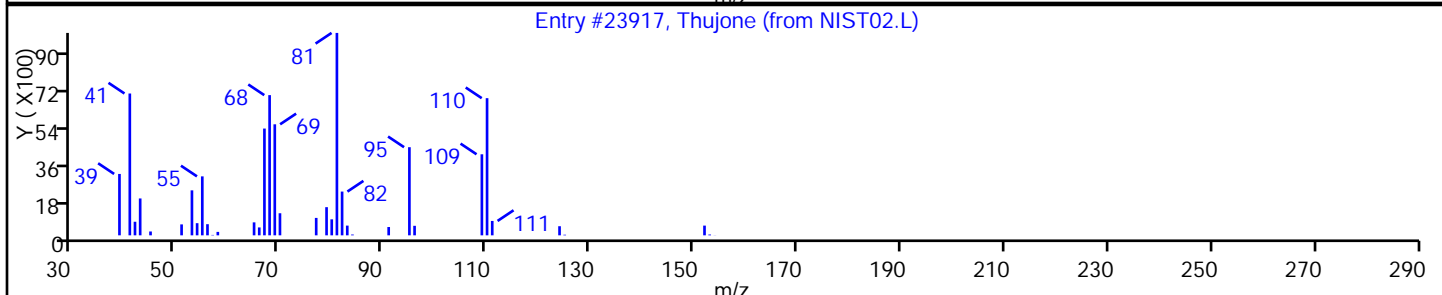
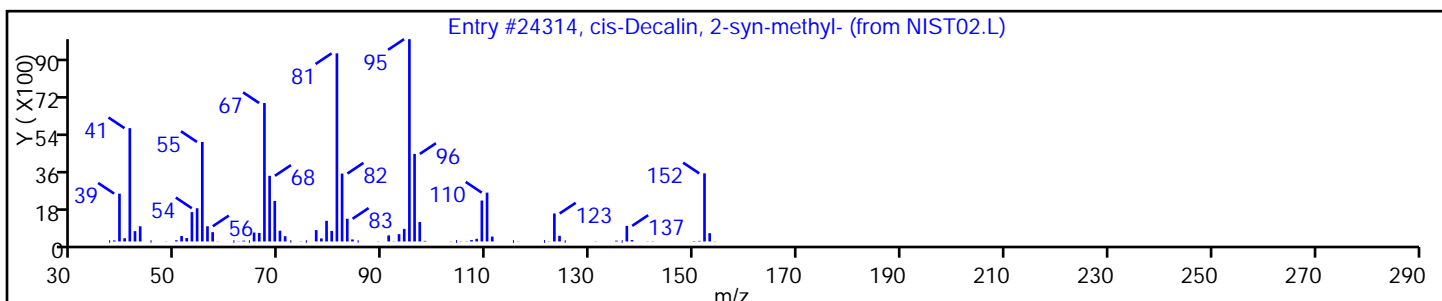
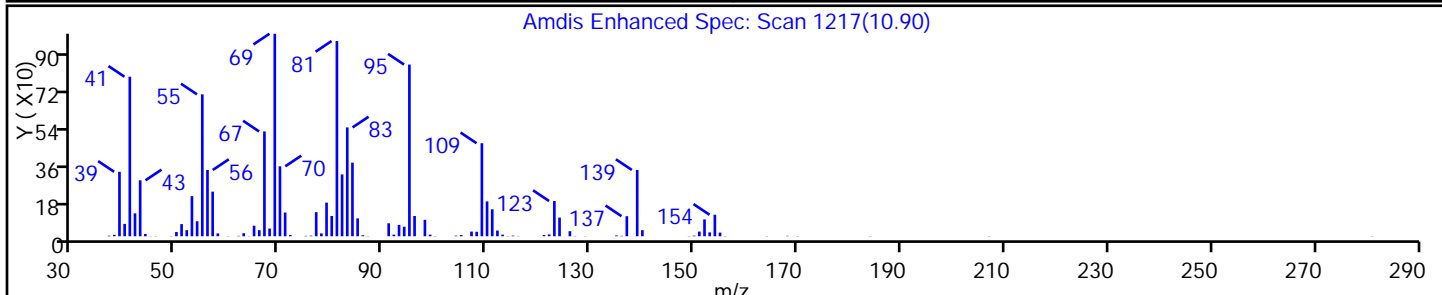
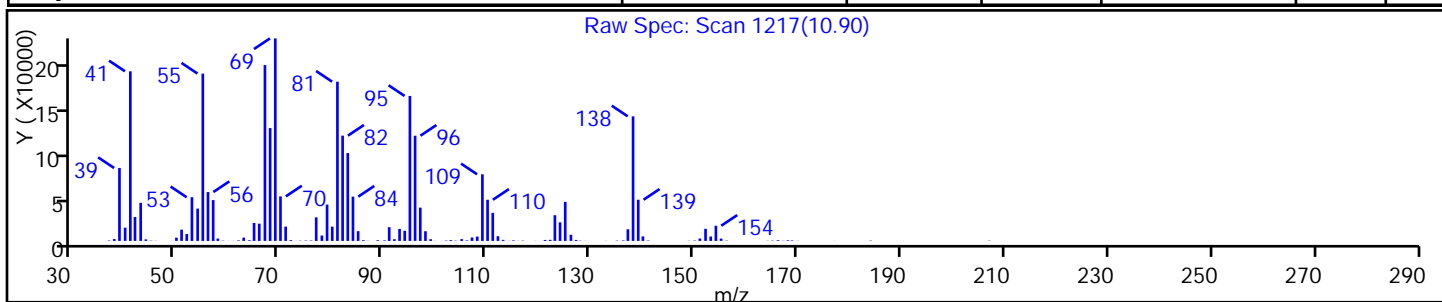
Method: 8260W\_2

Limit Group: VOA - 8260B Water and Solid

Column:

Detector MS SCAN

Library Search Compound Match	CAS#	Library	Entry	Formula	Weight	Q
Unknown		NIST02	0		0	0
cis-Decalin, 2-syn-methyl-	1000155-85-6	NIST02.L	24314	C11H20	152	43
Thujone	546-80-5	NIST02.L	23917	C10H16O	152	41



TestAmerica Edison

Data File: \\EDICHRON\ChromData\CVOAMS2\20141104-20141.b\B75586.D

Injection Date: 04-Nov-2014 09:13:30

Instrument ID: CVOAMS2

Lims ID: 460-85482-A-1-A

Lab Sample ID: 460-85482-1

Client ID: PMP-28-SW-WT

Operator ID:

ALS Bottle#: 7

Worklist Smp#: 8

Purge Vol: 5.000 mL

Dil. Factor: 50.0000

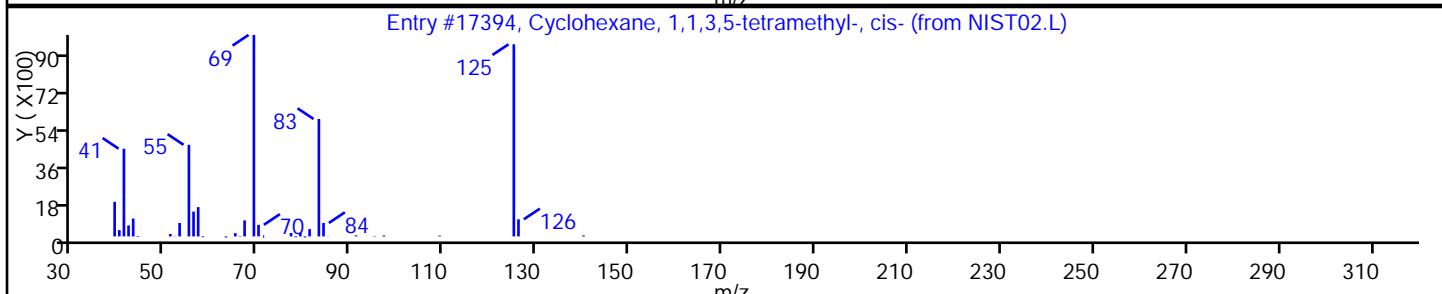
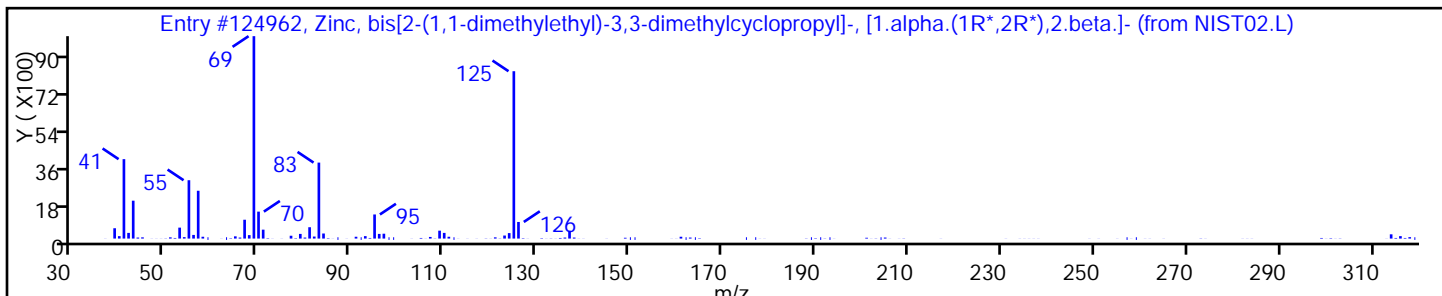
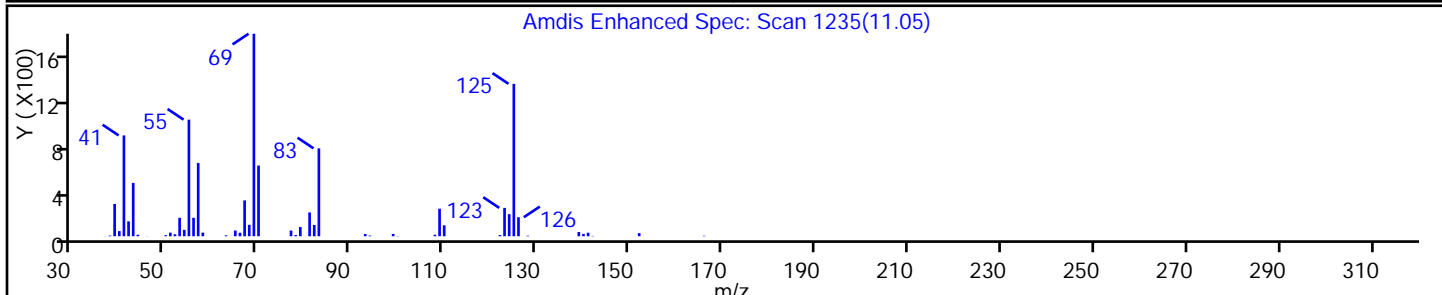
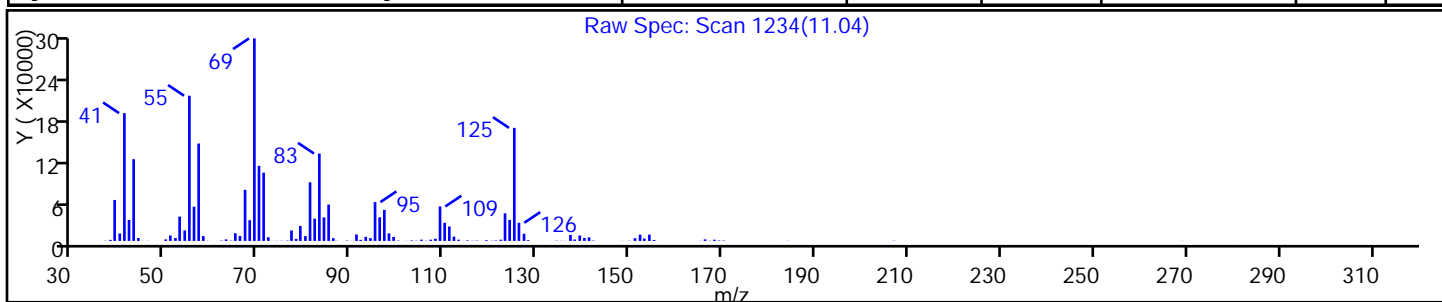
Method: 8260W\_2

Limit Group: VOA - 8260B Water and Solid

Column:

Detector: MS SCAN

Library Search Compound Match	CAS#	Library	Entry	Formula	Weight	Q
Unknown		NIST02	0		0	0
Zinc, bis[2-(1,1-dimethylethyl)-3,3-dime	74793-36-5	NIST02.L	124962	C18H34Zn	314	72
Cyclohexane, 1,1,3,5-tetramethyl-, cis-	50876-32-9	NIST02.L	17394	C10H20	140	72





TestAmerica Edison

Data File: \\EDICHROM\ChromData\CVOAMS2\20141104-20141.b\B75586.D

Injection Date: 04-Nov-2014 09:13:30

Instrument ID: CVOAMS2

Lims ID: 460-85482-A-1-A

Lab Sample ID: 460-85482-1

Client ID: PMP-28-SW-WT

Operator ID:

ALS Bottle#: 7

Worklist Smp#: 8

Purge Vol: 5.000 mL

Dil. Factor: 50.0000

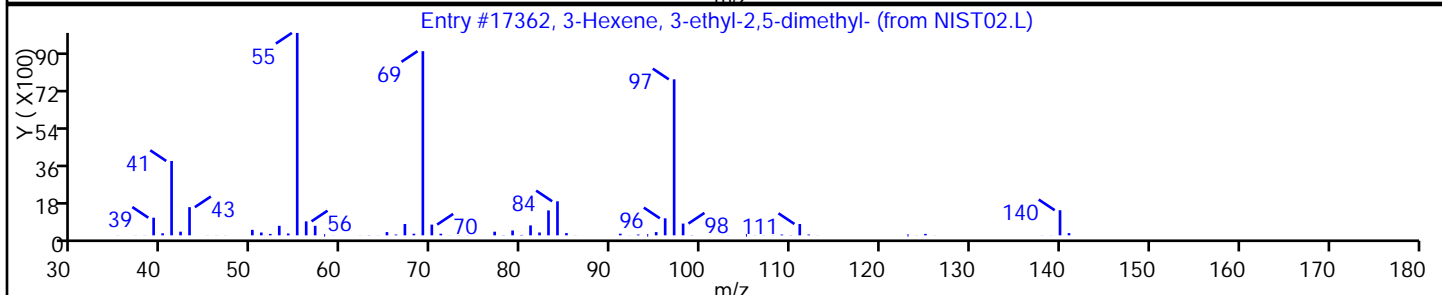
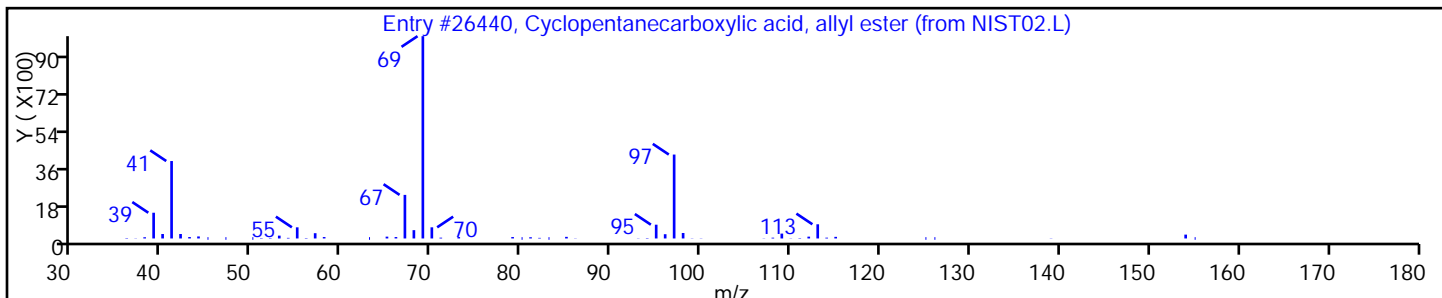
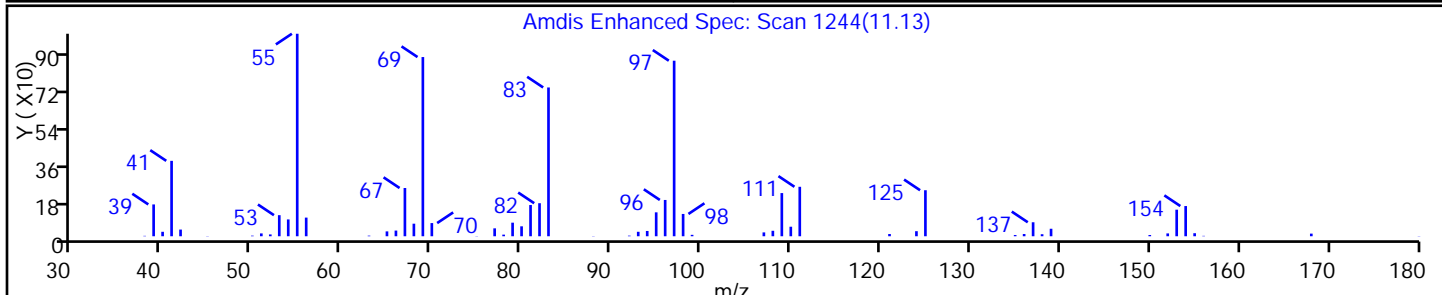
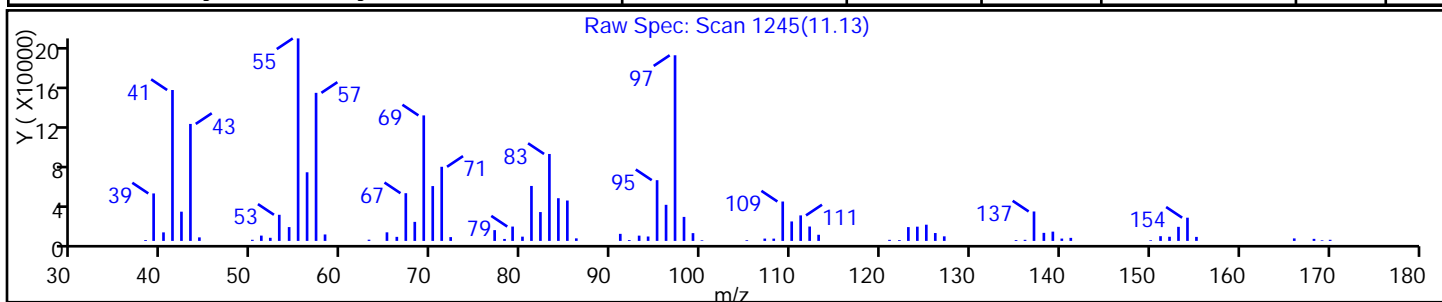
Method: 8260W\_2

Limit Group: VOA - 8260B Water and Solid

Column:

Detector: MS SCAN

Library Search Compound Match	CAS#	Library	Entry	Formula	Weight	Q
Unknown		NIST02	0		0	0
Cyclopentanecarboxylic acid, allyl ester	178905-33-4	NIST02.L	26440	C9H14O2	154	46
3-Hexene, 3-ethyl-2,5-dimethyl-	62338-08-3	NIST02.L	17362	C10H20	140	43



TestAmerica Edison

Data File: \\EDICHRON\ChromData\CVOAMS2\20141104-20141.b\B75586.D

Injection Date: 04-Nov-2014 09:13:30

Instrument ID: CVOAMS2

Lims ID: 460-85482-A-1-A

Lab Sample ID: 460-85482-1

Client ID: PMP-28-SW-WT

Operator ID:

ALS Bottle#: 7

Worklist Smp#: 8

Purge Vol: 5.000 mL

Dil. Factor: 50.0000

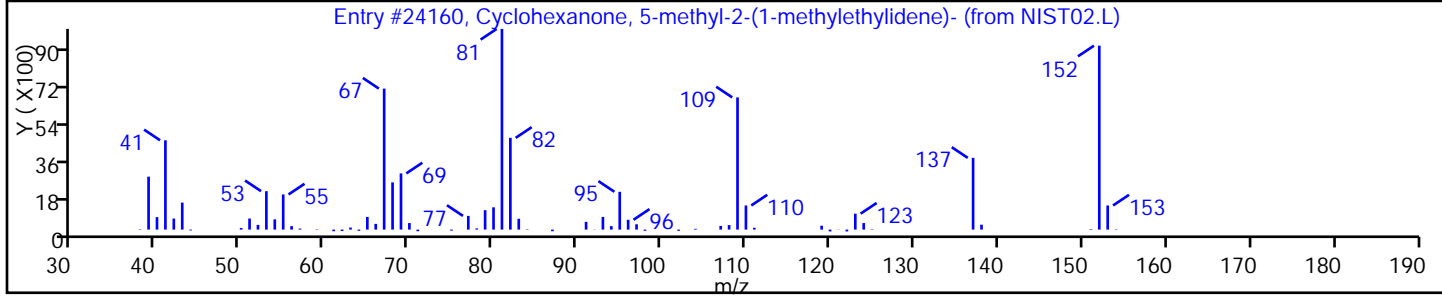
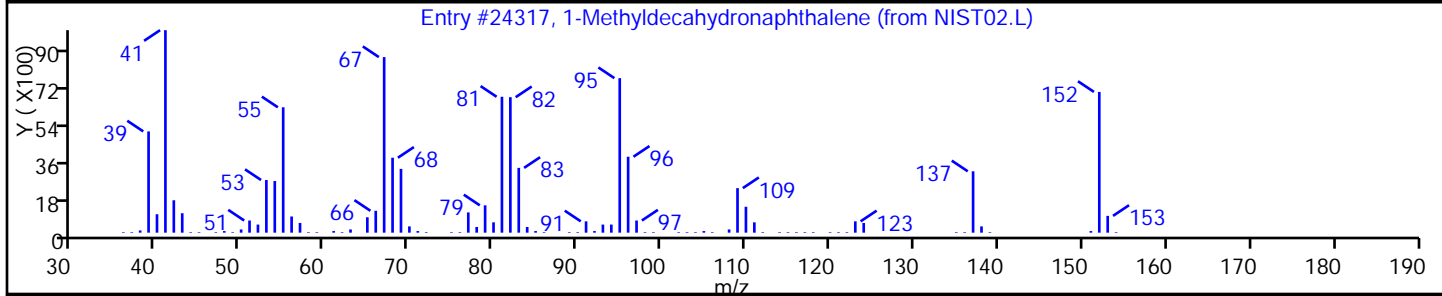
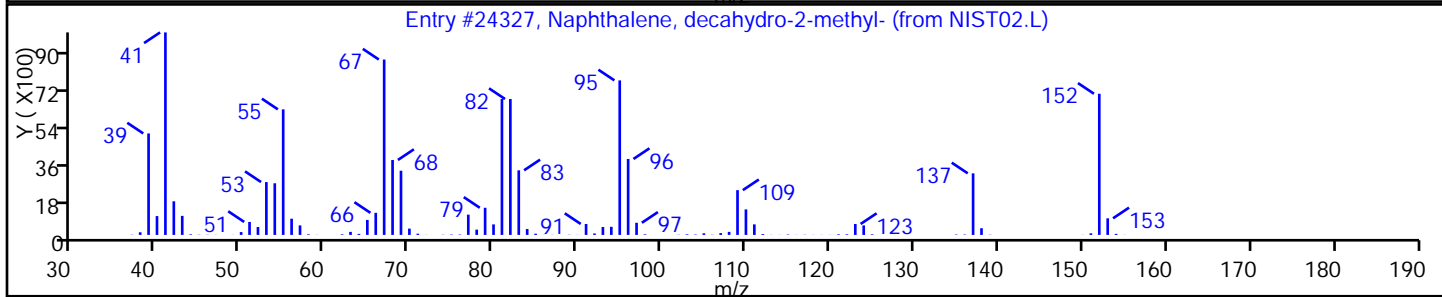
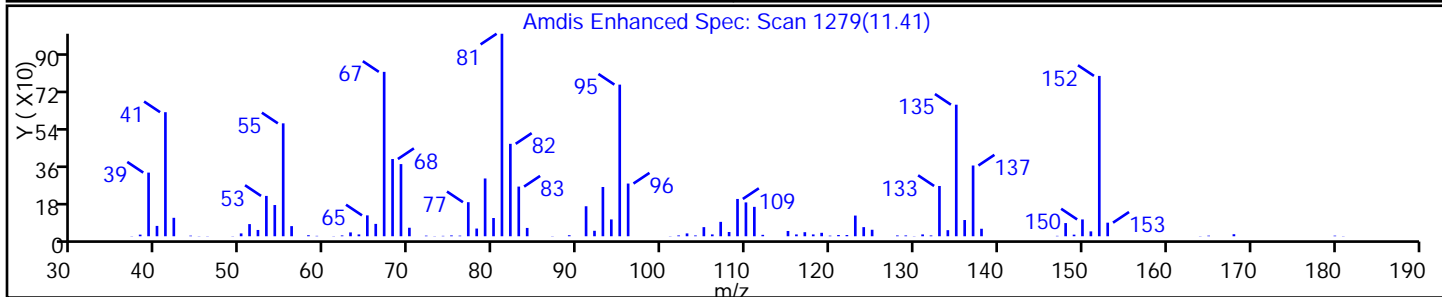
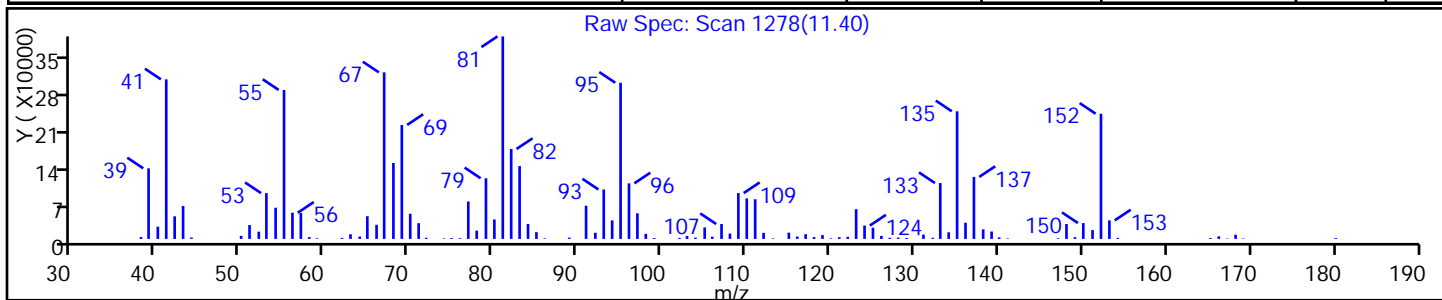
Method: 8260W\_2

Limit Group: VOA - 8260B Water and Solid

Column:

Detector: MS SCAN

Library Search Compound Match	CAS#	Library	Entry	Formula	Weight	Q
Naphthalene, decahydro-2-methyl-	2958-76-1	NIST02	24327	C11H20	152	91
1-Methyldecahydronaphthalene	2958-75-0	NIST02.L	24317	C11H20	152	91
Cyclohexanone, 5-methyl-2-(1-methylethyl)	15932-80-6	NIST02.L	24160	C10H16O	152	83



TestAmerica Edison

Data File: \\EDICHRON\ChromData\CVOAMS2\20141104-20141.b\B75586.D

Injection Date: 04-Nov-2014 09:13:30

Instrument ID: CVOAMS2

Lims ID: 460-85482-A-1-A

Lab Sample ID: 460-85482-1

Client ID: PMP-28-SW-WT

Operator ID:

ALS Bottle#: 7

Worklist Smp#: 8

Purge Vol: 5.000 mL

Dil. Factor: 50.0000

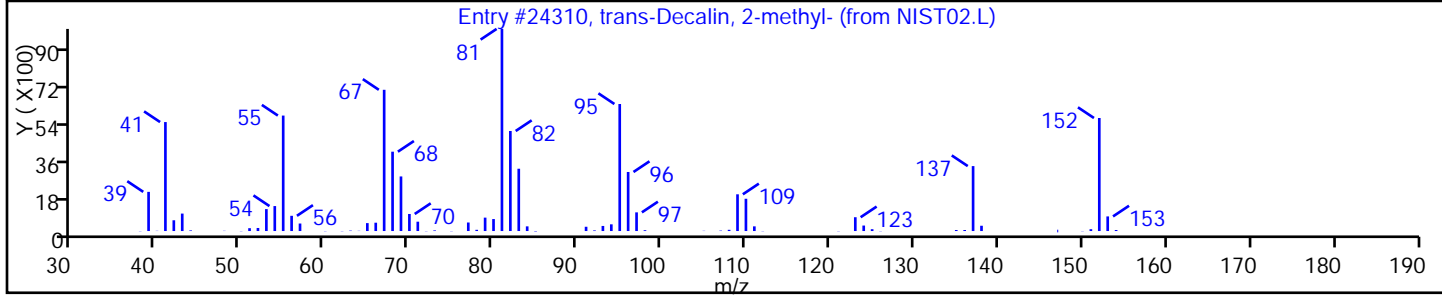
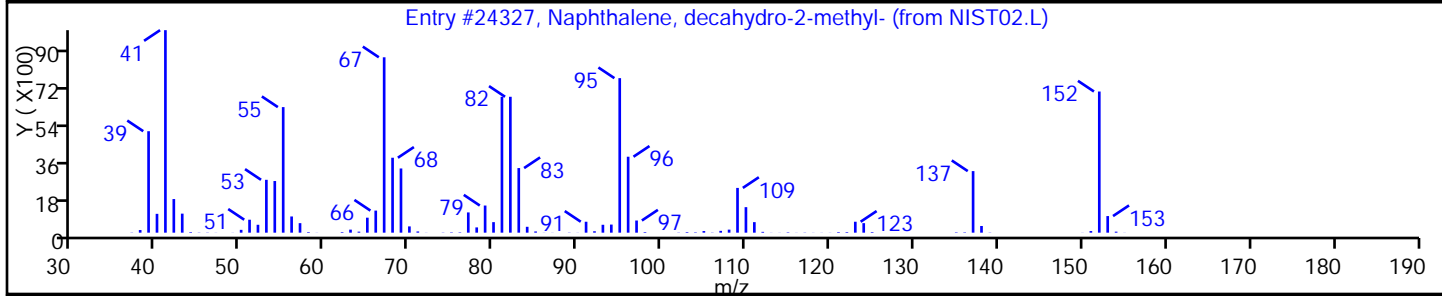
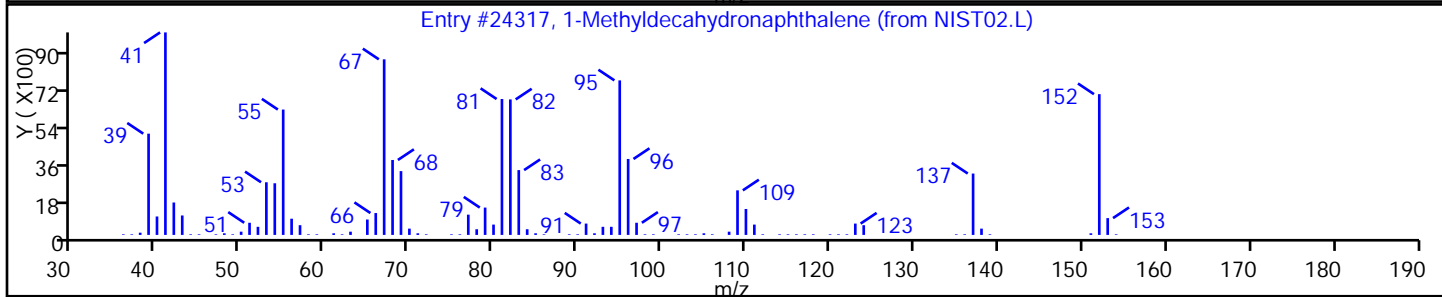
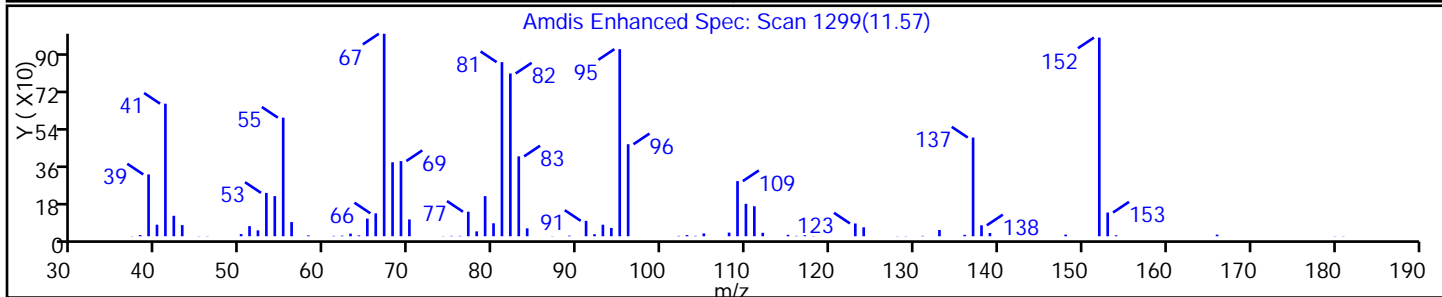
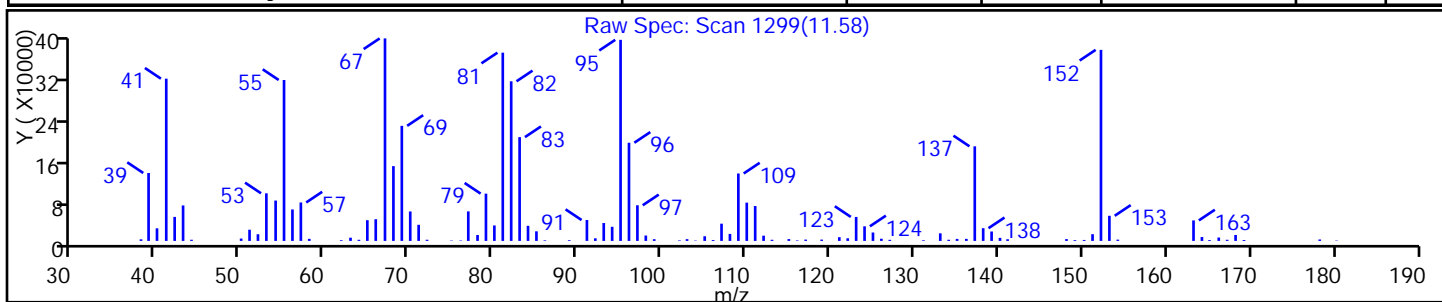
Method: 8260W\_2

Limit Group: VOA - 8260B Water and Solid

Column:

Detector MS SCAN

Library Search Compound Match	CAS#	Library	Entry	Formula	Weight	Q
1-Methyldecahydronaphthalene	2958-75-0	NIST02	24317	C11H20	152	97
Naphthalene, decahydro-2-methyl-	2958-76-1	NIST02.L	24327	C11H20	152	97
trans-Decalin, 2-methyl-	1000152-47-3	NIST02.L	24310	C11H20	152	87



TestAmerica Edison

Data File: \\EDICHROM\ChromData\CVOAMS2\20141104-20141.b\B75586.D

Injection Date: 04-Nov-2014 09:13:30

Instrument ID: CVOAMS2

Lims ID: 460-85482-A-1-A

Lab Sample ID: 460-85482-1

Client ID: PMP-28-SW-WT

Operator ID:

ALS Bottle#: 7

Worklist Smp#: 8

Purge Vol: 5.000 mL

Dil. Factor: 50.0000

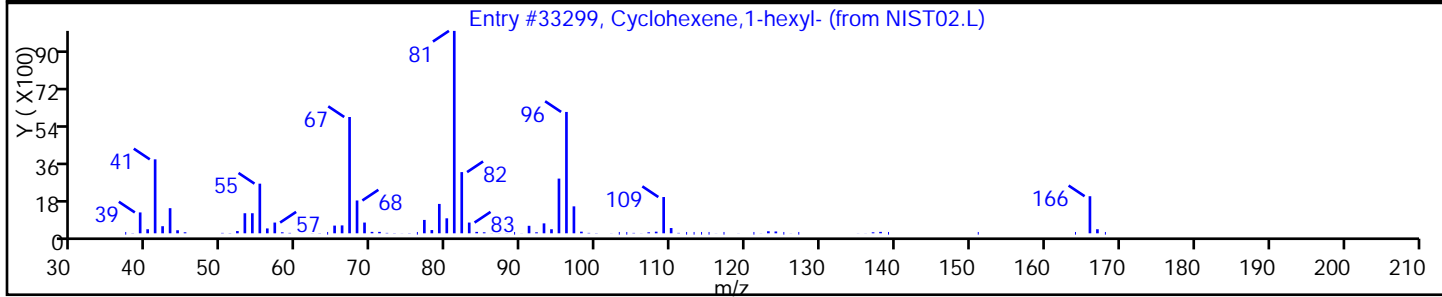
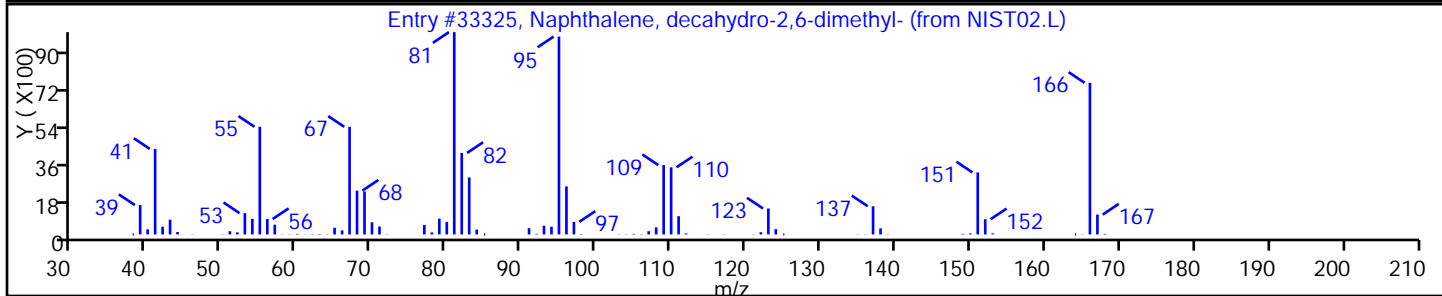
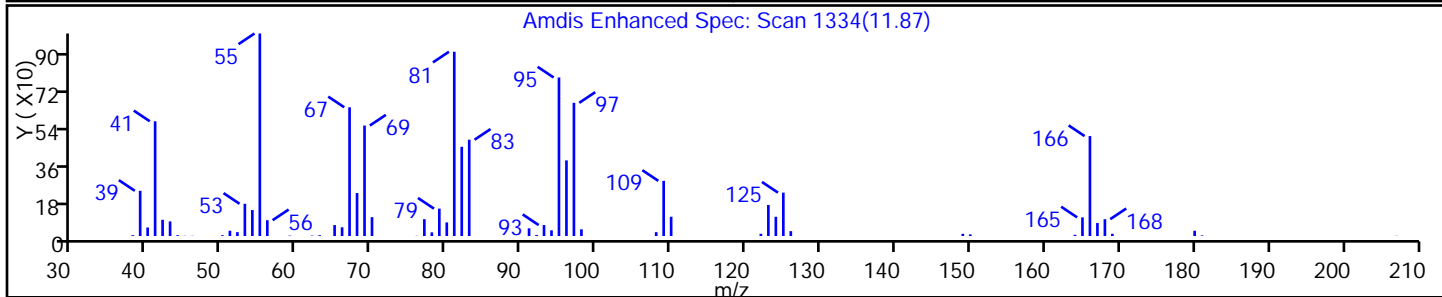
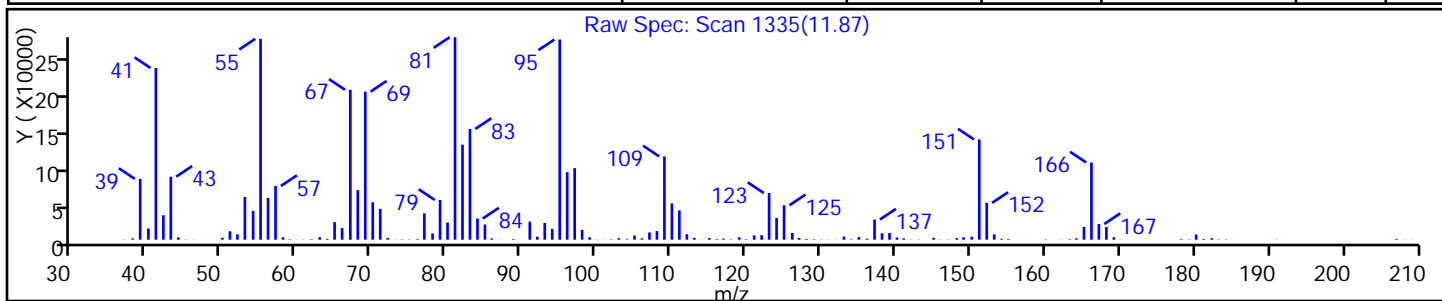
Method: 8260W\_2

Limit Group: VOA - 8260B Water and Solid

Column:

Detector: MS SCAN

Library Search Compound Match	CAS#	Library	Entry	Formula	Weight	Q
Naphthalene, decahydro-2,6-dimethyl-	1618-22-0	NIST02	33325	C12H22	166	52
Cyclohexene,1-hexyl-	3964-66-7	NIST02.L	33299	C12H22	166	50



TestAmerica Edison

Data File: \\EDICHROM\ChromData\CVOAMS2\20141104-20141.b\B75586.D

Injection Date: 04-Nov-2014 09:13:30

Instrument ID: CVOAMS2

Lims ID: 460-85482-A-1-A

Lab Sample ID: 460-85482-1

Client ID: PMP-28-SW-WT

Operator ID:

ALS Bottle#: 7 Worklist Smp#: 8

Purge Vol: 5.000 mL

Dil. Factor: 50.0000

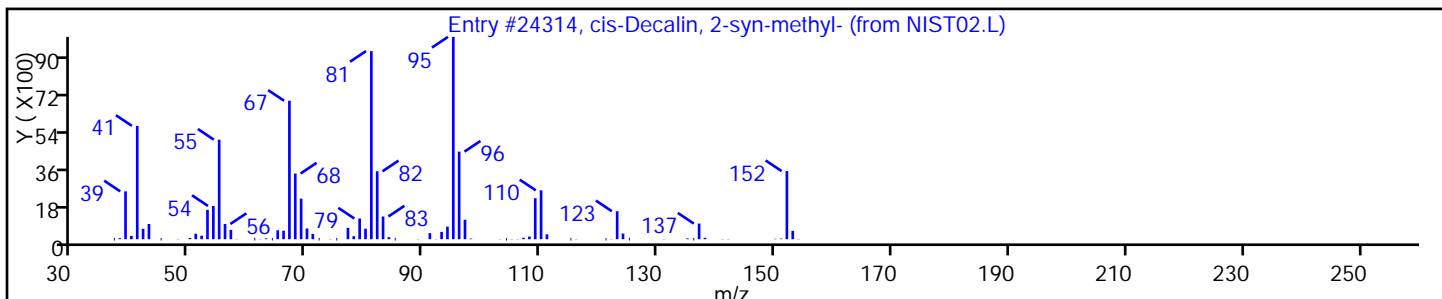
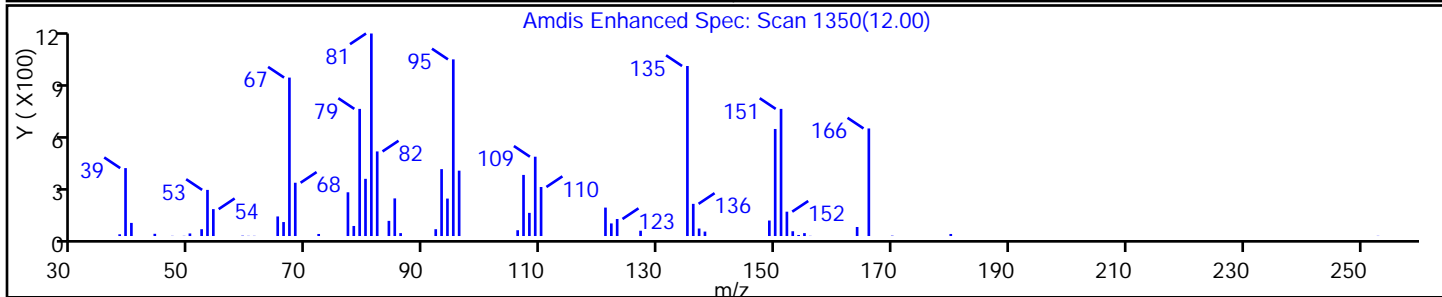
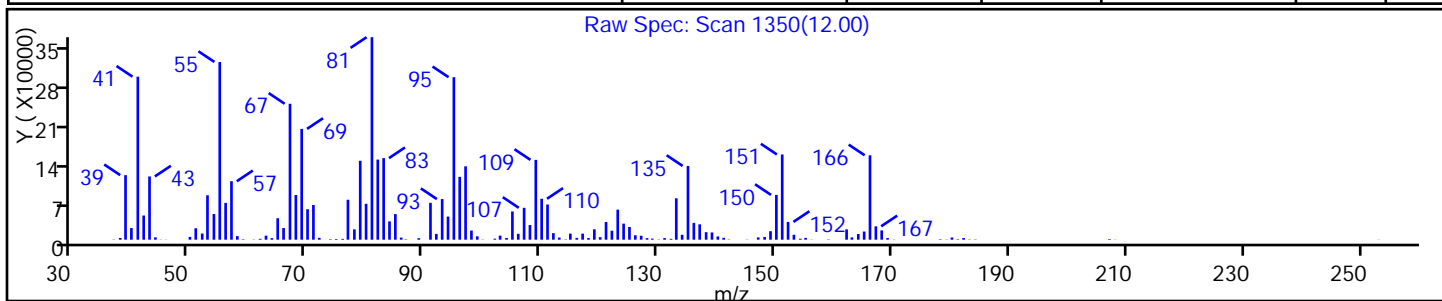
Method: 8260W\_2

Limit Group: VOA - 8260B Water and Solid

Column:

Detector MS SCAN

Library Search Compound Match	CAS#	Library	Entry	Formula	Weight	Q
Unknown		NIST02	0		0	0
cis-Decalin, 2-syn-methyl-	1000155-85-6	NIST02.L	24314	C11H20	152	50



TestAmerica Edison

Data File: \\EDICHRON\ChromData\CVOAMS2\20141104-20141.b\B75586.D

Injection Date: 04-Nov-2014 09:13:30

Instrument ID: CVOAMS2

Lims ID: 460-85482-A-1-A

Lab Sample ID: 460-85482-1

Client ID: PMP-28-SW-WT

Operator ID:

ALS Bottle#: 7

Worklist Smp#: 8

Purge Vol: 5.000 mL

Dil. Factor: 50.0000

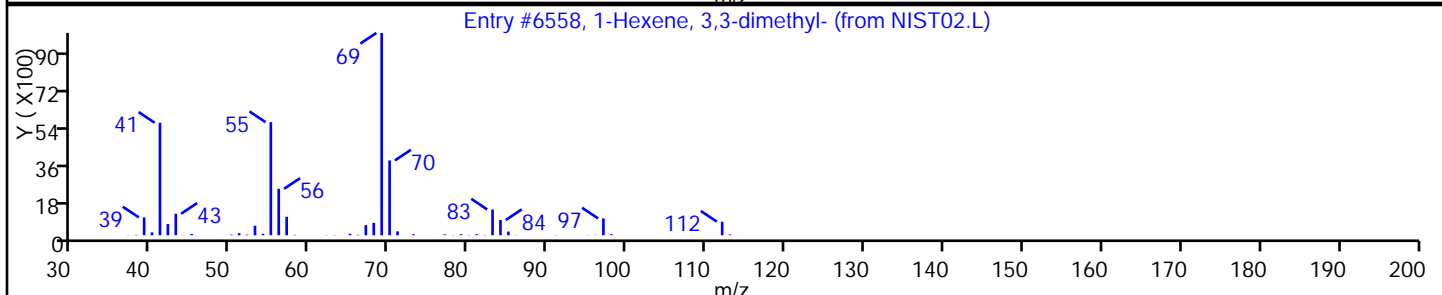
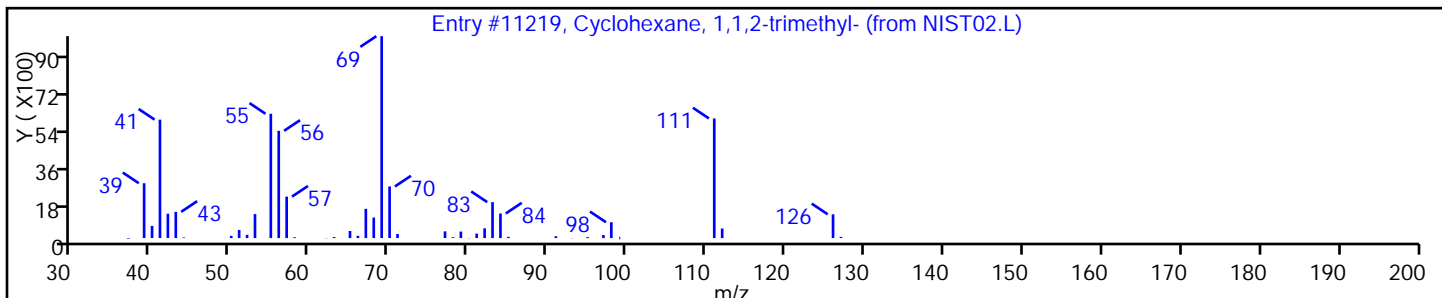
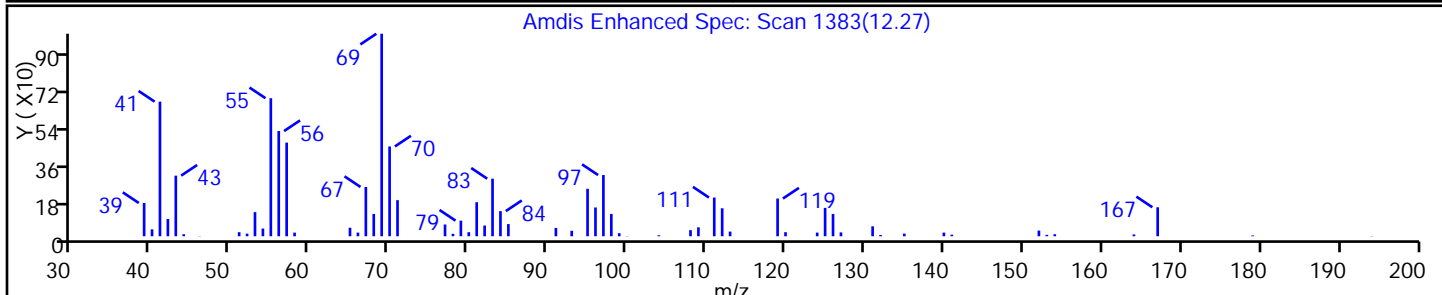
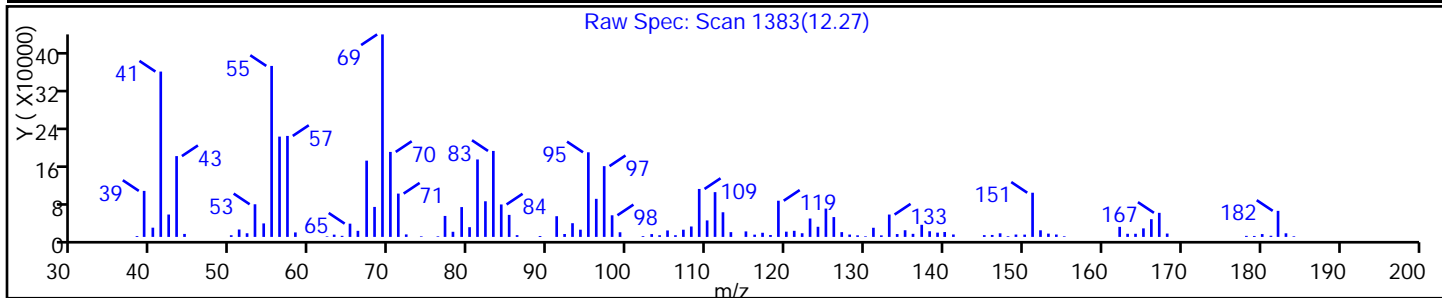
Method: 8260W\_2

Limit Group: VOA - 8260B Water and Solid

Column:

Detector: MS SCAN

Library Search Compound Match	CAS#	Library	Entry	Formula	Weight	Q
Unknown		NIST02	0		0	0
Cyclohexane, 1,1,2-trimethyl-	7094-26-0	NIST02.L	11219	C9H18	126	49
1-Hexene, 3,3-dimethyl-	3404-77-1	NIST02.L	6558	C8H16	112	46



TestAmerica Edison

Data File: \\EDICHROM\ChromData\CVOAMS2\20141104-20141.b\B75586.D

Injection Date: 04-Nov-2014 09:13:30

Instrument ID: CVOAMS2

Lims ID: 460-85482-A-1-A

Lab Sample ID: 460-85482-1

Client ID: PMP-28-SW-WT

Operator ID:

ALS Bottle#: 7 Worklist Smp#: 8

Purge Vol: 5.000 mL

Dil. Factor: 50.0000

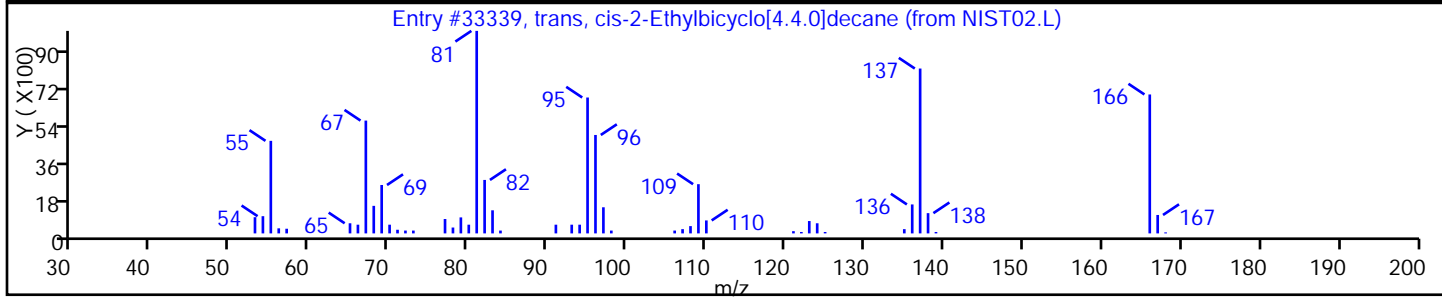
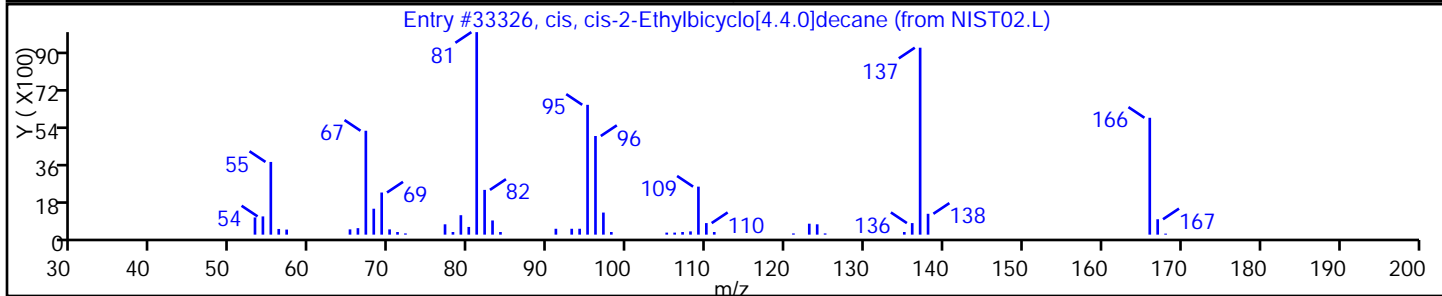
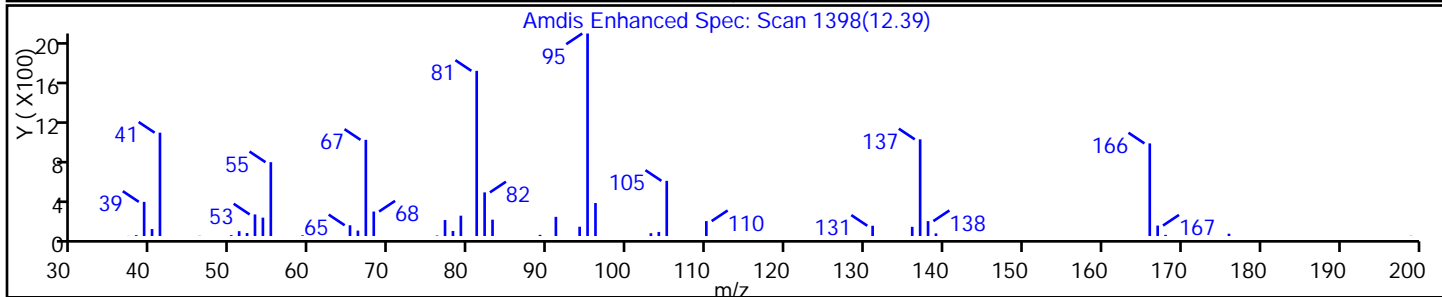
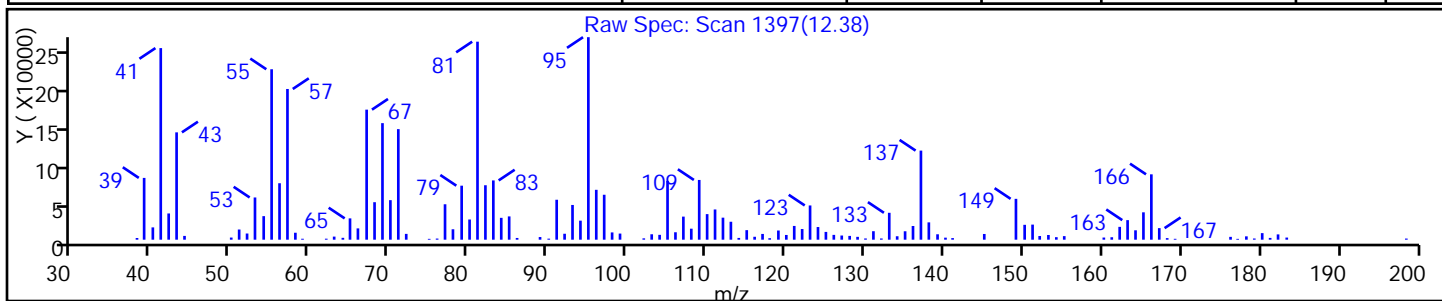
Method: 8260W\_2

Limit Group: VOA - 8260B Water and Solid

Column:

Detector MS SCAN

Library Search Compound Match	CAS#	Library	Entry	Formula	Weight	Q
cis, cis-2-Ethylbicyclo[4.4.0]decane	66660-40-0	NIST02	33326	C12H22	166	72
trans, cis-2-Ethylbicyclo[4.4.0]decane	66660-39-7	NIST02.L	33339	C12H22	166	53



TestAmerica Edison

Data File: \\EDICHRON\ChromData\CVOAMS2\20141104-20141.b\B75586.D

Injection Date: 04-Nov-2014 09:13:30

Instrument ID: CVOAMS2

Lims ID: 460-85482-A-1-A

Lab Sample ID: 460-85482-1

Client ID: PMP-28-SW-WT

Operator ID:

ALS Bottle#:

7

Worklist Smp#:

8

Purge Vol: 5.000 mL

Dil. Factor:

50.0000

Method: 8260W\_2

Limit Group:

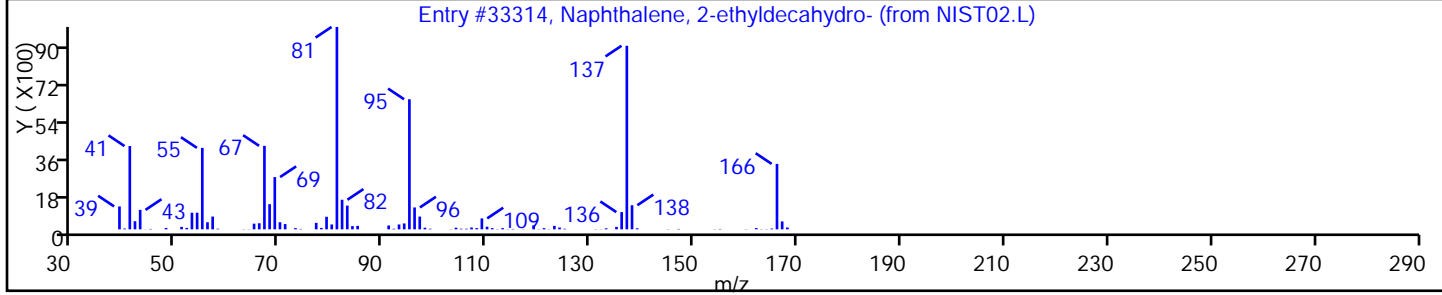
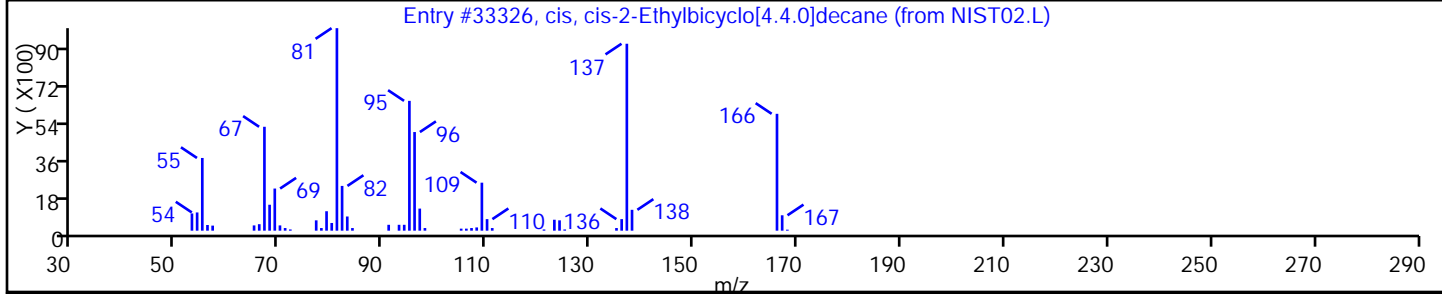
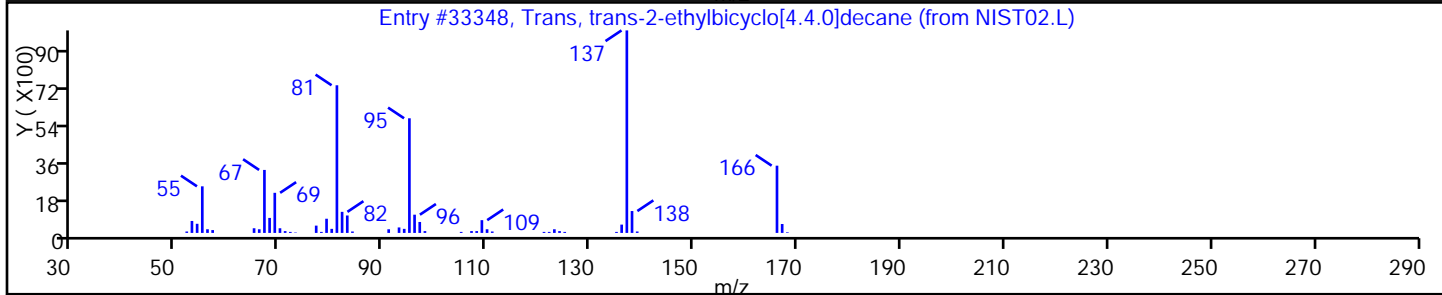
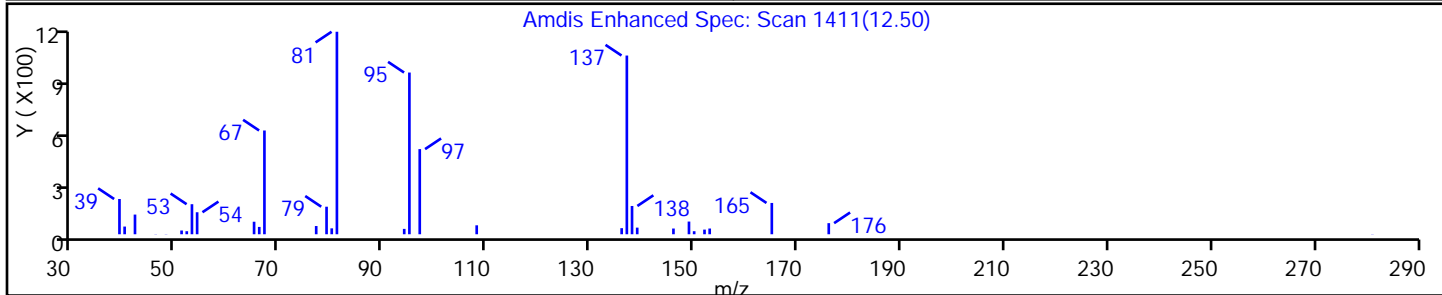
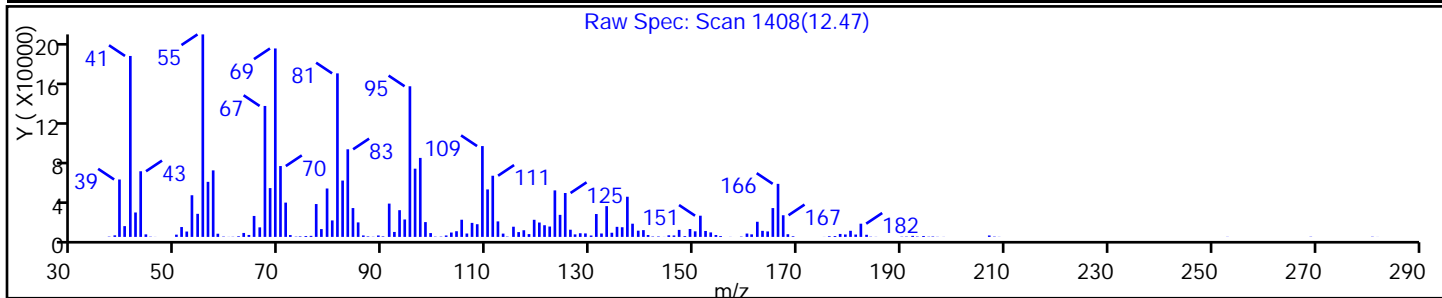
VOA - 8260B Water and Solid

Column:

Detector

MS SCAN

Library Search Compound Match	CAS#	Library	Entry	Formula	Weight	Q
Trans, trans-2-ethylbicyclo[4.4.0]decane	66660-37-5	NIST02	33348	C12H22	166	64
cis, cis-2-Ethylbicyclo[4.4.0]decane	66660-40-0	NIST02.L	33326	C12H22	166	56
Naphthalene, 2-ethyldecahydro-	1618-23-1	NIST02.L	33314	C12H22	166	50





FORM I  
GC/MS VOA ORGANICS ANALYSIS DATA SHEET

Lab Name: TestAmerica Edison Job No.: 460-85482-1  
 SDG No.: \_\_\_\_\_  
 Client Sample ID: DUP\_20141030 Lab Sample ID: 460-85482-2  
 Matrix: Solid Lab File ID: B75594.D  
 Analysis Method: 8260B Date Collected: 10/30/2014 00:00  
 Sample wt/vol: 5.773(g) Date Analyzed: 11/04/2014 12:26  
 Soil Aliquot Vol: 5 (mL) Dilution Factor: 50  
 Soil Extract Vol.: 10 (mL) GC Column: Rtx-624 ID: 0.25 (mm)  
 % Moisture: 6.8 Level: (low/med) Medium  
 Analysis Batch No.: 260159 Units: ug/Kg

CAS NO.	COMPOUND NAME	RESULT	Q	RL	MDL
71-55-6	1,1,1-Trichloroethane	5.8	U	93	5.8
79-34-5	1,1,2,2-Tetrachloroethane	15	U	93	15
79-00-5	1,1,2-Trichloroethane	17	U	93	17
75-34-3	1,1-Dichloroethane	12	U	93	12
75-35-4	1,1-Dichloroethene	8.2	U	93	8.2
87-61-6	1,2,3-Trichlorobenzene	1500		93	48
120-82-1	1,2,4-Trichlorobenzene	6700		93	32
96-12-8	1,2-Dibromo-3-Chloropropane	37	U	93	37
106-93-4	1,2-Dibromoethane	26	U	93	26
95-50-1	1,2-Dichlorobenzene	19	U	93	19
107-06-2	1,2-Dichloroethane	18	U	93	18
78-87-5	1,2-Dichloropropane	8.0	U	93	8.0
541-73-1	1,3-Dichlorobenzene	13	U	93	13
106-46-7	1,4-Dichlorobenzene	79	J	93	22
123-91-1	1,4-Dioxane	3300	U	2300	3300
78-93-3	2-Butanone	220	U	460	220
591-78-6	2-Hexanone	46	U	460	46
108-10-1	4-Methyl-2-pentanone	92	U	460	92
67-64-1	Acetone	250	U	460	250
71-43-2	Benzene	7.7	U	93	7.7
74-97-5	Bromochloromethane	25	U	93	25
75-27-4	Bromodichloromethane	12	U	93	12
75-25-2	Bromoform	18	U	93	18
74-83-9	Bromomethane	17	U	93	17
75-15-0	Carbon disulfide	12	U	93	12
56-23-5	Carbon tetrachloride	5.3	U	93	5.3
108-90-7	Chlorobenzene	10	U	93	10
75-00-3	Chloroethane	16	U	93	16
67-66-3	Chloroform	7.3	U	93	7.3
74-87-3	Chloromethane	9.0	U	93	9.0
156-59-2	cis-1,2-Dichloroethene	16	U	93	16
10061-01-5	cis-1,3-Dichloropropene	17	U	93	17
110-82-7	Cyclohexane	15	U	93	15
124-48-1	Dibromochloromethane	19	U	93	19
75-71-8	Dichlorodifluoromethane	20	U	93	20
100-41-4	Ethylbenzene	8.9	U	93	8.9

FORM I  
GC/MS VOA ORGANICS ANALYSIS DATA SHEET

Lab Name: TestAmerica Edison Job No.: 460-85482-1  
 SDG No.: \_\_\_\_\_  
 Client Sample ID: DUP\_20141030 Lab Sample ID: 460-85482-2  
 Matrix: Solid Lab File ID: B75594.D  
 Analysis Method: 8260B Date Collected: 10/30/2014 00:00  
 Sample wt/vol: 5.773(g) Date Analyzed: 11/04/2014 12:26  
 Soil Aliquot Vol: 5 (mL) Dilution Factor: 50  
 Soil Extract Vol.: 10(mL) GC Column: Rtx-624 ID: 0.25(mm)  
 % Moisture: 6.8 Level: (low/med) Medium  
 Analysis Batch No.: 260159 Units: ug/Kg

CAS NO.	COMPOUND NAME	RESULT	Q	RL	MDL
76-13-1	Freon TF	7.6	U	93	7.6
98-82-8	Isopropylbenzene	7.1	U	93	7.1
79-20-9	Methyl acetate	31	U	460	31
108-87-2	Methylcyclohexane	13	U	93	13
75-09-2	Methylene Chloride	17	U	93	17
1634-04-4	MTBE	13	U	93	13
100-42-5	Styrene	11	U	93	11
127-18-4	Tetrachloroethene	84	J	93	9.0
108-88-3	Toluene	14	U	93	14
156-60-5	trans-1,2-Dichloroethene	12	U	93	12
10061-02-6	trans-1,3-Dichloropropene	23	U	93	23
79-01-6	Trichloroethene	8.5	U	93	8.5
75-69-4	Trichlorofluoromethane	14	U	93	14
75-01-4	Vinyl chloride	13	U	93	13
1330-20-7	Xylenes, Total	33	U	190	33

CAS NO.	SURROGATE	%REC	Q	LIMITS
17060-07-0	1,2-Dichloroethane-d4 (Surr)	89		75-135
2037-26-5	Toluene-d8 (Surr)	99		59-150
460-00-4	Bromofluorobenzene	103		72-133
1868-53-7	Dibromofluoromethane (Surr)	93		70-130

FORM I  
GC/MS VOA ORGANICS ANALYSIS DATA SHEET  
TENTATIVELY IDENTIFIED COMPOUNDS

Lab Name: TestAmerica Edison Job No.: 460-85482-1  
 SDG No.: \_\_\_\_\_  
 Client Sample ID: DUP\_20141030 Lab Sample ID: 460-85482-2  
 Matrix: Solid Lab File ID: B75594.D  
 Analysis Method: 8260B Date Collected: 10/30/2014 00:00  
 Sample wt/vol: 5.773(g) Date Analyzed: 11/04/2014 12:26  
 Soil Aliquot Vol: 5 (mL) Dilution Factor: 50  
 Soil Extract Vol.: 10 (mL) GC Column: Rtx-624 ID: 0.25 (mm)  
 % Moisture: 6.8 Level: (low/med) Medium  
 Analysis Batch No.: 260159 Units: ug/Kg  
 Number TICs Found: 10 TIC Result Total: 164000

CAS NO.	COMPOUND NAME	RT	RESULT	Q
493-02-7	Naphthalene, decahydro-, trans-	10.90	22000	J N
50876-31-8	Cyclohexane, 1,1,3,5-tetramethyl-, trans	11.05	17000	J N
103982-58-7	Hept-2-ene, 2,4,4,6-tetramethyl-	11.13	12000	J N
513-20-2	Bicyclo[3.1.0]hexan-2-one, 5-(1-methylet	11.35	11000	J N
2958-76-1	Naphthalene, decahydro-2-methyl-	11.41	18000	J N
	Unknown	11.52	10000	J
2958-75-0	1-Methyldecahydronaphthalene	11.58	18000	J N
	Unknown	11.87	11000	J
	Unknown	12.00	33000	J
	Unknown	12.38	12000	J

TestAmerica Edison  
Target Compound Quantitation Report

Data File: \\EDICHROM\ChromData\CVOAMS2\20141104-20141.b\B75594.D  
 Lims ID: 460-85482-A-2-A Lab Sample ID: 460-85482-2  
 Client ID: DUP\_20141030  
 Sample Type: Client  
 Inject. Date: 04-Nov-2014 12:26:30 ALS Bottle#: 15 Worklist Smp#: 16  
 Purge Vol: 5.000 mL Dil. Factor: 50.0000  
 Sample Info: 460-85482-A-2-A  
 Misc. Info.: 460-0020141-016  
 Operator ID: Instrument ID: CVOAMS2  
 Method: \\EDICHROM\ChromData\CVOAMS2\20141104-20141.b\8260W\_2.m  
 Limit Group: VOA - 8260B Water and Solid  
 Last Update: 06-Nov-2014 13:14:45 Calib Date: 21-Oct-2014 13:24:30  
 Integrator: RTE ID Type: Deconvolution ID  
 Quant Method: Internal Standard Quant By: Initial Calibration  
 Last ICal File: \\EDICHROM\ChromData\CVOAMS2\20141021-19612.b\B74941.D  
 Column 1 : Rtx-624 ( 0.25 mm) Det: MS SCAN  
 Process Host: XAWRK012

First Level Reviewer: intarachau Date: 05-Nov-2014 14:34:07

Compound	Sig	RT (min.)	Exp RT (min.)	Dlt RT (min.)	Q	Response	OnCol Amt ug/l	Flags
* 26 TBA-d9 (IS)	65	2.656	2.648	0.008	87	163355	1000.0	
\$ 57 Dibromofluoromethane (Surr	113	4.286	4.277	0.009	96	181311	46.3	
\$ 53 1,2-Dichloroethane-d4 (Sur	65	4.673	4.664	0.009	96	167500	44.6	
* 58 Fluorobenzene	96	4.994	4.985	0.009	98	725562	50.0	
* 65 1,4-Dioxane-d8	96	5.841	5.833	0.008	93	17330	1000.0	
\$ 76 Toluene-d8 (Surr)	98	6.985	6.985	0.000	99	693025	49.5	
81 Tetrachloroethene	166	7.660	7.660	0.000	96	4504	0.9022	
* 87 Chlorobenzene-d5	117	8.590	8.590	0.000	87	596060	50.0	
\$ 97 4-Bromofluorobenzene	174	9.709	9.701	0.008	91	242248	51.3	
* 115 1,4-Dichlorobenzene-d4	152	10.680	10.672	0.008	96	322700	50.0	
116 1,4-Dichlorobenzene	146	10.697	10.697	0.000	42	8615	0.8555	
127 1,2,4-Trichlorobenzene	180	12.236	12.236	0.000	91	452129	72.3	
131 1,2,3-Trichlorobenzene	180	12.647	12.647	0.000	75	79137	15.8	

Reagents:

8260 INTSTD C\_00056 Amount Added: 1.00 Units: uL Run Reagent

TestAmerica Edison  
Tentatively Identified Quantitation Report

Data File: \\EDICHROM\ChromData\CVOAMS2\20141104-20141.b\B75594.D  
 Lims ID: 460-85482-A-2-A Lab Sample ID: 460-85482-2  
 Client ID: DUP\_20141030  
 Sample Type: Client  
 Inject. Date: 04-Nov-2014 12:26:30 ALS Bottle#: 15 Worklist Smp#: 16  
 Purge Vol: 5.000 mL Dil. Factor: 50.0000  
 Sample Info: 460-85482-A-2-A  
 Misc. Info.: 460-0020141-016  
 Operator ID: Instrument ID: CVOAMS2  
 Method: \\EDICHROM\ChromData\CVOAMS2\20141104-20141.b\8260W\_2.m  
 Limit Group: VOA - 8260B Water and Solid  
 Last Update: 06-Nov-2014 13:14:45 Calib Date: 21-Oct-2014 13:24:30  
 Tic RT Window: 0.000 -0.000 Response: area  
 Quant By: Nearest ISTD Quant LOD: 10.00000  
 MS Library: \\EDICHROM\ChromData\Database\NIST02.L  
 Min. Match: 40  
 Column 1 : Rtx-624 ( 0.25 mm) Det: MS SCAN  
 Process Host: XAWRK012  
 First Level Reviewer: intarachau Date: 05-Nov-2014 14:34:07

## Tentative Identified Compound Results

RT	Response	Amount ug/l	Quant Cpd	Qual	Lib Entry	Molecular Formula	Mol. Weight	Flags
10.902	493-02-7 Naphthalene, decahydro-, trans- 15264830	236.1	115	98	16320	C10H18	138	M
11.051	50876-31-8 Cyclohexane, 1,1,3,5-tetramethyl-, trans 11583624	179.2	115	64	17401	C10H20	140	M
11.133	103982-58-7 Hept-2-ene, 2,4,4,6-tetramethyl- 8491096	131.3	115	64	25876	C11H22	154	M
11.347	513-20-2 Bicyclo[3.1.0]hexan-2-one, 5-(1-methylet 7341036	113.5	115	83	17000	C9H14O	138	M
11.413	2958-76-1 Naphthalene, decahydro-2-methyl- 12684986	196.2	115	98	24328	C11H20	152	M
11.520	Unknown 7288157	112.7	115	0	0		0	M
11.577	2958-75-0 1-Methyldecahydronaphthalene 12511511	193.5	115	97	24317	C11H20	152	M
11.874	Unknown 7866801	121.7	115	0	0		0	M
11.997	Unknown 23095060	357.2	115	0	0		0	
12.384	Unknown 8615246	133.3	115	0	0		0	M

Data File: \\EDICHROM\ChromData\CVOAMS2\20141104-20141.b\B75594.D

## Quantitation Compounds

Compound	RT	Response	Amount ug/l
* 115 1,4-Dichlorobenzene-d4	10.672	3232737	50.0

**QC Flag Legend**

Processing Flags

Review Flags

M - Manually Integrated

**Reagents:**

8260 INTSTD C\_00056

Amount Added: 1.00

Units: uL

Run Reagent

TestAmerica Edison

Data File: \\EDICHROM\ChromData\CVOAMS2\20141104-20141.b\B75594.D

Injection Date: 04-Nov-2014 12:26:30

Instrument ID: CVOAMS2

Operator ID:

Lims ID: 460-85482-A-2-A

Lab Sample ID: 460-85482-2

Worklist Smp#: 16

Client ID: DUP\_20141030

Purge Vol: 5.000 mL

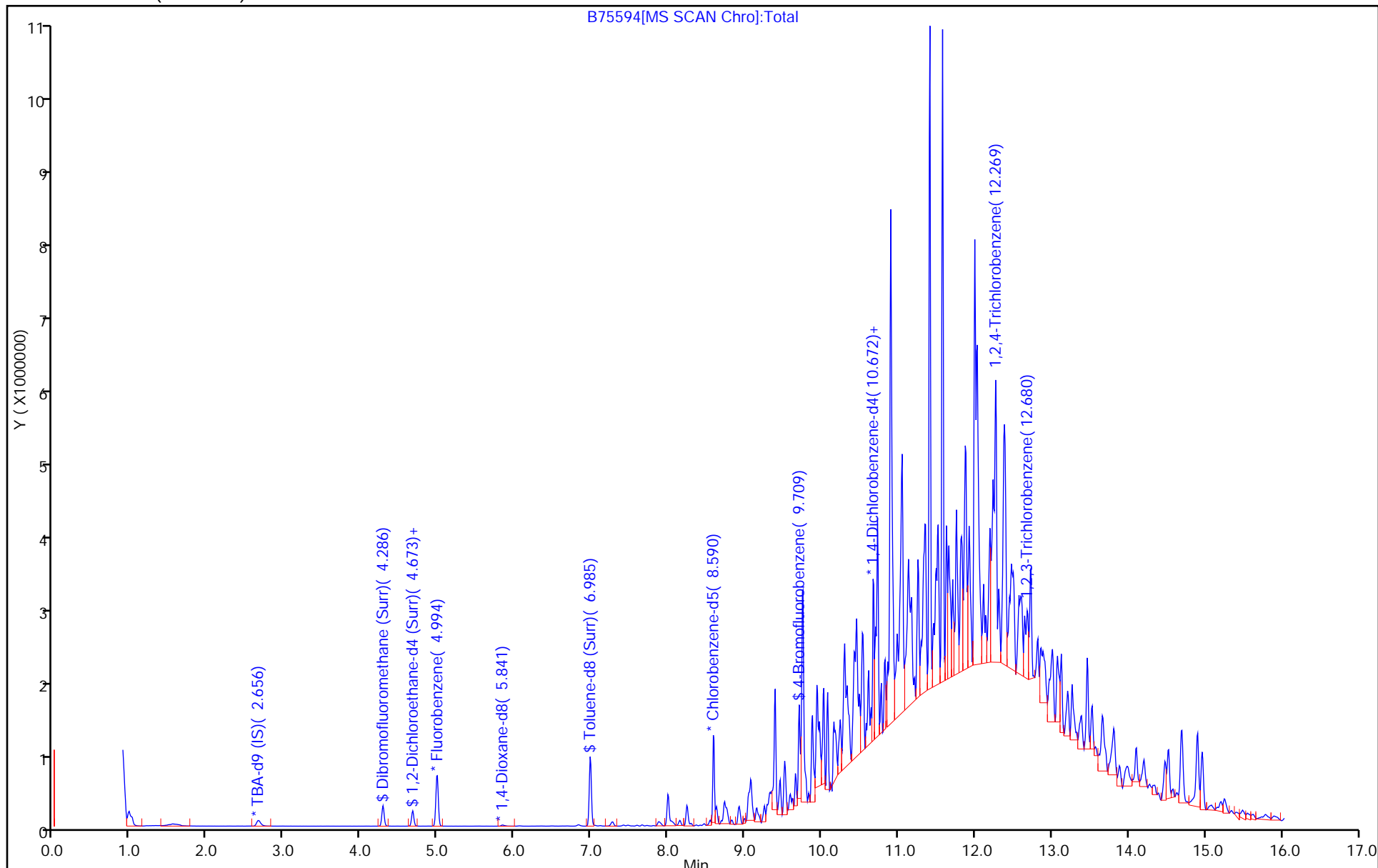
Dil. Factor: 50.0000

ALS Bottle#: 15

Method: 8260W\_2

Limit Group: VOA - 8260B Water and Solid

Column: Rtx-624 (0.25 mm)



TestAmerica Edison

Data File: \\EDICHROM\ChromData\CVOAMS2\20141104-20141.b\B75594.D

Injection Date: 04-Nov-2014 12:26:30

Instrument ID: CVOAMS2

Lims ID: 460-85482-A-2-A

Lab Sample ID: 460-85482-2

Client ID: DUP\_20141030

Operator ID:

ALS Bottle#:

15

Worklist Smp#:

16

Purge Vol: 5.000 mL

Dil. Factor:

50.0000

Method: 8260W\_2

Limit Group:

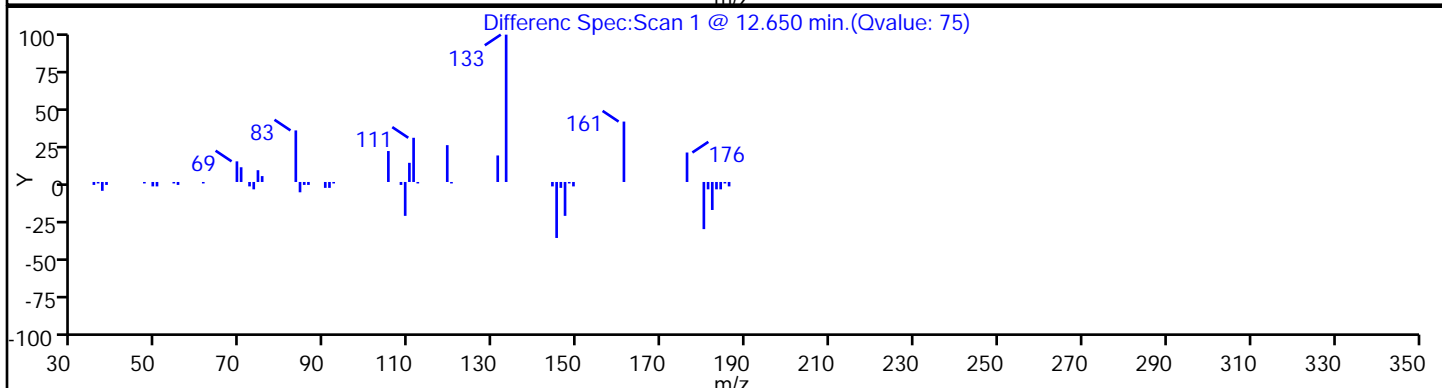
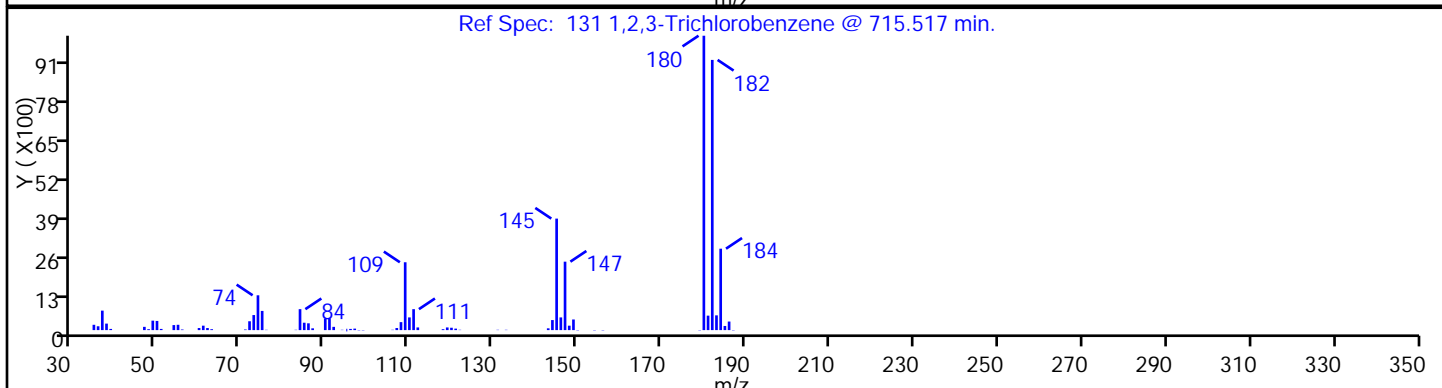
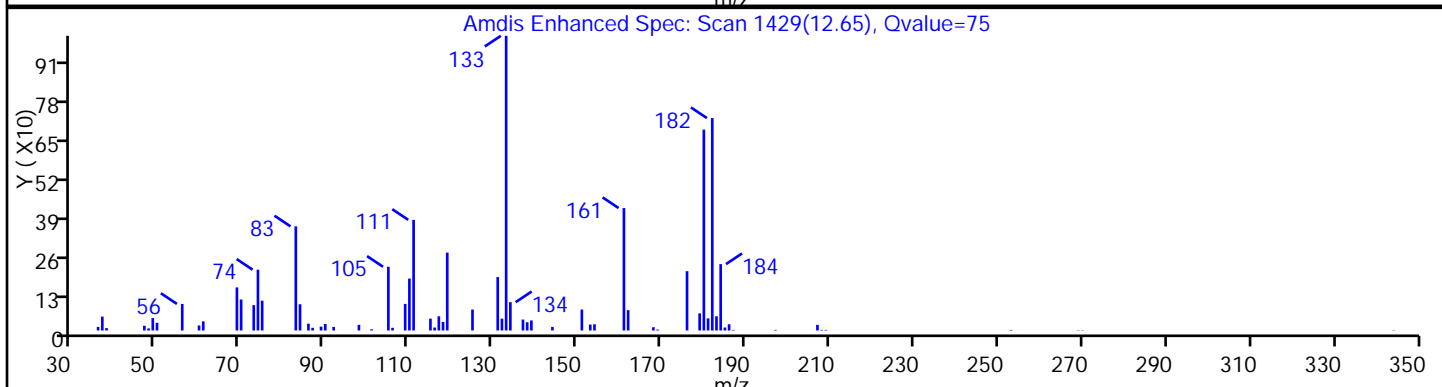
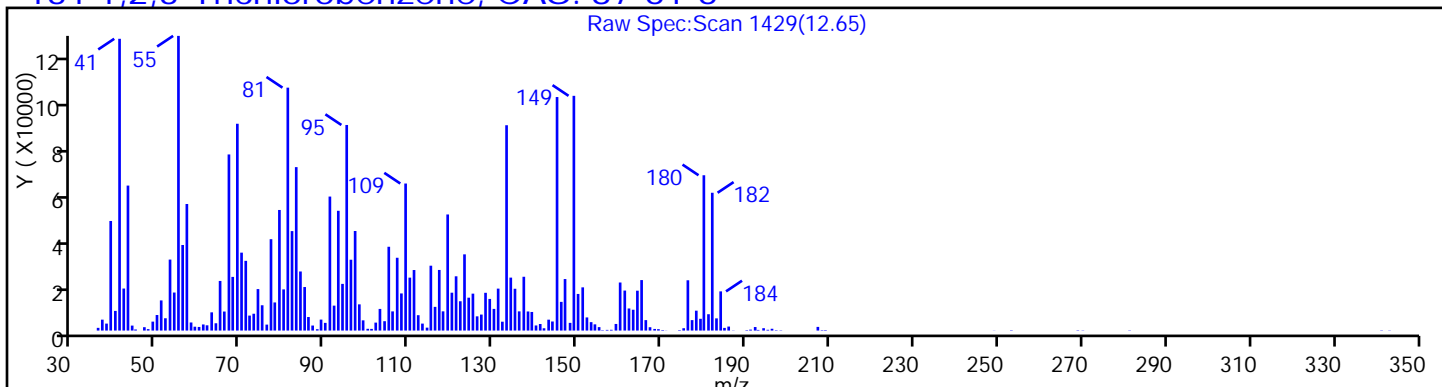
VOA - 8260B Water and Solid

Column: Rtx-624 (0.25 mm)

Detector

MS SCAN

131 1,2,3-Trichlorobenzene, CAS: 87-61-6





TestAmerica Edison

Data File: \\EDICHROM\ChromData\CVOAMS2\20141104-20141.b\B75594.D

Injection Date: 04-Nov-2014 12:26:30

Instrument ID: CVOAMS2

Lims ID: 460-85482-A-2-A

Lab Sample ID: 460-85482-2

Client ID: DUP\_20141030

Operator ID:

ALS Bottle#:

15

Worklist Smp#:

16

Purge Vol: 5.000 mL

Dil. Factor:

50.0000

Method: 8260W\_2

Limit Group:

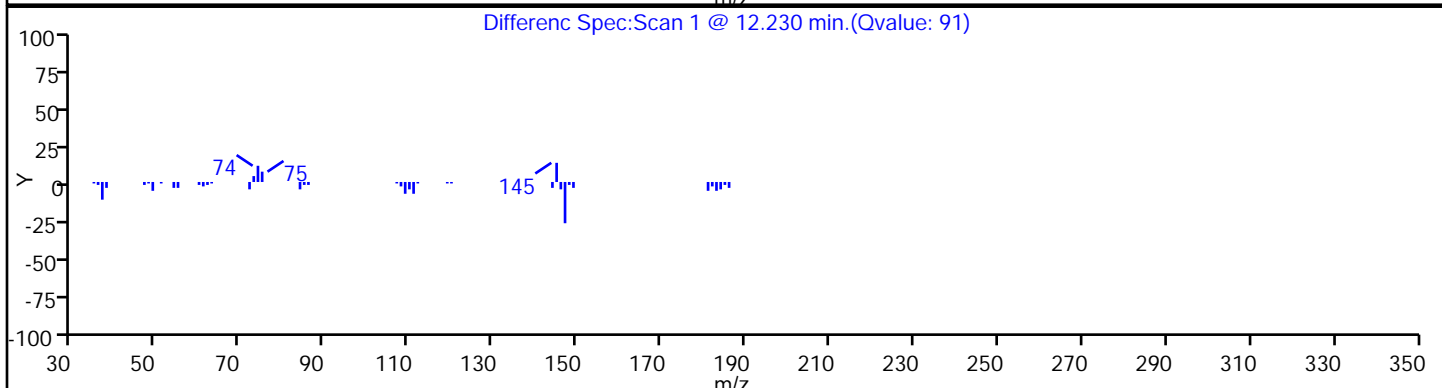
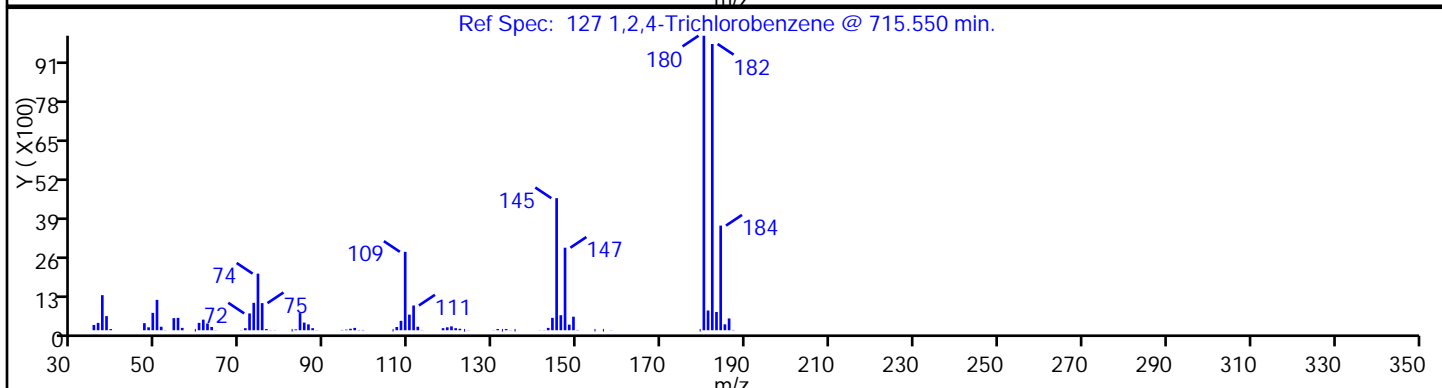
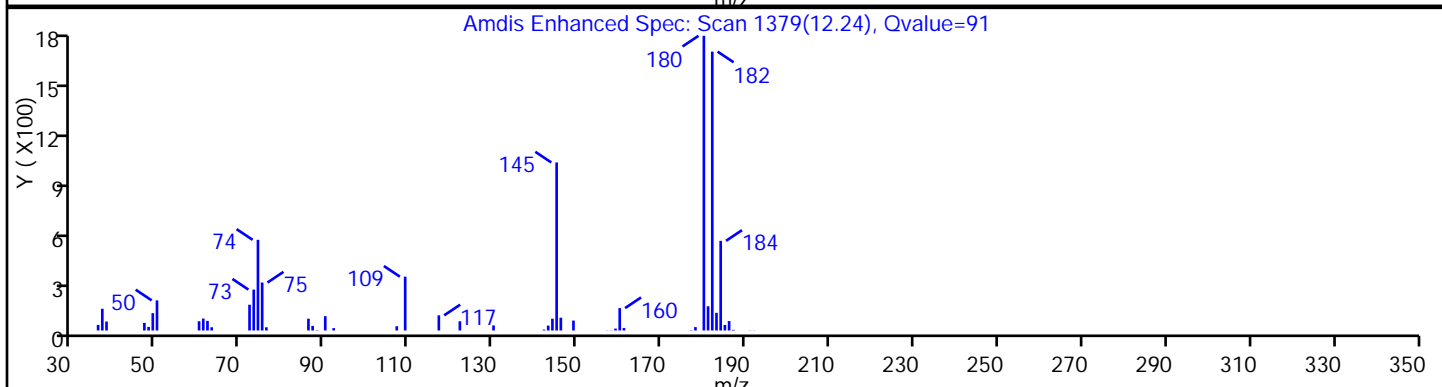
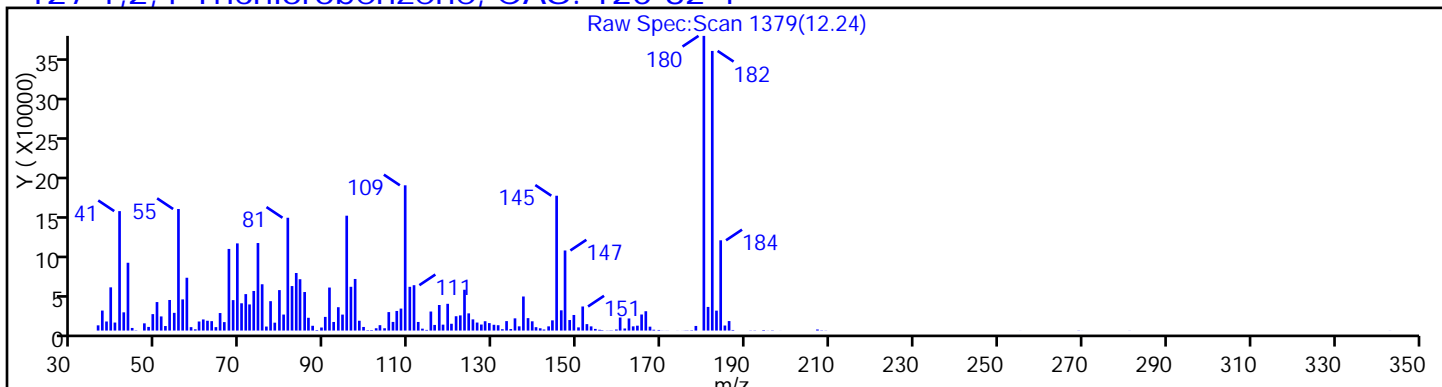
VOA - 8260B Water and Solid

Column: Rtx-624 (0.25 mm)

Detector

MS SCAN

127 1,2,4-Trichlorobenzene, CAS: 120-82-1



TestAmerica Edison

Data File: \\EDICHROM\ChromData\CVOAMS2\20141104-20141.b\B75594.D

Injection Date: 04-Nov-2014 12:26:30

Instrument ID: CVOAMS2

Lims ID: 460-85482-A-2-A

Lab Sample ID: 460-85482-2

Client ID: DUP\_20141030

Operator ID:

ALS Bottle#:

15

Worklist Smp#:

16

Purge Vol: 5.000 mL

Dil. Factor:

50.0000

Method: 8260W\_2

Limit Group:

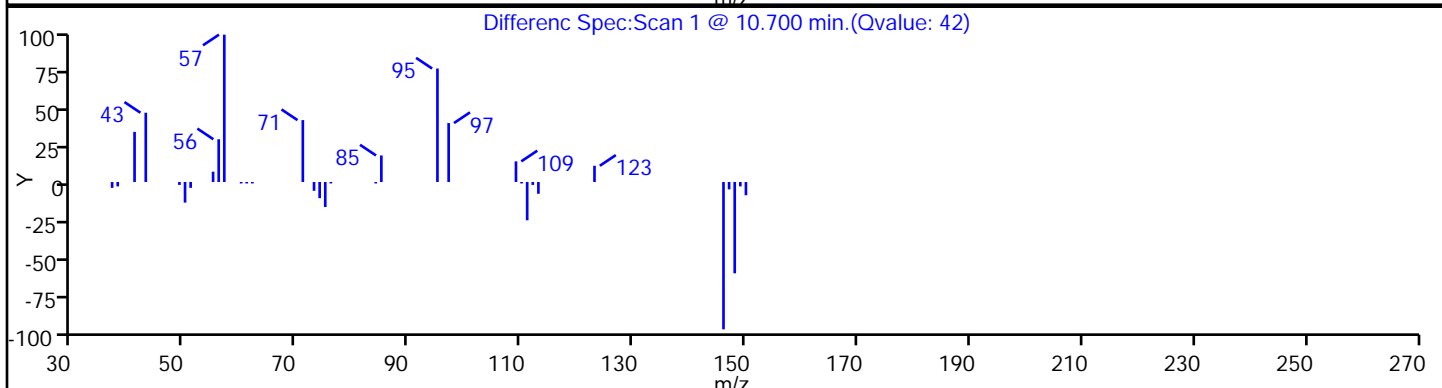
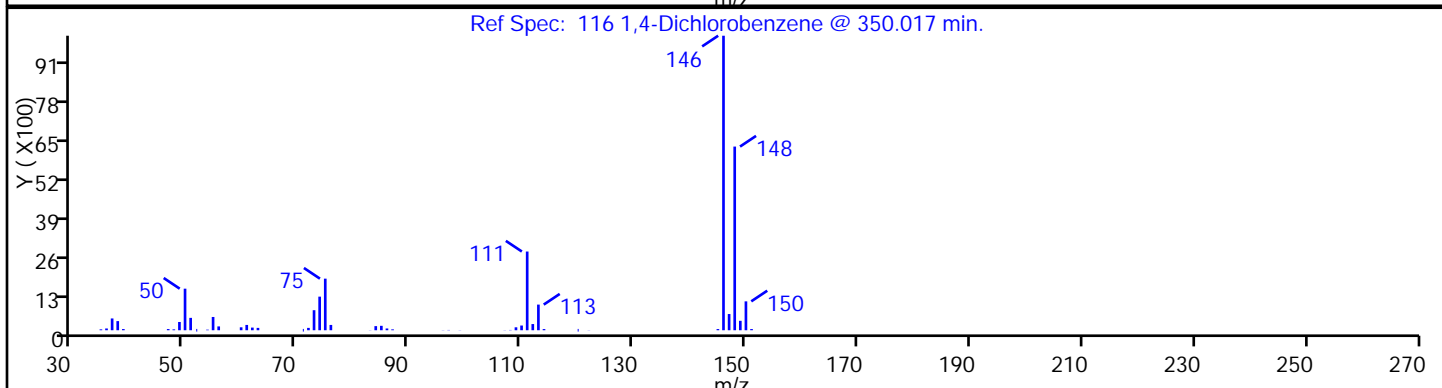
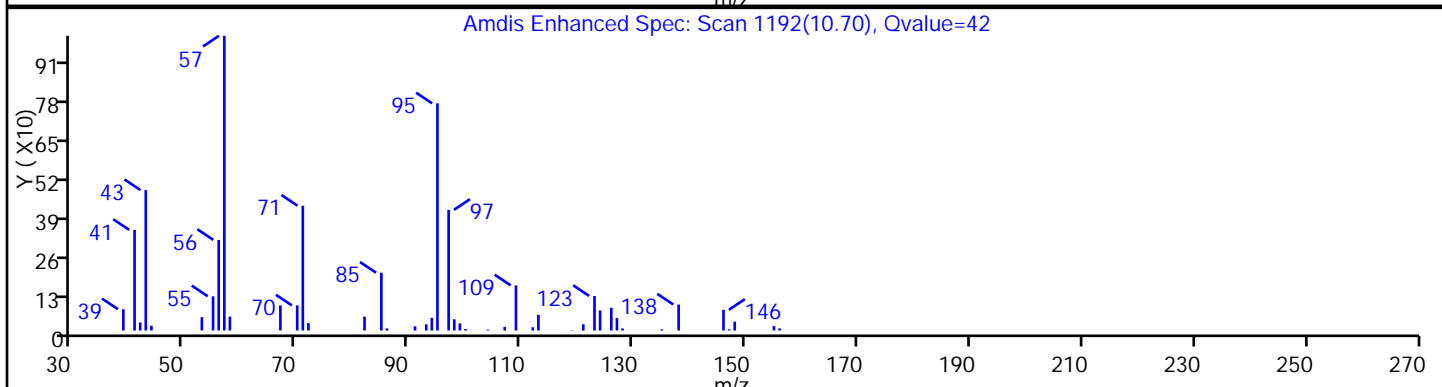
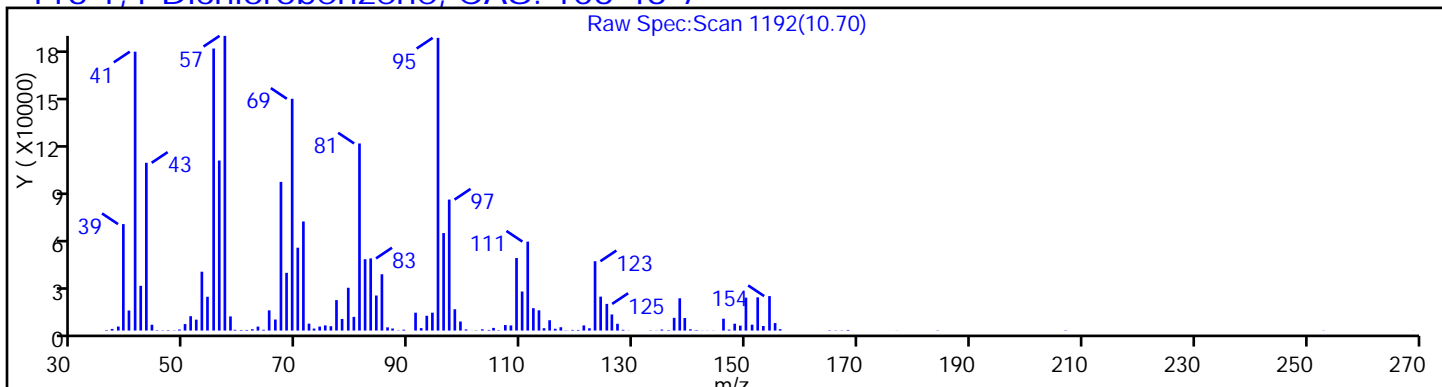
VOA - 8260B Water and Solid

Column: Rtx-624 (0.25 mm)

Detector

MS SCAN

116 1,4-Dichlorobenzene, CAS: 106-46-7



TestAmerica Edison

Data File: \\EDICHROM\ChromData\CVOAMS2\20141104-20141.b\B75594.D

Injection Date: 04-Nov-2014 12:26:30

Instrument ID: CVOAMS2

Lims ID: 460-85482-A-2-A

Lab Sample ID: 460-85482-2

Client ID: DUP\_20141030

Operator ID:

ALS Bottle#:

15

Worklist Smp#:

16

Purge Vol: 5.000 mL

Dil. Factor:

50.0000

Method: 8260W\_2

Limit Group:

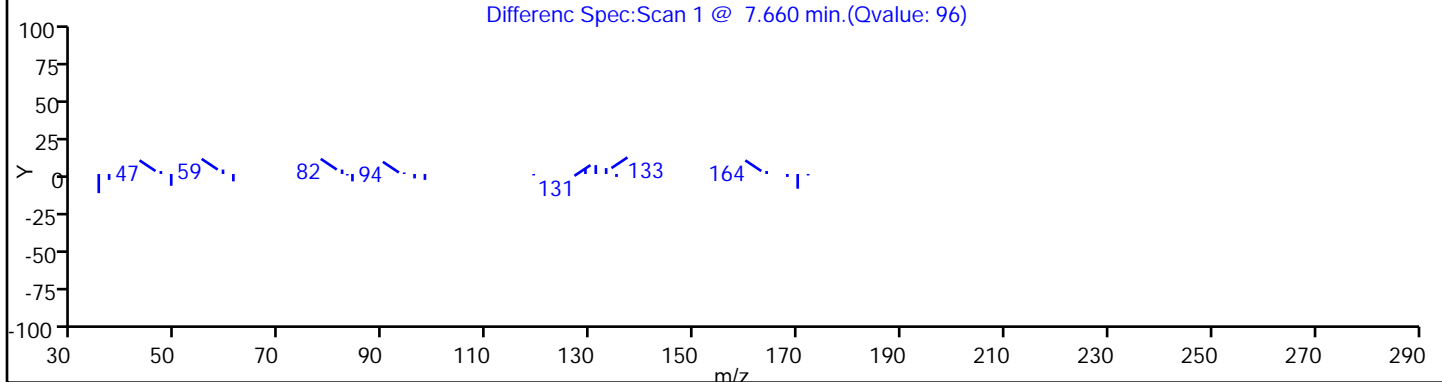
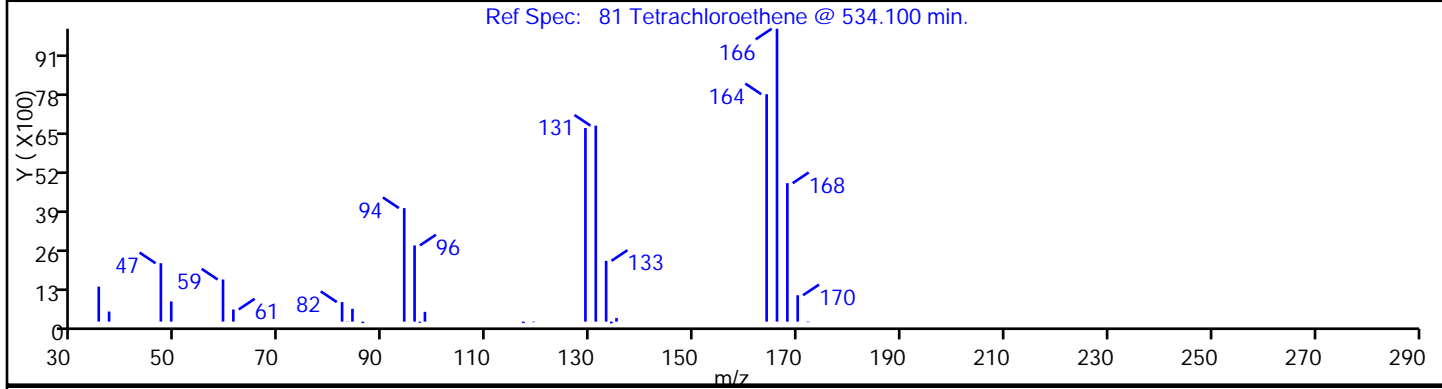
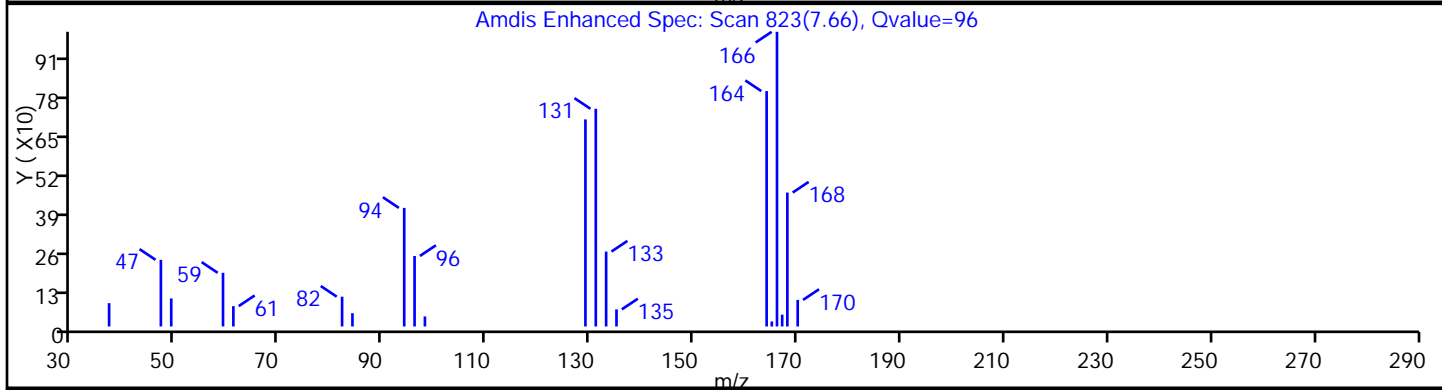
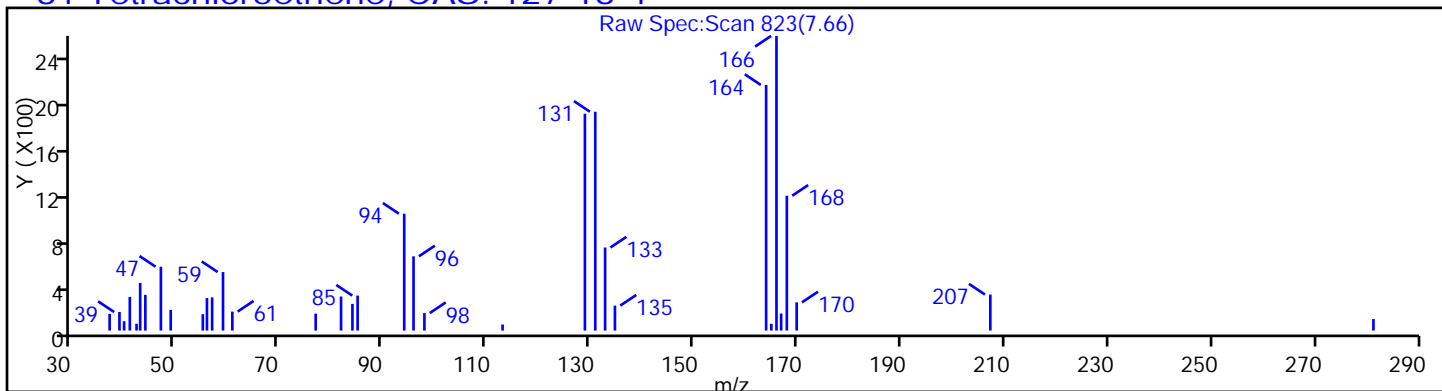
VOA - 8260B Water and Solid

Column: Rtx-624 (0.25 mm)

Detector

MS SCAN

81 Tetrachloroethene, CAS: 127-18-4



TestAmerica Edison

Data File: \\EDICHRON\ChromData\CVOAMS2\20141104-20141.b\B75594.D

Injection Date: 04-Nov-2014 12:26:30

Instrument ID: CVOAMS2

Lims ID: 460-85482-A-2-A

Lab Sample ID: 460-85482-2

Client ID: DUP\_20141030

Operator ID:

ALS Bottle#: 15

Worklist Smp#: 16

Purge Vol: 5.000 mL

Dil. Factor: 50.0000

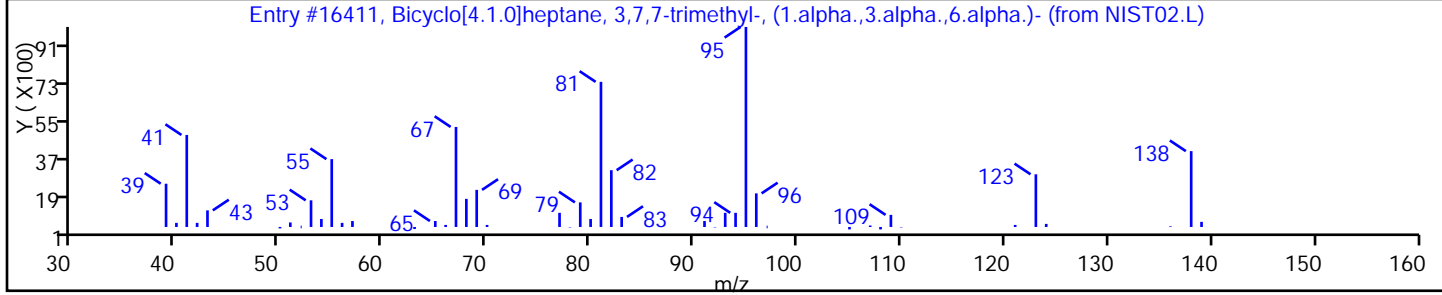
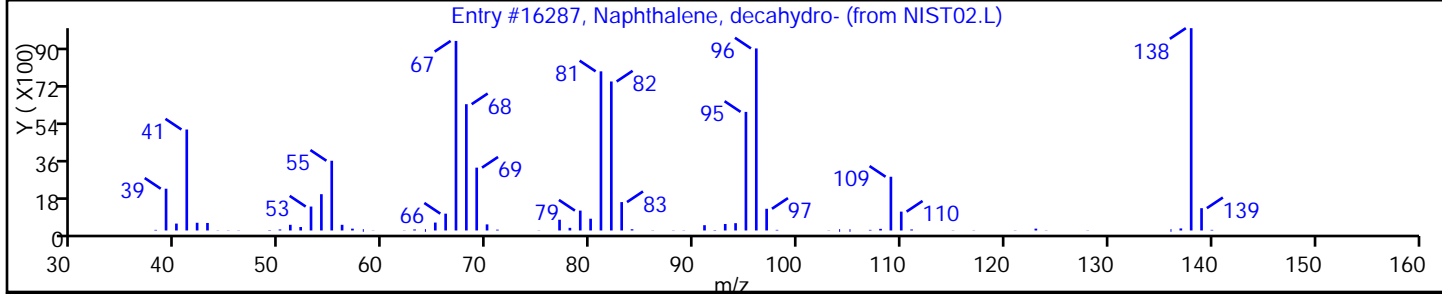
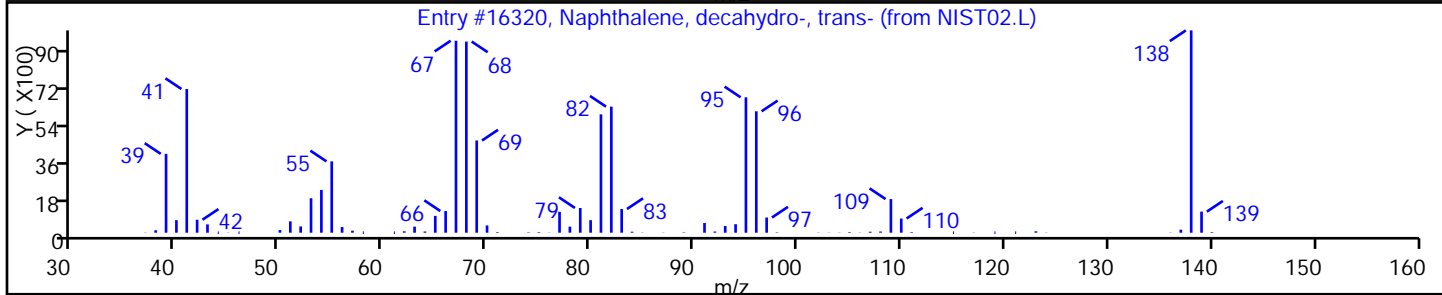
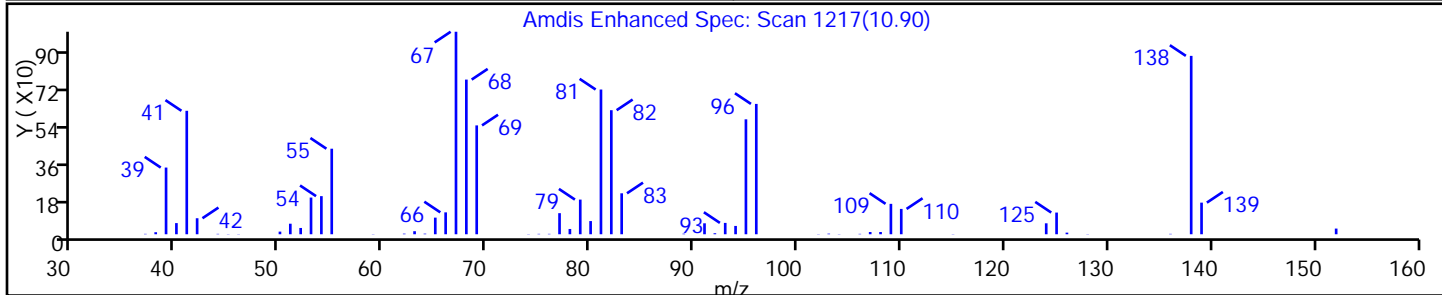
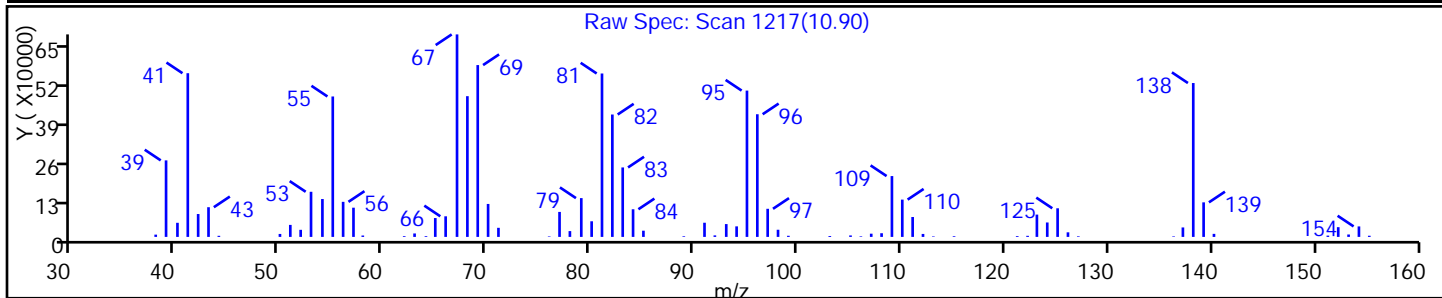
Method: 8260W\_2

Limit Group: VOA - 8260B Water and Solid

Column:

Detector MS SCAN

Library Search Compound Match	CAS#	Library	Entry	Formula	Weight	Q
Naphthalene, decahydro-, trans-	493-02-7	NIST02	16320	C10H18	138	98
Naphthalene, decahydro-	91-17-8	NIST02.L	16287	C10H18	138	91
Bicyclo[4.1.0]heptane, 3,7,7-trimethyl-,	18968-23-5	NIST02.L	16411	C10H18	138	91



TestAmerica Edison

Data File: \\EDICHRON\ChromData\CVOAMS2\20141104-20141.b\B75594.D

Injection Date: 04-Nov-2014 12:26:30

Instrument ID: CVOAMS2

Lims ID: 460-85482-A-2-A

Lab Sample ID: 460-85482-2

Client ID: DUP\_20141030

Operator ID:

ALS Bottle#:

15

Worklist Smp#:

16

Purge Vol: 5.000 mL

Dil. Factor:

50.0000

Method: 8260W\_2

Limit Group:

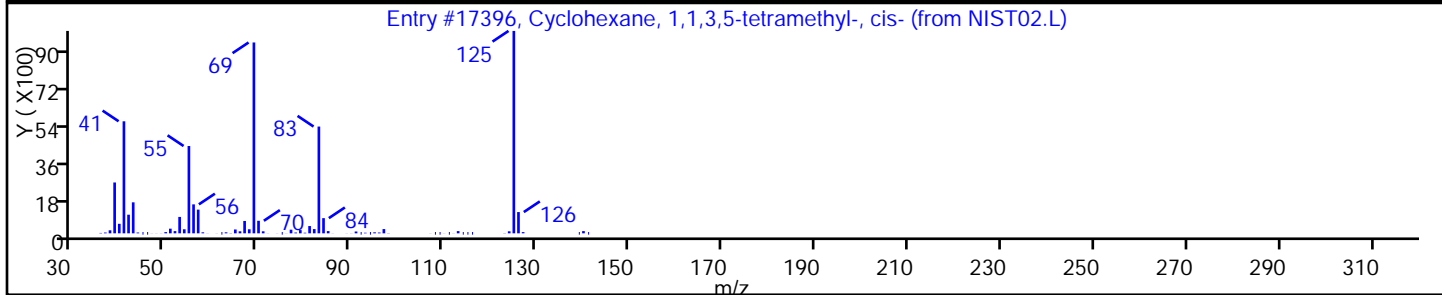
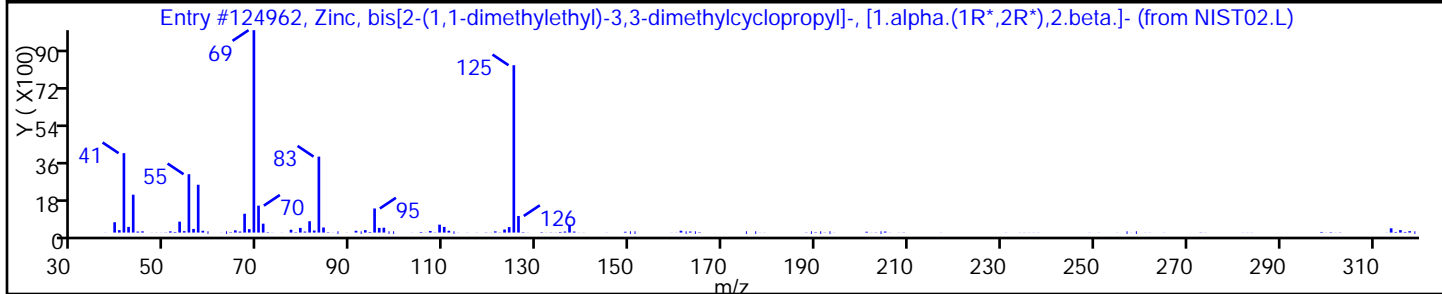
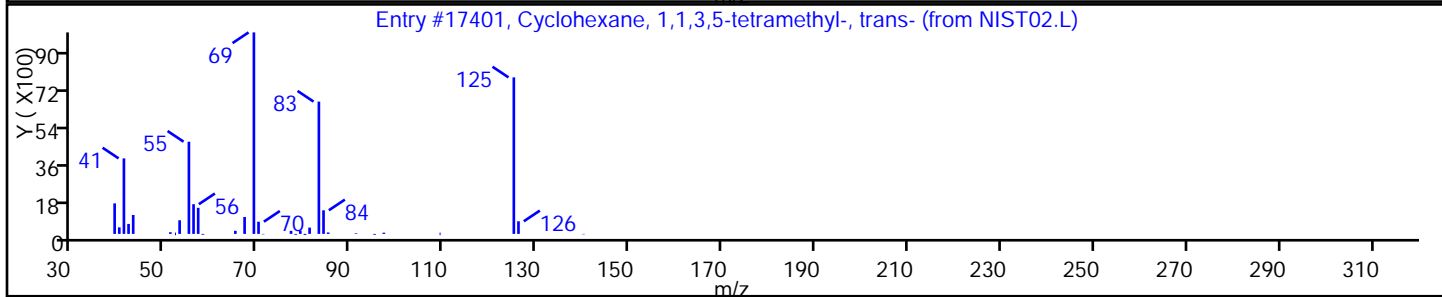
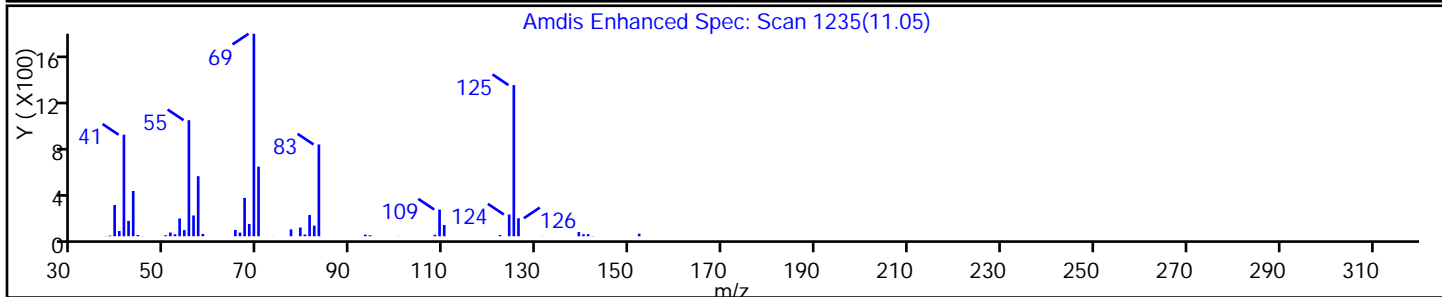
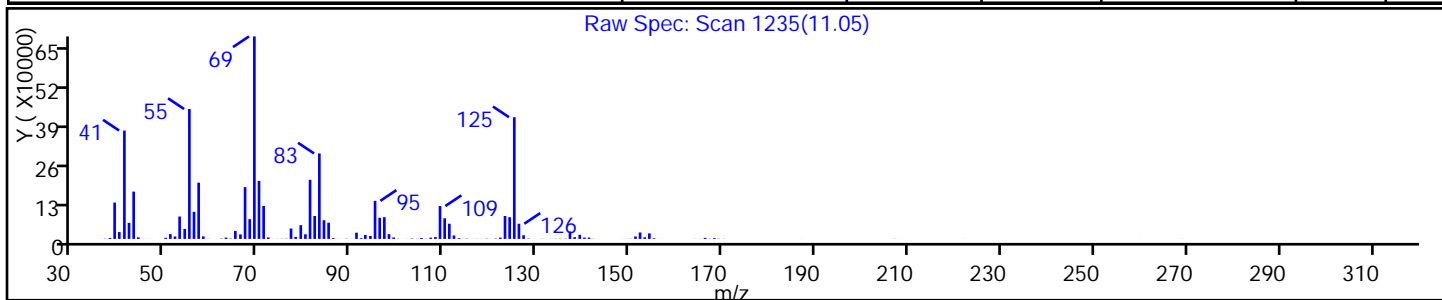
VOA - 8260B Water and Solid

Column:

Detector

MS SCAN

Library Search Compound Match	CAS#	Library	Entry	Formula	Weight	Q
Cyclohexane, 1,1,3,5-tetramethyl-, trans	50876-31-8	NIST02	17401	C10H20	140	64
Zinc, bis[2-(1,1-dimethylethyl)-3,3-dime	74793-36-5	NIST02.L	124962	C18H34Zn	314	64
Cyclohexane, 1,1,3,5-tetramethyl-, cis-	50876-32-9	NIST02.L	17396	C10H20	140	64



TestAmerica Edison

Data File: \\EDICHRON\ChromData\CVOAMS2\20141104-20141.b\B75594.D

Injection Date: 04-Nov-2014 12:26:30

Instrument ID: CVOAMS2

Lims ID: 460-85482-A-2-A

Lab Sample ID: 460-85482-2

Client ID: DUP\_20141030

Operator ID:

ALS Bottle#:

15

Worklist Smp#:

16

Purge Vol: 5.000 mL

Dil. Factor:

50.0000

Method: 8260W\_2

Limit Group:

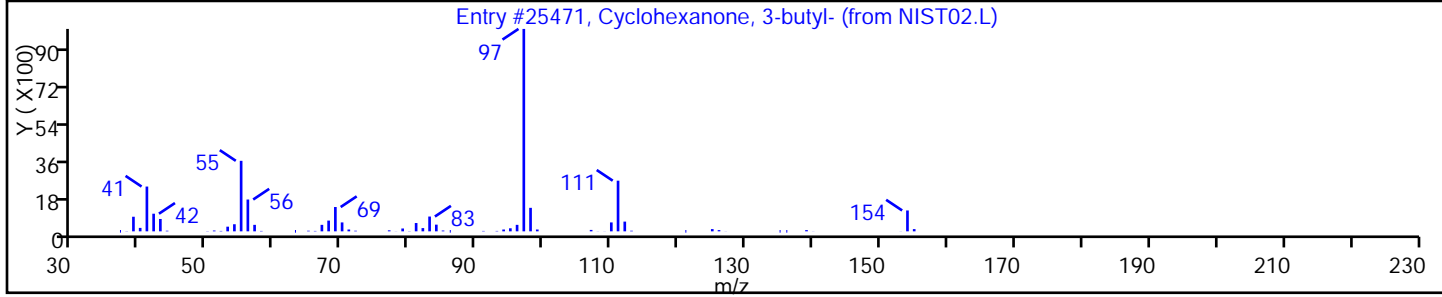
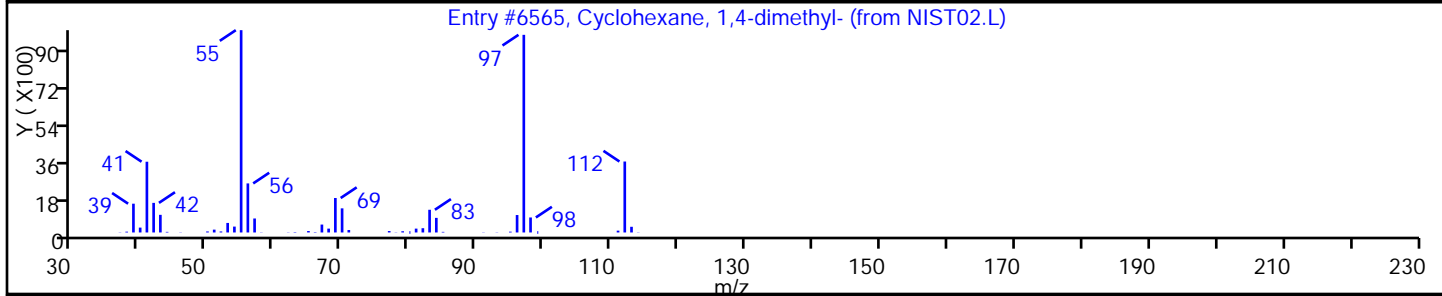
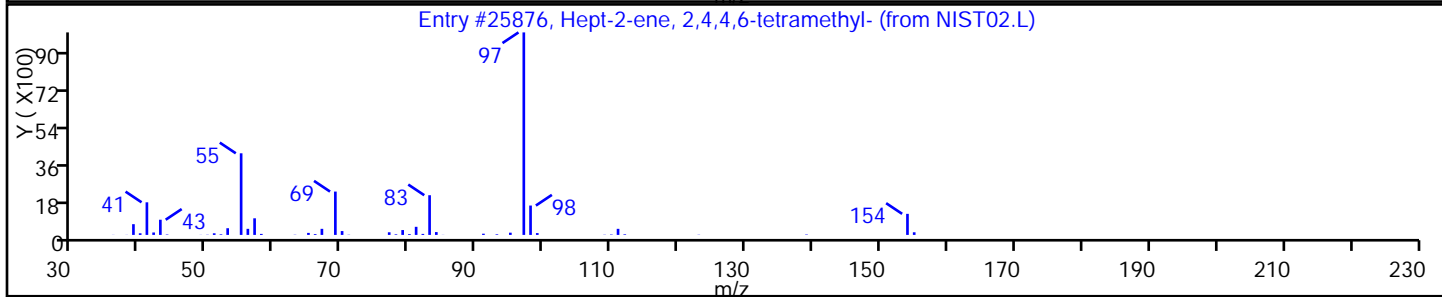
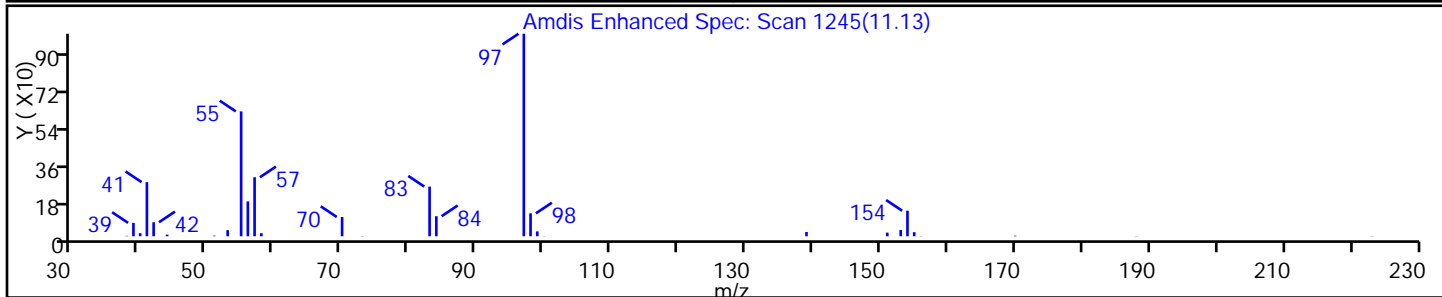
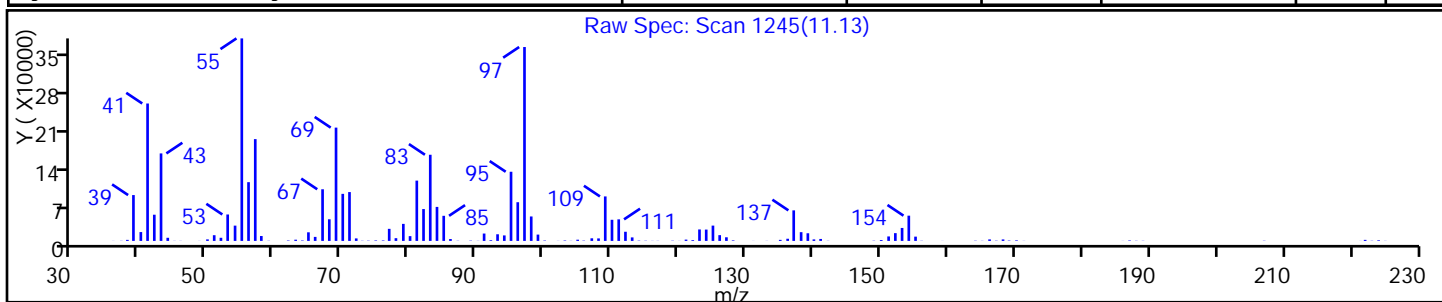
VOA - 8260B Water and Solid

Column:

Detector

MS SCAN

Library Search Compound Match	CAS#	Library	Entry	Formula	Weight	Q
Hept-2-ene, 2,4,4,6-tetramethyl-	103982-58-7	NIST02	25876	C11H22	154	64
Cyclohexane, 1,4-dimethyl-	589-90-2	NIST02.L	6565	C8H16	112	56
Cyclohexanone, 3-butyl-	39178-69-3	NIST02.L	25471	C10H18O	154	53



TestAmerica Edison

Data File: \\EDICHRON\ChromData\CVOAMS2\20141104-20141.b\B75594.D

Injection Date: 04-Nov-2014 12:26:30

Instrument ID: CVOAMS2

Lims ID: 460-85482-A-2-A

Lab Sample ID: 460-85482-2

Client ID: DUP\_20141030

Operator ID:

ALS Bottle#:

15

Worklist Smp#:

16

Purge Vol: 5.000 mL

Dil. Factor:

50.0000

Method: 8260W\_2

Limit Group:

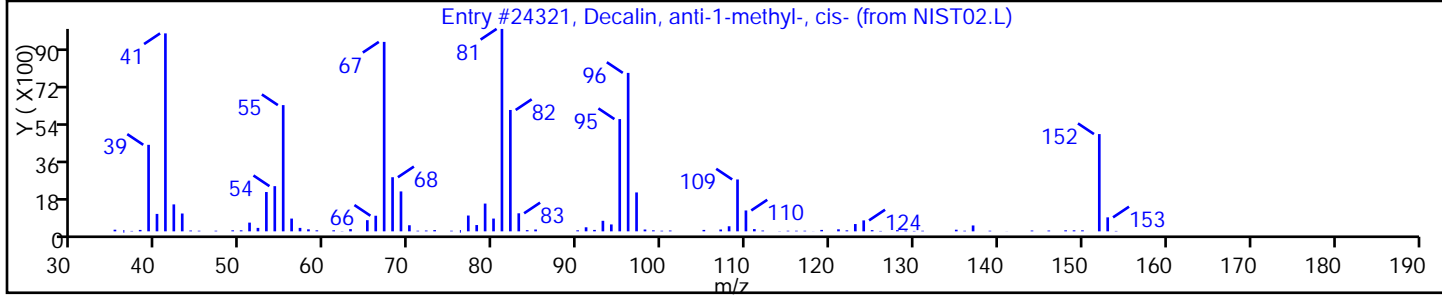
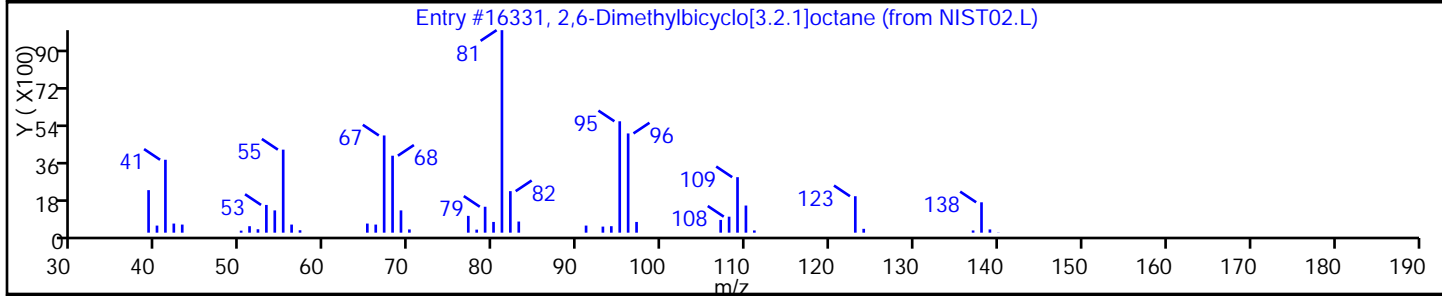
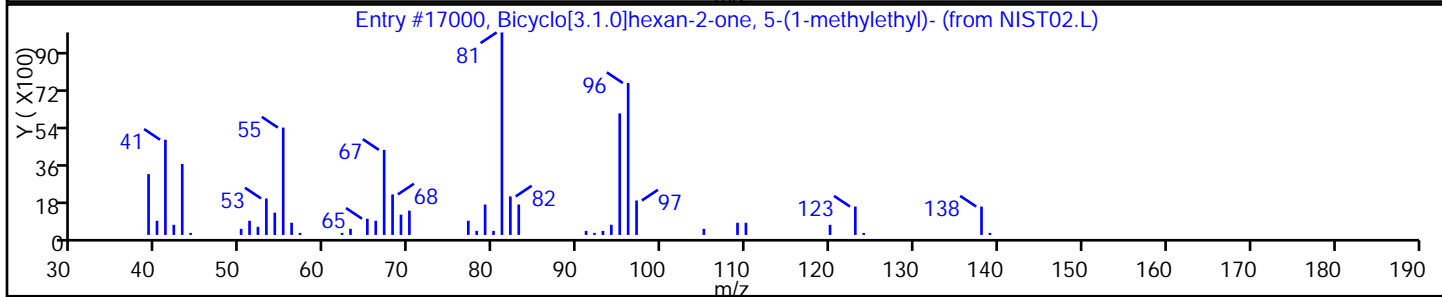
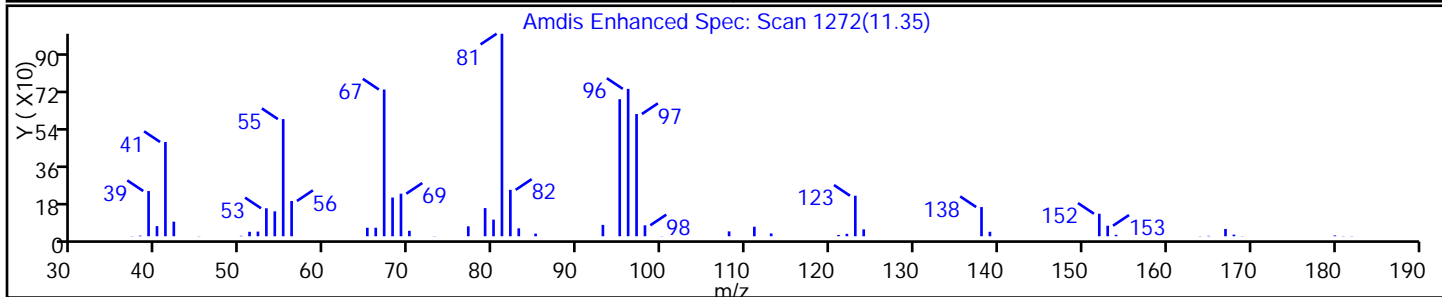
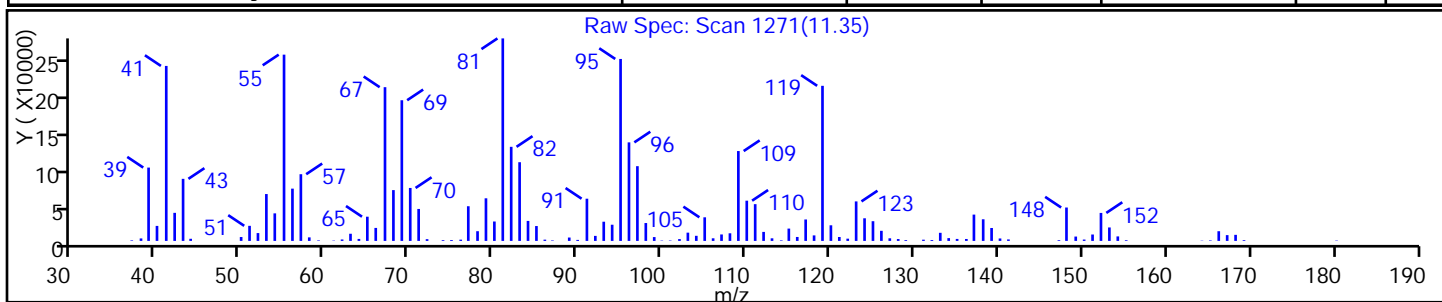
VOA - 8260B Water and Solid

Column:

Detector

MS SCAN

Library Search Compound Match	CAS#	Library	Entry	Formula	Weight	Q
Bicyclo[3.1.0]hexan-2-one, 5-(1-methylet	513-20-2	NIST02	17000	C9H14O	138	83
2,6-Dimethylbicyclo[3.2.1]octane	1000215-28-2	NIST02.L	16331	C10H18	138	72
Decalin, anti-1-methyl-, cis-	1000158-89-0	NIST02.L	24321	C11H20	152	64



TestAmerica Edison

Data File: \\EDICHRON\ChromData\CVOAMS2\20141104-20141.b\B75594.D

Injection Date: 04-Nov-2014 12:26:30

Instrument ID: CVOAMS2

Lims ID: 460-85482-A-2-A

Lab Sample ID: 460-85482-2

Client ID: DUP\_20141030

Operator ID:

ALS Bottle#: 15

Worklist Smp#: 16

Purge Vol: 5.000 mL

Dil. Factor: 50.0000

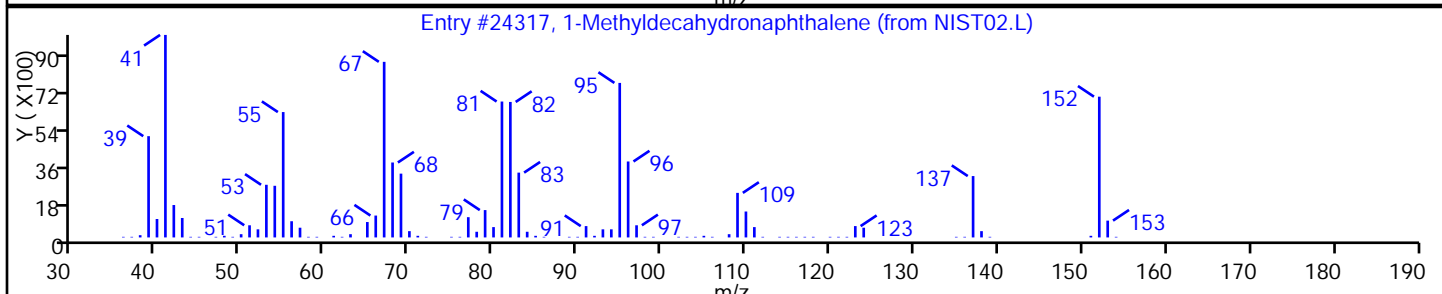
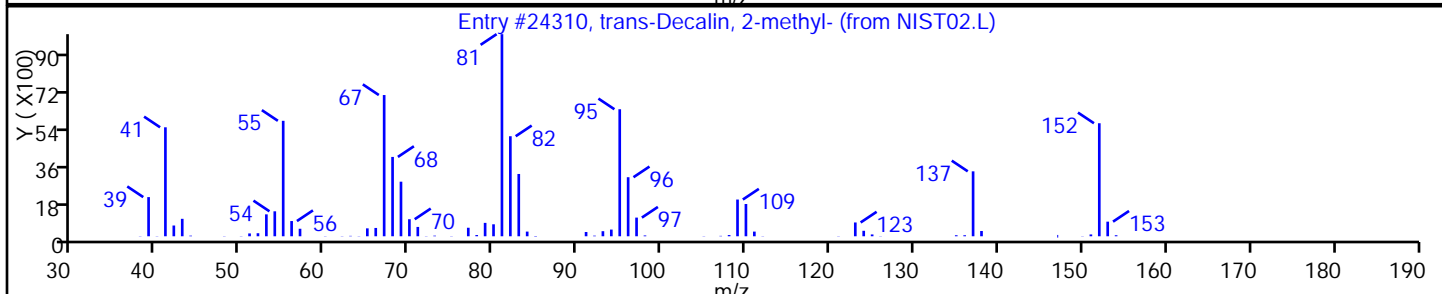
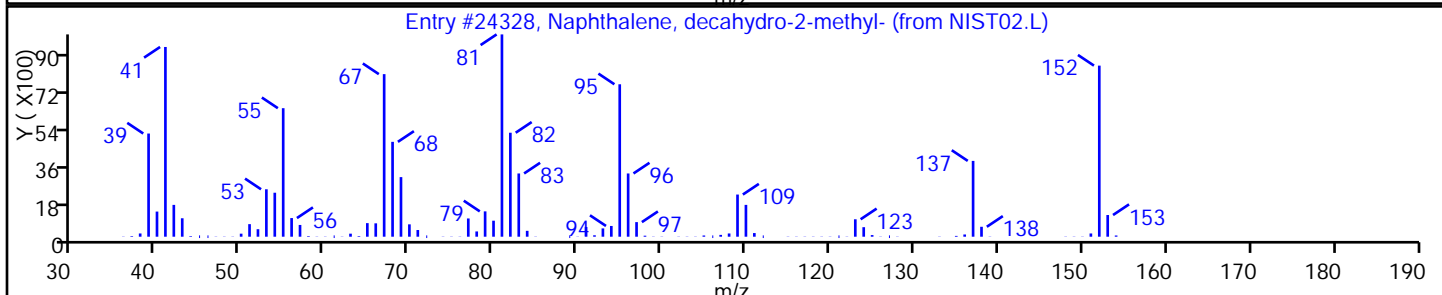
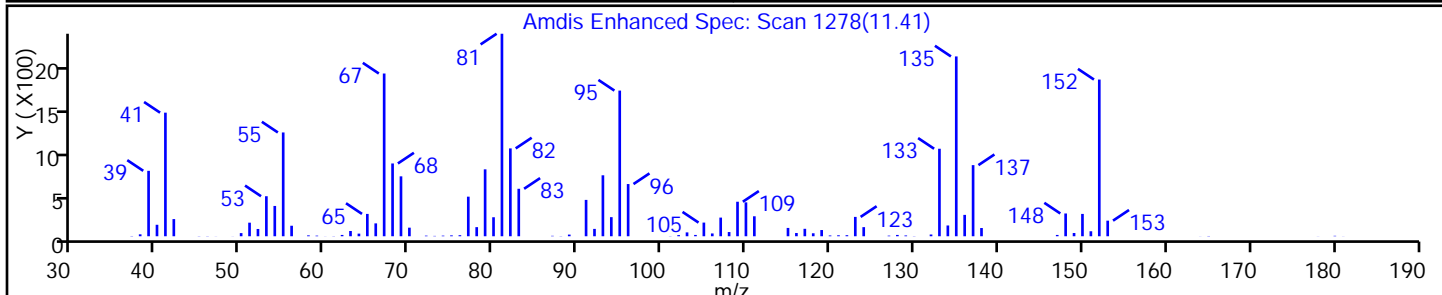
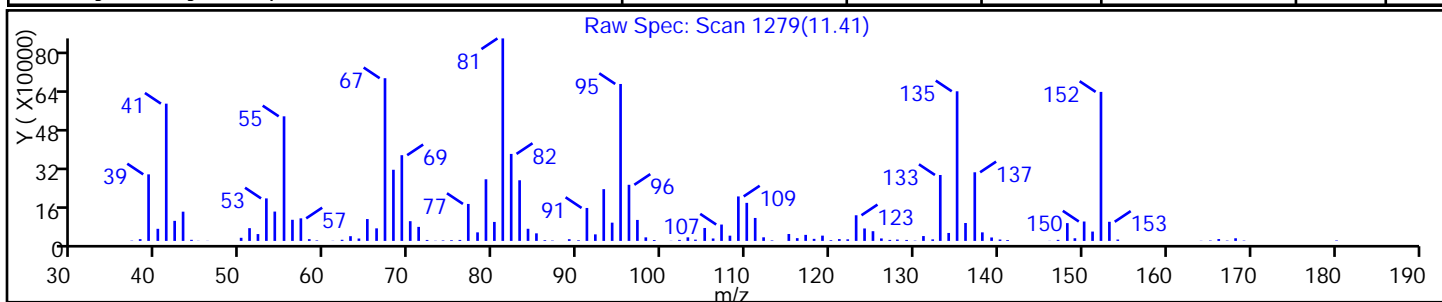
Method: 8260W\_2

Limit Group: VOA - 8260B Water and Solid

Column:

Detector MS SCAN

Library Search Compound Match	CAS#	Library	Entry	Formula	Weight	Q
Naphthalene, decahydro-2-methyl-	2958-76-1	NIST02	24328	C11H20	152	98
trans-Decalin, 2-methyl-	1000152-47-3	NIST02.L	24310	C11H20	152	94
1-Methyldecahydronaphthalene	2958-75-0	NIST02.L	24317	C11H20	152	86





TestAmerica Edison

Data File: \\EDICHROM\ChromData\CVOAMS2\20141104-20141.b\B75594.D

Injection Date: 04-Nov-2014 12:26:30

Instrument ID: CVOAMS2

Lims ID: 460-85482-A-2-A

Lab Sample ID: 460-85482-2

Client ID: DUP\_20141030

Operator ID:

ALS Bottle#: 15 Worklist Smp#: 16

Purge Vol: 5.000 mL

Dil. Factor: 50.0000

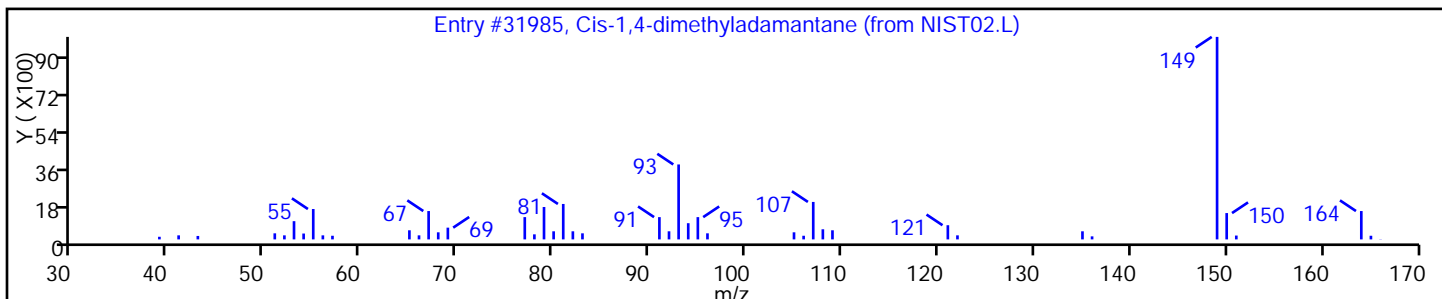
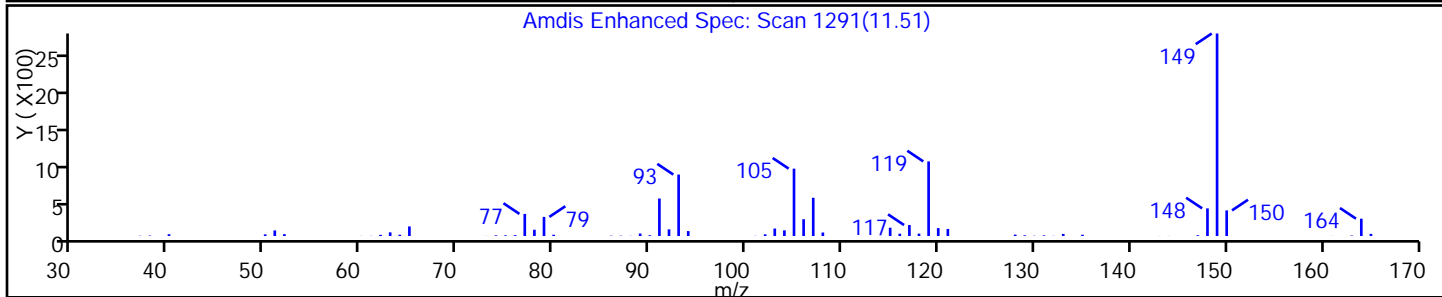
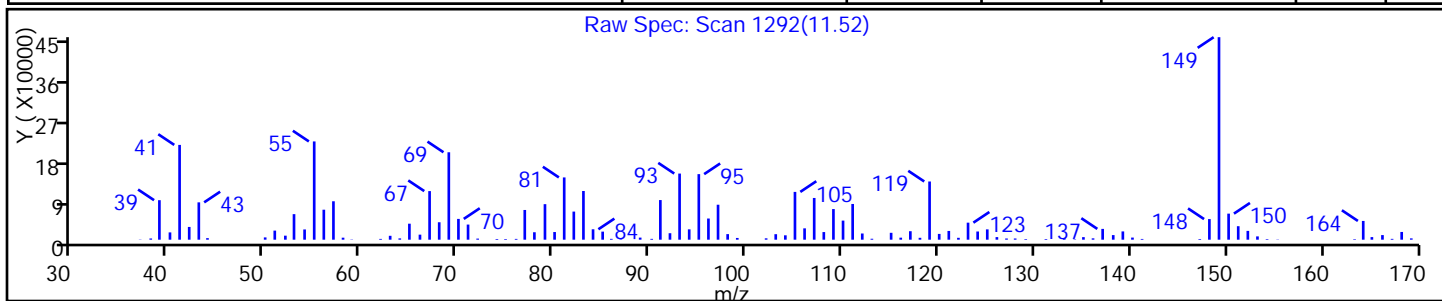
Method: 8260W\_2

Limit Group: VOA - 8260B Water and Solid

Column:

Detector MS SCAN

Library Search Compound Match	CAS#	Library	Entry	Formula	Weight	Q
Unknown		NIST02	0		0	0
Cis-1,4-dimethyladamantane	24145-89-9	NIST02.L	31985	C12H20	164	50



TestAmerica Edison

Data File: \\EDICHRON\ChromData\CVOAMS2\20141104-20141.b\B75594.D

Injection Date: 04-Nov-2014 12:26:30

Instrument ID: CVOAMS2

Lims ID: 460-85482-A-2-A

Lab Sample ID: 460-85482-2

Client ID: DUP\_20141030

Operator ID:

ALS Bottle#: 15

Worklist Smp#: 16

Purge Vol: 5.000 mL

Dil. Factor: 50.0000

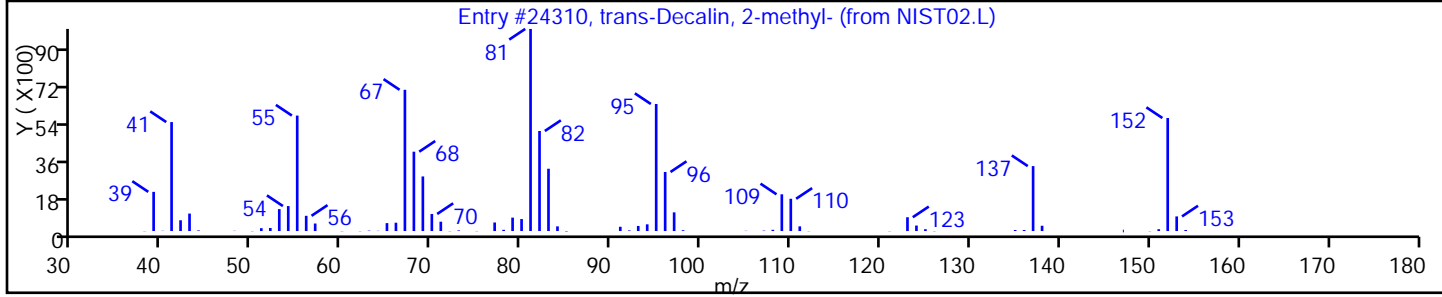
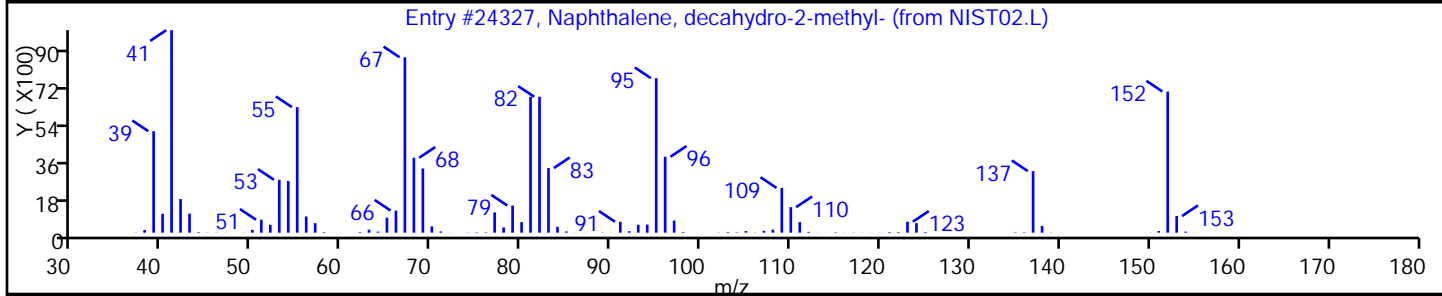
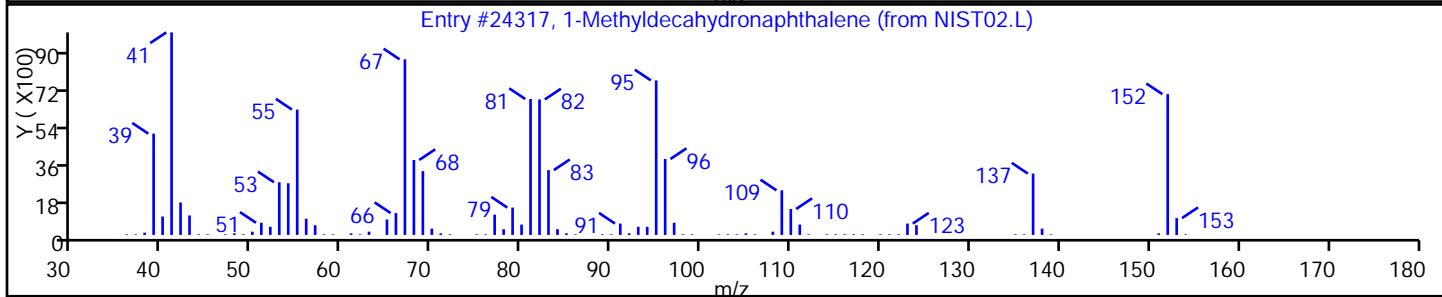
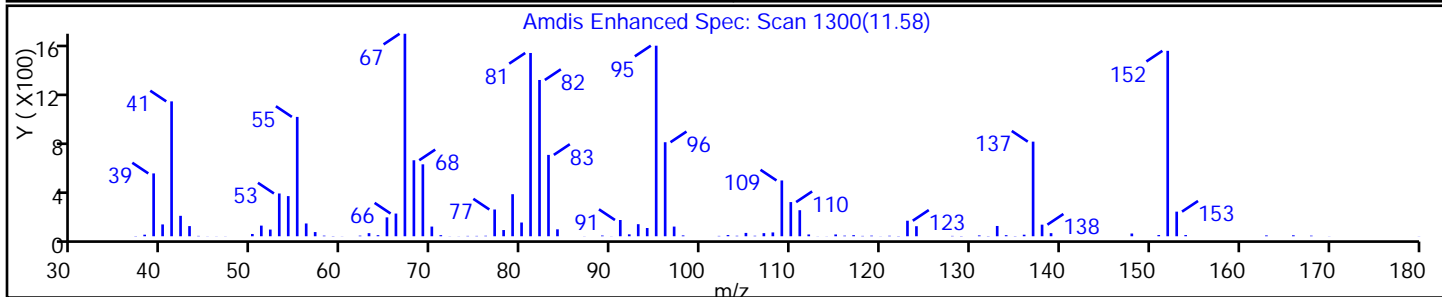
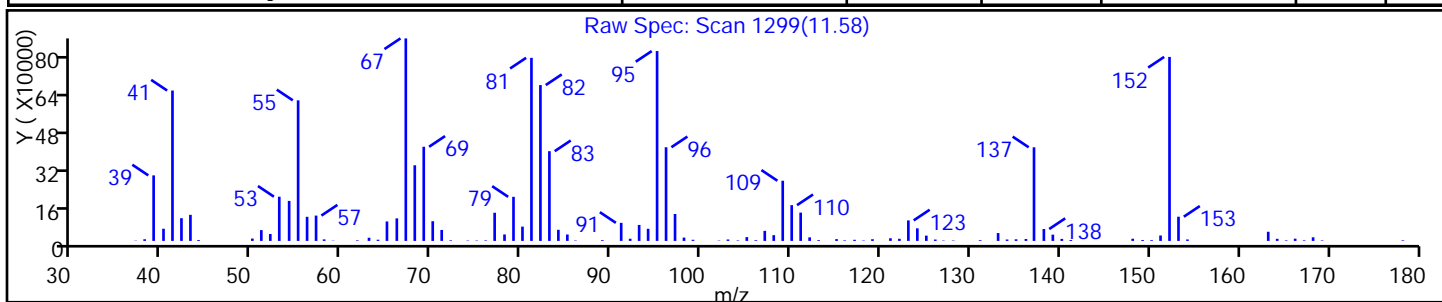
Method: 8260W\_2

Limit Group: VOA - 8260B Water and Solid

Column:

Detector MS SCAN

Library Search Compound Match	CAS#	Library	Entry	Formula	Weight	Q
1-Methyldecahydronaphthalene	2958-75-0	NIST02	24317	C11H20	152	97
Naphthalene, decahydro-2-methyl-	2958-76-1	NIST02.L	24327	C11H20	152	97
trans-Decalin, 2-methyl-	1000152-47-3	NIST02.L	24310	C11H20	152	87



TestAmerica Edison

Data File: \\EDICHROM\ChromData\CVOAMS2\20141104-20141.b\B75594.D

Injection Date: 04-Nov-2014 12:26:30

Instrument ID: CVOAMS2

Lims ID: 460-85482-A-2-A

Lab Sample ID: 460-85482-2

Client ID: DUP\_20141030

Operator ID:

ALS Bottle#:

15

Worklist Smp#:

16

Purge Vol: 5.000 mL

Dil. Factor:

50.0000

Method: 8260W\_2

Limit Group:

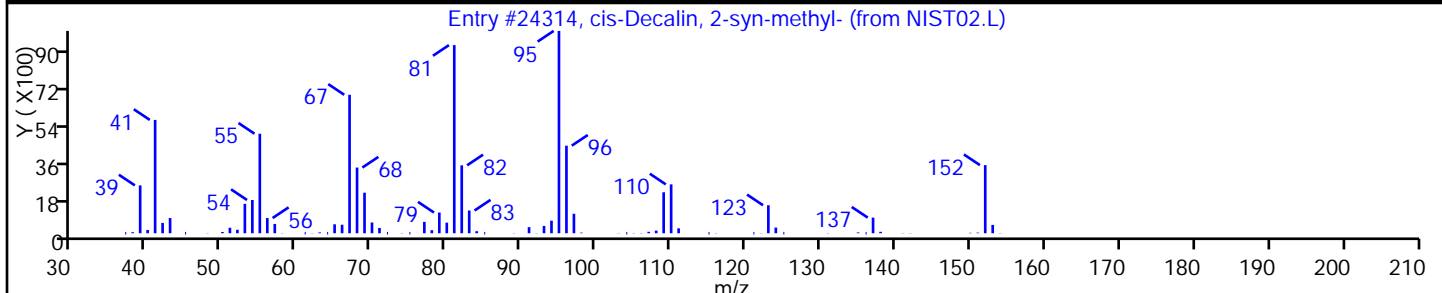
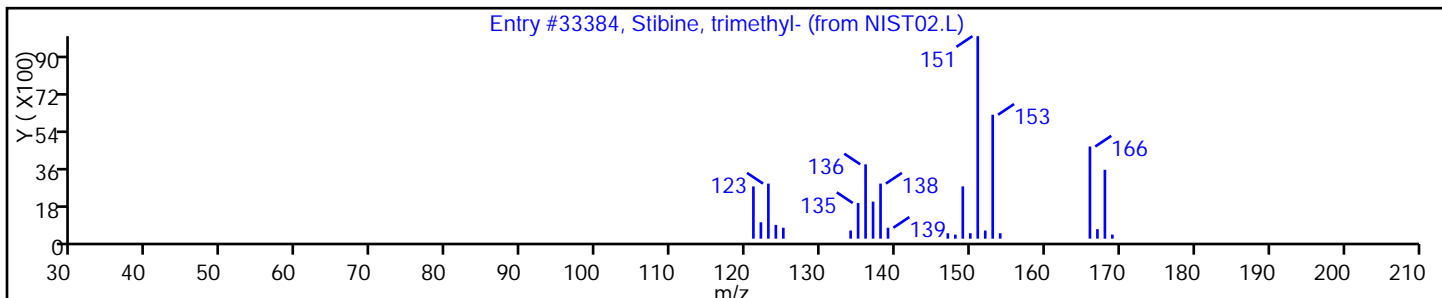
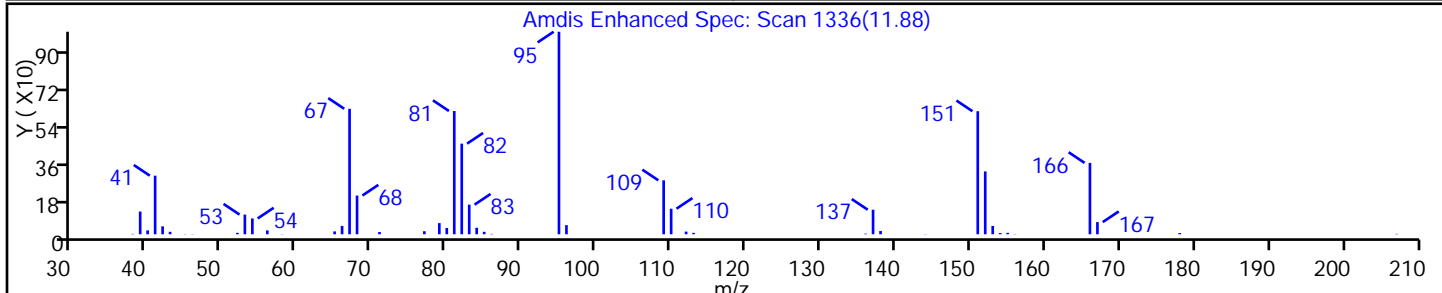
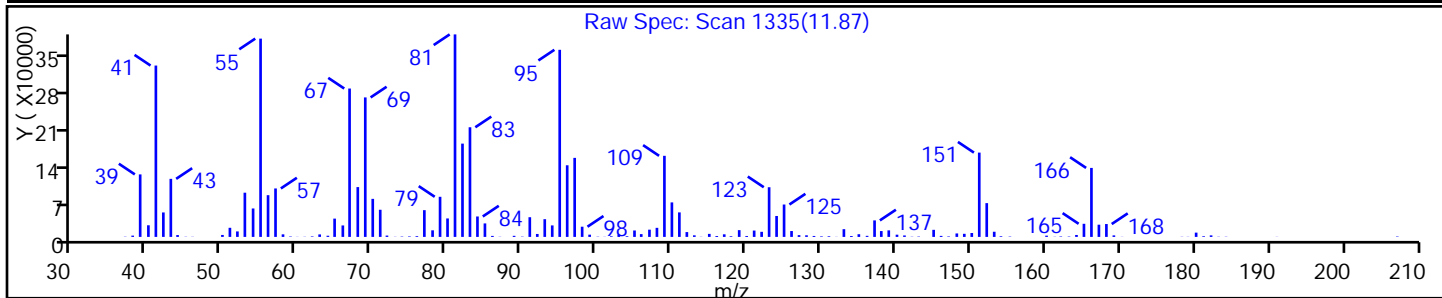
VOA - 8260B Water and Solid

Column:

Detector

MS SCAN

Library Search Compound Match	CAS#	Library	Entry	Formula	Weight	Q
Unknown		NIST02	0		0	0
Stibine, trimethyl-	594-10-5	NIST02.L	33384	C3H9Sb	166	64
cis-Decalin, 2-syn-methyl-	1000155-85-6	NIST02.L	24314	C11H20	152	58



TestAmerica Edison

Data File: \\EDICHROM\ChromData\CVOAMS2\20141104-20141.b\B75594.D

Injection Date: 04-Nov-2014 12:26:30

Instrument ID: CVOAMS2

Lims ID: 460-85482-A-2-A

Lab Sample ID: 460-85482-2

Client ID: DUP\_20141030

Operator ID:

ALS Bottle#: 15 Worklist Smp#: 16

Purge Vol: 5.000 mL

Dil. Factor: 50.0000

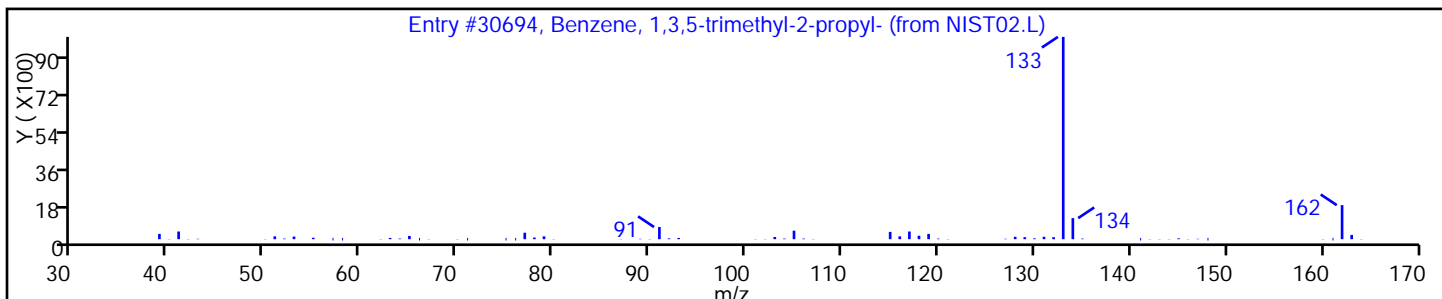
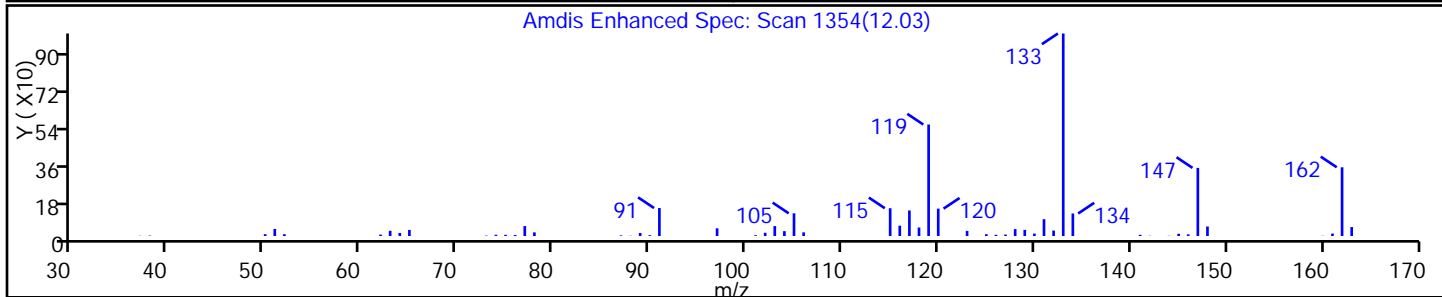
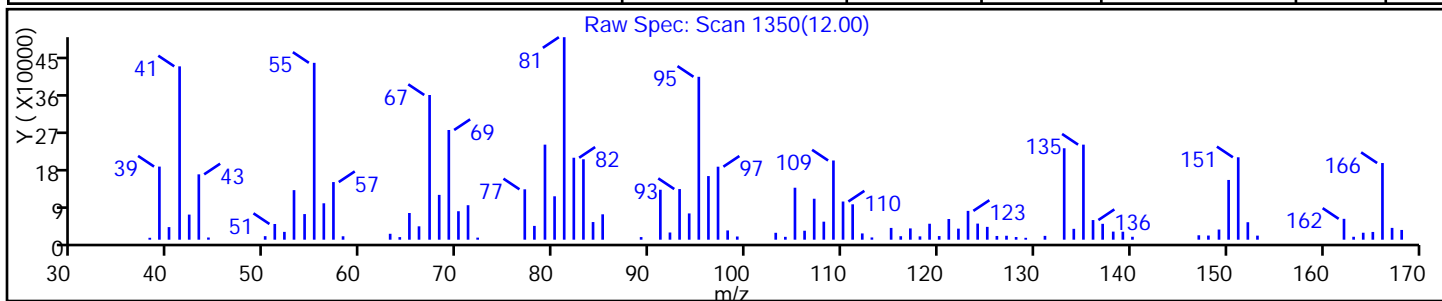
Method: 8260W\_2

Limit Group: VOA - 8260B Water and Solid

Column:

Detector MS SCAN

Library Search Compound Match	CAS#	Library	Entry	Formula	Weight	Q
Unknown		NIST02	0		0	0
Benzene, 1,3,5-trimethyl-2-propyl-	4810-04-2	NIST02.L	30694	C12H18	162	58



TestAmerica Edison

Data File: \\EDICHRON\ChromData\CVOAMS2\20141104-20141.b\B75594.D

Injection Date: 04-Nov-2014 12:26:30

Instrument ID: CVOAMS2

Lims ID: 460-85482-A-2-A

Lab Sample ID: 460-85482-2

Client ID: DUP\_20141030

Operator ID:

ALS Bottle#:

15

Worklist Smp#:

16

Purge Vol: 5.000 mL

Dil. Factor:

50.0000

Method: 8260W\_2

Limit Group:

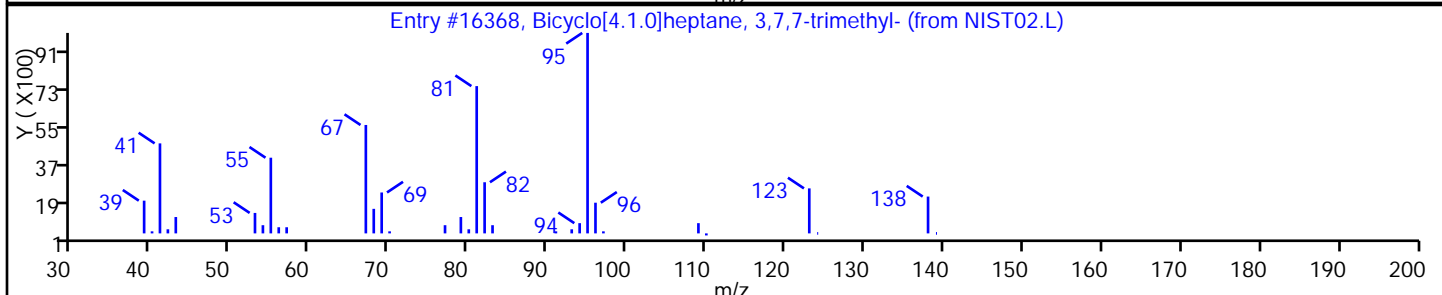
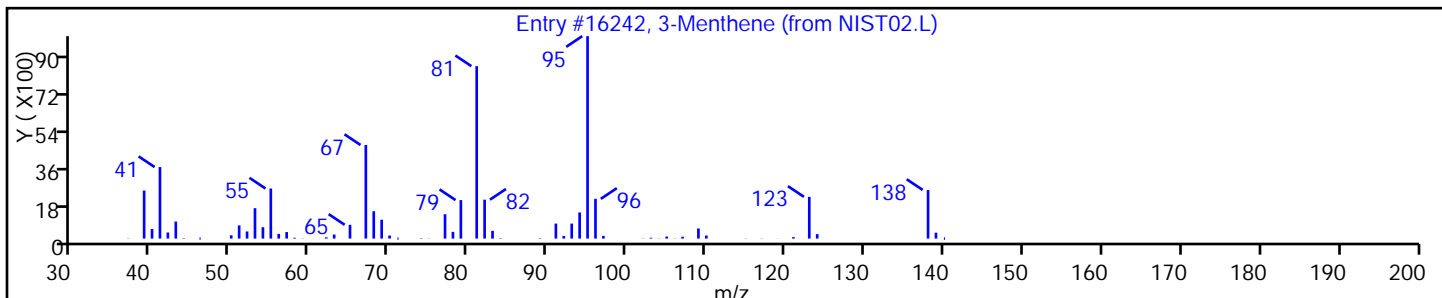
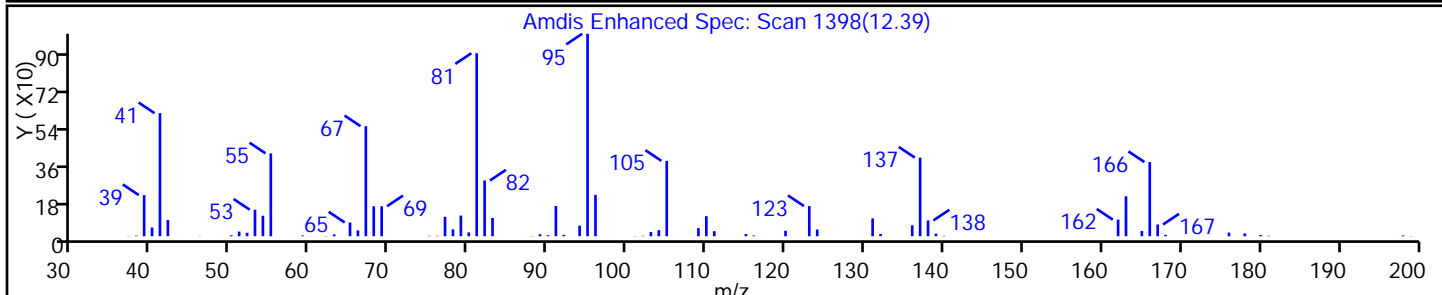
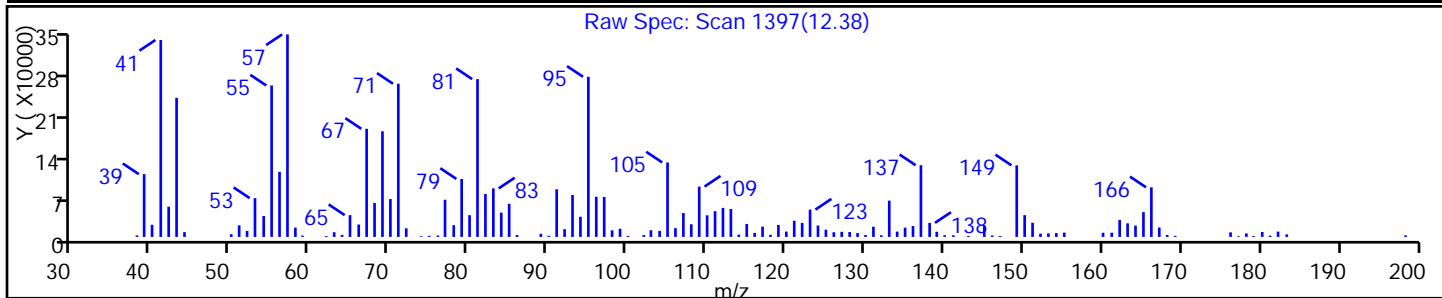
VOA - 8260B Water and Solid

Column:

Detector

MS SCAN

Library Search Compound Match	CAS#	Library	Entry	Formula	Weight	Q
Unknown		NIST02	0		0	0
3-Menthene	1000118-83-1	NIST02.L	16242	C10H18	138	64
Bicyclo[4.1.0]heptane, 3,7,7-trimethyl-	554-59-6	NIST02.L	16368	C10H18	138	64



FORM I  
GC/MS VOA ORGANICS ANALYSIS DATA SHEET

Lab Name: TestAmerica Edison Job No.: 460-85482-1  
 SDG No.: \_\_\_\_\_  
 Client Sample ID: PMP-15-SW-WT Lab Sample ID: 460-85482-3  
 Matrix: Solid Lab File ID: B75595.D  
 Analysis Method: 8260B Date Collected: 10/30/2014 15:22  
 Sample wt/vol: 5.006(g) Date Analyzed: 11/04/2014 12:50  
 Soil Aliquot Vol: 5 (mL) Dilution Factor: 50  
 Soil Extract Vol.: 10 (mL) GC Column: Rtx-624 ID: 0.25 (mm)  
 % Moisture: 6.6 Level: (low/med) Medium  
 Analysis Batch No.: 260159 Units: ug/Kg

CAS NO.	COMPOUND NAME	RESULT	Q	RL	MDL
71-55-6	1,1,1-Trichloroethane	6.7	U	110	6.7
79-34-5	1,1,2,2-Tetrachloroethane	17	U	110	17
79-00-5	1,1,2-Trichloroethane	20	U	110	20
75-34-3	1,1-Dichloroethane	14	U	110	14
75-35-4	1,1-Dichloroethene	9.5	U	110	9.5
87-61-6	1,2,3-Trichlorobenzene	630		110	55
120-82-1	1,2,4-Trichlorobenzene	3000		110	37
96-12-8	1,2-Dibromo-3-Chloropropane	43	U	110	43
106-93-4	1,2-Dibromoethane	29	U	110	29
95-50-1	1,2-Dichlorobenzene	22	U	110	22
107-06-2	1,2-Dichloroethane	20	U	110	20
78-87-5	1,2-Dichloropropane	9.2	U	110	9.2
541-73-1	1,3-Dichlorobenzene	14	U	110	14
106-46-7	1,4-Dichlorobenzene	42	J	110	25
123-91-1	1,4-Dioxane	3800	U	2700	3800
78-93-3	2-Butanone	250	U	530	250
591-78-6	2-Hexanone	53	U	530	53
108-10-1	4-Methyl-2-pentanone	110	U	530	110
67-64-1	Acetone	290	U	530	290
71-43-2	Benzene	8.8	U	110	8.8
74-97-5	Bromochloromethane	29	U	110	29
75-27-4	Bromodichloromethane	13	U	110	13
75-25-2	Bromoform	21	U	110	21
74-83-9	Bromomethane	19	U	110	19
75-15-0	Carbon disulfide	13	U	110	13
56-23-5	Carbon tetrachloride	6.1	U	110	6.1
108-90-7	Chlorobenzene	12	U	110	12
75-00-3	Chloroethane	18	U	110	18
67-66-3	Chloroform	8.4	U	110	8.4
74-87-3	Chloromethane	10	U	110	10
156-59-2	cis-1,2-Dichloroethene	19	U	110	19
10061-01-5	cis-1,3-Dichloropropene	20	U	110	20
110-82-7	Cyclohexane	17	U	110	17
124-48-1	Dibromochloromethane	21	U	110	21
75-71-8	Dichlorodifluoromethane	23	U	110	23
100-41-4	Ethylbenzene	10	U	110	10

FORM I  
GC/MS VOA ORGANICS ANALYSIS DATA SHEET

Lab Name: TestAmerica Edison Job No.: 460-85482-1  
 SDG No.: \_\_\_\_\_  
 Client Sample ID: PMP-15-SW-WT Lab Sample ID: 460-85482-3  
 Matrix: Solid Lab File ID: B75595.D  
 Analysis Method: 8260B Date Collected: 10/30/2014 15:22  
 Sample wt/vol: 5.006(g) Date Analyzed: 11/04/2014 12:50  
 Soil Aliquot Vol: 5 (mL) Dilution Factor: 50  
 Soil Extract Vol.: 10 (mL) GC Column: Rtx-624 ID: 0.25 (mm)  
 % Moisture: 6.6 Level: (low/med) Medium  
 Analysis Batch No.: 260159 Units: ug/Kg

CAS NO.	COMPOUND NAME	RESULT	Q	RL	MDL
76-13-1	Freon TF	8.8	U	110	8.8
98-82-8	Isopropylbenzene	8.2	U	110	8.2
79-20-9	Methyl acetate	36	U	530	36
108-87-2	Methylcyclohexane	14	U	110	14
75-09-2	Methylene Chloride	19	U	110	19
1634-04-4	MTBE	15	U	110	15
100-42-5	Styrene	13	U	110	13
127-18-4	Tetrachloroethene	150		110	10
108-88-3	Toluene	16	U	110	16
156-60-5	trans-1,2-Dichloroethene	14	U	110	14
10061-02-6	trans-1,3-Dichloropropene	26	U	110	26
79-01-6	Trichloroethene	9.8	U	110	9.8
75-69-4	Trichlorofluoromethane	16	U	110	16
75-01-4	Vinyl chloride	15	U	110	15
1330-20-7	Xylenes, Total	38	U	210	38

CAS NO.	SURROGATE	%REC	Q	LIMITS
17060-07-0	1,2-Dichloroethane-d4 (Surr)	89		75-135
2037-26-5	Toluene-d8 (Surr)	98		59-150
460-00-4	Bromofluorobenzene	102		72-133
1868-53-7	Dibromofluoromethane (Surr)	92		70-130

FORM I  
GC/MS VOA ORGANICS ANALYSIS DATA SHEET  
TENTATIVELY IDENTIFIED COMPOUNDS

Lab Name: TestAmerica Edison Job No.: 460-85482-1  
 SDG No.: \_\_\_\_\_  
 Client Sample ID: PMP-15-SW-WT Lab Sample ID: 460-85482-3  
 Matrix: Solid Lab File ID: B75595.D  
 Analysis Method: 8260B Date Collected: 10/30/2014 15:22  
 Sample wt/vol: 5.006(g) Date Analyzed: 11/04/2014 12:50  
 Soil Aliquot Vol: 5 (mL) Dilution Factor: 50  
 Soil Extract Vol.: 10 (mL) GC Column: Rtx-624 ID: 0.25 (mm)  
 % Moisture: 6.6 Level: (low/med) Medium  
 Analysis Batch No.: 260159 Units: ug/Kg  
 Number TICs Found: 10 TIC Result Total: 153000

CAS NO.	COMPOUND NAME	RT	RESULT	Q
1000149-19-7	2-Hexene, 4-ethyl-2,3-dimethyl-	9.76	10000	J N
	Unknown	10.46	10000	J
493-02-7	Naphthalene, decahydro-, trans-	10.90	22000	J N
2958-76-1	Naphthalene, decahydro-2-methyl-	11.41	19000	J N
2958-75-0	1-Methyldecahydronaphthalene	11.58	18000	J N
	Unknown	11.65	11000	J
	Unknown	11.88	13000	J
	Unknown	12.00	24000	J
	Unknown	12.27	12000	J
66660-39-7	trans, cis-2-Ethylbicyclo[4.4.0]decane	12.38	14000	J N



TestAmerica Edison  
Target Compound Quantitation Report

Data File: \\EDICHROM\ChromData\CVOAMS2\20141104-20141.b\B75595.D  
 Lims ID: 460-85482-A-3-A Lab Sample ID: 460-85482-3  
 Client ID: PMP-15-SW-WT  
 Sample Type: Client  
 Inject. Date: 04-Nov-2014 12:50:30 ALS Bottle#: 16 Worklist Smp#: 17  
 Purge Vol: 5.000 mL Dil. Factor: 50.0000  
 Sample Info: 460-85482-A-3-A  
 Misc. Info.: 460-0020141-017  
 Operator ID: Instrument ID: CVOAMS2  
 Method: \\EDICHROM\ChromData\CVOAMS2\20141104-20141.b\8260W\_2.m  
 Limit Group: VOA - 8260B Water and Solid  
 Last Update: 06-Nov-2014 13:14:45 Calib Date: 21-Oct-2014 13:24:30  
 Integrator: RTE ID Type: Deconvolution ID  
 Quant Method: Internal Standard Quant By: Initial Calibration  
 Last ICal File: \\EDICHROM\ChromData\CVOAMS2\20141021-19612.b\B74941.D  
 Column 1 : Rtx-624 ( 0.25 mm) Det: MS SCAN  
 Process Host: XAWRK012

First Level Reviewer: intarachau

Date: 05-Nov-2014 14:36:22

Compound	Sig	RT (min.)	Exp RT (min.)	Dlt RT (min.)	Q	Response	OnCol Amt ug/l	Flags
* 26 TBA-d9 (IS)	65	2.648	2.648	0.000	87	127591	1000.0	
\$ 57 Dibromofluoromethane (Surr	113	4.277	4.277	0.000	96	168877	45.9	
\$ 53 1,2-Dichloroethane-d4 (Sur	65	4.664	4.664	0.000	97	156313	44.3	
* 58 Fluorobenzene	96	4.985	4.985	0.000	98	681503	50.0	
* 65 1,4-Dioxane-d8	96	5.841	5.833	0.008	97	15323	1000.0	
\$ 76 Toluene-d8 (Surr)	98	6.985	6.985	0.000	98	654599	48.9	
81 Tetrachloroethene	166	7.660	7.660	0.000	88	6772	1.42	
* 87 Chlorobenzene-d5	117	8.598	8.590	0.008	87	570306	50.0	
92 o-Xylene	106	9.207	9.207	0.000	32	1368	0.1830	
\$ 97 4-Bromofluorobenzene	174	9.709	9.701	0.008	91	230746	51.0	
* 115 1,4-Dichlorobenzene-d4	152	10.680	10.672	0.008	96	312726	50.0	
116 1,4-Dichlorobenzene	146	10.697	10.697	0.000	40	3827	0.3921	
127 1,2,4-Trichlorobenzene	180	12.236	12.236	0.000	90	170380	28.1	
131 1,2,3-Trichlorobenzene	180	12.647	12.647	0.000	64	28400	5.86	
S 134 Xylenes, Total	100				0		0.1830	

**Reagents:**

8260 INTSTD C\_00056

Amount Added: 1.00

Units: uL

Run Reagent

TestAmerica Edison  
Tentatively Identified Quantitation Report

Data File: \\EDICHROM\ChromData\CVOAMS2\20141104-20141.b\B75595.D  
 Lims ID: 460-85482-A-3-A Lab Sample ID: 460-85482-3  
 Client ID: PMP-15-SW-WT  
 Sample Type: Client  
 Inject. Date: 04-Nov-2014 12:50:30 ALS Bottle#: 16 Worklist Smp#: 17  
 Purge Vol: 5.000 mL Dil. Factor: 50.0000  
 Sample Info: 460-85482-A-3-A  
 Misc. Info.: 460-0020141-017  
 Operator ID: Instrument ID: CVOAMS2  
 Method: \\EDICHROM\ChromData\CVOAMS2\20141104-20141.b\8260W\_2.m  
 Limit Group: VOA - 8260B Water and Solid  
 Last Update: 06-Nov-2014 13:14:45 Calib Date: 21-Oct-2014 13:24:30  
 Tic RT Window: 0.000 -0.000 Response: area  
 Quant By: Nearest ISTD Quant LOD: 10.00000  
 MS Library: \\EDICHROM\ChromData\Database\NIST02.L  
 Min. Match: 40  
 Column 1 : Rtx-624 ( 0.25 mm) Det: MS SCAN  
 Process Host: XAWRK012  
 First Level Reviewer: intarachau Date: 05-Nov-2014 14:36:22

## Tentative Identified Compound Results

RT	Response	Amount ug/l	Quant Cpd	Qual	Lib Entry	Molecular Formula	Mol. Weight	Flags
9.758	3686989	94.0	115	83	17365	C10H20	140	
						1000149-19-7 2-Hexene, 4-ethyl-2,3-dimethyl-		
						Unknown		
10.458	3670180	93.6	115	0	0		0	
						493-02-7 Naphthalene, decahydro-, trans-		
10.902	8172831	208.4	115	98	16320	C10H18	138	
						2958-76-1 Naphthalene, decahydro-2-methyl-		
11.413	7063901	180.1	115	99	24328	C11H20	152	
						2958-75-0 1-Methyldecahydronaphthalene		
11.577	6435234	164.1	115	97	24317	C11H20	152	
						Unknown		
11.651	3928258	100.1	115	0	0		0	
						Unknown		
11.882	4603066	117.4	115	0	0		0	
						Unknown		
11.997	8890434	226.7	115	0	0		0	
						Unknown		
12.268	4445301	113.3	115	0	0		0	
						66660-39-7 trans, cis-2-Ethylbicyclo[4.4.0]decane		
12.384	5180011	132.1	115	72	33339	C12H22	166	

## Quantitation Compounds

Compound	RT	Response	Amount ug/l
* 115 1,4-Dichlorobenzene-d4	10.680	1961201	50.0

[QC Flag Legend](#)

Processing Flags

[Reagents:](#)

8260 INTSTD C\_00056

Amount Added: 1.00

Units: uL

Run Reagent

TestAmerica Edison

Data File: \\EDICHRON\ChromData\CVOAMS2\20141104-20141.b\B75595.D

Injection Date: 04-Nov-2014 12:50:30

Instrument ID: CVOAMS2

Operator ID:

Lims ID: 460-85482-A-3-A

Lab Sample ID: 460-85482-3

Worklist Smp#: 17

Client ID: PMP-15-SW-WT

Purge Vol: 5.000 mL

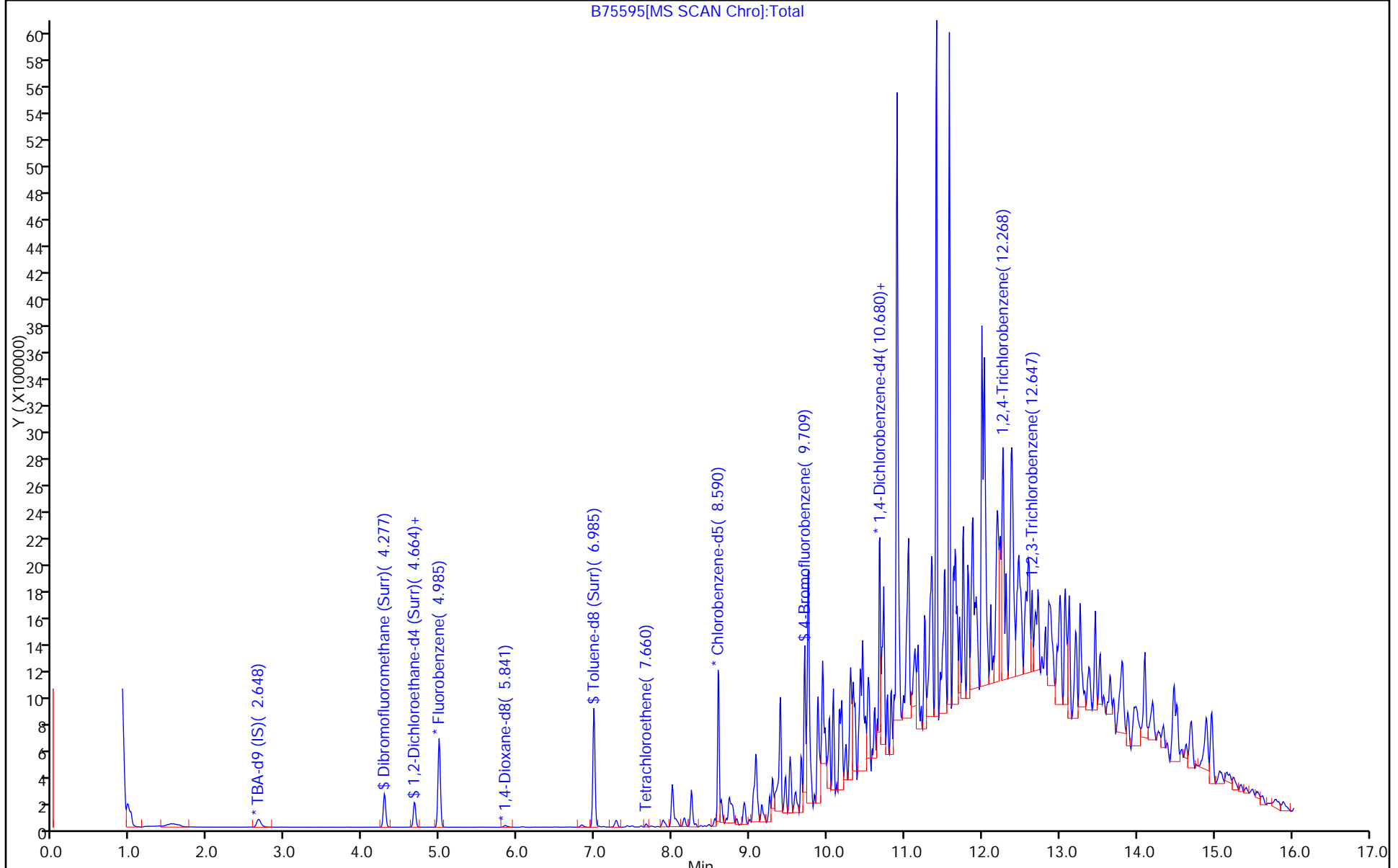
Dil. Factor: 50.0000

ALS Bottle#: 16

Method: 8260W\_2

Limit Group: VOA - 8260B Water and Solid

Column: Rtx-624 (0.25 mm)



TestAmerica Edison

Data File: \\EDICHROM\ChromData\CVOAMS2\20141104-20141.b\B75595.D

Injection Date: 04-Nov-2014 12:50:30

Instrument ID: CVOAMS2

Lims ID: 460-85482-A-3-A

Lab Sample ID: 460-85482-3

Client ID: PMP-15-SW-WT

Operator ID:

ALS Bottle#:

16

Worklist Smp#:

17

Purge Vol: 5.000 mL

Dil. Factor:

50.0000

Method: 8260W\_2

Limit Group:

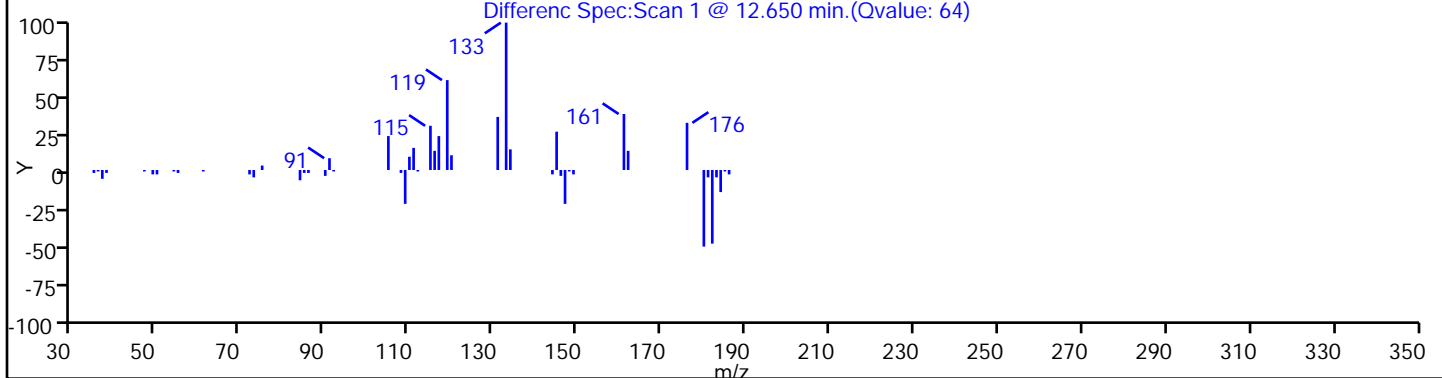
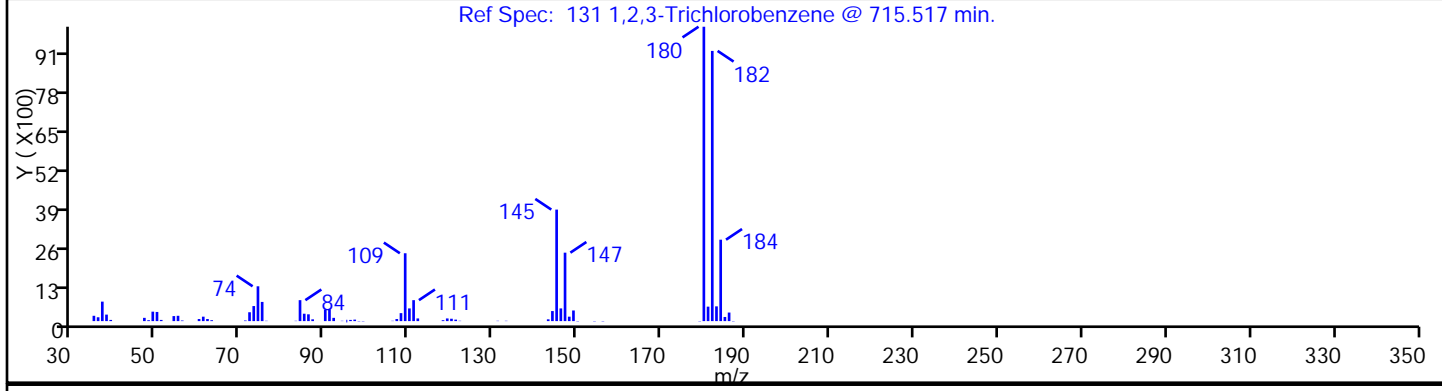
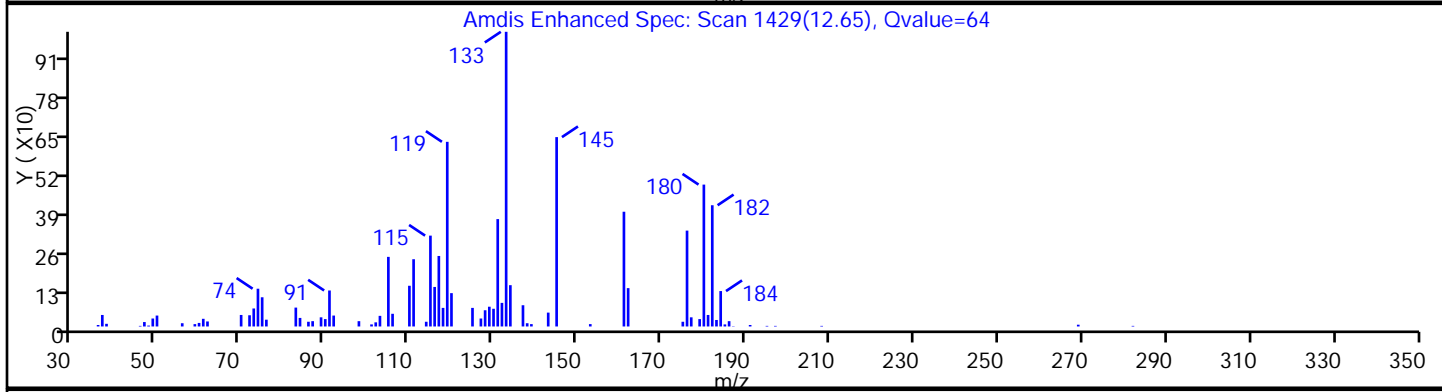
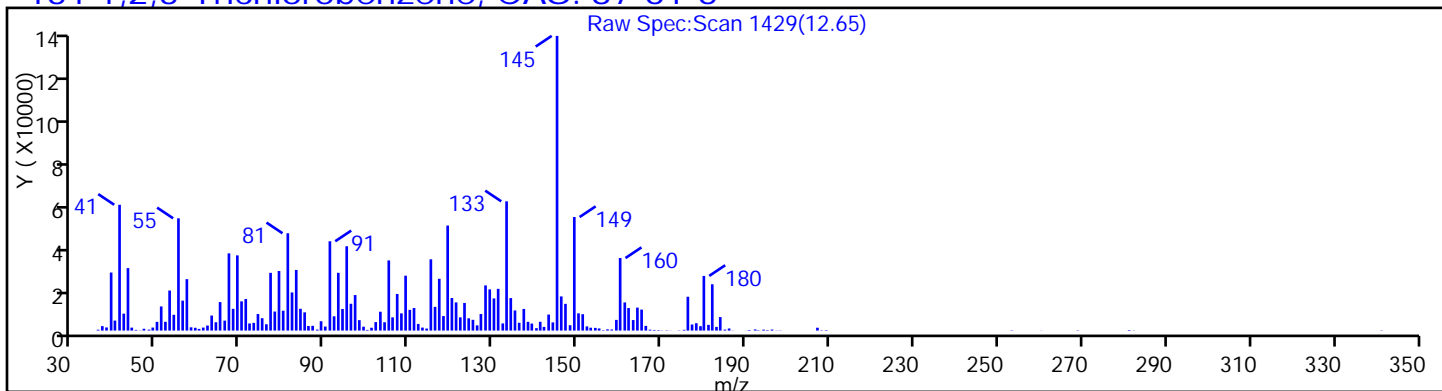
VOA - 8260B Water and Solid

Column: Rtx-624 (0.25 mm)

Detector

MS SCAN

131 1,2,3-Trichlorobenzene, CAS: 87-61-6



TestAmerica Edison

Data File: \\EDICHROM\ChromData\CVOAMS2\20141104-20141.b\B75595.D

Injection Date: 04-Nov-2014 12:50:30

Instrument ID: CVOAMS2

Lims ID: 460-85482-A-3-A

Lab Sample ID: 460-85482-3

Client ID: PMP-15-SW-WT

Operator ID:

ALS Bottle#: 16

Worklist Smp#: 17

Purge Vol: 5.000 mL

Dil. Factor: 50.0000

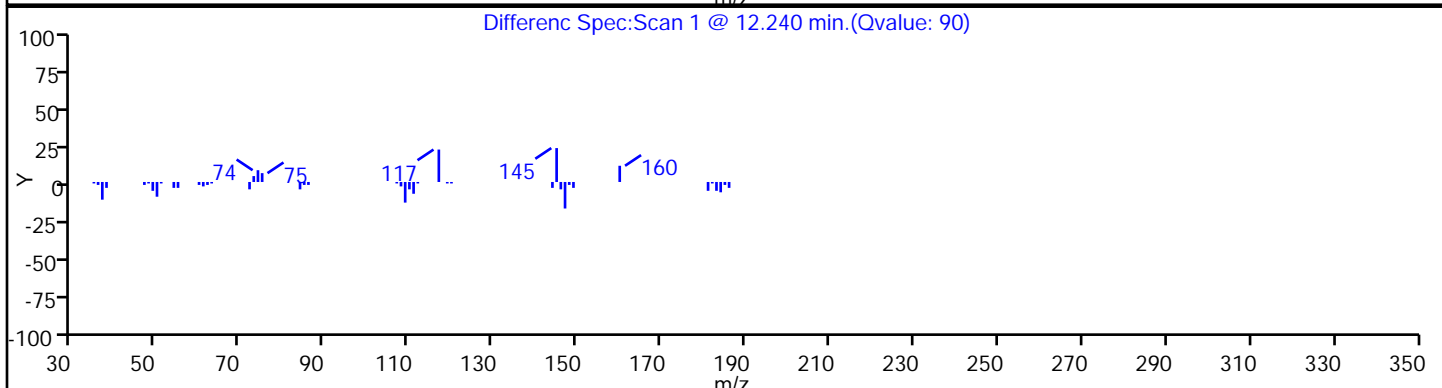
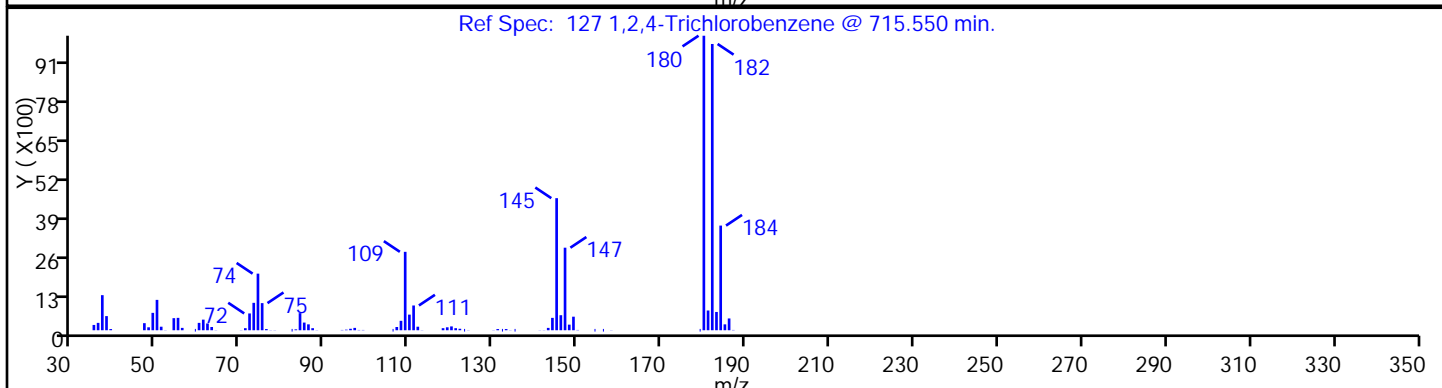
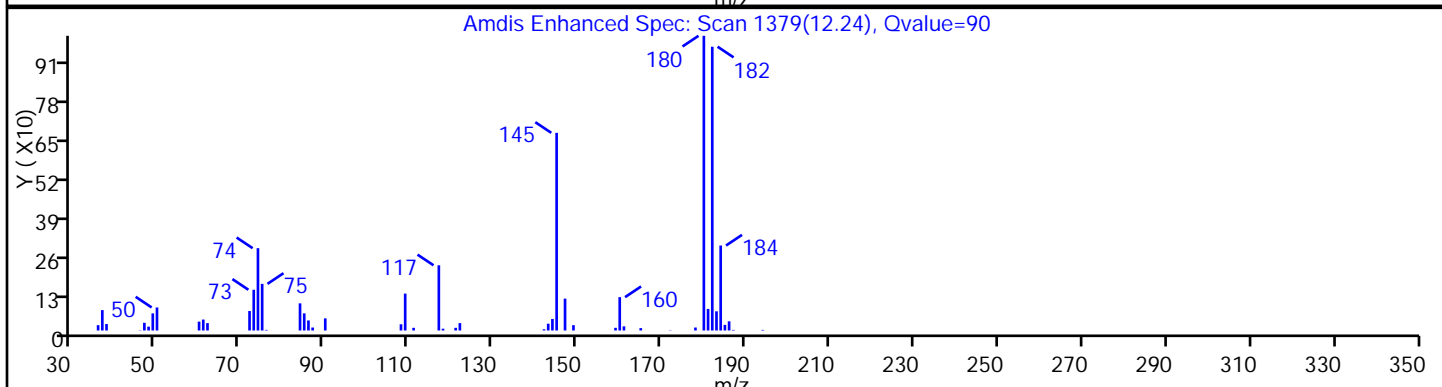
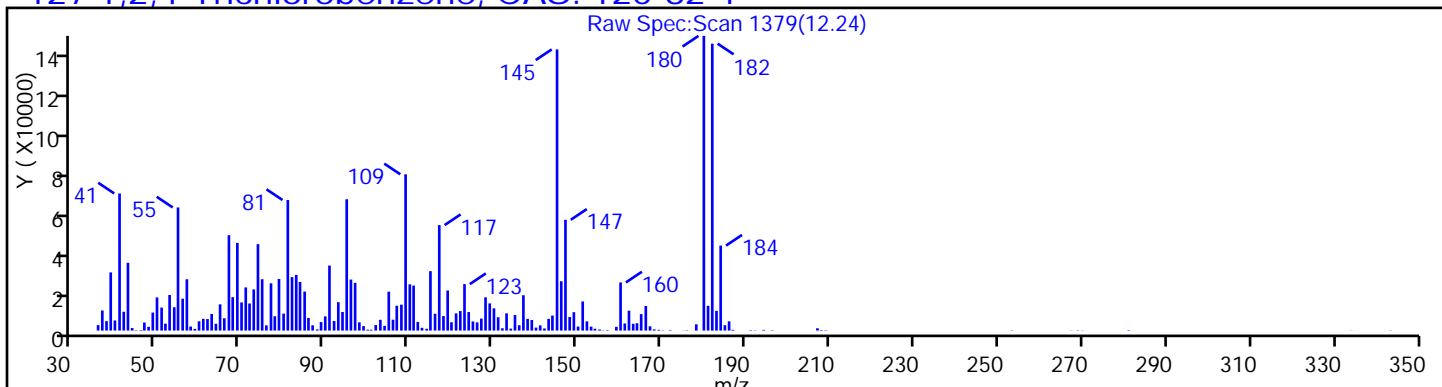
Method: 8260W\_2

Limit Group: VOA - 8260B Water and Solid

Column: Rtx-624 (0.25 mm)

Detector: MS SCAN

127 1,2,4-Trichlorobenzene, CAS: 120-82-1



TestAmerica Edison

Data File: \\EDICHROM\ChromData\CVOAMS2\20141104-20141.b\B75595.D

Injection Date: 04-Nov-2014 12:50:30

Instrument ID: CVOAMS2

Lims ID: 460-85482-A-3-A

Lab Sample ID: 460-85482-3

Client ID: PMP-15-SW-WT

Operator ID:

ALS Bottle#: 16 Worklist Smp#: 17

Purge Vol: 5.000 mL

Dil. Factor: 50.0000

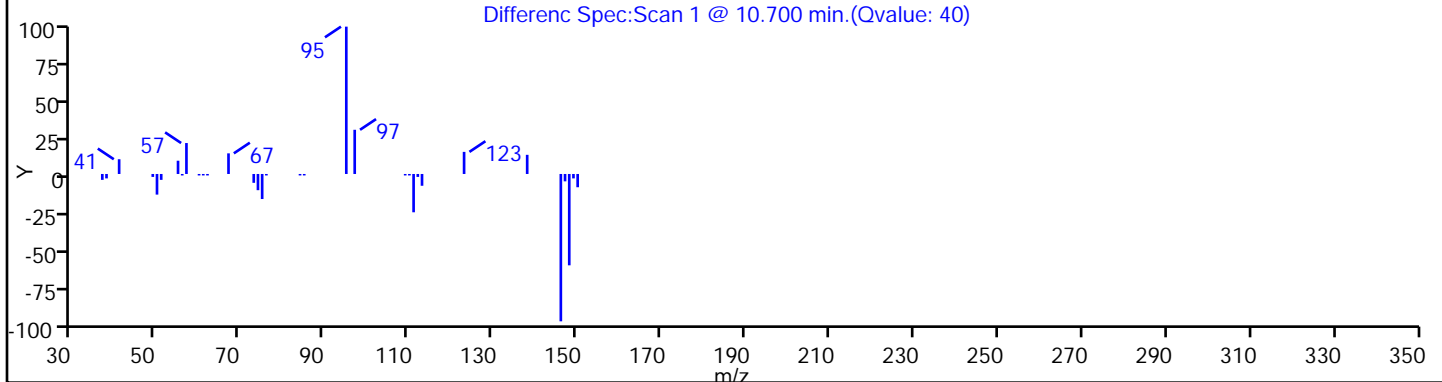
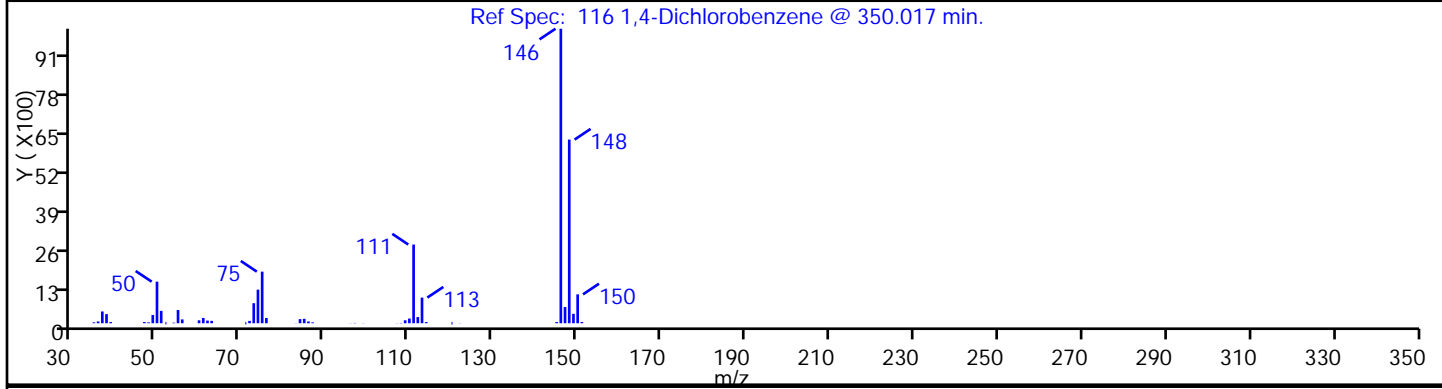
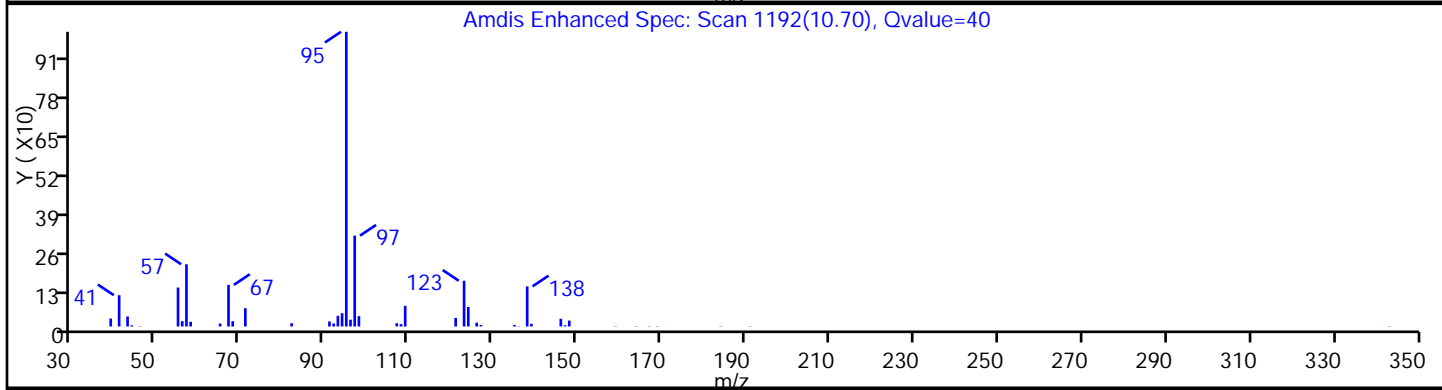
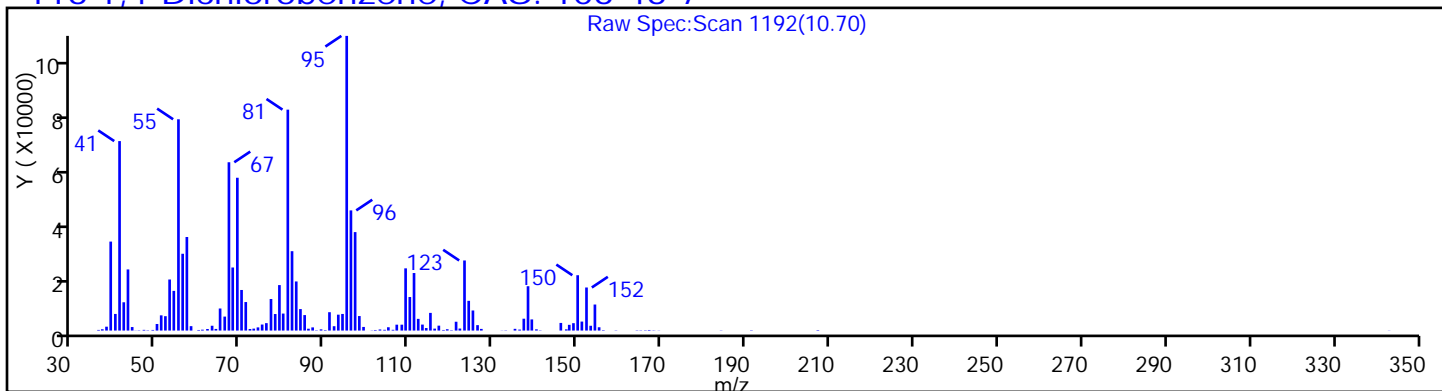
Method: 8260W\_2

Limit Group: VOA - 8260B Water and Solid

Column: Rtx-624 (0.25 mm)

Detector: MS SCAN

116 1,4-Dichlorobenzene, CAS: 106-46-7



TestAmerica Edison

Data File: \\EDICHRON\ChromData\CVOAMS2\20141104-20141.b\B75595.D

Injection Date: 04-Nov-2014 12:50:30

Instrument ID: CVOAMS2

Lims ID: 460-85482-A-3-A

Lab Sample ID: 460-85482-3

Client ID: PMP-15-SW-WT

Operator ID:

ALS Bottle#: 16 Worklist Smp#: 17

Purge Vol: 5.000 mL

Dil. Factor: 50.0000

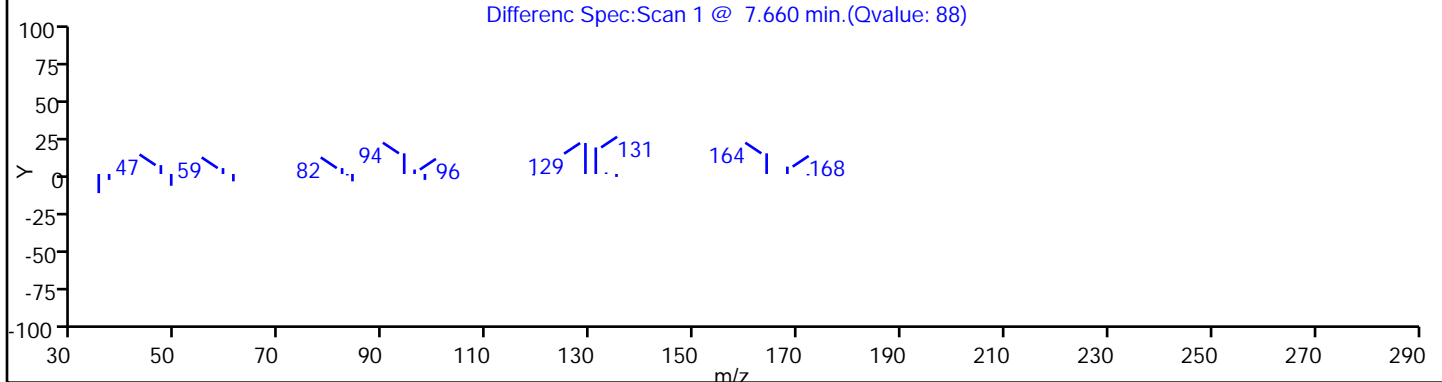
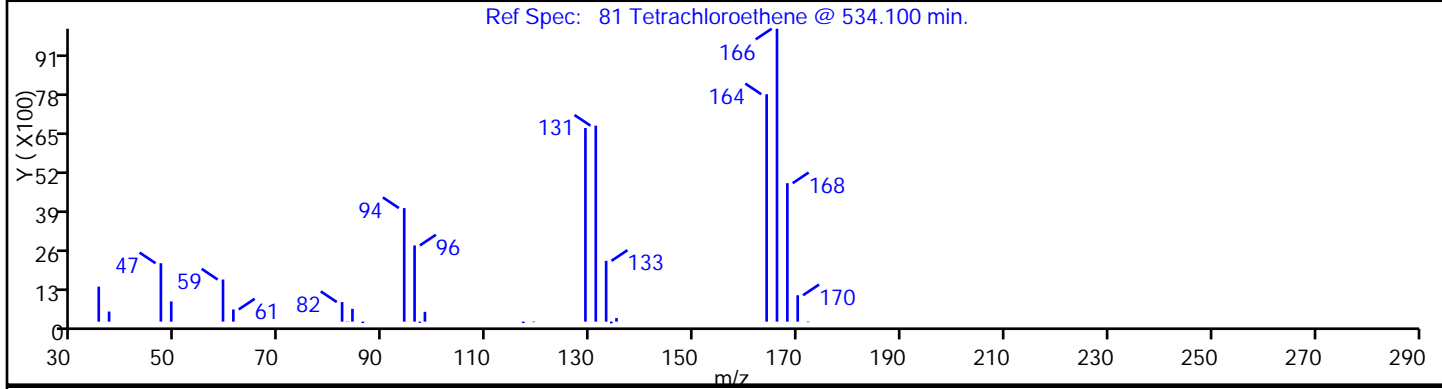
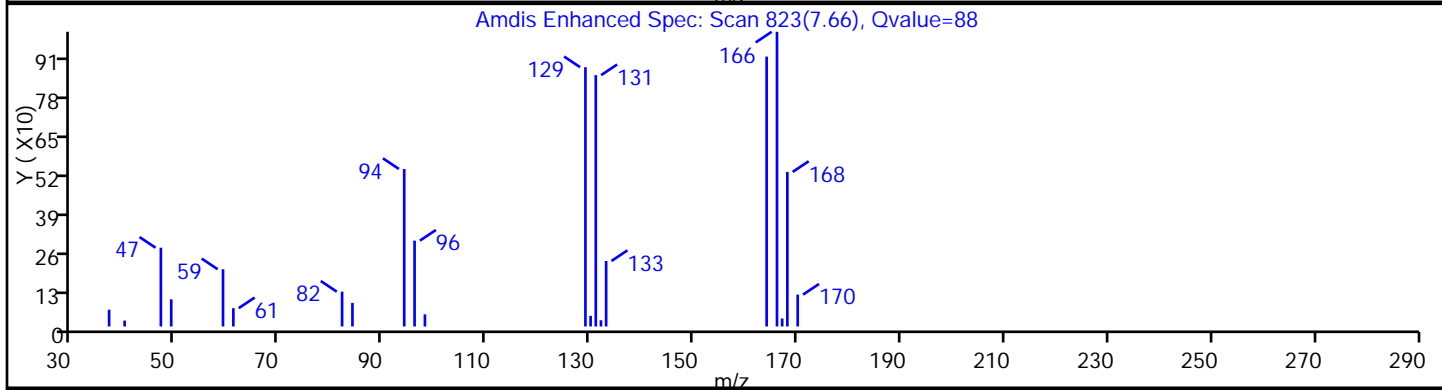
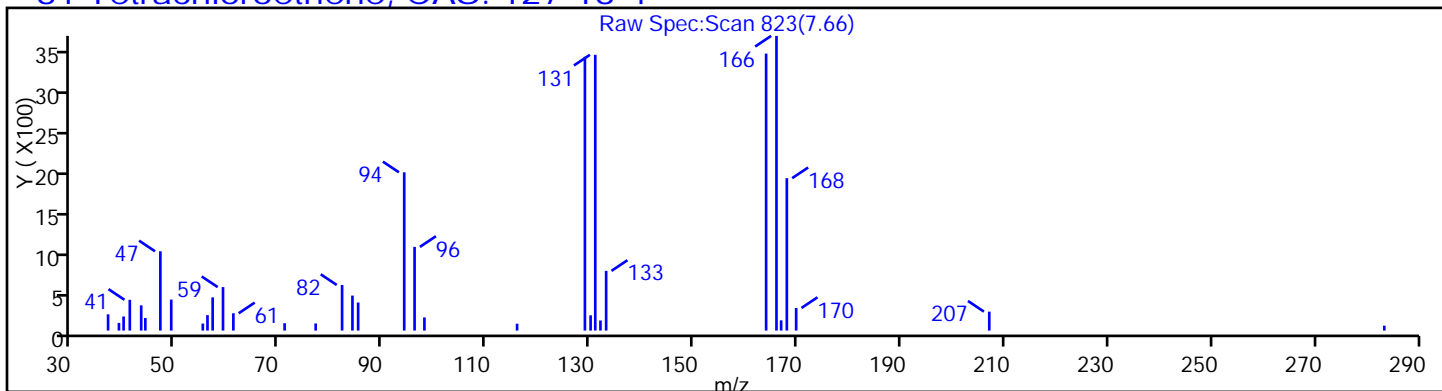
Method: 8260W\_2

Limit Group: VOA - 8260B Water and Solid

Column: Rtx-624 (0.25 mm)

Detector: MS SCAN

81 Tetrachloroethene, CAS: 127-18-4





TestAmerica Edison

Data File: \\EDICHRON\ChromData\CVOAMS2\20141104-20141.b\B75595.D

Injection Date: 04-Nov-2014 12:50:30

Instrument ID: CVOAMS2

Lims ID: 460-85482-A-3-A

Lab Sample ID: 460-85482-3

Client ID: PMP-15-SW-WT

Operator ID:

ALS Bottle#: 16

Worklist Smp#: 17

Purge Vol: 5.000 mL

Dil. Factor: 50.0000

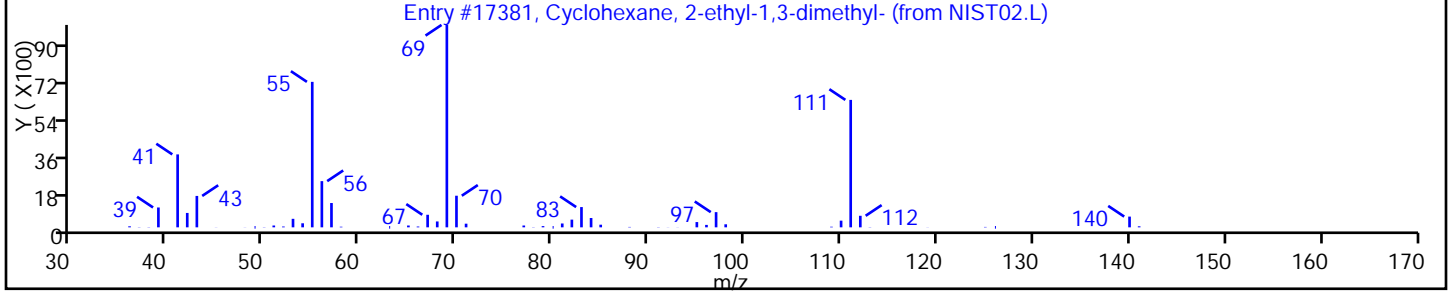
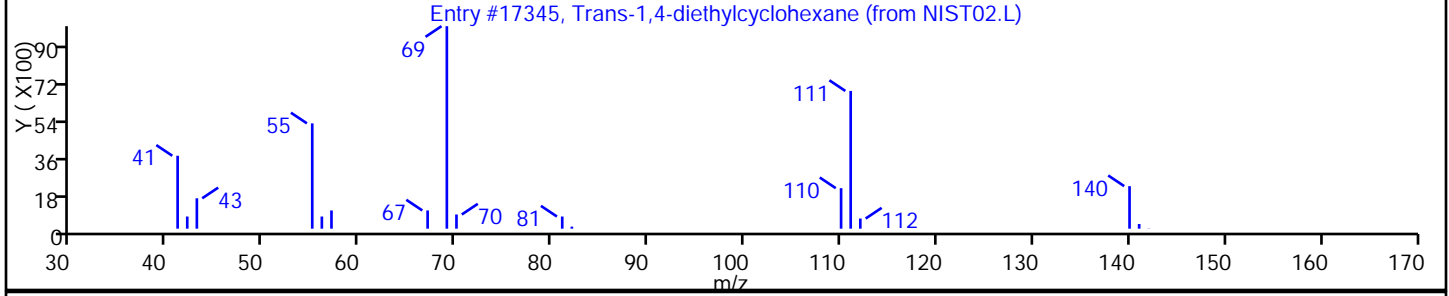
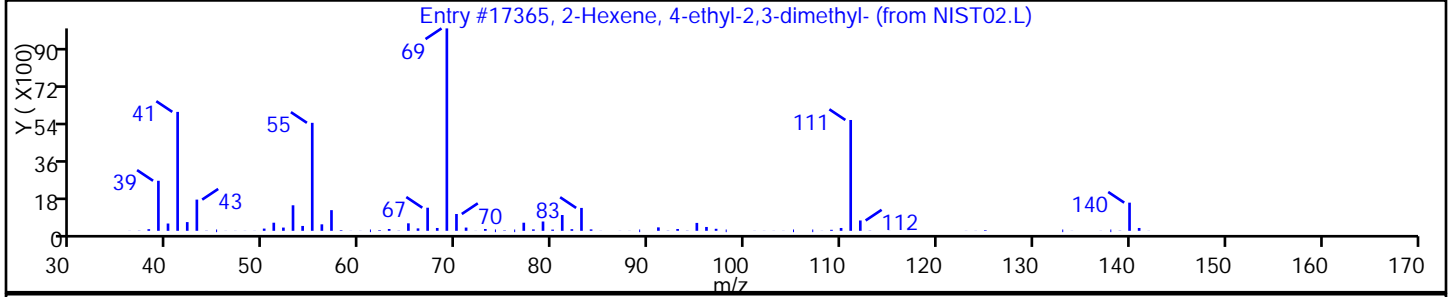
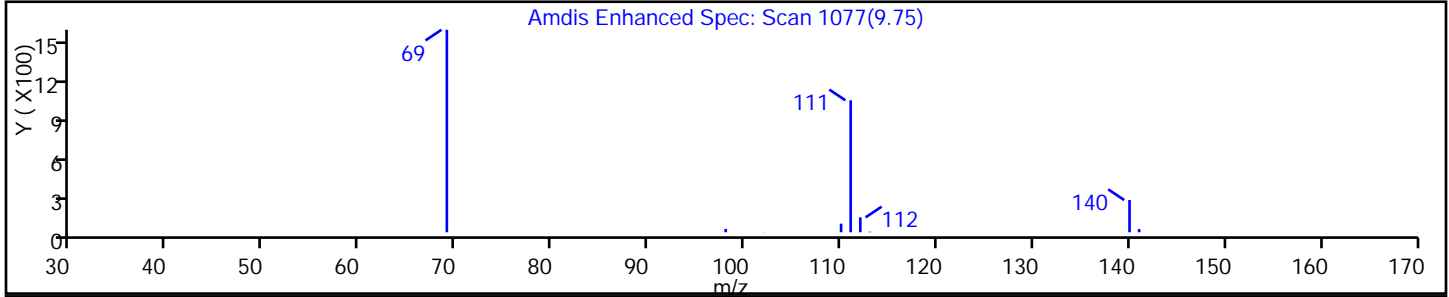
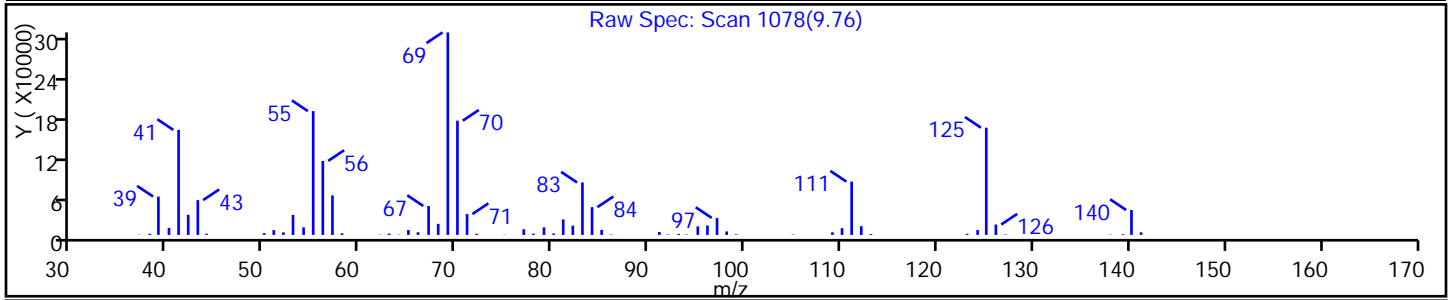
Method: 8260W\_2

Limit Group: VOA - 8260B Water and Solid

Column:

Detector MS SCAN

Library Search Compound Match	CAS#	Library	Entry	Formula	Weight	Q
2-Hexene, 4-ethyl-2,3-dimethyl-	1000149-19-7	NIST02	17365	C10H20	140	83
Trans-1,4-diethylcyclohexane	13990-93-7	NIST02.L	17345	C10H20	140	74
Cyclohexane, 2-ethyl-1,3-dimethyl-	7045-67-2	NIST02.L	17381	C10H20	140	64



TestAmerica Edison

Data File: \\EDICHRON\ChromData\CVOAMS2\20141104-20141.b\B75595.D

Injection Date: 04-Nov-2014 12:50:30

Instrument ID: CVOAMS2

Lims ID: 460-85482-A-3-A

Lab Sample ID: 460-85482-3

Client ID: PMP-15-SW-WT

Operator ID:

ALS Bottle#: 16

Worklist Smp#: 17

Purge Vol: 5.000 mL

Dil. Factor: 50.0000

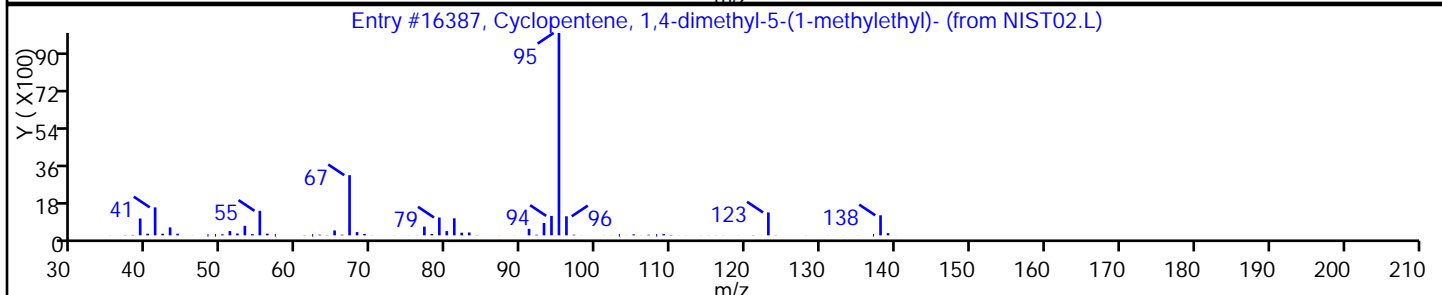
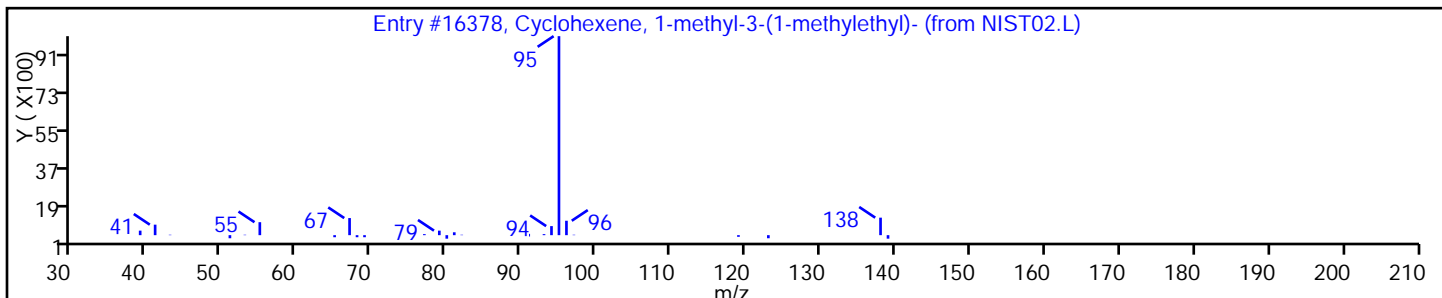
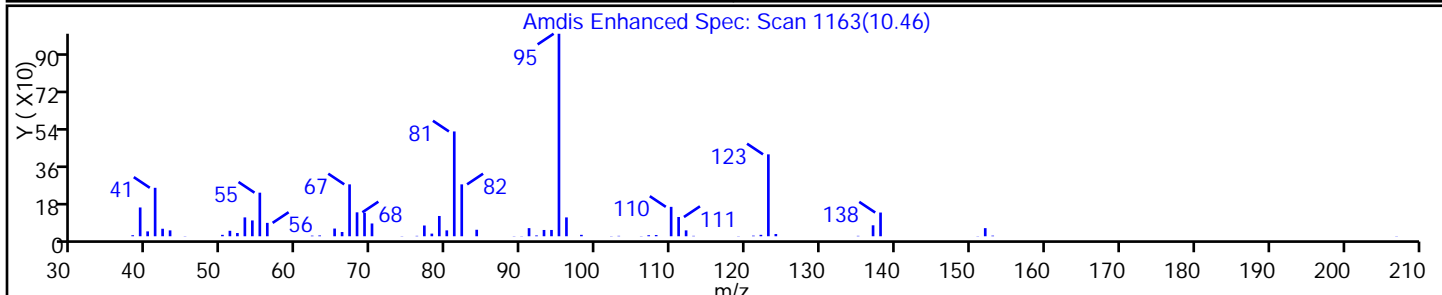
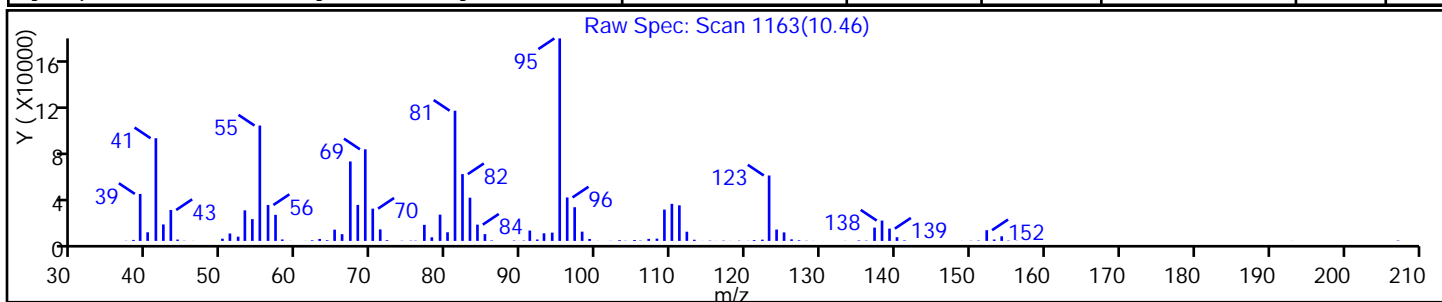
Method: 8260W\_2

Limit Group: VOA - 8260B Water and Solid

Column:

Detector: MS SCAN

Library Search Compound Match	CAS#	Library	Entry	Formula	Weight	Q
Unknown		NIST02	0		0	0
Cyclohexene, 1-methyl-3-(1-methylethyl)-	13828-31-4	NIST02.L	16378	C10H18	138	49
Cyclopentene, 1,4-dimethyl-5-(1-methylet	61142-33-4	NIST02.L	16387	C10H18	138	49



## TestAmerica Edison

Data File: \\EDICHRON\ChromData\CVOAMS2\20141104-20141.b\B75595.D

Injection Date: 04-Nov-2014 12:50:30

Instrument ID: CVOAMS2

Lims ID: 460-85482-A-3-A

Lab Sample ID: 460-85482-3

Client ID: PMP-15-SW-WT

Operator ID:

ALS Bottle#: 16

Worklist Smp#: 17

Purge Vol: 5.000 mL

Dil. Factor: 50.0000

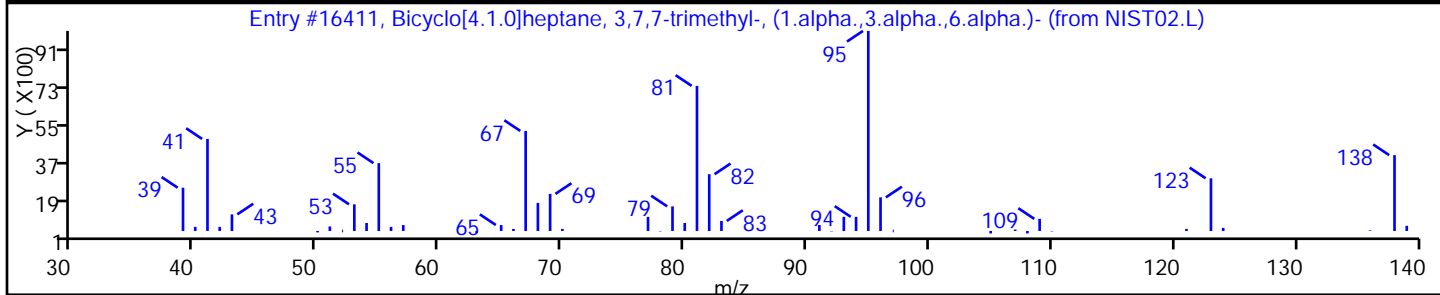
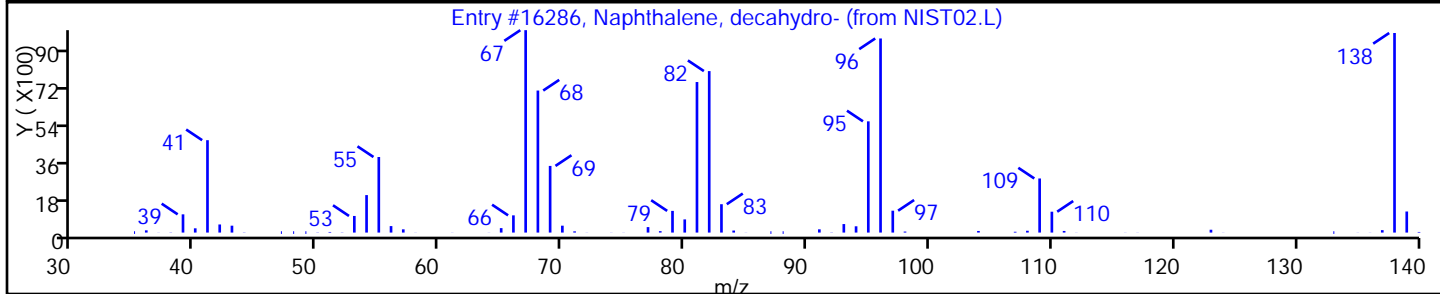
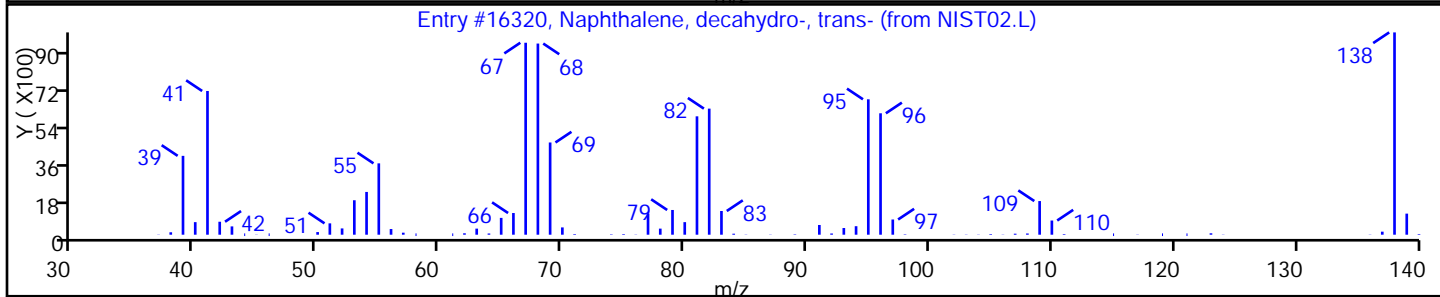
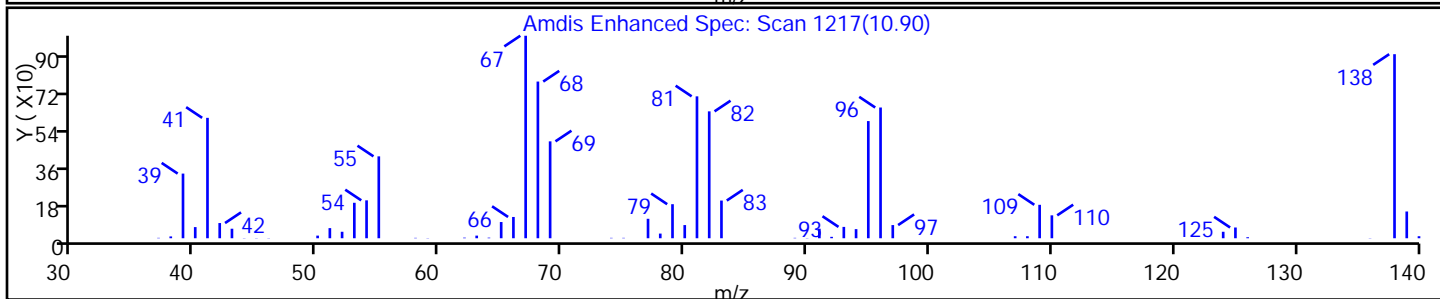
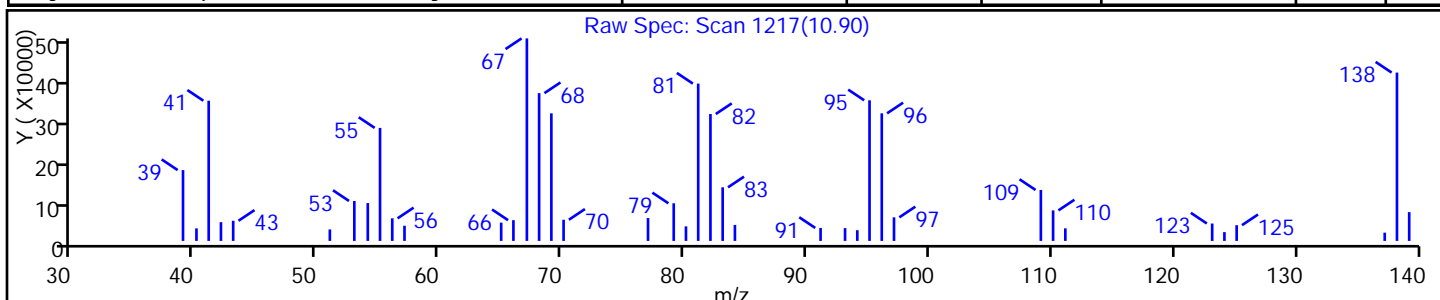
Method: 8260W\_2

Limit Group: VOA - 8260B Water and Solid

Column:

Detector: MS SCAN

Library Search Compound Match	CAS#	Library	Entry	Formula	Weight	Q
Naphthalene, decahydro-, trans-	493-02-7	NIST02	16320	C10H18	138	98
Naphthalene, decahydro-	91-17-8	NIST02.L	16286	C10H18	138	95
Bicyclo[4.1.0]heptane, 3,7,7-trimethyl-,	18968-23-5	NIST02.L	16411	C10H18	138	91



TestAmerica Edison

Data File: \\EDICHRON\ChromData\CVOAMS2\20141104-20141.b\B75595.D

Injection Date: 04-Nov-2014 12:50:30

Instrument ID: CVOAMS2

Lims ID: 460-85482-A-3-A

Lab Sample ID: 460-85482-3

Client ID: PMP-15-SW-WT

Operator ID:

ALS Bottle#: 16

Worklist Smp#: 17

Purge Vol: 5.000 mL

Dil. Factor: 50.0000

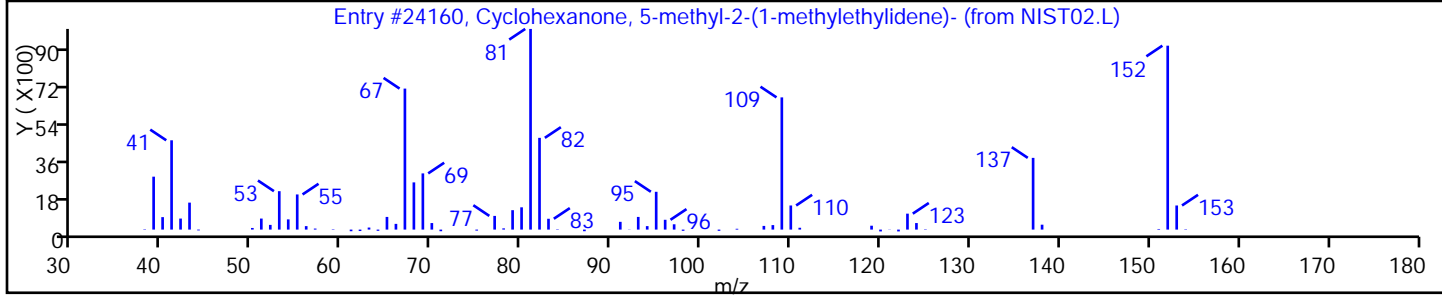
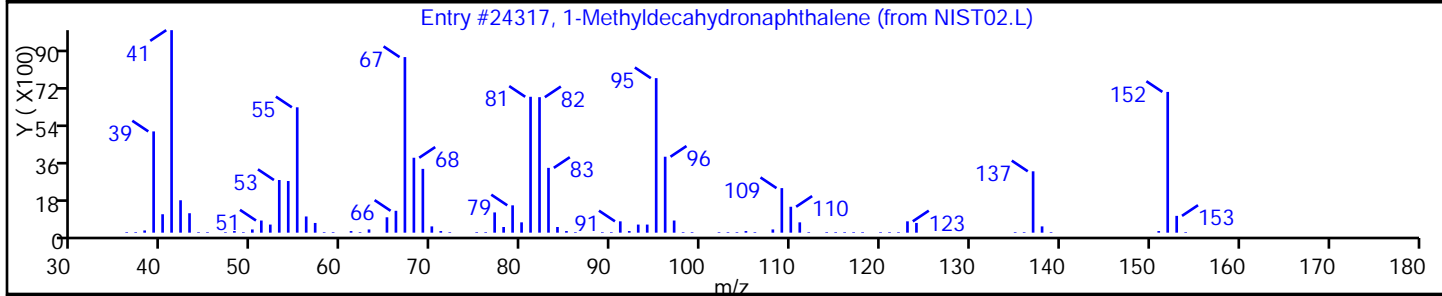
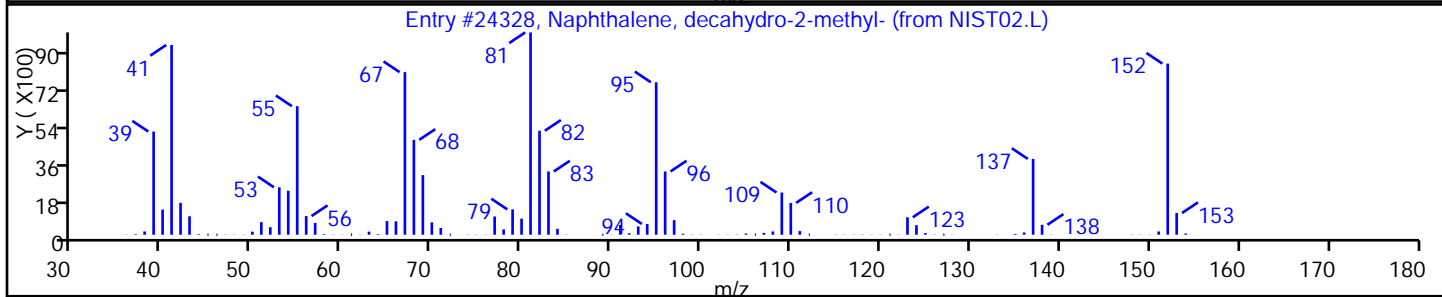
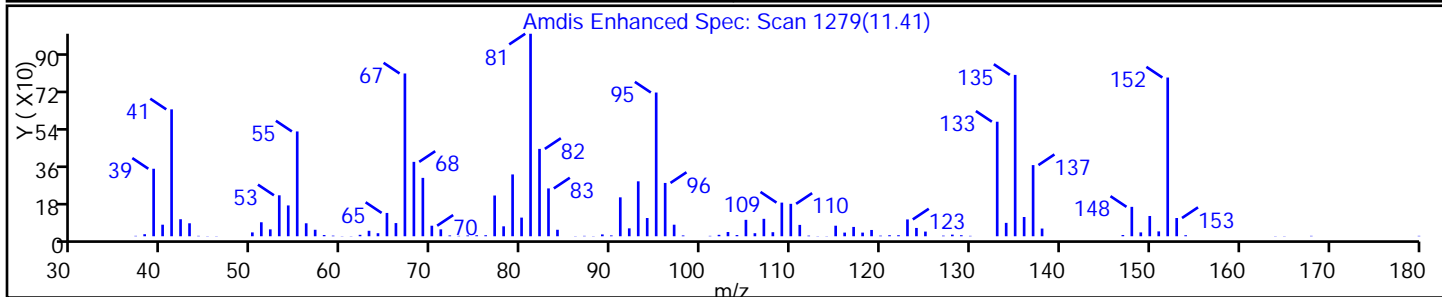
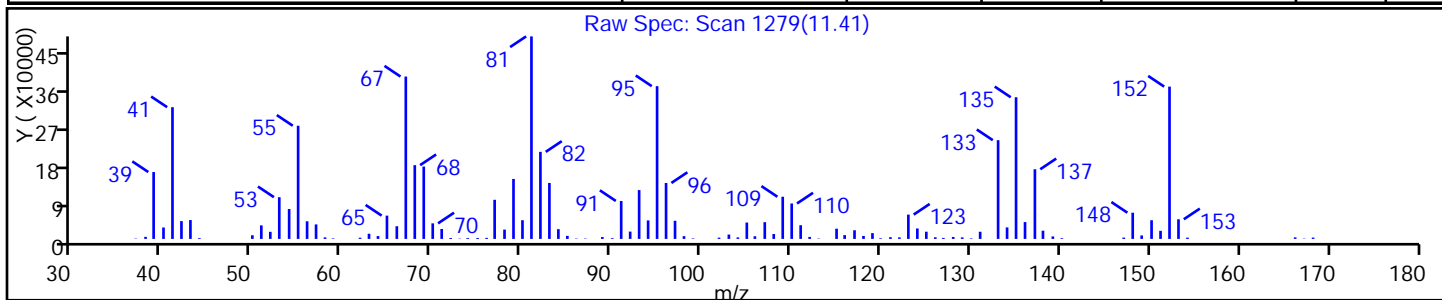
Method: 8260W\_2

Limit Group: VOA - 8260B Water and Solid

Column:

Detector: MS SCAN

Library Search Compound Match	CAS#	Library	Entry	Formula	Weight	Q
Naphthalene, decahydro-2-methyl-	2958-76-1	NIST02	24328	C11H20	152	99
1-Methyldecahydronaphthalene	2958-75-0	NIST02.L	24317	C11H20	152	86
Cyclohexanone, 5-methyl-2-(1-methylethyl)	15932-80-6	NIST02.L	24160	C10H16O	152	78



TestAmerica Edison

Data File: \\EDICHRON\ChromData\CVOAMS2\20141104-20141.b\B75595.D

Injection Date: 04-Nov-2014 12:50:30

Instrument ID: CVOAMS2

Lims ID: 460-85482-A-3-A

Lab Sample ID: 460-85482-3

Client ID: PMP-15-SW-WT

Operator ID:

ALS Bottle#: 16

Worklist Smp#: 17

Purge Vol: 5.000 mL

Dil. Factor: 50.0000

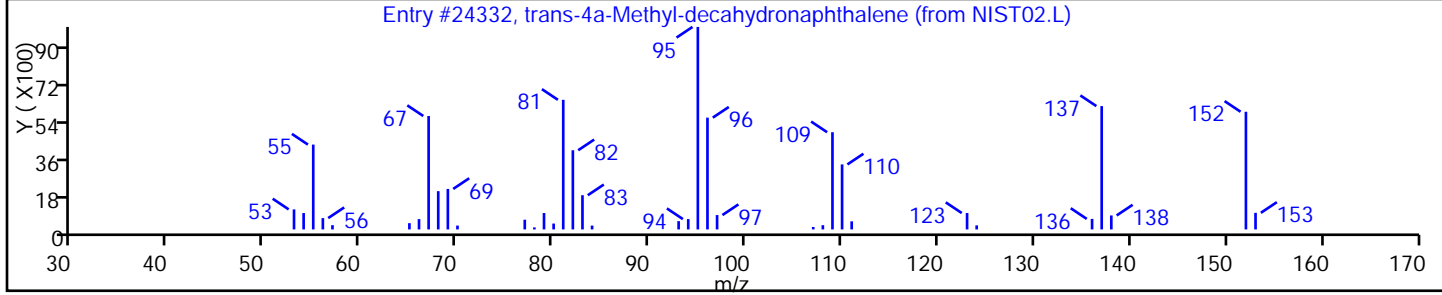
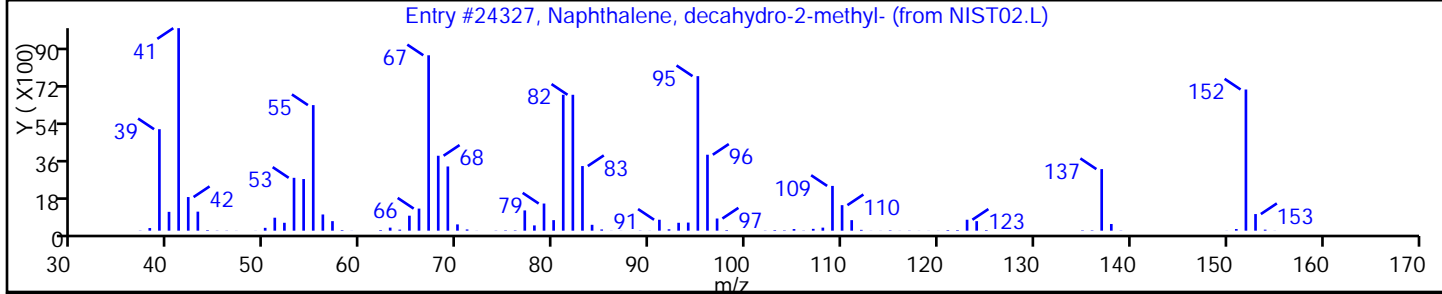
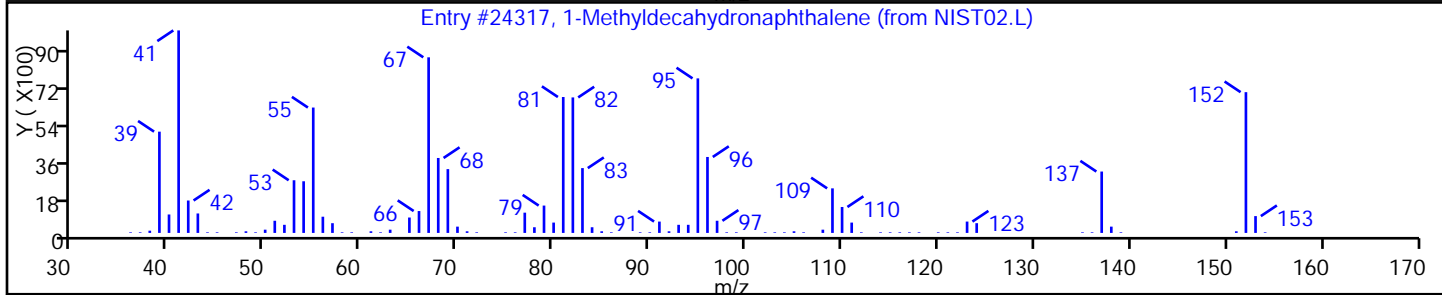
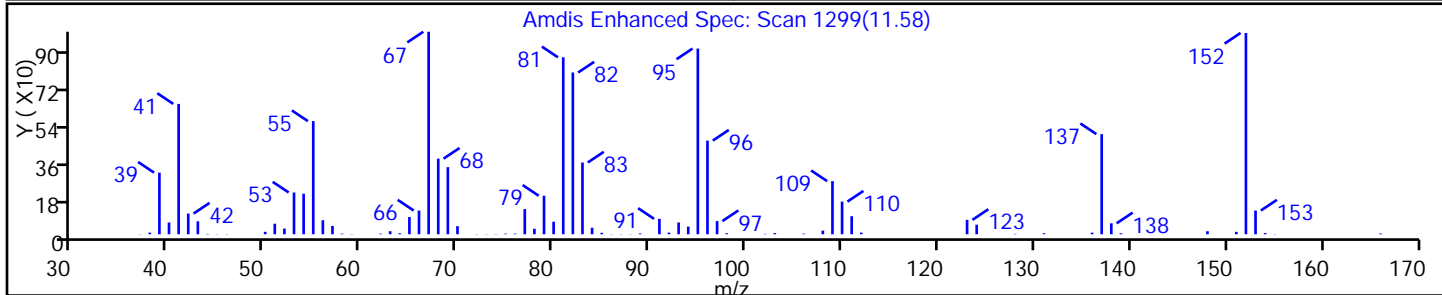
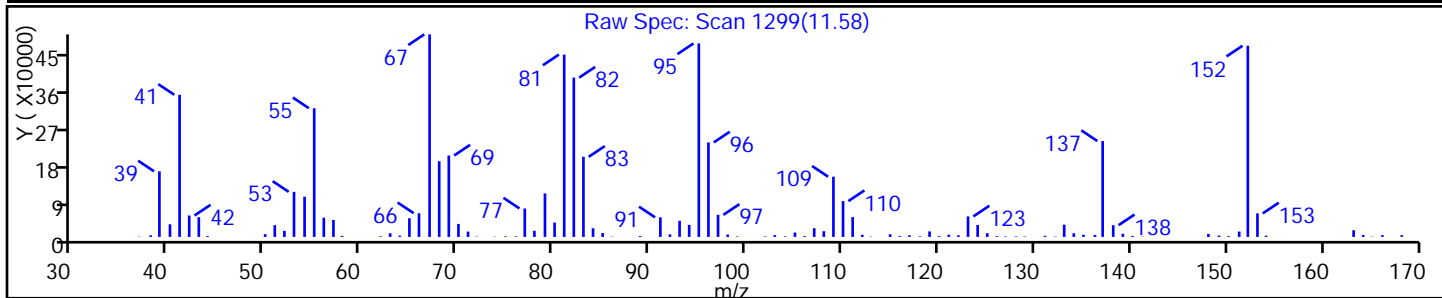
Method: 8260W\_2

Limit Group: VOA - 8260B Water and Solid

Column:

Detector: MS SCAN

Library Search Compound Match	CAS#	Library	Entry	Formula	Weight	Q
1-Methyldecahydronaphthalene	2958-75-0	NIST02	24317	C11H20	152	97
Naphthalene, decahydro-2-methyl-	2958-76-1	NIST02.L	24327	C11H20	152	97
trans-4a-Methyl-decahydronaphthalene	2547-27-5	NIST02.L	24332	C11H20	152	86



TestAmerica Edison

Data File: \\EDICHROM\ChromData\CVOAMS2\20141104-20141.b\B75595.D

Injection Date: 04-Nov-2014 12:50:30

Instrument ID: CVOAMS2

Lims ID: 460-85482-A-3-A

Lab Sample ID: 460-85482-3

Client ID: PMP-15-SW-WT

Operator ID:

ALS Bottle#:

16

Worklist Smp#:

17

Purge Vol: 5.000 mL

Dil. Factor:

50.0000

Method: 8260W\_2

Limit Group:

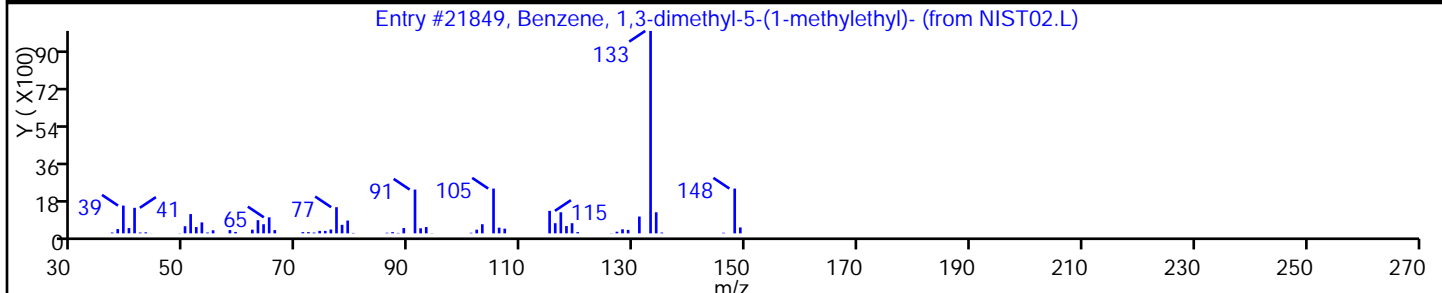
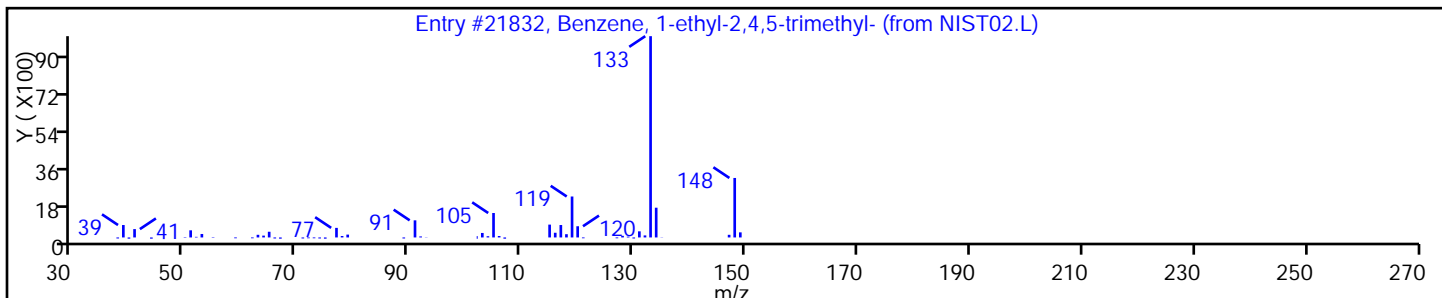
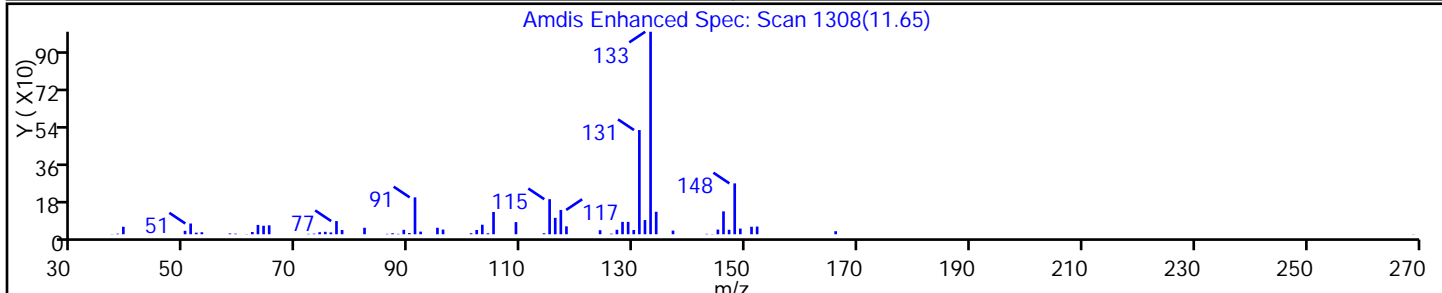
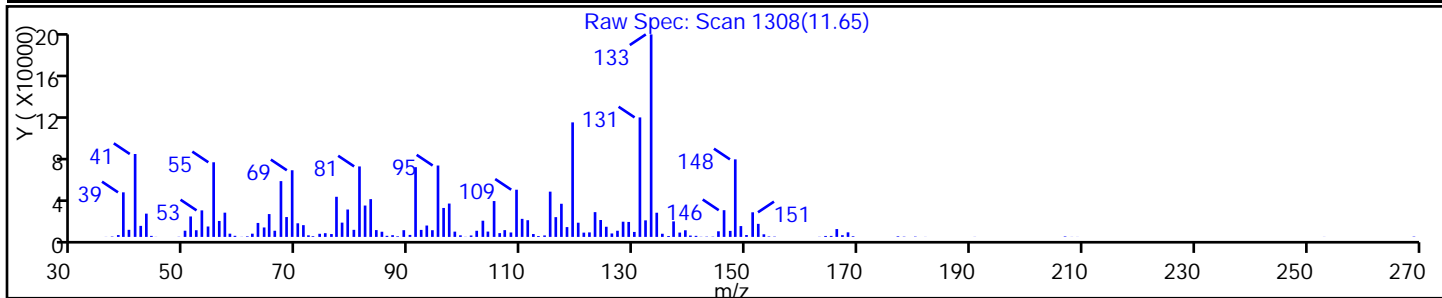
VOA - 8260B Water and Solid

Column:

Detector

MS SCAN

Library Search Compound Match	CAS#	Library	Entry	Formula	Weight	Q
Unknown		NIST02	0		0	0
Benzene, 1-ethyl-2,4,5-trimethyl-	17851-27-3	NIST02.L	21832	C11H16	148	52
Benzene, 1,3-dimethyl-5-(1-methylethyl)-	4706-90-5	NIST02.L	21849	C11H16	148	52



TestAmerica Edison

Data File: \\EDICHROM\ChromData\CVOAMS2\20141104-20141.b\B75595.D

Injection Date: 04-Nov-2014 12:50:30

Instrument ID: CVOAMS2

Lims ID: 460-85482-A-3-A

Lab Sample ID: 460-85482-3

Client ID: PMP-15-SW-WT

Operator ID:

ALS Bottle#: 16

Worklist Smp#: 17

Purge Vol: 5.000 mL

Dil. Factor: 50.0000

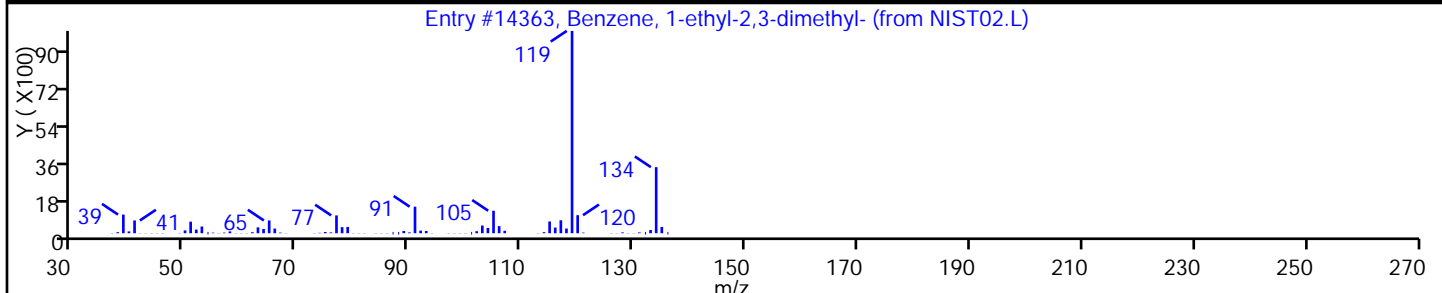
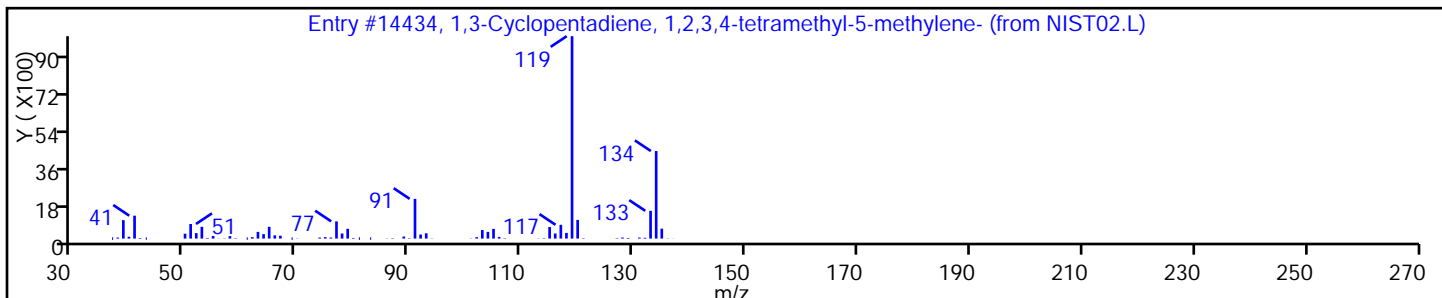
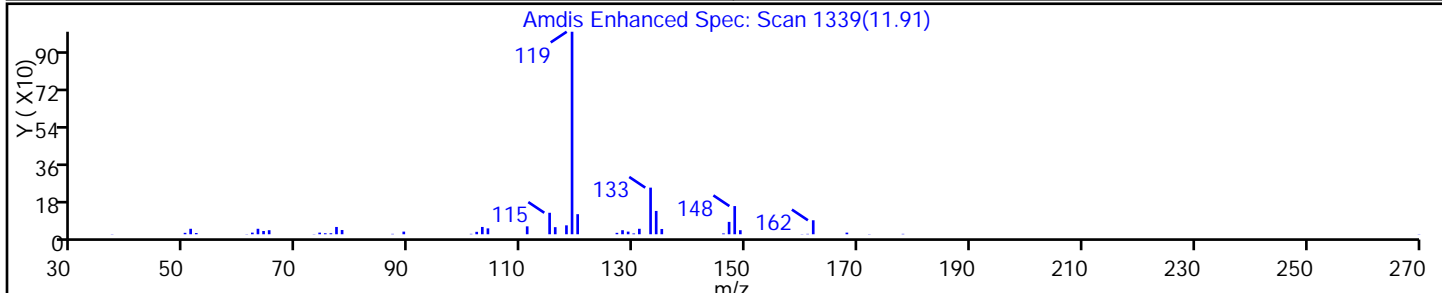
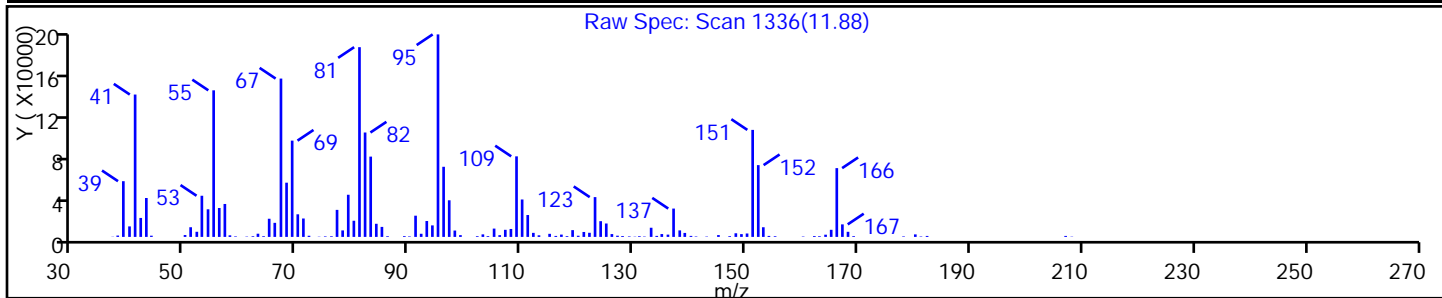
Method: 8260W\_2

Limit Group: VOA - 8260B Water and Solid

Column:

Detector: MS SCAN

Library Search Compound Match	CAS#	Library	Entry	Formula	Weight	Q
Unknown		NIST02	0		0	0
1,3-Cyclopentadiene, 1,2,3,4-tetramethyl	76089-59-3	NIST02.L	14434	C10H14	134	64
Benzene, 1-ethyl-2,3-dimethyl-	933-98-2	NIST02.L	14363	C10H14	134	59



TestAmerica Edison

Data File: \\EDICHROM\ChromData\CVOAMS2\20141104-20141.b\B75595.D

Injection Date: 04-Nov-2014 12:50:30

Instrument ID: CVOAMS2

Lims ID: 460-85482-A-3-A

Lab Sample ID: 460-85482-3

Client ID: PMP-15-SW-WT

Operator ID:

ALS Bottle#: 16 Worklist Smp#: 17

Purge Vol: 5.000 mL

Dil. Factor: 50.0000

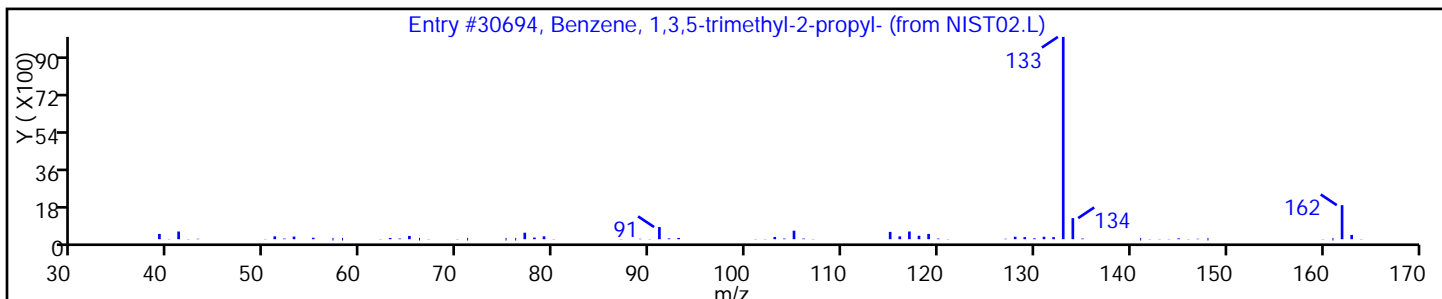
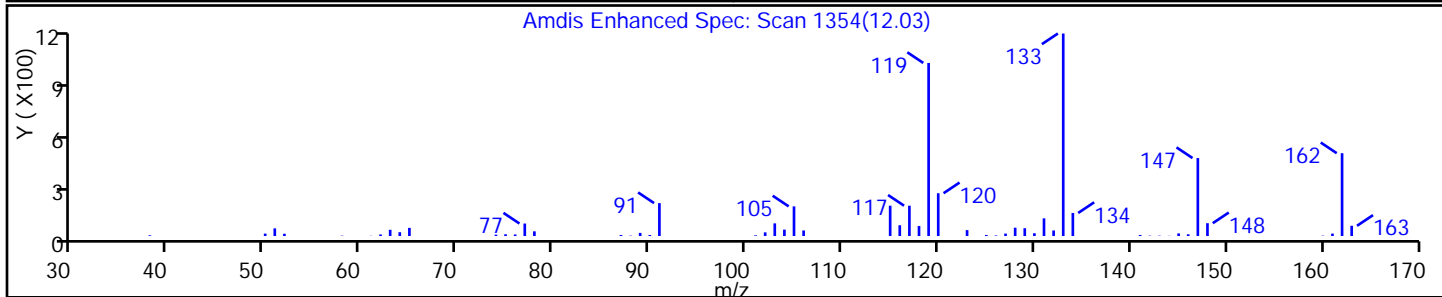
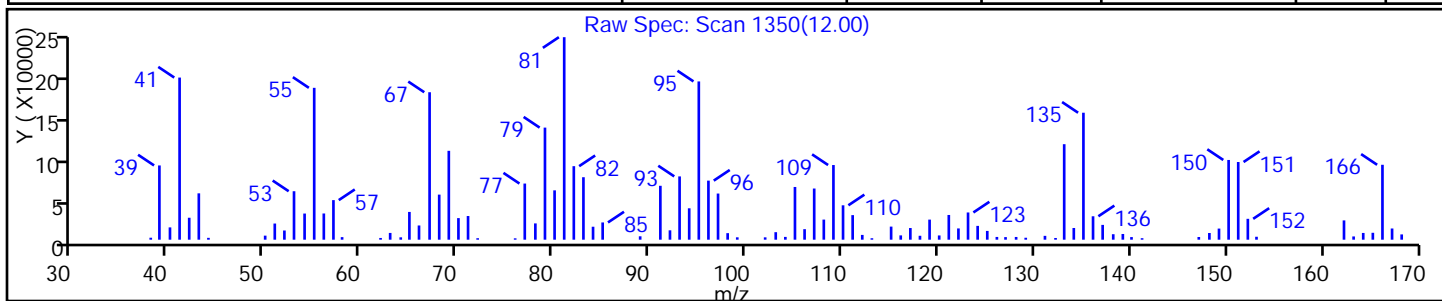
Method: 8260W\_2

Limit Group: VOA - 8260B Water and Solid

Column:

Detector MS SCAN

Library Search Compound Match	CAS#	Library	Entry	Formula	Weight	Q
Unknown		NIST02	0		0	0
Benzene, 1,3,5-trimethyl-2-propyl-	4810-04-2	NIST02.L	30694	C12H18	162	50





TestAmerica Edison

Data File: \\EDICHRON\ChromData\CVOAMS2\20141104-20141.b\B75595.D

Injection Date: 04-Nov-2014 12:50:30

Instrument ID: CVOAMS2

Lims ID: 460-85482-A-3-A

Lab Sample ID: 460-85482-3

Client ID: PMP-15-SW-WT

Operator ID:

ALS Bottle#: 16

Worklist Smp#: 17

Purge Vol: 5.000 mL

Dil. Factor: 50.0000

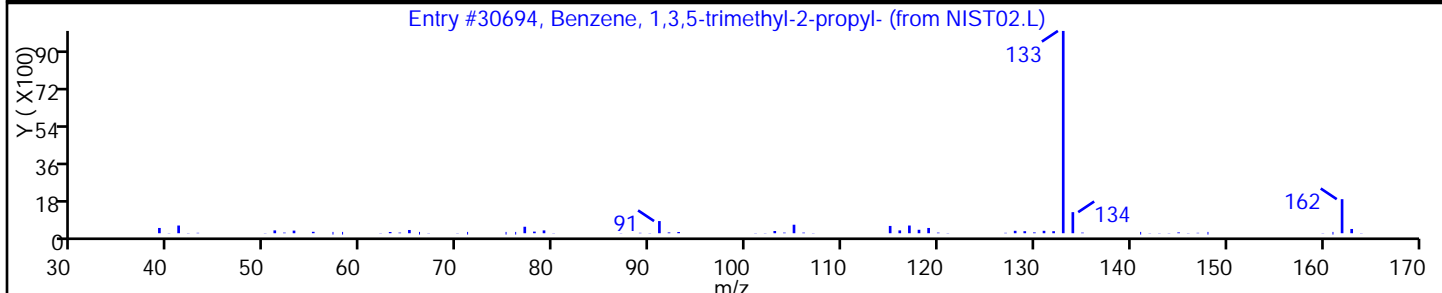
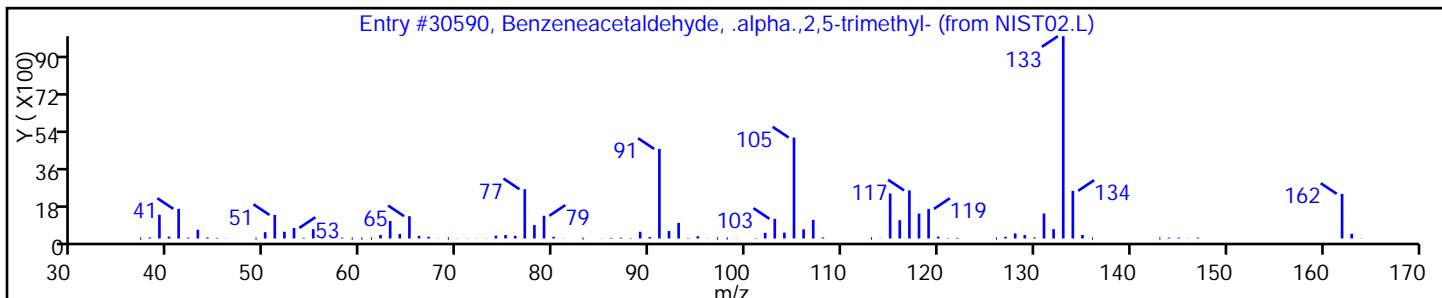
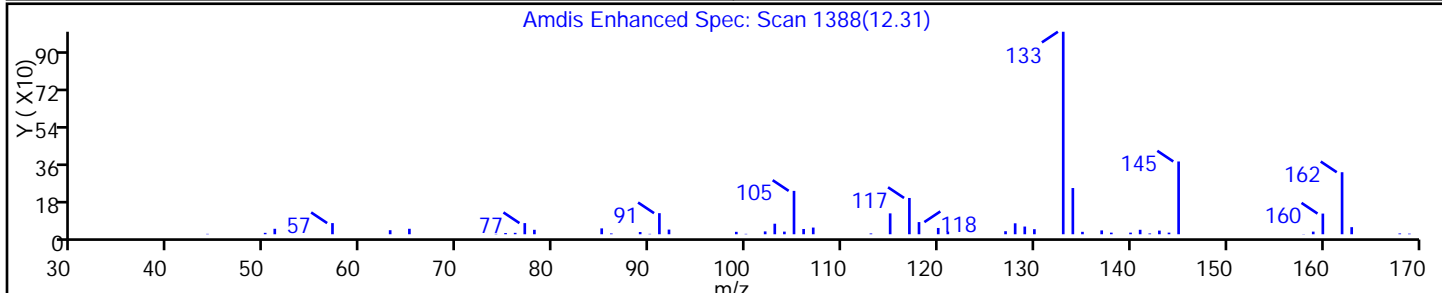
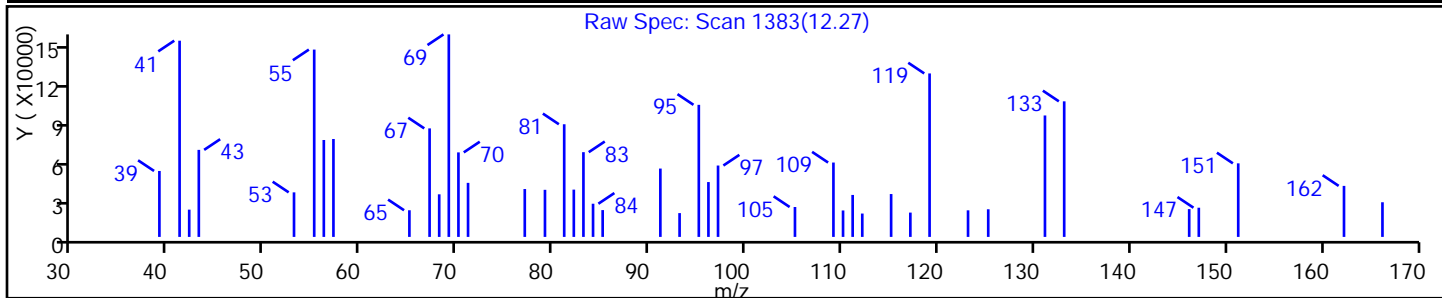
Method: 8260W\_2

Limit Group: VOA - 8260B Water and Solid

Column:

Detector: MS SCAN

Library Search Compound Match	CAS#	Library	Entry	Formula	Weight	Q
Unknown		NIST02	0		0	0
Benzeneacetaldehyde, .alpha.,2,5-trimeth	52417-50-2	NIST02.L	30590	C11H14O	162	64
Benzene, 1,3,5-trimethyl-2-propyl-	4810-04-2	NIST02.L	30694	C12H18	162	53



TestAmerica Edison

Data File: \\EDICHRON\ChromData\CVOAMS2\20141104-20141.b\B75595.D

Injection Date: 04-Nov-2014 12:50:30

Instrument ID: CVOAMS2

Lims ID: 460-85482-A-3-A

Lab Sample ID: 460-85482-3

Client ID: PMP-15-SW-WT

Operator ID:

ALS Bottle#: 16

Worklist Smp#: 17

Purge Vol: 5.000 mL

Dil. Factor: 50.0000

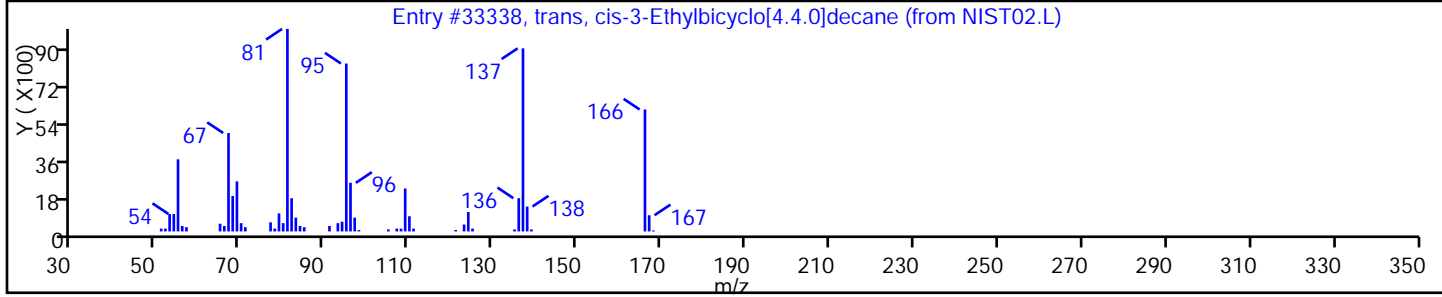
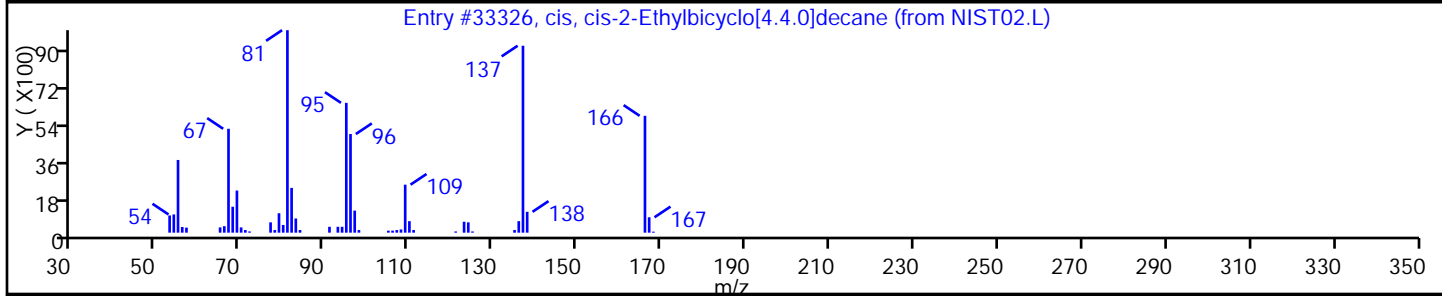
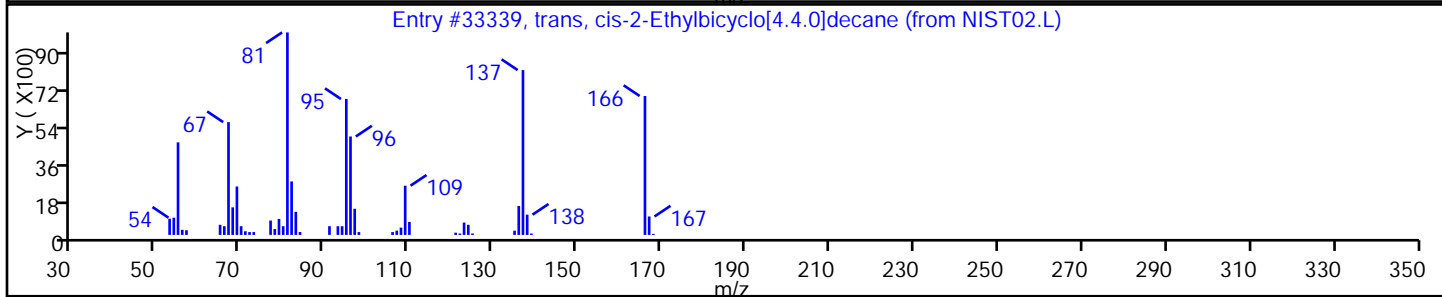
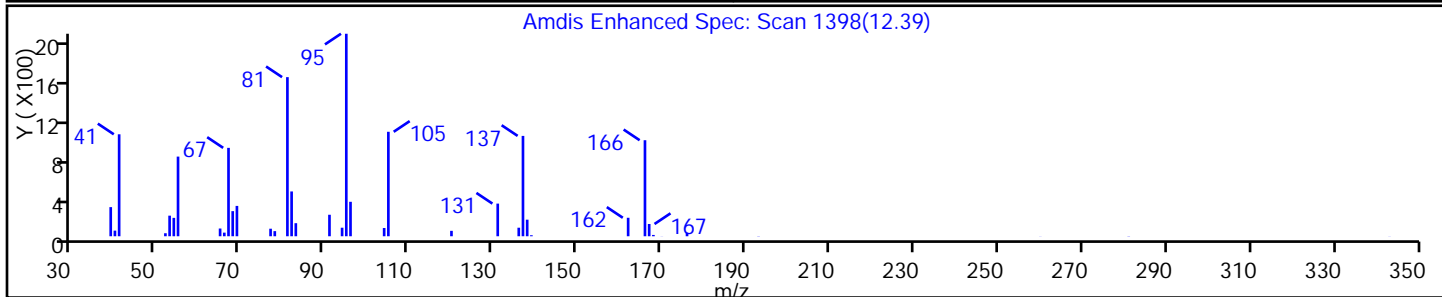
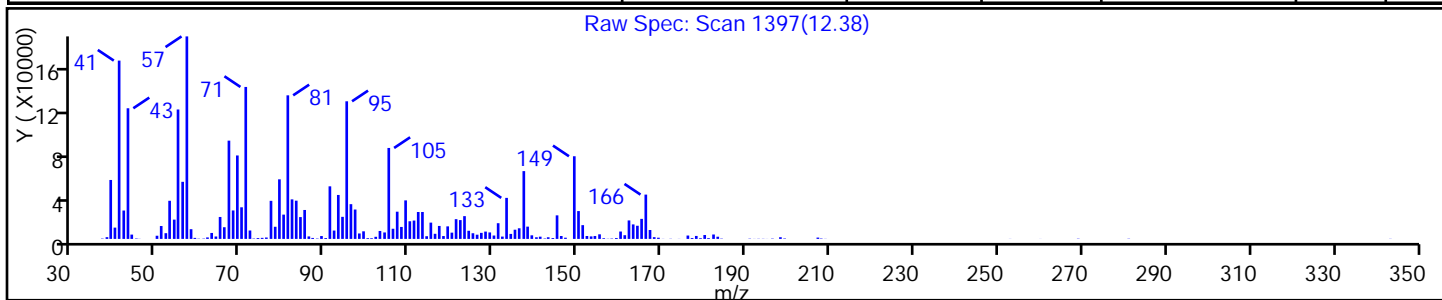
Method: 8260W\_2

Limit Group: VOA - 8260B Water and Solid

Column:

Detector: MS SCAN

Library Search Compound Match	CAS#	Library	Entry	Formula	Weight	Q
trans, cis-2-Ethylbicyclo[4.4.0]decane	66660-39-7	NIST02	33339	C12H22	166	72
cis, cis-2-Ethylbicyclo[4.4.0]decane	66660-40-0	NIST02.L	33326	C12H22	166	72
trans, cis-3-Ethylbicyclo[4.4.0]decane	66660-43-3	NIST02.L	33338	C12H22	166	58



FORM I  
GC/MS VOA ORGANICS ANALYSIS DATA SHEET

Lab Name: TestAmerica Edison Job No.: 460-85482-1  
 SDG No.: \_\_\_\_\_  
 Client Sample ID: PMP-13-SW-SD Lab Sample ID: 460-85482-8  
 Matrix: Solid Lab File ID: D5787.D  
 Analysis Method: 8260B Date Collected: 10/30/2014 14:42  
 Sample wt/vol: 6.656(g) Date Analyzed: 11/06/2014 04:24  
 Soil Aliquot Vol: \_\_\_\_\_ Dilution Factor: 1  
 Soil Extract Vol.: \_\_\_\_\_ GC Column: Rtx-624 ID: 0.25(mm)  
 % Moisture: 13.6 Level: (low/med) Low  
 Analysis Batch No.: 260626 Units: ug/Kg

CAS NO.	COMPOUND NAME	RESULT	Q	RL	MDL
71-55-6	1,1,1-Trichloroethane	0.17	U	0.87	0.17
79-34-5	1,1,2,2-Tetrachloroethane	0.11	U	0.87	0.11
79-00-5	1,1,2-Trichloroethane	0.21	U	0.87	0.21
75-34-3	1,1-Dichloroethane	0.16	U	0.87	0.16
75-35-4	1,1-Dichloroethene	0.20	U	0.87	0.20
87-61-6	1,2,3-Trichlorobenzene	3.1		0.87	0.29
120-82-1	1,2,4-Trichlorobenzene	8.0		0.87	0.23
96-12-8	1,2-Dibromo-3-Chloropropane	0.40	U	0.87	0.40
106-93-4	1,2-Dibromoethane	0.16	U	0.87	0.16
95-50-1	1,2-Dichlorobenzene	0.27	J	0.87	0.11
107-06-2	1,2-Dichloroethane	0.24	U	0.87	0.24
78-87-5	1,2-Dichloropropane	0.21	U	0.87	0.21
541-73-1	1,3-Dichlorobenzene	0.17	U	0.87	0.17
106-46-7	1,4-Dichlorobenzene	0.18	U	0.87	0.18
123-91-1	1,4-Dioxane	10	U *	17	10
78-93-3	2-Butanone	1.3	U	4.3	1.3
591-78-6	2-Hexanone	0.60	U *	4.3	0.60
108-10-1	4-Methyl-2-pentanone	0.59	U *	4.3	0.59
67-64-1	Acetone	25		4.3	0.20
71-43-2	Benzene	0.17	U	0.87	0.17
74-97-5	Bromochloromethane	0.27	U	0.87	0.27
75-27-4	Bromodichloromethane	0.14	U	0.87	0.14
75-25-2	Bromoform	0.13	U	0.87	0.13
74-83-9	Bromomethane	0.31	U	0.87	0.31
75-15-0	Carbon disulfide	0.47	J	0.87	0.15
56-23-5	Carbon tetrachloride	0.16	U	0.87	0.16
108-90-7	Chlorobenzene	0.15	U	0.87	0.15
75-00-3	Chloroethane	0.42	U	0.87	0.42
67-66-3	Chloroform	1.6		0.87	0.14
74-87-3	Chloromethane	0.20	U	0.87	0.20
156-59-2	cis-1,2-Dichloroethene	0.19	U	0.87	0.19
10061-01-5	cis-1,3-Dichloropropene	0.15	U	0.87	0.15
110-82-7	Cyclohexane	0.18	U	0.87	0.18
124-48-1	Dibromochloromethane	0.17	U	0.87	0.17
75-71-8	Dichlorodifluoromethane	0.25	U	0.87	0.25
100-41-4	Ethylbenzene	0.16	J	0.87	0.12

FORM I  
GC/MS VOA ORGANICS ANALYSIS DATA SHEET

Lab Name: TestAmerica Edison Job No.: 460-85482-1  
 SDG No.: \_\_\_\_\_  
 Client Sample ID: PMP-13-SW-SD Lab Sample ID: 460-85482-8  
 Matrix: Solid Lab File ID: D5787.D  
 Analysis Method: 8260B Date Collected: 10/30/2014 14:42  
 Sample wt/vol: 6.656(g) Date Analyzed: 11/06/2014 04:24  
 Soil Aliquot Vol: \_\_\_\_\_ Dilution Factor: 1  
 Soil Extract Vol.: \_\_\_\_\_ GC Column: Rtx-624 ID: 0.25(mm)  
 % Moisture: 13.6 Level: (low/med) Low  
 Analysis Batch No.: 260626 Units: ug/Kg

CAS NO.	COMPOUND NAME	RESULT	Q	RL	MDL
76-13-1	Freon TF	0.18	U	0.87	0.18
98-82-8	Isopropylbenzene	0.17	U *	0.87	0.17
79-20-9	Methyl acetate	0.82	U	4.3	0.82
108-87-2	Methylcyclohexane	0.33	J	0.87	0.17
75-09-2	Methylene Chloride	0.33	U	0.87	0.33
1634-04-4	MTBE	0.17	U	0.87	0.17
100-42-5	Styrene	0.21	U	0.87	0.21
127-18-4	Tetrachloroethene	0.21	J	0.87	0.17
108-88-3	Toluene	0.47	J	0.87	0.23
156-60-5	trans-1,2-Dichloroethene	0.18	U	0.87	0.18
10061-02-6	trans-1,3-Dichloropropene	0.16	U	0.87	0.16
79-01-6	Trichloroethene	3.1		0.87	0.17
75-69-4	Trichlorofluoromethane	0.17	U	0.87	0.17
75-01-4	Vinyl chloride	0.21	U	0.87	0.21
1330-20-7	Xylenes, Total	1.9		1.7	0.31

CAS NO.	SURROGATE	%REC	Q	LIMITS
17060-07-0	1,2-Dichloroethane-d4 (Surr)	99		70-130
460-00-4	Bromofluorobenzene	99		70-130
1868-53-7	Dibromofluoromethane (Surr)	106		70-130
2037-26-5	Toluene-d8 (Surr)	92		70-130

FORM I  
GC/MS VOA ORGANICS ANALYSIS DATA SHEET  
TENTATIVELY IDENTIFIED COMPOUNDS

Lab Name: TestAmerica Edison Job No.: 460-85482-1  
 SDG No.: \_\_\_\_\_  
 Client Sample ID: PMP-13-SW-SD Lab Sample ID: 460-85482-8  
 Matrix: Solid Lab File ID: D5787.D  
 Analysis Method: 8260B Date Collected: 10/30/2014 14:42  
 Sample wt/vol: 6.656(g) Date Analyzed: 11/06/2014 04:24  
 Soil Aliquot Vol: \_\_\_\_\_ Dilution Factor: 1  
 Soil Extract Vol.: \_\_\_\_\_ GC Column: Rtx-624 ID: 0.25(mm)  
 % Moisture: 13.6 Level: (low/med) Low  
 Analysis Batch No.: 260626 Units: ug/Kg  
 Number TICs Found: 10 TIC Result Total: 663

CAS NO.	COMPOUND NAME	RT	RESULT	Q
1758-88-9	Benzene, 2-ethyl-1,4-dimethyl-	11.28	73	J N
112-40-3	Dodecane	12.15	44	J N
76089-59-3	1,3-Cyclopentadiene, 1,2,3,4-tetramethyl	12.29	97	J N
56253-64-6	Benzene, (2-methyl-1-butenyl)-	12.77	86	J N
629-50-5	Tridecane	13.17	98	J N
6682-71-9	1H-Indene, 2,3-dihydro-4,7-dimethyl-	13.63	64	J N
2613-76-5	1H-Indene, 2,3-dihydro-1,1,3-trimethyl-	13.88	46	J N
2613-76-5	1H-Indene, 2,3-dihydro-1,1,3-trimethyl-	14.10	56	J N
4175-54-6	Naphthalene, 1,2,3,4-tetrahydro-1,4-dime	14.35	52	J N
629-59-4	Tetradecane	14.52	47	J N

TestAmerica Edison  
Target Compound Quantitation Report

Data File: \\EDICHROM\ChromData\CVOAMS4\20141105-20221.b\D5787.D  
 Lims ID: 460-85482-B-8-A Lab Sample ID: 460-85482-8  
 Client ID: PMP-13-SW-SD  
 Sample Type: Client  
 Inject. Date: 06-Nov-2014 04:24:30 ALS Bottle#: 22 Worklist Smp#: 23  
 Purge Vol: 5.000 mL Dil. Factor: 1.0000  
 Sample Info: 460-85482-B-8-A  
 Misc. Info.: 460-0020221-023  
 Operator ID: Instrument ID: CVOAMS4  
 Method: \\EDICHROM\ChromData\CVOAMS4\20141105-20221.b\8260S\_4.m  
 Limit Group: VOA - 8260B Water and Solid  
 Last Update: 06-Nov-2014 12:13:57 Calib Date: 29-Oct-2014 06:28:30  
 Integrator: RTE ID Type: RT Order ID  
 Quant Method: Internal Standard Quant By: Initial Calibration  
 Last ICal File: \\EDICHROM\ChromData\CVOAMS4\20141029-19905.b\D5521.D  
 Column 1 : Rtx-624 ( 0.25 mm) Det: MS SCAN  
 Process Host: XAWRK012

First Level Reviewer: desais

Date: 06-Nov-2014 10:35:21

Compound	Sig	RT (min.)	Exp RT (min.)	Dlt RT (min.)	Q	Response	OnCol Amt ug/l	Flags
19 Acetone	43	3.121	3.115	0.006	81	13219	28.6	
21 Carbon disulfide	76	3.207	3.201	0.006	97	4891	0.5385	
* 151 TBA-d9 (IS)	65	3.566	3.566	0.000	64	122289	1000.0	
42 cis-1,2-Dichloroethene	96	4.920	4.920	0.000	51	545	0.1969	
47 Chloroform	83	5.280	5.279	0.001	83	8096	1.82	
\$ 152 Dibromofluoromethane (Surr	113	5.475	5.468	0.007	96	83659	53.0	
\$ 54 1,2-Dichloroethane-d4 (Sur	102	5.907	5.901	0.006	98	17435	49.5	
* 59 Fluorobenzene	96	6.243	6.243	0.000	99	242021	50.0	
61 Trichloroethene	95	6.682	6.676	0.006	87	8636	3.61	
63 Methylcyclohexane	83	6.828	6.822	0.006	80	1386	0.3842	
* 150 1,4-Dioxane-d8	96	7.090	7.078	0.012	1	4431	1000.0	s
\$ 76 Toluene-d8 (Surr)	98	8.005	8.005	0.000	98	206423	45.8	
77 Toluene	91	8.072	8.065	0.007	78	4346	0.5366	
80 Tetrachloroethene	166	8.547	8.547	0.000	22	475	0.2377	
* 87 Chlorobenzene-d5	117	9.309	9.309	0.000	85	148392	50.0	
89 Ethylbenzene	106	9.395	9.395	0.001	6	449	0.1792	
92 o-Xylene	106	9.815	9.809	0.006	89	6753	2.23	
\$ 99 4-Bromofluorobenzene	174	10.242	10.242	0.000	85	59903	49.3	
* 116 1,4-Dichlorobenzene-d4	152	11.077	11.077	0.000	88	86147	50.0	
121 1,2-Dichlorobenzene	146	11.370	11.364	0.006	5	1325	0.3110	
124 1,2,4-Trichlorobenzene	180	12.711	12.711	0.000	55	26286	9.19	
128 1,2,3-Trichlorobenzene	180	13.266	13.266	0.000	38	9804	3.60	
S 131 Xylenes, Total	100				0		2.23	

**QC Flag Legend**

Processing Flags

s - Failed ISTD Recovery Test

**Reagents:**

8260 INTSTD C\_00055

Amount Added: 1.00

Units: uL

Run Reagent

8260SURR250\_00054

Amount Added: 1.00

Units: uL

Run Reagent

TestAmerica Edison  
Tentatively Identified Quantitation Report

Data File: \\EDICHROM\ChromData\CVOAMS4\20141105-20221.b\D5787.D  
 Lims ID: 460-85482-B-8-A Lab Sample ID: 460-85482-8  
 Client ID: PMP-13-SW-SD  
 Sample Type: Client  
 Inject. Date: 06-Nov-2014 04:24:30 ALS Bottle#: 22 Worklist Smp#: 23  
 Purge Vol: 5.000 mL Dil. Factor: 1.0000  
 Sample Info: 460-85482-B-8-A  
 Misc. Info.: 460-0020221-023  
 Operator ID: Instrument ID: CVOAMS4  
 Method: \\EDICHROM\ChromData\CVOAMS4\20141105-20221.b\8260S\_4.m  
 Limit Group: VOA - 8260B Water and Solid  
 Last Update: 06-Nov-2014 12:13:57 Calib Date: 29-Oct-2014 06:28:30  
 Tic RT Window: 0.000 -0.000 Response: area  
 Quant By: Nearest ISTD Quant LOD: 10.00000  
 MS Library: \\EDICHROM\ChromData\Database\NIST02.L  
 Min. Match: 20  
 Column 1 : Rtx-624 ( 0.25 mm) Det: MS SCAN  
 Process Host: XAWRK012  
 First Level Reviewer: desais Date: 06-Nov-2014 10:35:21

## Tentative Identified Compound Results

RT	Response	Amount ug/l	Quant Cpd	Qual	Lib Entry	Molecular Formula	Mol. Weight	Flags
11.284	1758-88-9 Benzene, 2-ethyl-1,4-dimethyl- 1053063	84.3	116	95	14378	C10H14	134	
12.150	112-40-3 Dodecane 627485	50.2	116	90	36156	C12H26	170	
12.290	76089-59-3 1,3-Cyclopentadiene, 1,2,3,4-tetramethyl 1391347	111.4	116	94	14434	C10H14	134	
12.766	56253-64-6 Benzene, (2-methyl-1-butenyl)- 1240581	99.3	116	93	20721	C11H14	146	
13.174	629-50-5 Tridecane 1413925	113.2	116	96	45543	C13H28	184	
13.625	6682-71-9 1H-Indene, 2,3-dihydro-4,7-dimethyl- 915829	73.3	116	93	20749	C11H14	146	
13.875	2613-76-5 1H-Indene, 2,3-dihydro-1,1,3-trimethyl- 657070	52.6	116	81	29424	C12H16	160	
14.101	2613-76-5 1H-Indene, 2,3-dihydro-1,1,3-trimethyl- 800596	64.1	116	64	29424	C12H16	160	
14.351	4175-54-6 Naphthalene, 1,2,3,4-tetrahydro-1,4-dime 749550	60.0	116	96	29460	C12H16	160	
14.516	629-59-4 Tetradecane 672670	53.8	116	94	55009	C14H30	198	

## Quantitation Compounds

Compound	RT	Response	Amount ug/l
* 116 1,4-Dichlorobenzene-d4	11.077	624737	50.0

## QC Flag Legend

Processing Flags

## Reagents:

8260 INTSTD C\_00055

Amount Added: 1.00

Units: uL

Run Reagent

8260SURR250\_00054

Amount Added: 1.00

Units: uL

Run Reagent



TestAmerica Edison

Data File: \\EDICHROM\ChromData\CVOAMS4\20141105-20221.b\D5787.D

Injection Date: 06-Nov-2014 04:24:30

Instrument ID: CVOAMS4

Operator ID:

Lims ID: 460-85482-B-8-A

Lab Sample ID: 460-85482-8

Worklist Smp#: 23

Client ID: PMP-13-SW-SD

Purge Vol: 5.000 mL

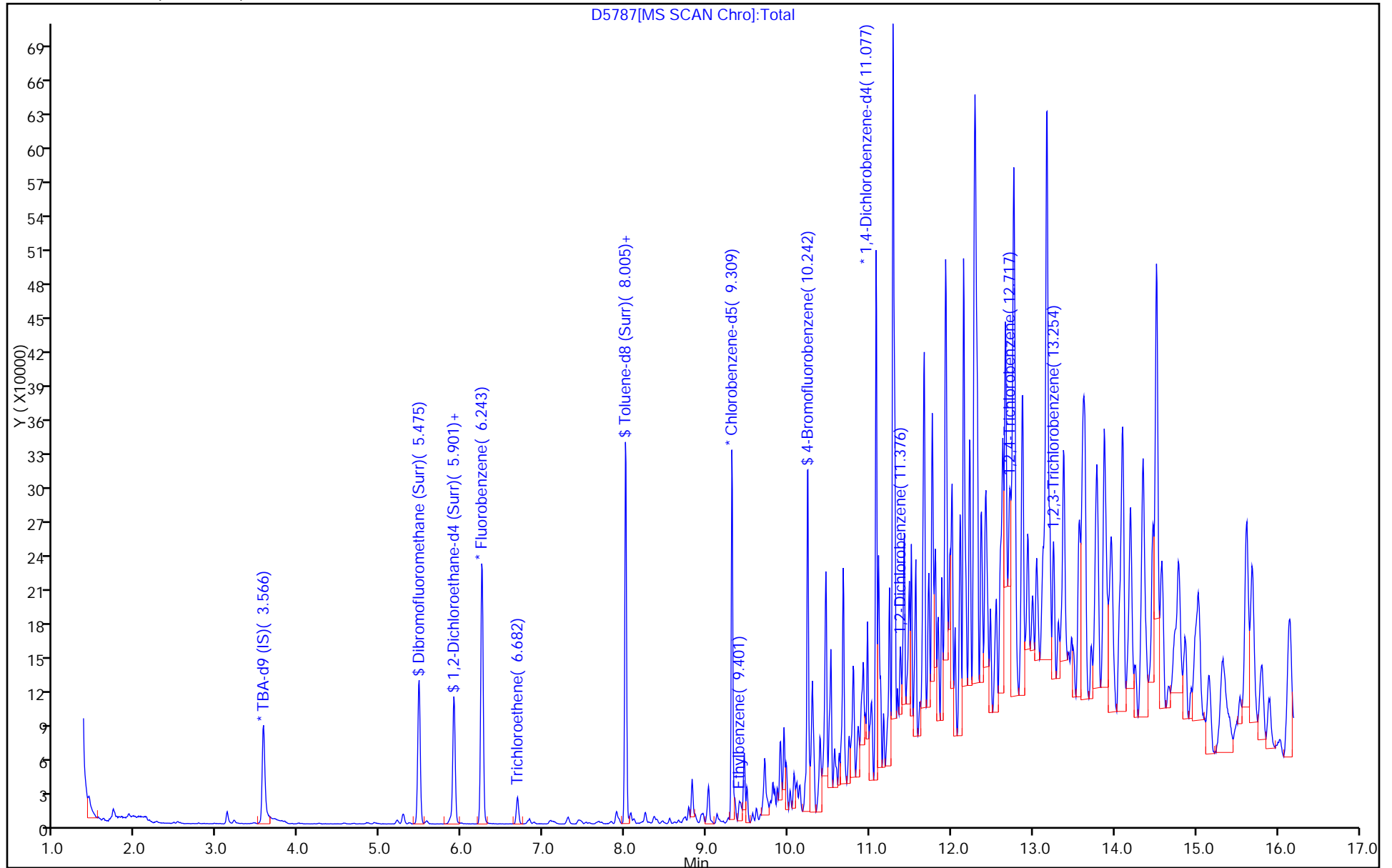
Dil. Factor: 1.0000

ALS Bottle#: 22

Method: 8260S\_4

Limit Group: VOA - 8260B Water and Solid

Column: Rtx-624 (0.25 mm)



TestAmerica Edison

Data File: \\EDICHROM\ChromData\CVOAMS4\20141105-20221.b\D5787.D

Injection Date: 06-Nov-2014 04:24:30

Instrument ID: CVOAMS4

Lims ID: 460-85482-B-8-A

Lab Sample ID: 460-85482-8

Client ID: PMP-13-SW-SD

Operator ID:

ALS Bottle#: 22

Worklist Smp#: 23

Purge Vol: 5.000 mL

Dil. Factor: 1.0000

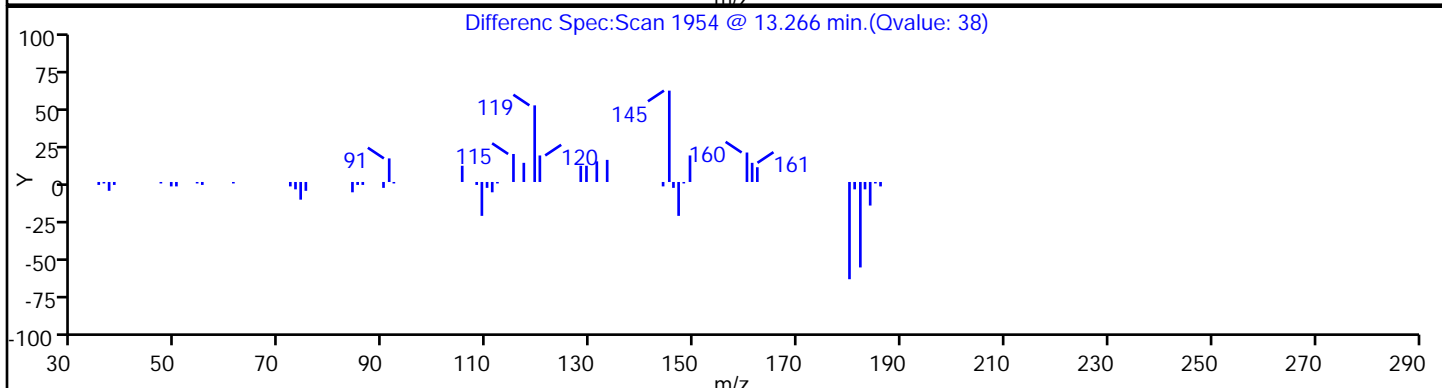
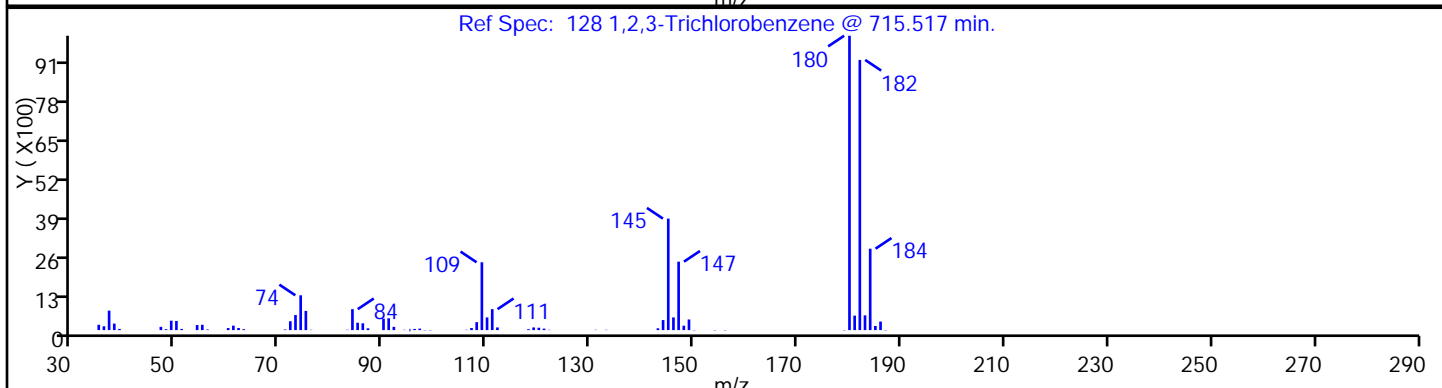
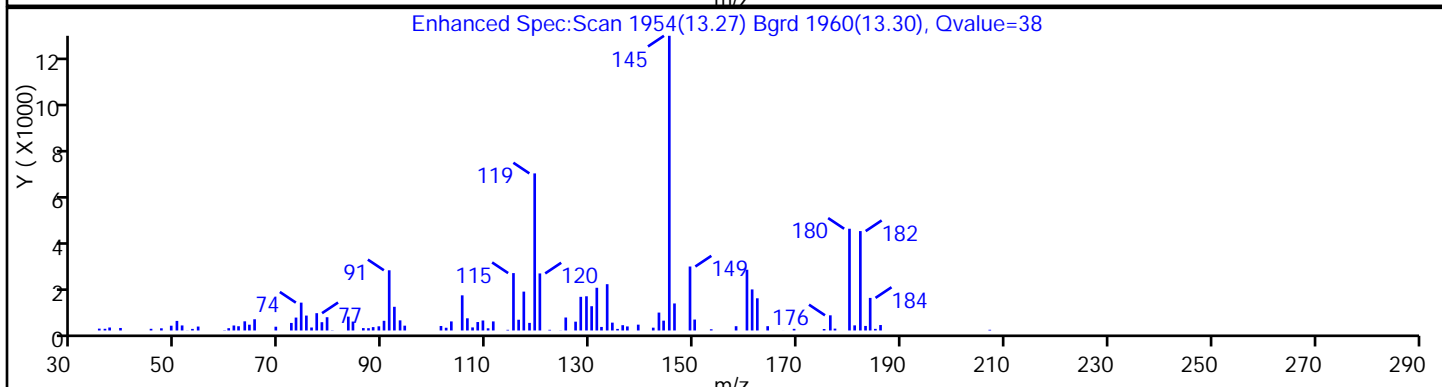
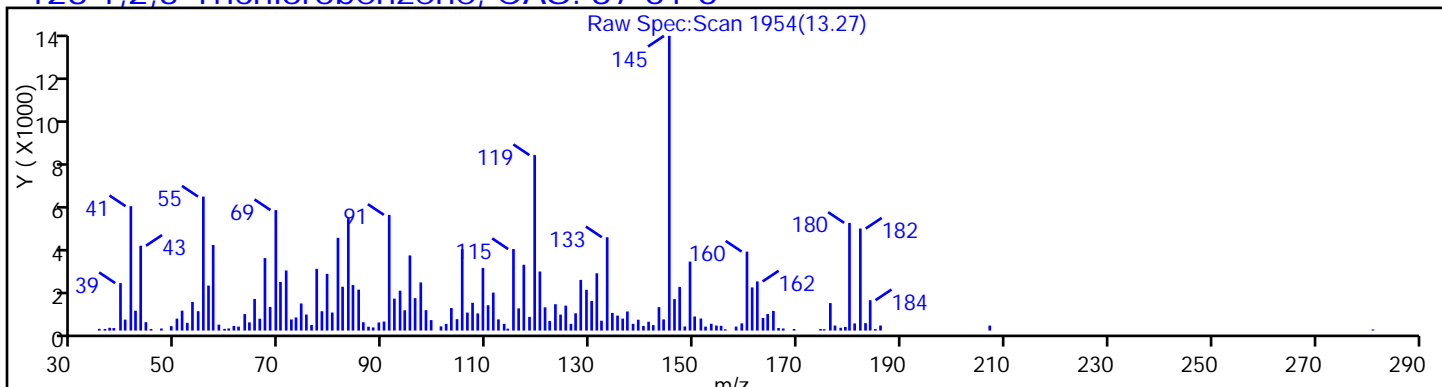
Method: 8260S\_4

Limit Group: VOA - 8260B Water and Solid

Column: Rtx-624 (0.25 mm)

Detector: MS SCAN

128 1,2,3-Trichlorobenzene, CAS: 87-61-6



TestAmerica Edison

Data File: \\EDICHROM\ChromData\CVOAMS4\20141105-20221.b\D5787.D

Injection Date: 06-Nov-2014 04:24:30

Instrument ID: CVOAMS4

Lims ID: 460-85482-B-8-A

Lab Sample ID: 460-85482-8

Client ID: PMP-13-SW-SD

Operator ID:

ALS Bottle#:

22

Worklist Smp#:

23

Purge Vol: 5.000 mL

Dil. Factor:

1.0000

Method: 8260S\_4

Limit Group:

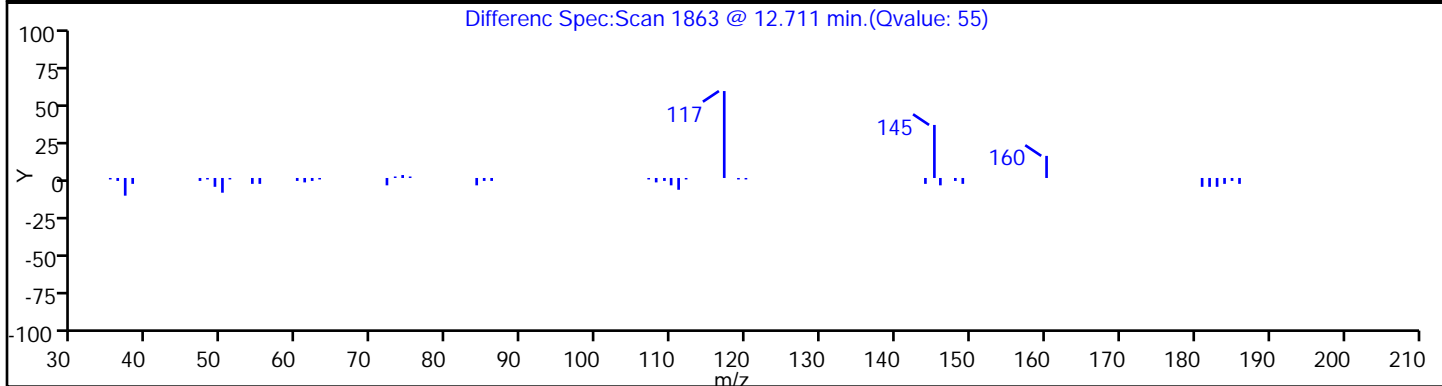
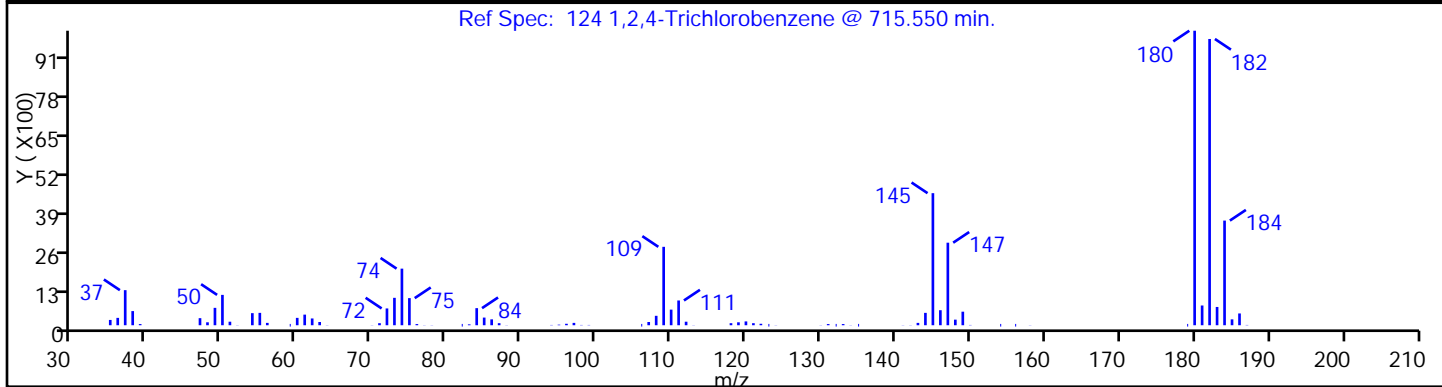
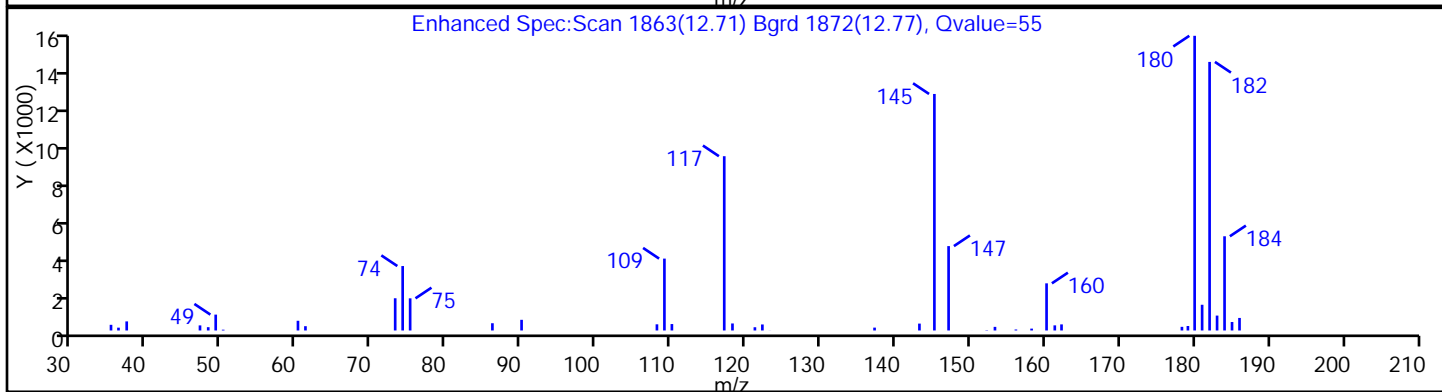
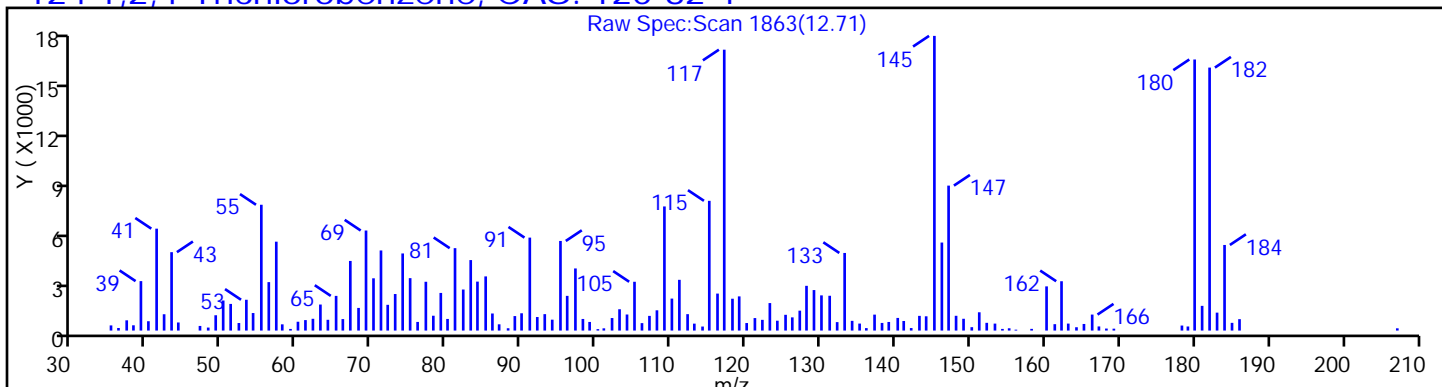
VOA - 8260B Water and Solid

Column: Rtx-624 (0.25 mm)

Detector

MS SCAN

124 1,2,4-Trichlorobenzene, CAS: 120-82-1



TestAmerica Edison

Data File: \\EDICHRON\ChromData\CVOAMS4\20141105-20221.b\D5787.D

Injection Date: 06-Nov-2014 04:24:30

Instrument ID: CVOAMS4

Lims ID: 460-85482-B-8-A

Lab Sample ID: 460-85482-8

Client ID: PMP-13-SW-SD

Operator ID:

ALS Bottle#: 22 Worklist Smp#: 23

Purge Vol: 5.000 mL

Dil. Factor: 1.0000

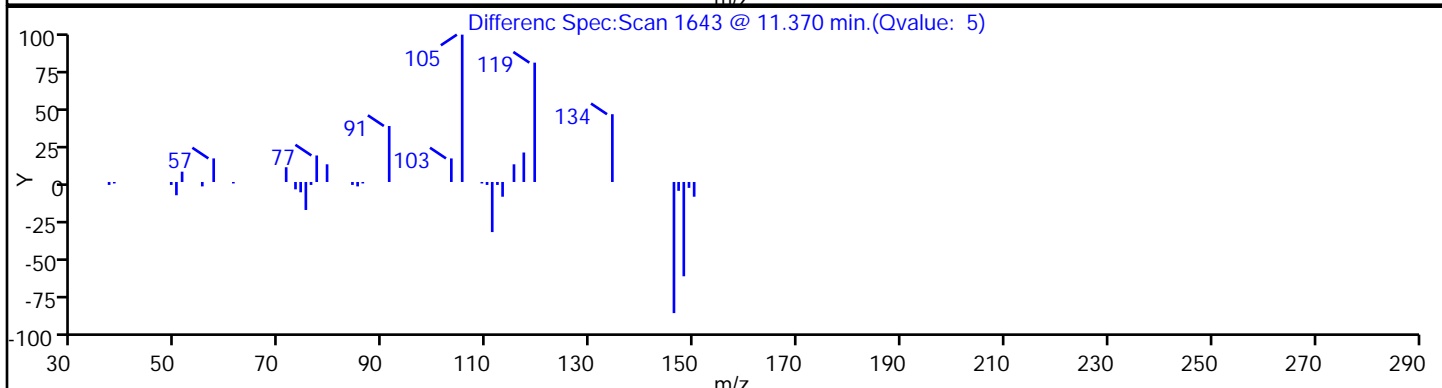
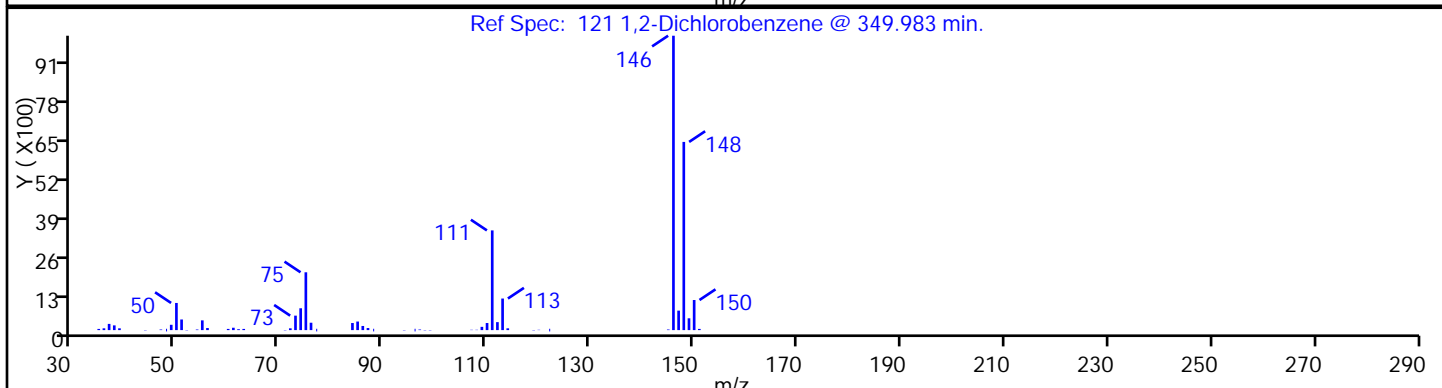
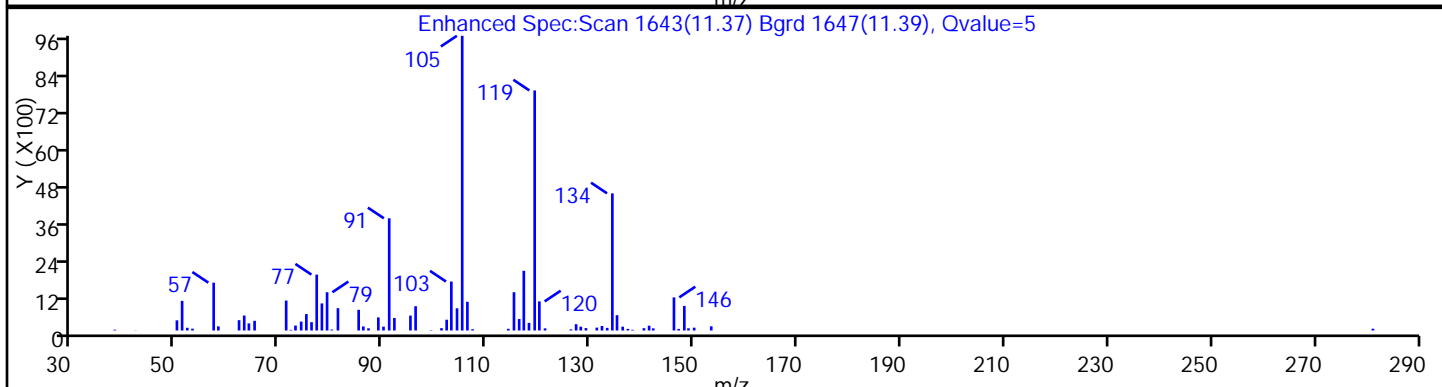
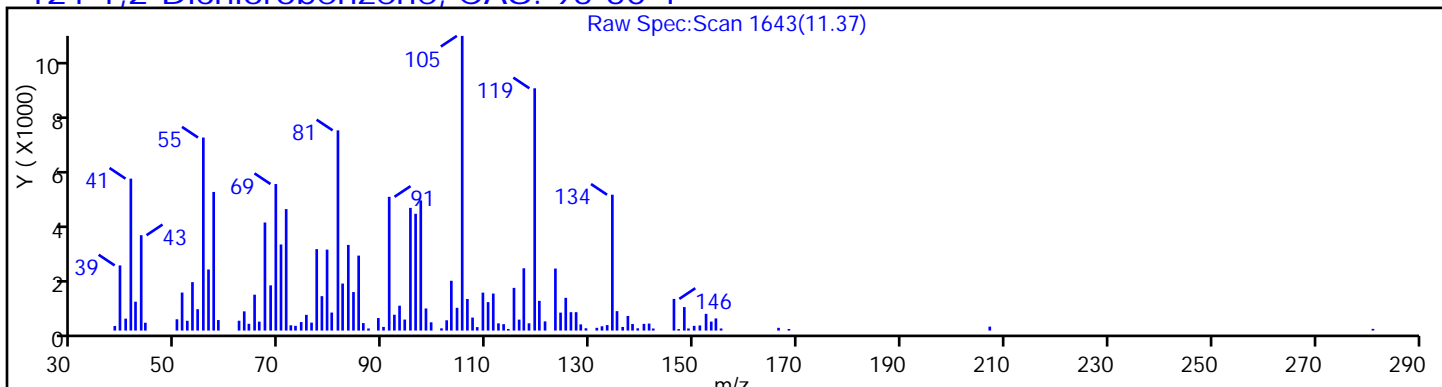
Method: 8260S\_4

Limit Group: VOA - 8260B Water and Solid

Column: Rtx-624 (0.25 mm)

Detector: MS SCAN

121 1,2-Dichlorobenzene, CAS: 95-50-1



TestAmerica Edison

Data File: \\EDICHROM\ChromData\CVOAMS4\20141105-20221.b\D5787.D

Injection Date: 06-Nov-2014 04:24:30

Instrument ID: CVOAMS4

Lims ID: 460-85482-B-8-A

Lab Sample ID: 460-85482-8

Client ID: PMP-13-SW-SD

Operator ID:

ALS Bottle#: 22 Worklist Smp#: 23

Purge Vol: 5.000 mL

Dil. Factor: 1.0000

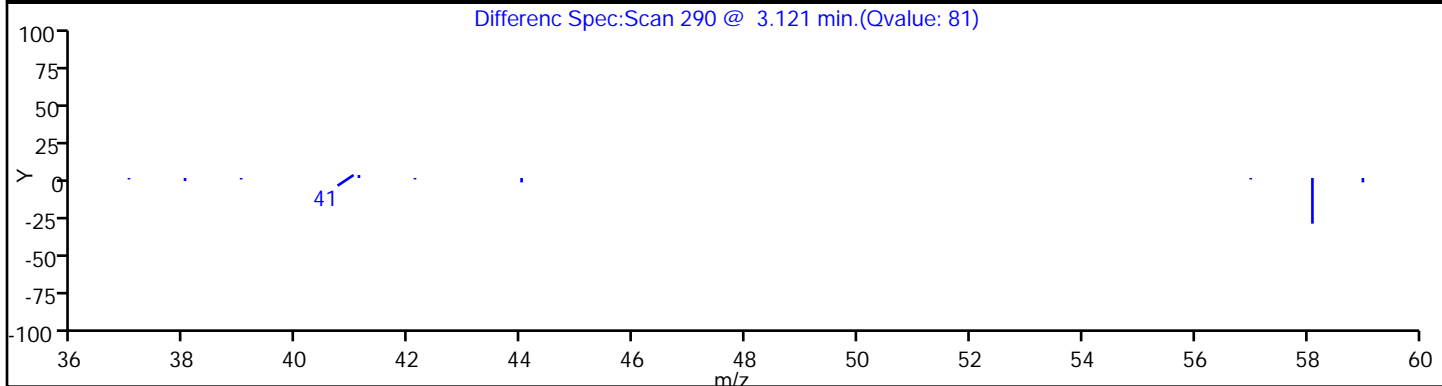
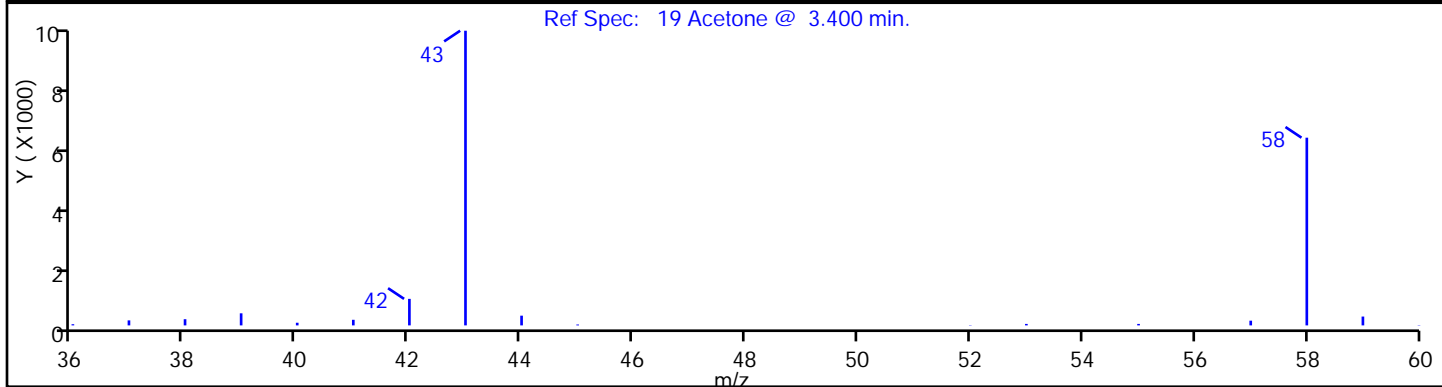
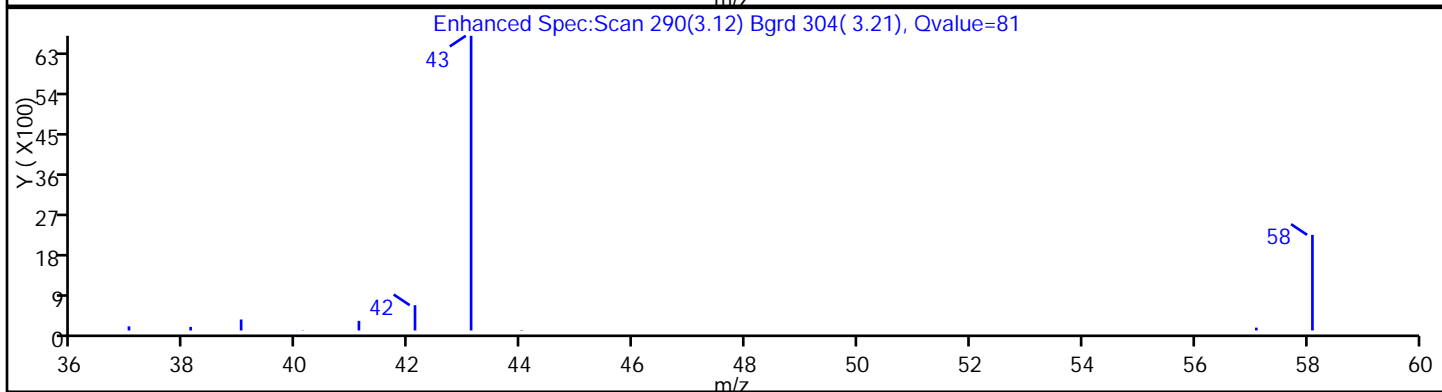
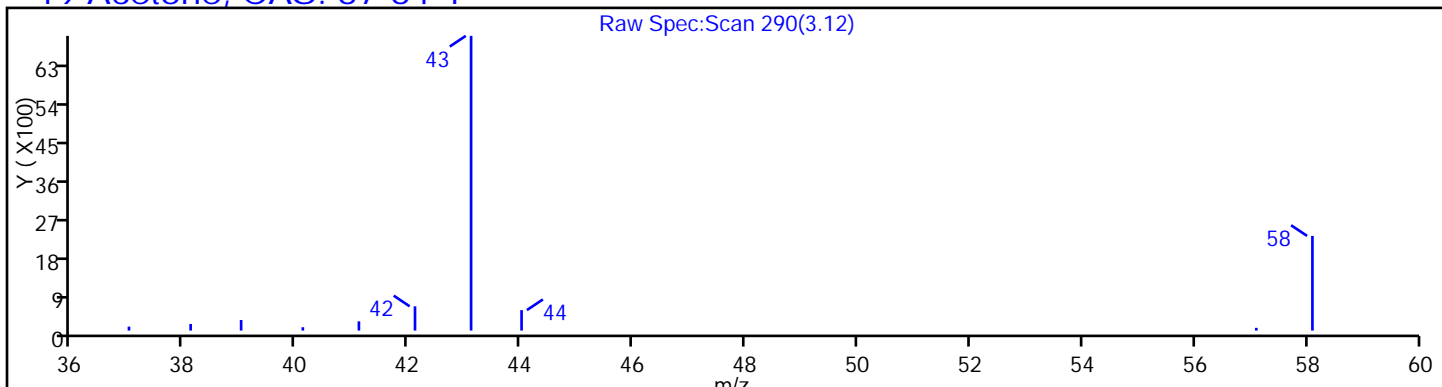
Method: 8260S\_4

Limit Group: VOA - 8260B Water and Solid

Column: Rtx-624 (0.25 mm)

Detector MS SCAN

19 Acetone, CAS: 67-64-1



TestAmerica Edison

Data File: \\EDICHROM\ChromData\CVOAMS4\20141105-20221.b\D5787.D

Injection Date: 06-Nov-2014 04:24:30

Instrument ID: CVOAMS4

Lims ID: 460-85482-B-8-A

Lab Sample ID: 460-85482-8

Client ID: PMP-13-SW-SD

Operator ID:

ALS Bottle#: 22 Worklist Smp#: 23

Purge Vol: 5.000 mL

Dil. Factor: 1.0000

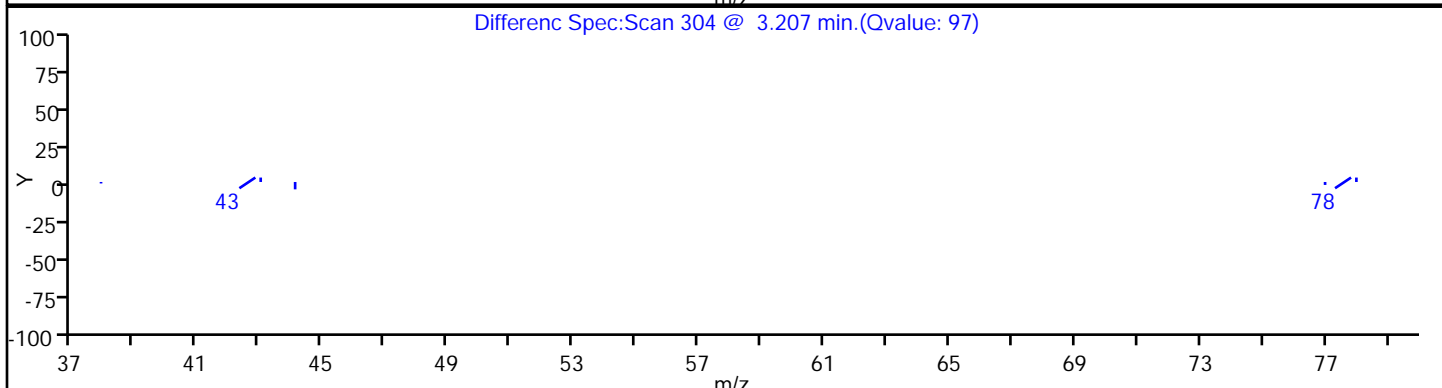
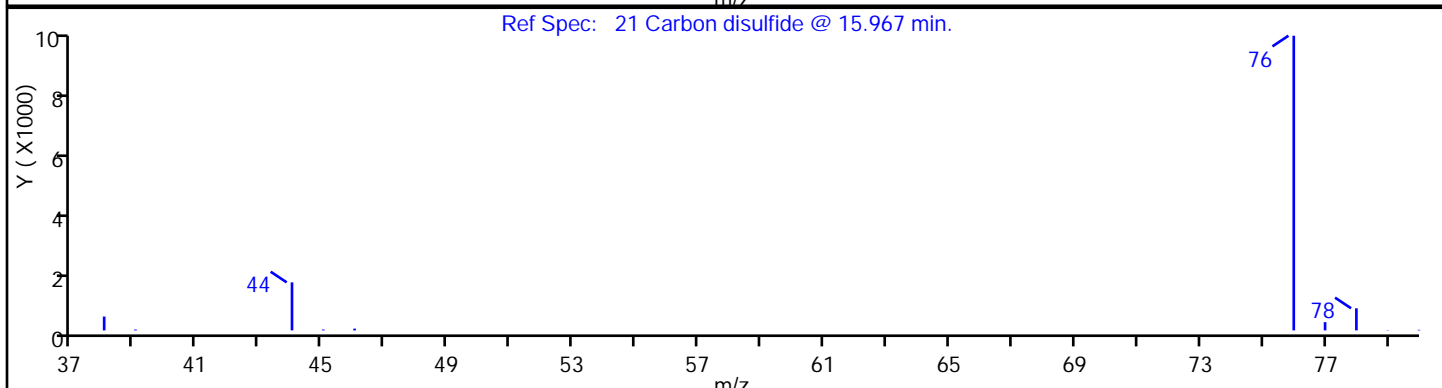
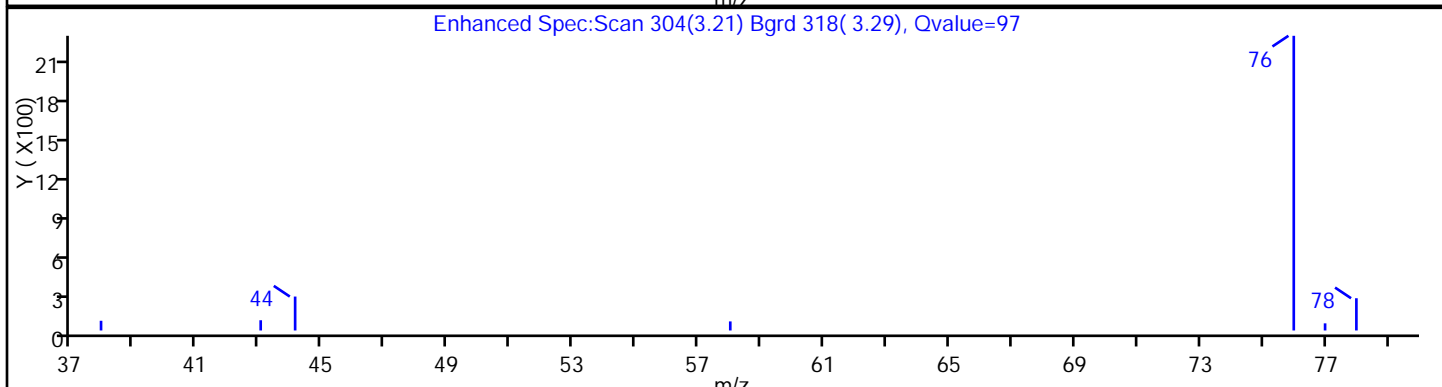
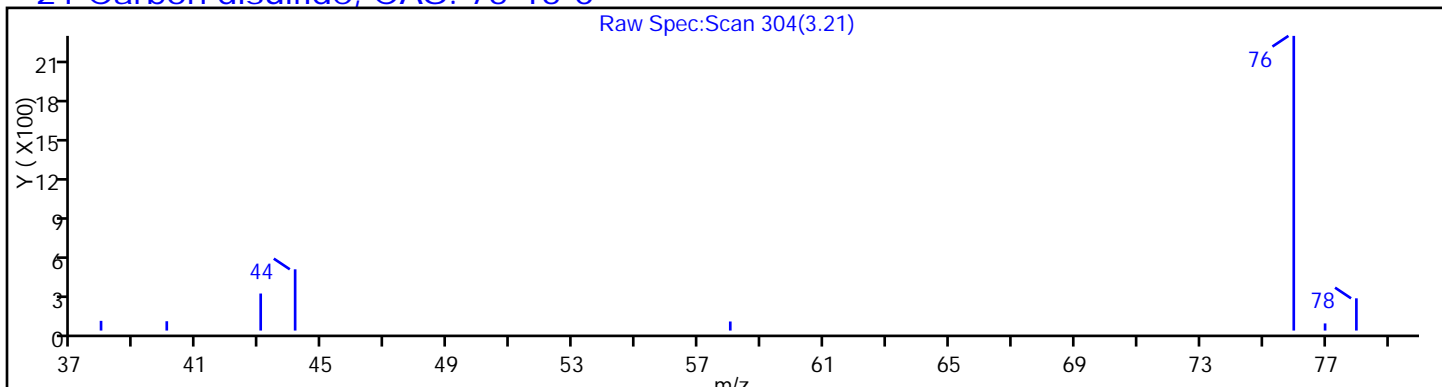
Method: 8260S\_4

Limit Group: VOA - 8260B Water and Solid

Column: Rtx-624 (0.25 mm)

Detector MS SCAN

21 Carbon disulfide, CAS: 75-15-0



TestAmerica Edison

Data File: \\EDICHROM\ChromData\CVOAMS4\20141105-20221.b\D5787.D

Injection Date: 06-Nov-2014 04:24:30

Instrument ID: CVOAMS4

Lims ID: 460-85482-B-8-A

Lab Sample ID: 460-85482-8

Client ID: PMP-13-SW-SD

Operator ID:

ALS Bottle#: 22 Worklist Smp#: 23

Purge Vol: 5.000 mL

Dil. Factor: 1.0000

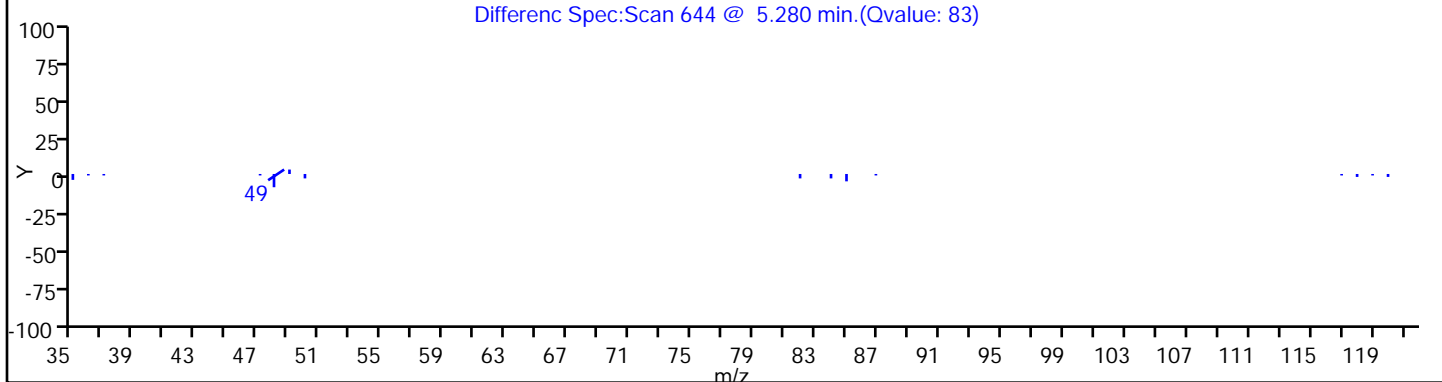
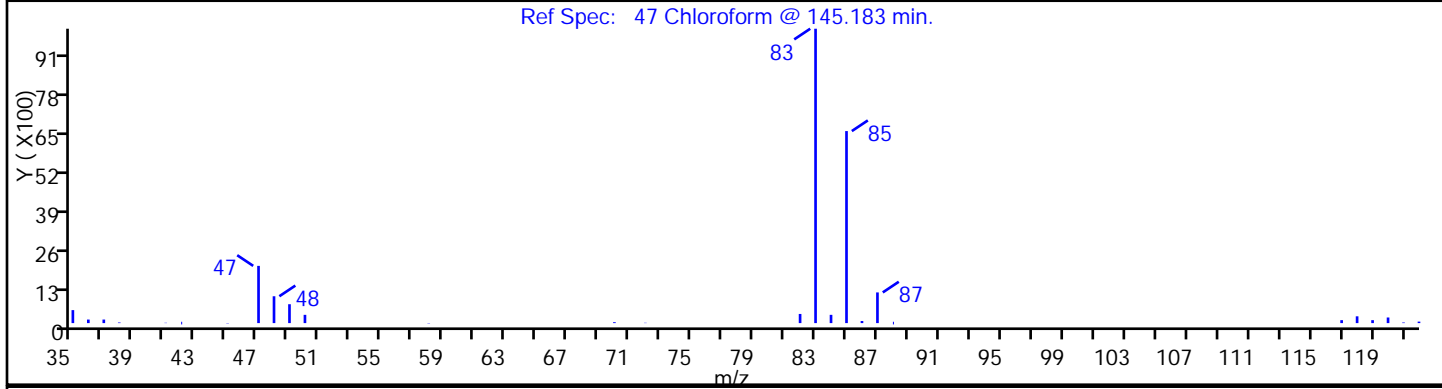
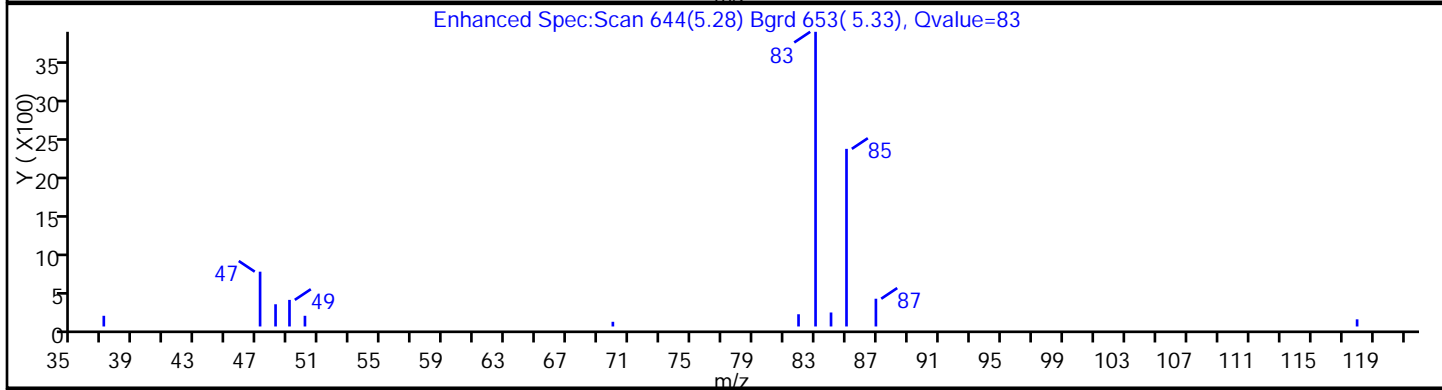
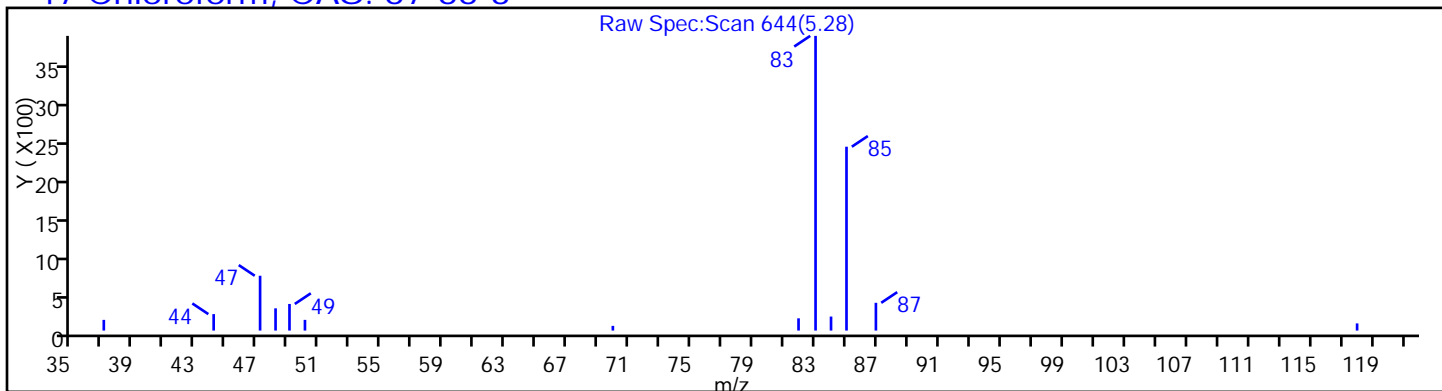
Method: 8260S\_4

Limit Group: VOA - 8260B Water and Solid

Column: Rtx-624 (0.25 mm)

Detector: MS SCAN

47 Chloroform, CAS: 67-66-3



TestAmerica Edison

Data File: \\EDICHROM\ChromData\CVOAMS4\20141105-20221.b\D5787.D

Injection Date: 06-Nov-2014 04:24:30

Instrument ID: CVOAMS4

Lims ID: 460-85482-B-8-A

Lab Sample ID: 460-85482-8

Client ID: PMP-13-SW-SD

Operator ID:

ALS Bottle#: 22 Worklist Smp#: 23

Purge Vol: 5.000 mL

Dil. Factor: 1.0000

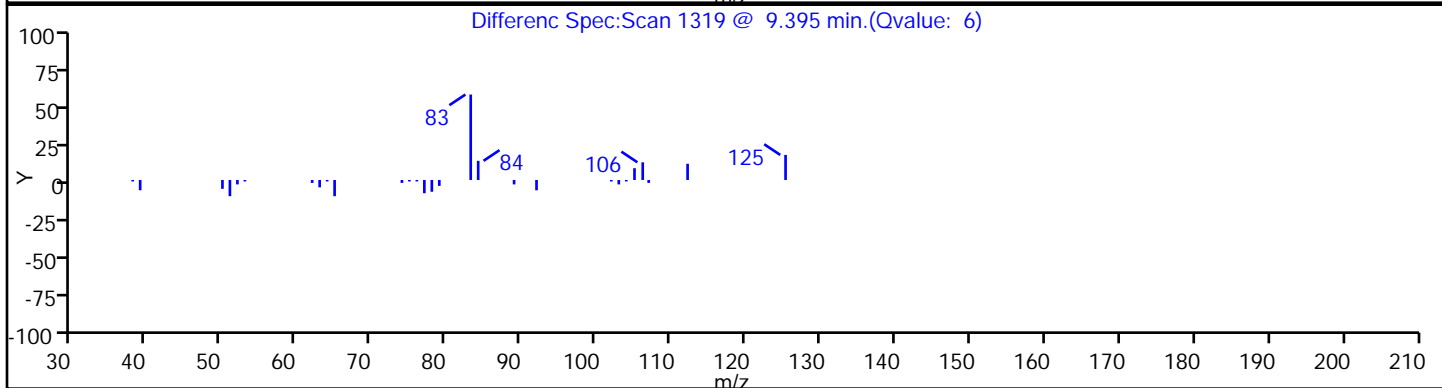
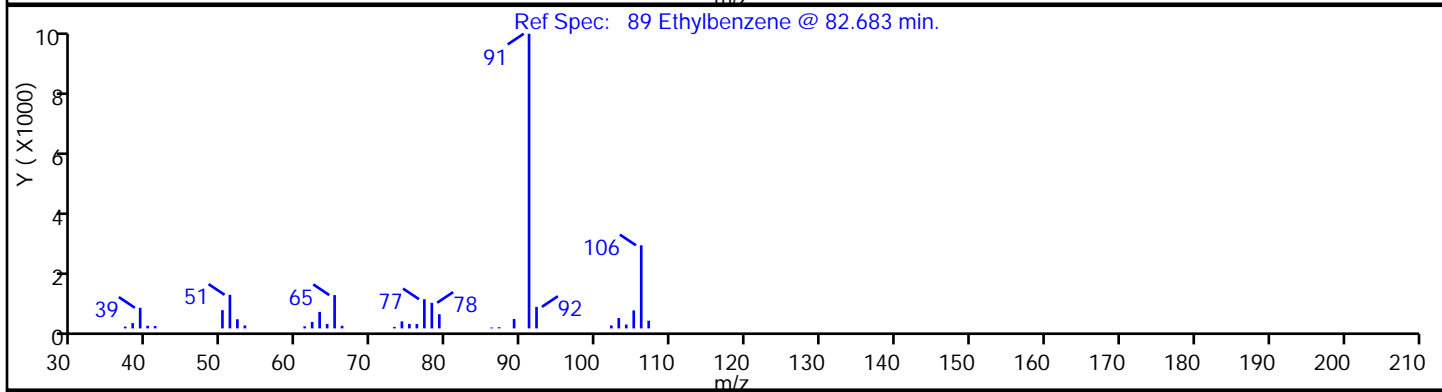
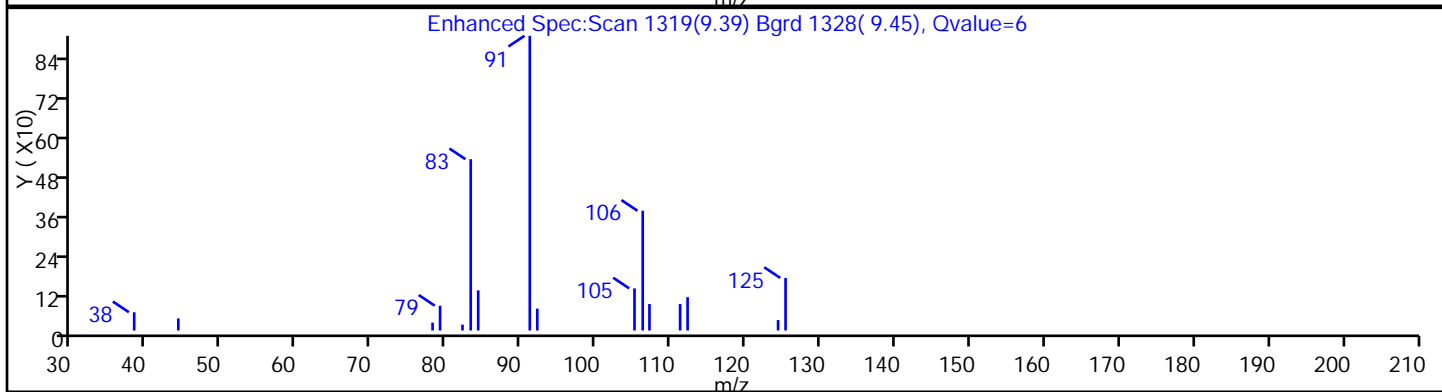
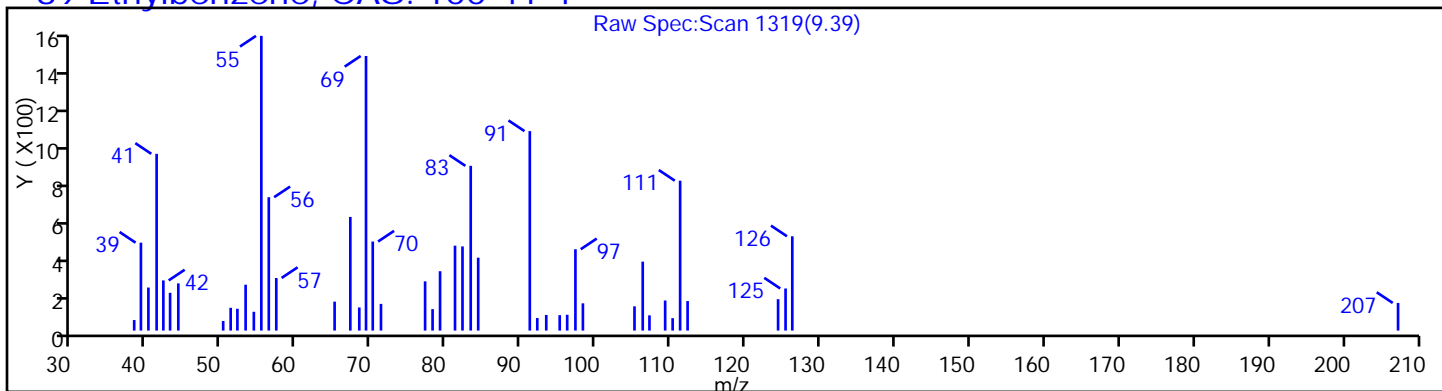
Method: 8260S\_4

Limit Group: VOA - 8260B Water and Solid

Column: Rtx-624 (0.25 mm)

Detector: MS SCAN

89 Ethylbenzene, CAS: 100-41-4





TestAmerica Edison

Data File: \\EDICROM\ChromData\CVOAMS4\20141105-20221.b\D5787.D

Injection Date: 06-Nov-2014 04:24:30

Instrument ID: CVOAMS4

Lims ID: 460-85482-B-8-A

Lab Sample ID: 460-85482-8

Client ID: PMP-13-SW-SD

Operator ID:

ALS Bottle#: 22

Worklist Smp#: 23

Purge Vol: 5.000 mL

Dil. Factor: 1.0000

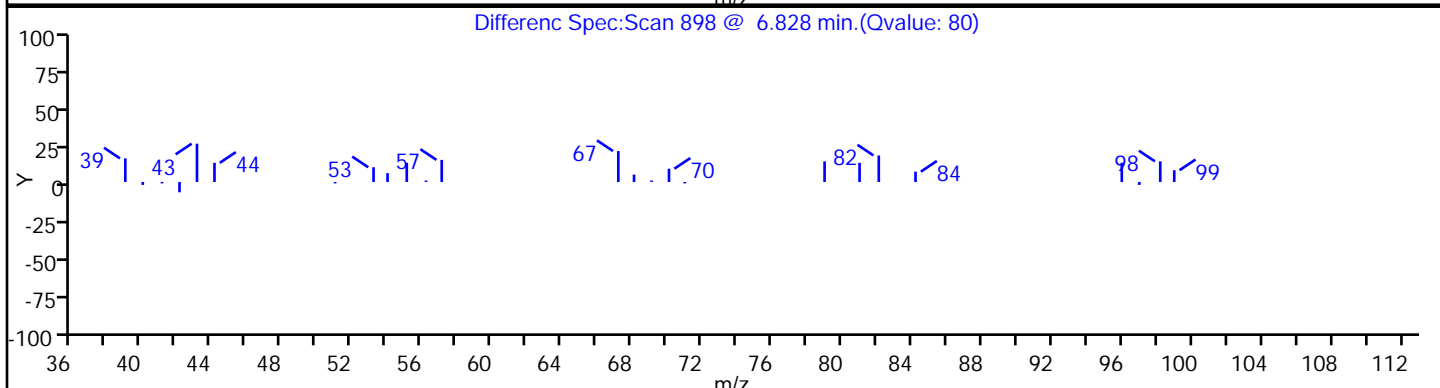
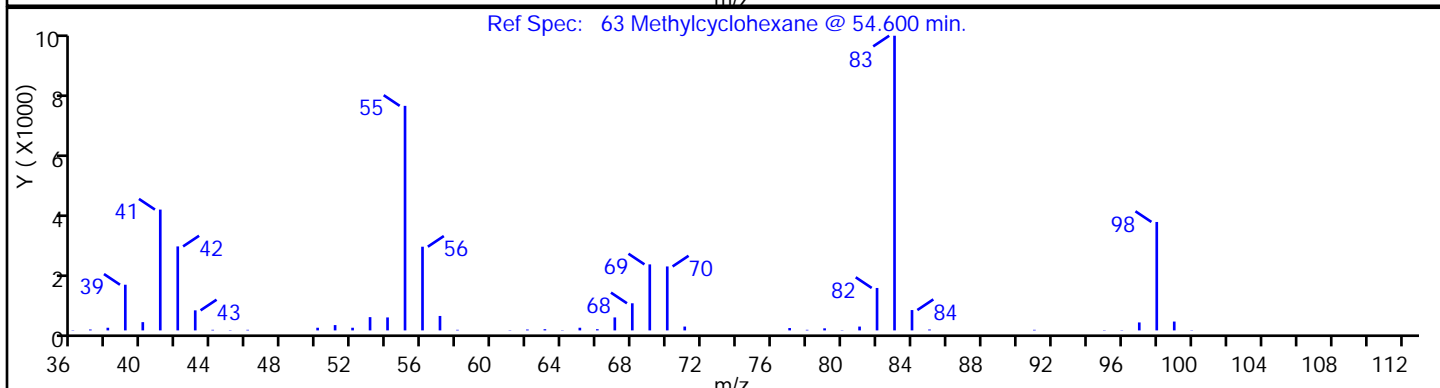
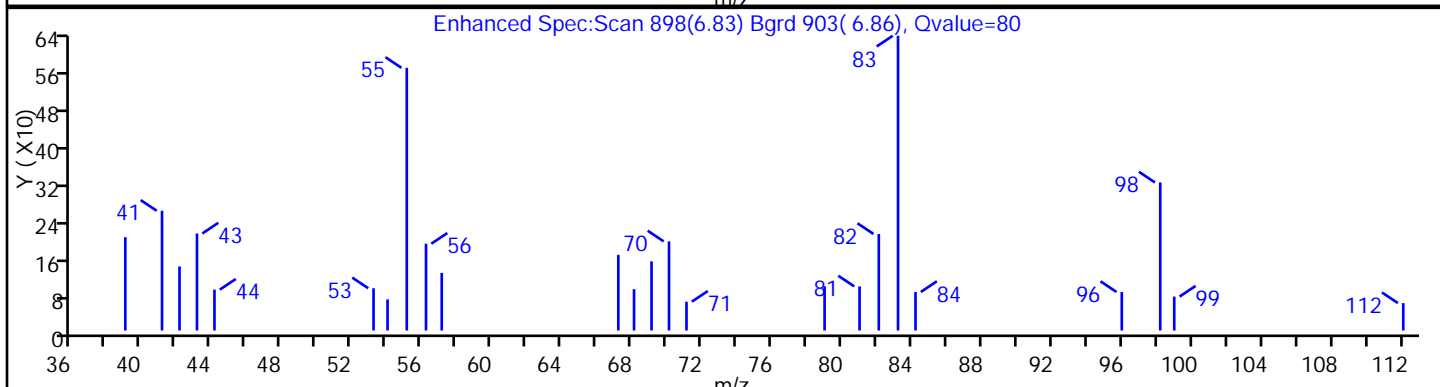
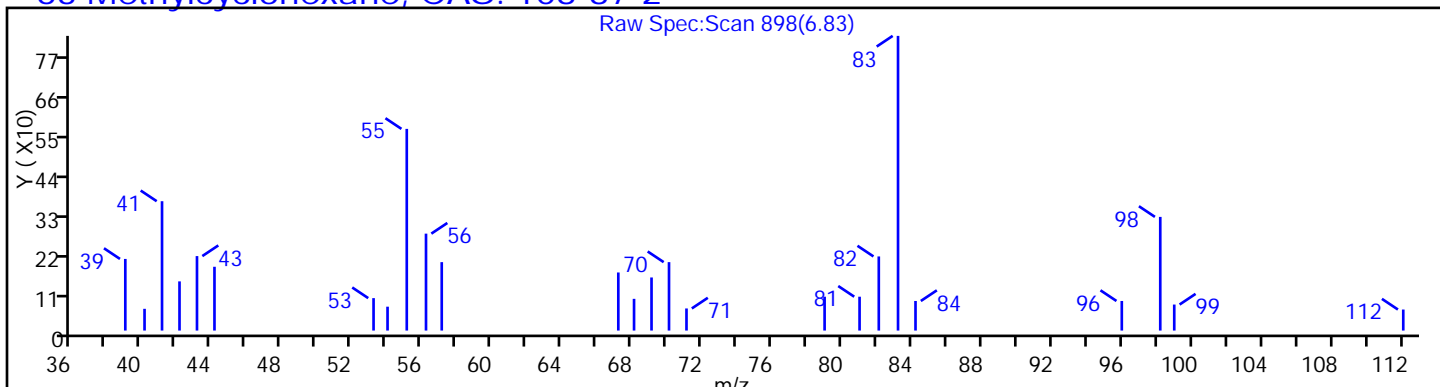
Method: 8260S\_4

Limit Group: VOA - 8260B Water and Solid

Column: Rtx-624 (0.25 mm)

Detector: MS SCAN

63 Methylcyclohexane, CAS: 108-87-2



TestAmerica Edison

Data File: \\EDICHROM\ChromData\CVOAMS4\20141105-20221.b\D5787.D

Injection Date: 06-Nov-2014 04:24:30

Instrument ID: CVOAMS4

Lims ID: 460-85482-B-8-A

Lab Sample ID: 460-85482-8

Client ID: PMP-13-SW-SD

Operator ID:

ALS Bottle#: 22

Worklist Smp#: 23

Purge Vol: 5.000 mL

Dil. Factor: 1.0000

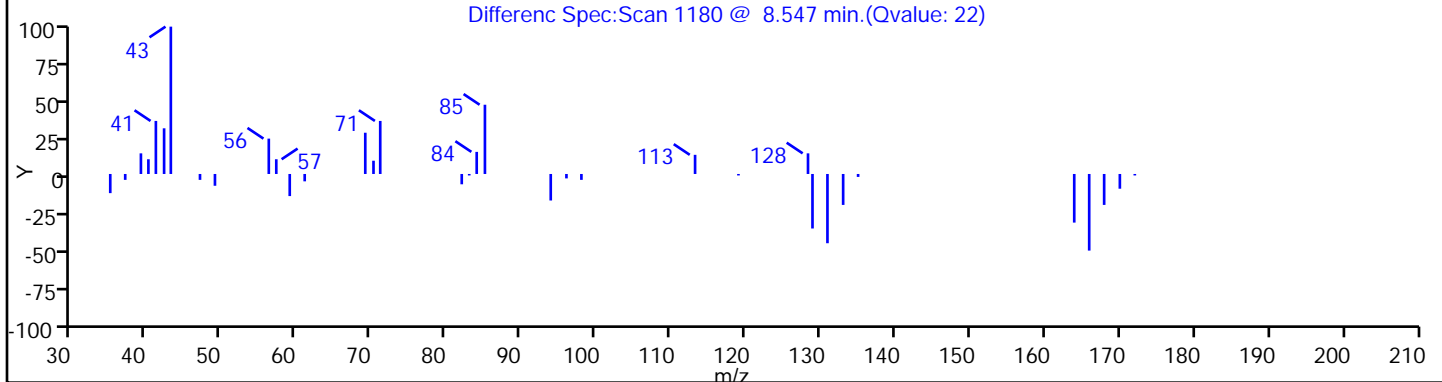
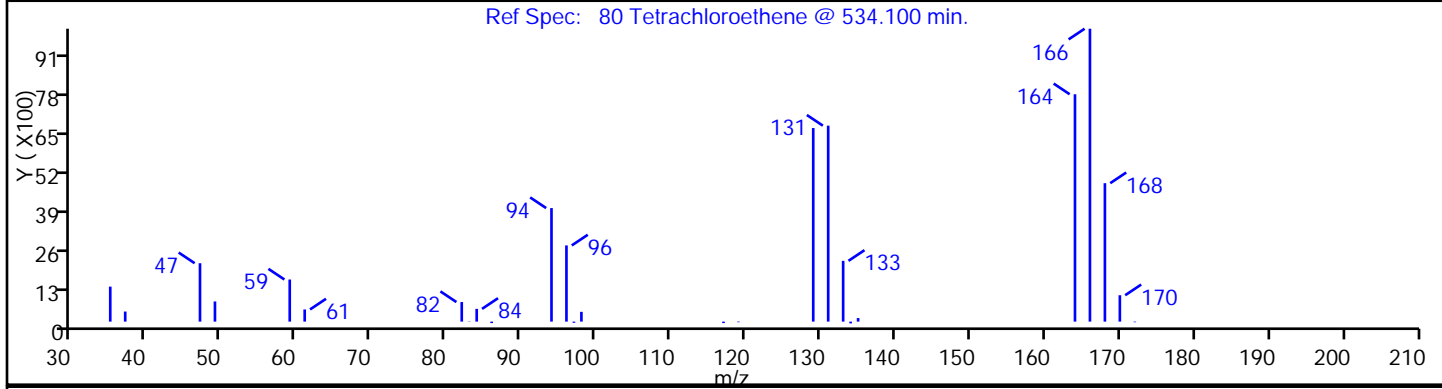
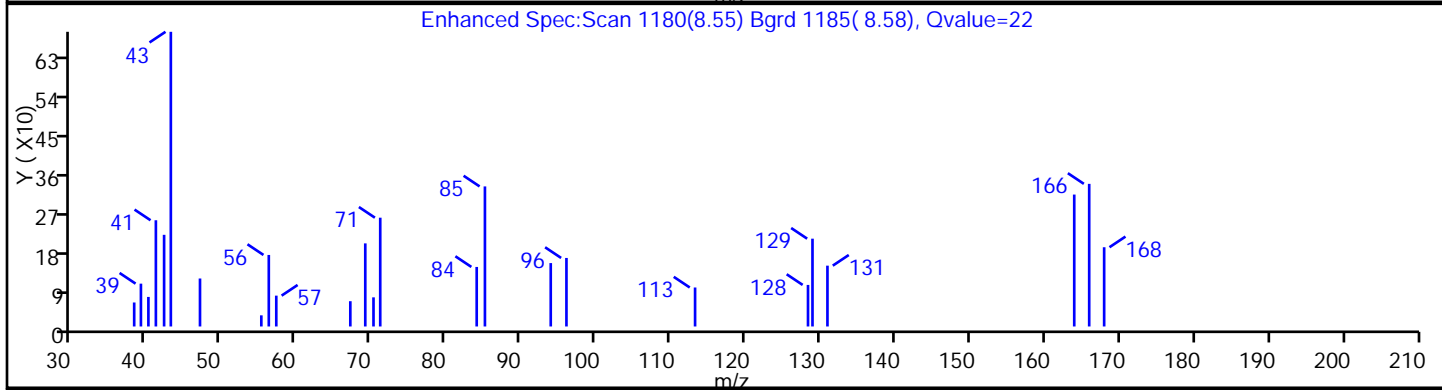
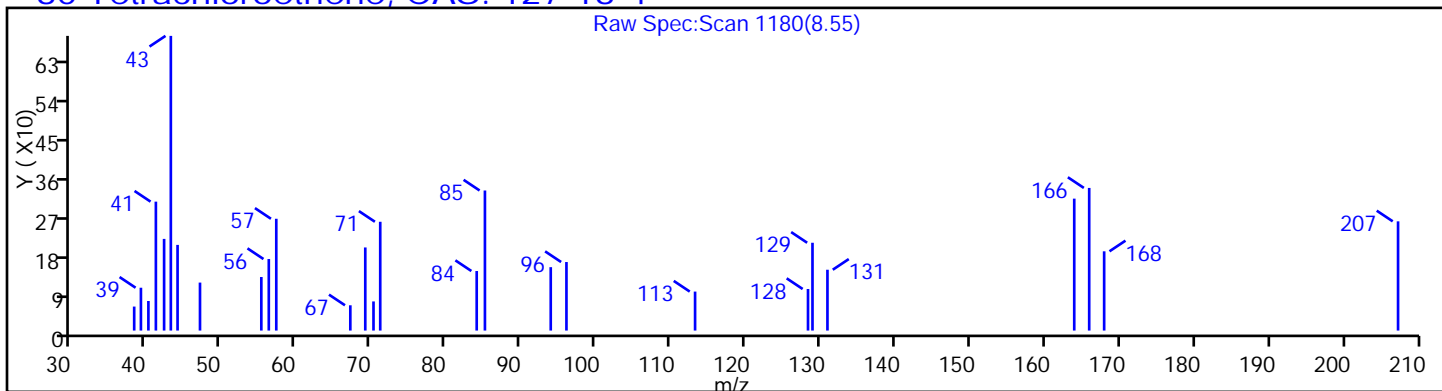
Method: 8260S\_4

Limit Group: VOA - 8260B Water and Solid

Column: Rtx-624 (0.25 mm)

Detector: MS SCAN

80 Tetrachloroethene, CAS: 127-18-4



TestAmerica Edison

Data File: \\EDICHROM\ChromData\CVOAMS4\20141105-20221.b\D5787.D

Injection Date: 06-Nov-2014 04:24:30

Instrument ID: CVOAMS4

Lims ID: 460-85482-B-8-A

Lab Sample ID: 460-85482-8

Client ID: PMP-13-SW-SD

Operator ID:

ALS Bottle#: 22 Worklist Smp#: 23

Purge Vol: 5.000 mL

Dil. Factor: 1.0000

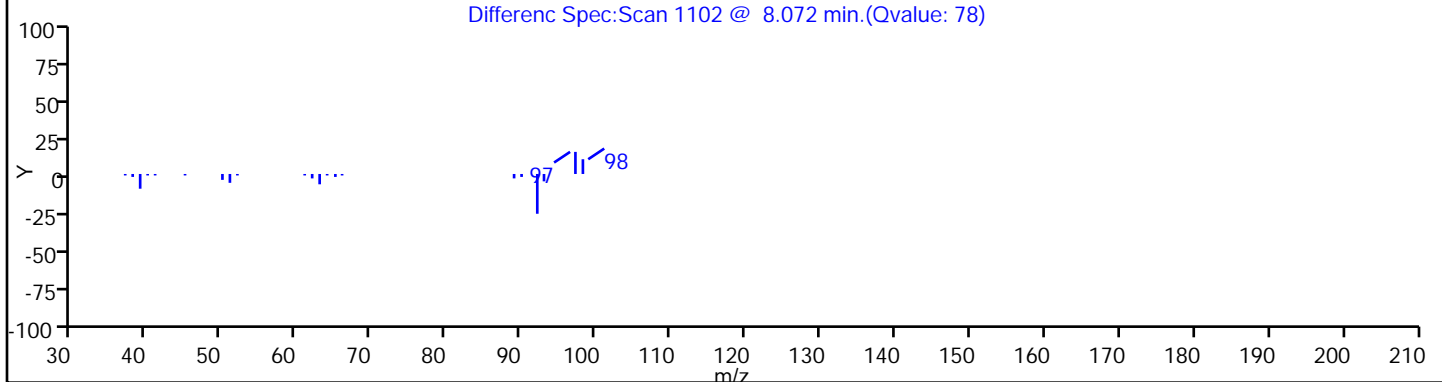
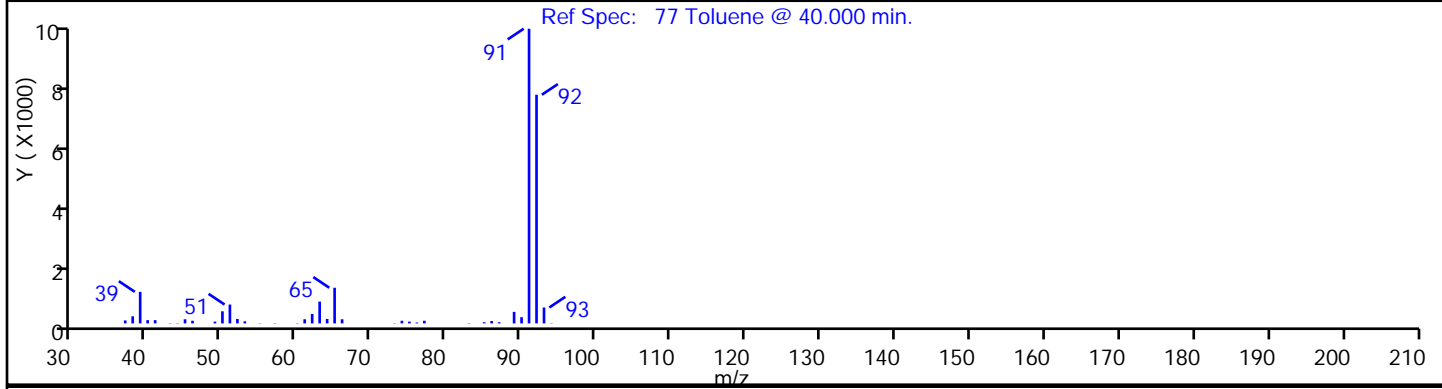
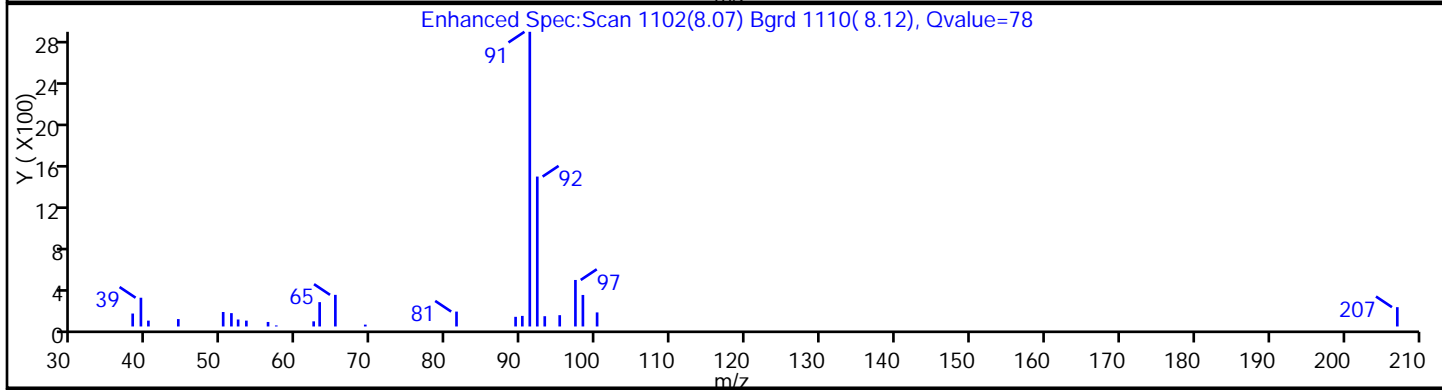
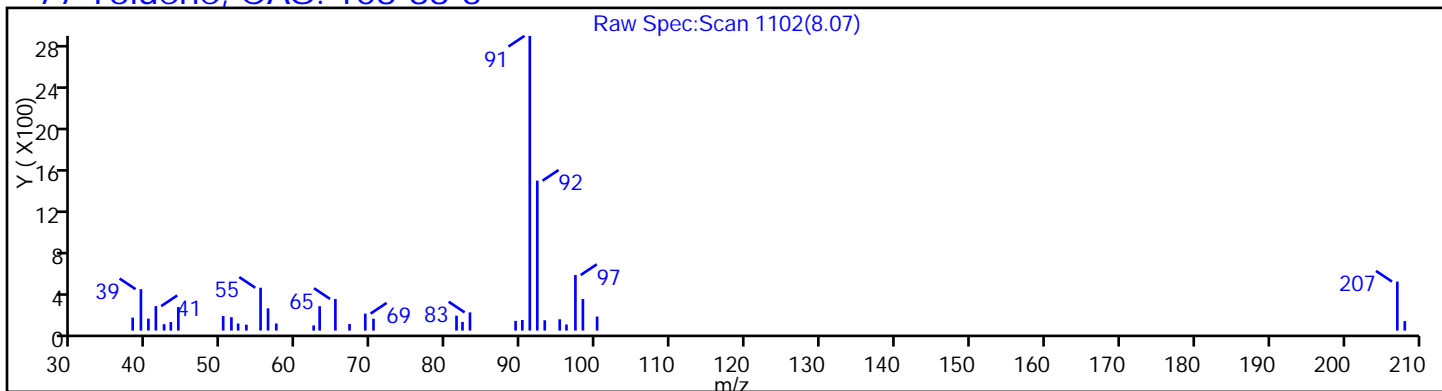
Method: 8260S\_4

Limit Group: VOA - 8260B Water and Solid

Column: Rtx-624 (0.25 mm)

Detector: MS SCAN

77 Toluene, CAS: 108-88-3



TestAmerica Edison

Data File: \\EDICHROM\ChromData\CVOAMS4\20141105-20221.b\D5787.D

Injection Date: 06-Nov-2014 04:24:30

Instrument ID: CVOAMS4

Lims ID: 460-85482-B-8-A

Lab Sample ID: 460-85482-8

Client ID: PMP-13-SW-SD

Operator ID:

ALS Bottle#: 22

Worklist Smp#: 23

Purge Vol: 5.000 mL

Dil. Factor: 1.0000

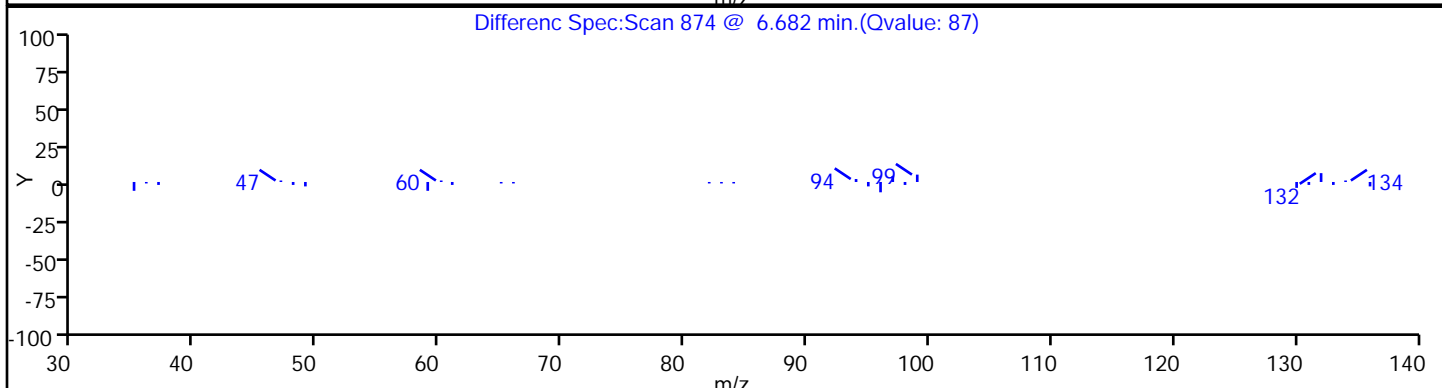
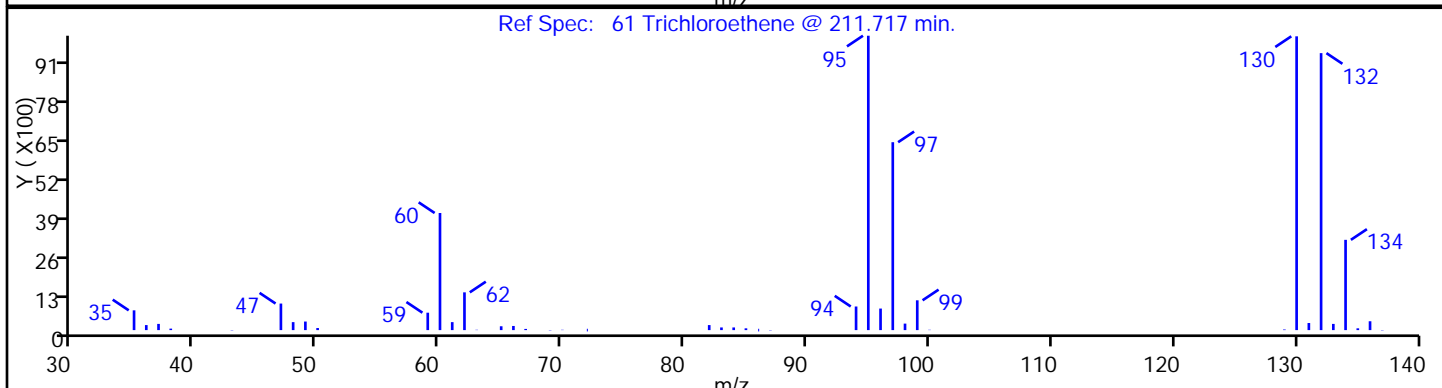
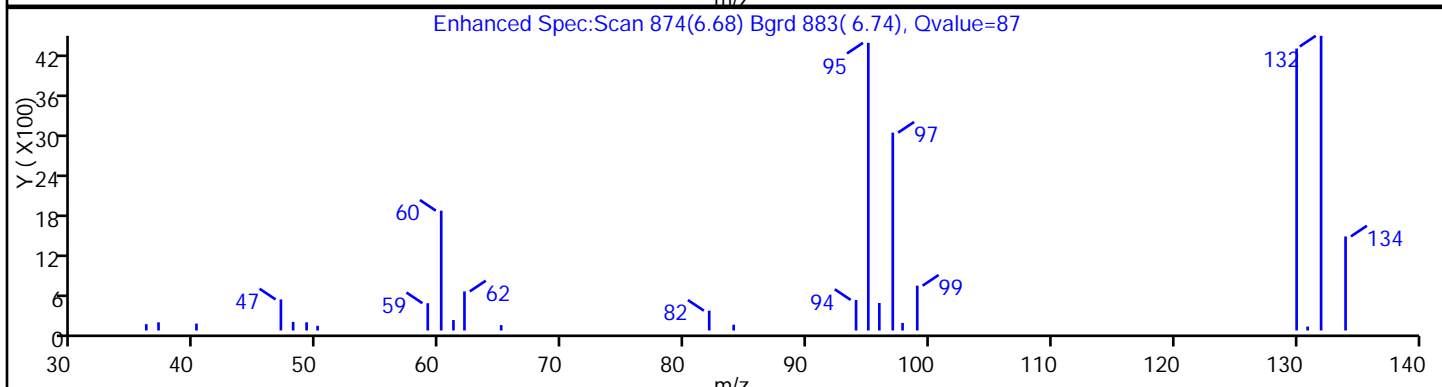
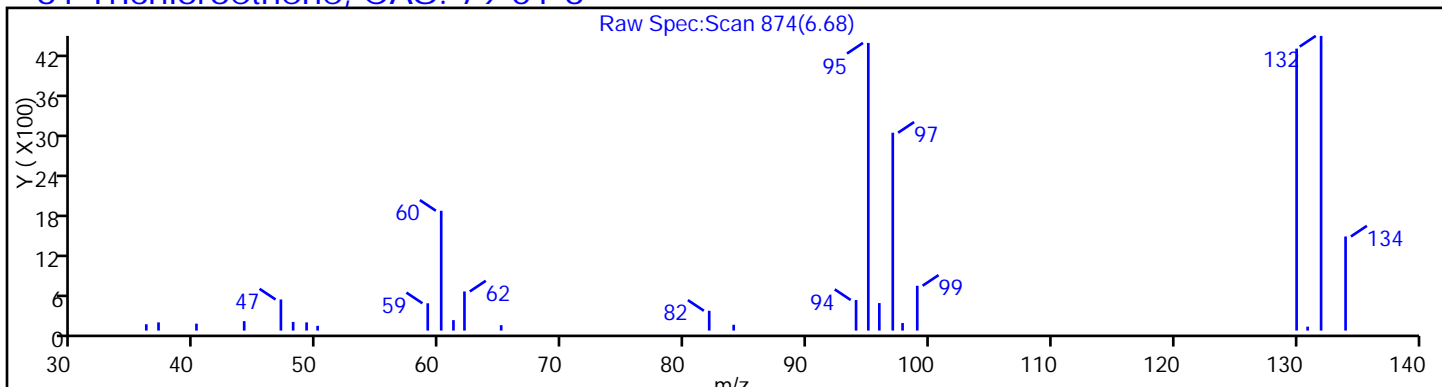
Method: 8260S\_4

Limit Group: VOA - 8260B Water and Solid

Column: Rtx-624 (0.25 mm)

Detector: MS SCAN

61 Trichloroethene, CAS: 79-01-6



TestAmerica Edison

Data File: \\EDICHROM\ChromData\CVOAMS4\20141105-20221.b\D5787.D

Injection Date: 06-Nov-2014 04:24:30

Instrument ID: CVOAMS4

Lims ID: 460-85482-B-8-A

Lab Sample ID: 460-85482-8

Client ID: PMP-13-SW-SD

Operator ID:

ALS Bottle#: 22

Worklist Smp#: 23

Purge Vol: 5.000 mL

Dil. Factor: 1.0000

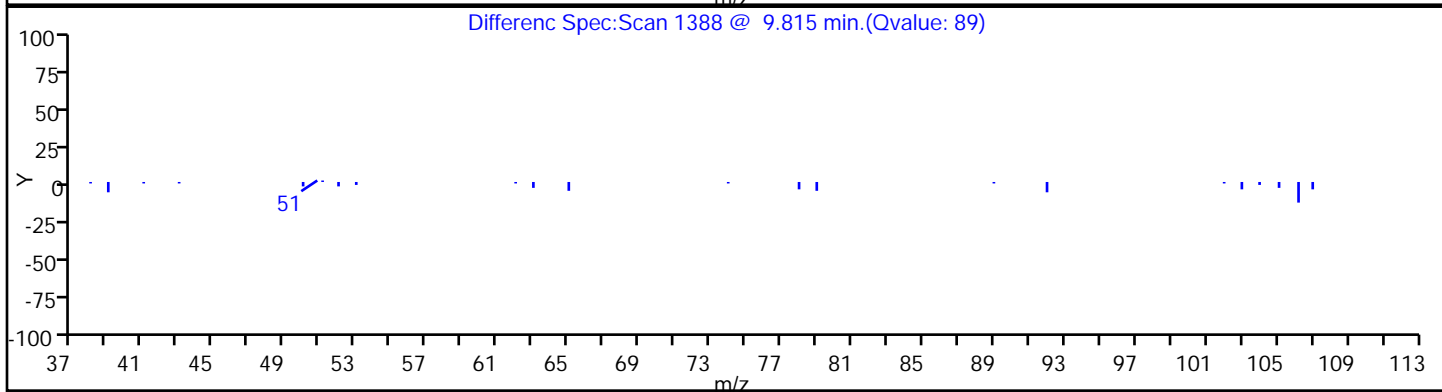
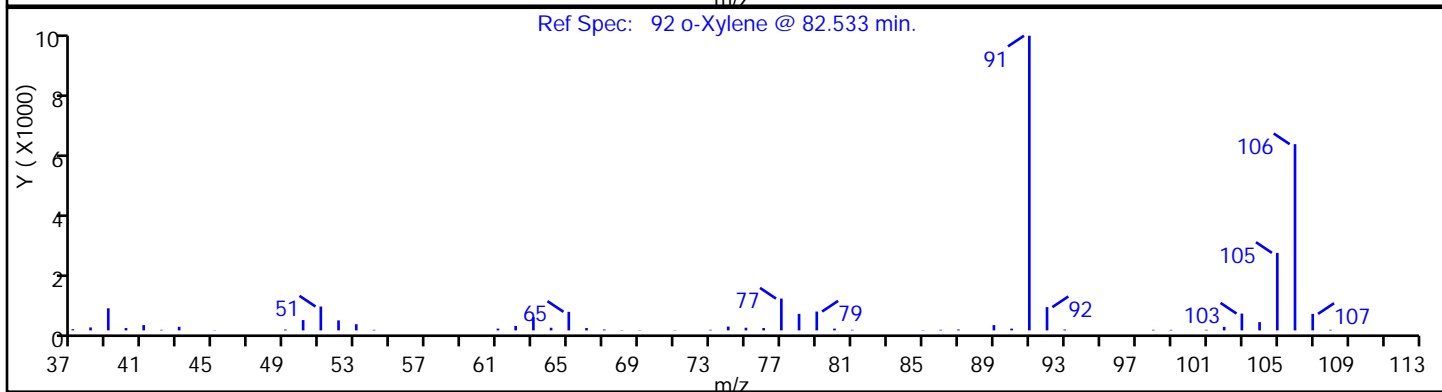
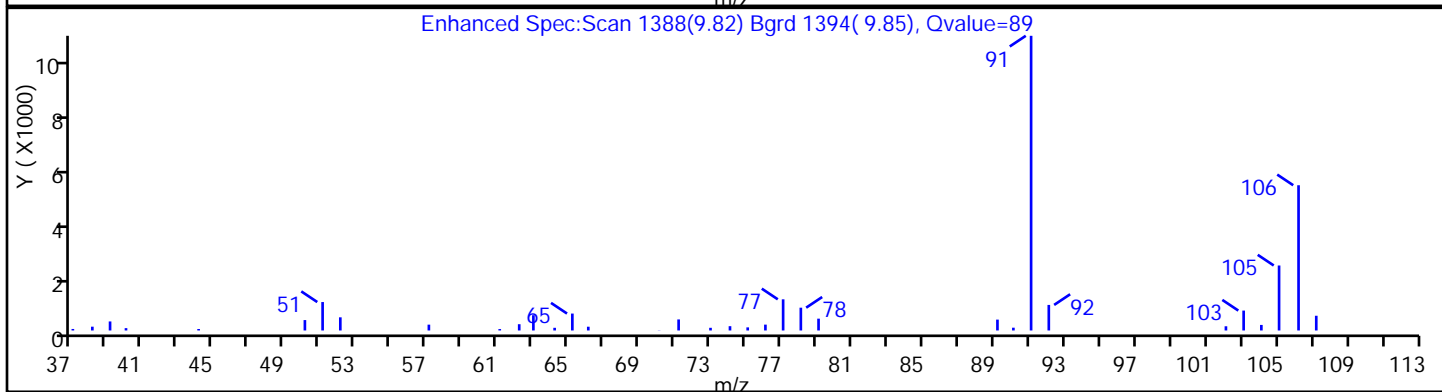
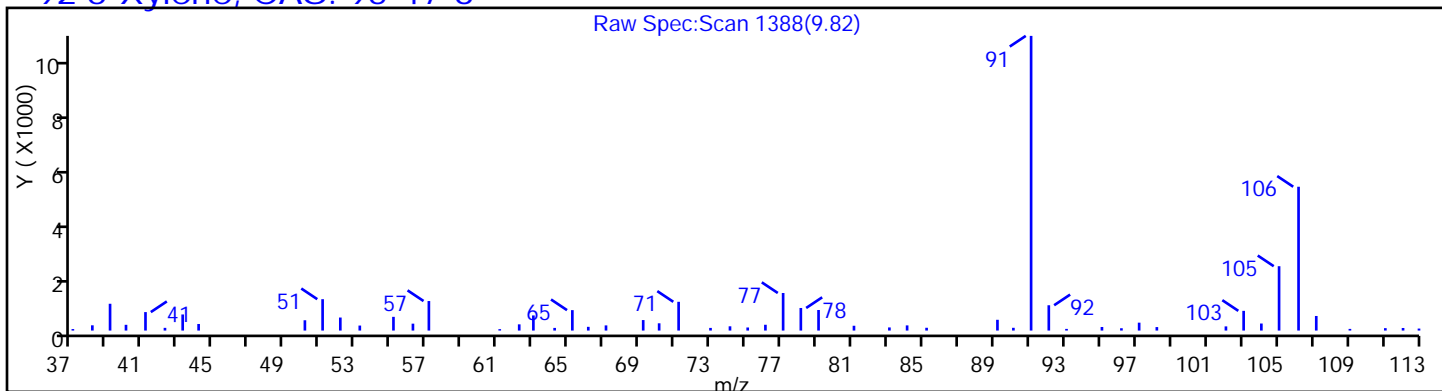
Method: 8260S\_4

Limit Group: VOA - 8260B Water and Solid

Column: Rtx-624 (0.25 mm)

Detector: MS SCAN

92 o-Xylene, CAS: 95-47-6



TestAmerica Edison

Data File: \\EDICHRON\ChromData\CVOAMS4\20141105-20221.b\D5787.D

Injection Date: 06-Nov-2014 04:24:30

Instrument ID: CVOAMS4

Lims ID: 460-85482-B-8-A

Lab Sample ID: 460-85482-8

Client ID: PMP-13-SW-SD

Operator ID:

ALS Bottle#: 22

Worklist Smp#: 23

Purge Vol: 5.000 mL

Dil. Factor: 1.0000

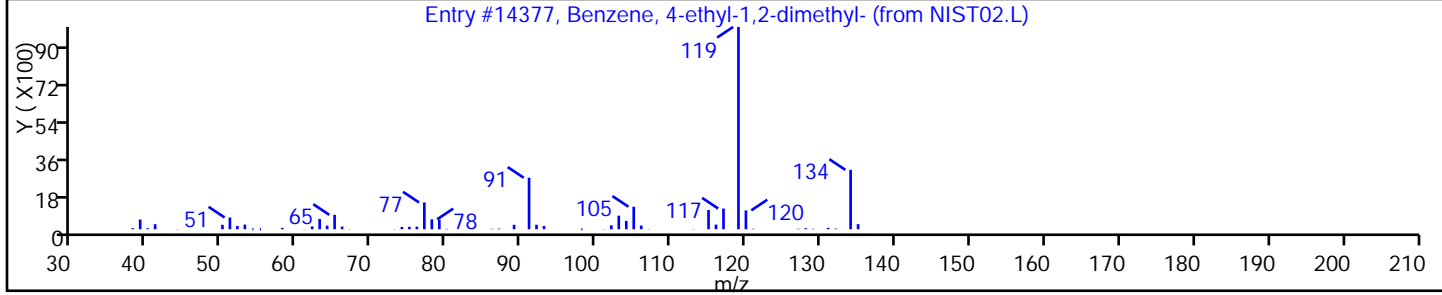
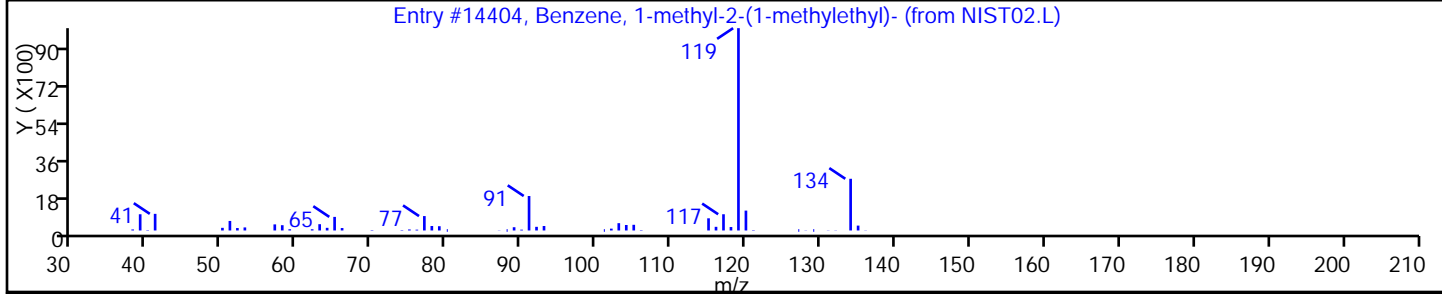
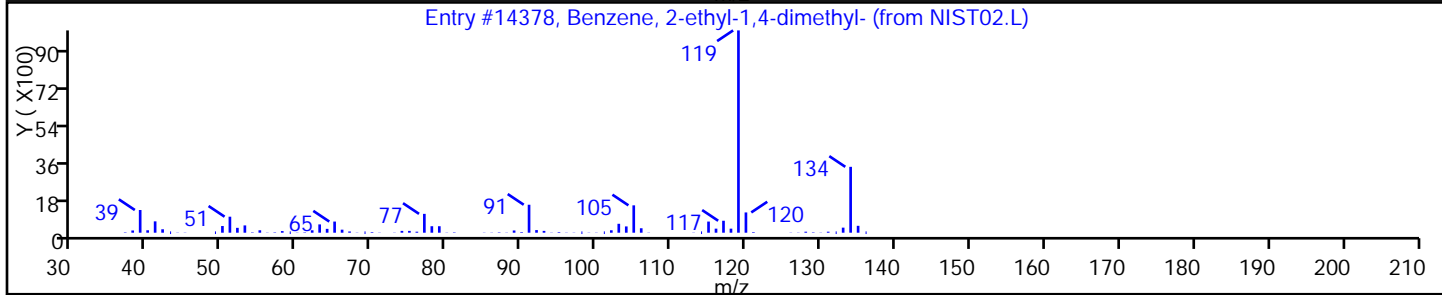
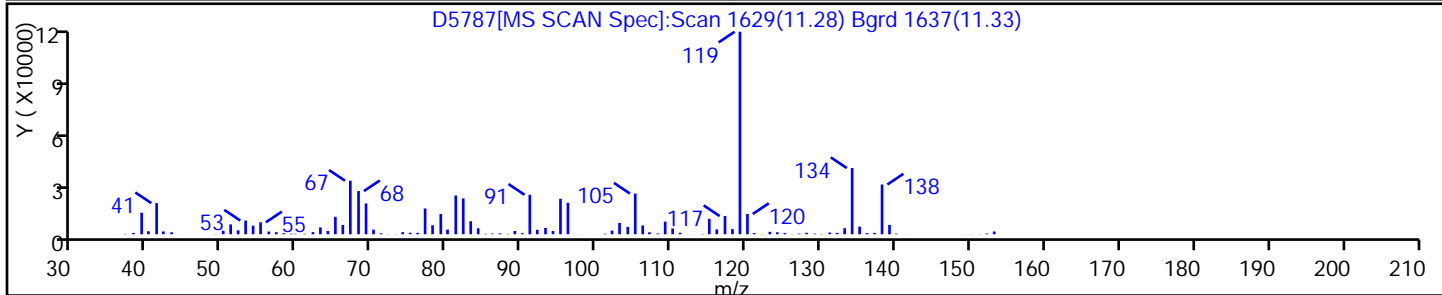
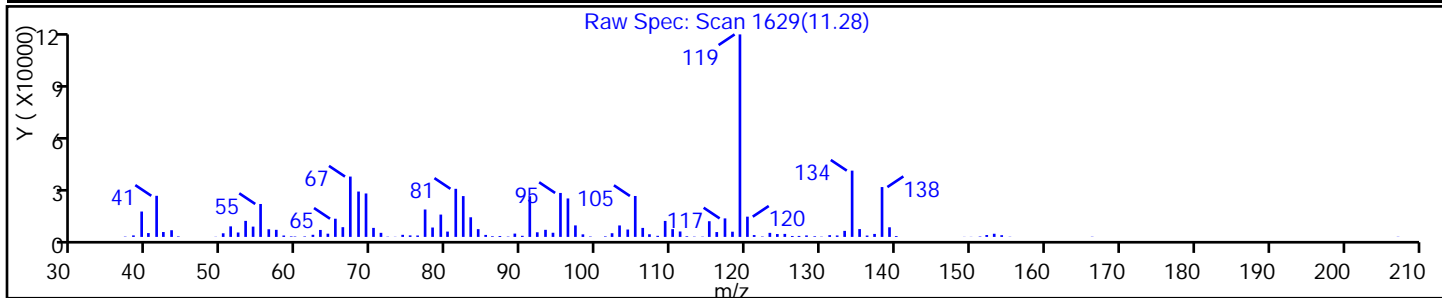
Method: 8260S\_4

Limit Group: VOA - 8260B Water and Solid

Column:

Detector MS SCAN

Library Search Compound Match	CAS#	Library	Entry	Formula	Weight	Q
Benzene, 2-ethyl-1,4-dimethyl-	1758-88-9	NIST02	14378	C10H14	134	95
Benzene, 1-methyl-2-(1-methylethyl)-	527-84-4	NIST02.L	14404	C10H14	134	90
Benzene, 4-ethyl-1,2-dimethyl-	934-80-5	NIST02.L	14377	C10H14	134	89



TestAmerica Edison

Data File: \\EDICHRON\ChromData\CVOAMS4\20141105-20221.b\D5787.D

Injection Date: 06-Nov-2014 04:24:30

Instrument ID: CVOAMS4

Lims ID: 460-85482-B-8-A

Lab Sample ID: 460-85482-8

Client ID: PMP-13-SW-SD

Operator ID:

ALS Bottle#: 22

Worklist Smp#: 23

Purge Vol: 5.000 mL

Dil. Factor: 1.0000

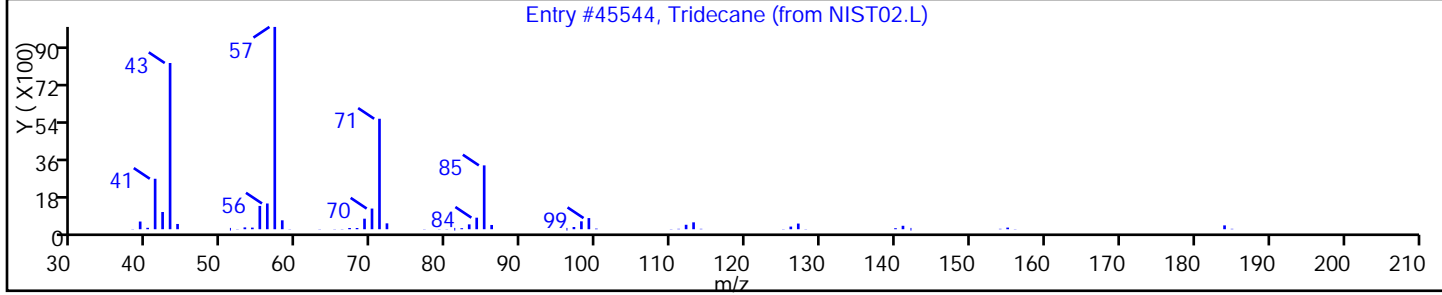
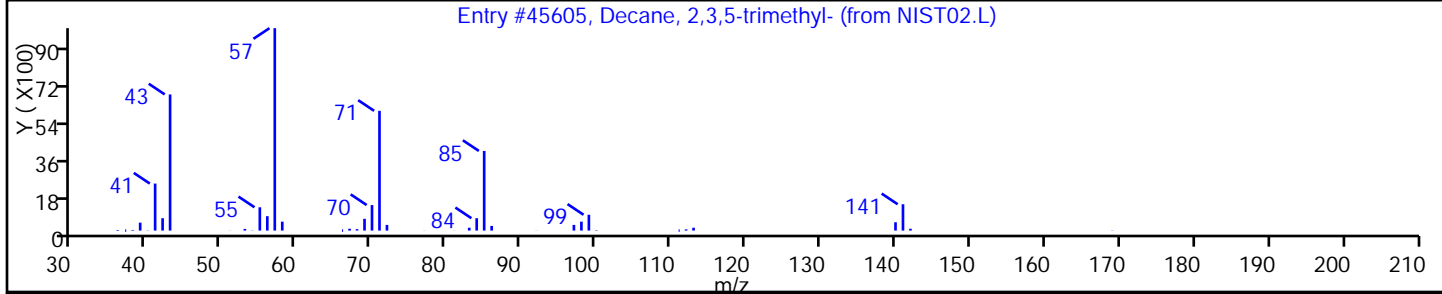
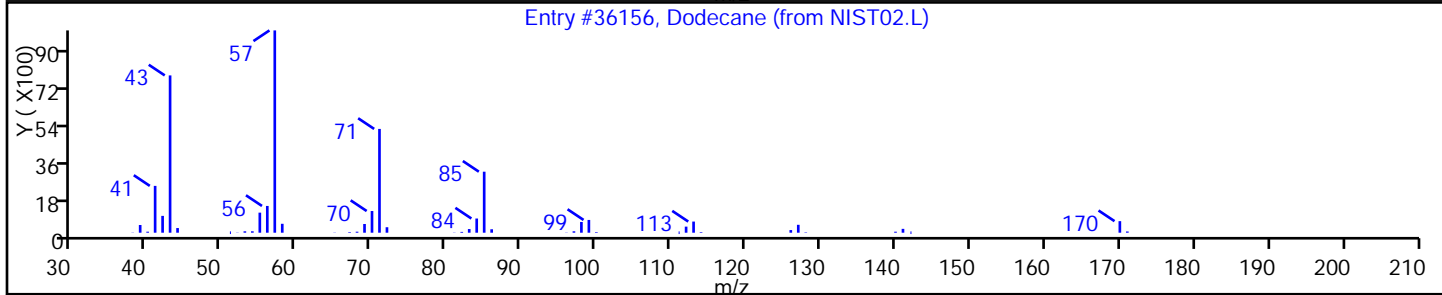
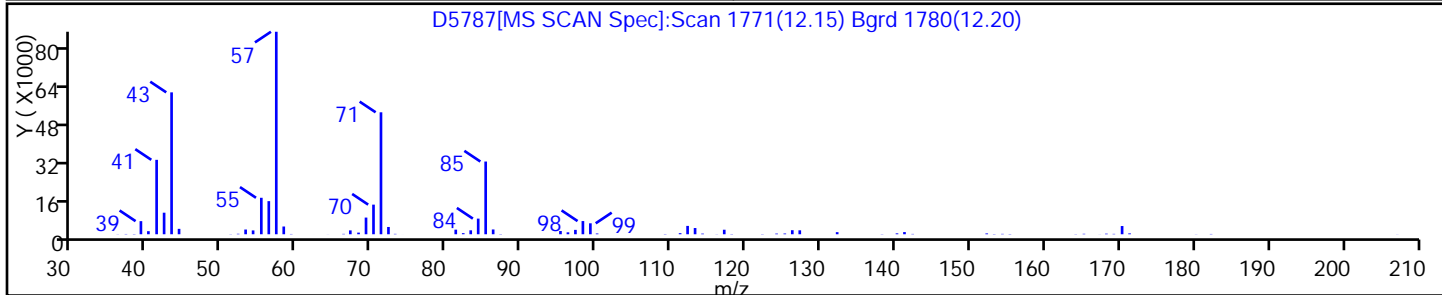
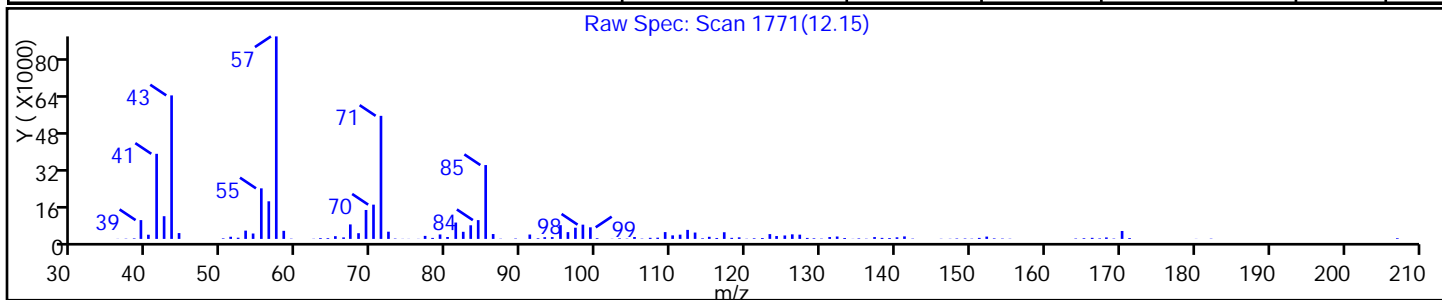
Method: 8260S\_4

Limit Group: VOA - 8260B Water and Solid

Column:

Detector MS SCAN

Library Search Compound Match	CAS#	Library	Entry	Formula	Weight	Q
Dodecane	112-40-3	NIST02	36156	C12H26	170	90
Decane, 2,3,5-trimethyl-	62238-11-3	NIST02.L	45605	C13H28	184	86
Tridecane	629-50-5	NIST02.L	45544	C13H28	184	86



TestAmerica Edison

Data File: \\EDICROM\ChromData\CVOAMS4\20141105-20221.b\D5787.D

Injection Date: 06-Nov-2014 04:24:30

Instrument ID: CVOAMS4

Lims ID: 460-85482-B-8-A

Lab Sample ID: 460-85482-8

Client ID: PMP-13-SW-SD

Operator ID:

ALS Bottle#: 22

Worklist Smp#: 23

Purge Vol: 5.000 mL

Dil. Factor: 1.0000

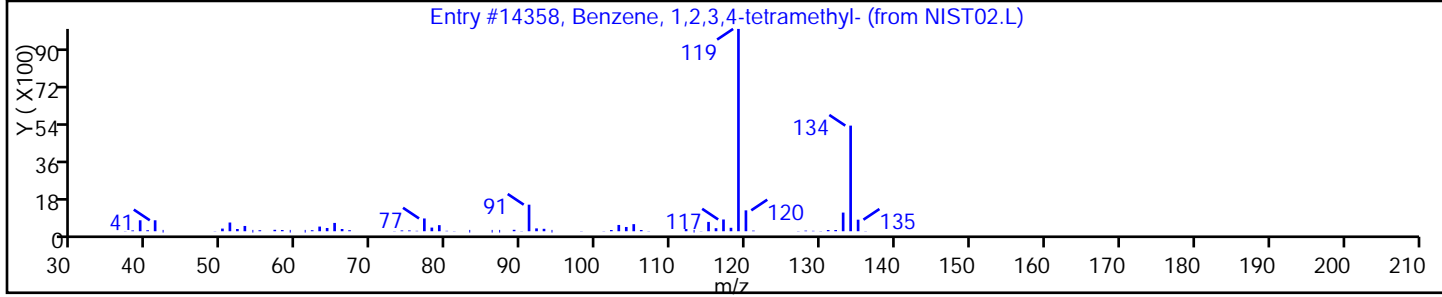
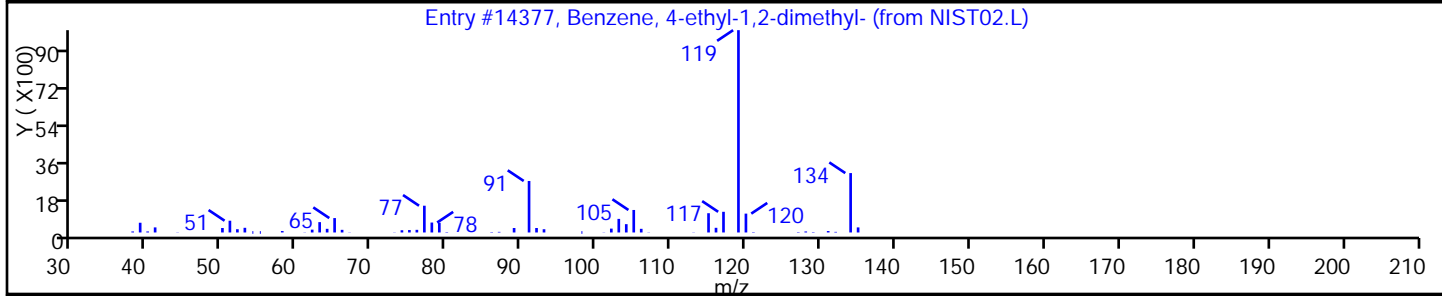
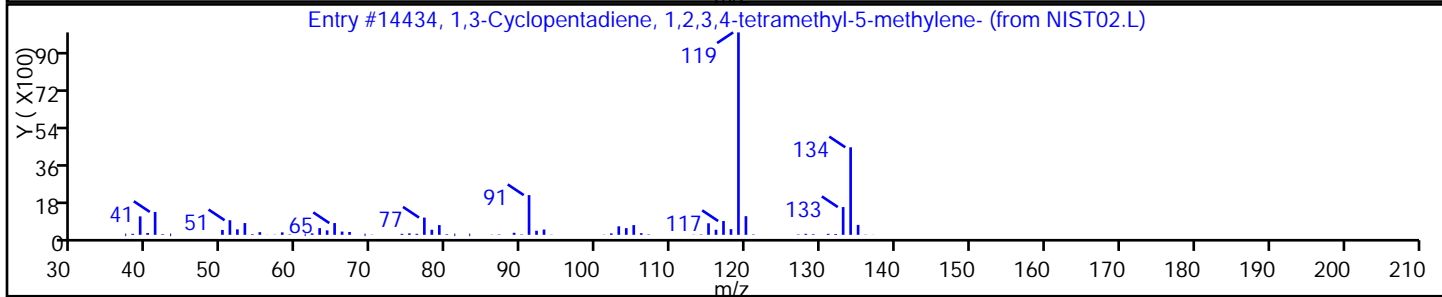
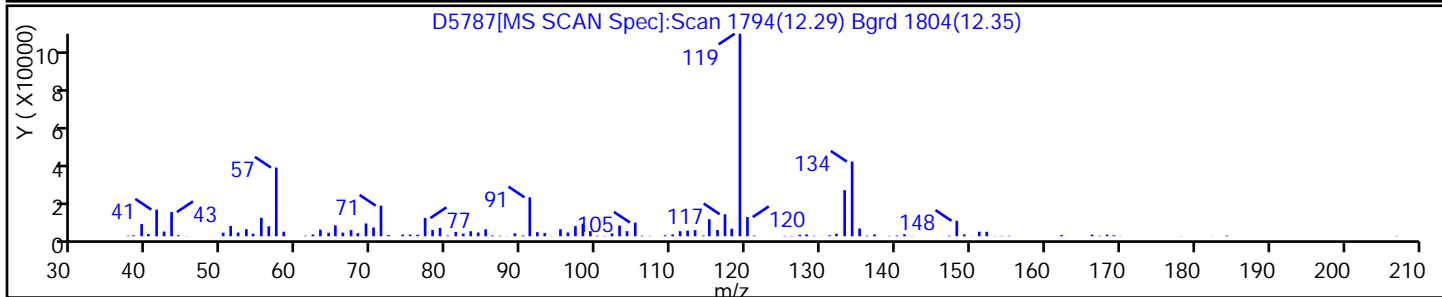
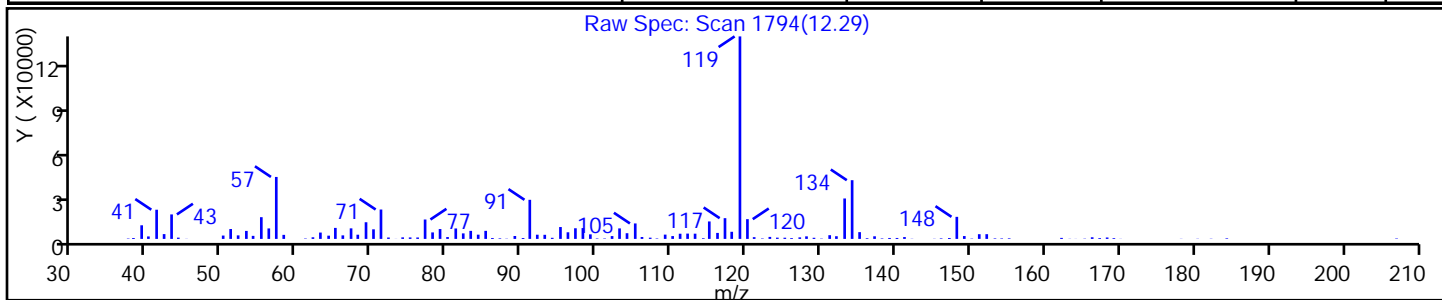
Method: 8260S\_4

Limit Group: VOA - 8260B Water and Solid

Column:

Detector: MS SCAN

Library Search Compound Match	CAS#	Library	Entry	Formula	Weight	Q
1,3-Cyclopentadiene, 1,2,3,4-tetramethyl	76089-59-3	NIST02	14434	C10H14	134	94
Benzene, 4-ethyl-1,2-dimethyl-	934-80-5	NIST02.L	14377	C10H14	134	94
Benzene, 1,2,3,4-tetramethyl-	488-23-3	NIST02.L	14358	C10H14	134	94





TestAmerica Edison

Data File: \\EDICHRON\ChromData\CVOAMS4\20141105-20221.b\D5787.D

Injection Date: 06-Nov-2014 04:24:30

Instrument ID: CVOAMS4

Lims ID: 460-85482-B-8-A

Lab Sample ID: 460-85482-8

Client ID: PMP-13-SW-SD

Operator ID:

ALS Bottle#: 22

Worklist Smp#: 23

Purge Vol: 5.000 mL

Dil. Factor: 1.0000

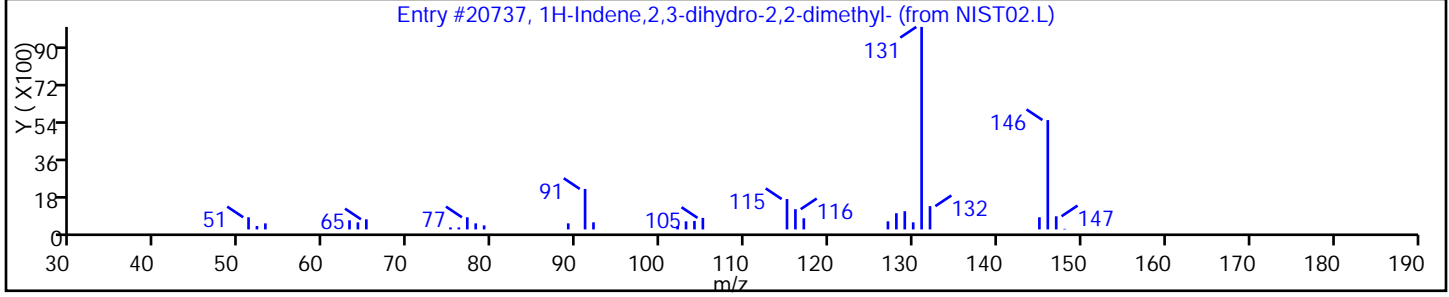
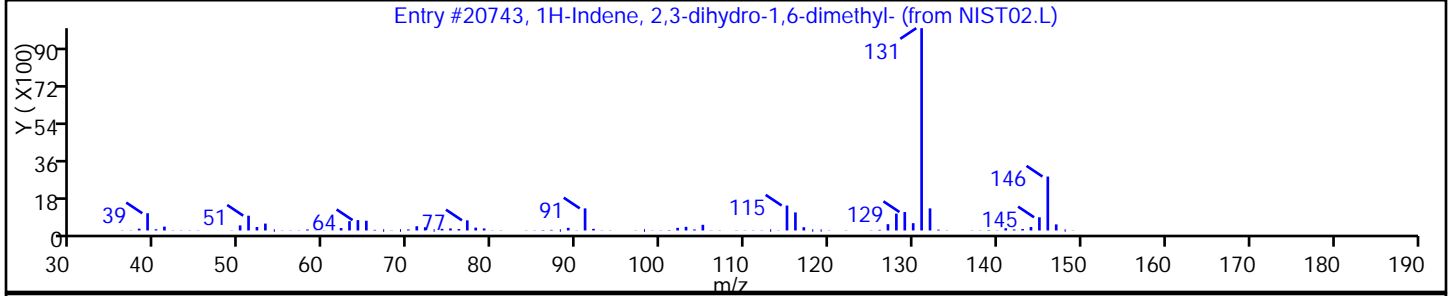
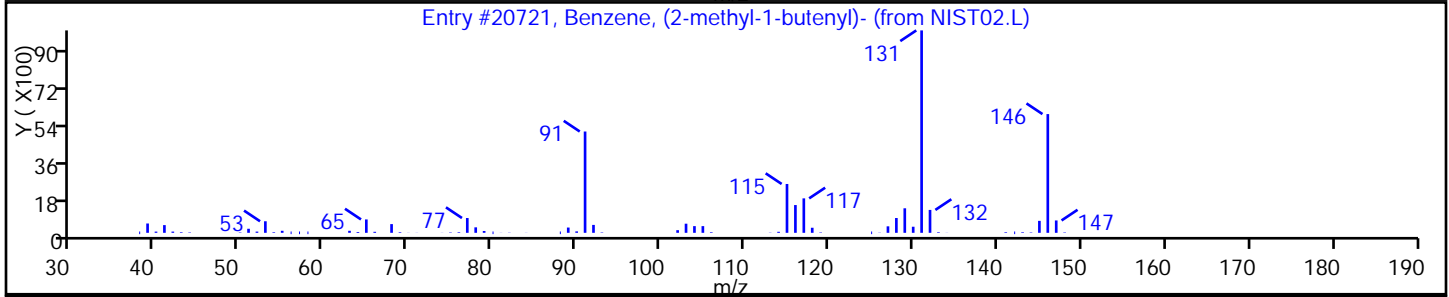
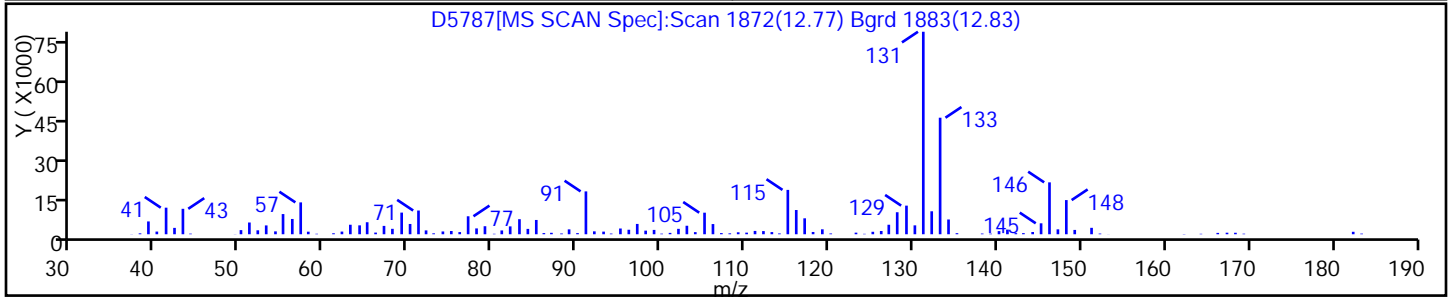
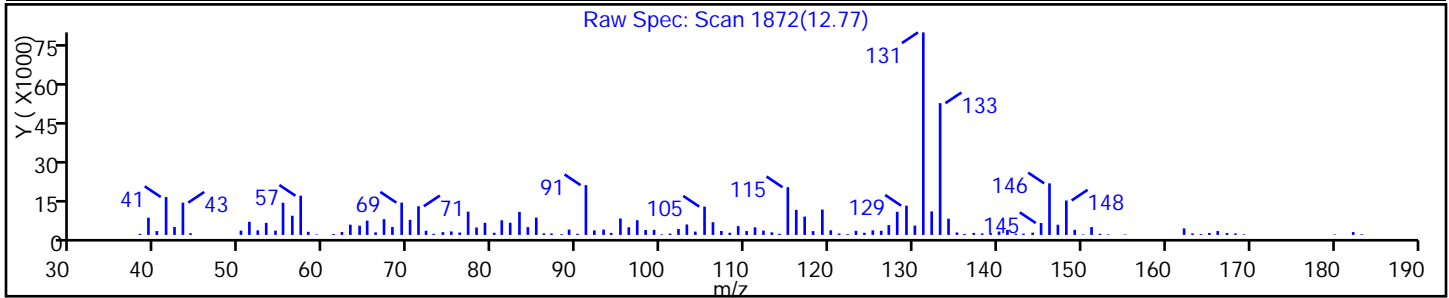
Method: 8260S\_4

Limit Group: VOA - 8260B Water and Solid

Column:

Detector MS SCAN

Library Search Compound Match	CAS#	Library	Entry	Formula	Weight	Q
Benzene, (2-methyl-1-butenyl)-	56253-64-6	NIST02	20721	C11H14	146	93
1H-Indene, 2,3-dihydro-1,6-dimethyl-	17059-48-2	NIST02.L	20743	C11H14	146	89
1H-Indene,2,3-dihydro-2,2-dimethyl-	20836-11-7	NIST02.L	20737	C11H14	146	89



TestAmerica Edison

Data File: \\EDICHRON\ChromData\CVOAMS4\20141105-20221.b\D5787.D

Injection Date: 06-Nov-2014 04:24:30

Instrument ID: CVOAMS4

Lims ID: 460-85482-B-8-A

Lab Sample ID: 460-85482-8

Client ID: PMP-13-SW-SD

Operator ID:

ALS Bottle#: 22

Worklist Smp#: 23

Purge Vol: 5.000 mL

Dil. Factor: 1.0000

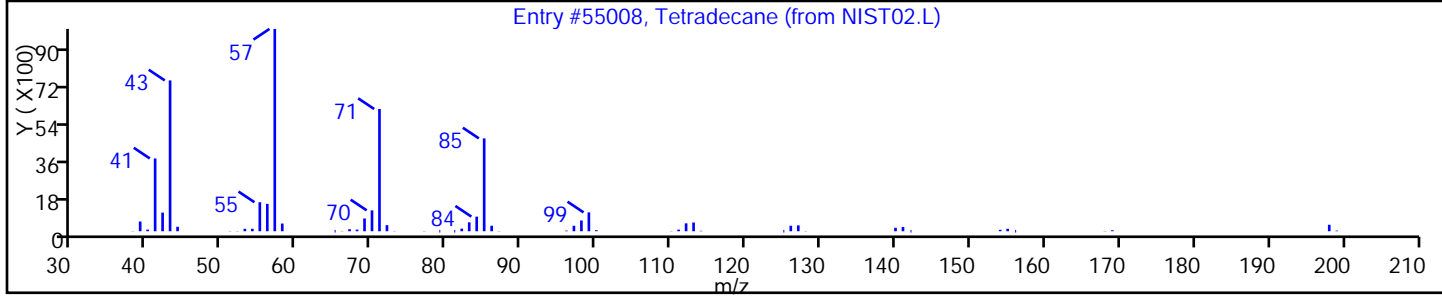
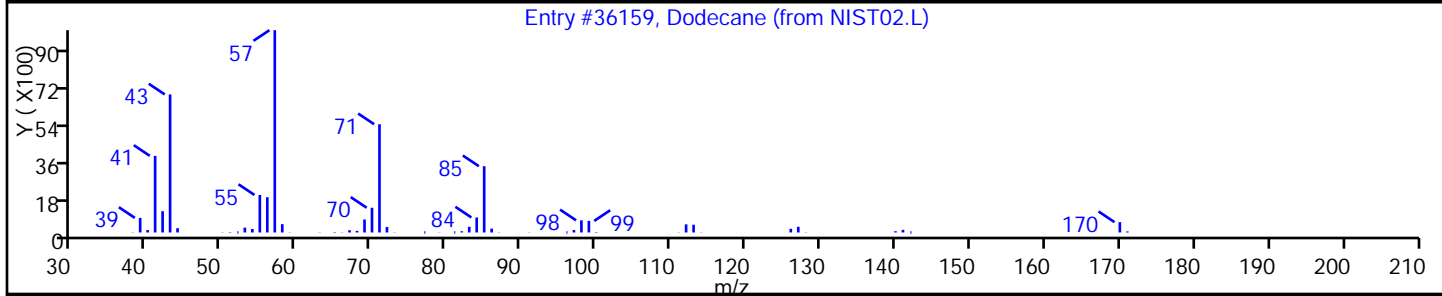
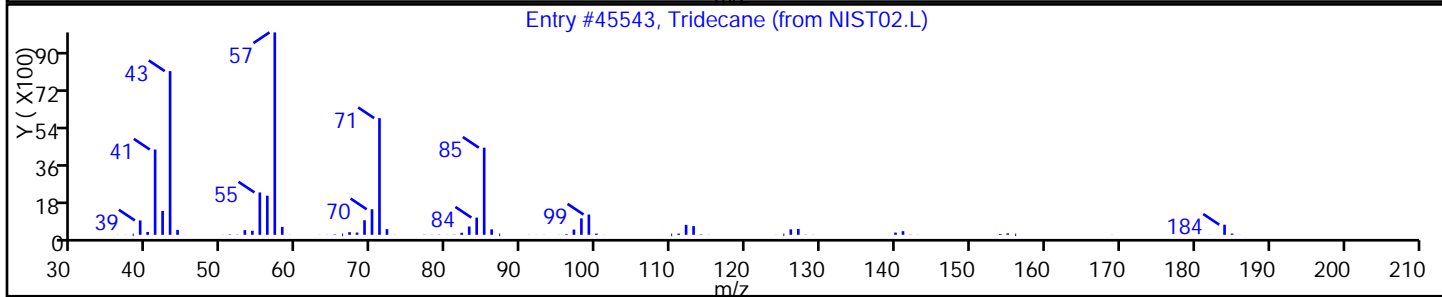
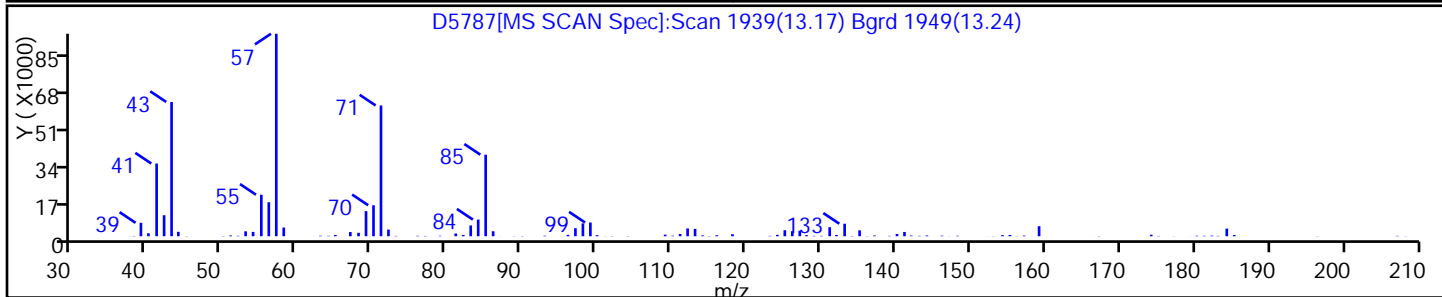
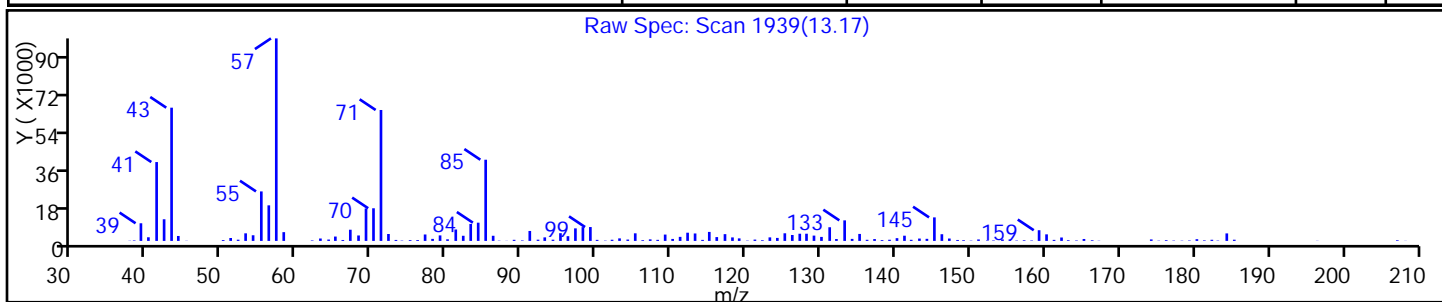
Method: 8260S\_4

Limit Group: VOA - 8260B Water and Solid

Column:

Detector MS SCAN

Library Search Compound Match	CAS#	Library	Entry	Formula	Weight	Q
Tridecane	629-50-5	NIST02	45543	C13H28	184	96
Dodecane	112-40-3	NIST02.L	36159	C12H26	170	80
Tetradecane	629-59-4	NIST02.L	55008	C14H30	198	80



TestAmerica Edison

Data File: \\EDICHRON\ChromData\CVOAMS4\20141105-20221.b\D5787.D

Injection Date: 06-Nov-2014 04:24:30

Instrument ID: CVOAMS4

Lims ID: 460-85482-B-8-A

Lab Sample ID: 460-85482-8

Client ID: PMP-13-SW-SD

Operator ID:

ALS Bottle#: 22

Worklist Smp#: 23

Purge Vol: 5.000 mL

Dil. Factor: 1.0000

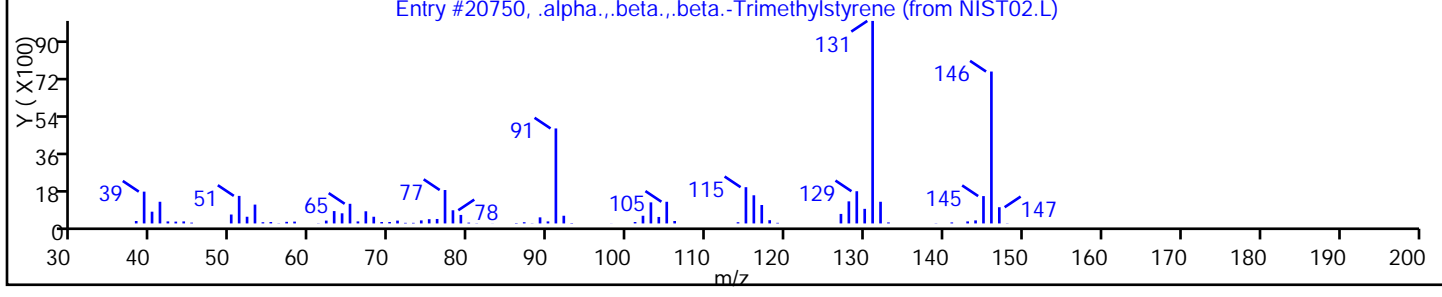
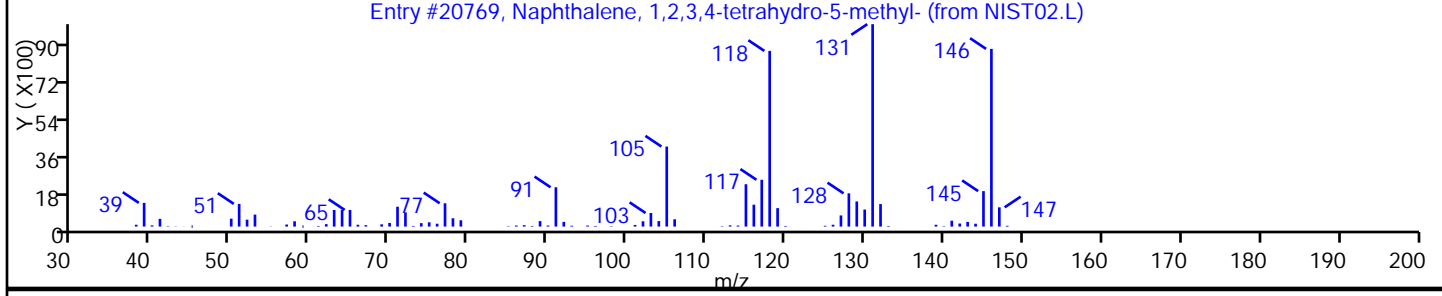
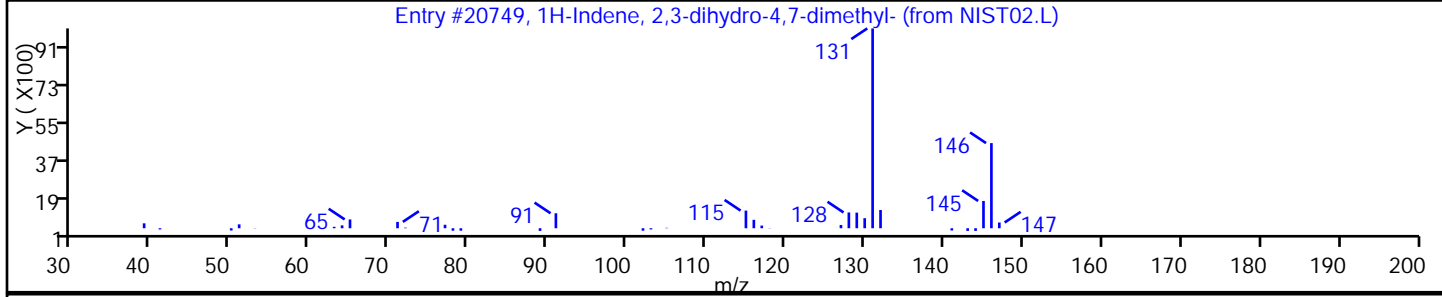
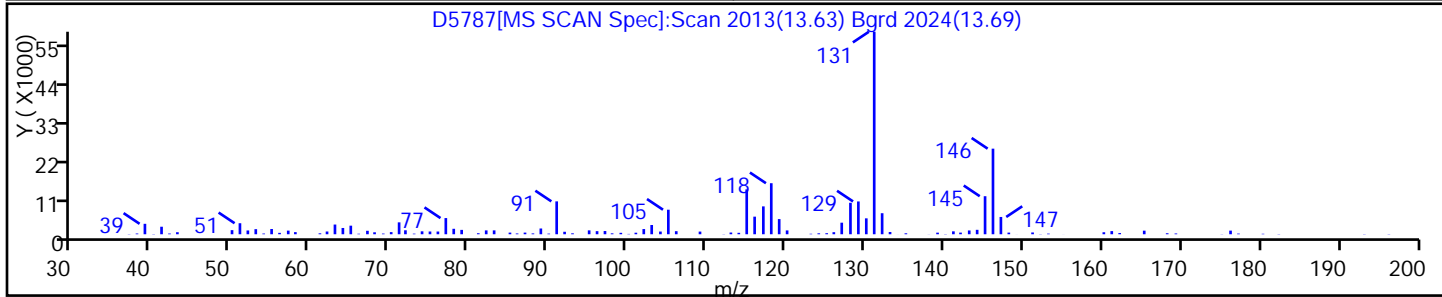
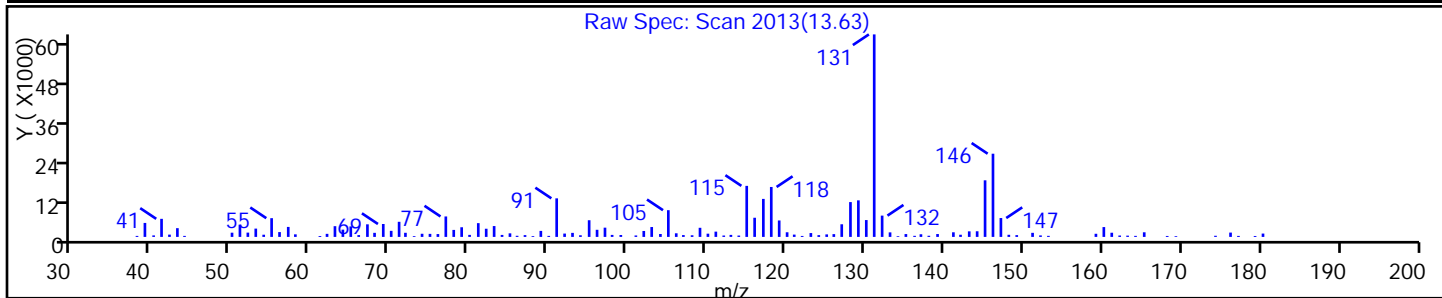
Method: 8260S\_4

Limit Group: VOA - 8260B Water and Solid

Column:

Detector MS SCAN

Library Search Compound Match	CAS#	Library	Entry	Formula	Weight	Q
1H-Indene, 2,3-dihydro-4,7-dimethyl-	6682-71-9	NIST02	20749	C11H14	146	93
Naphthalene, 1,2,3,4-tetrahydro-5-methyl	2809-64-5	NIST02.L	20769	C11H14	146	91
.alpha.,.beta.,.beta.-Trimethylstyrene	769-57-3	NIST02.L	20750	C11H14	146	87



TestAmerica Edison

Data File: \\EDICHRON\ChromData\CVOAMS4\20141105-20221.b\D5787.D

Injection Date: 06-Nov-2014 04:24:30

Instrument ID: CVOAMS4

Lims ID: 460-85482-B-8-A

Lab Sample ID: 460-85482-8

Client ID: PMP-13-SW-SD

Operator ID:

ALS Bottle#: 22

Worklist Smp#: 23

Purge Vol: 5.000 mL

Dil. Factor: 1.0000

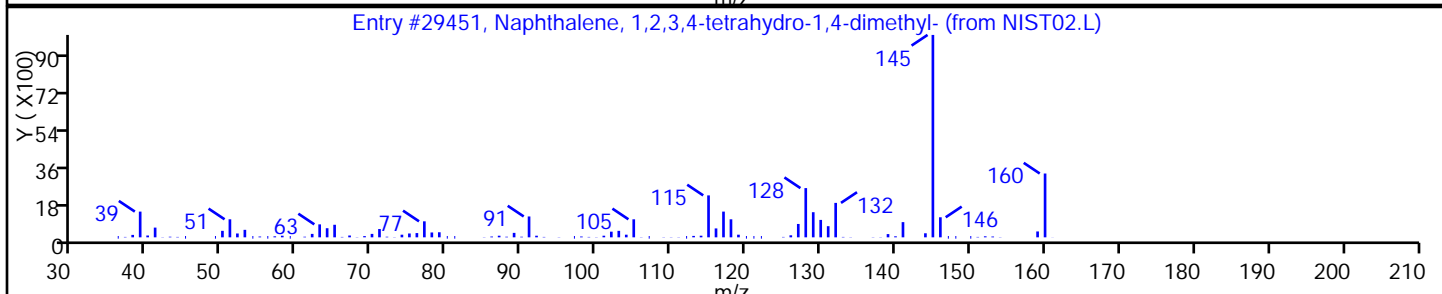
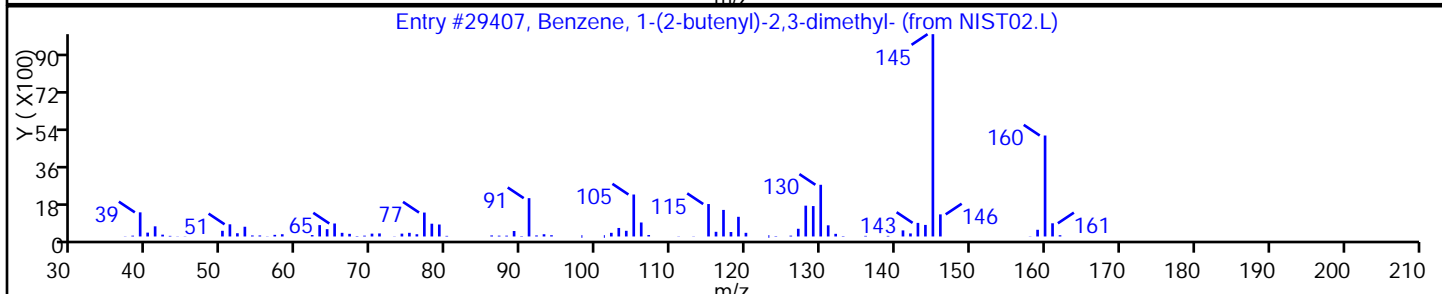
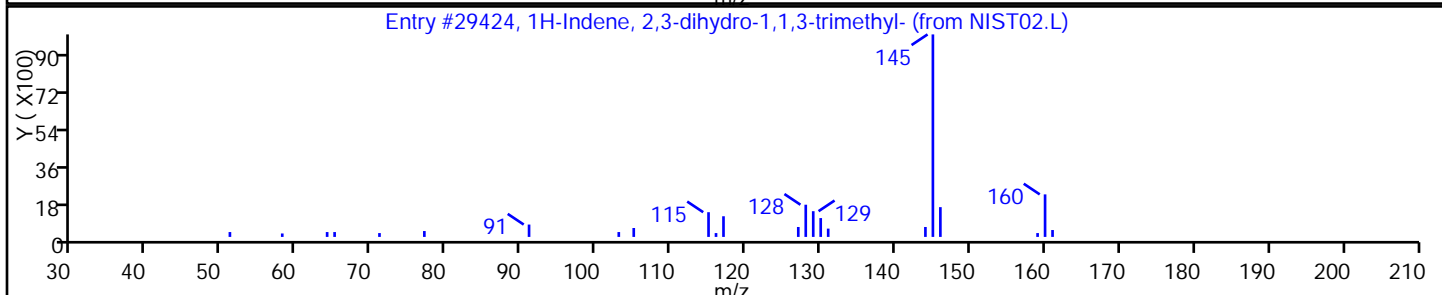
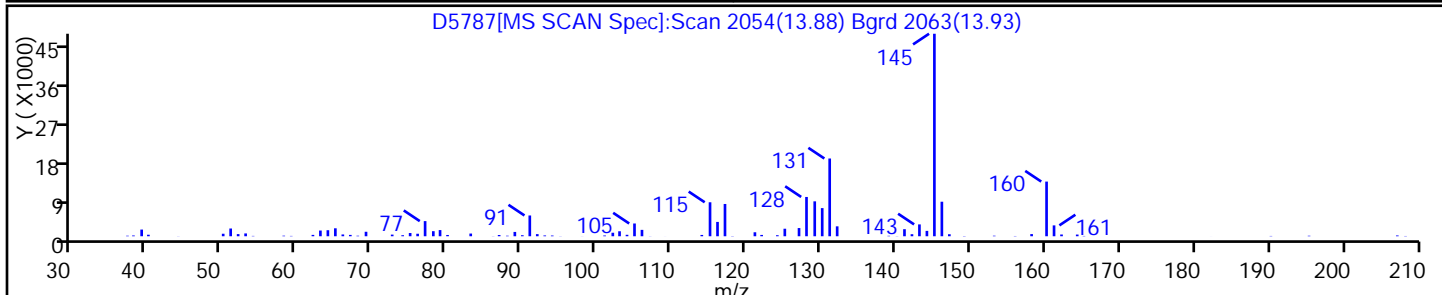
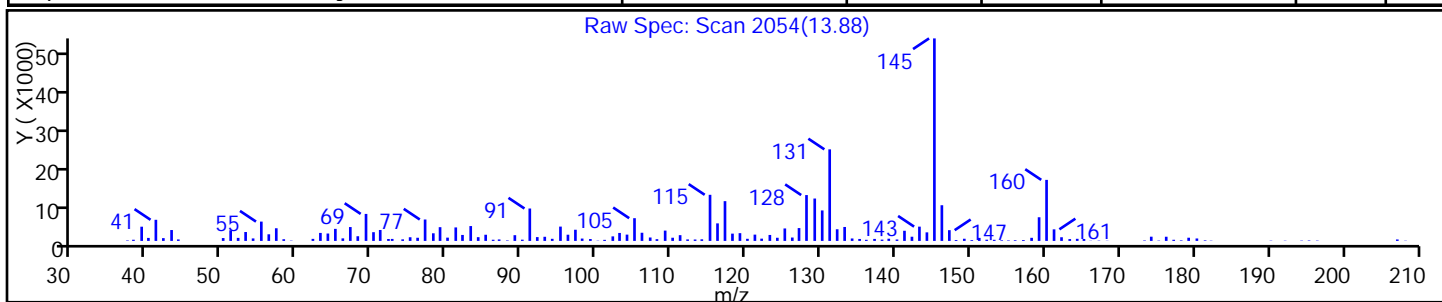
Method: 8260S\_4

Limit Group: VOA - 8260B Water and Solid

Column:

Detector MS SCAN

Library Search Compound Match	CAS#	Library	Entry	Formula	Weight	Q
1H-Indene, 2,3-dihydro-1,1,3-trimethyl-	2613-76-5	NIST02	29424	C12H16	160	81
Benzene, 1-(2-butenyl)-2,3-dimethyl-	54340-85-1	NIST02.L	29407	C12H16	160	68
Naphthalene, 1,2,3,4-tetrahydro-1,4-dime	4175-54-6	NIST02.L	29451	C12H16	160	68



TestAmerica Edison

Data File: \\EDICHRON\ChromData\CVOAMS4\20141105-20221.b\D5787.D

Injection Date: 06-Nov-2014 04:24:30

Instrument ID: CVOAMS4

Lims ID: 460-85482-B-8-A

Lab Sample ID: 460-85482-8

Client ID: PMP-13-SW-SD

Operator ID:

ALS Bottle#: 22

Worklist Smp#: 23

Purge Vol: 5.000 mL

Dil. Factor: 1.0000

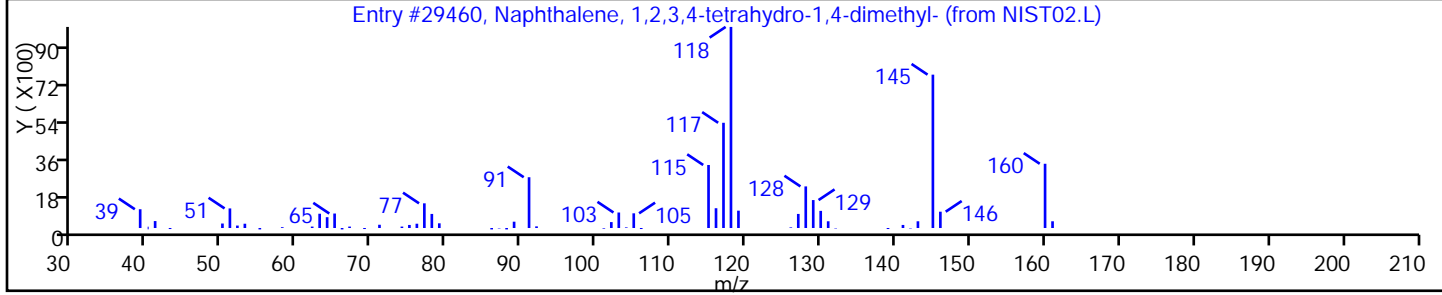
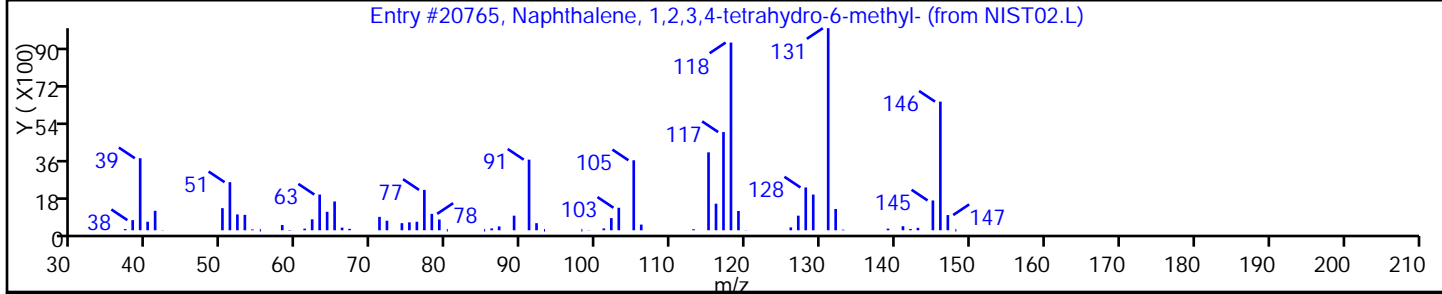
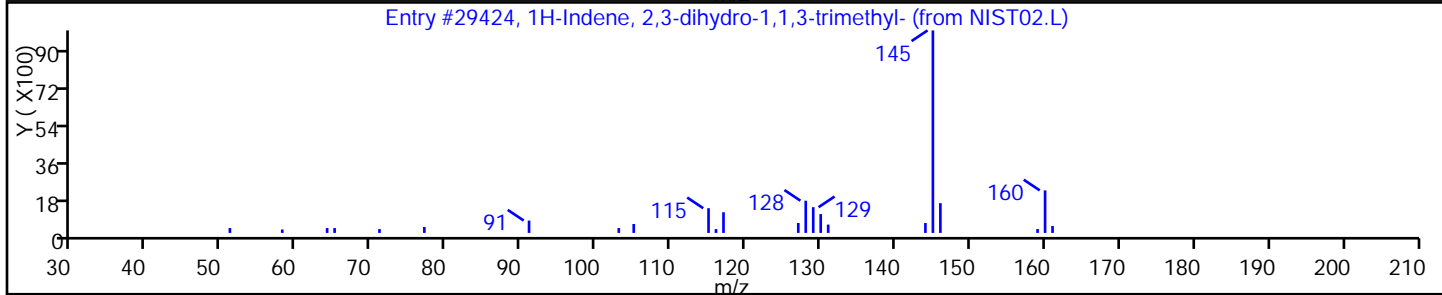
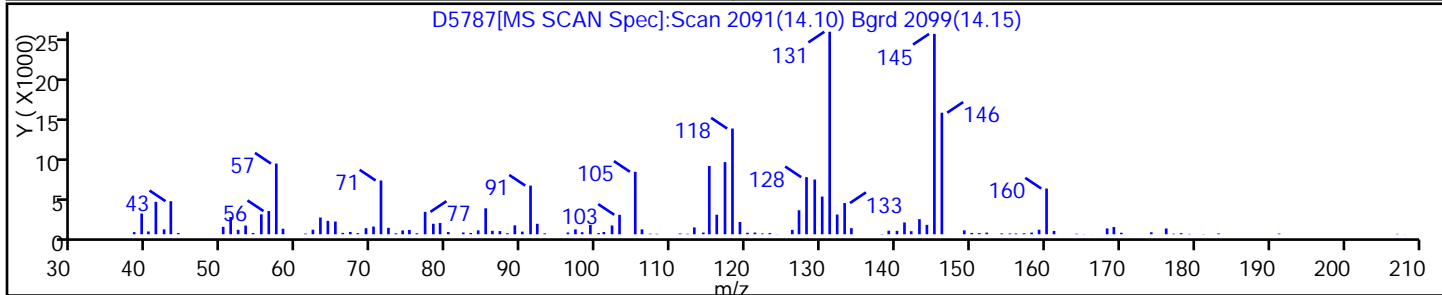
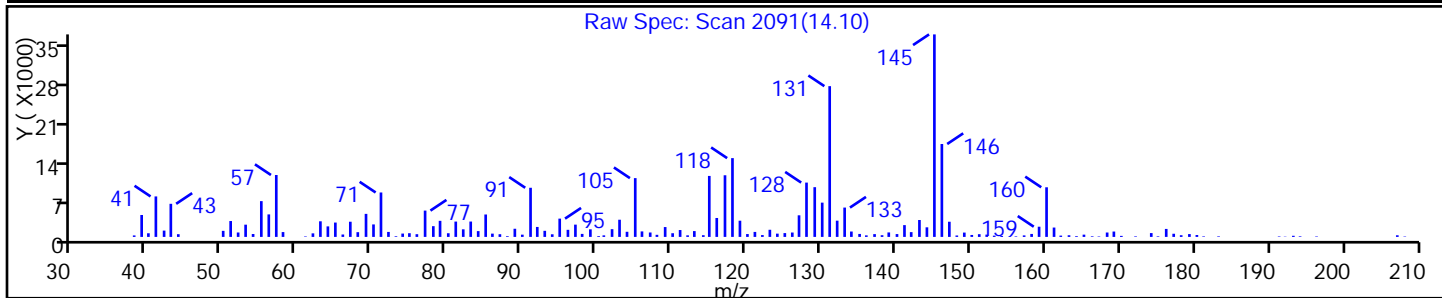
Method: 8260S\_4

Limit Group: VOA - 8260B Water and Solid

Column:

Detector MS SCAN

Library Search Compound Match	CAS#	Library	Entry	Formula	Weight	Q
1H-Indene, 2,3-dihydro-1,1,3-trimethyl-	2613-76-5	NIST02	29424	C12H16	160	64
Naphthalene, 1,2,3,4-tetrahydro-6-methyl	1680-51-9	NIST02.L	20765	C11H14	146	60
Naphthalene, 1,2,3,4-tetrahydro-1,4-dime	4175-54-6	NIST02.L	29460	C12H16	160	60



TestAmerica Edison

Data File: \\EDICHRON\ChromData\CVOAMS4\20141105-20221.b\D5787.D

Injection Date: 06-Nov-2014 04:24:30

Instrument ID: CVOAMS4

Lims ID: 460-85482-B-8-A

Lab Sample ID: 460-85482-8

Client ID: PMP-13-SW-SD

Operator ID:

ALS Bottle#: 22

Worklist Smp#: 23

Purge Vol: 5.000 mL

Dil. Factor: 1.0000

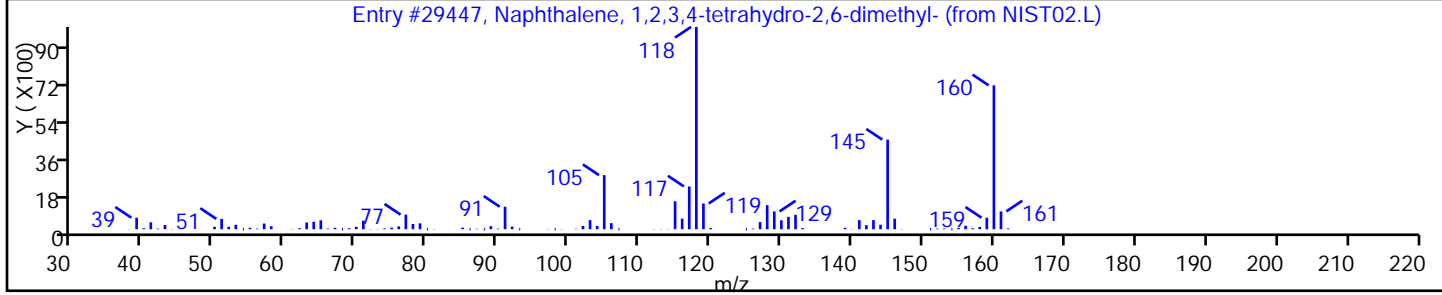
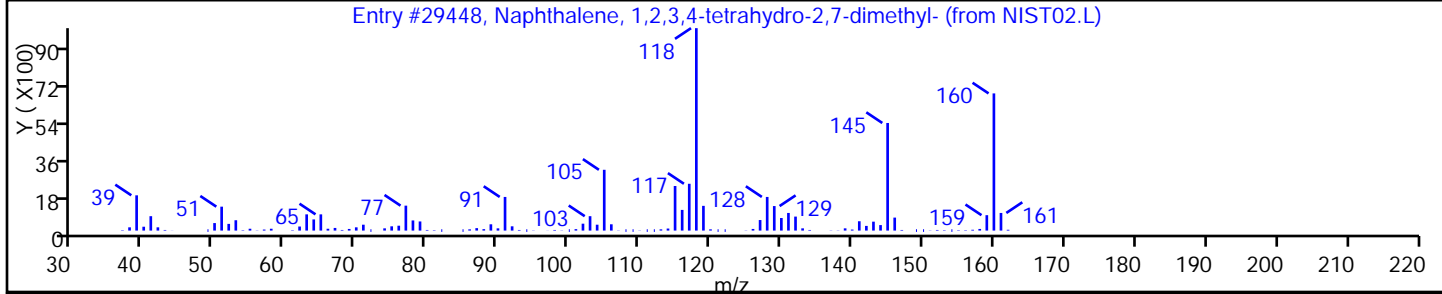
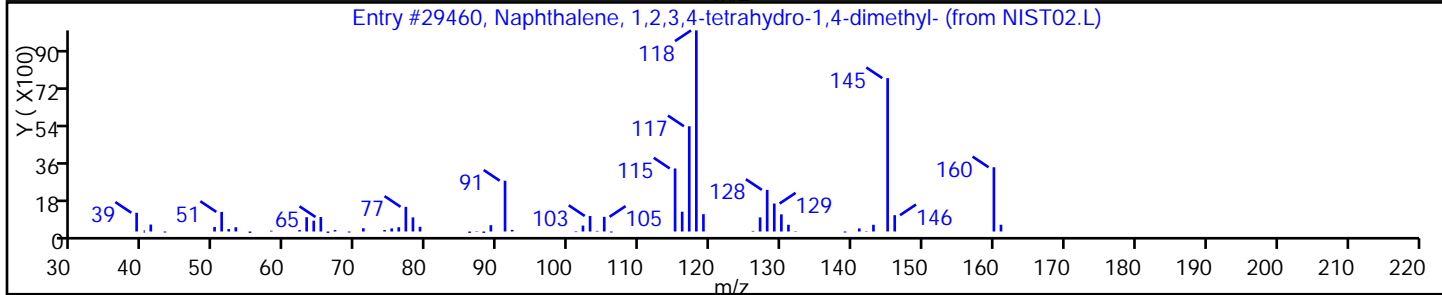
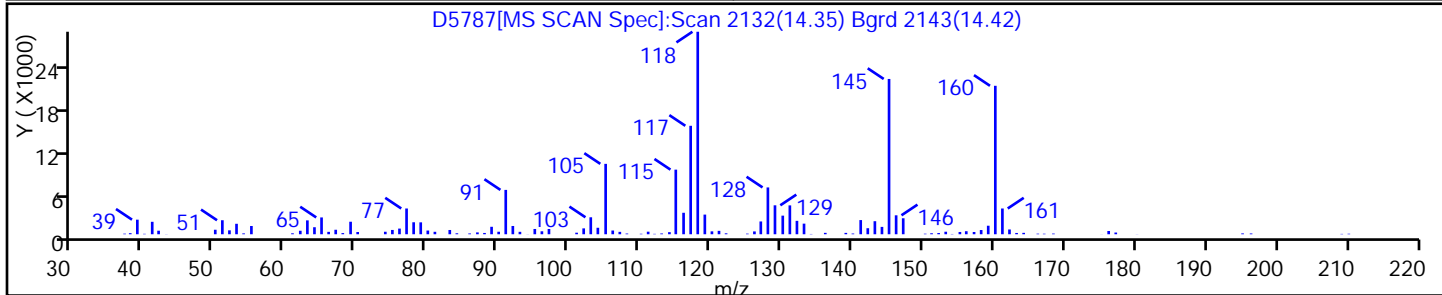
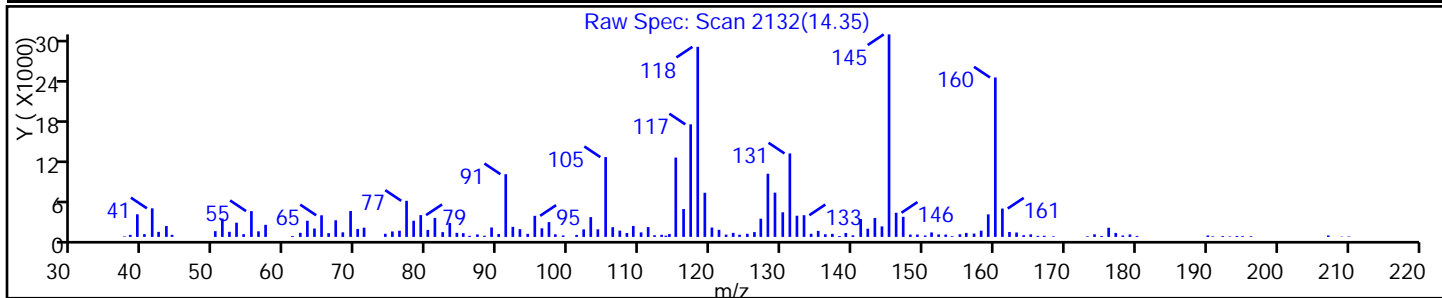
Method: 8260S\_4

Limit Group: VOA - 8260B Water and Solid

Column:

Detector: MS SCAN

Library Search Compound Match	CAS#	Library	Entry	Formula	Weight	Q
Naphthalene, 1,2,3,4-tetrahydro-1,4-dime	4175-54-6	NIST02	29460	C12H16	160	96
Naphthalene, 1,2,3,4-tetrahydro-2,7-dime	13065-07-1	NIST02.L	29448	C12H16	160	93
Naphthalene, 1,2,3,4-tetrahydro-2,6-dime	7524-63-2	NIST02.L	29447	C12H16	160	70



TestAmerica Edison

Data File: \\EDICHRON\ChromData\CVOAMS4\20141105-20221.b\D5787.D

Injection Date: 06-Nov-2014 04:24:30

Instrument ID: CVOAMS4

Lims ID: 460-85482-B-8-A

Lab Sample ID: 460-85482-8

Client ID: PMP-13-SW-SD

Operator ID:

ALS Bottle#: 22

Worklist Smp#: 23

Purge Vol: 5.000 mL

Dil. Factor: 1.0000

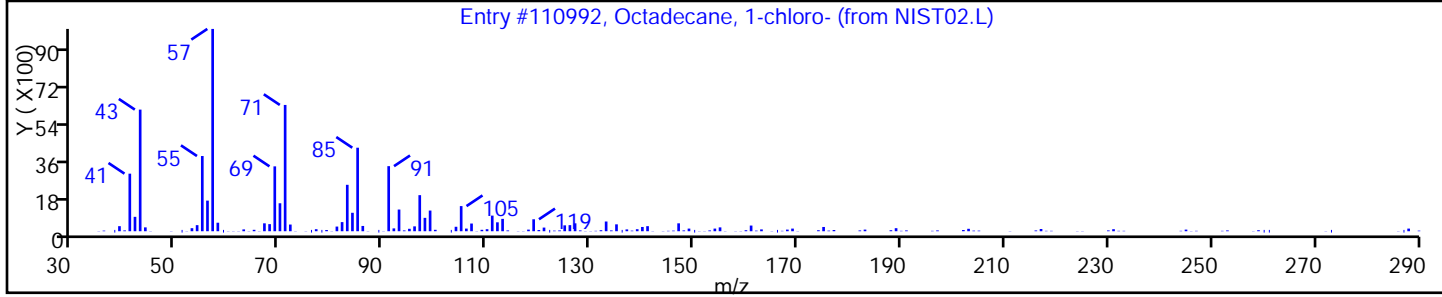
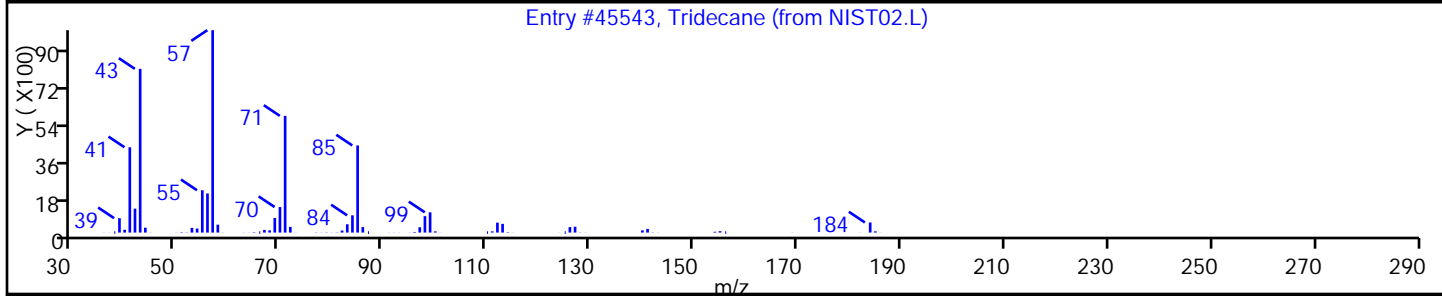
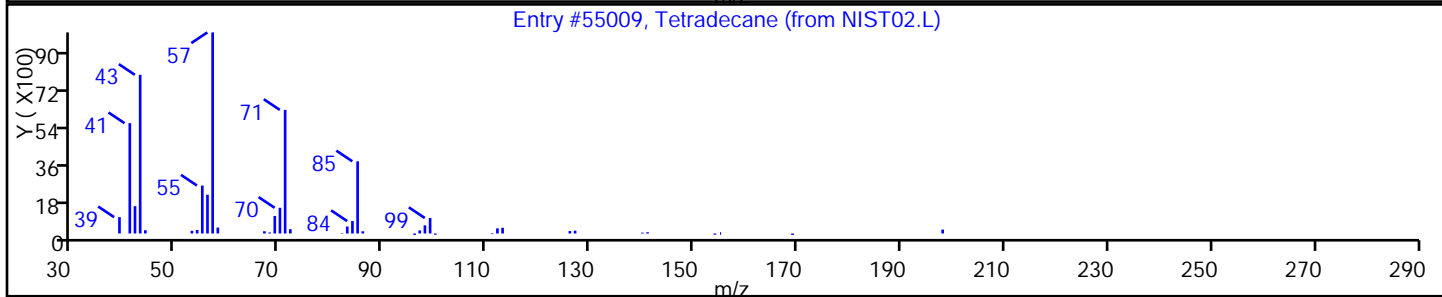
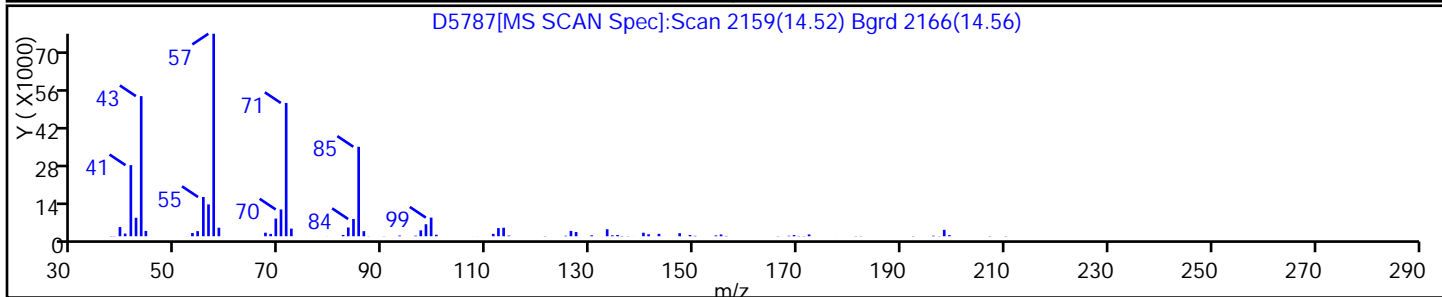
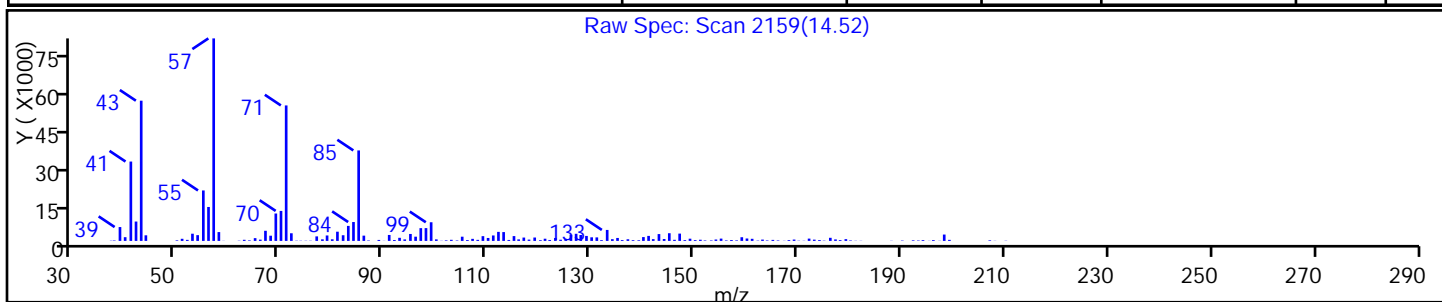
Method: 8260S\_4

Limit Group: VOA - 8260B Water and Solid

Column:

Detector MS SCAN

Library Search Compound Match	CAS#	Library	Entry	Formula	Weight	Q
Tetradecane	629-59-4	NIST02	55009	C14H30	198	94
Tridecane	629-50-5	NIST02.L	45543	C13H28	184	86
Octadecane, 1-chloro-	3386-33-2	NIST02.L	110992	C18H37Cl	288	83



FORM I  
GC/MS VOA ORGANICS ANALYSIS DATA SHEET

Lab Name: TestAmerica Edison Job No.: 460-85482-1  
 SDG No.: \_\_\_\_\_  
 Client Sample ID: PMP-24-SW-VD Lab Sample ID: 460-85482-10  
 Matrix: Solid Lab File ID: B75600.D  
 Analysis Method: 8260B Date Collected: 10/30/2014 13:59  
 Sample wt/vol: 7.221(g) Date Analyzed: 11/04/2014 14:52  
 Soil Aliquot Vol: 5 (mL) Dilution Factor: 2000  
 Soil Extract Vol.: 10 (mL) GC Column: Rtx-624 ID: 0.25 (mm)  
 % Moisture: 10.6 Level: (low/med) Medium  
 Analysis Batch No.: 260159 Units: ug/Kg

CAS NO.	COMPOUND NAME	RESULT	Q	RL	MDL
71-55-6	1,1,1-Trichloroethane	2000	J	3100	190
79-34-5	1,1,2,2-Tetrachloroethane	490	U	3100	490
79-00-5	1,1,2-Trichloroethane	580	U	3100	580
75-34-3	1,1-Dichloroethane	400	U	3100	400
75-35-4	1,1-Dichloroethene	270	U	3100	270
87-61-6	1,2,3-Trichlorobenzene	18000		3100	1600
120-82-1	1,2,4-Trichlorobenzene	79000		3100	1100
96-12-8	1,2-Dibromo-3-Chloropropane	1200	U	3100	1200
106-93-4	1,2-Dibromoethane	850	U	3100	850
95-50-1	1,2-Dichlorobenzene	9400		3100	640
107-06-2	1,2-Dichloroethane	590	U	3100	590
78-87-5	1,2-Dichloropropane	270	U	3100	270
541-73-1	1,3-Dichlorobenzene	420	U	3100	420
106-46-7	1,4-Dichlorobenzene	1200	J	3100	720
123-91-1	1,4-Dioxane	110000	U	77000	110000
78-93-3	2-Butanone	7200	U	15000	7200
591-78-6	2-Hexanone	1500	U	15000	1500
108-10-1	4-Methyl-2-pentanone	3100	U	15000	3100
67-64-1	Acetone	8300	U	15000	8300
71-43-2	Benzene	380	J	3100	260
74-97-5	Bromochloromethane	850	U	3100	850
75-27-4	Bromodichloromethane	390	U	3100	390
75-25-2	Bromoform	590	U	3100	590
74-83-9	Bromomethane	560	U	3100	560
75-15-0	Carbon disulfide	390	U	3100	390
56-23-5	Carbon tetrachloride	180	U	3100	180
108-90-7	Chlorobenzene	6500		3100	340
75-00-3	Chloroethane	520	U	3100	520
67-66-3	Chloroform	240	U	3100	240
74-87-3	Chloromethane	300	U	3100	300
156-59-2	cis-1,2-Dichloroethene	7000		3100	550
10061-01-5	cis-1,3-Dichloropropene	570	U	3100	570
110-82-7	Cyclohexane	490	U	3100	490
124-48-1	Dibromochloromethane	620	U	3100	620
75-71-8	Dichlorodifluoromethane	670	U	3100	670
100-41-4	Ethylbenzene	32000		3100	300



FORM I  
GC/MS VOA ORGANICS ANALYSIS DATA SHEET

Lab Name: TestAmerica Edison Job No.: 460-85482-1  
 SDG No.: \_\_\_\_\_  
 Client Sample ID: PMP-24-SW-VD Lab Sample ID: 460-85482-10  
 Matrix: Solid Lab File ID: B75600.D  
 Analysis Method: 8260B Date Collected: 10/30/2014 13:59  
 Sample wt/vol: 7.221(g) Date Analyzed: 11/04/2014 14:52  
 Soil Aliquot Vol: 5 (mL) Dilution Factor: 2000  
 Soil Extract Vol.: 10 (mL) GC Column: Rtx-624 ID: 0.25 (mm)  
 % Moisture: 10.6 Level: (low/med) Medium  
 Analysis Batch No.: 260159 Units: ug/Kg

CAS NO.	COMPOUND NAME	RESULT	Q	RL	MDL
76-13-1	Freon TF	18000		3100	250
98-82-8	Isopropylbenzene	3400		3100	240
79-20-9	Methyl acetate	1000	U	15000	1000
108-87-2	Methylcyclohexane	1900	J	3100	420
75-09-2	Methylene Chloride	560	U	3100	560
1634-04-4	MTBE	430	U	3100	430
100-42-5	Styrene	29000		3100	370
127-18-4	Tetrachloroethene	22000		3100	300
108-88-3	Toluene	27000		3100	460
156-60-5	trans-1,2-Dichloroethene	400	U	3100	400
10061-02-6	trans-1,3-Dichloropropene	750	U	3100	750
79-01-6	Trichloroethene	780000		3100	290
75-69-4	Trichlorofluoromethane	450	U	3100	450
75-01-4	Vinyl chloride	450	U	3100	450
1330-20-7	Xylenes, Total	140000		6200	1100

CAS NO.	SURROGATE	%REC	Q	LIMITS
17060-07-0	1,2-Dichloroethane-d4 (Surr)	112		75-135
2037-26-5	Toluene-d8 (Surr)	102		59-150
460-00-4	Bromofluorobenzene	115		72-133
1868-53-7	Dibromofluoromethane (Surr)	104		70-130

FORM I  
GC/MS VOA ORGANICS ANALYSIS DATA SHEET  
TENTATIVELY IDENTIFIED COMPOUNDS

Lab Name: TestAmerica Edison Job No.: 460-85482-1  
 SDG No.: \_\_\_\_\_  
 Client Sample ID: PMP-24-SW-VD Lab Sample ID: 460-85482-10  
 Matrix: Solid Lab File ID: B75600.D  
 Analysis Method: 8260B Date Collected: 10/30/2014 13:59  
 Sample wt/vol: 7.221(g) Date Analyzed: 11/04/2014 14:52  
 Soil Aliquot Vol: 5 (mL) Dilution Factor: 2000  
 Soil Extract Vol.: 10 (mL) GC Column: Rtx-624 ID: 0.25 (mm)  
 % Moisture: 10.6 Level: (low/med) Medium  
 Analysis Batch No.: 260159 Units: ug/Kg  
 Number TICs Found: 10 TIC Result Total: 294000

CAS NO.	COMPOUND NAME	RT	RESULT	Q
95-63-6	Benzene, 1,2,4-trimethyl-	10.73	21000	J N
1120-21-4	Undecane	10.99	29000	J N
76089-59-3	1,3-Cyclopentadiene, 1,2,3,4-tetramethyl	11.59	21000	J N
	Unknown	11.92	27000	J
	Unknown	12.28	32000	J
91-20-3	Naphthalene	12.45	35000	J N
2471-83-2	1H-Indene, 1-ethylidene-	13.47	39000	J N
90-12-0	Naphthalene, 1-methyl-	13.67	25000	J N
1120-21-4	Undecane	14.52	25000	J N
544-76-3	Hexadecane	15.89	40000	J N

TestAmerica Edison  
Target Compound Quantitation Report

Data File: \\EDICHROM\ChromData\CVOAMS2\20141104-20141.b\B75600.D  
 Lims ID: 460-85482-A-10-A Lab Sample ID: 460-85482-10  
 Client ID: PMP-24-SW-VD  
 Sample Type: Client  
 Inject. Date: 04-Nov-2014 14:52:30 ALS Bottle#: 21 Worklist Smp#: 22  
 Purge Vol: 5.000 mL Dil. Factor: 2000.0000  
 Sample Info: 460-85482-A-10-A  
 Misc. Info.: 460-0020141-022  
 Operator ID: Instrument ID: CVOAMS2  
 Method: \\EDICHROM\ChromData\CVOAMS2\20141104-20141.b\8260W\_2.m  
 Limit Group: VOA - 8260B Water and Solid  
 Last Update: 06-Nov-2014 13:14:45 Calib Date: 21-Oct-2014 13:24:30  
 Integrator: RTE ID Type: Deconvolution ID  
 Quant Method: Internal Standard Quant By: Initial Calibration  
 Last ICal File: \\EDICHROM\ChromData\CVOAMS2\20141021-19612.b\B74941.D  
 Column 1 : Rtx-624 ( 0.25 mm) Det: MS SCAN  
 Process Host: XAWRK012

First Level Reviewer: intarachau

Date: 05-Nov-2014 14:51:19

Compound	Sig	RT (min.)	Exp RT (min.)	Dlt RT (min.)	Q	Response	OnCol Amt ug/l	Flags
16 1,1,2-Trichloro-1,2,2-trif	101	2.187	2.171	0.016	97	23706	5.76	
* 26 TBA-d9 (IS)	65	2.664	2.648	0.016	87	118131	1000.0	
39 cis-1,2-Dichloroethene	96	3.784	3.784	0.000	94	9080	2.27	
49 1,1,1-Trichloroethane	97	4.253	4.253	0.000	93	4234	0.6527	
\$ 57 Dibromofluoromethane (Surr	113	4.286	4.277	0.009	97	4494	1.30	
52 Benzene	78	4.639	4.631	0.008	48	1625	0.1217	
\$ 53 1,2-Dichloroethane-d4 (Sur	65	4.681	4.664	0.017	96	4633	1.40	
* 58 Fluorobenzene	96	4.993	4.985	0.008	98	639547	50.0	
60 Trichloroethene	95	5.405	5.397	0.008	97	968307	252.0	
62 Methylcyclohexane	83	5.528	5.537	-0.009	86	3682	0.6212	
* 65 1,4-Dioxane-d8	96	5.833	5.833	0.000	98	15106	1000.0	
\$ 76 Toluene-d8 (Surr)	98	6.993	6.985	0.008	99	15521	1.27	
77 Toluene	91	7.067	7.067	0.000	94	131315	8.68	
81 Tetrachloroethene	166	7.660	7.660	0.000	96	30364	6.99	
* 87 Chlorobenzene-d5	117	8.598	8.590	0.008	88	518681	50.0	
88 Chlorobenzene	112	8.623	8.615	0.008	97	22517	2.10	
89 Ethylbenzene	106	8.713	8.713	0.000	99	58831	10.2	
91 m-Xylene & p-Xylene	106	8.837	8.829	0.008	98	245703	35.2	
92 o-Xylene	106	9.207	9.207	0.000	93	57844	8.51	
93 Styrene	104	9.232	9.232	0.000	94	98399	9.34	
96 Isopropylbenzene	105	9.536	9.528	0.008	96	20175	1.08	
\$ 97 4-Bromofluorobenzene	174	9.709	9.701	0.008	91	5912	1.44	
* 115 1,4-Dichlorobenzene-d4	152	10.680	10.672	0.008	97	287722	50.0	
116 1,4-Dichlorobenzene	146	10.697	10.697	0.000	34	3372	0.3755	
122 1,2-Dichlorobenzene	146	11.001	10.993	0.008	94	23989	3.02	
127 1,2,4-Trichlorobenzene	180	12.236	12.236	0.000	94	141656	25.4	
131 1,2,3-Trichlorobenzene	180	12.647	12.647	0.000	93	26160	5.86	
S 134 Xylenes, Total	100				0		43.7	

**Reagents:**

8260 INTSTD C\_00056

Amount Added: 1.00

Units: uL

Run Reagent

TestAmerica Edison  
Tentatively Identified Quantitation Report

Data File: \\EDICHROM\ChromData\CVOAMS2\20141104-20141.b\B75600.D  
 Lims ID: 460-85482-A-10-A Lab Sample ID: 460-85482-10  
 Client ID: PMP-24-SW-VD  
 Sample Type: Client  
 Inject. Date: 04-Nov-2014 14:52:30 ALS Bottle#: 21 Worklist Smp#: 22  
 Purge Vol: 5.000 mL Dil. Factor: 2000.0000  
 Sample Info: 460-85482-A-10-A  
 Misc. Info.: 460-0020141-022  
 Operator ID: Instrument ID: CVOAMS2  
 Method: \\EDICHROM\ChromData\CVOAMS2\20141104-20141.b\8260W\_2.m  
 Limit Group: VOA - 8260B Water and Solid  
 Last Update: 06-Nov-2014 13:14:45 Calib Date: 21-Oct-2014 13:24:30  
 Tic RT Window: 0.000 -0.000 Response: area  
 Quant By: Nearest ISTD Quant LOD: 10.00000  
 MS Library: \\EDICHROM\ChromData\Database\NIST02.L  
 Min. Match: 40  
 Column 1 : Rtx-624 ( 0.25 mm) Det: MS SCAN  
 Process Host: XAWRK012  
 First Level Reviewer: intarachau Date: 05-Nov-2014 14:51:19

## Tentative Identified Compound Results

RT	Response	Amount ug/l	Quant Cpd	Qual	Lib Entry	Molecular Formula	Mol. Weight	Flags
10.729	95-63-6 Benzene, 1,2,4-trimethyl-	245474 6.81	115	91	9124	C9H12	120	
10.985	1120-21-4 Undecane	334845 9.29	115	93	27120	C11H24	156	
11.585	76089-59-3 1,3-Cyclopentadiene, 1,2,3,4-tetramethyl	249461 6.92	115	89	14434	C10H14	134	
11.923	Unknown	311012 8.63	115	0	0		0	
12.277	Unknown	370506 10.3	115	0	0		0	
12.449	91-20-3 Naphthalene	407310 11.3	115	97	11563	C10H8	128	
13.470	2471-83-2 1H-Indene, 1-ethylidene-	452664 12.6	115	91	18503	C11H10	142	
13.667	90-12-0 Naphthalene, 1-methyl-	287166 7.96	115	96	18499	C11H10	142	
14.523	1120-21-4 Undecane	292973 8.13	115	90	27121	C11H24	156	
15.889	544-76-3 Hexadecane	465625 12.9	115	97	73967	C16H34	226	

Quantitation Compounds

Compound	RT	Response	Amount ug/l
* 115 1,4-Dichlorobenzene-d4	10.680	1802729	50.0

QC Flag Legend

Processing Flags

Reagents:

8260 INTSTD C\_00056

Amount Added: 1.00

Units: uL

Run Reagent

TestAmerica Edison

Data File: \\EDICHROM\ChromData\CVOAMS2\20141104-20141.b\B75600.D

Injection Date: 04-Nov-2014 14:52:30

Instrument ID: CVOAMS2

Operator ID:

Lims ID: 460-85482-A-10-A

Lab Sample ID: 460-85482-10

Worklist Smp#: 22

Client ID: PMP-24-SW-VD

Purge Vol: 5.000 mL

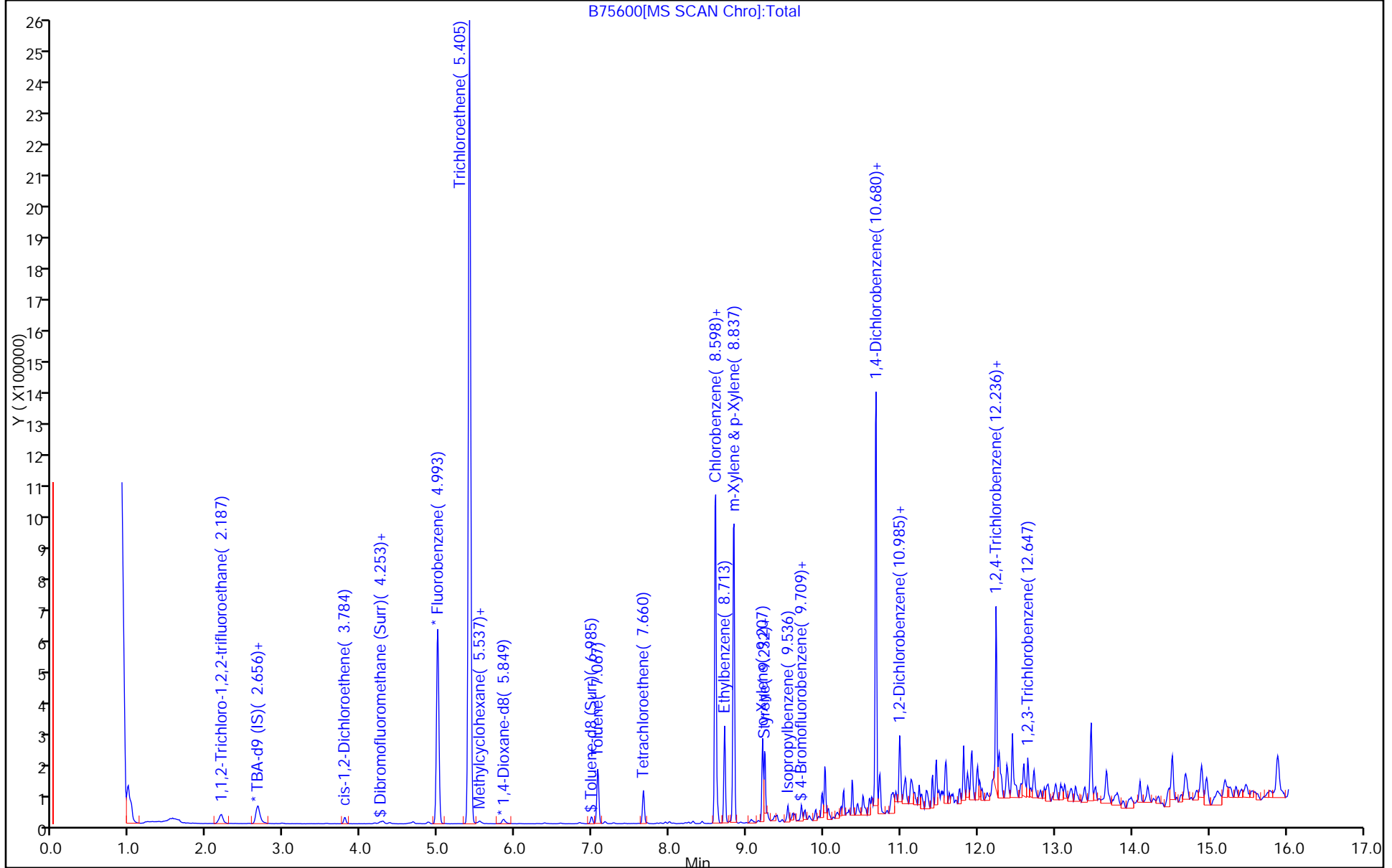
Dil. Factor: 2000.0000

ALS Bottle#: 21

Method: 8260W\_2

Limit Group: VOA - 8260B Water and Solid

Column: Rtx-624 (0.25 mm)



TestAmerica Edison

Data File: \\EDICHRON\ChromData\CVOAMS2\20141104-20141.b\B75600.D

Injection Date: 04-Nov-2014 14:52:30

Instrument ID: CVOAMS2

Lims ID: 460-85482-A-10-A

Lab Sample ID: 460-85482-10

Client ID: PMP-24-SW-VD

Operator ID:

ALS Bottle#: 21

Worklist Smp#: 22

Purge Vol: 5.000 mL

Dil. Factor: 2000.0000

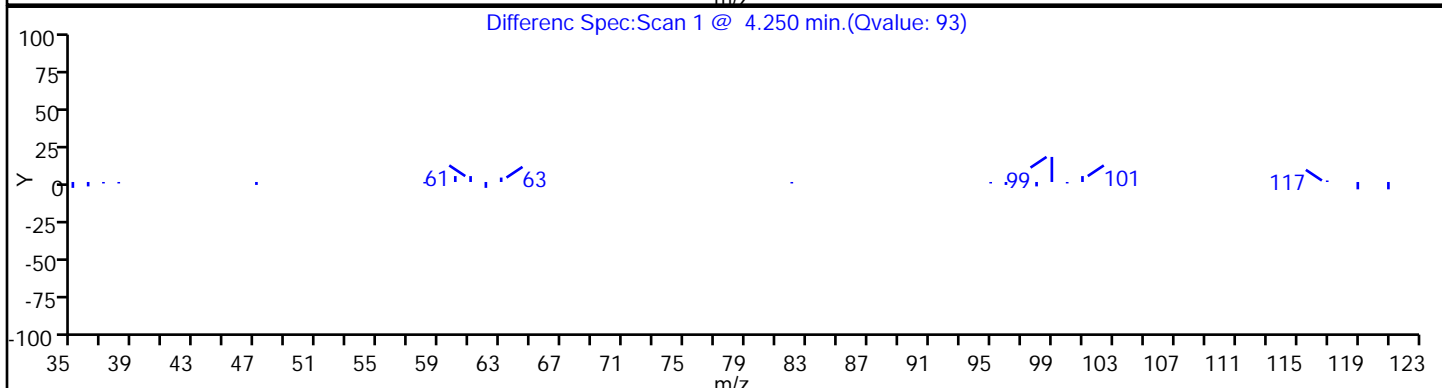
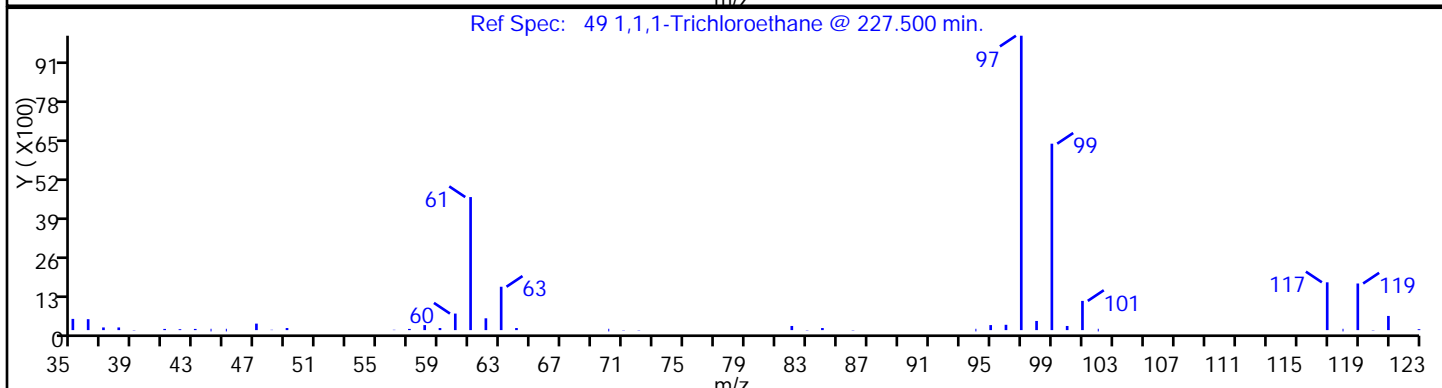
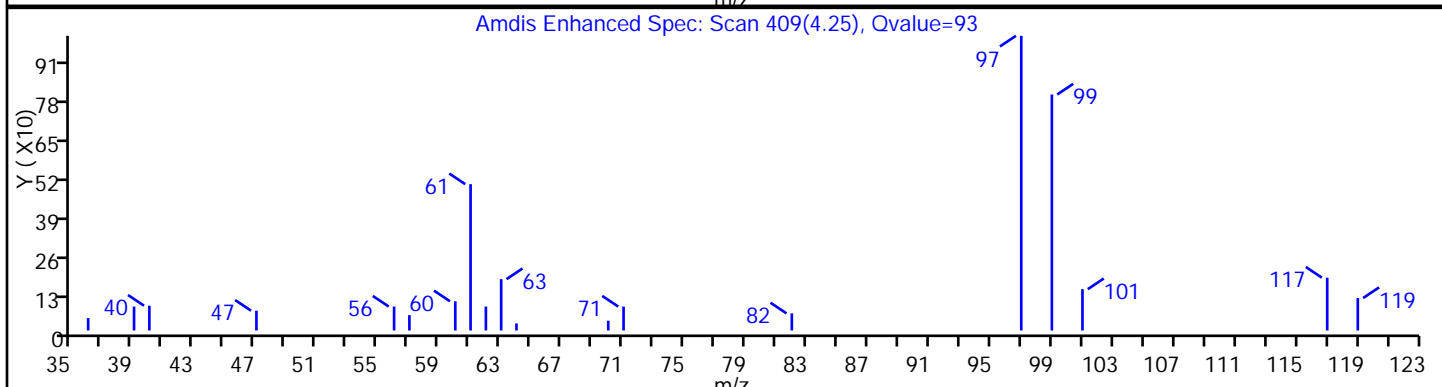
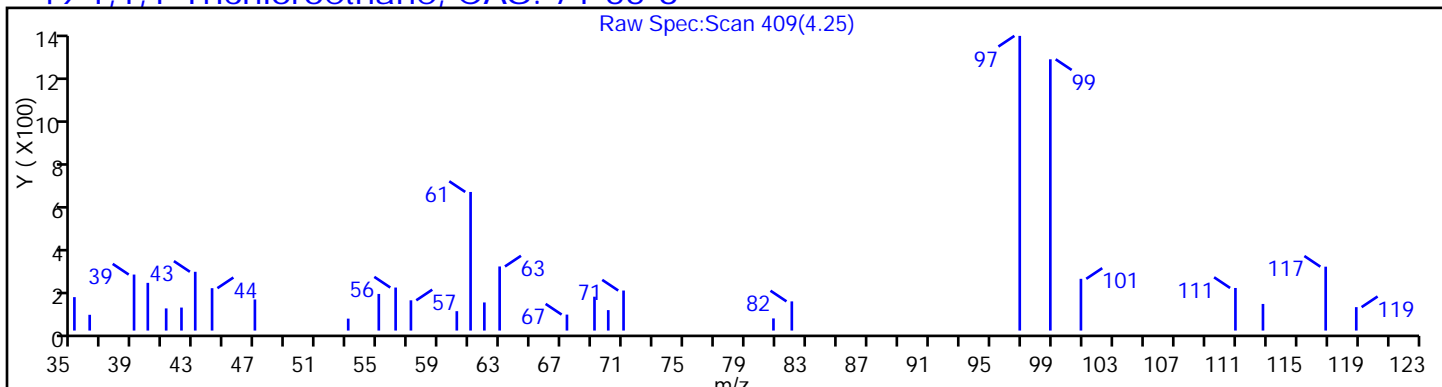
Method: 8260W\_2

Limit Group: VOA - 8260B Water and Solid

Column: Rtx-624 (0.25 mm)

Detector: MS SCAN

49 1,1,1-Trichloroethane, CAS: 71-55-6



TestAmerica Edison

Data File: \\EDICHROM\ChromData\CVOAMS2\20141104-20141.b\B75600.D

Injection Date: 04-Nov-2014 14:52:30

Instrument ID: CVOAMS2

Lims ID: 460-85482-A-10-A

Lab Sample ID: 460-85482-10

Client ID: PMP-24-SW-VD

Operator ID:

ALS Bottle#: 21 Worklist Smp#: 22

Purge Vol: 5.000 mL

Dil. Factor: 2000.0000

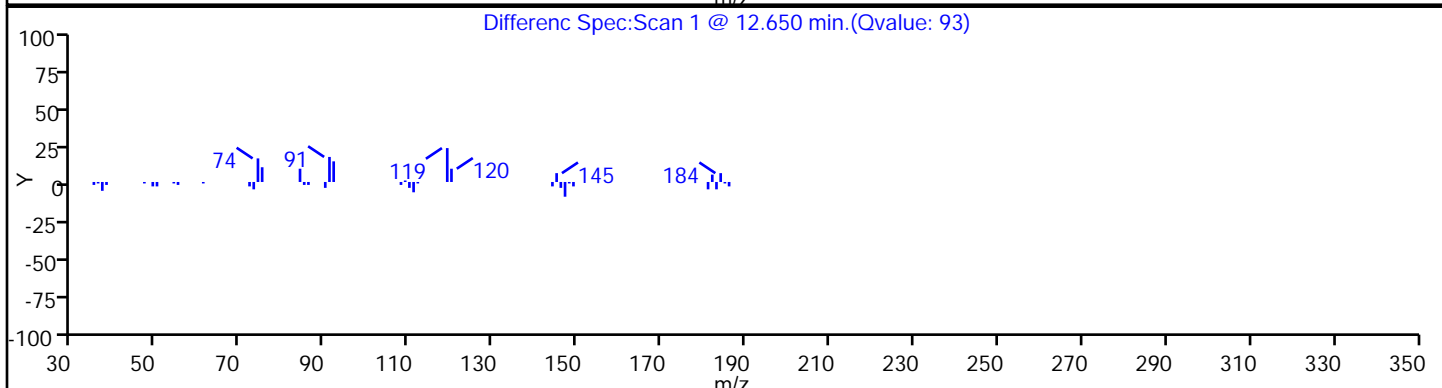
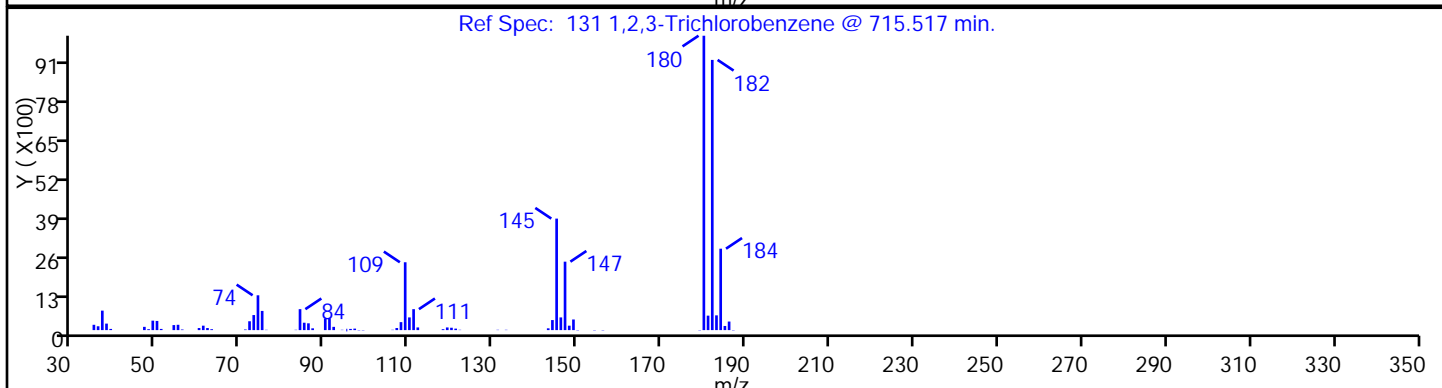
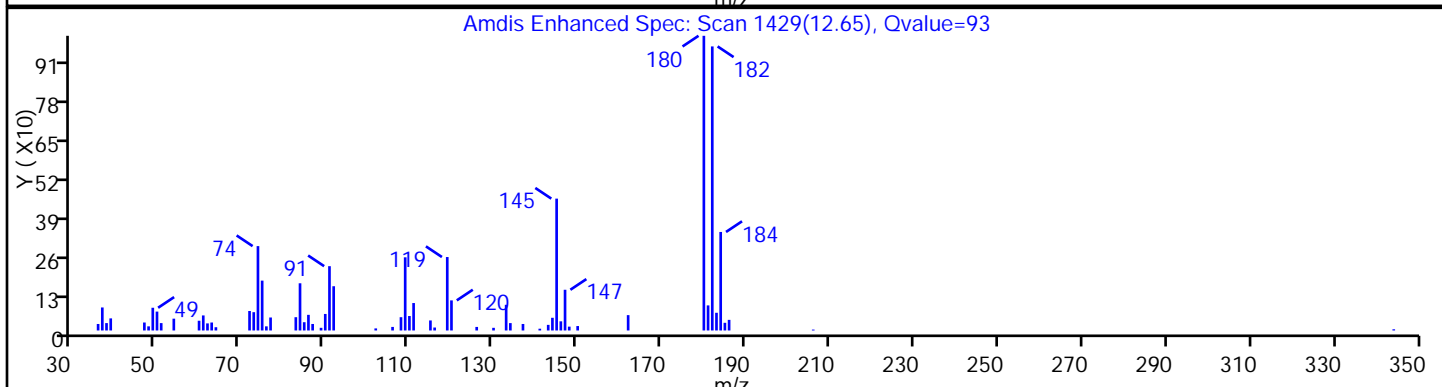
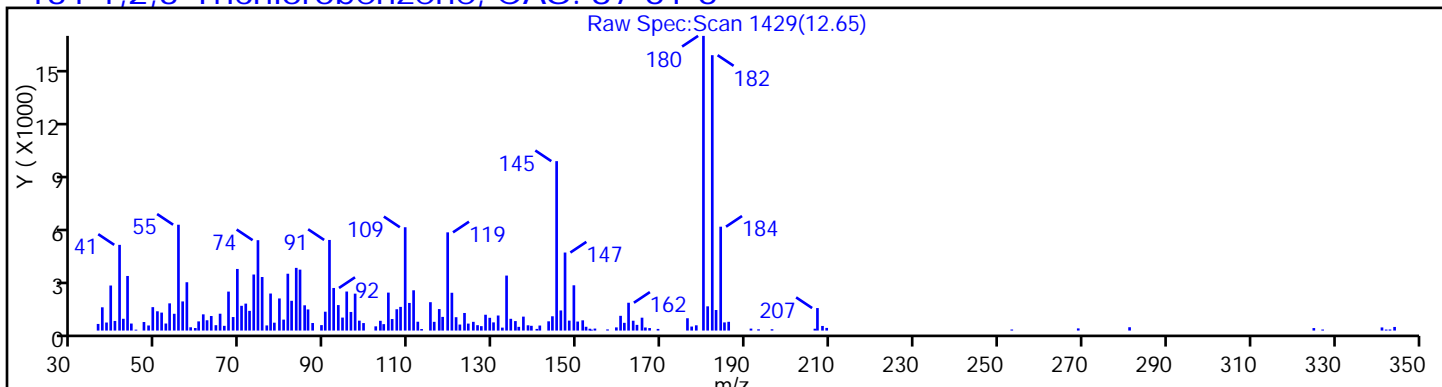
Method: 8260W\_2

Limit Group: VOA - 8260B Water and Solid

Column: Rtx-624 (0.25 mm)

Detector: MS SCAN

131 1,2,3-Trichlorobenzene, CAS: 87-61-6





TestAmerica Edison

Data File: \\EDICHROM\ChromData\CVOAMS2\20141104-20141.b\B75600.D

Injection Date: 04-Nov-2014 14:52:30

Instrument ID: CVOAMS2

Lims ID: 460-85482-A-10-A

Lab Sample ID: 460-85482-10

Client ID: PMP-24-SW-VD

Operator ID:

ALS Bottle#: 21

Worklist Smp#: 22

Purge Vol: 5.000 mL

Dil. Factor: 2000.0000

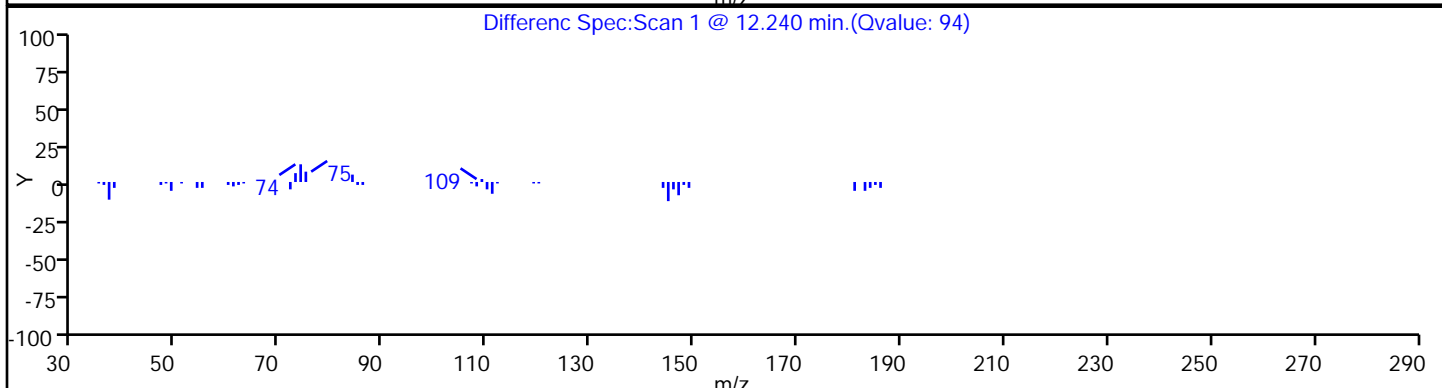
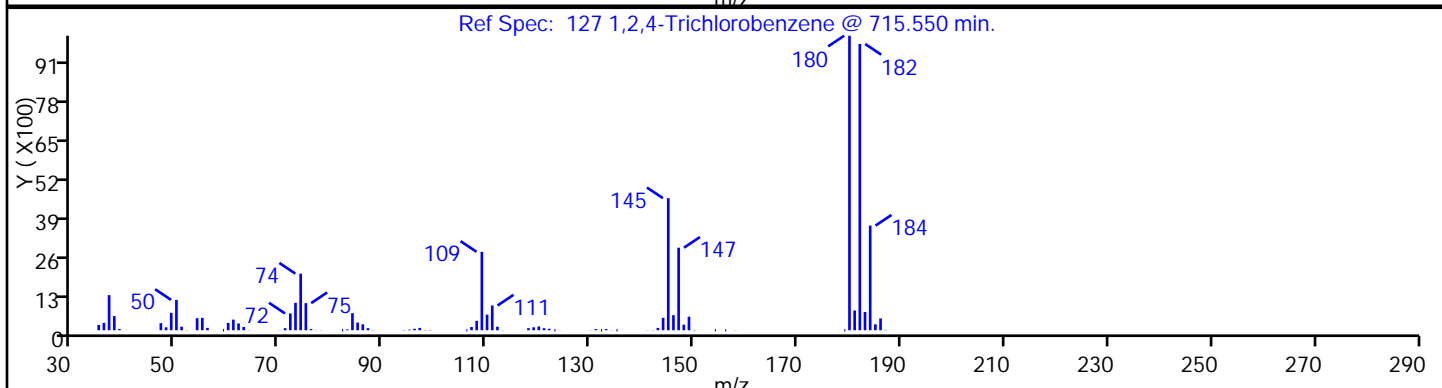
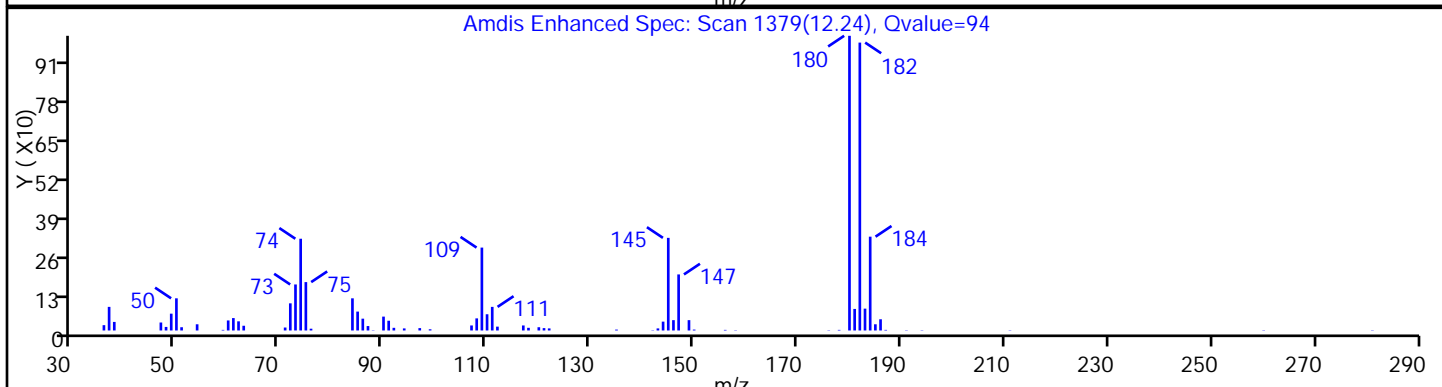
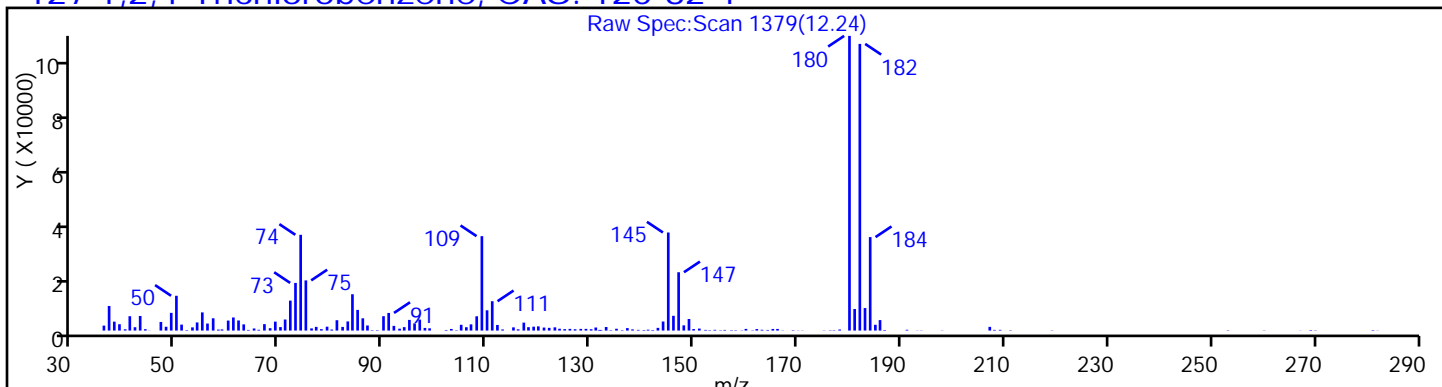
Method: 8260W\_2

Limit Group: VOA - 8260B Water and Solid

Column: Rtx-624 (0.25 mm)

Detector: MS SCAN

127 1,2,4-Trichlorobenzene, CAS: 120-82-1



TestAmerica Edison

Data File: \\EDICHROM\ChromData\CVOAMS2\20141104-20141.b\B75600.D

Injection Date: 04-Nov-2014 14:52:30

Instrument ID: CVOAMS2

Lims ID: 460-85482-A-10-A

Lab Sample ID: 460-85482-10

Client ID: PMP-24-SW-VD

Operator ID:

ALS Bottle#: 21 Worklist Smp#: 22

Purge Vol: 5.000 mL

Dil. Factor: 2000.0000

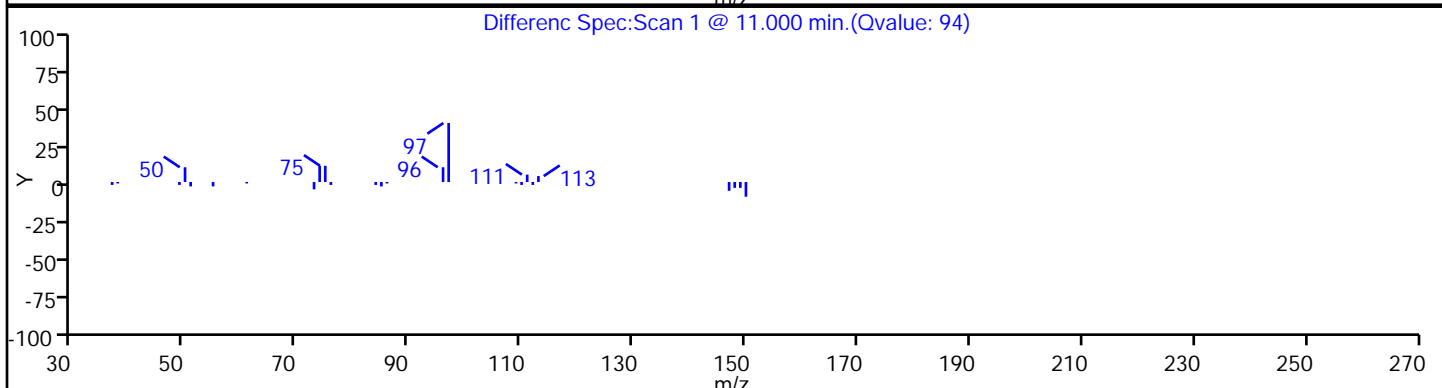
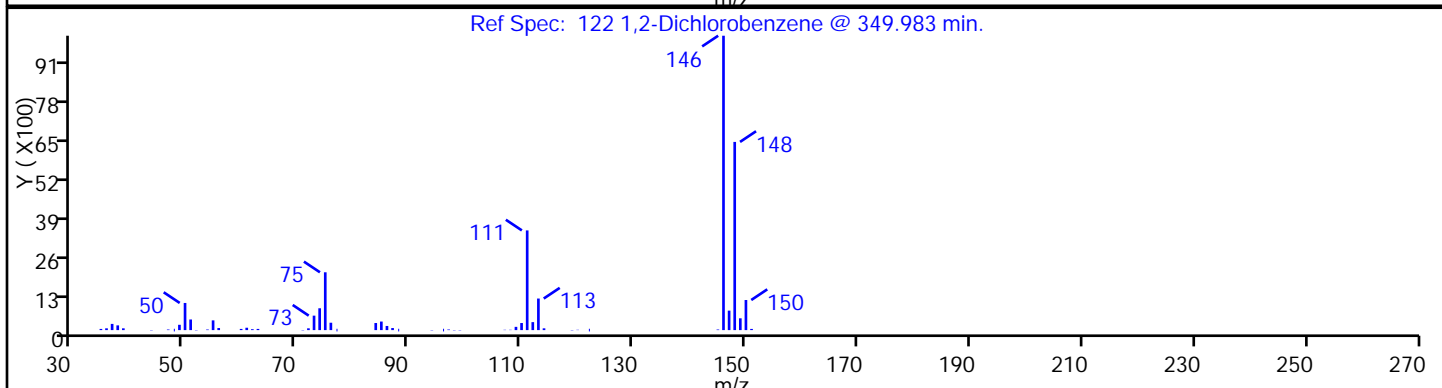
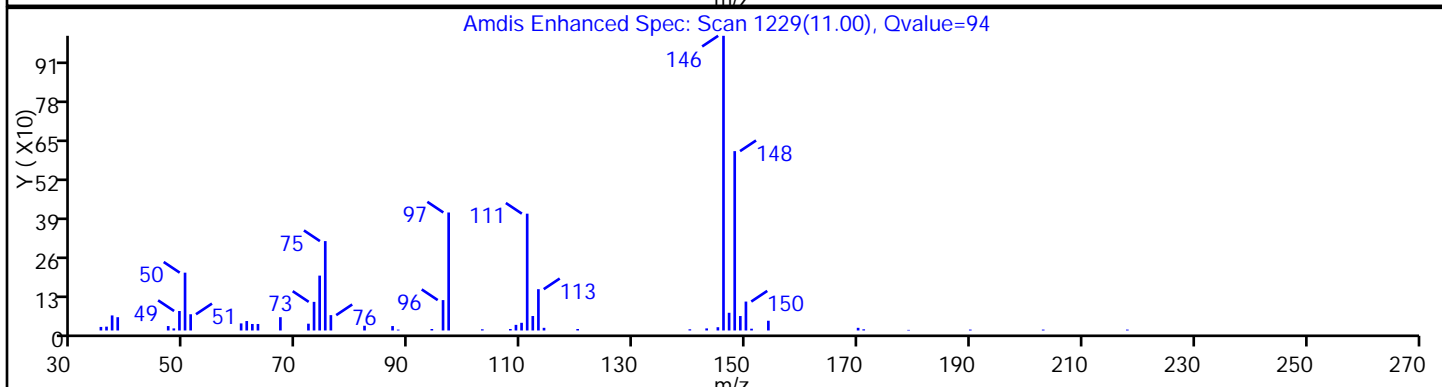
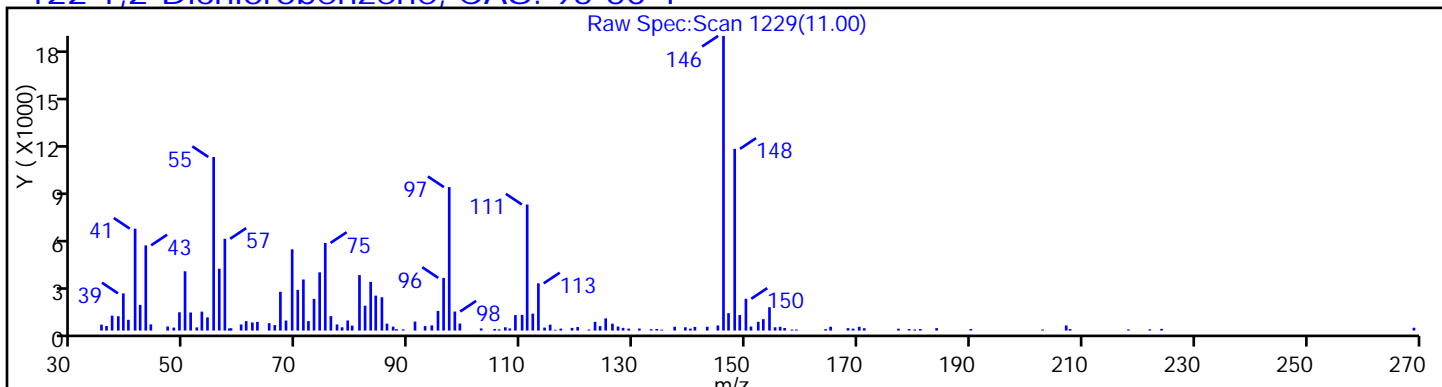
Method: 8260W\_2

Limit Group: VOA - 8260B Water and Solid

Column: Rtx-624 (0.25 mm)

Detector: MS SCAN

122 1,2-Dichlorobenzene, CAS: 95-50-1



TestAmerica Edison

Data File: \\EDICHROM\ChromData\CVOAMS2\20141104-20141.b\B75600.D

Injection Date: 04-Nov-2014 14:52:30

Instrument ID: CVOAMS2

Lims ID: 460-85482-A-10-A

Lab Sample ID: 460-85482-10

Client ID: PMP-24-SW-VD

Operator ID:

ALS Bottle#: 21 Worklist Smp#: 22

Purge Vol: 5.000 mL

Dil. Factor: 2000.0000

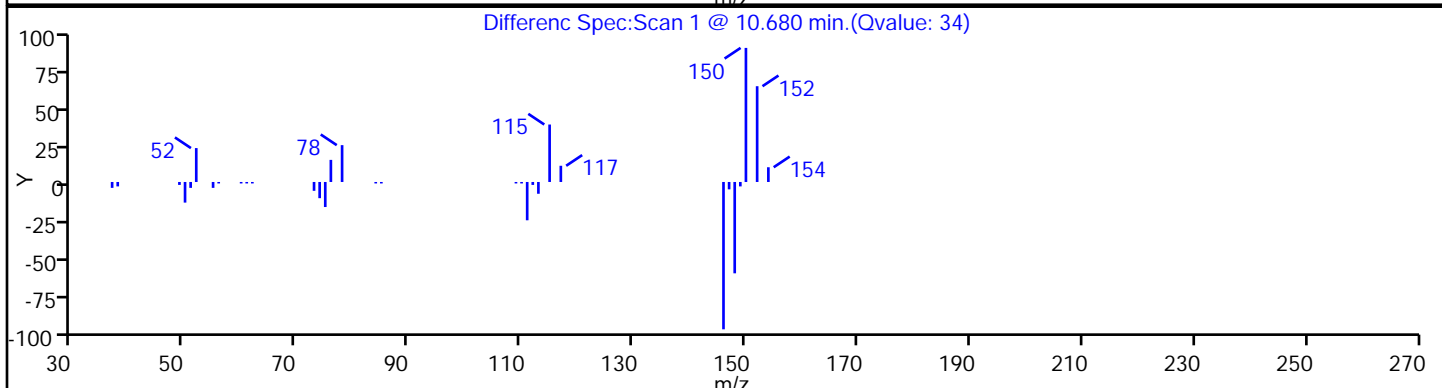
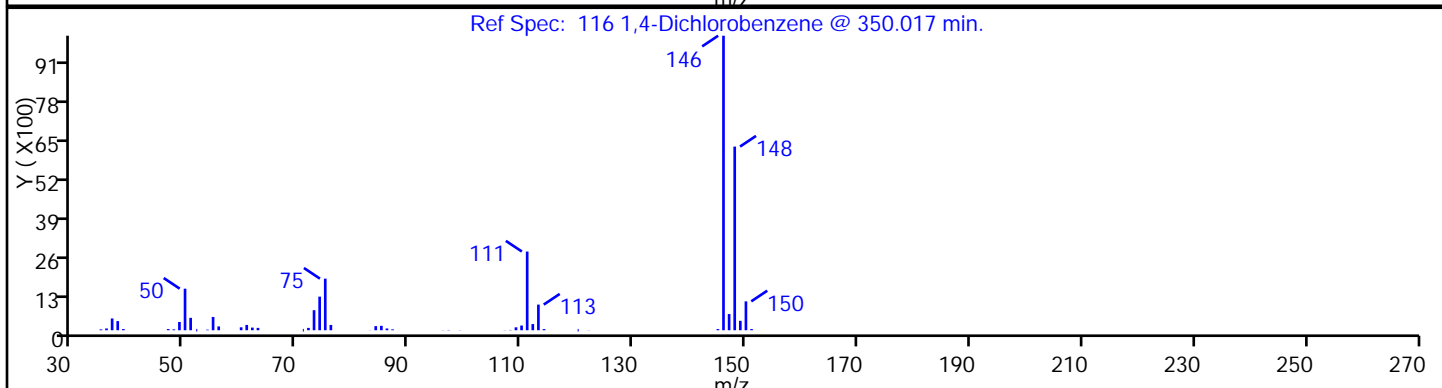
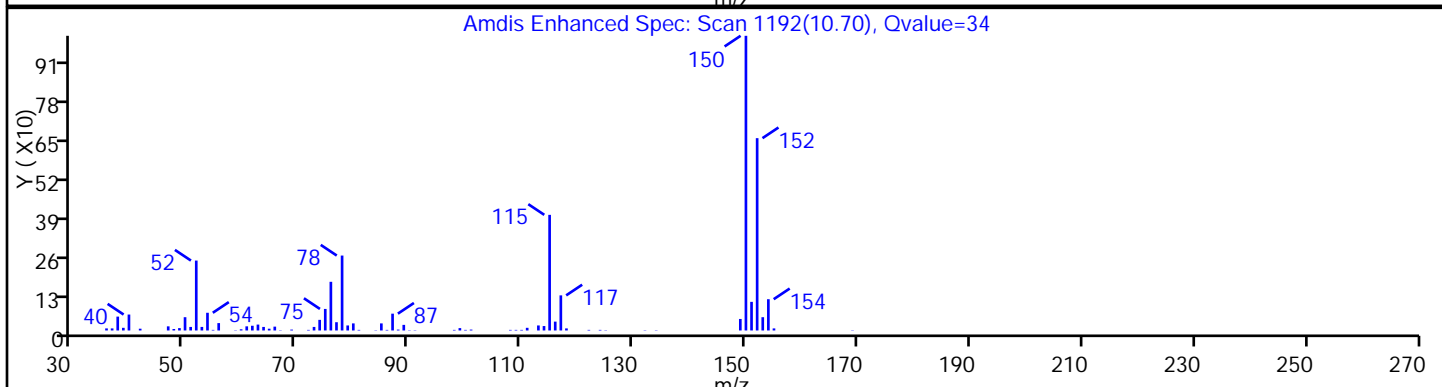
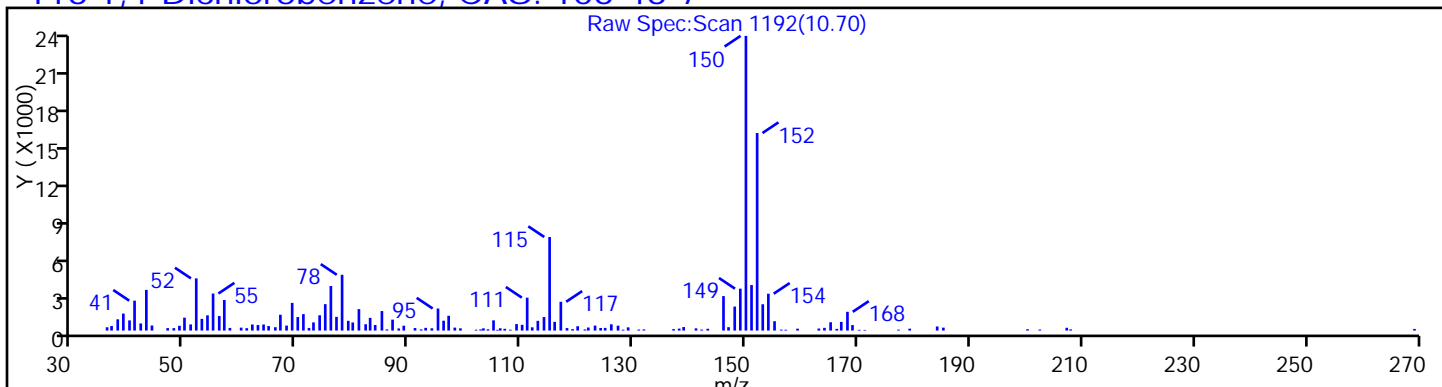
Method: 8260W\_2

Limit Group: VOA - 8260B Water and Solid

Column: Rtx-624 (0.25 mm)

Detector: MS SCAN

116 1,4-Dichlorobenzene, CAS: 106-46-7



TestAmerica Edison

Data File: \\EDICHROM\ChromData\CVOAMS2\20141104-20141.b\B75600.D

Injection Date: 04-Nov-2014 14:52:30

Instrument ID: CVOAMS2

Lims ID: 460-85482-A-10-A

Lab Sample ID: 460-85482-10

Client ID: PMP-24-SW-VD

Operator ID:

ALS Bottle#: 21 Worklist Smp#: 22

Purge Vol: 5.000 mL

Dil. Factor: 2000.0000

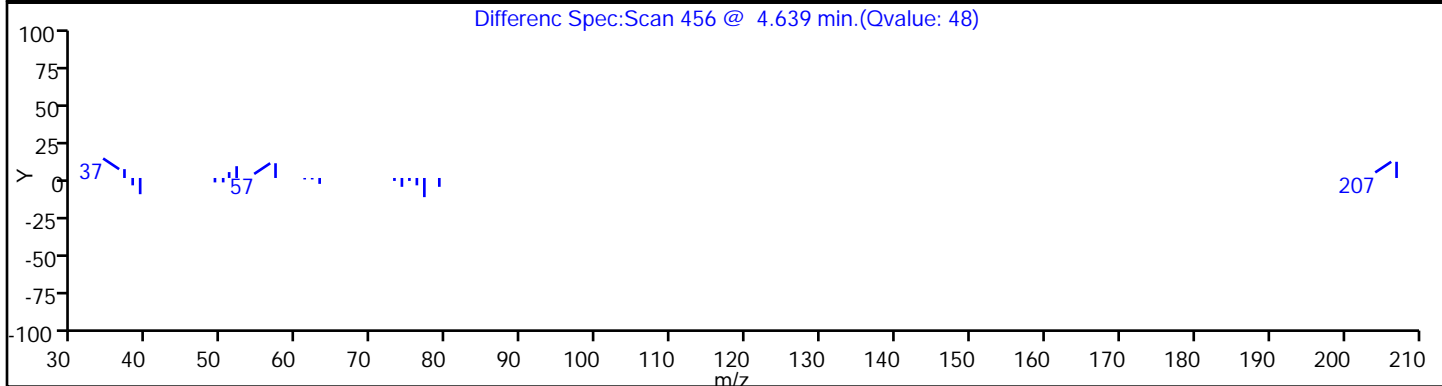
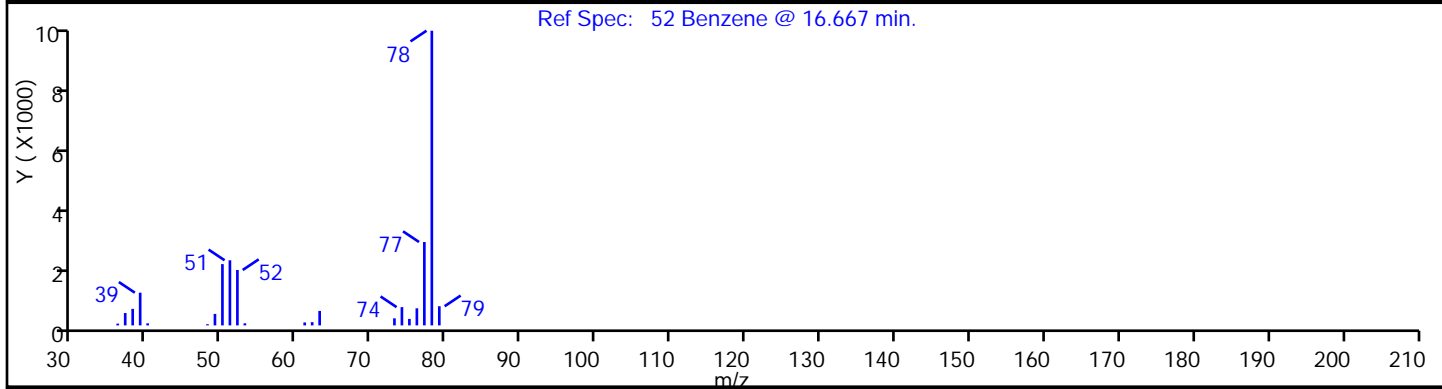
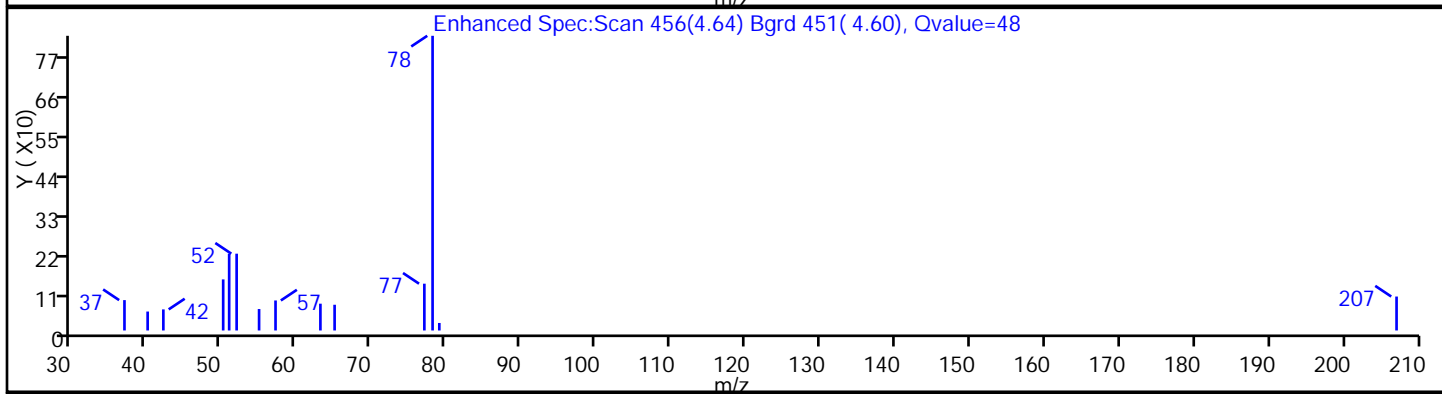
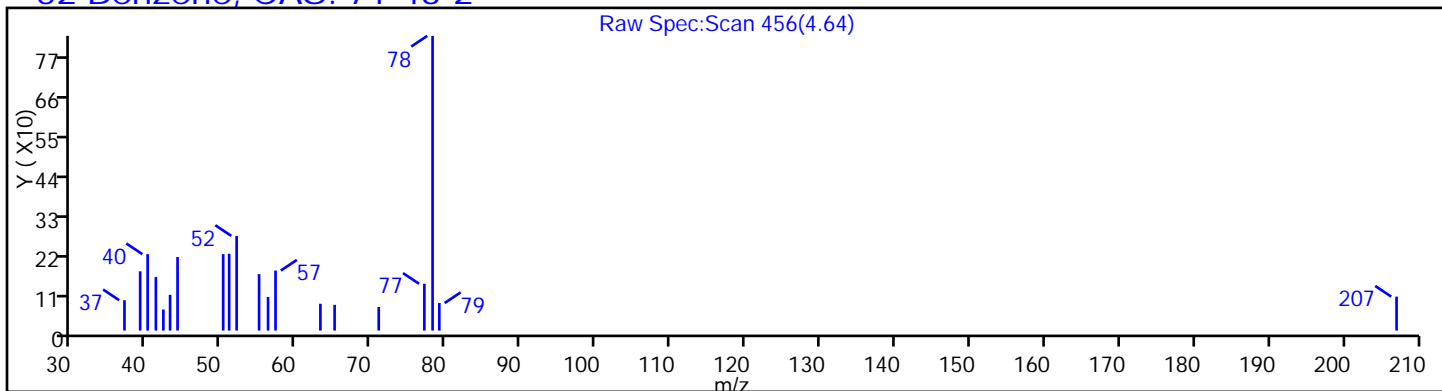
Method: 8260W\_2

Limit Group: VOA - 8260B Water and Solid

Column: Rtx-624 (0.25 mm)

Detector: MS SCAN

52 Benzene, CAS: 71-43-2



TestAmerica Edison

Data File: \\EDICHRON\ChromData\CVOAMS2\20141104-20141.b\B75600.D

Injection Date: 04-Nov-2014 14:52:30

Instrument ID: CVOAMS2

Lims ID: 460-85482-A-10-A

Lab Sample ID: 460-85482-10

Client ID: PMP-24-SW-VD

Operator ID:

ALS Bottle#: 21 Worklist Smp#: 22

Purge Vol: 5.000 mL

Dil. Factor: 2000.0000

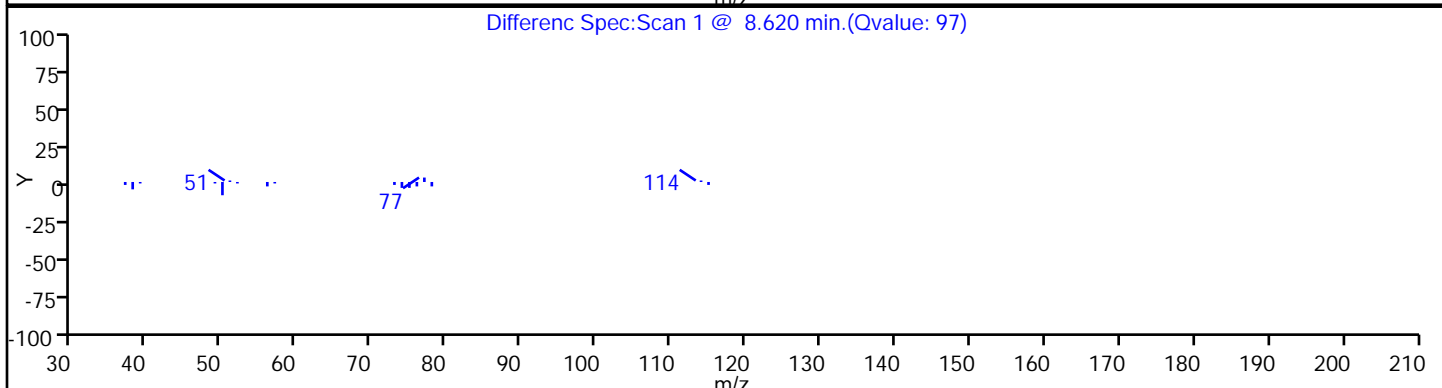
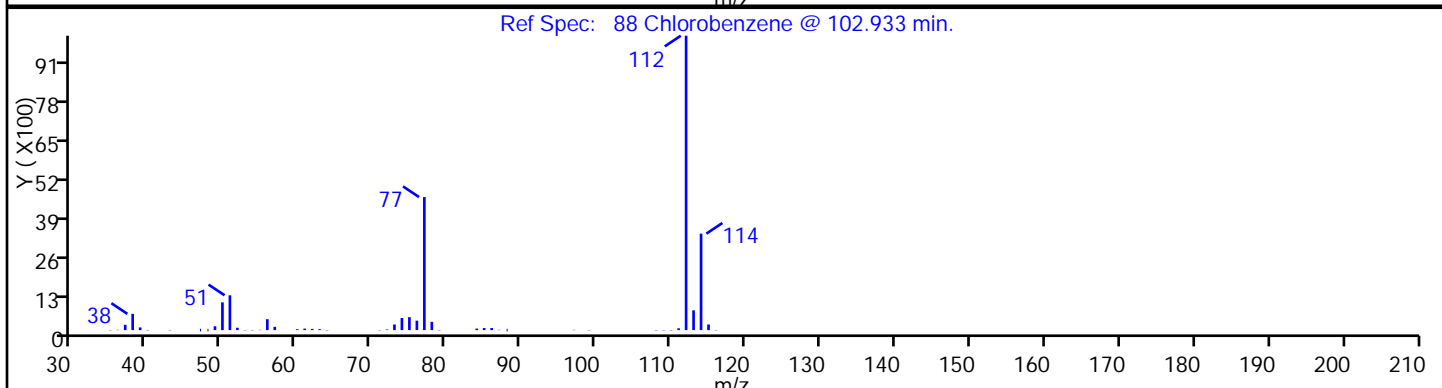
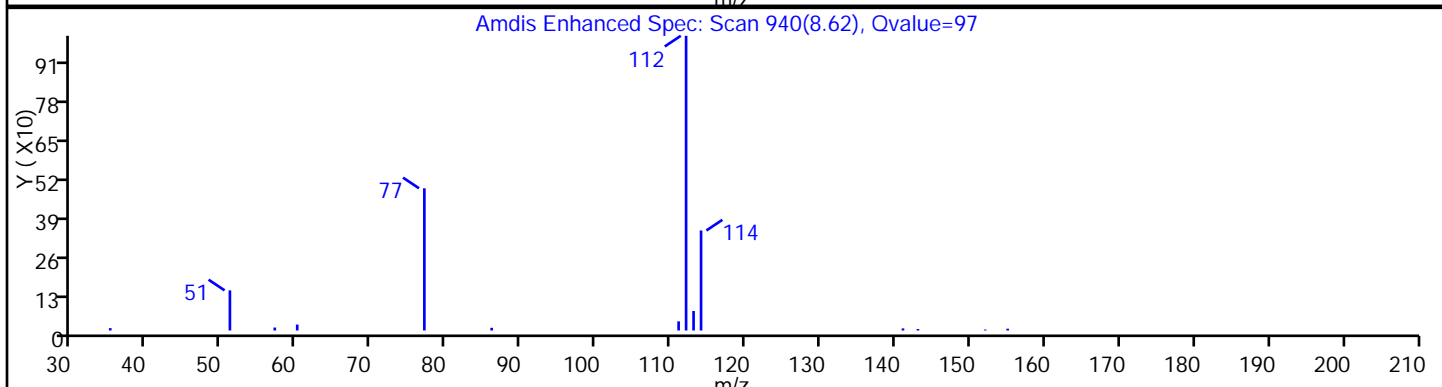
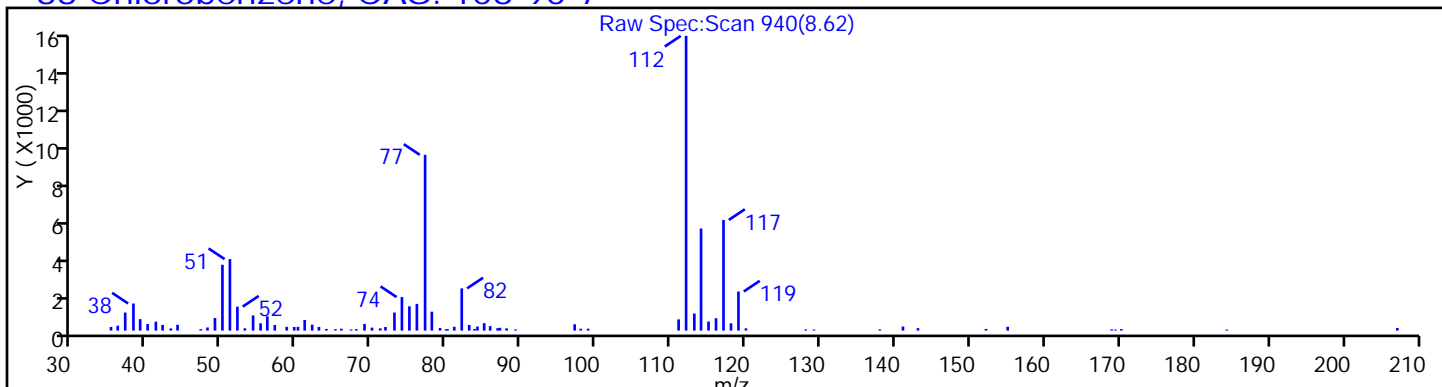
Method: 8260W\_2

Limit Group: VOA - 8260B Water and Solid

Column: Rtx-624 (0.25 mm)

Detector: MS SCAN

88 Chlorobenzene, CAS: 108-90-7



TestAmerica Edison

Data File: \\EDICHROM\ChromData\CVOAMS2\20141104-20141.b\B75600.D

Injection Date: 04-Nov-2014 14:52:30

Instrument ID: CVOAMS2

Lims ID: 460-85482-A-10-A

Lab Sample ID: 460-85482-10

Client ID: PMP-24-SW-VD

Operator ID:

ALS Bottle#: 21 Worklist Smp#: 22

Purge Vol: 5.000 mL

Dil. Factor: 2000.0000

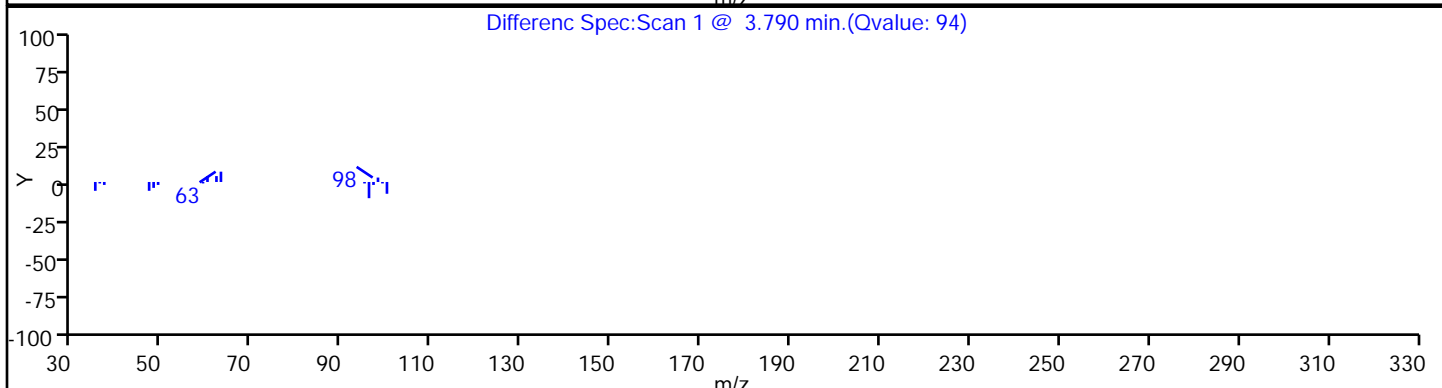
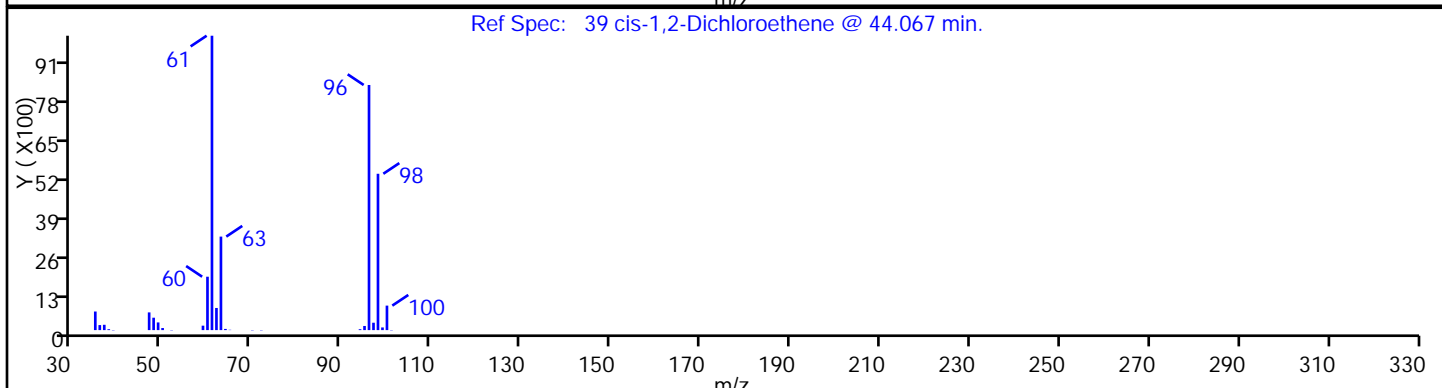
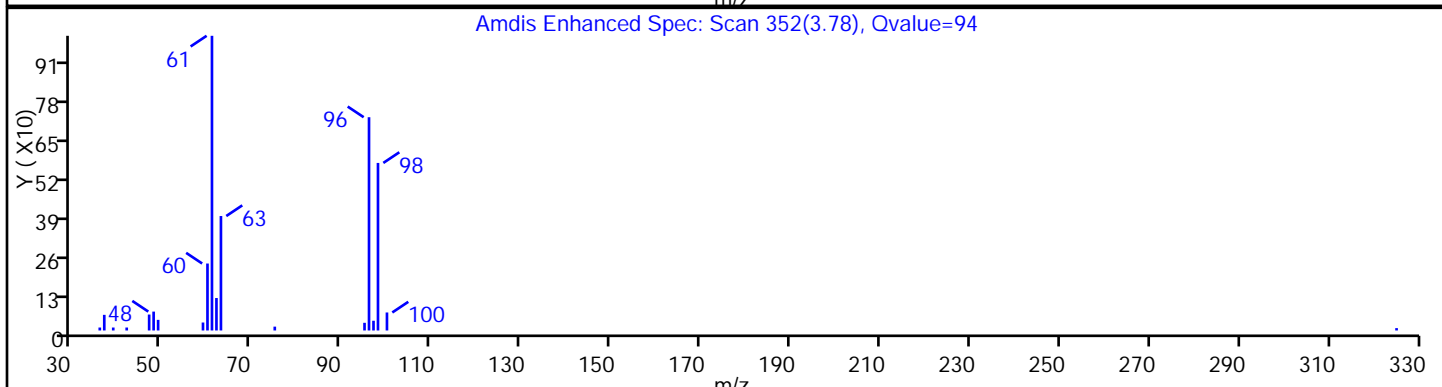
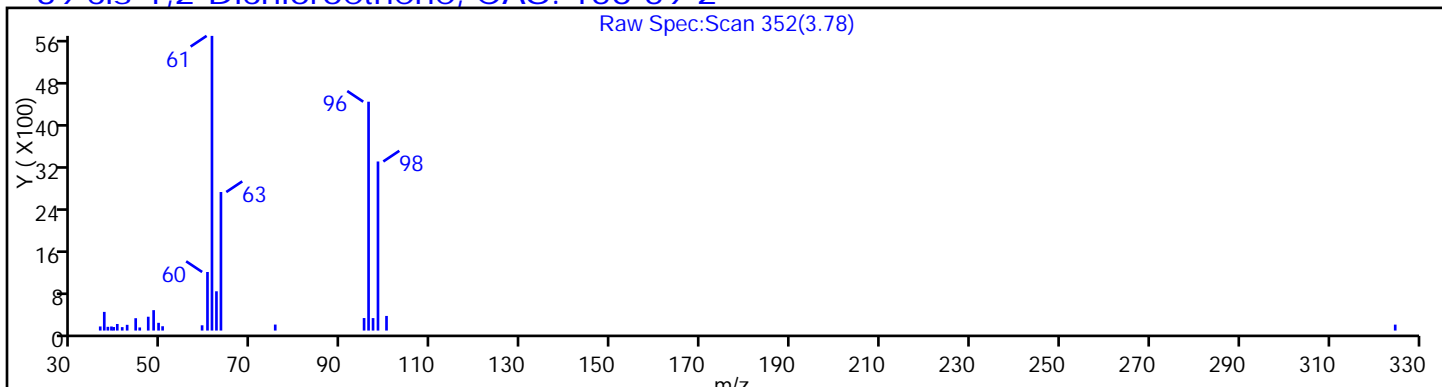
Method: 8260W\_2

Limit Group: VOA - 8260B Water and Solid

Column: Rtx-624 (0.25 mm)

Detector: MS SCAN

39 cis-1,2-Dichloroethene, CAS: 156-59-2



TestAmerica Edison

Data File: \\EDICHROM\ChromData\CVOAMS2\20141104-20141.b\B75600.D

Injection Date: 04-Nov-2014 14:52:30

Instrument ID: CVOAMS2

Lims ID: 460-85482-A-10-A

Lab Sample ID: 460-85482-10

Client ID: PMP-24-SW-VD

Operator ID:

ALS Bottle#: 21 Worklist Smp#: 22

Purge Vol: 5.000 mL

Dil. Factor: 2000.0000

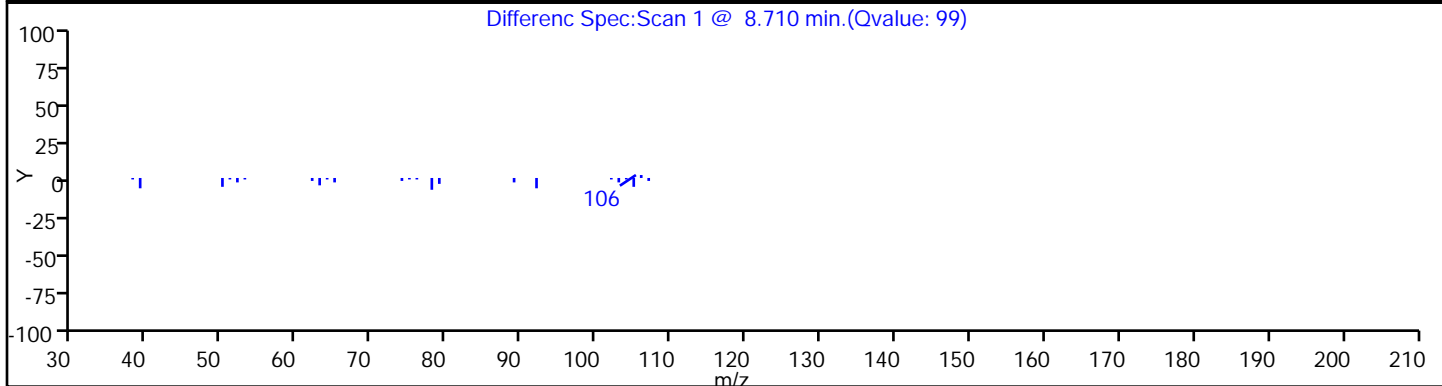
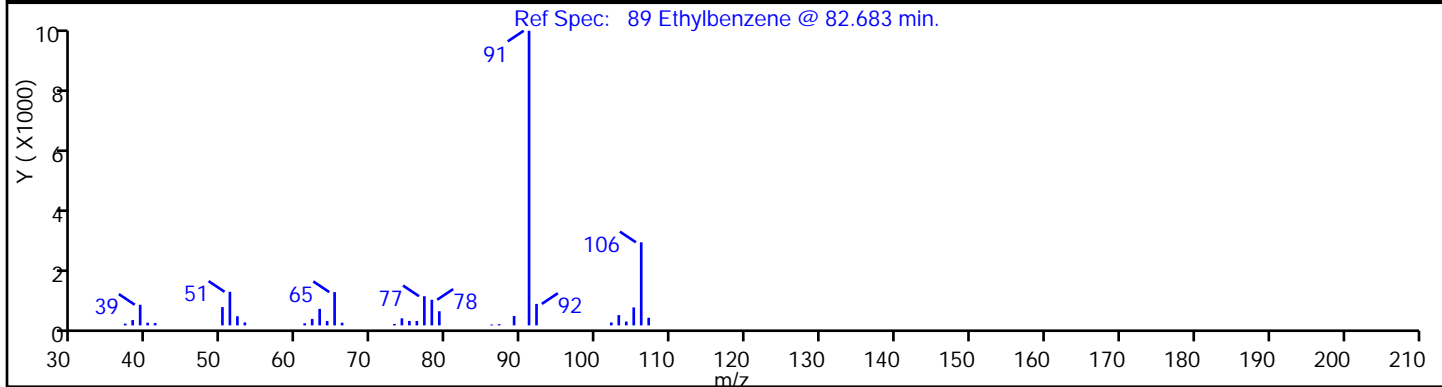
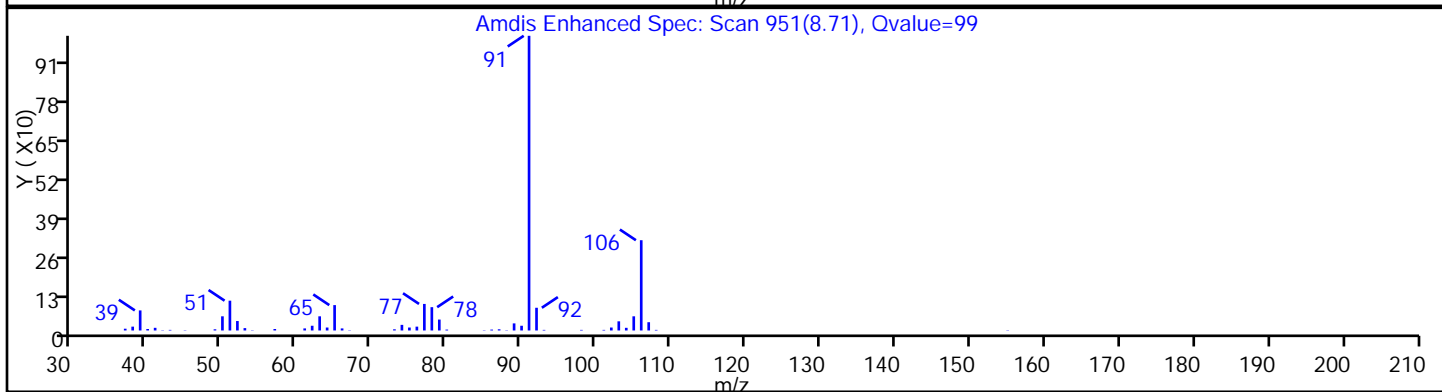
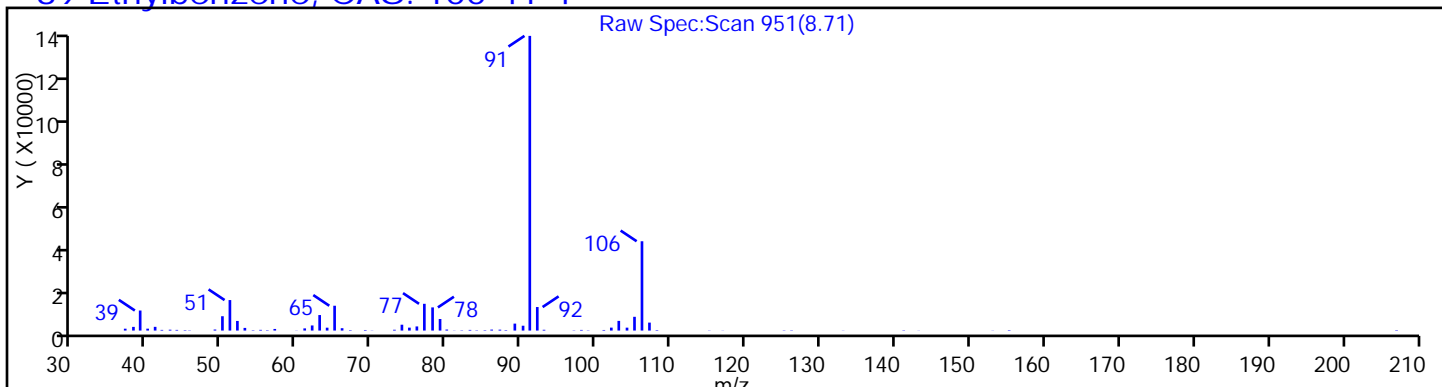
Method: 8260W\_2

Limit Group: VOA - 8260B Water and Solid

Column: Rtx-624 (0.25 mm)

Detector: MS SCAN

89 Ethylbenzene, CAS: 100-41-4



TestAmerica Edison

Data File: \\EDICHROM\ChromData\CVOAMS2\20141104-20141.b\B75600.D

Injection Date: 04-Nov-2014 14:52:30

Instrument ID: CVOAMS2

Lims ID: 460-85482-A-10-A

Lab Sample ID: 460-85482-10

Client ID: PMP-24-SW-VD

Operator ID:

ALS Bottle#: 21 Worklist Smp#: 22

Purge Vol: 5.000 mL

Dil. Factor: 2000.0000

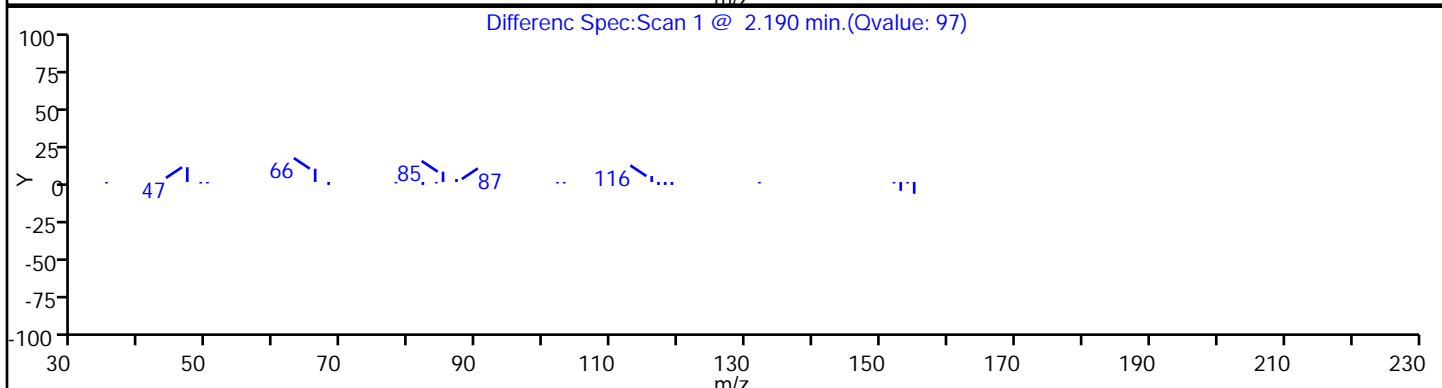
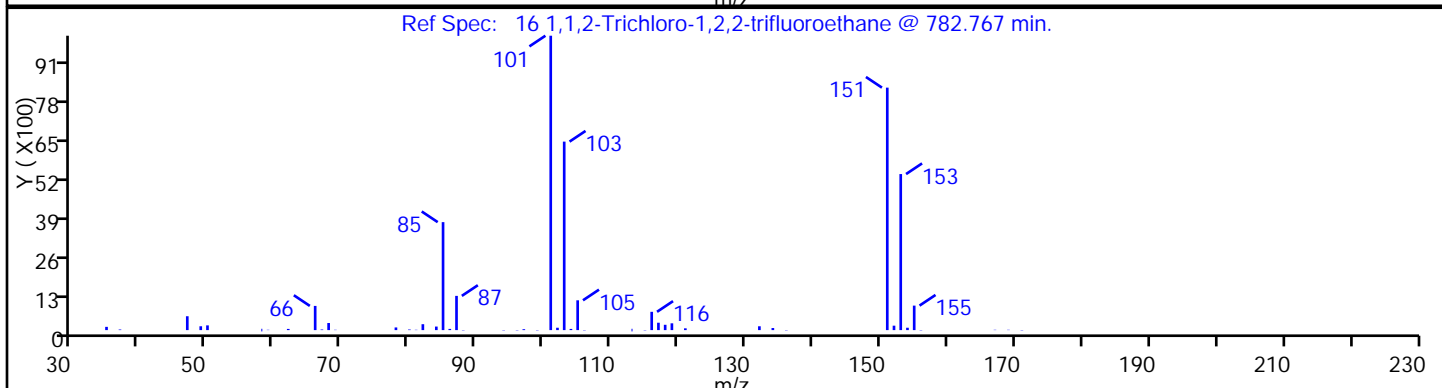
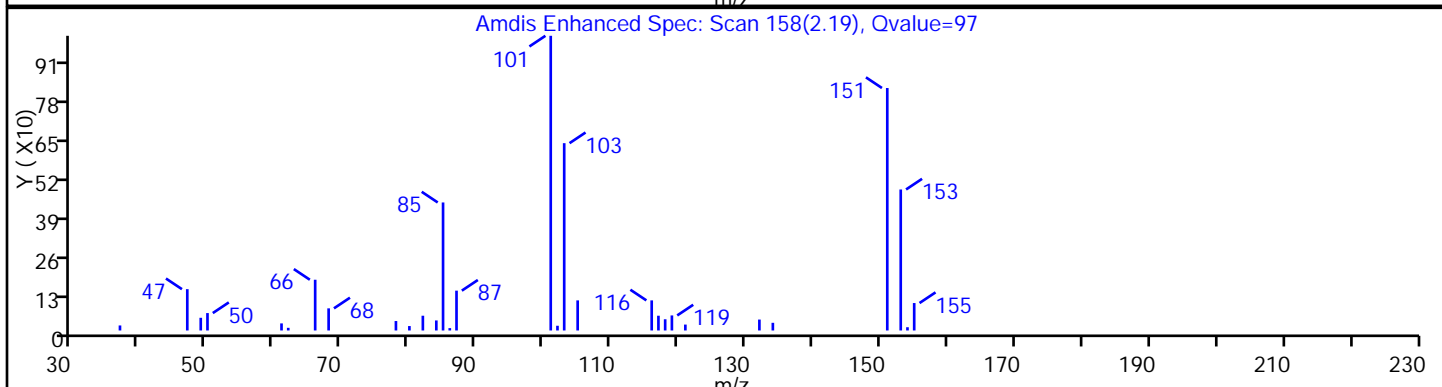
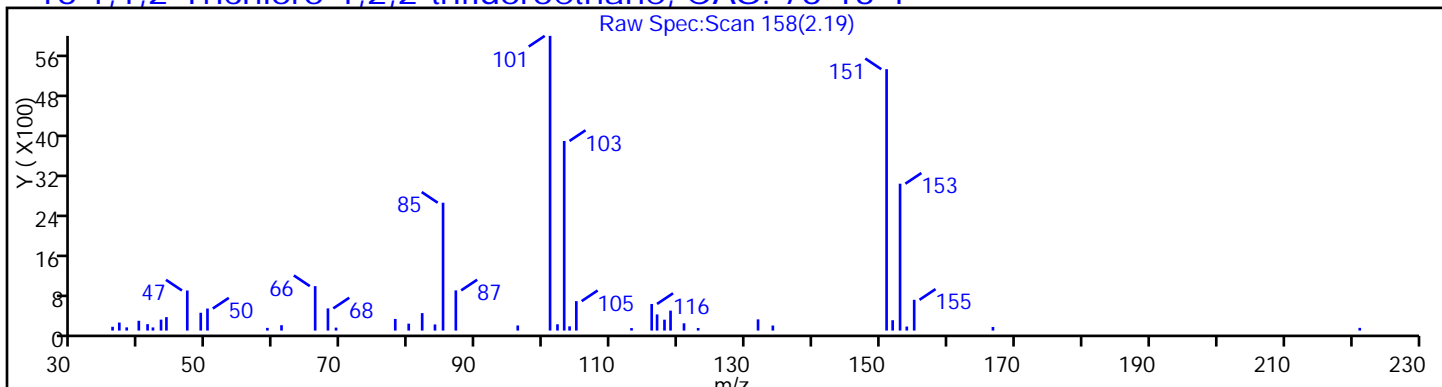
Method: 8260W\_2

Limit Group: VOA - 8260B Water and Solid

Column: Rtx-624 (0.25 mm)

Detector: MS SCAN

16 1,1,2-Trichloro-1,2,2-trifluoroethane, CAS: 76-13-1





TestAmerica Edison

Data File: \\EDICHROM\ChromData\CVOAMS2\20141104-20141.b\B75600.D

Injection Date: 04-Nov-2014 14:52:30

Instrument ID: CVOAMS2

Lims ID: 460-85482-A-10-A

Lab Sample ID: 460-85482-10

Client ID: PMP-24-SW-VD

Operator ID:

ALS Bottle#: 21 Worklist Smp#: 22

Purge Vol: 5.000 mL

Dil. Factor: 2000.0000

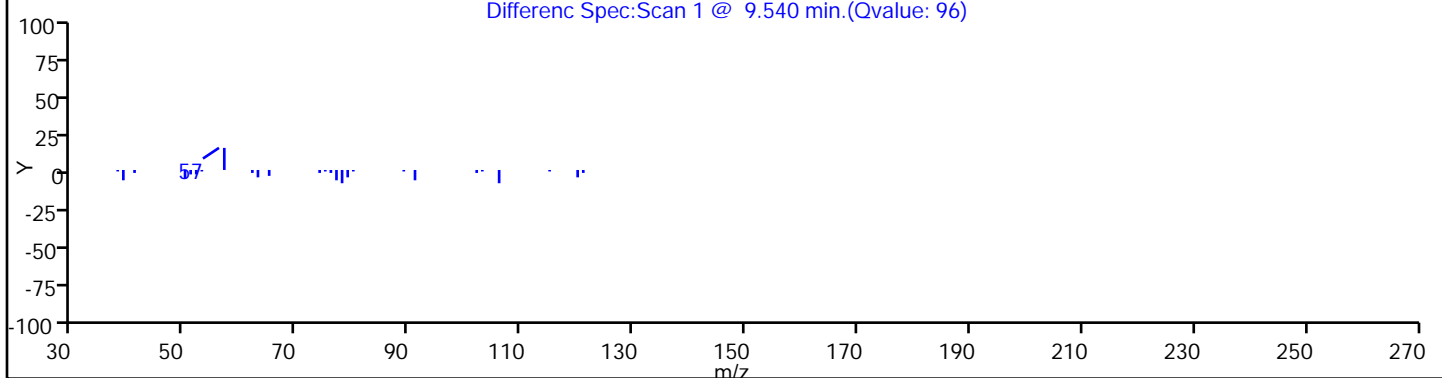
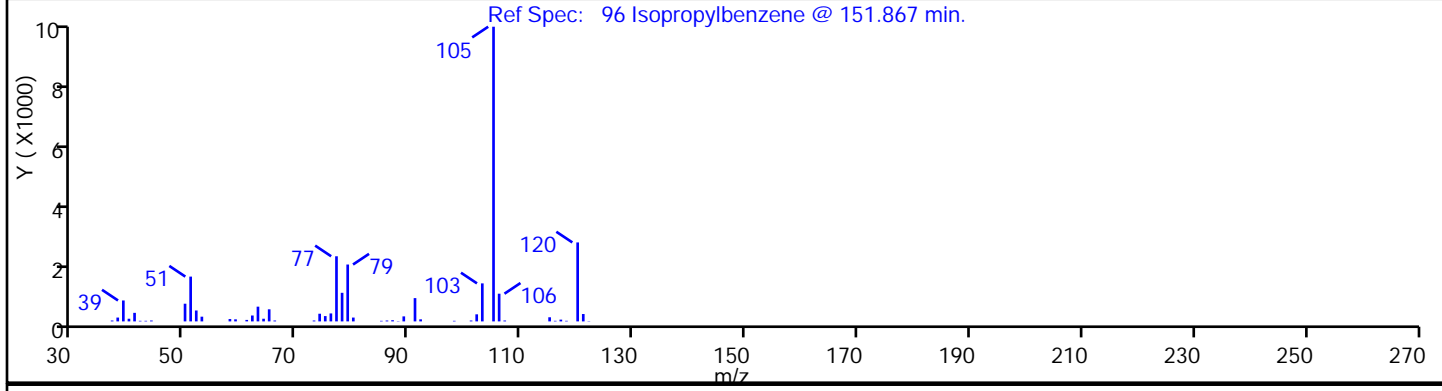
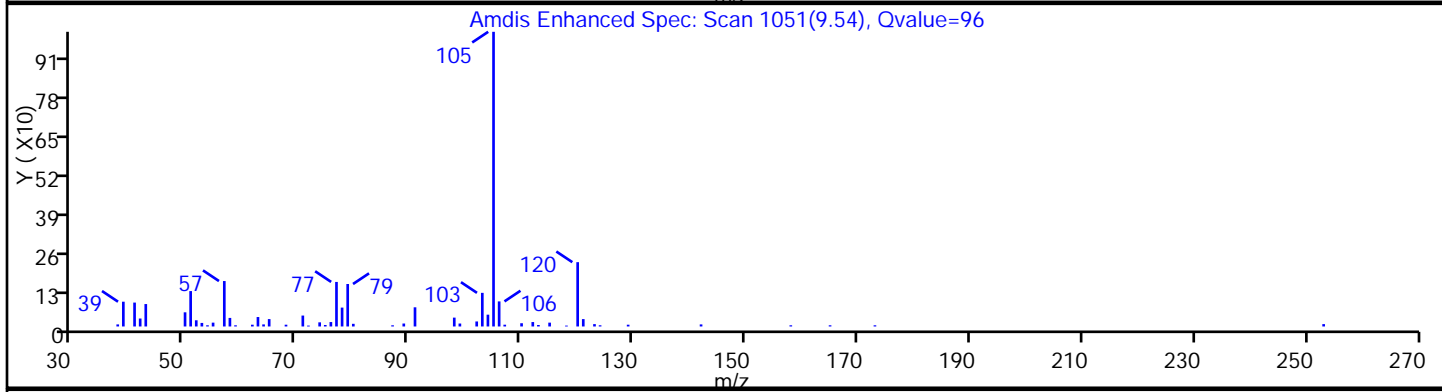
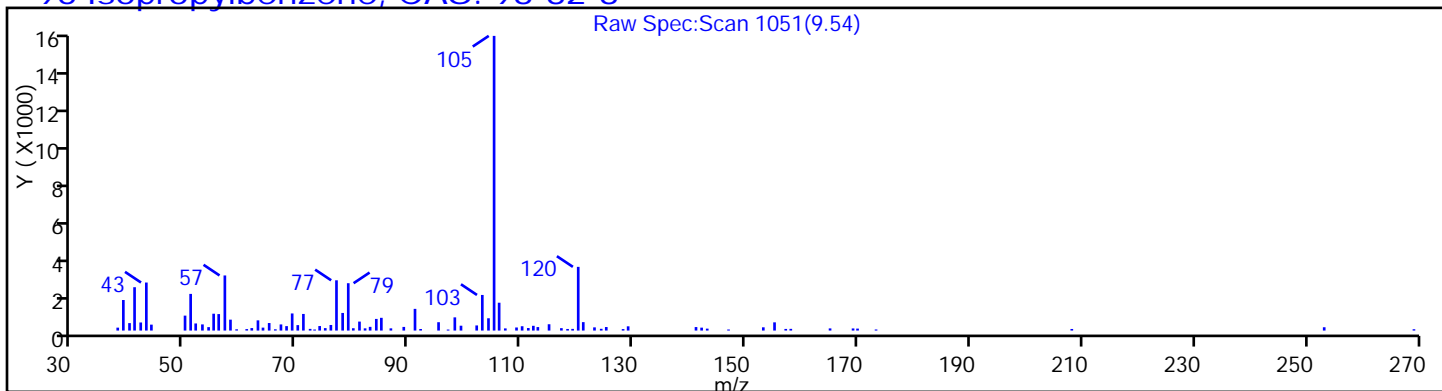
Method: 8260W\_2

Limit Group: VOA - 8260B Water and Solid

Column: Rtx-624 (0.25 mm)

Detector: MS SCAN

96 Isopropylbenzene, CAS: 98-82-8



TestAmerica Edison

Data File: \\EDICHROM\ChromData\CVOAMS2\20141104-20141.b\B75600.D

Injection Date: 04-Nov-2014 14:52:30

Instrument ID: CVOAMS2

Lims ID: 460-85482-A-10-A

Lab Sample ID: 460-85482-10

Client ID: PMP-24-SW-VD

Operator ID:

ALS Bottle#: 21 Worklist Smp#: 22

Purge Vol: 5.000 mL

Dil. Factor: 2000.0000

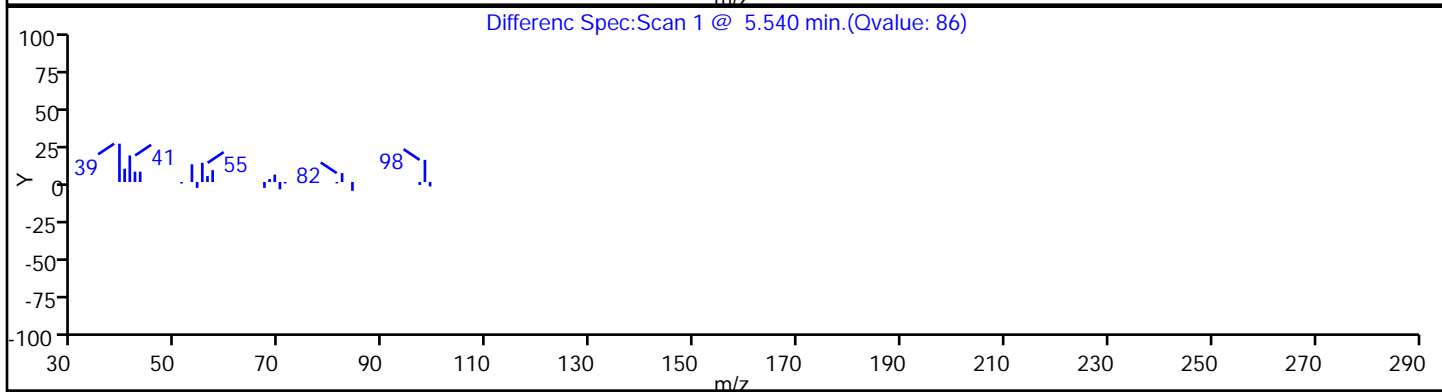
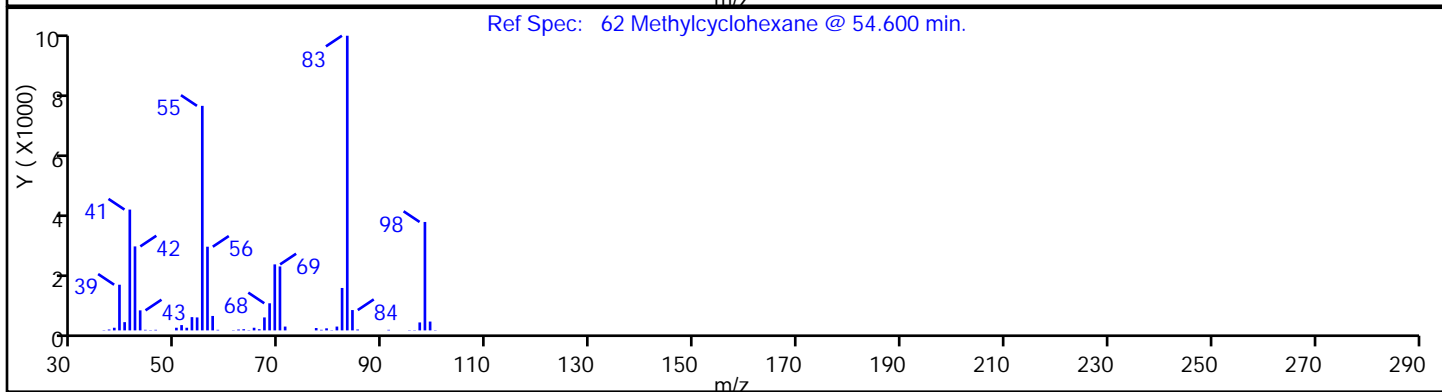
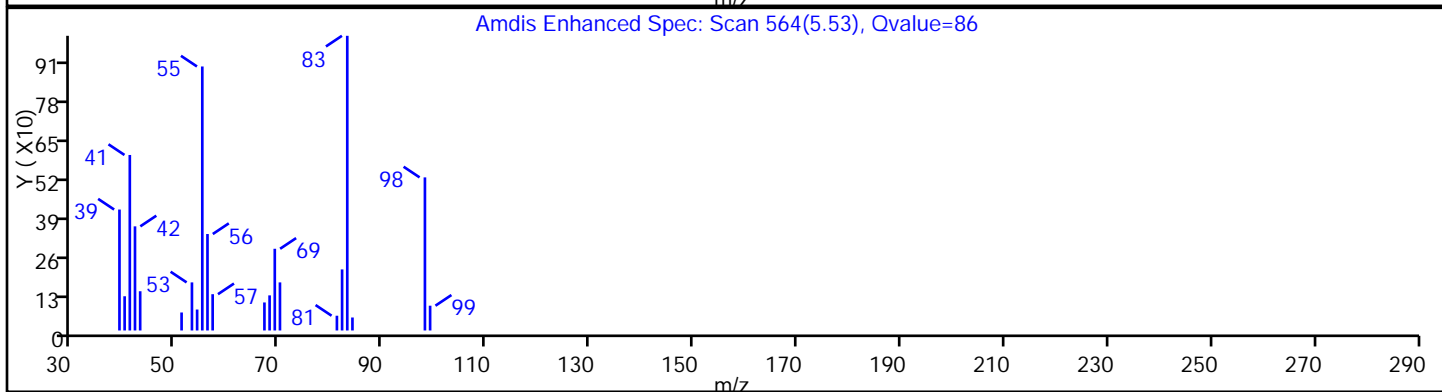
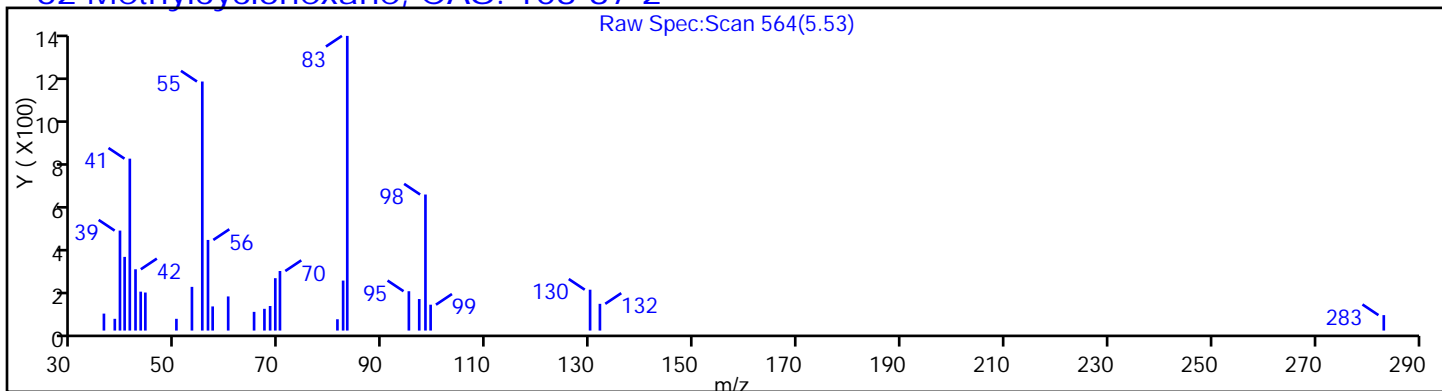
Method: 8260W\_2

Limit Group: VOA - 8260B Water and Solid

Column: Rtx-624 (0.25 mm)

Detector: MS SCAN

62 Methylcyclohexane, CAS: 108-87-2



TestAmerica Edison

Data File: \\EDICHRON\ChromData\CVOAMS2\20141104-20141.b\B75600.D

Injection Date: 04-Nov-2014 14:52:30

Instrument ID: CVOAMS2

Lims ID: 460-85482-A-10-A

Lab Sample ID: 460-85482-10

Client ID: PMP-24-SW-VD

Operator ID:

ALS Bottle#: 21 Worklist Smp#: 22

Purge Vol: 5.000 mL

Dil. Factor: 2000.0000

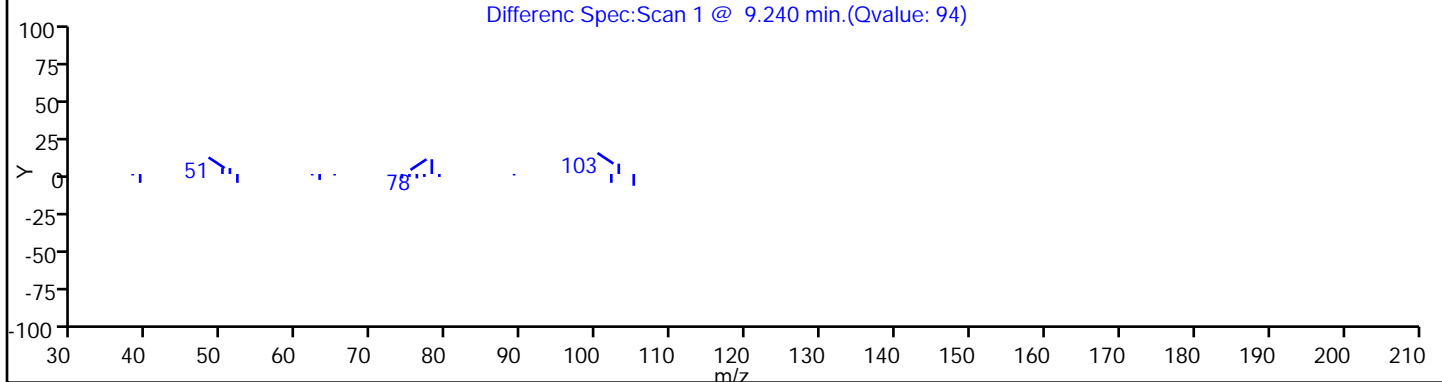
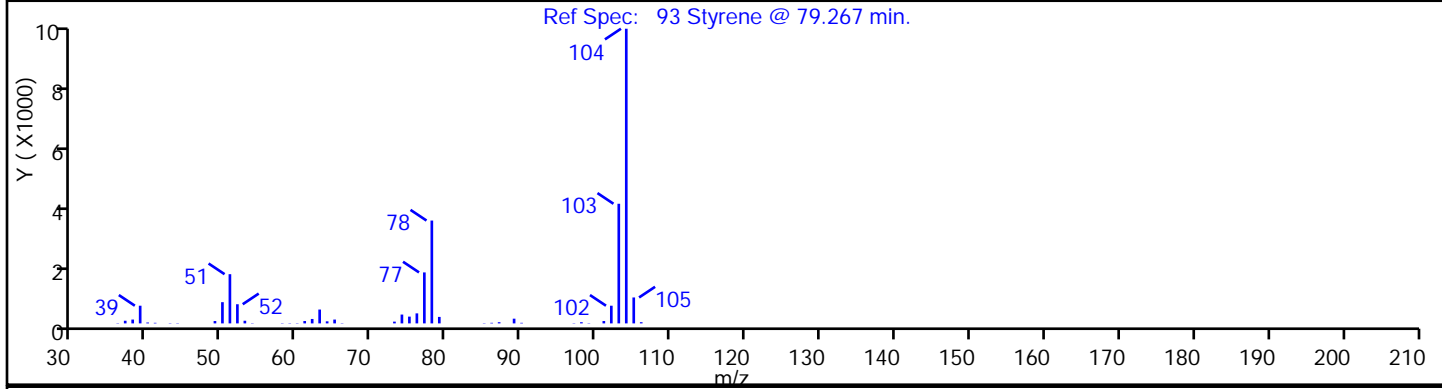
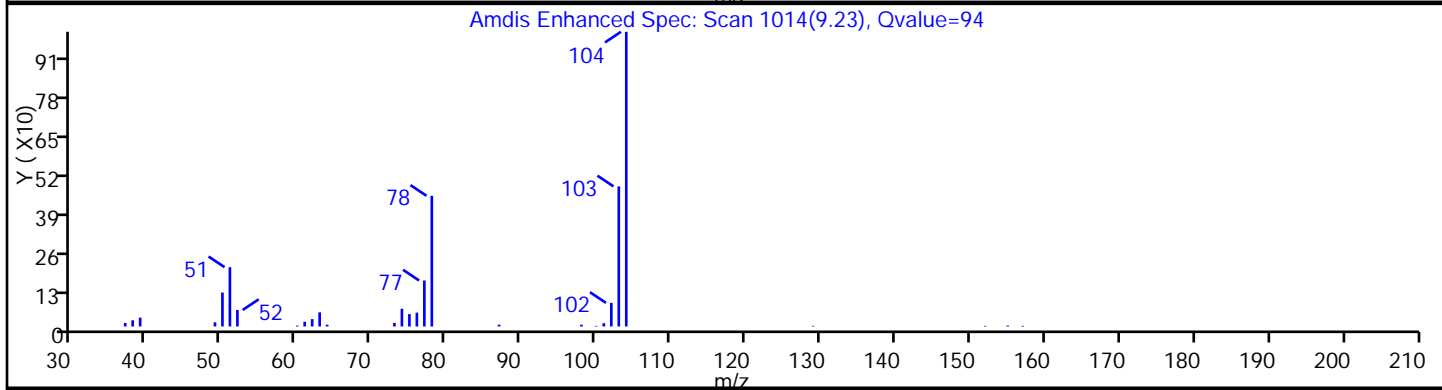
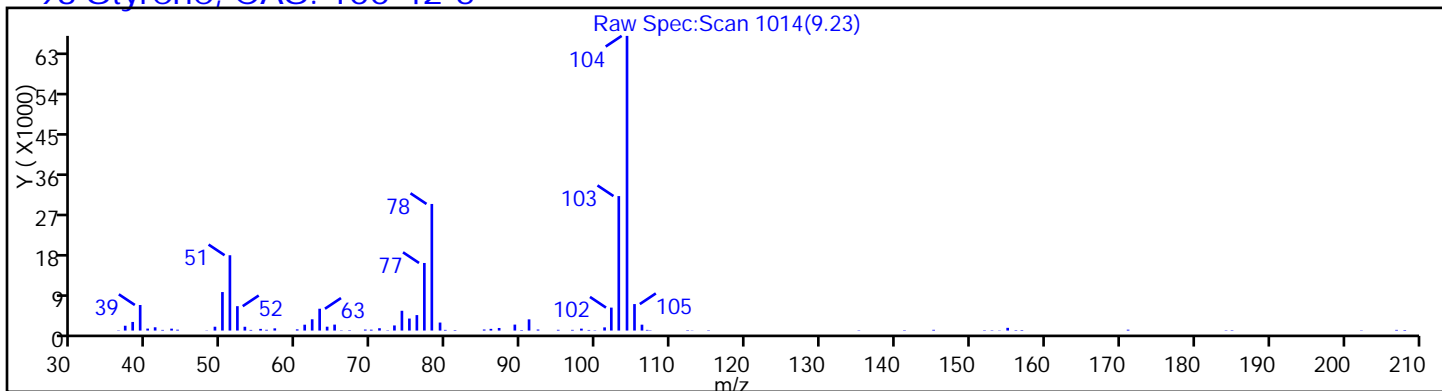
Method: 8260W\_2

Limit Group: VOA - 8260B Water and Solid

Column: Rtx-624 (0.25 mm)

Detector: MS SCAN

93 Styrene, CAS: 100-42-5



TestAmerica Edison

Data File: \\EDICROM\ChromData\CVOAMS2\20141104-20141.b\B75600.D

Injection Date: 04-Nov-2014 14:52:30

Instrument ID: CVOAMS2

Lims ID: 460-85482-A-10-A

Lab Sample ID: 460-85482-10

Client ID: PMP-24-SW-VD

Operator ID:

ALS Bottle#: 21 Worklist Smp#: 22

Purge Vol: 5.000 mL

Dil. Factor: 2000.0000

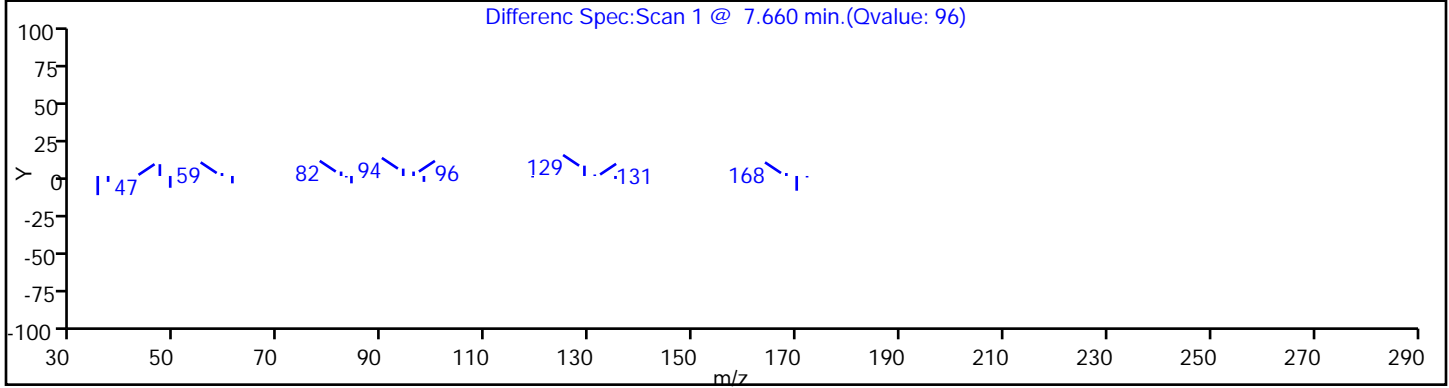
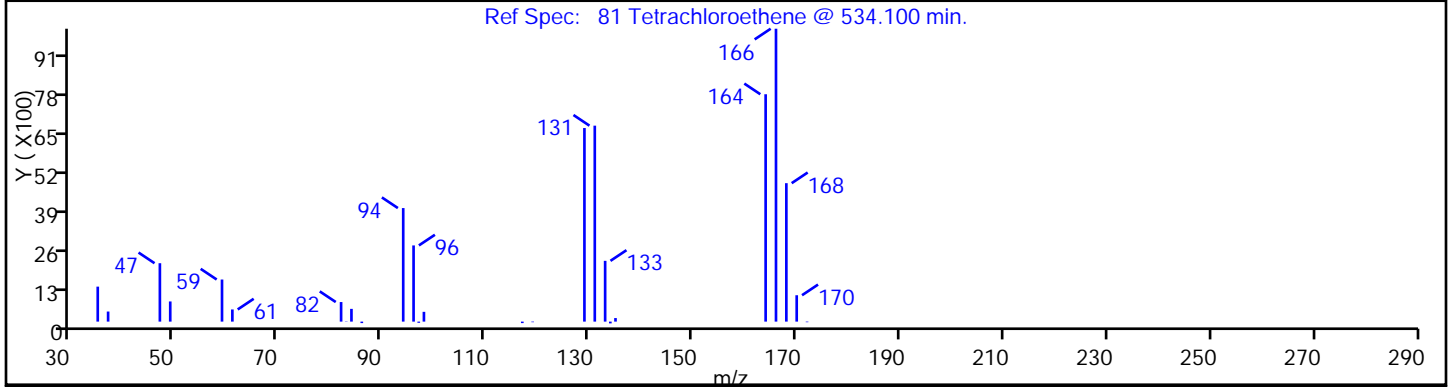
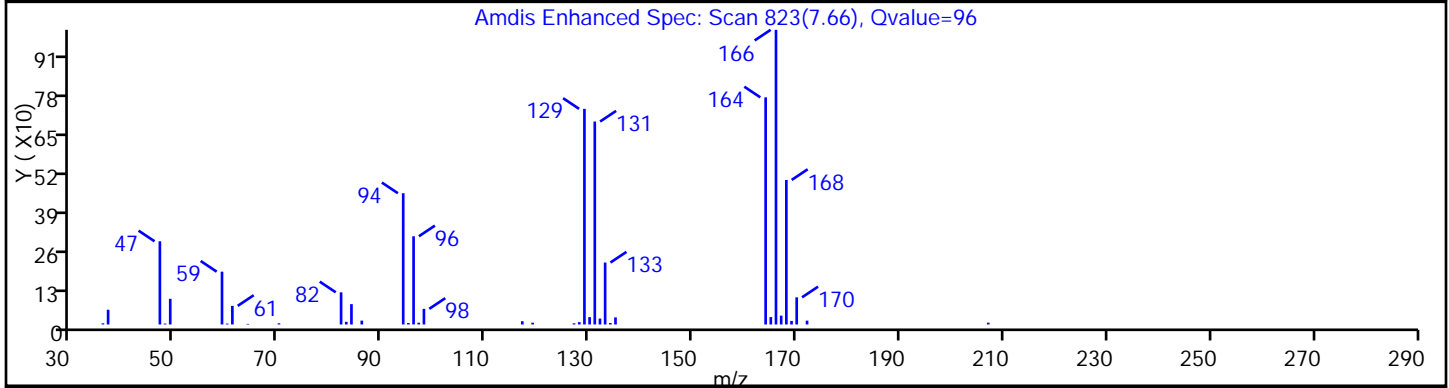
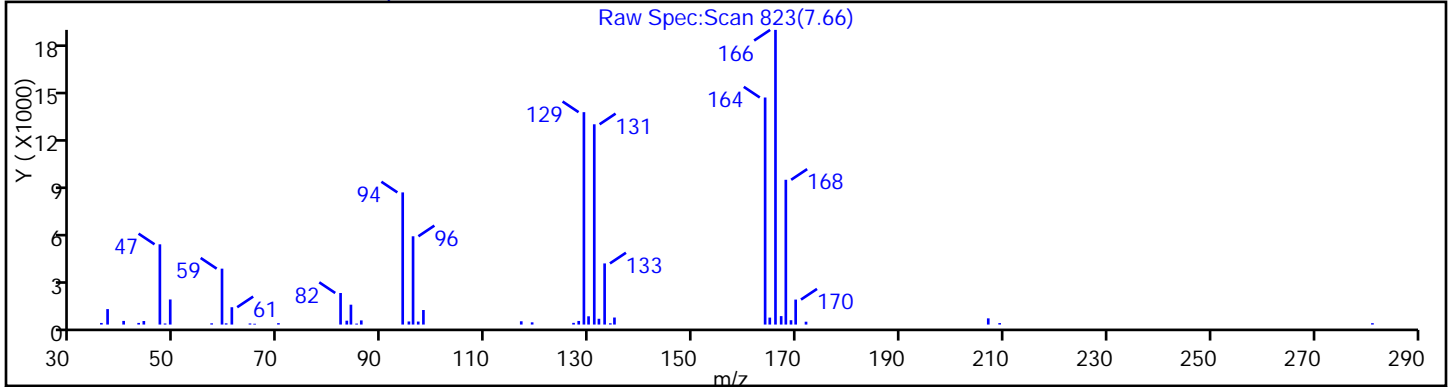
Method: 8260W\_2

Limit Group: VOA - 8260B Water and Solid

Column: Rtx-624 (0.25 mm)

Detector: MS SCAN

81 Tetrachloroethene, CAS: 127-18-4



TestAmerica Edison

Data File: \\EDICHROM\ChromData\CVOAMS2\20141104-20141.b\B75600.D

Injection Date: 04-Nov-2014 14:52:30

Instrument ID: CVOAMS2

Lims ID: 460-85482-A-10-A

Lab Sample ID: 460-85482-10

Client ID: PMP-24-SW-VD

Operator ID:

ALS Bottle#: 21 Worklist Smp#: 22

Purge Vol: 5.000 mL

Dil. Factor: 2000.0000

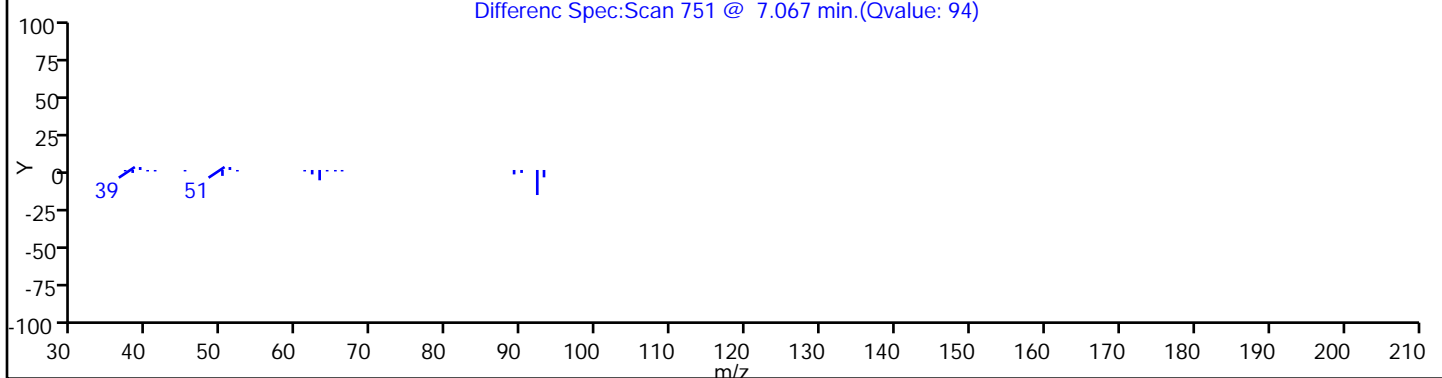
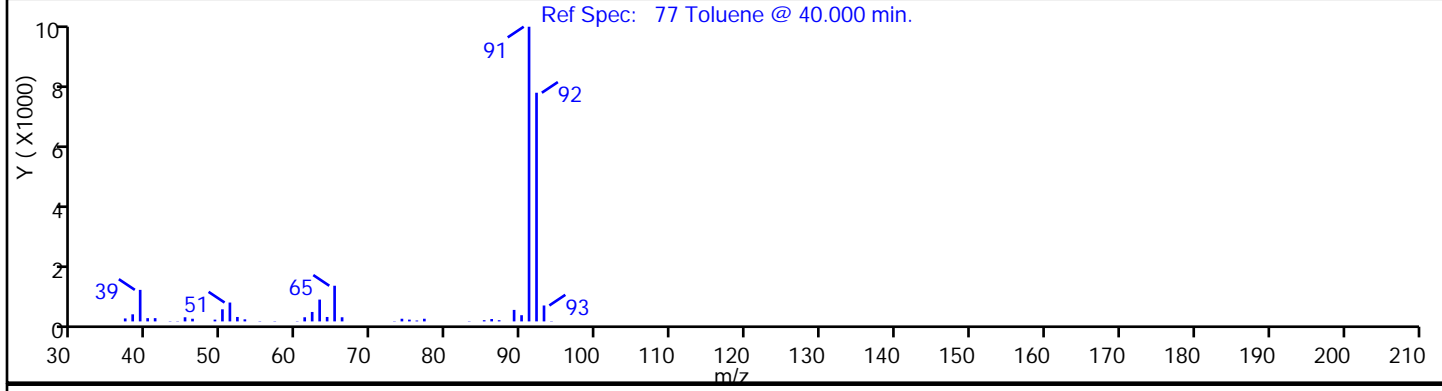
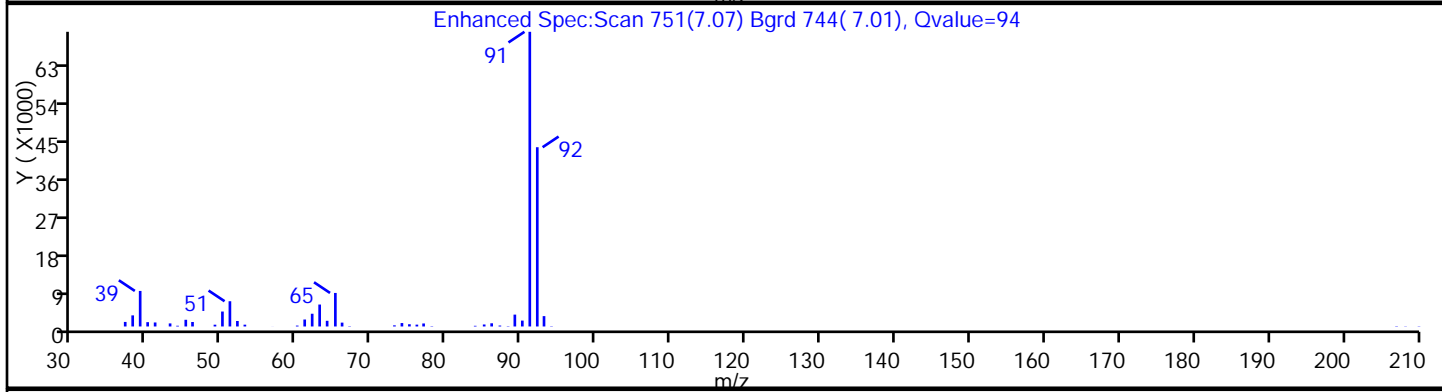
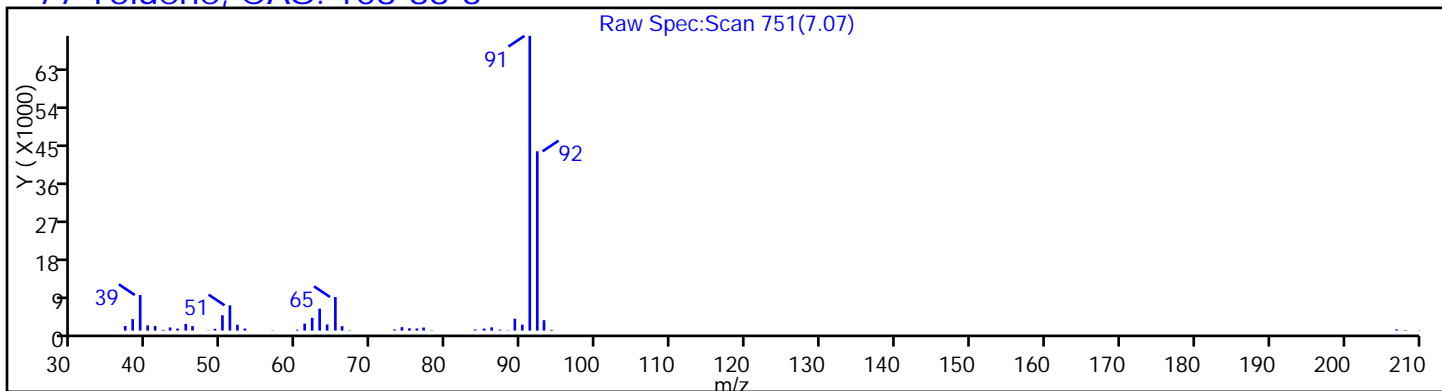
Method: 8260W\_2

Limit Group: VOA - 8260B Water and Solid

Column: Rtx-624 (0.25 mm)

Detector: MS SCAN

77 Toluene, CAS: 108-88-3



TestAmerica Edison

Data File: \\EDICROM\ChromData\CVOAMS2\20141104-20141.b\B75600.D

Injection Date: 04-Nov-2014 14:52:30

Instrument ID: CVOAMS2

Lims ID: 460-85482-A-10-A

Lab Sample ID: 460-85482-10

Client ID: PMP-24-SW-VD

Operator ID:

ALS Bottle#: 21 Worklist Smp#: 22

Purge Vol: 5.000 mL

Dil. Factor: 2000.0000

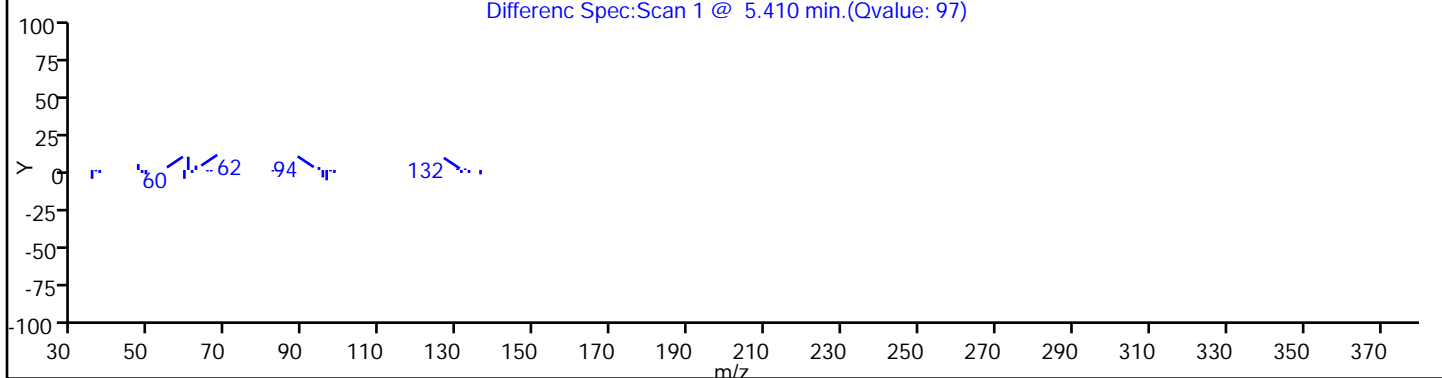
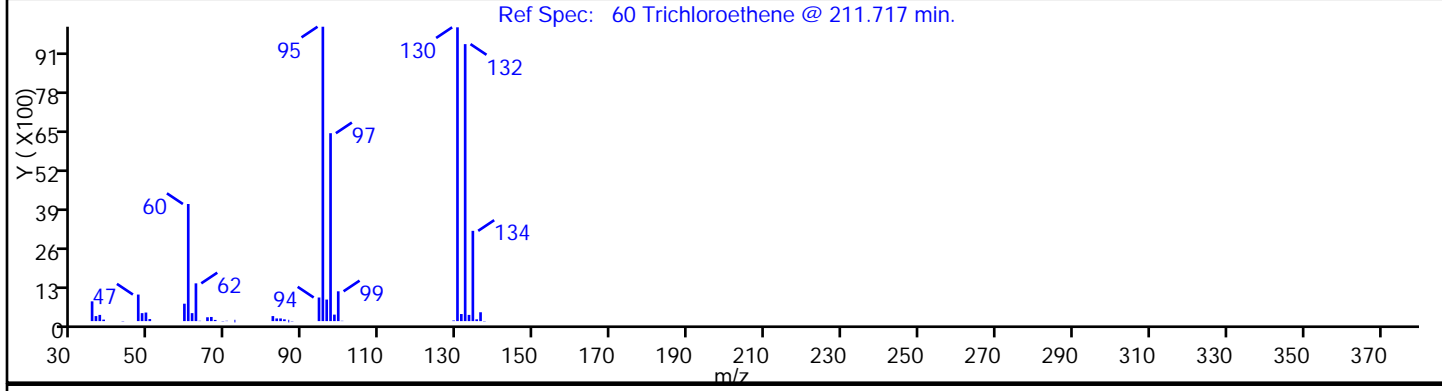
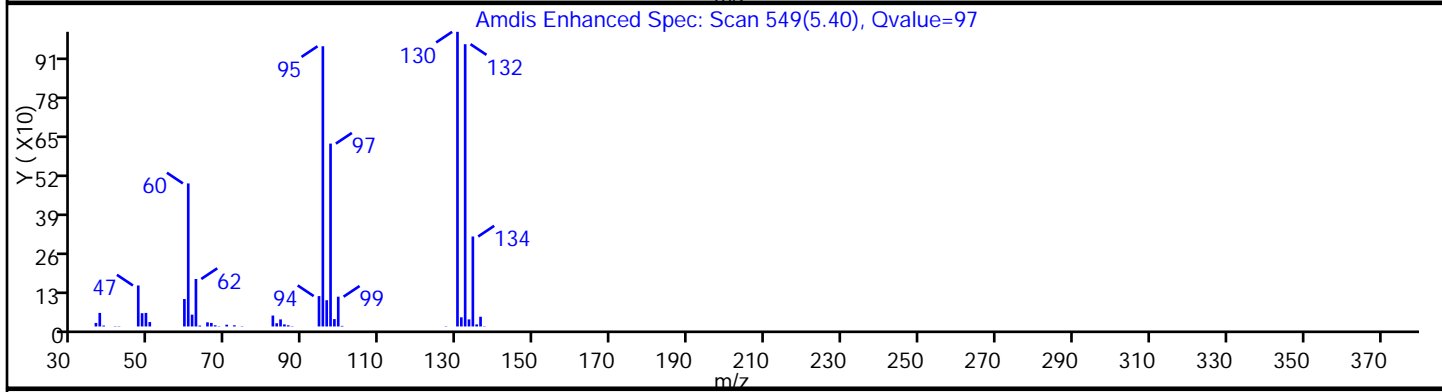
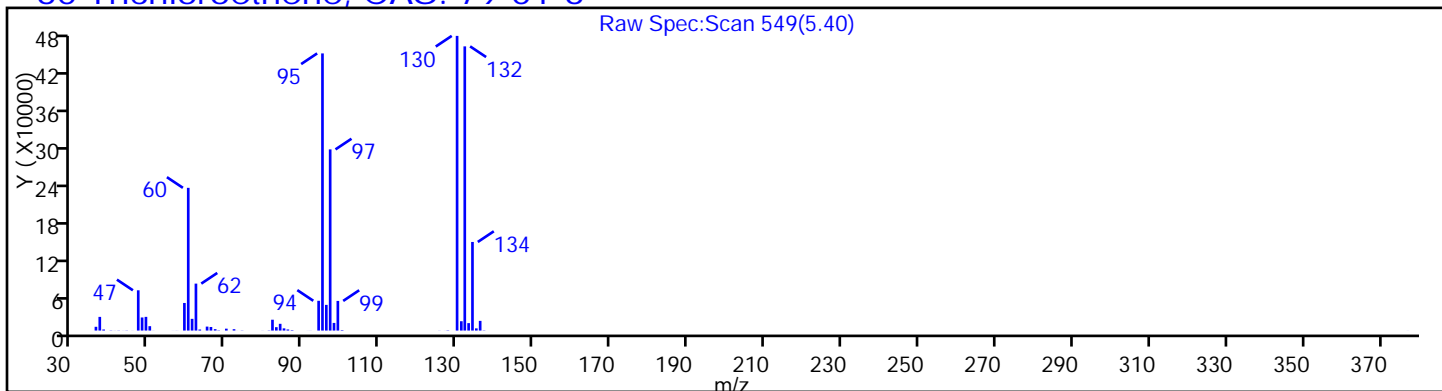
Method: 8260W\_2

Limit Group: VOA - 8260B Water and Solid

Column: Rtx-624 (0.25 mm)

Detector: MS SCAN

60 Trichloroethene, CAS: 79-01-6



TestAmerica Edison

Data File: \\EDICHROM\ChromData\CVOAMS2\20141104-20141.b\B75600.D

Injection Date: 04-Nov-2014 14:52:30

Instrument ID: CVOAMS2

Lims ID: 460-85482-A-10-A

Lab Sample ID: 460-85482-10

Client ID: PMP-24-SW-VD

Operator ID:

ALS Bottle#: 21 Worklist Smp#: 22

Purge Vol: 5.000 mL

Dil. Factor: 2000.0000

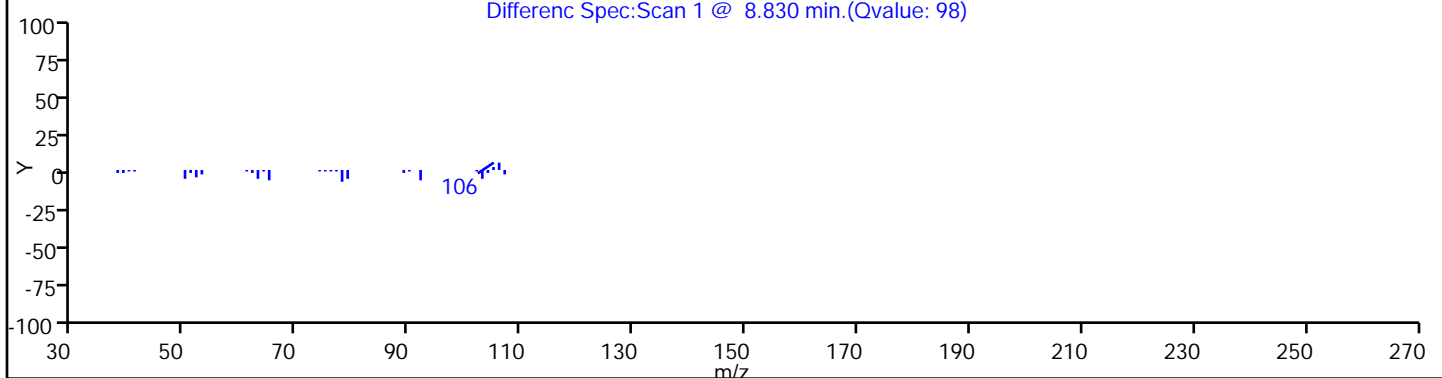
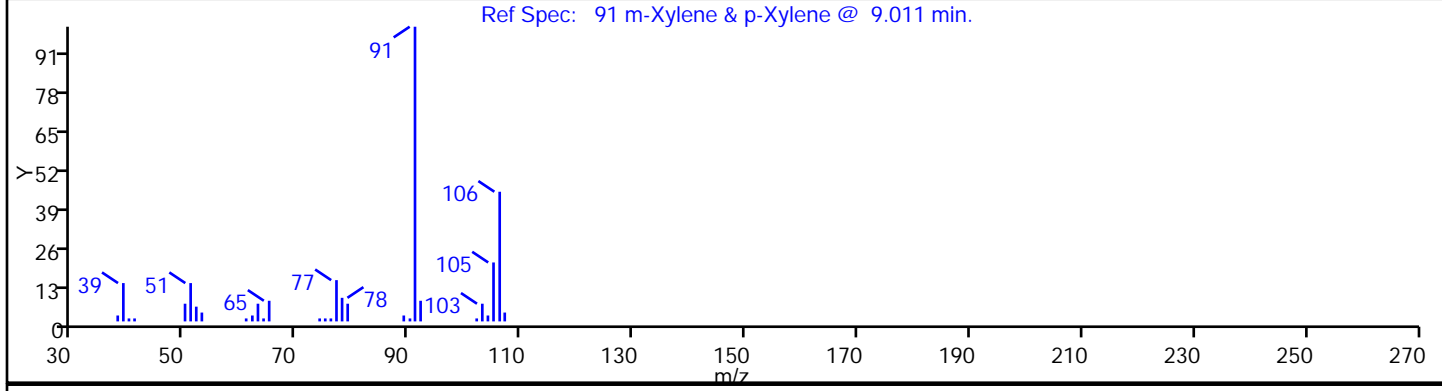
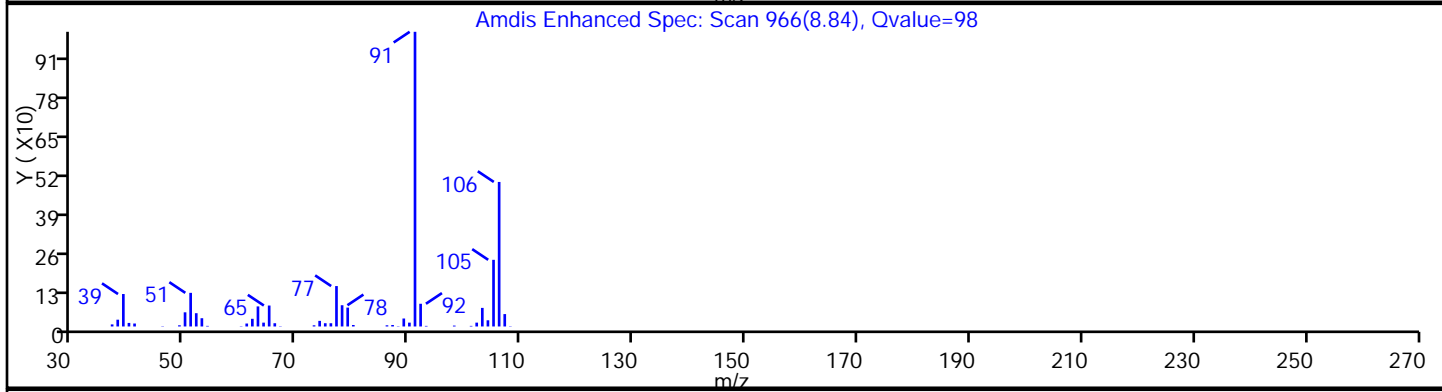
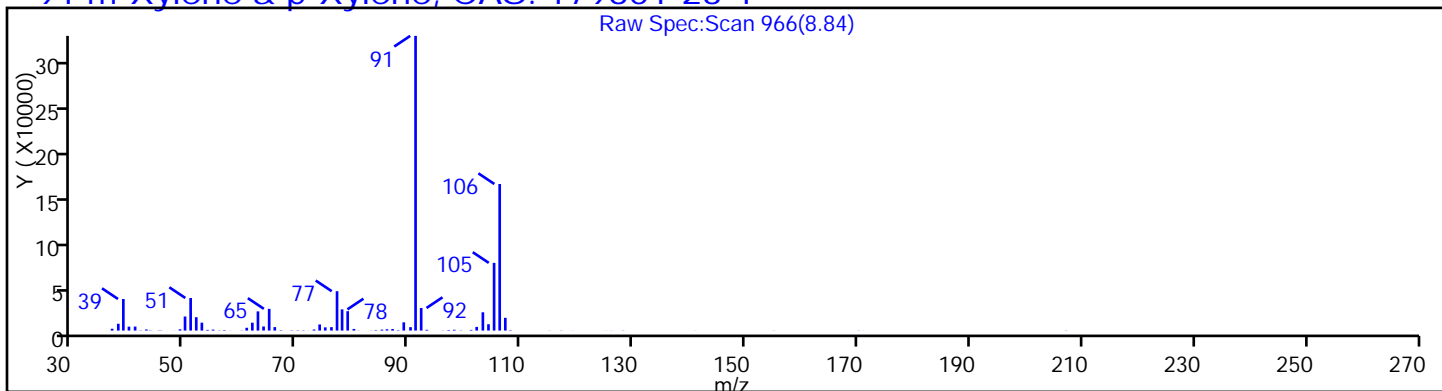
Method: 8260W\_2

Limit Group: VOA - 8260B Water and Solid

Column: Rtx-624 (0.25 mm)

Detector: MS SCAN

91 m-Xylene & p-Xylene, CAS: 179601-23-1



TestAmerica Edison

Data File: \\EDICHROM\ChromData\CVOAMS2\20141104-20141.b\B75600.D

Injection Date: 04-Nov-2014 14:52:30

Instrument ID: CVOAMS2

Lims ID: 460-85482-A-10-A

Lab Sample ID: 460-85482-10

Client ID: PMP-24-SW-VD

Operator ID:

ALS Bottle#: 21 Worklist Smp#: 22

Purge Vol: 5.000 mL

Dil. Factor: 2000.0000

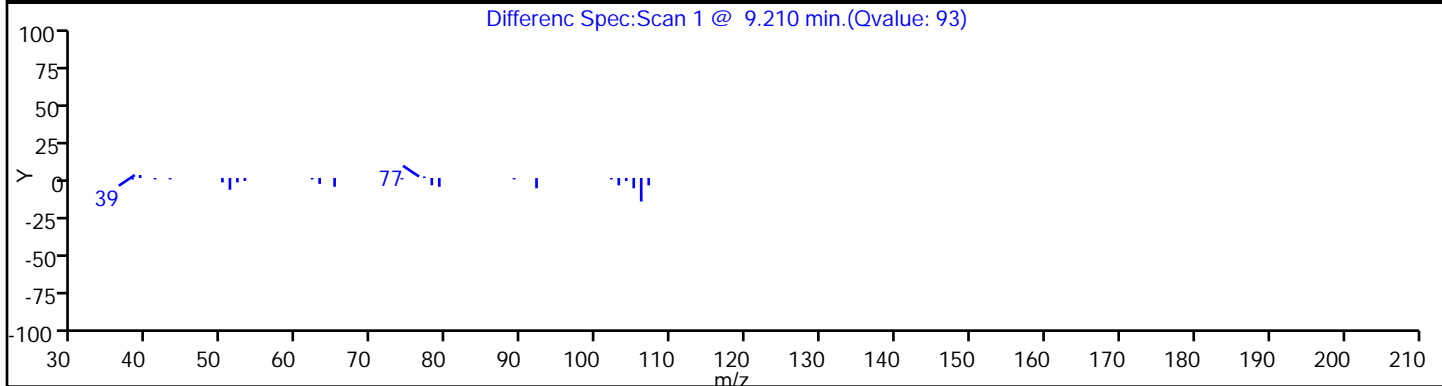
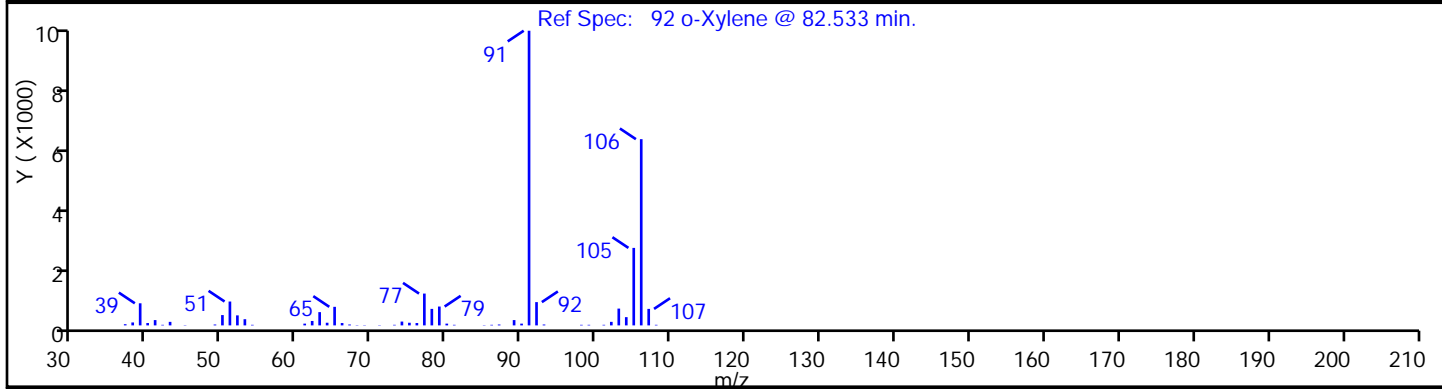
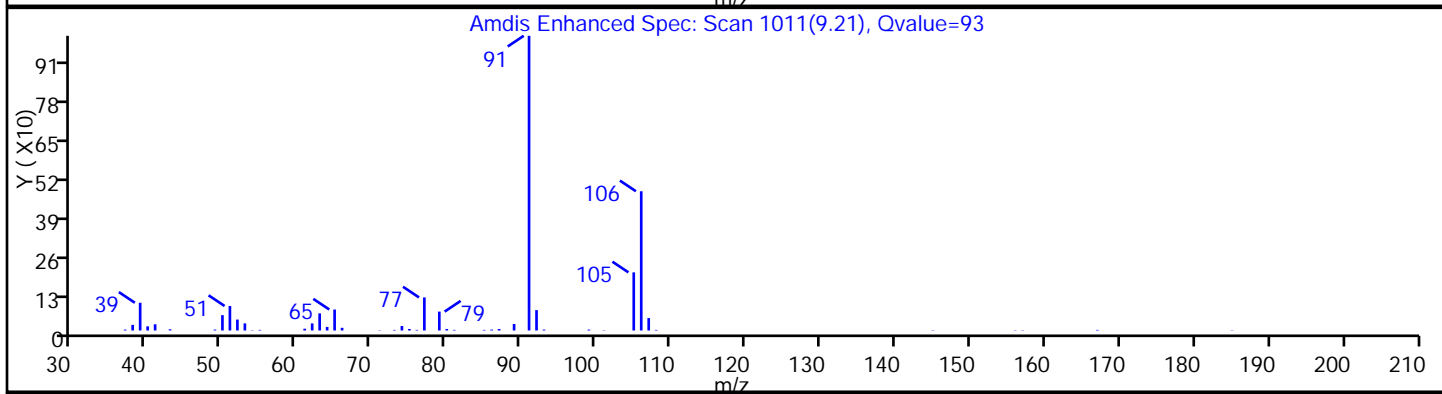
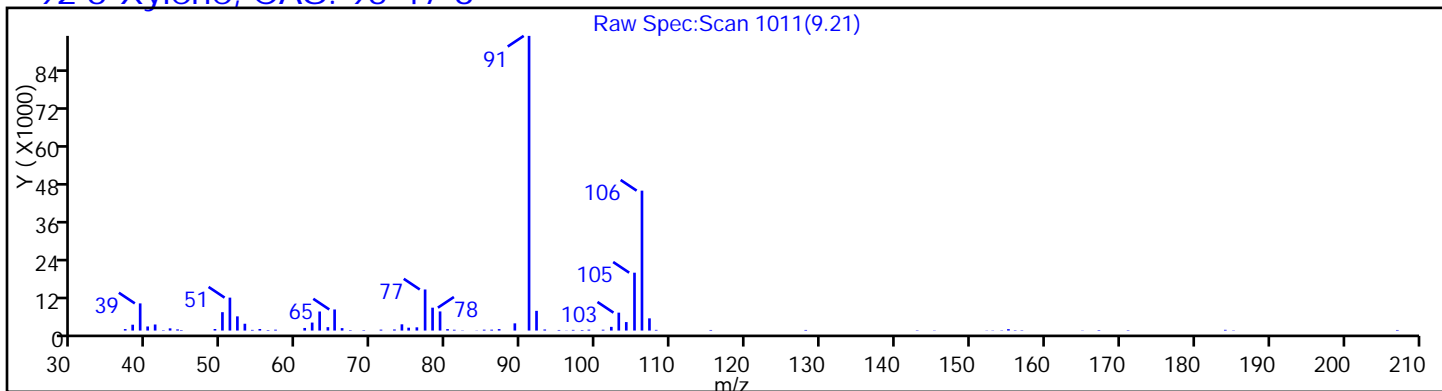
Method: 8260W\_2

Limit Group: VOA - 8260B Water and Solid

Column: Rtx-624 (0.25 mm)

Detector: MS SCAN

92 o-Xylene, CAS: 95-47-6





TestAmerica Edison

Data File: \\EDICHROM\ChromData\CVOAMS2\20141104-20141.b\B75600.D

Injection Date: 04-Nov-2014 14:52:30

Instrument ID: CVOAMS2

Lims ID: 460-85482-A-10-A

Lab Sample ID: 460-85482-10

Client ID: PMP-24-SW-VD

Operator ID:

ALS Bottle#: 21

Worklist Smp#: 22

Purge Vol: 5.000 mL

Dil. Factor: 2000.0000

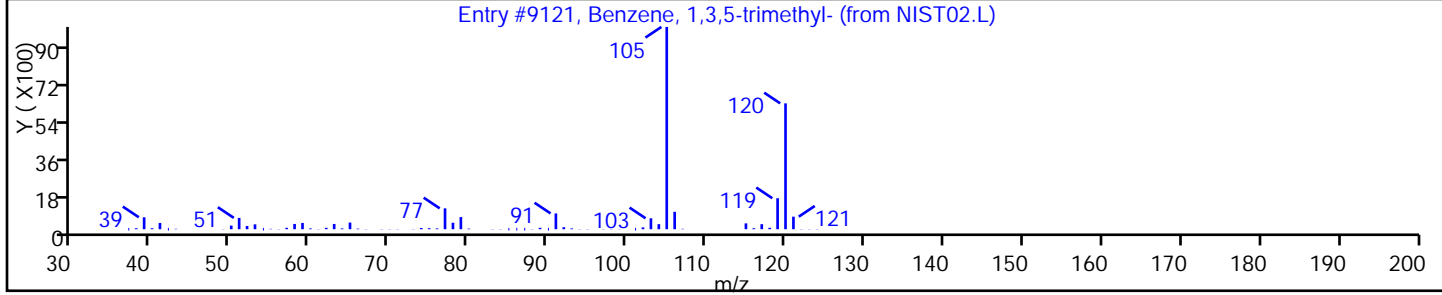
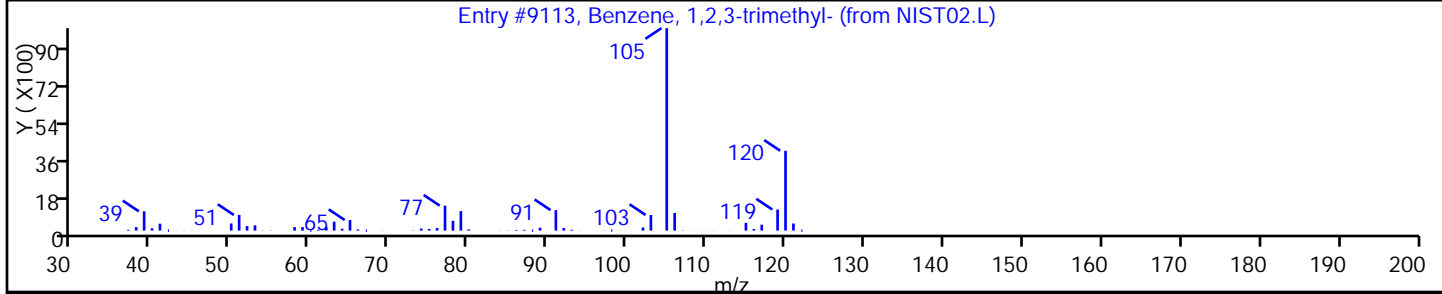
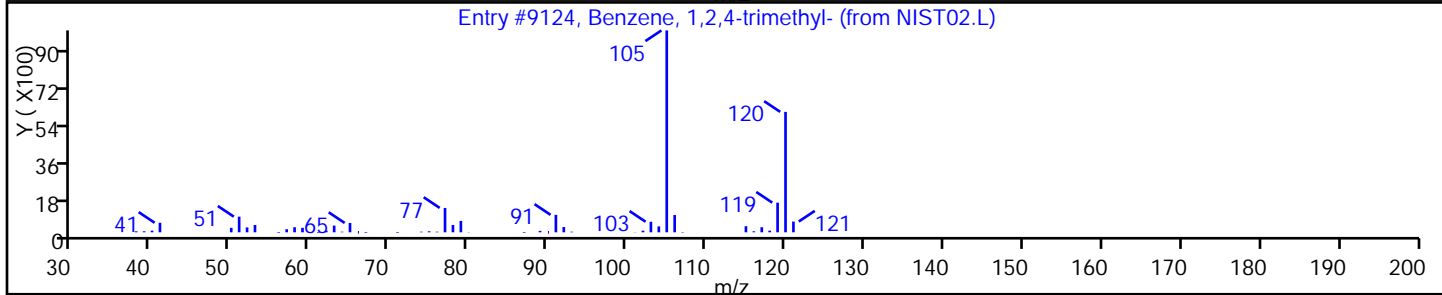
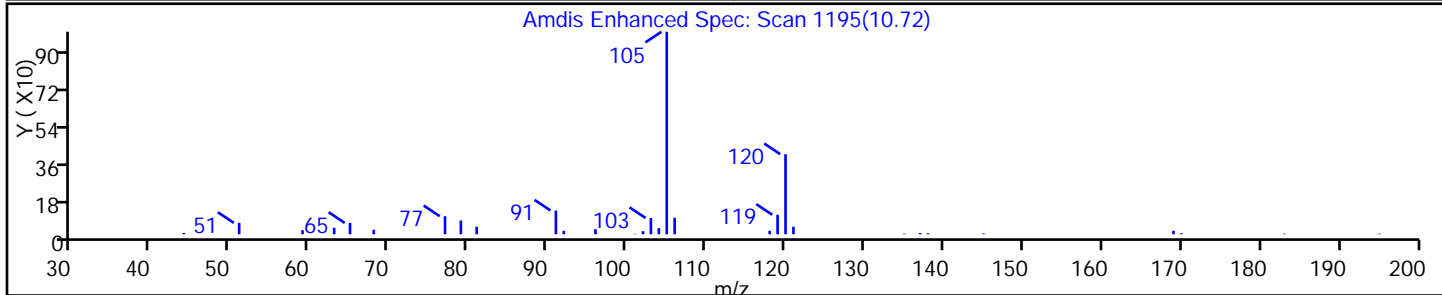
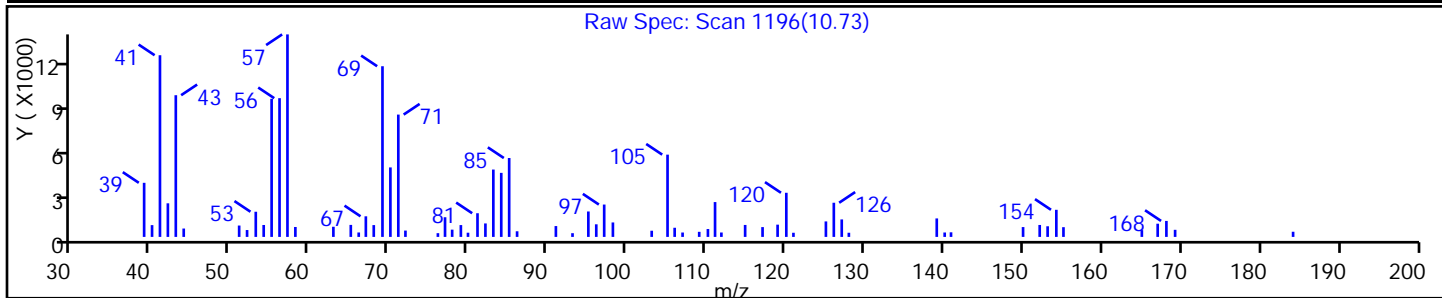
Method: 8260W\_2

Limit Group: VOA - 8260B Water and Solid

Column:

Detector MS SCAN

Library Search Compound Match	CAS#	Library	Entry	Formula	Weight	Q
Benzene, 1,2,4-trimethyl-	95-63-6	NIST02	9124	C9H12	120	91
Benzene, 1,2,3-trimethyl-	526-73-8	NIST02.L	9113	C9H12	120	90
Benzene, 1,3,5-trimethyl-	108-67-8	NIST02.L	9121	C9H12	120	90



TestAmerica Edison

Data File: \\EDICHROM\ChromData\CVOAMS2\20141104-20141.b\B75600.D

Injection Date: 04-Nov-2014 14:52:30

Instrument ID: CVOAMS2

Lims ID: 460-85482-A-10-A

Lab Sample ID: 460-85482-10

Client ID: PMP-24-SW-VD

Operator ID:

ALS Bottle#: 21 Worklist Smp#: 22

Purge Vol: 5.000 mL

Dil. Factor: 2000.0000

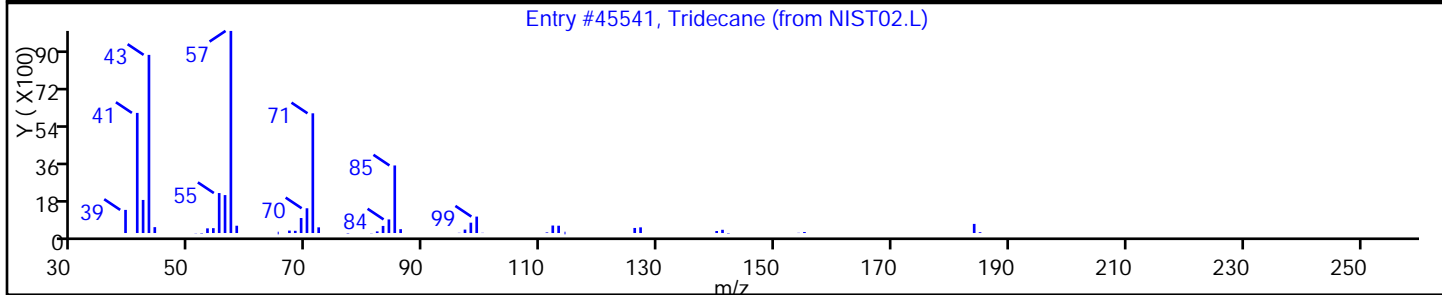
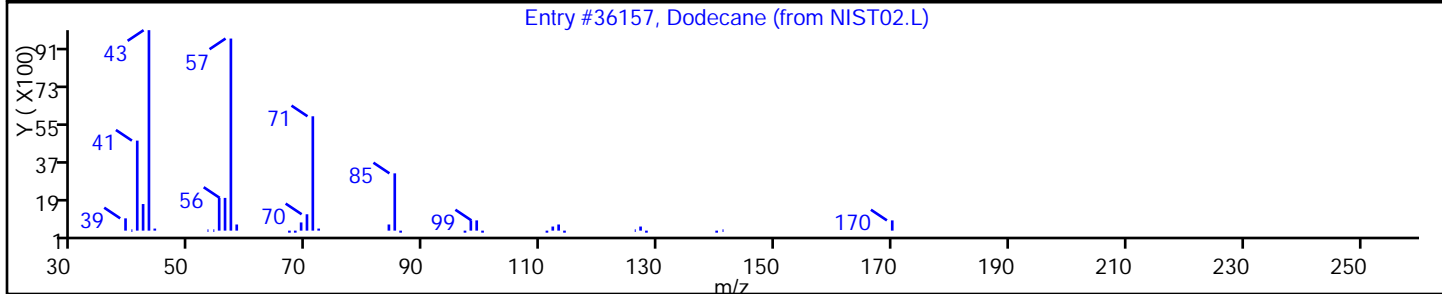
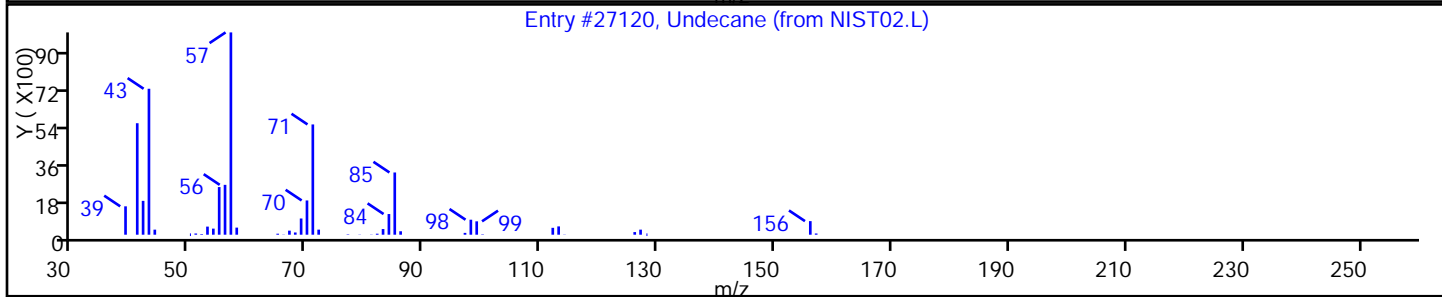
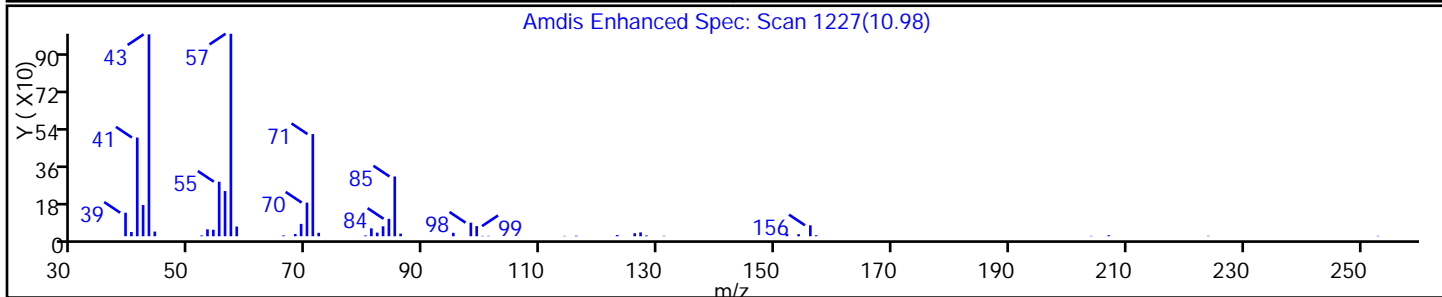
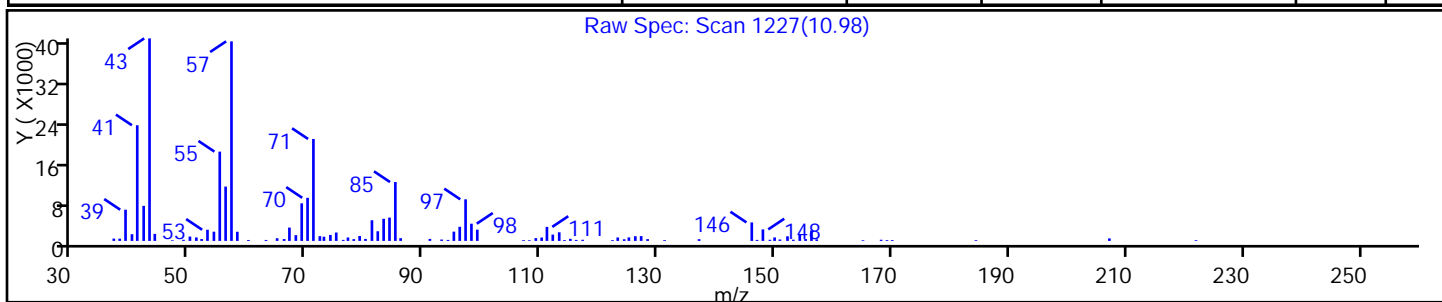
Method: 8260W\_2

Limit Group: VOA - 8260B Water and Solid

Column:

Detector MS SCAN

Library Search Compound Match	CAS#	Library	Entry	Formula	Weight	Q
Undecane	1120-21-4	NIST02	27120	C11H24	156	93
Dodecane	112-40-3	NIST02.L	36157	C12H26	170	83
Tridecane	629-50-5	NIST02.L	45541	C13H28	184	83



TestAmerica Edison

Data File: \\EDICHRON\ChromData\CVOAMS2\20141104-20141.b\B75600.D

Injection Date: 04-Nov-2014 14:52:30

Instrument ID: CVOAMS2

Lims ID: 460-85482-A-10-A

Lab Sample ID: 460-85482-10

Client ID: PMP-24-SW-VD

Operator ID:

ALS Bottle#: 21

Worklist Smp#: 22

Purge Vol: 5.000 mL

Dil. Factor: 2000.0000

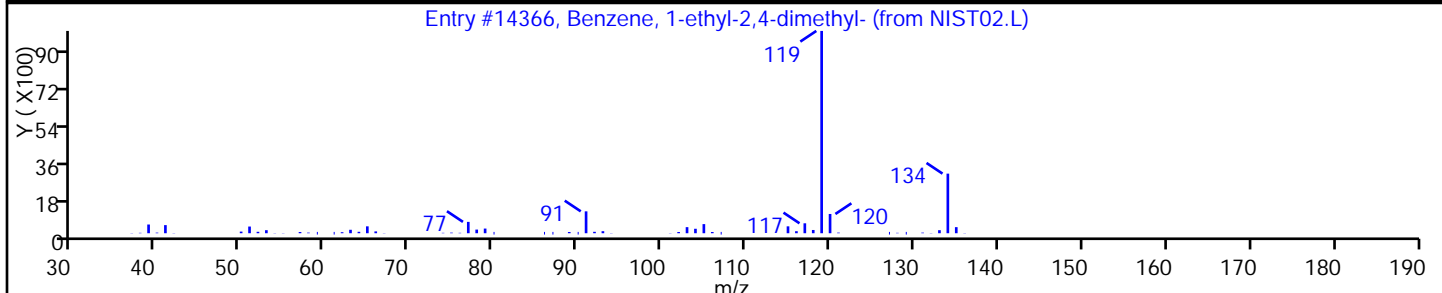
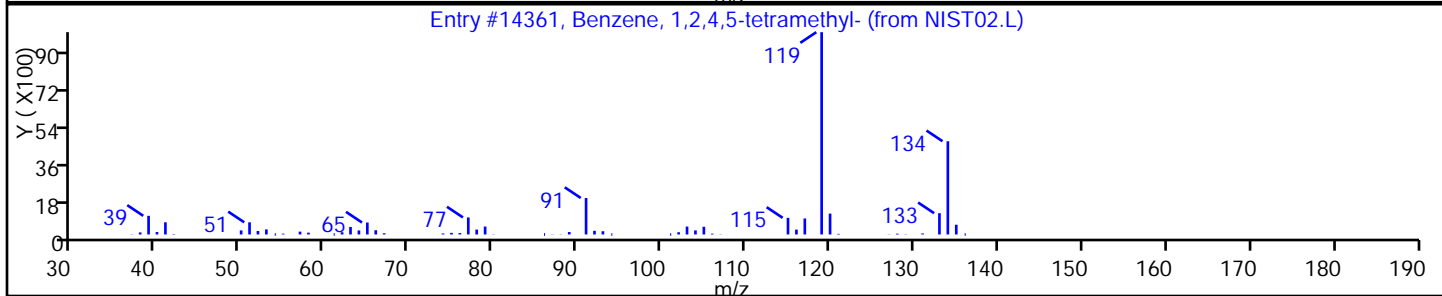
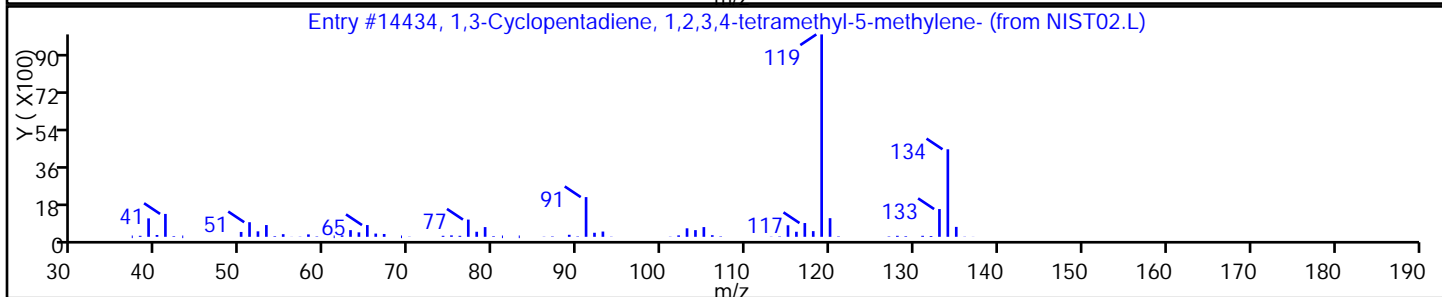
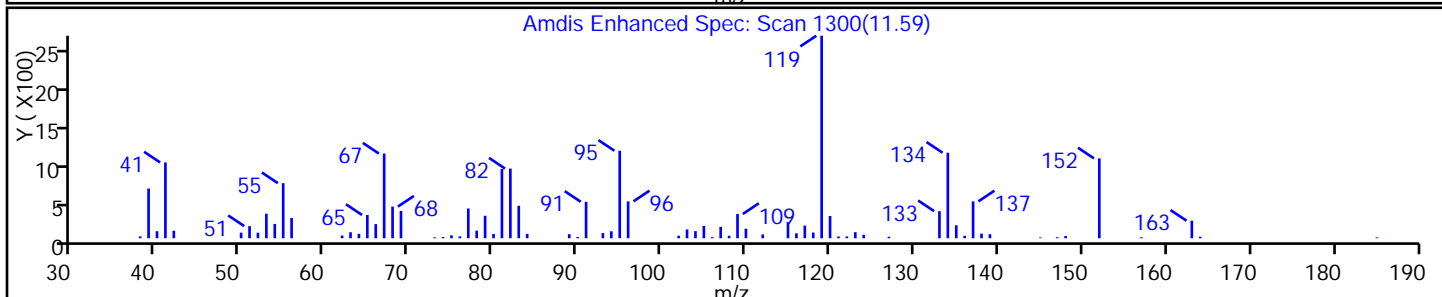
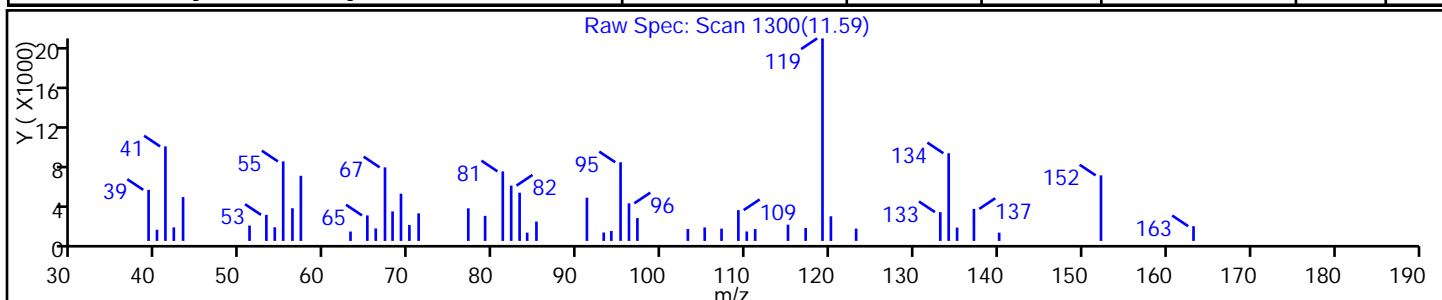
Method: 8260W\_2

Limit Group: VOA - 8260B Water and Solid

Column:

Detector: MS SCAN

Library Search Compound Match	CAS#	Library	Entry	Formula	Weight	Q
1,3-Cyclopentadiene, 1,2,3,4-tetramethyl	76089-59-3	NIST02	14434	C10H14	134	89
Benzene, 1,2,4,5-tetramethyl-	95-93-2	NIST02.L	14361	C10H14	134	89
Benzene, 1-ethyl-2,4-dimethyl-	874-41-9	NIST02.L	14366	C10H14	134	86



TestAmerica Edison

Data File: \\EDICHRON\ChromData\CVOAMS2\20141104-20141.b\B75600.D

Injection Date: 04-Nov-2014 14:52:30

Instrument ID: CVOAMS2

Lims ID: 460-85482-A-10-A

Lab Sample ID: 460-85482-10

Client ID: PMP-24-SW-VD

Operator ID:

ALS Bottle#: 21

Worklist Smp#: 22

Purge Vol: 5.000 mL

Dil. Factor: 2000.0000

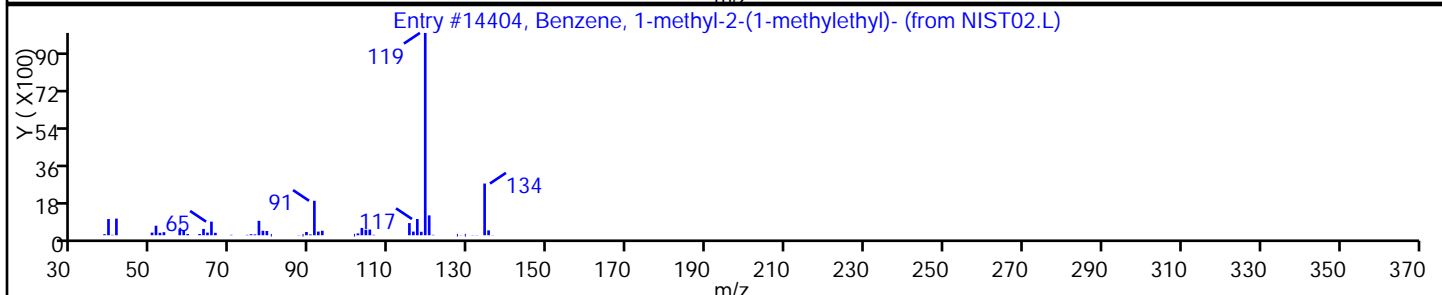
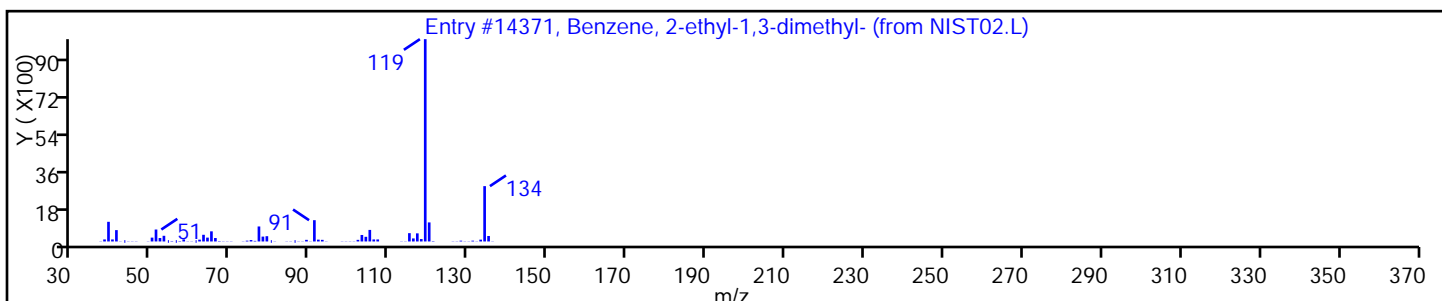
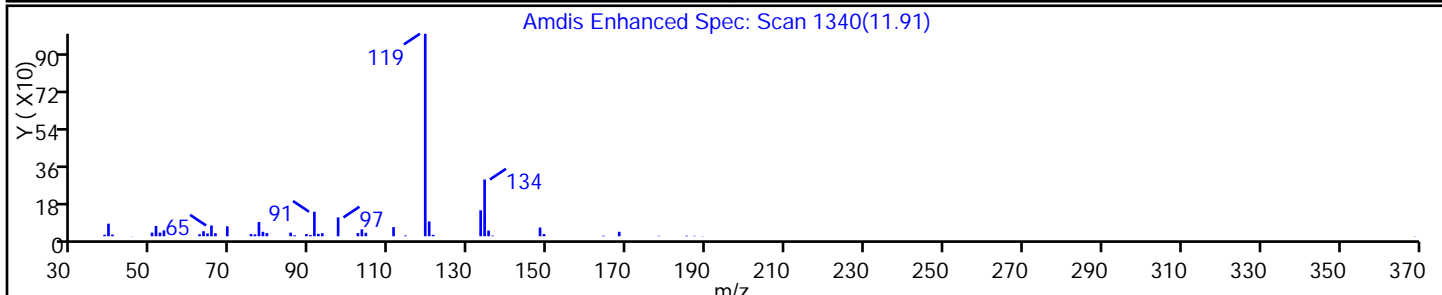
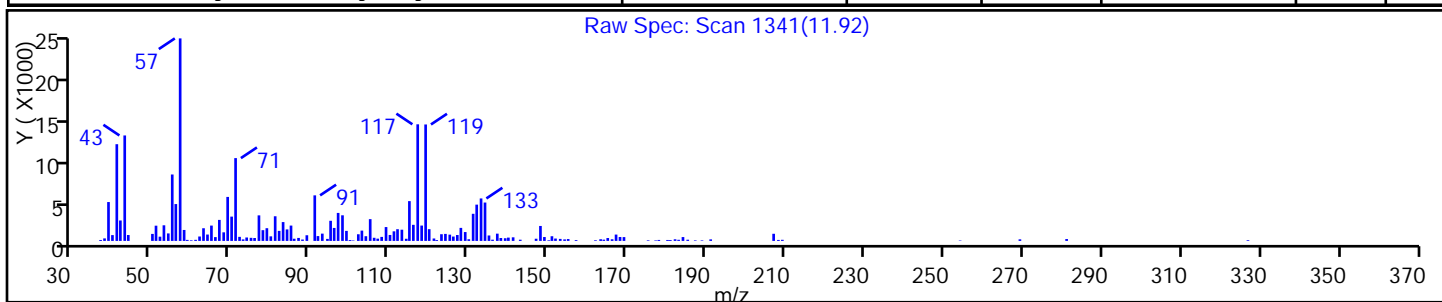
Method: 8260W\_2

Limit Group: VOA - 8260B Water and Solid

Column:

Detector: MS SCAN

Library Search Compound Match	CAS#	Library	Entry	Formula	Weight	Q
Unknown		NIST02	0		0	0
Benzene, 2-ethyl-1,3-dimethyl-	2870-04-4	NIST02.L	14371	C10H14	134	64
Benzene, 1-methyl-2-(1-methylethyl)-	527-84-4	NIST02.L	14404	C10H14	134	64



TestAmerica Edison

Data File: \\EDICHROM\ChromData\CVOAMS2\20141104-20141.b\B75600.D

Injection Date: 04-Nov-2014 14:52:30

Instrument ID: CVOAMS2

Lims ID: 460-85482-A-10-A

Lab Sample ID: 460-85482-10

Client ID: PMP-24-SW-VD

Operator ID:

ALS Bottle#: 21 Worklist Smp#: 22

Purge Vol: 5.000 mL

Dil. Factor: 2000.0000

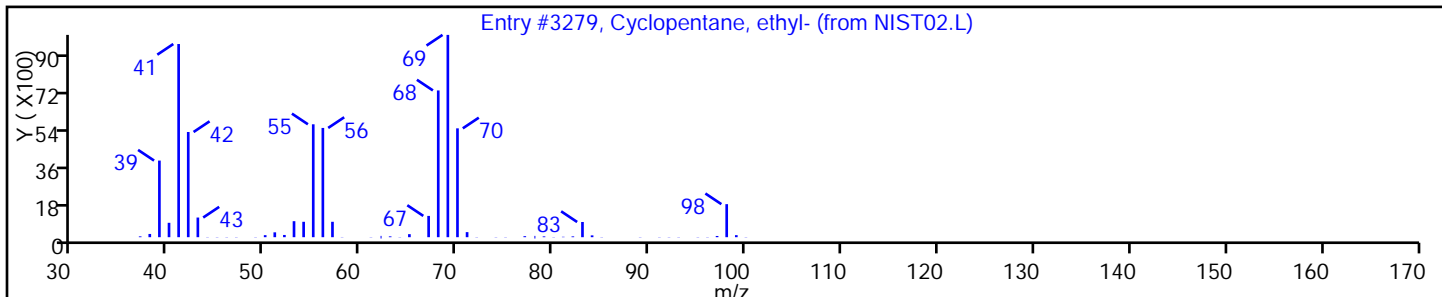
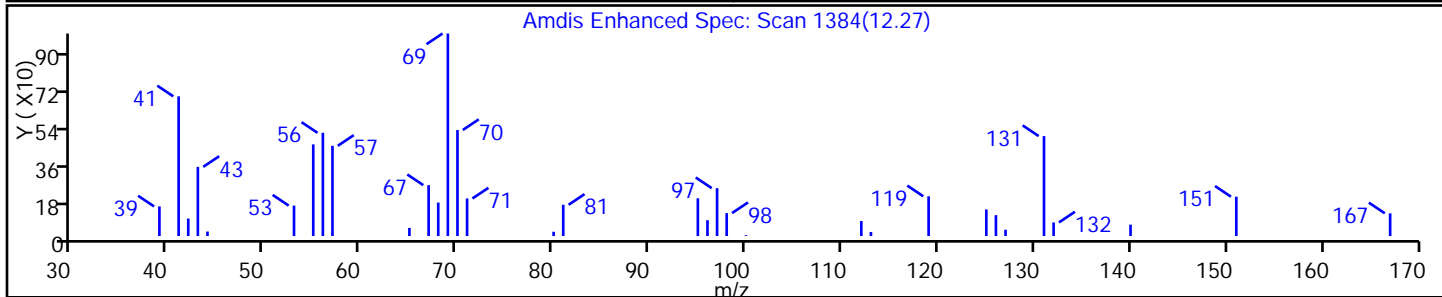
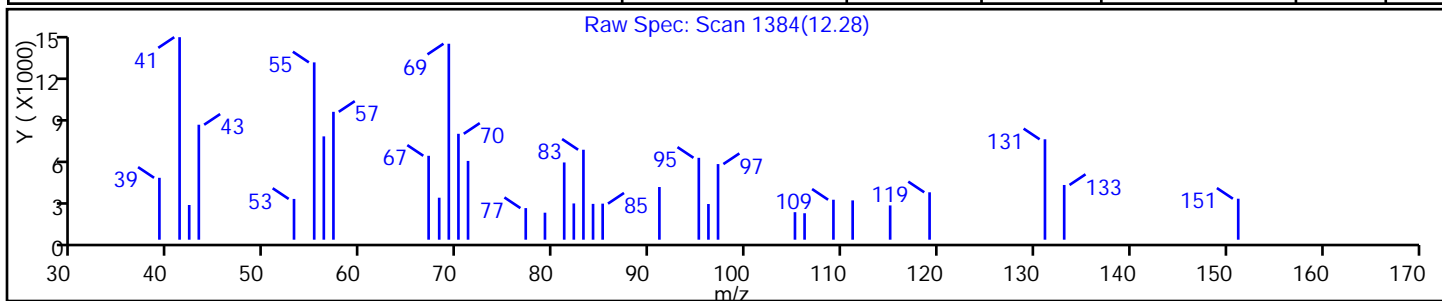
Method: 8260W\_2

Limit Group: VOA - 8260B Water and Solid

Column:

Detector MS SCAN

Library Search Compound Match	CAS#	Library	Entry	Formula	Weight	Q
Unknown		NIST02	0		0	0
Cyclopentane, ethyl-	1640-89-7	NIST02.L	3279	C7H14	98	43



TestAmerica Edison

Data File: \\EDICHROM\ChromData\CVOAMS2\20141104-20141.b\B75600.D

Injection Date: 04-Nov-2014 14:52:30

Instrument ID: CVOAMS2

Lims ID: 460-85482-A-10-A

Lab Sample ID: 460-85482-10

Client ID: PMP-24-SW-VD

Operator ID:

ALS Bottle#: 21

Worklist Smp#: 22

Purge Vol: 5.000 mL

Dil. Factor: 2000.0000

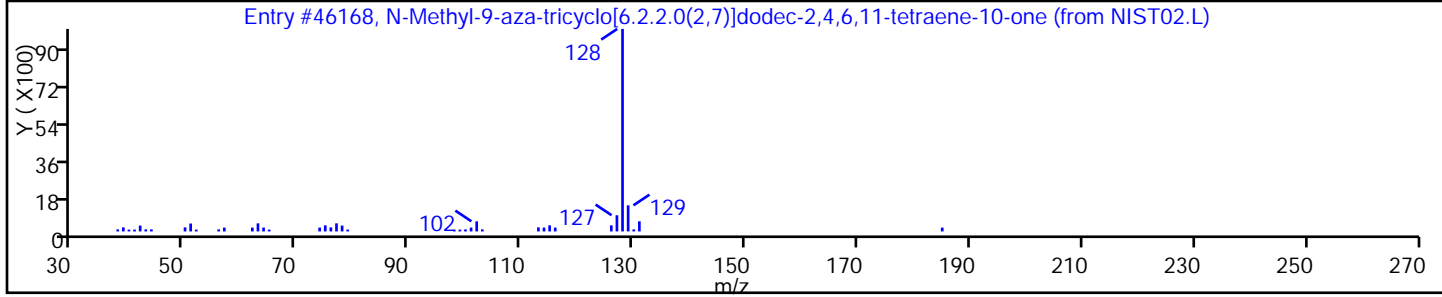
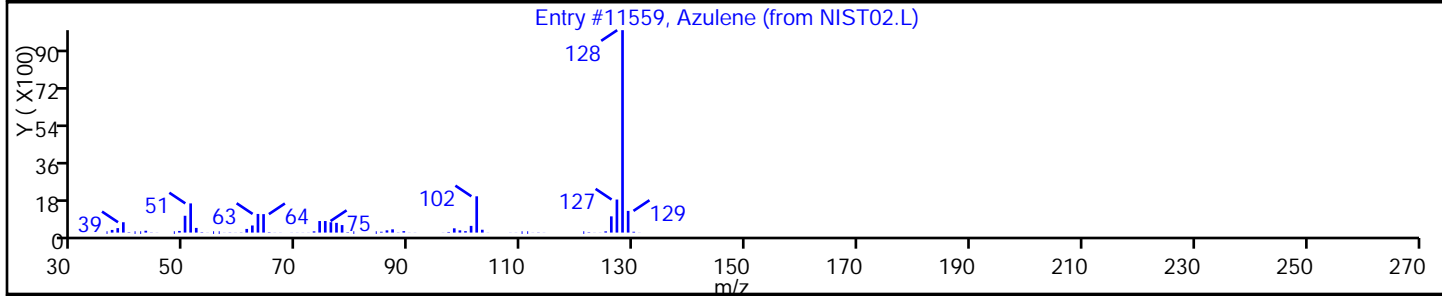
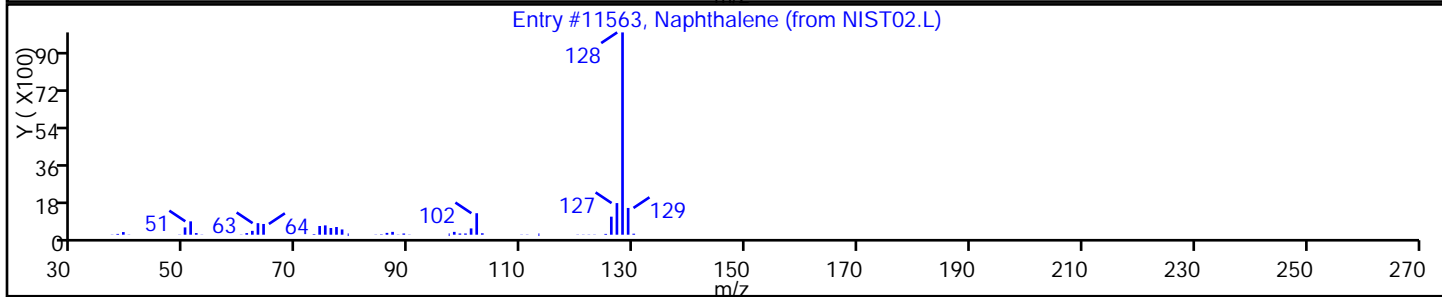
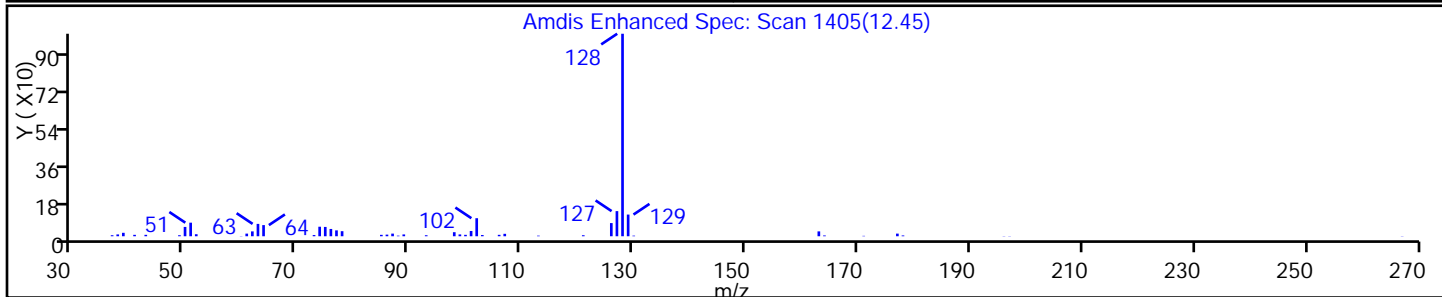
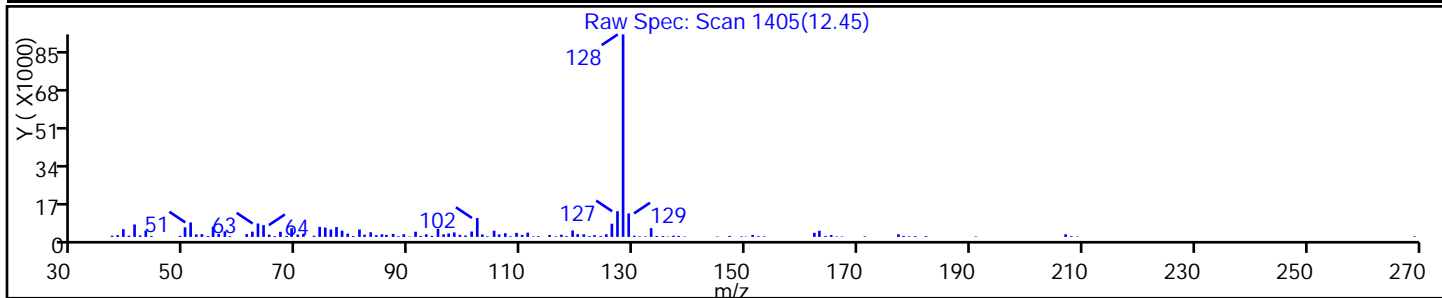
Method: 8260W\_2

Limit Group: VOA - 8260B Water and Solid

Column:

Detector MS SCAN

Library Search Compound Match	CAS#	Library	Entry	Formula	Weight	Q
Naphthalene	91-20-3	NIST02	11563	C10H8	128	97
Azulene	275-51-4	NIST02.L	11559	C10H8	128	94
N-Methyl-9-aza-tricyclo[6.2.2.0(2,7)]dod	13131-19-6	NIST02.L	46168	C12H11NO	185	78



TestAmerica Edison

Data File: \\EDICHROM\ChromData\CVOAMS2\20141104-20141.b\B75600.D

Injection Date: 04-Nov-2014 14:52:30

Instrument ID: CVOAMS2

Lims ID: 460-85482-A-10-A

Lab Sample ID: 460-85482-10

Client ID: PMP-24-SW-VD

Operator ID:

ALS Bottle#: 21

Worklist Smp#: 22

Purge Vol: 5.000 mL

Dil. Factor: 2000.0000

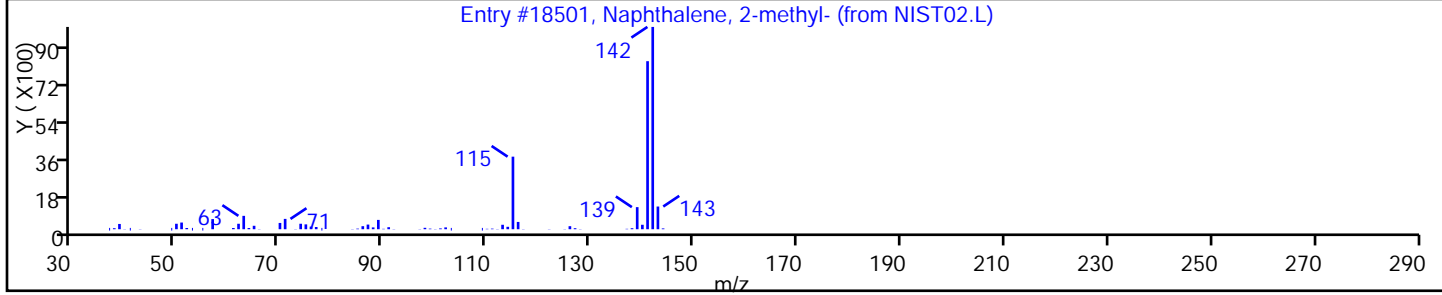
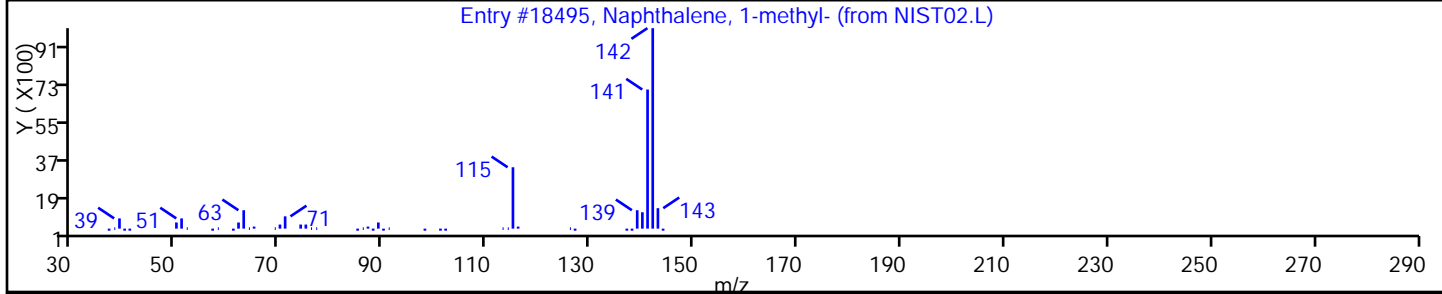
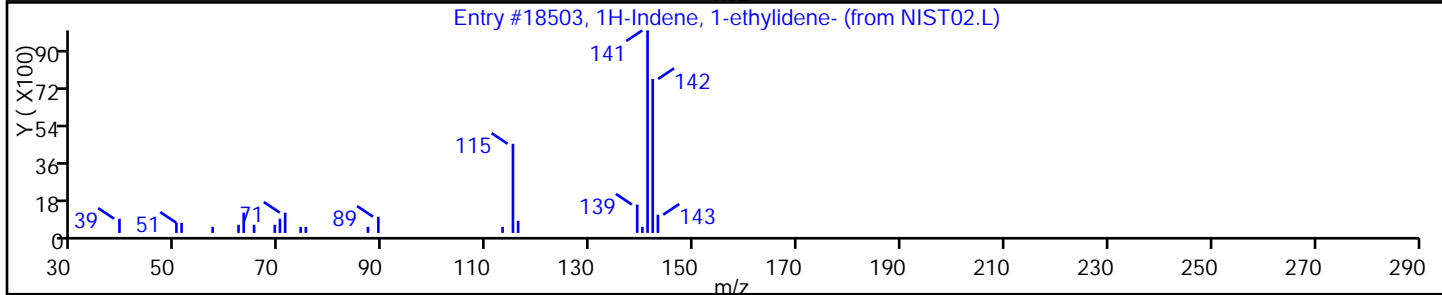
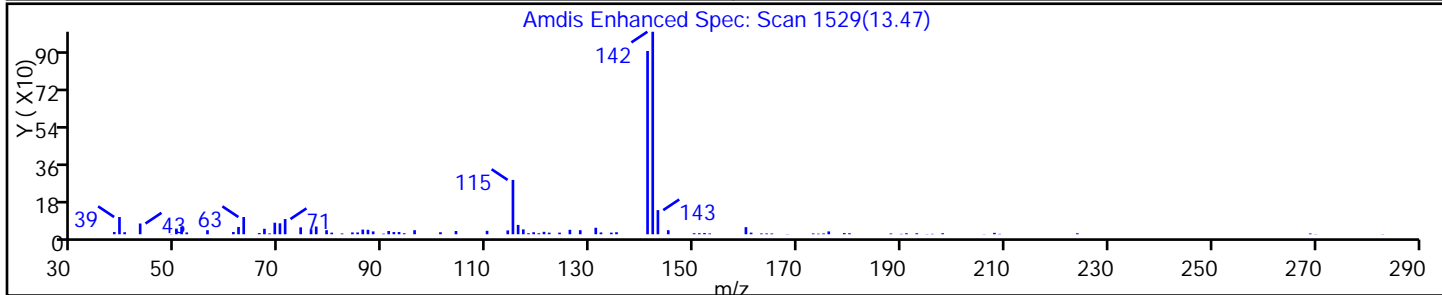
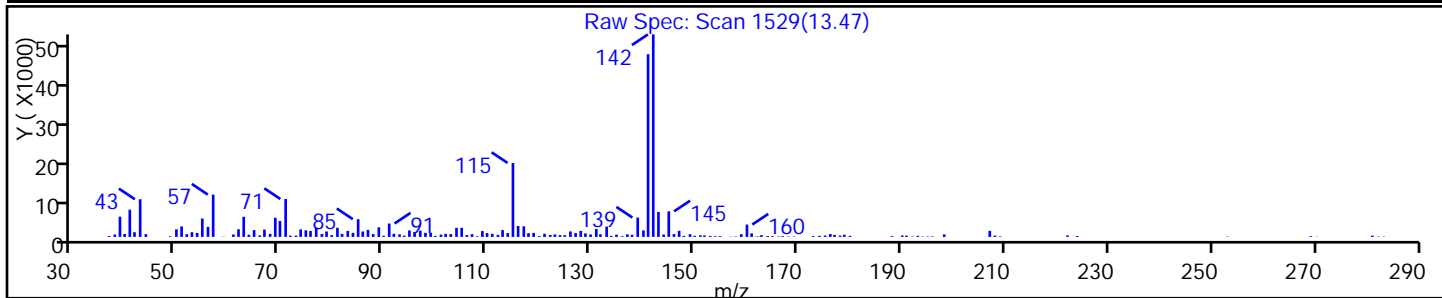
Method: 8260W\_2

Limit Group: VOA - 8260B Water and Solid

Column:

Detector MS SCAN

Library Search Compound Match	CAS#	Library	Entry	Formula	Weight	Q
1H-Indene, 1-ethylidene-	2471-83-2	NIST02	18503	C11H10	142	91
Naphthalene, 1-methyl-	90-12-0	NIST02.L	18495	C11H10	142	91
Naphthalene, 2-methyl-	91-57-6	NIST02.L	18501	C11H10	142	90



TestAmerica Edison

Data File: \\EDICHROM\ChromData\CVOAMS2\20141104-20141.b\B75600.D

Injection Date: 04-Nov-2014 14:52:30

Instrument ID: CVOAMS2

Lims ID: 460-85482-A-10-A

Lab Sample ID: 460-85482-10

Client ID: PMP-24-SW-VD

Operator ID:

ALS Bottle#: 21

Worklist Smp#: 22

Purge Vol: 5.000 mL

Dil. Factor: 2000.0000

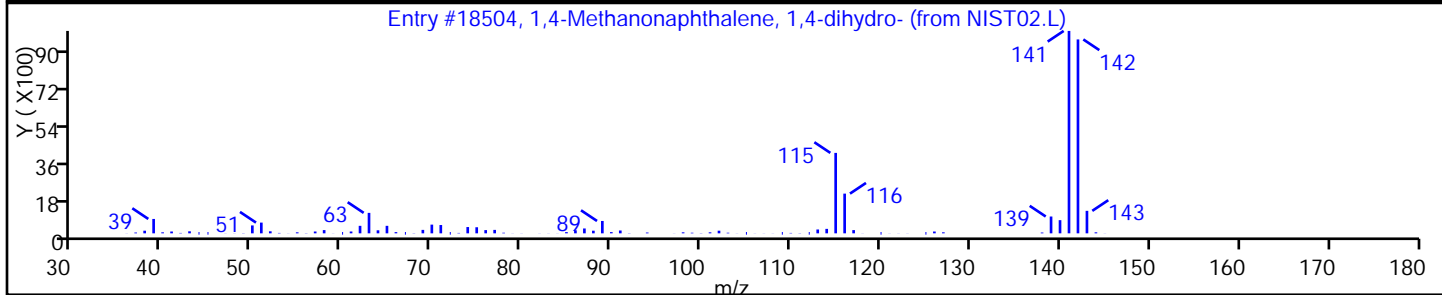
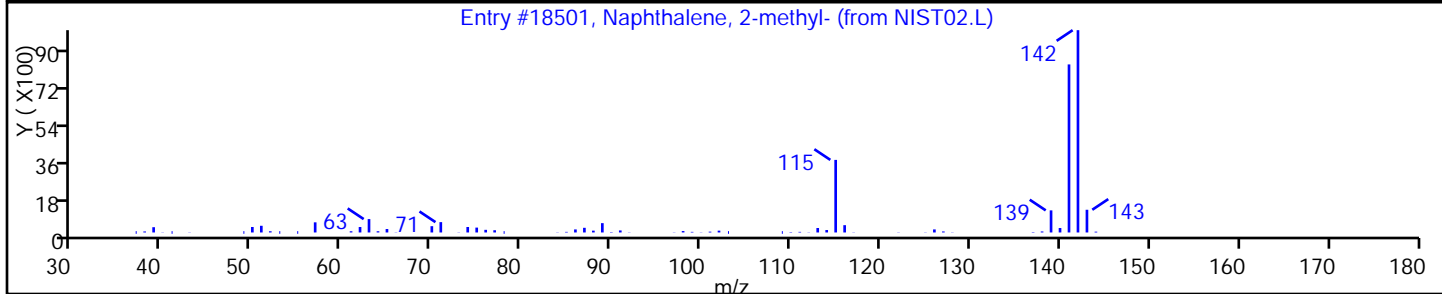
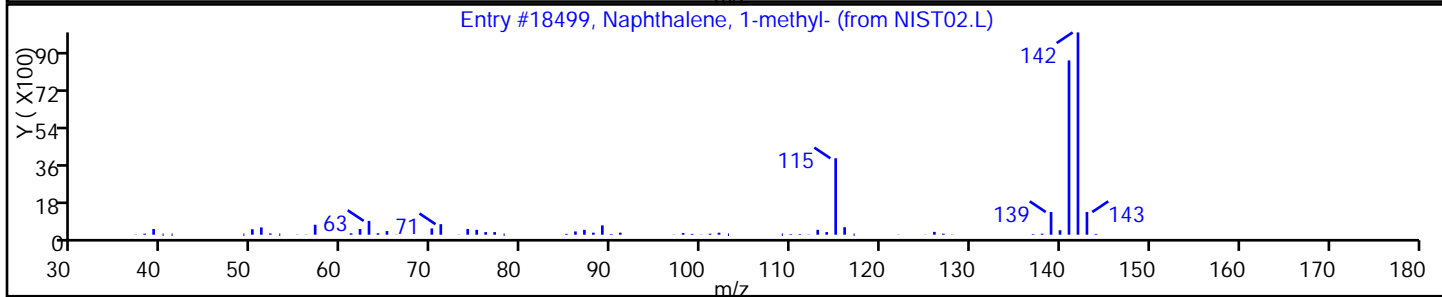
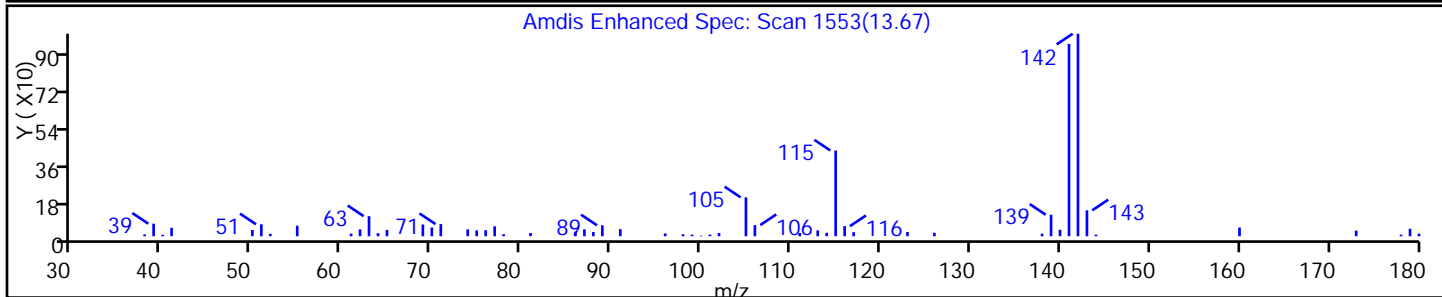
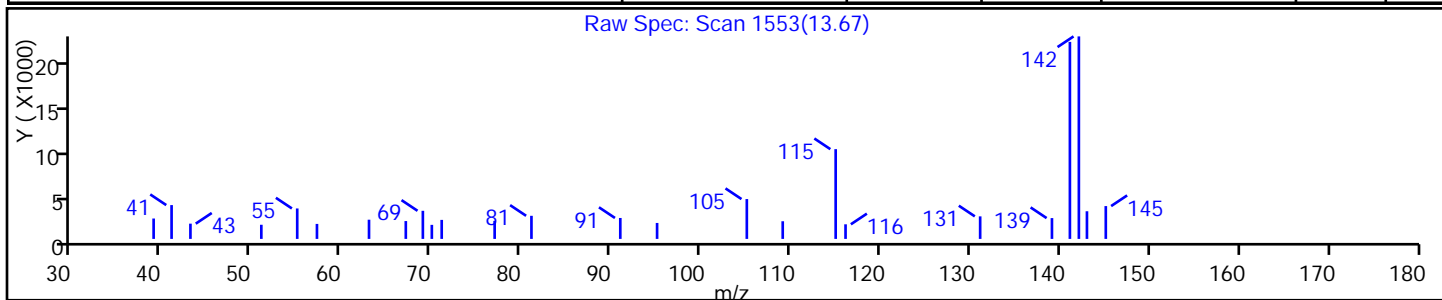
Method: 8260W\_2

Limit Group: VOA - 8260B Water and Solid

Column:

Detector MS SCAN

Library Search Compound Match	CAS#	Library	Entry	Formula	Weight	Q
Naphthalene, 1-methyl-	90-12-0	NIST02	18499	C11H10	142	96
Naphthalene, 2-methyl-	91-57-6	NIST02.L	18501	C11H10	142	96
1,4-Methanonaphthalene, 1,4-dihydro-	4453-90-1	NIST02.L	18504	C11H10	142	91





TestAmerica Edison

Data File: \\EDICHRON\ChromData\CVOAMS2\20141104-20141.b\B75600.D

Injection Date: 04-Nov-2014 14:52:30

Instrument ID: CVOAMS2

Lims ID: 460-85482-A-10-A

Lab Sample ID: 460-85482-10

Client ID: PMP-24-SW-VD

Operator ID:

ALS Bottle#: 21 Worklist Smp#: 22

Purge Vol: 5.000 mL

Dil. Factor: 2000.0000

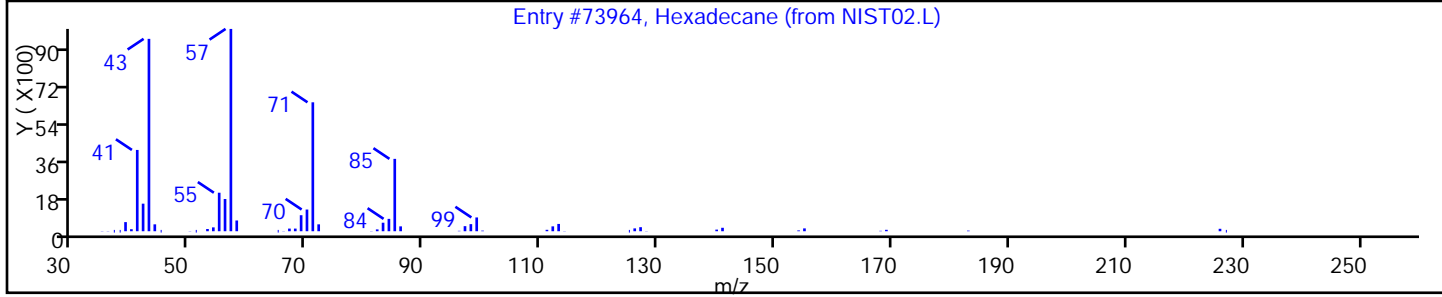
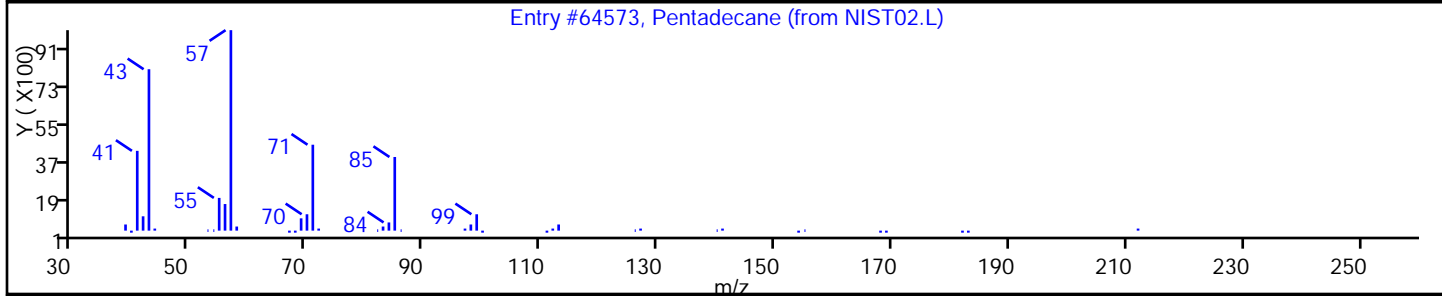
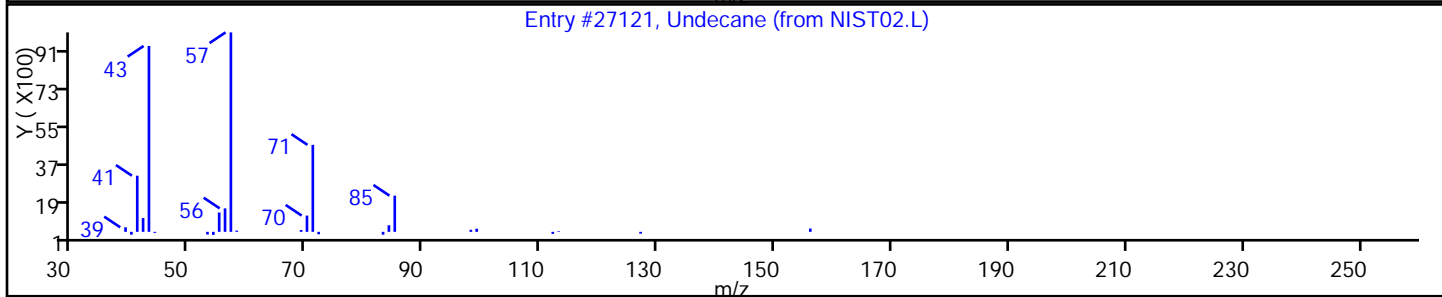
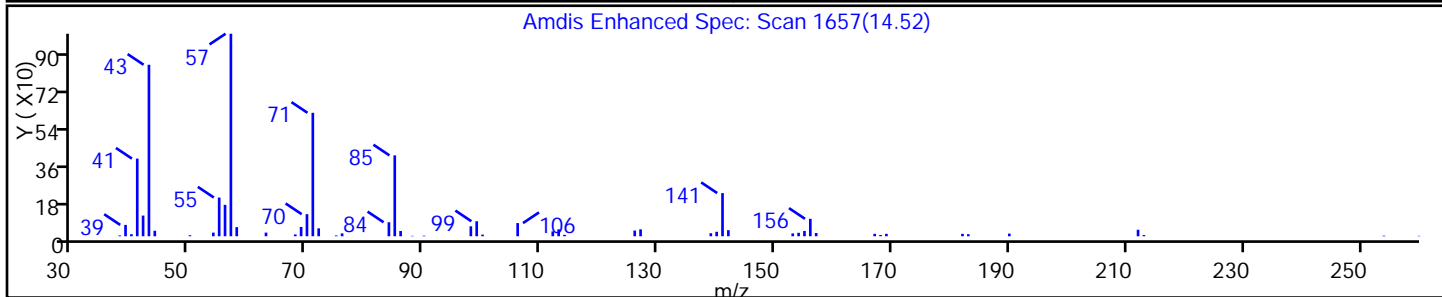
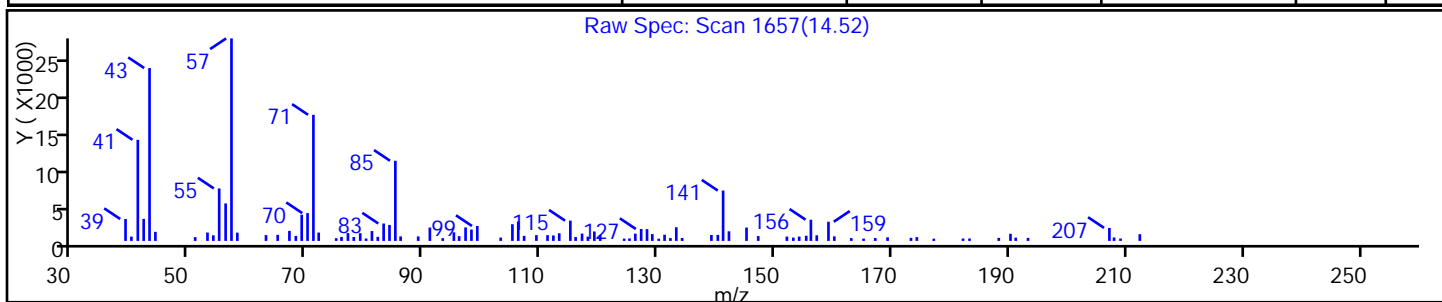
Method: 8260W\_2

Limit Group: VOA - 8260B Water and Solid

Column:

Detector MS SCAN

Library Search Compound Match	CAS#	Library	Entry	Formula	Weight	Q
Undecane	1120-21-4	NIST02	27121	C11H24	156	90
Pentadecane	629-62-9	NIST02.L	64573	C15H32	212	89
Hexadecane	544-76-3	NIST02.L	73964	C16H34	226	72



TestAmerica Edison

Data File: \\EDICHROM\ChromData\CVOAMS2\20141104-20141.b\B75600.D

Injection Date: 04-Nov-2014 14:52:30

Instrument ID: CVOAMS2

Lims ID: 460-85482-A-10-A

Lab Sample ID: 460-85482-10

Client ID: PMP-24-SW-VD

Operator ID:

ALS Bottle#:

21

Worklist Smp#:

22

Purge Vol: 5.000 mL

Dil. Factor:

2000.0000

Method: 8260W\_2

Limit Group:

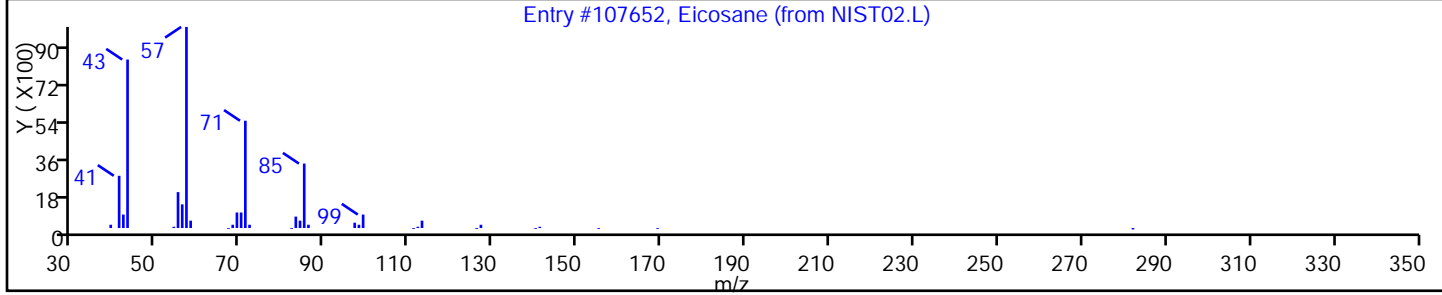
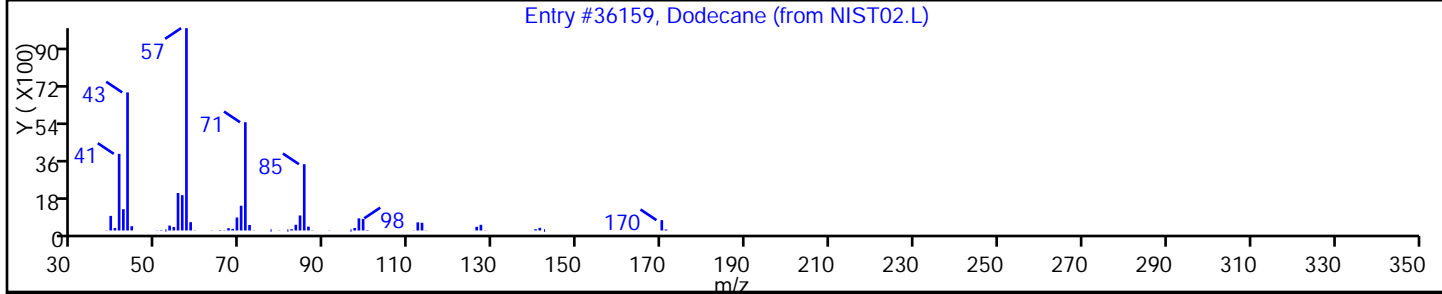
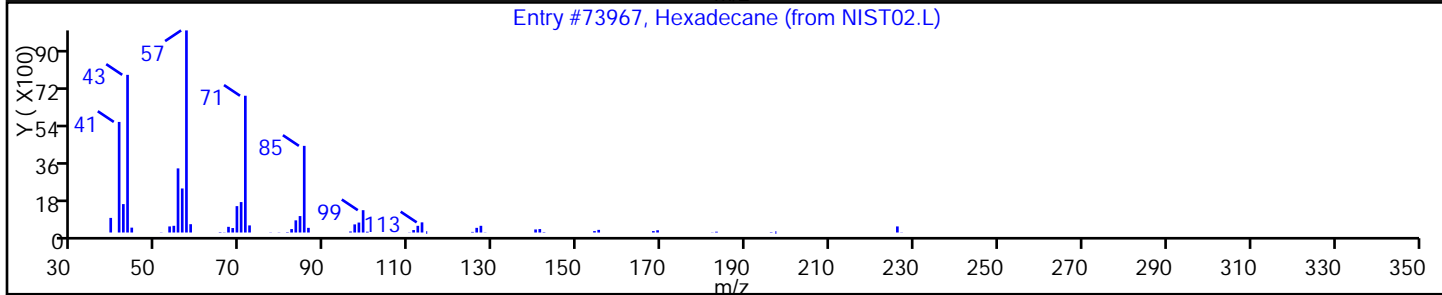
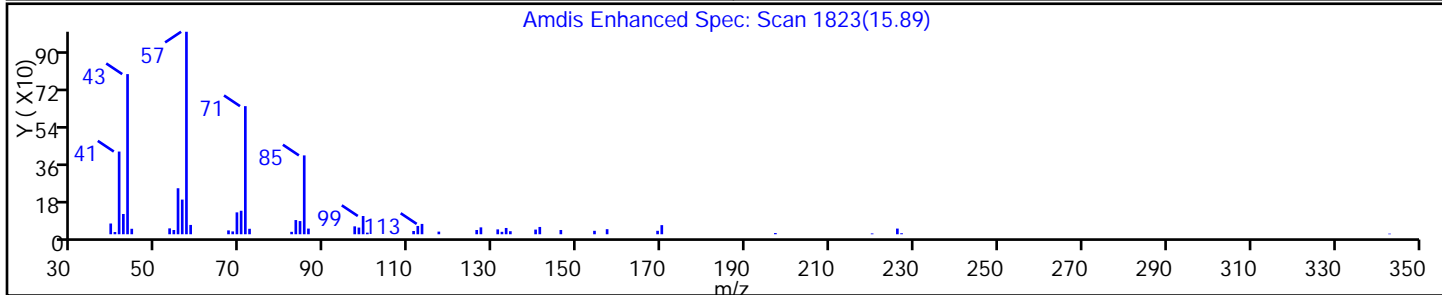
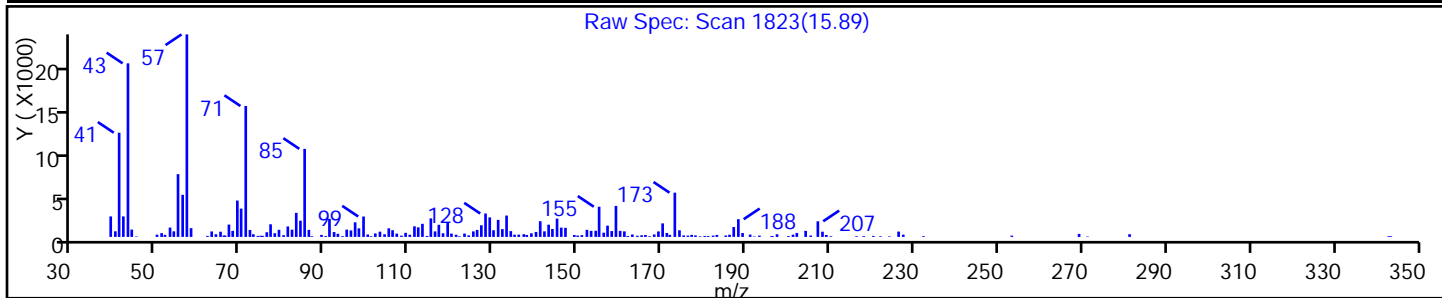
VOA - 8260B Water and Solid

Column:

Detector

MS SCAN

Library Search Compound Match	CAS#	Library	Entry	Formula	Weight	Q
Hexadecane	544-76-3	NIST02	73967	C16H34	226	97
Dodecane	112-40-3	NIST02.L	36159	C12H26	170	94
Eicosane	112-95-8	NIST02.L	107652	C20H42	282	91



FORM I  
GC/MS VOA ORGANICS ANALYSIS DATA SHEET

Lab Name: TestAmerica Edison Job No.: 460-85482-1  
 SDG No.: \_\_\_\_\_  
 Client Sample ID: PMP-24-SW-WT Lab Sample ID: 460-85482-11  
 Matrix: Solid Lab File ID: B75588.D  
 Analysis Method: 8260B Date Collected: 10/30/2014 14:00  
 Sample wt/vol: 5.508(g) Date Analyzed: 11/04/2014 10:01  
 Soil Aliquot Vol: 5 (mL) Dilution Factor: 50  
 Soil Extract Vol.: 10 (mL) GC Column: Rtx-624 ID: 0.25 (mm)  
 % Moisture: 4.9 Level: (low/med) Medium  
 Analysis Batch No.: 260159 Units: ug/Kg

CAS NO.	COMPOUND NAME	RESULT	Q	RL	MDL
71-55-6	1,1,1-Trichloroethane	5.9	U	95	5.9
79-34-5	1,1,2,2-Tetrachloroethane	15	U	95	15
79-00-5	1,1,2-Trichloroethane	18	U	95	18
75-34-3	1,1-Dichloroethane	12	U	95	12
75-35-4	1,1-Dichloroethene	8.4	U	95	8.4
87-61-6	1,2,3-Trichlorobenzene	1600		95	49
120-82-1	1,2,4-Trichlorobenzene	7700		95	33
96-12-8	1,2-Dibromo-3-Chloropropane	38	U	95	38
106-93-4	1,2-Dibromoethane	26	U	95	26
95-50-1	1,2-Dichlorobenzene	1800		95	20
107-06-2	1,2-Dichloroethane	18	U	95	18
78-87-5	1,2-Dichloropropane	8.2	U	95	8.2
541-73-1	1,3-Dichlorobenzene	120		95	13
106-46-7	1,4-Dichlorobenzene	470		95	22
123-91-1	1,4-Dioxane	3400	U	2400	3400
78-93-3	2-Butanone	220	U	480	220
591-78-6	2-Hexanone	48	U	480	48
108-10-1	4-Methyl-2-pentanone	94	U	480	94
67-64-1	Acetone	260	U	480	260
71-43-2	Benzene	7.9	U	95	7.9
74-97-5	Bromochloromethane	26	U	95	26
75-27-4	Bromodichloromethane	12	U	95	12
75-25-2	Bromoform	18	U	95	18
74-83-9	Bromomethane	17	U	95	17
75-15-0	Carbon disulfide	12	U	95	12
56-23-5	Carbon tetrachloride	5.4	U	95	5.4
108-90-7	Chlorobenzene	78	J	95	11
75-00-3	Chloroethane	16	U	95	16
67-66-3	Chloroform	47	J	95	7.5
74-87-3	Chloromethane	9.2	U	95	9.2
156-59-2	cis-1,2-Dichloroethene	17	U	95	17
10061-01-5	cis-1,3-Dichloropropene	18	U	95	18
110-82-7	Cyclohexane	15	U	95	15
124-48-1	Dibromochloromethane	19	U	95	19
75-71-8	Dichlorodifluoromethane	21	U	95	21
100-41-4	Ethylbenzene	170		95	9.1

FORM I  
GC/MS VOA ORGANICS ANALYSIS DATA SHEET

Lab Name: TestAmerica Edison Job No.: 460-85482-1  
 SDG No.: \_\_\_\_\_  
 Client Sample ID: PMP-24-SW-WT Lab Sample ID: 460-85482-11  
 Matrix: Solid Lab File ID: B75588.D  
 Analysis Method: 8260B Date Collected: 10/30/2014 14:00  
 Sample wt/vol: 5.508(g) Date Analyzed: 11/04/2014 10:01  
 Soil Aliquot Vol: 5 (mL) Dilution Factor: 50  
 Soil Extract Vol.: 10(mL) GC Column: Rtx-624 ID: 0.25(mm)  
 % Moisture: 4.9 Level: (low/med) Medium  
 Analysis Batch No.: 260159 Units: ug/Kg

CAS NO.	COMPOUND NAME	RESULT	Q	RL	MDL
76-13-1	Freon TF	7.8	U	95	7.8
98-82-8	Isopropylbenzene	70	J	95	7.3
79-20-9	Methyl acetate	32	U	480	32
108-87-2	Methylcyclohexane	13	U	95	13
75-09-2	Methylene Chloride	17	U	95	17
1634-04-4	MTBE	13	U	95	13
100-42-5	Styrene	49	J	95	11
127-18-4	Tetrachloroethene	44	J	95	9.3
108-88-3	Toluene	54	J	95	14
156-60-5	trans-1,2-Dichloroethene	12	U	95	12
10061-02-6	trans-1,3-Dichloropropene	23	U	95	23
79-01-6	Trichloroethene	580		95	8.8
75-69-4	Trichlorofluoromethane	14	U	95	14
75-01-4	Vinyl chloride	14	U	95	14
1330-20-7	Xylenes, Total	1200		190	34

CAS NO.	SURROGATE	%REC	Q	LIMITS
17060-07-0	1,2-Dichloroethane-d4 (Surr)	89		75-135
2037-26-5	Toluene-d8 (Surr)	100		59-150
460-00-4	Bromofluorobenzene	102		72-133
1868-53-7	Dibromofluoromethane (Surr)	93		70-130

FORM I  
GC/MS VOA ORGANICS ANALYSIS DATA SHEET  
TENTATIVELY IDENTIFIED COMPOUNDS

Lab Name: TestAmerica Edison Job No.: 460-85482-1  
 SDG No.: \_\_\_\_\_  
 Client Sample ID: PMP-24-SW-WT Lab Sample ID: 460-85482-11  
 Matrix: Solid Lab File ID: B75588.D  
 Analysis Method: 8260B Date Collected: 10/30/2014 14:00  
 Sample wt/vol: 5.508(g) Date Analyzed: 11/04/2014 10:01  
 Soil Aliquot Vol: 5 (mL) Dilution Factor: 50  
 Soil Extract Vol.: 10 (mL) GC Column: Rtx-624 ID: 0.25 (mm)  
 % Moisture: 4.9 Level: (low/med) Medium  
 Analysis Batch No.: 260159 Units: ug/Kg  
 Number TICs Found: 10 TIC Result Total: 109100

CAS NO.	COMPOUND NAME	RT	RESULT	Q
	Unknown	10.89	16000	J
1120-21-4	Undecane	10.99	11000	J N
535-77-3	Benzene, 1-methyl-3-(1-methylethyl)-	11.17	8700	J N
488-23-3	Benzene, 1,2,3,4-tetramethyl-	11.58	16000	J N
824-90-8	1-Phenyl-1-butene	11.82	8700	J N
934-74-7	Benzene, 1-ethyl-3,5-dimethyl-	11.92	11000	J N
1595-16-0	Benzene, 1-methyl-4-(1-methylpropyl)-	12.00	11000	J N
17059-48-2	1H-Indene, 2,3-dihydro-1,6-dimethyl-	12.20	9000	J N
4175-53-5	1H-Indene, 2,3-dihydro-1,3-dimethyl-	12.28	8900	J N
91-20-3	Naphthalene	12.44	8800	J N

TestAmerica Edison  
Target Compound Quantitation Report

Data File: \\EDICHROM\ChromData\CVOAMS2\20141104-20141.b\B75588.D  
 Lims ID: 460-85482-A-11-A Lab Sample ID: 460-85482-11  
 Client ID: PMP-24-SW-WT  
 Sample Type: Client  
 Inject. Date: 04-Nov-2014 10:01:30 ALS Bottle#: 9 Worklist Smp#: 10  
 Purge Vol: 5.000 mL Dil. Factor: 50.0000  
 Sample Info: 460-85482-A-11-A  
 Misc. Info.: 460-0020141-010  
 Operator ID: Instrument ID: CVOAMS2  
 Method: \\EDICHROM\ChromData\CVOAMS2\20141104-20141.b\8260W\_2.m  
 Limit Group: VOA - 8260B Water and Solid  
 Last Update: 06-Nov-2014 13:14:45 Calib Date: 21-Oct-2014 13:24:30  
 Integrator: RTE ID Type: Deconvolution ID  
 Quant Method: Internal Standard Quant By: Initial Calibration  
 Last ICal File: \\EDICHROM\ChromData\CVOAMS2\20141021-19612.b\B74941.D  
 Column 1 : Rtx-624 ( 0.25 mm) Det: MS SCAN  
 Process Host: XAWRK012

First Level Reviewer: intarachau

Date: 05-Nov-2014 14:17:12

Compound	Sig	RT (min.)	Exp RT (min.)	Dlt RT (min.)	Q	Response	OnCol Amt ug/l	Flags
* 26 TBA-d9 (IS)	65	2.648	2.648	0.000	88	119737	1000.0	
47 Chloroform	83	4.105	4.105	0.000	97	3654	0.4904	
\$ 57 Dibromofluoromethane (Surr	113	4.277	4.277	0.000	96	172201	46.7	
\$ 53 1,2-Dichloroethane-d4 (Sur	65	4.664	4.664	0.000	96	157852	44.6	
* 58 Fluorobenzene	96	4.985	4.985	0.000	98	683404	50.0	
60 Trichloroethene	95	5.397	5.397	0.000	97	24760	6.03	
* 65 1,4-Dioxane-d8	96	5.841	5.833	0.008	96	14299	1000.0	
\$ 76 Toluene-d8 (Surr)	98	6.985	6.985	0.000	98	651545	50.1	
77 Toluene	91	7.067	7.067	0.000	96	9201	0.5692	
81 Tetrachloroethene	166	7.652	7.660	-0.008	96	2142	0.4616	
* 87 Chlorobenzene-d5	117	8.590	8.590	0.000	88	554086	50.0	
88 Chlorobenzene	112	8.614	8.615	-0.001	93	9314	0.8147	
89 Ethylbenzene	106	8.705	8.713	-0.008	99	10679	1.74	
91 m-Xylene & p-Xylene	106	8.828	8.829	-0.001	97	58496	7.84	
92 o-Xylene	106	9.199	9.207	-0.008	94	35801	4.93	
93 Styrene	104	9.232	9.232	0.000	90	5746	0.5106	
96 Isopropylbenzene	105	9.536	9.528	0.008	64	14551	0.7313	
\$ 97 4-Bromofluorobenzene	174	9.701	9.701	0.000	90	224336	51.1	
113 1,3-Dichlorobenzene	146	10.614	10.614	0.000	78	11935	1.21	
* 115 1,4-Dichlorobenzene-d4	152	10.672	10.672	0.000	97	321156	50.0	
116 1,4-Dichlorobenzene	146	10.697	10.697	0.000	40	49160	4.91	
122 1,2-Dichlorobenzene	146	10.993	10.993	0.000	97	162692	18.3	
127 1,2,4-Trichlorobenzene	180	12.236	12.236	0.000	95	500168	80.4	
131 1,2,3-Trichlorobenzene	180	12.647	12.647	0.000	85	83657	16.8	
S 134 Xylenes, Total	100				0		12.8	

**Reagents:**

8260 INTSTD C\_00056 Amount Added: 1.00 Units: uL Run Reagent

TestAmerica Edison  
Tentatively Identified Quantitation Report

Data File: \\EDICHROM\ChromData\CVOAMS2\20141104-20141.b\B75588.D  
 Lims ID: 460-85482-A-11-A Lab Sample ID: 460-85482-11  
 Client ID: PMP-24-SW-WT  
 Sample Type: Client  
 Inject. Date: 04-Nov-2014 10:01:30 ALS Bottle#: 9 Worklist Smp#: 10  
 Purge Vol: 5.000 mL Dil. Factor: 50.0000  
 Sample Info: 460-85482-A-11-A  
 Misc. Info.: 460-0020141-010  
 Operator ID: Instrument ID: CVOAMS2  
 Method: \\EDICHROM\ChromData\CVOAMS2\20141104-20141.b\8260W\_2.m  
 Limit Group: VOA - 8260B Water and Solid  
 Last Update: 06-Nov-2014 13:14:45 Calib Date: 21-Oct-2014 13:24:30  
 Tic RT Window: 0.000 -0.000 Response: area  
 Quant By: Nearest ISTD Quant LOD: 10.00000  
 MS Library: \\EDICHROM\ChromData\Database\NIST02.L  
 Min. Match: 40  
 Column 1 : Rtx-624 ( 0.25 mm) Det: MS SCAN  
 Process Host: XAWRK012  
 First Level Reviewer: intarachau Date: 05-Nov-2014 14:17:12

## Tentative Identified Compound Results

RT	Response	Amount ug/l	Quant Cpd	Qual	Lib Entry	Molecular Formula	Mol. Weight	Flags
	Unknown							
10.894	9576265	170.7	115	0	0		0	M
	1120-21-4 Undecane							
10.985	6717259	119.8	115	94	27117	C11H24	156	M
	535-77-3 Benzene, 1-methyl-3-(1-methylethyl)-							
11.174	5130309	91.5	115	94	14397	C10H14	134	M
	488-23-3 Benzene, 1,2,3,4-tetramethyl-							
11.577	9198708	164.0	115	96	14353	C10H14	134	M
	824-90-8 1-Phenyl-1-butene							
11.816	5128022	91.4	115	91	13569	C10H12	132	M
	934-74-7 Benzene, 1-ethyl-3,5-dimethyl-							
11.915	6178104	110.2	115	90	14372	C10H14	134	M
	1595-16-0 Benzene, 1-methyl-4-(1-methylpropyl)-							
11.997	6356055	113.3	115	87	21844	C11H16	148	M
	17059-48-2 1H-Indene, 2,3-dihydro-1,6-dimethyl-							
12.203	5284413	94.2	115	91	20743	C11H14	146	M
	4175-53-5 1H-Indene, 2,3-dihydro-1,3-dimethyl-							
12.277	5234152	93.3	115	70	20742	C11H14	146	M
	91-20-3 Naphthalene							
12.441	5141059	91.7	115	95	11563	C10H8	128	M

Data File: \\EDICHROM\ChromData\CVOAMS2\20141104-20141.b\B75588.D

## Quantitation Compounds

Compound	RT	Response	Amount ug/l
* 115 1,4-Dichlorobenzene-d4	10.672	2804194	50.0

**QC Flag Legend**

Processing Flags

Review Flags

M - Manually Integrated

**Reagents:**

8260 INTSTD C\_00056

Amount Added: 1.00

Units: uL

Run Reagent



TestAmerica Edison

Data File: \\EDICHROM\ChromData\CVOAMS2\20141104-20141.b\B75588.D

Injection Date: 04-Nov-2014 10:01:30

Instrument ID: CVOAMS2

Operator ID:

Lims ID: 460-85482-A-11-A

Lab Sample ID: 460-85482-11

Worklist Smp#: 10

Client ID: PMP-24-SW-WT

Purge Vol: 5.000 mL

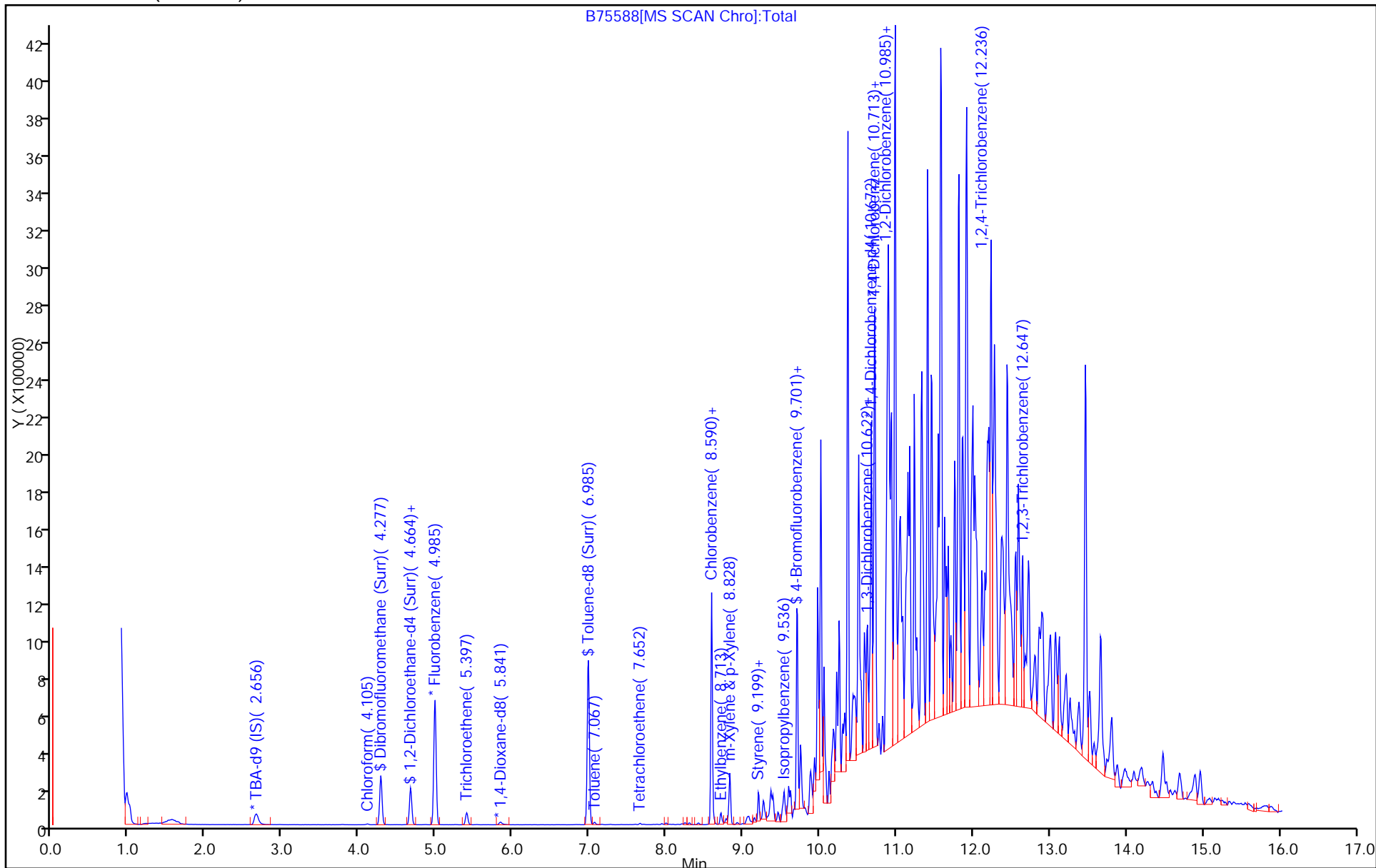
Dil. Factor: 50.0000

ALS Bottle#: 9

Method: 8260W\_2

Limit Group: VOA - 8260B Water and Solid

Column: Rtx-624 (0.25 mm)



TestAmerica Edison

Data File: \\EDICHROM\ChromData\CVOAMS2\20141104-20141.b\B75588.D

Injection Date: 04-Nov-2014 10:01:30

Instrument ID: CVOAMS2

Lims ID: 460-85482-A-11-A

Lab Sample ID: 460-85482-11

Client ID: PMP-24-SW-WT

Operator ID:

ALS Bottle#:

9

Worklist Smp#:

10

Purge Vol: 5.000 mL

Dil. Factor:

50.0000

Method: 8260W\_2

Limit Group:

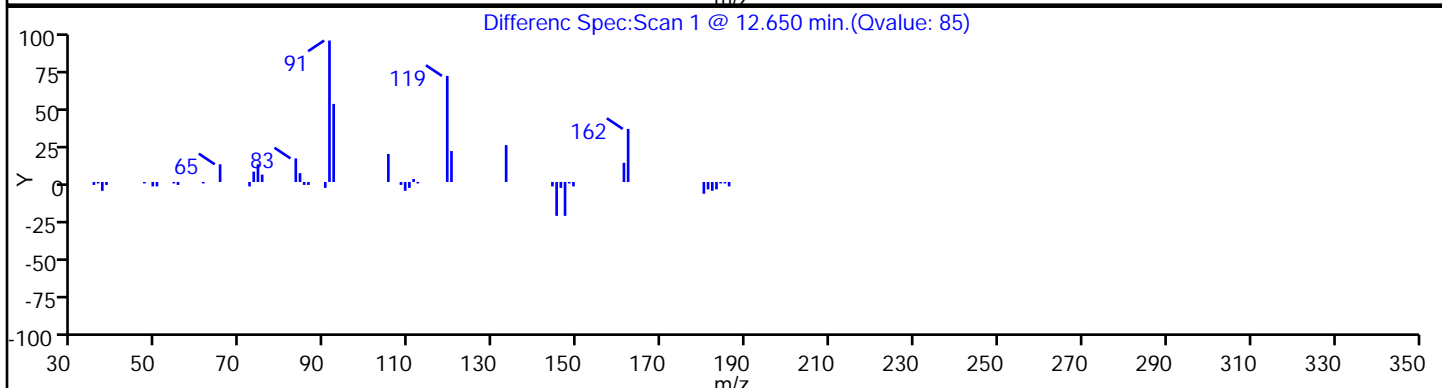
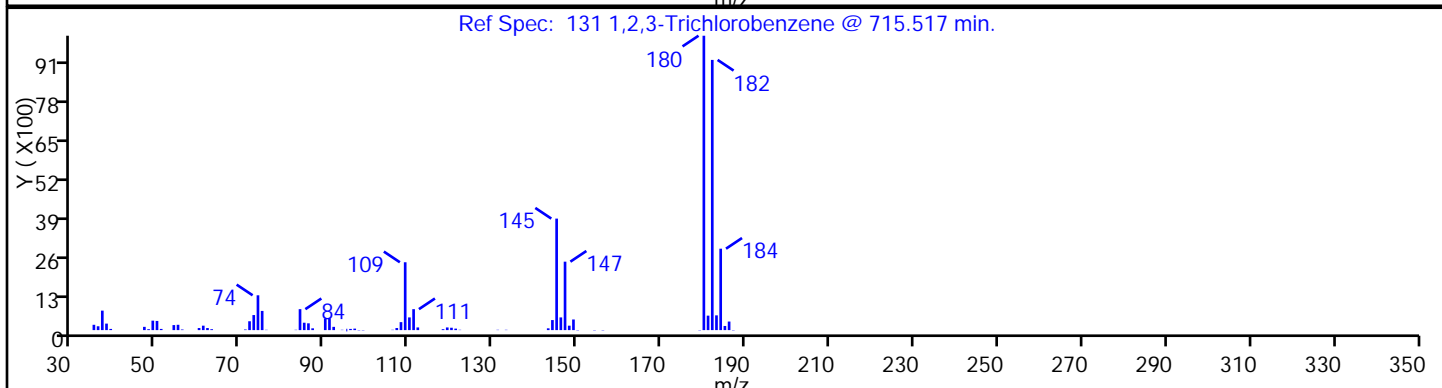
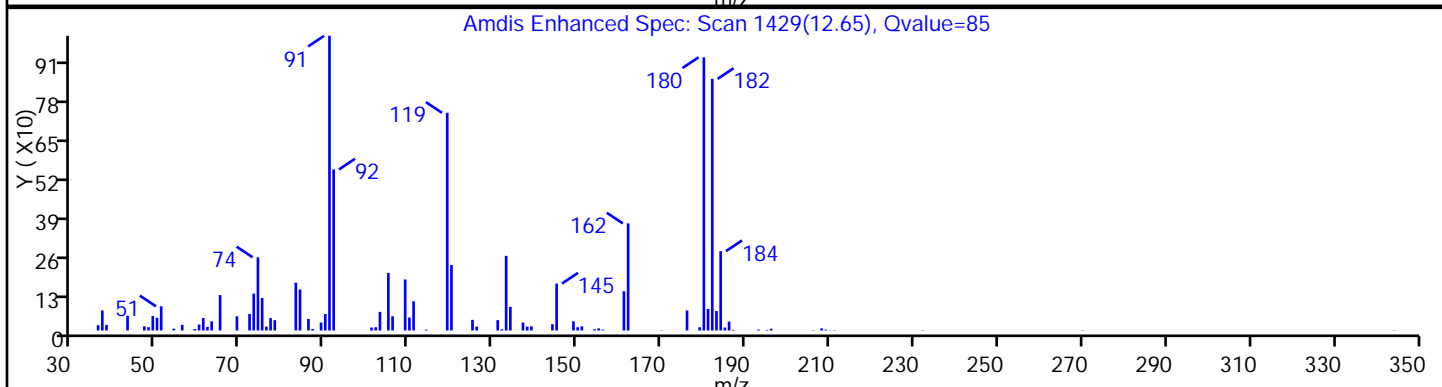
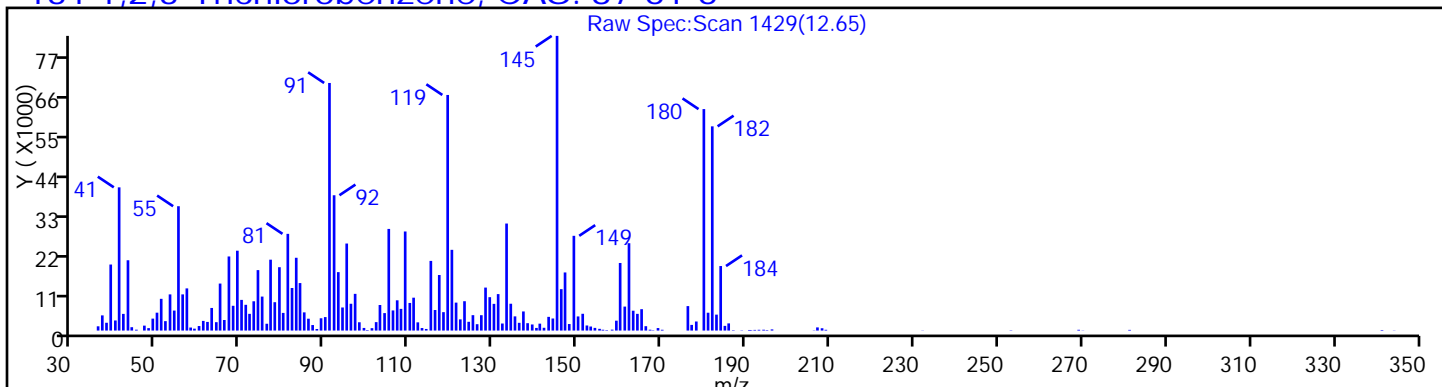
VOA - 8260B Water and Solid

Column: Rtx-624 (0.25 mm)

Detector

MS SCAN

131 1,2,3-Trichlorobenzene, CAS: 87-61-6



TestAmerica Edison

Data File: \\EDICHROM\ChromData\CVOAMS2\20141104-20141.b\B75588.D

Injection Date: 04-Nov-2014 10:01:30

Instrument ID: CVOAMS2

Lims ID: 460-85482-A-11-A

Lab Sample ID: 460-85482-11

Client ID: PMP-24-SW-WT

Operator ID:

ALS Bottle#: 9 Worklist Smp#: 10

Purge Vol: 5.000 mL

Dil. Factor: 50.0000

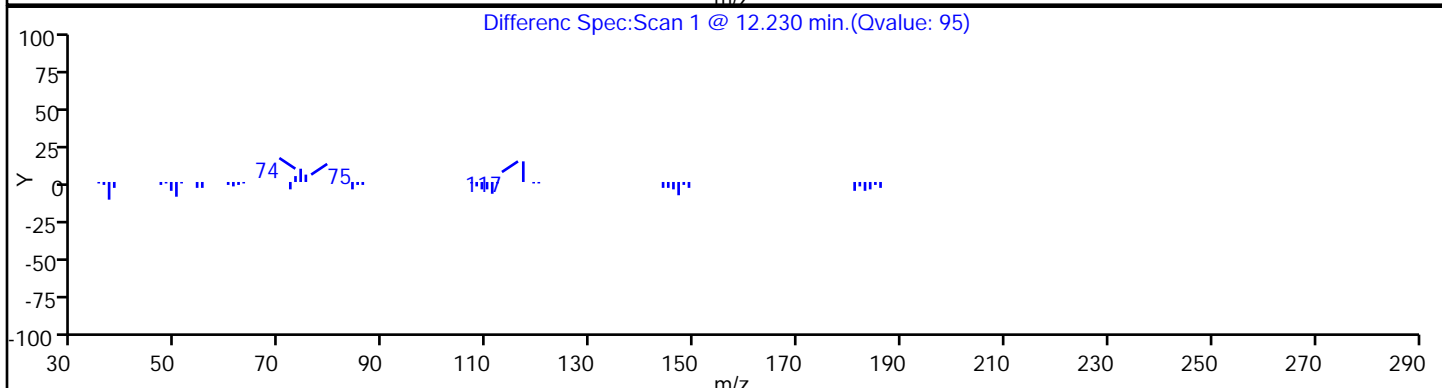
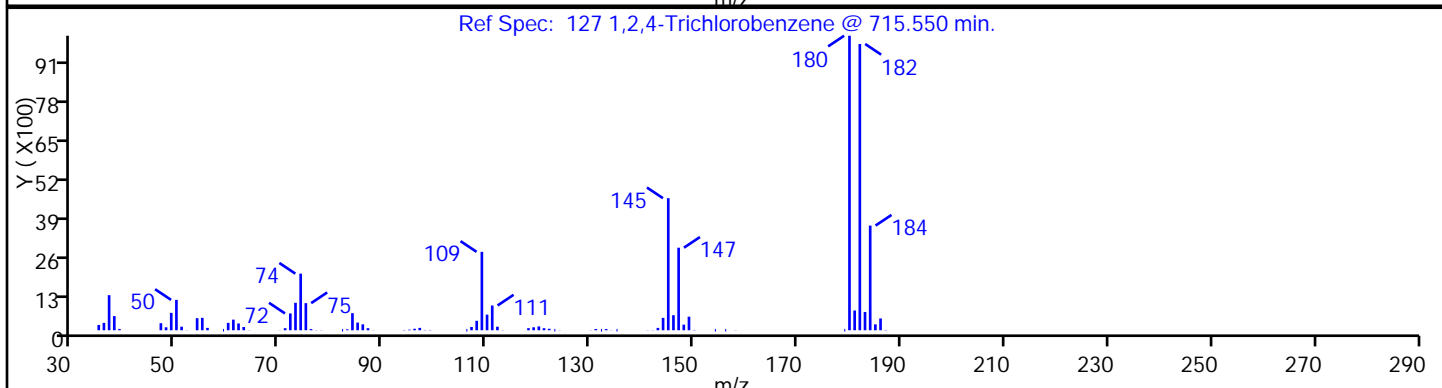
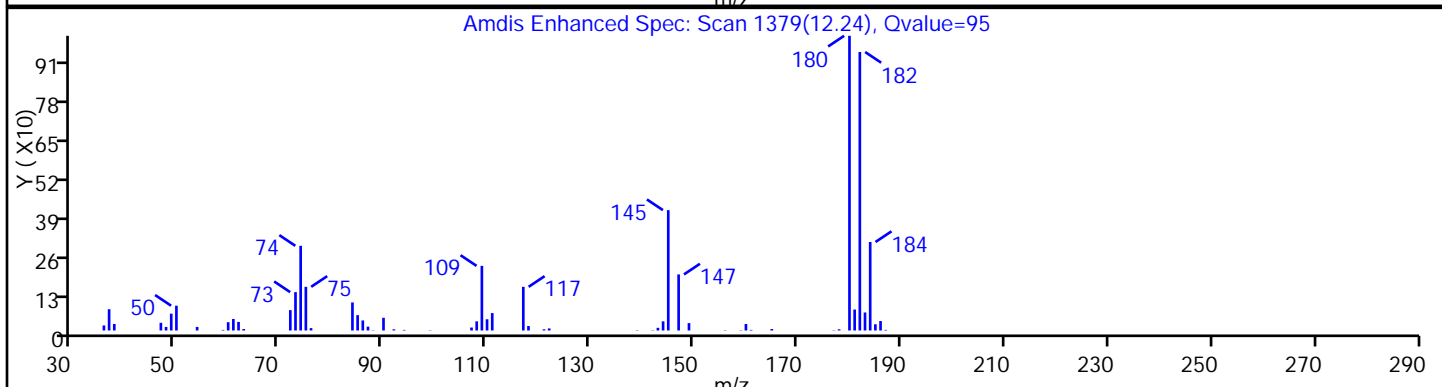
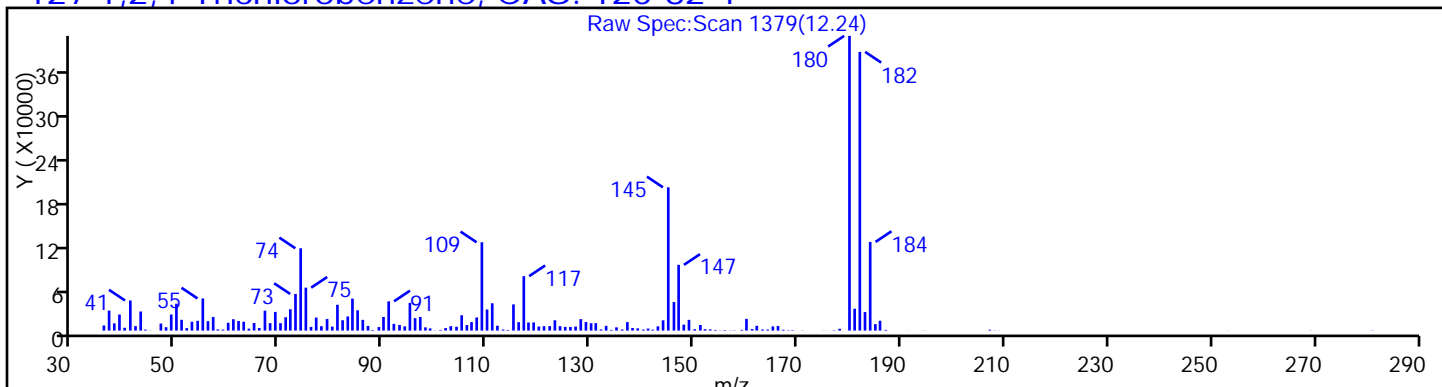
Method: 8260W\_2

Limit Group: VOA - 8260B Water and Solid

Column: Rtx-624 (0.25 mm)

Detector: MS SCAN

127 1,2,4-Trichlorobenzene, CAS: 120-82-1



TestAmerica Edison

Data File: \\EDICHROM\ChromData\CVOAMS2\20141104-20141.b\B75588.D

Injection Date: 04-Nov-2014 10:01:30

Instrument ID: CVOAMS2

Lims ID: 460-85482-A-11-A

Lab Sample ID: 460-85482-11

Client ID: PMP-24-SW-WT

Operator ID:

ALS Bottle#: 9 Worklist Smp#: 10

Purge Vol: 5.000 mL

Dil. Factor: 50.0000

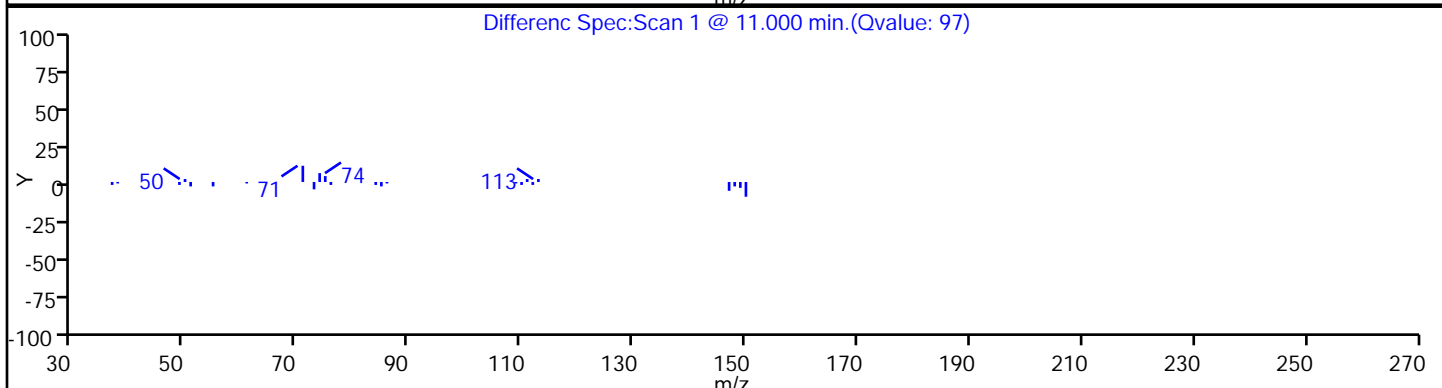
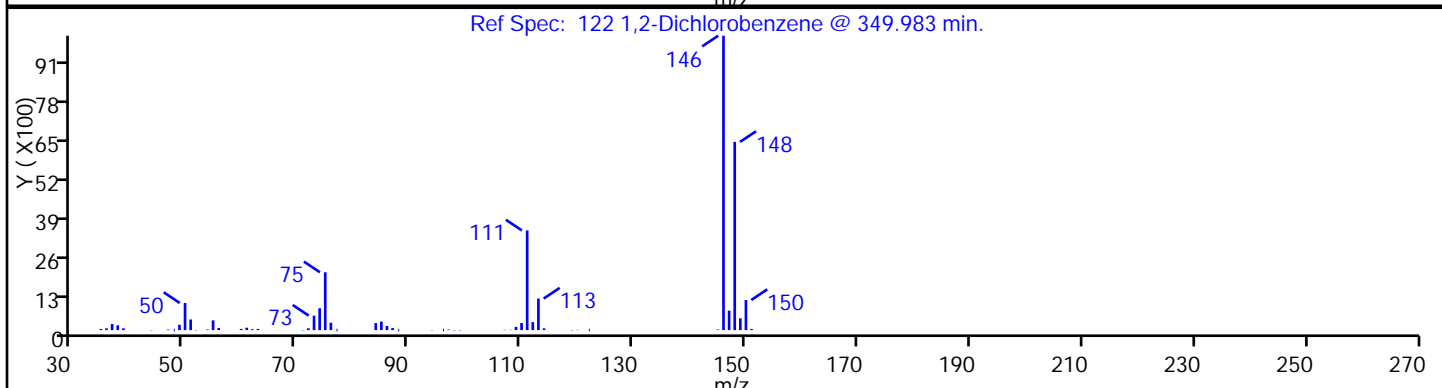
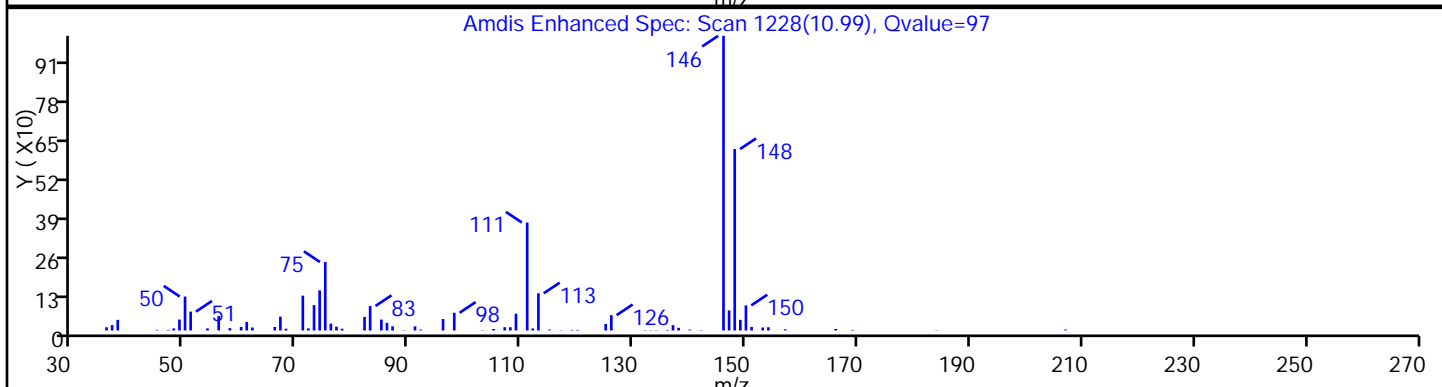
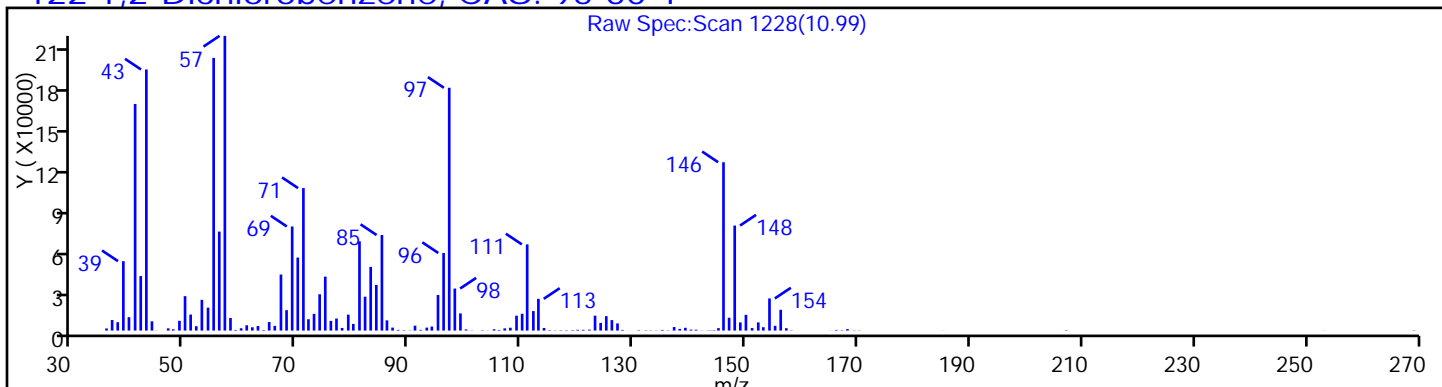
Method: 8260W\_2

Limit Group: VOA - 8260B Water and Solid

Column: Rtx-624 (0.25 mm)

Detector: MS SCAN

122 1,2-Dichlorobenzene, CAS: 95-50-1



TestAmerica Edison

Data File: \\EDICHROM\ChromData\CVOAMS2\20141104-20141.b\B75588.D

Injection Date: 04-Nov-2014 10:01:30

Instrument ID: CVOAMS2

Lims ID: 460-85482-A-11-A

Lab Sample ID: 460-85482-11

Client ID: PMP-24-SW-WT

Operator ID:

ALS Bottle#: 9 Worklist Smp#: 10

Purge Vol: 5.000 mL

Dil. Factor: 50.0000

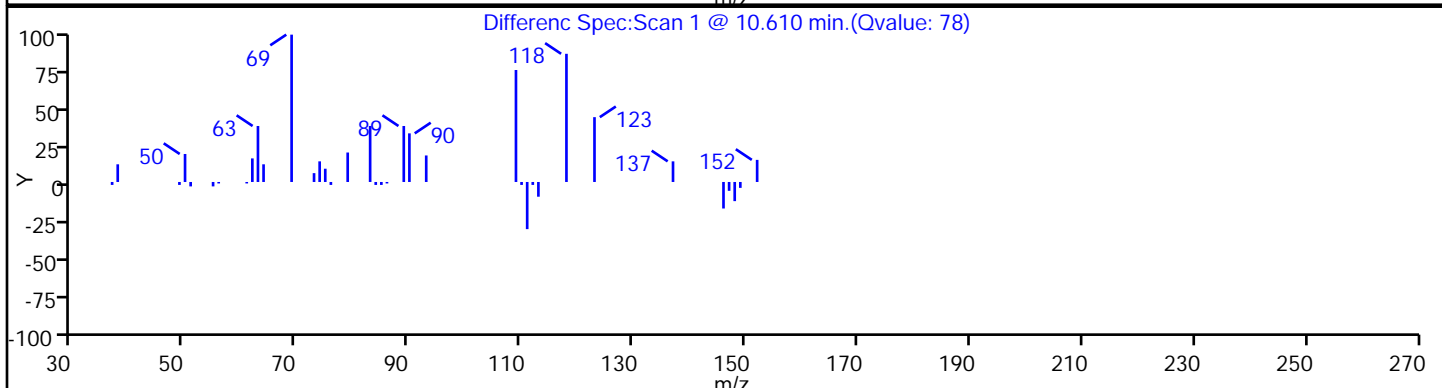
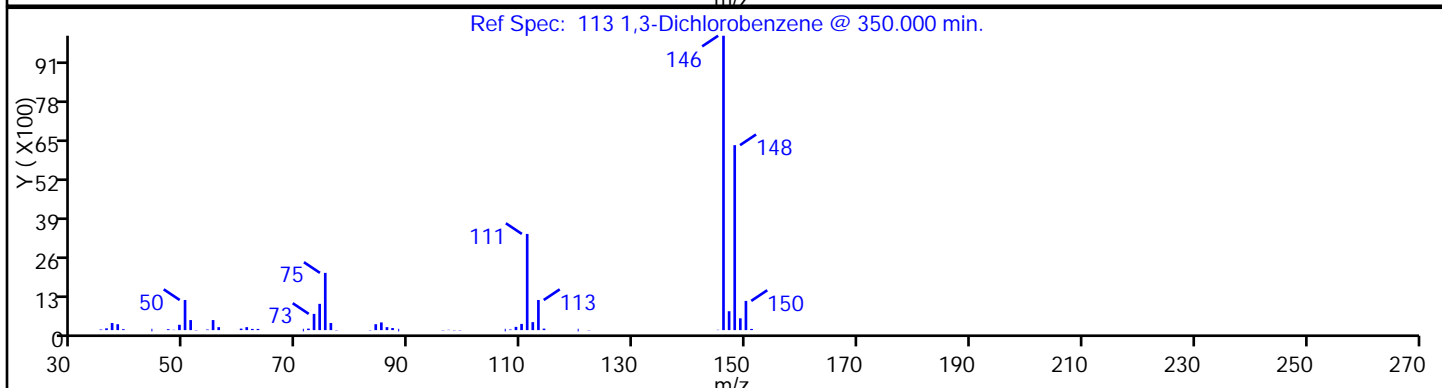
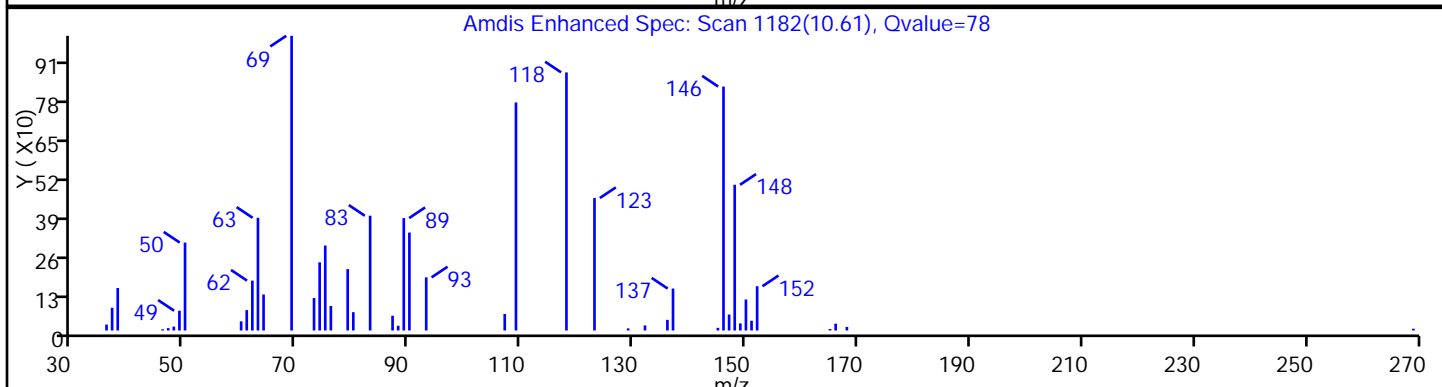
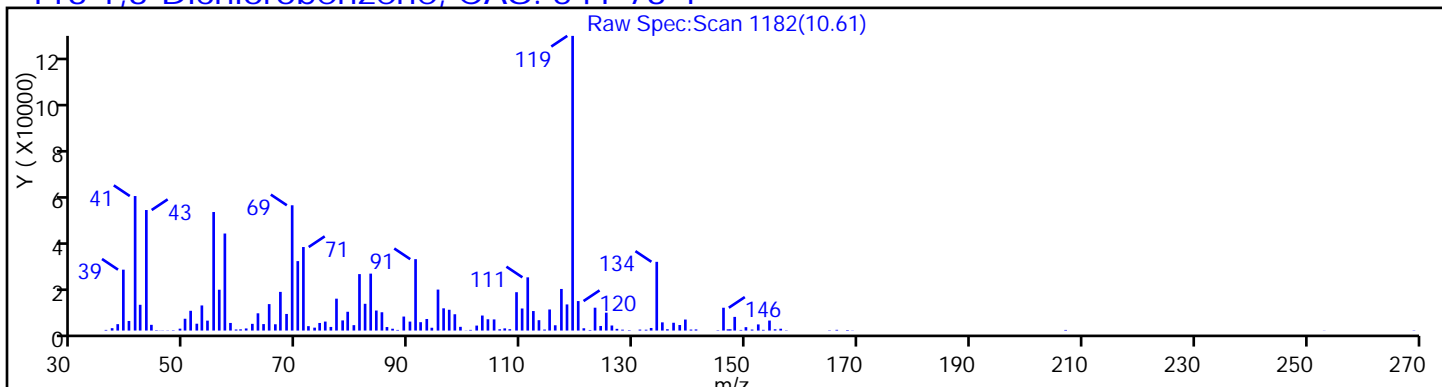
Method: 8260W\_2

Limit Group: VOA - 8260B Water and Solid

Column: Rtx-624 (0.25 mm)

Detector: MS SCAN

### 113 1,3-Dichlorobenzene, CAS: 541-73-1



TestAmerica Edison

Data File: \\EDICHROM\ChromData\CVOAMS2\20141104-20141.b\B75588.D

Injection Date: 04-Nov-2014 10:01:30

Instrument ID: CVOAMS2

Lims ID: 460-85482-A-11-A

Lab Sample ID: 460-85482-11

Client ID: PMP-24-SW-WT

Operator ID:

ALS Bottle#: 9 Worklist Smp#: 10

Purge Vol: 5.000 mL

Dil. Factor: 50.0000

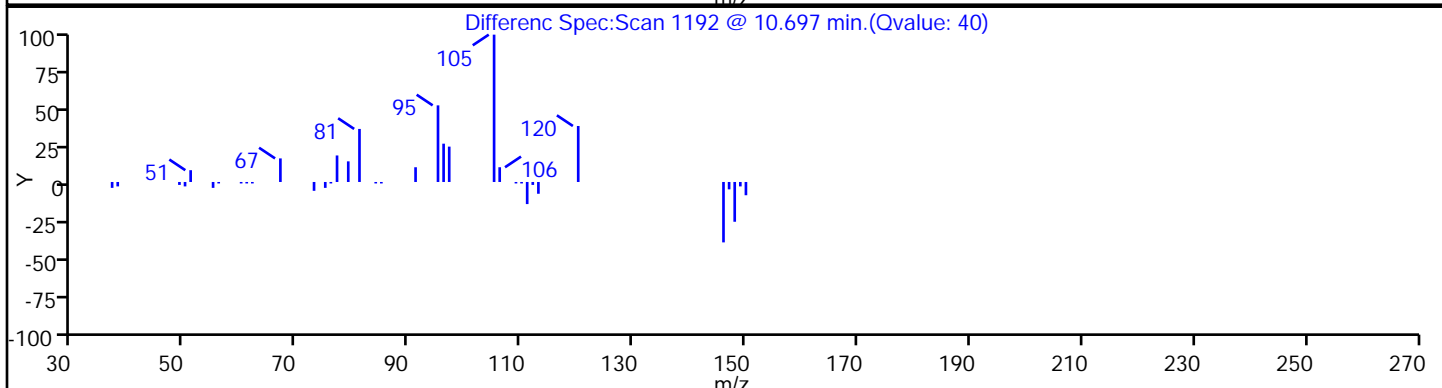
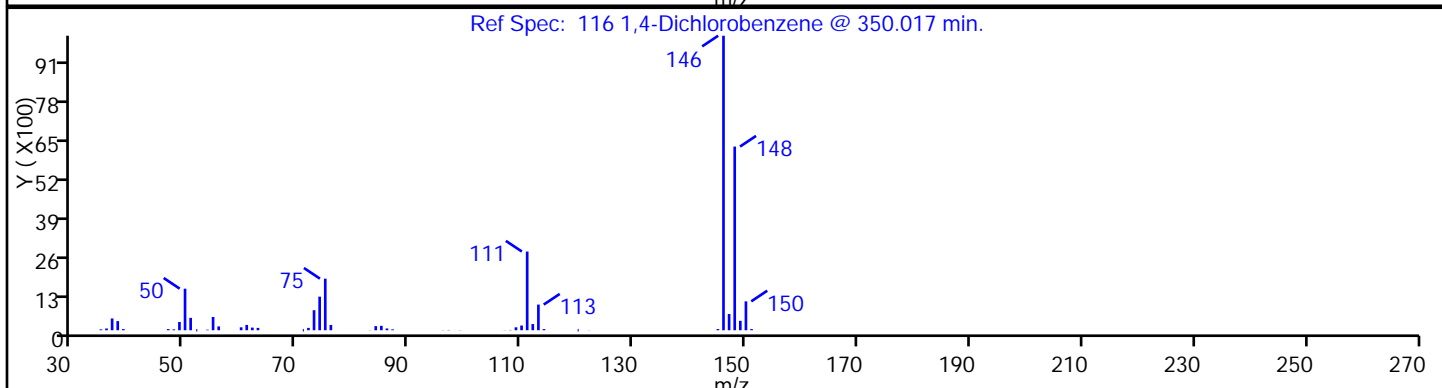
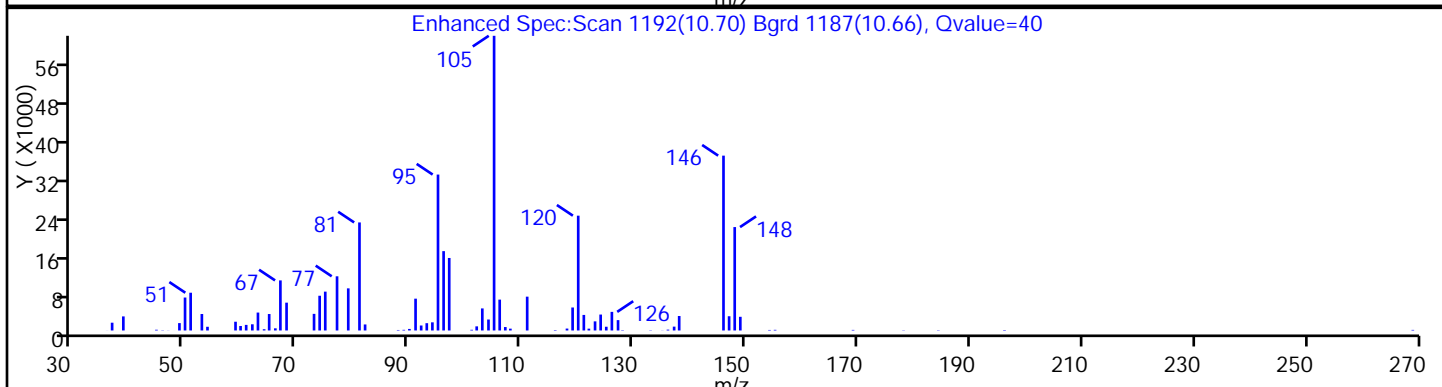
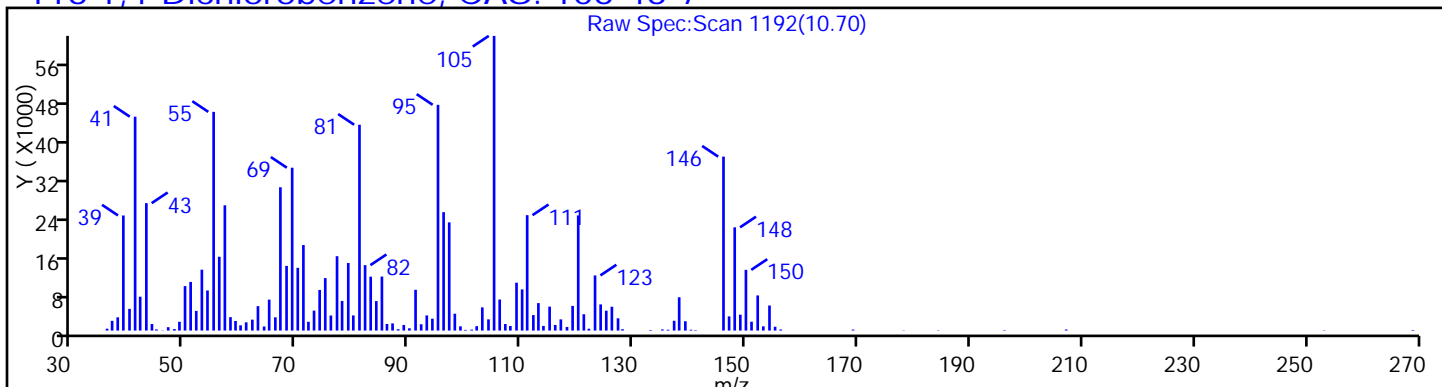
Method: 8260W\_2

Limit Group: VOA - 8260B Water and Solid

Column: Rtx-624 (0.25 mm)

Detector: MS SCAN

116 1,4-Dichlorobenzene, CAS: 106-46-7



TestAmerica Edison

Data File: \\EDICHROM\ChromData\CVOAMS2\20141104-20141.b\B75588.D

Injection Date: 04-Nov-2014 10:01:30

Instrument ID: CVOAMS2

Lims ID: 460-85482-A-11-A

Lab Sample ID: 460-85482-11

Client ID: PMP-24-SW-WT

Operator ID:

ALS Bottle#: 9 Worklist Smp#: 10

Purge Vol: 5.000 mL

Dil. Factor: 50.0000

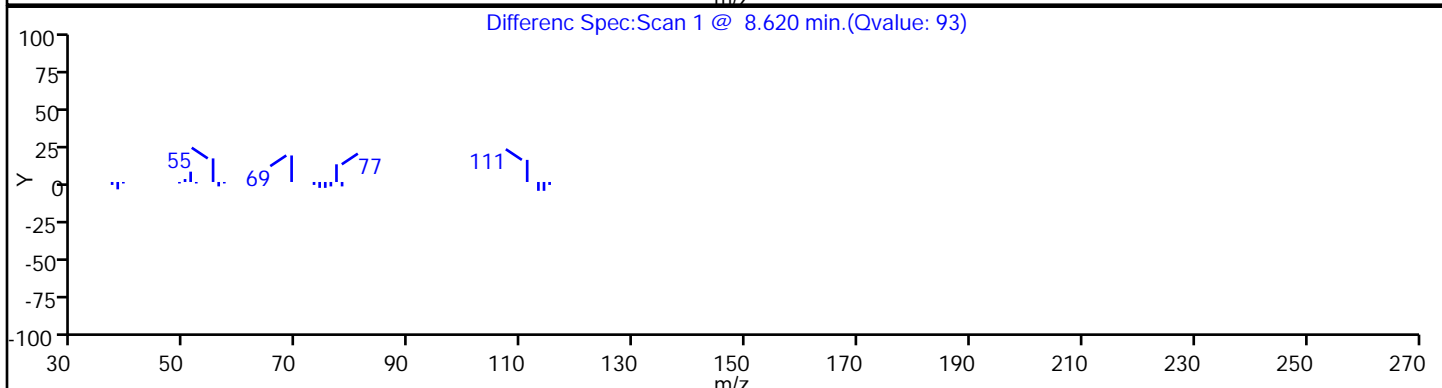
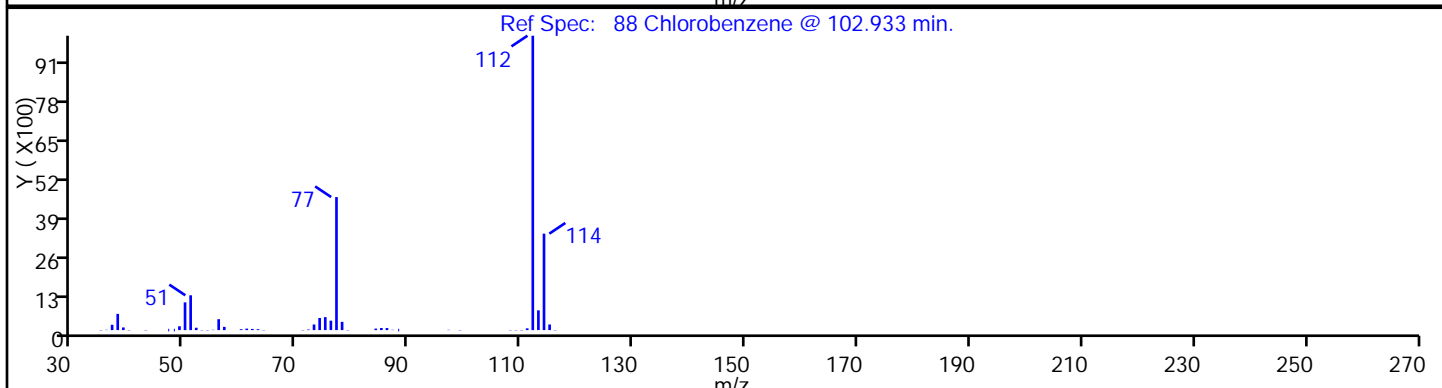
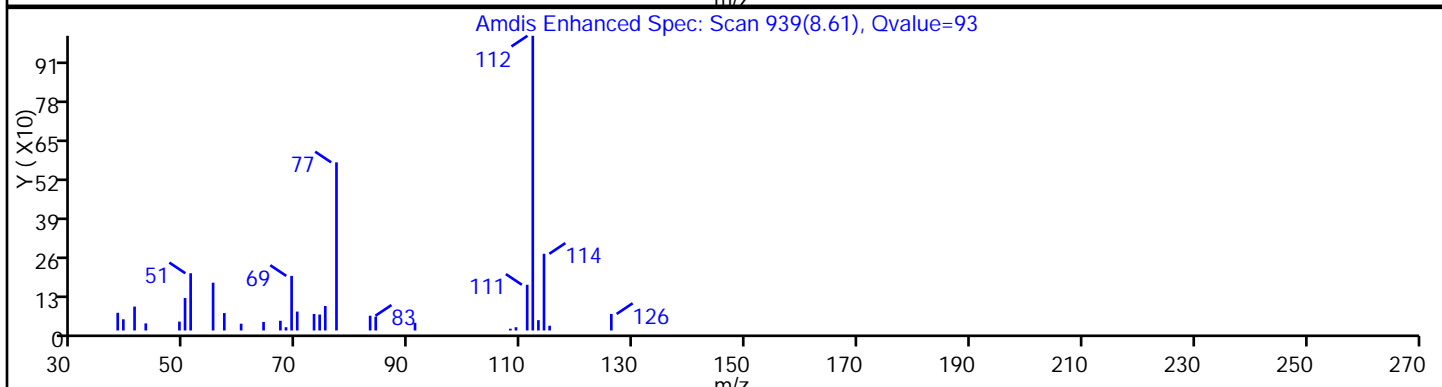
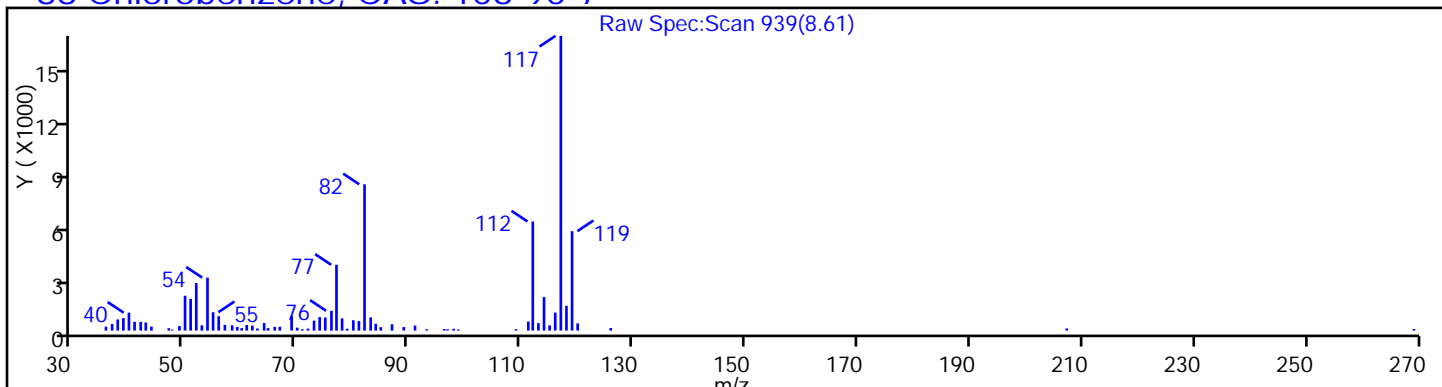
Method: 8260W\_2

Limit Group: VOA - 8260B Water and Solid

Column: Rtx-624 (0.25 mm)

Detector: MS SCAN

88 Chlorobenzene, CAS: 108-90-7



TestAmerica Edison

Data File: \\EDICHROM\ChromData\CVOAMS2\20141104-20141.b\B75588.D

Injection Date: 04-Nov-2014 10:01:30

Instrument ID: CVOAMS2

Lims ID: 460-85482-A-11-A

Lab Sample ID: 460-85482-11

Client ID: PMP-24-SW-WT

Operator ID:

ALS Bottle#: 9 Worklist Smp#: 10

Purge Vol: 5.000 mL

Dil. Factor: 50.0000

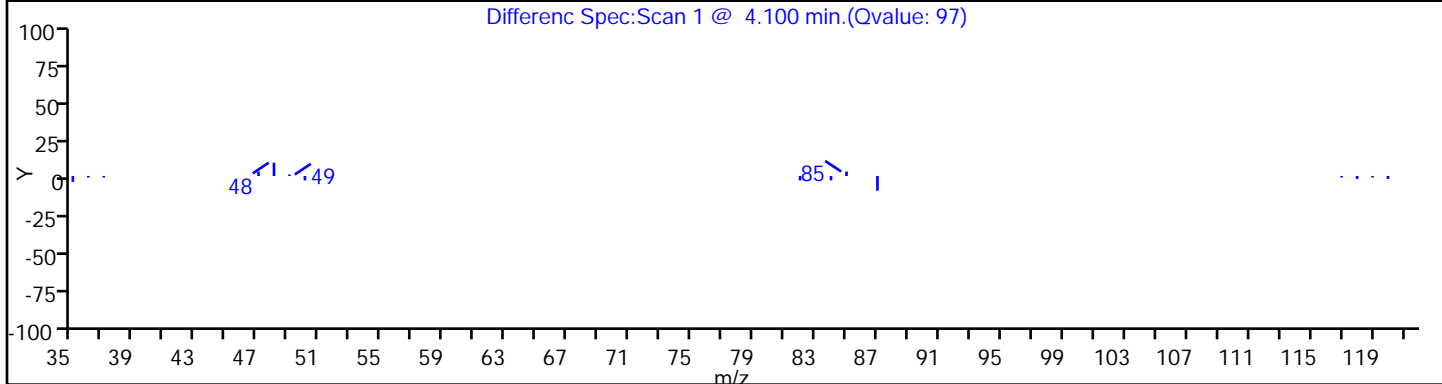
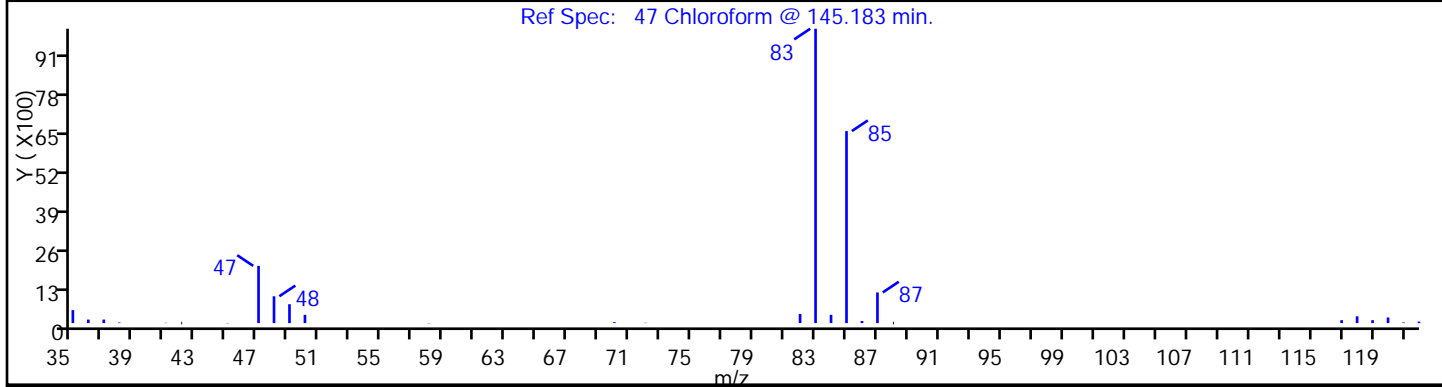
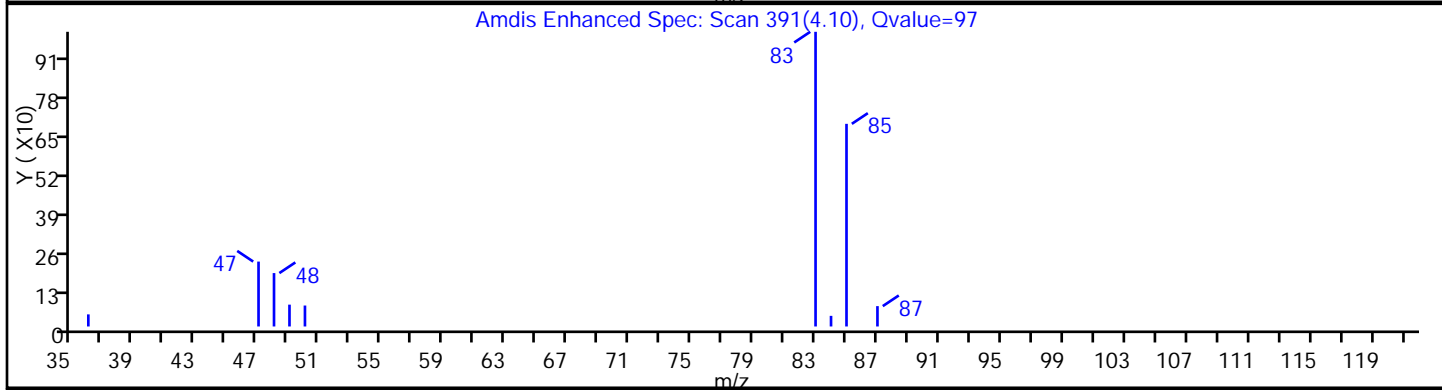
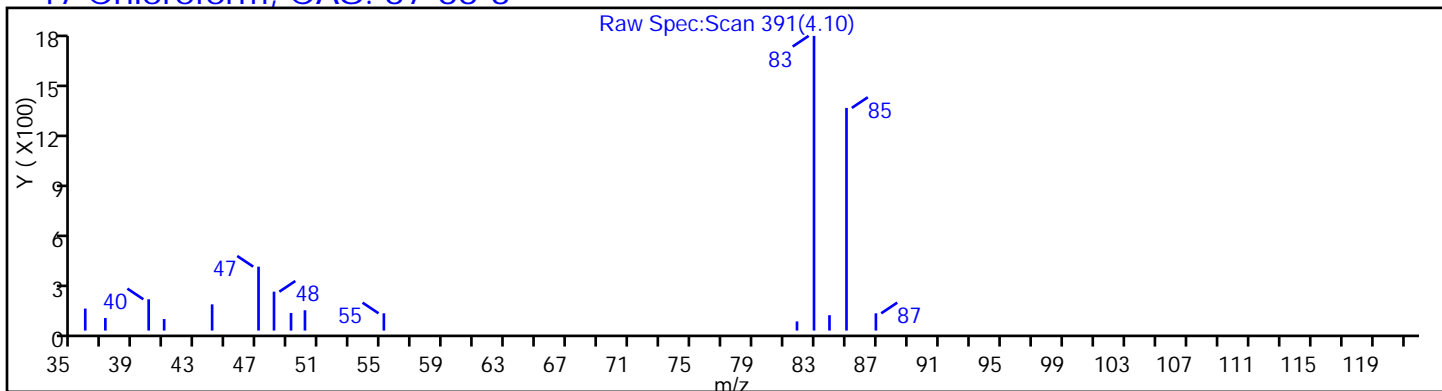
Method: 8260W\_2

Limit Group: VOA - 8260B Water and Solid

Column: Rtx-624 (0.25 mm)

Detector: MS SCAN

47 Chloroform, CAS: 67-66-3





TestAmerica Edison

Data File: \\EDICHROM\ChromData\CVOAMS2\20141104-20141.b\B75588.D

Injection Date: 04-Nov-2014 10:01:30

Instrument ID: CVOAMS2

Lims ID: 460-85482-A-11-A

Lab Sample ID: 460-85482-11

Client ID: PMP-24-SW-WT

Operator ID:

ALS Bottle#: 9 Worklist Smp#: 10

Purge Vol: 5.000 mL

Dil. Factor: 50.0000

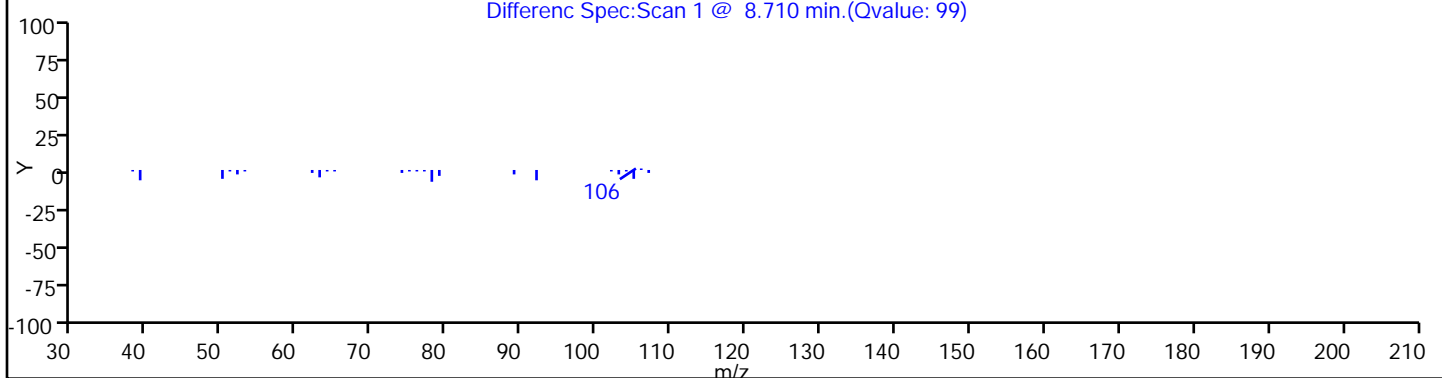
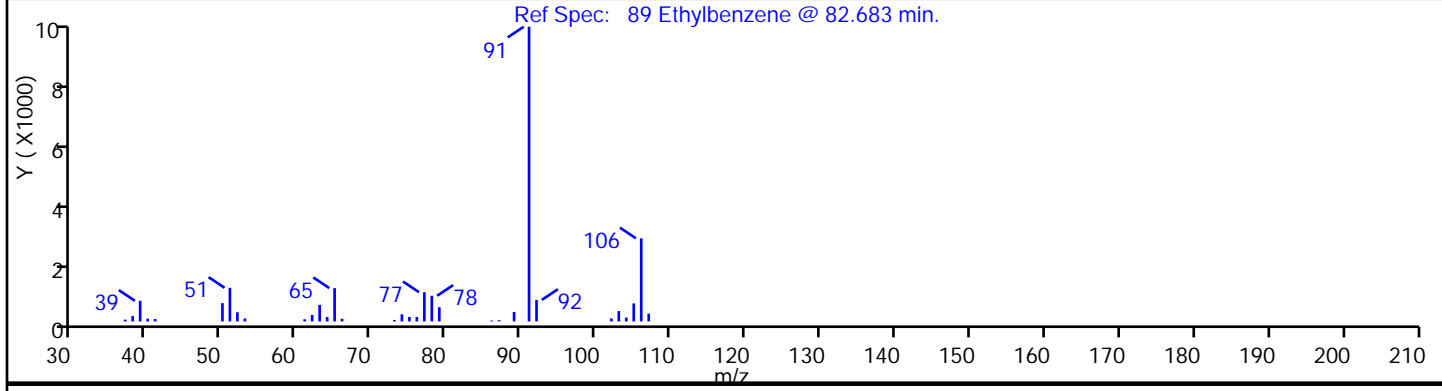
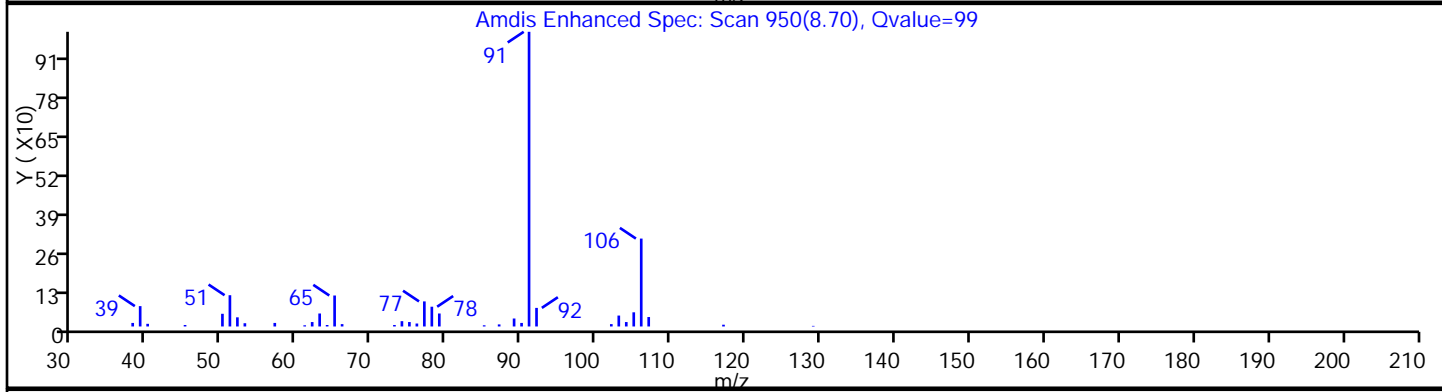
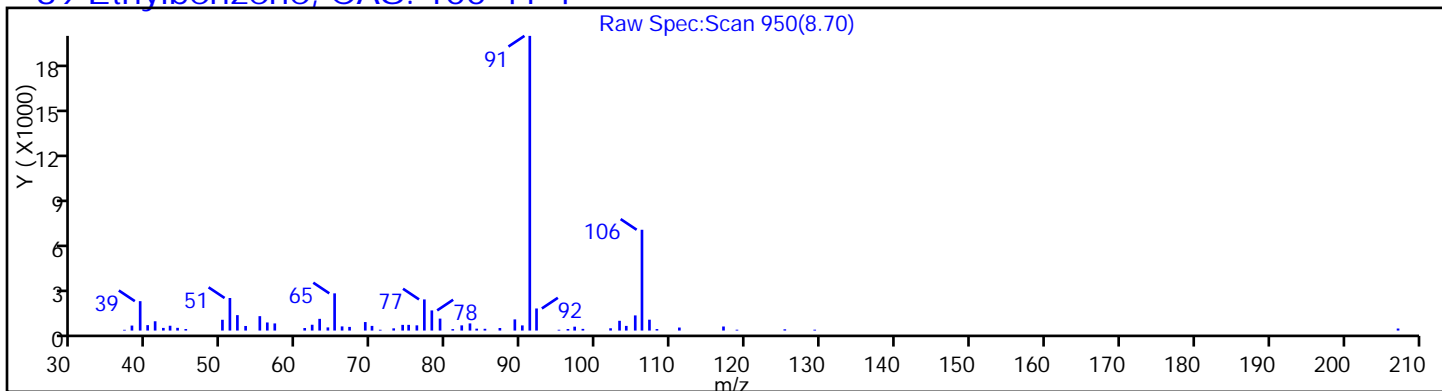
Method: 8260W\_2

Limit Group: VOA - 8260B Water and Solid

Column: Rtx-624 (0.25 mm)

Detector: MS SCAN

89 Ethylbenzene, CAS: 100-41-4



TestAmerica Edison

Data File: \\EDICHROM\ChromData\CVOAMS2\20141104-20141.b\B75588.D

Injection Date: 04-Nov-2014 10:01:30

Instrument ID: CVOAMS2

Lims ID: 460-85482-A-11-A

Lab Sample ID: 460-85482-11

Client ID: PMP-24-SW-WT

Operator ID:

ALS Bottle#: 9 Worklist Smp#: 10

Purge Vol: 5.000 mL

Dil. Factor: 50.0000

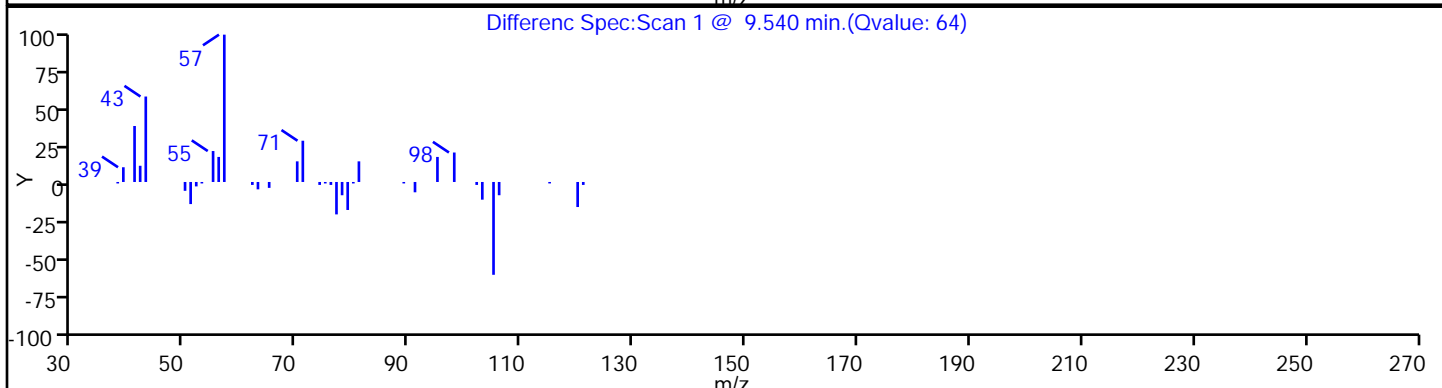
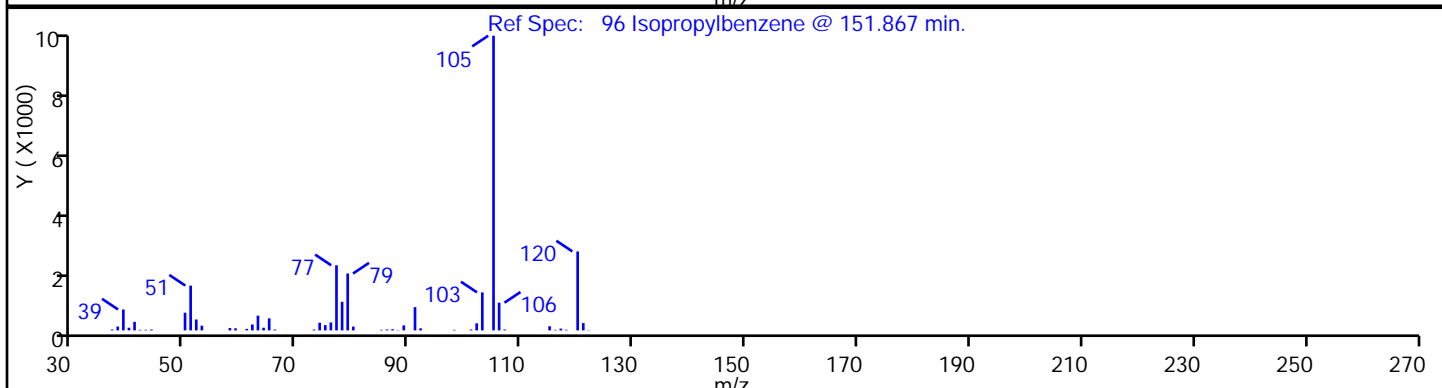
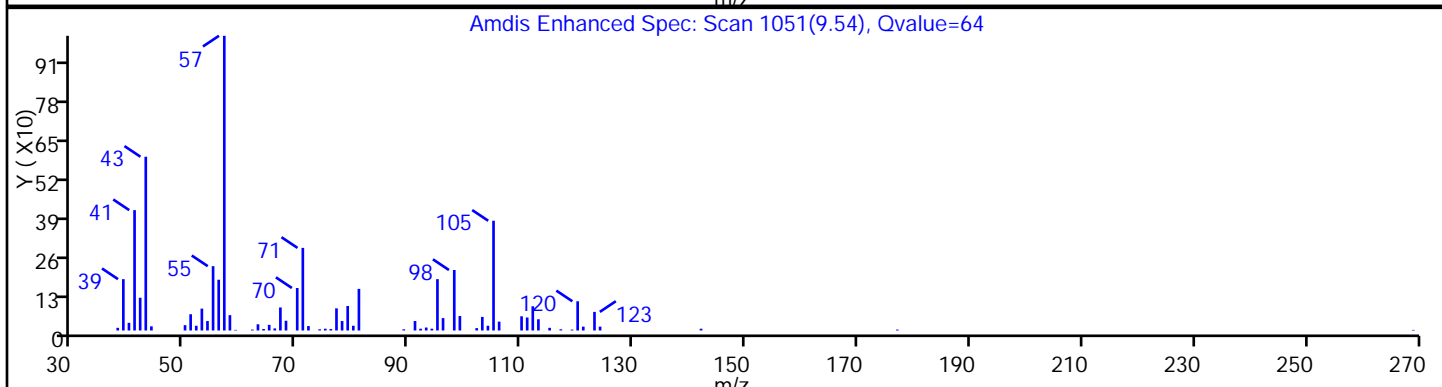
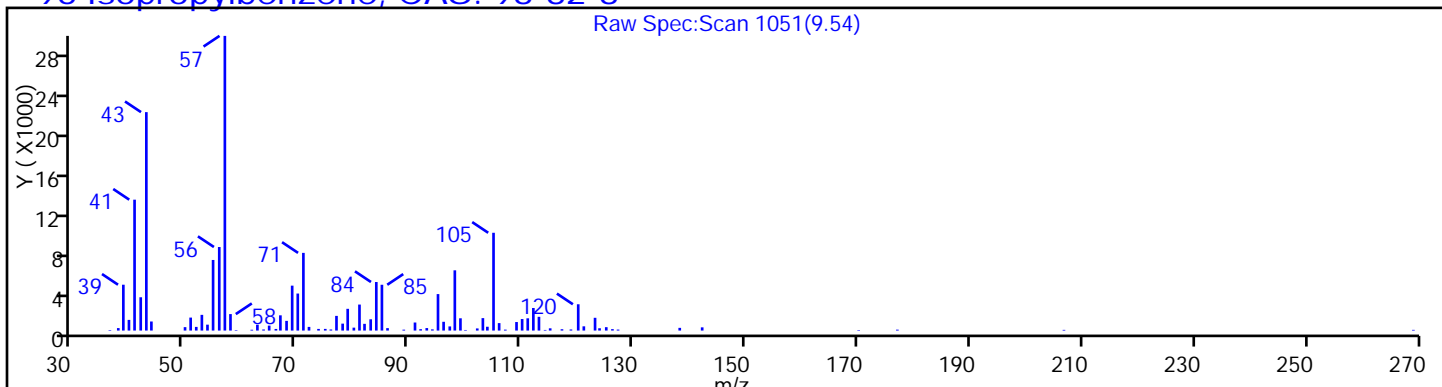
Method: 8260W\_2

Limit Group: VOA - 8260B Water and Solid

Column: Rtx-624 (0.25 mm)

Detector: MS SCAN

96 Isopropylbenzene, CAS: 98-82-8



TestAmerica Edison

Data File: \\EDICHROM\ChromData\CVOAMS2\20141104-20141.b\B75588.D

Injection Date: 04-Nov-2014 10:01:30

Instrument ID: CVOAMS2

Lims ID: 460-85482-A-11-A

Lab Sample ID: 460-85482-11

Client ID: PMP-24-SW-WT

Operator ID:

ALS Bottle#: 9 Worklist Smp#: 10

Purge Vol: 5.000 mL

Dil. Factor: 50.0000

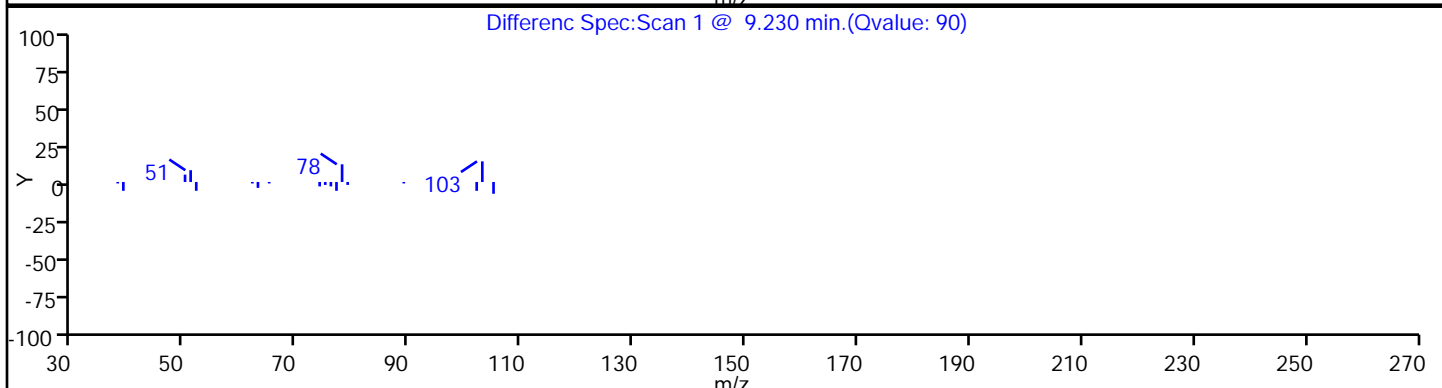
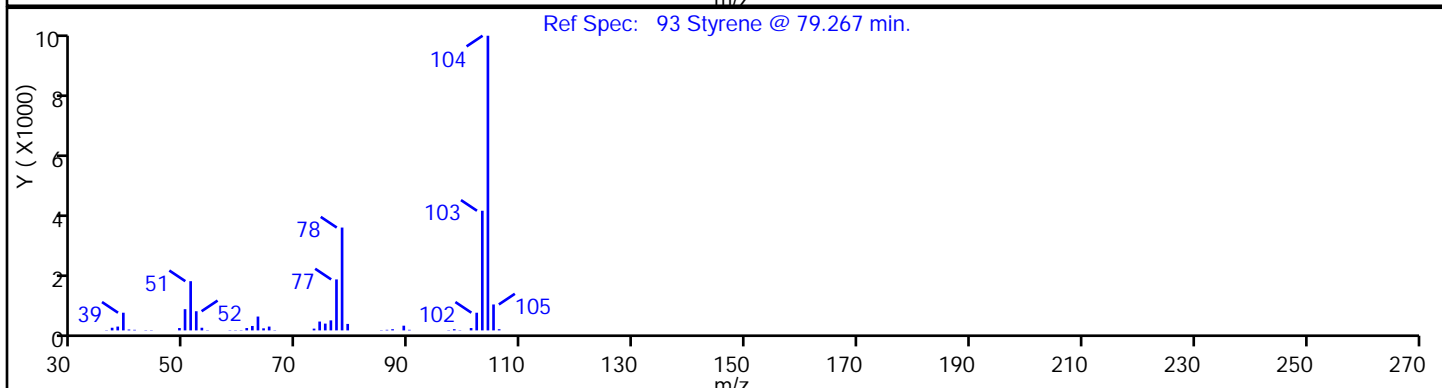
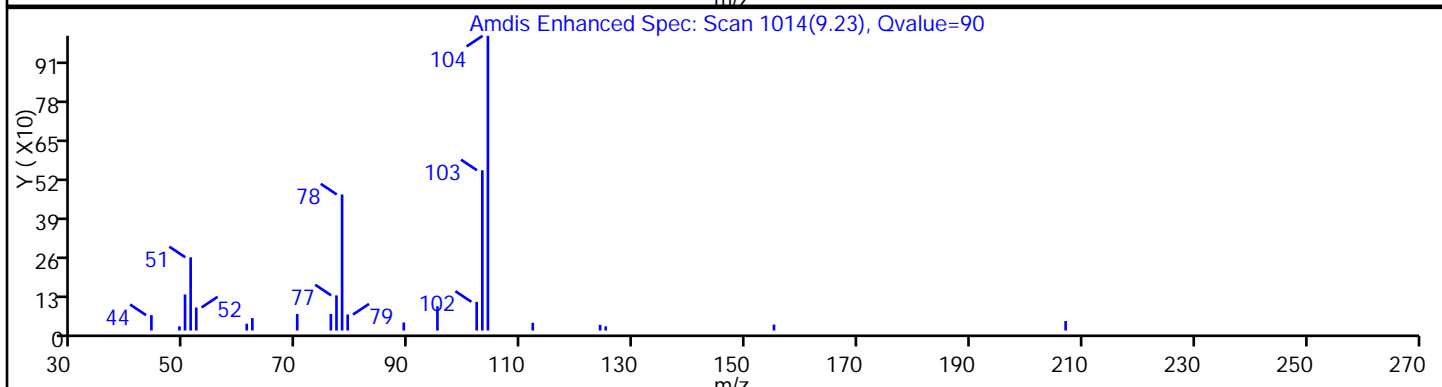
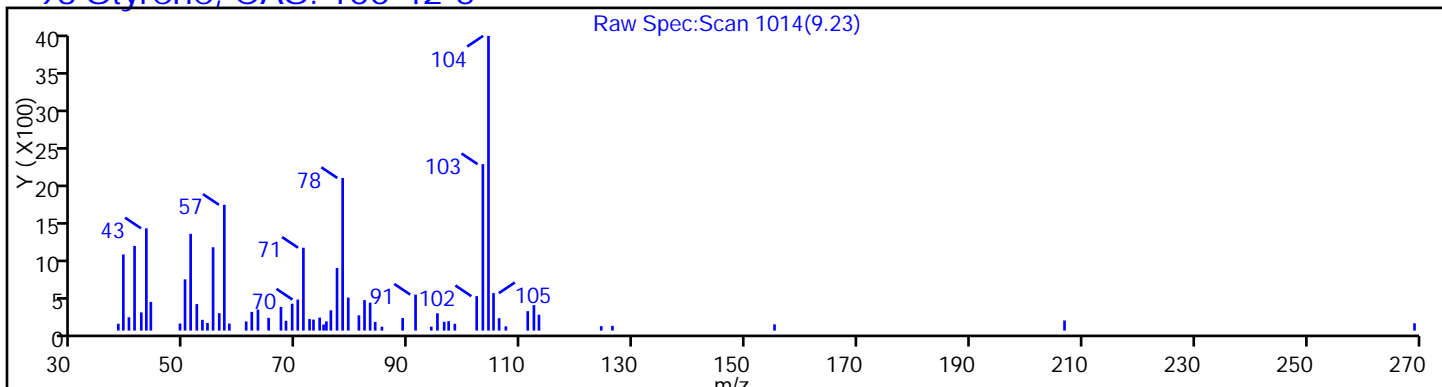
Method: 8260W\_2

Limit Group: VOA - 8260B Water and Solid

Column: Rtx-624 (0.25 mm)

Detector: MS SCAN

93 Styrene, CAS: 100-42-5



TestAmerica Edison

Data File: \\EDICHROM\ChromData\CVOAMS2\20141104-20141.b\B75588.D

Injection Date: 04-Nov-2014 10:01:30

Instrument ID: CVOAMS2

Lims ID: 460-85482-A-11-A

Lab Sample ID: 460-85482-11

Client ID: PMP-24-SW-WT

Operator ID:

ALS Bottle#: 9 Worklist Smp#: 10

Purge Vol: 5.000 mL

Dil. Factor: 50.0000

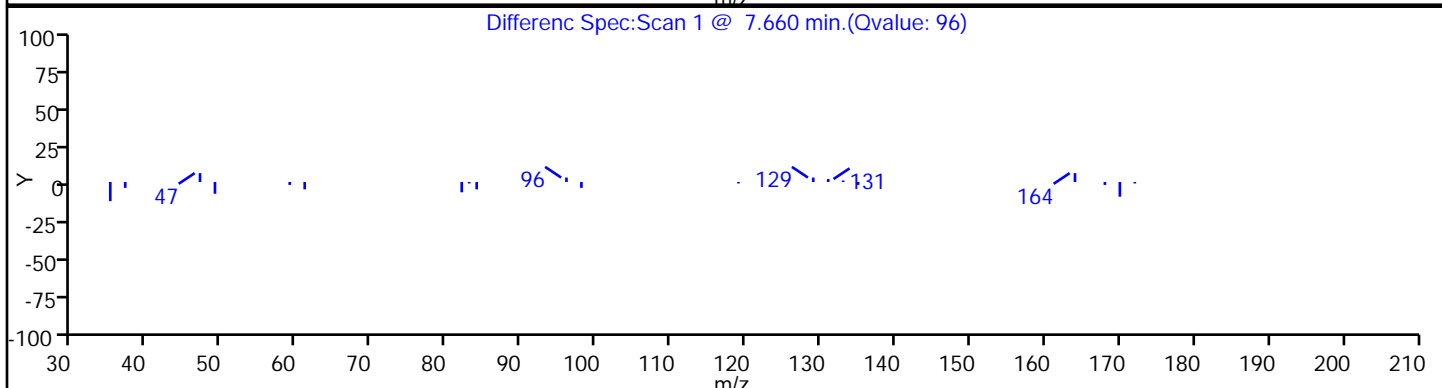
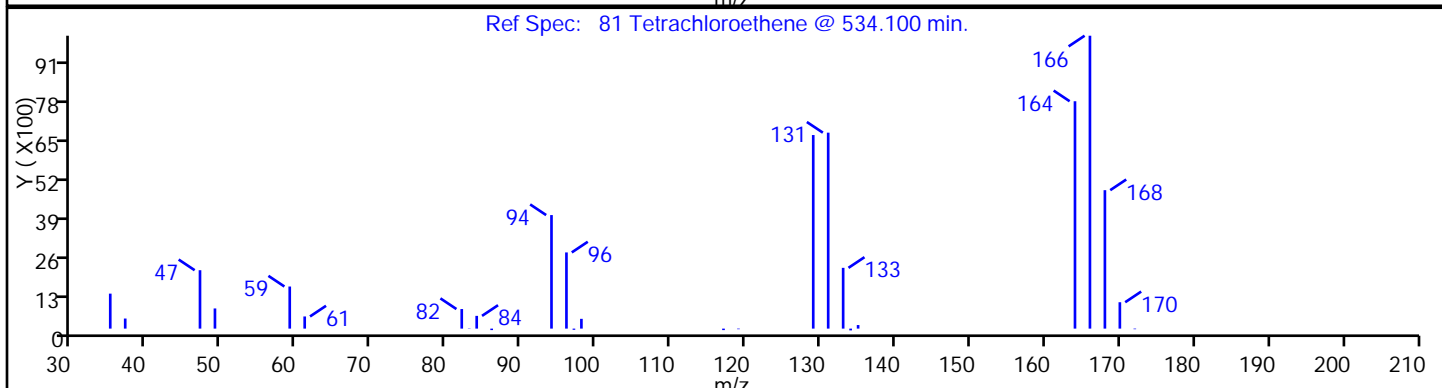
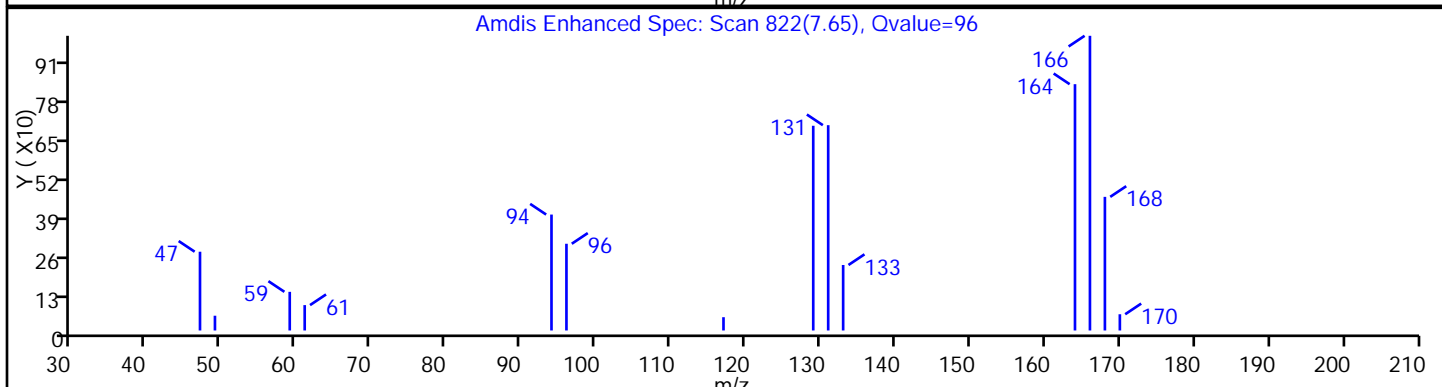
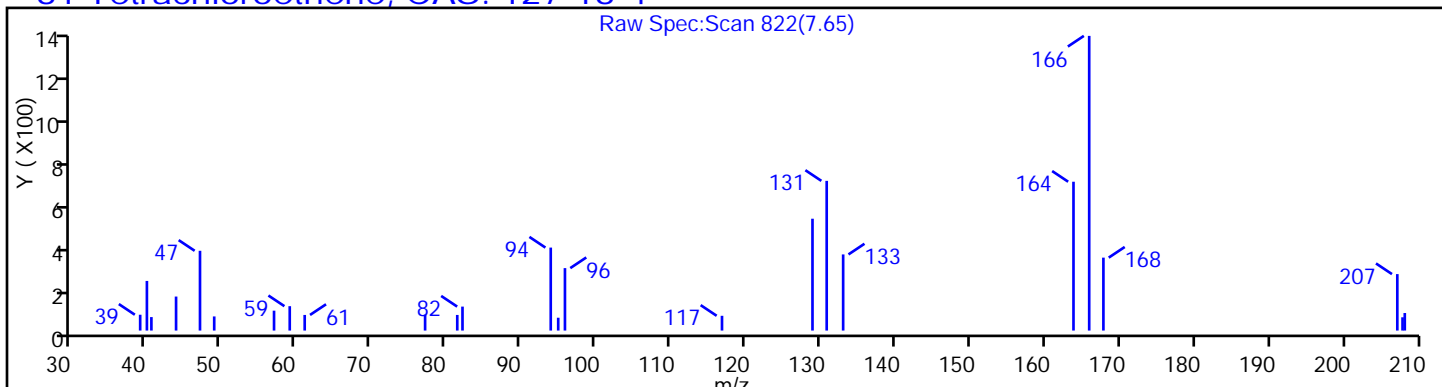
Method: 8260W\_2

Limit Group: VOA - 8260B Water and Solid

Column: Rtx-624 (0.25 mm)

Detector: MS SCAN

81 Tetrachloroethene, CAS: 127-18-4



TestAmerica Edison

Data File: \\EDICHROM\ChromData\CVOAMS2\20141104-20141.b\B75588.D

Injection Date: 04-Nov-2014 10:01:30

Instrument ID: CVOAMS2

Lims ID: 460-85482-A-11-A

Lab Sample ID: 460-85482-11

Client ID: PMP-24-SW-WT

Operator ID:

ALS Bottle#: 9 Worklist Smp#: 10

Purge Vol: 5.000 mL

Dil. Factor: 50.0000

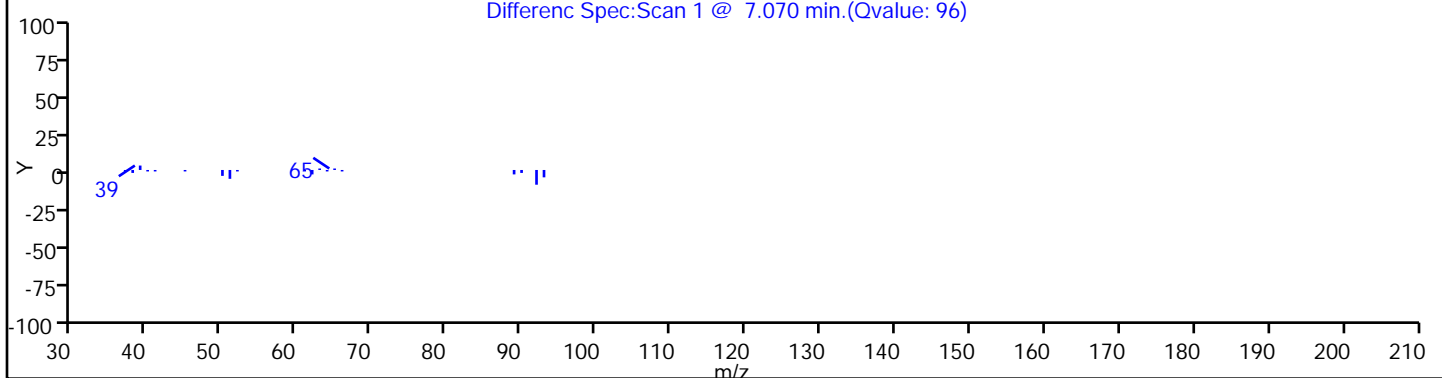
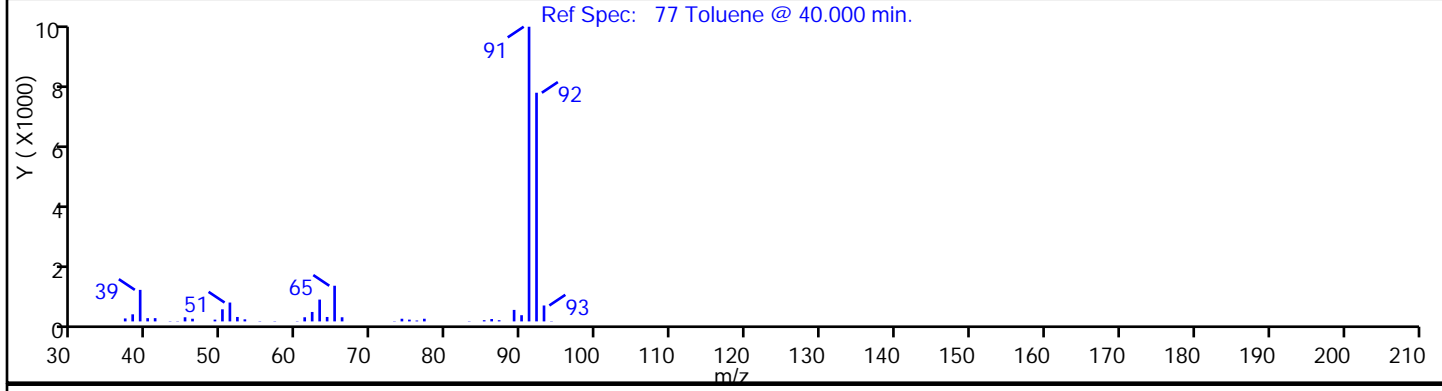
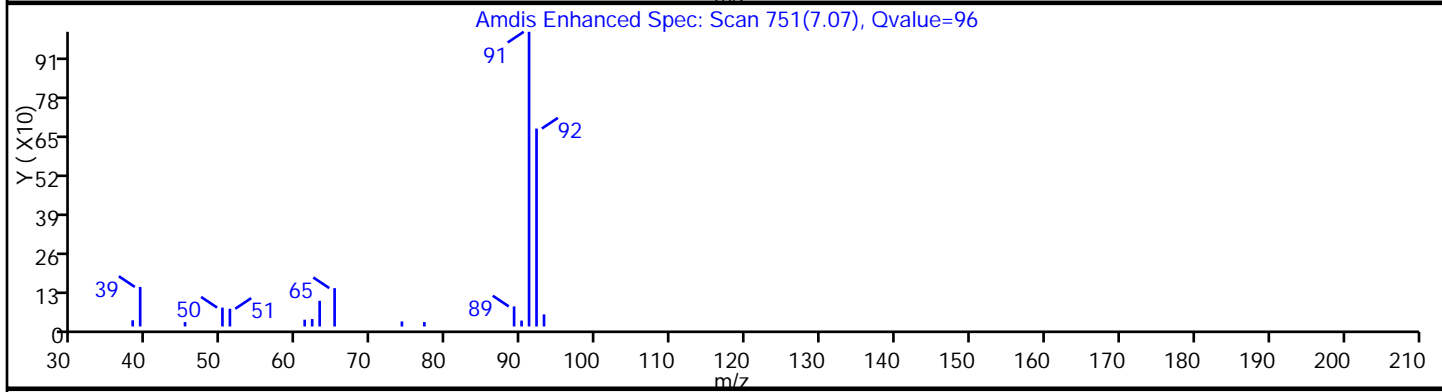
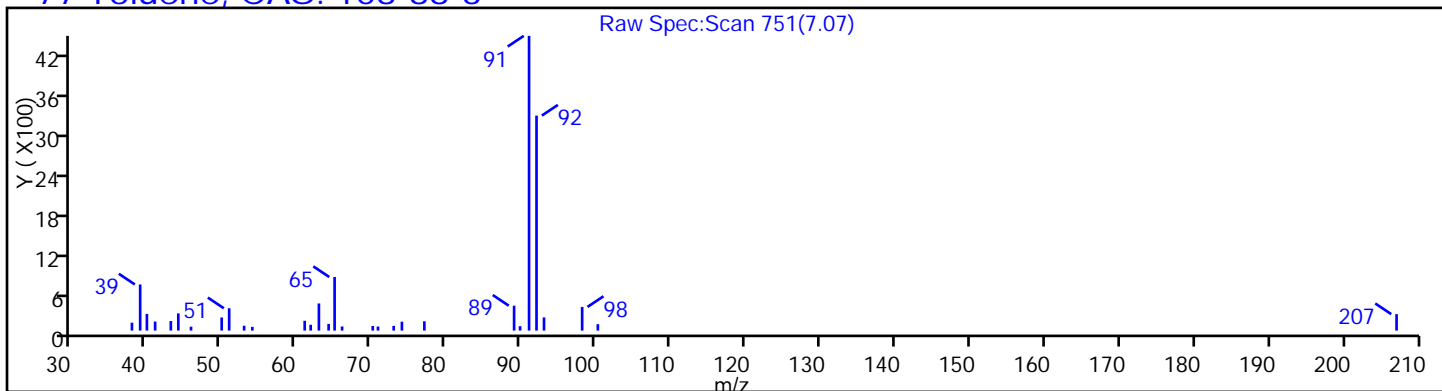
Method: 8260W\_2

Limit Group: VOA - 8260B Water and Solid

Column: Rtx-624 (0.25 mm)

Detector: MS SCAN

77 Toluene, CAS: 108-88-3



TestAmerica Edison

Data File: \\EDICHROM\ChromData\CVOAMS2\20141104-20141.b\B75588.D

Injection Date: 04-Nov-2014 10:01:30

Instrument ID: CVOAMS2

Lims ID: 460-85482-A-11-A

Lab Sample ID: 460-85482-11

Client ID: PMP-24-SW-WT

Operator ID:

ALS Bottle#: 9 Worklist Smp#: 10

Purge Vol: 5.000 mL

Dil. Factor: 50.0000

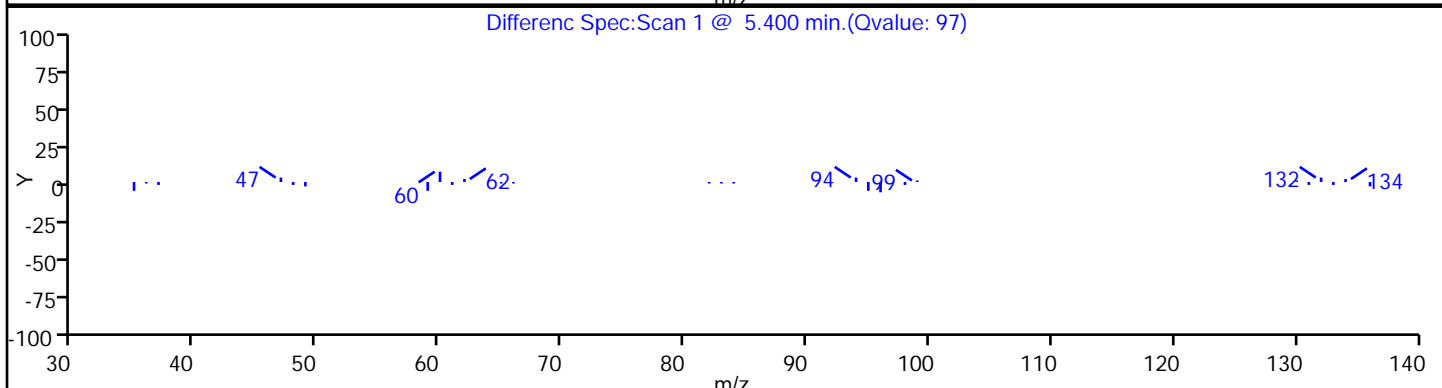
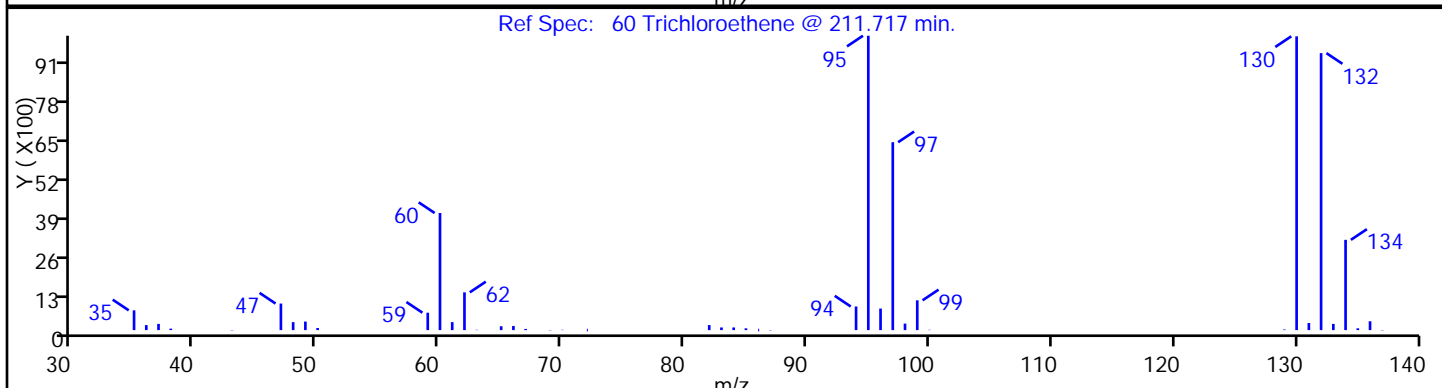
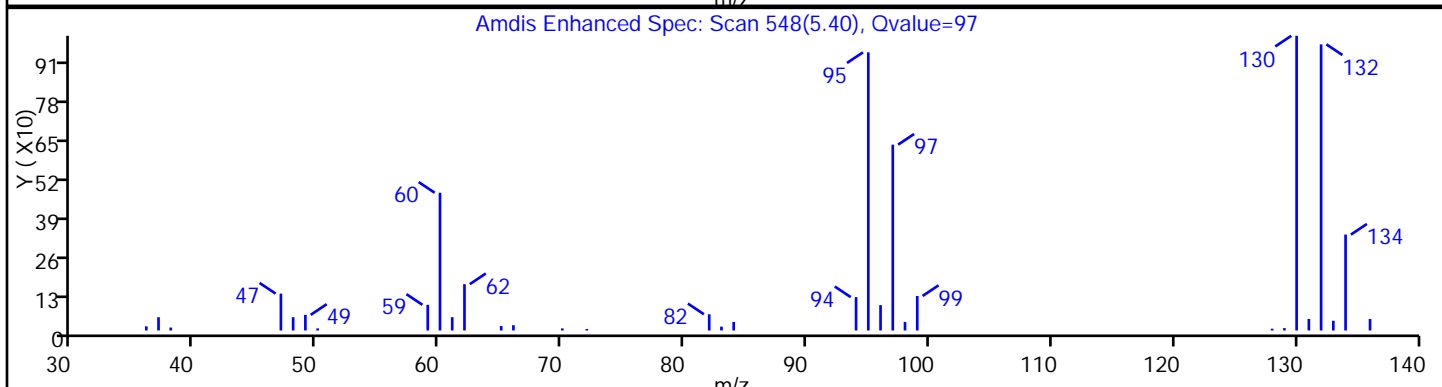
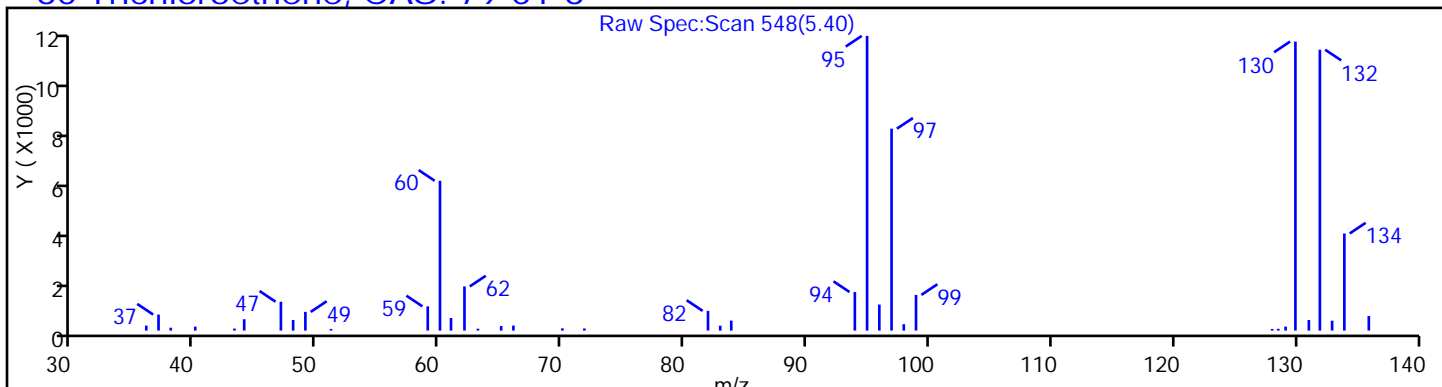
Method: 8260W\_2

Limit Group: VOA - 8260B Water and Solid

Column: Rtx-624 (0.25 mm)

Detector: MS SCAN

60 Trichloroethene, CAS: 79-01-6



TestAmerica Edison

Data File: \\EDICHROM\ChromData\CVOAMS2\20141104-20141.b\B75588.D

Injection Date: 04-Nov-2014 10:01:30

Instrument ID: CVOAMS2

Lims ID: 460-85482-A-11-A

Lab Sample ID: 460-85482-11

Client ID: PMP-24-SW-WT

Operator ID:

ALS Bottle#: 9 Worklist Smp#: 10

Purge Vol: 5.000 mL

Dil. Factor: 50.0000

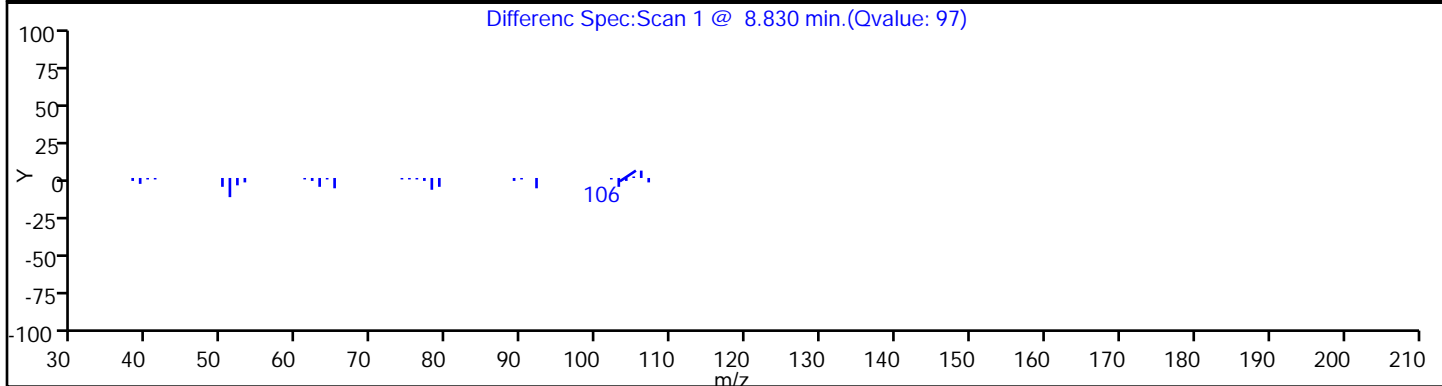
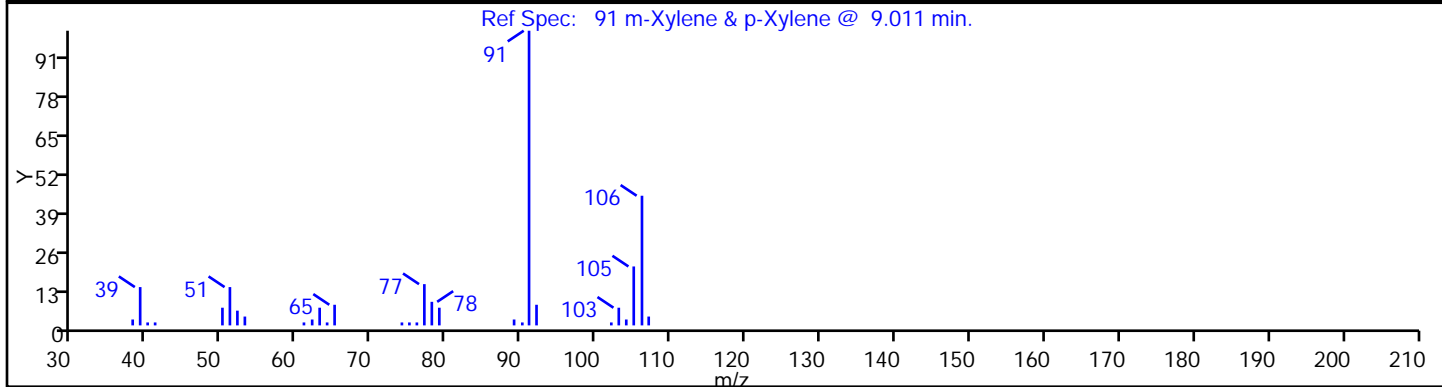
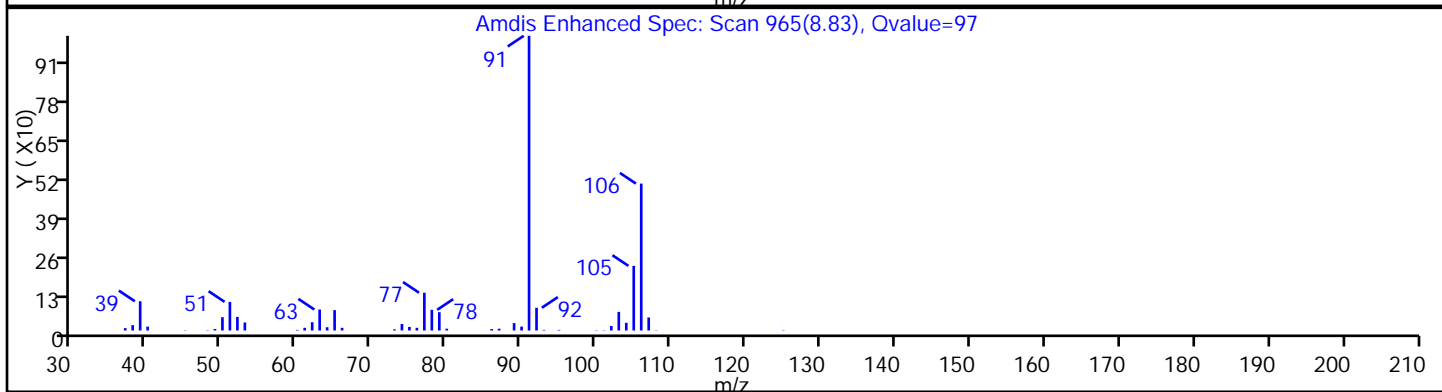
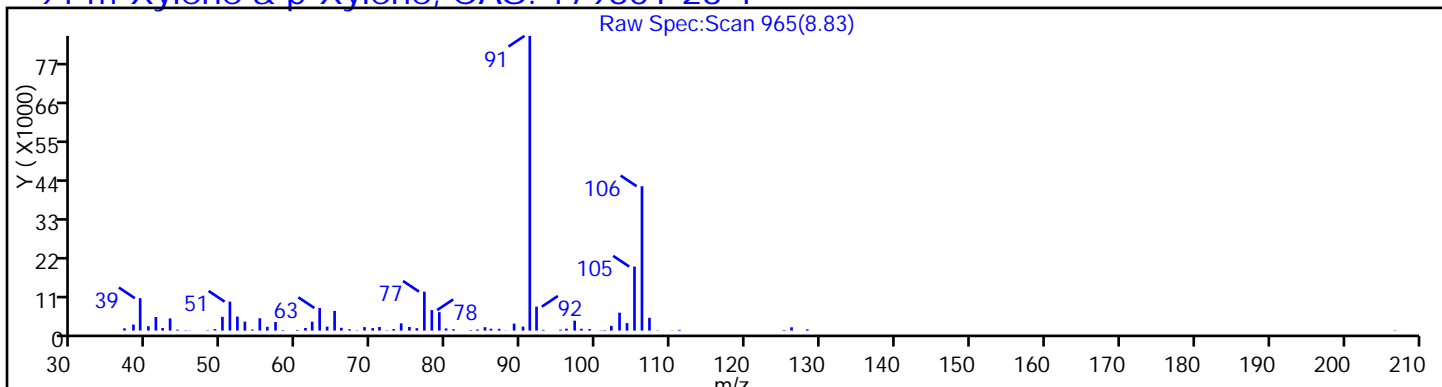
Method: 8260W\_2

Limit Group: VOA - 8260B Water and Solid

Column: Rtx-624 (0.25 mm)

Detector: MS SCAN

91 m-Xylene & p-Xylene, CAS: 179601-23-1



TestAmerica Edison

Data File: \\EDICHROM\ChromData\CVOAMS2\20141104-20141.b\B75588.D

Injection Date: 04-Nov-2014 10:01:30

Instrument ID: CVOAMS2

Lims ID: 460-85482-A-11-A

Lab Sample ID: 460-85482-11

Client ID: PMP-24-SW-WT

Operator ID:

ALS Bottle#: 9 Worklist Smp#: 10

Purge Vol: 5.000 mL

Dil. Factor: 50.0000

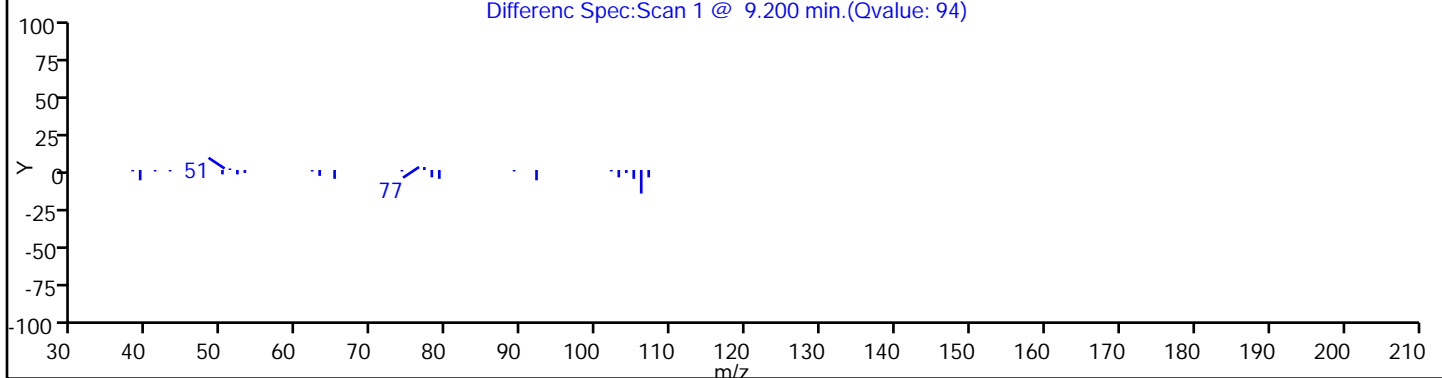
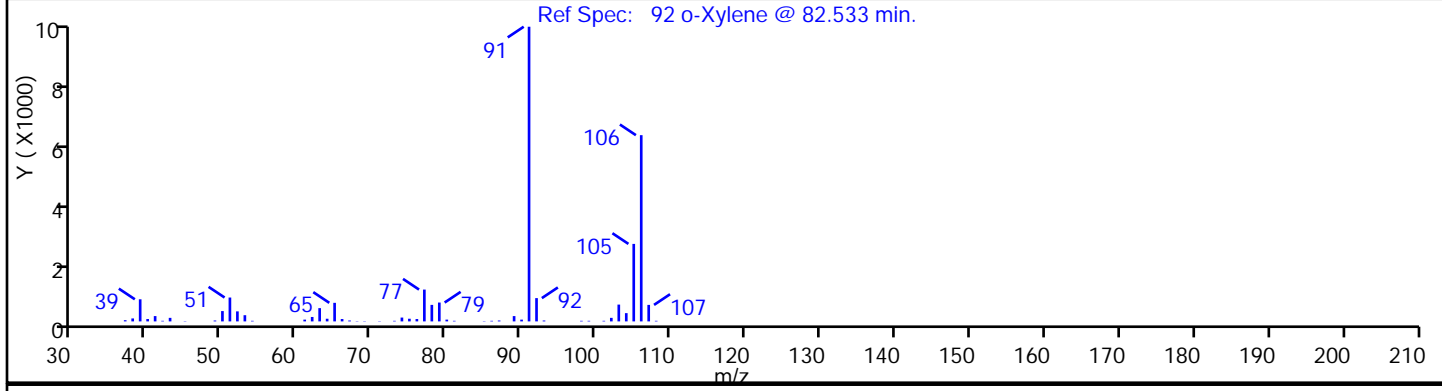
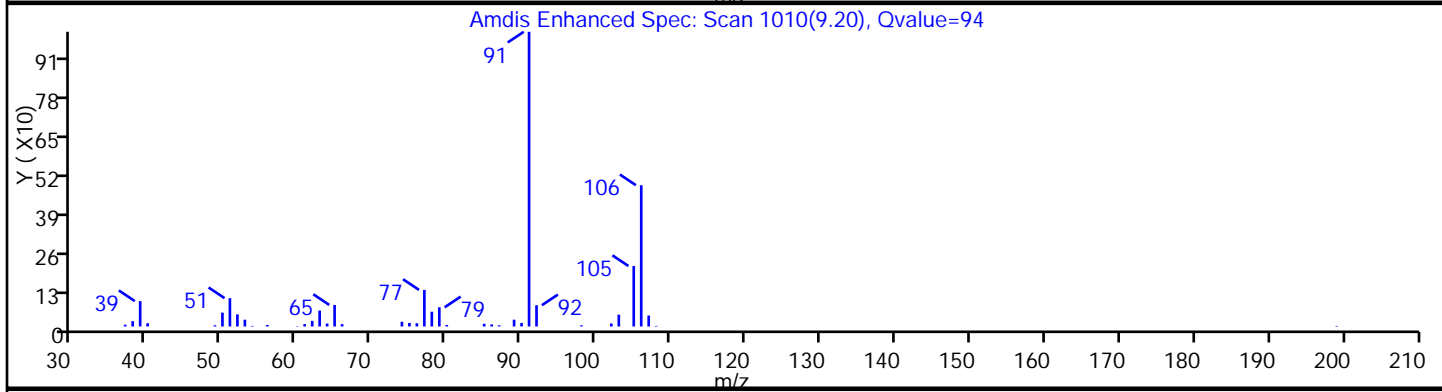
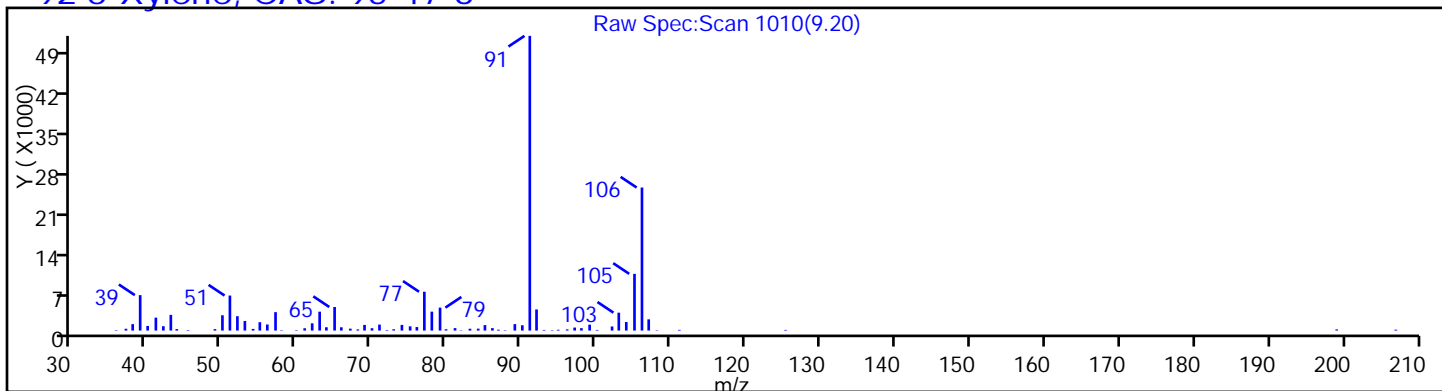
Method: 8260W\_2

Limit Group: VOA - 8260B Water and Solid

Column: Rtx-624 (0.25 mm)

Detector: MS SCAN

92 o-Xylene, CAS: 95-47-6





TestAmerica Edison

Data File: \\EDICHROM\ChromData\CVOAMS2\20141104-20141.b\B75588.D

Injection Date: 04-Nov-2014 10:01:30

Instrument ID: CVOAMS2

Lims ID: 460-85482-A-11-A

Lab Sample ID: 460-85482-11

Client ID: PMP-24-SW-WT

Operator ID:

ALS Bottle#: 9 Worklist Smp#: 10

Purge Vol: 5.000 mL

Dil. Factor: 50.0000

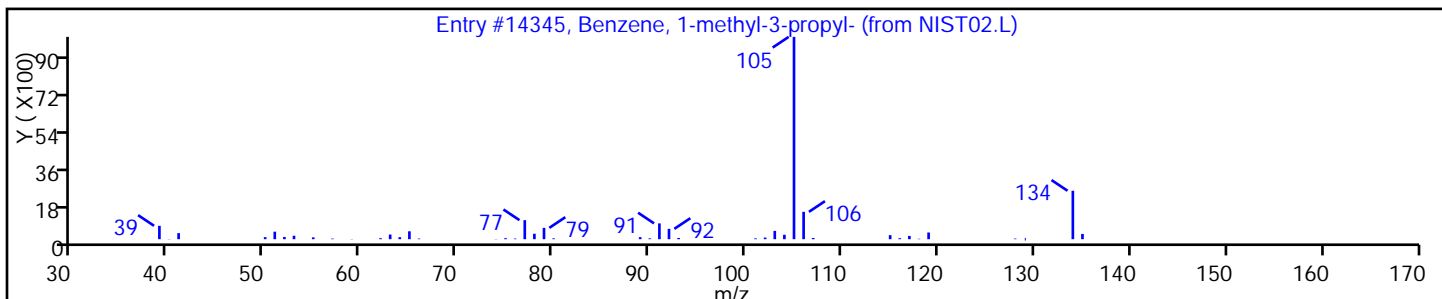
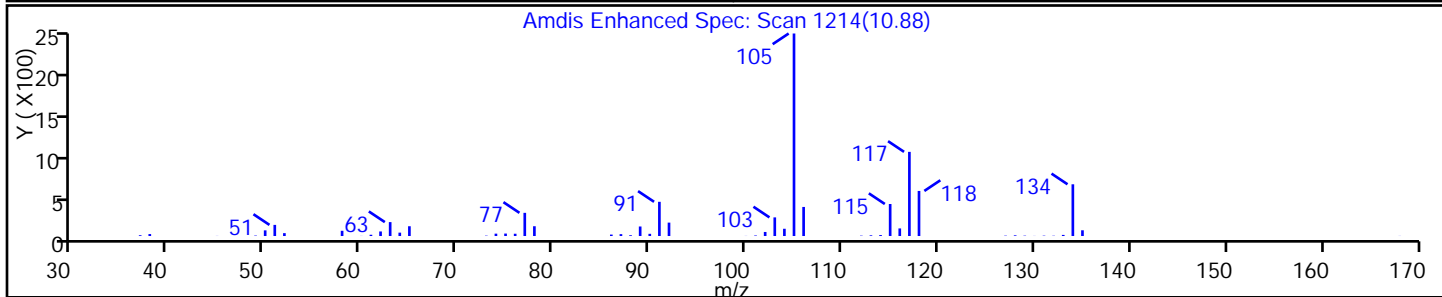
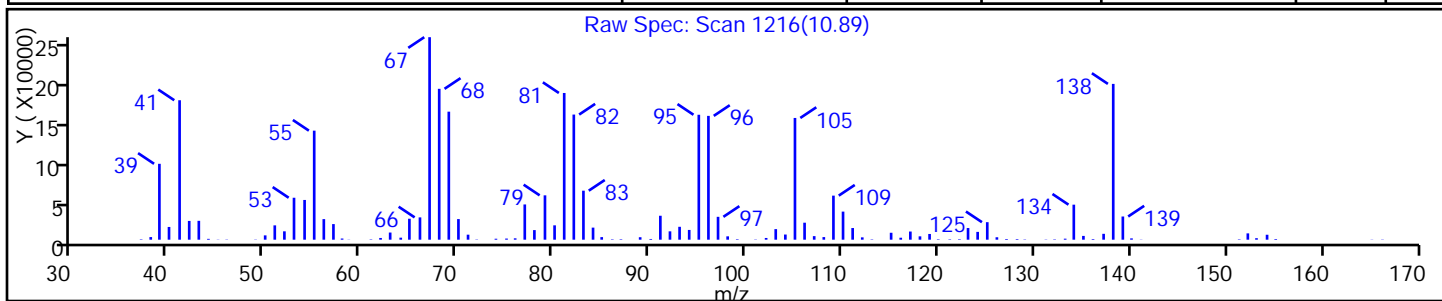
Method: 8260W\_2

Limit Group: VOA - 8260B Water and Solid

Column:

Detector MS SCAN

Library Search Compound Match	CAS#	Library	Entry	Formula	Weight	Q
Unknown		NIST02	0		0	0
Benzene, 1-methyl-3-propyl-	1074-43-7	NIST02.L	14345	C10H14	134	50



TestAmerica Edison

Data File: \\EDICHRON\ChromData\CVOAMS2\20141104-20141.b\B75588.D

Injection Date: 04-Nov-2014 10:01:30

Instrument ID: CVOAMS2

Lims ID: 460-85482-A-11-A

Lab Sample ID: 460-85482-11

Client ID: PMP-24-SW-WT

Operator ID:

ALS Bottle#: 9

Worklist Smp#: 10

Purge Vol: 5.000 mL

Dil. Factor: 50.0000

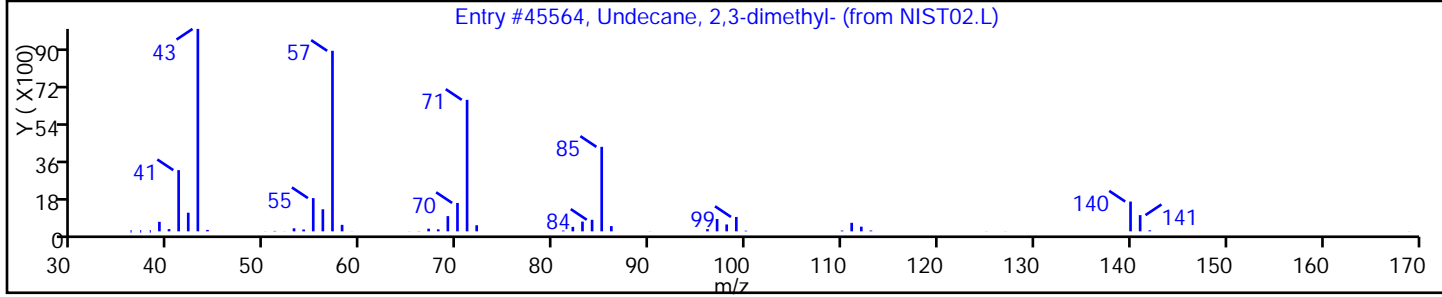
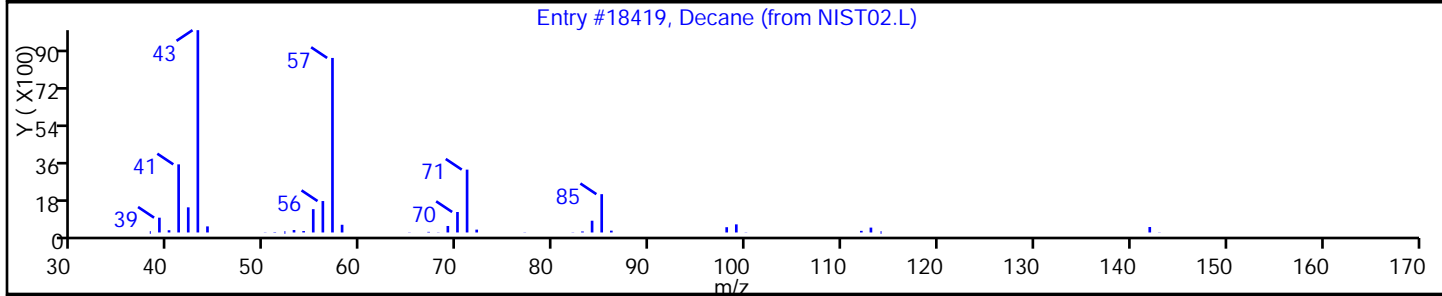
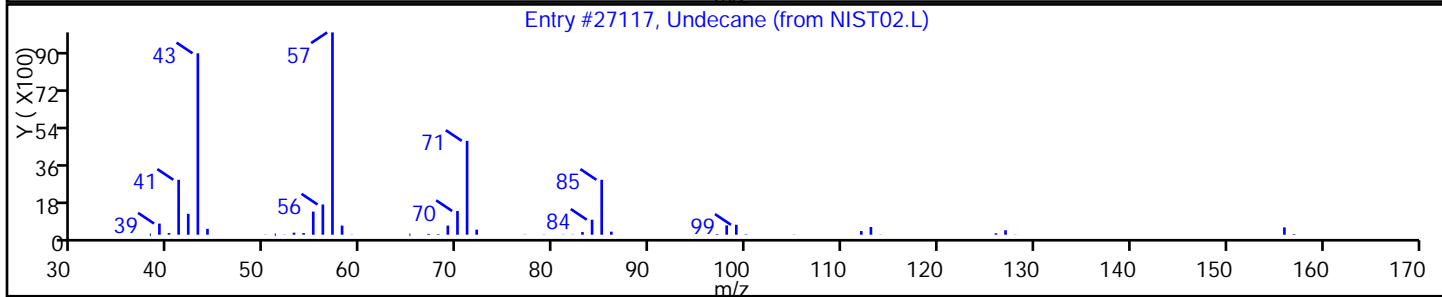
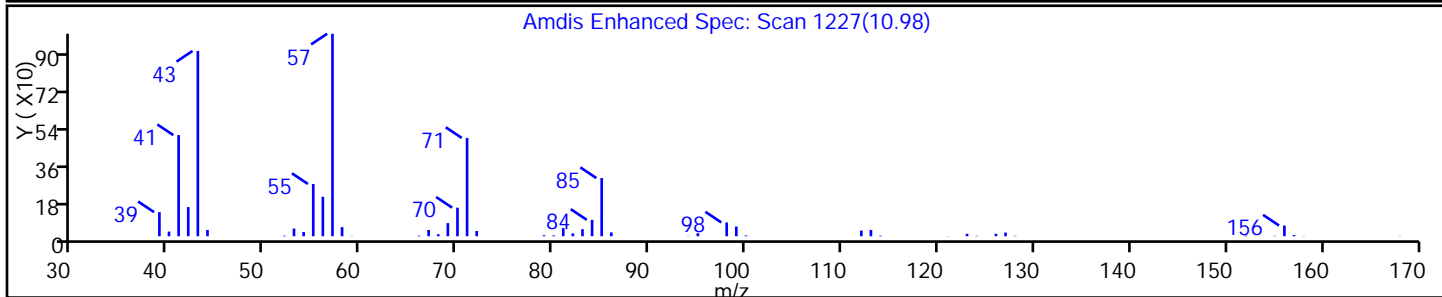
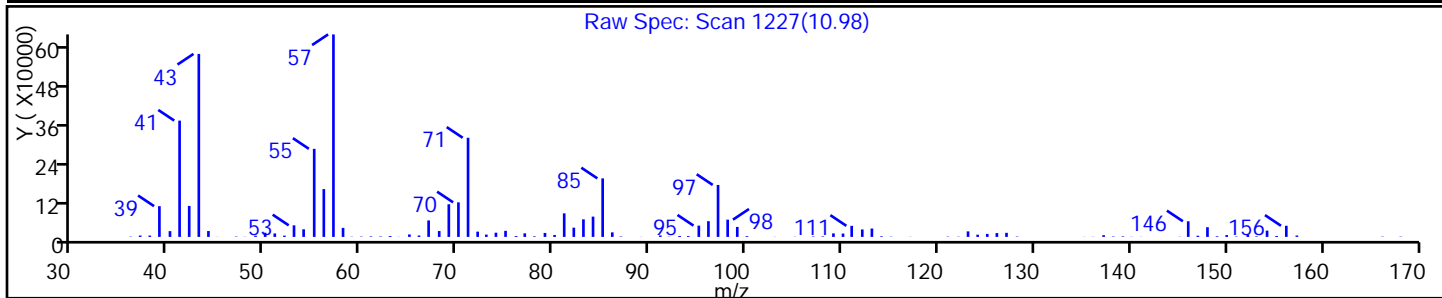
Method: 8260W\_2

Limit Group: VOA - 8260B Water and Solid

Column:

Detector: MS SCAN

Library Search Compound Match	CAS#	Library	Entry	Formula	Weight	Q
Undecane	1120-21-4	NIST02	27117	C11H24	156	94
Decane	124-18-5	NIST02.L	18419	C10H22	142	90
Undecane, 2,3-dimethyl-	17312-77-5	NIST02.L	45564	C13H28	184	72



TestAmerica Edison

Data File: \\EDICHROM\ChromData\CVOAMS2\20141104-20141.b\B75588.D

Injection Date: 04-Nov-2014 10:01:30

Instrument ID: CVOAMS2

Lims ID: 460-85482-A-11-A

Lab Sample ID: 460-85482-11

Client ID: PMP-24-SW-WT

Operator ID:

ALS Bottle#:

9

Worklist Smp#: 10

Purge Vol: 5.000 mL

Dil. Factor: 50.0000

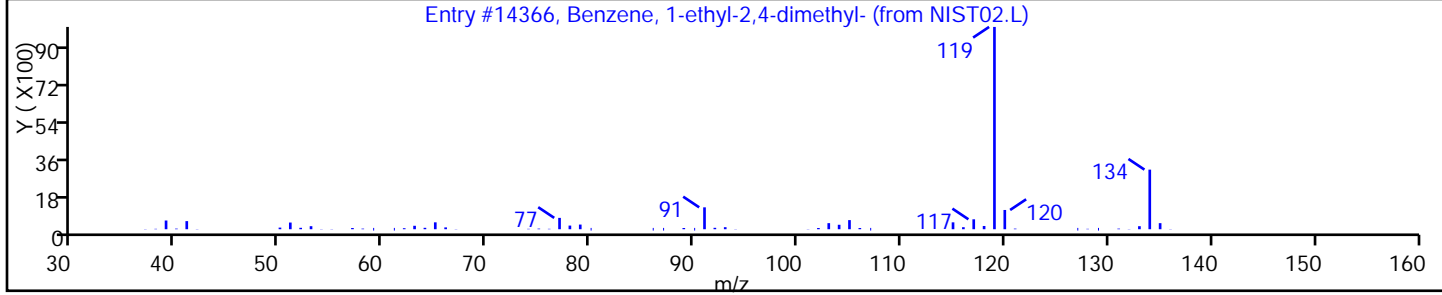
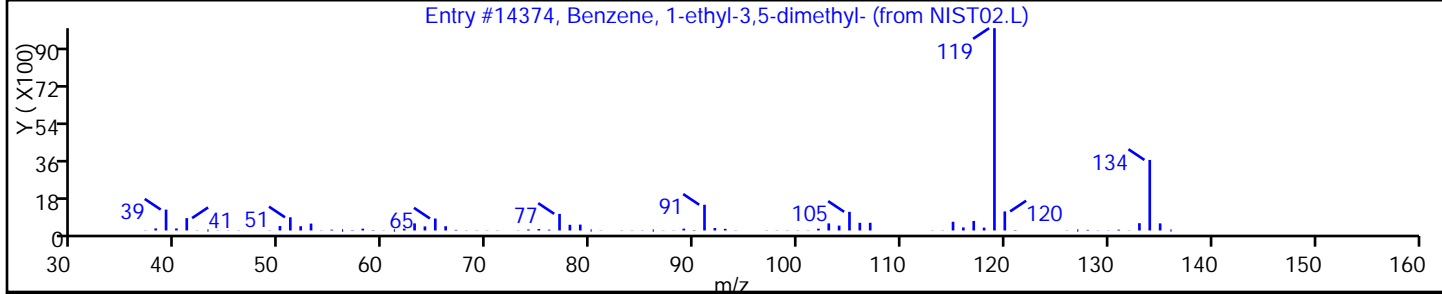
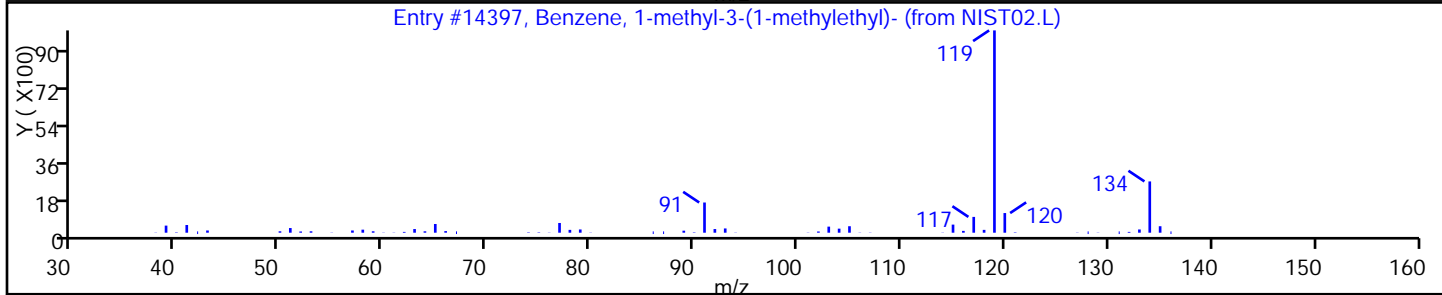
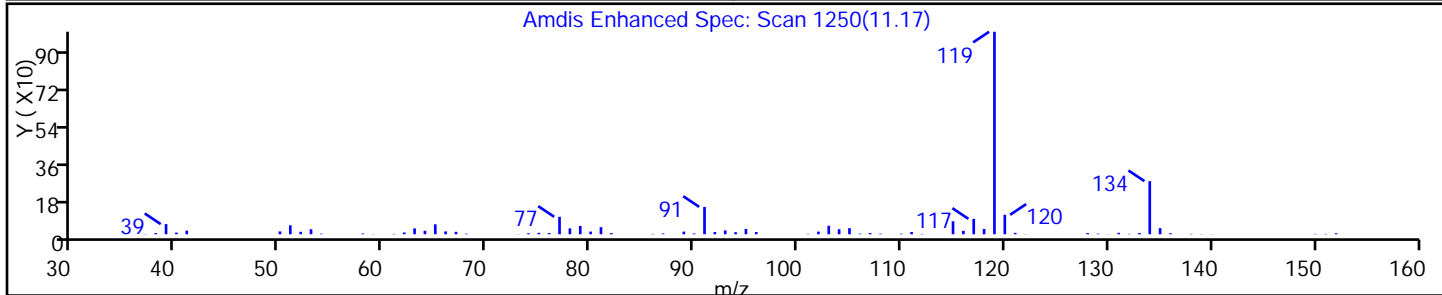
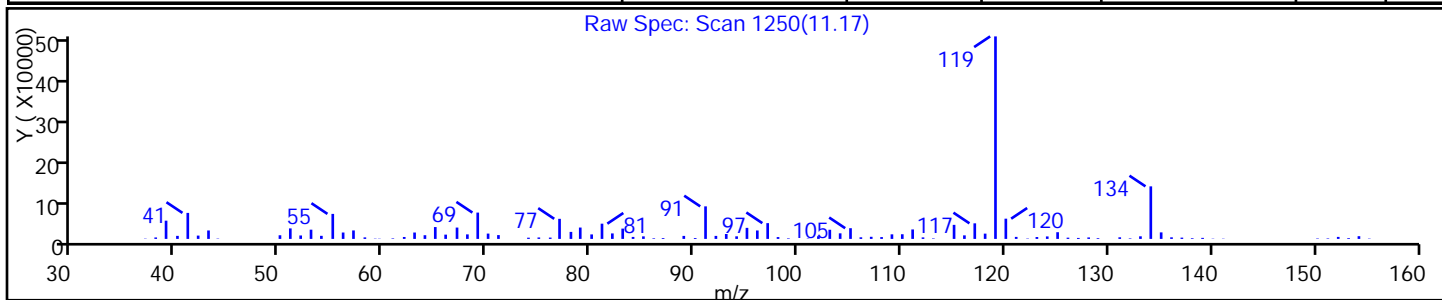
Method: 8260W\_2

Limit Group: VOA - 8260B Water and Solid

Column:

Detector MS SCAN

Library Search Compound Match	CAS#	Library	Entry	Formula	Weight	Q
Benzene, 1-methyl-3-(1-methylethyl)-	535-77-3	NIST02	14397	C10H14	134	94
Benzene, 1-ethyl-3,5-dimethyl-	934-74-7	NIST02.L	14374	C10H14	134	91
Benzene, 1-ethyl-2,4-dimethyl-	874-41-9	NIST02.L	14366	C10H14	134	91



TestAmerica Edison

Data File: \\EDICHRON\ChromData\CVOAMS2\20141104-20141.b\B75588.D

Injection Date: 04-Nov-2014 10:01:30

Instrument ID: CVOAMS2

Lims ID: 460-85482-A-11-A

Lab Sample ID: 460-85482-11

Client ID: PMP-24-SW-WT

Operator ID:

ALS Bottle#: 9

Worklist Smp#: 10

Purge Vol: 5.000 mL

Dil. Factor: 50.0000

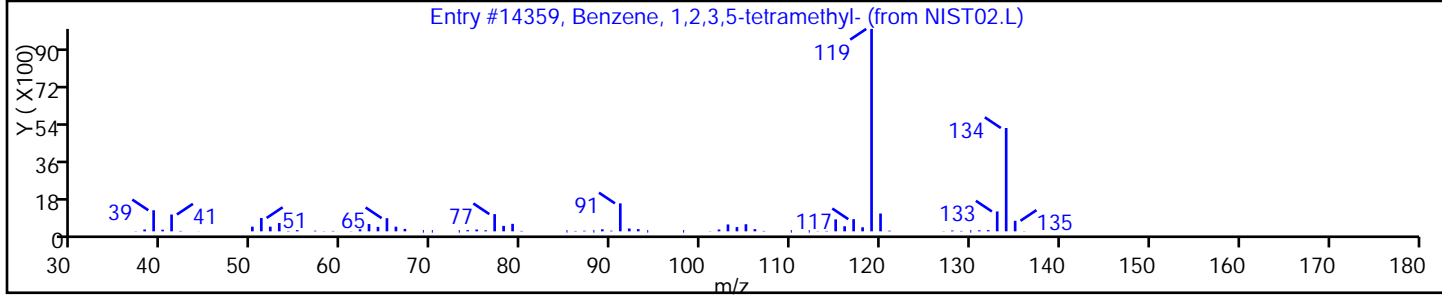
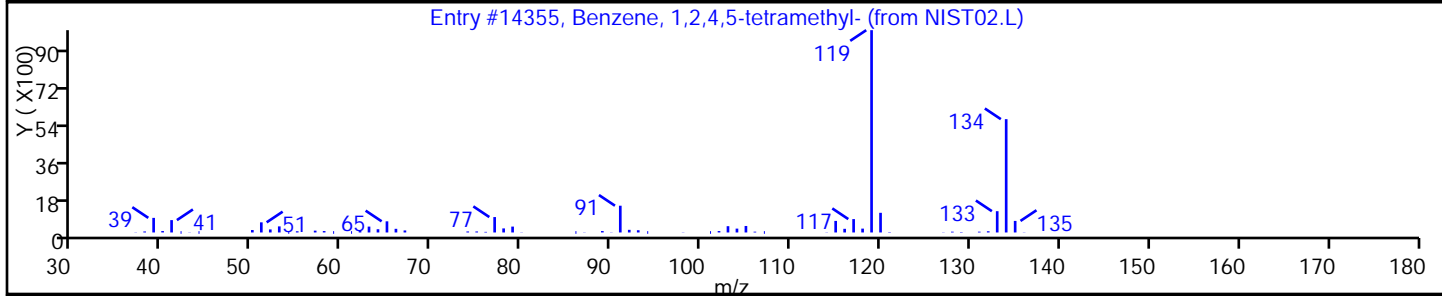
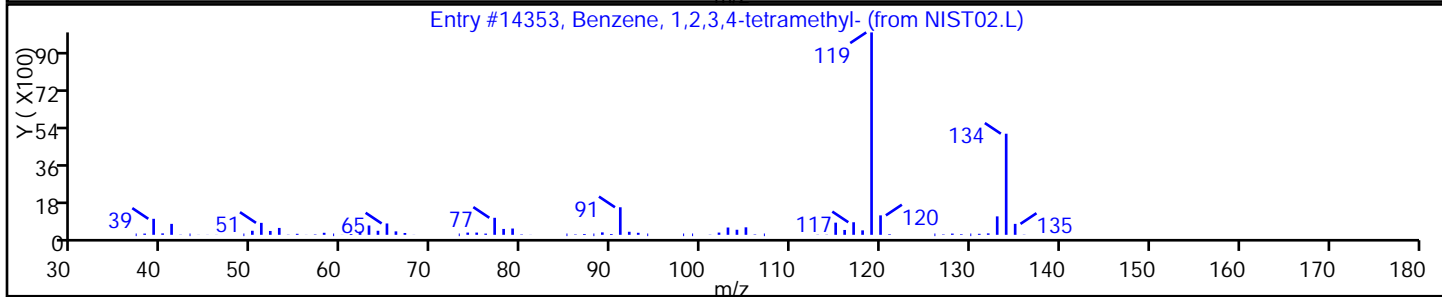
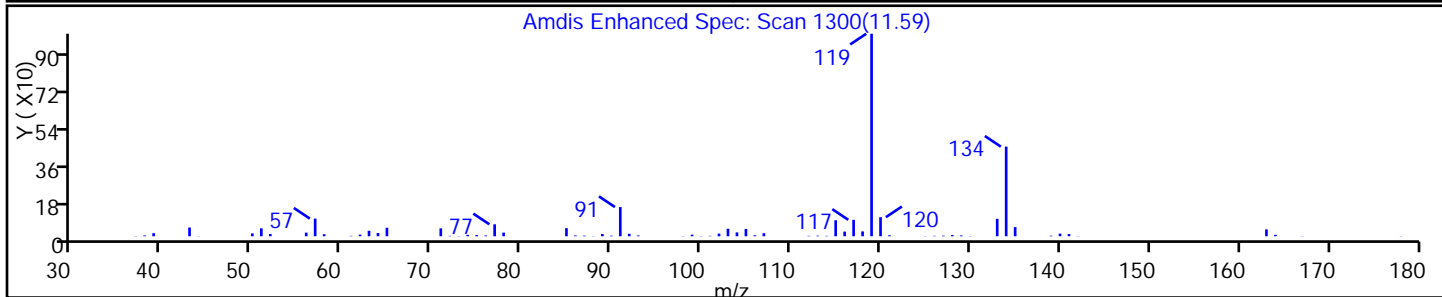
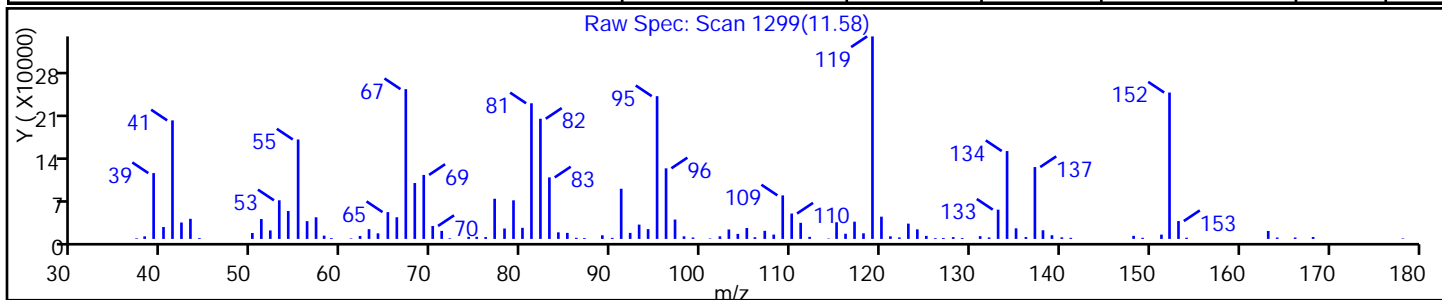
Method: 8260W\_2

Limit Group: VOA - 8260B Water and Solid

Column:

Detector: MS SCAN

Library Search Compound Match	CAS#	Library	Entry	Formula	Weight	Q
Benzene, 1,2,3,4-tetramethyl-	488-23-3	NIST02	14353	C10H14	134	96
Benzene, 1,2,4,5-tetramethyl-	95-93-2	NIST02.L	14355	C10H14	134	95
Benzene, 1,2,3,5-tetramethyl-	527-53-7	NIST02.L	14359	C10H14	134	95



TestAmerica Edison

Data File: \\EDICHROM\ChromData\CVOAMS2\20141104-20141.b\B75588.D

Injection Date: 04-Nov-2014 10:01:30

Instrument ID: CVOAMS2

Lims ID: 460-85482-A-11-A

Lab Sample ID: 460-85482-11

Client ID: PMP-24-SW-WT

Operator ID:

ALS Bottle#: 9 Worklist Smp#: 10

Purge Vol: 5.000 mL

Dil. Factor: 50.0000

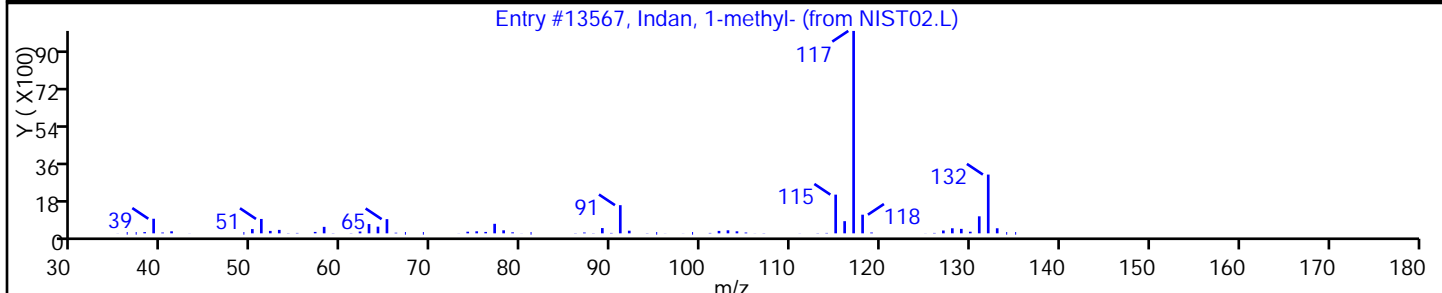
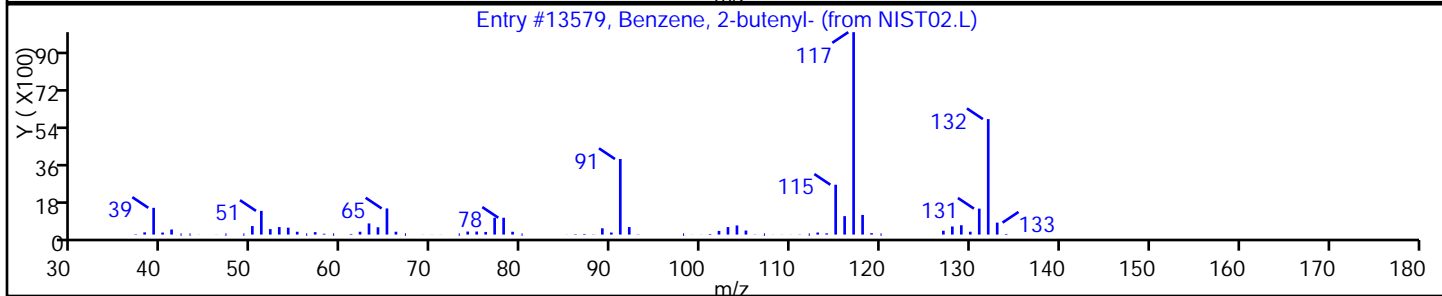
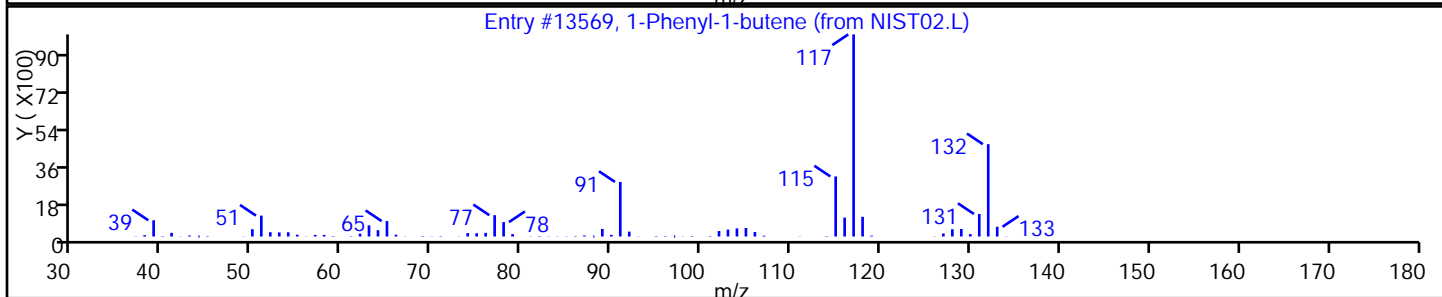
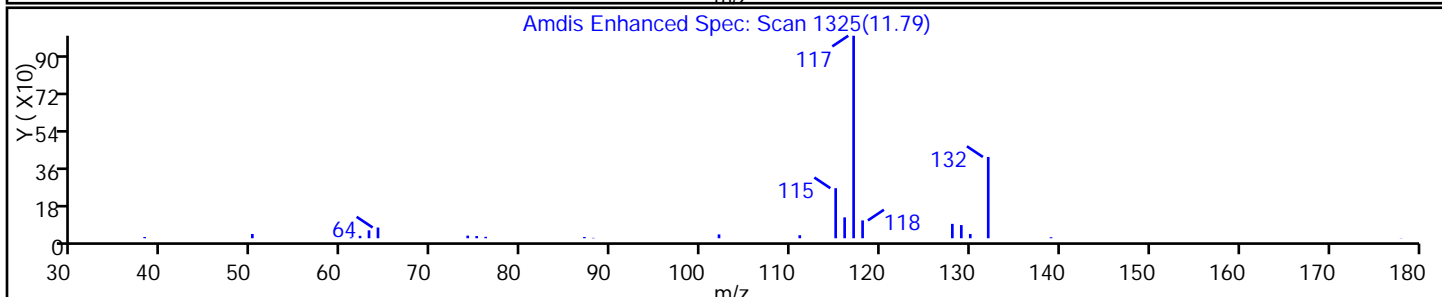
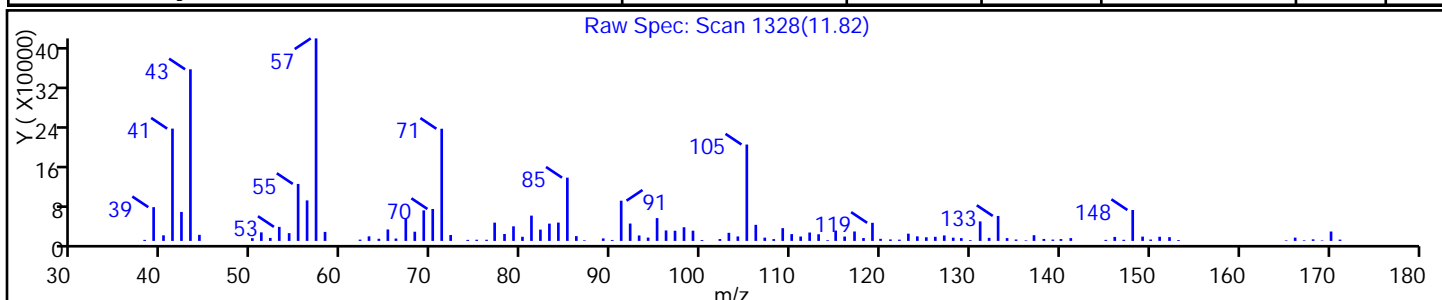
Method: 8260W\_2

Limit Group: VOA - 8260B Water and Solid

Column:

Detector MS SCAN

Library Search Compound Match	CAS#	Library	Entry	Formula	Weight	Q
1-Phenyl-1-butene	824-90-8	NIST02	13569	C10H12	132	91
Benzene, 2-butenyl-	1560-06-1	NIST02.L	13579	C10H12	132	91
Indan, 1-methyl-	767-58-8	NIST02.L	13567	C10H12	132	86



TestAmerica Edison

Data File: \\EDICHRON\ChromData\CVOAMS2\20141104-20141.b\B75588.D

Injection Date: 04-Nov-2014 10:01:30

Instrument ID: CVOAMS2

Lims ID: 460-85482-A-11-A

Lab Sample ID: 460-85482-11

Client ID: PMP-24-SW-WT

Operator ID:

ALS Bottle#: 9 Worklist Smp#: 10

Purge Vol: 5.000 mL

Dil. Factor: 50.0000

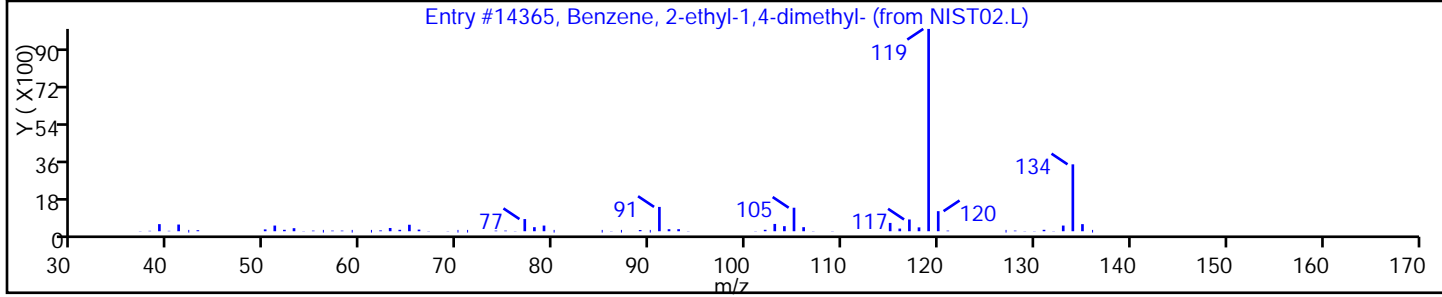
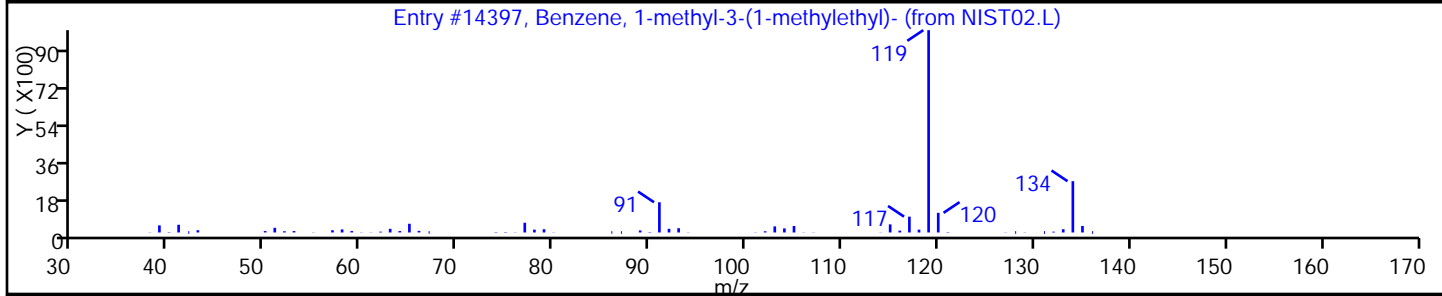
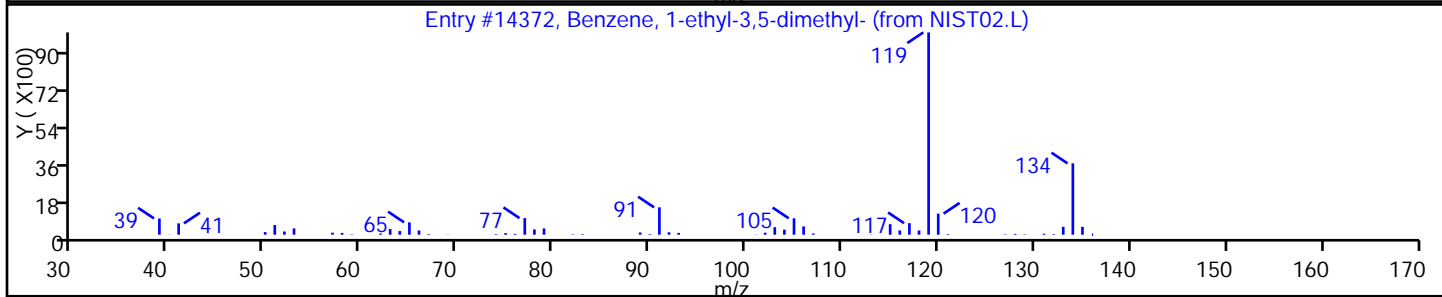
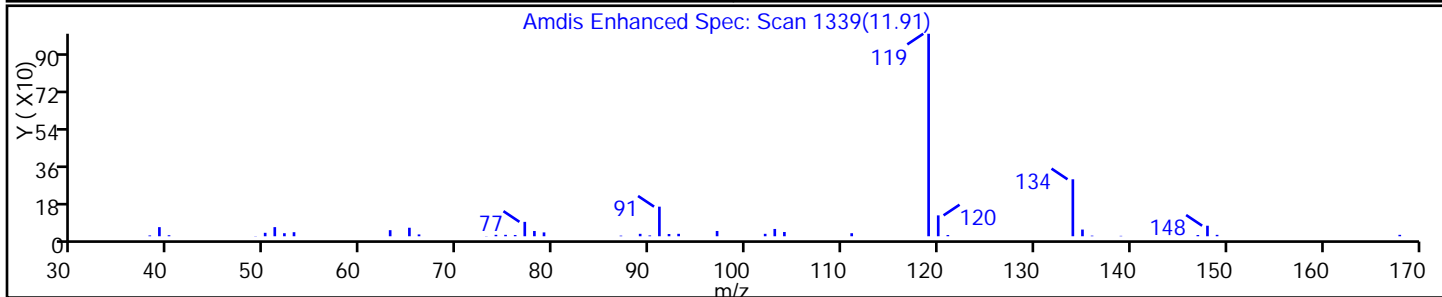
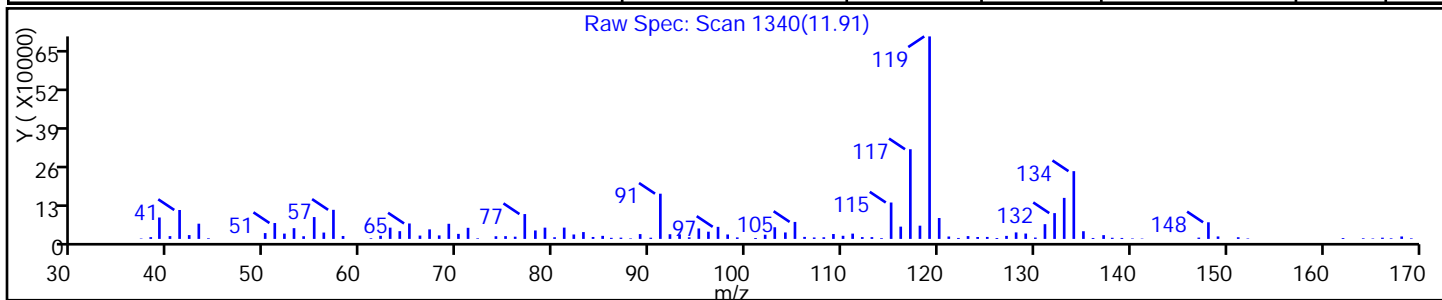
Method: 8260W\_2

Limit Group: VOA - 8260B Water and Solid

Column:

Detector MS SCAN

Library Search Compound Match	CAS#	Library	Entry	Formula	Weight	Q
Benzene, 1-ethyl-3,5-dimethyl-	934-74-7	NIST02	14372	C10H14	134	90
Benzene, 1-methyl-3-(1-methylethyl)-	535-77-3	NIST02.L	14397	C10H14	134	87
Benzene, 2-ethyl-1,4-dimethyl-	1758-88-9	NIST02.L	14365	C10H14	134	86



TestAmerica Edison

Data File: \\EDICHROM\ChromData\CVOAMS2\20141104-20141.b\B75588.D

Injection Date: 04-Nov-2014 10:01:30

Instrument ID: CVOAMS2

Lims ID: 460-85482-A-11-A

Lab Sample ID: 460-85482-11

Client ID: PMP-24-SW-WT

Operator ID:

ALS Bottle#: 9

Worklist Smp#: 10

Purge Vol: 5.000 mL

Dil. Factor: 50.0000

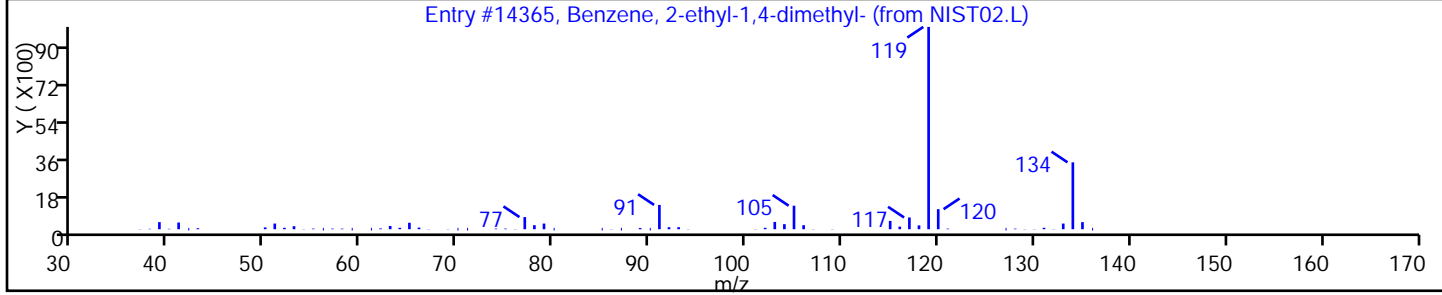
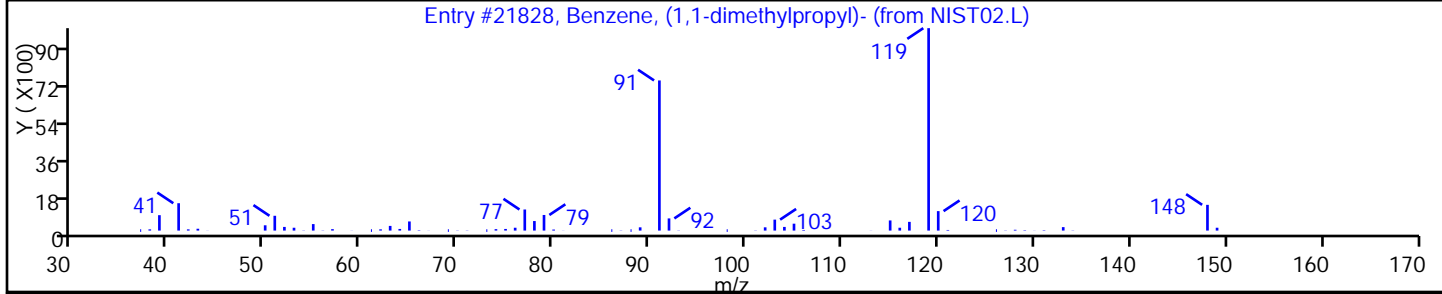
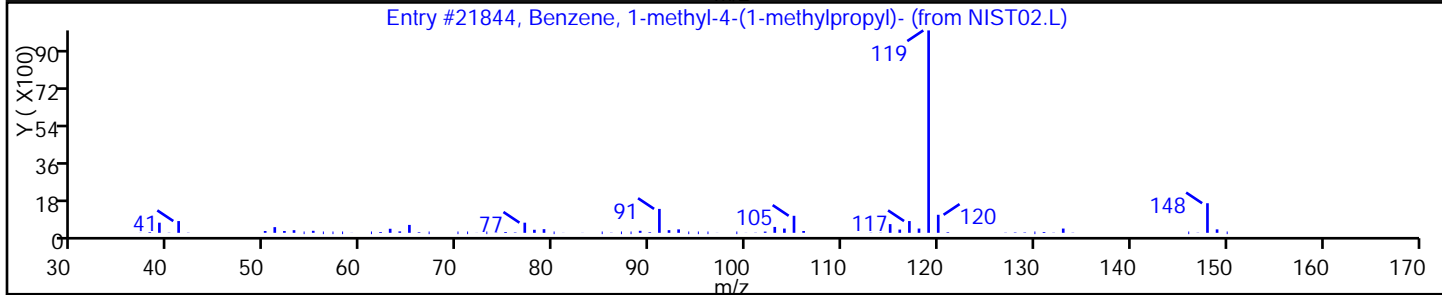
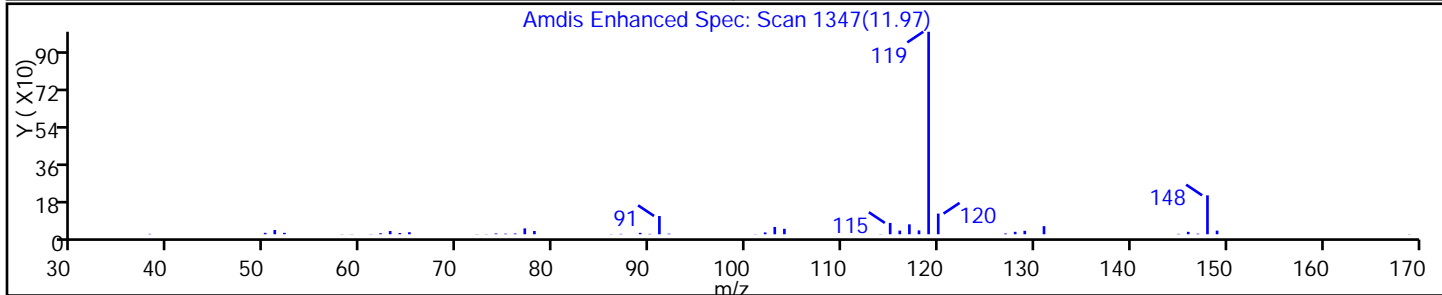
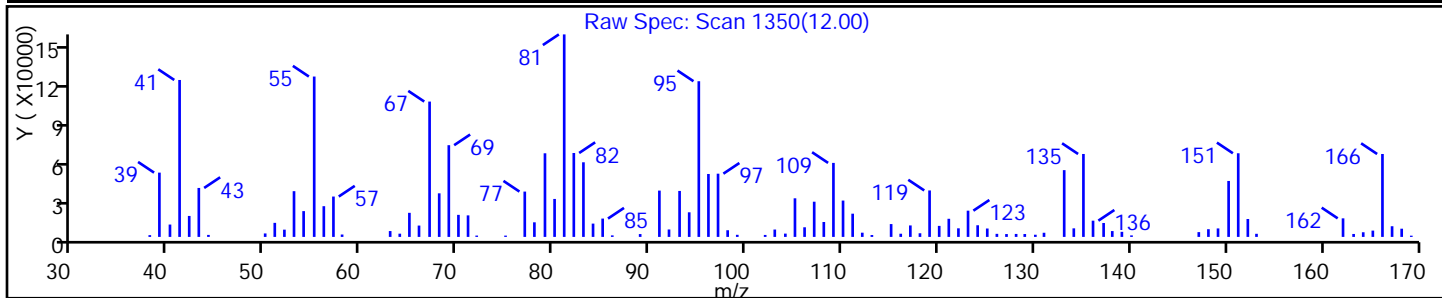
Method: 8260W\_2

Limit Group: VOA - 8260B Water and Solid

Column:

Detector: MS SCAN

Library Search Compound Match	CAS#	Library	Entry	Formula	Weight	Q
Benzene, 1-methyl-4-(1-methylpropyl)-	1595-16-0	NIST02	21844	C11H16	148	87
Benzene, (1,1-dimethylpropyl)-	2049-95-8	NIST02.L	21828	C11H16	148	78
Benzene, 2-ethyl-1,4-dimethyl-	1758-88-9	NIST02.L	14365	C10H14	134	59



TestAmerica Edison

Data File: \\EDICHROM\ChromData\CVOAMS2\20141104-20141.b\B75588.D

Injection Date: 04-Nov-2014 10:01:30

Instrument ID: CVOAMS2

Lims ID: 460-85482-A-11-A

Lab Sample ID: 460-85482-11

Client ID: PMP-24-SW-WT

Operator ID:

ALS Bottle#: 9

Worklist Smp#: 10

Purge Vol: 5.000 mL

Dil. Factor: 50.0000

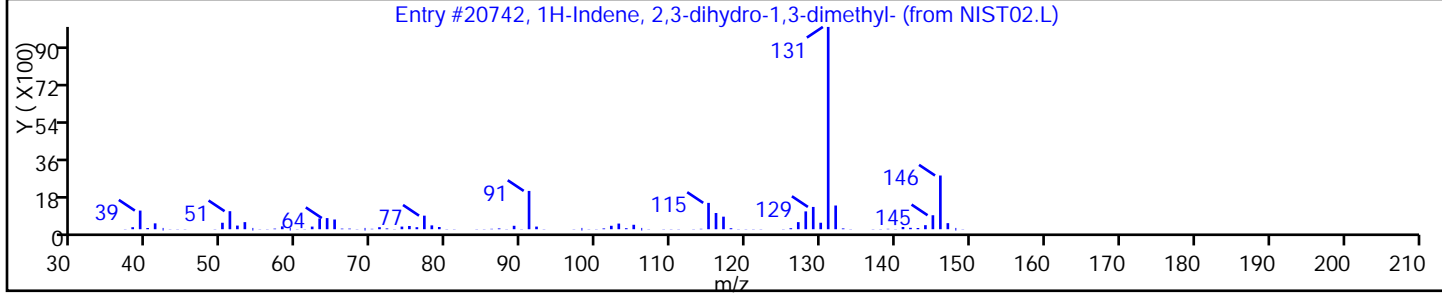
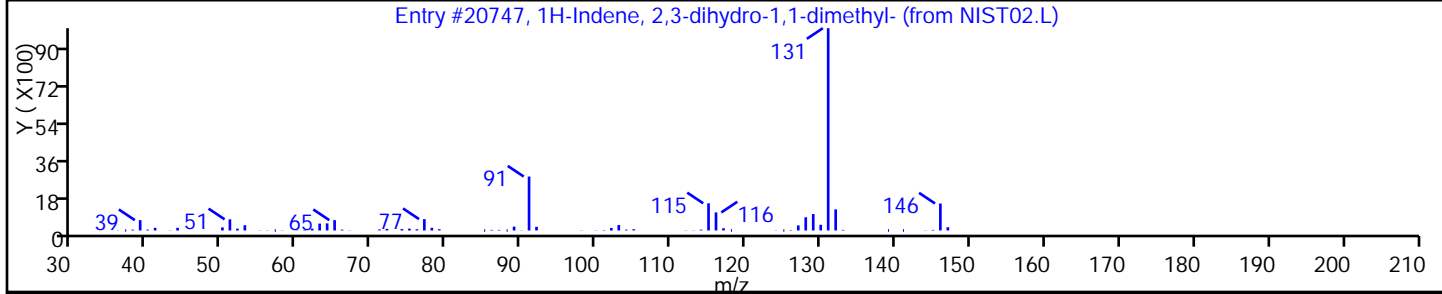
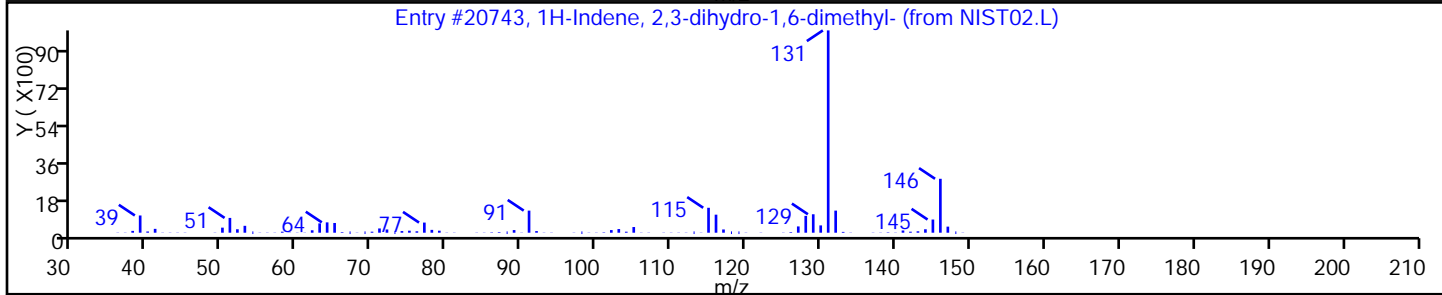
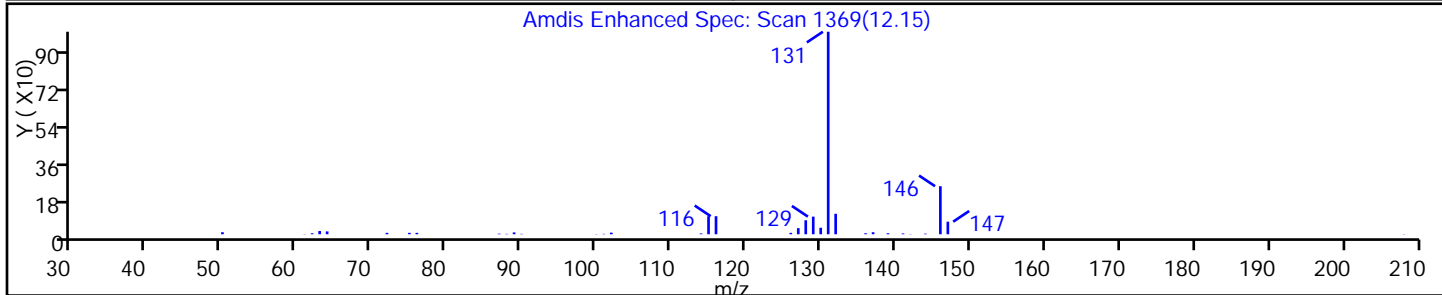
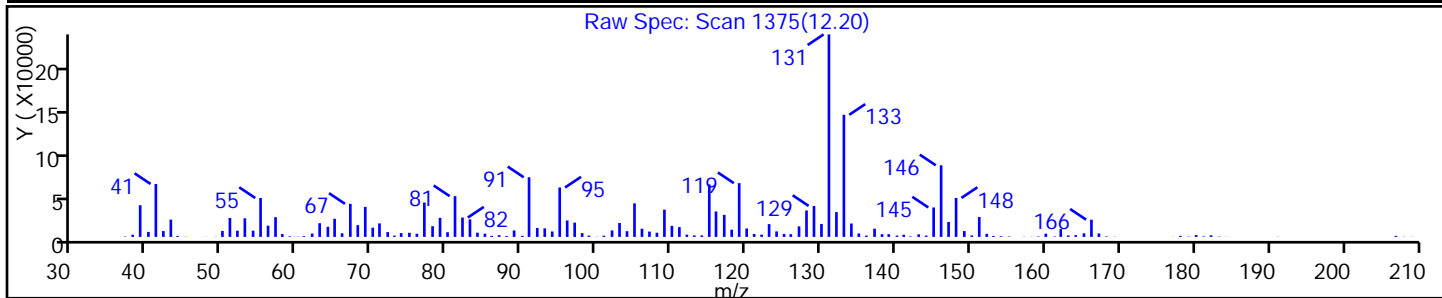
Method: 8260W\_2

Limit Group: VOA - 8260B Water and Solid

Column:

Detector MS SCAN

Library Search Compound Match	CAS#	Library	Entry	Formula	Weight	Q
1H-Indene, 2,3-dihydro-1,6-dimethyl-	17059-48-2	NIST02	20743	C11H14	146	91
1H-Indene, 2,3-dihydro-1,1-dimethyl-	4912-92-9	NIST02.L	20747	C11H14	146	91
1H-Indene, 2,3-dihydro-1,3-dimethyl-	4175-53-5	NIST02.L	20742	C11H14	146	91





TestAmerica Edison

Data File: \\EDICHRON\ChromData\CVOAMS2\20141104-20141.b\B75588.D

Injection Date: 04-Nov-2014 10:01:30

Instrument ID: CVOAMS2

Lims ID: 460-85482-A-11-A

Lab Sample ID: 460-85482-11

Client ID: PMP-24-SW-WT

Operator ID:

ALS Bottle#:

9

Worklist Smp#: 10

Purge Vol: 5.000 mL

Dil. Factor:

50.0000

Method: 8260W\_2

Limit Group:

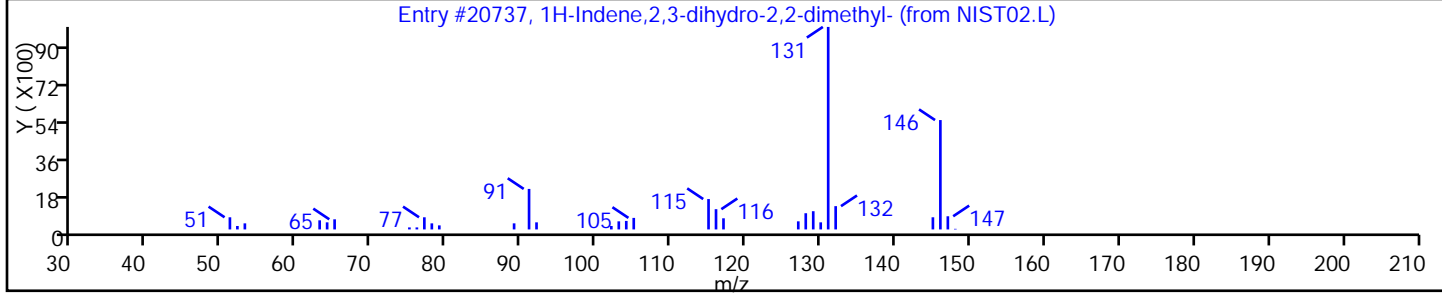
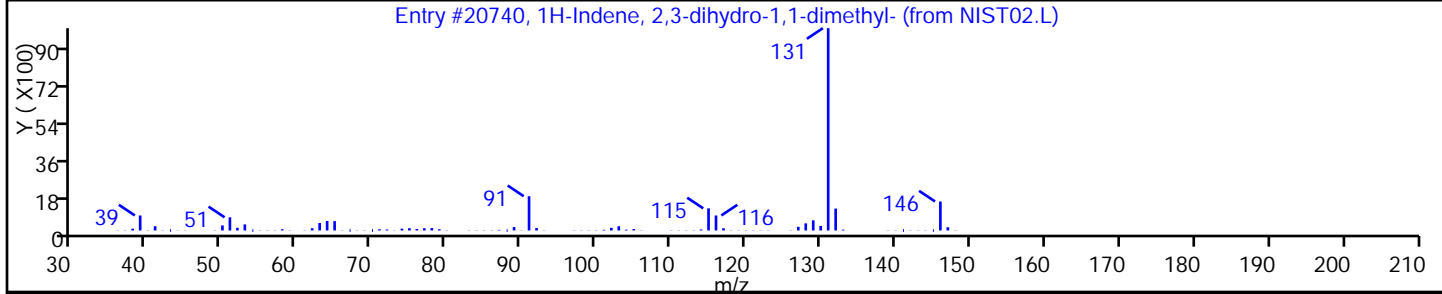
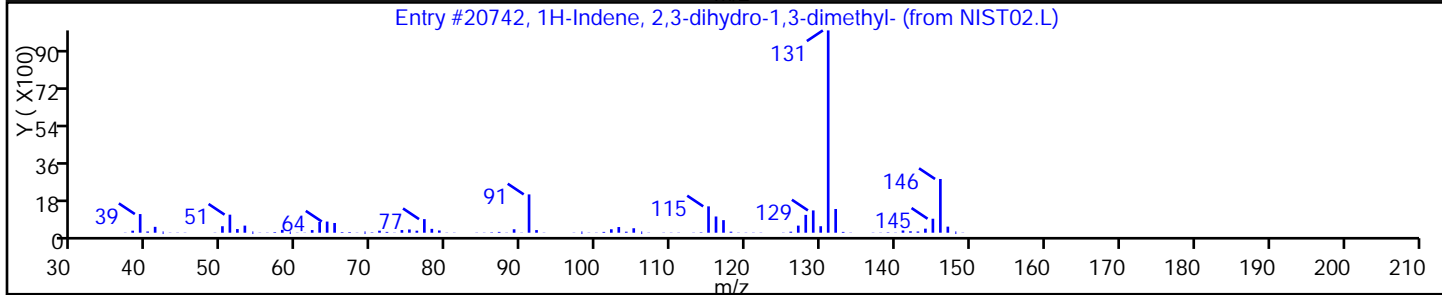
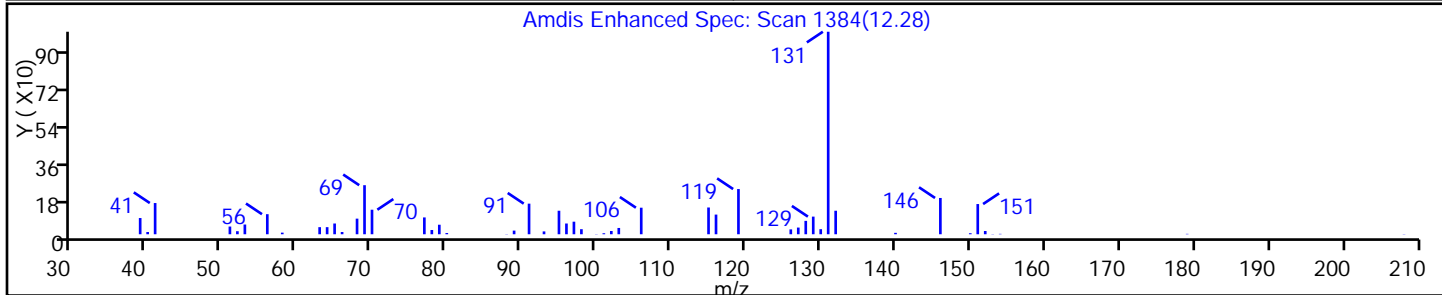
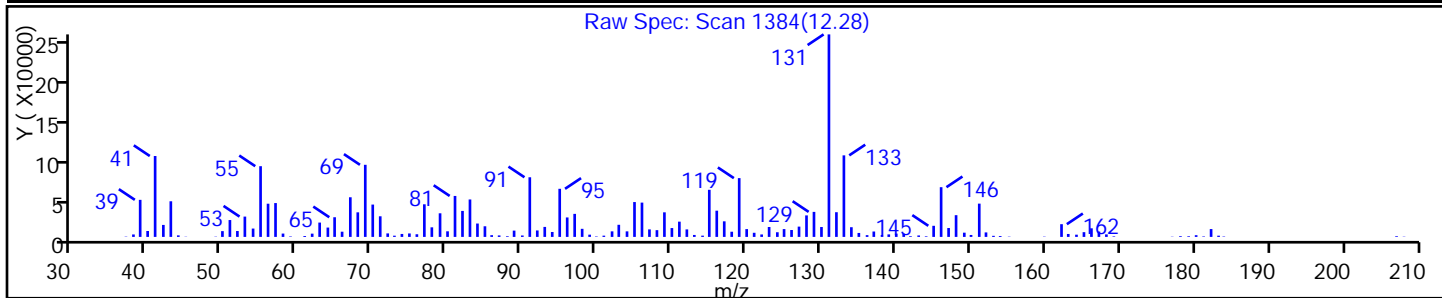
VOA - 8260B Water and Solid

Column:

Detector

MS SCAN

Library Search Compound Match	CAS#	Library	Entry	Formula	Weight	Q
1H-Indene, 2,3-dihydro-1,3-dimethyl-	4175-53-5	NIST02	20742	C11H14	146	70
1H-Indene, 2,3-dihydro-1,1-dimethyl-	4912-92-9	NIST02.L	20740	C11H14	146	70
1H-Indene, 2,3-dihydro-2,2-dimethyl-	20836-11-7	NIST02.L	20737	C11H14	146	62



TestAmerica Edison

Data File: \\EDICHRON\ChromData\CVOAMS2\20141104-20141.b\B75588.D

Injection Date: 04-Nov-2014 10:01:30

Instrument ID: CVOAMS2

Lims ID: 460-85482-A-11-A

Lab Sample ID: 460-85482-11

Client ID: PMP-24-SW-WT

Operator ID:

ALS Bottle#: 9

Worklist Smp#: 10

Purge Vol: 5.000 mL

Dil. Factor: 50.0000

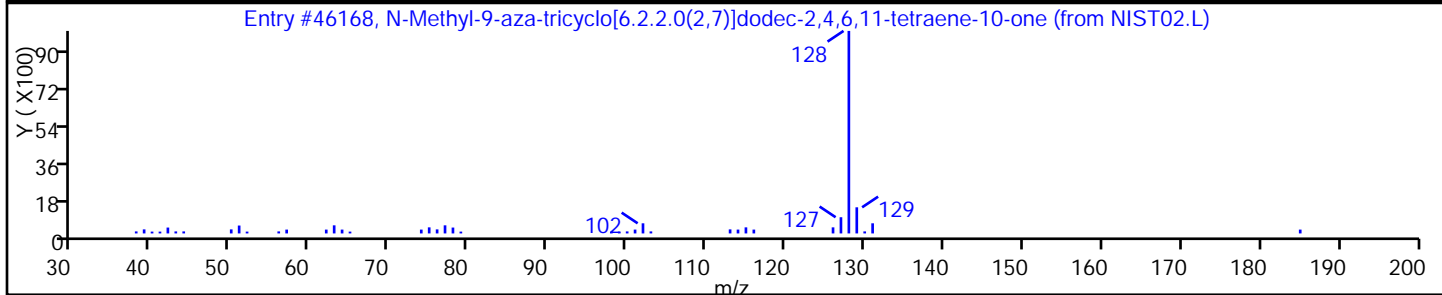
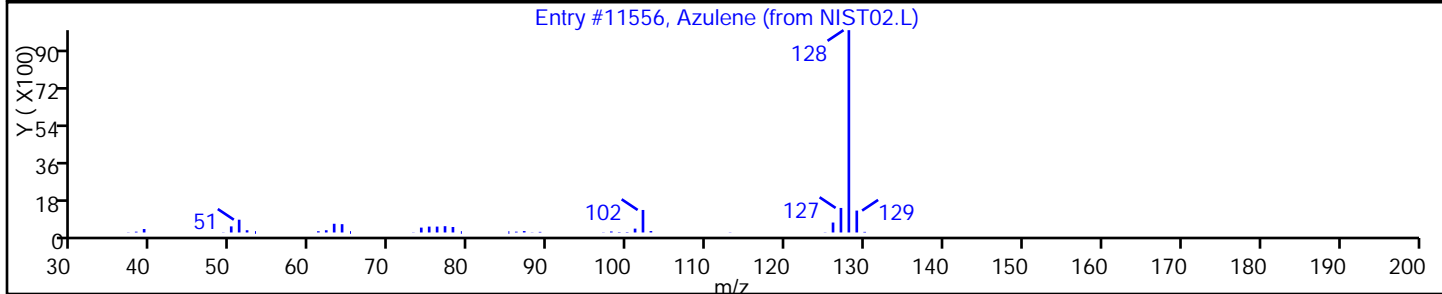
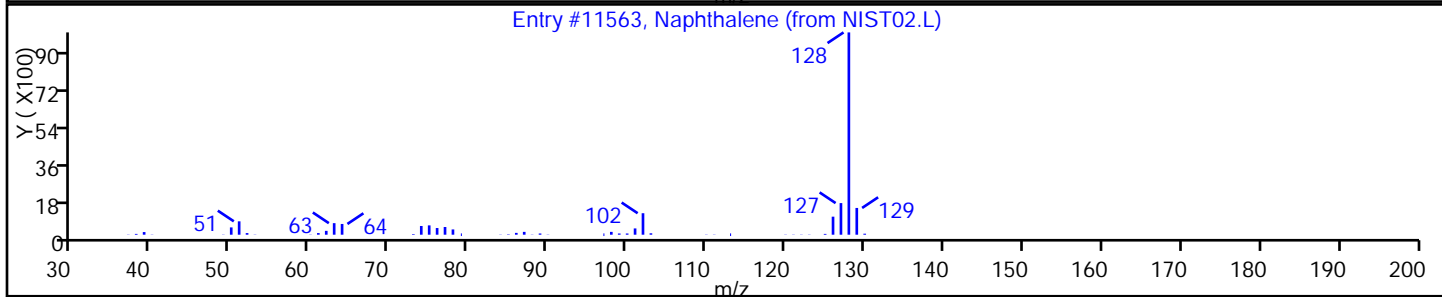
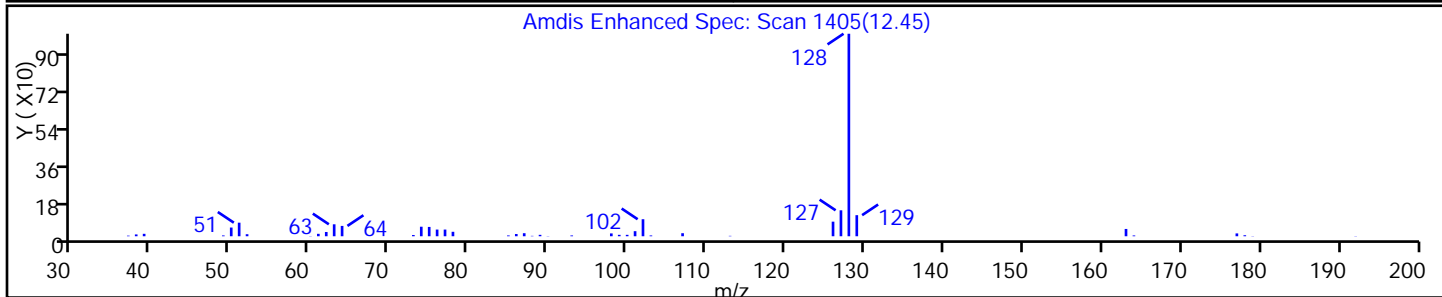
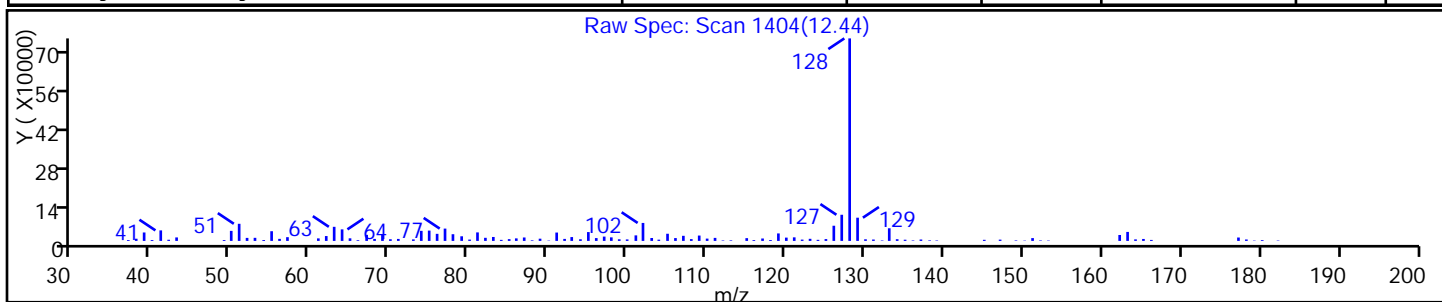
Method: 8260W\_2

Limit Group: VOA - 8260B Water and Solid

Column:

Detector: MS SCAN

Library Search Compound Match	CAS#	Library	Entry	Formula	Weight	Q
Naphthalene	91-20-3	NIST02	11563	C10H8	128	95
Azulene	275-51-4	NIST02.L	11556	C10H8	128	93
N-Methyl-9-aza-tricyclo[6.2.2.0(2,7)]dod	13131-19-6	NIST02.L	46168	C12H11NO	185	72



FORM I  
GC/MS VOA ORGANICS ANALYSIS DATA SHEET

Lab Name: TestAmerica Edison Job No.: 460-85482-1  
 SDG No.: \_\_\_\_\_  
 Client Sample ID: PMP-24-SW-SI Lab Sample ID: 460-85482-12  
 Matrix: Solid Lab File ID: B75592.D  
 Analysis Method: 8260B Date Collected: 10/30/2014 14:03  
 Sample wt/vol: 5.827(g) Date Analyzed: 11/04/2014 11:38  
 Soil Aliquot Vol: 5 (mL) Dilution Factor: 50  
 Soil Extract Vol.: 10 (mL) GC Column: Rtx-624 ID: 0.25 (mm)  
 % Moisture: 12.9 Level: (low/med) Medium  
 Analysis Batch No.: 260159 Units: ug/Kg

CAS NO.	COMPOUND NAME	RESULT	Q	RL	MDL
71-55-6	1,1,1-Trichloroethane	6.1	U	99	6.1
79-34-5	1,1,2,2-Tetrachloroethane	16	U	99	16
79-00-5	1,1,2-Trichloroethane	18	U	99	18
75-34-3	1,1-Dichloroethane	13	U	99	13
75-35-4	1,1-Dichloroethene	8.7	U	99	8.7
87-61-6	1,2,3-Trichlorobenzene	4500		99	50
120-82-1	1,2,4-Trichlorobenzene	21000		99	34
96-12-8	1,2-Dibromo-3-Chloropropane	39	U	99	39
106-93-4	1,2-Dibromoethane	27	U	99	27
95-50-1	1,2-Dichlorobenzene	510		99	20
107-06-2	1,2-Dichloroethane	19	U	99	19
78-87-5	1,2-Dichloropropane	8.5	U	99	8.5
541-73-1	1,3-Dichlorobenzene	51	J	99	13
106-46-7	1,4-Dichlorobenzene	310		99	23
123-91-1	1,4-Dioxane	3500	U	2500	3500
78-93-3	2-Butanone	230	U	490	230
591-78-6	2-Hexanone	49	U	490	49
108-10-1	4-Methyl-2-pentanone	97	U	490	97
67-64-1	Acetone	260	U	490	260
71-43-2	Benzene	8.1	U	99	8.1
74-97-5	Bromochloromethane	27	U	99	27
75-27-4	Bromodichloromethane	12	U	99	12
75-25-2	Bromoform	19	U	99	19
74-83-9	Bromomethane	18	U	99	18
75-15-0	Carbon disulfide	12	U	99	12
56-23-5	Carbon tetrachloride	5.6	U	99	5.6
108-90-7	Chlorobenzene	130		99	11
75-00-3	Chloroethane	17	U	99	17
67-66-3	Chloroform	83	J	99	7.7
74-87-3	Chloromethane	9.5	U	99	9.5
156-59-2	cis-1,2-Dichloroethene	17	U	99	17
10061-01-5	cis-1,3-Dichloropropene	18	U	99	18
110-82-7	Cyclohexane	240		99	16
124-48-1	Dibromochloromethane	20	U	99	20
75-71-8	Dichlorodifluoromethane	21	U	99	21
100-41-4	Ethylbenzene	150		99	9.4

FORM I  
GC/MS VOA ORGANICS ANALYSIS DATA SHEET

Lab Name: TestAmerica Edison Job No.: 460-85482-1  
 SDG No.: \_\_\_\_\_  
 Client Sample ID: PMP-24-SW-SI Lab Sample ID: 460-85482-12  
 Matrix: Solid Lab File ID: B75592.D  
 Analysis Method: 8260B Date Collected: 10/30/2014 14:03  
 Sample wt/vol: 5.827(g) Date Analyzed: 11/04/2014 11:38  
 Soil Aliquot Vol: 5 (mL) Dilution Factor: 50  
 Soil Extract Vol.: 10 (mL) GC Column: Rtx-624 ID: 0.25 (mm)  
 % Moisture: 12.9 Level: (low/med) Medium  
 Analysis Batch No.: 260159 Units: ug/Kg

CAS NO.	COMPOUND NAME	RESULT	Q	RL	MDL
76-13-1	Freon TF	110		99	8.1
98-82-8	Isopropylbenzene	67	J	99	7.5
79-20-9	Methyl acetate	33	U	490	33
108-87-2	Methylcyclohexane	2300		99	13
75-09-2	Methylene Chloride	18	U	99	18
1634-04-4	MTBE	14	U	99	14
100-42-5	Styrene	40	J	99	12
127-18-4	Tetrachloroethene	720		99	9.6
108-88-3	Toluene	58	J	99	15
156-60-5	trans-1,2-Dichloroethene	13	U	99	13
10061-02-6	trans-1,3-Dichloropropene	24	U	99	24
79-01-6	Trichloroethene	72	J	99	9.1
75-69-4	Trichlorofluoromethane	14	U	99	14
75-01-4	Vinyl chloride	14	U	99	14
1330-20-7	Xylenes, Total	3200		200	35

CAS NO.	SURROGATE	%REC	Q	LIMITS
17060-07-0	1,2-Dichloroethane-d4 (Surr)	92		75-135
2037-26-5	Toluene-d8 (Surr)	99		59-150
460-00-4	Bromofluorobenzene	96		72-133
1868-53-7	Dibromofluoromethane (Surr)	92		70-130

FORM I  
GC/MS VOA ORGANICS ANALYSIS DATA SHEET  
TENTATIVELY IDENTIFIED COMPOUNDS

Lab Name: TestAmerica Edison Job No.: 460-85482-1  
 SDG No.: \_\_\_\_\_  
 Client Sample ID: PMP-24-SW-SI Lab Sample ID: 460-85482-12  
 Matrix: Solid Lab File ID: B75592.D  
 Analysis Method: 8260B Date Collected: 10/30/2014 14:03  
 Sample wt/vol: 5.827(g) Date Analyzed: 11/04/2014 11:38  
 Soil Aliquot Vol: 5 (mL) Dilution Factor: 50  
 Soil Extract Vol.: 10 (mL) GC Column: Rtx-624 ID: 0.25 (mm)  
 % Moisture: 12.9 Level: (low/med) Medium  
 Analysis Batch No.: 260159 Units: ug/Kg  
 Number TICs Found: 10 TIC Result Total: 350000

CAS NO.	COMPOUND NAME	RT	RESULT	Q
1074-43-7	Benzene, 1-methyl-3-propyl-	10.89	52000	J N
527-84-4	Benzene, 1-methyl-2-(1-methylethyl)-	11.33	26000	J N
488-23-3	Benzene, 1,2,3,4-tetramethyl-	11.59	30000	J N
112-40-3	Dodecane	11.82	33000	J N
488-23-3	Benzene, 1,2,3,4-tetramethyl-	11.92	42000	J N
	Unknown	12.00	35000	J
4175-53-5	1H-Indene, 2,3-dihydro-1,3-dimethyl-	12.20	31000	J N
56253-64-6	Benzene, (2-methyl-1-butenyl)-	12.28	36000	J N
2051-30-1	Octane, 2,6-dimethyl-	12.38	27000	J N
629-50-5	Tridecane	12.59	38000	J N

TestAmerica Edison  
Target Compound Quantitation Report

Data File: \\EDICHROM\ChromData\CVOAMS2\20141104-20141.b\B75592.D  
 Lims ID: 460-85482-A-12-A Lab Sample ID: 460-85482-12  
 Client ID: PMP-24-SW-SI  
 Sample Type: Client  
 Inject. Date: 04-Nov-2014 11:38:30 ALS Bottle#: 13 Worklist Smp#: 14  
 Purge Vol: 5.000 mL Dil. Factor: 50.0000  
 Sample Info: 460-85482-A-12-A  
 Misc. Info.: 460-0020141-014  
 Operator ID: Instrument ID: CVOAMS2  
 Method: \\EDICHROM\ChromData\CVOAMS2\20141104-20141.b\8260W\_2.m  
 Limit Group: VOA - 8260B Water and Solid  
 Last Update: 06-Nov-2014 13:14:45 Calib Date: 21-Oct-2014 13:24:30  
 Integrator: RTE ID Type: Deconvolution ID  
 Quant Method: Internal Standard Quant By: Initial Calibration  
 Last ICal File: \\EDICHROM\ChromData\CVOAMS2\20141021-19612.b\B74941.D  
 Column 1 : Rtx-624 ( 0.25 mm) Det: MS SCAN  
 Process Host: XAWRK012

First Level Reviewer: intarachau

Date: 05-Nov-2014 14:28:53

Compound	Sig	RT (min.)	Exp RT (min.)	Dlt RT (min.)	Q	Response	OnCol Amt ug/l	Flags
16 1,1,2-Trichloro-1,2,2-trif	101	2.179	2.171	0.008	91	5134	1.10	
* 26 TBA-d9 (IS)	65	2.656	2.648	0.008	88	129775	1000.0	
47 Chloroform	83	4.113	4.105	0.008	94	6633	0.8414	
48 Cyclohexane	56	4.220	4.212	0.008	85	16451	2.39	
\$ 57 Dibromofluoromethane (Surr	113	4.286	4.277	0.009	96	178689	45.8	
\$ 53 1,2-Dichloroethane-d4 (Sur	65	4.672	4.664	0.008	97	172910	46.2	
* 58 Fluorobenzene	96	4.985	4.985	0.000	98	722992	50.0	
60 Trichloroethene	95	5.405	5.397	0.008	92	3178	0.7317	
62 Methylcyclohexane	83	5.537	5.537	0.000	95	158427	23.6	
* 65 1,4-Dioxane-d8	96	5.841	5.833	0.008	94	16040	1000.0	
\$ 76 Toluene-d8 (Surr)	98	6.985	6.985	0.000	99	710909	49.3	
77 Toluene	91	7.067	7.067	0.000	93	10582	0.5902	
81 Tetrachloroethene	166	7.660	7.660	0.000	95	37597	7.31	
* 87 Chlorobenzene-d5	117	8.590	8.590	0.000	91	614482	50.0	
88 Chlorobenzene	112	8.623	8.615	0.008	44	17343	1.37	
89 Ethylbenzene	106	8.713	8.713	0.000	98	10418	1.53	
91 m-Xylene & p-Xylene	106	8.837	8.829	0.008	97	55948	6.76	
92 o-Xylene	106	9.207	9.207	0.000	93	205909	25.6	
93 Styrene	104	9.232	9.232	0.000	1	5016	0.4019	
96 Isopropylbenzene	105	9.536	9.528	0.008	56	15056	0.6823	
\$ 97 4-Bromofluorobenzene	174	9.709	9.701	0.008	89	233062	47.9	
113 1,3-Dichlorobenzene	146	10.614	10.614	0.000	43	4991	0.5179	
* 115 1,4-Dichlorobenzene-d4	152	10.672	10.672	0.000	97	312695	50.0	
116 1,4-Dichlorobenzene	146	10.697	10.697	0.000	91	31098	3.19	
122 1,2-Dichlorobenzene	146	10.993	10.993	0.000	84	44979	5.21	
127 1,2,4-Trichlorobenzene	180	12.236	12.236	0.000	94	1316846	217.3	
131 1,2,3-Trichlorobenzene	180	12.647	12.647	0.000	89	218942	45.2	
S 134 Xylenes, Total	100				0		32.3	

**Reagents:**

8260 INTSTD C\_00056

Amount Added: 1.00

Units: uL

Run Reagent

TestAmerica Edison  
Tentatively Identified Quantitation Report

Data File: \\EDICHROM\ChromData\CVOAMS2\20141104-20141.b\B75592.D  
 Lims ID: 460-85482-A-12-A Lab Sample ID: 460-85482-12  
 Client ID: PMP-24-SW-SI  
 Sample Type: Client  
 Inject. Date: 04-Nov-2014 11:38:30 ALS Bottle#: 13 Worklist Smp#: 14  
 Purge Vol: 5.000 mL Dil. Factor: 50.0000  
 Sample Info: 460-85482-A-12-A  
 Misc. Info.: 460-0020141-014  
 Operator ID: Instrument ID: CVOAMS2  
 Method: \\EDICHROM\ChromData\CVOAMS2\20141104-20141.b\8260W\_2.m  
 Limit Group: VOA - 8260B Water and Solid  
 Last Update: 06-Nov-2014 13:14:45 Calib Date: 21-Oct-2014 13:24:30  
 Tic RT Window: 0.000 -0.000 Response: area  
 Quant By: Nearest ISTD Quant LOD: 10.00000  
 MS Library: \\EDICHROM\ChromData\Database\NIST02.L  
 Min. Match: 40  
 Column 1 : Rtx-624 ( 0.25 mm) Det: MS SCAN  
 Process Host: XAWRK012  
 First Level Reviewer: intarachau Date: 05-Nov-2014 14:28:53

## Tentative Identified Compound Results

RT	Response	Amount ug/l	Quant Cpd	Qual	Lib Entry	Molecular Formula	Mol. Weight	Flags
10.894	1074-43-7 Benzene, 1-methyl-3-propyl- 17892755	527.5	115	90	14345	C10H14	134	
11.330	527-84-4 Benzene, 1-methyl-2-(1-methylethyl)- 8945213	263.7	115	76	14404	C10H14	134	
11.585	488-23-3 Benzene, 1,2,3,4-tetramethyl- 10390218	306.3	115	96	14353	C10H14	134	
11.816	112-40-3 Dodecane 11370990	335.3	115	96	36159	C12H26	170	
11.915	488-23-3 Benzene, 1,2,3,4-tetramethyl- 14576522	429.8	115	90	14353	C10H14	134	
11.997	Unknown 12157774	358.5	115	0	0		0	
12.203	4175-53-5 1H-Indene, 2,3-dihydro-1,3-dimethyl- 10753689	317.1	115	91	20742	C11H14	146	
12.277	56253-64-6 Benzene, (2-methyl-1-butenyl)- 12294185	362.5	115	78	20721	C11H14	146	
12.375	2051-30-1 Octane, 2,6-dimethyl- 9445043	278.5	115	72	18460	C10H22	142	
12.589	629-50-5 Tridecane 12929650	381.2	115	97	45541	C13H28	184	

Quantitation Compounds

Compound	RT	Response	Amount ug/l
* 115 1,4-Dichlorobenzene-d4	10.672	1695864	50.0

QC Flag Legend

Processing Flags

Reagents:

8260 INTSTD C\_00056

Amount Added: 1.00

Units: uL

Run Reagent



TestAmerica Edison

Data File: \\EDICHRON\ChromData\CVOAMS2\20141104-20141.b\B75592.D

Injection Date: 04-Nov-2014 11:38:30

Instrument ID: CVOAMS2

Operator ID:

Lims ID: 460-85482-A-12-A

Lab Sample ID: 460-85482-12

Worklist Smp#: 14

Client ID: PMP-24-SW-SI

Purge Vol: 5.000 mL

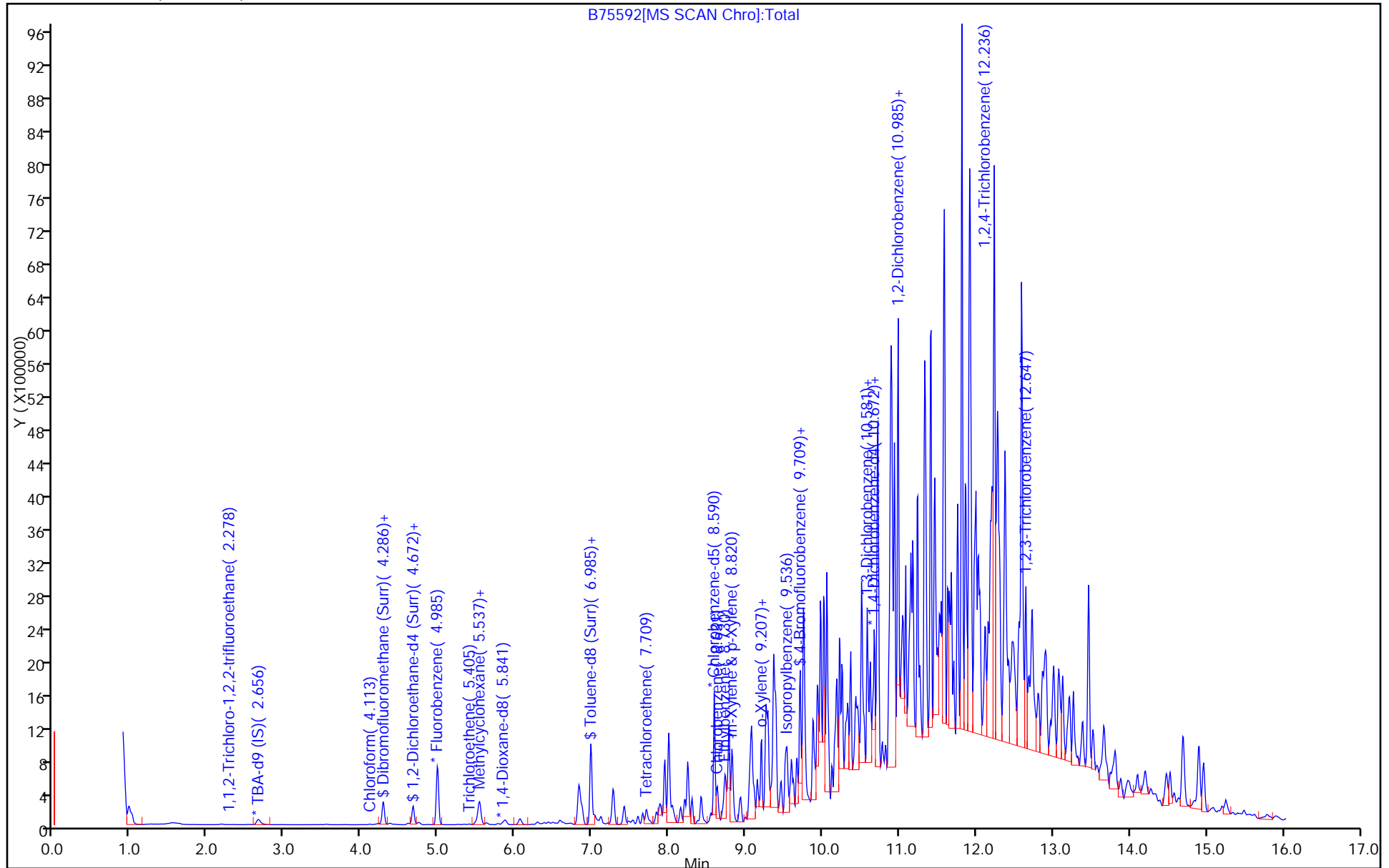
Dil. Factor: 50.0000

ALS Bottle#: 13

Method: 8260W\_2

Limit Group: VOA - 8260B Water and Solid

Column: Rtx-624 (0.25 mm)



TestAmerica Edison

Data File: \\EDICHROM\ChromData\CVOAMS2\20141104-20141.b\B75592.D

Injection Date: 04-Nov-2014 11:38:30

Instrument ID: CVOAMS2

Lims ID: 460-85482-A-12-A

Lab Sample ID: 460-85482-12

Client ID: PMP-24-SW-SI

Operator ID:

ALS Bottle#: 13 Worklist Smp#: 14

Purge Vol: 5.000 mL

Dil. Factor: 50.0000

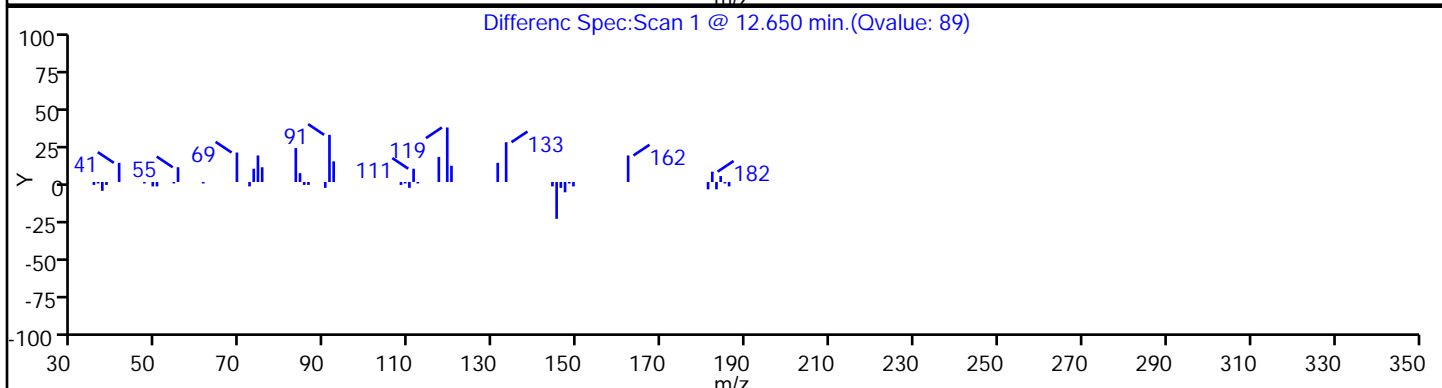
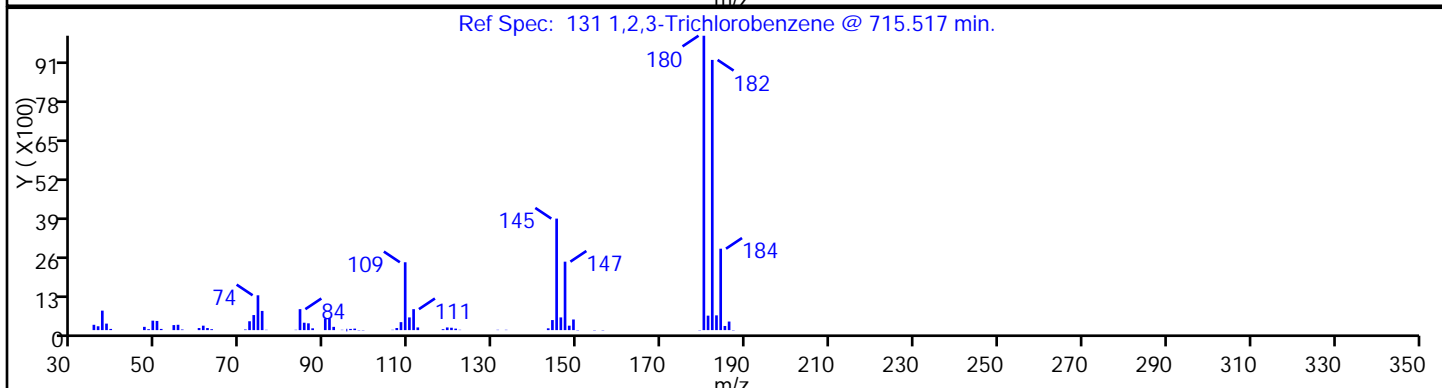
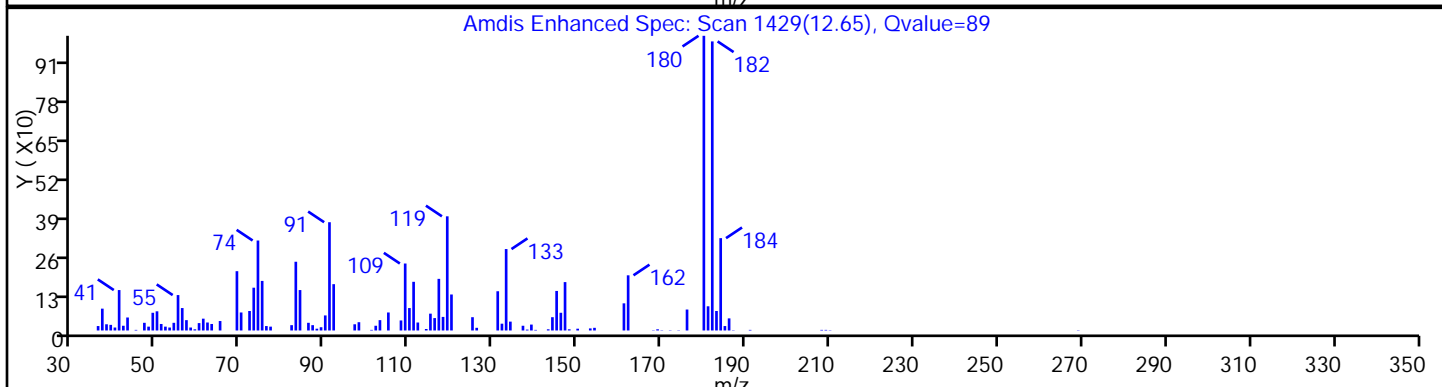
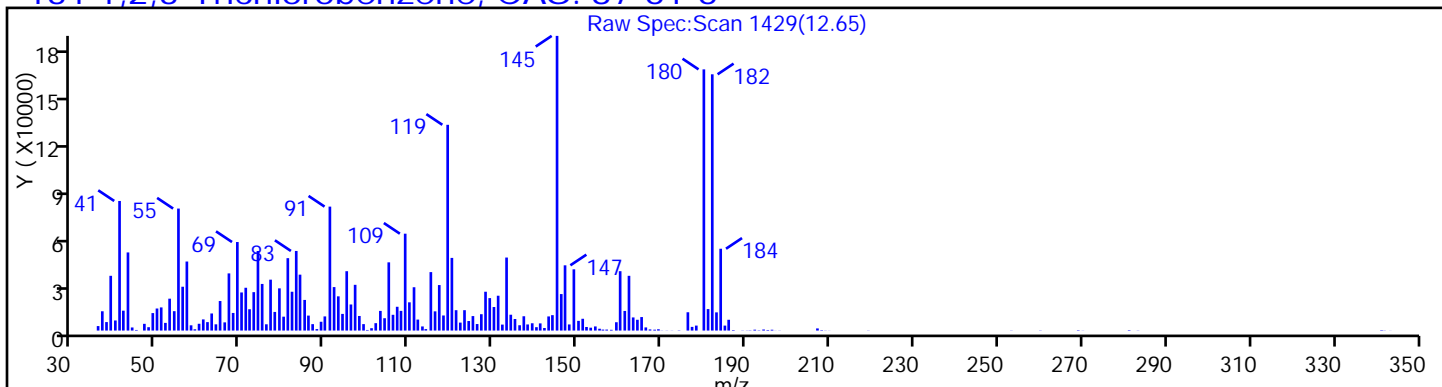
Method: 8260W\_2

Limit Group: VOA - 8260B Water and Solid

Column: Rtx-624 (0.25 mm)

Detector: MS SCAN

131 1,2,3-Trichlorobenzene, CAS: 87-61-6



TestAmerica Edison

Data File: \\EDICHROM\ChromData\CVOAMS2\20141104-20141.b\B75592.D

Injection Date: 04-Nov-2014 11:38:30

Instrument ID: CVOAMS2

Lims ID: 460-85482-A-12-A

Lab Sample ID: 460-85482-12

Client ID: PMP-24-SW-SI

Operator ID:

ALS Bottle#: 13 Worklist Smp#: 14

Purge Vol: 5.000 mL

Dil. Factor: 50.0000

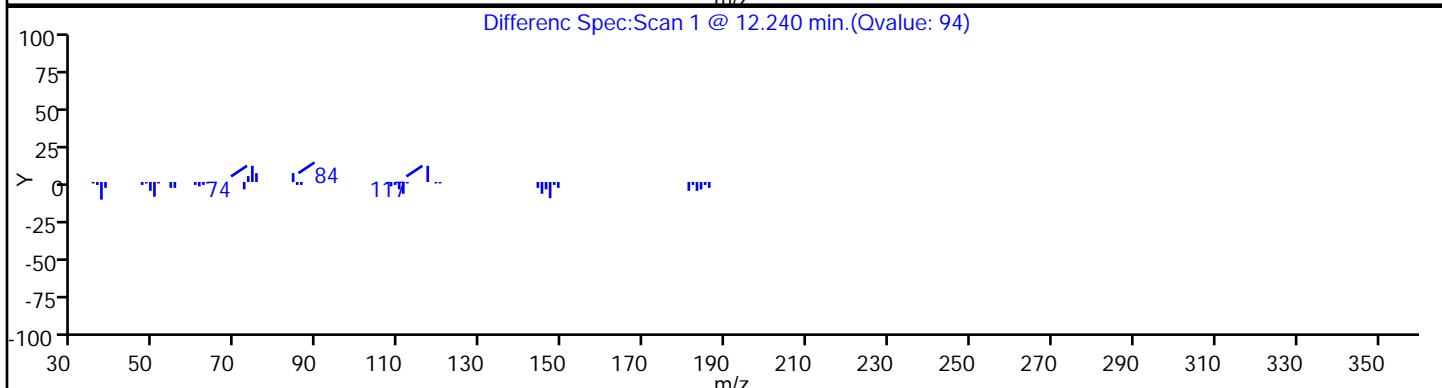
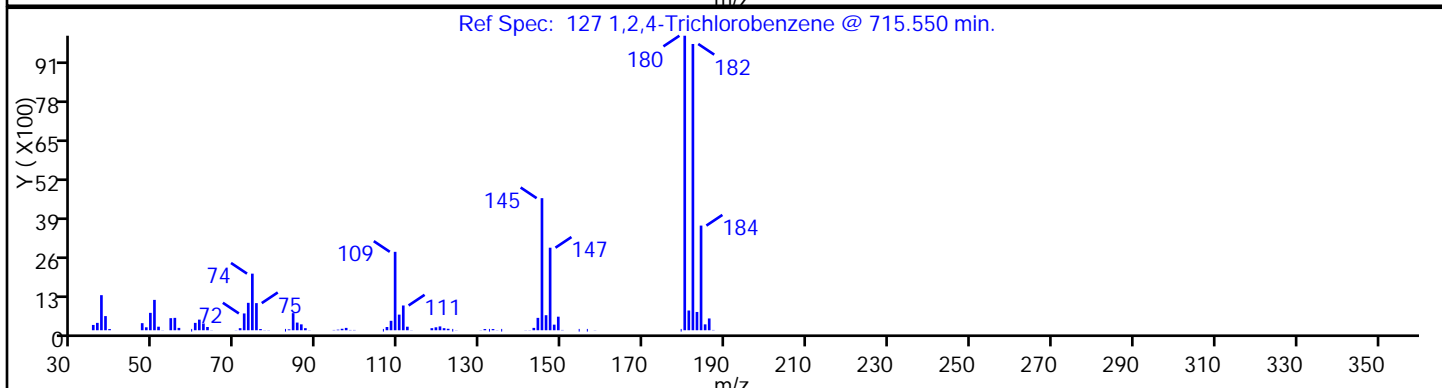
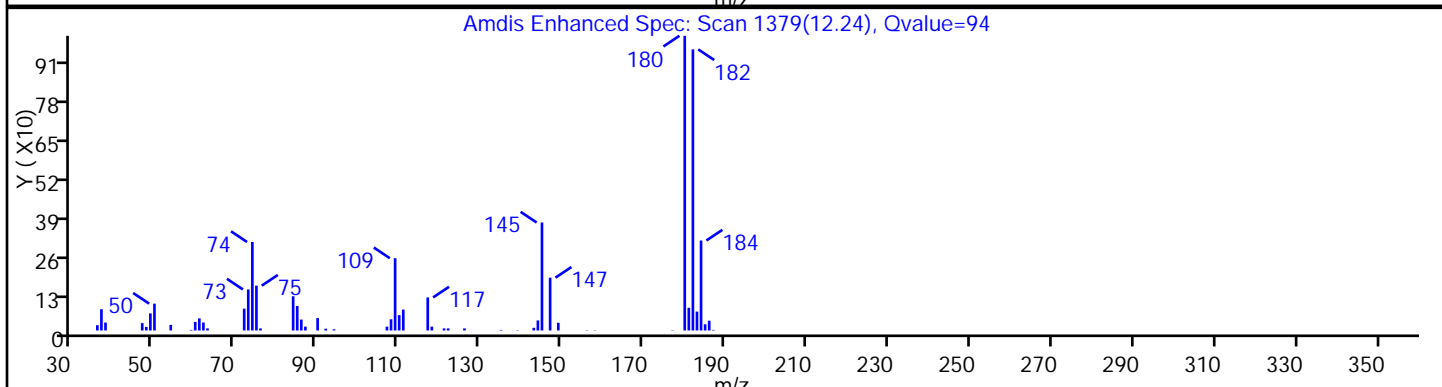
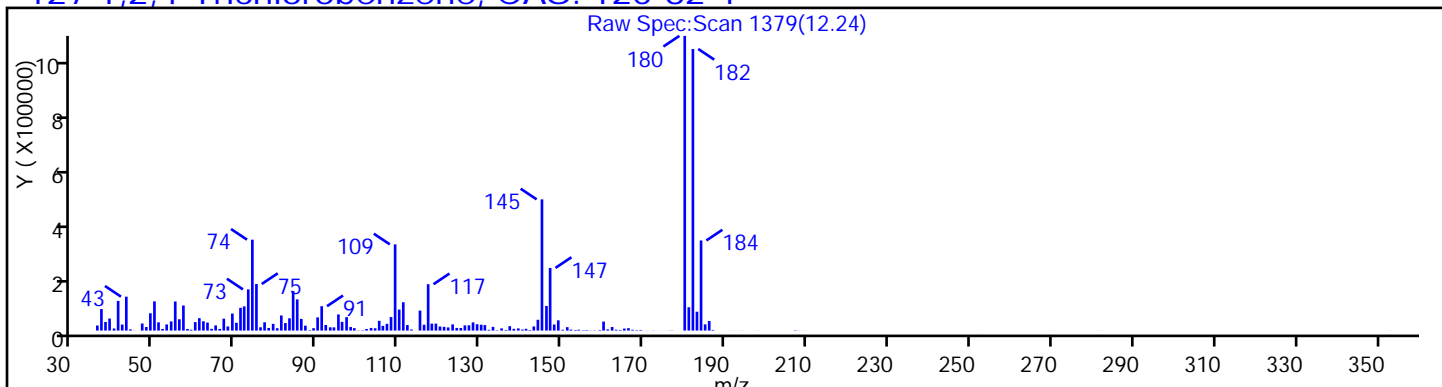
Method: 8260W\_2

Limit Group: VOA - 8260B Water and Solid

Column: Rtx-624 (0.25 mm)

Detector: MS SCAN

127 1,2,4-Trichlorobenzene, CAS: 120-82-1



TestAmerica Edison

Data File: \\EDICHROM\ChromData\CVOAMS2\20141104-20141.b\B75592.D

Injection Date: 04-Nov-2014 11:38:30

Instrument ID: CVOAMS2

Lims ID: 460-85482-A-12-A

Lab Sample ID: 460-85482-12

Client ID: PMP-24-SW-SI

Operator ID:

ALS Bottle#: 13 Worklist Smp#: 14

Purge Vol: 5.000 mL

Dil. Factor: 50.0000

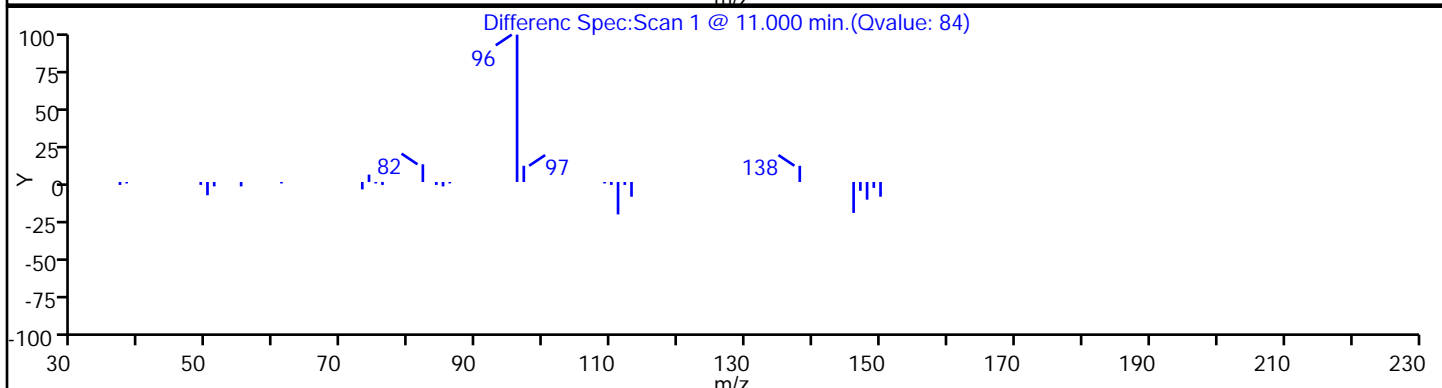
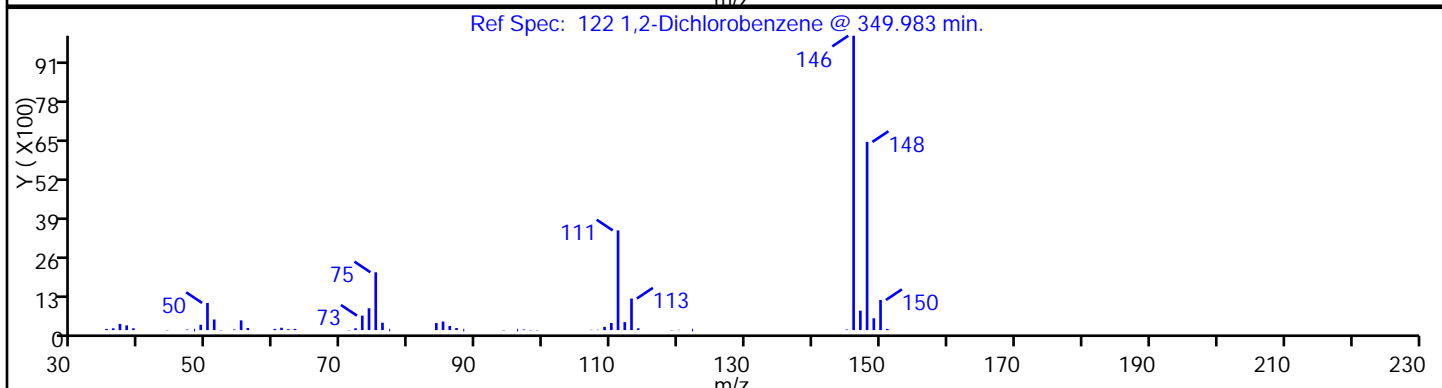
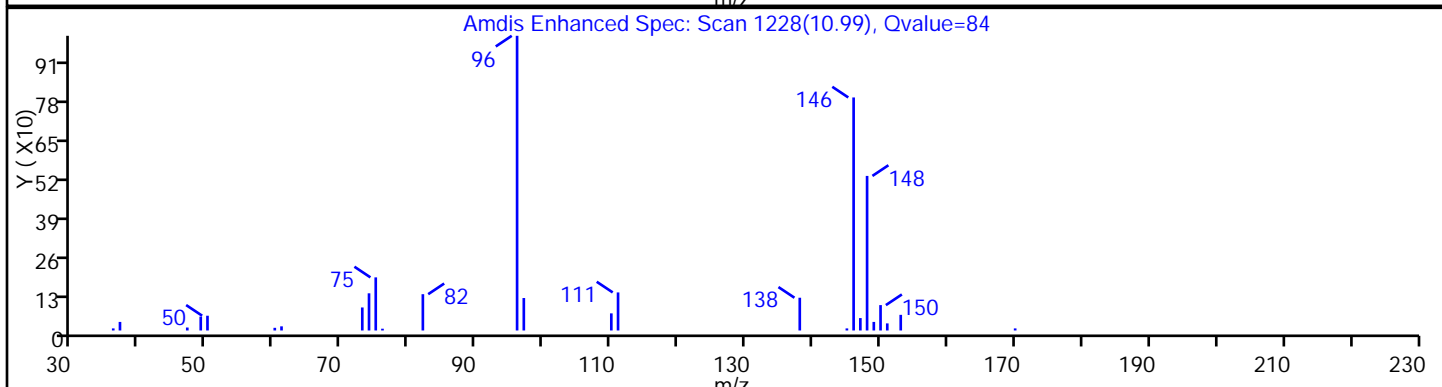
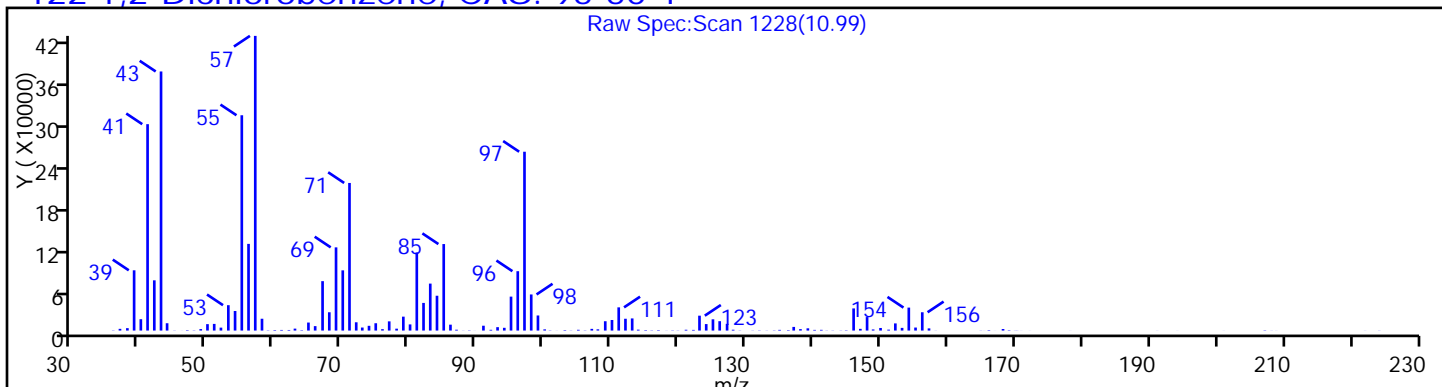
Method: 8260W\_2

Limit Group: VOA - 8260B Water and Solid

Column: Rtx-624 (0.25 mm)

Detector: MS SCAN

122 1,2-Dichlorobenzene, CAS: 95-50-1



TestAmerica Edison

Data File: \\EDICHROM\ChromData\CVOAMS2\20141104-20141.b\B75592.D

Injection Date: 04-Nov-2014 11:38:30

Instrument ID: CVOAMS2

Lims ID: 460-85482-A-12-A

Lab Sample ID: 460-85482-12

Client ID: PMP-24-SW-SI

Operator ID:

ALS Bottle#: 13 Worklist Smp#: 14

Purge Vol: 5.000 mL

Dil. Factor: 50.0000

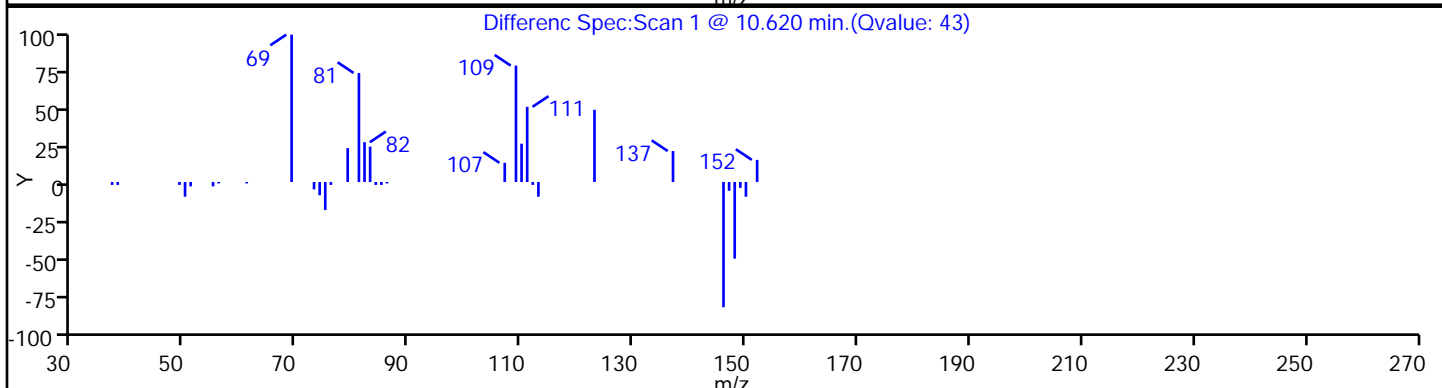
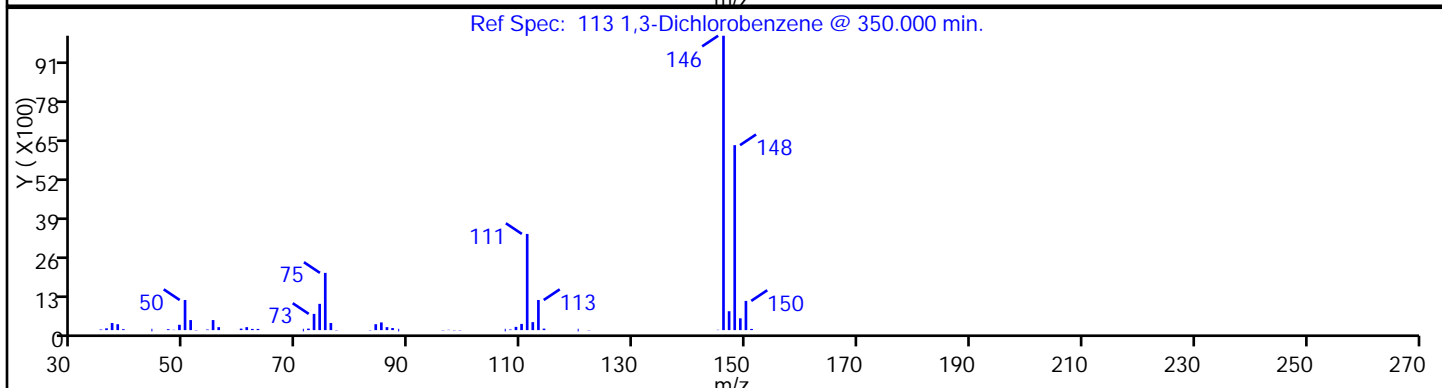
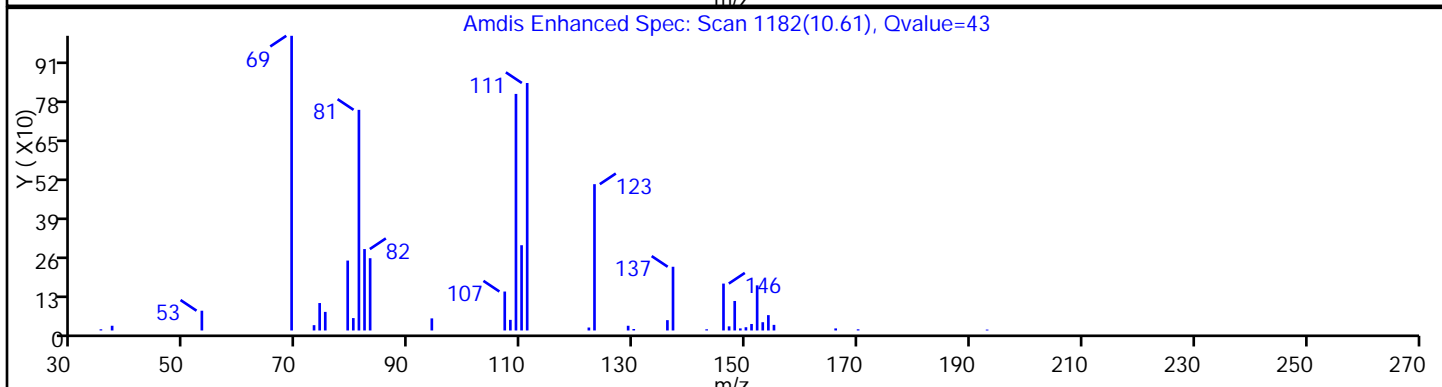
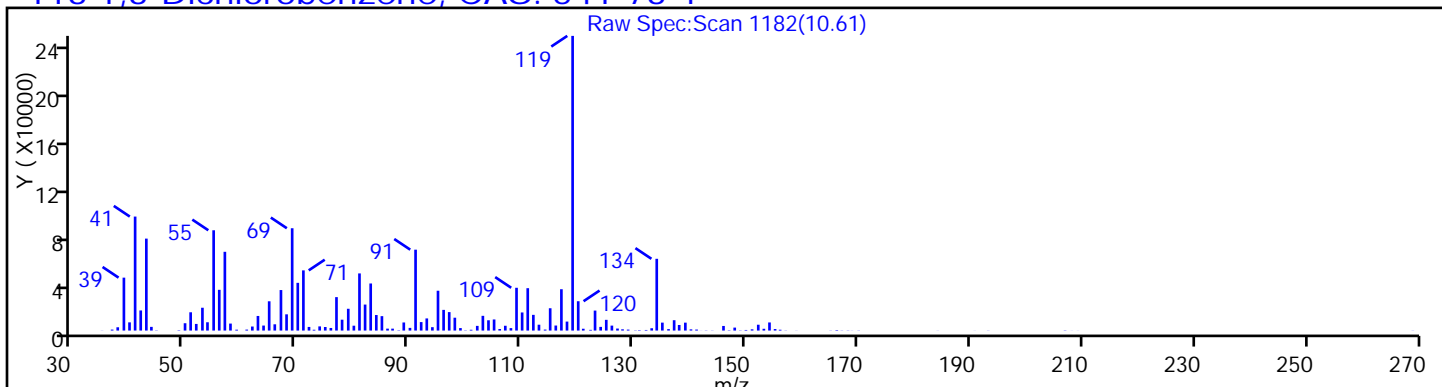
Method: 8260W\_2

Limit Group: VOA - 8260B Water and Solid

Column: Rtx-624 (0.25 mm)

Detector: MS SCAN

113 1,3-Dichlorobenzene, CAS: 541-73-1



TestAmerica Edison

Data File: \\EDICHROM\ChromData\CVOAMS2\20141104-20141.b\B75592.D

Injection Date: 04-Nov-2014 11:38:30

Instrument ID: CVOAMS2

Lims ID: 460-85482-A-12-A

Lab Sample ID: 460-85482-12

Client ID: PMP-24-SW-SI

Operator ID:

ALS Bottle#: 13 Worklist Smp#: 14

Purge Vol: 5.000 mL

Dil. Factor: 50.0000

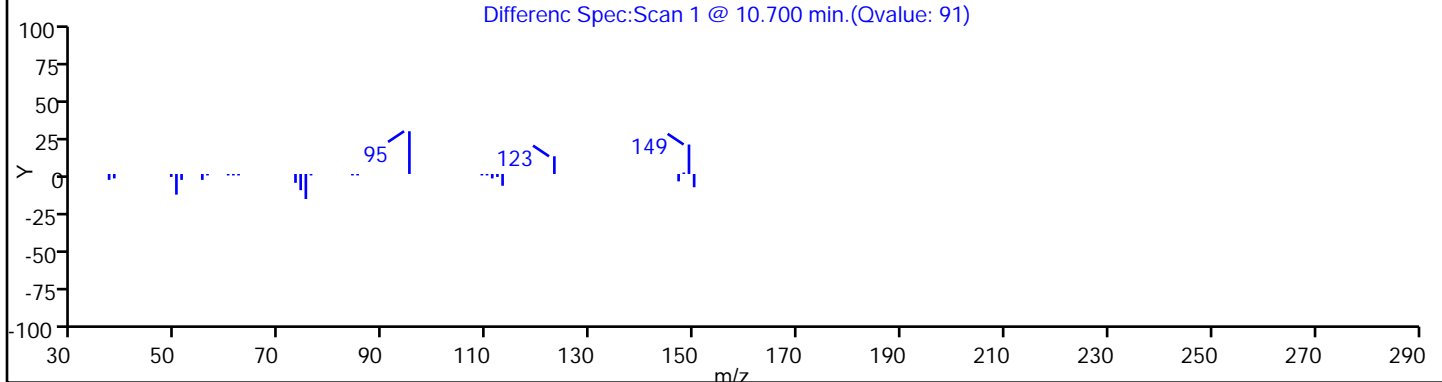
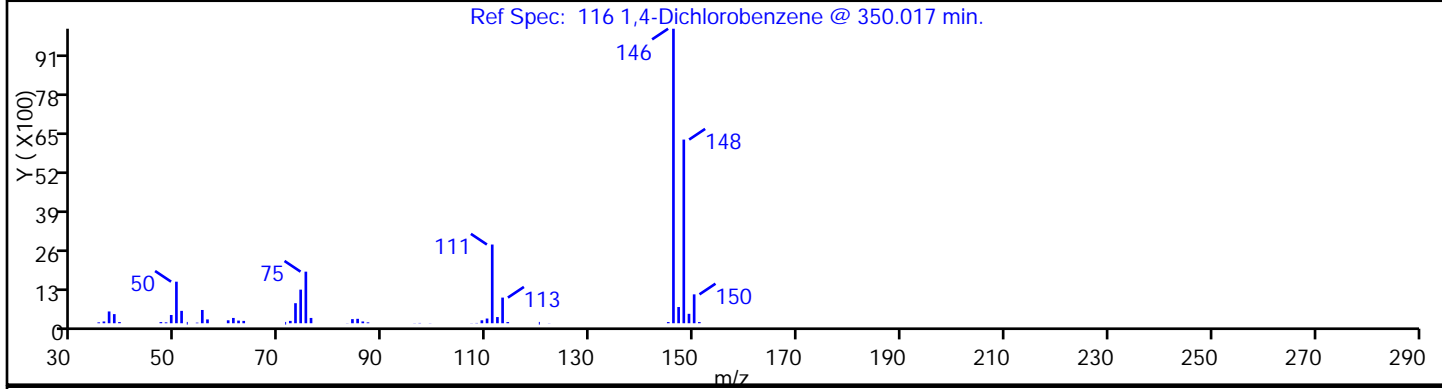
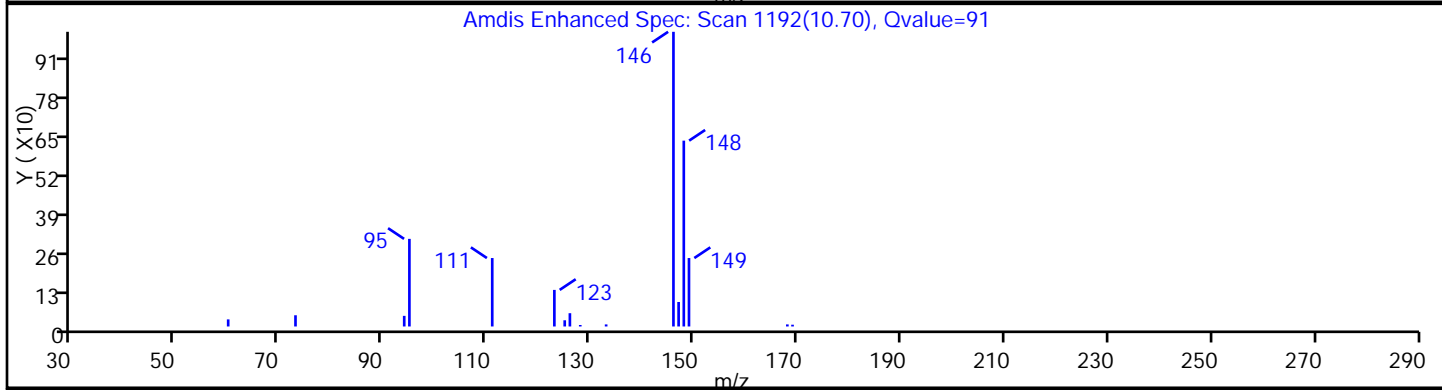
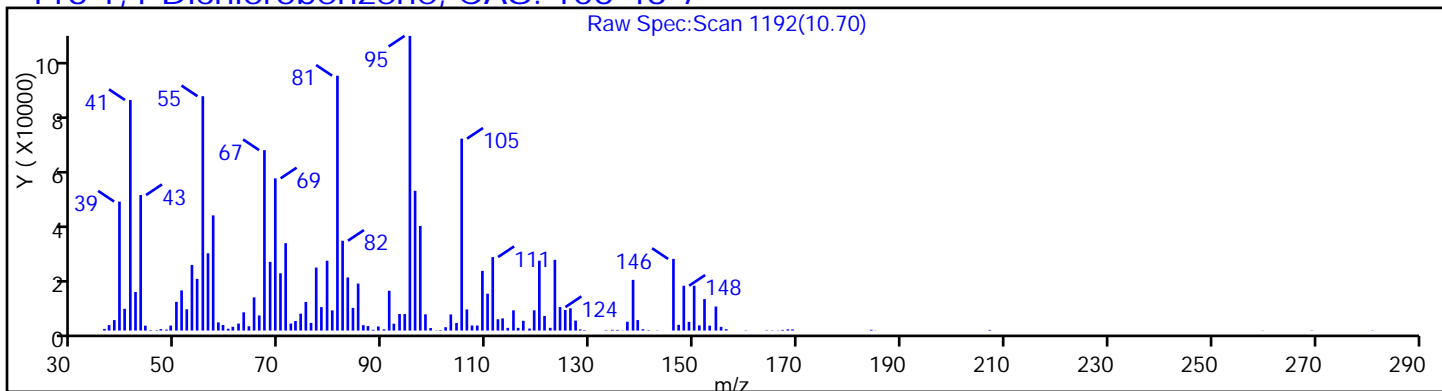
Method: 8260W\_2

Limit Group: VOA - 8260B Water and Solid

Column: Rtx-624 (0.25 mm)

Detector: MS SCAN

116 1,4-Dichlorobenzene, CAS: 106-46-7



TestAmerica Edison

Data File: \\EDICHRON\ChromData\CVOAMS2\20141104-20141.b\B75592.D

Injection Date: 04-Nov-2014 11:38:30

Instrument ID: CVOAMS2

Lims ID: 460-85482-A-12-A

Lab Sample ID: 460-85482-12

Client ID: PMP-24-SW-SI

Operator ID:

ALS Bottle#: 13 Worklist Smp#: 14

Purge Vol: 5.000 mL

Dil. Factor: 50.0000

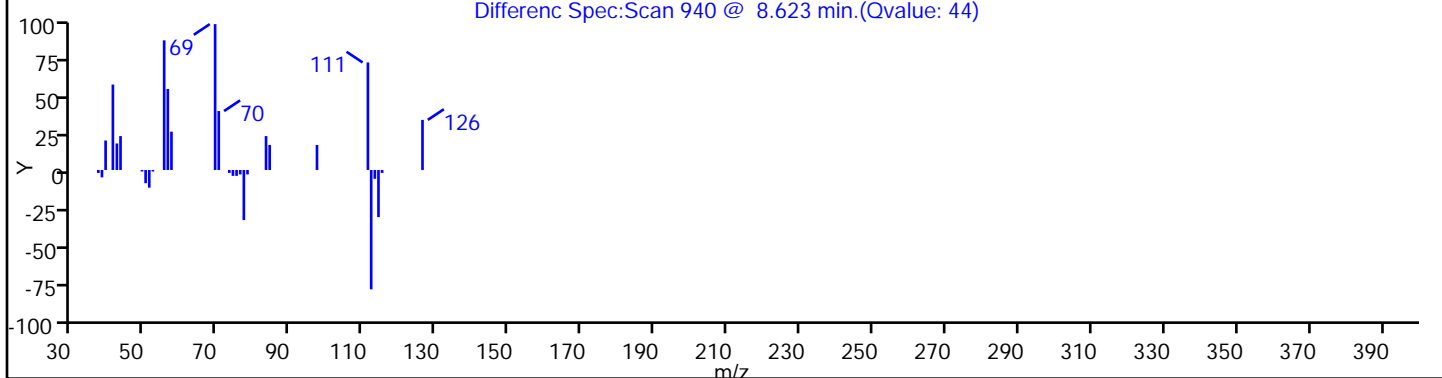
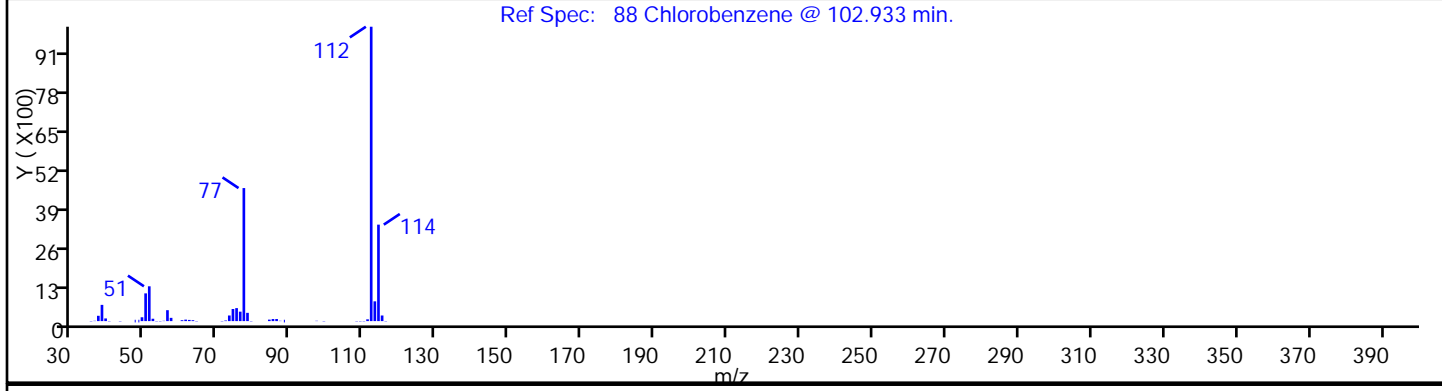
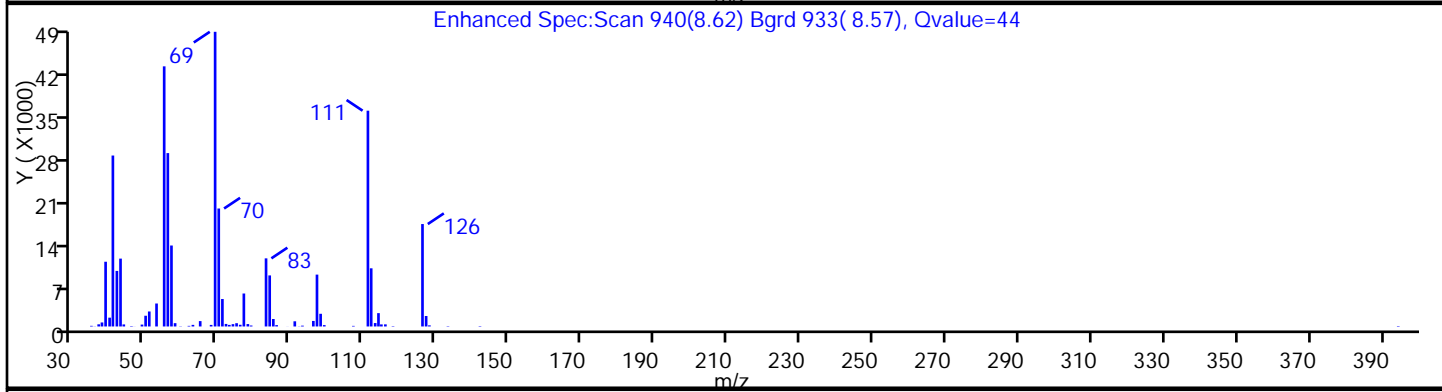
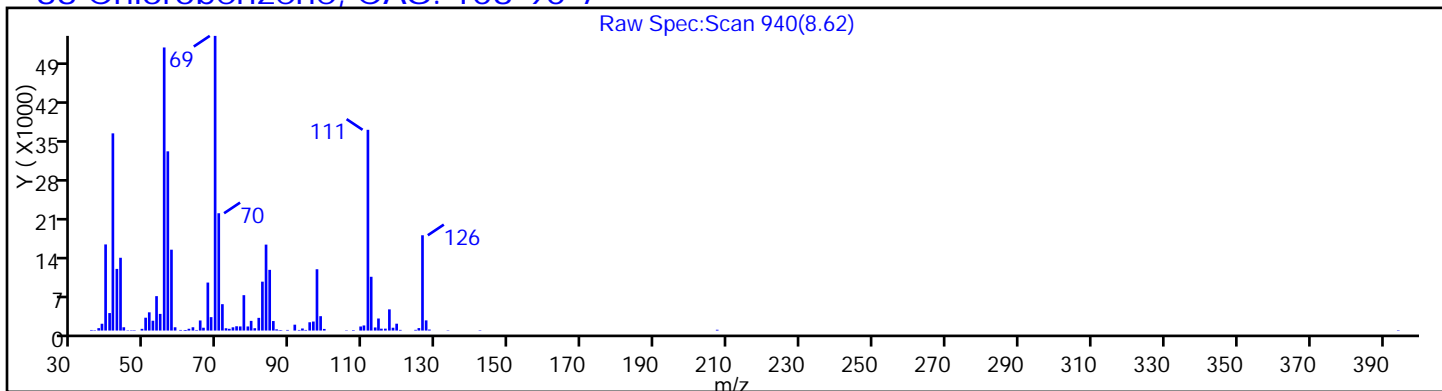
Method: 8260W\_2

Limit Group: VOA - 8260B Water and Solid

Column: Rtx-624 (0.25 mm)

Detector: MS SCAN

88 Chlorobenzene, CAS: 108-90-7



TestAmerica Edison

Data File: \\EDICHROM\ChromData\CVOAMS2\20141104-20141.b\B75592.D

Injection Date: 04-Nov-2014 11:38:30

Instrument ID: CVOAMS2

Lims ID: 460-85482-A-12-A

Lab Sample ID: 460-85482-12

Client ID: PMP-24-SW-SI

Operator ID:

ALS Bottle#: 13 Worklist Smp#: 14

Purge Vol: 5.000 mL

Dil. Factor: 50.0000

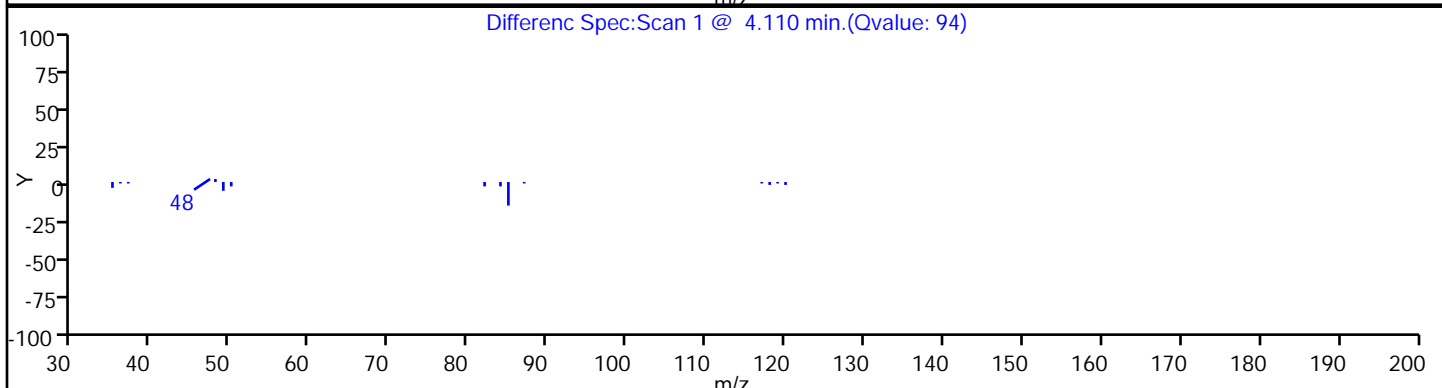
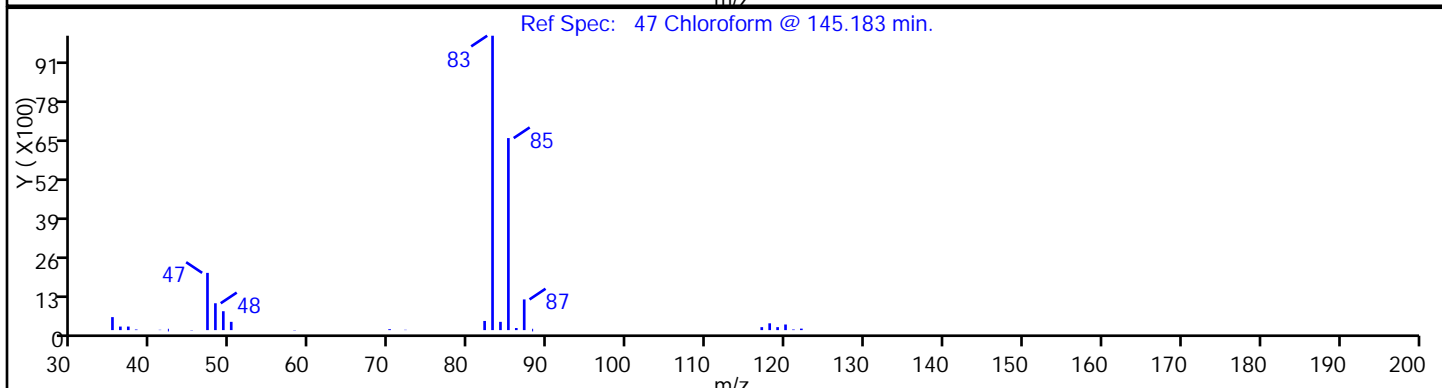
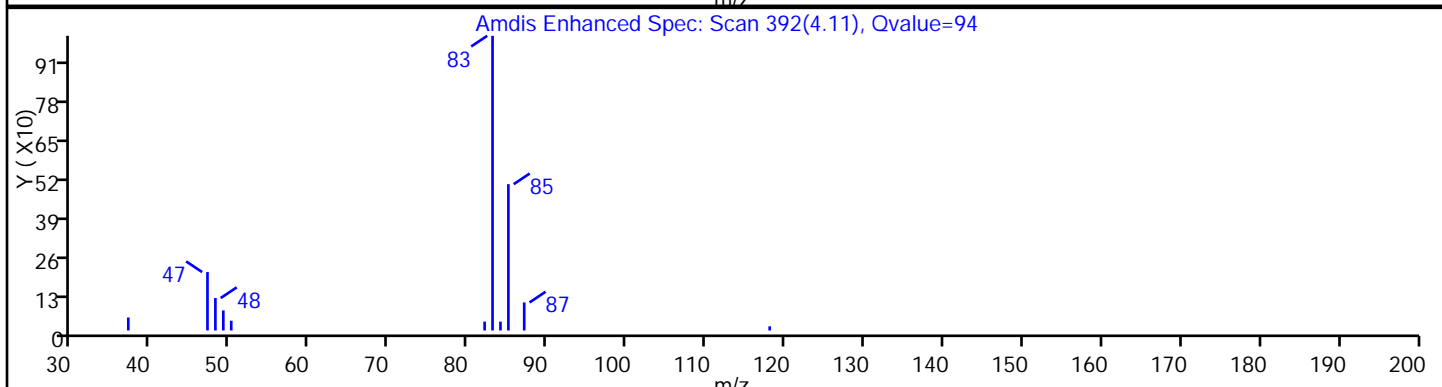
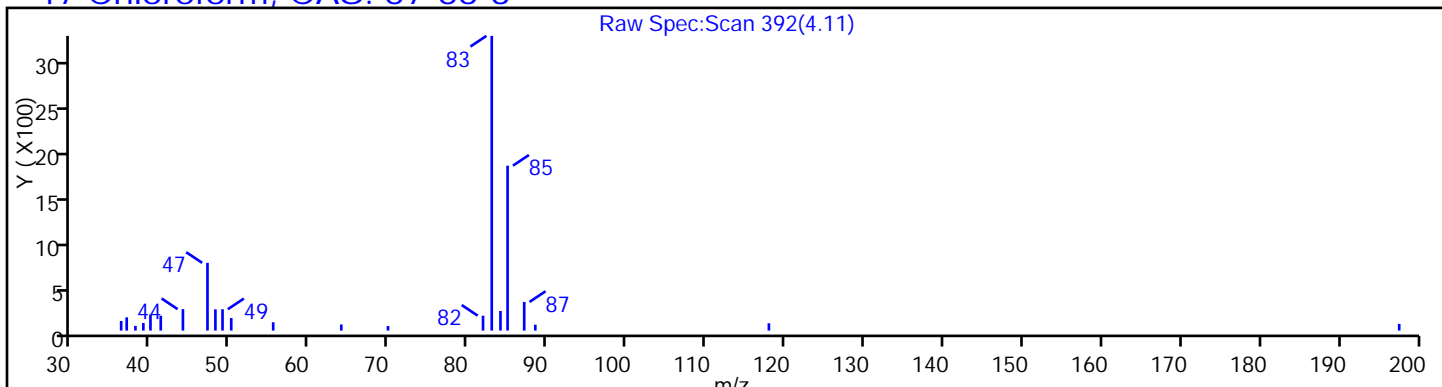
Method: 8260W\_2

Limit Group: VOA - 8260B Water and Solid

Column: Rtx-624 (0.25 mm)

Detector: MS SCAN

47 Chloroform, CAS: 67-66-3





TestAmerica Edison

Data File: \\EDICHROM\ChromData\CVOAMS2\20141104-20141.b\B75592.D

Injection Date: 04-Nov-2014 11:38:30

Instrument ID: CVOAMS2

Lims ID: 460-85482-A-12-A

Lab Sample ID: 460-85482-12

Client ID: PMP-24-SW-SI

Operator ID:

ALS Bottle#: 13 Worklist Smp#: 14

Purge Vol: 5.000 mL

Dil. Factor: 50.0000

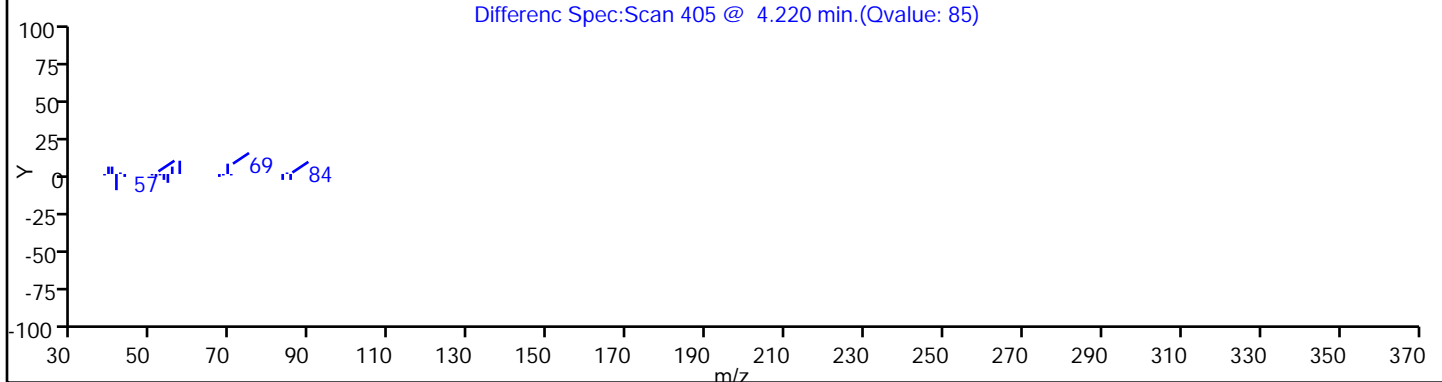
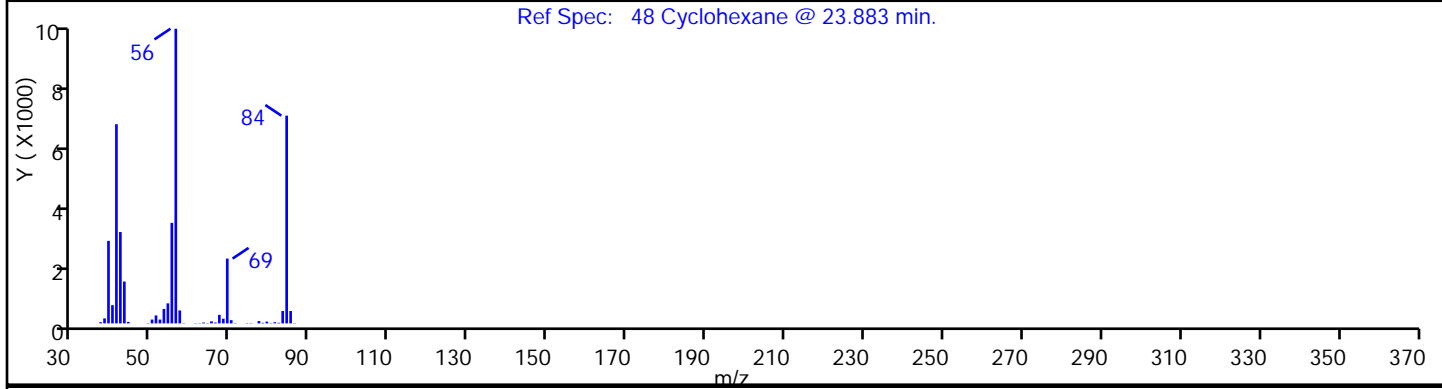
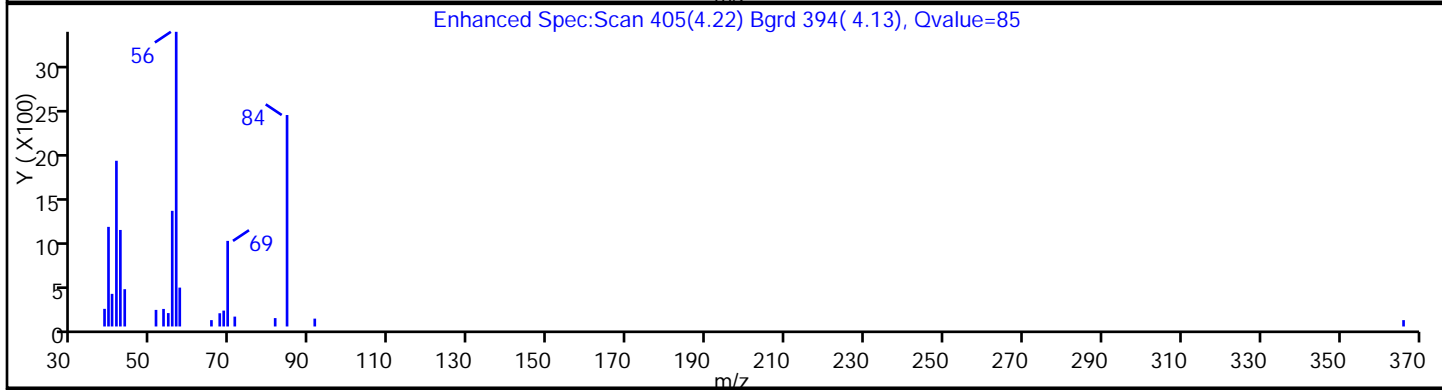
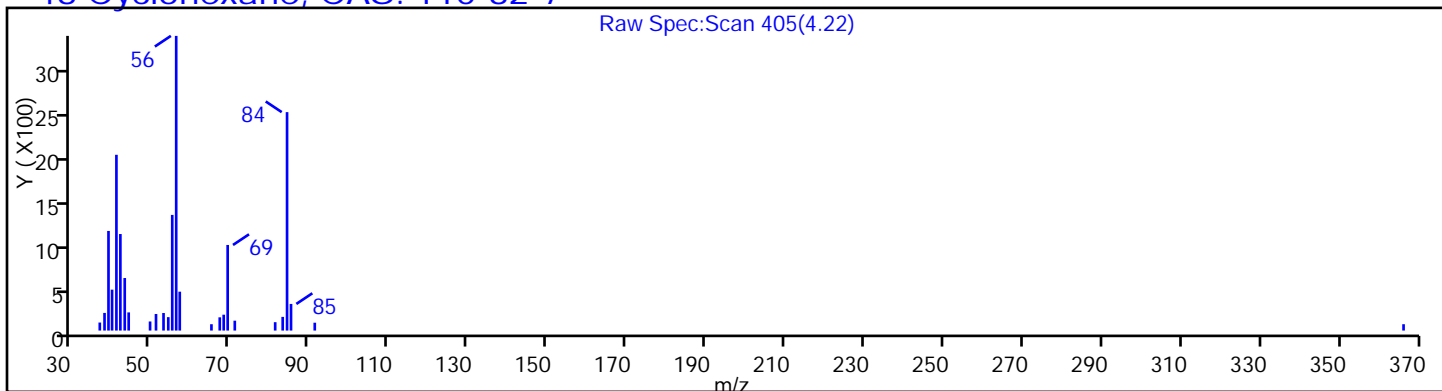
Method: 8260W\_2

Limit Group: VOA - 8260B Water and Solid

Column: Rtx-624 (0.25 mm)

Detector: MS SCAN

48 Cyclohexane, CAS: 110-82-7



TestAmerica Edison

Data File: \\EDICHROM\ChromData\CVOAMS2\20141104-20141.b\B75592.D

Injection Date: 04-Nov-2014 11:38:30

Instrument ID: CVOAMS2

Lims ID: 460-85482-A-12-A

Lab Sample ID: 460-85482-12

Client ID: PMP-24-SW-SI

Operator ID:

ALS Bottle#: 13 Worklist Smp#: 14

Purge Vol: 5.000 mL

Dil. Factor: 50.0000

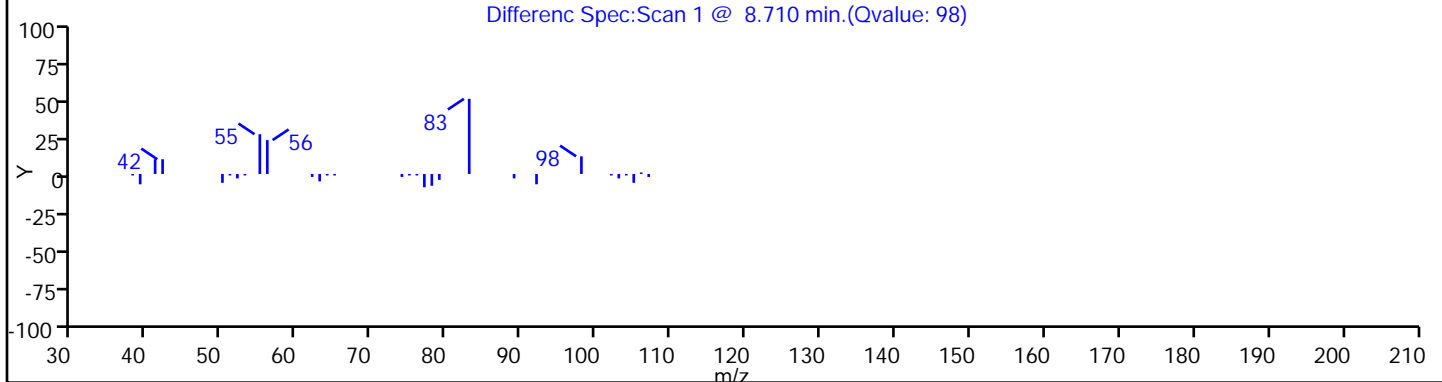
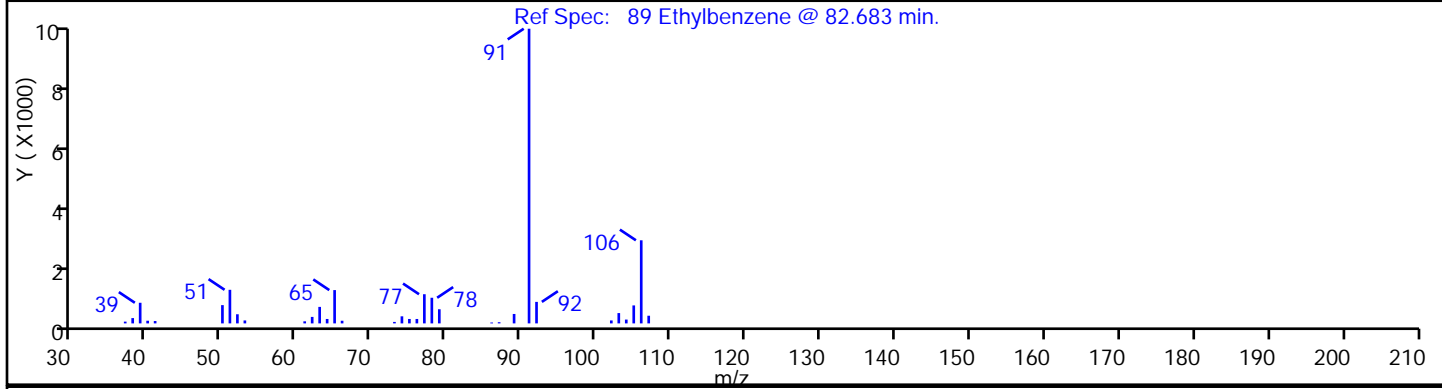
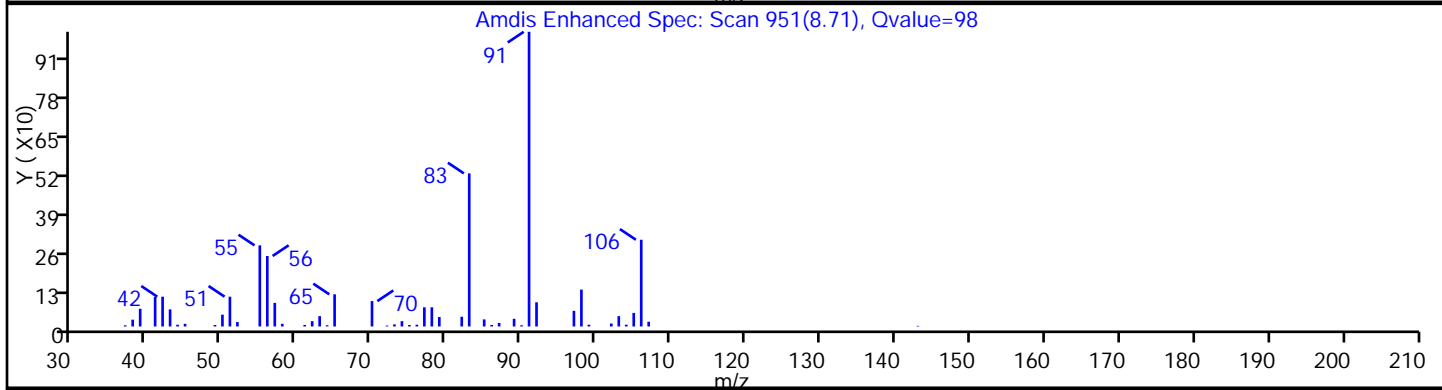
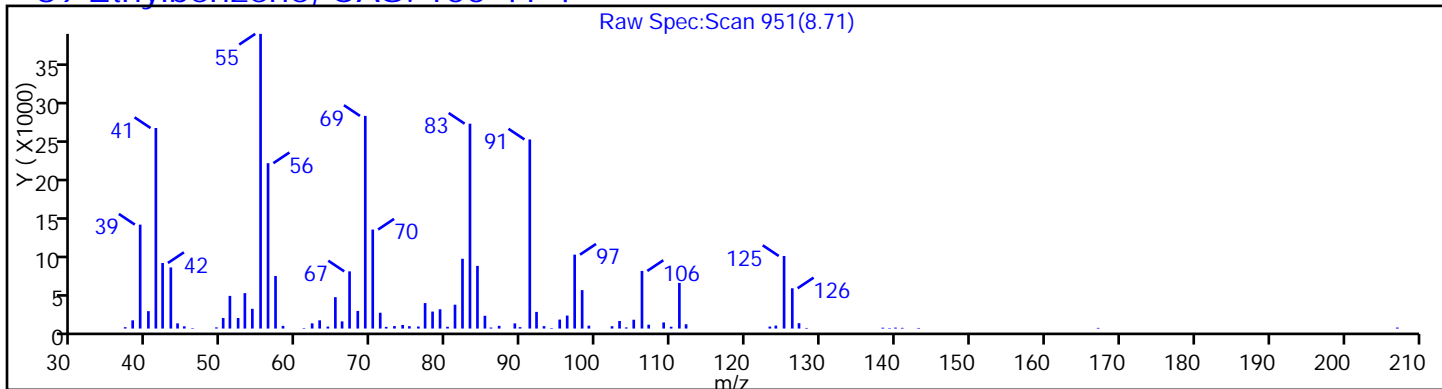
Method: 8260W\_2

Limit Group: VOA - 8260B Water and Solid

Column: Rtx-624 (0.25 mm)

Detector: MS SCAN

89 Ethylbenzene, CAS: 100-41-4



TestAmerica Edison

Data File: \\EDICHROM\ChromData\CVOAMS2\20141104-20141.b\B75592.D

Injection Date: 04-Nov-2014 11:38:30

Instrument ID: CVOAMS2

Lims ID: 460-85482-A-12-A

Lab Sample ID: 460-85482-12

Client ID: PMP-24-SW-SI

Operator ID:

ALS Bottle#: 13 Worklist Smp#: 14

Purge Vol: 5.000 mL

Dil. Factor: 50.0000

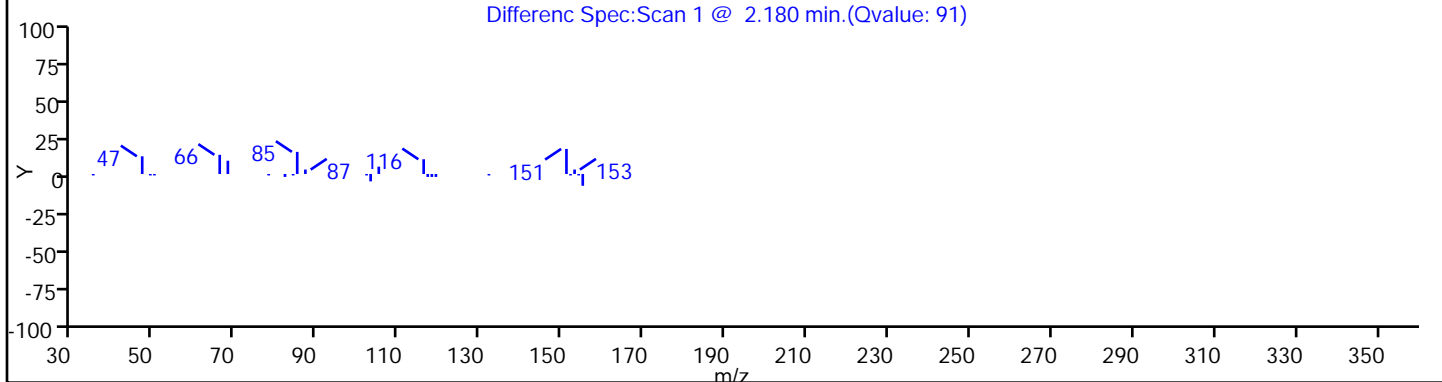
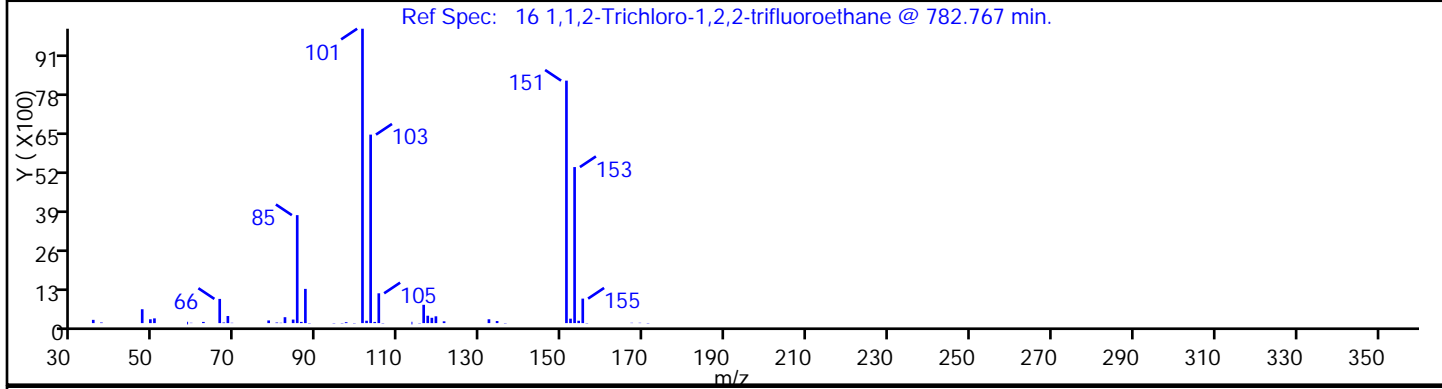
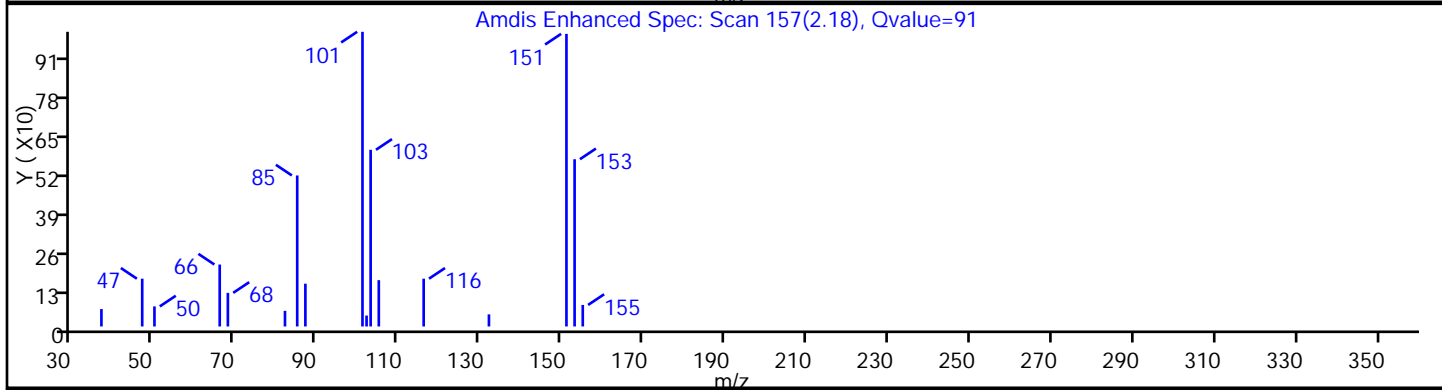
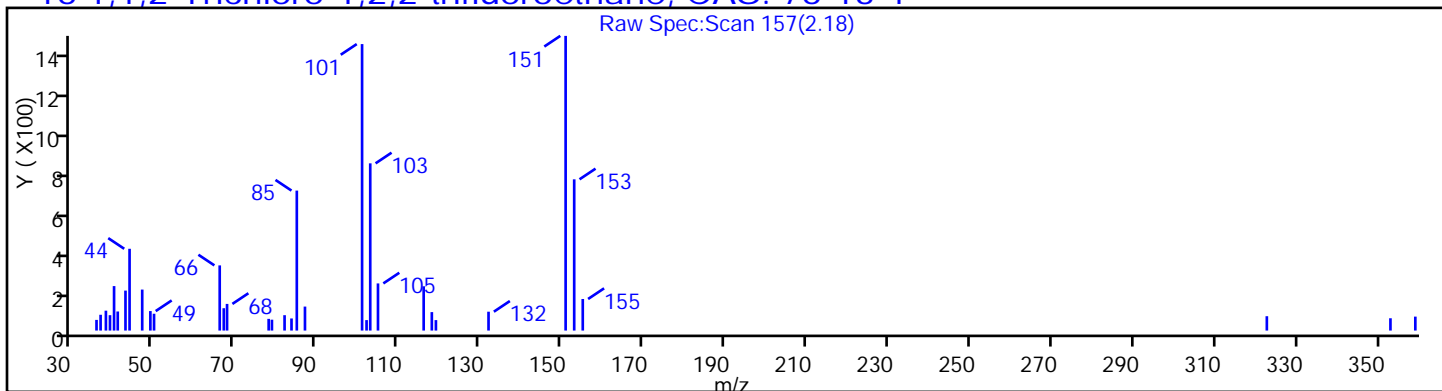
Method: 8260W\_2

Limit Group: VOA - 8260B Water and Solid

Column: Rtx-624 (0.25 mm)

Detector: MS SCAN

16 1,1,2-Trichloro-1,2,2-trifluoroethane, CAS: 76-13-1



TestAmerica Edison

Data File: \\EDICHROM\ChromData\CVOAMS2\20141104-20141.b\B75592.D

Injection Date: 04-Nov-2014 11:38:30

Instrument ID: CVOAMS2

Lims ID: 460-85482-A-12-A

Lab Sample ID: 460-85482-12

Client ID: PMP-24-SW-SI

Operator ID:

ALS Bottle#: 13 Worklist Smp#: 14

Purge Vol: 5.000 mL

Dil. Factor: 50.0000

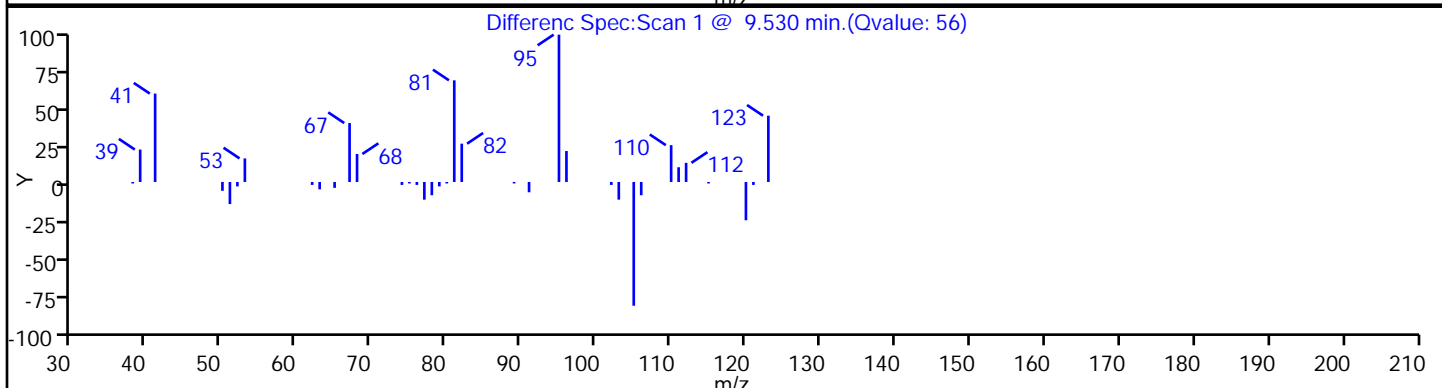
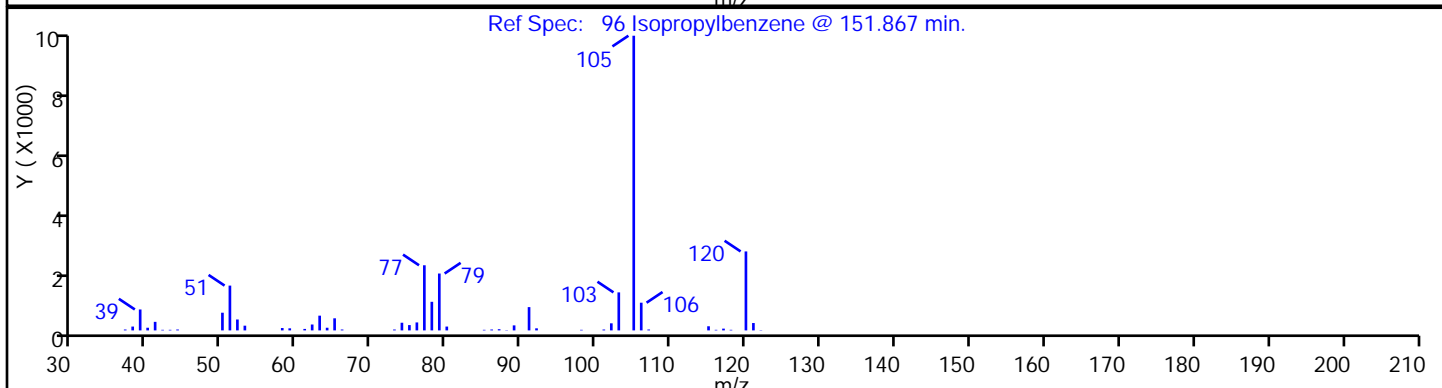
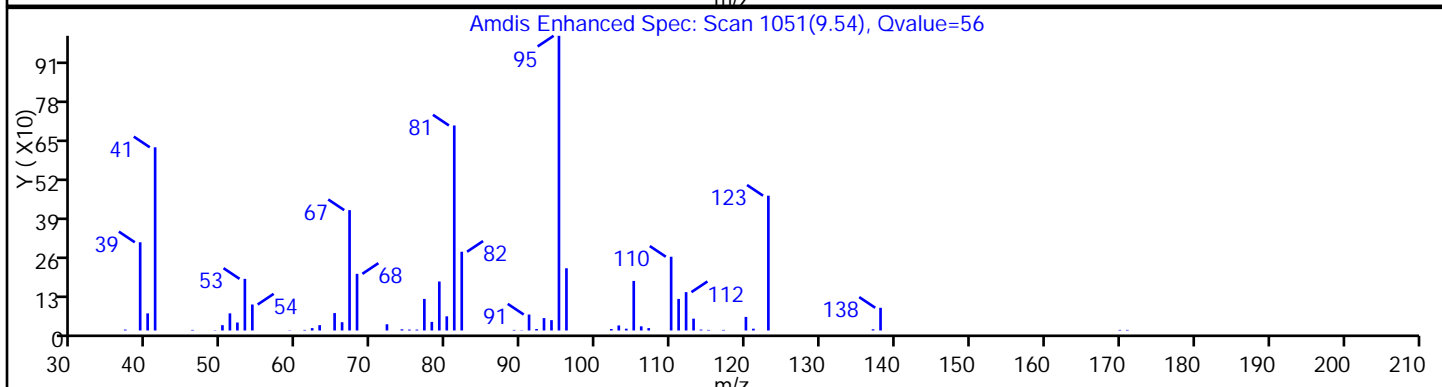
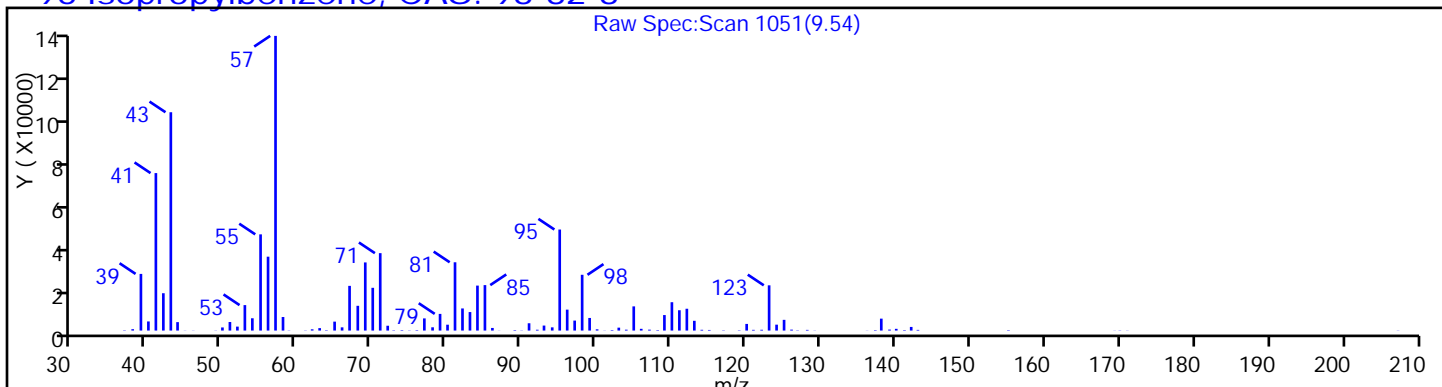
Method: 8260W\_2

Limit Group: VOA - 8260B Water and Solid

Column: Rtx-624 (0.25 mm)

Detector: MS SCAN

96 Isopropylbenzene, CAS: 98-82-8



TestAmerica Edison

Data File: \\EDICHRON\ChromData\CVOAMS2\20141104-20141.b\B75592.D

Injection Date: 04-Nov-2014 11:38:30

Instrument ID: CVOAMS2

Lims ID: 460-85482-A-12-A

Lab Sample ID: 460-85482-12

Client ID: PMP-24-SW-SI

Operator ID:

ALS Bottle#: 13 Worklist Smp#: 14

Purge Vol: 5.000 mL

Dil. Factor: 50.0000

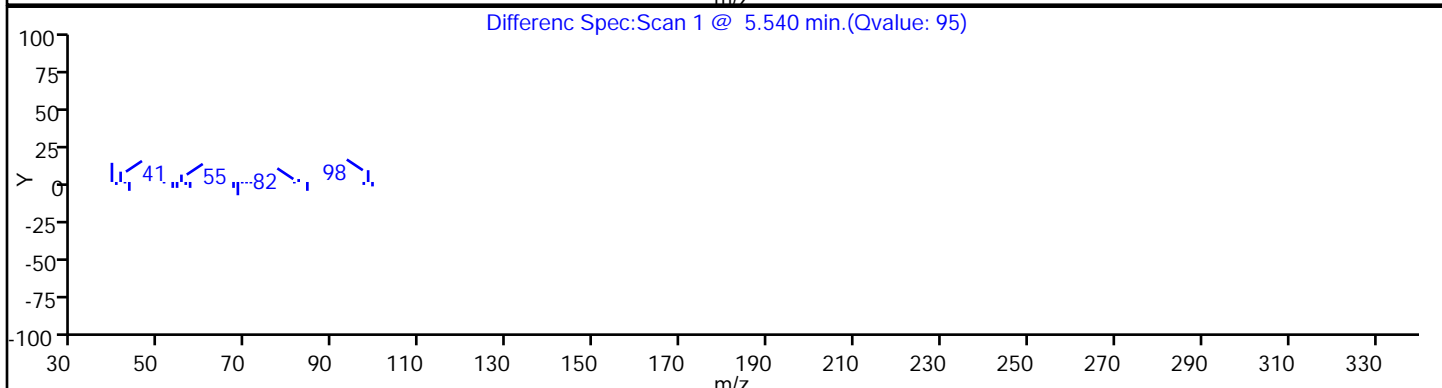
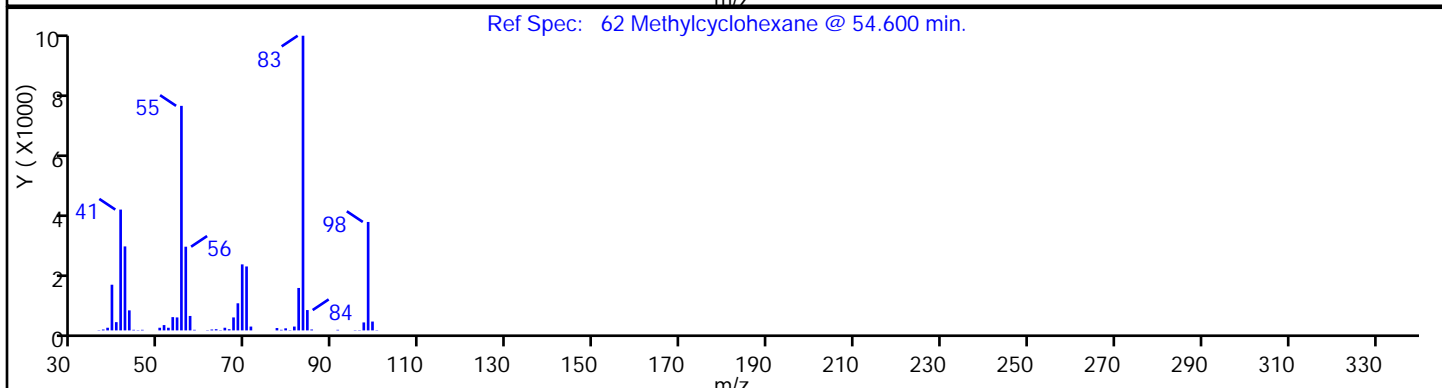
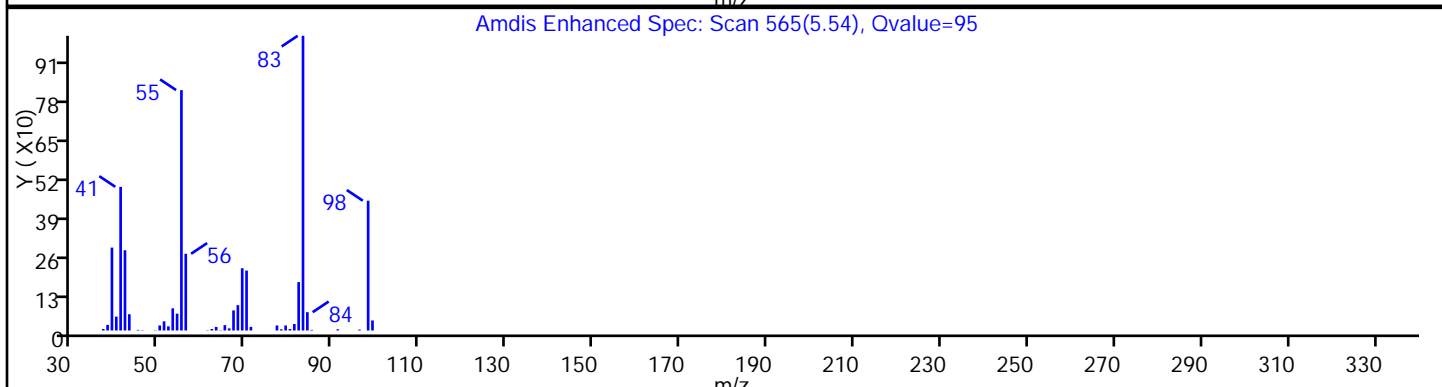
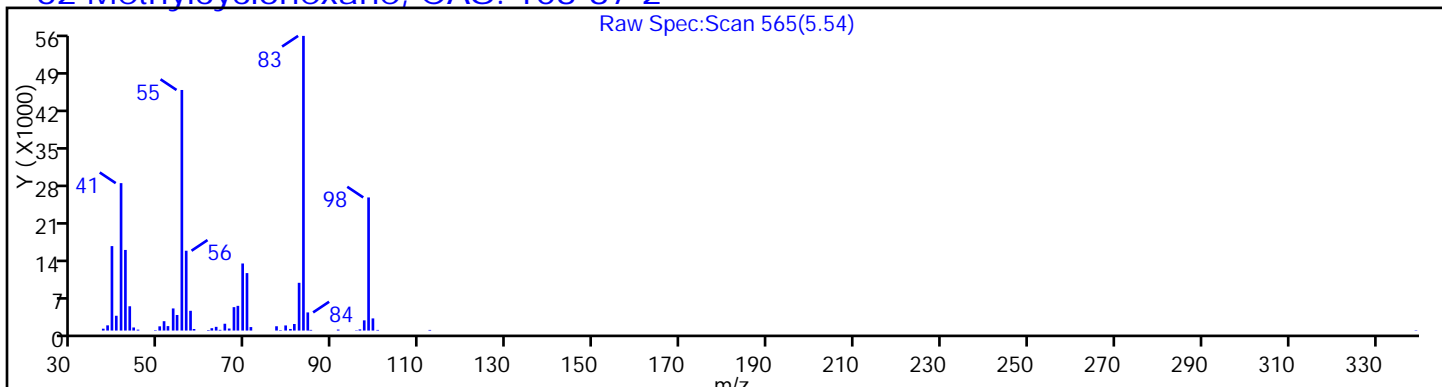
Method: 8260W\_2

Limit Group: VOA - 8260B Water and Solid

Column: Rtx-624 (0.25 mm)

Detector: MS SCAN

62 Methylcyclohexane, CAS: 108-87-2



TestAmerica Edison

Data File: \\EDICHROM\ChromData\CVOAMS2\20141104-20141.b\B75592.D

Injection Date: 04-Nov-2014 11:38:30

Instrument ID: CVOAMS2

Lims ID: 460-85482-A-12-A

Lab Sample ID: 460-85482-12

Client ID: PMP-24-SW-SI

Operator ID:

ALS Bottle#: 13 Worklist Smp#: 14

Purge Vol: 5.000 mL

Dil. Factor: 50.0000

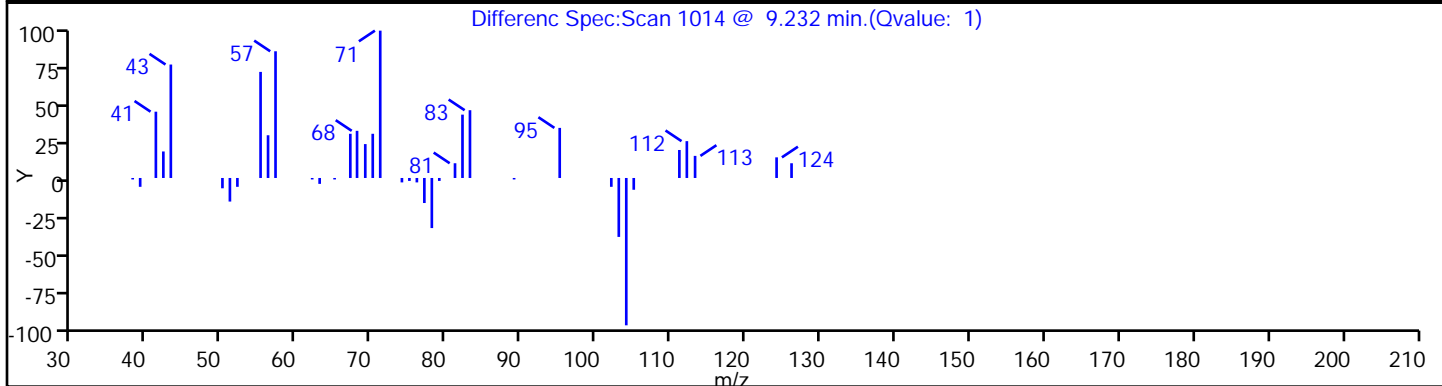
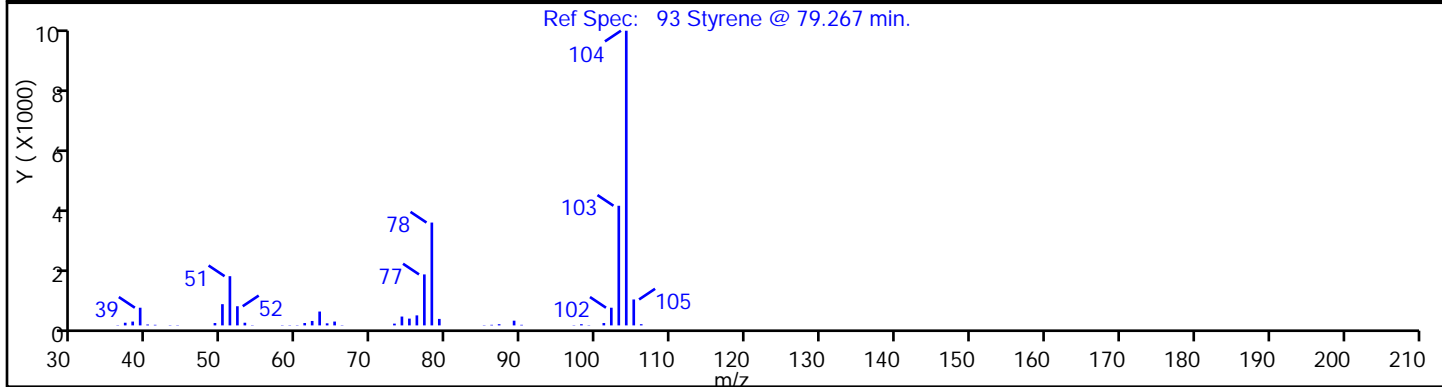
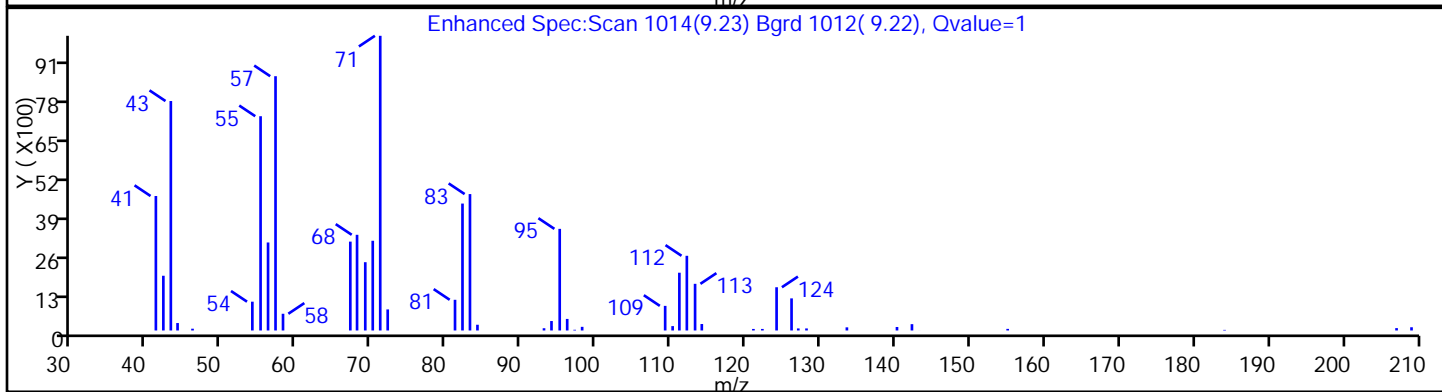
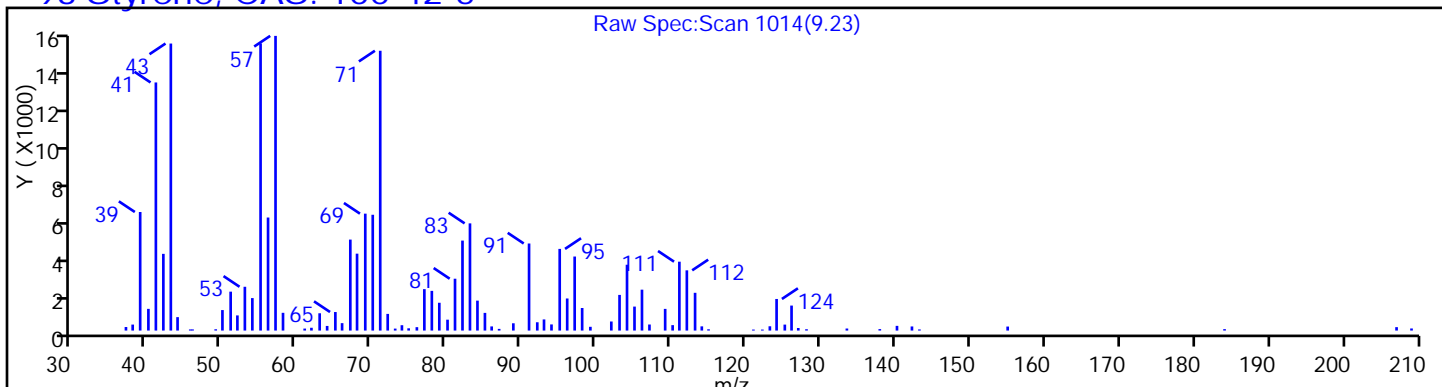
Method: 8260W\_2

Limit Group: VOA - 8260B Water and Solid

Column: Rtx-624 (0.25 mm)

Detector: MS SCAN

93 Styrene, CAS: 100-42-5



TestAmerica Edison

Data File: \\EDICHROM\ChromData\CVOAMS2\20141104-20141.b\B75592.D

Injection Date: 04-Nov-2014 11:38:30

Instrument ID: CVOAMS2

Lims ID: 460-85482-A-12-A

Lab Sample ID: 460-85482-12

Client ID: PMP-24-SW-SI

Operator ID:

ALS Bottle#: 13

Worklist Smp#: 14

Purge Vol: 5.000 mL

Dil. Factor: 50.0000

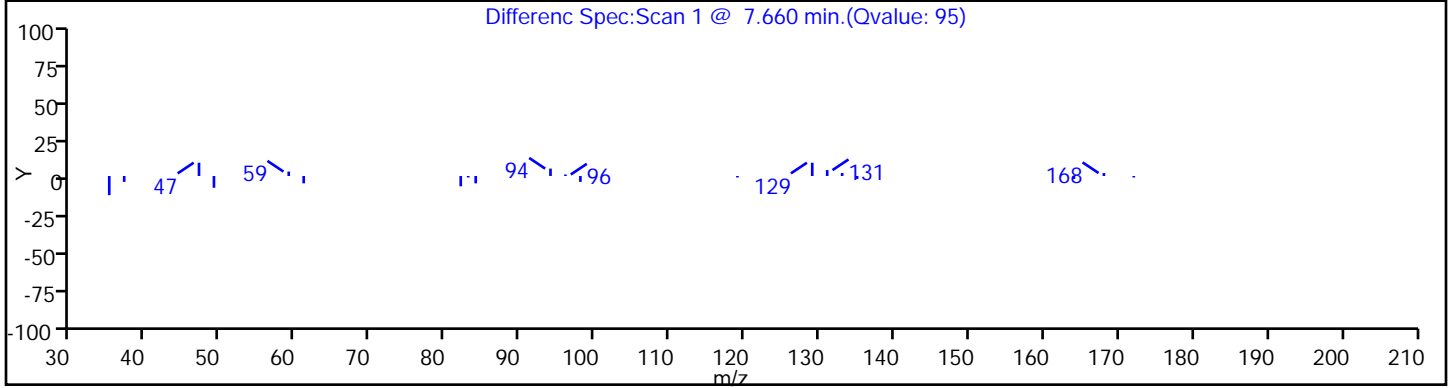
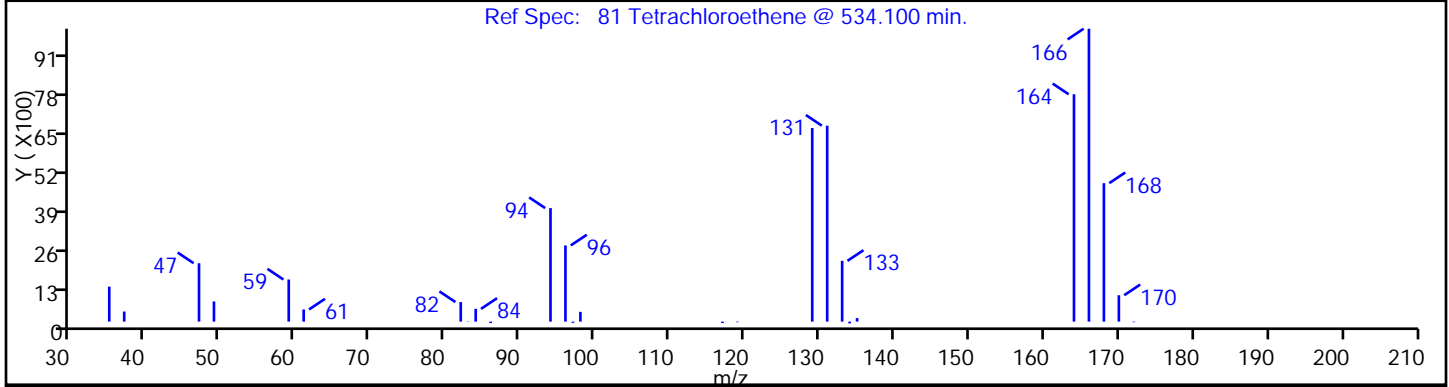
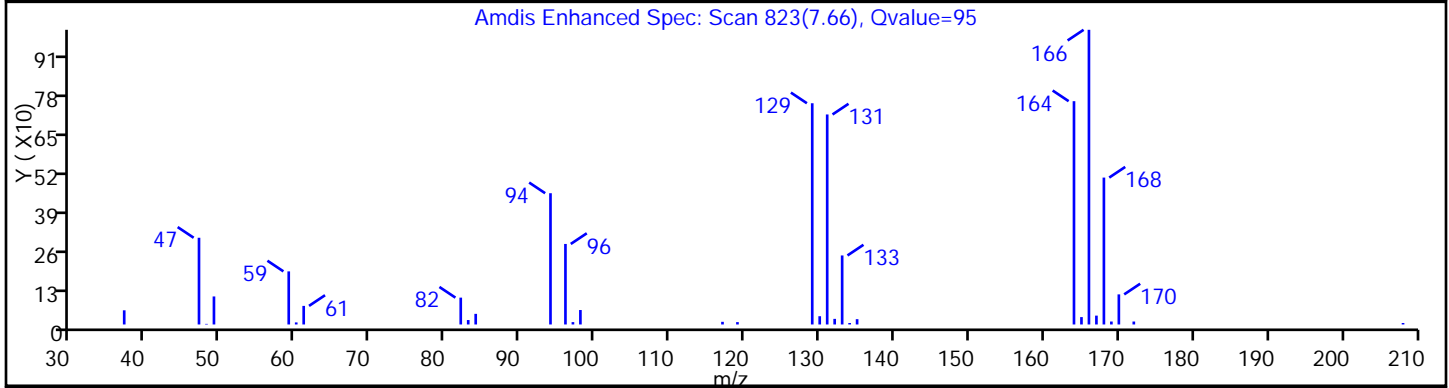
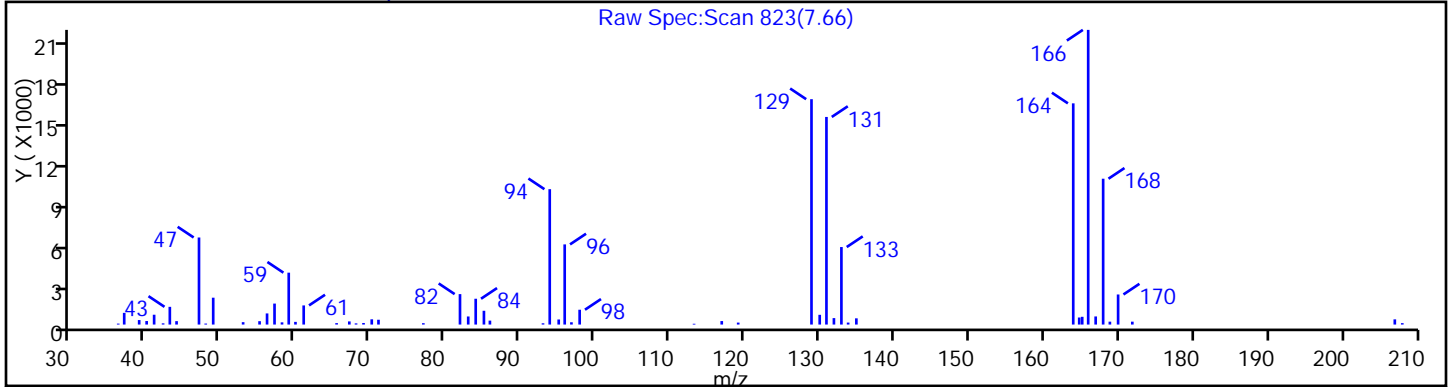
Method: 8260W\_2

Limit Group: VOA - 8260B Water and Solid

Column: Rtx-624 (0.25 mm)

Detector: MS SCAN

81 Tetrachloroethene, CAS: 127-18-4



TestAmerica Edison

Data File: \\EDICHROM\ChromData\CVOAMS2\20141104-20141.b\B75592.D

Injection Date: 04-Nov-2014 11:38:30

Instrument ID: CVOAMS2

Lims ID: 460-85482-A-12-A

Lab Sample ID: 460-85482-12

Client ID: PMP-24-SW-SI

Operator ID:

ALS Bottle#: 13 Worklist Smp#: 14

Purge Vol: 5.000 mL

Dil. Factor: 50.0000

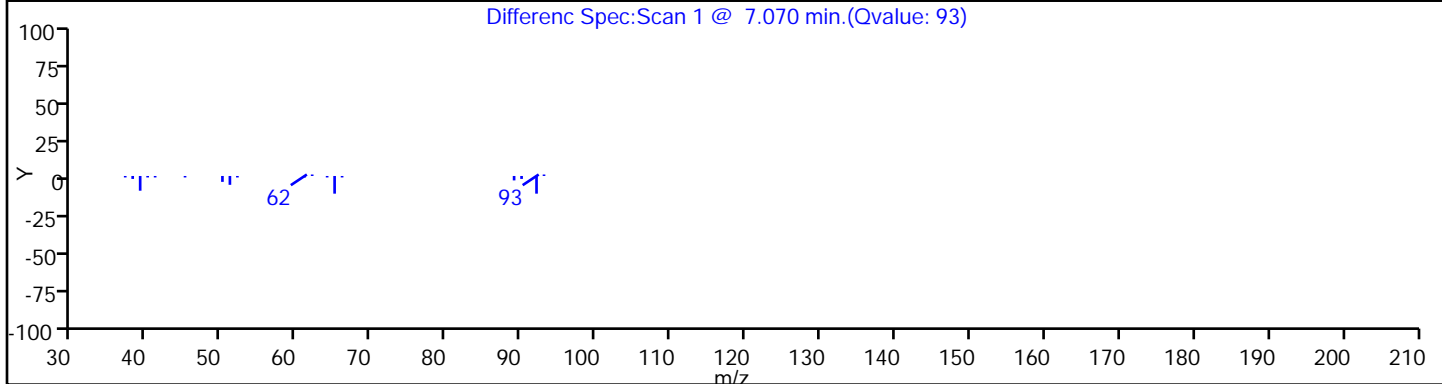
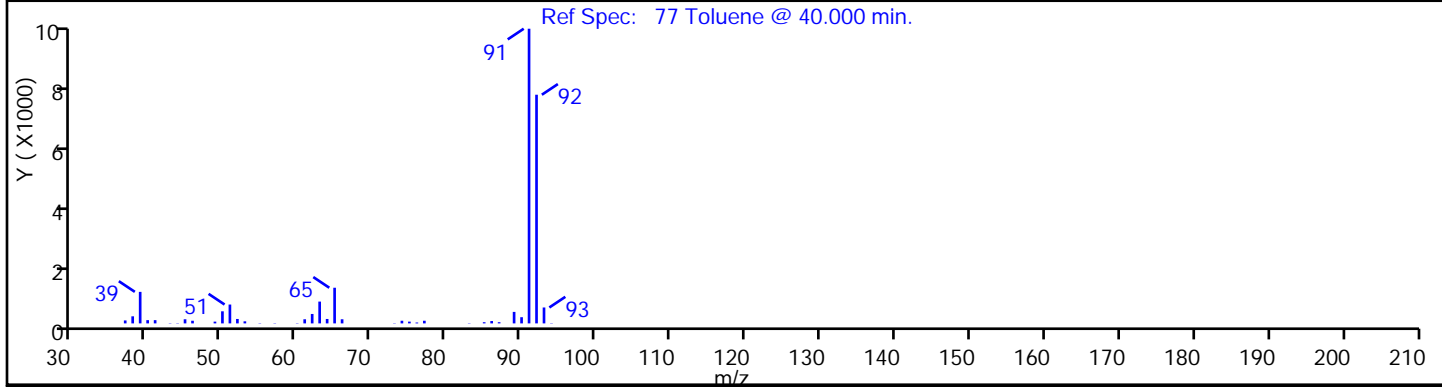
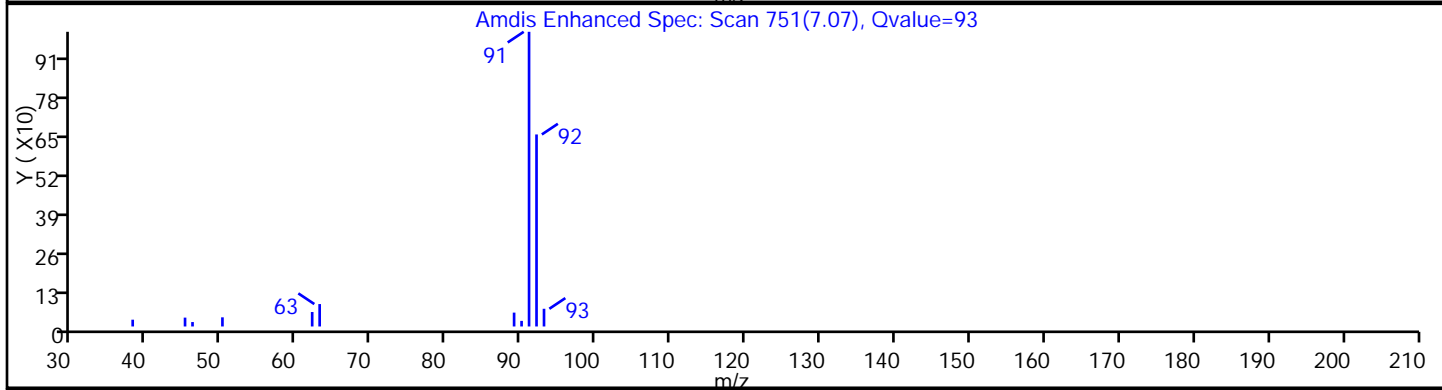
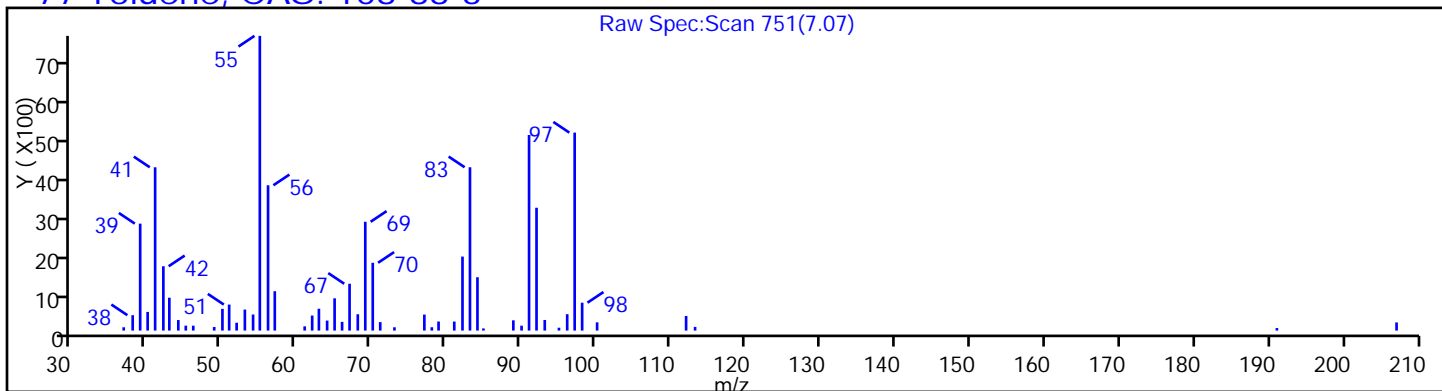
Method: 8260W\_2

Limit Group: VOA - 8260B Water and Solid

Column: Rtx-624 (0.25 mm)

Detector: MS SCAN

77 Toluene, CAS: 108-88-3





TestAmerica Edison

Data File: \\EDICHROM\ChromData\CVOAMS2\20141104-20141.b\B75592.D

Injection Date: 04-Nov-2014 11:38:30

Instrument ID: CVOAMS2

Lims ID: 460-85482-A-12-A

Lab Sample ID: 460-85482-12

Client ID: PMP-24-SW-SI

Operator ID:

ALS Bottle#: 13

Worklist Smp#: 14

Purge Vol: 5.000 mL

Dil. Factor: 50.0000

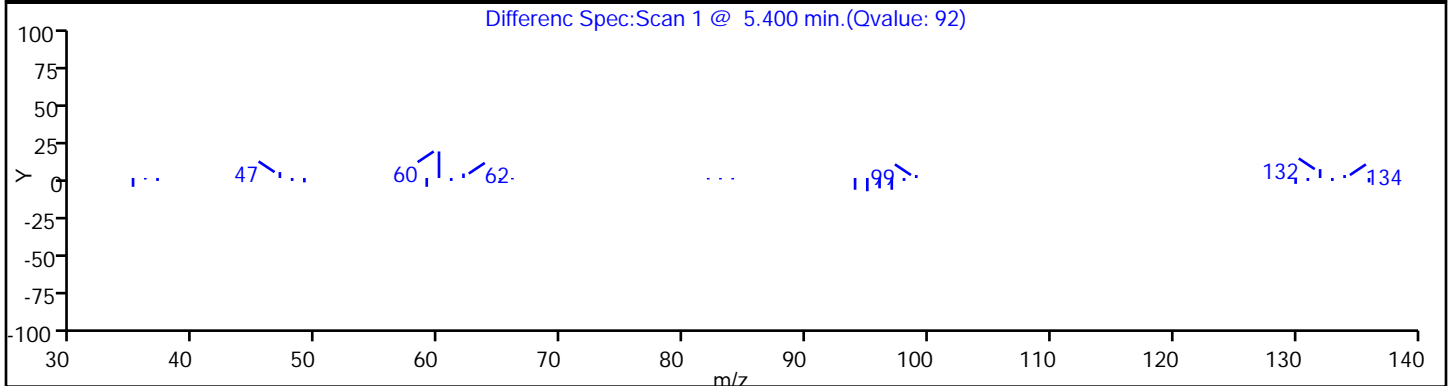
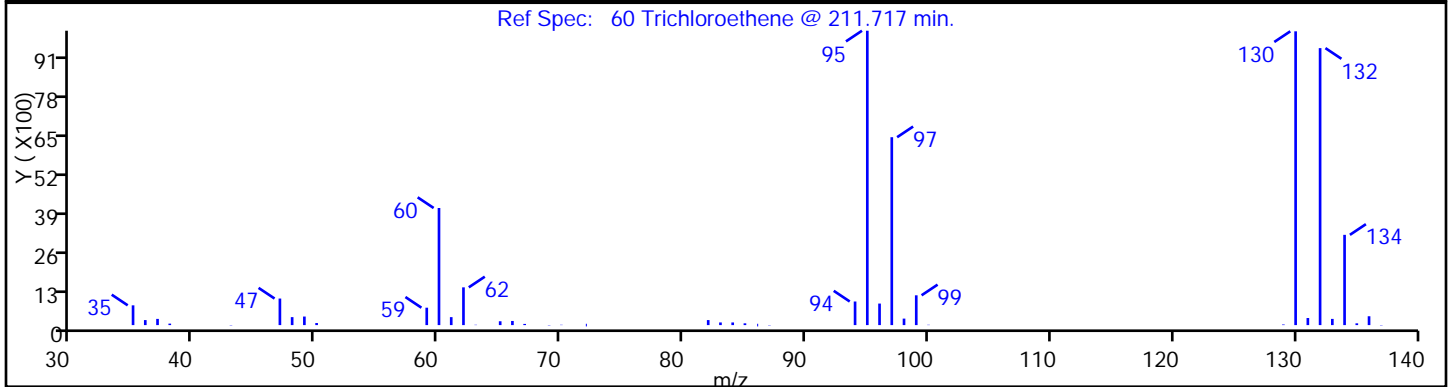
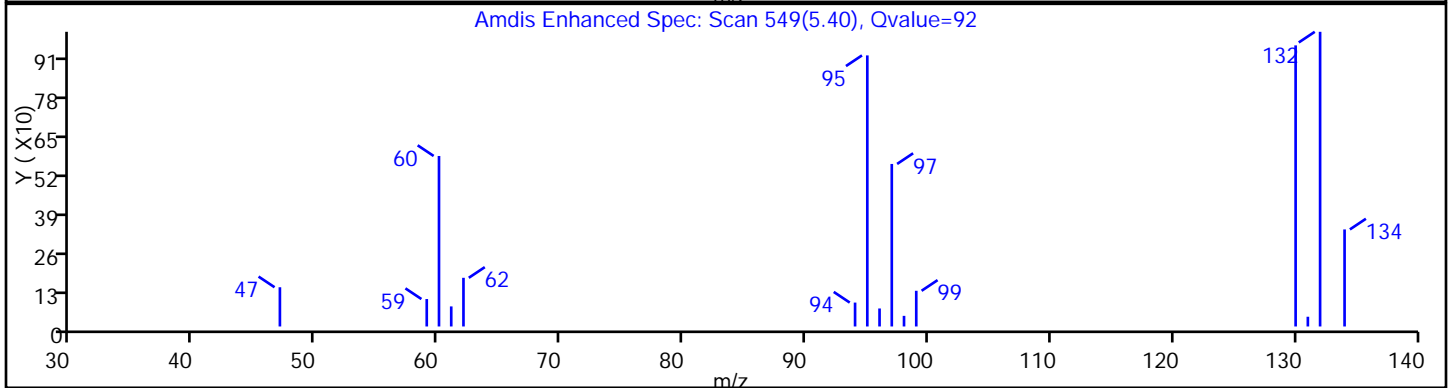
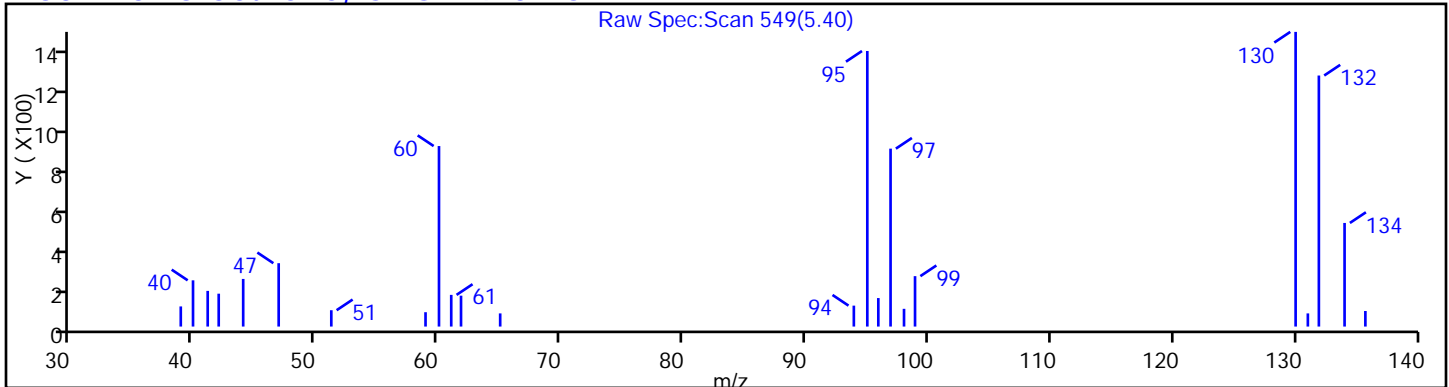
Method: 8260W\_2

Limit Group: VOA - 8260B Water and Solid

Column: Rtx-624 (0.25 mm)

Detector: MS SCAN

60 Trichloroethene, CAS: 79-01-6



TestAmerica Edison

Data File: \\EDICHROM\ChromData\CVOAMS2\20141104-20141.b\B75592.D

Injection Date: 04-Nov-2014 11:38:30

Instrument ID: CVOAMS2

Lims ID: 460-85482-A-12-A

Lab Sample ID: 460-85482-12

Client ID: PMP-24-SW-SI

Operator ID:

ALS Bottle#: 13 Worklist Smp#: 14

Purge Vol: 5.000 mL

Dil. Factor: 50.0000

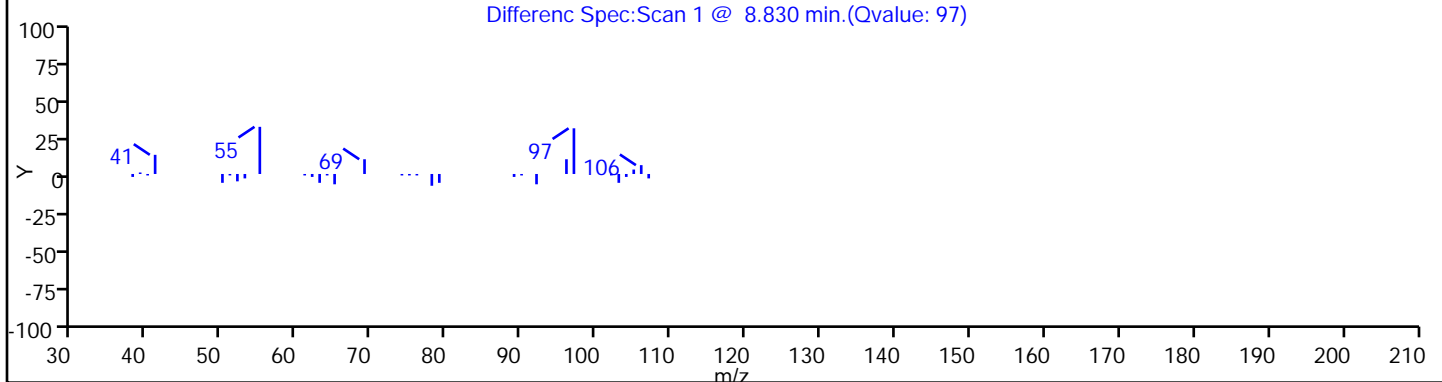
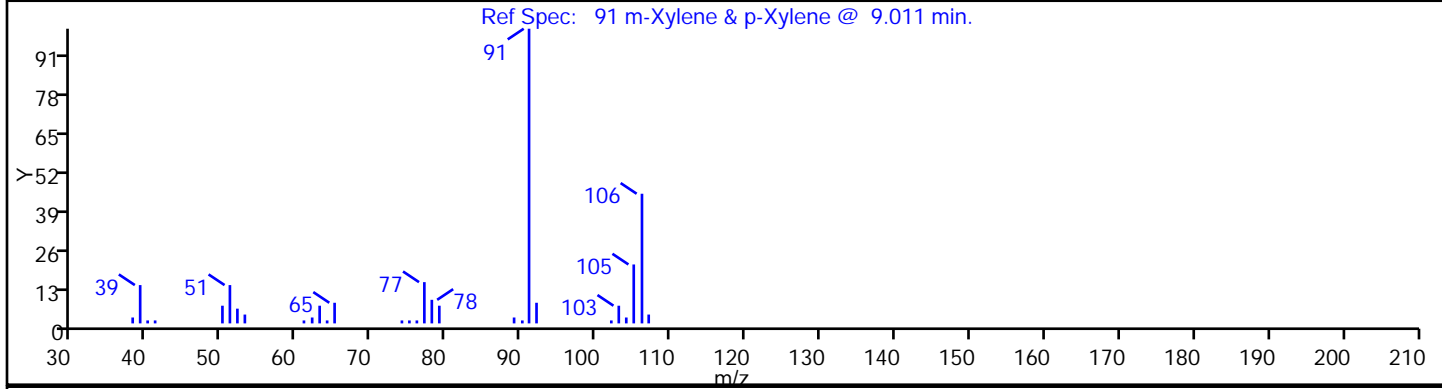
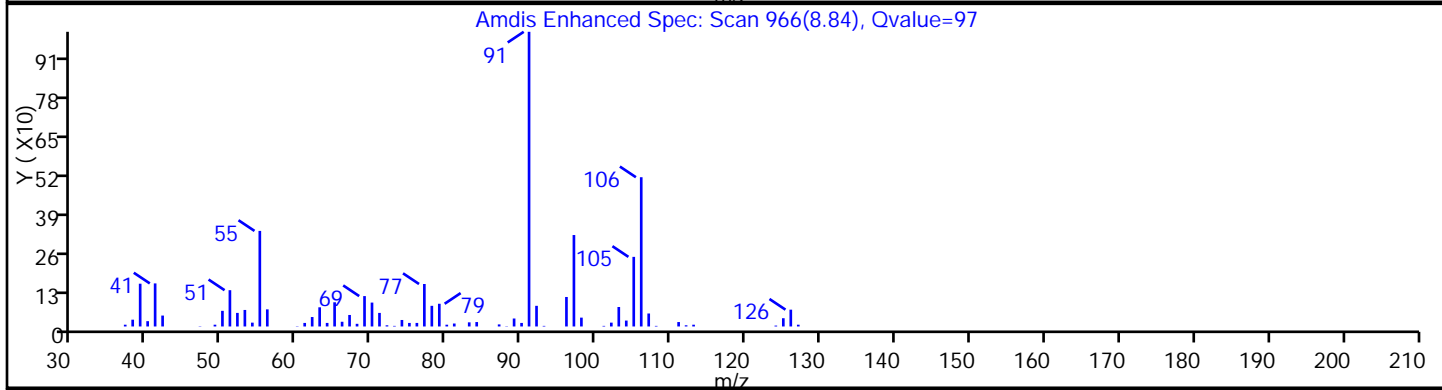
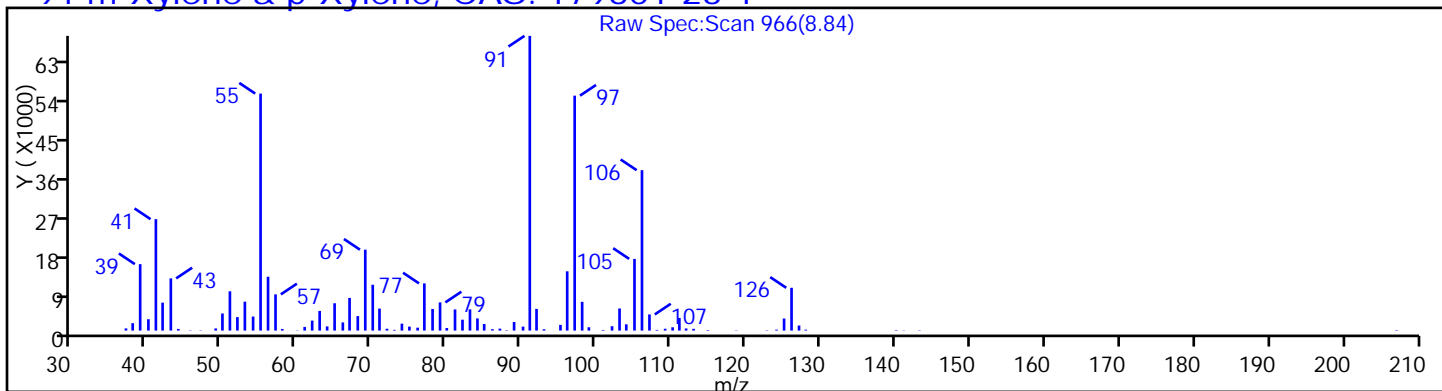
Method: 8260W\_2

Limit Group: VOA - 8260B Water and Solid

Column: Rtx-624 (0.25 mm)

Detector: MS SCAN

91 m-Xylene & p-Xylene, CAS: 179601-23-1



TestAmerica Edison

Data File: \\EDICHROM\ChromData\CVOAMS2\20141104-20141.b\B75592.D

Injection Date: 04-Nov-2014 11:38:30

Instrument ID: CVOAMS2

Lims ID: 460-85482-A-12-A

Lab Sample ID: 460-85482-12

Client ID: PMP-24-SW-SI

Operator ID:

ALS Bottle#: 13

Worklist Smp#: 14

Purge Vol: 5.000 mL

Dil. Factor: 50.0000

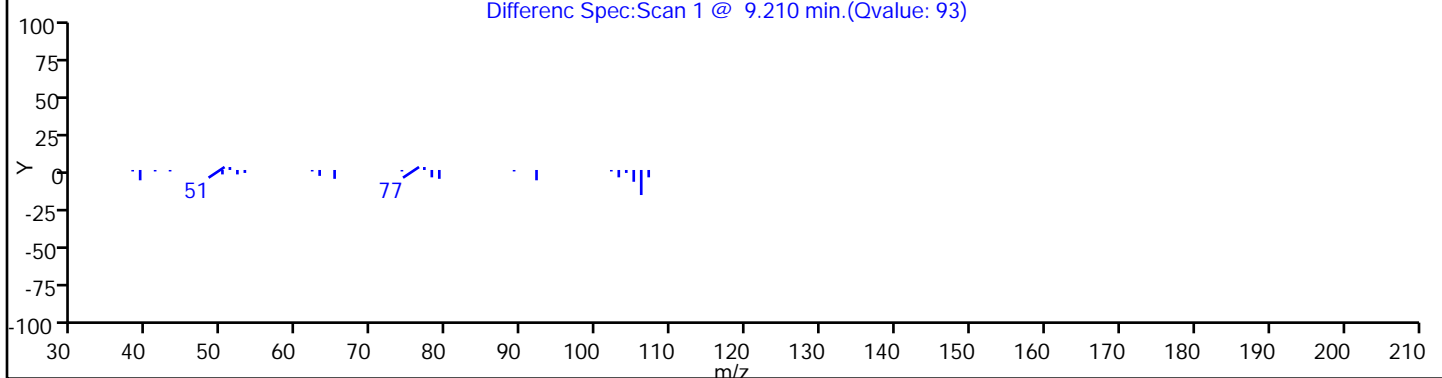
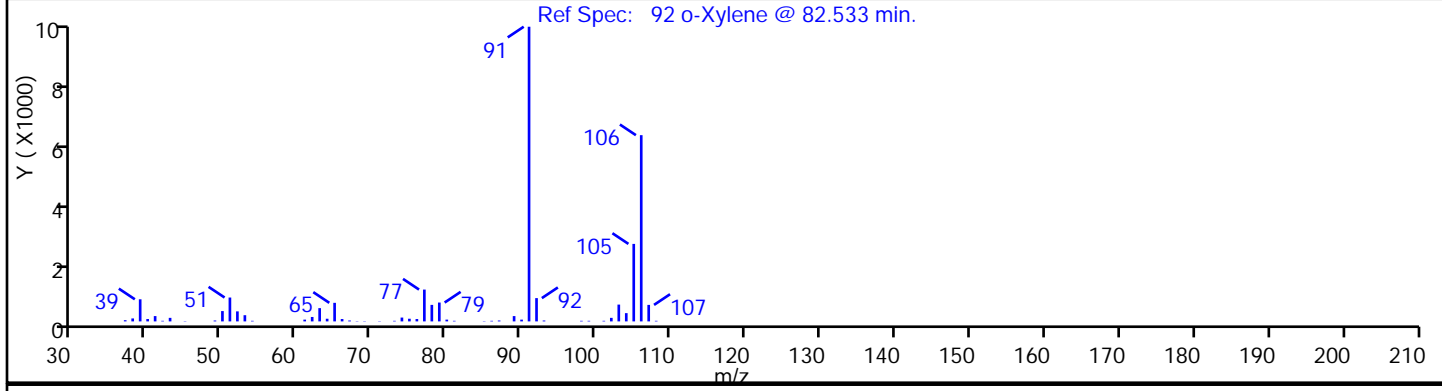
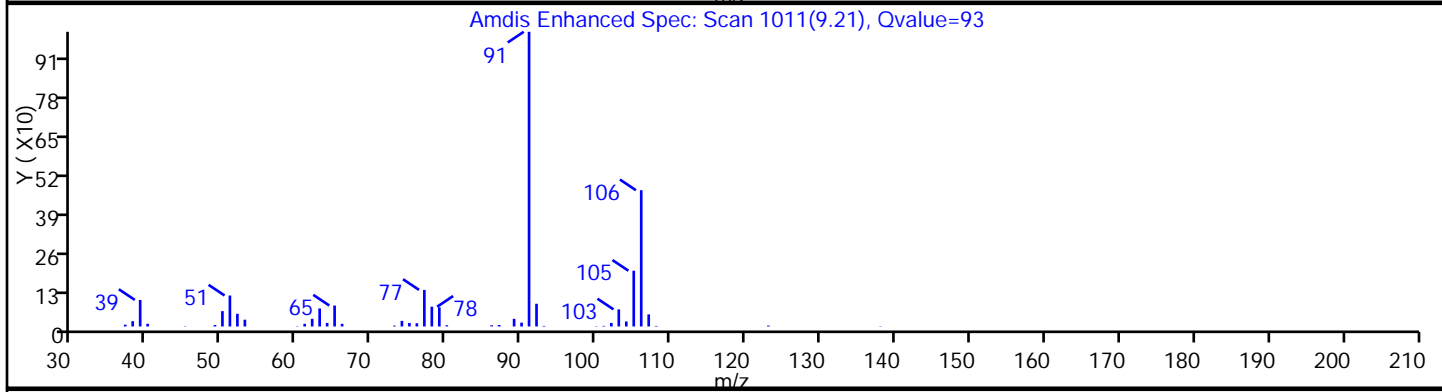
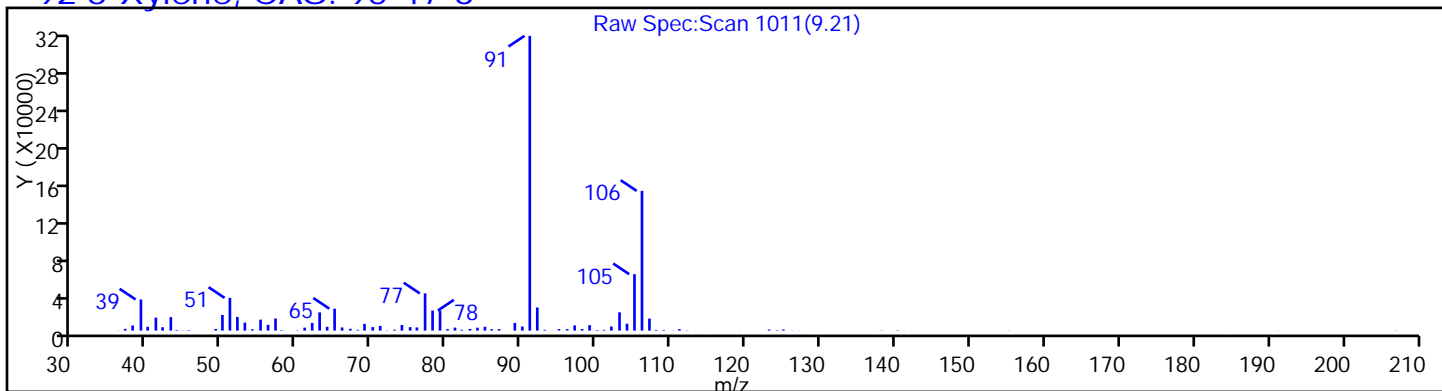
Method: 8260W\_2

Limit Group: VOA - 8260B Water and Solid

Column: Rtx-624 (0.25 mm)

Detector: MS SCAN

92 o-Xylene, CAS: 95-47-6



TestAmerica Edison

Data File: \\EDICHROM\ChromData\CVOAMS2\20141104-20141.b\B75592.D

Injection Date: 04-Nov-2014 11:38:30

Instrument ID: CVOAMS2

Lims ID: 460-85482-A-12-A

Lab Sample ID: 460-85482-12

Client ID: PMP-24-SW-SI

Operator ID:

ALS Bottle#: 13

Worklist Smp#: 14

Purge Vol: 5.000 mL

Dil. Factor: 50.0000

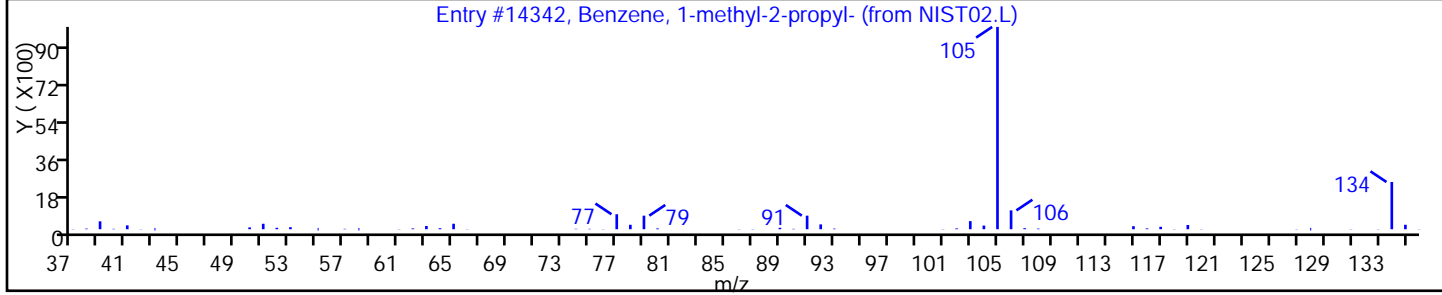
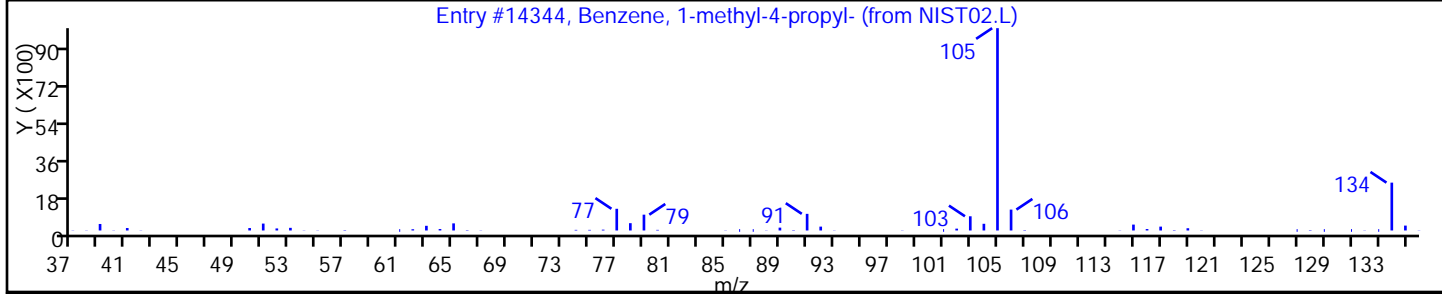
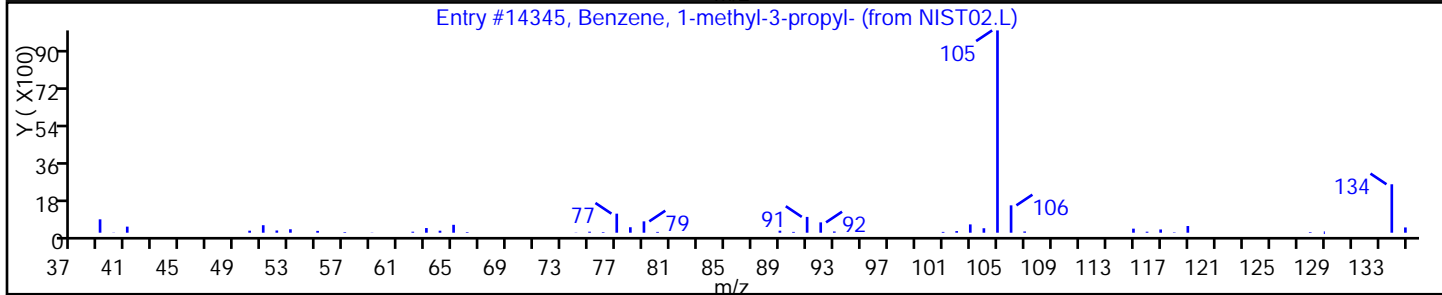
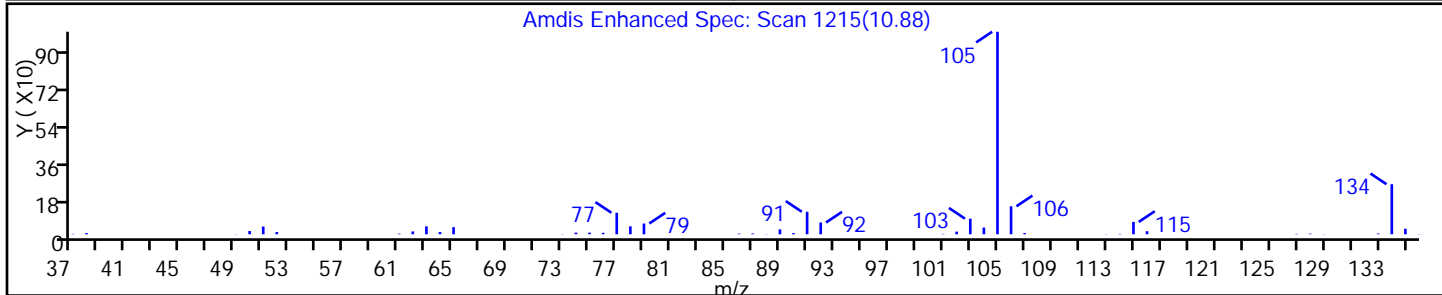
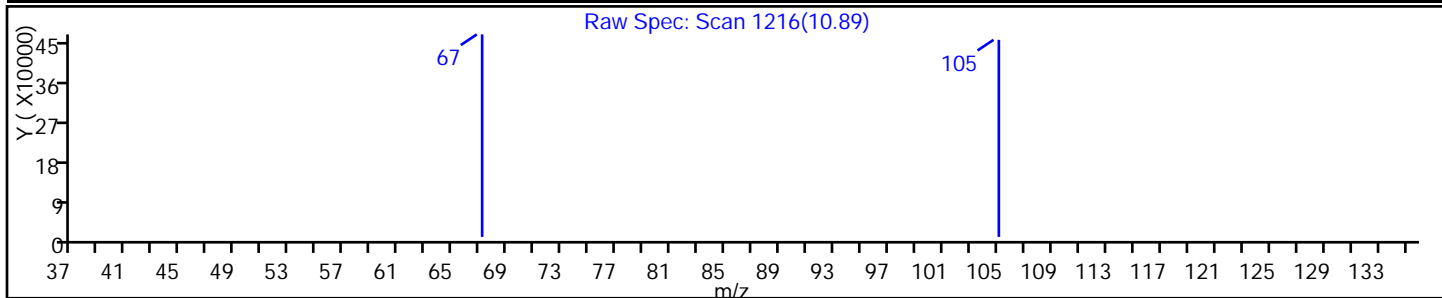
Method: 8260W\_2

Limit Group: VOA - 8260B Water and Solid

Column:

Detector MS SCAN

Library Search Compound Match	CAS#	Library	Entry	Formula	Weight	Q
Benzene, 1-methyl-3-propyl-	1074-43-7	NIST02	14345	C10H14	134	90
Benzene, 1-methyl-4-propyl-	1074-55-1	NIST02.L	14344	C10H14	134	87
Benzene, 1-methyl-2-propyl-	1074-17-5	NIST02.L	14342	C10H14	134	86



TestAmerica Edison

Data File: \\EDICHROM\ChromData\CVOAMS2\20141104-20141.b\B75592.D

Injection Date: 04-Nov-2014 11:38:30

Instrument ID: CVOAMS2

Lims ID: 460-85482-A-12-A

Lab Sample ID: 460-85482-12

Client ID: PMP-24-SW-SI

Operator ID:

ALS Bottle#: 13

Worklist Smp#: 14

Purge Vol: 5.000 mL

Dil. Factor: 50.0000

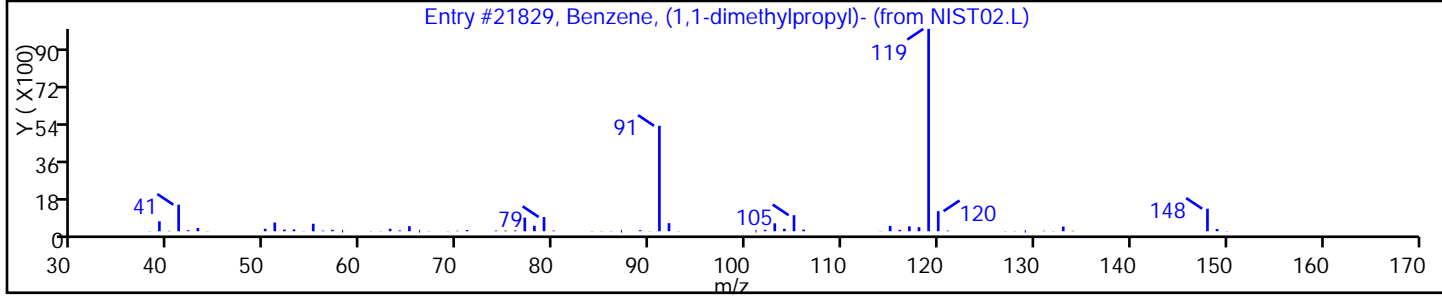
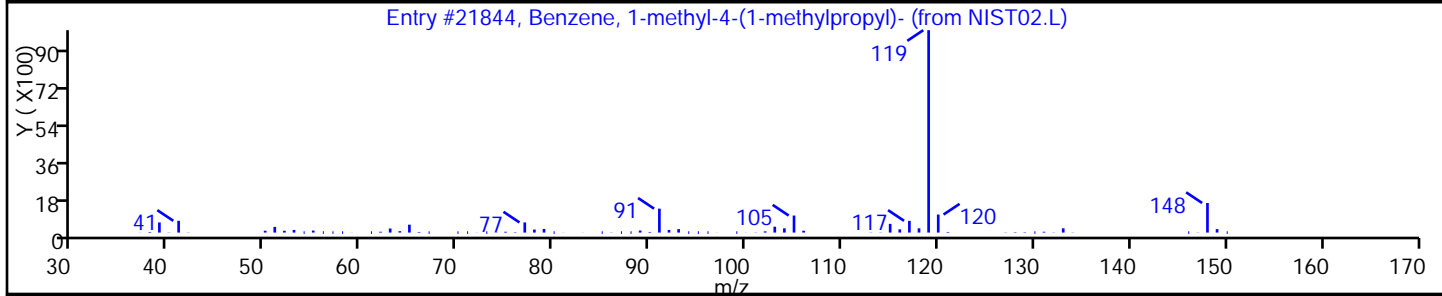
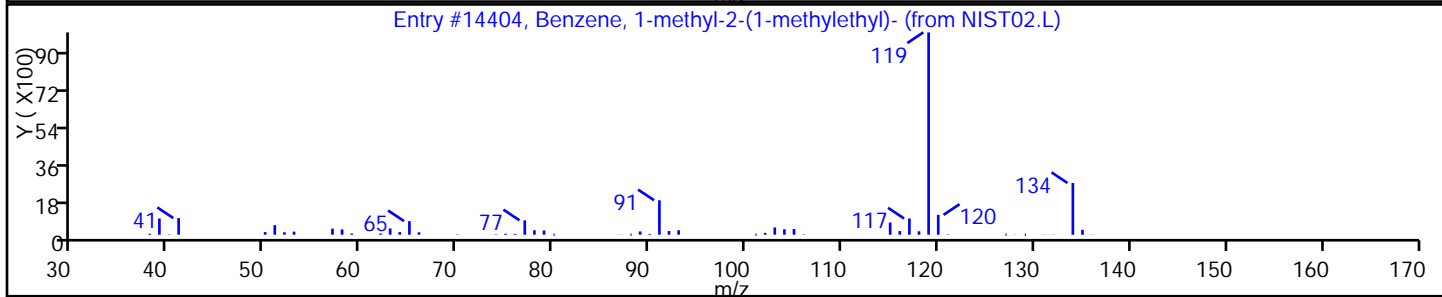
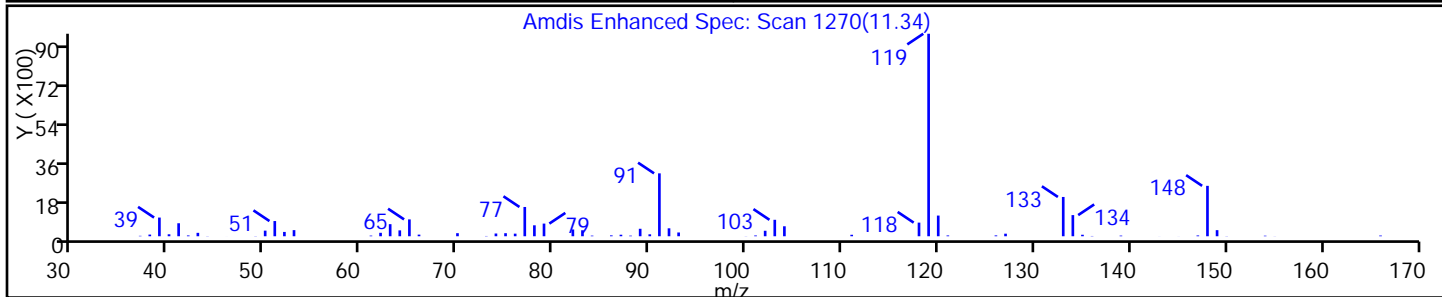
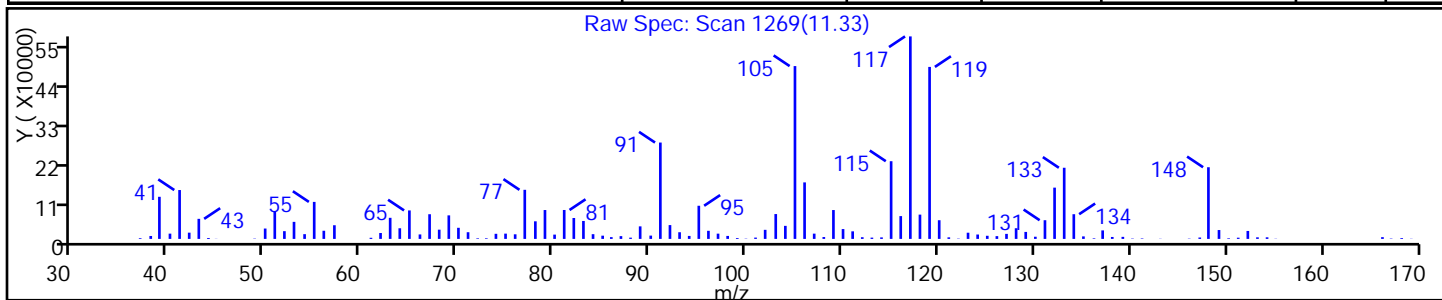
Method: 8260W\_2

Limit Group: VOA - 8260B Water and Solid

Column:

Detector: MS SCAN

Library Search Compound Match	CAS#	Library	Entry	Formula	Weight	Q
Benzene, 1-methyl-2-(1-methylethyl)-	527-84-4	NIST02	14404	C10H14	134	76
Benzene, 1-methyl-4-(1-methylpropyl)-	1595-16-0	NIST02.L	21844	C11H16	148	72
Benzene, (1,1-dimethylpropyl)-	2049-95-8	NIST02.L	21829	C11H16	148	59



TestAmerica Edison

Data File: \\EDICHROM\ChromData\CVOAMS2\20141104-20141.b\B75592.D

Injection Date: 04-Nov-2014 11:38:30

Instrument ID: CVOAMS2

Lims ID: 460-85482-A-12-A

Lab Sample ID: 460-85482-12

Client ID: PMP-24-SW-SI

Operator ID:

ALS Bottle#: 13

Worklist Smp#: 14

Purge Vol: 5.000 mL

Dil. Factor: 50.0000

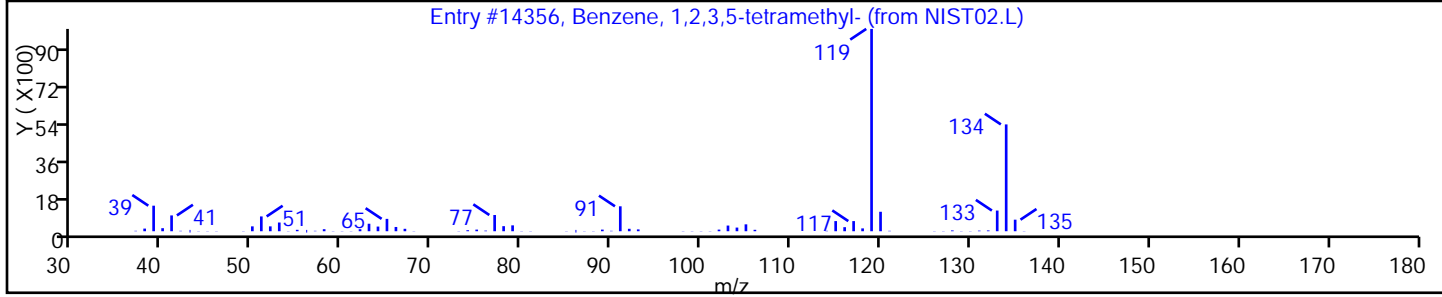
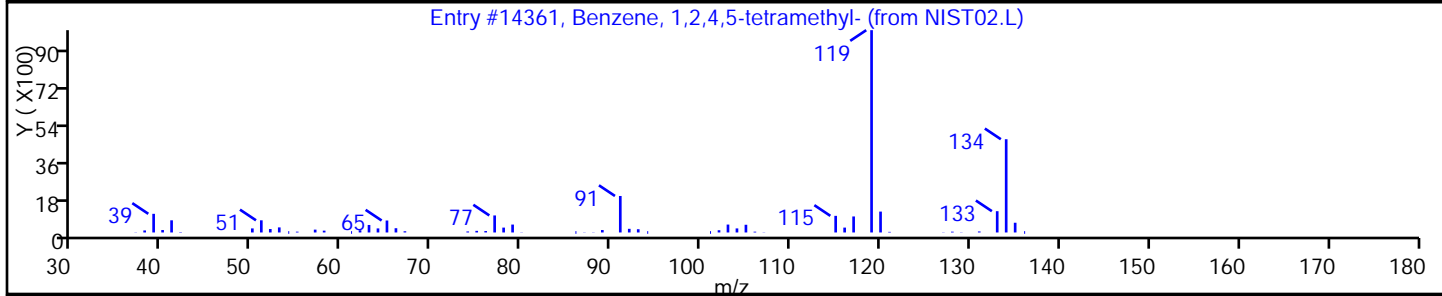
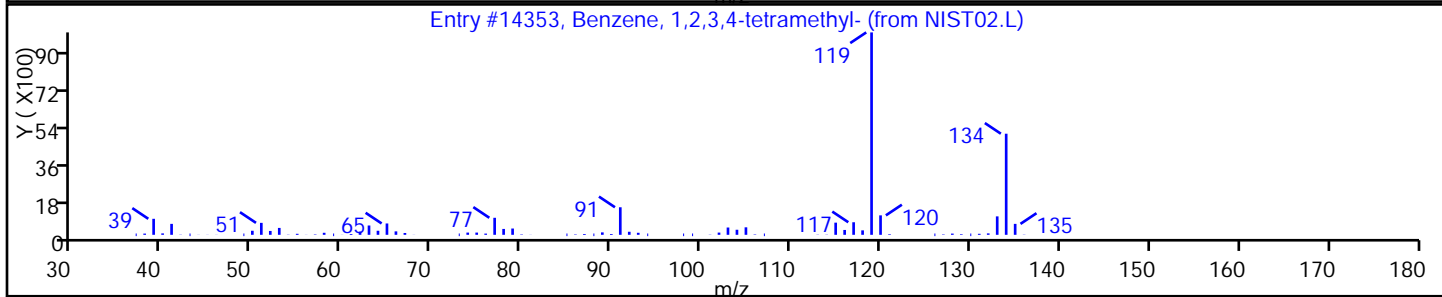
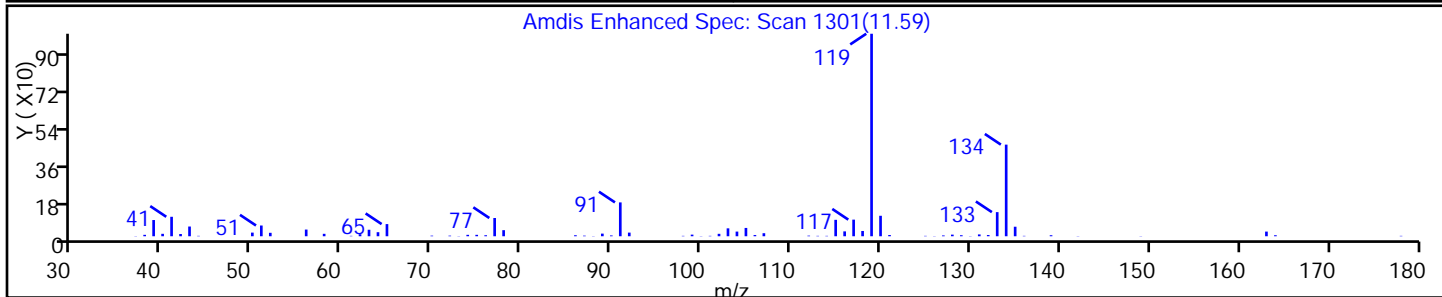
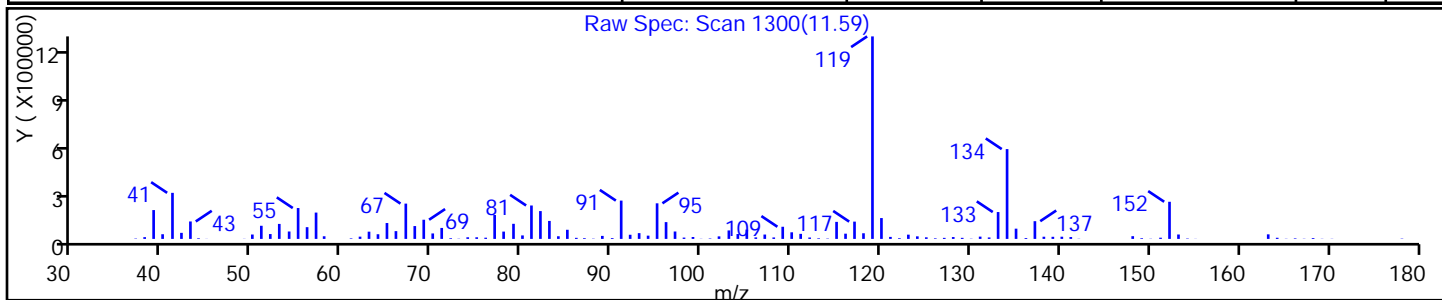
Method: 8260W\_2

Limit Group: VOA - 8260B Water and Solid

Column:

Detector MS SCAN

Library Search Compound Match	CAS#	Library	Entry	Formula	Weight	Q
Benzene, 1,2,3,4-tetramethyl-	488-23-3	NIST02	14353	C10H14	134	96
Benzene, 1,2,4,5-tetramethyl-	95-93-2	NIST02.L	14361	C10H14	134	96
Benzene, 1,2,3,5-tetramethyl-	527-53-7	NIST02.L	14356	C10H14	134	95



TestAmerica Edison

Data File: \\EDICHRON\ChromData\CVOAMS2\20141104-20141.b\B75592.D

Injection Date: 04-Nov-2014 11:38:30

Instrument ID: CVOAMS2

Lims ID: 460-85482-A-12-A

Lab Sample ID: 460-85482-12

Client ID: PMP-24-SW-SI

Operator ID:

ALS Bottle#: 13 Worklist Smp#: 14

Purge Vol: 5.000 mL

Dil. Factor: 50.0000

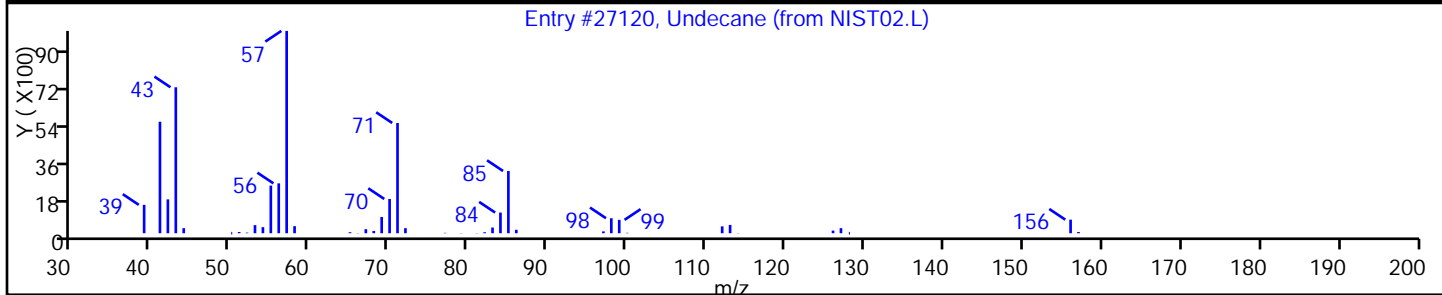
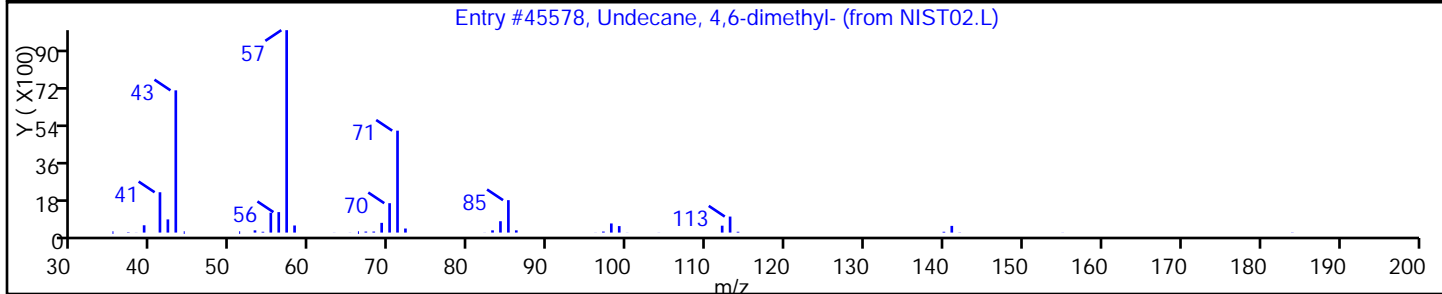
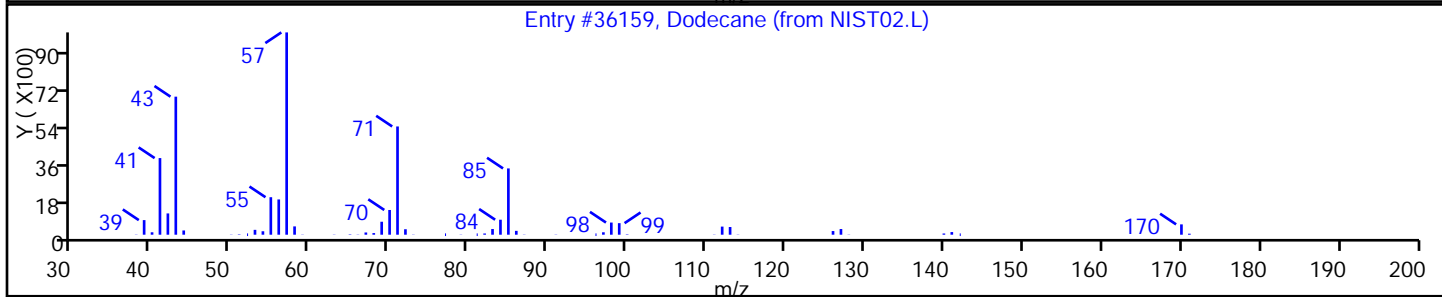
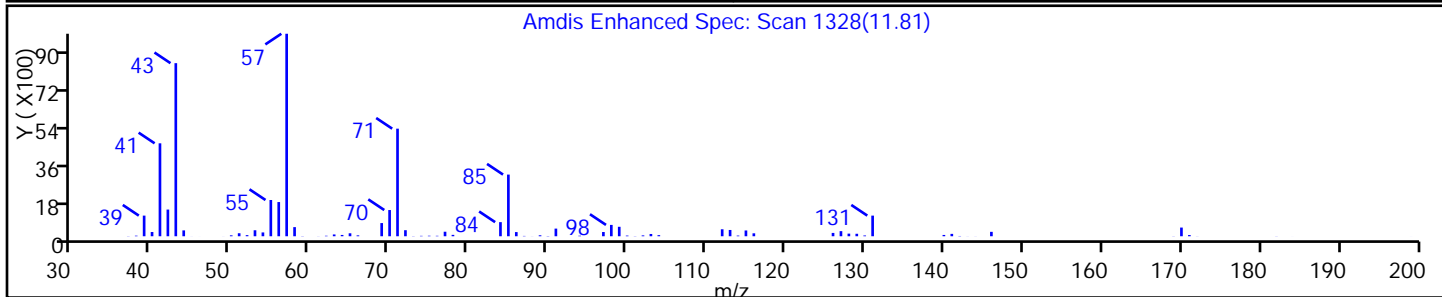
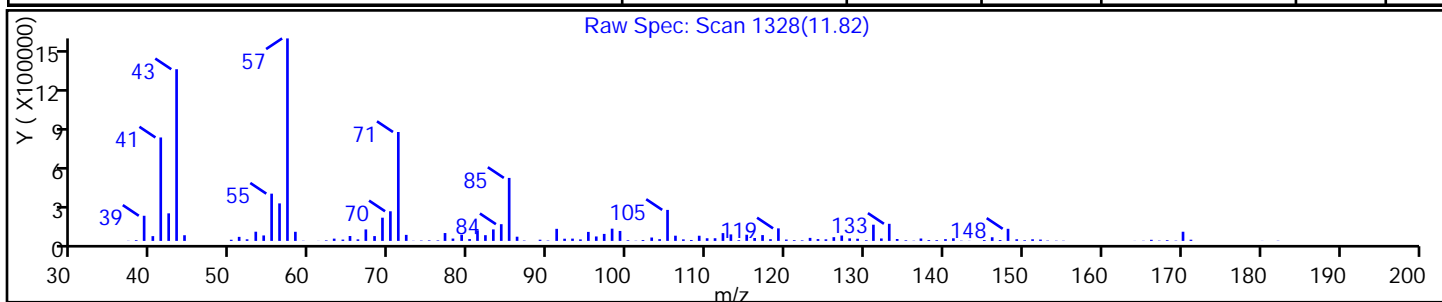
Method: 8260W\_2

Limit Group: VOA - 8260B Water and Solid

Column:

Detector MS SCAN

Library Search Compound Match	CAS#	Library	Entry	Formula	Weight	Q
Dodecane	112-40-3	NIST02	36159	C12H26	170	96
Undecane, 4,6-dimethyl-	17312-82-2	NIST02.L	45578	C13H28	184	81
Undecane	1120-21-4	NIST02.L	27120	C11H24	156	80



TestAmerica Edison

Data File: \\EDICHROM\ChromData\CVOAMS2\20141104-20141.b\B75592.D

Injection Date: 04-Nov-2014 11:38:30

Instrument ID: CVOAMS2

Lims ID: 460-85482-A-12-A

Lab Sample ID: 460-85482-12

Client ID: PMP-24-SW-SI

Operator ID:

ALS Bottle#:

13

Worklist Smp#:

14

Purge Vol: 5.000 mL

Dil. Factor:

50.0000

Method: 8260W\_2

Limit Group:

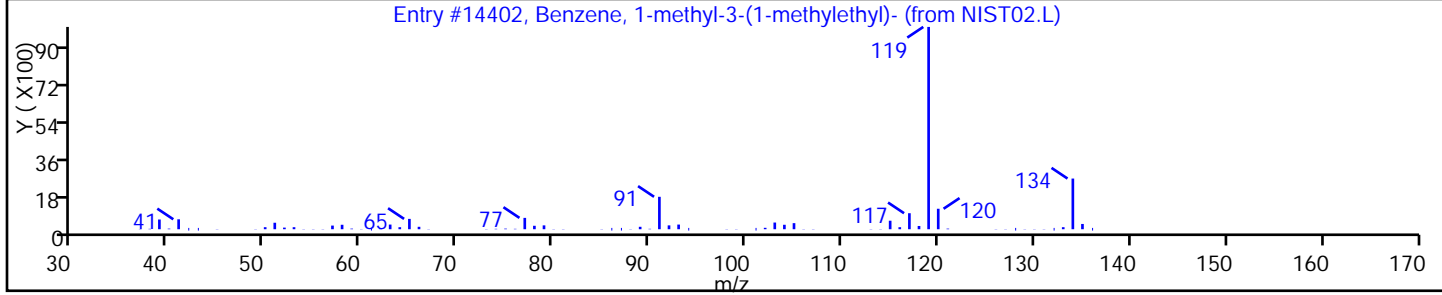
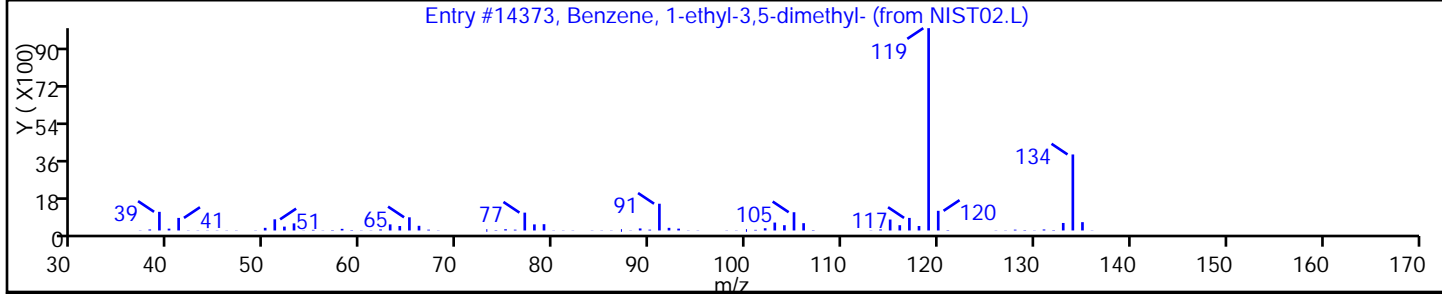
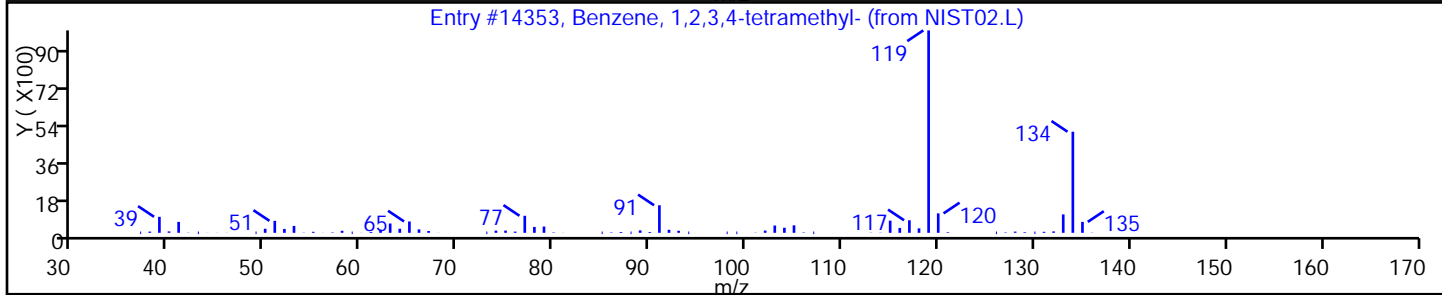
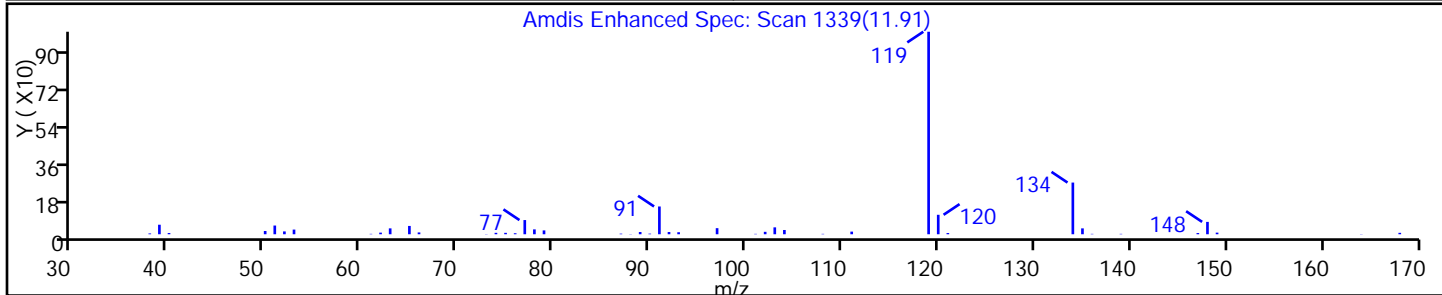
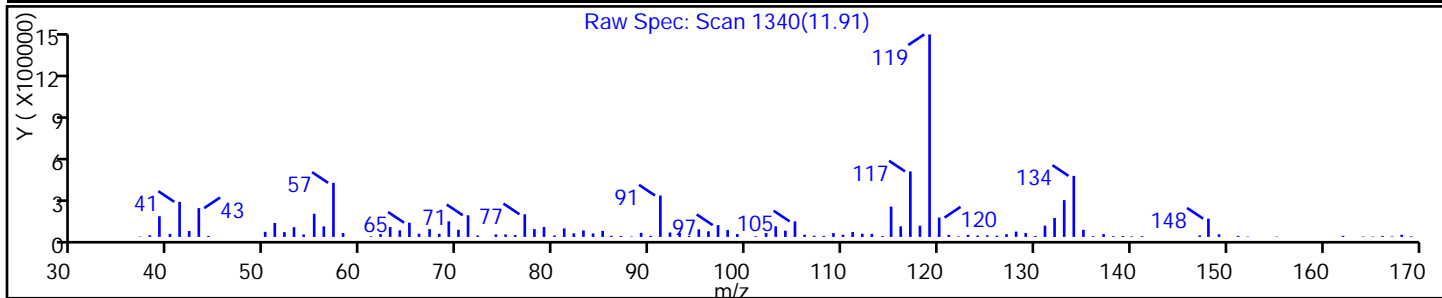
VOA - 8260B Water and Solid

Column:

Detector

MS SCAN

Library Search Compound Match	CAS#	Library	Entry	Formula	Weight	Q
Benzene, 1,2,3,4-tetramethyl-	488-23-3	NIST02	14353	C10H14	134	90
Benzene, 1-ethyl-3,5-dimethyl-	934-74-7	NIST02.L	14373	C10H14	134	90
Benzene, 1-methyl-3-(1-methylethyl)-	535-77-3	NIST02.L	14402	C10H14	134	87





TestAmerica Edison

Data File: \\EDICHROM\ChromData\CVOAMS2\20141104-20141.b\B75592.D

Injection Date: 04-Nov-2014 11:38:30

Instrument ID: CVOAMS2

Lims ID: 460-85482-A-12-A

Lab Sample ID: 460-85482-12

Client ID: PMP-24-SW-SI

Operator ID:

ALS Bottle#: 13

Worklist Smp#: 14

Purge Vol: 5.000 mL

Dil. Factor: 50.0000

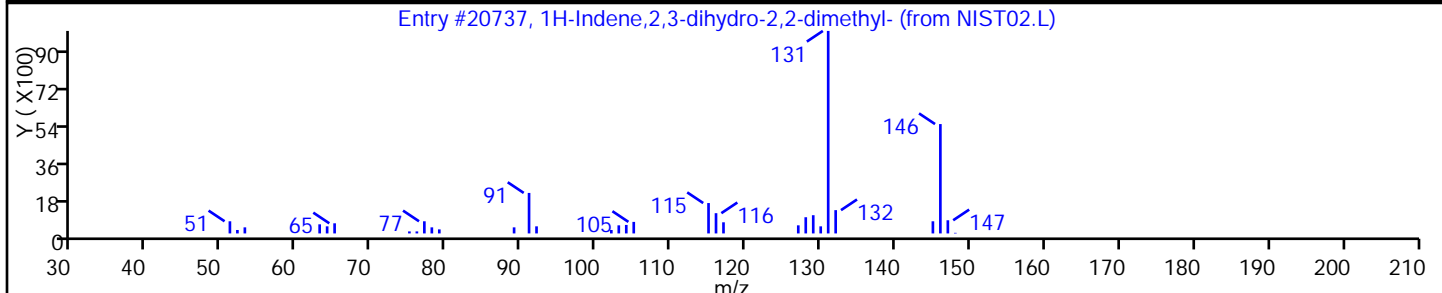
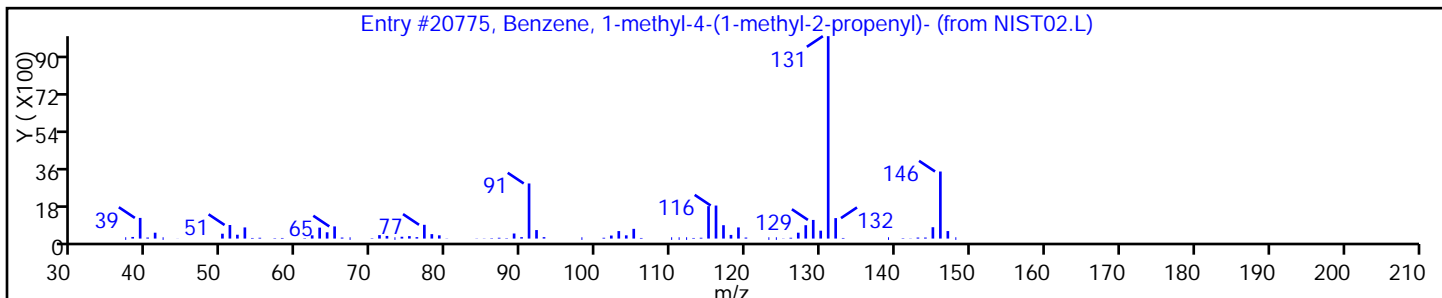
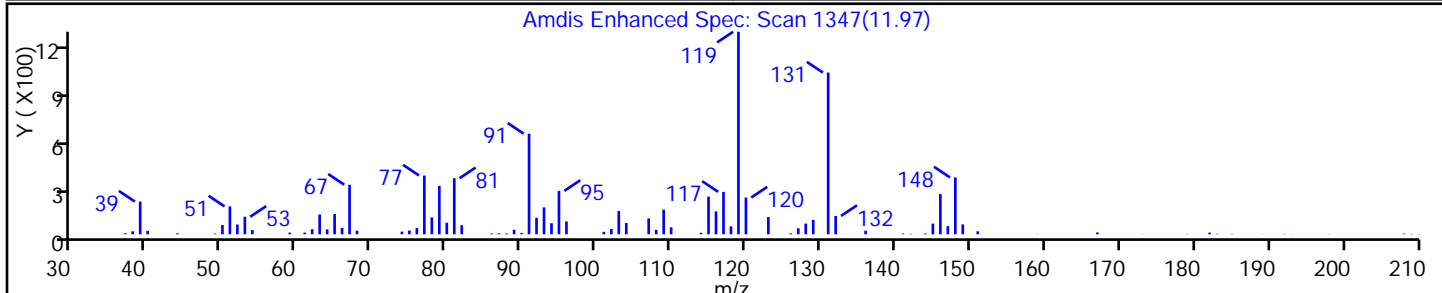
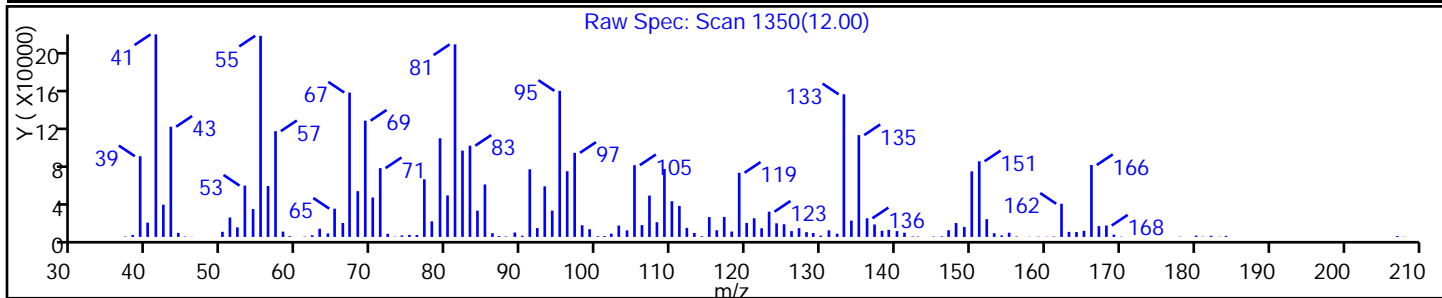
Method: 8260W\_2

Limit Group: VOA - 8260B Water and Solid

Column:

Detector: MS SCAN

Library Search Compound Match	CAS#	Library	Entry	Formula	Weight	Q
Unknown		NIST02	0		0	0
Benzene, 1-methyl-4-(1-methyl-2-propenyl)	97664-18-1	NIST02.L	20775	C11H14	146	46
1H-Indene,2,3-dihydro-2,2-dimethyl-	20836-11-7	NIST02.L	20737	C11H14	146	46



TestAmerica Edison

Data File: \\EDICHRON\ChromData\CVOAMS2\20141104-20141.b\B75592.D

Injection Date: 04-Nov-2014 11:38:30

Instrument ID: CVOAMS2

Lims ID: 460-85482-A-12-A

Lab Sample ID: 460-85482-12

Client ID: PMP-24-SW-SI

Operator ID:

ALS Bottle#: 13

Worklist Smp#: 14

Purge Vol: 5.000 mL

Dil. Factor: 50.0000

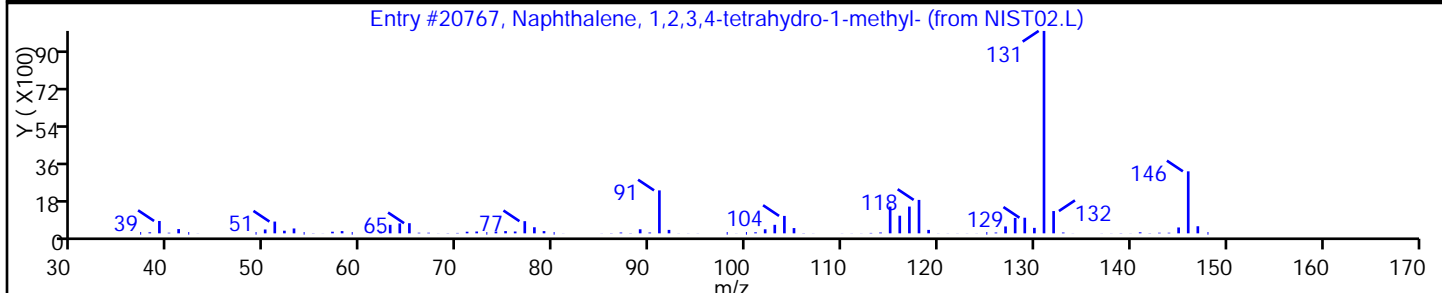
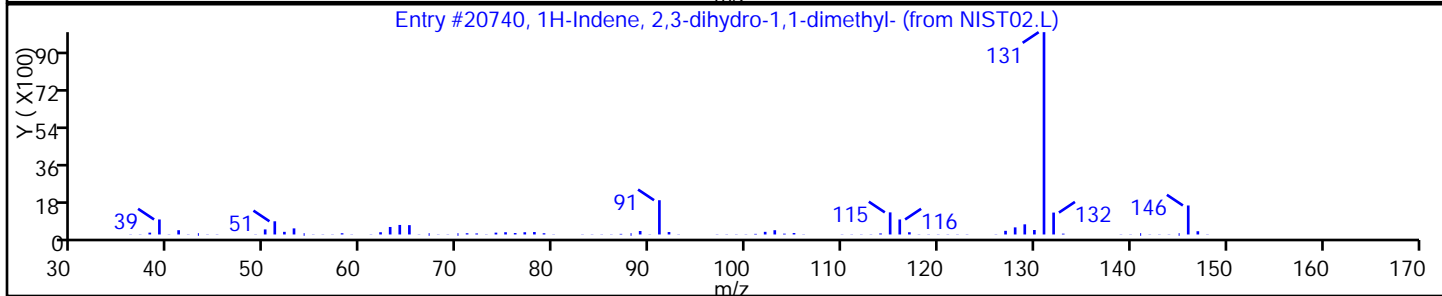
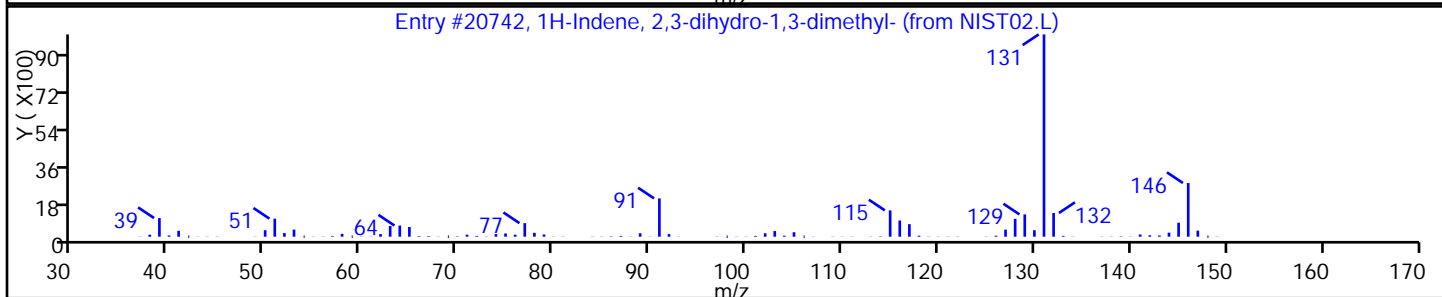
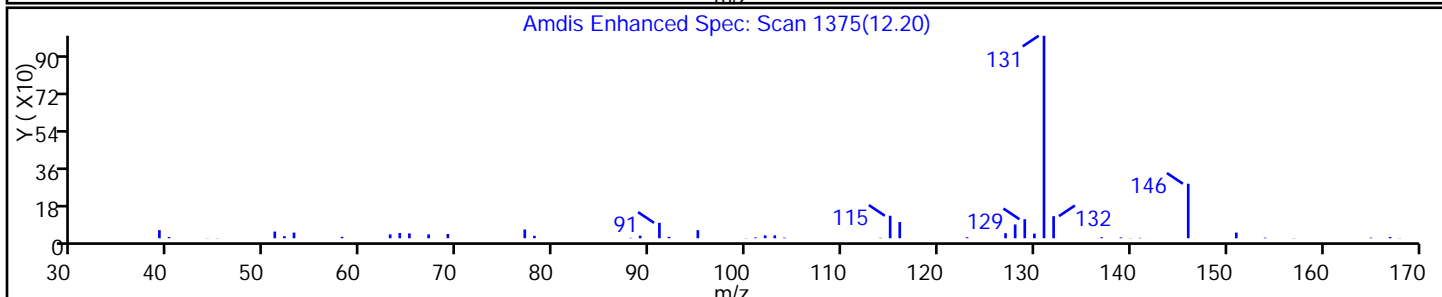
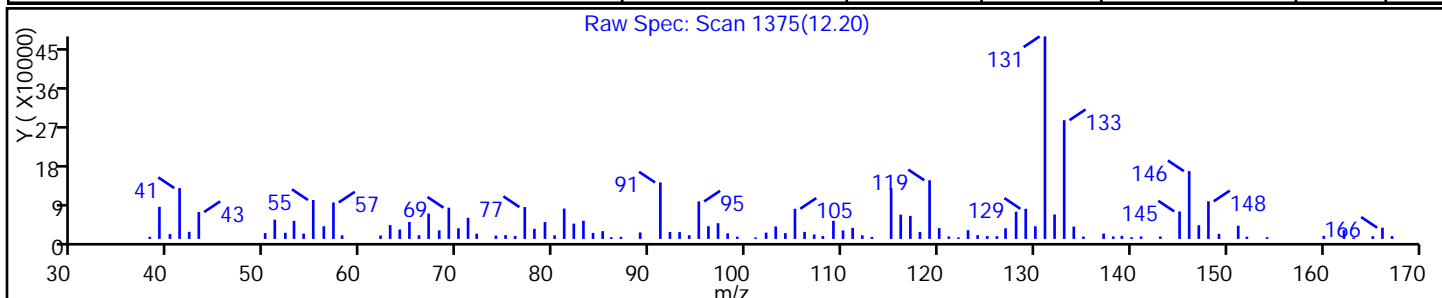
Method: 8260W\_2

Limit Group: VOA - 8260B Water and Solid

Column:

Detector: MS SCAN

Library Search Compound Match	CAS#	Library	Entry	Formula	Weight	Q
1H-Indene, 2,3-dihydro-1,3-dimethyl-	4175-53-5	NIST02	20742	C11H14	146	91
1H-Indene, 2,3-dihydro-1,1-dimethyl-	4912-92-9	NIST02.L	20740	C11H14	146	91
Naphthalene, 1,2,3,4-tetrahydro-1-methyl	1559-81-5	NIST02.L	20767	C11H14	146	86



TestAmerica Edison

Data File: \\EDICHRON\ChromData\CVOAMS2\20141104-20141.b\B75592.D

Injection Date: 04-Nov-2014 11:38:30

Instrument ID: CVOAMS2

Lims ID: 460-85482-A-12-A

Lab Sample ID: 460-85482-12

Client ID: PMP-24-SW-SI

Operator ID:

ALS Bottle#: 13

Worklist Smp#: 14

Purge Vol: 5.000 mL

Dil. Factor: 50.0000

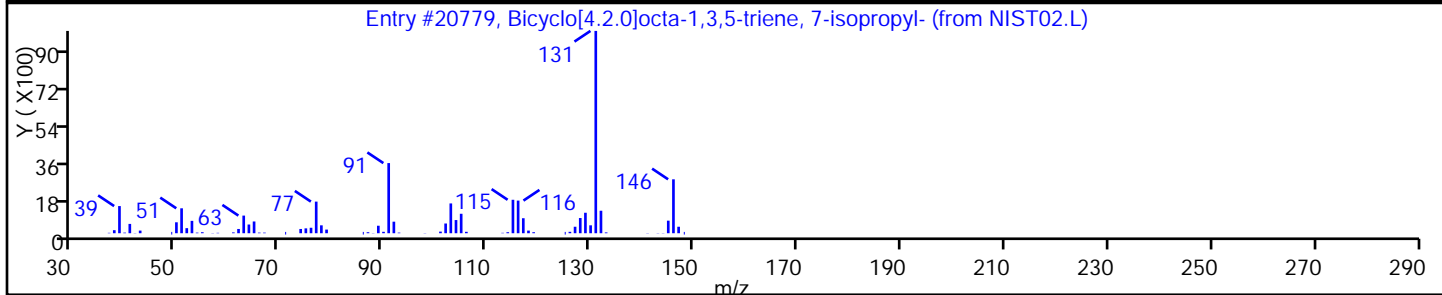
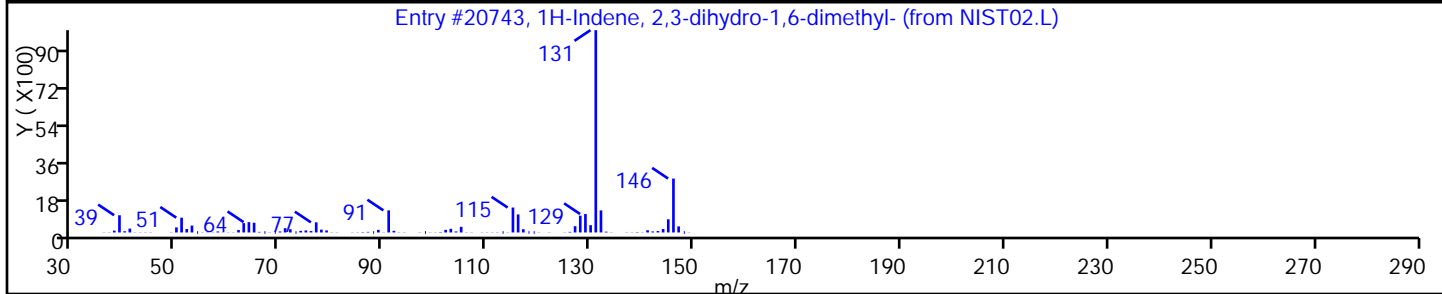
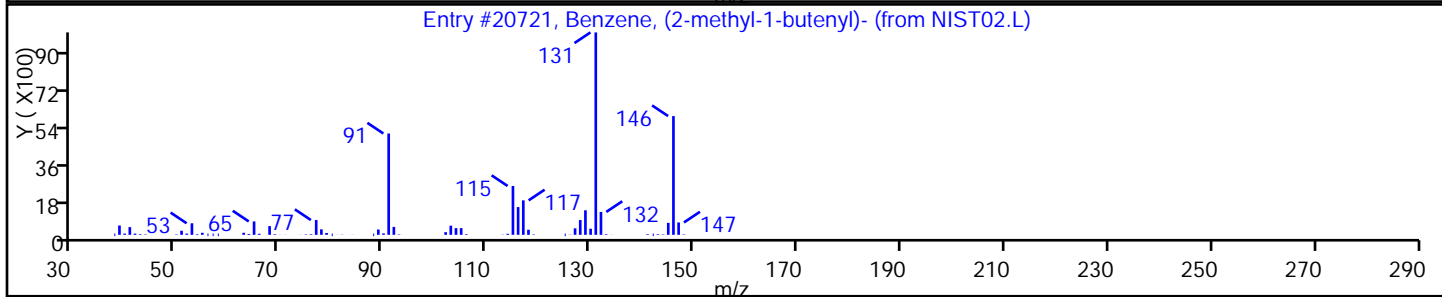
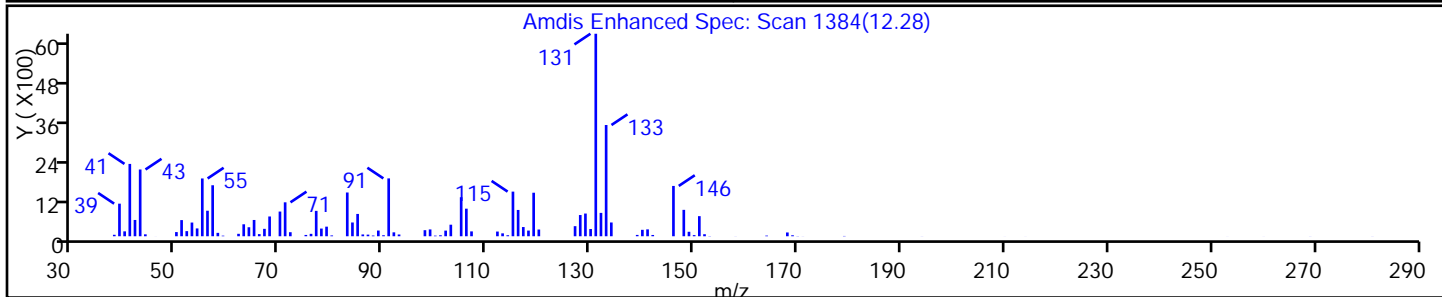
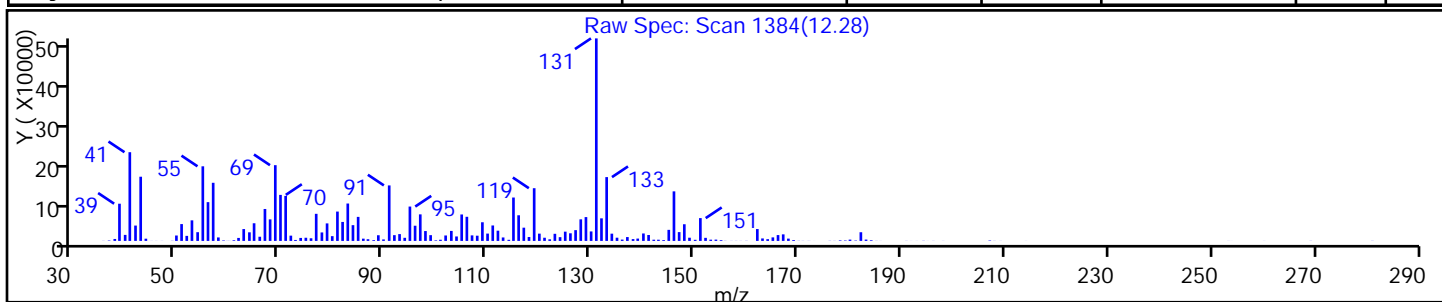
Method: 8260W\_2

Limit Group: VOA - 8260B Water and Solid

Column:

Detector MS SCAN

Library Search Compound Match	CAS#	Library	Entry	Formula	Weight	Q
Benzene, (2-methyl-1-butenyl)-	56253-64-6	NIST02	20721	C11H14	146	78
1H-Indene, 2,3-dihydro-1,6-dimethyl-	17059-48-2	NIST02.L	20743	C11H14	146	60
Bicyclo[4.2.0]octa-1,3,5-triene, 7-isopr	27087-54-3	NIST02.L	20779	C11H14	146	60



TestAmerica Edison

Data File: \\EDICHROM\ChromData\CVOAMS2\20141104-20141.b\B75592.D

Injection Date: 04-Nov-2014 11:38:30

Instrument ID: CVOAMS2

Lims ID: 460-85482-A-12-A

Lab Sample ID: 460-85482-12

Client ID: PMP-24-SW-SI

Operator ID:

ALS Bottle#: 13

Worklist Smp#: 14

Purge Vol: 5.000 mL

Dil. Factor: 50.0000

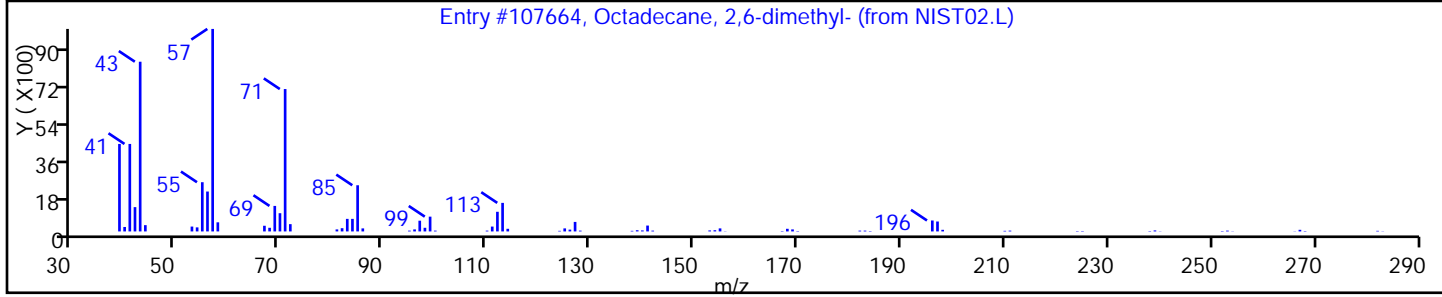
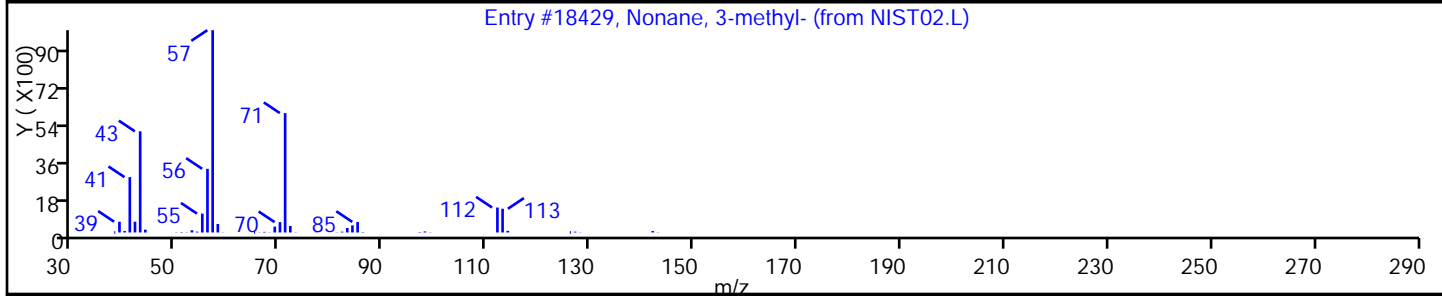
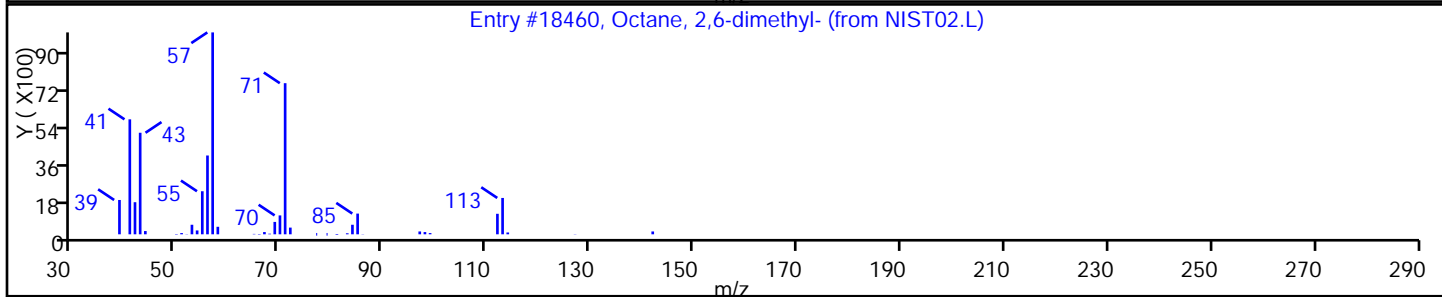
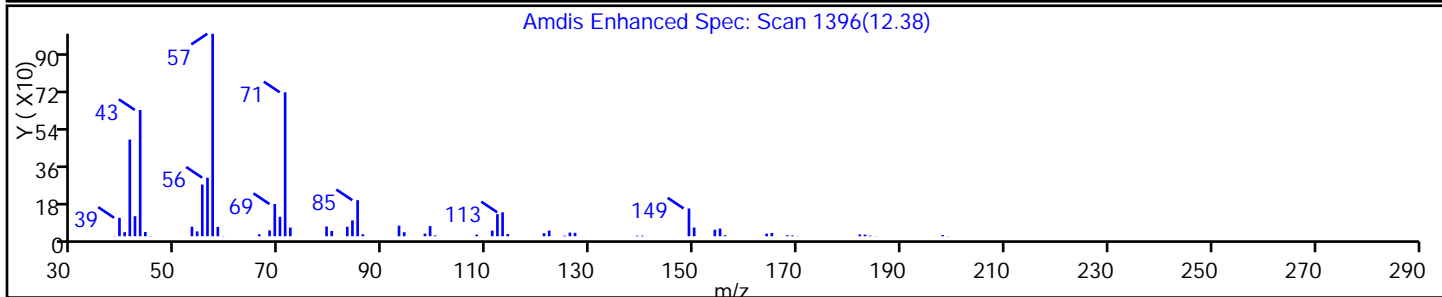
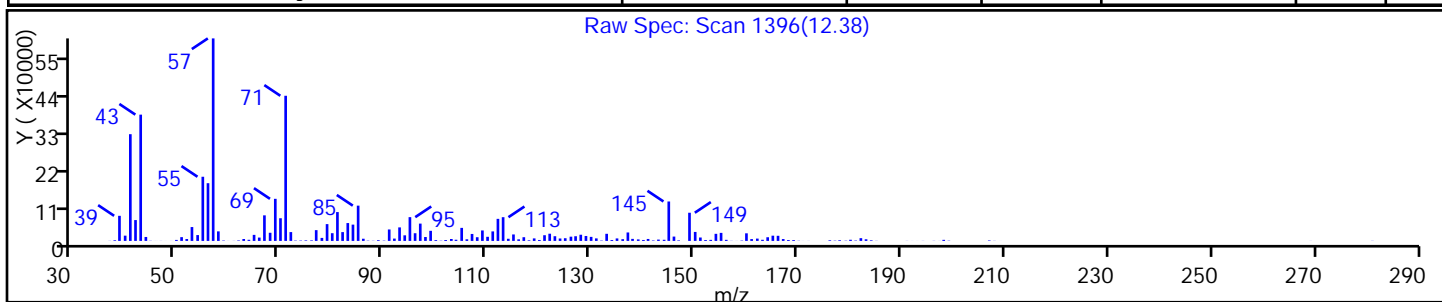
Method: 8260W\_2

Limit Group: VOA - 8260B Water and Solid

Column:

Detector: MS SCAN

Library Search Compound Match	CAS#	Library	Entry	Formula	Weight	Q
Octane, 2,6-dimethyl-	2051-30-1	NIST02	18460	C10H22	142	72
Nonane, 3-methyl-	5911-04-6	NIST02.L	18429	C10H22	142	64
Octadecane, 2,6-dimethyl-	75163-97-2	NIST02.L	107664	C20H42	282	64



TestAmerica Edison

Data File: \\EDICHRON\ChromData\CVOAMS2\20141104-20141.b\B75592.D

Injection Date: 04-Nov-2014 11:38:30

Instrument ID: CVOAMS2

Lims ID: 460-85482-A-12-A

Lab Sample ID: 460-85482-12

Client ID: PMP-24-SW-SI

Operator ID:

ALS Bottle#: 13

Worklist Smp#: 14

Purge Vol: 5.000 mL

Dil. Factor: 50.0000

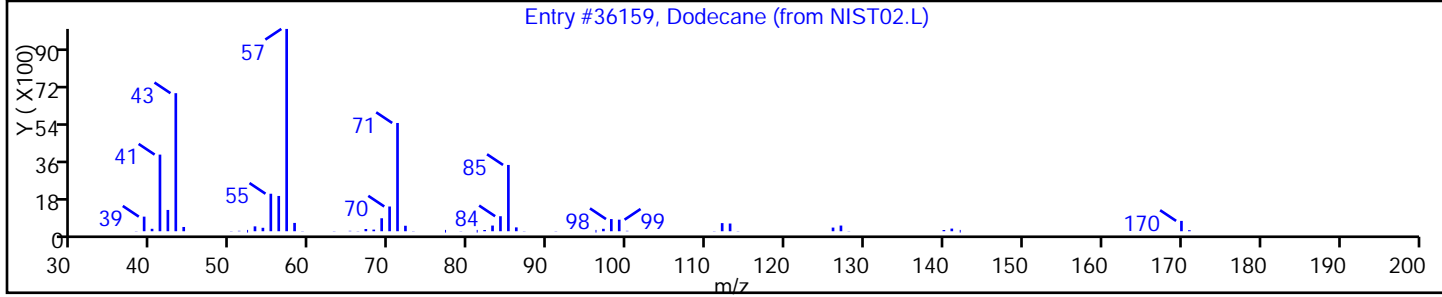
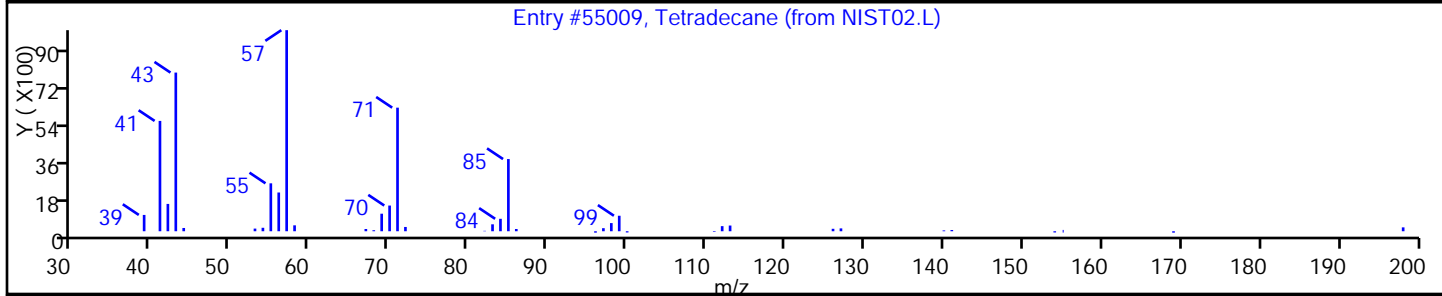
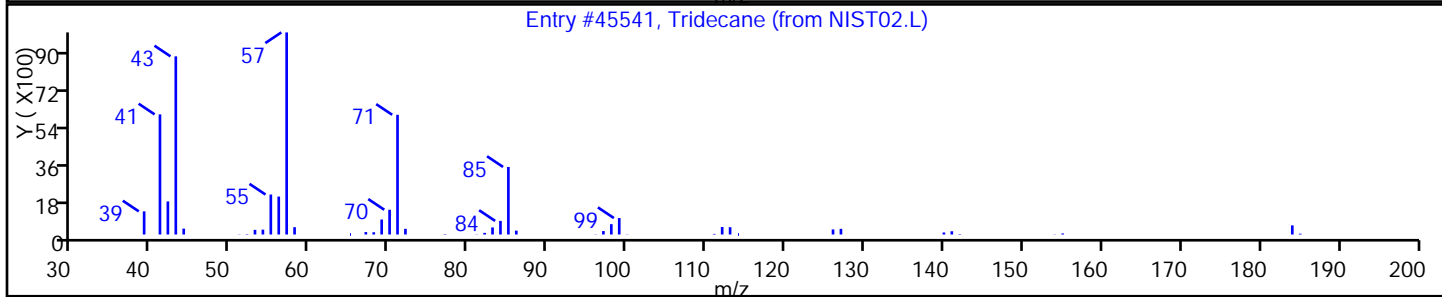
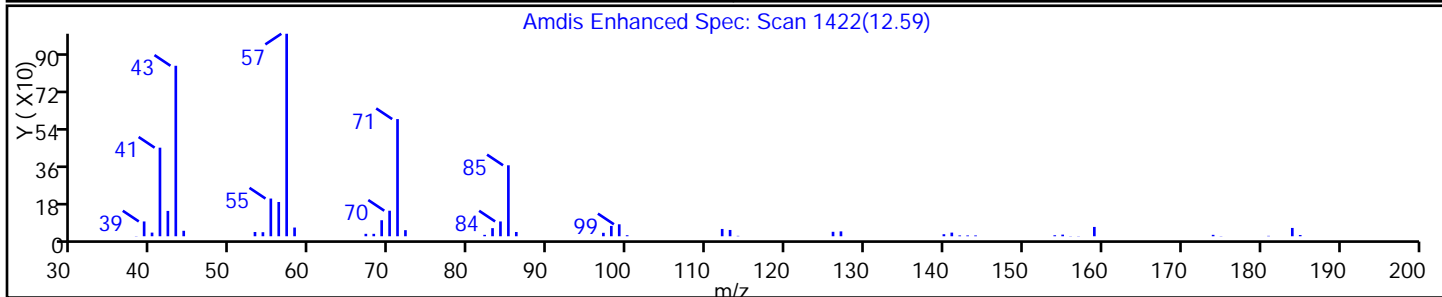
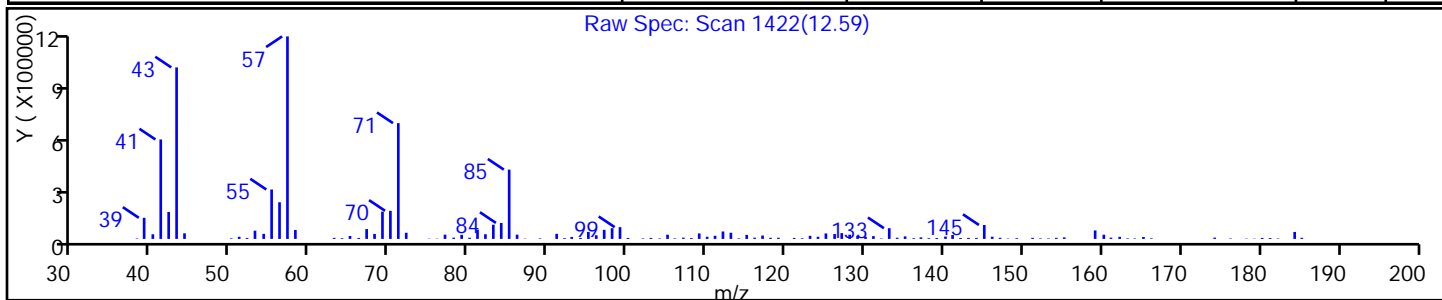
Method: 8260W\_2

Limit Group: VOA - 8260B Water and Solid

Column:

Detector: MS SCAN

Library Search Compound Match	CAS#	Library	Entry	Formula	Weight	Q
Tridecane	629-50-5	NIST02	45541	C13H28	184	97
Tetradecane	629-59-4	NIST02.L	55009	C14H30	198	86
Dodecane	112-40-3	NIST02.L	36159	C12H26	170	86



FORM I  
GC/MS VOA ORGANICS ANALYSIS DATA SHEET

Lab Name: TestAmerica Edison Job No.: 460-85482-1  
 SDG No.: \_\_\_\_\_  
 Client Sample ID: PMP-9-SW-WT Lab Sample ID: 460-85482-16  
 Matrix: Solid Lab File ID: B75596.D  
 Analysis Method: 8260B Date Collected: 10/30/2014 11:52  
 Sample wt/vol: 5.779(g) Date Analyzed: 11/04/2014 13:14  
 Soil Aliquot Vol: 5 (mL) Dilution Factor: 50  
 Soil Extract Vol.: 10 (mL) GC Column: Rtx-624 ID: 0.25 (mm)  
 % Moisture: 6.4 Level: (low/med) Medium  
 Analysis Batch No.: 260159 Units: ug/Kg

CAS NO.	COMPOUND NAME	RESULT	Q	RL	MDL
71-55-6	1,1,1-Trichloroethane	5.8	U	92	5.8
79-34-5	1,1,2,2-Tetrachloroethane	15	U	92	15
79-00-5	1,1,2-Trichloroethane	17	U	92	17
75-34-3	1,1-Dichloroethane	12	U	92	12
75-35-4	1,1-Dichloroethene	8.2	U	92	8.2
87-61-6	1,2,3-Trichlorobenzene	310		92	47
120-82-1	1,2,4-Trichlorobenzene	1700		92	32
96-12-8	1,2-Dibromo-3-Chloropropane	37	U	92	37
106-93-4	1,2-Dibromoethane	25	U	92	25
95-50-1	1,2-Dichlorobenzene	28	J	92	19
107-06-2	1,2-Dichloroethane	17	U	92	17
78-87-5	1,2-Dichloropropane	8.0	U	92	8.0
541-73-1	1,3-Dichlorobenzene	13	U	92	13
106-46-7	1,4-Dichlorobenzene	30	J	92	22
123-91-1	1,4-Dioxane	3300	U	2300	3300
78-93-3	2-Butanone	210	U	460	210
591-78-6	2-Hexanone	46	U	460	46
108-10-1	4-Methyl-2-pentanone	91	U	460	91
67-64-1	Acetone	250	U	460	250
71-43-2	Benzene	7.6	U	92	7.6
74-97-5	Bromochloromethane	25	U	92	25
75-27-4	Bromodichloromethane	12	U	92	12
75-25-2	Bromoform	18	U	92	18
74-83-9	Bromomethane	17	U	92	17
75-15-0	Carbon disulfide	12	U	92	12
56-23-5	Carbon tetrachloride	5.3	U	92	5.3
108-90-7	Chlorobenzene	10	U	92	10
75-00-3	Chloroethane	16	U	92	16
67-66-3	Chloroform	21	J	92	7.3
74-87-3	Chloromethane	9.0	U	92	9.0
156-59-2	cis-1,2-Dichloroethene	16	U	92	16
10061-01-5	cis-1,3-Dichloropropene	17	U	92	17
110-82-7	Cyclohexane	15	U	92	15
124-48-1	Dibromochloromethane	18	U	92	18
75-71-8	Dichlorodifluoromethane	20	U	92	20
100-41-4	Ethylbenzene	8.9	U	92	8.9

FORM I  
GC/MS VOA ORGANICS ANALYSIS DATA SHEET

Lab Name: TestAmerica Edison Job No.: 460-85482-1  
 SDG No.: \_\_\_\_\_  
 Client Sample ID: PMP-9-SW-WT Lab Sample ID: 460-85482-16  
 Matrix: Solid Lab File ID: B75596.D  
 Analysis Method: 8260B Date Collected: 10/30/2014 11:52  
 Sample wt/vol: 5.779(g) Date Analyzed: 11/04/2014 13:14  
 Soil Aliquot Vol: 5 (mL) Dilution Factor: 50  
 Soil Extract Vol.: 10(mL) GC Column: Rtx-624 ID: 0.25(mm)  
 % Moisture: 6.4 Level: (low/med) Medium  
 Analysis Batch No.: 260159 Units: ug/Kg

CAS NO.	COMPOUND NAME	RESULT	Q	RL	MDL
76-13-1	Freon TF	7.6	U	92	7.6
98-82-8	Isopropylbenzene	7.1	U	92	7.1
79-20-9	Methyl acetate	31	U	460	31
108-87-2	Methylcyclohexane	47	J	92	13
75-09-2	Methylene Chloride	17	U	92	17
1634-04-4	MTBE	13	U	92	13
100-42-5	Styrene	11	U	92	11
127-18-4	Tetrachloroethene	33	J	92	9.0
108-88-3	Toluene	14	U	92	14
156-60-5	trans-1,2-Dichloroethene	12	U	92	12
10061-02-6	trans-1,3-Dichloropropene	22	U	92	22
79-01-6	Trichloroethene	8.5	U	92	8.5
75-69-4	Trichlorofluoromethane	13	U	92	13
75-01-4	Vinyl chloride	13	U	92	13
1330-20-7	Xylenes, Total	380		180	33

CAS NO.	SURROGATE	%REC	Q	LIMITS
17060-07-0	1,2-Dichloroethane-d4 (Surr)	92		75-135
2037-26-5	Toluene-d8 (Surr)	99		59-150
460-00-4	Bromofluorobenzene	103		72-133
1868-53-7	Dibromofluoromethane (Surr)	93		70-130

FORM I  
GC/MS VOA ORGANICS ANALYSIS DATA SHEET  
TENTATIVELY IDENTIFIED COMPOUNDS

Lab Name: TestAmerica Edison Job No.: 460-85482-1  
 SDG No.: \_\_\_\_\_  
 Client Sample ID: PMP-9-SW-WT Lab Sample ID: 460-85482-16  
 Matrix: Solid Lab File ID: B75596.D  
 Analysis Method: 8260B Date Collected: 10/30/2014 11:52  
 Sample wt/vol: 5.779(g) Date Analyzed: 11/04/2014 13:14  
 Soil Aliquot Vol: 5 (mL) Dilution Factor: 50  
 Soil Extract Vol.: 10(mL) GC Column: Rtx-624 ID: 0.25(mm)  
 % Moisture: 6.4 Level: (low/med) Medium  
 Analysis Batch No.: 260159 Units: ug/Kg  
 Number TICs Found: 10 TIC Result Total: 171000

CAS NO.	COMPOUND NAME	RT	RESULT	Q
527-84-4	Benzene, 1-methyl-2-(1-methylethyl)-	10.90	24000	J N
	Unknown	11.34	14000	J
2958-76-1	Naphthalene, decahydro-2-methyl-	11.41	15000	J N
2870-04-4	Benzene, 2-ethyl-1,3-dimethyl-	11.58	19000	J N
	Unknown	11.68	14000	J
527-84-4	Benzene, 1-methyl-2-(1-methylethyl)-	11.92	18000	J N
2049-95-8	Benzene, (1,1-dimethylpropyl)-	12.00	21000	J N
1758-85-6	Benzene, 2,4-diethyl-1-methyl-	12.19	20000	J N
56253-64-6	Benzene, (2-methyl-1-butenyl)-	12.28	15000	J N
629-50-5	Tridecane	12.60	11000	J N



TestAmerica Edison  
Target Compound Quantitation Report

Data File: \\EDICHROM\ChromData\CVOAMS2\20141104-20141.b\B75596.D  
 Lims ID: 460-85482-A-16-A Lab Sample ID: 460-85482-16  
 Client ID: PMP-9-SW-WT  
 Sample Type: Client  
 Inject. Date: 04-Nov-2014 13:14:30 ALS Bottle#: 17 Worklist Smp#: 18  
 Purge Vol: 5.000 mL Dil. Factor: 50.0000  
 Sample Info: 460-85482-A-16-A  
 Misc. Info.: 460-0020141-018  
 Operator ID: Instrument ID: CVOAMS2  
 Method: \\EDICHROM\ChromData\CVOAMS2\20141104-20141.b\8260W\_2.m  
 Limit Group: VOA - 8260B Water and Solid  
 Last Update: 06-Nov-2014 13:14:45 Calib Date: 21-Oct-2014 13:24:30  
 Integrator: RTE ID Type: Deconvolution ID  
 Quant Method: Internal Standard Quant By: Initial Calibration  
 Last ICal File: \\EDICHROM\ChromData\CVOAMS2\20141021-19612.b\B74941.D  
 Column 1 : Rtx-624 ( 0.25 mm) Det: MS SCAN  
 Process Host: XAWRK012

First Level Reviewer: intarachau

Date: 05-Nov-2014 14:38:45

Compound	Sig	RT (min.)	Exp RT (min.)	Dlt RT (min.)	Q	Response	OnCol Amt ug/l	Flags
* 26 TBA-d9 (IS)	65	2.656	2.648	0.008	88	126774	1000.0	
47 Chloroform	83	4.113	4.105	0.008	60	1779	0.2250	
\$ 57 Dibromofluoromethane (Surr	113	4.286	4.277	0.009	96	182537	46.7	
\$ 53 1,2-Dichloroethane-d4 (Sur	65	4.672	4.664	0.008	97	172156	45.8	
* 58 Fluorobenzene	96	4.993	4.985	0.008	98	725221	50.0	
62 Methylcyclohexane	83	5.537	5.537	0.000	75	3392	0.5047	M
* 65 1,4-Dioxane-d8	96	5.841	5.833	0.008	93	16310	1000.0	
\$ 76 Toluene-d8 (Surr)	98	6.985	6.985	0.000	99	696608	49.3	
81 Tetrachloroethene	166	7.660	7.660	0.000	81	1813	0.3602	
* 87 Chlorobenzene-d5	117	8.598	8.590	0.008	88	601027	50.0	
92 o-Xylene	106	9.207	9.207	0.000	94	32210	4.09	
\$ 97 4-Bromofluorobenzene	174	9.709	9.701	0.008	91	244541	51.3	
* 115 1,4-Dichlorobenzene-d4	152	10.680	10.672	0.008	96	334323	50.0	
116 1,4-Dichlorobenzene	146	10.697	10.697	0.000	43	3414	0.3272	
122 1,2-Dichlorobenzene	146	11.001	10.993	0.008	1	2798	0.3030	
127 1,2,4-Trichlorobenzene	180	12.236	12.236	0.000	90	121808	18.8	
131 1,2,3-Trichlorobenzene	180	12.647	12.647	0.000	61	17132	3.31	
S 134 Xylenes, Total	100				0		4.09	

**QC Flag Legend**

Review Flags

M - Manually Integrated

**Reagents:**

8260 INTSTD C\_00056

Amount Added: 1.00

Units: uL

Run Reagent

TestAmerica Edison  
Tentatively Identified Quantitation Report

Data File: \\EDICHROM\ChromData\CVOAMS2\20141104-20141.b\B75596.D  
 Lims ID: 460-85482-A-16-A Lab Sample ID: 460-85482-16  
 Client ID: PMP-9-SW-WT  
 Sample Type: Client  
 Inject. Date: 04-Nov-2014 13:14:30 ALS Bottle#: 17 Worklist Smp#: 18  
 Purge Vol: 5.000 mL Dil. Factor: 50.0000  
 Sample Info: 460-85482-A-16-A  
 Misc. Info.: 460-0020141-018  
 Operator ID: Instrument ID: CVOAMS2  
 Method: \\EDICHROM\ChromData\CVOAMS2\20141104-20141.b\8260W\_2.m  
 Limit Group: VOA - 8260B Water and Solid  
 Last Update: 06-Nov-2014 13:14:45 Calib Date: 21-Oct-2014 13:24:30  
 Tic RT Window: 0.000 -0.000 Response: area  
 Quant By: Nearest ISTD Quant LOD: 10.00000  
 MS Library: \\EDICHROM\ChromData\Database\NIST02.L  
 Min. Match: 40  
 Column 1 : Rtx-624 ( 0.25 mm) Det: MS SCAN  
 Process Host: XAWRK012  
 First Level Reviewer: intarachau Date: 05-Nov-2014 14:38:45

## Tentative Identified Compound Results

RT	Response	Amount ug/l	Quant Cpd	Qual	Lib Entry	Molecular Formula	Mol. Weight	Flags
10.902	527-84-4 Benzene, 1-methyl-2-(1-methylethyl)- 9813064	254.4	115	97	14406	C10H14	134	
11.338	Unknown 5908406	153.2	115	0	0		0	
11.413	2958-76-1 Naphthalene, decahydro-2-methyl- 6382882	165.5	115	97	24328	C11H20	152	
11.577	2870-04-4 Benzene, 2-ethyl-1,3-dimethyl- 7910880	205.1	115	94	14362	C10H14	134	
11.676	Unknown 5774828	149.7	115	0	0		0	
11.915	527-84-4 Benzene, 1-methyl-2-(1-methylethyl)- 7574101	196.4	115	91	14406	C10H14	134	
11.997	2049-95-8 Benzene, (1,1-dimethylpropyl)- 8868587	230.0	115	78	21818	C11H16	148	
12.186	1758-85-6 Benzene, 2,4-diethyl-1-methyl- 8262832	214.2	115	80	21820	C11H16	148	
12.277	56253-64-6 Benzene, (2-methyl-1-butenyl)- 6133197	159.0	115	86	20721	C11H14	146	
12.598	629-50-5 Tridecane 4708214	122.1	115	97	45541	C13H28	184	

Quantitation Compounds

Compound	RT	Response	Amount ug/l
* 115 1,4-Dichlorobenzene-d4	10.680	1928361	50.0

QC Flag Legend

Processing Flags

Reagents:

8260 INTSTD C\_00056

Amount Added: 1.00

Units: uL

Run Reagent

TestAmerica Edison

Data File: \\EDICHROM\ChromData\CVOAMS2\20141104-20141.b\B75596.D

Injection Date: 04-Nov-2014 13:14:30

Instrument ID: CVOAMS2

Operator ID:

Lims ID: 460-85482-A-16-A

Lab Sample ID: 460-85482-16

Worklist Smp#: 18

Client ID: PMP-9-SW-WT

Purge Vol: 5.000 mL

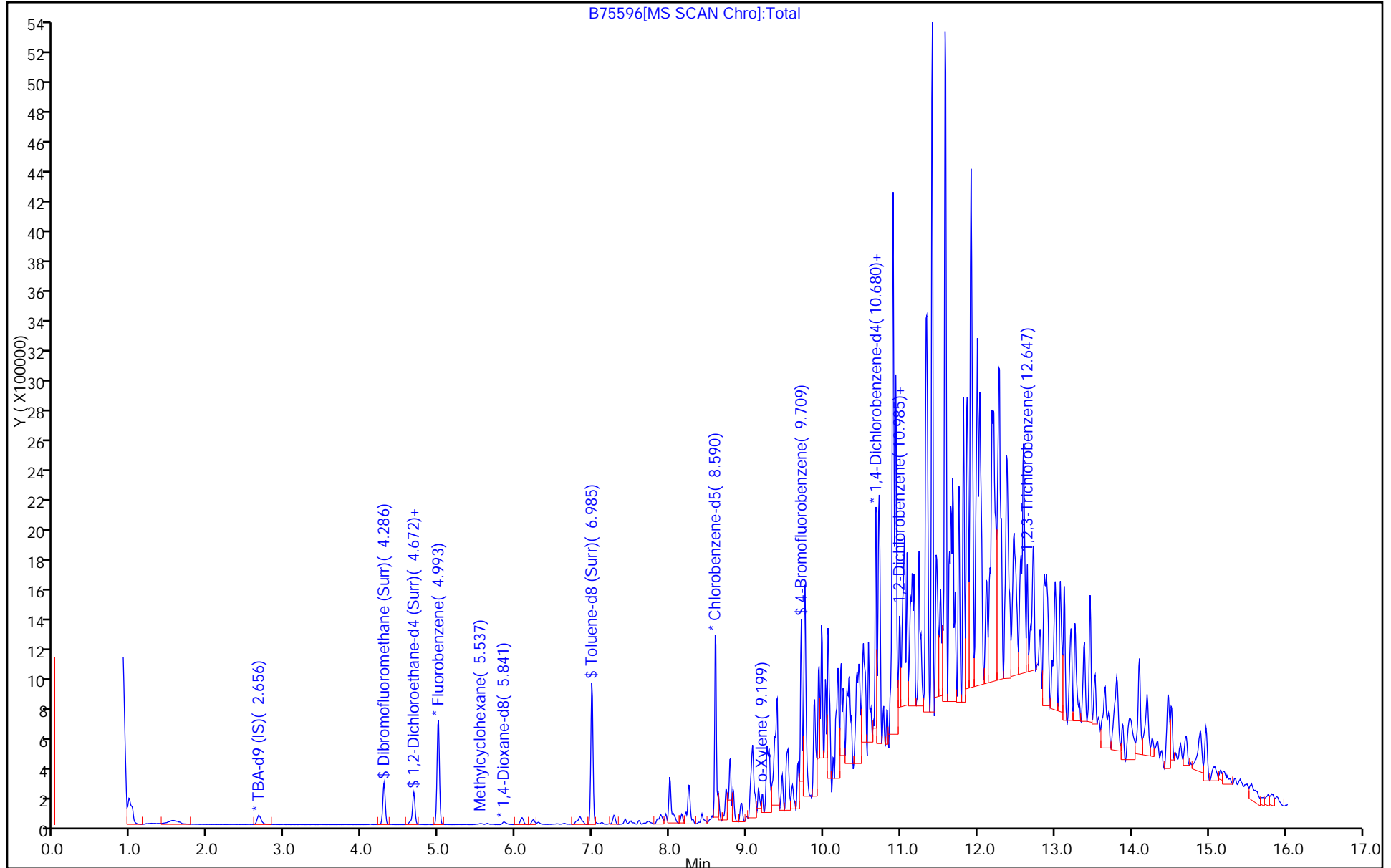
Dil. Factor: 50.0000

ALS Bottle#: 17

Method: 8260W\_2

Limit Group: VOA - 8260B Water and Solid

Column: Rtx-624 (0.25 mm)



TestAmerica Edison

Data File: \\EDICROM\ChromData\CVOAMS2\20141104-20141.b\B75596.D

Injection Date: 04-Nov-2014 13:14:30

Instrument ID: CVOAMS2

Lims ID: 460-85482-A-16-A

Lab Sample ID: 460-85482-16

Client ID: PMP-9-SW-WT

Operator ID:

ALS Bottle#: 17 Worklist Smp#: 18

Purge Vol: 5.000 mL

Dil. Factor: 50.0000

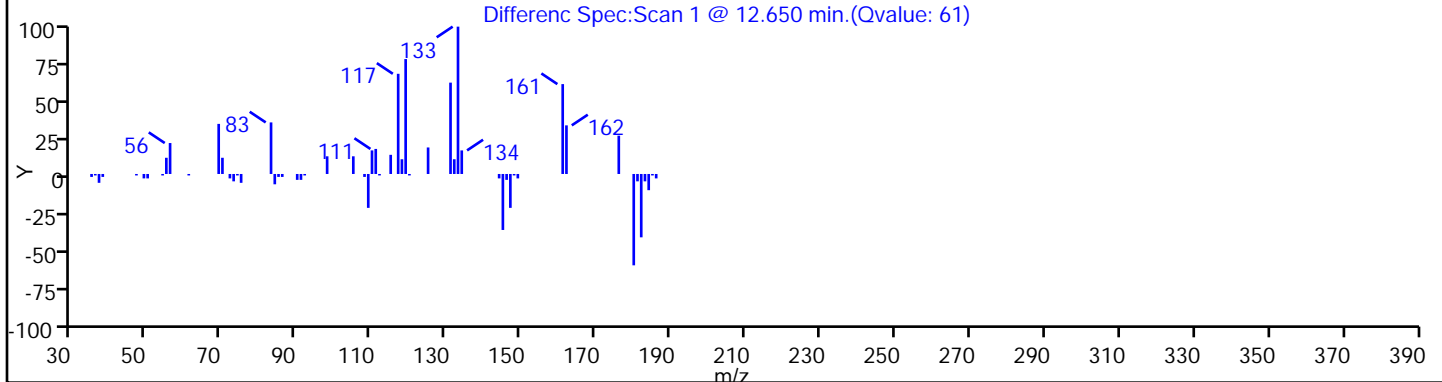
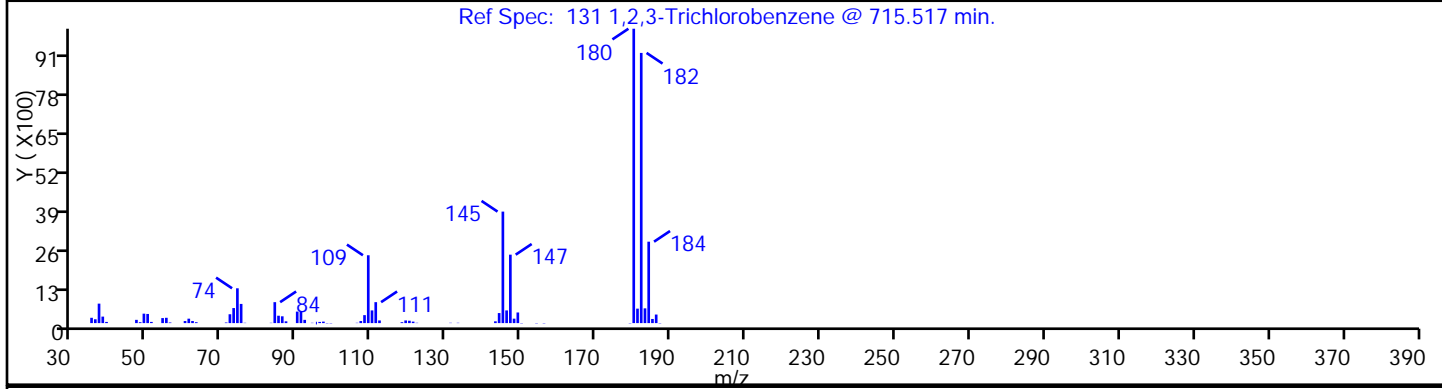
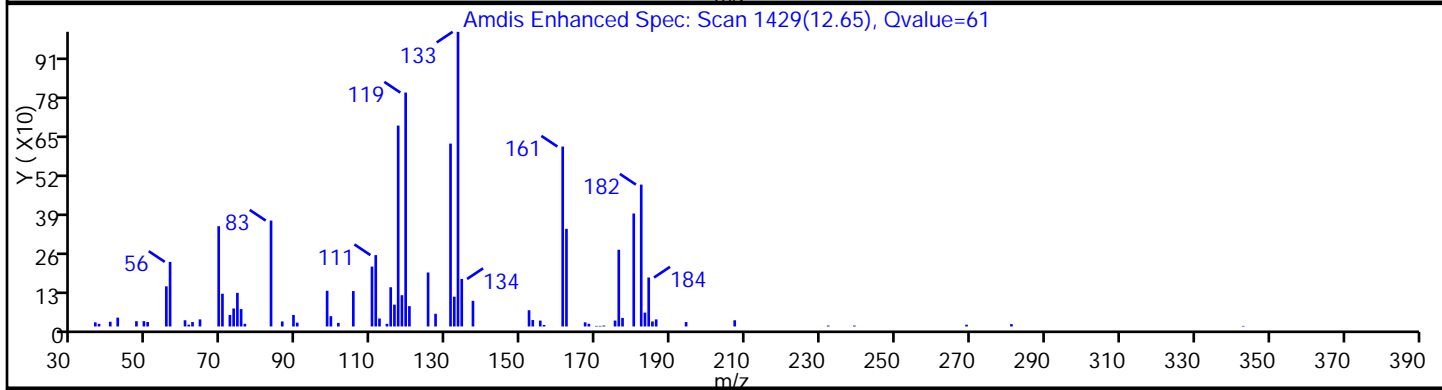
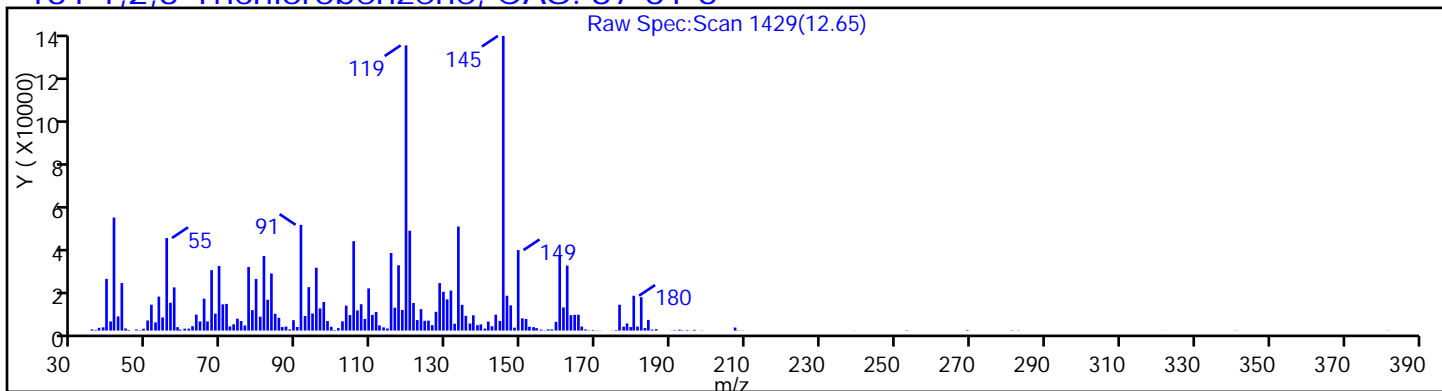
Method: 8260W\_2

Limit Group: VOA - 8260B Water and Solid

Column: Rtx-624 (0.25 mm)

Detector: MS SCAN

131 1,2,3-Trichlorobenzene, CAS: 87-61-6



TestAmerica Edison

Data File: \\EDICHROM\ChromData\CVOAMS2\20141104-20141.b\B75596.D

Injection Date: 04-Nov-2014 13:14:30

Instrument ID: CVOAMS2

Lims ID: 460-85482-A-16-A

Lab Sample ID: 460-85482-16

Client ID: PMP-9-SW-WT

Operator ID:

ALS Bottle#: 17

Worklist Smp#: 18

Purge Vol: 5.000 mL

Dil. Factor: 50.0000

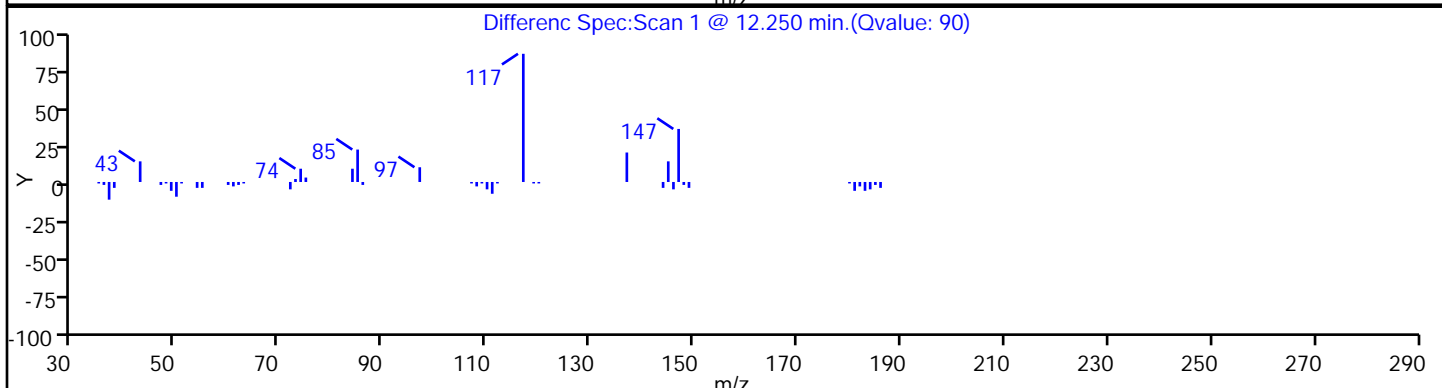
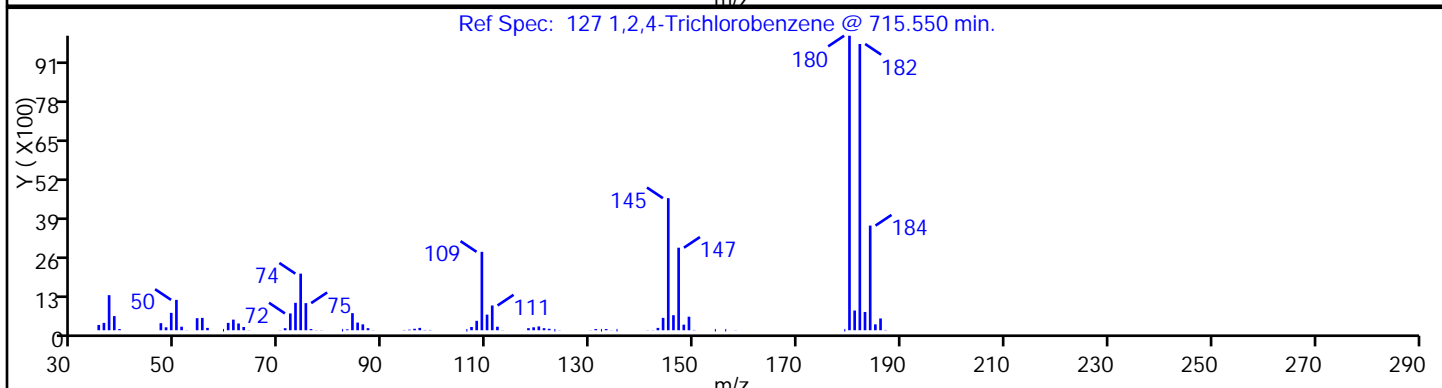
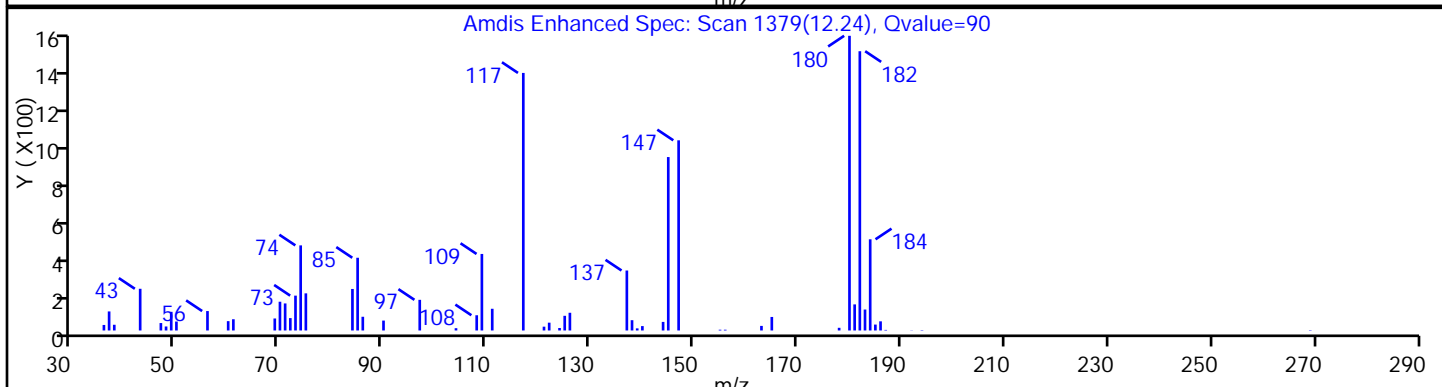
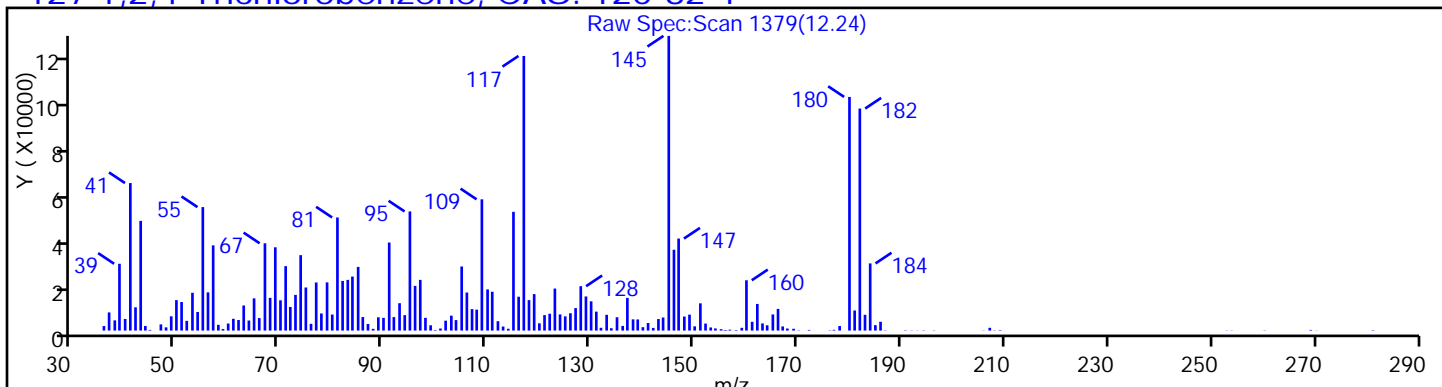
Method: 8260W\_2

Limit Group: VOA - 8260B Water and Solid

Column: Rtx-624 (0.25 mm)

Detector: MS SCAN

127 1,2,4-Trichlorobenzene, CAS: 120-82-1



TestAmerica Edison

Data File: \\EDICHROM\ChromData\CVOAMS2\20141104-20141.b\B75596.D

Injection Date: 04-Nov-2014 13:14:30

Instrument ID: CVOAMS2

Lims ID: 460-85482-A-16-A

Lab Sample ID: 460-85482-16

Client ID: PMP-9-SW-WT

Operator ID:

ALS Bottle#: 17 Worklist Smp#: 18

Purge Vol: 5.000 mL

Dil. Factor: 50.0000

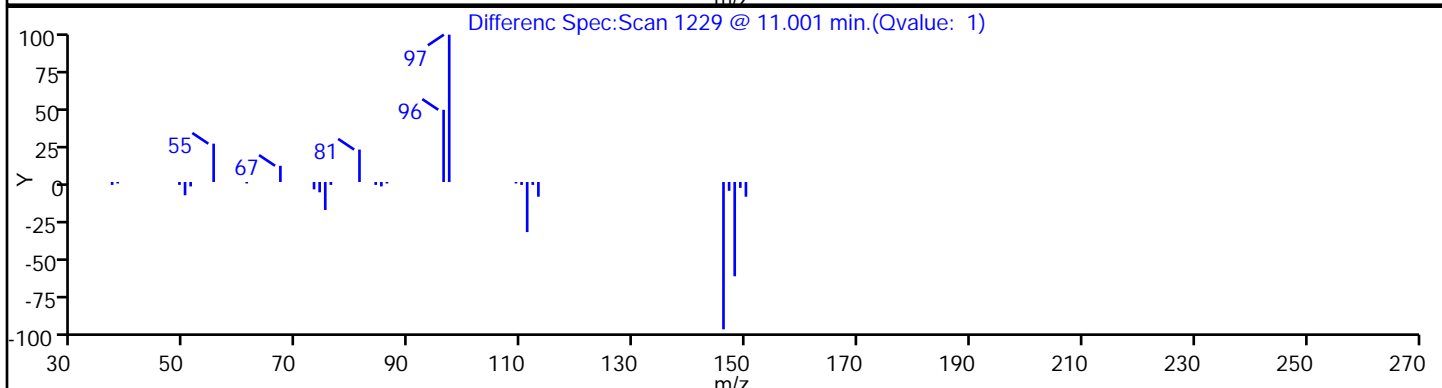
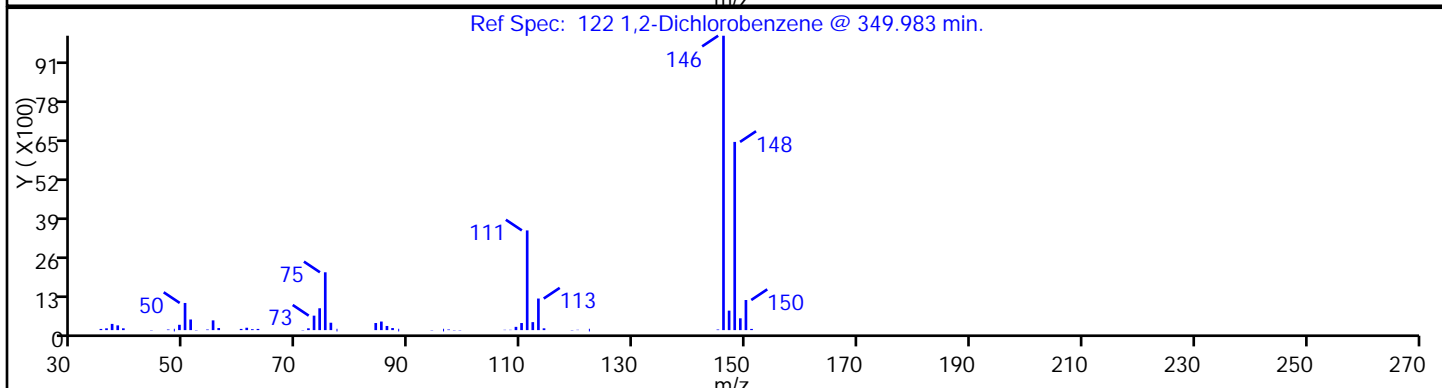
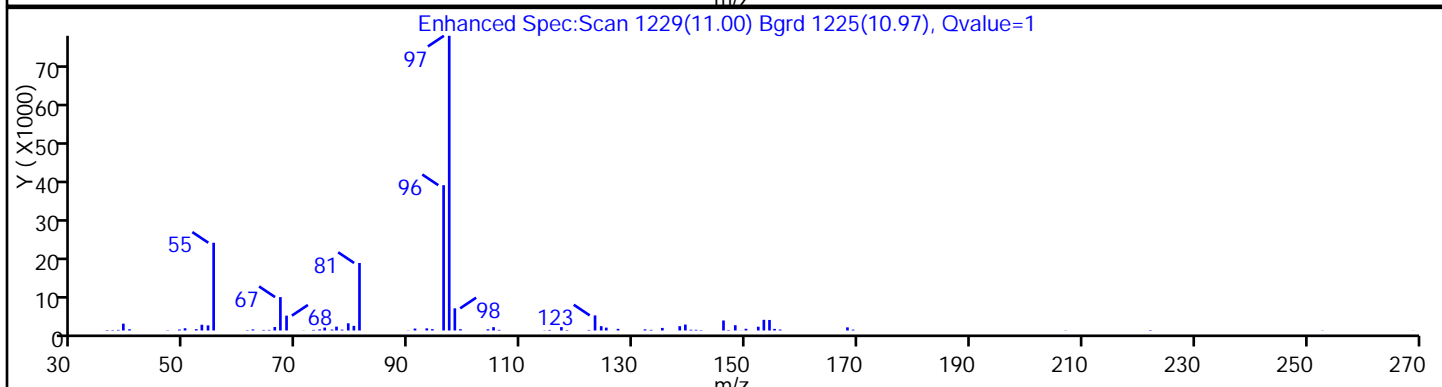
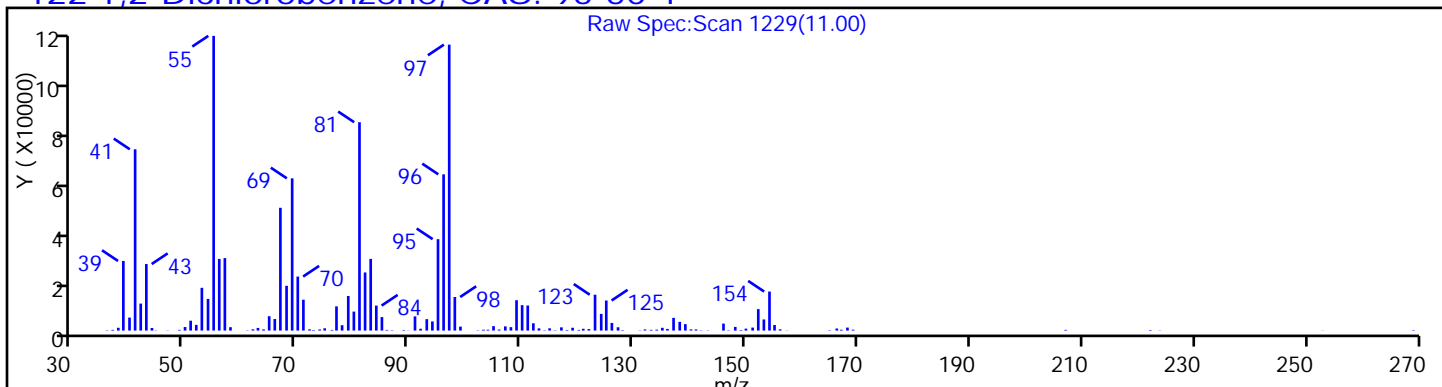
Method: 8260W\_2

Limit Group: VOA - 8260B Water and Solid

Column: Rtx-624 (0.25 mm)

Detector: MS SCAN

122 1,2-Dichlorobenzene, CAS: 95-50-1



TestAmerica Edison

Data File: \\EDICHRON\ChromData\CVOAMS2\20141104-20141.b\B75596.D

Injection Date: 04-Nov-2014 13:14:30

Instrument ID: CVOAMS2

Lims ID: 460-85482-A-16-A

Lab Sample ID: 460-85482-16

Client ID: PMP-9-SW-WT

Operator ID:

ALS Bottle#: 17 Worklist Smp#: 18

Purge Vol: 5.000 mL

Dil. Factor: 50.0000

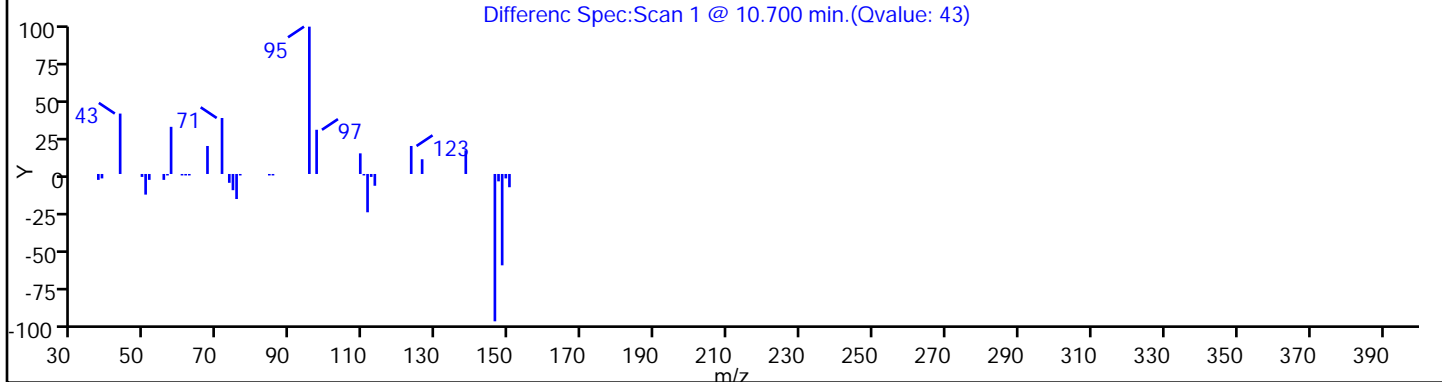
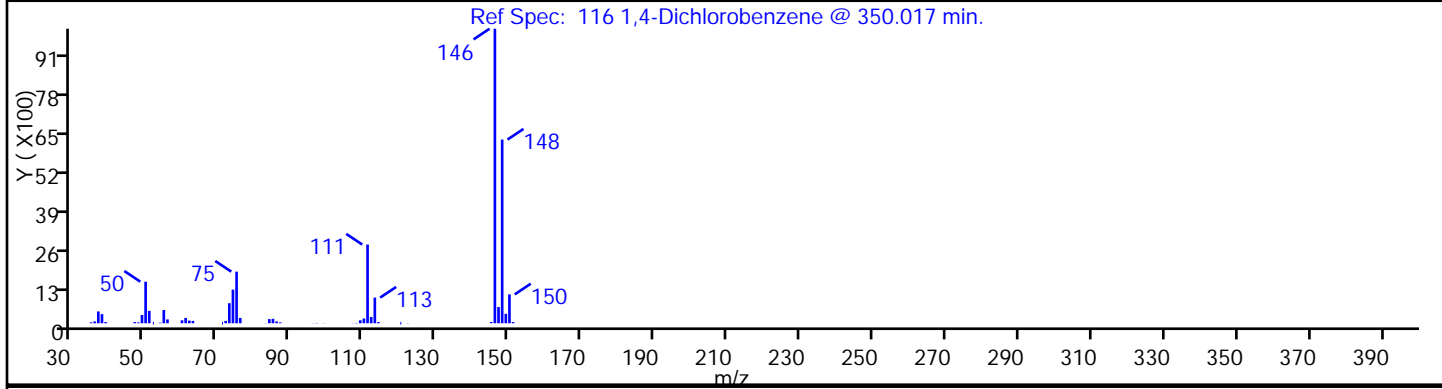
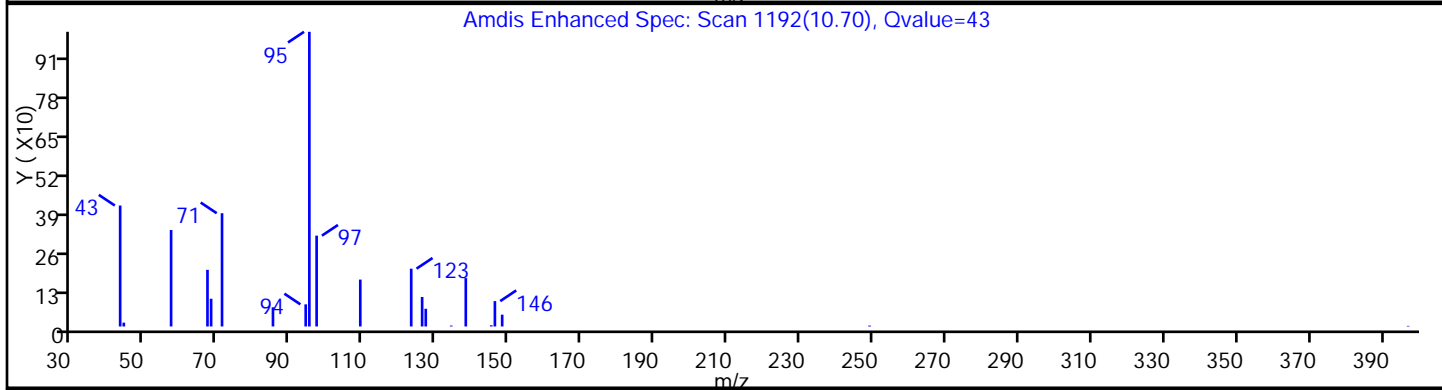
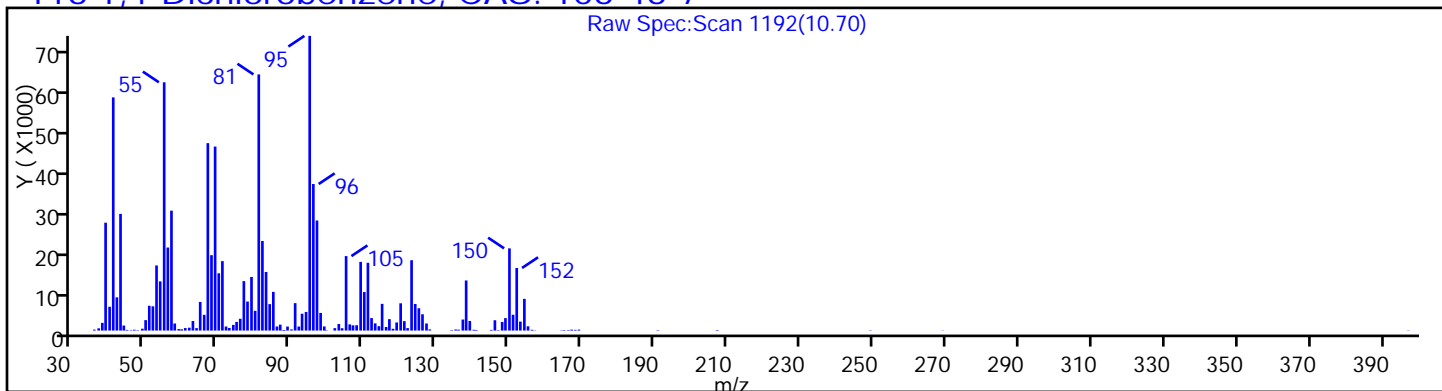
Method: 8260W\_2

Limit Group: VOA - 8260B Water and Solid

Column: Rtx-624 (0.25 mm)

Detector: MS SCAN

116 1,4-Dichlorobenzene, CAS: 106-46-7





TestAmerica Edison

Data File: \\EDICHROM\ChromData\CVOAMS2\20141104-20141.b\B75596.D

Injection Date: 04-Nov-2014 13:14:30

Instrument ID: CVOAMS2

Lims ID: 460-85482-A-16-A

Lab Sample ID: 460-85482-16

Client ID: PMP-9-SW-WT

Operator ID:

ALS Bottle#: 17 Worklist Smp#: 18

Purge Vol: 5.000 mL

Dil. Factor: 50.0000

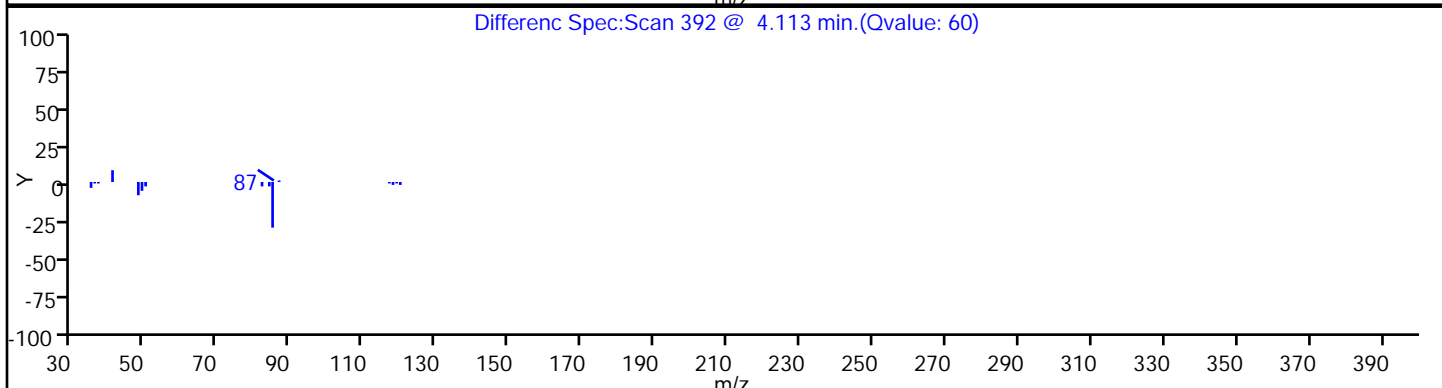
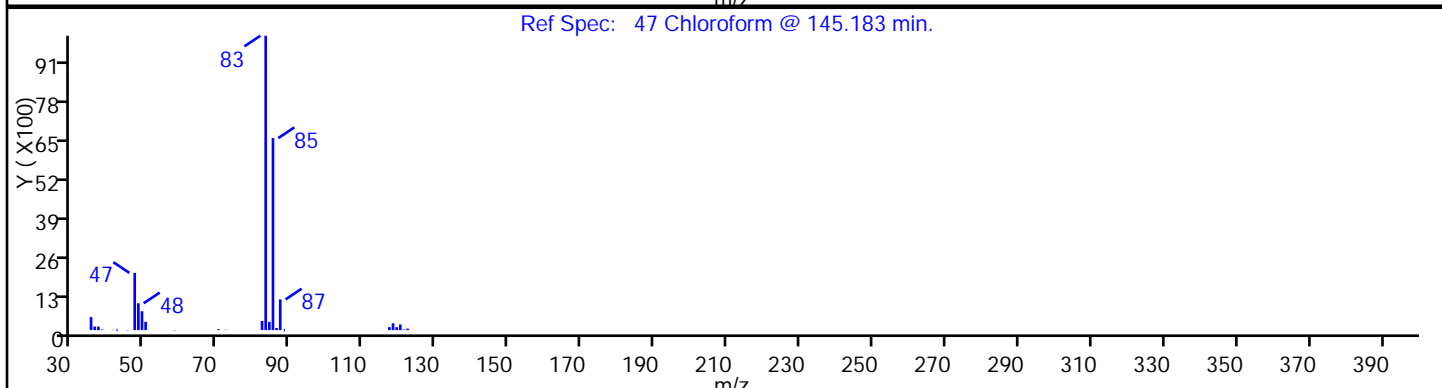
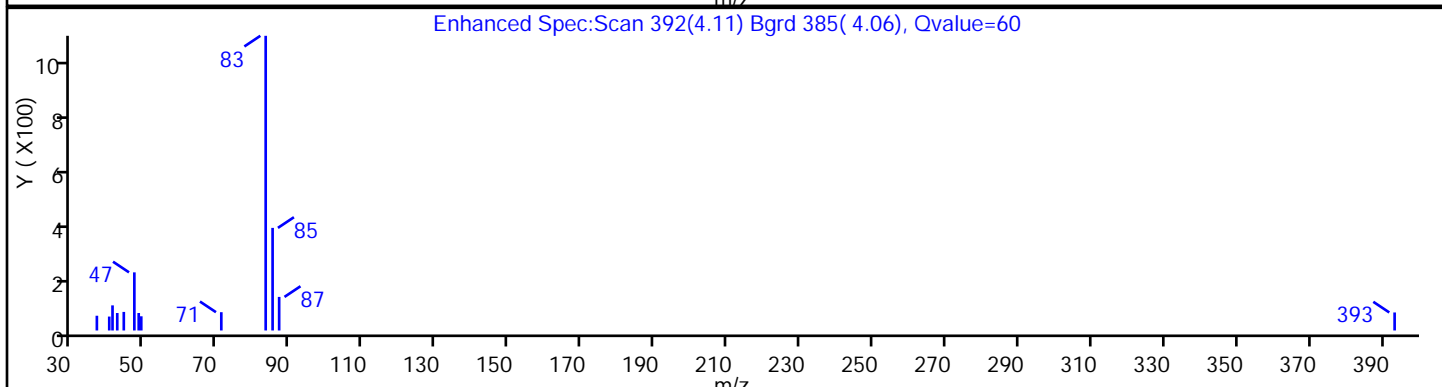
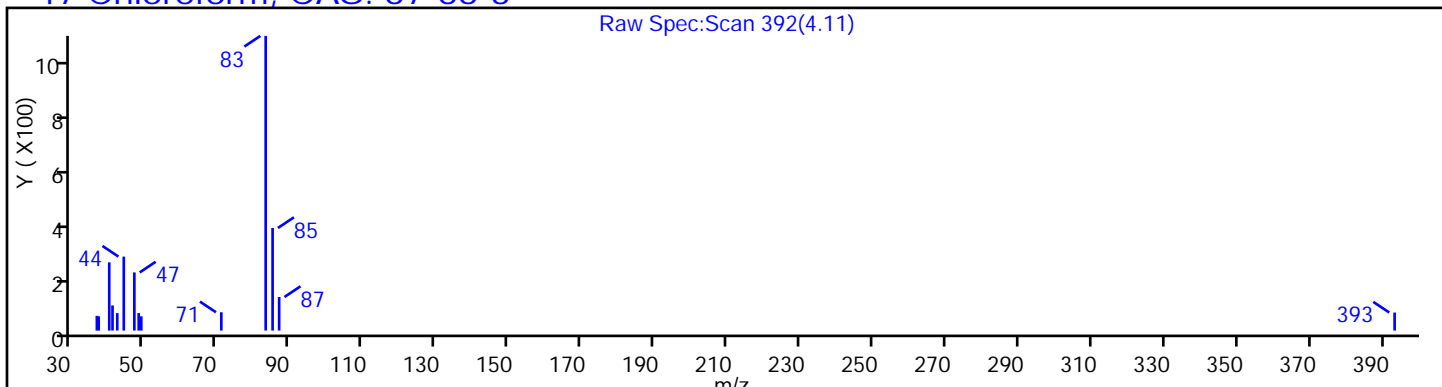
Method: 8260W\_2

Limit Group: VOA - 8260B Water and Solid

Column: Rtx-624 (0.25 mm)

Detector: MS SCAN

47 Chloroform, CAS: 67-66-3



TestAmerica Edison

Data File: \\EDICHROM\ChromData\CVOAMS2\20141104-20141.b\B75596.D

Injection Date: 04-Nov-2014 13:14:30

Instrument ID: CVOAMS2

Lims ID: 460-85482-A-16-A

Lab Sample ID: 460-85482-16

Client ID: PMP-9-SW-WT

Operator ID:

ALS Bottle#: 17 Worklist Smp#: 18

Purge Vol: 5.000 mL

Dil. Factor: 50.0000

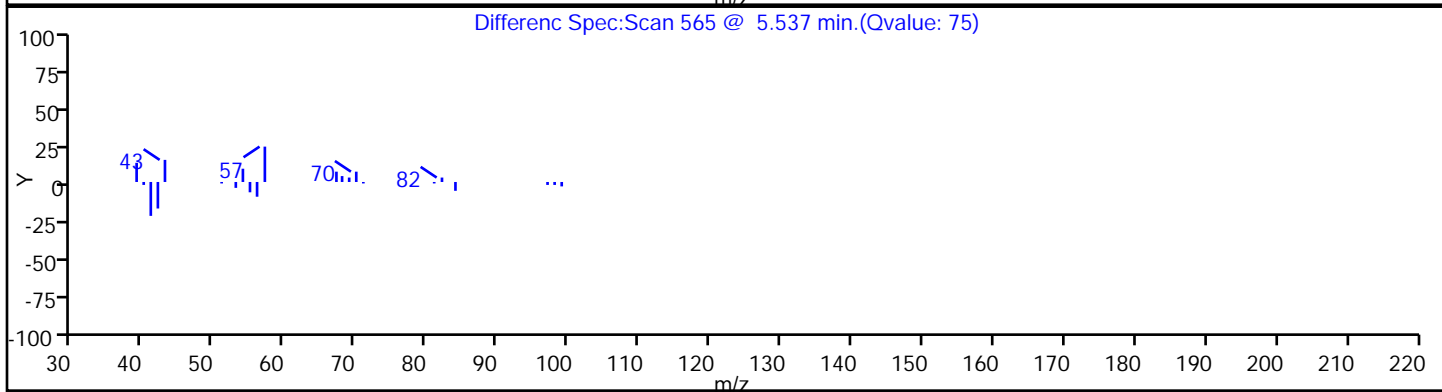
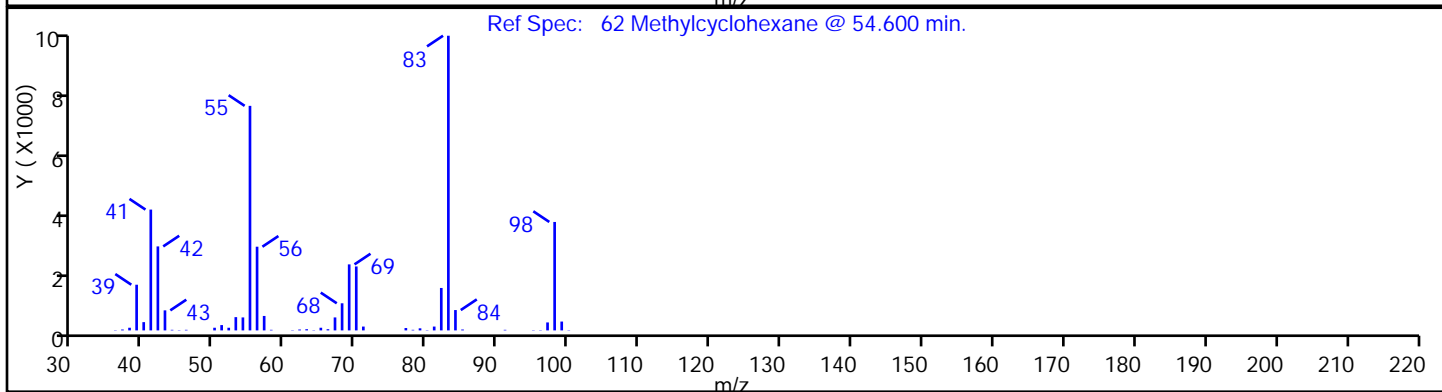
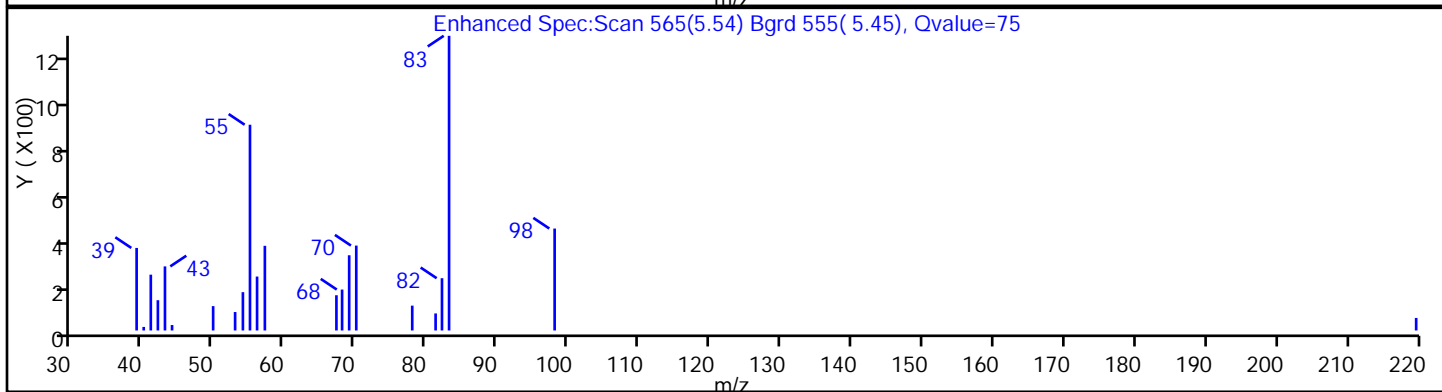
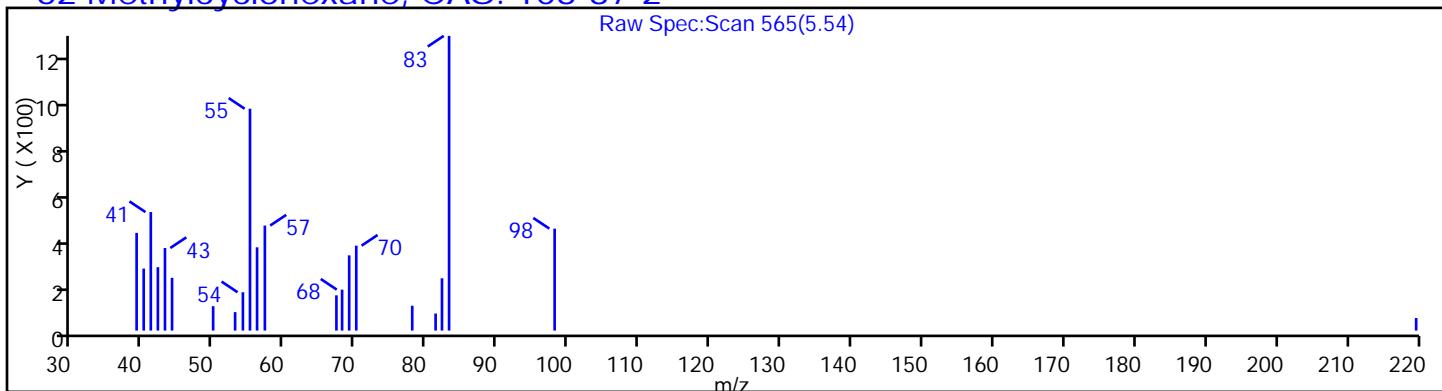
Method: 8260W\_2

Limit Group: VOA - 8260B Water and Solid

Column: Rtx-624 (0.25 mm)

Detector: MS SCAN

62 Methylcyclohexane, CAS: 108-87-2



TestAmerica Edison

Data File: \\EDICHROM\ChromData\CVOAMS2\20141104-20141.b\B75596.D

Injection Date: 04-Nov-2014 13:14:30

Instrument ID: CVOAMS2

Lims ID: 460-85482-A-16-A

Lab Sample ID: 460-85482-16

Client ID: PMP-9-SW-WT

Operator ID:

ALS Bottle#: 17 Worklist Smp#: 18

Purge Vol: 5.000 mL

Dil. Factor: 50.0000

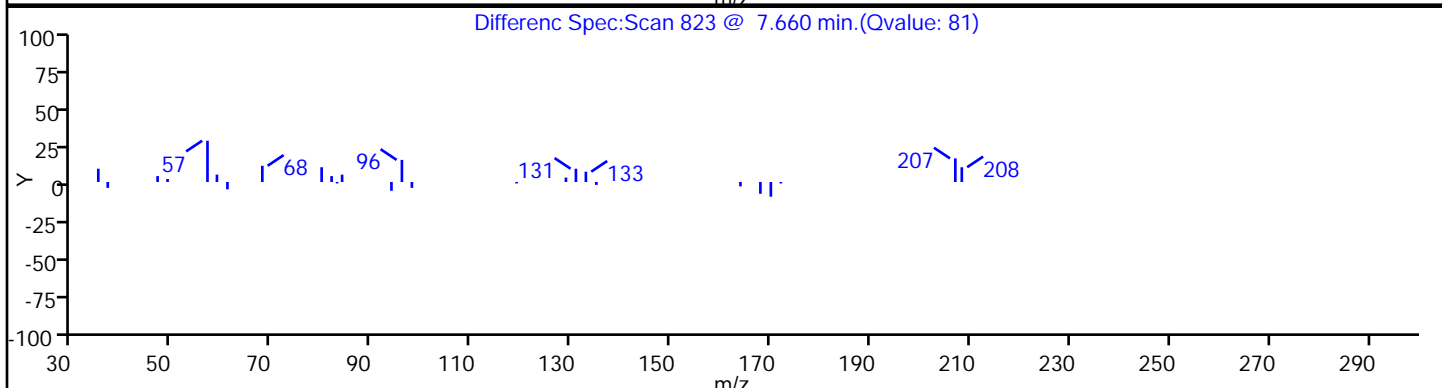
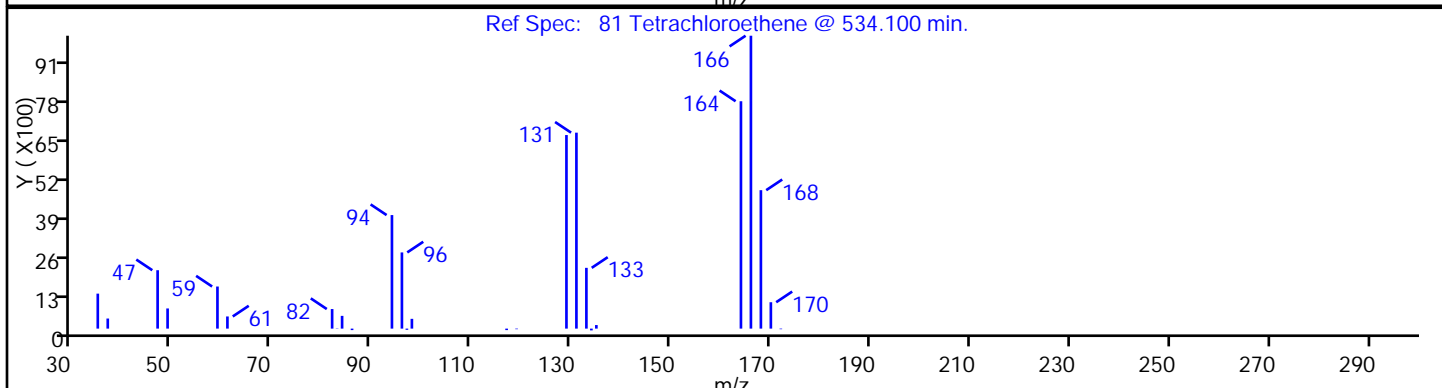
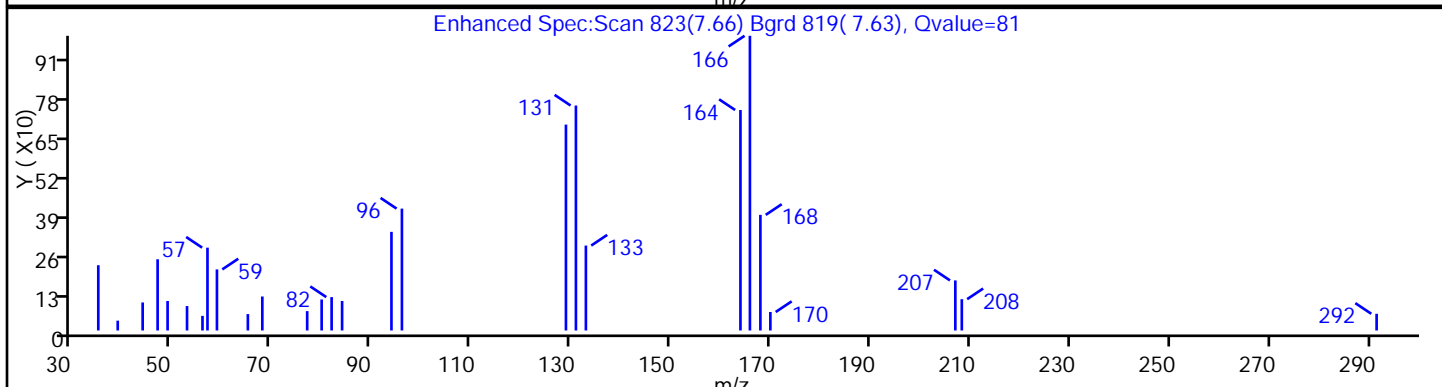
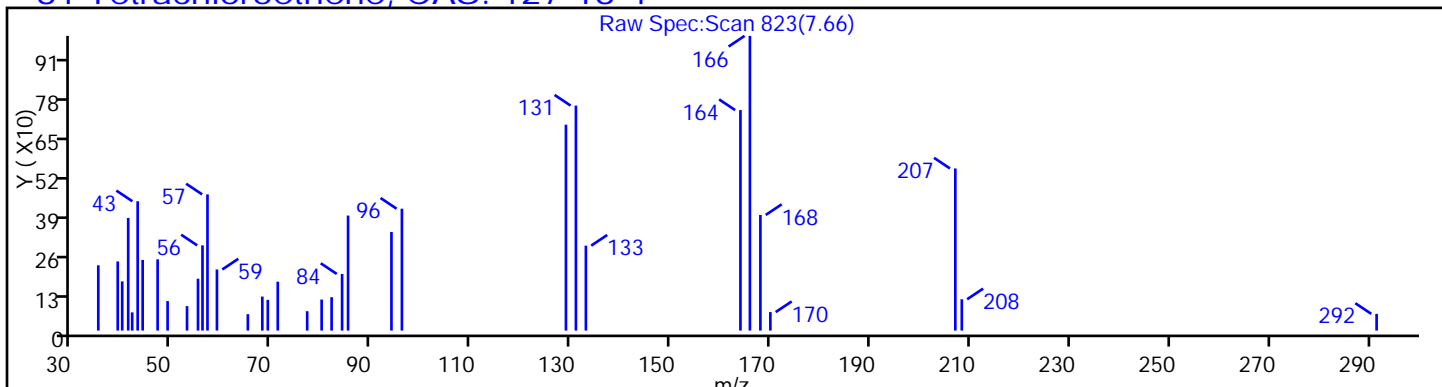
Method: 8260W\_2

Limit Group: VOA - 8260B Water and Solid

Column: Rtx-624 (0.25 mm)

Detector: MS SCAN

81 Tetrachloroethene, CAS: 127-18-4



TestAmerica Edison

Data File: \\EDICHROM\ChromData\CVOAMS2\20141104-20141.b\B75596.D

Injection Date: 04-Nov-2014 13:14:30

Instrument ID: CVOAMS2

Lims ID: 460-85482-A-16-A

Lab Sample ID: 460-85482-16

Client ID: PMP-9-SW-WT

Operator ID:

ALS Bottle#: 17

Worklist Smp#: 18

Purge Vol: 5.000 mL

Dil. Factor: 50.0000

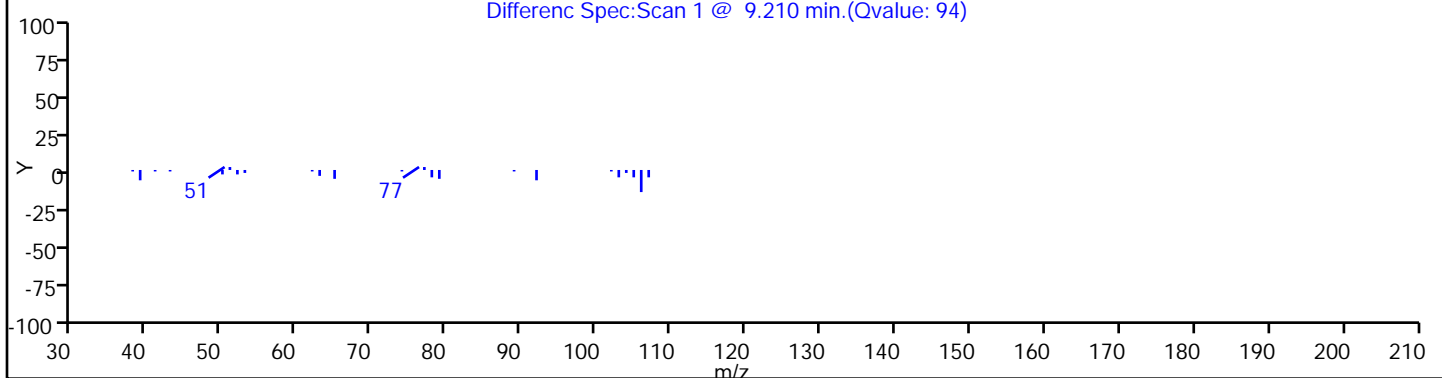
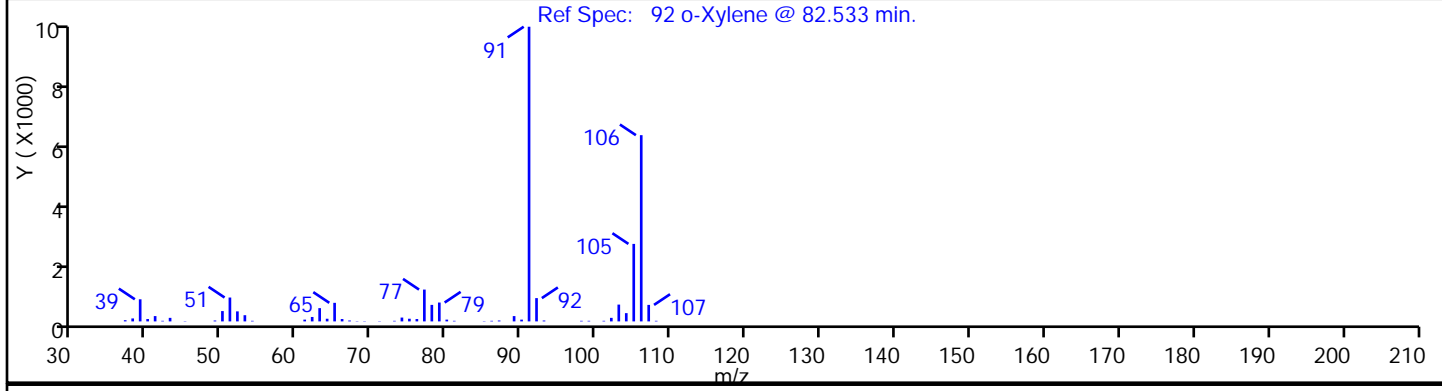
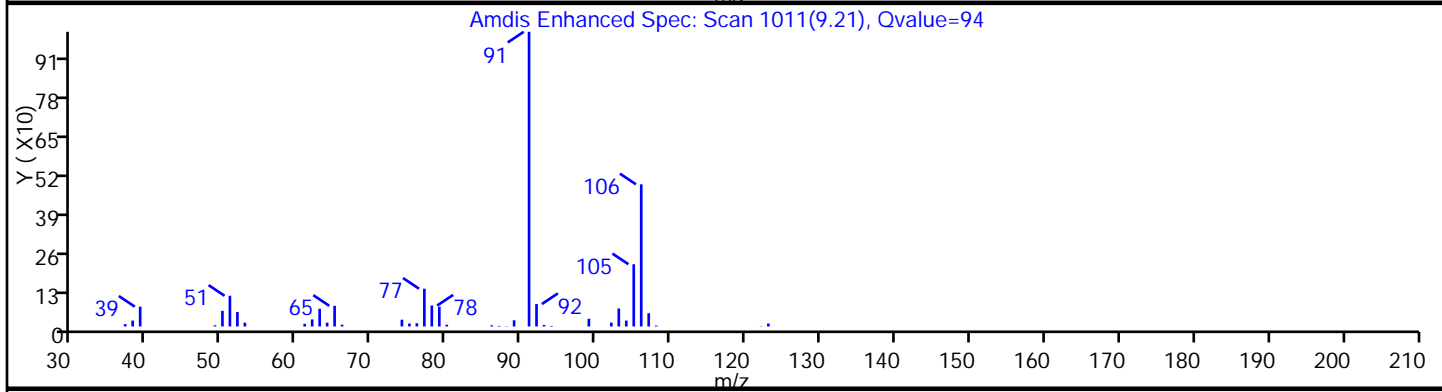
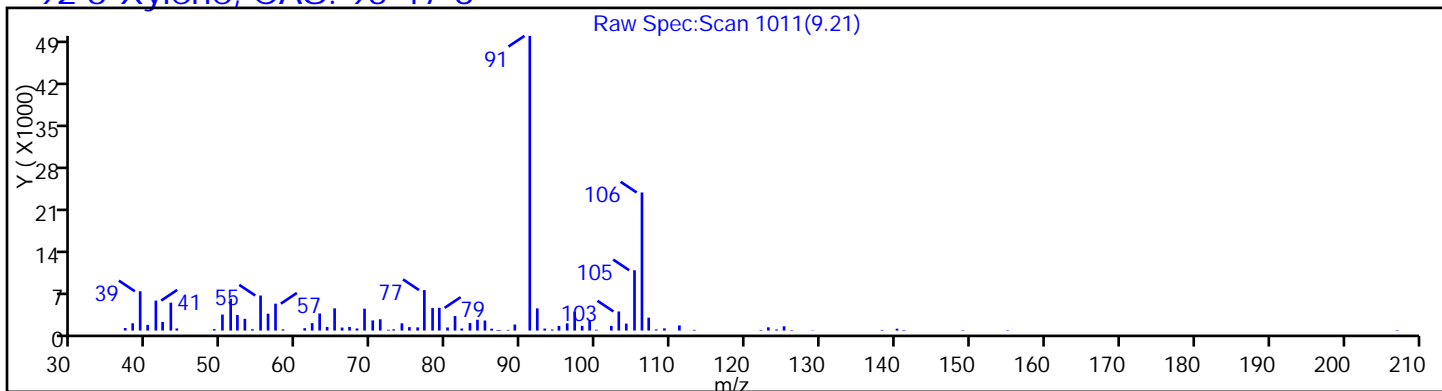
Method: 8260W\_2

Limit Group: VOA - 8260B Water and Solid

Column: Rtx-624 (0.25 mm)

Detector: MS SCAN

92 o-Xylene, CAS: 95-47-6



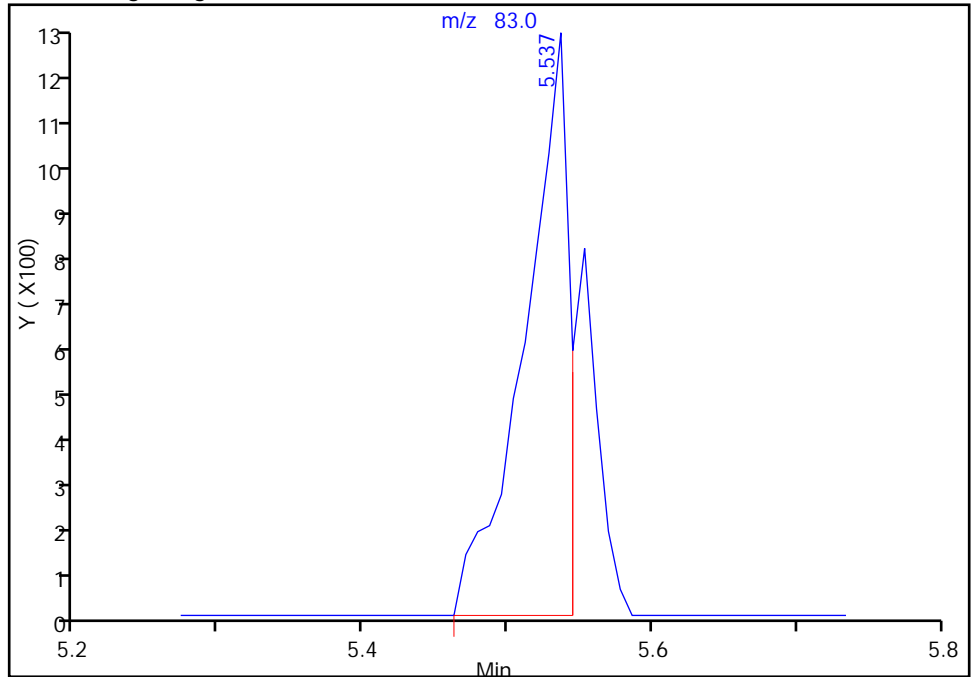
TestAmerica Edison

Data File: \\EDICHROM\ChromData\CVOAMS2\20141104-20141.b\B75596.D  
Injection Date: 04-Nov-2014 13:14:30 Instrument ID: CVOAMS2  
Lims ID: 460-85482-A-16-A Lab Sample ID: 460-85482-16  
Client ID: PMP-9-SW-WT  
Operator ID: ALS Bottle#: 17 Worklist Smp#: 18  
Purge Vol: 5.000 mL Dil. Factor: 50.0000  
Method: 8260W\_2 Limit Group: VOA - 8260B Water and Solid  
Column: Rtx-624 ( 0.25 mm) Detector: MS SCAN

62 Methylcyclohexane, CAS: 108-87-2

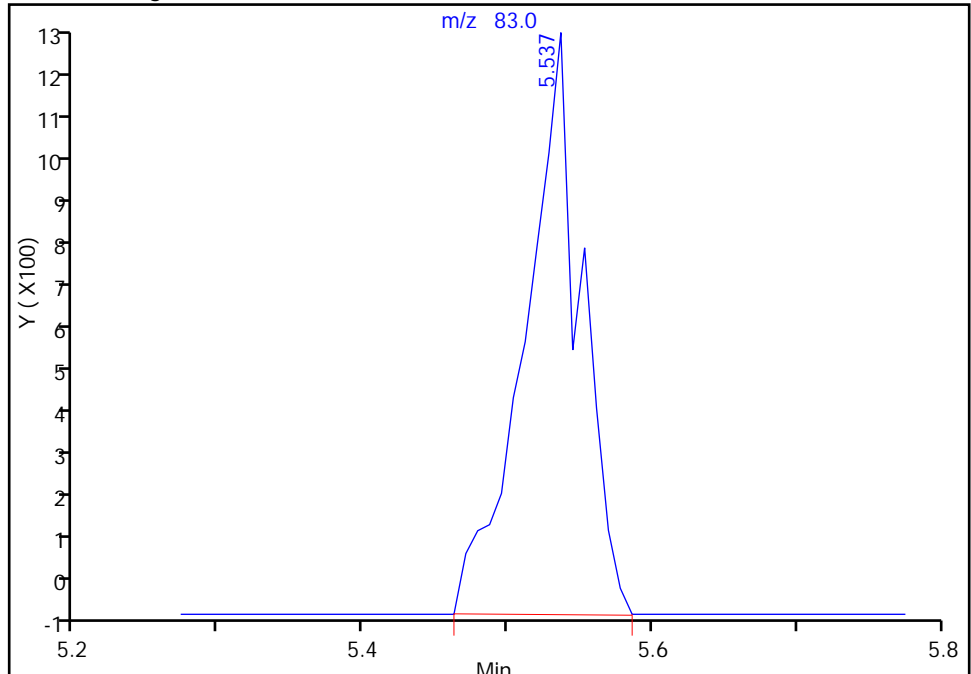
RT: 5.54  
Response: 2666  
Amount: 0.396663

Processing Integration Results



RT: 5.54  
Response: 3392  
Amount: 0.504681

Manual Integration Results



Reviewer: baronm, 06-Nov-2014 13:04:15  
Audit Action: Manually Integrated  
Audit Reason: Peak Not Integrated

TestAmerica Edison

Data File: \\EDICHROM\ChromData\CVOAMS2\20141104-20141.b\B75596.D

Injection Date: 04-Nov-2014 13:14:30

Instrument ID: CVOAMS2

Lims ID: 460-85482-A-16-A

Lab Sample ID: 460-85482-16

Client ID: PMP-9-SW-WT

Operator ID:

ALS Bottle#: 17

Worklist Smp#: 18

Purge Vol: 5.000 mL

Dil. Factor: 50.0000

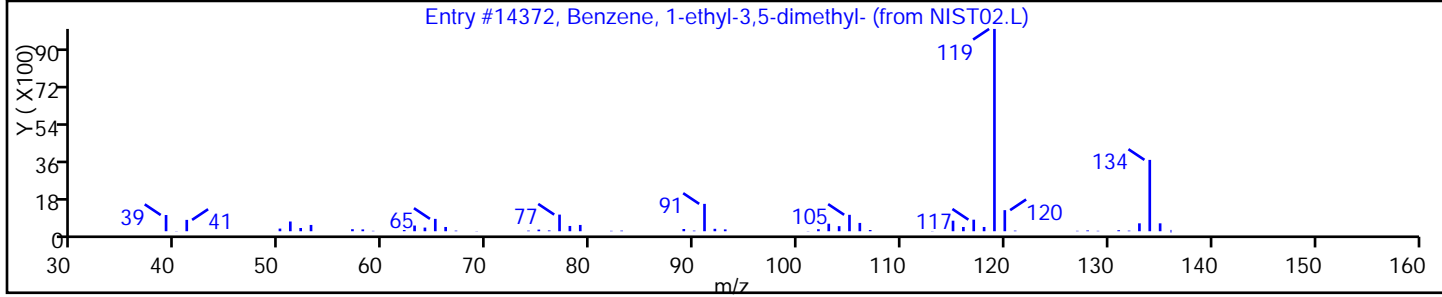
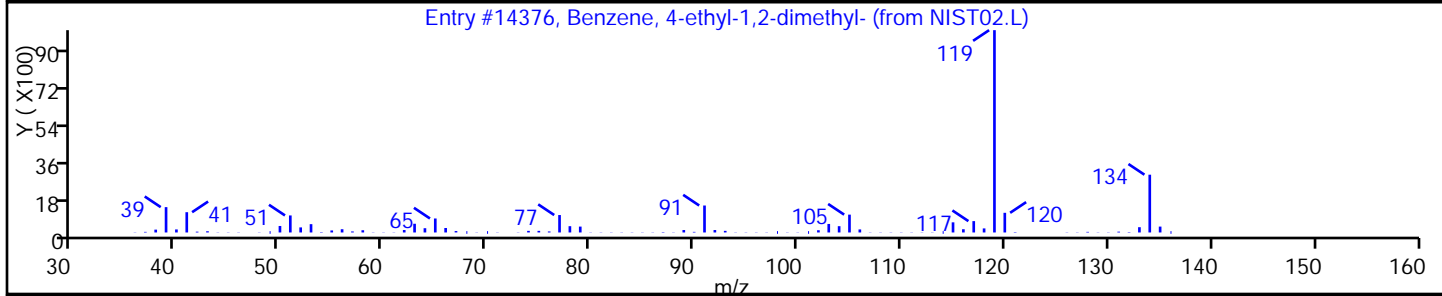
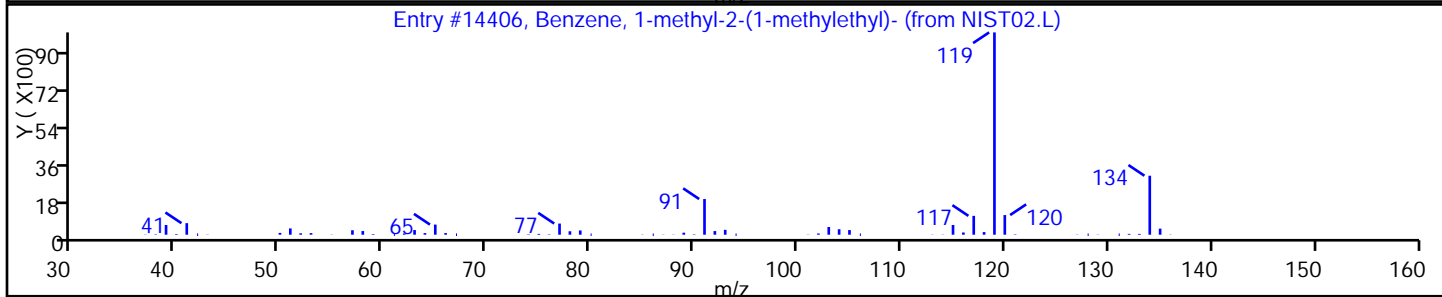
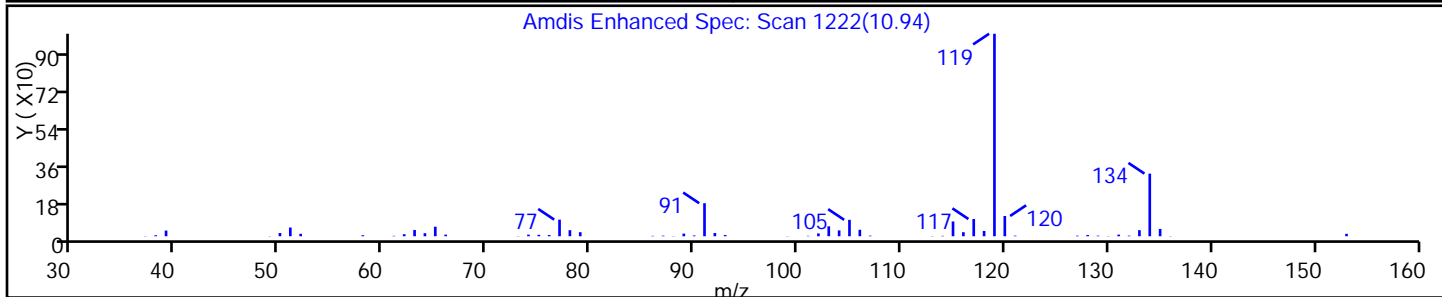
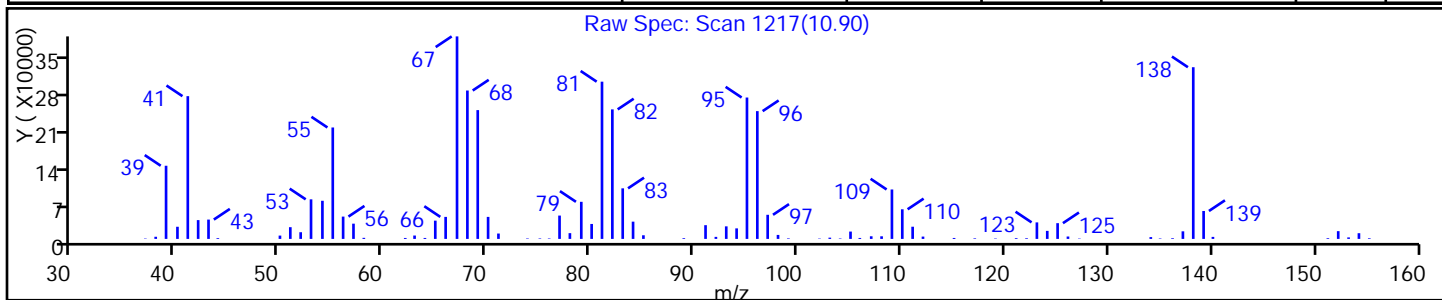
Method: 8260W\_2

Limit Group: VOA - 8260B Water and Solid

Column:

Detector: MS SCAN

Library Search Compound Match	CAS#	Library	Entry	Formula	Weight	Q
Benzene, 1-methyl-2-(1-methylethyl)-	527-84-4	NIST02	14406	C10H14	134	97
Benzene, 4-ethyl-1,2-dimethyl-	934-80-5	NIST02.L	14376	C10H14	134	95
Benzene, 1-ethyl-3,5-dimethyl-	934-74-7	NIST02.L	14372	C10H14	134	95



TestAmerica Edison

Data File: \\EDICHROM\ChromData\CVOAMS2\20141104-20141.b\B75596.D

Injection Date: 04-Nov-2014 13:14:30

Instrument ID: CVOAMS2

Lims ID: 460-85482-A-16-A

Lab Sample ID: 460-85482-16

Client ID: PMP-9-SW-WT

Operator ID:

ALS Bottle#: 17 Worklist Smp#: 18

Purge Vol: 5.000 mL

Dil. Factor: 50.0000

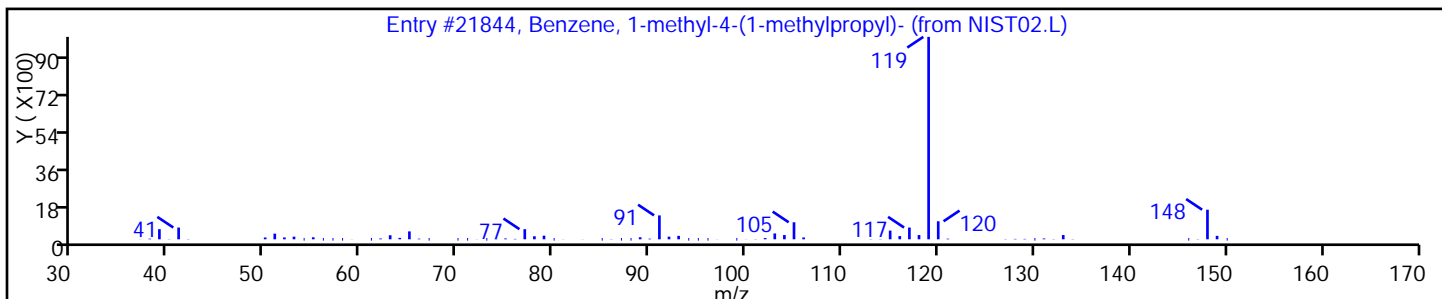
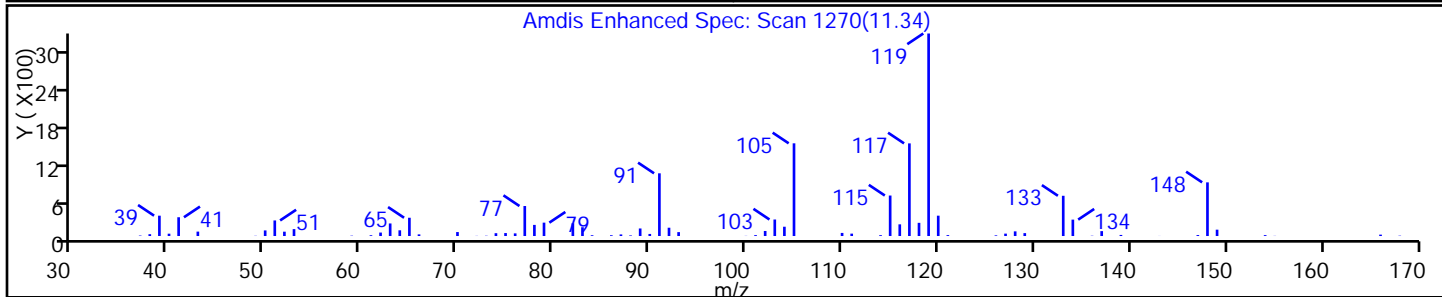
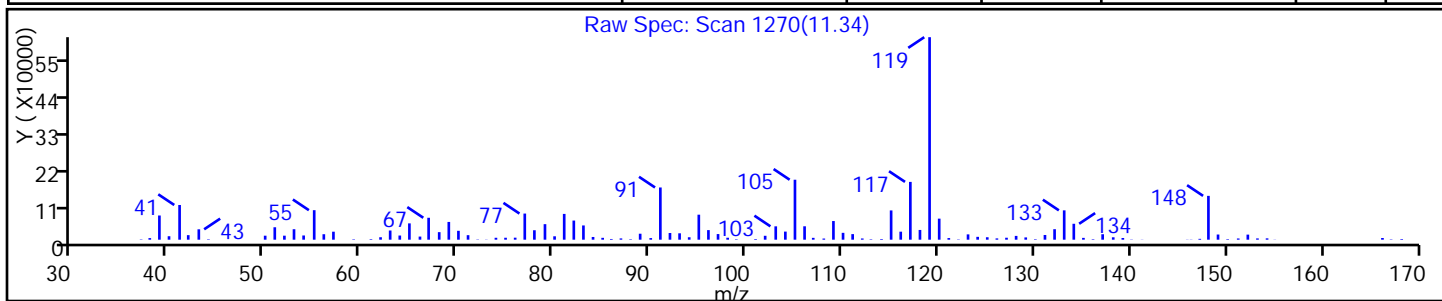
Method: 8260W\_2

Limit Group: VOA - 8260B Water and Solid

Column:

Detector MS SCAN

Library Search Compound Match	CAS#	Library	Entry	Formula	Weight	Q
Unknown		NIST02	0		0	0
Benzene, 1-methyl-4-(1-methylpropyl)-	1595-16-0	NIST02.L	21844	C11H16	148	53



TestAmerica Edison

Data File: \\EDICHRON\ChromData\CVOAMS2\20141104-20141.b\B75596.D

Injection Date: 04-Nov-2014 13:14:30

Instrument ID: CVOAMS2

Lims ID: 460-85482-A-16-A

Lab Sample ID: 460-85482-16

Client ID: PMP-9-SW-WT

Operator ID:

ALS Bottle#: 17

Worklist Smp#: 18

Purge Vol: 5.000 mL

Dil. Factor: 50.0000

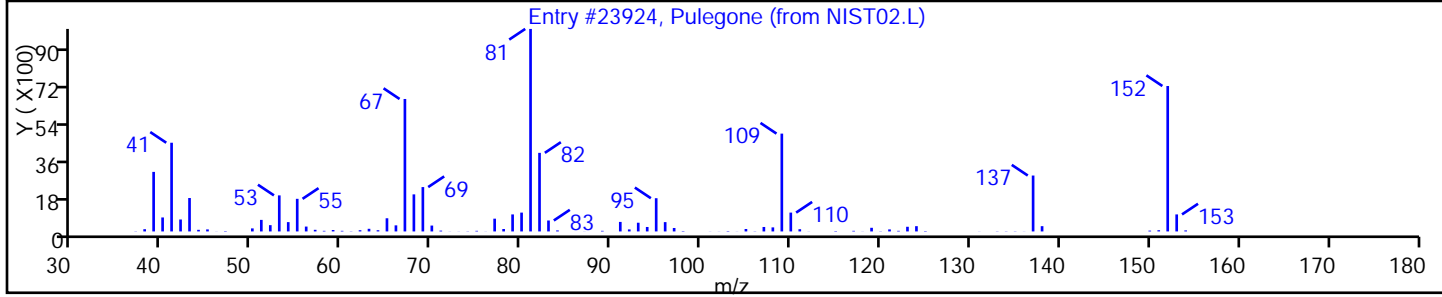
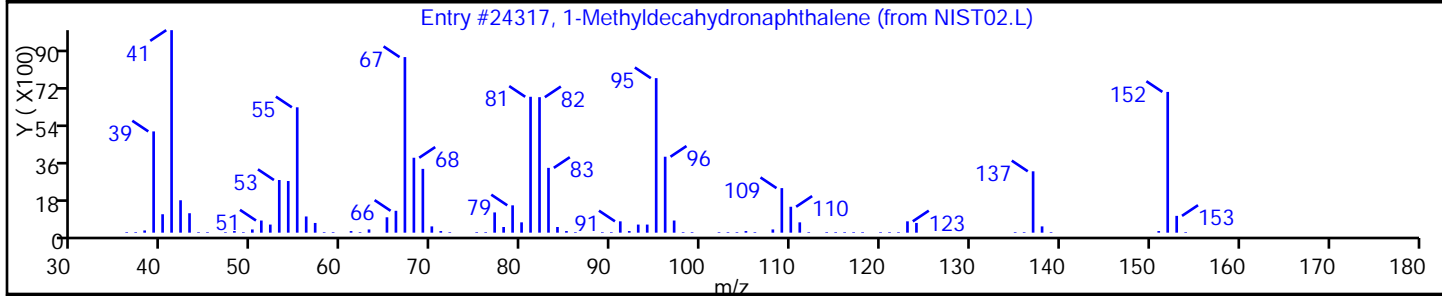
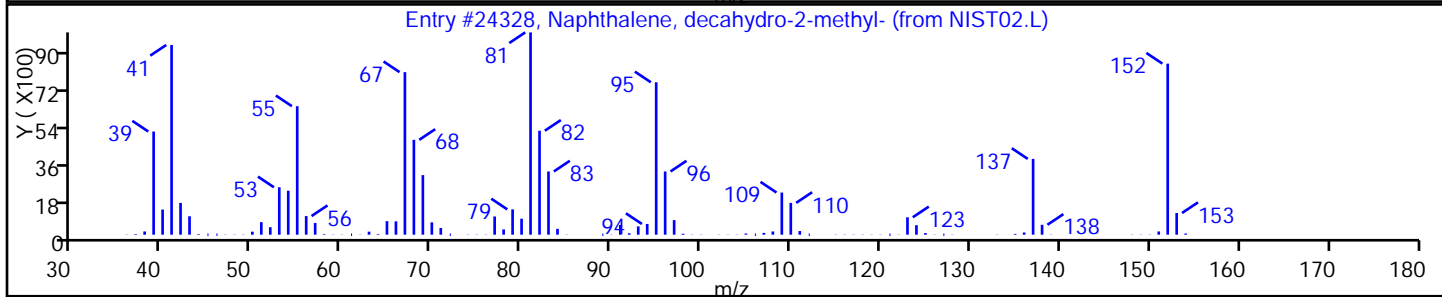
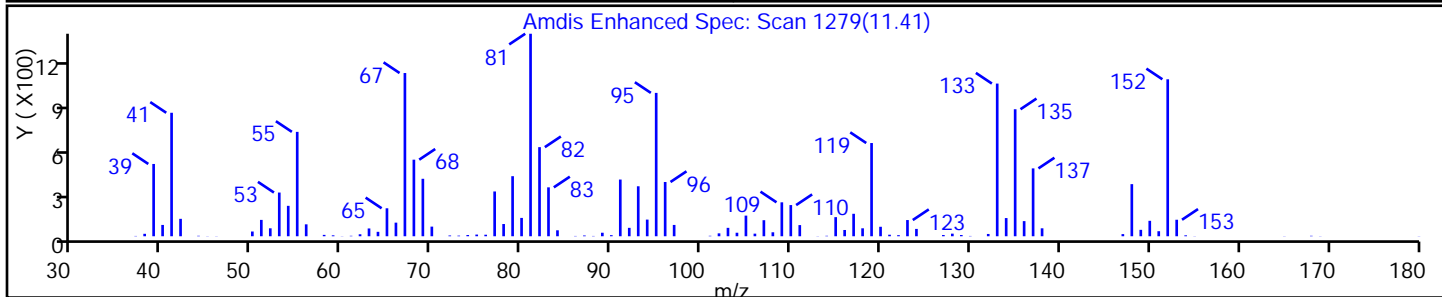
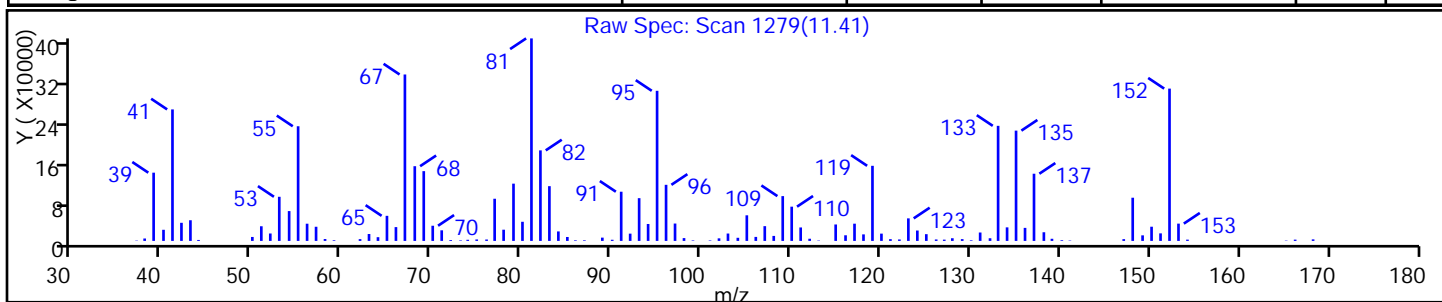
Method: 8260W\_2

Limit Group: VOA - 8260B Water and Solid

Column:

Detector: MS SCAN

Library Search Compound Match	CAS#	Library	Entry	Formula	Weight	Q
Naphthalene, decahydro-2-methyl-	2958-76-1	NIST02	24328	C11H20	152	97
1-Methyldecahydronaphthalene	2958-75-0	NIST02.L	24317	C11H20	152	83
Pulegone	89-82-7	NIST02.L	23924	C10H16O	152	55





TestAmerica Edison

Data File: \\EDICHRON\ChromData\CVOAMS2\20141104-20141.b\B75596.D

Injection Date: 04-Nov-2014 13:14:30

Instrument ID: CVOAMS2

Lims ID: 460-85482-A-16-A

Lab Sample ID: 460-85482-16

Client ID: PMP-9-SW-WT

Operator ID:

ALS Bottle#: 17

Worklist Smp#: 18

Purge Vol: 5.000 mL

Dil. Factor: 50.0000

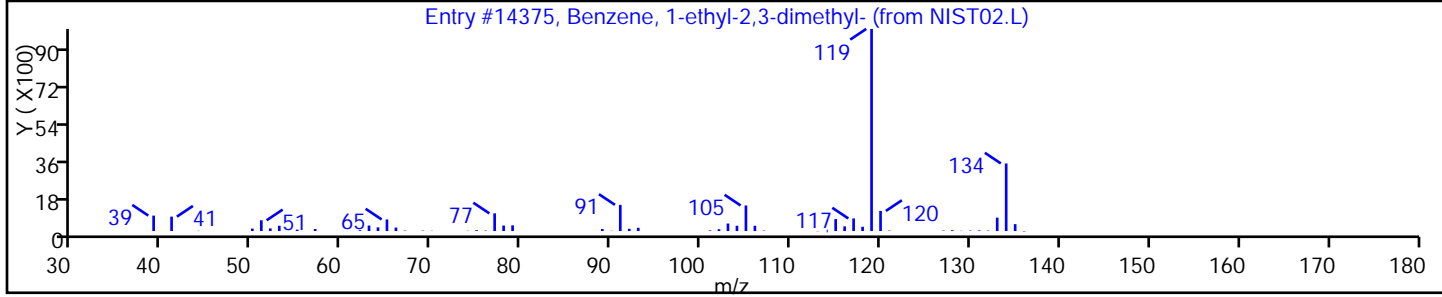
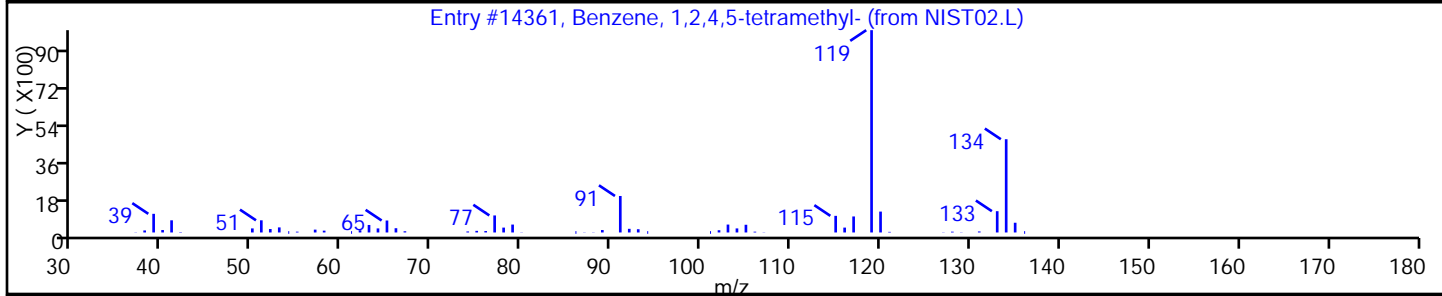
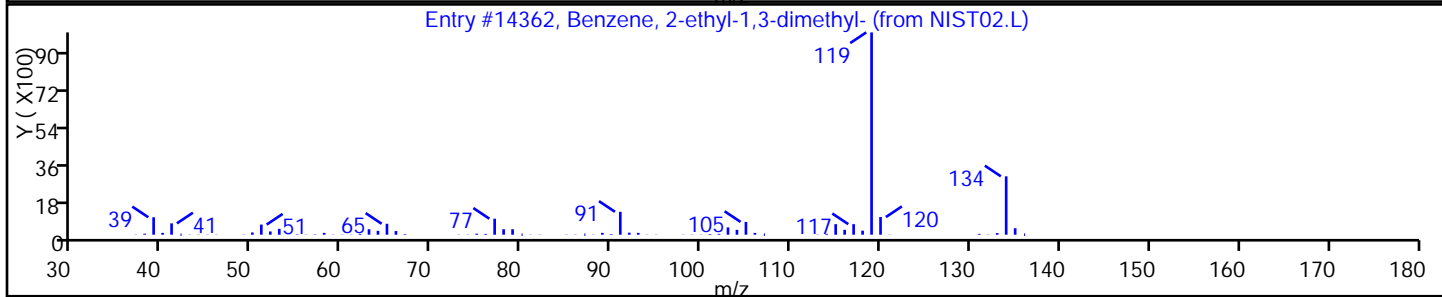
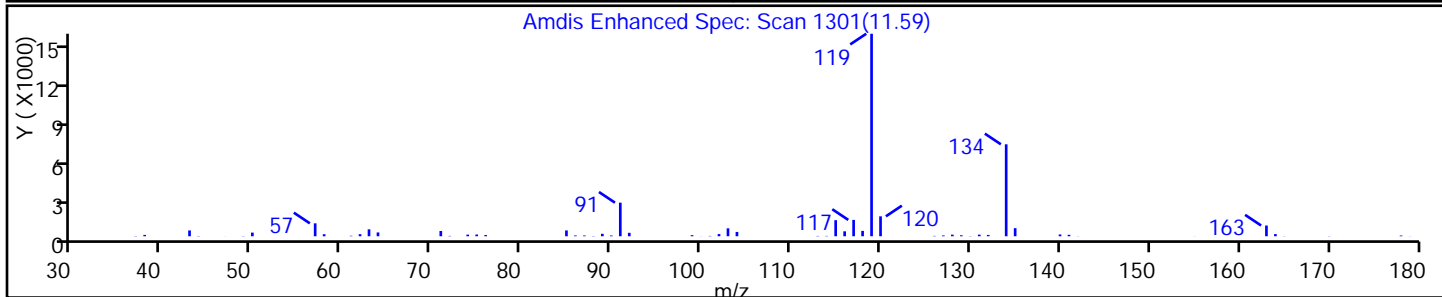
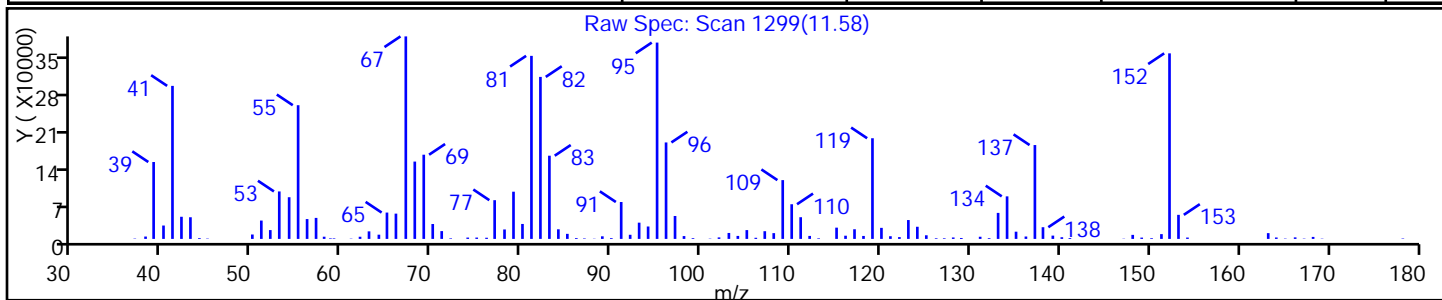
Method: 8260W\_2

Limit Group: VOA - 8260B Water and Solid

Column:

Detector: MS SCAN

Library Search Compound Match	CAS#	Library	Entry	Formula	Weight	Q
Benzene, 2-ethyl-1,3-dimethyl-	2870-04-4	NIST02	14362	C10H14	134	94
Benzene, 1,2,4,5-tetramethyl-	95-93-2	NIST02.L	14361	C10H14	134	93
Benzene, 1-ethyl-2,3-dimethyl-	933-98-2	NIST02.L	14375	C10H14	134	91



TestAmerica Edison

Data File: \\EDICHRON\ChromData\CVOAMS2\20141104-20141.b\B75596.D

Injection Date: 04-Nov-2014 13:14:30

Instrument ID: CVOAMS2

Lims ID: 460-85482-A-16-A

Lab Sample ID: 460-85482-16

Client ID: PMP-9-SW-WT

Operator ID:

ALS Bottle#: 17

Worklist Smp#: 18

Purge Vol: 5.000 mL

Dil. Factor: 50.0000

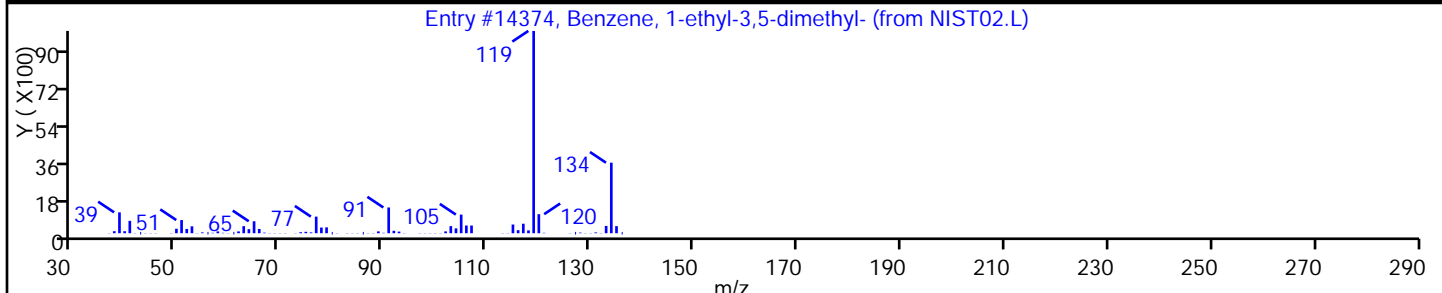
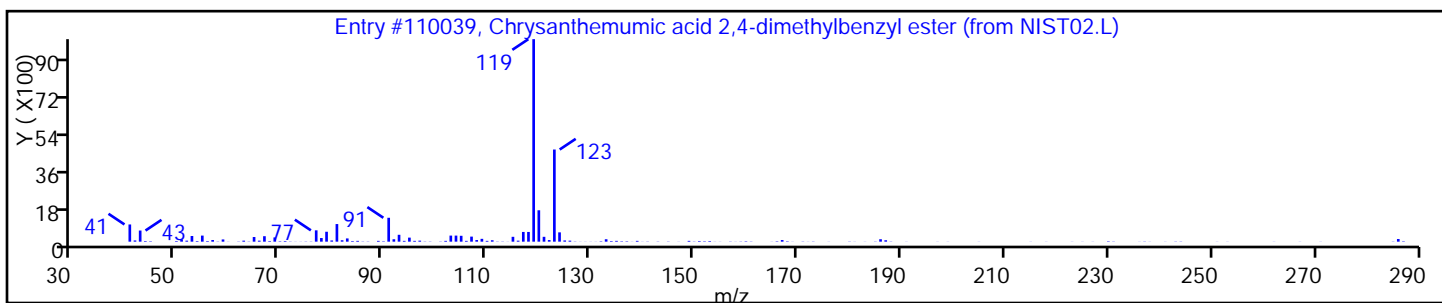
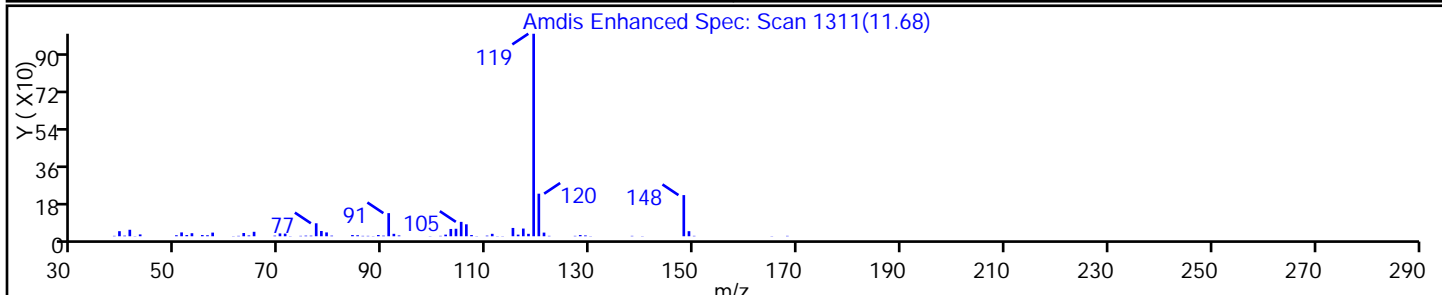
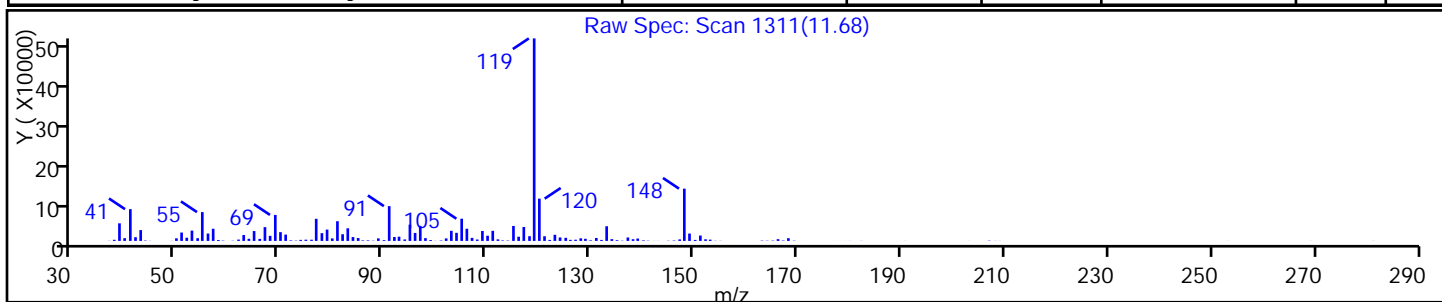
Method: 8260W\_2

Limit Group: VOA - 8260B Water and Solid

Column:

Detector: MS SCAN

Library Search Compound Match	CAS#	Library	Entry	Formula	Weight	Q
Unknown		NIST02	0		0	0
Chrysanthemumic acid 2,4-dimethylbenzyl	70-38-2	NIST02.L	110039	C19H26O2	286	59
Benzene, 1-ethyl-3,5-dimethyl-	934-74-7	NIST02.L	14374	C10H14	134	59



TestAmerica Edison

Data File: \\EDICHRON\ChromData\CVOAMS2\20141104-20141.b\B75596.D

Injection Date: 04-Nov-2014 13:14:30

Instrument ID: CVOAMS2

Lims ID: 460-85482-A-16-A

Lab Sample ID: 460-85482-16

Client ID: PMP-9-SW-WT

Operator ID:

ALS Bottle#:

17

Worklist Smp#:

18

Purge Vol: 5.000 mL

Dil. Factor:

50.0000

Method: 8260W\_2

Limit Group:

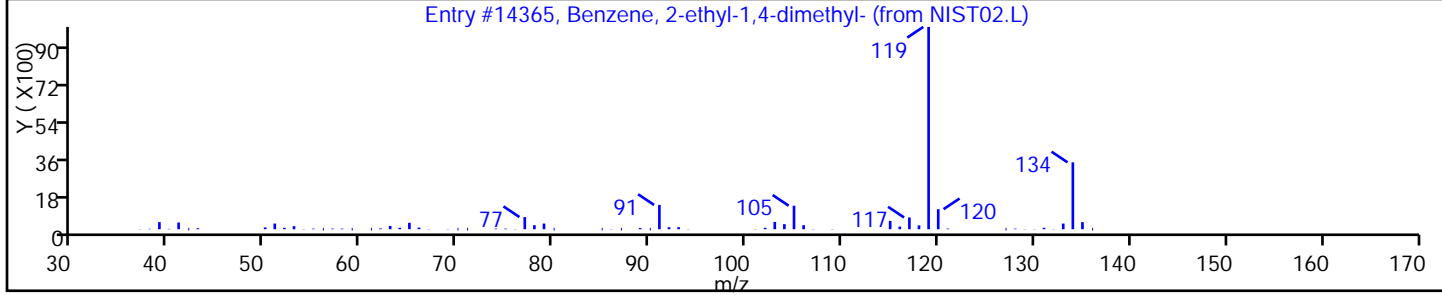
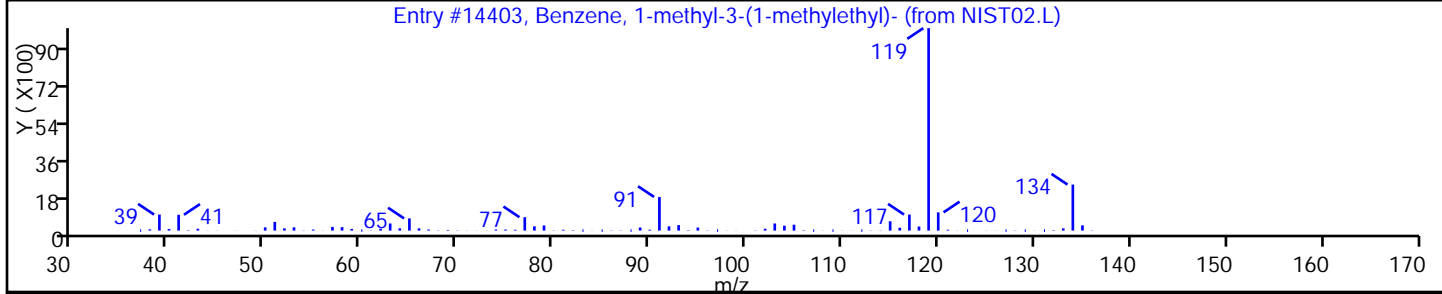
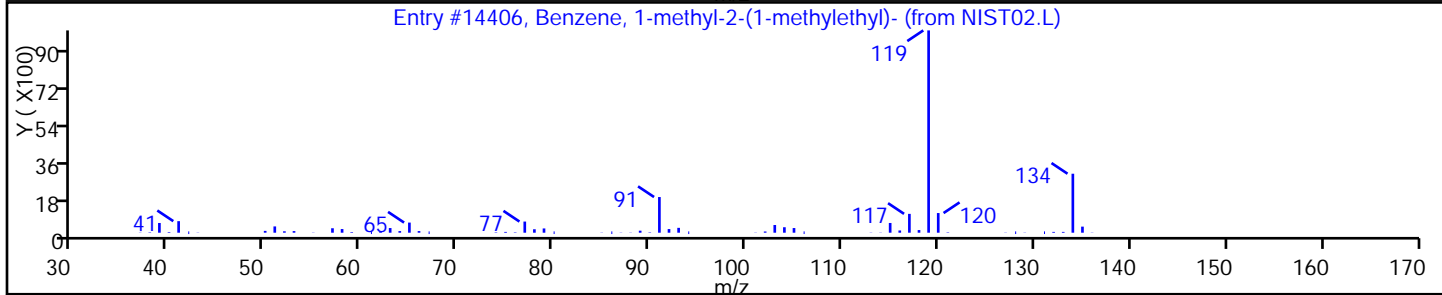
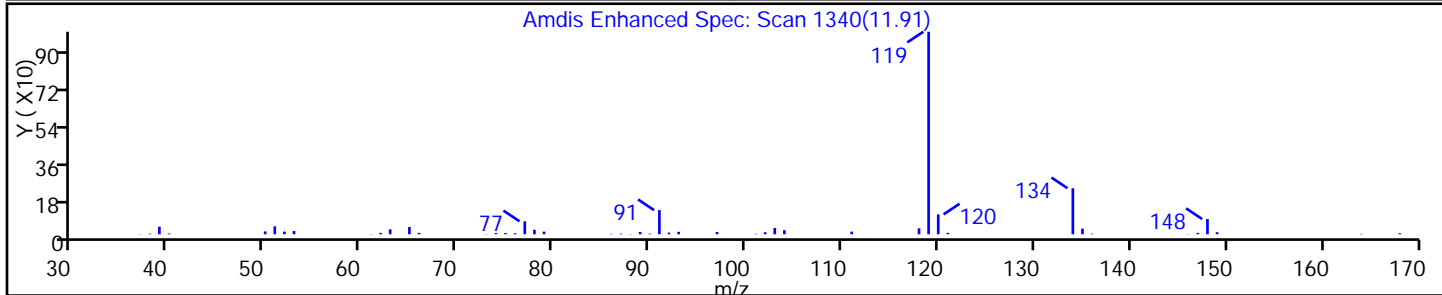
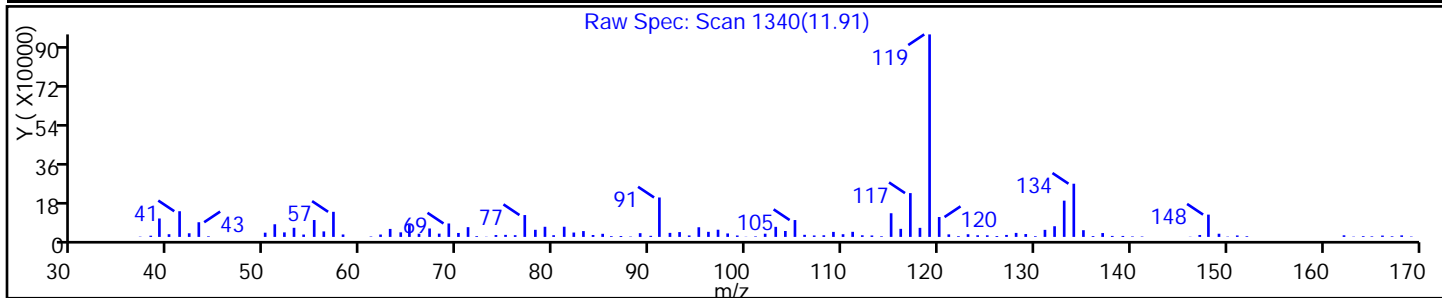
VOA - 8260B Water and Solid

Column:

Detector

MS SCAN

Library Search Compound Match	CAS#	Library	Entry	Formula	Weight	Q
Benzene, 1-methyl-2-(1-methylethyl)-	527-84-4	NIST02	14406	C10H14	134	91
Benzene, 1-methyl-3-(1-methylethyl)-	535-77-3	NIST02.L	14403	C10H14	134	91
Benzene, 2-ethyl-1,4-dimethyl-	1758-88-9	NIST02.L	14365	C10H14	134	91



TestAmerica Edison

Data File: \\EDICHRON\ChromData\CVOAMS2\20141104-20141.b\B75596.D

Injection Date: 04-Nov-2014 13:14:30

Instrument ID: CVOAMS2

Lims ID: 460-85482-A-16-A

Lab Sample ID: 460-85482-16

Client ID: PMP-9-SW-WT

Operator ID:

ALS Bottle#: 17

Worklist Smp#: 18

Purge Vol: 5.000 mL

Dil. Factor: 50.0000

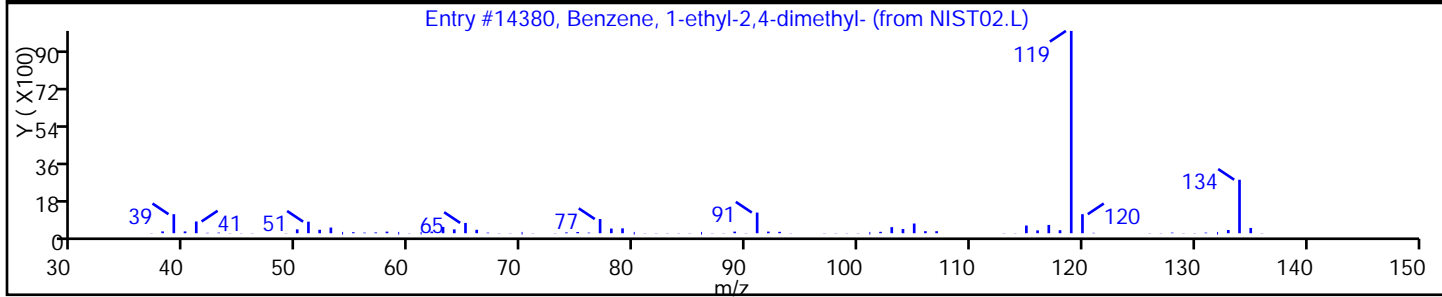
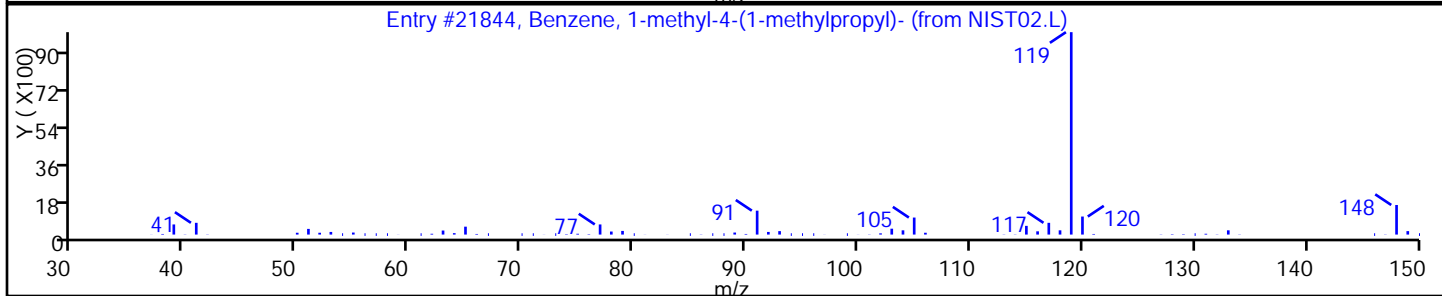
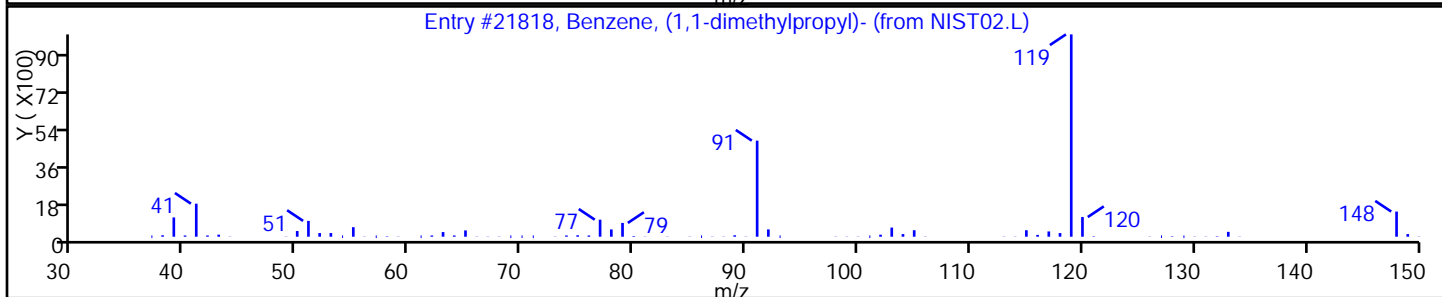
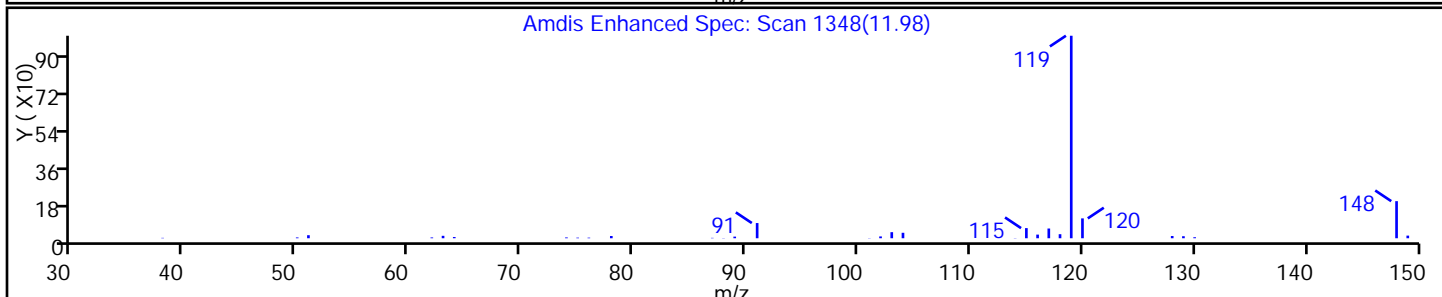
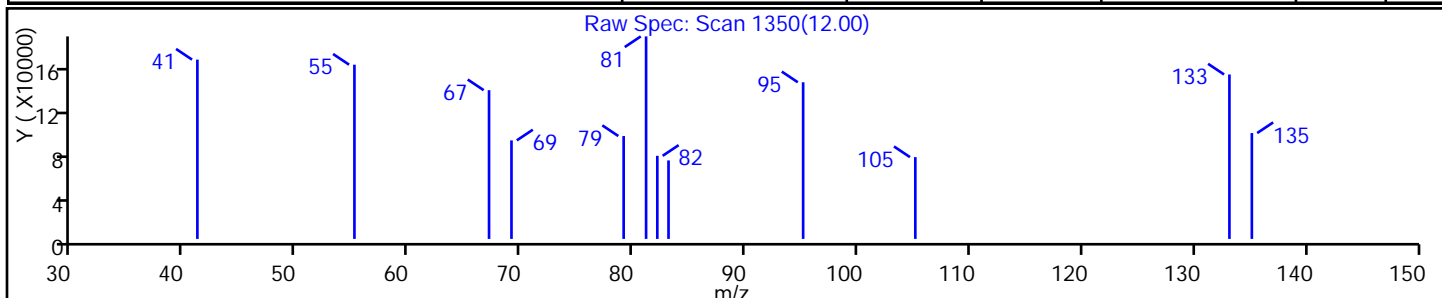
Method: 8260W\_2

Limit Group: VOA - 8260B Water and Solid

Column:

Detector: MS SCAN

Library Search Compound Match	CAS#	Library	Entry	Formula	Weight	Q
Benzene, (1,1-dimethylpropyl)-	2049-95-8	NIST02	21818	C11H16	148	78
Benzene, 1-methyl-4-(1-methylpropyl)-	1595-16-0	NIST02.L	21844	C11H16	148	78
Benzene, 1-ethyl-2,4-dimethyl-	874-41-9	NIST02.L	14380	C10H14	134	72



TestAmerica Edison

Data File: \\EDICHROM\ChromData\CVOAMS2\20141104-20141.b\B75596.D

Injection Date: 04-Nov-2014 13:14:30

Instrument ID: CVOAMS2

Lims ID: 460-85482-A-16-A

Lab Sample ID: 460-85482-16

Client ID: PMP-9-SW-WT

Operator ID:

ALS Bottle#: 17 Worklist Smp#: 18

Purge Vol: 5.000 mL

Dil. Factor: 50.0000

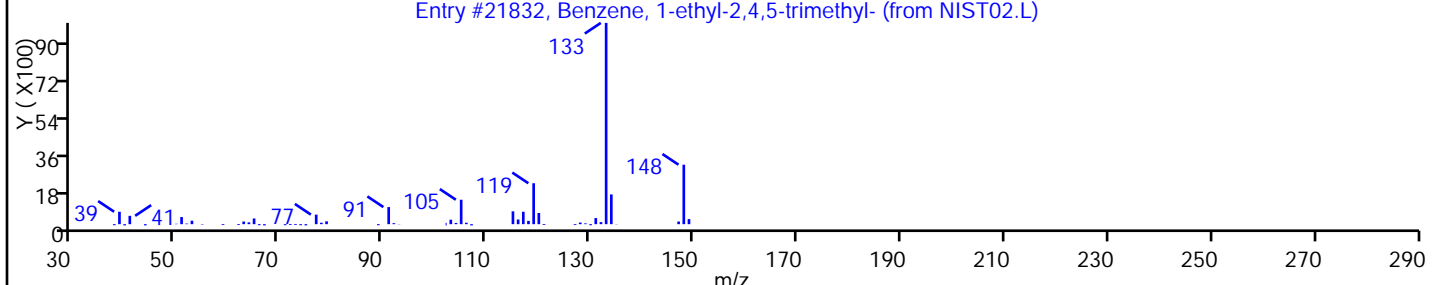
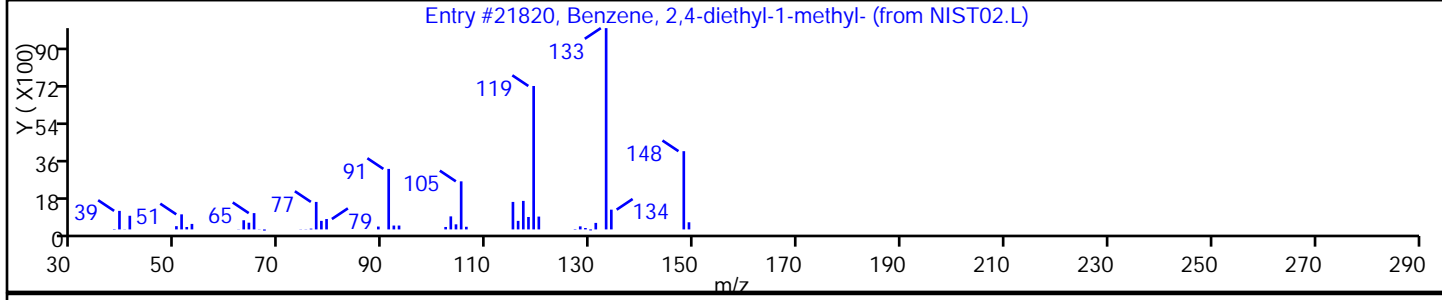
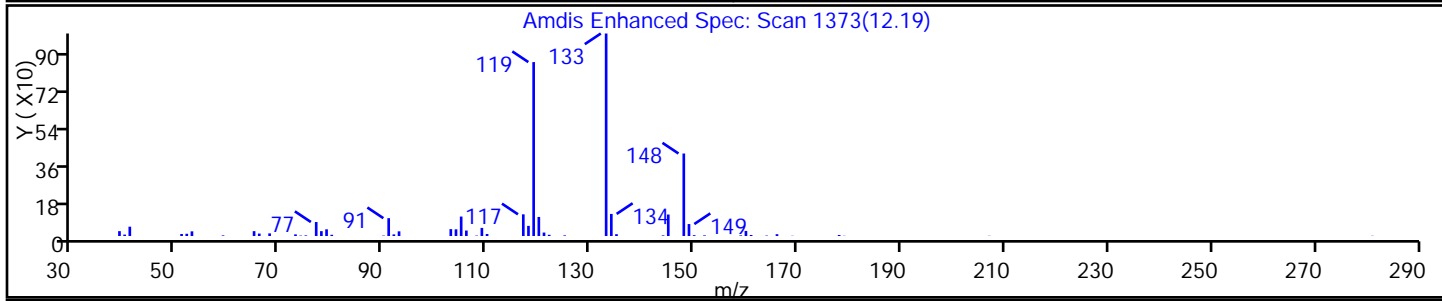
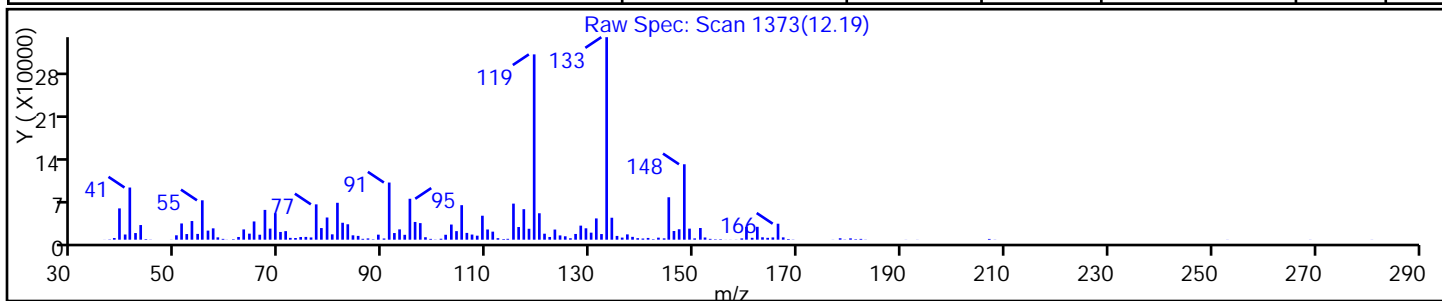
Method: 8260W\_2

Limit Group: VOA - 8260B Water and Solid

Column:

Detector MS SCAN

Library Search Compound Match	CAS#	Library	Entry	Formula	Weight	Q
Benzene, 2,4-diethyl-1-methyl-	1758-85-6	NIST02	21820	C11H16	148	80
Benzene, 1-ethyl-2,4,5-trimethyl-	17851-27-3	NIST02.L	21832	C11H16	148	50



TestAmerica Edison

Data File: \\EDICHROM\ChromData\CVOAMS2\20141104-20141.b\B75596.D

Injection Date: 04-Nov-2014 13:14:30

Instrument ID: CVOAMS2

Lims ID: 460-85482-A-16-A

Lab Sample ID: 460-85482-16

Client ID: PMP-9-SW-WT

Operator ID:

ALS Bottle#: 17

Worklist Smp#: 18

Purge Vol: 5.000 mL

Dil. Factor: 50.0000

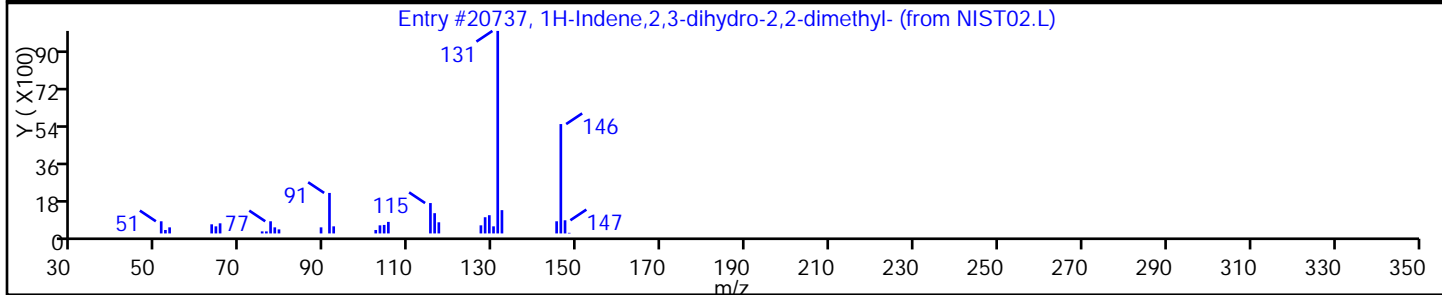
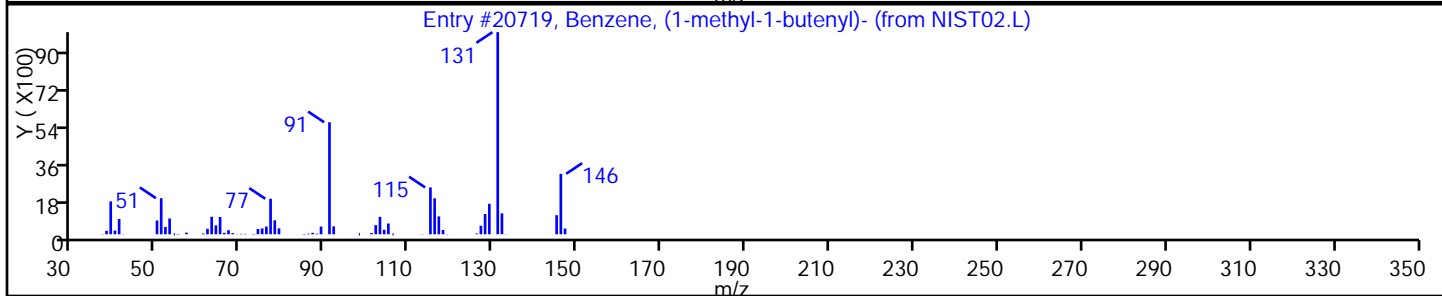
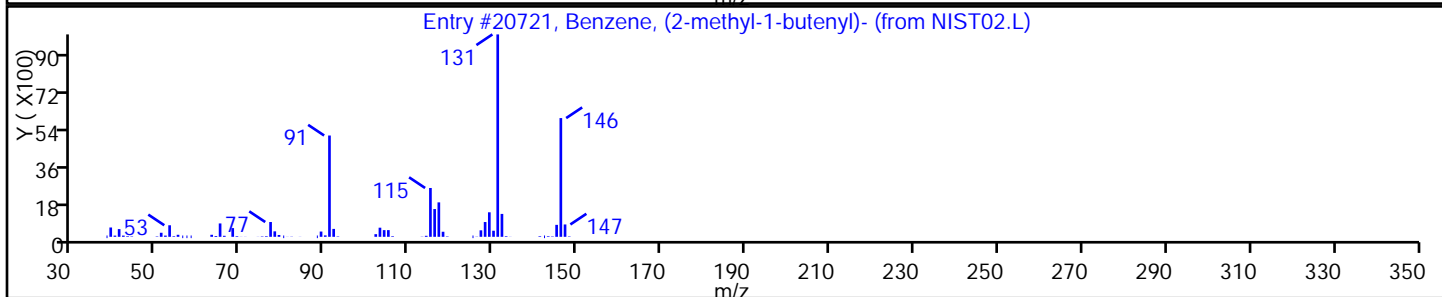
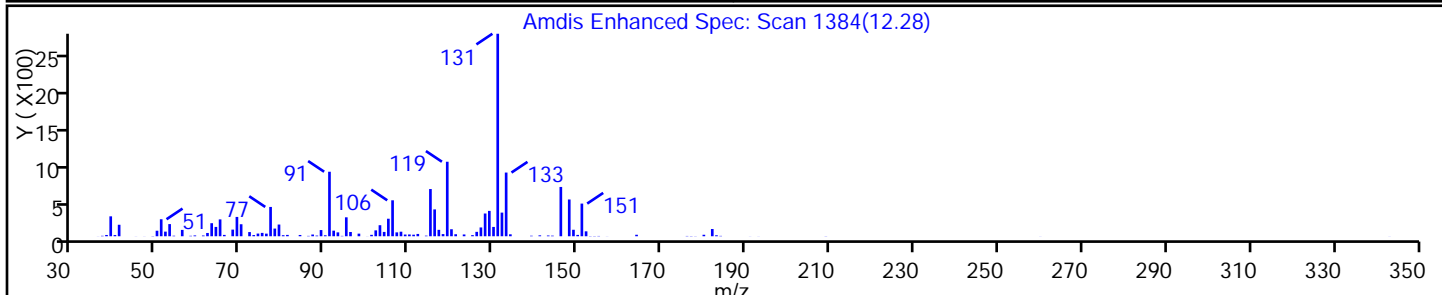
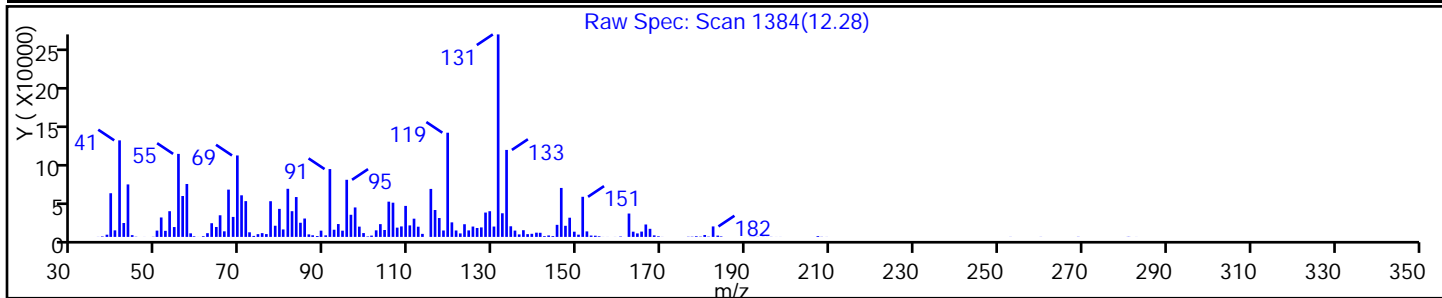
Method: 8260W\_2

Limit Group: VOA - 8260B Water and Solid

Column:

Detector: MS SCAN

Library Search Compound Match	CAS#	Library	Entry	Formula	Weight	Q
Benzene, (2-methyl-1-butenyl)-	56253-64-6	NIST02	20721	C11H14	146	86
Benzene, (1-methyl-1-butenyl)-	53172-84-2	NIST02.L	20719	C11H14	146	86
1H-Indene,2,3-dihydro-2,2-dimethyl-	20836-11-7	NIST02.L	20737	C11H14	146	70



TestAmerica Edison

Data File: \\EDICHRON\ChromData\CVOAMS2\20141104-20141.b\B75596.D

Injection Date: 04-Nov-2014 13:14:30

Instrument ID: CVOAMS2

Lims ID: 460-85482-A-16-A

Lab Sample ID: 460-85482-16

Client ID: PMP-9-SW-WT

Operator ID:

ALS Bottle#: 17 Worklist Smp#: 18

Purge Vol: 5.000 mL

Dil. Factor: 50.0000

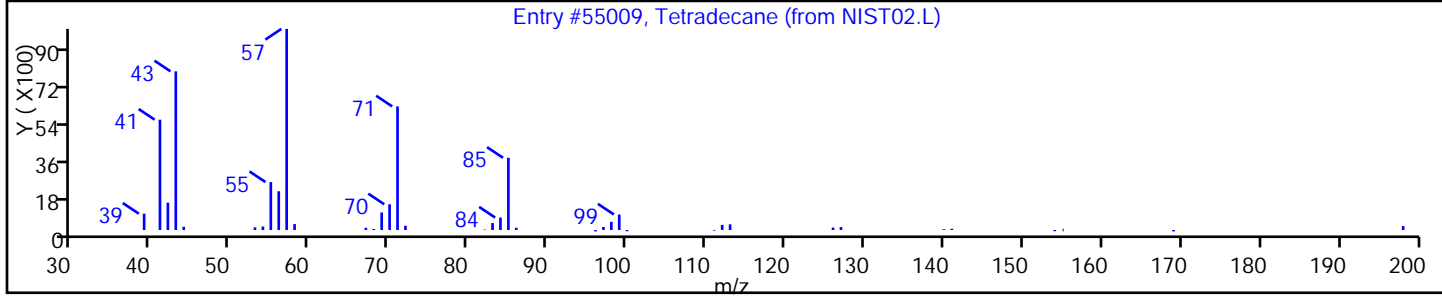
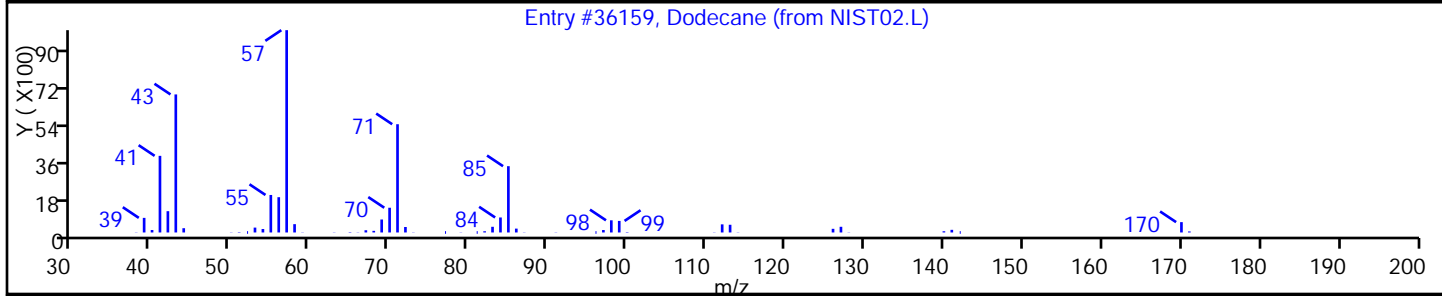
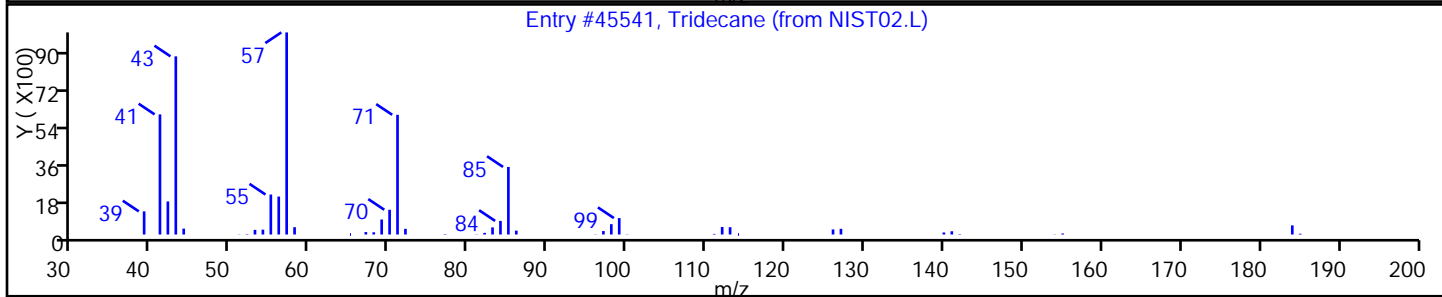
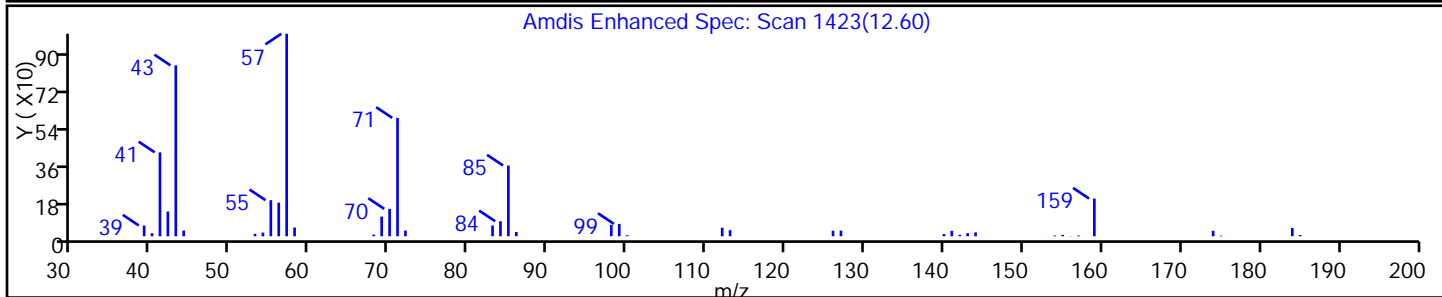
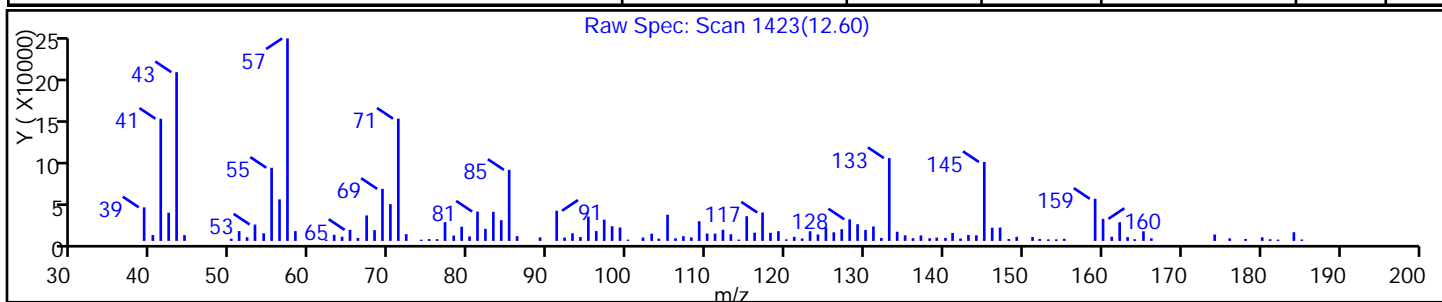
Method: 8260W\_2

Limit Group: VOA - 8260B Water and Solid

Column:

Detector MS SCAN

Library Search Compound Match	CAS#	Library	Entry	Formula	Weight	Q
Tridecane	629-50-5	NIST02	45541	C13H28	184	97
Dodecane	112-40-3	NIST02.L	36159	C12H26	170	80
Tetradecane	629-59-4	NIST02.L	55009	C14H30	198	80



FORM I  
GC/MS VOA ORGANICS ANALYSIS DATA SHEET

Lab Name: TestAmerica Edison Job No.: 460-85482-1  
 SDG No.: \_\_\_\_\_  
 Client Sample ID: PMP-7-SW-WT Lab Sample ID: 460-85482-21  
 Matrix: Solid Lab File ID: B75597.D  
 Analysis Method: 8260B Date Collected: 10/30/2014 11:11  
 Sample wt/vol: 5.16(g) Date Analyzed: 11/04/2014 13:39  
 Soil Aliquot Vol: 5 (mL) Dilution Factor: 50  
 Soil Extract Vol.: 10 (mL) GC Column: Rtx-624 ID: 0.25 (mm)  
 % Moisture: 4.9 Level: (low/med) Medium  
 Analysis Batch No.: 260159 Units: ug/Kg

CAS NO.	COMPOUND NAME	RESULT	Q	RL	MDL
71-55-6	1,1,1-Trichloroethane	6.3	U	100	6.3
79-34-5	1,1,2,2-Tetrachloroethane	16	U	100	16
79-00-5	1,1,2-Trichloroethane	19	U	100	19
75-34-3	1,1-Dichloroethane	13	U	100	13
75-35-4	1,1-Dichloroethene	9.0	U	100	9.0
87-61-6	1,2,3-Trichlorobenzene	1600		100	52
120-82-1	1,2,4-Trichlorobenzene	8100		100	35
96-12-8	1,2-Dibromo-3-Chloropropane	41	U	100	41
106-93-4	1,2-Dibromoethane	28	U	100	28
95-50-1	1,2-Dichlorobenzene	21	U	100	21
107-06-2	1,2-Dichloroethane	19	U	100	19
78-87-5	1,2-Dichloropropane	8.8	U	100	8.8
541-73-1	1,3-Dichlorobenzene	55	J	100	14
106-46-7	1,4-Dichlorobenzene	71	J	100	24
123-91-1	1,4-Dioxane	3700	U	2500	3700
78-93-3	2-Butanone	240	U	510	240
591-78-6	2-Hexanone	51	U	510	51
108-10-1	4-Methyl-2-pentanone	100	U	510	100
67-64-1	Acetone	270	U	510	270
71-43-2	Benzene	8.4	U	100	8.4
74-97-5	Bromochloromethane	28	U	100	28
75-27-4	Bromodichloromethane	13	U	100	13
75-25-2	Bromoform	20	U	100	20
74-83-9	Bromomethane	18	U	100	18
75-15-0	Carbon disulfide	13	U	100	13
56-23-5	Carbon tetrachloride	5.8	U	100	5.8
108-90-7	Chlorobenzene	11	U	100	11
75-00-3	Chloroethane	17	U	100	17
67-66-3	Chloroform	8.0	U	100	8.0
74-87-3	Chloromethane	9.9	U	100	9.9
156-59-2	cis-1,2-Dichloroethene	18	U	100	18
10061-01-5	cis-1,3-Dichloropropene	19	U	100	19
110-82-7	Cyclohexane	16	U	100	16
124-48-1	Dibromochloromethane	20	U	100	20
75-71-8	Dichlorodifluoromethane	22	U	100	22
100-41-4	Ethylbenzene	9.8	U	100	9.8



FORM I  
GC/MS VOA ORGANICS ANALYSIS DATA SHEET

Lab Name: TestAmerica Edison Job No.: 460-85482-1  
 SDG No.: \_\_\_\_\_  
 Client Sample ID: PMP-7-SW-WT Lab Sample ID: 460-85482-21  
 Matrix: Solid Lab File ID: B75597.D  
 Analysis Method: 8260B Date Collected: 10/30/2014 11:11  
 Sample wt/vol: 5.16(g) Date Analyzed: 11/04/2014 13:39  
 Soil Aliquot Vol: 5 (mL) Dilution Factor: 50  
 Soil Extract Vol.: 10 (mL) GC Column: Rtx-624 ID: 0.25 (mm)  
 % Moisture: 4.9 Level: (low/med) Medium  
 Analysis Batch No.: 260159 Units: ug/Kg

CAS NO.	COMPOUND NAME	RESULT	Q	RL	MDL
76-13-1	Freon TF	8.4	U	100	8.4
98-82-8	Isopropylbenzene	7.8	U	100	7.8
79-20-9	Methyl acetate	34	U	510	34
108-87-2	Methylcyclohexane	18	J	100	14
75-09-2	Methylene Chloride	19	U	100	19
1634-04-4	MTBE	14	U	100	14
100-42-5	Styrene	12	U	100	12
127-18-4	Tetrachloroethene	9.9	U	100	9.9
108-88-3	Toluene	15	U	100	15
156-60-5	trans-1,2-Dichloroethene	13	U	100	13
10061-02-6	trans-1,3-Dichloropropene	25	U	100	25
79-01-6	Trichloroethene	9.4	U	100	9.4
75-69-4	Trichlorofluoromethane	15	U	100	15
75-01-4	Vinyl chloride	15	U	100	15
1330-20-7	Xylenes, Total	37	U	200	37

CAS NO.	SURROGATE	%REC	Q	LIMITS
17060-07-0	1,2-Dichloroethane-d4 (Surr)	94		75-135
2037-26-5	Toluene-d8 (Surr)	99		59-150
460-00-4	Bromofluorobenzene	103		72-133
1868-53-7	Dibromofluoromethane (Surr)	94		70-130

FORM I  
GC/MS VOA ORGANICS ANALYSIS DATA SHEET  
TENTATIVELY IDENTIFIED COMPOUNDS

Lab Name: TestAmerica Edison Job No.: 460-85482-1  
 SDG No.: \_\_\_\_\_  
 Client Sample ID: PMP-7-SW-WT Lab Sample ID: 460-85482-21  
 Matrix: Solid Lab File ID: B75597.D  
 Analysis Method: 8260B Date Collected: 10/30/2014 11:11  
 Sample wt/vol: 5.16(g) Date Analyzed: 11/04/2014 13:39  
 Soil Aliquot Vol: 5 (mL) Dilution Factor: 50  
 Soil Extract Vol.: 10 (mL) GC Column: Rtx-624 ID: 0.25 (mm)  
 % Moisture: 4.9 Level: (low/med) Medium  
 Analysis Batch No.: 260159 Units: ug/Kg  
 Number TICs Found: 10 TIC Result Total: 237000

CAS NO.	COMPOUND NAME	RT	RESULT	Q
1074-43-7	Benzene, 1-methyl-3-propyl-	10.89	24000	J N
1595-16-0	Benzene, 1-methyl-4-(1-methylpropyl)-	11.34	29000	J N
2050-24-0	Benzene, 1,3-diethyl-5-methyl-	11.41	20000	J N
933-98-2	Benzene, 1-ethyl-2,3-dimethyl-	11.59	19000	J N
	Unknown	11.68	21000	J
874-41-9	Benzene, 1-ethyl-2,4-dimethyl-	11.92	31000	J N
877-44-1	Benzene, 1,2,4-triethyl-	12.03	21000	J N
17059-48-2	1H-Indene, 2,3-dihydro-1,6-dimethyl-	12.20	21000	J N
4912-92-9	1H-Indene, 2,3-dihydro-1,1-dimethyl-	12.29	28000	J N
97664-18-1	Benzene, 1-methyl-4-(1-methyl-2-propenyl)	12.91	23000	J N

TestAmerica Edison  
Target Compound Quantitation Report

Data File: \\EDICHROM\ChromData\CVOAMS2\20141104-20141.b\B75597.D  
 Lims ID: 460-85482-A-21-A Lab Sample ID: 460-85482-21  
 Client ID: PMP-7-SW-WT  
 Sample Type: Client  
 Inject. Date: 04-Nov-2014 13:39:30 ALS Bottle#: 18 Worklist Smp#: 19  
 Purge Vol: 5.000 mL Dil. Factor: 50.0000  
 Sample Info: 460-85482-A-21-A  
 Misc. Info.: 460-0020141-019  
 Operator ID: Instrument ID: CVOAMS2  
 Method: \\EDICHROM\ChromData\CVOAMS2\20141104-20141.b\8260W\_2.m  
 Limit Group: VOA - 8260B Water and Solid  
 Last Update: 06-Nov-2014 13:14:45 Calib Date: 21-Oct-2014 13:24:30  
 Integrator: RTE ID Type: Deconvolution ID  
 Quant Method: Internal Standard Quant By: Initial Calibration  
 Last ICal File: \\EDICHROM\ChromData\CVOAMS2\20141021-19612.b\B74941.D  
 Column 1 : Rtx-624 ( 0.25 mm) Det: MS SCAN  
 Process Host: XAWRK012

First Level Reviewer: intarachau

Date: 05-Nov-2014 14:41:31

Compound	Sig	RT (min.)	Exp RT (min.)	Dlt RT (min.)	Q	Response	OnCol Amt ug/l	Flags
* 26 TBA-d9 (IS)	65	2.656	2.648	0.008	87	137208	1000.0	
\$ 57 Dibromofluoromethane (Surr	113	4.286	4.277	0.009	96	188031	46.9	
\$ 53 1,2-Dichloroethane-d4 (Sur	65	4.672	4.664	0.008	97	180451	46.9	
* 58 Fluorobenzene	96	4.993	4.985	0.008	98	742747	50.0	
62 Methylcyclohexane	83	5.537	5.537	0.000	42	1209	0.1756	
* 65 1,4-Dioxane-d8	96	5.841	5.833	0.008	94	15833	1000.0	
\$ 76 Toluene-d8 (Surr)	98	6.985	6.985	0.000	99	712822	49.7	
* 87 Chlorobenzene-d5	117	8.598	8.590	0.008	88	610201	50.0	
\$ 97 4-Bromofluorobenzene	174	9.709	9.701	0.008	90	249485	51.6	
113 1,3-Dichlorobenzene	146	10.614	10.614	0.000	47	5409	0.5389	
* 115 1,4-Dichlorobenzene-d4	152	10.680	10.672	0.008	96	325698	50.0	
116 1,4-Dichlorobenzene	146	10.697	10.697	0.000	45	7112	0.6997	
127 1,2,4-Trichlorobenzene	180	12.236	12.236	0.000	95	500650	79.3	
131 1,2,3-Trichlorobenzene	180	12.647	12.647	0.000	84	78351	15.5	

**Reagents:**

8260 INTSTD C\_00056

Amount Added: 1.00

Units: uL

Run Reagent

TestAmerica Edison  
Tentatively Identified Quantitation Report

Data File: \\EDICHROM\ChromData\CVOAMS2\20141104-20141.b\B75597.D  
 Lims ID: 460-85482-A-21-A Lab Sample ID: 460-85482-21  
 Client ID: PMP-7-SW-WT  
 Sample Type: Client  
 Inject. Date: 04-Nov-2014 13:39:30 ALS Bottle#: 18 Worklist Smp#: 19  
 Purge Vol: 5.000 mL Dil. Factor: 50.0000  
 Sample Info: 460-85482-A-21-A  
 Misc. Info.: 460-0020141-019  
 Operator ID: Instrument ID: CVOAMS2  
 Method: \\EDICHROM\ChromData\CVOAMS2\20141104-20141.b\8260W\_2.m  
 Limit Group: VOA - 8260B Water and Solid  
 Last Update: 06-Nov-2014 13:14:45 Calib Date: 21-Oct-2014 13:24:30  
 Tic RT Window: 0.000 -0.000 Response: area  
 Quant By: Nearest ISTD Quant LOD: 10.00000  
 MS Library: \\EDICHROM\ChromData\Database\NIST02.L  
 Min. Match: 40  
 Column 1 : Rtx-624 ( 0.25 mm) Det: MS SCAN  
 Process Host: XAWRK012  
 First Level Reviewer: intarachau Date: 05-Nov-2014 14:41:31

Tentative Identified Compound Results

RT	Response	Amount ug/l	Quant Cpd	Qual	Lib Entry	Molecular Formula	Mol. Weight	Flags
10.894	1074-43-7 Benzene, 1-methyl-3-propyl- 8363507	231.0	115	91	14340	C10H14	134	
11.338	1595-16-0 Benzene, 1-methyl-4-(1-methylpropyl)- 10136041	280.0	115	87	21844	C11H16	148	
11.413	2050-24-0 Benzene, 1,3-diethyl-5-methyl- 7138033	197.2	115	86	21830	C11H16	148	
11.585	933-98-2 Benzene, 1-ethyl-2,3-dimethyl- 6830608	188.7	115	89	14369	C10H14	134	I
11.676	Unknown 7415294	204.8	115	0	0		0	
11.915	874-41-9 Benzene, 1-ethyl-2,4-dimethyl- 10963140	302.8	115	90	14366	C10H14	134	
12.030	877-44-1 Benzene, 1,2,4-triethyl- 7440627	205.5	115	70	30645	C12H18	162	
12.203	17059-48-2 1H-Indene, 2,3-dihydro-1,6-dimethyl- 7293727	201.5	115	91	20743	C11H14	146	
12.285	4912-92-9 1H-Indene, 2,3-dihydro-1,1-dimethyl- 9775647	270.0	115	60	20747	C11H14	146	
12.910	97664-18-1 Benzene, 1-methyl-4-(1-methyl-2-propenyl) 8192295	226.3	115	86	20775	C11H14	146	

Data File: \\EDICHROM\ChromData\CVOAMS2\20141104-20141.b\B75597.D

## Quantitation Compounds

Compound	RT	Response	Amount ug/l
----------	----	----------	----------------

* 115 1,4-Dichlorobenzene-d4	10.680	1810016	50.0
------------------------------	--------	---------	------

**QC Flag Legend**

Processing Flags

Review Flags

I - User Selected Library Match

**Reagents:**

8260 INTSTD C\_00056

Amount Added: 1.00

Units: uL

Run Reagent

TestAmerica Edison

Data File: \\EDICHROM\ChromData\CVOAMS2\20141104-20141.b\B75597.D

Injection Date: 04-Nov-2014 13:39:30

Instrument ID: CVOAMS2

Operator ID:

Lims ID: 460-85482-A-21-A

Lab Sample ID: 460-85482-21

Worklist Smp#: 19

Client ID: PMP-7-SW-WT

Purge Vol: 5.000 mL

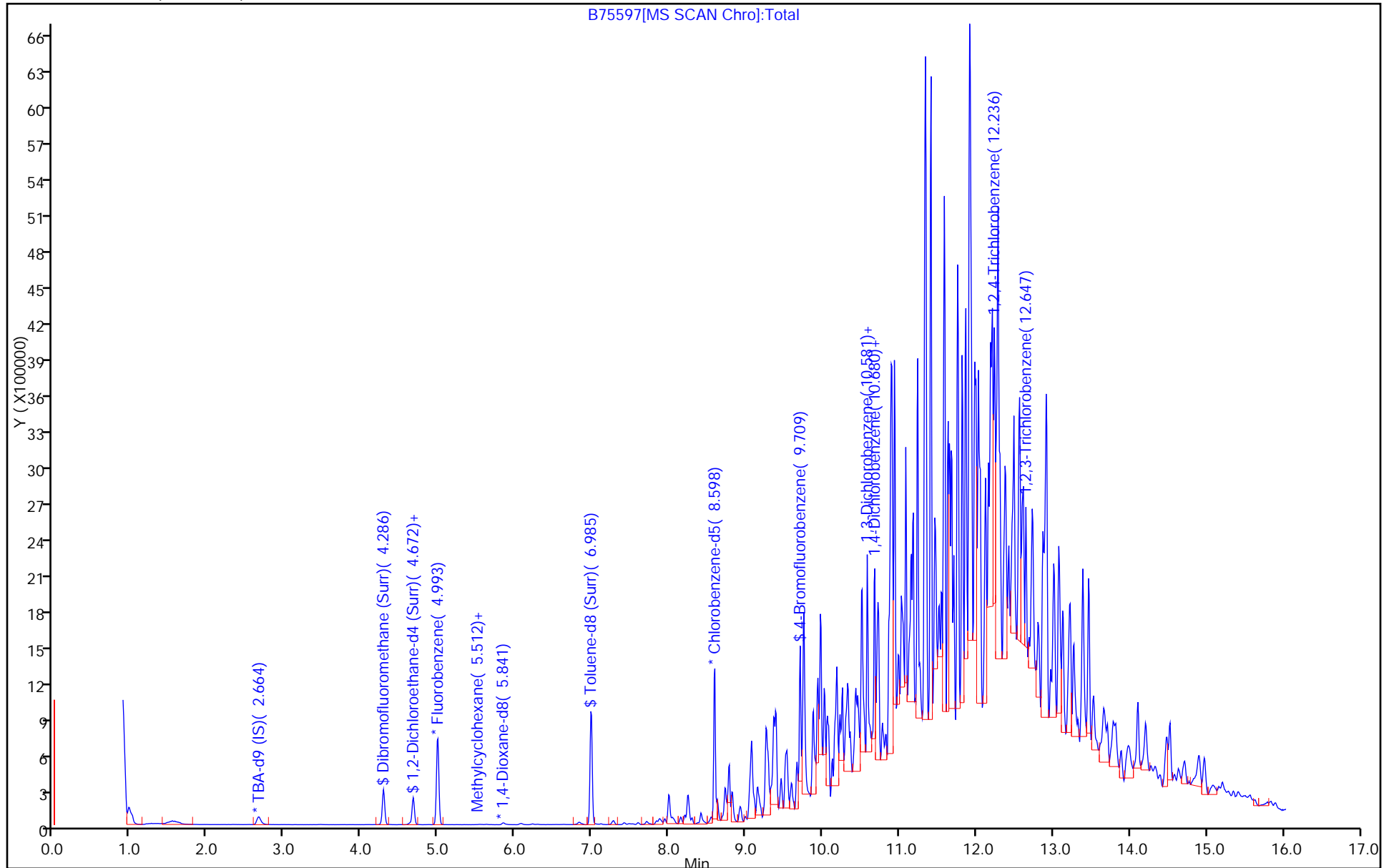
Dil. Factor: 50.0000

ALS Bottle#: 18

Method: 8260W\_2

Limit Group: VOA - 8260B Water and Solid

Column: Rtx-624 (0.25 mm)



TestAmerica Edison

Data File: \\EDICHRON\ChromData\CVOAMS2\20141104-20141.b\B75597.D

Injection Date: 04-Nov-2014 13:39:30

Instrument ID: CVOAMS2

Lims ID: 460-85482-A-21-A

Lab Sample ID: 460-85482-21

Client ID: PMP-7-SW-WT

Operator ID:

ALS Bottle#: 18 Worklist Smp#: 19

Purge Vol: 5.000 mL

Dil. Factor: 50.0000

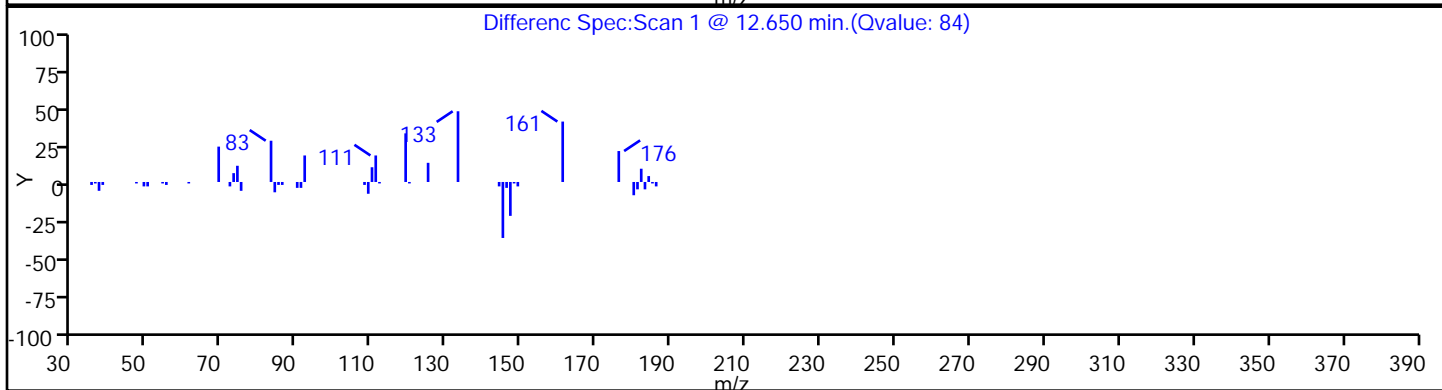
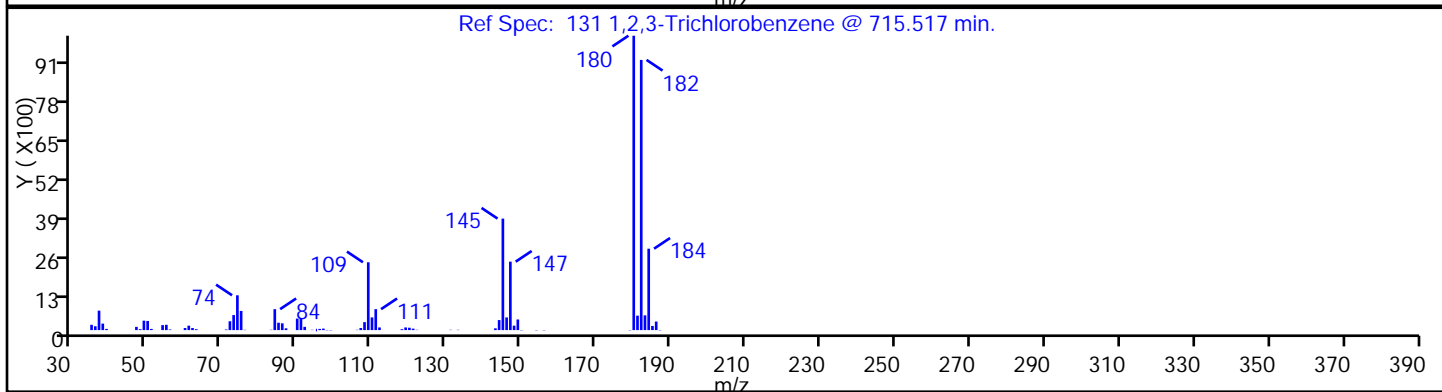
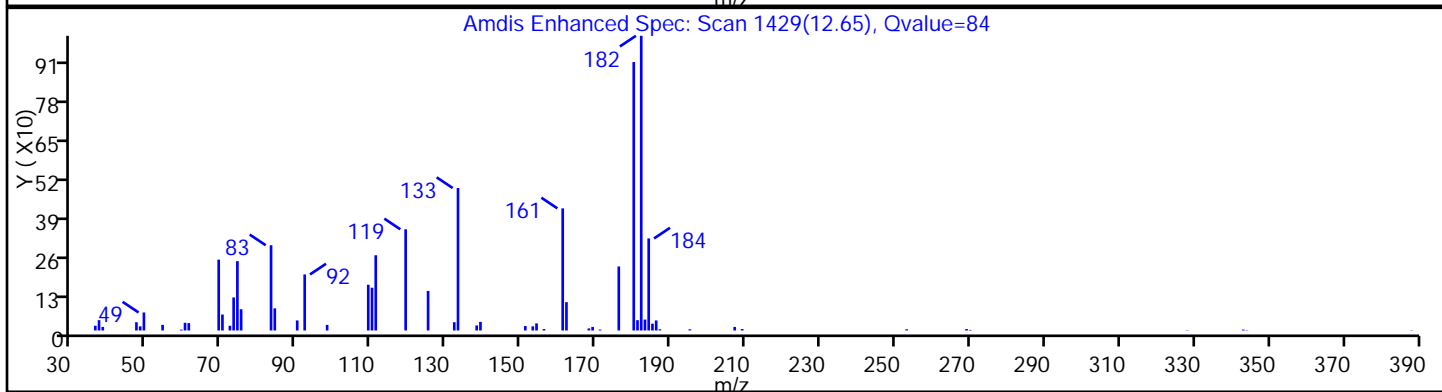
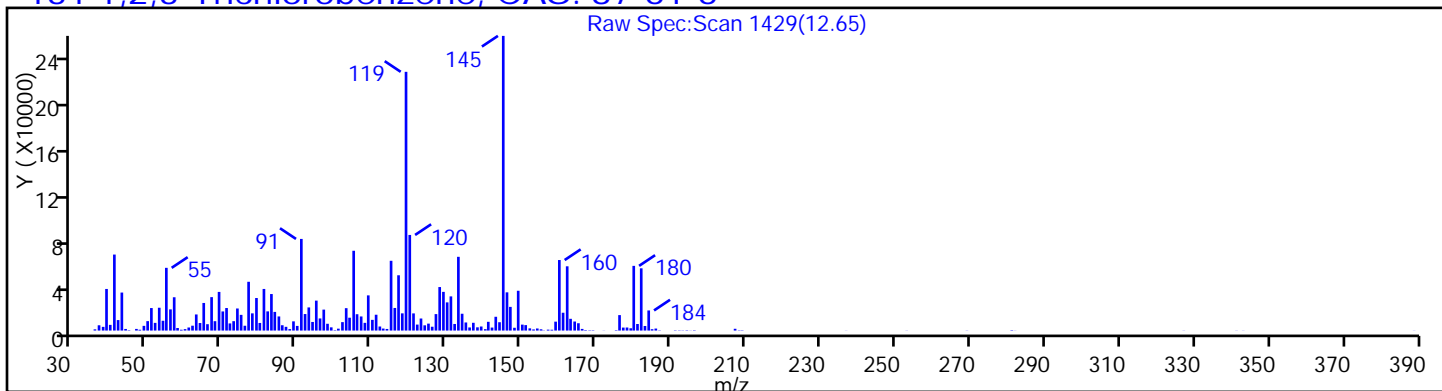
Method: 8260W\_2

Limit Group: VOA - 8260B Water and Solid

Column: Rtx-624 (0.25 mm)

Detector: MS SCAN

131 1,2,3-Trichlorobenzene, CAS: 87-61-6



TestAmerica Edison

Data File: \\EDICHROM\ChromData\CVOAMS2\20141104-20141.b\B75597.D

Injection Date: 04-Nov-2014 13:39:30

Instrument ID: CVOAMS2

Lims ID: 460-85482-A-21-A

Lab Sample ID: 460-85482-21

Client ID: PMP-7-SW-WT

Operator ID:

ALS Bottle#: 18 Worklist Smp#: 19

Purge Vol: 5.000 mL

Dil. Factor: 50.0000

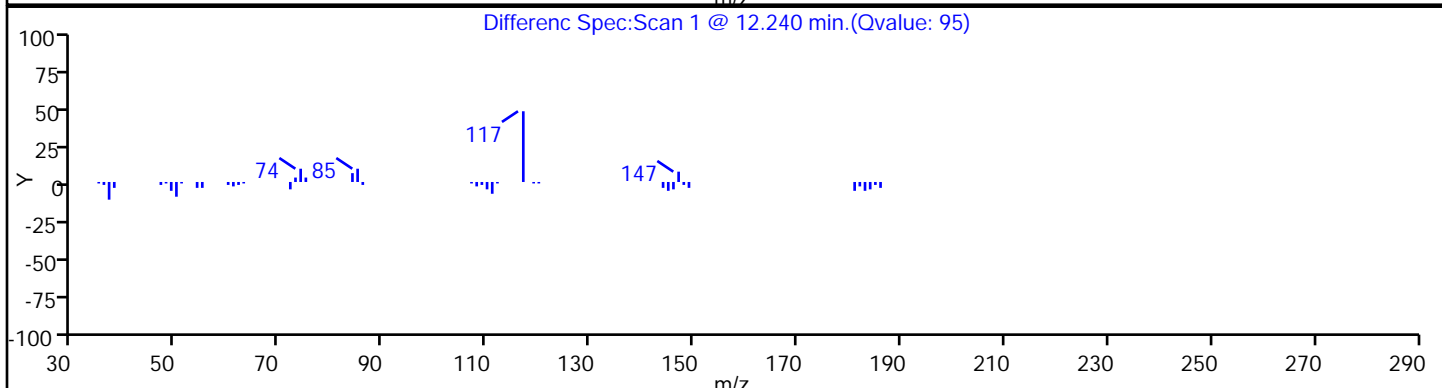
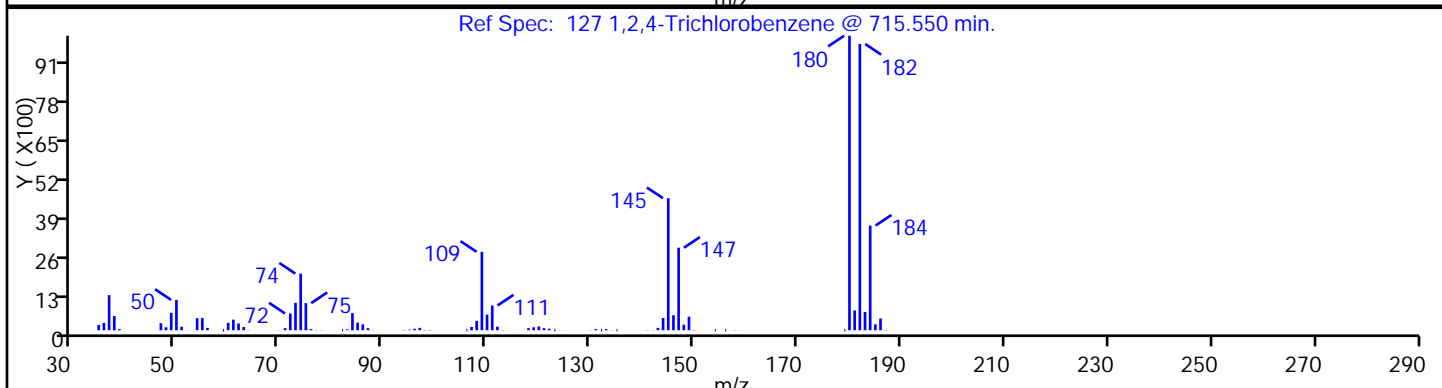
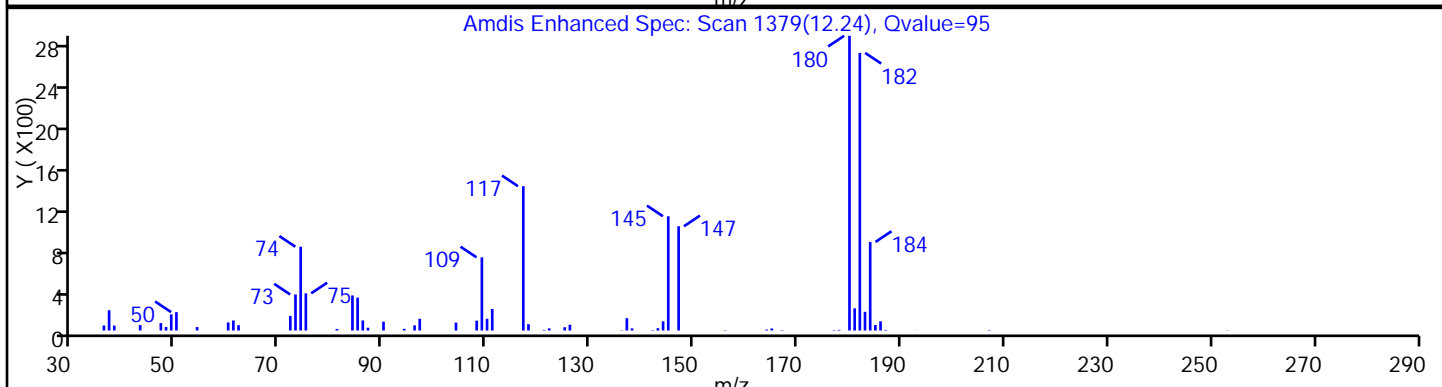
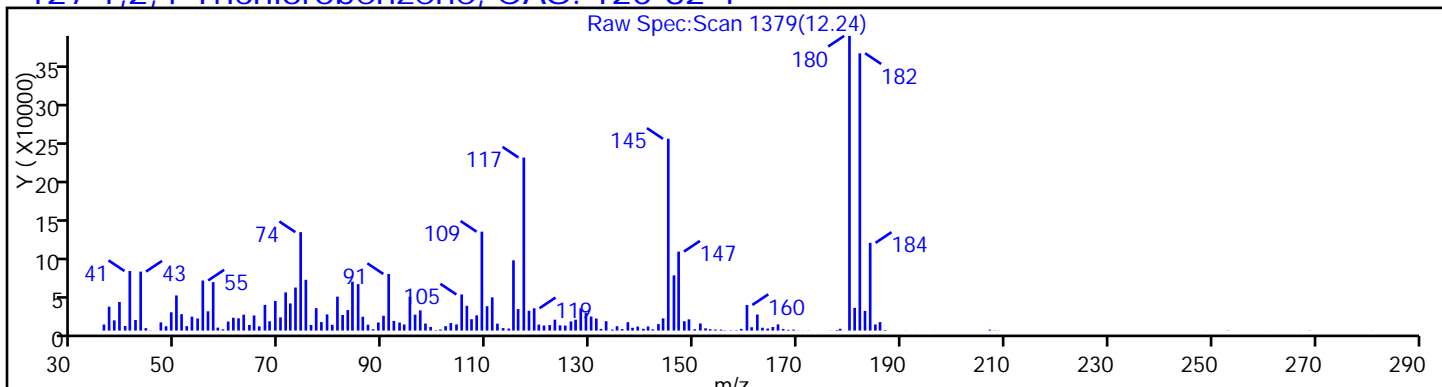
Method: 8260W\_2

Limit Group: VOA - 8260B Water and Solid

Column: Rtx-624 (0.25 mm)

Detector: MS SCAN

127 1,2,4-Trichlorobenzene, CAS: 120-82-1





TestAmerica Edison

Data File: \\EDICHROM\ChromData\CVOAMS2\20141104-20141.b\B75597.D

Injection Date: 04-Nov-2014 13:39:30

Instrument ID: CVOAMS2

Lims ID: 460-85482-A-21-A

Lab Sample ID: 460-85482-21

Client ID: PMP-7-SW-WT

Operator ID:

ALS Bottle#: 18 Worklist Smp#: 19

Purge Vol: 5.000 mL

Dil. Factor: 50.0000

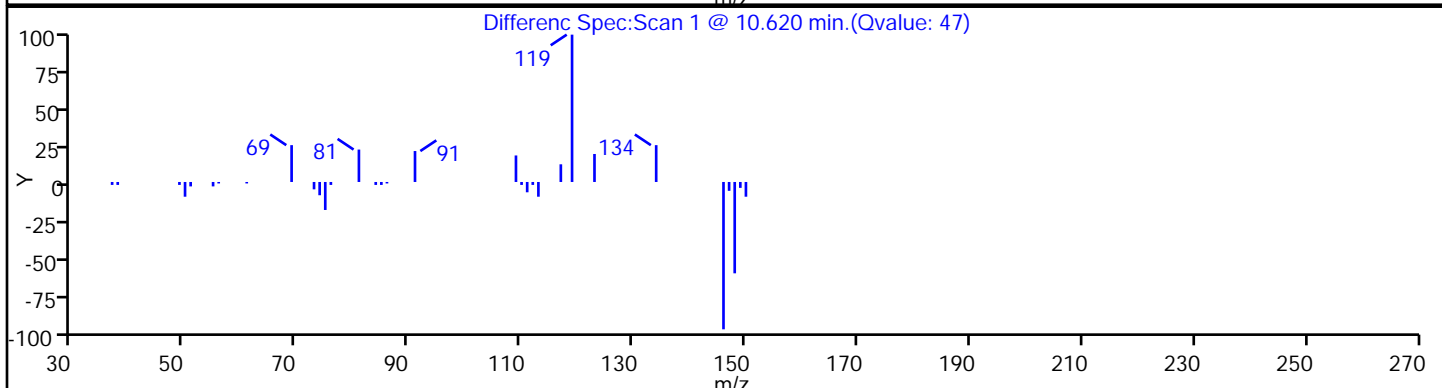
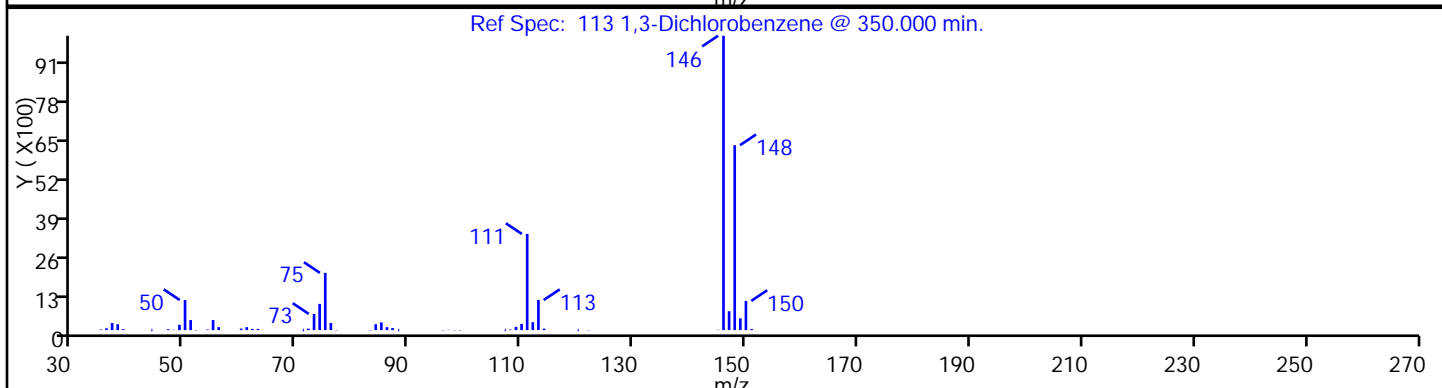
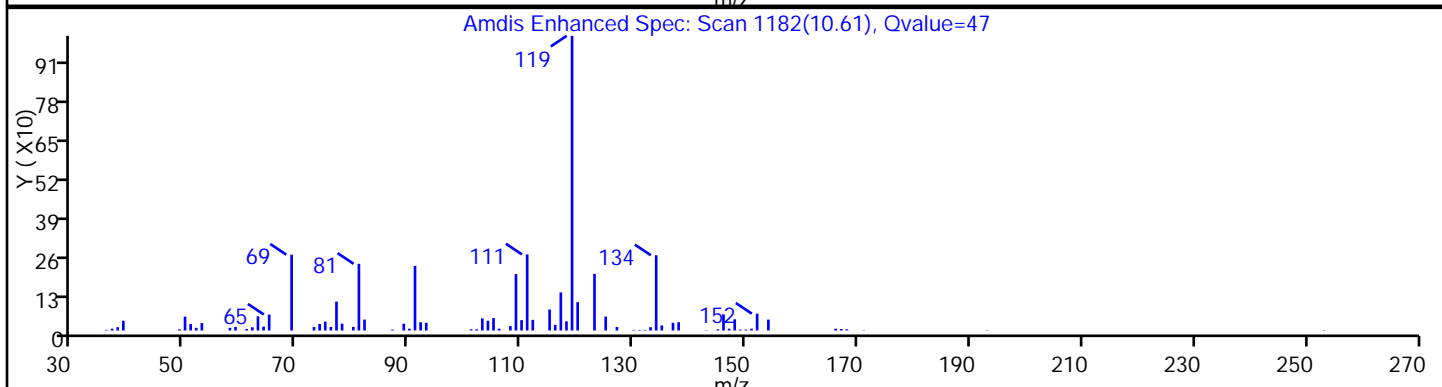
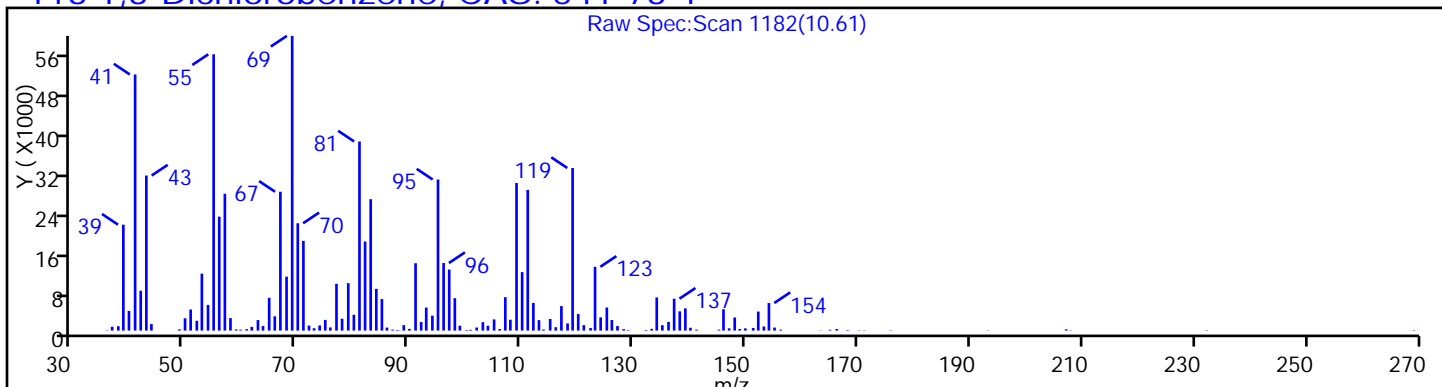
Method: 8260W\_2

Limit Group: VOA - 8260B Water and Solid

Column: Rtx-624 (0.25 mm)

Detector: MS SCAN

113 1,3-Dichlorobenzene, CAS: 541-73-1



TestAmerica Edison

Data File: \\EDICHROM\ChromData\CVOAMS2\20141104-20141.b\B75597.D

Injection Date: 04-Nov-2014 13:39:30

Instrument ID: CVOAMS2

Lims ID: 460-85482-A-21-A

Lab Sample ID: 460-85482-21

Client ID: PMP-7-SW-WT

Operator ID:

ALS Bottle#: 18 Worklist Smp#: 19

Purge Vol: 5.000 mL

Dil. Factor: 50.0000

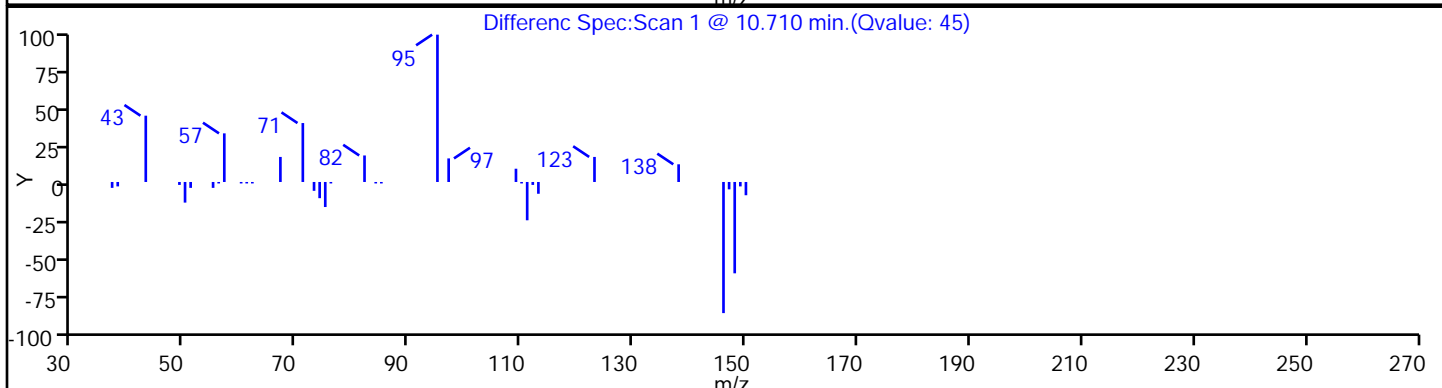
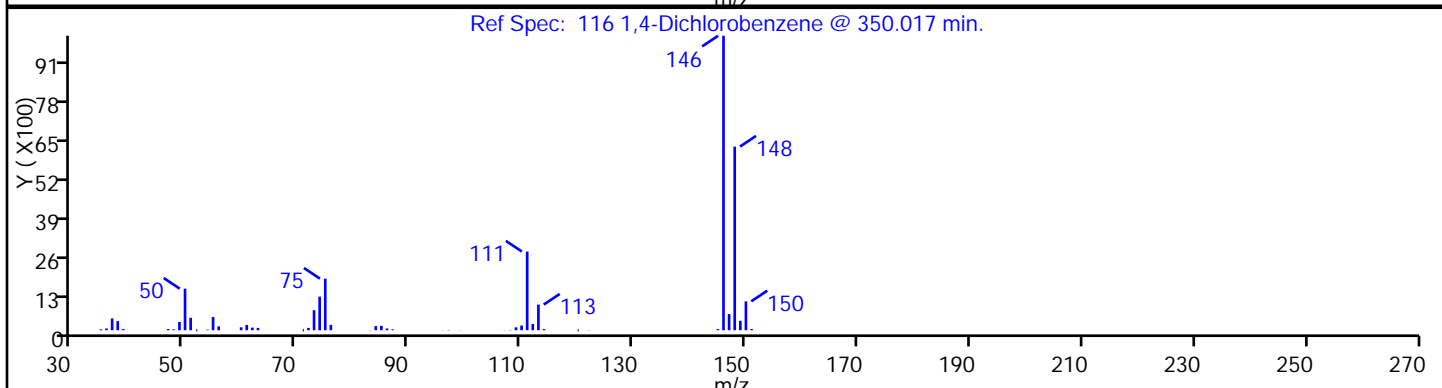
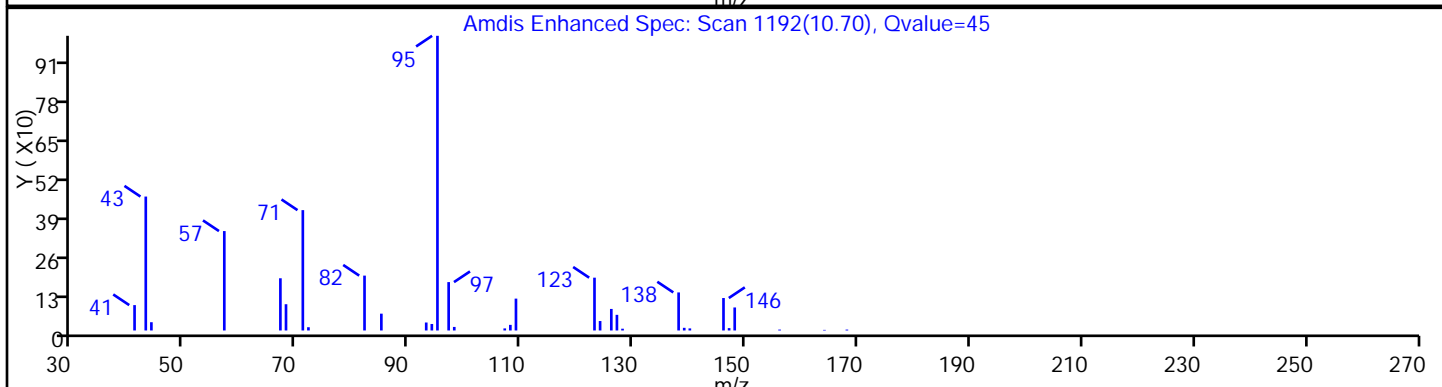
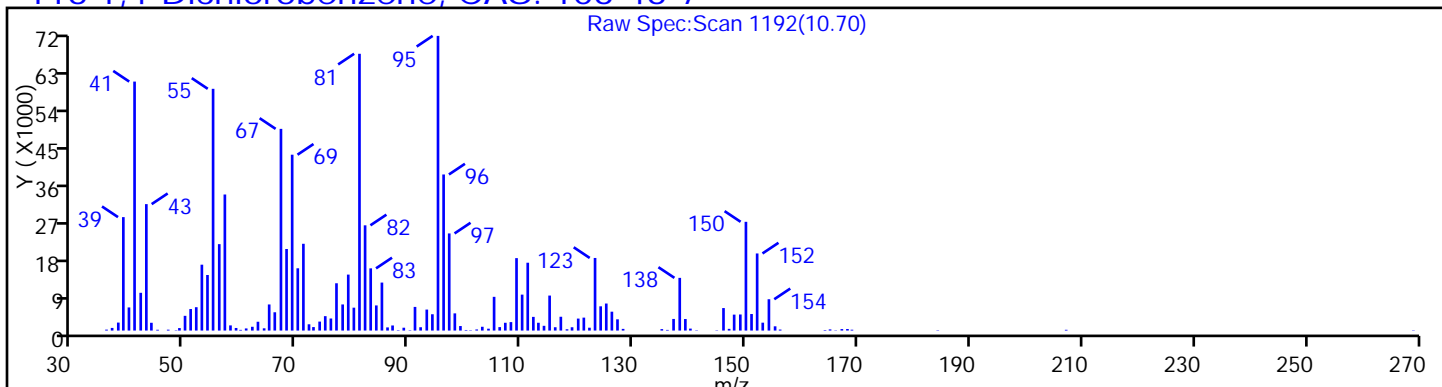
Method: 8260W\_2

Limit Group: VOA - 8260B Water and Solid

Column: Rtx-624 (0.25 mm)

Detector: MS SCAN

116 1,4-Dichlorobenzene, CAS: 106-46-7



TestAmerica Edison

Data File: \\EDICHRON\ChromData\CVOAMS2\20141104-20141.b\B75597.D

Injection Date: 04-Nov-2014 13:39:30

Instrument ID: CVOAMS2

Lims ID: 460-85482-A-21-A

Lab Sample ID: 460-85482-21

Client ID: PMP-7-SW-WT

Operator ID:

ALS Bottle#: 18 Worklist Smp#: 19

Purge Vol: 5.000 mL

Dil. Factor: 50.0000

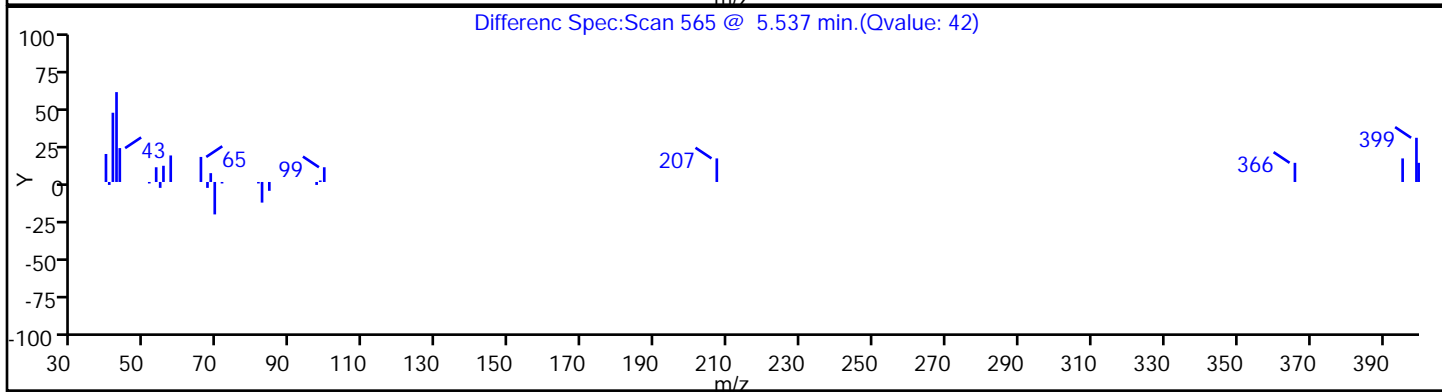
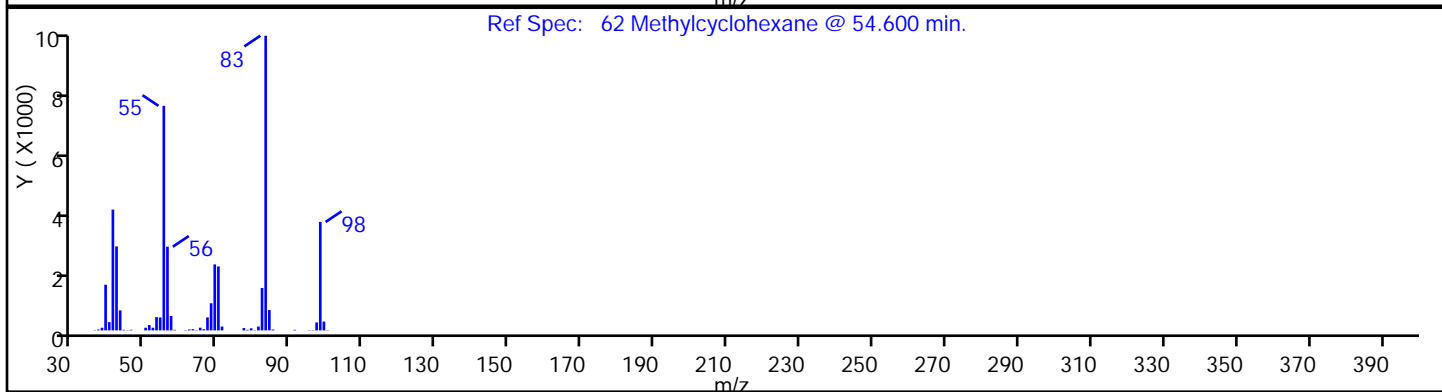
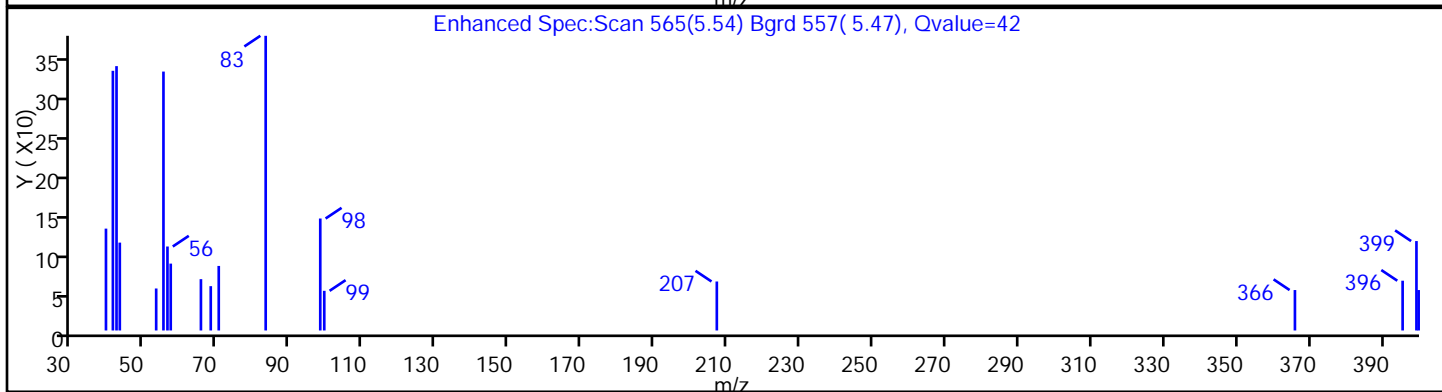
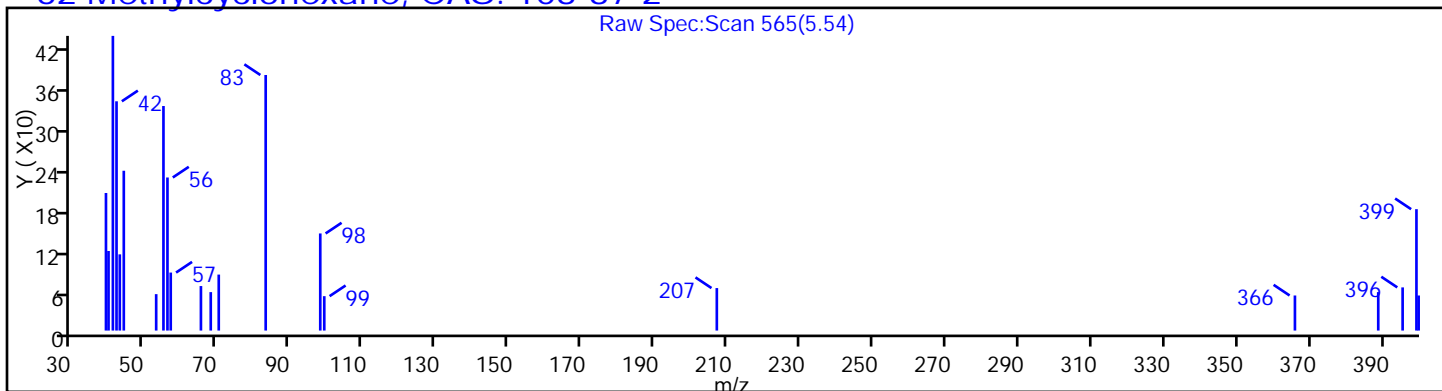
Method: 8260W\_2

Limit Group: VOA - 8260B Water and Solid

Column: Rtx-624 (0.25 mm)

Detector: MS SCAN

62 Methylcyclohexane, CAS: 108-87-2



TestAmerica Edison

Data File: \\EDICHROM\ChromData\CVOAMS2\20141104-20141.b\B75597.D

Injection Date: 04-Nov-2014 13:39:30

Instrument ID: CVOAMS2

Lims ID: 460-85482-A-21-A

Lab Sample ID: 460-85482-21

Client ID: PMP-7-SW-WT

Operator ID:

ALS Bottle#: 18

Worklist Smp#: 19

Purge Vol: 5.000 mL

Dil. Factor: 50.0000

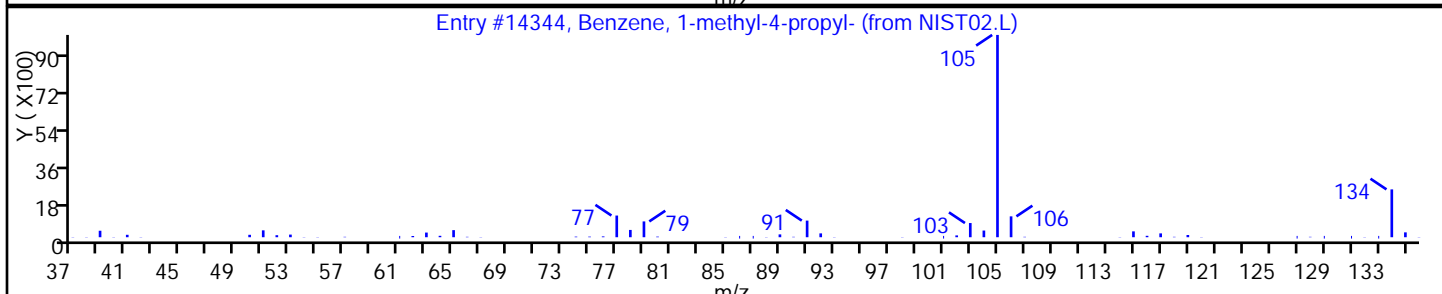
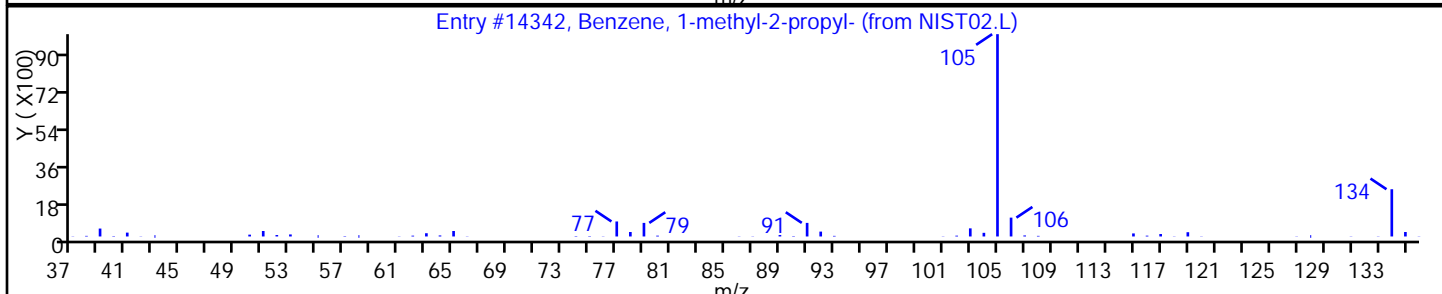
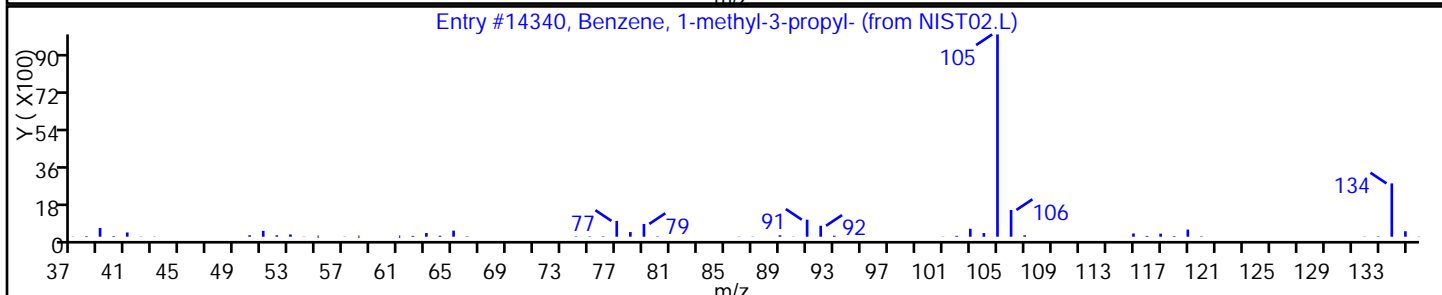
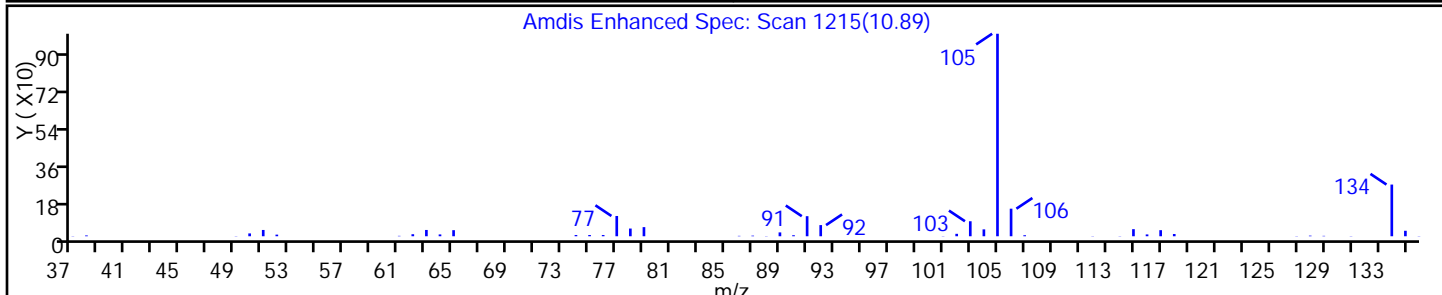
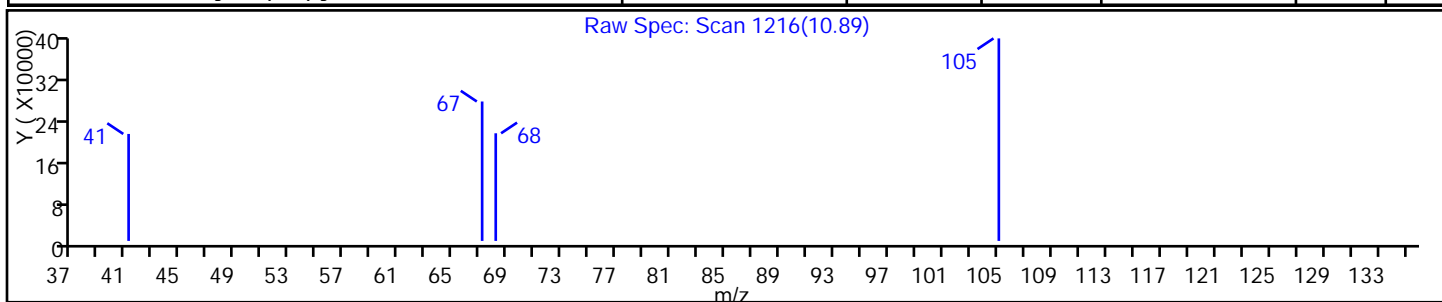
Method: 8260W\_2

Limit Group: VOA - 8260B Water and Solid

Column:

Detector MS SCAN

Library Search Compound Match	CAS#	Library	Entry	Formula	Weight	Q
Benzene, 1-methyl-3-propyl-	1074-43-7	NIST02	14340	C10H14	134	91
Benzene, 1-methyl-2-propyl-	1074-17-5	NIST02.L	14342	C10H14	134	91
Benzene, 1-methyl-4-propyl-	1074-55-1	NIST02.L	14344	C10H14	134	91



TestAmerica Edison

Data File: \\EDICHROM\ChromData\CVOAMS2\20141104-20141.b\B75597.D

Injection Date: 04-Nov-2014 13:39:30

Instrument ID: CVOAMS2

Lims ID: 460-85482-A-21-A

Lab Sample ID: 460-85482-21

Client ID: PMP-7-SW-WT

Operator ID:

ALS Bottle#:

18

Worklist Smp#:

19

Purge Vol: 5.000 mL

Dil. Factor:

50.0000

Method: 8260W\_2

Limit Group:

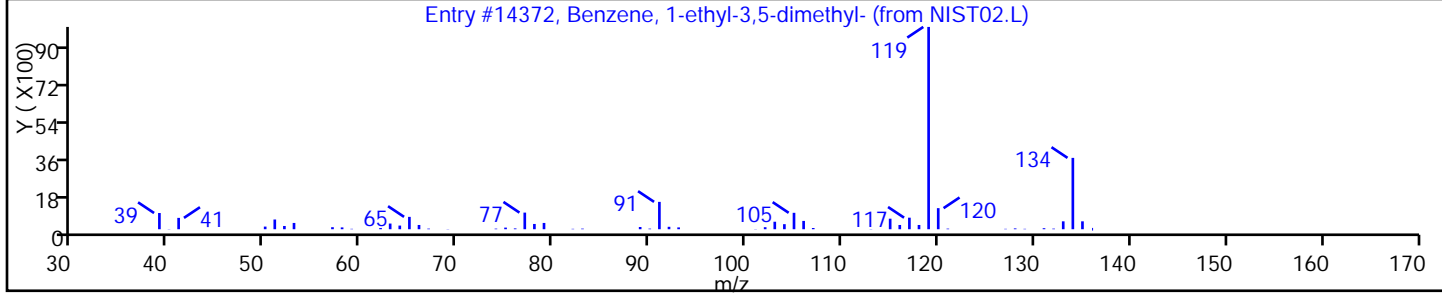
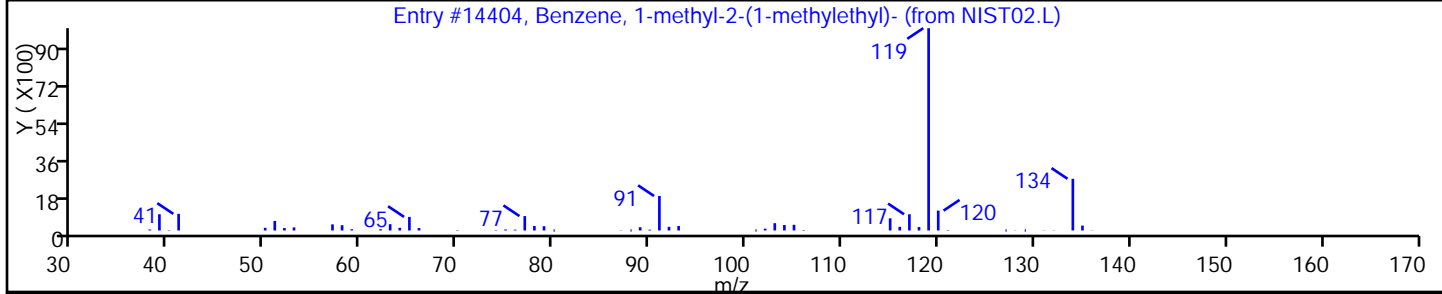
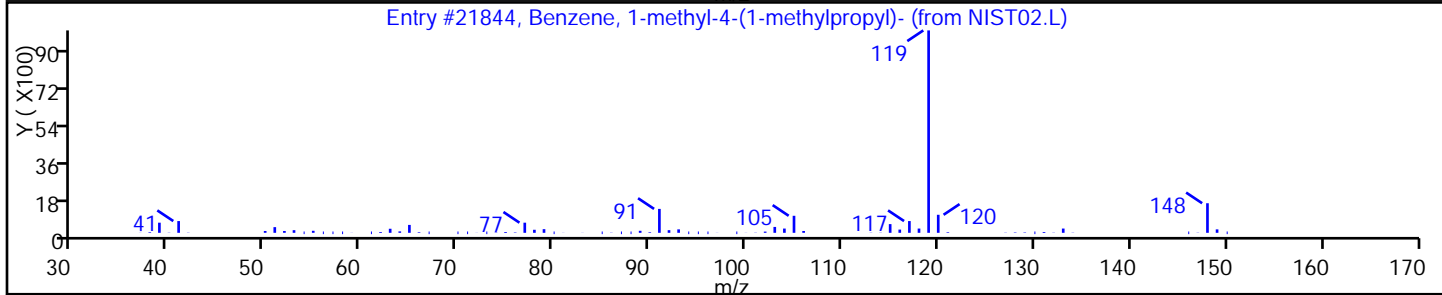
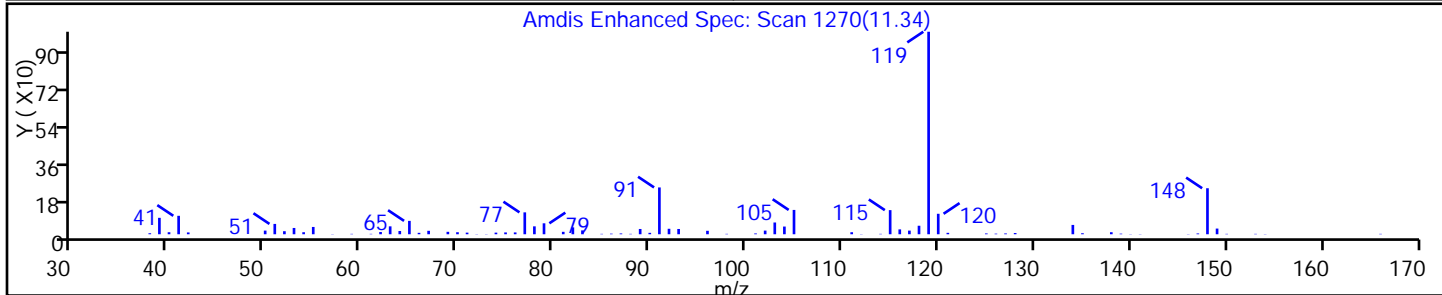
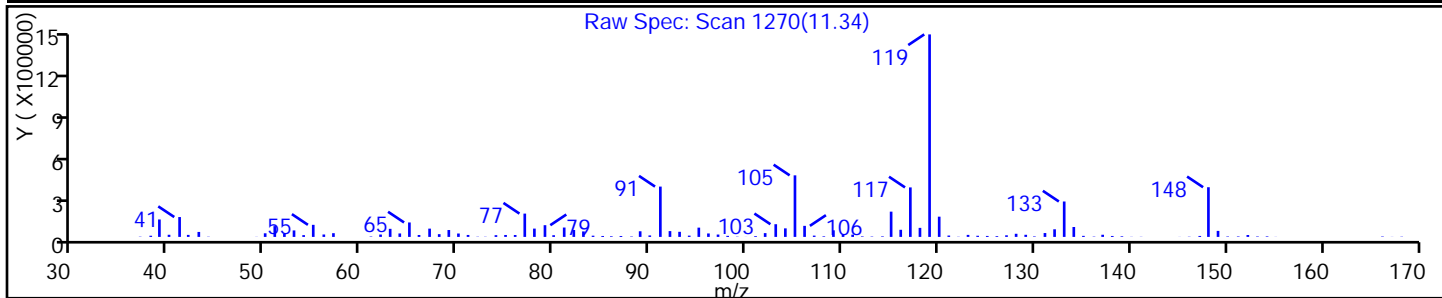
VOA - 8260B Water and Solid

Column:

Detector

MS SCAN

Library Search Compound Match	CAS#	Library	Entry	Formula	Weight	Q
Benzene, 1-methyl-4-(1-methylpropyl)-	1595-16-0	NIST02	21844	C11H16	148	87
Benzene, 1-methyl-2-(1-methylethyl)-	527-84-4	NIST02.L	14404	C10H14	134	81
Benzene, 1-ethyl-3,5-dimethyl-	934-74-7	NIST02.L	14372	C10H14	134	81



TestAmerica Edison

Data File: \\EDICHRON\ChromData\CVOAMS2\20141104-20141.b\B75597.D

Injection Date: 04-Nov-2014 13:39:30

Instrument ID: CVOAMS2

Lims ID: 460-85482-A-21-A

Lab Sample ID: 460-85482-21

Client ID: PMP-7-SW-WT

Operator ID:

ALS Bottle#: 18 Worklist Smp#: 19

Purge Vol: 5.000 mL

Dil. Factor: 50.0000

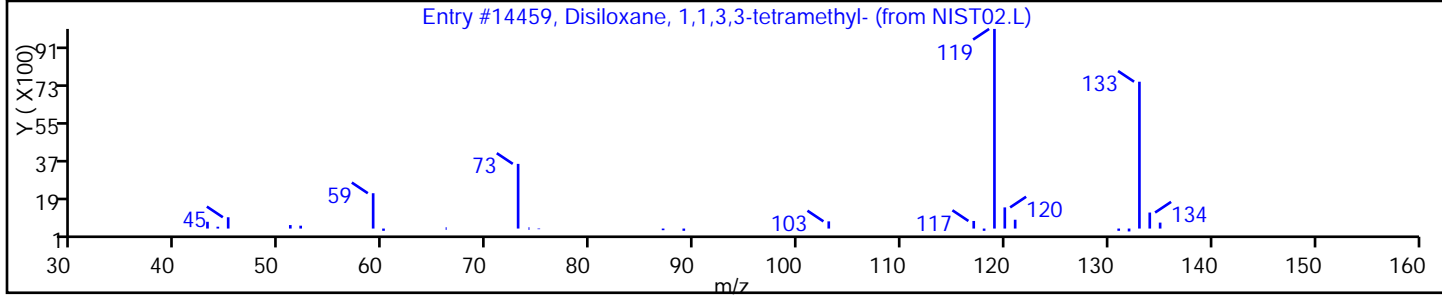
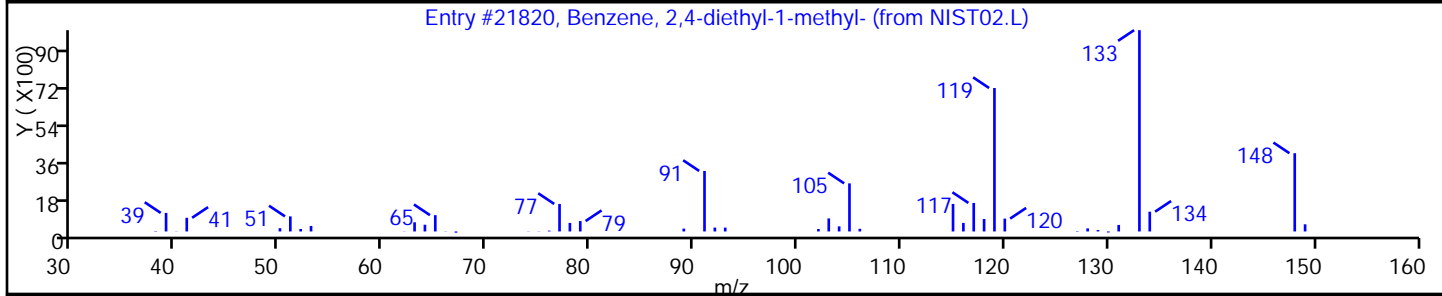
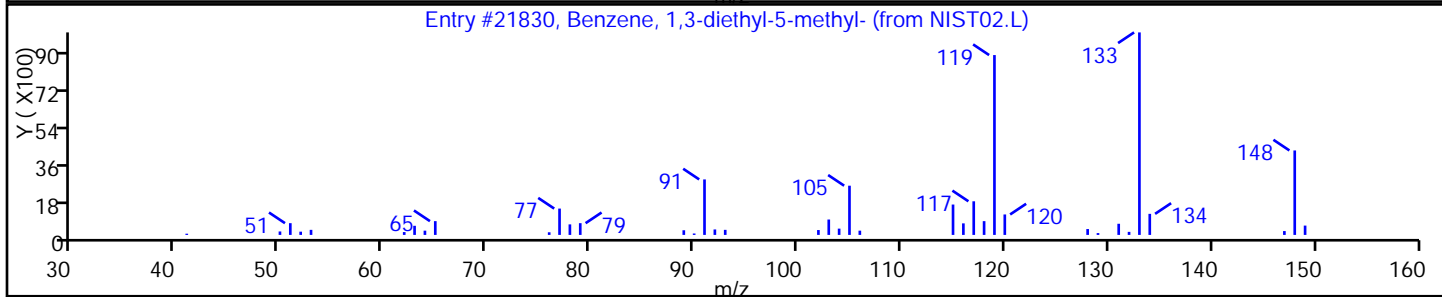
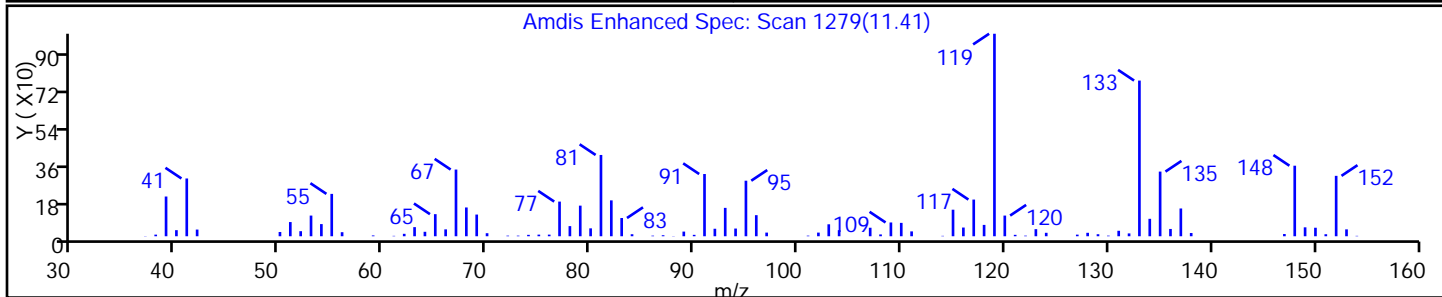
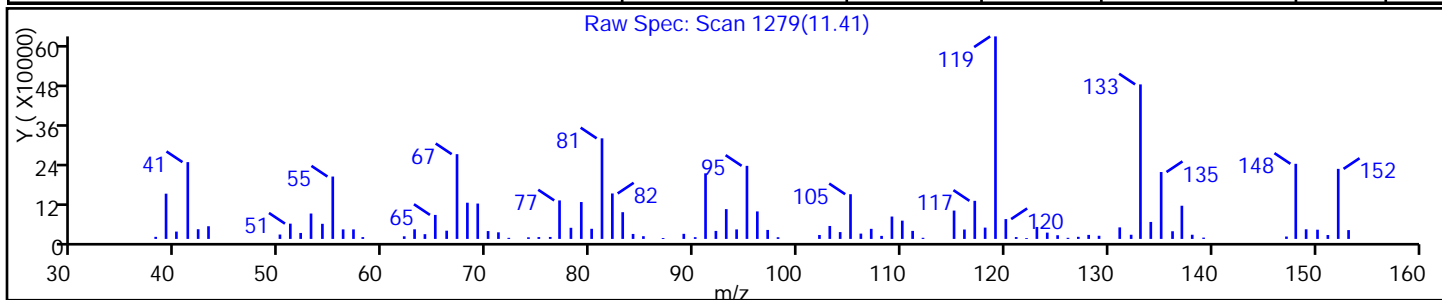
Method: 8260W\_2

Limit Group: VOA - 8260B Water and Solid

Column:

Detector MS SCAN

Library Search Compound Match	CAS#	Library	Entry	Formula	Weight	Q
Benzene, 1,3-diethyl-5-methyl-	2050-24-0	NIST02	21830	C11H16	148	86
Benzene, 2,4-diethyl-1-methyl-	1758-85-6	NIST02.L	21820	C11H16	148	55
Disiloxane, 1,1,3,3-tetramethyl-	3277-26-7	NIST02.L	14459	C4H14OSi2	134	52



TestAmerica Edison

Data File: \\EDICHRON\ChromData\CVOAMS2\20141104-20141.b\B75597.D

Injection Date: 04-Nov-2014 13:39:30

Instrument ID: CVOAMS2

Lims ID: 460-85482-A-21-A

Lab Sample ID: 460-85482-21

Client ID: PMP-7-SW-WT

Operator ID:

ALS Bottle#: 18 Worklist Smp#: 19

Purge Vol: 5.000 mL

Dil. Factor: 50.0000

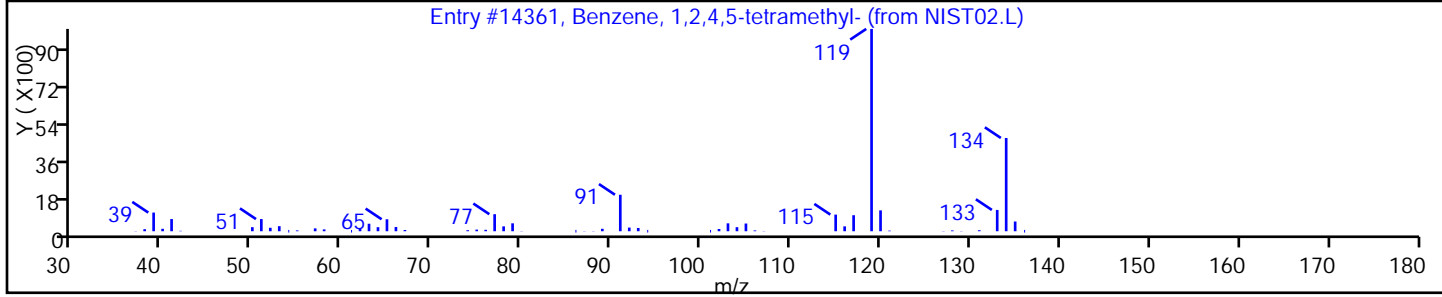
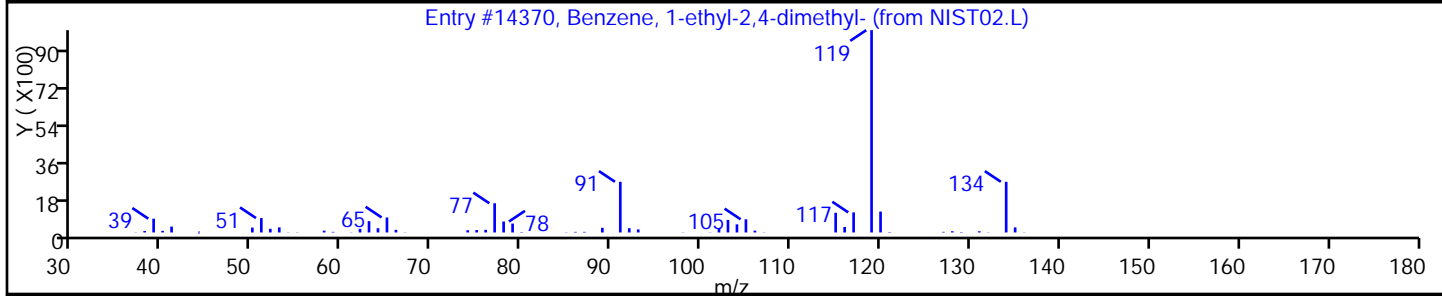
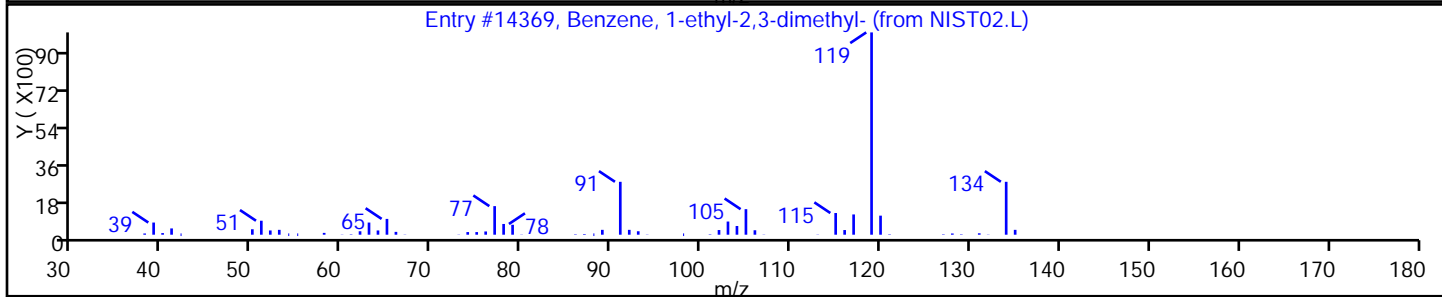
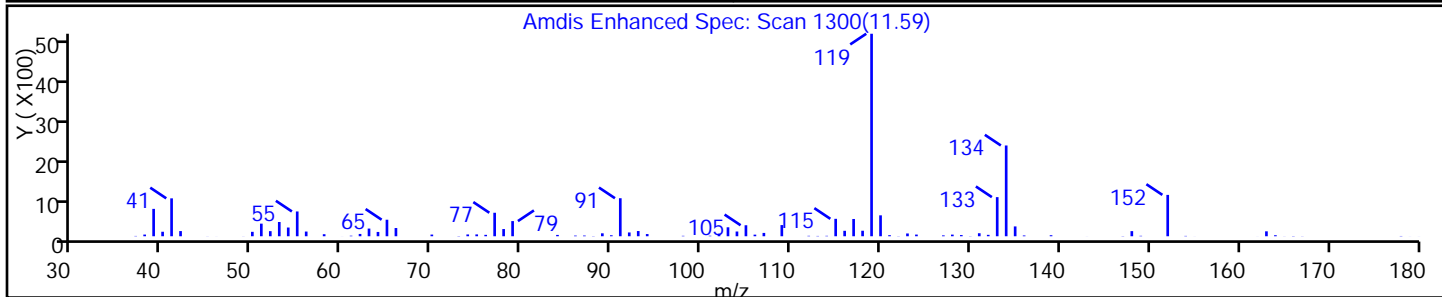
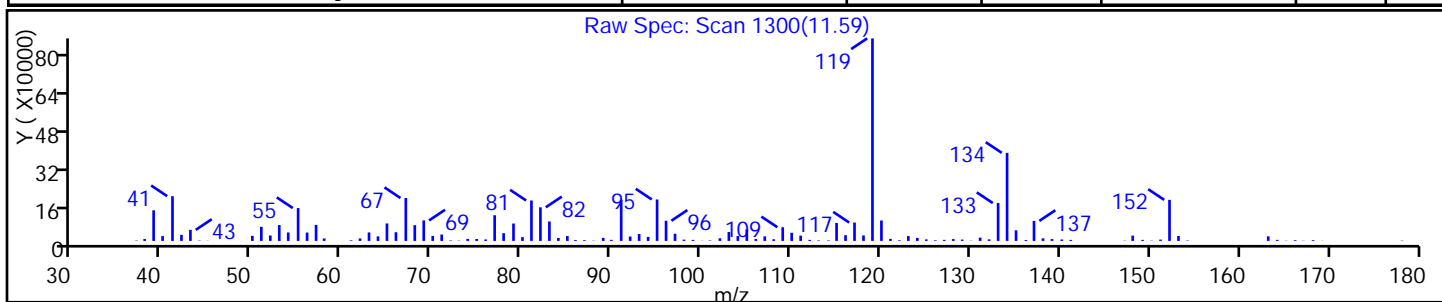
Method: 8260W\_2

Limit Group: VOA - 8260B Water and Solid

Column:

Detector MS SCAN

Library Search Compound Match	CAS#	Library	Entry	Formula	Weight	Q
Benzene, 1-ethyl-2,3-dimethyl-	933-98-2	NIST02	14369	C10H14	134	89
Benzene, 1-ethyl-2,4-dimethyl-	874-41-9	NIST02.L	14370	C10H14	134	95
Benzene, 1,2,4,5-tetramethyl-	95-93-2	NIST02.L	14361	C10H14	134	94



TestAmerica Edison

Data File: \\EDICHROM\ChromData\CVOAMS2\20141104-20141.b\B75597.D

Injection Date: 04-Nov-2014 13:39:30

Instrument ID: CVOAMS2

Lims ID: 460-85482-A-21-A

Lab Sample ID: 460-85482-21

Client ID: PMP-7-SW-WT

Operator ID:

ALS Bottle#: 18 Worklist Smp#: 19

Purge Vol: 5.000 mL

Dil. Factor: 50.0000

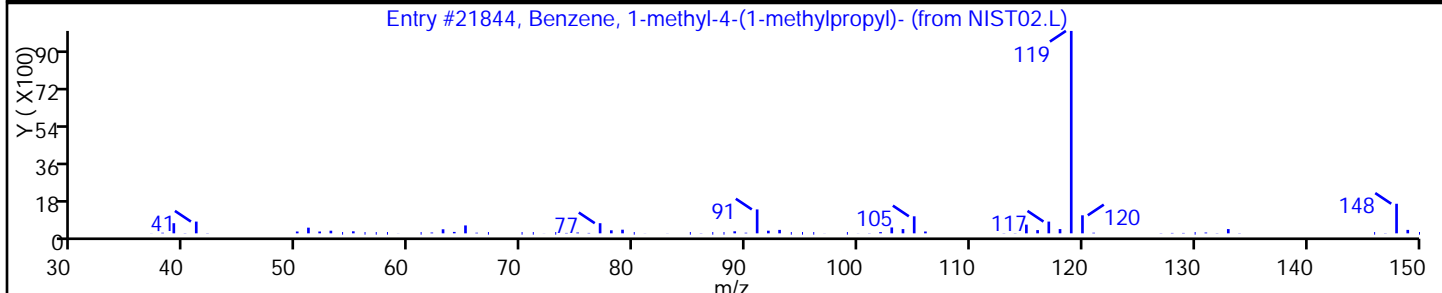
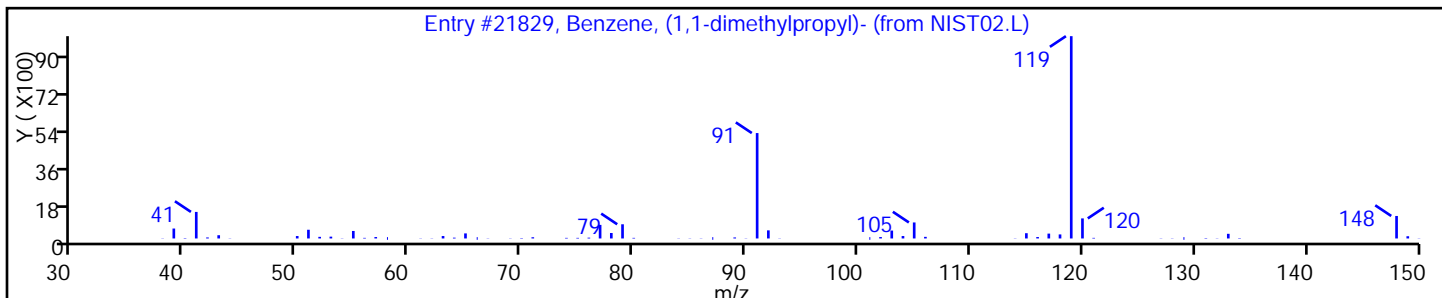
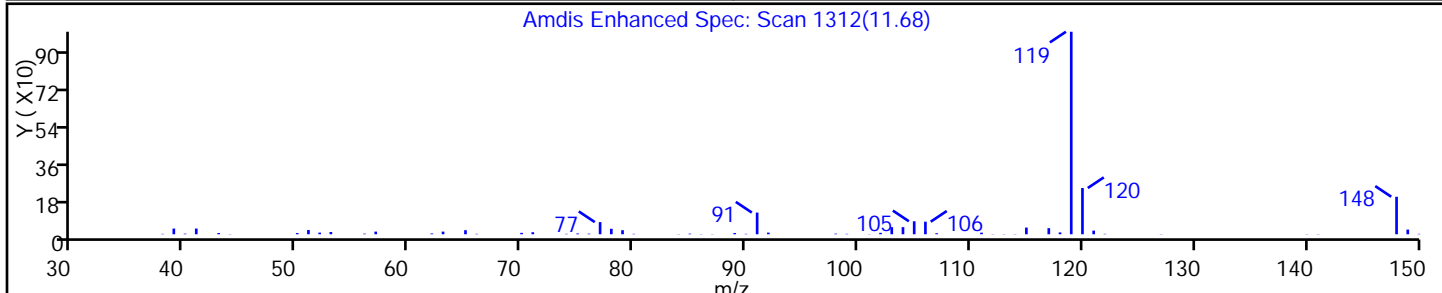
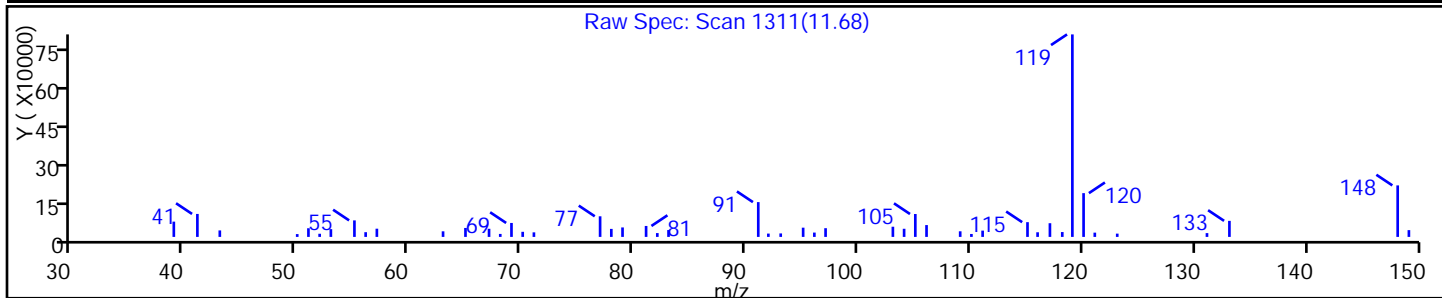
Method: 8260W\_2

Limit Group: VOA - 8260B Water and Solid

Column:

Detector MS SCAN

Library Search Compound Match	CAS#	Library	Entry	Formula	Weight	Q
Unknown		NIST02	0		0	0
Benzene, (1,1-dimethylpropyl)-	2049-95-8	NIST02.L	21829	C11H16	148	59
Benzene, 1-methyl-4-(1-methylpropyl)-	1595-16-0	NIST02.L	21844	C11H16	148	56





TestAmerica Edison

Data File: \\EDICHROM\ChromData\CVOAMS2\20141104-20141.b\B75597.D

Injection Date: 04-Nov-2014 13:39:30

Instrument ID: CVOAMS2

Lims ID: 460-85482-A-21-A

Lab Sample ID: 460-85482-21

Client ID: PMP-7-SW-WT

Operator ID:

ALS Bottle#: 18 Worklist Smp#: 19

Purge Vol: 5.000 mL

Dil. Factor: 50.0000

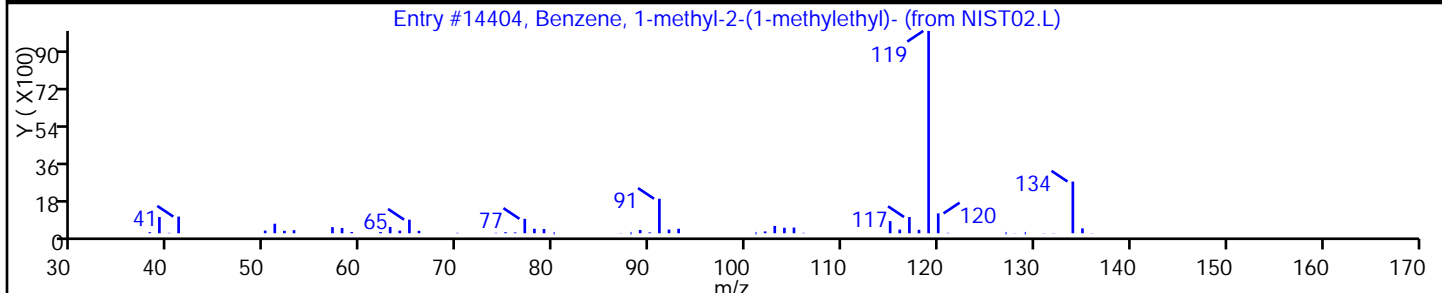
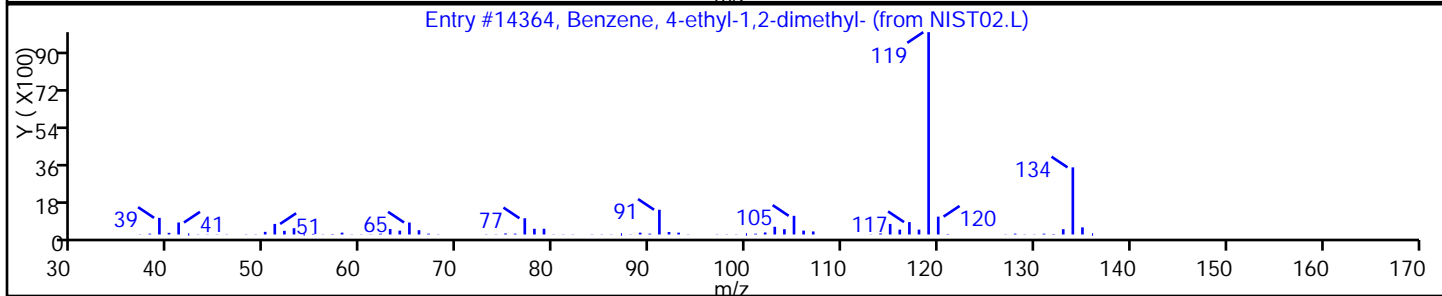
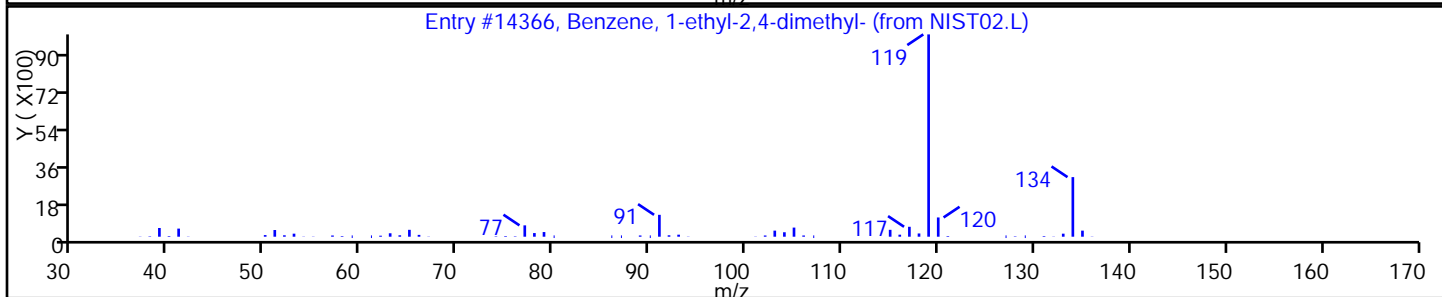
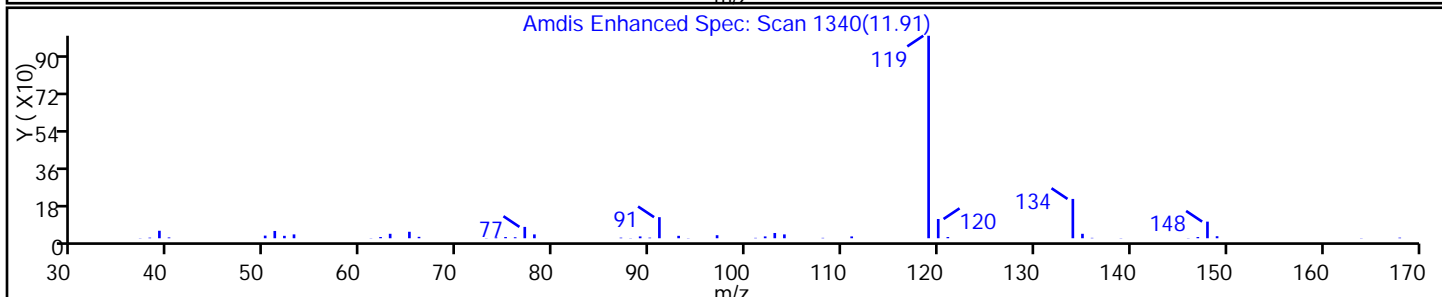
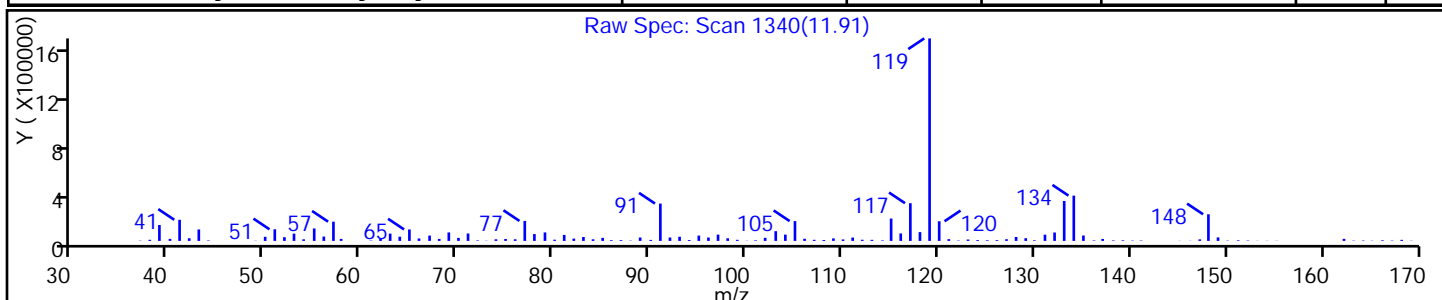
Method: 8260W\_2

Limit Group: VOA - 8260B Water and Solid

Column:

Detector: MS SCAN

Library Search Compound Match	CAS#	Library	Entry	Formula	Weight	Q
Benzene, 1-ethyl-2,4-dimethyl-	874-41-9	NIST02	14366	C10H14	134	90
Benzene, 4-ethyl-1,2-dimethyl-	934-80-5	NIST02.L	14364	C10H14	134	86
Benzene, 1-methyl-2-(1-methylethyl)-	527-84-4	NIST02.L	14404	C10H14	134	86



TestAmerica Edison

Data File: \\EDICHROM\ChromData\CVOAMS2\20141104-20141.b\B75597.D

Injection Date: 04-Nov-2014 13:39:30

Instrument ID: CVOAMS2

Lims ID: 460-85482-A-21-A

Lab Sample ID: 460-85482-21

Client ID: PMP-7-SW-WT

Operator ID:

ALS Bottle#: 18

Worklist Smp#: 19

Purge Vol: 5.000 mL

Dil. Factor: 50.0000

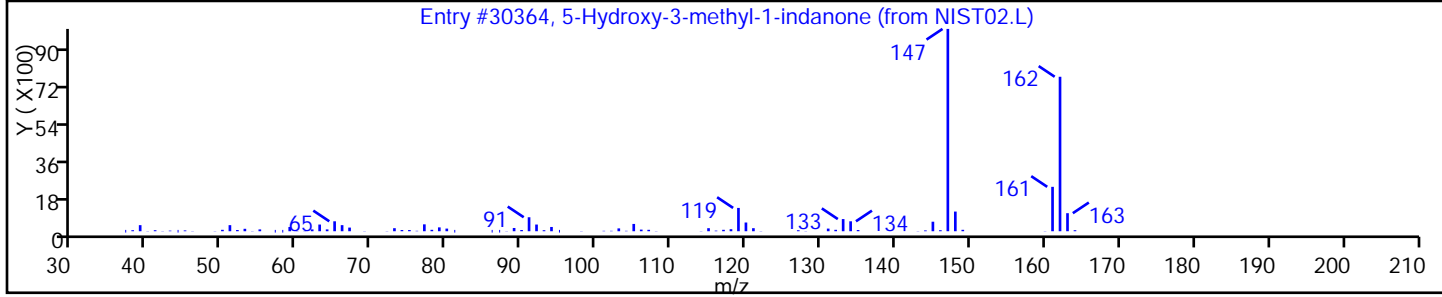
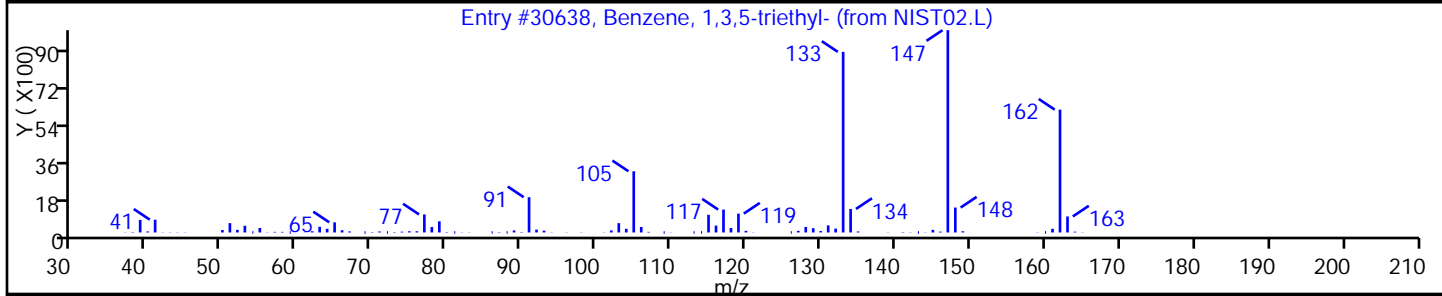
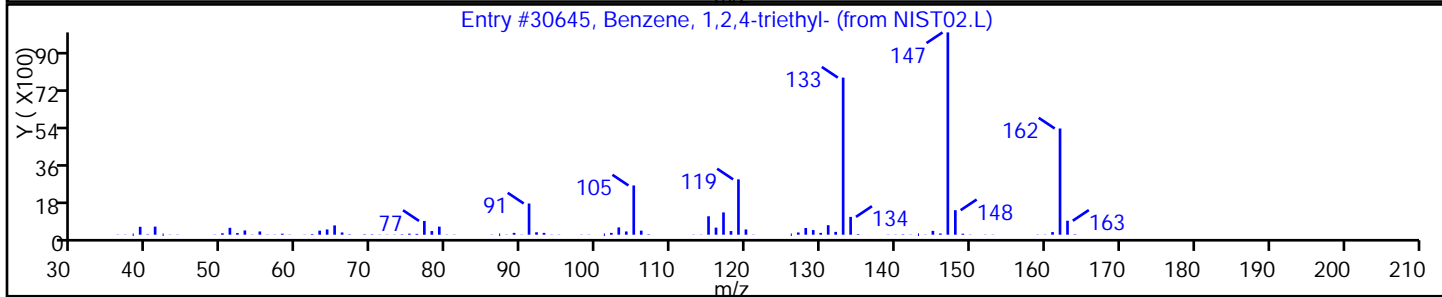
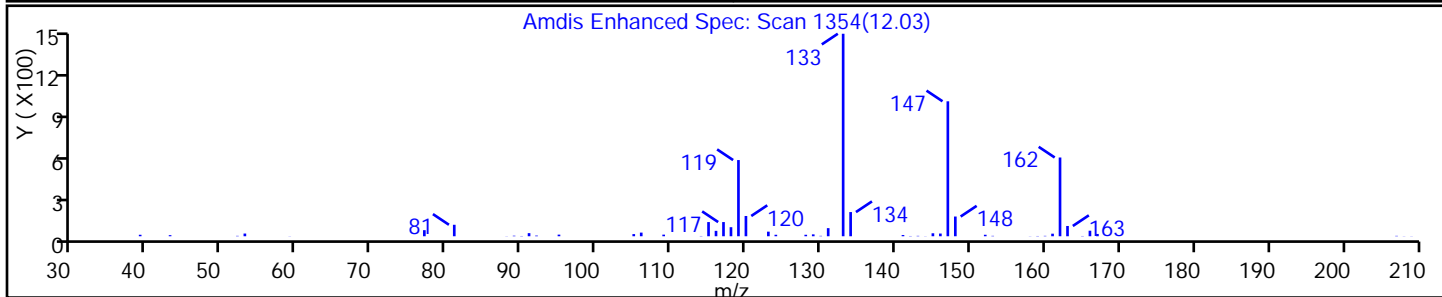
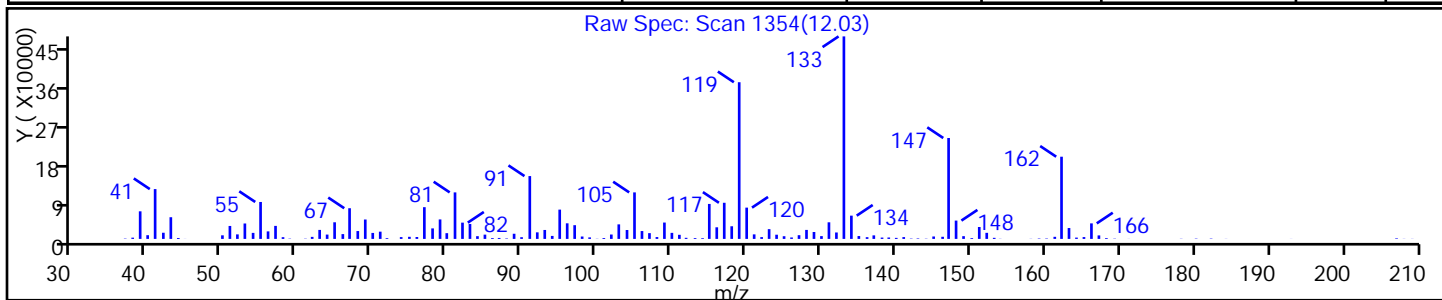
Method: 8260W\_2

Limit Group: VOA - 8260B Water and Solid

Column:

Detector: MS SCAN

Library Search Compound Match	CAS#	Library	Entry	Formula	Weight	Q
Benzene, 1,2,4-triethyl-	877-44-1	NIST02	30645	C12H18	162	70
Benzene, 1,3,5-triethyl-	102-25-0	NIST02.L	30638	C12H18	162	64
5-Hydroxy-3-methyl-1-indanone	57878-30-5	NIST02.L	30364	C10H10O2	162	52



TestAmerica Edison

Data File: \\EDICHRON\ChromData\CVOAMS2\20141104-20141.b\B75597.D

Injection Date: 04-Nov-2014 13:39:30

Instrument ID: CVOAMS2

Lims ID: 460-85482-A-21-A

Lab Sample ID: 460-85482-21

Client ID: PMP-7-SW-WT

Operator ID:

ALS Bottle#: 18 Worklist Smp#: 19

Purge Vol: 5.000 mL

Dil. Factor: 50.0000

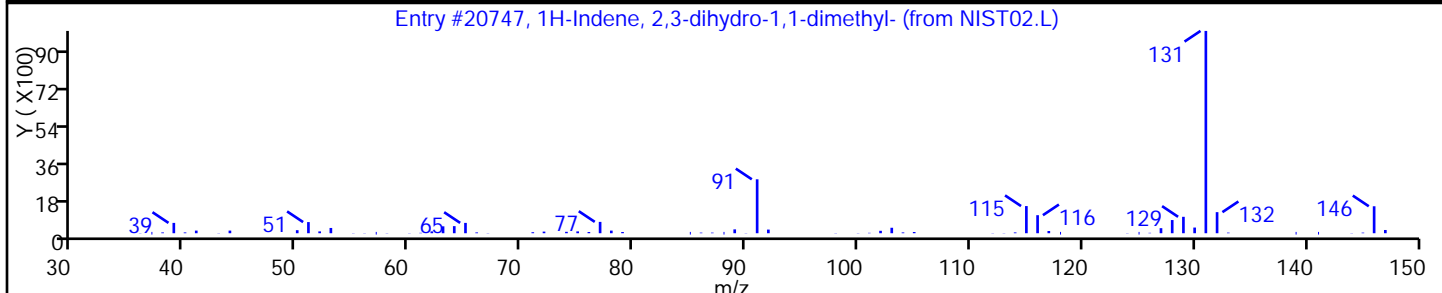
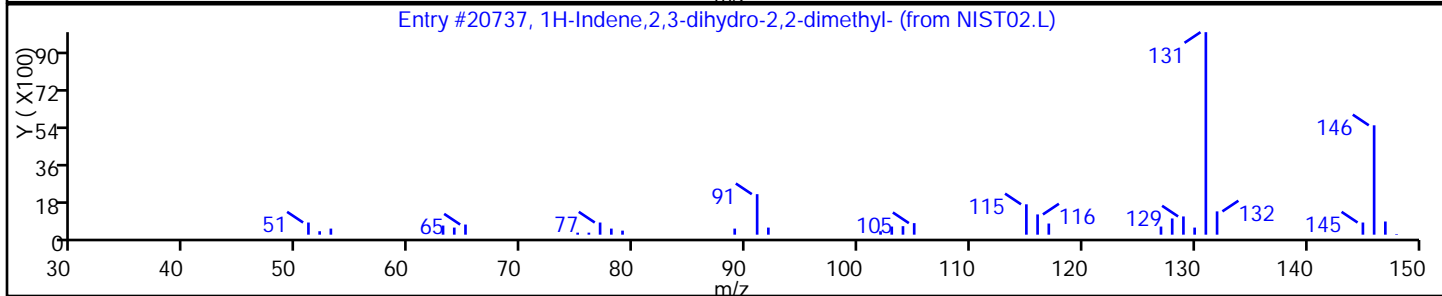
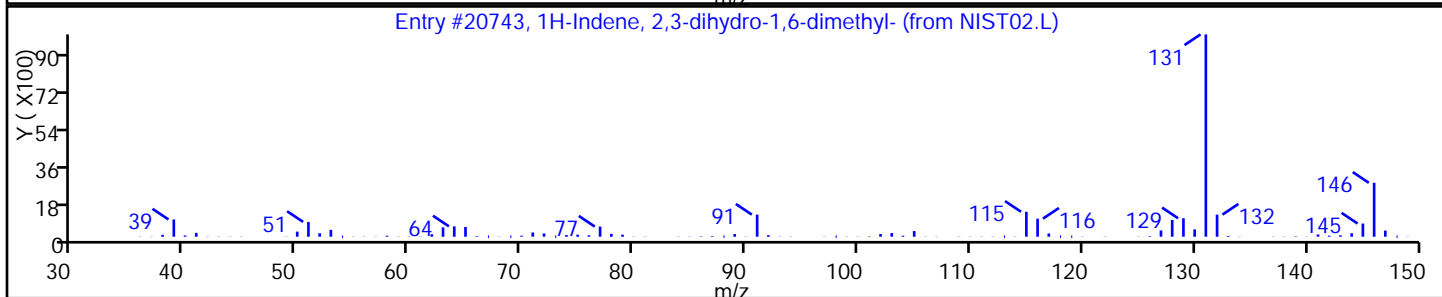
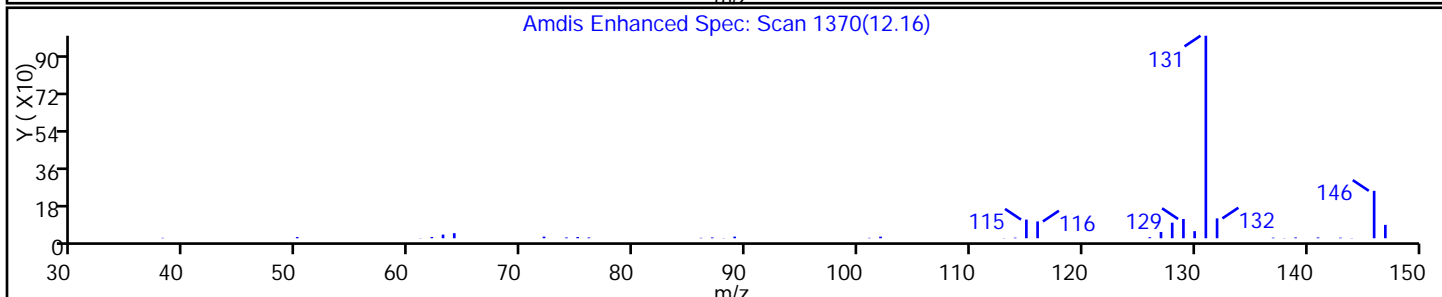
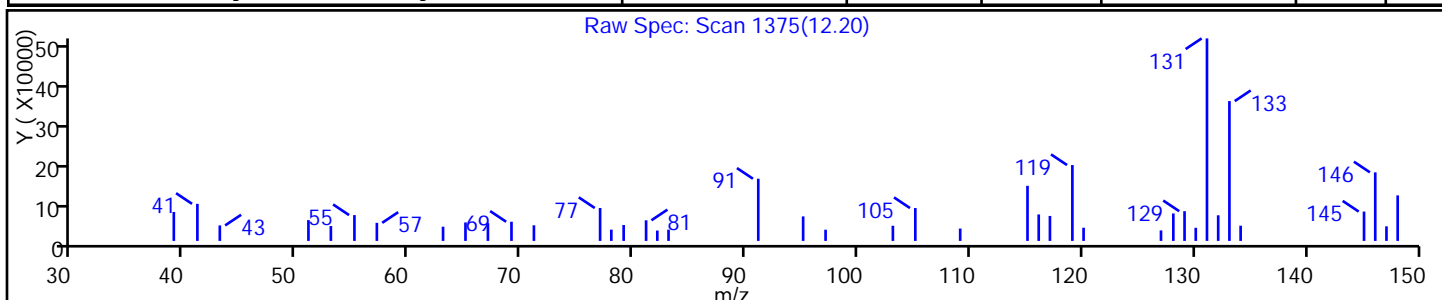
Method: 8260W\_2

Limit Group: VOA - 8260B Water and Solid

Column:

Detector MS SCAN

Library Search Compound Match	CAS#	Library	Entry	Formula	Weight	Q
1H-Indene, 2,3-dihydro-1,6-dimethyl-	17059-48-2	NIST02	20743	C11H14	146	91
1H-Indene, 2,3-dihydro-2,2-dimethyl-	20836-11-7	NIST02.L	20737	C11H14	146	91
1H-Indene, 2,3-dihydro-1,1-dimethyl-	4912-92-9	NIST02.L	20747	C11H14	146	91



TestAmerica Edison

Data File: \\EDICHRON\ChromData\CVOAMS2\20141104-20141.b\B75597.D

Injection Date: 04-Nov-2014 13:39:30

Instrument ID: CVOAMS2

Lims ID: 460-85482-A-21-A

Lab Sample ID: 460-85482-21

Client ID: PMP-7-SW-WT

Operator ID:

ALS Bottle#: 18 Worklist Smp#: 19

Purge Vol: 5.000 mL

Dil. Factor: 50.0000

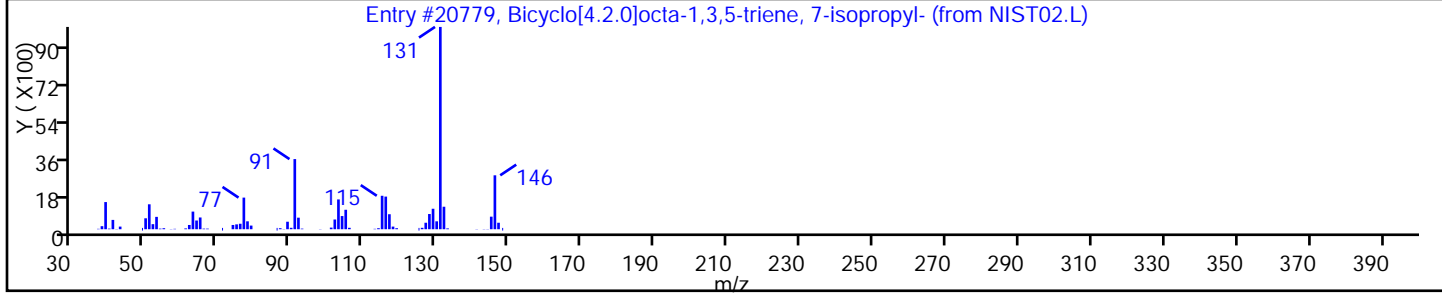
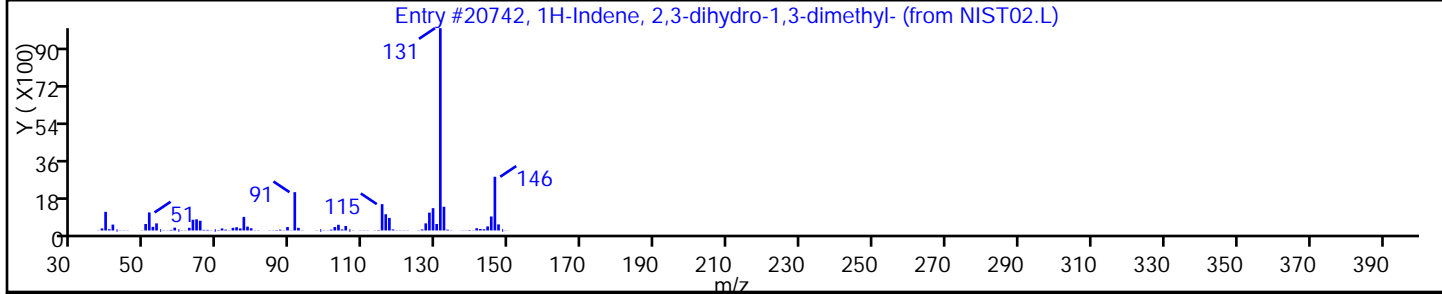
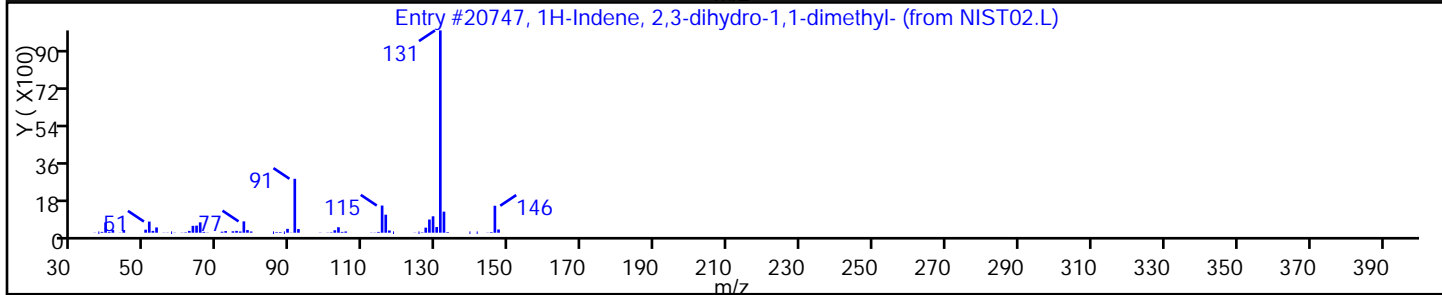
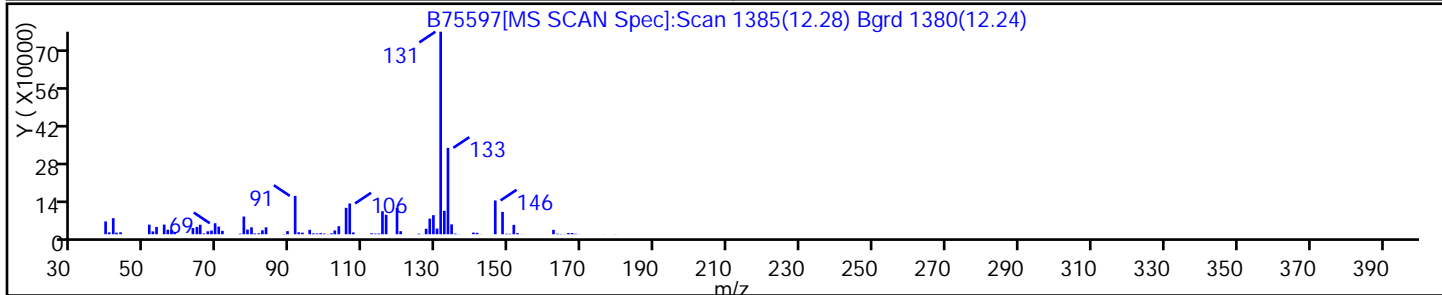
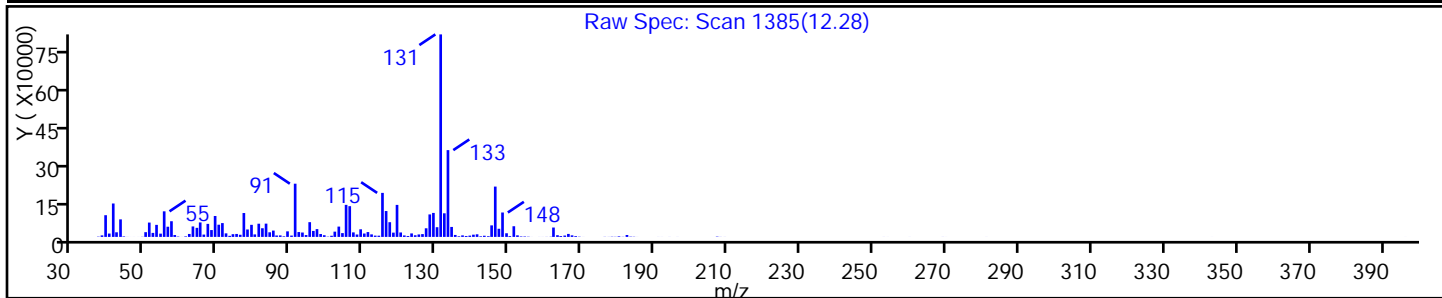
Method: 8260W\_2

Limit Group: VOA - 8260B Water and Solid

Column:

Detector MS SCAN

Library Search Compound Match	CAS#	Library	Entry	Formula	Weight	Q
1H-Indene, 2,3-dihydro-1,1-dimethyl-	4912-92-9	NIST02	20747	C11H14	146	60
1H-Indene, 2,3-dihydro-1,3-dimethyl-	4175-53-5	NIST02.L	20742	C11H14	146	60
Bicyclo[4.2.0]octa-1,3,5-triene, 7-isopr	27087-54-3	NIST02.L	20779	C11H14	146	60



TestAmerica Edison

Data File: \\EDICHRON\ChromData\CVOAMS2\20141104-20141.b\B75597.D

Injection Date: 04-Nov-2014 13:39:30

Instrument ID: CVOAMS2

Lims ID: 460-85482-A-21-A

Lab Sample ID: 460-85482-21

Client ID: PMP-7-SW-WT

Operator ID:

ALS Bottle#: 18

Worklist Smp#: 19

Purge Vol: 5.000 mL

Dil. Factor: 50.0000

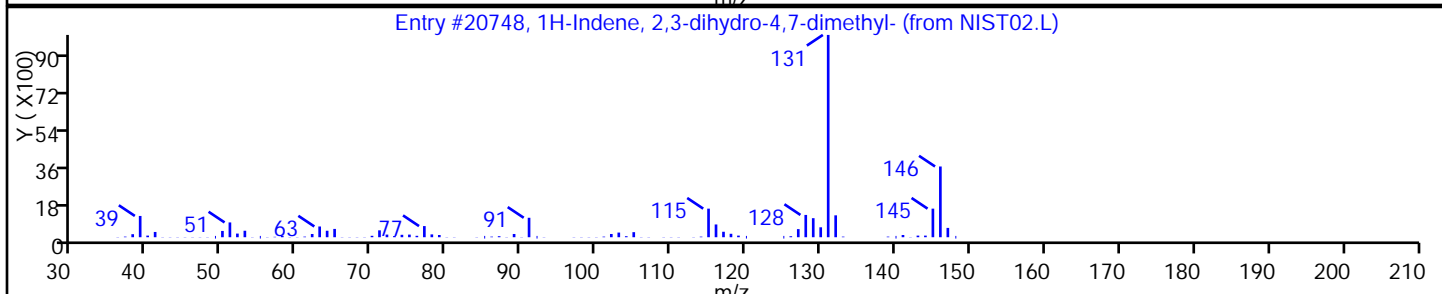
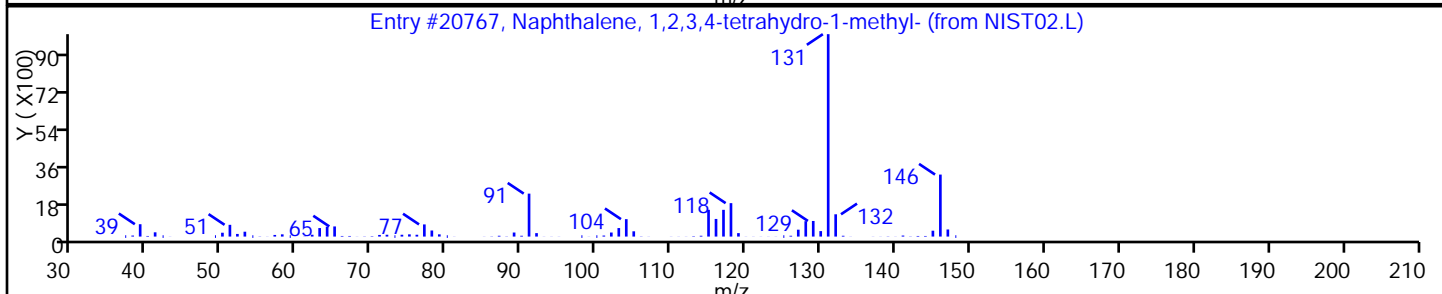
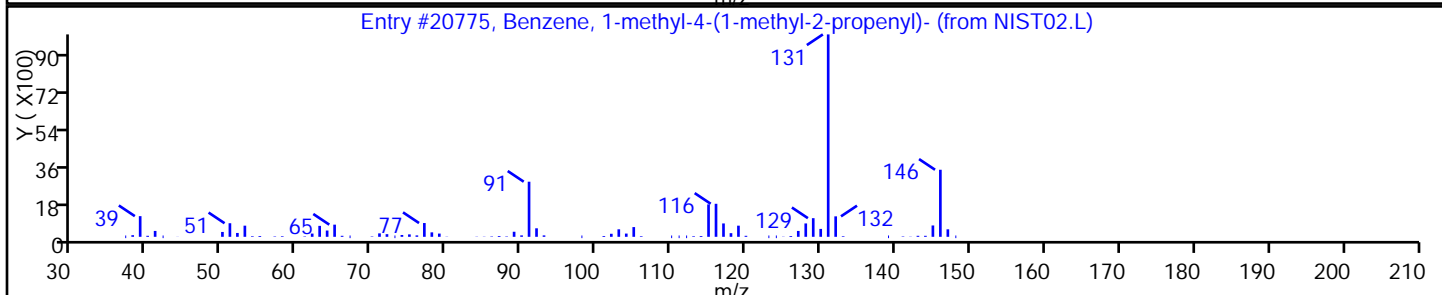
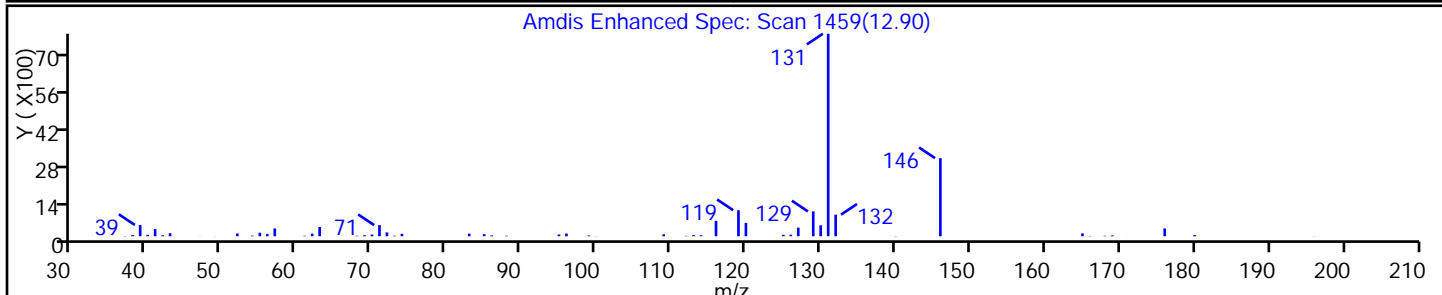
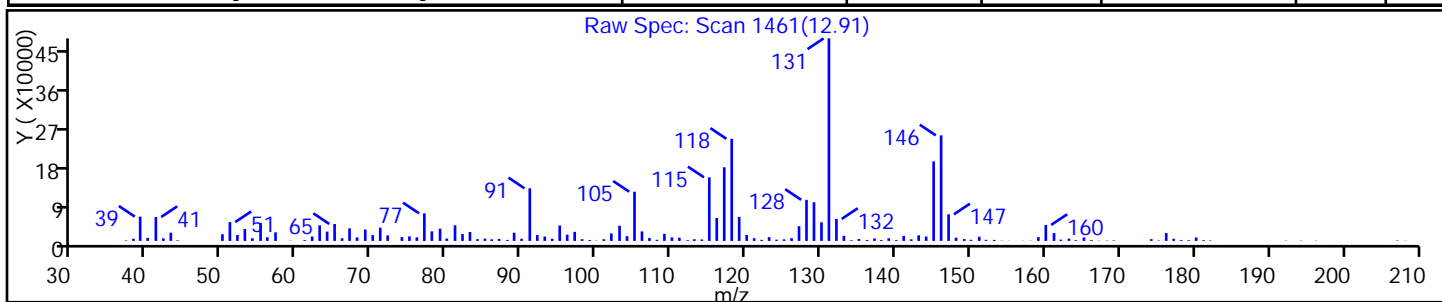
Method: 8260W\_2

Limit Group: VOA - 8260B Water and Solid

Column:

Detector MS SCAN

Library Search Compound Match	CAS#	Library	Entry	Formula	Weight	Q
Benzene, 1-methyl-4-(1-methyl-2-propenyl)	97664-18-1	NIST02	20775	C11H14	146	86
Naphthalene, 1,2,3,4-tetrahydro-1-methyl	1559-81-5	NIST02.L	20767	C11H14	146	80
1H-Indene, 2,3-dihydro-4,7-dimethyl-	6682-71-9	NIST02.L	20748	C11H14	146	80



FORM I  
GC/MS VOA ORGANICS ANALYSIS DATA SHEET

Lab Name: TestAmerica Edison Job No.: 460-85482-1  
 SDG No.: \_\_\_\_\_  
 Client Sample ID: PMP-7-SW-SI Lab Sample ID: 460-85482-22  
 Matrix: Solid Lab File ID: D5788.D  
 Analysis Method: 8260B Date Collected: 10/30/2014 11:13  
 Sample wt/vol: 5.459(g) Date Analyzed: 11/06/2014 04:49  
 Soil Aliquot Vol: \_\_\_\_\_ Dilution Factor: 1  
 Soil Extract Vol.: \_\_\_\_\_ GC Column: Rtx-624 ID: 0.25 (mm)  
 % Moisture: 12.5 Level: (low/med) Low  
 Analysis Batch No.: 260626 Units: ug/Kg

CAS NO.	COMPOUND NAME	RESULT	Q	RL	MDL
71-55-6	1,1,1-Trichloroethane	0.21	U	1.0	0.21
79-34-5	1,1,2,2-Tetrachloroethane	0.14	U	1.0	0.14
79-00-5	1,1,2-Trichloroethane	0.25	U	1.0	0.25
75-34-3	1,1-Dichloroethane	0.19	U	1.0	0.19
75-35-4	1,1-Dichloroethene	0.24	U	1.0	0.24
87-61-6	1,2,3-Trichlorobenzene	38		1.0	0.35
120-82-1	1,2,4-Trichlorobenzene	220		1.0	0.28
96-12-8	1,2-Dibromo-3-Chloropropane	0.48	U	1.0	0.48
106-93-4	1,2-Dibromoethane	0.19	U	1.0	0.19
95-50-1	1,2-Dichlorobenzene	1.8		1.0	0.14
107-06-2	1,2-Dichloroethane	0.29	U	1.0	0.29
78-87-5	1,2-Dichloropropane	0.25	U	1.0	0.25
541-73-1	1,3-Dichlorobenzene	0.52	J	1.0	0.21
106-46-7	1,4-Dichlorobenzene	1.4		1.0	0.22
123-91-1	1,4-Dioxane	12	U	21	12
78-93-3	2-Butanone	1.5	U	5.2	1.5
591-78-6	2-Hexanone	0.72	U *	5.2	0.72
108-10-1	4-Methyl-2-pentanone	0.71	U *	5.2	0.71
67-64-1	Acetone	21		5.2	0.24
71-43-2	Benzene	0.25	J	1.0	0.20
74-97-5	Bromochloromethane	0.32	U	1.0	0.32
75-27-4	Bromodichloromethane	0.17	U	1.0	0.17
75-25-2	Bromoform	0.16	U	1.0	0.16
74-83-9	Bromomethane	0.38	U	1.0	0.38
75-15-0	Carbon disulfide	0.76	J	1.0	0.18
56-23-5	Carbon tetrachloride	0.19	U	1.0	0.19
108-90-7	Chlorobenzene	0.18	U	1.0	0.18
75-00-3	Chloroethane	0.50	U	1.0	0.50
67-66-3	Chloroform	0.17	U	1.0	0.17
74-87-3	Chloromethane	0.24	U	1.0	0.24
156-59-2	cis-1,2-Dichloroethene	0.23	U	1.0	0.23
10061-01-5	cis-1,3-Dichloropropene	0.18	U	1.0	0.18
110-82-7	Cyclohexane	0.22	U	1.0	0.22
124-48-1	Dibromochloromethane	0.21	U	1.0	0.21
75-71-8	Dichlorodifluoromethane	0.30	U	1.0	0.30
100-41-4	Ethylbenzene	4.1		1.0	0.15

FORM I  
GC/MS VOA ORGANICS ANALYSIS DATA SHEET

Lab Name: TestAmerica Edison Job No.: 460-85482-1  
 SDG No.: \_\_\_\_\_  
 Client Sample ID: PMP-7-SW-SI Lab Sample ID: 460-85482-22  
 Matrix: Solid Lab File ID: D5788.D  
 Analysis Method: 8260B Date Collected: 10/30/2014 11:13  
 Sample wt/vol: 5.459(g) Date Analyzed: 11/06/2014 04:49  
 Soil Aliquot Vol: \_\_\_\_\_ Dilution Factor: 1  
 Soil Extract Vol.: \_\_\_\_\_ GC Column: Rtx-624 ID: 0.25 (mm)  
 % Moisture: 12.5 Level: (low/med) Low  
 Analysis Batch No.: 260626 Units: ug/Kg

CAS NO.	COMPOUND NAME	RESULT	Q	RL	MDL
76-13-1	Freon TF	0.22	U	1.0	0.22
98-82-8	Isopropylbenzene	37	*	1.0	0.20
79-20-9	Methyl acetate	0.98	U	5.2	0.98
108-87-2	Methylcyclohexane	46		1.0	0.20
75-09-2	Methylene Chloride	0.40	U	1.0	0.40
1634-04-4	MTBE	0.21	U	1.0	0.21
100-42-5	Styrene	0.25	U	1.0	0.25
127-18-4	Tetrachloroethene	0.93	J	1.0	0.21
108-88-3	Toluene	0.59	J	1.0	0.28
156-60-5	trans-1,2-Dichloroethene	0.22	U	1.0	0.22
10061-02-6	trans-1,3-Dichloropropene	0.19	U	1.0	0.19
79-01-6	Trichloroethene	0.21	U	1.0	0.21
75-69-4	Trichlorofluoromethane	0.20	U	1.0	0.20
75-01-4	Vinyl chloride	0.25	U	1.0	0.25
1330-20-7	Xylenes, Total	26		2.1	0.38

CAS NO.	SURROGATE	%REC	Q	LIMITS
17060-07-0	1,2-Dichloroethane-d4 (Surr)	108		70-130
460-00-4	Bromofluorobenzene	89		70-130
1868-53-7	Dibromofluoromethane (Surr)	104		70-130
2037-26-5	Toluene-d8 (Surr)	97		70-130

FORM I  
GC/MS VOA ORGANICS ANALYSIS DATA SHEET  
TENTATIVELY IDENTIFIED COMPOUNDS

Lab Name: TestAmerica Edison Job No.: 460-85482-1  
 SDG No.: \_\_\_\_\_  
 Client Sample ID: PMP-7-SW-SI Lab Sample ID: 460-85482-22  
 Matrix: Solid Lab File ID: D5788.D  
 Analysis Method: 8260B Date Collected: 10/30/2014 11:13  
 Sample wt/vol: 5.459(g) Date Analyzed: 11/06/2014 04:49  
 Soil Aliquot Vol: \_\_\_\_\_ Dilution Factor: 1  
 Soil Extract Vol.: \_\_\_\_\_ GC Column: Rtx-624 ID: 0.25(mm)  
 % Moisture: 12.5 Level: (low/med) Low  
 Analysis Batch No.: 260626 Units: ug/Kg  
 Number TICs Found: 10 TIC Result Total: 1630

CAS NO.	COMPOUND NAME	RT	RESULT	Q
108-08-7	Pentane, 2,4-dimethyl-	4.55	110	J N
589-34-4	Hexane, 3-methyl-	5.57	170	J N
127204-12-0	Dodecane, 2,2,11,11-tetramethyl-	5.99	110	J N
2216-34-4	Octane, 4-methyl-	9.03	140	J N
111-84-2	Nonane	9.46	180	J N
	Unknown	9.73	120	J
1678-92-8	Cyclohexane, propyl-	9.95	330	J N
871-83-0	Nonane, 2-methyl-	10.13	230	J N
124-18-5	Decane	10.47	120	J N
	Unknown	11.67	120	J



TestAmerica Edison  
Target Compound Quantitation Report

Data File: \\EDICHROM\ChromData\CVOAMS4\20141105-20221.b\D5788.D  
 Lims ID: 460-85482-B-22-A Lab Sample ID: 460-85482-22  
 Client ID: PMP-7-SW-SI  
 Sample Type: Client  
 Inject. Date: 06-Nov-2014 04:49:30 ALS Bottle#: 23 Worklist Smp#: 24  
 Purge Vol: 5.000 mL Dil. Factor: 1.0000  
 Sample Info: 460-85482-B-22-A  
 Misc. Info.: 460-0020221-024  
 Operator ID: Instrument ID: CVOAMS4  
 Method: \\EDICHROM\ChromData\CVOAMS4\20141105-20221.b\8260S\_4.m  
 Limit Group: VOA - 8260B Water and Solid  
 Last Update: 06-Nov-2014 12:13:57 Calib Date: 29-Oct-2014 06:28:30  
 Integrator: RTE ID Type: RT Order ID  
 Quant Method: Internal Standard Quant By: Initial Calibration  
 Last ICal File: \\EDICHROM\ChromData\CVOAMS4\20141029-19905.b\D5521.D  
 Column 1 : Rtx-624 ( 0.25 mm) Det: MS SCAN  
 Process Host: XAWRK012

First Level Reviewer: desais Date: 06-Nov-2014 10:40:09

Compound	Sig	RT (min.)	Exp RT (min.)	Dlt RT (min.)	Q	Response	OnCol Amt ug/l	Flags
19 Acetone	43	3.115	3.115	0.000	79	15236	20.3	
21 Carbon disulfide	76	3.201	3.201	0.000	98	8421	0.7278	
* 151 TBA-d9 (IS)	65	3.566	3.566	0.000	63	198521	1000.0	
\$ 152 Dibromofluoromethane (Surr	113	5.475	5.468	0.007	44	104544	52.0	
53 Benzene	78	5.877	5.877	0.000	37	2862	0.2399	
\$ 54 1,2-Dichloroethane-d4 (Sur	102	5.901	5.901	0.000	88	24321	54.2	
* 59 Fluorobenzene	96	6.243	6.243	0.000	98	308299	50.0	
61 Trichloroethene	95	6.676	6.676	0.000	10	513	0.1683	
63 Methylcyclohexane	83	6.828	6.822	0.006	92	203555	44.3	
* 150 1,4-Dioxane-d8	96	7.090	7.078	0.012	13	14361	1000.0	
\$ 76 Toluene-d8 (Surr)	98	8.005	8.005	0.000	96	301289	48.7	
77 Toluene	91	8.072	8.065	0.007	35	6267	0.5631	
80 Tetrachloroethene	166	8.547	8.547	0.000	21	2435	0.8867	
* 87 Chlorobenzene-d5	117	9.309	9.309	0.000	87	203910	50.0	
89 Ethylbenzene	106	9.401	9.395	0.007	93	13479	3.91	
91 m-Xylene & p-Xylene	106	9.492	9.492	0.000	54	27310	6.49	
92 o-Xylene	106	9.815	9.809	0.006	81	74484	17.9	
98 Isopropylbenzene	105	10.083	10.083	0.000	83	385963	35.2	
\$ 99 4-Bromofluorobenzene	174	10.242	10.242	0.000	81	90610	44.5	
115 1,3-Dichlorobenzene	146	11.028	11.028	0.000	21	3514	0.4999	
* 116 1,4-Dichlorobenzene-d4	152	11.083	11.077	0.006	1	144317	50.0	
117 1,4-Dichlorobenzene	146	11.095	11.095	0.000	17	9220	1.29	
121 1,2-Dichlorobenzene	146	11.370	11.364	0.006	15	12357	1.73	
124 1,2,4-Trichlorobenzene	180	12.717	12.711	0.006	77	1006838	210.2	
128 1,2,3-Trichlorobenzene	180	13.266	13.266	0.000	55	167092	36.6	
S 131 Xylenes, Total	100				0		24.4	

Reagents:

8260 INTSTD C\_00055 Amount Added: 1.00 Units: uL Run Reagent  
 8260SURR250\_00054 Amount Added: 1.00 Units: uL Run Reagent

TestAmerica Edison  
Tentatively Identified Quantitation Report

Data File: \\EDICHROM\ChromData\CVOAMS4\20141105-20221.b\D5788.D  
 Lims ID: 460-85482-B-22-A Lab Sample ID: 460-85482-22  
 Client ID: PMP-7-SW-SI  
 Sample Type: Client  
 Inject. Date: 06-Nov-2014 04:49:30 ALS Bottle#: 23 Worklist Smp#: 24  
 Purge Vol: 5.000 mL Dil. Factor: 1.0000  
 Sample Info: 460-85482-B-22-A  
 Misc. Info.: 460-0020221-024  
 Operator ID: Instrument ID: CVOAMS4  
 Method: \\EDICHROM\ChromData\CVOAMS4\20141105-20221.b\8260S\_4.m  
 Limit Group: VOA - 8260B Water and Solid  
 Last Update: 06-Nov-2014 12:13:57 Calib Date: 29-Oct-2014 06:28:30  
 Tic RT Window: 0.000 -0.000 Response: area  
 Quant By: Nearest ISTD Quant LOD: 10.00000  
 MS Library: \\EDICHROM\ChromData\Database\NIST02.L  
 Min. Match: 20  
 Column 1 : Rtx-624 ( 0.25 mm) Det: MS SCAN  
 Process Host: XAWRK012  
 First Level Reviewer: desais Date: 06-Nov-2014 10:40:09

## Tentative Identified Compound Results

RT	Response	Amount ug/l	Quant Cpd	Qual	Lib Entry	Molecular Formula	Mol. Weight	Flags
4.554	108-08-7 1814673	Pentane, 2,4-dimethyl- 105.3	87	95	3908	C7H16	100	
5.566	589-34-4 2795618	Hexane, 3-methyl- 162.2	87	90	3900	C7H16	100	
5.987	127204-12-0 1892436	Dodecane, 2,2,11,11-tetramethyl- 109.8	87	72	73993	C16H34	226	
9.029	2216-34-4 2223973	Octane, 4-methyl- 129.0	87	58	12256	C9H20	128	
9.456	111-84-2 2985312	Nonane 173.2	87	87	12252	C9H20	128	
9.730	Unknown 2008880	116.6	87	0	0		0	
9.949	1678-92-8 5436613	Cyclohexane, propyl- 315.4	87	64	11171	C9H18	126	
10.132	871-83-0 3732186	Nonane, 2-methyl- 216.5	87	91	18430	C10H22	142	
10.468	124-18-5 26459262	Decane 114.8	116	94	18420	C10H22	142	
11.669	Unknown 25520563	110.7	116	0	0		0	

Data File: \\EDICHROM\ChromData\CVOAMS4\20141105-20221.b\D5788.D

## Quantitation Compounds

Compound	RT	Response	Amount ug/l
* 87 Chlorobenzene-d5	9.309	861773	50.0
* 116 1,4-Dichlorobenzene-d4	11.089	11521827	50.0

## QC Flag Legend

Processing Flags

## Reagents:

8260 INTSTD C\_00055

Amount Added: 1.00

Units: uL

Run Reagent

8260SURR250\_00054

Amount Added: 1.00

Units: uL

Run Reagent

TestAmerica Edison

Data File: \\EDICHROM\ChromData\CVOAMS4\20141105-20221.b\D5788.D

Injection Date: 06-Nov-2014 04:49:30

Instrument ID: CVOAMS4

Operator ID:

Lims ID: 460-85482-B-22-A

Lab Sample ID: 460-85482-22

Worklist Smp#: 24

Client ID: PMP-7-SW-SI

Purge Vol: 5.000 mL

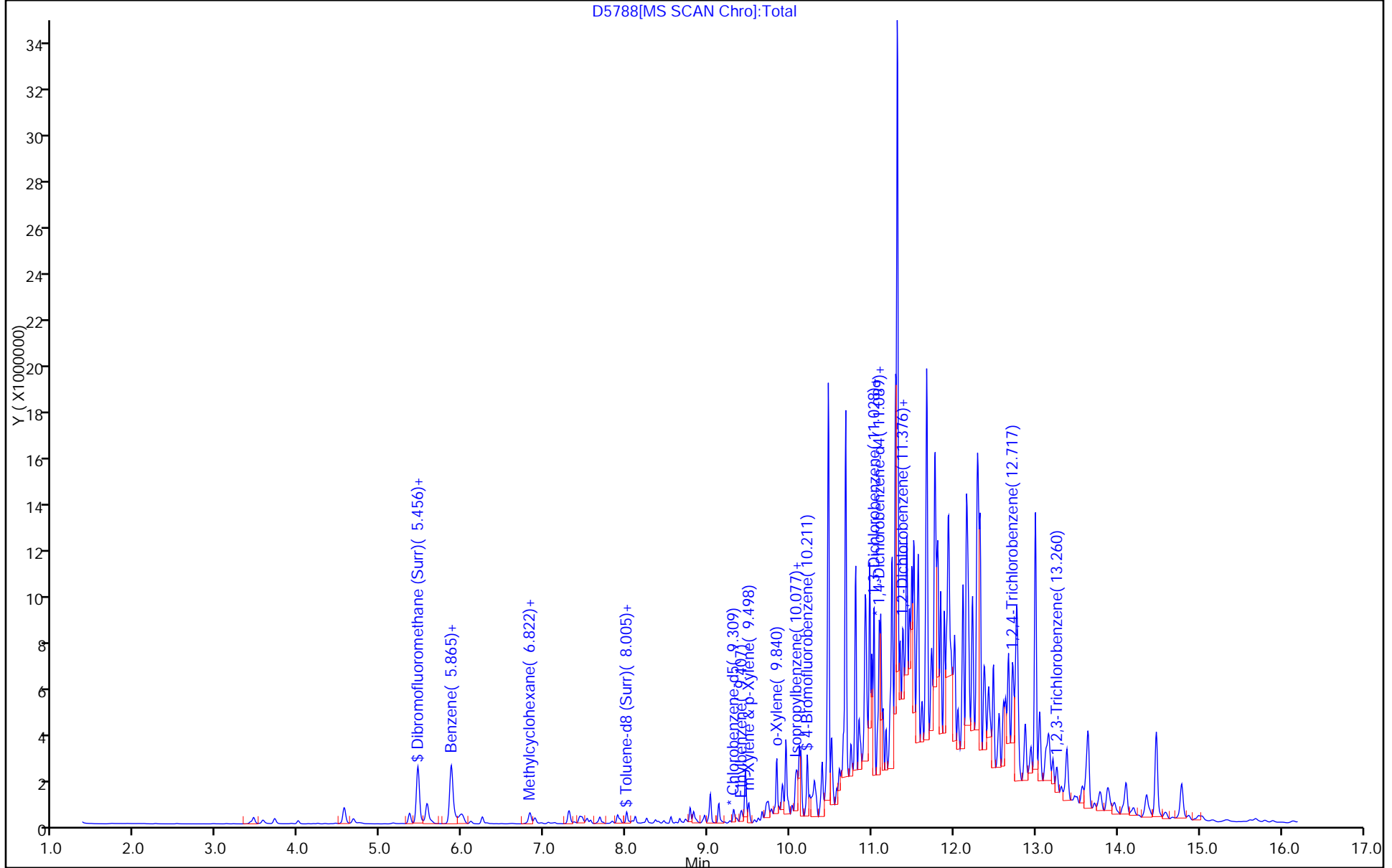
Dil. Factor: 1.0000

ALS Bottle#: 23

Method: 8260S\_4

Limit Group: VOA - 8260B Water and Solid

Column: Rtx-624 (0.25 mm)



TestAmerica Edison

Data File: \\EDICROM\ChromData\CVOAMS4\20141105-20221.b\D5788.D

Injection Date: 06-Nov-2014 04:49:30

Instrument ID: CVOAMS4

Lims ID: 460-85482-B-22-A

Lab Sample ID: 460-85482-22

Client ID: PMP-7-SW-SI

Operator ID:

ALS Bottle#:

23

Worklist Smp#:

24

Purge Vol: 5.000 mL

Dil. Factor:

1.0000

Method: 8260S\_4

Limit Group:

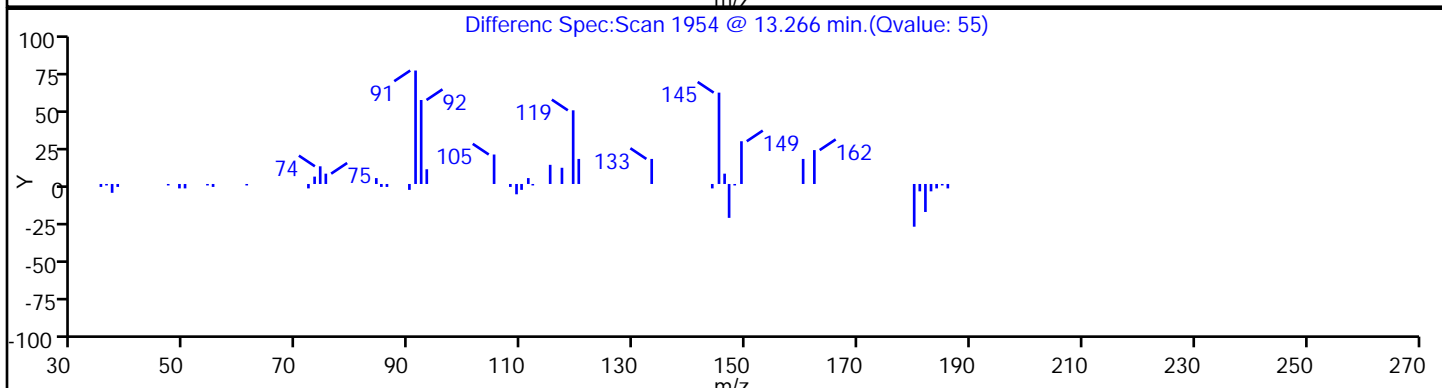
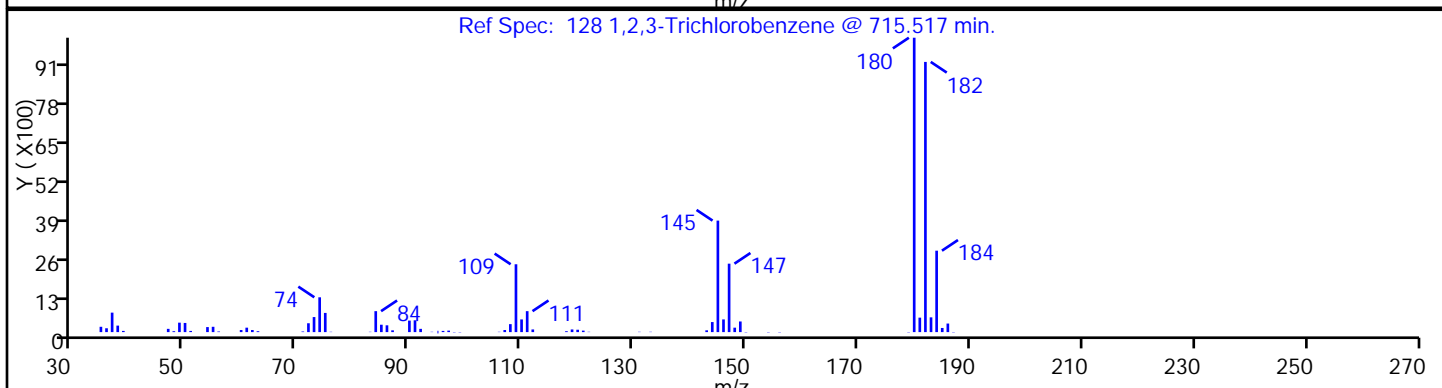
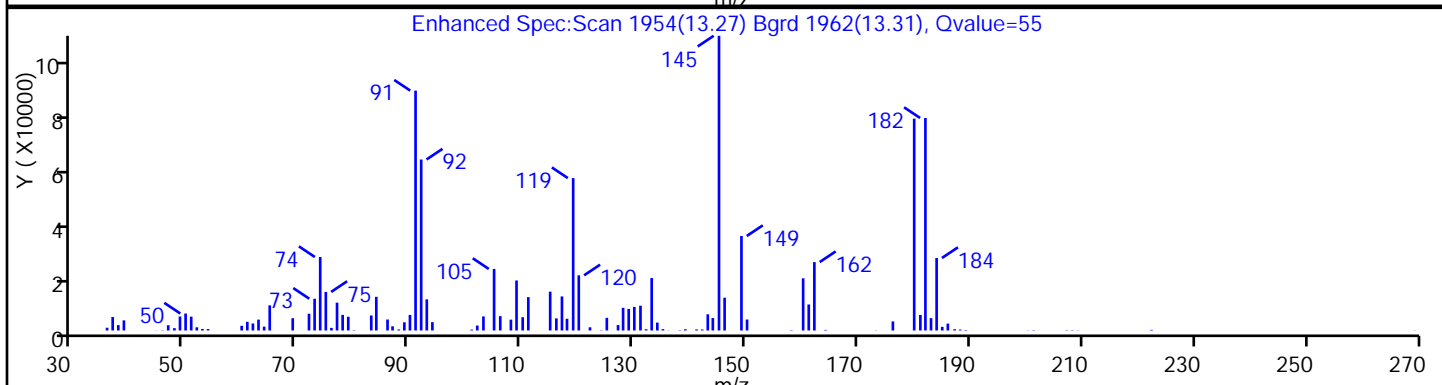
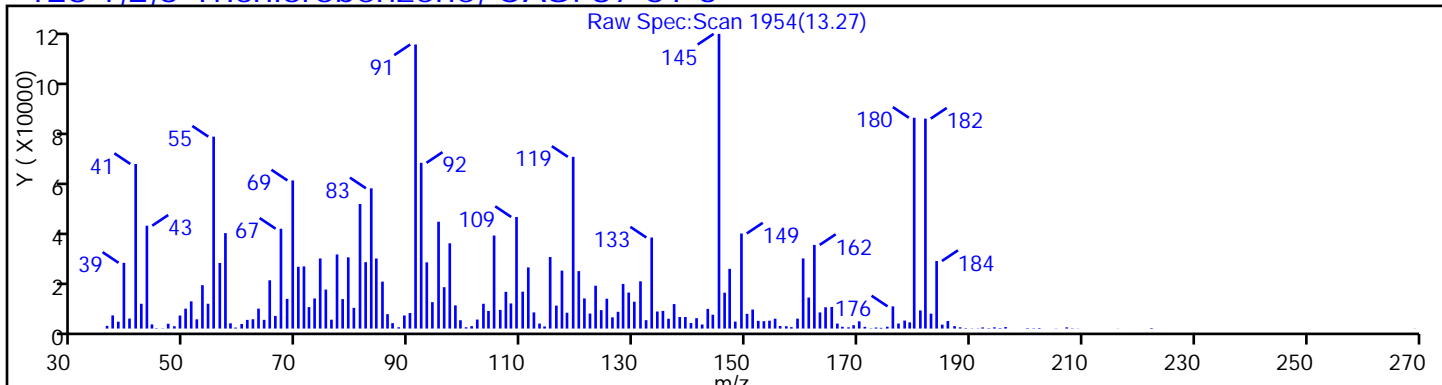
VOA - 8260B Water and Solid

Column: Rtx-624 (0.25 mm)

Detector

MS SCAN

128 1,2,3-Trichlorobenzene, CAS: 87-61-6



TestAmerica Edison

Data File: \\EDICHRON\ChromData\CVOAMS4\20141105-20221.b\D5788.D

Injection Date: 06-Nov-2014 04:49:30

Instrument ID: CVOAMS4

Lims ID: 460-85482-B-22-A

Lab Sample ID: 460-85482-22

Client ID: PMP-7-SW-SI

Operator ID:

ALS Bottle#: 23

Worklist Smp#: 24

Purge Vol: 5.000 mL

Dil. Factor: 1.0000

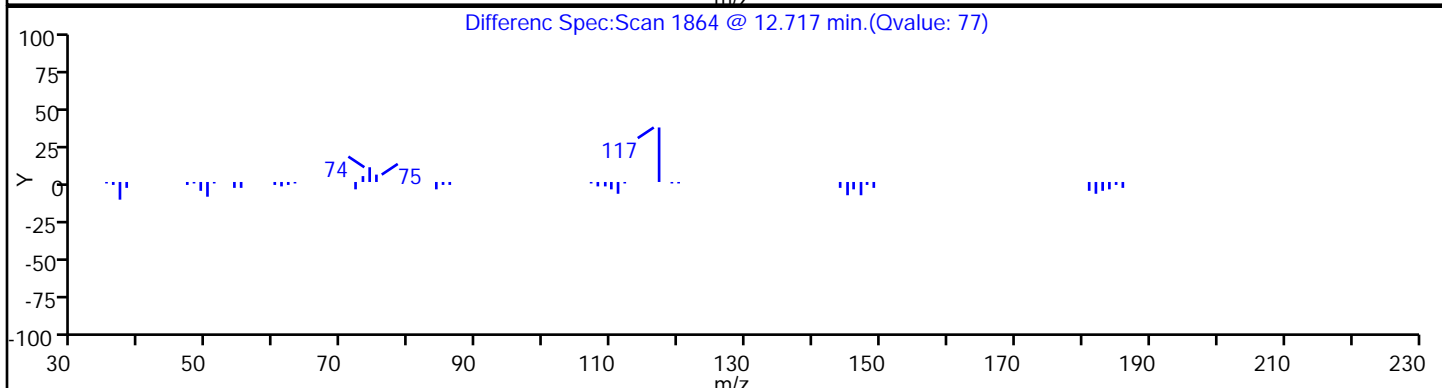
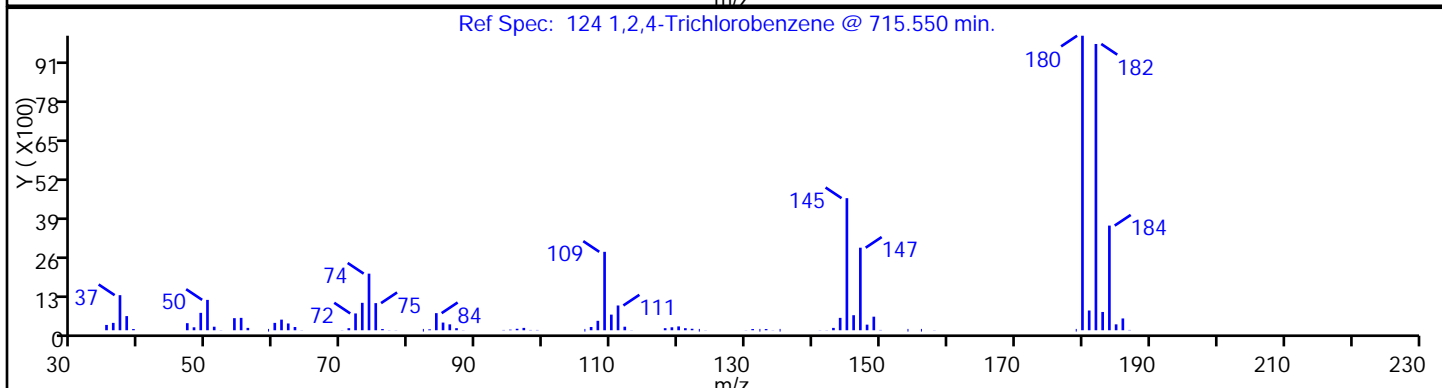
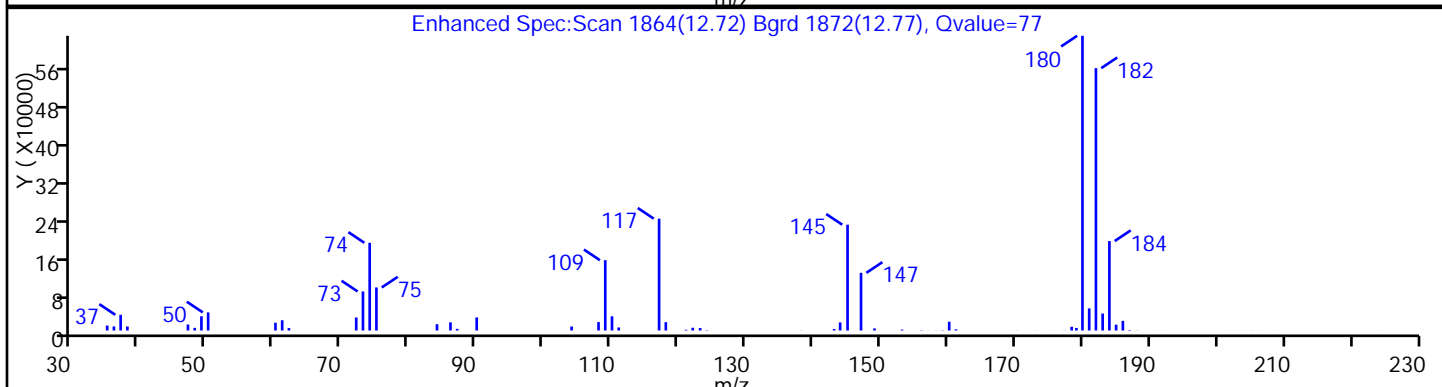
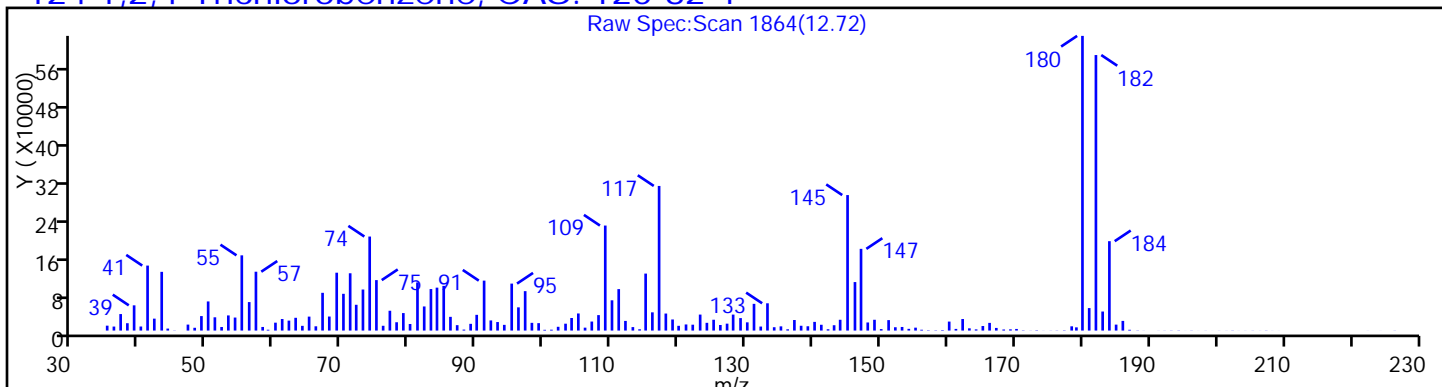
Method: 8260S\_4

Limit Group: VOA - 8260B Water and Solid

Column: Rtx-624 (0.25 mm)

Detector: MS SCAN

124 1,2,4-Trichlorobenzene, CAS: 120-82-1



TestAmerica Edison

Data File: \\EDICHRON\ChromData\CVOAMS4\20141105-20221.b\D5788.D

Injection Date: 06-Nov-2014 04:49:30

Instrument ID: CVOAMS4

Lims ID: 460-85482-B-22-A

Lab Sample ID: 460-85482-22

Client ID: PMP-7-SW-SI

Operator ID:

ALS Bottle#: 23 Worklist Smp#: 24

Purge Vol: 5.000 mL

Dil. Factor: 1.0000

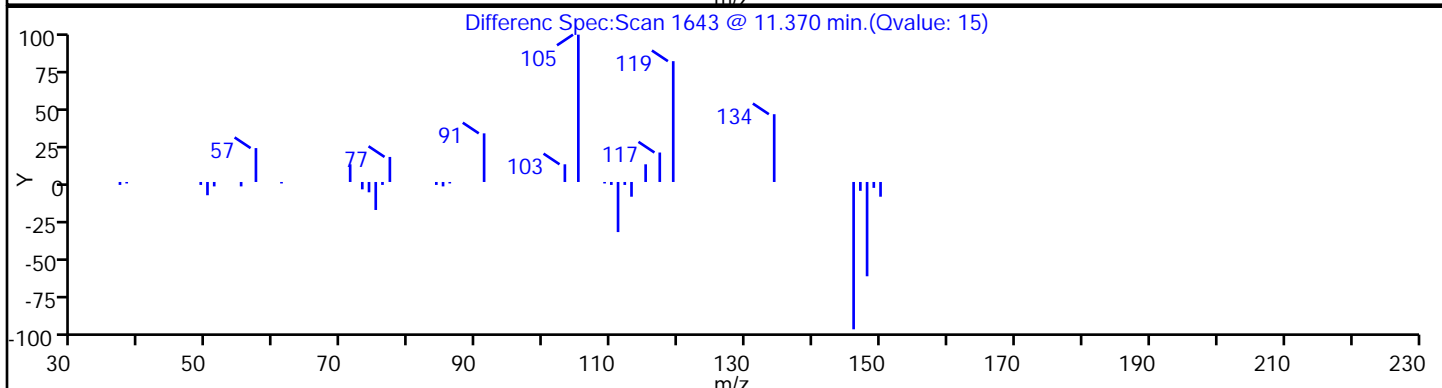
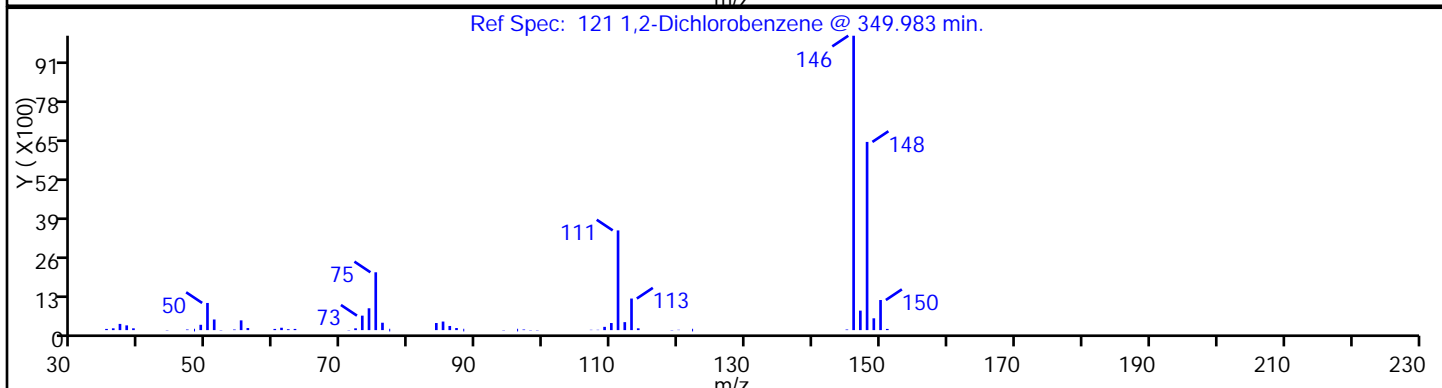
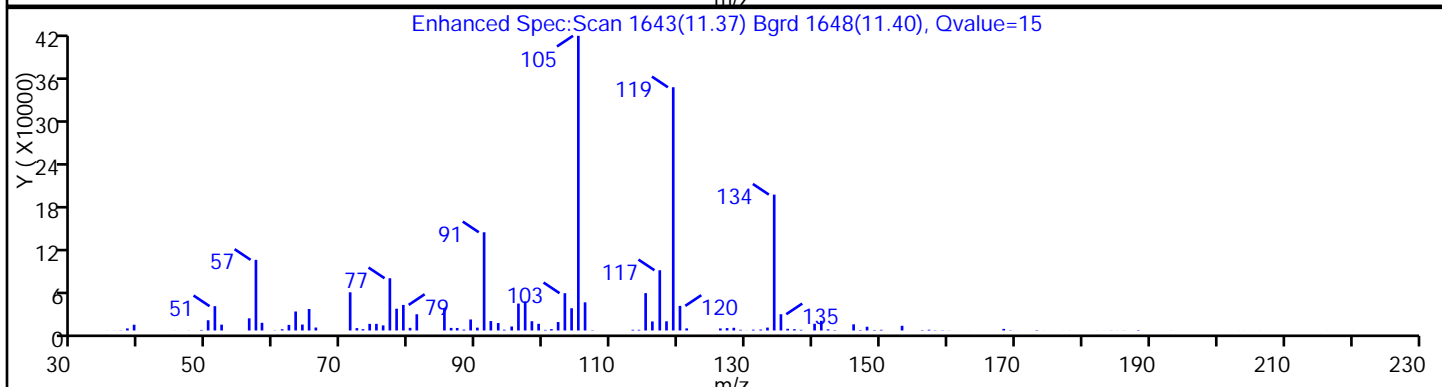
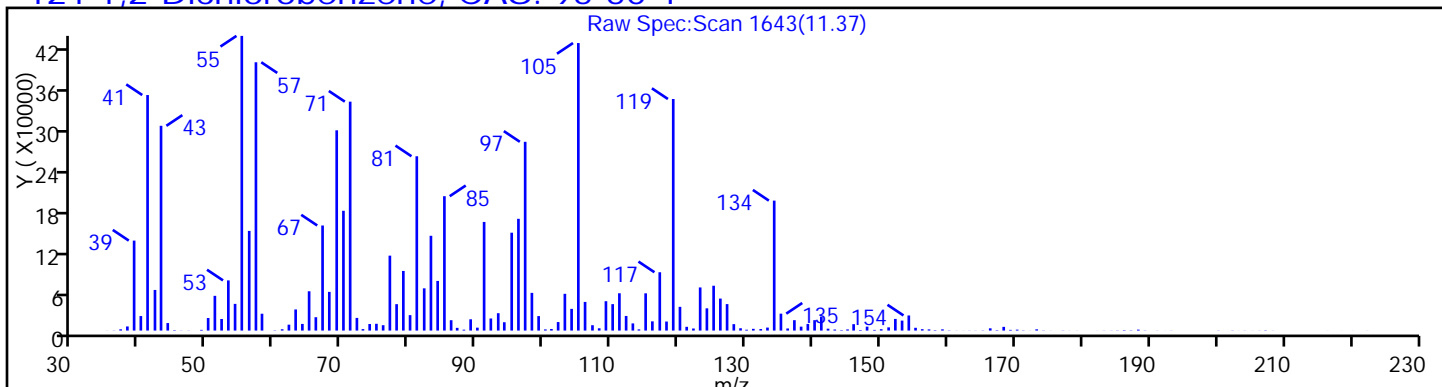
Method: 8260S\_4

Limit Group: VOA - 8260B Water and Solid

Column: Rtx-624 (0.25 mm)

Detector: MS SCAN

### 121 1,2-Dichlorobenzene, CAS: 95-50-1



TestAmerica Edison

Data File: \\EDICHROM\ChromData\CVOAMS4\20141105-20221.b\D5788.D

Injection Date: 06-Nov-2014 04:49:30

Instrument ID: CVOAMS4

Lims ID: 460-85482-B-22-A

Lab Sample ID: 460-85482-22

Client ID: PMP-7-SW-SI

Operator ID:

ALS Bottle#:

23

Worklist Smp#:

24

Purge Vol: 5.000 mL

Dil. Factor:

1.0000

Method: 8260S\_4

Limit Group:

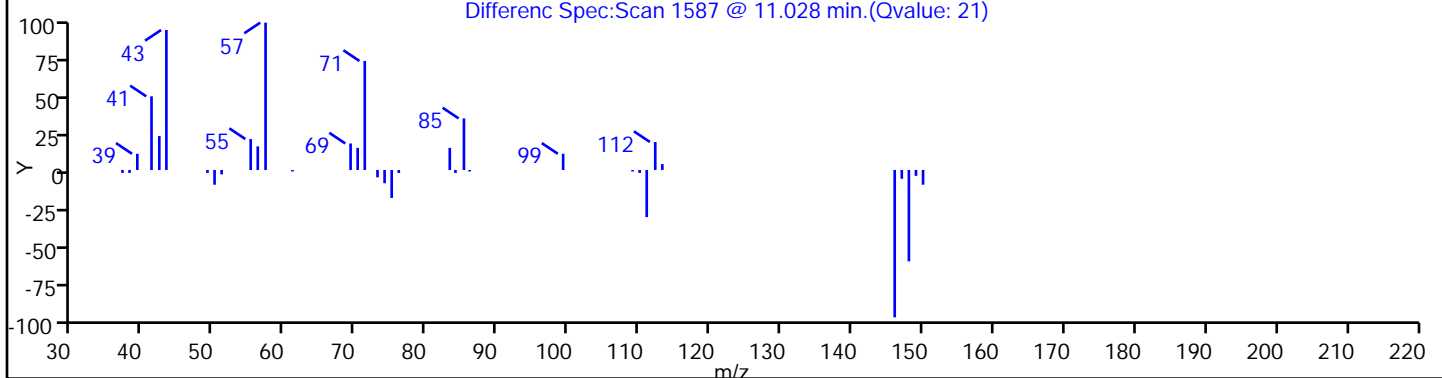
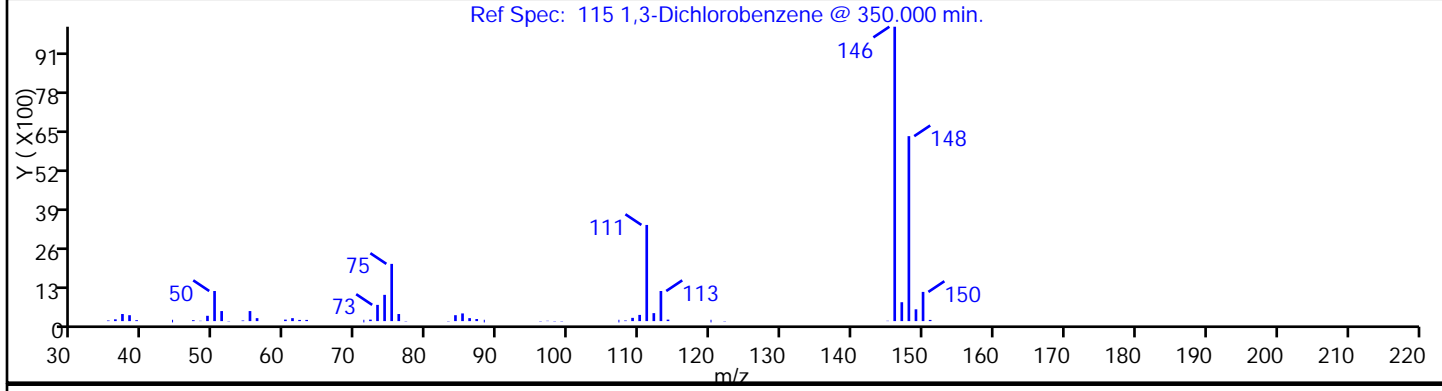
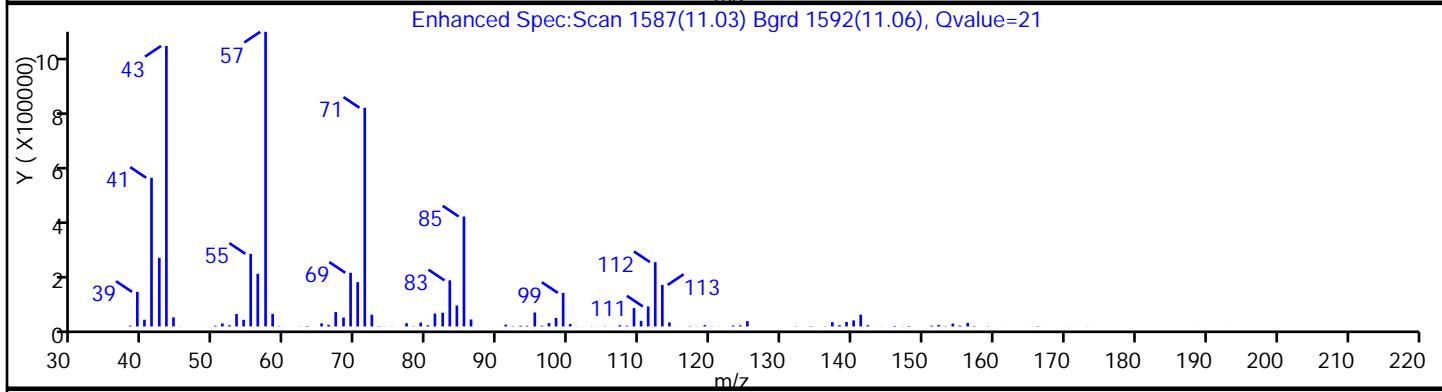
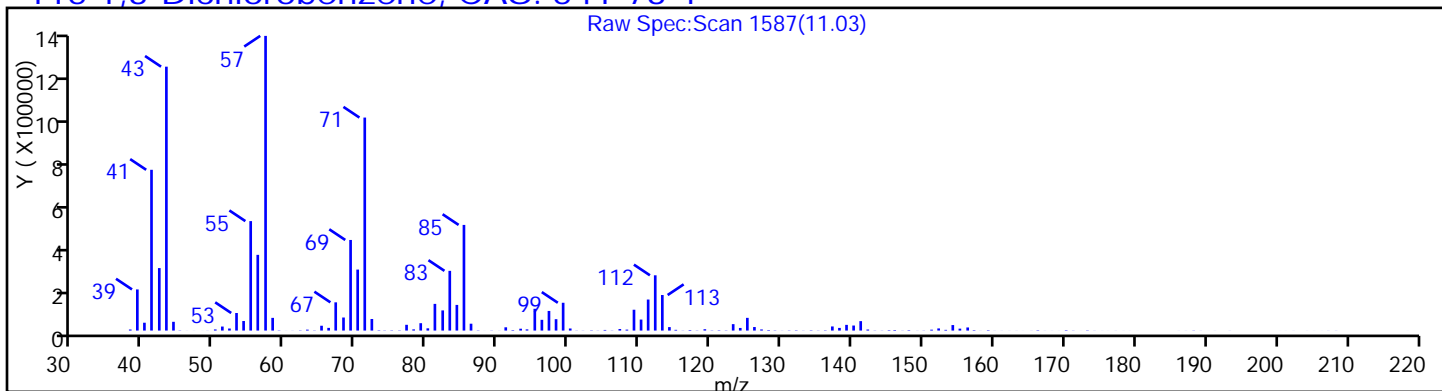
VOA - 8260B Water and Solid

Column: Rtx-624 (0.25 mm)

Detector

MS SCAN

115 1,3-Dichlorobenzene, CAS: 541-73-1





TestAmerica Edison

Data File: \\EDICHRON\ChromData\CVOAMS4\20141105-20221.b\D5788.D

Injection Date: 06-Nov-2014 04:49:30

Instrument ID: CVOAMS4

Lims ID: 460-85482-B-22-A

Lab Sample ID: 460-85482-22

Client ID: PMP-7-SW-SI

Operator ID:

ALS Bottle#: 23 Worklist Smp#: 24

Purge Vol: 5.000 mL

Dil. Factor: 1.0000

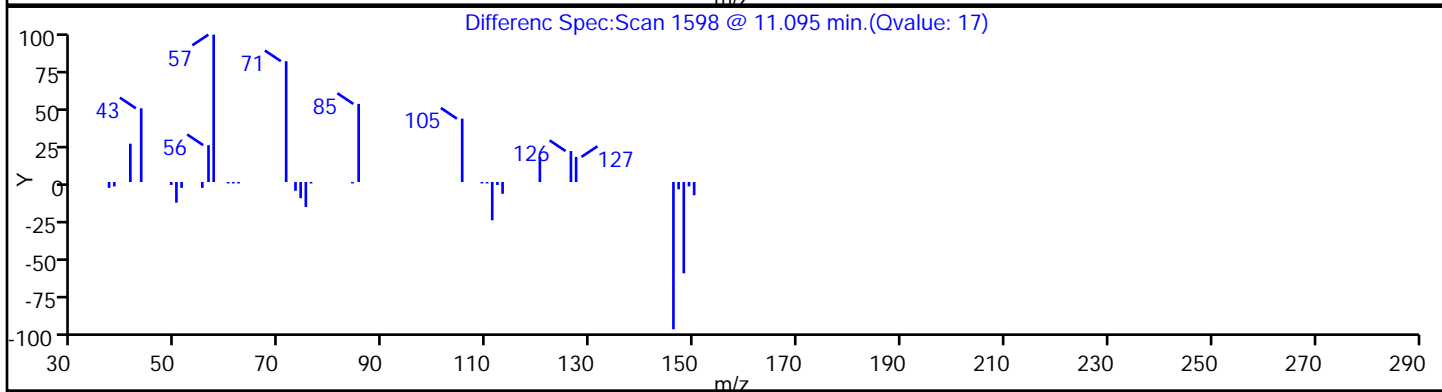
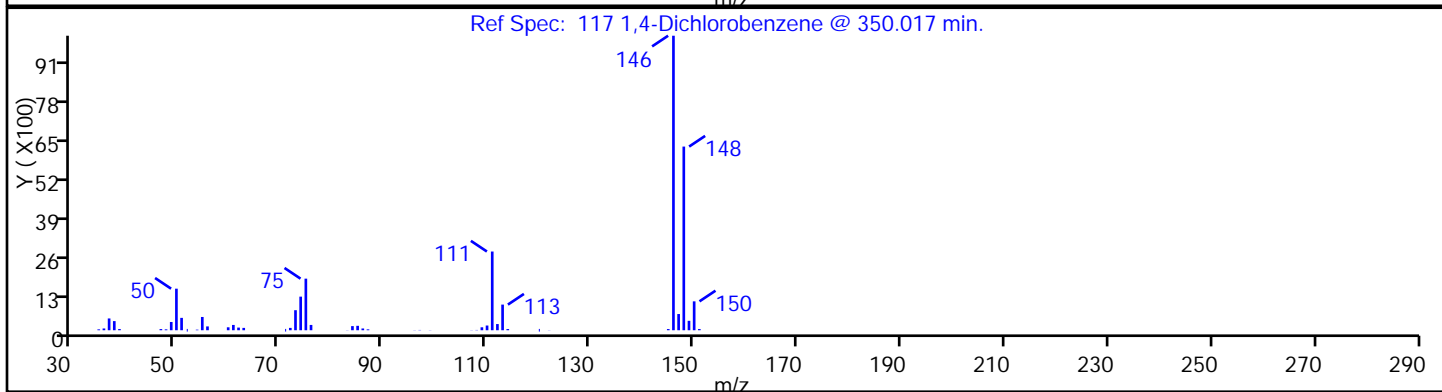
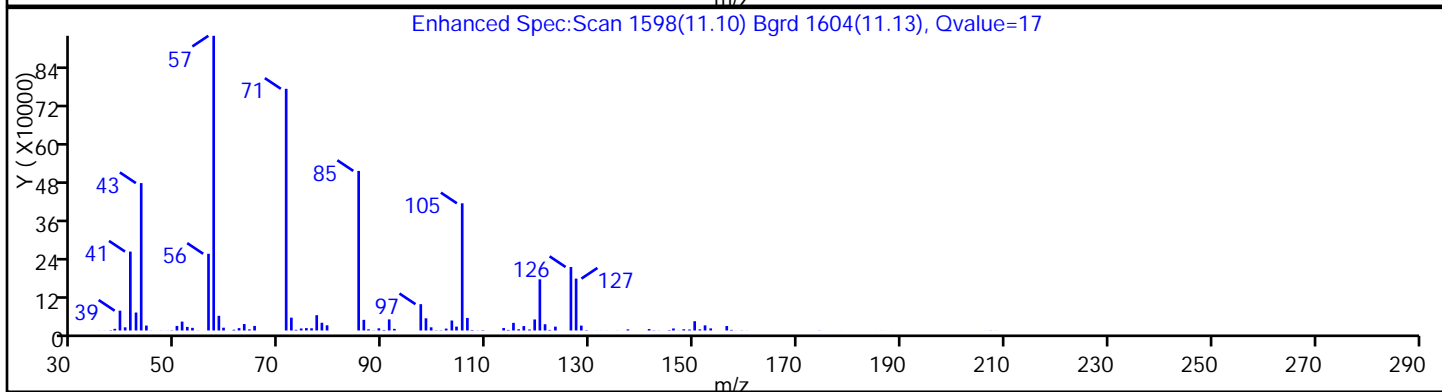
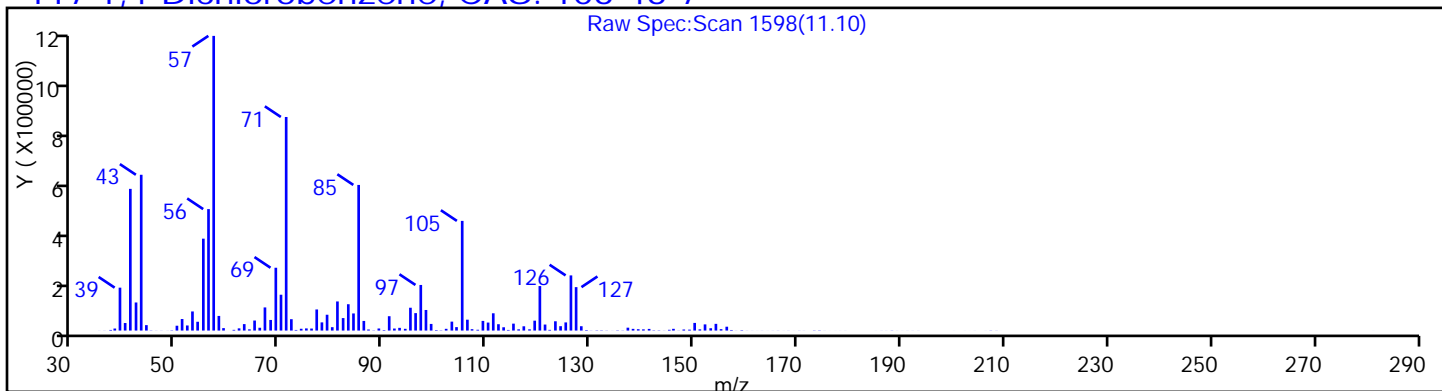
Method: 8260S\_4

Limit Group: VOA - 8260B Water and Solid

Column: Rtx-624 (0.25 mm)

Detector: MS SCAN

117 1,4-Dichlorobenzene, CAS: 106-46-7



TestAmerica Edison

Data File: \\EDICHRON\ChromData\CVOAMS4\20141105-20221.b\D5788.D

Injection Date: 06-Nov-2014 04:49:30

Instrument ID: CVOAMS4

Lims ID: 460-85482-B-22-A

Lab Sample ID: 460-85482-22

Client ID: PMP-7-SW-SI

Operator ID:

ALS Bottle#: 23 Worklist Smp#: 24

Purge Vol: 5.000 mL

Dil. Factor: 1.0000

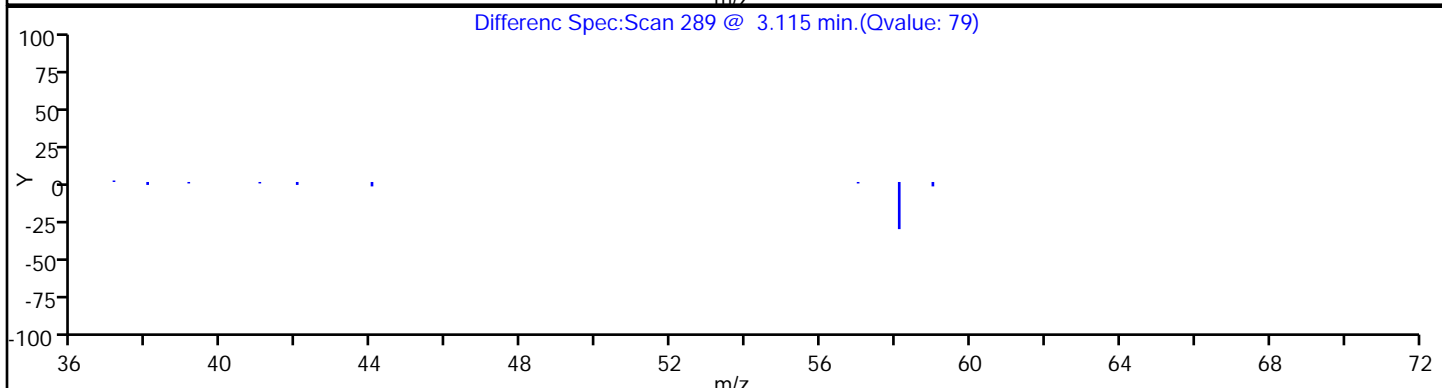
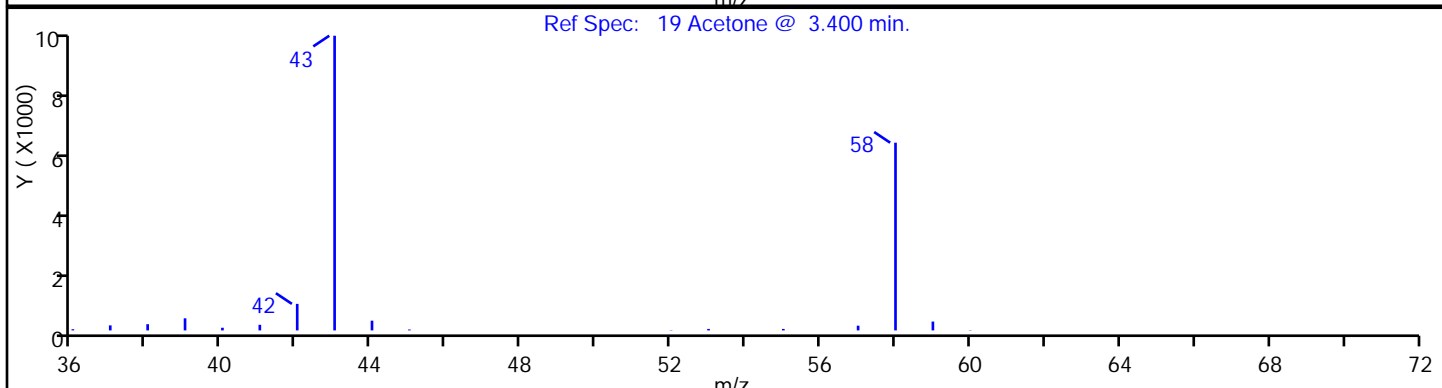
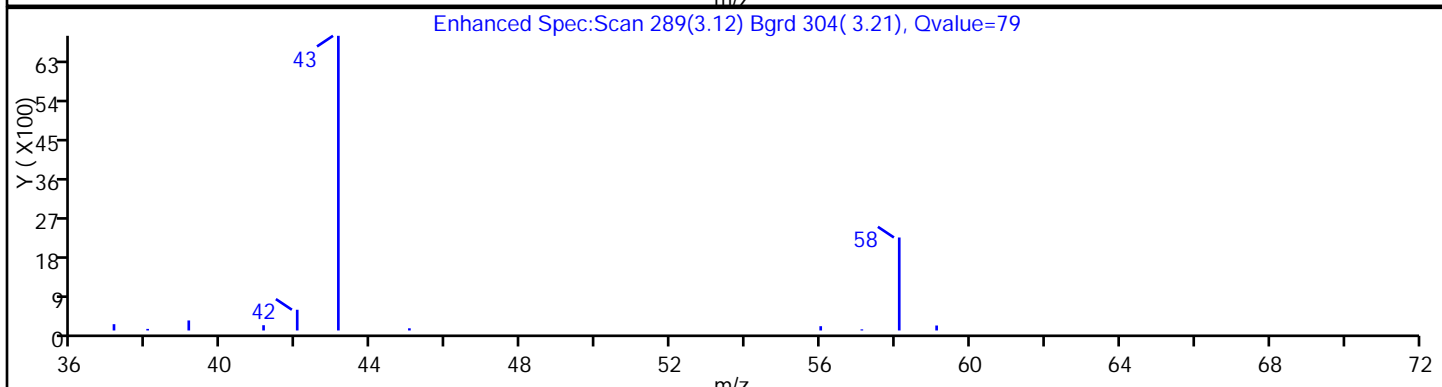
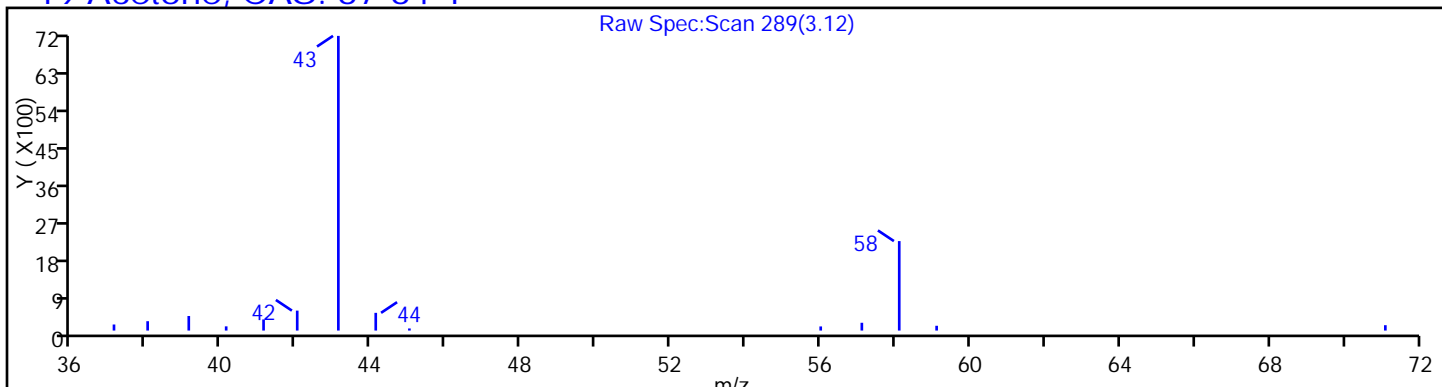
Method: 8260S\_4

Limit Group: VOA - 8260B Water and Solid

Column: Rtx-624 (0.25 mm)

Detector: MS SCAN

19 Acetone, CAS: 67-64-1



TestAmerica Edison

Data File: \\EDICROM\ChromData\CVOAMS4\20141105-20221.b\D5788.D

Injection Date: 06-Nov-2014 04:49:30

Instrument ID: CVOAMS4

Lims ID: 460-85482-B-22-A

Lab Sample ID: 460-85482-22

Client ID: PMP-7-SW-SI

Operator ID:

ALS Bottle#: 23 Worklist Smp#: 24

Purge Vol: 5.000 mL

Dil. Factor: 1.0000

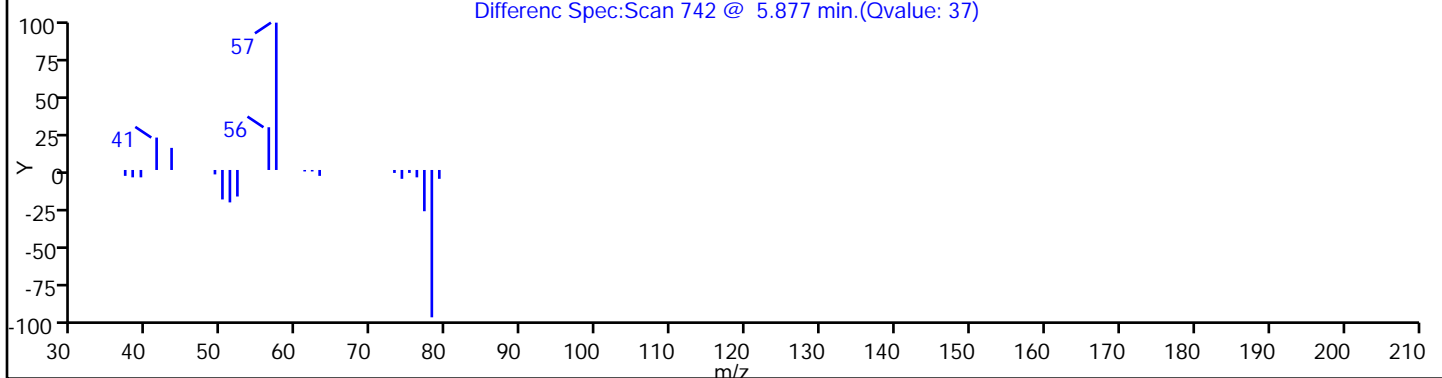
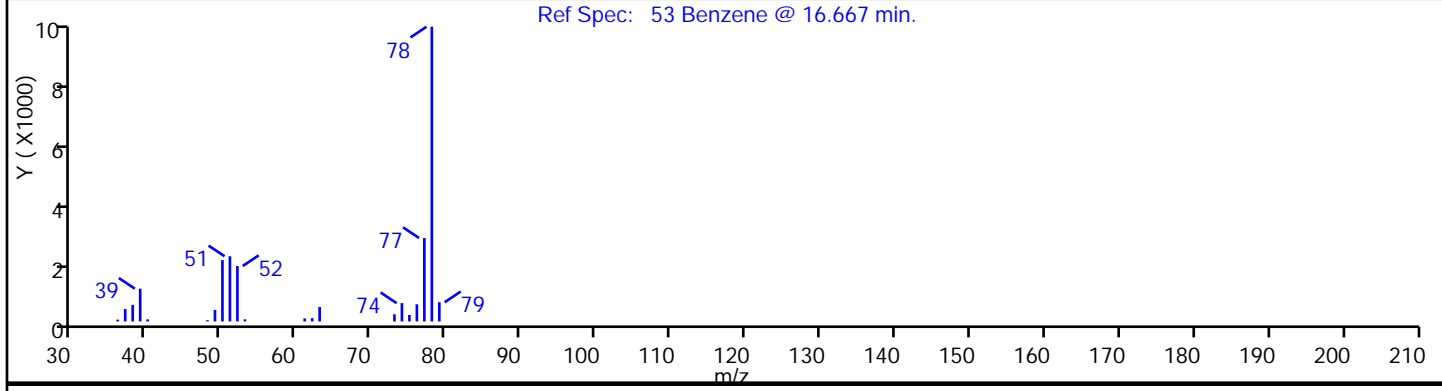
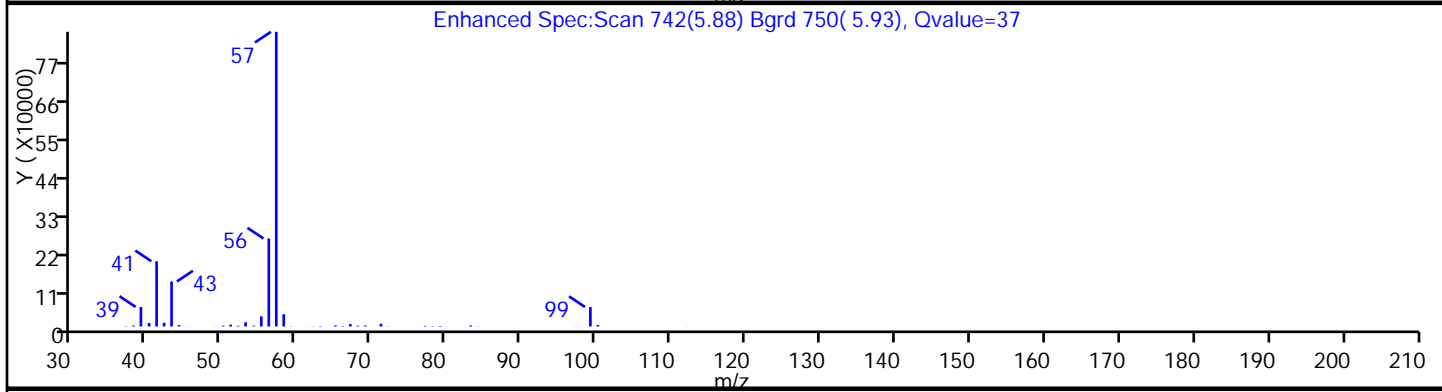
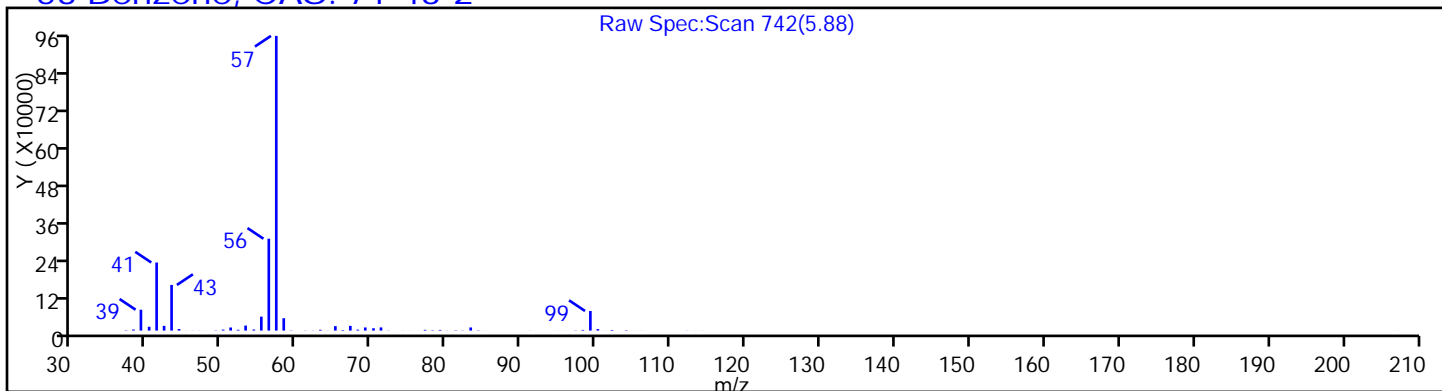
Method: 8260S\_4

Limit Group: VOA - 8260B Water and Solid

Column: Rtx-624 (0.25 mm)

Detector: MS SCAN

53 Benzene, CAS: 71-43-2



TestAmerica Edison

Data File: \\EDICHROM\ChromData\CVOAMS4\20141105-20221.b\D5788.D

Injection Date: 06-Nov-2014 04:49:30

Instrument ID: CVOAMS4

Lims ID: 460-85482-B-22-A

Lab Sample ID: 460-85482-22

Client ID: PMP-7-SW-SI

Operator ID:

ALS Bottle#: 23 Worklist Smp#: 24

Purge Vol: 5.000 mL

Dil. Factor: 1.0000

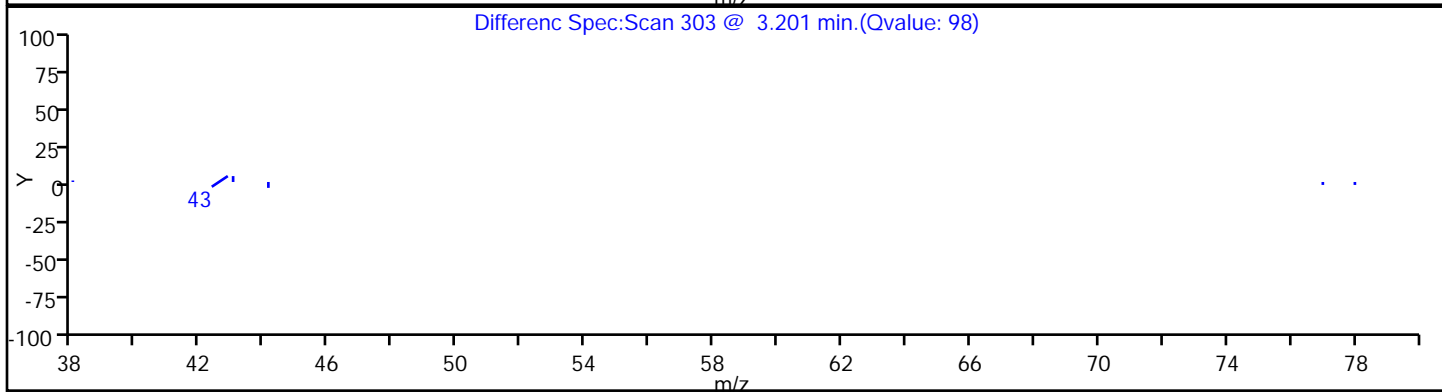
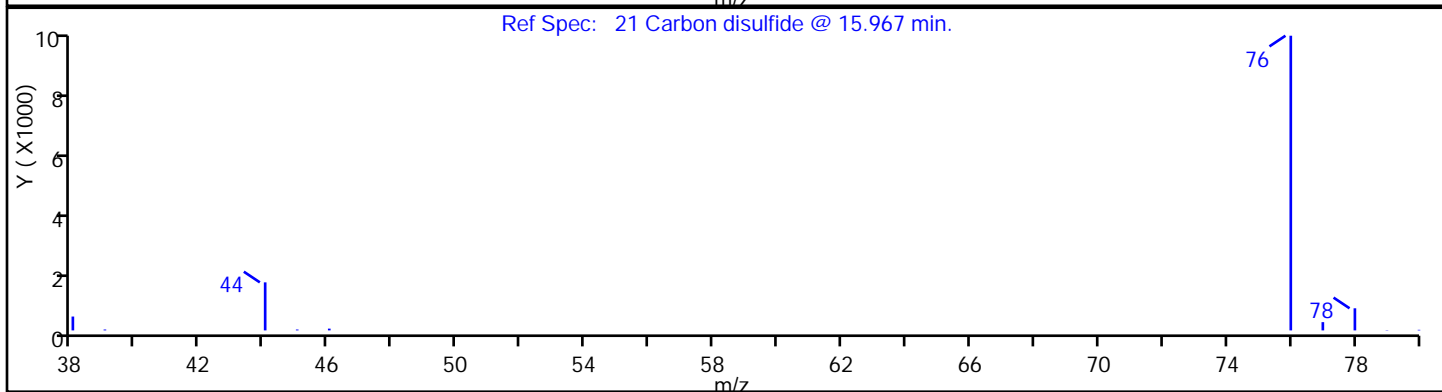
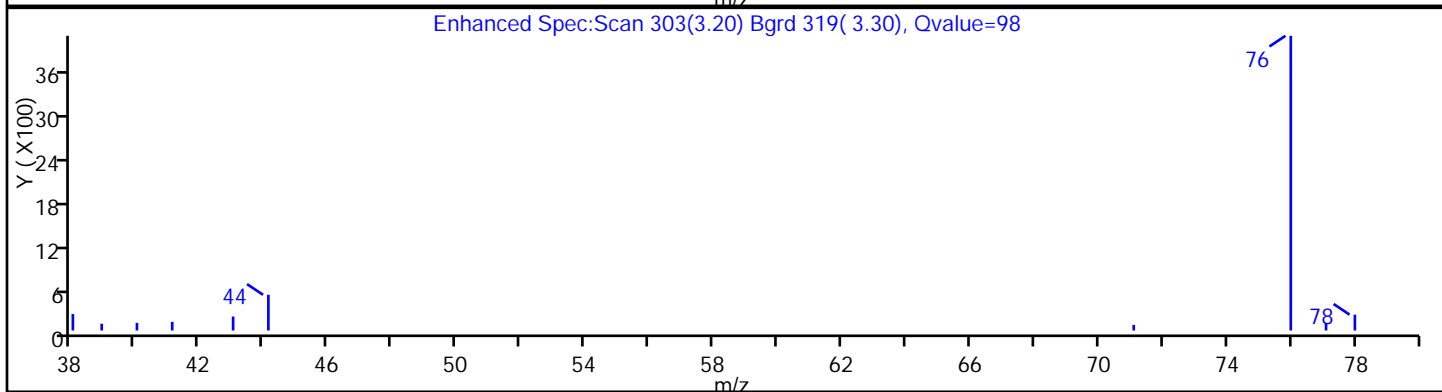
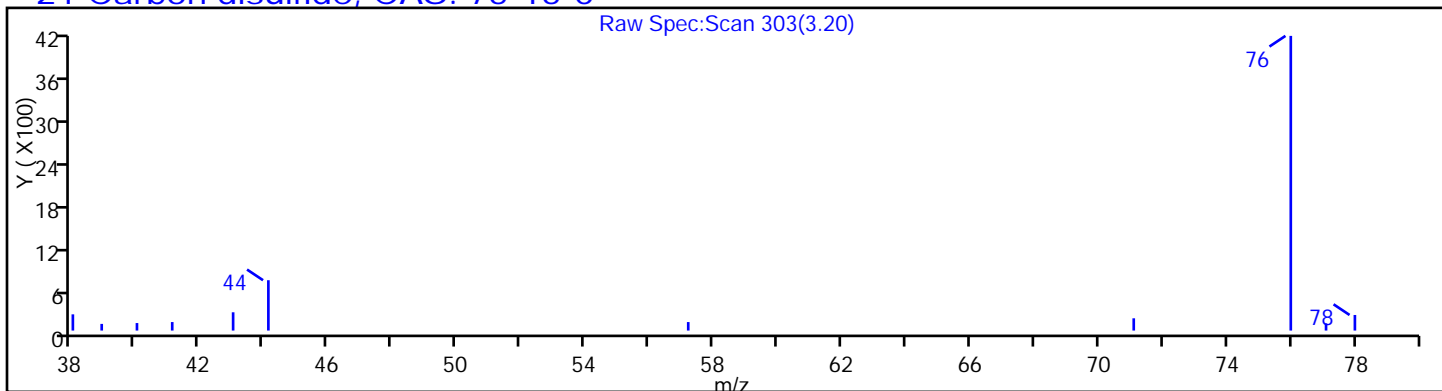
Method: 8260S\_4

Limit Group: VOA - 8260B Water and Solid

Column: Rtx-624 (0.25 mm)

Detector MS SCAN

21 Carbon disulfide, CAS: 75-15-0



TestAmerica Edison

Data File: \\EDICHRON\ChromData\CVOAMS4\20141105-20221.b\D5788.D

Injection Date: 06-Nov-2014 04:49:30

Instrument ID: CVOAMS4

Lims ID: 460-85482-B-22-A

Lab Sample ID: 460-85482-22

Client ID: PMP-7-SW-SI

Operator ID:

ALS Bottle#: 23 Worklist Smp#: 24

Purge Vol: 5.000 mL

Dil. Factor: 1.0000

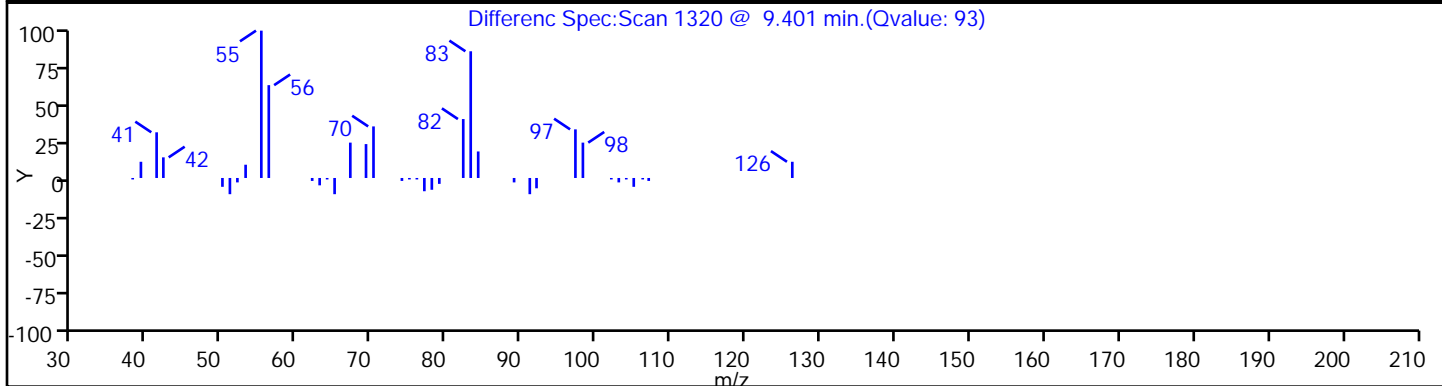
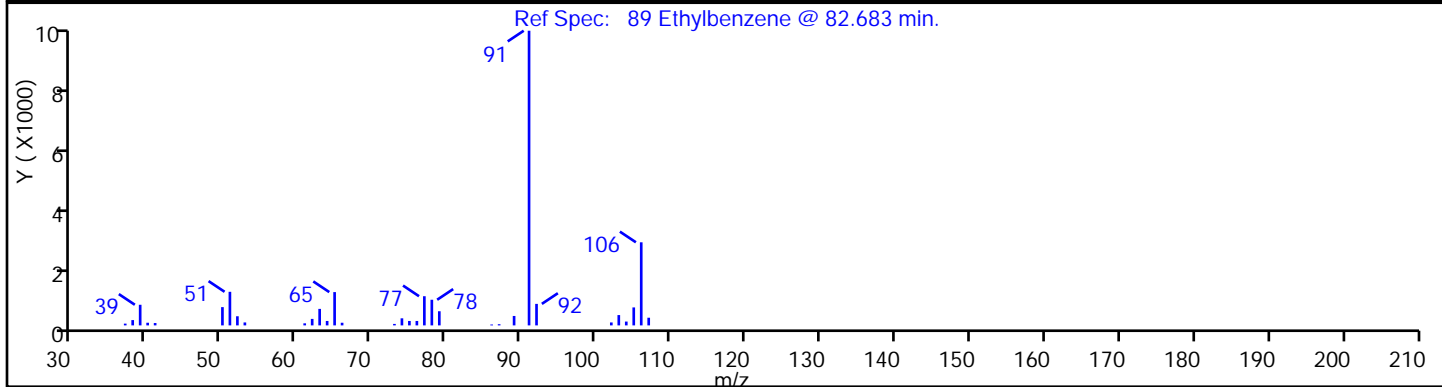
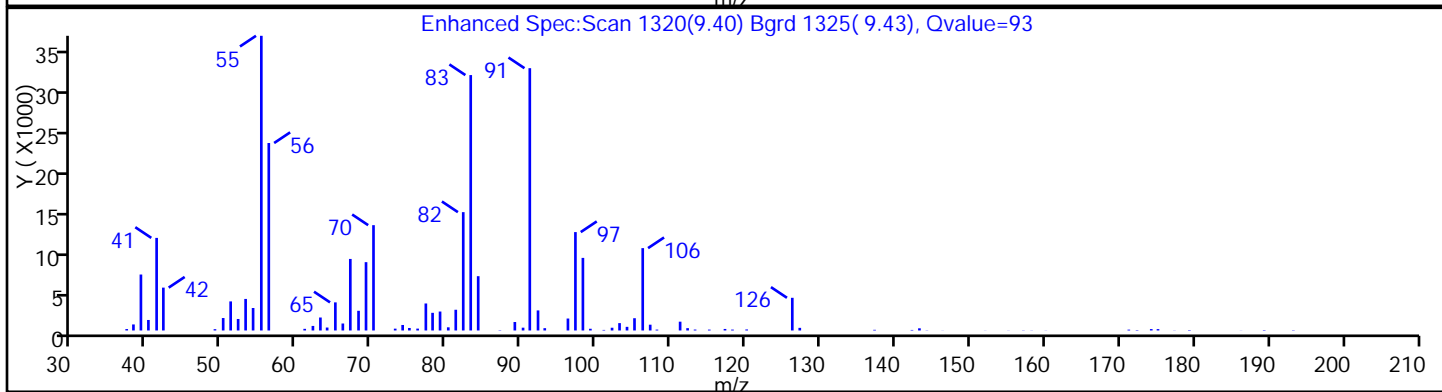
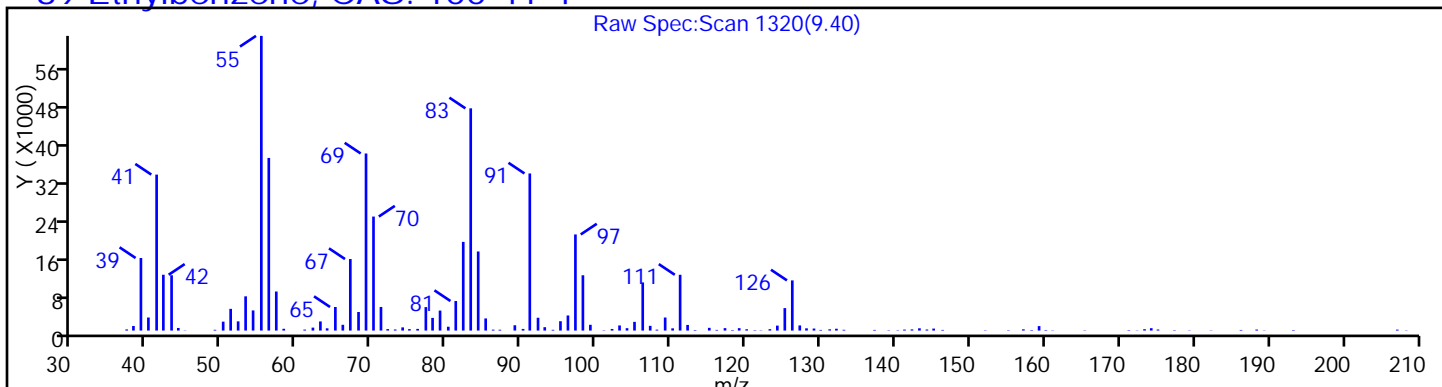
Method: 8260S\_4

Limit Group: VOA - 8260B Water and Solid

Column: Rtx-624 (0.25 mm)

Detector: MS SCAN

89 Ethylbenzene, CAS: 100-41-4



TestAmerica Edison

Data File: \\EDICHROM\ChromData\CVOAMS4\20141105-20221.b\D5788.D

Injection Date: 06-Nov-2014 04:49:30

Instrument ID: CVOAMS4

Lims ID: 460-85482-B-22-A

Lab Sample ID: 460-85482-22

Client ID: PMP-7-SW-SI

Operator ID:

ALS Bottle#: 23 Worklist Smp#: 24

Purge Vol: 5.000 mL

Dil. Factor: 1.0000

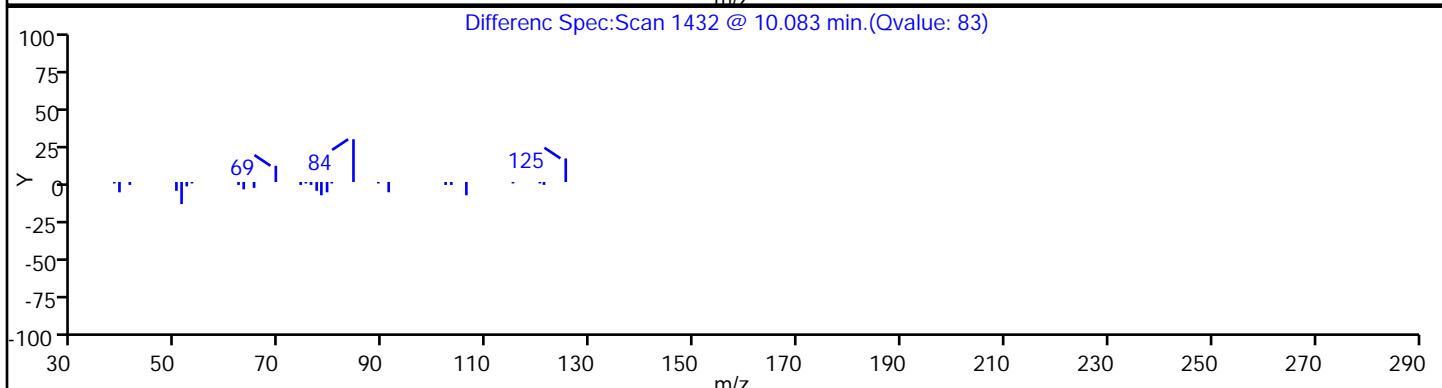
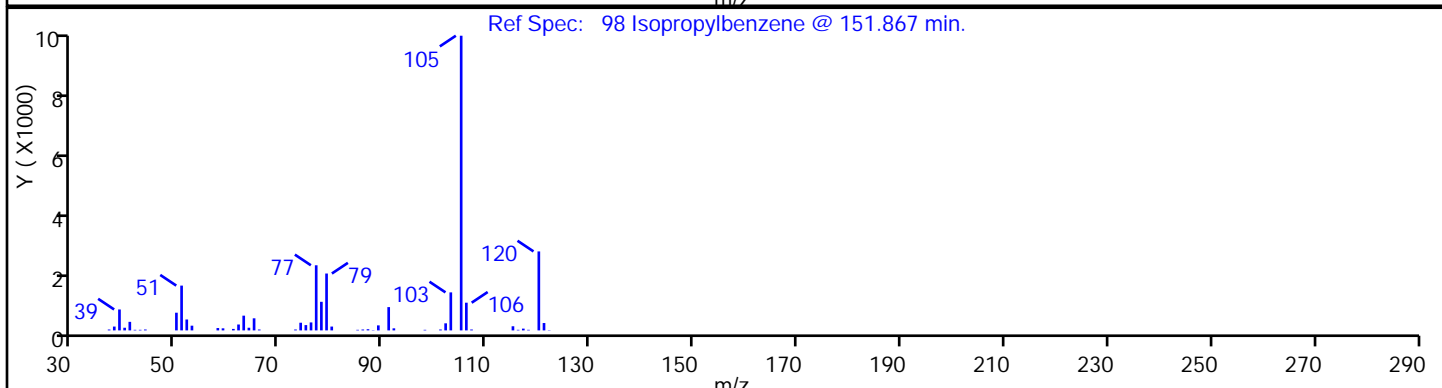
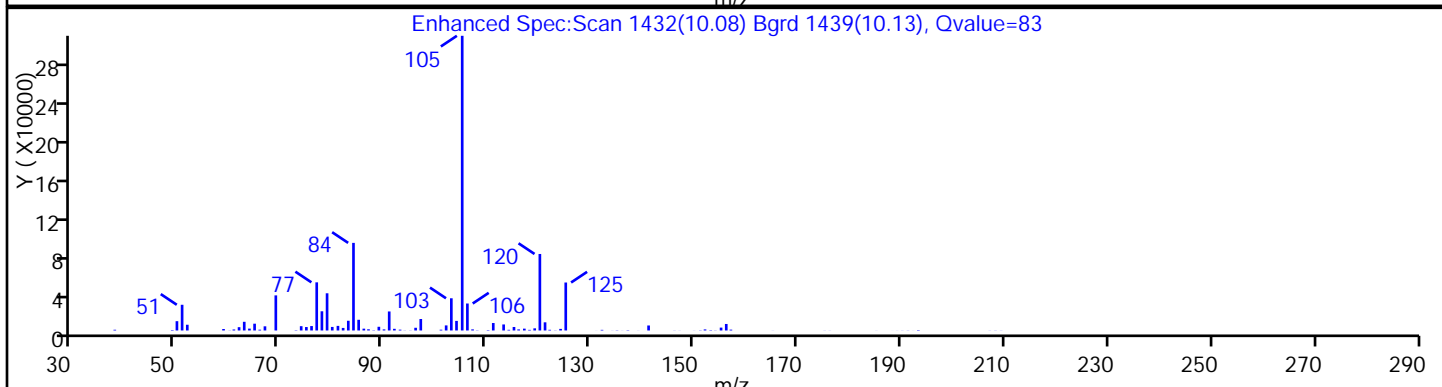
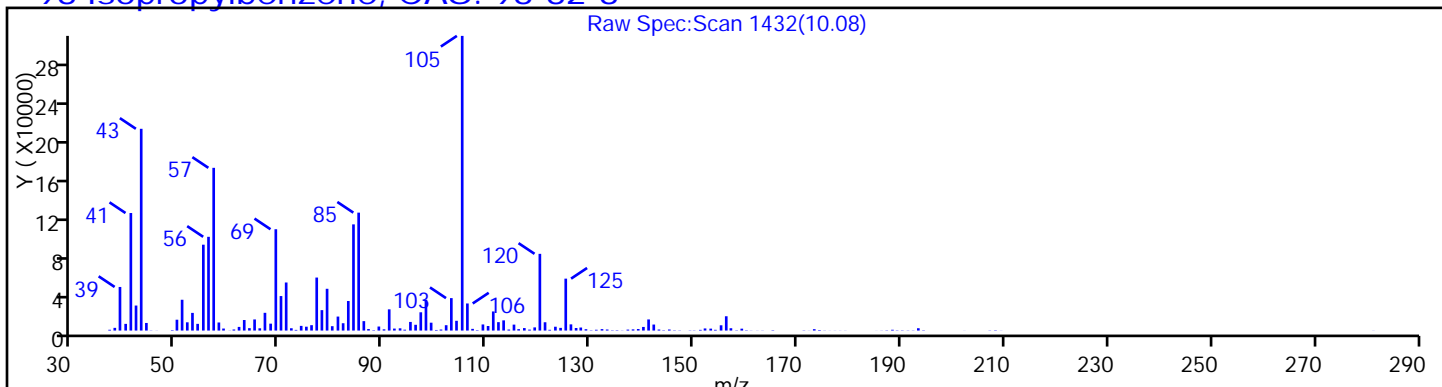
Method: 8260S\_4

Limit Group: VOA - 8260B Water and Solid

Column: Rtx-624 (0.25 mm)

Detector: MS SCAN

98 Isopropylbenzene, CAS: 98-82-8



TestAmerica Edison

Data File: \\EDICHROM\ChromData\CVOAMS4\20141105-20221.b\D5788.D

Injection Date: 06-Nov-2014 04:49:30

Instrument ID: CVOAMS4

Lims ID: 460-85482-B-22-A

Lab Sample ID: 460-85482-22

Client ID: PMP-7-SW-SI

Operator ID:

ALS Bottle#: 23 Worklist Smp#: 24

Purge Vol: 5.000 mL

Dil. Factor: 1.0000

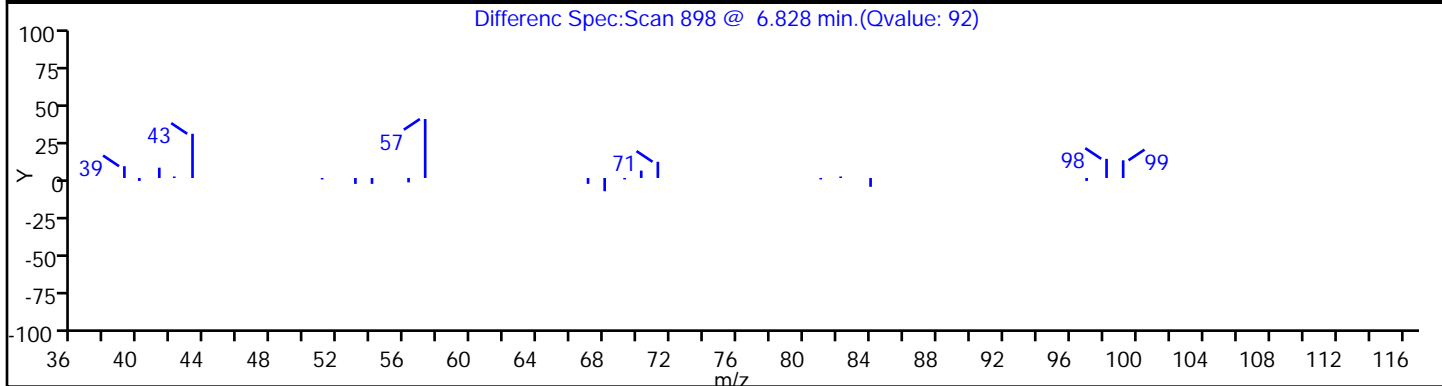
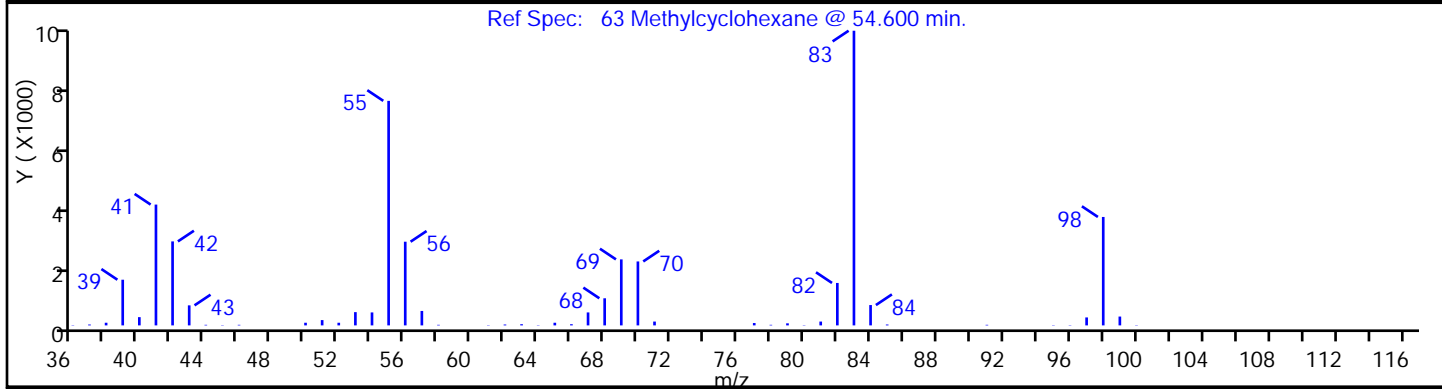
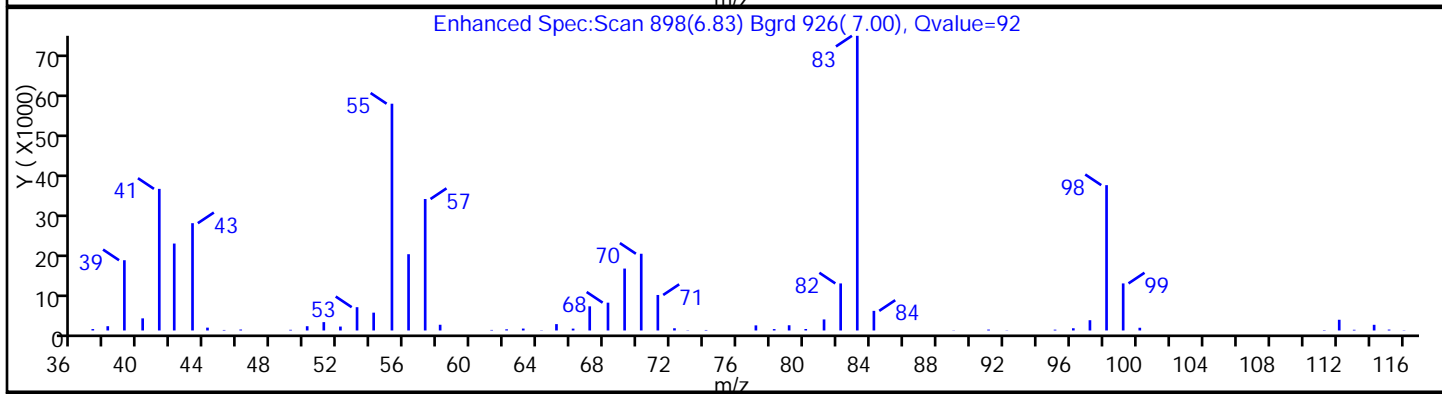
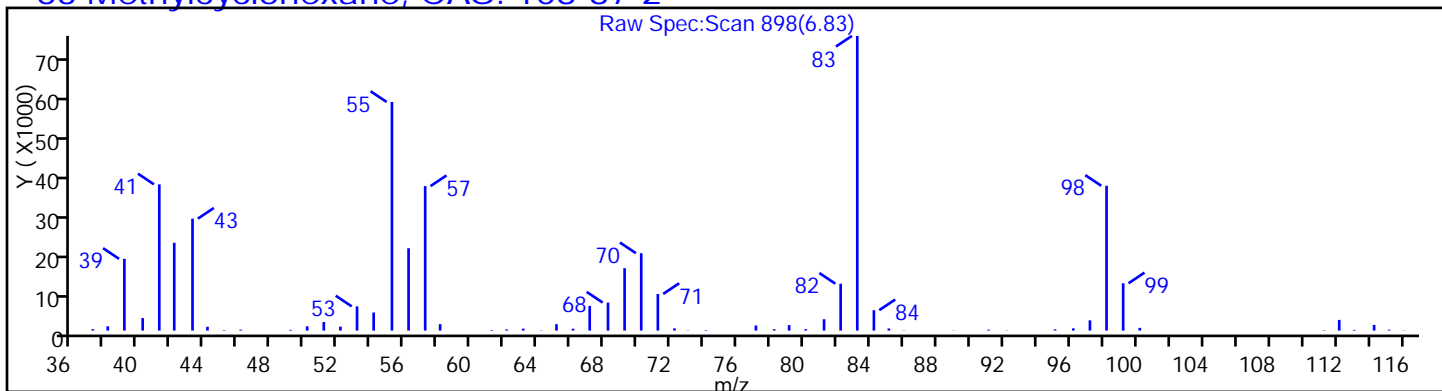
Method: 8260S\_4

Limit Group: VOA - 8260B Water and Solid

Column: Rtx-624 (0.25 mm)

Detector: MS SCAN

63 Methylcyclohexane, CAS: 108-87-2



TestAmerica Edison

Data File: \\EDICHRON\ChromData\CVOAMS4\20141105-20221.b\D5788.D

Injection Date: 06-Nov-2014 04:49:30

Instrument ID: CVOAMS4

Lims ID: 460-85482-B-22-A

Lab Sample ID: 460-85482-22

Client ID: PMP-7-SW-SI

Operator ID:

ALS Bottle#: 23 Worklist Smp#: 24

Purge Vol: 5.000 mL

Dil. Factor: 1.0000

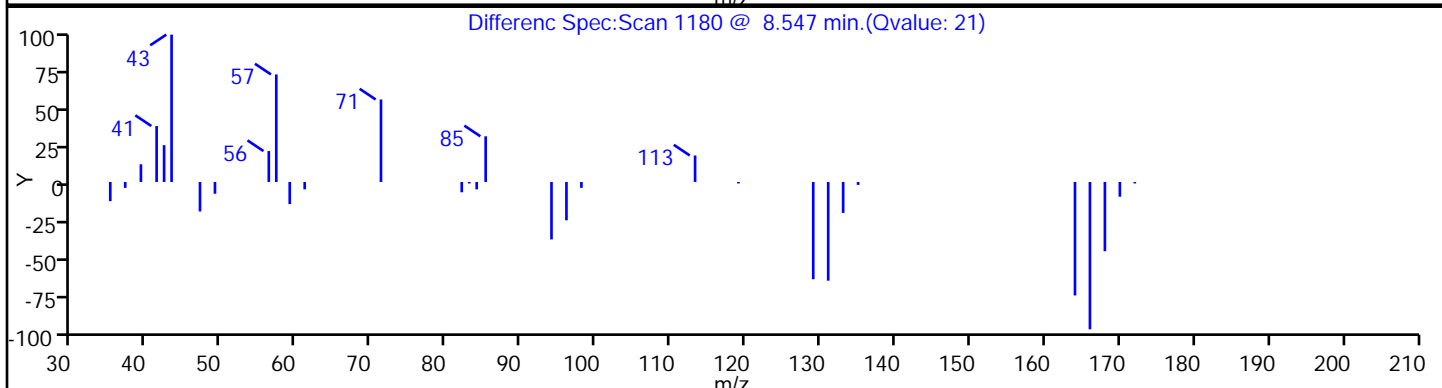
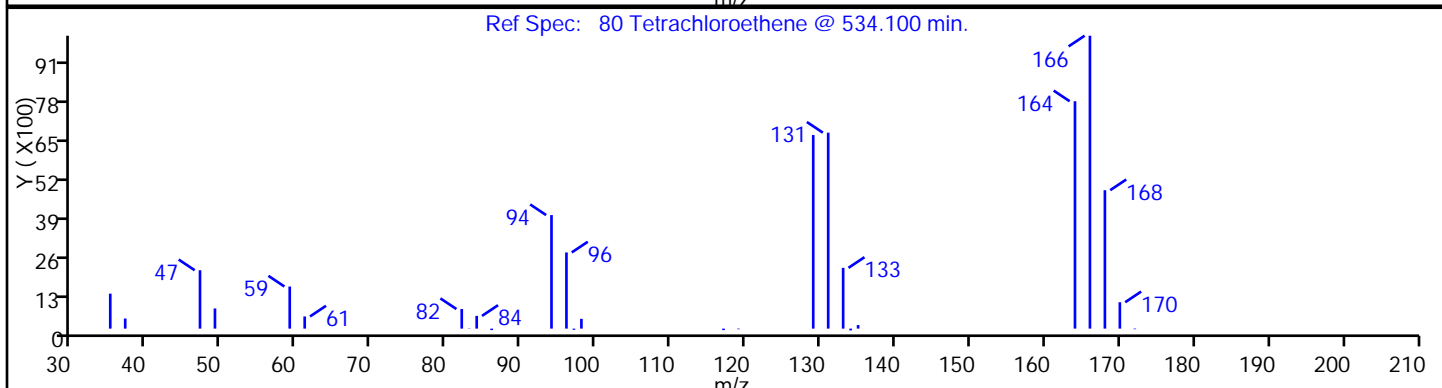
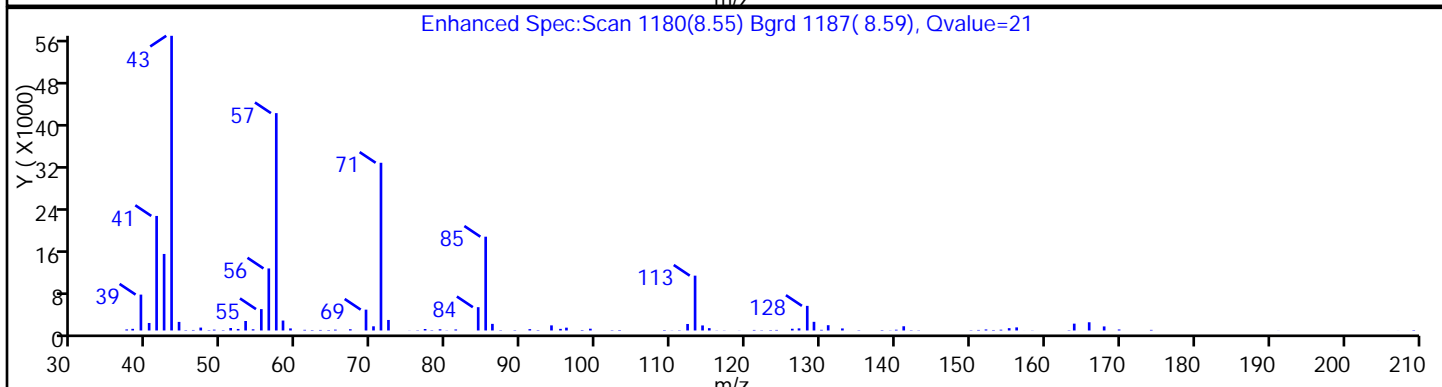
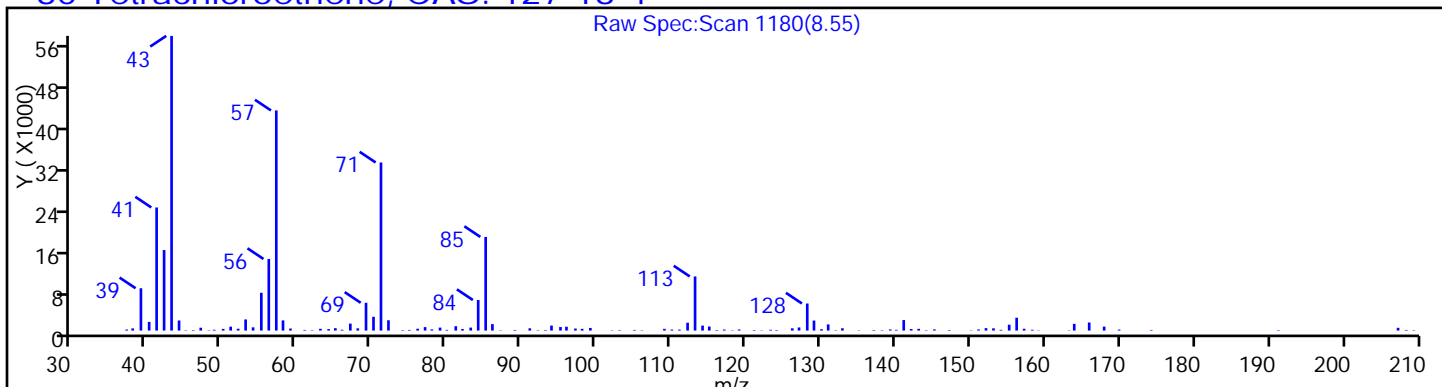
Method: 8260S\_4

Limit Group: VOA - 8260B Water and Solid

Column: Rtx-624 (0.25 mm)

Detector: MS SCAN

80 Tetrachloroethene, CAS: 127-18-4





TestAmerica Edison

Data File: \\EDICHROM\ChromData\CVOAMS4\20141105-20221.b\D5788.D

Injection Date: 06-Nov-2014 04:49:30

Instrument ID: CVOAMS4

Lims ID: 460-85482-B-22-A

Lab Sample ID: 460-85482-22

Client ID: PMP-7-SW-SI

Operator ID:

ALS Bottle#: 23 Worklist Smp#: 24

Purge Vol: 5.000 mL

Dil. Factor: 1.0000

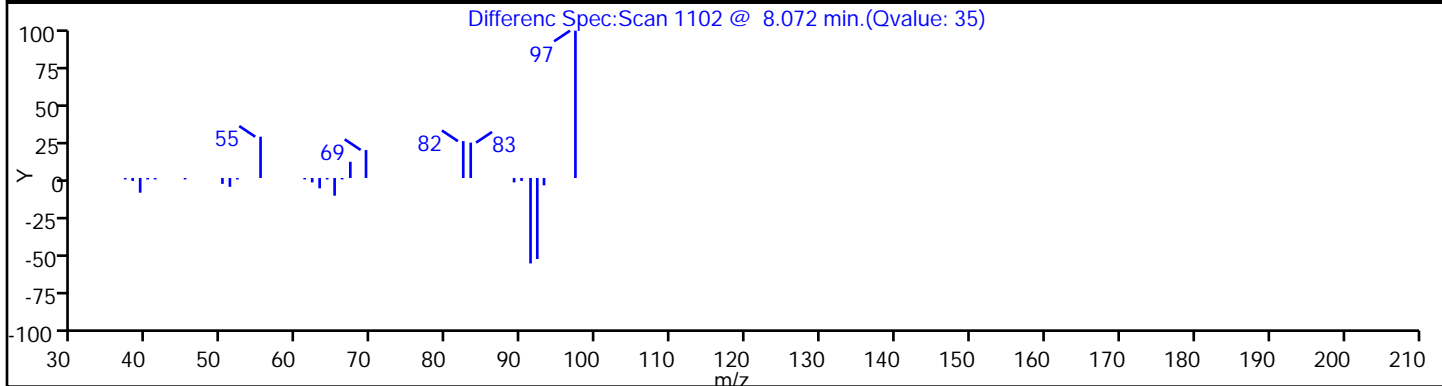
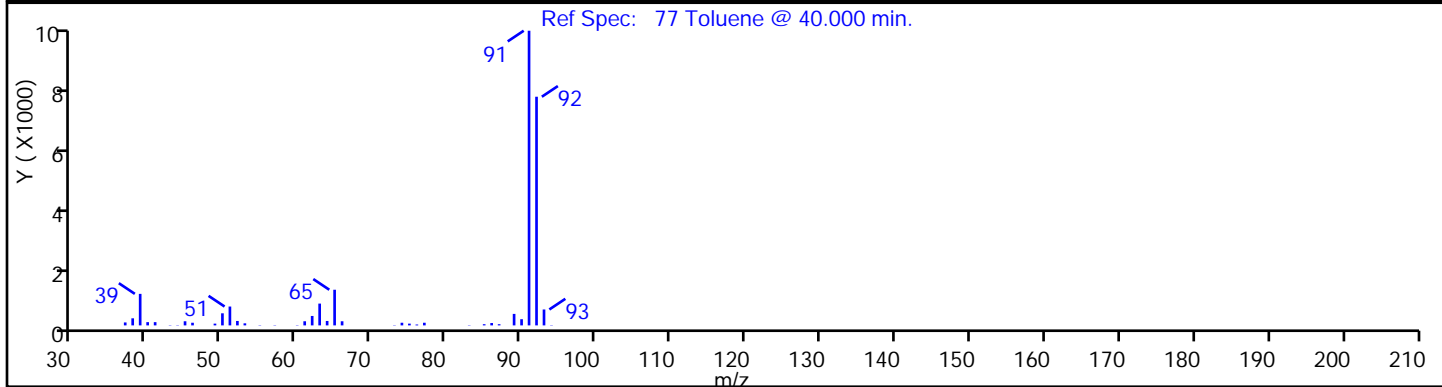
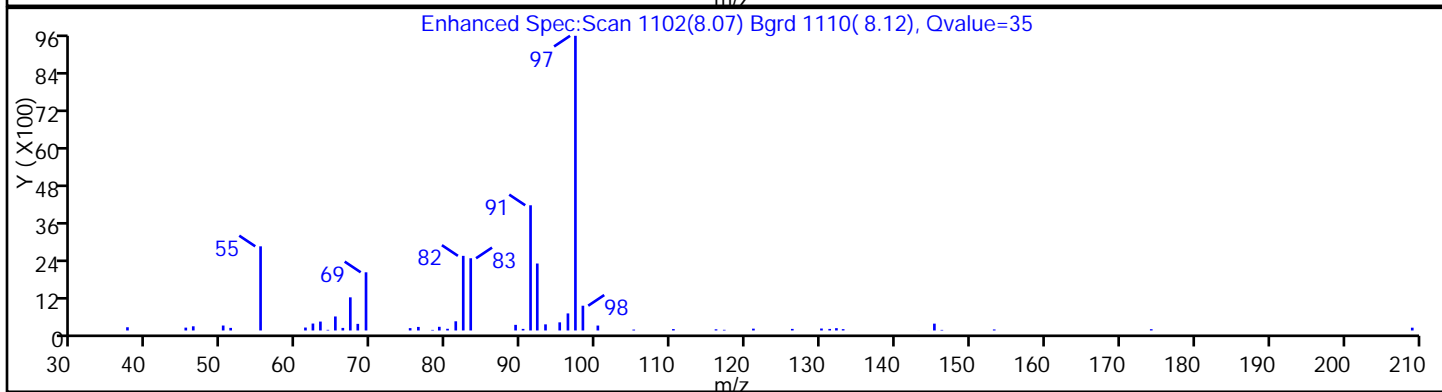
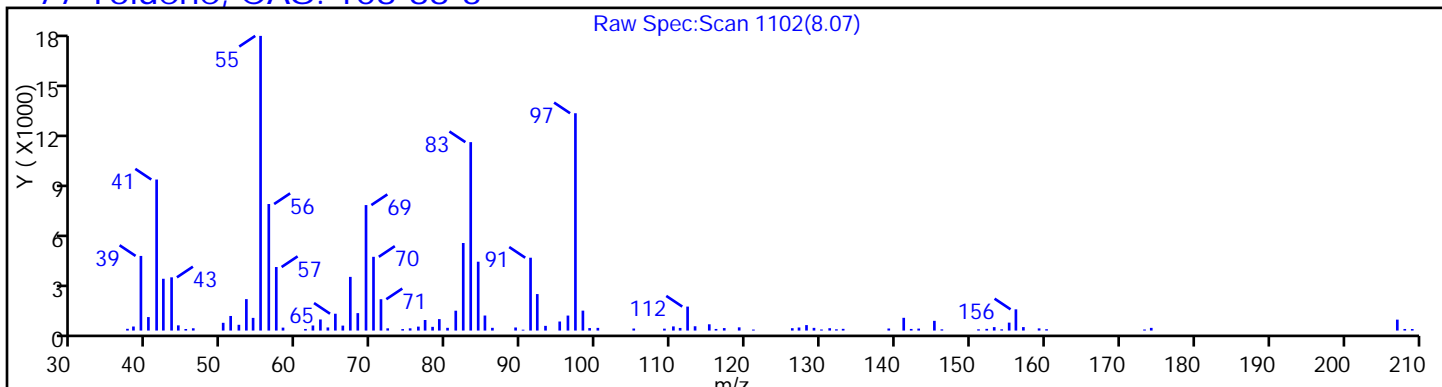
Method: 8260S\_4

Limit Group: VOA - 8260B Water and Solid

Column: Rtx-624 (0.25 mm)

Detector: MS SCAN

77 Toluene, CAS: 108-88-3



TestAmerica Edison

Data File: \\EDICHROM\ChromData\CVOAMS4\20141105-20221.b\D5788.D

Injection Date: 06-Nov-2014 04:49:30

Instrument ID: CVOAMS4

Lims ID: 460-85482-B-22-A

Lab Sample ID: 460-85482-22

Client ID: PMP-7-SW-SI

Operator ID:

ALS Bottle#: 23 Worklist Smp#: 24

Purge Vol: 5.000 mL

Dil. Factor: 1.0000

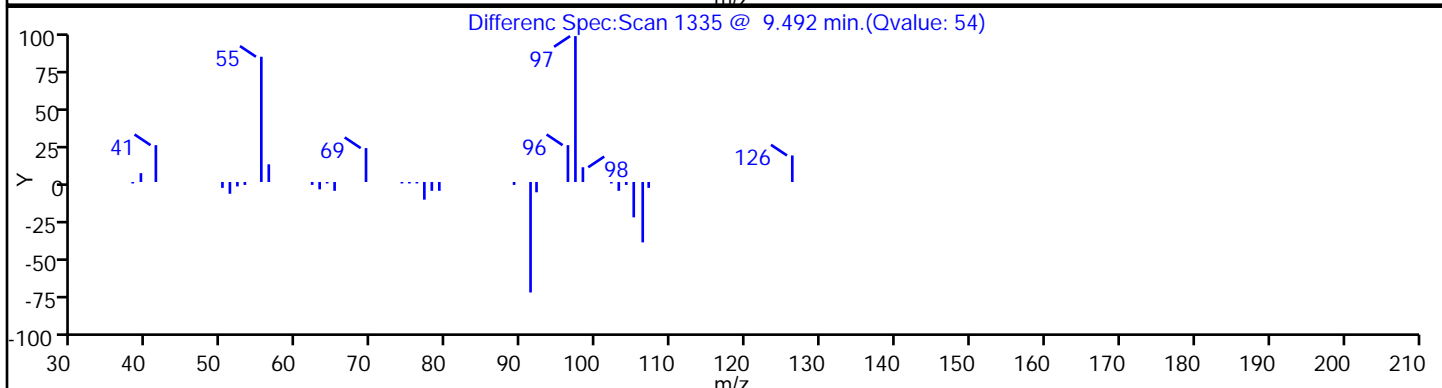
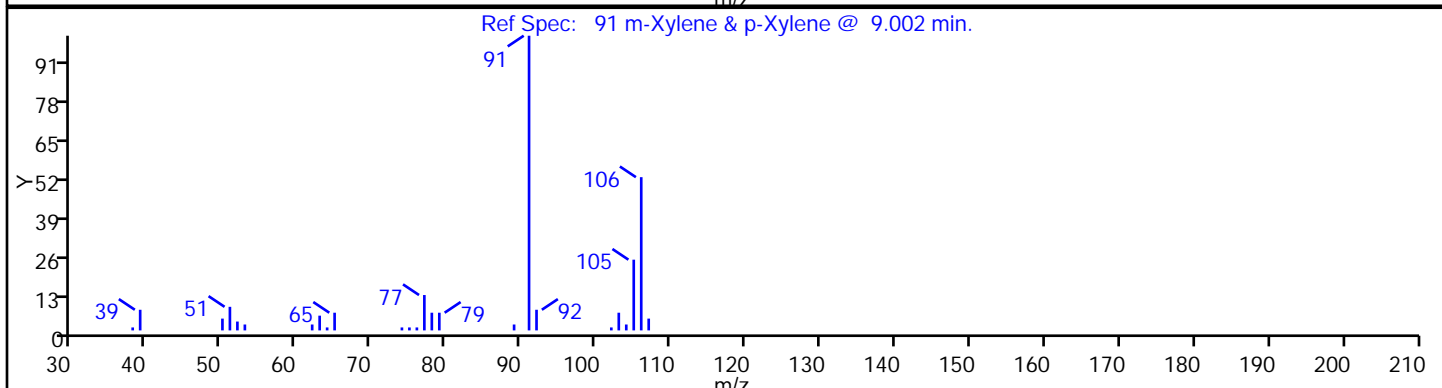
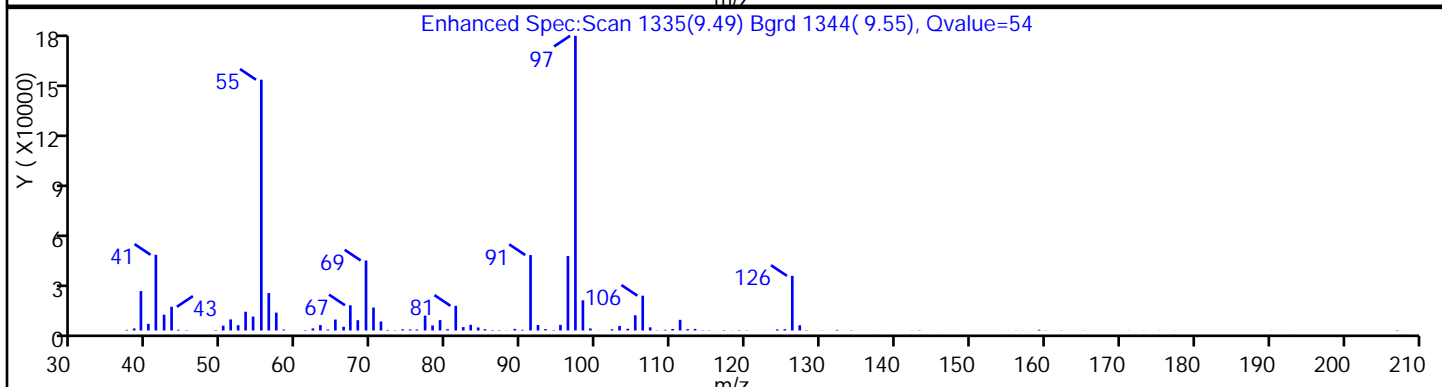
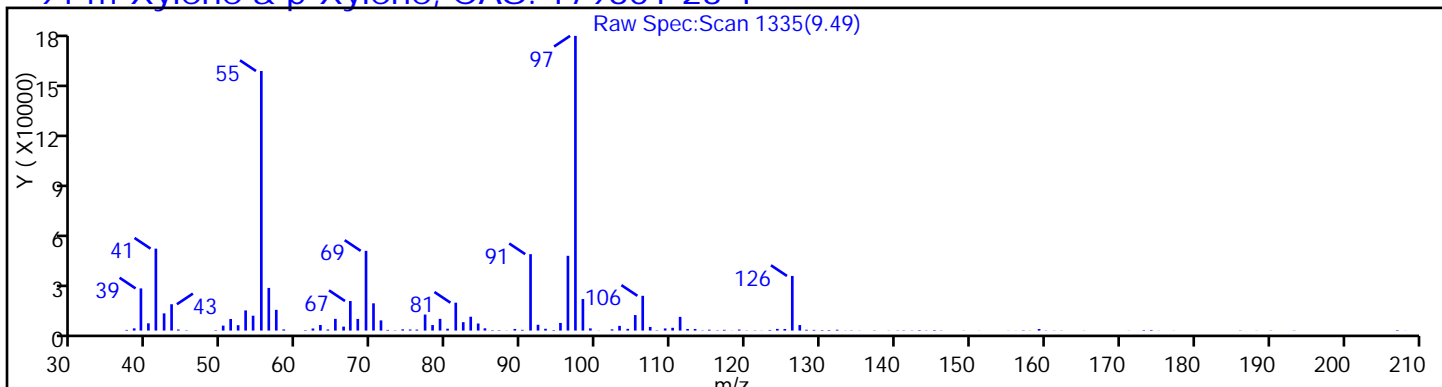
Method: 8260S\_4

Limit Group: VOA - 8260B Water and Solid

Column: Rtx-624 (0.25 mm)

Detector: MS SCAN

91 m-Xylene & p-Xylene, CAS: 179601-23-1



TestAmerica Edison

Data File: \\EDICHRON\ChromData\CVOAMS4\20141105-20221.b\D5788.D

Injection Date: 06-Nov-2014 04:49:30

Instrument ID: CVOAMS4

Lims ID: 460-85482-B-22-A

Lab Sample ID: 460-85482-22

Client ID: PMP-7-SW-SI

Operator ID:

ALS Bottle#: 23 Worklist Smp#: 24

Purge Vol: 5.000 mL

Dil. Factor: 1.0000

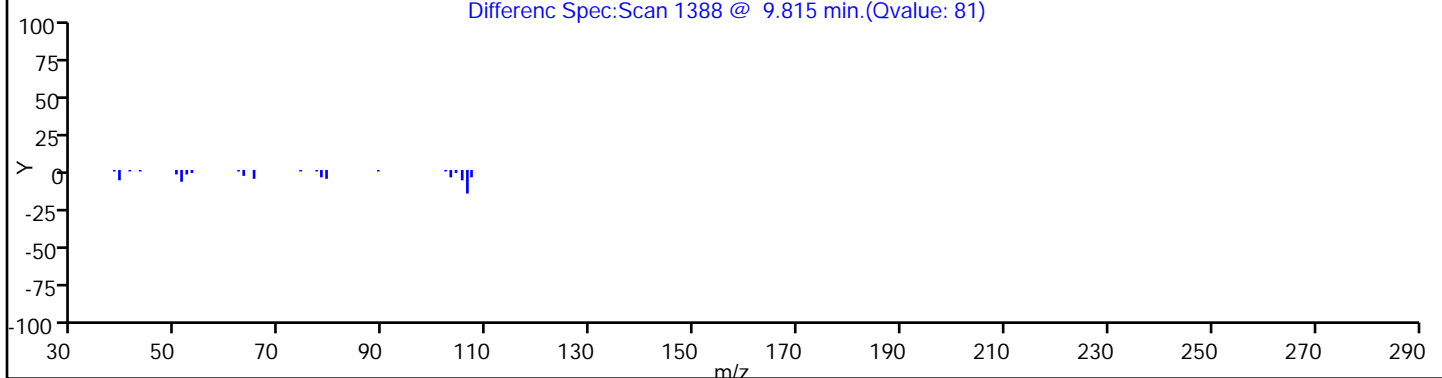
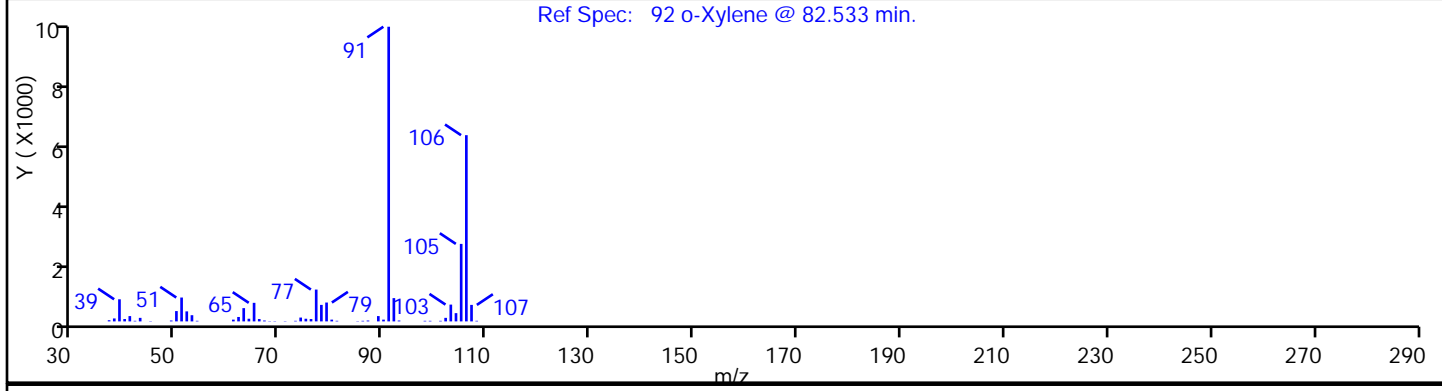
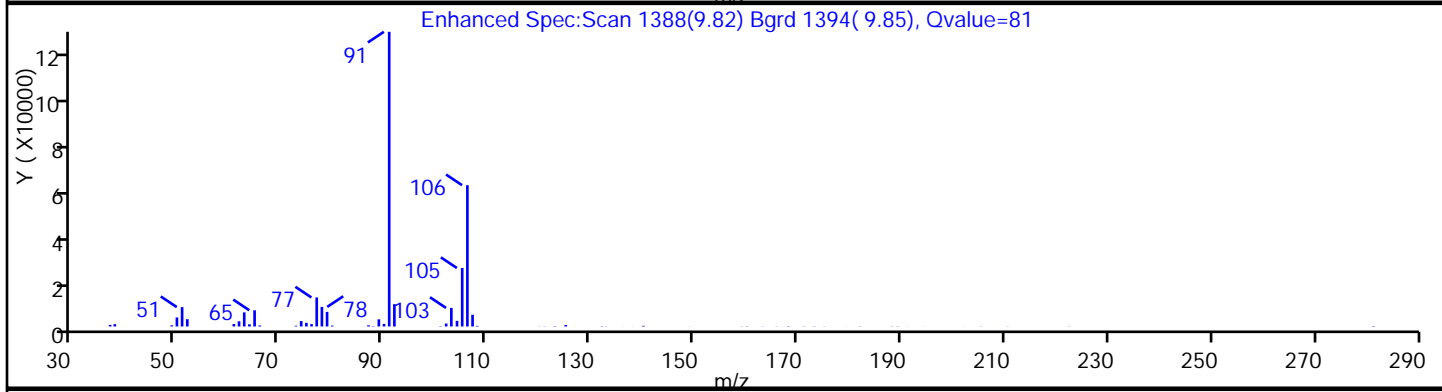
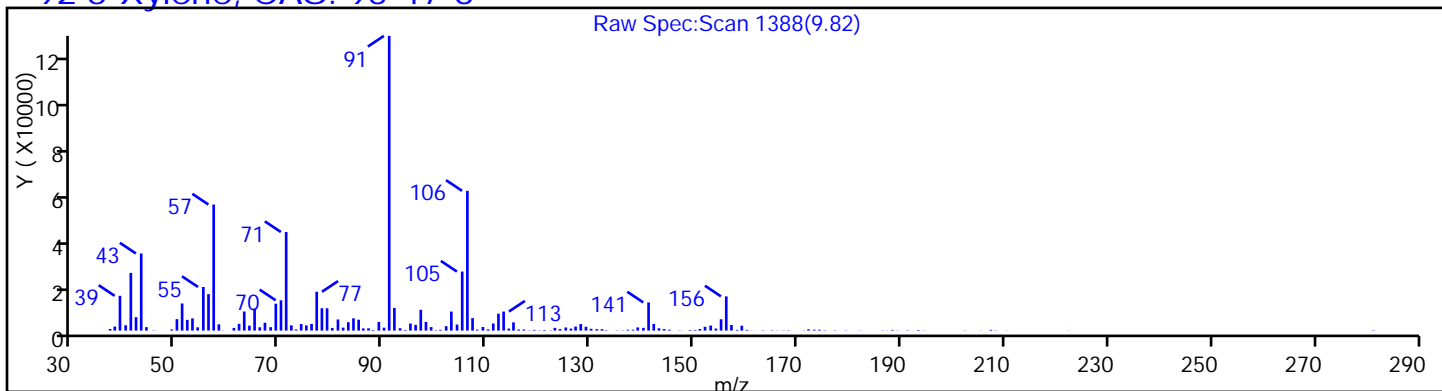
Method: 8260S\_4

Limit Group: VOA - 8260B Water and Solid

Column: Rtx-624 (0.25 mm)

Detector: MS SCAN

92 o-Xylene, CAS: 95-47-6



TestAmerica Edison

Data File: \\EDICHROM\ChromData\CVOAMS4\20141105-20221.b\D5788.D

Injection Date: 06-Nov-2014 04:49:30

Instrument ID: CVOAMS4

Lims ID: 460-85482-B-22-A

Lab Sample ID: 460-85482-22

Client ID: PMP-7-SW-SI

Operator ID:

ALS Bottle#: 23

Worklist Smp#: 24

Purge Vol: 5.000 mL

Dil. Factor: 1.0000

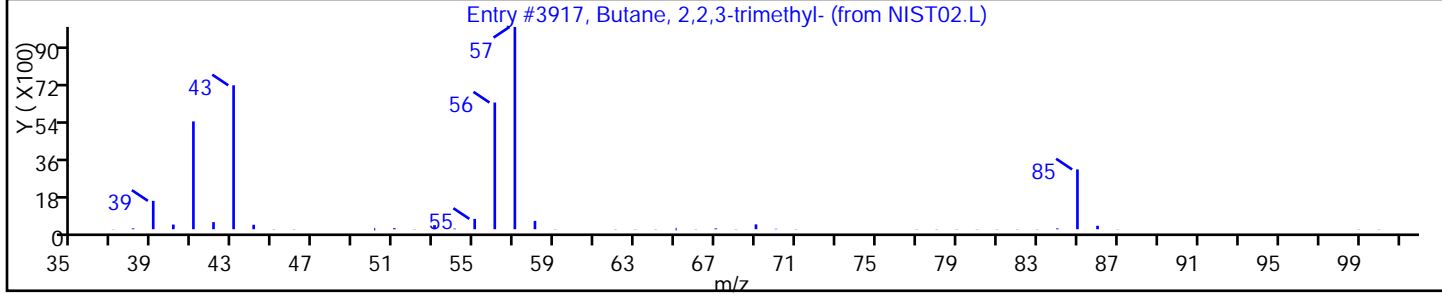
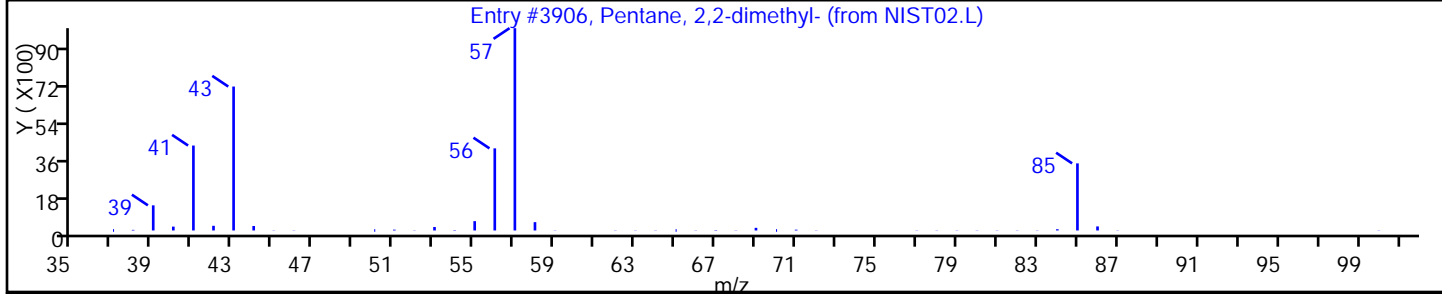
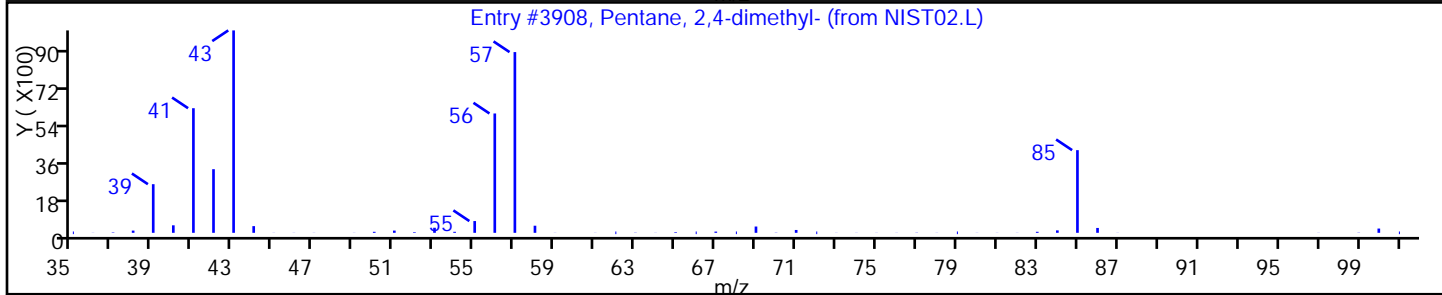
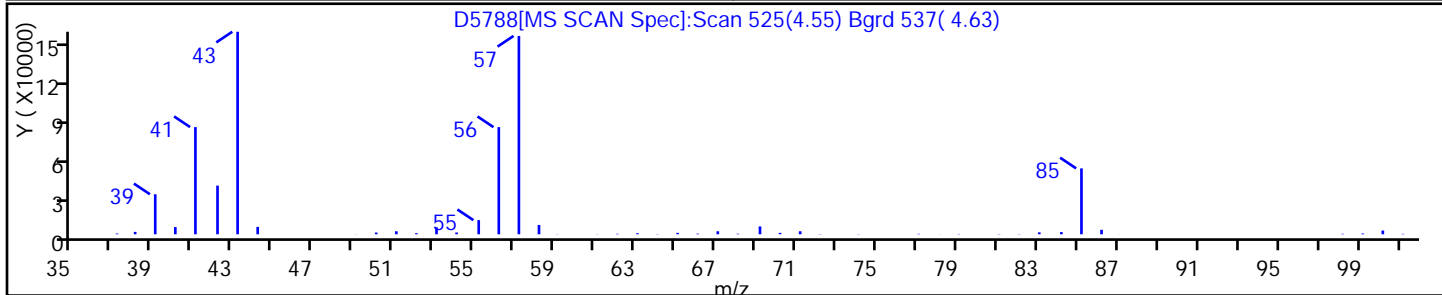
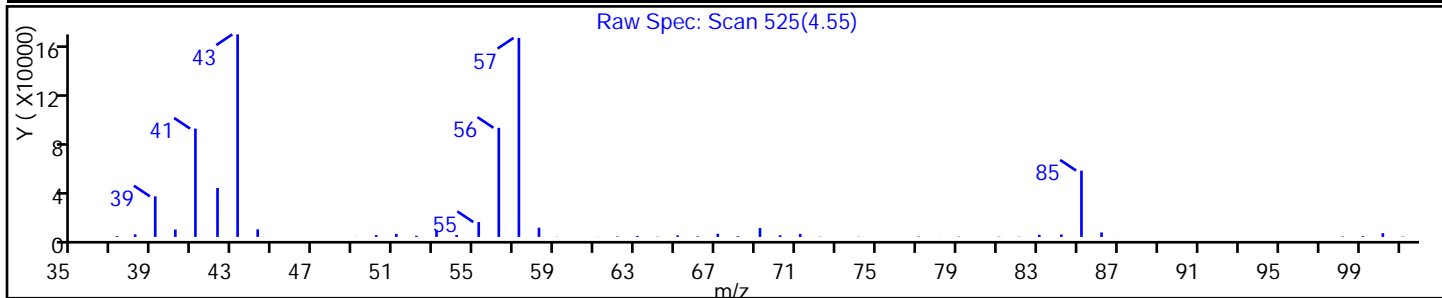
Method: 8260S\_4

Limit Group: VOA - 8260B Water and Solid

Column:

Detector: MS SCAN

Library Search Compound Match	CAS#	Library	Entry	Formula	Weight	Q
Pentane, 2,4-dimethyl-	108-08-7	NIST02	3908	C7H16	100	95
Pentane, 2,2-dimethyl-	590-35-2	NIST02.L	3906	C7H16	100	64
Butane, 2,2,3-trimethyl-	464-06-2	NIST02.L	3917	C7H16	100	59



TestAmerica Edison

Data File: \\EDICHRON\ChromData\CVOAMS4\20141105-20221.b\D5788.D

Injection Date: 06-Nov-2014 04:49:30

Instrument ID: CVOAMS4

Lims ID: 460-85482-B-22-A

Lab Sample ID: 460-85482-22

Client ID: PMP-7-SW-SI

Operator ID:

ALS Bottle#: 23

Worklist Smp#: 24

Purge Vol: 5.000 mL

Dil. Factor: 1.0000

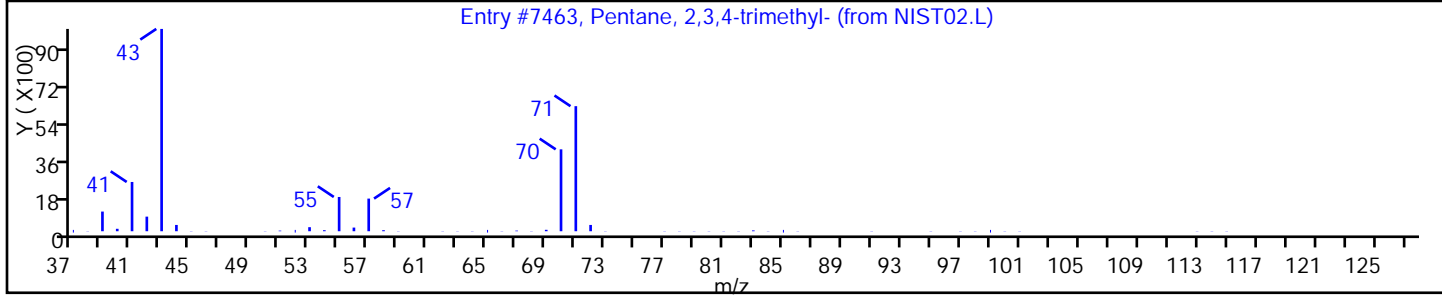
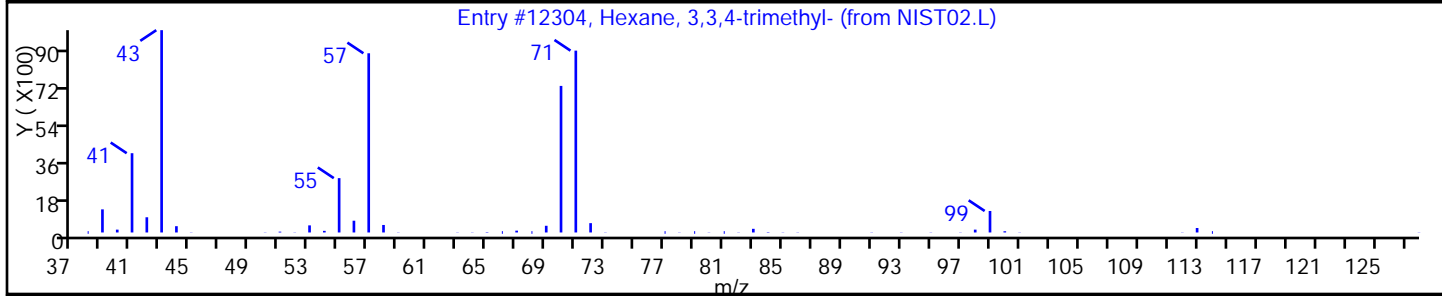
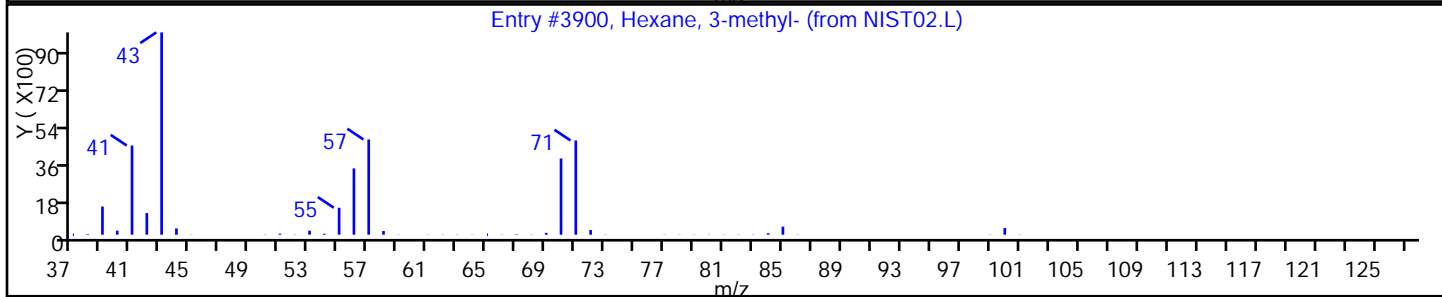
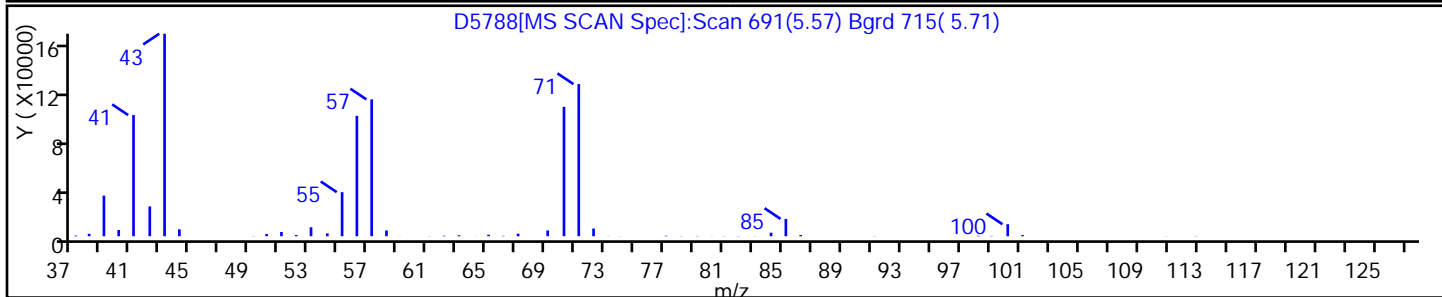
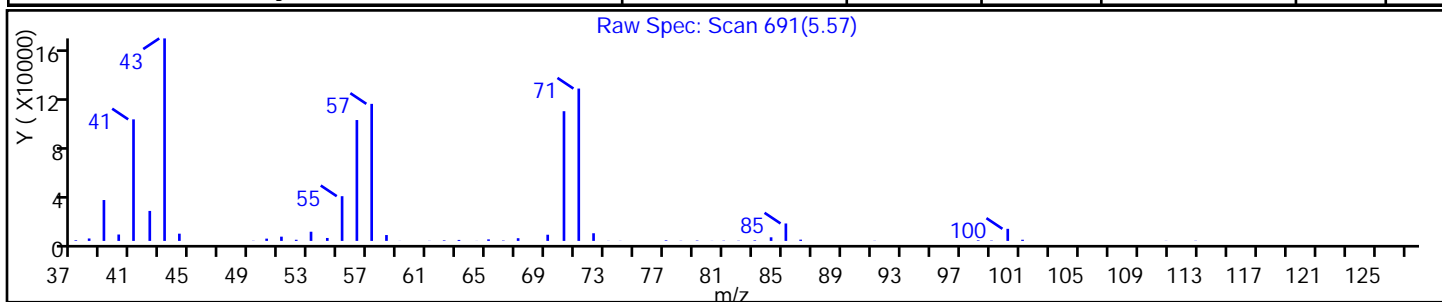
Method: 8260S\_4

Limit Group: VOA - 8260B Water and Solid

Column:

Detector MS SCAN

Library Search Compound Match	CAS#	Library	Entry	Formula	Weight	Q
Hexane, 3-methyl-	589-34-4	NIST02	3900	C7H16	100	90
Hexane, 3,3,4-trimethyl-	16747-31-2	NIST02.L	12304	C9H20	128	59
Pentane, 2,3,4-trimethyl-	565-75-3	NIST02.L	7463	C8H18	114	59



TestAmerica Edison

Data File: \\EDICHROM\ChromData\CVOAMS4\20141105-20221.b\D5788.D

Injection Date: 06-Nov-2014 04:49:30

Instrument ID: CVOAMS4

Lims ID: 460-85482-B-22-A

Lab Sample ID: 460-85482-22

Client ID: PMP-7-SW-SI

Operator ID:

ALS Bottle#: 23 Worklist Smp#: 24

Purge Vol: 5.000 mL

Dil. Factor: 1.0000

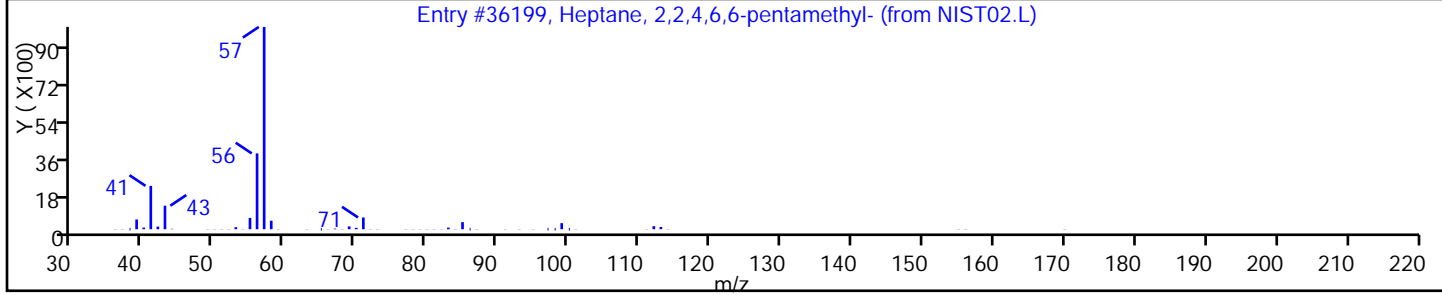
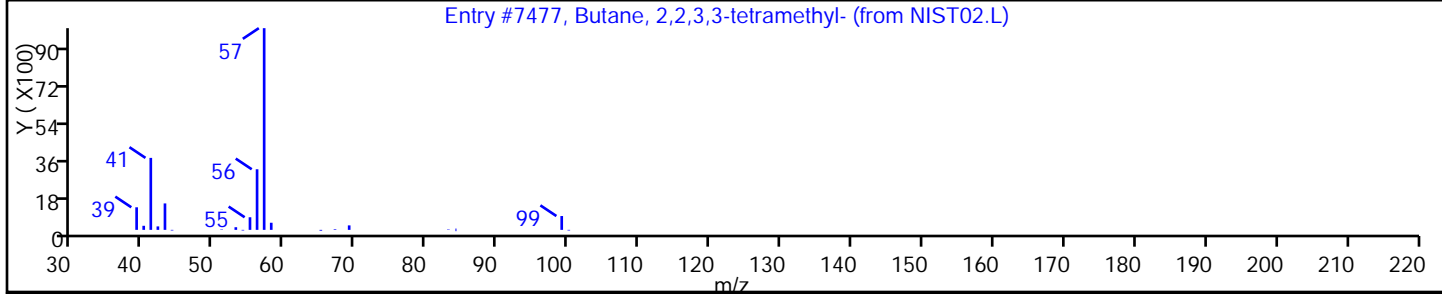
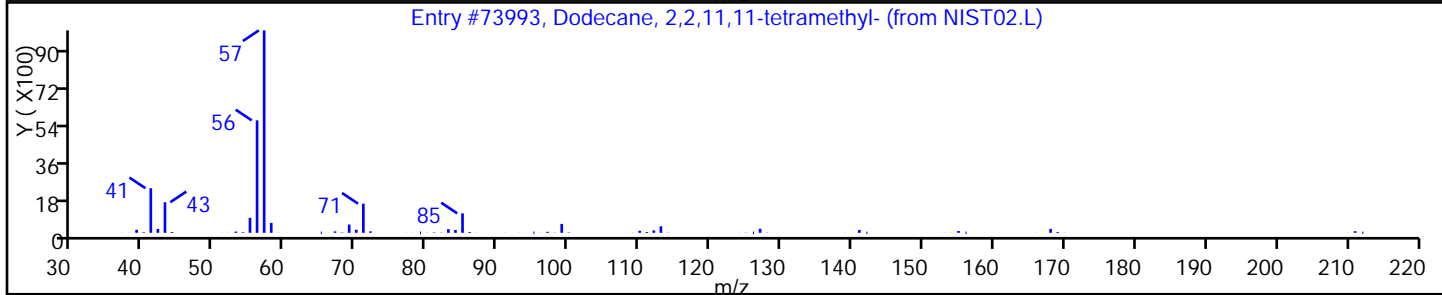
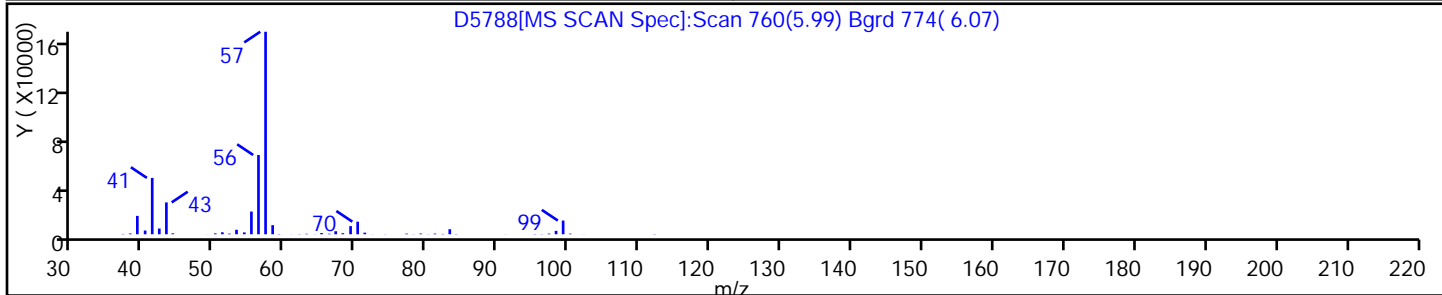
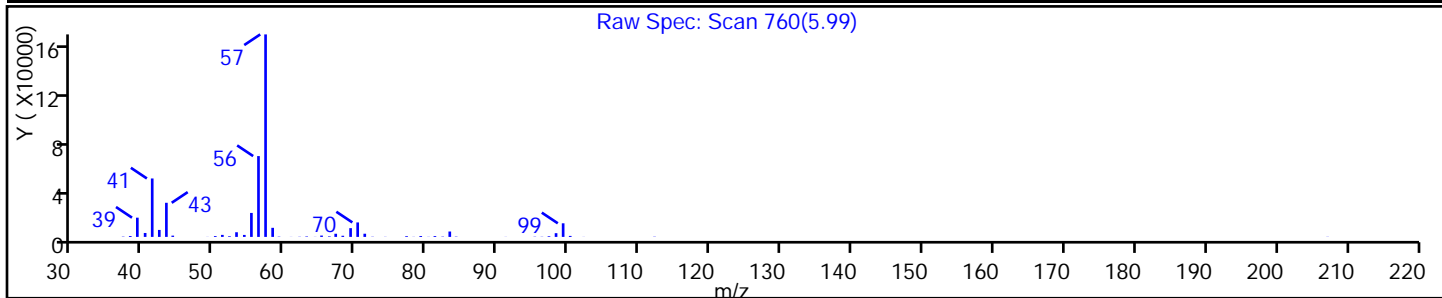
Method: 8260S\_4

Limit Group: VOA - 8260B Water and Solid

Column:

Detector MS SCAN

Library Search Compound Match	CAS#	Library	Entry	Formula	Weight	Q
Dodecane, 2,2,11,11-tetramethyl-	127204-12-0	NIST02	73993	C16H34	226	72
Butane, 2,2,3,3-tetramethyl-	594-82-1	NIST02.L	7477	C8H18	114	64
Heptane, 2,2,4,6,6-pentamethyl-	13475-82-6	NIST02.L	36199	C12H26	170	64



TestAmerica Edison

Data File: \\EDICHRON\ChromData\CVOAMS4\20141105-20221.b\D5788.D

Injection Date: 06-Nov-2014 04:49:30

Instrument ID: CVOAMS4

Lims ID: 460-85482-B-22-A

Lab Sample ID: 460-85482-22

Client ID: PMP-7-SW-SI

Operator ID:

ALS Bottle#: 23

Worklist Smp#: 24

Purge Vol: 5.000 mL

Dil. Factor: 1.0000

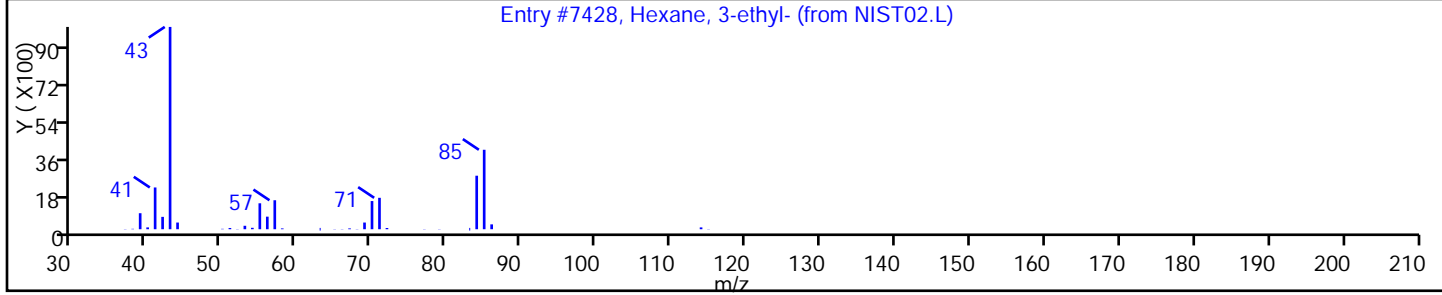
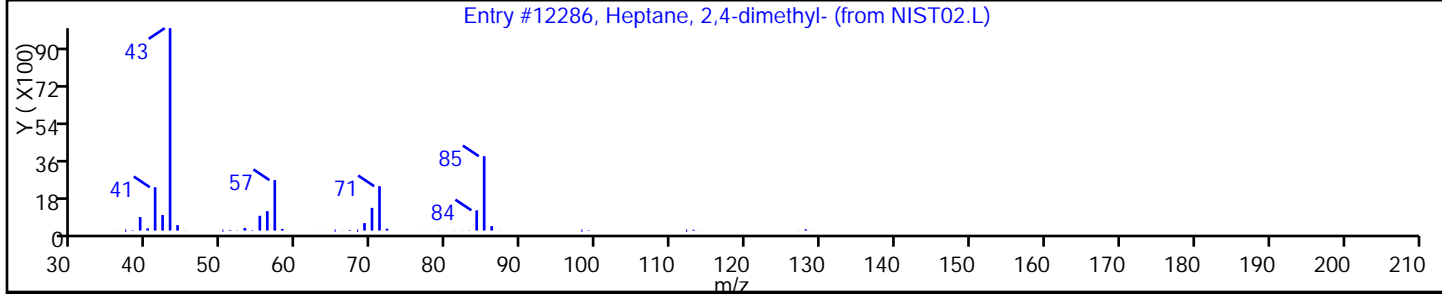
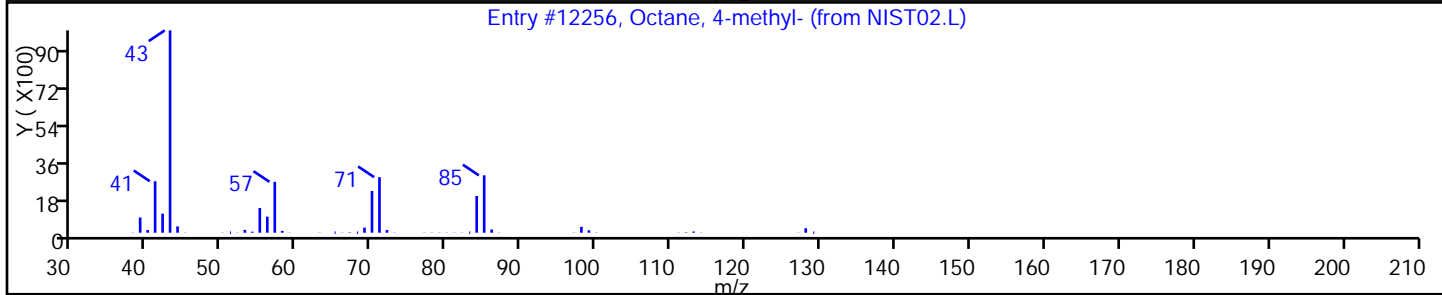
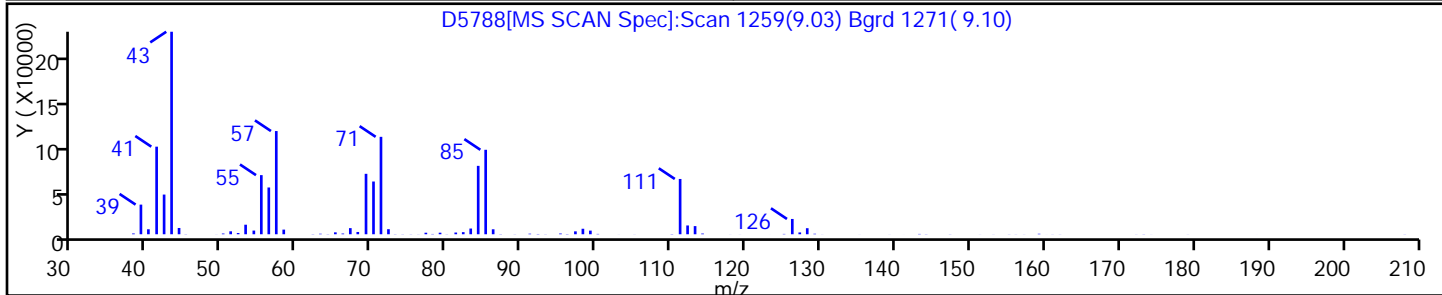
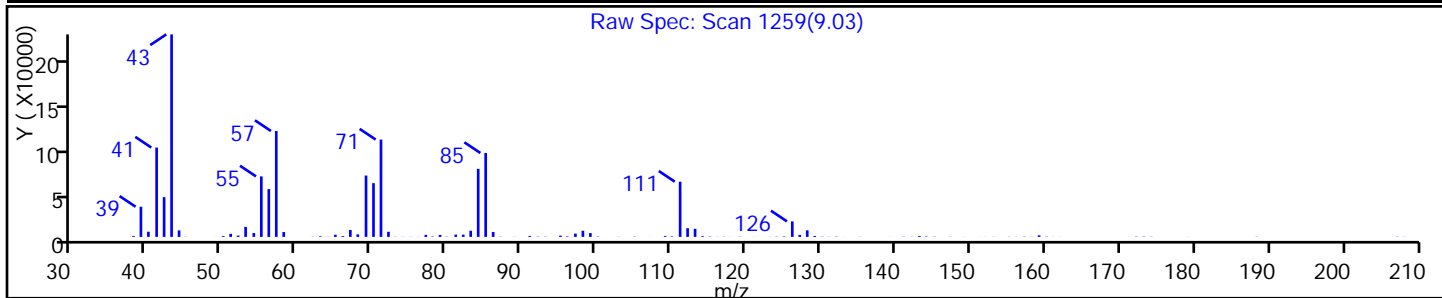
Method: 8260S\_4

Limit Group: VOA - 8260B Water and Solid

Column:

Detector MS SCAN

Library Search Compound Match	CAS#	Library	Entry	Formula	Weight	Q
Octane, 4-methyl-	2216-34-4	NIST02	12256	C9H20	128	58
Heptane, 2,4-dimethyl-	2213-23-2	NIST02.L	12286	C9H20	128	53
Hexane, 3-ethyl-	619-99-8	NIST02.L	7428	C8H18	114	43



TestAmerica Edison

Data File: \\EDICHRON\ChromData\CVOAMS4\20141105-20221.b\D5788.D

Injection Date: 06-Nov-2014 04:49:30

Instrument ID: CVOAMS4

Lims ID: 460-85482-B-22-A

Lab Sample ID: 460-85482-22

Client ID: PMP-7-SW-SI

Operator ID:

ALS Bottle#: 23 Worklist Smp#: 24

Purge Vol: 5.000 mL

Dil. Factor: 1.0000

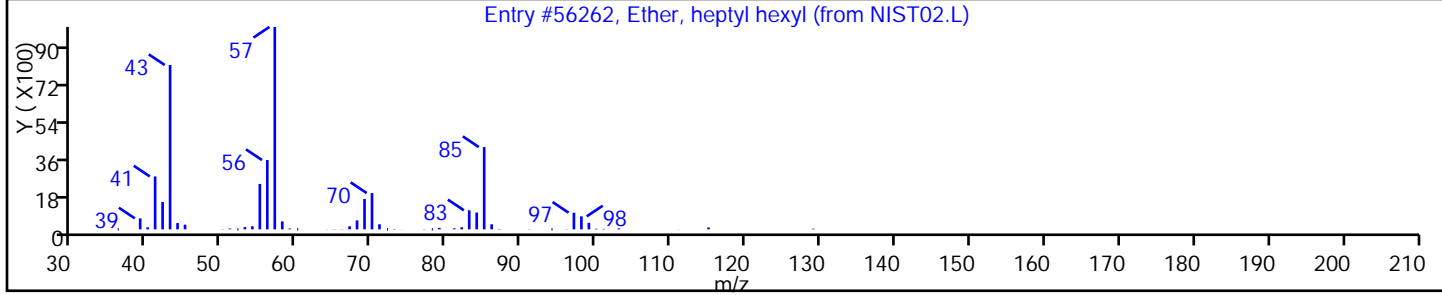
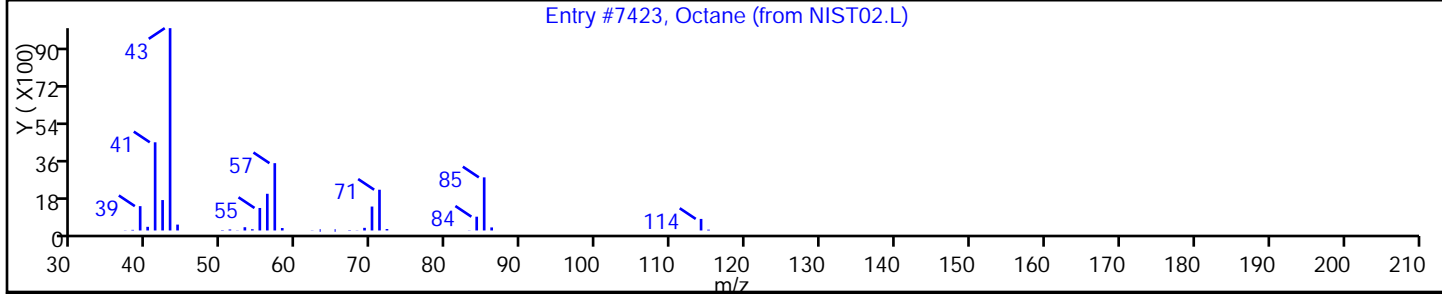
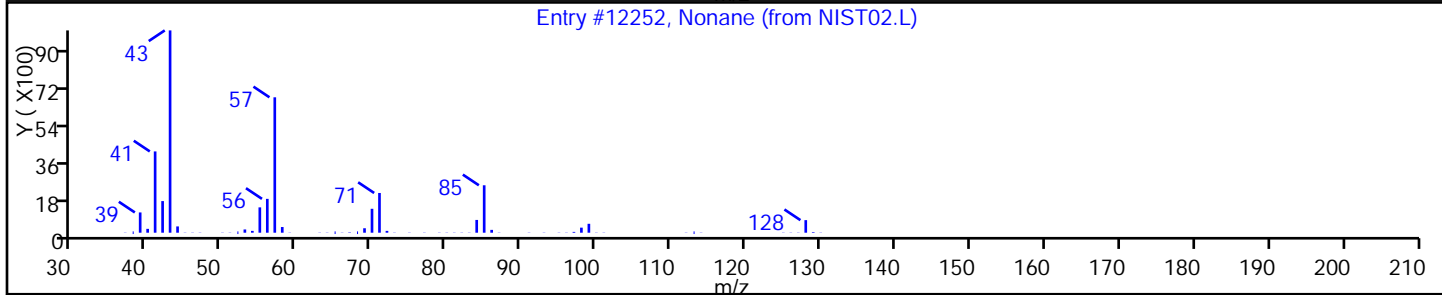
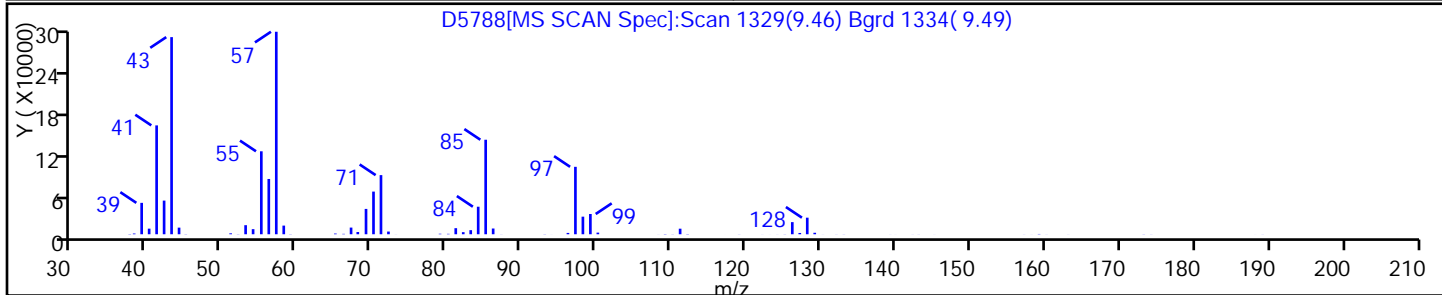
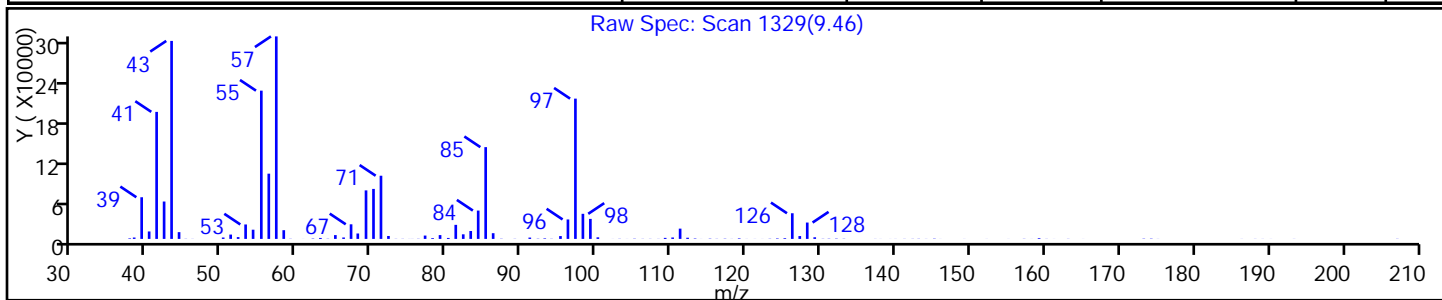
Method: 8260S\_4

Limit Group: VOA - 8260B Water and Solid

Column:

Detector MS SCAN

Library Search Compound Match	CAS#	Library	Entry	Formula	Weight	Q
Nonane	111-84-2	NIST02	12252	C9H20	128	87
Octane	111-65-9	NIST02.L	7423	C8H18	114	53
Ether, heptyl hexyl	7289-40-9	NIST02.L	56262	C13H28O	200	53





TestAmerica Edison

Data File: \\EDICHROM\ChromData\CVOAMS4\20141105-20221.b\D5788.D

Injection Date: 06-Nov-2014 04:49:30

Instrument ID: CVOAMS4

Lims ID: 460-85482-B-22-A

Lab Sample ID: 460-85482-22

Client ID: PMP-7-SW-SI

Operator ID:

ALS Bottle#: 23

Worklist Smp#: 24

Purge Vol: 5.000 mL

Dil. Factor: 1.0000

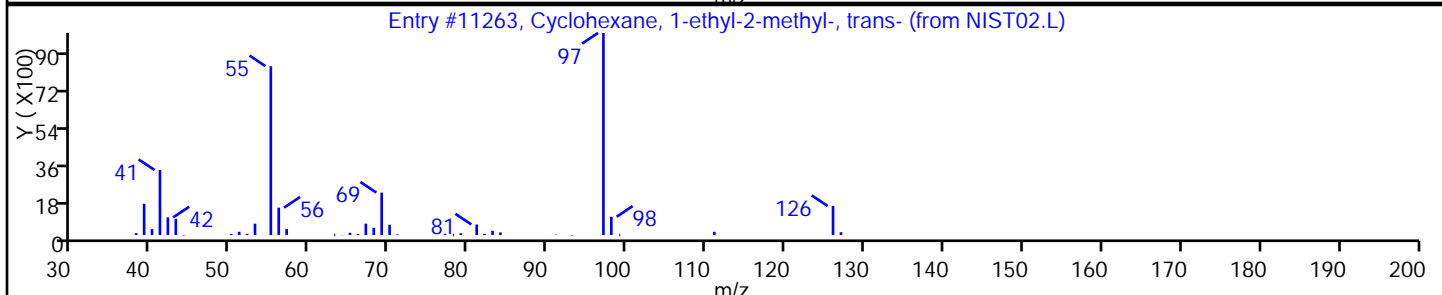
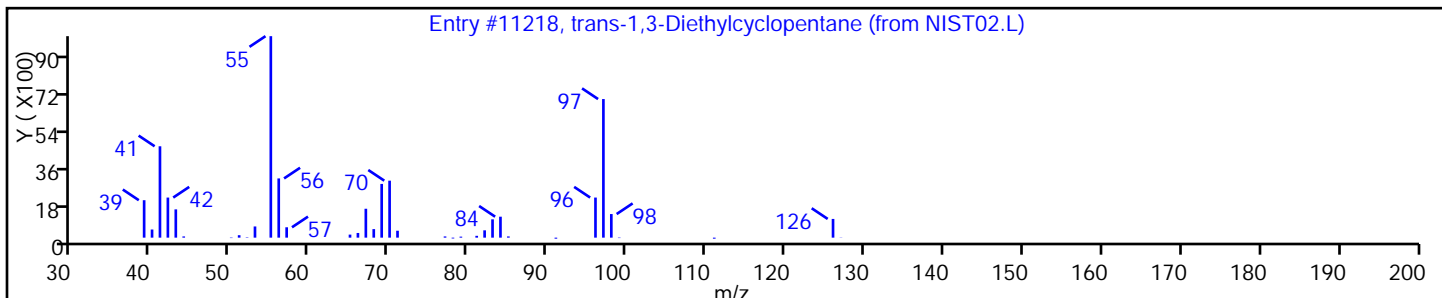
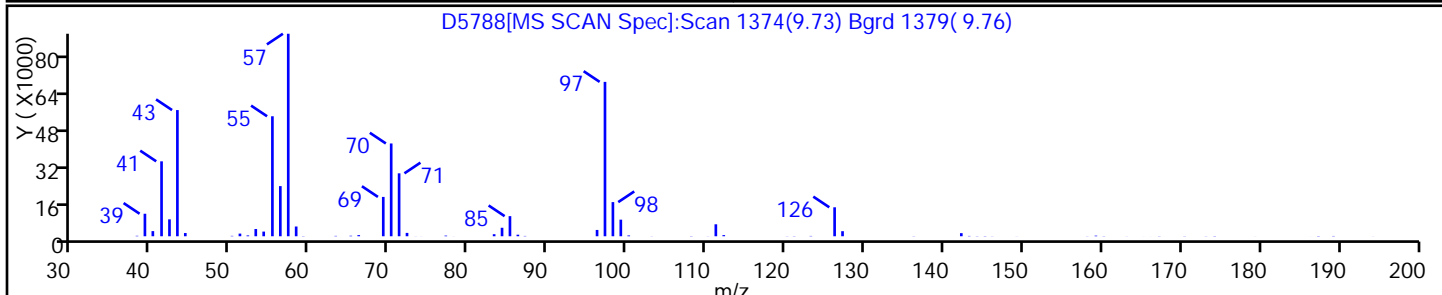
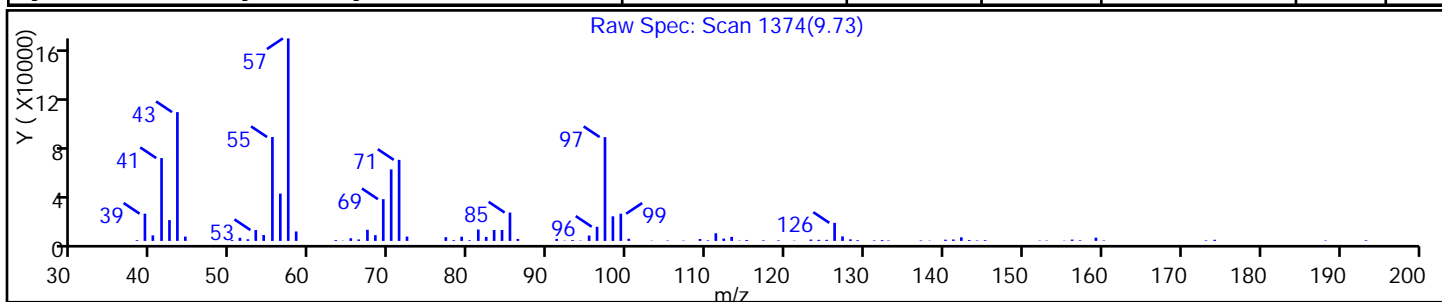
Method: 8260S\_4

Limit Group: VOA - 8260B Water and Solid

Column:

Detector: MS SCAN

Library Search Compound Match	CAS#	Library	Entry	Formula	Weight	Q
Unknown		NIST02	0		0	0
trans-1,3-Diethylcyclopentane	1000113-87-1	NIST02.L	11218	C9H18	126	50
Cyclohexane, 1-ethyl-2-methyl-, trans-	4923-78-8	NIST02.L	11263	C9H18	126	43



TestAmerica Edison

Data File: \\EDICHRON\ChromData\CVOAMS4\20141105-20221.b\D5788.D

Injection Date: 06-Nov-2014 04:49:30

Instrument ID: CVOAMS4

Lims ID: 460-85482-B-22-A

Lab Sample ID: 460-85482-22

Client ID: PMP-7-SW-SI

Operator ID:

ALS Bottle#: 23

Worklist Smp#: 24

Purge Vol: 5.000 mL

Dil. Factor: 1.0000

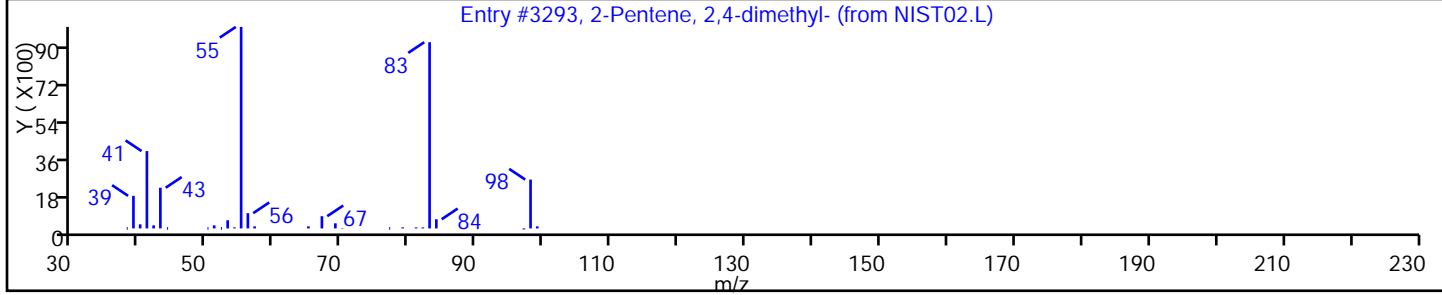
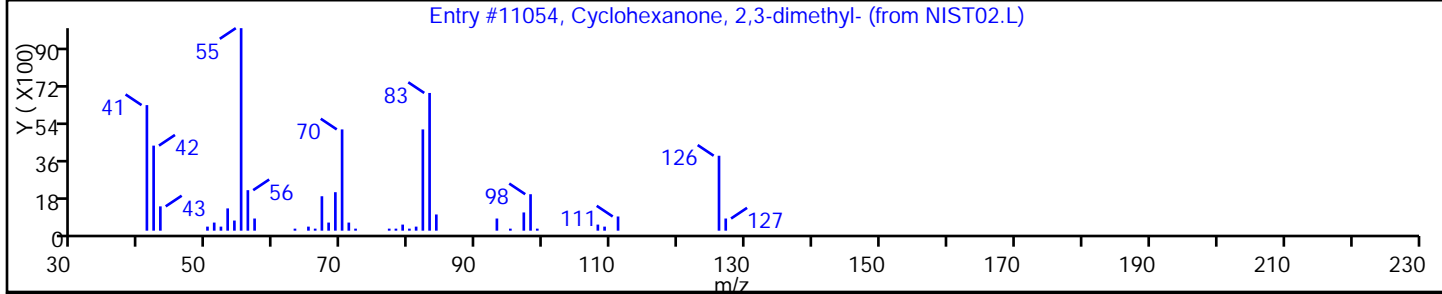
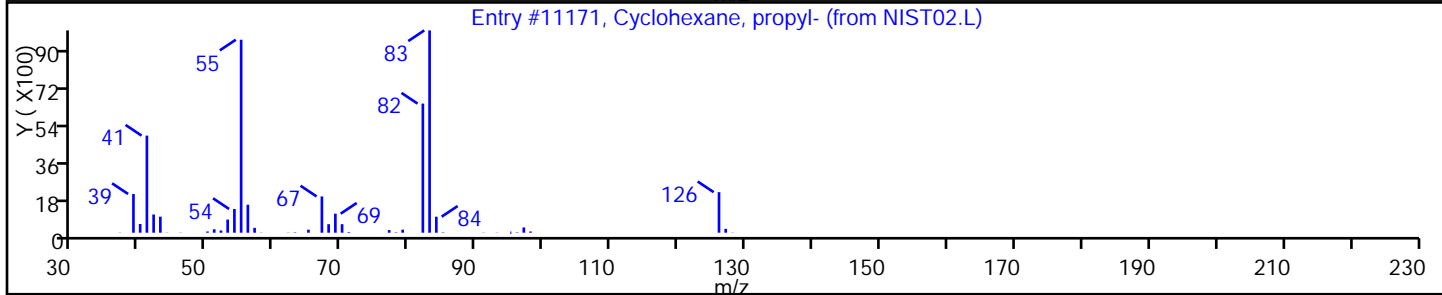
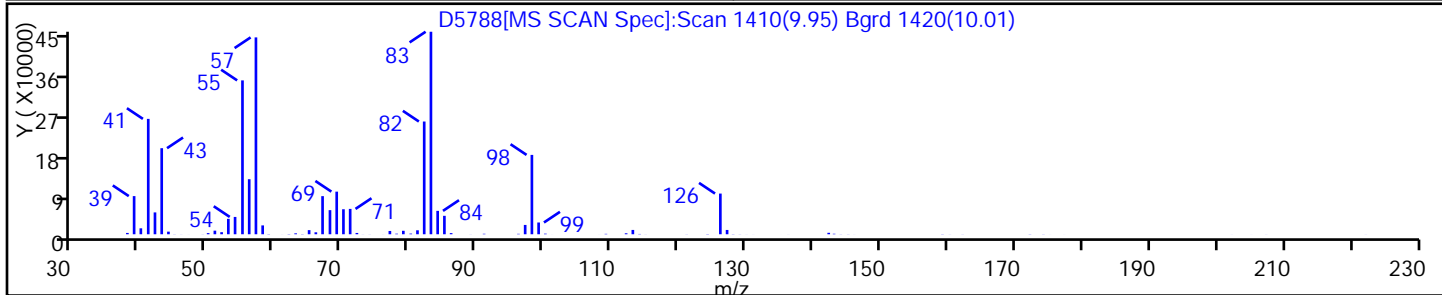
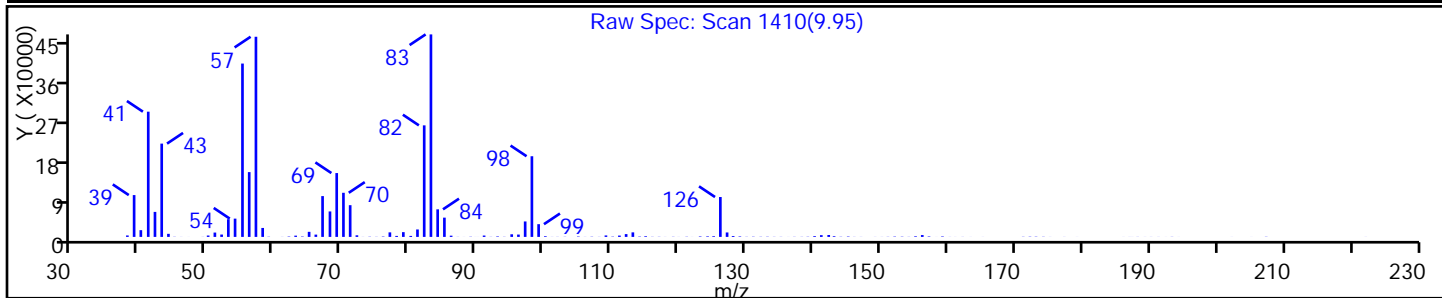
Method: 8260S\_4

Limit Group: VOA - 8260B Water and Solid

Column:

Detector MS SCAN

Library Search Compound Match	CAS#	Library	Entry	Formula	Weight	Q
Cyclohexane, propyl-	1678-92-8	NIST02	11171	C9H18	126	64
Cyclohexanone, 2,3-dimethyl-	13395-76-1	NIST02.L	11054	C8H14O	126	62
2-Pentene, 2,4-dimethyl-	625-65-0	NIST02.L	3293	C7H14	98	49



TestAmerica Edison

Data File: \\EDICHRON\ChromData\CVOAMS4\20141105-20221.b\D5788.D

Injection Date: 06-Nov-2014 04:49:30

Instrument ID: CVOAMS4

Lims ID: 460-85482-B-22-A

Lab Sample ID: 460-85482-22

Client ID: PMP-7-SW-SI

Operator ID:

ALS Bottle#: 23 Worklist Smp#: 24

Purge Vol: 5.000 mL

Dil. Factor: 1.0000

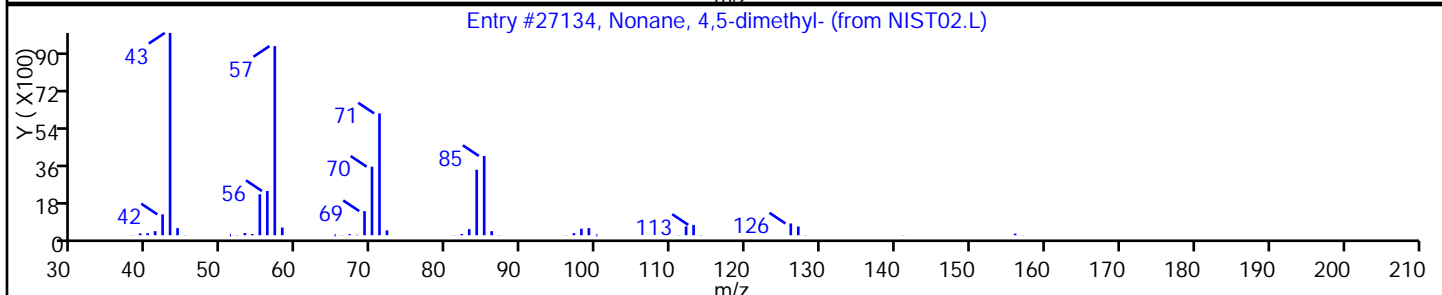
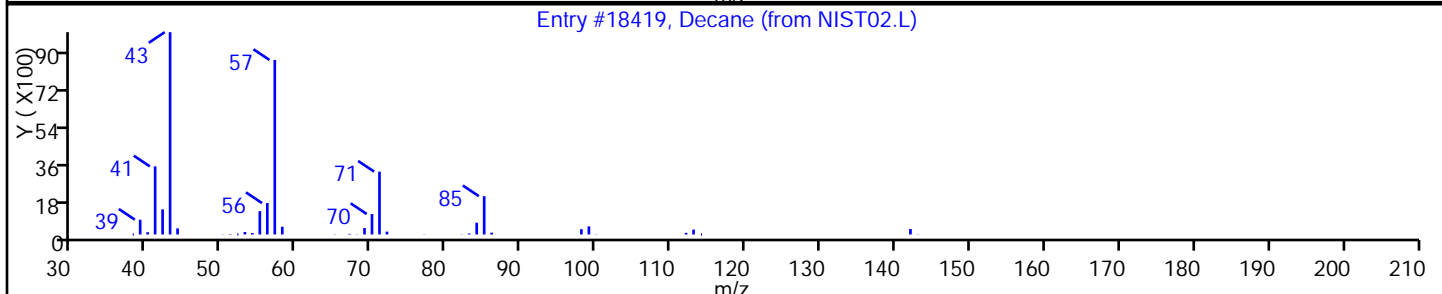
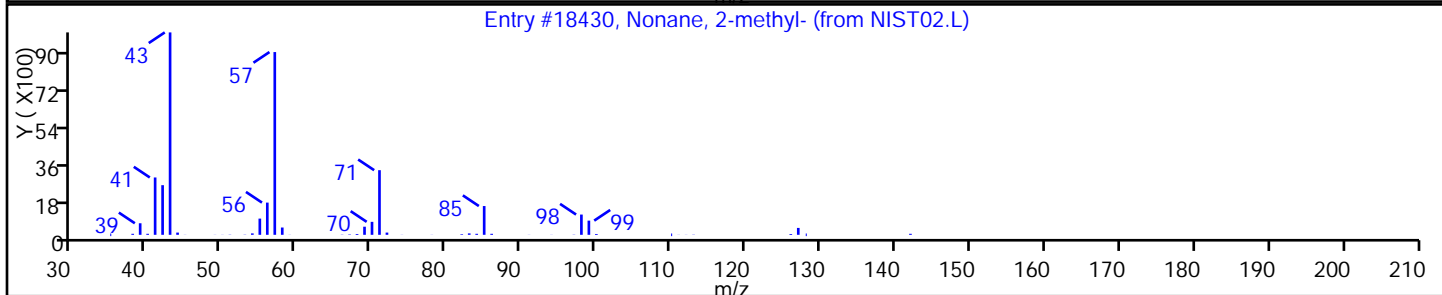
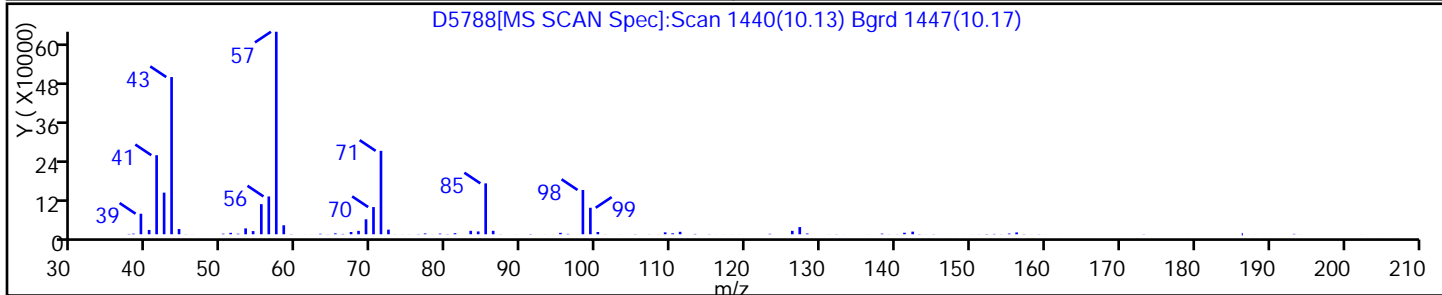
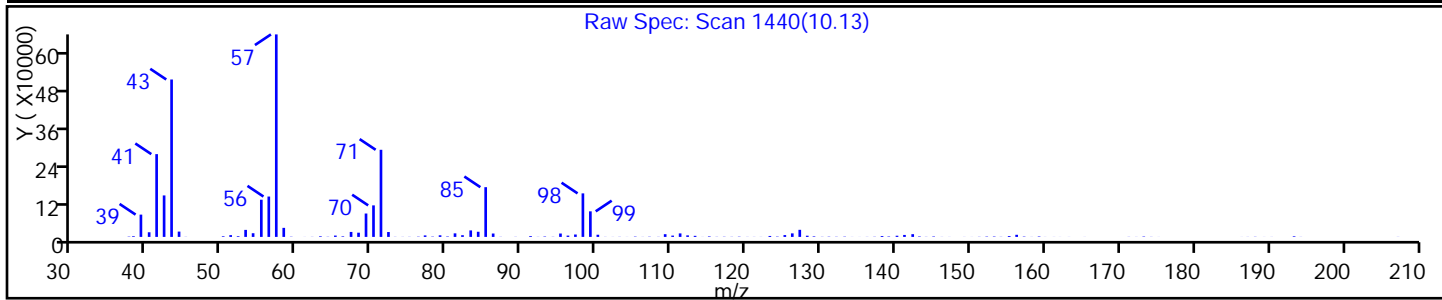
Method: 8260S\_4

Limit Group: VOA - 8260B Water and Solid

Column:

Detector MS SCAN

Library Search Compound Match	CAS#	Library	Entry	Formula	Weight	Q
Nonane, 2-methyl-	871-83-0	NIST02	18430	C10H22	142	91
Decane	124-18-5	NIST02.L	18419	C10H22	142	64
Nonane, 4,5-dimethyl-	17302-23-7	NIST02.L	27134	C11H24	156	52



TestAmerica Edison

Data File: \\EDICHRON\ChromData\CVOAMS4\20141105-20221.b\D5788.D

Injection Date: 06-Nov-2014 04:49:30

Instrument ID: CVOAMS4

Lims ID: 460-85482-B-22-A

Lab Sample ID: 460-85482-22

Client ID: PMP-7-SW-SI

Operator ID:

ALS Bottle#:

23

Worklist Smp#:

24

Purge Vol: 5.000 mL

Dil. Factor:

1.0000

Method: 8260S\_4

Limit Group:

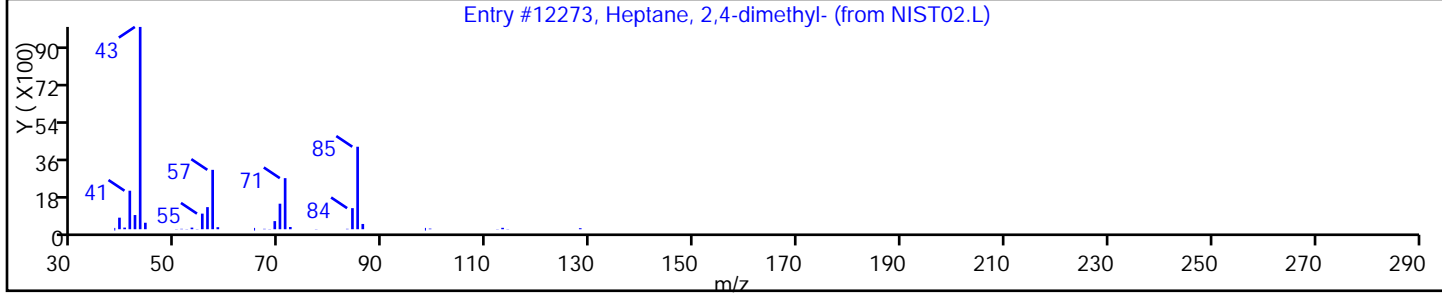
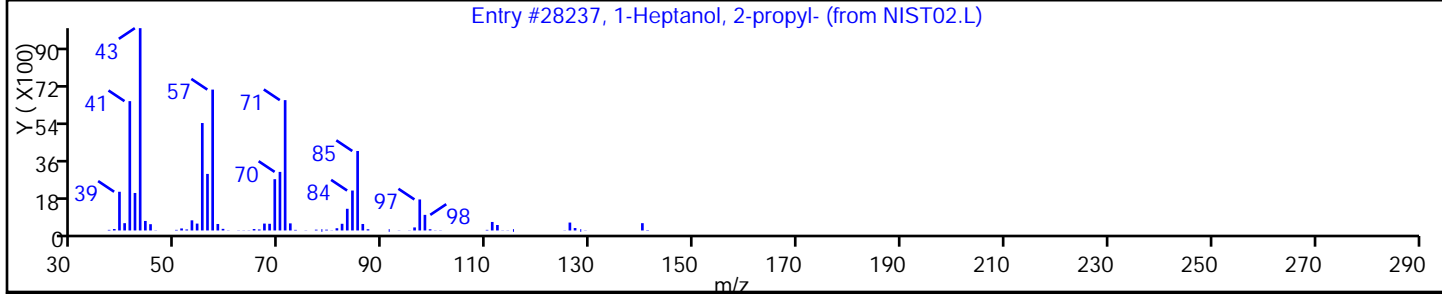
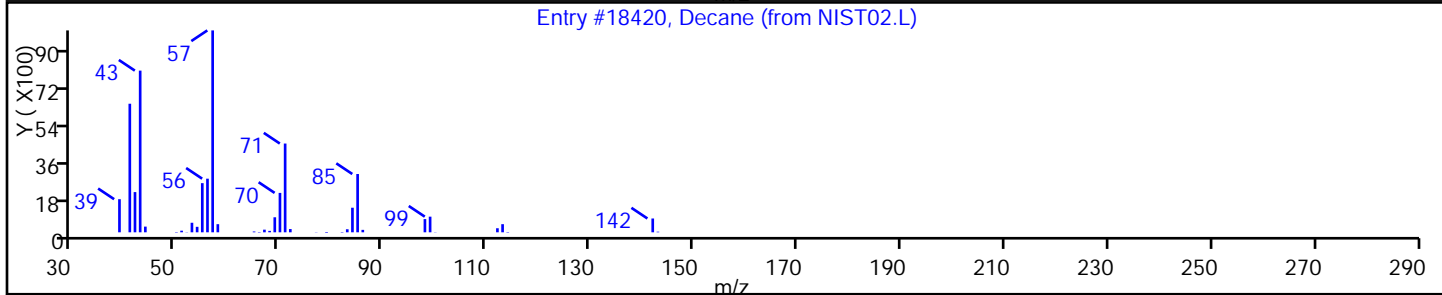
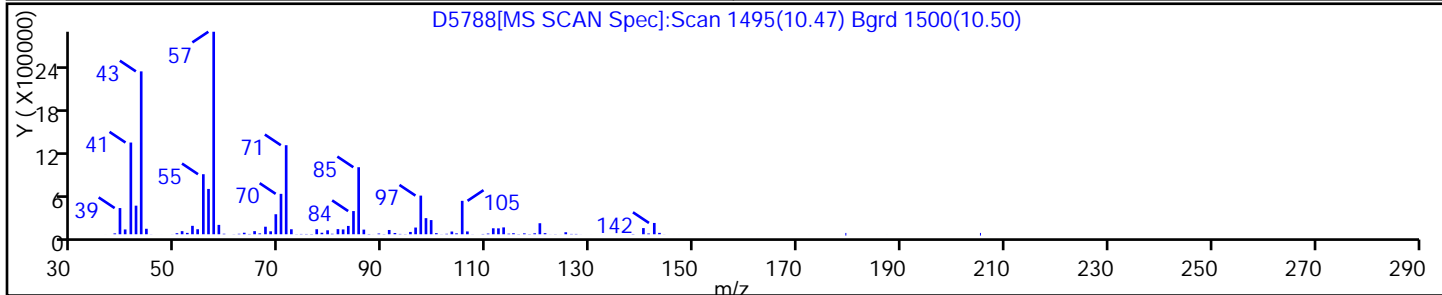
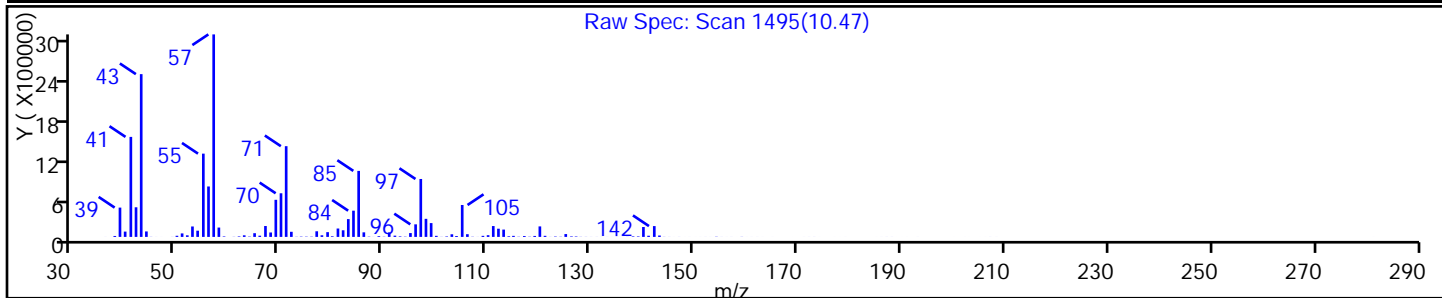
VOA - 8260B Water and Solid

Column:

Detector

MS SCAN

Library Search Compound Match	CAS#	Library	Entry	Formula	Weight	Q
Decane	124-18-5	NIST02	18420	C10H22	142	94
1-Heptanol, 2-propyl-	10042-59-8	NIST02.L	28237	C10H22O	158	64
Heptane, 2,4-dimethyl-	2213-23-2	NIST02.L	12273	C9H20	128	62



TestAmerica Edison

Data File: \\EDICHRON\ChromData\CVOAMS4\20141105-20221.b\D5788.D

Injection Date: 06-Nov-2014 04:49:30

Instrument ID: CVOAMS4

Lims ID: 460-85482-B-22-A

Lab Sample ID: 460-85482-22

Client ID: PMP-7-SW-SI

Operator ID:

ALS Bottle#: 23

Worklist Smp#: 24

Purge Vol: 5.000 mL

Dil. Factor: 1.0000

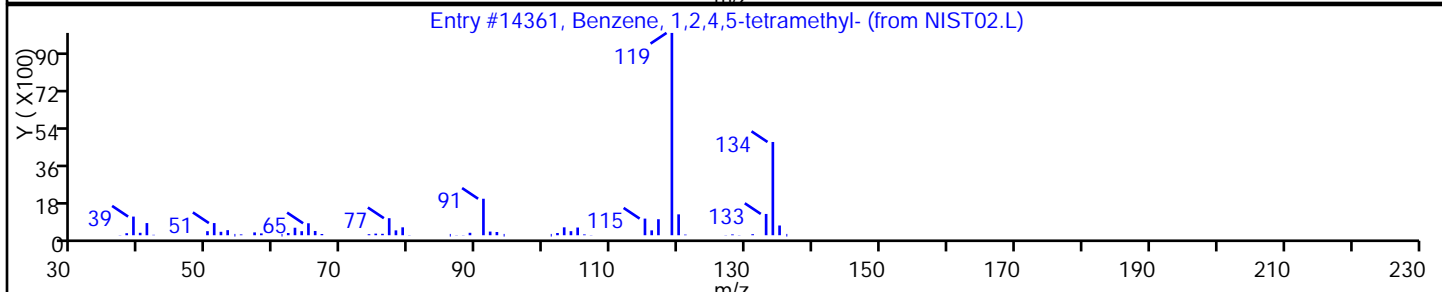
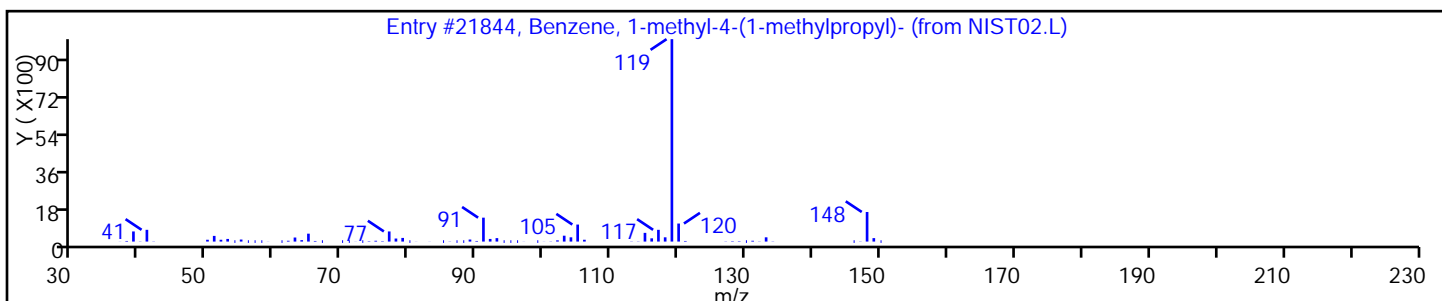
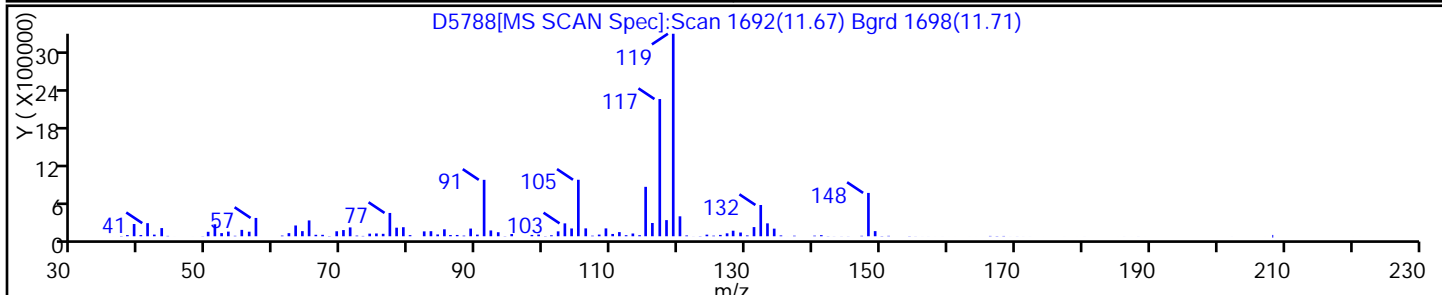
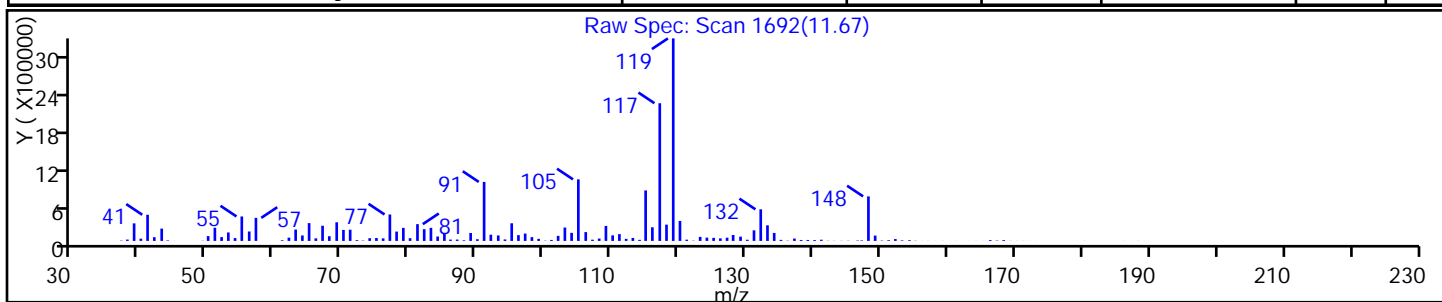
Method: 8260S\_4

Limit Group: VOA - 8260B Water and Solid

Column:

Detector: MS SCAN

Library Search Compound Match	CAS#	Library	Entry	Formula	Weight	Q
Unknown		NIST02	0		0	0
Benzene, 1-methyl-4-(1-methylpropyl)-	1595-16-0	NIST02.L	21844	C11H16	148	49
Benzene, 1,2,4,5-tetramethyl-	95-93-2	NIST02.L	14361	C10H14	134	46



FORM I  
GC/MS VOA ORGANICS ANALYSIS DATA SHEET

Lab Name: TestAmerica Edison Job No.: 460-85482-1  
 SDG No.: \_\_\_\_\_  
 Client Sample ID: PMP-5-SW-WT Lab Sample ID: 460-85482-25  
 Matrix: Solid Lab File ID: B75593.D  
 Analysis Method: 8260B Date Collected: 10/30/2014 10:02  
 Sample wt/vol: 5.17(g) Date Analyzed: 11/04/2014 12:02  
 Soil Aliquot Vol: 5 (mL) Dilution Factor: 50  
 Soil Extract Vol.: 10 (mL) GC Column: Rtx-624 ID: 0.25 (mm)  
 % Moisture: 3.0 Level: (low/med) Medium  
 Analysis Batch No.: 260159 Units: ug/Kg

CAS NO.	COMPOUND NAME	RESULT	Q	RL	MDL
71-55-6	1,1,1-Trichloroethane	6.2	U	100	6.2
79-34-5	1,1,2,2-Tetrachloroethane	16	U	100	16
79-00-5	1,1,2-Trichloroethane	19	U	100	19
75-34-3	1,1-Dichloroethane	13	U	100	13
75-35-4	1,1-Dichloroethene	8.8	U	100	8.8
87-61-6	1,2,3-Trichlorobenzene	2300		100	51
120-82-1	1,2,4-Trichlorobenzene	2500		100	34
96-12-8	1,2-Dibromo-3-Chloropropane	40	U	100	40
106-93-4	1,2-Dibromoethane	27	U	100	27
95-50-1	1,2-Dichlorobenzene	540		100	20
107-06-2	1,2-Dichloroethane	19	U	100	19
78-87-5	1,2-Dichloropropane	8.6	U	100	8.6
541-73-1	1,3-Dichlorobenzene	590		100	14
106-46-7	1,4-Dichlorobenzene	2900		100	23
123-91-1	1,4-Dioxane	3600	U	2500	3600
78-93-3	2-Butanone	230	U	500	230
591-78-6	2-Hexanone	50	U	500	50
108-10-1	4-Methyl-2-pentanone	98	U	500	98
67-64-1	Acetone	270	U	500	270
71-43-2	Benzene	8.2	U	100	8.2
74-97-5	Bromochloromethane	27	U	100	27
75-27-4	Bromodichloromethane	12	U	100	12
75-25-2	Bromoform	19	U	100	19
74-83-9	Bromomethane	18	U	100	18
75-15-0	Carbon disulfide	13	U	100	13
56-23-5	Carbon tetrachloride	5.7	U	100	5.7
108-90-7	Chlorobenzene	31	J	100	11
75-00-3	Chloroethane	17	U	100	17
67-66-3	Chloroform	7.8	U	100	7.8
74-87-3	Chloromethane	9.7	U	100	9.7
156-59-2	cis-1,2-Dichloroethene	18	U	100	18
10061-01-5	cis-1,3-Dichloropropene	18	U	100	18
110-82-7	Cyclohexane	16	U	100	16
124-48-1	Dibromochloromethane	20	U	100	20
75-71-8	Dichlorodifluoromethane	21	U	100	21
100-41-4	Ethylbenzene	9.6	U	100	9.6

FORM I  
GC/MS VOA ORGANICS ANALYSIS DATA SHEET

Lab Name: TestAmerica Edison Job No.: 460-85482-1  
 SDG No.: \_\_\_\_\_  
 Client Sample ID: PMP-5-SW-WT Lab Sample ID: 460-85482-25  
 Matrix: Solid Lab File ID: B75593.D  
 Analysis Method: 8260B Date Collected: 10/30/2014 10:02  
 Sample wt/vol: 5.17(g) Date Analyzed: 11/04/2014 12:02  
 Soil Aliquot Vol: 5 (mL) Dilution Factor: 50  
 Soil Extract Vol.: 10 (mL) GC Column: Rtx-624 ID: 0.25 (mm)  
 % Moisture: 3.0 Level: (low/med) Medium  
 Analysis Batch No.: 260159 Units: ug/Kg

CAS NO.	COMPOUND NAME	RESULT	Q	RL	MDL
76-13-1	Freon TF	8.2	U	100	8.2
98-82-8	Isopropylbenzene	73	J	100	7.6
79-20-9	Methyl acetate	33	U	500	33
108-87-2	Methylcyclohexane	19	J	100	14
75-09-2	Methylene Chloride	18	U	100	18
1634-04-4	MTBE	14	U	100	14
100-42-5	Styrene	12	U	100	12
127-18-4	Tetrachloroethene	13	J	100	9.7
108-88-3	Toluene	15	U	100	15
156-60-5	trans-1,2-Dichloroethene	13	U	100	13
10061-02-6	trans-1,3-Dichloropropene	24	U	100	24
79-01-6	Trichloroethene	9.2	U	100	9.2
75-69-4	Trichlorofluoromethane	15	U	100	15
75-01-4	Vinyl chloride	14	U	100	14
1330-20-7	Xylenes, Total	540		200	36

CAS NO.	SURROGATE	%REC	Q	LIMITS
17060-07-0	1,2-Dichloroethane-d4 (Surr)	102		75-135
2037-26-5	Toluene-d8 (Surr)	111		59-150
460-00-4	Bromofluorobenzene	117		72-133
1868-53-7	Dibromofluoromethane (Surr)	107		70-130

FORM I  
GC/MS VOA ORGANICS ANALYSIS DATA SHEET  
TENTATIVELY IDENTIFIED COMPOUNDS

Lab Name: TestAmerica Edison Job No.: 460-85482-1  
 SDG No.: \_\_\_\_\_  
 Client Sample ID: PMP-5-SW-WT Lab Sample ID: 460-85482-25  
 Matrix: Solid Lab File ID: B75593.D  
 Analysis Method: 8260B Date Collected: 10/30/2014 10:02  
 Sample wt/vol: 5.17(g) Date Analyzed: 11/04/2014 12:02  
 Soil Aliquot Vol: 5 (mL) Dilution Factor: 50  
 Soil Extract Vol.: 10 (mL) GC Column: Rtx-624 ID: 0.25 (mm)  
 % Moisture: 3.0 Level: (low/med) Medium  
 Analysis Batch No.: 260159 Units: ug/Kg  
 Number TICs Found: 10 TIC Result Total: 131400

CAS NO.	COMPOUND NAME	RT	RESULT	Q
	Unknown	10.89	14000	J
2870-04-4	Benzene, 2-ethyl-1,3-dimethyl-	11.15	9500	J N
2870-04-4	Benzene, 2-ethyl-1,3-dimethyl-	11.33	11000	J N
488-23-3	Benzene, 1,2,3,4-tetramethyl-	11.59	13000	J N
527-84-4	Benzene, 1-methyl-2-(1-methylethyl)-	11.92	18000	J N
	Unknown	12.00	16000	J
17059-48-2	1H-Indene, 2,3-dihydro-1,6-dimethyl-	12.20	18000	J N
4912-92-9	1H-Indene, 2,3-dihydro-1,1-dimethyl-	12.28	13000	J N
2051-30-1	Octane, 2,6-dimethyl-	12.38	9400	J N
	Unknown	13.46	9500	J



TestAmerica Edison  
Target Compound Quantitation Report

Data File: \\EDICHROM\ChromData\CVOAMS2\20141104-20141.b\B75593.D  
 Lims ID: 460-85482-A-25-A Lab Sample ID: 460-85482-25  
 Client ID: PMP-5-SW-WT  
 Sample Type: Client  
 Inject. Date: 04-Nov-2014 12:02:30 ALS Bottle#: 14 Worklist Smp#: 15  
 Purge Vol: 5.000 mL Dil. Factor: 50.0000  
 Sample Info: 460-85482-A-25-A  
 Misc. Info.: 460-0020141-015  
 Operator ID: Instrument ID: CVOAMS2  
 Method: \\EDICHROM\ChromData\CVOAMS2\20141104-20141.b\8260W\_2.m  
 Limit Group: VOA - 8260B Water and Solid  
 Last Update: 06-Nov-2014 13:14:45 Calib Date: 21-Oct-2014 13:24:30  
 Integrator: RTE ID Type: Deconvolution ID  
 Quant Method: Internal Standard Quant By: Initial Calibration  
 Last ICal File: \\EDICHROM\ChromData\CVOAMS2\20141021-19612.b\B74941.D  
 Column 1 : Rtx-624 ( 0.25 mm) Det: MS SCAN  
 Process Host: XAWRK012

First Level Reviewer: intarachau

Date: 05-Nov-2014 14:31:18

Compound	Sig	RT (min.)	Exp RT (min.)	Dlt RT (min.)	Q	Response	OnCol Amt ug/l	Flags
* 26 TBA-d9 (IS)	65	2.656	2.648	0.008	88	109707	1000.0	
\$ 57 Dibromofluoromethane (Surr	113	4.286	4.277	0.009	96	177555	53.7	
\$ 53 1,2-Dichloroethane-d4 (Sur	65	4.664	4.664	0.000	97	162315	51.1	
* 58 Fluorobenzene	96	4.985	4.985	0.000	98	613316	50.0	
62 Methylcyclohexane	83	5.528	5.537	-0.009	44	1061	0.1867	
* 65 1,4-Dioxane-d8	96	5.841	5.833	0.008	95	15409	1000.0	
\$ 76 Toluene-d8 (Surr)	98	6.985	6.985	0.000	99	667809	55.3	
81 Tetrachloroethene	166	7.660	7.660	0.000	57	571	0.1325	
* 87 Chlorobenzene-d5	117	8.590	8.590	0.000	87	514489	50.0	
88 Chlorobenzene	112	8.623	8.615	0.008	39	3338	0.3144	
91 m-Xylene & p-Xylene	106	8.837	8.829	0.008	70	2322	0.3351	
92 o-Xylene	106	9.207	9.207	0.000	94	34481	5.11	
96 Isopropylbenzene	105	9.536	9.528	0.008	63	13565	0.7342	
\$ 97 4-Bromofluorobenzene	174	9.709	9.701	0.008	93	238089	58.4	
113 1,3-Dichlorobenzene	146	10.614	10.614	0.000	94	52897	5.91	
* 115 1,4-Dichlorobenzene-d4	152	10.672	10.672	0.000	95	290545	50.0	
116 1,4-Dichlorobenzene	146	10.697	10.697	0.000	96	260322	28.7	
122 1,2-Dichlorobenzene	146	11.001	10.993	0.008	95	43212	5.38	
127 1,2,4-Trichlorobenzene	180	12.236	12.236	0.000	87	142895	25.4	
131 1,2,3-Trichlorobenzene	180	12.647	12.647	0.000	80	101705	22.6	
S 134 Xylenes, Total	100				0		5.45	

**Reagents:**

8260 INTSTD C\_00056

Amount Added: 1.00

Units: uL

Run Reagent

TestAmerica Edison  
Tentatively Identified Quantitation Report

Data File: \\EDICHROM\ChromData\CVOAMS2\20141104-20141.b\B75593.D  
 Lims ID: 460-85482-A-25-A Lab Sample ID: 460-85482-25  
 Client ID: PMP-5-SW-WT  
 Sample Type: Client  
 Inject. Date: 04-Nov-2014 12:02:30 ALS Bottle#: 14 Worklist Smp#: 15  
 Purge Vol: 5.000 mL Dil. Factor: 50.0000  
 Sample Info: 460-85482-A-25-A  
 Misc. Info.: 460-0020141-015  
 Operator ID: Instrument ID: CVOAMS2  
 Method: \\EDICHROM\ChromData\CVOAMS2\20141104-20141.b\8260W\_2.m  
 Limit Group: VOA - 8260B Water and Solid  
 Last Update: 06-Nov-2014 13:14:45 Calib Date: 21-Oct-2014 13:24:30  
 Tic RT Window: 0.000 -0.000 Response: area  
 Quant By: Nearest ISTD Quant LOD: 10.00000  
 MS Library: \\EDICHROM\ChromData\Database\NIST02.L  
 Min. Match: 40  
 Column 1 : Rtx-624 ( 0.25 mm) Det: MS SCAN  
 Process Host: XAWRK012  
 First Level Reviewer: intarachau Date: 05-Nov-2014 14:31:18

## Tentative Identified Compound Results

RT	Response	Amount ug/l	Quant Cpd	Qual	Lib Entry	Molecular Formula	Mol. Weight	Flags
	Unknown							
10.894	8590623	136.9	115	0	0		0	M
	2870-04-4	Benzene, 2-ethyl-1,3-dimethyl-						
11.149	5956908	94.9	115	80	14362	C10H14	134	M
	2870-04-4	Benzene, 2-ethyl-1,3-dimethyl-						
11.330	6862632	109.4	115	72	14368	C10H14	134	M
	488-23-3	Benzene, 1,2,3,4-tetramethyl-						
11.585	7983804	127.3	115	96	14353	C10H14	134	M
	527-84-4	Benzene, 1-methyl-2-(1-methylethyl)-						
11.915	11178663	178.2	115	91	14404	C10H14	134	M
	Unknown							
11.997	9775843	155.8	115	0	0		0	M
	17059-48-2	1H-Indene, 2,3-dihydro-1,6-dimethyl-						
12.203	11418985	182.0	115	91	20743	C11H14	146	M
	4912-92-9	1H-Indene, 2,3-dihydro-1,1-dimethyl-						
12.277	8457424	134.8	115	81	20740	C11H14	146	M
	2051-30-1	Octane, 2,6-dimethyl-						
12.375	5944401	94.7	115	64	18460	C10H22	142	M
	Unknown							
13.462	6003374	95.7	115	0	0		0	M

## Quantitation Compounds

Compound	RT	Response	Amount ug/l
* 115 1,4-Dichlorobenzene-d4	10.672	3137033	50.0

**QC Flag Legend**

Processing Flags

Review Flags

M - Manually Integrated

**Reagents:**

8260 INTSTD C\_00056

Amount Added: 1.00

Units: uL

Run Reagent

TestAmerica Edison

Data File: \\EDICHROM\ChromData\CVOAMS2\20141104-20141.b\B75593.D

Injection Date: 04-Nov-2014 12:02:30

Instrument ID: CVOAMS2

Operator ID:

Lims ID: 460-85482-A-25-A

Lab Sample ID: 460-85482-25

Worklist Smp#: 15

Client ID: PMP-5-SW-WT

Purge Vol: 5.000 mL

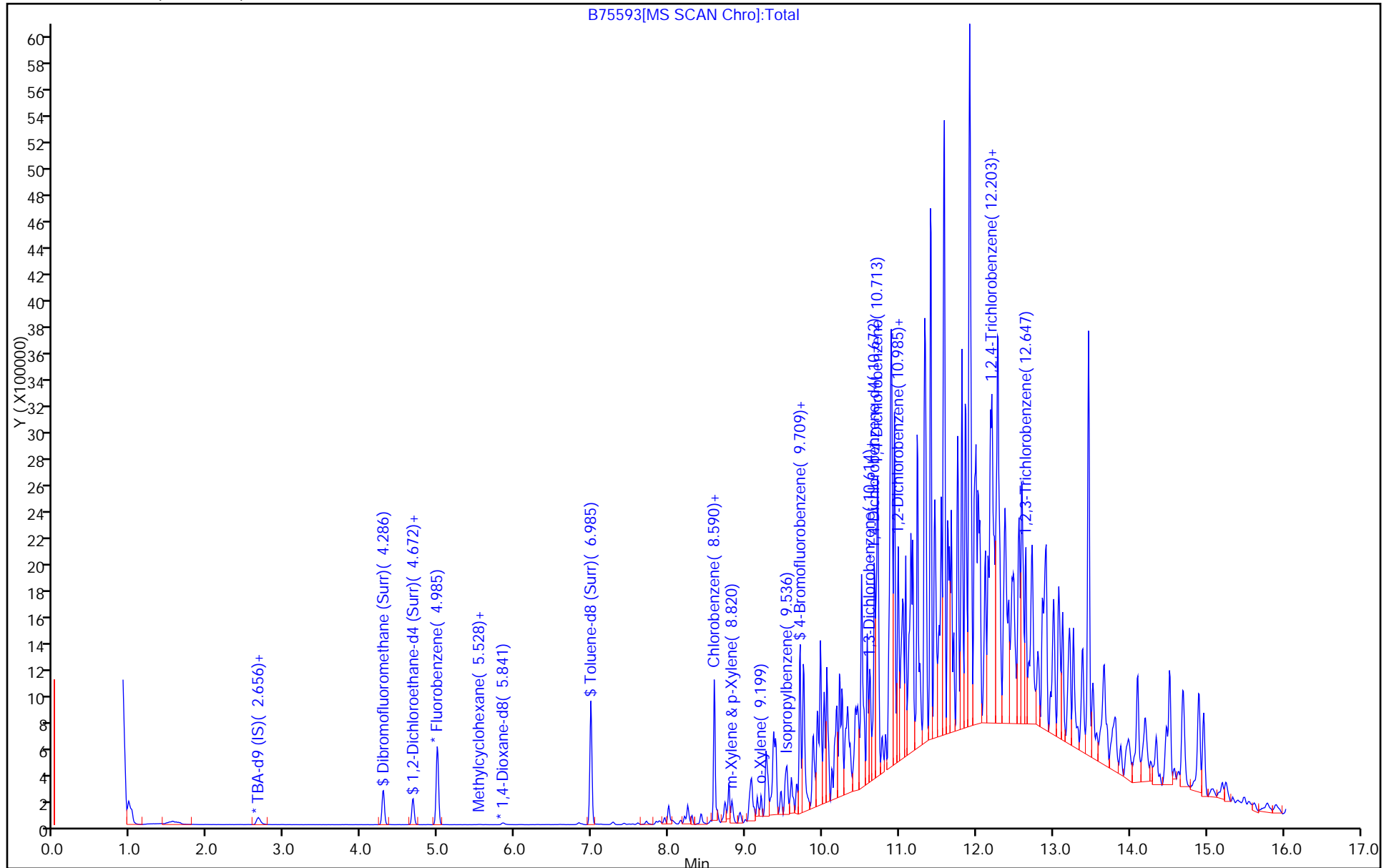
Dil. Factor: 50.0000

ALS Bottle#: 14

Method: 8260W\_2

Limit Group: VOA - 8260B Water and Solid

Column: Rtx-624 ( 0.25 mm)



TestAmerica Edison

Data File: \\EDICHROM\ChromData\CVOAMS2\20141104-20141.b\B75593.D

Injection Date: 04-Nov-2014 12:02:30

Instrument ID: CVOAMS2

Lims ID: 460-85482-A-25-A

Lab Sample ID: 460-85482-25

Client ID: PMP-5-SW-WT

Operator ID:

ALS Bottle#: 14 Worklist Smp#: 15

Purge Vol: 5.000 mL

Dil. Factor: 50.0000

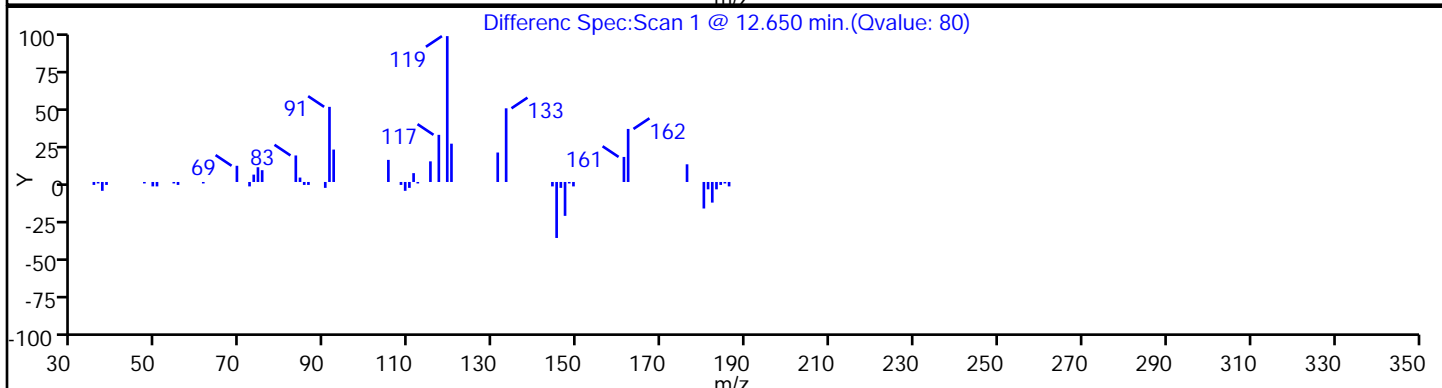
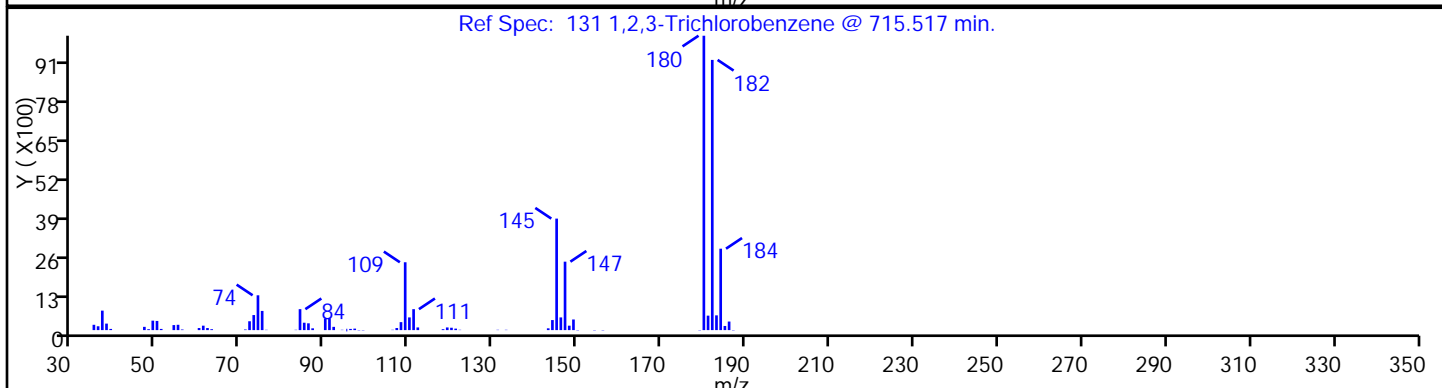
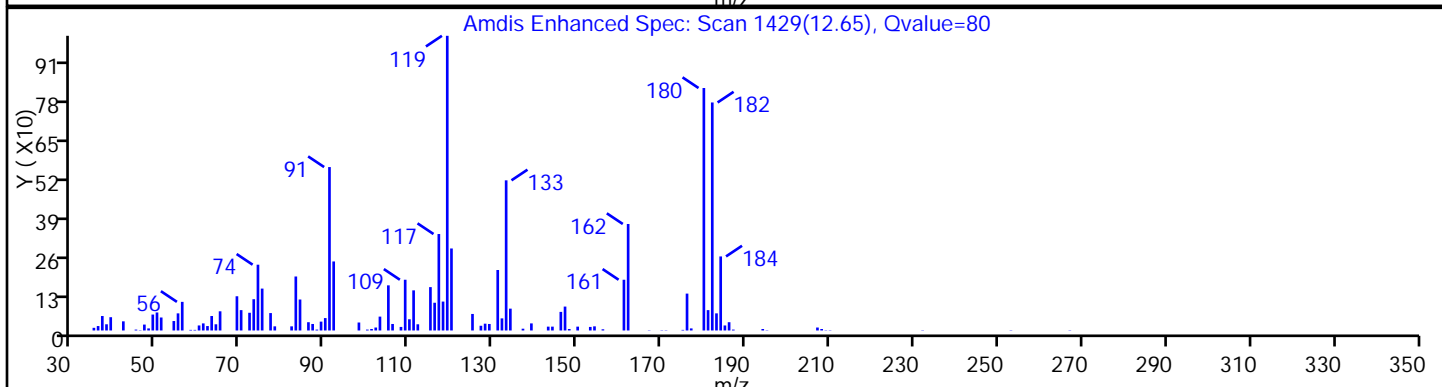
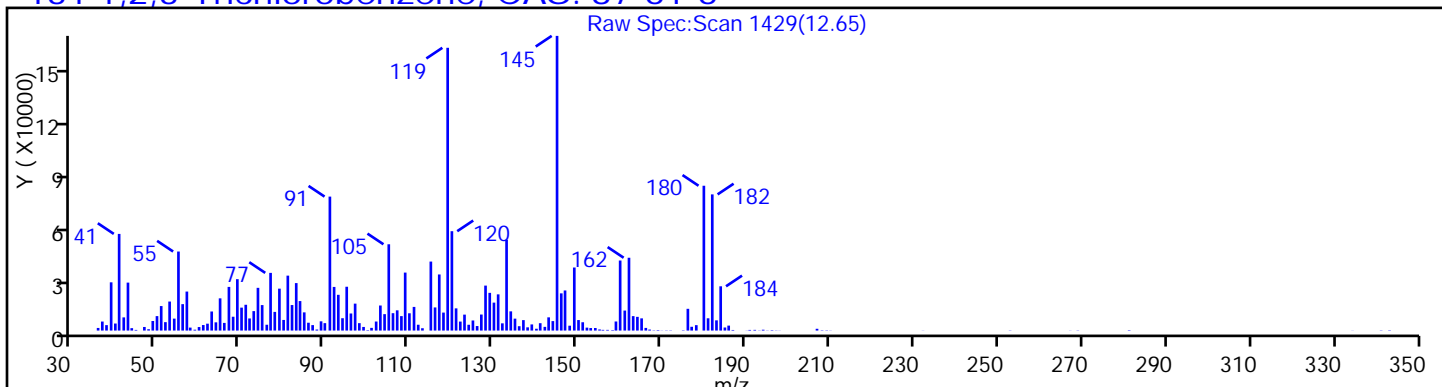
Method: 8260W\_2

Limit Group: VOA - 8260B Water and Solid

Column: Rtx-624 (0.25 mm)

Detector: MS SCAN

131 1,2,3-Trichlorobenzene, CAS: 87-61-6



TestAmerica Edison

Data File: \\EDICHRON\ChromData\CVOAMS2\20141104-20141.b\B75593.D

Injection Date: 04-Nov-2014 12:02:30

Instrument ID: CVOAMS2

Lims ID: 460-85482-A-25-A

Lab Sample ID: 460-85482-25

Client ID: PMP-5-SW-WT

Operator ID:

ALS Bottle#: 14 Worklist Smp#: 15

Purge Vol: 5.000 mL

Dil. Factor: 50.0000

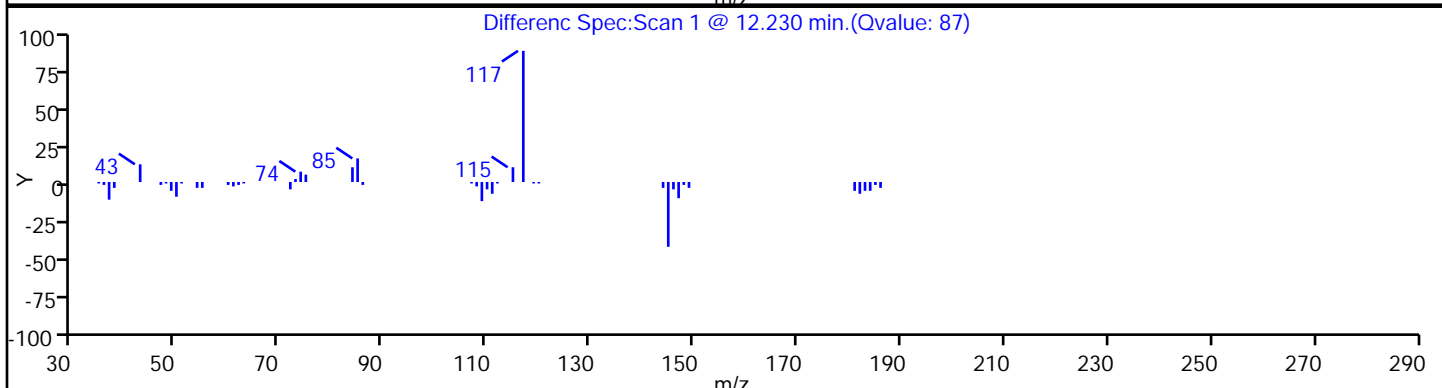
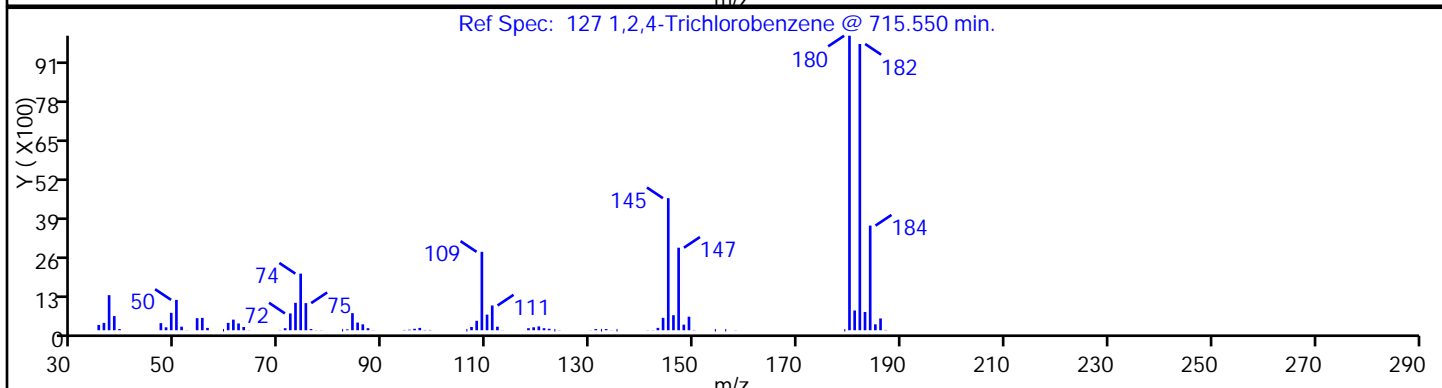
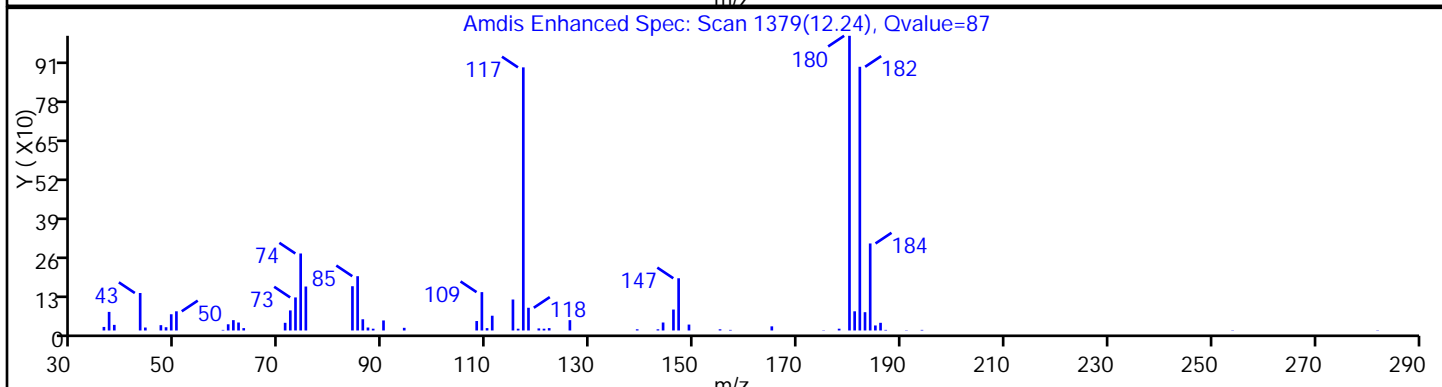
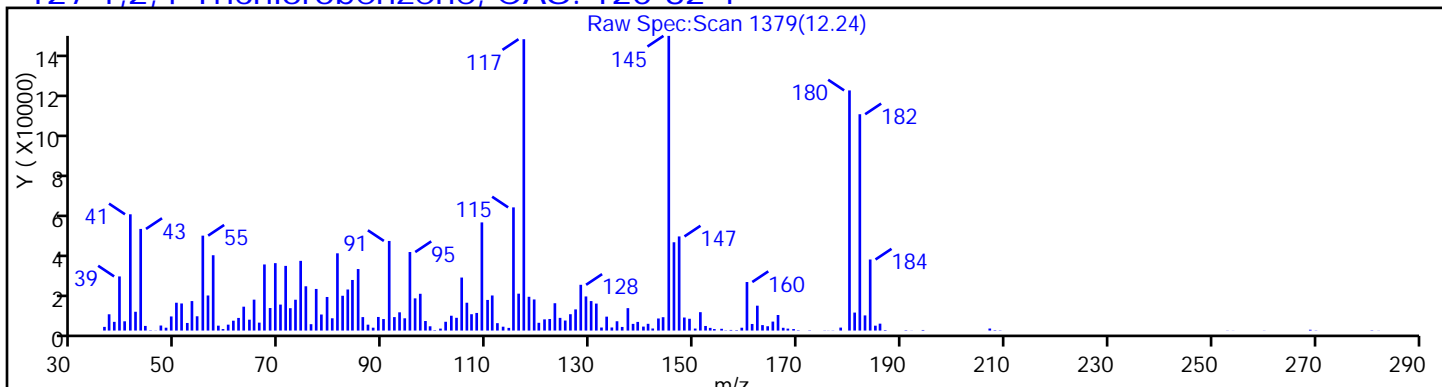
Method: 8260W\_2

Limit Group: VOA - 8260B Water and Solid

Column: Rtx-624 (0.25 mm)

Detector: MS SCAN

127 1,2,4-Trichlorobenzene, CAS: 120-82-1



TestAmerica Edison

Data File: \\EDICHROM\ChromData\CVOAMS2\20141104-20141.b\B75593.D

Injection Date: 04-Nov-2014 12:02:30

Instrument ID: CVOAMS2

Lims ID: 460-85482-A-25-A

Lab Sample ID: 460-85482-25

Client ID: PMP-5-SW-WT

Operator ID:

ALS Bottle#: 14 Worklist Smp#: 15

Purge Vol: 5.000 mL

Dil. Factor: 50.0000

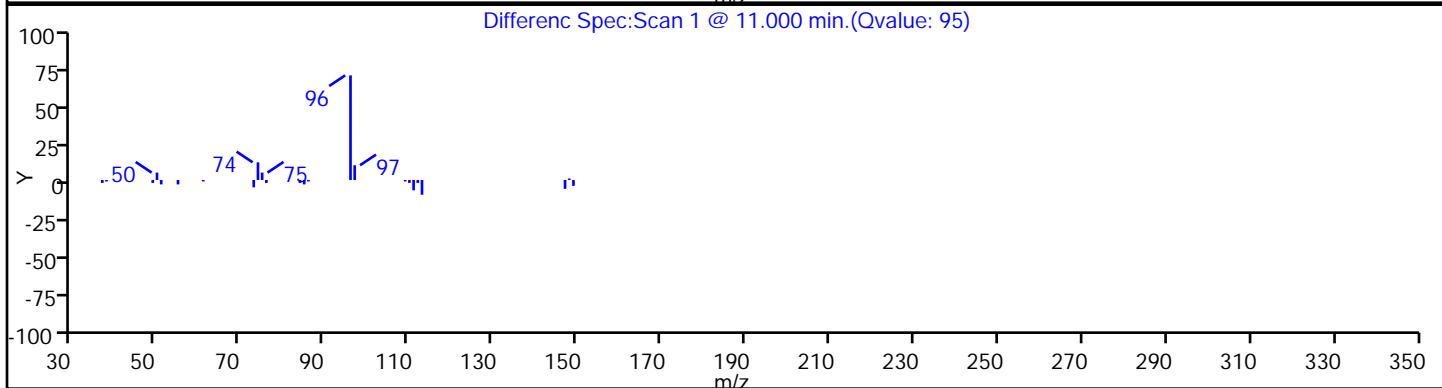
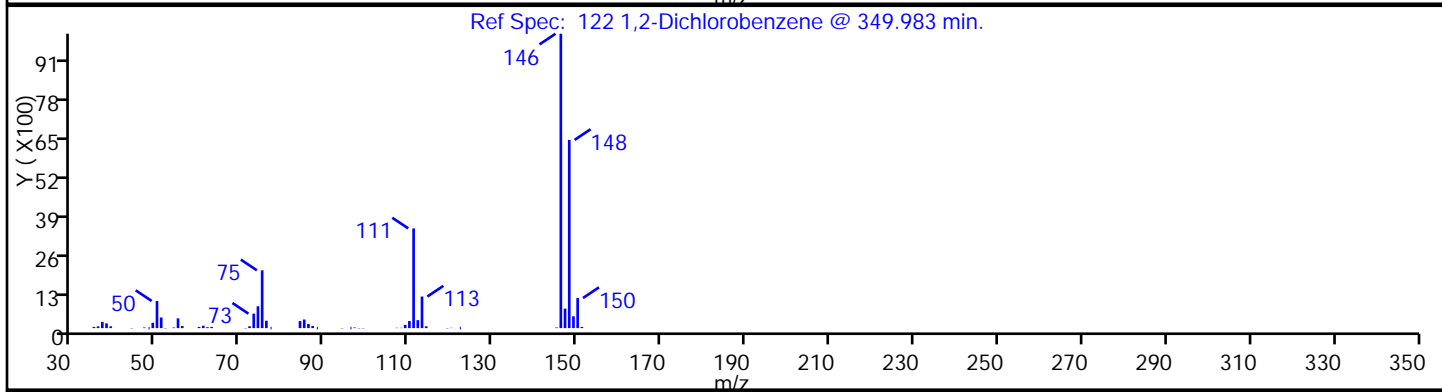
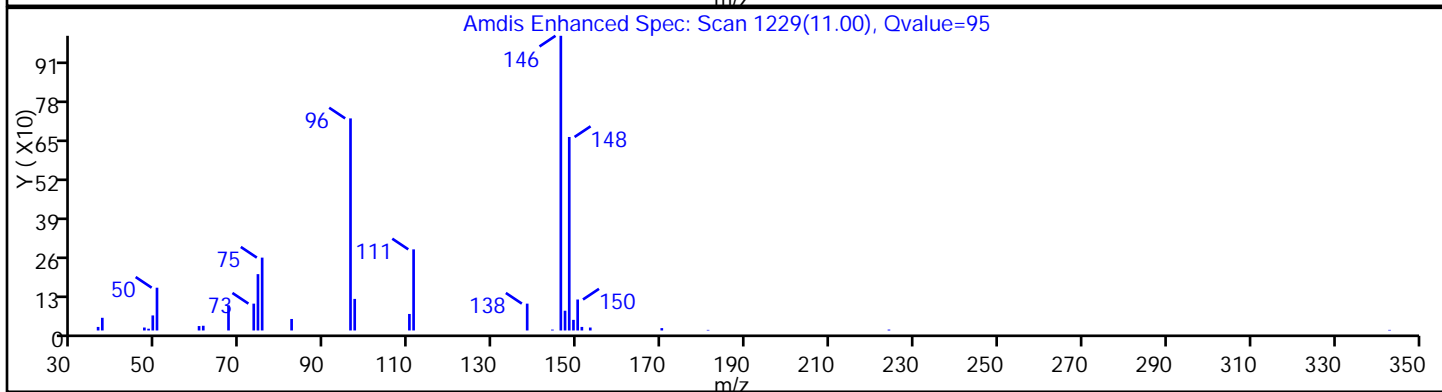
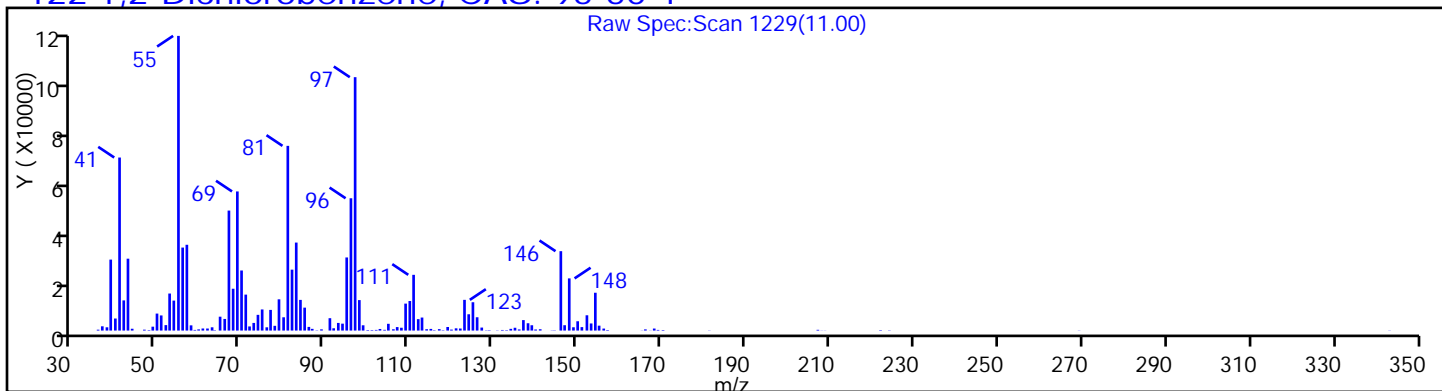
Method: 8260W\_2

Limit Group: VOA - 8260B Water and Solid

Column: Rtx-624 (0.25 mm)

Detector: MS SCAN

122 1,2-Dichlorobenzene, CAS: 95-50-1



TestAmerica Edison

Data File: \\EDICHROM\ChromData\CVOAMS2\20141104-20141.b\B75593.D

Injection Date: 04-Nov-2014 12:02:30

Instrument ID: CVOAMS2

Lims ID: 460-85482-A-25-A

Lab Sample ID: 460-85482-25

Client ID: PMP-5-SW-WT

Operator ID:

ALS Bottle#: 14 Worklist Smp#: 15

Purge Vol: 5.000 mL

Dil. Factor: 50.0000

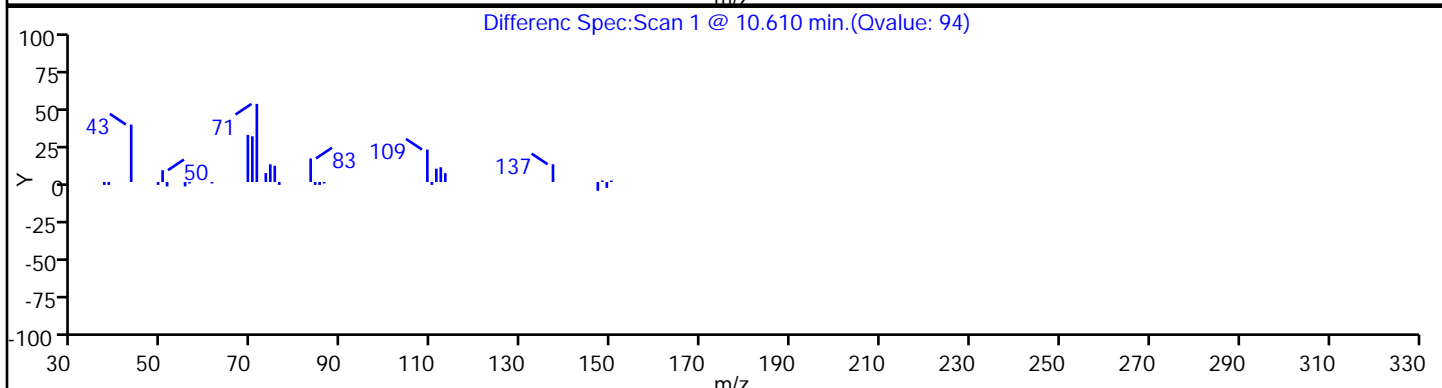
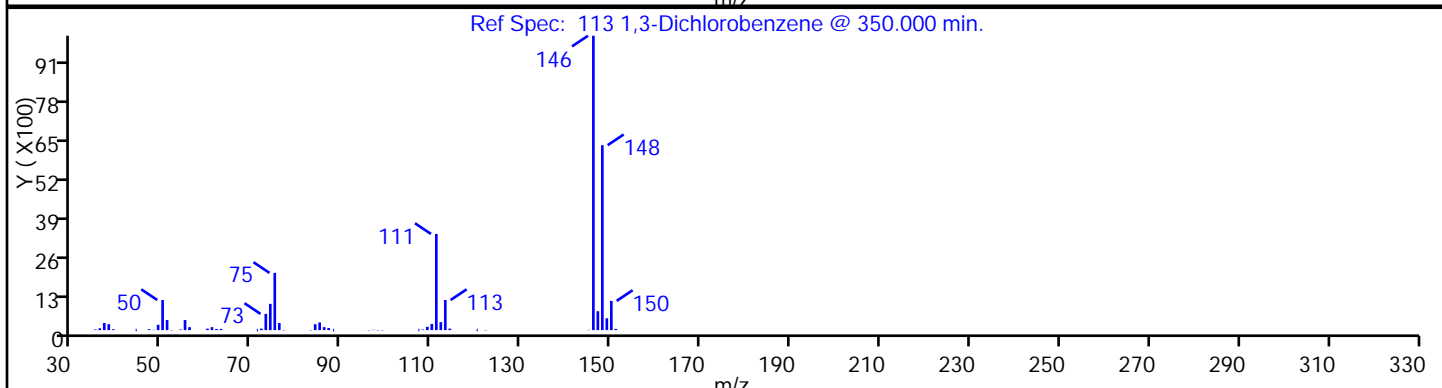
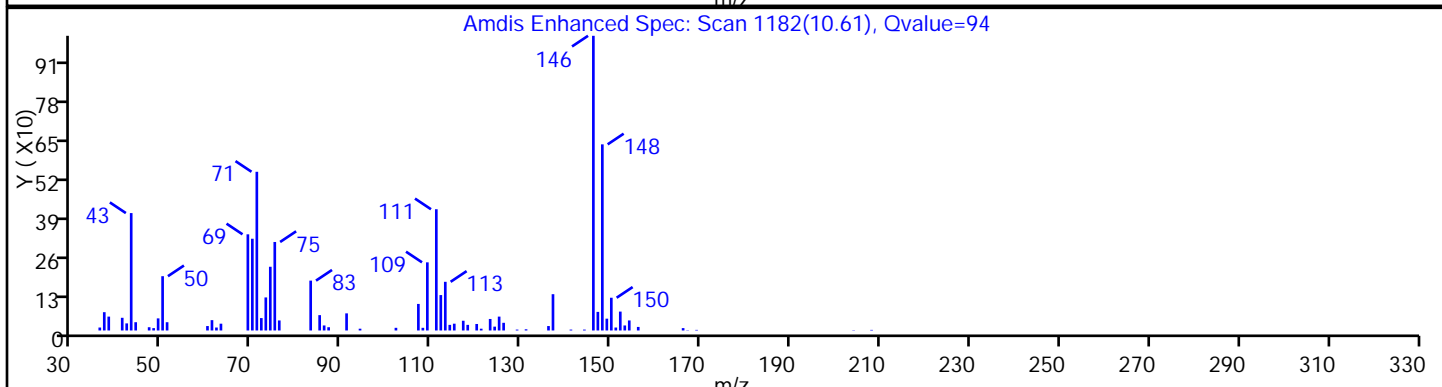
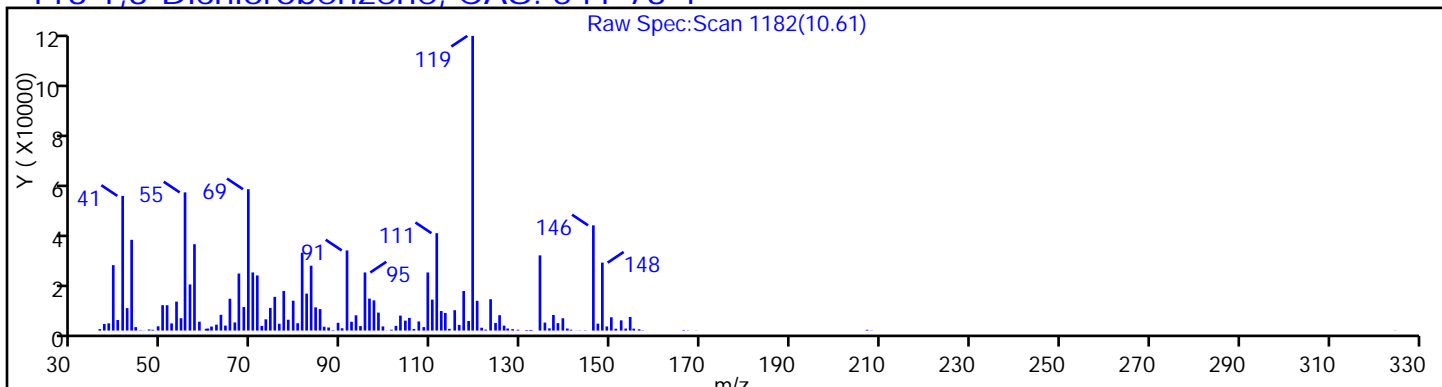
Method: 8260W\_2

Limit Group: VOA - 8260B Water and Solid

Column: Rtx-624 (0.25 mm)

Detector: MS SCAN

113 1,3-Dichlorobenzene, CAS: 541-73-1





TestAmerica Edison

Data File: \\EDICHROM\ChromData\CVOAMS2\20141104-20141.b\B75593.D

Injection Date: 04-Nov-2014 12:02:30

Instrument ID: CVOAMS2

Lims ID: 460-85482-A-25-A

Lab Sample ID: 460-85482-25

Client ID: PMP-5-SW-WT

Operator ID:

ALS Bottle#: 14 Worklist Smp#: 15

Purge Vol: 5.000 mL

Dil. Factor: 50.0000

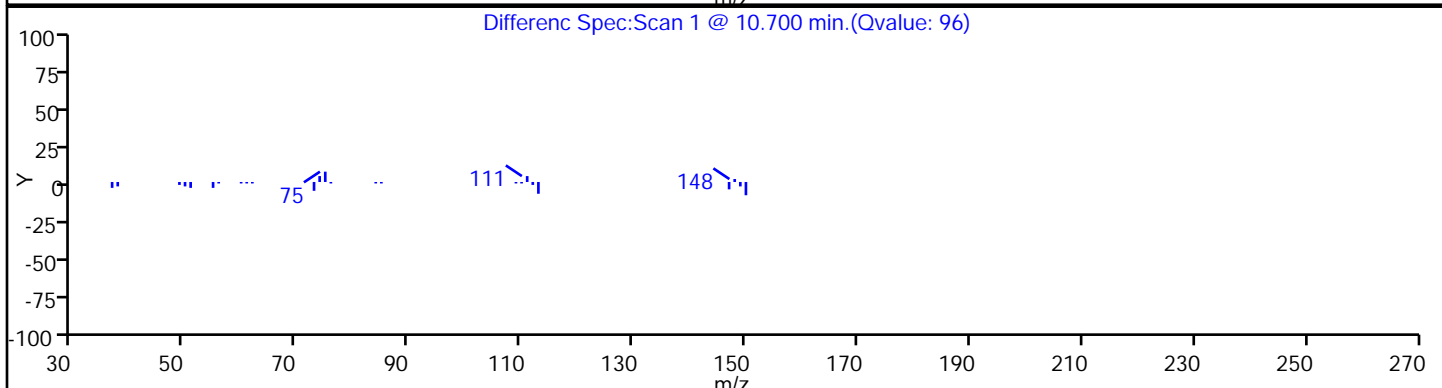
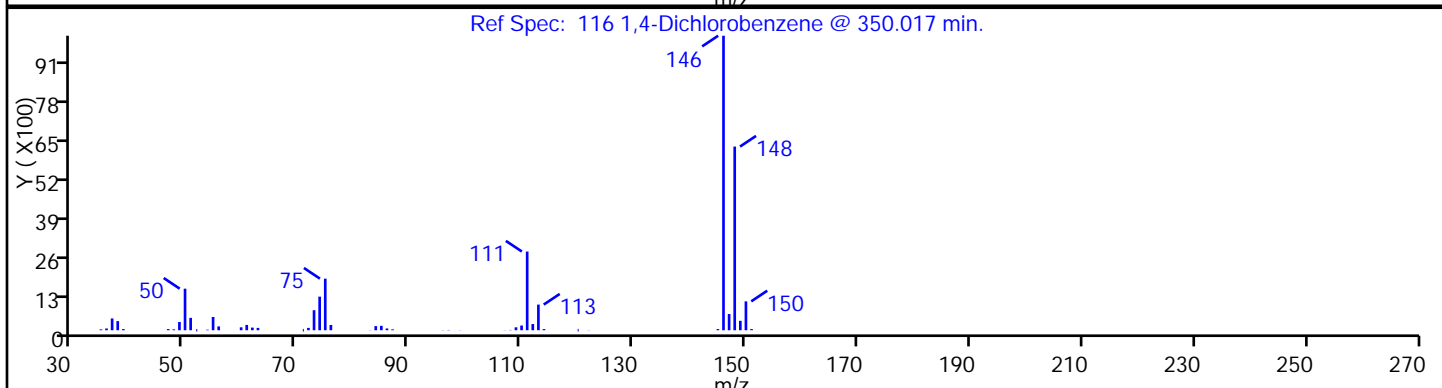
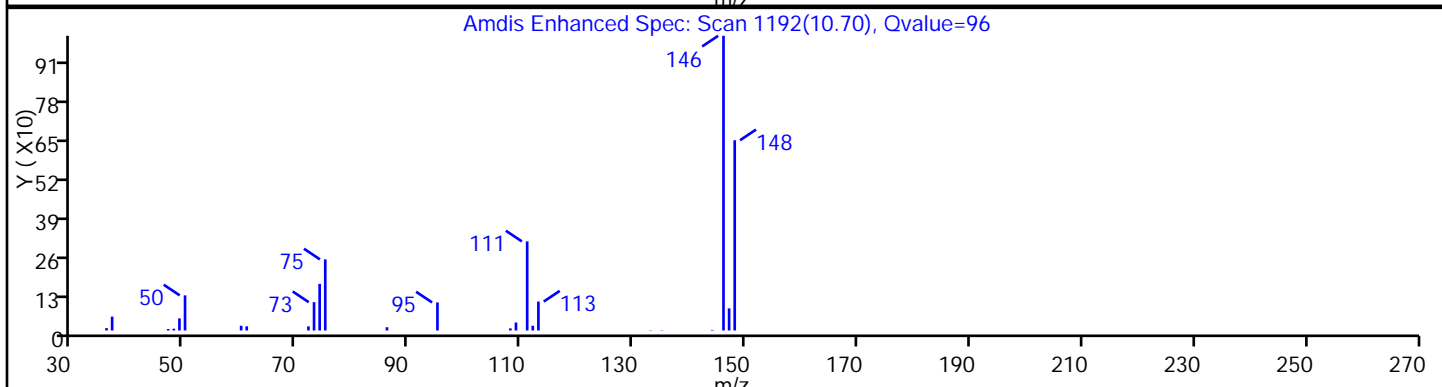
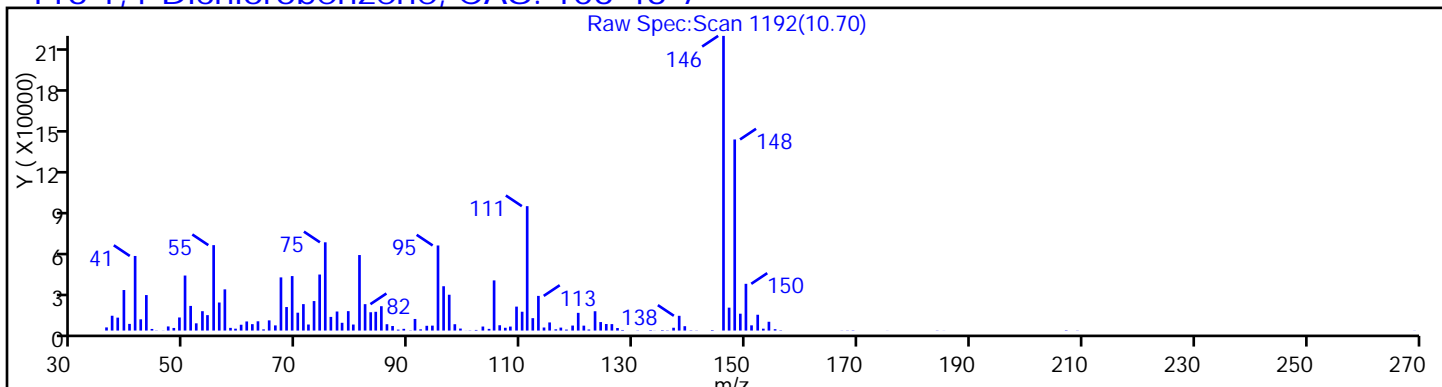
Method: 8260W\_2

Limit Group: VOA - 8260B Water and Solid

Column: Rtx-624 (0.25 mm)

Detector: MS SCAN

116 1,4-Dichlorobenzene, CAS: 106-46-7



TestAmerica Edison

Data File: \\EDICHRON\ChromData\CVOAMS2\20141104-20141.b\B75593.D

Injection Date: 04-Nov-2014 12:02:30

Instrument ID: CVOAMS2

Lims ID: 460-85482-A-25-A

Lab Sample ID: 460-85482-25

Client ID: PMP-5-SW-WT

Operator ID:

ALS Bottle#: 14 Worklist Smp#: 15

Purge Vol: 5.000 mL

Dil. Factor: 50.0000

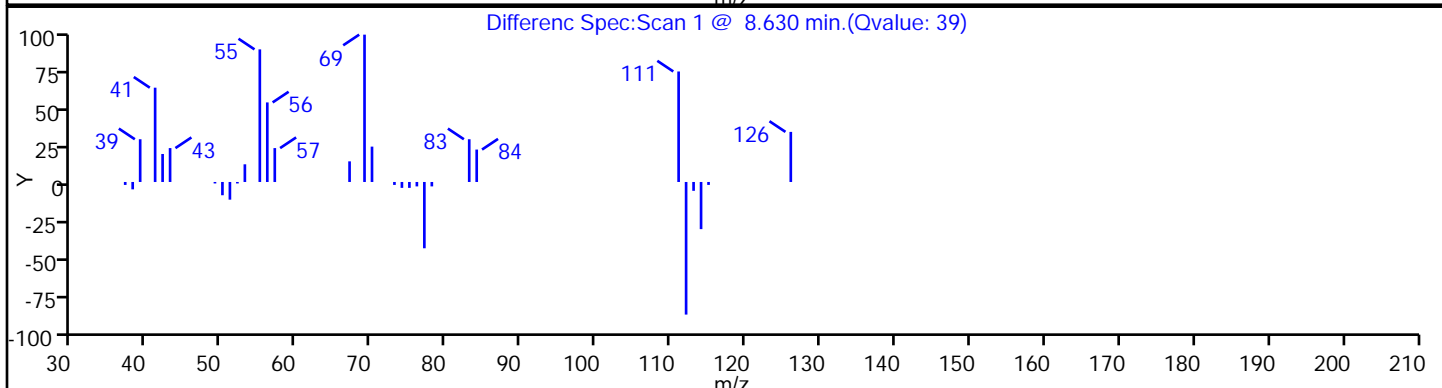
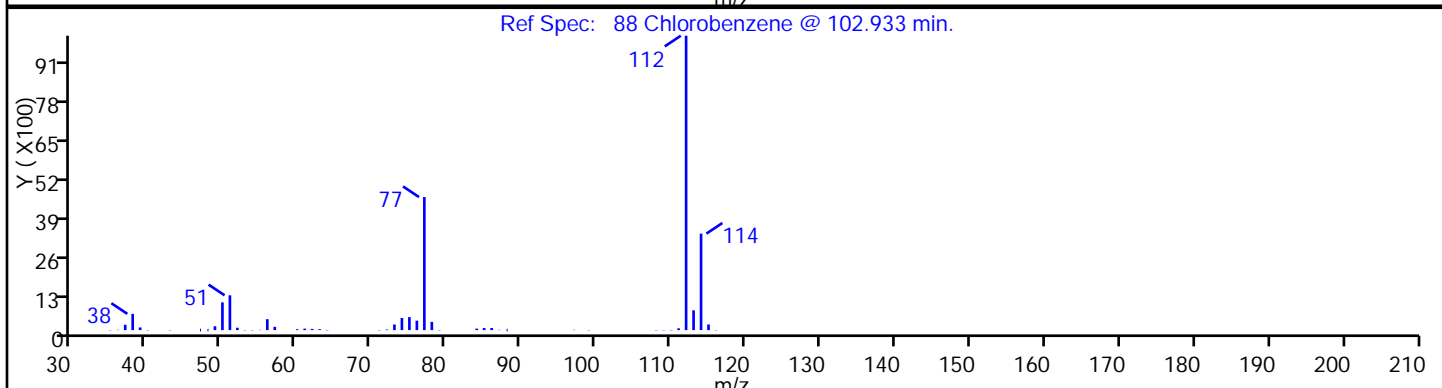
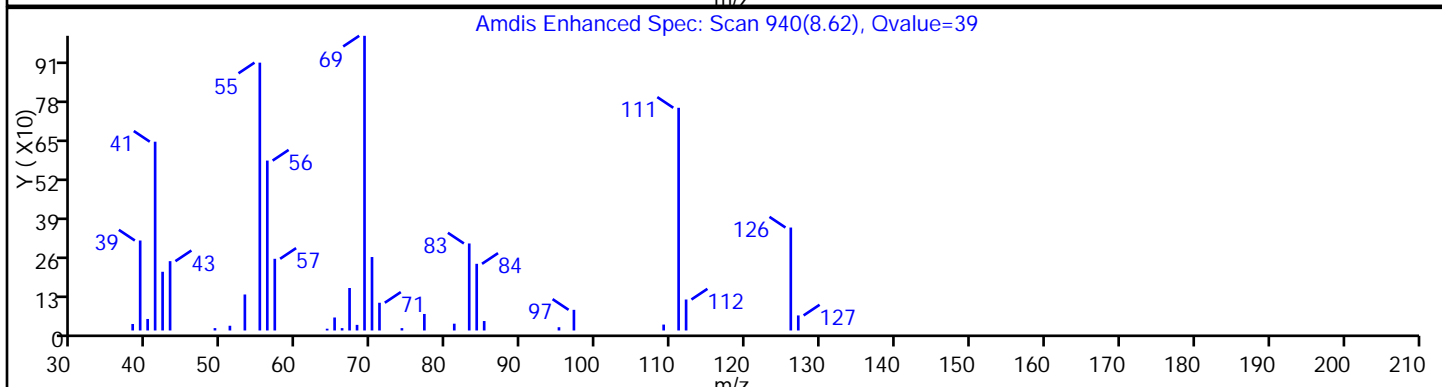
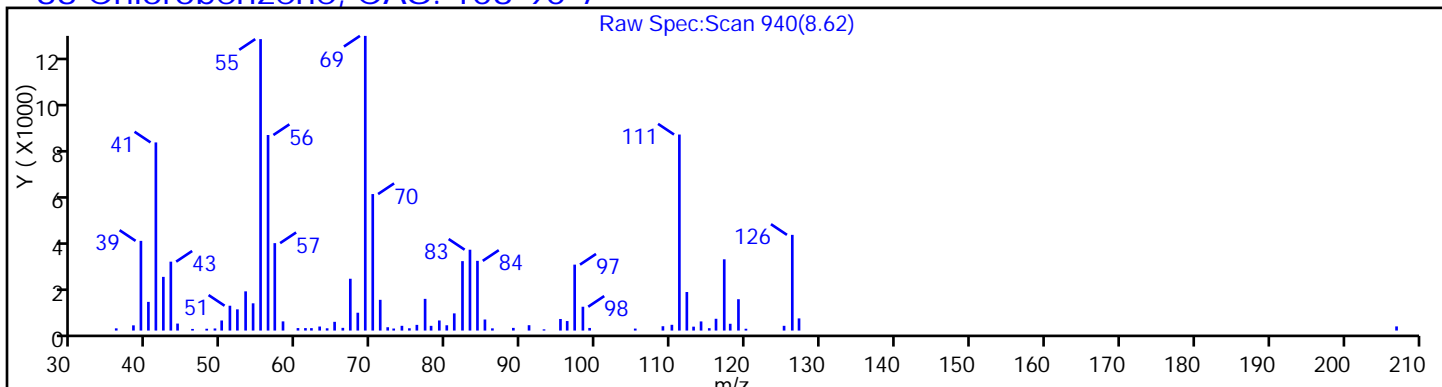
Method: 8260W\_2

Limit Group: VOA - 8260B Water and Solid

Column: Rtx-624 (0.25 mm)

Detector: MS SCAN

88 Chlorobenzene, CAS: 108-90-7



TestAmerica Edison

Data File: \\EDICHRON\ChromData\CVOAMS2\20141104-20141.b\B75593.D

Injection Date: 04-Nov-2014 12:02:30

Instrument ID: CVOAMS2

Lims ID: 460-85482-A-25-A

Lab Sample ID: 460-85482-25

Client ID: PMP-5-SW-WT

Operator ID:

ALS Bottle#: 14 Worklist Smp#: 15

Purge Vol: 5.000 mL

Dil. Factor: 50.0000

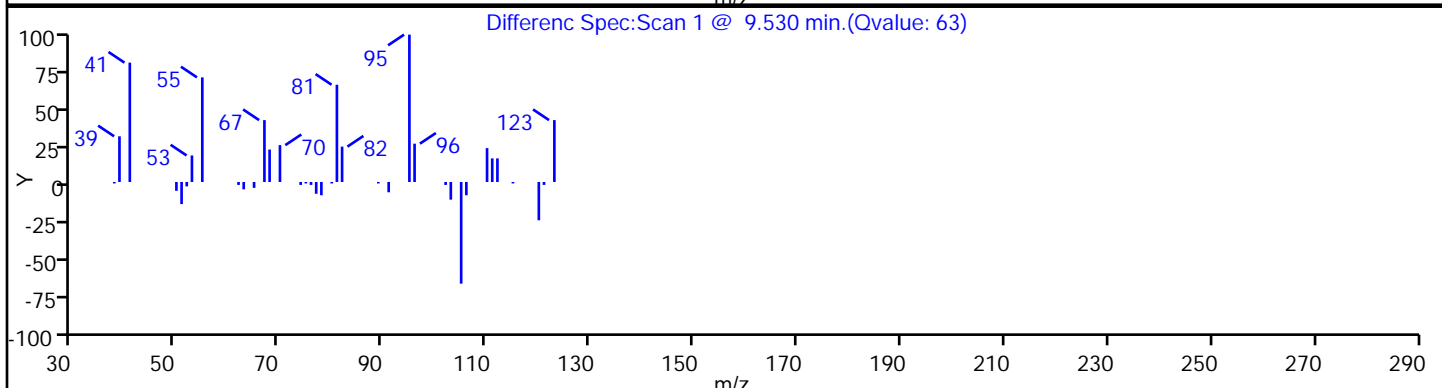
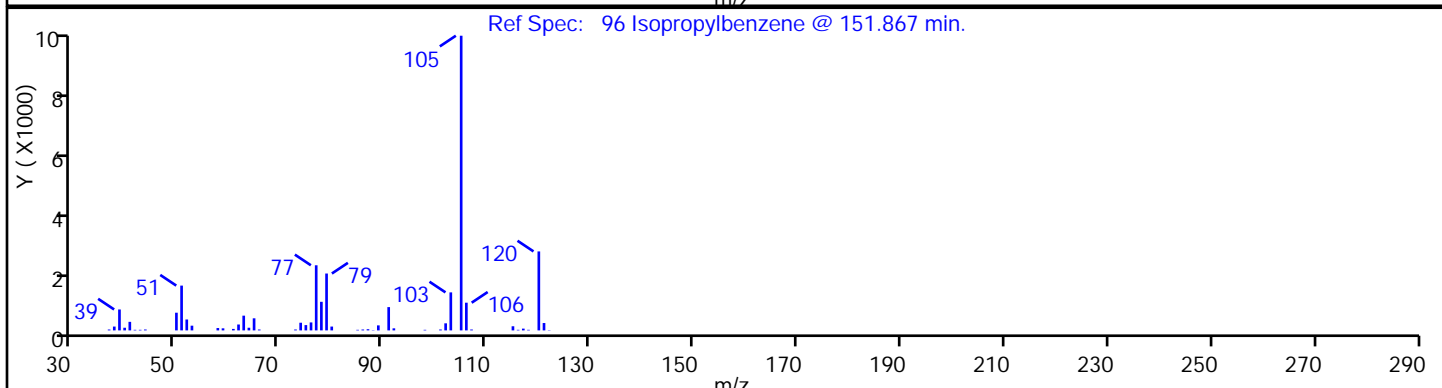
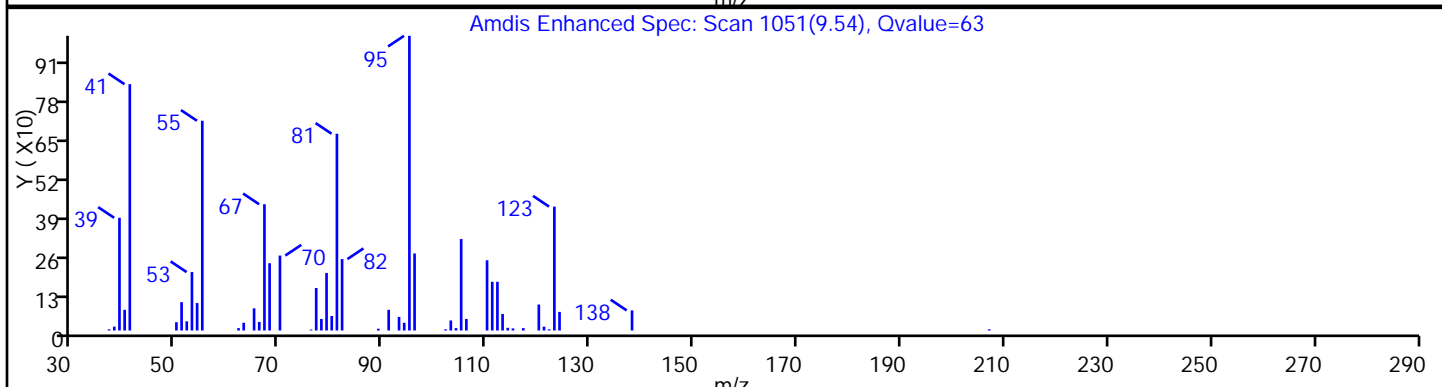
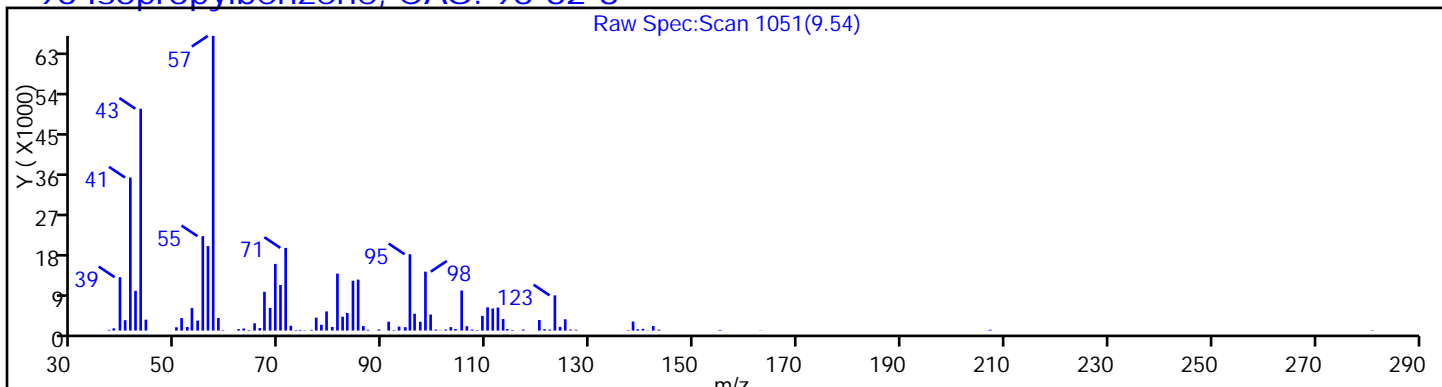
Method: 8260W\_2

Limit Group: VOA - 8260B Water and Solid

Column: Rtx-624 (0.25 mm)

Detector: MS SCAN

96 Isopropylbenzene, CAS: 98-82-8



TestAmerica Edison

Data File: \\EDICHROM\ChromData\CVOAMS2\20141104-20141.b\B75593.D

Injection Date: 04-Nov-2014 12:02:30

Instrument ID: CVOAMS2

Lims ID: 460-85482-A-25-A

Lab Sample ID: 460-85482-25

Client ID: PMP-5-SW-WT

Operator ID:

ALS Bottle#: 14 Worklist Smp#: 15

Purge Vol: 5.000 mL

Dil. Factor: 50.0000

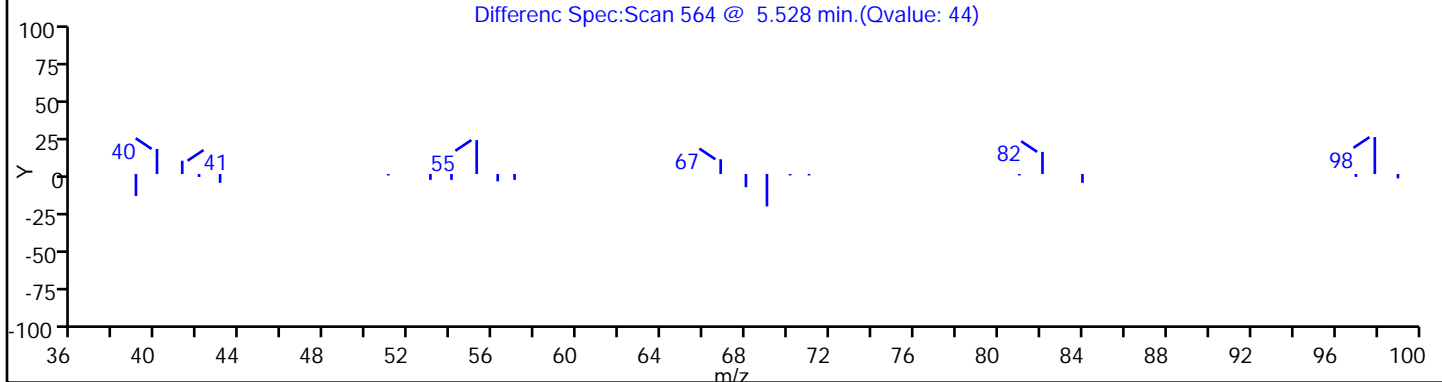
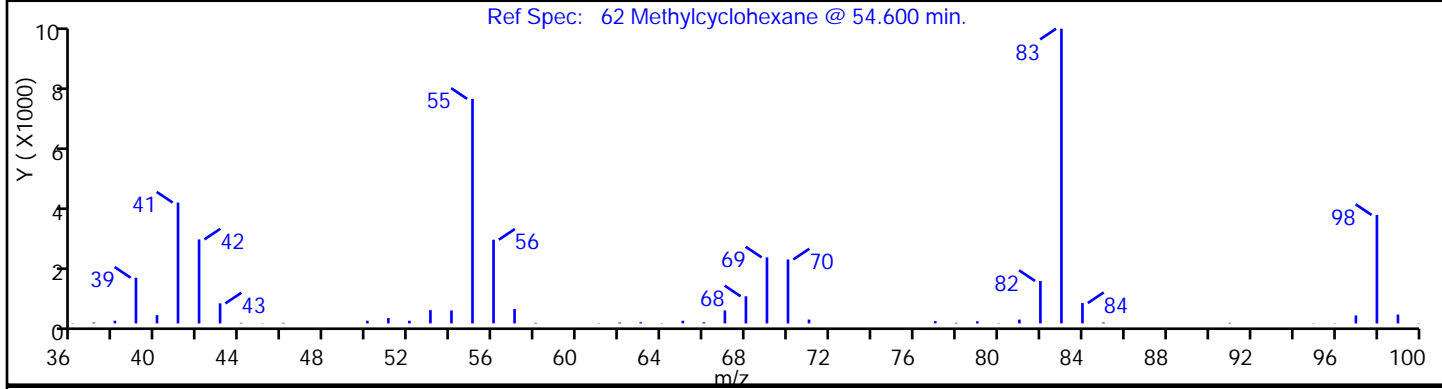
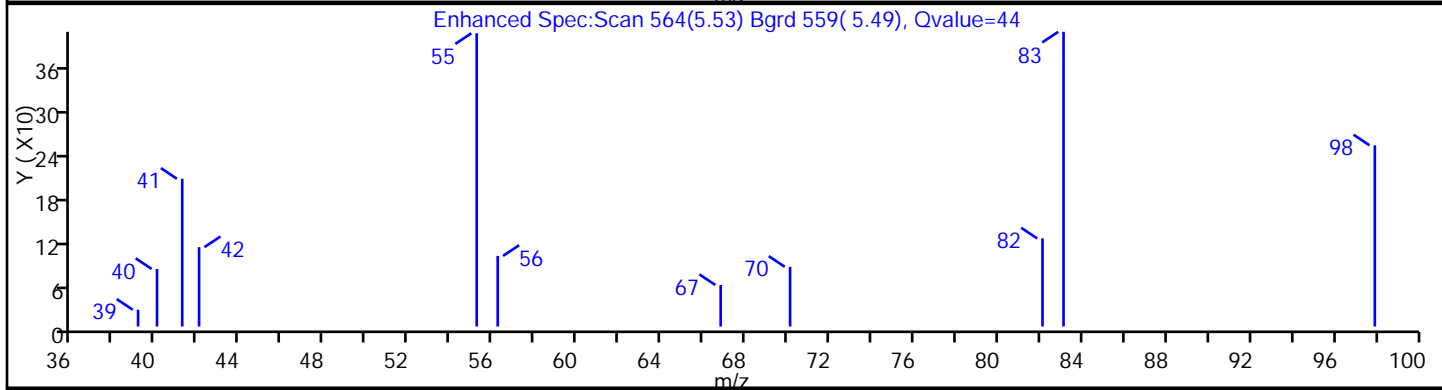
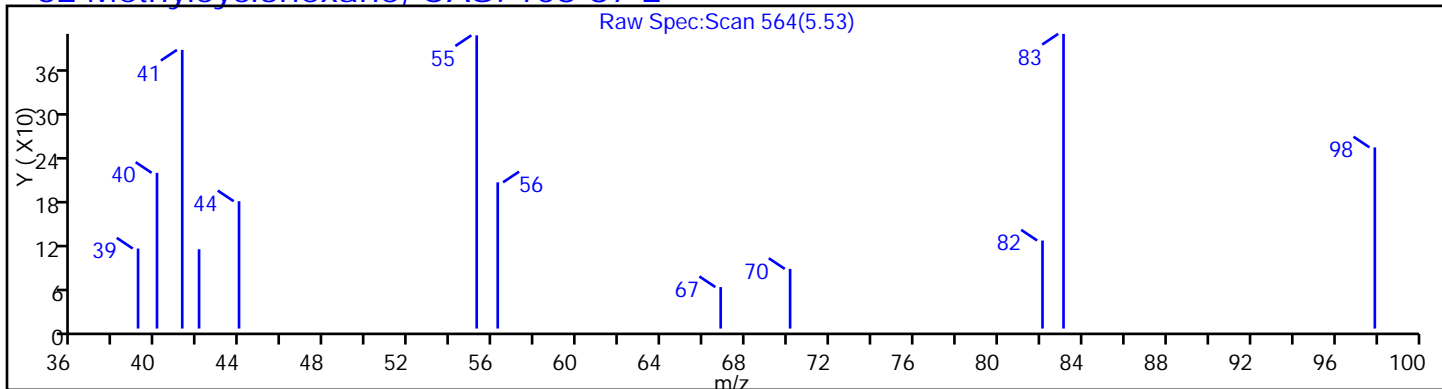
Method: 8260W\_2

Limit Group: VOA - 8260B Water and Solid

Column: Rtx-624 (0.25 mm)

Detector: MS SCAN

62 Methylcyclohexane, CAS: 108-87-2



TestAmerica Edison

Data File: \\EDICHROM\ChromData\CVOAMS2\20141104-20141.b\B75593.D

Injection Date: 04-Nov-2014 12:02:30

Instrument ID: CVOAMS2

Lims ID: 460-85482-A-25-A

Lab Sample ID: 460-85482-25

Client ID: PMP-5-SW-WT

Operator ID:

ALS Bottle#: 14 Worklist Smp#: 15

Purge Vol: 5.000 mL

Dil. Factor: 50.0000

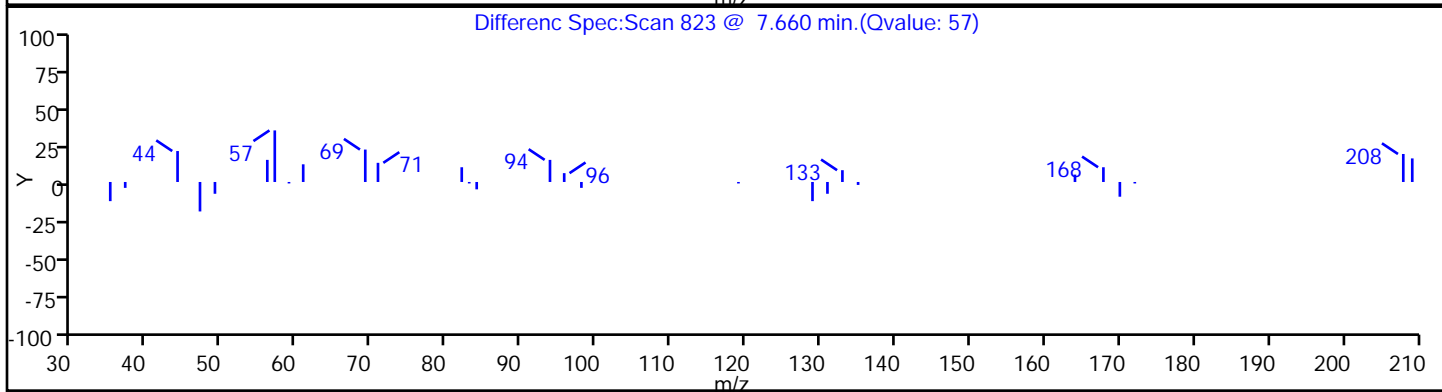
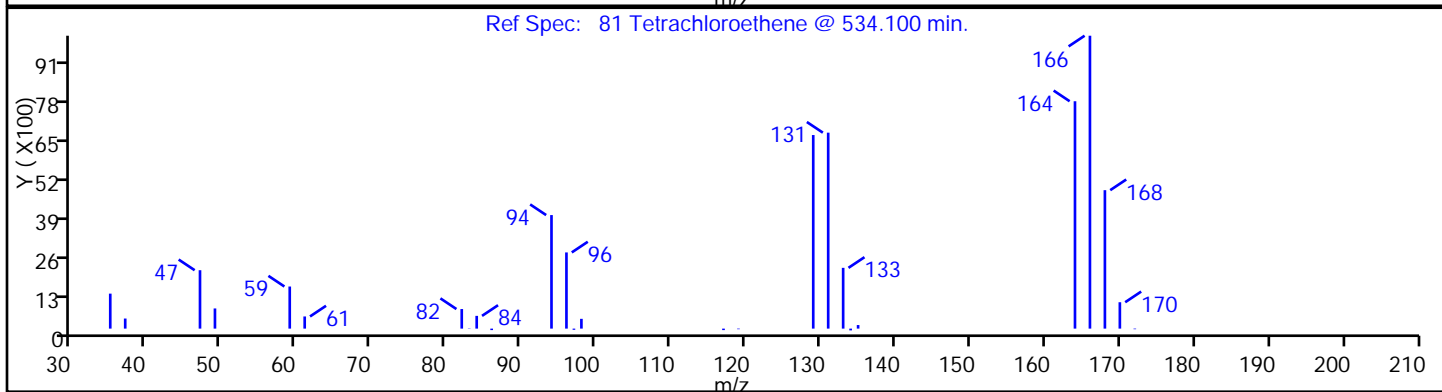
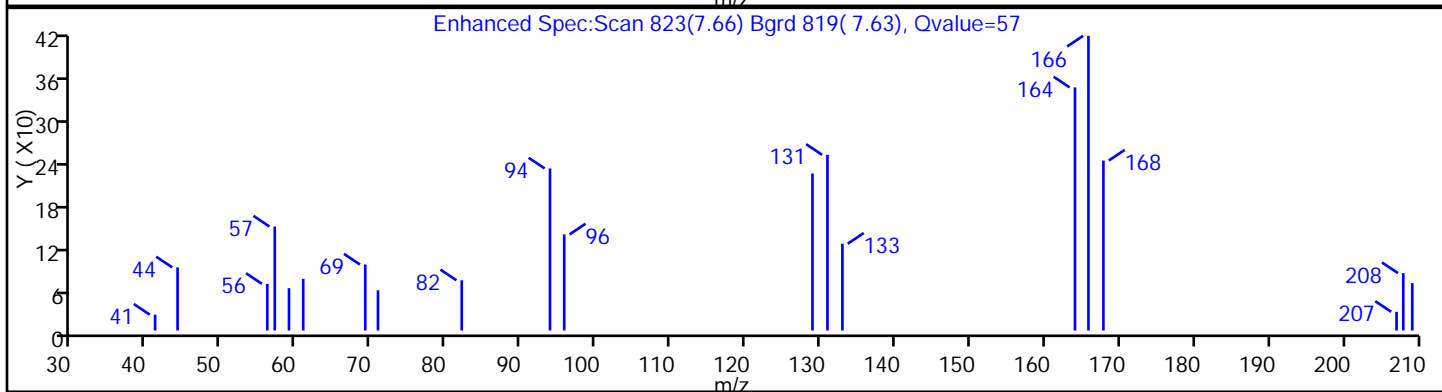
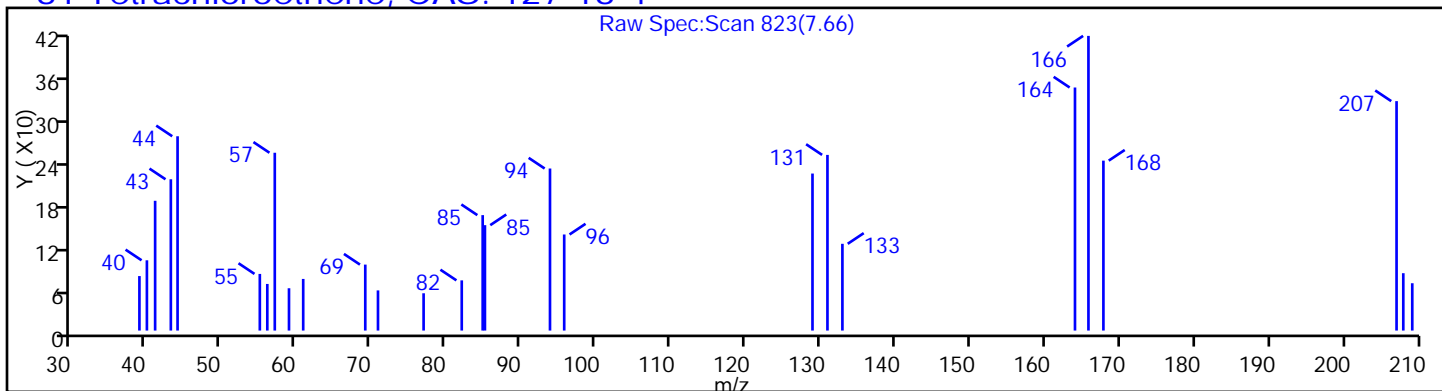
Method: 8260W\_2

Limit Group: VOA - 8260B Water and Solid

Column: Rtx-624 (0.25 mm)

Detector: MS SCAN

81 Tetrachloroethene, CAS: 127-18-4



TestAmerica Edison

Data File: \\EDICHROM\ChromData\CVOAMS2\20141104-20141.b\B75593.D

Injection Date: 04-Nov-2014 12:02:30

Instrument ID: CVOAMS2

Lims ID: 460-85482-A-25-A

Lab Sample ID: 460-85482-25

Client ID: PMP-5-SW-WT

Operator ID:

ALS Bottle#: 14 Worklist Smp#: 15

Purge Vol: 5.000 mL

Dil. Factor: 50.0000

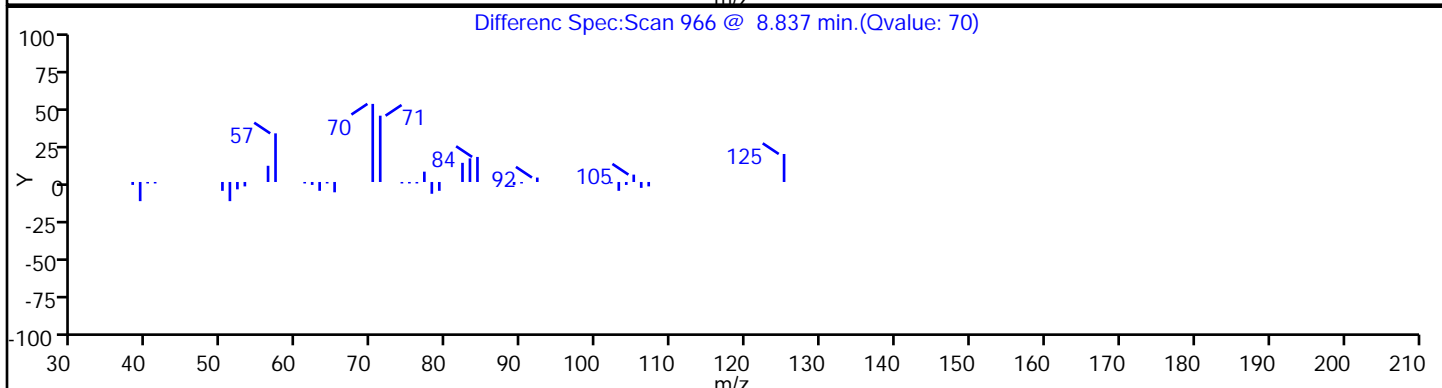
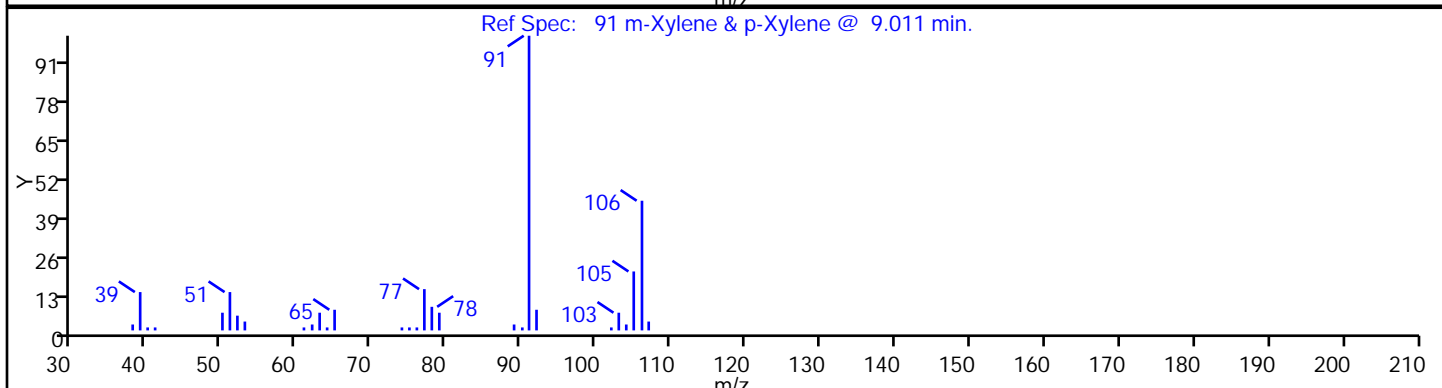
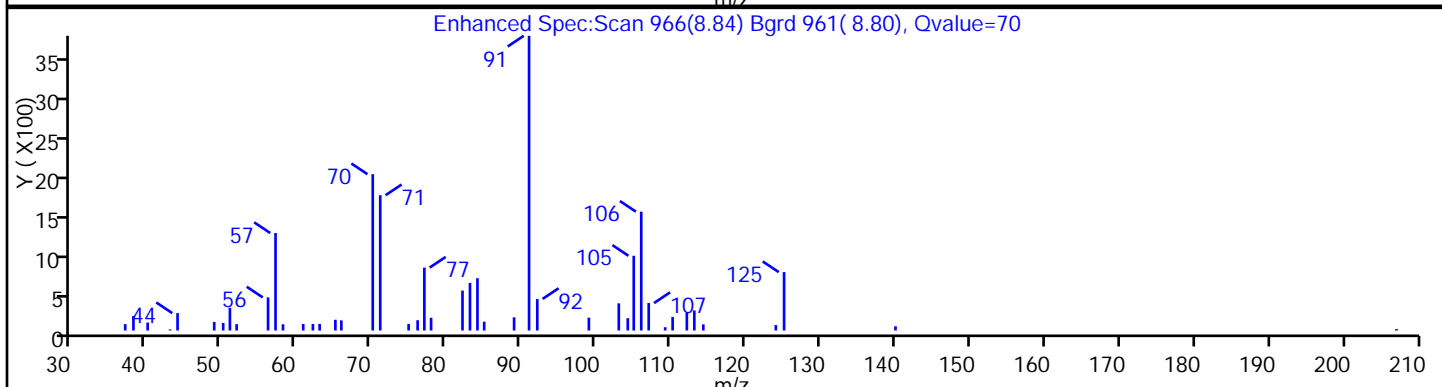
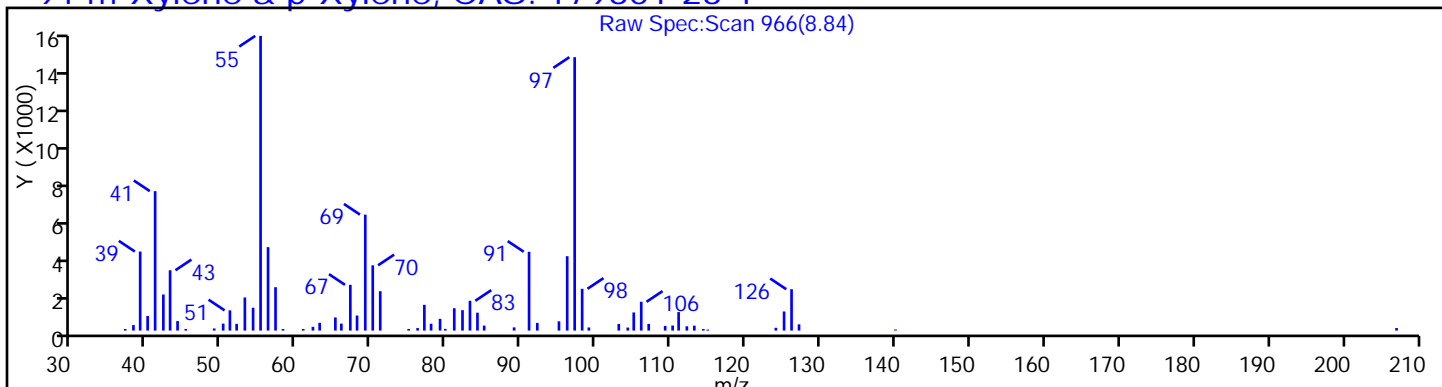
Method: 8260W\_2

Limit Group: VOA - 8260B Water and Solid

Column: Rtx-624 (0.25 mm)

Detector: MS SCAN

91 m-Xylene & p-Xylene, CAS: 179601-23-1



TestAmerica Edison

Data File: \\EDICHROM\ChromData\CVOAMS2\20141104-20141.b\B75593.D

Injection Date: 04-Nov-2014 12:02:30

Instrument ID: CVOAMS2

Lims ID: 460-85482-A-25-A

Lab Sample ID: 460-85482-25

Client ID: PMP-5-SW-WT

Operator ID:

ALS Bottle#: 14 Worklist Smp#: 15

Purge Vol: 5.000 mL

Dil. Factor: 50.0000

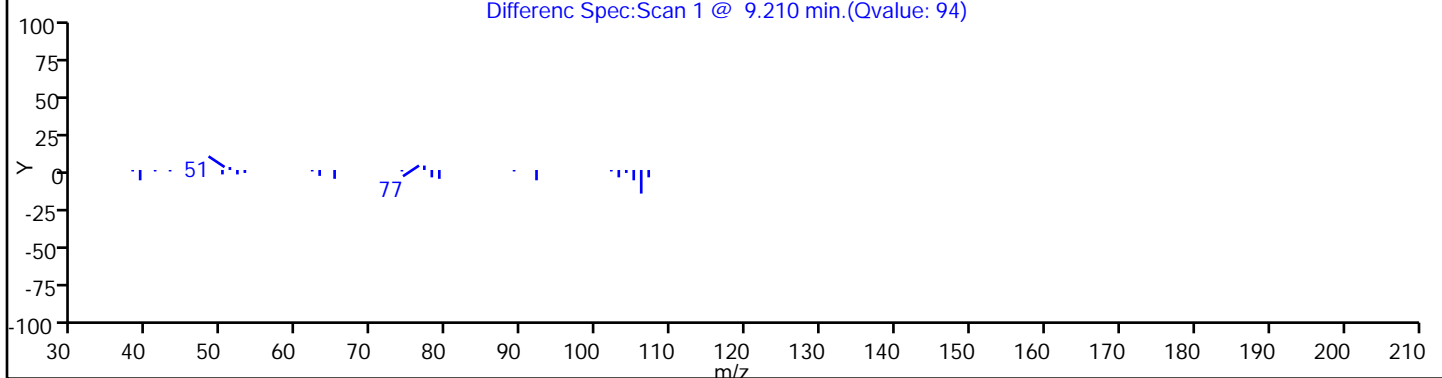
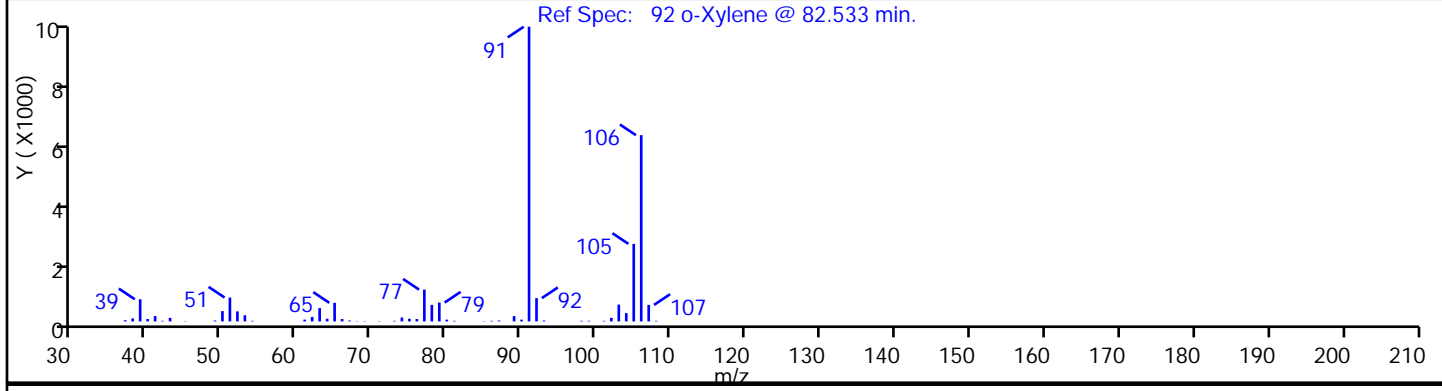
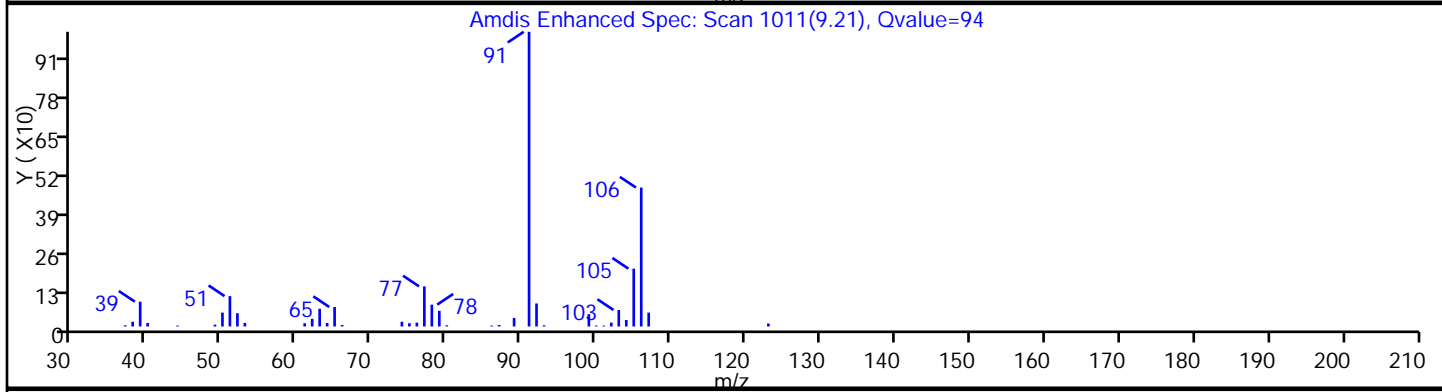
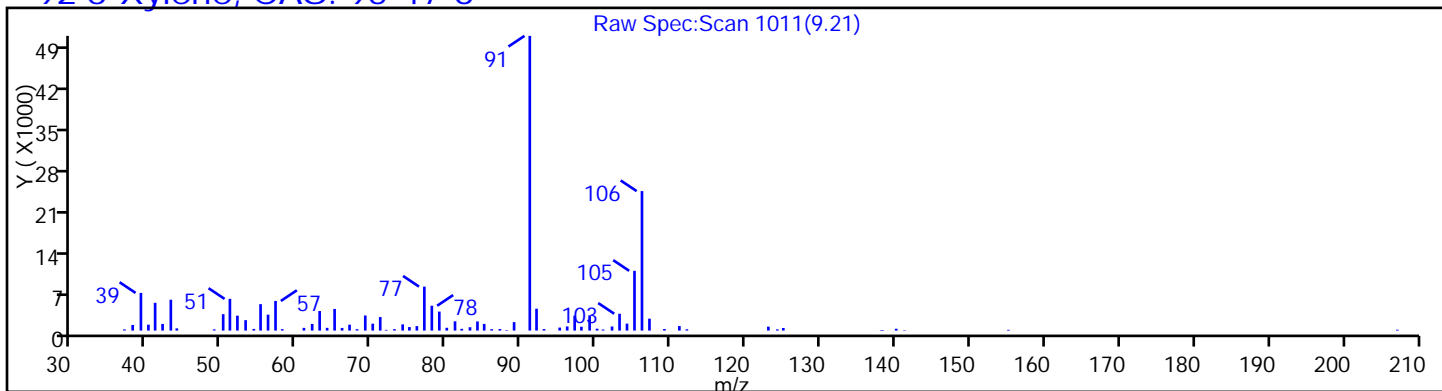
Method: 8260W\_2

Limit Group: VOA - 8260B Water and Solid

Column: Rtx-624 (0.25 mm)

Detector: MS SCAN

92 o-Xylene, CAS: 95-47-6



TestAmerica Edison

Data File: \\EDICHROM\ChromData\CVOAMS2\20141104-20141.b\B75593.D

Injection Date: 04-Nov-2014 12:02:30

Instrument ID: CVOAMS2

Lims ID: 460-85482-A-25-A

Lab Sample ID: 460-85482-25

Client ID: PMP-5-SW-WT

Operator ID:

ALS Bottle#: 14

Worklist Smp#: 15

Purge Vol: 5.000 mL

Dil. Factor: 50.0000

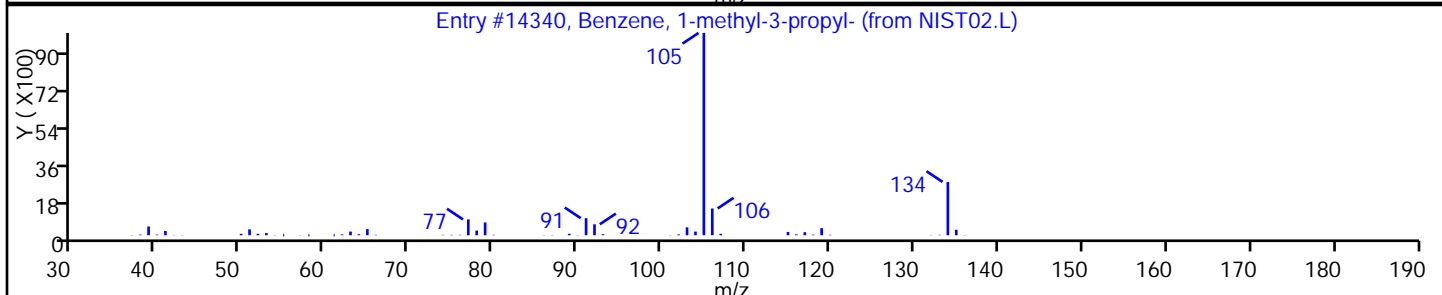
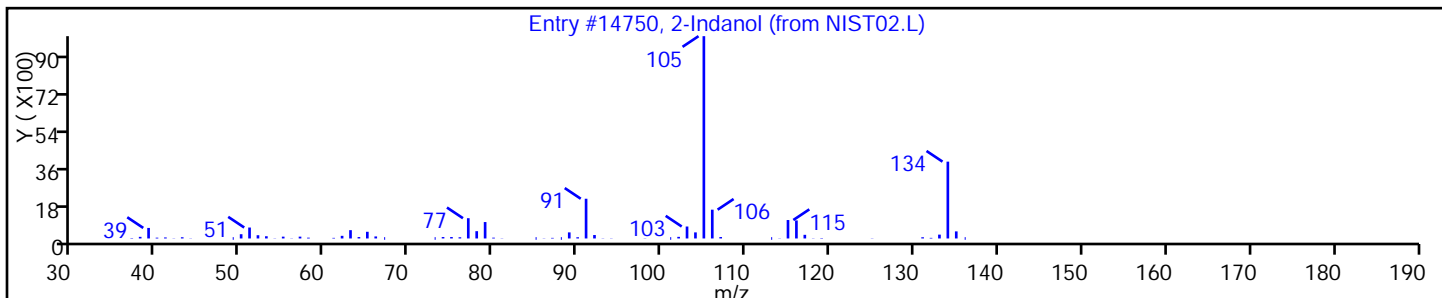
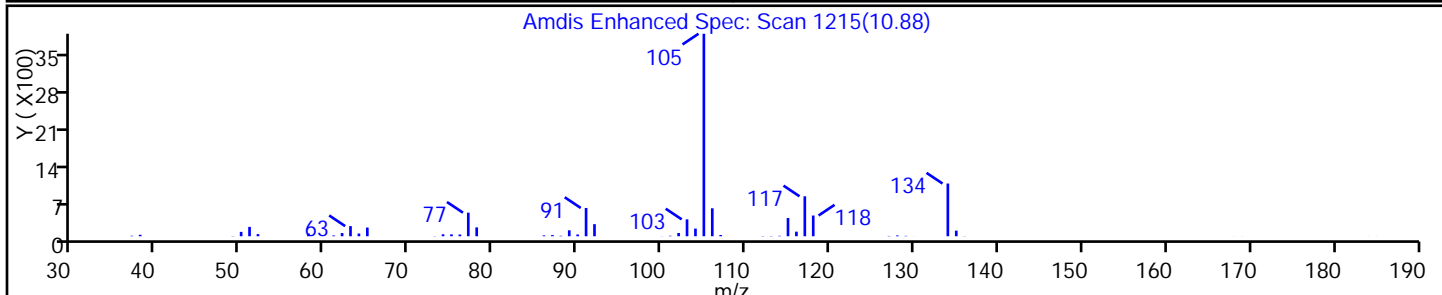
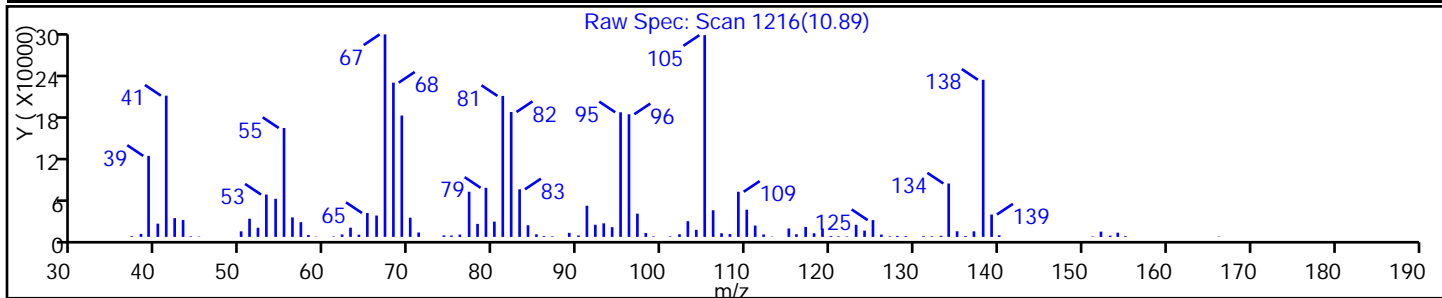
Method: 8260W\_2

Limit Group: VOA - 8260B Water and Solid

Column:

Detector: MS SCAN

Library Search Compound Match	CAS#	Library	Entry	Formula	Weight	Q
Unknown		NIST02	0		0	0
2-Indanol	4254-29-9	NIST02.L	14750	C9H10O	134	70
Benzene, 1-methyl-3-propyl-	1074-43-7	NIST02.L	14340	C10H14	134	70





TestAmerica Edison

Data File: \\EDICHRON\ChromData\CVOAMS2\20141104-20141.b\B75593.D

Injection Date: 04-Nov-2014 12:02:30

Instrument ID: CVOAMS2

Lims ID: 460-85482-A-25-A

Lab Sample ID: 460-85482-25

Client ID: PMP-5-SW-WT

Operator ID:

ALS Bottle#: 14

Worklist Smp#: 15

Purge Vol: 5.000 mL

Dil. Factor: 50.0000

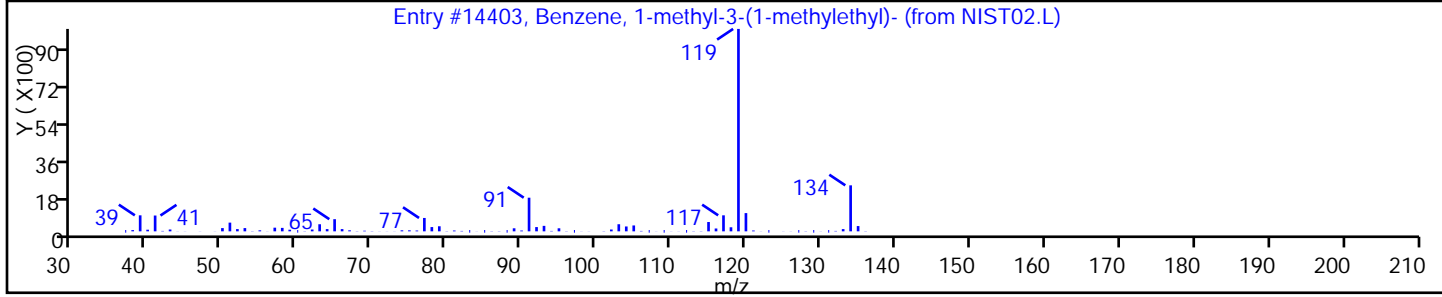
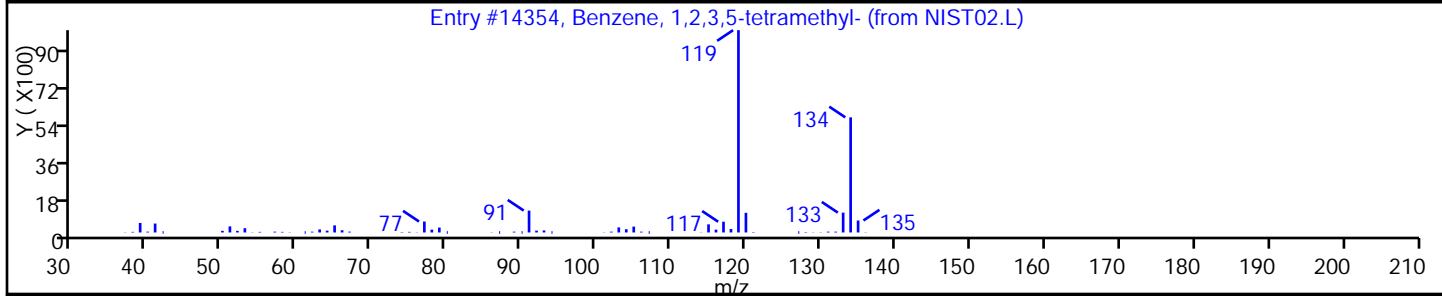
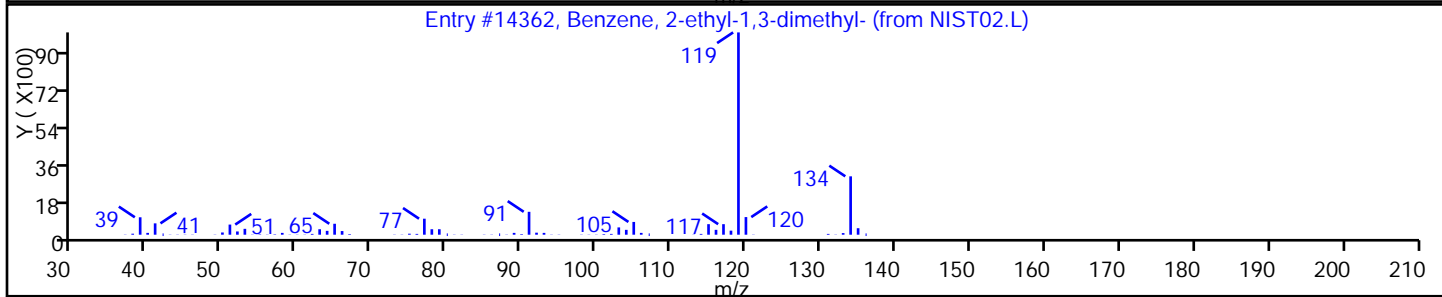
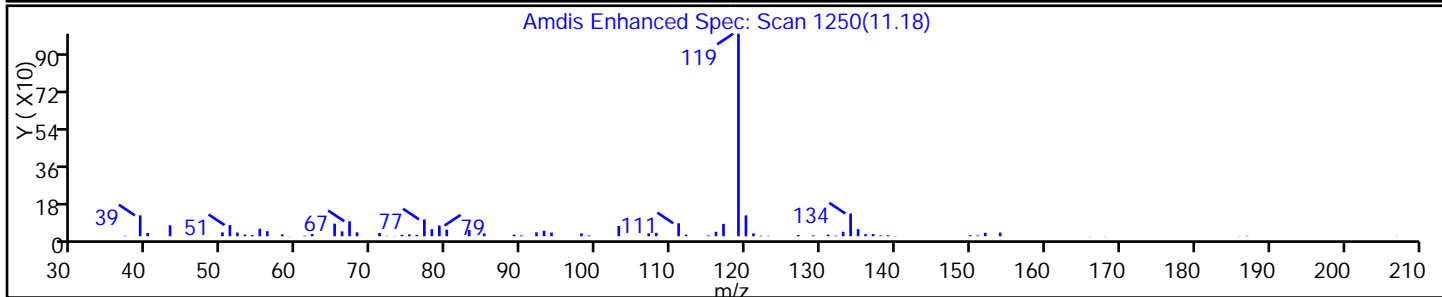
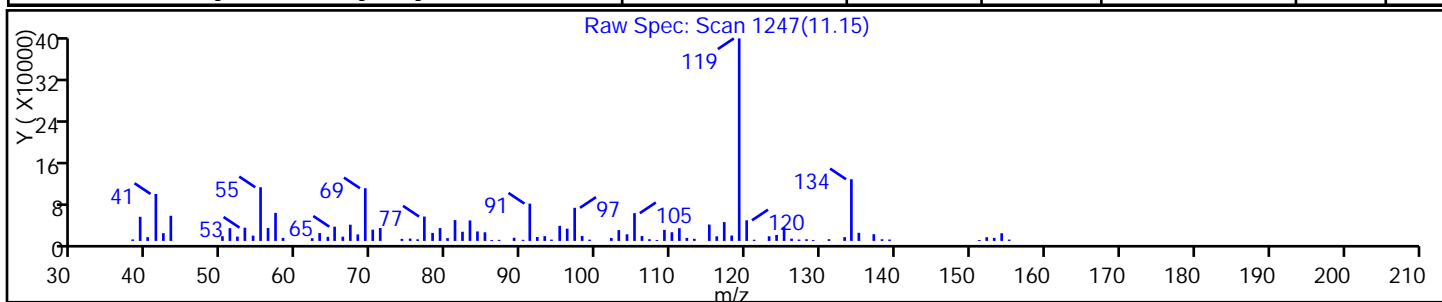
Method: 8260W\_2

Limit Group: VOA - 8260B Water and Solid

Column:

Detector: MS SCAN

Library Search Compound Match	CAS#	Library	Entry	Formula	Weight	Q
Benzene, 2-ethyl-1,3-dimethyl-	2870-04-4	NIST02	14362	C10H14	134	80
Benzene, 1,2,3,5-tetramethyl-	527-53-7	NIST02.L	14354	C10H14	134	80
Benzene, 1-methyl-3-(1-methylethyl)-	535-77-3	NIST02.L	14403	C10H14	134	80



TestAmerica Edison

Data File: \\EDICHROM\ChromData\CVOAMS2\20141104-20141.b\B75593.D

Injection Date: 04-Nov-2014 12:02:30

Instrument ID: CVOAMS2

Lims ID: 460-85482-A-25-A

Lab Sample ID: 460-85482-25

Client ID: PMP-5-SW-WT

Operator ID:

ALS Bottle#: 14

Worklist Smp#: 15

Purge Vol: 5.000 mL

Dil. Factor: 50.0000

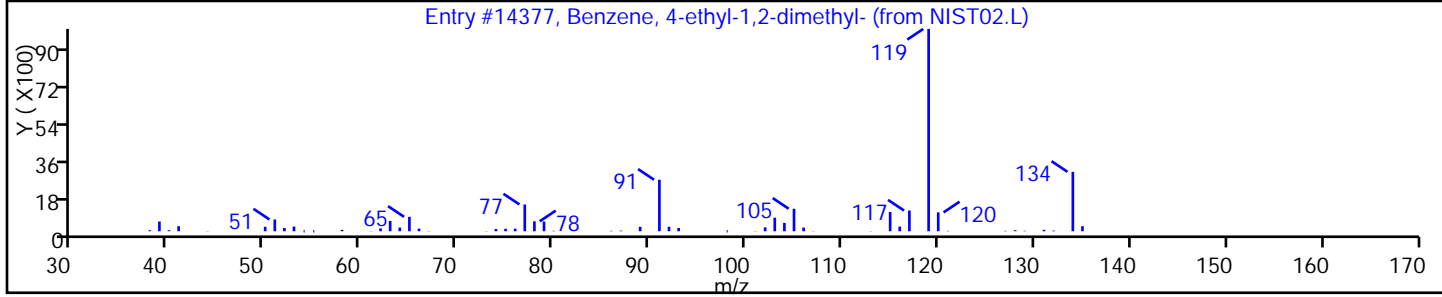
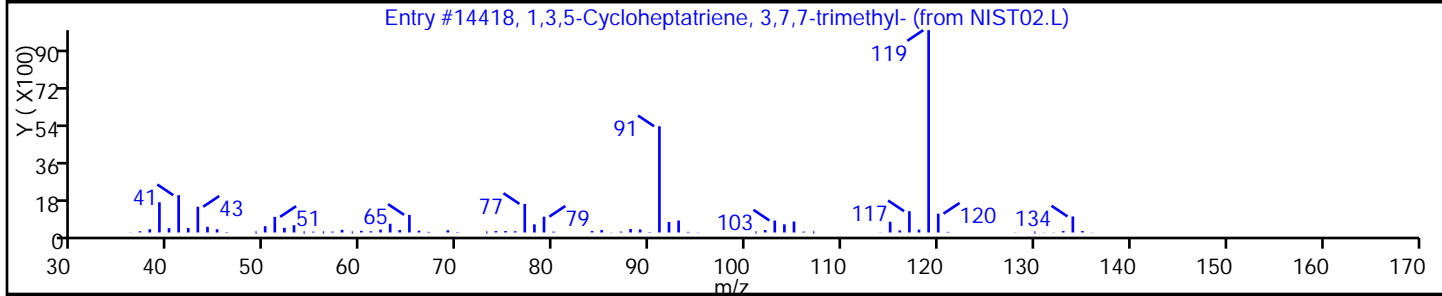
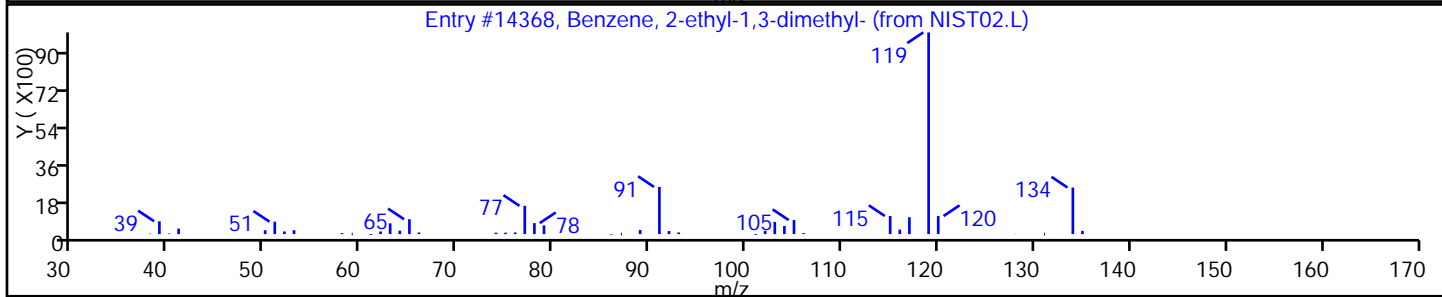
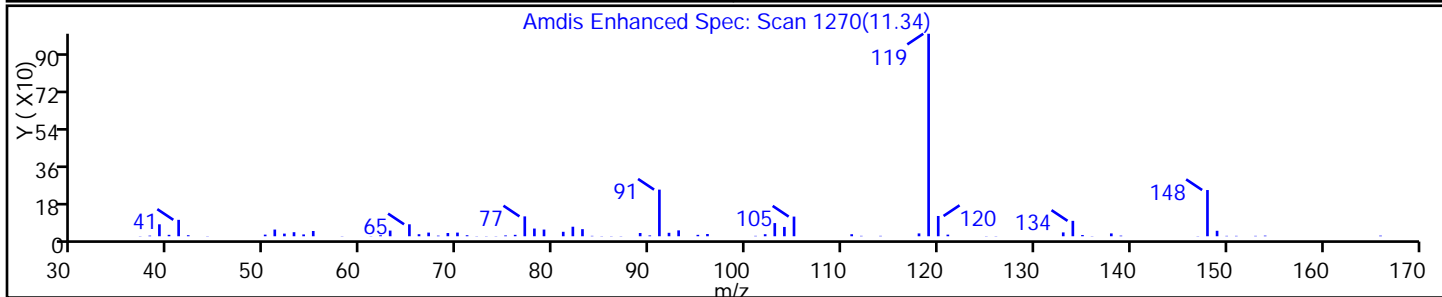
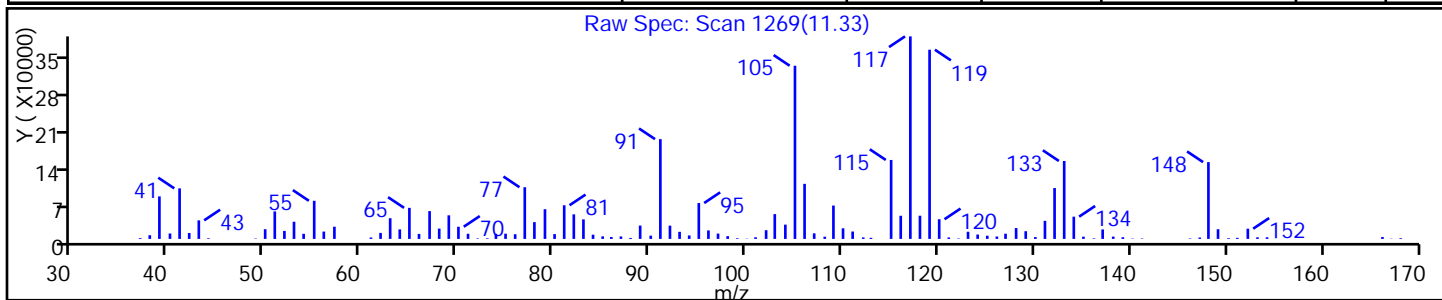
Method: 8260W\_2

Limit Group: VOA - 8260B Water and Solid

Column:

Detector: MS SCAN

Library Search Compound Match	CAS#	Library	Entry	Formula	Weight	Q
Benzene, 2-ethyl-1,3-dimethyl-	2870-04-4	NIST02	14368	C10H14	134	72
1,3,5-Cycloheptatriene, 3,7,7-trimethyl-	3479-89-8	NIST02.L	14418	C10H14	134	72
Benzene, 4-ethyl-1,2-dimethyl-	934-80-5	NIST02.L	14377	C10H14	134	72



TestAmerica Edison

Data File: \\EDICHROM\ChromData\CVOAMS2\20141104-20141.b\B75593.D

Injection Date: 04-Nov-2014 12:02:30

Instrument ID: CVOAMS2

Lims ID: 460-85482-A-25-A

Lab Sample ID: 460-85482-25

Client ID: PMP-5-SW-WT

Operator ID:

ALS Bottle#: 14

Worklist Smp#: 15

Purge Vol: 5.000 mL

Dil. Factor: 50.0000

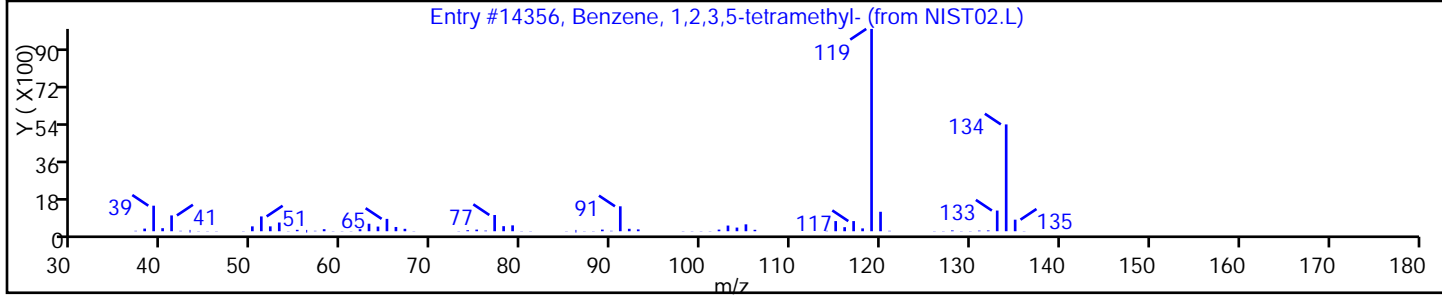
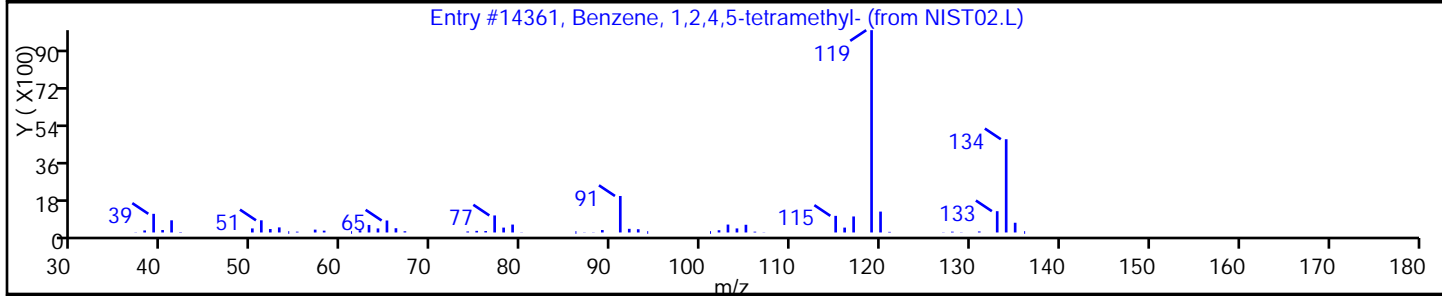
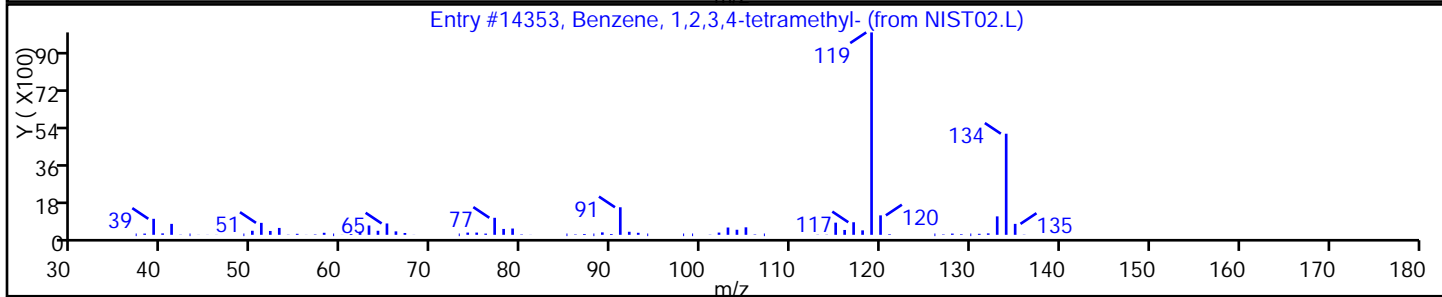
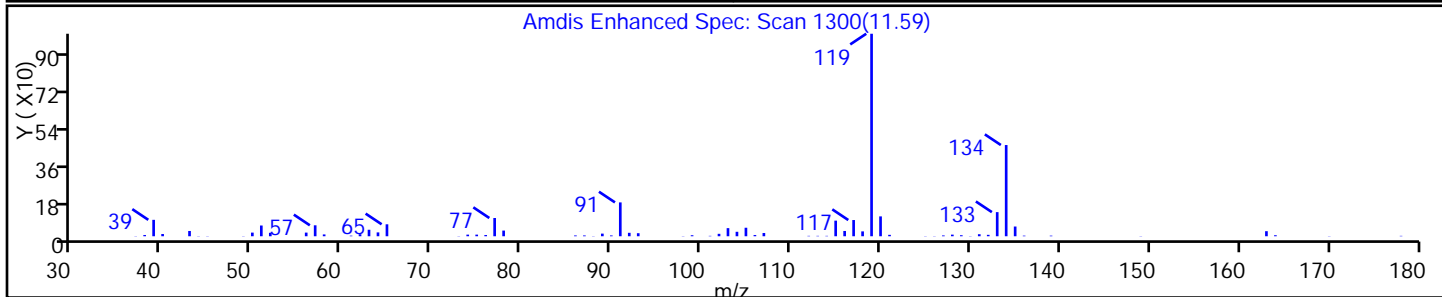
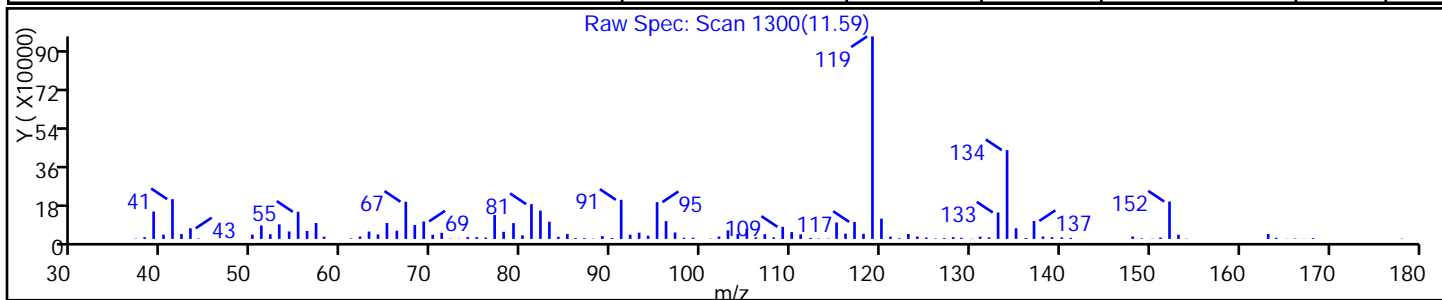
Method: 8260W\_2

Limit Group: VOA - 8260B Water and Solid

Column:

Detector: MS SCAN

Library Search Compound Match	CAS#	Library	Entry	Formula	Weight	Q
Benzene, 1,2,3,4-tetramethyl-	488-23-3	NIST02	14353	C10H14	134	96
Benzene, 1,2,4,5-tetramethyl-	95-93-2	NIST02.L	14361	C10H14	134	96
Benzene, 1,2,3,5-tetramethyl-	527-53-7	NIST02.L	14356	C10H14	134	95



TestAmerica Edison

Data File: \\EDICHRON\ChromData\CVOAMS2\20141104-20141.b\B75593.D

Injection Date: 04-Nov-2014 12:02:30

Instrument ID: CVOAMS2

Lims ID: 460-85482-A-25-A

Lab Sample ID: 460-85482-25

Client ID: PMP-5-SW-WT

Operator ID:

ALS Bottle#: 14

Worklist Smp#: 15

Purge Vol: 5.000 mL

Dil. Factor: 50.0000

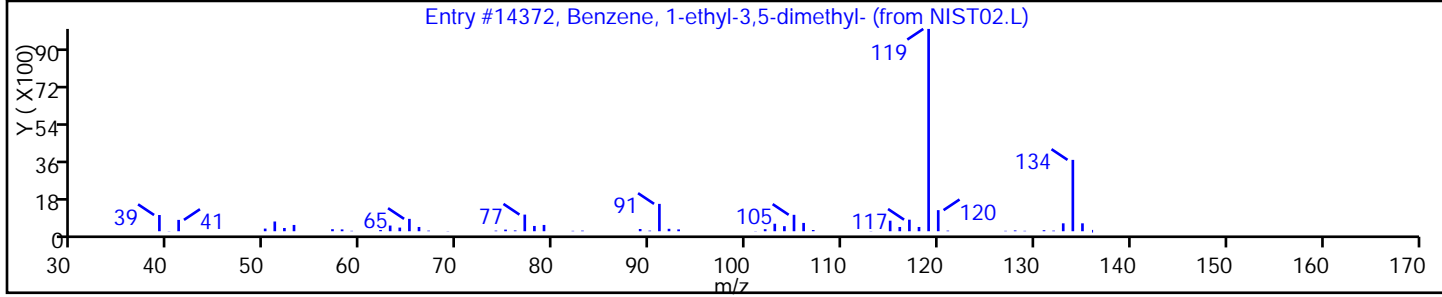
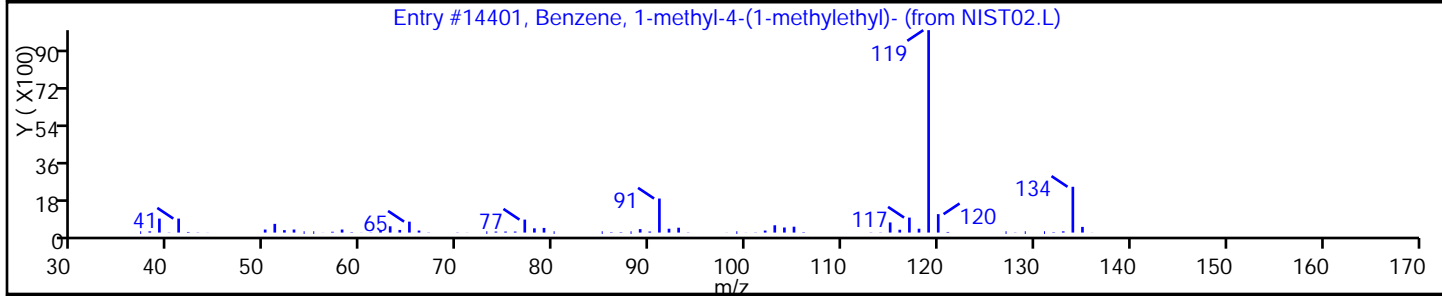
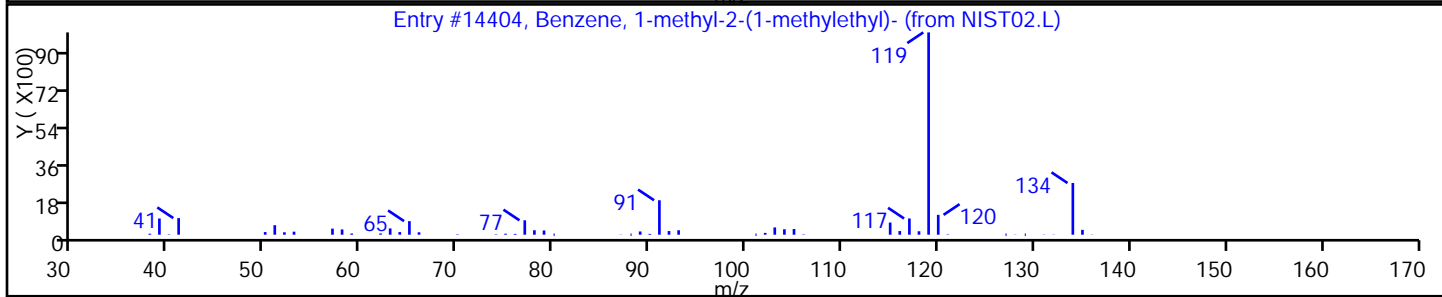
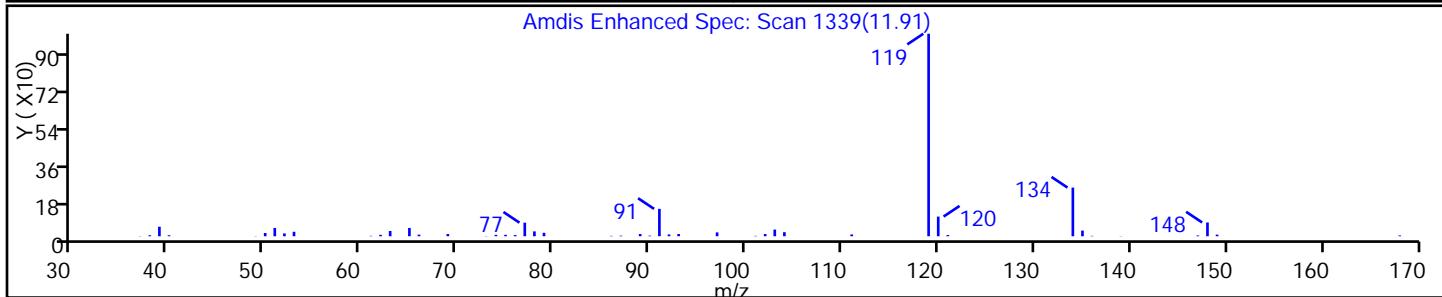
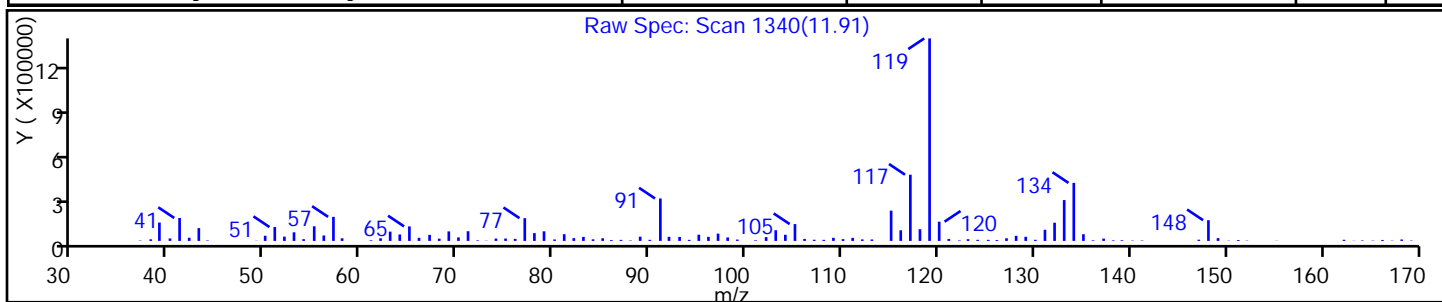
Method: 8260W\_2

Limit Group: VOA - 8260B Water and Solid

Column:

Detector: MS SCAN

Library Search Compound Match	CAS#	Library	Entry	Formula	Weight	Q
Benzene, 1-methyl-2-(1-methylethyl)-	527-84-4	NIST02	14404	C10H14	134	91
Benzene, 1-methyl-4-(1-methylethyl)-	99-87-6	NIST02.L	14401	C10H14	134	91
Benzene, 1-ethyl-3,5-dimethyl-	934-74-7	NIST02.L	14372	C10H14	134	90



TestAmerica Edison

Data File: \\EDICHROM\ChromData\CVOAMS2\20141104-20141.b\B75593.D

Injection Date: 04-Nov-2014 12:02:30

Instrument ID: CVOAMS2

Lims ID: 460-85482-A-25-A

Lab Sample ID: 460-85482-25

Client ID: PMP-5-SW-WT

Operator ID:

ALS Bottle#: 14

Worklist Smp#: 15

Purge Vol: 5.000 mL

Dil. Factor: 50.0000

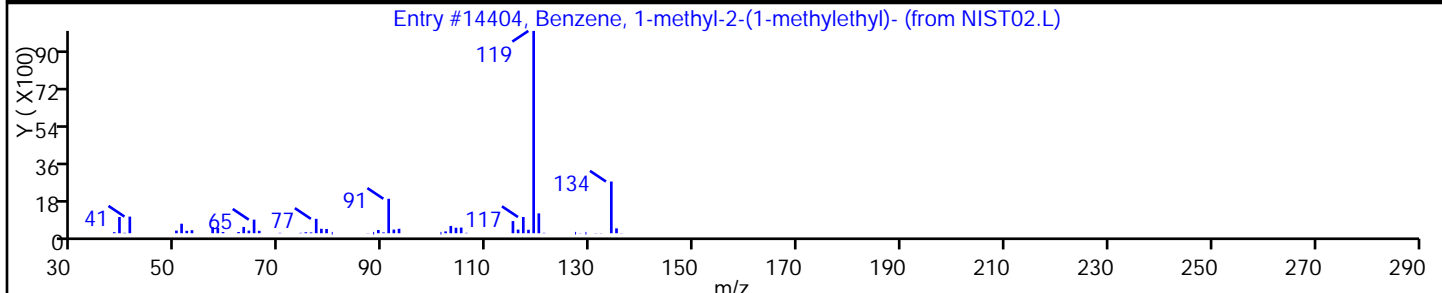
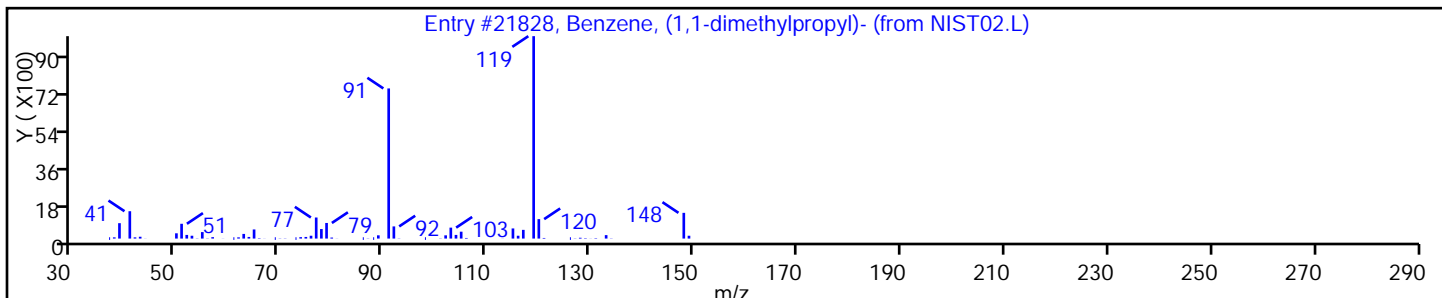
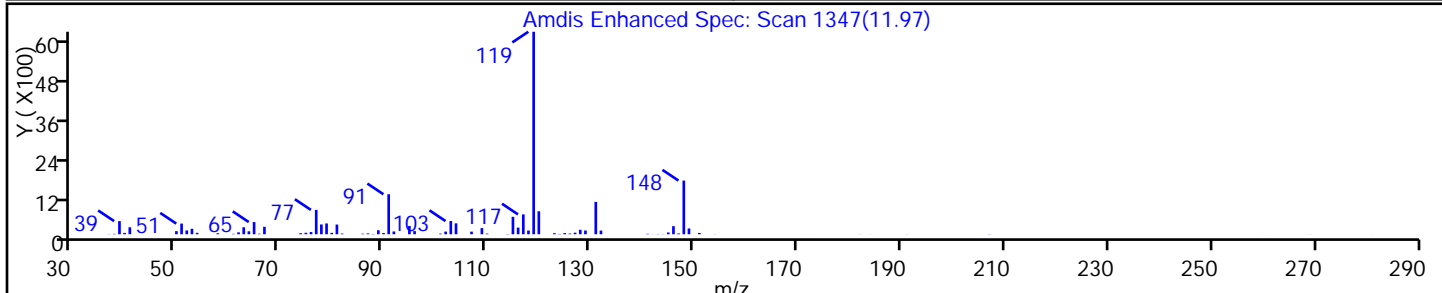
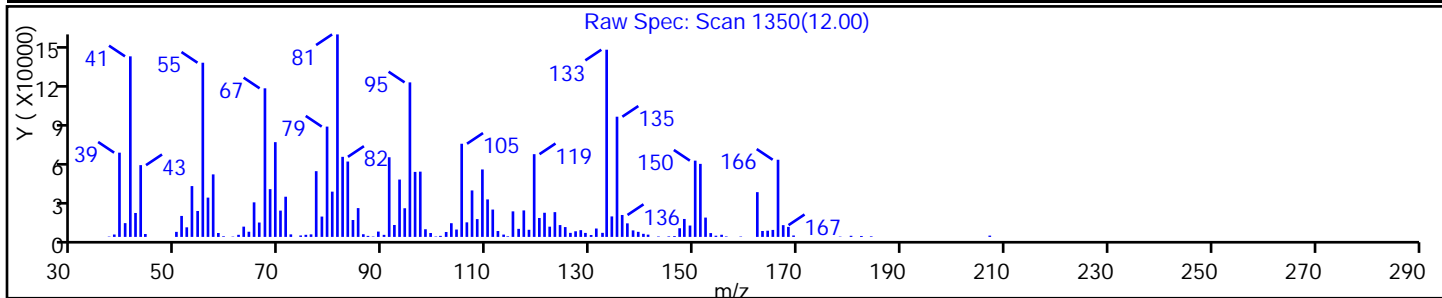
Method: 8260W\_2

Limit Group: VOA - 8260B Water and Solid

Column:

Detector: MS SCAN

Library Search Compound Match	CAS#	Library	Entry	Formula	Weight	Q
Unknown		NIST02	0		0	0
Benzene, (1,1-dimethylpropyl)-	2049-95-8	NIST02.L	21828	C11H16	148	59
Benzene, 1-methyl-2-(1-methylethyl)-	527-84-4	NIST02.L	14404	C10H14	134	59



## TestAmerica Edison

Data File: \\EDICHROM\ChromData\CVOAMS2\20141104-20141.b\B75593.D

Injection Date: 04-Nov-2014 12:02:30

Instrument ID: CVOAMS2

Lims ID: 460-85482-A-25-A

Lab Sample ID: 460-85482-25

Client ID: PMP-5-SW-WT

Operator ID:

ALS Bottle#:

14

Worklist Smp#:

15

Purge Vol: 5.000 mL

Dil. Factor: 50.0000

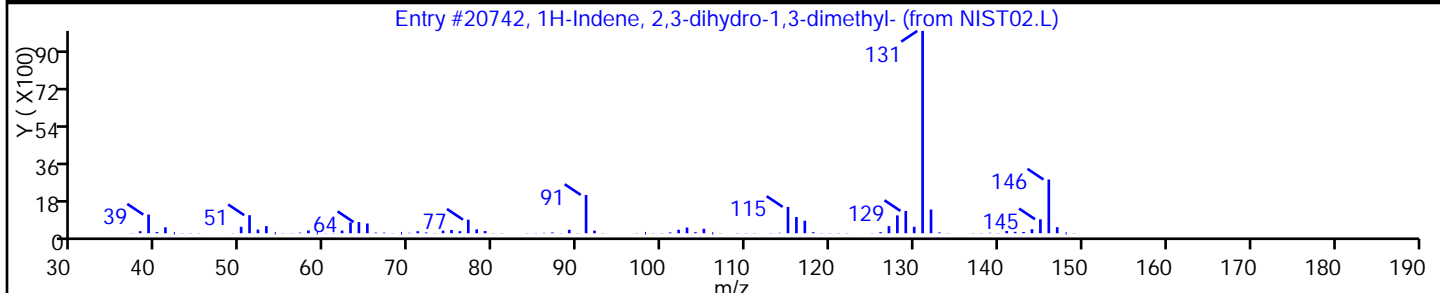
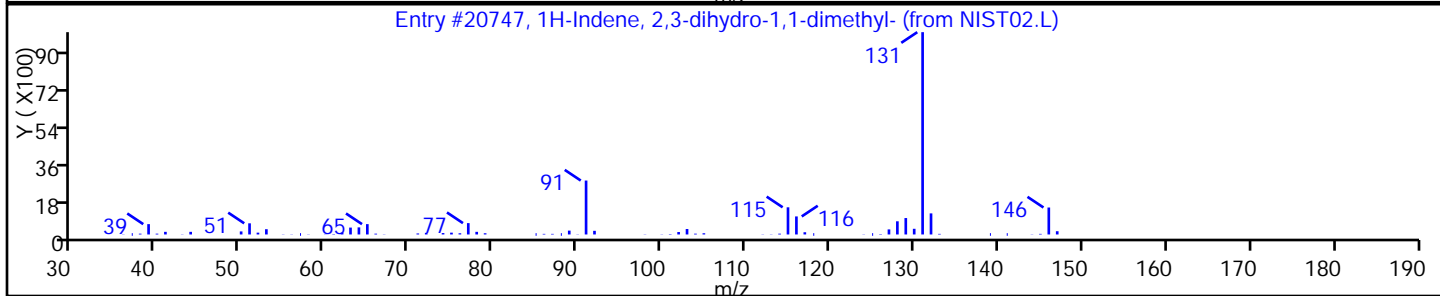
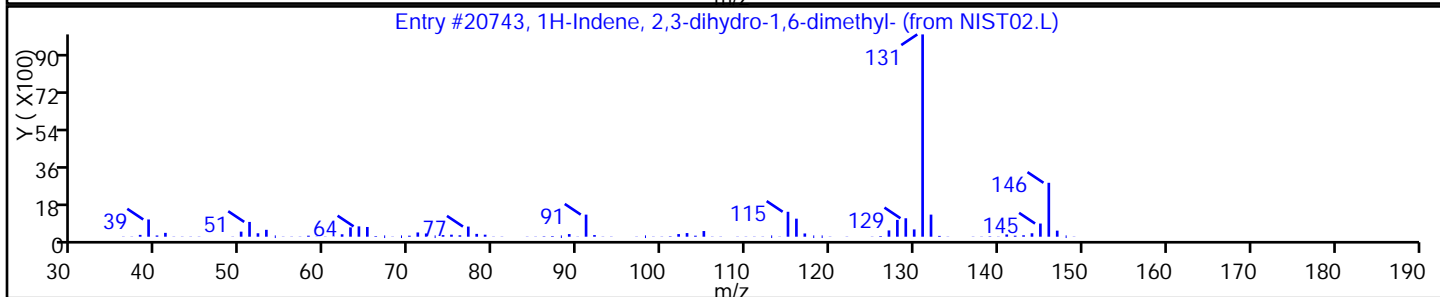
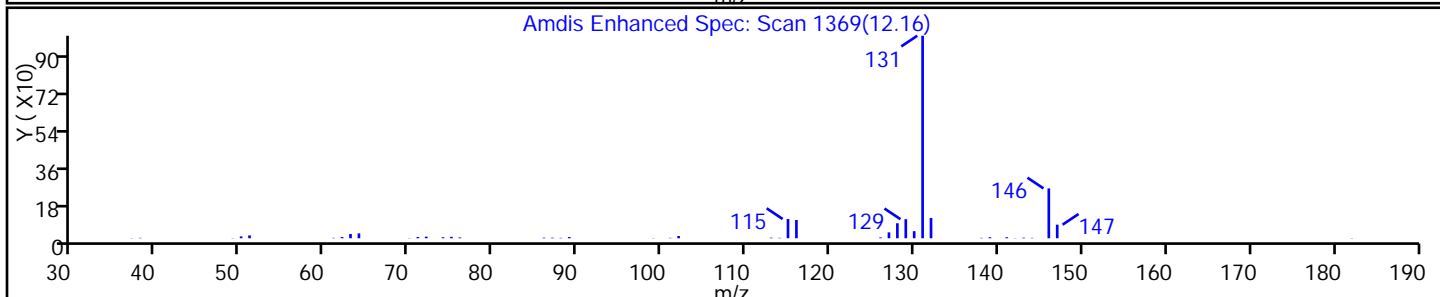
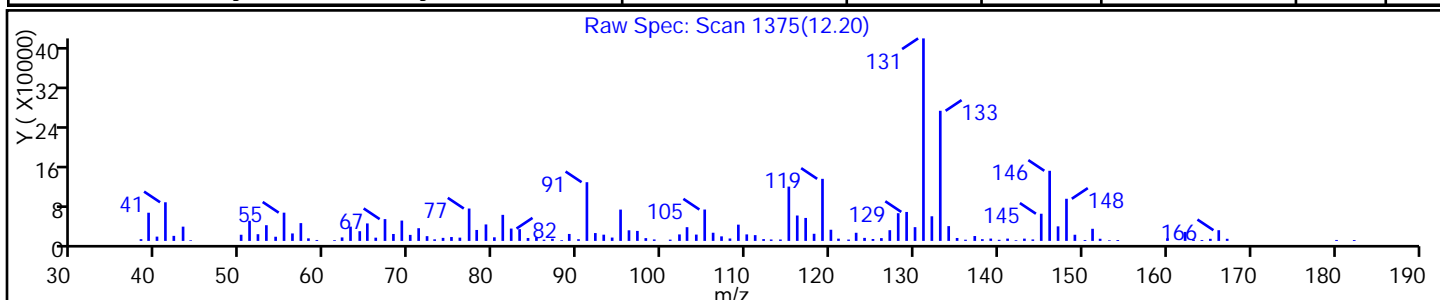
Method: 8260W\_2

Limit Group: VOA - 8260B Water and Solid

Column:

Detector MS SCAN

Library Search Compound Match	CAS#	Library	Entry	Formula	Weight	Q
1H-Indene, 2,3-dihydro-1,6-dimethyl-	17059-48-2	NIST02	20743	C11H14	146	91
1H-Indene, 2,3-dihydro-1,1-dimethyl-	4912-92-9	NIST02.L	20747	C11H14	146	91
1H-Indene, 2,3-dihydro-1,3-dimethyl-	4175-53-5	NIST02.L	20742	C11H14	146	91



TestAmerica Edison

Data File: \\EDICHROM\ChromData\CVOAMS2\20141104-20141.b\B75593.D

Injection Date: 04-Nov-2014 12:02:30

Instrument ID: CVOAMS2

Lims ID: 460-85482-A-25-A

Lab Sample ID: 460-85482-25

Client ID: PMP-5-SW-WT

Operator ID:

ALS Bottle#: 14

Worklist Smp#: 15

Purge Vol: 5.000 mL

Dil. Factor: 50.0000

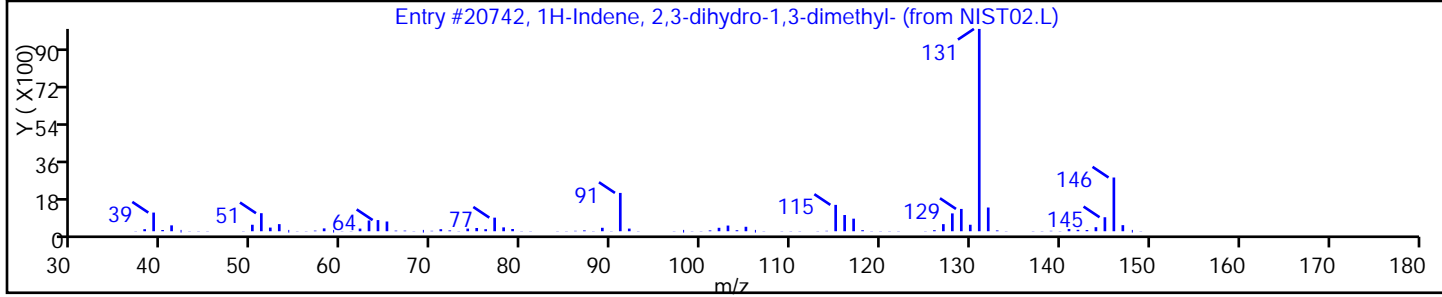
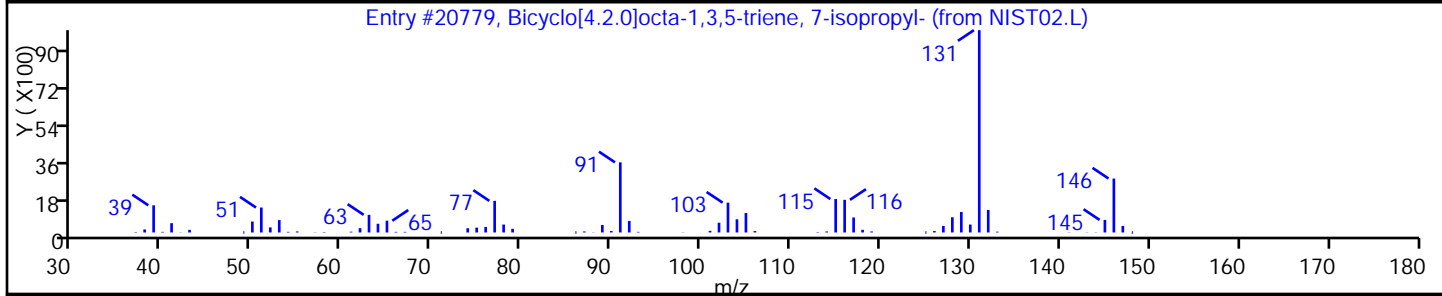
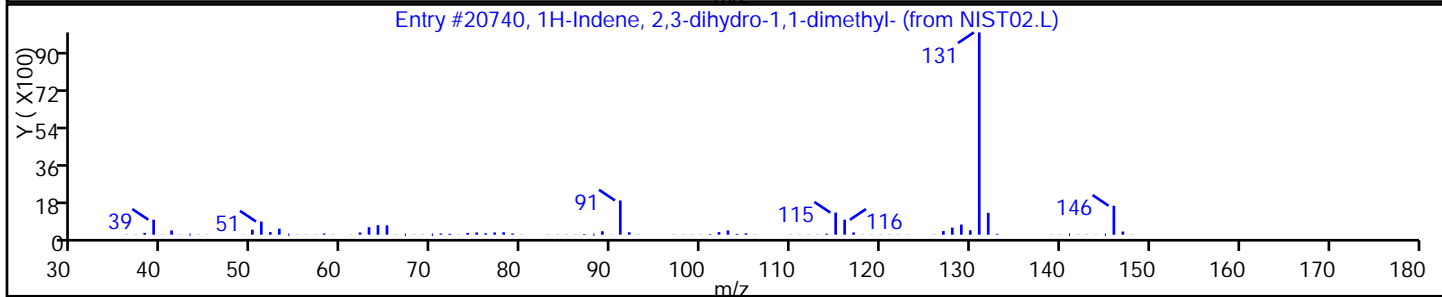
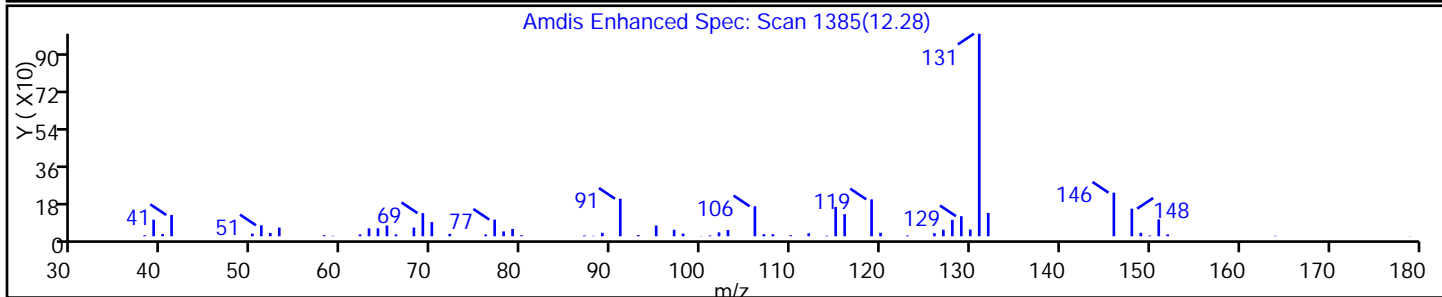
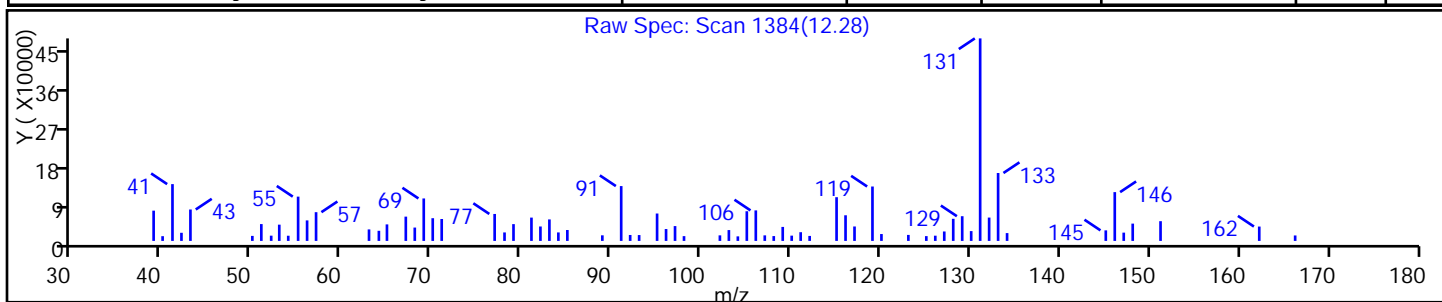
Method: 8260W\_2

Limit Group: VOA - 8260B Water and Solid

Column:

Detector MS SCAN

Library Search Compound Match	CAS#	Library	Entry	Formula	Weight	Q
1H-Indene, 2,3-dihydro-1,1-dimethyl-	4912-92-9	NIST02	20740	C11H14	146	81
Bicyclo[4.2.0]octa-1,3,5-triene, 7-isopr	27087-54-3	NIST02.L	20779	C11H14	146	81
1H-Indene, 2,3-dihydro-1,3-dimethyl-	4175-53-5	NIST02.L	20742	C11H14	146	81



TestAmerica Edison

Data File: \\EDICHRON\ChromData\CVOAMS2\20141104-20141.b\B75593.D

Injection Date: 04-Nov-2014 12:02:30

Instrument ID: CVOAMS2

Lims ID: 460-85482-A-25-A

Lab Sample ID: 460-85482-25

Client ID: PMP-5-SW-WT

Operator ID:

ALS Bottle#: 14

Worklist Smp#: 15

Purge Vol: 5.000 mL

Dil. Factor: 50.0000

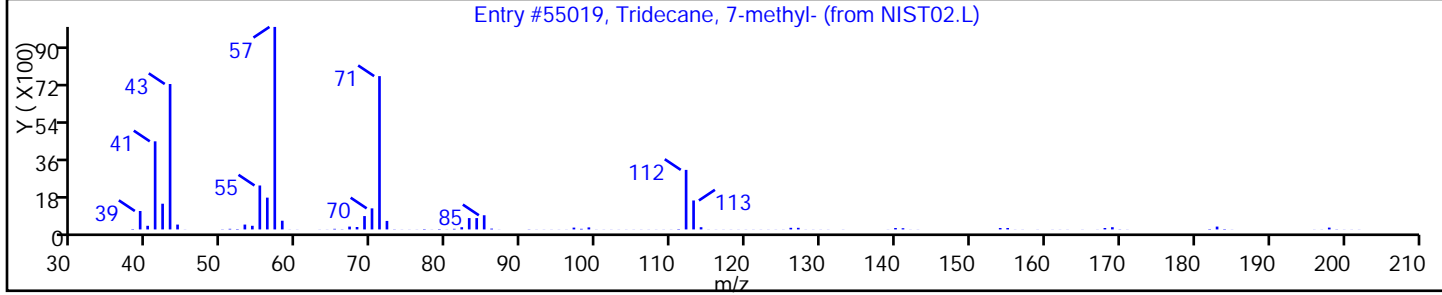
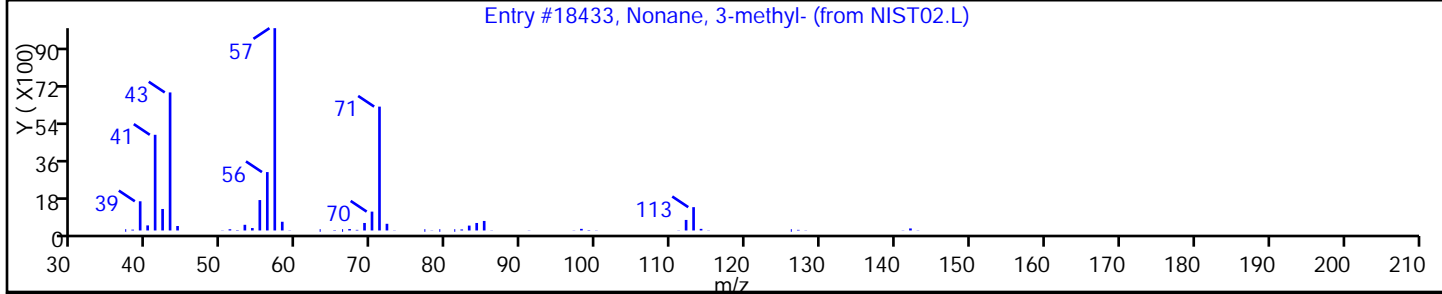
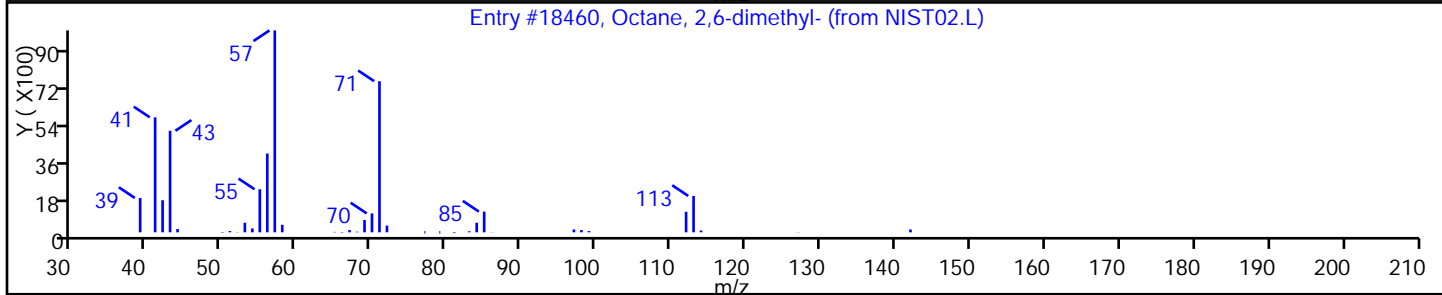
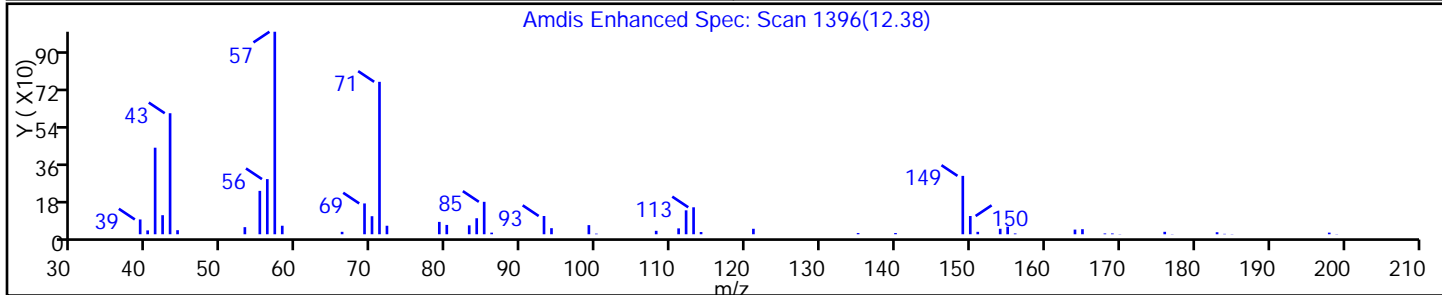
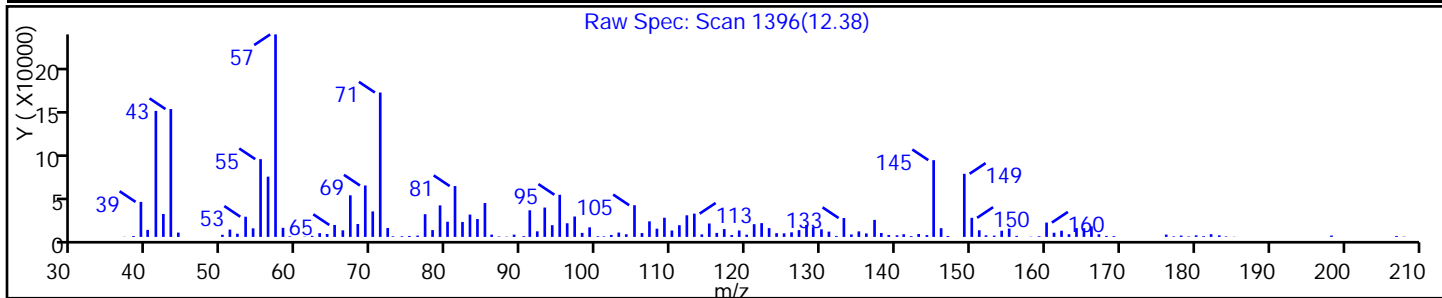
Method: 8260W\_2

Limit Group: VOA - 8260B Water and Solid

Column:

Detector: MS SCAN

Library Search Compound Match	CAS#	Library	Entry	Formula	Weight	Q
Octane, 2,6-dimethyl-	2051-30-1	NIST02	18460	C10H22	142	64
Nonane, 3-methyl-	5911-04-6	NIST02.L	18433	C10H22	142	59
Tridecane, 7-methyl-	26730-14-3	NIST02.L	55019	C14H30	198	58





TestAmerica Edison

Data File: \\EDICHRON\ChromData\CVOAMS2\20141104-20141.b\B75593.D

Injection Date: 04-Nov-2014 12:02:30

Instrument ID: CVOAMS2

Lims ID: 460-85482-A-25-A

Lab Sample ID: 460-85482-25

Client ID: PMP-5-SW-WT

Operator ID:

ALS Bottle#: 14

Worklist Smp#: 15

Purge Vol: 5.000 mL

Dil. Factor: 50.0000

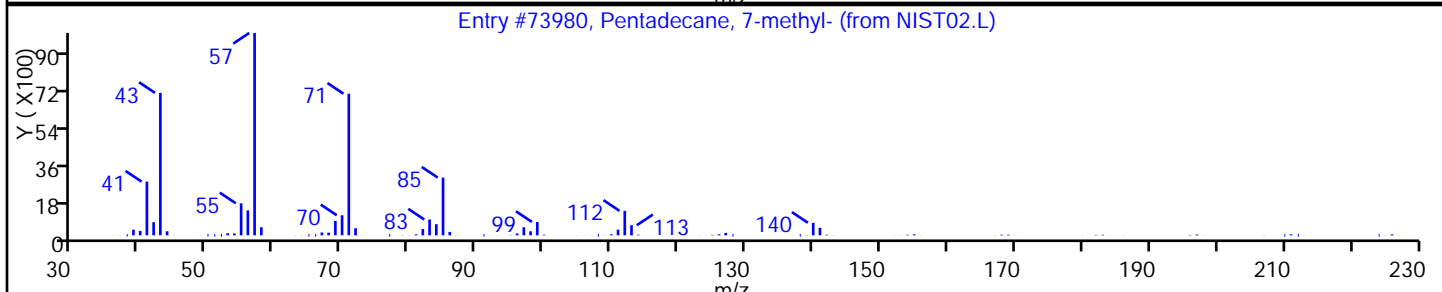
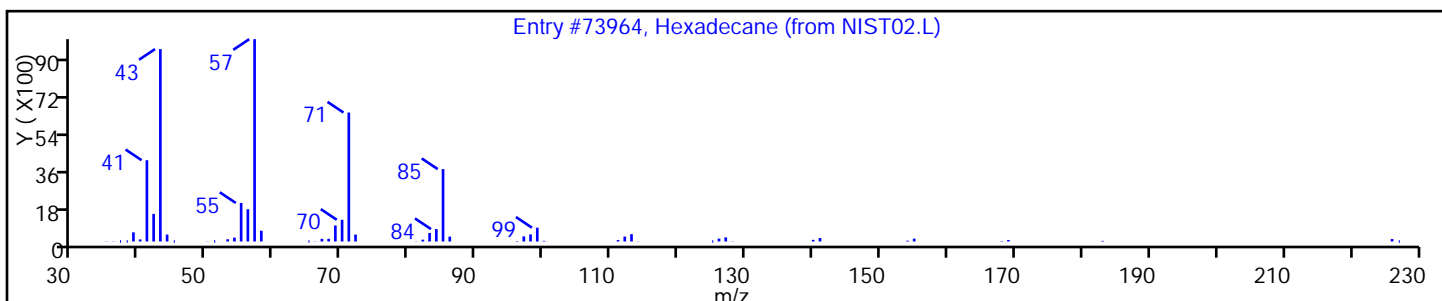
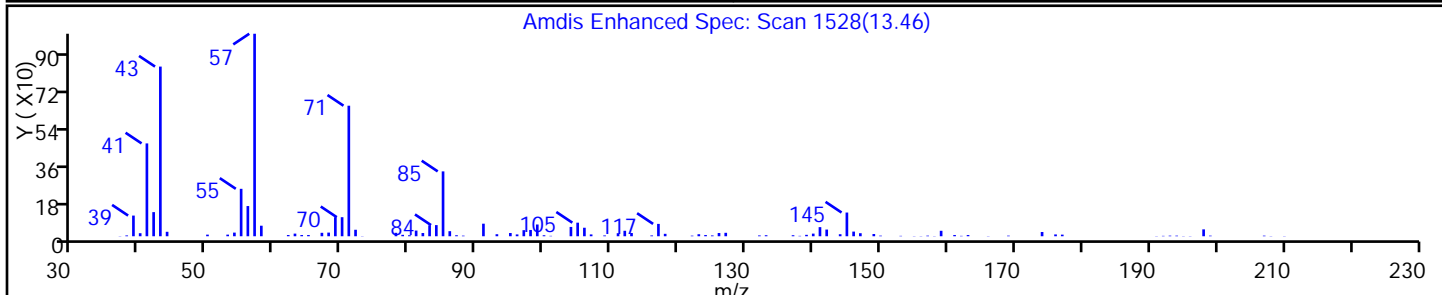
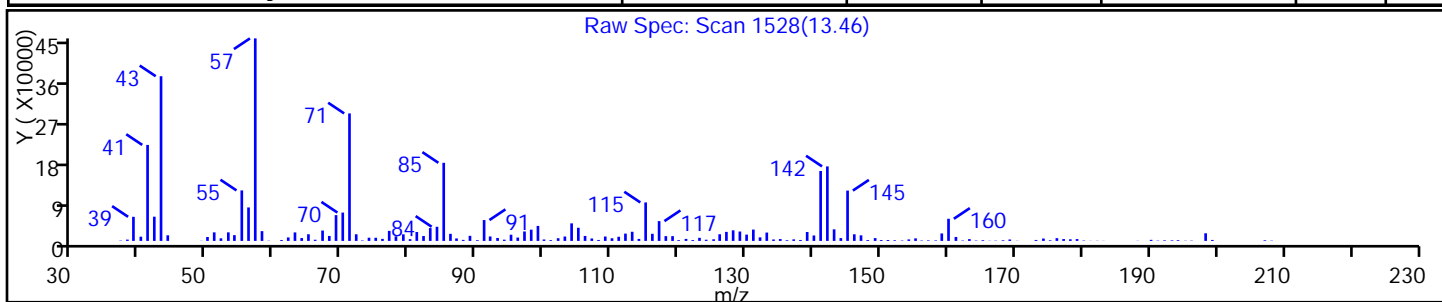
Method: 8260W\_2

Limit Group: VOA - 8260B Water and Solid

Column:

Detector: MS SCAN

Library Search Compound Match	CAS#	Library	Entry	Formula	Weight	Q
Unknown		NIST02	0		0	0
Hexadecane	544-76-3	NIST02.L	73964	C16H34	226	64
Pentadecane, 7-methyl-	6165-40-8	NIST02.L	73980	C16H34	226	59



FORM I  
GC/MS VOA ORGANICS ANALYSIS DATA SHEET

Lab Name: TestAmerica Edison Job No.: 460-85482-1  
 SDG No.: \_\_\_\_\_  
 Client Sample ID: PMP-5-SW-SI Lab Sample ID: 460-85482-26  
 Matrix: Solid Lab File ID: B75591.D  
 Analysis Method: 8260B Date Collected: 10/30/2014 10:05  
 Sample wt/vol: 6.791(g) Date Analyzed: 11/04/2014 11:13  
 Soil Aliquot Vol: 5 (mL) Dilution Factor: 50  
 Soil Extract Vol.: 10 (mL) GC Column: Rtx-624 ID: 0.25 (mm)  
 % Moisture: 10.3 Level: (low/med) Medium  
 Analysis Batch No.: 260159 Units: ug/Kg

CAS NO.	COMPOUND NAME	RESULT	Q	RL	MDL
71-55-6	1,1,1-Trichloroethane	5.1	U	82	5.1
79-34-5	1,1,2,2-Tetrachloroethane	13	U	82	13
79-00-5	1,1,2-Trichloroethane	15	U	82	15
75-34-3	1,1-Dichloroethane	11	U	82	11
75-35-4	1,1-Dichloroethene	7.3	U	82	7.3
87-61-6	1,2,3-Trichlorobenzene	1100		82	42
120-82-1	1,2,4-Trichlorobenzene	1900		82	28
96-12-8	1,2-Dibromo-3-Chloropropane	33	U	82	33
106-93-4	1,2-Dibromoethane	23	U	82	23
95-50-1	1,2-Dichlorobenzene	160		82	17
107-06-2	1,2-Dichloroethane	16	U	82	16
78-87-5	1,2-Dichloropropane	7.1	U	82	7.1
541-73-1	1,3-Dichlorobenzene	240		82	11
106-46-7	1,4-Dichlorobenzene	1100		82	19
123-91-1	1,4-Dioxane	3000	U	2100	3000
78-93-3	2-Butanone	190	U	410	190
591-78-6	2-Hexanone	41	U	410	41
108-10-1	4-Methyl-2-pentanone	81	U	410	81
67-64-1	Acetone	220	U	410	220
71-43-2	Benzene	6.8	U	82	6.8
74-97-5	Bromochloromethane	22	U	82	22
75-27-4	Bromodichloromethane	10	U	82	10
75-25-2	Bromoform	16	U	82	16
74-83-9	Bromomethane	15	U	82	15
75-15-0	Carbon disulfide	10	U	82	10
56-23-5	Carbon tetrachloride	4.7	U	82	4.7
108-90-7	Chlorobenzene	9.0	U	82	9.0
75-00-3	Chloroethane	14	U	82	14
67-66-3	Chloroform	6.4	U	82	6.4
74-87-3	Chloromethane	7.9	U	82	7.9
156-59-2	cis-1,2-Dichloroethene	15	U	82	15
10061-01-5	cis-1,3-Dichloropropene	15	U	82	15
110-82-7	Cyclohexane	13	U	82	13
124-48-1	Dibromochloromethane	16	U	82	16
75-71-8	Dichlorodifluoromethane	18	U	82	18
100-41-4	Ethylbenzene	37	J	82	7.9

FORM I  
GC/MS VOA ORGANICS ANALYSIS DATA SHEET

Lab Name: TestAmerica Edison Job No.: 460-85482-1  
 SDG No.: \_\_\_\_\_  
 Client Sample ID: PMP-5-SW-SI Lab Sample ID: 460-85482-26  
 Matrix: Solid Lab File ID: B75591.D  
 Analysis Method: 8260B Date Collected: 10/30/2014 10:05  
 Sample wt/vol: 6.791(g) Date Analyzed: 11/04/2014 11:13  
 Soil Aliquot Vol: 5 (mL) Dilution Factor: 50  
 Soil Extract Vol.: 10 (mL) GC Column: Rtx-624 ID: 0.25 (mm)  
 % Moisture: 10.3 Level: (low/med) Medium  
 Analysis Batch No.: 260159 Units: ug/Kg

CAS NO.	COMPOUND NAME	RESULT	Q	RL	MDL
76-13-1	Freon TF	6.7	U	82	6.7
98-82-8	Isopropylbenzene	140		82	6.3
79-20-9	Methyl acetate	28	U	410	28
108-87-2	Methylcyclohexane	400		82	11
75-09-2	Methylene Chloride	15	U	82	15
1634-04-4	MTBE	11	U	82	11
100-42-5	Styrene	9.7	U	82	9.7
127-18-4	Tetrachloroethene	8.0	U	82	8.0
108-88-3	Toluene	12	U	82	12
156-60-5	trans-1,2-Dichloroethene	11	U	82	11
10061-02-6	trans-1,3-Dichloropropene	20	U	82	20
79-01-6	Trichloroethene	7.5	U	82	7.5
75-69-4	Trichlorofluoromethane	12	U	82	12
75-01-4	Vinyl chloride	12	U	82	12
1330-20-7	Xylenes, Total	380		160	29

CAS NO.	SURROGATE	%REC	Q	LIMITS
17060-07-0	1,2-Dichloroethane-d4 (Surr)	90		75-135
2037-26-5	Toluene-d8 (Surr)	99		59-150
460-00-4	Bromofluorobenzene	105		72-133
1868-53-7	Dibromofluoromethane (Surr)	94		70-130

FORM I  
GC/MS VOA ORGANICS ANALYSIS DATA SHEET  
TENTATIVELY IDENTIFIED COMPOUNDS

Lab Name: TestAmerica Edison Job No.: 460-85482-1  
 SDG No.: \_\_\_\_\_  
 Client Sample ID: PMP-5-SW-SI Lab Sample ID: 460-85482-26  
 Matrix: Solid Lab File ID: B75591.D  
 Analysis Method: 8260B Date Collected: 10/30/2014 10:05  
 Sample wt/vol: 6.791(g) Date Analyzed: 11/04/2014 11:13  
 Soil Aliquot Vol: 5 (mL) Dilution Factor: 50  
 Soil Extract Vol.: 10 (mL) GC Column: Rtx-624 ID: 0.25 (mm)  
 % Moisture: 10.3 Level: (low/med) Medium  
 Analysis Batch No.: 260159 Units: ug/Kg  
 Number TICs Found: 10 TIC Result Total: 84800

CAS NO.	COMPOUND NAME	RT	RESULT	Q
111-84-2	Nonane	8.81	7300	J N
1678-92-8	Cyclohexane, propyl-	9.36	6700	J N
124-18-5	Decane	10.01	9400	J N
	Unknown	10.89	8500	J
1120-21-4	Undecane	10.99	8100	J N
99-87-6	Benzene, 1-methyl-4-(1-methylethyl)-	11.15	6700	J N
488-23-3	Benzene, 1,2,3,4-tetramethyl-	11.58	7100	J N
99-87-6	Benzene, 1-methyl-4-(1-methylethyl)-	11.92	10000	J N
4218-48-8	Benzene, 1-ethyl-4-(1-methylethyl)-	12.20	12000	J N
4912-92-9	1H-Indene, 2,3-dihydro-1,1-dimethyl-	12.28	9000	J N

TestAmerica Edison  
Target Compound Quantitation Report

Data File: \\EDICHROM\ChromData\CVOAMS2\20141104-20141.b\B75591.D  
 Lims ID: 460-85482-A-26-A Lab Sample ID: 460-85482-26  
 Client ID: PMP-5-SW-SI  
 Sample Type: Client  
 Inject. Date: 04-Nov-2014 11:13:30 ALS Bottle#: 12 Worklist Smp#: 13  
 Purge Vol: 5.000 mL Dil. Factor: 50.0000  
 Sample Info: 460-85482-A-26-A  
 Misc. Info.: 460-0020141-013  
 Operator ID: Instrument ID: CVOAMS2  
 Method: \\EDICHROM\ChromData\CVOAMS2\20141104-20141.b\8260W\_2.m  
 Limit Group: VOA - 8260B Water and Solid  
 Last Update: 06-Nov-2014 13:14:45 Calib Date: 21-Oct-2014 13:24:30  
 Integrator: RTE ID Type: Deconvolution ID  
 Quant Method: Internal Standard Quant By: Initial Calibration  
 Last ICal File: \\EDICHROM\ChromData\CVOAMS2\20141021-19612.b\B74941.D  
 Column 1 : Rtx-624 ( 0.25 mm) Det: MS SCAN  
 Process Host: XAWRK012

First Level Reviewer: intarachau Date: 05-Nov-2014 14:25:03

Compound	Sig	RT (min.)	Exp RT (min.)	Dlt RT (min.)	Q	Response	OnCol Amt ug/l	Flags
* 26 TBA-d9 (IS)	65	2.648	2.648	0.000	87	113791	1000.0	
\$ 57 Dibromofluoromethane (Surr	113	4.277	4.277	0.000	96	169147	46.8	
\$ 53 1,2-Dichloroethane-d4 (Sur	65	4.664	4.664	0.000	96	155789	44.8	
* 58 Fluorobenzene	96	4.985	4.985	0.000	98	670639	50.0	
62 Methylcyclohexane	83	5.528	5.537	-0.009	95	30426	4.90	
* 65 1,4-Dioxane-d8	96	5.833	5.833	0.000	98	13082	1000.0	
\$ 76 Toluene-d8 (Surr)	98	6.985	6.985	0.000	99	651513	49.3	
* 87 Chlorobenzene-d5	117	8.590	8.590	0.000	88	563095	50.0	
89 Ethylbenzene	106	8.713	8.713	0.000	97	2799	0.4484	
91 m-Xylene & p-Xylene	106	8.837	8.829	0.008	97	13842	1.83	
92 o-Xylene	106	9.207	9.207	0.000	94	20543	2.78	
96 Isopropylbenzene	105	9.536	9.528	0.008	96	34456	1.70	
\$ 97 4-Bromofluorobenzene	174	9.709	9.701	0.008	91	234156	52.5	
113 1,3-Dichlorobenzene	146	10.614	10.614	0.000	90	28584	2.87	
* 115 1,4-Dichlorobenzene-d4	152	10.672	10.672	0.000	96	322626	50.0	
116 1,4-Dichlorobenzene	146	10.697	10.697	0.000	97	137540	13.7	
122 1,2-Dichlorobenzene	146	10.993	10.993	0.000	70	17328	1.94	
127 1,2,4-Trichlorobenzene	180	12.236	12.236	0.000	88	141250	22.6	
131 1,2,3-Trichlorobenzene	180	12.647	12.647	0.000	57	64779	13.0	
S 134 Xylenes, Total	100				0		4.61	

Reagents:

8260 INTSTD C\_00056 Amount Added: 1.00 Units: uL Run Reagent

TestAmerica Edison  
Tentatively Identified Quantitation Report

Data File: \\EDICHROM\ChromData\CVOAMS2\20141104-20141.b\B75591.D  
 Lims ID: 460-85482-A-26-A Lab Sample ID: 460-85482-26  
 Client ID: PMP-5-SW-SI  
 Sample Type: Client  
 Inject. Date: 04-Nov-2014 11:13:30 ALS Bottle#: 12 Worklist Smp#: 13  
 Purge Vol: 5.000 mL Dil. Factor: 50.0000  
 Sample Info: 460-85482-A-26-A  
 Misc. Info.: 460-0020141-013  
 Operator ID: Instrument ID: CVOAMS2  
 Method: \\EDICHROM\ChromData\CVOAMS2\20141104-20141.b\8260W\_2.m  
 Limit Group: VOA - 8260B Water and Solid  
 Last Update: 06-Nov-2014 13:14:45 Calib Date: 21-Oct-2014 13:24:30  
 Tic RT Window: 0.000 -0.000 Response: area  
 Quant By: Nearest ISTD Quant LOD: 10.00000  
 MS Library: \\EDICHROM\ChromData\Database\NIST02.L  
 Min. Match: 40  
 Column 1 : Rtx-624 ( 0.25 mm) Det: MS SCAN  
 Process Host: XAWRK012  
 First Level Reviewer: intarachau Date: 05-Nov-2014 14:25:03

## Tentative Identified Compound Results

RT	Response	Amount ug/l	Quant Cpd	Qual	Lib Entry	Molecular Formula	Mol. Weight	Flags
8.812	111-84-2 Nonane	3113565 89.0	87	97	12252	C9H20	128	
9.363	1678-92-8 Cyclohexane, propyl-	2859607 81.8	87	74	11171	C9H18	126	I
10.014	124-18-5 Decane	7551297 114.0	115	97	18418	C10H22	142	
10.894	Unknown	6885499 104.0	115	0	0		0	M
10.985	1120-21-4 Undecane	6519506 98.4	115	91	27121	C11H24	156	M
11.149	99-87-6 Benzene, 1-methyl-4-(1-methylethyl)-	5422280 81.9	115	94	14396	C10H14	134	M
11.577	488-23-3 Benzene, 1,2,3,4-tetramethyl-	5741457 86.7	115	96	14353	C10H14	134	M
11.915	99-87-6 Benzene, 1-methyl-4-(1-methylethyl)-	8084506 122.1	115	90	14396	C10H14	134	M
12.203	4218-48-8 Benzene, 1-ethyl-4-(1-methylethyl)-	9629399 145.4	115	58	21837	C11H16	148	M
12.277	4912-92-9 1H-Indene, 2,3-dihydro-1,1-dimethyl-	7304606 110.3	115	76	20740	C11H14	146	M

Data File: \\EDICHROM\ChromData\CVOAMS2\20141104-20141.b\B75591.D

## Quantitation Compounds

Compound	RT	Response	Amount ug/l
* 87 Chlorobenzene-d5	8.590	1748531	50.0
* 115 1,4-Dichlorobenzene-d4	10.672	3311535	50.0

**QC Flag Legend**

Processing Flags

Review Flags

M - Manually Integrated

I - User Selected Library Match

**Reagents:**

8260 INTSTD C\_00056

Amount Added: 1.00

Units: uL

Run Reagent

TestAmerica Edison

Data File: \\EDICHROM\ChromData\CVOAMS2\20141104-20141.b\B75591.D

Injection Date: 04-Nov-2014 11:13:30

Instrument ID: CVOAMS2

Operator ID:

Lims ID: 460-85482-A-26-A

Lab Sample ID: 460-85482-26

Worklist Smp#: 13

Client ID: PMP-5-SW-SI

Purge Vol: 5.000 mL

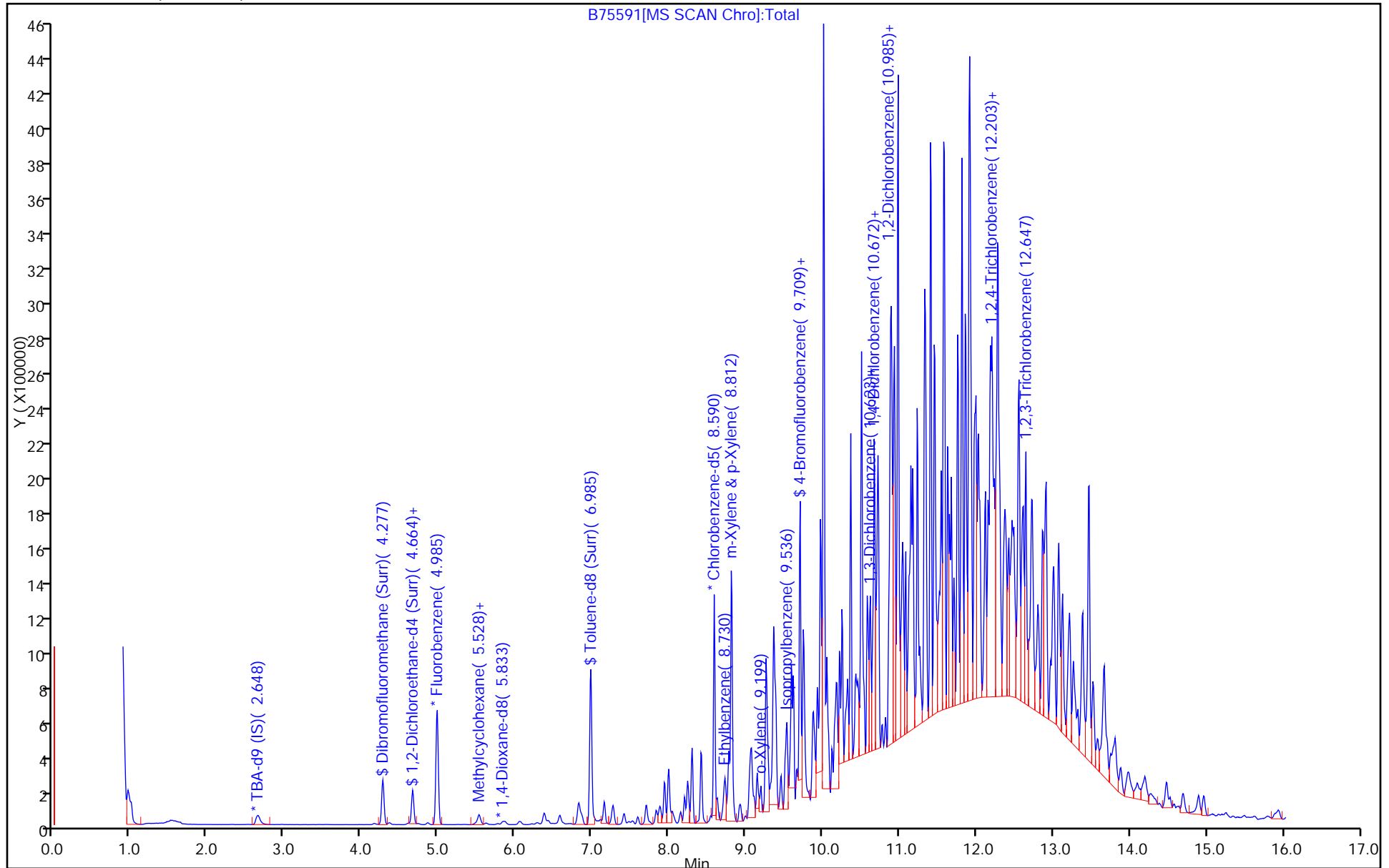
Dil. Factor: 50.0000

ALS Bottle#: 12

Method: 8260W\_2

Limit Group: VOA - 8260B Water and Solid

Column: Rtx-624 (0.25 mm)





TestAmerica Edison

Data File: \\EDICHROM\ChromData\CVOAMS2\20141104-20141.b\B75591.D

Injection Date: 04-Nov-2014 11:13:30

Instrument ID: CVOAMS2

Lims ID: 460-85482-A-26-A

Lab Sample ID: 460-85482-26

Client ID: PMP-5-SW-SI

Operator ID:

ALS Bottle#: 12

Worklist Smp#: 13

Purge Vol: 5.000 mL

Dil. Factor: 50.0000

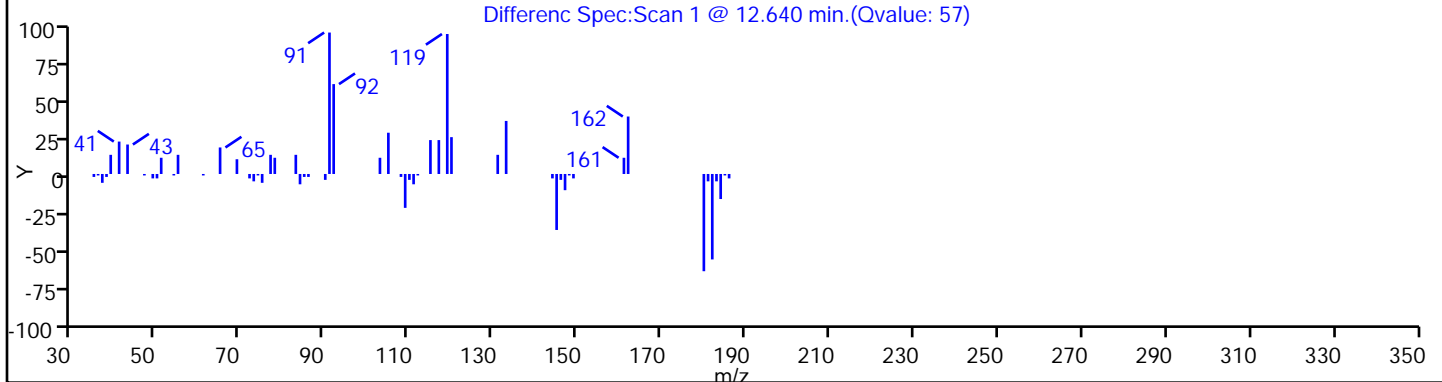
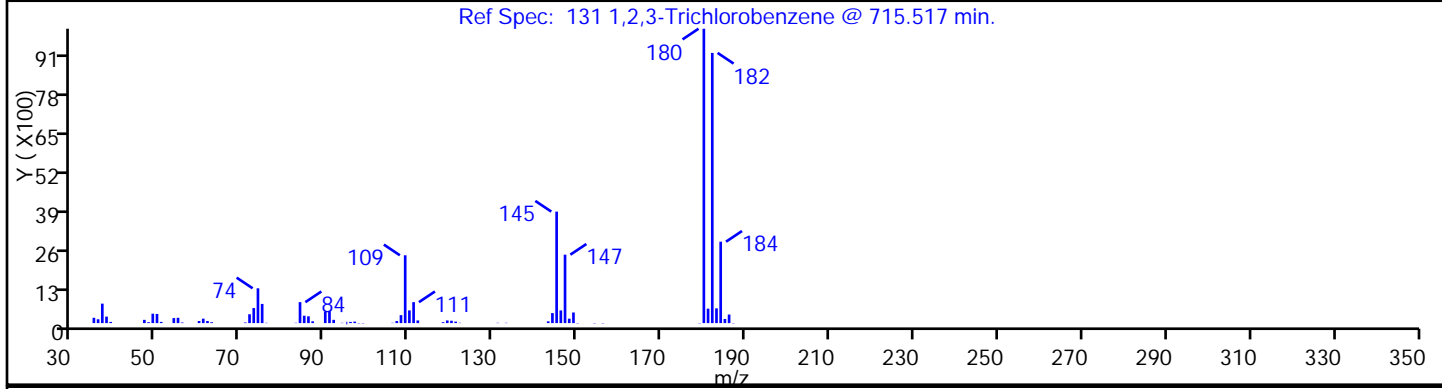
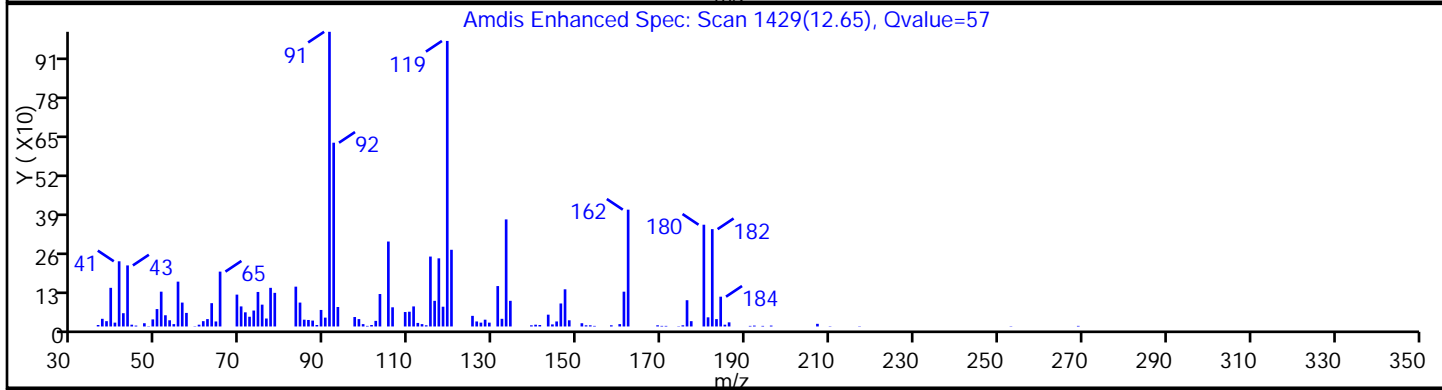
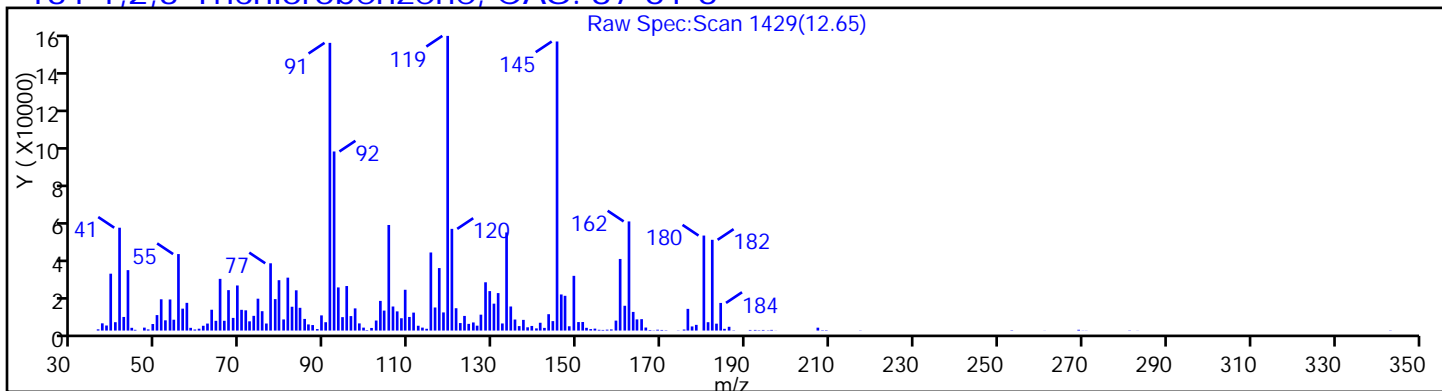
Method: 8260W\_2

Limit Group: VOA - 8260B Water and Solid

Column: Rtx-624 (0.25 mm)

Detector: MS SCAN

131 1,2,3-Trichlorobenzene, CAS: 87-61-6



TestAmerica Edison

Data File: \\EDICHROM\ChromData\CVOAMS2\20141104-20141.b\B75591.D

Injection Date: 04-Nov-2014 11:13:30

Instrument ID: CVOAMS2

Lims ID: 460-85482-A-26-A

Lab Sample ID: 460-85482-26

Client ID: PMP-5-SW-SI

Operator ID:

ALS Bottle#: 12

Worklist Smp#: 13

Purge Vol: 5.000 mL

Dil. Factor: 50.0000

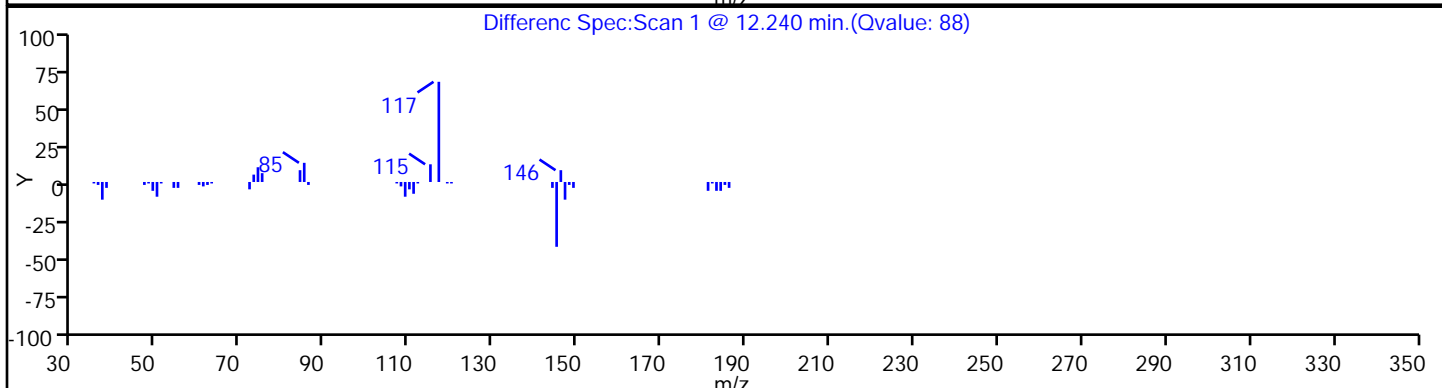
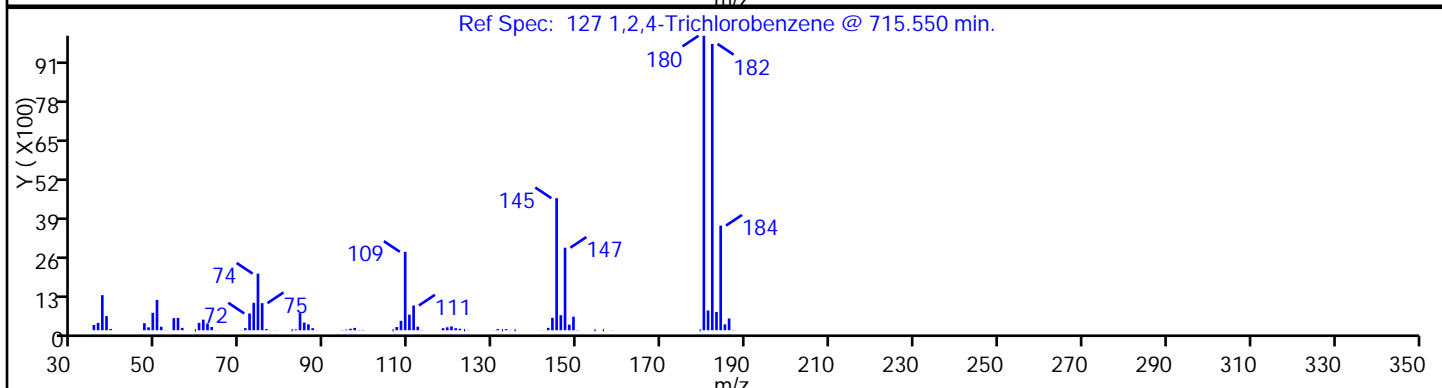
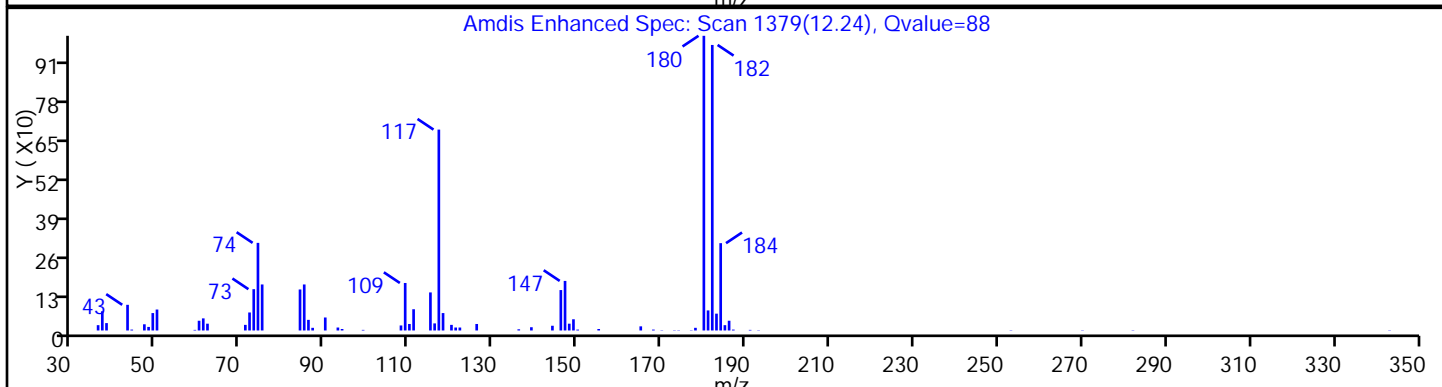
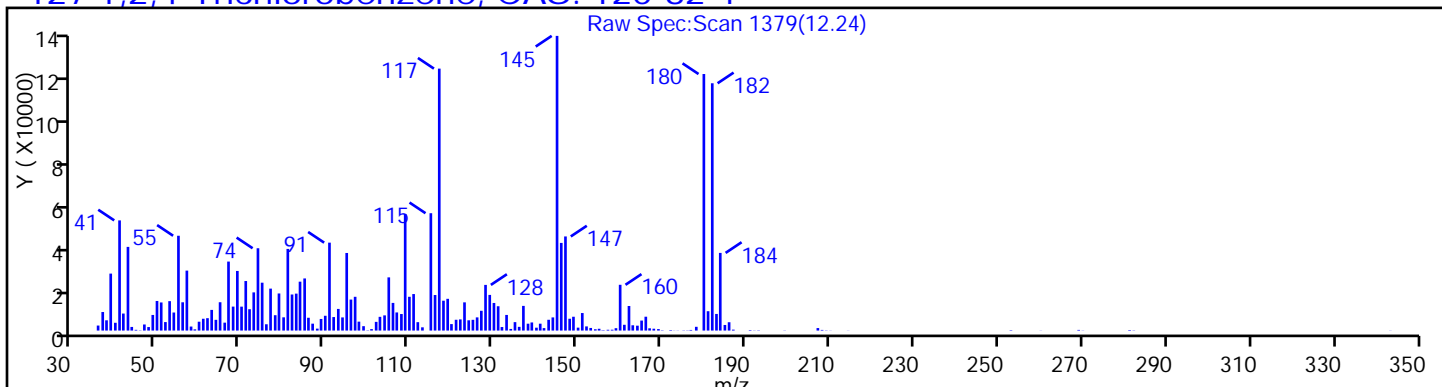
Method: 8260W\_2

Limit Group: VOA - 8260B Water and Solid

Column: Rtx-624 (0.25 mm)

Detector: MS SCAN

127 1,2,4-Trichlorobenzene, CAS: 120-82-1



TestAmerica Edison

Data File: \\EDICHRON\ChromData\CVOAMS2\20141104-20141.b\B75591.D

Injection Date: 04-Nov-2014 11:13:30

Instrument ID: CVOAMS2

Lims ID: 460-85482-A-26-A

Lab Sample ID: 460-85482-26

Client ID: PMP-5-SW-SI

Operator ID:

ALS Bottle#: 12

Worklist Smp#: 13

Purge Vol: 5.000 mL

Dil. Factor: 50.0000

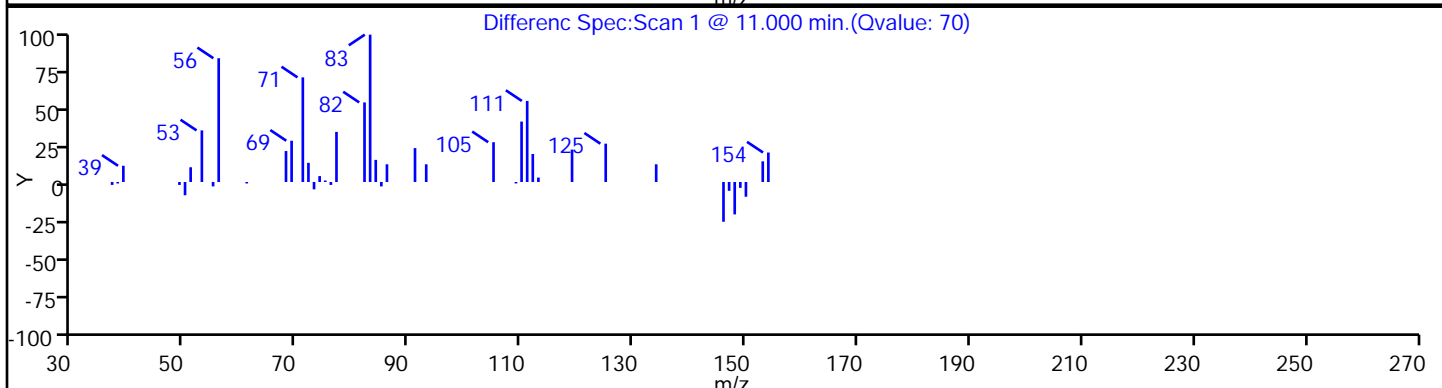
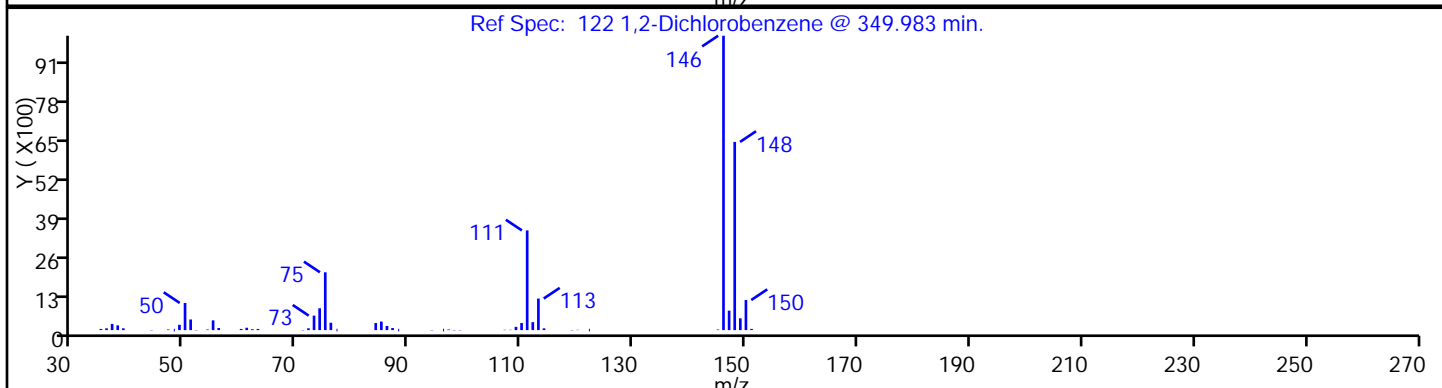
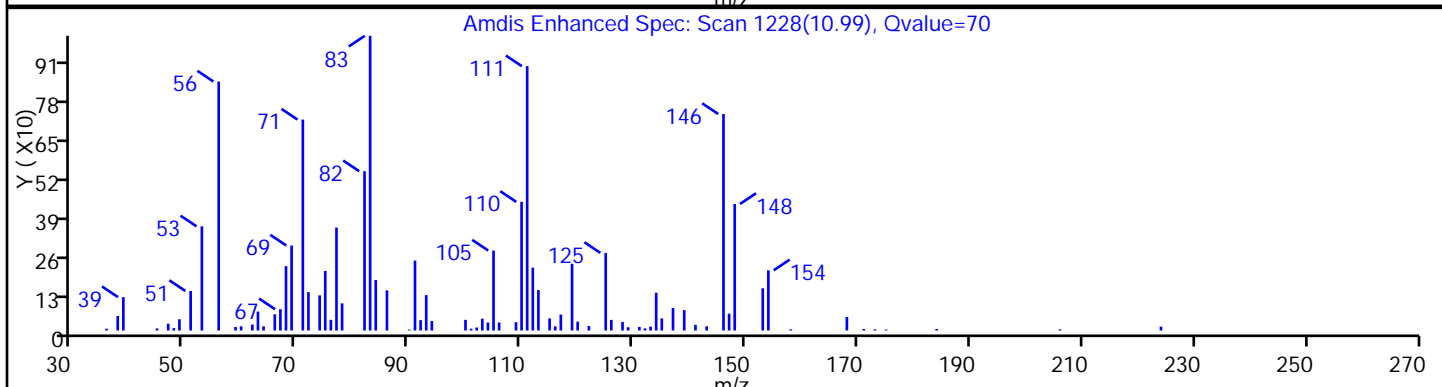
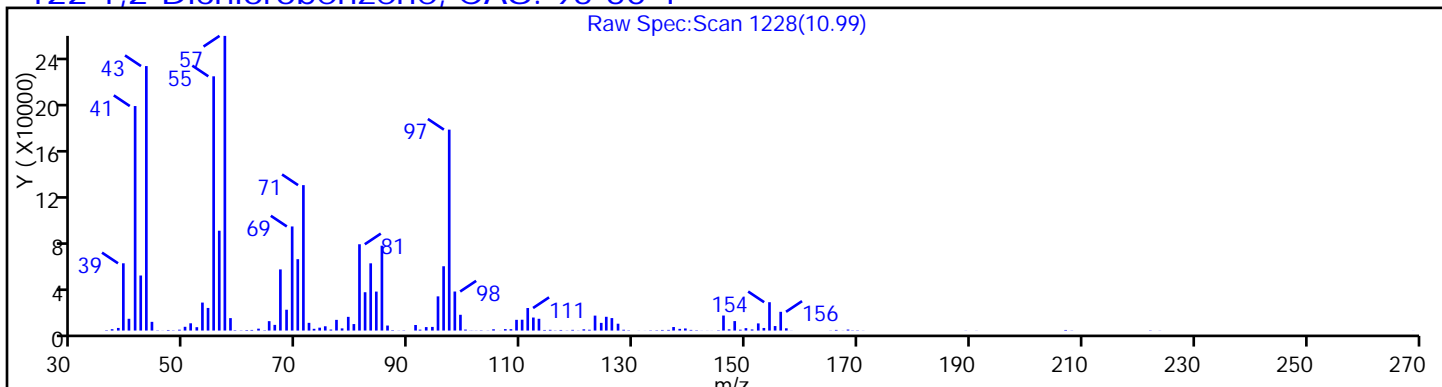
Method: 8260W\_2

Limit Group: VOA - 8260B Water and Solid

Column: Rtx-624 (0.25 mm)

Detector: MS SCAN

122 1,2-Dichlorobenzene, CAS: 95-50-1



TestAmerica Edison

Data File: \\EDICHROM\ChromData\CVOAMS2\20141104-20141.b\B75591.D

Injection Date: 04-Nov-2014 11:13:30

Instrument ID: CVOAMS2

Lims ID: 460-85482-A-26-A

Lab Sample ID: 460-85482-26

Client ID: PMP-5-SW-SI

Operator ID:

ALS Bottle#: 12

Worklist Smp#: 13

Purge Vol: 5.000 mL

Dil. Factor: 50.0000

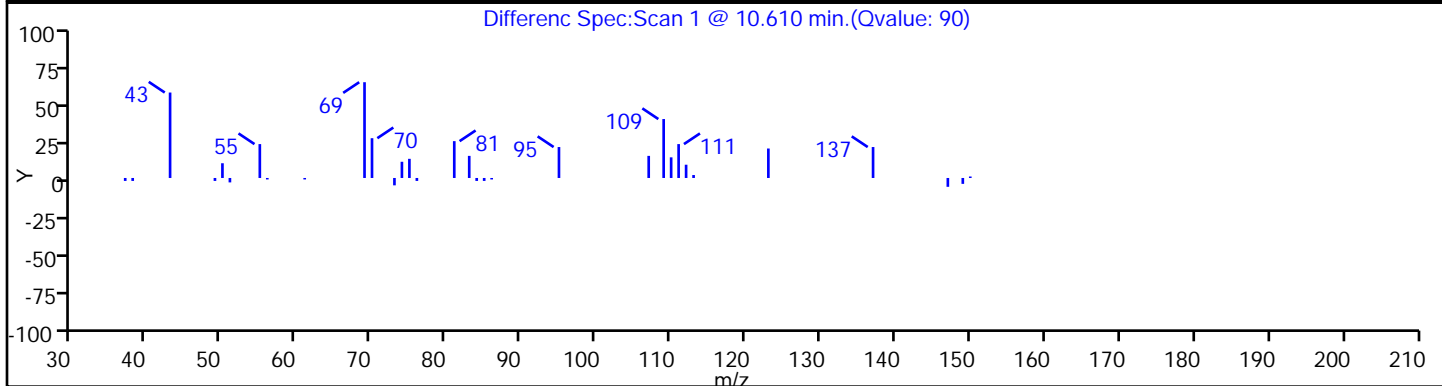
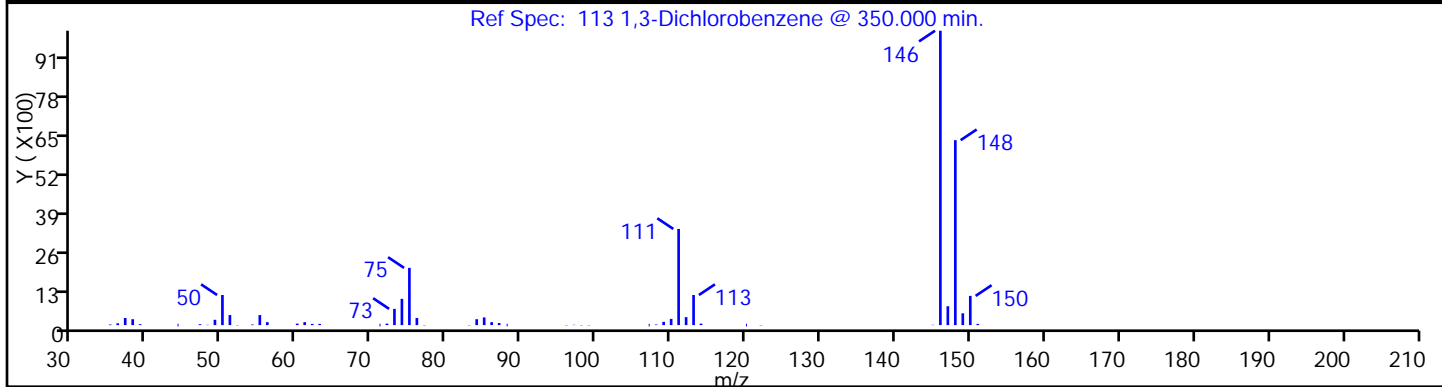
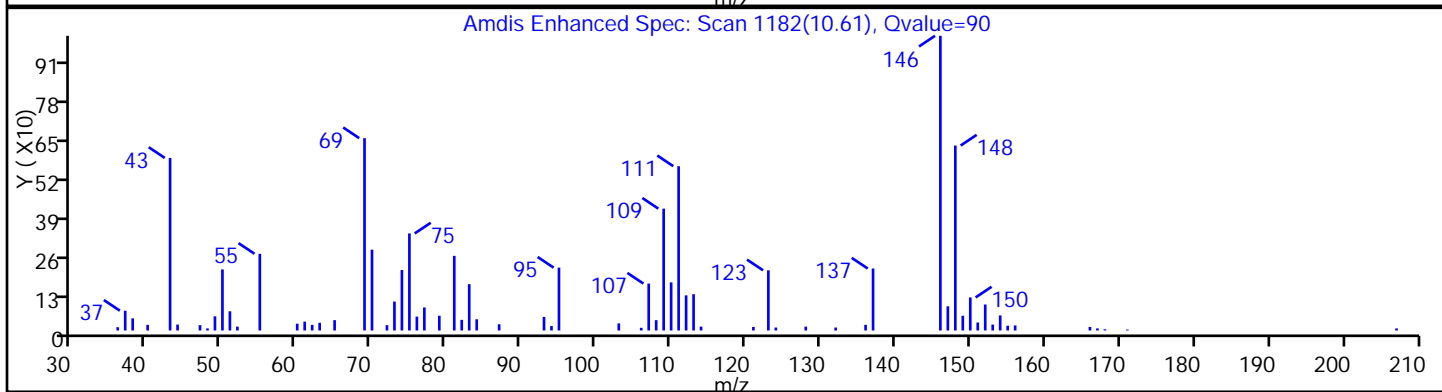
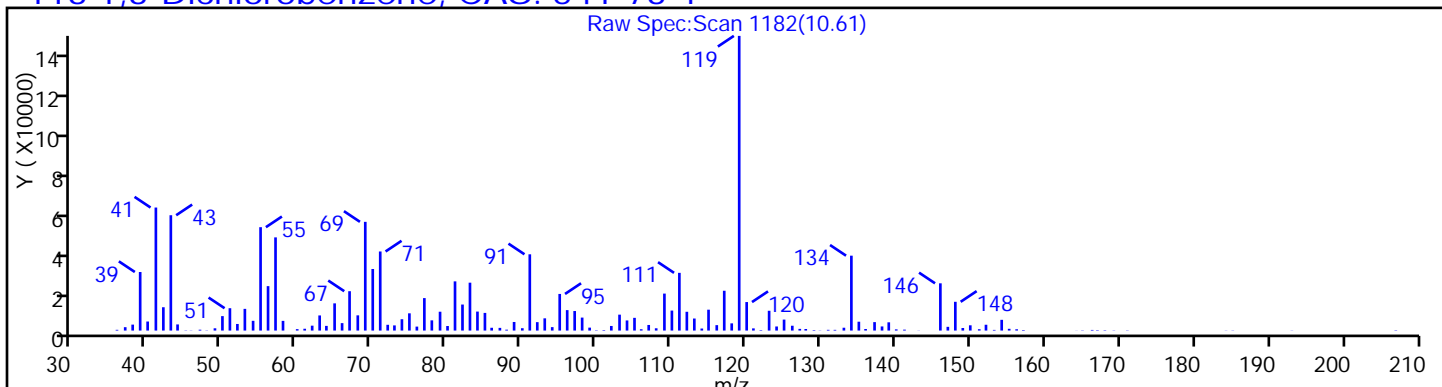
Method: 8260W\_2

Limit Group: VOA - 8260B Water and Solid

Column: Rtx-624 (0.25 mm)

Detector: MS SCAN

113 1,3-Dichlorobenzene, CAS: 541-73-1



TestAmerica Edison

Data File: \\EDICHROM\ChromData\CVOAMS2\20141104-20141.b\B75591.D

Injection Date: 04-Nov-2014 11:13:30

Instrument ID: CVOAMS2

Lims ID: 460-85482-A-26-A

Lab Sample ID: 460-85482-26

Client ID: PMP-5-SW-SI

Operator ID:

ALS Bottle#: 12

Worklist Smp#: 13

Purge Vol: 5.000 mL

Dil. Factor: 50.0000

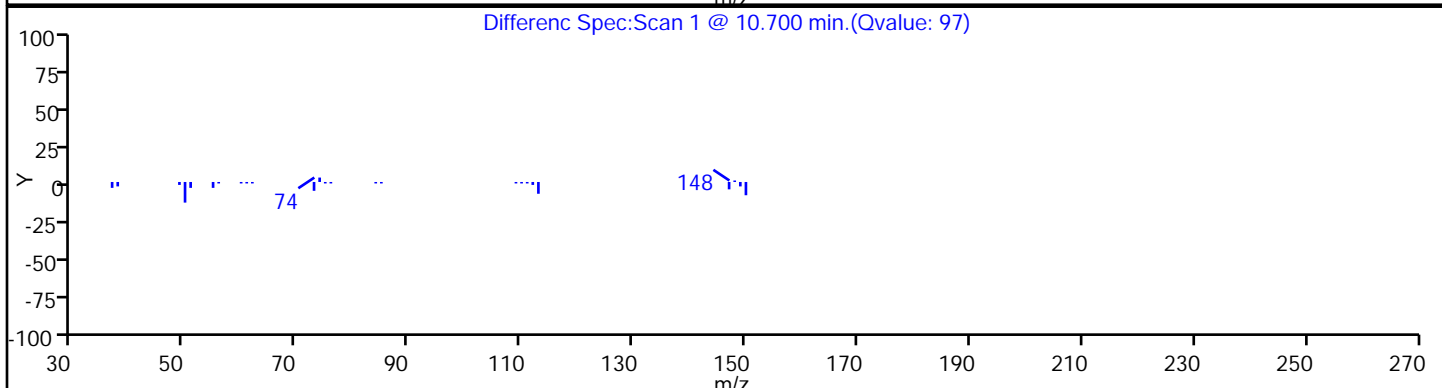
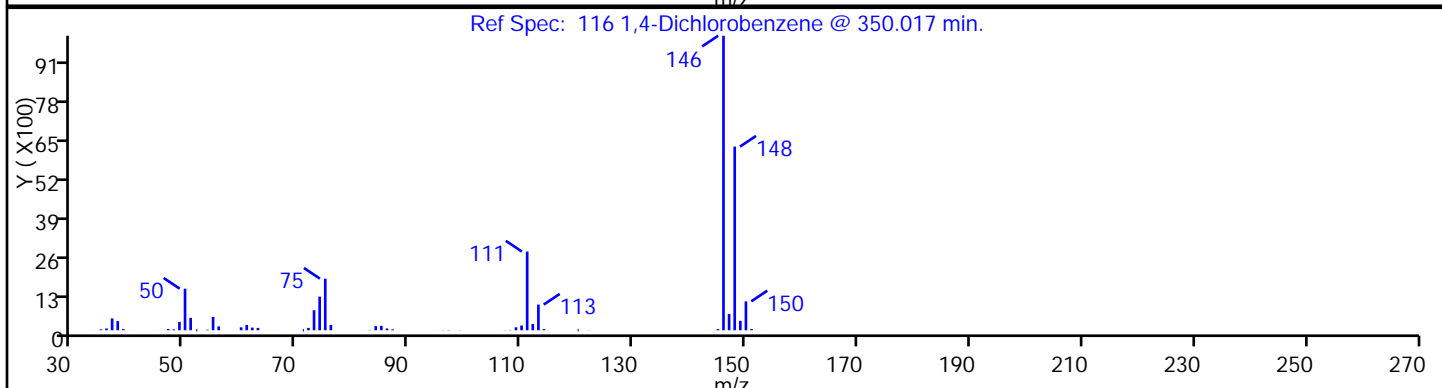
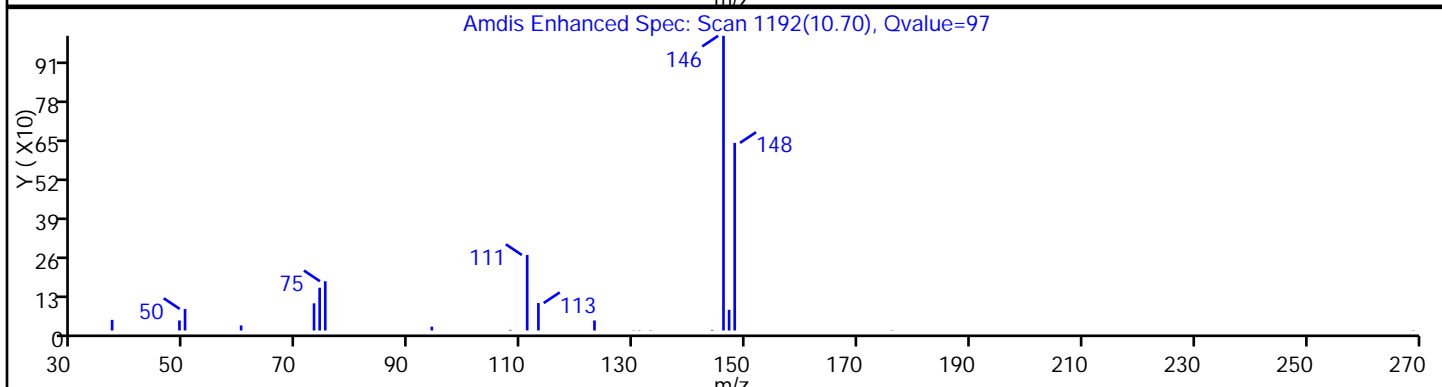
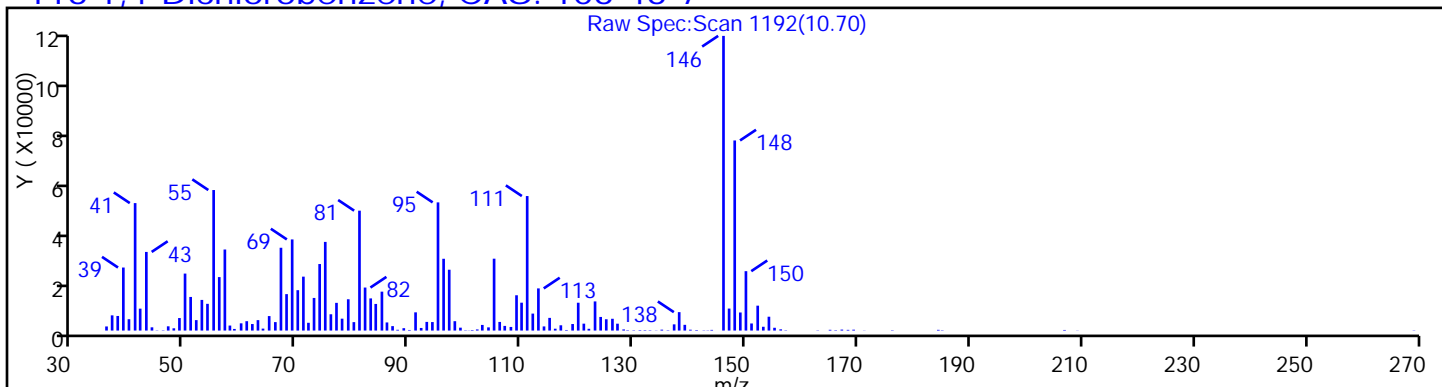
Method: 8260W\_2

Limit Group: VOA - 8260B Water and Solid

Column: Rtx-624 (0.25 mm)

Detector: MS SCAN

116 1,4-Dichlorobenzene, CAS: 106-46-7



TestAmerica Edison

Data File: \\EDICHROM\ChromData\CVOAMS2\20141104-20141.b\B75591.D

Injection Date: 04-Nov-2014 11:13:30

Instrument ID: CVOAMS2

Lims ID: 460-85482-A-26-A

Lab Sample ID: 460-85482-26

Client ID: PMP-5-SW-SI

Operator ID:

ALS Bottle#: 12 Worklist Smp#: 13

Purge Vol: 5.000 mL

Dil. Factor: 50.0000

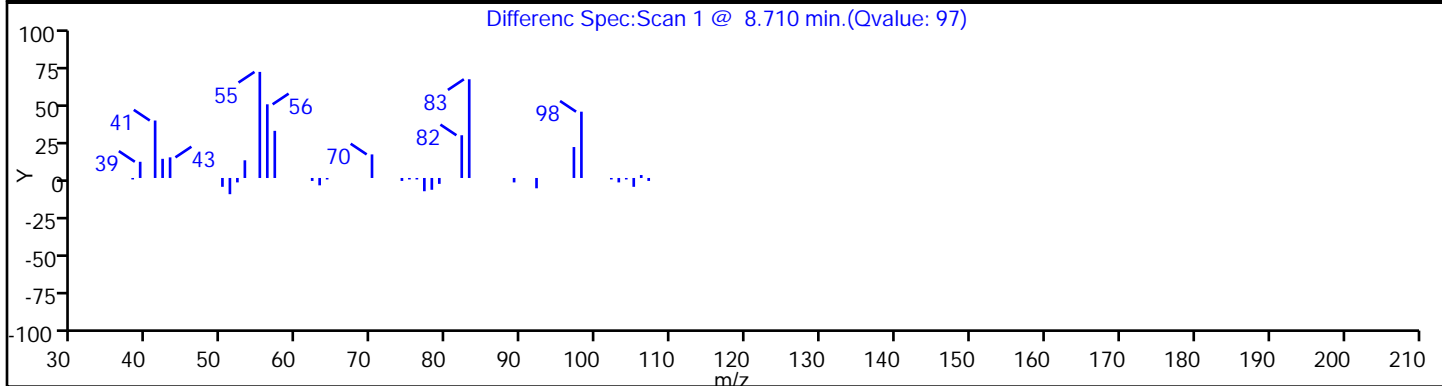
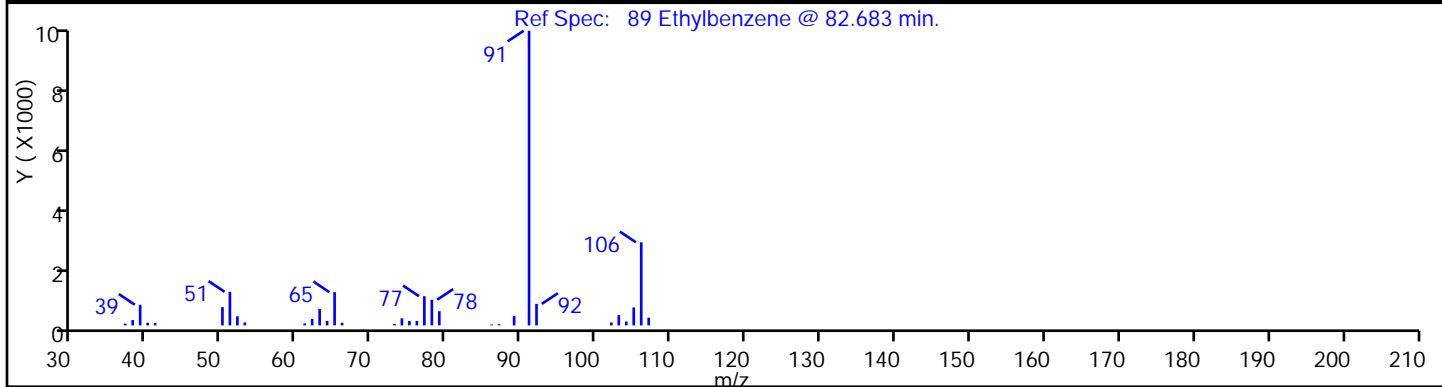
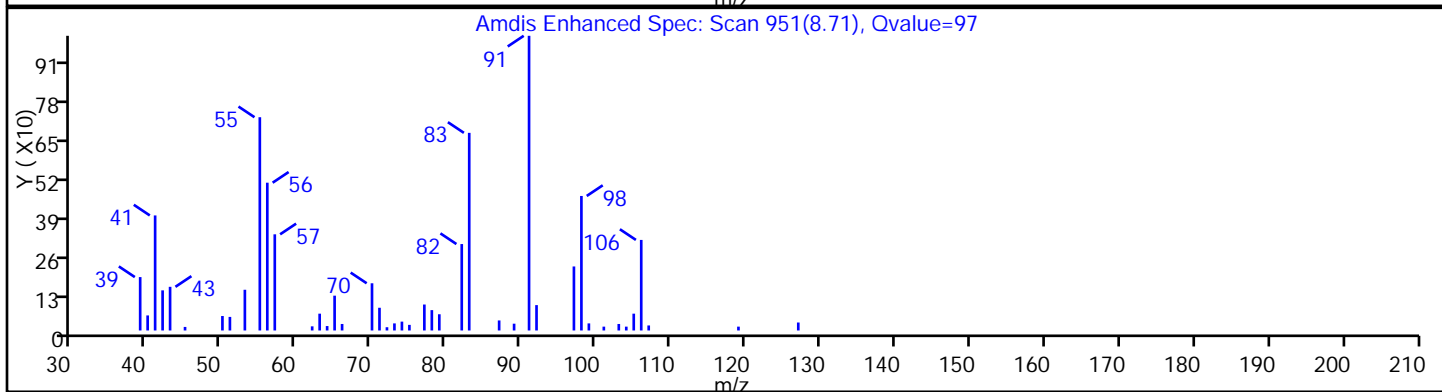
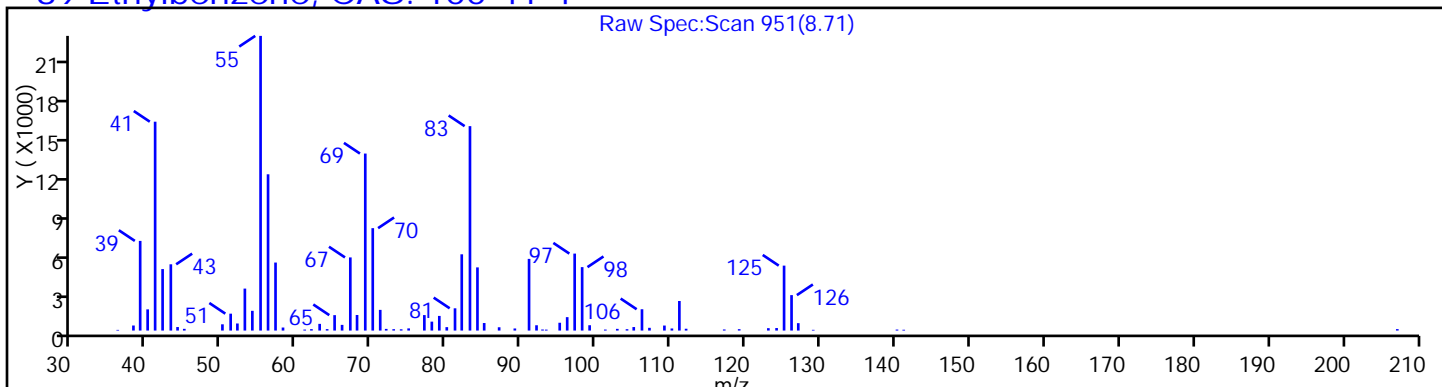
Method: 8260W\_2

Limit Group: VOA - 8260B Water and Solid

Column: Rtx-624 (0.25 mm)

Detector: MS SCAN

89 Ethylbenzene, CAS: 100-41-4



TestAmerica Edison

Data File: \\EDICHROM\ChromData\CVOAMS2\20141104-20141.b\B75591.D

Injection Date: 04-Nov-2014 11:13:30

Instrument ID: CVOAMS2

Lims ID: 460-85482-A-26-A

Lab Sample ID: 460-85482-26

Client ID: PMP-5-SW-SI

Operator ID:

ALS Bottle#: 12

Worklist Smp#: 13

Purge Vol: 5.000 mL

Dil. Factor: 50.0000

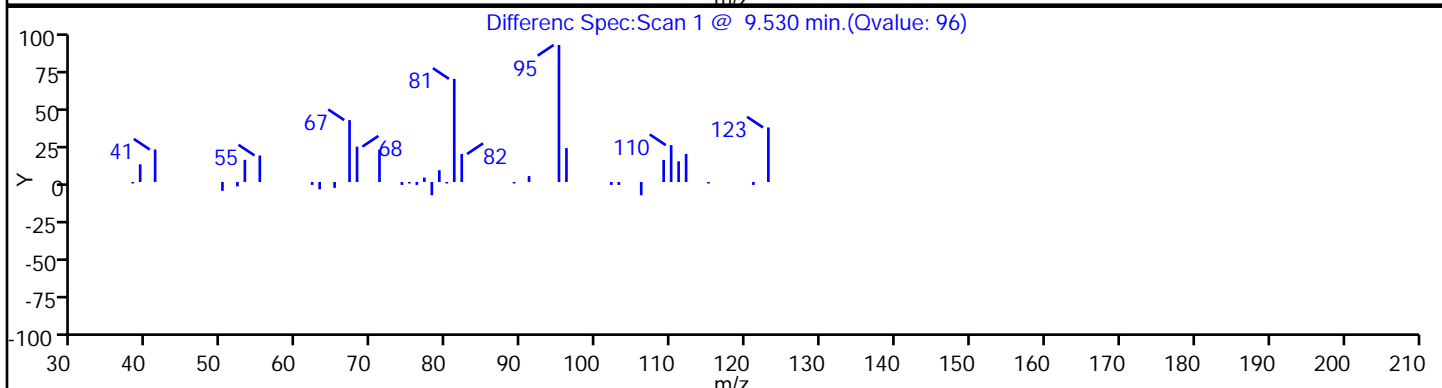
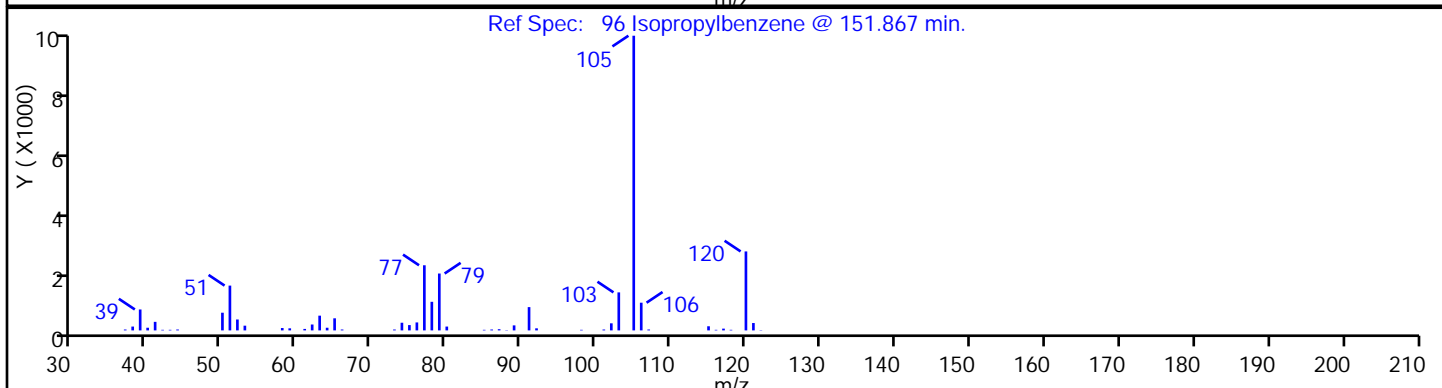
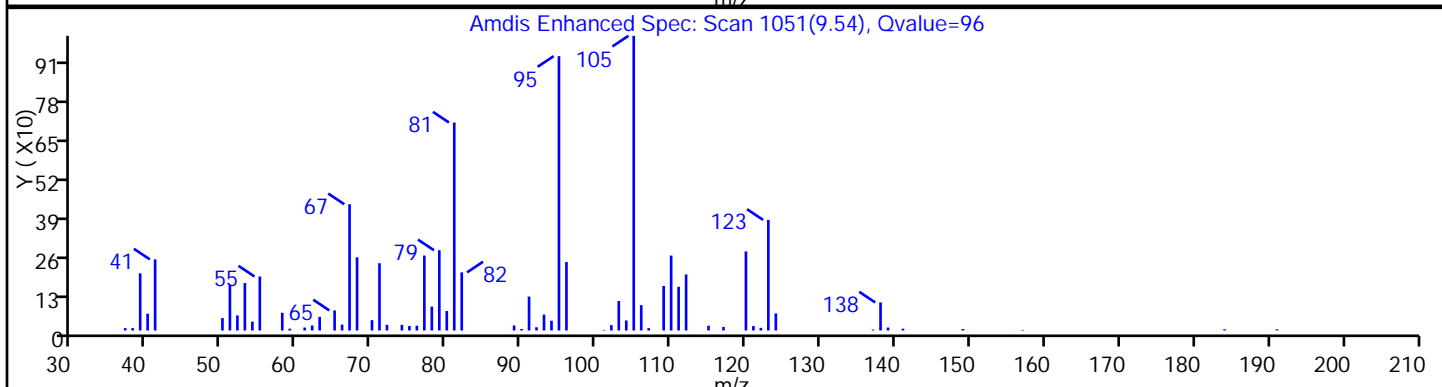
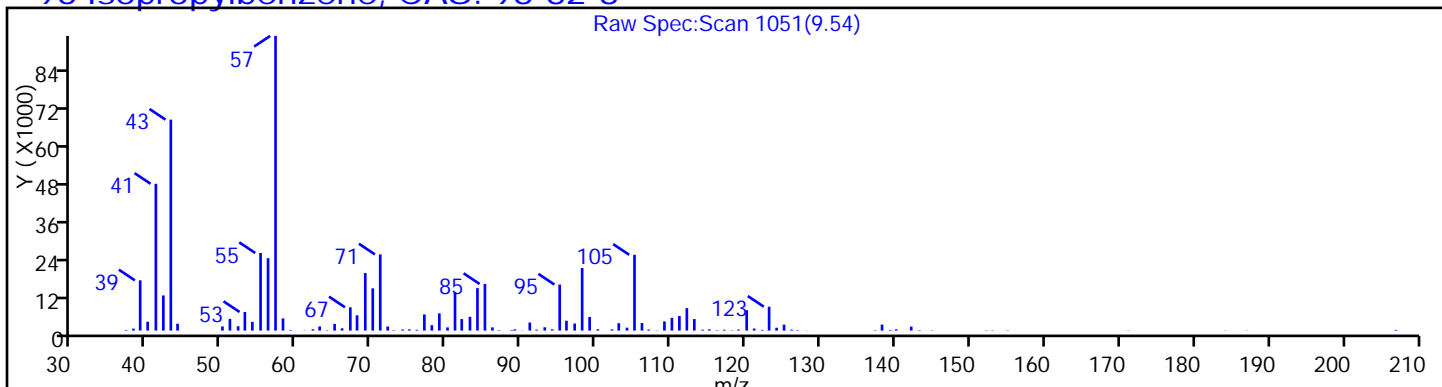
Method: 8260W\_2

Limit Group: VOA - 8260B Water and Solid

Column: Rtx-624 (0.25 mm)

Detector: MS SCAN

96 Isopropylbenzene, CAS: 98-82-8



TestAmerica Edison

Data File: \\EDICHRON\ChromData\CVOAMS2\20141104-20141.b\B75591.D

Injection Date: 04-Nov-2014 11:13:30

Instrument ID: CVOAMS2

Lims ID: 460-85482-A-26-A

Lab Sample ID: 460-85482-26

Client ID: PMP-5-SW-SI

Operator ID:

ALS Bottle#: 12 Worklist Smp#: 13

Purge Vol: 5.000 mL

Dil. Factor: 50.0000

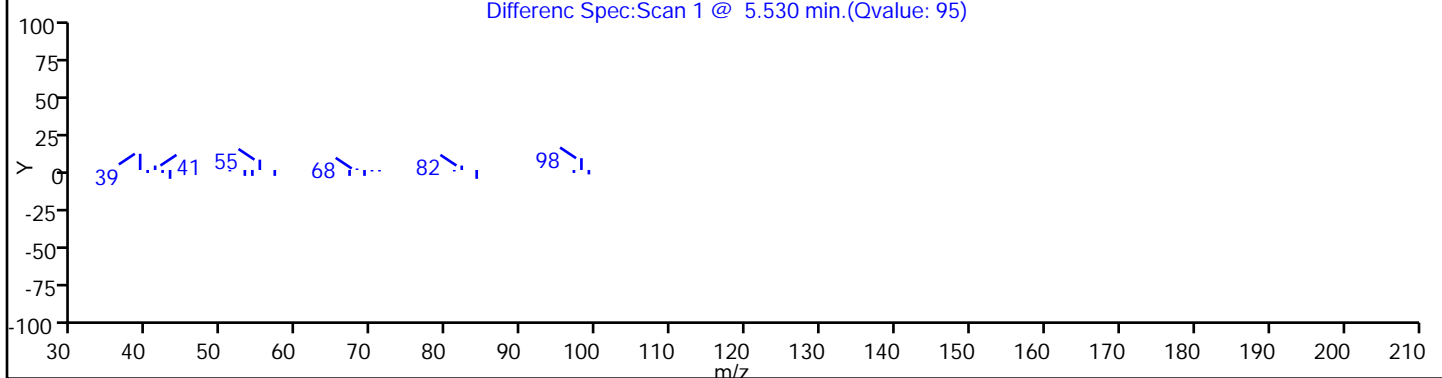
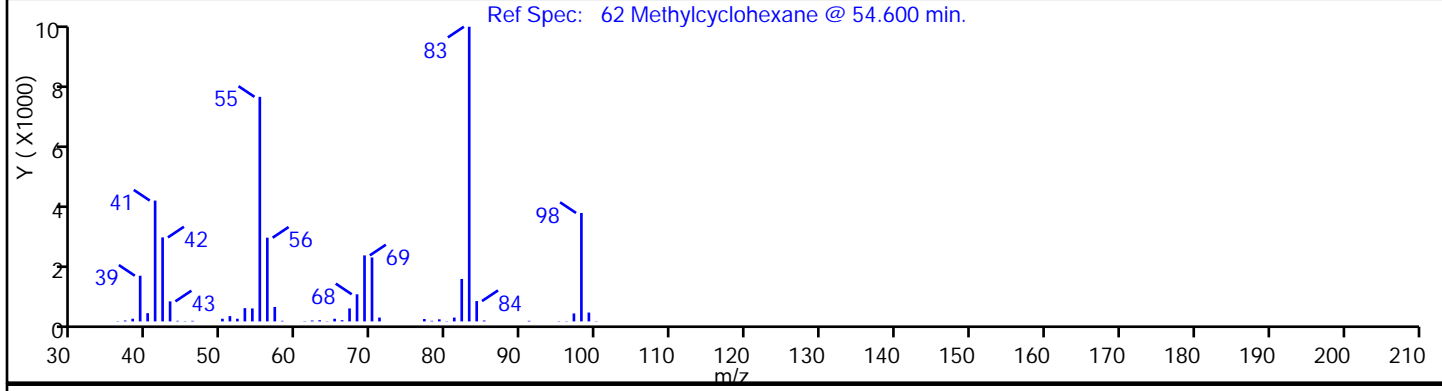
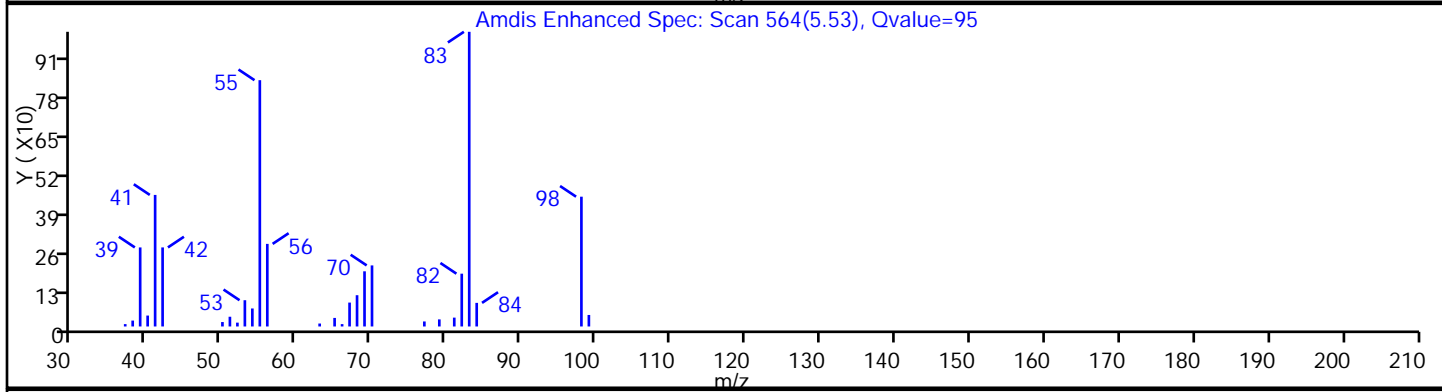
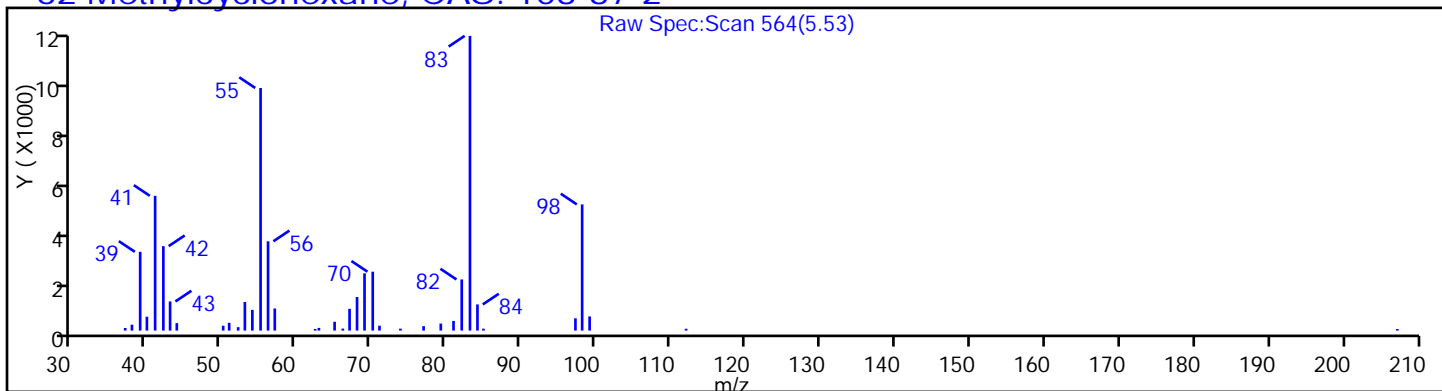
Method: 8260W\_2

Limit Group: VOA - 8260B Water and Solid

Column: Rtx-624 (0.25 mm)

Detector: MS SCAN

62 Methylcyclohexane, CAS: 108-87-2





TestAmerica Edison

Data File: \\EDICHROM\ChromData\CVOAMS2\20141104-20141.b\B75591.D

Injection Date: 04-Nov-2014 11:13:30

Instrument ID: CVOAMS2

Lims ID: 460-85482-A-26-A

Lab Sample ID: 460-85482-26

Client ID: PMP-5-SW-SI

Operator ID:

ALS Bottle#: 12

Worklist Smp#: 13

Purge Vol: 5.000 mL

Dil. Factor: 50.0000

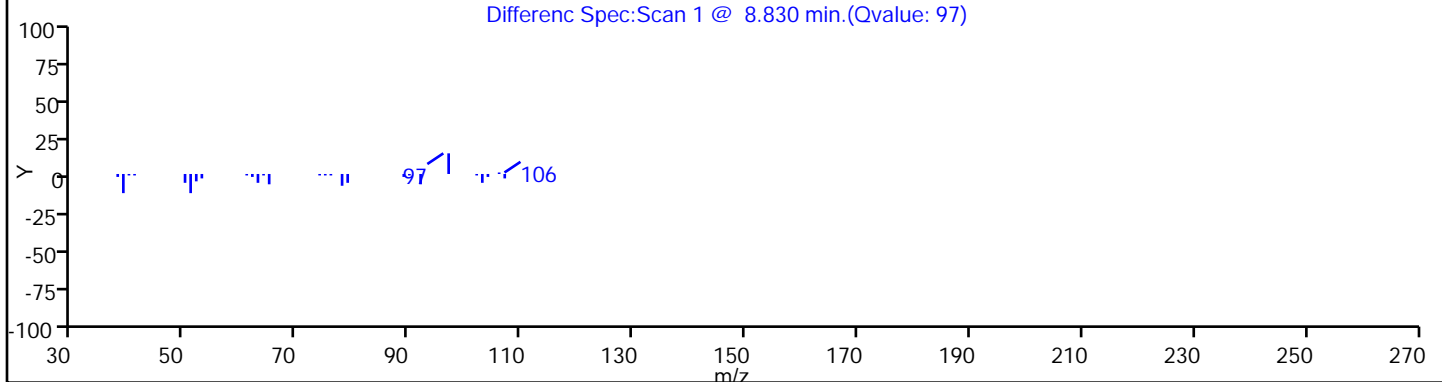
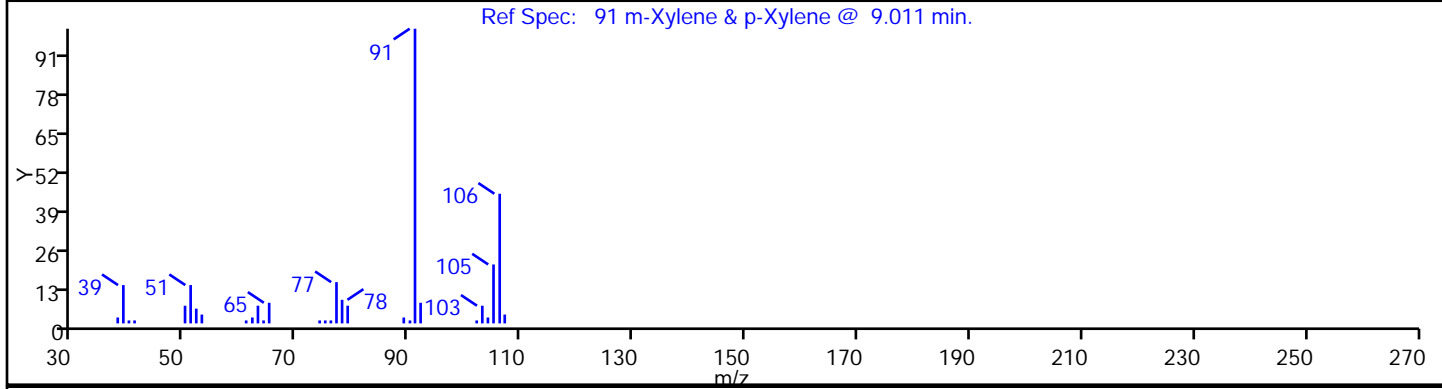
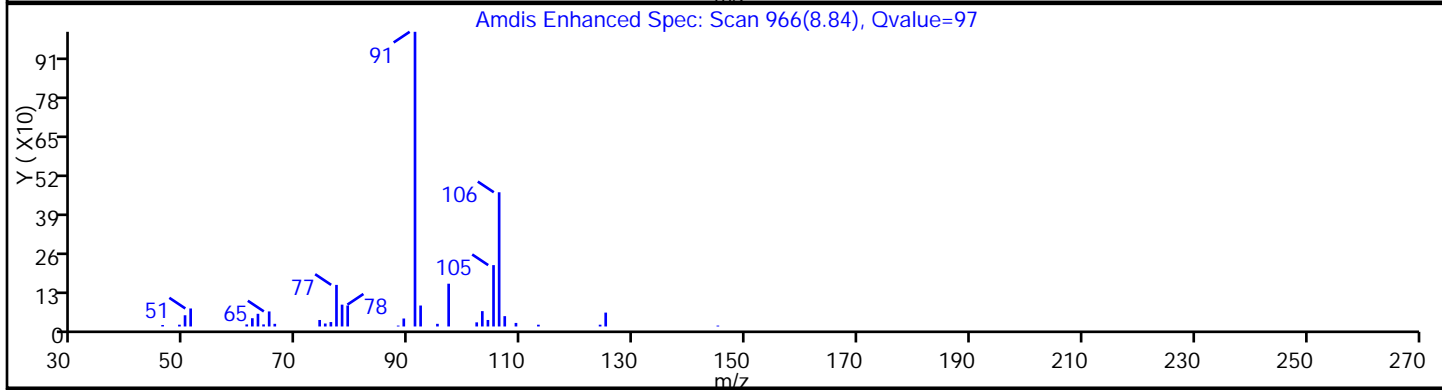
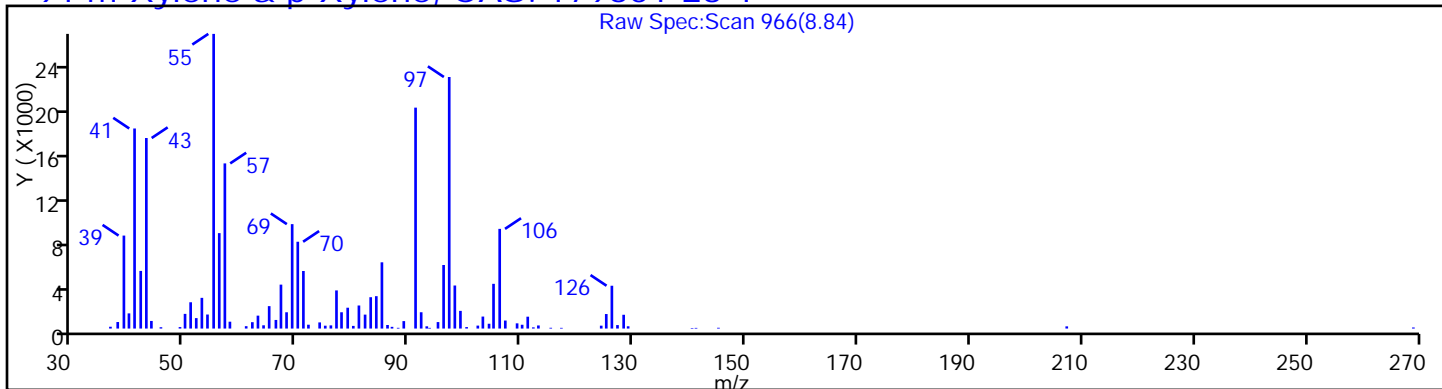
Method: 8260W\_2

Limit Group: VOA - 8260B Water and Solid

Column: Rtx-624 (0.25 mm)

Detector: MS SCAN

91 m-Xylene & p-Xylene, CAS: 179601-23-1



TestAmerica Edison

Data File: \\EDICHRON\ChromData\CVOAMS2\20141104-20141.b\B75591.D

Injection Date: 04-Nov-2014 11:13:30

Instrument ID: CVOAMS2

Lims ID: 460-85482-A-26-A

Lab Sample ID: 460-85482-26

Client ID: PMP-5-SW-SI

Operator ID:

ALS Bottle#: 12 Worklist Smp#: 13

Purge Vol: 5.000 mL

Dil. Factor: 50.0000

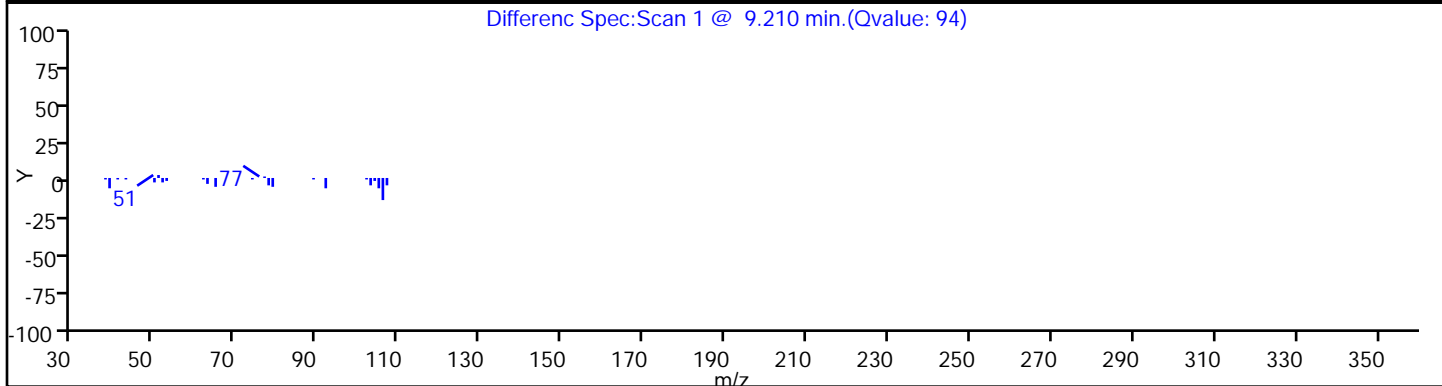
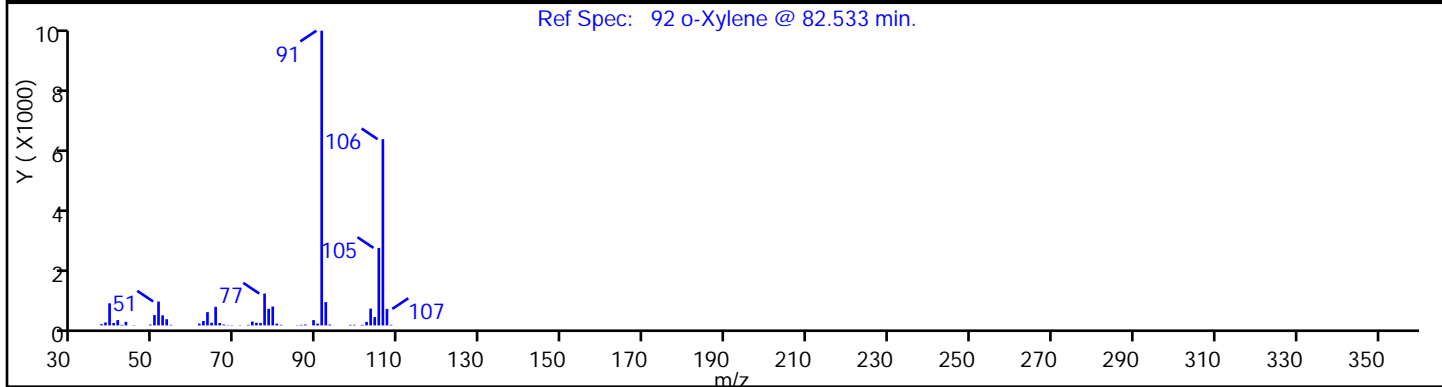
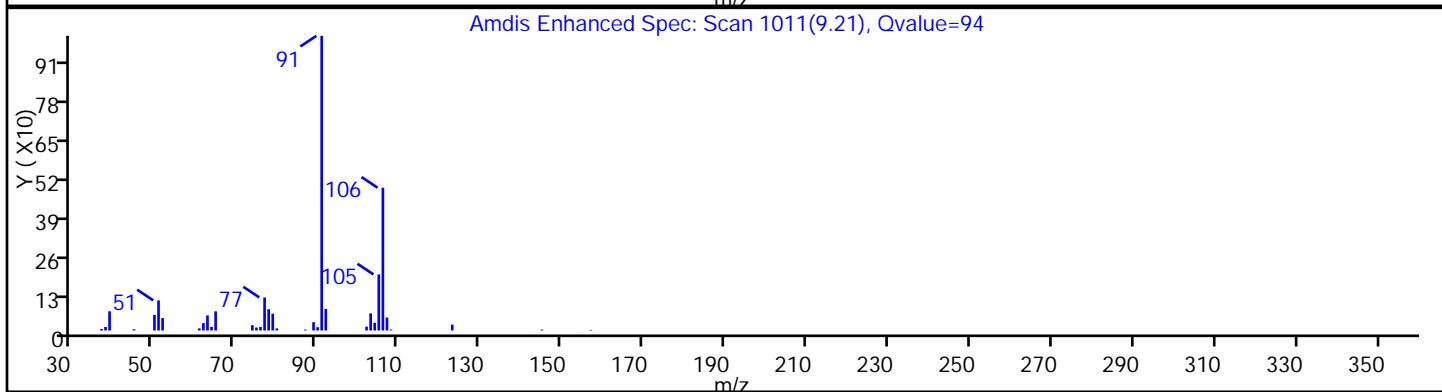
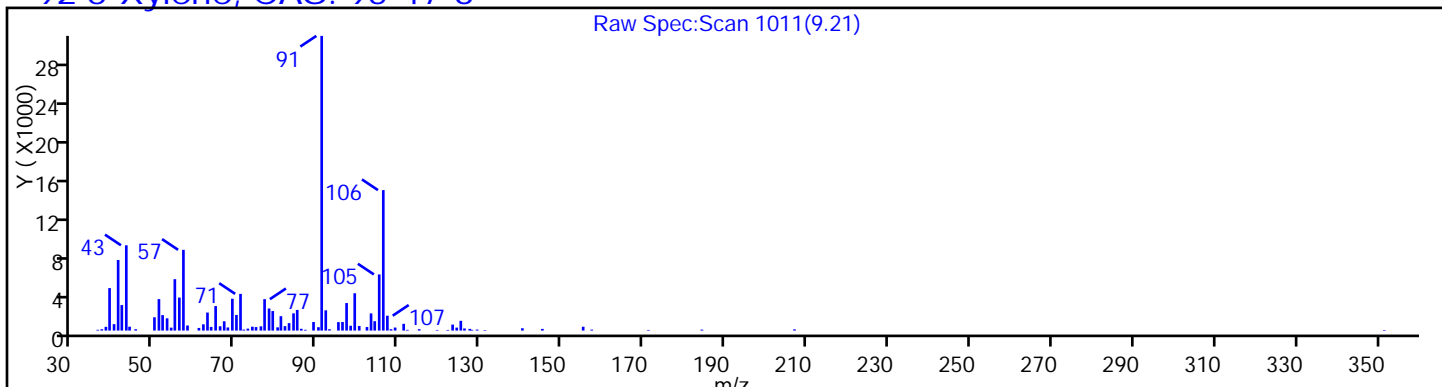
Method: 8260W\_2

Limit Group: VOA - 8260B Water and Solid

Column: Rtx-624 (0.25 mm)

Detector: MS SCAN

92 o-Xylene, CAS: 95-47-6



TestAmerica Edison

Data File: \\EDICHRON\ChromData\CVOAMS2\20141104-20141.b\B75591.D

Injection Date: 04-Nov-2014 11:13:30

Instrument ID: CVOAMS2

Lims ID: 460-85482-A-26-A

Lab Sample ID: 460-85482-26

Client ID: PMP-5-SW-SI

Operator ID:

ALS Bottle#: 12

Worklist Smp#: 13

Purge Vol: 5.000 mL

Dil. Factor: 50.0000

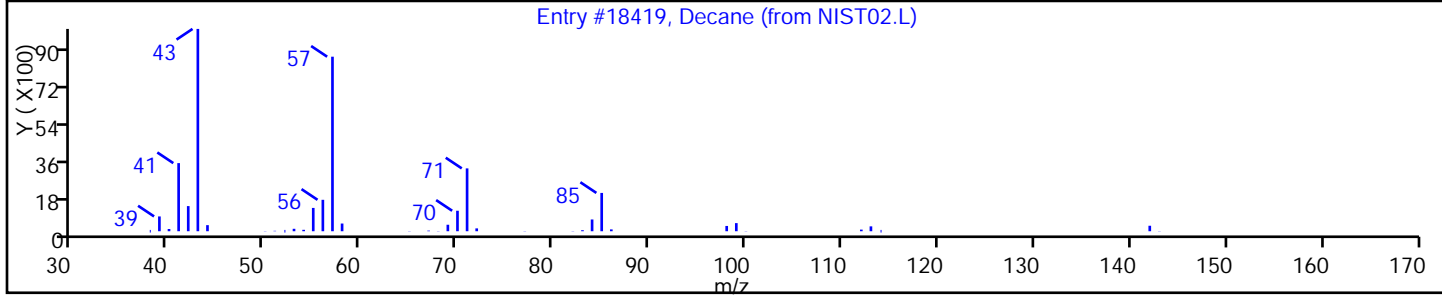
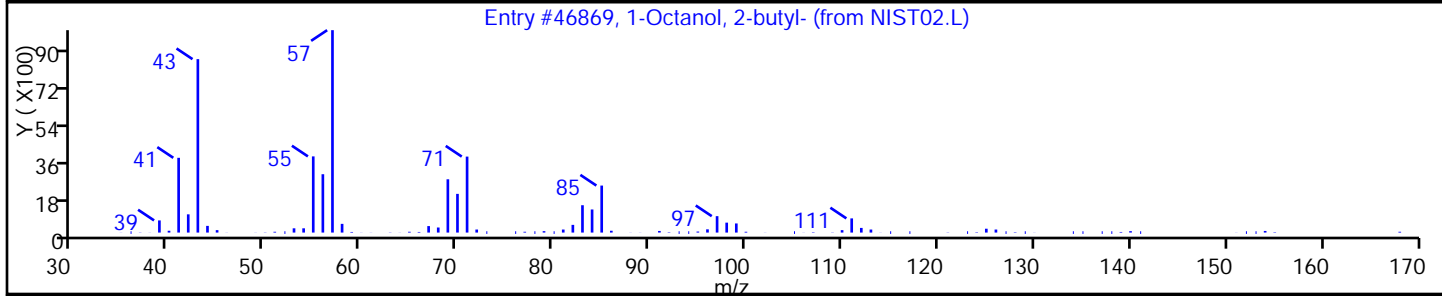
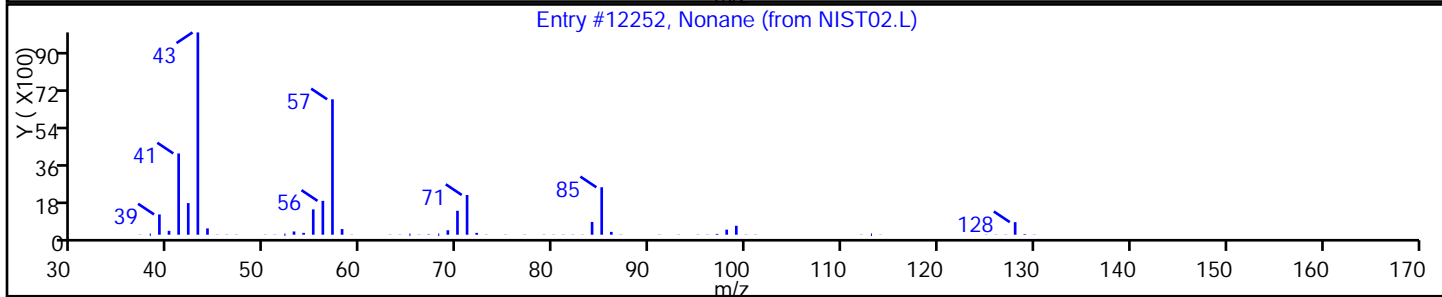
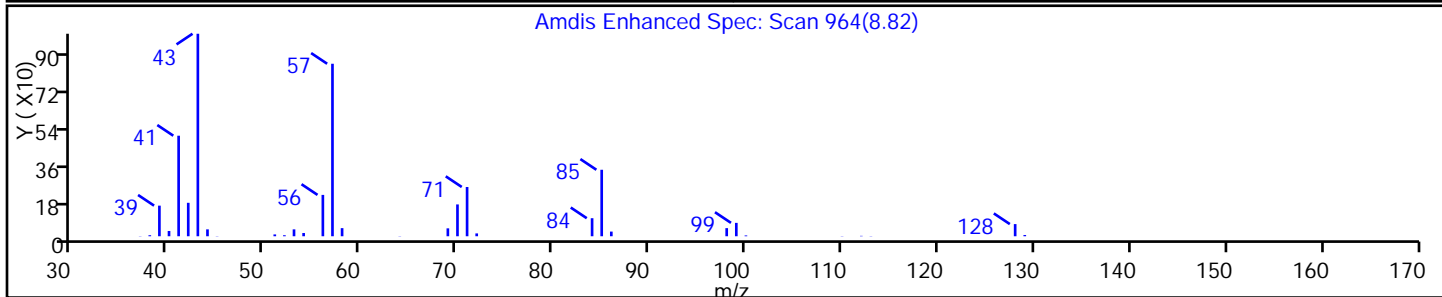
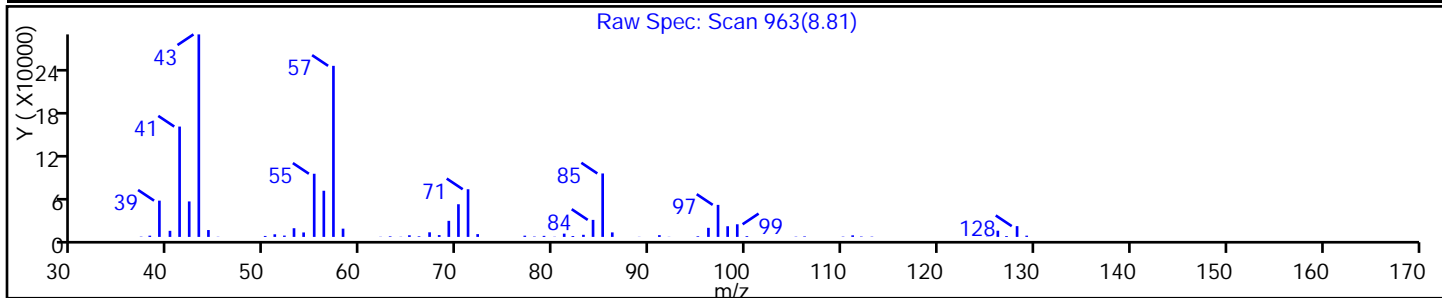
Method: 8260W\_2

Limit Group: VOA - 8260B Water and Solid

Column:

Detector: MS SCAN

Library Search Compound Match	CAS#	Library	Entry	Formula	Weight	Q
Nonane	111-84-2	NIST02	12252	C9H20	128	97
1-Octanol, 2-butyl-	3913-02-8	NIST02.L	46869	C12H26O	186	72
Decane	124-18-5	NIST02.L	18419	C10H22	142	64



TestAmerica Edison

Data File: \\EDICHRON\ChromData\CVOAMS2\20141104-20141.b\B75591.D

Injection Date: 04-Nov-2014 11:13:30

Instrument ID: CVOAMS2

Lims ID: 460-85482-A-26-A

Lab Sample ID: 460-85482-26

Client ID: PMP-5-SW-SI

Operator ID:

ALS Bottle#: 12

Worklist Smp#: 13

Purge Vol: 5.000 mL

Dil. Factor: 50.0000

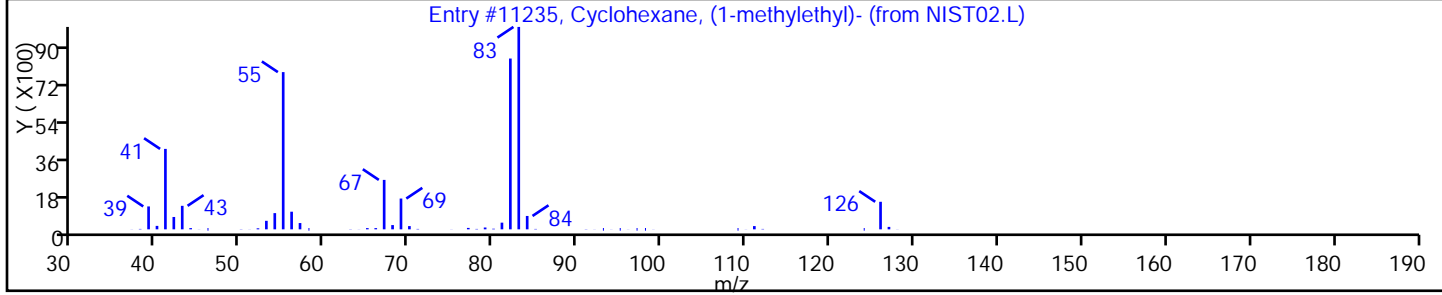
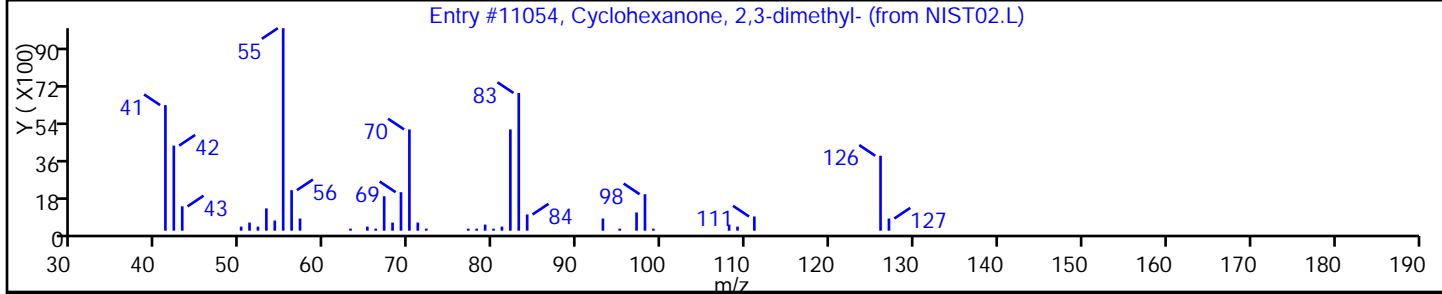
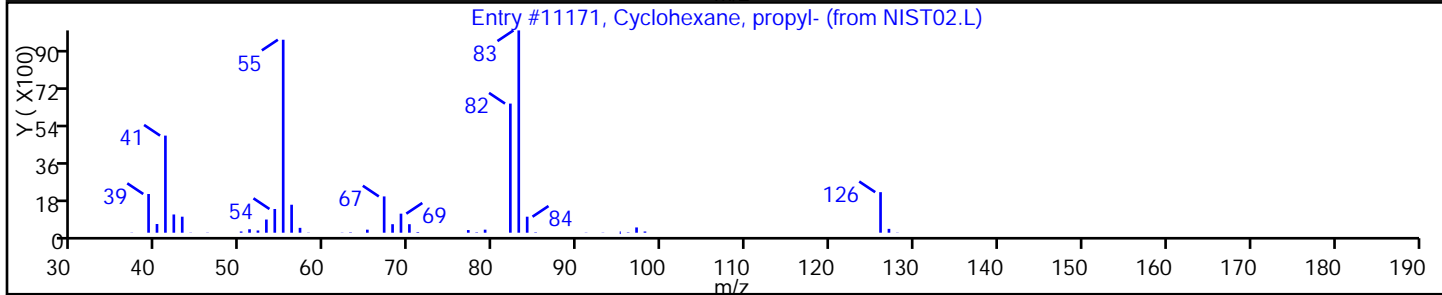
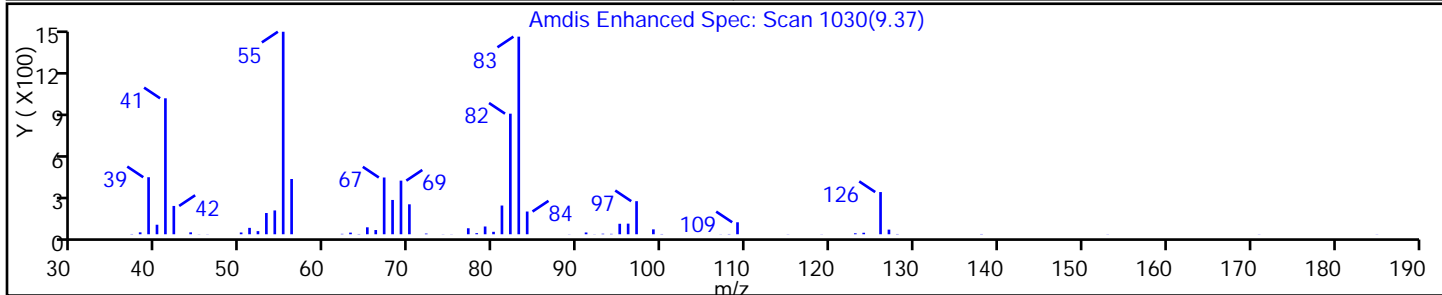
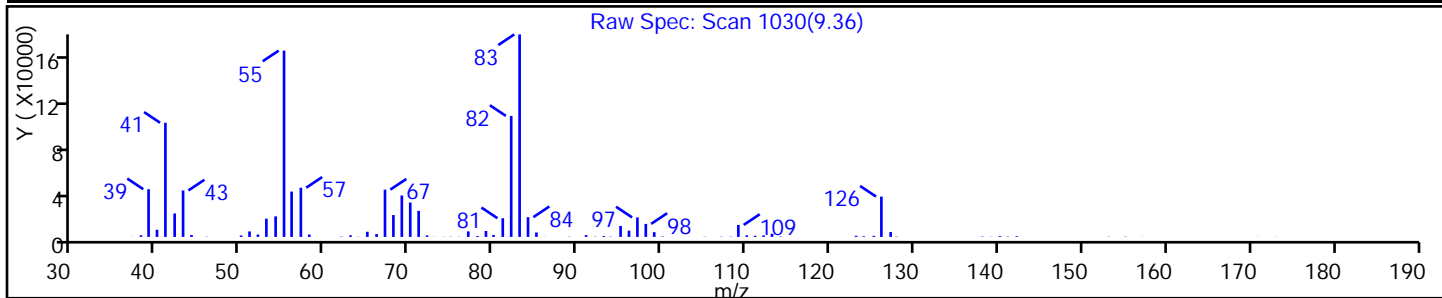
Method: 8260W\_2

Limit Group: VOA - 8260B Water and Solid

Column:

Detector MS SCAN

Library Search Compound Match	CAS#	Library	Entry	Formula	Weight	Q
Cyclohexane, propyl-	1678-92-8	NIST02	11171	C9H18	126	74
Cyclohexanone, 2,3-dimethyl-	13395-76-1	NIST02.L	11054	C8H14O	126	86
Cyclohexane, (1-methylethyl)-	696-29-7	NIST02.L	11235	C9H18	126	58



TestAmerica Edison

Data File: \\EDICHROM\ChromData\CVOAMS2\20141104-20141.b\B75591.D

Injection Date: 04-Nov-2014 11:13:30

Instrument ID: CVOAMS2

Lims ID: 460-85482-A-26-A

Lab Sample ID: 460-85482-26

Client ID: PMP-5-SW-SI

Operator ID:

ALS Bottle#: 12

Worklist Smp#: 13

Purge Vol: 5.000 mL

Dil. Factor: 50.0000

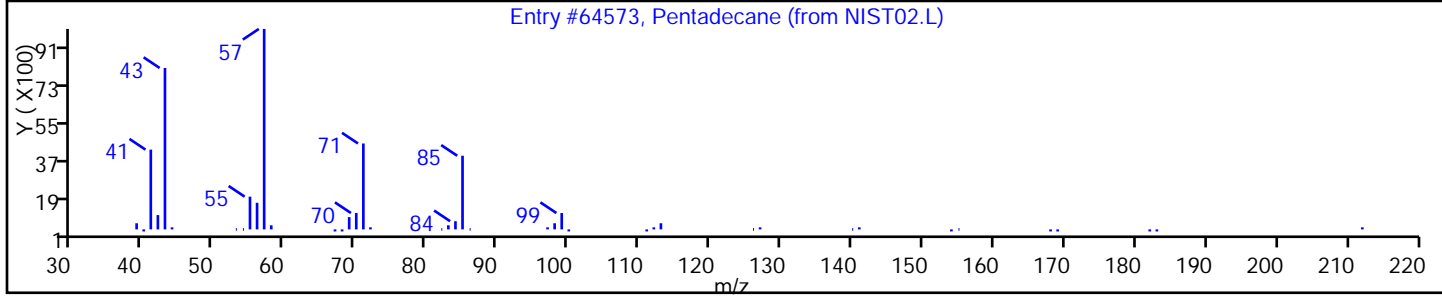
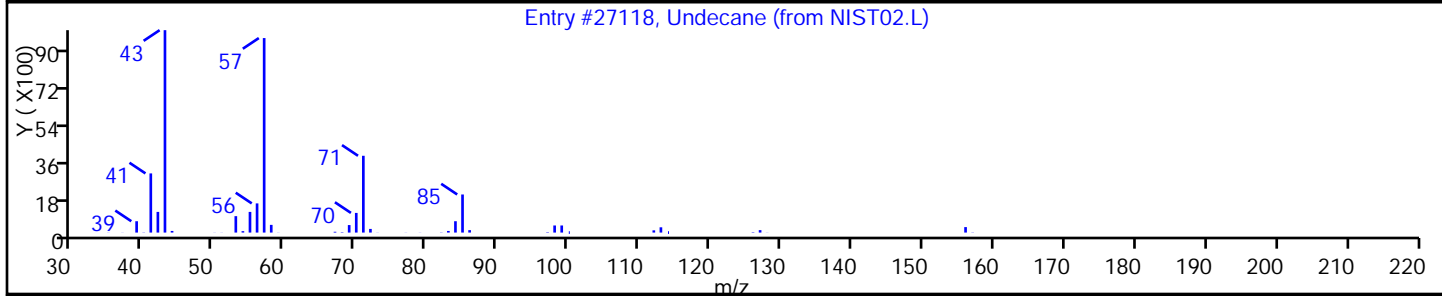
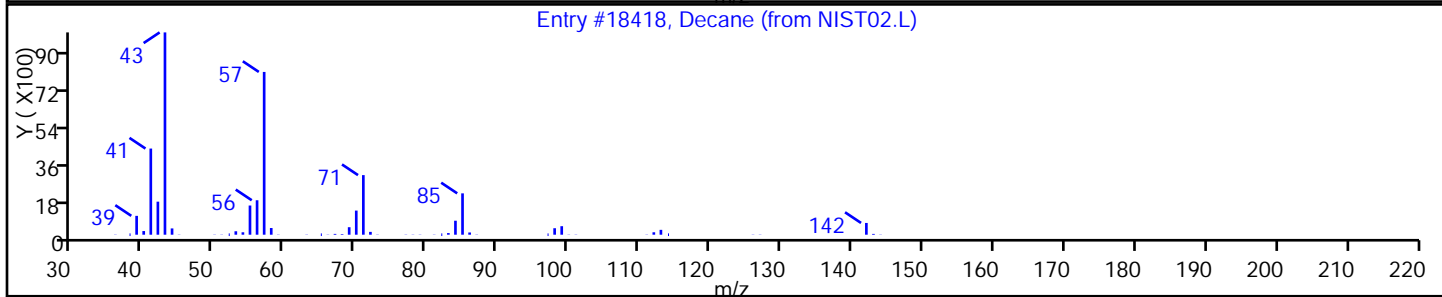
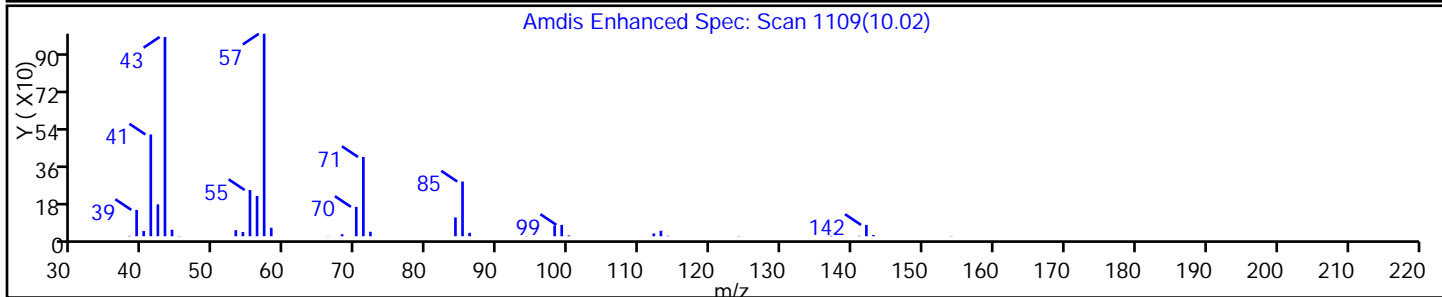
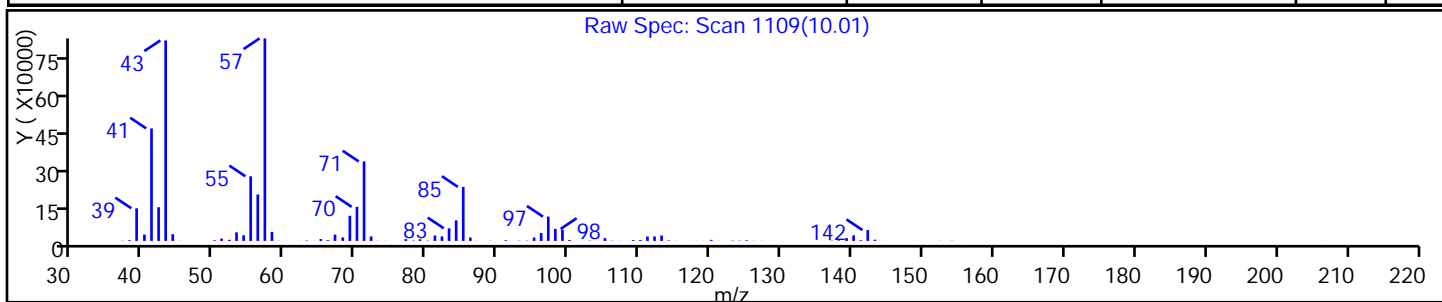
Method: 8260W\_2

Limit Group: VOA - 8260B Water and Solid

Column:

Detector MS SCAN

Library Search Compound Match	CAS#	Library	Entry	Formula	Weight	Q
Decane	124-18-5	NIST02	18418	C10H22	142	97
Undecane	1120-21-4	NIST02.L	27118	C11H24	156	83
Pentadecane	629-62-9	NIST02.L	64573	C15H32	212	78



TestAmerica Edison

Data File: \\EDICHROM\ChromData\CVOAMS2\20141104-20141.b\B75591.D

Injection Date: 04-Nov-2014 11:13:30

Instrument ID: CVOAMS2

Lims ID: 460-85482-A-26-A

Lab Sample ID: 460-85482-26

Client ID: PMP-5-SW-SI

Operator ID:

ALS Bottle#: 12

Worklist Smp#: 13

Purge Vol: 5.000 mL

Dil. Factor: 50.0000

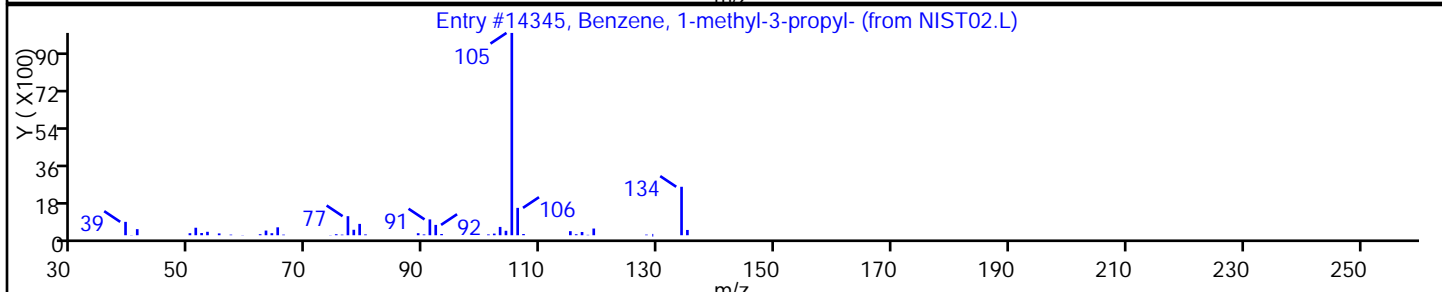
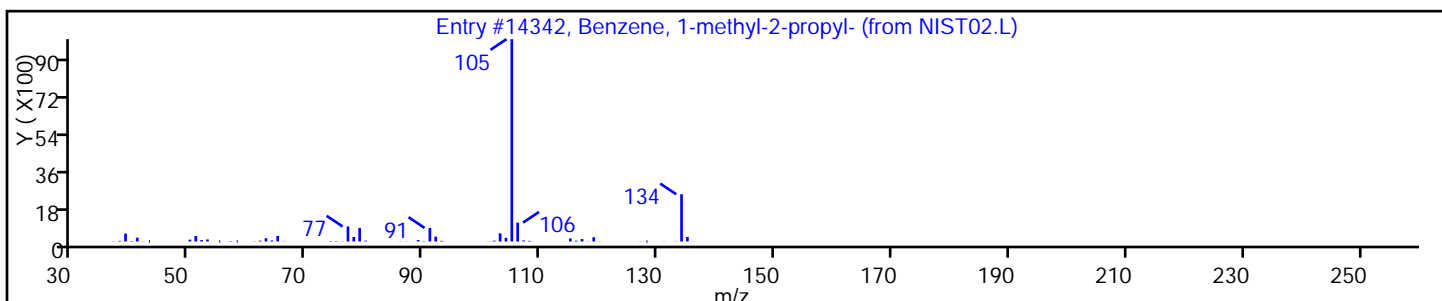
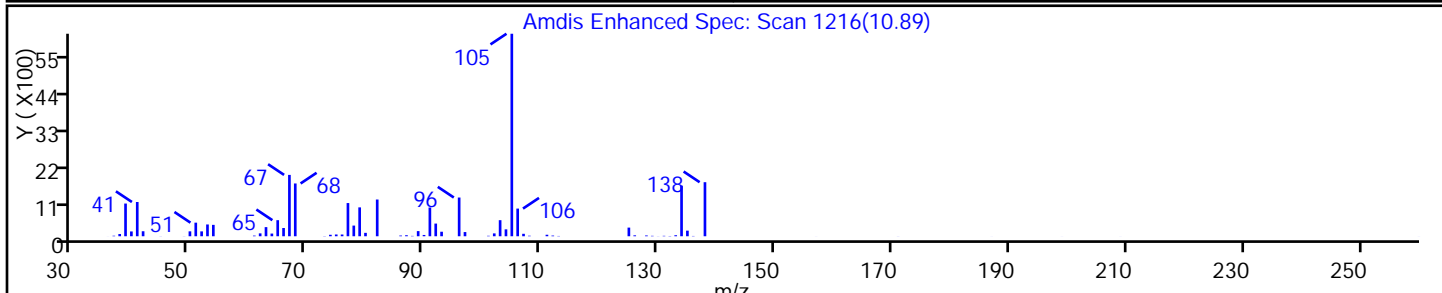
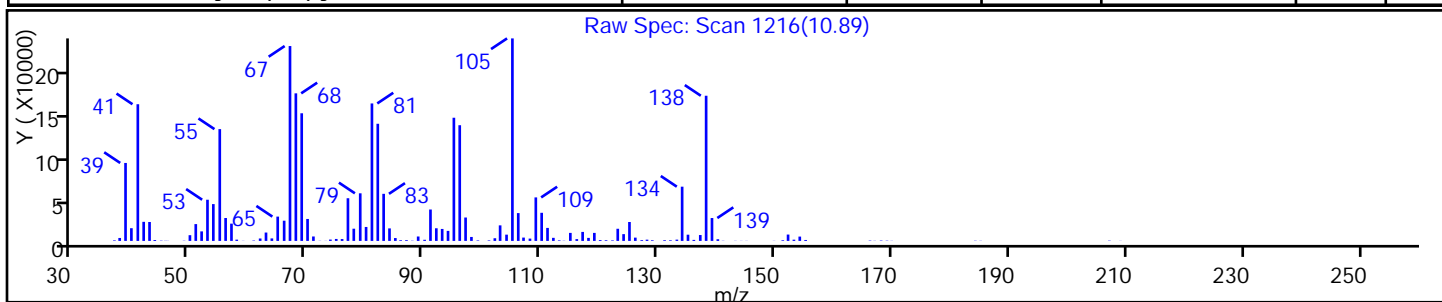
Method: 8260W\_2

Limit Group: VOA - 8260B Water and Solid

Column:

Detector: MS SCAN

Library Search Compound Match	CAS#	Library	Entry	Formula	Weight	Q
Unknown		NIST02	0		0	0
Benzene, 1-methyl-2-propyl-	1074-17-5	NIST02.L	14342	C10H14	134	42
Benzene, 1-methyl-3-propyl-	1074-43-7	NIST02.L	14345	C10H14	134	42



TestAmerica Edison

Data File: \\EDICHRON\ChromData\CVOAMS2\20141104-20141.b\B75591.D

Injection Date: 04-Nov-2014 11:13:30

Instrument ID: CVOAMS2

Lims ID: 460-85482-A-26-A

Lab Sample ID: 460-85482-26

Client ID: PMP-5-SW-SI

Operator ID:

ALS Bottle#: 12

Worklist Smp#: 13

Purge Vol: 5.000 mL

Dil. Factor: 50.0000

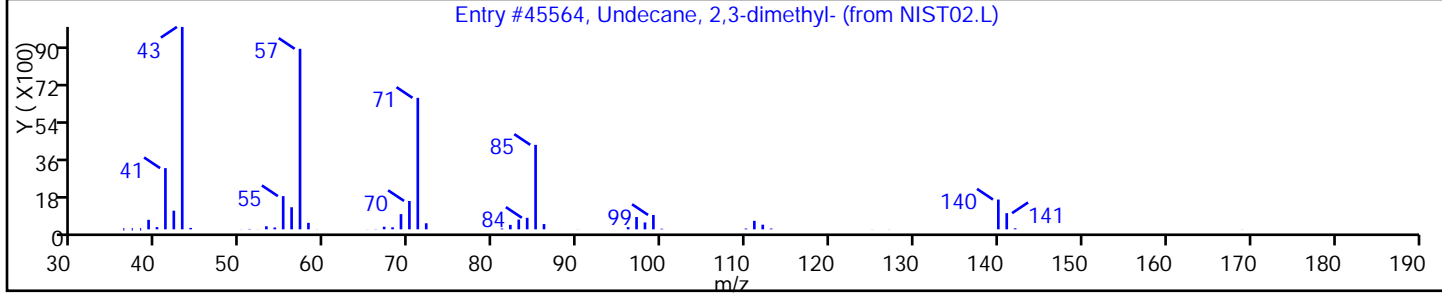
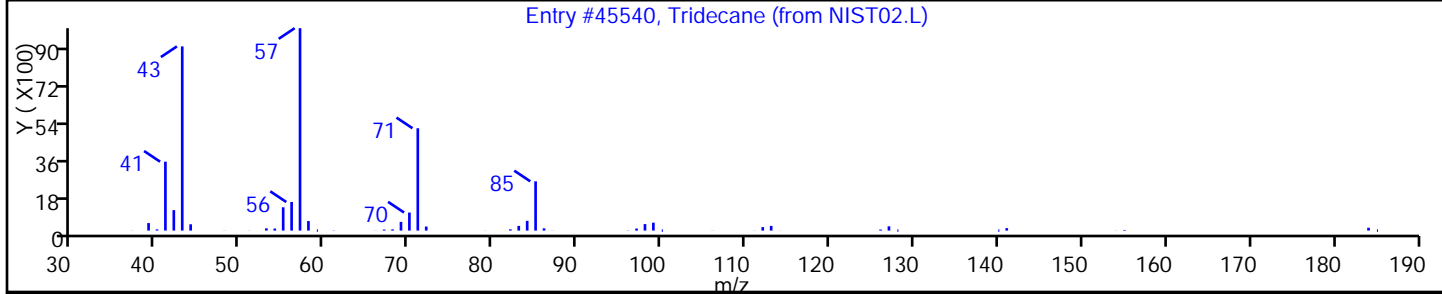
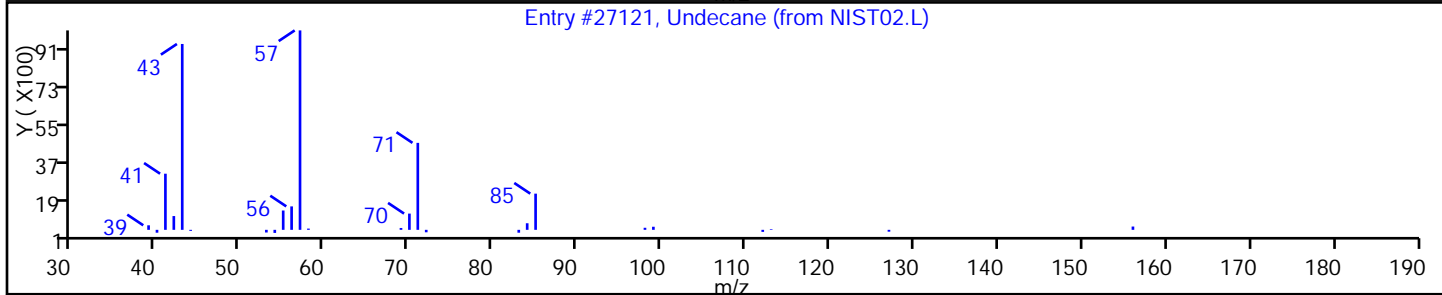
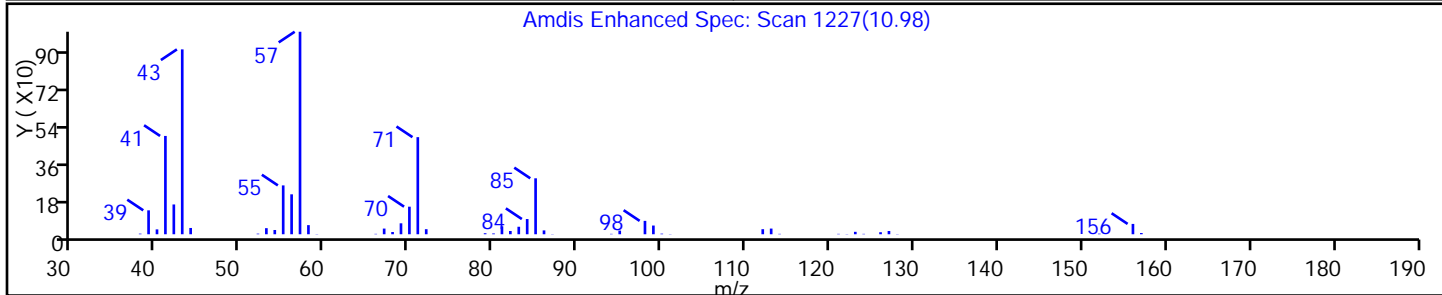
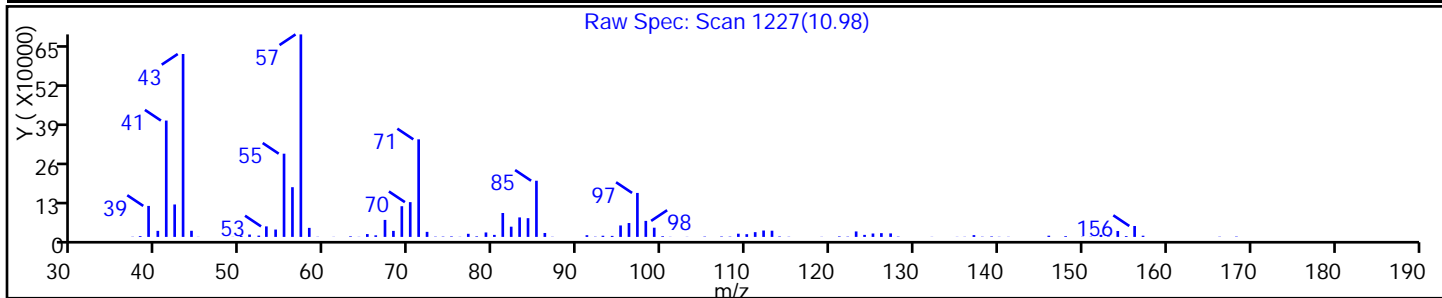
Method: 8260W\_2

Limit Group: VOA - 8260B Water and Solid

Column:

Detector MS SCAN

Library Search Compound Match	CAS#	Library	Entry	Formula	Weight	Q
Undecane	1120-21-4	NIST02	27121	C11H24	156	91
Tridecane	629-50-5	NIST02.L	45540	C13H28	184	78
Undecane, 2,3-dimethyl-	17312-77-5	NIST02.L	45564	C13H28	184	72



TestAmerica Edison

Data File: \\EDICHRON\ChromData\CVOAMS2\20141104-20141.b\B75591.D

Injection Date: 04-Nov-2014 11:13:30

Instrument ID: CVOAMS2

Lims ID: 460-85482-A-26-A

Lab Sample ID: 460-85482-26

Client ID: PMP-5-SW-SI

Operator ID:

ALS Bottle#: 12

Worklist Smp#: 13

Purge Vol: 5.000 mL

Dil. Factor: 50.0000

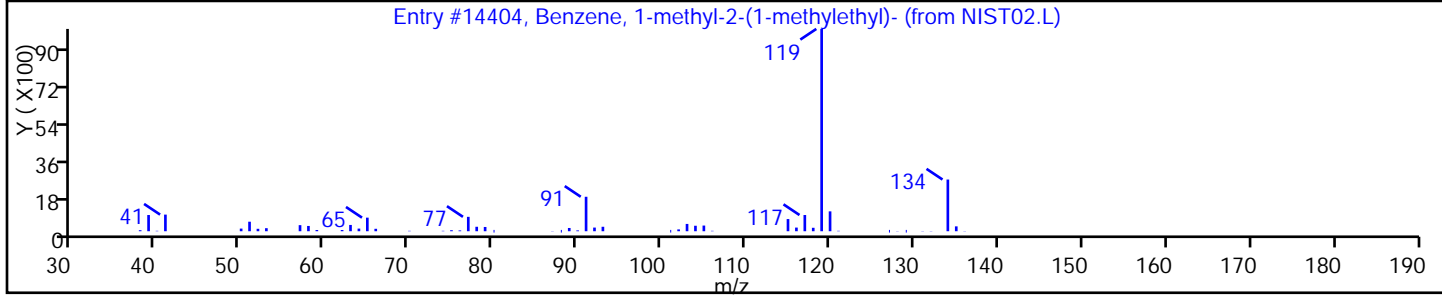
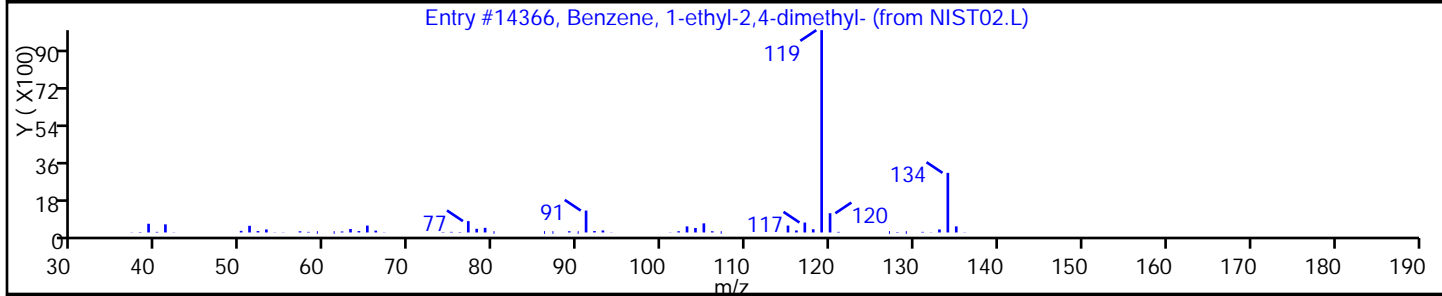
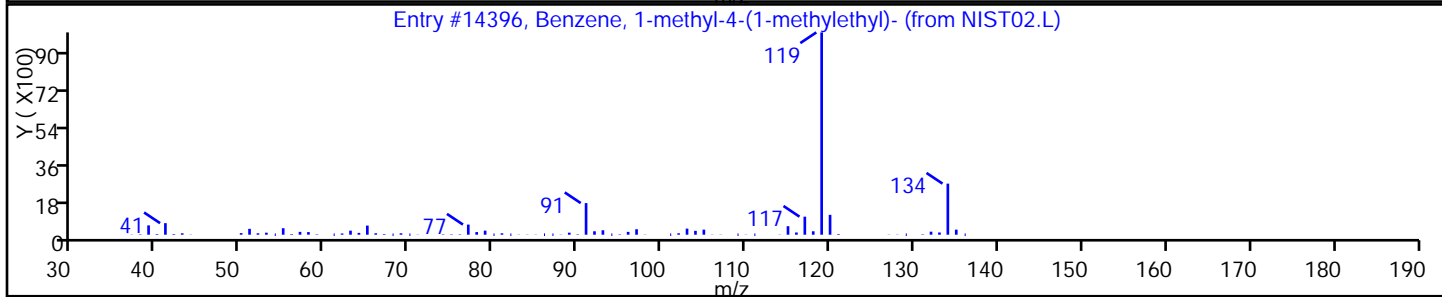
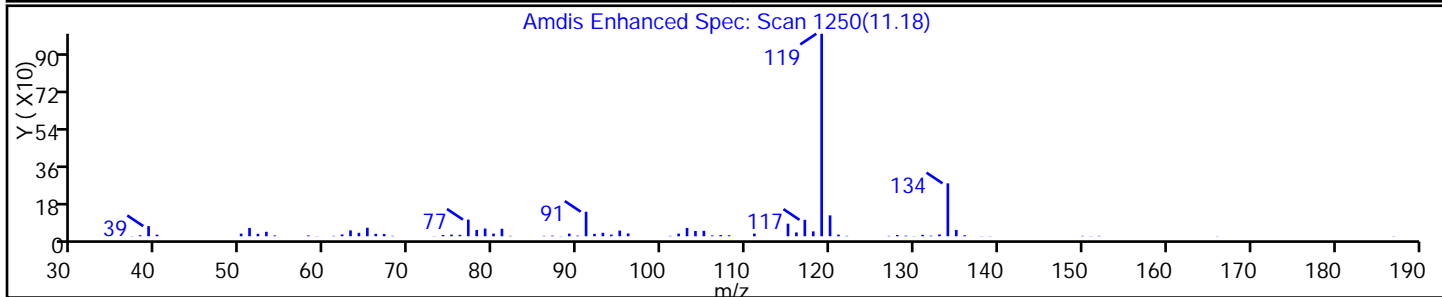
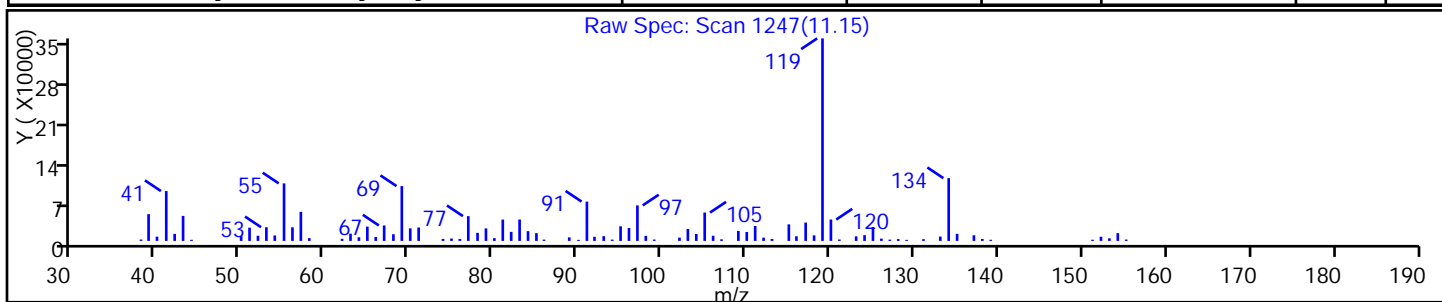
Method: 8260W\_2

Limit Group: VOA - 8260B Water and Solid

Column:

Detector MS SCAN

Library Search Compound Match	CAS#	Library	Entry	Formula	Weight	Q
Benzene, 1-methyl-4-(1-methylethyl)-	99-87-6	NIST02	14396	C10H14	134	94
Benzene, 1-ethyl-2,4-dimethyl-	874-41-9	NIST02.L	14366	C10H14	134	94
Benzene, 1-methyl-2-(1-methylethyl)-	527-84-4	NIST02.L	14404	C10H14	134	94





TestAmerica Edison

Data File: \\EDICHRON\ChromData\CVOAMS2\20141104-20141.b\B75591.D

Injection Date: 04-Nov-2014 11:13:30

Instrument ID: CVOAMS2

Lims ID: 460-85482-A-26-A

Lab Sample ID: 460-85482-26

Client ID: PMP-5-SW-SI

Operator ID:

ALS Bottle#: 12

Worklist Smp#: 13

Purge Vol: 5.000 mL

Dil. Factor: 50.0000

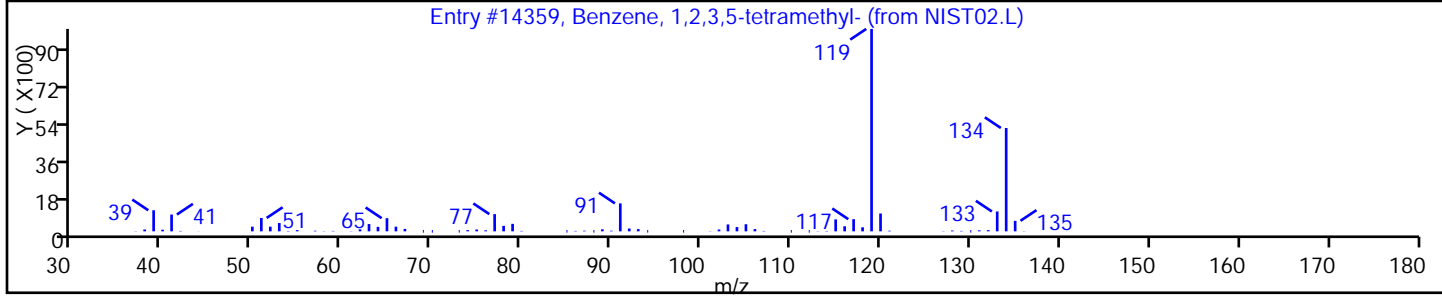
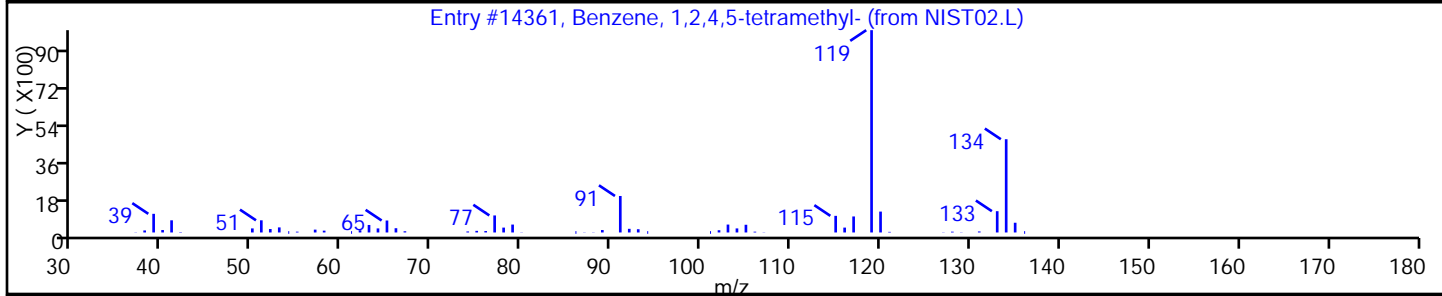
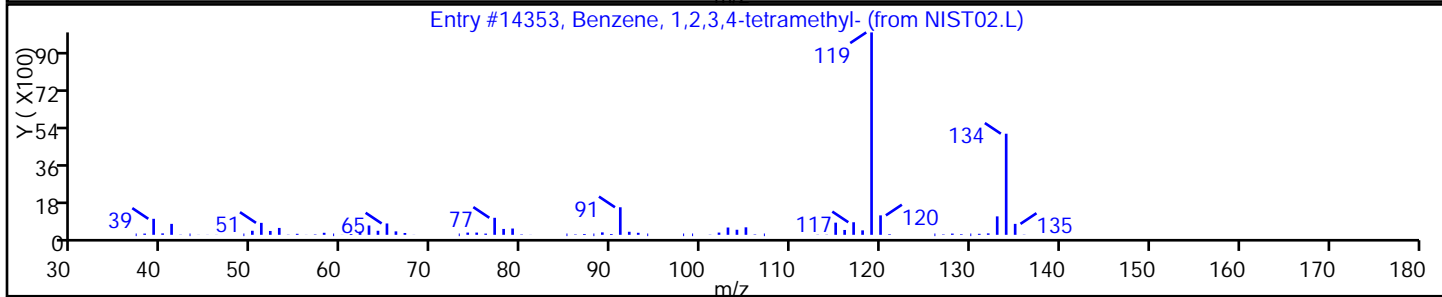
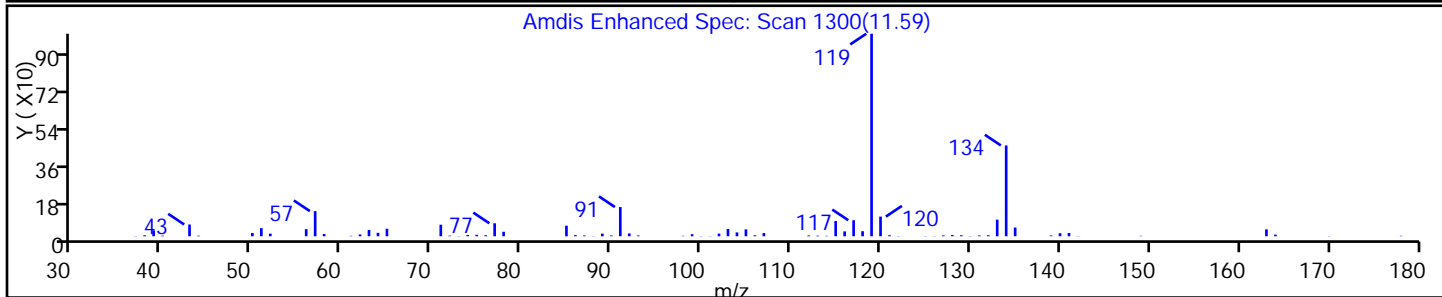
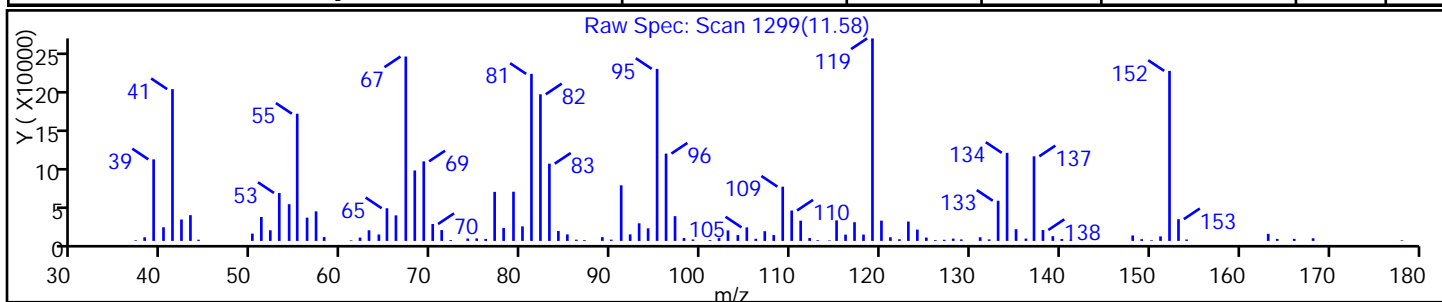
Method: 8260W\_2

Limit Group: VOA - 8260B Water and Solid

Column:

Detector: MS SCAN

Library Search Compound Match	CAS#	Library	Entry	Formula	Weight	Q
Benzene, 1,2,3,4-tetramethyl-	488-23-3	NIST02	14353	C10H14	134	96
Benzene, 1,2,4,5-tetramethyl-	95-93-2	NIST02.L	14361	C10H14	134	96
Benzene, 1,2,3,5-tetramethyl-	527-53-7	NIST02.L	14359	C10H14	134	94



TestAmerica Edison

Data File: \\EDICHROM\ChromData\CVOAMS2\20141104-20141.b\B75591.D

Injection Date: 04-Nov-2014 11:13:30

Instrument ID: CVOAMS2

Lims ID: 460-85482-A-26-A

Lab Sample ID: 460-85482-26

Client ID: PMP-5-SW-SI

Operator ID:

ALS Bottle#: 12

Worklist Smp#: 13

Purge Vol: 5.000 mL

Dil. Factor: 50.0000

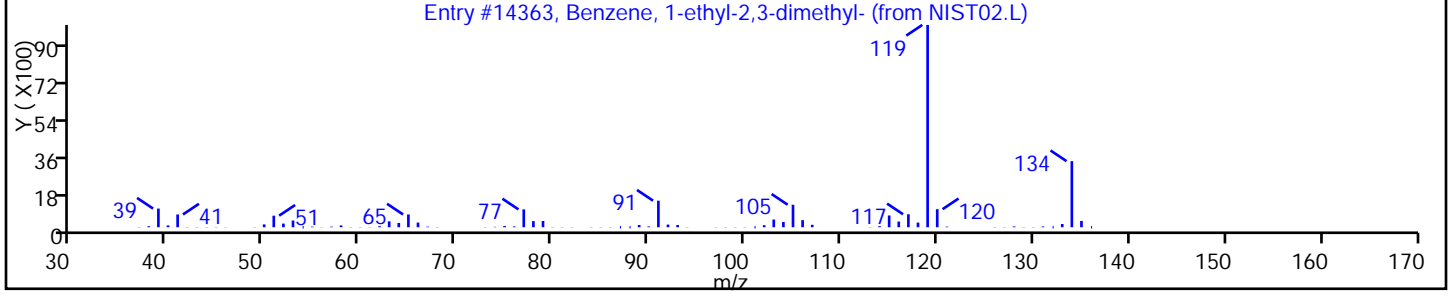
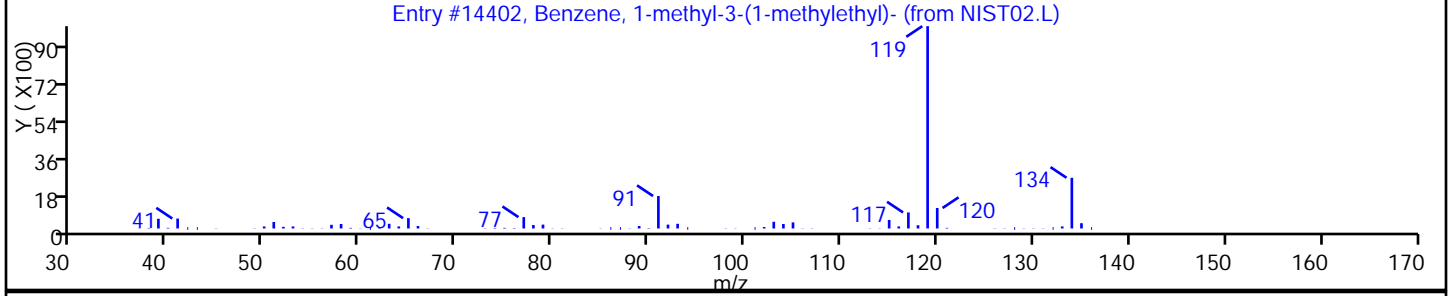
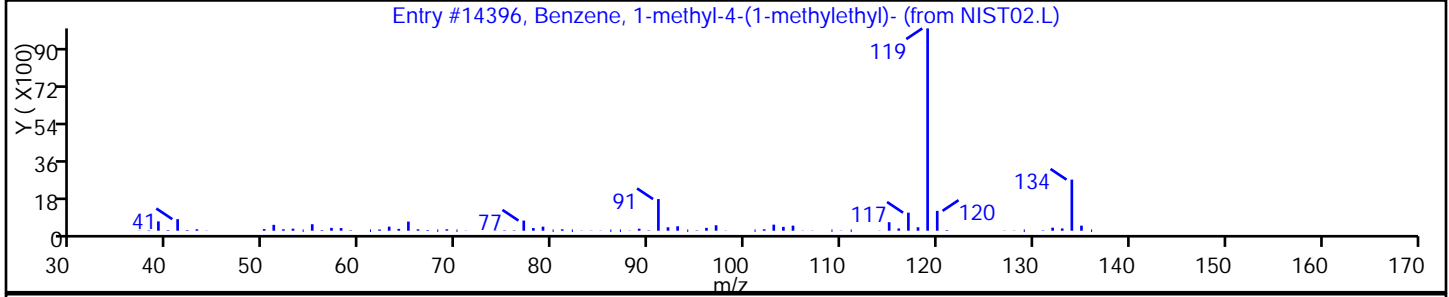
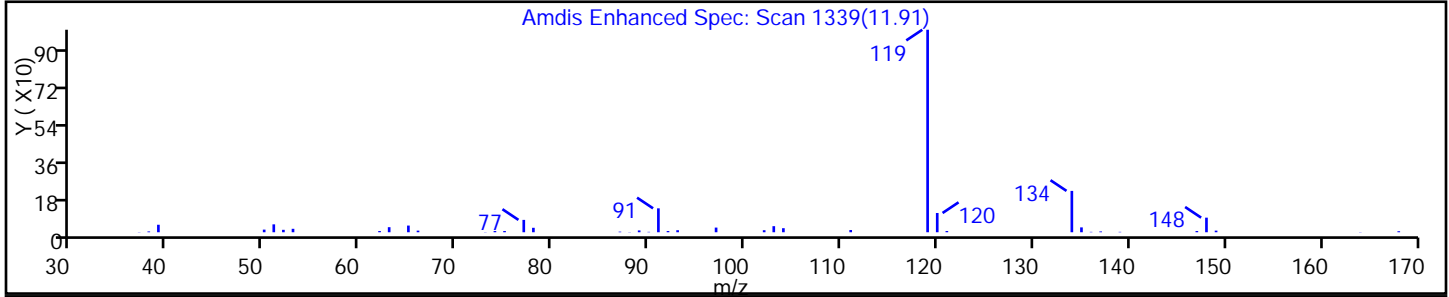
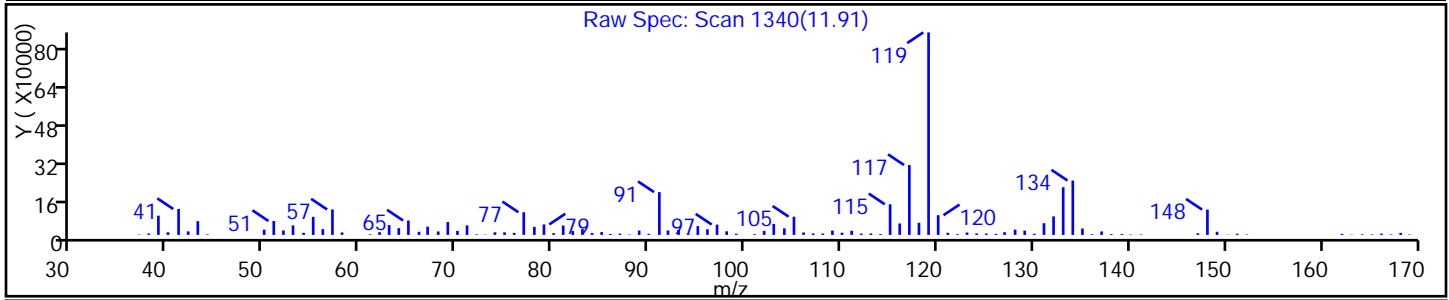
Method: 8260W\_2

Limit Group: VOA - 8260B Water and Solid

Column:

Detector MS SCAN

Library Search Compound Match	CAS#	Library	Entry	Formula	Weight	Q
Benzene, 1-methyl-4-(1-methylethyl)-	99-87-6	NIST02	14396	C10H14	134	90
Benzene, 1-methyl-3-(1-methylethyl)-	535-77-3	NIST02.L	14402	C10H14	134	86
Benzene, 1-ethyl-2,3-dimethyl-	933-98-2	NIST02.L	14363	C10H14	134	86



TestAmerica Edison

Data File: \\EDICHROM\ChromData\CVOAMS2\20141104-20141.b\B75591.D

Injection Date: 04-Nov-2014 11:13:30

Instrument ID: CVOAMS2

Lims ID: 460-85482-A-26-A

Lab Sample ID: 460-85482-26

Client ID: PMP-5-SW-SI

Operator ID:

ALS Bottle#: 12

Worklist Smp#: 13

Purge Vol: 5.000 mL

Dil. Factor: 50.0000

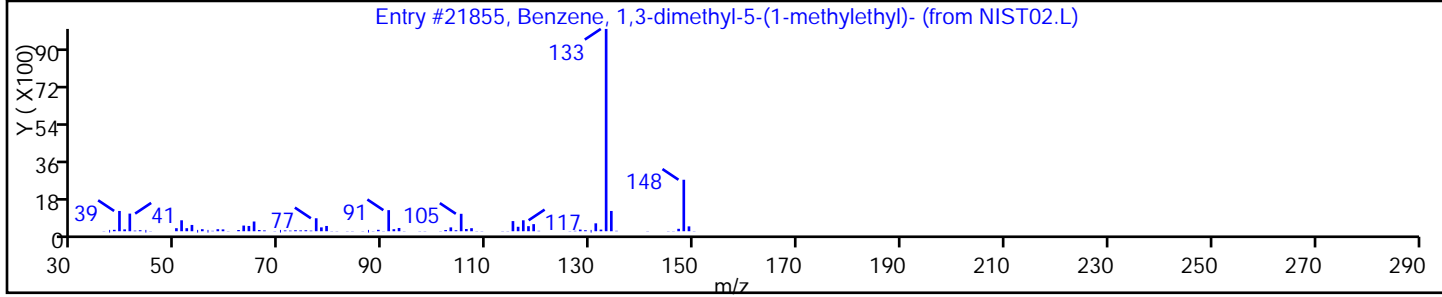
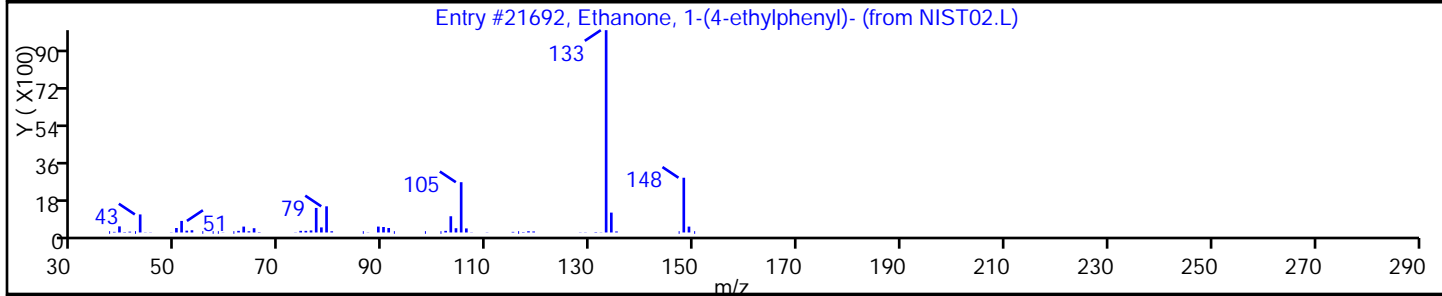
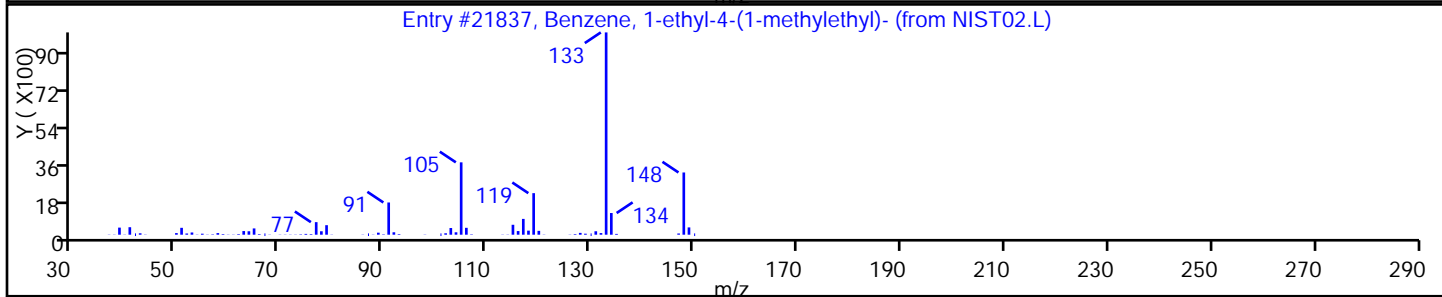
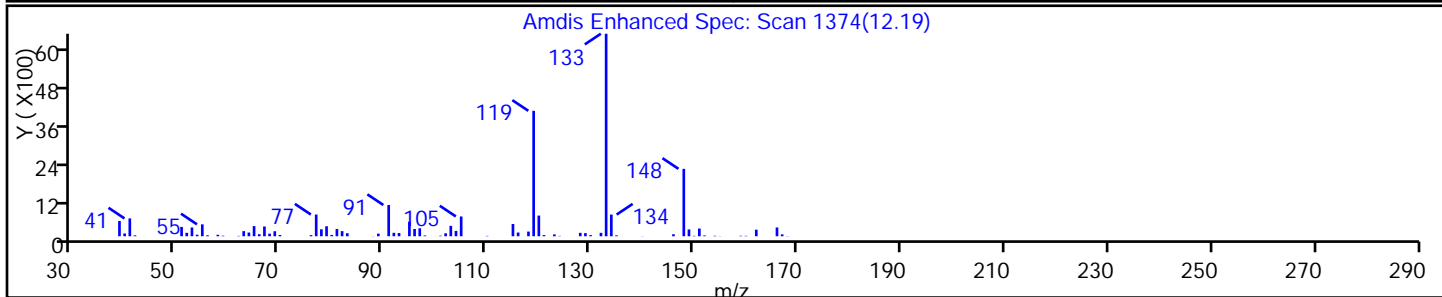
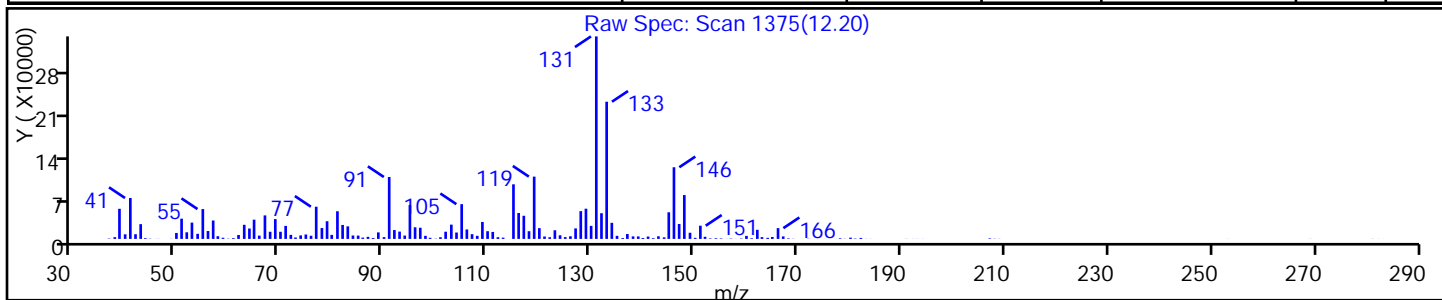
Method: 8260W\_2

Limit Group: VOA - 8260B Water and Solid

Column:

Detector: MS SCAN

Library Search Compound Match	CAS#	Library	Entry	Formula	Weight	Q
Benzene, 1-ethyl-4-(1-methylethyl)-	4218-48-8	NIST02	21837	C11H16	148	58
Ethanone, 1-(4-ethylphenyl)-	937-30-4	NIST02.L	21692	C10H12O	148	52
Benzene, 1,3-dimethyl-5-(1-methylethyl)-	4706-90-5	NIST02.L	21855	C11H16	148	52



TestAmerica Edison

Data File: \\EDICHROM\ChromData\CVOAMS2\20141104-20141.b\B75591.D

Injection Date: 04-Nov-2014 11:13:30

Instrument ID: CVOAMS2

Lims ID: 460-85482-A-26-A

Lab Sample ID: 460-85482-26

Client ID: PMP-5-SW-SI

Operator ID:

ALS Bottle#: 12

Worklist Smp#: 13

Purge Vol: 5.000 mL

Dil. Factor: 50.0000

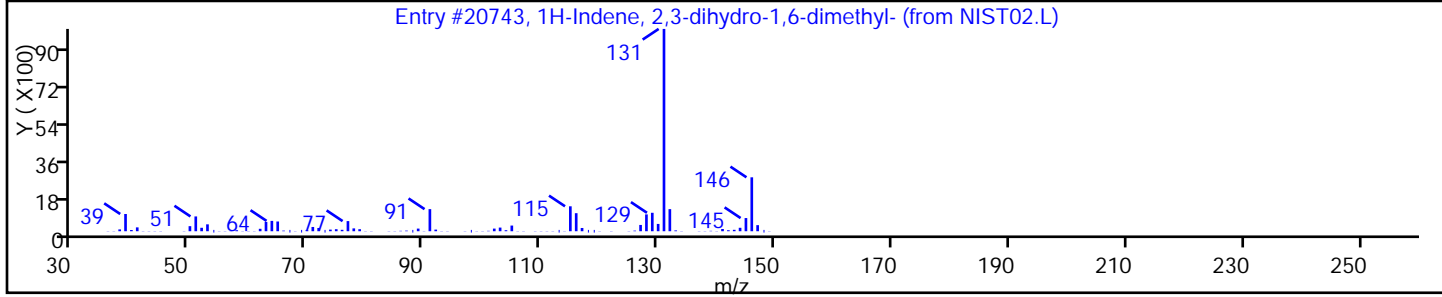
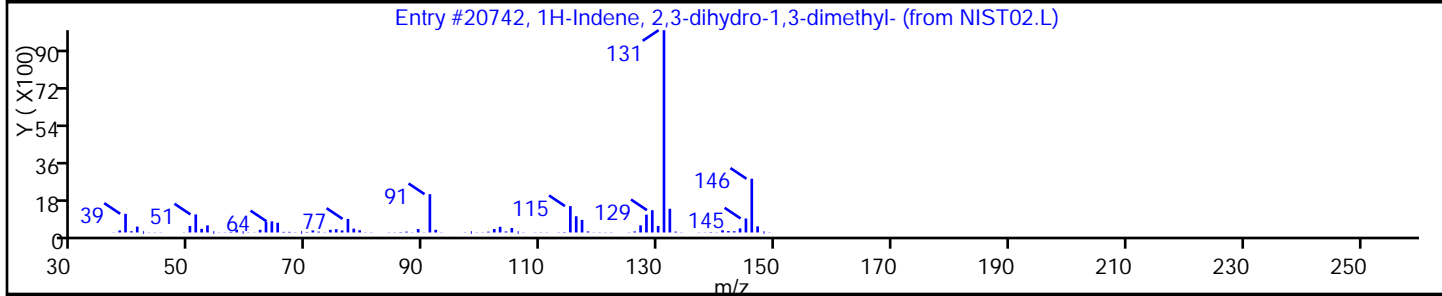
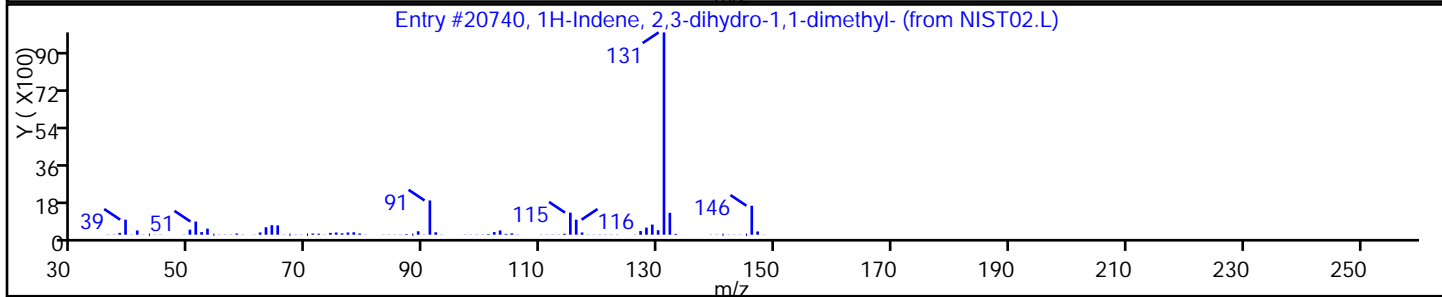
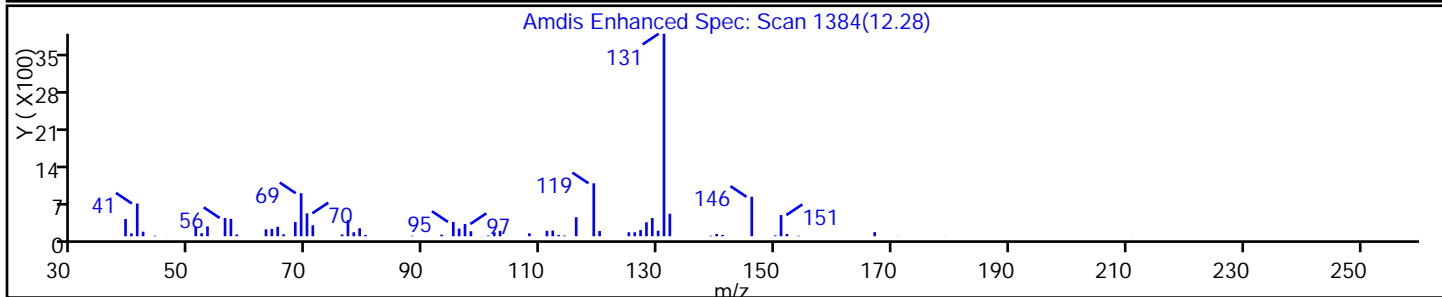
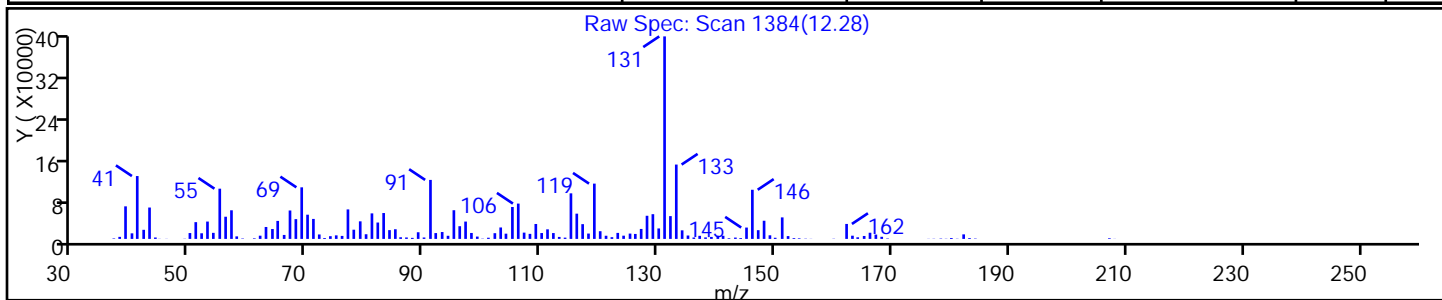
Method: 8260W\_2

Limit Group: VOA - 8260B Water and Solid

Column:

Detector: MS SCAN

Library Search Compound Match	CAS#	Library	Entry	Formula	Weight	Q
1H-Indene, 2,3-dihydro-1,1-dimethyl-	4912-92-9	NIST02	20740	C11H14	146	76
1H-Indene, 2,3-dihydro-1,3-dimethyl-	4175-53-5	NIST02.L	20742	C11H14	146	68
1H-Indene, 2,3-dihydro-1,6-dimethyl-	17059-48-2	NIST02.L	20743	C11H14	146	68



FORM I  
GC/MS VOA ORGANICS ANALYSIS DATA SHEET

Lab Name: TestAmerica Edison Job No.: 460-85482-1  
 SDG No.: \_\_\_\_\_  
 Client Sample ID: Field Blank\_20141030 Lab Sample ID: 460-85482-29  
 Matrix: Water Lab File ID: C1711.D  
 Analysis Method: 8260B Date Collected: 10/30/2014 16:00  
 Sample wt/vol: 5(mL) Date Analyzed: 11/03/2014 17:24  
 Soil Aliquot Vol: \_\_\_\_\_ Dilution Factor: 1  
 Soil Extract Vol.: \_\_\_\_\_ GC Column: Rtx-624 ID: 0.25(mm)  
 % Moisture: \_\_\_\_\_ Level: (low/med) Low  
 Analysis Batch No.: 260007 Units: ug/L

CAS NO.	COMPOUND NAME	RESULT	Q	RL	MDL
74-87-3	Chloromethane	0.10	U	1.0	0.10
74-83-9	Bromomethane	0.18	U *	1.0	0.18
75-01-4	Vinyl chloride	0.14	U	1.0	0.14
75-00-3	Chloroethane	0.17	U	1.0	0.17
75-09-2	Methylene Chloride	0.18	U	1.0	0.18
67-64-1	Acetone	2.7	U	5.0	2.7
75-15-0	Carbon disulfide	0.13	U	1.0	0.13
75-69-4	Trichlorofluoromethane	0.15	U	1.0	0.15
75-35-4	1,1-Dichloroethene	0.090	U	1.0	0.090
75-34-3	1,1-Dichloroethane	0.13	U	1.0	0.13
156-60-5	trans-1,2-Dichloroethene	0.13	U	1.0	0.13
156-59-2	cis-1,2-Dichloroethene	0.18	U	1.0	0.18
67-66-3	Chloroform	0.080	U	1.0	0.080
78-93-3	2-Butanone	2.3	U	5.0	2.3
107-06-2	1,2-Dichloroethane	0.19	U	1.0	0.19
71-55-6	1,1,1-Trichloroethane	0.060	U	1.0	0.060
56-23-5	Carbon tetrachloride	0.060	U	1.0	0.060
71-43-2	Benzene	0.080	U	1.0	0.080
75-25-2	Bromoform	0.19	U	1.0	0.19
100-42-5	Styrene	0.12	U	1.0	0.12
100-41-4	Ethylbenzene	0.10	U	1.0	0.10
108-90-7	Chlorobenzene	0.11	U	1.0	0.11
110-82-7	Cyclohexane	0.16	U	1.0	0.16
98-82-8	Isopropylbenzene	0.080	U	1.0	0.080
591-78-6	2-Hexanone	0.50	U	5.0	0.50
1634-04-4	MTBE	0.14	U	1.0	0.14
76-13-1	Freon TF	0.080	U	1.0	0.080
79-20-9	Methyl acetate	0.34	U *	5.0	0.34
123-91-1	1,4-Dioxane	36	U	50	36
79-01-6	Trichloroethene	0.090	U	1.0	0.090
108-88-3	Toluene	0.15	U	1.0	0.15
10061-02-6	trans-1,3-Dichloropropene	0.24	U	1.0	0.24
108-10-1	4-Methyl-2-pentanone	0.99	U	5.0	0.99
10061-01-5	cis-1,3-Dichloropropene	0.18	U	1.0	0.18
95-50-1	1,2-Dichlorobenzene	0.21	U	1.0	0.21
541-73-1	1,3-Dichlorobenzene	0.14	U	1.0	0.14

FORM I  
GC/MS VOA ORGANICS ANALYSIS DATA SHEET

Lab Name: TestAmerica Edison Job No.: 460-85482-1  
 SDG No.: \_\_\_\_\_  
 Client Sample ID: Field Blank\_20141030 Lab Sample ID: 460-85482-29  
 Matrix: Water Lab File ID: C1711.D  
 Analysis Method: 8260B Date Collected: 10/30/2014 16:00  
 Sample wt/vol: 5(mL) Date Analyzed: 11/03/2014 17:24  
 Soil Aliquot Vol: \_\_\_\_\_ Dilution Factor: 1  
 Soil Extract Vol.: \_\_\_\_\_ GC Column: Rtx-624 ID: 0.25(mm)  
 % Moisture: \_\_\_\_\_ Level: (low/med) Low  
 Analysis Batch No.: 260007 Units: ug/L

CAS NO.	COMPOUND NAME	RESULT	Q	RL	MDL
106-46-7	1,4-Dichlorobenzene	0.23	U	1.0	0.23
120-82-1	1,2,4-Trichlorobenzene	0.34	U	1.0	0.34
87-61-6	1,2,3-Trichlorobenzene	0.51	U	1.0	0.51
78-87-5	1,2-Dichloropropane	0.090	U	1.0	0.090
108-87-2	Methylcyclohexane	0.14	U	1.0	0.14
127-18-4	Tetrachloroethene	0.10	U	1.0	0.10
1330-20-7	Xylenes, Total	0.13	U	2.0	0.13
96-12-8	1,2-Dibromo-3-Chloropropane	0.40	U	1.0	0.40
79-34-5	1,1,2,2-Tetrachloroethane	0.16	U	1.0	0.16
79-00-5	1,1,2-Trichloroethane	0.19	U	1.0	0.19
124-48-1	Dibromochloromethane	0.20	U	1.0	0.20
106-93-4	1,2-Dibromoethane	0.28	U	1.0	0.28
75-71-8	Dichlorodifluoromethane	0.22	U	1.0	0.22
74-97-5	Bromochloromethane	0.27	U	1.0	0.27
75-27-4	Bromodichloromethane	0.12	U	1.0	0.12

CAS NO.	SURROGATE	%REC	Q	LIMITS
17060-07-0	1,2-Dichloroethane-d4 (Surr)	117		70-130
2037-26-5	Toluene-d8 (Surr)	120		70-130
460-00-4	Bromofluorobenzene	120		64-135
1868-53-7	Dibromofluoromethane (Surr)	114		72-137

FORM I  
GC/MS VOA ORGANICS ANALYSIS DATA SHEET  
TENTATIVELY IDENTIFIED COMPOUNDS

Lab Name: TestAmerica Edison Job No.: 460-85482-1  
 SDG No.: \_\_\_\_\_  
 Client Sample ID: Field Blank\_20141030 Lab Sample ID: 460-85482-29  
 Matrix: Water Lab File ID: C1711.D  
 Analysis Method: 8260B Date Collected: 10/30/2014 16:00  
 Sample wt/vol: 5(mL) Date Analyzed: 11/03/2014 17:24  
 Soil Aliquot Vol: \_\_\_\_\_ Dilution Factor: 1  
 Soil Extract Vol.: \_\_\_\_\_ GC Column: Rtx-624 ID: 0.25(mm)  
 % Moisture: \_\_\_\_\_ Level: (low/med) Low  
 Analysis Batch No.: 260007 Units: ug/L  
 Number TICs Found: 0 TIC Result Total: 0

CAS NO.	COMPOUND NAME	RT	RESULT	Q
	Tentatively Identified Compound		None	

TestAmerica Edison  
Target Compound Quantitation Report

Data File: \\EDICHROM\ChromData\CVOAMS3\20141103-20098.b\C1711.D  
 Lims ID: 460-85482-B-29 Lab Sample ID: 460-85482-29  
 Client ID: Field Blank\_20141030  
 Sample Type: Client  
 Inject. Date: 03-Nov-2014 17:24:30 ALS Bottle#: 17 Worklist Smp#: 18  
 Purge Vol: 5.000 mL Dil. Factor: 1.0000  
 Sample Info: 460-85482-B-29  
 Misc. Info.: 460-0020098-018  
 Operator ID: VOA GC/MS3 Instrument ID: CVOAMS3  
 Method: \\EDICHROM\ChromData\CVOAMS3\20141103-20098.b\8260W\_3.m  
 Limit Group: VOA - 8260B Water and Solid  
 Last Update: 04-Nov-2014 11:02:36 Calib Date: 01-Oct-2014 06:06:30  
 Integrator: RTE ID Type: Deconvolution ID  
 Quant Method: Internal Standard Quant By: Initial Calibration  
 Last ICal File: \\EDICHROM\ChromData\CVOAMS3\20141001-18754.b\C0077.D  
 Column 1 : Rtx-624 ( 0.25 mm) Det: MS SCAN  
 Process Host: XAWRK017

First Level Reviewer: desais

Date: 04-Nov-2014 10:59:44

Compound	Sig	RT (min.)	Exp RT (min.)	Dlt RT (min.)	Q	Response	OnCol Amt ug/l	Flags
* 151 TBA-d9 (IS)	65	3.271	3.289	-0.018	88	314939	1000.0	
\$ 152 Dibromofluoromethane (Surr	113	4.992	4.992	0.000	93	154434	57.1	
\$ 54 1,2-Dichloroethane-d4 (Sur	65	5.394	5.394	0.000	89	189770	58.3	
* 59 Fluorobenzene	96	5.704	5.710	-0.006	99	544330	50.0	
* 150 1,4-Dioxane-d8	96	6.489	6.501	-0.012	97	39092	1000.0	
\$ 76 Toluene-d8 (Surr)	98	7.377	7.377	0.000	100	628891	60.0	
* 87 Chlorobenzene-d5	117	8.667	8.667	0.000	84	431934	50.0	
\$ 99 4-Bromofluorobenzene	174	9.604	9.604	0.000	96	252750	60.0	
* 116 1,4-Dichlorobenzene-d4	152	10.449	10.449	0.000	93	253728	50.0	

**Reagents:**

8260ISSUR50\_00007

Amount Added: 5.00

Units: uL

Run Reagent



TestAmerica Edison

Data File: \\EDICHROM\ChromData\CVOAMS3\20141103-20098.b\C1711.D

Injection Date: 03-Nov-2014 17:24:30

Instrument ID: CVOAMS3

Operator ID: VOA GC/MS3

Lims ID: 460-85482-B-29

Lab Sample ID: 460-85482-29

Worklist Smp#: 18

Client ID: Field Blank\_20141030

Purge Vol: 5.000 mL

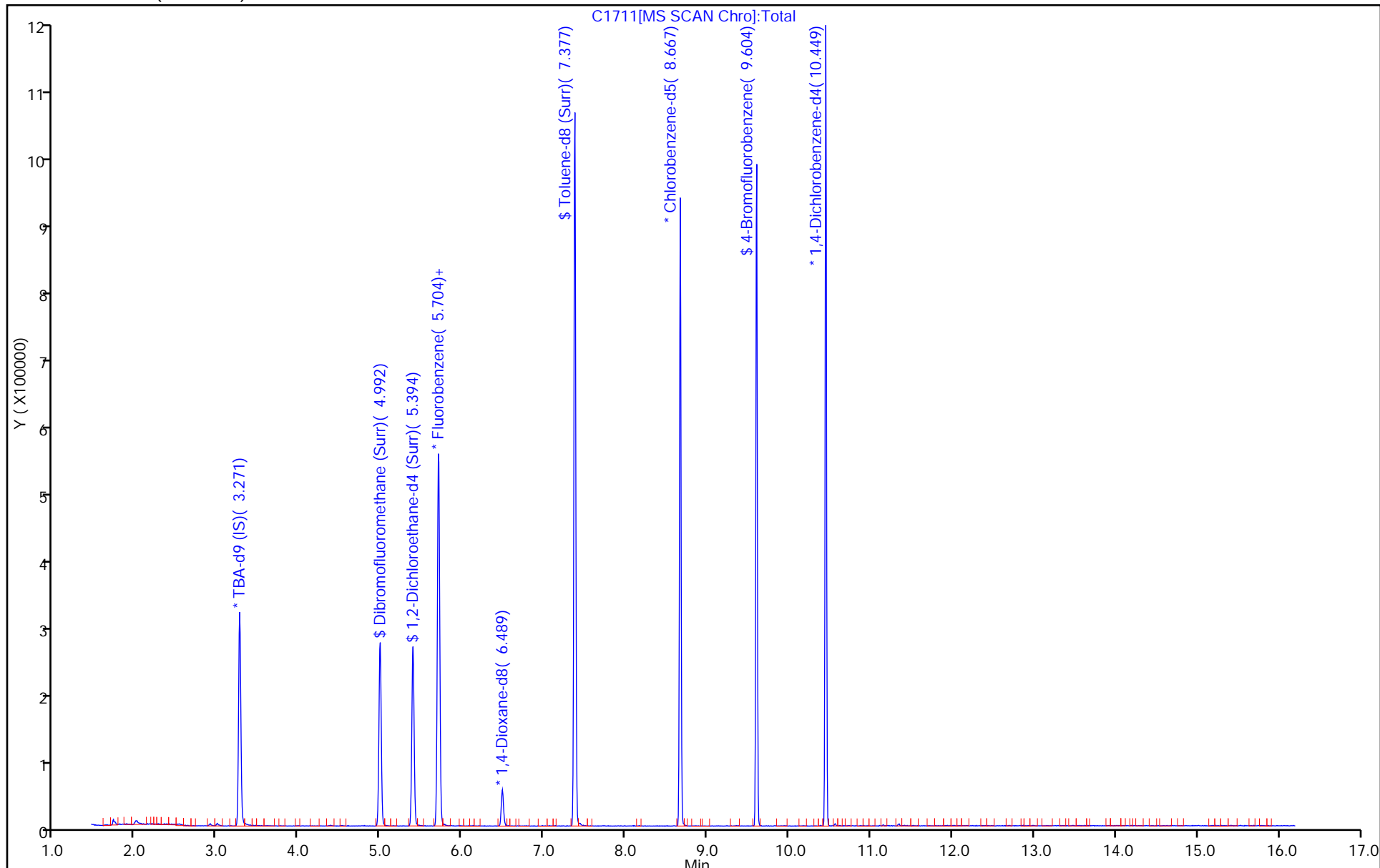
Dil. Factor: 1.0000

ALS Bottle#: 17

Method: 8260W\_3

Limit Group: VOA - 8260B Water and Solid

Column: Rtx-624 (0.25 mm)



FORM I  
GC/MS VOA ORGANICS ANALYSIS DATA SHEET

Lab Name: TestAmerica Edison Job No.: 460-85482-1  
 SDG No.: \_\_\_\_\_  
 Client Sample ID: Trip Blank Lab Sample ID: 460-85482-30  
 Matrix: Water Lab File ID: C1712.D  
 Analysis Method: 8260B Date Collected: 10/30/2014 00:00  
 Sample wt/vol: 5(mL) Date Analyzed: 11/03/2014 17:50  
 Soil Aliquot Vol: \_\_\_\_\_ Dilution Factor: 1  
 Soil Extract Vol.: \_\_\_\_\_ GC Column: Rtx-624 ID: 0.25(mm)  
 % Moisture: \_\_\_\_\_ Level: (low/med) Low  
 Analysis Batch No.: 260007 Units: ug/L

CAS NO.	COMPOUND NAME	RESULT	Q	RL	MDL
74-87-3	Chloromethane	0.10	U	1.0	0.10
74-83-9	Bromomethane	0.18	U *	1.0	0.18
75-01-4	Vinyl chloride	0.14	U	1.0	0.14
75-00-3	Chloroethane	0.17	U	1.0	0.17
75-09-2	Methylene Chloride	0.18	U	1.0	0.18
67-64-1	Acetone	2.7	U	5.0	2.7
75-15-0	Carbon disulfide	0.13	U	1.0	0.13
75-69-4	Trichlorofluoromethane	0.15	U	1.0	0.15
75-35-4	1,1-Dichloroethene	0.090	U	1.0	0.090
75-34-3	1,1-Dichloroethane	0.13	U	1.0	0.13
156-60-5	trans-1,2-Dichloroethene	0.13	U	1.0	0.13
156-59-2	cis-1,2-Dichloroethene	0.18	U	1.0	0.18
67-66-3	Chloroform	0.080	U	1.0	0.080
78-93-3	2-Butanone	2.3	U	5.0	2.3
107-06-2	1,2-Dichloroethane	0.19	U	1.0	0.19
71-55-6	1,1,1-Trichloroethane	0.060	U	1.0	0.060
56-23-5	Carbon tetrachloride	0.060	U	1.0	0.060
71-43-2	Benzene	0.080	U	1.0	0.080
75-25-2	Bromoform	0.19	U	1.0	0.19
100-42-5	Styrene	0.12	U	1.0	0.12
100-41-4	Ethylbenzene	0.10	U	1.0	0.10
108-90-7	Chlorobenzene	0.11	U	1.0	0.11
110-82-7	Cyclohexane	0.16	U	1.0	0.16
98-82-8	Isopropylbenzene	0.080	U	1.0	0.080
591-78-6	2-Hexanone	0.50	U	5.0	0.50
1634-04-4	MTBE	0.14	U	1.0	0.14
76-13-1	Freon TF	0.080	U	1.0	0.080
79-20-9	Methyl acetate	0.34	U *	5.0	0.34
123-91-1	1,4-Dioxane	36	U	50	36
79-01-6	Trichloroethene	0.090	U	1.0	0.090
108-88-3	Toluene	0.15	U	1.0	0.15
10061-02-6	trans-1,3-Dichloropropene	0.24	U	1.0	0.24
108-10-1	4-Methyl-2-pentanone	0.99	U	5.0	0.99
10061-01-5	cis-1,3-Dichloropropene	0.18	U	1.0	0.18
95-50-1	1,2-Dichlorobenzene	0.21	U	1.0	0.21
541-73-1	1,3-Dichlorobenzene	0.14	U	1.0	0.14

FORM I  
GC/MS VOA ORGANICS ANALYSIS DATA SHEET

Lab Name: TestAmerica Edison Job No.: 460-85482-1  
 SDG No.: \_\_\_\_\_  
 Client Sample ID: Trip Blank Lab Sample ID: 460-85482-30  
 Matrix: Water Lab File ID: C1712.D  
 Analysis Method: 8260B Date Collected: 10/30/2014 00:00  
 Sample wt/vol: 5(mL) Date Analyzed: 11/03/2014 17:50  
 Soil Aliquot Vol: \_\_\_\_\_ Dilution Factor: 1  
 Soil Extract Vol.: \_\_\_\_\_ GC Column: Rtx-624 ID: 0.25(mm)  
 % Moisture: \_\_\_\_\_ Level: (low/med) Low  
 Analysis Batch No.: 260007 Units: ug/L

CAS NO.	COMPOUND NAME	RESULT	Q	RL	MDL
106-46-7	1,4-Dichlorobenzene	0.23	U	1.0	0.23
120-82-1	1,2,4-Trichlorobenzene	0.34	U	1.0	0.34
87-61-6	1,2,3-Trichlorobenzene	0.51	U	1.0	0.51
78-87-5	1,2-Dichloropropane	0.090	U	1.0	0.090
108-87-2	Methylcyclohexane	0.14	U	1.0	0.14
127-18-4	Tetrachloroethene	0.10	U	1.0	0.10
1330-20-7	Xylenes, Total	0.13	U	2.0	0.13
96-12-8	1,2-Dibromo-3-Chloropropane	0.40	U	1.0	0.40
79-34-5	1,1,2,2-Tetrachloroethane	0.16	U	1.0	0.16
79-00-5	1,1,2-Trichloroethane	0.19	U	1.0	0.19
124-48-1	Dibromochloromethane	0.20	U	1.0	0.20
106-93-4	1,2-Dibromoethane	0.28	U	1.0	0.28
75-71-8	Dichlorodifluoromethane	0.22	U	1.0	0.22
74-97-5	Bromochloromethane	0.27	U	1.0	0.27
75-27-4	Bromodichloromethane	0.12	U	1.0	0.12

CAS NO.	SURROGATE	%REC	Q	LIMITS
17060-07-0	1,2-Dichloroethane-d4 (Surr)	117		70-130
2037-26-5	Toluene-d8 (Surr)	119		70-130
460-00-4	Bromofluorobenzene	117		64-135
1868-53-7	Dibromofluoromethane (Surr)	116		72-137

FORM I  
GC/MS VOA ORGANICS ANALYSIS DATA SHEET  
TENTATIVELY IDENTIFIED COMPOUNDS

Lab Name: TestAmerica Edison Job No.: 460-85482-1  
 SDG No.: \_\_\_\_\_  
 Client Sample ID: Trip Blank Lab Sample ID: 460-85482-30  
 Matrix: Water Lab File ID: C1712.D  
 Analysis Method: 8260B Date Collected: 10/30/2014 00:00  
 Sample wt/vol: 5(mL) Date Analyzed: 11/03/2014 17:50  
 Soil Aliquot Vol: \_\_\_\_\_ Dilution Factor: 1  
 Soil Extract Vol.: \_\_\_\_\_ GC Column: Rtx-624 ID: 0.25(mm)  
 % Moisture: \_\_\_\_\_ Level: (low/med) Low  
 Analysis Batch No.: 260007 Units: ug/L  
 Number TICs Found: 0 TIC Result Total: 0

CAS NO.	COMPOUND NAME	RT	RESULT	Q
	Tentatively Identified Compound		None	

TestAmerica Edison  
Target Compound Quantitation Report

Data File: \\EDICHROM\ChromData\CVOAMS3\20141103-20098.b\C1712.D  
 Lims ID: 460-85482-A-30 Lab Sample ID: 460-85482-30  
 Client ID: Trip Blank  
 Sample Type: Client  
 Inject. Date: 03-Nov-2014 17:50:30 ALS Bottle#: 18 Worklist Smp#: 19  
 Purge Vol: 5.000 mL Dil. Factor: 1.0000  
 Sample Info: 460-85482-A-30  
 Misc. Info.: 460-0020098-019  
 Operator ID: VOA GC/MS3 Instrument ID: CVOAMS3  
 Method: \\EDICHROM\ChromData\CVOAMS3\20141103-20098.b\8260W\_3.m  
 Limit Group: VOA - 8260B Water and Solid  
 Last Update: 04-Nov-2014 11:02:36 Calib Date: 01-Oct-2014 06:06:30  
 Integrator: RTE ID Type: Deconvolution ID  
 Quant Method: Internal Standard Quant By: Initial Calibration  
 Last ICal File: \\EDICHROM\ChromData\CVOAMS3\20141001-18754.b\C0077.D  
 Column 1 : Rtx-624 ( 0.25 mm) Det: MS SCAN  
 Process Host: XAWRK017

First Level Reviewer: desais

Date: 04-Nov-2014 10:59:56

Compound	Sig	RT (min.)	Exp RT (min.)	Dlt RT (min.)	Q	Response	OnCol Amt ug/l	Flags
* 151 TBA-d9 (IS)	65	3.271	3.289	-0.018	88	327795	1000.0	
\$ 152 Dibromofluoromethane (Surr	113	4.992	4.992	0.000	93	158992	58.2	
\$ 54 1,2-Dichloroethane-d4 (Sur	65	5.394	5.394	0.000	89	192014	58.5	
* 59 Fluorobenzene	96	5.704	5.710	-0.006	99	549206	50.0	
* 150 1,4-Dioxane-d8	96	6.489	6.501	-0.012	97	38867	1000.0	
\$ 76 Toluene-d8 (Surr)	98	7.377	7.377	0.000	100	628041	59.5	
* 87 Chlorobenzene-d5	117	8.667	8.667	0.000	84	434979	50.0	
\$ 99 4-Bromofluorobenzene	174	9.604	9.604	0.000	96	248556	58.5	
* 116 1,4-Dichlorobenzene-d4	152	10.449	10.449	0.000	93	255926	50.0	

**Reagents:**

8260ISSUR50\_00007

Amount Added: 5.00

Units: uL

Run Reagent

TestAmerica Edison

Data File: \\EDICHROM\ChromData\CVOAMS3\20141103-20098.b\C1712.D

Injection Date: 03-Nov-2014 17:50:30

Instrument ID: CVOAMS3

Operator ID: VOA GC/MS3

Lims ID: 460-85482-A-30

Lab Sample ID: 460-85482-30

Worklist Smp#: 19

Client ID: Trip Blank

Purge Vol: 5.000 mL

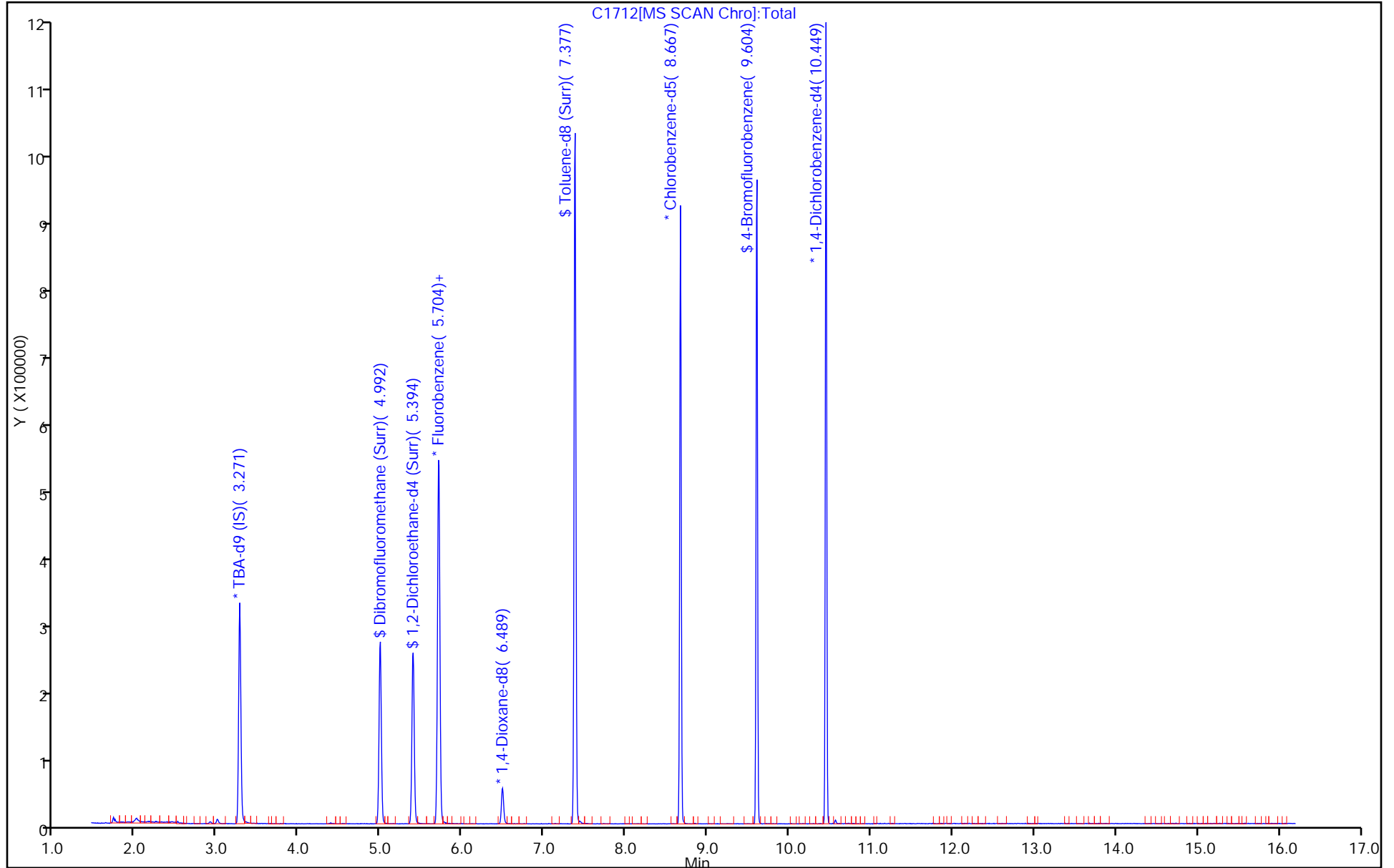
Dil. Factor: 1.0000

ALS Bottle#: 18

Method: 8260W\_3

Limit Group: VOA - 8260B Water and Solid

Column: Rtx-624 (0.25 mm)



FORM VI  
GC/MS VOA INITIAL CALIBRATION DATA  
INTERNAL STANDARD CURVE EVALUATION

Lab Name: TestAmerica Edison Job No.: 460-85482-1 Analy Batch No.: 257263

SDG No.: \_\_\_\_\_

Instrument ID: CVOAMS2 GC Column: Rtx-624 ID: 0.25 (mm) Heated Purge: (Y/N) N

Calibration Start Date: 10/21/2014 09:44 Calibration End Date: 10/21/2014 13:24 Calibration ID: 44063

Calibration Files:

LEVEL:	LAB SAMPLE ID:	LAB FILE ID:
Level 1	STD8 460-257263/12	B74941.D
Level 2	STD05 460-257263/3	B74932.D
Level 3	STD1 460-257263/4	B74933.D
Level 4	STD5 460-257263/5	B74934.D
Level 5	STD20 460-257263/6	B74935.D
Level 6	STD50 460-257263/7	B74936.D
Level 7	STD200 460-257263/8	B74937.D
Level 8	STD500 460-257263/9	B74938.D

ANALYTE	RRF					CURVE TYPE	COEFFICIENT			#	MIN RRF	%RSD	#	MAX %RSD	R <sup>2</sup> OR COD	#	MIN R <sup>2</sup> OR COD
	LVL 1	LVL 2	LVL 3	LVL 4	LVL 5		B	M1	M2								
	LVL 6	LVL 7	LVL 8														
Chlorotrifluoroethene	++++ 0.0754	++++ 0.0738	0.0812 0.0704	0.0784	0.0821	Ave		0.0769			5.8		15.0				
Dichlorodifluoromethane	++++ 0.4633	++++ 0.4547	0.4521 0.4269	0.4988	0.4865	Ave		0.4637			5.6		15.0				
Chloromethane	++++ 0.3609	++++ 0.3486	0.4209 0.3363	0.3842	0.3905	Ave		0.3736		0.1000	8.3		15.0				
Vinyl chloride	++++ 0.3513	++++ 0.3531	0.3623 0.3332	0.3993	0.3789	Ave		0.3630			6.4		15.0				
Butadiene	++++ 0.2757	++++ 0.2792	0.2888 0.2650	0.2970	0.2884	Ave		0.2824			4.0		15.0				
Bromomethane	++++ 0.2889	++++ 0.2831	0.3305 0.2656	0.3031	0.3154	Ave		0.2978			7.9		15.0				
Chloroethane	++++ 0.2122	++++ 0.2063	0.3030 0.1952	0.2403	0.2244	QuaF		0.2141	-0.000038	0.1000				1.0000		0.9900	
Trichlorofluoromethane	++++ 0.5615	++++ 0.5377	0.5477 0.5041	0.5796	0.5740	Ave		0.5508			5.0		15.0				
Dichlorofluoromethane	++++ 0.6733	++++ 0.6197	0.7305 0.5891	0.6542	0.6691	Ave		0.6560			7.4		15.0				
n-Pentane	++++ 0.0451	++++ 0.0415	0.0388 0.0390	0.0405	0.0396	Ave		0.0407			5.7		15.0				
Ethanol	++++ 0.0541	++++ 0.0502	0.0615 0.0478	0.0568	0.0605	Ave		0.0551			10.0		15.0				
Ethyl ether	++++ 0.1515	++++ 0.1430	0.1380 0.1399	0.1562	0.1461	Ave		0.1458			4.8		15.0				
Isopropene	++++ 0.2562	++++ 0.2523	0.2367 0.2395	0.2381	0.2277	Ave		0.2417			4.4		15.0				
1,2-Dichlorotrifluoroethane	++++ 0.2591	++++ 0.2475	0.2161 0.2390	0.2634	0.2674	Ave		0.2487			7.7		15.0				

Note: The m1 coefficient is the same as Ave RRF for an Ave curve type.

FORM VI  
GC/MS VOA INITIAL CALIBRATION DATA  
INTERNAL STANDARD CURVE EVALUATION

Lab Name: TestAmerica Edison

Job No.: 460-85482-1

Analy Batch No.: 257263

SDG No.: \_\_\_\_\_

Instrument ID: CVOAMS2

GC Column: Rtx-624

ID: 0.25 (mm)

Heated Purge: (Y/N) N

Calibration Start Date: 10/21/2014 09:44

Calibration End Date: 10/21/2014 13:24

Calibration ID: 44063

ANALYTE	RRF					CURVE TYPE	COEFFICIENT			#	MIN RRF	%RSD	#	MAX %RSD	R <sup>2</sup> OR COD	#	MIN R <sup>2</sup> OR COD
	LVL 1	LVL 2	LVL 3	LVL 4	LVL 5		B	M1	M2								
	LVL 6	LVL 7	LVL 8														
Acrolein	++++ 1.2005	++++ 1.2333	1.8667 1.0888	1.1061	0.9831	QuaF		1.2819	-0.000471					0.9980		0.9900	
1,1-Dichloroethene	++++ 0.2747	++++ 0.2721	0.3033 0.2598	0.2835	0.2751	Ave		0.2781			5.2		15.0				
Freon TF	++++ 0.3171	++++ 0.3135	0.3468 0.2944	0.3322	0.3265	Ave		0.3218			5.6		15.0				
Acetone	++++ 3.9411	++++ 4.0812	6.4784 3.8511	4.0947	4.2427	QuaF		4.2003	-0.000139					1.0000		0.9900	
Iodomethane	++++ 0.6069	++++ 0.5986	0.6729 0.5696	0.6301	0.6289	Ave		0.6178			5.7		15.0				
Carbon disulfide	++++ 1.0122	++++ 1.0093	1.0051 0.9791	1.0303	1.0209	Ave		1.0095			1.7		15.0				
Isopropanol	++++ 0.6267	++++ 0.6459	0.6549 0.6293	0.5332	0.6803	Ave		0.6284			8.0		15.0				
Allyl chloride	++++ 0.1485	++++ 0.1383	0.1612 0.1305	0.1618	0.1476	Ave		0.1480			8.4		15.0				
Cyclopentene	++++ 0.7117	++++ 0.7149	0.6735 0.6773	0.6479	0.6612	Ave		0.6811			4.0		15.0				
Methyl acetate	++++ 0.0935	++++ 0.0946	0.0969 0.0924	0.0943	0.0927	Ave		0.0941			1.7		15.0				
Acetonitrile	++++ 0.0154	++++ 0.0152	0.0131 0.0151	0.0162	0.0167	Ave		0.0153			8.2		15.0				
Methylene Chloride	++++ 0.2826	++++ 0.2752	0.3498 0.2629	0.2932	0.2878	Ave		0.2919			10.0		15.0				
TBA	++++ 1.0421	++++ 1.0662	1.3975 1.0409	1.2704	1.1068	Ave		1.1540			13.0		15.0				
MTBE	++++ 0.5286	++++ 0.5362	0.5502 0.5297	0.5206	0.5263	Ave		0.5319			1.9		15.0				
trans-1,2-Dichloroethene	++++ 0.2920	++++ 0.2907	0.3384 0.2795	0.3022	0.2943	Ave		0.2995			6.8		15.0				
Acrylonitrile	0.0399 0.0387	++++ 0.0390	0.0399 0.0383	0.0398	0.0378	Ave		0.0390			2.2		15.0				
Hexane	++++ 0.2272	++++ 0.2259	0.2680 0.2165	0.2501	0.2338	Ave		0.2369			8.0		15.0				
1,1-Dichloroethane	++++ 0.5417	++++ 0.5434	0.5848 0.5284	0.5369	0.5401	Ave		0.5459		0.1000	3.6		15.0				
DIPE	++++ 0.8111	++++ 0.8169	0.8105 0.7969	0.8248	0.8330	Ave		0.8155			1.5		15.0				
Vinyl acetate	++++ 0.3407	++++ 0.3364	0.2431 0.3241	0.3010	0.3044	Ave		0.3083			12.0		15.0				

Note: The m1 coefficient is the same as Ave RRF for an Ave curve type.



FORM VI  
GC/MS VOA INITIAL CALIBRATION DATA  
INTERNAL STANDARD CURVE EVALUATION

Lab Name: TestAmerica Edison

Job No.: 460-85482-1

Analy Batch No.: 257263

SDG No.: \_\_\_\_\_

Instrument ID: CVOAMS2

GC Column: Rtx-624

ID: 0.25 (mm)

Heated Purge: (Y/N) N

Calibration Start Date: 10/21/2014 09:44

Calibration End Date: 10/21/2014 13:24

Calibration ID: 44063

ANALYTE	RRF					CURVE TYPE	COEFFICIENT			#	MIN RRF	%RSD	#	MAX %RSD	R <sup>2</sup> OR COD	#	MIN R <sup>2</sup> OR COD
	LVL 1	LVL 2	LVL 3	LVL 4	LVL 5		B	M1	M2								
	LVL 6	LVL 7	LVL 8														
2-Chloro-1,3-butadiene	++++ 0.2506	++++ 0.2573	0.2239 0.2448	0.2083	0.2363	Ave		0.2368			7.7		15.0				
Allyl alcohol	++++ 0.1525	++++ 0.1616	0.1269 0.1732	0.1101	0.1416	QuaF		0.1530	0.0000016					1.0000		0.9900	
Tert-butyl ethyl ether	++++ 0.6890	++++ 0.6973	0.6067 0.6935	0.6729	0.6940	Ave		0.6756			5.2		15.0				
2,2-Dichloropropane	++++ 0.4603	++++ 0.4670	0.4710 0.4474	0.4688	0.4548	Ave		0.4615			2.0		15.0				
cis-1,2-Dichloroethene	++++ 0.3084	++++ 0.3098	0.3177 0.3029	0.3340	0.3063	Ave		0.3132			3.6		15.0				
2-Butanone	++++ 1.1438	++++ 1.2877	1.5425 1.2188	1.4570	1.1641	Ave		1.3023			13.0		15.0				
Ethyl acetate	++++ 0.8784	++++ 0.8639	0.7090 0.7985	0.7428	0.8955	Ave		0.8147			9.4		15.0				
Methyl acrylate	++++ 0.0989	++++ 0.1050	0.1043 0.1044	0.0894	0.0972	Ave		0.0999			6.1		15.0				
Propionitrile	++++ 1.4181	++++ 1.4231	1.6057 1.3304	1.4305	1.4804	Ave		1.4480			6.3		15.0				
Tetrahydrofuran	++++ 1.2294	++++ 1.3045	0.9180 1.2372	1.4701	1.2999	Ave		1.2432			15.0		15.0				
Bromochloromethane	++++ 0.1365	++++ 0.1371	0.1554 0.1319	0.1428	0.1342	Ave		0.1396			6.1		15.0				
Methacrylonitrile	++++ 0.0465	++++ 0.0475	0.0413 0.0464	0.0427	0.0456	Ave		0.0450			5.4		15.0				
Chloroform	++++ 0.5497	++++ 0.5320	0.5821 0.5186	0.5516	0.5370	Ave		0.5452			4.0		15.0				
Cyclohexane	++++ 0.4811	++++ 0.4868	0.4538 0.4661	0.4862	0.4803	Ave		0.4757			2.8		15.0				
1,1,1-Trichloroethane	++++ 0.5049	++++ 0.5110	0.5308 0.4924	0.4961	0.5077	Ave		0.5072			2.7		15.0				
Carbon tetrachloride	++++ 0.4549	++++ 0.4698	0.4178 0.4520	0.4499	0.4422	Ave		0.4478			3.8		15.0				
1,1-Dichloropropene	++++ 0.3748	++++ 0.3864	0.3456 0.3815	0.3667	0.3646	Ave		0.3699			3.9		15.0				
Benzene	++++ 1.2630	++++ 1.2733	1.3505 1.2759	1.2944	1.2678	Ave		1.2875			2.5		15.0				
Isobutyl alcohol	++++ 1.0991	++++ 1.1312	0.5829 1.0484	1.0320	1.0398	QuaF		1.1728	-0.000010					1.0000		0.9900	
Tert-amyl methyl ether	++++ 0.6190	++++ 0.6403	0.5214 0.6383	0.5629	0.6038	Ave		0.5976			7.8		15.0				

Note: The m1 coefficient is the same as Ave RRF for an Ave curve type.

FORM VI  
GC/MS VOA INITIAL CALIBRATION DATA  
INTERNAL STANDARD CURVE EVALUATION

Lab Name: TestAmerica Edison

Job No.: 460-85482-1

Analy Batch No.: 257263

SDG No.: \_\_\_\_\_

Instrument ID: CVOAMS2

GC Column: Rtx-624

ID: 0.25 (mm)

Heated Purge: (Y/N) N

Calibration Start Date: 10/21/2014 09:44

Calibration End Date: 10/21/2014 13:24

Calibration ID: 44063

ANALYTE	RRF					CURVE TYPE	COEFFICIENT			#	MIN RRF	%RSD	#	MAX %RSD	R <sup>2</sup> OR COD	#	MIN R <sup>2</sup> OR COD
	LVL 1	LVL 2	LVL 3	LVL 4	LVL 5		B	M1	M2								
	LVL 6	LVL 7	LVL 8														
1,2-Dichloroethane	++++ 0.3274	++++ 0.3280	0.3529 0.3221	0.3322	0.3220	Ave		0.3308			3.5		15.0				
Isopropyl acetate	++++ 0.4934	++++ 0.5112	0.2508 0.5127	0.4484	0.4864	QuaF		0.5072	0.0000112					1.0000		0.9900	
n-Heptane	++++ 0.1910	++++ 0.1785	0.1651 0.1675	0.1910	0.1881	Ave		0.1802			6.5		15.0				
2,4,4-Trimethyl-1-pentene	++++ 0.7253	++++ 0.7543	0.5396 0.7068	0.5573	0.6231	Ave		0.6511			14.0		15.0				
Trichloroethene	++++ 0.2997	++++ 0.3050	0.3035 0.3042	0.2939	0.2960	Ave		0.3004			1.5		15.0				
n-Butanol	++++ 0.2222	++++ 0.2613	0.1098 0.2631	0.1980	0.2110	QuaF		0.2537	0.0000008					1.0000		0.9900	
Ethyl acrylate	++++ 0.4012	++++ 0.4031	0.3493 0.3885	0.3946	0.3955	Ave		0.3887			5.1		15.0				
Methylcyclohexane	++++ 0.4898	++++ 0.4848	0.3998 0.4626	0.4713	0.4720	Ave		0.4634			7.1		15.0				
1,2-Dichloropropane	++++ 0.2691	++++ 0.2692	0.2680 0.2654	0.2586	0.2611	Ave		0.2652			1.7		15.0				
Dibromomethane	++++ 0.1342	++++ 0.1380	0.1179 0.1347	0.1384	0.1339	Ave		0.1328			5.7		15.0				
1,4-Dioxane	++++ 1.2398	++++ 1.0136	1.4062 1.3786	1.1557	1.3066	Ave		1.2501			12.0		15.0				
Methyl methacrylate	++++ 0.0335	++++ 0.0351	0.0356 0.0349	0.0315	0.0328	Ave		0.0339			4.7		15.0				
Propyl acetate	++++ 0.1729	++++ 0.1835	0.1596 0.1806	0.1540	0.1605	Ave		0.1685			7.2		15.0				
Bromodichloromethane	++++ 0.3623	++++ 0.3770	0.3402 0.3794	0.3589	0.3505	Ave		0.3614			4.2		15.0				
2-Nitropropane	++++ 0.0279	++++ 0.0323	0.0278 0.0340	0.0263	0.0266	Ave		0.0291			11.0		15.0				
2-Chloroethyl vinyl ether	++++ 0.0966	++++ 0.1052	0.0831 0.1045	0.0806	0.0864	Ave		0.0928			12.0		15.0				
Epichlorohydrin	0.0092 0.0123	++++ 0.0131	0.0106 0.0134	0.0101	0.0109	Ave		0.0114			14.0		15.0				
cis-1,3-Dichloropropene	++++ 0.4752	++++ 0.5088	0.3963 0.5075	0.4196	0.4543	Ave		0.4603			10.0		15.0				
4-Methyl-2-pentanone	++++ 0.1615	++++ 0.1704	0.1987 0.1738	0.1507	0.1514	Ave		0.1677			11.0		15.0				
Toluene	++++ 1.3909	++++ 1.4405	1.5995 1.4161	1.4582	1.4475	Ave		1.4588			5.0		15.0				

Note: The m1 coefficient is the same as Ave RRF for an Ave curve type.

FORM VI  
GC/MS VOA INITIAL CALIBRATION DATA  
INTERNAL STANDARD CURVE EVALUATION

Lab Name: TestAmerica Edison

Job No.: 460-85482-1

Analy Batch No.: 257263

SDG No.: \_\_\_\_\_

Instrument ID: CVOAMS2

GC Column: Rtx-624

ID: 0.25 (mm)

Heated Purge: (Y/N) N

Calibration Start Date: 10/21/2014 09:44

Calibration End Date: 10/21/2014 13:24

Calibration ID: 44063

ANALYTE	RRF					CURVE TYPE	COEFFICIENT			#	MIN RRF	%RSD	#	MAX %RSD	R <sup>2</sup> OR COD	#	MIN R <sup>2</sup> OR COD
	LVL 1	LVL 2	LVL 3	LVL 4	LVL 5		B	M1	M2								
	LVL 6	LVL 7	LVL 8														
trans-1,3-Dichloropropene	++++ 0.3634	++++ 0.3950	0.3118 0.4005	0.3049	0.3385	Ave		0.3523			12.0		15.0				
Ethyl methacrylate	++++ 0.2389	++++ 0.2658	0.1882 0.2659	0.2009	0.2196	Ave		0.2299			14.0		15.0				
1,1,2-Trichloroethane	++++ 0.1859	++++ 0.1913	0.1825 0.1891	0.1892	0.1861	Ave		0.1874			1.7		15.0				
Tetrachloroethene	++++ 0.4074	++++ 0.4156	0.4498 0.4109	0.4156	0.4133	Ave		0.4188			3.7		15.0				
1,3-Dichloropropane	++++ 0.3714	++++ 0.3802	0.3482 0.3765	0.3753	0.3631	Ave		0.3691			3.2		15.0				
2-Hexanone	++++ 0.1106	++++ 0.1207	0.0842 0.1233	0.0918	0.1015	Ave		0.1053			15.0		15.0				
Dibromochloromethane	++++ 0.2896	++++ 0.3098	0.2529 0.3120	0.2681	0.2727	Ave		0.2842			8.4		15.0				
Butyl acetate	++++ 0.0375	++++ 0.0384	0.0283 0.0380	0.0292	0.0356	Ave		0.0345			13.0		15.0				
1,2-Dibromoethane	++++ 0.2120	++++ 0.2235	0.1951 0.2206	0.2162	0.2134	Ave		0.2135			4.7		15.0				
Chlorobenzene	++++ 0.9933	++++ 1.0090	1.1262 0.9961	1.0441	1.0214	Ave		1.0317		0.3000	4.8		15.0				
Ethylbenzene	++++ 0.5510	++++ 0.5702	0.5392 0.5543	0.5574	0.5535	Ave		0.5543			1.8		15.0				
1,1,1,2-Tetrachloroethane	++++ 0.3535	++++ 0.3796	0.3633 0.3783	0.3452	0.3540	Ave		0.3623			3.9		15.0				
m&p-Xylene	++++ 0.6796	++++ 0.6950	0.6681 0.6714	0.6385	0.6873	Ave		0.6733			2.9		15.0				
o-Xylene	++++ 0.6696	++++ 0.6931	0.6144 0.6826	0.6081	0.6642	Ave		0.6553			5.4		15.0				
Butyl acrylate	++++ 0.1840	++++ 0.2020	0.1259 0.2062	0.1289	0.1652	QuaF		0.1962	0.0000204					1.0000		0.9900	
Styrene	++++ 1.0885	++++ 1.1231	0.7880 1.1085	0.9194	1.0660	Ave		1.0156			13.0		15.0				
Bromoform	++++ 0.1553	++++ 0.1706	0.1295 0.1730	0.1411	0.1486	Ave		0.1530		0.1000	11.0		15.0				
Amly acetate	++++ 0.7476	++++ 0.8018	0.4941 0.8887	0.5629	0.6822	QuaF		0.7405	0.0002966					1.0000		0.9900	
Isopropylbenzene	++++ 1.8989	++++ 1.9302	1.4919 1.8165	1.7541	1.8823	Ave		1.7956			9.0		15.0				
Camphene, Total	++++ 0.1850	++++ 0.1933	0.1808 0.1879	0.1452	0.1635	Ave		0.1760			10.0		15.0				

Note: The m1 coefficient is the same as Ave RRF for an Ave curve type.

FORM VI  
GC/MS VOA INITIAL CALIBRATION DATA  
INTERNAL STANDARD CURVE EVALUATION

Lab Name: TestAmerica Edison

Job No.: 460-85482-1

Analy Batch No.: 257263

SDG No.: \_\_\_\_\_

Instrument ID: CVOAMS2

GC Column: Rtx-624

ID: 0.25 (mm)

Heated Purge: (Y/N) N

Calibration Start Date: 10/21/2014 09:44

Calibration End Date: 10/21/2014 13:24

Calibration ID: 44063

ANALYTE	RRF					CURVE TYPE	COEFFICIENT			#	MIN RRF	%RSD	#	MAX %RSD	R <sup>2</sup> OR COD	#	MIN R <sup>2</sup> OR COD
	LVL 1	LVL 2	LVL 3	LVL 4	LVL 5		B	M1	M2								
	LVL 6	LVL 7	LVL 8														
Monobromobenzene	++++ 0.7465	++++ 0.7610	0.7806 0.7654	0.7959	0.7554	Ave		0.7675			2.3		15.0				
1,1,2,2-Tetrachloroethane	++++ 0.4531	++++ 0.4630	0.4625 0.4661	0.4511	0.4494	Ave		0.4575		0.3000	1.6		15.0				
N-Propylbenzene	++++ 3.9422	++++ 4.1037	3.7360 3.6551	3.8496	3.9632	Ave		3.8749			4.2		15.0				
1,2,3-Trichloropropane	++++ 0.1256	++++ 0.1269	0.1444 0.1244	0.1314	0.1216	Ave		0.1291			6.3		15.0				
trans-1,4-Dichloro-2-butene	++++ 0.1116	++++ 0.1232	0.0590 0.1325	0.1058	0.1042	QuaF		0.1157	0.0000337					1.0000		0.9900	
2-Chlorotoluene	++++ 2.6962	++++ 2.7677	2.6830 2.8093	2.5853	2.6910	Ave		2.7054			2.9		15.0				
p-Ethyltoluene	++++ 3.3707	++++ 3.4938	2.9010 3.3186	3.0799	3.3312	Ave		3.2492			6.7		15.0				
1,3,5-Trimethylbenzene	++++ 2.8270	++++ 2.9093	2.3161 3.0024	2.6231	2.7964	Ave		2.7457			8.9		15.0				
4-Chlorotoluene	++++ 2.4573	++++ 2.7155	2.4335 2.6106	2.6680	2.7123	Ave		2.5995			4.8		15.0				
Butyl Methacrylate	++++ 0.7546	++++ 0.8462	0.4050 0.8824	0.5450	0.6798	QuaF		0.8082	0.0001494					1.0000		0.9900	
tert-Butylbenzene	++++ 2.3536	++++ 2.4251	1.9182 2.5425	2.1409	2.2331	Ave		2.2689			9.8		15.0				
1,2,4-Trimethylbenzene	++++ 2.9356	++++ 3.0316	2.3860 3.0624	2.7305	2.8749	Ave		2.8368			8.8		15.0				
sec-Butylbenzene	++++ 3.6941	++++ 3.7788	3.0026 3.5189	3.3917	3.6378	Ave		3.5040			8.0		15.0				
1,3-Dichlorobenzene	++++ 1.5368	++++ 1.5923	1.4659 1.6236	1.4902	1.5368	Ave		1.5409			3.9		15.0				
p-Isopropyltoluene	++++ 3.2106	++++ 3.3544	2.4744 3.1681	2.9174	3.1637	Ave		3.0481			10.0		15.0				
1,4-Dichlorobenzene	++++ 1.5239	++++ 1.5399	1.6449 1.5422	1.5917	1.5194	Ave		1.5603			3.1		15.0				
Benzyl chloride	++++ 0.7731	++++ 0.8736	0.5206 0.9337	0.5757	0.6971	QuaF		0.8203	0.0002278					1.0000		0.9900	
Indan	++++ 2.6150	++++ 2.6789	2.0517 2.6841	2.3651	2.6455	Ave		2.5067			10.0		15.0				
1,4-Diethylbenzene	++++ 1.9085	++++ 1.9578	1.4308 1.9135	1.7053	1.8223	Ave		1.7897			11.0		15.0				
n-Butylbenzene	++++ 3.7535	++++ 3.7723	3.1850 3.5789	3.5200	3.7391	Ave		3.5915			6.2		15.0				

Note: The m1 coefficient is the same as Ave RRF for an Ave curve type.

FORM VI  
GC/MS VOA INITIAL CALIBRATION DATA  
INTERNAL STANDARD CURVE EVALUATION

Lab Name: TestAmerica Edison Job No.: 460-85482-1 Analy Batch No.: 257263

SDG No.: \_\_\_\_\_

Instrument ID: CVOAMS2 GC Column: Rtx-624 ID: 0.25 (mm) Heated Purge: (Y/N) N

Calibration Start Date: 10/21/2014 09:44 Calibration End Date: 10/21/2014 13:24 Calibration ID: 44063

ANALYTE	RRF					CURVE TYPE	COEFFICIENT			#	MIN RRF	%RSD	#	MAX %RSD	R^2 OR COD	#	MIN R^2 OR COD
	LVL 1	LVL 2	LVL 3	LVL 4	LVL 5		B	M1	M2								
	LVL 6	LVL 7	LVL 8														
1,2-Dichlorobenzene	++++ 1.3701	++++ 1.3820	1.3874 1.3693	1.3937	1.3833	Ave		1.3810			0.7		15.0				
1,2,4,5-Tetramethylbenzene	++++ 2.9290	++++ 3.1633	1.9278 3.0871	2.2051	2.7395	QuaF		3.1645	-0.000152					1.0000		0.9900	
1,2-Dibromo-3-Chloropropane	++++ 0.0737	++++ 0.0818	0.0831 0.0895	0.0664	0.0742	Ave		0.0781			11.0		15.0				
1,3,5-Trichlorobenzene	++++ 1.2316	++++ 1.2719	1.1389 1.2427	1.1577	1.2210	Ave		1.2106			4.3		15.0				
Camphor	++++ 0.0311	++++ 0.0369	0.0300 0.0451	0.0261	0.0283	QuaF		0.0312	0.0000056					1.0000		0.9900	
1,2,4-Trichlorobenzene	++++ 0.9975	++++ 1.0379	0.8685 1.0709	0.8917	0.9471	Ave		0.9690			8.3		15.0				
Hexachlorobutadiene	++++ 0.5426	++++ 0.5550	0.4456 0.5313	0.5088	0.5477	Ave		0.5218			7.8		15.0				
Naphthalene	++++ 1.4049	++++ 1.5322	0.9829 1.6118	1.1215	1.2732	QuaF		1.4617	0.0003013					1.0000		0.9900	
1,2,3-Trichlorobenzene	++++ 0.7981	++++ 0.8319	0.6610 0.8313	0.7563	0.7725	Ave		0.7752			8.2		15.0				
Dibromofluoromethane (Surr)	0.2614 0.2773	++++ 0.2765	0.2609 0.2741	0.2658	0.2721	Ave		0.2697			2.6		15.0				
1,2-Dichloroethane-d4 (Surr)	0.2583 0.2557	++++ 0.2684	0.2437 0.2860	0.2472	0.2536	Ave		0.2590			5.5		15.0				
Toluene-d8 (Surr)	1.1623 1.1802	++++ 1.1884	1.1797 1.1833	1.1372	1.1898	Ave		1.1744			1.6		15.0				
Bromofluorobenzene	0.3898 0.4003	++++ 0.4069	0.3900 0.3974	0.3858	0.4038	Ave		0.3963			2.0		15.0				

Note: The m1 coefficient is the same as Ave RRF for an Ave curve type.

FORM VI  
GC/MS VOA INITIAL CALIBRATION DATA  
INTERNAL STANDARD RESPONSE AND CONCENTRATION

Lab Name: TestAmerica Edison Job No.: 460-85482-1 Analy Batch No.: 257263

SDG No.: \_\_\_\_\_

Instrument ID: CVOAMS2 GC Column: Rtx-624 ID: 0.25 (mm) Heated Purge: (Y/N) N

Calibration Start Date: 10/21/2014 09:44 Calibration End Date: 10/21/2014 13:24 Calibration ID: 44063

Calibration Files:

LEVEL:	LAB SAMPLE ID:	LAB FILE ID:
Level 1	STD8 460-257263/12	B74941.D
Level 2	STD05 460-257263/3	B74932.D
Level 3	STD1 460-257263/4	B74933.D
Level 4	STD5 460-257263/5	B74934.D
Level 5	STD20 460-257263/6	B74935.D
Level 6	STD50 460-257263/7	B74936.D
Level 7	STD200 460-257263/8	B74937.D
Level 8	STD500 460-257263/9	B74938.D

ANALYTE	IS REF	CURVE TYPE	RESPONSE					CONCENTRATION (UG/L)				
			LVL 1	LVL 2	LVL 3	LVL 4	LVL 5	LVL 1	LVL 2	LVL 3	LVL 4	LVL 5
			LVL 6	LVL 7	LVL 8			LVL 6	LVL 7	LVL 8		
Chlorotrifluoroethene	FB	Ave	++++ 53697	++++ 224462	1038 575521	5244	22274	++++ 50.0	++++ 200	1.00 500	5.00	20.0
Dichlorodifluoromethane	FB	Ave	++++ 329947	++++ 1382300	5780 3489508	33381	132059	++++ 50.0	++++ 200	1.00 500	5.00	20.0
Chloromethane	FB	Ave	++++ 256989	++++ 1059809	5381 2748871	25712	106012	++++ 50.0	++++ 200	1.00 500	5.00	20.0
Vinyl chloride	FB	Ave	++++ 250188	++++ 1073510	4632 2723574	26723	102864	++++ 50.0	++++ 200	1.00 500	5.00	20.0
Butadiene	FB	Ave	++++ 196352	++++ 848896	3692 2166323	19877	78292	++++ 50.0	++++ 200	1.00 500	5.00	20.0
Bromomethane	FB	Ave	++++ 205728	++++ 860684	4226 2171145	20285	85616	++++ 50.0	++++ 200	1.00 500	5.00	20.0
Chloroethane	FB	QuaF	++++ 151124	++++ 627357	3874 1595359	16083	60928	++++ 50.0	++++ 200	1.00 500	5.00	20.0
Trichlorofluoromethane	FB	Ave	++++ 399890	++++ 1634707	7003 4120589	38794	155826	++++ 50.0	++++ 200	1.00 500	5.00	20.0
Dichlorofluoromethane	FB	Ave	++++ 479521	++++ 1884079	9340 4815284	43788	181627	++++ 50.0	++++ 200	1.00 500	5.00	20.0
n-Pentane	FB	Ave	++++ 64210	++++ 252301	993 638171	5416	21492	++++ 100	++++ 400	2.00 1000	10.0	40.0
Ethanol	TBA	Ave	++++ 18741	++++ 75253	375 202792	1824	7747	++++ 2500	++++ 10000	50.0 25000	250	1000
Ethyl ether	FB	Ave	++++ 107870	++++ 434899	1764 1143298	10455	39652	++++ 50.0	++++ 200	1.00 500	5.00	20.0
Isopropene	FB	Ave	++++ 182433	++++ 767177	3026 1957482	15933	61804	++++ 50.0	++++ 200	1.00 500	5.00	20.0
1,2-Dichlorotrifluoroethane	FB	Ave	++++ 184488	++++ 752574	2763 1953241	17627	72584	++++ 50.0	++++ 200	1.00 500	5.00	20.0
Acrolein	TBA	QuaF	++++ 16648	++++ 36987	911 73901	2841	6296	++++ 100	++++ 200	4.00 400	20.0	50.0

FORM VI  
GC/MS VOA INITIAL CALIBRATION DATA  
INTERNAL STANDARD RESPONSE AND CONCENTRATION

Lab Name: TestAmerica Edison Job No.: 460-85482-1 Analy Batch No.: 257263

SDG No.: \_\_\_\_\_

Instrument ID: CVOAMS2 GC Column: Rtx-624 ID: 0.25 (mm) Heated Purge: (Y/N) N

Calibration Start Date: 10/21/2014 09:44 Calibration End Date: 10/21/2014 13:24 Calibration ID: 44063

ANALYTE	IS REF	CURVE TYPE	RESPONSE					CONCENTRATION (UG/L)				
			LVL 1 LVL 6	LVL 2 LVL 7	LVL 3 LVL 8	LVL 4	LVL 5	LVL 1 LVL 6	LVL 2 LVL 7	LVL 3 LVL 8	LVL 4	LVL 5
1,1-Dichloroethene	FB	Ave	++++ 195622	++++ 827410	3878 2123974	18973	74679	++++ 50.0	++++ 200	1.00 500	5.00	20.0
Freon TF	FB	Ave	++++ 225847	++++ 953222	4434 2406511	22234	88619	++++ 50.0	++++ 200	1.00 500	5.00	20.0
Acetone	TBA	QuaF	++++ 136632	++++ 611970	3952 1633713	13147	54342	++++ 250	++++ 1000	5.00 2500	25.0	100
Iodomethane	FB	Ave	++++ 432242	++++ 1820023	8603 4655527	42171	170720	++++ 50.0	++++ 200	1.00 500	5.00	20.0
Carbon disulfide	FB	Ave	++++ 720864	++++ 3068541	12850 8003503	68954	277144	++++ 50.0	++++ 200	1.00 500	5.00	20.0
Isopropanol	TBA	Ave	++++ 43454	++++ 193718	799 533895	3424	17426	++++ 500	++++ 2000	10.0 5000	50.0	200
Allyl chloride	FB	Ave	++++ 105785	++++ 420386	2061 1066398	10832	40064	++++ 50.0	++++ 200	1.00 500	5.00	20.0
Cyclopentene	FB	Ave	++++ 506849	++++ 2173370	8611 5536401	43364	179502	++++ 50.0	++++ 200	1.00 500	5.00	20.0
Methyl acetate	FB	Ave	++++ 332772	++++ 1437681	6192 3777446	31564	125872	++++ 250	++++ 1000	5.00 2500	25.0	100
Acetonitrile	FB	Ave	++++ 109962	++++ 463149	1672 1234749	10862	45281	++++ 500	++++ 2000	10.0 5000	50.0	200
Methylene Chloride	FB	Ave	++++ 201278	++++ 836765	4472 2148945	19623	78125	++++ 50.0	++++ 200	1.00 500	5.00	20.0
TBA	TBA	Ave	++++ 72255	++++ 319766	1705 883130	8158	28353	++++ 500	++++ 2000	10.0 5000	50.0	200
MTBE	FB	Ave	++++ 376456	++++ 1630289	7035 4329721	34843	142860	++++ 50.0	++++ 200	1.00 500	5.00	20.0
trans-1,2-Dichloroethene	FB	Ave	++++ 207944	++++ 883797	4326 2284824	20228	79895	++++ 50.0	++++ 200	1.00 500	5.00	20.0
Acrylonitrile	FB	Ave	1126 275869	++++ 1184545	5102 3129106	26618	102513	2.00 500	++++ 2000	10.0 5000	50.0	200
Hexane	FB	Ave	++++ 161811	++++ 686903	3426 1769420	16740	63465	++++ 50.0	++++ 200	1.00 500	5.00	20.0
1,1-Dichloroethane	FB	Ave	++++ 385749	++++ 1652217	7477 4319365	35934	146627	++++ 50.0	++++ 200	1.00 500	5.00	20.0
DIPE	FB	Ave	++++ 577634	++++ 2483505	10362 6513574	55201	226116	++++ 50.0	++++ 200	1.00 500	5.00	20.0
Vinyl acetate	FB	Ave	++++ 485313	++++ 2045706	6215 5298395	40287	165271	++++ 100	++++ 400	2.00 1000	10.0	40.0
2-Chloro-1,3-butadiene	FB	Ave	++++ 178441	++++ 782124	2863 2000800	13940	64142	++++ 50.0	++++ 200	1.00 500	5.00	20.0
Allyl alcohol	TBA	QuaF	++++ 26427	++++ 121156	387 367419	1767	9070	++++ 1250	++++ 5000	25.0 12500	125	500

FORM VI  
GC/MS VOA INITIAL CALIBRATION DATA  
INTERNAL STANDARD RESPONSE AND CONCENTRATION

Lab Name: TestAmerica Edison Job No.: 460-85482-1 Analy Batch No.: 257263

SDG No.: \_\_\_\_\_

Instrument ID: CVOAMS2 GC Column: Rtx-624 ID: 0.25 (mm) Heated Purge: (Y/N) N

Calibration Start Date: 10/21/2014 09:44 Calibration End Date: 10/21/2014 13:24 Calibration ID: 44063

ANALYTE	IS REF	CURVE TYPE	RESPONSE					CONCENTRATION (UG/L)				
			LVL 1 LVL 6	LVL 2 LVL 7	LVL 3 LVL 8	LVL 4	LVL 5	LVL 1 LVL 6	LVL 2 LVL 7	LVL 3 LVL 8	LVL 4	LVL 5
Tert-butyl ethyl ether	FB	Ave	++++ 490706	++++ 2120089	7757 5668429	45036	188395	++++ 50.0	++++ 200	1.00 500	5.00	20.0
2,2-Dichloropropane	FB	Ave	++++ 327773	++++ 1419946	6022 3657126	31377	123450	++++ 50.0	++++ 200	1.00 500	5.00	20.0
cis-1,2-Dichloroethene	FB	Ave	++++ 219623	++++ 941913	4062 2475787	22356	83155	++++ 50.0	++++ 200	1.00 500	5.00	20.0
2-Butanone	TBA	Ave	++++ 39655	++++ 193089	941 517062	4678	14910	++++ 250	++++ 1000	5.00 2500	25.0	100
Ethyl acetate	TBA	Ave	++++ 12181	++++ 51818	173 135498	954	4588	++++ 100	++++ 400	2.00 1000	10.0	40.0
Methyl acrylate	FB	Ave	++++ 70419	++++ 319356	1334 853454	5984	26376	++++ 50.0	++++ 200	1.00 500	5.00	20.0
Propionitrile	TBA	Ave	++++ 98327	++++ 426793	1959 1128758	9186	37922	++++ 500	++++ 2000	10.0 5000	50.0	200
Tetrahydrofuran	TBA	Ave	++++ 17049	++++ 78242	224 209947	1888	6660	++++ 100	++++ 400	2.00 1000	10.0	40.0
Bromochloromethane	FB	Ave	++++ 97195	++++ 416929	1987 1078005	9558	36420	++++ 50.0	++++ 200	1.00 500	5.00	20.0
Methacrylonitrile	FB	Ave	++++ 331195	++++ 1443226	5280 3793931	28603	123767	++++ 500	++++ 2000	10.0 5000	50.0	200
Chloroform	FB	Ave	++++ 391463	++++ 1617426	7443 4239369	36916	145765	++++ 50.0	++++ 200	1.00 500	5.00	20.0
Cyclohexane	FB	Ave	++++ 342620	++++ 1480131	5802 3810206	32540	130395	++++ 50.0	++++ 200	1.00 500	5.00	20.0
1,1,1-Trichloroethane	FB	Ave	++++ 359590	++++ 1553725	6787 4024638	33204	137824	++++ 50.0	++++ 200	1.00 500	5.00	20.0
Carbon tetrachloride	FB	Ave	++++ 323932	++++ 1428232	5342 3694804	30110	120050	++++ 50.0	++++ 200	1.00 500	5.00	20.0
1,1-Dichloropropene	FB	Ave	++++ 266906	++++ 1174778	4418 3118490	24541	98981	++++ 50.0	++++ 200	1.00 500	5.00	20.0
Benzene	CBZ	Ave	++++ 731732	++++ 3149474	13557 8434255	69816	278825	++++ 50.0	++++ 200	1.00 500	5.00	20.0
Isobutyl alcohol	TBA	QuaF	++++ 190517	++++ 848104	1778 2223785	16567	66593	++++ 1250	++++ 5000	25.0 12500	125	500
Tert-amyl methyl ether	FB	Ave	++++ 440808	++++ 1946685	6666 5217176	37676	163911	++++ 50.0	++++ 200	1.00 500	5.00	20.0
1,2-Dichloroethane	FB	Ave	++++ 233130	++++ 997304	4512 2633234	22235	87421	++++ 50.0	++++ 200	1.00 500	5.00	20.0
Isopropyl acetate	FB	QuaF	++++ 351394	++++ 1554095	3206 4190706	30012	132028	++++ 50.0	++++ 200	1.00 500	5.00	20.0
n-Heptane	FB	Ave	++++ 135989	++++ 542745	2111 1369245	12785	51059	++++ 50.0	++++ 200	1.00 500	5.00	20.0



FORM VI  
GC/MS VOA INITIAL CALIBRATION DATA  
INTERNAL STANDARD RESPONSE AND CONCENTRATION

Lab Name: TestAmerica Edison

Job No.: 460-85482-1

Analy Batch No.: 257263

SDG No.: \_\_\_\_\_

Instrument ID: CVOAMS2

GC Column: Rtx-624

ID: 0.25 (mm)

Heated Purge: (Y/N) N

Calibration Start Date: 10/21/2014 09:44

Calibration End Date: 10/21/2014 13:24

Calibration ID: 44063

ANALYTE	IS REF	CURVE TYPE	RESPONSE					CONCENTRATION (UG/L)				
			LVL 1 LVL 6	LVL 2 LVL 7	LVL 3 LVL 8	LVL 4	LVL 5	LVL 1 LVL 6	LVL 2 LVL 7	LVL 3 LVL 8	LVL 4	LVL 5
2,4,4-Trimethyl-1-pentene	FB	Ave	++++ 1032990	++++ 4586812	13799 11555552	74602	338295	++++ 100	++++ 400	2.00 1000	10.0	40.0
Trichloroethene	FB	Ave	++++ 213408	++++ 927251	3880 2486740	19668	80364	++++ 50.0	++++ 200	1.00 500	5.00	20.0
n-Butanol	TBA	QuaF	++++ 38521	++++ 195923	335 558073	3179	13510	++++ 1250	++++ 5000	25.0 12500	125	500
Ethyl acrylate	FB	Ave	++++ 285684	++++ 1225436	4466 3175396	26410	107355	++++ 50.0	++++ 200	1.00 500	5.00	20.0
Methylcyclohexane	FB	Ave	++++ 348807	++++ 1473963	5111 3781540	31543	128134	++++ 50.0	++++ 200	1.00 500	5.00	20.0
1,2-Dichloropropane	FB	Ave	++++ 191650	++++ 818466	3427 2169436	17309	70875	++++ 50.0	++++ 200	1.00 500	5.00	20.0
Dibromomethane	FB	Ave	++++ 95544	++++ 419564	1507 1100802	9261	36336	++++ 50.0	++++ 200	1.00 500	5.00	20.0
1,4-Dioxane	DXE	Ave	++++ 17170	++++ 71957	723 191920	1337	6353	++++ 1000	++++ 4000	50.0 10000	100	400
Methyl methacrylate	FB	Ave	++++ 47738	++++ 213536	910 570310	4213	17808	++++ 100	++++ 400	2.00 1000	10.0	40.0
Propyl acetate	FB	Ave	++++ 123100	++++ 557864	2041 1476346	10307	43579	++++ 50.0	++++ 200	1.00 500	5.00	20.0
Bromodichloromethane	FB	Ave	++++ 258023	++++ 1146242	4349 3101495	24022	95159	++++ 50.0	++++ 200	1.00 500	5.00	20.0
2-Nitropropane	FB	Ave	++++ 39780	++++ 196226	710 556400	3514	14430	++++ 100	++++ 400	2.00 1000	10.0	40.0
2-Chloroethyl vinyl ether	FB	Ave	++++ 68823	++++ 319922	1062 854310	5396	23464	++++ 50.0	++++ 200	1.00 500	5.00	20.0
Epichlorohydrin	CBZ	Ave	516 142668	++++ 649313	2122 1767654	10878	47726	5.00 1000	++++ 4000	20.0 10000	100	400
cis-1,3-Dichloropropene	CBZ	Ave	++++ 275337	++++ 1258568	3978 3355136	22632	99922	++++ 50.0	++++ 200	1.00 500	5.00	20.0
4-Methyl-2-pentanone	CBZ	Ave	++++ 467870	++++ 2106802	9975 5744243	40654	166439	++++ 250	++++ 1000	5.00 2500	25.0	100
Toluene	CBZ	Ave	++++ 805866	++++ 3562958	16057 9360856	78654	318360	++++ 50.0	++++ 200	1.00 500	5.00	20.0
trans-1,3-Dichloropropene	CBZ	Ave	++++ 210548	++++ 976958	3130 2647225	16446	74438	++++ 50.0	++++ 200	1.00 500	5.00	20.0
Ethyl methacrylate	CBZ	Ave	++++ 138434	++++ 657353	1889 1757952	10836	48303	++++ 50.0	++++ 200	1.00 500	5.00	20.0
1,1,2-Trichloroethane	CBZ	Ave	++++ 107718	++++ 473199	1832 1250186	10204	40930	++++ 50.0	++++ 200	1.00 500	5.00	20.0
Tetrachloroethene	CBZ	Ave	++++ 236040	++++ 1028048	4515 2716242	22416	90889	++++ 50.0	++++ 200	1.00 500	5.00	20.0

FORM VI  
GC/MS VOA INITIAL CALIBRATION DATA  
INTERNAL STANDARD RESPONSE AND CONCENTRATION

Lab Name: TestAmerica Edison Job No.: 460-85482-1 Analy Batch No.: 257263

SDG No.: \_\_\_\_\_

Instrument ID: CVOAMS2 GC Column: Rtx-624 ID: 0.25 (mm) Heated Purge: (Y/N) N

Calibration Start Date: 10/21/2014 09:44 Calibration End Date: 10/21/2014 13:24 Calibration ID: 44063

ANALYTE	IS REF	CURVE TYPE	RESPONSE					CONCENTRATION (UG/L)				
			LVL 1 LVL 6	LVL 2 LVL 7	LVL 3 LVL 8	LVL 4	LVL 5	LVL 1 LVL 6	LVL 2 LVL 7	LVL 3 LVL 8	LVL 4	LVL 5
1,3-Dichloropropane	CBZ	Ave	++++ 215193	++++ 940431	3495 2488947	20244	79854	++++ 50.0	++++ 200	1.00 500	5.00	20.0
2-Hexanone	CBZ	Ave	++++ 320349	++++ 1493206	4224 4074281	24763	111628	++++ 250	++++ 1000	5.00 2500	25.0	100
Dibromochloromethane	CBZ	Ave	++++ 167811	++++ 766287	2539 2062630	14459	59970	++++ 50.0	++++ 200	1.00 500	5.00	20.0
Butyl acetate	CBZ	Ave	++++ 21745	++++ 95044	284 250913	1573	7838	++++ 50.0	++++ 200	1.00 500	5.00	20.0
1,2-Dibromoethane	CBZ	Ave	++++ 122808	++++ 552842	1959 1458105	11664	46942	++++ 50.0	++++ 200	1.00 500	5.00	20.0
Chlorobenzene	CBZ	Ave	++++ 575500	++++ 2495683	11305 6584467	56315	224645	++++ 50.0	++++ 200	1.00 500	5.00	20.0
Ethylbenzene	CBZ	Ave	++++ 319230	++++ 1410458	5413 3664471	30064	121729	++++ 50.0	++++ 200	1.00 500	5.00	20.0
1,1,1,2-Tetrachloroethane	CBZ	Ave	++++ 204785	++++ 938974	3647 2500958	18618	77855	++++ 50.0	++++ 200	1.00 500	5.00	20.0
m&p-Xylene	CBZ	Ave	++++ 393757	++++ 1719111	6707 4438520	34442	151157	++++ 50.0	++++ 200	1.00 500	5.00	20.0
o-Xylene	CBZ	Ave	++++ 387969	++++ 1714369	6168 4512542	32798	146073	++++ 50.0	++++ 200	1.00 500	5.00	20.0
Butyl acrylate	CBZ	QuaF	++++ 106577	++++ 499719	1264 1363277	6952	36339	++++ 50.0	++++ 200	1.00 500	5.00	20.0
Styrene	CBZ	Ave	++++ 630622	++++ 2777957	7910 7327396	49594	234439	++++ 50.0	++++ 200	1.00 500	5.00	20.0
Bromoform	CBZ	Ave	++++ 89986	++++ 421924	1300 1143327	7610	32683	++++ 50.0	++++ 200	1.00 500	5.00	20.0
Amly acetate	DCB	QuaF	++++ 249828	++++ 1122534	2812 3237378	17160	86885	++++ 50.0	++++ 200	1.00 500	5.00	20.0
Isopropylbenzene	CBZ	Ave	++++ 1100187	++++ 4774065	14976 12007952	94614	413968	++++ 50.0	++++ 200	1.00 500	5.00	20.0
Camphene, Total	CBZ	Ave	++++ 107182	++++ 478043	1815 1242342	7832	35959	++++ 50.0	++++ 200	1.00 500	5.00	20.0
Monobromobenzene	DCB	Ave	++++ 249461	++++ 1065437	4443 2788192	24264	96215	++++ 50.0	++++ 200	1.00 500	5.00	20.0
1,1,2,2-Tetrachloroethane	DCB	Ave	++++ 151419	++++ 648298	2632 1698041	13753	57242	++++ 50.0	++++ 200	1.00 500	5.00	20.0
N-Propylbenzene	DCB	Ave	++++ 1317429	++++ 5745512	21263 13315071	117356	504773	++++ 50.0	++++ 200	1.00 500	5.00	20.0
1,2,3-Trichloropropane	DCB	Ave	++++ 41967	++++ 177707	822 453318	4006	15488	++++ 50.0	++++ 200	1.00 500	5.00	20.0
trans-1,4-Dichloro-2-butene	DCB	QuaF	++++ 37284	++++ 172438	336 482566	3225	13274	++++ 50.0	++++ 200	1.00 500	5.00	20.0

FORM VI  
GC/MS VOA INITIAL CALIBRATION DATA  
INTERNAL STANDARD RESPONSE AND CONCENTRATION

Lab Name: TestAmerica Edison

Job No.: 460-85482-1

Analy Batch No.: 257263

SDG No.: \_\_\_\_\_

Instrument ID: CVOAMS2

GC Column: Rtx-624

ID: 0.25 (mm)

Heated Purge: (Y/N) N

Calibration Start Date: 10/21/2014 09:44

Calibration End Date: 10/21/2014 13:24

Calibration ID: 44063

ANALYTE	IS REF	CURVE TYPE	RESPONSE					CONCENTRATION (UG/L)				
			LVL 1 LVL 6	LVL 2 LVL 7	LVL 3 LVL 8	LVL 4	LVL 5	LVL 1 LVL 6	LVL 2 LVL 7	LVL 3 LVL 8	LVL 4	LVL 5
2-Chlorotoluene	DCB	Ave	++++ 901051	++++ 3874944	15270 10234133	78813	342738	++++ 50.0	++++ 200	1.00 500	5.00	20.0
p-Ethyltoluene	DCB	Ave	++++ 1126443	++++ 4891643	16511 12089552	93892	424275	++++ 50.0	++++ 200	1.00 500	5.00	20.0
1,3,5-Trimethylbenzene	DCB	Ave	++++ 944750	++++ 4073219	13182 10937543	79967	356167	++++ 50.0	++++ 200	1.00 500	5.00	20.0
4-Chlorotoluene	DCB	Ave	++++ 821188	++++ 3801921	13850 9510042	81336	345454	++++ 50.0	++++ 200	1.00 500	5.00	20.0
Butyl Methacrylate	DCB	QuaF	++++ 252173	++++ 1184690	2305 3214573	16616	86586	++++ 50.0	++++ 200	1.00 500	5.00	20.0
tert-Butylbenzene	DCB	Ave	++++ 786556	++++ 3395333	10917 9262238	65266	284421	++++ 50.0	++++ 200	1.00 500	5.00	20.0
1,2,4-Trimethylbenzene	DCB	Ave	++++ 981046	++++ 4244471	13580 11156044	83239	366158	++++ 50.0	++++ 200	1.00 500	5.00	20.0
sec-Butylbenzene	DCB	Ave	++++ 1234542	++++ 5290597	17089 12819195	103396	463325	++++ 50.0	++++ 200	1.00 500	5.00	20.0
1,3-Dichlorobenzene	DCB	Ave	++++ 513580	++++ 2229400	8343 5914790	45429	195739	++++ 50.0	++++ 200	1.00 500	5.00	20.0
p-Isopropyltoluene	DCB	Ave	++++ 1072949	++++ 4696453	14083 11541007	88938	402948	++++ 50.0	++++ 200	1.00 500	5.00	20.0
1,4-Dichlorobenzene	DCB	Ave	++++ 509275	++++ 2155918	9362 5618112	48524	193523	++++ 50.0	++++ 200	1.00 500	5.00	20.0
Benzyl chloride	DCB	QuaF	++++ 258365	++++ 1223115	2963 3401426	17550	88788	++++ 50.0	++++ 200	1.00 500	5.00	20.0
Indan	DCB	Ave	++++ 873899	++++ 3750653	11677 9778109	72102	336952	++++ 50.0	++++ 200	1.00 500	5.00	20.0
1,4-Diethylbenzene	DCB	Ave	++++ 637785	++++ 2741143	8143 6970814	51986	232094	++++ 50.0	++++ 200	1.00 500	5.00	20.0
n-Butylbenzene	DCB	Ave	++++ 1254392	++++ 5281453	18127 13037756	107308	476235	++++ 50.0	++++ 200	1.00 500	5.00	20.0
1,2-Dichlorobenzene	DCB	Ave	++++ 457876	++++ 1934972	7896 4988170	42488	176180	++++ 50.0	++++ 200	1.00 500	5.00	20.0
1,2,4,5-Tetramethylbenzene	DCB	QuaF	++++ 978827	++++ 4428930	10972 11245961	67224	348917	++++ 50.0	++++ 200	1.00 500	5.00	20.0
1,2-Dibromo-3-Chloropropane	DCB	Ave	++++ 24614	++++ 114571	473 326213	2025	9453	++++ 50.0	++++ 200	1.00 500	5.00	20.0
1,3,5-Trichlorobenzene	DCB	Ave	++++ 411573	++++ 1780799	6482 4527077	35292	155511	++++ 50.0	++++ 200	1.00 500	5.00	20.0
Camphor	DCB	QuaF	++++ 51968	++++ 258605	854 820801	3980	18030	++++ 250	++++ 1000	5.00 2500	25.0	100
1,2,4-Trichlorobenzene	DCB	Ave	++++ 333359	++++ 1453174	4943 3901328	27185	120627	++++ 50.0	++++ 200	1.00 500	5.00	20.0

FORM VI  
GC/MS VOA INITIAL CALIBRATION DATA  
INTERNAL STANDARD RESPONSE AND CONCENTRATION

Lab Name: TestAmerica Edison Job No.: 460-85482-1 Analy Batch No.: 257263

SDG No.: \_\_\_\_\_

Instrument ID: CVOAMS2 GC Column: Rtx-624 ID: 0.25 (mm) Heated Purge: (Y/N) N

Calibration Start Date: 10/21/2014 09:44 Calibration End Date: 10/21/2014 13:24 Calibration ID: 44063

ANALYTE	IS REF	CURVE TYPE	RESPONSE					CONCENTRATION (UG/L)				
			LVL 1	LVL 2	LVL 3	LVL 4	LVL 5	LVL 1	LVL 2	LVL 3	LVL 4	LVL 5
			LVL 6	LVL 7	LVL 8			LVL 6	LVL 7	LVL 8		
Hexachlorobutadiene	DCB	Ave	++++ 181325	++++ 777045	2536 1935655	15512	69753	++++ 50.0	++++ 200	1.00 500	5.00	20.0
Naphthalene	DCB	QuaF	++++ 469509	++++ 2145187	5594 5871595	34190	162165	++++ 50.0	++++ 200	1.00 500	5.00	20.0
1,2,3-Trichlorobenzene	DCB	Ave	++++ 266728	++++ 1164786	3762 3028290	23055	98394	++++ 50.0	++++ 200	1.00 500	5.00	20.0
Dibromofluoromethane (Surr)	FB	Ave	184558 197473	++++ 210138	166764 224026	177893	184648	50.0 50.0	++++ 50.0	50.0 50.0	50.0	50.0
1,2-Dichloroethane-d4 (Surr)	FB	Ave	182333 182085	++++ 204040	155802 233748	165418	172123	50.0 50.0	++++ 50.0	50.0 50.0	50.0	50.0
Toluene-d8 (Surr)	CBZ	Ave	651264 683776	++++ 734853	592137 782205	613419	654190	50.0 50.0	++++ 50.0	50.0 50.0	50.0	50.0
Bromofluorobenzene	CBZ	Ave	218414 231906	++++ 251615	195771 262701	208081	222034	50.0 50.0	++++ 50.0	50.0 50.0	50.0	50.0

Curve Type Legend:

Ave = Average ISTD
QuaF = Quadratic ISTD forced zero

FORM VI  
GC/MS VOA INITIAL CALIBRATION DATA  
INTERNAL STANDARD CURVE EVALUATION

Lab Name: TestAmerica Edison Job No.: 460-85482-1 Analy Batch No.: 252856

SDG No.: \_\_\_\_\_

Instrument ID: CVOAMS3 GC Column: Rtx-624 ID: 0.25 (mm) Heated Purge: (Y/N) N

Calibration Start Date: 10/01/2014 03:01 Calibration End Date: 10/01/2014 06:06 Calibration ID: 43092

Calibration Files:

LEVEL:	LAB SAMPLE ID:	LAB FILE ID:
Level 1	STD1 460-252856/5	C0073.D
Level 2	STD5 460-252856/6	C0074.D
Level 3	STD20 460-252856/2	C0070.D
Level 4	STD50 460-252856/7	C0075.D
Level 5	STD200 460-252856/8	C0076.D
Level 6	STD500 460-252856/9	C0077.D

ANALYTE	RRF					CURVE TYPE	COEFFICIENT			#	MIN RRF	%RSD	#	MAX %RSD	R <sup>2</sup> OR COD	#	MIN R <sup>2</sup> OR COD
	LVL 1 LVL 6	LVL 2	LVL 3	LVL 4	LVL 5		B	M1	M2								
Chlorotrifluoroethene	0.0132 0.0271	0.0102	0.0158	0.0158	0.0237	QuaF		0.0204	0.0000135					0.9990			0.9900
Dichlorodifluoromethane	0.3942 0.3296	0.3414	0.3597	0.3424	0.3437	Ave		0.3518			6.5		15.0				
Chloromethane	0.3282 0.2205	0.2429	0.2500	0.2410	0.2387	Ave		0.2535		0.1000	15.0		15.0				
Vinyl chloride	0.3110 0.2415	0.2370	0.2531	0.2518	0.2630	Ave		0.2596			10.0		15.0				
Butadiene	0.2420 0.2109	0.1926	0.2225	0.2158	0.2316	Ave		0.2192			7.8		15.0				
Bromomethane	2.1992 2.7822	1.5655	1.7006	1.7918	2.3045	QuaF		1.9407	0.0016858					1.0000			0.9900
Chloroethane	0.1520 0.1445	0.1924	0.1705	0.1585	0.1585	Ave		0.1627		0.1000	10.0		15.0				
Dichlorofluoromethane	0.5916 0.4408	0.4627	0.4648	0.4605	0.4791	Ave		0.4832			11.0		15.0				
Trichlorofluoromethane	0.5375 0.4626	0.4380	0.4695	0.4661	0.4844	Ave		0.4764			7.0		15.0				
n-Pentane	0.0519 0.0473	0.0313	0.0532	0.0449	0.0487	QuaF		0.0491	-0.000002					1.0000			0.9900
Ethanol	0.0621 0.0398	0.0439	0.0446	0.0400	0.0451	QuaF		0.0475	0					1.0000			0.9900
Ethyl ether	0.2560 0.1977	0.2113	0.1996	0.1969	0.2160	Ave		0.2129			11.0		15.0				
Isopropene	0.4468 0.5944	0.3094	0.4196	0.3459	0.4118	QuaF		0.2963	0.0005958					1.0000			0.9900
1,2-Dichlorotrifluoroethane	0.3763 0.5944	0.2453	0.2806	0.2693	0.2941	QuaF		0.1151	0.0009572					0.9990			0.9900
Freon TF	0.2362 0.2666	0.1321	0.2864	0.2741	0.2890	QuaF		0.2998	-0.000066					1.0000			0.9900

Note: The m1 coefficient is the same as Ave RRF for an Ave curve type.

FORM VI  
GC/MS VOA INITIAL CALIBRATION DATA  
INTERNAL STANDARD CURVE EVALUATION

Lab Name: TestAmerica Edison Job No.: 460-85482-1 Analy Batch No.: 252856

SDG No.: \_\_\_\_\_

Instrument ID: CVOAMS3 GC Column: Rtx-624 ID: 0.25 (mm) Heated Purge: (Y/N) N

Calibration Start Date: 10/01/2014 03:01 Calibration End Date: 10/01/2014 06:06 Calibration ID: 43092

ANALYTE	RRF					CURVE TYPE	COEFFICIENT			#	MIN RRF	%RSD	#	MAX %RSD	R^2 OR COD	#	MIN R^2 OR COD
	LVL 1 LVL 6	LVL 2	LVL 3	LVL 4	LVL 5		B	M1	M2								
Acrolein	0.0332 0.0402	0.0320	0.0295	0.0349	0.0414	Ave		0.0352			13.0		15.0				
1,1-Dichloroethene	0.3105 0.2551	0.2117	0.2544	0.2525	0.2797	Ave		0.2607			13.0		15.0				
Acetone	0.1646 0.1157	0.1327	0.0904	0.1093	0.1228	QuaF		0.1244	-0.000003					1.0000		0.9900	
Iodomethane	0.0327 0.1347	0.0339	0.0710	0.0955	0.1201	QuaF		0.1070	0.0000557					1.0000		0.9900	
Carbon disulfide	0.6871 0.7394	0.5091	0.6305	0.6839	0.8091	Ave		0.6765			15.0		15.0				
Isopropanol	0.6082 0.5435	0.5615	0.5497	0.5392	0.6053	Ave		0.5679			5.5		15.0				
Allyl chloride	0.1200 0.1128	0.1225	0.1237	0.1137	0.1229	QuaF		0.1276	-0.000029					1.0000		0.9900	
Methyl acetate	0.2677 0.1999	0.2372	0.2376	0.2160	0.2421	Ave		0.2334			10.0		15.0				
Cyclopentene	0.7425 0.6440	0.5460	0.7219	0.6348	0.6874	Ave		0.6628			11.0		15.0				
Acetonitrile	0.0536 0.0455	0.0436	0.0448	0.0361	0.0487	Ave		0.0454			13.0		15.0				
Methylene Chloride	0.3215 0.2630	0.2789	0.2631	0.2584	0.2941	Ave		0.2798			8.7		15.0				
TBA	1.4879 0.8959	1.1523	1.0343	1.0067	1.0011	QuaF		1.0643	-0.000034					1.0000		0.9900	
MTBE	0.8973 0.7098	0.8115	0.7872	0.7551	0.8446	Ave		0.8009			8.3		15.0				
trans-1,2-Dichloroethene	0.3413 0.2756	0.2765	0.2798	0.2775	0.2997	Ave		0.2917			8.9		15.0				
Acrylonitrile	0.1230 0.0916	0.1088	0.1097	0.1053	0.1125	Ave		0.1085			9.4		15.0				
Hexane	0.0930 0.2212	0.0736	0.2458	0.2328	0.2488	QuaF		0.2624	-0.000082					1.0000		0.9900	
DIPE	0.9049 0.6739	0.7464	0.7646	0.7118	0.7924	Ave		0.7657			10.0		15.0				
1,1-Dichloroethane	0.5291 0.4326	0.4586	0.4575	0.4492	0.4832	Ave		0.4684		0.1000	7.3		15.0				
Vinyl acetate	0.4893 0.3690	0.4828	0.4106	0.4632	0.4801	Ave		0.4492			11.0		15.0				
Allyl alcohol	0.1374 0.1525	0.1514	0.1639	0.1564	0.1770	Ave		0.1565			8.5		15.0				

Note: The m1 coefficient is the same as Ave RRF for an Ave curve type.

FORM VI  
GC/MS VOA INITIAL CALIBRATION DATA  
INTERNAL STANDARD CURVE EVALUATION

Lab Name: TestAmerica Edison Job No.: 460-85482-1 Analy Batch No.: 252856

SDG No.: \_\_\_\_\_

Instrument ID: CVOAMS3 GC Column: Rtx-624 ID: 0.25 (mm) Heated Purge: (Y/N) N

Calibration Start Date: 10/01/2014 03:01 Calibration End Date: 10/01/2014 06:06 Calibration ID: 43092

ANALYTE	RRF					CURVE TYPE	COEFFICIENT			#	MIN RRF	%RSD	#	MAX %RSD	R^2 OR COD	#	MIN R^2 OR COD
	LVL 1 LVL 6	LVL 2	LVL 3	LVL 4	LVL 5		B	M1	M2								
2-Chloro-1,3-butadiene	0.2725 0.2253	0.2202	0.2504	0.2304	0.2526	Ave		0.2419			8.3		15.0				
Tert-butyl ethyl ether	0.8691 0.7030	0.7849	0.7811	0.7247	0.8174	Ave		0.7800			7.8		15.0				
2,2-Dichloropropane	0.4688 0.3201	0.3768	0.4305	0.4086	0.4330	Ave		0.4063			13.0		15.0				
cis-1,2-Dichloroethene	0.3556 0.2919	0.3066	0.3037	0.3006	0.3249	Ave		0.3139			7.4		15.0				
2-Butanone	1.5301 1.0685	1.4055	1.1948	1.2676	1.3155	Ave		1.2970			12.0		15.0				
Ethyl acetate	0.0239 0.0280	0.0256	0.0283	0.0271	0.0306	Ave		0.0272			8.4		15.0				
Methyl acrylate	0.2840 0.2577	0.2497	0.2589	0.2464	0.2796	Ave		0.2627			5.9		15.0				
Propionitrile	0.0554 0.0424	0.0444	0.0453	0.0411	0.0463	Ave		0.0458			11.0		15.0				
Tetrahydrofuran	0.1205 0.1117	0.1035	0.0902	0.0872	0.0815	Ave		0.0991			15.0		15.0				
Bromochloromethane	0.1453 0.1394	0.1381	0.1288	0.1268	0.1500	Ave		0.1381			6.6		15.0				
Methacrylonitrile	0.1411 0.1005	0.1262	0.1226	0.1159	0.1180	Ave		0.1207			11.0		15.0				
Chloroform	0.5581 0.4485	0.4899	0.4801	0.4689	0.5004	Ave		0.4910			7.6		15.0				
Cyclohexane	0.3385 0.3937	0.2042	0.4583	0.4411	0.4585	QuaF		0.4935	-0.000199					1.0000		0.9900	
1,1,1-Trichloroethane	0.4902 0.4279	0.3769	0.4576	0.4502	0.4879	Ave		0.4484			9.4		15.0				
Carbon tetrachloride	0.3861 0.3773	0.2810	0.3900	0.3908	0.4331	Ave		0.3764			13.0		15.0				
1,1-Dichloropropene	0.4367 0.3326	0.2974	0.3558	0.3431	0.3827	Ave		0.3581			13.0		15.0				
Isobutyl alcohol	0.5076 0.5114	0.5457	0.4791	0.4563	0.4946	Ave		0.4991			6.1		15.0				
Benzene	1.6929 1.0782	1.3543	1.3339	1.2856	1.3492	Ave		1.3490			15.0		15.0				
Tert-amyl methyl ether	0.9227 0.7274	0.7601	0.7716	0.7135	0.8081	Ave		0.7839			9.7		15.0				
Isopropyl acetate	0.8716 0.6975	0.7551	0.7623	0.7074	0.7925	Ave		0.7644			8.3		15.0				

Note: The m1 coefficient is the same as Ave RRF for an Ave curve type.

FORM VI  
GC/MS VOA INITIAL CALIBRATION DATA  
INTERNAL STANDARD CURVE EVALUATION

Lab Name: TestAmerica Edison Job No.: 460-85482-1 Analy Batch No.: 252856

SDG No.: \_\_\_\_\_

Instrument ID: CVOAMS3 GC Column: Rtx-624 ID: 0.25 (mm) Heated Purge: (Y/N) N

Calibration Start Date: 10/01/2014 03:01 Calibration End Date: 10/01/2014 06:06 Calibration ID: 43092

ANALYTE	RRF					CURVE TYPE	COEFFICIENT			#	MIN RRF	%RSD	#	MAX %RSD	R^2 OR COD	#	MIN R^2 OR COD
	LVL 1 LVL 6	LVL 2	LVL 3	LVL 4	LVL 5		B	M1	M2								
1,2-Dichloroethane	0.4314 0.3386	0.3923	0.3643	0.3537	0.3826	Ave		0.3772			8.7		15.0				
n-Heptane	0.0494 0.1923	0.0566	0.2147	0.2049	0.2177	QuaF		0.2305	-0.000076					1.0000		0.9900	
2,4,4-Trimethyl-1-pentene	0.4151 0.5469	0.3633	0.6951	0.5983	0.6554	QuaF		0.7114	-0.000164					0.9990		0.9900	
Ethyl acrylate	0.2242 0.3590	0.2216	0.4091	0.3478	0.3917	QuaF		0.4049	-0.000091					1.0000		0.9900	
n-Butanol	0.2010 0.2346	0.2218	0.2513	0.2453	0.2699	Ave		0.2373			10.0		15.0				
Trichloroethene	0.3691 0.2794	0.2945	0.2953	0.2857	0.3179	Ave		0.3070			11.0		15.0				
Methylcyclohexane	0.1886 0.4360	0.1670	0.5058	0.4742	0.4991	QuaF		0.5322	-0.000192					1.0000		0.9900	
1,2-Dichloropropane	0.2999 0.2228	0.2564	0.2474	0.2407	0.2597	Ave		0.2545			10.0		15.0				
Methyl methacrylate	0.0973 0.0943	0.0997	0.0976	0.0946	0.1032	Ave		0.0978			3.4		15.0				
1,4-Dioxane	1.1953 1.0667	1.2013	1.1268	0.9826	1.1179	Ave		1.1151			7.4		15.0				
Dibromomethane	0.1921 0.1321	0.1706	0.1706	0.1635	0.1460	Ave		0.1625			13.0		15.0				
Propyl acetate	0.4516 0.4157	0.4162	0.4191	0.3926	0.4570	Ave		0.4254			5.7		15.0				
Bromodichloromethane	0.3201 0.3425	0.2854	0.3300	0.3435	0.3974	Ave		0.3365			11.0		15.0				
2-Nitropropane	0.0678 0.0938	0.0659	0.0825	0.0838	0.0992	QuaF		0.0998	-0.000006					0.9990		0.9900	
2-Chloroethyl vinyl ether	0.1589 0.1325	0.1503	0.1535	0.1456	0.1490	Ave		0.1483			6.0		15.0				
Epichlorohydrin	0.0325 0.0279	0.0309	0.0330	0.0307	0.0331	Ave		0.0313			6.3		15.0				
cis-1,3-Dichloropropene	0.5077 0.4797	0.4900	0.5212	0.5099	0.5750	Ave		0.5139			6.5		15.0				
4-Methyl-2-pentanone	0.3717 0.2442	0.3556	0.3438	0.3299	0.3331	Ave		0.3297			14.0		15.0				
Toluene	2.3455 1.0867	1.5781	1.5400	1.4365	1.4711	QuaF		1.6926	-0.001210					0.9990		0.9900	
trans-1,3-Dichloropropene	0.4076 0.4302	0.3967	0.4333	0.4399	0.5085	Ave		0.4360			9.0		15.0				

Note: The m1 coefficient is the same as Ave RRF for an Ave curve type.



FORM VI  
GC/MS VOA INITIAL CALIBRATION DATA  
INTERNAL STANDARD CURVE EVALUATION

Lab Name: TestAmerica Edison Job No.: 460-85482-1 Analy Batch No.: 252856

SDG No.: \_\_\_\_\_

Instrument ID: CVOAMS3 GC Column: Rtx-624 ID: 0.25 (mm) Heated Purge: (Y/N) N

Calibration Start Date: 10/01/2014 03:01 Calibration End Date: 10/01/2014 06:06 Calibration ID: 43092

ANALYTE	RRF					CURVE TYPE	COEFFICIENT			#	MIN RRF	%RSD	#	MAX %RSD	R^2 OR COD	#	MIN R^2 OR COD
	LVL 1	LVL 2	LVL 3	LVL 4	LVL 5		B	M1	M2								
	LVL 6																
Ethyl methacrylate	0.3349 0.3394	0.3274	0.3418	0.3506	0.3908	Ave		0.3475			6.5		15.0				
1,1,2-Trichloroethane	0.2897 0.2364	0.2679	0.2572	0.2514	0.2756	Ave		0.2630			7.2		15.0				
Tetrachloroethene	0.5598 0.4578	0.4123	0.5051	0.4841	0.5217	Ave		0.4901			10.0		15.0				
1,3-Dichloropropane	0.6412 0.4486	0.5237	0.5077	0.4911	0.5328	Ave		0.5242			12.0		15.0				
2-Hexanone	0.2952 0.1962	0.2775	0.2506	0.2488	0.2515	Ave		0.2533			13.0		15.0				
Butyl acetate	0.0908 0.0811	0.0783	0.0740	0.0752	0.0853	Ave		0.0808			7.9		15.0				
Dibromochloromethane	0.2897 0.3782	0.2972	0.3393	0.3547	0.4268	Ave		0.3477			15.0		15.0				
1,2-Dibromoethane	0.3790 0.3242	0.3575	0.3411	0.3348	0.3697	Ave		0.3511			6.1		15.0				
Chlorobenzene	1.3949 0.8076	1.0479	1.0367	0.9872	1.0228	QuaF		1.1439	-0.000671	0.3000				1.0000		0.9900	
Ethylbenzene	0.6716 0.4765	0.5383	0.5636	0.5400	0.5697	Ave		0.5599			11.0		15.0				
1,1,1,2-Tetrachloroethane	0.3585 0.3588	0.3450	0.3671	0.3638	0.4073	Ave		0.3667			5.8		15.0				
m&p-Xylene	0.7882 0.5914	0.6729	0.7120	0.6800	0.7141	Ave		0.6931			9.3		15.0				
Butyl acrylate	0.2103 0.2591	0.2115	0.2368	0.2379	0.2722	Ave		0.2380			10.0		15.0				
o-Xylene	0.8144 0.5628	0.6699	0.6636	0.6442	0.6749	Ave		0.6716			12.0		15.0				
Styrene	1.3165 0.8836	1.1466	1.1403	1.0926	1.1437	Ave		1.1205			12.0		15.0				
Amly acetate	0.8963 0.9063	0.9109	0.9552	0.9291	1.0094	Ave		0.9345			4.5		15.0				
Bromoform	0.2042 0.3361	0.2092	0.2427	0.2674	0.3380	QuaF		0.3271	0.0000188	0.1000				0.9990		0.9900	
Isopropylbenzene	1.7137 1.1463	1.5775	1.8020	1.7242	1.6477	Ave		1.6019			15.0		15.0				
Camphene, Total	0.1143 0.1394	0.0940	0.1478	0.1295	0.1469	QuaF		0.1488	-0.000019					1.0000		0.9900	
Monobromobenzene	1.1287 0.7820	0.8888	0.8523	0.8329	0.9037	Ave		0.8981			13.0		15.0				

Note: The m1 coefficient is the same as Ave RRF for an Ave curve type.

FORM VI  
GC/MS VOA INITIAL CALIBRATION DATA  
INTERNAL STANDARD CURVE EVALUATION

Lab Name: TestAmerica Edison Job No.: 460-85482-1 Analy Batch No.: 252856

SDG No.: \_\_\_\_\_

Instrument ID: CVOAMS3 GC Column: Rtx-624 ID: 0.25 (mm) Heated Purge: (Y/N) N

Calibration Start Date: 10/01/2014 03:01 Calibration End Date: 10/01/2014 06:06 Calibration ID: 43092

ANALYTE	RRF					CURVE TYPE	COEFFICIENT			#	MIN RRF	%RSD	#	MAX %RSD	R^2 OR COD	#	MIN R^2 OR COD
	LVL 1 LVL 6	LVL 2	LVL 3	LVL 4	LVL 5		B	M1	M2								
1,1,2,2-Tetrachloroethane	0.7889 0.6506	0.7065	0.6883	0.6724	0.7302	Ave		0.7061			0.3000	6.9	15.0				
N-Propylbenzene	3.1378 2.0787	3.0392	3.4806	3.3581	3.1330	QuaF		3.7868	-0.003413					1.0000		0.9900	
1,2,3-Trichloropropane	0.3156 0.2485	0.2694	0.2496	0.2493	0.2651	Ave		0.2662				9.7	15.0				
trans-1,4-Dichloro-2-butene	0.2320 0.2534	0.2057	0.2243	0.2227	0.2610	Ave		0.2332				8.8	15.0				
p-Ethyltoluene	3.4117 1.9456	2.8805	3.1213	2.8680	2.7748	QuaF		3.2796	-0.002665					1.0000		0.9900	
2-Chlorotoluene	2.6425 1.6189	2.2454	2.3226	2.2309	2.2002	Ave		2.2101				15.0	15.0				
1,3,5-Trimethylbenzene	2.4762 1.6941	2.3660	2.5723	2.4795	2.4535	Ave		2.3403				14.0	15.0				
4-Chlorotoluene	2.4426 1.5187	2.0689	2.1240	2.0408	2.0508	Ave		2.0410				15.0	15.0				
Butyl Methacrylate	0.6315 0.7157	0.6988	0.7641	0.7496	0.8160	Ave		0.7293				8.6	15.0				
tert-Butylbenzene	1.8365 1.6164	1.9660	2.3179	2.2007	2.1939	Ave		2.0219				13.0	15.0				
1,2,4-Trimethylbenzene	2.4756 1.7036	2.4780	2.6333	2.5242	2.4447	Ave		2.3766				14.0	15.0				
sec-Butylbenzene	2.3975 1.9281	2.4864	3.2440	3.0774	2.8697	QuaF		3.4556	-0.003052					1.0000		0.9900	
p-Isopropyltoluene	2.2750 1.7683	2.4596	2.9728	2.8276	2.6748	QuaF		3.2311	-0.002923					1.0000		0.9900	
1,3-Dichlorobenzene	1.8978 1.2240	1.6203	1.5939	1.5226	1.5799	Ave		1.5731				14.0	15.0				
1,4-Dichlorobenzene	2.0765 1.2182	1.6584	1.5926	1.5299	1.5768	QuaF		1.7802	-0.001122					1.0000		0.9900	
Benzyl chloride	0.9735 1.2568	1.0194	1.3586	1.3544	1.5490	QuaF		1.6878	-0.000858					0.9990		0.9900	
Indan	1.3530 0.8101	1.1936	1.2021	1.1245	1.1207	QuaF		1.3045	-0.000987					1.0000		0.9900	
1,4-Diethylbenzene	1.7669 1.3186	1.6314	1.7985	1.6484	1.7299	Ave		1.6490				11.0	15.0				
n-Butylbenzene	2.3160 1.9921	2.3943	2.9958	2.8561	2.8345	Ave		2.5648				15.0	15.0				
1,2-Dichlorobenzene	1.8893 1.1560	1.5361	1.4654	1.4144	1.4719	QuaF		1.6485	-0.000983					1.0000		0.9900	

Note: The m1 coefficient is the same as Ave RRF for an Ave curve type.

FORM VI  
GC/MS VOA INITIAL CALIBRATION DATA  
INTERNAL STANDARD CURVE EVALUATION

Lab Name: TestAmerica Edison Job No.: 460-85482-1 Analy Batch No.: 252856

SDG No.: \_\_\_\_\_

Instrument ID: CVOAMS3 GC Column: Rtx-624 ID: 0.25 (mm) Heated Purge: (Y/N) N

Calibration Start Date: 10/01/2014 03:01 Calibration End Date: 10/01/2014 06:06 Calibration ID: 43092

ANALYTE	RRF					CURVE TYPE	COEFFICIENT			#	MIN RRF	%RSD	#	MAX %RSD	R <sup>2</sup> OR COD	#	MIN R <sup>2</sup> OR COD
	LVL 1 LVL 6	LVL 2	LVL 3	LVL 4	LVL 5		B	M1	M2								
1,2,4,5-Tetramethylbenzene	2.3591 1.6944	2.3898	2.5805	2.4170	2.4036	Ave		2.3074			13.0		15.0				
1,2-Dibromo-3-Chloropropane	0.1354 0.1425	0.1227	0.1368	0.1370	0.1562	Ave		0.1384			7.9		15.0				
1,3,5-Trichlorobenzene	1.4669 1.0268	1.2057	1.2777	1.2049	1.2577	Ave		1.2400			11.0		15.0				
Camphor	0.0966 0.0776	0.0856	0.0967	0.0833	0.0793	Ave		0.0865			9.6		15.0				
1,2,4-Trichlorobenzene	1.1235 0.9164	1.0700	1.1105	1.0445	1.1171	Ave		1.0637			7.4		15.0				
Hexachlorobutadiene	0.5674 0.5538	0.4994	0.6698	0.6259	0.6598	Ave		0.5960			11.0		15.0				
Naphthalene	2.5536 1.7894	2.2044	2.3311	2.2747	2.3597	Ave		2.2522			11.0		15.0				
1,2,3-Trichlorobenzene	0.9922 0.7910	0.9143	0.9715	0.9169	0.9433	Ave		0.9215			7.7		15.0				
Dibromofluoromethane (Surr)	0.2402 0.2557	0.2473	0.2468	0.2520	0.2497	Ave		0.2486			2.1		15.0				
1,2-Dichloroethane-d4 (Surr)	0.2942 0.3037	0.3042	0.3030	0.2985	0.2890	Ave		0.2988			2.1		15.0				
Toluene-d8 (Surr)	1.2129 1.2323	1.1974	1.2174	1.2073	1.2139	Ave		1.2135			1.0		15.0				
Bromofluorobenzene	0.8298 0.8597	0.8206	0.8221	0.8166	0.8319	Ave		0.8301			1.9		15.0				

Note: The m1 coefficient is the same as Ave RRF for an Ave curve type.

FORM VI  
GC/MS VOA INITIAL CALIBRATION DATA  
INTERNAL STANDARD RESPONSE AND CONCENTRATION

Lab Name: TestAmerica Edison Job No.: 460-85482-1 Analy Batch No.: 252856

SDG No.: \_\_\_\_\_

Instrument ID: CVOAMS3 GC Column: Rtx-624 ID: 0.25 (mm) Heated Purge: (Y/N) N

Calibration Start Date: 10/01/2014 03:01 Calibration End Date: 10/01/2014 06:06 Calibration ID: 43092

Calibration Files:

LEVEL:	LAB SAMPLE ID:	LAB FILE ID:
Level 1	STD1 460-252856/5	C0073.D
Level 2	STD5 460-252856/6	C0074.D
Level 3	STD20 460-252856/2	C0070.D
Level 4	STD50 460-252856/7	C0075.D
Level 5	STD200 460-252856/8	C0076.D
Level 6	STD500 460-252856/9	C0077.D

ANALYTE	IS REF	CURVE TYPE	RESPONSE					CONCENTRATION (UG/L)				
			LVL 1 LVL 6	LVL 2	LVL 3	LVL 4	LVL 5	LVL 1 LVL 6	LVL 2	LVL 3	LVL 4	LVL 5
Chlorotrifluoroethene	FB	QuaF	153 162923	640	3813	9581	54456	1.00 500	5.00	20.0	50.0	200
Dichlorodifluoromethane	FB	Ave	4565 1977692	21516	86706	208181	789469	1.00 500	5.00	20.0	50.0	200
Chloromethane	FB	Ave	3800 1323265	15308	60268	146510	548396	1.00 500	5.00	20.0	50.0	200
Vinyl chloride	FB	Ave	3601 1449062	14935	61010	153120	604158	1.00 500	5.00	20.0	50.0	200
Butadiene	FB	Ave	2802 1265607	12142	53650	131188	532045	1.00 500	5.00	20.0	50.0	200
Bromomethane	TBA	QuaF	777 606319	3009	13087	33087	168783	1.00 500	5.00	20.0	50.0	200
Chloroethane	FB	Ave	1760 866836	12127	41100	96362	364023	1.00 500	5.00	20.0	50.0	200
Dichlorofluoromethane	FB	Ave	6850 2645465	29165	112054	279963	1100598	1.00 500	5.00	20.0	50.0	200
Trichlorofluoromethane	FB	Ave	6224 2776240	27608	113184	283407	1112824	1.00 500	5.00	20.0	50.0	200
n-Pentane	FB	QuaF	1201 568121	3948	25641	54600	223756	2.00 1000	10.0	40.0	100	400
Ethanol	TBA	QuaF	1097 434124	4223	17163	36924	165206	50.0 25000	250	1000	2500	10000
Ethyl ether	FB	Ave	2964 1186339	13321	48131	119696	496181	1.00 500	5.00	20.0	50.0	200
Isopropene	FB	QuaF	5174 3566992	19500	101154	210311	945947	1.00 500	5.00	20.0	50.0	200
1,2-Dichlorotrifluoroethane	FB	QuaF	4357 3566992	15462	67641	163755	675655	1.00 500	5.00	20.0	50.0	200
Freon TF	FB	QuaF	2735 1599844	8328	69048	166667	663938	1.00 500	5.00	20.0	50.0	200
Acrolein	FB	Ave	1537 192949	8075	14203	42412	95177	4.00 400	20.0	40.0	100	200

FORM VI  
GC/MS VOA INITIAL CALIBRATION DATA  
INTERNAL STANDARD RESPONSE AND CONCENTRATION

Lab Name: TestAmerica Edison Job No.: 460-85482-1 Analy Batch No.: 252856

SDG No.: \_\_\_\_\_

Instrument ID: CVOAMS3 GC Column: Rtx-624 ID: 0.25 (mm) Heated Purge: (Y/N) N

Calibration Start Date: 10/01/2014 03:01 Calibration End Date: 10/01/2014 06:06 Calibration ID: 43092

ANALYTE	IS REF	CURVE TYPE	RESPONSE					CONCENTRATION (UG/L)				
			LVL 1 LVL 6	LVL 2	LVL 3	LVL 4	LVL 5	LVL 1 LVL 6	LVL 2	LVL 3	LVL 4	LVL 5
1,1-Dichloroethene	FB	Ave	3595 1531120	13345	61335	153518	642546	1.00 500	5.00	20.0	50.0	200
Acetone	FB	QuaF	9533 3471061	41809	109002	332195	1410767	5.00 2500	25.0	100	250	1000
Iodomethane	FB	QuaF	379 808478	2134	17126	58054	275960	1.00 500	5.00	20.0	50.0	200
Carbon disulfide	FB	Ave	7957 4436867	32091	152000	415836	1858612	1.00 500	5.00	20.0	50.0	200
Isopropanol	TBA	Ave	2149 1184520	10792	42302	99562	443292	10.0 5000	50.0	200	500	2000
Allyl chloride	FB	QuaF	1390 676978	7720	29823	69148	282335	1.00 500	5.00	20.0	50.0	200
Methyl acetate	FB	Ave	15498 5999034	74751	286438	656592	2780246	5.00 2500	25.0	100	250	1000
Cyclopentene	FB	Ave	8598 3864359	34414	174027	385981	1579048	1.00 500	5.00	20.0	50.0	200
Acetonitrile	FB	Ave	6206 2732459	27503	107925	219441	1117786	10.0 5000	50.0	200	500	2000
Methylene Chloride	FB	Ave	3723 1577998	17580	63424	157097	675669	1.00 500	5.00	20.0	50.0	200
TBA	TBA	QuaF	5257 1952387	22147	79597	185897	733234	10.0 5000	50.0	200	500	2000
MTBE	FB	Ave	10391 4259703	51151	189764	459093	1940060	1.00 500	5.00	20.0	50.0	200
trans-1,2-Dichloroethene	FB	Ave	3952 1653959	17427	67465	168752	688388	1.00 500	5.00	20.0	50.0	200
Acrylonitrile	FB	Ave	14242 5495606	68589	264385	640268	2583929	10.0 5000	50.0	200	500	2000
Hexane	FB	QuaF	1077 1327172	4639	59258	141569	571537	1.00 500	5.00	20.0	50.0	200
DIPE	FB	Ave	10478 4043859	47046	184329	432814	1820168	1.00 500	5.00	20.0	50.0	200
1,1-Dichloroethane	FB	Ave	6127 2595926	28907	110296	273131	1109929	1.00 500	5.00	20.0	50.0	200
Vinyl acetate	FB	Ave	11331 4428949	60860	197972	563205	2205820	2.00 1000	10.0	40.0	100	400
Allyl alcohol	TBA	Ave	1214 830869	7274	31542	72219	324074	25.0 12500	125	500	1250	5000
2-Chloro-1,3-butadiene	FB	Ave	3155 1352166	13878	60358	140108	580346	1.00 500	5.00	20.0	50.0	200
Tert-butyl ethyl ether	FB	Ave	10064 4218375	49472	188298	440623	1877632	1.00 500	5.00	20.0	50.0	200

FORM VI  
GC/MS VOA INITIAL CALIBRATION DATA  
INTERNAL STANDARD RESPONSE AND CONCENTRATION

Lab Name: TestAmerica Edison Job No.: 460-85482-1 Analy Batch No.: 252856

SDG No.: \_\_\_\_\_

Instrument ID: CVOAMS3 GC Column: Rtx-624 ID: 0.25 (mm) Heated Purge: (Y/N) N

Calibration Start Date: 10/01/2014 03:01 Calibration End Date: 10/01/2014 06:06 Calibration ID: 43092

ANALYTE	IS REF	CURVE TYPE	RESPONSE					CONCENTRATION (UG/L)				
			LVL 1 LVL 6	LVL 2	LVL 3	LVL 4	LVL 5	LVL 1 LVL 6	LVL 2	LVL 3	LVL 4	LVL 5
2,2-Dichloropropane	FB	Ave	5429 1920900	23748	103789	248442	994681	1.00 500	5.00	20.0	50.0	200
cis-1,2-Dichloroethene	FB	Ave	4118 1751860	19325	73225	182756	746436	1.00 500	5.00	20.0	50.0	200
2-Butanone	TBA	Ave	2703 1164353	13507	45974	117037	481750	5.00 2500	25.0	100	250	1000
Ethyl acetate	FB	Ave	554 335538	3226	13628	32948	140423	2.00 1000	10.0	40.0	100	400
Methyl acrylate	FB	Ave	3289 1546432	15736	62410	149829	642177	1.00 500	5.00	20.0	50.0	200
Propionitrile	FB	Ave	6418 2544673	27981	109173	249693	1062903	10.0 5000	50.0	200	500	2000
Tetrahydrofuran	FB	Ave	2791 1340545	13044	43474	106019	374587	2.00 1000	10.0	40.0	100	400
Bromochloromethane	FB	Ave	1682 836690	8704	31045	77115	344630	1.00 500	5.00	20.0	50.0	200
Methacrylonitrile	FB	Ave	16334 6031506	79539	295443	704569	2710513	10.0 5000	50.0	200	500	2000
Chloroform	FB	Ave	6463 2691179	30879	115744	285097	1149410	1.00 500	5.00	20.0	50.0	200
Cyclohexane	FB	QuaF	3920 2362373	12871	110491	268176	1053192	1.00 500	5.00	20.0	50.0	200
1,1,1-Trichloroethane	FB	Ave	5676 2567584	23756	110310	273748	1120760	1.00 500	5.00	20.0	50.0	200
Carbon tetrachloride	FB	Ave	4471 2264160	17712	94012	237624	994901	1.00 500	5.00	20.0	50.0	200
1,1-Dichloropropene	FB	Ave	5057 1995993	18746	85773	208626	879187	1.00 500	5.00	20.0	50.0	200
Isobutyl alcohol	TBA	Ave	4484 2786191	26221	92178	210667	905669	25.0 12500	125	500	1250	5000
Benzene	CBZ	Ave	15601 5126303	68614	257635	628210	2464888	1.00 500	5.00	20.0	50.0	200
Tert-amyl methyl ether	FB	Ave	10685 4365160	47907	186024	433803	1856306	1.00 500	5.00	20.0	50.0	200
Isopropyl acetate	FB	Ave	10093 4185651	47591	183783	430097	1820511	1.00 500	5.00	20.0	50.0	200
1,2-Dichloroethane	FB	Ave	4996 2032194	24727	87828	215071	878926	1.00 500	5.00	20.0	50.0	200
n-Heptane	FB	QuaF	572 1154014	3565	51753	124580	500177	1.00 500	5.00	20.0	50.0	200
2,4,4-Trimethyl-1-pentene	FB	QuaF	9613 6564403	45802	335169	727509	3011215	2.00 1000	10.0	40.0	100	400

FORM VI  
GC/MS VOA INITIAL CALIBRATION DATA  
INTERNAL STANDARD RESPONSE AND CONCENTRATION

Lab Name: TestAmerica Edison Job No.: 460-85482-1 Analy Batch No.: 252856

SDG No.: \_\_\_\_\_

Instrument ID: CVOAMS3 GC Column: Rtx-624 ID: 0.25 (mm) Heated Purge: (Y/N) N

Calibration Start Date: 10/01/2014 03:01 Calibration End Date: 10/01/2014 06:06 Calibration ID: 43092

ANALYTE	IS REF	CURVE TYPE	RESPONSE					CONCENTRATION (UG/L)				
			LVL 1 LVL 6	LVL 2	LVL 3	LVL 4	LVL 5	LVL 1 LVL 6	LVL 2	LVL 3	LVL 4	LVL 5
Ethyl acrylate	FB	QuaF	2596 2154448	13968	98620	211457	899730	1.00 500	5.00	20.0	50.0	200
n-Butanol	TBA	Ave	1775 1278089	10656	48344	113225	494194	25.0 12500	125	500	1250	5000
Trichloroethene	FB	Ave	4274 1676414	18564	71195	173710	730324	1.00 500	5.00	20.0	50.0	200
Methylcyclohexane	FB	QuaF	2184 2616571	10523	121941	288310	1146512	1.00 500	5.00	20.0	50.0	200
1,2-Dichloropropane	FB	Ave	3473 1336798	16160	59646	146358	596569	1.00 500	5.00	20.0	50.0	200
Methyl methacrylate	FB	Ave	2253 1132218	12571	47074	115040	474303	2.00 1000	10.0	40.0	100	400
1,4-Dioxane	DXE	Ave	2354 448935	5229	19199	41592	175372	50.0 10000	100	400	1000	4000
Dibromomethane	FB	Ave	2224 792969	10751	41135	99405	335439	1.00 500	5.00	20.0	50.0	200
Propyl acetate	FB	Ave	5229 2494559	26232	101024	238733	1049790	1.00 500	5.00	20.0	50.0	200
Bromodichloromethane	FB	Ave	3707 2055486	17987	79548	208858	912939	1.00 500	5.00	20.0	50.0	200
2-Nitropropane	FB	QuaF	1570 1125474	8310	39756	101846	455785	2.00 1000	10.0	40.0	100	400
2-Chloroethyl vinyl ether	FB	Ave	1840 794992	9474	37005	88501	342362	1.00 500	5.00	20.0	50.0	200
Epichlorohydrin	CBZ	Ave	5981 2651314	31335	127478	299826	1210511	20.0 10000	100	400	1000	4000
cis-1,3-Dichloropropene	CBZ	Ave	4679 2280788	24825	100659	249175	1050535	1.00 500	5.00	20.0	50.0	200
4-Methyl-2-pentanone	CBZ	Ave	17126 5805537	90077	331958	805964	3042485	5.00 2500	25.0	100	250	1000
Toluene	CBZ	QuaF	21615 5166626	79952	297428	701950	2687661	1.00 500	5.00	20.0	50.0	200
trans-1,3-Dichloropropene	CBZ	Ave	3756 2045439	20099	83692	214983	929020	1.00 500	5.00	20.0	50.0	200
Ethyl methacrylate	FB	Ave	3878 2036436	20635	82402	213159	897646	1.00 500	5.00	20.0	50.0	200
1,1,2-Trichloroethane	CBZ	Ave	2670 1123854	13575	49678	122831	503422	1.00 500	5.00	20.0	50.0	200
Tetrachloroethene	CBZ	Ave	5159 2176511	20887	97554	236565	953164	1.00 500	5.00	20.0	50.0	200
1,3-Dichloropropane	CBZ	Ave	5909 2132908	26532	98063	239995	973428	1.00 500	5.00	20.0	50.0	200

FORM VI  
GC/MS VOA INITIAL CALIBRATION DATA  
INTERNAL STANDARD RESPONSE AND CONCENTRATION

Lab Name: TestAmerica Edison Job No.: 460-85482-1 Analy Batch No.: 252856

SDG No.: \_\_\_\_\_

Instrument ID: CVOAMS3 GC Column: Rtx-624 ID: 0.25 (mm) Heated Purge: (Y/N) N

Calibration Start Date: 10/01/2014 03:01 Calibration End Date: 10/01/2014 06:06 Calibration ID: 43092

ANALYTE	IS REF	CURVE TYPE	RESPONSE					CONCENTRATION (UG/L)				
			LVL 1 LVL 6	LVL 2	LVL 3	LVL 4	LVL 5	LVL 1 LVL 6	LVL 2	LVL 3	LVL 4	LVL 5
2-Hexanone	CBZ	Ave	13601 4665385	70291	241983	607910	2296984	5.00 2500	25.0	100	250	1000
Butyl acetate	CBZ	Ave	837 385728	3968	14301	36754	155779	1.00 500	5.00	20.0	50.0	200
Dibromochloromethane	CBZ	Ave	2670 1798305	15057	65539	173320	779712	1.00 500	5.00	20.0	50.0	200
1,2-Dibromoethane	CBZ	Ave	3493 1541261	18115	65880	163616	675358	1.00 500	5.00	20.0	50.0	200
Chlorobenzene	CBZ	QuaF	12855 3839728	53094	200230	482385	1868588	1.00 500	5.00	20.0	50.0	200
Ethylbenzene	CBZ	Ave	6189 2265502	27274	108858	263879	1040776	1.00 500	5.00	20.0	50.0	200
1,1,1,2-Tetrachloroethane	CBZ	Ave	3304 1705862	17477	70895	177764	744132	1.00 500	5.00	20.0	50.0	200
m&p-Xylene	CBZ	Ave	7264 2811767	34094	137516	332292	1304625	1.00 500	5.00	20.0	50.0	200
Butyl acrylate	CBZ	Ave	1938 1232057	10717	45729	116231	497373	1.00 500	5.00	20.0	50.0	200
o-Xylene	CBZ	Ave	7505 2675955	33939	128174	314772	1232934	1.00 500	5.00	20.0	50.0	200
Styrene	CBZ	Ave	12132 4201032	58092	220236	533924	2089512	1.00 500	5.00	20.0	50.0	200
Amly acetate	DCB	Ave	4840 2576873	27217	108773	264169	1078886	1.00 500	5.00	20.0	50.0	200
Bromoform	CBZ	QuaF	1882 1598034	10600	46867	130658	617576	1.00 500	5.00	20.0	50.0	200
Isopropylbenzene	CBZ	Ave	15793 5450291	79923	348041	842534	3010244	1.00 500	5.00	20.0	50.0	200
Camphene, Total	CBZ	QuaF	1053 662720	4761	28542	63302	268340	1.00 500	5.00	20.0	50.0	200
Monobromobenzene	DCB	Ave	6095 2223359	26556	97063	236800	965922	1.00 500	5.00	20.0	50.0	200
1,1,2,2-Tetrachloroethane	DCB	Ave	4260 1849826	21108	78378	191177	780434	1.00 500	5.00	20.0	50.0	200
N-Propylbenzene	DCB	QuaF	16944 5910289	90808	396362	954765	3348644	1.00 500	5.00	20.0	50.0	200
1,2,3-Trichloropropane	DCB	Ave	1704 706604	8050	28421	70886	283332	1.00 500	5.00	20.0	50.0	200
trans-1,4-Dichloro-2-butene	DCB	Ave	1253 720325	6146	25548	63314	278944	1.00 500	5.00	20.0	50.0	200
p-Ethyltoluene	DCB	QuaF	18423 5531868	86064	355446	815432	2965782	1.00 500	5.00	20.0	50.0	200



FORM VI  
GC/MS VOA INITIAL CALIBRATION DATA  
INTERNAL STANDARD RESPONSE AND CONCENTRATION

Lab Name: TestAmerica Edison Job No.: 460-85482-1 Analy Batch No.: 252856

SDG No.: \_\_\_\_\_

Instrument ID: CVOAMS3 GC Column: Rtx-624 ID: 0.25 (mm) Heated Purge: (Y/N) N

Calibration Start Date: 10/01/2014 03:01 Calibration End Date: 10/01/2014 06:06 Calibration ID: 43092

ANALYTE	IS REF	CURVE TYPE	RESPONSE					CONCENTRATION (UG/L)				
			LVL 1 LVL 6	LVL 2	LVL 3	LVL 4	LVL 5	LVL 1 LVL 6	LVL 2	LVL 3	LVL 4	LVL 5
2-Chlorotoluene	DCB	Ave	14269 4602815	67089	264497	634289	2351605	1.00 500	5.00	20.0	50.0	200
1,3,5-Trimethylbenzene	DCB	Ave	13371 4816719	70693	292929	704977	2622433	1.00 500	5.00	20.0	50.0	200
4-Chlorotoluene	DCB	Ave	13190 4317994	61817	241881	580241	2191954	1.00 500	5.00	20.0	50.0	200
Butyl Methacrylate	DCB	Ave	3410 2034953	20878	87012	213131	872152	1.00 500	5.00	20.0	50.0	200
tert-Butylbenzene	DCB	Ave	9917 4595673	58740	263958	625709	2344923	1.00 500	5.00	20.0	50.0	200
1,2,4-Trimethylbenzene	DCB	Ave	13368 4843700	74038	299881	717674	2612949	1.00 500	5.00	20.0	50.0	200
sec-Butylbenzene	DCB	QuaF	12946 5481970	74291	369423	874973	3067253	1.00 500	5.00	20.0	50.0	200
p-Isopropyltoluene	DCB	QuaF	12285 5027680	73488	338533	803952	2858896	1.00 500	5.00	20.0	50.0	200
1,3-Dichlorobenzene	DCB	Ave	10248 3480133	48412	181516	432917	1688684	1.00 500	5.00	20.0	50.0	200
1,4-Dichlorobenzene	DCB	QuaF	11213 3463503	49552	181358	434987	1685309	1.00 500	5.00	20.0	50.0	200
Benzyl chloride	DCB	QuaF	5257 3573242	30458	154711	385098	1655657	1.00 500	5.00	20.0	50.0	200
Indan	FB	QuaF	15667 4861150	75231	289796	683714	2574311	1.00 500	5.00	20.0	50.0	200
1,4-Diethylbenzene	DCB	Ave	9541 3749113	48745	204815	468684	1848961	1.00 500	5.00	20.0	50.0	200
n-Butylbenzene	DCB	Ave	12506 5664003	71539	341154	812051	3029611	1.00 500	5.00	20.0	50.0	200
1,2-Dichlorobenzene	DCB	QuaF	10202 3286695	45896	166881	402156	1573269	1.00 500	5.00	20.0	50.0	200
1,2,4,5-Tetramethylbenzene	DCB	Ave	12739 4817409	71403	293862	687190	2569067	1.00 500	5.00	20.0	50.0	200
1,2-Dibromo-3-Chloropropane	DCB	Ave	731 405296	3665	15579	38941	166932	1.00 500	5.00	20.0	50.0	200
1,3,5-Trichlorobenzene	DCB	Ave	7921 2919448	36026	145498	342578	1344284	1.00 500	5.00	20.0	50.0	200
Camphor	DCB	Ave	2608 1103023	12783	55046	118454	423603	5.00 2500	25.0	100	250	1000
1,2,4-Trichlorobenzene	DCB	Ave	6067 2605592	31970	126462	296987	1194010	1.00 500	5.00	20.0	50.0	200
Hexachlorobutadiene	DCB	Ave	3064 1574579	14922	76271	177960	705211	1.00 500	5.00	20.0	50.0	200

FORM VI  
GC/MS VOA INITIAL CALIBRATION DATA  
INTERNAL STANDARD RESPONSE AND CONCENTRATION

Lab Name: TestAmerica Edison Job No.: 460-85482-1 Analy Batch No.: 252856

SDG No.: \_\_\_\_\_

Instrument ID: CVOAMS3 GC Column: Rtx-624 ID: 0.25 (mm) Heated Purge: (Y/N) N

Calibration Start Date: 10/01/2014 03:01 Calibration End Date: 10/01/2014 06:06 Calibration ID: 43092

ANALYTE	IS REF	CURVE TYPE	RESPONSE					CONCENTRATION (UG/L)				
			LVL 1 LVL 6	LVL 2	LVL 3	LVL 4	LVL 5	LVL 1 LVL 6	LVL 2	LVL 3	LVL 4	LVL 5
Naphthalene	DCB	Ave	13789 5087640	65864	265461	646756	2522176	1.00 500	5.00	20.0	50.0	200
1,2,3-Trichlorobenzene	DCB	Ave	5358 2248886	27317	110630	260701	1008236	1.00 500	5.00	20.0	50.0	200
Dibromofluoromethane (Surr)	FB	Ave	139058 153415	155848	148715	153225	143377	50.0 50.0	50.0	50.0	50.0	50.0
1,2-Dichloroethane-d4 (Surr)	FB	Ave	170348 182272	191759	182635	181497	165978	50.0 50.0	50.0	50.0	50.0	50.0
Toluene-d8 (Surr)	CBZ	Ave	558881 585907	606641	587797	589979	554453	50.0 50.0	50.0	50.0	50.0	50.0
Bromofluorobenzene	DCB	Ave	224041 244418	245169	234038	232168	222296	50.0 50.0	50.0	50.0	50.0	50.0

Curve Type Legend:

Ave = Average ISTD
QuaF = Quadratic ISTD forced zero

FORM VI  
GC/MS VOA INITIAL CALIBRATION DATA  
INTERNAL STANDARD CURVE EVALUATION

Lab Name: TestAmerica Edison Job No.: 460-85482-1 Analy Batch No.: 258904

SDG No.: \_\_\_\_\_

Instrument ID: CVOAMS4 GC Column: Rtx-624 ID: 0.25 (mm) Heated Purge: (Y/N) Y

Calibration Start Date: 10/29/2014 04:23 Calibration End Date: 10/29/2014 06:28 Calibration ID: 44167

Calibration Files:

LEVEL:	LAB SAMPLE ID:	LAB FILE ID:
Level 1	STD1 460-258904/3	D5516.D
Level 2	STD5 460-258904/4	D5517.D
Level 3	STD20 460-258904/5	D5518.D
Level 4	STD50 460-258904/6	D5519.D
Level 5	STD200 460-258904/7	D5520.D
Level 6	STD500 460-258904/8	D5521.D

ANALYTE	RRF					CURVE TYPE	COEFFICIENT			#	MIN RRF	%RSD	#	MAX %RSD	R <sup>2</sup> OR COD	#	MIN R <sup>2</sup> OR COD
	LVL 1 LVL 6	LVL 2	LVL 3	LVL 4	LVL 5		B	M1	M2								
Chlorotrifluoroethene	0.4317 0.3572	0.4824	0.4314	0.3770	0.4078	Ave		0.4146			11.0		15.0				
Dichlorodifluoromethane	0.7243 0.6694	0.7543	0.8539	0.7336	0.7500	Ave		0.7476			8.1		15.0				
Chloromethane	0.5990 ++++	0.5200	0.5873	0.5064	0.4591	Ave		0.5344		0.1000	11.0		15.0				
Vinyl chloride	0.4126 0.3610	0.4230	0.4905	0.4215	0.4158	Ave		0.4207			9.8		15.0				
Butadiene	0.3227 0.2920	0.3356	0.3848	0.3416	0.3241	Ave		0.3335			9.1		15.0				
Bromomethane	0.5488 0.3281	0.4081	0.4633	0.3850	0.3830	QuaF		0.4172	-0.000178					1.0000		0.9900	
Chloroethane	0.4919 ++++	0.4817	0.5535	0.4761	0.4054	Ave		0.4817		0.1000	11.0		15.0				
Dichlorofluoromethane	1.2498 0.8766	1.1228	1.2793	1.0232	1.0210	Ave		1.0955			14.0		15.0				
Trichlorofluoromethane	0.8113 0.7620	0.8404	0.9793	0.8451	0.8553	Ave		0.8489			8.5		15.0				
n-Pentane	0.1453 0.0924	0.1231	0.1130	0.0947	0.0992	QuaF		0.1030	-0.000011					1.0000		0.9900	
Ethanol	0.0840 0.0456	0.0570	0.0682	0.0675	0.0499	QuaF		0.0553	0					0.9980		0.9900	
Ethyl ether	0.5300 0.3666	0.4443	0.4311	0.3709	0.4006	Ave		0.4239			14.0		15.0				
Isopropene	0.4550 0.3530	0.4704	0.4719	0.4036	0.4054	Ave		0.4265			11.0		15.0				
1,2-Dichlorotrifluoroethane	0.4754 0.3403	0.4740	0.4561	0.3931	0.3700	Ave		0.4181			14.0		15.0				
Acrolein	1.4009 1.1148	1.9880	1.5620	1.3853	1.1295	Ave		1.4301			23.0	*	15.0				

Note: The m1 coefficient is the same as Ave RRF for an Ave curve type.

FORM VI  
GC/MS VOA INITIAL CALIBRATION DATA  
INTERNAL STANDARD CURVE EVALUATION

Lab Name: TestAmerica Edison Job No.: 460-85482-1 Analy Batch No.: 258904

SDG No.: \_\_\_\_\_

Instrument ID: CVOAMS4 GC Column: Rtx-624 ID: 0.25 (mm) Heated Purge: (Y/N) Y

Calibration Start Date: 10/29/2014 04:23 Calibration End Date: 10/29/2014 06:28 Calibration ID: 44167

ANALYTE	RRF					CURVE TYPE	COEFFICIENT			#	MIN RRF	%RSD	#	MAX %RSD	R <sup>2</sup> OR COD	#	MIN R <sup>2</sup> OR COD
	LVL 1	LVL 2	LVL 3	LVL 4	LVL 5		B	M1	M2								
	LVL 6																
Freon TF	0.4921 0.4836	0.5251	0.4895	0.4422	0.5545	Ave		0.4978			7.7		15.0				
1,1-Dichloroethene	0.5722 0.5173	0.5540	0.5326	0.4647	0.5736	Ave		0.5357			7.7		15.0				
Acetone	8.6290 3.2049	4.6952	4.2227	3.3572	3.5789	QuaF		3.7839	-0.000231					1.0000		0.9900	
Iodomethane	0.9929 0.8804	0.9408	0.9189	0.7973	0.9690	Ave		0.9166			7.7		15.0				
Carbon disulfide	1.1880 1.8789	1.2579	1.4051	1.2977	1.9413	QuaF		1.8764	0.0000118					0.9980		0.9900	
Isopropanol	1.0575 0.7483	0.8060	0.8574	0.7683	0.8371	Ave		0.8458			13.0		15.0				
Allyl chloride	0.2811 0.3138	0.3025	0.3181	0.2787	0.3424	Ave		0.3061			7.9		15.0				
Cyclopentene	1.4318 1.1271	1.4761	1.4649	1.2460	1.2847	Ave		1.3384			11.0		15.0				
Methyl acetate	0.5124 0.3420	0.4182	0.4206	0.3628	0.3680	Ave		0.4040			15.0		15.0				
Acetonitrile	2.1520 1.4323	1.5162	1.7337	1.5227	1.4886	QuaF		1.5319	-0.000020					1.0000		0.9900	
Methylene Chloride	0.7179 0.5325	0.6138	0.5886	0.4938	0.5706	Ave		0.5862			13.0		15.0				
TBA	2.4210 1.4993	1.6912	1.6594	1.4466	1.6239	QuaF		1.6735	-0.000035					1.0000		0.9900	
MTBE	1.4111 1.3072	1.2872	1.3280	1.1776	1.3655	Ave		1.3127			6.1		15.0				
trans-1,2-Dichloroethene	0.5915 0.5737	0.6028	0.5732	0.4968	0.5985	Ave		0.5728			6.8		15.0				
Acrylonitrile	6.4782 4.6671	5.1973	5.3109	4.3161	4.7794	Ave		5.1248			15.0		15.0				
Hexane	0.5979 0.6789	0.6234	0.6311	0.5589	0.7240	Ave		0.6357			9.2		15.0				
DIPE	1.2254 0.9108	1.1068	1.1501	1.0160	0.9755	Ave		1.0641			11.0		15.0				
1,1-Dichloroethane	0.9579 0.8666	0.9218	0.9096	0.7922	0.9178	Ave		0.8943		0.1000	6.5		15.0				
Vinyl acetate	0.0205 0.0566	0.0283	0.0329	0.0305	0.0556	QuaF		0.0510	0.0000057					0.9980		0.9900	
2-Chloro-1,3-butadiene	0.4396 0.4349	0.4492	0.4734	0.4204	0.4520	Ave		0.4449			4.0		15.0				

Note: The m1 coefficient is the same as Ave RRF for an Ave curve type.

FORM VI  
GC/MS VOA INITIAL CALIBRATION DATA  
INTERNAL STANDARD CURVE EVALUATION

Lab Name: TestAmerica Edison Job No.: 460-85482-1 Analy Batch No.: 258904

SDG No.: \_\_\_\_\_

Instrument ID: CVOAMS4 GC Column: Rtx-624 ID: 0.25 (mm) Heated Purge: (Y/N) Y

Calibration Start Date: 10/29/2014 04:23 Calibration End Date: 10/29/2014 06:28 Calibration ID: 44167

ANALYTE	RRF					CURVE TYPE	COEFFICIENT			#	MIN RRF	%RSD	#	MAX %RSD	R <sup>2</sup> OR COD	#	MIN R <sup>2</sup> OR COD
	LVL 1 LVL 6	LVL 2	LVL 3	LVL 4	LVL 5		B	M1	M2								
Allyl alcohol	0.1185 0.1357	0.1371	0.1599	0.2043	0.1611	QuaF		0.1817	-0.000004					0.9990		0.9900	
Tert-butyl ethyl ether	1.2265 1.0363	1.1149	1.1708	1.0665	1.0613	Ave		1.1127			6.6		15.0				
2,2-Dichloropropane	0.4919 0.4882	0.4936	0.5115	0.4479	0.5457	Ave		0.4965			6.4		15.0				
cis-1,2-Dichloroethene	0.6372 0.5487	0.5880	0.5821	0.4980	0.5770	Ave		0.5718			8.1		15.0				
2-Butanone	2.1566 1.5763	1.5556	1.7542	1.4744	1.5281	Ave		1.6742			15.0		15.0				
Ethyl acetate	0.9376 0.8732	0.8456	0.8765	0.7638	0.8423	Ave		0.8565			6.6		15.0				
Methyl acrylate	0.3073 0.3234	0.2884	0.3188	0.3040	0.3171	Ave		0.3098			4.1		15.0				
Propionitrile	0.0583 0.0446	0.0537	0.0544	0.0500	0.0476	Ave		0.0514			9.7		15.0				
Tetrahydrofuran	0.0484 0.0547	0.0531	0.0539	0.0489	0.0581	Ave		0.0529			6.9		15.0				
Bromochloromethane	0.2941 0.2683	0.2890	0.2838	0.2487	0.2821	Ave		0.2777			6.0		15.0				
Methacrylonitrile	0.1740 0.1446	0.1679	0.1757	0.1579	0.1586	Ave		0.1631			7.2		15.0				
Chloroform	0.9605 0.9597	0.9025	0.9108	0.8024	0.9902	Ave		0.9210			7.3		15.0				
Cyclohexane	0.5746 0.7120	0.6178	0.6758	0.6009	0.7653	Ave		0.6577			11.0		15.0				
1,1,1-Trichloroethane	0.6288 0.6940	0.6289	0.6411	0.5839	0.7334	Ave		0.6517			8.2		15.0				
Carbon tetrachloride	0.5073 0.6344	0.5441	0.5709	0.5227	0.6695	Ave		0.5748			11.0		15.0				
1,1-Dichloropropene	0.5950 0.7035	0.6153	0.6220	0.5631	0.7198	Ave		0.6364			9.7		15.0				
Isobutyl alcohol	0.6590 0.6711	0.6377	0.6992	0.6359	0.7424	Ave		0.6742			6.0		15.0				
Benzene	3.5541 2.9038	3.0192	2.8167	2.3676	2.8904	Ave		2.9253			13.0		15.0				
Tert-amyl methyl ether	1.0718 1.1188	1.0884	1.1869	1.1099	1.1464	Ave		1.1204			3.7		15.0				
Isopropyl acetate	0.7678 0.8297	0.7362	0.8409	0.7988	0.8697	Ave		0.8072			6.1		15.0				

Note: The m1 coefficient is the same as Ave RRF for an Ave curve type.

FORM VI  
GC/MS VOA INITIAL CALIBRATION DATA  
INTERNAL STANDARD CURVE EVALUATION

Lab Name: TestAmerica Edison Job No.: 460-85482-1 Analy Batch No.: 258904

SDG No.: \_\_\_\_\_

Instrument ID: CVOAMS4 GC Column: Rtx-624 ID: 0.25 (mm) Heated Purge: (Y/N) Y

Calibration Start Date: 10/29/2014 04:23 Calibration End Date: 10/29/2014 06:28 Calibration ID: 44167

ANALYTE	RRF					CURVE TYPE	COEFFICIENT			#	MIN RRF	%RSD	#	MAX %RSD	R^2 OR COD	#	MIN R^2 OR COD
	LVL 1 LVL 6	LVL 2	LVL 3	LVL 4	LVL 5		B	M1	M2								
1,2-Dichloroethane	0.6638 0.6068	0.5728	0.5788	0.5144	0.6177	Ave		0.5924			8.5		15.0				
n-Heptane	0.2515 0.3775	0.2868	0.3062	0.2783	0.3877	QuaF		0.3766	0.0000029					0.9990		0.9900	
2,4,4-Trimethyl-1-pentene	0.7217 0.7341	0.8064	0.8834	0.7913	0.7973	Ave		0.7890			7.4		15.0				
n-Butanol	0.0084 0.0103	0.0077	0.0096	0.0106	0.0120	QuaF		0.0128	0					0.9990		0.9900	
Trichloroethene	0.5040 0.5100	0.4951	0.4933	0.4339	0.5295	Ave		0.4943			6.5		15.0				
Methylcyclohexane	0.6770 0.7673	0.7387	0.7543	0.6741	0.8607	Ave		0.7453			9.2		15.0				
Ethyl acrylate	0.0084 0.0343	0.0224	0.0283	0.0287	0.0332	QuaF		0.0319	0.0000049					1.0000		0.9900	
1,2-Dichloropropane	0.4312 0.4327	0.4000	0.4028	0.3687	0.4447	Ave		0.4134			6.8		15.0				
Methyl methacrylate	0.0760 0.0955	0.0748	0.0919	0.0898	0.0963	Ave		0.0874			11.0		15.0				
1,4-Dioxane	2.0103 ++++	2.1618	2.2334	1.8402	1.9081	Ave		2.0307			8.2		15.0				
Dibromomethane	0.2941 0.2904	0.2691	0.2770	0.2537	0.2966	Ave		0.2801			6.0		15.0				
Propyl acetate	0.3473 0.4440	0.2970	0.3435	0.3492	0.4105	Ave		0.3652			14.0		15.0				
Bromodichloromethane	0.4664 0.6150	0.4554	0.5020	0.4849	0.6225	Ave		0.5244			14.0		15.0				
2-Nitropropane	0.0505 0.0640	0.0415	0.0504	0.0558	0.0650	QuaF		0.0640	0.0000001					1.0000		0.9900	
2-Chloroethyl vinyl ether	0.1503 0.1962	0.1377	0.1730	0.1804	0.2060	Ave		0.1739			15.0		15.0				
Epichlorohydrin	0.0466 0.0371	0.0425	0.0480	0.0437	0.0383	Ave		0.0427			10.0		15.0				
cis-1,3-Dichloropropene	0.7823 1.0594	0.8068	0.8941	0.8232	1.0386	Ave		0.9007			13.0		15.0				
4-Methyl-2-pentanone	0.3967 0.3479	0.3807	0.4357	0.3863	0.3709	Ave		0.3864			7.6		15.0				
Toluene	3.3940 2.6868	2.7068	2.6115	2.2541	2.7204	Ave		2.7289			14.0		15.0				
trans-1,3-Dichloropropene	0.5842 0.7872	0.5505	0.6153	0.6000	0.7711	QuaF		0.7344	0.0001072					0.9990		0.9900	

Note: The m1 coefficient is the same as Ave RRF for an Ave curve type.

FORM VI  
GC/MS VOA INITIAL CALIBRATION DATA  
INTERNAL STANDARD CURVE EVALUATION

Lab Name: TestAmerica Edison Job No.: 460-85482-1 Analy Batch No.: 258904

SDG No.: \_\_\_\_\_

Instrument ID: CVOAMS4 GC Column: Rtx-624 ID: 0.25 (mm) Heated Purge: (Y/N) Y

Calibration Start Date: 10/29/2014 04:23 Calibration End Date: 10/29/2014 06:28 Calibration ID: 44167

ANALYTE	RRF					CURVE TYPE	COEFFICIENT			#	MIN RRF	%RSD	#	MAX %RSD	R^2 OR COD	#	MIN R^2 OR COD
	LVL 1	LVL 2	LVL 3	LVL 4	LVL 5		B	M1	M2								
	LVL 6																
Ethyl methacrylate	0.2567 0.4575	0.2768	0.3372	0.3512	0.4507	QuaF		0.4303	0.0000555					0.9990		0.9900	
1,1,2-Trichloroethane	0.4831 0.4256	0.4209	0.4198	0.3713	0.4278	Ave		0.4247			8.4		15.0				
Tetrachloroethene	0.7161 0.6877	0.6835	0.6661	0.5693	0.7175	Ave		0.6734			8.1		15.0				
1,3-Dichloropropane	0.9029 0.8798	0.7762	0.7881	0.7125	0.8700	Ave		0.8216			9.0		15.0				
2-Hexanone	0.1920 0.2460	0.2087	0.2378	0.2239	0.2411	Ave		0.2249			9.4		15.0				
Butyl acetate	0.0533 0.0790	0.0562	0.0687	0.0659	0.0744	Ave		0.0663			15.0		15.0				
Dibromochloromethane	0.4201 0.6390	0.4260	0.4959	0.4792	0.6213	QuaF		0.5884	0.0001025					0.9990		0.9900	
1,2-Dibromoethane	0.4743 0.5208	0.4808	0.4729	0.4245	0.5136	Ave		0.4811			7.2		15.0				
Chlorobenzene	1.9396 1.6659	1.7029	1.6520	1.4190	1.7260	Ave		1.6842		0.3000	9.9		15.0				
Ethylbenzene	0.8362 0.8568	0.8502	0.8657	0.7555	0.9014	Ave		0.8443			5.8		15.0				
1,1,1,2-Tetrachloroethane	0.5661 0.5947	0.5626	0.6099	0.5386	0.6400	Ave		0.5853			6.3		15.0				
m&p-Xylene	0.9718 1.1019	1.0109	1.0440	0.9197	1.1434	Ave		1.0320			8.0		15.0				
Butyl acrylate	0.2263 0.2758	0.2132	0.2473	0.2504	0.2681	Ave		0.2468			9.7		15.0				
o-Xylene	0.9562 0.9991	1.0077	1.1201	0.9608	1.0708	Ave		1.0191			6.3		15.0				
Styrene	1.2119 1.8174	1.3342	1.5329	1.4065	1.7859	QuaF		1.7092	0.0002199					1.0000		0.9900	
Amly acetate	0.8480 1.0946	0.9105	1.0939	1.0491	1.1011	Ave		1.0162			11.0		15.0				
Bromoform	0.2370 0.3495	0.2343	0.2542	0.2444	0.3263	QuaF		0.2997	0.0001002		0.1000			1.0000		0.9900	
Isopropylbenzene	2.2412 2.8106	2.6975	2.9065	2.5428	2.9349	Ave		2.6889			9.8		15.0				
Camphene, Total	0.1904 0.1713	0.1994	0.2100	0.1845	0.1847	Ave		0.1900			7.0		15.0				
Monobromobenzene	1.4258 1.2158	1.1943	1.2477	1.0971	1.3012	Ave		1.2470			8.9		15.0				

Note: The m1 coefficient is the same as Ave RRF for an Ave curve type.

FORM VI  
GC/MS VOA INITIAL CALIBRATION DATA  
INTERNAL STANDARD CURVE EVALUATION

Lab Name: TestAmerica Edison Job No.: 460-85482-1 Analy Batch No.: 258904

SDG No.: \_\_\_\_\_

Instrument ID: CVOAMS4 GC Column: Rtx-624 ID: 0.25 (mm) Heated Purge: (Y/N) Y

Calibration Start Date: 10/29/2014 04:23 Calibration End Date: 10/29/2014 06:28 Calibration ID: 44167

ANALYTE	RRF					CURVE TYPE	COEFFICIENT			#	MIN RRF	%RSD	#	MAX %RSD	R^2 OR COD	#	MIN R^2 OR COD
	LVL 1 LVL 6	LVL 2	LVL 3	LVL 4	LVL 5		B	M1	M2								
1,1,2,2-Tetrachloroethane	1.4212 1.2785	1.1840	1.3045	1.1888	1.3423	Ave		1.2866			0.3000	7.1	15.0				
N-Propylbenzene	5.6876 6.6191	5.7561	6.4529	5.8456	7.1791	Ave		6.2567				9.5	15.0				
1,2,3-Trichloropropane	0.4272 0.3731	0.3519	0.3794	0.3387	0.3891	Ave		0.3765				8.2	15.0				
trans-1,4-Dichloro-2-butene	0.2288 0.3213	0.2208	0.2524	0.2326	0.3031	QuaF		0.2816	0.0000800					1.0000		0.9900	
p-Ethyltoluene	4.7430 4.7762	5.1144	5.6430	5.0737	5.3520	Ave		5.1171				6.7	15.0				
2-Chlorotoluene	4.4659 4.3007	4.2190	4.5033	4.0052	4.7635	Ave		4.3763				6.0	15.0				
1,3,5-Trimethylbenzene	3.8329 5.1533	4.1635	4.9158	4.4412	5.5913	Ave		4.6830				14.0	15.0				
4-Chlorotoluene	3.5265 4.0243	3.4876	3.6906	3.3222	4.2387	Ave		3.7150				9.4	15.0				
Butyl Methacrylate	0.8388 1.4286	0.9166	1.2616	1.2685	1.4507	QuaF		1.4334	-0.000008					1.0000		0.9900	
tert-Butylbenzene	2.7981 4.1985	3.3561	4.0914	3.8168	4.6015	QuaF		4.7158	-0.001025					0.9990		0.9900	
1,2,4-Trimethylbenzene	3.6116 5.0635	4.1146	4.8255	4.3628	5.3281	Ave		4.5510				14.0	15.0				
sec-Butylbenzene	4.3762 6.3872	5.2439	6.2821	5.7308	6.9434	QuaF		7.0846	-0.001380					0.9990		0.9900	
p-Isopropyltoluene	3.4006 5.3488	4.3694	5.2811	4.7551	5.7670	QuaF		5.8597	-0.001010					0.9990		0.9900	
1,3-Dichlorobenzene	2.6756 2.4350	2.3763	2.4780	2.1124	2.5355	Ave		2.4355				7.7	15.0				
1,4-Dichlorobenzene	3.0384 2.3625	2.4154	2.4656	2.0947	2.4736	Ave		2.4750				12.0	15.0				
Benzyl chloride	0.2622 0.4552	0.2538	0.3208	0.3355	0.4407	QuaF		0.4149	0.0000817					0.9990		0.9900	
Indan	1.3483 1.5111	1.5235	1.6492	1.4983	1.5774	Ave		1.5180				6.6	15.0				
1,4-Diethylbenzene	2.6716 3.0648	3.0725	3.5409	2.9565	3.3423	Ave		3.1081				9.7	15.0				
n-Butylbenzene	2.2962 3.0086	2.6438	2.8126	2.4936	3.1410	Ave		2.7326				12.0	15.0				
1,2-Dichlorobenzene	2.6762 2.4789	2.4743	2.4610	2.1844	2.5633	Ave		2.4730				6.6	15.0				

Note: The m1 coefficient is the same as Ave RRF for an Ave curve type.



FORM VI  
GC/MS VOA INITIAL CALIBRATION DATA  
INTERNAL STANDARD CURVE EVALUATION

Lab Name: TestAmerica Edison Job No.: 460-85482-1 Analy Batch No.: 258904

SDG No.: \_\_\_\_\_

Instrument ID: CVOAMS4 GC Column: Rtx-624 ID: 0.25 (mm) Heated Purge: (Y/N) Y

Calibration Start Date: 10/29/2014 04:23 Calibration End Date: 10/29/2014 06:28 Calibration ID: 44167

ANALYTE	RRF					CURVE TYPE	COEFFICIENT			#	MIN RRF	%RSD	#	MAX %RSD	R^2 OR COD	#	MIN R^2 OR COD
	LVL 1 LVL 6	LVL 2	LVL 3	LVL 4	LVL 5		B	M1	M2								
1,2,4,5-Tetramethylbenzene	2.6043 4.1450	3.1780	4.2931	4.1430	4.4215	QuaF		4.5399	-0.000786					1.0000		0.9900	
1,2-Dibromo-3-Chloropropane	0.2006 0.2758	0.1871	0.2373	0.2187	0.2705	QuaF		0.2595	0.0000331					1.0000		0.9900	
1,3,5-Trichlorobenzene	2.1645 1.5935	1.8520	1.9733	1.6808	1.7536	Ave		1.8363			11.0		15.0				
Camphor	0.0831 0.1168	0.0808	0.1051	0.1194	0.1325	QuaF		0.1392	-0.000009					0.9990		0.9900	
1,2,4-Trichlorobenzene	1.8874 1.5944	1.5244	1.6823	1.5000	1.7702	Ave		1.6598			9.0		15.0				
Hexachlorobutadiene	0.8100 0.9063	0.7451	0.8145	0.7190	0.9672	Ave		0.8270			11.0		15.0				
Naphthalene	3.5219 4.3166	3.0683	3.9298	3.8162	4.5161	Ave		3.8615			14.0		15.0				
1,2,3-Trichlorobenzene	1.7696 1.5746	1.4348	1.5256	1.4532	1.7293	Ave		1.5812			8.9		15.0				
Dibromofluoromethane (Surr)	0.3433 0.3276	0.3047	0.3381	0.3144	0.3291	Ave		0.3262			4.4		15.0				
1,2-Dichloroethane-d4 (Surr)	0.0784 0.0728	0.0668	0.0761	0.0701	0.0723	Ave		0.0727			5.7		15.0				
Toluene-d8 (Surr)	1.6843 1.5424	1.4307	1.5827	1.4029	1.4595	Ave		1.5171			7.0		15.0				
Bromofluorobenzene	0.7709 0.6875	0.6512	0.7374	0.6802	0.7013	Ave		0.7048			6.1		15.0				

Note: The m1 coefficient is the same as Ave RRF for an Ave curve type.

FORM VI  
GC/MS VOA INITIAL CALIBRATION DATA  
INTERNAL STANDARD RESPONSE AND CONCENTRATION

Lab Name: TestAmerica Edison Job No.: 460-85482-1 Analy Batch No.: 258904

SDG No.: \_\_\_\_\_

Instrument ID: CVOAMS4 GC Column: Rtx-624 ID: 0.25 (mm) Heated Purge: (Y/N) Y

Calibration Start Date: 10/29/2014 04:23 Calibration End Date: 10/29/2014 06:28 Calibration ID: 44167

Calibration Files:

LEVEL:	LAB SAMPLE ID:	LAB FILE ID:
Level 1	STD1 460-258904/3	D5516.D
Level 2	STD5 460-258904/4	D5517.D
Level 3	STD20 460-258904/5	D5518.D
Level 4	STD50 460-258904/6	D5519.D
Level 5	STD200 460-258904/7	D5520.D
Level 6	STD500 460-258904/8	D5521.D

ANALYTE	IS REF	CURVE TYPE	RESPONSE					CONCENTRATION (UG/L)				
			LVL 1 LVL 6	LVL 2	LVL 3	LVL 4	LVL 5	LVL 1 LVL 6	LVL 2	LVL 3	LVL 4	LVL 5
Chlorotrifluoroethene	FB	Ave	2353 1519331	14748	49784	124116	617615	1.00 500	5.00	20.0	50.0	200
Dichlorodifluoromethane	FB	Ave	3948 2847192	23060	98546	241517	1135704	1.00 500	5.00	20.0	50.0	200
Chloromethane	FB	Ave	3265 ++++	15896	67785	166717	695191	1.00 ++++	5.00	20.0	50.0	200
Vinyl chloride	FB	Ave	2249 1535246	12932	56608	138760	629716	1.00 500	5.00	20.0	50.0	200
Butadiene	FB	Ave	1759 1241770	10259	44405	112477	490877	1.00 500	5.00	20.0	50.0	200
Bromomethane	FB	QuaF	2991 1395295	12475	53465	126750	579952	1.00 500	5.00	20.0	50.0	200
Chloroethane	FB	Ave	2681 ++++	14725	63874	156736	613883	1.00 ++++	5.00	20.0	50.0	200
Dichlorofluoromethane	FB	Ave	6812 3728150	34324	147643	336889	1546161	1.00 500	5.00	20.0	50.0	200
Trichlorofluoromethane	FB	Ave	4422 3240699	25691	113026	278242	1295217	1.00 500	5.00	20.0	50.0	200
n-Pentane	FB	QuaF	1584 786042	7525	26078	62357	300557	2.00 1000	10.0	40.0	100	400
Ethanol	TBA	QuaF	645 293043	2580	11617	35202	119941	50.0 25000	250	1000	2500	10000
Ethyl ether	FB	Ave	2889 1559120	13581	49752	122104	606691	1.00 500	5.00	20.0	50.0	200
Isopropene	FB	Ave	2480 1501178	14380	54458	132894	613884	1.00 500	5.00	20.0	50.0	200
1,2-Dichlorotrifluoroethane	FB	Ave	2591 1447369	14489	52635	129416	560360	1.00 500	5.00	20.0	50.0	200
Acrolein	TBA	Ave	21515 172025	71942	79858	115632	135719	100 600	200	300	400	500
Freon TF	FB	Ave	2682 2056738	16052	56498	145591	839731	1.00 500	5.00	20.0	50.0	200

FORM VI  
GC/MS VOA INITIAL CALIBRATION DATA  
INTERNAL STANDARD RESPONSE AND CONCENTRATION

Lab Name: TestAmerica Edison Job No.: 460-85482-1 Analy Batch No.: 258904

SDG No.: \_\_\_\_\_

Instrument ID: CVOAMS4 GC Column: Rtx-624 ID: 0.25 (mm) Heated Purge: (Y/N) Y

Calibration Start Date: 10/29/2014 04:23 Calibration End Date: 10/29/2014 06:28 Calibration ID: 44167

ANALYTE	IS REF	CURVE TYPE	RESPONSE					CONCENTRATION (UG/L)				
			LVL 1 LVL 6	LVL 2	LVL 3	LVL 4	LVL 5	LVL 1 LVL 6	LVL 2	LVL 3	LVL 4	LVL 5
1,1-Dichloroethene	FB	Ave	3119 2200056	16935	61471	153009	868607	1.00 500	5.00	20.0	50.0	200
Acetone	TBA	QuaF	6626 2060524	21239	71962	175144	860037	5.00 2500	25.0	100	250	1000
Iodomethane	FB	Ave	5412 3744463	28761	106055	262495	1467390	1.00 500	5.00	20.0	50.0	200
Carbon disulfide	FB	QuaF	6475 7991276	38454	162160	427239	2939808	1.00 500	5.00	20.0	50.0	200
Isopropanol	TBA	Ave	1624 962280	7292	29223	80166	402315	10.0 5000	50.0	200	500	2000
Allyl chloride	FB	Ave	1532 1334815	9247	36714	91743	518561	1.00 500	5.00	20.0	50.0	200
Cyclopentene	FB	Ave	7804 4793613	45126	169065	410226	1945542	1.00 500	5.00	20.0	50.0	200
Methyl acetate	FB	Ave	13963 7272926	63924	242731	597285	2786431	5.00 2500	25.0	100	250	1000
Acetonitrile	TBA	QuaF	3305 1841729	13717	59090	158881	715458	10.0 5000	50.0	200	500	2000
Methylene Chloride	FB	Ave	3913 2264962	18763	67935	162577	864124	1.00 500	5.00	20.0	50.0	200
TBA	TBA	QuaF	3718 1927968	15301	56560	150934	780500	10.0 5000	50.0	200	500	2000
MTBE	FB	Ave	7691 5559579	39349	153263	387711	2067791	1.00 500	5.00	20.0	50.0	200
trans-1,2-Dichloroethene	FB	Ave	3224 2440130	18428	66147	163571	906385	1.00 500	5.00	20.0	50.0	200
Acrylonitrile	TBA	Ave	9949 6001332	47021	181014	450333	2297062	10.0 5000	50.0	200	500	2000
Hexane	FB	Ave	3259 2887356	19058	72836	184000	1096465	1.00 500	5.00	20.0	50.0	200
DIPE	FB	Ave	6679 3873589	33836	132729	334504	1477185	1.00 500	5.00	20.0	50.0	200
1,1-Dichloroethane	FB	Ave	5221 3685529	28179	104977	260812	1389925	1.00 500	5.00	20.0	50.0	200
Vinyl acetate	FB	QuaF	224 481129	1733	7584	20084	168372	2.00 1000	10.0	40.0	100	400
2-Chloro-1,3-butadiene	FB	Ave	2396 1849539	13731	54629	138422	684436	1.00 500	5.00	20.0	50.0	200
Allyl alcohol	TBA	QuaF	455 436080	3101	13624	53288	193513	25.0 12500	125	500	1250	5000
Tert-butyl ethyl ether	FB	Ave	6685 4407577	34083	135120	351145	1607142	1.00 500	5.00	20.0	50.0	200

FORM VI  
GC/MS VOA INITIAL CALIBRATION DATA  
INTERNAL STANDARD RESPONSE AND CONCENTRATION

Lab Name: TestAmerica Edison Job No.: 460-85482-1 Analy Batch No.: 258904

SDG No.: \_\_\_\_\_

Instrument ID: CVOAMS4 GC Column: Rtx-624 ID: 0.25 (mm) Heated Purge: (Y/N) Y

Calibration Start Date: 10/29/2014 04:23 Calibration End Date: 10/29/2014 06:28 Calibration ID: 44167

ANALYTE	IS REF	CURVE TYPE	RESPONSE					CONCENTRATION (UG/L)				
			LVL 1 LVL 6	LVL 2	LVL 3	LVL 4	LVL 5	LVL 1 LVL 6	LVL 2	LVL 3	LVL 4	LVL 5
2,2-Dichloropropane	FB	Ave	2681 2076156	15089	59031	147476	826379	1.00 500	5.00	20.0	50.0	200
cis-1,2-Dichloroethene	FB	Ave	3473 2333735	17976	67182	163953	873756	1.00 500	5.00	20.0	50.0	200
2-Butanone	TBA	Ave	1656 1013491	7037	29895	76920	367211	5.00 2500	25.0	100	250	1000
Ethyl acetate	TBA	Ave	288 224574	1530	5975	15939	80963	2.00 1000	10.0	40.0	100	400
Methyl acrylate	FB	Ave	1675 1375520	8815	36789	100086	480244	1.00 500	5.00	20.0	50.0	200
Propionitrile	FB	Ave	3178 1898816	16410	62781	164752	720092	10.0 5000	50.0	200	500	2000
Tetrahydrofuran	FB	Ave	528 465587	3248	12442	32232	175931	2.00 1000	10.0	40.0	100	400
Bromochloromethane	FB	Ave	1603 1141287	8836	32755	81898	427232	1.00 500	5.00	20.0	50.0	200
Methacrylonitrile	FB	Ave	9483 6150756	51322	202829	520031	2402049	10.0 5000	50.0	200	500	2000
Chloroform	FB	Ave	5235 4081637	27590	105116	264176	1499465	1.00 500	5.00	20.0	50.0	200
Cyclohexane	FB	Ave	3132 3028232	18887	77988	197825	1158964	1.00 500	5.00	20.0	50.0	200
1,1,1-Trichloroethane	FB	Ave	3427 2951455	19225	73985	192259	1110638	1.00 500	5.00	20.0	50.0	200
Carbon tetrachloride	FB	Ave	2765 2698183	16632	65885	172106	1013880	1.00 500	5.00	20.0	50.0	200
1,1-Dichloropropene	FB	Ave	3243 2992188	18811	71783	185384	1089956	1.00 500	5.00	20.0	50.0	200
Isobutyl alcohol	TBA	Ave	2530 2157521	14424	59580	165883	892016	25.0 12500	125	500	1250	5000
Benzene	CBZ	Ave	11608 8270943	57999	212295	536603	3053321	1.00 500	5.00	20.0	50.0	200
Tert-amyl methyl ether	FB	Ave	5842 4758534	33273	136976	365432	1736010	1.00 500	5.00	20.0	50.0	200
Isopropyl acetate	FB	Ave	4185 3528787	22505	97051	263005	1316987	1.00 500	5.00	20.0	50.0	200
1,2-Dichloroethane	FB	Ave	3618 2580934	17512	66804	169347	935397	1.00 500	5.00	20.0	50.0	200
n-Heptane	FB	QuaF	1371 1605677	8769	35336	91630	587074	1.00 500	5.00	20.0	50.0	200
2,4,4-Trimethyl-1-pentene	FB	Ave	7867 6244230	49304	203905	521073	2414858	2.00 1000	10.0	40.0	100	400

FORM VI  
GC/MS VOA INITIAL CALIBRATION DATA  
INTERNAL STANDARD RESPONSE AND CONCENTRATION

Lab Name: TestAmerica Edison Job No.: 460-85482-1 Analy Batch No.: 258904

SDG No.: \_\_\_\_\_

Instrument ID: CVOAMS4 GC Column: Rtx-624 ID: 0.25 (mm) Heated Purge: (Y/N) Y

Calibration Start Date: 10/29/2014 04:23 Calibration End Date: 10/29/2014 06:28 Calibration ID: 44167

ANALYTE	IS REF	CURVE TYPE	RESPONSE					CONCENTRATION (UG/L)				
			LVL 1 LVL 6	LVL 2	LVL 3	LVL 4	LVL 5	LVL 1 LVL 6	LVL 2	LVL 3	LVL 4	LVL 5
n-Butanol	FB	QuaF	1149 1100438	5854	27591	87114	455501	25.0 12500	125	500	1250	5000
Trichloroethene	FB	Ave	2747 2169255	15134	56937	142843	801914	1.00 500	5.00	20.0	50.0	200
Methylcyclohexane	FB	Ave	3690 3263296	22582	87055	221929	1303370	1.00 500	5.00	20.0	50.0	200
Ethyl acrylate	FB	QuaF	46 145797	684	3270	9434	50318	1.00 500	5.00	20.0	50.0	200
1,2-Dichloropropane	FB	Ave	2350 1840435	12229	46488	121392	673503	1.00 500	5.00	20.0	50.0	200
Methyl methacrylate	FB	Ave	829 812308	4574	21208	59141	291536	2.00 1000	10.0	40.0	100	400
1,4-Dioxane	DXE	Ave	335 ++++	2026	8971	27465	124009	20.0 ++++	100	400	1000	4000
Dibromomethane	FB	Ave	1603 1235203	8227	31968	83519	449101	1.00 500	5.00	20.0	50.0	200
Propyl acetate	FB	Ave	1893 1888421	9078	39644	114968	621575	1.00 500	5.00	20.0	50.0	200
Bromodichloromethane	FB	Ave	2542 2615642	13921	57936	159641	942677	1.00 500	5.00	20.0	50.0	200
2-Nitropropane	FB	QuaF	550 544773	2536	11632	36744	196915	2.00 1000	10.0	40.0	100	400
2-Chloroethyl vinyl ether	FB	Ave	819 834639	4208	19966	59388	312019	1.00 500	5.00	20.0	50.0	200
Epichlorohydrin	CBZ	Ave	3046 2112186	16335	72379	197880	808513	20.0 10000	100	400	1000	4000
cis-1,3-Dichloropropene	CBZ	Ave	2555 3017491	15498	67386	186584	1097171	1.00 500	5.00	20.0	50.0	200
4-Methyl-2-pentanone	CBZ	Ave	6478 4954852	36562	164202	437763	1958866	5.00 2500	25.0	100	250	1000
Toluene	CBZ	Ave	11085 7652918	51998	196824	510882	2873756	1.00 500	5.00	20.0	50.0	200
trans-1,3-Dichloropropene	CBZ	QuaF	1908 2242189	10575	46371	135977	814581	1.00 500	5.00	20.0	50.0	200
Ethyl methacrylate	FB	QuaF	1399 1945706	8461	38918	115622	682513	1.00 500	5.00	20.0	50.0	200
1,1,2-Trichloroethane	CBZ	Ave	1578 1212138	8085	31639	84151	451933	1.00 500	5.00	20.0	50.0	200
Tetrachloroethene	CBZ	Ave	2339 1958908	13130	50204	129032	757951	1.00 500	5.00	20.0	50.0	200
1,3-Dichloropropane	CBZ	Ave	2949 2506008	14910	59397	161484	919038	1.00 500	5.00	20.0	50.0	200

FORM VI  
GC/MS VOA INITIAL CALIBRATION DATA  
INTERNAL STANDARD RESPONSE AND CONCENTRATION

Lab Name: TestAmerica Edison Job No.: 460-85482-1 Analy Batch No.: 258904

SDG No.: \_\_\_\_\_

Instrument ID: CVOAMS4 GC Column: Rtx-624 ID: 0.25 (mm) Heated Purge: (Y/N) Y

Calibration Start Date: 10/29/2014 04:23 Calibration End Date: 10/29/2014 06:28 Calibration ID: 44167

ANALYTE	IS REF	CURVE TYPE	RESPONSE					CONCENTRATION (UG/L)				
			LVL 1 LVL 6	LVL 2	LVL 3	LVL 4	LVL 5	LVL 1 LVL 6	LVL 2	LVL 3	LVL 4	LVL 5
2-Hexanone	CBZ	Ave	3135 3503632	20048	89625	253777	1273699	5.00 2500	25.0	100	250	1000
Butyl acetate	CBZ	Ave	174 225155	1079	5180	14939	78610	1.00 500	5.00	20.0	50.0	200
Dibromochloromethane	CBZ	QuaF	1372 1820031	8183	37377	108620	656349	1.00 500	5.00	20.0	50.0	200
1,2-Dibromoethane	CBZ	Ave	1549 1483419	9236	35642	96217	542534	1.00 500	5.00	20.0	50.0	200
Chlorobenzene	CBZ	Ave	6335 4745122	32712	124510	321620	1823317	1.00 500	5.00	20.0	50.0	200
Ethylbenzene	CBZ	Ave	2731 2440491	16332	65247	171233	952177	1.00 500	5.00	20.0	50.0	200
1,1,1,2-Tetrachloroethane	CBZ	Ave	1849 1693994	10808	45969	122082	676116	1.00 500	5.00	20.0	50.0	200
m&p-Xylene	CBZ	Ave	3174 3138615	19420	78683	208449	1207858	1.00 500	5.00	20.0	50.0	200
Butyl acrylate	CBZ	Ave	739 785492	4096	18637	56750	283254	1.00 500	5.00	20.0	50.0	200
o-Xylene	CBZ	Ave	3123 2845759	19358	84420	217751	1131195	1.00 500	5.00	20.0	50.0	200
Styrene	CBZ	QuaF	3958 5176443	25630	115533	318778	1886568	1.00 500	5.00	20.0	50.0	200
Amly acetate	DCB	Ave	1475 1597477	9511	41636	115987	556733	1.00 500	5.00	20.0	50.0	200
Bromoform	CBZ	QuaF	774 995439	4500	19155	55388	344667	1.00 500	5.00	20.0	50.0	200
Isopropylbenzene	CBZ	Ave	7320 8005464	51819	219057	576305	3100344	1.00 500	5.00	20.0	50.0	200
Camphene, Total	CBZ	Ave	622 487804	3830	15825	41821	195123	1.00 500	5.00	20.0	50.0	200
Monobromobenzene	DCB	Ave	2480 1774375	12476	47488	121289	657886	1.00 500	5.00	20.0	50.0	200
1,1,2,2-Tetrachloroethane	DCB	Ave	2472 1865961	12369	49649	131429	678686	1.00 500	5.00	20.0	50.0	200
N-Propylbenzene	DCB	Ave	9893 9660231	60131	245603	646273	3629781	1.00 500	5.00	20.0	50.0	200
1,2,3-Trichloropropane	DCB	Ave	743 544498	3676	14441	37441	196724	1.00 500	5.00	20.0	50.0	200
trans-1,4-Dichloro-2-butene	DCB	QuaF	398 468929	2307	9607	25717	153269	1.00 500	5.00	20.0	50.0	200
p-Ethyltoluene	DCB	Ave	8250 6970623	53427	214777	560931	2706003	1.00 500	5.00	20.0	50.0	200

FORM VI  
GC/MS VOA INITIAL CALIBRATION DATA  
INTERNAL STANDARD RESPONSE AND CONCENTRATION

Lab Name: TestAmerica Edison Job No.: 460-85482-1 Analy Batch No.: 258904

SDG No.: \_\_\_\_\_

Instrument ID: CVOAMS4 GC Column: Rtx-624 ID: 0.25 (mm) Heated Purge: (Y/N) Y

Calibration Start Date: 10/29/2014 04:23 Calibration End Date: 10/29/2014 06:28 Calibration ID: 44167

ANALYTE	IS REF	CURVE TYPE	RESPONSE					CONCENTRATION (UG/L)				
			LVL 1 LVL 6	LVL 2	LVL 3	LVL 4	LVL 5	LVL 1 LVL 6	LVL 2	LVL 3	LVL 4	LVL 5
2-Chlorotoluene	DCB	Ave	7768 6276651	44073	171398	442800	2408469	1.00 500	5.00	20.0	50.0	200
1,3,5-Trimethylbenzene	DCB	Ave	6667 7520962	43494	187100	491011	2826996	1.00 500	5.00	20.0	50.0	200
4-Chlorotoluene	DCB	Ave	6134 5873197	36433	140469	367290	2143082	1.00 500	5.00	20.0	50.0	200
Butyl Methacrylate	DCB	QuaF	1459 2085034	9575	48017	140244	733455	1.00 500	5.00	20.0	50.0	200
tert-Butylbenzene	DCB	QuaF	4867 6127536	35059	155723	421975	2326515	1.00 500	5.00	20.0	50.0	200
1,2,4-Trimethylbenzene	DCB	Ave	6282 7389951	42983	183664	482343	2693885	1.00 500	5.00	20.0	50.0	200
sec-Butylbenzene	DCB	QuaF	7612 9321828	54780	239103	633580	3510624	1.00 500	5.00	20.0	50.0	200
p-Isopropyltoluene	DCB	QuaF	5915 7806235	45644	201003	525713	2915842	1.00 500	5.00	20.0	50.0	200
1,3-Dichlorobenzene	DCB	Ave	4654 3553796	24824	94315	233536	1281984	1.00 500	5.00	20.0	50.0	200
1,4-Dichlorobenzene	DCB	Ave	5285 3447984	25232	93841	231585	1250687	1.00 500	5.00	20.0	50.0	200
Benzyl chloride	DCB	QuaF	456 664357	2651	12210	37087	222843	1.00 500	5.00	20.0	50.0	200
Indan	FB	Ave	7349 6426857	46574	190338	493312	2388687	1.00 500	5.00	20.0	50.0	200
1,4-Diethylbenzene	DCB	Ave	4647 4472863	32097	134770	326860	1689886	1.00 500	5.00	20.0	50.0	200
n-Butylbenzene	DCB	Ave	3994 4390916	27618	107051	275683	1588125	1.00 500	5.00	20.0	50.0	200
1,2-Dichlorobenzene	DCB	Ave	4655 3617881	25848	93669	241498	1296022	1.00 500	5.00	20.0	50.0	200
1,2,4,5-Tetramethylbenzene	DCB	QuaF	4530 6049468	33199	163399	458039	2235539	1.00 500	5.00	20.0	50.0	200
1,2-Dibromo-3-Chloropropane	DCB	QuaF	349 402488	1955	9032	24182	136771	1.00 500	5.00	20.0	50.0	200
1,3,5-Trichlorobenzene	DCB	Ave	3765 2325619	19347	75107	185824	886647	1.00 500	5.00	20.0	50.0	200
Camphor	DCB	QuaF	723 852327	4219	20006	66016	335029	5.00 2500	25.0	100	250	1000
1,2,4-Trichlorobenzene	DCB	Ave	3283 2326903	15925	64029	165839	895005	1.00 500	5.00	20.0	50.0	200
Hexachlorobutadiene	DCB	Ave	1409 1322724	7784	31002	79489	488998	1.00 500	5.00	20.0	50.0	200

FORM VI  
GC/MS VOA INITIAL CALIBRATION DATA  
INTERNAL STANDARD RESPONSE AND CONCENTRATION

Lab Name: TestAmerica Edison Job No.: 460-85482-1 Analy Batch No.: 258904

SDG No.: \_\_\_\_\_

Instrument ID: CVOAMS4 GC Column: Rtx-624 ID: 0.25 (mm) Heated Purge: (Y/N) Y

Calibration Start Date: 10/29/2014 04:23 Calibration End Date: 10/29/2014 06:28 Calibration ID: 44167

ANALYTE	IS REF	CURVE TYPE	RESPONSE					CONCENTRATION (UG/L)				
			LVL 1 LVL 6	LVL 2	LVL 3	LVL 4	LVL 5	LVL 1 LVL 6	LVL 2	LVL 3	LVL 4	LVL 5
Naphthalene	DCB	Ave	6126 6299823	32053	149570	421912	2283351	1.00 500	5.00	20.0	50.0	200
1,2,3-Trichlorobenzene	DCB	Ave	3078 2298041	14988	58066	160665	874342	1.00 500	5.00	20.0	50.0	200
Dibromofluoromethane (Surr)	FB	Ave	93569 139351	93152	97537	103513	124577	50.0 50.0	50.0	50.0	50.0	50.0
1,2-Dichloroethane-d4 (Surr)	FB	Ave	21375 30981	20422	21944	23064	27368	50.0 50.0	50.0	50.0	50.0	50.0
Toluene-d8 (Surr)	CBZ	Ave	275052 439319	274843	298218	317965	385448	50.0 50.0	50.0	50.0	50.0	50.0
Bromofluorobenzene	DCB	Ave	67043 100342	68027	70169	75196	88645	50.0 50.0	50.0	50.0	50.0	50.0

Curve Type Legend:

Ave = Average ISTD
QuaF = Quadratic ISTD forced zero



FORM VII  
GC/MS VOA CONTINUING CALIBRATION DATA

Lab Name: TestAmerica Edison Job No.: 460-85482-1  
 SDG No.: \_\_\_\_\_  
 Lab Sample ID: CCVIS 460-260159/2 Calibration Date: 11/04/2014 06:38  
 Instrument ID: CVOAMS2 Calib Start Date: 10/21/2014 09:44  
 GC Column: Rtx-624 ID: 0.25 (mm) Calib End Date: 10/21/2014 13:24  
 Lab File ID: B75580.D Conc. Units: ug/L Heated Purge: (Y/N) N

ANALYTE	CURVE TYPE	AVE RRF	RRF	MIN RRF	CALC AMOUNT	SPIKE AMOUNT	%D	MAX %D
Chlorotrifluoroethene	Ave	0.0769	0.0690		18.0	20.0	-10.2	50.0
Dichlorodifluoromethane	Ave	0.4637	0.4317		18.6	20.0	-6.9	50.0
Chloromethane	Ave	0.3736	0.3739	0.1000	20.0	20.0	0.1	50.0
Vinyl chloride	Ave	0.3630	0.3829		21.1	20.0	5.5	20.0
Butadiene	Ave	0.2824	0.2924		20.7	20.0	3.6	50.0
Bromomethane	Ave	0.2978	0.2913		19.6	20.0	-2.2	50.0
Chloroethane	QuaF		0.2207		20.7	20.0	3.5	50.0
Dichlorofluoromethane	Ave	0.6560	0.6657		20.3	20.0	1.5	50.0
Trichlorofluoromethane	Ave	0.5508	0.5299		19.2	20.0	-3.8	50.0
n-Pentane	Ave	0.0407	0.0432		42.4	40.0	6.1	50.0
Ethanol	Ave	0.0551	0.0482		874	1000	-12.6	50.0
Ethyl ether	Ave	0.1458	0.1460		20.0	20.0	0.2	50.0
Isopropene	Ave	0.2417	0.2572		21.3	20.0	6.4	50.0
1,2-Dichlorotrifluoroethane	Ave	0.2487	0.2718		21.9	20.0	9.3	50.0
Acrolein	QuaF		1.006		31.8	40.0	-20.6	50.0
1,1-Dichloroethene	Ave	0.2781	0.2618		18.8	20.0	-5.9	20.0
Freon TF	Ave	0.3218	0.3215		20.0	20.0	-0.0	50.0
Acetone	QuaF		4.254		102	100	1.6	50.0
Iodomethane	Ave	0.6178	0.5799		18.8	20.0	-6.1	50.0
Carbon disulfide	Ave	1.009	0.9073		18.0	20.0	-10.1	50.0
Isopropanol	Ave	0.6284	0.5753		183	200	-8.4	50.0
Allyl chloride	Ave	0.1480	0.1551		21.0	20.0	4.8	50.0
Cyclopentene	Ave	0.6811	0.7477		22.0	20.0	9.8	50.0
Methyl acetate	Ave	0.0941	0.1140		121	100	21.1	50.0
Acetonitrile	Ave	0.0153	0.0158		206	200	3.0	50.0
Methylene Chloride	Ave	0.2919	0.2858		19.6	20.0	-2.1	50.0
TBA	Ave	1.154	1.273		221	200	10.3	50.0
MTBE	Ave	0.5319	0.5508		20.7	20.0	3.5	50.0
trans-1,2-Dichloroethene	Ave	0.2995	0.2857		19.1	20.0	-4.6	50.0
Acrylonitrile	Ave	0.0390	0.0401		205	200	2.7	50.0
Hexane	Ave	0.2369	0.2026		17.1	20.0	-14.5	50.0
1,1-Dichloroethane	Ave	0.5459	0.5329	0.1000	19.5	20.0	-2.4	50.0
DIPE	Ave	0.8155	0.8367		20.5	20.0	2.6	50.0
Vinyl acetate	Ave	0.3083	0.3147		40.8	40.0	2.1	50.0
2-Chloro-1,3-butadiene	Ave	0.2368	0.2519		21.3	20.0	6.4	50.0
Allyl alcohol	QuaF		0.1339		436	500	-12.9	50.0
Tert-butyl ethyl ether	Ave	0.6756	0.7239		21.4	20.0	7.1	50.0
2,2-Dichloropropane	Ave	0.4615	0.4795		20.8	20.0	3.9	50.0
cis-1,2-Dichloroethene	Ave	0.3132	0.3073		19.6	20.0	-1.9	50.0
2-Butanone	Ave	1.302	1.302		100	100	0.0	50.0
Ethyl acetate	Ave	0.8147	0.6367		31.3	40.0	-21.8	50.0

FORM VII  
GC/MS VOA CONTINUING CALIBRATION DATA

Lab Name: TestAmerica Edison Job No.: 460-85482-1  
 SDG No.: \_\_\_\_\_  
 Lab Sample ID: CCVIS 460-260159/2 Calibration Date: 11/04/2014 06:38  
 Instrument ID: CVOAMS2 Calib Start Date: 10/21/2014 09:44  
 GC Column: Rtx-624 ID: 0.25 (mm) Calib End Date: 10/21/2014 13:24  
 Lab File ID: B75580.D Conc. Units: ug/L Heated Purge: (Y/N) N

ANALYTE	CURVE TYPE	AVE RRF	RRF	MIN RRF	CALC AMOUNT	SPIKE AMOUNT	%D	MAX %D
Methyl acrylate	Ave	0.0999	0.1048		21.0	20.0	4.9	50.0
Propionitrile	Ave	1.448	1.476		204	200	2.0	50.0
Bromochloromethane	Ave	0.1396	0.1314		18.8	20.0	-5.9	50.0
Tetrahydrofuran	Ave	1.243	1.328		42.7	40.0	6.8	50.0
Methacrylonitrile	Ave	0.0450	0.0485		216	200	7.9	50.0
Chloroform	Ave	0.5452	0.5112		18.8	20.0	-6.2	20.0
Cyclohexane	Ave	0.4757	0.4541		19.1	20.0	-4.6	50.0
1,1,1-Trichloroethane	Ave	0.5072	0.4796		18.9	20.0	-5.4	50.0
Carbon tetrachloride	Ave	0.4478	0.4155		18.6	20.0	-7.2	50.0
1,1-Dichloropropene	Ave	0.3699	0.3599		19.5	20.0	-2.7	50.0
Benzene	Ave	1.287	1.234		19.2	20.0	-4.2	50.0
Isobutyl alcohol	QuaF		0.9944		425	500	-14.9	50.0
Tert-amyl methyl ether	Ave	0.5976	0.6487		21.7	20.0	8.6	50.0
1,2-Dichloroethane	Ave	0.3308	0.3060		18.5	20.0	-7.5	50.0
Isopropyl acetate	QuaF		0.4921		19.4	20.0	-3.0	50.0
n-Heptane	Ave	0.1802	0.1476		16.4	20.0	-18.1	50.0
2,4,4-Trimethyl-1-pentene	Ave	0.6511	0.6713		41.2	40.0	3.1	50.0
Trichloroethene	Ave	0.3004	0.2920		19.4	20.0	-2.8	50.0
n-Butanol	QuaF		0.2185		430	500	-14.0	50.0
Ethyl acrylate	Ave	0.3887	0.3505		18.0	20.0	-9.8	50.0
Methylcyclohexane	Ave	0.4634	0.4265		18.4	20.0	-8.0	50.0
1,2-Dichloropropane	Ave	0.2652	0.2698		20.3	20.0	1.7	20.0
Dibromomethane	Ave	0.1328	0.1303		19.6	20.0	-1.9	50.0
1,4-Dioxane	Ave	1.250	1.271		407	400	1.6	50.0
Methyl methacrylate	Ave	0.0339	0.0346		40.8	40.0	1.9	50.0
Propyl acetate	Ave	0.1685	0.1769		21.0	20.0	5.0	50.0
Bromodichloromethane	Ave	0.3614	0.3427		19.0	20.0	-5.2	50.0
2-Nitropropane	Ave	0.0291	0.0279		38.3	40.0	-4.3	50.0
2-Chloroethyl vinyl ether	Ave	0.0928	0.1022		22.0	20.0	10.2	50.0
Epichlorohydrin	Ave	0.0114	0.0122		430	400	7.4	50.0
cis-1,3-Dichloropropene	Ave	0.4603	0.4548		19.8	20.0	-1.2	50.0
4-Methyl-2-pentanone	Ave	0.1677	0.1646		98.1	100	-1.9	50.0
Toluene	Ave	1.459	1.390		19.1	20.0	-4.7	20.0
trans-1,3-Dichloropropene	Ave	0.3523	0.3416		19.4	20.0	-3.0	50.0
Ethyl methacrylate	Ave	0.2299	0.2387		20.8	20.0	3.8	50.0
1,1,2-Trichloroethane	Ave	0.1874	0.1865		19.9	20.0	-0.5	50.0
Tetrachloroethene	Ave	0.4188	0.3779		18.0	20.0	-9.8	50.0
1,3-Dichloropropane	Ave	0.3691	0.3632		19.7	20.0	-1.6	50.0
2-Hexanone	Ave	0.1053	0.1061		101	100	0.7	50.0
Dibromochloromethane	Ave	0.2842	0.2621		18.4	20.0	-7.8	50.0
Butyl acetate	Ave	0.0345	0.0308		17.8	20.0	-10.9	50.0

FORM VII  
GC/MS VOA CONTINUING CALIBRATION DATA

Lab Name: TestAmerica Edison Job No.: 460-85482-1  
 SDG No.: \_\_\_\_\_  
 Lab Sample ID: CCVIS 460-260159/2 Calibration Date: 11/04/2014 06:38  
 Instrument ID: CVOAMS2 Calib Start Date: 10/21/2014 09:44  
 GC Column: Rtx-624 ID: 0.25 (mm) Calib End Date: 10/21/2014 13:24  
 Lab File ID: B75580.D Conc. Units: ug/L Heated Purge: (Y/N) N

ANALYTE	CURVE TYPE	AVE RRF	RRF	MIN RRF	CALC AMOUNT	SPIKE AMOUNT	%D	MAX %D
1,2-Dibromoethane	Ave	0.2135	0.2048		19.2	20.0	-4.0	50.0
Chlorobenzene	Ave	1.032	0.9691	0.3000	18.8	20.0	-6.1	50.0
Ethylbenzene	Ave	0.5543	0.5372		19.4	20.0	-3.1	20.0
1,1,1,2-Tetrachloroethane	Ave	0.3623	0.3437		19.0	20.0	-5.1	50.0
m&p-Xylene	Ave	0.6733	0.6587		19.6	20.0	-2.2	50.0
o-Xylene	Ave	0.6553	0.6490		19.8	20.0	-1.0	50.0
Butyl acrylate	QuaF		0.1846		18.8	20.0	-6.1	50.0
Styrene	Ave	1.016	1.044		20.6	20.0	2.8	50.0
Bromoform	Ave	0.1530	0.1408	0.1000	18.4	20.0	-8.0	50.0
Amly acetate	QuaF		0.7341		19.7	20.0	-1.6	50.0
Isopropylbenzene	Ave	1.796	1.761		19.6	20.0	-1.9	50.0
Camphene, Total	Ave	0.1760	0.1544		17.6	20.0	-12.2	50.0
trans-1,4-Dichloro-2-butene	QuaF		0.1282		22.0	20.0	10.1	50.0
Monobromobenzene	Ave	0.7675	0.7438		19.4	20.0	-3.1	50.0
1,1,2,2-Tetrachloroethane	Ave	0.4575	0.4241	0.3000	18.5	20.0	-7.3	50.0
N-Propylbenzene	Ave	3.875	3.685		19.0	20.0	-4.9	50.0
1,2,3-Trichloropropane	Ave	0.1291	0.1158		17.9	20.0	-10.3	50.0
2-Chlorotoluene	Ave	2.705	2.486		18.4	20.0	-8.1	50.0
p-Ethyltoluene	Ave	3.249	3.339		20.6	20.0	2.8	50.0
1,3,5-Trimethylbenzene	Ave	2.746	2.586		18.8	20.0	-5.8	50.0
4-Chlorotoluene	Ave	2.600	2.336		18.0	20.0	-10.1	50.0
Butyl Methacrylate	QuaF		0.7752		19.1	20.0	-4.4	50.0
tert-Butylbenzene	Ave	2.269	2.088		18.4	20.0	-8.0	50.0
1,2,4-Trimethylbenzene	Ave	2.837	2.697		19.0	20.0	-4.9	50.0
sec-Butylbenzene	Ave	3.504	3.265		18.6	20.0	-6.8	50.0
1,3-Dichlorobenzene	Ave	1.541	1.459		18.9	20.0	-5.3	50.0
p-Isopropyltoluene	Ave	3.048	2.888		18.9	20.0	-5.3	50.0
1,4-Dichlorobenzene	Ave	1.560	1.467		18.8	20.0	-6.0	50.0
Benzyl chloride	QuaF		0.7950		19.3	20.0	-3.6	50.0
Indan	Ave	2.507	2.661		21.2	20.0	6.1	50.0
1,4-Diethylbenzene	Ave	1.790	1.851		20.7	20.0	3.4	50.0
n-Butylbenzene	Ave	3.591	3.314		18.5	20.0	-7.7	50.0
1,2-Dichlorobenzene	Ave	1.381	1.297		18.8	20.0	-6.1	50.0
1,2,4,5-Tetramethylbenzene	QuaF		2.820		17.8	20.0	-10.8	50.0
1,2-Dibromo-3-Chloropropane	Ave	0.0781	0.0714		18.3	20.0	-8.6	50.0
Camphor	QuaF		0.0350		110	100	10.2	50.0
1,2,4-Trichlorobenzene	Ave	0.9690	0.8700		18.0	20.0	-10.2	50.0
Hexachlorobutadiene	Ave	0.5218	0.3986		15.3	20.0	-23.6	50.0
Naphthalene	QuaF		1.380		18.8	20.0	-5.9	50.0
1,2,3-Trichlorobenzene	Ave	0.7752	0.6674		17.2	20.0	-13.9	50.0
Dibromofluoromethane (Surr)	Ave	0.2697	0.2648		49.1	50.0	-1.8	50.0

FORM VII  
GC/MS VOA CONTINUING CALIBRATION DATA

Lab Name: TestAmerica Edison Job No.: 460-85482-1  
 SDG No.: \_\_\_\_\_  
 Lab Sample ID: CCVIS 460-260159/2 Calibration Date: 11/04/2014 06:38  
 Instrument ID: CVOAMS2 Calib Start Date: 10/21/2014 09:44  
 GC Column: Rtx-624 ID: 0.25 (mm) Calib End Date: 10/21/2014 13:24  
 Lab File ID: B75580.D Conc. Units: ug/L Heated Purge: (Y/N) N

ANALYTE	CURVE TYPE	AVE RRF	RRF	MIN RRF	CALC AMOUNT	SPIKE AMOUNT	%D	MAX %D
1,2-Dichloroethane-d4 (Surr)	Ave	0.2590	0.2342		45.2	50.0	-9.6	50.0
Toluene-d8 (Surr)	Ave	1.174	1.176		50.1	50.0	0.1	50.0
Bromofluorobenzene	Ave	0.3963	0.4088		51.6	50.0	3.2	50.0

FORM VII  
GC/MS VOA CONTINUING CALIBRATION DATA

Lab Name: TestAmerica Edison Job No.: 460-85482-1  
 SDG No.: \_\_\_\_\_  
 Lab Sample ID: CCVIS 460-260007/2 Calibration Date: 11/03/2014 09:34  
 Instrument ID: CVOAMS3 Calib Start Date: 10/01/2014 03:01  
 GC Column: Rtx-624 ID: 0.25 (mm) Calib End Date: 10/01/2014 06:06  
 Lab File ID: C1695.D Conc. Units: ug/L Heated Purge: (Y/N) N

ANALYTE	CURVE TYPE	AVE RRF	RRF	MIN RRF	CALC AMOUNT	SPIKE AMOUNT	%D	MAX %D
Chlorotrifluoroethene	QuaF		0.0417		39.8	20.0	98.8*	50.0
Dichlorodifluoromethane	Ave	0.3518	0.3082		17.5	20.0	-12.4	50.0
Chloromethane	Ave	0.2535	0.3012	0.1000	23.8	20.0	18.8	50.0
Vinyl chloride	Ave	0.2596	0.2956		22.8	20.0	13.9	20.0
Butadiene	Ave	0.2192	0.2600		23.7	20.0	18.6	50.0
Bromomethane	QuaF		5.387		53.1	20.0	165.3*	50.0
Chloroethane	Ave	0.1627	0.1908		23.5	20.0	17.3	50.0
Dichlorofluoromethane	Ave	0.4832	0.4998		20.7	20.0	3.4	50.0
Trichlorofluoromethane	Ave	0.4764	0.4927		20.7	20.0	3.4	50.0
n-Pentane	QuaF		0.0470		38.4	40.0	-4.0	50.0
Ethanol	QuaF		0.0476		1010	1000	0.9	50.0
Ethyl ether	Ave	0.2129	0.1943		18.2	20.0	-8.8	50.0
Isopropene	QuaF		0.3909		25.1	20.0	25.6	50.0
1,2-Dichlorotrifluoroethane	QuaF		0.2902		38.2	20.0	91.2*	50.0
Freon TF	QuaF		0.2577		17.3	20.0	-13.7	50.0
Acrolein	Ave	0.0352	0.0302		34.3	40.0	-14.3	50.0
1,1-Dichloroethene	Ave	0.2607	0.2455		18.8	20.0	-5.8	20.0
Acetone	QuaF		0.0872		70.3	100	-29.7	50.0
Iodomethane	QuaF		0.3966		71.5	20.0	257.4*	50.0
Carbon disulfide	Ave	0.6765	0.6354		18.8	20.0	-6.1	50.0
Isopropanol	Ave	0.5679	0.5930		209	200	4.4	50.0
Allyl chloride	QuaF		0.1423		22.4	20.0	12.1	50.0
Cyclopentene	Ave	0.6628	0.7273		21.9	20.0	9.7	50.0
Methyl acetate	Ave	0.2334	0.3048		131	100	30.6	50.0
Acetonitrile	Ave	0.0454	0.0464		204	200	2.2	50.0
Methylene Chloride	Ave	0.2798	0.2829		20.2	20.0	1.1	50.0
TBA	QuaF		0.9889		187	200	-6.5	50.0
MTBE	Ave	0.8009	0.7777		19.4	20.0	-2.9	50.0
trans-1,2-Dichloroethene	Ave	0.2917	0.2957		20.3	20.0	1.4	50.0
Acrylonitrile	Ave	0.1085	0.1174		216	200	8.2	50.0
Hexane	QuaF		0.2074		15.9	20.0	-20.6	50.0
DIPE	Ave	0.7657	0.8180		21.4	20.0	6.8	50.0
1,1-Dichloroethane	Ave	0.4684	0.4723	0.1000	20.2	20.0	0.8	50.0
Vinyl acetate	Ave	0.4492	0.2164		19.3	40.0	-51.8*	50.0
2-Chloro-1,3-butadiene	Ave	0.2419	0.2559		21.2	20.0	5.8	50.0
Allyl alcohol	Ave	0.1565	0.1821		582	500	16.4	50.0
Tert-butyl ethyl ether	Ave	0.7800	0.7789		20.0	20.0	-0.1	50.0
2,2-Dichloropropane	Ave	0.4063	0.4300		21.2	20.0	5.8	50.0
cis-1,2-Dichloroethene	Ave	0.3139	0.3212		20.5	20.0	2.3	50.0
2-Butanone	Ave	1.297	1.164		89.8	100	-10.2	50.0
Ethyl acetate	Ave	0.0272	0.0220		32.3	40.0	-19.2	50.0

FORM VII  
GC/MS VOA CONTINUING CALIBRATION DATA

Lab Name: TestAmerica Edison Job No.: 460-85482-1  
 SDG No.: \_\_\_\_\_  
 Lab Sample ID: CCVIS 460-260007/2 Calibration Date: 11/03/2014 09:34  
 Instrument ID: CVOAMS3 Calib Start Date: 10/01/2014 03:01  
 GC Column: Rtx-624 ID: 0.25 (mm) Calib End Date: 10/01/2014 06:06  
 Lab File ID: C1695.D Conc. Units: ug/L Heated Purge: (Y/N) N

ANALYTE	CURVE TYPE	AVE RRF	RRF	MIN RRF	CALC AMOUNT	SPIKE AMOUNT	%D	MAX %D
Methyl acrylate	Ave	0.2627	0.2739		20.9	20.0	4.3	50.0
Propionitrile	Ave	0.0458	0.0483		211	200	5.4	50.0
Tetrahydrofuran	Ave	0.0991	0.0939		37.9	40.0	-5.3	50.0
Bromochloromethane	Ave	0.1381	0.1664		24.1	20.0	20.5	50.0
Methacrylonitrile	Ave	0.1207	0.1305		216	200	8.1	50.0
Chloroform	Ave	0.4910	0.5105		20.8	20.0	4.0	20.0
Cyclohexane	QuaF		0.4207		17.2	20.0	-14.2	50.0
1,1,1-Trichloroethane	Ave	0.4484	0.4584		20.4	20.0	2.2	50.0
Carbon tetrachloride	Ave	0.3764	0.3834		20.4	20.0	1.9	50.0
1,1-Dichloropropene	Ave	0.3581	0.3509		19.6	20.0	-2.0	50.0
Isobutyl alcohol	Ave	0.4991	0.5614		562	500	12.5	50.0
Benzene	Ave	1.349	1.290		19.1	20.0	-4.4	50.0
Isopropyl acetate	Ave	0.7644	0.7907		20.7	20.0	3.4	50.0
Tert-amyl methyl ether	Ave	0.7839	0.8260		21.1	20.0	5.4	50.0
1,2-Dichloroethane	Ave	0.3772	0.3726		19.8	20.0	-1.2	50.0
n-Heptane	QuaF		0.1612		14.1	20.0	-29.7	50.0
Ethyl acrylate	QuaF		0.3637		18.0	20.0	-9.8	50.0
2,4,4-Trimethyl-1-pentene	QuaF		0.6453		36.6	40.0	-8.5	50.0
n-Butanol	Ave	0.2373	0.1768		373	500	-25.5	50.0
Trichloroethene	Ave	0.3070	0.3103		20.2	20.0	1.1	50.0
Methylcyclohexane	QuaF		0.4437		16.8	20.0	-16.1	50.0
1,2-Dichloropropane	Ave	0.2545	0.2558		20.1	20.0	0.5	20.0
Methyl methacrylate	Ave	0.0978	0.1013		41.4	40.0	3.5	50.0
1,4-Dioxane	Ave	1.115	1.091		391	400	-2.2	50.0
Dibromomethane	Ave	0.1625	0.1812		22.3	20.0	11.5	50.0
Propyl acetate	Ave	0.4254	0.4439		20.9	20.0	4.4	50.0
Bromodichloromethane	Ave	0.3365	0.3388		20.1	20.0	0.7	50.0
2-Chloroethyl vinyl ether	Ave	0.1483	0.1706		23.0	20.0	15.0	50.0
2-Nitropropane	QuaF		0.0805		32.3	40.0	-19.2	50.0
Epichlorohydrin	Ave	0.0313	0.0365		465	400	16.3	50.0
cis-1,3-Dichloropropene	Ave	0.5139	0.4959		19.3	20.0	-3.5	50.0
4-Methyl-2-pentanone	Ave	0.3297	0.3226		97.8	100	-2.2	50.0
Toluene	QuaF		1.452		17.4	20.0	-13.1	20.0
trans-1,3-Dichloropropene	Ave	0.4360	0.4132		19.0	20.0	-5.2	50.0
Ethyl methacrylate	Ave	0.3475	0.3454		19.9	20.0	-0.6	50.0
1,1,2-Trichloroethane	Ave	0.2630	0.2482		18.9	20.0	-5.6	50.0
Tetrachloroethene	Ave	0.4901	0.4746		19.4	20.0	-3.2	50.0
1,3-Dichloropropane	Ave	0.5242	0.4783		18.2	20.0	-8.8	50.0
2-Hexanone	Ave	0.2533	0.2292		90.5	100	-9.5	50.0
Butyl acetate	Ave	0.0808	0.0552		13.7	20.0	-31.6	50.0
Dibromochloromethane	Ave	0.3477	0.3164		18.2	20.0	-9.0	50.0

FORM VII  
GC/MS VOA CONTINUING CALIBRATION DATA

Lab Name: TestAmerica Edison Job No.: 460-85482-1  
 SDG No.: \_\_\_\_\_  
 Lab Sample ID: CCVIS 460-260007/2 Calibration Date: 11/03/2014 09:34  
 Instrument ID: CVOAMS3 Calib Start Date: 10/01/2014 03:01  
 GC Column: Rtx-624 ID: 0.25 (mm) Calib End Date: 10/01/2014 06:06  
 Lab File ID: C1695.D Conc. Units: ug/L Heated Purge: (Y/N) N

ANALYTE	CURVE TYPE	AVE RRF	RRF	MIN RRF	CALC AMOUNT	SPIKE AMOUNT	%D	MAX %D
1,2-Dibromoethane	Ave	0.3511	0.3253		18.5	20.0	-7.3	50.0
Chlorobenzene	QuaF		1.002	0.3000	17.7	20.0	-11.5	50.0
Ethylbenzene	Ave	0.5599	0.5322		19.0	20.0	-5.0	20.0
1,1,1,2-Tetrachloroethane	Ave	0.3667	0.3478		19.0	20.0	-5.2	50.0
m&p-Xylene	Ave	0.6931	0.6742		19.5	20.0	-2.7	50.0
Butyl acrylate	Ave	0.2380	0.2227		18.7	20.0	-6.4	50.0
o-Xylene	Ave	0.6716	0.6457		19.2	20.0	-3.9	50.0
Styrene	Ave	1.121	1.104		19.7	20.0	-1.5	50.0
Amly acetate	Ave	0.9345	0.8633		18.5	20.0	-7.6	50.0
Bromoform	QuaF		0.2261	0.1000	13.8	20.0	-30.9	50.0
Isopropylbenzene	Ave	1.602	1.707		21.3	20.0	6.6	50.0
Camphene, Total	QuaF		0.1234		16.6	20.0	-16.9	50.0
Monobromobenzene	Ave	0.8981	0.7924		17.6	20.0	-11.8	50.0
1,1,2,2-Tetrachloroethane	Ave	0.7061	0.6242	0.3000	17.7	20.0	-11.6	50.0
N-Propylbenzene	QuaF		3.060		16.4	20.0	-18.0	50.0
1,2,3-Trichloropropane	Ave	0.2662	0.2259		17.0	20.0	-15.2	50.0
trans-1,4-Dichloro-2-butene	Ave	0.2332	0.1796		15.4	20.0	-23.0	50.0
p-Ethyltoluene	QuaF		2.914		18.0	20.0	-9.8	50.0
2-Chlorotoluene	Ave	2.210	2.097		19.0	20.0	-5.1	50.0
1,3,5-Trimethylbenzene	Ave	2.340	2.336		20.0	20.0	-0.2	50.0
4-Chlorotoluene	Ave	2.041	1.905		18.7	20.0	-6.7	50.0
Butyl Methacrylate	Ave	0.7293	0.7001		19.2	20.0	-4.0	50.0
tert-Butylbenzene	Ave	2.022	2.032		20.1	20.0	0.5	50.0
1,2,4-Trimethylbenzene	Ave	2.377	2.359		19.9	20.0	-0.7	50.0
sec-Butylbenzene	QuaF		2.861		16.8	20.0	-16.0	50.0
p-Isopropyltoluene	QuaF		2.620		16.5	20.0	-17.7	50.0
1,3-Dichlorobenzene	Ave	1.573	1.441		18.3	20.0	-8.4	50.0
1,4-Dichlorobenzene	QuaF		1.478		16.8	20.0	-16.1	50.0
Benzyl chloride	QuaF		1.123		13.4	20.0	-33.0	50.0
Indan	QuaF		1.309		20.4	20.0	2.0	50.0
1,4-Diethylbenzene	Ave	1.649	1.662		20.2	20.0	0.8	50.0
n-Butylbenzene	Ave	2.565	2.663		20.8	20.0	3.8	50.0
1,2-Dichlorobenzene	QuaF		1.351		16.6	20.0	-17.2	50.0
1,2,4,5-Tetramethylbenzene	Ave	2.307	2.386		20.7	20.0	3.4	50.0
1,2-Dibromo-3-Chloropropane	Ave	0.1384	0.1155		16.7	20.0	-16.6	50.0
1,3,5-Trichlorobenzene	Ave	1.240	1.190		19.2	20.0	-4.1	50.0
Camphor	Ave	0.0865	0.0813		94.0	100	-6.0	50.0
1,2,4-Trichlorobenzene	Ave	1.064	1.014		19.1	20.0	-4.7	50.0
Hexachlorobutadiene	Ave	0.5960	0.5282		17.7	20.0	-11.4	50.0
Naphthalene	Ave	2.252	2.278		20.2	20.0	1.1	50.0
1,2,3-Trichlorobenzene	Ave	0.9215	0.8831		19.2	20.0	-4.2	50.0

FORM VII  
GC/MS VOA CONTINUING CALIBRATION DATA

Lab Name: TestAmerica Edison Job No.: 460-85482-1  
 SDG No.: \_\_\_\_\_  
 Lab Sample ID: CCVIS 460-260007/2 Calibration Date: 11/03/2014 09:34  
 Instrument ID: CVOAMS3 Calib Start Date: 10/01/2014 03:01  
 GC Column: Rtx-624 ID: 0.25 (mm) Calib End Date: 10/01/2014 06:06  
 Lab File ID: C1695.D Conc. Units: ug/L Heated Purge: (Y/N) N

ANALYTE	CURVE TYPE	AVE RRF	RRF	MIN RRF	CALC AMOUNT	SPIKE AMOUNT	%D	MAX %D
Dibromofluoromethane (Surr)	Ave	0.2486	0.3003		60.4	50.0	20.8	50.0
1,2-Dichloroethane-d4 (Surr)	Ave	0.2988	0.3350		56.1	50.0	12.1	50.0
Toluene-d8 (Surr)	Ave	1.214	1.354		55.8	50.0	11.6	50.0
Bromofluorobenzene	Ave	0.8301	0.9483		57.1	50.0	14.2	50.0



FORM VII  
GC/MS VOA CONTINUING CALIBRATION DATA

Lab Name: TestAmerica Edison Job No.: 460-85482-1  
 SDG No.: \_\_\_\_\_  
 Lab Sample ID: CCVIS 460-260626/2 Calibration Date: 11/05/2014 19:07  
 Instrument ID: CVOAMS4 Calib Start Date: 10/29/2014 04:23  
 GC Column: Rtx-624 ID: 0.25 (mm) Calib End Date: 10/29/2014 06:28  
 Lab File ID: D5766.D Conc. Units: ug/L Heated Purge: (Y/N) Y

ANALYTE	CURVE TYPE	AVE RRF	RRF	MIN RRF	CALC AMOUNT	SPIKE AMOUNT	%D	MAX %D
Chlorotrifluoroethene	Ave	0.4146	0.5081		24.5	20.0	22.6	50.0
Dichlorodifluoromethane	Ave	0.7476	0.6114		16.4	20.0	-18.2	50.0
Chloromethane	Ave	0.5344	0.4499	0.1000	16.8	20.0	-15.8	50.0
Vinyl chloride	Ave	0.4207	0.4904		23.3	20.0	16.5	20.0
Butadiene	Ave	0.3335	0.3980		23.9	20.0	19.3	50.0
Bromomethane	QuaF		0.4111		19.9	20.0	-0.6	50.0
Chloroethane	Ave	0.4817	0.3504		14.5	20.0	-27.3	50.0
Dichlorofluoromethane	Ave	1.095	0.7551		13.8	20.0	-31.1	50.0
Trichlorofluoromethane	Ave	0.8489	0.5966		14.1	20.0	-29.7	50.0
n-Pentane	QuaF		0.1123		43.8	40.0	9.5	50.0
Ethanol	QuaF		0.0487		886	1000	-11.4	50.0
Ethyl ether	Ave	0.4239	0.4408		20.8	20.0	4.0	50.0
Isopropene	Ave	0.4265	0.4860		22.8	20.0	13.9	50.0
1,2-Dichlorotrifluoroethane	Ave	0.4181	0.4237		20.3	20.0	1.3	50.0
Acrolein	Ave	1.430	1.065		223	300	-25.6	50.0
Freon TF	Ave	0.4978	0.4250		17.1	20.0	-14.6	50.0
1,1-Dichloroethene	Ave	0.5357	0.5311		19.8	20.0	-0.9	20.0
Acetone	QuaF		4.266		114	100	13.5	50.0
Iodomethane	Ave	0.9166	0.9026		19.7	20.0	-1.5	50.0
Carbon disulfide	QuaF		1.514		16.1	20.0	-19.3	50.0
Isopropanol	Ave	0.8458	0.6150		145	200	-27.3	50.0
Allyl chloride	Ave	0.3061	0.3239		21.2	20.0	5.8	50.0
Cyclopentene	Ave	1.338	1.488		22.2	20.0	11.1	50.0
Methyl acetate	Ave	0.4040	0.4737		117	100	17.3	50.0
Acetonitrile	QuaF		1.737		227	200	13.7	50.0
Methylene Chloride	Ave	0.5862	0.5977		20.4	20.0	2.0	50.0
TBA	QuaF		1.482		178	200	-11.1	50.0
MTBE	Ave	1.313	1.331		20.3	20.0	1.4	50.0
trans-1,2-Dichloroethene	Ave	0.5728	0.5634		19.7	20.0	-1.6	50.0
Acrylonitrile	Ave	5.125	5.230		204	200	2.0	50.0
Hexane	Ave	0.6357	0.6353		20.0	20.0	-0.0	50.0
DIPE	Ave	1.064	1.219		22.9	20.0	14.6	50.0
1,1-Dichloroethane	Ave	0.8943	0.9153	0.1000	20.5	20.0	2.3	50.0
Vinyl acetate	QuaF		0.0309		24.1	40.0	-39.7	50.0
2-Chloro-1,3-butadiene	Ave	0.4449	0.4575		20.6	20.0	2.8	50.0
Allyl alcohol	QuaF		0.1298		360	500	-28.1	50.0
Tert-butyl ethyl ether	Ave	1.113	1.187	0.0100	21.3	20.0	6.6	50.0
2,2-Dichloropropane	Ave	0.4965	0.5231		21.1	20.0	5.4	50.0
cis-1,2-Dichloroethene	Ave	0.5718	0.5481		19.2	20.0	-4.2	50.0
2-Butanone	Ave	1.674	1.489		89.0	100	-11.0	50.0
Ethyl acetate	Ave	0.8565	0.7833		36.6	40.0	-8.5	50.0

FORM VII  
GC/MS VOA CONTINUING CALIBRATION DATA

Lab Name: TestAmerica Edison Job No.: 460-85482-1  
 SDG No.: \_\_\_\_\_  
 Lab Sample ID: CCVIS 460-260626/2 Calibration Date: 11/05/2014 19:07  
 Instrument ID: CVOAMS4 Calib Start Date: 10/29/2014 04:23  
 GC Column: Rtx-624 ID: 0.25 (mm) Calib End Date: 10/29/2014 06:28  
 Lab File ID: D5766.D Conc. Units: ug/L Heated Purge: (Y/N) Y

ANALYTE	CURVE TYPE	AVE RRF	RRF	MIN RRF	CALC AMOUNT	SPIKE AMOUNT	%D	MAX %D
Methyl acrylate	Ave	0.3098	0.3357		21.7	20.0	8.3	50.0
Propionitrile	Ave	0.0514	0.0654		254	200	27.1	50.0
Bromochloromethane	Ave	0.2777	0.2652		19.1	20.0	-4.5	50.0
Tetrahydrofuran	Ave	0.0529	0.0612		46.3	40.0	15.8	50.0
Methacrylonitrile	Ave	0.1631	0.1861		228	200	14.1	50.0
Chloroform	Ave	0.9210	0.8889		19.3	20.0	-3.5	20.0
Cyclohexane	Ave	0.6577	0.5951		18.1	20.0	-9.5	50.0
1,1,1-Trichloroethane	Ave	0.6517	0.6360		19.5	20.0	-2.4	50.0
Carbon tetrachloride	Ave	0.5748	0.5665		19.7	20.0	-1.4	50.0
1,1-Dichloropropene	Ave	0.6364	0.5998		18.8	20.0	-5.8	50.0
Isobutyl alcohol	Ave	0.6742	0.6216		461	500	-7.8	50.0
Benzene	Ave	2.925	3.097		21.2	20.0	5.9	50.0
Tert-amyl methyl ether	Ave	1.120	1.234		22.0	20.0	10.1	50.0
Isopropyl acetate	Ave	0.8072	0.9200		22.8	20.0	14.0	50.0
1,2-Dichloroethane	Ave	0.5924	0.5930		20.0	20.0	0.1	50.0
n-Heptane	QuaF		0.3043		16.2	20.0	-19.2	50.0
2,4,4-Trimethyl-1-pentene	Ave	0.7890	0.7564		38.3	40.0	-4.1	50.0
n-Butanol	QuaF		0.0095		374	500	-25.2	50.0
Trichloroethene	Ave	0.4943	0.4720		19.1	20.0	-4.5	50.0
Methylcyclohexane	Ave	0.7453	0.7027		18.9	20.0	-5.7	50.0
Ethyl acrylate	QuaF		0.0264		16.5	20.0	-17.4	50.0
1,2-Dichloropropane	Ave	0.4134	0.3786		18.3	20.0	-8.4	20.0
Methyl methacrylate	Ave	0.0874	0.0869		39.8	40.0	-0.5	50.0
Dibromomethane	Ave	0.2801	0.2681		19.1	20.0	-4.3	50.0
1,4-Dioxane	Ave	2.031	2.189		431	400	7.8	50.0
Propyl acetate	Ave	0.3652	0.3707		20.3	20.0	1.5	50.0
Bromodichloromethane	Ave	0.5244	0.4882		18.6	20.0	-6.9	50.0
2-Nitropropane	QuaF		0.0599		37.5	40.0	-6.3	50.0
2-Chloroethyl vinyl ether	Ave	0.1739	0.1624		18.7	20.0	-6.6	50.0
Epichlorohydrin	Ave	0.0427	0.0583		546	400	36.5	50.0
cis-1,3-Dichloropropene	Ave	0.9007	0.9545		21.2	20.0	6.0	50.0
4-Methyl-2-pentanone	Ave	0.3864	0.5512		143	100	42.7	50.0
Toluene	Ave	2.729	2.768		20.3	20.0	1.4	20.0
trans-1,3-Dichloropropene	QuaF		0.6672		18.1	20.0	-9.4	50.0
Ethyl methacrylate	QuaF		0.3317		15.4	20.0	-23.1	50.0
1,1,2-Trichloroethane	Ave	0.4247	0.4378		20.6	20.0	3.1	50.0
Tetrachloroethene	Ave	0.6734	0.6744		20.0	20.0	0.2	50.0
1,3-Dichloropropane	Ave	0.8216	0.8292		20.2	20.0	0.9	50.0
2-Hexanone	Ave	0.2249	0.2949		131	100	31.1	50.0
Butyl acetate	Ave	0.0663	0.0823		24.8	20.0	24.2	50.0
Dibromochloromethane	QuaF		0.5146		17.4	20.0	-12.8	50.0

FORM VII  
GC/MS VOA CONTINUING CALIBRATION DATA

Lab Name: TestAmerica Edison Job No.: 460-85482-1  
 SDG No.: \_\_\_\_\_  
 Lab Sample ID: CCVIS 460-260626/2 Calibration Date: 11/05/2014 19:07  
 Instrument ID: CVOAMS4 Calib Start Date: 10/29/2014 04:23  
 GC Column: Rtx-624 ID: 0.25 (mm) Calib End Date: 10/29/2014 06:28  
 Lab File ID: D5766.D Conc. Units: ug/L Heated Purge: (Y/N) Y

ANALYTE	CURVE TYPE	AVE RRF	RRF	MIN RRF	CALC AMOUNT	SPIKE AMOUNT	%D	MAX %D
1,2-Dibromoethane	Ave	0.4811	0.4839		20.1	20.0	0.6	50.0
Chlorobenzene	Ave	1.684	1.673	0.3000	19.9	20.0	-0.7	50.0
Ethylbenzene	Ave	0.8443	0.8876		21.0	20.0	5.1	20.0
1,1,1,2-Tetrachloroethane	Ave	0.5853	0.6327		21.6	20.0	8.1	50.0
m&p-Xylene	Ave	1.032	1.064		20.6	20.0	3.1	50.0
Butyl acrylate	Ave	0.2468	0.2752		22.3	20.0	11.5	50.0
o-Xylene	Ave	1.019	1.129		22.2	20.0	10.8	50.0
Styrene	QuaF		1.559		18.2	20.0	-9.0	50.0
Amly acetate	Ave	1.016	1.280		25.2	20.0	25.9	50.0
Bromoform	QuaF		0.2737	0.1000	18.1	20.0	-9.3	50.0
Isopropylbenzene	Ave	2.689	2.971		22.1	20.0	10.5	50.0
Camphene, Total	Ave	0.1900	0.2365		24.9	20.0	24.5	50.0
Monobromobenzene	Ave	1.247	1.245		20.0	20.0	-0.1	50.0
1,1,2,2-Tetrachloroethane	Ave	1.287	1.365	0.3000	21.2	20.0	6.1	50.0
N-Propylbenzene	Ave	6.257	6.730		21.5	20.0	7.6	50.0
1,2,3-Trichloropropane	Ave	0.3765	0.4358		23.1	20.0	15.7	50.0
trans-1,4-Dichloro-2-butene	QuaF		0.3036		21.4	20.0	7.1	50.0
p-Ethyltoluene	Ave	5.117	5.887		23.0	20.0	15.0	50.0
2-Chlorotoluene	Ave	4.376	4.765		21.8	20.0	8.9	50.0
1,3,5-Trimethylbenzene	Ave	4.683	4.972		21.2	20.0	6.2	50.0
4-Chlorotoluene	Ave	3.715	3.811		20.5	20.0	2.6	50.0
Butyl Methacrylate	QuaF		1.313		18.3	20.0	-8.4	50.0
tert-Butylbenzene	QuaF		4.061		17.3	20.0	-13.6	50.0
1,2,4-Trimethylbenzene	Ave	4.551	4.898		21.5	20.0	7.6	50.0
sec-Butylbenzene	QuaF		6.287		17.8	20.0	-11.0	50.0
p-Isopropyltoluene	QuaF		5.191		17.8	20.0	-11.1	50.0
1,3-Dichlorobenzene	Ave	2.435	2.478		20.4	20.0	1.8	50.0
1,4-Dichlorobenzene	Ave	2.475	2.415		19.5	20.0	-2.4	50.0
Benzyl chloride	QuaF		0.3780		18.2	20.0	-9.2	50.0
Indan	Ave	1.518	1.441		19.0	20.0	-5.1	50.0
1,4-Diethylbenzene	Ave	3.108	3.391		21.8	20.0	9.1	50.0
n-Butylbenzene	Ave	2.733	2.822		20.7	20.0	3.3	50.0
1,2-Dichlorobenzene	Ave	2.473	2.454		19.8	20.0	-0.8	50.0
1,2,4,5-Tetramethylbenzene	QuaF		4.170		18.4	20.0	-7.8	50.0
1,2-Dibromo-3-Chloropropane	QuaF		0.2556		19.7	20.0	-1.7	50.0
Camphor	QuaF		0.1196		86.4	100	-13.6	50.0
1,2,4-Trichlorobenzene	Ave	1.660	1.597		19.2	20.0	-3.8	50.0
Hexachlorobutadiene	Ave	0.8270	0.7332		17.7	20.0	-11.3	50.0
Naphthalene	Ave	3.861	4.060		21.0	20.0	5.1	50.0
1,2,3-Trichlorobenzene	Ave	1.581	1.474		18.6	20.0	-6.8	50.0
Dibromofluoromethane (Surr)	Ave	0.3262	0.3096		47.5	50.0	-5.1	50.0

FORM VII  
GC/MS VOA CONTINUING CALIBRATION DATA

Lab Name: TestAmerica Edison Job No.: 460-85482-1  
 SDG No.: \_\_\_\_\_  
 Lab Sample ID: CCVIS 460-260626/2 Calibration Date: 11/05/2014 19:07  
 Instrument ID: CVOAMS4 Calib Start Date: 10/29/2014 04:23  
 GC Column: Rtx-624 ID: 0.25 (mm) Calib End Date: 10/29/2014 06:28  
 Lab File ID: D5766.D Conc. Units: ug/L Heated Purge: (Y/N) Y

ANALYTE	CURVE TYPE	AVE RRF	RRF	MIN RRF	CALC AMOUNT	SPIKE AMOUNT	%D	MAX %D
1,2-Dichloroethane-d4 (Surr)	Ave	0.0727	0.0674		46.3	50.0	-7.3	50.0
Toluene-d8 (Surr)	Ave	1.517	1.516		50.0	50.0	-0.0	50.0
Bromofluorobenzene	Ave	0.7048	0.7107		50.4	50.0	0.8	50.0

TestAmerica Edison  
Target Compound Quantitation Report

Data File: \\EDICHROM\ChromData\CVOAMS2\20141021-19612.b\B74930.D  
 Lims ID: BFB  
 Client ID:  
 Sample Type: BFB  
 Inject. Date: 21-Oct-2014 08:57:30 ALS Bottle#: 99 Worklist Smp#: 1  
 Injection Vol: 5.0 mL Dil. Factor: 1.0000  
 Sample Info: BFB  
 Misc. Info.: 460-0019612-001  
 Operator ID: Instrument ID: CVOAMS2  
 Method: \\EDICHROM\ChromData\CVOAMS2\20141021-19612.b\8260W\_2.m  
 Limit Group: VOA - 8260B Water and Solid  
 Last Update: 22-Oct-2014 15:02:26 Calib Date: 21-Oct-2014 13:24:30  
 Integrator: RTE ID Type: Deconvolution ID  
 Quant Method: Internal Standard Quant By: Initial Calibration  
 Last ICal File: \\EDICHROM\ChromData\CVOAMS2\20141021-19612.b\B74941.D  
 Column 1 : Rtx-624 ( 0.25 mm) Det: MS SCAN  
 Process Host: XAWRK034

First Level Reviewer: tupayachia Date: 21-Oct-2014 09:16:25

Compound	Sig	RT (min.)	Exp RT (min.)	Dlt RT (min.)	Q	Response	Cal Amt ug/l	OnCol Amt ug/l	Flags
----------	-----	-----------	---------------	---------------	---	----------	--------------	----------------	-------

\$ 151 BFB	95	2.308	2.308	0.000	88	44553	NR	NR	
------------	----	-------	-------	-------	----	-------	----	----	--

**QC Flag Legend**

Processing Flags

NR - Missing Quant Standard

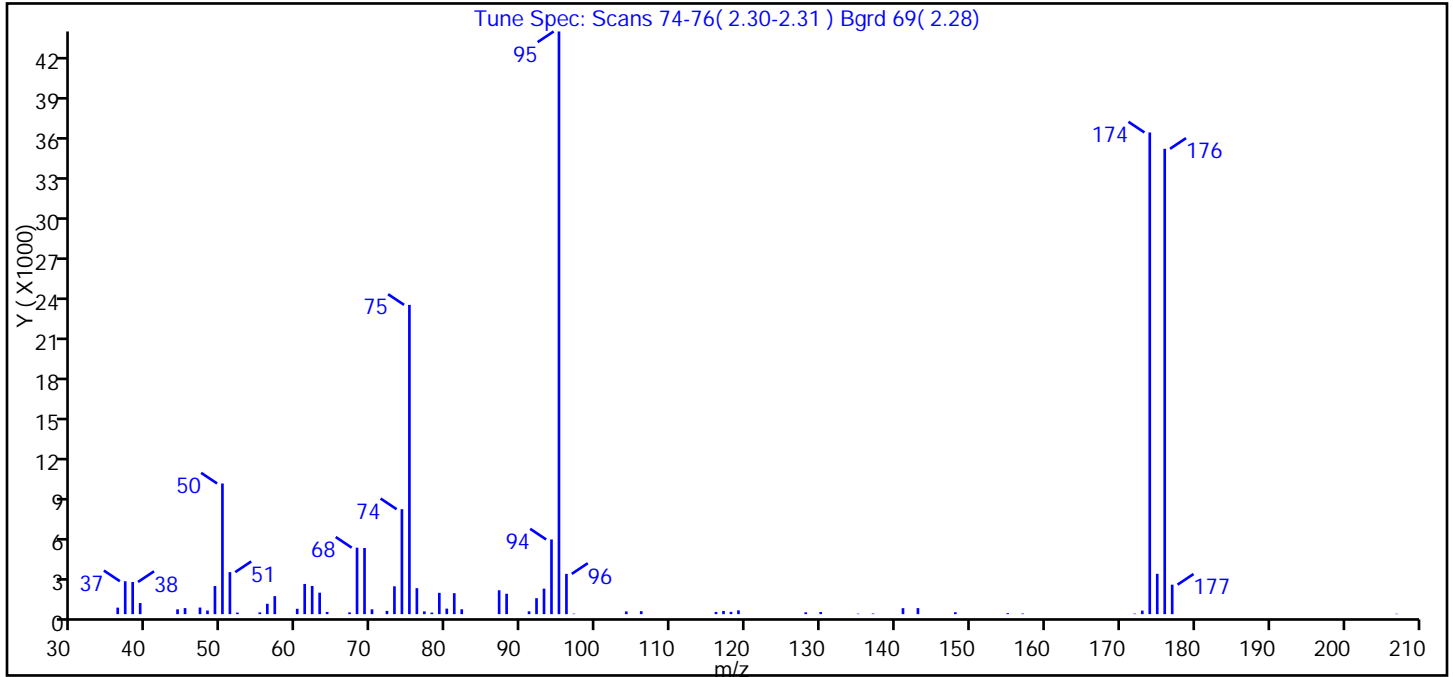
**Reagents:**

BFB\_00005 Amount Added: 1.00 Units: uL

TestAmerica Edison

Data File: \\EDICHROM\ChromData\CVOAMS2\20141021-19612.b\B74930.D  
 Injection Date: 21-Oct-2014 08:57:30 Instrument ID: CVOAMS2  
 Lims ID: BFB  
 Client ID:  
 Operator ID: ALS Bottle#: 99 Worklist Smp#: 1  
 Injection Vol: 5.0 mL Dil. Factor: 1.0000  
 Method: 8260W\_2 Limit Group: VOA - 8260B Water and Solid  
 Tune Method: BFB Method 8260

\$ 151 BFB



m/z	Ion Abundance Criteria	% Relative Abundance
95	Base Peak, 100% relative abundance	100.00
50	15.00 - 40.00% of mass 95	22.40
75	30.00 - 60.00% of mass 95	53.10
96	5.00 - 9.00% of mass 95	6.90
173	Less than 2.00% of mass 174	0.60 ( 0.70)
174	50.00 - 120.00% of mass 95	82.70
175	5.00 - 9.00% of mass 174	6.90 ( 8.40)
176	95.00 - 101.00% of mass 174	79.90 ( 96.60)
177	5.00 - 9.00% of mass 176	5.10 ( 6.30)

Data File: \\EDICHROM\ChromData\CVOAMS2\20141021-19612.b\B74930.D\8260W\_2.rslt\spectra.d  
Injection Date: 21-Oct-2014 08:57:30  
Spectrum: Tune Spec: Scans 74-76( 2.30-2.31 ) Bgrd 69( 2.28)  
Base Peak: 95.00  
Minimum % Base Peak: 0  
Number of Points: 66

m/z	Y	m/z	Y	m/z	Y	m/z	Y
36.00	486	62.00	2099	82.00	363	130.00	161
37.00	2451	63.00	1599	87.00	1778	135.00	35
38.00	2396	64.00	165	88.00	1518	137.00	47
39.00	828	67.00	130	91.00	211	141.00	445
44.00	358	68.00	4950	92.00	1188	143.00	450
45.00	450	69.00	4927	93.00	1902	148.00	142
47.00	492	70.00	361	94.00	5561	155.00	73
48.00	270	72.00	244	95.00	43392	157.00	45
49.00	2095	73.00	2074	96.00	2998	172.00	40
50.00	9730	74.00	7816	97.00	35	173.00	263
51.00	3130	75.00	23032	104.00	202	174.00	35872
52.00	116	76.00	1934	106.00	222	175.00	3002
55.00	129	77.00	207	116.00	164	176.00	34656
56.00	774	78.00	117	117.00	240	177.00	2194
57.00	1340	79.00	1587	118.00	172	207.00	29
60.00	399	80.00	413	119.00	281		
61.00	2249	81.00	1561	128.00	136		

TestAmerica Edison  
Target Compound Quantitation Report

Data File: \\EDICHROM\ChromData\CVOAMS2\20141104-20141.b\B75579.D  
 Lims ID: BFB  
 Client ID:  
 Sample Type: BFB  
 Inject. Date: 04-Nov-2014 05:42:30 ALS Bottle#: 99 Worklist Smp#: 1  
 Injection Vol: 5.0 mL Dil. Factor: 1.0000  
 Sample Info: BFB  
 Misc. Info.: 460-0020141-001  
 Operator ID: Instrument ID: CVOAMS2  
 Method: \\EDICHROM\ChromData\CVOAMS2\20141104-20141.b\8260W\_2.m  
 Limit Group: VOA - 8260B Water and Solid  
 Last Update: 04-Nov-2014 15:23:51 Calib Date: 21-Oct-2014 13:24:30  
 Integrator: RTE ID Type: Deconvolution ID  
 Quant Method: Internal Standard Quant By: Initial Calibration  
 Last ICal File: \\EDICHROM\ChromData\CVOAMS2\20141021-19612.b\B74941.D  
 Column 1 : Rtx-624 ( 0.25 mm) Det: MS SCAN  
 Process Host: XAWRK017

First Level Reviewer: tupayachia Date: 04-Nov-2014 05:49:58

Compound	Sig	RT (min.)	Exp RT (min.)	Dlt RT (min.)	Q	Response	Cal Amt ug/l	OnCol Amt ug/l	Flags
----------	-----	-----------	---------------	---------------	---	----------	--------------	----------------	-------

\$ 151 BFB	95	2.308	2.308	0.000	89	58092	NR	NR	
------------	----	-------	-------	-------	----	-------	----	----	--

**QC Flag Legend**

Processing Flags

NR - Missing Quant Standard

**Reagents:**

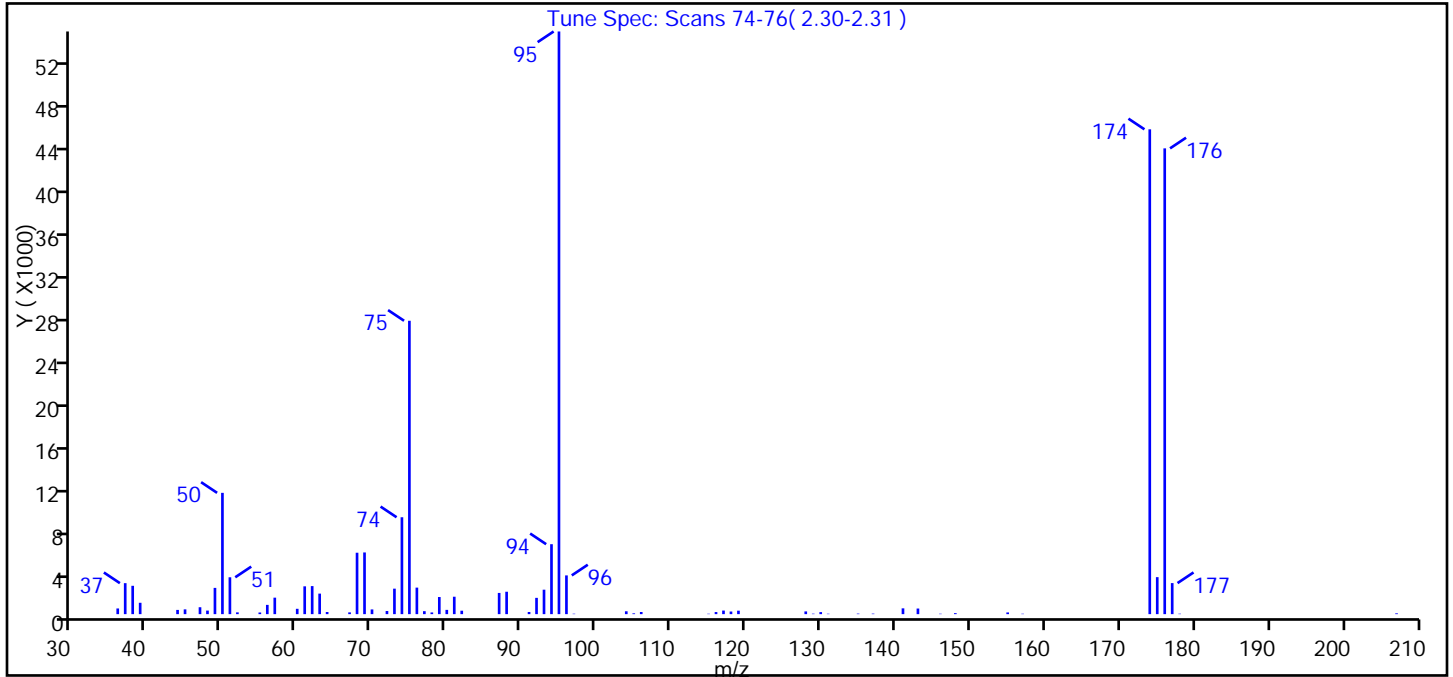
BFB\_00005 Amount Added: 1.00 Units: uL



TestAmerica Edison

Data File: \\EDICHROM\ChromData\CVOAMS2\20141104-20141.b\B75579.D  
 Injection Date: 04-Nov-2014 05:42:30 Instrument ID: CVOAMS2  
 Lims ID: BFB  
 Client ID:  
 Operator ID: ALS Bottle#: 99 Worklist Smp#: 1  
 Injection Vol: 5.0 mL Dil. Factor: 1.0000  
 Method: 8260W\_2 Limit Group: VOA - 8260B Water and Solid  
 Tune Method: BFB Method 8260

\$ 151 BFB



m/z	Ion Abundance Criteria	% Relative Abundance
95	Base Peak, 100% relative abundance	100.00
50	15.00 - 40.00% of mass 95	20.80
75	30.00 - 60.00% of mass 95	50.40
96	5.00 - 9.00% of mass 95	6.60
173	Less than 2.00% of mass 174	0.00 ( 0.00)
174	50.00 - 120.00% of mass 95	83.20
175	5.00 - 9.00% of mass 174	6.30 ( 7.60)
176	95.00 - 101.00% of mass 174	79.90 ( 96.10)
177	5.00 - 9.00% of mass 176	5.30 ( 6.70)

Data File: \\EDICHROM\ChromData\CVOAMS2\20141104-20141.b\B75579.D\8260W\_2.rslt\spectra.d  
 Injection Date: 04-Nov-2014 05:42:30  
 Spectrum: Tune Spec: Scans 74-76( 2.30-2.31 )  
 Base Peak: 95.00  
 Minimum % Base Peak: 0  
 Number of Points: 70

m/z	Y	m/z	Y	m/z	Y	m/z	Y
36.00	532	63.00	1924	88.00	2099	130.00	191
37.00	2903	64.00	201	91.00	202	131.00	38
38.00	2655	67.00	166	92.00	1526	135.00	50
39.00	1065	68.00	5754	93.00	2291	137.00	49
44.00	396	69.00	5780	94.00	6554	141.00	543
45.00	448	70.00	442	95.00	54592	143.00	525
47.00	648	72.00	293	96.00	3630	146.00	38
48.00	333	73.00	2388	97.00	40	148.00	92
49.00	2460	74.00	9078	104.00	269	155.00	160
50.00	11365	75.00	27488	105.00	76	157.00	38
51.00	3454	76.00	2485	106.00	201	174.00	45424
52.00	167	77.00	278	115.00	37	175.00	3466
55.00	155	78.00	159	116.00	197	176.00	43640
56.00	868	79.00	1604	117.00	336	177.00	2909
57.00	1544	80.00	399	118.00	246	178.00	40
60.00	500	81.00	1632	119.00	324	207.00	74
61.00	2606	82.00	322	128.00	256		
62.00	2628	87.00	1987	129.00	44		

TestAmerica Edison  
Target Compound Quantitation Report

Data File: \\EDICHROM\ChromData\CVOAMS3\20141001-18754.b\C0069.D  
 Lims ID: BFB  
 Client ID:  
 Sample Type: BFB  
 Inject. Date: 01-Oct-2014 02:10:30 ALS Bottle#: 1 Worklist Smp#: 1  
 Injection Vol: 5.0 mL Dil. Factor: 1.0000  
 Sample Info: BFB  
 Misc. Info.: 460-0018754-001  
 Operator ID: VOA GC/MS3 Instrument ID: CVOAMS3  
 Method: \\EDICHROM\ChromData\CVOAMS3\20141001-18754.b\8260W\_3.m  
 Limit Group: VOA - 8260B Water and Solid  
 Last Update: 01-Oct-2014 16:39:37 Calib Date: 01-Oct-2014 06:06:30  
 Integrator: RTE ID Type: Deconvolution ID  
 Quant Method: Internal Standard Quant By: Initial Calibration  
 Last ICal File: \\EDICHROM\ChromData\CVOAMS3\20141001-18754.b\C0077.D  
 Column 1 : Rtx-624 ( 0.25 mm) Det: MS SCAN  
 Process Host: XAWRK024

First Level Reviewer: desais Date: 01-Oct-2014 06:31:33

Compound	Sig	RT (min.)	Exp RT (min.)	Dlt RT (min.)	Q	Response	Cal Amt ug/l	OnCol Amt ug/l	Flags
----------	-----	-----------	---------------	---------------	---	----------	--------------	----------------	-------

\$ 140 BFB	95	4.321	4.321	0.000	93	164482	NR	NR	
------------	----	-------	-------	-------	----	--------	----	----	--

**QC Flag Legend**

Processing Flags

NR - Missing Quant Standard

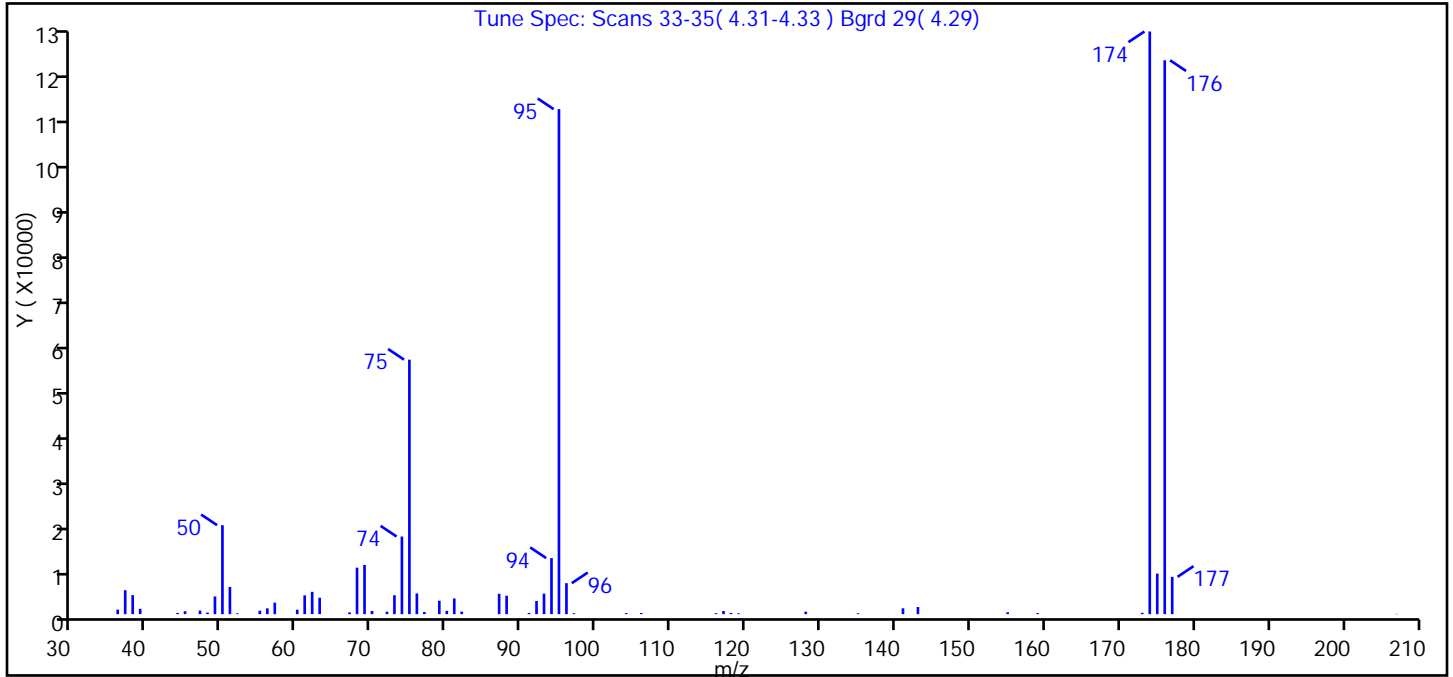
**Reagents:**

BFB\_00005 Amount Added: 1.00 Units: uL

TestAmerica Edison

Data File: \\EDICHROM\ChromData\CVOAMS3\20141001-18754.b\C0069.D  
 Injection Date: 01-Oct-2014 02:10:30 Instrument ID: CVOAMS3  
 Lims ID: BFB  
 Client ID:  
 Operator ID: VOA GC/MS3 ALS Bottle#: 1 Worklist Smp#: 1  
 Injection Vol: 5.0 mL Dil. Factor: 1.0000  
 Method: 8260W\_3 Limit Group: VOA - 8260B Water and Solid  
 Tune Method: BFB Method 8260

\$ 140 BFB



m/z	Ion Abundance Criteria	% Relative Abundance
95	Base Peak, 100% relative abundance	100.00
50	15.00 - 40.00% of mass 95	17.60
75	30.00 - 60.00% of mass 95	50.40
96	5.00 - 9.00% of mass 95	6.10
173	Less than 2.00% of mass 174	0.30 ( 0.20)
174	50.00 - 120.00% of mass 95	115.40
175	5.00 - 9.00% of mass 174	8.00 ( 7.00)
176	95.00 - 101.00% of mass 174	109.70 ( 95.10)
177	5.00 - 9.00% of mass 176	7.40 ( 6.70)

Data File: \\EDICHROM\ChromData\CVOAMS3\20141001-18754.b\C0069.D\8260W\_3.rslt\spectra.d  
Injection Date: 01-Oct-2014 02:10:30  
Spectrum: Tune Spec: Scans 33-35( 4.31-4.33 ) Bgrd 29( 4.29)  
Base Peak: 174.00  
Minimum % Base Peak: 0  
Number of Points: 60

m/z	Y	m/z	Y	m/z	Y	m/z	Y
36.00	960	60.00	946	80.00	706	117.00	673
37.00	5084	61.00	4002	81.00	3330	118.00	262
38.00	4039	62.00	4742	82.00	543	119.00	173
39.00	1144	63.00	3489	87.00	4319	128.00	521
44.00	252	67.00	371	88.00	3926	135.00	188
45.00	622	68.00	9877	91.00	254	141.00	1252
47.00	759	69.00	10456	92.00	2797	143.00	1515
48.00	335	70.00	680	93.00	4356	155.00	402
49.00	3761	72.00	520	94.00	11919	159.00	230
50.00	18912	73.00	4026	95.00	107352	173.00	284
51.00	5785	74.00	16496	96.00	6583	174.00	123856
52.00	170	75.00	54096	97.00	200	175.00	8612
55.00	733	76.00	4399	104.00	223	176.00	117728
56.00	1234	77.00	461	106.00	242	177.00	7928
57.00	2449	79.00	2849	116.00	203	207.00	62

TestAmerica Edison  
Target Compound Quantitation Report

Data File: \\EDICHROM\ChromData\CVOAMS3\20141103-20098.b\C1694.D  
 Lims ID: BFB  
 Client ID:  
 Sample Type: BFB  
 Inject. Date: 03-Nov-2014 09:17:30 ALS Bottle#: 1 Worklist Smp#: 1  
 Injection Vol: 5.0 mL Dil. Factor: 1.0000  
 Sample Info: BFB  
 Misc. Info.: 460-0020098-001  
 Operator ID: VOA GC/MS3 Instrument ID: CVOAMS3  
 Method: \\EDICHROM\ChromData\CVOAMS3\20141103-20098.b\8260W\_3.m  
 Limit Group: VOA - 8260B Water and Solid  
 Last Update: 03-Nov-2014 15:06:18 Calib Date: 01-Oct-2014 06:06:30  
 Integrator: RTE ID Type: Deconvolution ID  
 Quant Method: Internal Standard Quant By: Initial Calibration  
 Last ICal File: \\EDICHROM\ChromData\CVOAMS3\20141001-18754.b\C0077.D  
 Column 1 : Rtx-624 ( 0.25 mm) Det: MS SCAN  
 Process Host: XAWRK021

First Level Reviewer: desais Date: 03-Nov-2014 09:24:51

Compound	Sig	RT (min.)	Exp RT (min.)	Dlt RT (min.)	Q	Response	Cal Amt ug/l	OnCol Amt ug/l	Flags
----------	-----	-----------	---------------	---------------	---	----------	--------------	----------------	-------

\$ 140 BFB	95	4.307	4.307	0.000	96	255965	NR	NR	
------------	----	-------	-------	-------	----	--------	----	----	--

**QC Flag Legend**

Processing Flags

NR - Missing Quant Standard

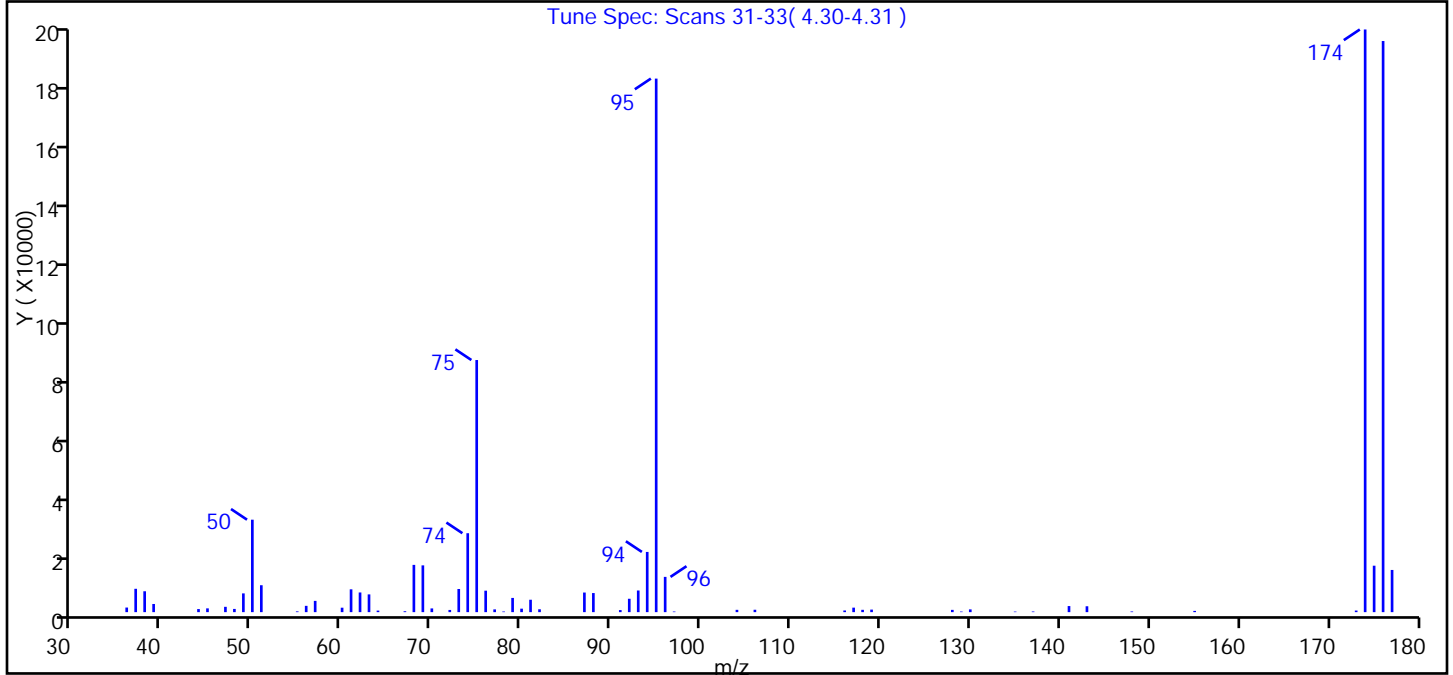
**Reagents:**

BFB\_00005 Amount Added: 1.00 Units: uL

TestAmerica Edison

Data File: \\EDICHROM\ChromData\CVOAMS3\20141103-20098.b\C1694.D  
 Injection Date: 03-Nov-2014 09:17:30 Instrument ID: CVOAMS3  
 Lims ID: BFB  
 Client ID:  
 Operator ID: VOA GC/MS3 ALS Bottle#: 1 Worklist Smp#: 1  
 Injection Vol: 5.0 mL Dil. Factor: 1.0000  
 Method: 8260W\_3 Limit Group: VOA - 8260B Water and Solid  
 Tune Method: BFB Method 8260

\$ 140 BFB



m/z	Ion Abundance Criteria	% Relative Abundance
95	Base Peak, 100% relative abundance	100.00
50	15.00 - 40.00% of mass 95	17.30
75	30.00 - 60.00% of mass 95	47.30
96	5.00 - 9.00% of mass 95	6.60
173	Less than 2.00% of mass 174	0.30 ( 0.30)
174	50.00 - 120.00% of mass 95	109.20
175	5.00 - 9.00% of mass 174	8.70 ( 8.00)
176	95.00 - 101.00% of mass 174	107.00 ( 98.00)
177	5.00 - 9.00% of mass 176	7.90 ( 7.40)

Data File: \\EDICHROM\ChromData\CVOAMS3\20141103-20098.b\C1694.D\8260W\_3.rslt\spectra.d  
Injection Date: 03-Nov-2014 09:17:30  
Spectrum: Tune Spec: Scans 31-33( 4.30-4.31 )  
Base Peak: 174.00  
Minimum % Base Peak: 0  
Number of Points: 63

m/z	Y	m/z	Y	m/z	Y	m/z	Y
36.00	1504	62.00	6434	81.00	4057	119.00	834
37.00	7634	63.00	5804	82.00	939	128.00	742
38.00	6826	64.00	506	87.00	6411	129.00	195
39.00	2669	67.00	292	88.00	6241	130.00	900
44.00	1008	68.00	15455	91.00	673	135.00	180
45.00	1234	69.00	15295	92.00	4375	137.00	211
47.00	1741	70.00	1218	93.00	7079	141.00	1988
48.00	1052	72.00	719	94.00	19688	143.00	1924
49.00	6133	73.00	7569	95.00	174464	148.00	220
50.00	30232	74.00	25808	96.00	11532	155.00	406
51.00	8803	75.00	82440	97.00	200	173.00	522
55.00	249	76.00	7019	104.00	755	174.00	190528
56.00	2058	77.00	902	106.00	782	175.00	15185
57.00	3682	78.00	208	116.00	542	176.00	186752
60.00	1454	79.00	4650	117.00	1470	177.00	13795
61.00	7461	80.00	1137	118.00	761		



TestAmerica Edison  
Target Compound Quantitation Report

Data File: \\EDICHROM\ChromData\CVOAMS4\20141029-19905.b\D5514.D  
 Lims ID: BFB  
 Client ID:  
 Sample Type: BFB  
 Inject. Date: 29-Oct-2014 03:36:30 ALS Bottle#: 99 Worklist Smp#: 1  
 Injection Vol: 5.0 mL Dil. Factor: 1.0000  
 Sample Info: BFB  
 Misc. Info.: 460-0019905-001  
 Operator ID: Instrument ID: CVOAMS4  
 Method: \\EDICHROM\ChromData\CVOAMS4\20141029-19905.b\8260S\_4.m  
 Limit Group: VOA - 8260B Water and Solid  
 Last Update: 29-Oct-2014 20:29:01 Calib Date: 29-Oct-2014 06:28:30  
 Integrator: RTE ID Type: Deconvolution ID  
 Quant Method: Internal Standard Quant By: Initial Calibration  
 Last ICal File: \\EDICHROM\ChromData\CVOAMS4\20141029-19905.b\D5521.D  
 Column 1 : Rtx-624 ( 0.25 mm) Det: MS SCAN  
 Process Host: XAWRK009

First Level Reviewer: tupayachia Date: 29-Oct-2014 06:41:02

Compound	Sig	RT (min.)	Exp RT (min.)	Dlt RT (min.)	Q	Response	Cal Amt ug/l	OnCol Amt ug/l	Flags
----------	-----	-----------	---------------	---------------	---	----------	--------------	----------------	-------

\$ 140 BFB	95	2.656	2.656	0.000	90	237052	NR	NR	
------------	----	-------	-------	-------	----	--------	----	----	--

**QC Flag Legend**

Processing Flags

NR - Missing Quant Standard

**Reagents:**

VMBFBn\_00005

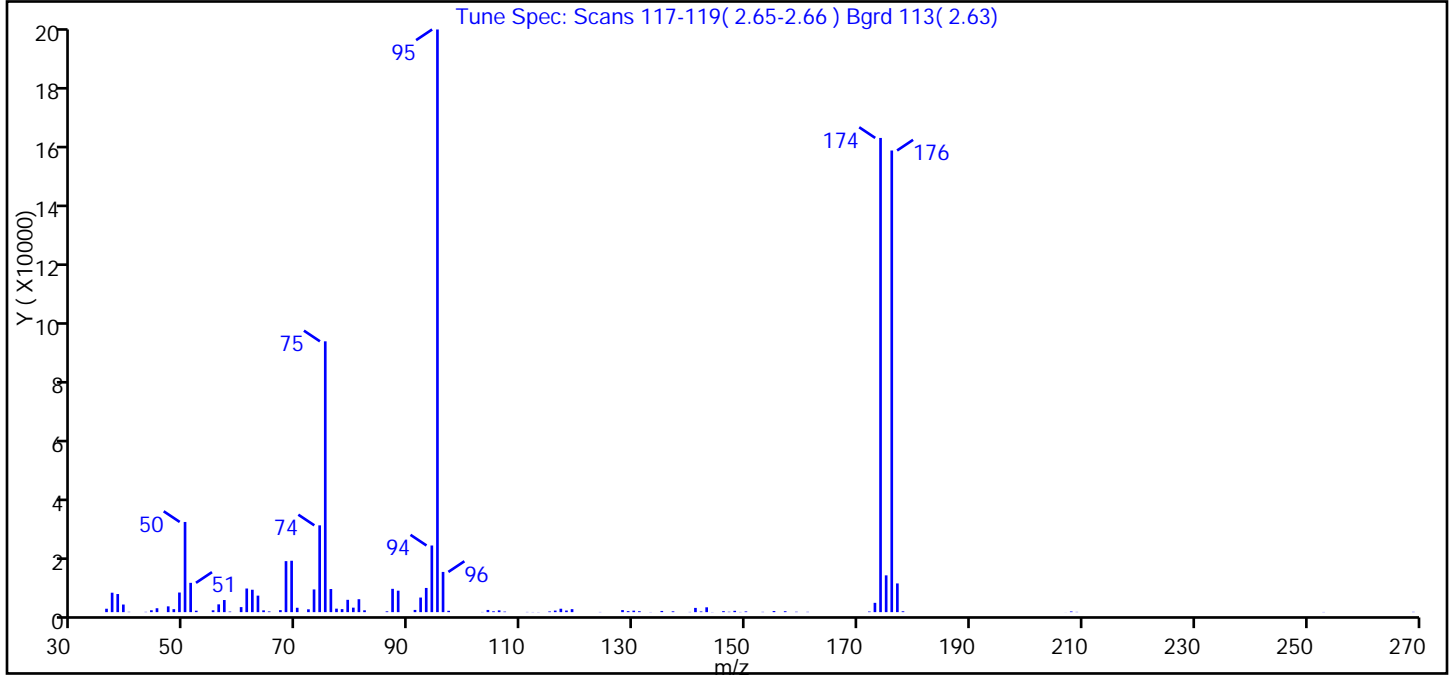
Amount Added: 1.00

Units: uL

TestAmerica Edison

Data File: \\EDICHROM\ChromData\CVOAMS4\20141029-19905.b\D5514.D  
 Injection Date: 29-Oct-2014 03:36:30 Instrument ID: CVOAMS4  
 Lims ID: BFB  
 Client ID:  
 Operator ID: ALS Bottle#: 99 Worklist Smp#: 1  
 Injection Vol: 5.0 mL Dil. Factor: 1.0000  
 Method: 8260S\_4 Limit Group: VOA - 8260B Water and Solid  
 Tune Method: BFB Method 8260

\$ 140 BFB



m/z	Ion Abundance Criteria	% Relative Abundance
95	Base Peak, 100% relative abundance	100.00
50	15.00 - 40.00% of mass 95	15.50
75	30.00 - 60.00% of mass 95	46.50
96	5.00 - 9.00% of mass 95	6.90
173	Less than 2.00% of mass 174	1.60 ( 2.00)
174	50.00 - 120.00% of mass 95	81.40
175	5.00 - 9.00% of mass 174	6.30 ( 7.80)
176	95.00 - 101.00% of mass 174	79.20 ( 97.40)
177	5.00 - 9.00% of mass 176	4.90 ( 6.20)

Data File: \\EDICHROM\ChromData\CVOAMS4\20141029-19905.b\D5514.D\8260S\_4.rsl\spectra.d  
Injection Date: 29-Oct-2014 03:36:30  
Spectrum: Tune Spec: Scans 117-119( 2.65-2.66 ) Bgrd 113( 2.63)  
Base Peak: 95.00  
Minimum % Base Peak: 0  
Number of Points: 97

m/z	Y	m/z	Y	m/z	Y	m/z	Y
36.00	1129	68.00	16888	104.00	726	146.00	328
37.00	6435	69.00	17016	105.00	283	147.00	127
38.00	5993	70.00	1447	106.00	587	148.00	440
39.00	2523	72.00	943	107.00	178	149.00	64
40.00	108	73.00	7520	111.00	72	150.00	236
43.00	96	74.00	28736	112.00	54	153.00	97
44.00	623	75.00	89656	113.00	50	155.00	370
45.00	1293	76.00	7653	115.00	233	157.00	306
47.00	1919	77.00	1153	116.00	517	159.00	133
48.00	990	78.00	996	117.00	1130	161.00	104
49.00	6497	79.00	4080	118.00	532	172.00	205
50.00	29856	80.00	1487	119.00	991	173.00	3083
51.00	9706	81.00	4280	124.00	65	174.00	156992
52.00	479	82.00	601	128.00	682	175.00	12182
55.00	610	86.00	271	129.00	338	176.00	152832
56.00	2581	87.00	7718	130.00	493	177.00	9506
57.00	4010	88.00	7106	131.00	308	178.00	286
58.00	189	91.00	735	133.00	54	207.00	18
60.00	1666	92.00	4833	135.00	394	208.00	224
61.00	7824	93.00	8012	137.00	271	209.00	86
62.00	7416	94.00	22064	140.00	76	253.00	58
63.00	5465	95.00	192896	141.00	1402	269.00	99
64.00	586	96.00	13316	142.00	228		
65.00	236	97.00	448	143.00	1600		
67.00	665	103.00	66	144.00	50		

TestAmerica Edison  
Target Compound Quantitation Report

Data File: \\EDICHROM\ChromData\CVOAMS4\20141105-20221.b\D5765.D  
 Lims ID: BFB  
 Client ID:  
 Sample Type: BFB  
 Inject. Date: 05-Nov-2014 16:50:30 ALS Bottle#: 99 Worklist Smp#: 1  
 Injection Vol: 5.0 mL Dil. Factor: 1.0000  
 Sample Info: BFB  
 Misc. Info.: 460-0020221-001  
 Operator ID: Instrument ID: CVOAMS4  
 Method: \\EDICHROM\ChromData\CVOAMS4\20141105-20221.b\8260S\_4.m  
 Limit Group: VOA - 8260B Water and Solid  
 Last Update: 06-Nov-2014 11:16:21 Calib Date: 29-Oct-2014 06:28:30  
 Integrator: RTE ID Type: Deconvolution ID  
 Quant Method: Internal Standard Quant By: Initial Calibration  
 Last ICal File: \\EDICHROM\ChromData\CVOAMS4\20141029-19905.b\D5521.D  
 Column 1 : Rtx-624 ( 0.25 mm) Det: MS SCAN  
 Process Host: XAWRK009

First Level Reviewer: desais Date: 06-Nov-2014 10:48:51

Compound	Sig	RT (min.)	Exp RT (min.)	Dlt RT (min.)	Q	Response	Cal Amt ug/l	OnCol Amt ug/l	Flags
----------	-----	-----------	---------------	---------------	---	----------	--------------	----------------	-------

\$ 140 BFB	95	2.656	2.656	0.000	88	89126	NR	NR	
------------	----	-------	-------	-------	----	-------	----	----	--

**QC Flag Legend**

Processing Flags

NR - Missing Quant Standard

**Reagents:**

VMBFBn\_00005

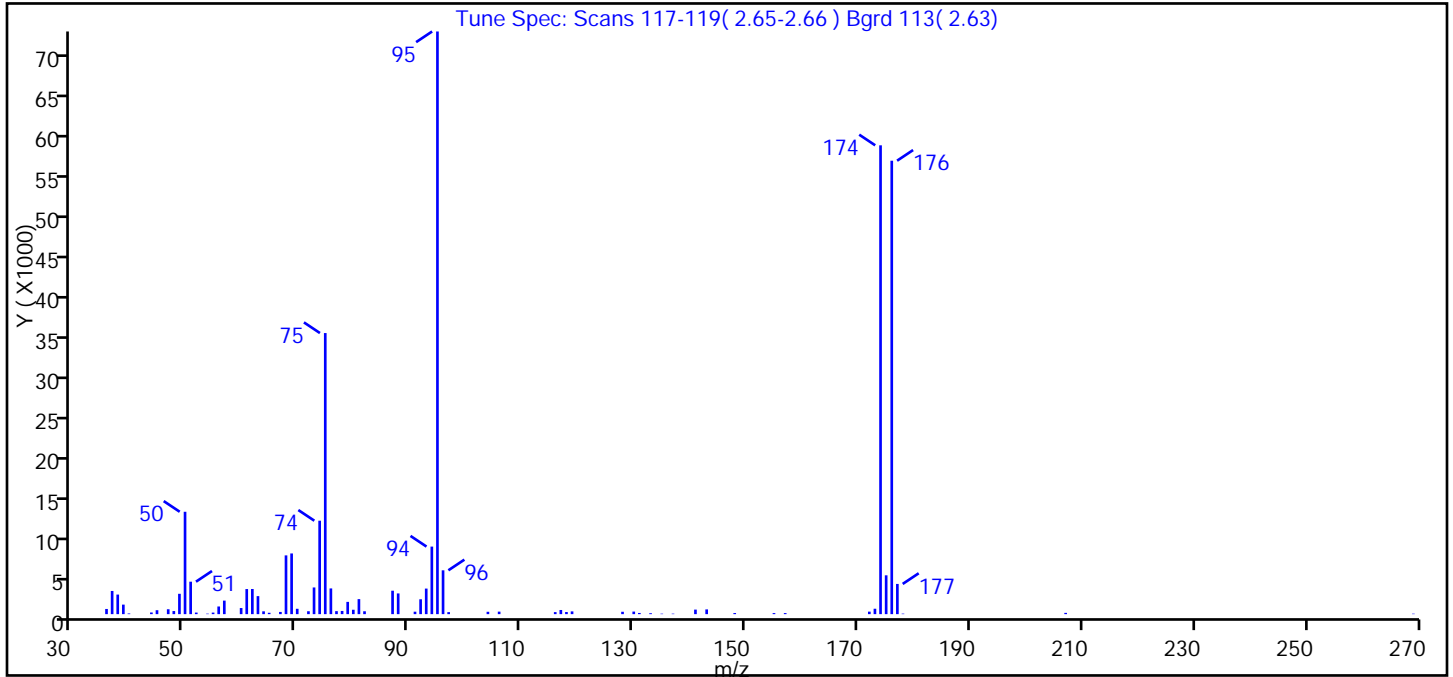
Amount Added: 1.00

Units: uL

TestAmerica Edison

Data File: \\EDICHROM\ChromData\CVOAMS4\20141105-20221.b\D5765.D  
 Injection Date: 05-Nov-2014 16:50:30 Instrument ID: CVOAMS4  
 Lims ID: BFB  
 Client ID:  
 Operator ID: ALS Bottle#: 99 Worklist Smp#: 1  
 Injection Vol: 5.0 mL Dil. Factor: 1.0000  
 Method: 8260S\_4 Limit Group: VOA - 8260B Water and Solid  
 Tune Method: BFB Method 8260

\$ 140 BFB



m/z	Ion Abundance Criteria	% Relative Abundance
95	Base Peak, 100% relative abundance	100.00
50	15.00 - 40.00% of mass 95	17.60
75	30.00 - 60.00% of mass 95	48.20
96	5.00 - 9.00% of mass 95	7.50
173	Less than 2.00% of mass 174	0.90 ( 1.20)
174	50.00 - 120.00% of mass 95	80.50
175	5.00 - 9.00% of mass 174	6.70 ( 8.30)
176	95.00 - 101.00% of mass 174	77.80 ( 96.70)
177	5.00 - 9.00% of mass 176	5.20 ( 6.70)

Data File: \\EDICHROM\ChromData\CVOAMS4\20141105-20221.b\D5765.D\8260S\_4.rslt\spectra.d  
 Injection Date: 05-Nov-2014 16:50:30  
 Spectrum: Tune Spec: Scans 117-119( 2.65-2.66 ) Bgrd 113( 2.63)  
 Base Peak: 95.00  
 Minimum % Base Peak: 0  
 Number of Points: 73

m/z	Y	m/z	Y	m/z	Y	m/z	Y
36.00	643	62.00	3121	87.00	2909	135.00	58
37.00	2878	63.00	2238	88.00	2573	137.00	61
38.00	2431	64.00	350	91.00	305	141.00	564
39.00	1184	65.00	170	92.00	1846	143.00	589
40.00	85	67.00	274	93.00	3174	148.00	137
44.00	207	68.00	7297	94.00	8388	155.00	132
45.00	488	69.00	7536	95.00	72352	157.00	132
47.00	608	70.00	665	96.00	5443	172.00	311
48.00	385	72.00	360	97.00	249	173.00	671
49.00	2526	73.00	3313	104.00	293	174.00	58216
50.00	12712	74.00	11603	106.00	311	175.00	4822
51.00	4030	75.00	34904	116.00	252	176.00	56304
52.00	196	76.00	3194	117.00	516	177.00	3751
54.00	61	77.00	372	118.00	264	178.00	64
55.00	192	78.00	396	119.00	342	207.00	159
56.00	951	79.00	1523	128.00	294	269.00	57
57.00	1680	80.00	546	130.00	318		
60.00	758	81.00	1865	131.00	146		
61.00	3115	82.00	357	133.00	115		

FORM I  
GC/MS VOA ORGANICS ANALYSIS DATA SHEET

Lab Name: TestAmerica Edison Job No.: 460-85482-1  
 SDG No.: \_\_\_\_\_  
 Client Sample ID: \_\_\_\_\_ Lab Sample ID: MB 460-260007/5  
 Matrix: Water Lab File ID: C1698.D  
 Analysis Method: 8260B Date Collected: \_\_\_\_\_  
 Sample wt/vol: 5(mL) Date Analyzed: 11/03/2014 11:15  
 Soil Aliquot Vol: \_\_\_\_\_ Dilution Factor: 1  
 Soil Extract Vol.: \_\_\_\_\_ GC Column: Rtx-624 ID: 0.25(mm)  
 % Moisture: \_\_\_\_\_ Level: (low/med) Low  
 Analysis Batch No.: 260007 Units: ug/L

CAS NO.	COMPOUND NAME	RESULT	Q	RL	MDL
75-34-3	1,1-Dichloroethane	0.13	U	1.0	0.13
75-35-4	1,1-Dichloroethene	0.090	U	1.0	0.090
71-55-6	1,1,1-Trichloroethane	0.060	U	1.0	0.060
107-06-2	1,2-Dichloroethane	0.19	U	1.0	0.19
78-93-3	2-Butanone	2.3	U	5.0	2.3
67-64-1	Acetone	2.7	U	5.0	2.7
71-43-2	Benzene	0.080	U	1.0	0.080
591-78-6	2-Hexanone	0.50	U	5.0	0.50
75-25-2	Bromoform	0.19	U	1.0	0.19
74-83-9	Bromomethane	0.18	U	1.0	0.18
75-15-0	Carbon disulfide	0.13	U	1.0	0.13
123-91-1	1,4-Dioxane	36	U	50	36
56-23-5	Carbon tetrachloride	0.060	U	1.0	0.060
108-90-7	Chlorobenzene	0.11	U	1.0	0.11
75-00-3	Chloroethane	0.17	U	1.0	0.17
67-66-3	Chloroform	0.080	U	1.0	0.080
108-10-1	4-Methyl-2-pentanone	0.99	U	5.0	0.99
74-87-3	Chloromethane	0.10	U	1.0	0.10
156-59-2	cis-1,2-Dichloroethene	0.18	U	1.0	0.18
95-50-1	1,2-Dichlorobenzene	0.21	U	1.0	0.21
10061-01-5	cis-1,3-Dichloropropene	0.18	U	1.0	0.18
541-73-1	1,3-Dichlorobenzene	0.14	U	1.0	0.14
110-82-7	Cyclohexane	0.16	U	1.0	0.16
106-46-7	1,4-Dichlorobenzene	0.23	U	1.0	0.23
120-82-1	1,2,4-Trichlorobenzene	0.34	U	1.0	0.34
87-61-6	1,2,3-Trichlorobenzene	0.51	U	1.0	0.51
100-41-4	Ethylbenzene	0.10	U	1.0	0.10
78-87-5	1,2-Dichloropropane	0.090	U	1.0	0.090
76-13-1	Freon TF	0.080	U	1.0	0.080
98-82-8	Isopropylbenzene	0.080	U	1.0	0.080
79-20-9	Methyl acetate	0.34	U	5.0	0.34
96-12-8	1,2-Dibromo-3-Chloropropane	0.40	U	1.0	0.40
108-87-2	Methylcyclohexane	0.14	U	1.0	0.14
79-34-5	1,1,2,2-Tetrachloroethane	0.16	U	1.0	0.16
75-09-2	Methylene Chloride	0.18	U	1.0	0.18
79-00-5	1,1,2-Trichloroethane	0.19	U	1.0	0.19

FORM I  
GC/MS VOA ORGANICS ANALYSIS DATA SHEET

Lab Name: TestAmerica Edison Job No.: 460-85482-1  
 SDG No.: \_\_\_\_\_  
 Client Sample ID: \_\_\_\_\_ Lab Sample ID: MB 460-260007/5  
 Matrix: Water Lab File ID: C1698.D  
 Analysis Method: 8260B Date Collected: \_\_\_\_\_  
 Sample wt/vol: 5(mL) Date Analyzed: 11/03/2014 11:15  
 Soil Aliquot Vol: \_\_\_\_\_ Dilution Factor: 1  
 Soil Extract Vol.: \_\_\_\_\_ GC Column: Rtx-624 ID: 0.25(mm)  
 % Moisture: \_\_\_\_\_ Level: (low/med) Low  
 Analysis Batch No.: 260007 Units: ug/L

CAS NO.	COMPOUND NAME	RESULT	Q	RL	MDL
1634-04-4	MTBE	0.14	U	1.0	0.14
124-48-1	Dibromochloromethane	0.20	U	1.0	0.20
106-93-4	1,2-Dibromoethane	0.28	U	1.0	0.28
100-42-5	Styrene	0.12	U	1.0	0.12
75-71-8	Dichlorodifluoromethane	0.22	U	1.0	0.22
127-18-4	Tetrachloroethene	0.10	U	1.0	0.10
74-97-5	Bromochloromethane	0.27	U	1.0	0.27
108-88-3	Toluene	0.15	U	1.0	0.15
75-27-4	Bromodichloromethane	0.12	U	1.0	0.12
156-60-5	trans-1,2-Dichloroethene	0.13	U	1.0	0.13
10061-02-6	trans-1,3-Dichloropropene	0.24	U	1.0	0.24
79-01-6	Trichloroethene	0.090	U	1.0	0.090
75-69-4	Trichlorofluoromethane	0.15	U	1.0	0.15
75-01-4	Vinyl chloride	0.14	U	1.0	0.14
1330-20-7	Xylenes, Total	0.13	U	2.0	0.13

CAS NO.	SURROGATE	%REC	Q	LIMITS
17060-07-0	1,2-Dichloroethane-d4 (Surr)	116		70-130
2037-26-5	Toluene-d8 (Surr)	111		70-130
460-00-4	Bromofluorobenzene	113		64-135
1868-53-7	Dibromofluoromethane (Surr)	118		72-137



FORM I  
GC/MS VOA ORGANICS ANALYSIS DATA SHEET  
TENTATIVELY IDENTIFIED COMPOUNDS

Lab Name: TestAmerica Edison Job No.: 460-85482-1  
 SDG No.: \_\_\_\_\_  
 Client Sample ID: \_\_\_\_\_ Lab Sample ID: MB 460-260007/5  
 Matrix: Water Lab File ID: C1698.D  
 Analysis Method: 8260B Date Collected: \_\_\_\_\_  
 Sample wt/vol: 5(mL) Date Analyzed: 11/03/2014 11:15  
 Soil Aliquot Vol: \_\_\_\_\_ Dilution Factor: 1  
 Soil Extract Vol.: \_\_\_\_\_ GC Column: Rtx-624 ID: 0.25(mm)  
 % Moisture: \_\_\_\_\_ Level: (low/med) Low  
 Analysis Batch No.: 260007 Units: ug/L  
 Number TICs Found: 0 TIC Result Total: 0

CAS NO.	COMPOUND NAME	RT	RESULT	Q
	Tentatively Identified Compound		None	

TestAmerica Edison  
Target Compound Quantitation Report

Data File: \\EDICHROM\ChromData\CVOAMS3\20141103-20098.b\C1698.D  
 Lims ID: MB  
 Client ID:  
 Sample Type: MB  
 Inject. Date: 03-Nov-2014 11:15:30 ALS Bottle#: 4 Worklist Smp#: 5  
 Purge Vol: 5.000 mL Dil. Factor: 1.0000  
 Sample Info: MB  
 Misc. Info.: 460-0020098-005  
 Operator ID: VOA GC/MS3 Instrument ID: CVOAMS3  
 Method: \\EDICHROM\ChromData\CVOAMS3\20141103-20098.b\8260W\_3.m  
 Limit Group: VOA - 8260B Water and Solid  
 Last Update: 03-Nov-2014 15:06:21 Calib Date: 01-Oct-2014 06:06:30  
 Integrator: RTE ID Type: Deconvolution ID  
 Quant Method: Internal Standard Quant By: Initial Calibration  
 Last ICal File: \\EDICHROM\ChromData\CVOAMS3\20141001-18754.b\C0077.D  
 Column 1 : Rtx-624 ( 0.25 mm) Det: MS SCAN  
 Process Host: XAWRK021

First Level Reviewer: desais Date: 03-Nov-2014 12:35:58

Compound	Sig	RT (min.)	Exp RT (min.)	Dlt RT (min.)	Q	Response	Cal Amt ug/l	OnCol Amt ug/l	Flags
* 151 TBA-d9 (IS)	65	3.271	3.289	-0.018	88	356455	1000.0	1000.0	
\$ 152 Dibromofluoromethane (Surr	113	4.992	4.992	0.000	92	165716	50.0	59.2	
\$ 54 1,2-Dichloroethane-d4 (Sur	65	5.388	5.394	-0.006	89	195166	50.0	58.0	
* 59 Fluorobenzene	96	5.704	5.710	-0.006	99	563034	50.0	50.0	
* 150 1,4-Dioxane-d8	96	6.489	6.501	-0.012	97	42104	1000.0	1000.0	
\$ 76 Toluene-d8 (Surr)	98	7.377	7.377	0.000	100	649757	50.0	55.5	
* 87 Chlorobenzene-d5	117	8.667	8.667	0.000	84	481974	50.0	50.0	
\$ 99 4-Bromofluorobenzene	174	9.604	9.604	0.000	96	282225	50.0	56.6	
* 116 1,4-Dichlorobenzene-d4	152	10.449	10.449	0.000	93	300380	50.0	50.0	

Reagents:

8260ISSUR50\_00007 Amount Added: 5.00 Units: uL Run Reagent

TestAmerica Edison

Data File: \\EDICHROM\ChromData\CVOAMS3\20141103-20098.b\C1698.D

Injection Date: 03-Nov-2014 11:15:30

Instrument ID: CVOAMS3

Operator ID: VOA GC/MS3

Lims ID: MB

Worklist Smp#: 5

Client ID:

Purge Vol: 5.000 mL

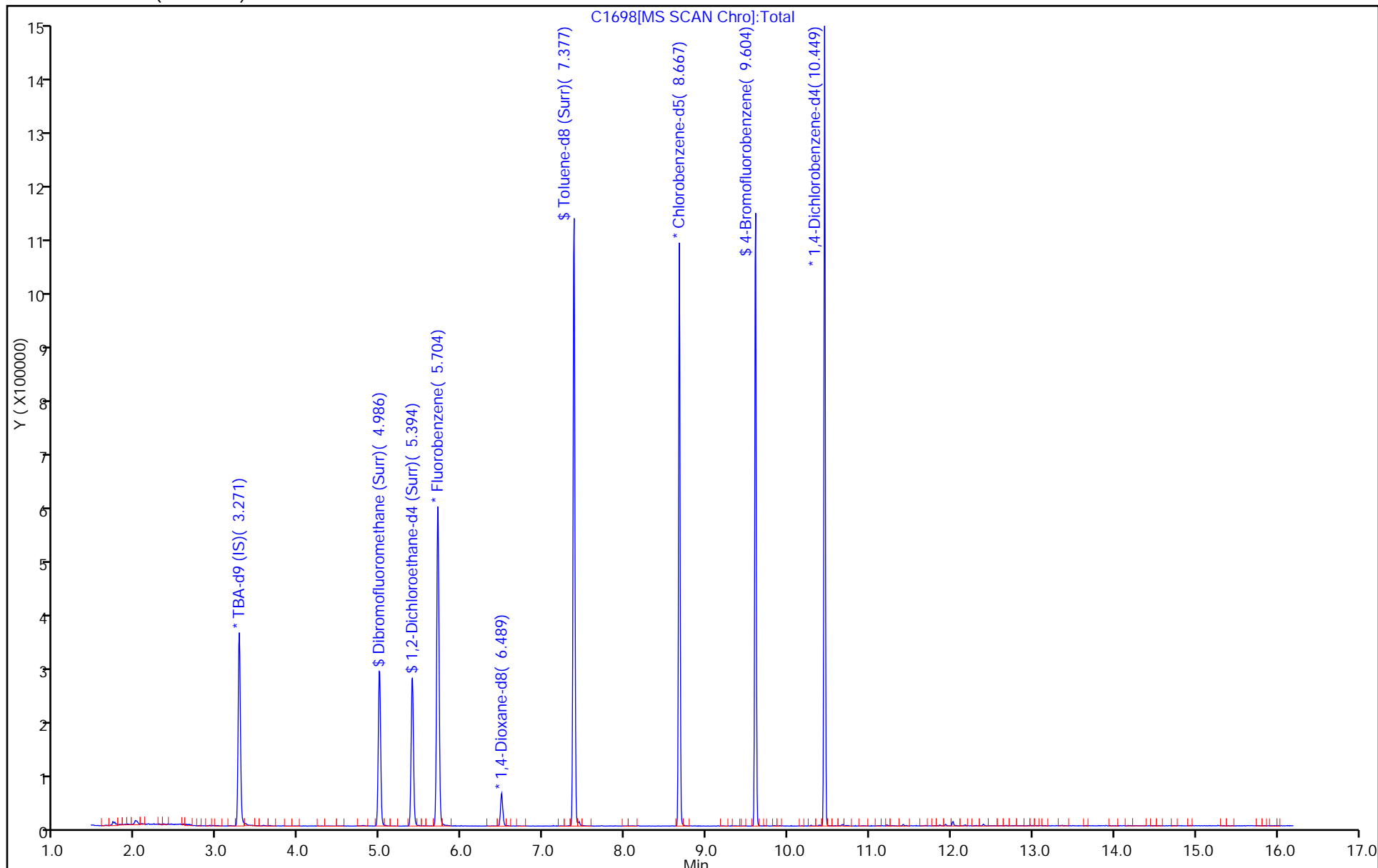
Dil. Factor: 1.0000

ALS Bottle#: 4

Method: 8260W\_3

Limit Group: VOA - 8260B Water and Solid

Column: Rtx-624 (0.25 mm)



FORM I  
GC/MS VOA ORGANICS ANALYSIS DATA SHEET

Lab Name: TestAmerica Edison Job No.: 460-85482-1  
 SDG No.: \_\_\_\_\_  
 Client Sample ID: \_\_\_\_\_ Lab Sample ID: MB 460-260159/6  
 Matrix: Solid Lab File ID: B75584.D  
 Analysis Method: 8260B Date Collected: \_\_\_\_\_  
 Sample wt/vol: 5 (mL) Date Analyzed: 11/04/2014 08:25  
 Soil Aliquot Vol: 5 (mL) Dilution Factor: 50  
 Soil Extract Vol.: 5 (mL) GC Column: Rtx-624 ID: 0.25 (mm)  
 % Moisture: \_\_\_\_\_ Level: (low/med) Medium  
 Analysis Batch No.: 260159 Units: ug/Kg

CAS NO.	COMPOUND NAME	RESULT	Q	RL	MDL
75-34-3	1,1-Dichloroethane	6.5	U	50	6.5
75-35-4	1,1-Dichloroethene	4.4	U	50	4.4
71-55-6	1,1,1-Trichloroethane	3.1	U	50	3.1
107-06-2	1,2-Dichloroethane	9.5	U	50	9.5
78-93-3	2-Butanone	120	U	250	120
67-64-1	Acetone	130	U	250	130
71-43-2	Benzene	4.1	U	50	4.1
591-78-6	2-Hexanone	25	U	250	25
75-25-2	Bromoform	9.6	U	50	9.6
74-83-9	Bromomethane	9.1	U	50	9.1
75-15-0	Carbon disulfide	6.3	U	50	6.3
123-91-1	1,4-Dioxane	1800	U	1300	1800
56-23-5	Carbon tetrachloride	2.9	U	50	2.9
108-90-7	Chlorobenzene	5.5	U	50	5.5
75-00-3	Chloroethane	8.5	U	50	8.5
67-66-3	Chloroform	3.9	U	50	3.9
108-10-1	4-Methyl-2-pentanone	49	U	250	49
74-87-3	Chloromethane	4.8	U	50	4.8
156-59-2	cis-1,2-Dichloroethene	8.9	U	50	8.9
95-50-1	1,2-Dichlorobenzene	10	U	50	10
10061-01-5	cis-1,3-Dichloropropene	9.2	U	50	9.2
541-73-1	1,3-Dichlorobenzene	6.8	U	50	6.8
110-82-7	Cyclohexane	7.9	U	50	7.9
106-46-7	1,4-Dichlorobenzene	12	U	50	12
120-82-1	1,2,4-Trichlorobenzene	17	U	50	17
87-61-6	1,2,3-Trichlorobenzene	26	U	50	26
100-41-4	Ethylbenzene	4.8	U	50	4.8
78-87-5	1,2-Dichloropropane	4.3	U	50	4.3
76-13-1	Freon TF	4.1	U	50	4.1
98-82-8	Isopropylbenzene	3.8	U	50	3.8
79-20-9	Methyl acetate	17	U	250	17
96-12-8	1,2-Dibromo-3-Chloropropane	20	U	50	20
108-87-2	Methylcyclohexane	6.8	U	50	6.8
79-34-5	1,1,2,2-Tetrachloroethane	7.9	U	50	7.9
75-09-2	Methylene Chloride	9.1	U	50	9.1
79-00-5	1,1,2-Trichloroethane	9.4	U	50	9.4

FORM I  
GC/MS VOA ORGANICS ANALYSIS DATA SHEET

Lab Name: TestAmerica Edison Job No.: 460-85482-1  
 SDG No.: \_\_\_\_\_  
 Client Sample ID: \_\_\_\_\_ Lab Sample ID: MB 460-260159/6  
 Matrix: Solid Lab File ID: B75584.D  
 Analysis Method: 8260B Date Collected: \_\_\_\_\_  
 Sample wt/vol: 5 (mL) Date Analyzed: 11/04/2014 08:25  
 Soil Aliquot Vol: 5 (mL) Dilution Factor: 50  
 Soil Extract Vol.: 5 (mL) GC Column: Rtx-624 ID: 0.25 (mm)  
 % Moisture: \_\_\_\_\_ Level: (low/med) Medium  
 Analysis Batch No.: 260159 Units: ug/Kg

CAS NO.	COMPOUND NAME	RESULT	Q	RL	MDL
1634-04-4	MTBE	6.9	U	50	6.9
124-48-1	Dibromochloromethane	10	U	50	10
106-93-4	1,2-Dibromoethane	14	U	50	14
100-42-5	Styrene	5.9	U	50	5.9
75-71-8	Dichlorodifluoromethane	11	U	50	11
127-18-4	Tetrachloroethene	4.9	U	50	4.9
74-97-5	Bromochloromethane	14	U	50	14
108-88-3	Toluene	7.5	U	50	7.5
75-27-4	Bromodichloromethane	6.3	U	50	6.3
156-60-5	trans-1,2-Dichloroethene	6.4	U	50	6.4
10061-02-6	trans-1,3-Dichloropropene	12	U	50	12
79-01-6	Trichloroethene	4.6	U	50	4.6
75-69-4	Trichlorofluoromethane	7.3	U	50	7.3
75-01-4	Vinyl chloride	7.2	U	50	7.2
1330-20-7	Xylenes, Total	18	U	100	18

CAS NO.	SURROGATE	%REC	Q	LIMITS
17060-07-0	1,2-Dichloroethane-d4 (Surr)	90		75-135
2037-26-5	Toluene-d8 (Surr)	100		59-150
460-00-4	Bromofluorobenzene	101		72-133
1868-53-7	Dibromofluoromethane (Surr)	96		70-130

FORM I  
GC/MS VOA ORGANICS ANALYSIS DATA SHEET  
TENTATIVELY IDENTIFIED COMPOUNDS

Lab Name: TestAmerica Edison Job No.: 460-85482-1  
 SDG No.: \_\_\_\_\_  
 Client Sample ID: \_\_\_\_\_ Lab Sample ID: MB 460-260159/6  
 Matrix: Solid Lab File ID: B75584.D  
 Analysis Method: 8260B Date Collected: \_\_\_\_\_  
 Sample wt/vol: 5 (mL) Date Analyzed: 11/04/2014 08:25  
 Soil Aliquot Vol: 5 (mL) Dilution Factor: 50  
 Soil Extract Vol.: 5 (mL) GC Column: Rtx-624 ID: 0.25 (mm)  
 % Moisture: \_\_\_\_\_ Level: (low/med) Medium  
 Analysis Batch No.: 260159 Units: ug/Kg  
 Number TICs Found: 0 TIC Result Total: 0

CAS NO.	COMPOUND NAME	RT	RESULT	Q
	Tentatively Identified Compound		None	

TestAmerica Edison  
Target Compound Quantitation Report

Data File: \\EDICHROM\ChromData\CVOAMS2\20141104-20141.b\B75584.D  
 Lims ID: MB Lab Sample ID: Client 460-260160/6-A  
 Client ID:  
 Sample Type: Client  
 Inject. Date: 04-Nov-2014 08:25:30 ALS Bottle#: 5 Worklist Smp#: 6  
 Purge Vol: 5.000 mL Dil. Factor: 50.0000  
 Sample Info: MB  
 Misc. Info.: 460-0020141-006  
 Operator ID: Instrument ID: CVOAMS2  
 Method: \\EDICHROM\ChromData\CVOAMS2\20141104-20141.b\8260W\_2.m  
 Limit Group: VOA - 8260B Water and Solid  
 Last Update: 04-Nov-2014 15:23:57 Calib Date: 21-Oct-2014 13:24:30  
 Integrator: RTE ID Type: Deconvolution ID  
 Quant Method: Internal Standard Quant By: Initial Calibration  
 Last ICal File: \\EDICHROM\ChromData\CVOAMS2\20141021-19612.b\B74941.D  
 Column 1 : Rtx-624 ( 0.25 mm) Det: MS SCAN  
 Process Host: XAWRK017

First Level Reviewer: desais

Date: 04-Nov-2014 15:23:26

Compound	Sig	RT (min.)	Exp RT (min.)	Dlt RT (min.)	Q	Response	OnCol Amt ug/l	Flags
* 26 TBA-d9 (IS)	65	2.648	2.648	0.000	88	130842	1000.0	
\$ 57 Dibromofluoromethane (Surr	113	4.277	4.277	0.000	96	176778	48.2	
\$ 53 1,2-Dichloroethane-d4 (Sur	65	4.664	4.664	0.000	97	159039	45.2	
* 58 Fluorobenzene	96	4.985	4.985	0.000	98	679377	50.0	
* 65 1,4-Dioxane-d8	96	5.833	5.833	0.000	93	12057	1000.0	
\$ 76 Toluene-d8 (Surr)	98	6.985	6.985	0.000	99	661355	49.8	
* 87 Chlorobenzene-d5	117	8.590	8.590	0.000	87	565530	50.0	
\$ 97 4-Bromofluorobenzene	174	9.701	9.701	0.000	90	226209	50.5	
* 115 1,4-Dichlorobenzene-d4	152	10.672	10.672	0.000	97	312347	50.0	

**Reagents:**

8260SURR250\_00052 Amount Added: 1.00 Units: uL  
 8260 INTSTD C\_00056 Amount Added: 1.00 Units: uL Run Reagent

TestAmerica Edison

Data File: \\EDICHROM\ChromData\CVOAMS2\20141104-20141.b\B75584.D

Injection Date: 04-Nov-2014 08:25:30

Instrument ID: CVOAMS2

Operator ID:

Lims ID: MB

Lab Sample ID: Client 460-260160/6-A

Worklist Smp#: 6

Client ID:

Purge Vol: 5.000 mL

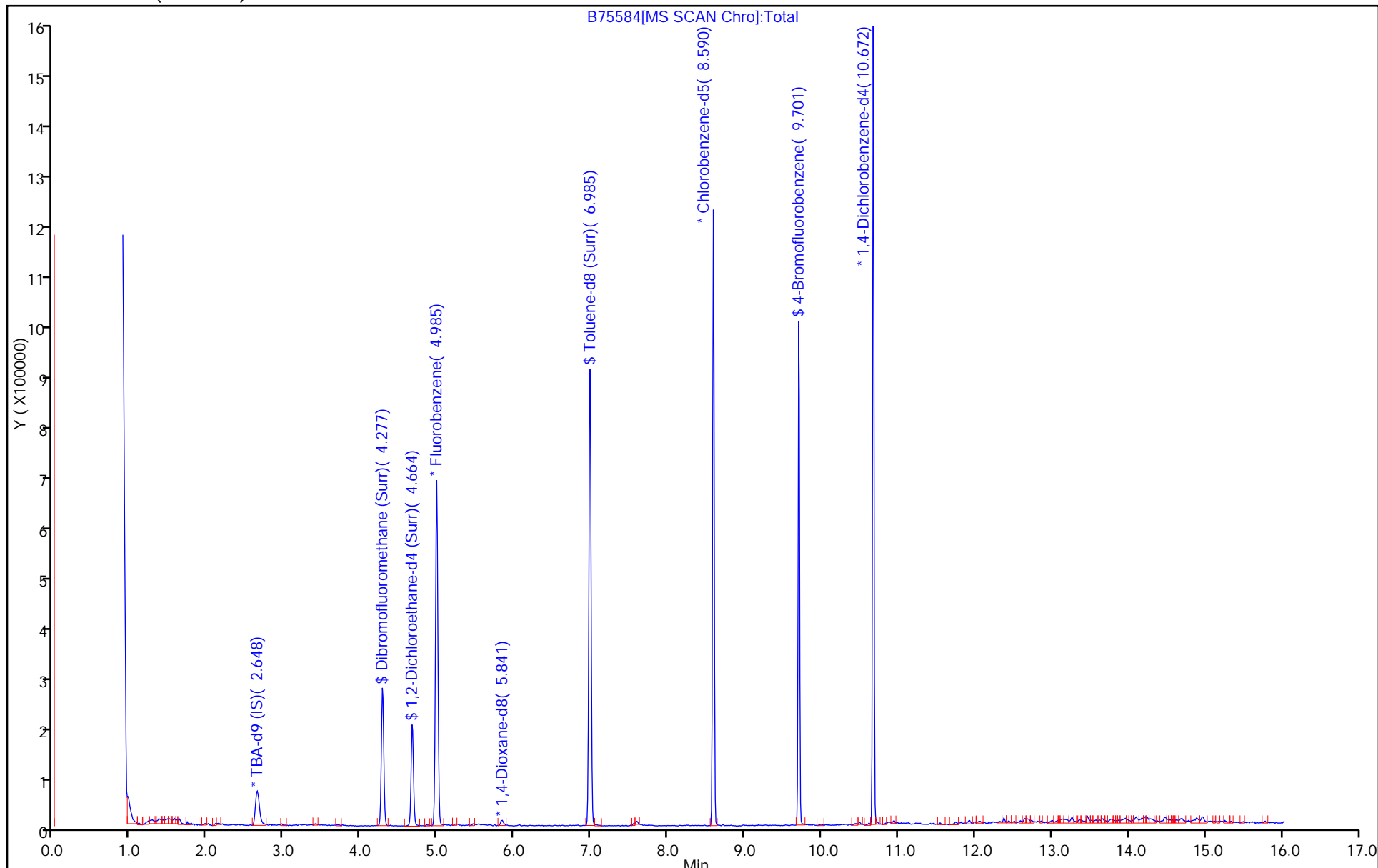
Dil. Factor: 50.0000

ALS Bottle#: 5

Method: 8260W\_2

Limit Group: VOA - 8260B Water and Solid

Column: Rtx-624 (0.25 mm)





FORM I  
GC/MS VOA ORGANICS ANALYSIS DATA SHEET

Lab Name: TestAmerica Edison Job No.: 460-85482-1  
 SDG No.: \_\_\_\_\_  
 Client Sample ID: \_\_\_\_\_ Lab Sample ID: MB 460-260626/6  
 Matrix: Solid Lab File ID: D5770.D  
 Analysis Method: 8260B Date Collected: \_\_\_\_\_  
 Sample wt/vol: 5(mL) Date Analyzed: 11/05/2014 21:05  
 Soil Aliquot Vol: \_\_\_\_\_ Dilution Factor: 1  
 Soil Extract Vol.: \_\_\_\_\_ GC Column: Rtx-624 ID: 0.25(mm)  
 % Moisture: \_\_\_\_\_ Level: (low/med) Low  
 Analysis Batch No.: 260626 Units: ug/Kg

CAS NO.	COMPOUND NAME	RESULT	Q	RL	MDL
75-34-3	1,1-Dichloroethane	0.18	U	1.0	0.18
75-35-4	1,1-Dichloroethene	0.23	U	1.0	0.23
71-55-6	1,1,1-Trichloroethane	0.20	U	1.0	0.20
107-06-2	1,2-Dichloroethane	0.28	U	1.0	0.28
78-93-3	2-Butanone	1.5	U	5.0	1.5
67-64-1	Acetone	0.23	U	5.0	0.23
71-43-2	Benzene	0.19	U	1.0	0.19
591-78-6	2-Hexanone	0.69	U	5.0	0.69
75-25-2	Bromoform	0.15	U	1.0	0.15
74-83-9	Bromomethane	0.36	U	1.0	0.36
75-15-0	Carbon disulfide	0.17	U	1.0	0.17
123-91-1	1,4-Dioxane	12	U	20	12
56-23-5	Carbon tetrachloride	0.18	U	1.0	0.18
108-90-7	Chlorobenzene	0.17	U	1.0	0.17
75-00-3	Chloroethane	0.48	U	1.0	0.48
67-66-3	Chloroform	0.16	U	1.0	0.16
108-10-1	4-Methyl-2-pentanone	0.68	U	5.0	0.68
74-87-3	Chloromethane	0.23	U	1.0	0.23
156-59-2	cis-1,2-Dichloroethene	0.22	U	1.0	0.22
95-50-1	1,2-Dichlorobenzene	0.13	U	1.0	0.13
10061-01-5	cis-1,3-Dichloropropene	0.17	U	1.0	0.17
541-73-1	1,3-Dichlorobenzene	0.20	U	1.0	0.20
110-82-7	Cyclohexane	0.21	U	1.0	0.21
106-46-7	1,4-Dichlorobenzene	0.21	U	1.0	0.21
120-82-1	1,2,4-Trichlorobenzene	0.27	U	1.0	0.27
87-61-6	1,2,3-Trichlorobenzene	0.33	U	1.0	0.33
100-41-4	Ethylbenzene	0.14	U	1.0	0.14
78-87-5	1,2-Dichloropropane	0.24	U	1.0	0.24
76-13-1	Freon TF	0.21	U	1.0	0.21
98-82-8	Isopropylbenzene	0.19	U	1.0	0.19
79-20-9	Methyl acetate	0.94	U	5.0	0.94
96-12-8	1,2-Dibromo-3-Chloropropane	0.46	U	1.0	0.46
108-87-2	Methylcyclohexane	0.19	U	1.0	0.19
79-34-5	1,1,2,2-Tetrachloroethane	0.13	U	1.0	0.13
75-09-2	Methylene Chloride	0.38	U	1.0	0.38
79-00-5	1,1,2-Trichloroethane	0.24	U	1.0	0.24

FORM I  
GC/MS VOA ORGANICS ANALYSIS DATA SHEET

Lab Name: TestAmerica Edison Job No.: 460-85482-1  
 SDG No.: \_\_\_\_\_  
 Client Sample ID: \_\_\_\_\_ Lab Sample ID: MB 460-260626/6  
 Matrix: Solid Lab File ID: D5770.D  
 Analysis Method: 8260B Date Collected: \_\_\_\_\_  
 Sample wt/vol: 5(mL) Date Analyzed: 11/05/2014 21:05  
 Soil Aliquot Vol: \_\_\_\_\_ Dilution Factor: 1  
 Soil Extract Vol.: \_\_\_\_\_ GC Column: Rtx-624 ID: 0.25(mm)  
 % Moisture: \_\_\_\_\_ Level: (low/med) Low  
 Analysis Batch No.: 260626 Units: ug/Kg

CAS NO.	COMPOUND NAME	RESULT	Q	RL	MDL
1634-04-4	MTBE	0.20	U	1.0	0.20
124-48-1	Dibromochloromethane	0.20	U	1.0	0.20
106-93-4	1,2-Dibromoethane	0.18	U	1.0	0.18
100-42-5	Styrene	0.24	U	1.0	0.24
75-71-8	Dichlorodifluoromethane	0.29	U	1.0	0.29
127-18-4	Tetrachloroethene	0.20	U	1.0	0.20
74-97-5	Bromochloromethane	0.31	U	1.0	0.31
108-88-3	Toluene	0.27	U	1.0	0.27
75-27-4	Bromodichloromethane	0.16	U	1.0	0.16
156-60-5	trans-1,2-Dichloroethene	0.21	U	1.0	0.21
10061-02-6	trans-1,3-Dichloropropene	0.18	U	1.0	0.18
79-01-6	Trichloroethene	0.20	U	1.0	0.20
75-69-4	Trichlorofluoromethane	0.19	U	1.0	0.19
75-01-4	Vinyl chloride	0.24	U	1.0	0.24
1330-20-7	Xylenes, Total	0.36	U	2.0	0.36

CAS NO.	SURROGATE	%REC	Q	LIMITS
17060-07-0	1,2-Dichloroethane-d4 (Surr)	93		70-130
2037-26-5	Toluene-d8 (Surr)	93		70-130
460-00-4	Bromofluorobenzene	91		70-130
1868-53-7	Dibromofluoromethane (Surr)	92		70-130

FORM I  
GC/MS VOA ORGANICS ANALYSIS DATA SHEET  
TENTATIVELY IDENTIFIED COMPOUNDS

Lab Name: TestAmerica Edison Job No.: 460-85482-1  
 SDG No.: \_\_\_\_\_  
 Client Sample ID: \_\_\_\_\_ Lab Sample ID: MB 460-260626/6  
 Matrix: Solid Lab File ID: D5770.D  
 Analysis Method: 8260B Date Collected: \_\_\_\_\_  
 Sample wt/vol: 5(mL) Date Analyzed: 11/05/2014 21:05  
 Soil Aliquot Vol: \_\_\_\_\_ Dilution Factor: 1  
 Soil Extract Vol.: \_\_\_\_\_ GC Column: Rtx-624 ID: 0.25(mm)  
 % Moisture: \_\_\_\_\_ Level: (low/med) Low  
 Analysis Batch No.: 260626 Units: ug/Kg  
 Number TICs Found: 0 TIC Result Total: 0

CAS NO.	COMPOUND NAME	RT	RESULT	Q
	Tentatively Identified Compound		None	

TestAmerica Edison  
Target Compound Quantitation Report

Data File: \\EDICHROM\ChromData\CVOAMS4\20141105-20221.b\D5770.D  
 Lims ID: MB  
 Client ID:  
 Sample Type: MB  
 Inject. Date: 05-Nov-2014 21:05:30 ALS Bottle#: 5 Worklist Smp#: 6  
 Purge Vol: 5.000 mL Dil. Factor: 1.0000  
 Sample Info: MB  
 Misc. Info.: 460-0020221-006  
 Operator ID: Instrument ID: CVOAMS4  
 Method: \\EDICHROM\ChromData\CVOAMS4\20141105-20221.b\8260S\_4.m  
 Limit Group: VOA - 8260B Water and Solid  
 Last Update: 06-Nov-2014 10:55:01 Calib Date: 29-Oct-2014 06:28:30  
 Integrator: RTE ID Type: Deconvolution ID  
 Quant Method: Internal Standard Quant By: Initial Calibration  
 Last ICal File: \\EDICHROM\ChromData\CVOAMS4\20141029-19905.b\D5521.D  
 Column 1 : Rtx-624 ( 0.25 mm) Det: MS SCAN  
 Process Host: XAWRK009

First Level Reviewer: desais

Date: 06-Nov-2014 10:41:28

Compound	Sig	RT (min.)	Exp RT (min.)	Dlt RT (min.)	Q	Response	Cal Amt ug/l	OnCol Amt ug/l	Flags
* 151 TBA-d9 (IS)	65	3.567	3.566	0.001	90	150179	1000.0	1000.0	
\$ 152 Dibromofluoromethane (Surr	113	5.469	5.468	0.001	96	69328	50.0	46.1	
\$ 54 1,2-Dichloroethane-d4 (Sur	102	5.901	5.901	0.000	99	15498	50.0	46.3	
* 59 Fluorobenzene	96	6.243	6.243	0.000	99	230293	50.0	50.0	
* 150 1,4-Dioxane-d8	96	7.084	7.078	0.006	27	7008	1000.0	1000.0	
\$ 76 Toluene-d8 (Surr)	98	8.005	8.005	0.000	99	175234	50.0	46.6	
* 87 Chlorobenzene-d5	117	9.309	9.309	0.000	85	124067	50.0	50.0	
\$ 99 4-Bromofluorobenzene	174	10.242	10.242	0.000	91	41885	50.0	45.7	
* 116 1,4-Dichlorobenzene-d4	152	11.077	11.077	0.000	96	64955	50.0	50.0	

**Reagents:**

8260 INTSTD C\_00055 Amount Added: 1.00 Units: uL Run Reagent  
 8260SURR250\_00054 Amount Added: 1.00 Units: uL Run Reagent

TestAmerica Edison

Data File: \\EDICHROM\ChromData\CVOAMS4\20141105-20221.b\D5770.D

Injection Date: 05-Nov-2014 21:05:30

Instrument ID: CVOAMS4

Operator ID:

Lims ID: MB

Worklist Smp#: 6

Client ID:

Purge Vol: 5.000 mL

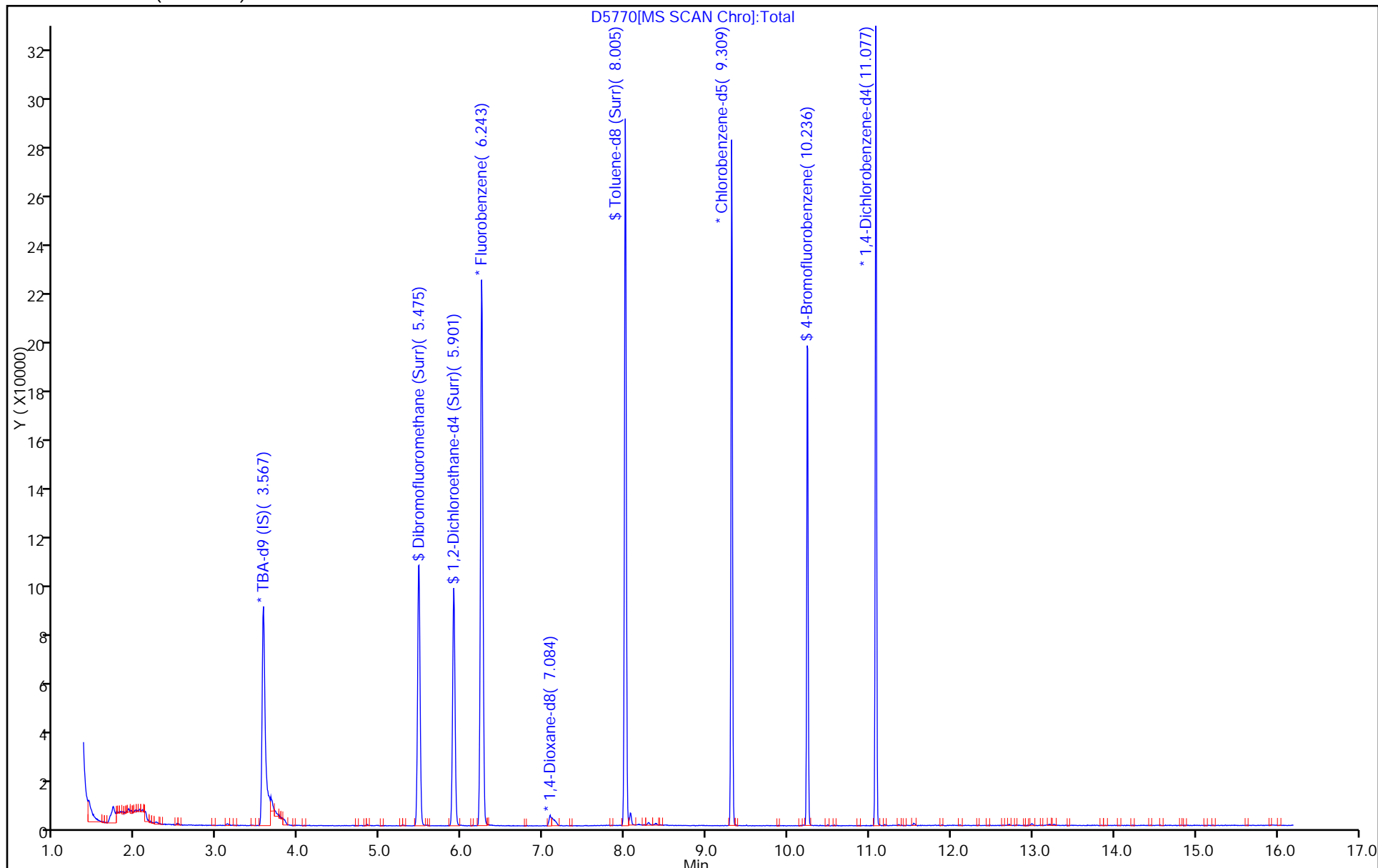
Dil. Factor: 1.0000

ALS Bottle#: 5

Method: 8260S\_4

Limit Group: VOA - 8260B Water and Solid

Column: Rtx-624 (0.25 mm)



FORM I  
GC/MS VOA ORGANICS ANALYSIS DATA SHEET

Lab Name: TestAmerica Edison Job No.: 460-85482-1  
 SDG No.: \_\_\_\_\_  
 Client Sample ID: \_\_\_\_\_ Lab Sample ID: LCS 460-260007/3  
 Matrix: Water Lab File ID: C1696.D  
 Analysis Method: 8260B Date Collected: \_\_\_\_\_  
 Sample wt/vol: 5(mL) Date Analyzed: 11/03/2014 10:08  
 Soil Aliquot Vol: \_\_\_\_\_ Dilution Factor: 1  
 Soil Extract Vol.: \_\_\_\_\_ GC Column: Rtx-624 ID: 0.25(mm)  
 % Moisture: \_\_\_\_\_ Level: (low/med) Low  
 Analysis Batch No.: 260007 Units: ug/L

CAS NO.	COMPOUND NAME	RESULT	Q	RL	MDL
75-34-3	1,1-Dichloroethane	22.2		1.0	0.13
75-35-4	1,1-Dichloroethene	20.5		1.0	0.090
71-55-6	1,1,1-Trichloroethane	21.4		1.0	0.060
107-06-2	1,2-Dichloroethane	21.2		1.0	0.19
78-93-3	2-Butanone	94.0		5.0	2.3
67-64-1	Acetone	81.3		5.0	2.7
71-43-2	Benzene	20.8		1.0	0.080
591-78-6	2-Hexanone	103		5.0	0.50
75-25-2	Bromoform	15.7		1.0	0.19
74-83-9	Bromomethane	52.8		1.0	0.18
75-15-0	Carbon disulfide	19.8		1.0	0.13
123-91-1	1,4-Dioxane	428		50	36
56-23-5	Carbon tetrachloride	21.0		1.0	0.060
108-90-7	Chlorobenzene	19.1		1.0	0.11
75-00-3	Chloroethane	24.2		1.0	0.17
67-66-3	Chloroform	21.6		1.0	0.080
108-10-1	4-Methyl-2-pentanone	110		5.0	0.99
74-87-3	Chloromethane	24.1		1.0	0.10
156-59-2	cis-1,2-Dichloroethene	22.2		1.0	0.18
95-50-1	1,2-Dichlorobenzene	17.8		1.0	0.21
10061-01-5	cis-1,3-Dichloropropene	20.9		1.0	0.18
541-73-1	1,3-Dichlorobenzene	19.9		1.0	0.14
110-82-7	Cyclohexane	18.0		1.0	0.16
106-46-7	1,4-Dichlorobenzene	18.2		1.0	0.23
120-82-1	1,2,4-Trichlorobenzene	20.7		1.0	0.34
87-61-6	1,2,3-Trichlorobenzene	20.7		1.0	0.51
100-41-4	Ethylbenzene	20.7		1.0	0.10
78-87-5	1,2-Dichloropropane	22.0		1.0	0.090
76-13-1	Freon TF	18.0		1.0	0.080
98-82-8	Isopropylbenzene	23.2		1.0	0.080
79-20-9	Methyl acetate	145		5.0	0.34
96-12-8	1,2-Dibromo-3-Chloropropane	17.9		1.0	0.40
108-87-2	Methylcyclohexane	17.7		1.0	0.14
79-34-5	1,1,2,2-Tetrachloroethane	19.8		1.0	0.16
75-09-2	Methylene Chloride	21.1		1.0	0.18
79-00-5	1,1,2-Trichloroethane	21.1		1.0	0.19

FORM I  
GC/MS VOA ORGANICS ANALYSIS DATA SHEET

Lab Name: TestAmerica Edison Job No.: 460-85482-1  
 SDG No.: \_\_\_\_\_  
 Client Sample ID: \_\_\_\_\_ Lab Sample ID: LCS 460-260007/3  
 Matrix: Water Lab File ID: C1696.D  
 Analysis Method: 8260B Date Collected: \_\_\_\_\_  
 Sample wt/vol: 5(mL) Date Analyzed: 11/03/2014 10:08  
 Soil Aliquot Vol: \_\_\_\_\_ Dilution Factor: 1  
 Soil Extract Vol.: \_\_\_\_\_ GC Column: Rtx-624 ID: 0.25(mm)  
 % Moisture: \_\_\_\_\_ Level: (low/med) Low  
 Analysis Batch No.: 260007 Units: ug/L

CAS NO.	COMPOUND NAME	RESULT	Q	RL	MDL
1634-04-4	MTBE	21.5		1.0	0.14
124-48-1	Dibromochloromethane	20.3		1.0	0.20
106-93-4	1,2-Dibromoethane	21.1		1.0	0.28
100-42-5	Styrene	21.3		1.0	0.12
75-71-8	Dichlorodifluoromethane	18.8		1.0	0.22
127-18-4	Tetrachloroethene	21.3		1.0	0.10
74-97-5	Bromochloromethane	25.7		1.0	0.27
108-88-3	Toluene	18.8		1.0	0.15
75-27-4	Bromodichloromethane	21.8		1.0	0.12
156-60-5	trans-1,2-Dichloroethene	21.2		1.0	0.13
10061-02-6	trans-1,3-Dichloropropene	20.4		1.0	0.24
79-01-6	Trichloroethene	21.6		1.0	0.090
75-69-4	Trichlorofluoromethane	21.3		1.0	0.15
75-01-4	Vinyl chloride	24.3		1.0	0.14
1330-20-7	Xylenes, Total	41.5		2.0	0.13

CAS NO.	SURROGATE	%REC	Q	LIMITS
17060-07-0	1,2-Dichloroethane-d4 (Surr)	113		70-130
2037-26-5	Toluene-d8 (Surr)	111		70-130
460-00-4	Bromofluorobenzene	115		64-135
1868-53-7	Dibromofluoromethane (Surr)	120		72-137

TestAmerica Edison  
Target Compound Quantitation Report

Data File: \\EDICHROM\ChromData\CVOAMS3\20141103-20098.b\C1696.D  
 Lims ID: LCS  
 Client ID:  
 Sample Type: LCS  
 Inject. Date: 03-Nov-2014 10:08:30 ALS Bottle#: 2 Worklist Smp#: 3  
 Purge Vol: 5.000 mL Dil. Factor: 1.0000  
 Sample Info: LCS  
 Misc. Info.: 460-0020098-003  
 Operator ID: VOA GC/MS3 Instrument ID: CVOAMS3  
 Method: \\EDICHROM\ChromData\CVOAMS3\20141103-20098.b\8260W\_3.m  
 Limit Group: VOA - 8260B Water and Solid  
 Last Update: 03-Nov-2014 15:06:21 Calib Date: 01-Oct-2014 06:06:30  
 Integrator: RTE ID Type: Deconvolution ID  
 Quant Method: Internal Standard Quant By: Initial Calibration  
 Last ICal File: \\EDICHROM\ChromData\CVOAMS3\20141001-18754.b\C0077.D  
 Column 1 : Rtx-624 ( 0.25 mm) Det: MS SCAN  
 Process Host: XAWRK021

First Level Reviewer: desais

Date: 03-Nov-2014 10:33:14

Compound	Sig	RT (min.)	Exp RT (min.)	Dlt RT (min.)	Q	Response	Cal Amt ug/l	OnCol Amt ug/l	Flags
3 Chlorotrifluoroethene	66	1.488	1.488	0.000	91	8583	20.0	38.5	
1 Dichlorodifluoromethane	85	1.519	1.519	0.000	99	70373	20.0	18.8	
2 Chloromethane	50	1.738	1.738	0.000	99	65092	20.0	24.1	
4 Vinyl chloride	62	1.780	1.780	0.000	98	67227	20.0	24.3	
149 Butadiene	54	1.811	1.811	0.000	91	56066	20.0	24.0	
6 Bromomethane	94	2.054	2.054	0.000	99	39234	20.0	52.8	
7 Chloroethane	64	2.139	2.139	0.000	99	41956	20.0	24.2	
9 Dichlorofluoromethane	67	2.334	2.334	0.000	97	116243	20.0	22.6	
8 Trichlorofluoromethane	101	2.334	2.334	0.000	80	108164	20.0	21.3	
10 Pentane	72	2.383	2.383	0.000	94	19544	40.0	37.5	
11 Ethanol	46	2.571	2.571	0.000	96	18504	1000.0	1072.0	
13 Ethyl ether	59	2.596	2.596	0.000	92	45217	20.0	20.0	
14 2-Methyl-1,3-butadiene	67	2.608	2.608	0.000	92	87444	20.0	26.3	
15 1,2-Dichloro-1,1,2-trifluo	67	2.638	2.638	0.000	90	65891	20.0	40.3	
16 1,1,2-Trichloro-1,2,2-trif	101	2.760	2.760	0.000	94	57269	20.0	18.0	
17 Acrolein	56	2.778	2.778	0.000	93	13999	40.0	37.4	
18 1,1-Dichloroethene	96	2.802	2.802	0.000	96	56827	20.0	20.5	
19 Acetone	43	2.912	2.912	0.000	86	107384	100.0	81.3	
20 Iodomethane	142	2.961	2.961	0.000	98	88480	20.0	74.8	
21 Carbon disulfide	76	2.991	2.991	0.000	99	142580	20.0	19.8	
34 Isopropyl alcohol	45	3.015	3.015	0.000	97	46168	200.0	222.1	
147 3-Chloro-1-propene	76	3.143	3.143	0.000	46	32152	20.0	23.8	
22 Cyclopentene	67	3.155	3.155	0.000	94	164833	20.0	23.4	
23 Methyl acetate	43	3.161	3.161	0.000	98	359643	100.0	144.8	
24 Acetonitrile	41	3.228	3.228	0.000	98	113396	200.0	234.8	
25 Methylene Chloride	84	3.277	3.277	0.000	87	62870	20.0	21.1	
* 151 TBA-d9 (IS)	65	3.289	3.289	0.000	96	366060	1000.0	1000.0	
26 2-Methyl-2-propanol	59	3.362	3.362	0.000	98	76573	200.0	197.8	
27 Methyl tert-butyl ether	73	3.453	3.453	0.000	96	183625	20.0	21.5	
29 trans-1,2-Dichloroethene	96	3.478	3.478	0.000	91	65659	20.0	21.2	
30 Acrylonitrile	53	3.569	3.569	0.000	93	280207	200.0	242.8	



Compound	Sig	RT (min.)	Exp RT (min.)	Dlt RT (min.)	Q	Response	Cal Amt ug/l	OnCol Amt ug/l	Flags
32 Hexane	43	3.648	3.648	0.000	93	46134	20.0	16.6	
35 Isopropyl ether	45	3.891	3.891	0.000	95	186016	20.0	22.8	
36 1,1-Dichloroethane	63	3.916	3.916	0.000	99	110867	20.0	22.2	
37 Vinyl acetate	43	3.940	3.940	0.000	100	101020	40.0	21.1	
33 2-Chloro-1,3-butadiene	88	3.964	3.964	0.000	91	58683	20.0	22.8	
38 Allyl alcohol	57	3.976	3.976	0.000	57	35867	500.0	626.3	
40 Tert-butyl ethyl ether	59	4.238	4.238	0.000	91	178716	20.0	21.5	
41 2,2-Dichloropropane	77	4.463	4.463	0.000	96	98079	20.0	22.7	
44 Ethyl acetate	70	4.481	4.481	0.000	30	643	40.0	2.22	
42 cis-1,2-Dichloroethene	96	4.494	4.494	0.000	95	74296	20.0	22.2	
43 2-Butanone (MEK)	72	4.524	4.524	0.000	98	44650	100.0	94.0	
39 Methyl acrylate	55	4.591	4.591	0.000	99	65017	20.0	23.3	
48 Propionitrile	54	4.682	4.682	0.000	98	111833	200.0	229.4	
46 Chlorobromomethane	128	4.749	4.749	0.000	74	37792	20.0	25.7	
45 Tetrahydrofuran	42	4.755	4.755	0.000	79	44698	40.0	42.4	
31 Methacrylonitrile	67	4.792	4.792	0.000	92	303450	200.0	236.3	
47 Chloroform	83	4.810	4.810	0.000	99	112725	20.0	21.6	
49 Cyclohexane	56	4.950	4.950	0.000	89	94091	20.0	18.0	
50 1,1,1-Trichloroethane	97	4.968	4.968	0.000	98	102238	20.0	21.4	
\$ 152 Dibromofluoromethane (Surr	113	4.992	4.992	0.000	92	158278	50.0	59.8	
51 Carbon tetrachloride	117	5.102	5.102	0.000	96	84304	20.0	21.0	
52 1,1-Dichloropropene	75	5.145	5.145	0.000	93	79727	20.0	20.9	
56 Isobutyl alcohol	43	5.315	5.315	0.000	96	107676	500.0	589.3	
53 Benzene	78	5.370	5.370	0.000	96	255941	20.0	20.8	
\$ 54 1,2-Dichloroethane-d4 (Sur	65	5.394	5.394	0.000	95	180365	50.0	56.7	
142 Tert-amyl methyl ether	73	5.455	5.455	0.000	93	188386	20.0	22.6	
57 Isopropyl acetate	43	5.455	5.455	0.000	97	182303	20.0	22.4	
55 1,2-Dichloroethane	62	5.479	5.479	0.000	98	85095	20.0	21.2	
58 n-Heptane	57	5.558	5.558	0.000	90	36953	20.0	15.1	
* 59 Fluorobenzene	96	5.710	5.710	0.000	99	532049	50.0	50.0	
64 Ethyl acrylate	55	5.960	5.960	0.000	52	79554	20.0	18.5	
60 2,4,4-Trimethyl-1-pentene	57	5.960	5.960	0.000	91	283663	40.0	37.8	
62 n-Butanol	56	6.087	6.087	0.000	88	35525	500.0	409.0	
61 Trichloroethene	95	6.118	6.118	0.000	95	70472	20.0	21.6	
63 Methylcyclohexane	83	6.246	6.246	0.000	94	99858	20.0	17.7	
65 1,2-Dichloropropane	63	6.428	6.428	0.000	85	59449	20.0	22.0	
* 150 1,4-Dioxane-d8	96	6.501	6.501	0.000	95	45374	1000.0	1000.0	
66 Methyl methacrylate	100	6.525	6.525	0.000	87	48139	40.0	46.3	
67 1,4-Dioxane	88	6.550	6.550	0.000	52	21676	400.0	428.4	
68 Dibromomethane	93	6.556	6.556	0.000	90	41684	20.0	24.1	
69 n-Propyl acetate	43	6.580	6.580	0.000	98	104039	20.0	23.0	
70 Dichlorobromomethane	83	6.708	6.708	0.000	98	78166	20.0	21.8	
71 2-Nitropropane	41	7.037	7.037	0.000	83	38714	40.0	36.5	
72 2-Chloroethyl vinyl ether	63	7.037	7.037	0.000	69	39873	20.0	25.3	
73 Epichlorohydrin	57	7.128	7.128	0.000	99	150783	400.0	526.6	
74 cis-1,3-Dichloropropene	75	7.170	7.170	0.000	93	97957	20.0	20.9	
75 4-Methyl-2-pentanone (MIBK	43	7.316	7.316	0.000	96	331421	100.0	110.1	
\$ 76 Toluene-d8 (Surr)	98	7.377	7.377	0.000	100	616616	50.0	55.6	
77 Toluene	91	7.438	7.438	0.000	94	287163	20.0	18.8	
78 trans-1,3-Dichloropropene	75	7.718	7.718	0.000	97	81259	20.0	20.4	
82 Ethyl methacrylate	69	7.742	7.742	0.000	90	80768	20.0	21.8	
79 1,1,2-Trichloroethane	83	7.882	7.882	0.000	95	50583	20.0	21.1	

Compound	Sig	RT (min.)	Exp RT (min.)	Dlt RT (min.)	Q	Response	Cal Amt ug/l	OnCol Amt ug/l	Flags
80 Tetrachloroethene	166	7.906	7.906	0.000	94	95187	20.0	21.3	
81 1,3-Dichloropropane	76	8.034	8.034	0.000	93	99308	20.0	20.7	
83 2-Hexanone	43	8.083	8.083	0.000	95	238161	100.0	102.9	
85 n-Butyl acetate	73	8.162	8.162	0.000	99	12000	20.0	16.3	
84 Chlorodibromomethane	129	8.198	8.198	0.000	97	64533	20.0	20.3	
86 Ethylene Dibromide	107	8.308	8.308	0.000	99	67765	20.0	21.1	
* 87 Chlorobenzene-d5	117	8.667	8.667	0.000	84	456715	50.0	50.0	
88 Chlorobenzene	112	8.691	8.691	0.000	96	197450	20.0	19.1	
89 Ethylbenzene	106	8.752	8.752	0.000	98	105844	20.0	20.7	
90 1,1,1,2-Tetrachloroethane	131	8.764	8.764	0.000	94	69687	20.0	20.8	
91 m-Xylene & p-Xylene	106	8.856	8.856	0.000	99	131791	20.0	20.8	
93 n-Butyl acrylate	73	9.148	9.148	0.000	98	46902	20.0	21.6	
92 o-Xylene	106	9.172	9.172	0.000	95	127033	20.0	20.7	
94 Styrene	104	9.196	9.196	0.000	96	217603	20.0	21.3	
96 Amyl acetate (mixed isomer)	43	9.318	9.318	0.000	92	108913	20.0	20.3	
97 Bromoform	173	9.360	9.360	0.000	98	46943	20.0	15.7	
98 Isopropylbenzene	105	9.446	9.446	0.000	95	339965	20.0	23.2	
\$ 99 4-Bromofluorobenzene	174	9.604	9.604	0.000	96	273662	50.0	57.3	
95 Camphene	41	9.622	9.622	0.000	93	24575	20.0	18.1	
100 Bromobenzene	156	9.713	9.713	0.000	87	99241	20.0	19.2	
101 1,1,2,2-Tetrachloroethane	83	9.732	9.732	0.000	97	80198	20.0	19.8	
102 N-Propylbenzene	91	9.756	9.756	0.000	100	378928	20.0	17.7	
103 1,2,3-Trichloropropane	110	9.774	9.774	0.000	96	29180	20.0	19.1	
104 trans-1,4-Dichloro-2-buten	53	9.780	9.780	0.000	85	23100	20.0	17.2	
143 4-Ethyltoluene	105	9.841	9.841	0.000	98	353696	20.0	19.1	
105 2-Chlorotoluene	91	9.847	9.847	0.000	96	253362	20.0	19.9	
106 1,3,5-Trimethylbenzene	105	9.890	9.890	0.000	95	286045	20.0	21.3	
107 4-Chlorotoluene	91	9.932	9.932	0.000	96	232957	20.0	19.9	
108 Butyl Methacrylate	87	9.951	9.951	0.000	91	86917	20.0	20.7	
109 tert-Butylbenzene	119	10.121	10.121	0.000	95	252885	20.0	21.8	
110 1,2,4-Trimethylbenzene	105	10.170	10.170	0.000	97	290387	20.0	21.3	
113 sec-Butylbenzene	105	10.285	10.285	0.000	99	346278	20.0	17.7	
114 4-Isopropyltoluene	119	10.382	10.382	0.000	98	322282	20.0	17.6	
115 1,3-Dichlorobenzene	146	10.401	10.401	0.000	98	179697	20.0	19.9	
* 116 1,4-Dichlorobenzene-d4	152	10.449	10.449	0.000	93	287483	50.0	50.0	
117 1,4-Dichlorobenzene	146	10.468	10.468	0.000	97	184513	20.0	18.2	
118 Benzyl chloride	91	10.577	10.577	0.000	99	141922	20.0	14.7	
119 2,3-Dihydroindene	117	10.626	10.626	0.000	94	302824	20.0	22.2	
133 p-Diethylbenzene	119	10.656	10.656	0.000	95	207130	20.0	21.8	
120 n-Butylbenzene	91	10.674	10.674	0.000	97	322901	20.0	21.9	
121 1,2-Dichlorobenzene	146	10.741	10.741	0.000	98	167292	20.0	17.8	
132 1,2,4,5-Tetramethylbenzene	119	11.216	11.216	0.000	98	288151	20.0	21.7	
122 1,2-Dibromo-3-Chloropropan	75	11.307	11.307	0.000	91	14209	20.0	17.9	
145 1,3,5-Trichlorobenzene	180	11.417	11.417	0.000	97	144344	20.0	20.2	
123 Camphor	95	11.867	11.867	0.000	89	51999	100.0	104.6	
124 1,2,4-Trichlorobenzene	180	11.940	11.940	0.000	93	126566	20.0	20.7	
126 Hexachlorobutadiene	225	12.025	12.025	0.000	98	65025	20.0	19.0	
127 Naphthalene	128	12.177	12.177	0.000	99	287282	20.0	22.2	
128 1,2,3-Trichlorobenzene	180	12.402	12.402	0.000	96	109743	20.0	20.7	
S 130 1,2-Dichloroethene, Total	100				0			43.4	
S 131 Xylenes, Total	100				0		40.0	41.5	
S 139 Total BTEX	1				0			101.8	

Reagents:									
Compound	Sig	RT (min)	Exp RT (min)	Diff RT (min.)	Q	Response	Cal Amt ug/l	OnCol Amt ug/l	Flags
GAS C SP_00026		Amount Added: 20.00		20.00		Units: uL			
8260 SP_00026		Amount Added: 20.00				Units: uL			
ACROLEIN SP_00028		Amount Added: 4.00		4.00		Units: uL			
8260ISSUR50_00007		Amount Added: 5.00		5.00		Units: uL	Run Reagent		



FORM I  
GC/MS VOA ORGANICS ANALYSIS DATA SHEET

Lab Name: TestAmerica Edison Job No.: 460-85482-1  
 SDG No.: \_\_\_\_\_  
 Client Sample ID: \_\_\_\_\_ Lab Sample ID: LCS 460-260159/3  
 Matrix: Solid Lab File ID: B75581.D  
 Analysis Method: 8260B Date Collected: \_\_\_\_\_  
 Sample wt/vol: 5 (mL) Date Analyzed: 11/04/2014 07:02  
 Soil Aliquot Vol: 5 (mL) Dilution Factor: 50  
 Soil Extract Vol.: 5 (mL) GC Column: Rtx-624 ID: 0.25 (mm)  
 % Moisture: \_\_\_\_\_ Level: (low/med) Medium  
 Analysis Batch No.: 260159 Units: ug/Kg

CAS NO.	COMPOUND NAME	RESULT	Q	RL	MDL
75-34-3	1,1-Dichloroethane	941		50	6.5
75-35-4	1,1-Dichloroethene	907		50	4.4
71-55-6	1,1,1-Trichloroethane	901		50	3.1
107-06-2	1,2-Dichloroethane	919		50	9.5
78-93-3	2-Butanone	4810		250	120
67-64-1	Acetone	4730		250	130
71-43-2	Benzene	915		50	4.1
591-78-6	2-Hexanone	4920		250	25
75-25-2	Bromoform	898		50	9.6
74-83-9	Bromomethane	919		50	9.1
75-15-0	Carbon disulfide	838		50	6.3
123-91-1	1,4-Dioxane	17400		1300	1800
56-23-5	Carbon tetrachloride	871		50	2.9
108-90-7	Chlorobenzene	910		50	5.5
75-00-3	Chloroethane	974		50	8.5
67-66-3	Chloroform	937		50	3.9
108-10-1	4-Methyl-2-pentanone	4720		250	49
74-87-3	Chloromethane	930		50	4.8
156-59-2	cis-1,2-Dichloroethene	969		50	8.9
95-50-1	1,2-Dichlorobenzene	946		50	10
10061-01-5	cis-1,3-Dichloropropene	990		50	9.2
541-73-1	1,3-Dichlorobenzene	934		50	6.8
110-82-7	Cyclohexane	855		50	7.9
106-46-7	1,4-Dichlorobenzene	923		50	12
120-82-1	1,2,4-Trichlorobenzene	873		50	17
87-61-6	1,2,3-Trichlorobenzene	845		50	26
100-41-4	Ethylbenzene	914		50	4.8
78-87-5	1,2-Dichloropropane	992		50	4.3
76-13-1	Freon TF	847		50	4.1
98-82-8	Isopropylbenzene	913		50	3.8
79-20-9	Methyl acetate	6190		250	17
96-12-8	1,2-Dibromo-3-Chloropropane	910		50	20
108-87-2	Methylcyclohexane	831		50	6.8
79-34-5	1,1,2,2-Tetrachloroethane	996		50	7.9
75-09-2	Methylene Chloride	932		50	9.1
79-00-5	1,1,2-Trichloroethane	948		50	9.4

FORM I  
GC/MS VOA ORGANICS ANALYSIS DATA SHEET

Lab Name: TestAmerica Edison Job No.: 460-85482-1  
 SDG No.: \_\_\_\_\_  
 Client Sample ID: \_\_\_\_\_ Lab Sample ID: LCS 460-260159/3  
 Matrix: Solid Lab File ID: B75581.D  
 Analysis Method: 8260B Date Collected: \_\_\_\_\_  
 Sample wt/vol: 5 (mL) Date Analyzed: 11/04/2014 07:02  
 Soil Aliquot Vol: 5 (mL) Dilution Factor: 50  
 Soil Extract Vol.: 5 (mL) GC Column: Rtx-624 ID: 0.25 (mm)  
 % Moisture: \_\_\_\_\_ Level: (low/med) Medium  
 Analysis Batch No.: 260159 Units: ug/Kg

CAS NO.	COMPOUND NAME	RESULT	Q	RL	MDL
1634-04-4	MTBE	1010		50	6.9
124-48-1	Dibromochloromethane	921		50	10
106-93-4	1,2-Dibromoethane	946		50	14
100-42-5	Styrene	984		50	5.9
75-71-8	Dichlorodifluoromethane	826		50	11
127-18-4	Tetrachloroethene	841		50	4.9
74-97-5	Bromochloromethane	961		50	14
108-88-3	Toluene	899		50	7.5
75-27-4	Bromodichloromethane	930		50	6.3
156-60-5	trans-1,2-Dichloroethene	937		50	6.4
10061-02-6	trans-1,3-Dichloropropene	965		50	12
79-01-6	Trichloroethene	941		50	4.6
75-69-4	Trichlorofluoromethane	883		50	7.3
75-01-4	Vinyl chloride	957		50	7.2
1330-20-7	Xylenes, Total	1870		100	18

CAS NO.	SURROGATE	%REC	Q	LIMITS
17060-07-0	1,2-Dichloroethane-d4 (Surr)	91		75-135
2037-26-5	Toluene-d8 (Surr)	98		59-150
460-00-4	Bromofluorobenzene	101		72-133
1868-53-7	Dibromofluoromethane (Surr)	100		70-130

TestAmerica Edison  
Target Compound Quantitation Report

Data File: \\EDICHROM\ChromData\CVOAMS2\20141104-20141.b\B75581.D  
 Lims ID: LCS  
 Client ID:  
 Sample Type: LCS  
 Inject. Date: 04-Nov-2014 07:02:30 ALS Bottle#: 2 Worklist Smp#: 3  
 Purge Vol: 5.000 mL Dil. Factor: 50.0000  
 Sample Info: LCS  
 Misc. Info.: 460-0020141-003  
 Operator ID: Instrument ID: CVOAMS2  
 Method: \\EDICHROM\ChromData\CVOAMS2\20141104-20141.b\8260W\_2.m  
 Limit Group: VOA - 8260B Water and Solid  
 Last Update: 04-Nov-2014 15:23:54 Calib Date: 21-Oct-2014 13:24:30  
 Integrator: RTE ID Type: Deconvolution ID  
 Quant Method: Internal Standard Quant By: Initial Calibration  
 Last ICal File: \\EDICHROM\ChromData\CVOAMS2\20141021-19612.b\B74941.D  
 Column 1 : Rtx-624 ( 0.25 mm) Det: MS SCAN  
 Process Host: XAWRK017

First Level Reviewer: tupayachia

Date: 04-Nov-2014 07:45:05

Compound	Sig	RT (min.)	Exp RT (min.)	Dlt RT (min.)	Q	Response	Cal Amt ug/l	OnCol Amt ug/l	Flags
1 Chlorotrifluoroethene	66	1.084	1.084	0.000	90	17616	20.0	15.2	
2 Dichlorodifluoromethane	85	1.109	1.109	0.000	99	115333	20.0	16.5	
3 Chloromethane	50	1.224	1.224	0.000	99	104707	20.0	18.6	
4 Vinyl chloride	62	1.307	1.307	0.000	98	104675	20.0	19.1	
5 Butadiene	54	1.315	1.315	0.000	97	78028	20.0	18.3	
7 Bromomethane	94	1.545	1.545	0.000	98	82407	20.0	18.4	
8 Chloroethane	64	1.611	1.611	0.000	99	62603	20.0	19.5	
9 Trichlorofluoromethane	101	1.784	1.784	0.000	78	146594	20.0	17.7	
10 Dichlorofluoromethane	67	1.784	1.784	0.000	97	184422	20.0	18.7	
19 Pentane	72	1.809	1.809	0.000	95	24378	40.0	39.7	
139 Ethanol	46	1.990	1.990	0.000	86	5881	1000.0	752.8	
11 Ethyl ether	59	1.990	1.990	0.000	88	42886	20.0	19.5	
13 2-Methyl-1,3-butadiene	53	2.006	2.006	0.000	98	72193	20.0	19.8	
14 1,2-Dichloro-1,1,2-trifluo	117	2.064	2.064	0.000	95	75206	20.0	20.1	
15 Acrolein	56	2.154	2.154	0.000	37	7251	40.0	40.5	
16 1,1,2-Trichloro-1,2,2-trif	101	2.171	2.171	0.000	52	82142	20.0	16.9	
17 1,1-Dichloroethene	96	2.179	2.179	0.000	96	76001	20.0	18.1	
18 Acetone	43	2.278	2.278	0.000	85	56099	100.0	94.6	
20 Iodomethane	142	2.311	2.311	0.000	99	168169	20.0	18.1	
21 Carbon disulfide	76	2.335	2.335	0.000	99	255001	20.0	16.8	
135 Isopropyl alcohol	45	2.385	2.385	0.000	97	15578	200.0	175.0	
141 3-Chloro-1-propene	76	2.492	2.492	0.000	48	45639	20.0	20.5	
22 Cyclopentene	67	2.500	2.500	0.000	95	202608	20.0	19.7	
23 Methyl acetate	43	2.516	2.516	0.000	100	175451	100.0	123.8	
24 Acetonitrile	41	2.574	2.574	0.000	94	47918	200.0	208.0	
25 Methylene Chloride	84	2.623	2.623	0.000	94	81963	20.0	18.6	
* 26 TBA-d9 (IS)	65	2.648	2.648	0.000	93	141685	1000.0	1000.0	
27 2-Methyl-2-propanol	59	2.730	2.730	0.000	98	34186	200.0	209.1	
28 Methyl tert-butyl ether	73	2.796	2.796	0.000	96	161533	20.0	20.2	
29 trans-1,2-Dichloroethene	96	2.804	2.804	0.000	96	84536	20.0	18.7	
31 Acrylonitrile	53	2.895	2.895	0.000	95	121319	200.0	206.3	

Compound	Sig	RT (min.)	Exp RT (min.)	Dlt RT (min.)	Q	Response	Cal Amt ug/l	OnCol Amt ug/l	Flags
32 Hexane	43	2.969	2.969	0.000	91	52449	20.0	14.7	
33 Isopropyl ether	45	3.216	3.216	0.000	96	246620	20.0	20.1	
34 1,1-Dichloroethane	63	3.216	3.216	0.000	84	154847	20.0	18.8	
35 Vinyl acetate	43	3.224	3.224	0.000	68	183757	40.0	39.6	
36 2-Chloro-1,3-butadiene	88	3.265	3.265	0.000	93	72703	20.0	20.4	
136 Allyl alcohol	57	3.298	3.298	0.000	94	9275	500.0	425.9	
37 Tert-butyl ethyl ether	59	3.562	3.562	0.000	88	215879	20.0	21.2	
38 2,2-Dichloropropane	77	3.759	3.759	0.000	97	133101	20.0	19.1	
39 cis-1,2-Dichloroethene	96	3.784	3.784	0.000	95	91463	20.0	19.4	
40 2-Butanone (MEK)	72	3.825	3.825	0.000	99	17766	100.0	96.3	
41 Ethyl acetate	70	3.850	3.850	0.000	72	4231	40.0	36.7	
42 Methyl acrylate	55	3.891	3.891	0.000	99	30349	20.0	20.2	
43 Propionitrile	54	3.965	3.965	0.000	96	42641	200.0	207.8	
44 Tetrahydrofuran	72	4.022	4.022	0.000	45	7816	40.0	44.4	
45 Chlorobromomethane	128	4.031	4.031	0.000	81	40425	20.0	19.2	
46 Methacrylonitrile	67	4.080	4.080	0.000	94	147079	200.0	216.9	
47 Chloroform	83	4.105	4.105	0.000	98	153961	20.0	18.7	
48 Cyclohexane	56	4.212	4.212	0.000	92	122580	20.0	17.1	
49 1,1,1-Trichloroethane	97	4.253	4.253	0.000	99	137747	20.0	18.0	
\$ 57 Dibromofluoromethane (Surr	113	4.286	4.286	0.000	96	203010	50.0	50.0	
50 Carbon tetrachloride	117	4.376	4.376	0.000	97	117472	20.0	17.4	
51 1,1-Dichloropropene	75	4.417	4.417	0.000	96	101990	20.0	18.3	
155 Isooctane	57	4.631	4.631	0.000	0	192319	NC	NC	
52 Benzene	78	4.631	4.631	0.000	97	298320	20.0	18.3	
138 Isobutyl alcohol	43	4.648	4.648	0.000	43	63188	500.0	381.5	
\$ 53 1,2-Dichloroethane-d4 (Sur	65	4.664	4.664	0.000	97	176908	50.0	45.3	
140 Tert-amyl methyl ether	73	4.755	4.755	0.000	99	193401	20.0	21.5	
54 1,2-Dichloroethane	62	4.755	4.755	0.000	95	91581	20.0	18.4	
55 Isopropyl acetate	43	4.788	4.788	0.000	97	150525	20.0	19.7	
56 n-Heptane	57	4.862	4.862	0.000	91	38673	20.0	14.2	
* 58 Fluorobenzene	96	4.985	4.985	0.000	98	753247	50.0	50.0	
59 2,4,4-Trimethyl-1-pentene	57	5.257	5.257	0.000	94	363111	40.0	37.0	
60 Trichloroethene	95	5.397	5.397	0.000	98	85207	20.0	18.8	
61 n-Butanol	56	5.446	5.446	0.000	95	14605	500.0	405.9	
63 Ethyl acrylate	55	5.528	5.528	0.000	80	95790	20.0	16.4	
62 Methylcyclohexane	83	5.537	5.537	0.000	96	115963	20.0	16.6	
64 1,2-Dichloropropane	63	5.742	5.742	0.000	88	79283	20.0	19.8	
* 65 1,4-Dioxane-d8	96	5.841	5.841	0.000	90	12627	1000.0	1000.0	
68 Dibromomethane	93	5.891	5.891	0.000	94	38606	20.0	19.3	
67 1,4-Dioxane	88	5.907	5.907	0.000	31	5500	400.0	348.4	
66 Methyl methacrylate	100	5.907	5.907	0.000	91	22017	40.0	43.1	
69 n-Propyl acetate	43	5.989	5.989	0.000	98	52734	20.0	20.8	
70 Dichlorobromomethane	83	6.096	6.096	0.000	98	101226	20.0	18.6	
71 2-Nitropropane	41	6.532	6.532	0.000	94	17454	40.0	39.8	
72 2-Chloroethyl vinyl ether	63	6.565	6.565	0.000	95	30139	20.0	21.6	
73 Epichlorohydrin	57	6.664	6.664	0.000	99	60507	400.0	420.5	
74 cis-1,3-Dichloropropene	75	6.722	6.722	0.000	94	115509	20.0	19.8	
75 4-Methyl-2-pentanone (MIBK	43	6.952	6.952	0.000	97	200574	100.0	94.4	
\$ 76 Toluene-d8 (Surr)	98	6.985	6.985	0.000	99	727150	50.0	48.9	
77 Toluene	91	7.067	7.067	0.000	94	332199	20.0	18.0	
78 trans-1,3-Dichloropropene	75	7.454	7.454	0.000	98	86113	20.0	19.3	
79 Ethyl methacrylate	69	7.520	7.520	0.000	90	58898	20.0	20.2	



Compound	Sig	RT (min.)	Exp RT (min.)	Dlt RT (min.)	Q	Response	Cal Amt ug/l	OnCol Amt ug/l	Flags
80 1,1,2-Trichloroethane	83	7.652	7.652	0.000	92	45003	20.0	19.0	
81 Tetrachloroethene	166	7.660	7.660	0.000	97	89205	20.0	16.8	
82 1,3-Dichloropropane	76	7.833	7.833	0.000	95	86995	20.0	18.6	
83 2-Hexanone	43	7.923	7.923	0.000	98	131222	100.0	98.3	
84 Chlorodibromomethane	129	8.022	8.022	0.000	98	66304	20.0	18.4	
85 n-Butyl acetate	73	8.047	8.047	0.000	98	7051	20.0	16.1	
86 Ethylene Dibromide	107	8.137	8.137	0.000	99	51149	20.0	18.9	
* 87 Chlorobenzene-d5	117	8.590	8.590	0.000	88	633404	50.0	50.0	
88 Chlorobenzene	112	8.615	8.615	0.000	94	237799	20.0	18.2	
89 Ethylbenzene	106	8.713	8.713	0.000	99	128411	20.0	18.3	
90 1,1,1,2-Tetrachloroethane	131	8.722	8.722	0.000	94	83075	20.0	18.1	
91 m-Xylene & p-Xylene	106	8.829	8.829	0.000	97	159991	20.0	18.8	
92 o-Xylene	106	9.207	9.207	0.000	94	155484	20.0	18.7	
137 n-Butyl acrylate	73	9.224	9.224	0.000	96	46917	20.0	18.8	
93 Styrene	104	9.232	9.232	0.000	94	253306	20.0	19.7	
95 Bromoform	173	9.413	9.413	0.000	94	34830	20.0	18.0	
94 Amyl acetate (mixed isomer)	43	9.429	9.429	0.000	89	107077	20.0	20.8	
96 Isopropylbenzene	105	9.528	9.528	0.000	97	415395	20.0	18.3	
\$ 97 4-Bromofluorobenzene	174	9.701	9.701	0.000	89	253856	50.0	50.6	
98 Camphene	41	9.717	9.717	0.000	96	34185	20.0	15.3	
103 trans-1,4-Dichloro-2-buten	53	9.717	9.717	0.000	53	18023	20.0	22.4	
99 Bromobenzene	156	9.816	9.816	0.000	97	102353	20.0	19.3	
100 1,1,2,2-Tetrachloroethane	83	9.874	9.874	0.000	97	62929	20.0	19.9	
101 N-Propylbenzene	91	9.890	9.890	0.000	99	506878	20.0	18.9	
102 1,2,3-Trichloropropane	110	9.915	9.915	0.000	95	16858	20.0	18.9	
104 2-Chlorotoluene	91	9.981	9.981	0.000	97	344472	20.0	18.4	
105 4-Ethyltoluene	105	9.997	9.997	0.000	98	451579	20.0	20.1	
106 1,3,5-Trimethylbenzene	105	10.055	10.055	0.000	93	350705	20.0	18.5	
107 4-Chlorotoluene	91	10.079	10.079	0.000	97	316377	20.0	17.6	
108 Butyl Methacrylate	87	10.154	10.154	0.000	95	109012	20.0	19.5	
109 tert-Butylbenzene	119	10.310	10.310	0.000	93	285420	20.0	18.2	
110 1,2,4-Trimethylbenzene	105	10.368	10.368	0.000	98	376155	20.0	19.2	
111 sec-Butylbenzene	105	10.499	10.499	0.000	99	433458	20.0	17.9	
113 1,3-Dichlorobenzene	146	10.614	10.614	0.000	94	198740	20.0	18.7	
112 4-Isopropyltoluene	119	10.614	10.614	0.000	98	382896	20.0	18.2	
* 115 1,4-Dichlorobenzene-d4	152	10.672	10.672	0.000	96	345291	50.0	50.0	
116 1,4-Dichlorobenzene	146	10.697	10.697	0.000	96	198934	20.0	18.5	
118 Benzyl chloride	91	10.820	10.820	0.000	98	104615	20.0	18.4	
119 2,3-Dihydroindene	117	10.870	10.870	0.000	94	356634	20.0	20.6	
120 p-Diethylbenzene	119	10.927	10.927	0.000	91	245565	20.0	19.9	
121 n-Butylbenzene	91	10.944	10.944	0.000	98	428491	20.0	17.3	
122 1,2-Dichlorobenzene	146	10.993	10.993	0.000	95	180476	20.0	18.9	
123 1,2,4,5-Tetramethylbenzene	119	11.544	11.544	0.000	97	374377	20.0	17.1	
124 1,2-Dibromo-3-Chloropropan	75	11.635	11.635	0.000	93	9823	20.0	18.2	
125 1,3,5-Trichlorobenzene	180	11.742	11.742	0.000	97	153264	20.0	18.3	
126 Camphor	95	12.162	12.162	0.000	94	21893	100.0	99.9	
127 1,2,4-Trichlorobenzene	180	12.236	12.236	0.000	94	116883	20.0	17.5	
128 Hexachlorobutadiene	225	12.318	12.318	0.000	93	50305	20.0	14.0	
130 Naphthalene	128	12.441	12.441	0.000	99	183367	20.0	18.1	
131 1,2,3-Trichlorobenzene	180	12.647	12.647	0.000	96	90426	20.0	16.9	
S 133 1,2-Dichloroethene, Total	100				0			38.1	
S 134 Xylenes, Total	100				0		40.0	37.5	



TestAmerica Edison

Data File: \\EDICHROM\ChromData\CVOAMS2\20141104-20141.b\B75581.D

Injection Date: 04-Nov-2014 07:02:30

Instrument ID: CVOAMS2

Operator ID:

Lims ID: LCS

Worklist Smp#: 3

Client ID:

Purge Vol: 5.000 mL

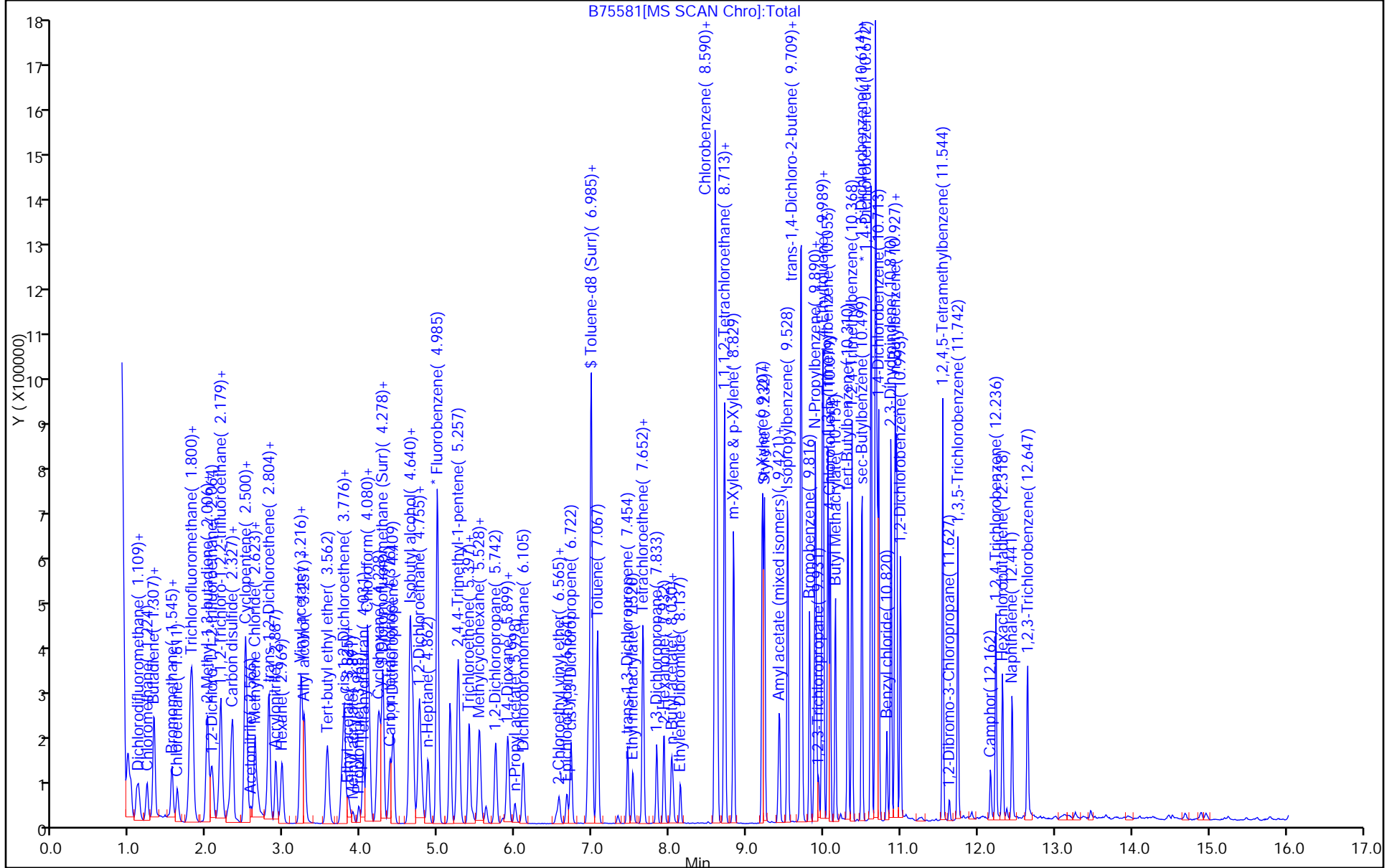
Dil. Factor: 50.0000

ALS Bottle#: 2

Method: 8260W\_2

Limit Group: VOA - 8260B Water and Solid

Column: Rtx-624 ( 0.25 mm)



FORM I  
GC/MS VOA ORGANICS ANALYSIS DATA SHEET

Lab Name: TestAmerica Edison Job No.: 460-85482-1  
 SDG No.: \_\_\_\_\_  
 Client Sample ID: \_\_\_\_\_ Lab Sample ID: LCS 460-260626/3  
 Matrix: Solid Lab File ID: D5767.D  
 Analysis Method: 8260B Date Collected: \_\_\_\_\_  
 Sample wt/vol: 5(mL) Date Analyzed: 11/05/2014 19:52  
 Soil Aliquot Vol: \_\_\_\_\_ Dilution Factor: 1  
 Soil Extract Vol.: \_\_\_\_\_ GC Column: Rtx-624 ID: 0.25(mm)  
 % Moisture: \_\_\_\_\_ Level: (low/med) Low  
 Analysis Batch No.: 260626 Units: ug/Kg

CAS NO.	COMPOUND NAME	RESULT	Q	RL	MDL
75-34-3	1,1-Dichloroethane	18.9		1.0	0.18
75-35-4	1,1-Dichloroethene	17.2		1.0	0.23
71-55-6	1,1,1-Trichloroethane	18.3		1.0	0.20
107-06-2	1,2-Dichloroethane	17.9		1.0	0.28
78-93-3	2-Butanone	81.0		5.0	1.5
67-64-1	Acetone	96.9		5.0	0.23
71-43-2	Benzene	19.2		1.0	0.19
591-78-6	2-Hexanone	112		5.0	0.69
75-25-2	Bromoform	16.0		1.0	0.15
74-83-9	Bromomethane	19.4		1.0	0.36
75-15-0	Carbon disulfide	15.3		1.0	0.17
123-91-1	1,4-Dioxane	373		20	12
56-23-5	Carbon tetrachloride	18.1		1.0	0.18
108-90-7	Chlorobenzene	18.0		1.0	0.17
75-00-3	Chloroethane	13.5		1.0	0.48
67-66-3	Chloroform	17.8		1.0	0.16
108-10-1	4-Methyl-2-pentanone	125		5.0	0.68
74-87-3	Chloromethane	16.2		1.0	0.23
156-59-2	cis-1,2-Dichloroethene	17.9		1.0	0.22
95-50-1	1,2-Dichlorobenzene	18.4		1.0	0.13
10061-01-5	cis-1,3-Dichloropropene	19.3		1.0	0.17
541-73-1	1,3-Dichlorobenzene	18.5		1.0	0.20
110-82-7	Cyclohexane	17.4		1.0	0.21
106-46-7	1,4-Dichlorobenzene	18.4		1.0	0.21
120-82-1	1,2,4-Trichlorobenzene	17.4		1.0	0.27
87-61-6	1,2,3-Trichlorobenzene	17.0		1.0	0.33
100-41-4	Ethylbenzene	19.2		1.0	0.14
78-87-5	1,2-Dichloropropane	16.4		1.0	0.24
76-13-1	Freon TF	15.5		1.0	0.21
98-82-8	Isopropylbenzene	20.4		1.0	0.19
79-20-9	Methyl acetate	95.7		5.0	0.94
96-12-8	1,2-Dibromo-3-Chloropropane	18.4		1.0	0.46
108-87-2	Methylcyclohexane	18.2		1.0	0.19
79-34-5	1,1,2,2-Tetrachloroethane	19.0		1.0	0.13
75-09-2	Methylene Chloride	19.1		1.0	0.38
79-00-5	1,1,2-Trichloroethane	18.3		1.0	0.24

FORM I  
GC/MS VOA ORGANICS ANALYSIS DATA SHEET

Lab Name: TestAmerica Edison Job No.: 460-85482-1  
 SDG No.: \_\_\_\_\_  
 Client Sample ID: \_\_\_\_\_ Lab Sample ID: LCS 460-260626/3  
 Matrix: Solid Lab File ID: D5767.D  
 Analysis Method: 8260B Date Collected: \_\_\_\_\_  
 Sample wt/vol: 5(mL) Date Analyzed: 11/05/2014 19:52  
 Soil Aliquot Vol: \_\_\_\_\_ Dilution Factor: 1  
 Soil Extract Vol.: \_\_\_\_\_ GC Column: Rtx-624 ID: 0.25(mm)  
 % Moisture: \_\_\_\_\_ Level: (low/med) Low  
 Analysis Batch No.: 260626 Units: ug/Kg

CAS NO.	COMPOUND NAME	RESULT	Q	RL	MDL
1634-04-4	MTBE	18.7		1.0	0.20
124-48-1	Dibromochloromethane	15.4		1.0	0.20
106-93-4	1,2-Dibromoethane	18.1		1.0	0.18
100-42-5	Styrene	15.9		1.0	0.24
75-71-8	Dichlorodifluoromethane	16.7		1.0	0.29
127-18-4	Tetrachloroethene	18.2		1.0	0.20
74-97-5	Bromochloromethane	17.9		1.0	0.31
108-88-3	Toluene	18.7		1.0	0.27
75-27-4	Bromodichloromethane	16.5		1.0	0.16
156-60-5	trans-1,2-Dichloroethene	18.6		1.0	0.21
10061-02-6	trans-1,3-Dichloropropene	17.0		1.0	0.18
79-01-6	Trichloroethene	17.3		1.0	0.20
75-69-4	Trichlorofluoromethane	12.9		1.0	0.19
75-01-4	Vinyl chloride	22.2		1.0	0.24
1330-20-7	Xylenes, Total	40.0		2.0	0.36

CAS NO.	SURROGATE	%REC	Q	LIMITS
17060-07-0	1,2-Dichloroethane-d4 (Surr)	85		70-130
2037-26-5	Toluene-d8 (Surr)	93		70-130
460-00-4	Bromofluorobenzene	91		70-130
1868-53-7	Dibromofluoromethane (Surr)	89		70-130

TestAmerica Edison  
Target Compound Quantitation Report

Data File: \\EDICHROM\ChromData\CVOAMS4\20141105-20221.b\D5767.D  
 Lims ID: LCS  
 Client ID:  
 Sample Type: LCS  
 Inject. Date: 05-Nov-2014 19:52:30 ALS Bottle#: 2 Worklist Smp#: 3  
 Purge Vol: 5.000 mL Dil. Factor: 1.0000  
 Sample Info: LCS  
 Misc. Info.: 460-0020221-003  
 Operator ID: Instrument ID: CVOAMS4  
 Method: \\EDICHROM\ChromData\CVOAMS4\20141105-20221.b\8260S\_4.m  
 Limit Group: VOA - 8260B Water and Solid  
 Last Update: 06-Nov-2014 10:55:01 Calib Date: 29-Oct-2014 06:28:30  
 Integrator: RTE ID Type: Deconvolution ID  
 Quant Method: Internal Standard Quant By: Initial Calibration  
 Last ICal File: \\EDICHROM\ChromData\CVOAMS4\20141029-19905.b\D5521.D  
 Column 1 : Rtx-624 ( 0.25 mm) Det: MS SCAN  
 Process Host: XAWRK009

First Level Reviewer: boykink

Date: 06-Nov-2014 06:47:18

Compound	Sig	RT (min.)	Exp RT (min.)	Dlt RT (min.)	Q	Response	Cal Amt ug/l	OnCol Amt ug/l	Flags
3 Chlorotrifluoroethene	116	1.421	1.420	0.001	94	51510	20.0	22.3	
1 Dichlorodifluoromethane	85	1.457	1.457	0.000	98	69543	20.0	16.7	
2 Chloromethane	50	1.658	1.652	0.006	99	48262	20.0	16.2	
4 Vinyl chloride	62	1.762	1.762	0.000	98	52071	20.0	22.2	
149 Butadiene	54	1.792	1.792	0.000	93	42383	20.0	22.8	
6 Bromomethane	94	2.116	2.115	0.001	99	44748	20.0	19.4	
7 Chloroethane	64	2.225	2.219	0.006	99	36236	20.0	13.5	
9 Dichlorofluoromethane	67	2.451	2.451	0.000	97	81462	20.0	13.3	
8 Trichlorofluoromethane	101	2.451	2.451	0.000	94	61175	20.0	12.9	
10 Pentane	72	2.512	2.512	0.000	95	20803	40.0	36.3	
11 Ethanol	46	2.713	2.713	0.000	75	5148	1000.0	510.6	
13 Ethyl ether	59	2.762	2.762	0.000	95	41879	20.0	17.7	
14 2-Methyl-1,3-butadiene	53	2.774	2.774	0.000	96	45488	20.0	19.1	
15 1,2-Dichloro-1,1,2-trifluo	117	2.823	2.823	0.000	93	40162	20.0	17.2	
17 Acrolein	56	2.963	2.963	0.000	96	50614	300.0	193.3	
16 1,1,2-Trichloro-1,2,2-trif	101	2.963	2.963	0.000	96	43014	20.0	15.5	
18 1,1-Dichloroethene	96	2.993	2.993	0.000	98	51558	20.0	17.2	
19 Acetone	43	3.115	3.115	0.000	88	66760	100.0	96.9	
20 Iodomethane	142	3.170	3.170	0.000	99	95170	20.0	18.6	
21 Carbon disulfide	76	3.207	3.201	0.006	98	159756	20.0	15.3	
34 Isopropyl alcohol	45	3.243	3.243	0.000	97	17757	200.0	114.7	
147 3-Chloro-1-propene	76	3.396	3.396	0.000	87	30139	20.0	17.6	
22 Cyclopentene	67	3.414	3.414	0.000	93	139020	20.0	18.6	
23 Methyl acetate	43	3.420	3.420	0.000	98	215845	100.0	95.7	
24 Acetonitrile	41	3.475	3.475	0.000	96	52006	200.0	185.9	
25 Methylene Chloride	84	3.548	3.548	0.000	87	62400	20.0	19.1	
* 151 TBA-d9 (IS)	65	3.567	3.566	0.000	90	183094	1000.0	1000.0	
26 2-Methyl-2-propanol	59	3.652	3.652	0.000	98	58480	200.0	191.6	
27 Methyl tert-butyl ether	73	3.762	3.761	0.001	97	136759	20.0	18.7	
29 trans-1,2-Dichloroethene	96	3.786	3.786	0.000	93	59474	20.0	18.6	
30 Acrylonitrile	53	3.877	3.877	0.000	93	168848	200.0	179.9	

Compound	Sig	RT (min.)	Exp RT (min.)	Dlt RT (min.)	Q	Response	Cal Amt ug/l	OnCol Amt ug/l	Flags
32 Hexane	57	3.993	3.993	0.000	89	64876	20.0	18.3	
35 Isopropyl ether	45	4.261	4.261	0.000	97	117757	20.0	19.8	
36 1,1-Dichloroethane	63	4.280	4.280	0.000	100	94237	20.0	18.9	
37 Vinyl acetate	86	4.316	4.322	-0.006	99	6014	40.0	21.1	
33 2-Chloro-1,3-butadiene	88	4.335	4.335	0.001	90	44927	20.0	18.1	
38 Allyl alcohol	57	4.658	4.335	0.324	50	36694	500.0	1128.9	
40 Tert-butyl ethyl ether	59	4.658	4.658	0.000	91	114467	20.0	18.4	
41 2,2-Dichloropropane	77	4.889	4.889	0.000	93	52115	20.0	18.8	
42 cis-1,2-Dichloroethene	96	4.920	4.920	0.000	98	57062	20.0	17.9	
43 2-Butanone (MEK)	72	4.956	4.956	0.000	100	24818	100.0	81.0	
44 Ethyl acetate	70	4.975	4.981	-0.006	96	6466	40.0	41.2	
39 Methyl acrylate	55	5.036	5.036	0.000	99	30800	20.0	17.8	
48 Propionitrile	54	5.115	5.115	0.000	98	56294	200.0	196.1	
46 Chlorobromomethane	128	5.200	5.200	0.000	76	27679	20.0	17.9	
45 Tetrahydrofuran	72	5.200	5.200	0.000	55	10755	40.0	36.4	
31 Methacrylonitrile	67	5.243	5.243	0.000	88	178721	200.0	196.3	
47 Chloroform	83	5.273	5.279	-0.006	100	91539	20.0	17.8	
49 Cyclohexane	56	5.420	5.426	-0.006	87	64029	20.0	17.4	
50 1,1,1-Trichloroethane	97	5.444	5.444	0.000	98	66672	20.0	18.3	
\$ 152 Dibromofluoromethane (Surr	113	5.469	5.468	0.001	96	80643	50.0	44.3	
51 Carbon tetrachloride	117	5.591	5.590	0.000	99	57914	20.0	18.1	
52 1,1-Dichloropropene	75	5.633	5.633	0.000	99	65667	20.0	18.5	
56 Isobutyl alcohol	43	5.840	5.828	0.012	1	46741	500.0	378.6	
53 Benzene	78	5.877	5.877	0.000	96	178703	20.0	19.2	
\$ 54 1,2-Dichloroethane-d4 (Sur	102	5.895	5.901	-0.006	99	17214	50.0	42.4	
142 Tert-amyl methyl ether	73	5.975	5.974	0.001	93	121544	20.0	19.4	
57 Isopropyl acetate	43	5.981	5.981	0.000	98	88317	20.0	19.6	
55 1,2-Dichloroethane	62	5.993	5.993	0.000	98	59134	20.0	17.9	
58 n-Heptane	57	6.097	6.102	-0.006	87	31969	20.0	15.2	
* 59 Fluorobenzene	96	6.237	6.243	-0.006	99	279061	50.0	50.0	
60 2,4,4-Trimethyl-1-pentene	57	6.523	6.523	0.000	94	144179	40.0	32.7	
62 n-Butanol	56	6.651	6.651	0.000	85	21787	500.0	307.6	
61 Trichloroethene	95	6.676	6.676	0.000	99	47809	20.0	17.3	
63 Methylcyclohexane	83	6.822	6.822	0.000	94	75513	20.0	18.2	
64 Ethyl acrylate	73	6.846	6.852	-0.006	98	2551	20.0	14.3	
65 1,2-Dichloropropane	63	7.011	7.011	0.000	92	37845	20.0	16.4	
* 150 1,4-Dioxane-d8	96	7.102	7.078	0.024	87	9537	1000.0	1000.0	
66 Methyl methacrylate	100	7.121	7.121	0.000	83	16293	40.0	33.4	
68 Dibromomethane	93	7.145	7.145	0.000	97	26667	20.0	17.1	
67 1,4-Dioxane	88	7.139	7.151	-0.012	34	7218	400.0	372.7	
69 n-Propyl acetate	43	7.182	7.182	0.000	97	34422	20.0	16.9	
70 Dichlorobromomethane	83	7.310	7.310	0.000	98	48208	20.0	16.5	
71 2-Nitropropane	41	7.639	7.639	0.000	87	11223	40.0	31.4	
72 2-Chloroethyl vinyl ether	63	7.651	7.651	0.000	92	15128	20.0	15.6	
73 Epichlorohydrin	57	7.743	7.742	0.001	99	60859	400.0	448.9	
74 cis-1,3-Dichloropropene	75	7.791	7.791	0.000	89	55244	20.0	19.3	
75 4-Methyl-2-pentanone (MIBK	43	7.938	7.944	-0.006	94	153436	100.0	125.1	
\$ 76 Toluene-d8 (Surr)	98	8.005	8.005	0.000	99	223801	50.0	46.5	
77 Toluene	91	8.066	8.065	0.001	93	162122	20.0	18.7	
78 trans-1,3-Dichloropropene	75	8.352	8.352	0.000	92	39826	20.0	17.0	
82 Ethyl methacrylate	69	8.377	8.383	-0.005	86	32084	20.0	13.3	
79 1,1,2-Trichloroethane	83	8.511	8.517	-0.006	96	24703	20.0	18.3	

Compound	Sig	RT (min.)	Exp RT (min.)	Dlt RT (min.)	Q	Response	Cal Amt ug/l	OnCol Amt ug/l	Flags
80 Tetrachloroethene	166	8.547	8.547	0.000	97	38827	20.0	18.2	
81 1,3-Dichloropropane	76	8.669	8.669	0.000	90	46334	20.0	17.8	
83 2-Hexanone	43	8.718	8.718	0.000	94	80003	100.0	112.0	
85 n-Butyl acetate	73	8.797	8.797	0.000	96	5674	20.0	27.0	
84 Chlorodibromomethane	129	8.834	8.834	0.000	96	28931	20.0	15.4	
86 Ethylene Dibromide	107	8.944	8.943	0.001	99	27600	20.0	18.1	
* 87 Chlorobenzene-d5	117	9.309	9.309	0.000	86	158761	50.0	50.0	
88 Chlorobenzene	112	9.334	9.334	0.000	96	96033	20.0	18.0	
89 Ethylbenzene	106	9.395	9.395	0.001	98	51576	20.0	19.2	
90 1,1,1,2-Tetrachloroethane	131	9.407	9.407	0.000	94	37432	20.0	20.1	
91 m-Xylene & p-Xylene	106	9.492	9.492	0.000	99	61898	20.0	18.9	
93 n-Butyl acrylate	73	9.779	9.779	0.000	98	15652	20.0	20.0	
92 o-Xylene	106	9.809	9.809	0.000	94	68453	20.0	21.2	
94 Styrene	104	9.834	9.833	0.001	95	86217	20.0	15.9	
96 Amyl acetate (mixed isomer)	43	9.949	9.949	0.000	93	35358	20.0	21.4	
97 Bromoform	173	9.998	9.998	0.000	96	15341	20.0	16.0	
98 Isopropylbenzene	105	10.084	10.083	0.001	96	174118	20.0	20.4	
\$ 99 4-Bromofluorobenzene	174	10.236	10.242	-0.006	89	52281	50.0	45.7	
95 Camphene	41	10.260	10.260	0.000	94	12267	20.0	20.3	
100 Bromobenzene	156	10.352	10.352	0.000	98	36651	20.0	18.1	
101 1,1,2,2-Tetrachloroethane	83	10.358	10.364	-0.006	97	39641	20.0	19.0	
102 N-Propylbenzene	91	10.388	10.394	-0.006	99	199855	20.0	19.7	
103 1,2,3-Trichloropropane	110	10.401	10.406	-0.005	98	12592	20.0	20.6	
104 trans-1,4-Dichloro-2-buten	53	10.413	10.413	0.000	80	8265	20.0	18.0	
143 4-Ethyltoluene	105	10.474	10.474	0.000	99	165878	20.0	20.0	
105 2-Chlorotoluene	91	10.480	10.480	0.000	96	140044	20.0	19.7	
106 1,3,5-Trimethylbenzene	105	10.522	10.522	0.000	93	147483	20.0	19.4	
107 4-Chlorotoluene	91	10.565	10.565	0.000	98	111677	20.0	18.5	
108 Butyl Methacrylate	87	10.577	10.577	0.000	88	37579	20.0	16.1	
109 tert-Butylbenzene	119	10.754	10.754	0.000	94	116902	20.0	15.3	
110 1,2,4-Trimethylbenzene	105	10.797	10.797	0.000	98	146279	20.0	19.8	
113 sec-Butylbenzene	105	10.913	10.912	0.001	99	179832	20.0	15.7	
114 4-Isopropyltoluene	119	11.010	11.010	0.000	98	150819	20.0	15.9	
115 1,3-Dichlorobenzene	146	11.028	11.028	0.000	96	73123	20.0	18.5	
* 116 1,4-Dichlorobenzene-d4	152	11.077	11.077	0.000	95	81215	50.0	50.0	
117 1,4-Dichlorobenzene	146	11.096	11.095	0.001	94	74155	20.0	18.4	
118 Benzyl chloride	126	11.199	11.199	0.000	98	10777	20.0	15.9	
119 2,3-Dihydroindene	117	11.254	11.254	0.000	93	143357	20.0	16.9	
133 p-Diethylbenzene	119	11.278	11.278	0.000	93	95163	20.0	18.8	
120 n-Butylbenzene	92	11.297	11.303	-0.006	97	81380	20.0	18.3	
121 1,2-Dichlorobenzene	146	11.364	11.364	0.000	95	73765	20.0	18.4	
132 1,2,4,5-Tetramethylbenzene	119	11.882	11.882	0.000	97	115183	20.0	15.7	
122 1,2-Dibromo-3-Chloropropan	157	11.986	11.985	0.001	97	7766	20.0	18.4	
145 1,3,5-Trichlorobenzene	180	12.114	12.113	0.001	97	53006	20.0	17.8	
123 Camphor	95	12.620	12.619	0.001	88	16921	100.0	75.2	
124 1,2,4-Trichlorobenzene	180	12.711	12.711	0.000	93	46917	20.0	17.4	
126 Hexachlorobutadiene	225	12.821	12.821	0.000	93	20964	20.0	15.6	
127 Naphthalene	128	12.991	12.991	0.000	99	120635	20.0	19.2	
128 1,2,3-Trichlorobenzene	180	13.260	13.266	-0.006	96	43675	20.0	17.0	
S 131 Xylenes, Total	100				0		40.0	40.0	



Reagents:

8260 SP_00026	Amount Added: 2.00	Units: uL	
GAS C SP_00068	Amount Added: 2.00	Units: uL	
ACROLEIN SP_00028	Amount Added: 3.00	Units: uL	
8260 INTSTD C_00055	Amount Added: 1.00	Units: uL	Run Reagent
8260SURR250_00054	Amount Added: 1.00	Units: uL	Run Reagent

Data File: \\EDICHRON\ChromData\CVOAMS4\20141105-20221.b\D5767.D

Injection Date: 05-Nov-2014 19:52:30

Instrument ID: CVOAMS4

Operator ID:

Lims ID: LCS

Worklist Smp#: 3

Client ID:

Purge Vol: 5.000 mL

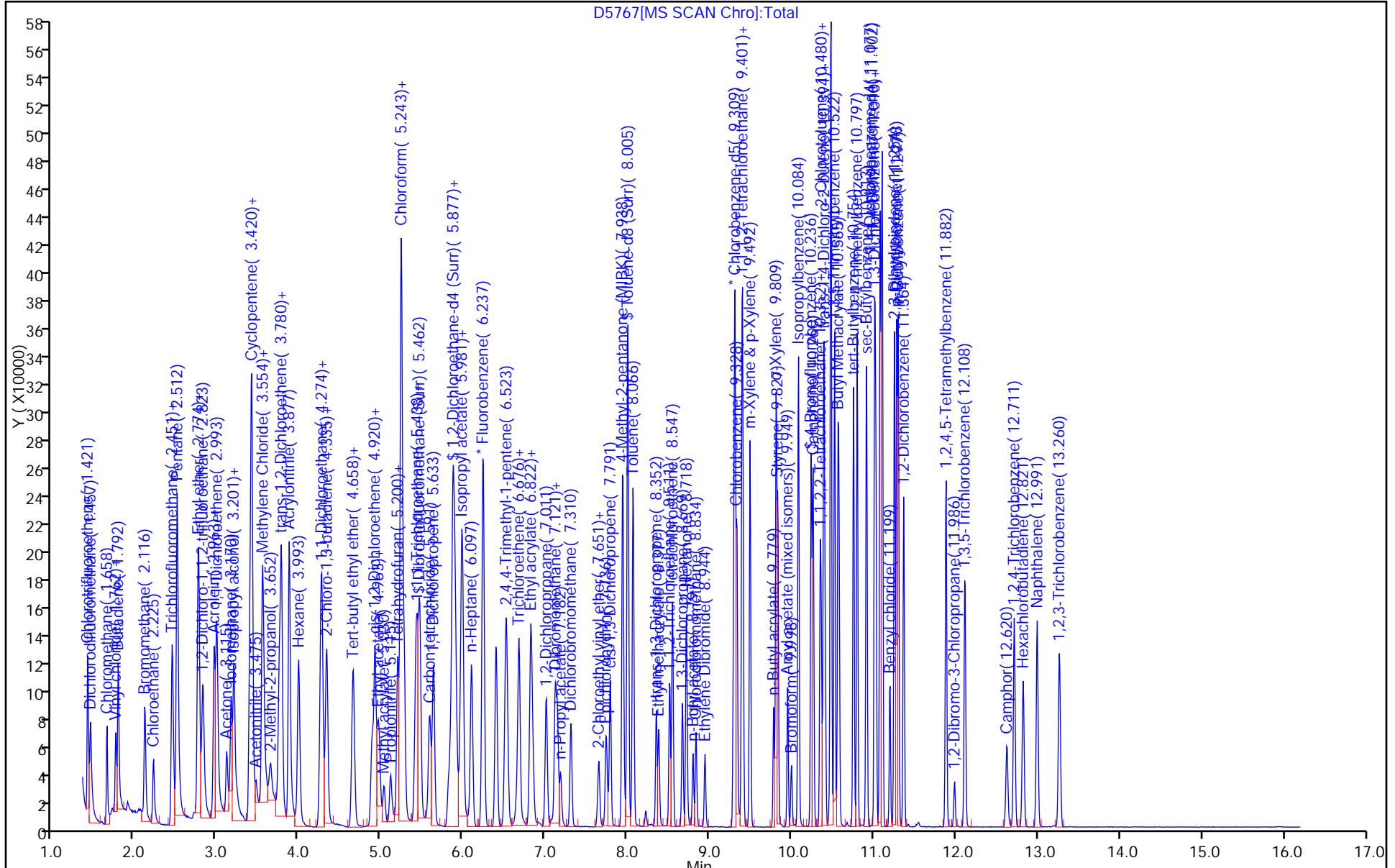
Dil. Factor: 1.0000

ALS Bottle#: 2

Method: 8260S\_4

Limit Group: VOA - 8260B Water and Solid

Column: Rtx-624 (0.25 mm)



FORM I  
GC/MS VOA ORGANICS ANALYSIS DATA SHEET

Lab Name: TestAmerica Edison Job No.: 460-85482-1  
 SDG No.: \_\_\_\_\_  
 Client Sample ID: \_\_\_\_\_ Lab Sample ID: LCSD 460-260159/4  
 Matrix: Solid Lab File ID: B75582.D  
 Analysis Method: 8260B Date Collected: \_\_\_\_\_  
 Sample wt/vol: 5 (mL) Date Analyzed: 11/04/2014 07:36  
 Soil Aliquot Vol: 5 (mL) Dilution Factor: 50  
 Soil Extract Vol.: 5 (mL) GC Column: Rtx-624 ID: 0.25 (mm)  
 % Moisture: \_\_\_\_\_ Level: (low/med) Medium  
 Analysis Batch No.: 260159 Units: ug/Kg

CAS NO.	COMPOUND NAME	RESULT	Q	RL	MDL
75-34-3	1,1-Dichloroethane	982		50	6.5
75-35-4	1,1-Dichloroethene	952		50	4.4
71-55-6	1,1,1-Trichloroethane	927		50	3.1
107-06-2	1,2-Dichloroethane	893		50	9.5
78-93-3	2-Butanone	4860		250	120
67-64-1	Acetone	4860		250	130
71-43-2	Benzene	946		50	4.1
591-78-6	2-Hexanone	5040		250	25
75-25-2	Bromoform	864		50	9.6
74-83-9	Bromomethane	972		50	9.1
75-15-0	Carbon disulfide	882		50	6.3
123-91-1	1,4-Dioxane	19800		1300	1800
56-23-5	Carbon tetrachloride	908		50	2.9
108-90-7	Chlorobenzene	942		50	5.5
75-00-3	Chloroethane	1030		50	8.5
67-66-3	Chloroform	948		50	3.9
108-10-1	4-Methyl-2-pentanone	4410		250	49
74-87-3	Chloromethane	963		50	4.8
156-59-2	cis-1,2-Dichloroethene	985		50	8.9
95-50-1	1,2-Dichlorobenzene	944		50	10
10061-01-5	cis-1,3-Dichloropropene	950		50	9.2
541-73-1	1,3-Dichlorobenzene	963		50	6.8
110-82-7	Cyclohexane	907		50	7.9
106-46-7	1,4-Dichlorobenzene	924		50	12
120-82-1	1,2,4-Trichlorobenzene	837		50	17
87-61-6	1,2,3-Trichlorobenzene	808		50	26
100-41-4	Ethylbenzene	963		50	4.8
78-87-5	1,2-Dichloropropane	1030		50	4.3
76-13-1	Freon TF	936		50	4.1
98-82-8	Isopropylbenzene	962		50	3.8
79-20-9	Methyl acetate	5710		250	17
96-12-8	1,2-Dibromo-3-Chloropropane	824		50	20
108-87-2	Methylcyclohexane	902		50	6.8
79-34-5	1,1,2,2-Tetrachloroethane	963		50	7.9
75-09-2	Methylene Chloride	954		50	9.1
79-00-5	1,1,2-Trichloroethane	957		50	9.4

FORM I  
GC/MS VOA ORGANICS ANALYSIS DATA SHEET

Lab Name: TestAmerica Edison Job No.: 460-85482-1  
 SDG No.: \_\_\_\_\_  
 Client Sample ID: \_\_\_\_\_ Lab Sample ID: LCSD 460-260159/4  
 Matrix: Solid Lab File ID: B75582.D  
 Analysis Method: 8260B Date Collected: \_\_\_\_\_  
 Sample wt/vol: 5 (mL) Date Analyzed: 11/04/2014 07:36  
 Soil Aliquot Vol: 5 (mL) Dilution Factor: 50  
 Soil Extract Vol.: 5 (mL) GC Column: Rtx-624 ID: 0.25 (mm)  
 % Moisture: \_\_\_\_\_ Level: (low/med) Medium  
 Analysis Batch No.: 260159 Units: ug/Kg

CAS NO.	COMPOUND NAME	RESULT	Q	RL	MDL
1634-04-4	MTBE	990		50	6.9
124-48-1	Dibromochloromethane	885		50	10
106-93-4	1,2-Dibromoethane	963		50	14
100-42-5	Styrene	1010		50	5.9
75-71-8	Dichlorodifluoromethane	907		50	11
127-18-4	Tetrachloroethene	896		50	4.9
74-97-5	Bromochloromethane	922		50	14
108-88-3	Toluene	943		50	7.5
75-27-4	Bromodichloromethane	917		50	6.3
156-60-5	trans-1,2-Dichloroethene	963		50	6.4
10061-02-6	trans-1,3-Dichloropropene	967		50	12
79-01-6	Trichloroethene	968		50	4.6
75-69-4	Trichlorofluoromethane	950		50	7.3
75-01-4	Vinyl chloride	979		50	7.2
1330-20-7	Xylenes, Total	1930		100	18

CAS NO.	SURROGATE	%REC	Q	LIMITS
17060-07-0	1,2-Dichloroethane-d4 (Surr)	90		75-135
2037-26-5	Toluene-d8 (Surr)	99		59-150
460-00-4	Bromofluorobenzene	99		72-133
1868-53-7	Dibromofluoromethane (Surr)	97		70-130

TestAmerica Edison  
Target Compound Quantitation Report

Data File: \\EDICHROM\ChromData\CVOAMS2\20141104-20141.b\B75582.D  
 Lims ID: LCSD  
 Client ID:  
 Sample Type: LCSD  
 Inject. Date: 04-Nov-2014 07:36:30 ALS Bottle#: 3 Worklist Smp#: 4  
 Purge Vol: 5.000 mL Dil. Factor: 50.0000  
 Sample Info: LCSD  
 Misc. Info.: 460-0020141-004  
 Operator ID: Instrument ID: CVOAMS2  
 Method: \\EDICHROM\ChromData\CVOAMS2\20141104-20141.b\8260W\_2.m  
 Limit Group: VOA - 8260B Water and Solid  
 Last Update: 04-Nov-2014 15:23:54 Calib Date: 21-Oct-2014 13:24:30  
 Integrator: RTE ID Type: Deconvolution ID  
 Quant Method: Internal Standard Quant By: Initial Calibration  
 Last ICal File: \\EDICHROM\ChromData\CVOAMS2\20141021-19612.b\B74941.D  
 Column 1 : Rtx-624 ( 0.25 mm) Det: MS SCAN  
 Process Host: XAWRK017

First Level Reviewer: desais

Date: 04-Nov-2014 15:22:55

Compound	Sig	RT (min.)	Exp RT (min.)	Diff RT (min.)	Q	Response	Cal Amt ug/l	OnCol Amt ug/l	Flags
1 Chlorotrifluoroethene	66	1.084	1.084	0.000	89	18897	20.0	16.3	
2 Dichlorodifluoromethane	85	1.109	1.109	0.000	99	126679	20.0	18.1	
3 Chloromethane	50	1.224	1.224	0.000	99	108333	20.0	19.3	
4 Vinyl chloride	62	1.307	1.307	-0.001	98	106999	20.0	19.6	
5 Butadiene	54	1.315	1.315	0.000	95	83500	20.0	19.6	
7 Bromomethane	94	1.545	1.545	0.000	98	87128	20.0	19.4	
8 Chloroethane	64	1.611	1.611	0.000	99	65906	20.0	20.5	
9 Trichlorofluoromethane	101	1.784	1.784	0.000	68	157570	20.0	19.0	
10 Dichlorofluoromethane	67	1.784	1.784	0.000	97	193775	20.0	19.6	
19 Pentane	72	1.809	1.809	-0.001	96	25306	40.0	41.2	
139 Ethanol	46	1.990	1.990	0.000	82	6616	1000.0	923.9	
11 Ethyl ether	59	1.990	1.990	0.000	88	41369	20.0	18.8	
13 2-Methyl-1,3-butadiene	53	2.006	2.006	0.000	95	77010	20.0	21.2	
14 1,2-Dichloro-1,1,2-trifluo	117	2.064	2.064	0.000	84	80444	20.0	21.5	
15 Acrolein	56	2.154	2.154	0.000	27	6349	40.0	38.7	
16 1,1,2-Trichloro-1,2,2-trif	101	2.171	2.171	0.000	55	90717	20.0	18.7	
17 1,1-Dichloroethene	96	2.179	2.179	0.000	97	79741	20.0	19.0	
18 Acetone	43	2.269	2.278	-0.009	84	52888	100.0	97.3	
20 Iodomethane	142	2.311	2.311	0.000	100	171689	20.0	18.5	
21 Carbon disulfide	76	2.335	2.335	0.000	99	268079	20.0	17.6	
135 Isopropyl alcohol	45	2.385	2.385	0.000	95	14532	200.0	178.1	
141 3-Chloro-1-propene	76	2.492	2.492	0.000	44	45690	20.0	20.5	
22 Cyclopentene	67	2.500	2.500	0.000	91	220005	20.0	21.5	
23 Methyl acetate	43	2.516	2.516	0.000	100	161598	100.0	114.1	
24 Acetonitrile	41	2.566	2.574	-0.008	98	44544	200.0	193.4	
25 Methylene Chloride	84	2.615	2.623	-0.008	94	83845	20.0	19.1	
* 26 TBA-d9 (IS)	65	2.656	2.648	0.008	88	129875	1000.0	1000.0	
27 2-Methyl-2-propanol	59	2.730	2.730	0.000	94	27904	200.0	186.2	
28 Methyl tert-butyl ether	73	2.788	2.796	-0.008	96	158606	20.0	19.8	
29 trans-1,2-Dichloroethene	96	2.804	2.804	0.000	96	86886	20.0	19.3	
31 Acrylonitrile	53	2.887	2.895	-0.008	92	109610	200.0	186.5	

Compound	Sig	RT (min.)	Exp RT (min.)	Dlt RT (min.)	Q	Response	Cal Amt ug/l	OnCol Amt ug/l	Flags
32 Hexane	43	2.969	2.969	0.000	92	59728	20.0	16.7	
33 Isopropyl ether	45	3.216	3.216	0.000	96	245469	20.0	20.0	
34 1,1-Dichloroethane	63	3.216	3.216	0.000	87	161454	20.0	19.6	
35 Vinyl acetate	43	3.216	3.224	-0.008	63	177867	40.0	38.3	
36 2-Chloro-1,3-butadiene	88	3.265	3.265	0.000	93	75351	20.0	21.1	
136 Allyl alcohol	57	3.315	3.298	0.017	89	8607	500.0	431.1	
37 Tert-butyl ethyl ether	59	3.553	3.562	-0.009	89	207539	20.0	20.4	
38 2,2-Dichloropropane	77	3.751	3.759	-0.008	96	139213	20.0	20.0	
39 cis-1,2-Dichloroethene	96	3.784	3.784	0.000	95	92899	20.0	19.7	
40 2-Butanone (MEK)	72	3.825	3.825	0.000	99	16436	100.0	97.2	
41 Ethyl acetate	70	3.841	3.850	-0.009	74	3765	40.0	35.6	
42 Methyl acrylate	55	3.891	3.891	0.000	100	28857	20.0	19.2	
43 Propionitrile	54	3.965	3.965	0.000	96	38868	200.0	206.7	
44 Tetrahydrofuran	72	4.022	4.022	0.000	42	6774	40.0	42.0	
45 Chlorobromomethane	128	4.031	4.031	0.000	83	38768	20.0	18.4	
46 Methacrylonitrile	67	4.080	4.080	0.000	95	135409	200.0	199.9	
47 Chloroform	83	4.105	4.105	0.000	98	155541	20.0	19.0	
48 Cyclohexane	56	4.212	4.212	0.000	92	129948	20.0	18.1	
49 1,1,1-Trichloroethane	97	4.245	4.253	-0.009	98	141515	20.0	18.5	
\$ 57 Dibromofluoromethane (Surr	113	4.277	4.286	-0.009	96	197006	50.0	48.5	
50 Carbon tetrachloride	117	4.376	4.376	0.000	98	122445	20.0	18.2	
51 1,1-Dichloropropene	75	4.417	4.417	0.000	95	107998	20.0	19.4	
155 Isooctane	57	4.631	4.631	0.000	0	218163	NC	NC	
52 Benzene	78	4.631	4.631	0.000	98	306051	20.0	18.9	
138 Isobutyl alcohol	43	4.640	4.648	-0.008	40	65103	500.0	429.0	
\$ 53 1,2-Dichloroethane-d4 (Sur	65	4.664	4.664	0.000	97	175098	50.0	44.9	
140 Tert-amyl methyl ether	73	4.755	4.755	0.000	97	183153	20.0	20.4	
54 1,2-Dichloroethane	62	4.755	4.755	0.000	84	88908	20.0	17.9	
55 Isopropyl acetate	43	4.779	4.788	-0.009	97	140676	20.0	18.4	
56 n-Heptane	57	4.862	4.862	0.000	92	44430	20.0	16.4	
* 58 Fluorobenzene	96	4.985	4.985	0.000	98	752777	50.0	50.0	
59 2,4,4-Trimethyl-1-pentene	57	5.257	5.257	0.000	94	395646	40.0	40.4	
60 Trichloroethene	95	5.397	5.397	0.000	97	87592	20.0	19.4	
61 n-Butanol	56	5.446	5.446	0.000	87	13864	500.0	420.3	
63 Ethyl acrylate	55	5.528	5.528	0.000	78	98267	20.0	16.8	
62 Methylcyclohexane	83	5.528	5.537	-0.009	96	125842	20.0	18.0	
64 1,2-Dichloropropane	63	5.742	5.742	0.000	85	81993	20.0	20.5	
* 65 1,4-Dioxane-d8	96	5.833	5.841	-0.008	91	11922	1000.0	1000.0	
68 Dibromomethane	93	5.890	5.891	-0.001	96	38652	20.0	19.3	
67 1,4-Dioxane	88	5.899	5.907	-0.008	31	5915	400.0	396.9	
66 Methyl methacrylate	100	5.907	5.907	0.000	93	19942	40.0	39.1	
69 n-Propyl acetate	43	5.997	5.989	0.008	99	50690	20.0	20.0	
70 Dichlorobromomethane	83	6.096	6.096	0.000	98	99793	20.0	18.3	
71 2-Nitropropane	41	6.532	6.532	0.000	97	17212	40.0	39.2	
72 2-Chloroethyl vinyl ether	63	6.565	6.565	0.000	94	30492	20.0	21.8	
73 Epichlorohydrin	57	6.664	6.664	0.000	98	56557	400.0	396.2	
74 cis-1,3-Dichloropropene	75	6.722	6.722	0.000	95	109955	20.0	19.0	
75 4-Methyl-2-pentanone (MIBK	43	6.944	6.952	-0.008	98	185954	100.0	88.2	
\$ 76 Toluene-d8 (Surr)	98	6.985	6.985	0.000	98	729587	50.0	49.4	
77 Toluene	91	7.067	7.067	0.000	93	345750	20.0	18.9	
78 trans-1,3-Dichloropropene	75	7.454	7.454	0.000	98	85625	20.0	19.3	
79 Ethyl methacrylate	69	7.520	7.520	0.000	92	56767	20.0	19.7	

Compound	Sig	RT (min.)	Exp RT (min.)	Dlt RT (min.)	Q	Response	Cal Amt ug/l	OnCol Amt ug/l	Flags
80 1,1,2-Trichloroethane	83	7.652	7.652	0.000	92	45056	20.0	19.1	
81 Tetrachloroethene	166	7.660	7.660	0.000	97	94339	20.0	17.9	
82 1,3-Dichloropropane	76	7.833	7.833	0.000	95	90597	20.0	19.5	
83 2-Hexanone	43	7.923	7.923	0.000	99	133489	100.0	100.8	
84 Chlorodibromomethane	129	8.022	8.022	0.000	97	63231	20.0	17.7	
85 n-Butyl acetate	73	8.047	8.047	0.000	98	6794	20.0	15.7	
86 Ethylene Dibromide	107	8.145	8.137	0.008	100	51648	20.0	19.3	
* 87 Chlorobenzene-d5	117	8.590	8.590	0.000	88	628290	50.0	50.0	
88 Chlorobenzene	112	8.614	8.615	-0.001	94	244258	20.0	18.8	
89 Ethylbenzene	106	8.713	8.713	0.000	99	134117	20.0	19.3	
90 1,1,1,2-Tetrachloroethane	131	8.721	8.722	-0.001	93	82708	20.0	18.2	
91 m-Xylene & p-Xylene	106	8.828	8.829	-0.001	98	163708	20.0	19.3	
92 o-Xylene	106	9.207	9.207	0.000	93	159345	20.0	19.3	
137 n-Butyl acrylate	73	9.215	9.224	-0.009	97	44640	20.0	18.1	
93 Styrene	104	9.232	9.232	0.000	95	257977	20.0	20.2	
95 Bromoform	173	9.413	9.413	0.000	95	33205	20.0	17.3	
94 Amyl acetate (mixed isomer)	43	9.429	9.429	0.000	89	103444	20.0	20.0	
96 Isopropylbenzene	105	9.528	9.528	0.000	97	433975	20.0	19.2	
\$ 97 4-Bromofluorobenzene	174	9.701	9.701	0.000	89	246963	50.0	49.6	
98 Camphene	41	9.717	9.717	0.000	97	37931	20.0	17.2	
103 trans-1,4-Dichloro-2-buten	53	9.717	9.717	0.000	53	18338	20.0	22.7	
99 Bromobenzene	156	9.816	9.816	0.000	96	103017	20.0	19.4	
100 1,1,2,2-Tetrachloroethane	83	9.874	9.874	0.000	98	61013	20.0	19.3	
101 N-Propylbenzene	91	9.890	9.890	0.000	99	525992	20.0	19.6	
102 1,2,3-Trichloropropane	110	9.915	9.915	0.000	95	15925	20.0	17.8	
104 2-Chlorotoluene	91	9.981	9.981	0.000	97	361745	20.0	19.3	
105 4-Ethyltoluene	105	9.997	9.997	0.000	98	468739	20.0	20.8	
106 1,3,5-Trimethylbenzene	105	10.055	10.055	0.000	92	370087	20.0	19.5	
107 4-Chlorotoluene	91	10.079	10.079	0.000	97	331074	20.0	18.4	
108 Butyl Methacrylate	87	10.153	10.154	-0.001	94	107048	20.0	19.1	
109 tert-Butylbenzene	119	10.310	10.310	0.000	94	296084	20.0	18.8	
110 1,2,4-Trimethylbenzene	105	10.367	10.368	-0.001	98	385178	20.0	19.6	
111 sec-Butylbenzene	105	10.499	10.499	0.000	99	460279	20.0	19.0	
113 1,3-Dichlorobenzene	146	10.614	10.614	0.000	95	205568	20.0	19.3	
112 4-Isopropyltoluene	119	10.614	10.614	0.000	97	404482	20.0	19.2	
* 115 1,4-Dichlorobenzene-d4	152	10.672	10.672	0.000	96	346213	50.0	50.0	
116 1,4-Dichlorobenzene	146	10.697	10.697	0.000	96	199631	20.0	18.5	
118 Benzyl chloride	91	10.820	10.820	0.000	98	98722	20.0	17.3	
119 2,3-Dihydroindene	117	10.869	10.870	-0.001	94	358132	20.0	20.6	
120 p-Diethylbenzene	119	10.927	10.927	0.000	92	255382	20.0	20.6	
121 n-Butylbenzene	91	10.943	10.944	-0.001	97	461779	20.0	18.6	
122 1,2-Dichlorobenzene	146	10.993	10.993	0.000	95	180487	20.0	18.9	
123 1,2,4,5-Tetramethylbenzene	119	11.544	11.544	0.000	97	392808	20.0	17.9	
124 1,2-Dibromo-3-Chloropropan	75	11.635	11.635	0.000	94	8920	20.0	16.5	
125 1,3,5-Trichlorobenzene	180	11.742	11.742	0.000	97	154479	20.0	18.4	
126 Camphor	95	12.170	12.162	0.008	94	20555	100.0	93.6	
127 1,2,4-Trichlorobenzene	180	12.236	12.236	0.000	94	112304	20.0	16.7	
128 Hexachlorobutadiene	225	12.318	12.318	0.000	93	56180	20.0	15.5	
130 Naphthalene	128	12.450	12.441	0.009	99	171087	20.0	16.8	
131 1,2,3-Trichlorobenzene	180	12.647	12.647	0.000	94	86758	20.0	16.2	
S 134 Xylenes, Total	100				0		40.0	38.7	

**QC Flag Legend**

Processing Flags

NC - Not Calibrated

**Reagents:**

ACROLEIN SP_00028	Amount Added: 4.00	Units: uL	
GAS C SP_00068	Amount Added: 20.00	Units: uL	
8260 SP_00026	Amount Added: 20.00	Units: uL	
8260SURR250_00052	Amount Added: 1.00	Units: uL	
8260 INTSTD C_00056	Amount Added: 1.00	Units: uL	Run Reagent



Data File: \\EDICHROM\ChromData\CVOAMS2\20141104-20141.b\B75582.D

Injection Date: 04-Nov-2014 07:36:30

Instrument ID: CVOAMS2

Operator ID:

Lims ID: LCSD

Worklist Smp#: 4

Client ID:

Purge Vol: 5.000 mL

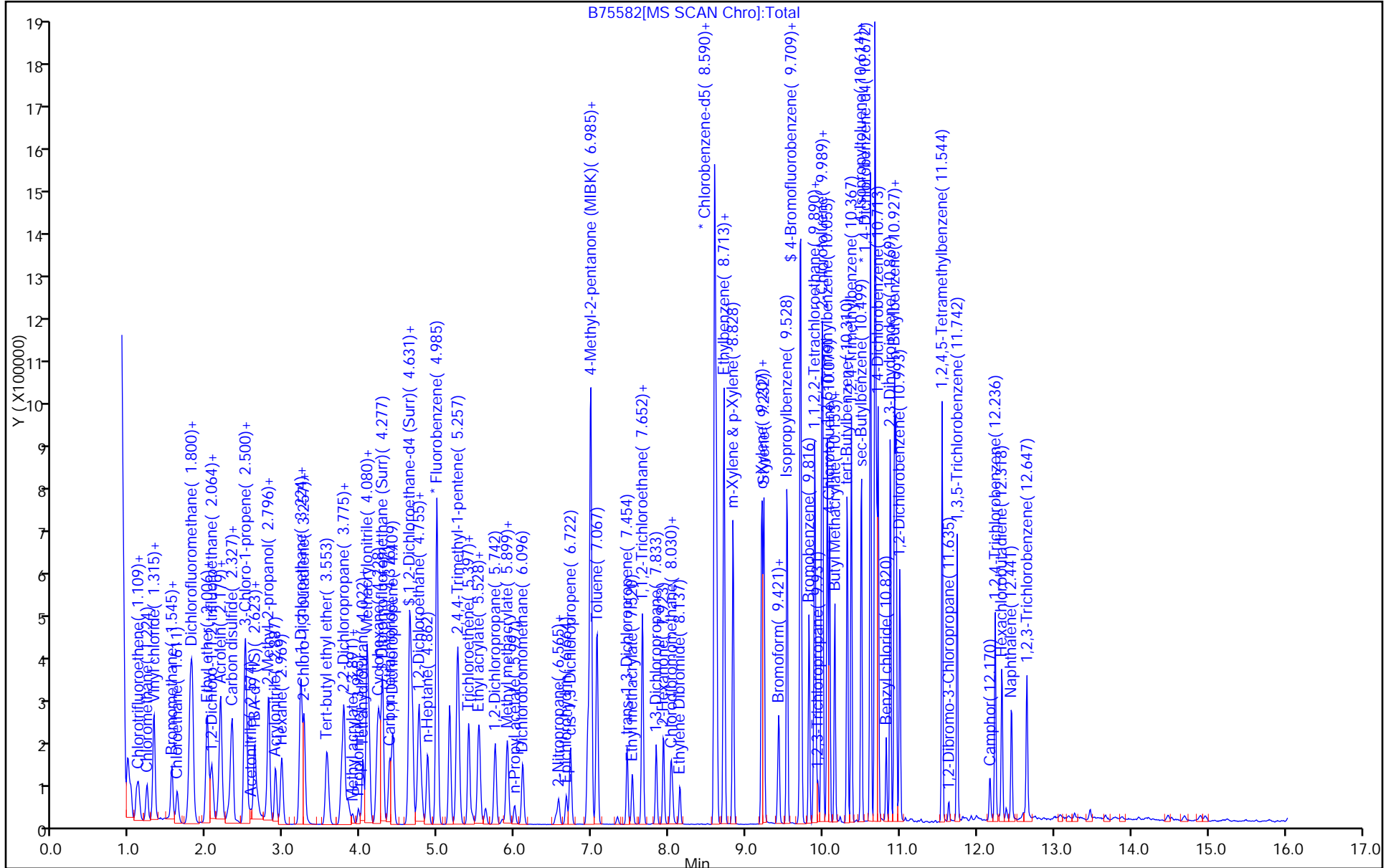
Dil. Factor: 50.0000

ALS Bottle#: 3

Method: 8260W\_2

Limit Group: VOA - 8260B Water and Solid

Column: Rtx-624 ( 0.25 mm)



FORM I  
GC/MS VOA ORGANICS ANALYSIS DATA SHEET

Lab Name: TestAmerica Edison Job No.: 460-85482-1  
 SDG No.: \_\_\_\_\_  
 Client Sample ID: \_\_\_\_\_ Lab Sample ID: LCSD 460-260626/4  
 Matrix: Solid Lab File ID: D5768.D  
 Analysis Method: 8260B Date Collected: \_\_\_\_\_  
 Sample wt/vol: 5(mL) Date Analyzed: 11/05/2014 20:16  
 Soil Aliquot Vol: \_\_\_\_\_ Dilution Factor: 1  
 Soil Extract Vol.: \_\_\_\_\_ GC Column: Rtx-624 ID: 0.25(mm)  
 % Moisture: \_\_\_\_\_ Level: (low/med) Low  
 Analysis Batch No.: 260626 Units: ug/Kg

CAS NO.	COMPOUND NAME	RESULT	Q	RL	MDL
75-34-3	1,1-Dichloroethane	21.5		1.0	0.18
75-35-4	1,1-Dichloroethene	19.3		1.0	0.23
71-55-6	1,1,1-Trichloroethane	21.2		1.0	0.20
107-06-2	1,2-Dichloroethane	21.7		1.0	0.28
78-93-3	2-Butanone	97.6		5.0	1.5
67-64-1	Acetone	121		5.0	0.23
71-43-2	Benzene	22.4		1.0	0.19
591-78-6	2-Hexanone	137		5.0	0.69
75-25-2	Bromoform	19.3		1.0	0.15
74-83-9	Bromomethane	21.4		1.0	0.36
75-15-0	Carbon disulfide	16.9		1.0	0.17
123-91-1	1,4-Dioxane	469		20	12
56-23-5	Carbon tetrachloride	21.3		1.0	0.18
108-90-7	Chlorobenzene	21.1		1.0	0.17
75-00-3	Chloroethane	15.4		1.0	0.48
67-66-3	Chloroform	20.6		1.0	0.16
108-10-1	4-Methyl-2-pentanone	147		5.0	0.68
74-87-3	Chloromethane	17.1		1.0	0.23
156-59-2	cis-1,2-Dichloroethene	20.4		1.0	0.22
95-50-1	1,2-Dichlorobenzene	22.1		1.0	0.13
10061-01-5	cis-1,3-Dichloropropene	22.7		1.0	0.17
541-73-1	1,3-Dichlorobenzene	21.2		1.0	0.20
110-82-7	Cyclohexane	19.6		1.0	0.21
106-46-7	1,4-Dichlorobenzene	21.2		1.0	0.21
120-82-1	1,2,4-Trichlorobenzene	22.7		1.0	0.27
87-61-6	1,2,3-Trichlorobenzene	21.4		1.0	0.33
100-41-4	Ethylbenzene	23.1		1.0	0.14
78-87-5	1,2-Dichloropropane	19.7		1.0	0.24
76-13-1	Freon TF	17.3		1.0	0.21
98-82-8	Isopropylbenzene	24.6		1.0	0.19
79-20-9	Methyl acetate	110		5.0	0.94
96-12-8	1,2-Dibromo-3-Chloropropane	21.3		1.0	0.46
108-87-2	Methylcyclohexane	21.4		1.0	0.19
79-34-5	1,1,2,2-Tetrachloroethane	22.2		1.0	0.13
75-09-2	Methylene Chloride	21.2		1.0	0.38
79-00-5	1,1,2-Trichloroethane	22.2		1.0	0.24

FORM I  
GC/MS VOA ORGANICS ANALYSIS DATA SHEET

Lab Name: TestAmerica Edison Job No.: 460-85482-1  
 SDG No.: \_\_\_\_\_  
 Client Sample ID: \_\_\_\_\_ Lab Sample ID: LCSD 460-260626/4  
 Matrix: Solid Lab File ID: D5768.D  
 Analysis Method: 8260B Date Collected: \_\_\_\_\_  
 Sample wt/vol: 5(mL) Date Analyzed: 11/05/2014 20:16  
 Soil Aliquot Vol: \_\_\_\_\_ Dilution Factor: 1  
 Soil Extract Vol.: \_\_\_\_\_ GC Column: Rtx-624 ID: 0.25(mm)  
 % Moisture: \_\_\_\_\_ Level: (low/med) Low  
 Analysis Batch No.: 260626 Units: ug/Kg

CAS NO.	COMPOUND NAME	RESULT	Q	RL	MDL
1634-04-4	MTBE	21.1		1.0	0.20
124-48-1	Dibromochloromethane	18.9		1.0	0.20
106-93-4	1,2-Dibromoethane	21.7		1.0	0.18
100-42-5	Styrene	18.7		1.0	0.24
75-71-8	Dichlorodifluoromethane	18.1		1.0	0.29
127-18-4	Tetrachloroethene	21.9		1.0	0.20
74-97-5	Bromochloromethane	20.9		1.0	0.31
108-88-3	Toluene	21.9		1.0	0.27
75-27-4	Bromodichloromethane	19.5		1.0	0.16
156-60-5	trans-1,2-Dichloroethene	21.0		1.0	0.21
10061-02-6	trans-1,3-Dichloropropene	20.9		1.0	0.18
79-01-6	Trichloroethene	20.8		1.0	0.20
75-69-4	Trichlorofluoromethane	13.8		1.0	0.19
75-01-4	Vinyl chloride	26.4		1.0	0.24
1330-20-7	Xylenes, Total	46.3		2.0	0.36

CAS NO.	SURROGATE	%REC	Q	LIMITS
17060-07-0	1,2-Dichloroethane-d4 (Surr)	91		70-130
2037-26-5	Toluene-d8 (Surr)	98		70-130
460-00-4	Bromofluorobenzene	96		70-130
1868-53-7	Dibromofluoromethane (Surr)	93		70-130

TestAmerica Edison  
Target Compound Quantitation Report

Data File: \\EDICHROM\ChromData\CVOAMS4\20141105-20221.b\D5768.D  
 Lims ID: LCSD  
 Client ID:  
 Sample Type: LCSD  
 Inject. Date: 05-Nov-2014 20:16:30 ALS Bottle#: 3 Worklist Smp#: 4  
 Purge Vol: 5.000 mL Dil. Factor: 1.0000  
 Sample Info: LCSD  
 Misc. Info.: 460-0020221-004  
 Operator ID: Instrument ID: CVOAMS4  
 Method: \\EDICHROM\ChromData\CVOAMS4\20141105-20221.b\8260S\_4.m  
 Limit Group: VOA - 8260B Water and Solid  
 Last Update: 06-Nov-2014 10:55:01 Calib Date: 29-Oct-2014 06:28:30  
 Integrator: RTE ID Type: Deconvolution ID  
 Quant Method: Internal Standard Quant By: Initial Calibration  
 Last ICal File: \\EDICHROM\ChromData\CVOAMS4\20141029-19905.b\D5521.D  
 Column 1 : Rtx-624 ( 0.25 mm) Det: MS SCAN  
 Process Host: XAWRK009

First Level Reviewer: boykink

Date: 06-Nov-2014 06:49:12

Compound	Sig	RT (min.)	Exp RT (min.)	Dlt RT (min.)	Q	Response	Cal Amt ug/l	OnCol Amt ug/l	Flags
3 Chlorotrifluoroethene	116	1.421	1.420	0.001	92	50560	20.0	24.2	
1 Dichlorodifluoromethane	85	1.457	1.457	0.000	99	68172	20.0	18.1	
2 Chloromethane	50	1.658	1.652	0.006	99	46065	20.0	17.1	
4 Vinyl chloride	62	1.762	1.762	0.000	98	56001	20.0	26.4	
149 Butadiene	54	1.792	1.792	0.000	92	40696	20.0	24.2	
6 Bromomethane	94	2.116	2.115	0.001	98	44580	20.0	21.4	
7 Chloroethane	64	2.225	2.219	0.006	99	37414	20.0	15.4	
9 Dichlorofluoromethane	67	2.451	2.451	0.000	97	78603	20.0	14.3	
8 Trichlorofluoromethane	101	2.457	2.451	0.006	71	58841	20.0	13.8	
10 Pentane	72	2.512	2.512	0.000	95	20290	40.0	39.3	
11 Ethanol	46	2.725	2.713	0.012	79	9013	1000.0	948.3	
13 Ethyl ether	59	2.762	2.762	0.000	95	43458	20.0	20.4	
14 2-Methyl-1,3-butadiene	53	2.774	2.774	0.000	96	45446	20.0	21.2	
15 1,2-Dichloro-1,1,2-trifluo	117	2.829	2.823	0.006	93	39364	20.0	18.7	
17 Acrolein	56	2.963	2.963	0.000	96	49481	300.0	199.9	
16 1,1,2-Trichloro-1,2,2-trif	101	2.969	2.963	0.006	95	43240	20.0	17.3	
18 1,1-Dichloroethene	96	3.000	2.993	0.007	98	52054	20.0	19.3	
19 Acetone	43	3.115	3.115	0.000	87	78792	100.0	121.2	
20 Iodomethane	142	3.170	3.170	0.000	99	96275	20.0	20.9	
21 Carbon disulfide	76	3.207	3.201	0.006	98	159830	20.0	16.9	
34 Isopropyl alcohol	45	3.243	3.243	0.000	97	29825	200.0	203.7	
147 3-Chloro-1-propene	76	3.396	3.396	0.000	88	30791	20.0	20.0	
22 Cyclopentene	67	3.414	3.414	0.000	93	139325	20.0	20.7	
23 Methyl acetate	43	3.420	3.420	0.000	98	223324	100.0	109.8	
24 Acetonitrile	41	3.481	3.475	0.006	99	57329	200.0	216.8	
25 Methylene Chloride	84	3.554	3.548	0.006	87	62525	20.0	21.2	
* 151 TBA-d9 (IS)	65	3.566	3.566	0.000	89	173126	1000.0	1000.0	
26 2-Methyl-2-propanol	59	3.652	3.652	0.000	98	57519	200.0	199.4	
27 Methyl tert-butyl ether	73	3.762	3.761	0.001	97	139263	20.0	21.1	
29 trans-1,2-Dichloroethene	96	3.786	3.786	0.000	94	60511	20.0	21.0	
30 Acrylonitrile	53	3.877	3.877	0.000	93	181703	200.0	204.8	

Compound	Sig	RT (min.)	Exp RT (min.)	Dlt RT (min.)	Q	Response	Cal Amt ug/l	OnCol Amt ug/l	Flags
32 Hexane	57	3.993	3.993	0.000	90	65954	20.0	20.6	
35 Isopropyl ether	45	4.261	4.261	0.000	96	118122	20.0	22.1	
36 1,1-Dichloroethane	63	4.280	4.280	0.000	100	96942	20.0	21.5	
37 Vinyl acetate	86	4.322	4.322	0.000	99	6392	40.0	24.8	
33 2-Chloro-1,3-butadiene	88	4.335	4.335	0.001	89	47551	20.0	21.2	
38 Allyl alcohol	57	4.341	4.335	0.007	35	10403	500.0	333.0	
40 Tert-butyl ethyl ether	59	4.658	4.658	0.000	91	118555	20.0	21.2	
41 2,2-Dichloropropane	77	4.889	4.889	0.000	95	52632	20.0	21.1	
42 cis-1,2-Dichloroethene	96	4.926	4.920	0.006	98	58600	20.0	20.4	
43 2-Butanone (MEK)	72	4.956	4.956	0.000	100	28276	100.0	97.6	
44 Ethyl acetate	70	4.975	4.981	-0.006	98	7056	40.0	47.6	
39 Methyl acrylate	55	5.036	5.036	0.000	99	34014	20.0	21.8	
48 Propionitrile	54	5.115	5.115	0.000	97	63615	200.0	245.7	
46 Chlorobromomethane	128	5.200	5.200	0.000	74	29241	20.0	20.9	
45 Tetrahydrofuran	72	5.200	5.200	0.000	61	12006	40.0	45.1	
31 Methacrylonitrile	67	5.243	5.243	0.000	88	193352	200.0	235.4	
47 Chloroform	83	5.280	5.279	0.001	100	95378	20.0	20.6	
49 Cyclohexane	56	5.426	5.426	0.000	87	64843	20.0	19.6	
50 1,1,1-Trichloroethane	97	5.444	5.444	0.000	98	69482	20.0	21.2	
\$ 152 Dibromofluoromethane (Surr	113	5.469	5.468	0.001	96	76680	50.0	46.7	
51 Carbon tetrachloride	117	5.590	5.590	0.000	98	61665	20.0	21.3	
52 1,1-Dichloropropene	75	5.633	5.633	0.000	99	69686	20.0	21.7	
56 Isobutyl alcohol	43	5.822	5.828	-0.006	92	58060	500.0	497.4	
53 Benzene	78	5.877	5.877	0.000	96	191275	20.0	22.4	
\$ 54 1,2-Dichloroethane-d4 (Sur	102	5.901	5.901	0.000	100	16675	50.0	45.5	
142 Tert-amyl methyl ether	73	5.975	5.974	0.001	91	124123	20.0	22.0	
57 Isopropyl acetate	43	5.981	5.981	0.000	98	92976	20.0	22.9	
55 1,2-Dichloroethane	62	5.993	5.993	0.000	98	64613	20.0	21.7	
58 n-Heptane	57	6.103	6.102	0.001	86	32268	20.0	17.0	
* 59 Fluorobenzene	96	6.243	6.243	0.000	99	251715	50.0	50.0	
60 2,4,4-Trimethyl-1-pentene	57	6.523	6.523	0.000	94	153132	40.0	38.6	
62 n-Butanol	56	6.651	6.651	0.000	85	28216	500.0	442.5	
61 Trichloroethene	95	6.676	6.676	0.000	99	51668	20.0	20.8	
63 Methylcyclohexane	83	6.822	6.822	0.000	94	80285	20.0	21.4	
64 Ethyl acrylate	73	6.859	6.852	0.007	99	2797	20.0	17.4	
65 1,2-Dichloropropane	63	7.011	7.011	0.000	92	41020	20.0	19.7	
* 150 1,4-Dioxane-d8	96	7.078	7.078	0.000	85	9573	1000.0	1000.0	
66 Methyl methacrylate	100	7.121	7.121	0.000	82	17942	40.0	40.8	
68 Dibromomethane	93	7.145	7.145	0.000	98	29588	20.0	21.0	
67 1,4-Dioxane	88	7.139	7.151	-0.012	38	9115	400.0	468.9	
69 n-Propyl acetate	43	7.188	7.182	0.006	96	37550	20.0	20.4	
70 Dichlorobromomethane	83	7.310	7.310	0.000	99	51439	20.0	19.5	
71 2-Nitropropane	41	7.639	7.639	0.000	89	12578	40.0	39.1	
72 2-Chloroethyl vinyl ether	63	7.651	7.651	0.000	90	16865	20.0	19.3	
73 Epichlorohydrin	57	7.742	7.742	0.000	98	69032	400.0	554.1	
74 cis-1,3-Dichloropropene	75	7.791	7.791	0.000	89	59584	20.0	22.7	
75 4-Methyl-2-pentanone (MIBK	43	7.944	7.944	0.000	94	165531	100.0	146.8	
\$ 76 Toluene-d8 (Surr)	98	8.005	8.005	0.000	99	216775	50.0	49.0	
77 Toluene	91	8.066	8.065	0.001	92	174071	20.0	21.9	
78 trans-1,3-Dichloropropene	75	8.352	8.352	0.000	94	45011	20.0	20.9	
82 Ethyl methacrylate	69	8.383	8.383	0.001	86	35742	20.0	16.5	
79 1,1,2-Trichloroethane	83	8.511	8.517	-0.006	96	27471	20.0	22.2	

Compound	Sig	RT (min.)	Exp RT (min.)	Dlt RT (min.)	Q	Response	Cal Amt ug/l	OnCol Amt ug/l	Flags
80 Tetrachloroethene	166	8.547	8.547	0.000	97	43088	20.0	21.9	
81 1,3-Dichloropropane	76	8.669	8.669	0.000	90	51047	20.0	21.3	
83 2-Hexanone	43	8.718	8.718	0.000	94	89910	100.0	137.0	
85 n-Butyl acetate	73	8.797	8.797	0.000	96	6067	20.0	31.4	
84 Chlorodibromomethane	129	8.834	8.834	0.000	97	32503	20.0	18.9	
86 Ethylene Dibromide	107	8.943	8.943	0.000	99	30525	20.0	21.7	
* 87 Chlorobenzene-d5	117	9.309	9.309	0.000	86	145901	50.0	50.0	
88 Chlorobenzene	112	9.334	9.334	0.000	96	103523	20.0	21.1	
89 Ethylbenzene	106	9.395	9.395	0.001	98	56892	20.0	23.1	
90 1,1,1,2-Tetrachloroethane	131	9.407	9.407	0.000	95	41061	20.0	24.0	
91 m-Xylene & p-Xylene	106	9.492	9.492	0.000	99	66577	20.0	22.1	
93 n-Butyl acrylate	73	9.779	9.779	0.000	97	16917	20.0	23.5	
92 o-Xylene	106	9.809	9.809	0.000	94	72083	20.0	24.2	
94 Styrene	104	9.834	9.833	0.001	96	93532	20.0	18.7	
96 Amyl acetate (mixed isomer)	43	9.949	9.949	0.000	93	40188	20.0	26.4	
97 Bromoform	173	9.998	9.998	0.000	97	16963	20.0	19.3	
98 Isopropylbenzene	105	10.084	10.083	0.001	95	193010	20.0	24.6	
\$ 99 4-Bromofluorobenzene	174	10.236	10.242	-0.006	88	50725	50.0	48.0	
95 Camphene	41	10.260	10.260	0.000	94	13739	20.0	24.8	
100 Bromobenzene	156	10.352	10.352	0.000	98	38866	20.0	20.8	
101 1,1,2,2-Tetrachloroethane	83	10.364	10.364	0.000	97	42913	20.0	22.2	
102 N-Propylbenzene	91	10.388	10.394	-0.006	99	213628	20.0	22.8	
103 1,2,3-Trichloropropane	110	10.407	10.406	0.001	98	13484	20.0	23.9	
104 trans-1,4-Dichloro-2-buten	53	10.413	10.413	0.000	77	9435	20.0	22.2	
143 4-Ethyltoluene	105	10.474	10.474	0.000	98	179909	20.0	23.4	
105 2-Chlorotoluene	91	10.480	10.480	0.000	96	149608	20.0	22.8	
106 1,3,5-Trimethylbenzene	105	10.522	10.522	0.000	93	163688	20.0	23.3	
107 4-Chlorotoluene	91	10.565	10.565	0.000	97	119978	20.0	21.5	
108 Butyl Methacrylate	87	10.577	10.577	0.000	88	42347	20.0	19.7	
109 tert-Butylbenzene	119	10.754	10.754	0.000	94	130326	20.0	18.5	
110 1,2,4-Trimethylbenzene	105	10.797	10.797	0.000	97	158338	20.0	23.2	
113 sec-Butylbenzene	105	10.913	10.912	0.001	99	203102	20.0	19.2	
114 4-Isopropyltoluene	119	11.010	11.010	0.000	98	169082	20.0	19.3	
115 1,3-Dichlorobenzene	146	11.028	11.028	0.000	95	77452	20.0	21.2	
* 116 1,4-Dichlorobenzene-d4	152	11.077	11.077	0.000	96	75013	50.0	50.0	
117 1,4-Dichlorobenzene	146	11.096	11.095	0.001	93	78882	20.0	21.2	
118 Benzyl chloride	126	11.199	11.199	0.000	99	11577	20.0	18.5	
119 2,3-Dihydroindene	117	11.254	11.254	0.000	94	154780	20.0	20.3	
133 p-Diethylbenzene	119	11.278	11.278	0.000	92	107108	20.0	23.0	
120 n-Butylbenzene	92	11.297	11.303	-0.006	98	93553	20.0	22.8	
121 1,2-Dichlorobenzene	146	11.364	11.364	0.000	95	82082	20.0	22.1	
132 1,2,4,5-Tetramethylbenzene	119	11.882	11.882	0.000	97	135129	20.0	19.9	
122 1,2-Dibromo-3-Chloropropan	157	11.986	11.985	0.001	97	8325	20.0	21.3	
145 1,3,5-Trichlorobenzene	180	12.114	12.113	0.001	97	62076	20.0	22.5	
123 Camphor	95	12.620	12.619	0.001	90	20500	100.0	98.8	
124 1,2,4-Trichlorobenzene	180	12.711	12.711	0.000	94	56475	20.0	22.7	
126 Hexachlorobutadiene	225	12.821	12.821	0.000	93	25301	20.0	20.4	
127 Naphthalene	128	12.991	12.991	0.000	99	138571	20.0	23.9	
128 1,2,3-Trichlorobenzene	180	13.266	13.266	0.000	94	50783	20.0	21.4	
S 131 Xylenes, Total	100				0		40.0	46.3	

Reagents:

8260 SP_00026	Amount Added: 2.00	Units: uL	
GAS C SP_00068	Amount Added: 2.00	Units: uL	
ACROLEIN SP_00028	Amount Added: 3.00	Units: uL	
8260 INTSTD C_00055	Amount Added: 1.00	Units: uL	Run Reagent
8260SURR250_00054	Amount Added: 1.00	Units: uL	Run Reagent

Data File: \\EDICHROM\ChromData\CVOAMS4\20141105-20221.b\D5768.D

Injection Date: 05-Nov-2014 20:16:30

Instrument ID: CVOAMS4

Operator ID:

Lims ID: LCSD

Worklist Smp#: 4

Client ID:

Purge Vol: 5.000 mL

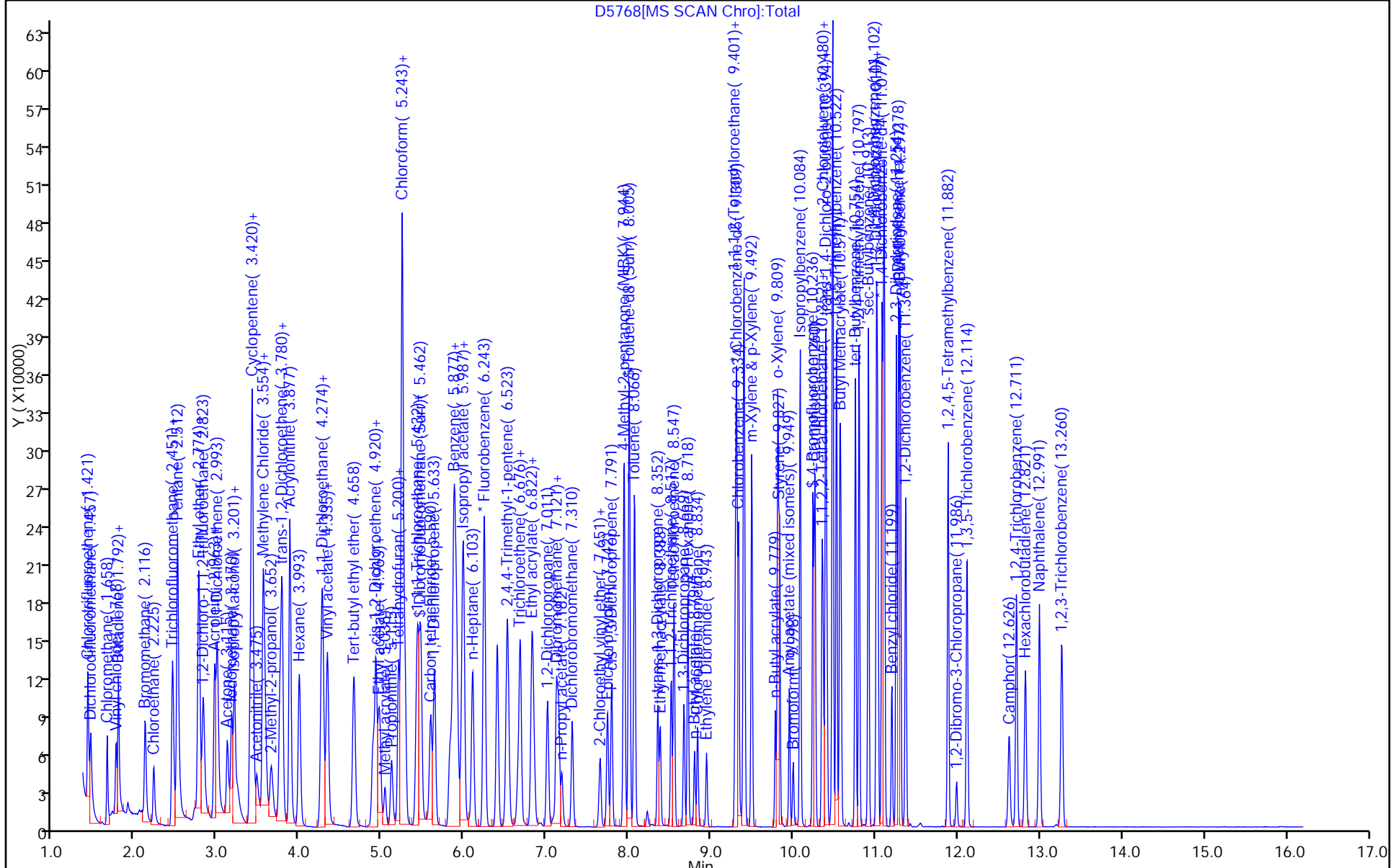
Dil. Factor: 1.0000

ALS Bottle#: 3

Method: 8260S\_4

Limit Group: VOA - 8260B Water and Solid

Column: Rtx-624 ( 0.25 mm)





FORM I  
GC/MS VOA ORGANICS ANALYSIS DATA SHEET

Lab Name: TestAmerica Edison Job No.: 460-85482-1  
 SDG No.: \_\_\_\_\_  
 Client Sample ID: \_\_\_\_\_ Lab Sample ID: 460-85468-A-1 MS  
 Matrix: Water Lab File ID: C1705.D  
 Analysis Method: 8260B Date Collected: 10/30/2014 12:54  
 Sample wt/vol: 5(mL) Date Analyzed: 11/03/2014 14:17  
 Soil Aliquot Vol: \_\_\_\_\_ Dilution Factor: 10  
 Soil Extract Vol.: \_\_\_\_\_ GC Column: Rtx-624 ID: 0.25(mm)  
 % Moisture: \_\_\_\_\_ Level: (low/med) Low  
 Analysis Batch No.: 260007 Units: ug/L

CAS NO.	COMPOUND NAME	RESULT	Q	RL	MDL
75-34-3	1,1-Dichloroethane	210		10	1.3
75-35-4	1,1-Dichloroethene	191		10	0.90
71-55-6	1,1,1-Trichloroethane	205		10	0.60
107-06-2	1,2-Dichloroethane	198		10	1.9
78-93-3	2-Butanone	913		50	23
67-64-1	Acetone	752		50	27
71-43-2	Benzene	194		10	0.80
591-78-6	2-Hexanone	956		50	5.0
75-25-2	Bromoform	140		10	1.9
74-83-9	Bromomethane	489		10	1.8
75-15-0	Carbon disulfide	193		10	1.3
123-91-1	1,4-Dioxane	3680		500	360
56-23-5	Carbon tetrachloride	207		10	0.60
108-90-7	Chlorobenzene	179		10	1.1
75-00-3	Chloroethane	225		10	1.7
67-66-3	Chloroform	203		10	0.80
108-10-1	4-Methyl-2-pentanone	1020		50	9.9
74-87-3	Chloromethane	201		10	1.0
156-59-2	cis-1,2-Dichloroethene	212		10	1.8
95-50-1	1,2-Dichlorobenzene	167		10	2.1
10061-01-5	cis-1,3-Dichloropropene	197		10	1.8
541-73-1	1,3-Dichlorobenzene	190		10	1.4
110-82-7	Cyclohexane	187		10	1.6
106-46-7	1,4-Dichlorobenzene	174		10	2.3
120-82-1	1,2,4-Trichlorobenzene	185		10	3.4
87-61-6	1,2,3-Trichlorobenzene	184		10	5.1
100-41-4	Ethylbenzene	199		10	1.0
78-87-5	1,2-Dichloropropane	203		10	0.90
76-13-1	Freon TF	170		10	0.80
98-82-8	Isopropylbenzene	232		10	0.80
79-20-9	Methyl acetate	1240		50	3.4
96-12-8	1,2-Dibromo-3-Chloropropane	171		10	4.0
108-87-2	Methylcyclohexane	168		10	1.4
79-34-5	1,1,2,2-Tetrachloroethane	188		10	1.6
75-09-2	Methylene Chloride	204		10	1.8
79-00-5	1,1,2-Trichloroethane	190		10	1.9

FORM I  
GC/MS VOA ORGANICS ANALYSIS DATA SHEET

Lab Name: TestAmerica Edison Job No.: 460-85482-1  
 SDG No.: \_\_\_\_\_  
 Client Sample ID: \_\_\_\_\_ Lab Sample ID: 460-85468-A-1 MS  
 Matrix: Water Lab File ID: C1705.D  
 Analysis Method: 8260B Date Collected: 10/30/2014 12:54  
 Sample wt/vol: 5(mL) Date Analyzed: 11/03/2014 14:17  
 Soil Aliquot Vol: \_\_\_\_\_ Dilution Factor: 10  
 Soil Extract Vol.: \_\_\_\_\_ GC Column: Rtx-624 ID: 0.25(mm)  
 % Moisture: \_\_\_\_\_ Level: (low/med) Low  
 Analysis Batch No.: 260007 Units: ug/L

CAS NO.	COMPOUND NAME	RESULT	Q	RL	MDL
1634-04-4	MTBE	192		10	1.4
124-48-1	Dibromochloromethane	187		10	2.0
106-93-4	1,2-Dibromoethane	191		10	2.8
100-42-5	Styrene	193		10	1.2
75-71-8	Dichlorodifluoromethane	139		10	2.2
127-18-4	Tetrachloroethene	205		10	1.0
74-97-5	Bromochloromethane	226		10	2.7
108-88-3	Toluene	181		10	1.5
75-27-4	Bromodichloromethane	200		10	1.2
156-60-5	trans-1,2-Dichloroethene	210		10	1.3
10061-02-6	trans-1,3-Dichloropropene	203		10	2.4
79-01-6	Trichloroethene	206		10	0.90
75-69-4	Trichlorofluoromethane	165		10	1.5
75-01-4	Vinyl chloride	200		10	1.4
1330-20-7	Xylenes, Total	391		20	1.3

CAS NO.	SURROGATE	%REC	Q	LIMITS
17060-07-0	1,2-Dichloroethane-d4 (Surr)	111		70-130
2037-26-5	Toluene-d8 (Surr)	113		70-130
460-00-4	Bromofluorobenzene	117		64-135
1868-53-7	Dibromofluoromethane (Surr)	120		72-137

FORM I  
GC/MS VOA ORGANICS ANALYSIS DATA SHEET

Lab Name: TestAmerica Edison Job No.: 460-85482-1  
 SDG No.: \_\_\_\_\_  
 Client Sample ID: \_\_\_\_\_ Lab Sample ID: 460-85468-A-1 MSD  
 Matrix: Water Lab File ID: C1706.D  
 Analysis Method: 8260B Date Collected: 10/30/2014 12:54  
 Sample wt/vol: 5(mL) Date Analyzed: 11/03/2014 14:43  
 Soil Aliquot Vol: \_\_\_\_\_ Dilution Factor: 10  
 Soil Extract Vol.: \_\_\_\_\_ GC Column: Rtx-624 ID: 0.25(mm)  
 % Moisture: \_\_\_\_\_ Level: (low/med) Low  
 Analysis Batch No.: 260007 Units: ug/L

CAS NO.	COMPOUND NAME	RESULT	Q	RL	MDL
75-34-3	1,1-Dichloroethane	204		10	1.3
75-35-4	1,1-Dichloroethene	190		10	0.90
71-55-6	1,1,1-Trichloroethane	198		10	0.60
107-06-2	1,2-Dichloroethane	198		10	1.9
78-93-3	2-Butanone	906		50	23
67-64-1	Acetone	709		50	27
71-43-2	Benzene	193		10	0.80
591-78-6	2-Hexanone	927		50	5.0
75-25-2	Bromoform	138		10	1.9
74-83-9	Bromomethane	563		10	1.8
75-15-0	Carbon disulfide	190		10	1.3
123-91-1	1,4-Dioxane	3940		500	360
56-23-5	Carbon tetrachloride	206		10	0.60
108-90-7	Chlorobenzene	176		10	1.1
75-00-3	Chloroethane	214		10	1.7
67-66-3	Chloroform	204		10	0.80
108-10-1	4-Methyl-2-pentanone	975		50	9.9
74-87-3	Chloromethane	211		10	1.0
156-59-2	cis-1,2-Dichloroethene	208		10	1.8
95-50-1	1,2-Dichlorobenzene	164		10	2.1
10061-01-5	cis-1,3-Dichloropropene	198		10	1.8
541-73-1	1,3-Dichlorobenzene	187		10	1.4
110-82-7	Cyclohexane	184		10	1.6
106-46-7	1,4-Dichlorobenzene	174		10	2.3
120-82-1	1,2,4-Trichlorobenzene	185		10	3.4
87-61-6	1,2,3-Trichlorobenzene	185		10	5.1
100-41-4	Ethylbenzene	192		10	1.0
78-87-5	1,2-Dichloropropane	205		10	0.90
76-13-1	Freon TF	166		10	0.80
98-82-8	Isopropylbenzene	227		10	0.80
79-20-9	Methyl acetate	1220		50	3.4
96-12-8	1,2-Dibromo-3-Chloropropane	167		10	4.0
108-87-2	Methylcyclohexane	165		10	1.4
79-34-5	1,1,2,2-Tetrachloroethane	179		10	1.6
75-09-2	Methylene Chloride	198		10	1.8
79-00-5	1,1,2-Trichloroethane	188		10	1.9

FORM I  
GC/MS VOA ORGANICS ANALYSIS DATA SHEET

Lab Name: TestAmerica Edison Job No.: 460-85482-1  
 SDG No.: \_\_\_\_\_  
 Client Sample ID: \_\_\_\_\_ Lab Sample ID: 460-85468-A-1 MSD  
 Matrix: Water Lab File ID: C1706.D  
 Analysis Method: 8260B Date Collected: 10/30/2014 12:54  
 Sample wt/vol: 5(mL) Date Analyzed: 11/03/2014 14:43  
 Soil Aliquot Vol: \_\_\_\_\_ Dilution Factor: 10  
 Soil Extract Vol.: \_\_\_\_\_ GC Column: Rtx-624 ID: 0.25(mm)  
 % Moisture: \_\_\_\_\_ Level: (low/med) Low  
 Analysis Batch No.: 260007 Units: ug/L

CAS NO.	COMPOUND NAME	RESULT	Q	RL	MDL
1634-04-4	MTBE	194		10	1.4
124-48-1	Dibromochloromethane	188		10	2.0
106-93-4	1,2-Dibromoethane	192		10	2.8
100-42-5	Styrene	190		10	1.2
75-71-8	Dichlorodifluoromethane	136		10	2.2
127-18-4	Tetrachloroethene	199		10	1.0
74-97-5	Bromochloromethane	224		10	2.7
108-88-3	Toluene	177		10	1.5
75-27-4	Bromodichloromethane	205		10	1.2
156-60-5	trans-1,2-Dichloroethene	208		10	1.3
10061-02-6	trans-1,3-Dichloropropene	205		10	2.4
79-01-6	Trichloroethene	202		10	0.90
75-69-4	Trichlorofluoromethane	162		10	1.5
75-01-4	Vinyl chloride	198		10	1.4
1330-20-7	Xylenes, Total	385		20	1.3

CAS NO.	SURROGATE	%REC	Q	LIMITS
17060-07-0	1,2-Dichloroethane-d4 (Surr)	113		70-130
2037-26-5	Toluene-d8 (Surr)	112		70-130
460-00-4	Bromofluorobenzene	115		64-135
1868-53-7	Dibromofluoromethane (Surr)	119		72-137

GC/MS VOA ANALYSIS RUN LOG

Lab Name: TestAmerica Edison Job No.: 460-85482-1

SDG No.: \_\_\_\_\_

Instrument ID: CVOAMS2 Start Date: 10/21/2014 08:57

Analysis Batch Number: 257263 End Date: 10/21/2014 14:37

LAB SAMPLE ID	CLIENT SAMPLE ID	DATE ANALYZED	DILUTION FACTOR	LAB FILE ID	COLUMN ID
BFB 460-257263/1		10/21/2014 08:57	1	B74930.D	Rtx-624 0.25 (mm)
STD05 460-257263/3 IC		10/21/2014 09:44	1	B74932.D	Rtx-624 0.25 (mm)
STD1 460-257263/4 IC		10/21/2014 10:08	1	B74933.D	Rtx-624 0.25 (mm)
STD5 460-257263/5 IC		10/21/2014 10:33	1	B74934.D	Rtx-624 0.25 (mm)
STD20 460-257263/6 ICIS		10/21/2014 10:57	1	B74935.D	Rtx-624 0.25 (mm)
STD50 460-257263/7 IC		10/21/2014 11:22	1	B74936.D	Rtx-624 0.25 (mm)
STD200 460-257263/8 IC		10/21/2014 11:46	1	B74937.D	Rtx-624 0.25 (mm)
STD500 460-257263/9 IC		10/21/2014 12:10	1	B74938.D	Rtx-624 0.25 (mm)
STD8 460-257263/12 IC		10/21/2014 13:24	1	B74941.D	Rtx-624 0.25 (mm)
ZZZZZ		10/21/2014 14:13	1		Rtx-624 0.25 (mm)
ICV 460-257263/1014		10/21/2014 14:13	1		Rtx-624 0.25 (mm)
ZZZZZ		10/21/2014 14:37	1		Rtx-624 0.25 (mm)

## GC/MS VOA ANALYSIS RUN LOG

Lab Name: TestAmerica Edison Job No.: 460-85482-1

SDG No.: \_\_\_\_\_

Instrument ID: CVOAMS2 Start Date: 11/04/2014 05:42Analysis Batch Number: 260159 End Date: 11/04/2014 16:51

LAB SAMPLE ID	CLIENT SAMPLE ID	DATE ANALYZED	DILUTION FACTOR	LAB FILE ID	COLUMN ID
BFB 460-260159/1		11/04/2014 05:42	1	B75579.D	Rtx-624 0.25 (mm)
CCVIS 460-260159/2		11/04/2014 06:38	1	B75580.D	Rtx-624 0.25 (mm)
LCS 460-260159/3		11/04/2014 07:02	50	B75581.D	Rtx-624 0.25 (mm)
LCSD 460-260159/4		11/04/2014 07:36	50	B75582.D	Rtx-624 0.25 (mm)
MB 460-260159/6		11/04/2014 08:25	50	B75584.D	Rtx-624 0.25 (mm)
460-85482-1	PMP-28-SW-WT	11/04/2014 09:13	50	B75586.D	Rtx-624 0.25 (mm)
ZZZZZ		11/04/2014 09:37	50		Rtx-624 0.25 (mm)
460-85482-11	PMP-24-SW-WT	11/04/2014 10:01	50	B75588.D	Rtx-624 0.25 (mm)
ZZZZZ		11/04/2014 10:49	50		Rtx-624 0.25 (mm)
460-85482-26	PMP-5-SW-SI	11/04/2014 11:13	50	B75591.D	Rtx-624 0.25 (mm)
460-85482-12	PMP-24-SW-SI	11/04/2014 11:38	50	B75592.D	Rtx-624 0.25 (mm)
460-85482-25	PMP-5-SW-WT	11/04/2014 12:02	50	B75593.D	Rtx-624 0.25 (mm)
460-85482-2	DUP_20141030	11/04/2014 12:26	50	B75594.D	Rtx-624 0.25 (mm)
460-85482-3	PMP-15-SW-WT	11/04/2014 12:50	50	B75595.D	Rtx-624 0.25 (mm)
460-85482-16	PMP-9-SW-WT	11/04/2014 13:14	50	B75596.D	Rtx-624 0.25 (mm)
460-85482-21	PMP-7-SW-WT	11/04/2014 13:39	50	B75597.D	Rtx-624 0.25 (mm)
ZZZZZ		11/04/2014 14:27	50		Rtx-624 0.25 (mm)
460-85482-10	PMP-24-SW-VD	11/04/2014 14:52	2000	B75600.D	Rtx-624 0.25 (mm)
ZZZZZ		11/04/2014 15:40	50		Rtx-624 0.25 (mm)
ZZZZZ		11/04/2014 16:03	5000		Rtx-624 0.25 (mm)
ZZZZZ		11/04/2014 16:51	50		Rtx-624 0.25 (mm)

## GC/MS VOA ANALYSIS RUN LOG

Lab Name: TestAmerica Edison Job No.: 460-85482-1

SDG No.: \_\_\_\_\_

Instrument ID: CVOAMS3 Start Date: 10/01/2014 02:10Analysis Batch Number: 252856 End Date: 10/01/2014 09:15

LAB SAMPLE ID	CLIENT SAMPLE ID	DATE ANALYZED	DILUTION FACTOR	LAB FILE ID	COLUMN ID
BFB 460-252856/1		10/01/2014 02:10	1	C0069.D	Rtx-624 0.25 (mm)
STD20 460-252856/2 ICIS		10/01/2014 03:01	1	C0070.D	Rtx-624 0.25 (mm)
STD1 460-252856/5 IC		10/01/2014 04:29	1	C0073.D	Rtx-624 0.25 (mm)
STD5 460-252856/6 IC		10/01/2014 04:53	1	C0074.D	Rtx-624 0.25 (mm)
STD50 460-252856/7 IC		10/01/2014 05:17	1	C0075.D	Rtx-624 0.25 (mm)
STD200 460-252856/8 IC		10/01/2014 05:42	1	C0076.D	Rtx-624 0.25 (mm)
STD500 460-252856/9 IC		10/01/2014 06:06	1	C0077.D	Rtx-624 0.25 (mm)
ICV 460-252856/14		10/01/2014 09:15	1		Rtx-624 0.25 (mm)

## GC/MS VOA ANALYSIS RUN LOG

Lab Name: TestAmerica Edison Job No.: 460-85482-1

SDG No.: \_\_\_\_\_

Instrument ID: CVOAMS3 Start Date: 11/03/2014 09:17Analysis Batch Number: 260007 End Date: 11/03/2014 21:46

LAB SAMPLE ID	CLIENT SAMPLE ID	DATE ANALYZED	DILUTION FACTOR	LAB FILE ID	COLUMN ID
BFB 460-260007/1		11/03/2014 09:17	1	C1694.D	Rtx-624 0.25 (mm)
CCVIS 460-260007/2		11/03/2014 09:34	1	C1695.D	Rtx-624 0.25 (mm)
LCS 460-260007/3		11/03/2014 10:08	1	C1696.D	Rtx-624 0.25 (mm)
MB 460-260007/5		11/03/2014 11:15	1	C1698.D	Rtx-624 0.25 (mm)
ZZZZZ		11/03/2014 11:41	1		Rtx-624 0.25 (mm)
ZZZZZ		11/03/2014 12:06	1		Rtx-624 0.25 (mm)
ZZZZZ		11/03/2014 12:32	1		Rtx-624 0.25 (mm)
ZZZZZ		11/03/2014 12:58	1		Rtx-624 0.25 (mm)
ZZZZZ		11/03/2014 13:24	1		Rtx-624 0.25 (mm)
ZZZZZ		11/03/2014 13:50	1		Rtx-624 0.25 (mm)
460-85468-A-1 MS		11/03/2014 14:17	10	C1705.D	Rtx-624 0.25 (mm)
460-85468-A-1 MSD		11/03/2014 14:43	10	C1706.D	Rtx-624 0.25 (mm)
ZZZZZ		11/03/2014 16:31	1		Rtx-624 0.25 (mm)
ZZZZZ		11/03/2014 16:57	1		Rtx-624 0.25 (mm)
460-85482-29	Field Blank_20141030	11/03/2014 17:24	1	C1711.D	Rtx-624 0.25 (mm)
460-85482-30	Trip Blank	11/03/2014 17:50	1	C1712.D	Rtx-624 0.25 (mm)
ZZZZZ		11/03/2014 18:16	1		Rtx-624 0.25 (mm)
ZZZZZ		11/03/2014 18:42	1		Rtx-624 0.25 (mm)
ZZZZZ		11/03/2014 19:09	1		Rtx-624 0.25 (mm)
ZZZZZ		11/03/2014 19:35	1		Rtx-624 0.25 (mm)
ZZZZZ		11/03/2014 20:01	1		Rtx-624 0.25 (mm)
ZZZZZ		11/03/2014 20:27	1		Rtx-624 0.25 (mm)
ZZZZZ		11/03/2014 20:53	1		Rtx-624 0.25 (mm)
ZZZZZ		11/03/2014 21:20	1		Rtx-624 0.25 (mm)
ZZZZZ		11/03/2014 21:46	1		Rtx-624 0.25 (mm)



## GC/MS VOA ANALYSIS RUN LOG

Lab Name: TestAmerica Edison Job No.: 460-85482-1

SDG No.: \_\_\_\_\_

Instrument ID: CVOAMS4 Start Date: 10/29/2014 03:36Analysis Batch Number: 258904 End Date: 10/29/2014 10:10

LAB SAMPLE ID	CLIENT SAMPLE ID	DATE ANALYZED	DILUTION FACTOR	LAB FILE ID	COLUMN ID
BFB 460-258904/1		10/29/2014 03:36	1	D5514.D	Rtx-624 0.25 (mm)
STD1 460-258904/3 IC		10/29/2014 04:23	1	D5516.D	Rtx-624 0.25 (mm)
STD5 460-258904/4 IC		10/29/2014 04:48	1	D5517.D	Rtx-624 0.25 (mm)
STD20 460-258904/5 ICIS		10/29/2014 05:14	1	D5518.D	Rtx-624 0.25 (mm)
STD50 460-258904/6 IC		10/29/2014 05:38	1	D5519.D	Rtx-624 0.25 (mm)
STD200 460-258904/7 IC		10/29/2014 06:03	1	D5520.D	Rtx-624 0.25 (mm)
STD500 460-258904/8 IC		10/29/2014 06:28	1	D5521.D	Rtx-624 0.25 (mm)
ZZZZZ		10/29/2014 09:25	1		Rtx-624 0.25 (mm)
ICV 460-258904/1013		10/29/2014 09:25	1		Rtx-624 0.25 (mm)
ZZZZZ		10/29/2014 10:10	1		Rtx-624 0.25 (mm)

## GC/MS VOA ANALYSIS RUN LOG

Lab Name: TestAmerica Edison Job No.: 460-85482-1

SDG No.: \_\_\_\_\_

Instrument ID: CVOAMS4 Start Date: 11/05/2014 16:50Analysis Batch Number: 260626 End Date: 11/06/2014 04:49

LAB SAMPLE ID	CLIENT SAMPLE ID	DATE ANALYZED	DILUTION FACTOR	LAB FILE ID	COLUMN ID
BFB 460-260626/1		11/05/2014 16:50	1	D5765.D	Rtx-624 0.25 (mm)
CCVIS 460-260626/2		11/05/2014 19:07	1	D5766.D	Rtx-624 0.25 (mm)
LCS 460-260626/3		11/05/2014 19:52	1	D5767.D	Rtx-624 0.25 (mm)
LCSD 460-260626/4		11/05/2014 20:16	1	D5768.D	Rtx-624 0.25 (mm)
MB 460-260626/6		11/05/2014 21:05	1	D5770.D	Rtx-624 0.25 (mm)
ZZZZZ		11/05/2014 21:46	1		Rtx-624 0.25 (mm)
ZZZZZ		11/05/2014 22:09	1		Rtx-624 0.25 (mm)
ZZZZZ		11/06/2014 01:58	1		Rtx-624 0.25 (mm)
ZZZZZ		11/06/2014 02:22	1		Rtx-624 0.25 (mm)
ZZZZZ		11/06/2014 02:46	1		Rtx-624 0.25 (mm)
ZZZZZ		11/06/2014 03:11	1		Rtx-624 0.25 (mm)
ZZZZZ		11/06/2014 03:35	1		Rtx-624 0.25 (mm)
460-85482-8	PMP-13-SW-SD	11/06/2014 04:24	1	D5787.D	Rtx-624 0.25 (mm)
460-85482-22	PMP-7-SW-SI	11/06/2014 04:49	1	D5788.D	Rtx-624 0.25 (mm)

GC/MS VOA BATCH WORKSHEET

Lab Name: TestAmerica Edison Job No.: 460-85482-1

SDG No.: \_\_\_\_\_

Batch Number: 260001 Batch Start Date: 11/03/14 10:46 Batch Analyst: Sarmiento, Daniel

Batch Method: 5035 Batch End Date: 11/03/14 10:53

Lab Sample ID	Client Sample ID	Method Chain	Basis	TareWeight	Vial&SampleWt	InitialAmount	FinalAmount	VMC8PrepSU 00065	
460-85482-A-1	PMP-28-SW-WT	5035, 8260B	T	+031.404 g	38.00 g	6.596 g	10 mL	10 mL	
460-85482-A-2	DUP_20141030	5035, 8260B	T	+031.367 g	37.14 g	5.773 g	10 mL	10 mL	
460-85482-A-3	PMP-15-SW-WT	5035, 8260B	T	+033.074 g	38.08 g	5.006 g	10 mL	10 mL	
460-85482-A-10	PMP-24-SW-VD	5035, 8260B	T	+031.549 g	38.77 g	7.221 g	10 mL	10 mL	
460-85482-A-11	PMP-24-SW-WT	5035, 8260B	T	+031.252 g	36.76 g	5.508 g	10 mL	10 mL	
460-85482-A-12	PMP-24-SW-SI	5035, 8260B	T	+031.813 g	37.64 g	5.827 g	10 mL	10 mL	
460-85482-A-16	PMP-9-SW-WT	5035, 8260B	T	+031.551 g	37.33 g	5.779 g	10 mL	10 mL	
460-85482-A-21	PMP-7-SW-WT	5035, 8260B	T	+031.970 g	37.13 g	5.16 g	10 mL	10 mL	
460-85482-A-25	PMP-5-SW-WT	5035, 8260B	T	+031.850 g	37.02 g	5.17 g	10 mL	10 mL	
460-85482-A-26	PMP-5-SW-SI	5035, 8260B	T	+031.809 g	38.60 g	6.791 g	10 mL	10 mL	

Batch Notes	

Basis	Basis Description
T	Total/NA

The pound sign (#) in the amount added field denotes that the reagent was used undiluted. All calculations are performed using the stated concentration for this reagent.

GC/MS VOA BATCH WORKSHEET

Lab Name: TestAmerica Edison Job No.: 460-85482-1

SDG No.: \_\_\_\_\_

Batch Number: 260003 Batch Start Date: 11/03/14 10:54 Batch Analyst: Sarmiento, Daniel

Batch Method: 5035 Batch End Date: 11/03/14 11:04

Lab Sample ID	Client Sample ID	Method Chain	Basis	TareWeight	Vial&SampleWt	InitialAmount	FinalAmount		
460-85482-B-8	PMP-13-SW-SD	5035, 8260B	T	+029.794 g	36.45 g	6.656 g	5 mL		
460-85482-B-22	PMP-7-SW-SI	5035, 8260B	T	+030.061 g	35.52 g	5.459 g	5 mL		

Batch Notes	

Basis	Basis Description
T	Total/NA

The pound sign (#) in the amount added field denotes that the reagent was used undiluted. All calculations are performed using the stated concentration for this reagent.

# Method 8270C

---

Semivolatile Organic Compounds  
(GC/MS) by Method 8270C

FORM II  
GC/MS SEMI VOA SURROGATE RECOVERY

Lab Name: TestAmerica Edison Job No.: 460-85482-1

SDG No.: \_\_\_\_\_

Matrix: Solid Level: Low

GC Column (1): Rtxi-5Sil MS ID: 0.25 (mm)

Client Sample ID	Lab Sample ID	2FP #	PHL #	NBZ #	FBP #	TBP #	TPH #
PMP-24-SW-VD	460-85482-10	68	71	78	86	71	81
	MB 460-260126/1-A	83	87	96	89	87	105
	LCS 460-260126/2-A	73	74	88	82	87	94
	LCS 460-260126/17-A	87	91	103	94	100	110
	460-85533-E-1-A MS	80	86	96	93	106	113
	460-85533-E-1-B MSD	78	83	94	88	97	107

	<u>QC LIMITS</u>
2FP = 2-Fluorophenol	37-125
PHL = Phenol-d5	41-118
NBZ = Nitrobenzene-d5	38-105
FBP = 2-Fluorobiphenyl	40-109
TBP = 2,4,6-Tribromophenol	10-120
TPH = Terphenyl-d14	16-151

# Column to be used to flag recovery values

FORM II  
GC/MS SEMI VOA SURROGATE RECOVERY

Lab Name: TestAmerica Edison Job No.: 460-85482-1

SDG No.: \_\_\_\_\_

Matrix: Water Level: Low

GC Column (1): Rtxi-5Sil MS ID: 0.25 (mm)

Client Sample ID	Lab Sample ID	2FP #	PHL #	NBZ #	FBP #	TBP #	TPH #
Field Blank 20141030	460-85482-29	52	32	108	99	86	101
	MB 460-260289/1-A	54	34	105	100	86	109
	LCS 460-260289/2-A	43	27	82	81	75	85
	LCS 460-260289/4-A	52	31	101	95	84	110
	LCSD 460-260289/3-A	46	31	84	83	73	87
	LCSD 460-260289/5-A	48	30	91	81	78	100

	<u>QC LIMITS</u>
2FP = 2-Fluorophenol	15-96
PHL = Phenol-d5	4-86
NBZ = Nitrobenzene-d5	60-114
FBP = 2-Fluorobiphenyl	50-120
TBP = 2,4,6-Tribromophenol	51-126
TPH = Terphenyl-d14	72-130

# Column to be used to flag recovery values

FORM III  
GC/MS SEMI VOA LAB CONTROL SAMPLE RECOVERY

Lab Name: TestAmerica Edison Job No.: 460-85482-1  
 SDG No.: \_\_\_\_\_  
 Matrix: Solid Level: Low Lab File ID: L118388.D  
 Lab ID: LCS 460-260126/2-A Client ID: \_\_\_\_\_

COMPOUND	SPIKE ADDED (ug/Kg)	LCS CONCENTRATION (ug/Kg)	LCS % REC	QC LIMITS REC	#
2,2'-oxybis[1-chloropropane]	3330	3190	96	45-102	
2,4-Dimethylphenol	3330	2610	78	56-112	
2,4-Dichlorophenol	3330	2540	76	58-115	
2-Chlorophenol	3330	2490	75	56-110	
2-Methylphenol	3330	2390	72	54-117	
2-Methylnaphthalene	3330	2630	79	51-98	
2-Nitrophenol	3330	2880	86	55-101	
2,4,6-Trichlorophenol	3330	2800	84	53-118	
2,4,5-Trichlorophenol	3330	2730	82	50-115	
2-Chloronaphthalene	3330	2810	84	51-102	
4-Chloro-3-methylphenol	3330	2500	75	55-117	
2-Nitroaniline	3330	2590	78	51-109	
4-Chloroaniline	3330	1400	42	10-96	
2,6-Dinitrotoluene	3330	2720	82	51-115	
4-Methylphenol	3330	2500	75	47-103	
3-Nitroaniline	3330	1700	51	32-104	
Acenaphthene	3330	2410	72	46-100	
4-Nitrophenol	6670	4470	67	45-114	
Acenaphthylene	3330	2730	82	51-103	
2,4-Dinitrophenol	6670	4960	74	10-129	
Acetophenone	3330	2450	73	40-95	
2,4-Dinitrotoluene	3330	2380	71	53-110	
4-Chlorophenyl phenyl ether	3330	2460	74	50-106	
4-Nitroaniline	3330	1780	53	45-106	
4,6-Dinitro-2-methylphenol	6670	5440	82	10-110	
Bis(2-chloroethoxy)methane	3330	2680	80	51-100	
4-Bromophenyl phenyl ether	3330	3160	95	44-102	
Bis(2-chloroethyl)ether	3330	3640	109	44-101	*
Atrazine	3330	2250	68	30-100	
Anthracene	3330	2760	83	50-107	
Caprolactam	3330	2350	70	10-127	
Carbazole	3330	2480	74	49-104	
Chrysene	3330	2620	79	45-114	
Dibenzofuran	3330	2480	74	52-106	
Benzo[k]fluoranthene	3330	3080	92	35-115	
Diethyl phthalate	3330	2410	72	52-114	
Benzo[g,h,i]perylene	3330	2610	78	43-106	
Dimethyl phthalate	3330	2550	77	52-112	
Benzo[b]fluoranthene	3330	2860	86	33-96	
Di-n-butyl phthalate	3330	2450	74	50-108	
Benzo[a]pyrene	3330	2840	85	36-89	
Benzo[a]anthracene	3330	2600	78	46-112	

# Column to be used to flag recovery and RPD values



FORM III  
GC/MS SEMI VOA LAB CONTROL SAMPLE RECOVERY

Lab Name: TestAmerica Edison Job No.: 460-85482-1  
 SDG No.: \_\_\_\_\_  
 Matrix: Solid Level: Low Lab File ID: L118388.D  
 Lab ID: LCS 460-260126/2-A Client ID: \_\_\_\_\_

COMPOUND	SPIKE ADDED (ug/Kg)	LCS CONCENTRATION (ug/Kg)	LCS % REC	QC LIMITS REC	#
Diphenyl	3330	2810	84	50-105	
Fluoranthene	3330	2330	70	49-108	
Butyl benzyl phthalate	3330	2860	86	49-117	
Fluorene	3330	2520	76	51-108	
Bis(2-ethylhexyl) phthalate	3330	2710	81	49-119	
Hexachlorobenzene	3330	3160	95	43-104	
Di-n-octyl phthalate	3330	3110	93	40-106	
Hexachlorobutadiene	3330	2760	83	45-98	
Hexachlorocyclopentadiene	3330	2730	82	24-98	
Dibenz(a,h)anthracene	3330	2700	81	43-107	
Hexachloroethane	3330	2540	76	45-90	
3,3'-Dichlorobenzidine	3330	1920	58	24-105	
Indeno[1,2,3-cd]pyrene	3330	2750	82	43-109	
1,2,4,5-Tetrachlorobenzene	3330	3000	90	70-130	
Isophorone	3330	2650	80	48-97	
2,3,4,6-Tetrachlorophenol	3330	2630	79	70-130	
Naphthalene	3330	2730	82	53-94	
Nitrobenzene	3330	2800	84	42-106	
N-Nitrosodi-n-propylamine	3330	2610	78	42-107	
N-Nitrosodiphenylamine	3330	3220	97	49-106	
Pentachlorophenol	6670	5440	82	19-113	
Phenanthrene	3330	2780	83	48-108	
Phenol	3330	2530	76	54-115	
Pyrene	3330	3190	96	49-116	

# Column to be used to flag recovery and RPD values

FORM III  
GC/MS SEMI VOA LAB CONTROL SAMPLE RECOVERY

Lab Name: TestAmerica Edison Job No.: 460-85482-1

SDG No.: \_\_\_\_\_

Matrix: Solid Level: Low Lab File ID: L118385.D

Lab ID: LCS 460-260126/17-A Client ID: \_\_\_\_\_

COMPOUND	SPIKE ADDED (ug/Kg)	LCS CONCENTRATION (ug/Kg)	LCS % REC	QC LIMITS REC	#
Benzaldehyde	6670	6350	95	10-160	

# Column to be used to flag recovery and RPD values

FORM III  
GC/MS SEMI VOA LAB CONTROL SAMPLE RECOVERY

Lab Name: TestAmerica Edison Job No.: 460-85482-1

SDG No.: \_\_\_\_\_

Matrix: Water Level: Low Lab File ID: M86539.D

Lab ID: LCS 460-260289/2-A Client ID: \_\_\_\_\_

COMPOUND	SPIKE ADDED (ug/L)	LCS CONCENTRATION (ug/L)	LCS % REC	QC LIMITS REC	#
2,2'-oxybis[1-chloropropane]	80.0	61.7	77	68-107	
2,4-Dimethylphenol	80.0	57.5	72	55-100	
2,4-Dichlorophenol	80.0	60.0	75	64-107	
2-Chlorophenol	80.0	55.4	69	53-101	
2-Methylphenol	80.0	48.5	61	40-90	
2-Methylnaphthalene	80.0	55.2	69	66-102	
2-Nitrophenol	80.0	59.3	74	65-107	
2,4,6-Trichlorophenol	80.0	64.4	80	67-111	
2,4,5-Trichlorophenol	80.0	73.3	92	67-114	
2-Chloronaphthalene	80.0	60.5	76	65-107	
4-Chloro-3-methylphenol	80.0	56.9	71	57-106	
2-Nitroaniline	80.0	60.3	75	73-116	
4-Chloroaniline	80.0	56.7	71	58-105	
2,6-Dinitrotoluene	80.0	72.6	91	68-114	
4-Methylphenol	80.0	44.3	55	30-75	
3-Nitroaniline	80.0	63.4	79	59-108	
Acenaphthene	80.0	68.0	85	66-108	
4-Nitrophenol	160	40.1	25	10-44	
Acenaphthylene	80.0	65.4	82	67-107	
2,4-Dinitrophenol	160	89.0	56	19-113	
Acetophenone	80.0	63.8	80	68-109	
2,4-Dinitrotoluene	80.0	70.6	88	65-113	
4-Chlorophenyl phenyl ether	80.0	64.8	81	68-105	
4-Nitroaniline	80.0	65.3	82	49-119	
4,6-Dinitro-2-methylphenol	160	131	82	58-115	
Bis(2-chloroethoxy)methane	80.0	62.5	78	69-108	
4-Bromophenyl phenyl ether	80.0	69.1	86	66-110	
Bis(2-chloroethyl)ether	80.0	60.0	75	62-108	
Atrazine	80.0	56.4	71	56-116	
Anthracene	80.0	76.1	95	68-108	
Caprolactam	80.0	15.8	20	10-30	
Carbazole	80.0	80.2	100	67-110	
Chrysene	80.0	73.7	92	68-112	
Dibenzofuran	80.0	65.8	82	68-105	
Benzo[k]fluoranthene	80.0	87.5	109	66-114	
Diethyl phthalate	80.0	72.8	91	66-109	
Benzo[g,h,i]perylene	80.0	91.0	114	65-134	
Dimethyl phthalate	80.0	75.3	94	69-111	
Benzo[b]fluoranthene	80.0	79.1	99	65-111	
Di-n-butyl phthalate	80.0	80.4	100	68-111	
Benzo[a]pyrene	80.0	78.8	98	58-101	
Benzo[a]anthracene	80.0	73.8	92	65-106	

# Column to be used to flag recovery and RPD values

FORM III  
GC/MS SEMI VOA LAB CONTROL SAMPLE RECOVERY

Lab Name: TestAmerica Edison Job No.: 460-85482-1

SDG No.: \_\_\_\_\_

Matrix: Water Level: Low Lab File ID: M86539.D

Lab ID: LCS 460-260289/2-A Client ID: \_\_\_\_\_

COMPOUND	SPIKE ADDED (ug/L)	LCS CONCENTRATION (ug/L)	LCS % REC	QC LIMITS REC	#
Diphenyl	80.0	63.6	80	66-112	
Fluoranthene	80.0	73.8	92	68-108	
Butyl benzyl phthalate	80.0	80.6	101	66-115	
Fluorene	80.0	72.3	90	68-105	
Bis(2-ethylhexyl) phthalate	80.0	80.9	101	66-114	
Hexachlorobenzene	80.0	65.8	82	65-107	
Di-n-octyl phthalate	80.0	87.3	109	51-115	
Hexachlorobutadiene	80.0	48.7	61	52-99	
Hexachlorocyclopentadiene	80.0	40.3	50	40-105	
Dibenz(a,h)anthracene	80.0	87.3	109	67-124	
Hexachloroethane	80.0	52.3	65	50-99	
3,3'-Dichlorobenzidine	80.0	70.7	88	69-129	
Indeno[1,2,3-cd]pyrene	80.0	90.7	113	68-121	
1,2,4,5-Tetrachlorobenzene	80.0	61.1	76	70-130	
Isophorone	80.0	59.8	75	68-108	
2,3,4,6-Tetrachlorophenol	80.0	62.3	78	70-130	
Naphthalene	80.0	59.1	74	63-101	
Nitrobenzene	80.0	64.6	81	66-106	
N-Nitrosodi-n-propylamine	80.0	66.7	83	70-109	
N-Nitrosodiphenylamine	80.0	83.1	104	71-121	
Pentachlorophenol	160	108	67	55-116	
Phenanthrene	80.0	73.8	92	68-110	
Phenol	80.0	27.2	34	12-44	
Pyrene	80.0	69.4	87	61-110	

# Column to be used to flag recovery and RPD values

FORM III  
GC/MS SEMI VOA LAB CONTROL SAMPLE RECOVERY

Lab Name: TestAmerica Edison Job No.: 460-85482-1

SDG No.: \_\_\_\_\_

Matrix: Water Level: Low Lab File ID: M86528.D

Lab ID: LCS 460-260289/4-A Client ID: \_\_\_\_\_

COMPOUND	SPIKE ADDED (ug/L)	LCS CONCENTRATION (ug/L)	LCS % REC	QC LIMITS REC	#
Benzaldehyde	160	155	97	52-150	

# Column to be used to flag recovery and RPD values

FORM III  
GC/MS SEMI VOA LAB CONTROL SAMPLE DUPLICATE RECOVERY

Lab Name: TestAmerica Edison

Job No.: 460-85482-1

SDG No.: \_\_\_\_\_

Matrix: Water Level: Low

Lab File ID: M86540.D

Lab ID: LCSD 460-260289/3-A

Client ID: \_\_\_\_\_

COMPOUND	SPIKE ADDED (ug/L)	LCSD CONCENTRATION (ug/L)	LCSD % REC	% RPD	QC LIMITS		#
					RPD	REC	
2,2'-oxybis[1-chloropropane]	80.0	58.9	74	5	30	68-107	
2,4-Dimethylphenol	80.0	57.9	72	1	30	55-100	
2,4-Dichlorophenol	80.0	64.1	80	7	30	64-107	
2-Chlorophenol	80.0	52.1	65	6	30	53-101	
2-Methylphenol	80.0	47.3	59	3	30	40-90	
2-Methylnaphthalene	80.0	54.9	69	1	30	66-102	
2-Nitrophenol	80.0	60.9	76	3	30	65-107	
2,4,6-Trichlorophenol	80.0	63.7	80	1	30	67-111	
2,4,5-Trichlorophenol	80.0	68.8	86	6	30	67-114	
2-Chloronaphthalene	80.0	62.8	78	4	30	65-107	
4-Chloro-3-methylphenol	80.0	58.4	73	3	30	57-106	
2-Nitroaniline	80.0	61.2	76	1	30	73-116	
4-Chloroaniline	80.0	54.4	68	4	30	58-105	
2,6-Dinitrotoluene	80.0	74.4	93	2	30	68-114	
4-Methylphenol	80.0	44.5	56	1	30	30-75	
3-Nitroaniline	80.0	67.2	84	6	30	59-108	
Acenaphthene	80.0	67.3	84	1	30	66-108	
4-Nitrophenol	160	48.6	30	19	30	10-44	
Acenaphthylene	80.0	66.1	83	1	30	67-107	
2,4-Dinitrophenol	160	96.4	60	8	30	19-113	
Acetophenone	80.0	58.9	74	8	30	68-109	
2,4-Dinitrotoluene	80.0	70.5	88	0	30	65-113	
4-Chlorophenyl phenyl ether	80.0	61.8	77	5	30	68-105	
4-Nitroaniline	80.0	62.4	78	5	30	49-119	
4,6-Dinitro-2-methylphenol	160	133	83	2	30	58-115	
Bis(2-chloroethoxy)methane	80.0	62.7	78	0	30	69-108	
4-Bromophenyl phenyl ether	80.0	62.6	78	10	30	66-110	
Bis(2-chloroethyl)ether	80.0	54.9	69	9	30	62-108	
Atrazine	80.0	56.1	70	1	30	56-116	
Anthracene	80.0	74.7	93	2	30	68-108	
Caprolactam	80.0	18.3	23	15	30	10-30	
Carbazole	80.0	79.0	99	1	30	67-110	
Chrysene	80.0	76.5	96	4	30	68-112	
Dibenzofuran	80.0	65.9	82	0	30	68-105	
Benzo[k]fluoranthene	80.0	85.4	107	2	30	66-114	
Diethyl phthalate	80.0	68.0	85	7	30	66-109	
Benzo[g,h,i]perylene	80.0	90.2	113	1	30	65-134	
Dimethyl phthalate	80.0	67.4	84	11	30	69-111	
Benzo[b]fluoranthene	80.0	76.3	95	4	30	65-111	
Di-n-butyl phthalate	80.0	79.2	99	1	30	68-111	
Benzo[a]pyrene	80.0	83.0	104	5	30	58-101	*
Benzo[a]anthracene	80.0	73.8	92	0	30	65-106	

# Column to be used to flag recovery and RPD values

FORM III  
GC/MS SEMI VOA LAB CONTROL SAMPLE DUPLICATE RECOVERY

Lab Name: TestAmerica Edison Job No.: 460-85482-1  
 SDG No.: \_\_\_\_\_  
 Matrix: Water Level: Low Lab File ID: M86540.D  
 Lab ID: LCS D 460-260289/3-A Client ID: \_\_\_\_\_

COMPOUND	SPIKE ADDED (ug/L)	LCS D CONCENTRATION (ug/L)	LCS D % REC	% RPD	QC LIMITS		#
					RPD	REC	
Diphenyl	80.0	65.8	82	3	30	66-112	
Fluoranthene	80.0	73.4	92	1	30	68-108	
Butyl benzyl phthalate	80.0	81.6	102	1	30	66-115	
Fluorene	80.0	67.8	85	6	30	68-105	
Bis(2-ethylhexyl) phthalate	80.0	85.4	107	5	30	66-114	
Hexachlorobenzene	80.0	66.9	84	2	30	65-107	
Di-n-octyl phthalate	80.0	86.3	108	1	30	51-115	
Hexachlorobutadiene	80.0	49.6	62	2	30	52-99	
Hexachlorocyclopentadiene	80.0	42.4	53	5	30	40-105	
Dibenz(a,h)anthracene	80.0	89.1	111	2	30	67-124	
Hexachloroethane	80.0	49.4	62	6	30	50-99	
3,3'-Dichlorobenzidine	80.0	77.9	97	10	30	69-129	
Indeno[1,2,3-cd]pyrene	80.0	84.4	106	7	30	68-121	
1,2,4,5-Tetrachlorobenzene	80.0	60.1	75	2	30	70-130	
Isophorone	80.0	63.2	79	6	30	68-108	
2,3,4,6-Tetrachlorophenol	80.0	61.3	77	2	30	70-130	
Naphthalene	80.0	56.2	70	5	30	63-101	
Nitrobenzene	80.0	59.6	74	8	30	66-106	
N-Nitrosodi-n-propylamine	80.0	60.7	76	10	30	70-109	
N-Nitrosodiphenylamine	80.0	78.5	98	6	30	71-121	
Pentachlorophenol	160	106	66	2	30	55-116	
Phenanthrene	80.0	73.6	92	0	30	68-110	
Phenol	80.0	29.9	37	10	30	12-44	
Pyrene	80.0	71.7	90	3	30	61-110	

# Column to be used to flag recovery and RPD values

FORM III  
GC/MS SEMI VOA LAB CONTROL SAMPLE DUPLICATE RECOVERY

Lab Name: TestAmerica Edison Job No.: 460-85482-1  
 SDG No.: \_\_\_\_\_  
 Matrix: Water Level: Low Lab File ID: M86529.D  
 Lab ID: LCSD 460-260289/5-A Client ID: \_\_\_\_\_

COMPOUND	SPIKE ADDED (ug/L)	LCSD CONCENTRATION (ug/L)	LCSD % REC	% RPD	QC LIMITS		#
					RPD	REC	
Benzaldehyde	160	136	85	13	30	52-150	

# Column to be used to flag recovery and RPD values



FORM III  
GC/MS SEMI VOA MATRIX SPIKE RECOVERY

Lab Name: TestAmerica Edison Job No.: 460-85482-1  
 SDG No.: \_\_\_\_\_  
 Matrix: Solid Level: Low Lab File ID: L118395.D  
 Lab ID: 460-85533-E-1-A MS Client ID: \_\_\_\_\_

COMPOUND	SPIKE ADDED (ug/Kg)	SAMPLE CONCENTRATION (ug/Kg)	MS CONCENTRATION (ug/Kg)	MS % REC	QC LIMITS REC	#
2,2'-oxybis[1-chloropropane]	4050	17 U	4380	108	45-102	F1
2,4-Dimethylphenol	4050	88 U	3640	90	56-112	
2,4-Dichlorophenol	4050	9.5 U	3430	85	58-115	
2-Chlorophenol	4050	10 U	3370	83	56-110	
2-Methylphenol	4050	17 U	3280	81	54-117	
2-Methylnaphthalene	4050	14 J	3690	91	51-98	
2-Nitrophenol	4050	13 U	3850	95	55-101	
2,4,6-Trichlorophenol	4050	11 U	3860	95	53-118	
2,4,5-Trichlorophenol	4050	40 U	3830	94	50-115	
2-Chloronaphthalene	4050	9.1 U	3820	94	51-102	
4-Chloro-3-methylphenol	4050	17 U	3680	91	55-117	
2-Nitroaniline	4050	13 U	3600	89	51-109	
4-Chloroaniline	4050	10 U	2100	52	10-96	
2,6-Dinitrotoluene	4050	21 U	3810	94	51-115	
4-Methylphenol	4050	11 U	3410	84	47-103	
3-Nitroaniline	4050	12 U	2590	64	32-104	
Acenaphthene	4050	9.7 U	3340	83	46-100	
4-Nitrophenol	8100	190 U	6790	84	45-114	
Acenaphthylene	4050	10 U	3790	94	51-103	
2,4-Dinitrophenol	8100	300 U	6890	85	10-129	
Acetophenone	4050	8.7 U	3340	82	40-95	
Benzaldehyde	8100	31 U	6240	77	10-160	
2,4-Dinitrotoluene	4050	16 U	3500	87	53-110	
4-Chlorophenyl phenyl ether	4050	12 U	3410	84	50-106	
4-Nitroaniline	4050	15 U	2590	64	45-106	
4,6-Dinitro-2-methylphenol	8100	110 U	7780	96	10-110	
Bis(2-chloroethoxy)methane	4050	13 U	3710	92	51-100	
4-Bromophenyl phenyl ether	4050	13 U	4370	108	44-102	F1
Bis(2-chloroethyl)ether	4050	9.5 U	3390	84	44-101	
Atrazine	4050	18 U	3350	83	30-100	
Anthracene	4050	38 U	3930	97	50-107	
Caprolactam	4050	29 U	3580	88	10-127	
Carbazole	4050	10 U	3600	89	49-104	
Chrysene	4050	11 U	3820	94	45-114	
Dibenzofuran	4050	12 U	3460	86	52-106	
Benzo[k]fluoranthene	4050	17 U	4570	113	35-115	
Diethyl phthalate	4050	11 U	3520	87	52-114	
Benzo[g,h,i]perylene	4050	23 U	3900	96	43-106	
Dimethyl phthalate	4050	12 U	3640	90	52-112	
Benzo[b]fluoranthene	4050	16 U	4150	103	33-96	F1
Di-n-butyl phthalate	4050	12 U	3640	90	50-108	
Benzo[a]pyrene	4050	12 U	4170	103	36-89	F1

# Column to be used to flag recovery and RPD values

FORM III  
GC/MS SEMI VOA MATRIX SPIKE RECOVERY

Lab Name: TestAmerica Edison Job No.: 460-85482-1  
 SDG No.: \_\_\_\_\_  
 Matrix: Solid Level: Low Lab File ID: L118395.D  
 Lab ID: 460-85533-E-1-A MS Client ID: \_\_\_\_\_

COMPOUND	SPIKE ADDED (ug/Kg)	SAMPLE CONCENTRATION (ug/Kg)	MS CONCENTRATION (ug/Kg)	MS % REC	QC LIMITS REC	#
Benzo[a]anthracene	4050	34 U	3800	94	46-112	
Diphenyl	4050	34 U	3900	96	50-105	
Fluoranthene	4050	12 U	3400	84	49-108	
Butyl benzyl phthalate	4050	12 U	4280	106	49-117	
Fluorene	4050	8.7 U	3590	89	51-108	
Bis(2-ethylhexyl) phthalate	4050	16 U	4100	101	49-119	
Hexachlorobenzene	4050	16 U	4510	111	43-104	F1
Di-n-octyl phthalate	4050	20 U	4640	115	40-106	F1
Hexachlorobutadiene	4050	11 U	3670	91	45-98	
Hexachlorocyclopentadiene	4050	25 U	3370	83	24-98	
Dibenz(a,h)anthracene	4050	21 U	4020	99	43-107	
Hexachloroethane	4050	15 U	3290	81	45-90	
3,3'-Dichlorobenzidine	4050	45 U	2900	72	24-105	
Indeno[1,2,3-cd]pyrene	4050	27 U	4870	120	43-109	F1
1,2,4,5-Tetrachlorobenzene	4050	30 U	4000	99	70-130	
Isophorone	4050	8.6 U	3860	95	48-97	
2,3,4,6-Tetrachlorophenol	4050	38 U	3730	92	70-130	
Naphthalene	4050	26 J	3680	90	53-94	
Nitrobenzene	4050	13 U	3790	94	42-106	
N-Nitrosodi-n-propylamine	4050	13 U	3690	91	42-107	
N-Nitrosodiphenylamine	4050	36 U	4510	111	49-106	F1
Pentachlorophenol	8100	49 U	7620	94	19-113	
Phenanthrene	4050	11 U	3870	95	48-108	
Phenol	4050	13 U	3620	89	54-115	
Pyrene	4050	18 U	4550	112	49-116	

# Column to be used to flag recovery and RPD values

FORM III  
GC/MS SEMI VOA MATRIX SPIKE DUPLICATE RECOVERY

Lab Name: TestAmerica Edison Job No.: 460-85482-1  
 SDG No.: \_\_\_\_\_  
 Matrix: Solid Level: Low Lab File ID: L118396.D  
 Lab ID: 460-85533-E-1-B MSD Client ID: \_\_\_\_\_

COMPOUND	SPIKE ADDED (ug/Kg)	MSD CONCENTRATION (ug/Kg)	MSD % REC	% RPD	QC LIMITS		#
					RPD	REC	
2,2'-oxybis[1-chloropropane]	4050	4310	106	2	30	45-102	F1
2,4-Dimethylphenol	4050	3460	86	5	30	56-112	
2,4-Dichlorophenol	4050	3260	80	5	30	58-115	
2-Chlorophenol	4050	3290	81	2	30	56-110	
2-Methylphenol	4050	3100	77	6	30	54-117	
2-Methylnaphthalene	4050	3550	87	4	30	51-98	
2-Nitrophenol	4050	3730	92	3	30	55-101	
2,4,6-Trichlorophenol	4050	3680	91	5	30	53-118	
2,4,5-Trichlorophenol	4050	3570	88	7	30	50-115	
2-Chloronaphthalene	4050	3640	90	5	30	51-102	
4-Chloro-3-methylphenol	4050	3500	87	5	30	55-117	
2-Nitroaniline	4050	3420	84	5	30	51-109	
4-Chloroaniline	4050	2030	50	3	30	10-96	
2,6-Dinitrotoluene	4050	3660	90	4	30	51-115	
4-Methylphenol	4050	3190	79	6	30	47-103	
3-Nitroaniline	4050	2420	60	7	30	32-104	
Acenaphthene	4050	3160	78	6	30	46-100	
4-Nitrophenol	8100	6300	78	8	30	45-114	
Acenaphthylene	4050	3600	89	5	30	51-103	
2,4-Dinitrophenol	8100	6550	81	5	30	10-129	
Acetophenone	4050	3270	81	2	30	40-95	
Benzaldehyde	8100	6330	78	1	30	10-160	
2,4-Dinitrotoluene	4050	3320	82	5	30	53-110	
4-Chlorophenyl phenyl ether	4050	3290	81	4	30	50-106	
4-Nitroaniline	4050	2220	55	16	30	45-106	
4,6-Dinitro-2-methylphenol	8100	7500	93	4	30	10-110	
Bis(2-chloroethoxy)methane	4050	3560	88	4	30	51-100	
4-Bromophenyl phenyl ether	4050	4240	105	3	30	44-102	F1
Bis(2-chloroethyl)ether	4050	3390	84	0	30	44-101	
Atrazine	4050	3190	79	5	30	30-100	
Anthracene	4050	3760	93	5	30	50-107	
Caprolactam	4050	3370	83	6	30	10-127	
Carbazole	4050	3470	86	4	30	49-104	
Chrysene	4050	3600	89	6	30	45-114	
Dibenzofuran	4050	3340	83	4	30	52-106	
Benzo[k]fluoranthene	4050	4300	106	6	30	35-115	
Diethyl phthalate	4050	3320	82	6	30	52-114	
Benzo[g,h,i]perylene	4050	3810	94	2	30	43-106	
Dimethyl phthalate	4050	3440	85	6	30	52-112	
Benzo[b]fluoranthene	4050	3910	97	6	30	33-96	F1
Di-n-butyl phthalate	4050	3490	86	4	30	50-108	
Benzo[a]pyrene	4050	3910	97	6	30	36-89	F1

# Column to be used to flag recovery and RPD values

FORM III  
GC/MS SEMI VOA MATRIX SPIKE DUPLICATE RECOVERY

Lab Name: TestAmerica Edison Job No.: 460-85482-1  
 SDG No.: \_\_\_\_\_  
 Matrix: Solid Level: Low Lab File ID: L118396.D  
 Lab ID: 460-85533-E-1-B MSD Client ID: \_\_\_\_\_

COMPOUND	SPIKE ADDED (ug/Kg)	MSD CONCENTRATION (ug/Kg)	MSD % REC	% RPD	QC LIMITS		#
					RPD	REC	
Benzo[a]anthracene	4050	3630	90	5	30	46-112	
Diphenyl	4050	3710	92	5	30	50-105	
Fluoranthene	4050	3270	81	4	30	49-108	
Butyl benzyl phthalate	4050	4070	101	5	30	49-117	
Fluorene	4050	3380	84	6	30	51-108	
Bis(2-ethylhexyl) phthalate	4050	3880	96	5	30	49-119	
Hexachlorobenzene	4050	4330	107	4	30	43-104	F1
Di-n-octyl phthalate	4050	4420	109	5	30	40-106	F1
Hexachlorobutadiene	4050	3610	89	2	30	45-98	
Hexachlorocyclopentadiene	4050	3310	82	2	30	24-98	
Dibenz(a,h)anthracene	4050	3850	95	4	30	43-107	
Hexachloroethane	4050	3230	80	2	30	45-90	
3,3'-Dichlorobenzidine	4050	2720	67	6	30	24-105	
Indeno[1,2,3-cd]pyrene	4050	4680	115	4	30	43-109	F1
1,2,4,5-Tetrachlorobenzene	4050	3880	96	3	30	70-130	
Isophorone	4050	3690	91	5	30	48-97	
2,3,4,6-Tetrachlorophenol	4050	3460	86	7	30	70-130	
Naphthalene	4050	3620	89	2	30	53-94	
Nitrobenzene	4050	3630	90	4	30	42-106	
N-Nitrosodi-n-propylamine	4050	3660	90	1	30	42-107	
N-Nitrosodiphenylamine	4050	4310	106	5	30	49-106	
Pentachlorophenol	8100	7270	90	5	30	19-113	
Phenanthrene	4050	3740	92	3	30	48-108	
Phenol	4050	3510	87	3	30	54-115	
Pyrene	4050	4350	107	4	30	49-116	

# Column to be used to flag recovery and RPD values

FORM IV  
GC/MS SEMI VOA METHOD BLANK SUMMARY

Lab Name: TestAmerica Edison Job No.: 460-85482-1  
 SDG No.: \_\_\_\_\_  
 Lab File ID: L118386.D Lab Sample ID: MB 460-260126/1-A  
 Matrix: Solid Date Extracted: 11/03/2014 20:09  
 Instrument ID: CBNAMS12 Date Analyzed: 11/04/2014 10:09  
 Level: (Low/Med) Low

THIS METHOD BLANK APPLIES TO THE FOLLOWING SAMPLES:

CLIENT SAMPLE ID	LAB SAMPLE ID	LAB FILE ID	DATE ANALYZED
	LCS 460-260126/17-A	L118385.D	11/04/2014 09:44
	LCS 460-260126/2-A	L118388.D	11/04/2014 11:00
	460-85533-E-1-A MS	L118395.D	11/04/2014 13:53
	460-85533-E-1-B MSD	L118396.D	11/04/2014 14:18
PMP-24-SW-VD	460-85482-10	L118456.D	11/06/2014 15:02

FORM IV  
GC/MS SEMI VOA METHOD BLANK SUMMARY

Lab Name: TestAmerica Edison Job No.: 460-85482-1  
 SDG No.: \_\_\_\_\_  
 Lab File ID: M86525.D Lab Sample ID: MB 460-260289/1-A  
 Matrix: Water Date Extracted: 11/04/2014 13:31  
 Instrument ID: CBNAMS6 Date Analyzed: 11/05/2014 08:54  
 Level: (Low/Med) Low

THIS METHOD BLANK APPLIES TO THE FOLLOWING SAMPLES:

CLIENT SAMPLE ID	LAB SAMPLE ID	LAB FILE ID	DATE ANALYZED
	LCS 460-260289/4-A	M86528.D	11/05/2014 09:55
	LCSD 460-260289/5-A	M86529.D	11/05/2014 10:16
Field Blank_20141030	460-85482-29	M86538.D	11/05/2014 13:21
	LCS 460-260289/2-A	M86539.D	11/05/2014 13:41
	LCSD 460-260289/3-A	M86540.D	11/05/2014 14:02

FORM V  
GC/MS SEMI VOA INSTRUMENT PERFORMANCE CHECK  
DECAFLUOROTRIPHENYLPHOSPHINE (DFTPP)

Lab Name: TestAmerica Edison Job No.: 460-85482-1  
 SDG No.: \_\_\_\_\_  
 Lab File ID: L117516.D DFTPP Injection Date: 10/12/2014  
 Instrument ID: CBNAMS12 DFTPP Injection Time: 15:33  
 Analysis Batch No.: 255059

M/E	ION ABUNDANCE CRITERIA	% RELATIVE ABUNDANCE
51	30.0 - 60.0 % of mass 198	31.6
68	Less than 2.0 % of mass 69	0.0 (0.0)1
69	Mass 69 relative abundance	40.0
70	Less than 2.0 % of mass 69	0.0 (0.0)1
127	40.0 - 60.0 % of mass 198	48.3
197	Less than 1.0 % of mass 198	0.5
198	Base Peak, 100 % relative abundance	100.0
199	5.0- 9.0 % of mass 198	6.7
275	10.0 - 30.0 % of mass 198	27.2
365	Greater than 1.0 % of mass 198	3.6
441	Present but less than mass 443	15.5 (76.9)3
442	Greater than 40.0 % of mass 198	101.2
443	17.0 - 23.0 % of mass 442	20.2 (19.9)2

1-Value is % mass 69                      2-Value is % mass 442                      3-Value is % mass 443

THIS CHECK APPLIES TO THE FOLLOWING SAMPLES, MS, MSD, BLANKS AND STANDARDS:

CLIENT SAMPLE ID	LAB SAMPLE ID	LAB FILE ID	DATE ANALYZED	TIME ANALYZED
	ICIS 460-255059/2	L117517.D	10/12/2014	15:50
	STD120 460-255059/3	L117518.D	10/12/2014	16:17
	STD80 460-255059/4	L117519.D	10/12/2014	16:41
	STD20 460-255059/5	L117520.D	10/12/2014	17:06
	STD10 460-255059/6	L117521.D	10/12/2014	17:31
	STD5 460-255059/7	L117522.D	10/12/2014	17:55
	STD2 460-255059/8	L117523.D	10/12/2014	18:20
	STD1 460-255059/9	L117524.D	10/12/2014	18:45
	STD05 460-255059/10	L117525.D	10/12/2014	19:10
	STD50 460-255059/11	L117526.D	10/12/2014	19:35
	STD120 460-255059/12	L117527.D	10/12/2014	20:00
	STD80 460-255059/13	L117528.D	10/12/2014	20:25
	STD20 460-255059/14	L117529.D	10/12/2014	20:50
	STD10 460-255059/15	L117530.D	10/12/2014	21:14
	STD5 460-255059/16	L117531.D	10/12/2014	21:39

FORM V  
GC/MS SEMI VOA INSTRUMENT PERFORMANCE CHECK  
DECAFLUOROTRIPHENYLPHOSPHINE (DFTPP)

Lab Name: TestAmerica Edison Job No.: 460-85482-1  
 SDG No.: \_\_\_\_\_  
 Lab File ID: L118376.D DFTPP Injection Date: 11/04/2014  
 Instrument ID: CBNAMS12 DFTPP Injection Time: 04:08  
 Analysis Batch No.: 260144

M/E	ION ABUNDANCE CRITERIA	% RELATIVE ABUNDANCE
51	30.0 - 60.0 % of mass 198	36.5
68	Less than 2.0 % of mass 69	0.0 (0.0)1
69	Mass 69 relative abundance	39.3
70	Less than 2.0 % of mass 69	0.0 (0.0)1
127	40.0 - 60.0 % of mass 198	46.2
197	Less than 1.0 % of mass 198	0.0
198	Base Peak, 100 % relative abundance	100.0
199	5.0- 9.0 % of mass 198	6.7
275	10.0 - 30.0 % of mass 198	28.9
365	Greater than 1.0 % of mass 198	4.1
441	Present but less than mass 443	19.8 (79.3)3
442	Greater than 40.0 % of mass 198	128.8
443	17.0 - 23.0 % of mass 442	24.9 (19.4)2

1-Value is % mass 69                      2-Value is % mass 442                      3-Value is % mass 443

THIS CHECK APPLIES TO THE FOLLOWING SAMPLES, MS, MSD, BLANKS AND STANDARDS:

CLIENT SAMPLE ID	LAB SAMPLE ID	LAB FILE ID	DATE ANALYZED	TIME ANALYZED
	CCVIS 460-260144/2	L118377.D	11/04/2014	04:51
	CCV 460-260144/3	L118378.D	11/04/2014	06:45
	LCS 460-260126/17-A	L118385.D	11/04/2014	09:44
	MB 460-260126/1-A	L118386.D	11/04/2014	10:09
	LCS 460-260126/2-A	L118388.D	11/04/2014	11:00
	460-85533-E-1-A MS	L118395.D	11/04/2014	13:53
	460-85533-E-1-B MSD	L118396.D	11/04/2014	14:18



FORM V  
GC/MS SEMI VOA INSTRUMENT PERFORMANCE CHECK  
DECAFLUOROTRIPHENYLPHOSPHINE (DFTPP)

Lab Name: TestAmerica Edison Job No.: 460-85482-1  
 SDG No.: \_\_\_\_\_  
 Lab File ID: L118433.D DFTPP Injection Date: 11/06/2014  
 Instrument ID: CBNAMS12 DFTPP Injection Time: 03:18  
 Analysis Batch No.: 260672

M/E	ION ABUNDANCE CRITERIA	% RELATIVE ABUNDANCE
51	30.0 - 60.0 % of mass 198	37.8
68	Less than 2.0 % of mass 69	0.3 (0.8)1
69	Mass 69 relative abundance	40.1
70	Less than 2.0 % of mass 69	0.0 (0.0)1
127	40.0 - 60.0 % of mass 198	45.2
197	Less than 1.0 % of mass 198	0.3
198	Base Peak, 100 % relative abundance	100.0
199	5.0- 9.0 % of mass 198	7.1
275	10.0 - 30.0 % of mass 198	29.6
365	Greater than 1.0 % of mass 198	4.0
441	Present but less than mass 443	19.8 (76.6)3
442	Greater than 40.0 % of mass 198	129.0
443	17.0 - 23.0 % of mass 442	25.8 (20.0)2

1-Value is % mass 69                      2-Value is % mass 442                      3-Value is % mass 443

THIS CHECK APPLIES TO THE FOLLOWING SAMPLES, MS, MSD, BLANKS AND STANDARDS:

CLIENT SAMPLE ID	LAB SAMPLE ID	LAB FILE ID	DATE ANALYZED	TIME ANALYZED
	CCVIS 460-260672/2	L118434.D	11/06/2014	03:46
	CCV 460-260672/3	L118435.D	11/06/2014	04:22
PMP-24-SW-VD	460-85482-10	L118456.D	11/06/2014	15:02

FORM V  
GC/MS SEMI VOA INSTRUMENT PERFORMANCE CHECK  
DECAFLUOROTRIPHENYLPHOSPHINE (DFTPP)

Lab Name: TestAmerica Edison Job No.: 460-85482-1  
 SDG No.: \_\_\_\_\_  
 Lab File ID: M86007.D DFTPP Injection Date: 10/26/2014  
 Instrument ID: CBNAMS6 DFTPP Injection Time: 11:18  
 Analysis Batch No.: 258369

M/E	ION ABUNDANCE CRITERIA	% RELATIVE ABUNDANCE
51	30.0 - 60.0 % of mass 198	50.4
68	Less than 2.0 % of mass 69	0.0 (0.0)1
69	Mass 69 relative abundance	72.1
70	Less than 2.0 % of mass 69	0.4 (0.5)1
127	40.0 - 60.0 % of mass 198	50.5
197	Less than 1.0 % of mass 198	0.0
198	Base Peak, 100 % relative abundance	100.0
199	5.0- 9.0 % of mass 198	6.8
275	10.0 - 30.0 % of mass 198	18.6
365	Greater than 1.0 % of mass 198	2.0
441	Present but less than mass 443	0.7 (6.3)3
442	Greater than 40.0 % of mass 198	57.5
443	17.0 - 23.0 % of mass 442	11.4 (19.8)2

1-Value is % mass 69                      2-Value is % mass 442                      3-Value is % mass 443

THIS CHECK APPLIES TO THE FOLLOWING SAMPLES, MS, MSD, BLANKS AND STANDARDS:

CLIENT SAMPLE ID	LAB SAMPLE ID	LAB FILE ID	DATE ANALYZED	TIME ANALYZED
	ICIS 460-258369/2	M86008.D	10/26/2014	12:00
	STD24 460-258369/3	M86009.D	10/26/2014	13:07
	STD16 460-258369/4	M86010.D	10/26/2014	13:28
	STD4 460-258369/5	M86011.D	10/26/2014	13:48
	STD2 460-258369/6	M86012.D	10/26/2014	14:09
	STD1 460-258369/7	M86013.D	10/26/2014	14:30
	STD02 460-258369/8	M86014.D	10/26/2014	14:50
	STD01 460-258369/9	M86015.D	10/26/2014	15:11
	STD10 460-258369/10	M86016.D	10/26/2014	15:31
	STD24 460-258369/11	M86017.D	10/26/2014	15:52
	STD16 460-258369/12	M86018.D	10/26/2014	16:13
	STD4 460-258369/13	M86019.D	10/26/2014	16:33
	STD2 460-258369/14	M86020.D	10/26/2014	16:54
	STD1 460-258369/15	M86021.D	10/26/2014	17:14

FORM V  
GC/MS SEMI VOA INSTRUMENT PERFORMANCE CHECK  
DECAFLUOROTRIPHENYLPHOSPHINE (DFTPP)

Lab Name: TestAmerica Edison Job No.: 460-85482-1  
 SDG No.: \_\_\_\_\_  
 Lab File ID: M86509.D DFTPP Injection Date: 11/05/2014  
 Instrument ID: CBNAMS6 DFTPP Injection Time: 03:05  
 Analysis Batch No.: 260393

M/E	ION ABUNDANCE CRITERIA	% RELATIVE ABUNDANCE
51	30.0 - 60.0 % of mass 198	48.0
68	Less than 2.0 % of mass 69	0.0 (0.0)1
69	Mass 69 relative abundance	70.1
70	Less than 2.0 % of mass 69	0.2 (0.3)1
127	40.0 - 60.0 % of mass 198	50.1
197	Less than 1.0 % of mass 198	0.0
198	Base Peak, 100 % relative abundance	100.0
199	5.0- 9.0 % of mass 198	6.5
275	10.0 - 30.0 % of mass 198	19.3
365	Greater than 1.0 % of mass 198	2.4
441	Present but less than mass 443	4.0 (27.0)3
442	Greater than 40.0 % of mass 198	76.3
443	17.0 - 23.0 % of mass 442	14.9 (19.6)2

1-Value is % mass 69                      2-Value is % mass 442                      3-Value is % mass 443

THIS CHECK APPLIES TO THE FOLLOWING SAMPLES, MS, MSD, BLANKS AND STANDARDS:

CLIENT SAMPLE ID	LAB SAMPLE ID	LAB FILE ID	DATE ANALYZED	TIME ANALYZED
	CCVIS 460-260393/2	M86510.D	11/05/2014	03:35
	CCV 460-260393/3	M86511.D	11/05/2014	04:03
	MB 460-260289/1-A	M86525.D	11/05/2014	08:54
	LCS 460-260289/4-A	M86528.D	11/05/2014	09:55
	LCSD 460-260289/5-A	M86529.D	11/05/2014	10:16
Field Blank_20141030	460-85482-29	M86538.D	11/05/2014	13:21
	LCS 460-260289/2-A	M86539.D	11/05/2014	13:41
	LCSD 460-260289/3-A	M86540.D	11/05/2014	14:02

FORM VIII  
GC/MS SEMI VOA INTERNAL STANDARD AREA AND RETENTION TIME SUMMARY

Lab Name: TestAmerica Edison Job No.: 460-85482-1  
 SDG No.: \_\_\_\_\_  
 Sample No.: CCVIS 460-260144/2 Date Analyzed: 11/04/2014 04:51  
 Instrument ID: CBNAMS12 GC Column: Rtxi-5Sil MS ID: 0.25 (mm)  
 Lab File ID (Standard): L118377.D Heated Purge: (Y/N) N  
 Calibration ID: 43790

	DCB		NPT		ANT	
	AREA #	RT #	AREA #	RT #	AREA #	RT #
12/24 HOUR STD	273258	4.12	896646	5.41	411033	7.17
UPPER LIMIT	546516	4.62	1793292	5.91	822066	7.67
LOWER LIMIT	136629	3.62	448323	4.91	205517	6.67
LAB SAMPLE ID	CLIENT SAMPLE ID					
LCS 460-260126/17-A	400154	4.12	1375051	5.41	653293	7.16
MB 460-260126/1-A	392311	4.12	1372129	5.41	660737	7.16
LCS 460-260126/2-A	403676	4.12	1344808	5.41	622526	7.17
460-85533-E-1-A MS	346290	4.13	1185273	5.41	569670	7.17
460-85533-E-1-B MSD	352214	4.13	1211889	5.41	584700	7.17

DCB = 1,4-Dichlorobenzene-d4  
 NPT = Naphthalene-d8  
 ANT = Acenaphthene-d10

Area Limit = 50%-200% of internal standard area  
 RT Limit = ± 0.5 minutes of internal standard RT

# Column used to flag values outside QC limits

FORM VIII  
GC/MS SEMI VOA INTERNAL STANDARD AREA AND RETENTION TIME SUMMARY

Lab Name: TestAmerica Edison Job No.: 460-85482-1  
 SDG No.: \_\_\_\_\_  
 Sample No.: CCVIS 460-260144/2 Date Analyzed: 11/04/2014 04:51  
 Instrument ID: CBNAMS12 GC Column: Rtxi-5Sil MS ID: 0.25(mm)  
 Lab File ID (Standard): L118377.D Heated Purge: (Y/N) N  
 Calibration ID: 43790

	PHN		CRY		PRY	
	AREA #	RT #	AREA #	RT #	AREA #	RT #
12/24 HOUR STD	549003	8.63	417297	11.35	408920	13.23
UPPER LIMIT	1098006	9.13	834594	11.85	817840	13.73
LOWER LIMIT	274502	8.13	208649	10.85	204460	12.73
LAB SAMPLE ID	CLIENT SAMPLE ID					
LCS 460-260126/17-A	859536	8.63	611429	11.35	476590	13.22
MB 460-260126/1-A	852903	8.63	570125	11.35	444693	13.22
LCS 460-260126/2-A	825565	8.63	588346	11.35	497888	13.22
460-85533-E-1-A MS	776614	8.63	573555	11.35	492238	13.22
460-85533-E-1-B MSD	787075	8.63	584656	11.35	504323	13.23

PHN = Phenanthrene-d10  
 CRY = Chrysene-d12  
 PRY = Perylene-d12

Area Limit = 50%-200% of internal standard area  
 RT Limit = ± 0.5 minutes of internal standard RT

# Column used to flag values outside QC limits

FORM VIII  
GC/MS SEMI VOA INTERNAL STANDARD AREA AND RETENTION TIME SUMMARY

Lab Name: TestAmerica Edison Job No.: 460-85482-1  
 SDG No.: \_\_\_\_\_  
 Sample No.: CCVIS 460-260672/2 Date Analyzed: 11/06/2014 03:46  
 Instrument ID: CBNAMS12 GC Column: Rtxi-5Sil MS ID: 0.25(mm)  
 Lab File ID (Standard): L118434.D Heated Purge: (Y/N) N  
 Calibration ID: 43790

	DCB		NPT		ANT			
	AREA #	RT #	AREA #	RT #	AREA #	RT #		
12/24 HOUR STD	256255	4.14	869107	5.44	401471	7.19		
UPPER LIMIT	512510	4.64	1738214	5.94	802942	7.69		
LOWER LIMIT	128128	3.64	434554	4.94	200736	6.69		
LAB SAMPLE ID	CLIENT SAMPLE ID							
460-85482-10	PMP-24-SW-VD		310036	4.14	1020354	5.43	432032	7.19

DCB = 1,4-Dichlorobenzene-d4  
 NPT = Naphthalene-d8  
 ANT = Acenaphthene-d10

Area Limit = 50%-200% of internal standard area  
 RT Limit = ± 0.5 minutes of internal standard RT

# Column used to flag values outside QC limits

FORM VIII  
GC/MS SEMI VOA INTERNAL STANDARD AREA AND RETENTION TIME SUMMARY

Lab Name: TestAmerica Edison Job No.: 460-85482-1  
 SDG No.: \_\_\_\_\_  
 Sample No.: CCVIS 460-260672/2 Date Analyzed: 11/06/2014 03:46  
 Instrument ID: CBNAMS12 GC Column: Rtxi-5Sil MS ID: 0.25(mm)  
 Lab File ID (Standard): L118434.D Heated Purge: (Y/N) N  
 Calibration ID: 43790

	PHN		CRY		PRY			
	AREA #	RT #	AREA #	RT #	AREA #	RT #		
12/24 HOUR STD	573830	8.66	557887	11.38	625476	13.25		
UPPER LIMIT	1147660	9.16	1115774	11.88	1250952	13.75		
LOWER LIMIT	286915	8.16	278944	10.88	312738	12.75		
LAB SAMPLE ID	CLIENT SAMPLE ID							
460-85482-10	PMP-24-SW-VD		597801	8.65	562077	11.37	642846	13.25

PHN = Phenanthrene-d10  
 CRY = Chrysene-d12  
 PRY = Perylene-d12

Area Limit = 50%-200% of internal standard area  
 RT Limit = ± 0.5 minutes of internal standard RT

# Column used to flag values outside QC limits

FORM VIII  
GC/MS SEMI VOA INTERNAL STANDARD AREA AND RETENTION TIME SUMMARY

Lab Name: TestAmerica Edison Job No.: 460-85482-1  
 SDG No.: \_\_\_\_\_  
 Sample No.: CCVIS 460-260393/2 Date Analyzed: 11/05/2014 03:35  
 Instrument ID: CBNAMS6 GC Column: Rtxi-5Sil MS ID: 0.25(mm)  
 Lab File ID (Standard): M86510.D Heated Purge: (Y/N) N  
 Calibration ID: 44155

	DCB		NPT		ANT		
	AREA #	RT #	AREA #	RT #	AREA #	RT #	
12/24 HOUR STD	228367	4.42	854726	5.71	393261	7.47	
UPPER LIMIT	456734	4.92	1709452	6.21	786522	7.97	
LOWER LIMIT	114184	3.92	427363	5.21	196631	6.97	
LAB SAMPLE ID	CLIENT SAMPLE ID						
MB 460-260289/1-A		169783	4.41	672858	5.69	330348	7.46
LCS 460-260289/4-A		170654	4.41	640186	5.70	316767	7.45
LCSD 460-260289/5-A		171824	4.41	670112	5.70	335008	7.45
460-85482-29	Field Blank_20141030	176971	4.41	657206	5.70	329296	7.46
LCS 460-260289/2-A		236106	4.41	856978	5.70	408718	7.46
LCSD 460-260289/3-A		260911	4.41	912654	5.70	432406	7.46

DCB = 1,4-Dichlorobenzene-d4  
 NPT = Naphthalene-d8  
 ANT = Acenaphthene-d10

Area Limit = 50%-200% of internal standard area  
 RT Limit = ± 0.5 minutes of internal standard RT

# Column used to flag values outside QC limits



FORM VIII  
GC/MS SEMI VOA INTERNAL STANDARD AREA AND RETENTION TIME SUMMARY

Lab Name: TestAmerica Edison Job No.: 460-85482-1  
 SDG No.: \_\_\_\_\_  
 Sample No.: CCVIS 460-260393/2 Date Analyzed: 11/05/2014 03:35  
 Instrument ID: CBNAMS6 GC Column: Rtxi-5Sil MS ID: 0.25(mm)  
 Lab File ID (Standard): M86510.D Heated Purge: (Y/N) N  
 Calibration ID: 44155

	PHN		CRY		PRY		
	AREA #	RT #	AREA #	RT #	AREA #	RT #	
12/24 HOUR STD	578851	8.94	441859	11.74	338859	13.69	
UPPER LIMIT	1157702	9.44	883718	12.24	677718	14.19	
LOWER LIMIT	289426	8.44	220930	11.24	169430	13.19	
LAB SAMPLE ID	CLIENT SAMPLE ID						
MB 460-260289/1-A	506341	8.92	332468	11.72	226191	13.68	
LCS 460-260289/4-A	479057	8.93	346621	11.72	234373	13.68	
LCSD 460-260289/5-A	504090	8.93	338210	11.72	246572	13.68	
460-85482-29	Field Blank_20141030	476828	8.93	347497	11.72	231169	13.68
LCS 460-260289/2-A	569488	8.93	395365	11.73	298901	13.69	
LCSD 460-260289/3-A	595243	8.93	394355	11.73	309143	13.69	

PHN = Phenanthrene-d10  
 CRY = Chrysene-d12  
 PRY = Perylene-d12

Area Limit = 50%-200% of internal standard area  
 RT Limit = ± 0.5 minutes of internal standard RT

# Column used to flag values outside QC limits

FORM I  
GC/MS SEMI VOA ORGANICS ANALYSIS DATA SHEET

Lab Name: TestAmerica Edison Job No.: 460-85482-1  
 SDG No.: \_\_\_\_\_  
 Client Sample ID: PMP-24-SW-VD Lab Sample ID: 460-85482-10  
 Matrix: Solid Lab File ID: L118456.D  
 Analysis Method: 8270C Date Collected: 10/30/2014 13:59  
 Extract. Method: 3546 Date Extracted: 11/03/2014 20:09  
 Sample wt/vol: 15.0000(g) Date Analyzed: 11/06/2014 15:02  
 Con. Extract Vol.: 1(mL) Dilution Factor: 5  
 Injection Volume: 1(uL) Level: (low/med) Low  
 % Moisture: 10.6 GPC Cleanup: (Y/N) N  
 Analysis Batch No.: 260672 Units: ug/Kg

CAS NO.	COMPOUND NAME	RESULT	Q	RL	MDL
95-94-3	1,2,4,5-Tetrachlorobenzene	320	J	1800	140
108-60-1	2,2'-oxybis[1-chloropropane]	76	U	1800	76
58-90-2	2,3,4,6-Tetrachlorophenol	170	U	1800	170
95-95-4	2,4,5-Trichlorophenol	180	U	1800	180
88-06-2	2,4,6-Trichlorophenol	53	U	740	53
120-83-2	2,4-Dichlorophenol	44	U	1800	44
105-67-9	2,4-Dimethylphenol	410	U	1800	410
51-28-5	2,4-Dinitrophenol	1400	U	1500	1400
121-14-2	2,4-Dinitrotoluene	73	U	370	73
606-20-2	2,6-Dinitrotoluene	98	U	370	98
91-58-7	2-Chloronaphthalene	42	U	1800	42
95-57-8	2-Chlorophenol	47	U	1800	47
91-57-6	2-Methylnaphthalene	4600		1800	41
95-48-7	2-Methylphenol	81	U	1800	81
88-74-4	2-Nitroaniline	61	U	1800	61
88-75-5	2-Nitrophenol	62	U	1800	62
91-94-1	3,3'-Dichlorobenzidine	210	U	740	210
99-09-2	3-Nitroaniline	55	U	1800	55
534-52-1	4,6-Dinitro-2-methylphenol	490	U	1500	490
101-55-3	4-Bromophenyl phenyl ether	58	U	1800	58
59-50-7	4-Chloro-3-methylphenol	79	U	1800	79
106-47-8	4-Chloroaniline	560	J	1800	48
7005-72-3	4-Chlorophenyl phenyl ether	55	U	1800	55
106-44-5	4-Methylphenol	50	U	1800	50
100-01-6	4-Nitroaniline	70	U	1800	70
100-02-7	4-Nitrophenol	890	U	3700	890
83-32-9	Acenaphthene	400	J	1800	45
208-96-8	Acenaphthylene	48	U	1800	48
98-86-2	Acetophenone	40	U	1800	40
120-12-7	Anthracene	180	U	1800	180
1912-24-9	Atrazine	82	U	740	82
100-52-7	Benzaldehyde	140	U	1800	140
56-55-3	Benzo[a]anthracene	150	U	180	150
50-32-8	Benzo[a]pyrene	56	U	180	56

FORM I  
GC/MS SEMI VOA ORGANICS ANALYSIS DATA SHEET

Lab Name: TestAmerica Edison Job No.: 460-85482-1  
 SDG No.: \_\_\_\_\_  
 Client Sample ID: PMP-24-SW-VD Lab Sample ID: 460-85482-10  
 Matrix: Solid Lab File ID: L118456.D  
 Analysis Method: 8270C Date Collected: 10/30/2014 13:59  
 Extract. Method: 3546 Date Extracted: 11/03/2014 20:09  
 Sample wt/vol: 15.0000(g) Date Analyzed: 11/06/2014 15:02  
 Con. Extract Vol.: 1(mL) Dilution Factor: 5  
 Injection Volume: 1(uL) Level: (low/med) Low  
 % Moisture: 10.6 GPC Cleanup: (Y/N) N  
 Analysis Batch No.: 260672 Units: ug/Kg

CAS NO.	COMPOUND NAME	RESULT	Q	RL	MDL
205-99-2	Benzo[b]fluoranthene	72	U	180	72
191-24-2	Benzo[g,h,i]perylene	110	U	1800	110
207-08-9	Benzo[k]fluoranthene	81	U	180	81
111-91-1	Bis(2-chloroethoxy)methane	58	U	1800	58
111-44-4	Bis(2-chloroethyl)ether	44	U *	180	44
117-81-7	Bis(2-ethylhexyl) phthalate	240	J	1800	72
85-68-7	Butyl benzyl phthalate	57	U	1800	57
105-60-2	Caprolactam	130	U	1800	130
86-74-8	Carbazole	46	U	1800	46
218-01-9	Chrysene	50	U	1800	50
53-70-3	Dibenz(a,h)anthracene	96	U	180	96
132-64-9	Dibenzofuran	56	U	1800	56
84-66-2	Diethyl phthalate	53	U	1800	53
131-11-3	Dimethyl phthalate	54	U	1800	54
84-74-2	Di-n-butyl phthalate	55	U	1800	55
117-84-0	Di-n-octyl phthalate	94	U	1800	94
92-52-4	Diphenyl	1100	J	1800	160
206-44-0	Fluoranthene	55	U	1800	55
86-73-7	Fluorene	260	J	1800	40
118-74-1	Hexachlorobenzene	75	U	180	75
87-68-3	Hexachlorobutadiene	52	U	370	52
77-47-4	Hexachlorocyclopentadiene	120	U	1800	120
67-72-1	Hexachloroethane	68	U	180	68
193-39-5	Indeno[1,2,3-cd]pyrene	120	U	180	120
78-59-1	Isophorone	40	U	740	40
91-20-3	Naphthalene	700	J	1800	47
98-95-3	Nitrobenzene	58	U	180	58
621-64-7	N-Nitrosodi-n-propylamine	62	U	180	62
86-30-6	N-Nitrosodiphenylamine	170	U	1800	170
87-86-5	Pentachlorophenol	220	U	1500	220
85-01-8	Phenanthrene	530	J	1800	49
108-95-2	Phenol	60	U	1800	60
129-00-0	Pyrene	84	U	1800	84

FORM I  
GC/MS SEMI VOA ORGANICS ANALYSIS DATA SHEET

Lab Name: TestAmerica Edison Job No.: 460-85482-1  
 SDG No.: \_\_\_\_\_  
 Client Sample ID: PMP-24-SW-VD Lab Sample ID: 460-85482-10  
 Matrix: Solid Lab File ID: L118456.D  
 Analysis Method: 8270C Date Collected: 10/30/2014 13:59  
 Extract. Method: 3546 Date Extracted: 11/03/2014 20:09  
 Sample wt/vol: 15.0000(g) Date Analyzed: 11/06/2014 15:02  
 Con. Extract Vol.: 1(mL) Dilution Factor: 5  
 Injection Volume: 1(uL) Level: (low/med) Low  
 % Moisture: 10.6 GPC Cleanup: (Y/N) N  
 Analysis Batch No.: 260672 Units: ug/Kg

CAS NO.	SURROGATE	%REC	Q	LIMITS
4165-60-0	Nitrobenzene-d5	78		38-105
4165-62-2	Phenol-d5	71		41-118
1718-51-0	Terphenyl-d14	81		16-151
118-79-6	2,4,6-Tribromophenol	71		10-120
367-12-4	2-Fluorophenol	68		37-125
321-60-8	2-Fluorobiphenyl	86		40-109

FORM I  
GC/MS SEMI VOA ORGANICS ANALYSIS DATA SHEET  
TENTATIVELY IDENTIFIED COMPOUNDS

Lab Name: TestAmerica Edison Job No.: 460-85482-1  
 SDG No.: \_\_\_\_\_  
 Client Sample ID: PMP-24-SW-VD Lab Sample ID: 460-85482-10  
 Matrix: Solid Lab File ID: L118456.D  
 Analysis Method: 8270C Date Collected: 10/30/2014 13:59  
 Extract. Method: 3546 Date Extracted: 11/03/2014 20:09  
 Sample wt/vol: 15.0000(g) Date Analyzed: 11/06/2014 15:02  
 Con. Extract Vol.: 1(mL) Dilution Factor: 5  
 Injection Volume: 1(uL) Level: (low/med) Low  
 % Moisture: 10.6 GPC Cleanup: (Y/N) N  
 Analysis Batch No.: 260672 Units: ug/Kg  
 Number TICs Found: 15 TIC Result Total: 402000

CAS NO.	COMPOUND NAME	RT	RESULT	Q
88-73-3	Benzene, 1-chloro-2-nitro-	5.81	76000	J N
544-76-3	Hexadecane	7.66	14000	J N
13029-08-8	1,1'-Biphenyl, 2,2'-dichloro-	7.85	33000	J N
2050-68-2	1,1'-Biphenyl, 4,4'-dichloro-	8.25	30000	J N
38444-90-5	1,1'-Biphenyl, 3,4,4'-Trichloro-	8.61	38000	J N
15862-07-4	1,1'-Biphenyl, 2,4,5-trichloro-	8.77	23000	J N
38444-81-4	1,1'-Biphenyl, 2,3',5-trichloro-	9.02	48000	J N
55702-46-0	1,1'-Biphenyl, 2,3,4-trichloro-	9.09	26000	J N
16606-02-3	1,1'-Biphenyl, 2,4',5-trichloro-	9.15	14000	J N
41464-42-0	1,1'-Biphenyl, 2,3',5,5'-tetrachloro-	9.28	17000	J N
41464-42-0	1,1'-Biphenyl, 2,3',5,5'-tetrachloro-	9.32	13000	J N
41464-42-0	1,1'-Biphenyl, 2,3',5,5'-tetrachloro-	9.45	17000	J N
32598-13-3	1,1'-Biphenyl, 3,3',4,4'-tetrachloro-	9.78	19000	J N
38380-01-7	1,1'-Biphenyl, 2,2',4,4',5-pentachloro-	9.79	19000	J N
32598-13-3	1,1'-Biphenyl, 3,3',4,4'-tetrachloro-	9.92	15000	J N

TestAmerica Edison  
Target Compound Quantitation Report

Data File: \\EDICHROM\ChromData\CBNAMS12\20141106-20230.b\L118456.D  
 Lims ID: 460-85482-E-10-C Lab Sample ID: 460-85482-10  
 Client ID: PMP-24-SW-VD  
 Sample Type: Client  
 Inject. Date: 06-Nov-2014 15:02:30 ALS Bottle#: 24 Worklist Smp#: 23  
 Injection Vol: 1.0 ul Dil. Factor: 5.0000  
 Sample Info: 460-0020230-023  
 Operator ID: BNA 12 Instrument ID: CBNAMS12  
 Method: \\EDICHROM\ChromData\CBNAMS12\20141106-20230.b\8270\_12R\_9.m  
 Limit Group: SV 8270 ICAL  
 Last Update: 06-Nov-2014 15:53:55 Calib Date: 12-Oct-2014 21:39:30  
 Integrator: RTE ID Type: RT Order ID  
 Quant Method: Internal Standard Quant By: Initial Calibration  
 Last ICal File: \\EDICHROM\ChromData\CBNAMS12\20141010-19189.b\L117531.D  
 Column 1 : Rtxi-5Sil MS ( 0.25 mm) Det: MS SCAN  
 Process Host: XAWRK049

First Level Reviewer: bayoumiw

Date: 06-Nov-2014 15:53:55

Compound	Sig	RT (min.)	Adj RT (min.)	Dlt RT (min.)	Q	Response	OnCol Amt ug/ml	Flags
\$ 4 2-Fluorophenol	112	2.858	2.852	0.006	92	71872	6.76	
\$ 6 Phenol-d5	99	3.782	3.788	-0.006	69	90436	7.06	
* 13 1,4-Dichlorobenzene-d4	152	4.141	4.141	0.000	97	310036	40.0	
\$ 25 Nitrobenzene-d5	82	4.705	4.711	-0.006	89	78039	7.79	
* 35 Naphthalene-d8	136	5.429	5.435	-0.006	100	1020354	40.0	
36 Naphthalene	128	5.452	5.458	-0.006	99	49390	1.89	
37 4-Chloroaniline	127	5.523	5.517	0.006	83	16881	1.51	
41 2-Methylnaphthalene	142	6.152	6.152	0.000	84	210086	12.3	
44 1,2,4,5-Tetrachlorobenzene	216	6.329	6.329	0.000	69	5207	0.8670	
\$ 48 2-Fluorobiphenyl	172	6.523	6.529	-0.006	82	131293	8.56	
49 1,1'-Biphenyl	154	6.623	6.623	0.000	94	47267	2.98	
* 61 Acenaphthene-d10	164	7.188	7.193	-0.005	89	432032	40.0	
62 Acenaphthene	154	7.217	7.223	-0.006	63	12821	1.07	
70 Fluorene	166	7.729	7.734	-0.005	56	9222	0.7050	
\$ 76 2,4,6-Tribromophenol	330	7.970	7.976	-0.006	82	18233	7.08	
* 83 Phenanthrene-d10	188	8.652	8.652	0.000	87	597801	40.0	
84 Phenanthrene	178	8.682	8.681	0.001	1	22846	1.43	
\$ 91 Terphenyl-d14	244	10.223	10.228	-0.005	93	102891	8.11	
* 96 Chrysene-d12	240	11.370	11.370	0.000	99	562077	40.0	
98 Bis(2-ethylhexyl) phthalat	149	11.411	11.416	-0.005	39	6624	0.6499	
* 103 Perylene-d12	264	13.246	13.246	0.000	98	642846	40.0	

**Reagents:**

SM\_ISTD\_00064 Amount Added: 20.00 Units: uL Run Reagent

TestAmerica Edison  
Tentatively Identified Quantitation Report

Data File: \\EDICHROM\ChromData\CBNAMS12\20141106-20230.b\L118456.D  
 Lims ID: 460-85482-E-10-C Lab Sample ID: 460-85482-10  
 Client ID: PMP-24-SW-VD  
 Sample Type: Client  
 Inject. Date: 06-Nov-2014 15:02:30 ALS Bottle#: 24 Worklist Smp#: 23  
 Injection Vol: 1.0 ul Dil. Factor: 5.0000  
 Sample Info: 460-0020230-023  
 Operator ID: BNA 12 Instrument ID: CBNAMS12  
 Method: \\EDICHROM\ChromData\CBNAMS12\20141106-20230.b\8270\_12R\_9.m  
 Limit Group: SV 8270 ICAL  
 Last Update: 06-Nov-2014 15:53:55 Calib Date: 12-Oct-2014 21:39:30  
 Tic RT Window: 0.000 -0.000 Response: area  
 Quant By: Nearest ISTD Quant LOD: 10.00000  
 MS Library: \\EDICHROM\ChromData\Database\NIST02.L  
 Min. Match: 80  
 Column 1 : Rtxi-5Sil MS ( 0.25 mm) Det: MS SCAN  
 Process Host: XAWRK049  
 First Level Reviewer: bayoumiw Date: 06-Nov-2014 15:53:55

## Tentative Identified Compound Results

RT	Response	Amount ug/ml	Quant Cpnd	Qual	Lib Entry	Molecular Formula	Mol. Weight	Flags
88-73-3	Benzene, 1-chloro-2-nitro-							
5.805	11867120	204.4	35	98	27936	C6H4ClNO2	157	
544-76-3	Hexadecane							
7.658	2420055	37.8	61	97	73965	C16H34	226	
13029-08-8	1,1'-Biphenyl, 2,2'-dichloro-							
7.846	5715971	89.3	61	99	70596	C12H8Cl2	222	
2050-68-2	1,1'-Biphenyl, 4,4'-dichloro-							
8.246	9741439	79.7	83	99	70598	C12H8Cl2	222	
38444-90-5	1,1'-Biphenyl, 3,4,4'-Trichloro-							
8.611	12602472	103.2	83	98	91794	C12H7Cl3	256	
15862-07-4	1,1'-Biphenyl, 2,4,5-trichloro-							
8.770	7421627	60.8	83	99	91784	C12H7Cl3	256	
38444-81-4	1,1'-Biphenyl, 2,3',5-trichloro-							
9.017	15636918	128.0	83	99	91790	C12H7Cl3	256	
55702-46-0	1,1'-Biphenyl, 2,3,4-trichloro-							
9.087	8530962	69.8	83	99	91782	C12H7Cl3	256	
16606-02-3	1,1'-Biphenyl, 2,4',5-trichloro-							
9.152	4613368	37.8	83	99	91788	C12H7Cl3	256	
41464-42-0	1,1'-Biphenyl, 2,3',5,5'-tetrachloro-							
9.282	5657320	46.3	83	99	111739	C12H6Cl4	290	
41464-42-0	1,1'-Biphenyl, 2,3',5,5'-tetrachloro-							
9.317	4412827	36.1	83	99	111730	C12H6Cl4	290	
41464-42-0	1,1'-Biphenyl, 2,3',5,5'-tetrachloro-							
9.446	5523003	45.2	83	99	111739	C12H6Cl4	290	

Data File: \\EDICHROM\ChromData\CBNAMS12\20141106-20230.b\L118456.D

RT	Response	Amount ug/ml	Quant Cpnd	Qual	Lib Entry	Molecular Formula	Mol. Weight	Flags
9.776	6101996	50.0	83	99	111742	C12H6Cl4	290	
9.793	6173649	50.5	83	98	129505	C12H5Cl5	324	
9.923	4823431	39.5	83	99	111742	C12H6Cl4	290	

## Quantitation Compounds

Compound	RT	Response	Amount ug/ml
* 35 Naphthalene-d8	5.429	2322156	40.0
* 61 Acenaphthene-d10	7.188	2559253	40.0
* 83 Phenanthrene-d10	8.658	4886133	40.0

## QC Flag Legend

Processing Flags

## Reagents:

SM\_ISTD\_00064

Amount Added: 20.00

Units: uL

Run Reagent



TestAmerica Edison

Data File: \\EDICHROM\ChromData\CBNAMS12\20141106-20230.b\L118456.D

Injection Date: 06-Nov-2014 15:02:30

Instrument ID: CBNAMS12

Operator ID: BNA 12

Lims ID: 460-85482-E-10-C

Lab Sample ID: 460-85482-10

Worklist Smp#: 23

Client ID: PMP-24-SW-VD

Injection Vol: 1.0 ul

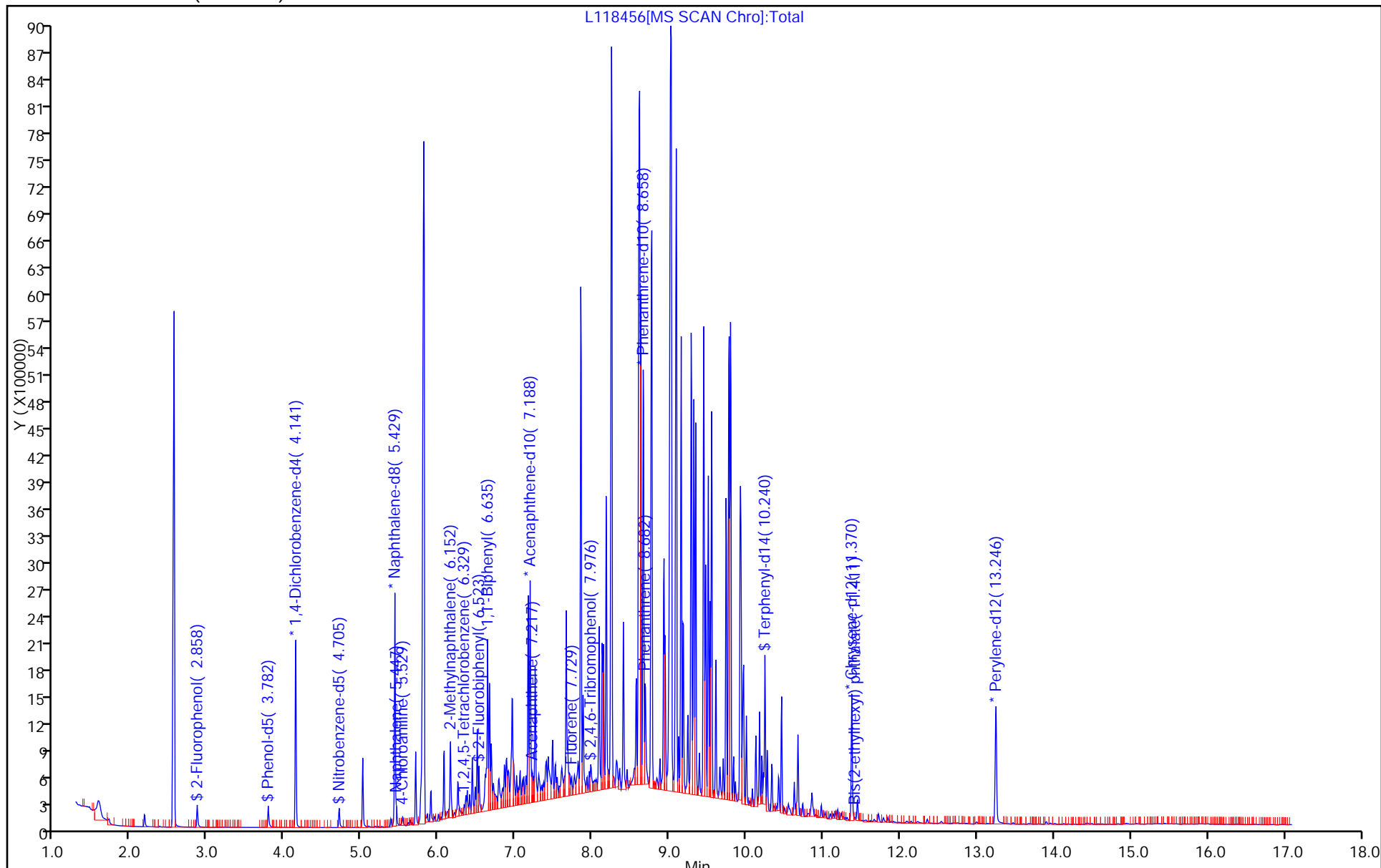
Dil. Factor: 5.0000

ALS Bottle#: 24

Method: 8270\_12R\_9

Limit Group: SV 8270 ICAL

Column: Rtxi-5Sil MS (0.25 mm)



TestAmerica Edison

Data File: \\EDICHROM\ChromData\CBNAMS12\20141106-20230.b\L118456.D

Injection Date: 06-Nov-2014 15:02:30

Instrument ID: CBNAMS12

Lims ID: 460-85482-E-10-C

Lab Sample ID: 460-85482-10

Client ID: PMP-24-SW-VD

Operator ID: BNA 12

ALS Bottle#: 24

Worklist Smp#: 23

Injection Vol: 1.0 ul

Dil. Factor: 5.0000

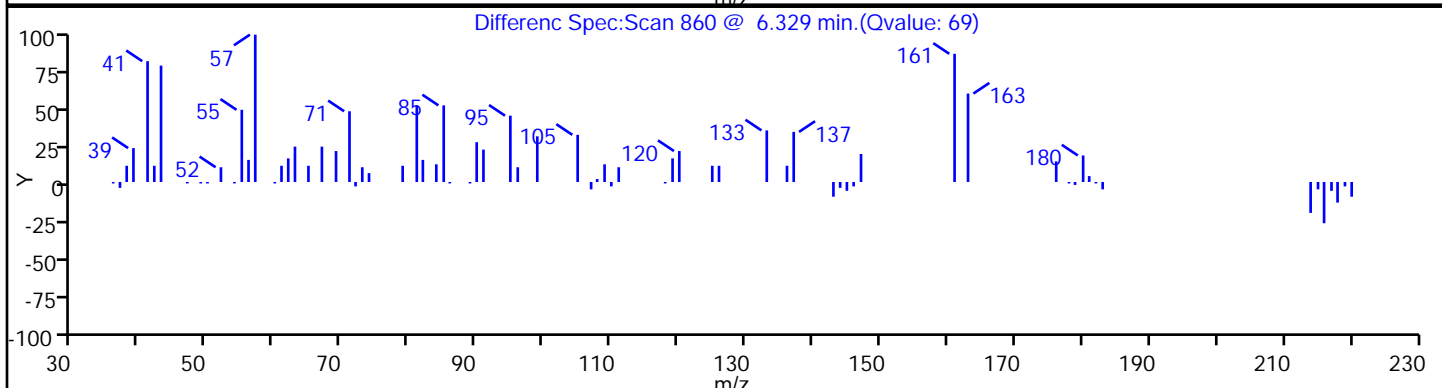
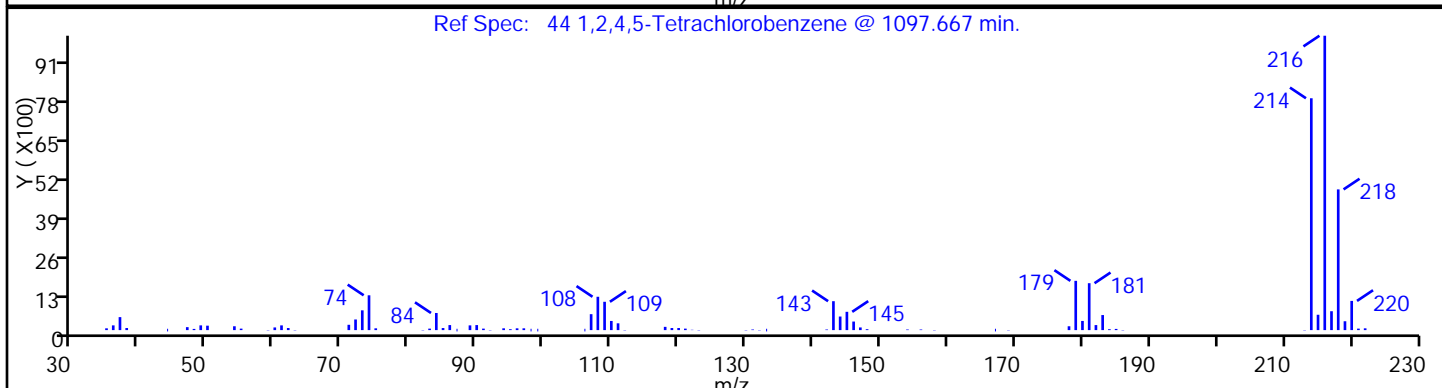
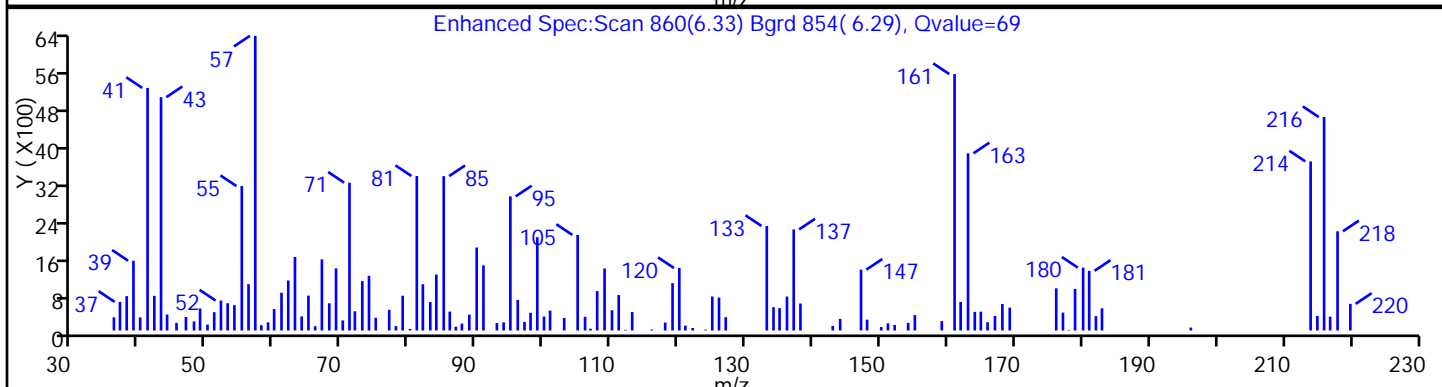
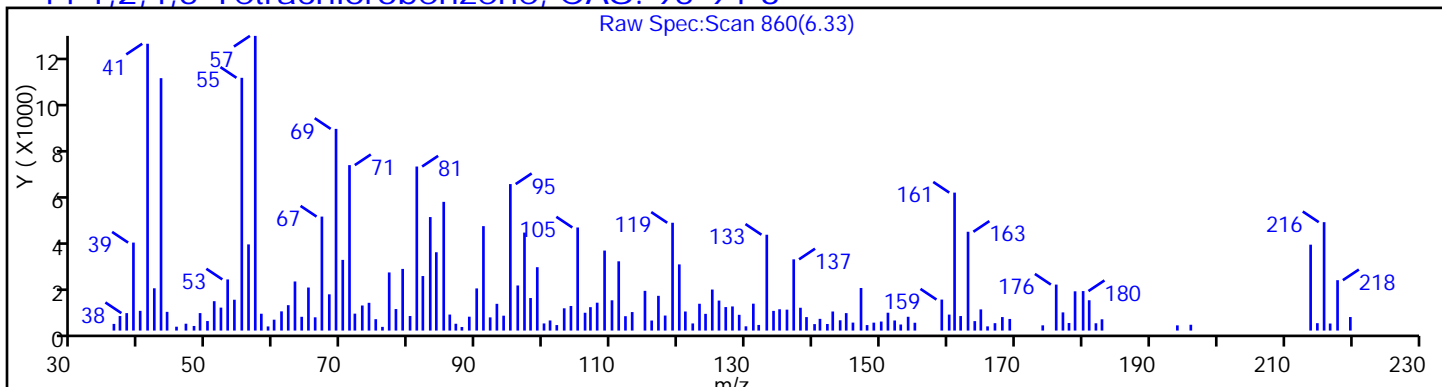
Method: 8270\_12R\_9

Limit Group: SV 8270 ICAL

Column: Rtxi-5Sil MS (0.25 mm)

Detector: MS SCAN

44 1,2,4,5-Tetrachlorobenzene, CAS: 95-94-3



TestAmerica Edison

Data File: \\EDICHROM\ChromData\CBNAMS12\20141106-20230.b\L118456.D

Injection Date: 06-Nov-2014 15:02:30

Instrument ID: CBNAMS12

Lims ID: 460-85482-E-10-C

Lab Sample ID: 460-85482-10

Client ID: PMP-24-SW-VD

Operator ID: BNA 12

ALS Bottle#: 24

Worklist Smp#: 23

Injection Vol: 1.0 ul

Dil. Factor: 5.0000

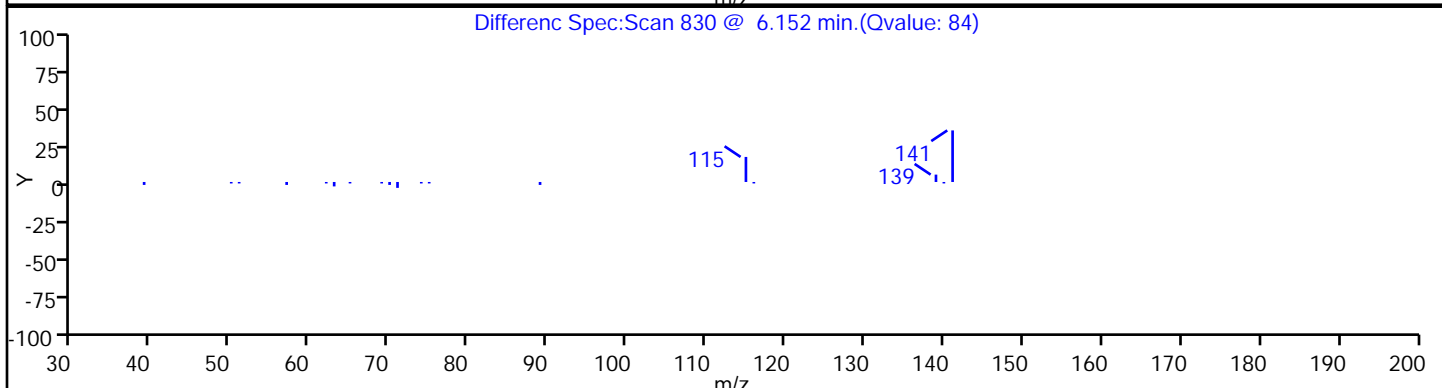
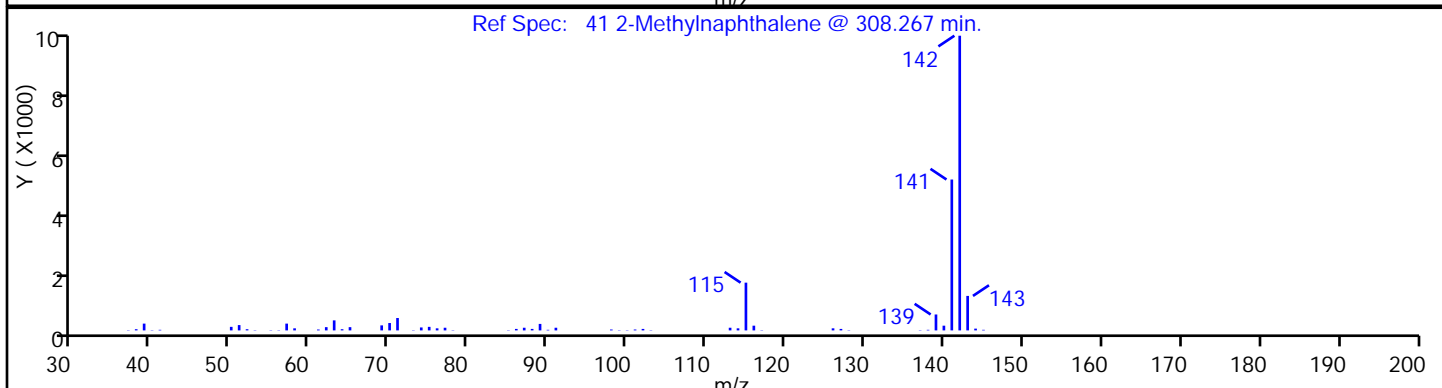
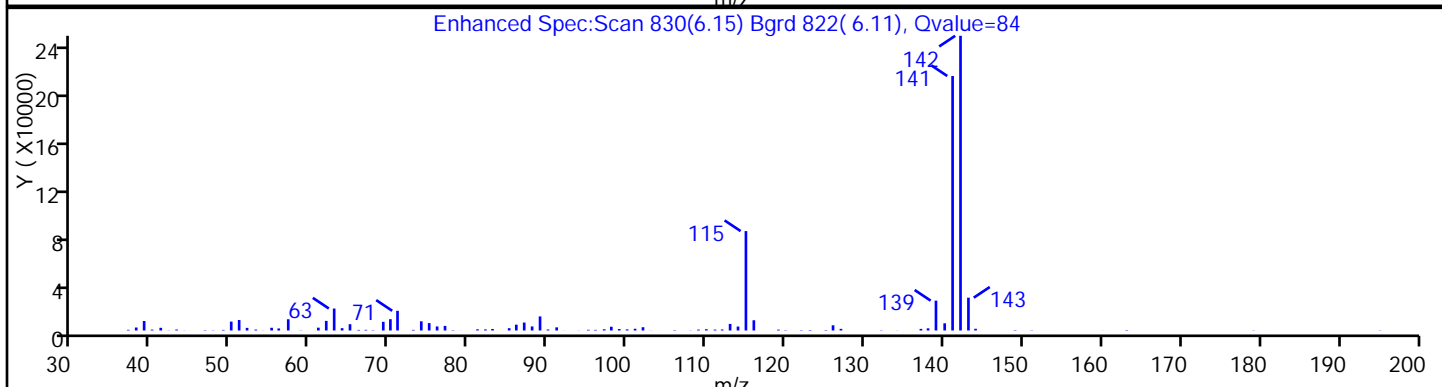
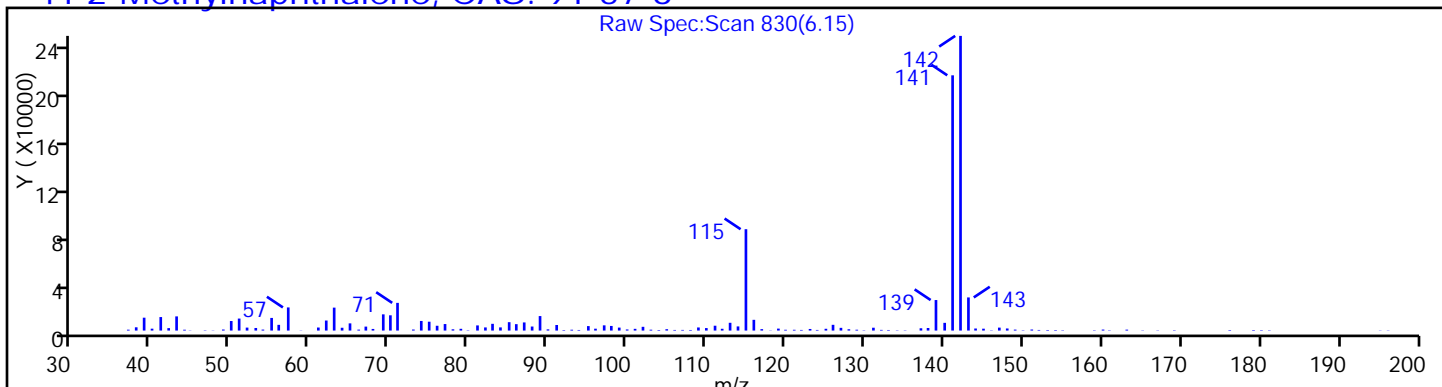
Method: 8270\_12R\_9

Limit Group: SV 8270 ICAL

Column: Rtxi-5Sil MS (0.25 mm)

Detector: MS SCAN

41 2-Methylnaphthalene, CAS: 91-57-6



TestAmerica Edison

Data File: \\EDICHROM\ChromData\CBNAMS12\20141106-20230.b\L118456.D

Injection Date: 06-Nov-2014 15:02:30

Instrument ID: CBNAMS12

Lims ID: 460-85482-E-10-C

Lab Sample ID: 460-85482-10

Client ID: PMP-24-SW-VD

Operator ID: BNA 12

ALS Bottle#: 24 Worklist Smp#: 23

Injection Vol: 1.0 ul

Dil. Factor: 5.0000

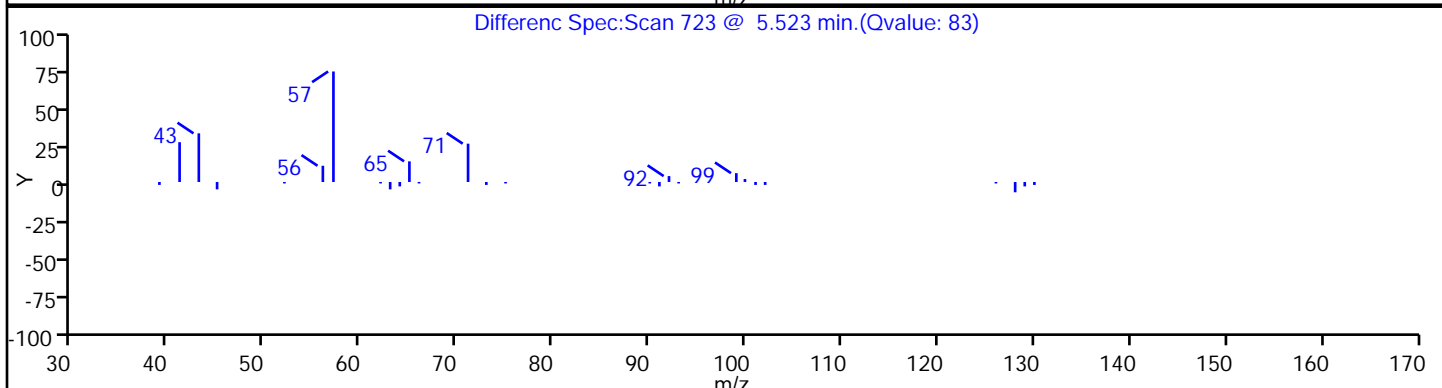
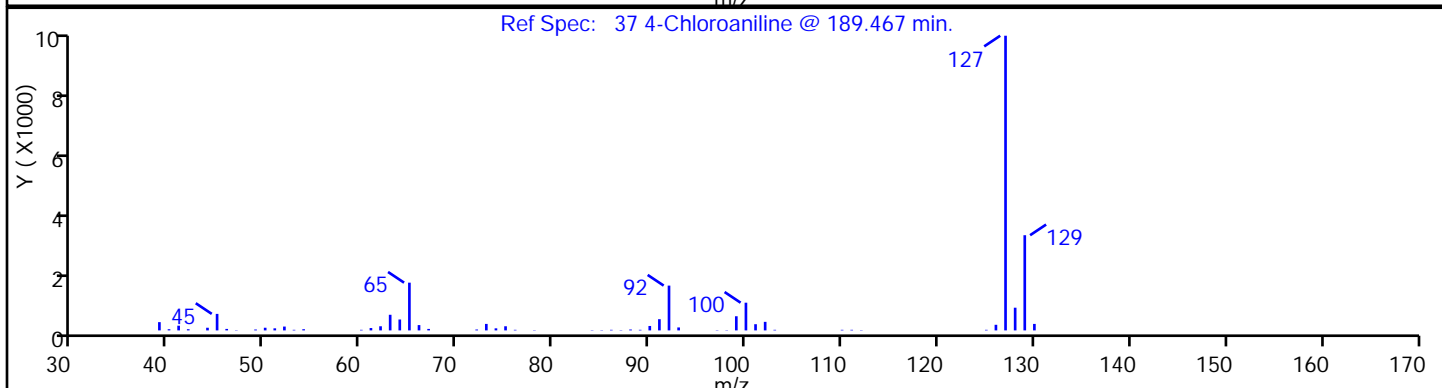
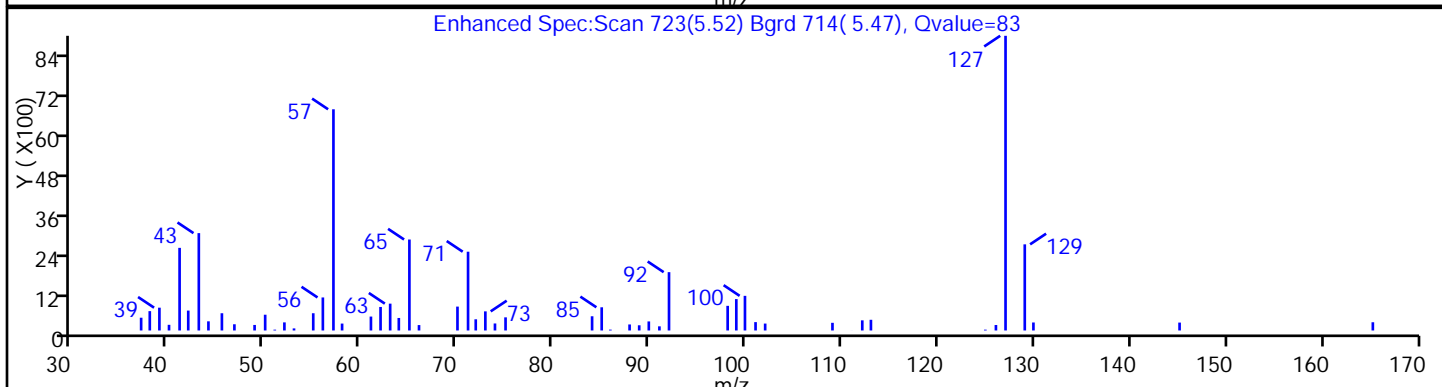
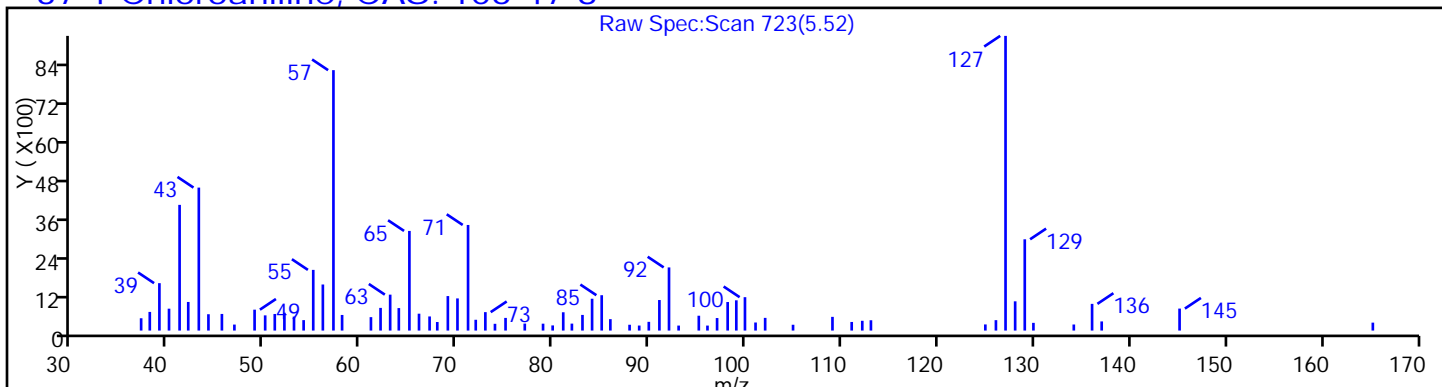
Method: 8270\_12R\_9

Limit Group: SV 8270 ICAL

Column: Rtxi-5Sil MS (0.25 mm)

Detector: MS SCAN

37 4-Chloroaniline, CAS: 106-47-8



TestAmerica Edison

Data File: \\EDICHROM\ChromData\CBNAMS12\20141106-20230.b\L118456.D

Injection Date: 06-Nov-2014 15:02:30

Instrument ID: CBNAMS12

Lims ID: 460-85482-E-10-C

Lab Sample ID: 460-85482-10

Client ID: PMP-24-SW-VD

Operator ID: BNA 12

ALS Bottle#: 24 Worklist Smp#: 23

Injection Vol: 1.0 ul

Dil. Factor: 5.0000

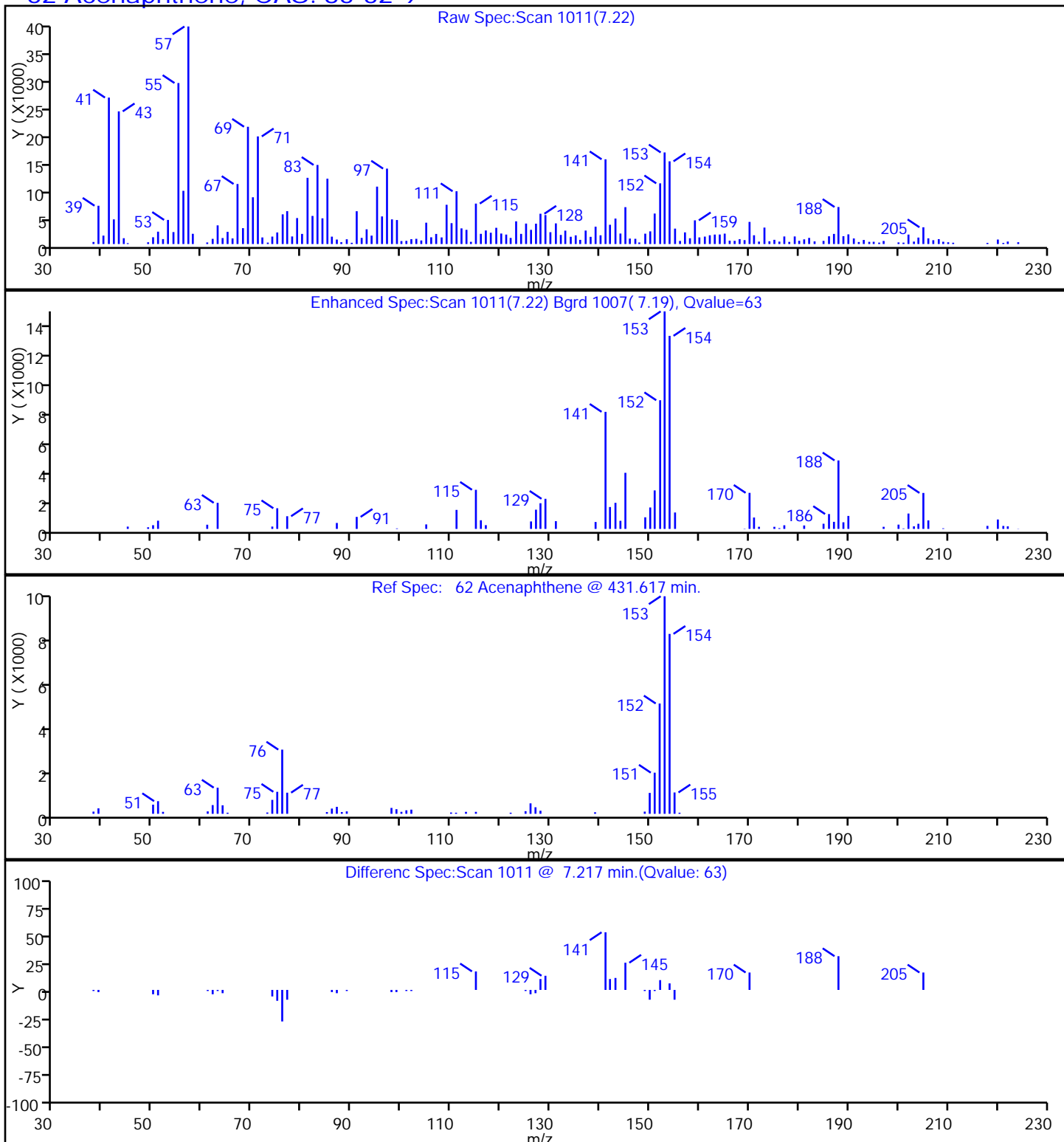
Method: 8270\_12R\_9

Limit Group: SV 8270 ICAL

Column: Rtxi-5Sil MS (0.25 mm)

Detector: MS SCAN

62 Acenaphthene, CAS: 83-32-9



TestAmerica Edison

Data File: \\EDICHROM\ChromData\CBNAMS12\20141106-20230.b\L118456.D

Injection Date: 06-Nov-2014 15:02:30

Instrument ID: CBNAMS12

Lims ID: 460-85482-E-10-C

Lab Sample ID: 460-85482-10

Client ID: PMP-24-SW-VD

Operator ID: BNA 12

ALS Bottle#: 24 Worklist Smp#: 23

Injection Vol: 1.0 ul

Dil. Factor: 5.0000

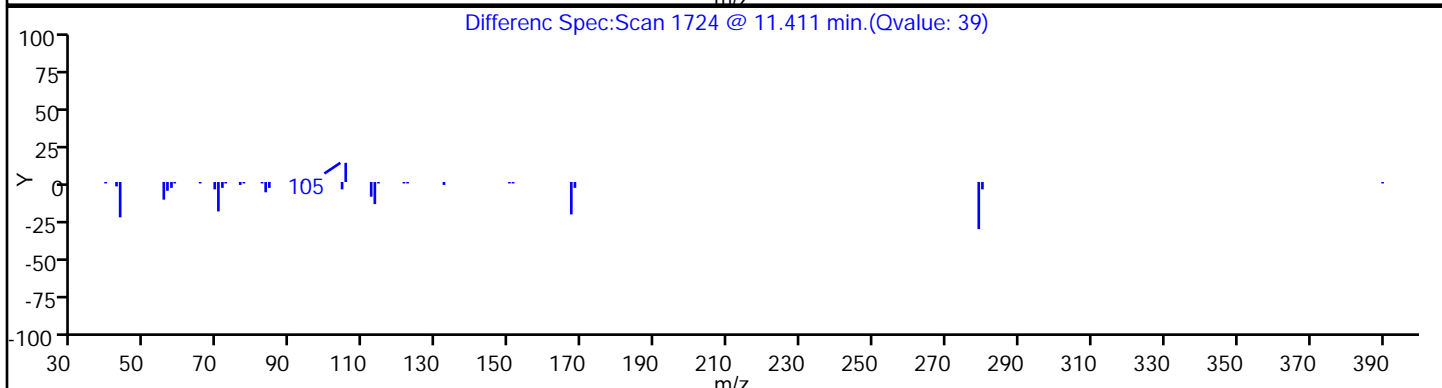
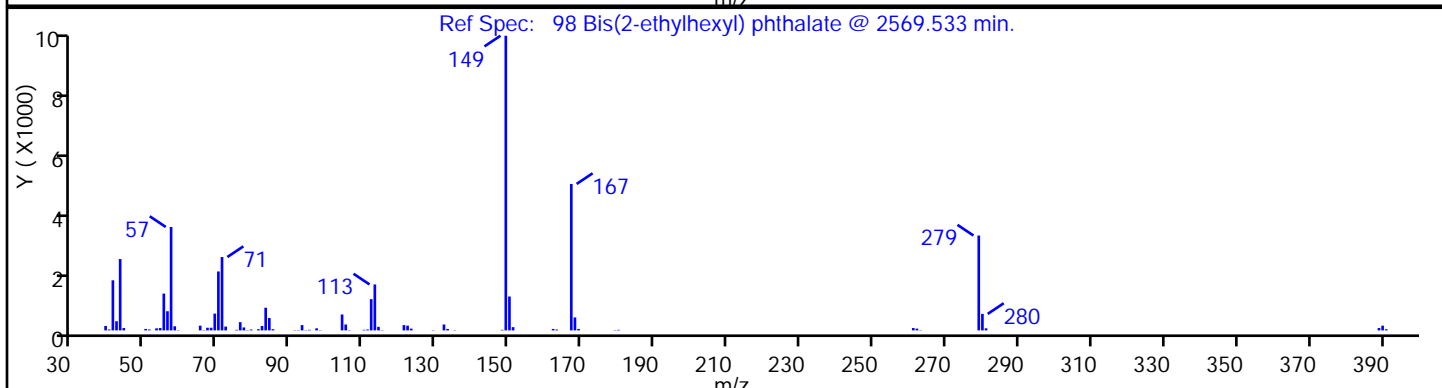
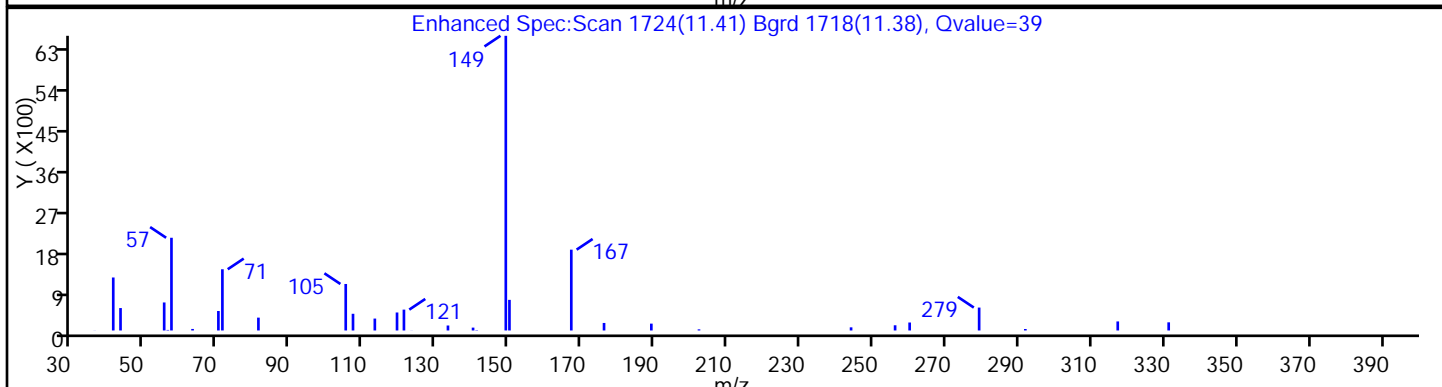
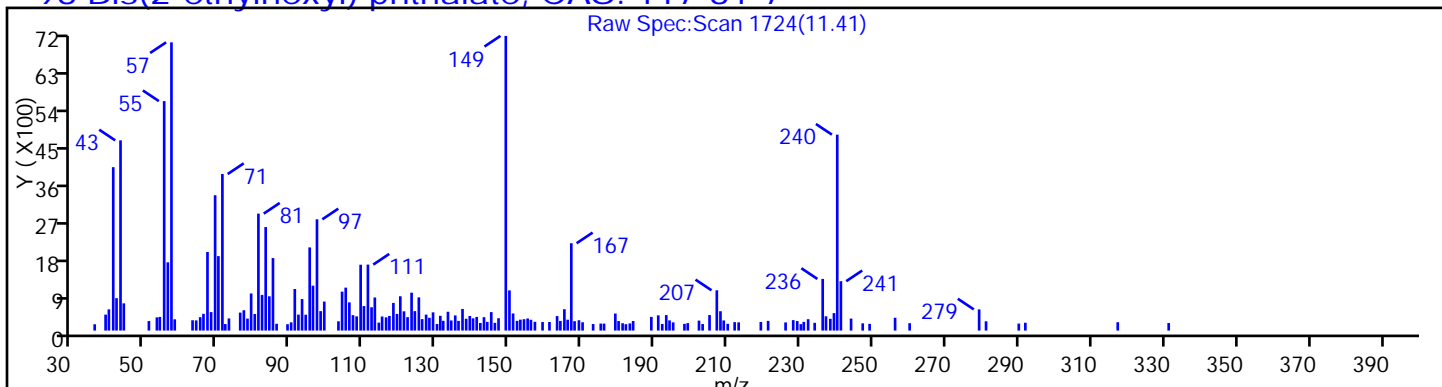
Method: 8270\_12R\_9

Limit Group: SV 8270 ICAL

Column: Rtxi-5Sil MS (0.25 mm)

Detector: MS SCAN

98 Bis(2-ethylhexyl) phthalate, CAS: 117-81-7



TestAmerica Edison

Data File: \\EDICHROM\ChromData\CBNAMS12\20141106-20230.b\L118456.D

Injection Date: 06-Nov-2014 15:02:30

Instrument ID: CBNAMS12

Lims ID: 460-85482-E-10-C

Lab Sample ID: 460-85482-10

Client ID: PMP-24-SW-VD

Operator ID: BNA 12

ALS Bottle#: 24

Worklist Smp#: 23

Injection Vol: 1.0 ul

Dil. Factor: 5.0000

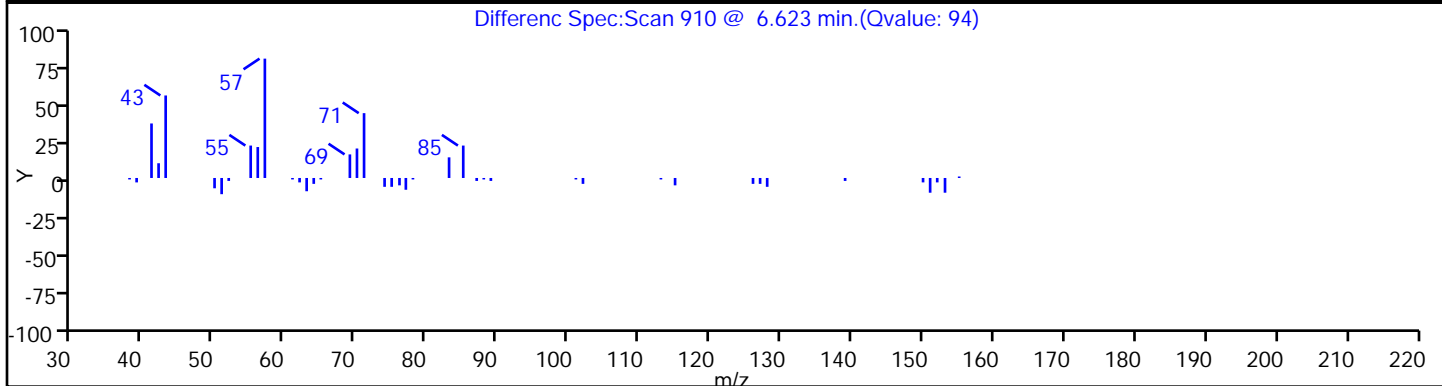
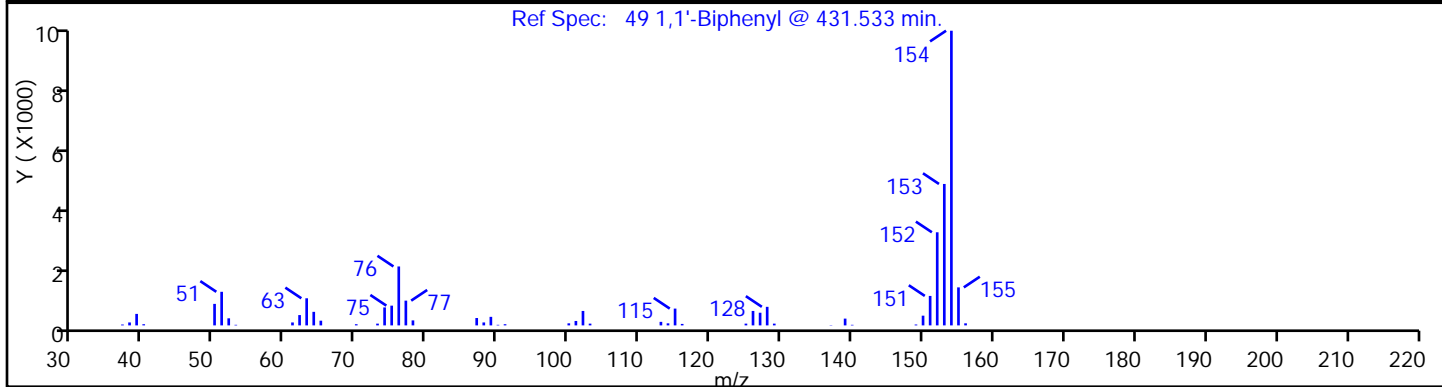
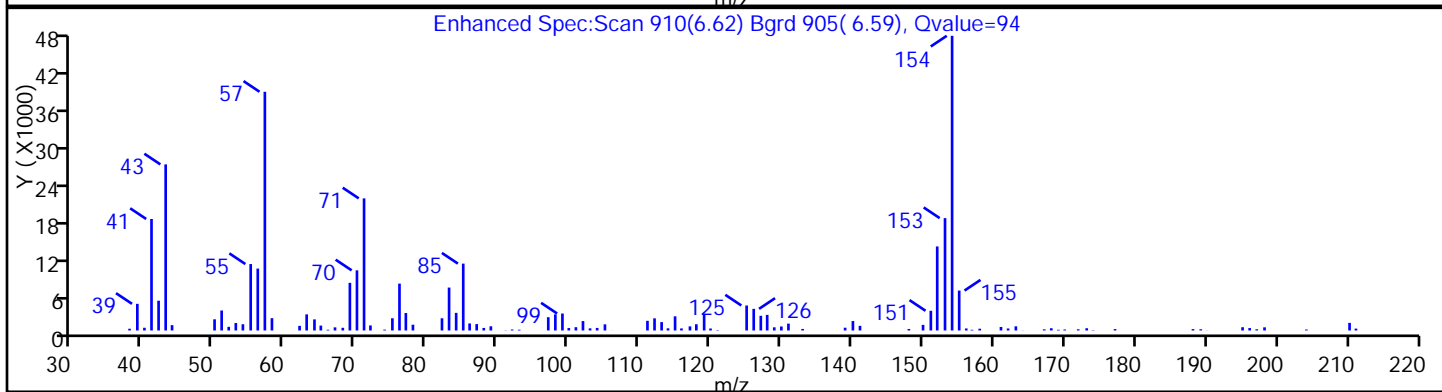
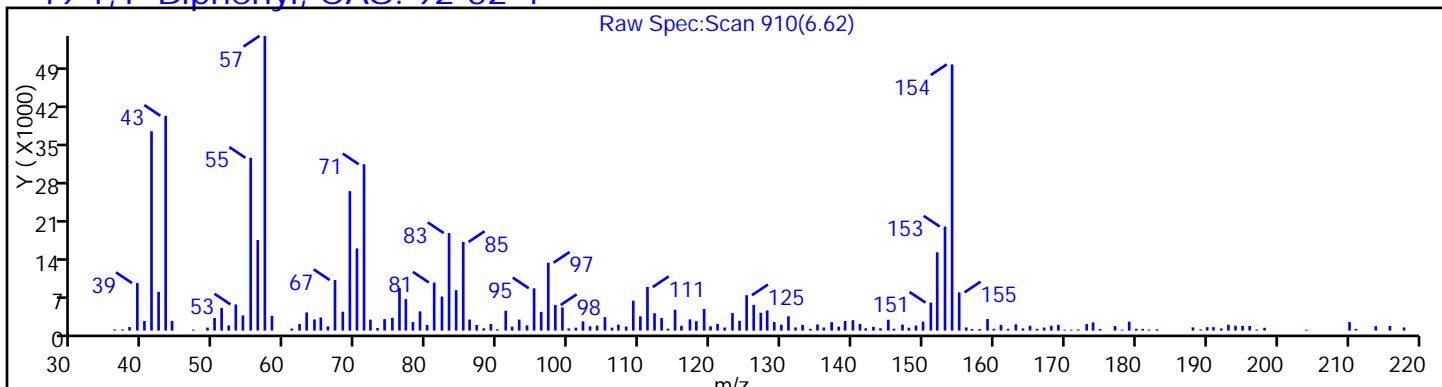
Method: 8270\_12R\_9

Limit Group: SV 8270 ICAL

Column: Rtxi-5Sil MS (0.25 mm)

Detector: MS SCAN

49 1,1'-Biphenyl, CAS: 92-52-4



TestAmerica Edison

Data File: \\EDICHROM\ChromData\CBNAMS12\20141106-20230.b\L118456.D

Injection Date: 06-Nov-2014 15:02:30

Instrument ID: CBNAMS12

Lims ID: 460-85482-E-10-C

Lab Sample ID: 460-85482-10

Client ID: PMP-24-SW-VD

Operator ID: BNA 12

ALS Bottle#: 24 Worklist Smp#: 23

Injection Vol: 1.0 ul

Dil. Factor: 5.0000

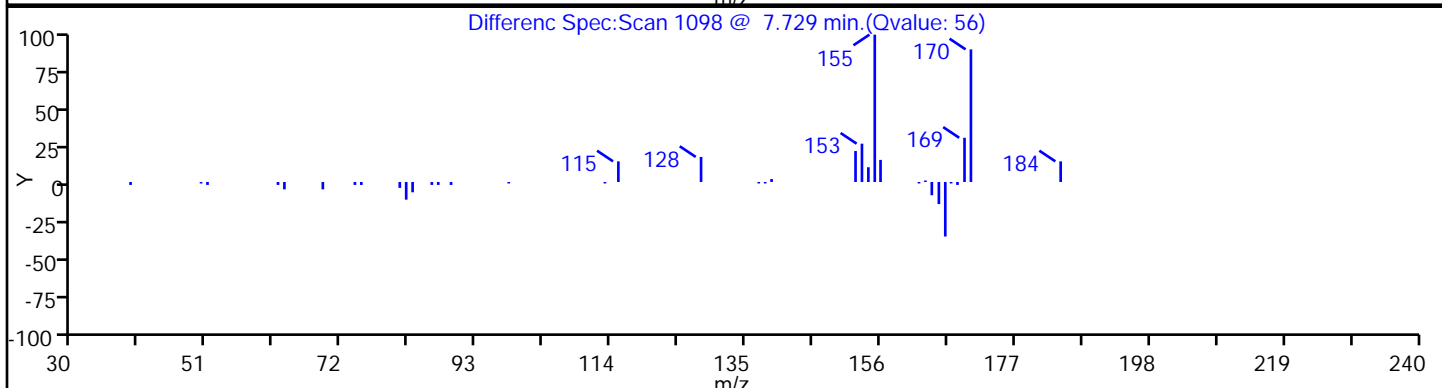
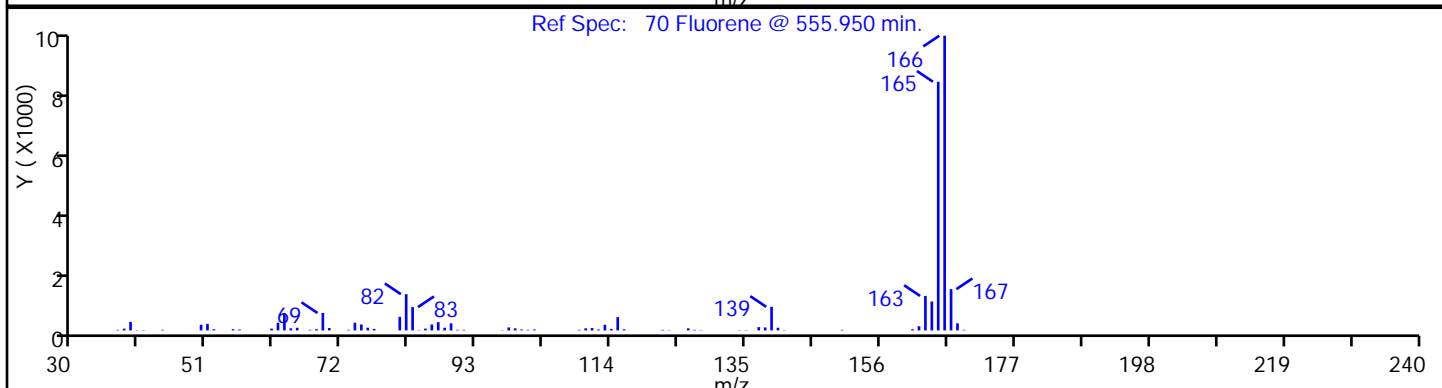
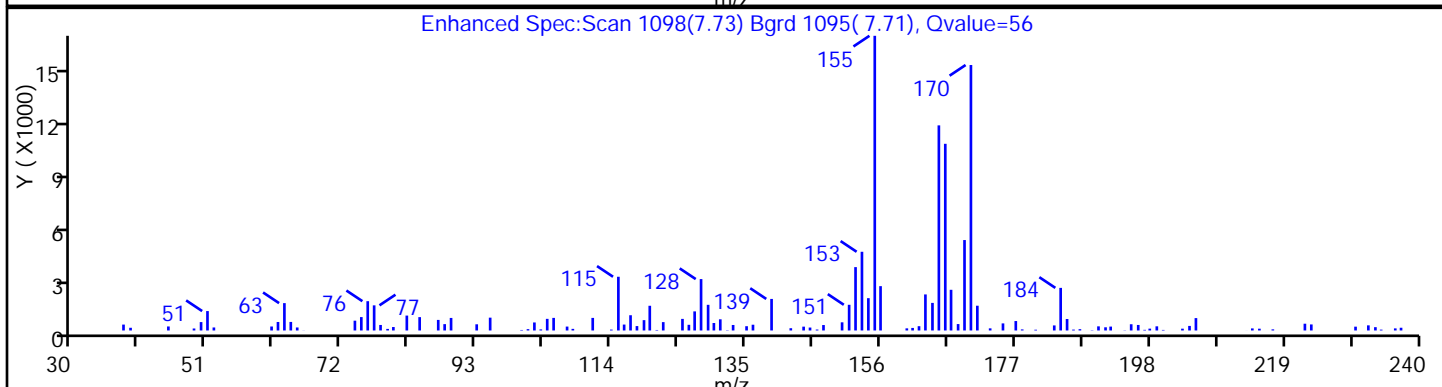
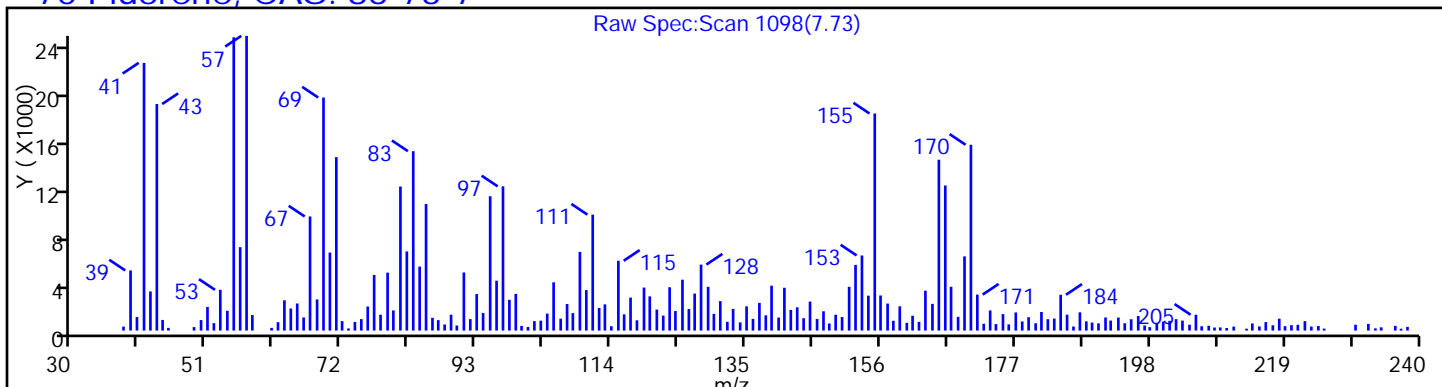
Method: 8270\_12R\_9

Limit Group: SV 8270 ICAL

Column: Rtxi-5Sil MS (0.25 mm)

Detector: MS SCAN

70 Fluorene, CAS: 86-73-7





TestAmerica Edison

Data File: \\EDICHROM\ChromData\CBNAMS12\20141106-20230.b\L118456.D

Injection Date: 06-Nov-2014 15:02:30

Instrument ID: CBNAMS12

Lims ID: 460-85482-E-10-C

Lab Sample ID: 460-85482-10

Client ID: PMP-24-SW-VD

Operator ID: BNA 12

ALS Bottle#: 24

Worklist Smp#: 23

Injection Vol: 1.0 ul

Dil. Factor: 5.0000

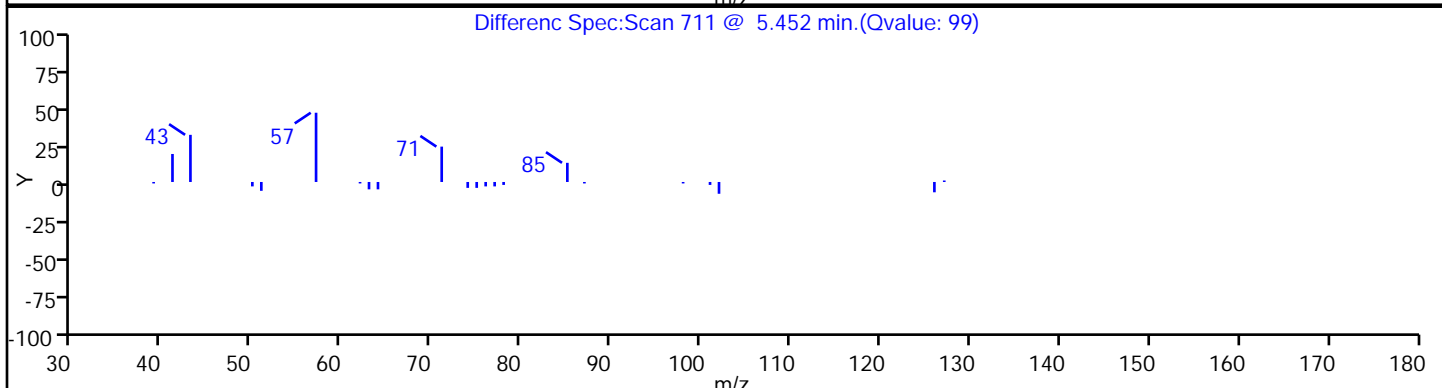
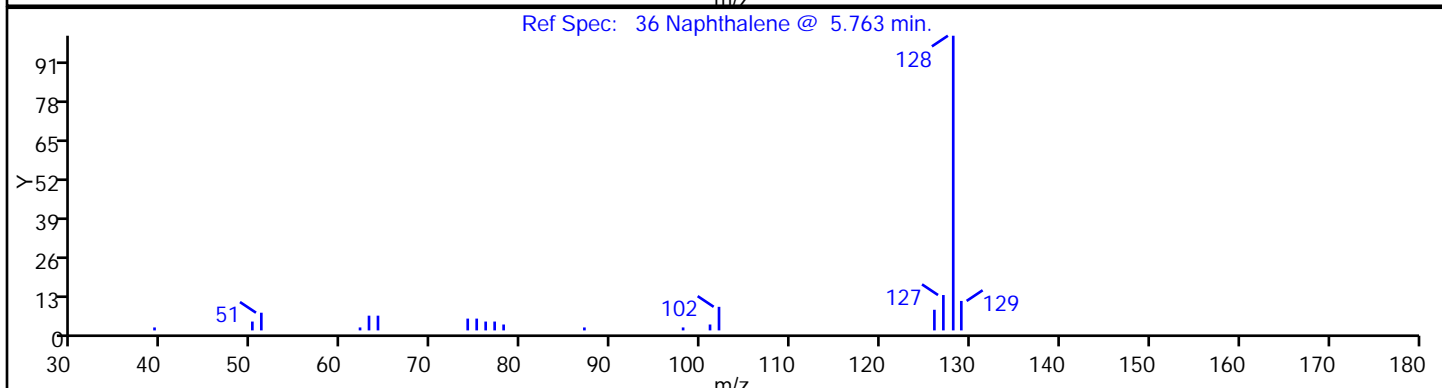
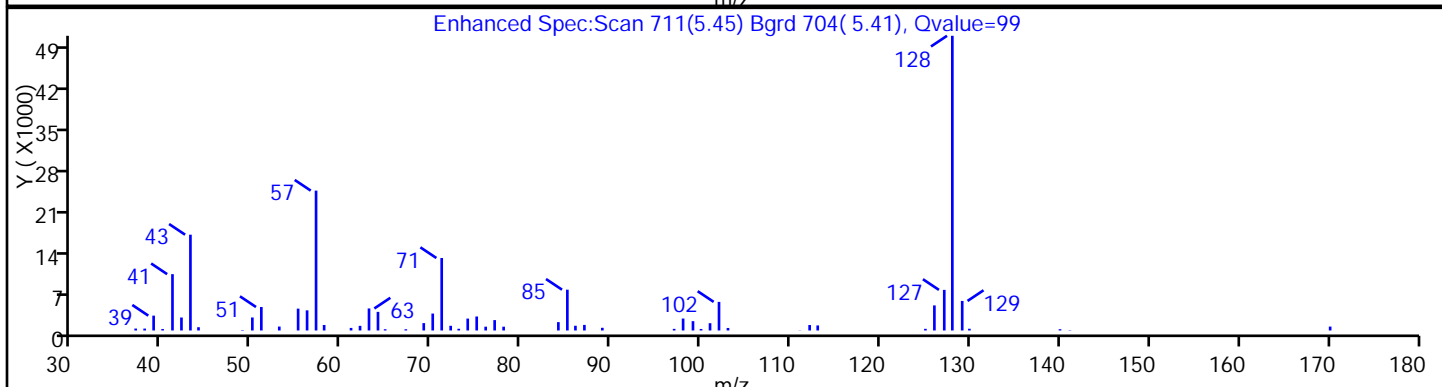
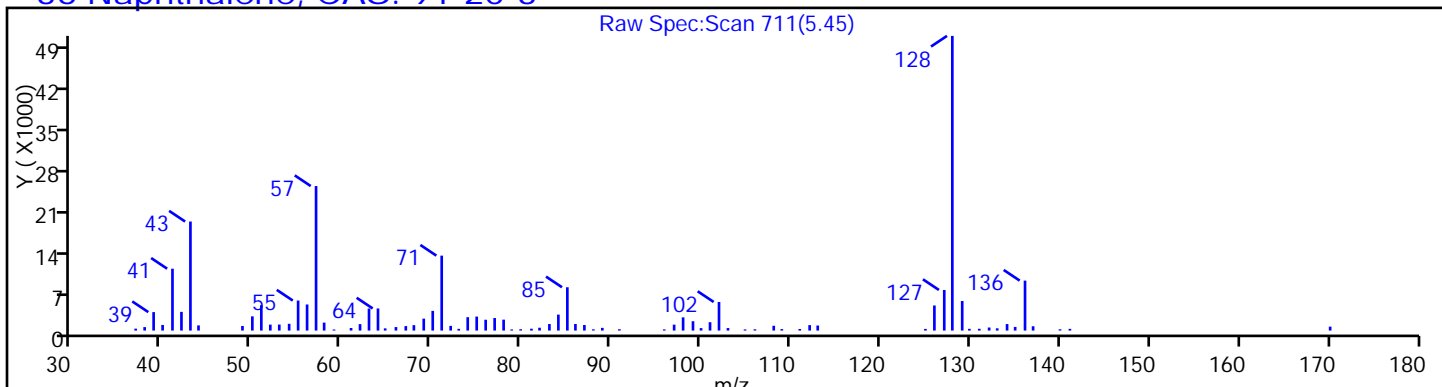
Method: 8270\_12R\_9

Limit Group: SV 8270 ICAL

Column: Rtxi-5Sil MS (0.25 mm)

Detector: MS SCAN

36 Naphthalene, CAS: 91-20-3



TestAmerica Edison

Data File: \\EDICHRON\ChromData\CBNAMS12\20141106-20230.b\L118456.D

Injection Date: 06-Nov-2014 15:02:30

Instrument ID: CBNAMS12

Lims ID: 460-85482-E-10-C

Lab Sample ID: 460-85482-10

Client ID: PMP-24-SW-VD

Operator ID: BNA 12

ALS Bottle#: 24

Worklist Smp#: 23

Injection Vol: 1.0 ul

Dil. Factor: 5.0000

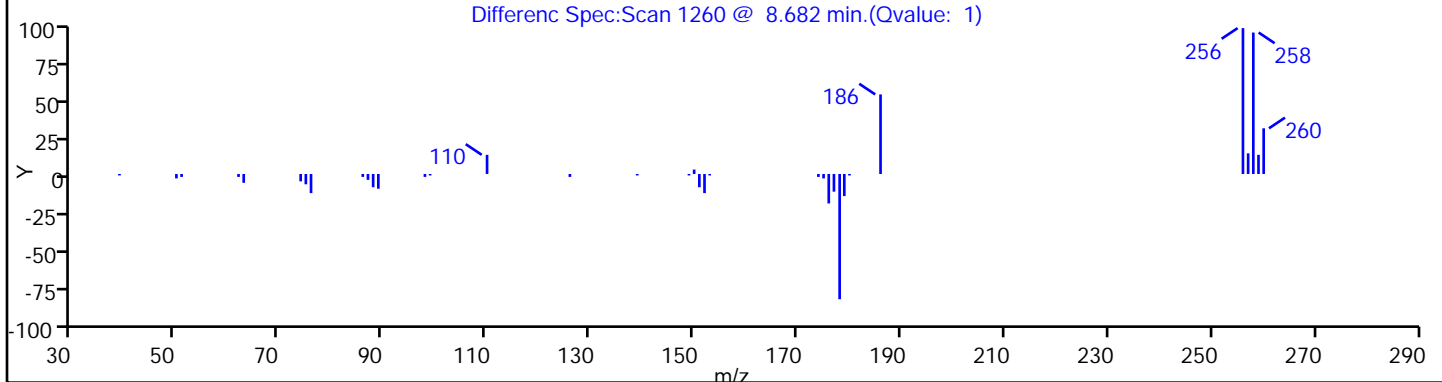
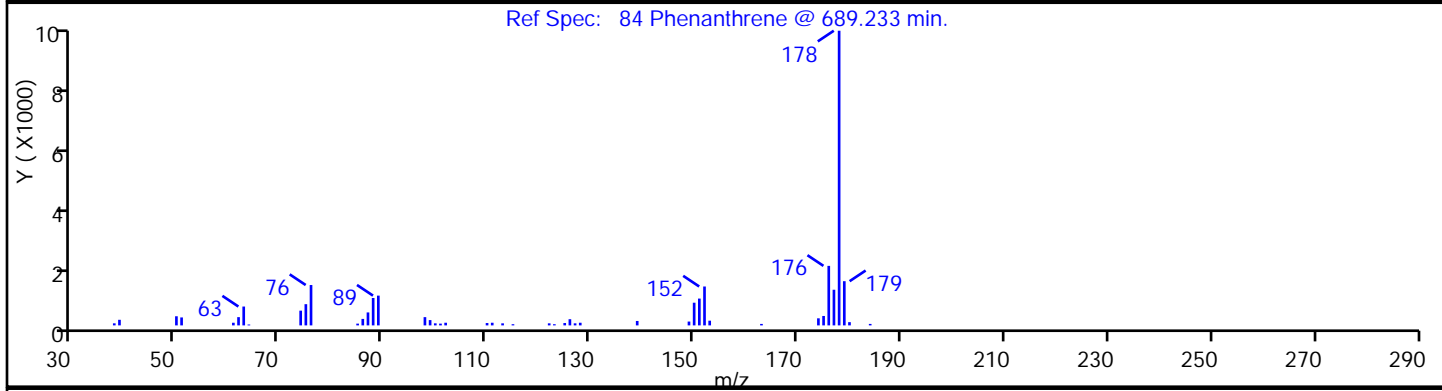
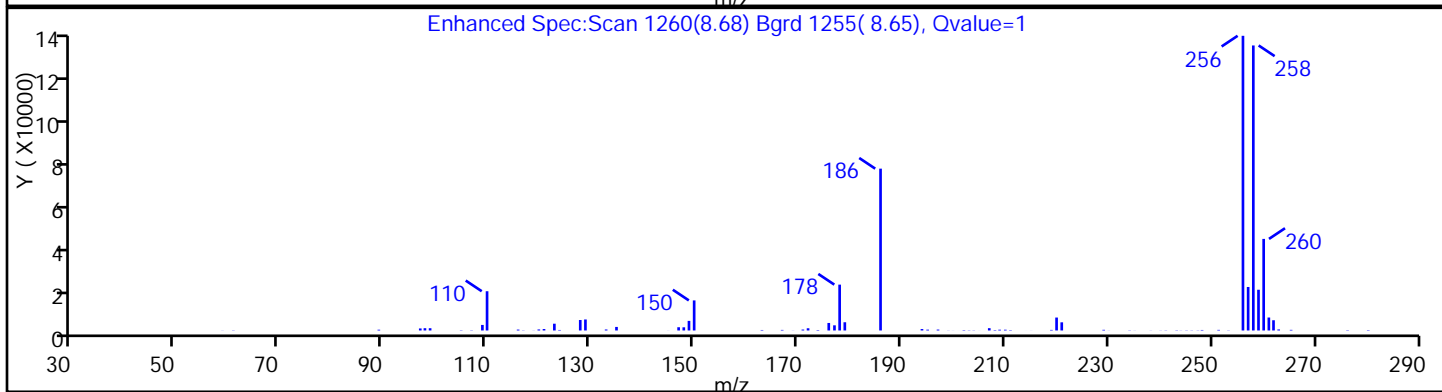
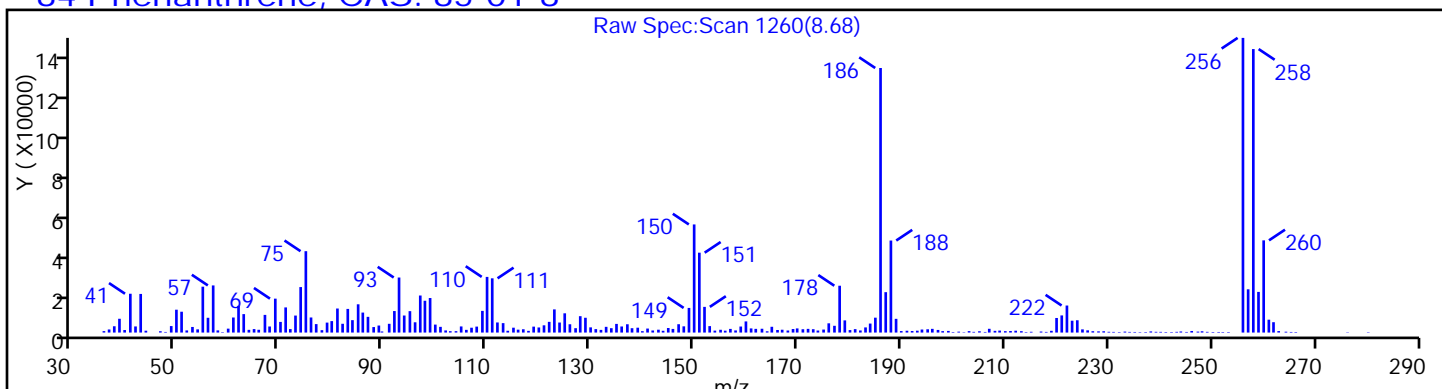
Method: 8270\_12R\_9

Limit Group: SV 8270 ICAL

Column: Rtxi-5Sil MS (0.25 mm)

Detector: MS SCAN

84 Phenanthrene, CAS: 85-01-8



TestAmerica Edison

Data File: \\EDICHRON\ChromData\CBNAMs12\20141106-20230.b\L118456.D

Injection Date: 06-Nov-2014 15:02:30

Instrument ID: CBNAMS12

Lims ID: 460-85482-E-10-C

Lab Sample ID: 460-85482-10

Client ID: PMP-24-SW-VD

Operator ID: BNA 12

ALS Bottle#: 24

Worklist Smp#: 23

Injection Vol: 1.0 ul

Dil. Factor: 5.0000

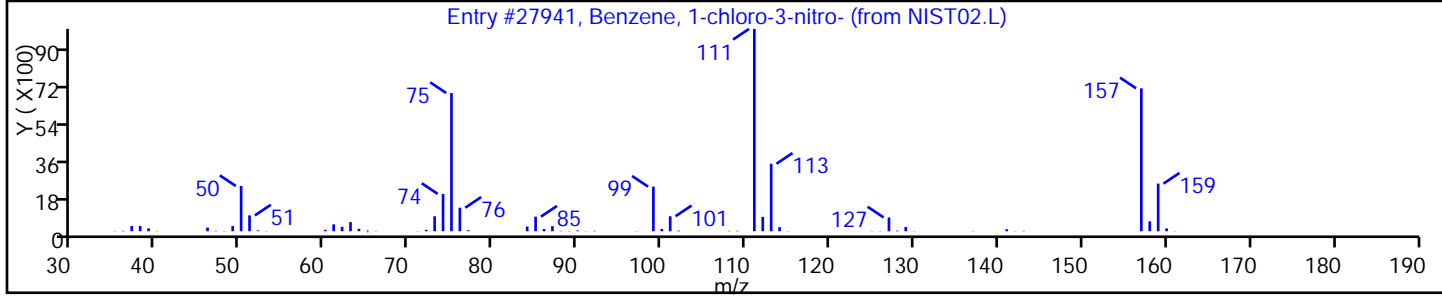
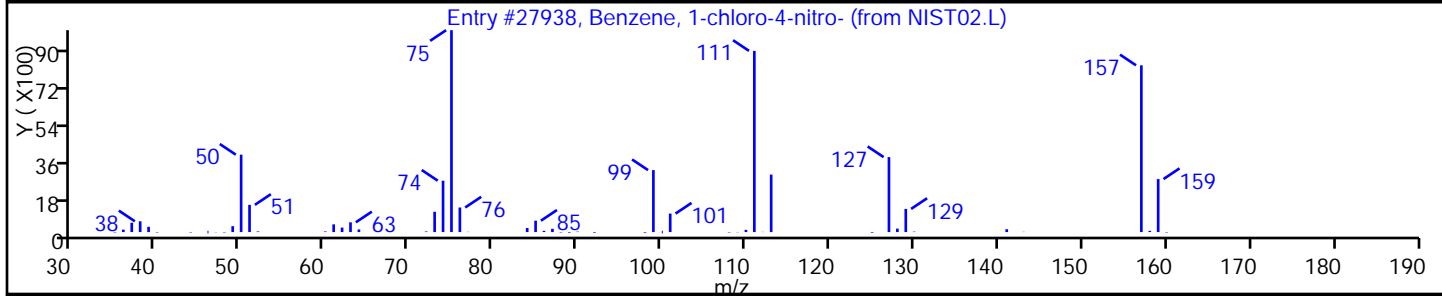
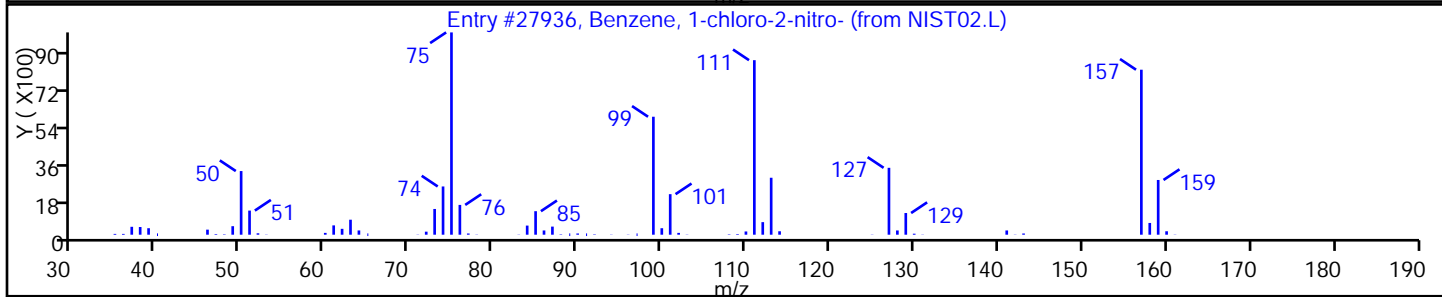
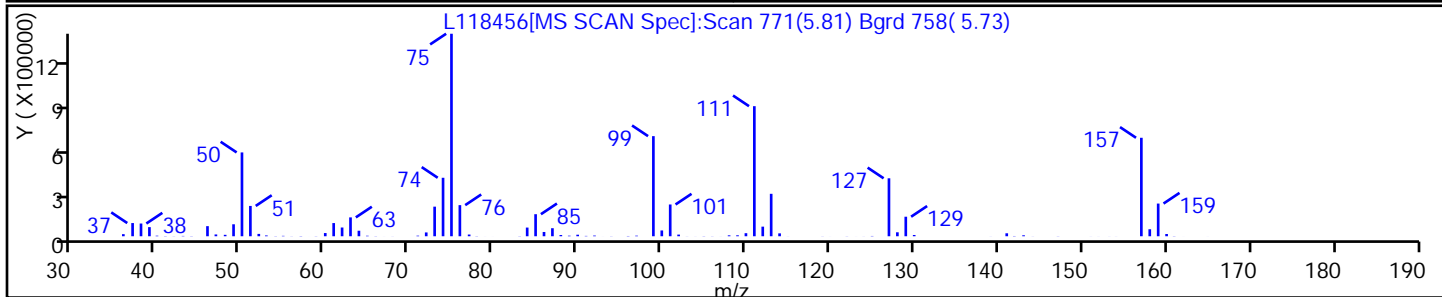
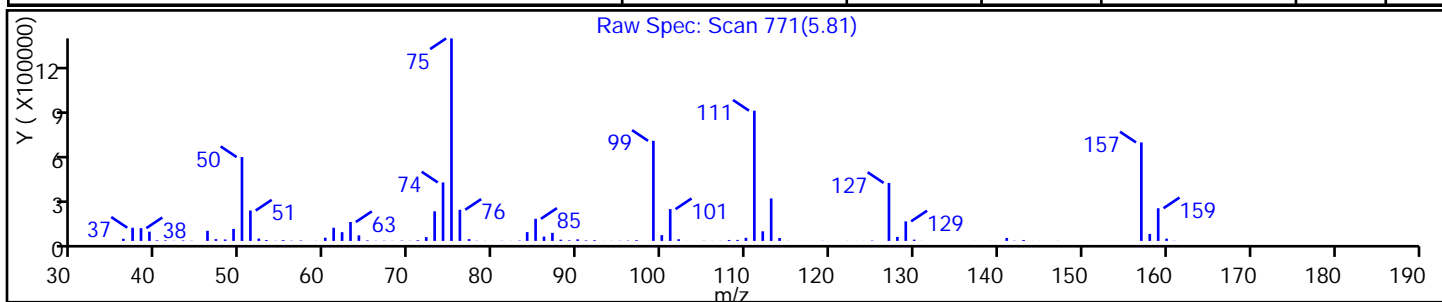
Method: 8270\_12R\_9

Limit Group: SV 8270 ICAL

Column:

Detector: MS SCAN

Library Search Compound Match	CAS#	Library	Entry	Formula	Weight	Q
Benzene, 1-chloro-2-nitro-	88-73-3	NIST02	27936	C6H4ClNO2	157	98
Benzene, 1-chloro-4-nitro-	100-00-5	NIST02.L	27938	C6H4ClNO2	157	97
Benzene, 1-chloro-3-nitro-	121-73-3	NIST02.L	27941	C6H4ClNO2	157	93



TestAmerica Edison

Data File: \\EDICHRON\ChromData\CBNAMs12\20141106-20230.b\L118456.D

Injection Date: 06-Nov-2014 15:02:30

Instrument ID: CBNAMS12

Lims ID: 460-85482-E-10-C

Lab Sample ID: 460-85482-10

Client ID: PMP-24-SW-VD

Operator ID: BNA 12

ALS Bottle#: 24 Worklist Smp#: 23

Injection Vol: 1.0 ul

Dil. Factor: 5.0000

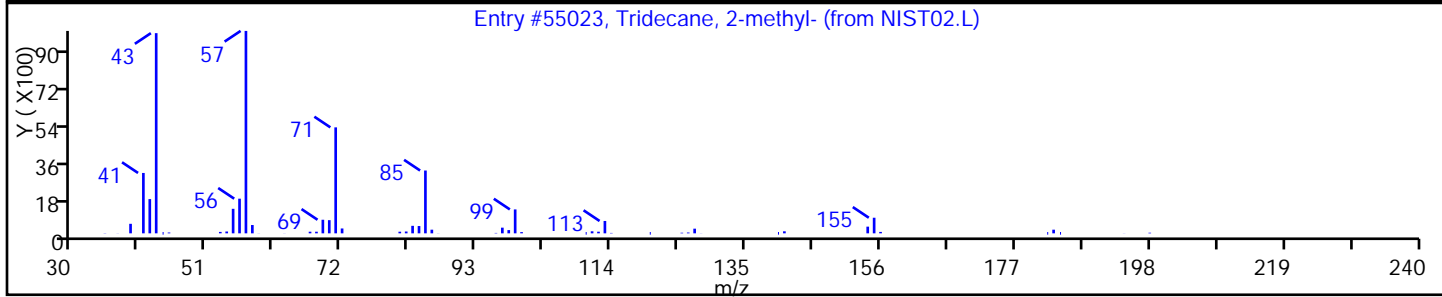
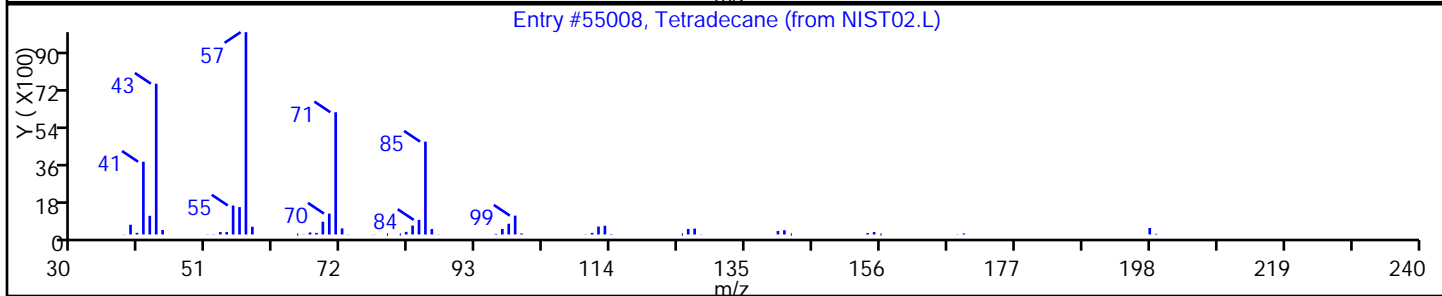
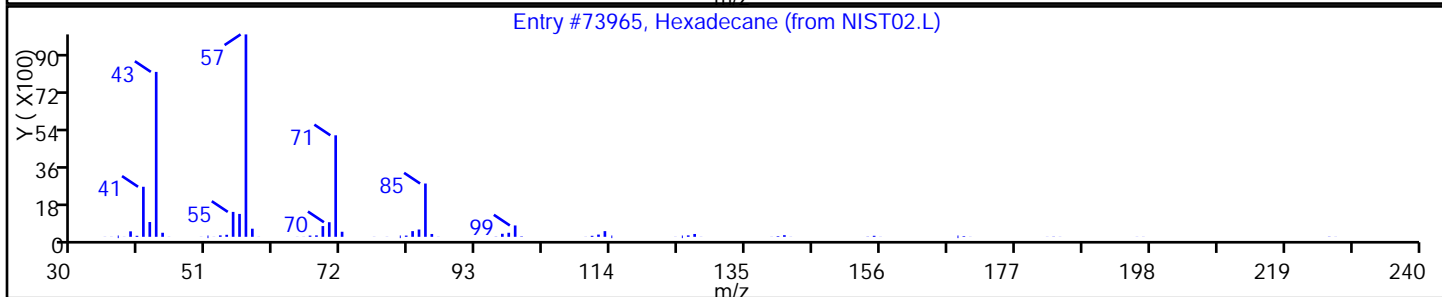
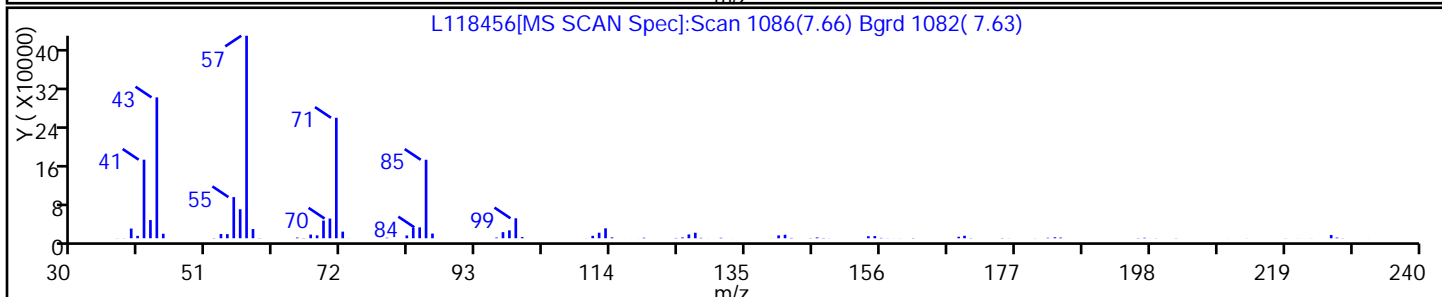
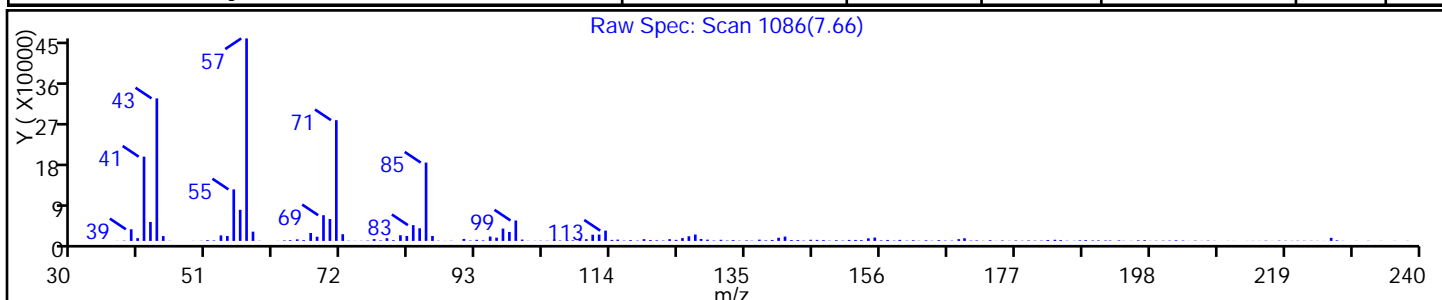
Method: 8270\_12R\_9

Limit Group: SV 8270 ICAL

Column:

Detector MS SCAN

Library Search Compound Match	CAS#	Library	Entry	Formula	Weight	Q
Hexadecane	544-76-3	NIST02	73965	C16H34	226	97
Tetradecane	629-59-4	NIST02.L	55008	C14H30	198	95
Tridecane, 2-methyl-	1560-96-9	NIST02.L	55023	C14H30	198	90



TestAmerica Edison

Data File: \\EDICHRON\ChromData\CBNAMS12\20141106-20230.b\L118456.D

Injection Date: 06-Nov-2014 15:02:30

Instrument ID: CBNAMS12

Lims ID: 460-85482-E-10-C

Lab Sample ID: 460-85482-10

Client ID: PMP-24-SW-VD

Operator ID: BNA 12

ALS Bottle#: 24

Worklist Smp#: 23

Injection Vol: 1.0 ul

Dil. Factor: 5.0000

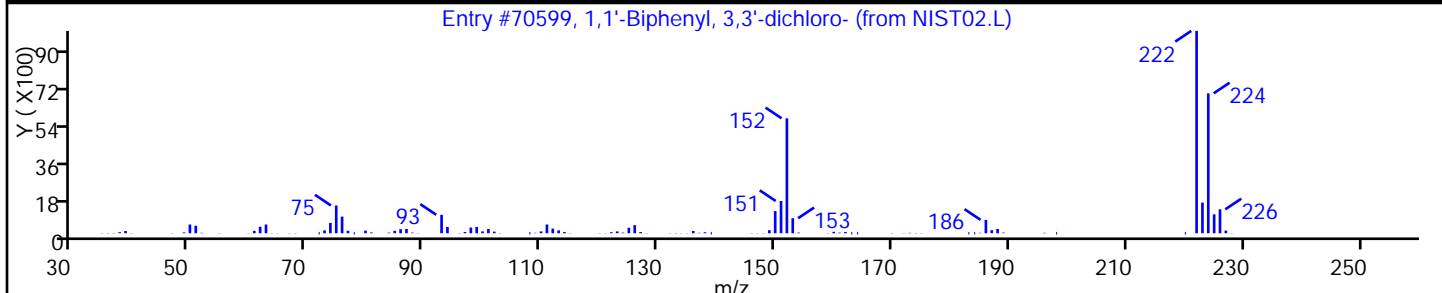
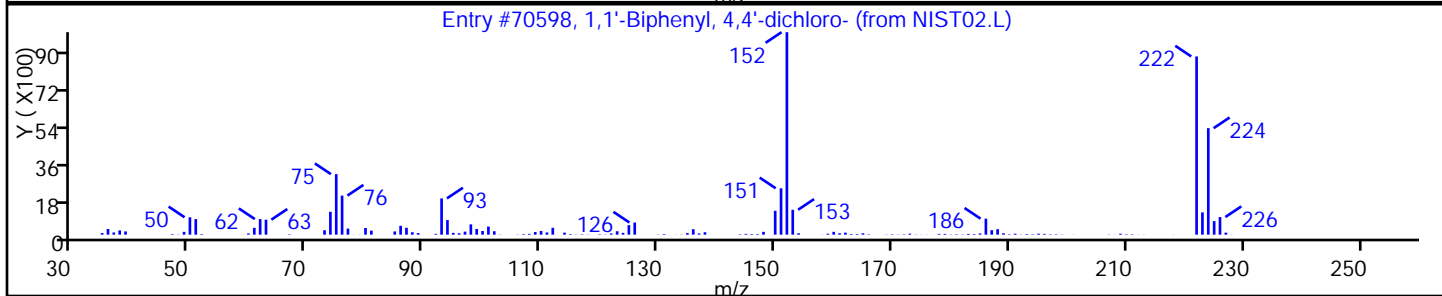
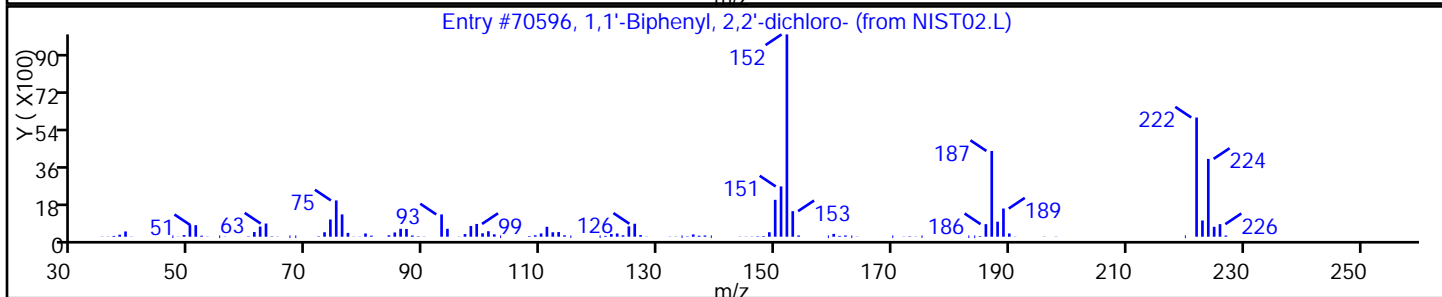
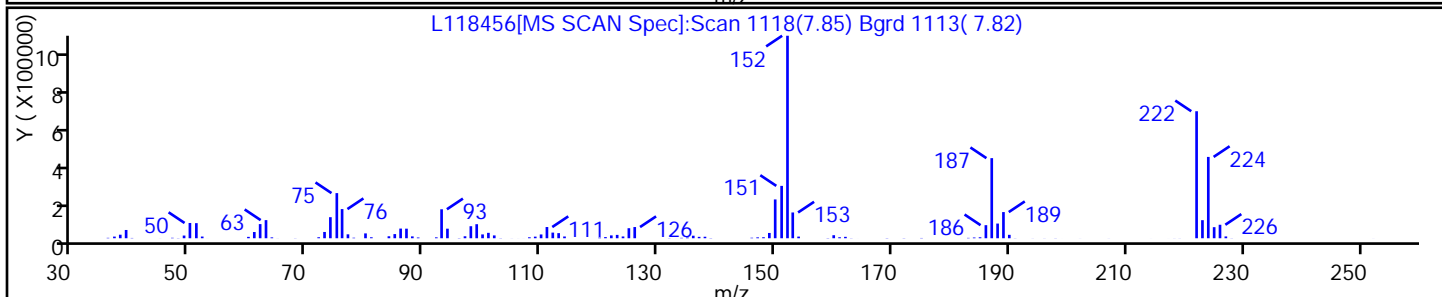
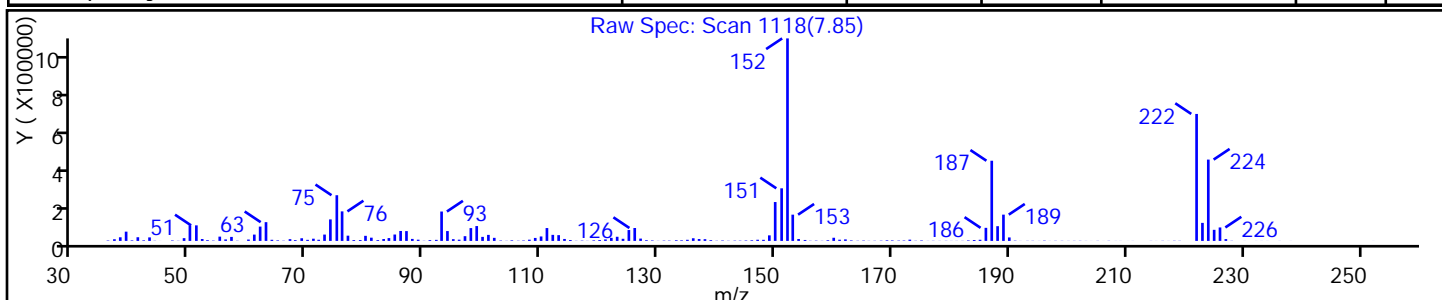
Method: 8270\_12R\_9

Limit Group: SV 8270 ICAL

Column:

Detector MS SCAN

Library Search Compound Match	CAS#	Library	Entry	Formula	Weight	Q
1,1'-Biphenyl, 2,2'-dichloro-	13029-08-8	NIST02	70596	C12H8Cl2	222	99
1,1'-Biphenyl, 4,4'-dichloro-	2050-68-2	NIST02.L	70598	C12H8Cl2	222	98
1,1'-Biphenyl, 3,3'-dichloro-	2050-67-1	NIST02.L	70599	C12H8Cl2	222	97



TestAmerica Edison

Data File: \\EDICHRON\ChromData\CBNAMS12\20141106-20230.b\L118456.D

Injection Date: 06-Nov-2014 15:02:30

Instrument ID: CBNAMS12

Lims ID: 460-85482-E-10-C

Lab Sample ID: 460-85482-10

Client ID: PMP-24-SW-VD

Operator ID: BNA 12

ALS Bottle#: 24

Worklist Smp#: 23

Injection Vol: 1.0 ul

Dil. Factor: 5.0000

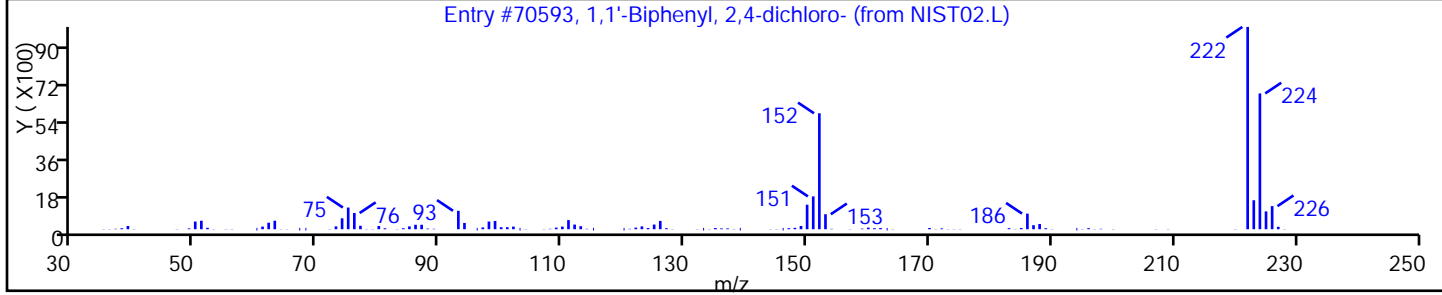
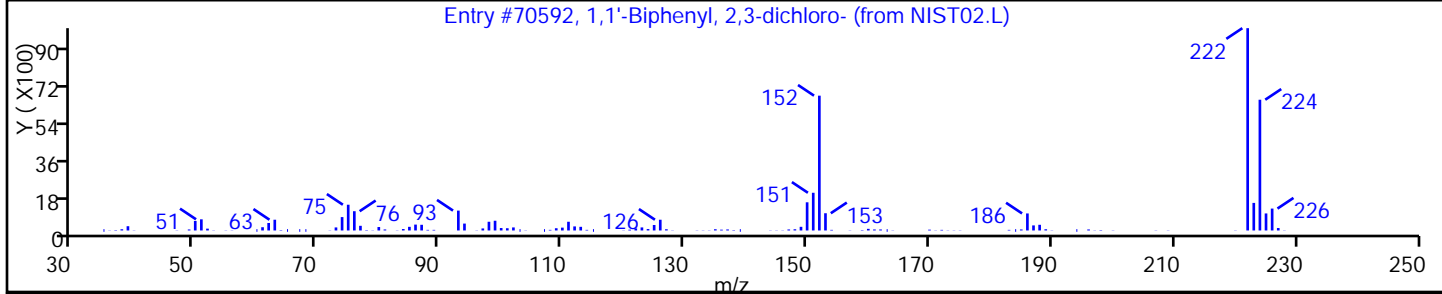
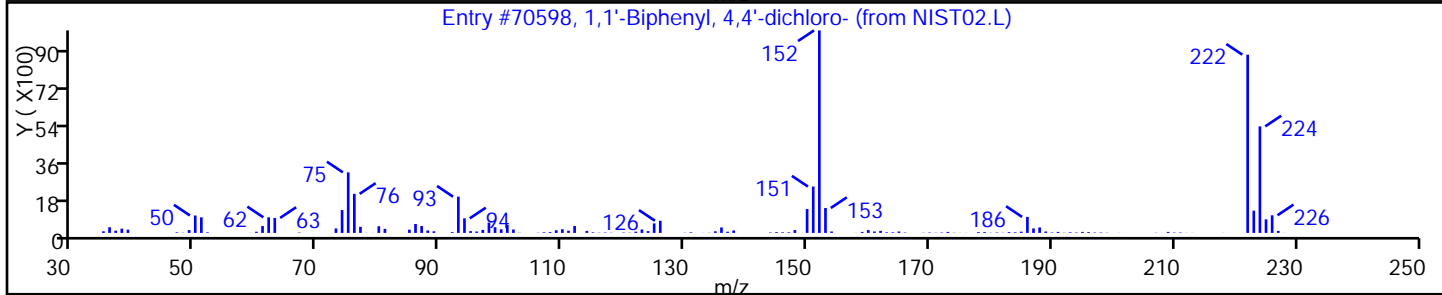
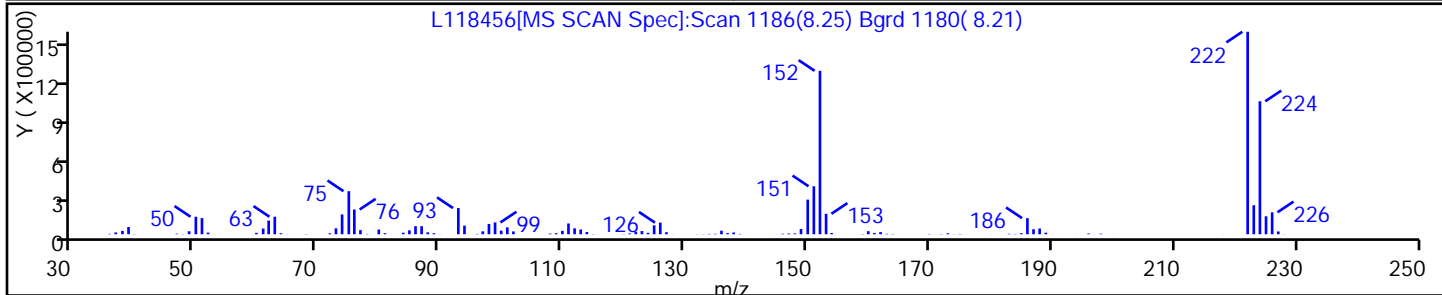
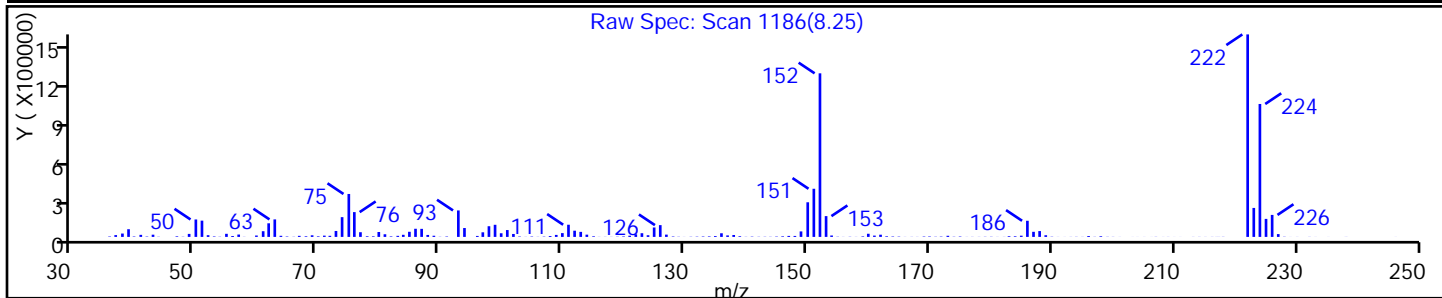
Method: 8270\_12R\_9

Limit Group: SV 8270 ICAL

Column:

Detector MS SCAN

Library Search Compound Match	CAS#	Library	Entry	Formula	Weight	Q
1,1'-Biphenyl, 4,4'-dichloro-	2050-68-2	NIST02	70598	C12H8Cl2	222	99
1,1'-Biphenyl, 2,3-dichloro-	16605-91-7	NIST02.L	70592	C12H8Cl2	222	99
1,1'-Biphenyl, 2,4-dichloro-	33284-50-3	NIST02.L	70593	C12H8Cl2	222	99



TestAmerica Edison

Data File: \\EDICHROM\ChromData\CBNAMS12\20141106-20230.b\L118456.D

Injection Date: 06-Nov-2014 15:02:30

Instrument ID: CBNAMS12

Lims ID: 460-85482-E-10-C

Lab Sample ID: 460-85482-10

Client ID: PMP-24-SW-VD

Operator ID: BNA 12

ALS Bottle#: 24

Worklist Smp#: 23

Injection Vol: 1.0 ul

Dil. Factor: 5.0000

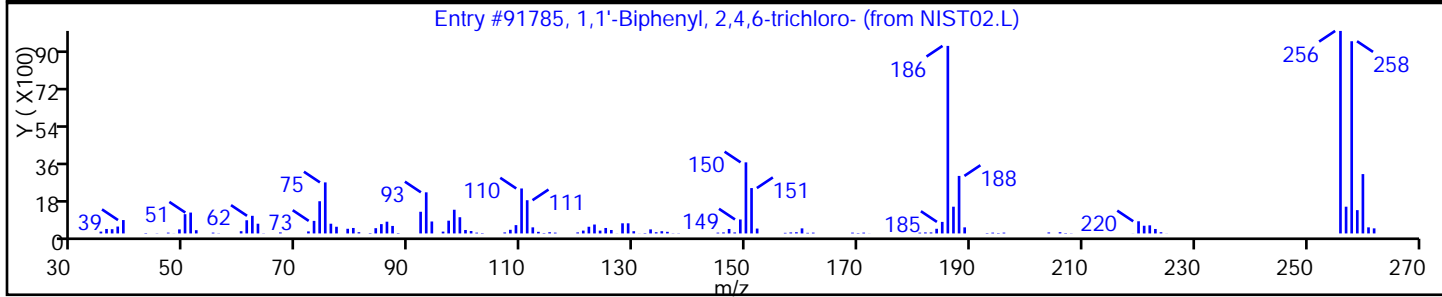
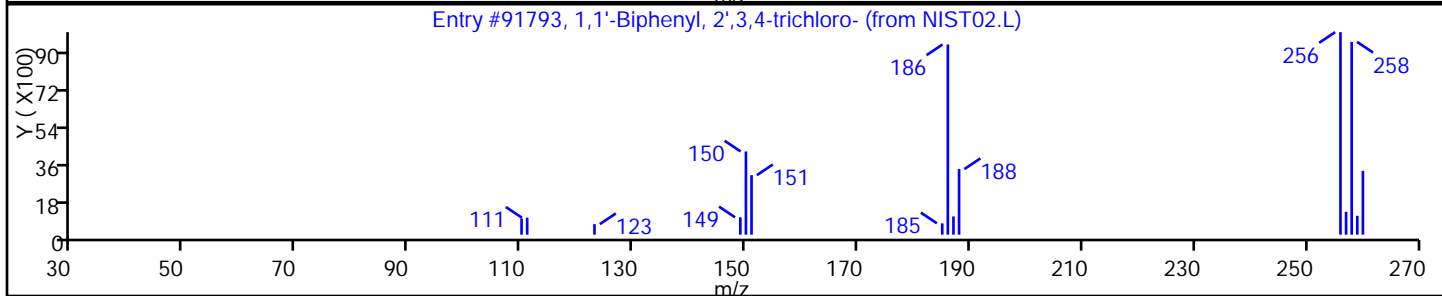
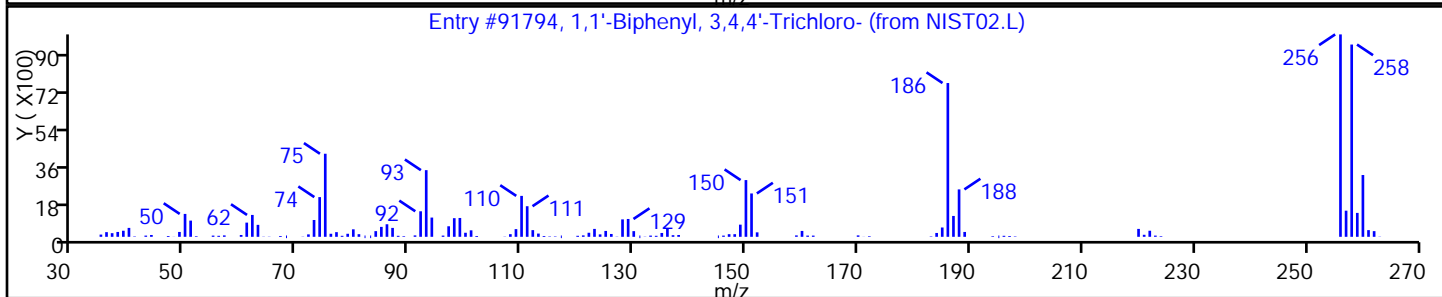
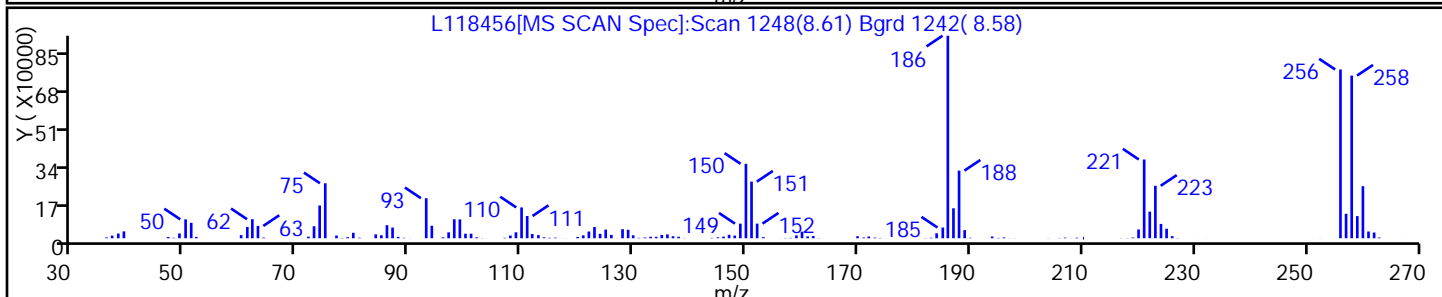
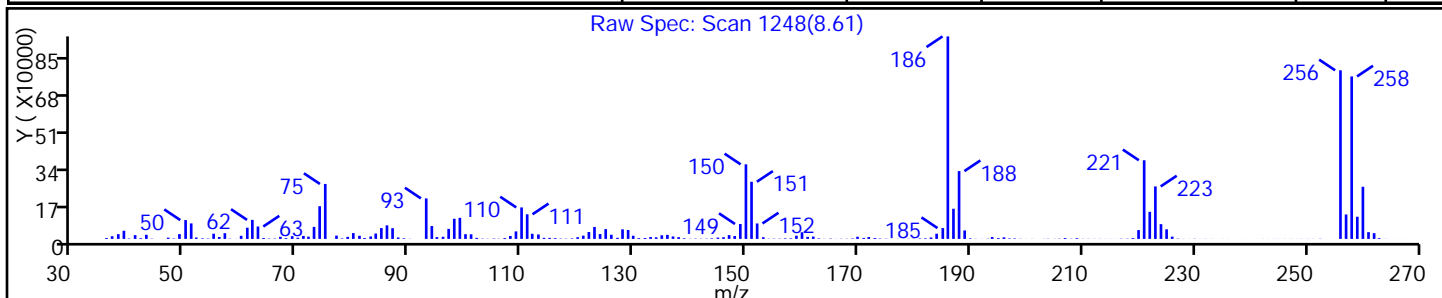
Method: 8270\_12R\_9

Limit Group: SV 8270 ICAL

Column:

Detector MS SCAN

Library Search Compound Match	CAS#	Library	Entry	Formula	Weight	Q
1,1'-Biphenyl, 3,4,4'-Trichloro-	38444-90-5	NIST02	91794	C12H7Cl3	256	98
1,1'-Biphenyl, 2',3,4-trichloro-	38444-86-9	NIST02.L	91793	C12H7Cl3	256	98
1,1'-Biphenyl, 2,4,6-trichloro-	35693-92-6	NIST02.L	91785	C12H7Cl3	256	95



TestAmerica Edison

Data File: \\EDICHRON\ChromData\CBNAMS12\20141106-20230.b\L118456.D

Injection Date: 06-Nov-2014 15:02:30

Instrument ID: CBNAMS12

Lims ID: 460-85482-E-10-C

Lab Sample ID: 460-85482-10

Client ID: PMP-24-SW-VD

Operator ID: BNA 12

ALS Bottle#: 24

Worklist Smp#: 23

Injection Vol: 1.0 ul

Dil. Factor: 5.0000

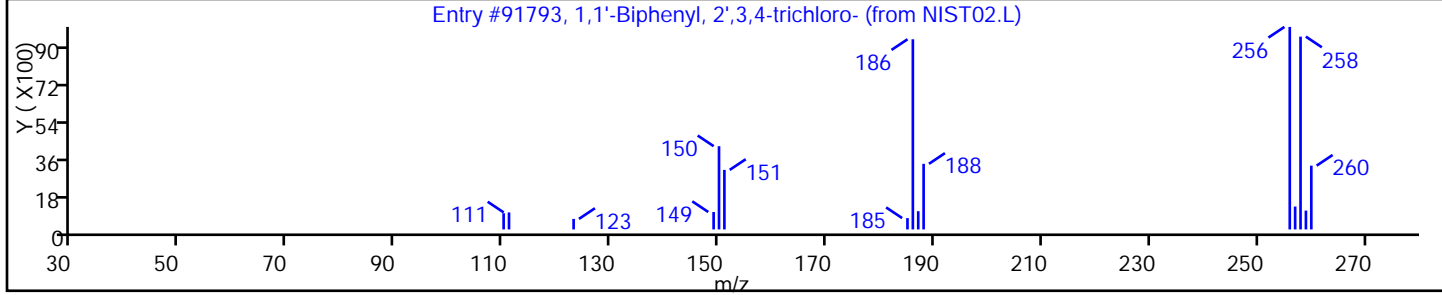
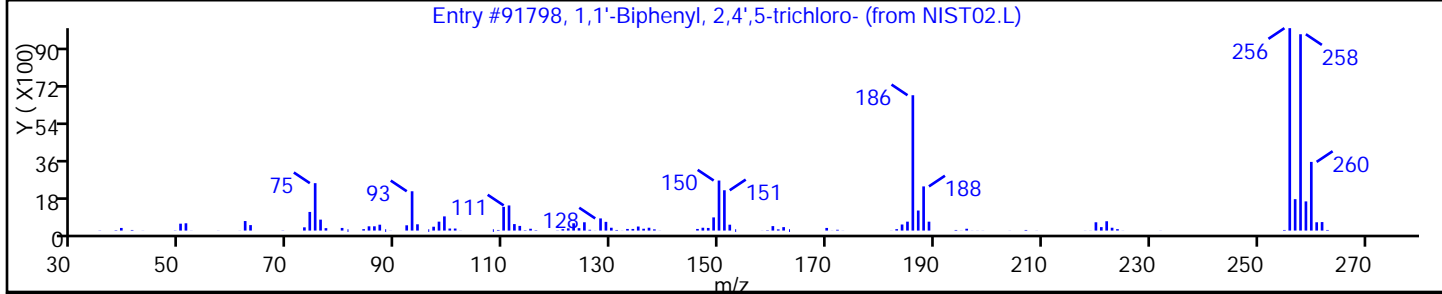
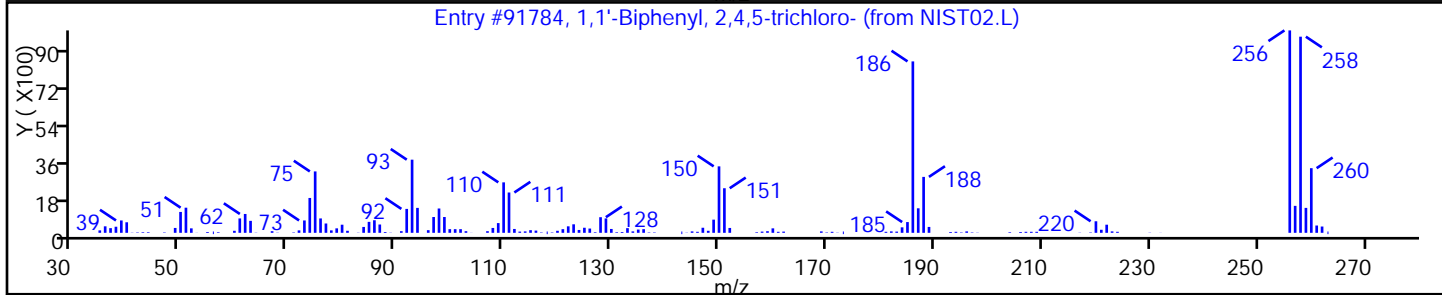
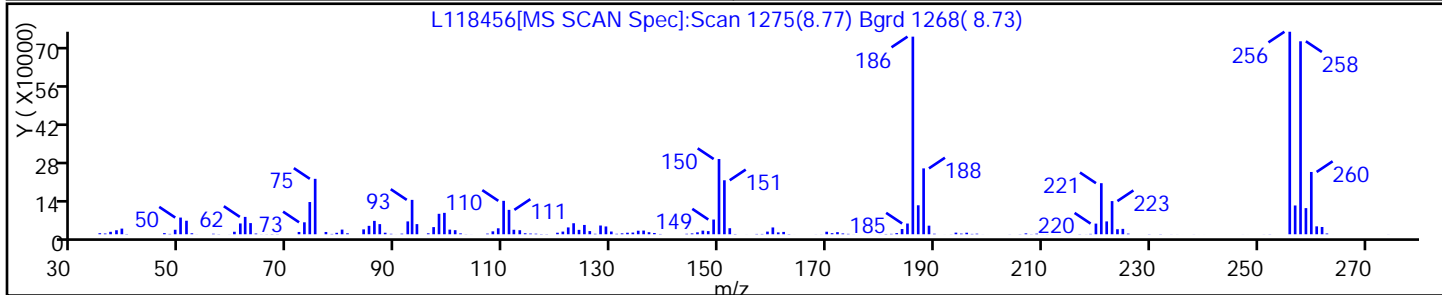
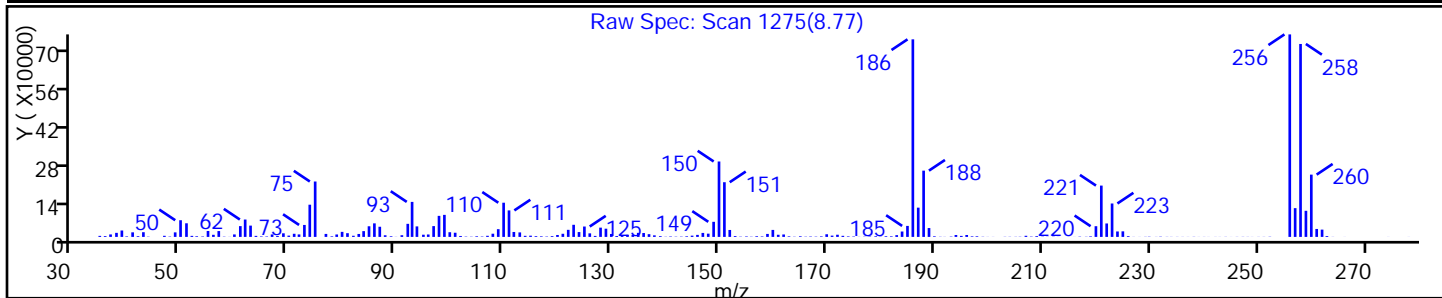
Method: 8270\_12R\_9

Limit Group: SV 8270 ICAL

Column:

Detector MS SCAN

Library Search Compound Match	CAS#	Library	Entry	Formula	Weight	Q
1,1'-Biphenyl, 2,4,5-trichloro-	15862-07-4	NIST02	91784	C12H7Cl3	256	99
1,1'-Biphenyl, 2,4',5-trichloro-	16606-02-3	NIST02.L	91798	C12H7Cl3	256	98
1,1'-Biphenyl, 2',3,4-trichloro-	38444-86-9	NIST02.L	91793	C12H7Cl3	256	98





TestAmerica Edison

Data File: \\EDICHROM\ChromData\CBNAMS12\20141106-20230.b\L118456.D

Injection Date: 06-Nov-2014 15:02:30

Instrument ID: CBNAMS12

Lims ID: 460-85482-E-10-C

Lab Sample ID: 460-85482-10

Client ID: PMP-24-SW-VD

Operator ID: BNA 12

ALS Bottle#: 24

Worklist Smp#: 23

Injection Vol: 1.0 ul

Dil. Factor: 5.0000

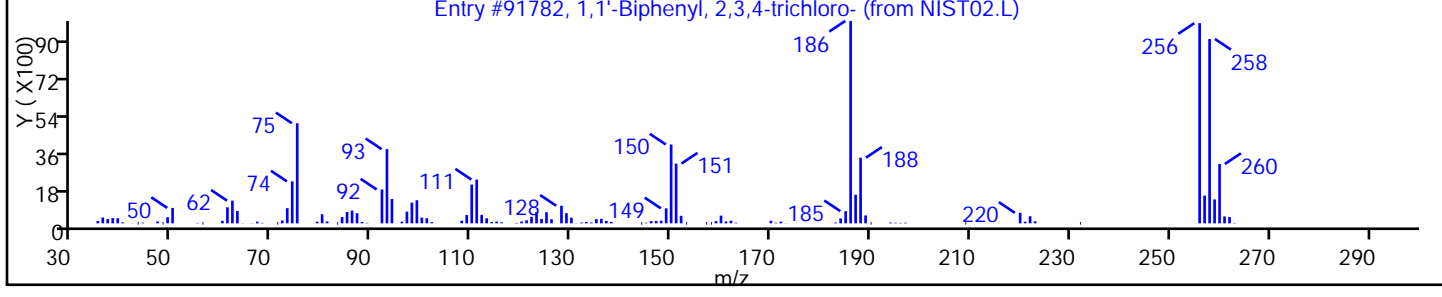
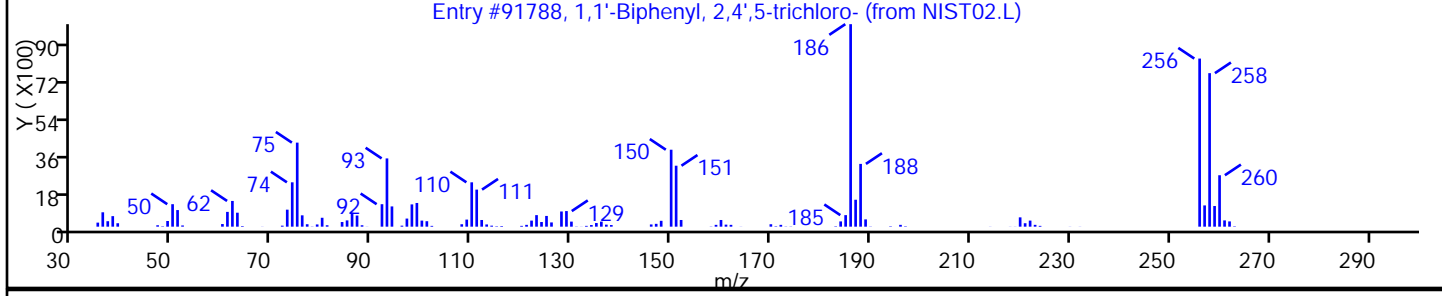
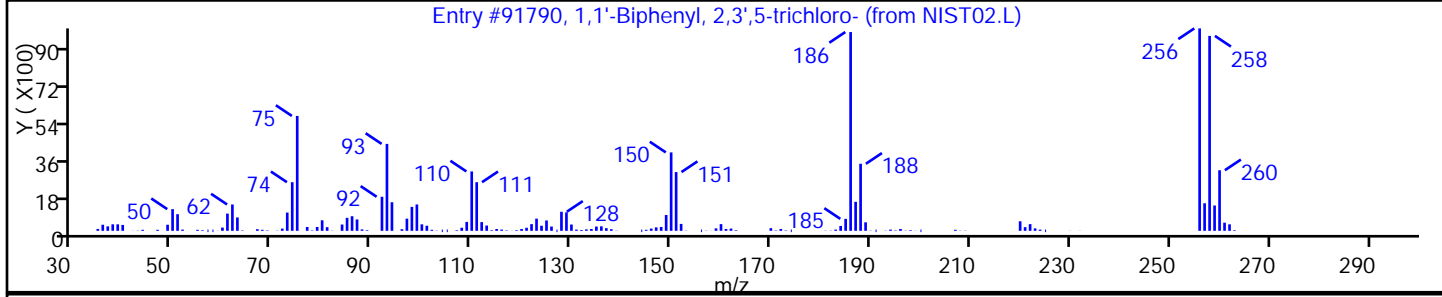
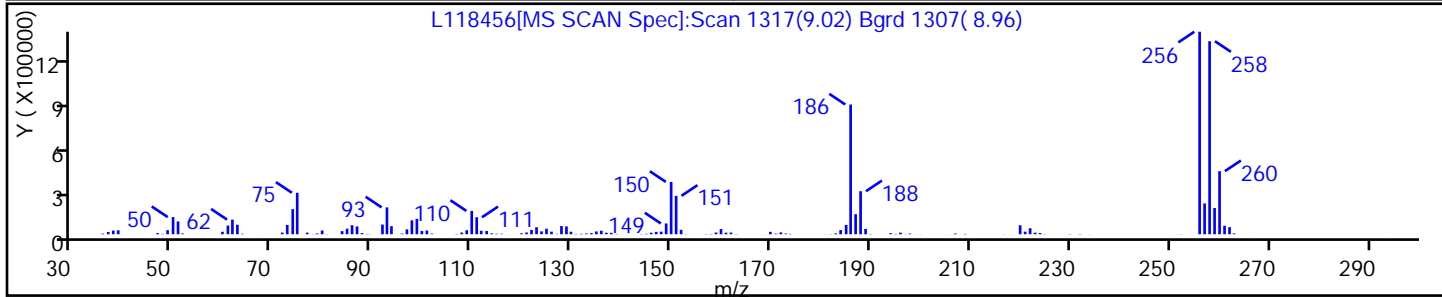
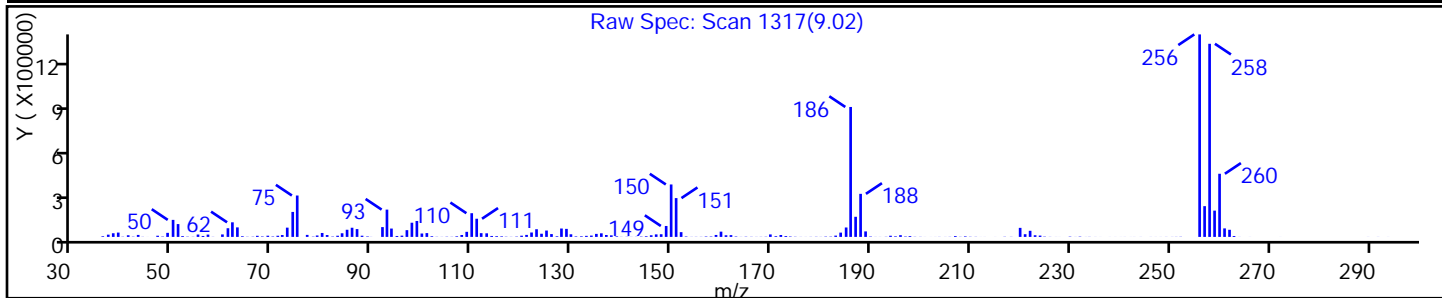
Method: 8270\_12R\_9

Limit Group: SV 8270 ICAL

Column:

Detector MS SCAN

Library Search Compound Match	CAS#	Library	Entry	Formula	Weight	Q
1,1'-Biphenyl, 2,3',5-trichloro-	38444-81-4	NIST02	91790	C12H7Cl3	256	99
1,1'-Biphenyl, 2,4',5-trichloro-	16606-02-3	NIST02.L	91788	C12H7Cl3	256	99
1,1'-Biphenyl, 2,3,4-trichloro-	55702-46-0	NIST02.L	91782	C12H7Cl3	256	99



TestAmerica Edison

Data File: \\EDICHRON\ChromData\CBNAMS12\20141106-20230.b\L118456.D

Injection Date: 06-Nov-2014 15:02:30

Instrument ID: CBNAMS12

Lims ID: 460-85482-E-10-C

Lab Sample ID: 460-85482-10

Client ID: PMP-24-SW-VD

Operator ID: BNA 12

ALS Bottle#: 24

Worklist Smp#: 23

Injection Vol: 1.0 ul

Dil. Factor: 5.0000

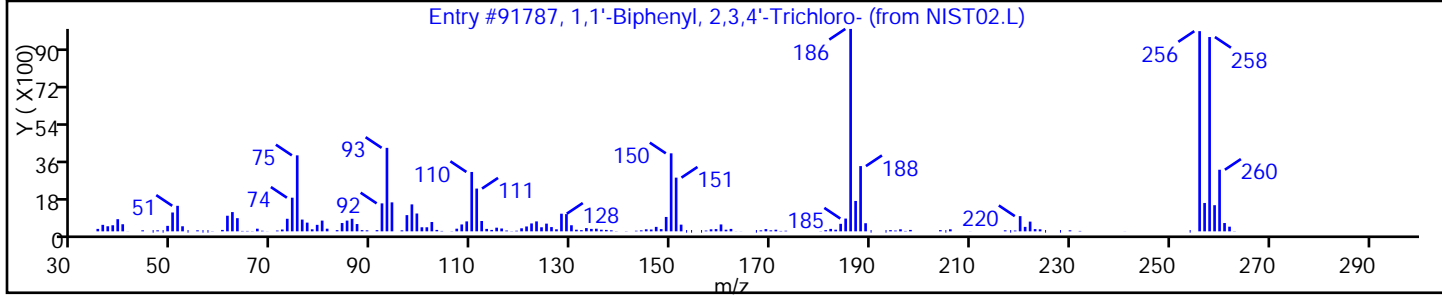
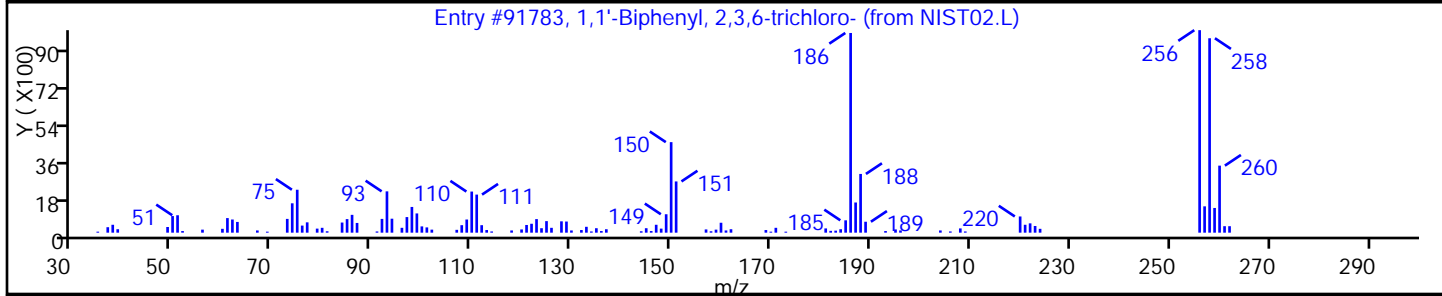
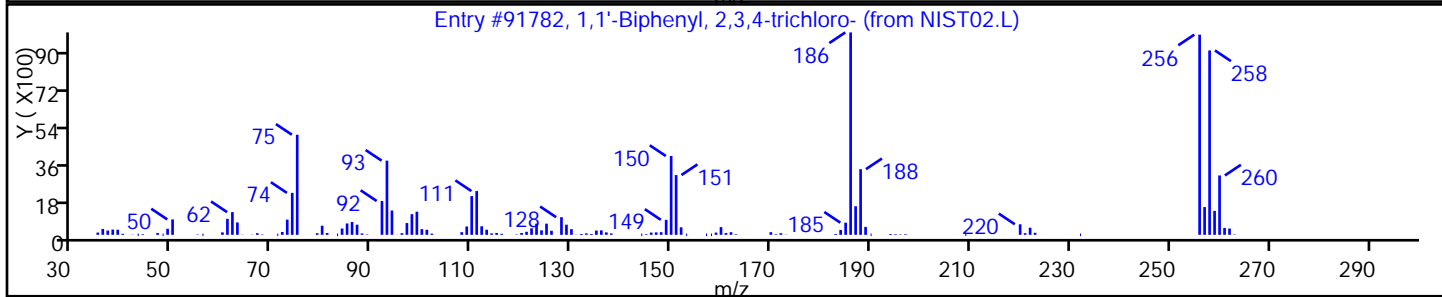
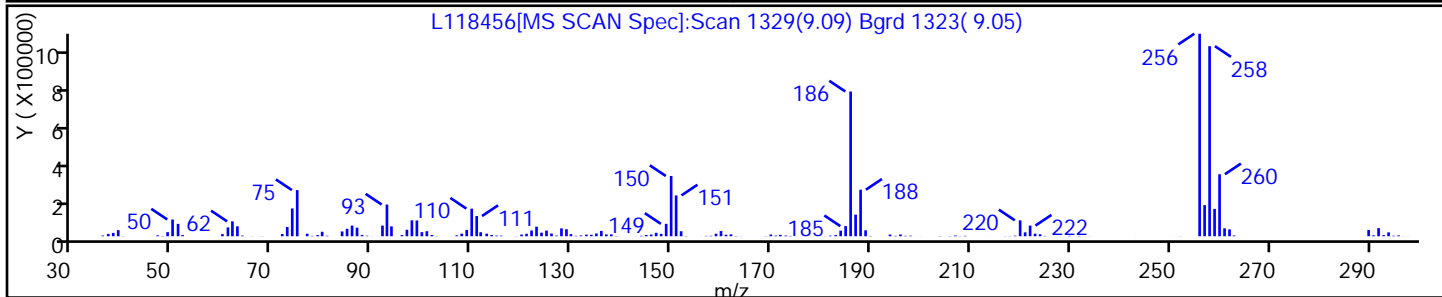
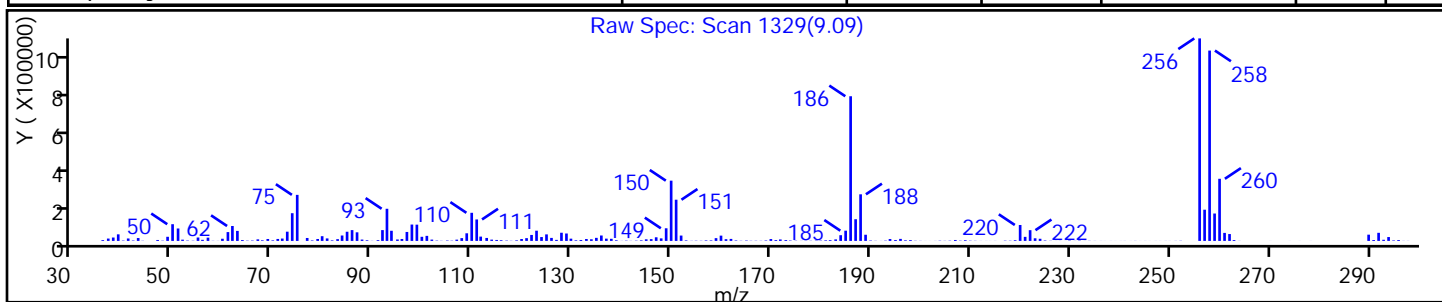
Method: 8270\_12R\_9

Limit Group: SV 8270 ICAL

Column:

Detector MS SCAN

Library Search Compound Match	CAS#	Library	Entry	Formula	Weight	Q
1,1'-Biphenyl, 2,3,4-trichloro-	55702-46-0	NIST02	91782	C12H7Cl3	256	99
1,1'-Biphenyl, 2,3,6-trichloro-	55702-45-9	NIST02.L	91783	C12H7Cl3	256	98
1,1'-Biphenyl, 2,3,4'-Trichloro-	38444-85-8	NIST02.L	91787	C12H7Cl3	256	98



TestAmerica Edison

Data File: \\EDICHRON\ChromData\CBNAMS12\20141106-20230.b\L118456.D

Injection Date: 06-Nov-2014 15:02:30

Instrument ID: CBNAMS12

Lims ID: 460-85482-E-10-C

Lab Sample ID: 460-85482-10

Client ID: PMP-24-SW-VD

Operator ID: BNA 12

ALS Bottle#: 24

Worklist Smp#: 23

Injection Vol: 1.0 ul

Dil. Factor: 5.0000

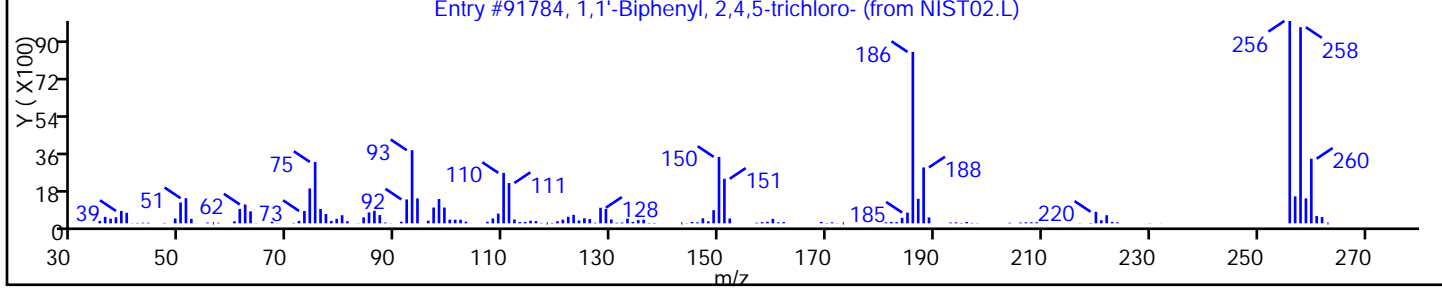
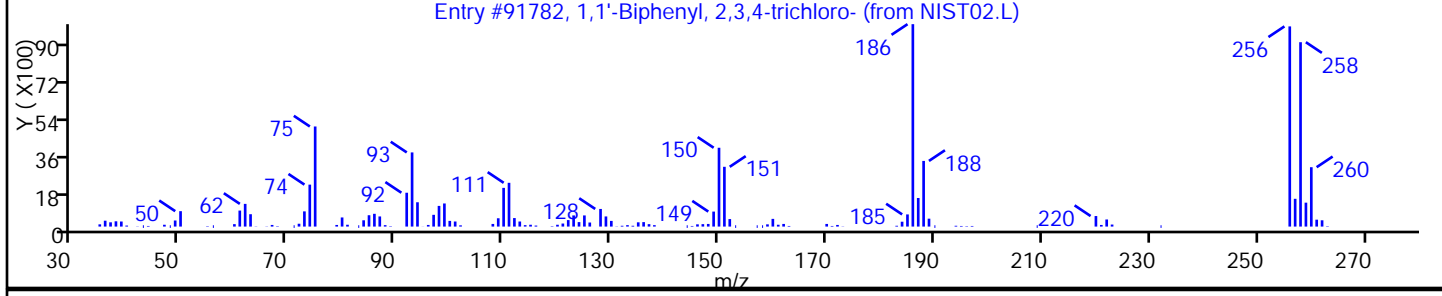
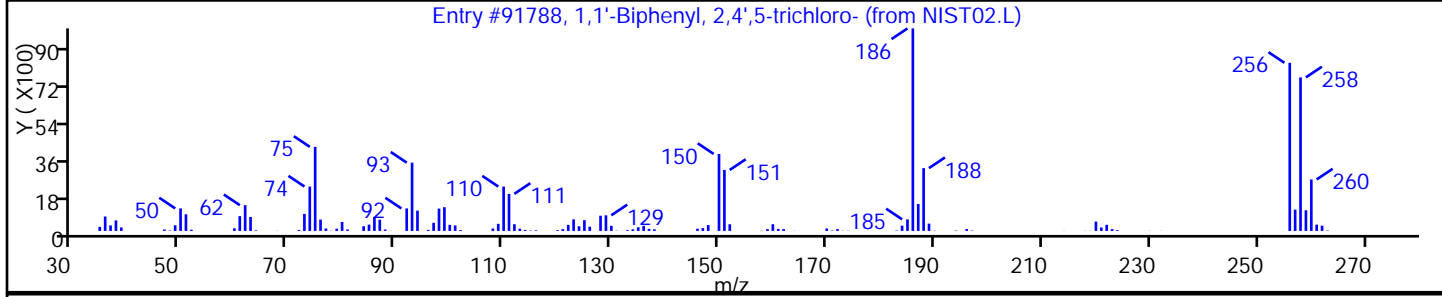
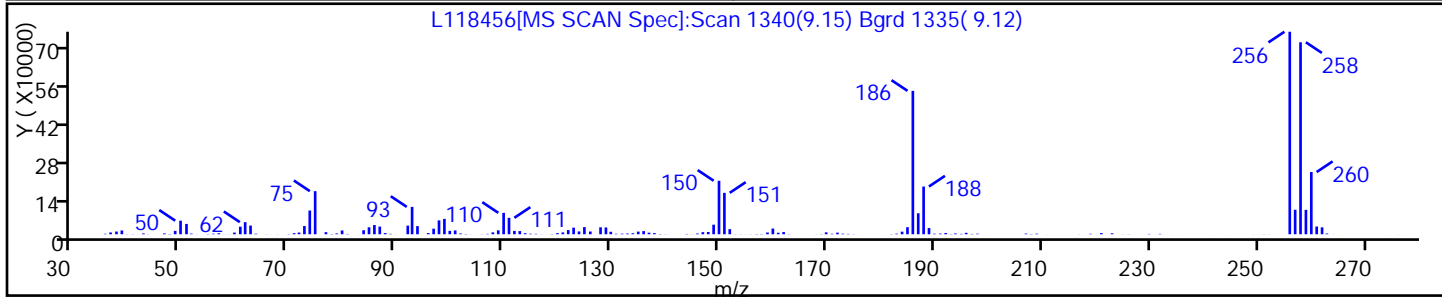
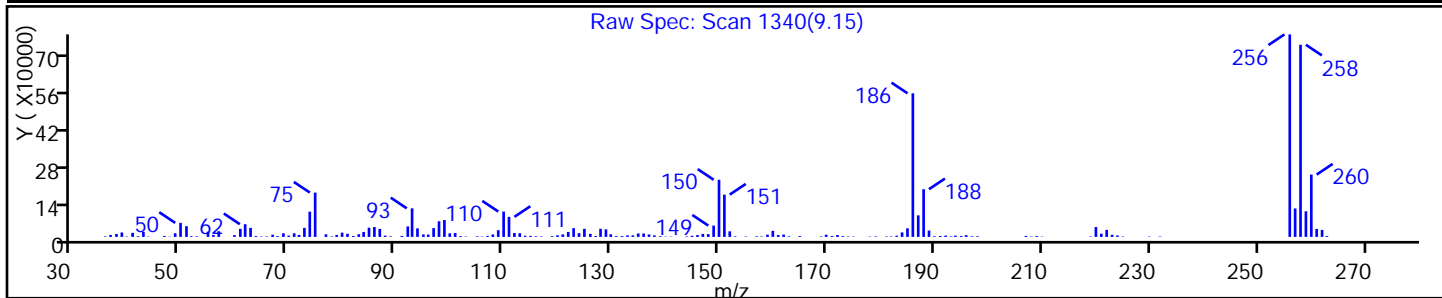
Method: 8270\_12R\_9

Limit Group: SV 8270 ICAL

Column:

Detector MS SCAN

Library Search Compound Match	CAS#	Library	Entry	Formula	Weight	Q
1,1'-Biphenyl, 2,4',5-trichloro-	16606-02-3	NIST02	91788	C12H7Cl3	256	99
1,1'-Biphenyl, 2,3,4-trichloro-	55702-46-0	NIST02.L	91782	C12H7Cl3	256	97
1,1'-Biphenyl, 2,4,5-trichloro-	15862-07-4	NIST02.L	91784	C12H7Cl3	256	97



TestAmerica Edison

Data File: \\EDICHROM\ChromData\CBNAMS12\20141106-20230.b\L118456.D

Injection Date: 06-Nov-2014 15:02:30

Instrument ID: CBNAMS12

Lims ID: 460-85482-E-10-C

Lab Sample ID: 460-85482-10

Client ID: PMP-24-SW-VD

Operator ID: BNA 12

ALS Bottle#: 24

Worklist Smp#: 23

Injection Vol: 1.0 ul

Dil. Factor: 5.0000

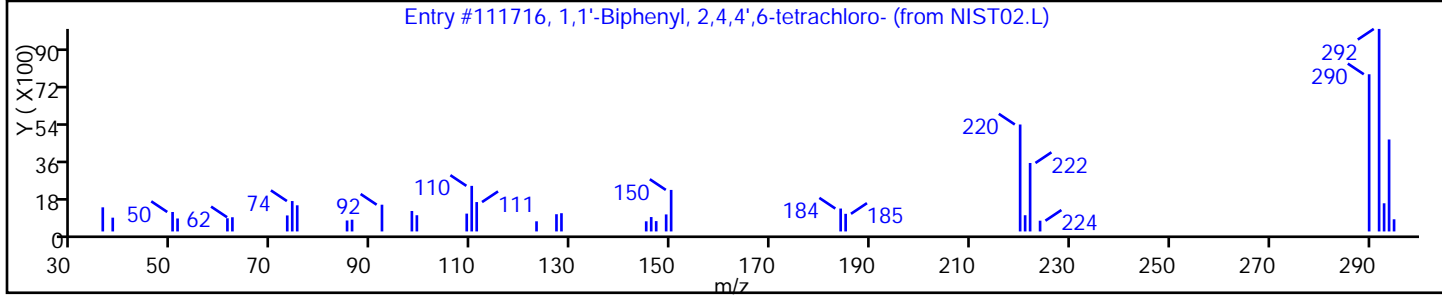
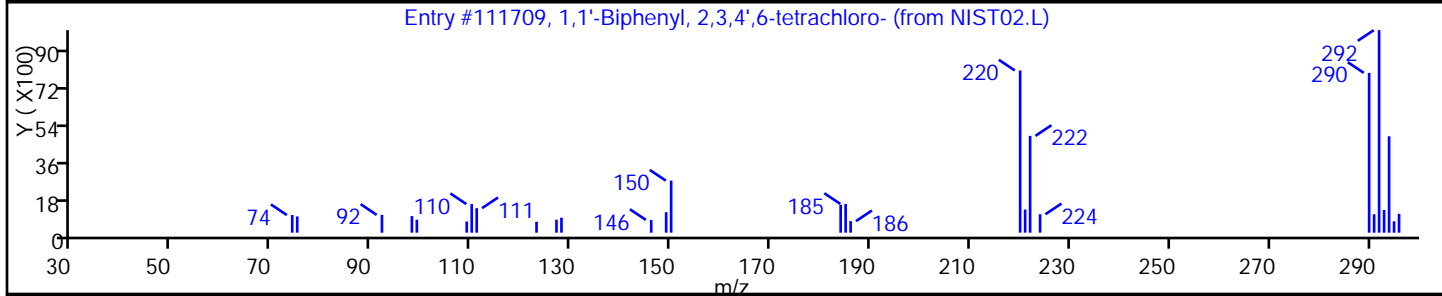
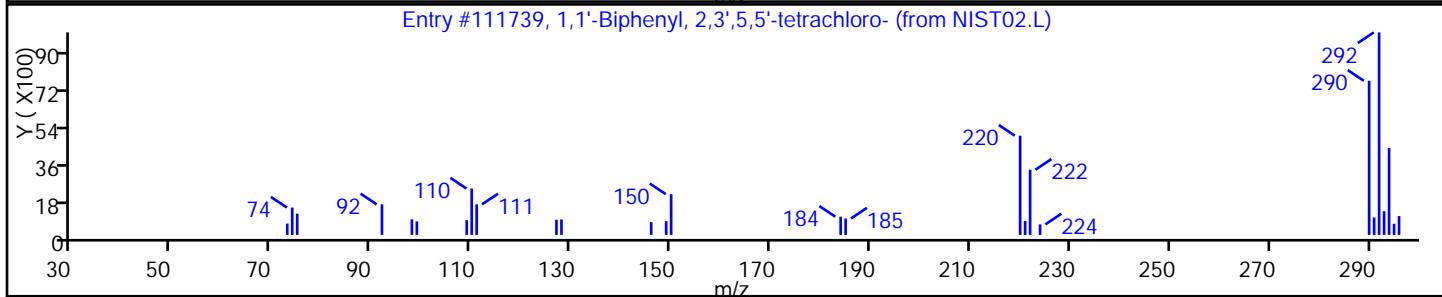
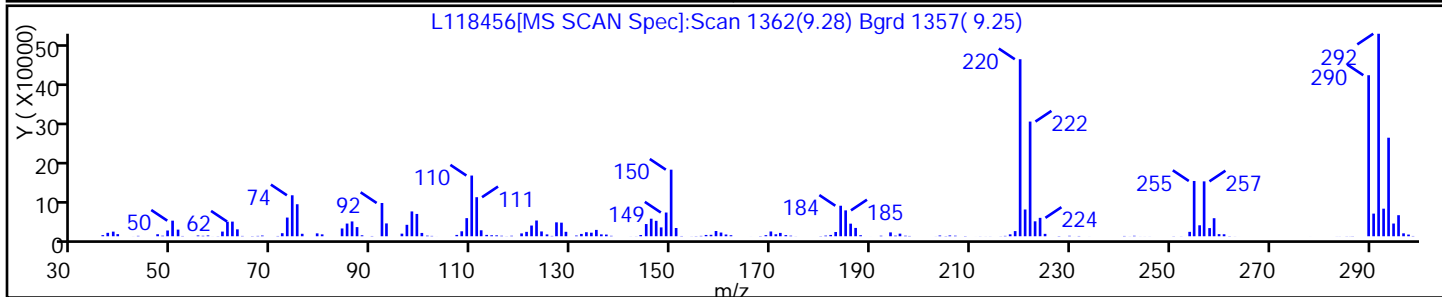
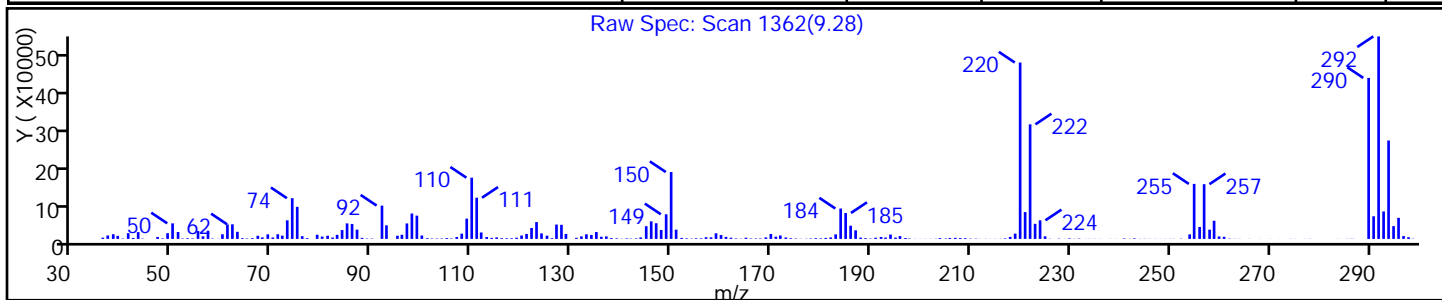
Method: 8270\_12R\_9

Limit Group: SV 8270 ICAL

Column:

Detector: MS SCAN

Library Search Compound Match	CAS#	Library	Entry	Formula	Weight	Q
1,1'-Biphenyl, 2,3',5,5'-tetrachloro-	41464-42-0	NIST02	111739	C12H6Cl4	290	99
1,1'-Biphenyl, 2,3,4',6-tetrachloro-	52663-58-8	NIST02.L	111709	C12H6Cl4	290	99
1,1'-Biphenyl, 2,4,4',6-tetrachloro-	32598-12-2	NIST02.L	111716	C12H6Cl4	290	96



TestAmerica Edison

Data File: \\EDICHRON\ChromData\CBNAMS12\20141106-20230.b\L118456.D

Injection Date: 06-Nov-2014 15:02:30

Instrument ID: CBNAMS12

Lims ID: 460-85482-E-10-C

Lab Sample ID: 460-85482-10

Client ID: PMP-24-SW-VD

Operator ID: BNA 12

ALS Bottle#: 24

Worklist Smp#: 23

Injection Vol: 1.0 ul

Dil. Factor: 5.0000

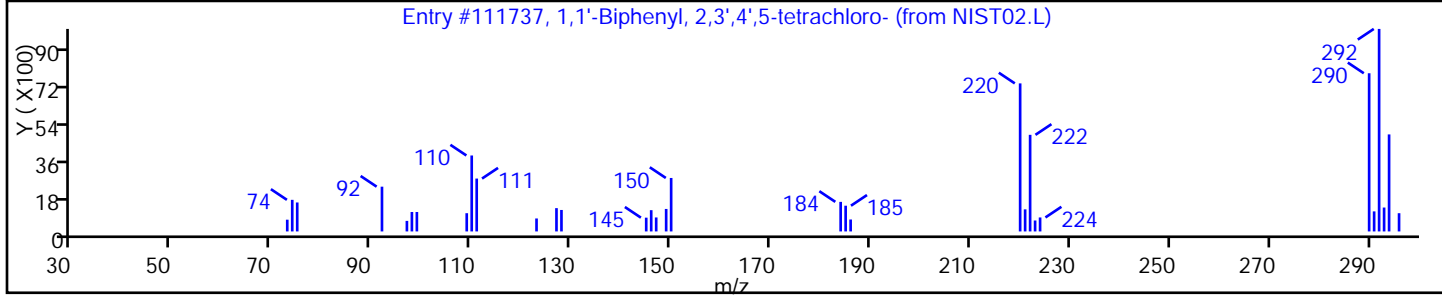
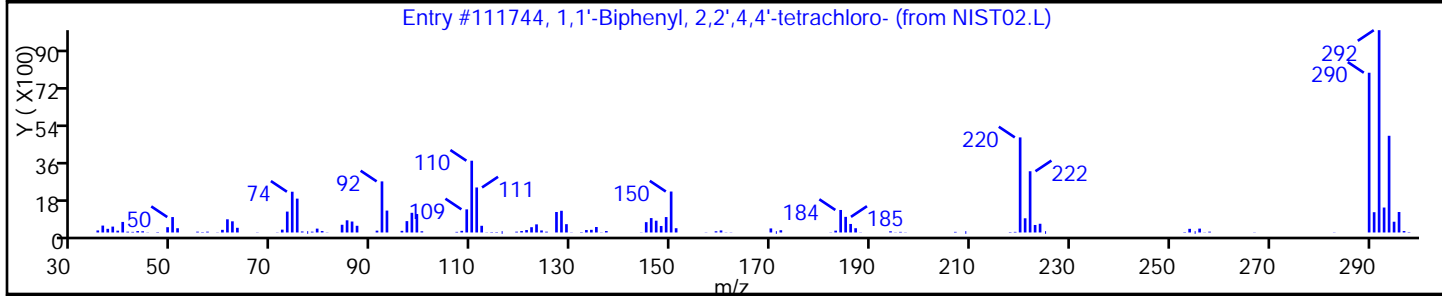
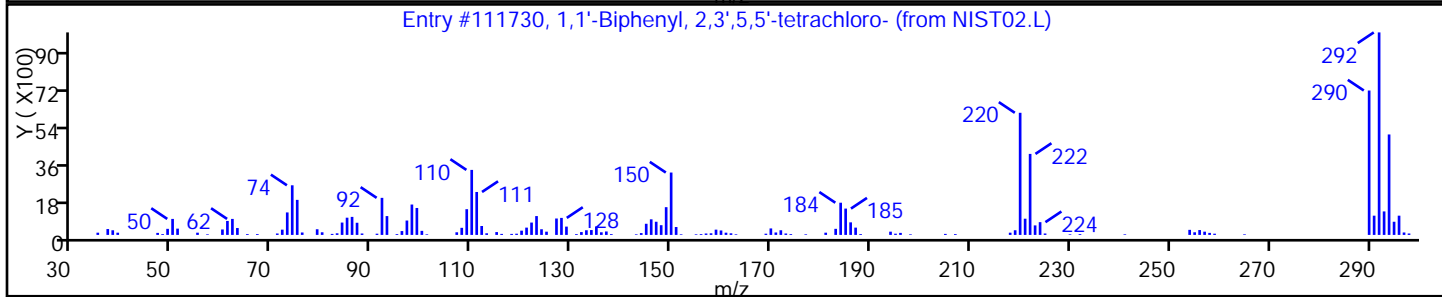
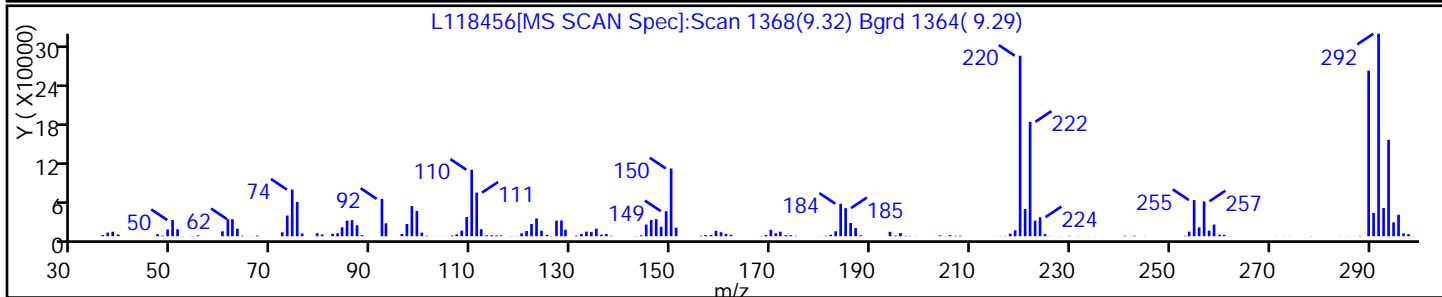
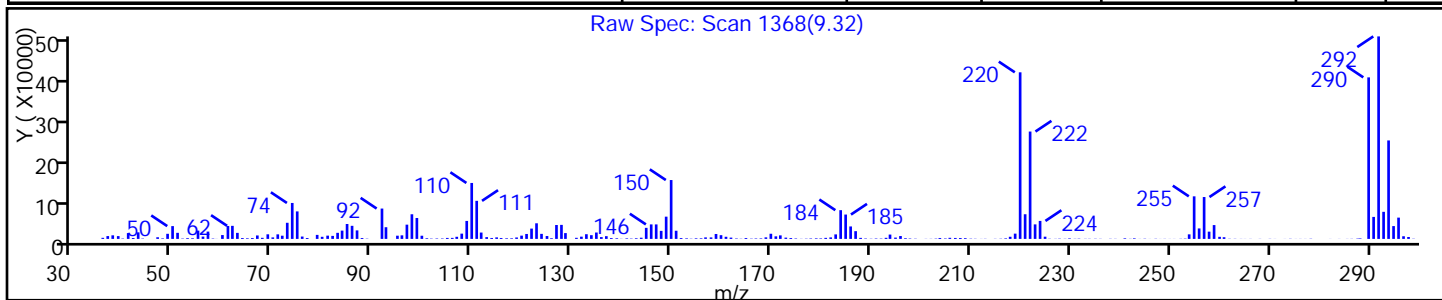
Method: 8270\_12R\_9

Limit Group: SV 8270 ICAL

Column:

Detector: MS SCAN

Library Search Compound Match	CAS#	Library	Entry	Formula	Weight	Q
1,1'-Biphenyl, 2,3',5,5'-tetrachloro-	41464-42-0	NIST02	111730	C12H6Cl4	290	99
1,1'-Biphenyl, 2,2',4,4'-tetrachloro-	2437-79-8	NIST02.L	111744	C12H6Cl4	290	99
1,1'-Biphenyl, 2,3',4',5-tetrachloro-	32598-11-1	NIST02.L	111737	C12H6Cl4	290	99



TestAmerica Edison

Data File: \\EDICHRON\ChromData\CBNAMs12\20141106-20230.b\L118456.D

Injection Date: 06-Nov-2014 15:02:30

Instrument ID: CBNAMS12

Lims ID: 460-85482-E-10-C

Lab Sample ID: 460-85482-10

Client ID: PMP-24-SW-VD

Operator ID: BNA 12

ALS Bottle#: 24

Worklist Smp#: 23

Injection Vol: 1.0 ul

Dil. Factor: 5.0000

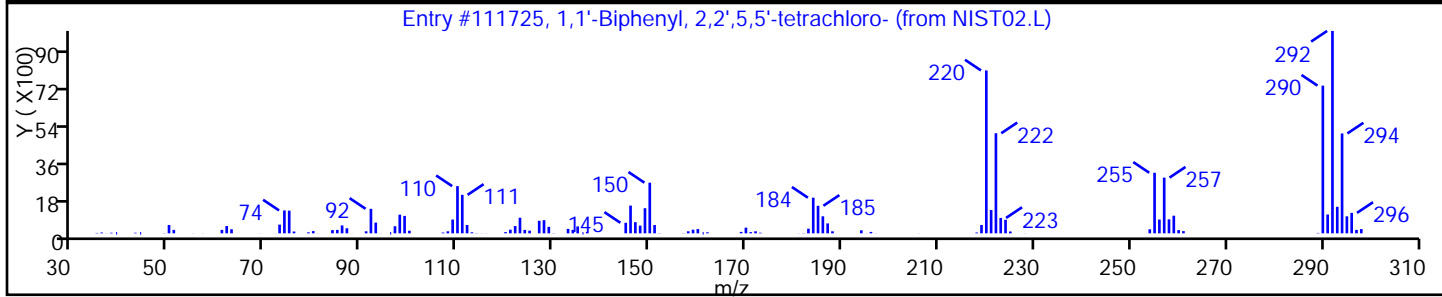
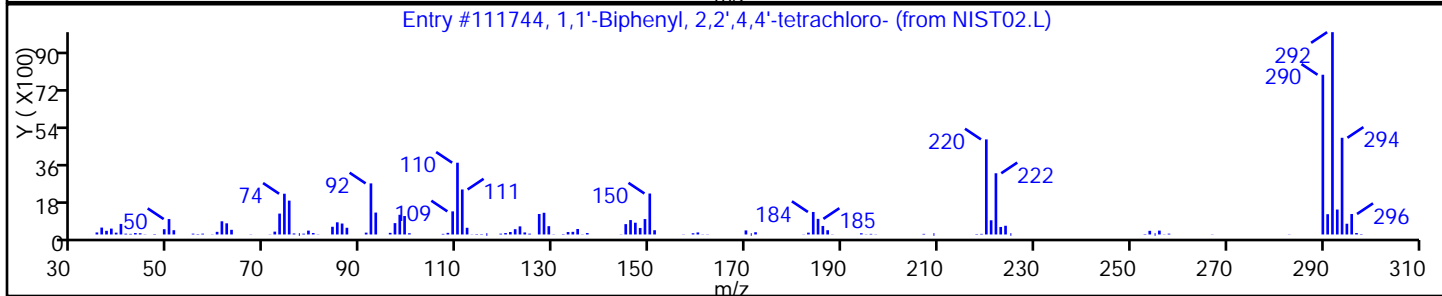
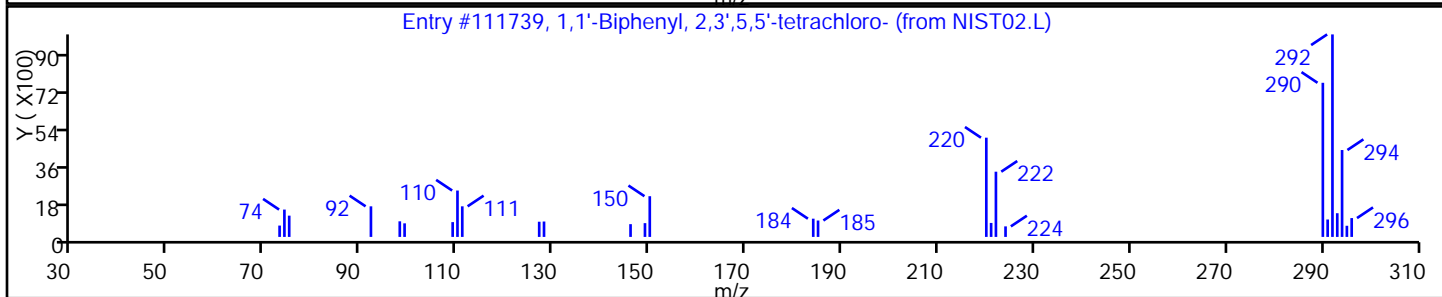
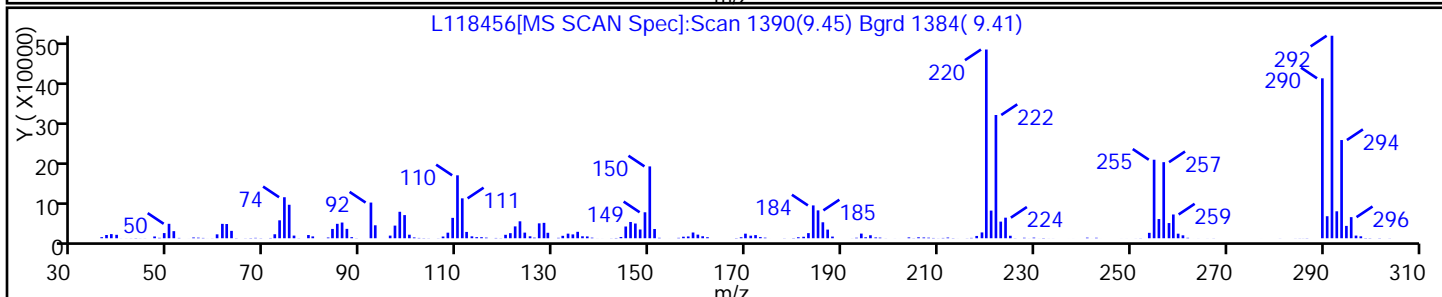
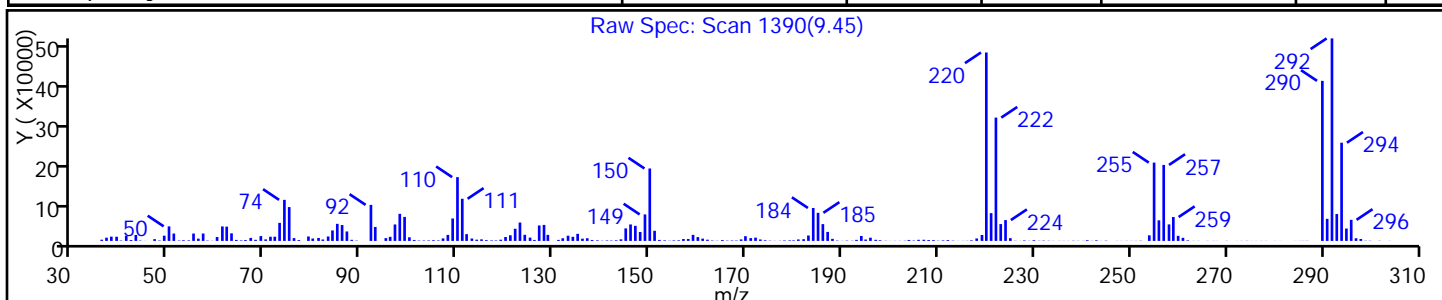
Method: 8270\_12R\_9

Limit Group: SV 8270 ICAL

Column:

Detector MS SCAN

Library Search Compound Match	CAS#	Library	Entry	Formula	Weight	Q
1,1'-Biphenyl, 2,3',5,5'-tetrachloro-	41464-42-0	NIST02	111739	C12H6Cl4	290	99
1,1'-Biphenyl, 2,2',4,4'-tetrachloro-	2437-79-8	NIST02.L	111744	C12H6Cl4	290	99
1,1'-Biphenyl, 2,2',5,5'-tetrachloro-	35693-99-3	NIST02.L	111725	C12H6Cl4	290	98



TestAmerica Edison

Data File: \\EDICHROM\ChromData\CBNAMs12\20141106-20230.b\L118456.D

Injection Date: 06-Nov-2014 15:02:30

Instrument ID: CBNAMS12

Lims ID: 460-85482-E-10-C

Lab Sample ID: 460-85482-10

Client ID: PMP-24-SW-VD

Operator ID: BNA 12

ALS Bottle#: 24

Worklist Smp#: 23

Injection Vol: 1.0 ul

Dil. Factor: 5.0000

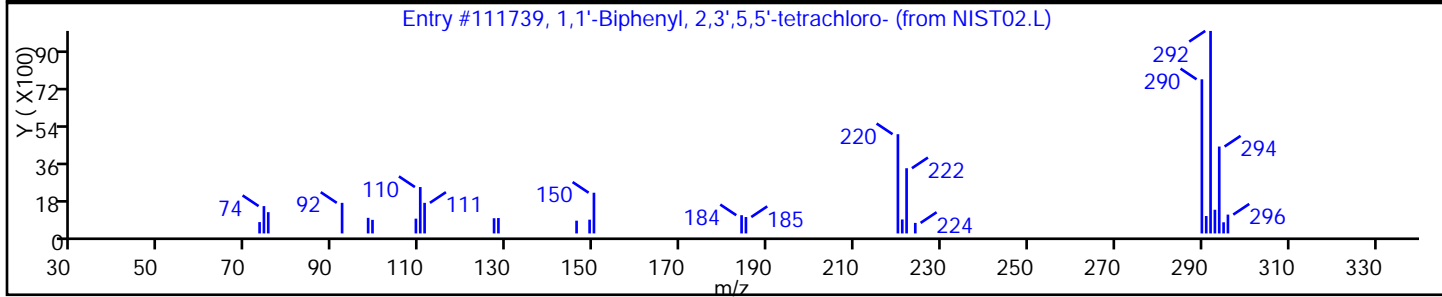
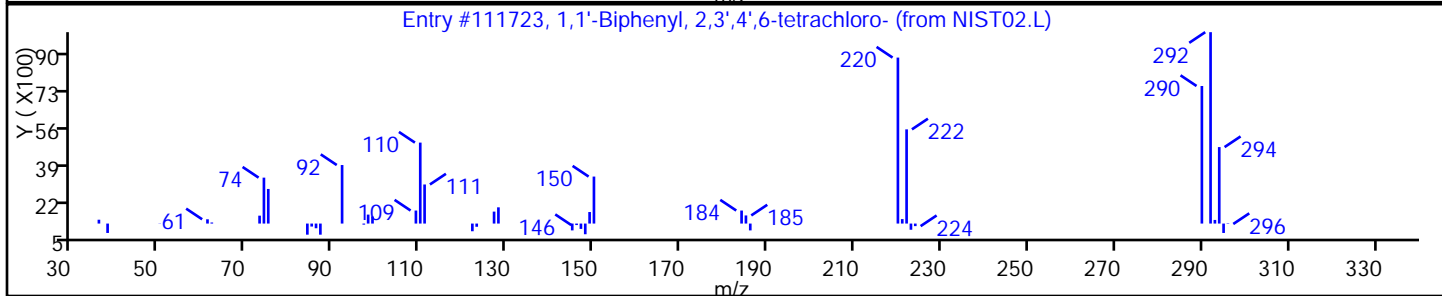
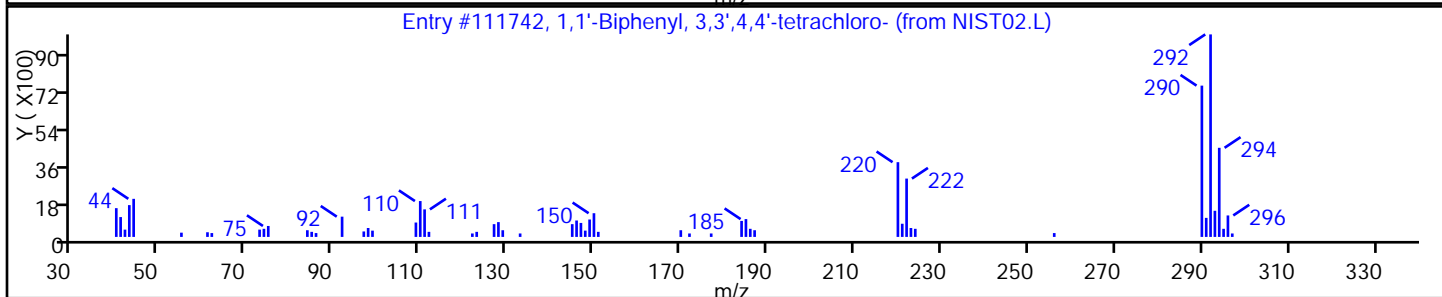
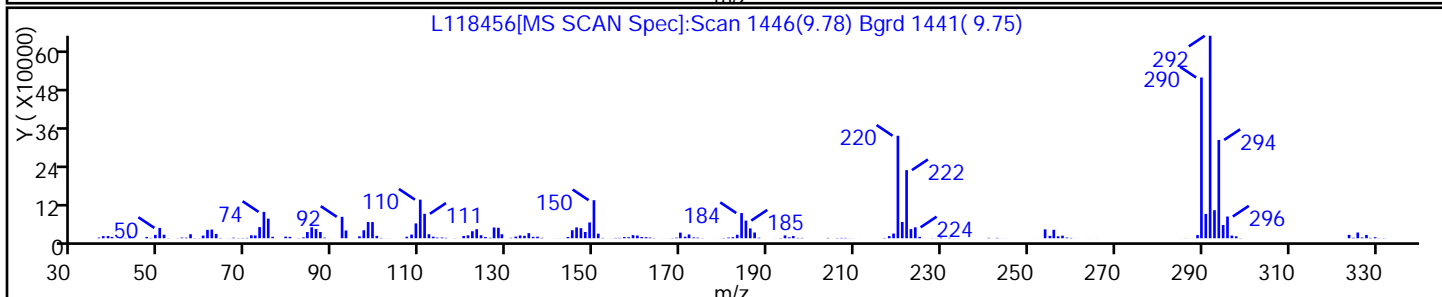
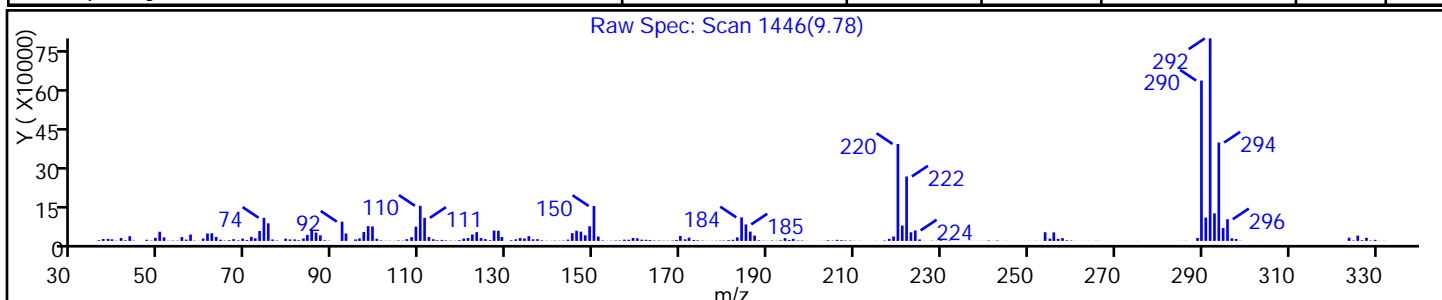
Method: 8270\_12R\_9

Limit Group: SV 8270 ICAL

Column:

Detector MS SCAN

Library Search Compound Match	CAS#	Library	Entry	Formula	Weight	Q
1,1'-Biphenyl, 3,3',4,4'-tetrachloro-	32598-13-3	NIST02	111742	C12H6Cl4	290	99
1,1'-Biphenyl, 2,3',4',6-tetrachloro-	41464-46-4	NIST02.L	111723	C12H6Cl4	290	99
1,1'-Biphenyl, 2,3',5,5'-tetrachloro-	41464-42-0	NIST02.L	111739	C12H6Cl4	290	99



TestAmerica Edison

Data File: \\EDICHRON\ChromData\CBNAMS12\20141106-20230.b\L118456.D

Injection Date: 06-Nov-2014 15:02:30

Instrument ID: CBNAMS12

Lims ID: 460-85482-E-10-C

Lab Sample ID: 460-85482-10

Client ID: PMP-24-SW-VD

Operator ID: BNA 12

ALS Bottle#: 24 Worklist Smp#: 23

Injection Vol: 1.0 ul

Dil. Factor: 5.0000

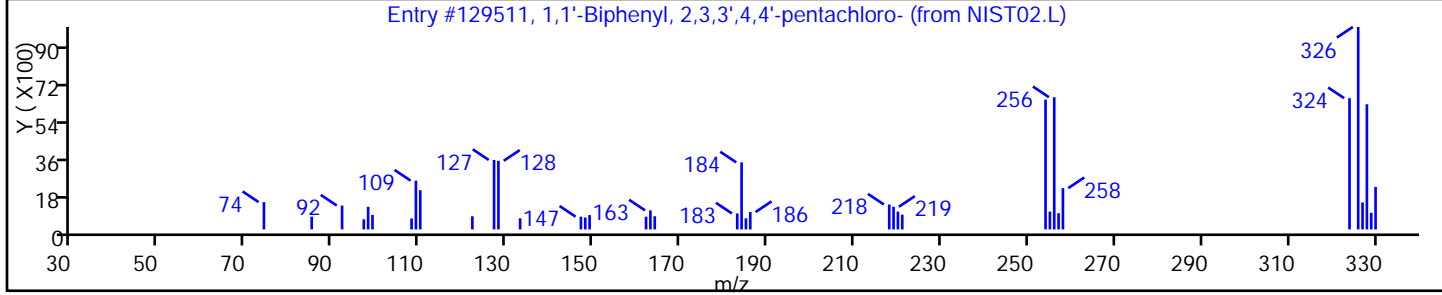
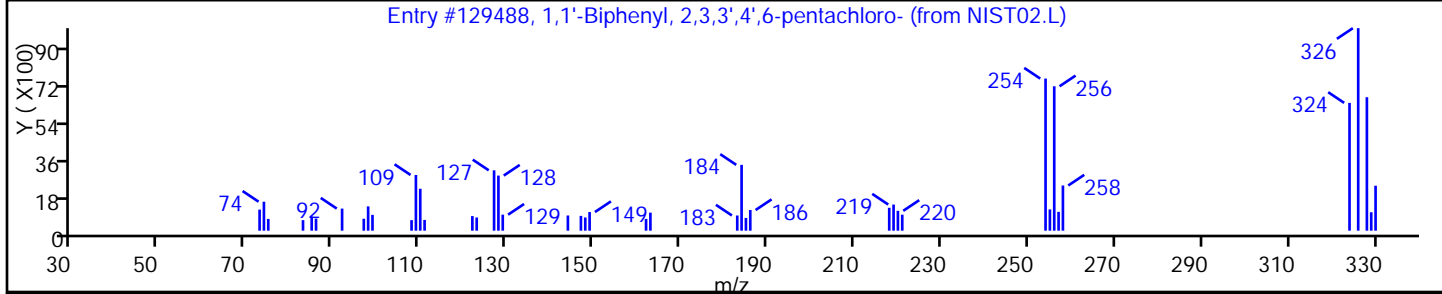
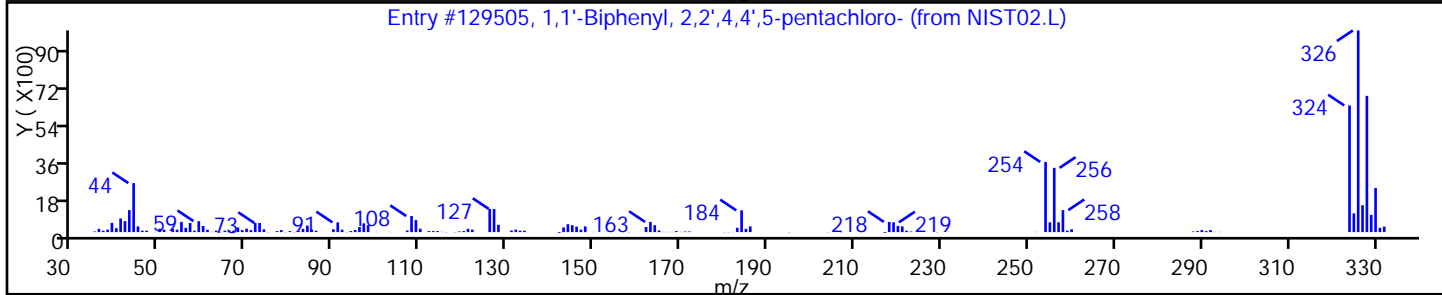
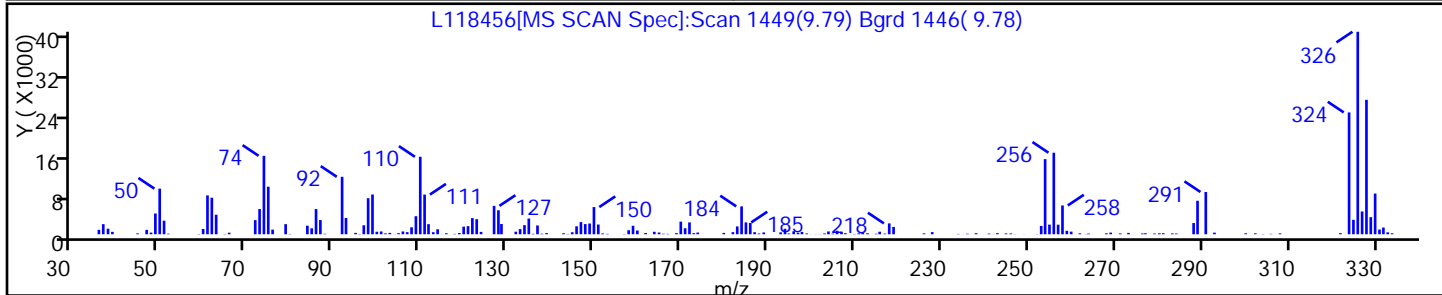
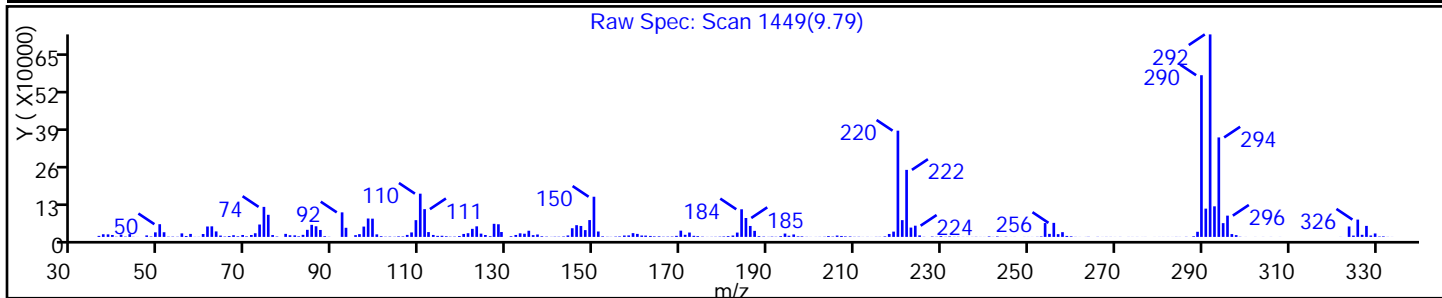
Method: 8270\_12R\_9

Limit Group: SV 8270 ICAL

Column:

Detector MS SCAN

Library Search Compound Match	CAS#	Library	Entry	Formula	Weight	Q
1,1'-Biphenyl, 2,2',4,4',5-pentachloro-	38380-01-7	NIST02	129505	C12H5Cl5	324	98
1,1'-Biphenyl, 2,3,3',4',6-pentachloro-	38380-03-9	NIST02.L	129488	C12H5Cl5	324	96
1,1'-Biphenyl, 2,3,3',4,4'-pentachloro-	32598-14-4	NIST02.L	129511	C12H5Cl5	324	96





TestAmerica Edison

Data File: \\EDICHROM\ChromData\CBNAM12\20141106-20230.b\L118456.D

Injection Date: 06-Nov-2014 15:02:30

Instrument ID: CBNAMS12

Lims ID: 460-85482-E-10-C

Lab Sample ID: 460-85482-10

Client ID: PMP-24-SW-VD

Operator ID: BNA 12

ALS Bottle#: 24

Worklist Smp#: 23

Injection Vol: 1.0 ul

Dil. Factor: 5.0000

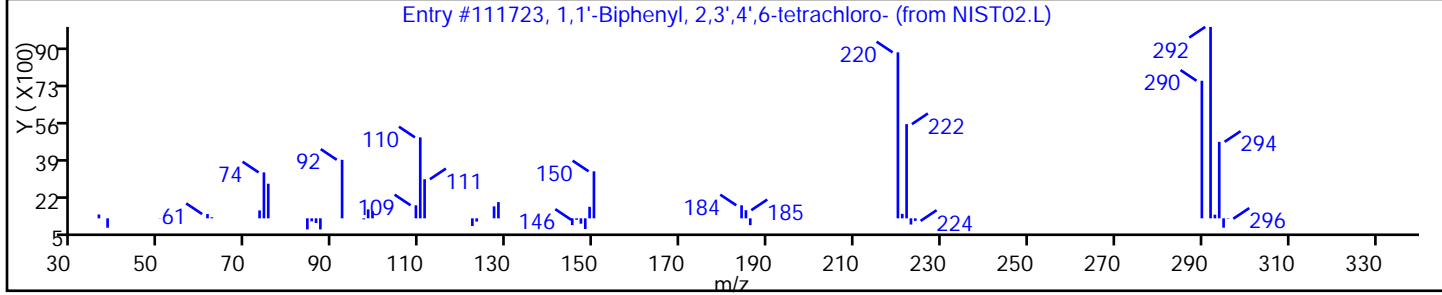
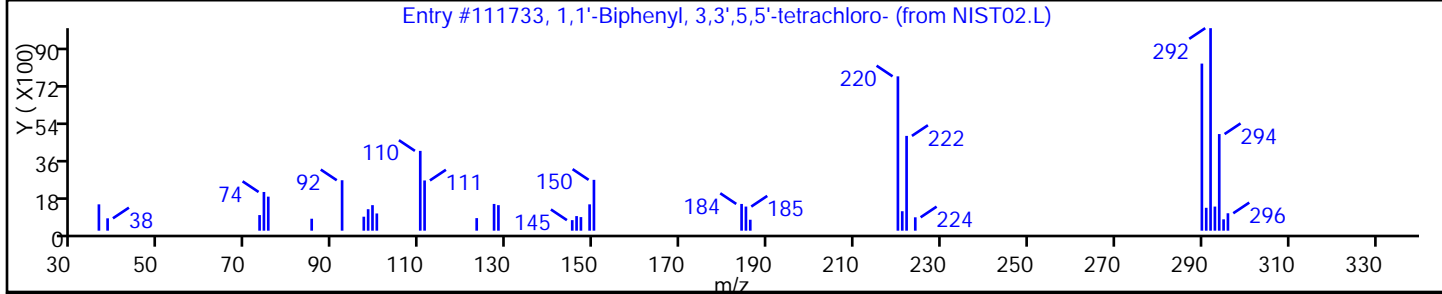
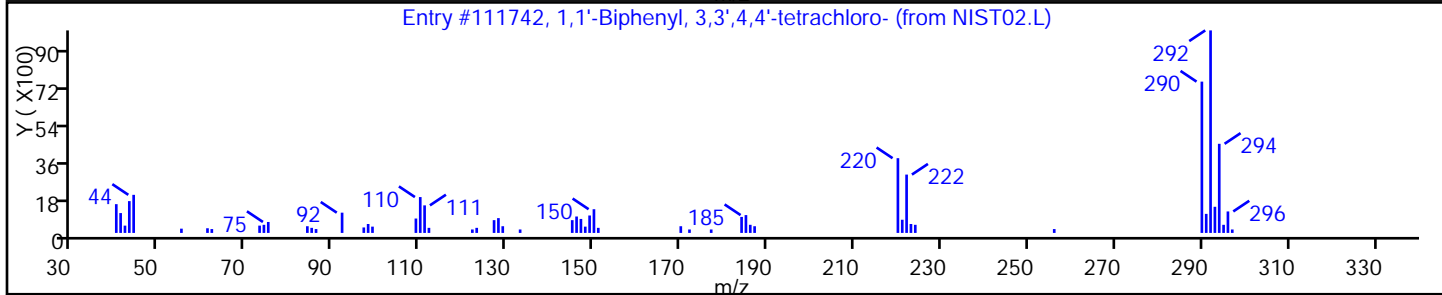
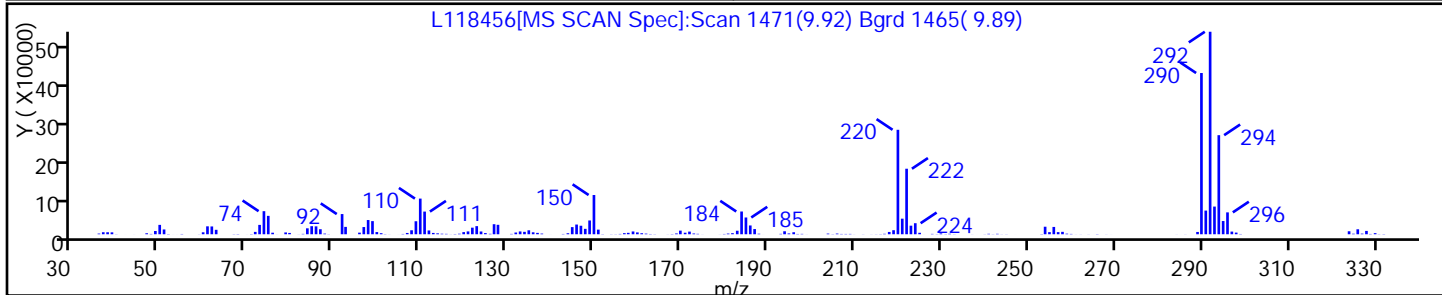
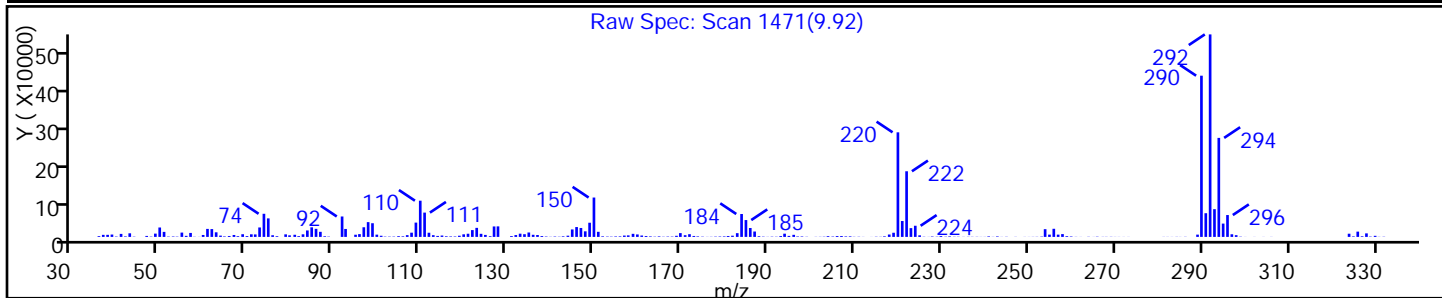
Method: 8270\_12R\_9

Limit Group: SV 8270 ICAL

Column:

Detector MS SCAN

Library Search Compound Match	CAS#	Library	Entry	Formula	Weight	Q
1,1'-Biphenyl, 3,3',4,4'-tetrachloro-	32598-13-3	NIST02	111742	C12H6Cl4	290	99
1,1'-Biphenyl, 3,3',5,5'-tetrachloro-	33284-52-5	NIST02.L	111733	C12H6Cl4	290	99
1,1'-Biphenyl, 2,3',4',6-tetrachloro-	41464-46-4	NIST02.L	111723	C12H6Cl4	290	99



FORM I  
GC/MS SEMI VOA ORGANICS ANALYSIS DATA SHEET

Lab Name: TestAmerica Edison Job No.: 460-85482-1  
 SDG No.: \_\_\_\_\_  
 Client Sample ID: Field Blank\_20141030 Lab Sample ID: 460-85482-29  
 Matrix: Water Lab File ID: M86538.D  
 Analysis Method: 8270C Date Collected: 10/30/2014 16:00  
 Extract. Method: 3510C Date Extracted: 11/04/2014 13:31  
 Sample wt/vol: 230 (mL) Date Analyzed: 11/05/2014 13:21  
 Con. Extract Vol.: 2 (mL) Dilution Factor: 1  
 Injection Volume: 5 (uL) Level: (low/med) Low  
 % Moisture: \_\_\_\_\_ GPC Cleanup: (Y/N) N  
 Analysis Batch No.: 260393 Units: ug/L

CAS NO.	COMPOUND NAME	RESULT	Q	RL	MDL
108-95-2	Phenol	0.65	U	11	0.65
95-57-8	2-Chlorophenol	1.0	U	11	1.0
95-48-7	2-Methylphenol	1.5	U	11	1.5
106-44-5	4-Methylphenol	1.1	U	11	1.1
100-52-7	Benzaldehyde	2.3	U	11	2.3
98-86-2	Acetophenone	0.97	U	11	0.97
111-44-4	Bis(2-chloroethyl) ether	0.33	U	1.1	0.33
108-60-1	2,2'-oxybis[1-chloropropane]	1.4	U	11	1.4
621-64-7	N-Nitrosodi-n-propylamine	0.29	U	1.1	0.29
98-95-3	Nitrobenzene	0.37	U	1.1	0.37
67-72-1	Hexachloroethane	0.16	U	1.1	0.16
78-59-1	Isophorone	1.4	U	11	1.4
88-75-5	2-Nitrophenol	0.74	U	11	0.74
105-67-9	2,4-Dimethylphenol	1.3	U	11	1.3
120-83-2	2,4-Dichlorophenol	1.2	U	11	1.2
111-91-1	Bis(2-chloroethoxy)methane	1.1	U	11	1.1
91-20-3	Naphthalene	2.2	U	11	2.2
106-47-8	4-Chloroaniline	0.35	U	1.1	0.35
87-68-3	Hexachlorobutadiene	0.74	U	2.2	0.74
105-60-2	Caprolactam	0.99	U	11	0.99
59-50-7	4-Chloro-3-methylphenol	1.2	U	11	1.2
91-57-6	2-Methylnaphthalene	1.6	U	11	1.6
118-74-1	Hexachlorobenzene	0.22	U	1.1	0.22
77-47-4	Hexachlorocyclopentadiene	1.6	U	11	1.6
88-06-2	2,4,6-Trichlorophenol	1.5	U	11	1.5
95-95-4	2,4,5-Trichlorophenol	2.4	U	11	2.4
92-52-4	Diphenyl	2.0	U	11	2.0
91-58-7	2-Chloronaphthalene	1.4	U	11	1.4
88-74-4	2-Nitroaniline	2.2	U	22	2.2
606-20-2	2,6-Dinitrotoluene	0.29	U	2.2	0.29
131-11-3	Dimethyl phthalate	1.2	U	11	1.2
208-96-8	Acenaphthylene	2.0	U	11	2.0
99-09-2	3-Nitroaniline	3.2	U	22	3.2
83-32-9	Acenaphthene	1.2	U	11	1.2

FORM I  
GC/MS SEMI VOA ORGANICS ANALYSIS DATA SHEET

Lab Name: TestAmerica Edison Job No.: 460-85482-1  
 SDG No.: \_\_\_\_\_  
 Client Sample ID: Field Blank\_20141030 Lab Sample ID: 460-85482-29  
 Matrix: Water Lab File ID: M86538.D  
 Analysis Method: 8270C Date Collected: 10/30/2014 16:00  
 Extract. Method: 3510C Date Extracted: 11/04/2014 13:31  
 Sample wt/vol: 230 (mL) Date Analyzed: 11/05/2014 13:21  
 Con. Extract Vol.: 2 (mL) Dilution Factor: 1  
 Injection Volume: 5 (uL) Level: (low/med) Low  
 % Moisture: \_\_\_\_\_ GPC Cleanup: (Y/N) N  
 Analysis Batch No.: 260393 Units: ug/L

CAS NO.	COMPOUND NAME	RESULT	Q	RL	MDL
100-02-7	4-Nitrophenol	2.2	U	33	2.2
51-28-5	2,4-Dinitrophenol	2.2	U	33	2.2
132-64-9	Dibenzofuran	1.6	U	11	1.6
84-66-2	Diethyl phthalate	1.5	U	11	1.5
86-73-7	Fluorene	1.8	U	11	1.8
206-44-0	Fluoranthene	1.2	U	11	1.2
84-74-2	Di-n-butyl phthalate	1.1	U	11	1.1
121-14-2	2,4-Dinitrotoluene	0.30	U	2.2	0.30
7005-72-3	4-Chlorophenyl phenyl ether	1.6	U	11	1.6
100-01-6	4-Nitroaniline	3.2	U	22	3.2
534-52-1	4,6-Dinitro-2-methylphenol	3.3	U	33	3.3
101-55-3	4-Bromophenyl phenyl ether	1.2	U	11	1.2
1912-24-9	Atrazine	1.1	U	11	1.1
120-12-7	Anthracene	0.92	U	11	0.92
86-74-8	Carbazole	1.3	U	11	1.3
85-01-8	Phenanthrene	1.3	U	11	1.3
87-86-5	Pentachlorophenol	2.9	U	33	2.9
129-00-0	Pyrene	1.2	U	11	1.2
218-01-9	Chrysene	1.5	U	11	1.5
207-08-9	Benzo[k]fluoranthene	0.15	U	1.1	0.15
191-24-2	Benzo[g,h,i]perylene	1.0	U	11	1.0
205-99-2	Benzo[b]fluoranthene	0.23	U	1.1	0.23
50-32-8	Benzo[a]pyrene	0.15	U *	1.1	0.15
56-55-3	Benzo[a]anthracene	0.20	U	1.1	0.20
86-30-6	N-Nitrosodiphenylamine	1.1	U	11	1.1
85-68-7	Butyl benzyl phthalate	1.5	U	11	1.5
117-81-7	Bis(2-ethylhexyl) phthalate	0.88	U	11	0.88
117-84-0	Di-n-octyl phthalate	0.96	U	11	0.96
193-39-5	Indeno[1,2,3-cd]pyrene	0.12	U	1.1	0.12
53-70-3	Dibenz(a,h)anthracene	0.17	U	1.1	0.17
91-94-1	3,3'-Dichlorobenzidine	3.5	U	22	3.5
95-94-3	1,2,4,5-Tetrachlorobenzene	2.0	U	11	2.0
58-90-2	2,3,4,6-Tetrachlorophenol	0.97	U	11	0.97

FORM I  
GC/MS SEMI VOA ORGANICS ANALYSIS DATA SHEET

Lab Name: TestAmerica Edison Job No.: 460-85482-1  
 SDG No.: \_\_\_\_\_  
 Client Sample ID: Field Blank\_20141030 Lab Sample ID: 460-85482-29  
 Matrix: Water Lab File ID: M86538.D  
 Analysis Method: 8270C Date Collected: 10/30/2014 16:00  
 Extract. Method: 3510C Date Extracted: 11/04/2014 13:31  
 Sample wt/vol: 230 (mL) Date Analyzed: 11/05/2014 13:21  
 Con. Extract Vol.: 2 (mL) Dilution Factor: 1  
 Injection Volume: 5 (uL) Level: (low/med) Low  
 % Moisture: \_\_\_\_\_ GPC Cleanup: (Y/N) N  
 Analysis Batch No.: 260393 Units: ug/L

CAS NO.	SURROGATE	%REC	Q	LIMITS
4165-60-0	Nitrobenzene-d5	108		60-114
4165-62-2	Phenol-d5	32		4-86
1718-51-0	Terphenyl-d14	101		72-130
118-79-6	2,4,6-Tribromophenol	86		51-126
367-12-4	2-Fluorophenol	52		15-96
321-60-8	2-Fluorobiphenyl	99		50-120

FORM I  
GC/MS SEMI VOA ORGANICS ANALYSIS DATA SHEET  
TENTATIVELY IDENTIFIED COMPOUNDS

Lab Name: TestAmerica Edison Job No.: 460-85482-1  
 SDG No.: \_\_\_\_\_  
 Client Sample ID: Field Blank\_20141030 Lab Sample ID: 460-85482-29  
 Matrix: Water Lab File ID: M86538.D  
 Analysis Method: 8270C Date Collected: 10/30/2014 16:00  
 Extract. Method: 3510C Date Extracted: 11/04/2014 13:31  
 Sample wt/vol: 230 (mL) Date Analyzed: 11/05/2014 13:21  
 Con. Extract Vol.: 2 (mL) Dilution Factor: 1  
 Injection Volume: 5 (uL) Level: (low/med) Low  
 % Moisture: \_\_\_\_\_ GPC Cleanup: (Y/N) N  
 Analysis Batch No.: 260393 Units: ug/L  
 Number TICs Found: 2 TIC Result Total: 42

CAS NO.	COMPOUND NAME	RT	RESULT	Q
31158-91-5	Hexadecanoic acid, 1,1-dimethylethyl est	10.34	25	J N
123-95-5	Octadecanoic acid, butyl ester	11.12	17	J N

TestAmerica Edison  
Target Compound Quantitation Report

Data File: \\EDICHROM\ChromData\CBNAMS6\20141105-20179.b\M86538.D  
 Lims ID: 460-85482-F-29-A Lab Sample ID: 460-85482-29  
 Client ID: Field Blank\_20141030  
 Sample Type: Client  
 Inject. Date: 05-Nov-2014 13:21:30 ALS Bottle#: 30 Worklist Smp#: 31  
 Injection Vol: 5.0 ul Dil. Factor: 1.0000  
 Sample Info: 460-0020179-031  
 Operator ID: Instrument ID: CBNAMS6  
 Method: \\EDICHROM\ChromData\CBNAMS6\20141105-20179.b\8270LVI\_R6.m  
 Limit Group: SV 8270 ICAL  
 Last Update: 05-Nov-2014 14:31:20 Calib Date: 26-Oct-2014 17:14:30  
 Integrator: RTE ID Type: Deconvolution ID  
 Quant Method: Internal Standard Quant By: Initial Calibration  
 Last ICal File: \\EDICHROM\ChromData\CBNAMS6\20141026-19807.b\M86021.D  
 Column 1 : Rtxi-5Sil MS ( 0.25 mm) Det: MS SCAN  
 Process Host: XAWRK037

First Level Reviewer: szczecha Date: 05-Nov-2014 14:36:27

Compound	Sig	RT (min.)	Adj RT (min.)	Dlt RT (min.)	Q	Response	OnCol Amt ug/ml	Flags
\$ 4 2-Fluorophenol	112	3.148	3.153	-0.005	95	178125	5.25	
\$ 6 Phenol-d5	99	4.052	4.077	-0.025	83	135330	3.16	
* 13 1,4-Dichlorobenzene-d4	152	4.409	4.415	-0.006	98	176971	8.00	
\$ 25 Nitrobenzene-d5	82	4.972	4.986	-0.014	92	442707	10.8	
* 35 Naphthalene-d8	136	5.697	5.703	-0.006	99	657206	8.00	
\$ 48 2-Fluorobiphenyl	172	6.783	6.796	-0.013	97	592792	9.88	
* 61 Acenaphthene-d10	164	7.455	7.459	-0.004	91	329296	8.00	
\$ 76 2,4,6-Tribromophenol	330	8.240	8.249	-0.009	91	85632	8.62	
* 83 Phenanthrene-d10	188	8.926	8.931	-0.005	98	476828	8.00	
\$ 91 Terphenyl-d14	244	10.514	10.512	0.002	99	451087	10.1	
* 96 Chrysene-d12	240	11.722	11.731	-0.009	99	347497	8.00	
* 103 Perylene-d12	264	13.680	13.693	-0.012	98	231169	8.00	

Reagents:

SM\_ISTD\_LVI\_00048 Amount Added: 20.00 Units: uL Run Reagent

TestAmerica Edison  
Tentatively Identified Quantitation Report

Data File: \\EDICHROM\ChromData\CBNAMS6\20141105-20179.b\M86538.D  
 Lims ID: 460-85482-F-29-A Lab Sample ID: 460-85482-29  
 Client ID: Field Blank\_20141030  
 Sample Type: Client  
 Inject. Date: 05-Nov-2014 13:21:30 ALS Bottle#: 30 Worklist Smp#: 31  
 Injection Vol: 5.0 ul Dil. Factor: 1.0000  
 Sample Info: 460-0020179-031  
 Operator ID: Instrument ID: CBNAMS6  
 Method: \\EDICHROM\ChromData\CBNAMS6\20141105-20179.b\8270LVI\_R6.m  
 Limit Group: SV 8270 ICAL  
 Last Update: 05-Nov-2014 14:31:20 Calib Date: 26-Oct-2014 17:14:30  
 Tic RT Window: 0.000 -0.000 Response: area  
 Quant By: Nearest ISTD Quant LOD: 10.00000  
 MS Library: \\EDICHROM\ChromData\Database\NIST02.L  
 Min. Match: 80  
 Column 1 : Rtxi-5Sil MS ( 0.25 mm) Det: MS SCAN  
 Process Host: XAWRK037  
 First Level Reviewer: szczecha Date: 05-Nov-2014 14:36:27

Tentative Identified Compound Results

RT	Response	Amount ug/ml	Quant Cpnd	Qual	Lib Entry	Molecular Formula	Mol. Weight	Flags
10.341	338293	2.88	96	93	124099	C20H40O2	312	
11.118	233493	1.99	96	93	137335	C22H44O2	340	

Quantitation Compounds

Compound	RT	Response	Amount ug/ml
* 96 Chrysene-d12	11.722	939716	8.00

QC Flag Legend

Processing Flags

Reagents:

SM\_ISTD\_LVI\_00048 Amount Added: 20.00 Units: uL Run Reagent

TestAmerica Edison

Data File: \\EDICHROM\ChromData\CBNAMS6\20141105-20179.b\M86538.D

Injection Date: 05-Nov-2014 13:21:30

Instrument ID: CBNAMS6

Operator ID:

Lims ID: 460-85482-F-29-A

Lab Sample ID: 460-85482-29

Worklist Smp#: 31

Client ID: Field Blank\_20141030

Injection Vol: 5.0 ul

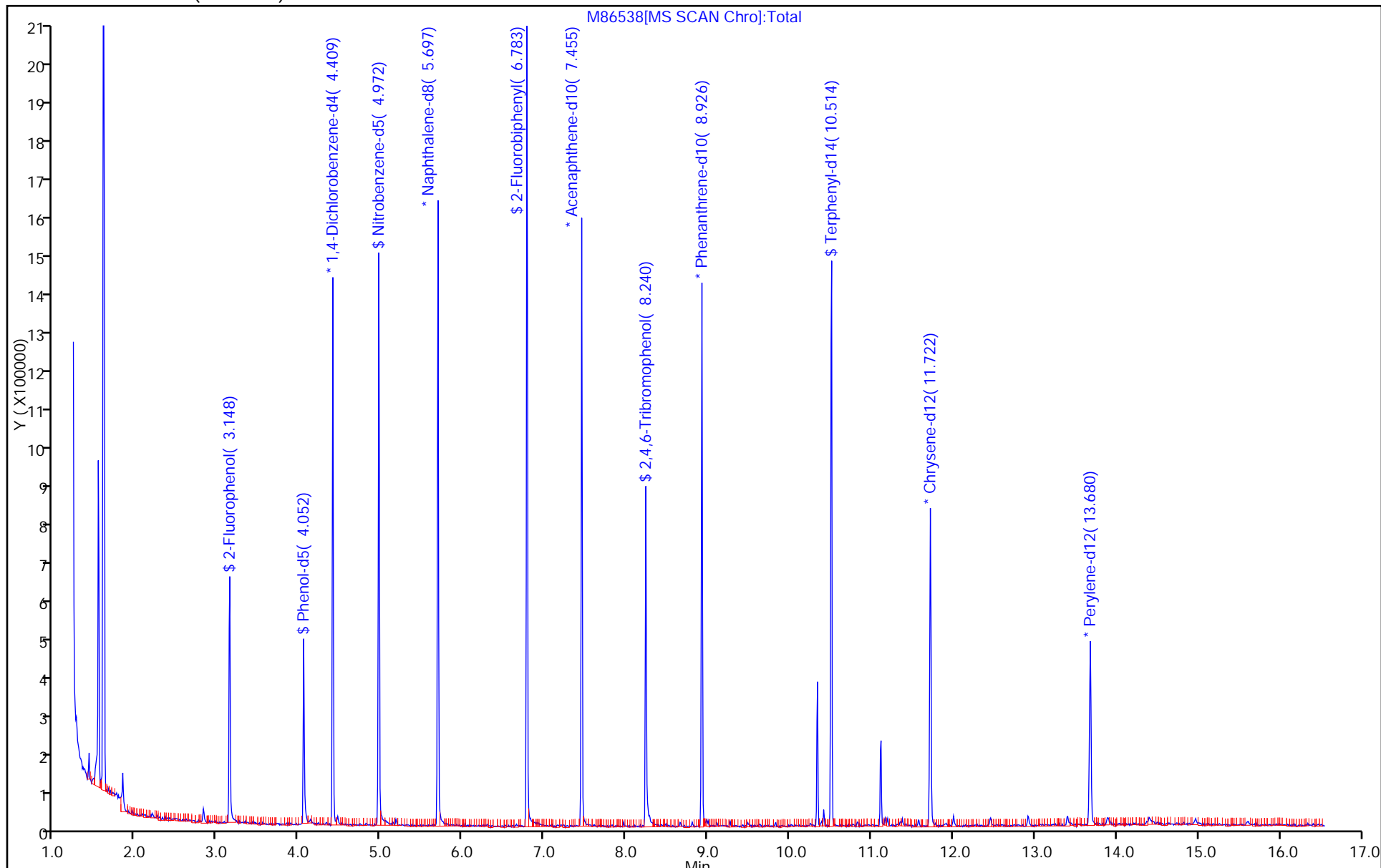
Dil. Factor: 1.0000

ALS Bottle#: 30

Method: 8270LVI\_R6

Limit Group: SV 8270 ICAL

Column: Rtxi-5Sil MS (0.25 mm)





TestAmerica Edison

Data File: \\EDICHROM\ChromData\CBNAMS6\20141105-20179.b\M86538.D

Injection Date: 05-Nov-2014 13:21:30

Instrument ID: CBNAMS6

Lims ID: 460-85482-F-29-A

Lab Sample ID: 460-85482-29

Client ID: Field Blank\_20141030

Operator ID:

ALS Bottle#: 30 Worklist Smp#: 31

Injection Vol: 5.0 ul

Dil. Factor: 1.0000

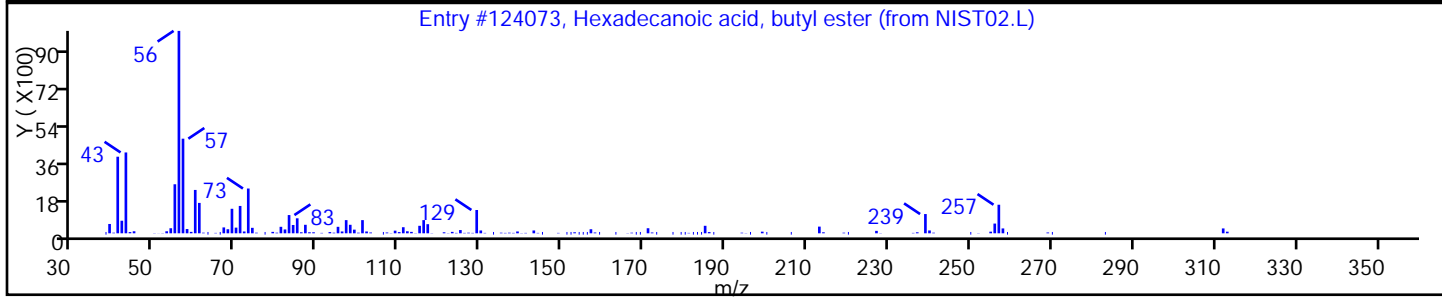
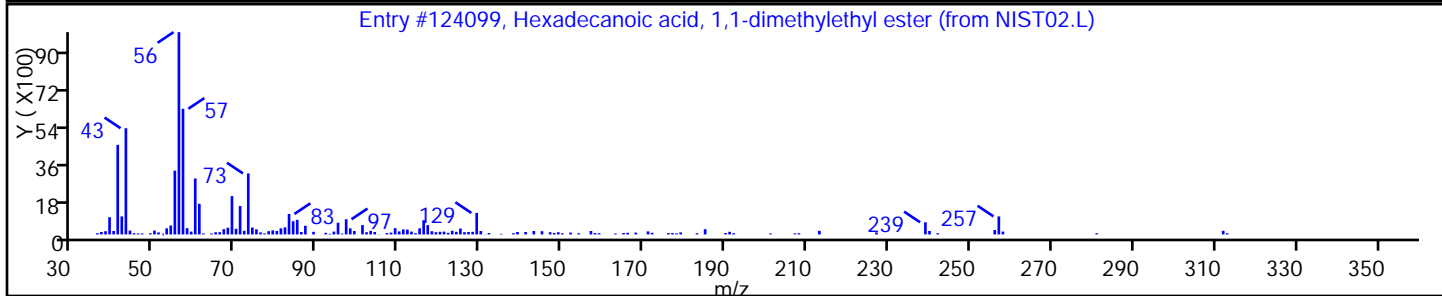
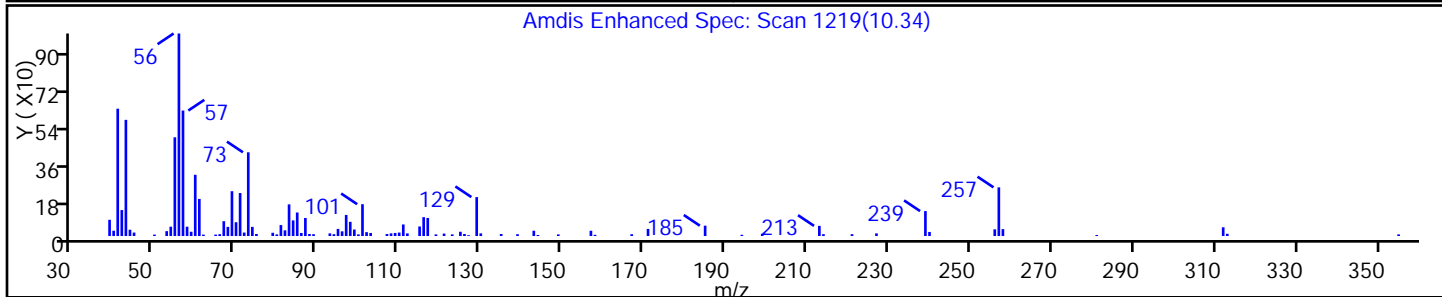
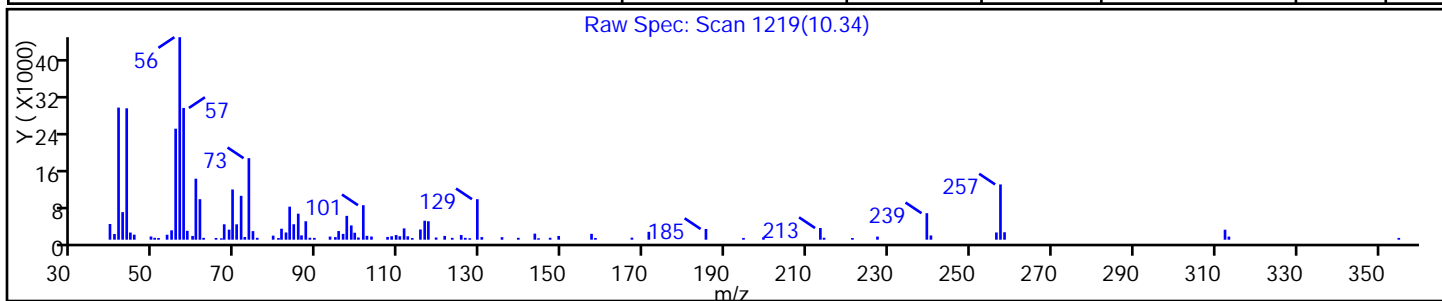
Method: 8270LVI\_R6

Limit Group: SV 8270 ICAL

Column:

Detector MS SCAN

Library Search Compound Match	CAS#	Library	Entry	Formula	Weight	Q
Hexadecanoic acid, 1,1-dimethylethyl est	31158-91-5	NIST02	124099	C20H40O2	312	93
Hexadecanoic acid, butyl ester	111-06-8	NIST02.L	124073	C20H40O2	312	90



TestAmerica Edison

Data File: \\EDICHROM\ChromData\CBNAMS6\20141105-20179.b\M86538.D

Injection Date: 05-Nov-2014 13:21:30

Instrument ID: CBNAMS6

Lims ID: 460-85482-F-29-A

Lab Sample ID: 460-85482-29

Client ID: Field Blank\_20141030

Operator ID:

ALS Bottle#: 30

Worklist Smp#: 31

Injection Vol: 5.0 ul

Dil. Factor: 1.0000

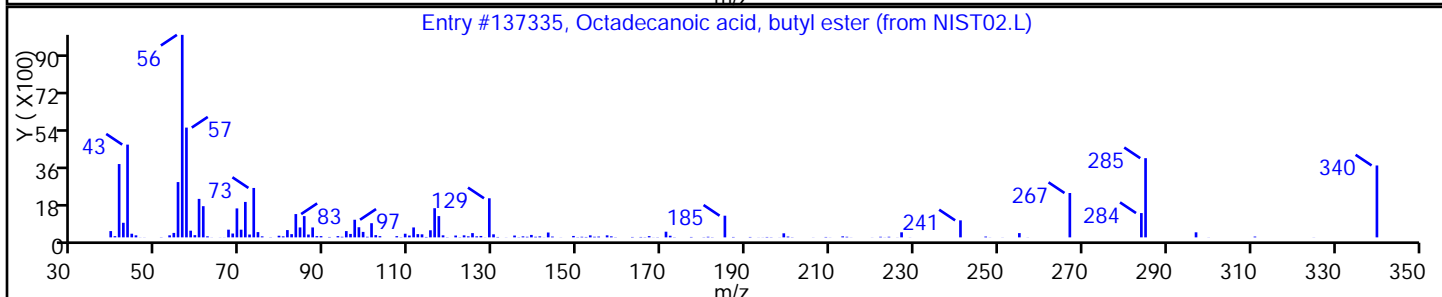
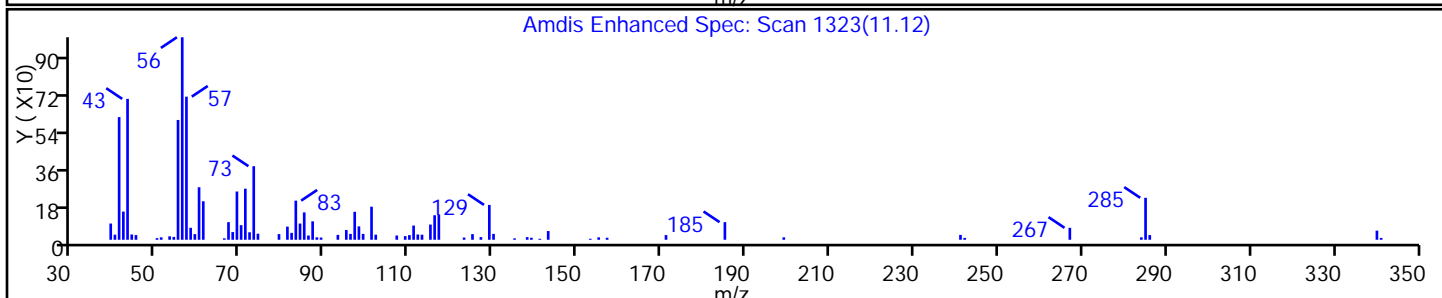
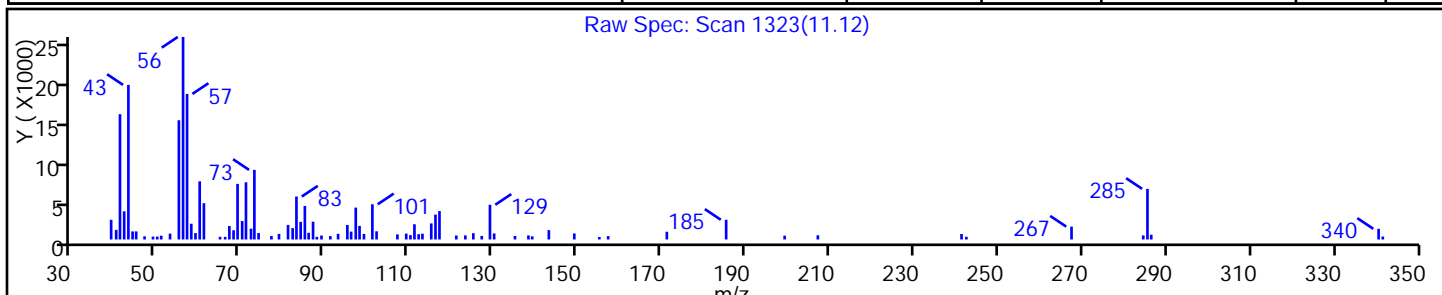
Method: 8270LVI\_R6

Limit Group: SV 8270 ICAL

Column:

Detector: MS SCAN

Library Search Compound Match	CAS#	Library	Entry	Formula	Weight	Q
Octadecanoic acid, butyl ester	123-95-5	NIST02	137335	C22H44O2	340	93



FORM VI  
GC/MS SEMI VOA INITIAL CALIBRATION DATA  
INTERNAL STANDARD CURVE EVALUATION

Lab Name: TestAmerica Edison Job No.: 460-85482-1 Analy Batch No.: 255059

SDG No.: \_\_\_\_\_

Instrument ID: CBNAMS12 GC Column: Rtxi-5Sil MS ID: 0.25 (mm) Heated Purge: (Y/N) N

Calibration Start Date: 10/12/2014 15:50 Calibration End Date: 10/12/2014 19:10 Calibration ID: 43786

Calibration Files:

LEVEL:	LAB SAMPLE ID:	LAB FILE ID:
Level 1	STD05 460-255059/10	L117525.D
Level 2	STD1 460-255059/9	L117524.D
Level 3	STD2 460-255059/8	L117523.D
Level 4	STD5 460-255059/7	L117522.D
Level 5	STD10 460-255059/6	L117521.D
Level 6	STD20 460-255059/5	L117520.D
Level 7	ICIS 460-255059/2	L117517.D
Level 8	STD80 460-255059/4	L117519.D
Level 9	STD120 460-255059/3	L117518.D

ANALYTE	RRF					CURVE TYPE	COEFFICIENT			#	MIN RRF	%RSD	#	MAX %RSD	R^2 OR COD	#	MIN R^2 OR COD
	LVL 1	LVL 2	LVL 3	LVL 4	LVL 5		B	M1	M2								
	LVL 6	LVL 7	LVL 8	LVL 9													
1,4-Dioxane	0.5219	0.5313	0.5269	0.6293 0.5262	0.6143	Ave	0.5583				8.9		15.0				
N-Nitrosodimethylamine	0.7836	0.8205	0.8226	0.8257 0.8194	0.8500	Ave	0.8203				2.6		15.0				
Pyridine	1.3469	1.4135	1.4115	1.5527 1.3847	1.5314	Ave	1.4401				5.8		15.0				
Phenol	1.6512	1.6391	1.6694	1.7817 1.6296	1.8226	Ave	1.6989				4.8		15.0				
Aniline	1.9753	2.0183	2.0612	2.1277 2.0515	2.1923	Ave	2.0710				3.8		15.0				
Bis(2-chloroethyl)ether	1.4454	1.4294	1.3929	1.3924 1.2850	1.4185	Ave	1.3607				5.0		15.0				
2-Chlorophenol	1.3773	1.4162	1.3942	1.4393 1.3683	1.5045	Ave	1.4166				3.5		15.0				
Decane	1.1602	1.1777	1.2095	1.1901 1.2086	1.2388	Ave	1.1975				2.3		15.0				
1,3-Dichlorobenzene	1.5251	1.5639	1.5221	1.6422 1.4824	1.6809	Ave	1.5694				4.9		15.0				
1,4-Dichlorobenzene	1.5000	1.5411	1.5170	1.6234 1.4763	1.6619	Ave	1.5533				4.7		15.0				
Benzyl alcohol	0.8497	0.8775	0.8835	0.8954 0.8763	0.9181	Ave	0.8834				2.6		15.0				
1,2-Dichlorobenzene	1.4493	1.4662	1.4349	1.5648 1.4017	1.5887	Ave	1.4843				5.1		15.0				
2-Methylphenol	1.1774	1.1955	1.2033	1.2708 1.1863	1.2852	Ave	1.2197				3.8		15.0				

Note: The m1 coefficient is the same as Ave RRF for an Ave curve type.

FORM VI  
GC/MS SEMI VOA INITIAL CALIBRATION DATA  
INTERNAL STANDARD CURVE EVALUATION

Lab Name: TestAmerica Edison Job No.: 460-85482-1 Analy Batch No.: 255059  
 SDG No.: \_\_\_\_\_  
 Instrument ID: CBNAM512 GC Column: Rtxi-5Sil MS ID: 0.25(mm) Heated Purge: (Y/N) N  
 Calibration Start Date: 10/12/2014 15:50 Calibration End Date: 10/12/2014 19:10 Calibration ID: 43786

ANALYTE	RRF					CURVE TYPE	COEFFICIENT			#	MIN RRF	%RSD	#	MAX %RSD	R <sup>2</sup> OR COD	#	MIN R <sup>2</sup> OR COD
	LVL 1	LVL 2	LVL 3	LVL 4	LVL 5		B	M1	M2								
	LVL 6	LVL 7	LVL 8	LVL 9													
2,2'-oxybis[1-chloropropane]	1.4138	1.4493	1.4979	1.5230 1.5021	1.5304	Ave		1.4861			3.1		15.0				
Acetophenone	1.6801	1.6558	1.6554	1.8882 1.5668	1.9321	Ave		1.7297			8.4		15.0				
3 & 4 Methylphenol	1.2771	1.2716	1.2627	1.4124 1.1903	1.4276	Ave		1.3069			7.1		15.0				
4-Methylphenol	1.2771	1.2716	1.2627	1.4124 1.1903	1.4276	Ave		1.3069			7.1		15.0				
N-Nitrosodi-n-propylamine	0.9963 0.9278	0.9656 0.9203	0.9843 0.9487	0.9755 0.9219	1.0335	Ave		0.9637		0.0500	4.0		15.0				
Hexachloroethane	0.6495 0.6125	0.6644 0.6295	0.6653 0.6234	0.6415 0.6159	0.6645	Ave		0.6407			3.3		15.0				
Nitrobenzene	0.5819 0.5242	0.5515 0.5272	0.5554 0.5115	0.5432 0.5042	0.5416	Ave		0.5379			4.5		15.0				
n,n'-Dimethylaniline	2.1387	2.0394	1.9767	2.1047 1.8943	2.0754	Ave		2.0382			4.4		15.0				
Isophorone	0.6334	0.6699 0.6464	0.6587 0.6554	0.6657 0.6470	0.6887	Ave		0.6582			2.6		15.0				
2-Nitrophenol	0.1882	0.1997	0.1975	0.1876 0.1978	0.2044	Ave		0.1959			3.4		15.0				
2,4-Dimethylphenol	0.2939	0.3070	0.3045	0.3169 0.2969	0.3272	Ave		0.3077			4.1		15.0				
Bis(2-chloroethoxy)methane	0.3988	0.4112	0.4152	0.4261 0.4056	0.4359	Ave		0.4155			3.3		15.0				
2,4-Dichlorophenol	0.2823	0.2920	0.2864	0.2969 0.2820	0.3104	Ave		0.2917			3.7		15.0				
1,2,4-Trichlorobenzene	0.3535 0.3125	0.3695 0.3231	0.3447 0.3132	0.3390 0.3062	0.3472	Ave		0.3343			6.5		15.0				
Naphthalene	1.0063	1.0102	0.9887	1.0864 0.9602	1.1002	Ave		1.0254			5.4		15.0				
4-Chloroaniline	0.4265	0.4335	0.4316	0.4512 0.4231	0.4717	Ave		0.4396			4.2		15.0				
Hexachlorobutadiene	0.1851	0.2115 0.1908	0.2050 0.1840	0.1961 0.1798	0.2014	Ave		0.1942			5.8		15.0				
Caprolactam	0.0936	0.0965	0.0963	0.0844 0.0946	0.0882	Ave		0.0923			5.3		15.0				
4-Chloro-3-methylphenol	0.2802	0.2907	0.2950	0.2928 0.2889	0.3031	Ave		0.2918			2.6		15.0				
2-Methylnaphthalene	0.6477	0.6534	0.6489	0.7001 0.6269	0.7279	Ave		0.6675			5.7		15.0				

Note: The m1 coefficient is the same as Ave RRF for an Ave curve type.

FORM VI  
GC/MS SEMI VOA INITIAL CALIBRATION DATA  
INTERNAL STANDARD CURVE EVALUATION

Lab Name: TestAmerica Edison Job No.: 460-85482-1 Analy Batch No.: 255059

SDG No.: \_\_\_\_\_

Instrument ID: CBNAM12 GC Column: Rtxi-5Sil MS ID: 0.25(mm) Heated Purge: (Y/N) N

Calibration Start Date: 10/12/2014 15:50 Calibration End Date: 10/12/2014 19:10 Calibration ID: 43786

ANALYTE	RRF					CURVE TYPE	COEFFICIENT			#	MIN RRF	%RSD	#	MAX %RSD	R^2 OR COD	#	MIN R^2 OR COD
	LVL 1	LVL 2	LVL 3	LVL 4	LVL 5		B	M1	M2								
	LVL 6	LVL 7	LVL 8	LVL 9													
1-Methylnaphthalene	0.6031	0.6159	0.6082	0.6678 0.5844	0.6656	Ave	0.6242				5.5		15.0				
Hexachlorocyclopentadiene	0.3914	0.4146	0.3946	0.3780 0.3810	0.4149	Ave	0.3957			0.0500	4.0		15.0				
1,2,4,5-Tetrachlorobenzene	0.5575	0.5432	0.5135	0.6076 0.4921	0.6223	Ave	0.5560				9.2		15.0				
2-tertbutyl-4-methylphenol	0.4693	0.4535	0.4430	0.4522 0.4324	0.4433	Ave	0.4490				2.8		15.0				
2,4,6-Trichlorophenol	0.3682	0.3634 0.3784	0.3778 0.3712	0.3882 0.3616	0.3896	Ave	0.3748				2.8		15.0				
2,4,5-Trichlorophenol	0.3879	0.3936	0.3937	0.4109 0.3871	0.4205	Ave	0.3990				3.4		15.0				
Diphenyl	1.4496	1.4523	1.3861	1.5903 1.3254	1.6183	Ave	1.4703				7.8		15.0				
2-Chloronaphthalene	1.1541	1.1455	1.1140	1.2735 1.0788	1.2870	Ave	1.1755				7.3		15.0				
Diphenyl ether	0.8422	0.8025	0.7571	0.8395 0.7341	0.8018	Ave	0.7962				5.5		15.0				
2-Nitroaniline	0.4146	0.4300	0.4387	0.4219 0.4313	0.4346	Ave	0.4285				2.1		15.0				
Dimethylnaphthalene, total	0.9481	0.9073	0.8798	0.9362 0.8504	0.9063	Ave	0.9047				4.0		15.0				
Dimethyl phthalate	1.2243	1.2325	1.2326	1.3528 1.1819	1.3657	Ave	1.2650				6.0		15.0				
Coumarin	0.2398	0.2323	0.2322	0.2342 0.2311	0.2303	Ave	0.2333				1.5		15.0				
2,6-Dinitrotoluene	0.2848	0.2372 0.2935	0.2589 0.2969	0.2919 0.2932	0.3036	Ave	0.2825				8.0		15.0				
Acenaphthylene	1.7865	1.8078	1.7511	1.9758 1.6890	1.9799	Ave	1.8317				6.6		15.0				
3-Nitroaniline	0.3212	0.3350	0.3508	0.3161 0.3446	0.3418	Ave	0.3349				4.1		15.0				
3,5-di-tert-butyl-4-hydroxytol	1.0434	0.9891	0.9168	1.0182 0.8732	0.9800	Ave	0.9701				6.6		15.0				
Acenaphthene	1.1042	1.0769	1.0132	1.2135 0.9692	1.2954	Ave	1.1121				11.0		15.0				
2,4-Dinitrophenol	0.1574	0.1820	0.0624 0.2002	0.1144 0.2006	0.1475	Lin2	-0.537	0.1862		0.0500				0.9910		0.9900	
4-Nitrophenol	0.2203	0.2386	0.2608	0.2202 0.2598	0.2369	Ave	0.2394			0.0500	7.5		15.0				

Note: The m1 coefficient is the same as Ave RRF for an Ave curve type.

FORM VI  
GC/MS SEMI VOA INITIAL CALIBRATION DATA  
INTERNAL STANDARD CURVE EVALUATION

Lab Name: TestAmerica Edison Job No.: 460-85482-1 Analy Batch No.: 255059

SDG No.: \_\_\_\_\_

Instrument ID: CBNAM12 GC Column: Rtxi-5Sil MS ID: 0.25(mm) Heated Purge: (Y/N) N

Calibration Start Date: 10/12/2014 15:50 Calibration End Date: 10/12/2014 19:10 Calibration ID: 43786

ANALYTE	RRF					CURVE TYPE	COEFFICIENT			#	MIN RRF	%RSD	#	MAX %RSD	R^2 OR COD	#	MIN R^2 OR COD
	LVL 1	LVL 2	LVL 3	LVL 4	LVL 5		B	M1	M2								
	LVL 6	LVL 7	LVL 8	LVL 9													
2,4-Dinitrotoluene	0.3659	0.2898 0.3803	0.3355 0.3999	0.3547 0.3906	0.3873	Ave	0.3630				10.0		15.0				
Dibenzofuran	1.6163	1.5890	1.5628	1.7854 1.4967	1.8007	Ave	1.6418				7.5		15.0				
2,3,4,6-Tetrachlorophenol	0.3116	0.3198	0.3235	0.3042 0.3155	0.3309	Ave	0.3176				2.9		15.0				
Diethyl phthalate	1.2417	1.2559	1.2671	1.3020 1.2285	1.3451	Ave	1.2734				3.4		15.0				
4-Chlorophenyl phenyl ether	0.5840	0.5676	0.5461	0.6596 0.5171	0.6589	Ave	0.5889				10.0		15.0				
Fluorene	1.2000	1.1847	1.1488	1.3174 1.0718	1.3441	Ave	1.2111				8.5		15.0				
4-Nitroaniline	0.3011	0.3264	0.3563	0.3110 0.3547	0.3271	Ave	0.3294				6.8		15.0				
4,6-Dinitro-2-methylphenol	0.1282	0.0723 0.1434	0.0706 0.1447	0.1068 0.1428	0.1329	Lin1	-0.220 0.1438							0.9990		0.9900	
N-Nitrosodiphenylamine	0.5646	0.5404	0.5195	0.5575 0.5012	0.5467	Ave	0.5383				4.4		15.0				
1,2-Diphenylhydrazine	0.8523	0.8670	0.8266	0.8927 0.8013	0.9207	Ave	0.8601				5.0		15.0				
4-Bromophenyl phenyl ether	0.2294	0.2326	0.2184	0.2481 0.2120	0.2477	Ave	0.2314				6.4		15.0				
Hexachlorobenzene	0.3151 0.2706	0.2918 0.2794	0.2906 0.2645	0.2880 0.2576	0.2966	Ave	0.2838				6.3		15.0				
Atrazine	0.2050	0.1790 0.1962	0.1876 0.1922	0.1900 0.1886	0.1917	Ave	0.1913				3.9		15.0				
Pentachlorophenol	0.1657	0.1378 0.1762	0.1284 0.1705	0.1622 0.1662	0.1797	Ave	0.1608				11.0		15.0				
Pentachloronitrobenzene	0.0954	0.0984	0.1048	0.0887 0.1027	0.0895	Ave	0.0966				6.9		15.0				
n-Octadecane	0.4626	0.4790	0.4581	0.4667 0.4529	0.4949	Ave	0.4690				3.3		15.0				
Phenanthrene	1.0481	1.0617	1.0234	1.1411 0.9739	1.1589	Ave	1.0679				6.6		15.0				
Anthracene	1.0884	1.0914	1.0551	1.1603 1.0082	1.1770	Ave	1.0967				5.8		15.0				
Carbazole	0.9667	1.0212	1.0157	1.0536 0.9857	1.0878	Ave	1.0218				4.3		15.0				
Di-n-butyl phthalate	1.2377	1.2779	1.2729	1.2552 1.2504	1.3480	Ave	1.2737				3.1		15.0				

Note: The m1 coefficient is the same as Ave RRF for an Ave curve type.

FORM VI  
GC/MS SEMI VOA INITIAL CALIBRATION DATA  
INTERNAL STANDARD CURVE EVALUATION

Lab Name: TestAmerica Edison Job No.: 460-85482-1 Analy Batch No.: 255059

SDG No.: \_\_\_\_\_

Instrument ID: CBNAM512 GC Column: Rtxi-5Sil MS ID: 0.25(mm) Heated Purge: (Y/N) N

Calibration Start Date: 10/12/2014 15:50 Calibration End Date: 10/12/2014 19:10 Calibration ID: 43786

ANALYTE	RRF					CURVE TYPE	COEFFICIENT			#	MIN RRF	%RSD	#	MAX %RSD	R^2 OR COD	#	MIN R^2 OR COD
	LVL 1	LVL 2	LVL 3	LVL 4	LVL 5		B	M1	M2								
	LVL 6	LVL 7	LVL 8	LVL 9													
Fluoranthene	1.0914	1.1416	1.1466	1.1401 1.1085	1.2180	Ave		1.1410			3.8		15.0				
Benzidine	0.6133	0.6024	0.6365	0.5409 0.6154	0.5935	Ave		0.6003			5.4		15.0				
Pyrene	1.2030	1.0993	1.0346	1.2993 0.9997	1.2847	Ave		1.1534			11.0		15.0				
Bisphenol-A	0.4584	0.4978	0.5137	0.3725 0.5935	0.3924	Lin2	-0.474	0.5332						0.9900		0.9900	
Butyl benzyl phthalate	0.5325	0.5352	0.5369	0.4951 0.5347	0.5382	Ave		0.5288			3.1		15.0				
2,3,7,8-TCDD (Screen)		0.1695				Ave		0.1695					15.0				
Carbamazepine	0.4540	0.5118	0.5174	0.3114 0.5235	0.3864	Lin2	-1.138	0.5249						0.9990		0.9900	
3,3'-Dichlorobenzidine	0.4746	0.4772	0.4724	0.3293 0.4656	0.4111	Ave		0.4236			13.0		15.0				
Benzo[a]anthracene	1.2549 1.0482	1.1881 1.0684	1.1040 1.0707	1.1136 1.0471	1.1335	Ave		1.1143			6.2		15.0				
Bis(2-ethylhexyl) phthalate	0.7329	0.7363	0.7265	0.6856 0.7223	0.7483	Ave		0.7253			3.0		15.0				
Chrysene	1.0200	0.9966	0.9931	1.0956 0.9615	1.1233	Ave		1.0317			6.2		15.0				
Di-n-octyl phthalate	1.1740	1.2120	1.2246	1.0617 1.1981	1.1916	Ave		1.1770			5.0		15.0				
Benzo[b]fluoranthene	1.0740 1.0269	1.0725 1.0579	1.0821 1.0602	1.0838 1.1045	1.1236	Ave		1.0762			2.6		15.0				
Benzo[k]fluoranthene	1.0176 1.1272	1.0791 1.1662	1.1777 1.1328	1.1506 1.0584	1.2219	Ave		1.1257			5.7		15.0				
Benzo[a]pyrene	0.9832 1.0457	0.9846 1.0908	1.0073 1.0708	1.0612 1.0625	1.1302	Ave		1.0485			4.7		15.0				
Indeno[1,2,3-cd]pyrene	1.0300 1.2073	1.1675 1.2817	0.9514 1.3469	1.1539 1.3548	1.2026	Ave		1.1885			11.0		15.0				
Dibenz(a,h)anthracene	1.0180 1.1966	1.1214 1.2261	1.0926 1.2334	1.2241 1.2210	1.2604	Ave		1.1771			6.9		15.0				
Benzo[g,h,i]perylene	1.2445	1.2676	1.3216	1.2732 1.3130	1.2940	Ave		1.2856			2.3		15.0				
2-Fluorophenol	1.3922	1.3427 1.3974	1.2651 1.3575	1.4332 1.2957	1.4890	Ave		1.3716			5.3		15.0				
Phenol-d5	1.6542 1.6419	1.5822 1.6424	1.5822 1.6146	1.7509 1.5528	1.7883	Ave		1.6534			4.8		15.0				

Note: The m1 coefficient is the same as Ave RRF for an Ave curve type.

FORM VI  
GC/MS SEMI VOA INITIAL CALIBRATION DATA  
INTERNAL STANDARD CURVE EVALUATION

Lab Name: TestAmerica Edison Job No.: 460-85482-1 Analy Batch No.: 255059

SDG No.: \_\_\_\_\_

Instrument ID: CBNAMS12 GC Column: Rtxi-5Sil MS ID: 0.25(mm) Heated Purge: (Y/N) N

Calibration Start Date: 10/12/2014 15:50 Calibration End Date: 10/12/2014 19:10 Calibration ID: 43786

ANALYTE	RRF					CURVE TYPE	COEFFICIENT			#	MIN RRF	%RSD	#	MAX %RSD	R <sup>2</sup> OR COD	#	MIN R <sup>2</sup> OR COD
	LVL 1	LVL 2	LVL 3	LVL 4	LVL 5		B	M1	M2								
	LVL 6	LVL 7	LVL 8	LVL 9													
Nitrobenzene-d5	0.3972 0.3916	0.3922 0.3988	0.3692 0.3904	0.4041 0.3706	0.4222	Ave	0.3929				4.1		15.0				
2-Fluorobiphenyl	1.4431 1.4258	1.4748 1.4058	1.3965 1.3153	1.5555 1.2115	1.5507	Ave	1.4199				7.6		15.0				
2,4,6-Tribromophenol	0.2483	0.2036 0.2554	0.2104 0.2519	0.2353 0.2434	0.2588	Ave	0.2384				8.7		15.0				
Terphenyl-d14	0.9760 0.9469	0.9053 0.8606	0.9401 0.7886	0.9730 0.7458	0.9913	Ave	0.9031				9.7		15.0				

Note: The m1 coefficient is the same as Ave RRF for an Ave curve type.



FORM VI  
GC/MS SEMI VOA INITIAL CALIBRATION DATA  
INTERNAL STANDARD RESPONSE AND CONCENTRATION

Lab Name: TestAmerica Edison Job No.: 460-85482-1 Analy Batch No.: 255059

SDG No.: \_\_\_\_\_

Instrument ID: CBNAMS12 GC Column: Rtxi-5Sil MS ID: 0.25(mm) Heated Purge: (Y/N) N

Calibration Start Date: 10/12/2014 15:50 Calibration End Date: 10/12/2014 19:10 Calibration ID: 43786

Calibration Files:

LEVEL:	LAB SAMPLE ID:	LAB FILE ID:
Level 1	STD05 460-255059/10	L117525.D
Level 2	STD1 460-255059/9	L117524.D
Level 3	STD2 460-255059/8	L117523.D
Level 4	STD5 460-255059/7	L117522.D
Level 5	STD10 460-255059/6	L117521.D
Level 6	STD20 460-255059/5	L117520.D
Level 7	ICIS 460-255059/2	L117517.D
Level 8	STD80 460-255059/4	L117519.D
Level 9	STD120 460-255059/3	L117518.D

ANALYTE	IS REF	CURVE TYPE	RESPONSE					CONCENTRATION (UG/ML)				
			LVL 1 LVL 6	LVL 2 LVL 7	LVL 3 LVL 8	LVL 4 LVL 9	LVL 5	LVL 6	LVL 2 LVL 7	LVL 3 LVL 8	LVL 4 LVL 9	LVL 5
1,4-Dioxane	DCB	Ave	60788	138795	202675	16960 300256	32574	20.0	50.0	80.0	5.00 120	10.0
N-Nitrosodimethylamine	DCB	Ave	91266	214335	316434	41847 467611	45069	20.0	50.0	80.0	5.00 120	10.0
Pyridine	DCB	Ave	156873	369222	542953	41847 790195	81201	20.0	50.0	80.0	5.00 120	10.0
Phenol	DCB	Ave	192320	428156	642173	48020 929956	96642	20.0	50.0	80.0	5.00 120	10.0
Aniline	DCB	Ave	230068	527233	792863	57344 1170716	116246	20.0	50.0	80.0	5.00 120	10.0
Bis(2-chloroethyl)ether	DCB	Ave	4097 147980	7479 341347	17555 502209	37527 733326	75218	0.500 20.0	1.00 50.0	2.00 80.0	5.00 120	10.0
2-Chlorophenol	DCB	Ave	160418	369936	536288	38792 780860	79774	20.0	50.0	80.0	5.00 120	10.0
Decane	DCB	Ave	135135	307644	465257	32076 689705	65687	20.0	50.0	80.0	5.00 120	10.0
1,3-Dichlorobenzene	DCB	Ave	177631	408513	585513	44259 845971	89132	20.0	50.0	80.0	5.00 120	10.0
1,4-Dichlorobenzene	DCB	Ave	174703	402564	583543	43753 842467	88124	20.0	50.0	80.0	5.00 120	10.0
Benzyl alcohol	DCB	Ave	98967	229210	339871	24132 500041	48680	20.0	50.0	80.0	5.00 120	10.0
1,2-Dichlorobenzene	DCB	Ave	168804	383012	551961	42175 799888	84243	20.0	50.0	80.0	5.00 120	10.0
2-Methylphenol	DCB	Ave	137134	312279	462857	34250 676949	68150	20.0	50.0	80.0	5.00 120	10.0
2,2'-oxybis[1-chloropropane]	DCB	Ave	164669	378599	576213	41047 857174	81152	20.0	50.0	80.0	5.00 120	10.0

FORM VI  
GC/MS SEMI VOA INITIAL CALIBRATION DATA  
INTERNAL STANDARD RESPONSE AND CONCENTRATION

Lab Name: TestAmerica Edison Job No.: 460-85482-1 Analy Batch No.: 255059

SDG No.: \_\_\_\_\_

Instrument ID: CBNAMS12 GC Column: Rtxi-5Sil MS ID: 0.25(mm) Heated Purge: (Y/N) N

Calibration Start Date: 10/12/2014 15:50 Calibration End Date: 10/12/2014 19:10 Calibration ID: 43786

ANALYTE	IS REF	CURVE TYPE	RESPONSE					CONCENTRATION (UG/ML)				
			LVL 1 LVL 6	LVL 2 LVL 7	LVL 3 LVL 8	LVL 4 LVL 9	LVL 5	LVL 6	LVL 2 LVL 7	LVL 3 LVL 8	LVL 4 LVL 9	LVL 5
Acetophenone	DCB	Ave	195688	432523	636766	50891 894128	102452	20.0	50.0	80.0	5.00 120	10.0
3 & 4 Methylphenol	DCB	Ave	148748	332169	485721	38066 679255	75697	20.0	50.0	80.0	5.00 120	10.0
4-Methylphenol	DCB	Ave	148748	332169	485721	38066 679255	75697	20.0	50.0	80.0	5.00 120	10.0
N-Nitrosodi-n-propylamine	DCB	Ave	2824 108063	5052 240390	12405 364929	26290 526098	54801	0.500 20.0	1.00 50.0	2.00 80.0	5.00 120	10.0
Hexachloroethane	DCB	Ave	1841 71341	3476 164428	8385 239815	17290 351458	35236	0.500 20.0	1.00 50.0	2.00 80.0	5.00 120	10.0
Nitrobenzene	NPT	Ave	6127 225006	10652 503403	25342 735955	54439 1070692	106376	0.500 20.0	1.00 50.0	2.00 80.0	5.00 120	10.0
n,n'-Dimethylaniline	DCB	Ave	249101	532738	760357	56724 1080978	110050	20.0	50.0	80.0	5.00 120	10.0
Isophorone	NPT	Ave	271921	12938 617175	30059 943130	66718 1373835	135262	20.0	1.00 50.0	2.00 80.0	5.00 120	10.0
2-Nitrophenol	NPT	Ave	80772	190683	284176	18806 420091	40140	20.0	50.0	80.0	5.00 120	10.0
2,4-Dimethylphenol	NPT	Ave	126158	293135	438082	31759 630499	64253	20.0	50.0	80.0	5.00 120	10.0
Bis(2-chloroethoxy)methane	NPT	Ave	171205	392627	597507	42699 861328	85608	20.0	50.0	80.0	5.00 120	10.0
2,4-Dichlorophenol	NPT	Ave	121189	278766	412068	29759 598708	60953	20.0	50.0	80.0	5.00 120	10.0
1,2,4-Trichlorobenzene	NPT	Ave	3722 134154	7137 308447	15730 450679	33976 650160	68185	0.500 20.0	1.00 50.0	2.00 80.0	5.00 120	10.0
Naphthalene	NPT	Ave	431983	964488	1422727	108876 2038999	216085	20.0	50.0	80.0	5.00 120	10.0
4-Chloroaniline	NPT	Ave	183075	413897	621036	45221 898422	92644	20.0	50.0	80.0	5.00 120	10.0
Hexachlorobutadiene	NPT	Ave	79459	4085 182213	9352 264832	19651 381773	39552	20.0	1.00 50.0	2.00 80.0	5.00 120	10.0
Caprolactam	NPT	Ave	40199	92140	138510	8454 200958	17323	20.0	50.0	80.0	5.00 120	10.0
4-Chloro-3-methylphenol	NPT	Ave	120289	277592	424429	29344 613351	59536	20.0	50.0	80.0	5.00 120	10.0
2-Methylnaphthalene	NPT	Ave	278022	623874	933685	70159 1331087	142953	20.0	50.0	80.0	5.00 120	10.0
1-Methylnaphthalene	NPT	Ave	258911	588094	875132	66926 1241003	130719	20.0	50.0	80.0	5.00 120	10.0
Hexachlorocyclopentadiene	ANT	Ave	88565	211337	309288	19916 442894	43037	20.0	50.0	80.0	5.00 120	10.0

FORM VI  
GC/MS SEMI VOA INITIAL CALIBRATION DATA  
INTERNAL STANDARD RESPONSE AND CONCENTRATION

Lab Name: TestAmerica Edison Job No.: 460-85482-1 Analy Batch No.: 255059

SDG No.: \_\_\_\_\_

Instrument ID: CBNAM512 GC Column: Rtxi-5Sil MS ID: 0.25 (mm) Heated Purge: (Y/N) N

Calibration Start Date: 10/12/2014 15:50 Calibration End Date: 10/12/2014 19:10 Calibration ID: 43786

ANALYTE	IS REF	CURVE TYPE	RESPONSE					CONCENTRATION (UG/ML)				
			LVL 1	LVL 2	LVL 3	LVL 4	LVL 5	LVL 6	LVL 2	LVL 3	LVL 4	LVL 5
			LVL 6	LVL 7	LVL 8	LVL 9		LVL 6	LVL 7	LVL 8	LVL 9	
1,2,4,5-Tetrachlorobenzene	ANT	Ave	126134	276875	402525	32015 572075	64555	20.0	50.0	80.0	5.00 120	10.0
2-tertbutyl-4-methylphenol	NPT	Ave	201472	432947	637464	45318 918251	87058	20.0	50.0	80.0	5.00 120	10.0
2,4,6-Trichlorophenol	ANT	Ave	83321	3721 192884	9032 290944	20455 420320	40413	20.0	1.00 50.0	2.00 80.0	5.00 120	10.0
2,4,5-Trichlorophenol	ANT	Ave	87778	21654 200658	43618 308632	21654 449965	43618	20.0	50.0	80.0	5.00 120	10.0
Diphenyl	ANT	Ave	327995	740303	1086524	83798 1540766	167866	20.0	50.0	80.0	5.00 120	10.0
2-Chloronaphthalene	ANT	Ave	261129	67104 583903	133508 873222	67104 1254124	133508	20.0	50.0	80.0	5.00 120	10.0
Diphenyl ether	ANT	Ave	190550	44235 409069	83171 593451	44235 853315	83171	20.0	50.0	80.0	5.00 120	10.0
2-Nitroaniline	ANT	Ave	93810	22234 219184	45084 343863	22234 501328	45084	20.0	50.0	80.0	5.00 120	10.0
Dimethylnaphthalene, total	ANT	Ave	214519	49331 462509	94013 689649	49331 988568	94013	20.0	50.0	80.0	5.00 120	10.0
Dimethyl phthalate	ANT	Ave	277021	71287 628266	141671 966198	71287 1373875	141671	20.0	50.0	80.0	5.00 120	10.0
Coumarin	NPT	Ave	102951	23468 221834	45232 334181	23468 490724	45232	20.0	50.0	80.0	5.00 120	10.0
2,6-Dinitrotoluene	ANT	Ave	64442	2429 149595	31490 6188 232735	15383 340860	31490	20.0	1.00 50.0	2.00 80.0	5.00 120	10.0
Acenaphthylene	ANT	Ave	404211	104113 921511	205377 1372581	104113 1963401	205377	20.0	50.0	80.0	5.00 120	10.0
3-Nitroaniline	ANT	Ave	72680	16657 170758	35451 274965	16657 400613	35451	20.0	50.0	80.0	5.00 120	10.0
3,5-di-tert-butyl-4-hydroxytol	ANT	Ave	236095	53654 504198	101661 718597	53654 1015080	101661	20.0	50.0	80.0	5.00 120	10.0
Acenaphthene	ANT	Ave	249834	63944 548935	134374 794188	63944 1126694	134374	20.0	50.0	80.0	5.00 120	10.0
2,4-Dinitrophenol	ANT	Lin2	71233	2985 185523	30591 313895	12053 466480	30591	40.0	100	4.00 160	10.0 240	20.0
4-Nitrophenol	ANT	Ave	99694	23206 243286	49147 408864	23206 603971	49147	40.0	100	160	10.0 240	20.0
2,4-Dinitrotoluene	ANT	Ave	82797	2968 193841	40173 313463	18693 454074	40173	20.0	1.00 50.0	2.00 80.0	5.00 120	10.0
Dibenzofuran	ANT	Ave	365710	94081 809981	186788 1224995	94081 1739917	186788	20.0	50.0	80.0	5.00 120	10.0
2,3,4,6-Tetrachlorophenol	ANT	Ave	70495	16029 163013	34322 253586	16029 366815	34322	20.0	50.0	80.0	5.00 120	10.0

FORM VI  
GC/MS SEMI VOA INITIAL CALIBRATION DATA  
INTERNAL STANDARD RESPONSE AND CONCENTRATION

Lab Name: TestAmerica Edison Job No.: 460-85482-1 Analy Batch No.: 255059

SDG No.: \_\_\_\_\_

Instrument ID: CBNAMS12 GC Column: Rtxi-5Sil MS ID: 0.25 (mm) Heated Purge: (Y/N) N

Calibration Start Date: 10/12/2014 15:50 Calibration End Date: 10/12/2014 19:10 Calibration ID: 43786

ANALYTE	IS REF	CURVE TYPE	RESPONSE					CONCENTRATION (UG/ML)				
			LVL 1 LVL 6	LVL 2 LVL 7	LVL 3 LVL 8	LVL 4 LVL 9	LVL 5	LVL 6	LVL 2 LVL 7	LVL 3 LVL 8	LVL 4 LVL 9	LVL 5
Diethyl phthalate	ANT	Ave	280951	640219	993209	68608 1428051	139529	20.0	50.0	80.0	5.00 120	10.0
4-Chlorophenyl phenyl ether	ANT	Ave	132139	289311	428092	34756 601075	68350	20.0	50.0	80.0	5.00 120	10.0
Fluorene	ANT	Ave	271515	603928	900467	69419 1245960	139424	20.0	50.0	80.0	5.00 120	10.0
4-Nitroaniline	ANT	Ave	68137	166368	279284	16387 412295	33936	20.0	50.0	80.0	5.00 120	10.0
4,6-Dinitro-2-methylphenol	PHN	Lin1	92442	2390 231993	5415 381073	18035 559446	44359	40.0	2.00 100	4.00 160	10.0 240	20.0
N-Nitrosodiphenylamine	PHN	Ave	203590	437249	683940	47061 981822	91199	20.0	50.0	80.0	5.00 120	10.0
1,2-Diphenylhydrazine	PHN	Ave	307361	701543	1088299	75360 1569580	153606	20.0	50.0	80.0	5.00 120	10.0
4-Bromophenyl phenyl ether	PHN	Ave	82729	188175	287599	20947 415266	41327	20.0	50.0	80.0	5.00 120	10.0
Hexachlorobenzene	PHN	Ave	2828 97582	4821 226105	11150 348221	24313 504559	49480	0.500 20.0	1.00 50.0	2.00 80.0	5.00 120	10.0
Atrazine	PHN	Ave	73942	2958 158753	7198 253084	16036 369438	31980	20.0	1.00 50.0	2.00 80.0	5.00 120	10.0
Pentachlorophenol	PHN	Ave	119536	4554 285089	9852 448893	27386 651178	59944	40.0	2.00 100	4.00 160	10.0 240	20.0
Pentachloronitrobenzene	PHN	Ave	34403	79659	137981	7491 201097	14931	20.0	50.0	80.0	5.00 120	10.0
n-Octadecane	PHN	Ave	166811	387559	603093	39397 887272	82556	20.0	50.0	80.0	5.00 120	10.0
Phenanthrene	PHN	Ave	377961	859075	1347311	96334 1907796	193340	20.0	50.0	80.0	5.00 120	10.0
Anthracene	PHN	Ave	392486	883097	1389143	97958 1974906	196353	20.0	50.0	80.0	5.00 120	10.0
Carbazole	PHN	Ave	348599	826289	1337214	88945 1930940	181478	20.0	50.0	80.0	5.00 120	10.0
Di-n-butyl phthalate	PHN	Ave	446334	1034018	1675897	105964 2449461	224881	20.0	50.0	80.0	5.00 120	10.0
Fluoranthene	PHN	Ave	393574	923692	1509631	96252 2171443	203192	20.0	50.0	80.0	5.00 120	10.0
Benzidine	PHN	Ave	221185	487415	837941	45665 1205418	99013	20.0	50.0	80.0	5.00 120	10.0
Pyrene	CRY	Ave	399922	960001	1577946	101223 2270026	210220	20.0	50.0	80.0	5.00 120	10.0
Bisphenol-A	CRY	Lin2	76193	217371	391750	14508 673810	32104	10.0	25.0	40.0	2.50 60.0	5.00

FORM VI  
GC/MS SEMI VOA INITIAL CALIBRATION DATA  
INTERNAL STANDARD RESPONSE AND CONCENTRATION

Lab Name: TestAmerica Edison Job No.: 460-85482-1 Analy Batch No.: 255059

SDG No.: \_\_\_\_\_

Instrument ID: CBNAM512 GC Column: Rtxi-5Sil MS ID: 0.25 (mm) Heated Purge: (Y/N) N

Calibration Start Date: 10/12/2014 15:50 Calibration End Date: 10/12/2014 19:10 Calibration ID: 43786

ANALYTE	IS REF	CURVE TYPE	RESPONSE					CONCENTRATION (UG/ML)				
			LVL 1 LVL 6	LVL 2 LVL 7	LVL 3 LVL 8	LVL 4 LVL 9	LVL 5	LVL 6	LVL 2 LVL 7	LVL 3 LVL 8	LVL 4 LVL 9	LVL 5
Butyl benzyl phthalate	CRY	Ave				38574	88060				5.00	10.0
			177037	467379	818866	1214007		20.0	50.0	80.0	120	
2,3,7,8-TCDD (Screen)	CRY	Ave		1480					0.500			
Carbamazepine	CRY	Lin2	150936	446972	789177	1188561	63232	20.0	50.0	80.0	5.00	10.0
				5762	10344	30284	67265		1.00	2.00	5.00	10.0
3,3'-Dichlorobenzidine	CRY	Ave	157775	416738	720491	1057118		20.0	50.0	80.0	120	
			9903	18503	34680	86756	185473	0.500	1.00	2.00	5.00	10.0
Benzo[a]anthracene	CRY	Ave	348474	933057	1633029	2377608		20.0	50.0	80.0	120	
Bis(2-ethylhexyl) phthalate	CRY	Ave				53411	122447				5.00	10.0
			243666	643039	1108013	1640081		20.0	50.0	80.0	120	
Chrysene	CRY	Ave	339092	870304	1514720	2183280	183797	20.0	50.0	80.0	5.00	10.0
						85353	80479				5.00	10.0
Di-n-octyl phthalate	PRY	Ave	405878	1186043	2094532	3109428	199596	20.0	50.0	80.0	120	10.0
			8214	16655	29020	82158	188208	0.500	1.00	2.00	5.00	10.0
Benzo[b]fluoranthene	PRY	Ave	355008	1035233	1813232	2866601		20.0	50.0	80.0	120	
			7783	16757	31584	87220	204675	0.500	1.00	2.00	5.00	10.0
Benzo[k]fluoranthene	PRY	Ave	389701	1141231	1937496	2747074		20.0	50.0	80.0	120	
			7520	15289	27014	80445	189325	0.500	1.00	2.00	5.00	10.0
Benzo[a]pyrene	PRY	Ave	361524	1067437	1831378	2757649		20.0	50.0	80.0	120	
			7878	18130	25515	87470	201450	0.500	1.00	2.00	5.00	10.0
Indeno[1,2,3-cd]pyrene	PRY	Ave	417374	1254216	2303711	3516330		20.0	50.0	80.0	120	
			7786	17414	29302	92789	211120	0.500	1.00	2.00	5.00	10.0
Dibenz(a,h)anthracene	PRY	Ave	413672	1199868	2109511	3168909		20.0	50.0	80.0	120	
						96511	216757				5.00	10.0
Benzo[g,h,i]perylene	PRY	Ave	430247	1240424	2260384	3407649		20.0	50.0	80.0	120	
				7025	15944	38627	78955		1.00	2.00	5.00	10.0
2-Fluorophenol	DCB	Ave	162153	365040	522204	739383		20.0	50.0	80.0	120	
				8655	19941	47190	94827		1.00	2.00	5.00	10.0
Phenol-d5	DCB	Ave	191238	429031	621073	886106		20.0	50.0	80.0	120	
			4182	7575	16845	40500	82915	0.500	1.00	2.00	5.00	10.0
Nitrobenzene-d5	NPT	Ave	168123	380730	561754	786914		20.0	50.0	80.0	120	
			8010	15103	33382	81964	160856	0.500	1.00	2.00	5.00	10.0
2-Fluorobiphenyl	ANT	Ave	322601	716626	1030973	1408333		20.0	50.0	80.0	120	
				2085	5030	12399	26848		1.00	2.00	5.00	10.0
2,4,6-Tribromophenol	ANT	Ave	56185	130212	197456	282953		20.0	50.0	80.0	120	
			7702	14099	29529	75804	162208	0.500	1.00	2.00	5.00	10.0
Terphenyl-d14	CRY	Ave	314796	751542	1202831	1693358		20.0	50.0	80.0	120	

FORM VI  
GC/MS SEMI VOA INITIAL CALIBRATION DATA  
INTERNAL STANDARD RESPONSE AND CONCENTRATION

Lab Name: TestAmerica Edison Job No.: 460-85482-1 Analy Batch No.: 255059

SDG No.: \_\_\_\_\_

Instrument ID: CBNAMS12 GC Column: Rtxi-5Sil MS ID: 0.25 (mm) Heated Purge: (Y/N) N

Calibration Start Date: 10/12/2014 15:50 Calibration End Date: 10/12/2014 19:10 Calibration ID: 43786

Curve Type Legend:

Ave = Average ISTD
Lin1 = Linear 1/conc ISTD
Lin2 = Linear 1/conc <sup>2</sup> ISTD

FORM VI  
GC/MS SEMI VOA INITIAL CALIBRATION DATA  
INTERNAL STANDARD CURVE EVALUATION

Lab Name: TestAmerica Edison Job No.: 460-85482-1 Analy Batch No.: 255059

SDG No.: \_\_\_\_\_

Instrument ID: CBNAMS12 GC Column: Rtxi-5Sil MS ID: 0.25(mm) Heated Purge: (Y/N) N

Calibration Start Date: 10/12/2014 19:35 Calibration End Date: 10/12/2014 21:39 Calibration ID: 43790

Calibration Files:

LEVEL:	LAB SAMPLE ID:	LAB FILE ID:
Level 1	STD5 460-255059/16	L117531.D
Level 2	STD10 460-255059/15	L117530.D
Level 3	STD20 460-255059/14	L117529.D
Level 4	STD50 460-255059/11	L117526.D
Level 5	STD80 460-255059/13	L117528.D
Level 6	STD120 460-255059/12	L117527.D

ANALYTE	RRF					CURVE TYPE	COEFFICIENT			#	MIN RRF	%RSD	#	MAX %RSD	R^2 OR COD	#	MIN R^2 OR COD
	LVL 1	LVL 2	LVL 3	LVL 4	LVL 5		B	M1	M2								
	LVL 6																
Benzaldehyde	1.1977 1.1802	1.2096	1.2586	1.1692	1.1602	Ave		1.1959			3.0		15.0				
Benzoic acid	0.0902 0.2061	0.1165	0.1526	0.1697	0.1870	Lin2	-0.553	0.1897						0.9910		0.9900	

Note: The m1 coefficient is the same as Ave RRF for an Ave curve type.

FORM VI  
GC/MS SEMI VOA INITIAL CALIBRATION DATA  
INTERNAL STANDARD RESPONSE AND CONCENTRATION

Lab Name: TestAmerica Edison Job No.: 460-85482-1 Analy Batch No.: 255059

SDG No.: \_\_\_\_\_

Instrument ID: CBNAMS12 GC Column: Rtxi-5Sil MS ID: 0.25(mm) Heated Purge: (Y/N) N

Calibration Start Date: 10/12/2014 19:35 Calibration End Date: 10/12/2014 21:39 Calibration ID: 43790

Calibration Files:

LEVEL:	LAB SAMPLE ID:	LAB FILE ID:
Level 1	STD5 460-255059/16	L117531.D
Level 2	STD10 460-255059/15	L117530.D
Level 3	STD20 460-255059/14	L117529.D
Level 4	STD50 460-255059/11	L117526.D
Level 5	STD80 460-255059/13	L117528.D
Level 6	STD120 460-255059/12	L117527.D

ANALYTE	IS REF	CURVE TYPE	RESPONSE					CONCENTRATION (UG/ML)				
			LVL 1	LVL 2	LVL 3	LVL 4	LVL 5	LVL 1	LVL 2	LVL 3	LVL 4	LVL 5
			LVL 6					LVL 6				
Benzaldehyde	DCB	Ave	35311 820061	68184	169045	310282	546044	5.00 120	10.0	20.0	50.0	80.0
Benzoic acid	NPT	Lin2	10010 540264	24509	77408	166981	324148	5.00 120	10.0	20.0	50.0	80.0

Curve Type Legend:

Ave = Average ISTD
Lin2 = Linear 1/conc^2 ISTD



FORM VI  
GC/MS SEMI VOA INITIAL CALIBRATION DATA  
INTERNAL STANDARD CURVE EVALUATION

Lab Name: TestAmerica Edison Job No.: 460-85482-1 Analy Batch No.: 258369

SDG No.: \_\_\_\_\_

Instrument ID: CBNAMS6 GC Column: Rtxi-5Sil MS ID: 0.25(mm) Heated Purge: (Y/N) N

Calibration Start Date: 10/26/2014 12:00 Calibration End Date: 10/26/2014 15:11 Calibration ID: 44150

Calibration Files:

LEVEL:	LAB SAMPLE ID:	LAB FILE ID:
Level 1	STD01 460-258369/9	M86015.D
Level 2	STD02 460-258369/8	M86014.D
Level 3	STD1 460-258369/7	M86013.D
Level 4	STD2 460-258369/6	M86012.D
Level 5	STD4 460-258369/5	M86011.D
Level 6	ICIS 460-258369/2	M86008.D
Level 7	STD16 460-258369/4	M86010.D
Level 8	STD24 460-258369/3	M86009.D

ANALYTE	RRF					CURVE TYPE	COEFFICIENT			#	MIN RRF	%RSD	#	MAX %RSD	R <sup>2</sup> OR COD	#	MIN R <sup>2</sup> OR COD
	LVL 1	LVL 2	LVL 3	LVL 4	LVL 5		B	M1	M2								
	LVL 6	LVL 7	LVL 8														
1,4-Dioxane	0.4384	0.4409	0.4572 0.4436	0.5238	0.4339	Ave		0.4563			7.4		15.0				
N-Nitrosodimethylamine	0.8726	0.8386	0.7566 0.8682	0.8767	0.8158	Ave		0.8381			5.5		15.0				
Pyridine	1.2528	1.2430	1.0936 1.2307	1.3821	1.2729	Ave		1.2459			7.4		15.0				
Phenol	1.8750	1.8395	1.9166 1.6967	2.2112	2.0123	Ave		1.9252			9.0		15.0				
Aniline	2.3716	2.2785	2.3277 2.0877	2.7195	2.4746	Ave		2.3766			8.9		15.0				
Bis(2-chloroethyl)ether	1.7840 1.4838	1.5961 1.4973	1.5535 1.4802	1.8745	1.5532	Ave		1.6028			9.2		15.0				
2-Chlorophenol	1.4989	1.4867	1.4492 1.4086	1.7294	1.5319	Ave		1.5174			7.4		15.0				
Decane	1.2775	1.2401	1.3811 1.1859	1.5291	1.3465	QuaF		1.3617	-0.007389					1.0000		0.9900	
1,3-Dichlorobenzene	1.3982	1.3933	1.4265 1.3295	1.6509	1.4868	Ave		1.4475			7.7		15.0				
1,4-Dichlorobenzene	1.3819	1.3708	1.4265 1.3070	1.6153	1.4741	Ave		1.4293			7.5		15.0				
Benzyl alcohol	1.1267	1.0837	1.0739 1.0147	1.3219	1.1741	Ave		1.1325			9.5		15.0				
1,2-Dichlorobenzene	1.3849	1.3186	1.4122 1.2635	1.6650	1.4783	Ave		1.4204			9.9		15.0				
2-Methylphenol	1.5100	1.4528	1.5343 1.3954	1.7252	1.4448	Ave		1.5104			7.7		15.0				
2,2'-oxybis[1-chloropropane]	2.0980	1.9825	2.1755 1.8354	2.3971	2.1764	Qua	0.0611	2.2715	-0.018278					1.0000		0.9900	

Note: The m1 coefficient is the same as Ave RRF for an Ave curve type.

FORM VI  
GC/MS SEMI VOA INITIAL CALIBRATION DATA  
INTERNAL STANDARD CURVE EVALUATION

Lab Name: TestAmerica Edison Job No.: 460-85482-1 Analy Batch No.: 258369

SDG No.: \_\_\_\_\_

Instrument ID: CBNAMS6 GC Column: Rtxi-5Sil MS ID: 0.25(mm) Heated Purge: (Y/N) N

Calibration Start Date: 10/26/2014 12:00 Calibration End Date: 10/26/2014 15:11 Calibration ID: 44150

ANALYTE	RRF					CURVE TYPE	COEFFICIENT			#	MIN RRF	%RSD	#	MAX %RSD	R^2 OR COD	#	MIN R^2 OR COD
	LVL 1	LVL 2	LVL 3	LVL 4	LVL 5		B	M1	M2								
	LVL 6	LVL 7	LVL 8														
N-Nitrosodi-n-propylamine	1.7374 1.2813	1.7408 1.2230	1.3898 ++++	1.4008	1.3296	Qua	0.0556	1.3639	-0.009005		0.0500			1.0000		0.9900	
Acetophenone	2.0570	2.0222	2.4318 1.9668	2.6189	2.2646	Ave		2.2269			12.0		15.0				
3 & 4 Methylphenol	1.5495	1.5201	1.7946 1.4637	1.8558	1.6725	Ave		1.6427			9.6		15.0				
4-Methylphenol	1.5308	1.4964	1.7946 1.4498	1.8558	1.6443	Lin1	0.5333	1.4549						0.9990		0.9900	
Hexachloroethane	0.8503 0.7534	0.7674 0.7236	0.7024 0.6955	0.8279	0.7693	Ave		0.7612			7.3		15.0				
n,n'-Dimethylaniline	2.7744 2.3048	2.7336 2.2278	2.4304 1.9297	2.5767	2.4025	QuaF		2.6425	-0.029213					0.9990		0.9900	
Nitrobenzene	0.8221 0.6629	0.7396 0.6345	0.6964 0.5535	0.7757	0.6849	QuaF		0.7561	-0.008333					1.0000		0.9900	
Isophorone	0.9216	0.8827	0.9247 0.8535	1.0790	0.9673	Ave		0.9381			8.4		15.0				
2-Nitrophenol	0.2533	0.2381	0.2267 0.2306	0.2918	0.2668	Ave		0.2512			9.9		15.0				
2,4-Dimethylphenol	0.3618	0.3350	0.3634 0.3191	0.4031	0.3746	Ave		0.3595			8.2		15.0				
Bis(2-chloroethoxy)methane	0.4678	0.4371	0.5023 0.3976	0.5901	0.5234	Ave		0.4864			14.0		15.0				
2,4-Dichlorophenol	0.3267	0.3161	0.3196 0.2997	0.3782	0.3536	Ave		0.3323			8.6		15.0				
1,2,4-Trichlorobenzene	0.3760 0.3425	0.3895 0.3375	0.3475 0.3123	0.3824	0.3671	Ave		0.3569			7.4		15.0				
Naphthalene	1.0449	0.9791	1.1188 0.8990	1.3246	1.1102	Ave		1.0794			14.0		15.0				
4-Chloroaniline	0.5083	0.4633	0.5227 0.4308	0.6150	0.5460	Ave		0.5144			13.0		15.0				
Hexachlorobutadiene	0.2058	0.1803 0.2026	0.1766 0.1926	0.2083	0.2056	Ave		0.1960			6.6		15.0				
Caprolactam	0.1539	0.1392	0.1468 0.1349	0.1638	0.1666	Ave		0.1509			8.5		15.0				
4-Chloro-3-methylphenol	0.4088	0.3687	0.4315 0.3618	0.4904	0.4385	Ave		0.4166			12.0		15.0				
2-Methylnaphthalene	0.6396	0.6527	0.7035 0.5810	0.7931	0.6965	Ave		0.6777			11.0		15.0				
1-Methylnaphthalene	0.5714	0.5888	0.6405 0.5685	0.7472	0.6460	Ave		0.6271			11.0		15.0				

Note: The m1 coefficient is the same as Ave RRF for an Ave curve type.

FORM VI  
GC/MS SEMI VOA INITIAL CALIBRATION DATA  
INTERNAL STANDARD CURVE EVALUATION

Lab Name: TestAmerica Edison Job No.: 460-85482-1 Analy Batch No.: 258369

SDG No.: \_\_\_\_\_

Instrument ID: CBNAMS6 GC Column: Rtxi-5Sil MS ID: 0.25(mm) Heated Purge: (Y/N) N

Calibration Start Date: 10/26/2014 12:00 Calibration End Date: 10/26/2014 15:11 Calibration ID: 44150

ANALYTE	RRF					CURVE TYPE	COEFFICIENT			#	MIN RRF	%RSD	#	MAX %RSD	R^2 OR COD	#	MIN R^2 OR COD
	LVL 1	LVL 2	LVL 3	LVL 4	LVL 5		B	M1	M2								
	LVL 6	LVL 7	LVL 8														
Hexachlorocyclopentadiene	0.4054	0.4654	0.3024 0.4536	0.3795	0.4307	Ave	0.4062			0.0500	15.0		15.0				
1,2,4,5-Tetrachlorobenzene	0.6035	0.6395	0.5624 0.6072	0.6225	0.6328	Ave	0.6113				4.5		15.0				
2-tertbutyl-4-methylphenol	0.5216	0.4625	0.4992 0.4419	0.5367	0.5532	Ave	0.5025				8.6		15.0				
2,4,6-Trichlorophenol	0.4542	0.4669	0.3691 0.4618	0.4512	0.4696	Ave	0.4455				8.6		15.0				
2,4,5-Trichlorophenol	0.4658	0.5099	0.4050 0.4436	0.4841	0.4637	Ave	0.4620				7.7		15.0				
Diphenyl	1.3570	1.3805	1.3475 1.2604	1.4698	1.4567	Ave	1.3787				5.6		15.0				
2-Chloronaphthalene	1.1534	1.1392	1.1776 1.0832	1.2793	1.2405	Ave	1.1789				6.0		15.0				
Diphenyl ether	0.8472	0.7982	0.7969 0.7413	0.8321	0.9178	Ave	0.8222				7.2		15.0				
2-Nitroaniline	0.5766	0.4761	0.5437 0.5117	0.6187	0.6069	Ave	0.5556				10.0		15.0				
Dimethylnaphthalene, total	0.9022	0.8269	0.8484 0.8258	0.8998	0.9807	Ave	0.8806				6.8		15.0				
Dimethyl phthalate	1.3737	1.3169	1.3743 1.2352	1.5080	1.4776	Ave	1.3809				7.3		15.0				
Coumarin	0.2206	0.2034	0.2845 0.1869	0.2832	0.2756	QuaF	0.2527	-0.002801						0.9980		0.9900	
2,6-Dinitrotoluene	0.3578	0.3121 0.3501	0.3438 0.3180	0.4024	0.3866	Ave	0.3530				9.4		15.0				
Acenaphthylene	1.7331	1.8146	1.8031 1.6138	1.9588	1.9115	Ave	1.8058				6.9		15.0				
3-Nitroaniline	0.3964	0.3911	0.3956 0.3802	0.4451	0.4415	Ave	0.4083				6.8		15.0				
3,5-di-tert-butyl-4-hydroxytol	0.9471	0.9346	0.8186 0.8559	0.8987	0.9613	Ave	0.9027				6.2		15.0				
Acenaphthene	0.9898	0.9876	1.0292 0.9217	1.1052	1.1081	Ave	1.0236				7.1		15.0				
2,4-Dinitrophenol	0.2676	0.2780	0.1854 0.2636	0.2309	0.2591	Ave	0.2474			0.0500	14.0		15.0				
4-Nitrophenol	0.3239	0.3115	0.2696 0.2818	0.3038	0.3225	Ave	0.3022			0.0500	7.3		15.0				
2,4-Dinitrotoluene	0.4433	0.4125 0.4284	0.4446 0.4017	0.4963	0.5032	Ave	0.4471				8.8		15.0				

Note: The m1 coefficient is the same as Ave RRF for an Ave curve type.

FORM VI  
GC/MS SEMI VOA INITIAL CALIBRATION DATA  
INTERNAL STANDARD CURVE EVALUATION

Lab Name: TestAmerica Edison Job No.: 460-85482-1 Analy Batch No.: 258369

SDG No.: \_\_\_\_\_

Instrument ID: CBNAM56 GC Column: Rtxi-5Sil MS ID: 0.25(mm) Heated Purge: (Y/N) N

Calibration Start Date: 10/26/2014 12:00 Calibration End Date: 10/26/2014 15:11 Calibration ID: 44150

ANALYTE	RRF					CURVE TYPE	COEFFICIENT			#	MIN RRF	%RSD	#	MAX %RSD	R^2 OR COD	#	MIN R^2 OR COD
	LVL 1	LVL 2	LVL 3	LVL 4	LVL 5		B	M1	M2								
	LVL 6	LVL 7	LVL 8														
Dibenzofuran	1.4694	1.5192	1.5959 1.4485	1.7106	1.6276	Ave		1.5618			6.5		15.0				
2,3,4,6-Tetrachlorophenol	0.3420	0.3870	0.2713 0.3445	0.3482	0.3576	Ave		0.3418			11.0		15.0				
Diethyl phthalate	1.2911	1.2453	1.3476 1.1462	1.4721	1.5040	Ave		1.3344			10.0		15.0				
4-Chlorophenyl phenyl ether	0.5785	0.5847	0.5612 0.5338	0.6210	0.6287	Ave		0.5846			6.1		15.0				
Fluorene	1.0565	1.0703	1.1689 0.9830	1.1920	1.1933	Ave		1.1107			7.8		15.0				
4-Nitroaniline	0.3788	0.3111	0.3895 0.2732	0.4210	0.4043	Qua	0.0194	0.4235	-0.006385					0.9980		0.9900	
4,6-Dinitro-2-methylphenol	0.2001	0.1964	0.1523 0.1876	0.2009	0.1940	Ave		0.1886			9.8		15.0				
N-Nitrosodiphenylamine	0.6220	0.5671	0.5898 0.5599	0.6210	0.6730	Ave		0.6055			7.0		15.0				
1,2-Diphenylhydrazine	1.0931	0.9616	1.0804 0.8563	1.2554	1.1456	Ave		1.0654			13.0		15.0				
4-Bromophenyl phenyl ether	0.2274	0.2146	0.1977 0.2207	0.2577	0.2284	Ave		0.2244			8.8		15.0				
Hexachlorobenzene	0.3464	0.2580	0.2209 0.2630	0.2703	0.2917	Ave		0.2718			13.0		15.0				
Atrazine	0.2147	0.1865	0.1802 0.1927	0.2047	0.2270	Ave		0.2010			8.9		15.0				
Pentachlorophenol	0.1715	0.1548	0.1196 0.1535	0.1584	0.1665	Ave		0.1540			12.0		15.0				
Pentachloronitrobenzene	0.1037	0.0950	0.0700 0.0928	0.0867	0.1047	Ave		0.0921			14.0		15.0				
n-Octadecane	0.5655	0.5118	0.6195 0.5341	0.6791	0.5877	QuaF		0.5565	-0.001180					0.9970		0.9900	
Phenanthrene	0.9948	0.9437	1.0576 0.9469	1.1947	1.0728	Ave		1.0351			9.2		15.0				
Anthracene	1.0213	0.9541	1.0817 0.9175	1.3179	1.1234	Ave		1.0693			13.0		15.0				
Carbazole	0.8969	0.8755	0.9746 0.8353	1.0534	1.0421	Ave		0.9463			9.6		15.0				
Di-n-butyl phthalate	1.2830	1.1708	1.3488 1.1512	1.5804	1.4290	Ave		1.3272			12.0		15.0				
Fluoranthene	0.9697	0.9255	1.1134 0.8741	1.1631	1.1843	Ave		1.0384			13.0		15.0				

Note: The m1 coefficient is the same as Ave RRF for an Ave curve type.

FORM VI  
GC/MS SEMI VOA INITIAL CALIBRATION DATA  
INTERNAL STANDARD CURVE EVALUATION

Lab Name: TestAmerica Edison Job No.: 460-85482-1 Analy Batch No.: 258369  
 SDG No.: \_\_\_\_\_  
 Instrument ID: CBNAM56 GC Column: Rtxi-5Sil MS ID: 0.25(mm) Heated Purge: (Y/N) N  
 Calibration Start Date: 10/26/2014 12:00 Calibration End Date: 10/26/2014 15:11 Calibration ID: 44150

ANALYTE	RRF					CURVE TYPE	COEFFICIENT			#	MIN RRF	%RSD	#	MAX %RSD	R^2 OR COD	#	MIN R^2 OR COD
	LVL 1	LVL 2	LVL 3	LVL 4	LVL 5		B	M1	M2								
	LVL 6	LVL 7	LVL 8														
Benzidine	0.4547	0.4145	0.3678 0.3970	0.4491	0.5343	Ave		0.4362			13.0		15.0				
Pyrene	1.5935	1.4921	1.8319 1.3941	1.8886	1.7093	Ave		1.6516			12.0		15.0				
Butyl benzyl phthalate	0.7537	0.7414	0.7583 0.7682	0.9003	0.8149	Ave		0.7895			7.6		15.0				
2,3,7,8-TCDD (Screen)	0.1483					Ave		0.1483					15.0				
Carbamazepine	0.5076	0.4795	0.3488 0.4955	0.4399	0.5021	Ave		0.4622			13.0		15.0				
3,3'-Dichlorobenzidine	0.4270	0.3825	0.3473 0.4192	0.3782	0.4114	Ave		0.3943			7.7		15.0				
Benzo[a]anthracene	1.3695 1.0888	1.2766 1.1336	1.0145 1.1104	1.2043	1.1599	Ave		1.1697			9.6		15.0				
Bis(2-ethylhexyl) phthalate	0.8861	0.8911	0.9614 0.9054	1.0588	0.9846	Ave		0.9479			7.1		15.0				
Chrysene	0.9991	1.0006	0.9792 0.9789	1.1461	1.0361	Ave		1.0233			6.2		15.0				
Di-n-octyl phthalate	2.1706	1.8543	1.9700 1.7424	2.2745	2.1948	Ave		2.0344			10.0		15.0				
Benzo[b]fluoranthene	1.2118 1.1487	1.1708 1.2607	1.0534 1.2083	1.2401	1.2399	Ave		1.1917			5.6		15.0				
Benzo[k]fluoranthene	1.1526 1.2557	1.2447 1.1803	1.0463 1.0986	1.2713	1.2706	Ave		1.1900			7.2		15.0				
Benzo[a]pyrene	0.9934 1.1204	1.0494 1.0586	0.9876 1.0675	1.1125	1.1465	Ave		1.0670			5.4		15.0				
Indeno[1,2,3-cd]pyrene	0.7509 0.9101	0.6098 0.9126	0.6497 1.0447	0.8059	0.8085	Qua	0.0128	0.7463	0.0121770					0.9990		0.9900	
Dibenz(a,h)anthracene	0.4419 0.8534	0.5253 0.8469	0.6430 0.9567	0.6924	0.7953	Qua	-0.015	0.7234	0.0095170					0.9990		0.9900	
Benzo[g,h,i]perylene	0.9073	0.8997	0.6898 1.0710	0.7988	0.8654	Ave		0.8720			15.0		15.0				
2-Fluorophenol	1.5936	1.5180	1.4230 1.6155	1.6272	1.4320	Ave		1.5349			6.0		15.0				
Phenol-d5	1.9910	1.7960	1.9141 1.8753	2.1356	1.9019	Ave		1.9357			6.0		15.0				
Nitrobenzene-d5	0.5455 0.5154	0.4653 0.4701	0.4757 0.4961	0.5456	0.4836	Ave		0.4997			6.5		15.0				
2-Fluorobiphenyl	1.5410 1.4635	1.5490 1.4729	1.3425 1.3955	1.4542	1.4388	Ave		1.4572			4.7		15.0				

Note: The m1 coefficient is the same as Ave RRF for an Ave curve type.

FORM VI  
GC/MS SEMI VOA INITIAL CALIBRATION DATA  
INTERNAL STANDARD CURVE EVALUATION

Lab Name: TestAmerica Edison Job No.: 460-85482-1 Analy Batch No.: 258369

SDG No.: \_\_\_\_\_

Instrument ID: CBNAMS6 GC Column: Rtxi-5Sil MS ID: 0.25(mm) Heated Purge: (Y/N) N

Calibration Start Date: 10/26/2014 12:00 Calibration End Date: 10/26/2014 15:11 Calibration ID: 44150

ANALYTE	RRF					CURVE TYPE	COEFFICIENT			#	MIN RRF	%RSD	#	MAX %RSD	R <sup>2</sup> OR COD	#	MIN R <sup>2</sup> OR COD
	LVL 1	LVL 2	LVL 3	LVL 4	LVL 5		B	M1	M2								
	LVL 6	LVL 7	LVL 8														
2,4,6-Tribromophenol			0.1894	0.2236	0.2353	Ave		0.2413			14.0		15.0				
Terphenyl-d14	0.2554	0.2559	0.2882														
	1.1032	1.1364	0.8794	1.0154	0.8920	Ave		1.0243			9.4		15.0				
	1.0923	0.9986	1.0773														

Note: The m1 coefficient is the same as Ave RRF for an Ave curve type.

FORM VI  
GC/MS SEMI VOA INITIAL CALIBRATION DATA  
INTERNAL STANDARD RESPONSE AND CONCENTRATION

Lab Name: TestAmerica Edison Job No.: 460-85482-1 Analy Batch No.: 258369

SDG No.: \_\_\_\_\_

Instrument ID: CBNAMS6 GC Column: Rtxi-5Sil MS ID: 0.25(mm) Heated Purge: (Y/N) N

Calibration Start Date: 10/26/2014 12:00 Calibration End Date: 10/26/2014 15:11 Calibration ID: 44150

Calibration Files:

LEVEL:	LAB SAMPLE ID:	LAB FILE ID:
Level 1	STD01 460-258369/9	M86015.D
Level 2	STD02 460-258369/8	M86014.D
Level 3	STD1 460-258369/7	M86013.D
Level 4	STD2 460-258369/6	M86012.D
Level 5	STD4 460-258369/5	M86011.D
Level 6	ICIS 460-258369/2	M86008.D
Level 7	STD16 460-258369/4	M86010.D
Level 8	STD24 460-258369/3	M86009.D

ANALYTE	IS REF	CURVE TYPE	RESPONSE					CONCENTRATION (UG/ML)				
			LVL 1 LVL 6	LVL 2 LVL 7	LVL 3 LVL 8	LVL 4	LVL 5	LVL 6	LVL 2 LVL 7	LVL 3 LVL 8	LVL 4	LVL 5
1,4-Dioxane	DCB	Ave	161139	267125	19468 417765	39601	67589	10.0	16.0	1.00 24.0	2.00	4.00
N-Nitrosodimethylamine	DCB	Ave	320702	508002	32214 817575	66282	127072	10.0	16.0	1.00 24.0	2.00	4.00
Pyridine	DCB	Ave	460436	753000	46564 1158982	104488	198272	10.0	16.0	1.00 24.0	2.00	4.00
Phenol	DCB	Ave	689115	1114389	81606 1597842	167167	313434	10.0	16.0	1.00 24.0	2.00	4.00
Aniline	DCB	Ave	871648	1380346	99110 1966035	205596	385443	10.0	16.0	1.00 24.0	2.00	4.00
Bis(2-chloroethyl)ether	DCB	Ave	6582 545355	11447 907086	66146 1393915	141711	241929	0.100 10.0	0.200 16.0	1.00 24.0	2.00	4.00
2-Chlorophenol	DCB	Ave	550873	900678	61703 1326546	130743	238602	10.0	16.0	1.00 24.0	2.00	4.00
Decane	DCB	QuaF	469520	751248	58805 1116805	115602	209726	10.0	16.0	1.00 24.0	2.00	4.00
1,3-Dichlorobenzene	DCB	Ave	513870	844058	60735 1252011	124806	231581	10.0	16.0	1.00 24.0	2.00	4.00
1,4-Dichlorobenzene	DCB	Ave	507883	830440	60735 1230883	122116	229597	10.0	16.0	1.00 24.0	2.00	4.00
Benzyl alcohol	DCB	Ave	414089	656524	45725 955598	99938	182876	10.0	16.0	1.00 24.0	2.00	4.00
1,2-Dichlorobenzene	DCB	Ave	508978	798813	60128 1189845	125875	230264	10.0	16.0	1.00 24.0	2.00	4.00
2-Methylphenol	DCB	Ave	554965	880130	65327 1314107	130425	225045	10.0	16.0	1.00 24.0	2.00	4.00
2,2'-oxybis[1-chloropropane]	DCB	Qua	771090	1200980	92629 1728471	181221	338988	10.0	16.0	1.00 24.0	2.00	4.00
N-Nitrosodi-n-propylamine	DCB	Qua	6410 470904	12485 740903	59175 ++++	105900	207097	0.100 10.0	0.200 16.0	1.00 ++++	2.00	4.00

FORM VI  
GC/MS SEMI VOA INITIAL CALIBRATION DATA  
INTERNAL STANDARD RESPONSE AND CONCENTRATION

Lab Name: TestAmerica Edison Job No.: 460-85482-1 Analy Batch No.: 258369

SDG No.: \_\_\_\_\_

Instrument ID: CBNAMS6 GC Column: Rtxi-5Sil MS ID: 0.25 (mm) Heated Purge: (Y/N) N

Calibration Start Date: 10/26/2014 12:00 Calibration End Date: 10/26/2014 15:11 Calibration ID: 44150

ANALYTE	IS REF	CURVE TYPE	RESPONSE					CONCENTRATION (UG/ML)				
			LVL 1 LVL 6	LVL 2 LVL 7	LVL 3 LVL 8	LVL 4	LVL 5	LVL 6	LVL 2 LVL 7	LVL 3 LVL 8	LVL 4	LVL 5
Acetophenone	DCB	Ave	755994	1225060	103541 1852245	197992	352728	10.0	16.0	1.00 24.0	2.00	4.00
3 & 4 Methylphenol	DCB	Ave	569472	920892	76410 1378465	140297	260500	10.0	16.0	1.00 24.0	2.00	4.00
4-Methylphenol	DCB	Lin1	562621	906545	76410 1365369	140297	256118	10.0	16.0	1.00 24.0	2.00	4.00
Hexachloroethane	DCB	Ave	3137 276910	5504 438365	29906 655015	62589	119818	0.100 10.0	0.200 16.0	1.00 24.0	2.00	4.00
n,n'-Dimethylaniline	DCB	QuaF	10236 847100	19605 1349609	103479 1817256	194798	374217	0.100 10.0	0.200 16.0	1.00 24.0	2.00	4.00
Nitrobenzene	NPT	QuaF	11705 929655	20603 1499832	110856 2005760	219899	399005	0.100 10.0	0.200 16.0	1.00 24.0	2.00	4.00
Isophorone	NPT	Ave	1292538	2086472	147199 3092886	305890	563533	10.0	16.0	1.00 24.0	2.00	4.00
2-Nitrophenol	NPT	Ave	355322	562945	36094 835652	82719	155435	10.0	16.0	1.00 24.0	2.00	4.00
2,4-Dimethylphenol	NPT	Ave	507393	791820	57845 1156432	114282	218198	10.0	16.0	1.00 24.0	2.00	4.00
Bis (2-chloroethoxy)methane	NPT	Ave	656143	1033124	79953 1440849	167301	304907	10.0	16.0	1.00 24.0	2.00	4.00
2,4-Dichlorophenol	NPT	Ave	458159	747099	50867 1085840	107229	205973	10.0	16.0	1.00 24.0	2.00	4.00
1,2,4-Trichlorobenzene	NPT	Ave	5354 480332	10851 797807	55312 1131698	108408	213882	0.100 10.0	0.200 16.0	1.00 24.0	2.00	4.00
Naphthalene	NPT	Ave	1465460	2314544	178087 3257704	375513	646767	10.0	16.0	1.00 24.0	2.00	4.00
4-Chloroaniline	NPT	Ave	712942	1095198	83199 1561173	174350	318103	10.0	16.0	1.00 24.0	2.00	4.00
Hexachlorobutadiene	NPT	Ave	288703	478855	5023 28111 697751	59049	119748	10.0	0.200 16.0	1.00 24.0	2.00	4.00
Caprolactam	NPT	Ave	215891	329093	23376 488991	46439	97054	10.0	16.0	1.00 24.0	2.00	4.00
4-Chloro-3-methylphenol	NPT	Ave	573384	871510	68689 1311106	139035	255450	10.0	16.0	1.00 24.0	2.00	4.00
2-Methylnaphthalene	NPT	Ave	896999	1542779	111987 2105408	224843	405753	10.0	16.0	1.00 24.0	2.00	4.00
1-Methylnaphthalene	NPT	Ave	801345	1391812	101951 2060170	211816	376317	10.0	16.0	1.00 24.0	2.00	4.00
Hexachlorocyclopentadiene	ANT	Ave	310072	550733	29860 822375	66892	141469	10.0	16.0	1.00 24.0	2.00	4.00
1,2,4,5-Tetrachlorobenzene	ANT	Ave	461542	756693	55528 1100735	109732	207848	10.0	16.0	1.00 24.0	2.00	4.00



FORM VI  
GC/MS SEMI VOA INITIAL CALIBRATION DATA  
INTERNAL STANDARD RESPONSE AND CONCENTRATION

Lab Name: TestAmerica Edison Job No.: 460-85482-1 Analy Batch No.: 258369

SDG No.: \_\_\_\_\_

Instrument ID: CBNAMS6 GC Column: Rtxi-5Sil MS ID: 0.25(mm) Heated Purge: (Y/N) N

Calibration Start Date: 10/26/2014 12:00 Calibration End Date: 10/26/2014 15:11 Calibration ID: 44150

ANALYTE	IS REF	CURVE TYPE	RESPONSE					CONCENTRATION (UG/ML)				
			LVL 1 LVL 6	LVL 2 LVL 7	LVL 3 LVL 8	LVL 4	LVL 5	LVL 6	LVL 2 LVL 7	LVL 3 LVL 8	LVL 4	LVL 5
2-tertbutyl-4-methylphenol	NPT	Ave	731584	1093234	79468 1601411	152144	322276	10.0	16.0	1.00 24.0	2.00	4.00
2,4,6-Trichlorophenol	ANT	Ave	347400	552416	36437 837263	79541	154234	10.0	16.0	1.00 24.0	2.00	4.00
2,4,5-Trichlorophenol	ANT	Ave	356250	603335	39983 804174	85335	152298	10.0	16.0	1.00 24.0	2.00	4.00
Diphenyl	ANT	Ave	1037838	1633408	133038 2285030	259082	478438	10.0	16.0	1.00 24.0	2.00	4.00
2-Chloronaphthalene	ANT	Ave	882075	1347956	116264 1963781	225516	407423	10.0	16.0	1.00 24.0	2.00	4.00
Diphenyl ether	ANT	Ave	647911	944413	78680 1343916	146684	301422	10.0	16.0	1.00 24.0	2.00	4.00
2-Nitroaniline	ANT	Ave	440987	563337	53682 927626	109062	199331	10.0	16.0	1.00 24.0	2.00	4.00
Dimethylnaphthalene, total	ANT	Ave	689958	978479	83758 1497106	158615	322081	10.0	16.0	1.00 24.0	2.00	4.00
Dimethyl phthalate	ANT	Ave	1050614	1558222	135679 2239195	265819	485286	10.0	16.0	1.00 24.0	2.00	4.00
Coumarin	NPT	QuaF	309355	480807	45283 677248	80275	160544	10.0	16.0	1.00 24.0	2.00	4.00
2,6-Dinitrotoluene	ANT	Ave	273651	414228	5013 33941 576405	70941	126959	10.0	0.200 16.0	1.00 24.0	2.00	4.00
Acenaphthylene	ANT	Ave	1325459	2147109	178014 2925639	345288	627812	10.0	16.0	1.00 24.0	2.00	4.00
3-Nitroaniline	ANT	Ave	303196	462802	39056 689233	78460	145011	10.0	16.0	1.00 24.0	2.00	4.00
3,5-di-tert-butyl-4-hydroxytol	ANT	Ave	724335	1105913	80823 1551560	158414	315721	10.0	16.0	1.00 24.0	2.00	4.00
Acenaphthene	ANT	Ave	757010	1168541	101615 1670968	194821	363924	10.0	16.0	1.00 24.0	2.00	4.00
2,4-Dinitrophenol	ANT	Ave	409244	657886	36603 955871	81387	170204	20.0	32.0	2.00 48.0	4.00	8.00
4-Nitrophenol	ANT	Ave	495391	737054	53235 1021873	107094	211817	20.0	32.0	2.00 48.0	4.00	8.00
2,4-Dinitrotoluene	ANT	Ave	338990	506928	6625 43890 728158	87492	165281	10.0	0.200 16.0	1.00 24.0	2.00	4.00
Dibenzofuran	ANT	Ave	1123767	1797551	157562 2625918	301532	534545	10.0	16.0	1.00 24.0	2.00	4.00
2,3,4,6-Tetrachlorophenol	ANT	Ave	261549	457869	26789 624621	61379	117459	10.0	16.0	1.00 24.0	2.00	4.00
Diethyl phthalate	ANT	Ave	987413	1473438	133049 2077922	259494	493958	10.0	16.0	1.00 24.0	2.00	4.00

FORM VI  
GC/MS SEMI VOA INITIAL CALIBRATION DATA  
INTERNAL STANDARD RESPONSE AND CONCENTRATION

Lab Name: TestAmerica Edison Job No.: 460-85482-1 Analy Batch No.: 258369

SDG No.: \_\_\_\_\_

Instrument ID: CBNAMS6 GC Column: Rtxi-5Sil MS ID: 0.25(mm) Heated Purge: (Y/N) N

Calibration Start Date: 10/26/2014 12:00 Calibration End Date: 10/26/2014 15:11 Calibration ID: 44150

ANALYTE	IS REF	CURVE TYPE	RESPONSE					CONCENTRATION (UG/ML)				
			LVL 1 LVL 6	LVL 2 LVL 7	LVL 3 LVL 8	LVL 4	LVL 5	LVL 6	LVL 2 LVL 7	LVL 3 LVL 8	LVL 4	LVL 5
4-Chlorophenyl phenyl ether	ANT	Ave	442405	691821	55408 967802	109461	206471	10.0	16.0	1.00 24.0	2.00	4.00
Fluorene	ANT	Ave	808020	1266436	115402 1782006	210123	391922	10.0	16.0	1.00 24.0	2.00	4.00
4-Nitroaniline	ANT	Qua	289727	368054	38458 495345	74206	132781	10.0	16.0	1.00 24.0	2.00	4.00
4,6-Dinitro-2-methylphenol	PHN	Ave	457023	718119	48164 993430	105388	194328	20.0	32.0	2.00 48.0	4.00	8.00
N-Nitrosodiphenylamine	PHN	Ave	710129	1036599	93277 1482269	162846	337062	10.0	16.0	1.00 24.0	2.00	4.00
1,2-Diphenylhydrazine	PHN	Ave	1247964	1757694	170868 2266864	329215	573749	10.0	16.0	1.00 24.0	2.00	4.00
4-Bromophenyl phenyl ether	PHN	Ave	259643	392268	31263 584373	67575	114376	10.0	16.0	1.00 24.0	2.00	4.00
Hexachlorobenzene	PHN	Ave	4497 298740	6623 479033	34939 696311	70893	146076	0.100 10.0	0.200 16.0	1.00 24.0	2.00	4.00
Atrazine	PHN	Ave	245103	340881	28500 510253	53684	113699	10.0	16.0	1.00 24.0	2.00	4.00
Pentachlorophenol	PHN	Ave	391525	565798	37825 812651	83067	166753	20.0	32.0	2.00 48.0	4.00	8.00
Pentachloronitrobenzene	PHN	Ave	118362	173585	11075 245705	22725	52419	10.0	16.0	1.00 24.0	2.00	4.00
n-Octadecane	PHN	QuaF	645625	935490	97974 1413968	178090	294338	10.0	16.0	1.00 24.0	2.00	4.00
Phenanthrene	PHN	Ave	1135821	1724960	167269 2506642	313316	537322	10.0	16.0	1.00 24.0	2.00	4.00
Anthracene	PHN	Ave	1166036	1744088	171077 2428862	345621	562645	10.0	16.0	1.00 24.0	2.00	4.00
Carbazole	PHN	Ave	1024052	1600372	154143 2211327	276251	521906	10.0	16.0	1.00 24.0	2.00	4.00
Di-n-butyl phthalate	PHN	Ave	1464812	2140116	213317 3047466	414454	715700	10.0	16.0	1.00 24.0	2.00	4.00
Fluoranthene	PHN	Ave	1107164	1691732	176096 2313956	305010	593158	10.0	16.0	1.00 24.0	2.00	4.00
Benzidine	PHN	Ave	519134	757678	58173 1050835	117777	267575	10.0	16.0	1.00 24.0	2.00	4.00
Pyrene	CRY	Ave	1174631	1726872	174177 2299571	306351	549410	10.0	16.0	1.00 24.0	2.00	4.00
Butyl benzyl phthalate	CRY	Ave	555607	858031	72103 1267118	146041	261938	10.0	16.0	1.00 24.0	2.00	4.00
2,3,7,8-TCDD (Screen)	CRY	Ave	1093					0.100				

FORM VI  
GC/MS SEMI VOA INITIAL CALIBRATION DATA  
INTERNAL STANDARD RESPONSE AND CONCENTRATION

Lab Name: TestAmerica Edison Job No.: 460-85482-1 Analy Batch No.: 258369

SDG No.: \_\_\_\_\_

Instrument ID: CBNAMS6 GC Column: Rtxi-5Sil MS ID: 0.25 (mm) Heated Purge: (Y/N) N

Calibration Start Date: 10/26/2014 12:00 Calibration End Date: 10/26/2014 15:11 Calibration ID: 44150

ANALYTE	IS REF	CURVE TYPE	RESPONSE					CONCENTRATION (UG/ML)				
			LVL 1 LVL 6	LVL 2 LVL 7	LVL 3 LVL 8	LVL 4	LVL 5	LVL 6	LVL 2 LVL 7	LVL 3 LVL 8	LVL 4	LVL 5
Carbamazepine	CRY	Ave			33168 817270	71359	161380			1.00 24.0	2.00	4.00
3,3'-Dichlorobenzidine	CRY	Ave	374195	554909	33023 691425	61341	132233	10.0	16.0	1.00 24.0	2.00	4.00
Benzo[a]anthracene	CRY	Ave	314800	442698	96454 1831679	195349	372824	0.100 10.0	0.200 16.0	1.00 24.0	2.00	4.00
Bis(2-ethylhexyl) phthalate	CRY	Ave	12395 802577	22499 1311977	91412 1493411	171753	316462	10.0	16.0	1.00 24.0	2.00	4.00
Chrysene	CRY	Ave	653198	1031279	93098 1614751	185913	333037	10.0	16.0	1.00 24.0	2.00	4.00
Di-n-octyl phthalate	PRY	Ave	736469	1158045	123851 2342175	265368	483249	10.0	16.0	1.00 24.0	2.00	4.00
Benzo[b]fluoranthene	PRY	Ave	1110970	1656480	7840 66228	144680	273006	0.100 10.0	0.200 16.0	1.00 24.0	2.00	4.00
Benzo[k]fluoranthene	PRY	Ave	587911	1126243	7457 15361	65783	148324	0.100 10.0	0.200 16.0	1.00 24.0	2.00	4.00
Benzo[a]pyrene	PRY	Ave	642684	1054365	6427 945677	62090	129797	0.100 10.0	0.200 16.0	1.00 24.0	2.00	4.00
Indeno[1,2,3-cd]pyrene	PRY	Qua	573448	945677	4858 7526	40845	94029	0.100 10.0	0.200 16.0	1.00 24.0	2.00	4.00
Dibenz(a,h)anthracene	PRY	Qua	465790	815281	2859 6482	40425	80779	0.100 10.0	0.200 16.0	1.00 24.0	2.00	4.00
Benzo[g,h,i]perylene	PRY	Ave	436763	756513	43366 1439736	93195	190538	10.0	16.0	1.00 24.0	2.00	4.00
2-Fluorophenol	DCB	Ave	464367	803722	60588 1521410	123021	223040	10.0	16.0	1.00 24.0	2.00	4.00
Phenol-d5	DCB	Ave	585706	919627	81498 1766023	161452	296241	10.0	16.0	1.00 24.0	2.00	4.00
Nitrobenzene-d5	NPT	Ave	731768	1088027	7766 12962	75729	154674	0.100 10.0	0.200 16.0	1.00 24.0	2.00	4.00
2-Fluorobiphenyl	ANT	Ave	722793	1111305	12627 24877	132539	256340	0.100 10.0	0.200 16.0	1.00 24.0	2.00	4.00
2,4,6-Tribromophenol	ANT	Ave	1119229	1742839	18697 522508	39415	77285	10.0	16.0	1.00 24.0	2.00	4.00
Terphenyl-d14	CRY	Ave	195354	302773	9985 20027	83608	164714	0.100 10.0	0.200 16.0	1.00 24.0	2.00	4.00
			805198	1155747	1776978							

Curve Type Legend:

Ave = Average ISTD  
Lin1 = Linear 1/conc ISTD  
Qua = Quadratic ISTD  
QuaF = Quadratic ISTD forced zero

FORM VI  
GC/MS SEMI VOA INITIAL CALIBRATION DATA  
INTERNAL STANDARD CURVE EVALUATION

Lab Name: TestAmerica Edison Job No.: 460-85482-1 Analy Batch No.: 258369

SDG No.: \_\_\_\_\_

Instrument ID: CBNAMS6 GC Column: Rtxi-5Sil MS ID: 0.25(mm) Heated Purge: (Y/N) N

Calibration Start Date: 10/26/2014 15:31 Calibration End Date: 10/26/2014 17:14 Calibration ID: 44155

Calibration Files:

LEVEL:	LAB SAMPLE ID:	LAB FILE ID:
Level 1	STD1 460-258369/15	M86021.D
Level 2	STD2 460-258369/14	M86020.D
Level 3	STD4 460-258369/13	M86019.D
Level 4	STD10 460-258369/10	M86016.D
Level 5	STD16 460-258369/12	M86018.D
Level 6	STD24 460-258369/11	M86017.D

ANALYTE	RRF					CURVE TYPE	COEFFICIENT			#	MIN RRF	%RSD	#	MAX %RSD	R^2 OR COD	#	MIN R^2 OR COD
	LVL 1	LVL 2	LVL 3	LVL 4	LVL 5		B	M1	M2								
	LVL 6																
Benzaldehyde	1.5564 1.4490	1.5768	1.5751	1.4552	1.3142	Ave		1.4878			6.9		15.0				
Benzoic acid	0.0567 0.3255	0.1546	0.2246	0.2675	0.2890	Lin2	-0.261	0.3047						0.9940		0.9900	

Note: The m1 coefficient is the same as Ave RRF for an Ave curve type.

FORM VI  
GC/MS SEMI VOA INITIAL CALIBRATION DATA  
INTERNAL STANDARD RESPONSE AND CONCENTRATION

Lab Name: TestAmerica Edison Job No.: 460-85482-1 Analy Batch No.: 258369

SDG No.: \_\_\_\_\_

Instrument ID: CBNAMS6 GC Column: Rtxi-5Sil MS ID: 0.25(mm) Heated Purge: (Y/N) N

Calibration Start Date: 10/26/2014 15:31 Calibration End Date: 10/26/2014 17:14 Calibration ID: 44155

Calibration Files:

LEVEL:	LAB SAMPLE ID:	LAB FILE ID:
Level 1	STD1 460-258369/15	M86021.D
Level 2	STD2 460-258369/14	M86020.D
Level 3	STD4 460-258369/13	M86019.D
Level 4	STD10 460-258369/10	M86016.D
Level 5	STD16 460-258369/12	M86018.D
Level 6	STD24 460-258369/11	M86017.D

ANALYTE	IS REF	CURVE TYPE	RESPONSE					CONCENTRATION (UG/ML)				
			LVL 1	LVL 2	LVL 3	LVL 4	LVL 5	LVL 1	LVL 2	LVL 3	LVL 4	LVL 5
			LVL 6					LVL 6				
Benzaldehyde	DCB	Ave	56050 1188905	111695	229781	534461	786949	1.00 24.0	2.00	4.00	10.0	16.0
Benzoic acid	NPT	Lin2	7929 1063754	42707	124614	380407	626385	1.00 24.0	2.00	4.00	10.0	16.0

Curve Type Legend:

Ave = Average ISTD Lin2 = Linear 1/conc^2 ISTD
---

FORM VII  
GC/MS SEMI VOA CONTINUING CALIBRATION DATA

Lab Name: TestAmerica Edison Job No.: 460-85482-1  
 SDG No.: \_\_\_\_\_  
 Lab Sample ID: CCVIS 460-260144/2 Calibration Date: 11/04/2014 04:51  
 Instrument ID: CBNAMS12 Calib Start Date: 10/12/2014 15:50  
 GC Column: Rtxi-5Sil MS ID: 0.25 (mm) Calib End Date: 10/12/2014 19:10  
 Lab File ID: L118377.D Conc. Units: ug/L

ANALYTE	CURVE TYPE	AVE RRF	RRF	MIN RRF	CALC AMOUNT	SPIKE AMOUNT	%D	MAX %D
1,4-Dioxane	Ave	0.5583	0.5687		50900	50000	1.9	20.0
N-Nitrosodimethylamine	Ave	0.8203	0.8436		51400	50000	2.8	20.0
Pyridine	Ave	1.440	1.295		45000	50000	-10.0	20.0
Phenol	Ave	1.699	1.704		50200	50000	0.3	20.0
Aniline	Ave	2.071	1.508		36400	50000	-27.2*	20.0
Bis(2-chloroethyl)ether	Ave	1.361	1.455		53500	50000	6.9	20.0
2-Chlorophenol	Ave	1.417	1.376		48600	50000	-2.9	20.0
Decane	Ave	1.197	1.594		66500	50000	33.1*	20.0
1,3-Dichlorobenzene	Ave	1.569	1.520		48400	50000	-3.1	20.0
1,4-Dichlorobenzene	Ave	1.553	1.512		48700	50000	-2.7	20.0
Benzyl alcohol	Ave	0.8834	0.7717		43700	50000	-12.6	20.0
1,2-Dichlorobenzene	Ave	1.484	1.428		48100	50000	-3.8	20.0
2-Methylphenol	Ave	1.220	1.137		46600	50000	-6.8	20.0
2,2'-oxybis[1-chloropropane]	Ave	1.486	1.744		58700	50000	17.3	20.0
Acetophenone	Ave	1.730	1.507		43600	50000	-12.9	20.0
N-Nitrosodi-n-propylamine	Ave	0.9637	0.8545	0.0500	44300	50000	-11.3	20.0
3 & 4 Methylphenol	Ave	1.307	1.179		45100	50000	-9.8	20.0
4-Methylphenol	Ave	1.307	1.179		45100	50000	-9.8	20.0
Hexachloroethane	Ave	0.6407	0.6172		48200	50000	-3.7	20.0
Nitrobenzene	Ave	0.5379	0.5658		52600	50000	5.2	20.0
n,n'-Dimethylaniline	Ave	2.038	1.994		48900	50000	-2.2	20.0
Isophorone	Ave	0.6582	0.6273		47700	50000	-4.7	20.0
2-Nitrophenol	Ave	0.1959	0.2031		51900	50000	3.7	20.0
2,4-Dimethylphenol	Ave	0.3077	0.3024		49100	50000	-1.7	20.0
Bis(2-chloroethoxy)methane	Ave	0.4155	0.3969		47800	50000	-4.5	20.0
2,4-Dichlorophenol	Ave	0.2917	0.2809		48200	50000	-3.7	20.0
1,2,4-Trichlorobenzene	Ave	0.3343	0.3205		47900	50000	-4.1	20.0
Naphthalene	Ave	1.025	1.030		50200	50000	0.4	20.0
4-Chloroaniline	Ave	0.4396	0.3734		42500	50000	-15.1	20.0
Hexachlorobutadiene	Ave	0.1942	0.1909		49100	50000	-1.7	20.0
Caprolactam	Ave	0.0923	0.0750		40600	50000	-18.7	20.0
4-Chloro-3-methylphenol	Ave	0.2918	0.2598		44500	50000	-11.0	20.0
2-Methylnaphthalene	Ave	0.6675	0.6217		46600	50000	-6.9	20.0
1-Methylnaphthalene	Ave	0.6242	0.5814		46600	50000	-6.9	20.0
Hexachlorocyclopentadiene	Ave	0.3957	0.3784	0.0500	47800	50000	-4.4	20.0
1,2,4,5-Tetrachlorobenzene	Ave	0.5560	0.5858		52700	50000	5.3	20.0
2-tertbutyl-4-methylphenol	Ave	0.4490	0.4028		44900	50000	-10.3	20.0
2,4,6-Trichlorophenol	Ave	0.3748	0.3830		51100	50000	2.2	20.0
2,4,5-Trichlorophenol	Ave	0.3990	0.4044		50700	50000	1.3	20.0
Diphenyl	Ave	1.470	1.493		50800	50000	1.6	20.0
2-Chloronaphthalene	Ave	1.175	1.191		50700	50000	1.3	20.0

FORM VII  
GC/MS SEMI VOA CONTINUING CALIBRATION DATA

Lab Name: TestAmerica Edison Job No.: 460-85482-1  
 SDG No.: \_\_\_\_\_  
 Lab Sample ID: CCVIS 460-260144/2 Calibration Date: 11/04/2014 04:51  
 Instrument ID: CBNAMS12 Calib Start Date: 10/12/2014 15:50  
 GC Column: Rtxi-5Sil MS ID: 0.25 (mm) Calib End Date: 10/12/2014 19:10  
 Lab File ID: L118377.D Conc. Units: ug/L

ANALYTE	CURVE TYPE	AVE RRF	RRF	MIN RRF	CALC AMOUNT	SPIKE AMOUNT	%D	MAX %D
Diphenyl ether	Ave	0.7962	0.8303		52100	50000	4.3	20.0
2-Nitroaniline	Ave	0.4285	0.3912		45700	50000	-8.7	20.0
Dimethylnaphthalene, total	Ave	0.9047	0.9407		52000	50000	4.0	20.0
Dimethyl phthalate	Ave	1.265	1.104		43600	50000	-12.7	20.0
Coumarin	Ave	0.2333	0.1826		39100	50000	-21.7*	20.0
2,6-Dinitrotoluene	Ave	0.2825	0.2716		48100	50000	-3.9	20.0
Acenaphthylene	Ave	1.832	1.814		49500	50000	-1.0	20.0
3-Nitroaniline	Ave	0.3349	0.2722		40600	50000	-18.7	20.0
3,5-di-tert-butyl-4-hydroxytol	Ave	0.9701	0.8606		44400	50000	-11.3	20.0
Acenaphthene	Ave	1.112	0.9428		42400	50000	-15.2	20.0
2,4-Dinitrophenol	Lin2		0.1532	0.0500	85100	100000	-14.9	20.0
4-Nitrophenol	Ave	0.2394	0.1880	0.0500	78500	100000	-21.5*	20.0
2,4-Dinitrotoluene	Ave	0.3630	0.3033		41800	50000	-16.5	20.0
Dibenzofuran	Ave	1.642	1.484		45200	50000	-9.6	20.0
2,3,4,6-Tetrachlorophenol	Ave	0.3176	0.2916		45900	50000	-8.2	20.0
Diethyl phthalate	Ave	1.273	1.058		41600	50000	-16.9	20.0
4-Chlorophenyl phenyl ether	Ave	0.5889	0.5019		42600	50000	-14.8	20.0
Fluorene	Ave	1.211	1.056		43600	50000	-12.9	20.0
4-Nitroaniline	Ave	0.3294	0.2319		35200	50000	-29.6*	20.0
4,6-Dinitro-2-methylphenol	Lin1		0.1311		92700	100000	-7.3	20.0
N-Nitrosodiphenylamine	Ave	0.5383	0.5595		52000	50000	3.9	20.0
1,2-Diphenylhydrazine	Ave	0.8601	0.9585		55700	50000	11.4	20.0
4-Bromophenyl phenyl ether	Ave	0.2314	0.2517		54400	50000	8.8	20.0
Hexachlorobenzene	Ave	0.2838	0.3058		53900	50000	7.8	20.0
Atrazine	Ave	0.1913	0.1701		44500	50000	-11.1	20.0
Pentachlorophenol	Ave	0.1608	0.1553		96500	100000	-3.5	20.0
Pentachloronitrobenzene	Ave	0.0966	0.0989		51200	50000	2.3	20.0
n-Octadecane	Ave	0.4690	0.6178		65900	50000	31.7*	20.0
Phenanthrene	Ave	1.068	1.047		49000	50000	-2.0	20.0
Anthracene	Ave	1.097	1.073		48900	50000	-2.2	20.0
Carbazole	Ave	1.022	0.9158		44800	50000	-10.4	20.0
Di-n-butyl phthalate	Ave	1.274	1.077		42300	50000	-15.5	20.0
Fluoranthene	Ave	1.141	0.9574		42000	50000	-16.1	20.0
Benzidine	Ave	0.6003	0.2866		23900	50000	-52.3*	20.0
Pyrene	Ave	1.153	1.299		56300	50000	12.6	20.0
Butyl benzyl phthalate	Ave	0.5288	0.5375		50800	50000	1.6	20.0
2,3,7,8-TCDD (Screen)	Ave	0.1695	0.2040		602	500	20.4*	20.0
Carbamazepine	Lin2		0.4568		45700	50000	-8.6	20.0
3,3'-Dichlorobenzidine	Ave	0.4236	0.4314		50900	50000	1.9	20.0
Benzo[a]anthracene	Ave	1.114	1.070		48000	50000	-4.0	20.0

FORM VII  
GC/MS SEMI VOA CONTINUING CALIBRATION DATA

Lab Name: TestAmerica Edison Job No.: 460-85482-1  
 SDG No.: \_\_\_\_\_  
 Lab Sample ID: CCVIS 460-260144/2 Calibration Date: 11/04/2014 04:51  
 Instrument ID: CBNAMS12 Calib Start Date: 10/12/2014 15:50  
 GC Column: Rtxi-5Sil MS ID: 0.25 (mm) Calib End Date: 10/12/2014 19:10  
 Lab File ID: L118377.D Conc. Units: ug/L

ANALYTE	CURVE TYPE	AVE RRF	RRF	MIN RRF	CALC AMOUNT	SPIKE AMOUNT	%D	MAX %D
Chrysene	Ave	1.032	1.012		49000	50000	-2.0	20.0
Bis(2-ethylhexyl) phthalate	Ave	0.7253	0.7173		49400	50000	-1.1	20.0
Di-n-octyl phthalate	Ave	1.177	1.246		52900	50000	5.9	20.0
Benzo[b]fluoranthene	Ave	1.076	1.153		53600	50000	7.2	20.0
Benzo[k]fluoranthene	Ave	1.126	1.166		51800	50000	3.6	20.0
Benzo[a]pyrene	Ave	1.048	1.092		52100	50000	4.1	20.0
Indeno[1,2,3-cd]pyrene	Ave	1.188	1.339		56300	50000	12.7	20.0
Dibenz(a,h)anthracene	Ave	1.177	1.343		57100	50000	14.1	20.0
Benzo[g,h,i]perylene	Ave	1.286	1.421		55300	50000	10.6	20.0
2-Fluorophenol	Ave	1.372	1.462		53300	50000	6.6	20.0
Phenol-d5	Ave	1.653	1.694		51200	50000	2.5	20.0
Nitrobenzene-d5	Ave	0.3929	0.4441		56500	50000	13.0	20.0
2-Fluorobiphenyl	Ave	1.420	1.497		52700	50000	5.5	20.0
2,4,6-Tribromophenol	Ave	0.2384	0.2594		54400	50000	8.8	20.0
Terphenyl-d14	Ave	0.9031	1.038		57500	50000	15.0	20.0



FORM VII  
GC/MS SEMI VOA CONTINUING CALIBRATION DATA

Lab Name: TestAmerica Edison Job No.: 460-85482-1  
 SDG No.: \_\_\_\_\_  
 Lab Sample ID: CCV 460-260144/3 Calibration Date: 11/04/2014 06:45  
 Instrument ID: CBNAMS12 Calib Start Date: 10/12/2014 19:35  
 GC Column: Rtxi-5Sil MS ID: 0.25 (mm) Calib End Date: 10/12/2014 21:39  
 Lab File ID: L118378.D Conc. Units: ug/L

ANALYTE	CURVE TYPE	AVE RRF	RRF	MIN RRF	CALC AMOUNT	SPIKE AMOUNT	%D	MAX %D
Benzaldehyde	Ave	1.196	1.180		49400	50000	-1.3	20.0
Benzoic acid	Lin2		0.1426		40500	50000	-19.0	20.0

FORM VII  
GC/MS SEMI VOA CONTINUING CALIBRATION DATA

Lab Name: TestAmerica Edison Job No.: 460-85482-1  
 SDG No.: \_\_\_\_\_  
 Lab Sample ID: CCVIS 460-260672/2 Calibration Date: 11/06/2014 03:46  
 Instrument ID: CBNAMS12 Calib Start Date: 10/12/2014 15:50  
 GC Column: Rtxi-5Sil MS ID: 0.25 (mm) Calib End Date: 10/12/2014 19:10  
 Lab File ID: L118434.D Conc. Units: ug/L

ANALYTE	CURVE TYPE	AVE RRF	RRF	MIN RRF	CALC AMOUNT	SPIKE AMOUNT	%D	MAX %D
1,4-Dioxane	Ave	0.5583	0.5375		48100	50000	-3.7	20.0
N-Nitrosodimethylamine	Ave	0.8203	0.8235		50200	50000	0.4	20.0
Pyridine	Ave	1.440	1.134		39400	50000	-21.2*	20.0
Phenol	Ave	1.699	1.710		50300	50000	0.6	20.0
Aniline	Ave	2.071	1.955		47200	50000	-5.6	20.0
Bis(2-chloroethyl)ether	Ave	1.361	1.297		47600	50000	-4.7	20.0
2-Chlorophenol	Ave	1.417	1.386		48900	50000	-2.1	20.0
Decane	Ave	1.197	1.715		71600	50000	43.2*	20.0
1,3-Dichlorobenzene	Ave	1.569	1.518		48300	50000	-3.3	20.0
1,4-Dichlorobenzene	Ave	1.553	1.523		49000	50000	-2.0	20.0
Benzyl alcohol	Ave	0.8834	0.8258		46700	50000	-6.5	20.0
1,2-Dichlorobenzene	Ave	1.484	1.415		47700	50000	-4.6	20.0
2-Methylphenol	Ave	1.220	1.150		47100	50000	-5.7	20.0
2,2'-oxybis[1-chloropropane]	Ave	1.486	1.982		66700	50000	33.4*	20.0
Acetophenone	Ave	1.730	1.573		45500	50000	-9.0	20.0
N-Nitrosodi-n-propylamine	Ave	0.9637	0.9245	0.0500	48000	50000	-4.1	20.0
3 & 4 Methylphenol	Ave	1.307	1.188		45400	50000	-9.1	20.0
4-Methylphenol	Ave	1.307	1.188		45400	50000	-9.1	20.0
Hexachloroethane	Ave	0.6407	0.6241		48700	50000	-2.6	20.0
Nitrobenzene	Ave	0.5379	0.5646		52500	50000	5.0	20.0
n,n'-Dimethylaniline	Ave	2.038	1.984		48700	50000	-2.7	20.0
Isophorone	Ave	0.6582	0.6315		48000	50000	-4.1	20.0
2-Nitrophenol	Ave	0.1959	0.2018		51500	50000	3.0	20.0
2,4-Dimethylphenol	Ave	0.3077	0.3014		49000	50000	-2.1	20.0
Bis(2-chloroethoxy)methane	Ave	0.4155	0.4039		48600	50000	-2.8	20.0
2,4-Dichlorophenol	Ave	0.2917	0.2783		47700	50000	-4.6	20.0
1,2,4-Trichlorobenzene	Ave	0.3343	0.3160		47300	50000	-5.5	20.0
Naphthalene	Ave	1.025	1.019		49700	50000	-0.7	20.0
4-Chloroaniline	Ave	0.4396	0.4043		46000	50000	-8.0	20.0
Hexachlorobutadiene	Ave	0.1942	0.1916		49300	50000	-1.4	20.0
Caprolactam	Ave	0.0923	0.0789		42800	50000	-14.4	20.0
4-Chloro-3-methylphenol	Ave	0.2918	0.2681		45900	50000	-8.1	20.0
2-Methylnaphthalene	Ave	0.6675	0.6323		47400	50000	-5.3	20.0
1-Methylnaphthalene	Ave	0.6242	0.5895		47200	50000	-5.6	20.0
Hexachlorocyclopentadiene	Ave	0.3957	0.3926	0.0500	49600	50000	-0.8	20.0
1,2,4,5-Tetrachlorobenzene	Ave	0.5560	0.5934		53400	50000	6.7	20.0
2-tertbutyl-4-methylphenol	Ave	0.4490	0.4182		46600	50000	-6.8	20.0
2,4,6-Trichlorophenol	Ave	0.3748	0.3848		51300	50000	2.7	20.0
2,4,5-Trichlorophenol	Ave	0.3990	0.4036		50600	50000	1.2	20.0
Diphenyl	Ave	1.470	1.517		51600	50000	3.2	20.0
2-Chloronaphthalene	Ave	1.175	1.192		50700	50000	1.4	20.0

FORM VII  
GC/MS SEMI VOA CONTINUING CALIBRATION DATA

Lab Name: TestAmerica Edison Job No.: 460-85482-1  
 SDG No.: \_\_\_\_\_  
 Lab Sample ID: CCVIS 460-260672/2 Calibration Date: 11/06/2014 03:46  
 Instrument ID: CBNAMS12 Calib Start Date: 10/12/2014 15:50  
 GC Column: Rtxi-5Sil MS ID: 0.25 (mm) Calib End Date: 10/12/2014 19:10  
 Lab File ID: L118434.D Conc. Units: ug/L

ANALYTE	CURVE TYPE	AVE RRF	RRF	MIN RRF	CALC AMOUNT	SPIKE AMOUNT	%D	MAX %D
Diphenyl ether	Ave	0.7962	0.8347		52400	50000	4.8	20.0
2-Nitroaniline	Ave	0.4285	0.4185		48800	50000	-2.3	20.0
Dimethylnaphthalene, total	Ave	0.9047	0.9505		52500	50000	5.1	20.0
Dimethyl phthalate	Ave	1.265	1.150		45500	50000	-9.1	20.0
Coumarin	Ave	0.2333	0.1876		40200	50000	-19.6	20.0
2,6-Dinitrotoluene	Ave	0.2825	0.2748		48600	50000	-2.7	20.0
Acenaphthylene	Ave	1.832	1.845		50400	50000	0.7	20.0
3-Nitroaniline	Ave	0.3349	0.3004		44800	50000	-10.3	20.0
3,5-di-tert-butyl-4-hydroxytol	Ave	0.9701	0.9318		48000	50000	-4.0	20.0
Acenaphthene	Ave	1.112	0.9711		43700	50000	-12.7	20.0
2,4-Dinitrophenol	Lin2		0.1640	0.0500	90900	100000	-9.1	20.0
4-Nitrophenol	Ave	0.2394	0.2159	0.0500	90200	100000	-9.8	20.0
2,4-Dinitrotoluene	Ave	0.3630	0.3249		44700	50000	-10.5	20.0
Dibenzofuran	Ave	1.642	1.504		45800	50000	-8.4	20.0
2,3,4,6-Tetrachlorophenol	Ave	0.3176	0.2978		46900	50000	-6.2	20.0
Diethyl phthalate	Ave	1.273	1.140		44800	50000	-10.5	20.0
Fluorene	Ave	1.211	1.115		46000	50000	-7.9	20.0
4-Chlorophenyl phenyl ether	Ave	0.5889	0.5339		45300	50000	-9.3	20.0
4-Nitroaniline	Ave	0.3294	0.2628		39900	50000	-20.2*	20.0
4,6-Dinitro-2-methylphenol	Lin1		0.1368		96700	100000	-3.3	20.0
N-Nitrosodiphenylamine	Ave	0.5383	0.5621		52200	50000	4.4	20.0
1,2-Diphenylhydrazine	Ave	0.8601	0.9550		55500	50000	11.0	20.0
4-Bromophenyl phenyl ether	Ave	0.2314	0.2480		53600	50000	7.2	20.0
Hexachlorobenzene	Ave	0.2838	0.3034		53500	50000	6.9	20.0
Atrazine	Ave	0.1913	0.1828		47800	50000	-4.5	20.0
Pentachlorophenol	Ave	0.1608	0.1572		97800	100000	-2.2	20.0
Pentachloronitrobenzene	Ave	0.0966	0.1036		53600	50000	7.3	20.0
n-Octadecane	Ave	0.4690	0.6738		71800	50000	43.7*	20.0
Phenanthrene	Ave	1.068	1.048		49100	50000	-1.9	20.0
Anthracene	Ave	1.097	1.091		49800	50000	-0.5	20.0
Carbazole	Ave	1.022	0.9696		47400	50000	-5.1	20.0
Di-n-butyl phthalate	Ave	1.274	1.183		46500	50000	-7.1	20.0
Fluoranthene	Ave	1.141	1.058		46400	50000	-7.3	20.0
Benzidine	Ave	0.6003	0.4722		39300	50000	-21.3*	20.0
Pyrene	Ave	1.153	1.118		48500	50000	-3.1	20.0
Butyl benzyl phthalate	Ave	0.5288	0.5208		49200	50000	-1.5	20.0
2,3,7,8-TCDD (Screen)	Ave	0.1695	0.1808		533	500	6.7	20.0
Carbamazepine	Lin2		0.5098		50700	50000	1.5	20.0
3,3'-Dichlorobenzidine	Ave	0.4236	0.4739		55900	50000	11.9	20.0
Benzo[a]anthracene	Ave	1.114	1.076		48300	50000	-3.5	20.0

FORM VII  
GC/MS SEMI VOA CONTINUING CALIBRATION DATA

Lab Name: TestAmerica Edison Job No.: 460-85482-1  
 SDG No.: \_\_\_\_\_  
 Lab Sample ID: CCVIS 460-260672/2 Calibration Date: 11/06/2014 03:46  
 Instrument ID: CBNAMS12 Calib Start Date: 10/12/2014 15:50  
 GC Column: Rtxi-5Sil MS ID: 0.25 (mm) Calib End Date: 10/12/2014 19:10  
 Lab File ID: L118434.D Conc. Units: ug/L

ANALYTE	CURVE TYPE	AVE RRF	RRF	MIN RRF	CALC AMOUNT	SPIKE AMOUNT	%D	MAX %D
Chrysene	Ave	1.032	1.014		49100	50000	-1.7	20.0
Bis(2-ethylhexyl) phthalate	Ave	0.7253	0.7099		48900	50000	-2.1	20.0
Di-n-octyl phthalate	Ave	1.177	1.152		48900	50000	-2.2	20.0
Benzo[b]fluoranthene	Ave	1.076	1.059		49200	50000	-1.6	20.0
Benzo[k]fluoranthene	Ave	1.126	1.219		54100	50000	8.3	20.0
Benzo[a]pyrene	Ave	1.048	1.078		51400	50000	2.9	20.0
Indeno[1,2,3-cd]pyrene	Ave	1.188	1.213		51000	50000	2.1	20.0
Dibenz(a,h)anthracene	Ave	1.177	1.269		53900	50000	7.8	20.0
Benzo[g,h,i]perylene	Ave	1.286	1.308		50900	50000	1.8	20.0
2-Fluorophenol	Ave	1.372	1.415		51600	50000	3.2	20.0
Phenol-d5	Ave	1.653	1.707		51600	50000	3.3	20.0
Nitrobenzene-d5	Ave	0.3929	0.4445		56600	50000	13.1	20.0
2-Fluorobiphenyl	Ave	1.420	1.528		53800	50000	7.6	20.0
2,4,6-Tribromophenol	Ave	0.2384	0.2768		58100	50000	16.1	20.0
Terphenyl-d14	Ave	0.9031	0.9375		51900	50000	3.8	20.0

FORM VII  
GC/MS SEMI VOA CONTINUING CALIBRATION DATA

Lab Name: TestAmerica Edison Job No.: 460-85482-1  
 SDG No.: \_\_\_\_\_  
 Lab Sample ID: CCV 460-260672/3 Calibration Date: 11/06/2014 04:22  
 Instrument ID: CBNAMS12 Calib Start Date: 10/12/2014 19:35  
 GC Column: Rtxi-5Sil MS ID: 0.25 (mm) Calib End Date: 10/12/2014 21:39  
 Lab File ID: L118435.D Conc. Units: ug/L

ANALYTE	CURVE TYPE	AVE RRF	RRF	MIN RRF	CALC AMOUNT	SPIKE AMOUNT	%D	MAX %D
Benzaldehyde	Ave	1.196	1.310		54800	50000	9.5	20.0
Benzoic acid	Lin2		0.1837		51300	50000	2.7	20.0

FORM VII  
GC/MS SEMI VOA CONTINUING CALIBRATION DATA

Lab Name: TestAmerica Edison Job No.: 460-85482-1  
 SDG No.: \_\_\_\_\_  
 Lab Sample ID: CCVIS 460-260393/2 Calibration Date: 11/05/2014 03:35  
 Instrument ID: CBNAMS6 Calib Start Date: 10/26/2014 12:00  
 GC Column: Rtxi-5Sil MS ID: 0.25 (mm) Calib End Date: 10/26/2014 15:11  
 Lab File ID: M86510.D Conc. Units: ug/L

ANALYTE	CURVE TYPE	AVE RRF	RRF	MIN RRF	CALC AMOUNT	SPIKE AMOUNT	%D	MAX %D
1,4-Dioxane	Ave	0.4563	0.4879		10700	10000	6.9	20.0
N-Nitrosodimethylamine	Ave	0.8381	0.8492		10100	10000	1.3	20.0
Pyridine	Ave	1.246	1.133		9090	10000	-9.1	20.0
Aniline	Ave	2.377	1.999		8410	10000	-15.9	20.0
Phenol	Ave	1.925	1.691		8790	10000	-12.1	20.0
Bis(2-chloroethyl)ether	Ave	1.603	1.375		8580	10000	-14.2	20.0
2-Chlorophenol	Ave	1.517	1.485		9790	10000	-2.1	20.0
Decane	QuaF		1.276		9910	10000	-0.9	20.0
1,3-Dichlorobenzene	Ave	1.448	1.401		9680	10000	-3.2	20.0
1,4-Dichlorobenzene	Ave	1.429	1.414		9900	10000	-1.0	20.0
Benzyl alcohol	Ave	1.133	1.000		8830	10000	-11.7	20.0
1,2-Dichlorobenzene	Ave	1.420	1.320		9290	10000	-7.1	20.0
2-Methylphenol	Ave	1.510	1.287		8520	10000	-14.8	20.0
2,2'-oxybis[1-chloropropane]	Qua		1.829		8620	10000	-13.8	20.0
Acetophenone	Ave	2.227	1.890		8490	10000	-15.1	20.0
N-Nitrosodi-n-propylamine	Qua		1.164	0.0500	9030	10000	-9.7	20.0
3 & 4 Methylphenol	Ave	1.643	1.429		8700	10000	-13.0	20.0
4-Methylphenol	Lin1		1.411		9330	10000	-6.7	20.0
Hexachloroethane	Ave	0.7612	0.7471		9810	10000	-1.9	20.0
n,n'-Dimethylaniline	QuaF		2.294		9730	10000	-2.7	20.0
Nitrobenzene	QuaF		0.6575		9740	10000	-2.6	20.0
Isophorone	Ave	0.9381	0.8040		8570	10000	-14.3	20.0
2-Nitrophenol	Ave	0.2512	0.2244		8930	10000	-10.7	20.0
2,4-Dimethylphenol	Ave	0.3595	0.3348		9310	10000	-6.9	20.0
Bis(2-chloroethoxy)methane	Ave	0.4864	0.4085		8400	10000	-16.0	20.0
2,4-Dichlorophenol	Ave	0.3323	0.2990		9000	10000	-10.0	20.0
1,2,4-Trichlorobenzene	Ave	0.3569	0.3255		9120	10000	-8.8	20.0
Naphthalene	Ave	1.079	1.005		9310	10000	-6.9	20.0
4-Chloroaniline	Ave	0.5144	0.4373		8500	10000	-15.0	20.0
Hexachlorobutadiene	Ave	0.1960	0.1998		10200	10000	1.9	20.0
Caprolactam	Ave	0.1509	0.1274		8440	10000	-15.6	20.0
4-Chloro-3-methylphenol	Ave	0.4166	0.3636		8730	10000	-12.7	20.0
2-Methylnaphthalene	Ave	0.6777	0.6218		9170	10000	-8.3	20.0
1-Methylnaphthalene	Ave	0.6271	0.6324		10100	10000	0.9	20.0
Hexachlorocyclopentadiene	Ave	0.4062	0.4235	0.0500	10400	10000	4.3	20.0
1,2,4,5-Tetrachlorobenzene	Ave	0.6113	0.6956		11400	10000	13.8	20.0
2-tertbutyl-4-methylphenol	Ave	0.5025	0.4746		9440	10000	-5.6	20.0
2,4,6-Trichlorophenol	Ave	0.4455	0.4614		10400	10000	3.6	20.0
2,4,5-Trichlorophenol	Ave	0.4620	0.4928		10700	10000	6.7	20.0
Diphenyl	Ave	1.379	1.486		10800	10000	7.8	20.0
2-Chloronaphthalene	Ave	1.179	1.205		10200	10000	2.2	20.0

FORM VII  
GC/MS SEMI VOA CONTINUING CALIBRATION DATA

Lab Name: TestAmerica Edison Job No.: 460-85482-1  
 SDG No.: \_\_\_\_\_  
 Lab Sample ID: CCVIS 460-260393/2 Calibration Date: 11/05/2014 03:35  
 Instrument ID: CBNAMS6 Calib Start Date: 10/26/2014 12:00  
 GC Column: Rtxi-5Sil MS ID: 0.25 (mm) Calib End Date: 10/26/2014 15:11  
 Lab File ID: M86510.D Conc. Units: ug/L

ANALYTE	CURVE TYPE	AVE RRF	RRF	MIN RRF	CALC AMOUNT	SPIKE AMOUNT	%D	MAX %D
Diphenyl ether	Ave	0.8222	0.8465		10300	10000	2.9	20.0
2-Nitroaniline	Ave	0.5556	0.4679		8420	10000	-15.8	20.0
Dimethylnaphthalene, total	Ave	0.8806	0.8888		10100	10000	0.9	20.0
Dimethyl phthalate	Ave	1.381	1.322		9570	10000	-4.3	20.0
Coumarin	QuaF		0.2088		9200	10000	-8.0	20.0
2,6-Dinitrotoluene	Ave	0.3530	0.3446		9760	10000	-2.4	20.0
Acenaphthylene	Ave	1.806	1.831		10100	10000	1.4	20.0
3-Nitroaniline	Ave	0.4083	0.4028		9860	10000	-1.4	20.0
3,5-di-tert-butyl-4-hydroxytol	Ave	0.9027	1.035		11500	10000	14.7	20.0
Acenaphthene	Ave	1.024	1.080		10600	10000	5.5	20.0
2,4-Dinitrophenol	Ave	0.2474	0.1896	0.0500	15300	20000	-23.4*	20.0
4-Nitrophenol	Ave	0.3022	0.2820	0.0500	18700	20000	-6.7	20.0
2,4-Dinitrotoluene	Ave	0.4471	0.4425		9900	10000	-1.0	20.0
Dibenzofuran	Ave	1.562	1.608		10300	10000	3.0	20.0
2,3,4,6-Tetrachlorophenol	Ave	0.3418	0.3595		10500	10000	5.2	20.0
Diethyl phthalate	Ave	1.334	1.404		10500	10000	5.3	20.0
4-Chlorophenyl phenyl ether	Ave	0.5846	0.6502		11100	10000	11.2	20.0
Fluorene	Ave	1.111	1.151		10400	10000	3.6	20.0
4-Nitroaniline	Qua		0.3429		9380	10000	-6.2	20.0
4,6-Dinitro-2-methylphenol	Ave	0.1886	0.1831		19400	20000	-2.9	20.0
N-Nitrosodiphenylamine	Ave	0.6055	0.5964		9850	10000	-1.5	20.0
1,2-Diphenylhydrazine	Ave	1.065	1.111		10400	10000	4.3	20.0
4-Bromophenyl phenyl ether	Ave	0.2244	0.2480		11100	10000	10.5	20.0
Hexachlorobenzene	Ave	0.2718	0.2824		10400	10000	3.9	20.0
Atrazine	Ave	0.2010	0.2279		11300	10000	13.4	20.0
Pentachloronitrobenzene	Ave	0.0921	0.1088		11800	10000	18.1	20.0
Pentachlorophenol	Ave	0.1540	0.1538		20000	20000	-0.2	20.0
n-Octadecane	QuaF		0.5903		10900	10000	8.6	20.0
Phenanthrene	Ave	1.035	1.086		10500	10000	4.9	20.0
Anthracene	Ave	1.069	1.163		10900	10000	8.8	20.0
Carbazole	Ave	0.9463	0.9655		10200	10000	2.0	20.0
Di-n-butyl phthalate	Ave	1.327	1.433		10800	10000	8.0	20.0
Fluoranthene	Ave	1.038	1.054		10200	10000	1.6	20.0
Benzidine	Ave	0.4362	0.4782		11000	10000	9.6	20.0
Pyrene	Ave	1.652	1.423		8620	10000	-13.8	20.0
Butyl benzyl phthalate	Ave	0.7895	0.7549		9560	10000	-4.4	20.0
2,3,7,8-TCDD (Screen)	Ave	0.1483	0.1997		135	100	34.7*	20.0
Carbamazepine	Ave	0.4622	0.4456		9640	10000	-3.6	20.0
3,3'-Dichlorobenzidine	Ave	0.3943	0.4617		11700	10000	17.1	20.0
Benzo[a]anthracene	Ave	1.170	1.131		9670	10000	-3.3	20.0

FORM VII  
GC/MS SEMI VOA CONTINUING CALIBRATION DATA

Lab Name: TestAmerica Edison Job No.: 460-85482-1  
 SDG No.: \_\_\_\_\_  
 Lab Sample ID: CCVIS 460-260393/2 Calibration Date: 11/05/2014 03:35  
 Instrument ID: CBNAMS6 Calib Start Date: 10/26/2014 12:00  
 GC Column: Rtxi-5Sil MS ID: 0.25 (mm) Calib End Date: 10/26/2014 15:11  
 Lab File ID: M86510.D Conc. Units: ug/L

ANALYTE	CURVE TYPE	AVE RRF	RRF	MIN RRF	CALC AMOUNT	SPIKE AMOUNT	%D	MAX %D
Bis(2-ethylhexyl) phthalate	Ave	0.9479	0.9631		10200	10000	1.6	20.0
Chrysene	Ave	1.023	1.040		10200	10000	1.7	20.0
Di-n-octyl phthalate	Ave	2.034	2.172		10700	10000	6.8	20.0
Benzo[b]fluoranthene	Ave	1.192	1.238		10400	10000	3.9	20.0
Benzo[k]fluoranthene	Ave	1.190	1.273		10700	10000	7.0	20.0
Benzo[a]pyrene	Ave	1.067	1.129		10600	10000	5.8	20.0
Indeno[1,2,3-cd]pyrene	Qua		0.9733		11000	10000	10.4	20.0
Dibenz(a,h)anthracene	Qua		0.9712		11700	10000	16.6	20.0
Benzo[g,h,i]perylene	Ave	0.8720	0.9939		11400	10000	14.0	20.0
2-Fluorophenol	Ave	1.535	1.615		10500	10000	5.2	20.0
Phenol-d5	Ave	1.936	1.697		8760	10000	-12.4	20.0
Nitrobenzene-d5	Ave	0.4997	0.5113		10200	10000	2.3	20.0
2-Fluorobiphenyl	Ave	1.457	1.518		10400	10000	4.1	20.0
2,4,6-Tribromophenol	Ave	0.2413	0.2799		11600	10000	16.0	20.0
Terphenyl-d14	Ave	1.024	0.9400		9180	10000	-8.2	20.0



FORM VII  
GC/MS SEMI VOA CONTINUING CALIBRATION DATA

Lab Name: TestAmerica Edison Job No.: 460-85482-1  
 SDG No.: \_\_\_\_\_  
 Lab Sample ID: CCV 460-260393/3 Calibration Date: 11/05/2014 04:03  
 Instrument ID: CBNAMS6 Calib Start Date: 10/26/2014 15:31  
 GC Column: Rtxi-5Sil MS ID: 0.25 (mm) Calib End Date: 10/26/2014 17:14  
 Lab File ID: M86511.D Conc. Units: ug/L

ANALYTE	CURVE TYPE	AVE RRF	RRF	MIN RRF	CALC AMOUNT	SPIKE AMOUNT	%D	MAX %D
Benzaldehyde	Ave	1.488	1.322		8890	10000	-11.1	20.0
Benzoic acid	Lin2		0.1191		4760	10000	-52.4*	20.0

TestAmerica Edison  
Target Compound Quantitation Report

Data File: \\EDICHROM\ChromData\CBNAMS12\20141010-19189.b\L117516.D  
 Lims ID: dftpp  
 Client ID:  
 Sample Type: DFTPP  
 Inject. Date: 12-Oct-2014 15:33:30 ALS Bottle#: 1 Worklist Smp#: 1  
 Injection Vol: 1.0 ul Dil. Factor: 1.0000  
 Sample Info: 460-0019189-001  
 Misc. Info.: DFTPP  
 Operator ID: BNA 12 Instrument ID: CBNAMS12  
 Method: \\EDICHROM\ChromData\CBNAMS12\20141010-19189.b\8270\_12R\_9.m  
 Limit Group: SV 8270 ICAL  
 Last Update: 13-Oct-2014 20:16:26 Calib Date: 12-Oct-2014 21:39:30  
 Integrator: RTE ID Type: Deconvolution ID  
 Quant Method: Internal Standard Quant By: Initial Calibration  
 Last ICal File: \\EDICHROM\ChromData\CBNAMS12\20141010-19189.b\L117531.D  
 Column 1 : Rtxi-5Sil MS ( 0.25 mm) Det: MS SCAN  
 Process Host: XAWRK050

First Level Reviewer: bayoumiw Date: 12-Oct-2014 15:45:30

Compound	Sig	RT (min.)	Adj RT (min.)	Dlt RT (min.)	Q	Response	Cal Amt ug/ml	OnCol Amt ug/ml	Flags
80 Pentachlorophenol_T	266	4.857	4.857	0.000	95	23156	NR	NR	7
89 Benzidine_T	184	6.640	6.640	0.000	99	126229	NR	NR	7
120 DFTPP									
114 4,4'-DDD	235	7.304	7.304	0.000	1	1077		NR	7
116 4,4'-DDT	235	7.622	7.622	0.000	98	55780	NR	NR	7

**QC Flag Legend**

Processing Flags

NR - Missing Quant Standard

7 - Failed Limit of Detection

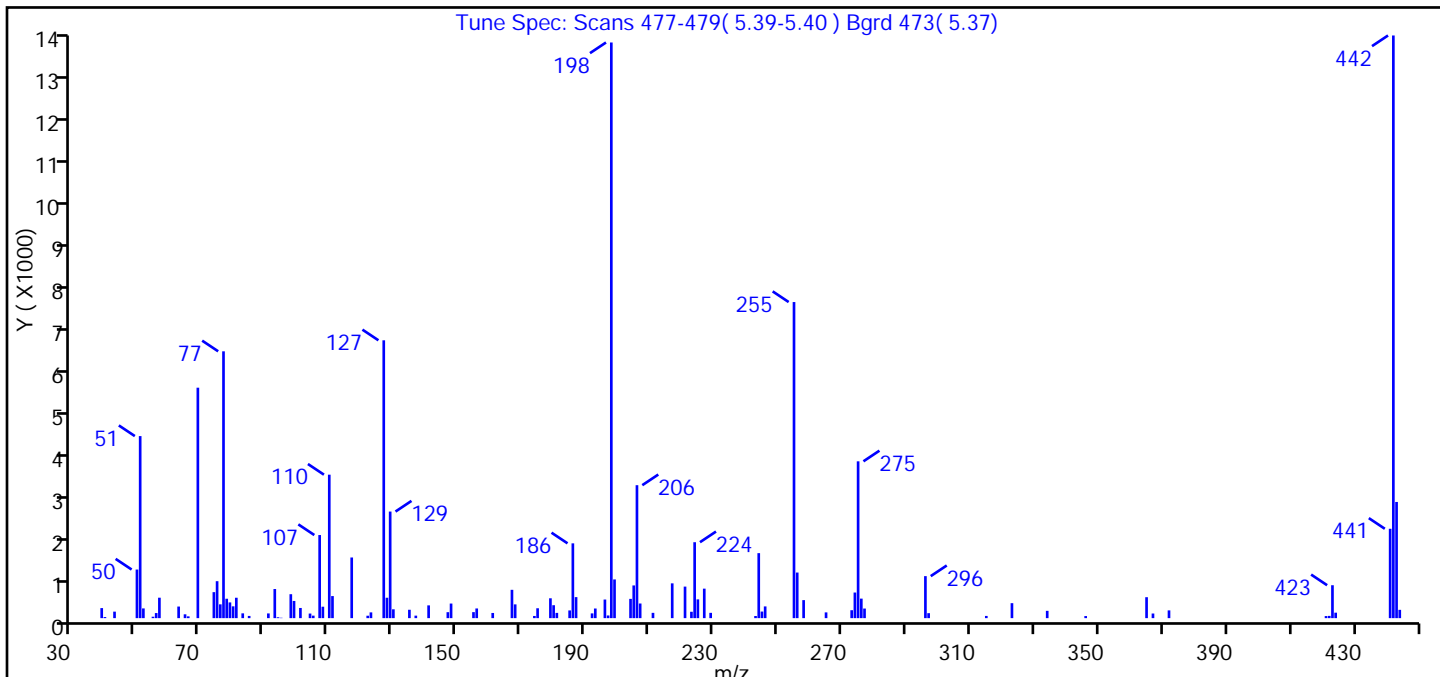
**Reagents:**

SMDFTP\_CH\_00007 Amount Added: 1.00 Units: mL

TestAmerica Edison

Data File: \\EDICHROM\ChromData\CBNAMS12\20141010-19189.b\L117516.D  
 Injection Date: 12-Oct-2014 15:33:30 Instrument ID: CBNAMS12  
 Lims ID: dftpp  
 Client ID:  
 Operator ID: BNA 12 ALS Bottle#: 1 Worklist Smp#: 1  
 Injection Vol: 1.0 ul Dil. Factor: 1.0000  
 Method: 8270\_12R\_9 Limit Group: SV 8270 ICAL  
 Tune Method: DFTPP Method 8270

120 DFTPP



m/z	Ion Abundance Criteria	% Relative Abundance
198	Base Peak, 100% relative abundance	100.00
51	30.00 - 60.00% of mass 198	31.60
68	Less than 2.00% of mass 69	0.00 ( 0.00)
69	Present	40.00
70	Less than 2.00% of mass 69	0.00 ( 0.00)
127	40.00 - 60.00% of mass 198	48.30
197	Less than 1.00% of mass 198	0.50
199	5.00 - 9.00% of mass 198	6.70
275	10.00 - 30.00% of mass 198	27.20
365	Greater than 1.00% of mass 198	3.60
441	Present, but less than mass 443	15.50 ( 76.90)
442	Greater than 40.00% of mass 198	101.20
443	17.00 - 23.00% of mass 442	20.20 ( 19.90)

Data File: \\EDICHROM\ChromData\CBNAMS12\20141010-19189.b\L117516.D\8270\_12R\_9.rslt\spectra.d  
Injection Date: 12-Oct-2014 15:33:30  
Spectrum: Tune Spec: Scans 477-479( 5.39-5.40 ) Bgrd 473( 5.37)  
Base Peak: 442.00  
Minimum % Base Peak: 0  
Number of Points: 109

m/z	Y	m/z	Y	m/z	Y	m/z	Y
39.00	241	99.00	412	180.00	310	256.00	1093
40.00	26	101.00	244	181.00	126	258.00	432
43.00	156	104.00	110	185.00	185	265.00	138
50.00	1165	105.00	60	186.00	1793	273.00	190
51.00	4364	107.00	1992	187.00	504	274.00	614
52.00	233	108.00	274	192.00	114	275.00	3759
55.00	34	110.00	3439	193.00	231	276.00	468
56.00	122	111.00	529	196.00	446	277.00	230
57.00	490	117.00	1454	197.00	64	296.00	1007
63.00	278	122.00	58	198.00	13799	297.00	119
65.00	92	123.00	138	199.00	928	315.00	53
66.00	43	127.00	6660	204.00	462	323.00	359
69.00	5524	128.00	489	205.00	784	334.00	175
74.00	623	129.00	2555	206.00	3187	346.00	50
75.00	886	130.00	212	207.00	351	365.00	502
76.00	331	135.00	201	211.00	127	367.00	111
77.00	6396	137.00	60	217.00	834	372.00	186
78.00	465	141.00	306	221.00	756	421.00	50
79.00	377	147.00	143	223.00	153	422.00	54
80.00	283	148.00	350	224.00	1820	423.00	789
81.00	489	155.00	144	225.00	450	424.00	131
83.00	115	156.00	232	227.00	707	441.00	2142
85.00	53	161.00	124	229.00	127	442.00	13967
91.00	113	167.00	679	243.00	51	443.00	2785
93.00	698	168.00	330	244.00	1558	444.00	199
94.00	21	174.00	52	245.00	158		
95.00	9	175.00	237	246.00	281		
98.00	574	179.00	476	255.00	7577		

TestAmerica Edison

Data File: \\EDICHROM\ChromData\CBNAMS12\20141010-19189.b\L117516.D  
Injection Date: 12-Oct-2014 15:33:30 Instrument ID: CBNAMS12  
Lims ID: dftpp  
Client ID:  
Operator ID: BNA 12 ALS Bottle#: 1 Worklist Smp#: 1  
Injection Vol: 1.0 ul Dil. Factor: 1.0000  
Method: 8270\_12R\_9 Limit Group: SV 8270 ICAL

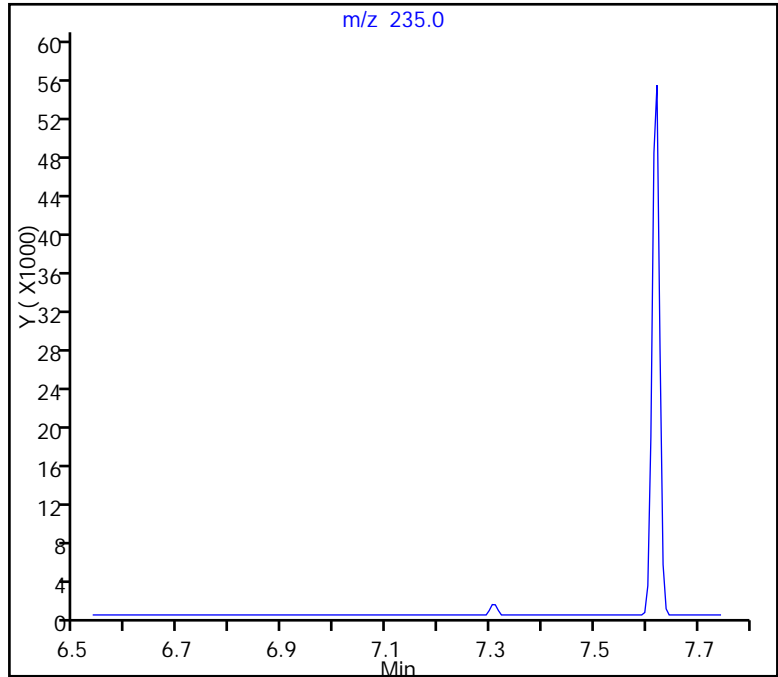
116 4,4'-DDT, Detector: MS SCAN

SW-846 Method

%Breakdown =  
(Area Breakdown Cpnds/  
Total Area Breakdown Cpnds) \* 100

116 4,4'-DDT, Area = 55780  
114 4,4'-DDD, Area = 1077  
115 4,4'-DDE, Area = 0

%Breakdown: 1.89%, Max Limit: 20.00%  
Passed



TestAmerica Edison

Data File: \\EDICHROM\ChromData\CBNAMS12\20141010-19189.b\L117516.D  
Injection Date: 12-Oct-2014 15:33:30 Instrument ID: CBNAMS12  
Lims ID: dftpp  
Client ID:  
Operator ID: BNA 12 ALS Bottle#: 1 Worklist Smp#: 1  
Injection Vol: 1.0 ul Dil. Factor: 1.0000  
Method: 8270\_12R\_9 Limit Group: SV 8270 ICAL

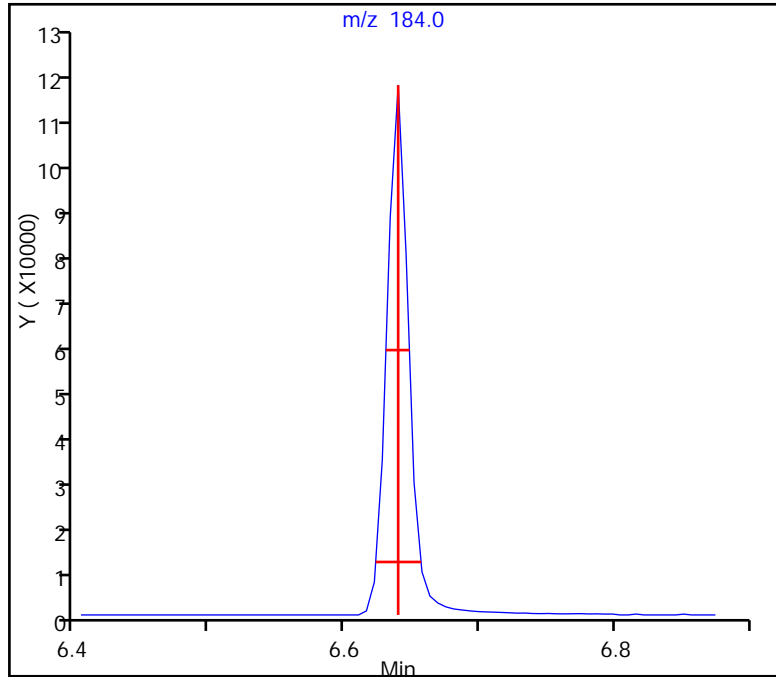
89 Benzidine\_T, Detector: MS SCAN

Peak Tailing Factor =  
BackWidth/FrontWidth @ 10% Peak Height

Back Width = 0.017 (min.)  
Front Width = 0.017 (min.)

Tailing Factor = 1.0, Max. Tailing < 3.00  
Passed

-----



TestAmerica Edison

Data File: \\EDICHROM\ChromData\CBNAMS12\20141010-19189.b\L117516.D  
Injection Date: 12-Oct-2014 15:33:30 Instrument ID: CBNAMS12  
Lims ID: dftpp  
Client ID:  
Operator ID: BNA 12 ALS Bottle#: 1 Worklist Smp#: 1  
Injection Vol: 1.0 ul Dil. Factor: 1.0000  
Method: 8270\_12R\_9 Limit Group: SV 8270 ICAL

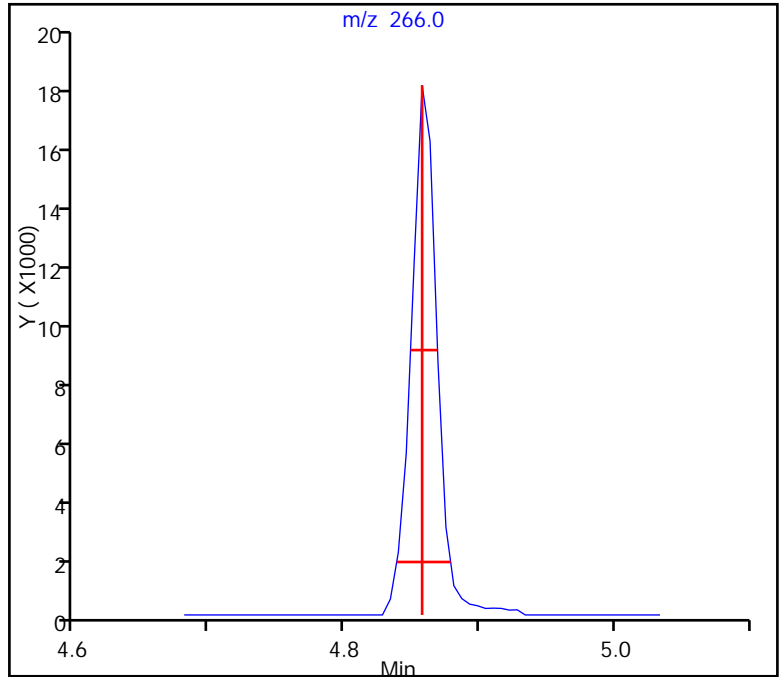
80 Pentachlorophenol\_T, Detector: MS SCAN

Peak Tailing Factor =  
BackWidth/FrontWidth @ 10% Peak Height

Back Width = 0.021 (min.)  
Front Width = 0.019 (min.)

Tailing Factor = 1.1, Max. Tailing < 3.00  
Passed

-----



TestAmerica Edison  
Target Compound Quantitation Report

Data File: \\EDICHROM\ChromData\CBNAMS12\20141104-20137.b\L118376.D  
 Lims ID: DFTPP  
 Client ID:  
 Sample Type: DFTPP  
 Inject. Date: 04-Nov-2014 04:08:30 ALS Bottle#: 1 Worklist Smp#: 1  
 Injection Vol: 1.0 ul Dil. Factor: 1.0000  
 Sample Info: 460-0020137-001  
 Misc. Info.: DFTPP  
 Operator ID: BNA 12 Instrument ID: CBNAMS12  
 Method: \\EDICHROM\ChromData\CBNAMS12\20141104-20137.b\8270\_12R\_9.m  
 Limit Group: SV 8270 ICAL  
 Last Update: 04-Nov-2014 14:00:48 Calib Date: 12-Oct-2014 21:39:30  
 Integrator: RTE ID Type: Deconvolution ID  
 Quant Method: Internal Standard Quant By: Initial Calibration  
 Last ICal File: \\EDICHROM\ChromData\CBNAMS12\20141010-19189.b\L117531.D  
 Column 1 : Rtxi-5Sil MS ( 0.25 mm) Det: MS SCAN  
 Process Host: XAWRK006

First Level Reviewer: asfawa Date: 04-Nov-2014 04:22:19

Compound	Sig	RT (min.)	Adj RT (min.)	Dlt RT (min.)	Q	Response	Cal Amt ug/ml	OnCol Amt ug/ml	Flags
80 Pentachlorophenol_T	266	4.463	4.463	0.000	95	20683	NR	NR	7
89 Benzidine_T	184	6.251	6.251	0.000	99	45451	NR	NR	7
120 DFTPP									
114 4,4'-DDD	235	6.910	6.910	0.000	91	512		NR	7
116 4,4'-DDT	235	7.228	7.228	0.000	99	24649	NR	NR	7

**QC Flag Legend**

Processing Flags

NR - Missing Quant Standard

7 - Failed Limit of Detection

**Reagents:**

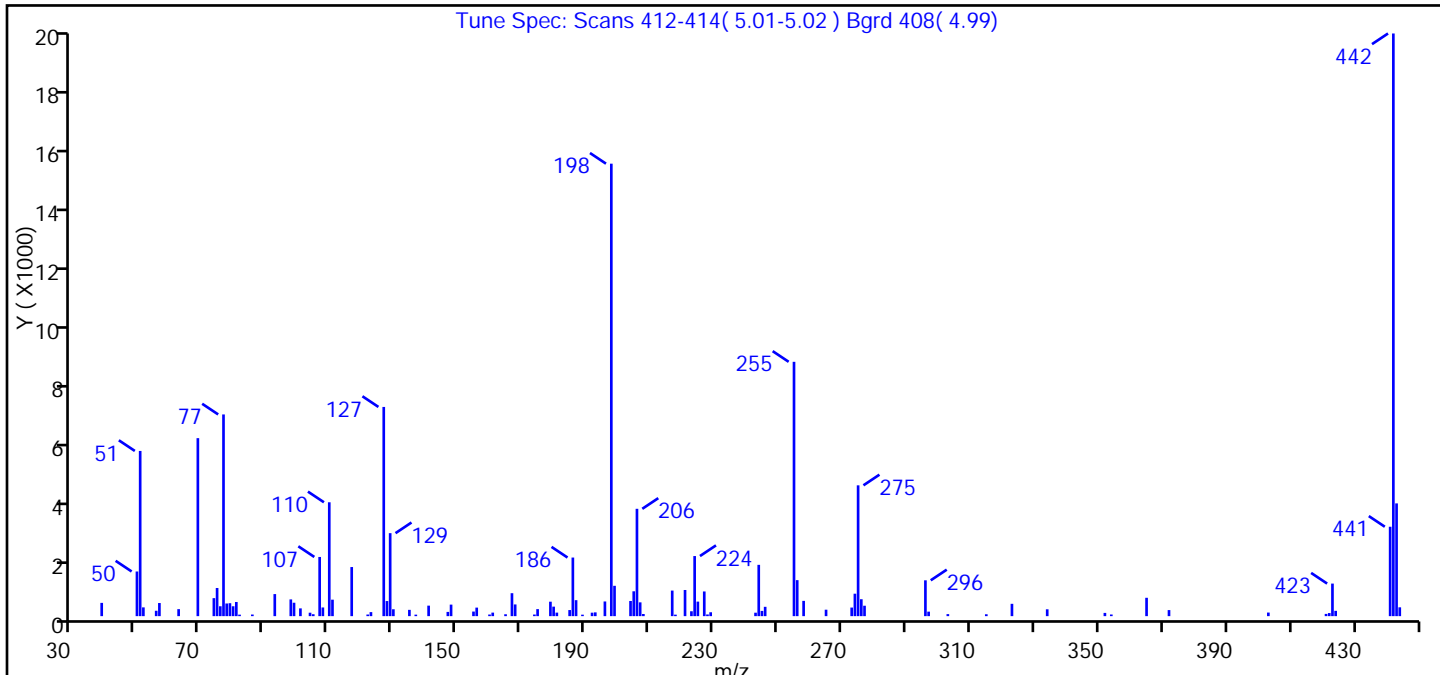
SMDFTP\_CH\_00007 Amount Added: 1.00 Units: mL



TestAmerica Edison

Data File: \\EDICHROM\ChromData\CBNAMS12\20141104-20137.b\L118376.D  
 Injection Date: 04-Nov-2014 04:08:30 Instrument ID: CBNAMS12  
 Lims ID: DFTPP  
 Client ID:  
 Operator ID: BNA 12 ALS Bottle#: 1 Worklist Smp#: 1  
 Injection Vol: 1.0 ul Dil. Factor: 1.0000  
 Method: 8270\_12R\_9 Limit Group: SV 8270 ICAL  
 Tune Method: DFTPP Method 8270

120 DFTPP



m/z	Ion Abundance Criteria	% Relative Abundance
198	Base Peak, 100% relative abundance	100.00
51	30.00 - 60.00% of mass 198	36.50
68	Less than 2.00% of mass 69	0.00 ( 0.00)
69	Present	39.30
70	Less than 2.00% of mass 69	0.00 ( 0.00)
127	40.00 - 60.00% of mass 198	46.20
197	Less than 1.00% of mass 198	0.00
199	5.00 - 9.00% of mass 198	6.70
275	10.00 - 30.00% of mass 198	28.90
365	Greater than 1.00% of mass 198	4.10
441	Present, but less than mass 443	19.80 ( 79.30)
442	Greater than 40.00% of mass 198	128.80
443	17.00 - 23.00% of mass 442	24.90 ( 19.40)

Data File: \\EDICHROM\ChromData\CBNAMS12\20141104-20137.b\L118376.D\8270\_12R\_9.rslt\spectra.d  
 Injection Date: 04-Nov-2014 04:08:30  
 Spectrum: Tune Spec: Scans 412-414( 5.01-5.02 ) Bgrd 408( 4.99)  
 Base Peak: 442.00  
 Minimum % Base Peak: 0  
 Number of Points: 107

m/z	Y	m/z	Y	m/z	Y	m/z	Y
39.00	451	111.00	560	187.00	543	258.00	519
50.00	1518	117.00	1669	189.00	50	265.00	219
51.00	5616	122.00	55	192.00	118	273.00	292
52.00	298	123.00	137	193.00	128	274.00	763
56.00	183	127.00	7112	196.00	499	275.00	4447
57.00	446	128.00	513	198.00	15382	276.00	575
63.00	238	129.00	2821	199.00	1031	277.00	354
69.00	6051	130.00	234	204.00	515	296.00	1218
74.00	612	135.00	214	205.00	845	297.00	153
75.00	957	137.00	51	206.00	3649	303.00	69
76.00	336	141.00	357	207.00	469	315.00	64
77.00	6857	147.00	144	208.00	73	323.00	419
78.00	430	148.00	392	217.00	869	334.00	233
79.00	440	155.00	156	218.00	51	352.00	110
80.00	336	156.00	290	221.00	889	354.00	56
81.00	481	160.00	55	223.00	166	365.00	624
82.00	51	161.00	120	224.00	2043	372.00	206
86.00	55	165.00	64	225.00	494	403.00	122
93.00	750	167.00	780	227.00	839	421.00	76
98.00	569	168.00	398	228.00	57	422.00	105
99.00	456	174.00	55	229.00	132	423.00	1107
101.00	264	175.00	239	243.00	117	424.00	180
104.00	117	179.00	491	244.00	1744	441.00	3039
105.00	65	180.00	323	245.00	178	442.00	19808
107.00	2012	181.00	120	246.00	317	443.00	3833
108.00	295	185.00	207	255.00	8646	444.00	300
110.00	3871	186.00	1992	256.00	1224		

TestAmerica Edison

Data File: \\EDICHROM\ChromData\CBNAMS12\20141104-20137.b\L118376.D  
Injection Date: 04-Nov-2014 04:08:30 Instrument ID: CBNAMS12  
Lims ID: DFTPP  
Client ID:  
Operator ID: BNA 12 ALS Bottle#: 1 Worklist Smp#: 1  
Injection Vol: 1.0 ul Dil. Factor: 1.0000  
Method: 8270\_12R\_9 Limit Group: SV 8270 ICAL

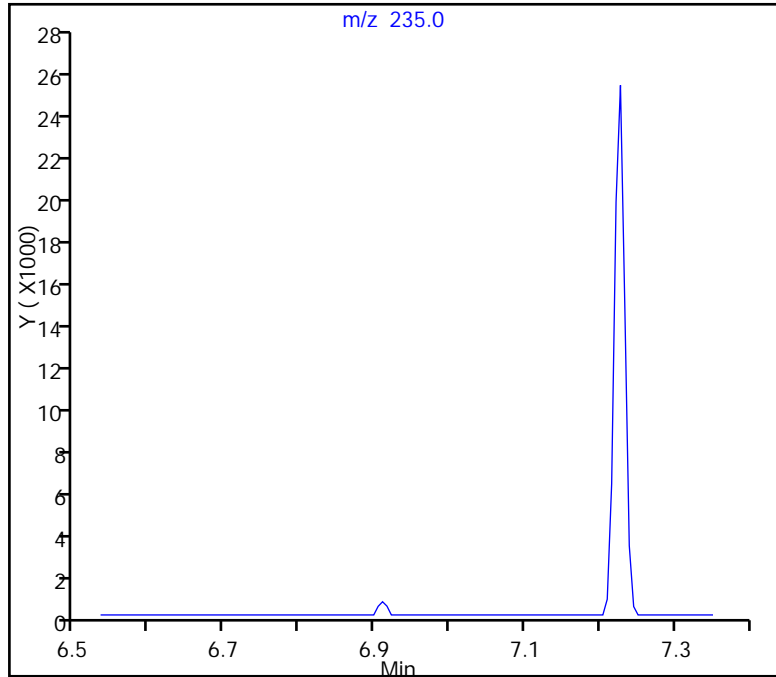
116 4,4'-DDT, Detector: MS SCAN

SW-846 Method

%Breakdown =  
(Area Breakdown Cpnds/  
Total Area Breakdown Cpnds) \* 100

116 4,4'-DDT, Area = 24649  
114 4,4'-DDD, Area = 512  
115 4,4'-DDE, Area = 0

%Breakdown: 2.03%, Max Limit: 20.00%  
Passed



TestAmerica Edison

Data File: \\EDICHROM\ChromData\CBNAMS12\20141104-20137.b\L118376.D  
Injection Date: 04-Nov-2014 04:08:30 Instrument ID: CBNAMS12  
Lims ID: DFTPP  
Client ID:  
Operator ID: BNA 12 ALS Bottle#: 1 Worklist Smp#: 1  
Injection Vol: 1.0 ul Dil. Factor: 1.0000  
Method: 8270\_12R\_9 Limit Group: SV 8270 ICAL

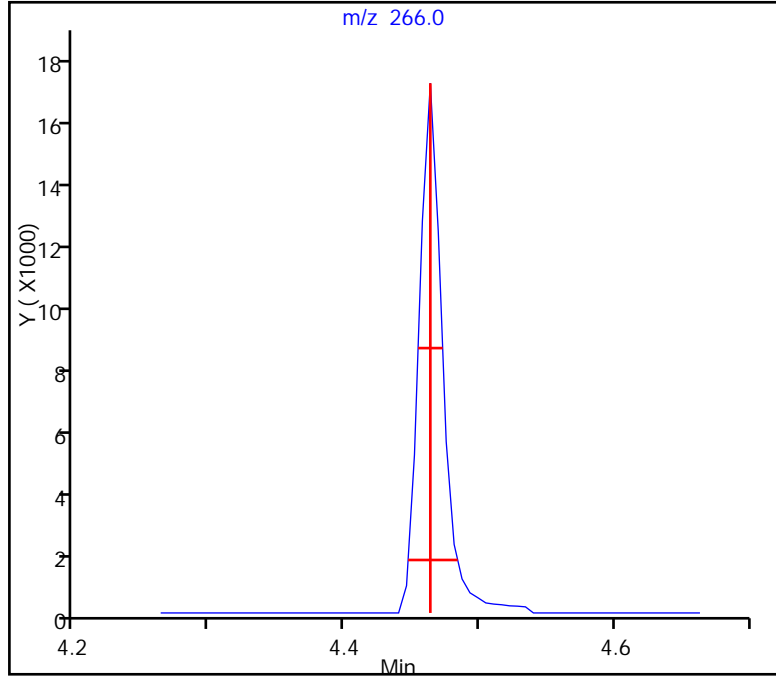
80 Pentachlorophenol\_T, Detector: MS SCAN

Peak Tailing Factor =  
BackWidth/FrontWidth @ 10% Peak Height

Back Width = 0.020 (min.)  
Front Width = 0.016 (min.)

Tailing Factor = 1.2, Max. Tailing < 3.00  
Passed

-----



TestAmerica Edison

Data File: \\EDICHROM\ChromData\CBNAMS12\20141104-20137.b\L118376.D  
Injection Date: 04-Nov-2014 04:08:30 Instrument ID: CBNAMS12  
Lims ID: DFTPP  
Client ID:  
Operator ID: BNA 12 ALS Bottle#: 1 Worklist Smp#: 1  
Injection Vol: 1.0 ul Dil. Factor: 1.0000  
Method: 8270\_12R\_9 Limit Group: SV 8270 ICAL

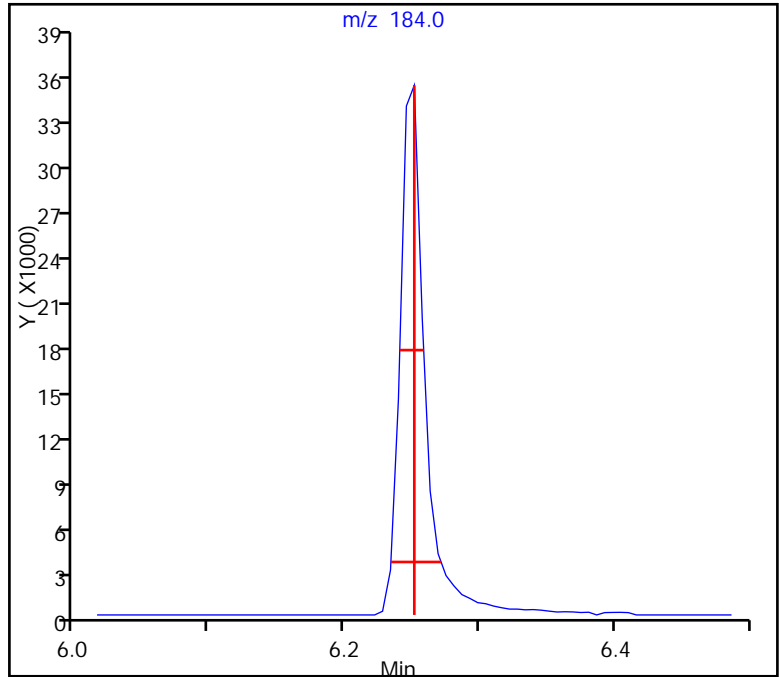
89 Benzidine\_T, Detector: MS SCAN

Peak Tailing Factor =  
BackWidth/FrontWidth @ 10% Peak Height

Back Width = 0.020 (min.)  
Front Width = 0.017 (min.)

Tailing Factor = 1.1, Max. Tailing < 3.00  
Passed

-----



TestAmerica Edison  
Target Compound Quantitation Report

Data File: \\EDICHROM\ChromData\CBNAMS12\20141106-20230.b\L118433.D  
 Lims ID: DFTPP  
 Client ID:  
 Sample Type: DFTPP  
 Inject. Date: 06-Nov-2014 03:18:30 ALS Bottle#: 1 Worklist Smp#: 1  
 Injection Vol: 1.0 ul Dil. Factor: 1.0000  
 Sample Info: 460-0020230-001  
 Misc. Info.: DFTPP  
 Operator ID: BNA 12 Instrument ID: CBNAMS12  
 Method: \\EDICHROM\ChromData\CBNAMS12\20141106-20230.b\8270\_12R\_9.m  
 Limit Group: SV 8270 ICAL  
 Last Update: 06-Nov-2014 13:37:35 Calib Date: 12-Oct-2014 21:39:30  
 Integrator: RTE ID Type: Deconvolution ID  
 Quant Method: Internal Standard Quant By: Initial Calibration  
 Last ICal File: \\EDICHROM\ChromData\CBNAMS12\20141010-19189.b\L117531.D  
 Column 1 : Rtxi-5Sil MS ( 0.25 mm) Det: MS SCAN  
 Process Host: XAWRK003

First Level Reviewer: szczecha

Date: 06-Nov-2014 13:37:35

Compound	Sig	RT (min.)	Adj RT (min.)	Dlt RT (min.)	Q	Response	Cal Amt ug/ml	OnCol Amt ug/ml	Flags
80 Pentachlorophenol_T	266	4.446	4.446	0.000	95	23826	NR	NR	7
89 Benzidine_T	184	6.234	6.234	0.000	99	119110	NR	NR	7
120 DFTPP									
114 4,4'-DDD	235	6.892	6.892	0.000	92	1102		NR	7
116 4,4'-DDT	235	7.210	7.210	0.000	99	54381	NR	NR	7

**QC Flag Legend**

Processing Flags

NR - Missing Quant Standard

7 - Failed Limit of Detection

**Reagents:**

SMDFTP\_CH\_00008

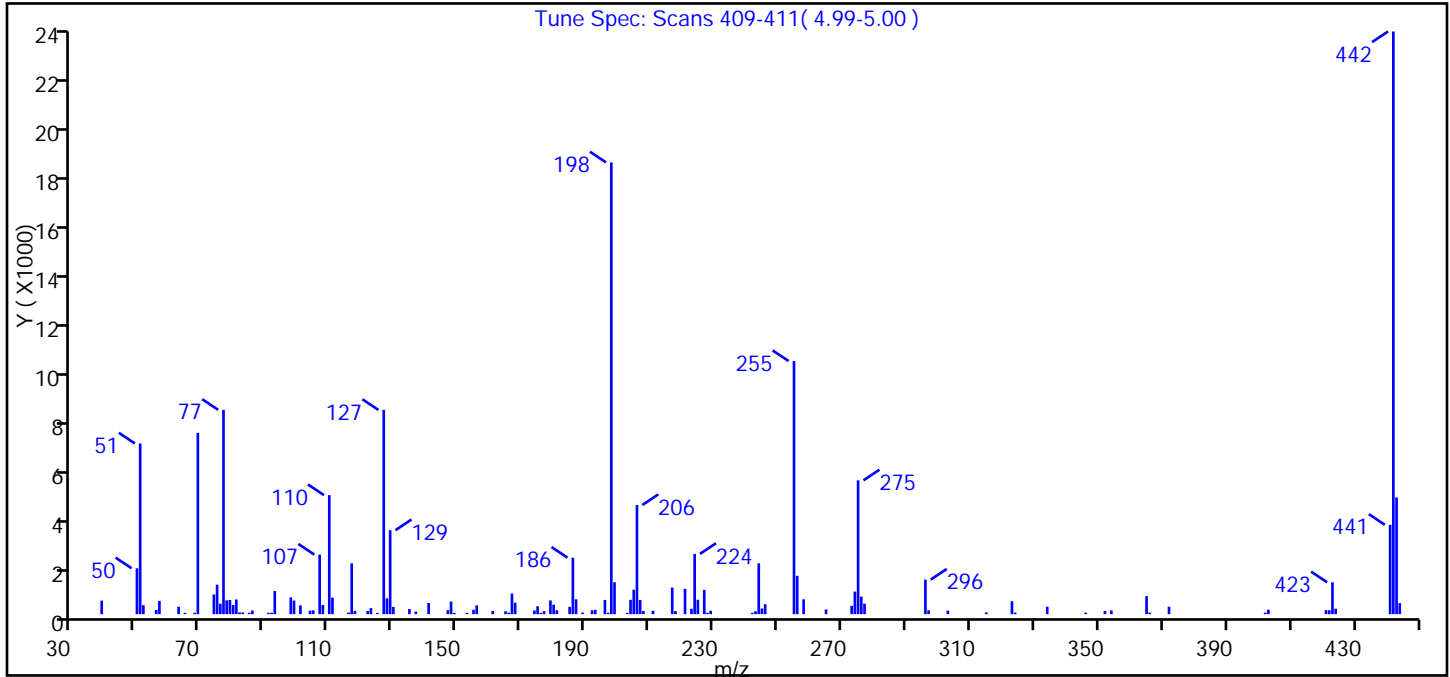
Amount Added: 1.00

Units: mL

TestAmerica Edison

Data File: \\EDICHROM\ChromData\CBNAMS12\20141106-20230.b\L118433.D  
 Injection Date: 06-Nov-2014 03:18:30 Instrument ID: CBNAMS12  
 Lims ID: DFTPP  
 Client ID:  
 Operator ID: BNA 12 ALS Bottle#: 1 Worklist Smp#: 1  
 Injection Vol: 1.0 ul Dil. Factor: 1.0000  
 Method: 8270\_12R\_9 Limit Group: SV 8270 ICAL  
 Tune Method: DFTPP Method 8270

120 DFTPP



m/z	Ion Abundance Criteria	% Relative Abundance
198	Base Peak, 100% relative abundance	100.00
51	30.00 - 60.00% of mass 198	37.80
68	Less than 2.00% of mass 69	0.30 ( 0.80)
69	Present	40.10
70	Less than 2.00% of mass 69	0.00 ( 0.00)
127	40.00 - 60.00% of mass 198	45.20
197	Less than 1.00% of mass 198	0.30
199	5.00 - 9.00% of mass 198	7.10
275	10.00 - 30.00% of mass 198	29.60
365	Greater than 1.00% of mass 198	4.00
441	Present, but less than mass 443	19.80 ( 76.60)
442	Greater than 40.00% of mass 198	129.00
443	17.00 - 23.00% of mass 442	25.80 ( 20.00)

Data File: \\EDICHROM\ChromData\CBNAMS12\20141106-20230.b\L118433.D\8270\_12R\_9.rslt\spectra.d  
 Injection Date: 06-Nov-2014 03:18:30  
 Spectrum: Tune Spec: Scans 409-411( 4.99-5.00 )  
 Base Peak: 442.00  
 Minimum % Base Peak: 0  
 Number of Points: 128

m/z	Y	m/z	Y	m/z	Y	m/z	Y
39.00	537	110.00	4743	181.00	155	255.00	10083
50.00	1826	111.00	657	185.00	292	256.00	1527
51.00	6801	116.00	63	186.00	2249	258.00	592
52.00	357	117.00	2025	187.00	592	265.00	188
56.00	168	118.00	129	189.00	62	273.00	330
57.00	526	122.00	126	192.00	156	274.00	899
63.00	295	123.00	240	193.00	169	275.00	5331
65.00	53	125.00	52	196.00	561	276.00	699
68.00	57	127.00	8136	197.00	56	277.00	418
69.00	7223	128.00	628	198.00	18000	296.00	1376
74.00	784	129.00	3346	199.00	1271	297.00	153
75.00	1174	130.00	289	203.00	50	303.00	143
76.00	416	135.00	206	204.00	570	315.00	72
77.00	8140	137.00	103	205.00	975	323.00	518
78.00	550	141.00	444	206.00	4347	324.00	62
79.00	566	147.00	161	207.00	567	334.00	296
80.00	365	148.00	503	208.00	127	346.00	58
81.00	583	149.00	51	211.00	136	352.00	124
82.00	68	153.00	53	217.00	1058	354.00	149
83.00	68	155.00	176	218.00	123	365.00	718
85.00	57	156.00	350	221.00	1009	366.00	62
86.00	142	161.00	129	223.00	212	372.00	296
91.00	54	165.00	113	224.00	2400	402.00	61
92.00	59	166.00	59	225.00	574	403.00	176
93.00	925	167.00	822	227.00	967	421.00	159
98.00	667	168.00	454	228.00	54	422.00	156
99.00	540	174.00	148	229.00	136	423.00	1269
101.00	350	175.00	313	242.00	54	424.00	217
104.00	137	176.00	51	243.00	116	441.00	3560
105.00	149	177.00	119	244.00	2022	442.00	23216
107.00	2372	179.00	545	245.00	223	443.00	4650
108.00	367	180.00	375	246.00	394	444.00	440



TestAmerica Edison

Data File: \\EDICHROM\ChromData\CBNAMS12\20141106-20230.b\L118433.D  
Injection Date: 06-Nov-2014 03:18:30 Instrument ID: CBNAMS12  
Lims ID: DFTPP  
Client ID:  
Operator ID: BNA 12 ALS Bottle#: 1 Worklist Smp#: 1  
Injection Vol: 1.0 ul Dil. Factor: 1.0000  
Method: 8270\_12R\_9 Limit Group: SV 8270 ICAL

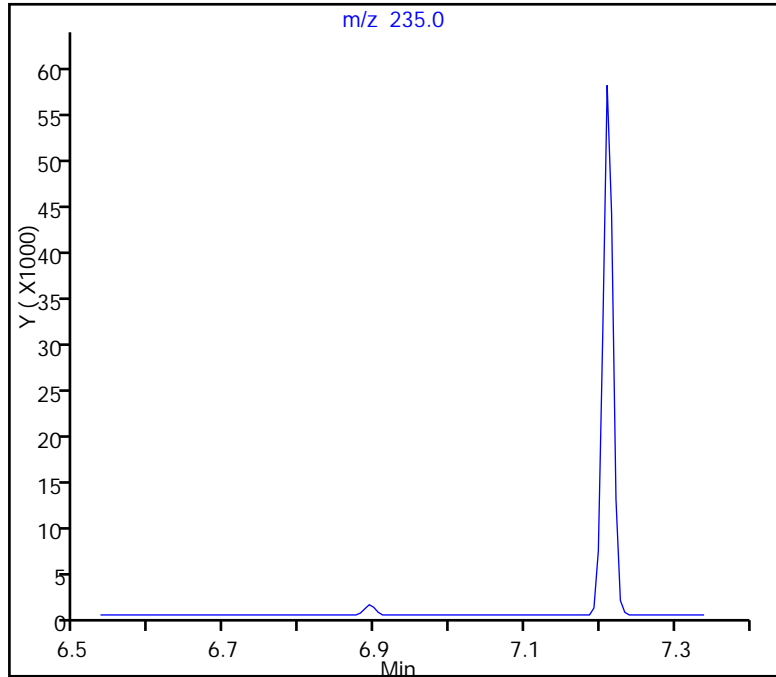
116 4,4'-DDT, Detector: MS SCAN

SW-846 Method

%Breakdown =  
(Area Breakdown Cpnds/  
Total Area Breakdown Cpnds) \* 100

116 4,4'-DDT, Area = 54381  
114 4,4'-DDD, Area = 1102  
115 4,4'-DDE, Area = 0

%Breakdown: 1.99%, Max Limit: 20.00%  
Passed



TestAmerica Edison

Data File: \\EDICHROM\ChromData\CBNAMS12\20141106-20230.b\L118433.D  
Injection Date: 06-Nov-2014 03:18:30 Instrument ID: CBNAMS12  
Lims ID: DFTPP  
Client ID:  
Operator ID: BNA 12 ALS Bottle#: 1 Worklist Smp#: 1  
Injection Vol: 1.0 ul Dil. Factor: 1.0000  
Method: 8270\_12R\_9 Limit Group: SV 8270 ICAL

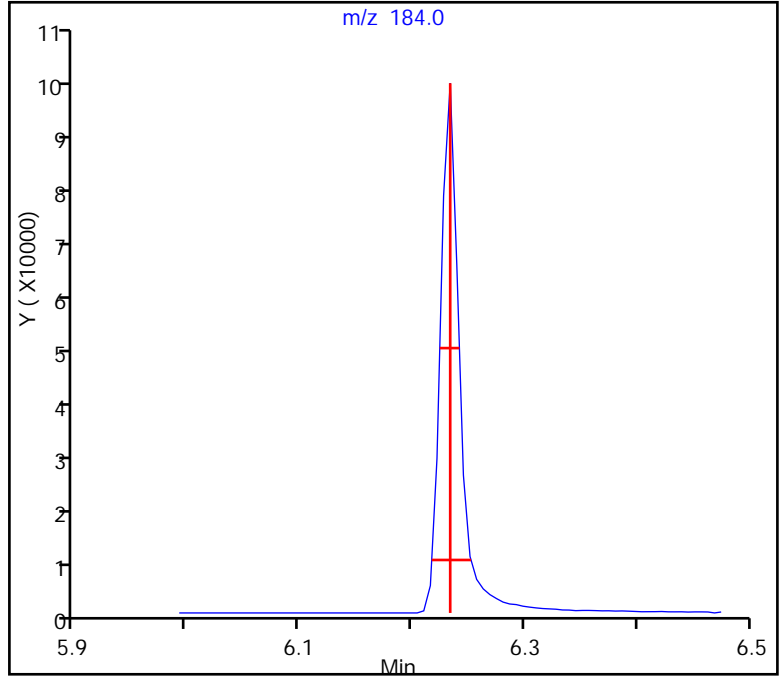
89 Benzidine\_T, Detector: MS SCAN

Peak Tailing Factor =  
BackWidth/FrontWidth @ 10% Peak Height

Back Width = 0.019 (min.)  
Front Width = 0.016 (min.)

Tailing Factor = 1.1, Max. Tailing < 3.00  
Passed

-----



TestAmerica Edison

Data File: \\EDICHROM\ChromData\CBNAMS12\20141106-20230.b\L118433.D  
Injection Date: 06-Nov-2014 03:18:30 Instrument ID: CBNAMS12  
Lims ID: DFTPP  
Client ID:  
Operator ID: BNA 12 ALS Bottle#: 1 Worklist Smp#: 1  
Injection Vol: 1.0 ul Dil. Factor: 1.0000  
Method: 8270\_12R\_9 Limit Group: SV 8270 ICAL

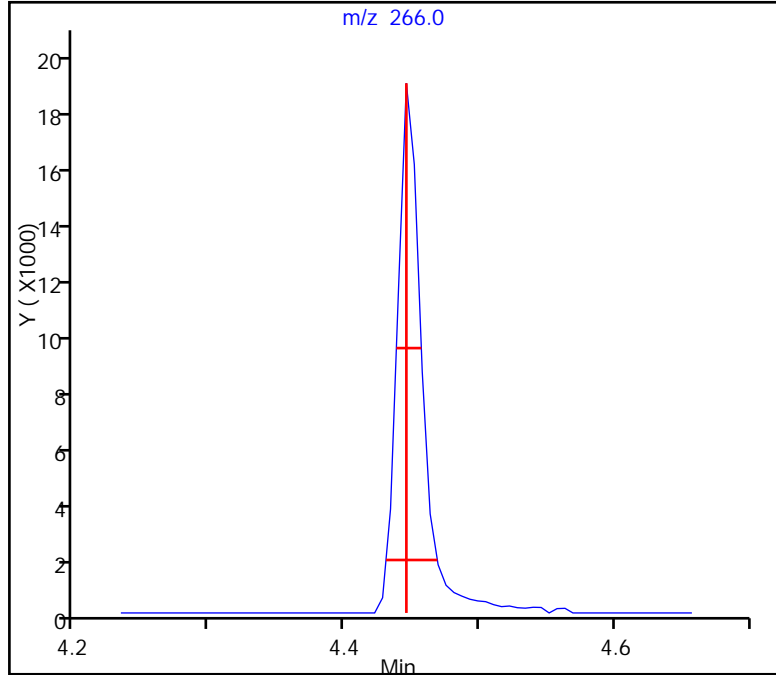
80 Pentachlorophenol\_T, Detector: MS SCAN

Peak Tailing Factor =  
BackWidth/FrontWidth @ 10% Peak Height

Back Width = 0.023 (min.)  
Front Width = 0.015 (min.)

Tailing Factor = 1.5, Max. Tailing < 3.00  
Passed

-----



TestAmerica Edison  
Target Compound Quantitation Report

Data File: \\EDICHROM\ChromData\CBNAMS6\20141026-19807.b\M86007.D  
 Lims ID: dftpp  
 Client ID:  
 Sample Type: DFTPP  
 Inject. Date: 26-Oct-2014 11:18:30 ALS Bottle#: 1 Worklist Smp#: 1  
 Injection Vol: 5.0 ul Dil. Factor: 1.0000  
 Sample Info: 460-0019796-001  
 Misc. Info.: dftpp  
 Operator ID: Instrument ID: CBNAMS6  
 Method: \\EDICHROM\ChromData\CBNAMS6\20141026-19807.b\8270LVI\_R6.m  
 Limit Group: SV 8270 ICAL  
 Last Update: 26-Oct-2014 23:57:01 Calib Date: 26-Oct-2014 17:14:30  
 Integrator: RTE ID Type: Deconvolution ID  
 Quant Method: Internal Standard Quant By: Initial Calibration  
 Last ICal File: \\EDICHROM\ChromData\CBNAMS6\20141026-19807.b\M86021.D  
 Column 1 : Rtxi-5Sil MS ( 0.25 mm) Det: MS SCAN  
 Process Host: XAWRK031

Compound	Sig	RT (min.)	Adj RT (min.)	Dlt RT (min.)	Q	Response	Cal Amt ug/ml	OnCol Amt ug/ml	Flags
80 Pentachlorophenol_T	266	4.671	4.671	0.000	90	1048175	NR	NR	7
89 Benzidine_T	184	6.359	6.359	0.000	98	4132563	NR	NR	7
120 DFTPP									
114 4,4'-DDD	235	6.969	6.969	0.000	93	51949		NR	7
116 4,4'-DDT	235	7.270	7.270	0.000	94	1921052	NR	NR	7

**QC Flag Legend**

Processing Flags

NR - Missing Quant Standard

7 - Failed Limit of Detection

**Reagents:**

SMDFTP\_CH\_00007

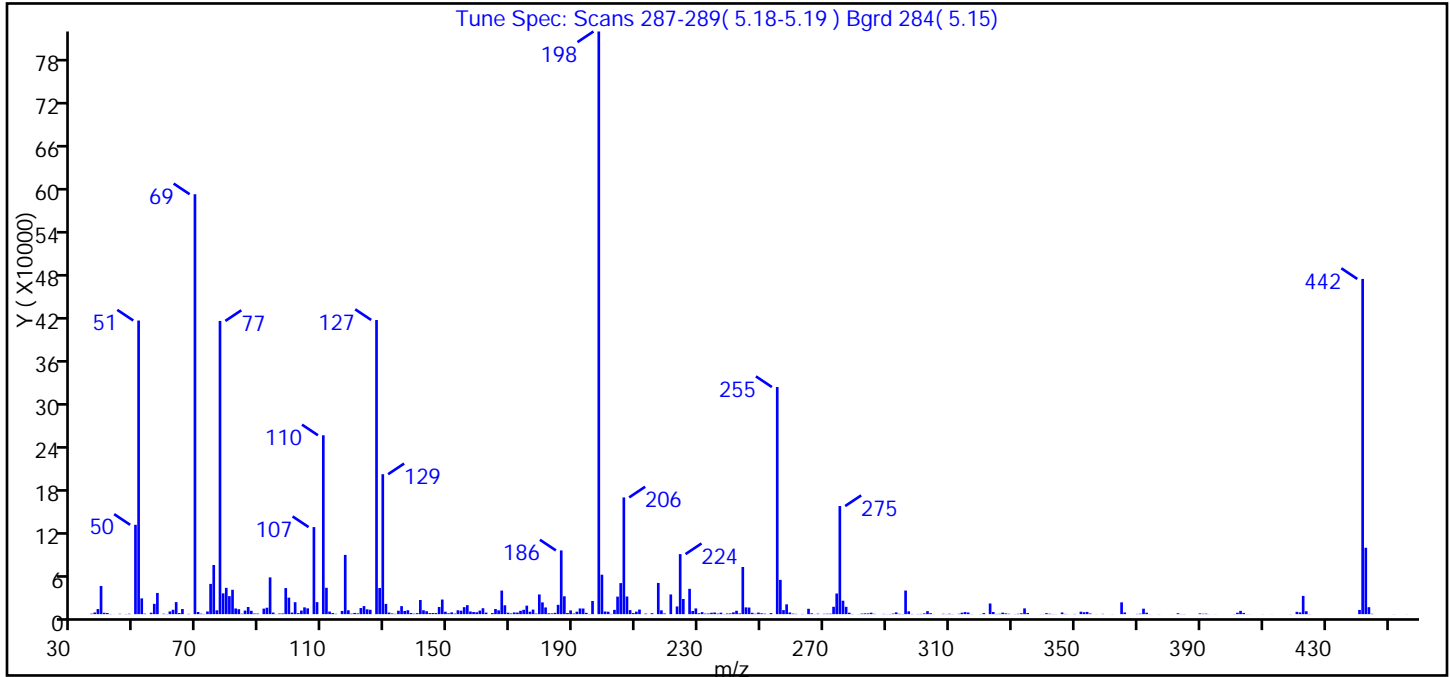
Amount Added: 1.00

Units: mL

TestAmerica Edison

Data File: \\EDICHROM\ChromData\CBNAMS6\20141026-19807.b\M86007.D  
 Injection Date: 26-Oct-2014 11:18:30 Instrument ID: CBNAMS6  
 Lims ID: dftpp  
 Client ID:  
 Operator ID: ALS Bottle#: 1 Worklist Smp#: 1  
 Injection Vol: 5.0 ul Dil. Factor: 1.0000  
 Method: 8270LVI\_R6 Limit Group: SV 8270 ICAL  
 Tune Method: DFTPP Method 8270

120 DFTPP



m/z	Ion Abundance Criteria	% Relative Abundance
198	Base Peak, 100% relative abundance	100.00
51	30.00 - 60.00% of mass 198	50.40
68	Less than 2.00% of mass 69	0.00 ( 0.00)
69	Present	72.10
70	Less than 2.00% of mass 69	0.40 ( 0.50)
127	40.00 - 60.00% of mass 198	50.50
197	Less than 1.00% of mass 198	0.00
199	5.00 - 9.00% of mass 198	6.80
275	10.00 - 30.00% of mass 198	18.60
365	Greater than 1.00% of mass 198	2.00
441	Present, but less than mass 443	0.70 ( 6.30)
442	Greater than 40.00% of mass 198	57.50
443	17.00 - 23.00% of mass 442	11.40 ( 19.80)

Data File: \\EDICHROM\ChromData\CBNAMS6\20141026-19807.b\M86007.D\8270LVI\_R6.rslt\spectra.d  
Injection Date: 26-Oct-2014 11:18:30  
Spectrum: Tune Spec: Scans 287-289( 5.18-5.19 ) Bgrd 284( 5.15)  
Base Peak: 198.00  
Minimum % Base Peak: 0  
Number of Points: 321

m/z	Y	m/z	Y	m/z	Y	m/z	Y
36.00	683	129.00	195776	213.00	815	308.00	507
37.00	2303	130.00	14367	215.00	1347	309.00	153
38.00	7117	131.00	2188	217.00	43648	310.00	579
39.00	39416	132.00	964	218.00	5341	311.00	220
40.00	1915	133.00	443	219.00	979	313.00	477
41.00	1629	134.00	4802	221.00	27544	314.00	2020
42.00	244	135.00	11225	223.00	10779	315.00	2924
43.00	54	136.00	4487	224.00	83992	316.00	2311
45.00	502	137.00	5446	225.00	21184	317.00	160
47.00	207	138.00	1616	227.00	35424	320.00	190
48.00	553	139.00	632	228.00	4444	321.00	1502
50.00	124984	140.00	1373	229.00	8017	323.00	14915
51.00	410816	141.00	19800	230.00	1246	324.00	3009
52.00	22048	142.00	5459	231.00	2799	325.00	315
53.00	675	143.00	4091	232.00	815	326.00	540
55.00	1952	144.00	1428	233.00	900	327.00	2082
56.00	14401	145.00	1578	234.00	1945	328.00	1132
57.00	29640	146.00	1509	235.00	2305	329.00	531
59.00	595	147.00	9943	236.00	773	331.00	218
60.00	170	148.00	20440	237.00	2047	332.00	518
61.00	3814	149.00	3395	238.00	179	333.00	1223
62.00	6123	150.00	1210	239.00	915	334.00	8086
63.00	16856	151.00	2522	240.00	1049	335.00	1641
64.00	1530	152.00	767	241.00	2514	339.00	129
65.00	7167	153.00	5396	242.00	4721	340.00	134
67.00	422	154.00	4859	243.00	1038	341.00	1386
69.00	587520	155.00	9773	244.00	65976	342.00	577
70.00	2965	156.00	12589	245.00	9455	343.00	240
71.00	664	157.00	3724	246.00	9240	344.00	158
72.00	251	158.00	2975	247.00	1891	346.00	2294
73.00	3767	159.00	2620	248.00	520	347.00	334
74.00	42328	160.00	4942	249.00	2193	348.00	111
75.00	68752	161.00	8270	250.00	1139	350.00	296

Data File: \\EDICHROM\ChromData\CBNAMS6\20141026-19807.b\M86007.D\8270LVI\_R6.rslt\spectra.d

Injection Date: 26-Oct-2014 11:18:30

Spectrum: Tune Spec: Scans 287-289( 5.18-5.19 ) Bgrd 284( 5.15)

Base Peak: 198.00

Minimum % Base Peak: 0

Number of Points: 321

m/z	Y	m/z	Y	m/z	Y	m/z	Y
76.00	5368	162.00	2151	251.00	678	352.00	3440
77.00	410240	164.00	1527	252.00	129	353.00	2675
78.00	29072	165.00	7199	253.00	1522	354.00	3128
79.00	36768	166.00	5367	255.00	317760	355.00	943
80.00	25176	167.00	32976	256.00	47896	357.00	123
81.00	34080	168.00	12390	257.00	5670	359.00	400
82.00	7954	169.00	1986	258.00	13706	362.00	161
83.00	6870	170.00	968	259.00	2328	365.00	16520
84.00	621	171.00	2384	260.00	763	366.00	2297
85.00	5012	172.00	2239	261.00	413	370.00	339
86.00	9992	173.00	4689	263.00	280	371.00	645
87.00	4674	174.00	6118	264.00	34	372.00	7641
88.00	904	175.00	11899	265.00	7509	373.00	1984
89.00	825	176.00	3399	266.00	1136	374.00	121
91.00	7769	177.00	6390	267.00	131	377.00	159
92.00	8994	178.00	790	268.00	638	381.00	100
93.00	51448	179.00	27552	270.00	474	383.00	1279
94.00	2223	180.00	16416	271.00	585	384.00	239
95.00	155	181.00	9364	272.00	629	385.00	214
96.00	881	182.00	1200	273.00	10307	390.00	1019
97.00	999	183.00	1057	274.00	28880	391.00	561
98.00	36464	184.00	1811	275.00	151232	392.00	680
99.00	23064	185.00	13035	276.00	18808	393.00	105
100.00	2214	186.00	89144	277.00	10265	395.00	109
101.00	16712	187.00	25000	278.00	2004	401.00	179
102.00	1342	188.00	1614	279.00	289	402.00	1974
103.00	5053	189.00	5232	281.00	128	403.00	4581
104.00	9466	190.00	902	282.00	738	404.00	1713
105.00	8125	191.00	3424	283.00	1099	405.00	148
107.00	121824	192.00	7928	284.00	1032	406.00	102
108.00	16824	193.00	7864	285.00	2014	410.00	117
110.00	250240	194.00	1819	286.00	429	413.00	113
111.00	36864	195.00	249	289.00	348	419.00	142
112.00	3640	196.00	18432	290.00	106	421.00	3242

Report Date: 26-Oct-2014 23:57:02

Chrom Revision: 2.2 07-Oct-2014 12:16:06

Data File: \\EDICHROM\ChromData\CBNAMS6\20141026-19807.b\M86007.D\8270LVI\_R6.rslt\spectra.d

Injection Date: 26-Oct-2014 11:18:30

Spectrum: Tune Spec: Scans 287-289( 5.18-5.19 ) Bgrd 284( 5.15)

Base Peak: 198.00

Minimum % Base Peak: 0

Number of Points: 321

m/z	Y	m/z	Y	m/z	Y	m/z	Y
113.00	1596	198.00	815232	291.00	229	422.00	2402
114.00	520	199.00	55168	292.00	808	423.00	25520
116.00	4468	200.00	3730	293.00	2474	424.00	4034
117.00	82880	201.00	3384	294.00	470	425.00	204
118.00	5409	202.00	353	295.00	220	441.00	5864
119.00	720	203.00	5988	296.00	33032	442.00	468992
120.00	1687	204.00	24512	297.00	3939	443.00	92904
121.00	1061	205.00	43432	298.00	284	444.00	9708
122.00	8521	206.00	163328	300.00	259	445.00	513
123.00	11262	207.00	24672	301.00	346	452.00	134
124.00	6721	208.00	5642	302.00	1023	456.00	103
125.00	6131	209.00	1506	303.00	4202		
127.00	411584	210.00	3471	304.00	1366		
128.00	36624	211.00	6424	305.00	120		



TestAmerica Edison

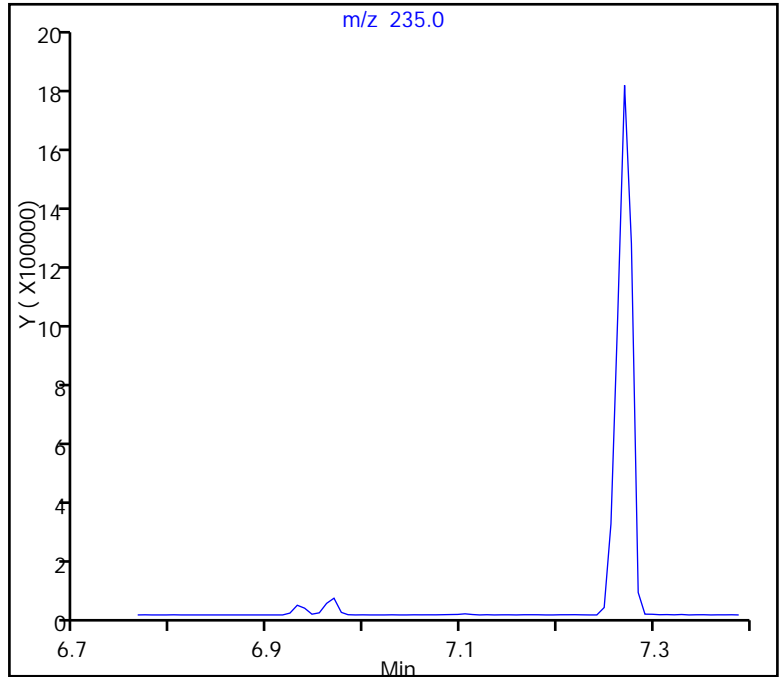
Data File: \\EDICHROM\ChromData\CBNAMS6\20141026-19807.b\M86007.D  
Injection Date: 26-Oct-2014 11:18:30 Instrument ID: CBNAMS6  
Lims ID: dftpp  
Client ID:  
Operator ID: ALS Bottle#: 1 Worklist Smp#: 1  
Injection Vol: 5.0 ul Dil. Factor: 1.0000  
Method: 8270LVI\_R6 Limit Group: SV 8270 ICAL  
116 4,4'-DDT, Detector: MS SCAN

SW-846 Method

%Breakdown =  
(Area Breakdown Cpnds/  
Total Area Breakdown Cpnds) \* 100

116 4,4'-DDT, Area = 1921052  
114 4,4'-DDD, Area = 51949  
115 4,4'-DDE, Area = 0

%Breakdown: 2.63%, Max Limit: 20.00%  
Passed



TestAmerica Edison

Data File: \\EDICHROM\ChromData\CBNAMS6\20141026-19807.b\M86007.D  
Injection Date: 26-Oct-2014 11:18:30 Instrument ID: CBNAMS6  
Lims ID: dftpp  
Client ID:  
Operator ID: ALS Bottle#: 1 Worklist Smp#: 1  
Injection Vol: 5.0 ul Dil. Factor: 1.0000  
Method: 8270LVI\_R6 Limit Group: SV 8270 ICAL

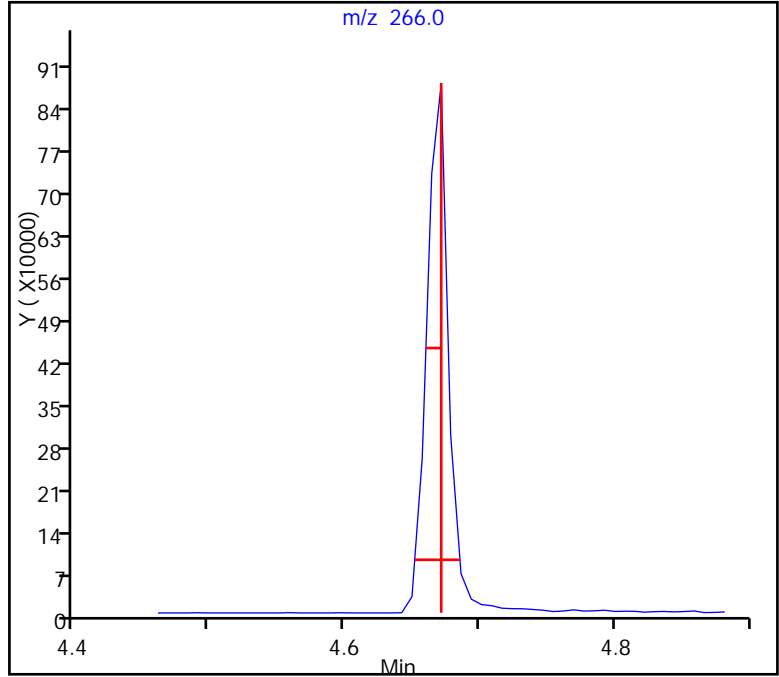
80 Pentachlorophenol\_T, Detector: MS SCAN

Peak Tailing Factor =  
BackWidth/FrontWidth @ 10% Peak Height

Back Width = 0.014 (min.)  
Front Width = 0.020 (min.)

Tailing Factor = 0.7, Max. Tailing < 3.00  
Passed

-----



TestAmerica Edison

Data File: \\EDICHROM\ChromData\CBNAMS6\20141026-19807.b\M86007.D  
Injection Date: 26-Oct-2014 11:18:30 Instrument ID: CBNAMS6  
Lims ID: dftpp  
Client ID:  
Operator ID: ALS Bottle#: 1 Worklist Smp#: 1  
Injection Vol: 5.0 ul Dil. Factor: 1.0000  
Method: 8270LVI\_R6 Limit Group: SV 8270 ICAL

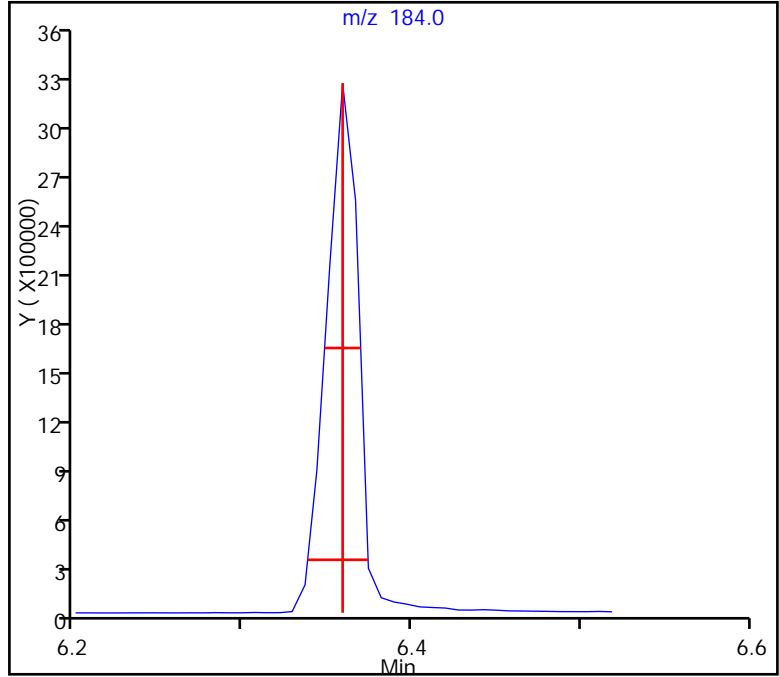
89 Benzidine\_T, Detector: MS SCAN

Peak Tailing Factor =  
BackWidth/FrontWidth @ 10% Peak Height

Back Width = 0.015 (min.)  
Front Width = 0.021 (min.)

Tailing Factor = 0.7, Max. Tailing < 3.00  
Passed

-----



TestAmerica Edison  
Target Compound Quantitation Report

Data File: \\EDICHROM\ChromData\CBNAMS6\20141105-20179.b\M86509.D  
 Lims ID: dftpp  
 Client ID:  
 Sample Type: DFTPP  
 Inject. Date: 05-Nov-2014 03:05:30 ALS Bottle#: 1 Worklist Smp#: 1  
 Injection Vol: 5.0 ul Dil. Factor: 1.0000  
 Sample Info: 460-0020179-001  
 Misc. Info.: dftpp  
 Operator ID: Instrument ID: CBNAMS6  
 Method: \\EDICHROM\ChromData\CBNAMS6\20141105-20179.b\8270LVI\_R6.m  
 Limit Group: SV 8270 ICAL  
 Last Update: 05-Nov-2014 14:22:23 Calib Date: 26-Oct-2014 17:14:30  
 Integrator: RTE ID Type: Deconvolution ID  
 Quant Method: Internal Standard Quant By: Initial Calibration  
 Last ICal File: \\EDICHROM\ChromData\CBNAMS6\20141026-19807.b\M86021.D  
 Column 1 : Rtxi-5Sil MS ( 0.25 mm) Det: MS SCAN  
 Process Host: XAWRK037

First Level Reviewer: szczecha

Date: 05-Nov-2014 14:22:23

Compound	Sig	RT (min.)	Adj RT (min.)	Dlt RT (min.)	Q	Response	Cal Amt ug/ml	OnCol Amt ug/ml	Flags
80 Pentachlorophenol_T	266	4.563	4.563	0.000	91	861486	NR	NR	7
89 Benzidine_T	184	6.250	6.250	0.000	98	2804807	NR	NR	7
120 DFTPP									
115 4,4'-DDE	246	6.446	6.446	0.000	89	4732		NR	7
114 4,4'-DDD	235	6.852	6.852	0.000	95	47481		NR	7
116 4,4'-DDT	235	7.158	7.158	0.000	96	1752596	NR	NR	7

**QC Flag Legend**

Processing Flags

NR - Missing Quant Standard

7 - Failed Limit of Detection

**Reagents:**

SMDFTP\_CH\_00007

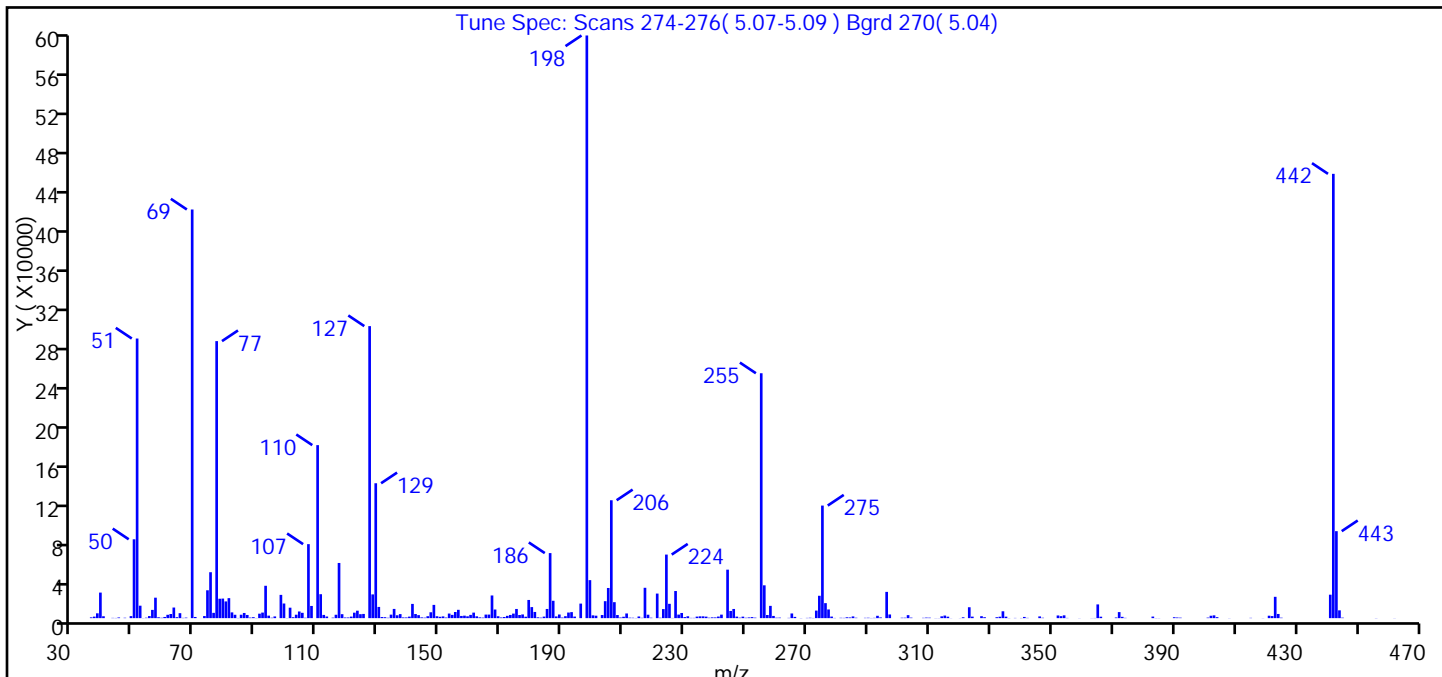
Amount Added: 1.00

Units: mL

TestAmerica Edison

Data File: \\EDICHROM\ChromData\CBNAM6\20141105-20179.b\M86509.D  
 Injection Date: 05-Nov-2014 03:05:30 Instrument ID: CBNAMS6  
 Lims ID: dftpp  
 Client ID:  
 Operator ID: ALS Bottle#: 1 Worklist Smp#: 1  
 Injection Vol: 5.0 ul Dil. Factor: 1.0000  
 Method: 8270LVI\_R6 Limit Group: SV 8270 ICAL  
 Tune Method: DFTPP Method 8270

120 DFTPP



m/z	Ion Abundance Criteria	% Relative Abundance
198	Base Peak, 100% relative abundance	100.00
51	30.00 - 60.00% of mass 198	48.00
68	Less than 2.00% of mass 69	0.00 ( 0.00)
69	Present	70.10
70	Less than 2.00% of mass 69	0.20 ( 0.30)
127	40.00 - 60.00% of mass 198	50.10
197	Less than 1.00% of mass 198	0.00
199	5.00 - 9.00% of mass 198	6.50
275	10.00 - 30.00% of mass 198	19.30
365	Greater than 1.00% of mass 198	2.40
441	Present, but less than mass 443	4.00 ( 27.00)
442	Greater than 40.00% of mass 198	76.30
443	17.00 - 23.00% of mass 442	14.90 ( 19.60)

Data File: \\EDICHROM\ChromData\CBNAMS6\20141105-20179.b\M86509.D\8270LVI\_R6.rslt\spectra.d  
Injection Date: 05-Nov-2014 03:05:30  
Spectrum: Tune Spec: Scans 274-276( 5.07-5.09 ) Bgrd 270( 5.04)  
Base Peak: 198.00  
Minimum % Base Peak: 0  
Number of Points: 306

m/z	Y	m/z	Y	m/z	Y	m/z	Y
36.00	796	122.00	5553	203.00	3170	290.00	401
37.00	1535	123.00	7560	204.00	17232	291.00	170
38.00	4900	124.00	4024	205.00	30640	292.00	310
39.00	25960	125.00	4275	206.00	119760	293.00	2381
40.00	1907	127.00	296640	207.00	16218	294.00	714
43.00	266	128.00	24112	208.00	3170	296.00	26680
44.00	192	129.00	137024	209.00	623	297.00	3737
45.00	685	130.00	11386	210.00	1423	301.00	420
47.00	391	131.00	1138	211.00	4753	302.00	453
49.00	2057	132.00	950	212.00	474	303.00	3038
50.00	80096	133.00	375	213.00	399	304.00	517
51.00	284032	134.00	3560	214.00	169	308.00	321
52.00	12646	135.00	9370	215.00	1687	309.00	561
53.00	131	136.00	2924	216.00	337	310.00	477
54.00	448	137.00	4104	217.00	30832	312.00	127
55.00	2114	138.00	722	218.00	3485	313.00	118
56.00	8386	139.00	694	219.00	433	314.00	1832
57.00	20776	140.00	1544	221.00	24960	315.00	2629
58.00	895	141.00	14461	222.00	400	316.00	1483
59.00	380	142.00	4183	223.00	9193	317.00	100
60.00	1199	143.00	3045	224.00	64568	320.00	105
61.00	3408	144.00	766	225.00	14542	321.00	863
62.00	4196	145.00	495	226.00	194	323.00	11074
63.00	10774	146.00	1946	227.00	27544	324.00	1531
64.00	999	147.00	5968	228.00	3610	327.00	1976
65.00	5044	148.00	13465	229.00	5246	328.00	932
66.00	272	149.00	1927	230.00	1067	332.00	945
67.00	542	150.00	1377	231.00	1900	333.00	1444
69.00	415104	151.00	1772	232.00	262	334.00	6974
70.00	1190	152.00	600	233.00	275	335.00	1494
72.00	29	153.00	4666	234.00	1554	336.00	159
73.00	2110	154.00	3316	235.00	1830	338.00	224
74.00	28312	155.00	6231	236.00	1833	340.00	181

Data File: \\EDICHROM\ChromData\CBNAMS6\20141105-20179.b\M86509.D\8270LVI\_R6.rslt\spectra.d

Injection Date: 05-Nov-2014 03:05:30

Spectrum: Tune Spec: Scans 274-276( 5.07-5.09 ) Bgrd 270( 5.04)

Base Peak: 198.00

Minimum % Base Peak: 0

Number of Points: 306

m/z	Y	m/z	Y	m/z	Y	m/z	Y
75.00	46648	156.00	8463	237.00	1536	341.00	1218
76.00	5380	157.00	2234	238.00	451	342.00	273
77.00	281408	158.00	2524	239.00	790	346.00	1758
78.00	19720	159.00	1865	240.00	737	347.00	397
79.00	19872	160.00	3306	241.00	1615	352.00	2718
80.00	16984	161.00	5614	242.00	3567	353.00	2017
81.00	20312	162.00	1850	244.00	49248	354.00	2835
82.00	5837	163.00	789	245.00	7301	355.00	228
83.00	3424	164.00	520	246.00	9323	359.00	109
84.00	180	165.00	3614	247.00	1554	363.00	108
85.00	3460	166.00	3616	248.00	485	364.00	181
86.00	5257	167.00	23032	249.00	1513	365.00	13955
87.00	3241	168.00	8770	250.00	381	366.00	1460
88.00	570	169.00	1929	251.00	724	371.00	648
89.00	993	170.00	690	252.00	1053	372.00	6138
90.00	170	171.00	1169	253.00	489	373.00	1323
91.00	4526	172.00	2344	255.00	248768	374.00	280
92.00	5643	173.00	3236	256.00	33336	383.00	1596
93.00	32872	174.00	4613	257.00	3186	384.00	141
94.00	2536	175.00	9325	258.00	12473	385.00	117
95.00	417	176.00	3183	259.00	2239	390.00	917
96.00	1725	177.00	3750	260.00	434	391.00	640
98.00	23632	178.00	1453	261.00	517	392.00	477
99.00	14861	179.00	18472	264.00	276	401.00	533
100.00	144	180.00	11219	265.00	4756	402.00	2444
101.00	10621	181.00	6288	266.00	1271	403.00	2832
102.00	932	182.00	846	268.00	145	404.00	1007
103.00	3485	183.00	508	270.00	253	408.00	117
104.00	6760	184.00	1555	271.00	399	415.00	292
105.00	5417	185.00	9327	272.00	186	419.00	107
106.00	385	186.00	66072	273.00	7676	421.00	2467
107.00	75168	187.00	17640	274.00	22728	422.00	2101
108.00	12387	188.00	1741	275.00	114352	423.00	21664
110.00	175744	189.00	3711	276.00	15236	424.00	4245

Report Date: 05-Nov-2014 14:22:23

Chrom Revision: 2.2 07-Oct-2014 12:16:06

Data File: \\EDICHROM\ChromData\CBNAMS6\20141105-20179.b\M86509.D\8270LVI\_R6.rslt\spectra.d

Injection Date: 05-Nov-2014 03:05:30

Spectrum: Tune Spec: Scans 274-276( 5.07-5.09 ) Bgrd 270( 5.04)

Base Peak: 198.00

Minimum % Base Peak: 0

Number of Points: 306

m/z	Y	m/z	Y	m/z	Y	m/z	Y
111.00	24312	190.00	587	277.00	8832	425.00	450
112.00	3275	191.00	1956	278.00	1600	441.00	23816
113.00	1653	192.00	5688	279.00	204	442.00	451328
115.00	508	193.00	6115	281.00	351	443.00	88352
116.00	3440	194.00	1586	282.00	278	444.00	7931
117.00	56048	196.00	14772	283.00	863	445.00	497
118.00	4023	198.00	591872	284.00	692	456.00	141
119.00	662	199.00	38600	285.00	1753	462.00	105
120.00	665	200.00	2834	286.00	412		
121.00	1559	201.00	2486	289.00	324		



TestAmerica Edison

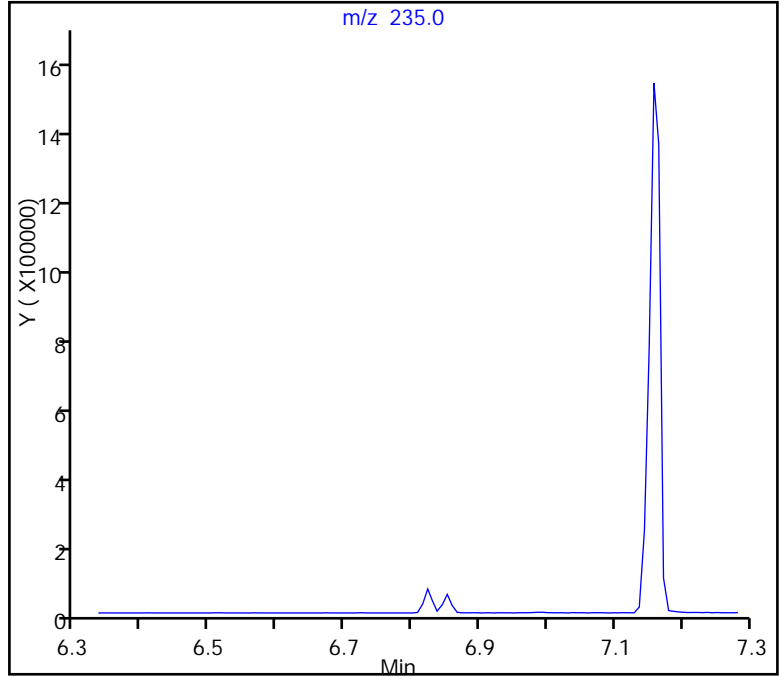
Data File: \\EDICHROM\ChromData\CBNAMS6\20141105-20179.b\M86509.D  
Injection Date: 05-Nov-2014 03:05:30 Instrument ID: CBNAMS6  
Lims ID: dftpp  
Client ID:  
Operator ID: ALS Bottle#: 1 Worklist Smp#: 1  
Injection Vol: 5.0 ul Dil. Factor: 1.0000  
Method: 8270LVI\_R6 Limit Group: SV 8270 ICAL  
116 4,4'-DDT, Detector: MS SCAN

SW-846 Method

%Breakdown =  
(Area Breakdown Cpnds/  
Total Area Breakdown Cpnds) \* 100

116 4,4'-DDT, Area = 1752596  
114 4,4'-DDD, Area = 47481  
115 4,4'-DDE, Area = 4732

%Breakdown: 2.89%, Max Limit: 20.00%  
Passed



TestAmerica Edison

Data File: \\EDICHROM\ChromData\CBNAMS6\20141105-20179.b\M86509.D  
Injection Date: 05-Nov-2014 03:05:30 Instrument ID: CBNAMS6  
Lims ID: dftpp  
Client ID:  
Operator ID: ALS Bottle#: 1 Worklist Smp#: 1  
Injection Vol: 5.0 ul Dil. Factor: 1.0000  
Method: 8270LVI\_R6 Limit Group: SV 8270 ICAL

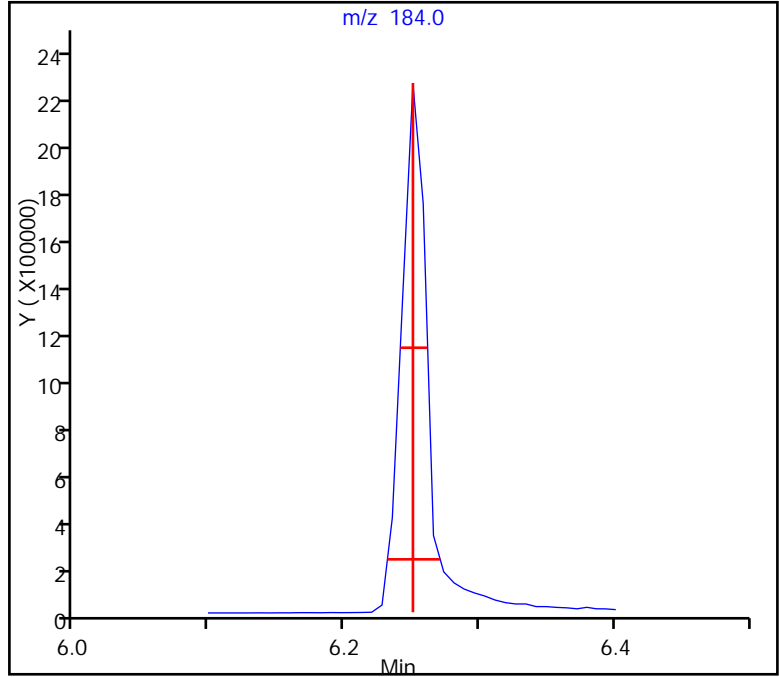
89 Benzidine\_T, Detector: MS SCAN

Peak Tailing Factor =  
BackWidth/FrontWidth @ 10% Peak Height

Back Width = 0.020 (min.)  
Front Width = 0.019 (min.)

Tailing Factor = 1.1, Max. Tailing < 3.00  
Passed

-----



TestAmerica Edison

Data File: \\EDICHROM\ChromData\CBNAMS6\20141105-20179.b\M86509.D  
Injection Date: 05-Nov-2014 03:05:30 Instrument ID: CBNAMS6  
Lims ID: dftpp  
Client ID:  
Operator ID: ALS Bottle#: 1 Worklist Smp#: 1  
Injection Vol: 5.0 ul Dil. Factor: 1.0000  
Method: 8270LVI\_R6 Limit Group: SV 8270 ICAL

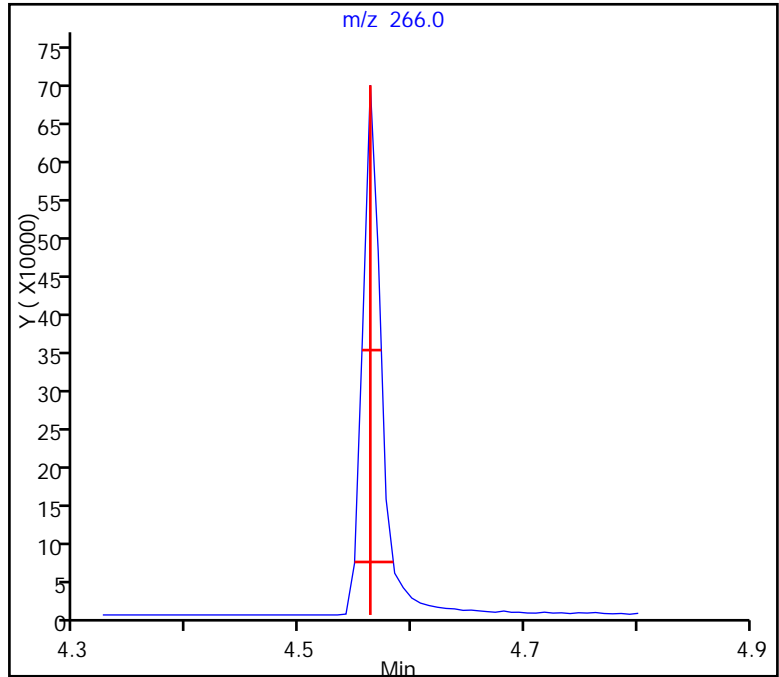
80 Pentachlorophenol\_T, Detector: MS SCAN

Peak Tailing Factor =  
BackWidth/FrontWidth @ 10% Peak Height

Back Width = 0.021 (min.)  
Front Width = 0.014 (min.)

Tailing Factor = 1.5, Max. Tailing < 3.00  
Passed

-----



FORM I  
GC/MS SEMI VOA ORGANICS ANALYSIS DATA SHEET

Lab Name: TestAmerica Edison Job No.: 460-85482-1  
 SDG No.: \_\_\_\_\_  
 Client Sample ID: \_\_\_\_\_ Lab Sample ID: MB 460-260126/1-A  
 Matrix: Solid Lab File ID: L118386.D  
 Analysis Method: 8270C Date Collected: \_\_\_\_\_  
 Extract. Method: 3546 Date Extracted: 11/03/2014 20:09  
 Sample wt/vol: 15.0000(g) Date Analyzed: 11/04/2014 10:09  
 Con. Extract Vol.: 1(mL) Dilution Factor: 1  
 Injection Volume: 1(uL) Level: (low/med) Low  
 % Moisture: \_\_\_\_\_ GPC Cleanup: (Y/N) N  
 Analysis Batch No.: 260144 Units: ug/Kg

CAS NO.	COMPOUND NAME	RESULT	Q	RL	MDL
108-60-1	2,2'-oxybis[1-chloropropane]	14	U	330	14
105-67-9	2,4-Dimethylphenol	73	U	330	73
120-83-2	2,4-Dichlorophenol	7.8	U	330	7.8
95-57-8	2-Chlorophenol	8.4	U	330	8.4
95-48-7	2-Methylphenol	14	U	330	14
91-57-6	2-Methylnaphthalene	7.3	U	330	7.3
88-75-5	2-Nitrophenol	11	U	330	11
88-06-2	2,4,6-Trichlorophenol	9.4	U	130	9.4
95-95-4	2,4,5-Trichlorophenol	33	U	330	33
91-58-7	2-Chloronaphthalene	7.5	U	330	7.5
59-50-7	4-Chloro-3-methylphenol	14	U	330	14
88-74-4	2-Nitroaniline	11	U	330	11
106-47-8	4-Chloroaniline	8.5	U	330	8.5
606-20-2	2,6-Dinitrotoluene	18	U	67	18
106-44-5	4-Methylphenol	9.0	U	330	9.0
99-09-2	3-Nitroaniline	9.8	U	330	9.8
83-32-9	Acenaphthene	8.0	U	330	8.0
100-02-7	4-Nitrophenol	160	U	670	160
208-96-8	Acenaphthylene	8.5	U	330	8.5
51-28-5	2,4-Dinitrophenol	250	U	270	250
98-86-2	Acetophenone	7.2	U	330	7.2
100-52-7	Benzaldehyde	25	U	330	25
121-14-2	2,4-Dinitrotoluene	13	U	67	13
7005-72-3	4-Chlorophenyl phenyl ether	9.9	U	330	9.9
100-01-6	4-Nitroaniline	13	U	330	13
534-52-1	4,6-Dinitro-2-methylphenol	88	U	270	88
111-91-1	Bis(2-chloroethoxy)methane	10	U	330	10
101-55-3	4-Bromophenyl phenyl ether	10	U	330	10
111-44-4	Bis(2-chloroethyl)ether	7.8	U	33	7.8
1912-24-9	Atrazine	15	U	130	15
120-12-7	Anthracene	31	U	330	31
105-60-2	Caprolactam	24	U	330	24
86-74-8	Carbazole	8.2	U	330	8.2
218-01-9	Chrysene	9.0	U	330	9.0

FORM I  
GC/MS SEMI VOA ORGANICS ANALYSIS DATA SHEET

Lab Name: TestAmerica Edison Job No.: 460-85482-1  
 SDG No.: \_\_\_\_\_  
 Client Sample ID: \_\_\_\_\_ Lab Sample ID: MB 460-260126/1-A  
 Matrix: Solid Lab File ID: L118386.D  
 Analysis Method: 8270C Date Collected: \_\_\_\_\_  
 Extract. Method: 3546 Date Extracted: 11/03/2014 20:09  
 Sample wt/vol: 15.0000(g) Date Analyzed: 11/04/2014 10:09  
 Con. Extract Vol.: 1(mL) Dilution Factor: 1  
 Injection Volume: 1(uL) Level: (low/med) Low  
 % Moisture: \_\_\_\_\_ GPC Cleanup: (Y/N) N  
 Analysis Batch No.: 260144 Units: ug/Kg

CAS NO.	COMPOUND NAME	RESULT	Q	RL	MDL
132-64-9	Dibenzofuran	10	U	330	10
207-08-9	Benzo[k]fluoranthene	14	U	33	14
84-66-2	Diethyl phthalate	9.4	U	330	9.4
191-24-2	Benzo[g,h,i]perylene	19	U	330	19
131-11-3	Dimethyl phthalate	9.6	U	330	9.6
205-99-2	Benzo[b]fluoranthene	13	U	33	13
84-74-2	Di-n-butyl phthalate	9.9	U	330	9.9
50-32-8	Benzo[a]pyrene	10	U	33	10
56-55-3	Benzo[a]anthracene	28	U	33	28
92-52-4	Diphenyl	28	U	330	28
206-44-0	Fluoranthene	9.8	U	330	9.8
85-68-7	Butyl benzyl phthalate	10	U	330	10
86-73-7	Fluorene	7.2	U	330	7.2
117-81-7	Bis(2-ethylhexyl) phthalate	13	U	330	13
118-74-1	Hexachlorobenzene	13	U	33	13
117-84-0	Di-n-octyl phthalate	17	U	330	17
87-68-3	Hexachlorobutadiene	9.3	U	67	9.3
77-47-4	Hexachlorocyclopentadiene	21	U	330	21
53-70-3	Dibenz(a,h)anthracene	17	U	33	17
67-72-1	Hexachloroethane	12	U	33	12
91-94-1	3,3'-Dichlorobenzidine	37	U	130	37
193-39-5	Indeno[1,2,3-cd]pyrene	22	U	33	22
95-94-3	1,2,4,5-Tetrachlorobenzene	25	U	330	25
78-59-1	Isophorone	7.1	U	130	7.1
58-90-2	2,3,4,6-Tetrachlorophenol	31	U	330	31
91-20-3	Naphthalene	8.4	U	330	8.4
98-95-3	Nitrobenzene	10	U	33	10
621-64-7	N-Nitrosodi-n-propylamine	11	U	33	11
86-30-6	N-Nitrosodiphenylamine	30	U	330	30
87-86-5	Pentachlorophenol	40	U	270	40
85-01-8	Phenanthrene	8.8	U	330	8.8
108-95-2	Phenol	11	U	330	11
129-00-0	Pyrene	15	U	330	15

FORM I  
GC/MS SEMI VOA ORGANICS ANALYSIS DATA SHEET

Lab Name: TestAmerica Edison Job No.: 460-85482-1  
 SDG No.: \_\_\_\_\_  
 Client Sample ID: \_\_\_\_\_ Lab Sample ID: MB 460-260126/1-A  
 Matrix: Solid Lab File ID: L118386.D  
 Analysis Method: 8270C Date Collected: \_\_\_\_\_  
 Extract. Method: 3546 Date Extracted: 11/03/2014 20:09  
 Sample wt/vol: 15.0000(g) Date Analyzed: 11/04/2014 10:09  
 Con. Extract Vol.: 1(mL) Dilution Factor: 1  
 Injection Volume: 1(uL) Level: (low/med) Low  
 % Moisture: \_\_\_\_\_ GPC Cleanup: (Y/N) N  
 Analysis Batch No.: 260144 Units: ug/Kg

CAS NO.	SURROGATE	%REC	Q	LIMITS
4165-60-0	Nitrobenzene-d5	96		38-105
4165-62-2	Phenol-d5	87		41-118
1718-51-0	Terphenyl-d14	105		16-151
118-79-6	2,4,6-Tribromophenol	87		10-120
367-12-4	2-Fluorophenol	83		37-125
321-60-8	2-Fluorobiphenyl	89		40-109

FORM I  
GC/MS SEMI VOA ORGANICS ANALYSIS DATA SHEET  
TENTATIVELY IDENTIFIED COMPOUNDS

Lab Name: TestAmerica Edison Job No.: 460-85482-1  
 SDG No.: \_\_\_\_\_  
 Client Sample ID: \_\_\_\_\_ Lab Sample ID: MB 460-260126/1-A  
 Matrix: Solid Lab File ID: L118386.D  
 Analysis Method: 8270C Date Collected: \_\_\_\_\_  
 Extract. Method: 3546 Date Extracted: 11/03/2014 20:09  
 Sample wt/vol: 15.0000(g) Date Analyzed: 11/04/2014 10:09  
 Con. Extract Vol.: 1(mL) Dilution Factor: 1  
 Injection Volume: 1(uL) Level: (low/med) Low  
 % Moisture: \_\_\_\_\_ GPC Cleanup: (Y/N) N  
 Analysis Batch No.: 260144 Units: ug/Kg  
 Number TICs Found: 1 TIC Result Total: 373

CAS NO.	COMPOUND NAME	RT	RESULT	Q
	Aldol condensation product	2.55	373	J A

TestAmerica Edison  
Target Compound Quantitation Report

Data File: \\EDICHROM\ChromData\CBNAMS12\20141104-20137.b\L118386.D  
 Lims ID: MB 460-260126/1-A  
 Client ID:  
 Sample Type: MB  
 Inject. Date: 04-Nov-2014 10:09:30 ALS Bottle#: 11 Worklist Smp#: 11  
 Injection Vol: 1.0 ul Dil. Factor: 1.0000  
 Sample Info: 460-0020137-011  
 Operator ID: BNA 12 Instrument ID: CBNAMS12  
 Method: \\EDICHROM\ChromData\CBNAMS12\20141104-20137.b\8270\_12R\_9.m  
 Limit Group: SV 8270 ICAL  
 Last Update: 04-Nov-2014 14:00:55 Calib Date: 12-Oct-2014 21:39:30  
 Integrator: RTE ID Type: Deconvolution ID  
 Quant Method: Internal Standard Quant By: Initial Calibration  
 Last ICal File: \\EDICHROM\ChromData\CBNAMS12\20141010-19189.b\L117531.D  
 Column 1 : Rtxi-5Sil MS ( 0.25 mm) Det: MS SCAN  
 Process Host: XAWRK006

First Level Reviewer: bayoumiw Date: 04-Nov-2014 14:01:33

Compound	Sig	RT (min.)	Adj RT (min.)	Dlt RT (min.)	Q	Response	Cal Amt ug/ml	OnCol Amt ug/ml	Flags
\$ 4 2-Fluorophenol	112	2.845	2.828	0.017	93	557584	50.0	41.4	
\$ 6 Phenol-d5	99	3.763	3.769	-0.006	87	705151	50.0	43.5	
* 13 1,4-Dichlorobenzene-d4	152	4.122	4.116	0.006	98	392311	40.0	40.0	
\$ 25 Nitrobenzene-d5	82	4.681	4.687	-0.006	90	646968	50.0	48.0	
* 35 Naphthalene-d8	136	5.410	5.410	0.000	100	1372129	40.0	40.0	
\$ 48 2-Fluorobiphenyl	172	6.498	6.504	-0.006	97	1038745	50.0	44.3	
* 61 Acenaphthene-d10	164	7.163	7.163	0.000	95	660737	40.0	40.0	
\$ 76 2,4,6-Tribromophenol	330	7.945	7.945	0.000	94	171626	50.0	43.6	
* 83 Phenanthrene-d10	188	8.627	8.628	-0.001	99	852903	40.0	40.0	
\$ 91 Terphenyl-d14	244	10.192	10.198	-0.006	99	676031	50.0	52.5	
* 96 Chrysene-d12	240	11.345	11.345	0.000	99	570125	40.0	40.0	
* 103 Perylene-d12	264	13.221	13.227	-0.006	98	444693	40.0	40.0	

Reagents:

SM\_ISTD\_00064 Amount Added: 20.00 Units: uL Run Reagent



TestAmerica Edison  
Tentatively Identified Quantitation Report

Data File: \\EDICHROM\ChromData\CBNAMS12\20141104-20137.b\L118386.D  
 Lims ID: MB 460-260126/1-A  
 Client ID:  
 Sample Type: MB  
 Inject. Date: 04-Nov-2014 10:09:30 ALS Bottle#: 11 Worklist Smp#: 11  
 Injection Vol: 1.0 ul Dil. Factor: 1.0000  
 Sample Info: 460-0020137-011  
 Operator ID: BNA 12 Instrument ID: CBNAMS12  
 Method: \\EDICHROM\ChromData\CBNAMS12\20141104-20137.b\8270\_12R\_9.m  
 Limit Group: SV 8270 ICAL  
 Last Update: 04-Nov-2014 14:00:55 Calib Date: 12-Oct-2014 21:39:30  
 Tic RT Window: 0.000 -0.000 Response: area  
 Quant By: Nearest ISTD Quant LOD: 10.00000  
 MS Library: \\EDICHROM\ChromData\Database\NIST02.L  
 Min. Match: 80  
 Column 1 : Rtxi-5Sil MS ( 0.25 mm) Det: MS SCAN  
 Process Host: XAWRK006  
 First Level Reviewer: bayoumiw Date: 04-Nov-2014 14:01:33

Tentative Identified Compound Results

RT	Response	Amount ug/ml	Quant Cpnd	Qual	Lib Entry	Molecular Formula	Mol. Weight	Flags
Aldol condensation product								
2.551	345985	5.60	13	0	0		0	

Quantitation Compounds

Compound	RT	Response	Amount ug/ml
* 13 1,4-Dichlorobenzene-d4	4.122	2470407	40.0

QC Flag Legend

Processing Flags

Reagents:

SM\_ISTD\_00064 Amount Added: 20.00 Units: uL Run Reagent

TestAmerica Edison

Data File: \\EDICHROM\ChromData\CBNAMS12\20141104-20137.b\L118386.D

Injection Date: 04-Nov-2014 10:09:30

Instrument ID: CBNAMS12

Operator ID: BNA 12

Lims ID: MB 460-260126/1-A

Worklist Smp#: 11

Client ID:

Injection Vol: 1.0 ul

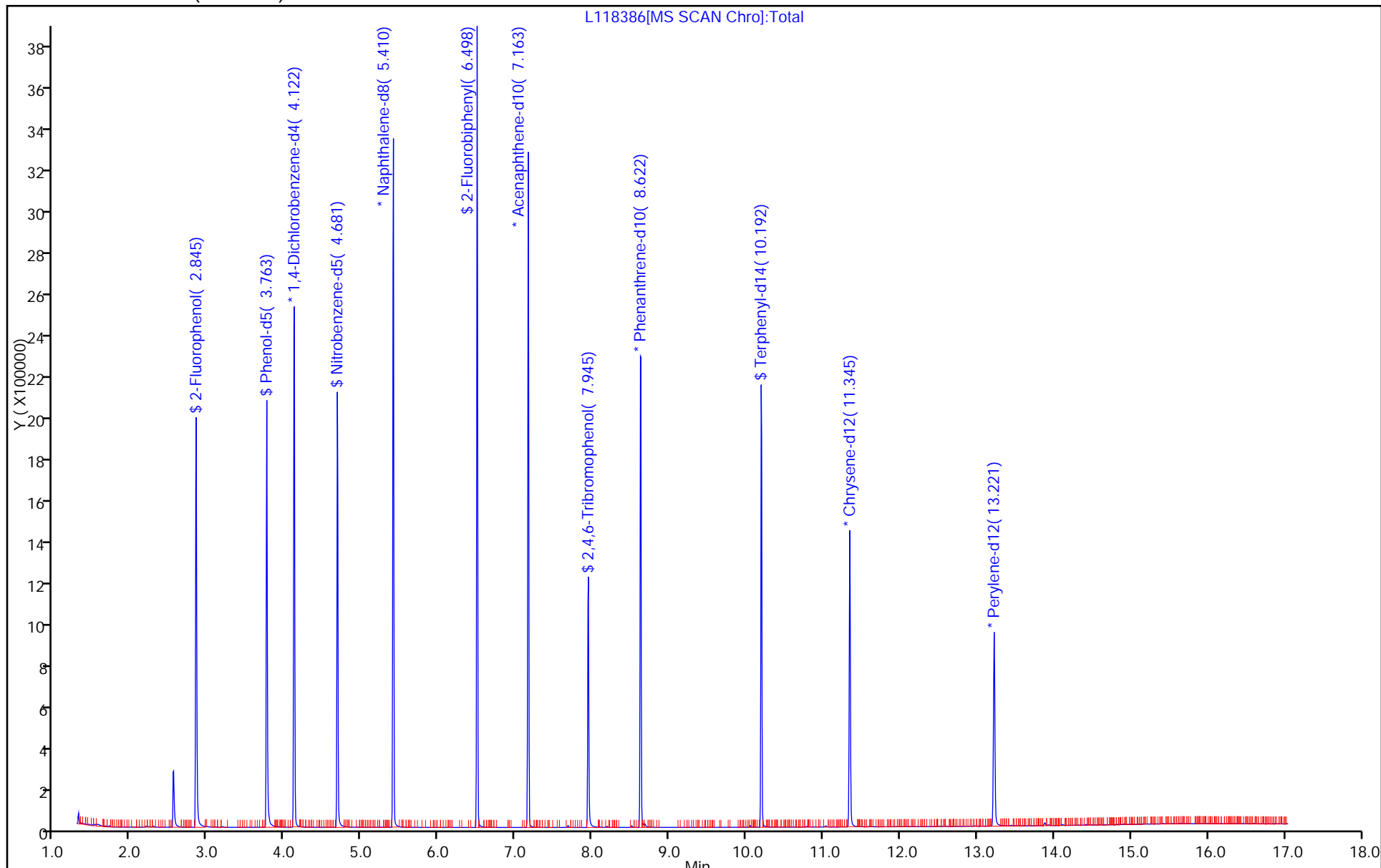
Dil. Factor: 1.0000

ALS Bottle#: 11

Method: 8270\_12R\_9

Limit Group: SV 8270 ICAL

Column: Rtxi-5Sil MS (0.25 mm)



TestAmerica Edison

Data File: \\EDICHROM\ChromData\CBNAMS12\20141104-20137.b\L118386.D

Injection Date: 04-Nov-2014 10:09:30

Instrument ID: CBNAMS12

Lims ID: MB 460-260126/1-A

Client ID:

Operator ID: BNA 12

ALS Bottle#: 11

Worklist Smp#: 11

Injection Vol: 1.0 ul

Dil. Factor: 1.0000

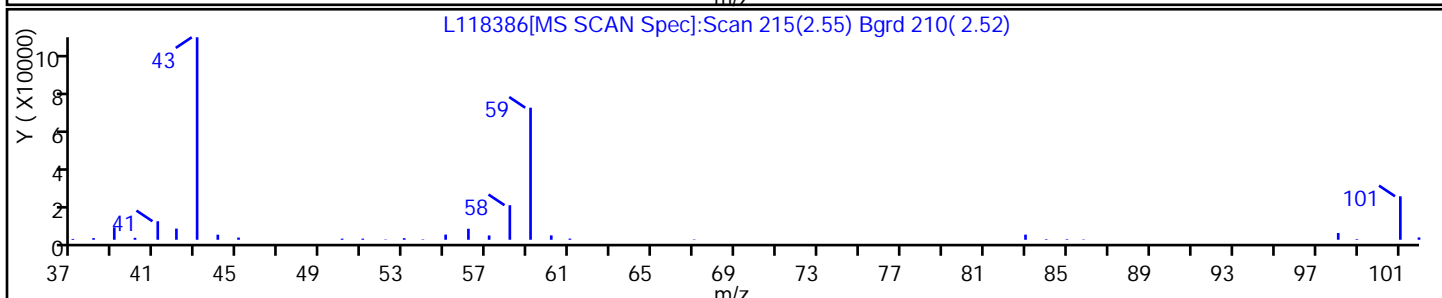
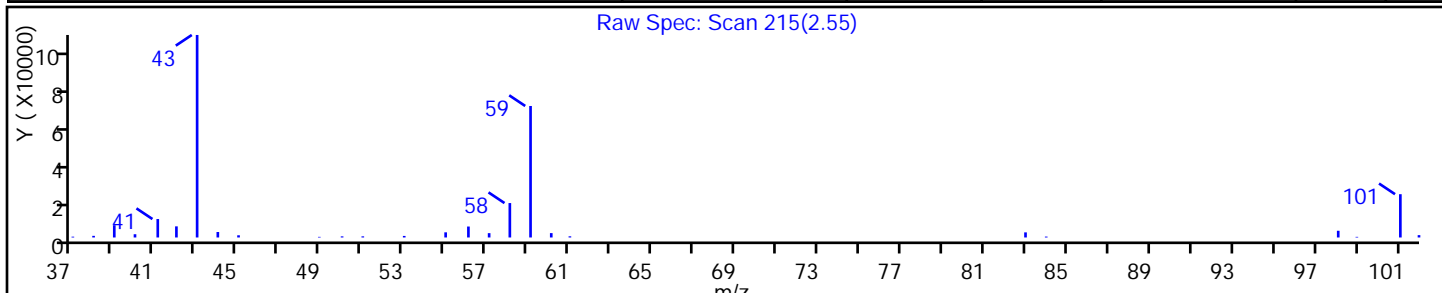
Method: 8270\_12R\_9

Limit Group: SV 8270 ICAL

Column:

Detector: MS SCAN

Library Search Compound Match	CAS#	Library	Entry	Formula	Weight	Q
Aldol condensation product		NIST02	0		0	0



FORM I  
GC/MS SEMI VOA ORGANICS ANALYSIS DATA SHEET

Lab Name: TestAmerica Edison Job No.: 460-85482-1  
 SDG No.: \_\_\_\_\_  
 Client Sample ID: \_\_\_\_\_ Lab Sample ID: MB 460-260289/1-A  
 Matrix: Water Lab File ID: M86525.D  
 Analysis Method: 8270C Date Collected: \_\_\_\_\_  
 Extract. Method: 3510C Date Extracted: 11/04/2014 13:31  
 Sample wt/vol: 250 (mL) Date Analyzed: 11/05/2014 08:54  
 Con. Extract Vol.: 2 (mL) Dilution Factor: 1  
 Injection Volume: 5 (uL) Level: (low/med) Low  
 % Moisture: \_\_\_\_\_ GPC Cleanup: (Y/N) N  
 Analysis Batch No.: 260393 Units: ug/L

CAS NO.	COMPOUND NAME	RESULT	Q	RL	MDL
108-60-1	2,2'-oxybis[1-chloropropane]	1.3	U	10	1.3
105-67-9	2,4-Dimethylphenol	1.2	U	10	1.2
120-83-2	2,4-Dichlorophenol	1.1	U	10	1.1
95-57-8	2-Chlorophenol	0.93	U	10	0.93
95-48-7	2-Methylphenol	1.4	U	10	1.4
91-57-6	2-Methylnaphthalene	1.5	U	10	1.5
88-75-5	2-Nitrophenol	0.68	U	10	0.68
88-06-2	2,4,6-Trichlorophenol	1.4	U	10	1.4
95-95-4	2,4,5-Trichlorophenol	2.2	U	10	2.2
91-58-7	2-Chloronaphthalene	1.3	U	10	1.3
59-50-7	4-Chloro-3-methylphenol	1.1	U	10	1.1
88-74-4	2-Nitroaniline	2.0	U	20	2.0
106-47-8	4-Chloroaniline	0.32	U	1.0	0.32
606-20-2	2,6-Dinitrotoluene	0.27	U	2.0	0.27
106-44-5	4-Methylphenol	1.0	U	10	1.0
99-09-2	3-Nitroaniline	2.9	U	20	2.9
83-32-9	Acenaphthene	1.1	U	10	1.1
100-02-7	4-Nitrophenol	2.0	U	30	2.0
208-96-8	Acenaphthylene	1.8	U	10	1.8
51-28-5	2,4-Dinitrophenol	2.0	U	30	2.0
98-86-2	Acetophenone	0.89	U	10	0.89
100-52-7	Benzaldehyde	2.1	U	10	2.1
121-14-2	2,4-Dinitrotoluene	0.28	U	2.0	0.28
7005-72-3	4-Chlorophenyl phenyl ether	1.5	U	10	1.5
100-01-6	4-Nitroaniline	2.9	U	20	2.9
534-52-1	4,6-Dinitro-2-methylphenol	3.0	U	30	3.0
111-91-1	Bis(2-chloroethoxy)methane	1.0	U	10	1.0
101-55-3	4-Bromophenyl phenyl ether	1.1	U	10	1.1
111-44-4	Bis(2-chloroethyl)ether	0.30	U	1.0	0.30
1912-24-9	Atrazine	1.0	U	10	1.0
120-12-7	Anthracene	0.85	U	10	0.85
105-60-2	Caprolactam	0.91	U	10	0.91
86-74-8	Carbazole	1.2	U	10	1.2
218-01-9	Chrysene	1.4	U	10	1.4

FORM I  
GC/MS SEMI VOA ORGANICS ANALYSIS DATA SHEET

Lab Name: TestAmerica Edison Job No.: 460-85482-1  
 SDG No.: \_\_\_\_\_  
 Client Sample ID: \_\_\_\_\_ Lab Sample ID: MB 460-260289/1-A  
 Matrix: Water Lab File ID: M86525.D  
 Analysis Method: 8270C Date Collected: \_\_\_\_\_  
 Extract. Method: 3510C Date Extracted: 11/04/2014 13:31  
 Sample wt/vol: 250 (mL) Date Analyzed: 11/05/2014 08:54  
 Con. Extract Vol.: 2 (mL) Dilution Factor: 1  
 Injection Volume: 5 (uL) Level: (low/med) Low  
 % Moisture: \_\_\_\_\_ GPC Cleanup: (Y/N) N  
 Analysis Batch No.: 260393 Units: ug/L

CAS NO.	COMPOUND NAME	RESULT	Q	RL	MDL
132-64-9	Dibenzofuran	1.5	U	10	1.5
207-08-9	Benzo[k]fluoranthene	0.14	U	1.0	0.14
84-66-2	Diethyl phthalate	1.4	U	10	1.4
191-24-2	Benzo[g,h,i]perylene	0.93	U	10	0.93
131-11-3	Dimethyl phthalate	1.1	U	10	1.1
205-99-2	Benzo[b]fluoranthene	0.21	U	1.0	0.21
84-74-2	Di-n-butyl phthalate	1.0	U	10	1.0
50-32-8	Benzo[a]pyrene	0.14	U	1.0	0.14
56-55-3	Benzo[a]anthracene	0.18	U	1.0	0.18
92-52-4	Diphenyl	1.8	U	10	1.8
206-44-0	Fluoranthene	1.1	U	10	1.1
85-68-7	Butyl benzyl phthalate	1.4	U	10	1.4
86-73-7	Fluorene	1.7	U	10	1.7
117-81-7	Bis(2-ethylhexyl) phthalate	0.81	U	10	0.81
118-74-1	Hexachlorobenzene	0.20	U	1.0	0.20
117-84-0	Di-n-octyl phthalate	0.88	U	10	0.88
87-68-3	Hexachlorobutadiene	0.68	U	2.0	0.68
77-47-4	Hexachlorocyclopentadiene	1.5	U	10	1.5
53-70-3	Dibenz(a,h)anthracene	0.16	U	1.0	0.16
67-72-1	Hexachloroethane	0.15	U	1.0	0.15
91-94-1	3,3'-Dichlorobenzidine	3.2	U	20	3.2
193-39-5	Indeno[1,2,3-cd]pyrene	0.11	U	1.0	0.11
95-94-3	1,2,4,5-Tetrachlorobenzene	1.8	U	10	1.8
78-59-1	Isophorone	1.3	U	10	1.3
58-90-2	2,3,4,6-Tetrachlorophenol	0.89	U	10	0.89
91-20-3	Naphthalene	2.0	U	10	2.0
98-95-3	Nitrobenzene	0.34	U	1.0	0.34
621-64-7	N-Nitrosodi-n-propylamine	0.27	U	1.0	0.27
86-30-6	N-Nitrosodiphenylamine	1.0	U	10	1.0
87-86-5	Pentachlorophenol	2.7	U	30	2.7
85-01-8	Phenanthrene	1.2	U	10	1.2
108-95-2	Phenol	0.60	U	10	0.60
129-00-0	Pyrene	1.1	U	10	1.1

FORM I  
GC/MS SEMI VOA ORGANICS ANALYSIS DATA SHEET

Lab Name: TestAmerica Edison Job No.: 460-85482-1  
 SDG No.: \_\_\_\_\_  
 Client Sample ID: \_\_\_\_\_ Lab Sample ID: MB 460-260289/1-A  
 Matrix: Water Lab File ID: M86525.D  
 Analysis Method: 8270C Date Collected: \_\_\_\_\_  
 Extract. Method: 3510C Date Extracted: 11/04/2014 13:31  
 Sample wt/vol: 250 (mL) Date Analyzed: 11/05/2014 08:54  
 Con. Extract Vol.: 2 (mL) Dilution Factor: 1  
 Injection Volume: 5 (uL) Level: (low/med) Low  
 % Moisture: \_\_\_\_\_ GPC Cleanup: (Y/N) N  
 Analysis Batch No.: 260393 Units: ug/L

CAS NO.	SURROGATE	%REC	Q	LIMITS
4165-60-0	Nitrobenzene-d5	105		60-114
4165-62-2	Phenol-d5	34		4-86
1718-51-0	Terphenyl-d14	109		72-130
118-79-6	2,4,6-Tribromophenol	86		51-126
367-12-4	2-Fluorophenol	54		15-96
321-60-8	2-Fluorobiphenyl	100		50-120

FORM I  
GC/MS SEMI VOA ORGANICS ANALYSIS DATA SHEET  
TENTATIVELY IDENTIFIED COMPOUNDS

Lab Name: TestAmerica Edison Job No.: 460-85482-1  
 SDG No.: \_\_\_\_\_  
 Client Sample ID: \_\_\_\_\_ Lab Sample ID: MB 460-260289/1-A  
 Matrix: Water Lab File ID: M86525.D  
 Analysis Method: 8270C Date Collected: \_\_\_\_\_  
 Extract. Method: 3510C Date Extracted: 11/04/2014 13:31  
 Sample wt/vol: 250 (mL) Date Analyzed: 11/05/2014 08:54  
 Con. Extract Vol.: 2 (mL) Dilution Factor: 1  
 Injection Volume: 5 (uL) Level: (low/med) Low  
 % Moisture: \_\_\_\_\_ GPC Cleanup: (Y/N) N  
 Analysis Batch No.: 260393 Units: ug/L  
 Number TICs Found: 1 TIC Result Total: 15.3

CAS NO.	COMPOUND NAME	RT	RESULT	Q
77-93-0	Ethyl citrate	8.15	15.3	J N

TestAmerica Edison  
Target Compound Quantitation Report

Data File: \\EDICHROM\ChromData\CBNAMS6\20141105-20179.b\M86525.D  
 Lims ID: MB 460-260289/1-A  
 Client ID:  
 Sample Type: MB  
 Inject. Date: 05-Nov-2014 08:54:30 ALS Bottle#: 17 Worklist Smp#: 18  
 Injection Vol: 5.0 ul Dil. Factor: 1.0000  
 Sample Info: 460-0020179-018  
 Operator ID: Instrument ID: CBNAMS6  
 Method: \\EDICHROM\ChromData\CBNAMS6\20141105-20179.b\8270LVI\_R6.m  
 Limit Group: SV 8270 ICAL  
 Last Update: 05-Nov-2014 14:31:20 Calib Date: 26-Oct-2014 17:14:30  
 Integrator: RTE ID Type: Deconvolution ID  
 Quant Method: Internal Standard Quant By: Initial Calibration  
 Last ICal File: \\EDICHROM\ChromData\CBNAMS6\20141026-19807.b\M86021.D  
 Column 1 : Rtxi-5Sil MS ( 0.25 mm) Det: MS SCAN  
 Process Host: XAWRK037

First Level Reviewer: szczecha Date: 05-Nov-2014 14:31:57

Compound	Sig	RT (min.)	Adj RT (min.)	Dlt RT (min.)	Q	Response	Cal Amt ug/ml	OnCol Amt ug/ml	Flags
\$ 4 2-Fluorophenol	112	3.144	3.153	-0.009	92	175158	10.0	5.38	
\$ 6 Phenol-d5	99	4.050	4.077	-0.027	84	139087	10.0	3.39	
* 13 1,4-Dichlorobenzene-d4	152	4.407	4.415	-0.008	98	169783	8.00	8.00	
\$ 25 Nitrobenzene-d5	82	4.974	4.986	-0.012	91	440683	10.0	10.5	
* 35 Naphthalene-d8	136	5.694	5.703	-0.009	99	672858	8.00	8.00	
\$ 48 2-Fluorobiphenyl	172	6.789	6.796	-0.007	97	603729	10.0	10.0	
* 61 Acenaphthene-d10	164	7.455	7.459	-0.004	91	330348	8.00	8.00	
\$ 76 2,4,6-Tribromophenol	330	8.243	8.249	-0.006	94	85700	10.0	8.60	
* 83 Phenanthrene-d10	188	8.924	8.931	-0.007	98	506341	8.00	8.00	
\$ 91 Terphenyl-d14	244	10.514	10.512	0.002	99	462180	10.0	10.9	
* 96 Chrysene-d12	240	11.724	11.731	-0.007	99	332468	8.00	8.00	
* 103 Perylene-d12	264	13.682	13.693	-0.010	97	226191	8.00	8.00	

Reagents:

SM\_ISTD\_LVI\_00048 Amount Added: 20.00 Units: uL Run Reagent



TestAmerica Edison  
Tentatively Identified Quantitation Report

Data File: \\EDICHROM\ChromData\CBNAMS6\20141105-20179.b\M86525.D  
 Lims ID: MB 460-260289/1-A  
 Client ID:  
 Sample Type: MB  
 Inject. Date: 05-Nov-2014 08:54:30 ALS Bottle#: 17 Worklist Smp#: 18  
 Injection Vol: 5.0 ul Dil. Factor: 1.0000  
 Sample Info: 460-0020179-018  
 Operator ID: Instrument ID: CBNAMS6  
 Method: \\EDICHROM\ChromData\CBNAMS6\20141105-20179.b\8270LVI\_R6.m  
 Limit Group: SV 8270 ICAL  
 Last Update: 05-Nov-2014 14:31:20 Calib Date: 26-Oct-2014 17:14:30  
 Tic RT Window: 0.000 -0.000 Response: area  
 Quant By: Nearest ISTD Quant LOD: 10.00000  
 MS Library: \\EDICHROM\ChromData\Database\NIST02.L  
 Min. Match: 80  
 Column 1 : Rtxi-5Sil MS ( 0.25 mm) Det: MS SCAN  
 Process Host: XAWRK037  
 First Level Reviewer: szczecha Date: 05-Nov-2014 14:31:57

Tentative Identified Compound Results

RT	Response	Amount ug/ml	Quant Cpnd	Qual	Lib Entry	Molecular Formula	Mol. Weight	Flags
8.153	330113	1.91	61	90	103739	C12H20O7	276	

Quantitation Compounds

Compound	RT	Response	Amount ug/ml
* 61 Acenaphthene-d10	7.455	1379655	8.00

QC Flag Legend

Processing Flags

Reagents:

SM\_ISTD\_LVI\_00048 Amount Added: 20.00 Units: uL Run Reagent

TestAmerica Edison

Data File: \\EDICHROM\ChromData\CBNAMS6\20141105-20179.b\M86525.D

Injection Date: 05-Nov-2014 08:54:30

Instrument ID: CBNAMS6

Operator ID:

Lims ID: MB 460-260289/1-A

Worklist Smp#: 18

Client ID:

Injection Vol: 5.0 ul

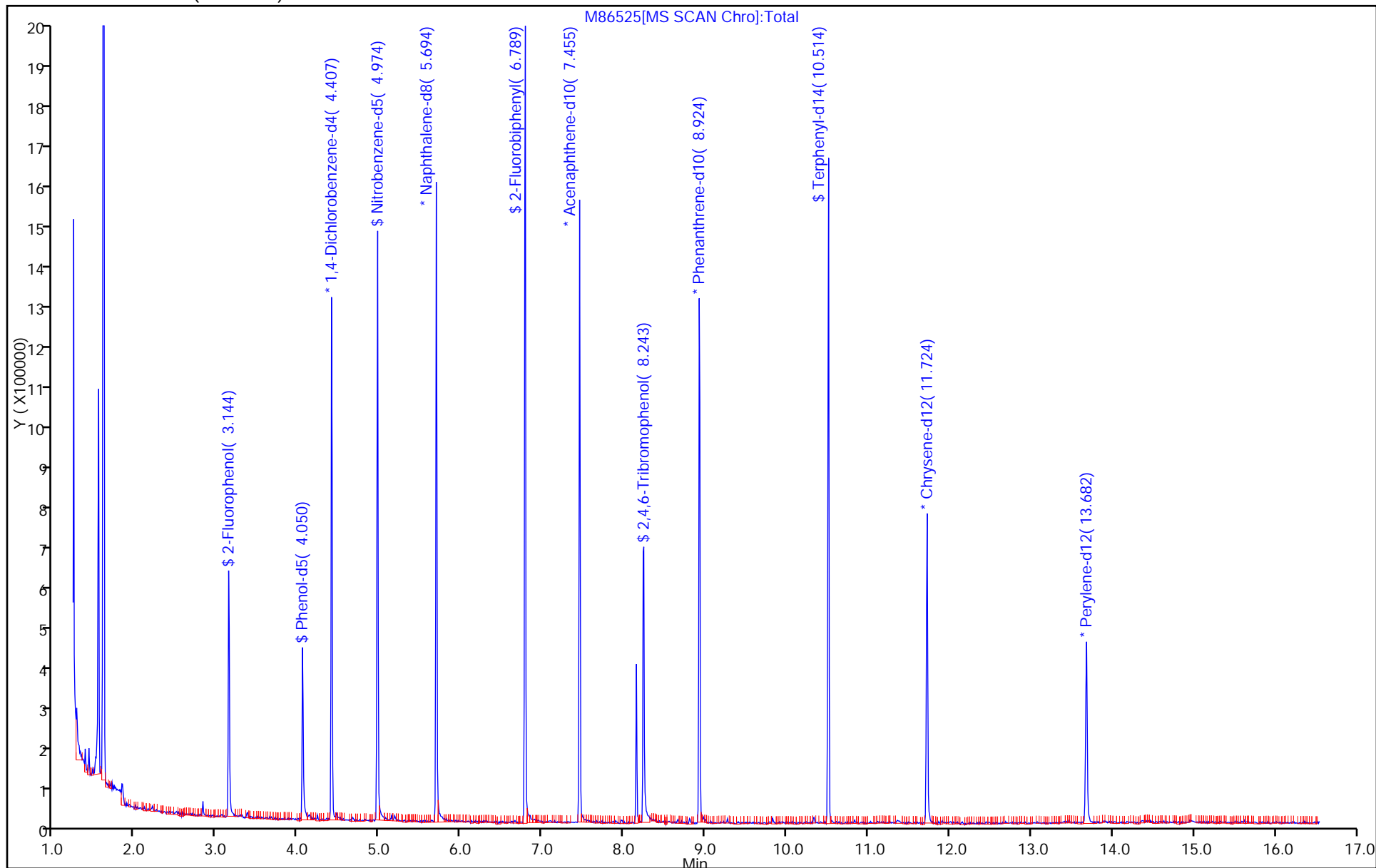
Dil. Factor: 1.0000

ALS Bottle#: 17

Method: 8270LVI\_R6

Limit Group: SV 8270 ICAL

Column: Rtxi-5Sil MS (0.25 mm)



TestAmerica Edison

Data File: \\EDICHROM\ChromData\CBNAMS6\20141105-20179.b\M86525.D

Injection Date: 05-Nov-2014 08:54:30

Instrument ID: CBNAMS6

Lims ID: MB 460-260289/1-A

Client ID:

Operator ID:

ALS Bottle#:

17

Worklist Smp#:

18

Injection Vol: 5.0 ul

Dil. Factor:

1.0000

Method: 8270LVI\_R6

Limit Group:

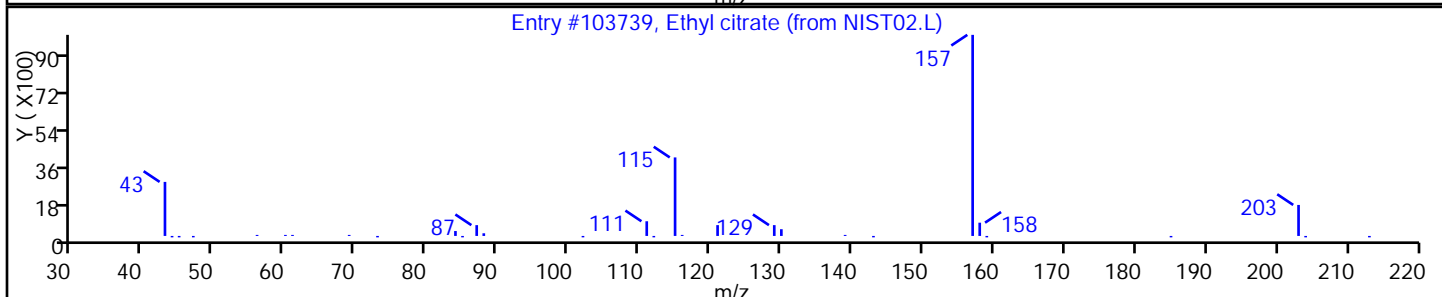
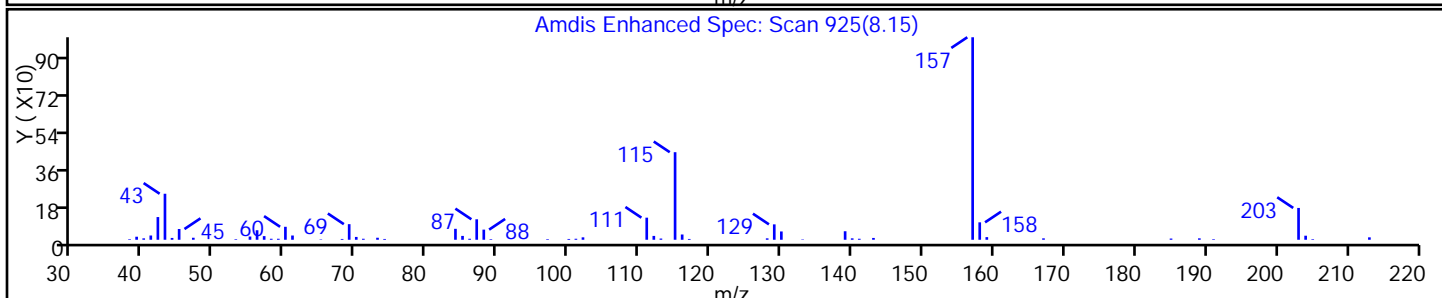
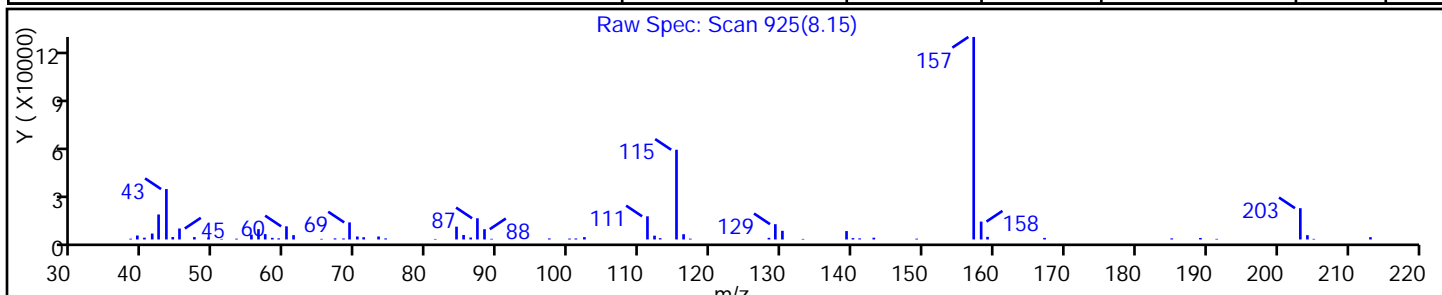
SV 8270 ICAL

Column:

Detector

MS SCAN

Library Search Compound Match	CAS#	Library	Entry	Formula	Weight	Q
Ethyl citrate	77-93-0	NIST02	103739	C12H20O7	276	90



FORM I  
GC/MS SEMI VOA ORGANICS ANALYSIS DATA SHEET

Lab Name: TestAmerica Edison Job No.: 460-85482-1  
 SDG No.: \_\_\_\_\_  
 Client Sample ID: \_\_\_\_\_ Lab Sample ID: LCS 460-260126/2-A  
 Matrix: Solid Lab File ID: L118388.D  
 Analysis Method: 8270C Date Collected: \_\_\_\_\_  
 Extract. Method: 3546 Date Extracted: 11/03/2014 20:09  
 Sample wt/vol: 15.0000(g) Date Analyzed: 11/04/2014 11:00  
 Con. Extract Vol.: 1(mL) Dilution Factor: 1  
 Injection Volume: 1(uL) Level: (low/med) Low  
 % Moisture: \_\_\_\_\_ GPC Cleanup: (Y/N) N  
 Analysis Batch No.: 260144 Units: ug/Kg

CAS NO.	COMPOUND NAME	RESULT	Q	RL	MDL
108-60-1	2,2'-oxybis[1-chloropropane]	3190		330	14
105-67-9	2,4-Dimethylphenol	2610		330	73
120-83-2	2,4-Dichlorophenol	2540		330	7.8
95-57-8	2-Chlorophenol	2490		330	8.4
95-48-7	2-Methylphenol	2390		330	14
91-57-6	2-Methylnaphthalene	2630		330	7.3
88-75-5	2-Nitrophenol	2880		330	11
88-06-2	2,4,6-Trichlorophenol	2800		130	9.4
95-95-4	2,4,5-Trichlorophenol	2730		330	33
91-58-7	2-Chloronaphthalene	2810		330	7.5
59-50-7	4-Chloro-3-methylphenol	2500		330	14
88-74-4	2-Nitroaniline	2590		330	11
106-47-8	4-Chloroaniline	1400		330	8.5
606-20-2	2,6-Dinitrotoluene	2720		67	18
106-44-5	4-Methylphenol	2500		330	9.0
99-09-2	3-Nitroaniline	1700		330	9.8
83-32-9	Acenaphthene	2410		330	8.0
100-02-7	4-Nitrophenol	4470		670	160
208-96-8	Acenaphthylene	2730		330	8.5
51-28-5	2,4-Dinitrophenol	4960		270	250
98-86-2	Acetophenone	2450		330	7.2
121-14-2	2,4-Dinitrotoluene	2380		67	13
7005-72-3	4-Chlorophenyl phenyl ether	2460		330	9.9
100-01-6	4-Nitroaniline	1780		330	13
534-52-1	4,6-Dinitro-2-methylphenol	5440		270	88
111-91-1	Bis(2-chloroethoxy)methane	2680		330	10
101-55-3	4-Bromophenyl phenyl ether	3160		330	10
111-44-4	Bis(2-chloroethyl)ether	3640		33	7.8
1912-24-9	Atrazine	2250		130	15
120-12-7	Anthracene	2760		330	31
105-60-2	Caprolactam	2350		330	24
86-74-8	Carbazole	2480		330	8.2
218-01-9	Chrysene	2620		330	9.0
132-64-9	Dibenzofuran	2480		330	10

FORM I  
GC/MS SEMI VOA ORGANICS ANALYSIS DATA SHEET

Lab Name: TestAmerica Edison Job No.: 460-85482-1  
 SDG No.: \_\_\_\_\_  
 Client Sample ID: \_\_\_\_\_ Lab Sample ID: LCS 460-260126/2-A  
 Matrix: Solid Lab File ID: L118388.D  
 Analysis Method: 8270C Date Collected: \_\_\_\_\_  
 Extract. Method: 3546 Date Extracted: 11/03/2014 20:09  
 Sample wt/vol: 15.0000(g) Date Analyzed: 11/04/2014 11:00  
 Con. Extract Vol.: 1(mL) Dilution Factor: 1  
 Injection Volume: 1(uL) Level: (low/med) Low  
 % Moisture: \_\_\_\_\_ GPC Cleanup: (Y/N) N  
 Analysis Batch No.: 260144 Units: ug/Kg

CAS NO.	COMPOUND NAME	RESULT	Q	RL	MDL
207-08-9	Benzo[k]fluoranthene	3080		33	14
84-66-2	Diethyl phthalate	2410		330	9.4
191-24-2	Benzo[g,h,i]perylene	2610		330	19
131-11-3	Dimethyl phthalate	2550		330	9.6
205-99-2	Benzo[b]fluoranthene	2860		33	13
84-74-2	Di-n-butyl phthalate	2450		330	9.9
50-32-8	Benzo[a]pyrene	2840		33	10
56-55-3	Benzo[a]anthracene	2600		33	28
92-52-4	Diphenyl	2810		330	28
206-44-0	Fluoranthene	2330		330	9.8
85-68-7	Butyl benzyl phthalate	2860		330	10
86-73-7	Fluorene	2520		330	7.2
117-81-7	Bis(2-ethylhexyl) phthalate	2710		330	13
118-74-1	Hexachlorobenzene	3160		33	13
117-84-0	Di-n-octyl phthalate	3110		330	17
87-68-3	Hexachlorobutadiene	2760		67	9.3
77-47-4	Hexachlorocyclopentadiene	2730		330	21
53-70-3	Dibenz(a,h)anthracene	2700		33	17
67-72-1	Hexachloroethane	2540		33	12
91-94-1	3,3'-Dichlorobenzidine	1920		130	37
193-39-5	Indeno[1,2,3-cd]pyrene	2750		33	22
95-94-3	1,2,4,5-Tetrachlorobenzene	3000		330	25
78-59-1	Isophorone	2650		130	7.1
58-90-2	2,3,4,6-Tetrachlorophenol	2630		330	31
91-20-3	Naphthalene	2730		330	8.4
98-95-3	Nitrobenzene	2800		33	10
621-64-7	N-Nitrosodi-n-propylamine	2610		33	11
86-30-6	N-Nitrosodiphenylamine	3220		330	30
87-86-5	Pentachlorophenol	5440		270	40
85-01-8	Phenanthrene	2780		330	8.8
108-95-2	Phenol	2530		330	11
129-00-0	Pyrene	3190		330	15

FORM I  
GC/MS SEMI VOA ORGANICS ANALYSIS DATA SHEET

Lab Name: TestAmerica Edison Job No.: 460-85482-1  
 SDG No.: \_\_\_\_\_  
 Client Sample ID: \_\_\_\_\_ Lab Sample ID: LCS 460-260126/2-A  
 Matrix: Solid Lab File ID: L118388.D  
 Analysis Method: 8270C Date Collected: \_\_\_\_\_  
 Extract. Method: 3546 Date Extracted: 11/03/2014 20:09  
 Sample wt/vol: 15.0000(g) Date Analyzed: 11/04/2014 11:00  
 Con. Extract Vol.: 1(mL) Dilution Factor: 1  
 Injection Volume: 1(uL) Level: (low/med) Low  
 % Moisture: \_\_\_\_\_ GPC Cleanup: (Y/N) N  
 Analysis Batch No.: 260144 Units: ug/Kg

CAS NO.	SURROGATE	%REC	Q	LIMITS
4165-60-0	Nitrobenzene-d5	88		38-105
4165-62-2	Phenol-d5	74		41-118
1718-51-0	Terphenyl-d14	94		16-151
118-79-6	2,4,6-Tribromophenol	87		10-120
367-12-4	2-Fluorophenol	73		37-125
321-60-8	2-Fluorobiphenyl	82		40-109

TestAmerica Edison  
Target Compound Quantitation Report

Data File: \\EDICHROM\ChromData\CBNAMS12\20141104-20137.b\L118388.D  
 Lims ID: LCS 460-260126/2-A  
 Client ID:  
 Sample Type: LCS  
 Inject. Date: 04-Nov-2014 11:00:30 ALS Bottle#: 13 Worklist Smp#: 13  
 Injection Vol: 1.0 ul Dil. Factor: 1.0000  
 Sample Info: 460-0020137-013  
 Operator ID: BNA 12 Instrument ID: CBNAMS12  
 Method: \\EDICHROM\ChromData\CBNAMS12\20141104-20137.b\8270\_12R\_9.m  
 Limit Group: SV 8270 ICAL  
 Last Update: 04-Nov-2014 14:00:55 Calib Date: 12-Oct-2014 21:39:30  
 Integrator: RTE ID Type: Deconvolution ID  
 Quant Method: Internal Standard Quant By: Initial Calibration  
 Last ICal File: \\EDICHROM\ChromData\CBNAMS12\20141010-19189.b\L117531.D  
 Column 1 : Rtxi-5Sil MS ( 0.25 mm) Det: MS SCAN  
 Process Host: XAWRK006

First Level Reviewer: bayoumiw

Date: 04-Nov-2014 14:01:50

Compound	Sig	RT (min.)	Adj RT (min.)	Dlt RT (min.)	Q	Response	Cal Amt ug/ml	OnCol Amt ug/ml	Flags
1 1,4-Dioxane	88	1.499	1.451	0.048	99	183781	50.0	32.6	
2 N-Nitrosodimethylamine	74	1.722	1.675	0.047	86	347847	50.0	42.0	
3 Pyridine	79	1.875	1.722	0.153	92	615224	50.0	42.3	
\$ 4 2-Fluorophenol	112	2.851	2.828	0.023	92	507687	50.0	36.7	
\$ 6 Phenol-d5	99	3.775	3.769	0.006	87	618878	50.0	37.1	
7 Phenol	94	3.787	3.781	0.006	98	651800	50.0	38.0	
8 Aniline	93	3.810	3.792	0.018	97	372620	50.0	17.8	M
9 Bis(2-chloroethyl)ether	93	3.857	3.857	0.000	92	749235	50.0	54.6	
10 2-Chlorophenol	128	3.922	3.916	0.006	92	533950	50.0	37.3	
11 n-Decane	43	3.969	3.969	0.000	89	595500	50.0	49.3	
12 1,3-Dichlorobenzene	146	4.069	4.063	0.006	93	600189	50.0	37.9	
* 13 1,4-Dichlorobenzene-d4	152	4.122	4.116	0.006	98	403676	40.0	40.0	
14 1,4-Dichlorobenzene	146	4.140	4.140	0.000	92	594317	50.0	37.9	
15 Benzyl alcohol	108	4.275	4.269	0.006	91	287849	50.0	32.3	
16 1,2-Dichlorobenzene	146	4.292	4.292	0.000	94	573328	50.0	38.3	
17 2-Methylphenol	108	4.398	4.392	0.006	86	440870	50.0	35.8	
18 2,2'-oxybis[1-chloropropan	45	4.404	4.404	0.000	92	717000	50.0	47.8	
19 Acetophenone	105	4.534	4.534	0.000	93	640805	50.0	36.7	
20 N-Nitrosodi-n-propylamine	70	4.545	4.545	0.000	88	380329	50.0	39.1	
22 3 & 4 Methylphenol	108	4.557	4.557	0.000	94	495584	50.0	37.6	
21 4-Methylphenol	108	4.557	4.557	0.000	92	495584	50.0	37.6	
24 Hexachloroethane	117	4.634	4.634	0.000	93	246163	50.0	38.1	
\$ 25 Nitrobenzene-d5	82	4.687	4.687	0.000	90	579526	50.0	43.9	
26 Nitrobenzene	77	4.710	4.710	0.000	94	759454	50.0	42.0	
27 n,n'-Dimethylaniline	120	4.722	4.716	0.006	94	767912	50.0	37.3	
28 Isophorone	82	4.951	4.951	0.000	99	881117	50.0	39.8	
29 2-Nitrophenol	139	5.028	5.028	0.000	88	284454	50.0	43.2	
30 2,4-Dimethylphenol	122	5.092	5.092	0.000	88	404933	50.0	39.1	
31 Bis(2-chloroethoxy)methane	93	5.175	5.175	0.000	95	560496	50.0	40.1	
32 Benzoic acid	122	5.239	5.222	0.017	89	248988	50.0	42.0	
33 2,4-Dichlorophenol	162	5.287	5.281	0.005	94	373190	50.0	38.1	
34 1,2,4-Trichlorobenzene	180	5.357	5.357	0.000	94	443142	50.0	39.4	

Compound	Sig	RT (min.)	Adj RT (min.)	Dlt RT (min.)	Q	Response	Cal Amt ug/ml	OnCol Amt ug/ml	Flags
* 35 Naphthalene-d8	136	5.410	5.410	0.000	100	1344808	40.0	40.0	
36 Naphthalene	128	5.434	5.434	0.000	99	1411420	50.0	40.9	
37 4-Chloroaniline	127	5.510	5.498	0.012	95	309858	50.0	21.0	
38 Hexachlorobutadiene	225	5.569	5.569	0.000	95	270011	50.0	41.4	
39 Caprolactam	113	5.875	5.851	0.024	92	109336	50.0	35.2	
40 4-Chloro-3-methylphenol	107	6.010	6.004	0.006	97	368074	50.0	37.5	
41 2-Methylnaphthalene	142	6.134	6.133	0.001	84	885523	50.0	39.5	
42 1-Methylnaphthalene	142	6.228	6.228	0.000	93	823369	50.0	39.2	
43 Hexachlorocyclopentadiene	237	6.298	6.298	0.000	97	251786	50.0	40.9	
44 1,2,4,5-Tetrachlorobenzene	216	6.304	6.304	0.000	96	389824	50.0	45.0	
45 2-tertbutyl-4-methylphenol	149	6.351	6.351	0.000	90	573004	50.0	38.0	
46 2,4,6-Trichlorophenol	196	6.428	6.422	0.006	90	244917	50.0	42.0	
47 2,4,5-Trichlorophenol	196	6.469	6.469	0.000	96	254173	50.0	40.9	
\$ 48 2-Fluorobiphenyl	172	6.504	6.504	0.000	97	904877	50.0	40.9	
49 1,1'-Biphenyl	154	6.598	6.598	0.000	97	965268	50.0	42.2	
50 2-Chloronaphthalene	162	6.616	6.616	0.000	96	771852	50.0	42.2	
53 Phenyl ether	170	6.704	6.704	0.000	87	547189	50.0	44.2	
54 2-Nitroaniline	65	6.728	6.728	0.000	95	258963	50.0	38.8	
55 1,3-Dimethylnaphthalene	156	6.833	6.833	0.000	90	644946	50.0	45.8	
56 Dimethyl phthalate	163	6.916	6.910	0.006	98	753058	50.0	38.3	
57 Coumarin	146	6.928	6.928	0.000	78	262130	50.0	33.4	
58 2,6-Dinitrotoluene	165	6.969	6.969	0.000	93	179642	50.0	40.9	
59 Acenaphthylene	152	7.028	7.028	0.000	97	1169323	50.0	41.0	
60 3-Nitroaniline	138	7.133	7.133	0.000	91	132642	50.0	25.4	
* 61 Acenaphthene-d10	164	7.169	7.163	0.006	94	622526	40.0	40.0	
62 Acenaphthene	154	7.198	7.198	0.000	96	626556	50.0	36.2	
63 3,5-di-tert-butyl-4-hydrox	205	7.198	7.198	0.000	92	544046	50.0	36.0	
64 2,4-Dinitrophenol	184	7.245	7.245	0.000	96	207093	100.0	74.3	
65 4-Nitrophenol	65	7.328	7.322	0.006	93	249977	100.0	67.1	
67 2,4-Dinitrotoluene	165	7.369	7.369	0.000	84	201929	50.0	35.7	
66 Dibenzofuran	168	7.369	7.369	0.000	95	951514	50.0	37.2	
68 2,3,4,6-Tetrachlorophenol	232	7.504	7.504	0.000	94	194957	50.0	39.4	
69 Diethyl phthalate	149	7.610	7.610	0.000	97	716586	50.0	36.2	
70 Fluorene	166	7.710	7.710	0.000	93	713653	50.0	37.9	
71 4-Chlorophenyl phenyl ethe	204	7.710	7.710	0.000	77	338149	50.0	36.9	
72 4-Nitroaniline	138	7.739	7.739	0.000	92	137128	50.0	26.7	
73 4,6-Dinitro-2-methylphenol	198	7.775	7.775	0.000	82	237732	100.0	81.7	
74 N-Nitrosodiphenylamine	169	7.828	7.827	0.001	69	536758	50.0	48.3	
75 1,2-Diphenylhydrazine	77	7.869	7.869	0.000	98	856773	50.0	48.3	
\$ 76 2,4,6-Tribromophenol	330	7.945	7.945	0.000	95	161557	50.0	43.5	
77 4-Bromophenyl phenyl ether	248	8.186	8.192	-0.006	89	226689	50.0	47.5	
78 Hexachlorobenzene	284	8.257	8.257	0.000	96	277198	50.0	47.3	
79 Atrazine	200	8.363	8.363	0.000	91	133423	50.0	33.8	
121 Pentachlorophenol	266	8.457	8.457	0.000	95	270978	100.0	81.6	
81 Pentachloronitrobenzene	237	8.469	8.469	0.000	90	93309	50.0	46.8	
82 n-Octadecane	57	8.539	8.539	0.000	93	571324	50.0	59.0	
* 83 Phenanthrene-d10	188	8.627	8.628	-0.001	99	825565	40.0	40.0	
84 Phenanthrene	178	8.651	8.651	0.000	98	919821	50.0	41.7	
85 Anthracene	178	8.698	8.698	0.000	98	937920	50.0	41.4	
86 Carbazole	167	8.863	8.863	0.000	96	784608	50.0	37.2	
87 Di-n-butyl phthalate	149	9.210	9.210	0.000	100	966887	50.0	36.8	
88 Fluoranthene	202	9.816	9.816	0.000	97	822490	50.0	34.9	



Compound	Sig	RT (min.)	Adj RT (min.)	Dlt RT (min.)	Q	Response	Cal Amt ug/ml	OnCol Amt ug/ml	Flags
122 Benzidine	184	9.951	9.951	0.000	100	82069	50.0	6.62	
90 Pyrene	202	10.039	10.039	0.000	97	811154	50.0	47.8	
126 Bisphenol-A	213	10.098	10.098	0.000	100	123886	25.0	16.7	
\$ 91 Terphenyl-d14	244	10.198	10.198	0.000	99	625754	50.0	47.1	
92 Butyl benzyl phthalate	149	10.710	10.710	0.000	98	333579	50.0	42.9	
93 Carbamazepine	193	10.827	10.827	0.000	91	253614	50.0	35.0	
94 3,3'-Dichlorobenzidine	252	11.310	11.316	-0.006	100	179133	50.0	28.8	
95 Benzo[a]anthracene	228	11.333	11.339	-0.006	99	638908	50.0	39.0	
* 96 Chrysene-d12	240	11.351	11.345	0.006	99	588346	40.0	40.0	
97 Chrysene	228	11.380	11.380	0.000	98	597043	50.0	39.3	
98 Bis(2-ethylhexyl) phthalat	149	11.386	11.386	0.000	88	434188	50.0	40.7	
99 Di-n-octyl phthalate	149	12.221	12.221	0.000	97	683048	50.0	46.6	
100 Benzo[b]fluoranthene	252	12.710	12.715	-0.005	99	574824	50.0	42.9	
101 Benzo[k]fluoranthene	252	12.751	12.751	0.000	99	647445	50.0	46.2	
102 Benzo[a]pyrene	252	13.145	13.151	-0.006	97	555226	50.0	42.5	
* 103 Perylene-d12	264	13.221	13.227	-0.006	98	497888	40.0	40.0	
104 Indeno[1,2,3-cd]pyrene	276	14.656	14.662	-0.006	99	609578	50.0	41.2	M
105 Dibenz(a,h)anthracene	278	14.686	14.686	0.000	95	592662	50.0	40.5	
106 Benzo[g,h,i]perylene	276	15.004	15.004	0.000	98	627486	50.0	39.2	

### QC Flag Legend

Review Flags

M - Manually Integrated

### Reagents:

SM\_ISTD\_00064

Amount Added: 20.00

Units: uL

Run Reagent

TestAmerica Edison

Data File: \\EDICHROM\ChromData\CBNAMS12\20141104-20137.b\L118388.D

Injection Date: 04-Nov-2014 11:00:30

Instrument ID: CBNAMS12

Operator ID: BNA 12

Lims ID: LCS 460-260126/2-A

Worklist Smp#: 13

Client ID:

Injection Vol: 1.0 ul

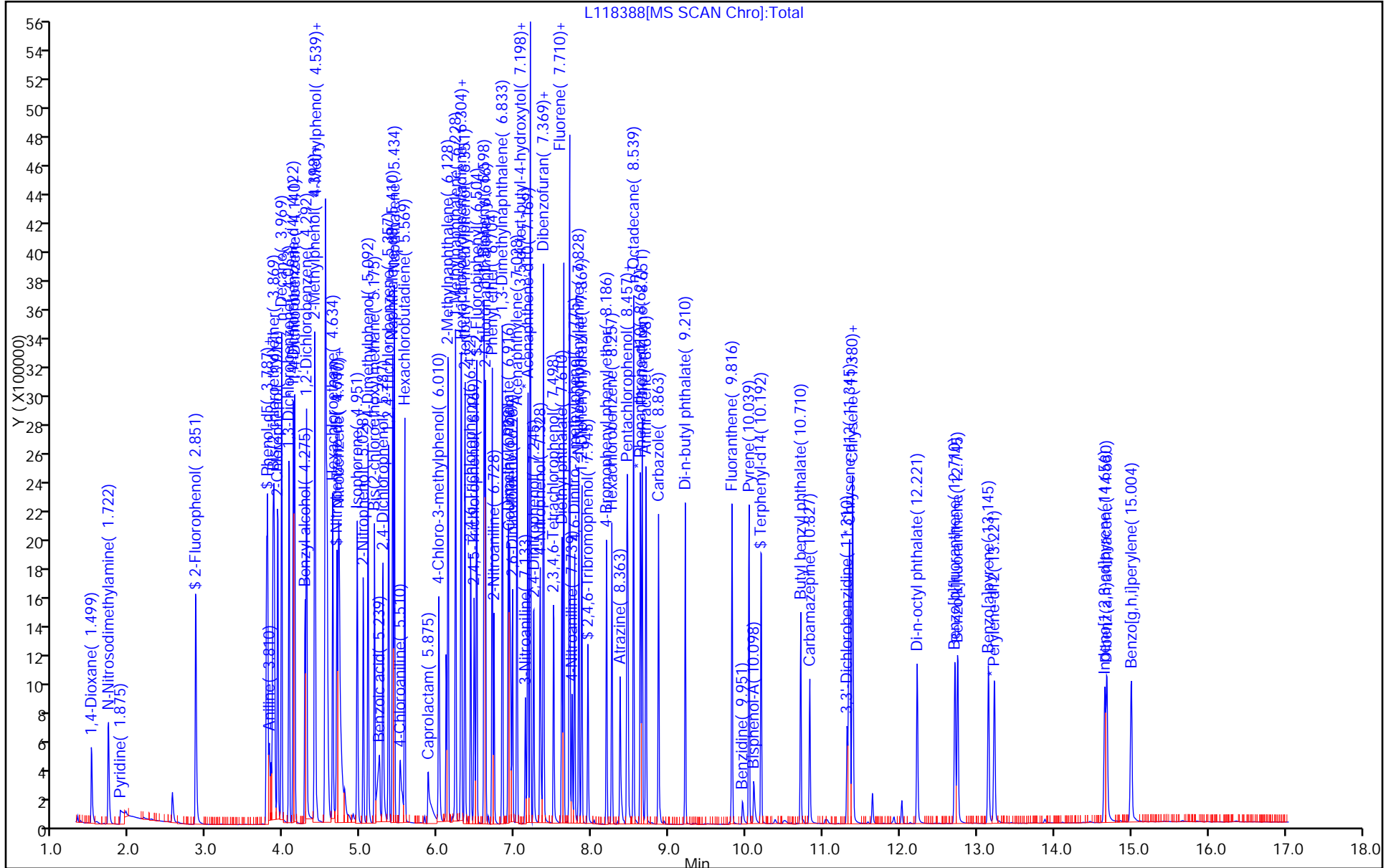
Dil. Factor: 1.0000

ALS Bottle#: 13

Method: 8270\_12R\_9

Limit Group: SV 8270 ICAL

Column: Rtxi-5Sil MS (0.25 mm)



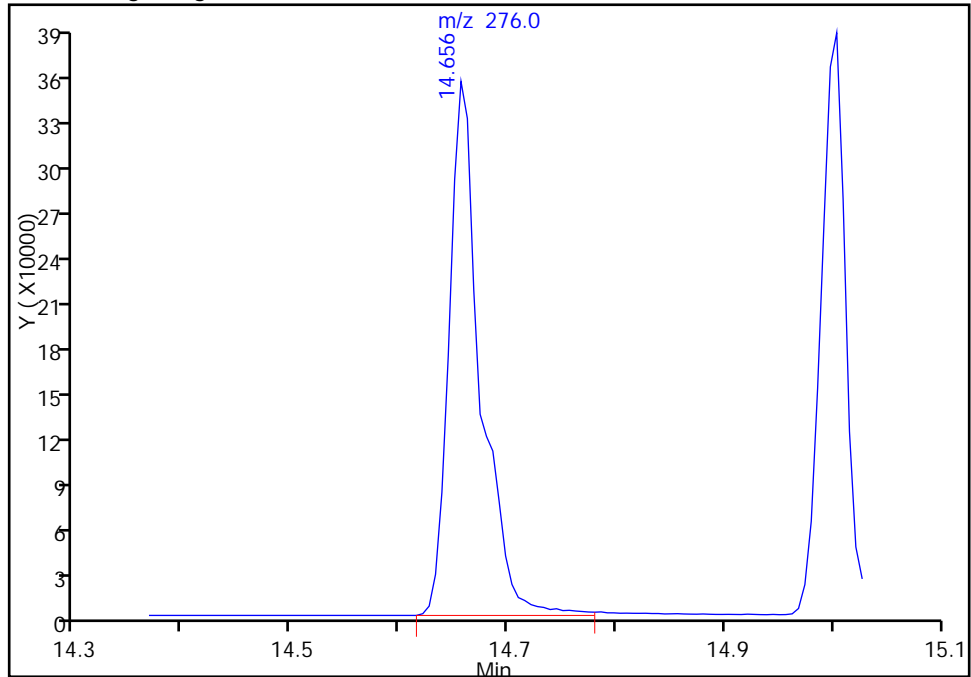
TestAmerica Edison

Data File: \\EDICHROM\ChromData\CBNAMS12\20141104-20137.b\L118388.D  
Injection Date: 04-Nov-2014 11:00:30 Instrument ID: CBNAMS12  
Lims ID: LCS 460-260126/2-A  
Client ID:  
Operator ID: BNA 12 ALS Bottle#: 13 Worklist Smp#: 13  
Injection Vol: 1.0 ul Dil. Factor: 1.0000  
Method: 8270\_12R\_9 Limit Group: SV 8270 ICAL  
Column: Rtxi-5Sil MS (0.25 mm) Detector: MS SCAN

104 Indeno[1,2,3-cd]pyrene, CAS: 193-39-5

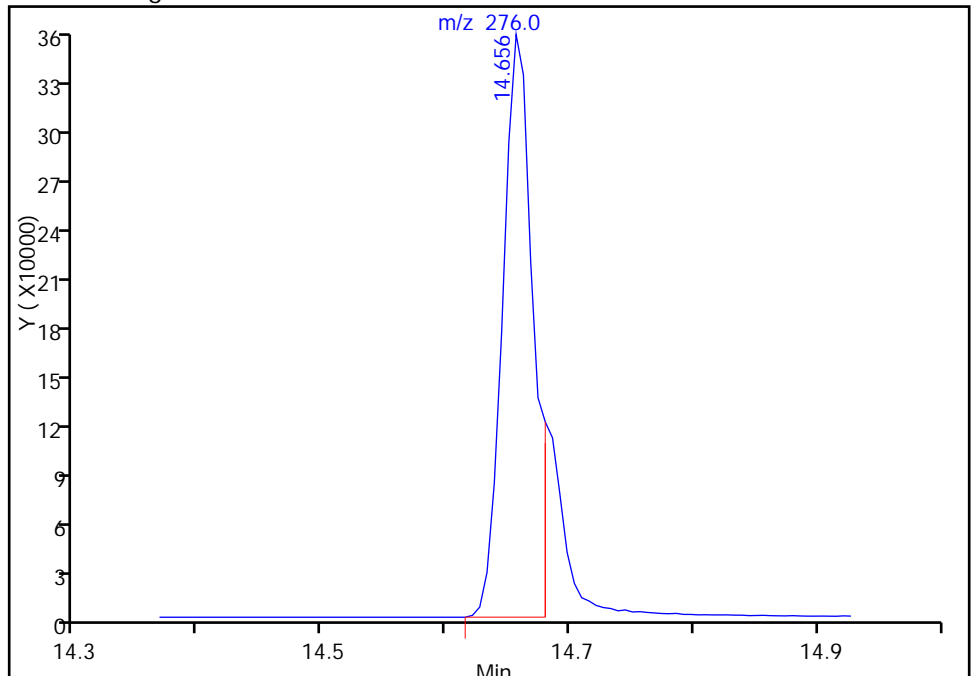
Processing Integration Results

RT: 14.66  
Response: 718884  
Amount: 48.595712



Manual Integration Results

RT: 14.66  
Response: 609578  
Amount: 41.206755



Reviewer: croccom, 04-Nov-2014 11:51:19  
Audit Action: Manually Integrated  
Audit Reason: Shouldering

FORM I  
GC/MS SEMI VOA ORGANICS ANALYSIS DATA SHEET

Lab Name: TestAmerica Edison Job No.: 460-85482-1  
 SDG No.: \_\_\_\_\_  
 Client Sample ID: \_\_\_\_\_ Lab Sample ID: LCS 460-260126/17-A  
 Matrix: Solid Lab File ID: L118385.D  
 Analysis Method: 8270C Date Collected: \_\_\_\_\_  
 Extract. Method: 3546 Date Extracted: 11/03/2014 21:55  
 Sample wt/vol: 15.0000(g) Date Analyzed: 11/04/2014 09:44  
 Con. Extract Vol.: 1(mL) Dilution Factor: 1  
 Injection Volume: 1(uL) Level: (low/med) Low  
 % Moisture: \_\_\_\_\_ GPC Cleanup: (Y/N) N  
 Analysis Batch No.: 260144 Units: ug/Kg

CAS NO.	COMPOUND NAME	RESULT	Q	RL	MDL
100-52-7	Benzaldehyde	6350		330	25

CAS NO.	SURROGATE	%REC	Q	LIMITS
4165-60-0	Nitrobenzene-d5	103		38-105
4165-62-2	Phenol-d5	91		41-118
1718-51-0	Terphenyl-d14	110		16-151
118-79-6	2,4,6-Tribromophenol	100		10-120
367-12-4	2-Fluorophenol	87		37-125
321-60-8	2-Fluorobiphenyl	94		40-109

TestAmerica Edison  
Target Compound Quantitation Report

Data File: \\EDICHROM\ChromData\CBNAMS12\20141104-20137.b\L118385.D  
 Lims ID: LCS 460-260126/17-A  
 Client ID:  
 Sample Type: LCS  
 Inject. Date: 04-Nov-2014 09:44:30 ALS Bottle#: 10 Worklist Smp#: 10  
 Injection Vol: 1.0 ul Dil. Factor: 1.0000  
 Sample Info: 460-0020137-010  
 Operator ID: BNA 12 Instrument ID: CBNAMS12  
 Method: \\EDICHROM\ChromData\CBNAMS12\20141104-20137.b\8270\_12R\_9.m  
 Limit Group: SV 8270 ICAL  
 Last Update: 04-Nov-2014 14:00:55 Calib Date: 12-Oct-2014 21:39:30  
 Integrator: RTE ID Type: Deconvolution ID  
 Quant Method: Internal Standard Quant By: Initial Calibration  
 Last ICal File: \\EDICHROM\ChromData\CBNAMS12\20141010-19189.b\L117531.D  
 Column 1 : Rtxi-5Sil MS ( 0.25 mm) Det: MS SCAN  
 Process Host: XAWRK006

First Level Reviewer: bayoumiw Date: 04-Nov-2014 14:01:12

Compound	Sig	RT (min.)	Adj RT (min.)	Dlt RT (min.)	Q	Response	Cal Amt ug/ml	OnCol Amt ug/ml	Flags
\$ 4 2-Fluorophenol	112	2.840	2.828	0.012	92	599179	50.0	43.7	
5 Benzaldehyde	77	3.681	3.675	0.006	93	1139685	100.0	95.3	
\$ 6 Phenol-d5	99	3.763	3.769	-0.006	87	752140	50.0	45.5	
* 13 1,4-Dichlorobenzene-d4	152	4.116	4.116	0.000	98	400154	40.0	40.0	
\$ 25 Nitrobenzene-d5	82	4.681	4.687	-0.006	90	697418	50.0	51.6	
32 Benzoic acid	122	5.281	5.222	0.059	89	627033	100.0	99.1	
* 35 Naphthalene-d8	136	5.410	5.410	0.000	100	1375051	40.0	40.0	
\$ 48 2-Fluorobiphenyl	172	6.498	6.504	-0.006	97	1091069	50.0	47.0	
* 61 Acenaphthene-d10	164	7.163	7.163	0.000	95	653293	40.0	40.0	
\$ 76 2,4,6-Tribromophenol	330	7.945	7.945	0.000	94	194532	50.0	50.0	
* 83 Phenanthrene-d10	188	8.627	8.628	-0.001	99	859536	40.0	40.0	
\$ 91 Terphenyl-d14	244	10.198	10.198	0.000	99	762550	50.0	55.2	
* 96 Chrysene-d12	240	11.345	11.345	0.000	99	611429	40.0	40.0	
* 103 Perylene-d12	264	13.221	13.227	-0.006	98	476590	40.0	40.0	

Reagents:

SM\_ISTD\_00064 Amount Added: 20.00 Units: uL Run Reagent

TestAmerica Edison

Data File: \\EDICHROM\ChromData\CBNAMS12\20141104-20137.b\L118385.D

Injection Date: 04-Nov-2014 09:44:30

Instrument ID: CBNAMS12

Operator ID: BNA 12

Lims ID: LCS 460-260126/17-A

Worklist Smp#: 10

Client ID:

Injection Vol: 1.0 ul

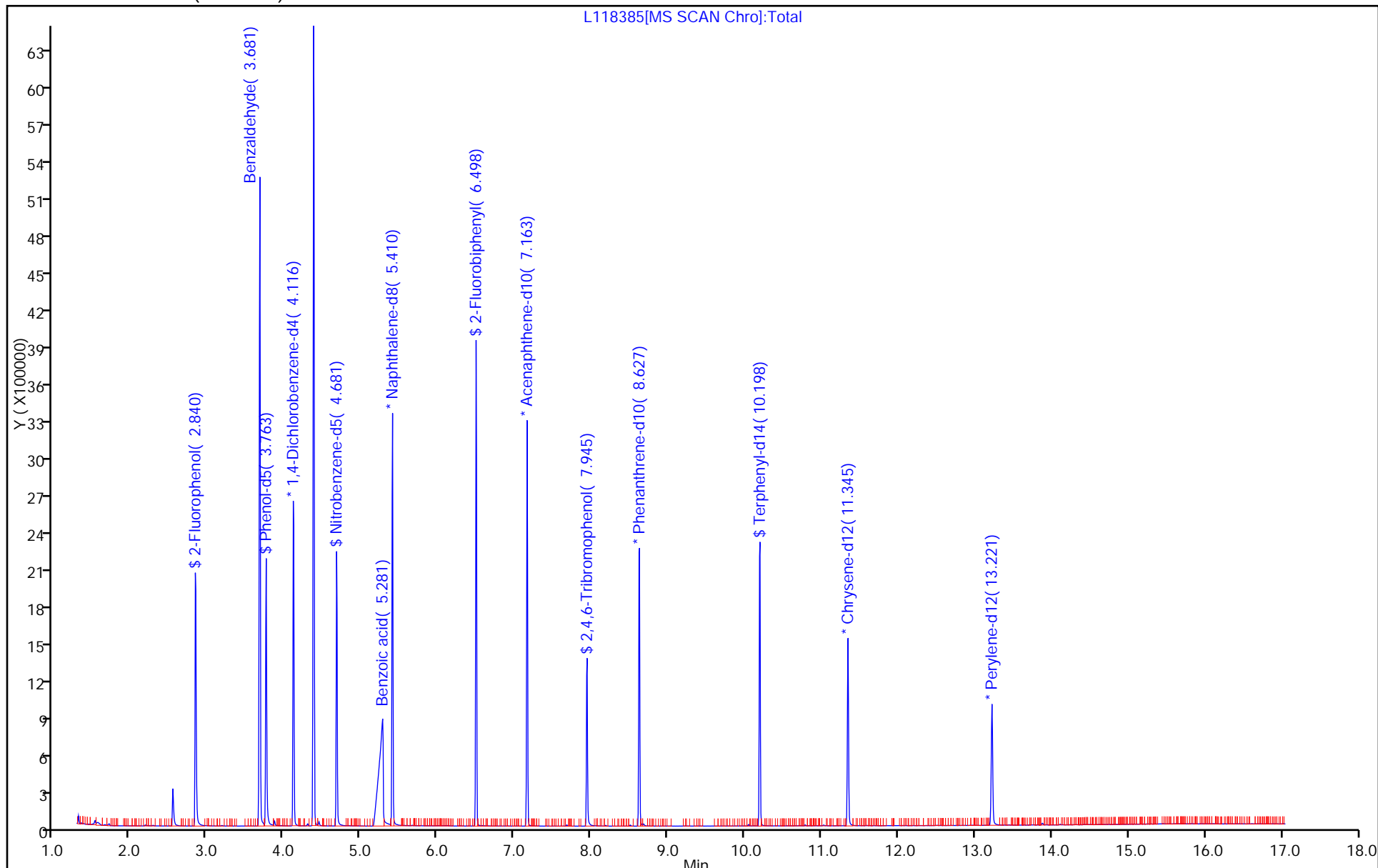
Dil. Factor: 1.0000

ALS Bottle#: 10

Method: 8270\_12R\_9

Limit Group: SV 8270 ICAL

Column: Rtxi-5Sil MS (0.25 mm)



FORM I  
GC/MS SEMI VOA ORGANICS ANALYSIS DATA SHEET

Lab Name: TestAmerica Edison Job No.: 460-85482-1  
 SDG No.: \_\_\_\_\_  
 Client Sample ID: \_\_\_\_\_ Lab Sample ID: LCS 460-260289/2-A  
 Matrix: Water Lab File ID: M86539.D  
 Analysis Method: 8270C Date Collected: \_\_\_\_\_  
 Extract. Method: 3510C Date Extracted: 11/04/2014 13:31  
 Sample wt/vol: 250 (mL) Date Analyzed: 11/05/2014 13:41  
 Con. Extract Vol.: 2 (mL) Dilution Factor: 1  
 Injection Volume: 5 (uL) Level: (low/med) Low  
 % Moisture: \_\_\_\_\_ GPC Cleanup: (Y/N) N  
 Analysis Batch No.: 260393 Units: ug/L

CAS NO.	COMPOUND NAME	RESULT	Q	RL	MDL
108-60-1	2,2'-oxybis[1-chloropropane]	61.7		10	1.3
105-67-9	2,4-Dimethylphenol	57.5		10	1.2
120-83-2	2,4-Dichlorophenol	60.0		10	1.1
95-57-8	2-Chlorophenol	55.4		10	0.93
95-48-7	2-Methylphenol	48.5		10	1.4
91-57-6	2-Methylnaphthalene	55.2		10	1.5
88-75-5	2-Nitrophenol	59.3		10	0.68
88-06-2	2,4,6-Trichlorophenol	64.4		10	1.4
95-95-4	2,4,5-Trichlorophenol	73.3		10	2.2
91-58-7	2-Chloronaphthalene	60.5		10	1.3
59-50-7	4-Chloro-3-methylphenol	56.9		10	1.1
88-74-4	2-Nitroaniline	60.3		20	2.0
106-47-8	4-Chloroaniline	56.7		1.0	0.32
606-20-2	2,6-Dinitrotoluene	72.6		2.0	0.27
106-44-5	4-Methylphenol	44.3		10	1.0
99-09-2	3-Nitroaniline	63.4		20	2.9
83-32-9	Acenaphthene	68.0		10	1.1
100-02-7	4-Nitrophenol	40.1		30	2.0
208-96-8	Acenaphthylene	65.4		10	1.8
51-28-5	2,4-Dinitrophenol	89.0		30	2.0
98-86-2	Acetophenone	63.8		10	0.89
121-14-2	2,4-Dinitrotoluene	70.6		2.0	0.28
7005-72-3	4-Chlorophenyl phenyl ether	64.8		10	1.5
100-01-6	4-Nitroaniline	65.3		20	2.9
534-52-1	4,6-Dinitro-2-methylphenol	131		30	3.0
111-91-1	Bis(2-chloroethoxy)methane	62.5		10	1.0
101-55-3	4-Bromophenyl phenyl ether	69.1		10	1.1
111-44-4	Bis(2-chloroethyl)ether	60.0		1.0	0.30
1912-24-9	Atrazine	56.4		10	1.0
120-12-7	Anthracene	76.1		10	0.85
105-60-2	Caprolactam	15.8		10	0.91
86-74-8	Carbazole	80.2		10	1.2
218-01-9	Chrysene	73.7		10	1.4
132-64-9	Dibenzofuran	65.8		10	1.5

FORM I  
GC/MS SEMI VOA ORGANICS ANALYSIS DATA SHEET

Lab Name: TestAmerica Edison Job No.: 460-85482-1  
 SDG No.: \_\_\_\_\_  
 Client Sample ID: \_\_\_\_\_ Lab Sample ID: LCS 460-260289/2-A  
 Matrix: Water Lab File ID: M86539.D  
 Analysis Method: 8270C Date Collected: \_\_\_\_\_  
 Extract. Method: 3510C Date Extracted: 11/04/2014 13:31  
 Sample wt/vol: 250 (mL) Date Analyzed: 11/05/2014 13:41  
 Con. Extract Vol.: 2 (mL) Dilution Factor: 1  
 Injection Volume: 5 (uL) Level: (low/med) Low  
 % Moisture: \_\_\_\_\_ GPC Cleanup: (Y/N) N  
 Analysis Batch No.: 260393 Units: ug/L

CAS NO.	COMPOUND NAME	RESULT	Q	RL	MDL
207-08-9	Benzo[k]fluoranthene	87.5		1.0	0.14
84-66-2	Diethyl phthalate	72.8		10	1.4
191-24-2	Benzo[g,h,i]perylene	91.0		10	0.93
131-11-3	Dimethyl phthalate	75.3		10	1.1
205-99-2	Benzo[b]fluoranthene	79.1		1.0	0.21
84-74-2	Di-n-butyl phthalate	80.4		10	1.0
50-32-8	Benzo[a]pyrene	78.8		1.0	0.14
56-55-3	Benzo[a]anthracene	73.8		1.0	0.18
92-52-4	Diphenyl	63.6		10	1.8
206-44-0	Fluoranthene	73.8		10	1.1
85-68-7	Butyl benzyl phthalate	80.6		10	1.4
86-73-7	Fluorene	72.3		10	1.7
117-81-7	Bis(2-ethylhexyl) phthalate	80.9		10	0.81
118-74-1	Hexachlorobenzene	65.8		1.0	0.20
117-84-0	Di-n-octyl phthalate	87.3		10	0.88
87-68-3	Hexachlorobutadiene	48.7		2.0	0.68
77-47-4	Hexachlorocyclopentadiene	40.3		10	1.5
53-70-3	Dibenz(a,h)anthracene	87.3		1.0	0.16
67-72-1	Hexachloroethane	52.3		1.0	0.15
91-94-1	3,3'-Dichlorobenzidine	70.7		20	3.2
193-39-5	Indeno[1,2,3-cd]pyrene	90.7		1.0	0.11
95-94-3	1,2,4,5-Tetrachlorobenzene	61.1		10	1.8
78-59-1	Isophorone	59.8		10	1.3
58-90-2	2,3,4,6-Tetrachlorophenol	62.3		10	0.89
91-20-3	Naphthalene	59.1		10	2.0
98-95-3	Nitrobenzene	64.6		1.0	0.34
621-64-7	N-Nitrosodi-n-propylamine	66.7		1.0	0.27
86-30-6	N-Nitrosodiphenylamine	83.1		10	1.0
87-86-5	Pentachlorophenol	108		30	2.7
85-01-8	Phenanthrene	73.8		10	1.2
108-95-2	Phenol	27.2		10	0.60
129-00-0	Pyrene	69.4		10	1.1



FORM I  
GC/MS SEMI VOA ORGANICS ANALYSIS DATA SHEET

Lab Name: TestAmerica Edison Job No.: 460-85482-1  
 SDG No.: \_\_\_\_\_  
 Client Sample ID: \_\_\_\_\_ Lab Sample ID: LCS 460-260289/2-A  
 Matrix: Water Lab File ID: M86539.D  
 Analysis Method: 8270C Date Collected: \_\_\_\_\_  
 Extract. Method: 3510C Date Extracted: 11/04/2014 13:31  
 Sample wt/vol: 250 (mL) Date Analyzed: 11/05/2014 13:41  
 Con. Extract Vol.: 2 (mL) Dilution Factor: 1  
 Injection Volume: 5 (uL) Level: (low/med) Low  
 % Moisture: \_\_\_\_\_ GPC Cleanup: (Y/N) N  
 Analysis Batch No.: 260393 Units: ug/L

CAS NO.	SURROGATE	%REC	Q	LIMITS
4165-60-0	Nitrobenzene-d5	82		60-114
4165-62-2	Phenol-d5	27		4-86
1718-51-0	Terphenyl-d14	85		72-130
118-79-6	2,4,6-Tribromophenol	75		51-126
367-12-4	2-Fluorophenol	43		15-96
321-60-8	2-Fluorobiphenyl	81		50-120

TestAmerica Edison  
Target Compound Quantitation Report

Data File: \\EDICHROM\ChromData\CBNAMS6\20141105-20179.b\M86539.D  
 Lims ID: LCS 460-260289/2-A  
 Client ID:  
 Sample Type: LCS  
 Inject. Date: 05-Nov-2014 13:41:30 ALS Bottle#: 31 Worklist Smp#: 32  
 Injection Vol: 5.0 ul Dil. Factor: 1.0000  
 Sample Info: 460-0020179-032  
 Operator ID: Instrument ID: CBNAMS6  
 Method: \\EDICHROM\ChromData\CBNAMS6\20141105-20179.b\8270LVI\_R6.m  
 Limit Group: SV 8270 ICAL  
 Last Update: 05-Nov-2014 14:31:20 Calib Date: 26-Oct-2014 17:14:30  
 Integrator: RTE ID Type: Deconvolution ID  
 Quant Method: Internal Standard Quant By: Initial Calibration  
 Last ICal File: \\EDICHROM\ChromData\CBNAMS6\20141026-19807.b\M86021.D  
 Column 1 : Rtxi-5Sil MS ( 0.25 mm) Det: MS SCAN  
 Process Host: XAWRK037

First Level Reviewer: szczecha

Date: 05-Nov-2014 14:36:36

Compound	Sig	RT (min.)	Adj RT (min.)	Dlt RT (min.)	Q	Response	Cal Amt ug/ml	OnCol Amt ug/ml	Flags
1 1,4-Dioxane	88	1.874	1.780	0.094	94	64294	10.0	4.77	
2 N-Nitrosodimethylamine	74	2.083	2.013	0.070	76	112751	10.0	4.56	
3 Pyridine	79	2.112	2.044	0.069	86	130437	10.0	3.55	
\$ 4 2-Fluorophenol	112	3.160	3.153	0.007	94	193812	10.0	4.28	
\$ 6 Phenol-d5	99	4.064	4.077	-0.013	92	152626	10.0	2.67	
7 Phenol	94	4.079	4.092	-0.013	97	193001	10.0	3.40	
8 Aniline	93	4.086	4.092	-0.006	99	392558	10.0	5.60	
9 Bis(2-chloroethyl)ether	93	4.147	4.160	-0.013	94	354682	10.0	7.50	
125 Benzonitrile	103	4.169	4.190	-0.021	96	763975	NC	NC	
10 2-Chlorophenol	128	4.207	4.220	-0.013	91	310123	10.0	6.92	
11 n-Decane	43	4.237	4.243	-0.006	86	251545	10.0	6.49	
12 1,3-Dichlorobenzene	146	4.357	4.362	-0.005	90	281326	10.0	6.59	
* 13 1,4-Dichlorobenzene-d4	152	4.409	4.415	-0.006	98	236106	8.00	8.00	
14 1,4-Dichlorobenzene	146	4.432	4.438	-0.006	87	279207	10.0	6.62	
15 Benzyl alcohol	108	4.559	4.565	-0.006	91	223432	10.0	6.68	
16 1,2-Dichlorobenzene	146	4.581	4.588	-0.007	88	265808	10.0	6.34	
17 2-Methylphenol	108	4.679	4.686	-0.007	87	270436	10.0	6.07	
18 2,2'-oxybis[1-chloropropan	45	4.687	4.701	-0.014	90	486739	10.0	7.71	
126 N-Methylaniline	106	4.814	4.820	-0.006	77	563666	NC	NC	
19 Acetophenone	105	4.829	4.835	-0.006	91	524123	10.0	7.97	
20 N-Nitrosodi-n-propylamine	70	4.829	4.835	-0.006	82	318847	10.0	8.34	
22 3 & 4 Methylphenol	108	4.837	4.850	-0.013	67	258394	10.0	5.33	
21 4-Methylphenol	108	4.837	4.850	-0.013	96	253365	10.0	5.53	
24 Hexachloroethane	117	4.918	4.925	-0.007	90	146754	10.0	6.53	
\$ 25 Nitrobenzene-d5	82	4.978	4.986	-0.008	90	437607	10.0	8.18	
27 n,n'-Dimethylaniline	120	4.999	5.007	-0.008	93	534905	10.0	7.48	
26 Nitrobenzene	77	4.999	5.007	-0.008	89	595920	10.0	8.08	
28 Isophorone	82	5.240	5.248	-0.008	99	751073	10.0	7.47	
29 2-Nitrophenol	139	5.315	5.323	-0.008	83	199519	10.0	7.41	
30 2,4-Dimethylphenol	122	5.368	5.375	-0.007	85	277026	10.0	7.19	
31 Bis(2-chloroethoxy)methane	93	5.459	5.465	-0.006	94	406825	10.0	7.81	
33 2,4-Dichlorophenol	162	5.564	5.578	-0.014	92	267003	10.0	7.50	

Compound	Sig	RT (min.)	Adj RT (min.)	Dlt RT (min.)	Q	Response	Cal Amt ug/ml	OnCol Amt ug/ml	Flags
34 1,2,4-Trichlorobenzene	180	5.640	5.646	-0.006	93	254042	10.0	6.65	
* 35 Naphthalene-d8	136	5.700	5.703	-0.003	100	856978	8.00	8.00	
36 Naphthalene	128	5.721	5.729	-0.008	98	853837	10.0	7.38	
37 4-Chloroaniline	127	5.781	5.789	-0.008	93	390504	10.0	7.09	
38 Hexachlorobutadiene	225	5.842	5.849	-0.007	93	127714	10.0	6.08	
39 Caprolactam	113	6.158	6.171	-0.013	91	31987	10.0	1.98	
40 4-Chloro-3-methylphenol	107	6.286	6.298	-0.012	94	317437	10.0	7.11	
41 2-Methylnaphthalene	142	6.414	6.427	-0.013	83	501079	10.0	6.90	
42 1-Methylnaphthalene	142	6.518	6.524	-0.006	92	455294	10.0	6.78	
43 Hexachlorocyclopentadiene	237	6.571	6.576	-0.005	94	104570	10.0	5.04	
44 1,2,4,5-Tetrachlorobenzene	216	6.586	6.591	-0.005	95	238679	10.0	7.64	
45 2-tertbutyl-4-methylphenol	149	6.631	6.637	-0.006	87	447110	10.0	8.31	
46 2,4,6-Trichlorophenol	196	6.707	6.712	-0.005	88	183189	10.0	8.05	
47 2,4,5-Trichlorophenol	196	6.751	6.766	-0.015	95	216285	10.0	9.16	
\$ 48 2-Fluorobiphenyl	172	6.788	6.796	-0.008	98	603027	10.0	8.10	
49 1,1'-Biphenyl	154	6.886	6.894	-0.008	98	560144	10.0	7.95	
50 2-Chloronaphthalene	162	6.908	6.917	-0.009	95	455429	10.0	7.56	
53 Phenyl ether	170	6.991	7.000	-0.009	91	342561	10.0	8.15	
54 2-Nitroaniline	65	7.022	7.031	-0.008	96	214030	10.0	7.54	
55 1,3-Dimethylnaphthalene	156	7.126	7.129	-0.003	88	374703	10.0	8.33	
56 Dimethyl phthalate	163	7.208	7.211	-0.003	97	663727	10.0	9.41	
57 Coumarin	146	7.231	7.234	-0.004	77	204016	10.0	8.30	
58 2,6-Dinitrotoluene	165	7.267	7.272	-0.005	93	163720	10.0	9.08	
59 Acenaphthylene	152	7.320	7.324	-0.004	97	753880	10.0	8.17	
60 3-Nitroaniline	138	7.433	7.438	-0.005	90	165237	10.0	7.92	
* 61 Acenaphthene-d10	164	7.463	7.459	0.004	88	408718	8.00	8.00	
63 3,5-di-tert-butyl-4-hydrox	205	7.478	7.483	-0.005	98	330348	10.0	7.16	
62 Acenaphthene	154	7.494	7.498	-0.004	94	444451	10.0	8.50	
64 2,4-Dinitrophenol	184	7.537	7.543	-0.006	95	140612	20.0	11.1	
65 4-Nitrophenol	65	7.620	7.633	-0.012	93	77326	20.0	5.01	
67 2,4-Dinitrotoluene	165	7.656	7.670	-0.014	86	201475	10.0	8.82	
66 Dibenzofuran	168	7.664	7.670	-0.006	95	656794	10.0	8.23	
68 2,3,4,6-Tetrachlorophenol	232	7.792	7.799	-0.007	89	135926	10.0	7.78	
69 Diethyl phthalate	149	7.895	7.905	-0.010	96	620120	10.0	9.10	
71 4-Chlorophenyl phenyl ethe	204	8.001	8.009	-0.008	76	241890	10.0	8.10	
70 Fluorene	166	8.001	8.009	-0.008	93	512592	10.0	9.03	
72 4-Nitroaniline	138	8.052	8.062	-0.010	94	155921	10.0	8.17	
73 4,6-Dinitro-2-methylphenol	198	8.067	8.076	-0.009	83	219153	20.0	16.3	
74 N-Nitrosodiphenylamine	169	8.127	8.136	-0.009	65	447842	10.0	10.4	
75 1,2-Diphenylhydrazine	77	8.164	8.166	-0.002	98	725917	10.0	9.57	
\$ 76 2,4,6-Tribromophenol	330	8.247	8.249	-0.002	93	92664	10.0	7.52	
77 4-Bromophenyl phenyl ether	248	8.489	8.490	-0.001	84	138032	10.0	8.64	
78 Hexachlorobenzene	284	8.542	8.549	-0.007	97	159084	10.0	8.22	
79 Atrazine	200	8.655	8.667	-0.012	84	100919	10.0	7.05	
121 Pentachlorophenol	266	8.752	8.757	-0.005	89	147744	20.0	13.5	
81 Pentachloronitrobenzene	237	8.752	8.757	-0.005	81	59853	10.0	9.13	
82 n-Octadecane	57	8.819	8.817	0.002	95	430175	10.0	11.1	
* 83 Phenanthrene-d10	188	8.932	8.931	0.001	98	569488	8.00	8.00	
84 Phenanthrene	178	8.955	8.960	-0.005	98	680169	10.0	9.23	
85 Anthracene	178	9.008	9.012	-0.004	98	723992	10.0	9.51	
86 Carbazole	167	9.166	9.177	-0.011	97	675001	10.0	10.0	
87 Di-n-butyl phthalate	149	9.504	9.508	-0.004	99	949131	10.0	10.0	

Compound	Sig	RT (min.)	Adj RT (min.)	Dlt RT (min.)	Q	Response	Cal Amt ug/ml	OnCol Amt ug/ml	Flags
88 Fluoranthene	202	10.127	10.128	-0.001	98	682170	10.0	9.23	
122 Benzidine	184	10.268	10.271	-0.003	99	73329	10.0	2.36	
90 Pyrene	202	10.351	10.354	-0.003	98	708121	10.0	8.68	
\$ 91 Terphenyl-d14	244	10.510	10.512	-0.002	99	432332	10.0	8.54	
92 Butyl benzyl phthalate	149	11.051	11.055	-0.004	98	392928	10.0	10.1	
93 Carbamazepine	193	11.186	11.191	-0.005	94	220481	10.0	9.65	
94 3,3'-Dichlorobenzidine	252	11.689	11.701	-0.012	98	172199	10.0	8.84	
95 Benzo[a]anthracene	228	11.719	11.724	-0.005	98	532966	10.0	9.22	
* 96 Chrysene-d12	240	11.733	11.731	0.002	98	395365	8.00	8.00	
98 Bis(2-ethylhexyl) phthalat	149	11.748	11.759	-0.011	91	473687	10.0	10.1	
97 Chrysene	228	11.763	11.775	-0.012	99	465877	10.0	9.21	
99 Di-n-octyl phthalate	149	12.637	12.644	-0.007	97	829941	10.0	10.9	
100 Benzo[b]fluoranthene	252	13.153	13.161	-0.008	98	440152	10.0	9.89	
101 Benzo[k]fluoranthene	252	13.191	13.207	-0.016	99	486432	10.0	10.9	
102 Benzo[a]pyrene	252	13.611	13.618	-0.007	95	392470	10.0	9.84	
* 103 Perylene-d12	264	13.687	13.693	-0.005	97	298901	8.00	8.00	
104 Indeno[1,2,3-cd]pyrene	276	15.265	15.272	-0.007	99	375078	10.0	11.3	
105 Dibenz(a,h)anthracene	278	15.303	15.317	-0.014	94	336712	10.0	10.9	
106 Benzo[g,h,i]perylene	276	15.715	15.722	-0.007	97	370647	10.0	11.4	

### QC Flag Legend

Processing Flags

NC - Not Calibrated

### Reagents:

SM\_ISTD\_LVI\_00048

Amount Added: 20.00

Units: uL

Run Reagent

TestAmerica Edison

Data File: \\EDICHROM\ChromData\CBNAMS6\20141105-20179.b\M86539.D

Injection Date: 05-Nov-2014 13:41:30

Instrument ID: CBNAMS6

Operator ID:

Lims ID: LCS 460-260289/2-A

Worklist Smp#: 32

Client ID:

Injection Vol: 5.0 ul

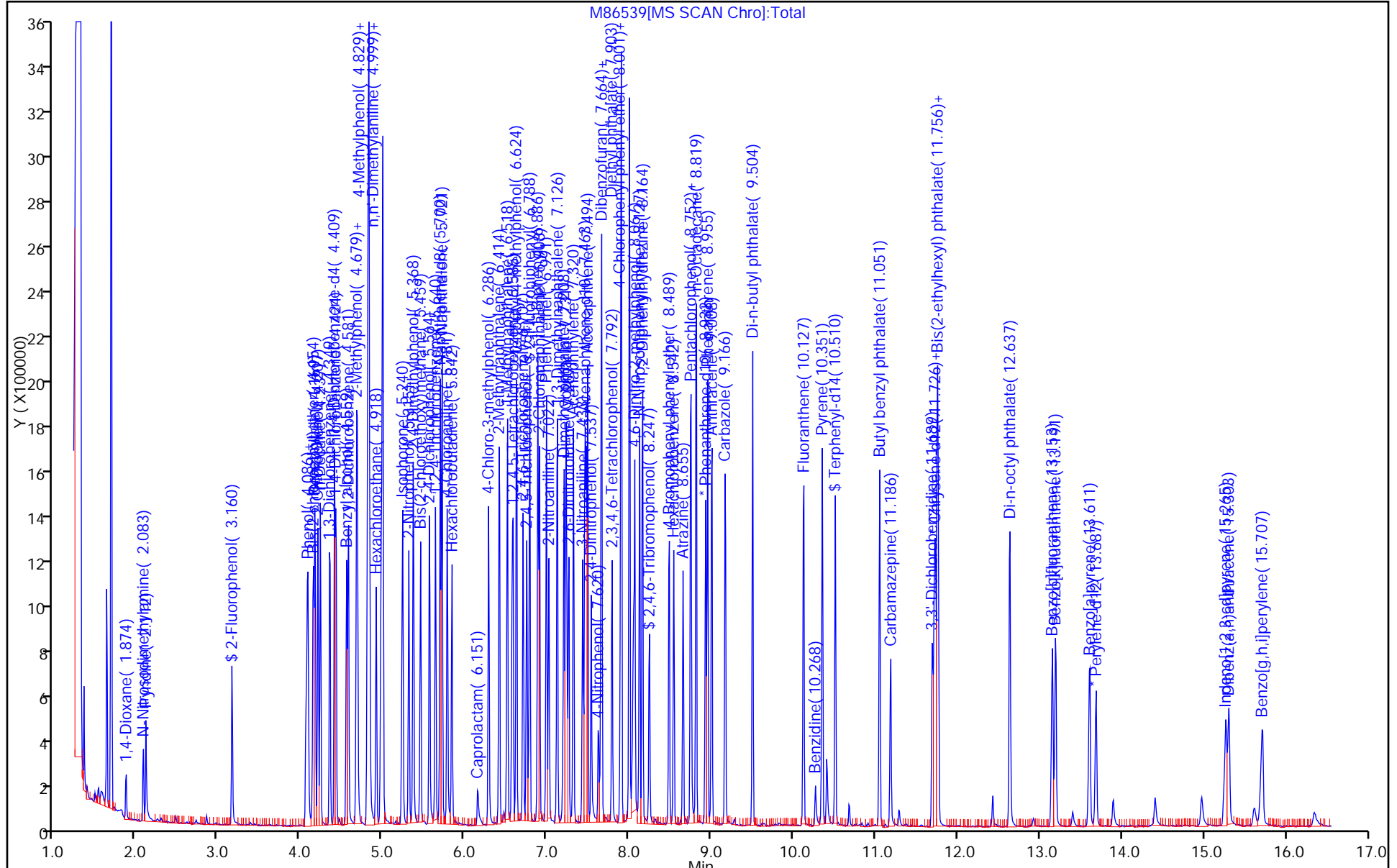
Dil. Factor: 1.0000

ALS Bottle#: 31

Method: 8270LVI\_R6

Limit Group: SV 8270 ICAL

Column: Rtxi-5Sil MS (0.25 mm)



FORM I  
GC/MS SEMI VOA ORGANICS ANALYSIS DATA SHEET

Lab Name: TestAmerica Edison Job No.: 460-85482-1  
 SDG No.: \_\_\_\_\_  
 Client Sample ID: \_\_\_\_\_ Lab Sample ID: LCS 460-260289/4-A  
 Matrix: Water Lab File ID: M86528.D  
 Analysis Method: 8270C Date Collected: \_\_\_\_\_  
 Extract. Method: 3510C Date Extracted: 11/04/2014 13:31  
 Sample wt/vol: 250 (mL) Date Analyzed: 11/05/2014 09:55  
 Con. Extract Vol.: 2 (mL) Dilution Factor: 1  
 Injection Volume: 5 (uL) Level: (low/med) Low  
 % Moisture: \_\_\_\_\_ GPC Cleanup: (Y/N) N  
 Analysis Batch No.: 260393 Units: ug/L

CAS NO.	COMPOUND NAME	RESULT	Q	RL	MDL
100-52-7	Benzaldehyde	155		10	2.1

CAS NO.	SURROGATE	%REC	Q	LIMITS
4165-60-0	Nitrobenzene-d5	101		60-114
4165-62-2	Phenol-d5	31		4-86
1718-51-0	Terphenyl-d14	110		72-130
118-79-6	2,4,6-Tribromophenol	84		51-126
367-12-4	2-Fluorophenol	52		15-96
321-60-8	2-Fluorobiphenyl	95		50-120

TestAmerica Edison  
Target Compound Quantitation Report

Data File: \\EDICHROM\ChromData\CBNAMS6\20141105-20179.b\M86528.D  
 Lims ID: LCS 460-260289/4-A  
 Client ID:  
 Sample Type: LCS  
 Inject. Date: 05-Nov-2014 09:55:30 ALS Bottle#: 20 Worklist Smp#: 21  
 Injection Vol: 5.0 ul Dil. Factor: 1.0000  
 Sample Info: 460-0020179-021  
 Operator ID: Instrument ID: CBNAMS6  
 Method: \\EDICHROM\ChromData\CBNAMS6\20141105-20179.b\8270LVI\_R6.m  
 Limit Group: SV 8270 ICAL  
 Last Update: 05-Nov-2014 14:31:20 Calib Date: 26-Oct-2014 17:14:30  
 Integrator: RTE ID Type: Deconvolution ID  
 Quant Method: Internal Standard Quant By: Initial Calibration  
 Last ICal File: \\EDICHROM\ChromData\CBNAMS6\20141026-19807.b\M86021.D  
 Column 1 : Rtxi-5Sil MS ( 0.25 mm) Det: MS SCAN  
 Process Host: XAWRK037

First Level Reviewer: szczecha Date: 05-Nov-2014 14:32:41

Compound	Sig	RT (min.)	Adj RT (min.)	Dlt RT (min.)	Q	Response	Cal Amt ug/ml	OnCol Amt ug/ml	Flags
\$ 4 2-Fluorophenol	112	3.140	3.153	-0.013	93	170036	10.0	5.19	
5 Benzaldehyde	77	3.984	3.980	0.004	92	613992	20.0	19.3	
\$ 6 Phenol-d5	99	4.051	4.077	-0.026	85	126480	10.0	3.06	
* 13 1,4-Dichlorobenzene-d4	152	4.408	4.415	-0.007	99	170654	8.00	8.00	
\$ 25 Nitrobenzene-d5	82	4.970	4.986	-0.016	90	403966	10.0	10.1	
* 35 Naphthalene-d8	136	5.697	5.703	-0.006	99	640186	8.00	8.00	
\$ 48 2-Fluorobiphenyl	172	6.787	6.796	-0.009	97	546944	10.0	9.48	
* 61 Acenaphthene-d10	164	7.452	7.459	-0.007	91	316767	8.00	8.00	
\$ 76 2,4,6-Tribromophenol	330	8.238	8.249	-0.011	91	79907	10.0	8.36	
* 83 Phenanthrene-d10	188	8.927	8.931	-0.004	98	479057	8.00	8.00	
\$ 91 Terphenyl-d14	244	10.508	10.512	-0.004	98	486828	10.0	11.0	
* 96 Chrysene-d12	240	11.723	11.731	-0.008	99	346621	8.00	8.00	
* 103 Perylene-d12	264	13.683	13.693	-0.009	98	234373	8.00	8.00	

Reagents:

SM\_ISTD\_LVI\_00048 Amount Added: 20.00 Units: uL Run Reagent

TestAmerica Edison

Data File: \\EDICHROM\ChromData\CBNAMS6\20141105-20179.b\M86528.D

Injection Date: 05-Nov-2014 09:55:30

Instrument ID: CBNAMS6

Operator ID:

Lims ID: LCS 460-260289/4-A

Worklist Smp#: 21

Client ID:

Injection Vol: 5.0 ul

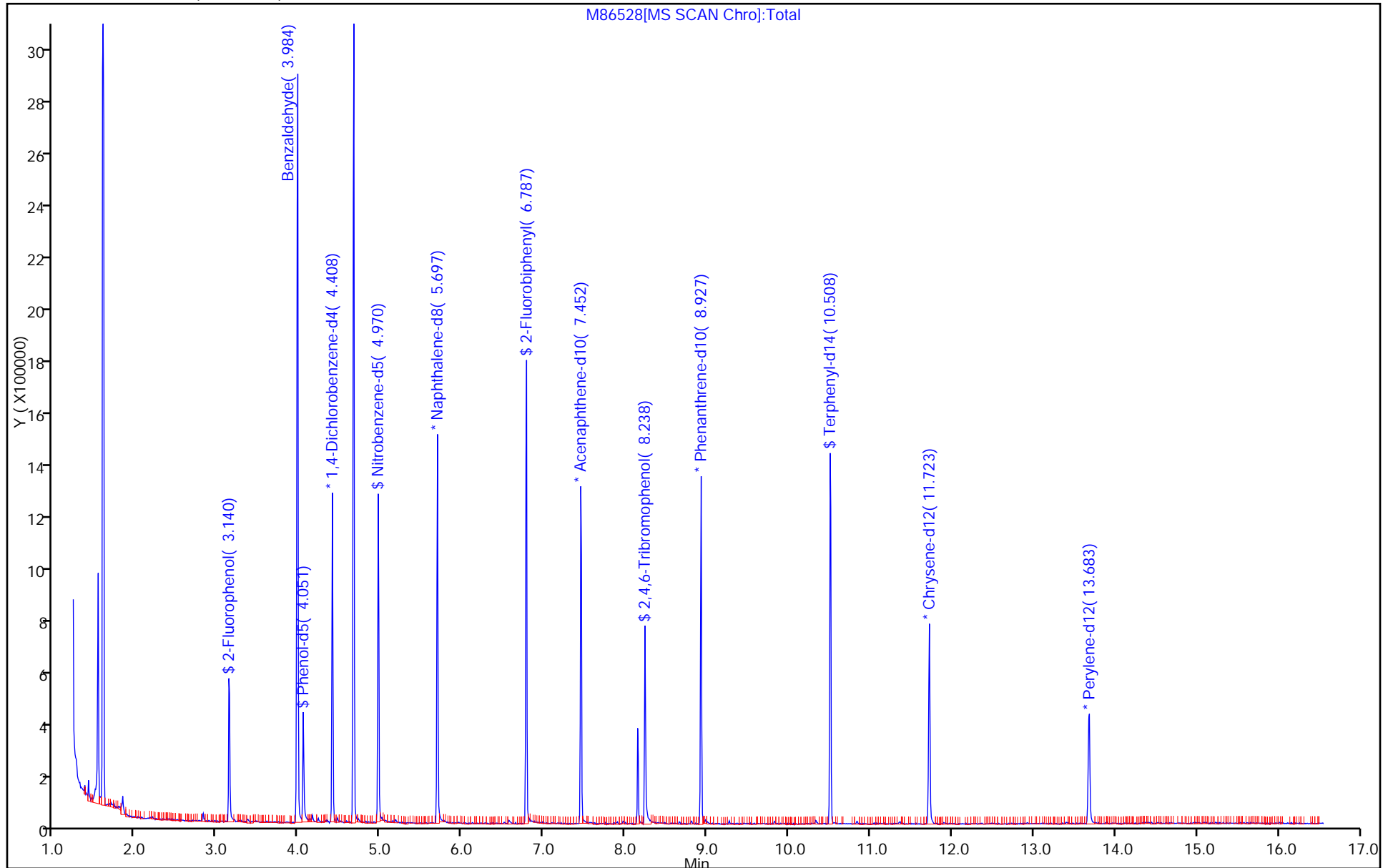
Dil. Factor: 1.0000

ALS Bottle#: 20

Method: 8270LVI\_R6

Limit Group: SV 8270 ICAL

Column: Rtxi-5Sil MS (0.25 mm)





FORM I  
GC/MS SEMI VOA ORGANICS ANALYSIS DATA SHEET

Lab Name: TestAmerica Edison Job No.: 460-85482-1  
 SDG No.: \_\_\_\_\_  
 Client Sample ID: \_\_\_\_\_ Lab Sample ID: LCSD 460-260289/3-A  
 Matrix: Water Lab File ID: M86540.D  
 Analysis Method: 8270C Date Collected: \_\_\_\_\_  
 Extract. Method: 3510C Date Extracted: 11/04/2014 13:31  
 Sample wt/vol: 250 (mL) Date Analyzed: 11/05/2014 14:02  
 Con. Extract Vol.: 2 (mL) Dilution Factor: 1  
 Injection Volume: 5 (uL) Level: (low/med) Low  
 % Moisture: \_\_\_\_\_ GPC Cleanup: (Y/N) N  
 Analysis Batch No.: 260393 Units: ug/L

CAS NO.	COMPOUND NAME	RESULT	Q	RL	MDL
108-60-1	2,2'-oxybis[1-chloropropane]	58.9		10	1.3
105-67-9	2,4-Dimethylphenol	57.9		10	1.2
120-83-2	2,4-Dichlorophenol	64.1		10	1.1
95-57-8	2-Chlorophenol	52.1		10	0.93
95-48-7	2-Methylphenol	47.3		10	1.4
91-57-6	2-Methylnaphthalene	54.9		10	1.5
88-75-5	2-Nitrophenol	60.9		10	0.68
88-06-2	2,4,6-Trichlorophenol	63.7		10	1.4
95-95-4	2,4,5-Trichlorophenol	68.8		10	2.2
91-58-7	2-Chloronaphthalene	62.8		10	1.3
59-50-7	4-Chloro-3-methylphenol	58.4		10	1.1
88-74-4	2-Nitroaniline	61.2		20	2.0
106-47-8	4-Chloroaniline	54.4		1.0	0.32
606-20-2	2,6-Dinitrotoluene	74.4		2.0	0.27
106-44-5	4-Methylphenol	44.5		10	1.0
99-09-2	3-Nitroaniline	67.2		20	2.9
83-32-9	Acenaphthene	67.3		10	1.1
100-02-7	4-Nitrophenol	48.6		30	2.0
208-96-8	Acenaphthylene	66.1		10	1.8
51-28-5	2,4-Dinitrophenol	96.4		30	2.0
98-86-2	Acetophenone	58.9		10	0.89
121-14-2	2,4-Dinitrotoluene	70.5		2.0	0.28
7005-72-3	4-Chlorophenyl phenyl ether	61.8		10	1.5
100-01-6	4-Nitroaniline	62.4		20	2.9
534-52-1	4,6-Dinitro-2-methylphenol	133		30	3.0
111-91-1	Bis(2-chloroethoxy)methane	62.7		10	1.0
101-55-3	4-Bromophenyl phenyl ether	62.6		10	1.1
111-44-4	Bis(2-chloroethyl)ether	54.9		1.0	0.30
1912-24-9	Atrazine	56.1		10	1.0
120-12-7	Anthracene	74.7		10	0.85
105-60-2	Caprolactam	18.3		10	0.91
86-74-8	Carbazole	79.0		10	1.2
218-01-9	Chrysene	76.5		10	1.4
132-64-9	Dibenzofuran	65.9		10	1.5

FORM I  
GC/MS SEMI VOA ORGANICS ANALYSIS DATA SHEET

Lab Name: TestAmerica Edison Job No.: 460-85482-1  
 SDG No.: \_\_\_\_\_  
 Client Sample ID: \_\_\_\_\_ Lab Sample ID: LCSD 460-260289/3-A  
 Matrix: Water Lab File ID: M86540.D  
 Analysis Method: 8270C Date Collected: \_\_\_\_\_  
 Extract. Method: 3510C Date Extracted: 11/04/2014 13:31  
 Sample wt/vol: 250 (mL) Date Analyzed: 11/05/2014 14:02  
 Con. Extract Vol.: 2 (mL) Dilution Factor: 1  
 Injection Volume: 5 (uL) Level: (low/med) Low  
 % Moisture: \_\_\_\_\_ GPC Cleanup: (Y/N) N  
 Analysis Batch No.: 260393 Units: ug/L

CAS NO.	COMPOUND NAME	RESULT	Q	RL	MDL
207-08-9	Benzo[k]fluoranthene	85.4		1.0	0.14
84-66-2	Diethyl phthalate	68.0		10	1.4
191-24-2	Benzo[g,h,i]perylene	90.2		10	0.93
131-11-3	Dimethyl phthalate	67.4		10	1.1
205-99-2	Benzo[b]fluoranthene	76.3		1.0	0.21
84-74-2	Di-n-butyl phthalate	79.2		10	1.0
50-32-8	Benzo[a]pyrene	83.0		1.0	0.14
56-55-3	Benzo[a]anthracene	73.8		1.0	0.18
92-52-4	Diphenyl	65.8		10	1.8
206-44-0	Fluoranthene	73.4		10	1.1
85-68-7	Butyl benzyl phthalate	81.6		10	1.4
86-73-7	Fluorene	67.8		10	1.7
117-81-7	Bis(2-ethylhexyl) phthalate	85.4		10	0.81
118-74-1	Hexachlorobenzene	66.9		1.0	0.20
117-84-0	Di-n-octyl phthalate	86.3		10	0.88
87-68-3	Hexachlorobutadiene	49.6		2.0	0.68
77-47-4	Hexachlorocyclopentadiene	42.4		10	1.5
53-70-3	Dibenz(a,h)anthracene	89.1		1.0	0.16
67-72-1	Hexachloroethane	49.4		1.0	0.15
91-94-1	3,3'-Dichlorobenzidine	77.9		20	3.2
193-39-5	Indeno[1,2,3-cd]pyrene	84.4		1.0	0.11
95-94-3	1,2,4,5-Tetrachlorobenzene	60.1		10	1.8
78-59-1	Isophorone	63.2		10	1.3
58-90-2	2,3,4,6-Tetrachlorophenol	61.3		10	0.89
91-20-3	Naphthalene	56.2		10	2.0
98-95-3	Nitrobenzene	59.6		1.0	0.34
621-64-7	N-Nitrosodi-n-propylamine	60.7		1.0	0.27
86-30-6	N-Nitrosodiphenylamine	78.5		10	1.0
87-86-5	Pentachlorophenol	106		30	2.7
85-01-8	Phenanthrene	73.6		10	1.2
108-95-2	Phenol	29.9		10	0.60
129-00-0	Pyrene	71.7		10	1.1

FORM I  
GC/MS SEMI VOA ORGANICS ANALYSIS DATA SHEET

Lab Name: TestAmerica Edison Job No.: 460-85482-1  
 SDG No.: \_\_\_\_\_  
 Client Sample ID: \_\_\_\_\_ Lab Sample ID: LCSD 460-260289/3-A  
 Matrix: Water Lab File ID: M86540.D  
 Analysis Method: 8270C Date Collected: \_\_\_\_\_  
 Extract. Method: 3510C Date Extracted: 11/04/2014 13:31  
 Sample wt/vol: 250 (mL) Date Analyzed: 11/05/2014 14:02  
 Con. Extract Vol.: 2 (mL) Dilution Factor: 1  
 Injection Volume: 5 (uL) Level: (low/med) Low  
 % Moisture: \_\_\_\_\_ GPC Cleanup: (Y/N) N  
 Analysis Batch No.: 260393 Units: ug/L

CAS NO.	SURROGATE	%REC	Q	LIMITS
4165-60-0	Nitrobenzene-d5	84		60-114
4165-62-2	Phenol-d5	31		4-86
1718-51-0	Terphenyl-d14	87		72-130
118-79-6	2,4,6-Tribromophenol	73		51-126
367-12-4	2-Fluorophenol	46		15-96
321-60-8	2-Fluorobiphenyl	83		50-120

TestAmerica Edison  
Target Compound Quantitation Report

Data File: \\EDICHROM\ChromData\CBNAMS6\20141105-20179.b\M86540.D  
 Lims ID: LCSD 460-260289/3-A  
 Client ID:  
 Sample Type: LCSD  
 Inject. Date: 05-Nov-2014 14:02:30 ALS Bottle#: 32 Worklist Smp#: 33  
 Injection Vol: 5.0 ul Dil. Factor: 1.0000  
 Sample Info: 460-0020179-033  
 Operator ID: Instrument ID: CBNAMS6  
 Method: \\EDICHROM\ChromData\CBNAMS6\20141105-20179.b\8270LVI\_R6.m  
 Limit Group: SV 8270 ICAL  
 Last Update: 05-Nov-2014 14:31:20 Calib Date: 26-Oct-2014 17:14:30  
 Integrator: RTE ID Type: Deconvolution ID  
 Quant Method: Internal Standard Quant By: Initial Calibration  
 Last ICal File: \\EDICHROM\ChromData\CBNAMS6\20141026-19807.b\M86021.D  
 Column 1 : Rtxi-5Sil MS ( 0.25 mm) Det: MS SCAN  
 Process Host: XAWRK037

First Level Reviewer: szczecha

Date: 05-Nov-2014 14:36:41

Compound	Sig	RT (min.)	Adj RT (min.)	Dlt RT (min.)	Q	Response	Cal Amt ug/ml	OnCol Amt ug/ml	Flags
1 1,4-Dioxane	88	1.858	1.780	0.078	94	78237	10.0	5.26	
2 N-Nitrosodimethylamine	74	2.074	2.013	0.061	81	139891	10.0	5.12	
3 Pyridine	79	2.104	2.044	0.061	90	153086	10.0	3.77	
\$ 4 2-Fluorophenol	112	3.159	3.153	0.006	96	229022	10.0	4.58	
\$ 6 Phenol-d5	99	4.058	4.077	-0.019	84	196036	10.0	3.11	
7 Phenol	94	4.073	4.092	-0.019	93	234840	10.0	3.74	
8 Aniline	93	4.087	4.092	-0.005	99	442288	10.0	5.71	
9 Bis(2-chloroethyl)ether	93	4.148	4.160	-0.012	93	358922	10.0	6.87	
125 Benzonitrile	103	4.170	4.190	-0.020	96	783984	NC	NC	
10 2-Chlorophenol	128	4.208	4.220	-0.012	92	322046	10.0	6.51	
11 n-Decane	43	4.238	4.243	-0.005	86	281594	10.0	6.58	
12 1,3-Dichlorobenzene	146	4.350	4.362	-0.012	88	299714	10.0	6.35	
* 13 1,4-Dichlorobenzene-d4	152	4.410	4.415	-0.005	98	260911	8.00	8.00	
14 1,4-Dichlorobenzene	146	4.425	4.438	-0.013	87	301885	10.0	6.48	
15 Benzyl alcohol	108	4.560	4.565	-0.005	92	236880	10.0	6.41	
16 1,2-Dichlorobenzene	146	4.583	4.588	-0.005	89	312245	10.0	6.74	
17 2-Methylphenol	108	4.681	4.686	-0.005	85	291197	10.0	5.91	
18 2,2'-oxybis[1-chloropropan	45	4.688	4.701	-0.013	91	515000	10.0	7.36	
126 N-Methylaniline	106	4.815	4.820	-0.005	75	586277	NC	NC	
19 Acetophenone	105	4.823	4.835	-0.012	90	534390	10.0	7.36	
20 N-Nitrosodi-n-propylamine	70	4.830	4.835	-0.005	83	322179	10.0	7.58	
22 3 & 4 Methylphenol	108	4.838	4.850	-0.012	67	287721	10.0	5.37	
21 4-Methylphenol	108	4.838	4.850	-0.012	95	281442	10.0	5.56	
24 Hexachloroethane	117	4.921	4.925	-0.004	92	153160	10.0	6.17	
\$ 25 Nitrobenzene-d5	82	4.981	4.986	-0.005	90	478287	10.0	8.39	
27 n,n'-Dimethylaniline	120	4.996	5.007	-0.011	93	552072	10.0	6.94	
26 Nitrobenzene	77	4.996	5.007	-0.011	94	589466	10.0	7.44	
28 Isophorone	82	5.237	5.248	-0.011	99	845731	10.0	7.90	
29 2-Nitrophenol	139	5.319	5.323	-0.004	89	218202	10.0	7.61	
30 2,4-Dimethylphenol	122	5.371	5.375	-0.004	85	296754	10.0	7.24	
31 Bis(2-chloroethoxy)methane	93	5.461	5.465	-0.004	95	435137	10.0	7.84	
33 2,4-Dichlorophenol	162	5.566	5.578	-0.012	91	303685	10.0	8.01	

Compound	Sig	RT (min.)	Adj RT (min.)	Dlt RT (min.)	Q	Response	Cal Amt ug/ml	OnCol Amt ug/ml	Flags
34 1,2,4-Trichlorobenzene	180	5.639	5.646	-0.007	93	270731	10.0	6.65	
* 35 Naphthalene-d8	136	5.700	5.703	-0.003	100	912654	8.00	8.00	
36 Naphthalene	128	5.723	5.729	-0.006	98	865301	10.0	7.03	
37 4-Chloroaniline	127	5.783	5.789	-0.006	94	398787	10.0	6.80	
38 Hexachlorobutadiene	225	5.844	5.849	-0.005	92	138664	10.0	6.20	
39 Caprolactam	113	6.157	6.171	-0.014	91	39428	10.0	2.29	
40 4-Chloro-3-methylphenol	107	6.292	6.298	-0.006	95	346680	10.0	7.29	
41 2-Methylnaphthalene	142	6.420	6.427	-0.007	84	530115	10.0	6.86	
42 1-Methylnaphthalene	142	6.517	6.524	-0.007	90	466483	10.0	6.52	
43 Hexachlorocyclopentadiene	237	6.570	6.576	-0.006	95	116257	10.0	5.30	
44 1,2,4,5-Tetrachlorobenzene	216	6.585	6.591	-0.006	96	248051	10.0	7.51	
45 2-tertbutyl-4-methylphenol	149	6.631	6.637	-0.006	87	452644	10.0	7.90	
46 2,4,6-Trichlorophenol	196	6.706	6.712	-0.006	87	191802	10.0	7.97	
47 2,4,5-Trichlorophenol	196	6.751	6.766	-0.015	94	214728	10.0	8.60	
\$ 48 2-Fluorobiphenyl	172	6.789	6.796	-0.007	98	652459	10.0	8.28	
49 1,1'-Biphenyl	154	6.886	6.894	-0.008	97	612928	10.0	8.23	
50 2-Chloronaphthalene	162	6.909	6.917	-0.008	96	500133	10.0	7.85	
53 Phenyl ether	170	6.992	7.000	-0.008	91	359395	10.0	8.09	
54 2-Nitroaniline	65	7.023	7.031	-0.007	97	229563	10.0	7.64	
55 1,3-Dimethylnaphthalene	156	7.121	7.129	-0.008	88	388863	10.0	8.17	
56 Dimethyl phthalate	163	7.203	7.211	-0.008	97	628531	10.0	8.42	
57 Coumarin	146	7.226	7.234	-0.008	77	219425	10.0	8.39	
58 2,6-Dinitrotoluene	165	7.264	7.272	-0.008	93	177364	10.0	9.30	
59 Acenaphthylene	152	7.317	7.324	-0.007	97	805957	10.0	8.26	
60 3-Nitroaniline	138	7.437	7.438	-0.001	93	185340	10.0	8.40	
* 61 Acenaphthene-d10	164	7.459	7.459	0.000	90	432406	8.00	8.00	
63 3,5-di-tert-butyl-4-hydrox	205	7.475	7.483	-0.008	98	329992	10.0	6.76	
62 Acenaphthene	154	7.490	7.498	-0.008	94	465254	10.0	8.41	
64 2,4-Dinitrophenol	184	7.535	7.543	-0.008	95	161168	20.0	12.1	
65 4-Nitrophenol	65	7.625	7.633	-0.007	94	99193	20.0	6.07	
67 2,4-Dinitrotoluene	165	7.663	7.670	-0.007	88	212848	10.0	8.81	
66 Dibenzofuran	168	7.663	7.670	-0.007	94	695251	10.0	8.24	
68 2,3,4,6-Tetrachlorophenol	232	7.791	7.799	-0.008	89	141601	10.0	7.67	
69 Diethyl phthalate	149	7.897	7.905	-0.008	97	613402	10.0	8.50	
71 4-Chlorophenyl phenyl ethe	204	8.002	8.009	-0.007	75	244123	10.0	7.73	
70 Fluorene	166	8.002	8.009	-0.007	91	508439	10.0	8.47	
72 4-Nitroaniline	138	8.047	8.062	-0.015	93	158678	10.0	7.80	
73 4,6-Dinitro-2-methylphenol	198	8.070	8.076	-0.006	85	233192	20.0	16.6	
74 N-Nitrosodiphenylamine	169	8.123	8.136	-0.013	65	441967	10.0	9.81	
75 1,2-Diphenylhydrazine	77	8.161	8.166	-0.005	98	761357	10.0	9.60	
\$ 76 2,4,6-Tribromophenol	330	8.243	8.249	-0.006	92	95499	10.0	7.32	
77 4-Bromophenyl phenyl ether	248	8.484	8.490	-0.006	78	130675	10.0	7.83	
78 Hexachlorobenzene	284	8.543	8.549	-0.006	97	169002	10.0	8.36	
79 Atrazine	200	8.655	8.667	-0.012	84	104775	10.0	7.01	
121 Pentachlorophenol	266	8.746	8.757	-0.011	87	151287	20.0	13.2	
81 Pentachloronitrobenzene	237	8.753	8.757	-0.004	84	59851	10.0	8.73	
82 n-Octadecane	57	8.812	8.817	-0.005	95	449509	10.0	11.1	
* 83 Phenanthrene-d10	188	8.932	8.931	0.001	98	595243	8.00	8.00	
84 Phenanthrene	178	8.954	8.960	-0.006	98	708486	10.0	9.20	
85 Anthracene	178	9.007	9.012	-0.005	98	742661	10.0	9.33	
86 Carbazole	167	9.172	9.177	-0.005	97	695084	10.0	9.87	
87 Di-n-butyl phthalate	149	9.502	9.508	-0.006	99	977378	10.0	9.90	

Compound	Sig	RT (min.)	Adj RT (min.)	Dlt RT (min.)	Q	Response	Cal Amt ug/ml	OnCol Amt ug/ml	Flags
88 Fluoranthene	202	10.125	10.128	-0.003	98	708860	10.0	9.18	
122 Benzidine	184	10.266	10.271	-0.005	98	67481	10.0	2.08	
90 Pyrene	202	10.356	10.354	0.002	98	729459	10.0	8.96	
\$ 91 Terphenyl-d14	244	10.506	10.512	-0.006	98	441485	10.0	8.74	
92 Butyl benzyl phthalate	149	11.049	11.055	-0.006	98	397182	10.0	10.2	
93 Carbamazepine	193	11.185	11.191	-0.006	94	222024	10.0	9.74	
94 3,3'-Dichlorobenzidine	252	11.694	11.701	-0.007	98	189235	10.0	9.74	
95 Benzo[a]anthracene	228	11.716	11.724	-0.008	99	532241	10.0	9.23	
* 96 Chrysene-d12	240	11.731	11.731	0.000	98	394355	8.00	8.00	
98 Bis(2-ethylhexyl) phthalat	149	11.753	11.759	-0.006	91	498834	10.0	10.7	
97 Chrysene	228	11.761	11.775	-0.014	100	482247	10.0	9.56	
99 Di-n-octyl phthalate	149	12.637	12.644	-0.007	97	847591	10.0	10.8	
100 Benzo[b]fluoranthene	252	13.154	13.161	-0.007	97	439112	10.0	9.54	
101 Benzo[k]fluoranthene	252	13.192	13.207	-0.015	99	491017	10.0	10.7	
102 Benzo[a]pyrene	252	13.606	13.618	-0.012	96	427619	10.0	10.4	
* 103 Perylene-d12	264	13.688	13.693	-0.004	98	309143	8.00	8.00	
104 Indeno[1,2,3-cd]pyrene	276	15.267	15.272	-0.005	99	357140	10.0	10.6	
105 Dibenz(a,h)anthracene	278	15.305	15.317	-0.012	96	356400	10.0	11.1	
106 Benzo[g,h,i]perylene	276	15.709	15.722	-0.013	97	380012	10.0	11.3	

**QC Flag Legend**

Processing Flags

NC - Not Calibrated

**Reagents:**

SM\_ISTD\_LVI\_00048

Amount Added: 20.00

Units: uL

Run Reagent

TestAmerica Edison

Data File: \\EDICHROM\ChromData\CBNAMS6\20141105-20179.b\M86540.D

Injection Date: 05-Nov-2014 14:02:30

Instrument ID: CBNAMS6

Operator ID:

Lims ID: LCSD 460-260289/3-A

Worklist Smp#: 33

Client ID:

Injection Vol: 5.0 ul

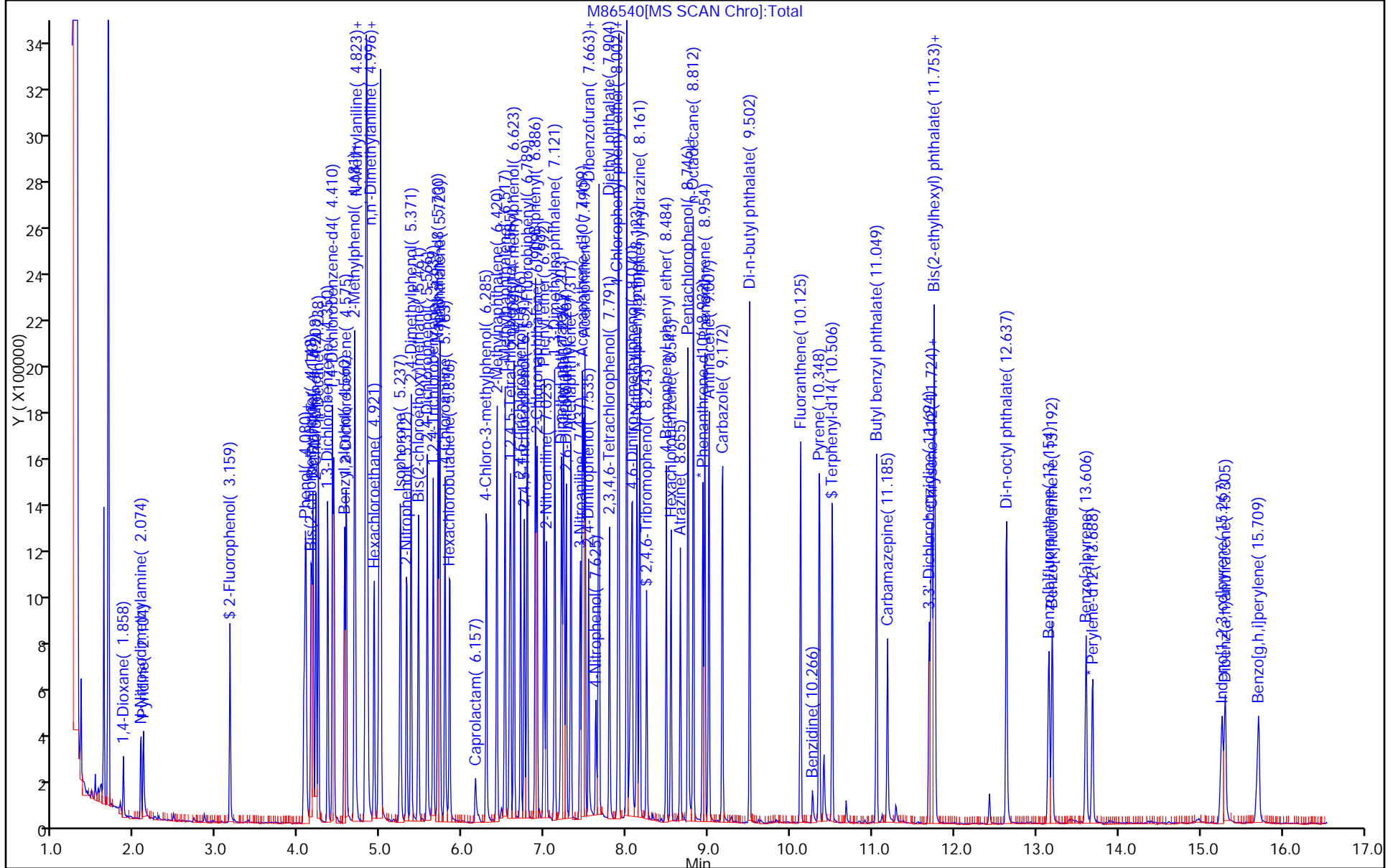
Dil. Factor: 1.0000

ALS Bottle#: 32

Method: 8270LVI\_R6

Limit Group: SV 8270 ICAL

Column: Rtxi-5Sil MS (0.25 mm)



FORM I  
GC/MS SEMI VOA ORGANICS ANALYSIS DATA SHEET

Lab Name: TestAmerica Edison Job No.: 460-85482-1  
 SDG No.: \_\_\_\_\_  
 Client Sample ID: \_\_\_\_\_ Lab Sample ID: LCSD 460-260289/5-A  
 Matrix: Water Lab File ID: M86529.D  
 Analysis Method: 8270C Date Collected: \_\_\_\_\_  
 Extract. Method: 3510C Date Extracted: 11/04/2014 13:31  
 Sample wt/vol: 250 (mL) Date Analyzed: 11/05/2014 10:16  
 Con. Extract Vol.: 2 (mL) Dilution Factor: 1  
 Injection Volume: 5 (uL) Level: (low/med) Low  
 % Moisture: \_\_\_\_\_ GPC Cleanup: (Y/N) N  
 Analysis Batch No.: 260393 Units: ug/L

CAS NO.	COMPOUND NAME	RESULT	Q	RL	MDL
100-52-7	Benzaldehyde	136		10	2.1

CAS NO.	SURROGATE	%REC	Q	LIMITS
4165-60-0	Nitrobenzene-d5	91		60-114
4165-62-2	Phenol-d5	30		4-86
1718-51-0	Terphenyl-d14	100		72-130
118-79-6	2,4,6-Tribromophenol	78		51-126
367-12-4	2-Fluorophenol	48		15-96
321-60-8	2-Fluorobiphenyl	81		50-120



TestAmerica Edison  
Target Compound Quantitation Report

Data File: \\EDICHROM\ChromData\CBNAMS6\20141105-20179.b\M86529.D  
 Lims ID: LCSD 460-260289/5-A  
 Client ID:  
 Sample Type: LCSD  
 Inject. Date: 05-Nov-2014 10:16:30 ALS Bottle#: 21 Worklist Smp#: 22  
 Injection Vol: 5.0 ul Dil. Factor: 1.0000  
 Sample Info: 460-0020179-022  
 Operator ID: Instrument ID: CBNAMS6  
 Method: \\EDICHROM\ChromData\CBNAMS6\20141105-20179.b\8270LVI\_R6.m  
 Limit Group: SV 8270 ICAL  
 Last Update: 05-Nov-2014 14:31:20 Calib Date: 26-Oct-2014 17:14:30  
 Integrator: RTE ID Type: Deconvolution ID  
 Quant Method: Internal Standard Quant By: Initial Calibration  
 Last ICal File: \\EDICHROM\ChromData\CBNAMS6\20141026-19807.b\M86021.D  
 Column 1 : Rtxi-5Sil MS ( 0.25 mm) Det: MS SCAN  
 Process Host: XAWRK037

First Level Reviewer: szczech

Date: 05-Nov-2014 14:32:48

Compound	Sig	RT (min.)	Adj RT (min.)	Dlt RT (min.)	Q	Response	Cal Amt ug/ml	OnCol Amt ug/ml	Flags
\$ 4 2-Fluorophenol	112	3.144	3.153	-0.009	93	157269	10.0	4.77	
5 Benzaldehyde	77	3.980	3.980	0.000	92	544981	20.0	17.1	
\$ 6 Phenol-d5	99	4.055	4.077	-0.022	84	124209	10.0	2.99	
* 13 1,4-Dichlorobenzene-d4	152	4.407	4.415	-0.009	98	171824	8.00	8.00	
\$ 25 Nitrobenzene-d5	82	4.974	4.986	-0.012	90	380470	10.0	9.09	
* 35 Naphthalene-d8	136	5.695	5.703	-0.008	99	670112	8.00	8.00	
\$ 48 2-Fluorobiphenyl	172	6.787	6.796	-0.009	97	493265	10.0	8.08	
* 61 Acenaphthene-d10	164	7.454	7.459	-0.005	91	335008	8.00	8.00	
\$ 76 2,4,6-Tribromophenol	330	8.239	8.249	-0.010	93	78940	10.0	7.81	
* 83 Phenanthrene-d10	188	8.926	8.931	-0.005	98	504090	8.00	8.00	
\$ 91 Terphenyl-d14	244	10.512	10.512	0.000	99	431570	10.0	9.97	
* 96 Chrysene-d12	240	11.723	11.731	-0.008	99	338210	8.00	8.00	
* 103 Perylene-d12	264	13.683	13.693	-0.009	99	246572	8.00	8.00	

**Reagents:**

SM\_ISTD\_LVI\_00048

Amount Added: 20.00

Units: uL

Run Reagent

TestAmerica Edison

Data File: \\EDICHROM\ChromData\CBNAMS6\20141105-20179.b\M86529.D

Injection Date: 05-Nov-2014 10:16:30

Instrument ID: CBNAMS6

Operator ID:

Lims ID: LCSD 460-260289/5-A

Worklist Smp#: 22

Client ID:

Injection Vol: 5.0 ul

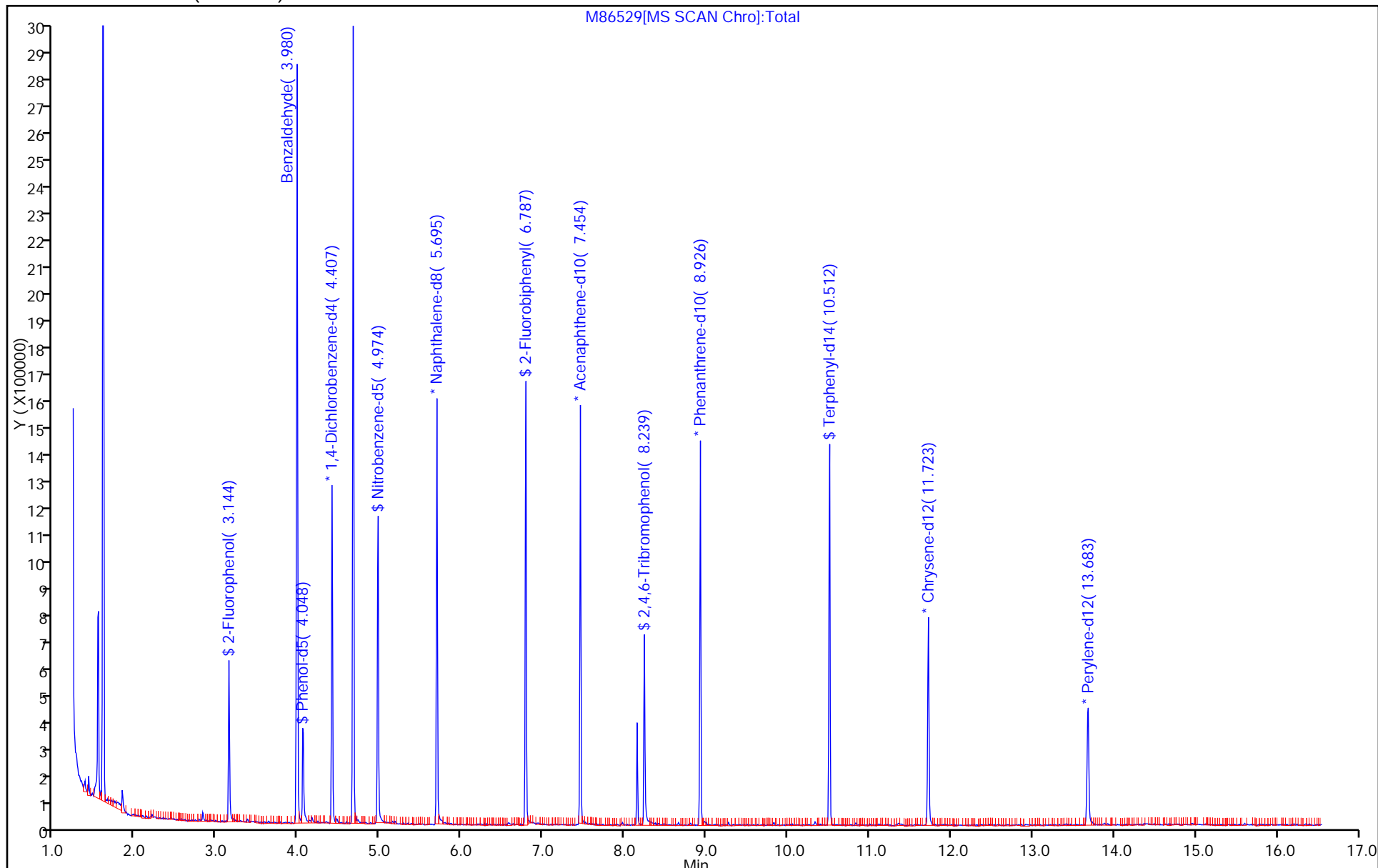
Dil. Factor: 1.0000

ALS Bottle#: 21

Method: 8270LVI\_R6

Limit Group: SV 8270 ICAL

Column: Rtxi-5Sil MS (0.25 mm)



FORM I  
GC/MS SEMI VOA ORGANICS ANALYSIS DATA SHEET

Lab Name: TestAmerica Edison Job No.: 460-85482-1  
 SDG No.: \_\_\_\_\_  
 Client Sample ID: \_\_\_\_\_ Lab Sample ID: 460-85533-E-1-A MS  
 Matrix: Solid Lab File ID: L118395.D  
 Analysis Method: 8270C Date Collected: 11/03/2014 13:15  
 Extract. Method: 3546 Date Extracted: 11/03/2014 20:09  
 Sample wt/vol: 15.0323(g) Date Analyzed: 11/04/2014 13:53  
 Con. Extract Vol.: 1(mL) Dilution Factor: 1  
 Injection Volume: 1(uL) Level: (low/med) Low  
 % Moisture: 17.9 GPC Cleanup: (Y/N) N  
 Analysis Batch No.: 260144 Units: ug/Kg

CAS NO.	COMPOUND NAME	RESULT	Q	RL	MDL
108-60-1	2,2'-oxybis[1-chloropropane]	4380		400	17
105-67-9	2,4-Dimethylphenol	3640		400	88
120-83-2	2,4-Dichlorophenol	3430		400	9.5
95-57-8	2-Chlorophenol	3370		400	10
95-48-7	2-Methylphenol	3280		400	17
91-57-6	2-Methylnaphthalene	3690		400	8.9
88-75-5	2-Nitrophenol	3850		400	13
88-06-2	2,4,6-Trichlorophenol	3860		160	11
95-95-4	2,4,5-Trichlorophenol	3830		400	40
91-58-7	2-Chloronaphthalene	3820		400	9.1
59-50-7	4-Chloro-3-methylphenol	3680		400	17
88-74-4	2-Nitroaniline	3600		400	13
106-47-8	4-Chloroaniline	2100		400	10
606-20-2	2,6-Dinitrotoluene	3810		81	21
106-44-5	4-Methylphenol	3410		400	11
99-09-2	3-Nitroaniline	2590		400	12
83-32-9	Acenaphthene	3340		400	9.7
100-02-7	4-Nitrophenol	6790		810	190
208-96-8	Acenaphthylene	3790		400	10
51-28-5	2,4-Dinitrophenol	6890		320	300
98-86-2	Acetophenone	3340		400	8.7
100-52-7	Benzaldehyde	6240		400	31
121-14-2	2,4-Dinitrotoluene	3500		81	16
7005-72-3	4-Chlorophenyl phenyl ether	3410		400	12
100-01-6	4-Nitroaniline	2590		400	15
534-52-1	4,6-Dinitro-2-methylphenol	7780		320	110
111-91-1	Bis(2-chloroethoxy)methane	3710		400	13
101-55-3	4-Bromophenyl phenyl ether	4370		400	13
111-44-4	Bis(2-chloroethyl)ether	3390		40	9.5
1912-24-9	Atrazine	3350		160	18
120-12-7	Anthracene	3930		400	38
105-60-2	Caprolactam	3580		400	29
86-74-8	Carbazole	3600		400	10
218-01-9	Chrysene	3820		400	11

FORM I  
GC/MS SEMI VOA ORGANICS ANALYSIS DATA SHEET

Lab Name: TestAmerica Edison Job No.: 460-85482-1  
 SDG No.: \_\_\_\_\_  
 Client Sample ID: \_\_\_\_\_ Lab Sample ID: 460-85533-E-1-A MS  
 Matrix: Solid Lab File ID: L118395.D  
 Analysis Method: 8270C Date Collected: 11/03/2014 13:15  
 Extract. Method: 3546 Date Extracted: 11/03/2014 20:09  
 Sample wt/vol: 15.0323(g) Date Analyzed: 11/04/2014 13:53  
 Con. Extract Vol.: 1(mL) Dilution Factor: 1  
 Injection Volume: 1(uL) Level: (low/med) Low  
 % Moisture: 17.9 GPC Cleanup: (Y/N) N  
 Analysis Batch No.: 260144 Units: ug/Kg

CAS NO.	COMPOUND NAME	RESULT	Q	RL	MDL
132-64-9	Dibenzofuran	3460		400	12
207-08-9	Benzo[k]fluoranthene	4570		40	17
84-66-2	Diethyl phthalate	3520		400	11
191-24-2	Benzo[g,h,i]perylene	3900		400	23
131-11-3	Dimethyl phthalate	3640		400	12
205-99-2	Benzo[b]fluoranthene	4150		40	16
84-74-2	Di-n-butyl phthalate	3640		400	12
50-32-8	Benzo[a]pyrene	4170		40	12
56-55-3	Benzo[a]anthracene	3800		40	34
92-52-4	Diphenyl	3900		400	34
206-44-0	Fluoranthene	3400		400	12
85-68-7	Butyl benzyl phthalate	4280		400	12
86-73-7	Fluorene	3590		400	8.7
117-81-7	Bis(2-ethylhexyl) phthalate	4100		400	16
118-74-1	Hexachlorobenzene	4510		40	16
117-84-0	Di-n-octyl phthalate	4640		400	20
87-68-3	Hexachlorobutadiene	3670		81	11
77-47-4	Hexachlorocyclopentadiene	3370		400	25
53-70-3	Dibenz(a,h)anthracene	4020		40	21
67-72-1	Hexachloroethane	3290		40	15
91-94-1	3,3'-Dichlorobenzidine	2900		160	45
193-39-5	Indeno[1,2,3-cd]pyrene	4870		40	27
95-94-3	1,2,4,5-Tetrachlorobenzene	4000		400	30
78-59-1	Isophorone	3860		160	8.6
58-90-2	2,3,4,6-Tetrachlorophenol	3730		400	38
91-20-3	Naphthalene	3680		400	10
98-95-3	Nitrobenzene	3790		40	13
621-64-7	N-Nitrosodi-n-propylamine	3690		40	13
86-30-6	N-Nitrosodiphenylamine	4510		400	36
87-86-5	Pentachlorophenol	7620		320	49
85-01-8	Phenanthrene	3870		400	11
108-95-2	Phenol	3620		400	13
129-00-0	Pyrene	4550		400	18

FORM I  
GC/MS SEMI VOA ORGANICS ANALYSIS DATA SHEET

Lab Name: TestAmerica Edison Job No.: 460-85482-1  
 SDG No.: \_\_\_\_\_  
 Client Sample ID: \_\_\_\_\_ Lab Sample ID: 460-85533-E-1-A MS  
 Matrix: Solid Lab File ID: L118395.D  
 Analysis Method: 8270C Date Collected: 11/03/2014 13:15  
 Extract. Method: 3546 Date Extracted: 11/03/2014 20:09  
 Sample wt/vol: 15.0323(g) Date Analyzed: 11/04/2014 13:53  
 Con. Extract Vol.: 1(mL) Dilution Factor: 1  
 Injection Volume: 1(uL) Level: (low/med) Low  
 % Moisture: 17.9 GPC Cleanup: (Y/N) N  
 Analysis Batch No.: 260144 Units: ug/Kg

CAS NO.	SURROGATE	%REC	Q	LIMITS
4165-60-0	Nitrobenzene-d5	96		38-105
4165-62-2	Phenol-d5	86		41-118
1718-51-0	Terphenyl-d14	113		16-151
118-79-6	2,4,6-Tribromophenol	106		10-120
367-12-4	2-Fluorophenol	80		37-125
321-60-8	2-Fluorobiphenyl	93		40-109

FORM I  
GC/MS SEMI VOA ORGANICS ANALYSIS DATA SHEET

Lab Name: TestAmerica Edison Job No.: 460-85482-1  
 SDG No.: \_\_\_\_\_  
 Client Sample ID: \_\_\_\_\_ Lab Sample ID: 460-85533-E-1-B MSD  
 Matrix: Solid Lab File ID: L118396.D  
 Analysis Method: 8270C Date Collected: 11/03/2014 13:15  
 Extract. Method: 3546 Date Extracted: 11/03/2014 20:09  
 Sample wt/vol: 15.0320(g) Date Analyzed: 11/04/2014 14:18  
 Con. Extract Vol.: 1(mL) Dilution Factor: 1  
 Injection Volume: 1(uL) Level: (low/med) Low  
 % Moisture: 17.9 GPC Cleanup: (Y/N) N  
 Analysis Batch No.: 260144 Units: ug/Kg

CAS NO.	COMPOUND NAME	RESULT	Q	RL	MDL
108-60-1	2,2'-oxybis[1-chloropropane]	4310		400	17
105-67-9	2,4-Dimethylphenol	3460		400	88
120-83-2	2,4-Dichlorophenol	3260		400	9.5
95-57-8	2-Chlorophenol	3290		400	10
95-48-7	2-Methylphenol	3100		400	17
91-57-6	2-Methylnaphthalene	3550		400	8.9
88-75-5	2-Nitrophenol	3730		400	13
88-06-2	2,4,6-Trichlorophenol	3680		160	11
95-95-4	2,4,5-Trichlorophenol	3570		400	40
91-58-7	2-Chloronaphthalene	3640		400	9.1
59-50-7	4-Chloro-3-methylphenol	3500		400	17
88-74-4	2-Nitroaniline	3420		400	13
106-47-8	4-Chloroaniline	2030		400	10
606-20-2	2,6-Dinitrotoluene	3660		81	21
106-44-5	4-Methylphenol	3190		400	11
99-09-2	3-Nitroaniline	2420		400	12
83-32-9	Acenaphthene	3160		400	9.7
100-02-7	4-Nitrophenol	6300		810	190
208-96-8	Acenaphthylene	3600		400	10
51-28-5	2,4-Dinitrophenol	6550		320	300
98-86-2	Acetophenone	3270		400	8.7
100-52-7	Benzaldehyde	6330		400	31
121-14-2	2,4-Dinitrotoluene	3320		81	16
7005-72-3	4-Chlorophenyl phenyl ether	3290		400	12
100-01-6	4-Nitroaniline	2220		400	15
534-52-1	4,6-Dinitro-2-methylphenol	7500		320	110
111-91-1	Bis(2-chloroethoxy)methane	3560		400	13
101-55-3	4-Bromophenyl phenyl ether	4240		400	13
111-44-4	Bis(2-chloroethyl)ether	3390		40	9.5
1912-24-9	Atrazine	3190		160	18
120-12-7	Anthracene	3760		400	38
105-60-2	Caprolactam	3370		400	29
86-74-8	Carbazole	3470		400	10
218-01-9	Chrysene	3600		400	11

FORM I  
GC/MS SEMI VOA ORGANICS ANALYSIS DATA SHEET

Lab Name: TestAmerica Edison Job No.: 460-85482-1  
 SDG No.: \_\_\_\_\_  
 Client Sample ID: \_\_\_\_\_ Lab Sample ID: 460-85533-E-1-B MSD  
 Matrix: Solid Lab File ID: L118396.D  
 Analysis Method: 8270C Date Collected: 11/03/2014 13:15  
 Extract. Method: 3546 Date Extracted: 11/03/2014 20:09  
 Sample wt/vol: 15.0320(g) Date Analyzed: 11/04/2014 14:18  
 Con. Extract Vol.: 1(mL) Dilution Factor: 1  
 Injection Volume: 1(uL) Level: (low/med) Low  
 % Moisture: 17.9 GPC Cleanup: (Y/N) N  
 Analysis Batch No.: 260144 Units: ug/Kg

CAS NO.	COMPOUND NAME	RESULT	Q	RL	MDL
132-64-9	Dibenzofuran	3340		400	12
207-08-9	Benzo[k]fluoranthene	4300		40	17
84-66-2	Diethyl phthalate	3320		400	11
191-24-2	Benzo[g,h,i]perylene	3810		400	23
131-11-3	Dimethyl phthalate	3440		400	12
205-99-2	Benzo[b]fluoranthene	3910		40	16
84-74-2	Di-n-butyl phthalate	3490		400	12
50-32-8	Benzo[a]pyrene	3910		40	12
56-55-3	Benzo[a]anthracene	3630		40	34
92-52-4	Diphenyl	3710		400	34
206-44-0	Fluoranthene	3270		400	12
85-68-7	Butyl benzyl phthalate	4070		400	12
86-73-7	Fluorene	3380		400	8.7
117-81-7	Bis(2-ethylhexyl) phthalate	3880		400	16
118-74-1	Hexachlorobenzene	4330		40	16
117-84-0	Di-n-octyl phthalate	4420		400	20
87-68-3	Hexachlorobutadiene	3610		81	11
77-47-4	Hexachlorocyclopentadiene	3310		400	25
53-70-3	Dibenz(a,h)anthracene	3850		40	21
67-72-1	Hexachloroethane	3230		40	15
91-94-1	3,3'-Dichlorobenzidine	2720		160	45
193-39-5	Indeno[1,2,3-cd]pyrene	4680		40	27
95-94-3	1,2,4,5-Tetrachlorobenzene	3880		400	30
78-59-1	Isophorone	3690		160	8.6
58-90-2	2,3,4,6-Tetrachlorophenol	3460		400	38
91-20-3	Naphthalene	3620		400	10
98-95-3	Nitrobenzene	3630		40	13
621-64-7	N-Nitrosodi-n-propylamine	3660		40	13
86-30-6	N-Nitrosodiphenylamine	4310		400	36
87-86-5	Pentachlorophenol	7270		320	49
85-01-8	Phenanthrene	3740		400	11
108-95-2	Phenol	3510		400	13
129-00-0	Pyrene	4350		400	18

FORM I  
GC/MS SEMI VOA ORGANICS ANALYSIS DATA SHEET

Lab Name: TestAmerica Edison Job No.: 460-85482-1  
 SDG No.: \_\_\_\_\_  
 Client Sample ID: \_\_\_\_\_ Lab Sample ID: 460-85533-E-1-B MSD  
 Matrix: Solid Lab File ID: L118396.D  
 Analysis Method: 8270C Date Collected: 11/03/2014 13:15  
 Extract. Method: 3546 Date Extracted: 11/03/2014 20:09  
 Sample wt/vol: 15.0320(g) Date Analyzed: 11/04/2014 14:18  
 Con. Extract Vol.: 1(mL) Dilution Factor: 1  
 Injection Volume: 1(uL) Level: (low/med) Low  
 % Moisture: 17.9 GPC Cleanup: (Y/N) N  
 Analysis Batch No.: 260144 Units: ug/Kg

CAS NO.	SURROGATE	%REC	Q	LIMITS
4165-60-0	Nitrobenzene-d5	94		38-105
4165-62-2	Phenol-d5	83		41-118
1718-51-0	Terphenyl-d14	107		16-151
118-79-6	2,4,6-Tribromophenol	97		10-120
367-12-4	2-Fluorophenol	78		37-125
321-60-8	2-Fluorobiphenyl	88		40-109



## GC/MS SEMI VOA ANALYSIS RUN LOG

Lab Name: TestAmerica Edison Job No.: 460-85482-1

SDG No.: \_\_\_\_\_

Instrument ID: CBNAMS12 Start Date: 10/12/2014 15:33Analysis Batch Number: 255059 End Date: 10/12/2014 22:54

LAB SAMPLE ID	CLIENT SAMPLE ID	DATE ANALYZED	DILUTION FACTOR	LAB FILE ID	COLUMN ID
DFTPP 460-255059/1		10/12/2014 15:33	1	L117516.D	Rtxi-5Sil MS 0.25 (mm)
ICIS 460-255059/2		10/12/2014 15:50	1	L117517.D	Rtxi-5Sil MS 0.25 (mm)
STD120 460-255059/3 IC		10/12/2014 16:17	1	L117518.D	Rtxi-5Sil MS 0.25 (mm)
STD80 460-255059/4 IC		10/12/2014 16:41	1	L117519.D	Rtxi-5Sil MS 0.25 (mm)
STD20 460-255059/5 IC		10/12/2014 17:06	1	L117520.D	Rtxi-5Sil MS 0.25 (mm)
STD10 460-255059/6 IC		10/12/2014 17:31	1	L117521.D	Rtxi-5Sil MS 0.25 (mm)
STD5 460-255059/7 IC		10/12/2014 17:55	1	L117522.D	Rtxi-5Sil MS 0.25 (mm)
STD2 460-255059/8 IC		10/12/2014 18:20	1	L117523.D	Rtxi-5Sil MS 0.25 (mm)
STD1 460-255059/9 IC		10/12/2014 18:45	1	L117524.D	Rtxi-5Sil MS 0.25 (mm)
STD05 460-255059/10 IC		10/12/2014 19:10	1	L117525.D	Rtxi-5Sil MS 0.25 (mm)
STD50 460-255059/11 IC		10/12/2014 19:35	1	L117526.D	Rtxi-5Sil MS 0.25 (mm)
STD120 460-255059/12 IC		10/12/2014 20:00	1	L117527.D	Rtxi-5Sil MS 0.25 (mm)
STD80 460-255059/13 IC		10/12/2014 20:25	1	L117528.D	Rtxi-5Sil MS 0.25 (mm)
STD20 460-255059/14 IC		10/12/2014 20:50	1	L117529.D	Rtxi-5Sil MS 0.25 (mm)
STD10 460-255059/15 IC		10/12/2014 21:14	1	L117530.D	Rtxi-5Sil MS 0.25 (mm)
STD5 460-255059/16 IC		10/12/2014 21:39	1	L117531.D	Rtxi-5Sil MS 0.25 (mm)
ICV 460-255059/17		10/12/2014 22:04	1		Rtxi-5Sil MS 0.25 (mm)
ICV 460-255059/18		10/12/2014 22:29	1		Rtxi-5Sil MS 0.25 (mm)
ICV 460-255059/19		10/12/2014 22:54	1		Rtxi-5Sil MS 0.25 (mm)

## GC/MS SEMI VOA ANALYSIS RUN LOG

Lab Name: TestAmerica Edison Job No.: 460-85482-1

SDG No.: \_\_\_\_\_

Instrument ID: CBNAMS12 Start Date: 11/04/2014 04:08Analysis Batch Number: 260144 End Date: 11/04/2014 15:07

LAB SAMPLE ID	CLIENT SAMPLE ID	DATE ANALYZED	DILUTION FACTOR	LAB FILE ID	COLUMN ID
DFTPP 460-260144/1		11/04/2014 04:08	1	L118376.D	Rtxi-5Sil MS 0.25 (mm)
CCVIS 460-260144/2		11/04/2014 04:51	1	L118377.D	Rtxi-5Sil MS 0.25 (mm)
CCV 460-260144/3		11/04/2014 06:45	1	L118378.D	Rtxi-5Sil MS 0.25 (mm)
LCS 460-260126/17-A		11/04/2014 09:44	1	L118385.D	Rtxi-5Sil MS 0.25 (mm)
MB 460-260126/1-A		11/04/2014 10:09	1	L118386.D	Rtxi-5Sil MS 0.25 (mm)
LCS 460-260126/2-A		11/04/2014 11:00	1	L118388.D	Rtxi-5Sil MS 0.25 (mm)
ZZZZZ		11/04/2014 11:25	1		Rtxi-5Sil MS 0.25 (mm)
ZZZZZ		11/04/2014 11:50	1		Rtxi-5Sil MS 0.25 (mm)
ZZZZZ		11/04/2014 12:15	1		Rtxi-5Sil MS 0.25 (mm)
ZZZZZ		11/04/2014 12:39	1		Rtxi-5Sil MS 0.25 (mm)
ZZZZZ		11/04/2014 13:04	1		Rtxi-5Sil MS 0.25 (mm)
ZZZZZ		11/04/2014 13:29	1		Rtxi-5Sil MS 0.25 (mm)
460-85533-E-1-A MS		11/04/2014 13:53	1	L118395.D	Rtxi-5Sil MS 0.25 (mm)
460-85533-E-1-B MSD		11/04/2014 14:18	1	L118396.D	Rtxi-5Sil MS 0.25 (mm)
ZZZZZ		11/04/2014 14:43	1		Rtxi-5Sil MS 0.25 (mm)
ZZZZZ		11/04/2014 15:07	1		Rtxi-5Sil MS 0.25 (mm)

## GC/MS SEMI VOA ANALYSIS RUN LOG

Lab Name: TestAmerica Edison Job No.: 460-85482-1

SDG No.: \_\_\_\_\_

Instrument ID: CBNAMS12 Start Date: 11/06/2014 03:18Analysis Batch Number: 260672 End Date: 11/06/2014 15:02

LAB SAMPLE ID	CLIENT SAMPLE ID	DATE ANALYZED	DILUTION FACTOR	LAB FILE ID	COLUMN ID
DFTPP 460-260672/1		11/06/2014 03:18	1	L118433.D	Rtxi-5Sil MS 0.25 (mm)
CCVIS 460-260672/2		11/06/2014 03:46	1	L118434.D	Rtxi-5Sil MS 0.25 (mm)
CCV 460-260672/3		11/06/2014 04:22	1	L118435.D	Rtxi-5Sil MS 0.25 (mm)
ZZZZZ		11/06/2014 07:32	1		Rtxi-5Sil MS 0.25 (mm)
ZZZZZ		11/06/2014 07:57	1		Rtxi-5Sil MS 0.25 (mm)
ZZZZZ		11/06/2014 08:22	1		Rtxi-5Sil MS 0.25 (mm)
ZZZZZ		11/06/2014 09:13	1		Rtxi-5Sil MS 0.25 (mm)
460-85482-10	PMP-24-SW-VD	11/06/2014 15:02	5	L118456.D	Rtxi-5Sil MS 0.25 (mm)

## GC/MS SEMI VOA ANALYSIS RUN LOG

Lab Name: TestAmerica Edison Job No.: 460-85482-1

SDG No.: \_\_\_\_\_

Instrument ID: CBNAMS6 Start Date: 10/26/2014 11:18Analysis Batch Number: 258369 End Date: 10/26/2014 21:42

LAB SAMPLE ID	CLIENT SAMPLE ID	DATE ANALYZED	DILUTION FACTOR	LAB FILE ID	COLUMN ID
DFTPP 460-258369/1		10/26/2014 11:18	1	M86007.D	Rtxi-5Sil MS 0.25 (mm)
ICIS 460-258369/2		10/26/2014 12:00	1	M86008.D	Rtxi-5Sil MS 0.25 (mm)
STD24 460-258369/3 IC		10/26/2014 13:07	1	M86009.D	Rtxi-5Sil MS 0.25 (mm)
STD16 460-258369/4 IC		10/26/2014 13:28	1	M86010.D	Rtxi-5Sil MS 0.25 (mm)
STD4 460-258369/5 IC		10/26/2014 13:48	1	M86011.D	Rtxi-5Sil MS 0.25 (mm)
STD2 460-258369/6 IC		10/26/2014 14:09	1	M86012.D	Rtxi-5Sil MS 0.25 (mm)
STD1 460-258369/7 IC		10/26/2014 14:30	1	M86013.D	Rtxi-5Sil MS 0.25 (mm)
STD02 460-258369/8 IC		10/26/2014 14:50	1	M86014.D	Rtxi-5Sil MS 0.25 (mm)
STD01 460-258369/9 IC		10/26/2014 15:11	1	M86015.D	Rtxi-5Sil MS 0.25 (mm)
STD10 460-258369/10 IC		10/26/2014 15:31	1	M86016.D	Rtxi-5Sil MS 0.25 (mm)
STD24 460-258369/11 IC		10/26/2014 15:52	1	M86017.D	Rtxi-5Sil MS 0.25 (mm)
STD16 460-258369/12 IC		10/26/2014 16:13	1	M86018.D	Rtxi-5Sil MS 0.25 (mm)
STD4 460-258369/13 IC		10/26/2014 16:33	1	M86019.D	Rtxi-5Sil MS 0.25 (mm)
STD2 460-258369/14 IC		10/26/2014 16:54	1	M86020.D	Rtxi-5Sil MS 0.25 (mm)
STD1 460-258369/15 IC		10/26/2014 17:14	1	M86021.D	Rtxi-5Sil MS 0.25 (mm)
ICV 460-258369/16		10/26/2014 17:35	1		Rtxi-5Sil MS 0.25 (mm)
ICV 460-258369/17		10/26/2014 17:55	1		Rtxi-5Sil MS 0.25 (mm)
ZZZZZ		10/26/2014 20:19	1		Rtxi-5Sil MS 0.25 (mm)
ZZZZZ		10/26/2014 21:21	1		Rtxi-5Sil MS 0.25 (mm)
ZZZZZ		10/26/2014 21:42	1		Rtxi-5Sil MS 0.25 (mm)

## GC/MS SEMI VOA ANALYSIS RUN LOG

Lab Name: TestAmerica Edison Job No.: 460-85482-1

SDG No.: \_\_\_\_\_

Instrument ID: CBNAMS6 Start Date: 11/05/2014 03:05Analysis Batch Number: 260393 End Date: 11/05/2014 14:02

LAB SAMPLE ID	CLIENT SAMPLE ID	DATE ANALYZED	DILUTION FACTOR	LAB FILE ID	COLUMN ID
DFTPP 460-260393/1		11/05/2014 03:05	1	M86509.D	Rtxi-5Sil MS 0.25 (mm)
CCVIS 460-260393/2		11/05/2014 03:35	1	M86510.D	Rtxi-5Sil MS 0.25 (mm)
CCV 460-260393/3		11/05/2014 04:03	1	M86511.D	Rtxi-5Sil MS 0.25 (mm)
MB 460-260289/1-A		11/05/2014 08:54	1	M86525.D	Rtxi-5Sil MS 0.25 (mm)
ZZZZZ		11/05/2014 09:14	1		Rtxi-5Sil MS 0.25 (mm)
LCS 460-260289/4-A		11/05/2014 09:55	1	M86528.D	Rtxi-5Sil MS 0.25 (mm)
LCSD 460-260289/5-A		11/05/2014 10:16	1	M86529.D	Rtxi-5Sil MS 0.25 (mm)
ZZZZZ		11/05/2014 10:37	1		Rtxi-5Sil MS 0.25 (mm)
ZZZZZ		11/05/2014 10:57	1		Rtxi-5Sil MS 0.25 (mm)
ZZZZZ		11/05/2014 11:18	1		Rtxi-5Sil MS 0.25 (mm)
ZZZZZ		11/05/2014 11:38	1		Rtxi-5Sil MS 0.25 (mm)
ZZZZZ		11/05/2014 12:40	1		Rtxi-5Sil MS 0.25 (mm)
ZZZZZ		11/05/2014 13:00	1		Rtxi-5Sil MS 0.25 (mm)
460-85482-29	Field Blank_20141030	11/05/2014 13:21	1	M86538.D	Rtxi-5Sil MS 0.25 (mm)
LCS 460-260289/2-A		11/05/2014 13:41	1	M86539.D	Rtxi-5Sil MS 0.25 (mm)
LCSD 460-260289/3-A		11/05/2014 14:02	1	M86540.D	Rtxi-5Sil MS 0.25 (mm)

GC/MS SEMI VOA BATCH WORKSHEET

Lab Name: TestAmerica Edison Job No.: 460-85482-1

SDG No.: \_\_\_\_\_

Batch Number: 260126 Batch Start Date: 11/03/14 20:08 Batch Analyst: Silva, Jose

Batch Method: 3546 Batch End Date: \_\_\_\_\_

Lab Sample ID	Client Sample ID	Method Chain	Basis	InitialAmount	FinalAmount	OP_Benzald_sp 00001	OP_BNA SPIK 00012	OP_BNASurroga 00005	
MB 460-260126/1		3546, 8270C		15.0000 g	1 mL			500 uL	
LCS 460-260126/2		3546, 8270C		15.0000 g	1 mL		500 uL	500 uL	
460-85533-E-1 MS		3546, 8270C	T	15.0323 g	1 mL	50 uL	500 uL	500 uL	
460-85533-E-1 MSD		3546, 8270C	T	15.0320 g	1 mL	50 uL	500 uL	500 uL	
460-85482-E-10	PMP-24-SW-VD	3546, 8270C	T	15.0000 g	1 mL			500 uL	
LCS 460-260126/17		3546, 8270C		15.0000 g	1 mL	50 uL		500 uL	

Batch Notes	
Balance ID	28
Batch Comment	BNA SOIL 8270D ( uncorrected n evap temp. 37 Degrees C ) # 222299
Person's name who did the concentration	JS
Final Concentrator Volume	1 mL
MeCl2/Acetone Lot #	82002
Microwave Start Time	2030
Microwave Stop Time	2100
Na2SO4 Lot Number	90410
Person's name who did the prep	Jose
SOP Number	3546
Person who performed Spike	Jose
Person who witnessed spiking	ME

Basis	Basis Description
T	Total/NA

The pound sign (#) in the amount added field denotes that the reagent was used undiluted. All calculations are performed using the stated concentration for this reagent.

GC/MS SEMI VOA BATCH WORKSHEET

Lab Name: TestAmerica Edison Job No.: 460-85482-1

SDG No.: \_\_\_\_\_

Batch Number: 260289 Batch Start Date: 11/04/14 13:30 Batch Analyst: Tupayachi, Wilber

Batch Method: 3510C Batch End Date: \_\_\_\_\_

Lab Sample ID	Client Sample ID	Method Chain	Basis	ReceivedpH	InitialAmount	FinalAmount	FirstAdjustpH	SecondAdjustpH	OP_Benzald_sp 00001
MB 460-260289/1		3510C, 8270C		7 SU	250 mL	2 mL	<2 SU	>12 SU	
LCS 460-260289/2		3510C, 8270C		7 SU	250 mL	2 mL	<2 SU	>12 SU	
LCS 460-260289/3		3510C, 8270C		7 SU	250 mL	2 mL	<2 SU	>12 SU	
LCS 460-260289/4		3510C, 8270C		7 SU	250 mL	2 mL	<2 SU	>12 SU	20 uL
LCS 460-260289/5		3510C, 8270C		7 SU	250 mL	2 mL	<2 SU	>12 SU	20 uL
460-85482-F-29	Field Blank 20141030	3510C, 8270C	T	6 SU	230 mL	2 mL	<2 SU	>12 SU	

Lab Sample ID	Client Sample ID	Method Chain	Basis	OP_BNA SPIK 00012	OP_BNASurroga 00005				
MB 460-260289/1		3510C, 8270C			200 uL				
LCS 460-260289/2		3510C, 8270C		200 uL	200 uL				
LCS 460-260289/3		3510C, 8270C		200 uL	200 uL				
LCS 460-260289/4		3510C, 8270C			200 uL				
LCS 460-260289/5		3510C, 8270C			200 uL				
460-85482-F-29	Field Blank 20141030	3510C, 8270C	T		200 uL				

The pound sign (#) in the amount added field denotes that the reagent was used undiluted. All calculations are performed using the stated concentration for this reagent.

## GC/MS SEMI VOA BATCH WORKSHEET

Lab Name: TestAmerica Edison Job No.: 460-85482-1

SDG No.: \_\_\_\_\_

Batch Number: 260289 Batch Start Date: 11/04/14 13:30 Batch Analyst: Tupayachi, WilberBatch Method: 3510C Batch End Date: \_\_\_\_\_

Batch Notes	
Acid used for pH adjustment	sulfuric acid
Acid used for pH adjust Lot #	89646
Base used for pH adjustment	NaOH
Base used for pH adjust Lot #	OP 1098
Batch Comment	3510C LVI 8270C-TCLP -BNA
Person's name who did the concentration	WT
N-evap #	222299
N-evap temperature	25 Celsius
Na2SO4 Lot Number	90410
Prep Solvent Lot #	88071
Prep Solvent Name	MECL2
Prep Solvent Volume Used	120 ml mL
Person's name who did the prep	WT
Uncorrected N-evap Temperature	25 Celsius

Basis	Basis Description
T	Total/NA

The pound sign (#) in the amount added field denotes that the reagent was used undiluted. All calculations are performed using the stated concentration for this reagent.



# Method 8082

---

Polychlorinated Biphenyls (PCBs) by  
Gas Chromatography by Method 8082

FORM II  
PCBS SURROGATE RECOVERY

Lab Name: TestAmerica Edison

Job No.: 460-85482-1

SDG No.: \_\_\_\_\_

Matrix: Solid

Level: Low

GC Column (1): CLP-1 ID: 0.53 (mm)

GC Column (2): CLP-2 ID: 0.53 (mm)

Client Sample ID	Lab Sample ID	DCB1 #	DCB2 #
PMP-28-SW-WT	460-85482-1	205 X D	156 X D
DUP_20141030	460-85482-2	200 X D	198 X D
PMP-15-SW-WT	460-85482-3	0 X D	0 X D
PMP-2-SW-WT	460-85482-4	0 X D	0 X D
PMP-2-SW-SI	460-85482-5	186 X D	210 X D
PMP-13-SW-WT	460-85482-6	184 X D	187 X D
PMP-13-SW-SI	460-85482-7	138	123
PMP-24-SW-VS	460-85482-9	0 X D	0 X D
PMP-24-SW-VD	460-85482-10	0 X D	0 X D
PMP-24-SW-WT	460-85482-11	0 X D	0 X D
PMP-24-SW-SI	460-85482-12	0 X D	0 X D
PMP-22-SW-VS	460-85482-13	99	101
PMP-23-SW-VS	460-85482-14	123	112
PMP-9-SW-VD	460-85482-15	131	118
PMP-9-SW-WT	460-85482-16	0 X D	0 X D
PMP-9-SW-SI	460-85482-17	97 D	100 D
PMP-10-SW-WT	460-85482-18	88 D	93 D
PMP-10-SW-SI	460-85482-19	120	108
PMP-7-SW-VD	460-85482-20	100 D	110 D
PMP-7-SW-WT	460-85482-21	0 X D	0 X D
PMP-7-SW-SI	460-85482-22	103 D	110 D
PMP-6-SW-WT	460-85482-23	94 D	108 D
PMP-6-SW-SI	460-85482-24	98 D	110 D
PMP-5-SW-WT	460-85482-25	0 X D	0 X D
PMP-5-SW-SI	460-85482-26	98 D	102 D
PMP-4-SW-VS	460-85482-27	111 D	115 D
PMP-8-SW-VS	460-85482-28	117 D	115 D
	MB 460-259946/1-A	128	114
	MB 460-259951/1-A	124	111
	LCS 460-259946/2-A	121	108
	LCS 460-259951/2-A	126	113
PMP-28-SW-WT MS	460-85482-1 MS	217 X D	190 X D
PMP-24-SW-VS MS	460-85482-9 MS	0 X D	0 X D

QC LIMITS  
53-150

DCB = DCB Decachlorobiphenyl

# Column to be used to flag recovery values

FORM II  
PCBS SURROGATE RECOVERY

Lab Name: TestAmerica Edison Job No.: 460-85482-1

SDG No.: \_\_\_\_\_

Matrix: Solid Level: Low

GC Column (1): CLP-1 ID: 0.53 (mm) GC Column (2): CLP-2 ID: 0.53 (mm)

Client Sample ID	Lab Sample ID	DCB1 #	DCB2 #
PMP-28-SW-WT MSD	460-85482-1 MSD	221 X D	194 X D
PMP-24-SW-VS MSD	460-85482-9 MSD	0 X D	0 X D

DCB = DCB Decachlorobiphenyl

QC LIMITS  
53-150

# Column to be used to flag recovery values

FORM II 8082

FORM II  
PCBS SURROGATE RECOVERY

Lab Name: TestAmerica Edison Job No.: 460-85482-1

SDG No.: \_\_\_\_\_

Matrix: Water Level: Low

GC Column (1): CLP-1 ID: 0.53 (mm) GC Column (2): CLP-2 ID: 0.53 (mm)

Client Sample ID	Lab Sample ID	DCB1 #	DCB2 #
Field Blank 20141030	460-85482-29	100	106
	MB 460-260192/1-A	112	125
	LCS 460-260192/2-A	91	104
	LCSD 460-260192/3-A	95	106

DCB = DCB Decachlorobiphenyl

QC LIMITS  
13-150

# Column to be used to flag recovery values

FORM II 8082

FORM III  
PCBS LAB CONTROL SAMPLE RECOVERY

Lab Name: TestAmerica Edison Job No.: 460-85482-1

SDG No.: \_\_\_\_\_

Matrix: Solid Level: Low Lab File ID: OR223611.D

Lab ID: LCS 460-259946/2-A Client ID: \_\_\_\_\_

COMPOUND	SPIKE ADDED (ug/Kg)	LCS CONCENTRATION (ug/Kg)	LCS % REC	QC LIMITS REC	#
Aroclor 1016	333	366	110	64-145	
Aroclor 1016	333	370	111	64-145	
Aroclor 1260	333	381	114	59-150	
Aroclor 1260	333	393	118	59-150	

# Column to be used to flag recovery and RPD values

FORM III  
PCBS LAB CONTROL SAMPLE RECOVERY

Lab Name: TestAmerica Edison Job No.: 460-85482-1

SDG No.: \_\_\_\_\_

Matrix: Solid Level: Low Lab File ID: OR223641.D

Lab ID: LCS 460-259951/2-A Client ID: \_\_\_\_\_

COMPOUND	SPIKE ADDED (ug/Kg)	LCS CONCENTRATION (ug/Kg)	LCS % REC	QC LIMITS REC	#
Aroclor 1016	333	354	106	64-145	
Aroclor 1016	333	375	112	64-145	
Aroclor 1260	333	370	111	59-150	
Aroclor 1260	333	395	119	59-150	

# Column to be used to flag recovery and RPD values

FORM III  
PCBS LAB CONTROL SAMPLE RECOVERY

Lab Name: TestAmerica Edison Job No.: 460-85482-1

SDG No.: \_\_\_\_\_

Matrix: Water Level: Low Lab File ID: QR107024.D

Lab ID: LCS 460-260192/2-A Client ID: \_\_\_\_\_

COMPOUND	SPIKE ADDED (ug/L)	LCS CONCENTRATION (ug/L)	LCS % REC	QC LIMITS REC	#
Aroclor 1016	8.00	9.38	117	68-146	
Aroclor 1016	8.00	9.89	124	68-146	
Aroclor 1260	8.00	10.9	136	65-150	
Aroclor 1260	8.00	10.8	134	65-150	

# Column to be used to flag recovery and RPD values

FORM III  
PCBS LAB CONTROL SAMPLE DUPLICATE RECOVERY

Lab Name: TestAmerica Edison Job No.: 460-85482-1

SDG No.: \_\_\_\_\_

Matrix: Water Level: Low Lab File ID: QR107025.D

Lab ID: LCSD 460-260192/3-A Client ID: \_\_\_\_\_

COMPOUND	SPIKE ADDED (ug/L)	LCSD CONCENTRATION (ug/L)	LCSD % REC	% RPD	QC LIMITS		#
					RPD	REC	
Aroclor 1016	8.00	9.48	118	1	30	68-146	
Aroclor 1016	8.00	9.98	125	1	30	68-146	
Aroclor 1260	8.00	11.1	138	2	30	65-150	
Aroclor 1260	8.00	11.0	138	2	30	65-150	

# Column to be used to flag recovery and RPD values



FORM III  
PCBS MATRIX SPIKE RECOVERY

Lab Name: TestAmerica Edison Job No.: 460-85482-1

SDG No.: \_\_\_\_\_

Matrix: Solid Level: Low Lab File ID: OR223643.D

Lab ID: 460-85482-1 MS Client ID: PMP-28-SW-WT MS

COMPOUND	SPIKE ADDED (ug/Kg)	SAMPLE CONCENTRATION (ug/Kg)	MS CONCENTRATION (ug/Kg)	MS % REC	QC LIMITS REC	#
Aroclor 1016	361	810 U	810 U	NC	64-145	
Aroclor 1016	361	810 U	810 U	NC	64-145	
Aroclor 1260	361	10000	11000	223	59-150	4
Aroclor 1260	361	9800	9450	-94	59-150	4

# Column to be used to flag recovery and RPD values

FORM III  
PCBS MATRIX SPIKE RECOVERY

Lab Name: TestAmerica Edison Job No.: 460-85482-1

SDG No.: \_\_\_\_\_

Matrix: Solid Level: Low Lab File ID: T010171.D

Lab ID: 460-85482-9 MS Client ID: PMP-24-SW-VS MS

COMPOUND	SPIKE ADDED (ug/Kg)	SAMPLE CONCENTRATION (ug/Kg)	MS CONCENTRATION (ug/Kg)	MS % REC	QC LIMITS REC	#
Aroclor 1016	361	3300 U	3300 U	NC	64-145	
Aroclor 1016	361	3300 U	3300 U	NC	64-145	
Aroclor 1260	361	4100 U	4100 U	NC	59-150	
Aroclor 1260	361	4100 U	4100 U	NC	59-150	

# Column to be used to flag recovery and RPD values

FORM III  
PCBS MATRIX SPIKE DUPLICATE RECOVERY

Lab Name: TestAmerica Edison Job No.: 460-85482-1  
 SDG No.: \_\_\_\_\_  
 Matrix: Solid Level: Low Lab File ID: OR223644.D  
 Lab ID: 460-85482-1 MSD Client ID: PMP-28-SW-WT MSD

COMPOUND	SPIKE ADDED (ug/Kg)	MSD CONCENTRATION (ug/Kg)	MSD % REC	% RPD	QC LIMITS		#
					RPD	REC	
Aroclor 1016	361	810 U	NC	NC	30	64-145	
Aroclor 1016	361	810 U	NC	NC	30	64-145	
Aroclor 1260	361	11500	360	4	30	59-150	4
Aroclor 1260	361	9700	-25	3	30	59-150	4

# Column to be used to flag recovery and RPD values

FORM III  
PCBS MATRIX SPIKE DUPLICATE RECOVERY

Lab Name: TestAmerica Edison Job No.: 460-85482-1  
 SDG No.: \_\_\_\_\_  
 Matrix: Solid Level: Low Lab File ID: T010172.D  
 Lab ID: 460-85482-9 MSD Client ID: PMP-24-SW-VS MSD

COMPOUND	SPIKE ADDED (ug/Kg)	MSD CONCENTRATION (ug/Kg)	MSD % REC	% RPD	QC LIMITS		#
					RPD	REC	
Aroclor 1016	362	3300 U	NC	NC	30	64-145	
Aroclor 1016	362	3300 U	NC	NC	30	64-145	
Aroclor 1260	362	4100 U	NC	NC	30	59-150	
Aroclor 1260	362	4100 U	NC	NC	30	59-150	

# Column to be used to flag recovery and RPD values

FORM IV  
PCBS METHOD BLANK SUMMARY

Lab Name: TestAmerica Edison Job No.: 460-85482-1  
 SDG No.: \_\_\_\_\_  
 Lab Sample ID: MB 460-259946/1-A  
 Matrix: Solid Date Extracted: 11/03/2014 07:52  
 Lab File ID:(1) OR223610.D Lab File ID:(2) OR223610.D  
 Date Analyzed:(1) 11/03/2014 23:06 Date Analyzed:(2) 11/03/2014 23:06  
 Instrument ID:(1) CPESTGC7 Instrument ID:(2) CPESTGC7  
 GC Column:(1) CLP-1 ID: 0.53(mm) GC Column:(2) CLP-2 ID: 0.53(mm)

THIS METHOD BLANK APPLIES TO THE FOLLOWING SAMPLES:

CLIENT SAMPLE ID	LAB SAMPLE ID	DATE		DATE	
		ANALYZED 1		ANALYZED 2	
	LCS 460-259946/2-A	11/03/2014	23:22	11/03/2014	23:22
PMP-23-SW-VS	460-85482-14	11/04/2014	01:33	11/04/2014	01:33
PMP-9-SW-VD	460-85482-15	11/04/2014	01:49	11/04/2014	01:49
PMP-10-SW-SI	460-85482-19	11/04/2014	02:55	11/04/2014	02:55
PMP-24-SW-VS MS	460-85482-9 MS	11/04/2014	18:43	11/04/2014	18:43
PMP-24-SW-VS MSD	460-85482-9 MSD	11/04/2014	19:02	11/04/2014	19:02
PMP-24-SW-VS	460-85482-9	11/04/2014	19:21	11/04/2014	19:21
PMP-24-SW-SI	460-85482-12	11/04/2014	20:18	11/04/2014	20:18
PMP-22-SW-VS	460-85482-13	11/04/2014	20:37	11/04/2014	20:37
PMP-9-SW-SI	460-85482-17	11/04/2014	21:15	11/04/2014	21:15
PMP-10-SW-WT	460-85482-18	11/04/2014	21:34	11/04/2014	21:34
PMP-7-SW-VD	460-85482-20	11/04/2014	21:53	11/04/2014	21:53
PMP-7-SW-WT	460-85482-21	11/04/2014	22:12	11/04/2014	22:12
PMP-7-SW-SI	460-85482-22	11/04/2014	22:31	11/04/2014	22:31
PMP-6-SW-WT	460-85482-23	11/04/2014	22:49	11/04/2014	22:49
PMP-5-SW-SI	460-85482-26	11/04/2014	23:46	11/04/2014	23:46
PMP-8-SW-VS	460-85482-28	11/05/2014	00:05	11/05/2014	00:05
PMP-24-SW-VD	460-85482-10	11/05/2014	11:17	11/05/2014	11:17
PMP-24-SW-WT	460-85482-11	11/05/2014	11:36	11/05/2014	11:36
PMP-9-SW-WT	460-85482-16	11/05/2014	11:55	11/05/2014	11:55
PMP-6-SW-SI	460-85482-24	11/05/2014	12:14	11/05/2014	12:14
PMP-5-SW-WT	460-85482-25	11/05/2014	12:33	11/05/2014	12:33
PMP-4-SW-VS	460-85482-27	11/05/2014	13:46	11/05/2014	13:46

FORM IV  
PCBS METHOD BLANK SUMMARY

Lab Name: TestAmerica Edison Job No.: 460-85482-1  
 SDG No.: \_\_\_\_\_  
 Lab Sample ID: MB 460-259951/1-A  
 Matrix: Solid Date Extracted: 11/03/2014 07:56  
 Lab File ID: (1) OR223640.D Lab File ID: (2) OR223640.D  
 Date Analyzed: (1) 11/04/2014 09:54 Date Analyzed: (2) 11/04/2014 09:54  
 Instrument ID: (1) CPESTGC7 Instrument ID: (2) CPESTGC7  
 GC Column: (1) CLP-1 ID: 0.53(mm) GC Column: (2) CLP-2 ID: 0.53(mm)

THIS METHOD BLANK APPLIES TO THE FOLLOWING SAMPLES:

CLIENT SAMPLE ID	LAB SAMPLE ID	DATE	
		ANALYZED 1	ANALYZED 2
	LCS 460-259951/2-A	11/04/2014 10:11	11/04/2014 10:11
PMP-28-SW-WT	460-85482-1	11/04/2014 10:37	11/04/2014 10:37
PMP-28-SW-WT MS	460-85482-1 MS	11/04/2014 10:54	11/04/2014 10:54
PMP-28-SW-WT MSD	460-85482-1 MSD	11/04/2014 11:10	11/04/2014 11:10
DUP_20141030	460-85482-2	11/04/2014 11:27	11/04/2014 11:27
PMP-15-SW-WT	460-85482-3	11/04/2014 11:59	11/04/2014 11:59
PMP-2-SW-WT	460-85482-4	11/04/2014 12:16	11/04/2014 12:16
PMP-2-SW-SI	460-85482-5	11/04/2014 12:33	11/04/2014 12:33
PMP-13-SW-WT	460-85482-6	11/04/2014 12:49	11/04/2014 12:49
PMP-13-SW-SI	460-85482-7	11/04/2014 13:06	11/04/2014 13:06

FORM IV  
PCBS METHOD BLANK SUMMARY

Lab Name: TestAmerica Edison Job No.: 460-85482-1  
 SDG No.: \_\_\_\_\_  
 Lab Sample ID: MB 460-260192/1-A  
 Matrix: Water Date Extracted: 11/04/2014 08:08  
 Lab File ID:(1) QR107023.D Lab File ID:(2) QR107023.D  
 Date Analyzed:(1) 11/04/2014 22:47 Date Analyzed:(2) 11/04/2014 22:47  
 Instrument ID:(1) CPESTGC8 Instrument ID:(2) CPESTGC8  
 GC Column:(1) CLP-1 ID: 0.53(mm) GC Column:(2) CLP-2 ID: 0.53(mm)

THIS METHOD BLANK APPLIES TO THE FOLLOWING SAMPLES:

CLIENT SAMPLE ID	LAB SAMPLE ID	DATE	
		ANALYZED 1	ANALYZED 2
	LCS 460-260192/2-A	11/04/2014 23:03	11/04/2014 23:03
	LCSD 460-260192/3-A	11/04/2014 23:20	11/04/2014 23:20
Field Blank_20141030	460-85482-29	11/04/2014 23:36	11/04/2014 23:36

FORM X  
IDENTIFICATION SUMMARY

Lab Name: TestAmerica Edison Job No.: 460-85482-1  
 SDG No.: \_\_\_\_\_  
 Client Sample ID: PMP-28-SW-WT Lab Sample ID: 460-85482-1  
 Instrument ID (1): CPESTGC7 Instrument ID (2): CPESTGC7  
 Date Analyzed (1): 11/04/2014 10:37 Date Analyzed (2): 11/04/2014 10:37  
 GC Column (1): CLP-1 ID: 0.53(mm) GC Column (2): CLP-2 ID: 0.53(mm)

ANALYTE	COL	PEAK	RT	RT WINDOW		CONCENTRATION		RPD
				FROM	TO	PEAK	MEAN	
Aroclor 1242	1	1	2.30	2.23	2.37	28500	55000	11.0
		2	2.63	2.56	2.70	57800		
		3	3.09	3.02	3.16	62800		
		4	3.23	3.16	3.30	57300		
		5	3.68	3.61	3.75	69300		
	2	1	2.87	2.80	2.94	34400	62000	
		2	3.32	3.25	3.39	66800		
		3	3.84	3.77	3.91	69300		
		4	4.01	3.94	4.08	61700		
		5	5.11	5.04	5.18	75400		
Aroclor 1260	1	1	5.12	5.05	5.19	11500	10000	3.7
		2	6.31	6.24	6.38	9140		
		3	6.79	6.72	6.86	8960		
		4	7.29	7.22	7.36	12700		
		5	8.66	8.59	8.73	8590		
	2	1	6.19	6.14	6.28	11600	9800	
		2	6.51	6.45	6.59	10000		
		3	7.87	7.82	7.96	9670		
		4	8.48	8.43	8.57	9530		
		5	9.94	9.87	10.01	8150		



FORM X  
IDENTIFICATION SUMMARY

Lab Name: TestAmerica Edison Job No.: 460-85482-1  
 SDG No.: \_\_\_\_\_  
 Client Sample ID: PMP-28-SW-WT MS Lab Sample ID: 460-85482-1 MS  
 Instrument ID (1): CPESTGC7 Instrument ID (2): CPESTGC7  
 Date Analyzed (1): 11/04/2014 10:54 Date Analyzed (2): 11/04/2014 10:54  
 GC Column (1): CLP-1 ID: 0.53(mm) GC Column (2): CLP-2 ID: 0.53(mm)

ANALYTE	COL	PEAK	RT	RT WINDOW		CONCENTRATION		RPD
				FROM	TO	PEAK	MEAN	
Aroclor 1260	1	1	5.12	5.05	5.19	11000	9450	14.9
		2	6.30	6.24	6.38	8840		
		3	6.78	6.72	6.86	8940		
		5	8.65	8.59	8.73	9050		
	2	1	6.20	6.14	6.28	13900	11000	
		2	6.51	6.45	6.59	12400		
		3	7.87	7.82	7.96	10000		
		4	8.48	8.43	8.57	9930		
		5	9.93	9.87	10.01	8660		

FORM X  
IDENTIFICATION SUMMARY

Lab Name: TestAmerica Edison Job No.: 460-85482-1  
 SDG No.: \_\_\_\_\_  
 Client Sample ID: PMP-28-SW-WT MSD Lab Sample ID: 460-85482-1 MSD  
 Instrument ID (1): CPESTGC7 Instrument ID (2): CPESTGC7  
 Date Analyzed (1): 11/04/2014 11:10 Date Analyzed (2): 11/04/2014 11:10  
 GC Column (1): CLP-1 ID: 0.53(mm) GC Column (2): CLP-2 ID: 0.53(mm)

ANALYTE	COL	PEAK	RT	RT WINDOW		CONCENTRATION		RPD
				FROM	TO	PEAK	MEAN	
Aroclor 1260	1	1	5.12	5.05	5.19	11300	9700	16.7
		2	6.30	6.24	6.38	8770		
		3	6.78	6.72	6.86	9230		
		4	8.65	8.59	8.73	9540		
		5						
	2	1	6.19	6.14	6.28	14500	11500	
		2	6.51	6.45	6.59	12900		
		3	7.87	7.82	7.96	10600		
		4	8.48	8.43	8.57	10400		
		5	9.93	9.87	10.01	8940		

FORM X  
IDENTIFICATION SUMMARY

Lab Name: TestAmerica Edison Job No.: 460-85482-1  
 SDG No.: \_\_\_\_\_  
 Client Sample ID: DUP\_20141030 Lab Sample ID: 460-85482-2  
 Instrument ID (1): CPESTGC7 Instrument ID (2): CPESTGC7  
 Date Analyzed (1): 11/04/2014 11:27 Date Analyzed (2): 11/04/2014 11:27  
 GC Column (1): CLP-1 ID: 0.53(mm) GC Column (2): CLP-2 ID: 0.53(mm)

ANALYTE	COL	PEAK	RT	RT WINDOW		CONCENTRATION		RPD
				FROM	TO	PEAK	MEAN	
Aroclor 1242	1	1	2.30	2.23	2.37	23700	45000	8.3
		2	2.62	2.56	2.70	48200		
		3	3.08	3.02	3.16	50900		
		4	3.23	3.16	3.30	46200		
		5	3.68	3.61	3.75	57300		
	2	1	2.87	2.80	2.94	26900	49000	
		2	3.32	3.25	3.39	51900		
		3	3.84	3.77	3.91	54000		
		4	4.01	3.94	4.08	49100		
		5	5.11	5.04	5.18	64100		
Aroclor 1260	1	1	5.12	5.05	5.19	11000	8700	7.2
		2	6.30	6.24	6.38	8250		
		3	6.78	6.72	6.86	8680		
		5	8.65	8.59	8.73	6930		
		2	1	6.20	6.14	6.28		
	2		6.51	6.45	6.59	9330		
	3		7.87	7.82	7.96	7390		
	4		8.49	8.43	8.57	7290		
	5		9.93	9.87	10.01	6260		

FORM X  
IDENTIFICATION SUMMARY

Lab Name: TestAmerica Edison Job No.: 460-85482-1  
 SDG No.: \_\_\_\_\_  
 Client Sample ID: PMP-15-SW-WT Lab Sample ID: 460-85482-3  
 Instrument ID (1): CPESTGC7 Instrument ID (2): CPESTGC7  
 Date Analyzed (1): 11/04/2014 11:59 Date Analyzed (2): 11/04/2014 11:59  
 GC Column (1): CLP-1 ID: 0.53(mm) GC Column (2): CLP-2 ID: 0.53(mm)

ANALYTE	COL	PEAK	RT	RT WINDOW		CONCENTRATION		RPD
				FROM	TO	PEAK	MEAN	
Aroclor 1242	1	1	2.29	2.23	2.37	96300	140000	9.7
		2	2.62	2.56	2.70	140000		
		3	3.08	3.02	3.16	150000		
		4	3.23	3.16	3.30	149000		
		5	3.68	3.61	3.75	157000		
	2	1	2.87	2.80	2.94	113000	150000	
		2	3.32	3.25	3.39	155000		
		3	3.84	3.77	3.91	160000		
		4	4.01	3.94	4.08	158000		
		5	5.11	5.04	5.18	177000		

FORM X  
IDENTIFICATION SUMMARY

Lab Name: TestAmerica Edison Job No.: 460-85482-1  
 SDG No.: \_\_\_\_\_  
 Client Sample ID: PMP-2-SW-WT Lab Sample ID: 460-85482-4  
 Instrument ID (1): CPESTGC7 Instrument ID (2): CPESTGC7  
 Date Analyzed (1): 11/04/2014 12:16 Date Analyzed (2): 11/04/2014 12:16  
 GC Column (1): CLP-1 ID: 0.53(mm) GC Column (2): CLP-2 ID: 0.53(mm)

ANALYTE	COL	PEAK	RT	RT WINDOW		CONCENTRATION		RPD
				FROM	TO	PEAK	MEAN	
Aroclor 1242	1	1	2.29	2.23	2.37	159000	180000	7.9
		2	2.62	2.56	2.70	180000		
		3	3.08	3.02	3.16	187000		
		4	3.23	3.16	3.30	190000		
		5	3.68	3.61	3.75	190000		
	2	1	2.87	2.80	2.94	180000	200000	
		2	3.32	3.25	3.39	190000		
		3	3.84	3.77	3.91	193000		
		4	4.01	3.94	4.08	197000		
		5	5.11	5.04	5.18	220000		
Aroclor 1260	1	1	5.12	5.05	5.19	42000	38000	4.7
		2	6.30	6.24	6.38	34300		
		3	6.78	6.72	6.86	40500		
		5	8.65	8.59	8.73	35600		
		2	2	6.51	6.45	6.59		
	3		7.87	7.82	7.96	39300		
	4		8.48	8.43	8.57	39100		
	5		9.93	9.87	10.01	39300		

FORM X  
IDENTIFICATION SUMMARY

Lab Name: TestAmerica Edison Job No.: 460-85482-1  
 SDG No.: \_\_\_\_\_  
 Client Sample ID: PMP-2-SW-SI Lab Sample ID: 460-85482-5  
 Instrument ID (1): CPESTGC7 Instrument ID (2): CPESTGC7  
 Date Analyzed (1): 11/04/2014 12:33 Date Analyzed (2): 11/04/2014 12:33  
 GC Column (1): CLP-1 ID: 0.53(mm) GC Column (2): CLP-2 ID: 0.53(mm)

ANALYTE	COL	PEAK	RT	RT WINDOW		CONCENTRATION		RPD
				FROM	TO	PEAK	MEAN	
Aroclor 1242	1	1	2.29	2.23	2.37	46900	52000	9.1
		2	2.62	2.56	2.70	51500		
		3	3.08	3.02	3.16	54000		
		4	3.23	3.16	3.30	54800		
		5	3.68	3.61	3.75	55100		
	2	1	2.87	2.80	2.94	54300	57000	
		2	3.32	3.25	3.39	55400		
		3	3.84	3.77	3.91	56400		
		4	4.01	3.94	4.08	58100		
		5	5.11	5.04	5.18	63200		
Aroclor 1260	1	1	5.12	5.05	5.19	11400	10000	6.0
		2	6.30	6.24	6.38	9090		
		3	6.78	6.72	6.86	10600		
		5	8.65	8.59	8.73	10300		
		2	2	6.51	6.45	6.59		
	3		7.87	7.82	7.96	11000		
	4		8.48	8.43	8.57	11100		
	5		9.93	9.87	10.01	10200		

FORM X  
IDENTIFICATION SUMMARY

Lab Name: TestAmerica Edison Job No.: 460-85482-1  
 SDG No.: \_\_\_\_\_  
 Client Sample ID: PMP-13-SW-WT Lab Sample ID: 460-85482-6  
 Instrument ID (1): CPESTGC7 Instrument ID (2): CPESTGC7  
 Date Analyzed (1): 11/04/2014 12:49 Date Analyzed (2): 11/04/2014 12:49  
 GC Column (1): CLP-1 ID: 0.53(mm) GC Column (2): CLP-2 ID: 0.53(mm)

ANALYTE	COL	PEAK	RT	RT WINDOW		CONCENTRATION		RPD
				FROM	TO	PEAK	MEAN	
Aroclor 1242	1	1	2.29	2.23	2.37	53500	74000	8.5
		2	2.62	2.56	2.70	74900		
		3	3.08	3.02	3.16	79300		
		4	3.22	3.16	3.30	79400		
		5	3.67	3.61	3.75	83400		
	2	1	2.87	2.80	2.94	65300	81000	
		2	3.31	3.25	3.39	82400		
		3	3.84	3.77	3.91	83700		
		4	4.00	3.94	4.08	82900		
		5	5.10	5.04	5.18	89000		

FORM X  
IDENTIFICATION SUMMARY

Lab Name: TestAmerica Edison Job No.: 460-85482-1  
 SDG No.: \_\_\_\_\_  
 Client Sample ID: PMP-13-SW-SI Lab Sample ID: 460-85482-7  
 Instrument ID (1): CPESTGC7 Instrument ID (2): CPESTGC7  
 Date Analyzed (1): 11/04/2014 13:06 Date Analyzed (2): 11/04/2014 13:06  
 GC Column (1): CLP-1 ID: 0.53(mm) GC Column (2): CLP-2 ID: 0.53(mm)

ANALYTE	COL	PEAK	RT	RT WINDOW		CONCENTRATION		RPD
				FROM	TO	PEAK	MEAN	
Aroclor 1242	1	1	2.29	2.23	2.37	186	210	1.0
		2	2.62	2.56	2.70	222		
		3	3.08	3.02	3.16	202		
		4	3.22	3.16	3.30	218		
		5	3.68	3.61	3.75	217		
	2	1	2.87	2.80	2.94	175	210	
		2	3.32	3.25	3.39	209		
		3	3.84	3.77	3.91	214		
		4	4.01	3.94	4.08	219		
		5	5.11	5.04	5.18	217		



FORM X  
IDENTIFICATION SUMMARY

Lab Name: TestAmerica Edison Job No.: 460-85482-1  
 SDG No.: \_\_\_\_\_  
 Client Sample ID: PMP-24-SW-VS Lab Sample ID: 460-85482-9  
 Instrument ID (1): CPESTGC11 Instrument ID (2): CPESTGC11  
 Date Analyzed (1): 11/04/2014 19:21 Date Analyzed (2): 11/04/2014 19:21  
 GC Column (1): CLP-1 ID: 0.53(mm) GC Column (2): CLP-2 ID: 0.53(mm)

ANALYTE	COL	PEAK	RT	RT WINDOW		CONCENTRATION		RPD
				FROM	TO	PEAK	MEAN	
Aroclor 1242	1	1	1.81	1.76	1.90	88300	140000	3.2
		2	2.17	2.10	2.24	165000		
		3	2.66	2.60	2.74	160000		
		4	2.83	2.76	2.90	124000		
		5	3.54	3.48	3.62	165000		
	2	1	2.63	2.57	2.71	84300	140000	
		2	3.29	3.23	3.37	173000		
		3	4.24	4.17	4.31	160000		
		4	4.51	4.44	4.58	108000		
		5	6.17	6.11	6.25	156000		

FORM X  
IDENTIFICATION SUMMARY

Lab Name: TestAmerica Edison Job No.: 460-85482-1  
 SDG No.: \_\_\_\_\_  
 Client Sample ID: PMP-24-SW-VD Lab Sample ID: 460-85482-10  
 Instrument ID (1): CPESTGC11 Instrument ID (2): CPESTGC11  
 Date Analyzed (1): 11/05/2014 11:17 Date Analyzed (2): 11/05/2014 11:17  
 GC Column (1): CLP-1 ID: 0.53(mm) GC Column (2): CLP-2 ID: 0.53(mm)

ANALYTE	COL	PEAK	RT	RT WINDOW		CONCENTRATION		RPD
				FROM	TO	PEAK	MEAN	
Aroclor 1242	1	1	1.81	1.76	1.90	4810000	4500000	3.8
		2	2.16	2.10	2.24	4470000		
		3	2.66	2.60	2.74	4590000		
		4	2.83	2.76	2.90	4540000		
		5	3.53	3.48	3.62	4270000		
	2	1	2.64	2.57	2.71	5080000	4700000	
		2	3.31	3.23	3.37	4820000		
		3	4.25	4.17	4.31	4710000		
		4	4.52	4.44	4.58	4520000		
		5	6.19	6.11	6.25	4440000		

FORM X  
IDENTIFICATION SUMMARY

Lab Name: TestAmerica Edison Job No.: 460-85482-1  
 SDG No.: \_\_\_\_\_  
 Client Sample ID: PMP-24-SW-WT Lab Sample ID: 460-85482-11  
 Instrument ID (1): CPESTGC11 Instrument ID (2): CPESTGC11  
 Date Analyzed (1): 11/05/2014 11:36 Date Analyzed (2): 11/05/2014 11:36  
 GC Column (1): CLP-1 ID: 0.53(mm) GC Column (2): CLP-2 ID: 0.53(mm)

ANALYTE	COL	PEAK	RT	RT WINDOW		CONCENTRATION		RPD
				FROM	TO	PEAK	MEAN	
Aroclor 1242	1	1	1.82	1.76	1.90	2200000	2200000	5.8
		2	2.17	2.10	2.24	2180000		
		3	2.66	2.60	2.74	2170000		
		4	2.83	2.76	2.90	2190000		
		5	3.54	3.48	3.62	2080000		
	2	1	2.63	2.57	2.71	2390000	2300000	
		2	3.30	3.23	3.37	2350000		
		3	4.24	4.17	4.31	2330000		
		4	4.51	4.44	4.58	2300000		
		5	6.18	6.11	6.25	2100000		

FORM X  
IDENTIFICATION SUMMARY

Lab Name: TestAmerica Edison Job No.: 460-85482-1  
 SDG No.: \_\_\_\_\_  
 Client Sample ID: PMP-24-SW-SI Lab Sample ID: 460-85482-12  
 Instrument ID (1): CPESTGC11 Instrument ID (2): CPESTGC11  
 Date Analyzed (1): 11/04/2014 20:18 Date Analyzed (2): 11/04/2014 20:18  
 GC Column (1): CLP-1 ID: 0.53(mm) GC Column (2): CLP-2 ID: 0.53(mm)

ANALYTE	COL	PEAK	RT	RT WINDOW		CONCENTRATION		RPD
				FROM	TO	PEAK	MEAN	
Aroclor 1242	1	1	1.82	1.76	1.90	726000	800000	3.0
		2	2.16	2.10	2.24	771000		
		3	2.66	2.60	2.74	836000		
		4	2.83	2.76	2.90	814000		
		5	3.54	3.48	3.62	836000		
	2	1	2.63	2.57	2.71	770000	770000	
		2	3.29	3.23	3.37	788000		
		3	4.24	4.17	4.31	797000		
		4	4.51	4.44	4.58	756000		
		5	6.17	6.11	6.25	755000		

FORM X  
IDENTIFICATION SUMMARY

Lab Name: TestAmerica Edison Job No.: 460-85482-1  
 SDG No.: \_\_\_\_\_  
 Client Sample ID: PMP-22-SW-VS Lab Sample ID: 460-85482-13  
 Instrument ID (1): CPESTGC11 Instrument ID (2): CPESTGC11  
 Date Analyzed (1): 11/04/2014 20:37 Date Analyzed (2): 11/04/2014 20:37  
 GC Column (1): CLP-1 ID: 0.53(mm) GC Column (2): CLP-2 ID: 0.53(mm)

ANALYTE	COL	PEAK	RT	RT WINDOW		CONCENTRATION		RPD
				FROM	TO	PEAK	MEAN	
Aroclor 1242	1	1	1.82	1.76	1.90	572	640	1.5
		2	2.17	2.10	2.24	618		
		3	2.67	2.60	2.74	682		
		4	2.83	2.76	2.90	662		
		5	3.54	3.48	3.62	653		
	2	1	2.64	2.57	2.71	628	630	
		2	3.30	3.23	3.37	659		
		3	4.24	4.17	4.31	647		
		4	4.51	4.44	4.58	584		
		5	6.17	6.11	6.25	620		

FORM X  
IDENTIFICATION SUMMARY

Lab Name: TestAmerica Edison Job No.: 460-85482-1  
 SDG No.: \_\_\_\_\_  
 Client Sample ID: PMP-23-SW-VS Lab Sample ID: 460-85482-14  
 Instrument ID (1): CPESTGC7 Instrument ID (2): CPESTGC7  
 Date Analyzed (1): 11/04/2014 01:33 Date Analyzed (2): 11/04/2014 01:33  
 GC Column (1): CLP-1 ID: 0.53(mm) GC Column (2): CLP-2 ID: 0.53(mm)

ANALYTE	COL	PEAK	RT	RT WINDOW		CONCENTRATION		RPD
				FROM	TO	PEAK	MEAN	
Aroclor 1242	1	1	2.29	2.23	2.37	535	1000	3.4
		2	2.62	2.56	2.70	1240		
		3	3.08	3.03	3.17	1220		
		4	3.23	3.16	3.30	912		
		5	3.67	3.60	3.74	1280		
	2	1	2.87	2.80	2.94	595	1000	
		2	3.32	3.25	3.39	1220		
		3	3.84	3.79	3.93	1210		
		4	4.01	3.94	4.08	885		
		5	5.11	5.04	5.18	1110		

FORM X  
IDENTIFICATION SUMMARY

Lab Name: TestAmerica Edison Job No.: 460-85482-1  
 SDG No.: \_\_\_\_\_  
 Client Sample ID: PMP-9-SW-VD Lab Sample ID: 460-85482-15  
 Instrument ID (1): CPESTGC7 Instrument ID (2): CPESTGC7  
 Date Analyzed (1): 11/04/2014 01:49 Date Analyzed (2): 11/04/2014 01:49  
 GC Column (1): CLP-1 ID: 0.53(mm) GC Column (2): CLP-2 ID: 0.53(mm)

ANALYTE	COL	PEAK	RT	RT WINDOW		CONCENTRATION		RPD
				FROM	TO	PEAK	MEAN	
Aroclor 1242	1	1	2.29	2.23	2.37	412	460	4.2
		2	2.62	2.56	2.70	479		
		3	3.08	3.03	3.17	453		
		4	3.23	3.16	3.30	473		
		5	3.68	3.60	3.74	483		
	2	1	2.87	2.80	2.94	460	480	
		2	3.32	3.25	3.39	457		
		3	3.84	3.79	3.93	463		
		4	4.01	3.94	4.08	474		
		5	5.11	5.04	5.18	545		

FORM X  
IDENTIFICATION SUMMARY

Lab Name: TestAmerica Edison Job No.: 460-85482-1  
 SDG No.: \_\_\_\_\_  
 Client Sample ID: PMP-9-SW-WT Lab Sample ID: 460-85482-16  
 Instrument ID (1): CPESTGC11 Instrument ID (2): CPESTGC11  
 Date Analyzed (1): 11/05/2014 11:55 Date Analyzed (2): 11/05/2014 11:55  
 GC Column (1): CLP-1 ID: 0.53(mm) GC Column (2): CLP-2 ID: 0.53(mm)

ANALYTE	COL	PEAK	RT	RT WINDOW		CONCENTRATION		RPD
				FROM	TO	PEAK	MEAN	
Aroclor 1242	1	1	1.81	1.76	1.90	220000	240000	4.1
		2	2.16	2.10	2.24	233000		
		3	2.66	2.60	2.74	247000		
		4	2.82	2.76	2.90	243000		
		5	3.53	3.48	3.62	242000		
	2	1	2.63	2.57	2.71	245000	250000	
		2	3.29	3.23	3.37	255000		
		3	4.24	4.17	4.31	255000		
		4	4.51	4.44	4.58	248000		
		5	6.17	6.11	6.25	229000		



FORM X  
IDENTIFICATION SUMMARY

Lab Name: TestAmerica Edison Job No.: 460-85482-1  
 SDG No.: \_\_\_\_\_  
 Client Sample ID: PMP-9-SW-SI Lab Sample ID: 460-85482-17  
 Instrument ID (1): CPESTGC11 Instrument ID (2): CPESTGC11  
 Date Analyzed (1): 11/04/2014 21:15 Date Analyzed (2): 11/04/2014 21:15  
 GC Column (1): CLP-1 ID: 0.53(mm) GC Column (2): CLP-2 ID: 0.53(mm)

ANALYTE	COL	PEAK	RT	RT WINDOW		CONCENTRATION		RPD
				FROM	TO	PEAK	MEAN	
Aroclor 1242	1	1	1.82	1.76	1.90	5680	9100	4.2
		2	2.17	2.10	2.24	9700		
		3	2.66	2.60	2.74	10500		
		4	2.83	2.76	2.90	9070		
		5	3.54	3.48	3.62	10700		
	2	1	2.63	2.57	2.71	5840	8800	
		2	3.29	3.23	3.37	10100		
		3	4.24	4.17	4.31	10200		
		4	4.51	4.44	4.58	8150		
		5	6.17	6.11	6.25	9470		

FORM X  
IDENTIFICATION SUMMARY

Lab Name: TestAmerica Edison Job No.: 460-85482-1  
 SDG No.: \_\_\_\_\_  
 Client Sample ID: PMP-10-SW-WT Lab Sample ID: 460-85482-18  
 Instrument ID (1): CPESTGC11 Instrument ID (2): CPESTGC11  
 Date Analyzed (1): 11/04/2014 21:34 Date Analyzed (2): 11/04/2014 21:34  
 GC Column (1): CLP-1 ID: 0.53(mm) GC Column (2): CLP-2 ID: 0.53(mm)

ANALYTE	COL	PEAK	RT	RT WINDOW		CONCENTRATION		RPD
				FROM	TO	PEAK	MEAN	
Aroclor 1242	1	1	1.82	1.76	1.90	1290	3400	2.4
		2	2.17	2.10	2.24	4060		
		3	2.66	2.60	2.74	4010		
		4	2.83	2.76	2.90	2630		
		5	3.54	3.48	3.62	4880		
	2	1	2.63	2.57	2.71	1320	3300	
		2	3.30	3.23	3.37	4350		
		3	4.24	4.17	4.31	3820		
		4	4.51	4.44	4.58	2310		
		5	6.17	6.11	6.25	4670		
Aroclor 1260	1	1	5.76	5.70	5.84	590	600	4.9
		2	7.33	7.26	7.40	603		
		3	7.96	7.89	8.03	581		
		4	8.59	8.53	8.67	690		
		5	9.96	9.90	10.04	526		
	2	1	7.72	7.66	7.80	606	570	
		2	8.19	8.13	8.27	607		
		3	9.92	9.85	9.99	522		
		4	10.31	10.24	10.38	568		
		5	11.37	11.29	11.43	543		

FORM X  
IDENTIFICATION SUMMARY

Lab Name: TestAmerica Edison Job No.: 460-85482-1  
 SDG No.: \_\_\_\_\_  
 Client Sample ID: PMP-10-SW-SI Lab Sample ID: 460-85482-19  
 Instrument ID (1): CPESTGC7 Instrument ID (2): CPESTGC7  
 Date Analyzed (1): 11/04/2014 02:55 Date Analyzed (2): 11/04/2014 02:55  
 GC Column (1): CLP-1 ID: 0.53(mm) GC Column (2): CLP-2 ID: 0.53(mm)

ANALYTE	COL	PEAK	RT	RT WINDOW		CONCENTRATION		RPD
				FROM	TO	PEAK	MEAN	
Aroclor 1242	1	1	2.29	2.23	2.37	330	350	1.5
		2	2.62	2.56	2.70	378		
		3	3.08	3.03	3.17	344		
		4	3.23	3.16	3.30	360		
		5	3.68	3.60	3.74	342		
	2	1	2.87	2.80	2.94	377	360	
		2	3.32	3.25	3.39	343		
		3	3.84	3.79	3.93	356		
		4	4.01	3.94	4.08	357		
		5	5.11	5.04	5.18	348		

FORM X  
IDENTIFICATION SUMMARY

Lab Name: TestAmerica Edison Job No.: 460-85482-1  
 SDG No.: \_\_\_\_\_  
 Client Sample ID: PMP-7-SW-VD Lab Sample ID: 460-85482-20  
 Instrument ID (1): CPESTGC11 Instrument ID (2): CPESTGC11  
 Date Analyzed (1): 11/04/2014 21:53 Date Analyzed (2): 11/04/2014 21:53  
 GC Column (1): CLP-1 ID: 0.53(mm) GC Column (2): CLP-2 ID: 0.53(mm)

ANALYTE	COL	PEAK	RT	RT WINDOW		CONCENTRATION		RPD
				FROM	TO	PEAK	MEAN	
Aroclor 1242	1	1	1.81	1.76	1.90	6030	11000	1.3
		2	2.16	2.10	2.24	11000		
		3	2.66	2.60	2.74	12600		
		4	2.83	2.76	2.90	10800		
		5	3.54	3.48	3.62	12900		
	2	1	2.63	2.57	2.71	6390	11000	
		2	3.29	3.23	3.37	11800		
		3	4.24	4.17	4.31	11900		
		4	4.51	4.44	4.58	9640		
		5	6.17	6.11	6.25	13000		
Aroclor 1260	1	1	5.76	5.70	5.84	1340	1300	3.8
		2	7.33	7.26	7.40	1340		
		3	7.96	7.89	8.03	1420		
		4	8.59	8.53	8.67	1340		
		5	9.96	9.90	10.04	1300		
	2	1	7.72	7.66	7.80	1320	1400	
		2	8.19	8.13	8.27	1440		
		3	9.92	9.85	9.99	1360		
		4	10.31	10.24	10.38	1450		
		5	11.37	11.29	11.43	1430		

FORM X  
IDENTIFICATION SUMMARY

Lab Name: TestAmerica Edison Job No.: 460-85482-1  
 SDG No.: \_\_\_\_\_  
 Client Sample ID: PMP-7-SW-WT Lab Sample ID: 460-85482-21  
 Instrument ID (1): CPESTGC11 Instrument ID (2): CPESTGC11  
 Date Analyzed (1): 11/04/2014 22:12 Date Analyzed (2): 11/04/2014 22:12  
 GC Column (1): CLP-1 ID: 0.53(mm) GC Column (2): CLP-2 ID: 0.53(mm)

ANALYTE	COL	PEAK	RT	RT WINDOW		CONCENTRATION		RPD
				FROM	TO	PEAK	MEAN	
Aroclor 1242	1	1	1.82	1.76	1.90	215000	230000	1.1
		2	2.16	2.10	2.24	226000		
		3	2.66	2.60	2.74	248000		
		4	2.83	2.76	2.90	239000		
		5	3.54	3.48	3.62	231000		
	2	1	2.63	2.57	2.71	229000	230000	
		2	3.29	3.23	3.37	235000		
		3	4.24	4.17	4.31	235000		
		4	4.51	4.44	4.58	222000		
		5	6.17	6.11	6.25	224000		

FORM X  
IDENTIFICATION SUMMARY

Lab Name: TestAmerica Edison Job No.: 460-85482-1  
 SDG No.: \_\_\_\_\_  
 Client Sample ID: PMP-7-SW-SI Lab Sample ID: 460-85482-22  
 Instrument ID (1): CPESTGC11 Instrument ID (2): CPESTGC11  
 Date Analyzed (1): 11/04/2014 22:31 Date Analyzed (2): 11/04/2014 22:31  
 GC Column (1): CLP-1 ID: 0.53(mm) GC Column (2): CLP-2 ID: 0.53(mm)

ANALYTE	COL	PEAK	RT	RT WINDOW		CONCENTRATION		RPD
				FROM	TO	PEAK	MEAN	
Aroclor 1242	1	1	1.82	1.76	1.90	13500	14000	2.0
		2	2.16	2.10	2.24	13700		
		3	2.66	2.60	2.74	15100		
		4	2.83	2.76	2.90	14400		
		5	3.53	3.48	3.62	14400		
	2	1	2.63	2.57	2.71	14100	14000	
		2	3.29	3.23	3.37	14200		
		3	4.24	4.17	4.31	14300		
		4	4.51	4.44	4.58	13500		
		5	6.17	6.11	6.25	13600		

FORM X  
IDENTIFICATION SUMMARY

Lab Name: TestAmerica Edison Job No.: 460-85482-1  
 SDG No.: \_\_\_\_\_  
 Client Sample ID: PMP-6-SW-WT Lab Sample ID: 460-85482-23  
 Instrument ID (1): CPESTGC11 Instrument ID (2): CPESTGC11  
 Date Analyzed (1): 11/04/2014 22:49 Date Analyzed (2): 11/04/2014 22:49  
 GC Column (1): CLP-1 ID: 0.53(mm) GC Column (2): CLP-2 ID: 0.53(mm)

ANALYTE	COL	PEAK	RT	RT WINDOW		CONCENTRATION		RPD
				FROM	TO	PEAK	MEAN	
Aroclor 1242	1	1	1.82	1.76	1.90	68600	76000	3.0
		2	2.16	2.10	2.24	74400		
		3	2.66	2.60	2.74	81900		
		4	2.83	2.76	2.90	78900		
		5	3.54	3.48	3.62	78700		
	2	1	2.63	2.57	2.71	72100	74000	
		2	3.29	3.23	3.37	77900		
		3	4.24	4.17	4.31	77300		
		4	4.50	4.44	4.58	73000		
		5	6.17	6.11	6.25	71000		

FORM X  
IDENTIFICATION SUMMARY

Lab Name: TestAmerica Edison Job No.: 460-85482-1  
 SDG No.: \_\_\_\_\_  
 Client Sample ID: PMP-6-SW-SI Lab Sample ID: 460-85482-24  
 Instrument ID (1): CPESTGC11 Instrument ID (2): CPESTGC11  
 Date Analyzed (1): 11/05/2014 12:14 Date Analyzed (2): 11/05/2014 12:14  
 GC Column (1): CLP-1 ID: 0.53(mm) GC Column (2): CLP-2 ID: 0.53(mm)

ANALYTE	COL	PEAK	RT	RT WINDOW		CONCENTRATION		RPD
				FROM	TO	PEAK	MEAN	
Aroclor 1242	1	1	1.81	1.76	1.90	22000	23000	3.5
		2	2.16	2.10	2.24	22500		
		3	2.66	2.60	2.74	23900		
		4	2.82	2.76	2.90	23400		
		5	3.53	3.48	3.62	23900		
	2	1	2.63	2.57	2.71	24600	24000	
		2	3.29	3.23	3.37	24800		
		3	4.23	4.17	4.31	24500		
		4	4.50	4.44	4.58	24000		
		5	6.17	6.11	6.25	22000		



FORM X  
IDENTIFICATION SUMMARY

Lab Name: TestAmerica Edison Job No.: 460-85482-1  
 SDG No.: \_\_\_\_\_  
 Client Sample ID: PMP-5-SW-WT Lab Sample ID: 460-85482-25  
 Instrument ID (1): CPESTGC11 Instrument ID (2): CPESTGC11  
 Date Analyzed (1): 11/05/2014 12:33 Date Analyzed (2): 11/05/2014 12:33  
 GC Column (1): CLP-1 ID: 0.53(mm) GC Column (2): CLP-2 ID: 0.53(mm)

ANALYTE	COL	PEAK	RT	RT WINDOW		CONCENTRATION		RPD
				FROM	TO	PEAK	MEAN	
Aroclor 1242	1	1	1.81	1.76	1.90	111000	120000	3.2
		2	2.16	2.10	2.24	113000		
		3	2.66	2.60	2.74	123000		
		4	2.83	2.76	2.90	121000		
		5	3.53	3.48	3.62	122000		
	2	1	2.63	2.57	2.71	120000	120000	
		2	3.29	3.23	3.37	123000		
		3	4.23	4.17	4.31	124000		
		4	4.50	4.44	4.58	118000		
		5	6.17	6.11	6.25	123000		
Aroclor 1260	1	1	5.76	5.70	5.84	17600	14000	17.9
		2	7.33	7.26	7.40	14200		
		3	7.96	7.89	8.03	14000		
		4	8.59	8.53	8.67	12200		
		5	9.96	9.90	10.04	11500		
	2	1	7.72	7.66	7.80	18300	17000	
		2	8.19	8.13	8.27	17800		
		3	9.92	9.85	9.99	16300		
		4	10.31	10.24	10.38	16400		
		5	11.37	11.29	11.43	14600		

FORM X  
IDENTIFICATION SUMMARY

Lab Name: TestAmerica Edison Job No.: 460-85482-1  
 SDG No.: \_\_\_\_\_  
 Client Sample ID: PMP-5-SW-SI Lab Sample ID: 460-85482-26  
 Instrument ID (1): CPESTGC11 Instrument ID (2): CPESTGC11  
 Date Analyzed (1): 11/04/2014 23:46 Date Analyzed (2): 11/04/2014 23:46  
 GC Column (1): CLP-1 ID: 0.53(mm) GC Column (2): CLP-2 ID: 0.53(mm)

ANALYTE	COL	PEAK	RT	RT WINDOW		CONCENTRATION		RPD
				FROM	TO	PEAK	MEAN	
Aroclor 1242	1	1	1.81	1.76	1.90	30900	35000	2.1
		2	2.16	2.10	2.24	33100		
		3	2.66	2.60	2.74	38000		
		4	2.83	2.76	2.90	36200		
		5	3.54	3.48	3.62	38200		
	2	1	2.63	2.57	2.71	32400	35000	
		2	3.29	3.23	3.37	34900		
		3	4.23	4.17	4.31	35800		
		4	4.51	4.44	4.58	33500		
		5	6.17	6.11	6.25	36300		
Aroclor 1260	1	1	5.76	5.70	5.84	6240	4900	2.6
		2	7.33	7.26	7.40	4890		
		3	7.96	7.89	8.03	4780		
		4	8.59	8.53	8.67	4300		
		5	9.96	9.90	10.04	4070		
	2	1	7.72	7.66	7.80	5220	5000	
		2	8.19	8.13	8.27	5250		
		3	9.92	9.85	9.99	4900		
		4	10.31	10.24	10.38	4900		
		5	11.36	11.29	11.43	4650		

FORM X  
IDENTIFICATION SUMMARY

Lab Name: TestAmerica Edison Job No.: 460-85482-1  
 SDG No.: \_\_\_\_\_  
 Client Sample ID: PMP-4-SW-VS Lab Sample ID: 460-85482-27  
 Instrument ID (1): CPESTGC11 Instrument ID (2): CPESTGC11  
 Date Analyzed (1): 11/05/2014 13:46 Date Analyzed (2): 11/05/2014 13:46  
 GC Column (1): CLP-1 ID: 0.53(mm) GC Column (2): CLP-2 ID: 0.53(mm)

ANALYTE	COL	PEAK	RT	RT WINDOW		CONCENTRATION		RPD
				FROM	TO	PEAK	MEAN	
Aroclor 1248	1	1	2.16	2.11	2.25	6810	4100	7.9
		2	2.66	2.60	2.74	5460		
		3	3.53	3.48	3.62	3710		
		4	4.38	4.29	4.43	2520		
		5	4.74	4.68	4.82	2220		
	2	1	3.30	3.24	3.38	7340	4500	
		2	4.24	4.18	4.32	5910		
		3	4.91	4.85	4.99	3390		
		4	6.10	6.03	6.17	2910		
		5	6.18	6.11	6.25	2850		

FORM X  
IDENTIFICATION SUMMARY

Lab Name: TestAmerica Edison Job No.: 460-85482-1  
 SDG No.: \_\_\_\_\_  
 Client Sample ID: PMP-8-SW-VS Lab Sample ID: 460-85482-28  
 Instrument ID (1): CPESTGC11 Instrument ID (2): CPESTGC11  
 Date Analyzed (1): 11/05/2014 00:05 Date Analyzed (2): 11/05/2014 00:05  
 GC Column (1): CLP-1 ID: 0.53(mm) GC Column (2): CLP-2 ID: 0.53(mm)

ANALYTE	COL	PEAK	RT	RT WINDOW		CONCENTRATION		RPD
				FROM	TO	PEAK	MEAN	
Aroclor 1242	1	1	1.81	1.76	1.90	7270	11000	5.0
		2	2.16	2.10	2.24	10300		
		3	2.66	2.60	2.74	12200		
		4	2.83	2.76	2.90	11100		
		5	3.53	3.48	3.62	15700		
	2	1	2.63	2.57	2.71	7820	11000	
		2	3.29	3.23	3.37	10500		
		3	4.24	4.17	4.31	12300		
		4	4.50	4.44	4.58	9550		
		5	6.17	6.11	6.25	13500		

FORM X  
IDENTIFICATION SUMMARY

Lab Name: TestAmerica Edison Job No.: 460-85482-1  
 SDG No.: \_\_\_\_\_  
 Client Sample ID: \_\_\_\_\_ Lab Sample ID: LCS 460-259946/2-A  
 Instrument ID (1): CPESTGC7 Instrument ID (2): CPESTGC7  
 Date Analyzed (1): 11/03/2014 23:22 Date Analyzed (2): 11/03/2014 23:22  
 GC Column (1): CLP-1 ID: 0.53(mm) GC Column (2): CLP-2 ID: 0.53(mm)

ANALYTE	COL	PEAK	RT	RT WINDOW		CONCENTRATION		RPD
				FROM	TO	PEAK	MEAN	
Aroclor 1016	1	1	2.29	2.23	2.37	354	370	1.1
		2	2.62	2.56	2.70	383		
		3	3.08	3.02	3.16	348		
		4	3.23	3.16	3.30	368		
		5	3.68	3.61	3.75	398		
	2	1	2.87	2.81	2.95	375	366	
		2	3.32	3.26	3.40	364		
		3	3.84	3.78	3.92	356		
		4	4.58	4.52	4.66	351		
		5	4.73	4.67	4.81	386		
Aroclor 1260	1	1	5.12	5.05	5.19	402	393	3.3
		2	6.30	6.24	6.38	375		
		3	6.78	6.72	6.86	396		
		5	8.65	8.59	8.73	400		
		2	1	6.20	6.14	6.28		
	2		6.51	6.45	6.59	385		
	3		7.87	7.82	7.96	372		
	4		8.49	8.43	8.57	388		
	5		9.93	9.87	10.01	373		

FORM X  
IDENTIFICATION SUMMARY

Lab Name: TestAmerica Edison Job No.: 460-85482-1  
 SDG No.: \_\_\_\_\_  
 Client Sample ID: \_\_\_\_\_ Lab Sample ID: LCS 460-259951/2-A  
 Instrument ID (1): CPESTGC7 Instrument ID (2): CPESTGC7  
 Date Analyzed (1): 11/04/2014 10:11 Date Analyzed (2): 11/04/2014 10:11  
 GC Column (1): CLP-1 ID: 0.53(mm) GC Column (2): CLP-2 ID: 0.53(mm)

ANALYTE	COL	PEAK	RT	RT WINDOW		CONCENTRATION		RPD
				FROM	TO	PEAK	MEAN	
Aroclor 1016	1	1	2.30	2.23	2.37	376	375	5.8
		2	2.63	2.56	2.70	386		
		3	3.09	3.02	3.16	346		
		4	3.23	3.16	3.30	369		
		5	3.68	3.61	3.75	398		
	2	1	2.87	2.81	2.95	367	354	
		2	3.32	3.26	3.40	345		
		3	3.85	3.78	3.92	348		
		4	4.58	4.52	4.66	343		
		5	4.73	4.67	4.81	365		
Aroclor 1260	1	1	5.12	5.05	5.19	393	395	6.6
		2	6.30	6.24	6.38	383		
		3	6.78	6.72	6.86	400		
		5	8.65	8.59	8.73	407		
		2	1	6.20	6.14	6.28		
	2		6.51	6.45	6.59	375		
	3		7.87	7.82	7.96	365		
	4		8.48	8.43	8.57	378		
	5		9.93	9.87	10.01	359		

FORM X  
IDENTIFICATION SUMMARY

Lab Name: TestAmerica Edison Job No.: 460-85482-1  
 SDG No.: \_\_\_\_\_  
 Client Sample ID: \_\_\_\_\_ Lab Sample ID: LCS 460-260192/2-A  
 Instrument ID (1): CPESTGC8 Instrument ID (2): CPESTGC8  
 Date Analyzed (1): 11/04/2014 23:03 Date Analyzed (2): 11/04/2014 23:03  
 GC Column (1): CLP-1 ID: 0.53(mm) GC Column (2): CLP-2 ID: 0.53(mm)

ANALYTE	COL	PEAK	RT	RT WINDOW		CONCENTRATION		RPD
				FROM	TO	PEAK	MEAN	
Aroclor 1016	1	2	2.31	2.25	2.39	10.0	9.89	5.4
		3	2.83	2.77	2.91	9.36		
		4	3.03	2.97	3.11	9.30		
		5	3.82	3.76	3.90	10.9		
		2	1	2.68	2.62	2.76		
	2	2	3.37	3.32	3.46	9.13		
	3	4.32	4.27	4.41	9.37			
	4	5.49	5.44	5.58	9.65			
	5	5.72	5.67	5.81	10.0			
	Aroclor 1260	1	1	6.04	5.98	6.12	10.6	
2			7.66	7.60	7.74	10.5		
3			8.35	8.29	8.43	10.7		
4			9.04	8.98	9.12	11.6		
5			10.22	10.15	10.29	10.4		
2		1	7.85	7.80	7.94	10.9		
2		8.33	8.28	8.42	10.7			
3		10.03	9.97	10.11	11.2			
4		10.41	10.35	10.49	11.0			
5		11.48	11.39	11.53	10.6			

FORM X  
IDENTIFICATION SUMMARY

Lab Name: TestAmerica Edison Job No.: 460-85482-1  
 SDG No.: \_\_\_\_\_  
 Client Sample ID: \_\_\_\_\_ Lab Sample ID: LCSD 460-260192/3-A  
 Instrument ID (1): CPESTGC8 Instrument ID (2): CPESTGC8  
 Date Analyzed (1): 11/04/2014 23:20 Date Analyzed (2): 11/04/2014 23:20  
 GC Column (1): CLP-1 ID: 0.53(mm) GC Column (2): CLP-2 ID: 0.53(mm)

ANALYTE	COL	PEAK	RT	RT WINDOW		CONCENTRATION		RPD
				FROM	TO	PEAK	MEAN	
Aroclor 1016	1	2	2.31	2.25	2.39	10.1	9.98	5.1
		3	2.83	2.77	2.91	9.45		
		4	3.02	2.97	3.11	9.32		
		5	3.81	3.76	3.90	11.0		
		2	1	2.67	2.62	2.76		
	2	2	3.36	3.32	3.46	9.33		
	2	3	4.32	4.27	4.41	9.61		
	2	4	5.49	5.44	5.58	9.93		
	2	5	5.72	5.67	5.81	9.60		
	Aroclor 1260	1	1	6.04	5.98	6.12	10.8	
2			7.67	7.60	7.74	10.6		
3			8.35	8.29	8.43	10.9		
4			9.04	8.98	9.12	11.8		
5			10.22	10.15	10.29	10.9		
2		1	7.85	7.80	7.94	10.9	11.1	
2		2	8.34	8.28	8.42	10.8		
2		3	10.03	9.97	10.11	11.4		
2		4	10.41	10.35	10.49	11.3		
2		5	11.47	11.39	11.53	10.8		



FORM I  
PCBS ORGANICS ANALYSIS DATA SHEET

Lab Name: TestAmerica Edison Job No.: 460-85482-1  
 SDG No.: \_\_\_\_\_  
 Client Sample ID: PMP-28-SW-WT Lab Sample ID: 460-85482-1  
 Matrix: Solid Lab File ID: OR223642.D  
 Analysis Method: 8082 Date Collected: 10/30/2014 15:37  
 Extraction Method: 3546 Date Extracted: 11/03/2014 07:56  
 Sample wt/vol: 15.0301(g) Date Analyzed: 11/04/2014 10:37  
 Con. Extract Vol.: 10(mL) Dilution Factor: 50  
 Injection Volume: 1(uL) GC Column: CLP-2 ID: 0.53(mm)  
 % Moisture: 7.7 GPC Cleanup: (Y/N) N  
 Analysis Batch No.: 260217 Units: ug/Kg

CAS NO.	COMPOUND NAME	RESULT	Q	RL	MDL
53469-21-9	Aroclor 1242	62000		3600	810

CAS NO.	SURROGATE	%REC	Q	LIMITS
2051-24-3	DCB Decachlorobiphenyl	156	X D	53-150

TestAmerica Edison  
Target Compound Quantitation Report

Data File: \\EDICHROM\ChromData\CPESTGC7\20141104-20160.b\OR223642.D  
 Lims ID: 460-85482-E-1-C Lab Sample ID: 460-85482-1  
 Client ID: PMP-28-SW-WT  
 Sample Type: Client  
 Inject. Date: 04-Nov-2014 10:37:30 ALS Bottle#: 5 Worklist Smp#: 5  
 Injection Vol: 1.0 ul Dil. Factor: 50.0000  
 Sample Info: 460-0020160-005  
 Operator ID: Instrument ID: CPESTGC7  
 Method: \\EDICHROM\ChromData\CPESTGC7\20141104-20160.b\8082GC7.m  
 Limit Group: GC 8082 PCB  
 Last Update: 04-Nov-2014 13:11:16 Calib Date: 07-Oct-2014 15:20:30  
 Integrator: Falcon  
 Quant Method: External Standard Quant By: Initial Calibration  
 Last ICal File: \\EDICHROM\ChromData\CPESTGC7\20141007-19026.b\OR222720.D

Column 1 : Det: GC ECD1A  
 Column 2 : Det: GC ECD2B  
 Process Host: XAWRK008

First Level Reviewer: patelji Date: 04-Nov-2014 10:31:33

Col	RT (min.)	Exp RT (min.)	Dlt RT (min.)	Response	OnCol Amt ug/l	Flags
-----	-----------	---------------	---------------	----------	----------------	-------

\$ 12 Tetrachloro-m-xylene

1	2.375	2.375	0.000	4891	0.8972	
2	1.968	1.968	0.000	34047	4.30	
					RPD = 130.91	

9 PCB-1242

1	2.868	2.868	0.000	95852	954.4	M
1	3.317	3.317	0.000	354744	1855.6	
1	3.842	3.842	0.000	685242	1925.1	M
1	4.005	4.005	0.000	260495	1712.4	M
1	5.105	5.105	0.000	312468	2093.5	M
Average of Peak Amounts =					1708.2	
2	2.298	2.298	0.000	143313	790.7	M
2	2.628	2.628	0.000	436862	1605.5	M
2	3.088	3.088	0.000	960759	1743.2	M
2	3.232	3.232	0.000	330077	1590.1	M
2	3.682	3.683	-0.001	421449	1924.2	M
Average of Peak Amounts =					1530.7	
					RPD = 10.96	

Col	RT (min.)	Exp RT (min.)	Dlt RT (min.)	Response	OnCol Amt ug/l	Flags
-----	-----------	---------------	---------------	----------	----------------	-------

10 PCB-1260						M
1	6.193	6.208	-0.015	89030	321.1	M
1	6.507	6.518	-0.011	92691	278.6	M
1	7.865	7.885	-0.020	74526	268.4	
1	8.483	8.503	-0.020	160079	264.7	
1	9.935	9.940	-0.005	36432	226.2	
Average of Peak Amounts =					271.8	
2	5.123	5.123	0.000	122516	318.1	
2	6.305	6.305	0.000	84525	253.7	M
2	6.787	6.788	-0.001	209338	248.8	
2	7.288	7.290	-0.002	134603	351.6	
2	8.655	8.657	-0.002	63207	238.4	
Average of Peak Amounts =					282.1	
					RPD = 3.74	

\$ 5 DCB Decachlorobiphenyl						M
1	10.495	10.495	0.000	6453	1.56	M
2	9.422	9.422	0.000	13098	2.05	
					RPD = 26.98	

S 7 Polychlorinated biphenyls, Total						
1					1980.0	

**QC Flag Legend**

Review Flags

M - Manually Integrated

TestAmerica Edison

Data File: \\EDICHRON\ChromData\CPESTGC7\20141104-20160.b\OR223642.D

Injection Date: 04-Nov-2014 10:37:30

Instrument ID: CPESTGC7

Operator ID:

Lims ID: 460-85482-E-1-C

Lab Sample ID: 460-85482-1

Worklist Smp#: 5

Client ID: PMP-28-SW-WT

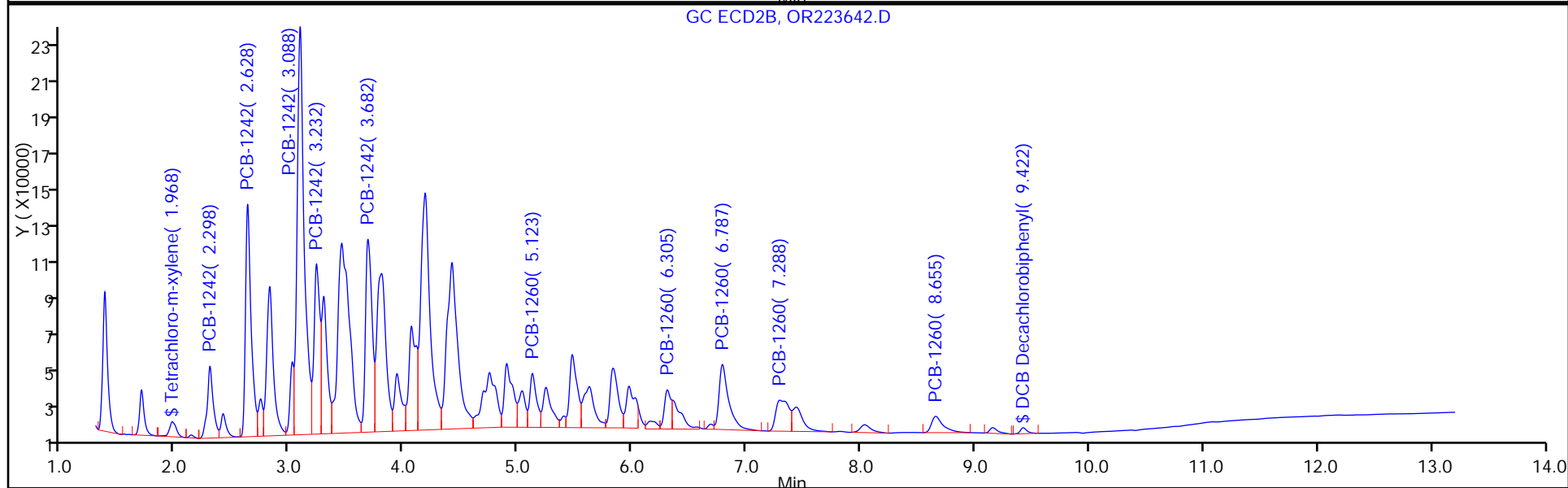
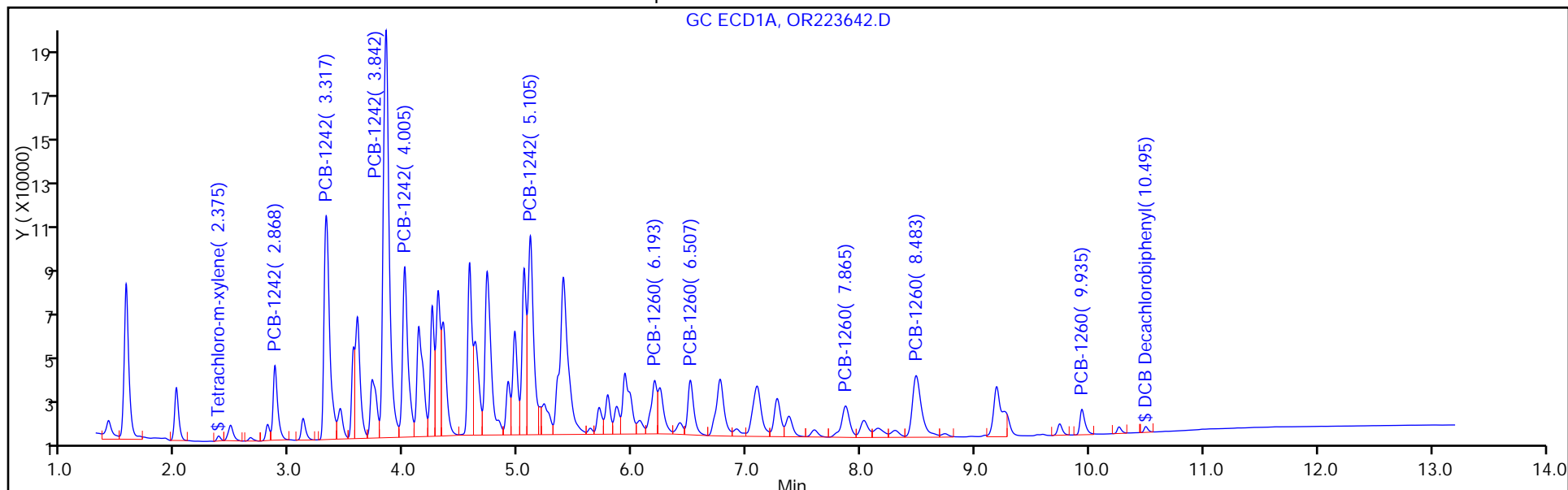
Injection Vol: 1.0 ul

Dil. Factor: 50.0000

ALS Bottle#: 5

Method: 8082GC7

Limit Group: GC 8082 PCB



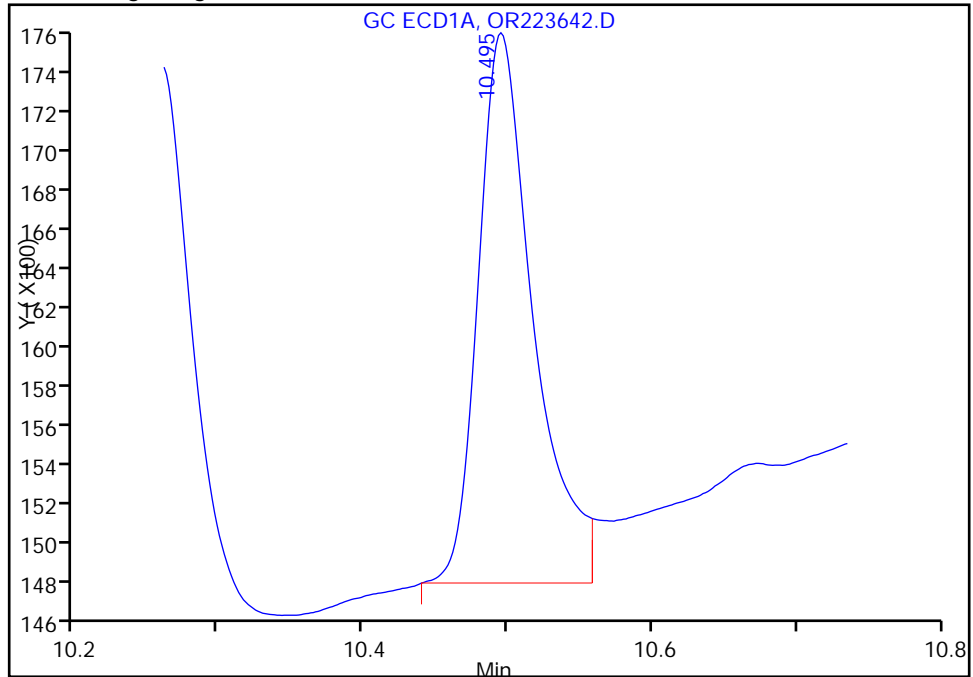
TestAmerica Edison

Data File: \\EDICHROM\ChromData\CPESTGC7\20141104-20160.b\OR223642.D  
Injection Date: 04-Nov-2014 10:37:30 Instrument ID: CPESTGC7  
Lims ID: 460-85482-E-1-C Lab Sample ID: 460-85482-1  
Client ID: PMP-28-SW-WT  
Operator ID: ALS Bottle#: 5 Worklist Smp#: 5  
Injection Vol: 1.0 ul Dil. Factor: 50.0000  
Method: 8082GC7 Limit Group: GC 8082 PCB  
Column: Detector GC ECD1A

\$ 5 DCB Decachlorobiphenyl, CAS: 2051-24-3

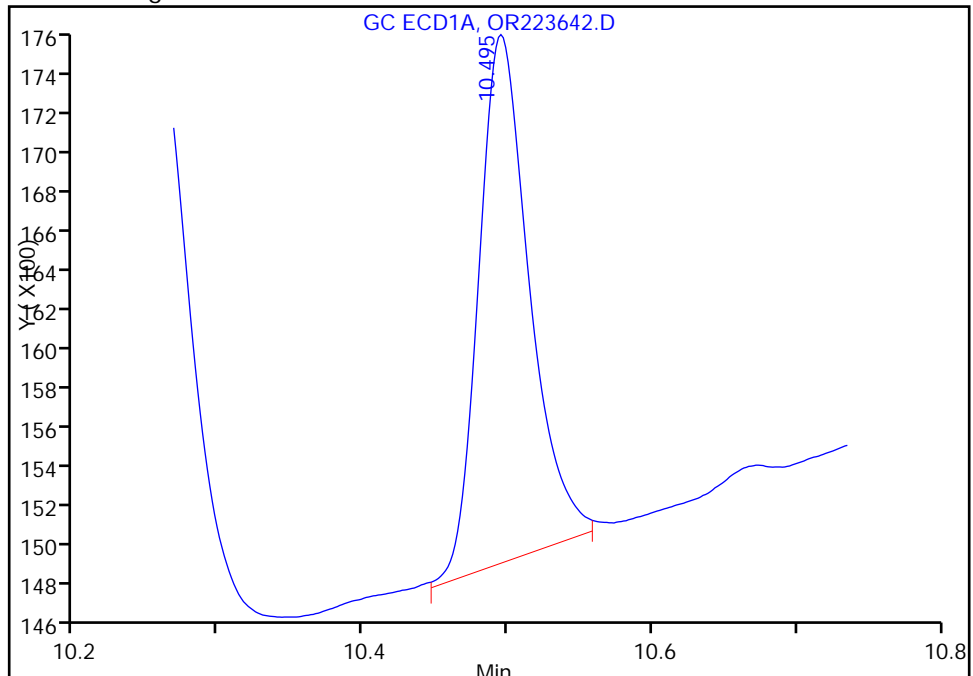
Processing Integration Results

RT: 10.50  
Response: 7307  
Amount: 1.765255



Manual Integration Results

RT: 10.50  
Response: 6453  
Amount: 1.558942



Reviewer: patelji, 04-Nov-2014 12:11:37  
Audit Action: Assigned New Baseline  
Audit Reason: Sample matrix interference

TestAmerica Edison

Data File: \\EDICHROM\ChromData\CPESTGC7\20141104-20160.b\OR223642.D

Injection Date: 04-Nov-2014 10:37:30

Instrument ID: CPESTGC7

Lims ID: 460-85482-E-1-C

Lab Sample ID: 460-85482-1

Client ID: PMP-28-SW-WT

Operator ID:

ALS Bottle#: 5

Worklist Smp#: 5

Injection Vol: 1.0 ul

Dil. Factor: 50.0000

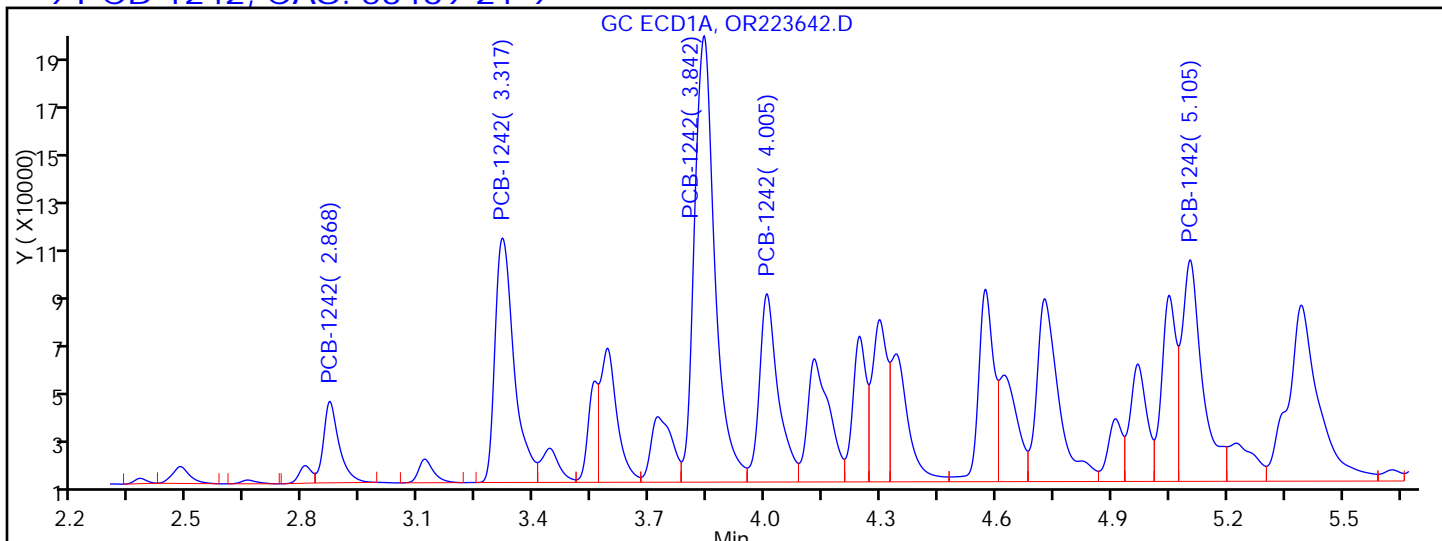
Method: 8082GC7

Limit Group: GC 8082 PCB

Column:

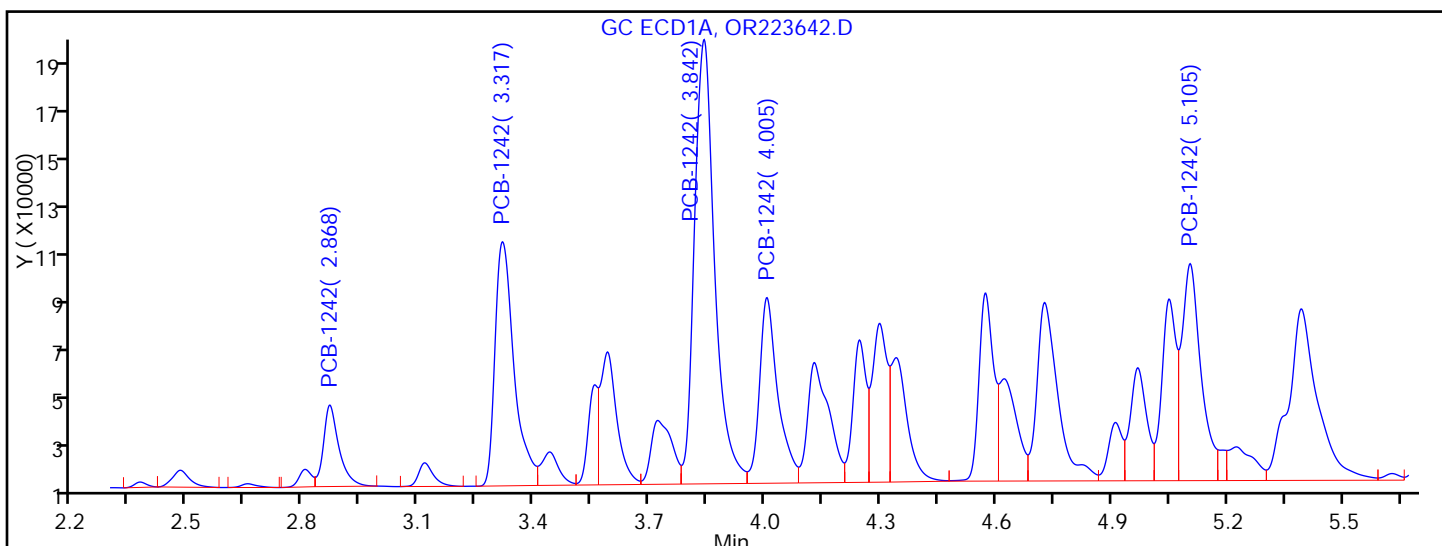
Detector: GC ECD1A

9 PCB-1242, CAS: 53469-21-9



Processing Integration Results

RT = 2.868	Response = 95852	
RT = 3.317	Response = 354744	
RT = 3.842	Response = 694187	M
RT = 4.005	Response = 268999	M
RT = 5.105	Response = 344181	M



Manual Integration Results

RT = 2.868	Response = 95852	
RT = 3.317	Response = 354744	
RT = 3.842	Response = 685242	M
RT = 4.005	Response = 260495	M
RT = 5.105	Response = 312468	M

Reviewer: patelji, 04-Nov-2014 12:11:37

Audit Action: Assigned New Baseline

Audit Reason: Sample matrix interference

TestAmerica Edison

Data File: \\EDICHRON\ChromData\CPESTGC7\20141104-20160.b\OR223642.D

Injection Date: 04-Nov-2014 10:37:30

Instrument ID: CPESTGC7

Lims ID: 460-85482-E-1-C

Lab Sample ID: 460-85482-1

Client ID: PMP-28-SW-WT

Operator ID:

ALS Bottle#: 5

Worklist Smp#: 5

Injection Vol: 1.0 ul

Dil. Factor: 50.0000

Method: 8082GC7

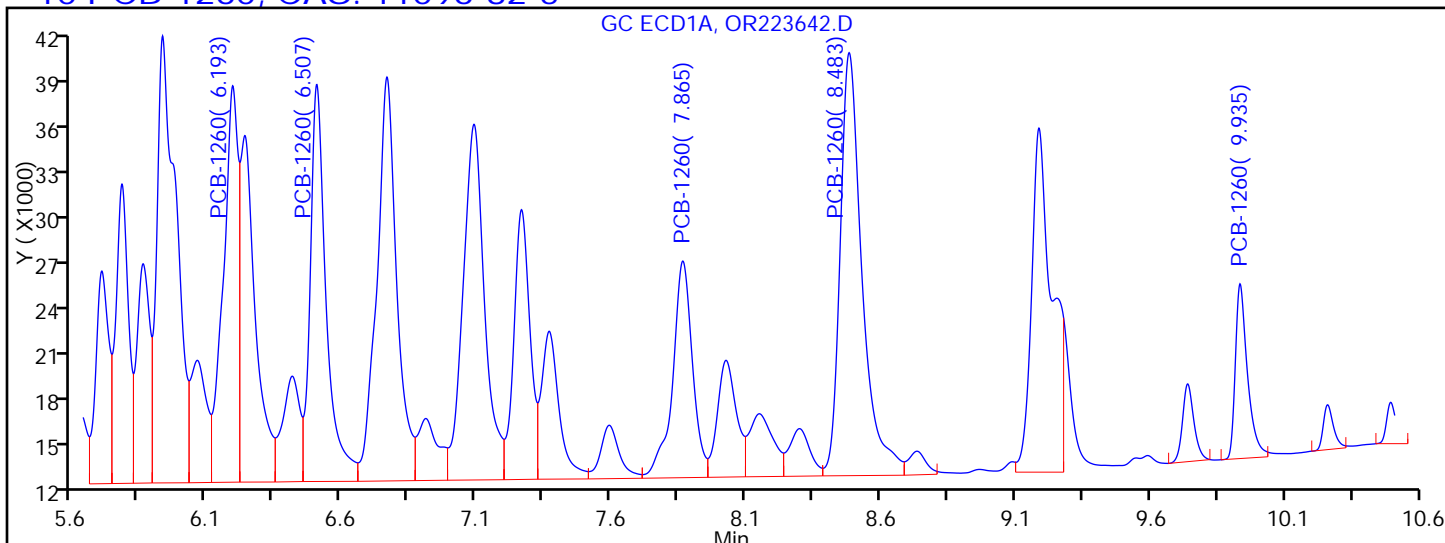
Limit Group: GC 8082 PCB

Column:

Detector

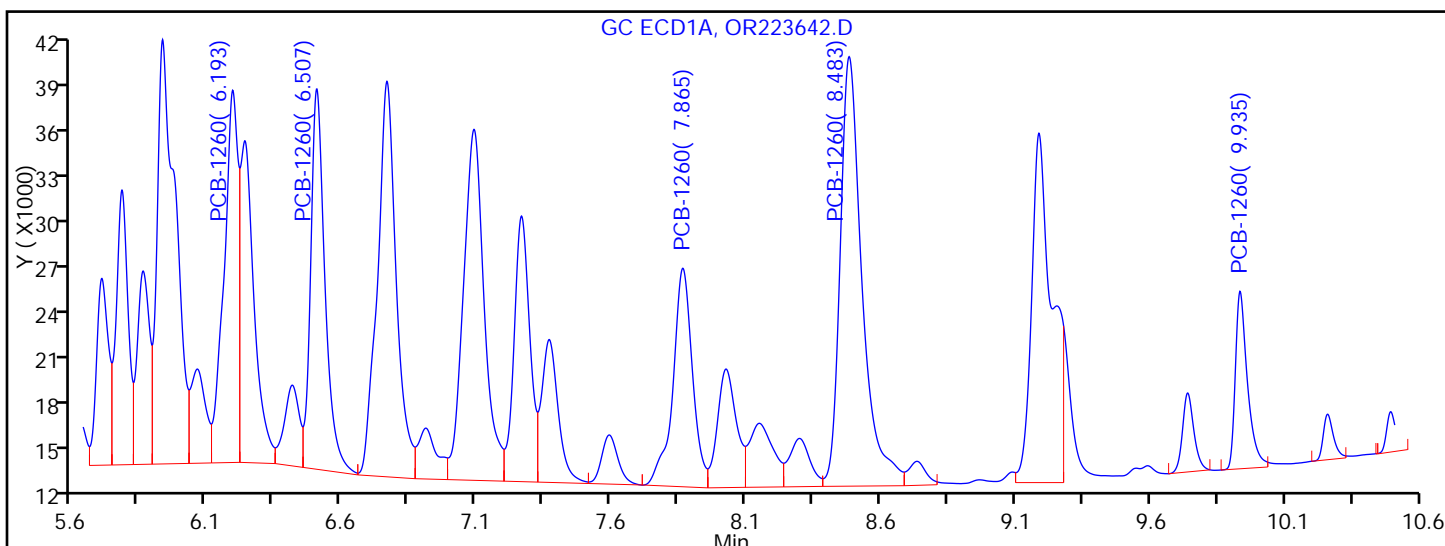
GC ECD1A

10 PCB-1260, CAS: 11096-82-5



Processing Integration Results

RT = 6.193	Response = 101516	M
RT = 6.507	Response = 109387	M
RT = 7.865	Response = 74526	
RT = 8.483	Response = 160079	
RT = 9.935	Response = 36432	



Manual Integration Results

RT = 6.193	Response = 89030	M
RT = 6.507	Response = 92691	M
RT = 7.865	Response = 74526	
RT = 8.483	Response = 160079	
RT = 9.935	Response = 36432	

Reviewer: patelji, 04-Nov-2014 12:11:37

Audit Action: Assigned New Baseline

Audit Reason: Sample matrix interference

FORM I  
PCBS ORGANICS ANALYSIS DATA SHEET

Lab Name: TestAmerica Edison Job No.: 460-85482-1  
 SDG No.: \_\_\_\_\_  
 Client Sample ID: PMP-28-SW-WT Lab Sample ID: 460-85482-1  
 Matrix: Solid Lab File ID: OR223642.D  
 Analysis Method: 8082 Date Collected: 10/30/2014 15:37  
 Extraction Method: 3546 Date Extracted: 11/03/2014 07:56  
 Sample wt/vol: 15.0301(g) Date Analyzed: 11/04/2014 10:37  
 Con. Extract Vol.: 10(mL) Dilution Factor: 50  
 Injection Volume: 1(uL) GC Column: CLP-1 ID: 0.53(mm)  
 % Moisture: 7.7 GPC Cleanup: (Y/N) N  
 Analysis Batch No.: 260217 Units: ug/Kg

CAS NO.	COMPOUND NAME	RESULT	Q	RL	MDL
12674-11-2	Aroclor 1016	810	U	3600	810
11104-28-2	Aroclor 1221	810	U	3600	810
11141-16-5	Aroclor 1232	810	U	3600	810
12672-29-6	Aroclor 1248	810	U	3600	810
11097-69-1	Aroclor 1254	1000	U	3600	1000
11096-82-5	Aroclor 1260	10000		3600	1000
37324-23-5	Aroclor 1262	1000	U	3600	1000
11100-14-4	Aroclor 1268	1000	U	3600	1000

CAS NO.	SURROGATE	%REC	Q	LIMITS
2051-24-3	DCB Decachlorobiphenyl	205	X D	53-150



TestAmerica Edison  
Target Compound Quantitation Report

Data File: \\EDICHROM\ChromData\CPESTGC7\20141104-20160.b\OR223642.D  
 Lims ID: 460-85482-E-1-C Lab Sample ID: 460-85482-1  
 Client ID: PMP-28-SW-WT  
 Sample Type: Client  
 Inject. Date: 04-Nov-2014 10:37:30 ALS Bottle#: 5 Worklist Smp#: 5  
 Injection Vol: 1.0 ul Dil. Factor: 50.0000  
 Sample Info: 460-0020160-005  
 Operator ID: Instrument ID: CPESTGC7  
 Method: \\EDICHROM\ChromData\CPESTGC7\20141104-20160.b\8082GC7.m  
 Limit Group: GC 8082 PCB  
 Last Update: 04-Nov-2014 13:11:16 Calib Date: 07-Oct-2014 15:20:30  
 Integrator: Falcon  
 Quant Method: External Standard Quant By: Initial Calibration  
 Last ICal File: \\EDICHROM\ChromData\CPESTGC7\20141007-19026.b\OR222720.D

Column 1 : Det: GC ECD1A  
 Column 2 : Det: GC ECD2B  
 Process Host: XAWRK008

First Level Reviewer: patelji Date: 04-Nov-2014 10:31:33

Col	RT (min.)	Exp RT (min.)	Dlt RT (min.)	Response	OnCol Amt ug/l	Flags
-----	-----------	---------------	---------------	----------	----------------	-------

\$ 12 Tetrachloro-m-xylene

1	2.375	2.375	0.000	4891	0.8972	
2	1.968	1.968	0.000	34047	4.30	
					RPD = 130.91	

9 PCB-1242

1	2.868	2.868	0.000	95852	954.4	M
1	3.317	3.317	0.000	354744	1855.6	
1	3.842	3.842	0.000	685242	1925.1	M
1	4.005	4.005	0.000	260495	1712.4	M
1	5.105	5.105	0.000	312468	2093.5	M
Average of Peak Amounts =					1708.2	
2	2.298	2.298	0.000	143313	790.7	M
2	2.628	2.628	0.000	436862	1605.5	M
2	3.088	3.088	0.000	960759	1743.2	M
2	3.232	3.232	0.000	330077	1590.1	M
2	3.682	3.683	-0.001	421449	1924.2	M
Average of Peak Amounts =					1530.7	
					RPD = 10.96	

Col	RT (min.)	Exp RT (min.)	Dlt RT (min.)	Response	OnCol Amt ug/l	Flags
-----	-----------	---------------	---------------	----------	----------------	-------

10 PCB-1260						M
1	6.193	6.208	-0.015	89030	321.1	M
1	6.507	6.518	-0.011	92691	278.6	M
1	7.865	7.885	-0.020	74526	268.4	
1	8.483	8.503	-0.020	160079	264.7	
1	9.935	9.940	-0.005	36432	226.2	
Average of Peak Amounts =					271.8	
2	5.123	5.123	0.000	122516	318.1	
2	6.305	6.305	0.000	84525	253.7	M
2	6.787	6.788	-0.001	209338	248.8	
2	7.288	7.290	-0.002	134603	351.6	
2	8.655	8.657	-0.002	63207	238.4	
Average of Peak Amounts =					282.1	
					RPD = 3.74	
\$ 5 DCB Decachlorobiphenyl						M
1	10.495	10.495	0.000	6453	1.56	M
2	9.422	9.422	0.000	13098	2.05	
					RPD = 26.98	
S 7 Polychlorinated biphenyls, Total						
1					1980.0	

**QC Flag Legend**

Review Flags

M - Manually Integrated

TestAmerica Edison

Data File: \\EDICHROM\ChromData\CPESTGC7\20141104-20160.b\OR223642.D

Injection Date: 04-Nov-2014 10:37:30

Instrument ID: CPESTGC7

Operator ID:

Lims ID: 460-85482-E-1-C

Lab Sample ID: 460-85482-1

Worklist Smp#: 5

Client ID: PMP-28-SW-WT

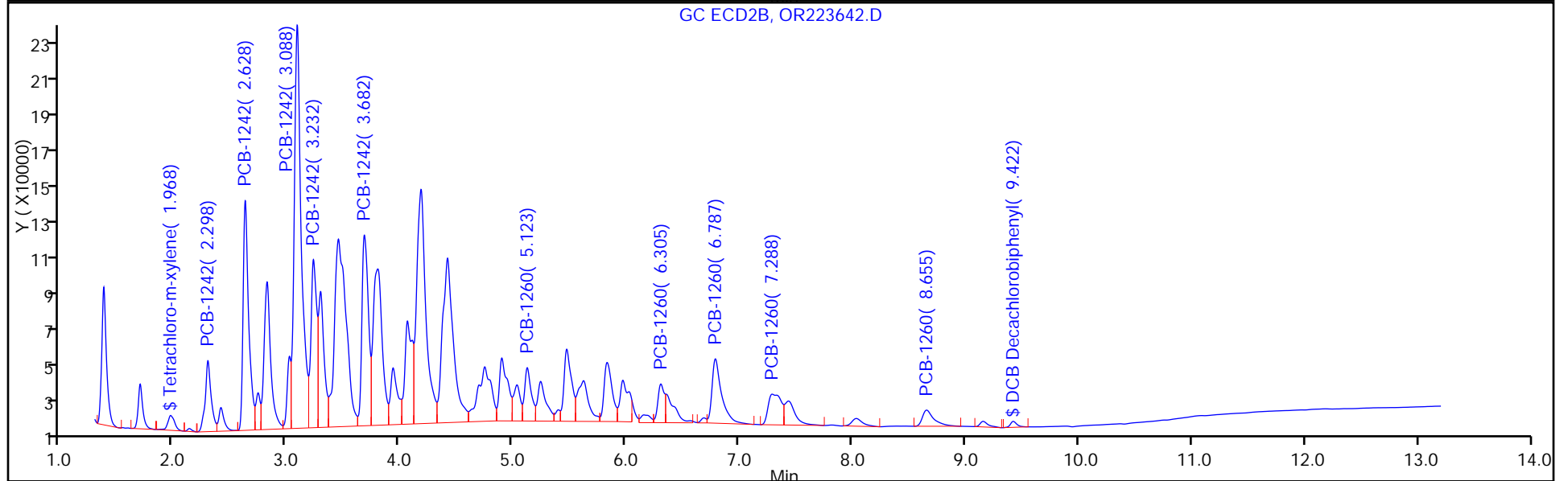
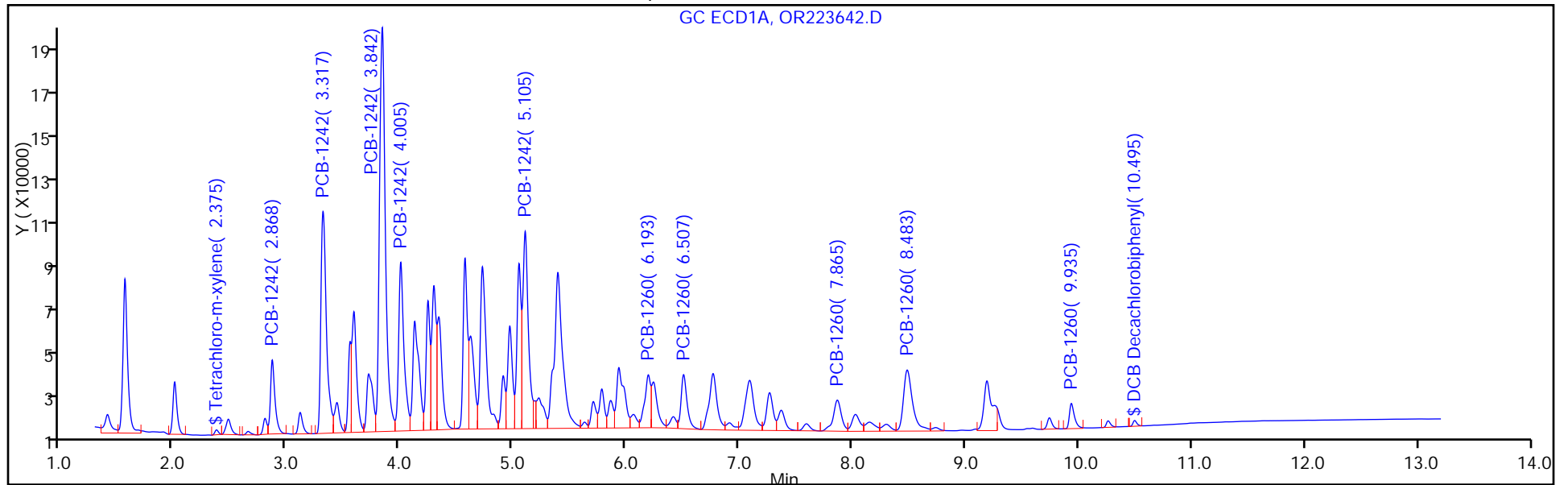
Injection Vol: 1.0 ul

Dil. Factor: 50.0000

ALS Bottle#: 5

Method: 8082GC7

Limit Group: GC 8082 PCB



TestAmerica Edison

Data File: \\EDICHROM\ChromData\CPESTGC7\20141104-20160.b\OR223642.D

Injection Date: 04-Nov-2014 10:37:30

Instrument ID: CPESTGC7

Lims ID: 460-85482-E-1-C

Lab Sample ID: 460-85482-1

Client ID: PMP-28-SW-WT

Operator ID:

ALS Bottle#: 5

Worklist Smp#: 5

Injection Vol: 1.0 ul

Dil. Factor: 50.0000

Method: 8082GC7

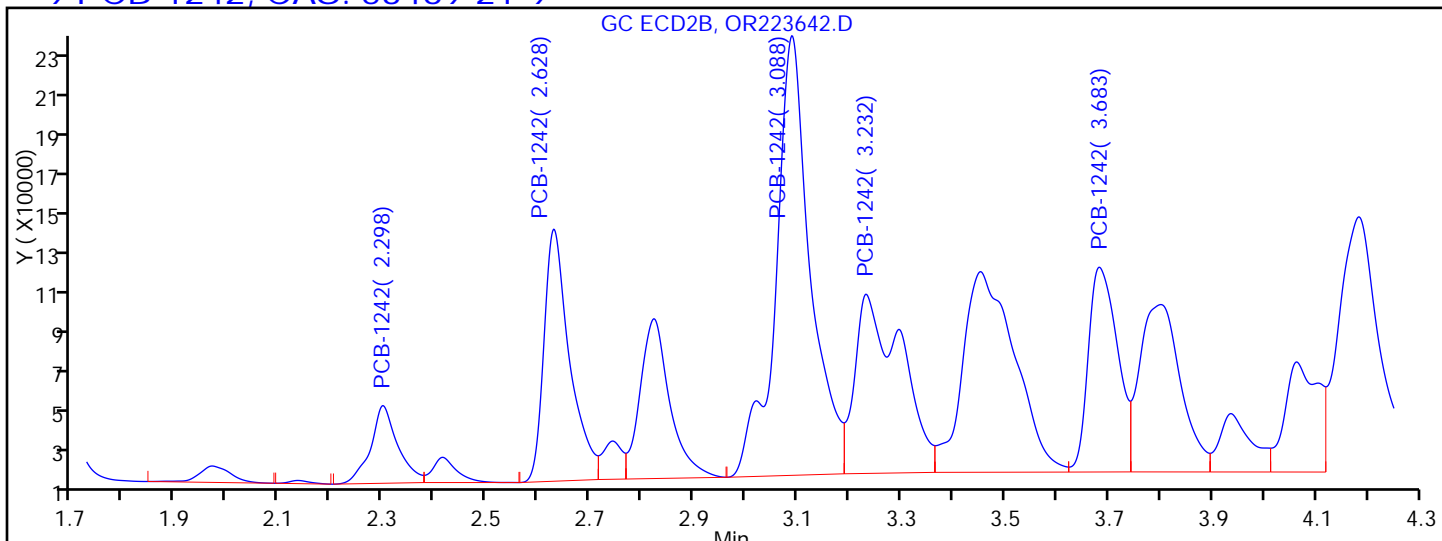
Limit Group: GC 8082 PCB

Column:

Detector

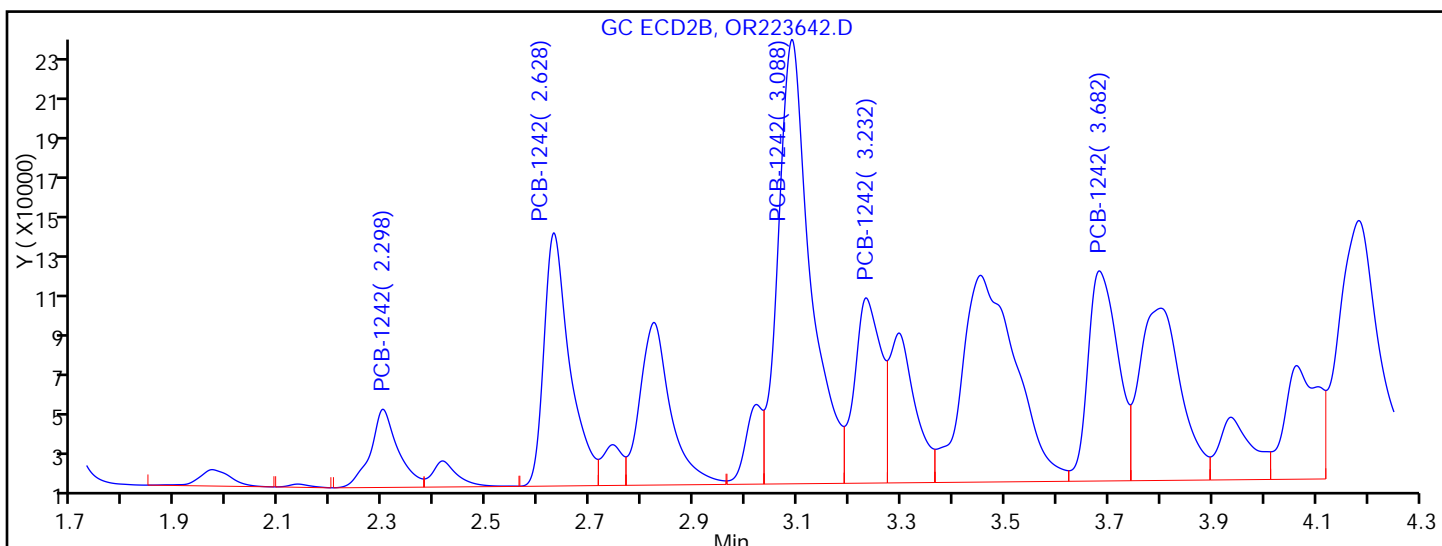
GC ECD2B

9 PCB-1242, CAS: 53469-21-9



Processing Integration Results

RT = 2.298	Response = 140636	M
RT = 2.628	Response = 431070	M
RT = 3.088	Response = 1019332	M
RT = 3.232	Response = 553364	M
RT = 3.683	Response = 402171	M



Manual Integration Results

RT = 2.298	Response = 143313	M
RT = 2.628	Response = 436862	M
RT = 3.088	Response = 960759	M
RT = 3.232	Response = 330077	M
RT = 3.682	Response = 421449	M

Reviewer: patelji, 04-Nov-2014 12:11:37

Audit Action: Assigned New Baseline

Audit Reason: Sample matrix interference

TestAmerica Edison

Data File: \\EDICHROM\ChromData\CPESTGC7\20141104-20160.b\OR223642.D

Injection Date: 04-Nov-2014 10:37:30

Instrument ID: CPESTGC7

Lims ID: 460-85482-E-1-C

Lab Sample ID: 460-85482-1

Client ID: PMP-28-SW-WT

Operator ID:

ALS Bottle#: 5

Worklist Smp#: 5

Injection Vol: 1.0 ul

Dil. Factor: 50.0000

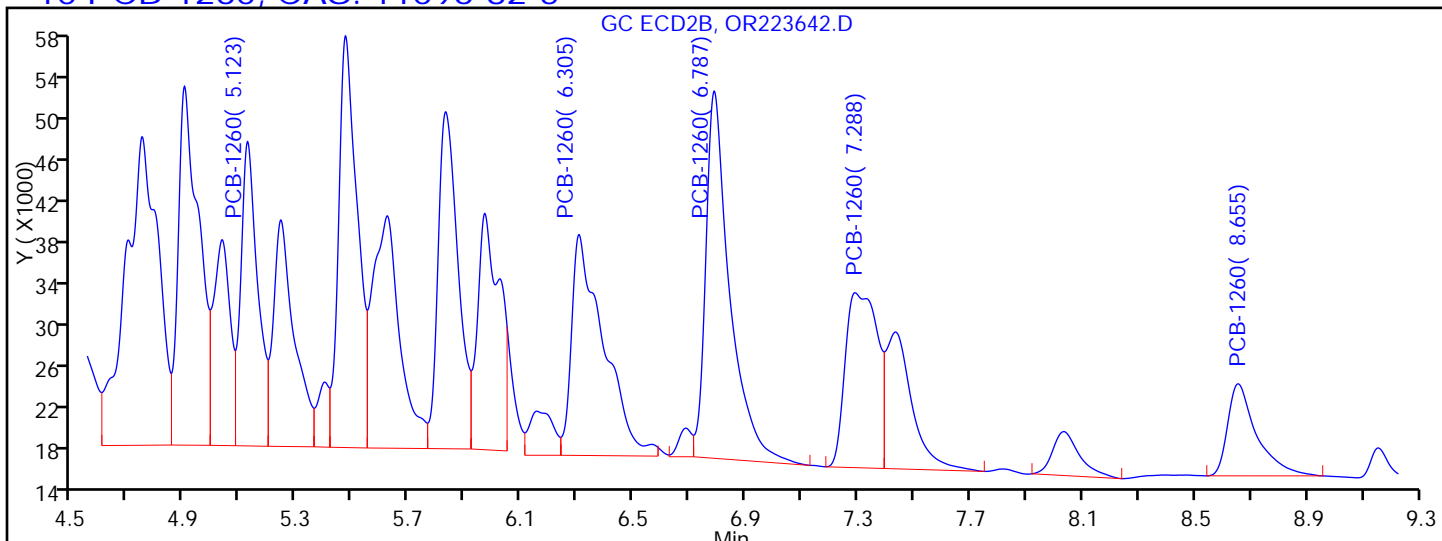
Method: 8082GC7

Limit Group: GC 8082 PCB

Column:

Detector GC ECD2B

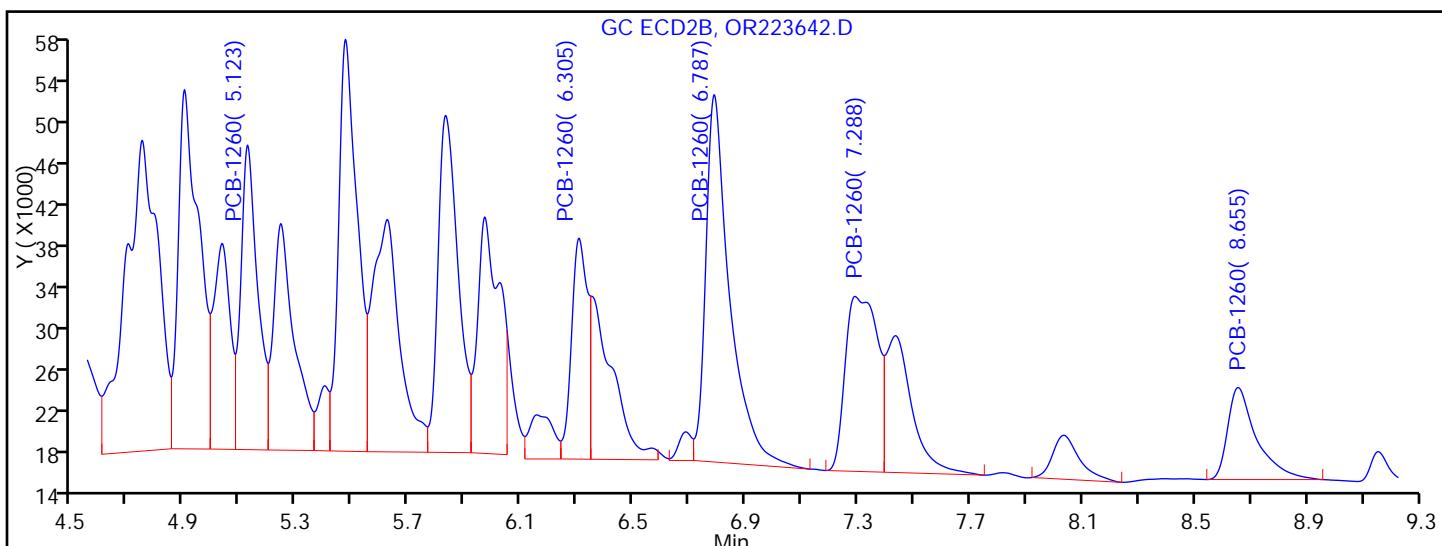
### 10 PCB-1260, CAS: 11096-82-5



#### Processing Integration Results

RT = 5.123	Response = 122516
RT = 6.305	Response = 168270
RT = 6.787	Response = 209338
RT = 7.288	Response = 134603
RT = 8.655	Response = 63207

M



#### Manual Integration Results

RT = 5.123	Response = 122516
RT = 6.305	Response = 84525
RT = 6.787	Response = 209338
RT = 7.288	Response = 134603
RT = 8.655	Response = 63207

M

Reviewer: patelji, 04-Nov-2014 12:11:37

Audit Action: Split an Integrated Peak

Audit Reason: Sample matrix interference

FORM I  
PCBS ORGANICS ANALYSIS DATA SHEET

Lab Name: TestAmerica Edison Job No.: 460-85482-1  
 SDG No.: \_\_\_\_\_  
 Client Sample ID: DUP\_20141030 Lab Sample ID: 460-85482-2  
 Matrix: Solid Lab File ID: OR223645.D  
 Analysis Method: 8082 Date Collected: 10/30/2014 00:00  
 Extraction Method: 3546 Date Extracted: 11/03/2014 07:56  
 Sample wt/vol: 15.0055(g) Date Analyzed: 11/04/2014 11:27  
 Con. Extract Vol.: 10(mL) Dilution Factor: 50  
 Injection Volume: 1(uL) GC Column: CLP-2 ID: 0.53(mm)  
 % Moisture: 6.8 GPC Cleanup: (Y/N) N  
 Analysis Batch No.: 260217 Units: ug/Kg

CAS NO.	COMPOUND NAME	RESULT	Q	RL	MDL
53469-21-9	Aroclor 1242	49000		3600	800

CAS NO.	SURROGATE	%REC	Q	LIMITS
2051-24-3	DCB Decachlorobiphenyl	198	X D	53-150

TestAmerica Edison  
Target Compound Quantitation Report

Data File: \\EDICHROM\ChromData\CPESTGC7\20141104-20160.b\OR223645.D  
 Lims ID: 460-85482-E-2-A Lab Sample ID: 460-85482-2  
 Client ID: DUP\_20141030  
 Sample Type: Client  
 Inject. Date: 04-Nov-2014 11:27:30 ALS Bottle#: 8 Worklist Smp#: 8  
 Injection Vol: 1.0 ul Dil. Factor: 50.0000  
 Sample Info: 460-0020160-008  
 Operator ID: Instrument ID: CPESTGC7  
 Method: \\EDICHROM\ChromData\CPESTGC7\20141104-20160.b\8082GC7.m  
 Limit Group: GC 8082 PCB  
 Last Update: 04-Nov-2014 13:11:16 Calib Date: 07-Oct-2014 15:20:30  
 Integrator: Falcon  
 Quant Method: External Standard Quant By: Initial Calibration  
 Last ICal File: \\EDICHROM\ChromData\CPESTGC7\20141007-19026.b\OR222720.D

Column 1 : Det: GC ECD1A  
 Column 2 : Det: GC ECD2B  
 Process Host: XAWRK008

First Level Reviewer: patelji Date: 04-Nov-2014 12:13:10

Col	RT (min.)	Exp RT (min.)	Dlt RT (min.)	Response	OnCol Amt ug/l	Flags
-----	-----------	---------------	---------------	----------	----------------	-------

9 PCB-1242

1	2.872	2.868	0.004	75466	751.4
1	3.320	3.317	0.003	277379	1450.9
1	3.843	3.842	0.001	538014	1511.5
1	4.007	4.005	0.002	208977	1373.7
1	5.105	5.105	0.000	267544	1792.5

Average of Peak Amounts = 1376.0

2	2.295	2.298	-0.003	120415	664.4
2	2.623	2.628	-0.005	366799	1348.0
2	3.082	3.088	-0.006	785455	1425.1
2	3.225	3.232	-0.007	268123	1291.7
2	3.675	3.683	-0.008	351157	1603.3

Average of Peak Amounts = 1266.5

RPD = 8.29

10 PCB-1260

1	6.195	6.208	-0.013	79972	288.4
1	6.507	6.518	-0.011	86815	260.9
1	7.865	7.885	-0.020	57412	206.8
1	8.485	8.503	-0.018	123434	204.1
1	9.932	9.940	-0.008	28200	175.1

Average of Peak Amounts = 227.1

2	5.115	5.123	-0.008	118761	308.4
2	6.297	6.305	-0.008	76914	230.8
2	6.778	6.788	-0.010	204275	242.8
2	0.000	7.290	-7.290	0	0
2	8.648	8.657	-0.009	51412	193.9

Average of Peak Amounts = 244.0

RPD = 7.19

Data File: \\EDICHROM\ChromData\CPESTGC7\20141104-20160.b\OR223645.D

Col	RT (min.)	Exp RT (min.)	Dlt RT (min.)	Response	OnCol Amt ug/l	Flags
-----	--------------	------------------	------------------	----------	-------------------	-------

\$ 5 DCB Decachlorobiphenyl

1 10.470 10.495 -0.025 8185 1.98

2 9.417 9.422 -0.005 12830 2.00

RPD = 1.30



TestAmerica Edison

Data File: \\EDICHROM\ChromData\CPESTGC7\20141104-20160.b\OR223645.D

Injection Date: 04-Nov-2014 11:27:30

Instrument ID: CPESTGC7

Operator ID:

Lims ID: 460-85482-E-2-A

Lab Sample ID: 460-85482-2

Worklist Smp#: 8

Client ID: DUP\_20141030

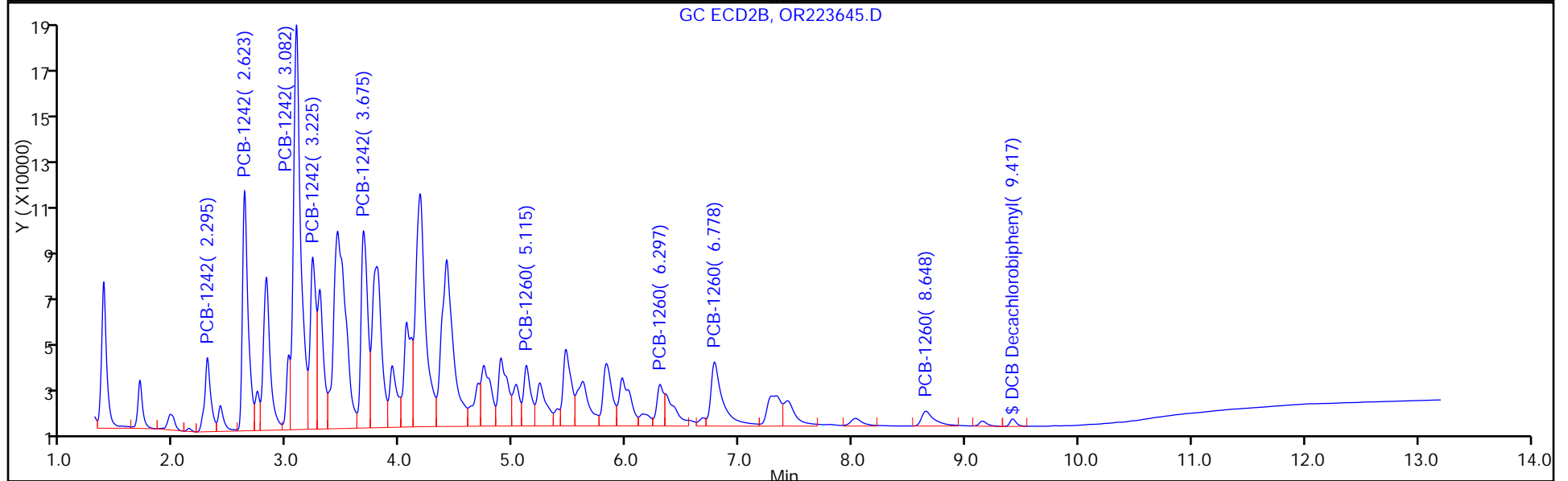
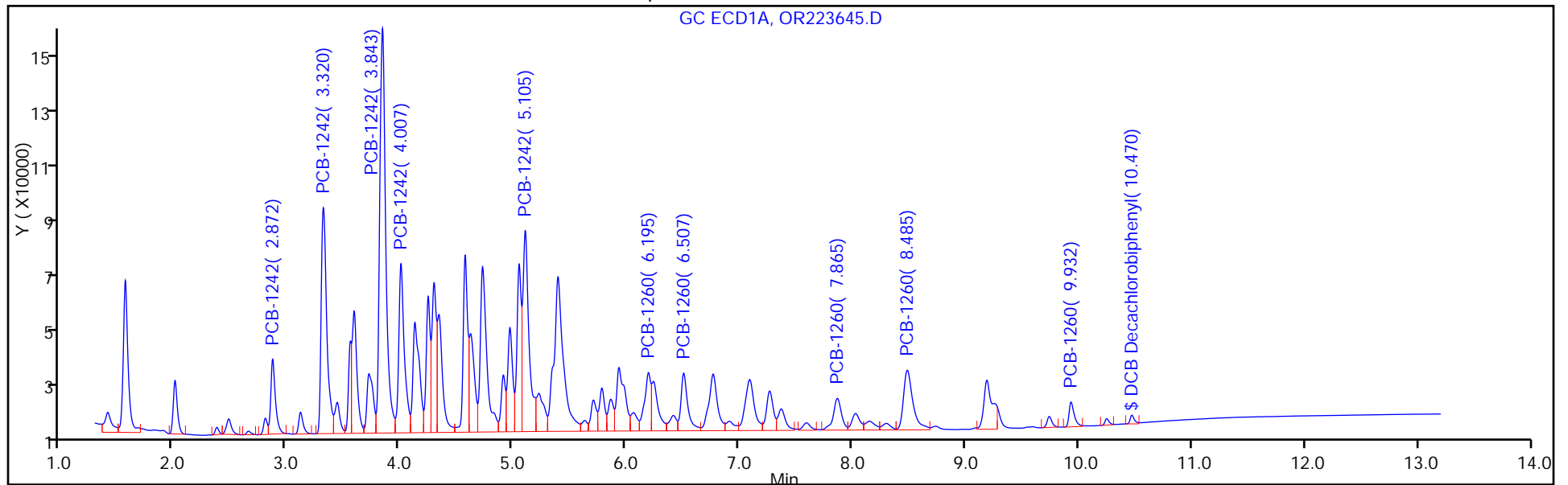
Injection Vol: 1.0 ul

Dil. Factor: 50.0000

ALS Bottle#: 8

Method: 8082GC7

Limit Group: GC 8082 PCB



FORM I  
PCBS ORGANICS ANALYSIS DATA SHEET

Lab Name: TestAmerica Edison Job No.: 460-85482-1  
 SDG No.: \_\_\_\_\_  
 Client Sample ID: DUP\_20141030 Lab Sample ID: 460-85482-2  
 Matrix: Solid Lab File ID: OR223645.D  
 Analysis Method: 8082 Date Collected: 10/30/2014 00:00  
 Extraction Method: 3546 Date Extracted: 11/03/2014 07:56  
 Sample wt/vol: 15.0055(g) Date Analyzed: 11/04/2014 11:27  
 Con. Extract Vol.: 10(mL) Dilution Factor: 50  
 Injection Volume: 1(uL) GC Column: CLP-1 ID: 0.53(mm)  
 % Moisture: 6.8 GPC Cleanup: (Y/N) N  
 Analysis Batch No.: 260217 Units: ug/Kg

CAS NO.	COMPOUND NAME	RESULT	Q	RL	MDL
12674-11-2	Aroclor 1016	800	U	3600	800
11104-28-2	Aroclor 1221	800	U	3600	800
11141-16-5	Aroclor 1232	800	U	3600	800
12672-29-6	Aroclor 1248	800	U	3600	800
11097-69-1	Aroclor 1254	1000	U	3600	1000
11096-82-5	Aroclor 1260	8700		3600	1000
37324-23-5	Aroclor 1262	1000	U	3600	1000
11100-14-4	Aroclor 1268	1000	U	3600	1000

CAS NO.	SURROGATE	%REC	Q	LIMITS
2051-24-3	DCB Decachlorobiphenyl	200	X D	53-150

TestAmerica Edison  
Target Compound Quantitation Report

Data File: \\EDICHROM\ChromData\CPESTGC7\20141104-20160.b\OR223645.D  
 Lims ID: 460-85482-E-2-A Lab Sample ID: 460-85482-2  
 Client ID: DUP\_20141030  
 Sample Type: Client  
 Inject. Date: 04-Nov-2014 11:27:30 ALS Bottle#: 8 Worklist Smp#: 8  
 Injection Vol: 1.0 ul Dil. Factor: 50.0000  
 Sample Info: 460-0020160-008  
 Operator ID: Instrument ID: CPESTGC7  
 Method: \\EDICHROM\ChromData\CPESTGC7\20141104-20160.b\8082GC7.m  
 Limit Group: GC 8082 PCB  
 Last Update: 04-Nov-2014 13:11:16 Calib Date: 07-Oct-2014 15:20:30  
 Integrator: Falcon  
 Quant Method: External Standard Quant By: Initial Calibration  
 Last ICal File: \\EDICHROM\ChromData\CPESTGC7\20141007-19026.b\OR222720.D  
 Column 1 : Det: GC ECD1A  
 Column 2 : Det: GC ECD2B  
 Process Host: XAWRK008

First Level Reviewer: patelji Date: 04-Nov-2014 12:13:10

Col	RT (min.)	Exp RT (min.)	Dlt RT (min.)	Response	OnCol Amt ug/l	Flags
-----	-----------	---------------	---------------	----------	----------------	-------

9 PCB-1242

1	2.872	2.868	0.004	75466	751.4	
1	3.320	3.317	0.003	277379	1450.9	
1	3.843	3.842	0.001	538014	1511.5	
1	4.007	4.005	0.002	208977	1373.7	
1	5.105	5.105	0.000	267544	1792.5	
Average of Peak Amounts =					1376.0	
2	2.295	2.298	-0.003	120415	664.4	
2	2.623	2.628	-0.005	366799	1348.0	
2	3.082	3.088	-0.006	785455	1425.1	
2	3.225	3.232	-0.007	268123	1291.7	
2	3.675	3.683	-0.008	351157	1603.3	
Average of Peak Amounts =					1266.5	
					RPD = 8.29	

10 PCB-1260

1	6.195	6.208	-0.013	79972	288.4	
1	6.507	6.518	-0.011	86815	260.9	
1	7.865	7.885	-0.020	57412	206.8	
1	8.485	8.503	-0.018	123434	204.1	
1	9.932	9.940	-0.008	28200	175.1	
Average of Peak Amounts =					227.1	
2	5.115	5.123	-0.008	118761	308.4	
2	6.297	6.305	-0.008	76914	230.8	M
2	6.778	6.788	-0.010	204275	242.8	
2	0.000	7.290	-7.290	0	0	
2	8.648	8.657	-0.009	51412	193.9	
Average of Peak Amounts =					244.0	
					RPD = 7.19	

Data File: \\EDICHROM\ChromData\CPESTGC7\20141104-20160.b\OR223645.D

Col	RT (min.)	Exp RT (min.)	Dlt RT (min.)	Response	OnCol Amt ug/l	Flags
-----	--------------	------------------	------------------	----------	-------------------	-------

\$ 5 DCB Decachlorobiphenyl

1 10.470 10.495 -0.025 8185 1.98

2 9.417 9.422 -0.005 12830 2.00

RPD = 1.30

TestAmerica Edison

Data File: \\EDICHROM\ChromData\CPESTGC7\20141104-20160.b\OR223645.D

Injection Date: 04-Nov-2014 11:27:30

Instrument ID: CPESTGC7

Operator ID:

Lims ID: 460-85482-E-2-A

Lab Sample ID: 460-85482-2

Worklist Smp#: 8

Client ID: DUP\_20141030

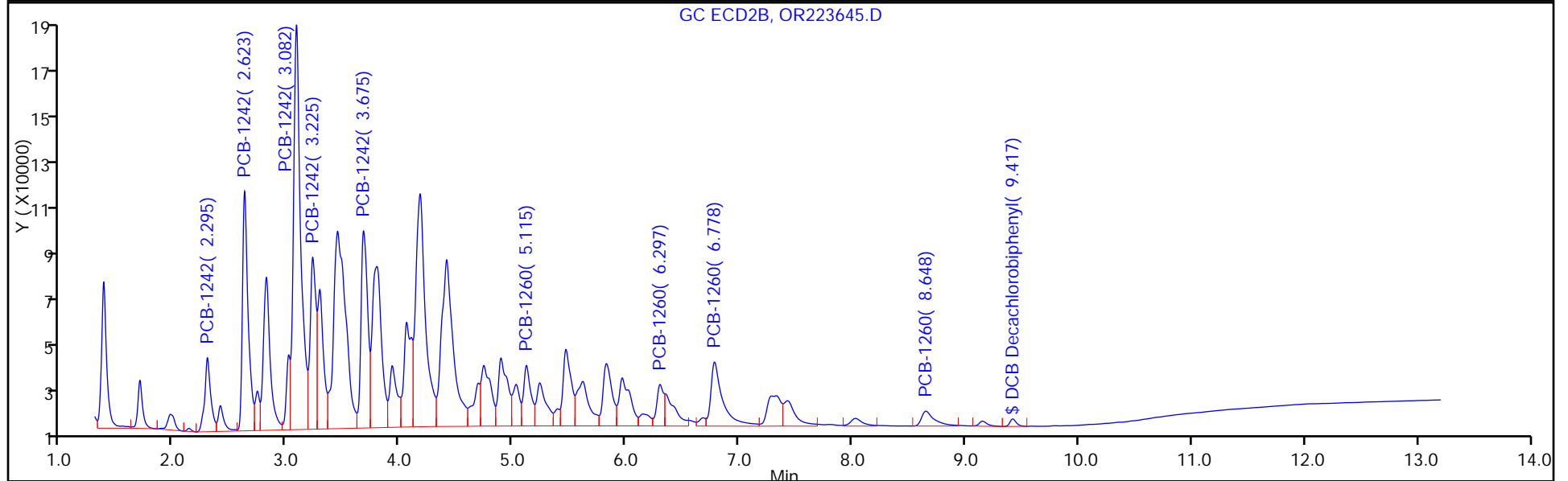
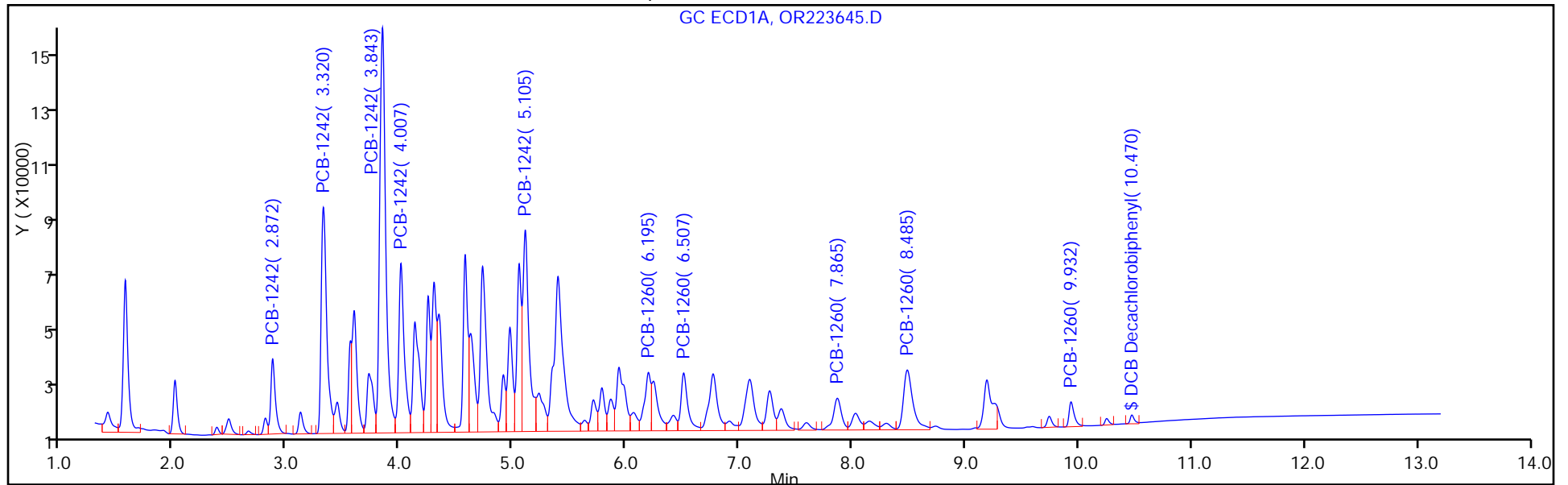
Injection Vol: 1.0 ul

Dil. Factor: 50.0000

ALS Bottle#: 8

Method: 8082GC7

Limit Group: GC 8082 PCB



FORM I  
PCBS ORGANICS ANALYSIS DATA SHEET

Lab Name: TestAmerica Edison Job No.: 460-85482-1  
 SDG No.: \_\_\_\_\_  
 Client Sample ID: PMP-15-SW-WT Lab Sample ID: 460-85482-3  
 Matrix: Solid Lab File ID: OR223647.D  
 Analysis Method: 8082 Date Collected: 10/30/2014 15:22  
 Extraction Method: 3546 Date Extracted: 11/03/2014 07:56  
 Sample wt/vol: 15.0102(g) Date Analyzed: 11/04/2014 11:59  
 Con. Extract Vol.: 10(mL) Dilution Factor: 100  
 Injection Volume: 1(uL) GC Column: CLP-2 ID: 0.53(mm)  
 % Moisture: 6.6 GPC Cleanup: (Y/N) N  
 Analysis Batch No.: 260217 Units: ug/Kg

CAS NO.	COMPOUND NAME	RESULT	Q	RL	MDL
53469-21-9	Aroclor 1242	150000		7200	1600

CAS NO.	SURROGATE	%REC	Q	LIMITS
2051-24-3	DCB Decachlorobiphenyl	0	X D	53-150

TestAmerica Edison  
Target Compound Quantitation Report

Data File: \\EDICHROM\ChromData\CPESTGC7\20141104-20160.b\OR223647.D  
 Lims ID: 460-85482-E-3-A Lab Sample ID: 460-85482-3  
 Client ID: PMP-15-SW-WT  
 Sample Type: Client  
 Inject. Date: 04-Nov-2014 11:59:30 ALS Bottle#: 10 Worklist Smp#: 10  
 Injection Vol: 1.0 ul Dil. Factor: 100.0000  
 Sample Info: 460-0020160-010  
 Operator ID: Instrument ID: CPESTGC7  
 Method: \\EDICHROM\ChromData\CPESTGC7\20141104-20160.b\8082GC7.m  
 Limit Group: GC 8082 PCB  
 Last Update: 04-Nov-2014 13:11:16 Calib Date: 07-Oct-2014 15:20:30  
 Integrator: Falcon  
 Quant Method: External Standard Quant By: Initial Calibration  
 Last ICal File: \\EDICHROM\ChromData\CPESTGC7\20141007-19026.b\OR222720.D  
 Column 1 : Det: GC ECD1A  
 Column 2 : Det: GC ECD2B  
 Process Host: XAWRK008

First Level Reviewer: patelji Date: 04-Nov-2014 12:14:04

Col	RT (min.)	Exp RT (min.)	Dlt RT (min.)	Response	OnCol Amt ug/l	Flags
-----	-----------	---------------	---------------	----------	----------------	-------

9 PCB-1242						M
1	2.870	2.868	0.002	158926	1582.5	
1	3.318	3.317	0.001	415770	2174.8	
1	3.843	3.842	0.001	797615	2240.8	
1	4.005	4.005	0.000	336869	2214.4	
1	5.105	5.105	0.000	369818	2477.7	
Average of Peak Amounts =					2138.0	
2	2.293	2.298	-0.005	244676	1349.9	M
2	2.622	2.628	-0.006	534207	1963.2	M
2	3.082	3.088	-0.006	1157347	2099.9	M
2	3.225	3.232	-0.007	432339	2082.8	M
2	3.675	3.683	-0.008	482293	2202.0	M
Average of Peak Amounts =					1939.6	
RPD = 9.73						

QC Flag Legend

Review Flags

M - Manually Integrated

TestAmerica Edison

Data File: \\EDICHROM\ChromData\CPESTGC7\20141104-20160.b\OR223647.D

Injection Date: 04-Nov-2014 11:59:30

Instrument ID: CPESTGC7

Operator ID:

Lims ID: 460-85482-E-3-A

Lab Sample ID: 460-85482-3

Worklist Smp#: 10

Client ID: PMP-15-SW-WT

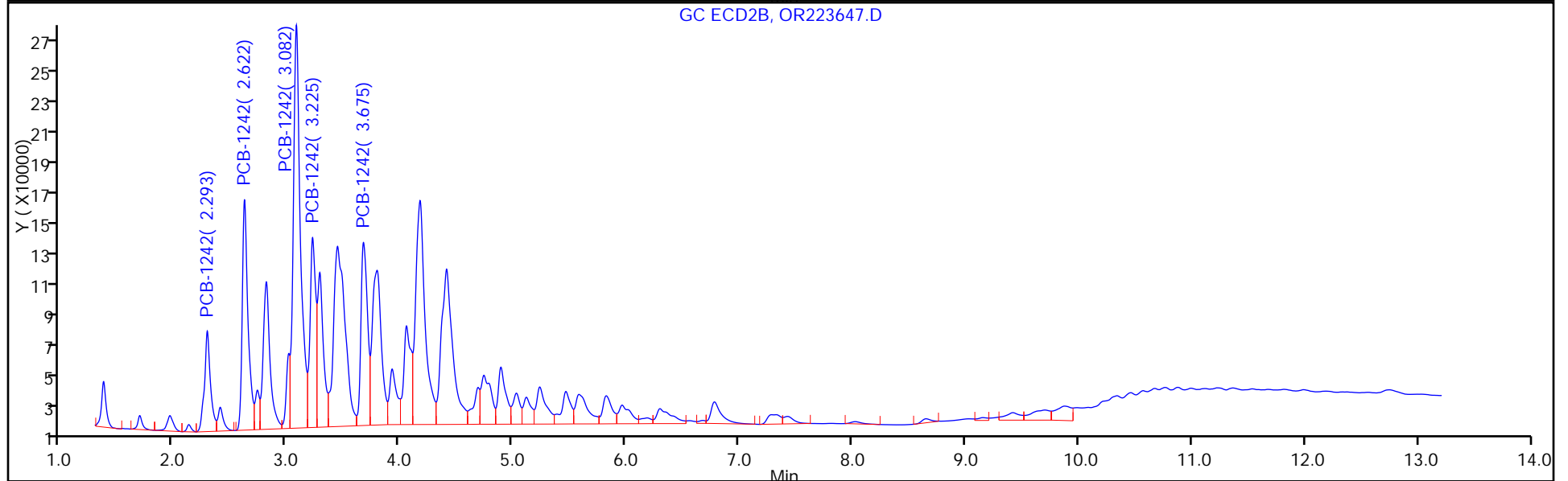
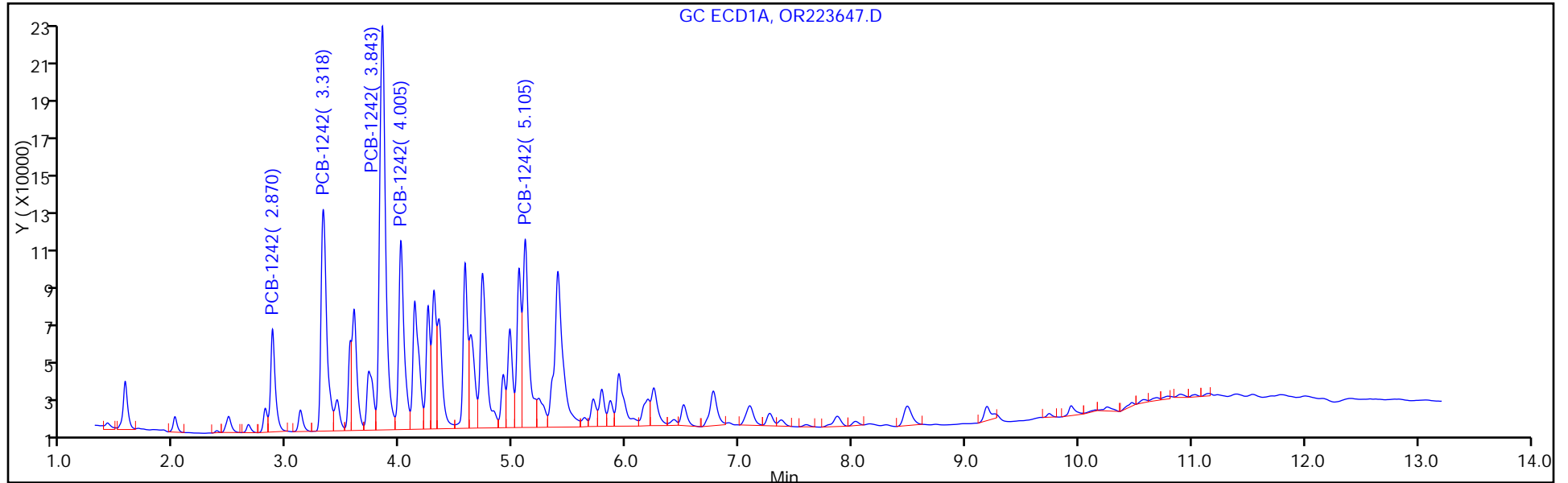
Injection Vol: 1.0 ul

Dil. Factor: 100.0000

ALS Bottle#: 10

Method: 8082GC7

Limit Group: GC 8082 PCB





FORM I  
PCBS ORGANICS ANALYSIS DATA SHEET

Lab Name: TestAmerica Edison Job No.: 460-85482-1  
 SDG No.: \_\_\_\_\_  
 Client Sample ID: PMP-15-SW-WT Lab Sample ID: 460-85482-3  
 Matrix: Solid Lab File ID: OR223647.D  
 Analysis Method: 8082 Date Collected: 10/30/2014 15:22  
 Extraction Method: 3546 Date Extracted: 11/03/2014 07:56  
 Sample wt/vol: 15.0102(g) Date Analyzed: 11/04/2014 11:59  
 Con. Extract Vol.: 10(mL) Dilution Factor: 100  
 Injection Volume: 1(uL) GC Column: CLP-1 ID: 0.53(mm)  
 % Moisture: 6.6 GPC Cleanup: (Y/N) N  
 Analysis Batch No.: 260217 Units: ug/Kg

CAS NO.	COMPOUND NAME	RESULT	Q	RL	MDL
12674-11-2	Aroclor 1016	1600	U	7200	1600
11104-28-2	Aroclor 1221	1600	U	7200	1600
11141-16-5	Aroclor 1232	1600	U	7200	1600
12672-29-6	Aroclor 1248	1600	U	7200	1600
11097-69-1	Aroclor 1254	2000	U	7200	2000
11096-82-5	Aroclor 1260	2000	U	7200	2000
37324-23-5	Aroclor 1262	2000	U	7200	2000
11100-14-4	Aroclor 1268	2000	U	7200	2000

CAS NO.	SURROGATE	%REC	Q	LIMITS
2051-24-3	DCB Decachlorobiphenyl	0	X D	53-150

TestAmerica Edison  
Target Compound Quantitation Report

Data File: \\EDICHROM\ChromData\CPESTGC7\20141104-20160.b\OR223647.D  
 Lims ID: 460-85482-E-3-A Lab Sample ID: 460-85482-3  
 Client ID: PMP-15-SW-WT  
 Sample Type: Client  
 Inject. Date: 04-Nov-2014 11:59:30 ALS Bottle#: 10 Worklist Smp#: 10  
 Injection Vol: 1.0 ul Dil. Factor: 100.0000  
 Sample Info: 460-0020160-010  
 Operator ID: Instrument ID: CPESTGC7  
 Method: \\EDICHROM\ChromData\CPESTGC7\20141104-20160.b\8082GC7.m  
 Limit Group: GC 8082 PCB  
 Last Update: 04-Nov-2014 13:11:16 Calib Date: 07-Oct-2014 15:20:30  
 Integrator: Falcon  
 Quant Method: External Standard Quant By: Initial Calibration  
 Last ICal File: \\EDICHROM\ChromData\CPESTGC7\20141007-19026.b\OR222720.D  
 Column 1 : Det: GC ECD1A  
 Column 2 : Det: GC ECD2B  
 Process Host: XAWRK008

First Level Reviewer: patelji Date: 04-Nov-2014 12:14:04

Col	RT (min.)	Exp RT (min.)	Dlt RT (min.)	Response	OnCol Amt ug/l	Flags
-----	-----------	---------------	---------------	----------	----------------	-------

9 PCB-1242						M
1	2.870	2.868	0.002	158926	1582.5	
1	3.318	3.317	0.001	415770	2174.8	
1	3.843	3.842	0.001	797615	2240.8	
1	4.005	4.005	0.000	336869	2214.4	
1	5.105	5.105	0.000	369818	2477.7	
Average of Peak Amounts =					2138.0	
2	2.293	2.298	-0.005	244676	1349.9	M
2	2.622	2.628	-0.006	534207	1963.2	M
2	3.082	3.088	-0.006	1157347	2099.9	M
2	3.225	3.232	-0.007	432339	2082.8	M
2	3.675	3.683	-0.008	482293	2202.0	M
Average of Peak Amounts =					1939.6	
RPD = 9.73						

QC Flag Legend

Review Flags

M - Manually Integrated

TestAmerica Edison

Data File: \\EDICHROM\ChromData\CPESTGC7\20141104-20160.b\OR223647.D

Injection Date: 04-Nov-2014 11:59:30

Instrument ID: CPESTGC7

Operator ID:

Lims ID: 460-85482-E-3-A

Lab Sample ID: 460-85482-3

Worklist Smp#: 10

Client ID: PMP-15-SW-WT

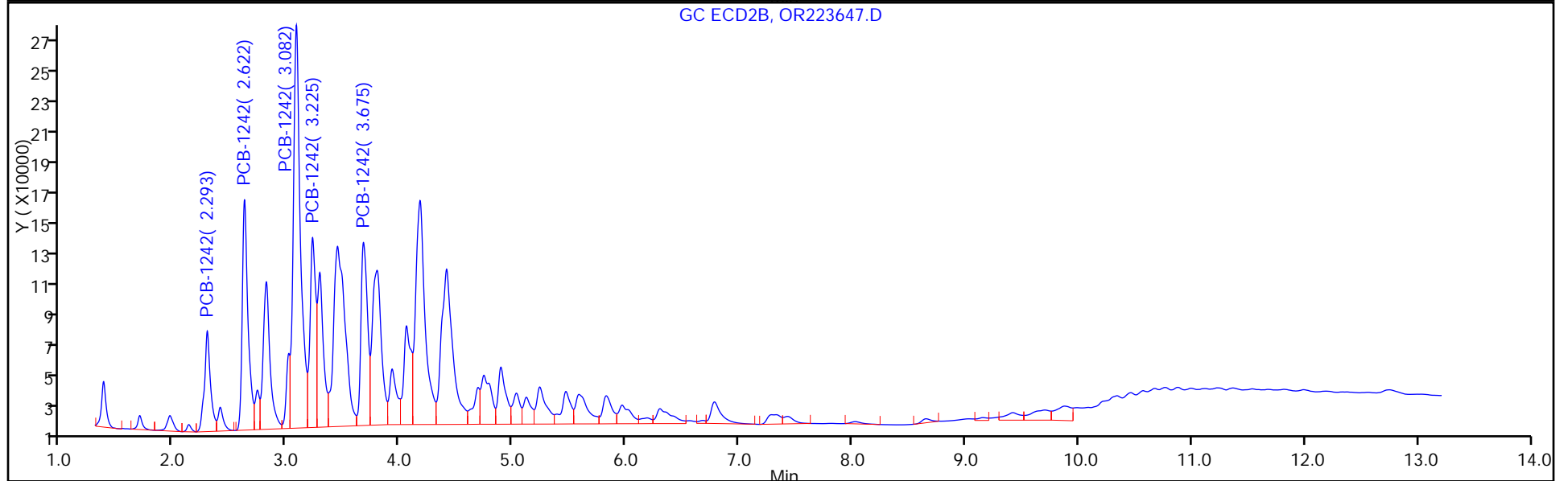
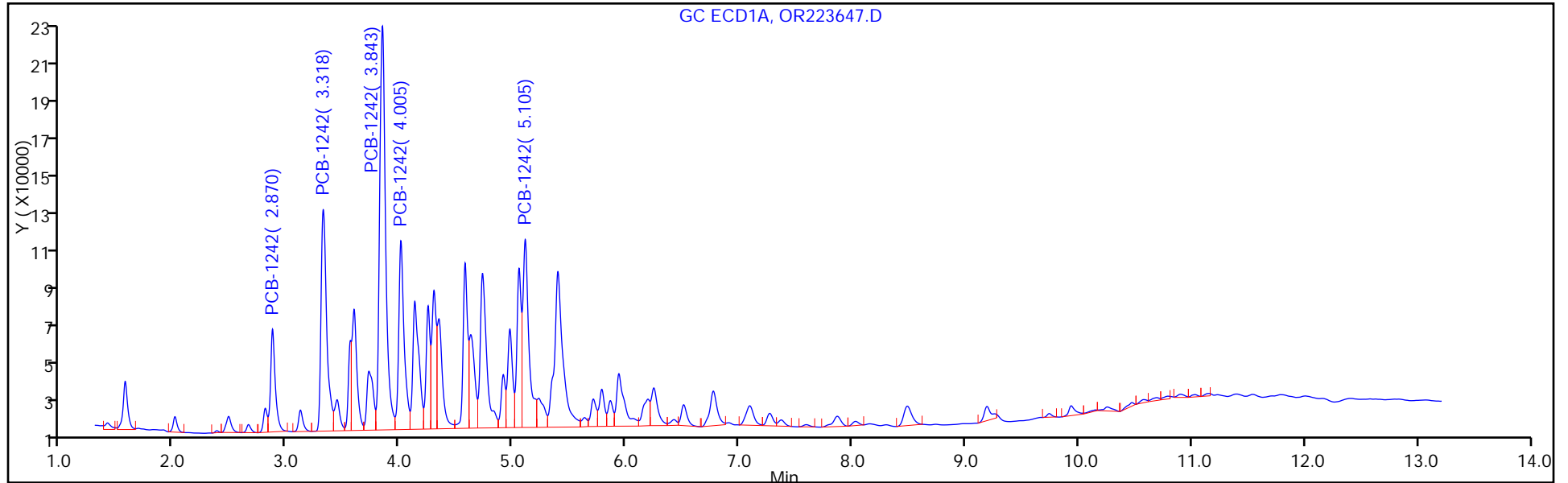
Injection Vol: 1.0 ul

Dil. Factor: 100.0000

ALS Bottle#: 10

Method: 8082GC7

Limit Group: GC 8082 PCB



TestAmerica Edison

Data File: \\EDICHRON\ChromData\CPESTGC7\20141104-20160.b\OR223647.D

Injection Date: 04-Nov-2014 11:59:30

Instrument ID: CPESTGC7

Lims ID: 460-85482-E-3-A

Lab Sample ID: 460-85482-3

Client ID: PMP-15-SW-WT

Operator ID:

ALS Bottle#: 10

Worklist Smp#: 10

Injection Vol: 1.0 ul

Dil. Factor: 100.0000

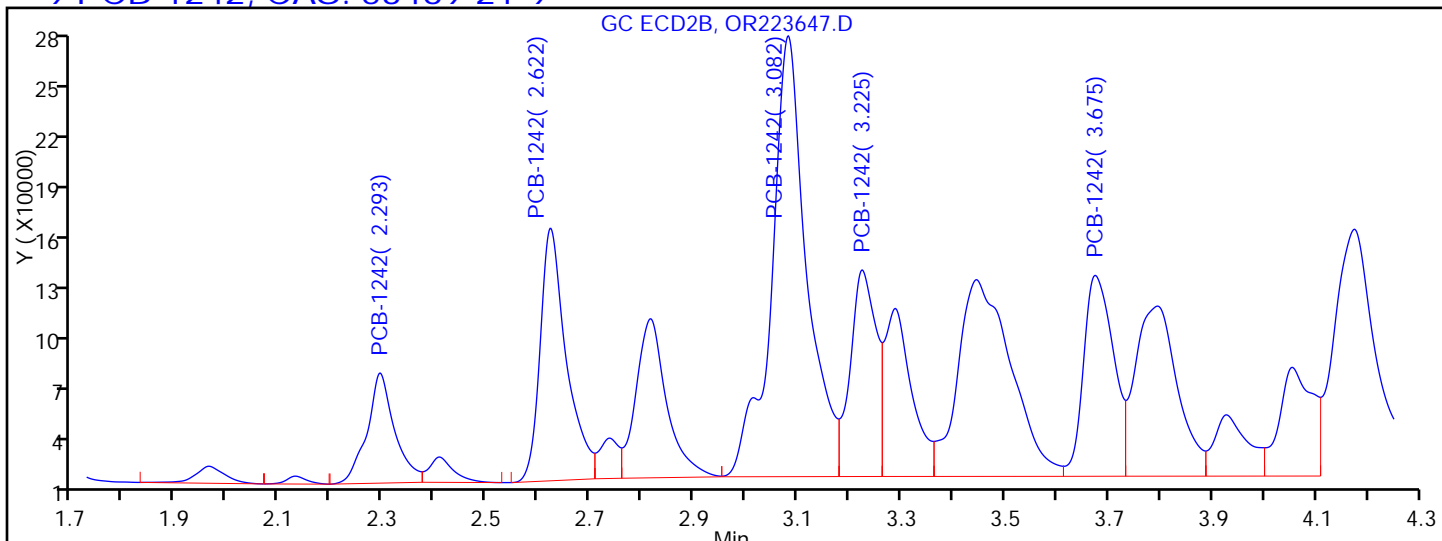
Method: 8082GC7

Limit Group: GC 8082 PCB

Column:

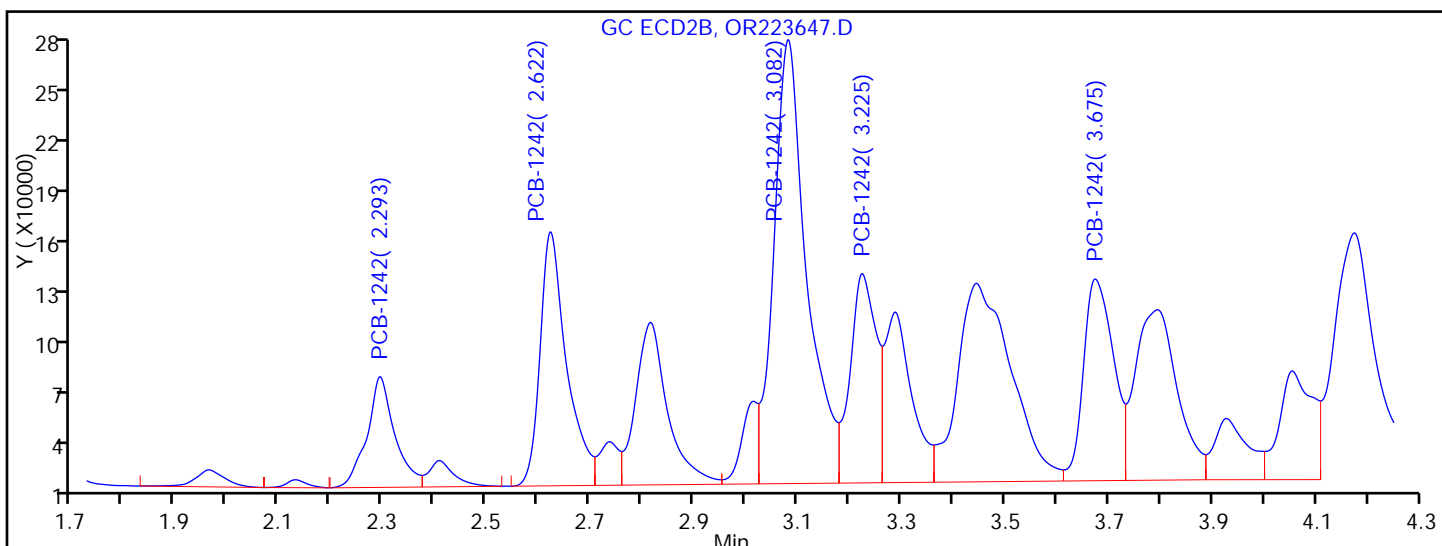
Detector: GC ECD2B

9 PCB-1242, CAS: 53469-21-9



Processing Integration Results

RT = 2.293	Response = 240744	M
RT = 2.622	Response = 525603	M
RT = 3.082	Response = 1236607	M
RT = 3.225	Response = 424099	M
RT = 3.675	Response = 478689	M



Manual Integration Results

RT = 2.293	Response = 244676	M
RT = 2.622	Response = 534207	M
RT = 3.082	Response = 1157347	M
RT = 3.225	Response = 432339	M
RT = 3.675	Response = 482293	M

Reviewer: patelji, 04-Nov-2014 12:14:04

Audit Action: Assigned New Baseline

Audit Reason: Peak not integrated

FORM I  
PCBS ORGANICS ANALYSIS DATA SHEET

Lab Name: TestAmerica Edison Job No.: 460-85482-1  
 SDG No.: \_\_\_\_\_  
 Client Sample ID: PMP-2-SW-WT Lab Sample ID: 460-85482-4  
 Matrix: Solid Lab File ID: OR223648.D  
 Analysis Method: 8082 Date Collected: 10/30/2014 15:00  
 Extraction Method: 3546 Date Extracted: 11/03/2014 07:56  
 Sample wt/vol: 15.0044(g) Date Analyzed: 11/04/2014 12:16  
 Con. Extract Vol.: 10(mL) Dilution Factor: 200  
 Injection Volume: 1(uL) GC Column: CLP-2 ID: 0.53(mm)  
 % Moisture: 3.6 GPC Cleanup: (Y/N) N  
 Analysis Batch No.: 260217 Units: ug/Kg

CAS NO.	COMPOUND NAME	RESULT	Q	RL	MDL
53469-21-9	Aroclor 1242	200000		14000	3100
11096-82-5	Aroclor 1260	40000		14000	3900

CAS NO.	SURROGATE	%REC	Q	LIMITS
2051-24-3	DCB Decachlorobiphenyl	0	X D	53-150

TestAmerica Edison  
Target Compound Quantitation Report

Data File: \\EDICHROM\ChromData\CPESTGC7\20141104-20160.b\OR223648.D  
 Lims ID: 460-85482-A-4-A Lab Sample ID: 460-85482-4  
 Client ID: PMP-2-SW-WT  
 Sample Type: Client  
 Inject. Date: 04-Nov-2014 12:16:30 ALS Bottle#: 11 Worklist Smp#: 11  
 Injection Vol: 1.0 ul Dil. Factor: 200.0000  
 Sample Info: 460-0020160-011  
 Operator ID: Instrument ID: CPESTGC7  
 Method: \\EDICHROM\ChromData\CPESTGC7\20141104-20160.b\8082GC7.m  
 Limit Group: GC 8082 PCB  
 Last Update: 04-Nov-2014 13:11:16 Calib Date: 07-Oct-2014 15:20:30  
 Integrator: Falcon  
 Quant Method: External Standard Quant By: Initial Calibration  
 Last ICal File: \\EDICHROM\ChromData\CPESTGC7\20141007-19026.b\OR222720.D

Column 1 : Det: GC ECD1A  
 Column 2 : Det: GC ECD2B  
 Process Host: XAWRK008

First Level Reviewer: patelji Date: 04-Nov-2014 12:15:04

Col	RT (min.)	Exp RT (min.)	Dlt RT (min.)	Response	OnCol Amt ug/l	Flags
-----	-----------	---------------	---------------	----------	----------------	-------

9 PCB-1242						
1	2.870	2.868	0.002	130599	1300.4	M
1	3.320	3.317	0.003	263273	1377.1	
1	3.843	3.842	0.001	496916	1396.0	M
1	4.005	4.005	0.000	216706	1424.5	M
1	5.105	5.105	0.000	238061	1595.0	M
Average of Peak Amounts =					1418.6	
2	2.293	2.298	-0.005	208861	1152.3	
2	2.623	2.628	-0.005	354485	1302.7	M
2	3.083	3.088	-0.005	744435	1350.7	M
2	3.225	3.232	-0.007	285482	1375.3	M
2	3.675	3.683	-0.008	301190	1375.1	M
Average of Peak Amounts =					1311.2	
RPD = 7.87						

10 PCB-1260						
1	0.000	6.208	-6.208	0	0	
1	6.505	6.518	-0.013	101111	303.9	M
1	7.865	7.885	-0.020	79031	284.7	
1	8.483	8.503	-0.020	171077	282.8	
1	9.932	9.940	-0.008	45849	284.6	
Average of Peak Amounts =					289.0	
2	5.117	5.123	-0.006	117103	304.1	
2	6.297	6.305	-0.008	82666	248.1	M
2	6.780	6.788	-0.008	246445	292.9	M
2	0.000	7.290	-7.290	0	0	
2	8.650	8.657	-0.007	68303	257.7	
Average of Peak Amounts =					275.7	
RPD = 4.71						

QC Col	RT (min.)	Exp RT (min.)	Dlt RT (min.)	Response	OnCol Amt ug/l	Flags
--------	-----------	---------------	---------------	----------	----------------	-------

M - Manually Integrated

TestAmerica Edison

Data File: \\EDICHROM\ChromData\CPESTGC7\20141104-20160.b\OR223648.D

Injection Date: 04-Nov-2014 12:16:30

Instrument ID: CPESTGC7

Operator ID:

Lims ID: 460-85482-A-4-A

Lab Sample ID: 460-85482-4

Worklist Smp#: 11

Client ID: PMP-2-SW-WT

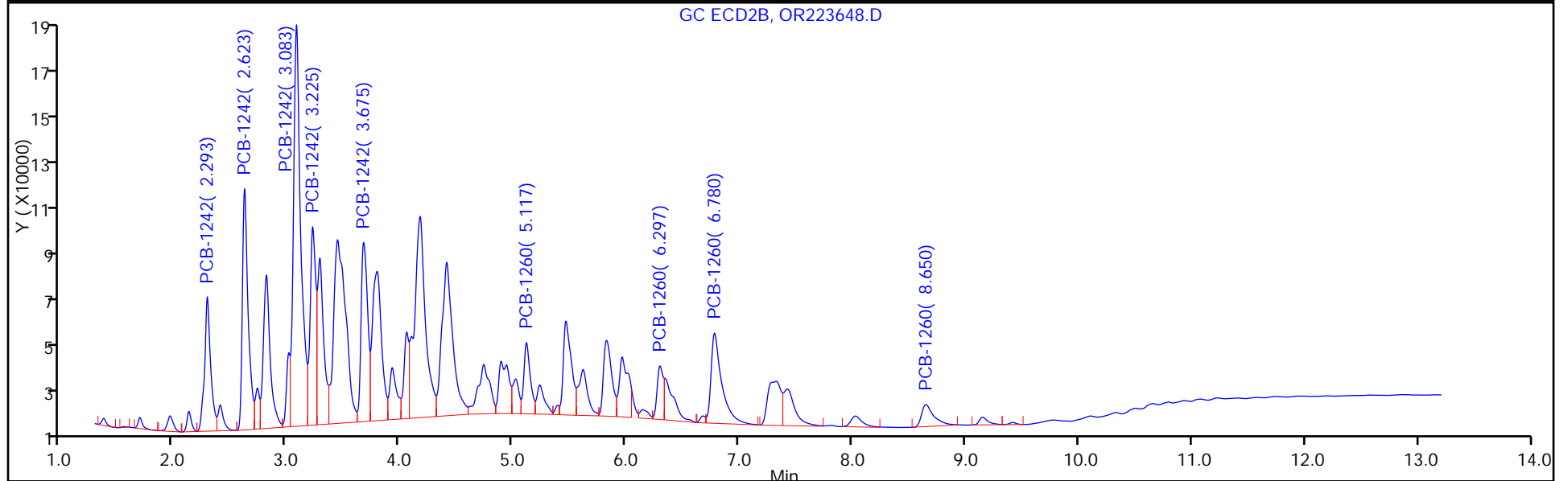
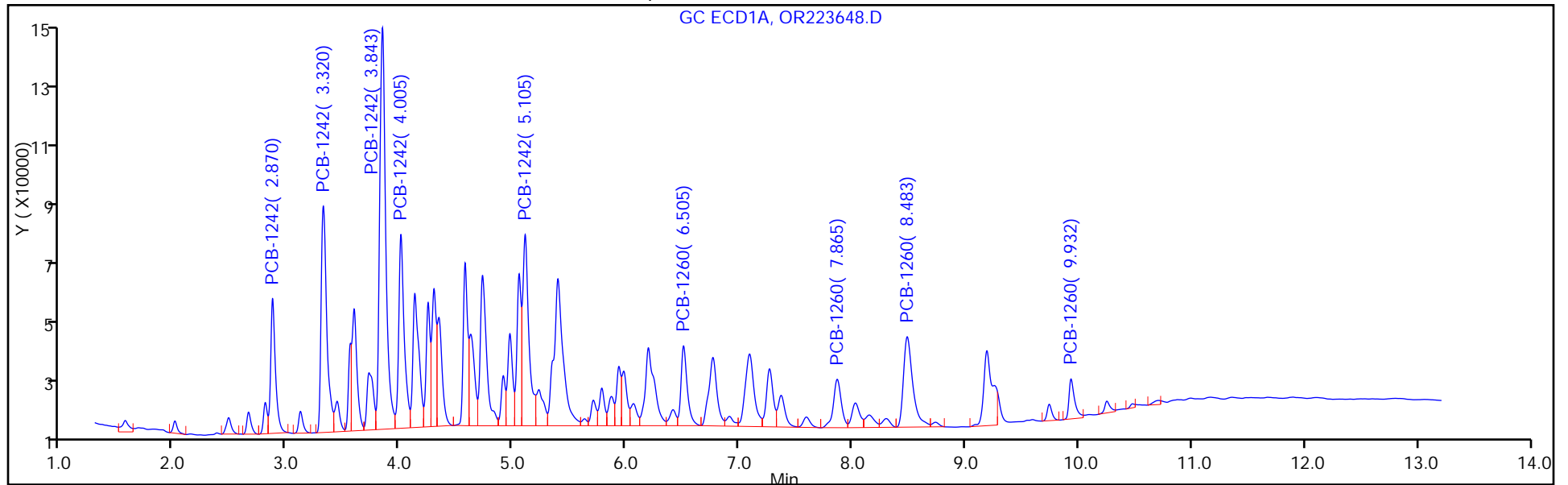
Injection Vol: 1.0 ul

Dil. Factor: 200.0000

ALS Bottle#: 11

Method: 8082GC7

Limit Group: GC 8082 PCB





TestAmerica Edison

Data File: \\EDICHROM\ChromData\CPESTGC7\20141104-20160.b\OR223648.D

Injection Date: 04-Nov-2014 12:16:30

Instrument ID: CPESTGC7

Lims ID: 460-85482-A-4-A

Lab Sample ID: 460-85482-4

Client ID: PMP-2-SW-WT

Operator ID:

ALS Bottle#: 11

Worklist Smp#: 11

Injection Vol: 1.0 ul

Dil. Factor: 200.0000

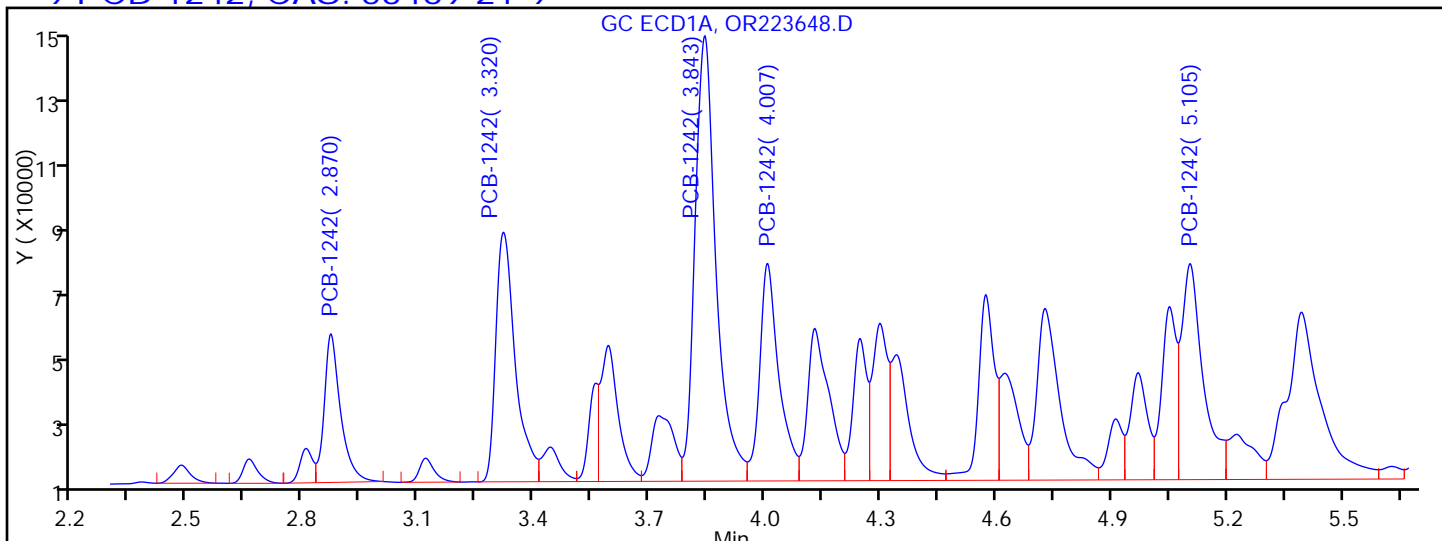
Method: 8082GC7

Limit Group: GC 8082 PCB

Column:

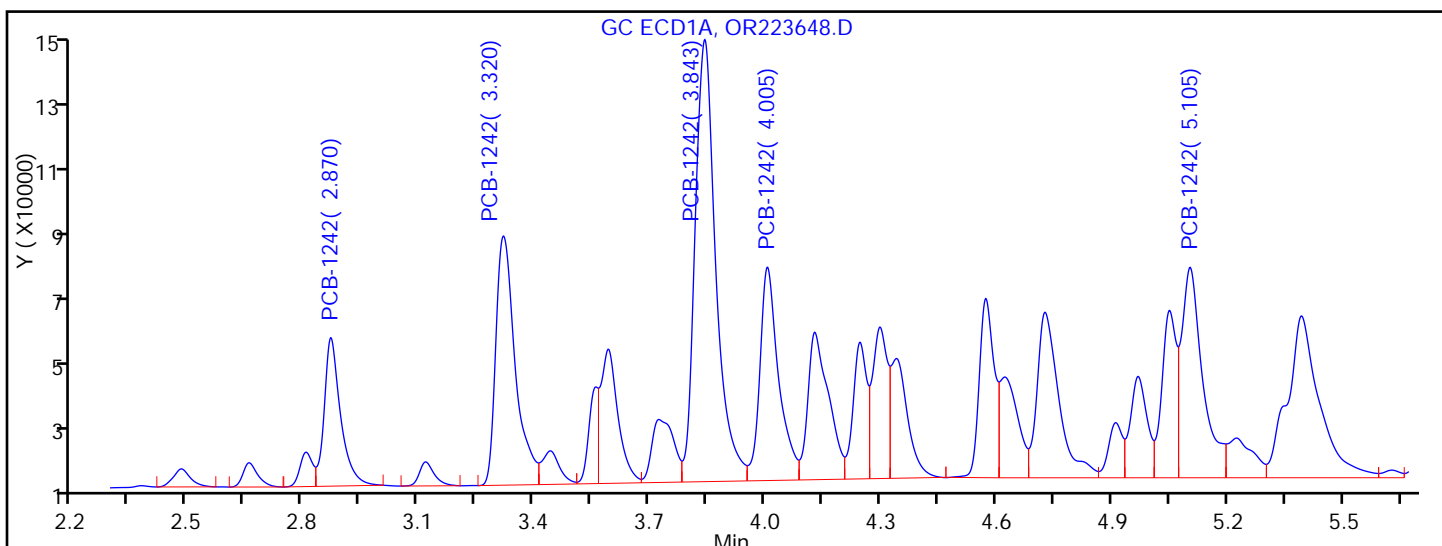
Detector: GC ECD1A

9 PCB-1242, CAS: 53469-21-9



Processing Integration Results

RT = 2.870	Response = 130599	
RT = 3.320	Response = 263273	
RT = 3.843	Response = 507122	M
RT = 4.007	Response = 226884	M
RT = 5.105	Response = 250294	M



Manual Integration Results

RT = 2.870	Response = 130599	
RT = 3.320	Response = 263273	
RT = 3.843	Response = 496916	M
RT = 4.005	Response = 216706	M
RT = 5.105	Response = 238061	M

Reviewer: patelji, 04-Nov-2014 12:15:04

Audit Action: Assigned New Baseline

Audit Reason: Peak not integrated

TestAmerica Edison

Data File: \\EDICHROM\ChromData\CPESTGC7\20141104-20160.b\OR223648.D

Injection Date: 04-Nov-2014 12:16:30

Instrument ID: CPESTGC7

Lims ID: 460-85482-A-4-A

Lab Sample ID: 460-85482-4

Client ID: PMP-2-SW-WT

Operator ID:

ALS Bottle#: 11

Worklist Smp#: 11

Injection Vol: 1.0 ul

Dil. Factor: 200.0000

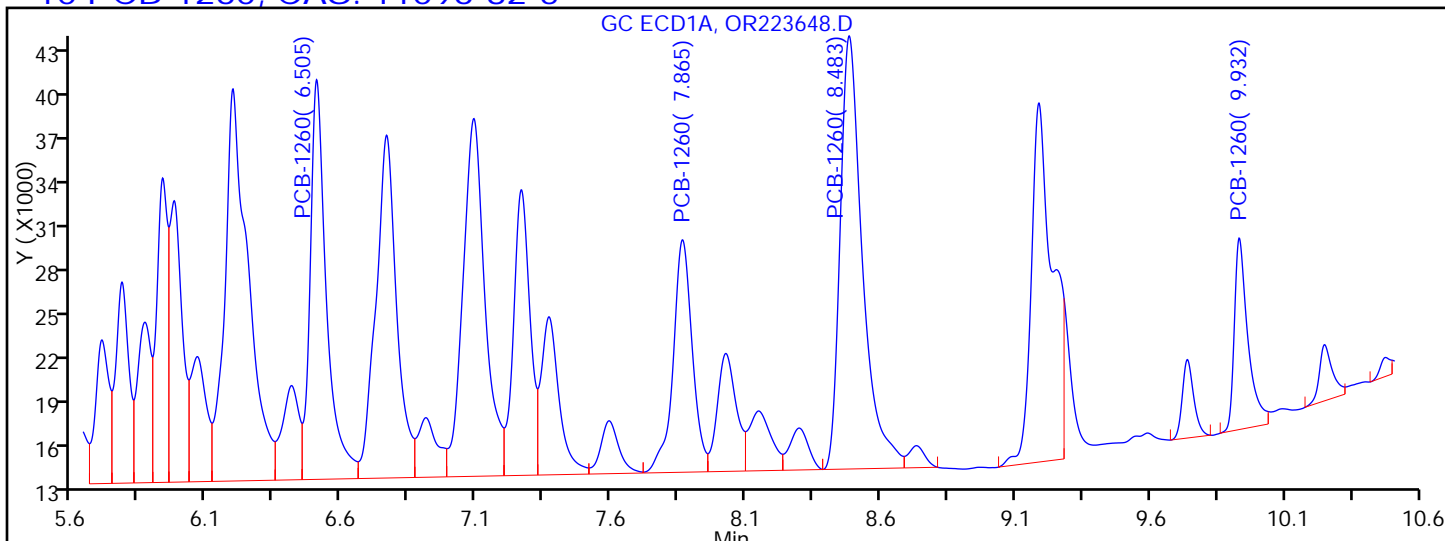
Method: 8082GC7

Limit Group: GC 8082 PCB

Column:

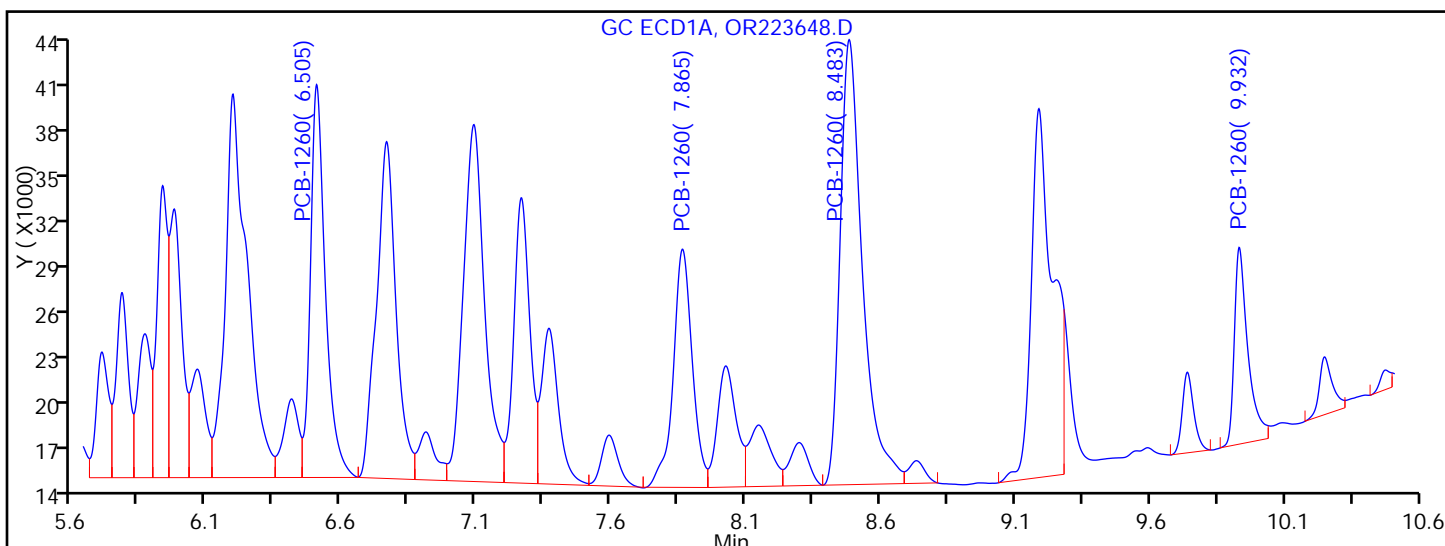
Detector: GC ECD1A

10 PCB-1260, CAS: 11096-82-5



Processing Integration Results

RT = 6.195	Response = 163626	
RT = 6.505	Response = 115729	M
RT = 7.865	Response = 79031	
RT = 8.483	Response = 171077	
RT = 9.932	Response = 45849	



Manual Integration Results

RT = 0.000	Response = 0	
RT = 6.505	Response = 101111	M
RT = 7.865	Response = 79031	
RT = 8.483	Response = 171077	
RT = 9.932	Response = 45849	

Reviewer: patelji, 04-Nov-2014 12:15:04

Audit Action: Assigned New Baseline

Audit Reason: Peak not integrated

FORM I  
PCBS ORGANICS ANALYSIS DATA SHEET

Lab Name: TestAmerica Edison Job No.: 460-85482-1  
 SDG No.: \_\_\_\_\_  
 Client Sample ID: PMP-2-SW-WT Lab Sample ID: 460-85482-4  
 Matrix: Solid Lab File ID: OR223648.D  
 Analysis Method: 8082 Date Collected: 10/30/2014 15:00  
 Extraction Method: 3546 Date Extracted: 11/03/2014 07:56  
 Sample wt/vol: 15.0044(g) Date Analyzed: 11/04/2014 12:16  
 Con. Extract Vol.: 10(mL) Dilution Factor: 200  
 Injection Volume: 1(uL) GC Column: CLP-1 ID: 0.53(mm)  
 % Moisture: 3.6 GPC Cleanup: (Y/N) N  
 Analysis Batch No.: 260217 Units: ug/Kg

CAS NO.	COMPOUND NAME	RESULT	Q	RL	MDL
12674-11-2	Aroclor 1016	3100	U	14000	3100
11104-28-2	Aroclor 1221	3100	U	14000	3100
11141-16-5	Aroclor 1232	3100	U	14000	3100
12672-29-6	Aroclor 1248	3100	U	14000	3100
11097-69-1	Aroclor 1254	3900	U	14000	3900
37324-23-5	Aroclor 1262	3900	U	14000	3900
11100-14-4	Aroclor 1268	3900	U	14000	3900

CAS NO.	SURROGATE	%REC	Q	LIMITS
2051-24-3	DCB Decachlorobiphenyl	0	X D	53-150

TestAmerica Edison  
Target Compound Quantitation Report

Data File: \\EDICHROM\ChromData\CPESTGC7\20141104-20160.b\OR223648.D  
 Lims ID: 460-85482-A-4-A Lab Sample ID: 460-85482-4  
 Client ID: PMP-2-SW-WT  
 Sample Type: Client  
 Inject. Date: 04-Nov-2014 12:16:30 ALS Bottle#: 11 Worklist Smp#: 11  
 Injection Vol: 1.0 ul Dil. Factor: 200.0000  
 Sample Info: 460-0020160-011  
 Operator ID: Instrument ID: CPESTGC7  
 Method: \\EDICHROM\ChromData\CPESTGC7\20141104-20160.b\8082GC7.m  
 Limit Group: GC 8082 PCB  
 Last Update: 04-Nov-2014 13:11:16 Calib Date: 07-Oct-2014 15:20:30  
 Integrator: Falcon  
 Quant Method: External Standard Quant By: Initial Calibration  
 Last ICal File: \\EDICHROM\ChromData\CPESTGC7\20141007-19026.b\OR222720.D

Column 1 : Det: GC ECD1A  
 Column 2 : Det: GC ECD2B  
 Process Host: XAWRK008

First Level Reviewer: patelji Date: 04-Nov-2014 12:15:04

Col	RT (min.)	Exp RT (min.)	Dlt RT (min.)	Response	OnCol Amt ug/l	Flags
-----	-----------	---------------	---------------	----------	----------------	-------

9 PCB-1242						
1	2.870	2.868	0.002	130599	1300.4	M
1	3.320	3.317	0.003	263273	1377.1	
1	3.843	3.842	0.001	496916	1396.0	M
1	4.005	4.005	0.000	216706	1424.5	M
1	5.105	5.105	0.000	238061	1595.0	M
Average of Peak Amounts =					1418.6	
2	2.293	2.298	-0.005	208861	1152.3	
2	2.623	2.628	-0.005	354485	1302.7	M
2	3.083	3.088	-0.005	744435	1350.7	M
2	3.225	3.232	-0.007	285482	1375.3	M
2	3.675	3.683	-0.008	301190	1375.1	M
Average of Peak Amounts =					1311.2	
RPD = 7.87						

10 PCB-1260						
1	0.000	6.208	-6.208	0	0	
1	6.505	6.518	-0.013	101111	303.9	M
1	7.865	7.885	-0.020	79031	284.7	
1	8.483	8.503	-0.020	171077	282.8	
1	9.932	9.940	-0.008	45849	284.6	
Average of Peak Amounts =					289.0	
2	5.117	5.123	-0.006	117103	304.1	
2	6.297	6.305	-0.008	82666	248.1	M
2	6.780	6.788	-0.008	246445	292.9	M
2	0.000	7.290	-7.290	0	0	
2	8.650	8.657	-0.007	68303	257.7	
Average of Peak Amounts =					275.7	
RPD = 4.71						

QC Col	RT (min.)	Exp RT (min.)	Dlt RT (min.)	Response	OnCol Amt ug/l	Flags
--------	-----------	---------------	---------------	----------	----------------	-------

Review Flags

M - Manually Integrated

TestAmerica Edison

Data File: \\EDICHROM\ChromData\CPESTGC7\20141104-20160.b\OR223648.D

Injection Date: 04-Nov-2014 12:16:30

Instrument ID: CPESTGC7

Operator ID:

Lims ID: 460-85482-A-4-A

Lab Sample ID: 460-85482-4

Worklist Smp#: 11

Client ID: PMP-2-SW-WT

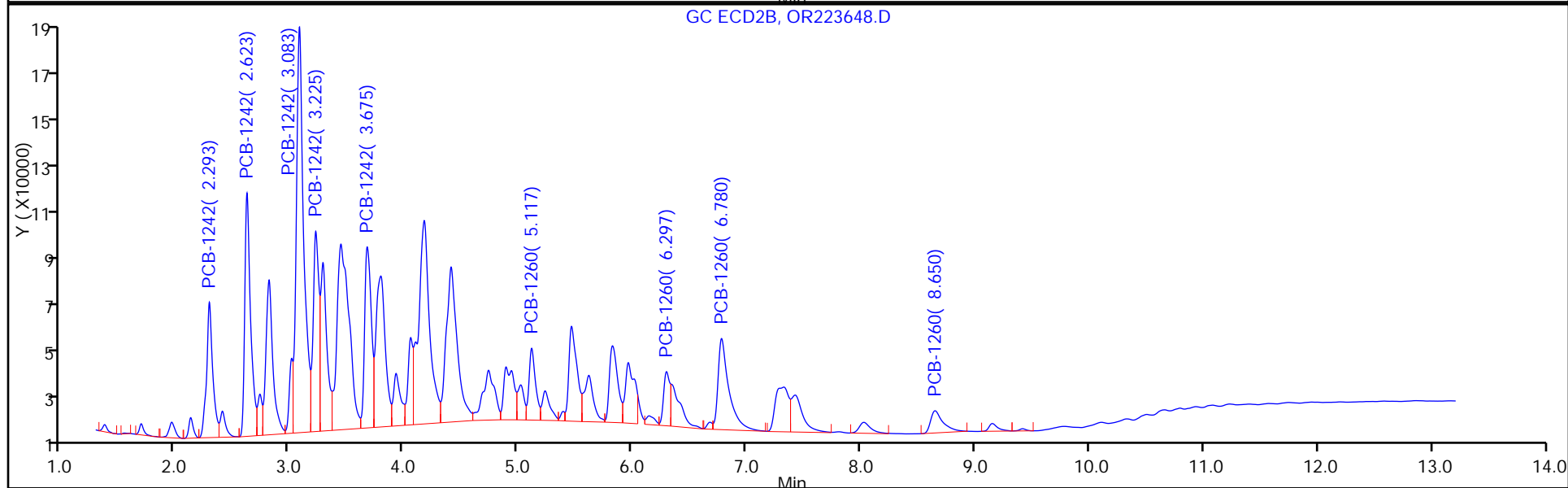
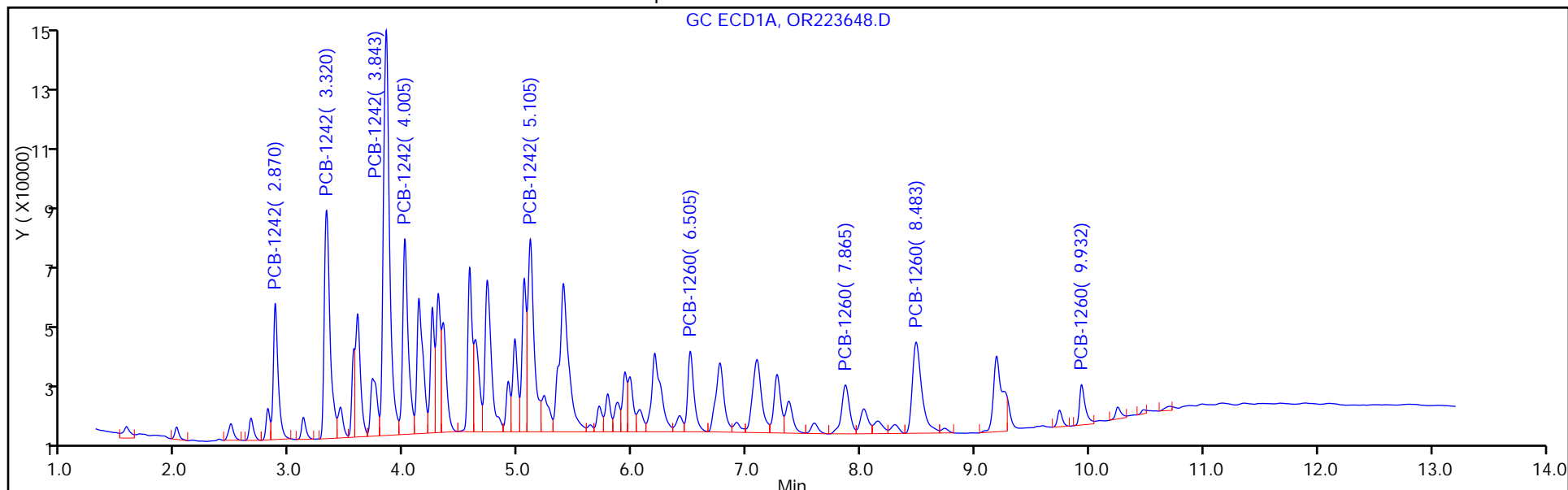
Injection Vol: 1.0 ul

Dil. Factor: 200.0000

ALS Bottle#: 11

Method: 8082GC7

Limit Group: GC 8082 PCB



TestAmerica Edison

Data File: \\EDICHROM\ChromData\CPESTGC7\20141104-20160.b\OR223648.D

Injection Date: 04-Nov-2014 12:16:30

Instrument ID: CPESTGC7

Lims ID: 460-85482-A-4-A

Lab Sample ID: 460-85482-4

Client ID: PMP-2-SW-WT

Operator ID:

ALS Bottle#: 11

Worklist Smp#: 11

Injection Vol: 1.0 ul

Dil. Factor: 200.0000

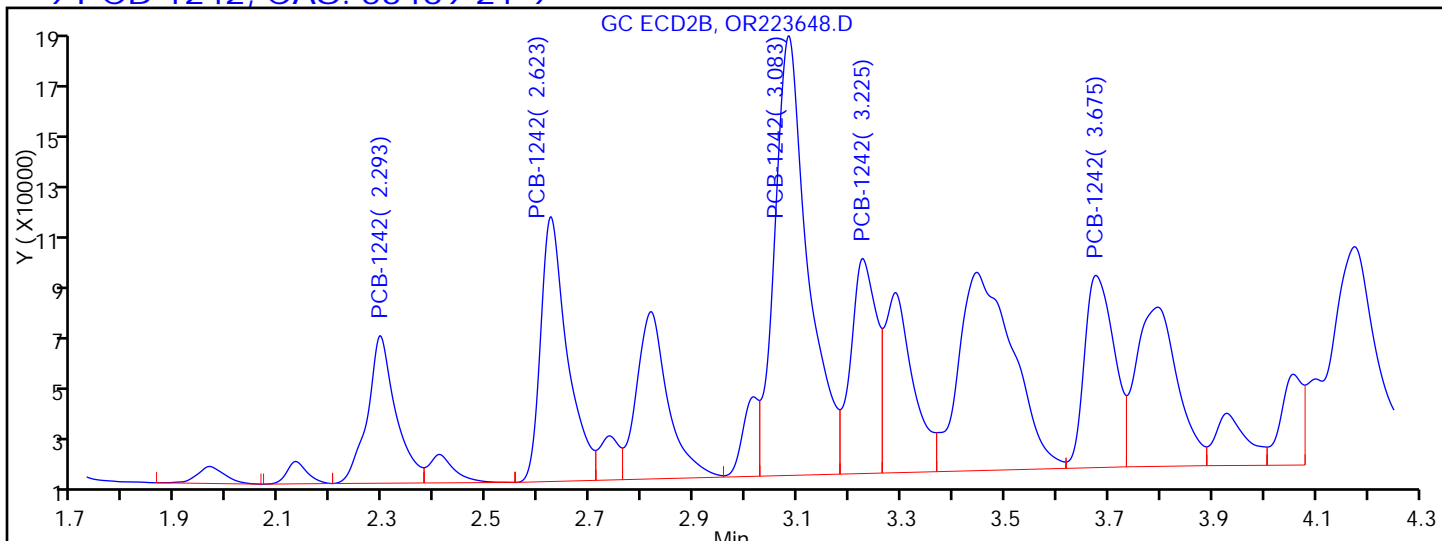
Method: 8082GC7

Limit Group: GC 8082 PCB

Column:

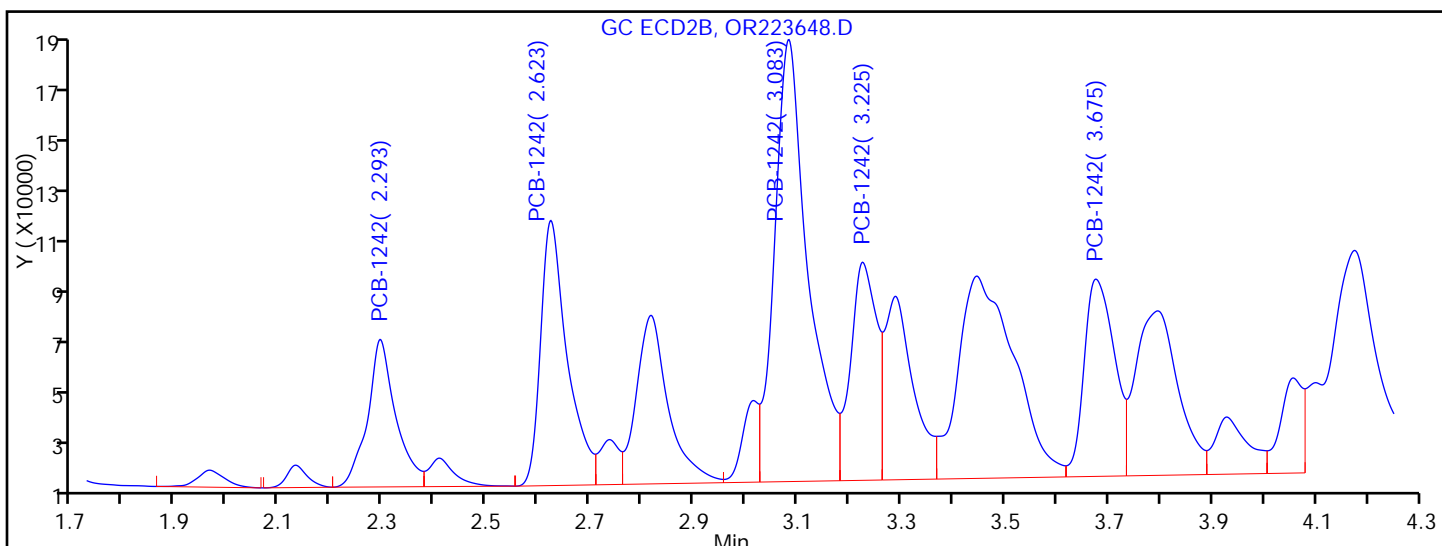
Detector: GC ECD2B

9 PCB-1242, CAS: 53469-21-9



Processing Integration Results

RT = 2.293	Response = 208861	
RT = 2.623	Response = 353062	M
RT = 3.083	Response = 735703	M
RT = 3.225	Response = 279916	M
RT = 3.675	Response = 287963	M



Manual Integration Results

RT = 2.293	Response = 208861	
RT = 2.623	Response = 354485	M
RT = 3.083	Response = 744435	M
RT = 3.225	Response = 285482	M
RT = 3.675	Response = 301190	M

Reviewer: patelji, 04-Nov-2014 12:15:04

Audit Action: Assigned New Baseline

Audit Reason: Peak not integrated

TestAmerica Edison

Data File: \\EDICHROM\ChromData\CPESTGC7\20141104-20160.b\OR223648.D

Injection Date: 04-Nov-2014 12:16:30

Instrument ID: CPESTGC7

Lims ID: 460-85482-A-4-A

Lab Sample ID: 460-85482-4

Client ID: PMP-2-SW-WT

Operator ID:

ALS Bottle#: 11

Worklist Smp#: 11

Injection Vol: 1.0 ul

Dil. Factor: 200.0000

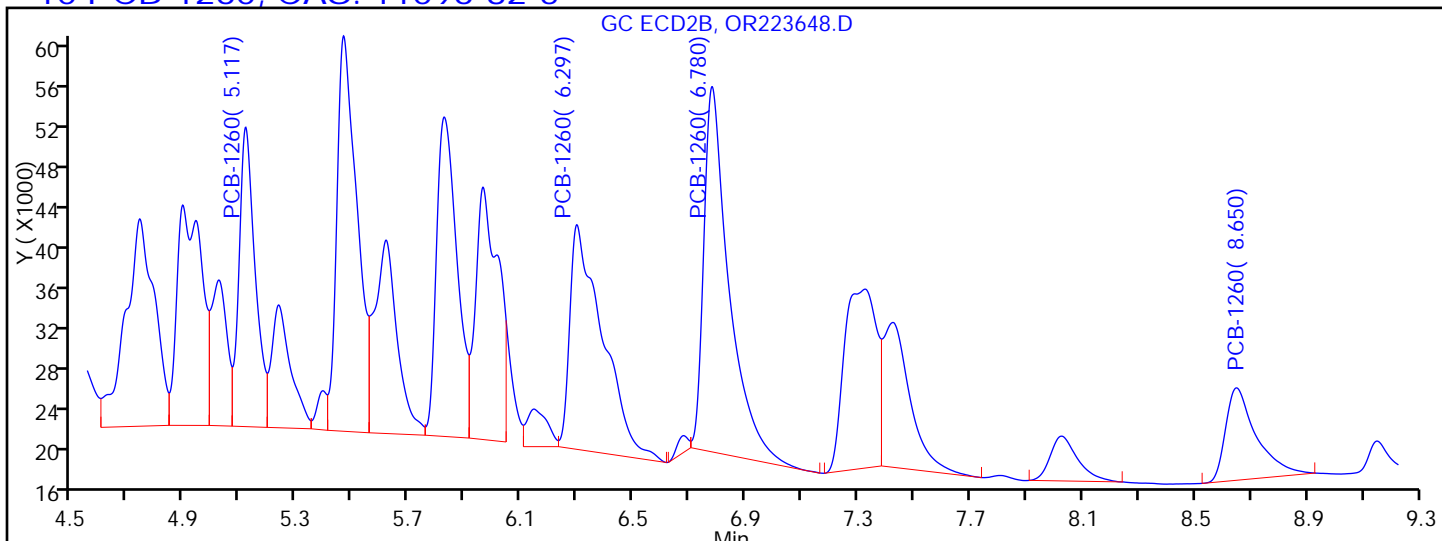
Method: 8082GC7

Limit Group: GC 8082 PCB

Column:

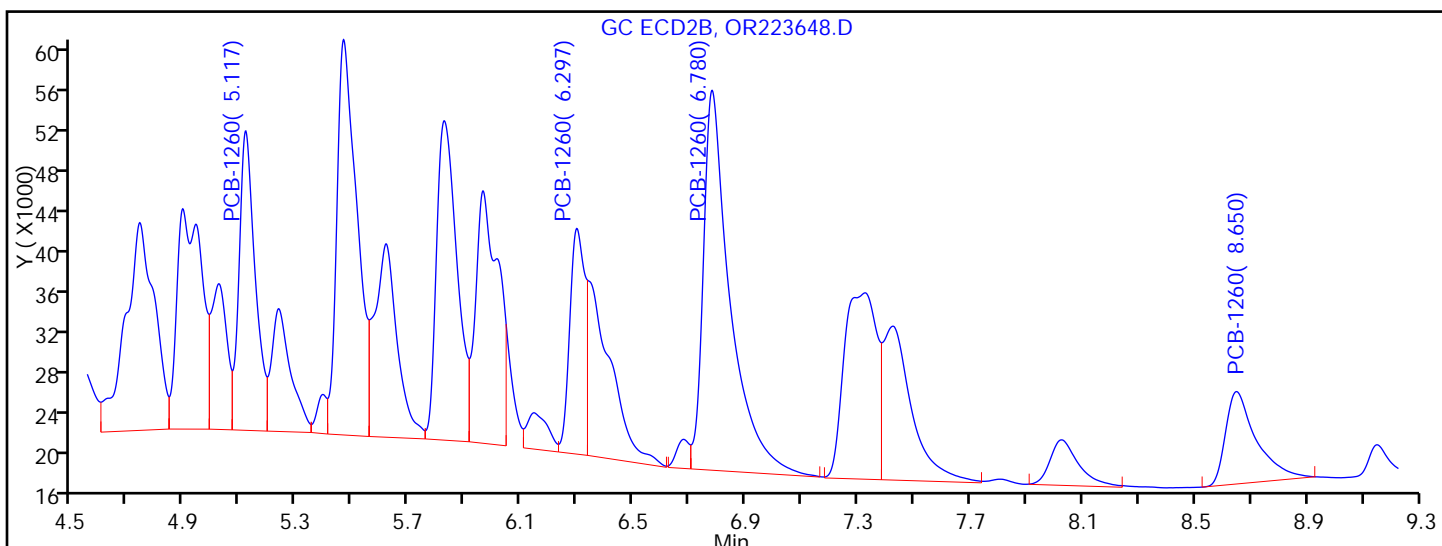
Detector GC ECD2B

10 PCB-1260, CAS: 11096-82-5



Processing Integration Results

RT = 5.117	Response = 117103	
RT = 6.297	Response = 177451	M
RT = 6.780	Response = 222875	M
RT = 7.288	Response = 140228	
RT = 8.650	Response = 68303	



Manual Integration Results

RT = 5.117	Response = 117103	
RT = 6.297	Response = 82666	M
RT = 6.780	Response = 246445	M
RT = 0.000	Response = 0	
RT = 8.650	Response = 68303	

Reviewer: patelji, 04-Nov-2014 12:15:04

Audit Action: Assigned New Baseline

Audit Reason: Peak not integrated



FORM I  
PCBS ORGANICS ANALYSIS DATA SHEET

Lab Name: TestAmerica Edison Job No.: 460-85482-1  
 SDG No.: \_\_\_\_\_  
 Client Sample ID: PMP-2-SW-SI Lab Sample ID: 460-85482-5  
 Matrix: Solid Lab File ID: OR223649.D  
 Analysis Method: 8082 Date Collected: 10/30/2014 15:02  
 Extraction Method: 3546 Date Extracted: 11/03/2014 07:56  
 Sample wt/vol: 15.0317(g) Date Analyzed: 11/04/2014 12:33  
 Con. Extract Vol.: 10(mL) Dilution Factor: 50  
 Injection Volume: 1(uL) GC Column: CLP-2 ID: 0.53(mm)  
 % Moisture: 13.4 GPC Cleanup: (Y/N) N  
 Analysis Batch No.: 260217 Units: ug/Kg

CAS NO.	COMPOUND NAME	RESULT	Q	RL	MDL
53469-21-9	Aroclor 1242	57000		3900	860
11096-82-5	Aroclor 1260	11000		3900	1100

CAS NO.	SURROGATE	%REC	Q	LIMITS
2051-24-3	DCB Decachlorobiphenyl	210	X D	53-150

TestAmerica Edison  
Target Compound Quantitation Report

Data File: \\EDICHROM\ChromData\CPESTGC7\20141104-20160.b\OR223649.D  
 Lims ID: 460-85482-A-5-A Lab Sample ID: 460-85482-5  
 Client ID: PMP-2-SW-SI  
 Sample Type: Client  
 Inject. Date: 04-Nov-2014 12:33:30 ALS Bottle#: 12 Worklist Smp#: 12  
 Injection Vol: 1.0 ul Dil. Factor: 50.0000  
 Sample Info: 460-0020160-012  
 Operator ID: Instrument ID: CPESTGC7  
 Method: \\EDICHROM\ChromData\CPESTGC7\20141104-20160.b\8082GC7.m  
 Limit Group: GC 8082 PCB  
 Last Update: 04-Nov-2014 13:11:16 Calib Date: 07-Oct-2014 15:20:30  
 Integrator: Falcon  
 Quant Method: External Standard Quant By: Initial Calibration  
 Last ICal File: \\EDICHROM\ChromData\CPESTGC7\20141007-19026.b\OR222720.D

Column 1 : Det: GC ECD1A  
 Column 2 : Det: GC ECD2B  
 Process Host: XAWRK008

First Level Reviewer: patelji Date: 04-Nov-2014 12:06:41

Col	RT (min.)	Exp RT (min.)	Dlt RT (min.)	Response	OnCol Amt ug/l	Flags
-----	-----------	---------------	---------------	----------	----------------	-------

9 PCB-1242						
1	2.870	2.868	0.002	141843	1412.4	M
1	3.318	3.317	0.001	275575	1441.5	M
1	3.843	3.842	0.001	522744	1468.6	M
1	4.005	4.005	0.000	230049	1512.2	M
1	5.105	5.105	0.000	245744	1646.5	M

Average of Peak Amounts = 1496.2

2	2.293	2.298	-0.005	221202	1220.4	M
2	2.623	2.628	-0.005	364948	1341.2	M
2	3.082	3.088	-0.006	775091	1406.3	M
2	3.225	3.232	-0.007	296322	1427.5	M
2	3.675	3.683	-0.008	314124	1434.2	M

Average of Peak Amounts = 1365.9

RPD = 9.10

10 PCB-1260						
1	0.000	6.208	-6.208	0	0	M
1	6.505	6.518	-0.013	101479	305.0	M
1	7.865	7.885	-0.020	79302	285.6	
1	8.483	8.503	-0.020	174715	288.9	
1	9.932	9.940	-0.008	42624	264.6	

Average of Peak Amounts = 286.0

2	5.117	5.123	-0.006	113826	295.6	
2	6.297	6.305	-0.008	78876	236.7	M
2	6.778	6.788	-0.010	232963	276.9	
2	0.000	7.290	-7.290	0	0	
2	8.647	8.657	-0.010	71015	267.9	

Average of Peak Amounts = 269.3

RPD = 6.03

Data File: \\EDICHROM\ChromData\CPESTGC7\20141104-20160.b\OR223649.D

Col	RT (min.)	Exp RT (min.)	Dlt RT (min.)	Response	OnCol Amt ug/l	Flags
-----	--------------	------------------	------------------	----------	-------------------	-------

\$ 5 DCB Decachlorobiphenyl

1 10.470 10.495 -0.025 8713 2.10

2 9.417 9.422 -0.005 11914 1.86

RPD = 12.34

### QC Flag Legend

Review Flags

M - Manually Integrated

TestAmerica Edison

Data File: \\EDICHROM\ChromData\CPESTGC7\20141104-20160.b\OR223649.D

Injection Date: 04-Nov-2014 12:33:30

Instrument ID: CPESTGC7

Operator ID:

Lims ID: 460-85482-A-5-A

Lab Sample ID: 460-85482-5

Worklist Smp#: 12

Client ID: PMP-2-SW-SI

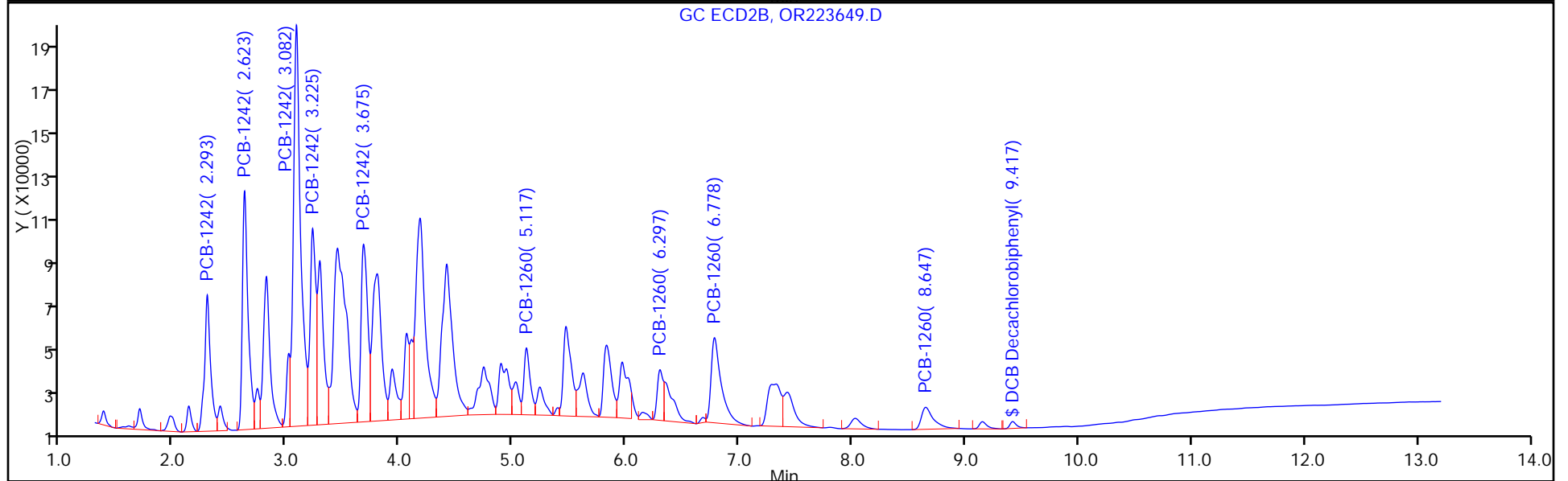
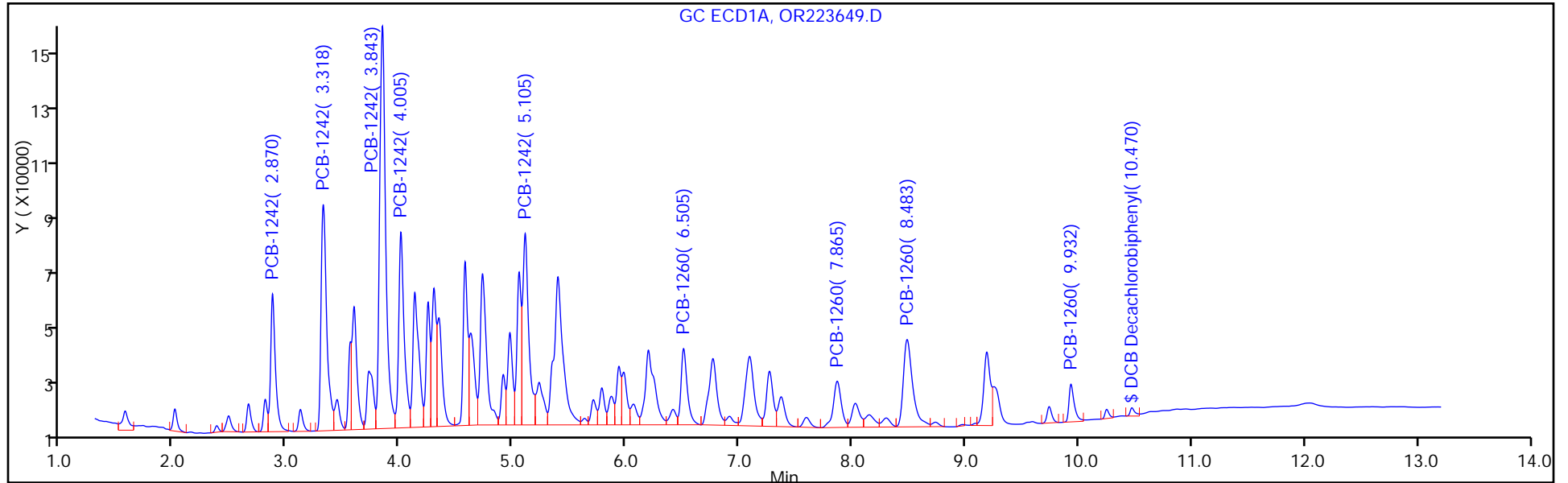
Injection Vol: 1.0 ul

Dil. Factor: 50.0000

ALS Bottle#: 12

Method: 8082GC7

Limit Group: GC 8082 PCB



TestAmerica Edison

Data File: \\EDICHROM\ChromData\CPESTGC7\20141104-20160.b\OR223649.D

Injection Date: 04-Nov-2014 12:33:30

Instrument ID: CPESTGC7

Lims ID: 460-85482-A-5-A

Lab Sample ID: 460-85482-5

Client ID: PMP-2-SW-SI

Operator ID:

ALS Bottle#: 12

Worklist Smp#: 12

Injection Vol: 1.0 ul

Dil. Factor: 50.0000

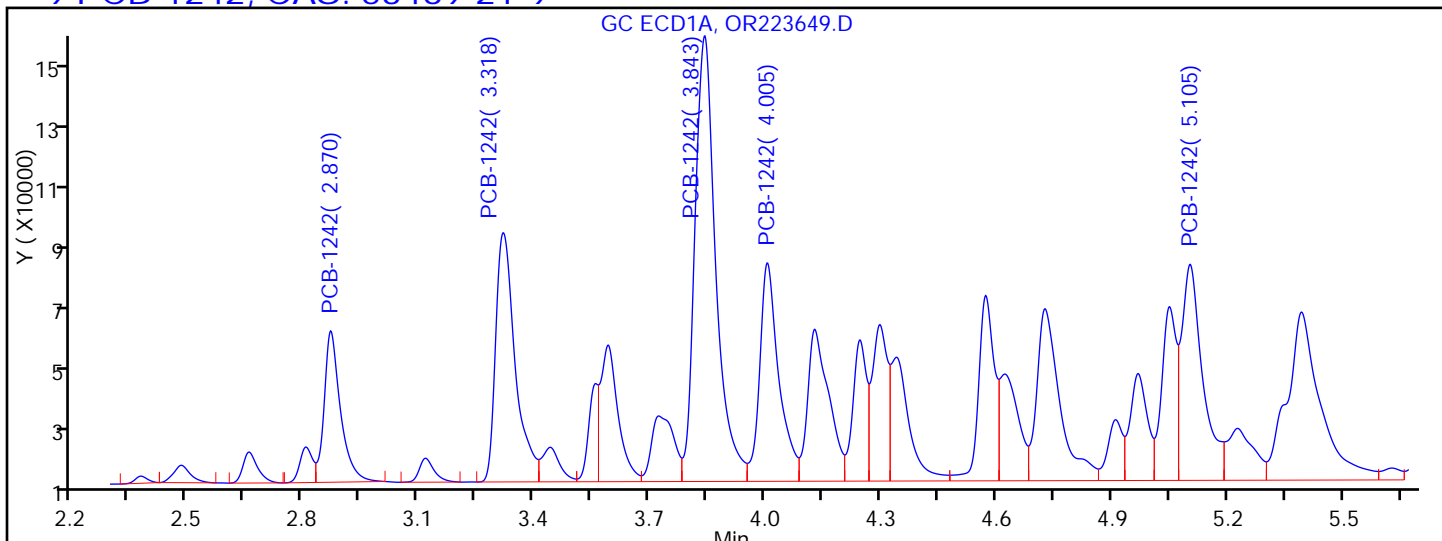
Method: 8082GC7

Limit Group: GC 8082 PCB

Column:

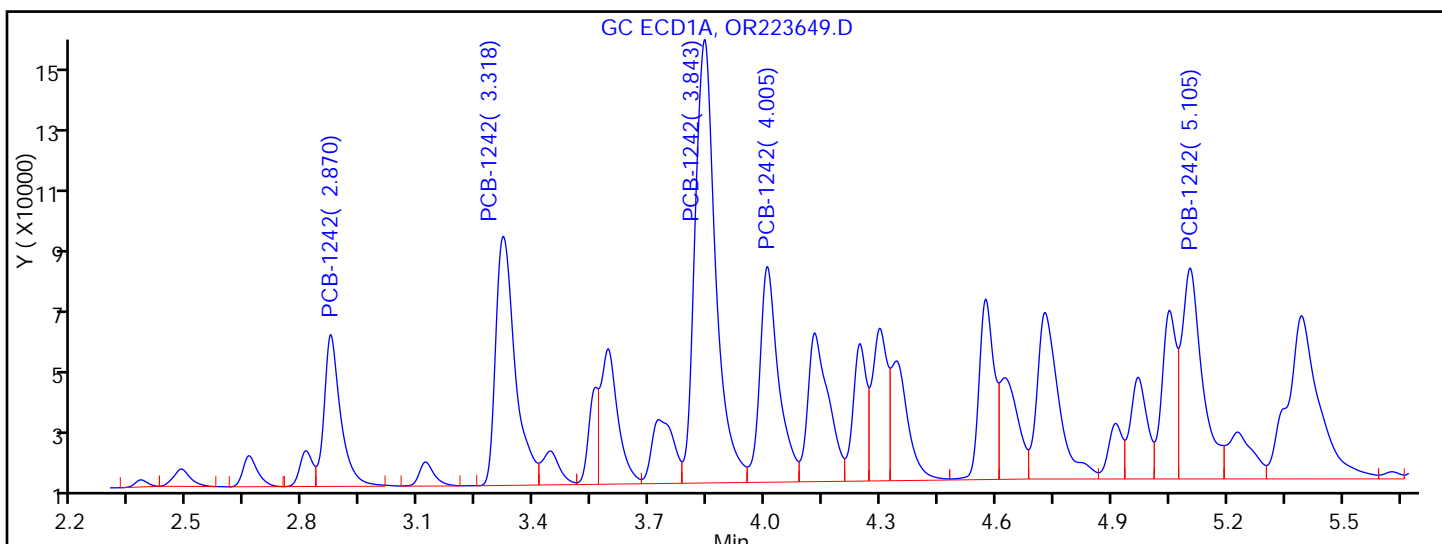
Detector: GC ECD1A

9 PCB-1242, CAS: 53469-21-9



Processing Integration Results

RT = 2.870	Response = 139558	M
RT = 3.318	Response = 276308	M
RT = 3.843	Response = 530052	M
RT = 4.005	Response = 237322	M
RT = 5.105	Response = 257058	M



Manual Integration Results

RT = 2.870	Response = 141843	M
RT = 3.318	Response = 275575	M
RT = 3.843	Response = 522744	M
RT = 4.005	Response = 230049	M
RT = 5.105	Response = 245744	M

Reviewer: patelji, 04-Nov-2014 12:16:01

Audit Action: Assigned New Baseline

Audit Reason: Sample matrix interference

TestAmerica Edison

Data File: \\EDICHROM\ChromData\CPESTGC7\20141104-20160.b\OR223649.D

Injection Date: 04-Nov-2014 12:33:30

Instrument ID: CPESTGC7

Lims ID: 460-85482-A-5-A

Lab Sample ID: 460-85482-5

Client ID: PMP-2-SW-SI

Operator ID:

ALS Bottle#: 12

Worklist Smp#: 12

Injection Vol: 1.0 ul

Dil. Factor: 50.0000

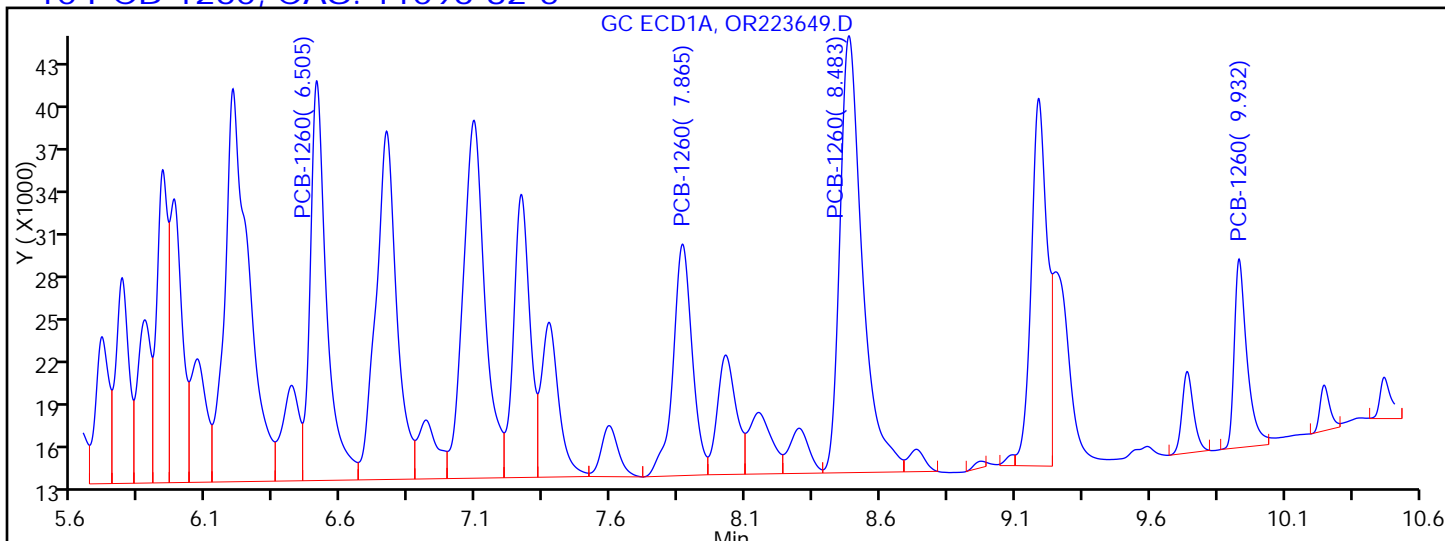
Method: 8082GC7

Limit Group: GC 8082 PCB

Column:

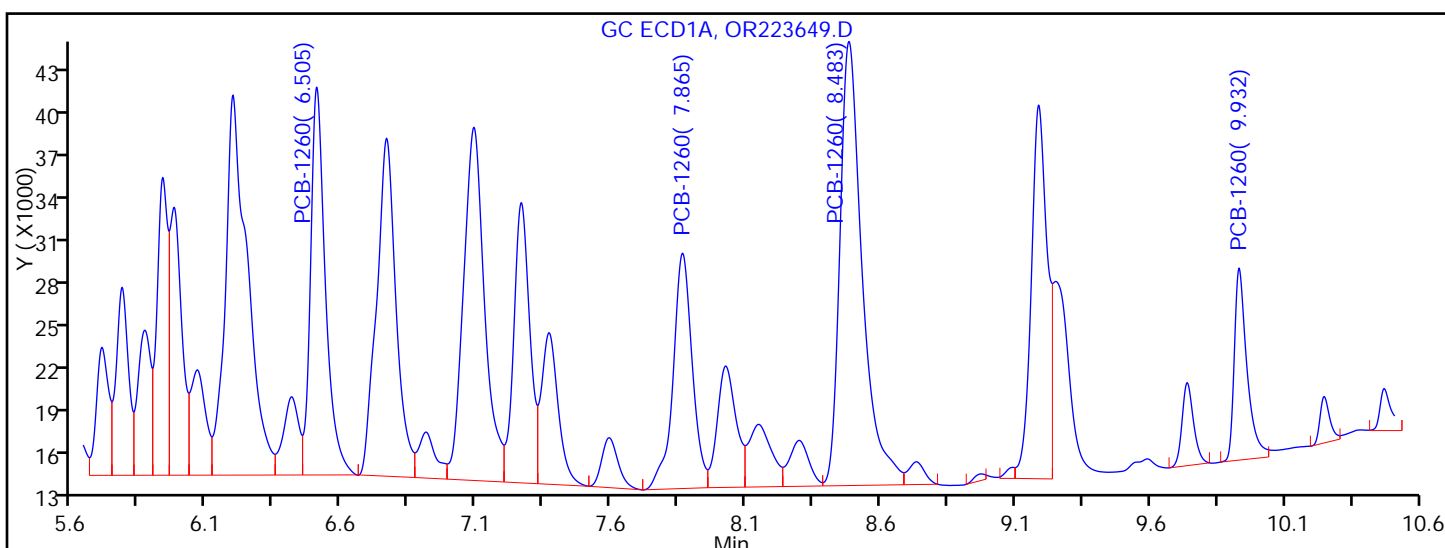
Detector: GC ECD1A

10 PCB-1260, CAS: 11096-82-5



Processing Integration Results

RT = 6.195	Response = 167458	
RT = 6.505	Response = 116954	M
RT = 7.865	Response = 79302	
RT = 8.483	Response = 174715	
RT = 9.932	Response = 42624	



Manual Integration Results

RT = 0.000	Response = 0	
RT = 6.505	Response = 101479	M
RT = 7.865	Response = 79302	
RT = 8.483	Response = 174715	
RT = 9.932	Response = 42624	

Reviewer: patelji, 04-Nov-2014 12:16:01

Audit Action: Assigned New Baseline

Audit Reason: Sample matrix interference

FORM I  
PCBS ORGANICS ANALYSIS DATA SHEET

Lab Name: TestAmerica Edison Job No.: 460-85482-1  
 SDG No.: \_\_\_\_\_  
 Client Sample ID: PMP-2-SW-SI Lab Sample ID: 460-85482-5  
 Matrix: Solid Lab File ID: OR223649.D  
 Analysis Method: 8082 Date Collected: 10/30/2014 15:02  
 Extraction Method: 3546 Date Extracted: 11/03/2014 07:56  
 Sample wt/vol: 15.0317(g) Date Analyzed: 11/04/2014 12:33  
 Con. Extract Vol.: 10(mL) Dilution Factor: 50  
 Injection Volume: 1(uL) GC Column: CLP-1 ID: 0.53(mm)  
 % Moisture: 13.4 GPC Cleanup: (Y/N) N  
 Analysis Batch No.: 260217 Units: ug/Kg

CAS NO.	COMPOUND NAME	RESULT	Q	RL	MDL
12674-11-2	Aroclor 1016	860	U	3900	860
11104-28-2	Aroclor 1221	860	U	3900	860
11141-16-5	Aroclor 1232	860	U	3900	860
12672-29-6	Aroclor 1248	860	U	3900	860
11097-69-1	Aroclor 1254	1100	U	3900	1100
37324-23-5	Aroclor 1262	1100	U	3900	1100
11100-14-4	Aroclor 1268	1100	U	3900	1100

CAS NO.	SURROGATE	%REC	Q	LIMITS
2051-24-3	DCB Decachlorobiphenyl	186	X D	53-150

TestAmerica Edison  
Target Compound Quantitation Report

Data File: \\EDICHROM\ChromData\CPESTGC7\20141104-20160.b\OR223649.D  
 Lims ID: 460-85482-A-5-A Lab Sample ID: 460-85482-5  
 Client ID: PMP-2-SW-SI  
 Sample Type: Client  
 Inject. Date: 04-Nov-2014 12:33:30 ALS Bottle#: 12 Worklist Smp#: 12  
 Injection Vol: 1.0 ul Dil. Factor: 50.0000  
 Sample Info: 460-0020160-012  
 Operator ID: Instrument ID: CPESTGC7  
 Method: \\EDICHROM\ChromData\CPESTGC7\20141104-20160.b\8082GC7.m  
 Limit Group: GC 8082 PCB  
 Last Update: 04-Nov-2014 13:11:16 Calib Date: 07-Oct-2014 15:20:30  
 Integrator: Falcon  
 Quant Method: External Standard Quant By: Initial Calibration  
 Last ICal File: \\EDICHROM\ChromData\CPESTGC7\20141007-19026.b\OR222720.D

Column 1 : Det: GC ECD1A  
 Column 2 : Det: GC ECD2B  
 Process Host: XAWRK008

First Level Reviewer: patelji Date: 04-Nov-2014 12:06:41

Col	RT (min.)	Exp RT (min.)	Dlt RT (min.)	Response	OnCol Amt ug/l	Flags
-----	-----------	---------------	---------------	----------	----------------	-------

9 PCB-1242						
1	2.870	2.868	0.002	141843	1412.4	M
1	3.318	3.317	0.001	275575	1441.5	M
1	3.843	3.842	0.001	522744	1468.6	M
1	4.005	4.005	0.000	230049	1512.2	M
1	5.105	5.105	0.000	245744	1646.5	M

Average of Peak Amounts = 1496.2

2	2.293	2.298	-0.005	221202	1220.4	M
2	2.623	2.628	-0.005	364948	1341.2	M
2	3.082	3.088	-0.006	775091	1406.3	M
2	3.225	3.232	-0.007	296322	1427.5	M
2	3.675	3.683	-0.008	314124	1434.2	M

Average of Peak Amounts = 1365.9

RPD = 9.10

10 PCB-1260						
1	0.000	6.208	-6.208	0	0	M
1	6.505	6.518	-0.013	101479	305.0	M
1	7.865	7.885	-0.020	79302	285.6	
1	8.483	8.503	-0.020	174715	288.9	
1	9.932	9.940	-0.008	42624	264.6	

Average of Peak Amounts = 286.0

2	5.117	5.123	-0.006	113826	295.6	
2	6.297	6.305	-0.008	78876	236.7	M
2	6.778	6.788	-0.010	232963	276.9	
2	0.000	7.290	-7.290	0	0	
2	8.647	8.657	-0.010	71015	267.9	

Average of Peak Amounts = 269.3

RPD = 6.03



Data File: \\EDICHROM\ChromData\CPESTGC7\20141104-20160.b\OR223649.D

Col	RT (min.)	Exp RT (min.)	Dlt RT (min.)	Response	OnCol Amt ug/l	Flags
-----	--------------	------------------	------------------	----------	-------------------	-------

\$ 5 DCB Decachlorobiphenyl

1	10.470	10.495	-0.025	8713	2.10	
2	9.417	9.422	-0.005	11914	1.86	

RPD = 12.34

### QC Flag Legend

Review Flags

M - Manually Integrated

TestAmerica Edison

Data File: \\EDICHROM\ChromData\CPESTGC7\20141104-20160.b\OR223649.D

Injection Date: 04-Nov-2014 12:33:30

Instrument ID: CPESTGC7

Operator ID:

Lims ID: 460-85482-A-5-A

Lab Sample ID: 460-85482-5

Worklist Smp#: 12

Client ID: PMP-2-SW-SI

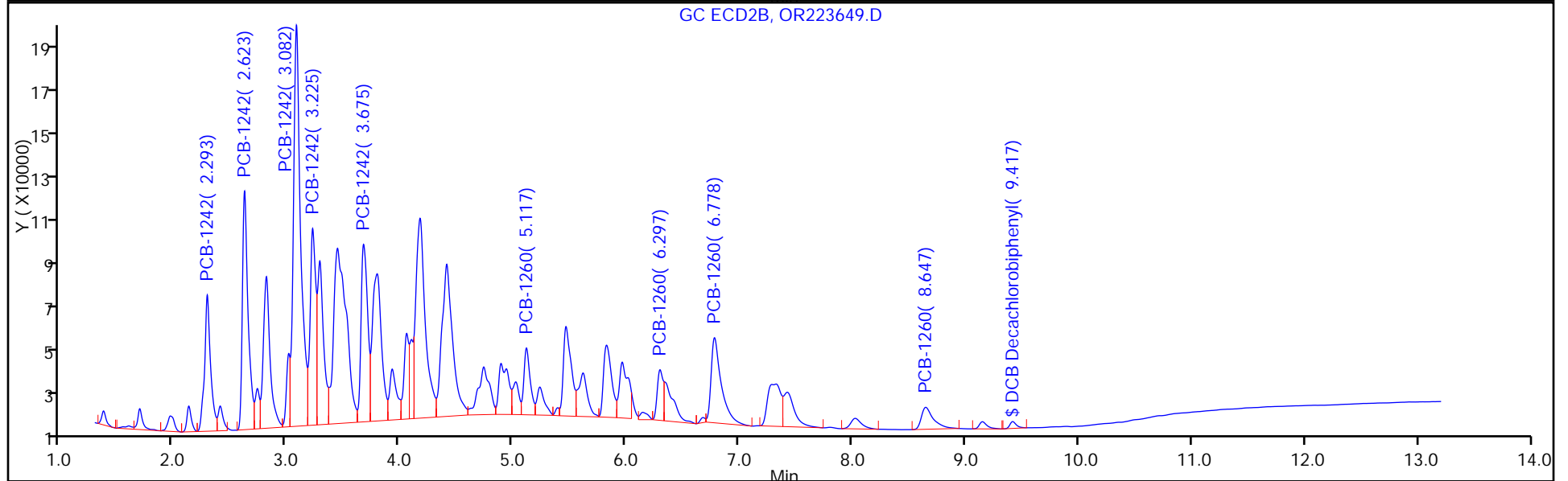
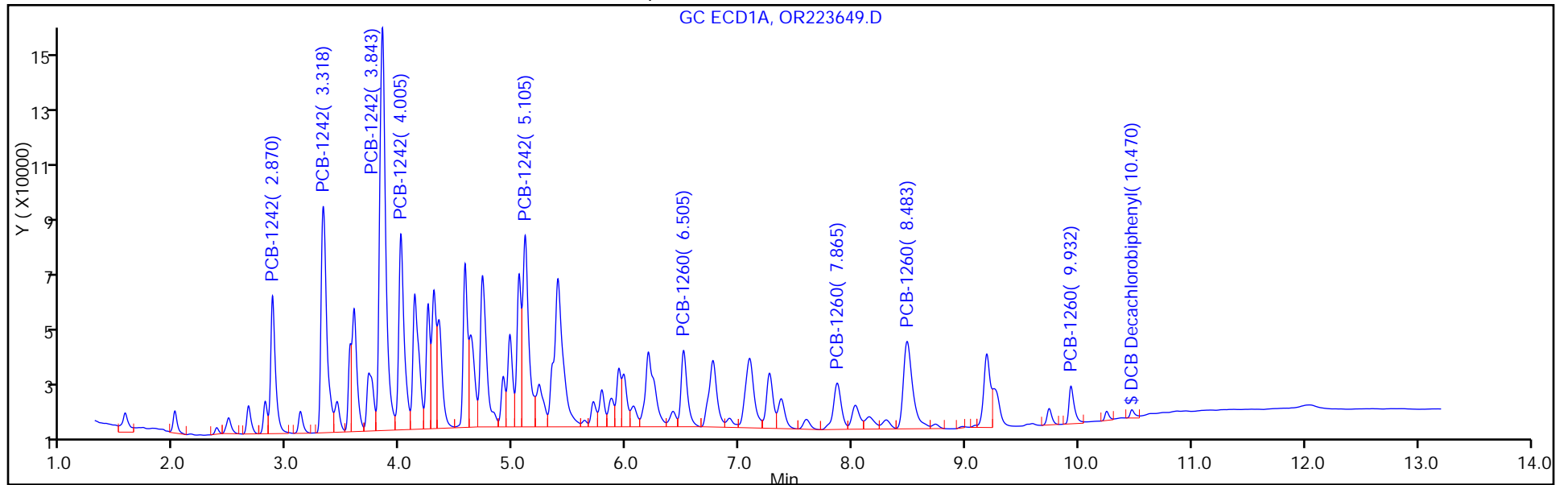
Injection Vol: 1.0 ul

Dil. Factor: 50.0000

ALS Bottle#: 12

Method: 8082GC7

Limit Group: GC 8082 PCB



TestAmerica Edison

Data File: \\EDICHROM\ChromData\CPESTGC7\20141104-20160.b\OR223649.D

Injection Date: 04-Nov-2014 12:33:30

Instrument ID: CPESTGC7

Lims ID: 460-85482-A-5-A

Lab Sample ID: 460-85482-5

Client ID: PMP-2-SW-SI

Operator ID:

ALS Bottle#: 12

Worklist Smp#: 12

Injection Vol: 1.0 ul

Dil. Factor: 50.0000

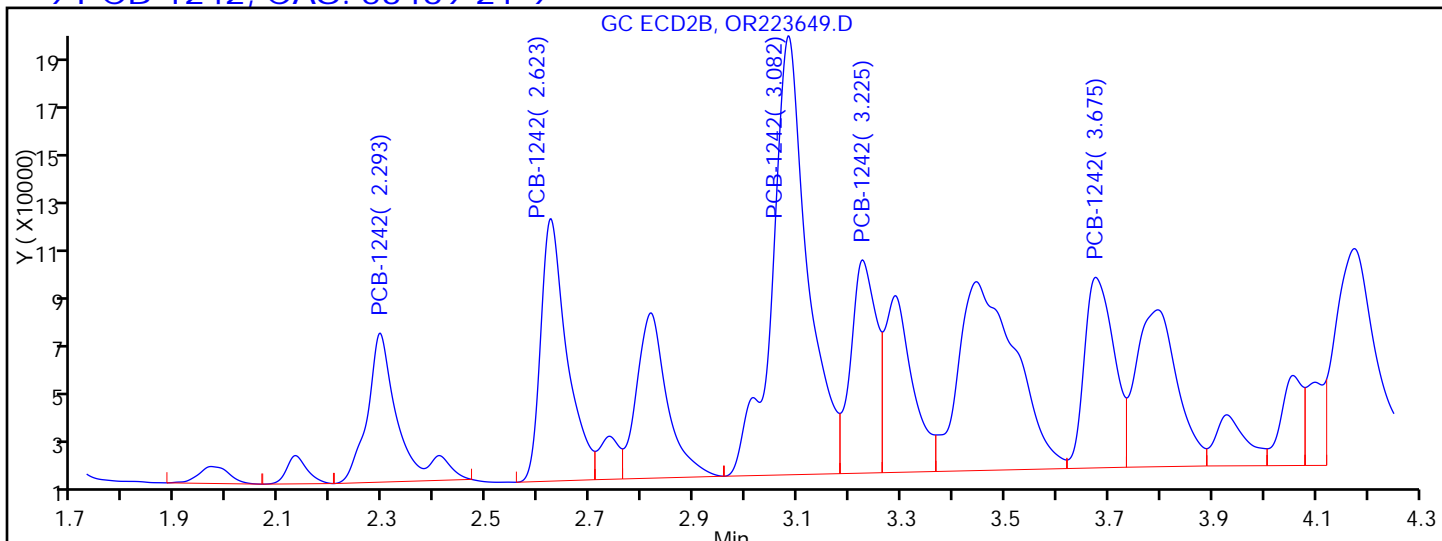
Method: 8082GC7

Limit Group: GC 8082 PCB

Column:

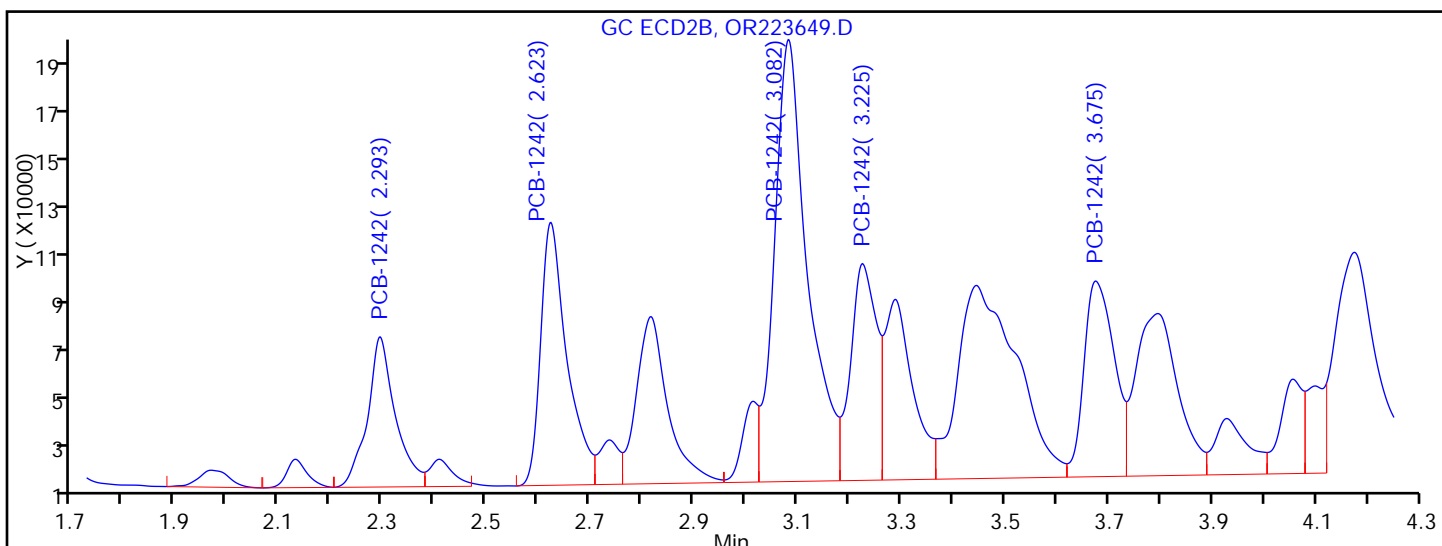
Detector: GC ECD2B

9 PCB-1242, CAS: 53469-21-9



Processing Integration Results

RT = 2.293	Response = 243934	M
RT = 2.623	Response = 363055	M
RT = 3.082	Response = 825109	M
RT = 3.225	Response = 289560	M
RT = 3.675	Response = 300376	M



Manual Integration Results

RT = 2.293	Response = 221202	M
RT = 2.623	Response = 364948	M
RT = 3.082	Response = 775091	M
RT = 3.225	Response = 296322	M
RT = 3.675	Response = 314124	M

Reviewer: patelji, 04-Nov-2014 12:16:01

Audit Action: Assigned New Baseline

Audit Reason: Sample matrix interference

TestAmerica Edison

Data File: \\EDICHROM\ChromData\CPESTGC7\20141104-20160.b\OR223649.D

Injection Date: 04-Nov-2014 12:33:30

Instrument ID: CPESTGC7

Lims ID: 460-85482-A-5-A

Lab Sample ID: 460-85482-5

Client ID: PMP-2-SW-SI

Operator ID:

ALS Bottle#: 12

Worklist Smp#: 12

Injection Vol: 1.0 ul

Dil. Factor: 50.0000

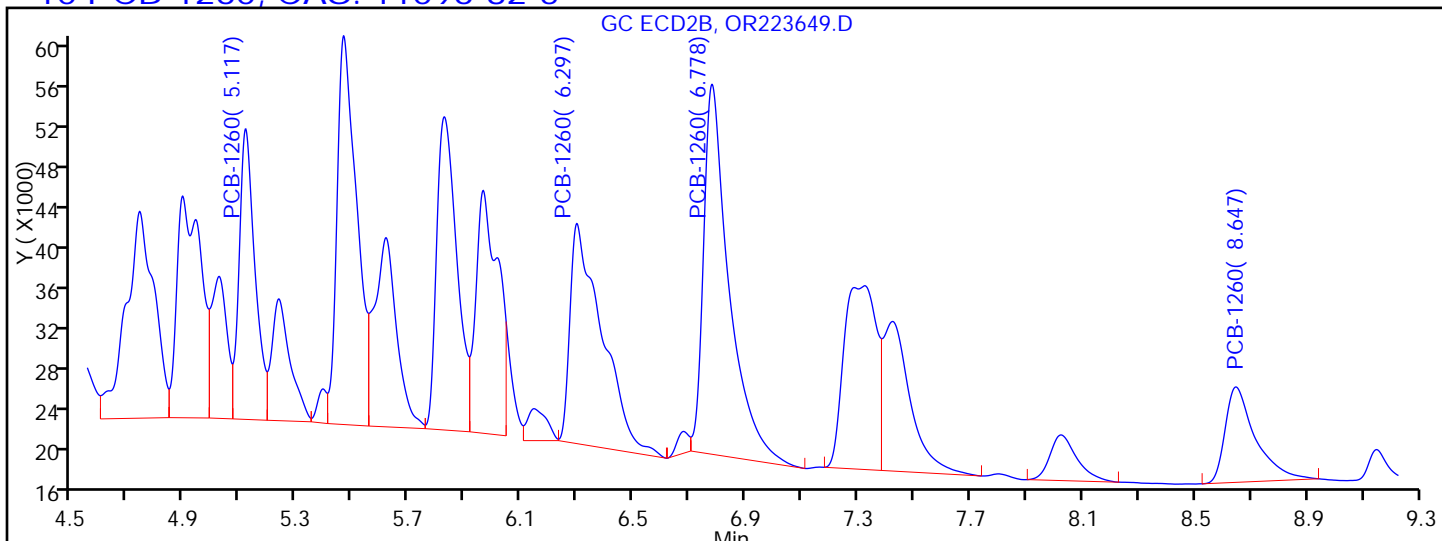
Method: 8082GC7

Limit Group: GC 8082 PCB

Column:

Detector: GC ECD2B

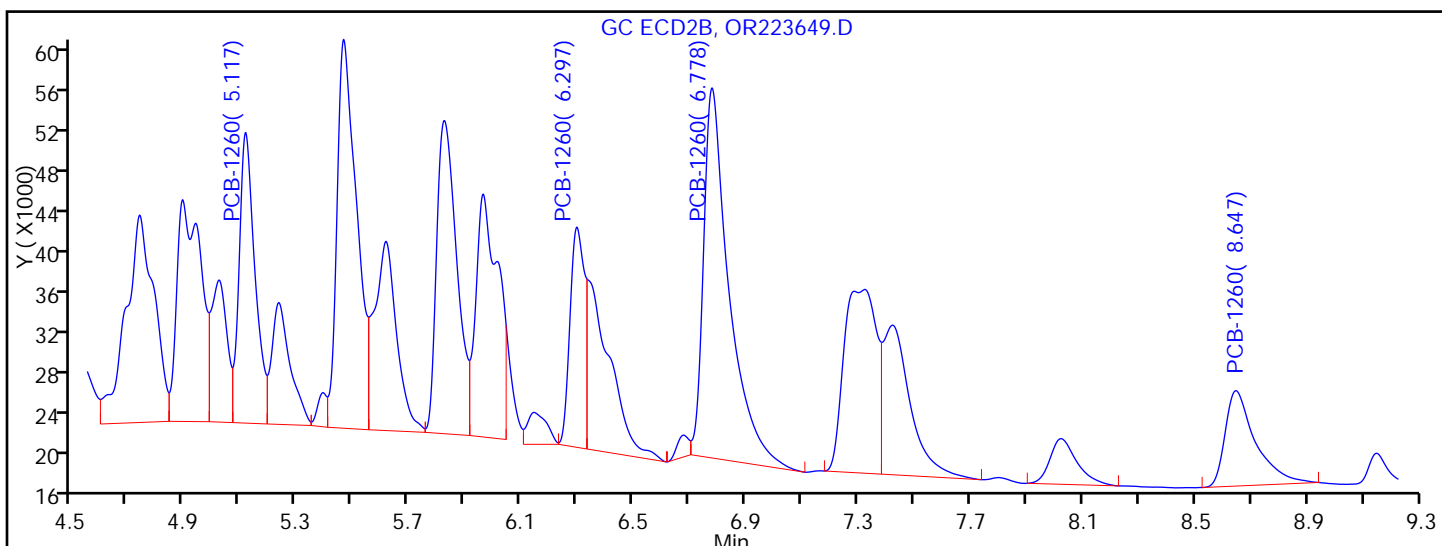
10 PCB-1260, CAS: 11096-82-5



Processing Integration Results

RT = 5.117	Response = 113826
RT = 6.297	Response = 173670
RT = 6.778	Response = 232963
RT = 7.287	Response = 147674
RT = 8.647	Response = 71015

M



Manual Integration Results

RT = 5.117	Response = 113826
RT = 6.297	Response = 78876
RT = 6.778	Response = 232963
RT = 0.000	Response = 0
RT = 8.647	Response = 71015

M

Reviewer: patelji, 04-Nov-2014 12:16:01

Audit Action: Split an Integrated Peak

Audit Reason: Sample matrix interference

FORM I  
PCBS ORGANICS ANALYSIS DATA SHEET

Lab Name: TestAmerica Edison Job No.: 460-85482-1  
 SDG No.: \_\_\_\_\_  
 Client Sample ID: PMP-13-SW-WT Lab Sample ID: 460-85482-6  
 Matrix: Solid Lab File ID: OR223650.D  
 Analysis Method: 8082 Date Collected: 10/30/2014 14:40  
 Extraction Method: 3546 Date Extracted: 11/03/2014 07:56  
 Sample wt/vol: 15.0017(g) Date Analyzed: 11/04/2014 12:49  
 Con. Extract Vol.: 10(mL) Dilution Factor: 50  
 Injection Volume: 1(uL) GC Column: CLP-2 ID: 0.53(mm)  
 % Moisture: 8.5 GPC Cleanup: (Y/N) N  
 Analysis Batch No.: 260217 Units: ug/Kg

CAS NO.	COMPOUND NAME	RESULT	Q	RL	MDL
53469-21-9	Aroclor 1242	81000		3700	820

CAS NO.	SURROGATE	%REC	Q	LIMITS
2051-24-3	DCB Decachlorobiphenyl	187	X D	53-150

TestAmerica Edison  
Target Compound Quantitation Report

Data File: \\EDICHROM\ChromData\CPESTGC7\20141104-20160.b\OR223650.D  
 Lims ID: 460-85482-A-6-A Lab Sample ID: 460-85482-6  
 Client ID: PMP-13-SW-WT  
 Sample Type: Client  
 Inject. Date: 04-Nov-2014 12:49:30 ALS Bottle#: 13 Worklist Smp#: 13  
 Injection Vol: 1.0 ul Dil. Factor: 50.0000  
 Sample Info: 460-0020160-013  
 Operator ID: Instrument ID: CPESTGC7  
 Method: \\EDICHROM\ChromData\CPESTGC7\20141104-20160.b\8082GC7.m  
 Limit Group: GC 8082 PCB  
 Last Update: 04-Nov-2014 13:11:16 Calib Date: 07-Oct-2014 15:20:30  
 Integrator: Falcon  
 Quant Method: External Standard Quant By: Initial Calibration  
 Last ICal File: \\EDICHROM\ChromData\CPESTGC7\20141007-19026.b\OR222720.D  
 Column 1 : Det: GC ECD1A  
 Column 2 : Det: GC ECD2B  
 Process Host: XAWRK008

First Level Reviewer: patelji Date: 04-Nov-2014 12:16:51

Col	RT (min.)	Exp RT (min.)	Dlt RT (min.)	Response	OnCol Amt ug/l	Flags
-----	-----------	---------------	---------------	----------	----------------	-------

9 PCB-1242						M
1	2.865	2.868	-0.003	180202	1794.3	
1	3.313	3.317	-0.004	432402	2261.8	
1	3.838	3.842	-0.004	818495	2299.4	
1	4.002	4.005	-0.003	346197	2275.7	
1	5.102	5.105	-0.003	364653	2443.1	
Average of Peak Amounts =					2214.9	
2	2.287	2.298	-0.011	266241	1468.9	
2	2.617	2.628	-0.011	560022	2058.1	M
2	3.077	3.088	-0.011	1199849	2177.0	M
2	3.220	3.232	-0.012	452751	2181.1	M
2	3.670	3.683	-0.013	501603	2290.2	M
Average of Peak Amounts =					2035.1	
RPD = 8.46						

\$ 5 DCB Decachlorobiphenyl						
1	10.470	10.495	-0.025	7760	1.87	
2	9.415	9.422	-0.007	11767	1.84	
RPD = 2.02						

QC Flag Legend

Review Flags

M - Manually Integrated

TestAmerica Edison

Data File: \\EDICHROM\ChromData\CPESTGC7\20141104-20160.b\OR223650.D

Injection Date: 04-Nov-2014 12:49:30

Instrument ID: CPESTGC7

Operator ID:

Lims ID: 460-85482-A-6-A

Lab Sample ID: 460-85482-6

Worklist Smp#: 13

Client ID: PMP-13-SW-WT

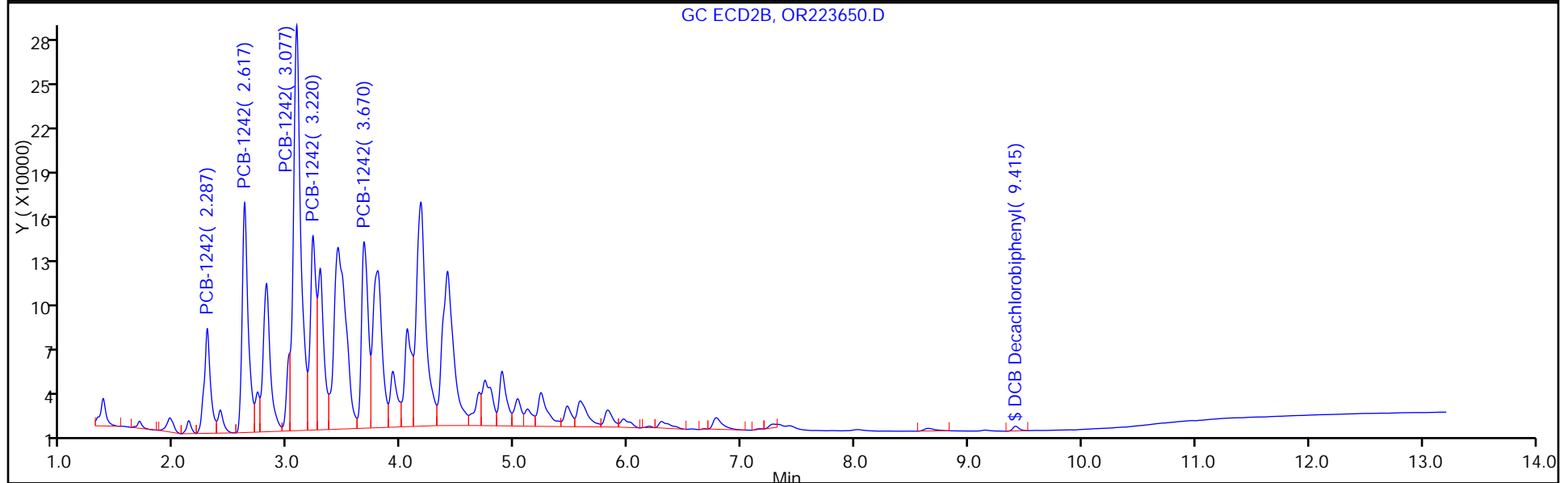
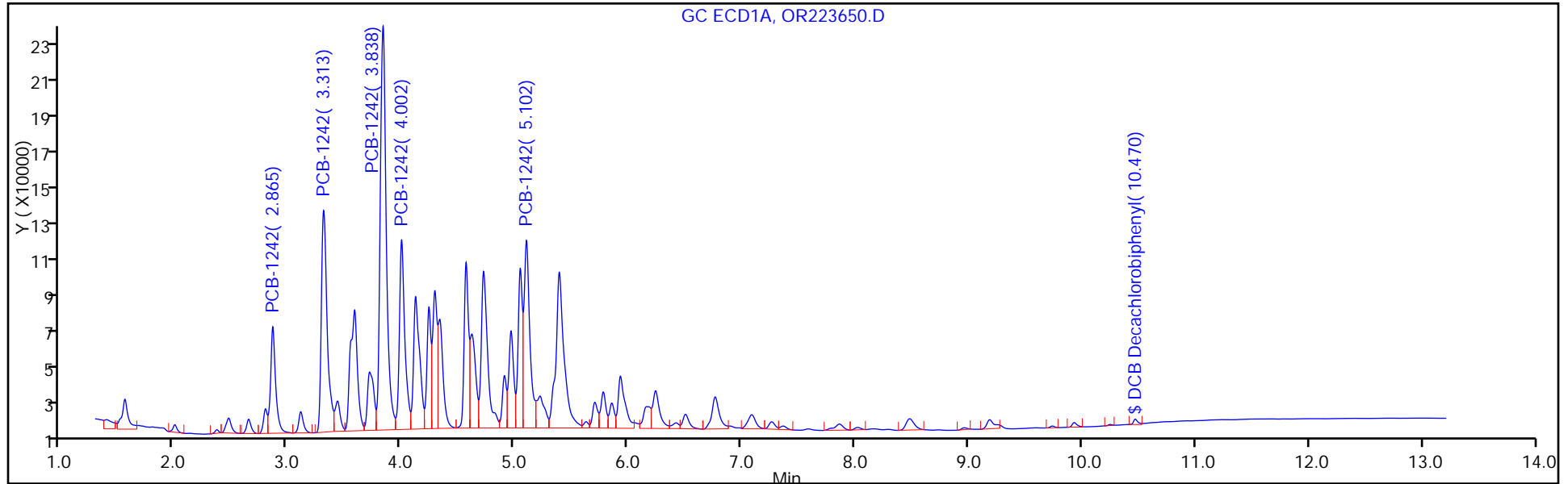
Injection Vol: 1.0 ul

Dil. Factor: 50.0000

ALS Bottle#: 13

Method: 8082GC7

Limit Group: GC 8082 PCB



FORM I  
PCBS ORGANICS ANALYSIS DATA SHEET

Lab Name: TestAmerica Edison Job No.: 460-85482-1  
 SDG No.: \_\_\_\_\_  
 Client Sample ID: PMP-13-SW-WT Lab Sample ID: 460-85482-6  
 Matrix: Solid Lab File ID: OR223650.D  
 Analysis Method: 8082 Date Collected: 10/30/2014 14:40  
 Extraction Method: 3546 Date Extracted: 11/03/2014 07:56  
 Sample wt/vol: 15.0017(g) Date Analyzed: 11/04/2014 12:49  
 Con. Extract Vol.: 10(mL) Dilution Factor: 50  
 Injection Volume: 1(uL) GC Column: CLP-1 ID: 0.53(mm)  
 % Moisture: 8.5 GPC Cleanup: (Y/N) N  
 Analysis Batch No.: 260217 Units: ug/Kg

CAS NO.	COMPOUND NAME	RESULT	Q	RL	MDL
12674-11-2	Aroclor 1016	820	U	3700	820
11104-28-2	Aroclor 1221	820	U	3700	820
11141-16-5	Aroclor 1232	820	U	3700	820
12672-29-6	Aroclor 1248	820	U	3700	820
11097-69-1	Aroclor 1254	1000	U	3700	1000
11096-82-5	Aroclor 1260	1000	U	3700	1000
37324-23-5	Aroclor 1262	1000	U	3700	1000
11100-14-4	Aroclor 1268	1000	U	3700	1000

CAS NO.	SURROGATE	%REC	Q	LIMITS
2051-24-3	DCB Decachlorobiphenyl	184	X D	53-150



TestAmerica Edison  
Target Compound Quantitation Report

Data File: \\EDICHROM\ChromData\CPESTGC7\20141104-20160.b\OR223650.D  
 Lims ID: 460-85482-A-6-A Lab Sample ID: 460-85482-6  
 Client ID: PMP-13-SW-WT  
 Sample Type: Client  
 Inject. Date: 04-Nov-2014 12:49:30 ALS Bottle#: 13 Worklist Smp#: 13  
 Injection Vol: 1.0 ul Dil. Factor: 50.0000  
 Sample Info: 460-0020160-013  
 Operator ID: Instrument ID: CPESTGC7  
 Method: \\EDICHROM\ChromData\CPESTGC7\20141104-20160.b\8082GC7.m  
 Limit Group: GC 8082 PCB  
 Last Update: 04-Nov-2014 13:11:16 Calib Date: 07-Oct-2014 15:20:30  
 Integrator: Falcon  
 Quant Method: External Standard Quant By: Initial Calibration  
 Last ICal File: \\EDICHROM\ChromData\CPESTGC7\20141007-19026.b\OR222720.D

Column 1 : Det: GC ECD1A  
 Column 2 : Det: GC ECD2B  
 Process Host: XAWRK008

First Level Reviewer: patelji Date: 04-Nov-2014 12:16:51

Col	RT (min.)	Exp RT (min.)	Dlt RT (min.)	Response	OnCol Amt ug/l	Flags
-----	-----------	---------------	---------------	----------	----------------	-------

9 PCB-1242						M
1	2.865	2.868	-0.003	180202	1794.3	
1	3.313	3.317	-0.004	432402	2261.8	
1	3.838	3.842	-0.004	818495	2299.4	
1	4.002	4.005	-0.003	346197	2275.7	
1	5.102	5.105	-0.003	364653	2443.1	
Average of Peak Amounts =					2214.9	
2	2.287	2.298	-0.011	266241	1468.9	
2	2.617	2.628	-0.011	560022	2058.1	M
2	3.077	3.088	-0.011	1199849	2177.0	M
2	3.220	3.232	-0.012	452751	2181.1	M
2	3.670	3.683	-0.013	501603	2290.2	M
Average of Peak Amounts =					2035.1	
RPD = 8.46						

\$ 5 DCB Decachlorobiphenyl						
1	10.470	10.495	-0.025	7760	1.87	
2	9.415	9.422	-0.007	11767	1.84	
RPD = 2.02						

QC Flag Legend

Review Flags

M - Manually Integrated

TestAmerica Edison

Data File: \\EDICHROM\ChromData\CPESTGC7\20141104-20160.b\OR223650.D

Injection Date: 04-Nov-2014 12:49:30

Instrument ID: CPESTGC7

Operator ID:

Lims ID: 460-85482-A-6-A

Lab Sample ID: 460-85482-6

Worklist Smp#: 13

Client ID: PMP-13-SW-WT

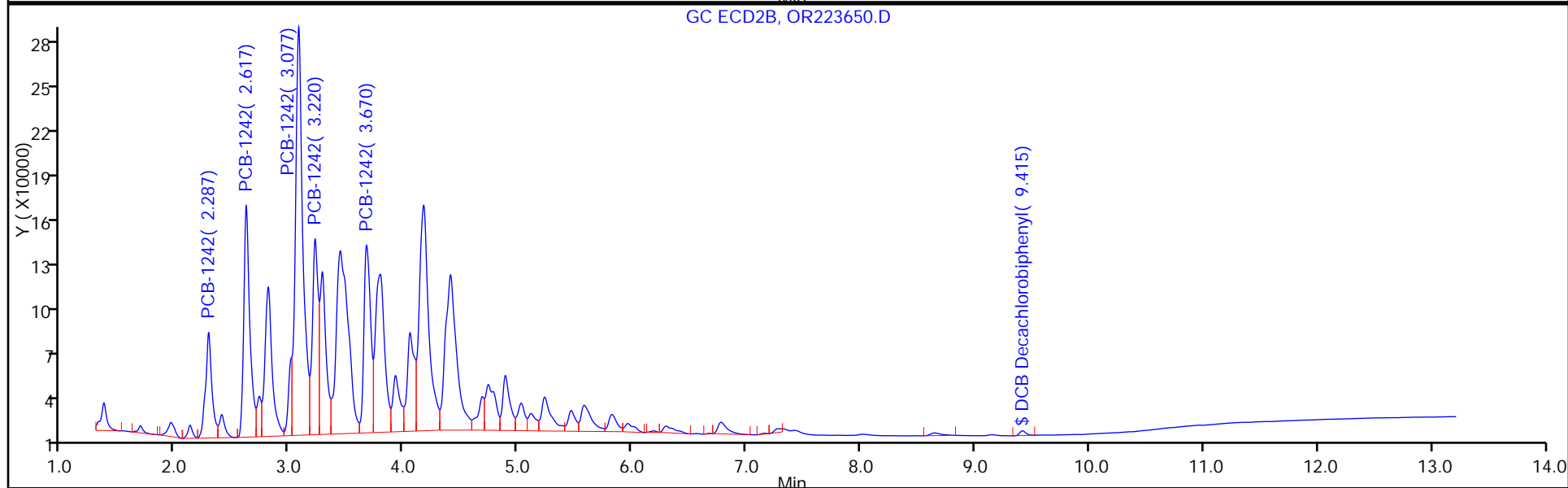
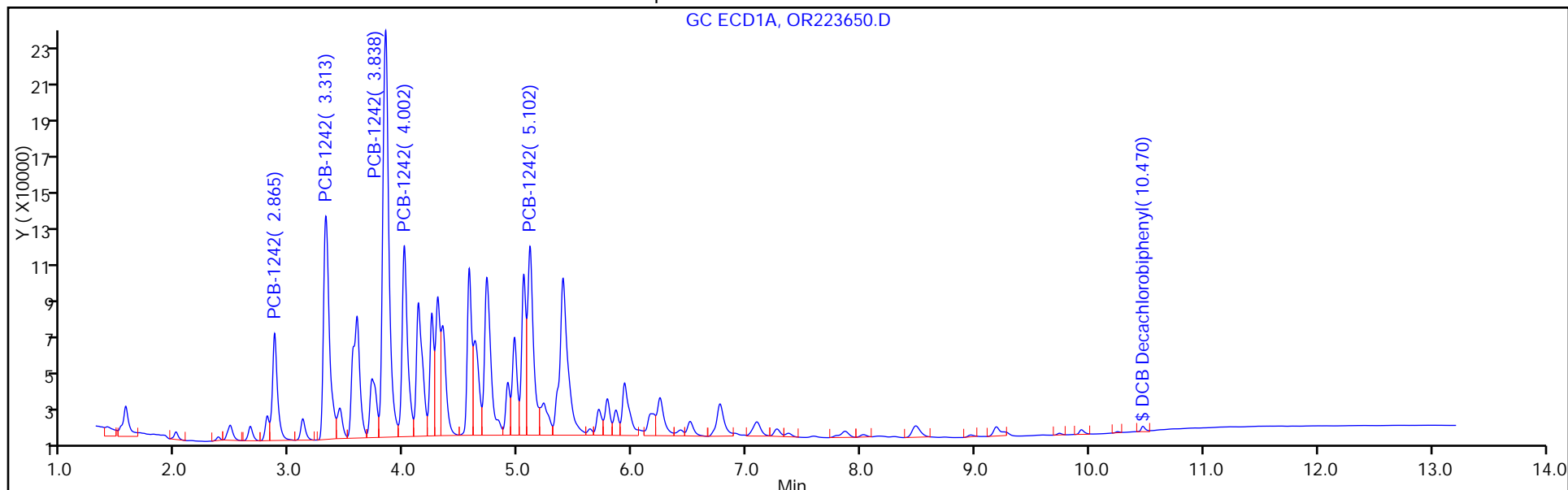
Injection Vol: 1.0 ul

Dil. Factor: 50.0000

ALS Bottle#: 13

Method: 8082GC7

Limit Group: GC 8082 PCB



TestAmerica Edison

Data File: \\EDICHROM\ChromData\CPESTGC7\20141104-20160.b\OR223650.D

Injection Date: 04-Nov-2014 12:49:30

Instrument ID: CPESTGC7

Lims ID: 460-85482-A-6-A

Lab Sample ID: 460-85482-6

Client ID: PMP-13-SW-WT

Operator ID:

ALS Bottle#: 13

Worklist Smp#: 13

Injection Vol: 1.0 ul

Dil. Factor: 50.0000

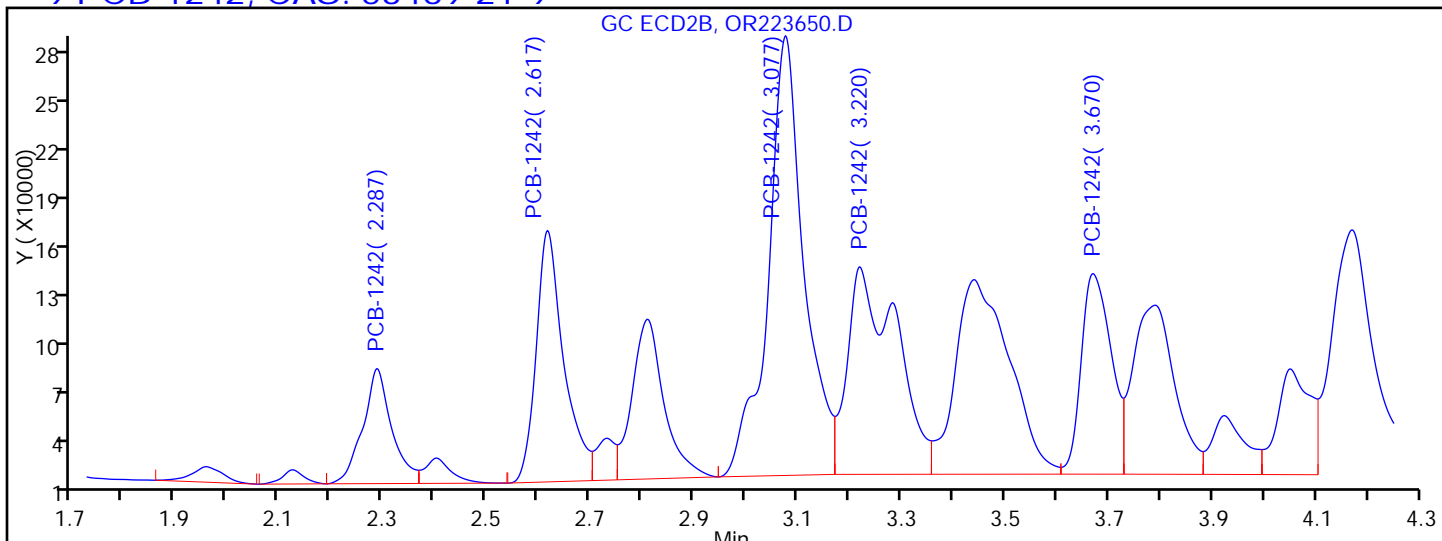
Method: 8082GC7

Limit Group: GC 8082 PCB

Column:

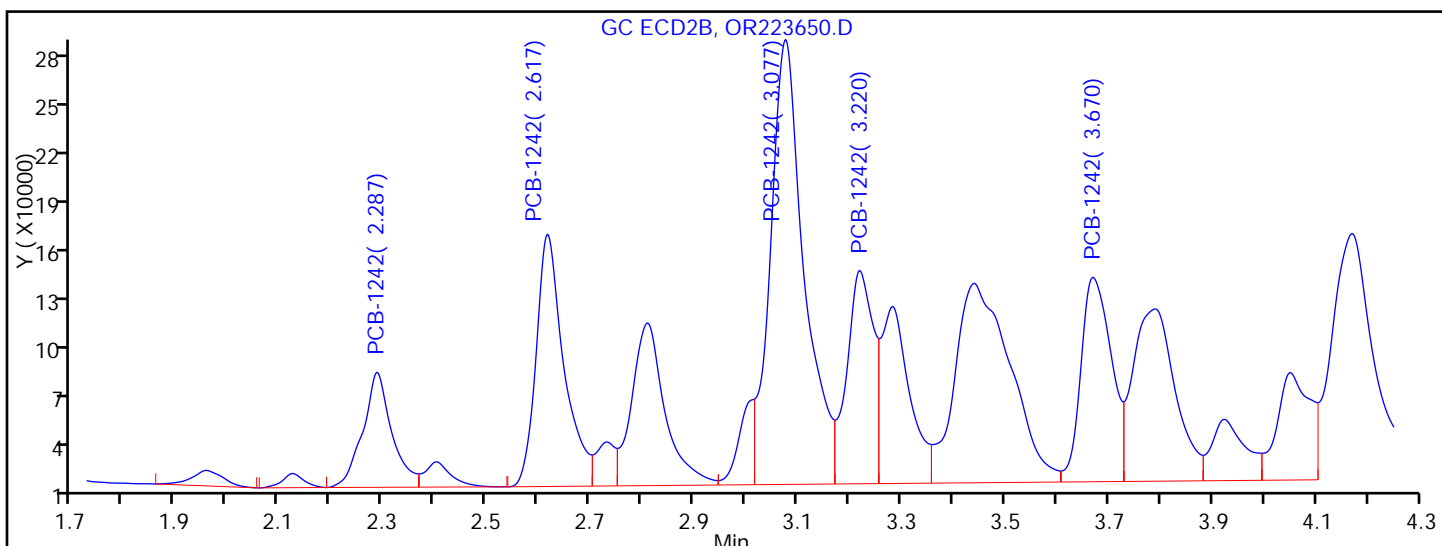
Detector: GC ECD2B

9 PCB-1242, CAS: 53469-21-9



Processing Integration Results

RT = 2.287	Response = 266241	
RT = 2.617	Response = 554676	M
RT = 3.077	Response = 1261805	M
RT = 3.220	Response = 813357	M
RT = 3.670	Response = 484714	M



Manual Integration Results

RT = 2.287	Response = 266241	
RT = 2.617	Response = 560022	M
RT = 3.077	Response = 1199849	M
RT = 3.220	Response = 452751	M
RT = 3.670	Response = 501603	M

Reviewer: patelji, 04-Nov-2014 12:16:51

Audit Action: Assigned New Baseline

Audit Reason: Peak not integrated

FORM I  
PCBS ORGANICS ANALYSIS DATA SHEET

Lab Name: TestAmerica Edison Job No.: 460-85482-1  
 SDG No.: \_\_\_\_\_  
 Client Sample ID: PMP-13-SW-SI Lab Sample ID: 460-85482-7  
 Matrix: Solid Lab File ID: OR223651.D  
 Analysis Method: 8082 Date Collected: 10/30/2014 14:42  
 Extraction Method: 3546 Date Extracted: 11/03/2014 07:56  
 Sample wt/vol: 15.0095(g) Date Analyzed: 11/04/2014 13:06  
 Con. Extract Vol.: 10(mL) Dilution Factor: 1  
 Injection Volume: 1(uL) GC Column: CLP-2 ID: 0.53(mm)  
 % Moisture: 11.1 GPC Cleanup: (Y/N) N  
 Analysis Batch No.: 260217 Units: ug/Kg

CAS NO.	SURROGATE	%REC	Q	LIMITS
2051-24-3	DCB Decachlorobiphenyl	123		53-150

TestAmerica Edison  
Target Compound Quantitation Report

Data File: \\EDICHROM\ChromData\CPESTGC7\20141104-20160.b\OR223651.D  
 Lims ID: 460-85482-A-7-A Lab Sample ID: 460-85482-7  
 Client ID: PMP-13-SW-SI  
 Sample Type: Client  
 Inject. Date: 04-Nov-2014 13:06:30 ALS Bottle#: 14 Worklist Smp#: 14  
 Injection Vol: 1.0 ul Dil. Factor: 1.0000  
 Sample Info: 460-0020160-014  
 Operator ID: Instrument ID: CPESTGC7  
 Method: \\EDICHROM\ChromData\CPESTGC7\20141104-20160.b\8082GC7.m  
 Limit Group: GC 8082 PCB  
 Last Update: 04-Nov-2014 13:11:16 Calib Date: 07-Oct-2014 15:20:30  
 Integrator: Falcon  
 Quant Method: External Standard Quant By: Initial Calibration  
 Last ICal File: \\EDICHROM\ChromData\CPESTGC7\20141007-19026.b\OR222720.D  
 Column 1 : Det: GC ECD1A  
 Column 2 : Det: GC ECD2B  
 Process Host: XAWRK008

First Level Reviewer: patelji Date: 04-Nov-2014 12:42:16

Col	RT (min.)	Exp RT (min.)	Dlt RT (min.)	Response	OnCol Amt ug/l	Flags
-----	-----------	---------------	---------------	----------	----------------	-------

9 PCB-1242						M
1	2.868	2.868	0.000	23441	233.4	
1	3.318	3.317	0.001	53278	278.7	
1	3.842	3.842	0.000	101553	285.3	M
1	4.005	4.005	0.000	44466	292.3	M
1	5.105	5.105	0.000	43315	290.2	M
Average of Peak Amounts =					276.0	
2	2.293	2.298	-0.005	45025	248.4	M
2	2.622	2.628	-0.006	80575	296.1	M
2	3.080	3.088	-0.008	148300	269.1	M
2	3.223	3.232	-0.009	60351	290.7	M
2	3.675	3.683	-0.008	63325	289.1	M
Average of Peak Amounts =					278.7	
						RPD = 0.98

\$ 5 DCB Decachlorobiphenyl						
1	10.467	10.495	-0.028	255437	61.7	
2	9.412	9.422	-0.010	443022	69.2	
						RPD = 11.40

QC Flag Legend

Review Flags

M - Manually Integrated

TestAmerica Edison

Data File: \\EDICHROM\ChromData\CPESTGC7\20141104-20160.b\OR223651.D

Injection Date: 04-Nov-2014 13:06:30

Instrument ID: CPESTGC7

Operator ID:

Lims ID: 460-85482-A-7-A

Lab Sample ID: 460-85482-7

Worklist Smp#: 14

Client ID: PMP-13-SW-SI

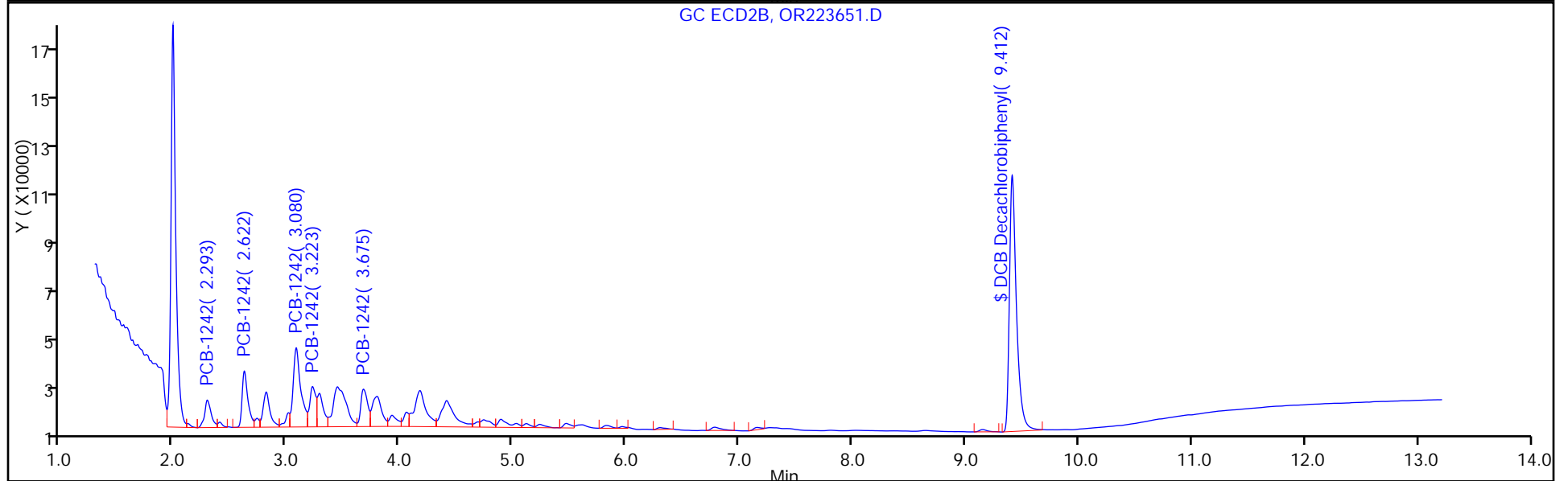
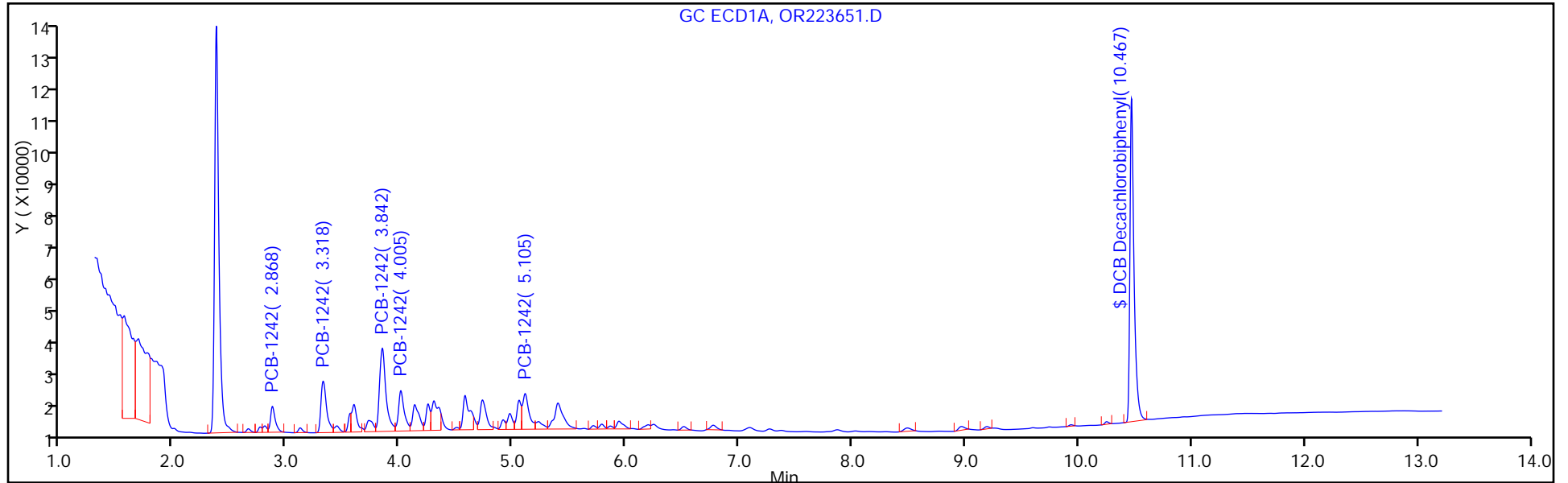
Injection Vol: 1.0 ul

Dil. Factor: 1.0000

ALS Bottle#: 14

Method: 8082GC7

Limit Group: GC 8082 PCB



TestAmerica Edison

Data File: \\EDICROM\ChromData\CPESTGC7\20141104-20160.b\OR223651.D

Injection Date: 04-Nov-2014 13:06:30

Instrument ID: CPESTGC7

Lims ID: 460-85482-A-7-A

Lab Sample ID: 460-85482-7

Client ID: PMP-13-SW-SI

Operator ID:

ALS Bottle#: 14

Worklist Smp#: 14

Injection Vol: 1.0 ul

Dil. Factor: 1.0000

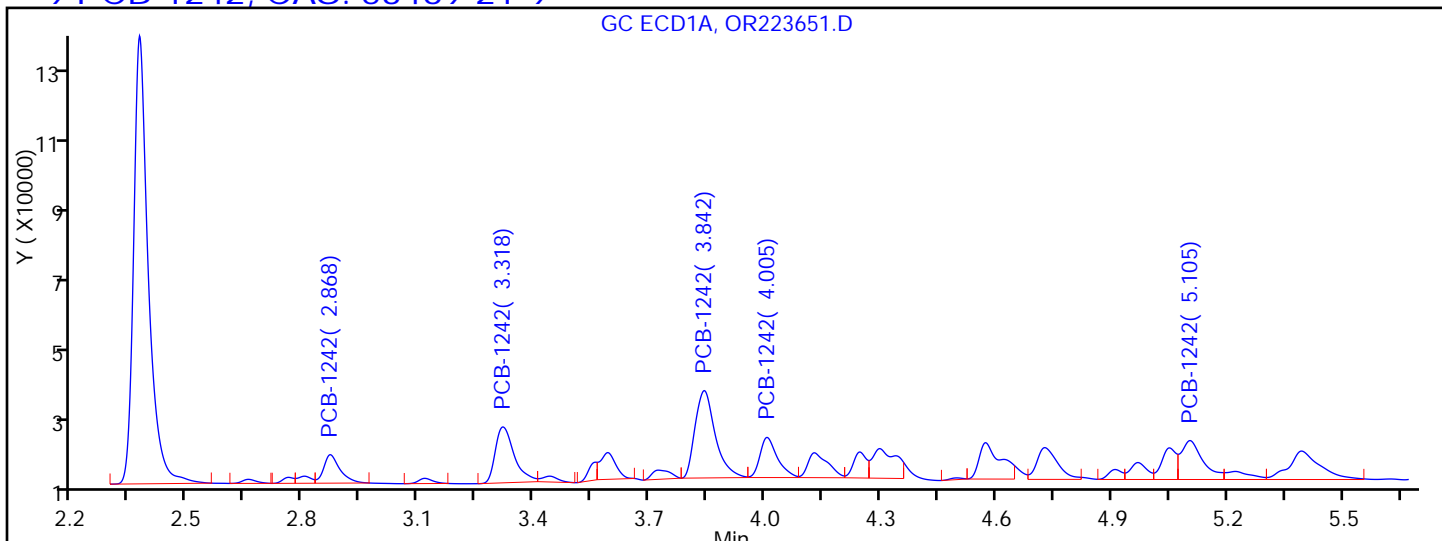
Method: 8082GC7

Limit Group: GC 8082 PCB

Column:

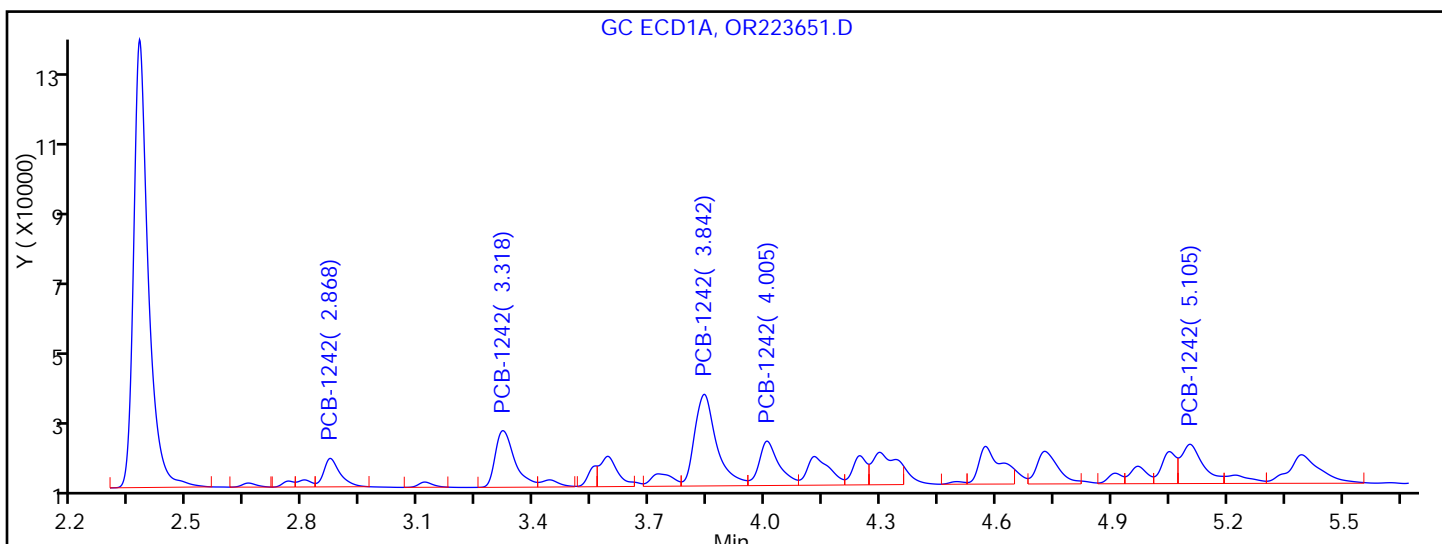
Detector GC ECD1A

9 PCB-1242, CAS: 53469-21-9



Processing Integration Results

RT = 2.868	Response = 23441	
RT = 3.318	Response = 53278	
RT = 3.842	Response = 89021	M
RT = 4.005	Response = 35196	M
RT = 5.105	Response = 42678	M



Manual Integration Results

RT = 2.868	Response = 23441	
RT = 3.318	Response = 53278	
RT = 3.842	Response = 101553	M
RT = 4.005	Response = 44466	M
RT = 5.105	Response = 43315	M

Reviewer: patelji, 04-Nov-2014 12:42:16

Audit Action: Assigned New Baseline

Audit Reason: Peak not integrated

FORM I  
PCBS ORGANICS ANALYSIS DATA SHEET

Lab Name: TestAmerica Edison Job No.: 460-85482-1  
 SDG No.: \_\_\_\_\_  
 Client Sample ID: PMP-13-SW-SI Lab Sample ID: 460-85482-7  
 Matrix: Solid Lab File ID: OR223651.D  
 Analysis Method: 8082 Date Collected: 10/30/2014 14:42  
 Extraction Method: 3546 Date Extracted: 11/03/2014 07:56  
 Sample wt/vol: 15.0095(g) Date Analyzed: 11/04/2014 13:06  
 Con. Extract Vol.: 10(mL) Dilution Factor: 1  
 Injection Volume: 1(uL) GC Column: CLP-1 ID: 0.53(mm)  
 % Moisture: 11.1 GPC Cleanup: (Y/N) N  
 Analysis Batch No.: 260217 Units: ug/Kg

CAS NO.	COMPOUND NAME	RESULT	Q	RL	MDL
12674-11-2	Aroclor 1016	17	U	75	17
11104-28-2	Aroclor 1221	17	U	75	17
11141-16-5	Aroclor 1232	17	U	75	17
53469-21-9	Aroclor 1242	210		75	17
12672-29-6	Aroclor 1248	17	U	75	17
11097-69-1	Aroclor 1254	21	U	75	21
11096-82-5	Aroclor 1260	21	U	75	21
37324-23-5	Aroclor 1262	21	U	75	21
11100-14-4	Aroclor 1268	21	U	75	21

CAS NO.	SURROGATE	%REC	Q	LIMITS
2051-24-3	DCB Decachlorobiphenyl	138		53-150



TestAmerica Edison  
Target Compound Quantitation Report

Data File: \\EDICHROM\ChromData\CPESTGC7\20141104-20160.b\OR223651.D  
 Lims ID: 460-85482-A-7-A Lab Sample ID: 460-85482-7  
 Client ID: PMP-13-SW-SI  
 Sample Type: Client  
 Inject. Date: 04-Nov-2014 13:06:30 ALS Bottle#: 14 Worklist Smp#: 14  
 Injection Vol: 1.0 ul Dil. Factor: 1.0000  
 Sample Info: 460-0020160-014  
 Operator ID: Instrument ID: CPESTGC7  
 Method: \\EDICHROM\ChromData\CPESTGC7\20141104-20160.b\8082GC7.m  
 Limit Group: GC 8082 PCB  
 Last Update: 04-Nov-2014 13:11:16 Calib Date: 07-Oct-2014 15:20:30  
 Integrator: Falcon  
 Quant Method: External Standard Quant By: Initial Calibration  
 Last ICal File: \\EDICHROM\ChromData\CPESTGC7\20141007-19026.b\OR222720.D

Column 1 : Det: GC ECD1A  
 Column 2 : Det: GC ECD2B  
 Process Host: XAWRK008

First Level Reviewer: patelji Date: 04-Nov-2014 12:42:16

Col	RT (min.)	Exp RT (min.)	Dlt RT (min.)	Response	OnCol Amt ug/l	Flags
-----	-----------	---------------	---------------	----------	----------------	-------

9 PCB-1242						M
1	2.868	2.868	0.000	23441	233.4	
1	3.318	3.317	0.001	53278	278.7	
1	3.842	3.842	0.000	101553	285.3	M
1	4.005	4.005	0.000	44466	292.3	M
1	5.105	5.105	0.000	43315	290.2	M
Average of Peak Amounts =					276.0	
2	2.293	2.298	-0.005	45025	248.4	M
2	2.622	2.628	-0.006	80575	296.1	M
2	3.080	3.088	-0.008	148300	269.1	M
2	3.223	3.232	-0.009	60351	290.7	M
2	3.675	3.683	-0.008	63325	289.1	M
Average of Peak Amounts =					278.7	
						RPD = 0.98

\$ 5 DCB Decachlorobiphenyl						
1	10.467	10.495	-0.028	255437	61.7	
2	9.412	9.422	-0.010	443022	69.2	
						RPD = 11.40

QC Flag Legend

Review Flags

M - Manually Integrated

TestAmerica Edison

Data File: \\EDICHROM\ChromData\CPESTGC7\20141104-20160.b\OR223651.D

Injection Date: 04-Nov-2014 13:06:30

Instrument ID: CPESTGC7

Operator ID:

Lims ID: 460-85482-A-7-A

Lab Sample ID: 460-85482-7

Worklist Smp#: 14

Client ID: PMP-13-SW-SI

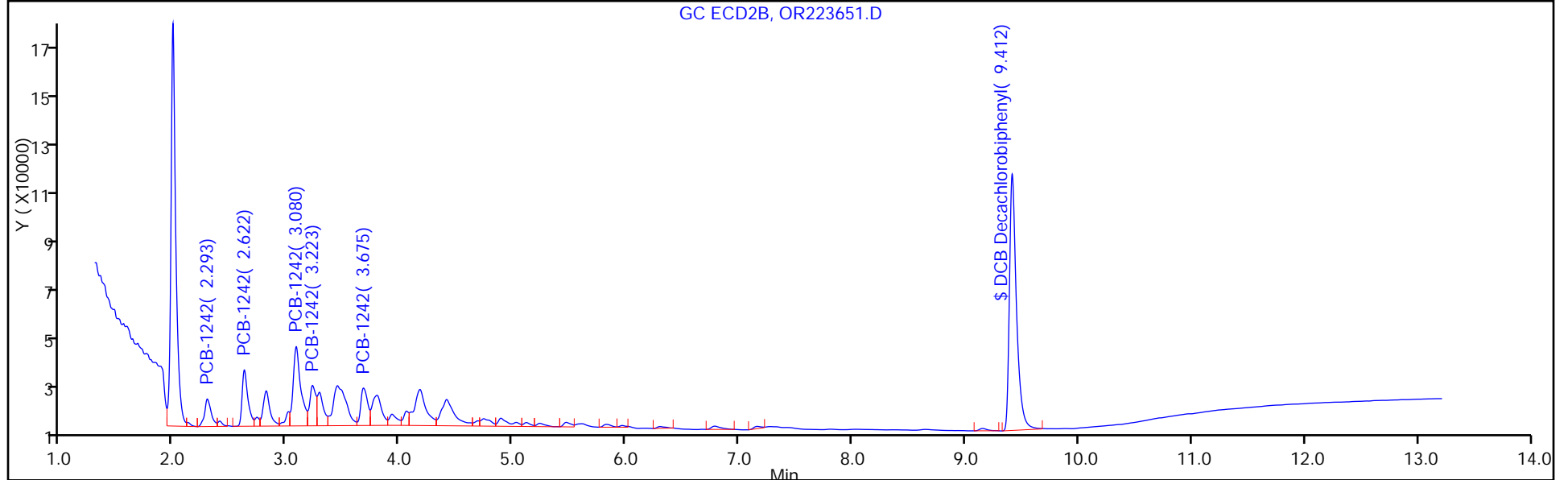
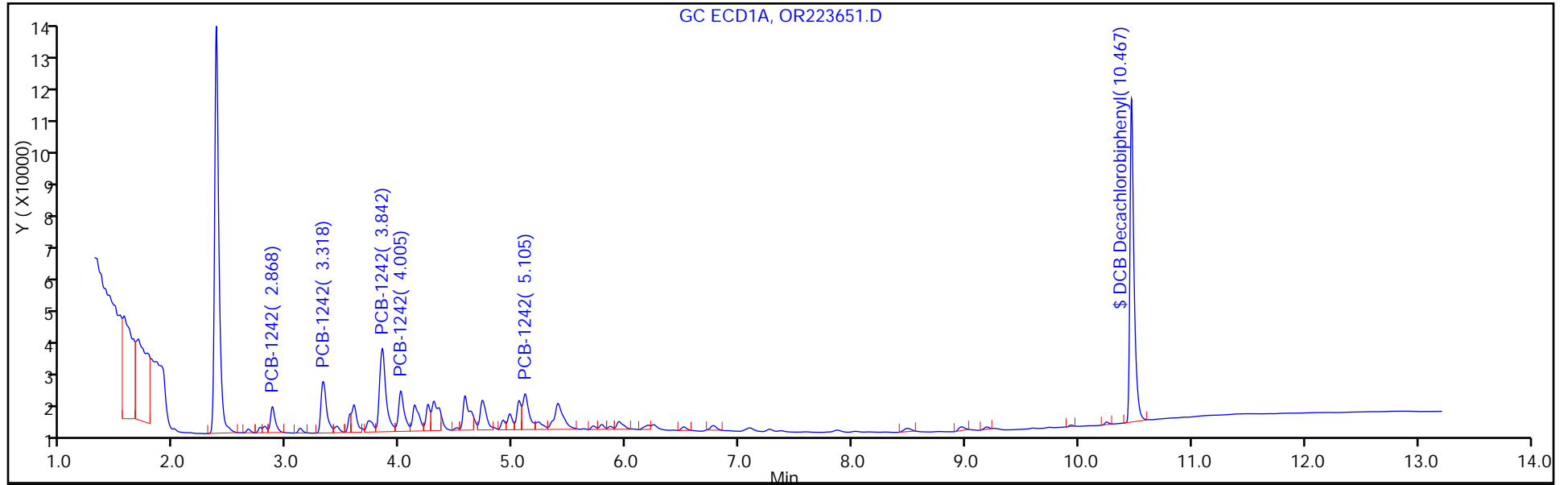
Injection Vol: 1.0 ul

Dil. Factor: 1.0000

ALS Bottle#: 14

Method: 8082GC7

Limit Group: GC 8082 PCB



TestAmerica Edison

Data File: \\EDICHROM\ChromData\CPESTGC7\20141104-20160.b\OR223651.D

Injection Date: 04-Nov-2014 13:06:30

Instrument ID: CPESTGC7

Lims ID: 460-85482-A-7-A

Lab Sample ID: 460-85482-7

Client ID: PMP-13-SW-SI

Operator ID:

ALS Bottle#: 14

Worklist Smp#: 14

Injection Vol: 1.0 ul

Dil. Factor: 1.0000

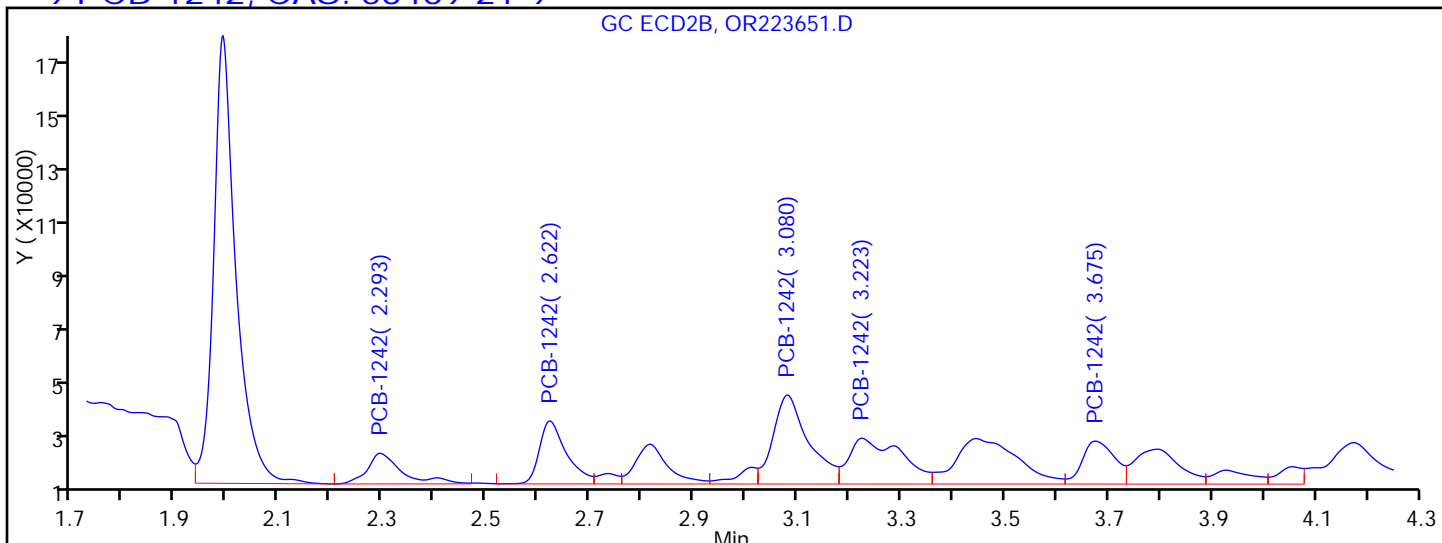
Method: 8082GC7

Limit Group: GC 8082 PCB

Column:

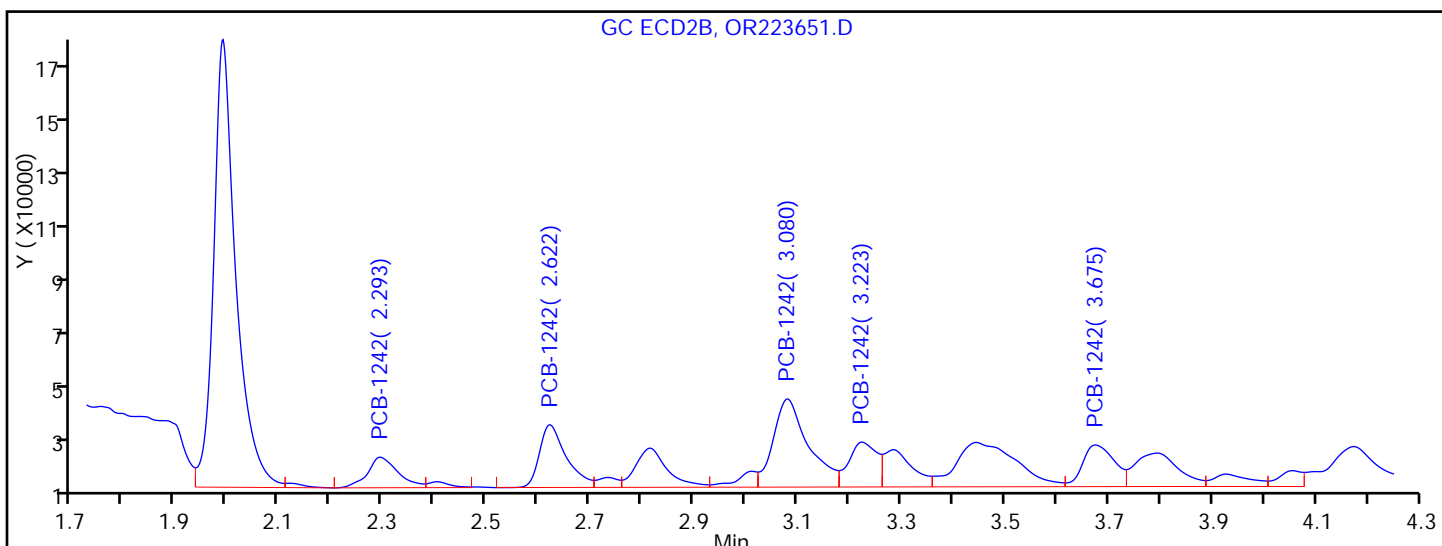
Detector: GC ECD2B

**9 PCB-1242, CAS: 53469-21-9**



**Processing Integration Results**

RT = 2.293	Response = 51183	M
RT = 2.622	Response = 82038	M
RT = 3.080	Response = 151063	M
RT = 3.223	Response = 114391	M
RT = 3.675	Response = 66737	M



**Manual Integration Results**

RT = 2.293	Response = 45025	M
RT = 2.622	Response = 80575	M
RT = 3.080	Response = 148300	M
RT = 3.223	Response = 60351	M
RT = 3.675	Response = 63325	M

Reviewer: patelji, 04-Nov-2014 12:42:16

Audit Action: Split an Integrated Peak

Audit Reason: Peak not integrated

FORM I  
PCBS ORGANICS ANALYSIS DATA SHEET

Lab Name: TestAmerica Edison Job No.: 460-85482-1  
 SDG No.: \_\_\_\_\_  
 Client Sample ID: PMP-24-SW-VS Lab Sample ID: 460-85482-9  
 Matrix: Solid Lab File ID: T010173.D  
 Analysis Method: 8082 Date Collected: 10/30/2014 13:57  
 Extraction Method: 3546 Date Extracted: 11/03/2014 07:52  
 Sample wt/vol: 15.0114(g) Date Analyzed: 11/04/2014 19:21  
 Con. Extract Vol.: 10(mL) Dilution Factor: 200  
 Injection Volume: 1(uL) GC Column: CLP-2 ID: 0.53(mm)  
 % Moisture: 7.8 GPC Cleanup: (Y/N) N  
 Analysis Batch No.: 260368 Units: ug/Kg

CAS NO.	SURROGATE	%REC	Q	LIMITS
2051-24-3	DCB Decachlorobiphenyl	0	<i>X D</i>	53-150

TestAmerica Edison  
Target Compound Quantitation Report

Data File: \\EDICHROM\ChromData\CPESTGC11\20141104-20163.b\T010173.D  
 Lims ID: 460-85482-A-9-C Lab Sample ID: 460-85482-9  
 Client ID: PMP-24-SW-VS  
 Sample Type: Client  
 Inject. Date: 04-Nov-2014 19:21:43 ALS Bottle#: 32 Worklist Smp#: 32  
 Injection Vol: 1.0 ul Dil. Factor: 200.0000  
 Sample Info: 460-0020163-032  
 Operator ID: Instrument ID: CPESTGC11  
 Method: \\EDICHROM\ChromData\CPESTGC11\20141104-20163.b\8082GC11.m  
 Limit Group: GC 8082 PCB  
 Last Update: 05-Nov-2014 14:30:11 Calib Date: 03-Nov-2014 20:52:10  
 Integrator: Falcon  
 Quant Method: External Standard Quant By: Initial Calibration  
 Last ICal File: \\EDICHROM\ChromData\CPESTGC11\20141103-20126.b\T010138.D

Column 1 : Det: GC ECD1A  
 Column 2 : Det: GC ECD2B  
 Process Host: XAWRK030

First Level Reviewer: patelji Date: 05-Nov-2014 11:00:50

Col	RT (min.)	Exp RT (min.)	Dlt RT (min.)	Response	OnCol Amt ug/l	Flags
-----	-----------	---------------	---------------	----------	----------------	-------

9 PCB-1242						M
1	2.632	2.639	-0.007	29679717	583.3	
1	3.293	3.304	-0.011	114395110	1194.8	
1	4.239	4.244	-0.005	216705197	1103.5	
1	4.508	4.513	-0.005	61600856	744.1	
1	6.172	6.178	-0.006	74205790	1078.7	
Average of Peak Amounts =					940.9	
2	1.814	1.827	-0.013	45725454	611.0	
2	2.165	2.173	-0.008	151470540	1139.2	M
2	2.663	2.669	-0.006	252563840	1109.7	M
2	2.828	2.833	-0.005	86509810	855.6	M
2	3.537	3.546	-0.009	108372868	1144.3	M
Average of Peak Amounts =					971.9	
RPD = 3.25						

S 7 Polychlorinated biphenyls, Total  
 1 940.9

QC Flag Legend

Review Flags

M - Manually Integrated

TestAmerica Edison

Data File: \\EDICHROM\ChromData\CPESTGC11\20141104-20163.b\T010173.D

Injection Date: 04-Nov-2014 19:21:43

Instrument ID: CPESTGC11

Operator ID:

Lims ID: 460-85482-A-9-C

Lab Sample ID: 460-85482-9

Worklist Smp#: 32

Client ID: PMP-24-SW-VS

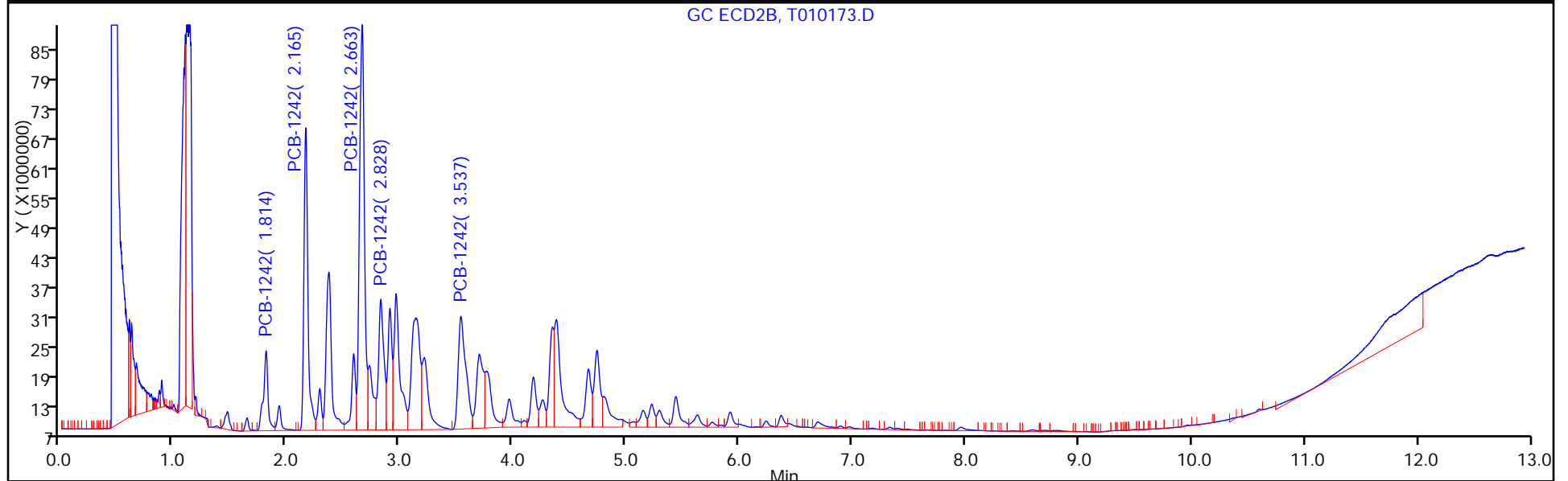
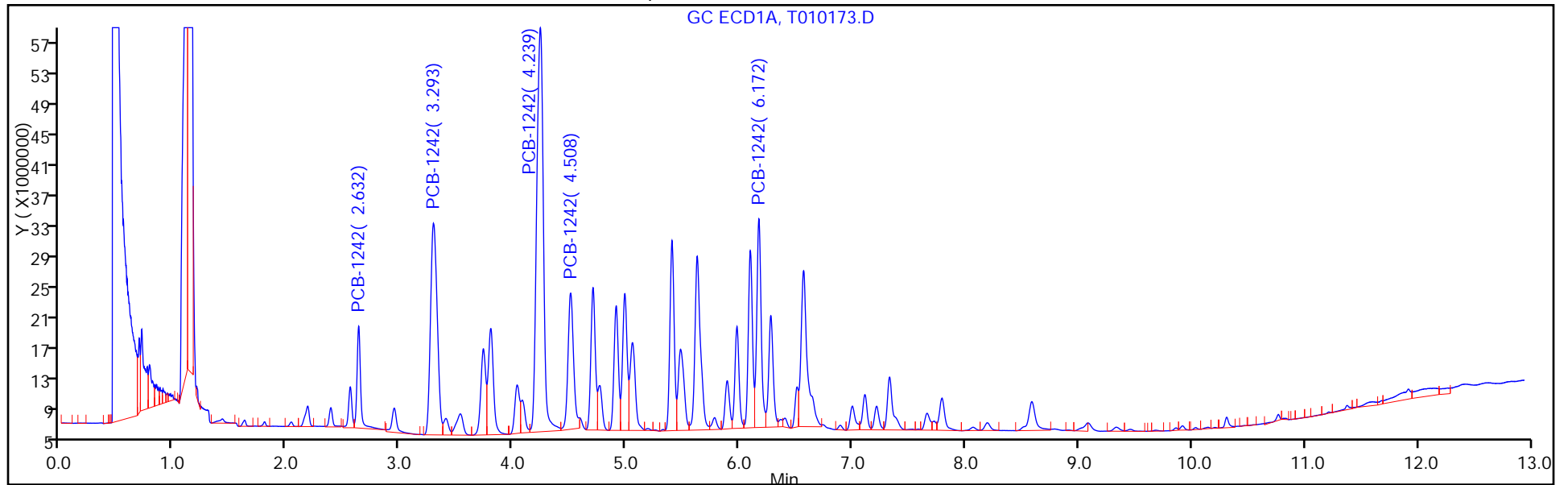
Injection Vol: 1.0 ul

Dil. Factor: 200.0000

ALS Bottle#: 32

Method: 8082GC11

Limit Group: GC 8082 PCB



FORM I  
PCBS ORGANICS ANALYSIS DATA SHEET

Lab Name: TestAmerica Edison Job No.: 460-85482-1  
 SDG No.: \_\_\_\_\_  
 Client Sample ID: PMP-24-SW-VS Lab Sample ID: 460-85482-9  
 Matrix: Solid Lab File ID: T010173.D  
 Analysis Method: 8082 Date Collected: 10/30/2014 13:57  
 Extraction Method: 3546 Date Extracted: 11/03/2014 07:52  
 Sample wt/vol: 15.0114(g) Date Analyzed: 11/04/2014 19:21  
 Con. Extract Vol.: 10(mL) Dilution Factor: 200  
 Injection Volume: 1(uL) GC Column: CLP-1 ID: 0.53(mm)  
 % Moisture: 7.8 GPC Cleanup: (Y/N) N  
 Analysis Batch No.: 260368 Units: ug/Kg

CAS NO.	COMPOUND NAME	RESULT	Q	RL	MDL
12674-11-2	Aroclor 1016	3300	U	15000	3300
11104-28-2	Aroclor 1221	3300	U	15000	3300
11141-16-5	Aroclor 1232	3300	U	15000	3300
53469-21-9	Aroclor 1242	140000		15000	3300
12672-29-6	Aroclor 1248	3300	U	15000	3300
11097-69-1	Aroclor 1254	4100	U	15000	4100
11096-82-5	Aroclor 1260	4100	U	15000	4100
37324-23-5	Aroclor 1262	4100	U	15000	4100
11100-14-4	Aroclor 1268	4100	U	15000	4100

CAS NO.	SURROGATE	%REC	Q	LIMITS
2051-24-3	DCB Decachlorobiphenyl	0	X D	53-150

TestAmerica Edison  
Target Compound Quantitation Report

Data File: \\EDICHROM\ChromData\CPESTGC11\20141104-20163.b\T010173.D  
 Lims ID: 460-85482-A-9-C Lab Sample ID: 460-85482-9  
 Client ID: PMP-24-SW-VS  
 Sample Type: Client  
 Inject. Date: 04-Nov-2014 19:21:43 ALS Bottle#: 32 Worklist Smp#: 32  
 Injection Vol: 1.0 ul Dil. Factor: 200.0000  
 Sample Info: 460-0020163-032  
 Operator ID: Instrument ID: CPESTGC11  
 Method: \\EDICHROM\ChromData\CPESTGC11\20141104-20163.b\8082GC11.m  
 Limit Group: GC 8082 PCB  
 Last Update: 05-Nov-2014 14:30:11 Calib Date: 03-Nov-2014 20:52:10  
 Integrator: Falcon  
 Quant Method: External Standard Quant By: Initial Calibration  
 Last ICal File: \\EDICHROM\ChromData\CPESTGC11\20141103-20126.b\T010138.D

Column 1 : Det: GC ECD1A  
 Column 2 : Det: GC ECD2B  
 Process Host: XAWRK030

First Level Reviewer: patelji Date: 05-Nov-2014 11:00:50

Col	RT (min.)	Exp RT (min.)	Dlt RT (min.)	Response	OnCol Amt ug/l	Flags
-----	-----------	---------------	---------------	----------	----------------	-------

9 PCB-1242						M
1	2.632	2.639	-0.007	29679717	583.3	
1	3.293	3.304	-0.011	114395110	1194.8	
1	4.239	4.244	-0.005	216705197	1103.5	
1	4.508	4.513	-0.005	61600856	744.1	
1	6.172	6.178	-0.006	74205790	1078.7	
Average of Peak Amounts =					940.9	
2	1.814	1.827	-0.013	45725454	611.0	
2	2.165	2.173	-0.008	151470540	1139.2	M
2	2.663	2.669	-0.006	252563840	1109.7	M
2	2.828	2.833	-0.005	86509810	855.6	M
2	3.537	3.546	-0.009	108372868	1144.3	M
Average of Peak Amounts =					971.9	
RPD = 3.25						

S 7 Polychlorinated biphenyls, Total  
 1 940.9

QC Flag Legend

Review Flags

M - Manually Integrated



TestAmerica Edison

Data File: \\EDICHROM\ChromData\CPESTGC11\20141104-20163.b\T010173.D

Injection Date: 04-Nov-2014 19:21:43

Instrument ID: CPESTGC11

Operator ID:

Lims ID: 460-85482-A-9-C

Lab Sample ID: 460-85482-9

Worklist Smp#: 32

Client ID: PMP-24-SW-VS

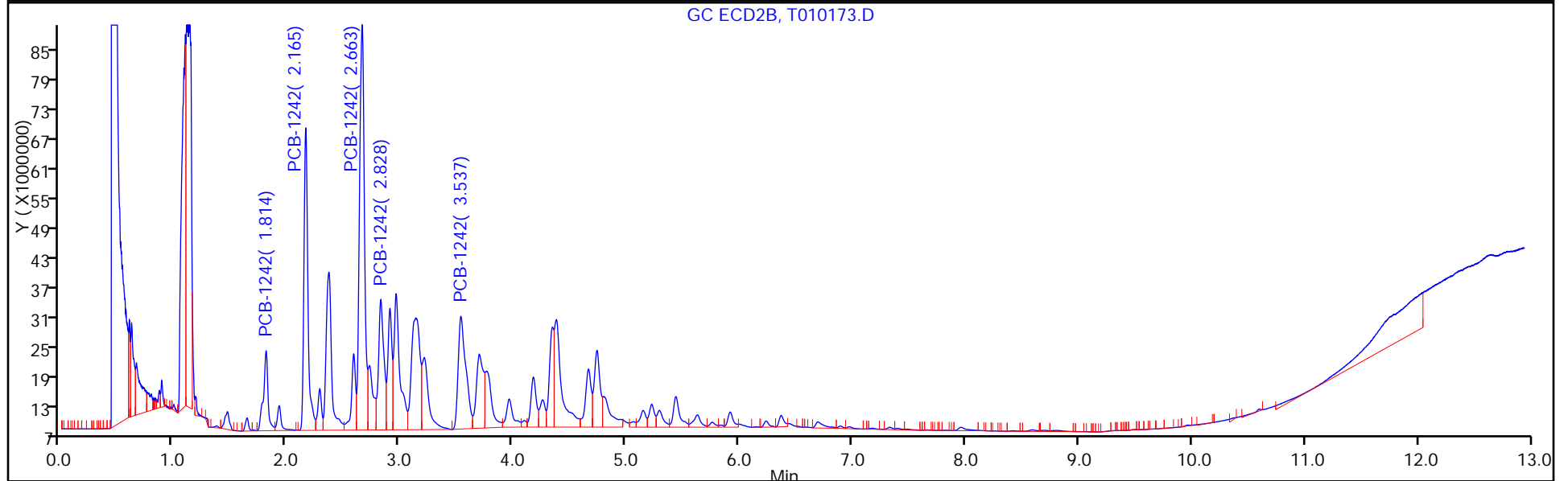
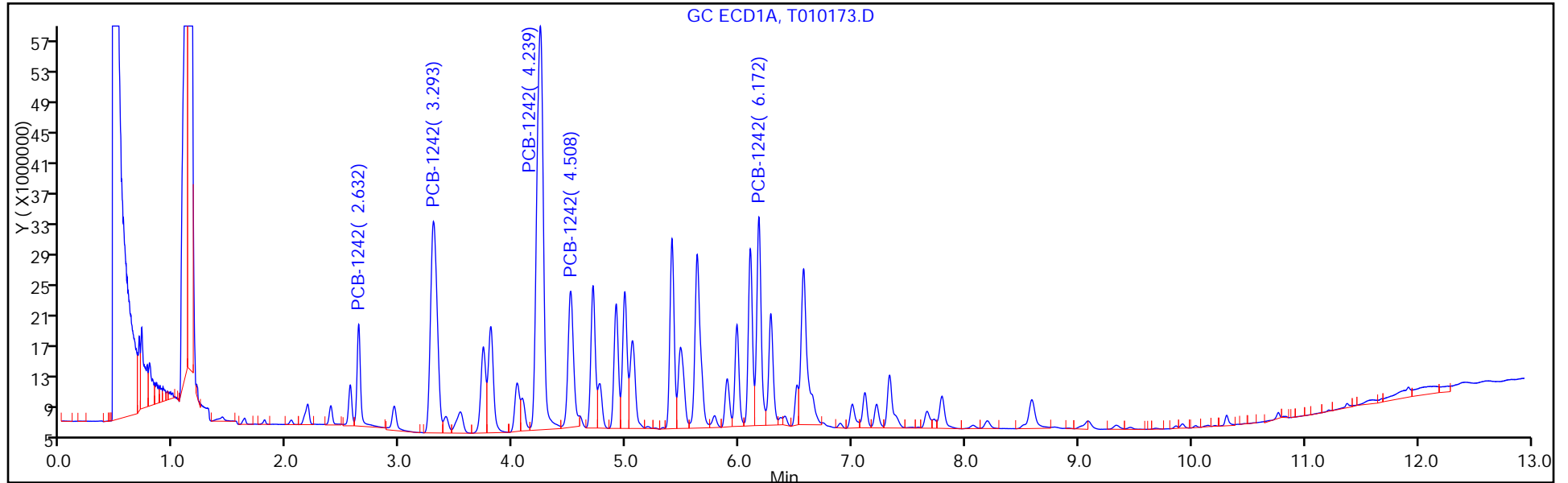
Injection Vol: 1.0 ul

Dil. Factor: 200.0000

ALS Bottle#: 32

Method: 8082GC11

Limit Group: GC 8082 PCB



TestAmerica Edison

Data File: \\EDICHROM\ChromData\CPESTGC11\20141104-20163.b\T010173.D

Injection Date: 04-Nov-2014 19:21:43

Instrument ID: CPESTGC11

Lims ID: 460-85482-A-9-C

Lab Sample ID: 460-85482-9

Client ID: PMP-24-SW-VS

Operator ID:

ALS Bottle#: 32

Worklist Smp#: 32

Injection Vol: 1.0 ul

Dil. Factor: 200.0000

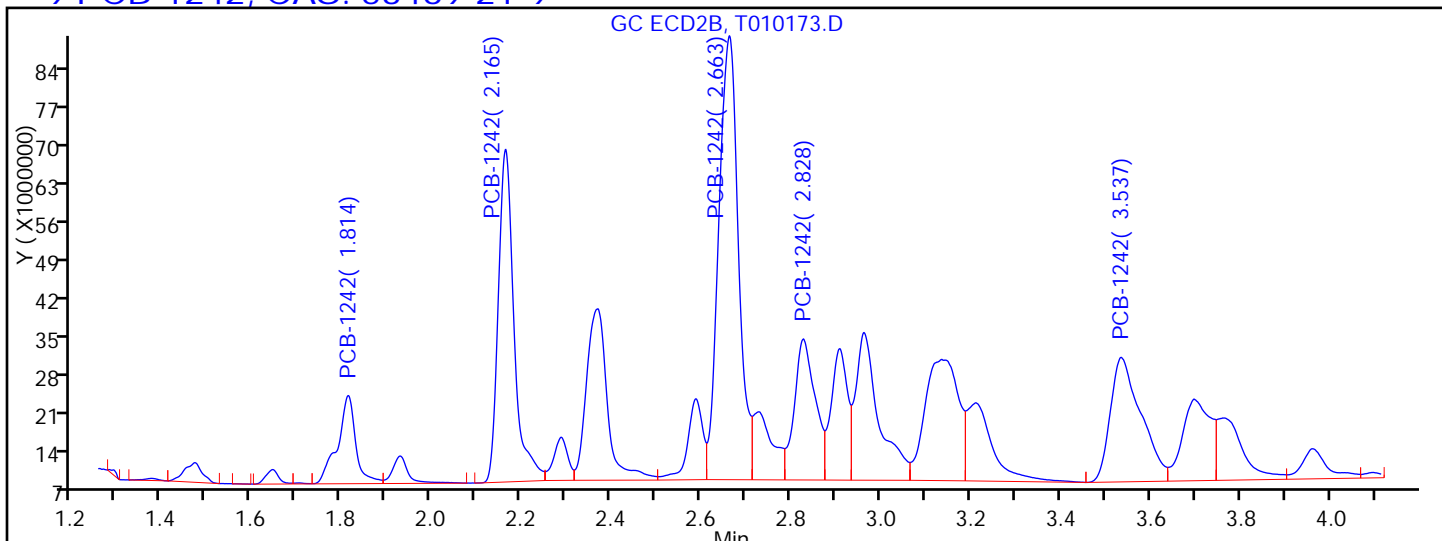
Method: 8082GC11

Limit Group: GC 8082 PCB

Column:

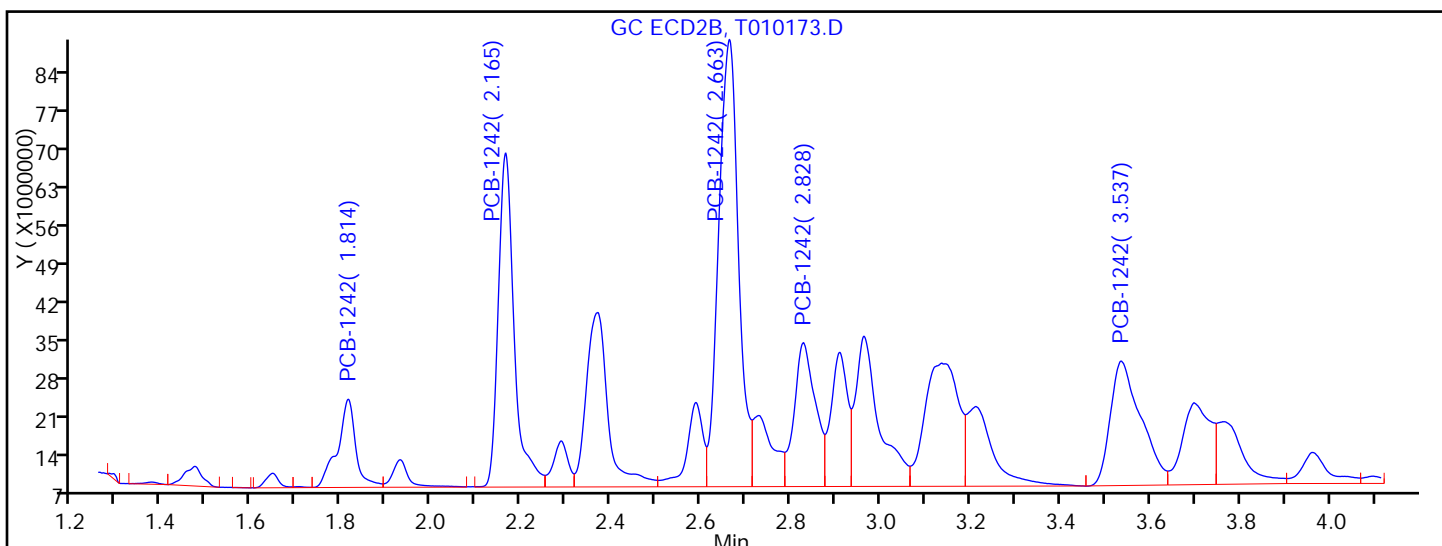
Detector: GC ECD2B

9 PCB-1242, CAS: 53469-21-9



Processing Integration Results

RT = 1.814	Response = 45725454	
RT = 2.165	Response = 148845919	M
RT = 2.663	Response = 248893720	M
RT = 2.828	Response = 83706945	M
RT = 3.537	Response = 108475023	M



Manual Integration Results

RT = 1.814	Response = 45725454	
RT = 2.165	Response = 151470540	M
RT = 2.663	Response = 252563840	M
RT = 2.828	Response = 86509810	M
RT = 3.537	Response = 108372868	M

Reviewer: patelji, 05-Nov-2014 14:17:31

Audit Action: Assigned New Baseline

Audit Reason: Peak not integrated

FORM I  
PCBS ORGANICS ANALYSIS DATA SHEET

Lab Name: TestAmerica Edison Job No.: 460-85482-1  
 SDG No.: \_\_\_\_\_  
 Client Sample ID: PMP-24-SW-VD Lab Sample ID: 460-85482-10  
 Matrix: Solid Lab File ID: T010221.D  
 Analysis Method: 8082 Date Collected: 10/30/2014 13:59  
 Extraction Method: 3546 Date Extracted: 11/03/2014 07:52  
 Sample wt/vol: 15.0315(g) Date Analyzed: 11/05/2014 11:17  
 Con. Extract Vol.: 10(mL) Dilution Factor: 5000  
 Injection Volume: 1(uL) GC Column: CLP-2 ID: 0.53(mm)  
 % Moisture: 10.6 GPC Cleanup: (Y/N) N  
 Analysis Batch No.: 260501 Units: ug/Kg

CAS NO.	COMPOUND NAME	RESULT	Q	RL	MDL
53469-21-9	Aroclor 1242	4700000		370000	84000

CAS NO.	SURROGATE	%REC	Q	LIMITS
2051-24-3	DCB Decachlorobiphenyl	0	X D	53-150

TestAmerica Edison  
Target Compound Quantitation Report

Data File: \\EDICHROM\ChromData\CPESTGC11\20141105-20206.b\T010221.D  
 Lims ID: 460-85482-E-10-A Lab Sample ID: 460-85482-10  
 Client ID: PMP-24-SW-VD  
 Sample Type: Client  
 Inject. Date: 05-Nov-2014 11:17:56 ALS Bottle#: 3 Worklist Smp#: 3  
 Injection Vol: 1.0 ul Dil. Factor: 5000.0000  
 Sample Info: 460-0020206-003  
 Operator ID: Instrument ID: CPESTGC11  
 Method: \\EDICHROM\ChromData\CPESTGC11\20141105-20206.b\8082GC11.m  
 Limit Group: GC 8082 PCB  
 Last Update: 05-Nov-2014 14:28:43 Calib Date: 03-Nov-2014 20:52:10  
 Integrator: Falcon  
 Quant Method: External Standard Quant By: Initial Calibration  
 Last ICal File: \\EDICHROM\ChromData\CPESTGC11\20141103-20126.b\T010138.D

Column 1 : Det: GC ECD1A  
 Column 2 : Det: GC ECD2B  
 Process Host: XAWRK030

First Level Reviewer: patelji Date: 05-Nov-2014 11:58:58

Col	RT (min.)	Exp RT (min.)	Dlt RT (min.)	Response	OnCol Amt ug/l	Flags
-----	-----------	---------------	---------------	----------	----------------	-------

9 PCB-1242

1	2.639	2.639	0.000	69432091	1364.6	
1	3.307	3.304	0.003	124032057	1295.5	
1	4.252	4.244	0.008	248594527	1265.9	
1	4.520	4.513	0.007	100511423	1214.1	
1	6.188	6.178	0.010	82078522	1193.1	
Average of Peak Amounts =					1266.6	
2	1.813	1.827	-0.014	96775329	1293.1	
2	2.163	2.173	-0.010	159769553	1201.6	
2	2.659	2.669	-0.010	281016052	1234.7	
2	2.826	2.833	-0.007	123315450	1219.7	
2	3.534	3.546	-0.012	108598985	1146.7	
Average of Peak Amounts =					1219.1	

RPD = 3.82

TestAmerica Edison

Data File: \\EDICHRON\ChromData\CPESTGC11\20141105-20206.b\T010221.D

Injection Date: 05-Nov-2014 11:17:56

Instrument ID: CPESTGC11

Operator ID:

Lims ID: 460-85482-E-10-A

Lab Sample ID: 460-85482-10

Worklist Smp#: 3

Client ID: PMP-24-SW-VD

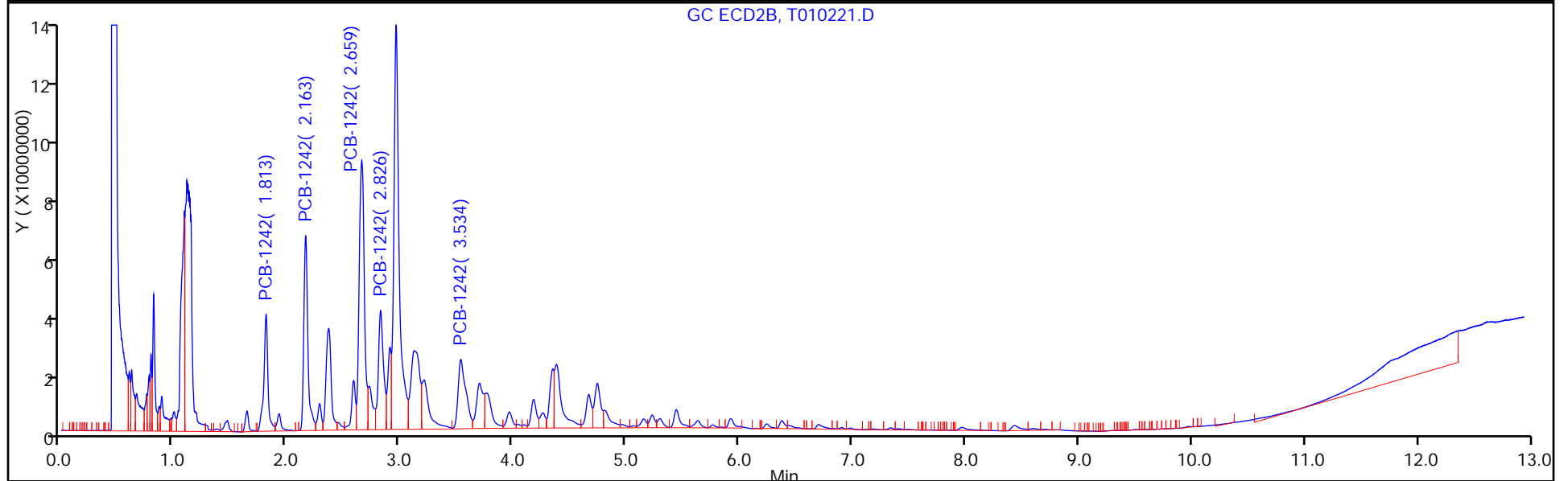
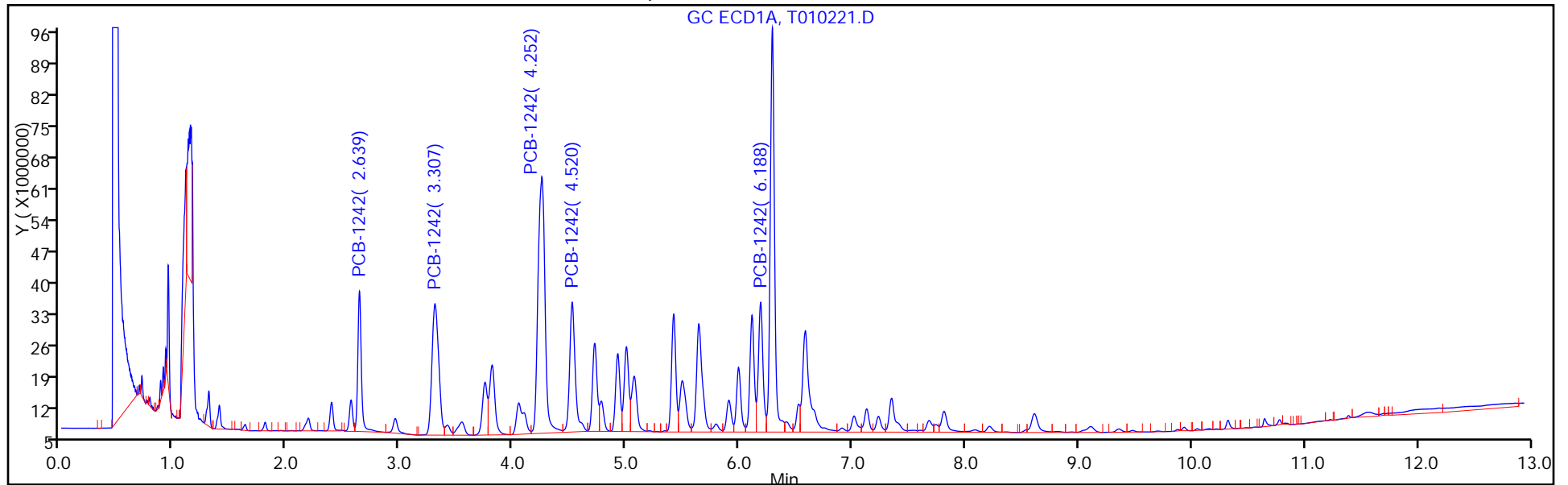
Injection Vol: 1.0 ul

Dil. Factor: 5000.0000

ALS Bottle#: 3

Method: 8082GC11

Limit Group: GC 8082 PCB



FORM I  
PCBS ORGANICS ANALYSIS DATA SHEET

Lab Name: TestAmerica Edison Job No.: 460-85482-1  
 SDG No.: \_\_\_\_\_  
 Client Sample ID: PMP-24-SW-VD Lab Sample ID: 460-85482-10  
 Matrix: Solid Lab File ID: T010221.D  
 Analysis Method: 8082 Date Collected: 10/30/2014 13:59  
 Extraction Method: 3546 Date Extracted: 11/03/2014 07:52  
 Sample wt/vol: 15.0315(g) Date Analyzed: 11/05/2014 11:17  
 Con. Extract Vol.: 10(mL) Dilution Factor: 5000  
 Injection Volume: 1(uL) GC Column: CLP-1 ID: 0.53(mm)  
 % Moisture: 10.6 GPC Cleanup: (Y/N) N  
 Analysis Batch No.: 260501 Units: ug/Kg

CAS NO.	COMPOUND NAME	RESULT	Q	RL	MDL
12674-11-2	Aroclor 1016	84000	U	370000	84000
11104-28-2	Aroclor 1221	84000	U	370000	84000
11141-16-5	Aroclor 1232	84000	U	370000	84000
12672-29-6	Aroclor 1248	84000	U	370000	84000
11097-69-1	Aroclor 1254	110000	U	370000	110000
11096-82-5	Aroclor 1260	110000	U	370000	110000
37324-23-5	Aroclor 1262	110000	U	370000	110000
11100-14-4	Aroclor 1268	110000	U	370000	110000

CAS NO.	SURROGATE	%REC	Q	LIMITS
2051-24-3	DCB Decachlorobiphenyl	0	X D	53-150

TestAmerica Edison  
Target Compound Quantitation Report

Data File: \\EDICHROM\ChromData\CPESTGC11\20141105-20206.b\T010221.D  
 Lims ID: 460-85482-E-10-A Lab Sample ID: 460-85482-10  
 Client ID: PMP-24-SW-VD  
 Sample Type: Client  
 Inject. Date: 05-Nov-2014 11:17:56 ALS Bottle#: 3 Worklist Smp#: 3  
 Injection Vol: 1.0 ul Dil. Factor: 5000.0000  
 Sample Info: 460-0020206-003  
 Operator ID: Instrument ID: CPESTGC11  
 Method: \\EDICHROM\ChromData\CPESTGC11\20141105-20206.b\8082GC11.m  
 Limit Group: GC 8082 PCB  
 Last Update: 05-Nov-2014 14:28:43 Calib Date: 03-Nov-2014 20:52:10  
 Integrator: Falcon  
 Quant Method: External Standard Quant By: Initial Calibration  
 Last ICal File: \\EDICHROM\ChromData\CPESTGC11\20141103-20126.b\T010138.D

Column 1 : Det: GC ECD1A  
 Column 2 : Det: GC ECD2B  
 Process Host: XAWRK030

First Level Reviewer: patelji Date: 05-Nov-2014 11:58:58

Col	RT (min.)	Exp RT (min.)	Dlt RT (min.)	Response	OnCol Amt ug/l	Flags
-----	-----------	---------------	---------------	----------	----------------	-------

9 PCB-1242

1	2.639	2.639	0.000	69432091	1364.6
1	3.307	3.304	0.003	124032057	1295.5
1	4.252	4.244	0.008	248594527	1265.9
1	4.520	4.513	0.007	100511423	1214.1
1	6.188	6.178	0.010	82078522	1193.1
Average of Peak Amounts =					1266.6
2	1.813	1.827	-0.014	96775329	1293.1
2	2.163	2.173	-0.010	159769553	1201.6
2	2.659	2.669	-0.010	281016052	1234.7
2	2.826	2.833	-0.007	123315450	1219.7
2	3.534	3.546	-0.012	108598985	1146.7
Average of Peak Amounts =					1219.1

RPD = 3.82

TestAmerica Edison

Data File: \\EDICHROM\ChromData\CPESTGC11\20141105-20206.b\T010221.D

Injection Date: 05-Nov-2014 11:17:56

Instrument ID: CPESTGC11

Operator ID:

Lims ID: 460-85482-E-10-A

Lab Sample ID: 460-85482-10

Worklist Smp#: 3

Client ID: PMP-24-SW-VD

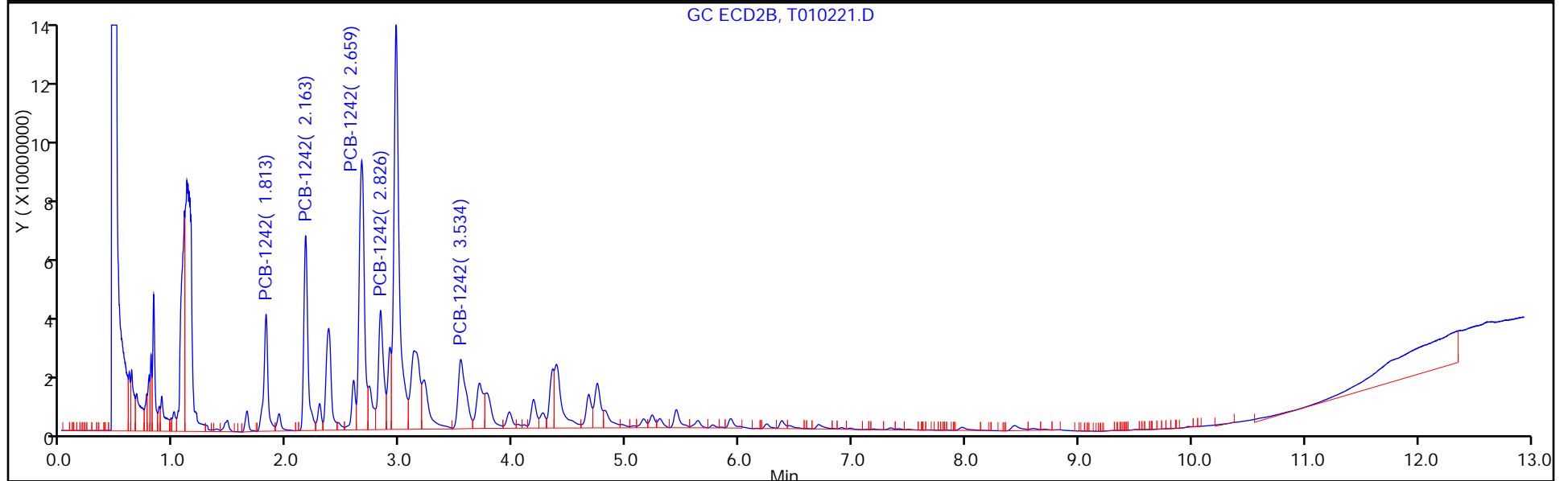
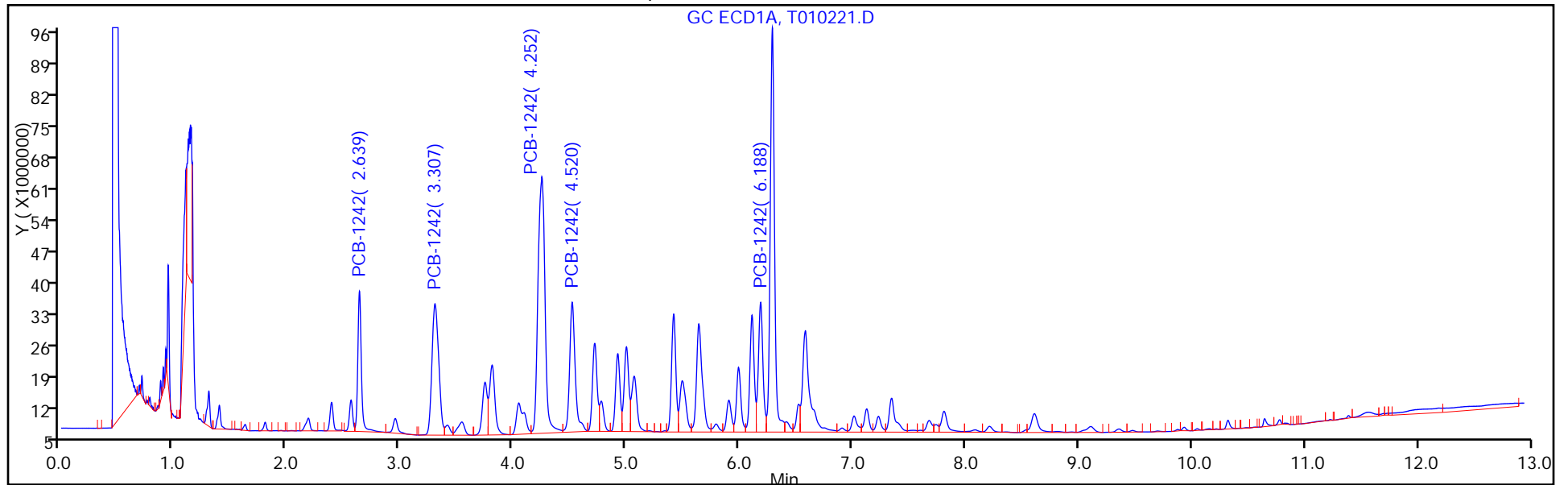
Injection Vol: 1.0 ul

Dil. Factor: 5000.0000

ALS Bottle#: 3

Method: 8082GC11

Limit Group: GC 8082 PCB





FORM I  
PCBS ORGANICS ANALYSIS DATA SHEET

Lab Name: TestAmerica Edison Job No.: 460-85482-1  
 SDG No.: \_\_\_\_\_  
 Client Sample ID: PMP-24-SW-WT Lab Sample ID: 460-85482-11  
 Matrix: Solid Lab File ID: T010222.D  
 Analysis Method: 8082 Date Collected: 10/30/2014 14:00  
 Extraction Method: 3546 Date Extracted: 11/03/2014 07:52  
 Sample wt/vol: 15.0069(g) Date Analyzed: 11/05/2014 11:36  
 Con. Extract Vol.: 10(mL) Dilution Factor: 2000  
 Injection Volume: 1(uL) GC Column: CLP-2 ID: 0.53(mm)  
 % Moisture: 4.9 GPC Cleanup: (Y/N) N  
 Analysis Batch No.: 260501 Units: ug/Kg

CAS NO.	COMPOUND NAME	RESULT	Q	RL	MDL
53469-21-9	Aroclor 1242	2300000		140000	32000

CAS NO.	SURROGATE	%REC	Q	LIMITS
2051-24-3	DCB Decachlorobiphenyl	0	X D	53-150

TestAmerica Edison  
Target Compound Quantitation Report

Data File: \\EDICHROM\ChromData\CPESTGC11\20141105-20206.b\T010222.D  
 Lims ID: 460-85482-E-11-A Lab Sample ID: 460-85482-11  
 Client ID: PMP-24-SW-WT  
 Sample Type: Client  
 Inject. Date: 05-Nov-2014 11:36:46 ALS Bottle#: 4 Worklist Smp#: 4  
 Injection Vol: 1.0 ul Dil. Factor: 2000.0000  
 Sample Info: 460-0020206-004  
 Operator ID: Instrument ID: CPESTGC11  
 Method: \\EDICHROM\ChromData\CPESTGC11\20141105-20206.b\8082GC11.m  
 Limit Group: GC 8082 PCB  
 Last Update: 05-Nov-2014 14:28:43 Calib Date: 03-Nov-2014 20:52:10  
 Integrator: Falcon  
 Quant Method: External Standard Quant By: Initial Calibration  
 Last ICal File: \\EDICHROM\ChromData\CPESTGC11\20141103-20126.b\T010138.D

Column 1 : Det: GC ECD1A  
 Column 2 : Det: GC ECD2B  
 Process Host: XAWRK030

First Level Reviewer: patelji Date: 05-Nov-2014 13:33:11

Col	RT (min.)	Exp RT (min.)	Dlt RT (min.)	Response	OnCol Amt ug/l	Flags
-----	-----------	---------------	---------------	----------	----------------	-------

9 PCB-1242						M
1	2.634	2.639	-0.005	86867393	1707.3	
1	3.298	3.304	-0.006	160838915	1679.9	
1	4.243	4.244	-0.001	325921013	1659.6	M
1	4.512	4.513	-0.001	135578637	1637.7	M
1	6.179	6.178	0.001	102946560	1496.5	M
Average of Peak Amounts =					1636.2	
2	1.815	1.827	-0.012	117620213	1571.6	
2	2.165	2.173	-0.008	206782089	1555.1	M
2	2.661	2.669	-0.008	352071040	1546.9	M
2	2.828	2.833	-0.005	157737825	1560.1	M
2	3.540	3.546	-0.006	140858127	1487.3	
Average of Peak Amounts =					1544.2	
RPD = 5.79						

QC Flag Legend

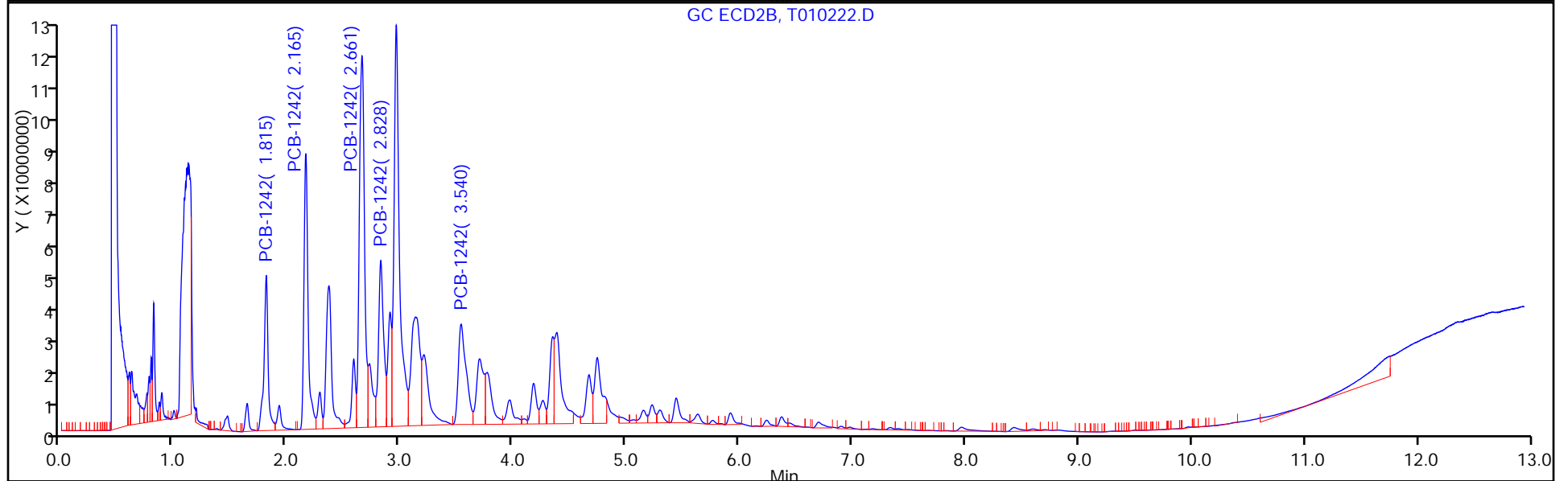
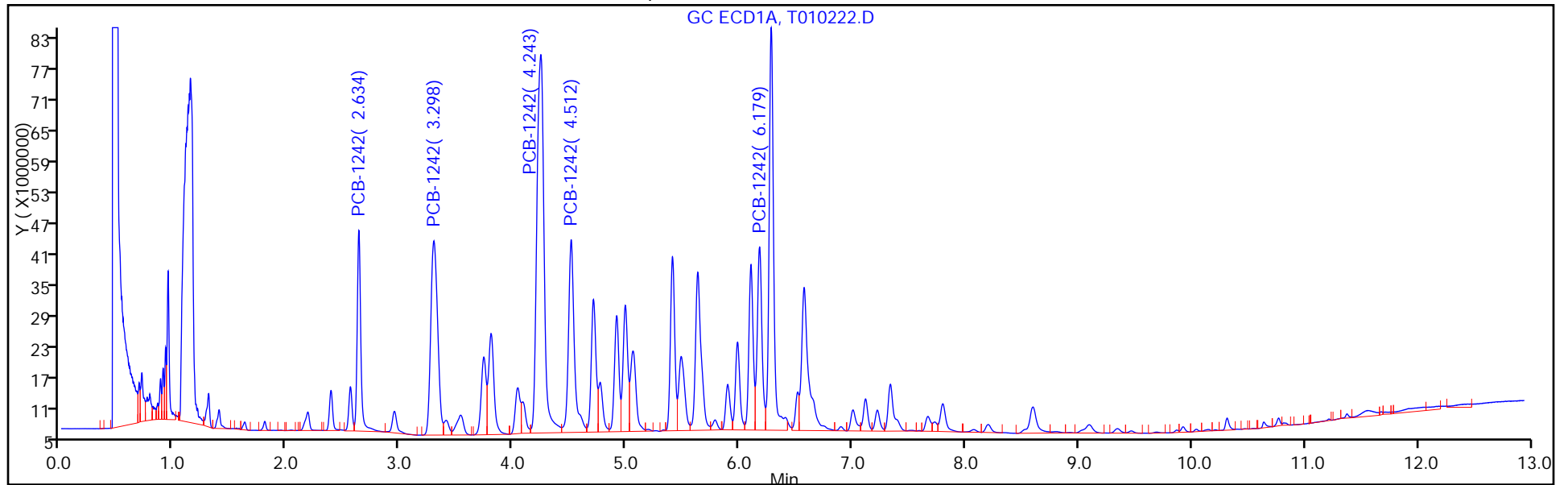
Review Flags

M - Manually Integrated

TestAmerica Edison

Data File: \\EDICHROM\ChromData\CPESTGC11\20141105-20206.b\T010222.D  
Injection Date: 05-Nov-2014 11:36:46 Instrument ID: CPESTGC11  
Lims ID: 460-85482-E-11-A Lab Sample ID: 460-85482-11  
Client ID: PMP-24-SW-WT  
Injection Vol: 1.0 ul Dil. Factor: 2000.0000  
Method: 8082GC11 Limit Group: GC 8082 PCB

Operator ID:  
Worklist Smp#: 4  
ALS Bottle#: 4



TestAmerica Edison

Data File: \\EDICHROM\ChromData\CPESTGC11\20141105-20206.b\T010222.D

Injection Date: 05-Nov-2014 11:36:46

Instrument ID: CPESTGC11

Lims ID: 460-85482-E-11-A

Lab Sample ID: 460-85482-11

Client ID: PMP-24-SW-WT

Operator ID:

ALS Bottle#: 4 Worklist Smp#: 4

Injection Vol: 1.0 ul

Dil. Factor: 2000.0000

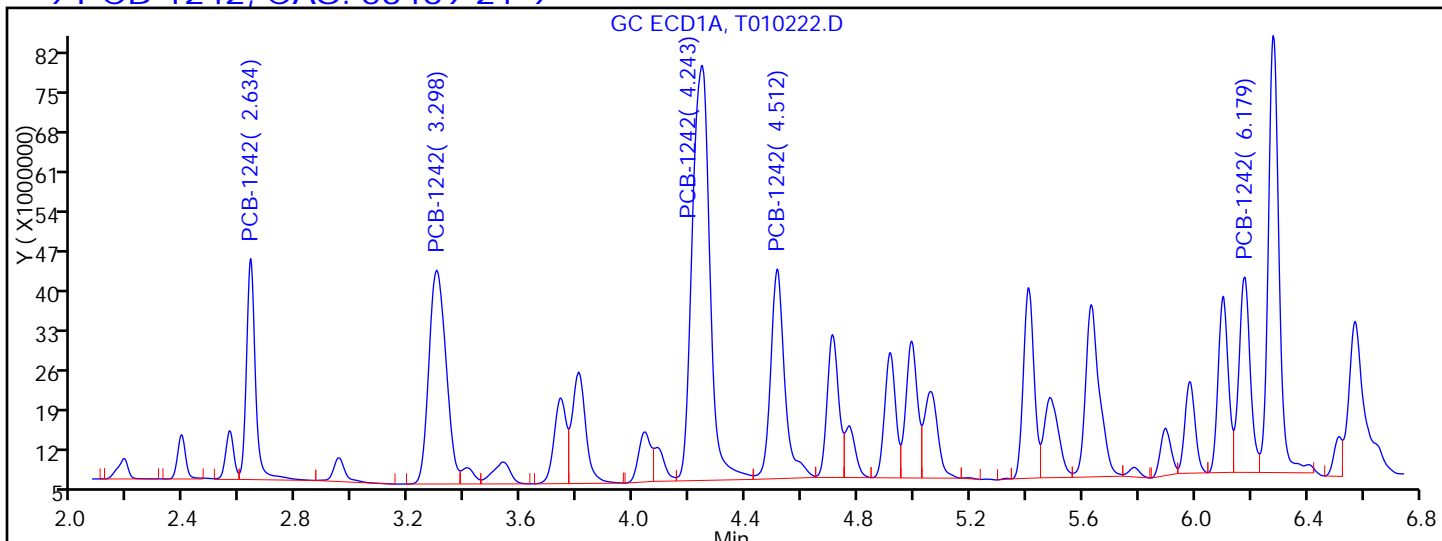
Method: 8082GC11

Limit Group: GC 8082 PCB

Column:

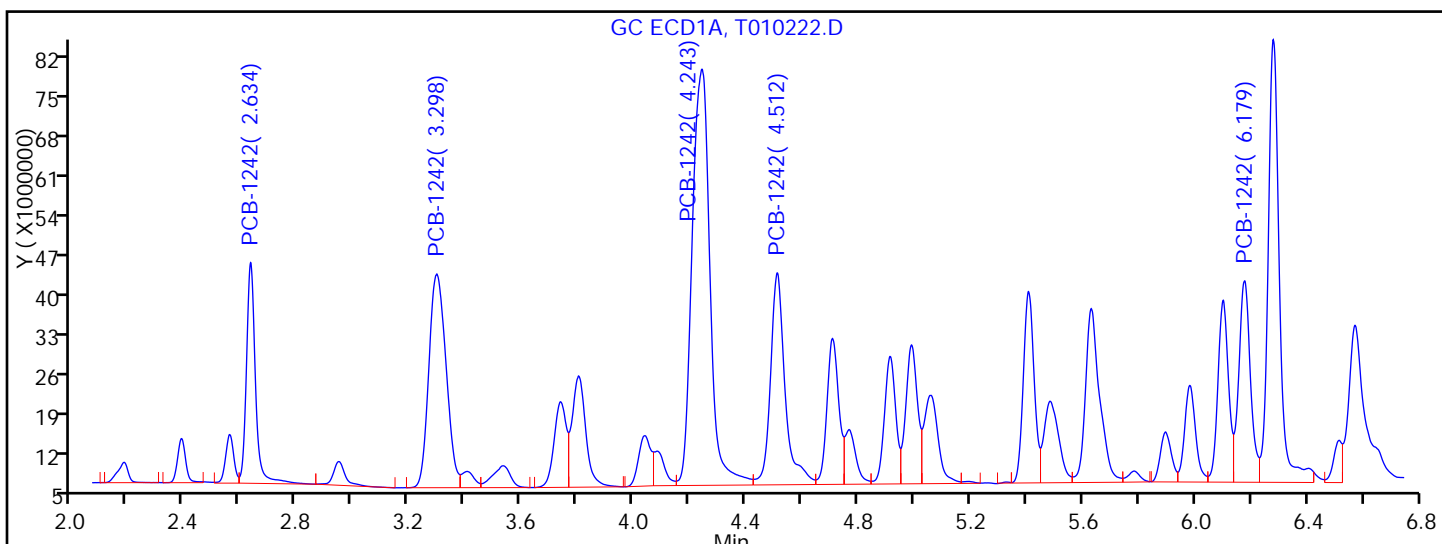
Detector GC ECD1A

9 PCB-1242, CAS: 53469-21-9



Processing Integration Results

RT = 2.634	Response = 86867393	
RT = 3.298	Response = 160838915	
RT = 4.243	Response = 321932241	M
RT = 4.512	Response = 129424027	M
RT = 6.179	Response = 96947113	M



Manual Integration Results

RT = 2.634	Response = 86867393	
RT = 3.298	Response = 160838915	
RT = 4.243	Response = 325921013	M
RT = 4.512	Response = 135578637	M
RT = 6.179	Response = 102946560	M

Reviewer: patelji, 05-Nov-2014 13:33:11

Audit Action: Assigned New Baseline

Audit Reason: Sample matrix interference

FORM I  
PCBS ORGANICS ANALYSIS DATA SHEET

Lab Name: TestAmerica Edison Job No.: 460-85482-1  
 SDG No.: \_\_\_\_\_  
 Client Sample ID: PMP-24-SW-WT Lab Sample ID: 460-85482-11  
 Matrix: Solid Lab File ID: T010222.D  
 Analysis Method: 8082 Date Collected: 10/30/2014 14:00  
 Extraction Method: 3546 Date Extracted: 11/03/2014 07:52  
 Sample wt/vol: 15.0069(g) Date Analyzed: 11/05/2014 11:36  
 Con. Extract Vol.: 10(mL) Dilution Factor: 2000  
 Injection Volume: 1(uL) GC Column: CLP-1 ID: 0.53(mm)  
 % Moisture: 4.9 GPC Cleanup: (Y/N) N  
 Analysis Batch No.: 260501 Units: ug/Kg

CAS NO.	COMPOUND NAME	RESULT	Q	RL	MDL
12674-11-2	Aroclor 1016	32000	U	140000	32000
11104-28-2	Aroclor 1221	32000	U	140000	32000
11141-16-5	Aroclor 1232	32000	U	140000	32000
12672-29-6	Aroclor 1248	32000	U	140000	32000
11097-69-1	Aroclor 1254	40000	U	140000	40000
11096-82-5	Aroclor 1260	40000	U	140000	40000
37324-23-5	Aroclor 1262	40000	U	140000	40000
11100-14-4	Aroclor 1268	40000	U	140000	40000

CAS NO.	SURROGATE	%REC	Q	LIMITS
2051-24-3	DCB Decachlorobiphenyl	0	X D	53-150

TestAmerica Edison  
Target Compound Quantitation Report

Data File: \\EDICHROM\ChromData\CPESTGC11\20141105-20206.b\T010222.D  
 Lims ID: 460-85482-E-11-A Lab Sample ID: 460-85482-11  
 Client ID: PMP-24-SW-WT  
 Sample Type: Client  
 Inject. Date: 05-Nov-2014 11:36:46 ALS Bottle#: 4 Worklist Smp#: 4  
 Injection Vol: 1.0 ul Dil. Factor: 2000.0000  
 Sample Info: 460-0020206-004  
 Operator ID: Instrument ID: CPESTGC11  
 Method: \\EDICHROM\ChromData\CPESTGC11\20141105-20206.b\8082GC11.m  
 Limit Group: GC 8082 PCB  
 Last Update: 05-Nov-2014 14:28:43 Calib Date: 03-Nov-2014 20:52:10  
 Integrator: Falcon  
 Quant Method: External Standard Quant By: Initial Calibration  
 Last ICal File: \\EDICHROM\ChromData\CPESTGC11\20141103-20126.b\T010138.D  
 Column 1 : Det: GC ECD1A  
 Column 2 : Det: GC ECD2B  
 Process Host: XAWRK030

First Level Reviewer: patelji Date: 05-Nov-2014 13:33:11

Col	RT (min.)	Exp RT (min.)	Dlt RT (min.)	Response	OnCol Amt ug/l	Flags
-----	-----------	---------------	---------------	----------	----------------	-------

9 PCB-1242						M
1	2.634	2.639	-0.005	86867393	1707.3	
1	3.298	3.304	-0.006	160838915	1679.9	
1	4.243	4.244	-0.001	325921013	1659.6	M
1	4.512	4.513	-0.001	135578637	1637.7	M
1	6.179	6.178	0.001	102946560	1496.5	M
Average of Peak Amounts =					1636.2	
2	1.815	1.827	-0.012	117620213	1571.6	
2	2.165	2.173	-0.008	206782089	1555.1	M
2	2.661	2.669	-0.008	352071040	1546.9	M
2	2.828	2.833	-0.005	157737825	1560.1	M
2	3.540	3.546	-0.006	140858127	1487.3	
Average of Peak Amounts =					1544.2	
RPD = 5.79						

QC Flag Legend

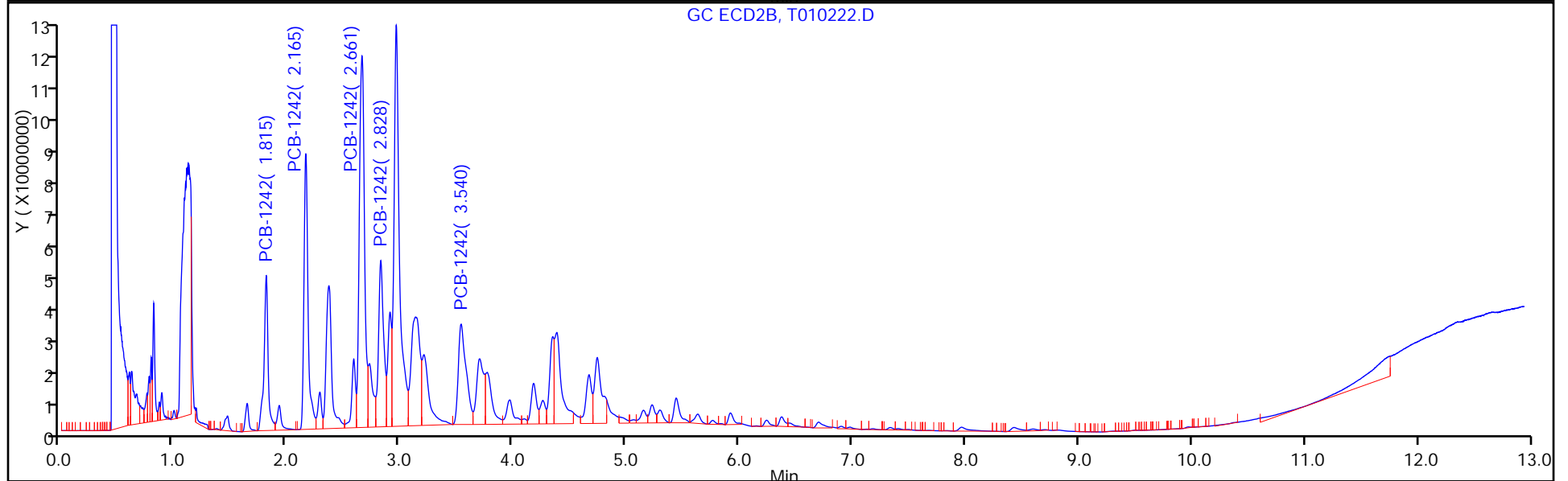
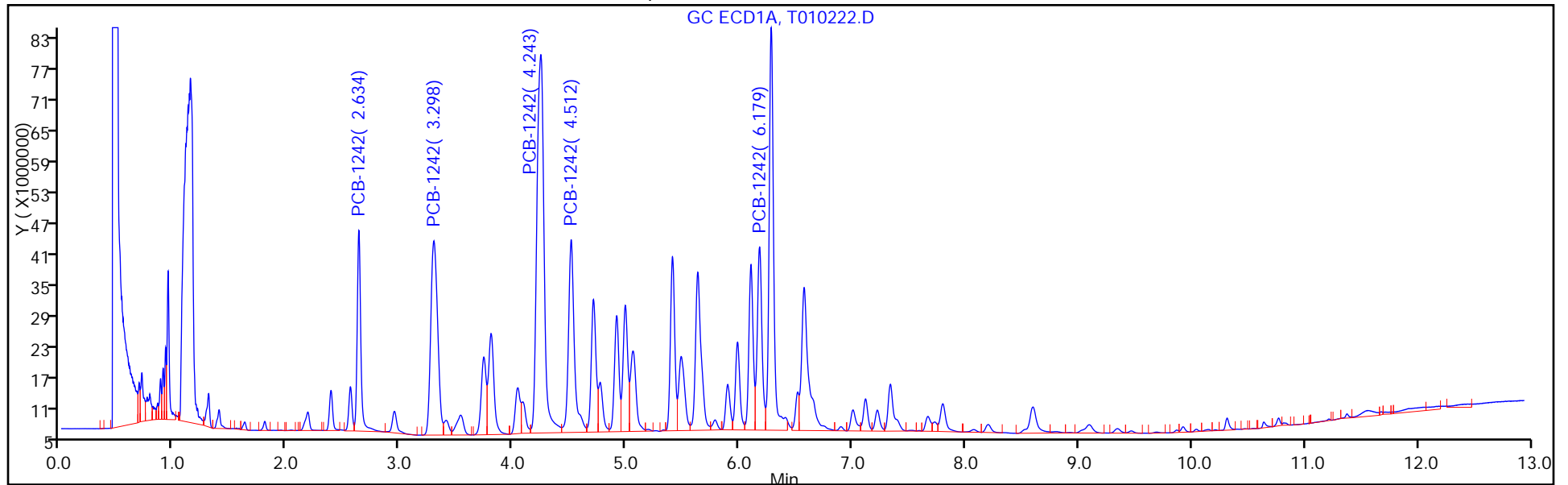
Review Flags

M - Manually Integrated

TestAmerica Edison

Data File: \\EDICHROM\ChromData\CPESTGC11\20141105-20206.b\T010222.D  
Injection Date: 05-Nov-2014 11:36:46 Instrument ID: CPESTGC11  
Lims ID: 460-85482-E-11-A Lab Sample ID: 460-85482-11  
Client ID: PMP-24-SW-WT  
Injection Vol: 1.0 ul Dil. Factor: 2000.0000  
Method: 8082GC11 Limit Group: GC 8082 PCB

Operator ID:  
Worklist Smp#: 4  
ALS Bottle#: 4



TestAmerica Edison

Data File: \\EDICHROM\ChromData\CPESTGC11\20141105-20206.b\T010222.D

Injection Date: 05-Nov-2014 11:36:46

Instrument ID: CPESTGC11

Lims ID: 460-85482-E-11-A

Lab Sample ID: 460-85482-11

Client ID: PMP-24-SW-WT

Operator ID:

ALS Bottle#: 4 Worklist Smp#: 4

Injection Vol: 1.0 ul

Dil. Factor: 2000.0000

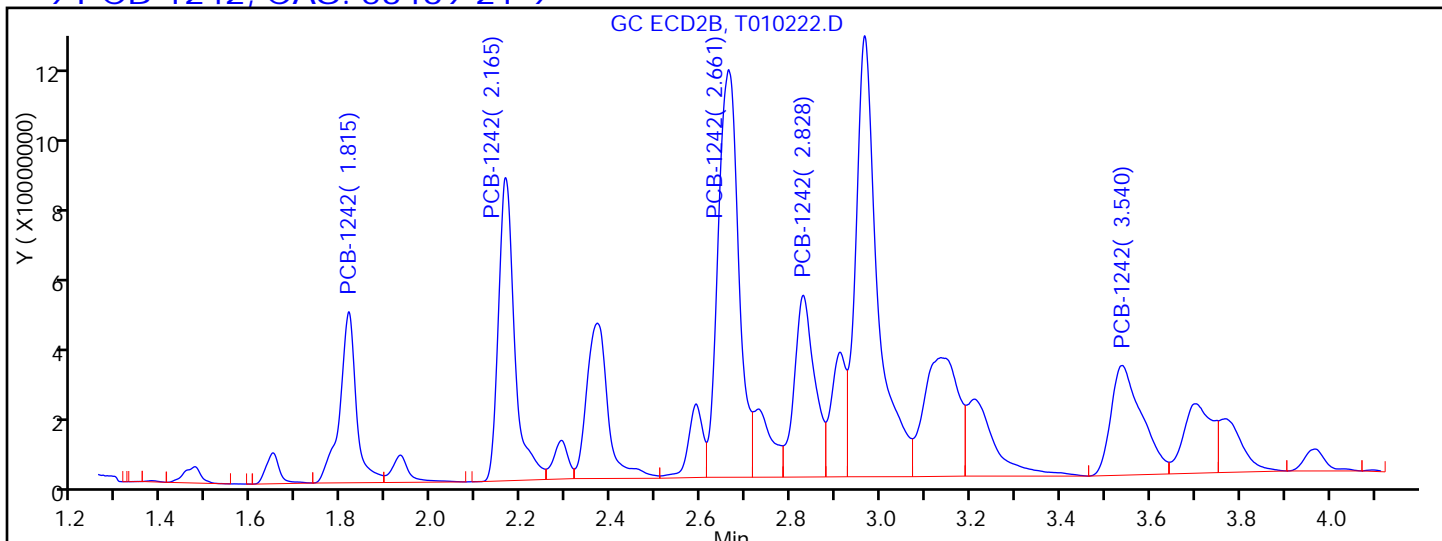
Method: 8082GC11

Limit Group: GC 8082 PCB

Column:

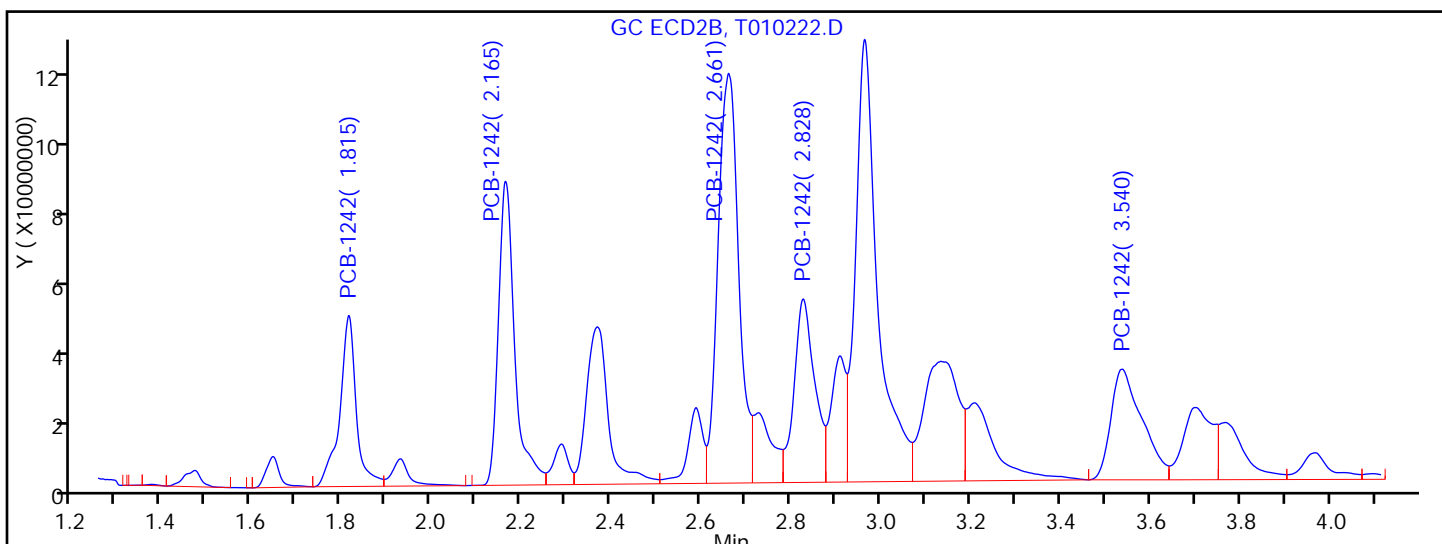
Detector: GC ECD2B

9 PCB-1242, CAS: 53469-21-9



Processing Integration Results

RT = 1.815	Response = 117620213	
RT = 2.165	Response = 204720360	M
RT = 2.661	Response = 348554679	M
RT = 2.828	Response = 155193397	M
RT = 3.540	Response = 140858127	



Manual Integration Results

RT = 1.815	Response = 117620213	
RT = 2.165	Response = 206782089	M
RT = 2.661	Response = 352071040	M
RT = 2.828	Response = 157737825	M
RT = 3.540	Response = 140858127	

Reviewer: patelji, 05-Nov-2014 13:33:11

Audit Action: Assigned New Baseline

Audit Reason: Sample matrix interference



FORM I  
PCBS ORGANICS ANALYSIS DATA SHEET

Lab Name: TestAmerica Edison Job No.: 460-85482-1  
 SDG No.: \_\_\_\_\_  
 Client Sample ID: PMP-24-SW-SI Lab Sample ID: 460-85482-12  
 Matrix: Solid Lab File ID: T010176.D  
 Analysis Method: 8082 Date Collected: 10/30/2014 14:03  
 Extraction Method: 3546 Date Extracted: 11/03/2014 07:52  
 Sample wt/vol: 15.0041(g) Date Analyzed: 11/04/2014 20:18  
 Con. Extract Vol.: 10(mL) Dilution Factor: 500  
 Injection Volume: 1(uL) GC Column: CLP-2 ID: 0.53(mm)  
 % Moisture: 12.9 GPC Cleanup: (Y/N) N  
 Analysis Batch No.: 260368 Units: ug/Kg

CAS NO.	SURROGATE	%REC	Q	LIMITS
2051-24-3	DCB Decachlorobiphenyl	0	<i>X D</i>	53-150

TestAmerica Edison  
Target Compound Quantitation Report

Data File: \\EDICHROM\ChromData\CPESTGC11\20141104-20163.b\T010176.D  
 Lims ID: 460-85482-E-12-A Lab Sample ID: 460-85482-12  
 Client ID: PMP-24-SW-SI  
 Sample Type: Client  
 Inject. Date: 04-Nov-2014 20:18:33 ALS Bottle#: 35 Worklist Smp#: 35  
 Injection Vol: 1.0 ul Dil. Factor: 500.0000  
 Sample Info: 460-0020163-035  
 Operator ID: Instrument ID: CPESTGC11  
 Method: \\EDICHROM\ChromData\CPESTGC11\20141104-20163.b\8082GC11.m  
 Limit Group: GC 8082 PCB  
 Last Update: 05-Nov-2014 14:29:41 Calib Date: 03-Nov-2014 20:52:10  
 Integrator: Falcon  
 Quant Method: External Standard Quant By: Initial Calibration  
 Last ICal File: \\EDICHROM\ChromData\CPESTGC11\20141103-20126.b\T010138.D

Column 1 : Det: GC ECD1A  
 Column 2 : Det: GC ECD2B  
 Process Host: XAWRK030

First Level Reviewer: patelji Date: 05-Nov-2014 14:18:03

Col	RT (min.)	Exp RT (min.)	Dlt RT (min.)	Response	OnCol Amt ug/l	Flags
-----	-----------	---------------	---------------	----------	----------------	-------

9 PCB-1242

1	2.633	2.639	-0.006	102397354	2012.5
1	3.292	3.304	-0.012	197097634	2058.6
1	4.238	4.244	-0.006	408757479	2081.4
1	4.506	4.513	-0.007	163634214	1976.6
1	6.172	6.178	-0.006	135636788	1971.7

Average of Peak Amounts = 2020.2

2	1.815	1.827	-0.012	142054939	1898.1
2	2.164	2.173	-0.009	267949992	2015.2
2	2.663	2.669	-0.006	497380335	2185.3
2	2.828	2.833	-0.005	215158590	2128.0
2	3.538	3.546	-0.008	206956110	2185.2

Average of Peak Amounts = 2082.4

RPD = 3.03

TestAmerica Edison

Data File: \\EDICHROM\ChromData\CPESTGC11\20141104-20163.b\T010176.D

Injection Date: 04-Nov-2014 20:18:33

Instrument ID: CPESTGC11

Operator ID:

Lims ID: 460-85482-E-12-A

Lab Sample ID: 460-85482-12

Worklist Smp#: 35

Client ID: PMP-24-SW-SI

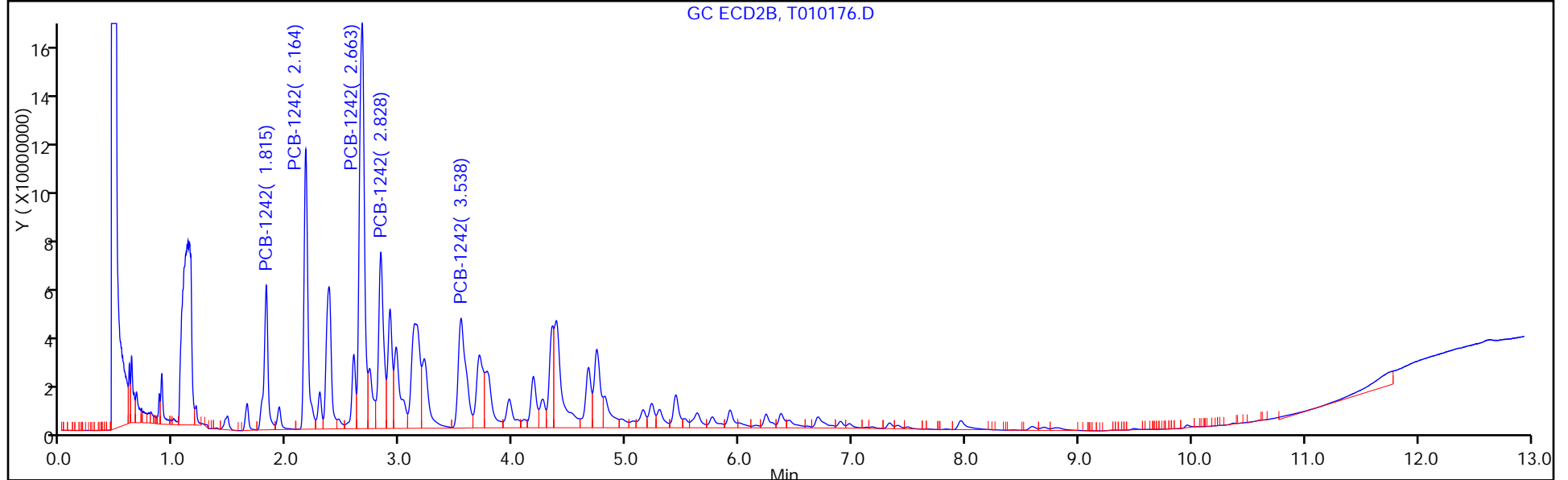
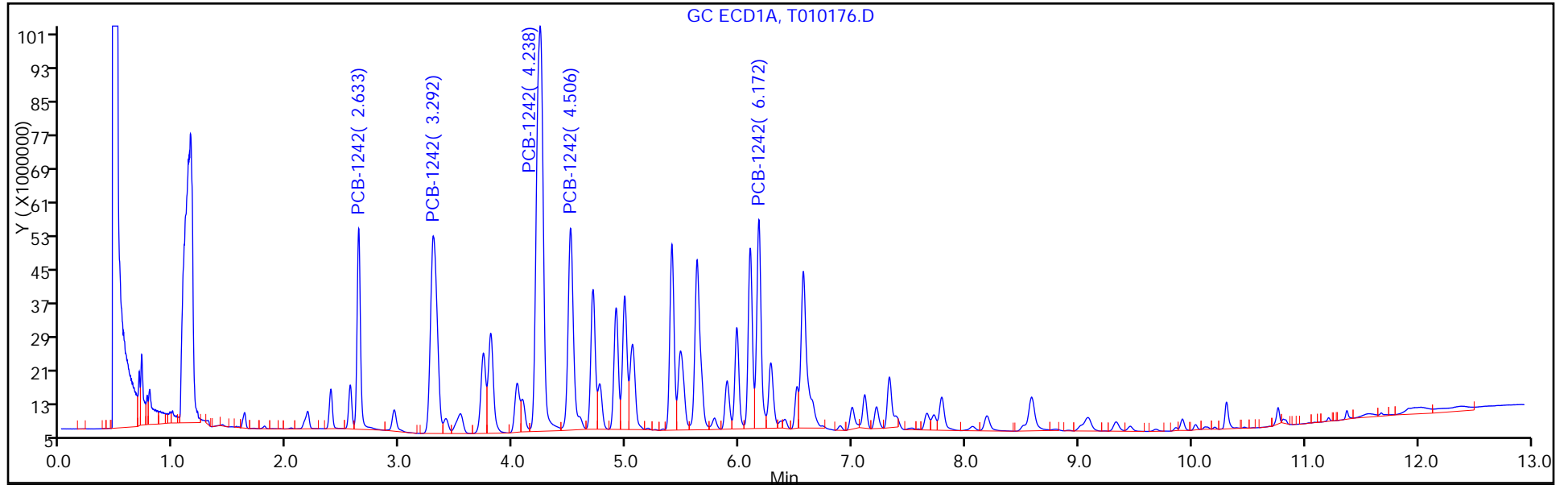
Injection Vol: 1.0 ul

Dil. Factor: 500.0000

ALS Bottle#: 35

Method: 8082GC11

Limit Group: GC 8082 PCB



FORM I  
PCBS ORGANICS ANALYSIS DATA SHEET

Lab Name: TestAmerica Edison Job No.: 460-85482-1  
 SDG No.: \_\_\_\_\_  
 Client Sample ID: PMP-24-SW-SI Lab Sample ID: 460-85482-12  
 Matrix: Solid Lab File ID: T010176.D  
 Analysis Method: 8082 Date Collected: 10/30/2014 14:03  
 Extraction Method: 3546 Date Extracted: 11/03/2014 07:52  
 Sample wt/vol: 15.0041(g) Date Analyzed: 11/04/2014 20:18  
 Con. Extract Vol.: 10(mL) Dilution Factor: 500  
 Injection Volume: 1(uL) GC Column: CLP-1 ID: 0.53(mm)  
 % Moisture: 12.9 GPC Cleanup: (Y/N) N  
 Analysis Batch No.: 260368 Units: ug/Kg

CAS NO.	COMPOUND NAME	RESULT	Q	RL	MDL
12674-11-2	Aroclor 1016	8600	U	38000	8600
11104-28-2	Aroclor 1221	8600	U	38000	8600
11141-16-5	Aroclor 1232	8600	U	38000	8600
53469-21-9	Aroclor 1242	800000		38000	8600
12672-29-6	Aroclor 1248	8600	U	38000	8600
11097-69-1	Aroclor 1254	11000	U	38000	11000
11096-82-5	Aroclor 1260	11000	U	38000	11000
37324-23-5	Aroclor 1262	11000	U	38000	11000
11100-14-4	Aroclor 1268	11000	U	38000	11000

CAS NO.	SURROGATE	%REC	Q	LIMITS
2051-24-3	DCB Decachlorobiphenyl	0	X D	53-150

TestAmerica Edison  
Target Compound Quantitation Report

Data File: \\EDICHROM\ChromData\CPESTGC11\20141104-20163.b\T010176.D  
 Lims ID: 460-85482-E-12-A Lab Sample ID: 460-85482-12  
 Client ID: PMP-24-SW-SI  
 Sample Type: Client  
 Inject. Date: 04-Nov-2014 20:18:33 ALS Bottle#: 35 Worklist Smp#: 35  
 Injection Vol: 1.0 ul Dil. Factor: 500.0000  
 Sample Info: 460-0020163-035  
 Operator ID: Instrument ID: CPESTGC11  
 Method: \\EDICHROM\ChromData\CPESTGC11\20141104-20163.b\8082GC11.m  
 Limit Group: GC 8082 PCB  
 Last Update: 05-Nov-2014 14:29:41 Calib Date: 03-Nov-2014 20:52:10  
 Integrator: Falcon  
 Quant Method: External Standard Quant By: Initial Calibration  
 Last ICal File: \\EDICHROM\ChromData\CPESTGC11\20141103-20126.b\T010138.D

Column 1 : Det: GC ECD1A  
 Column 2 : Det: GC ECD2B  
 Process Host: XAWRK030

First Level Reviewer: patelji Date: 05-Nov-2014 14:18:03

Col	RT (min.)	Exp RT (min.)	Dlt RT (min.)	Response	OnCol Amt ug/l	Flags
-----	-----------	---------------	---------------	----------	----------------	-------

9 PCB-1242

1	2.633	2.639	-0.006	102397354	2012.5
1	3.292	3.304	-0.012	197097634	2058.6
1	4.238	4.244	-0.006	408757479	2081.4
1	4.506	4.513	-0.007	163634214	1976.6
1	6.172	6.178	-0.006	135636788	1971.7

Average of Peak Amounts = 2020.2

2	1.815	1.827	-0.012	142054939	1898.1
2	2.164	2.173	-0.009	267949992	2015.2
2	2.663	2.669	-0.006	497380335	2185.3
2	2.828	2.833	-0.005	215158590	2128.0
2	3.538	3.546	-0.008	206956110	2185.2

Average of Peak Amounts = 2082.4

RPD = 3.03

TestAmerica Edison

Data File: \\EDICHROM\ChromData\CPESTGC11\20141104-20163.b\T010176.D

Injection Date: 04-Nov-2014 20:18:33

Instrument ID: CPESTGC11

Operator ID:

Lims ID: 460-85482-E-12-A

Lab Sample ID: 460-85482-12

Worklist Smp#: 35

Client ID: PMP-24-SW-SI

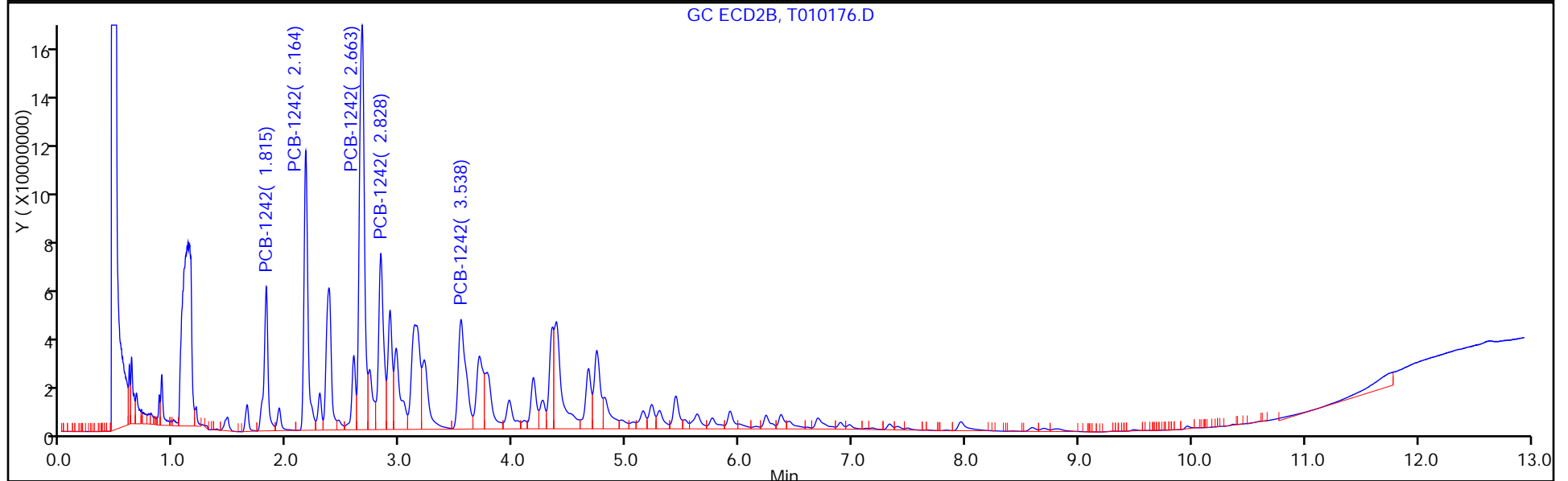
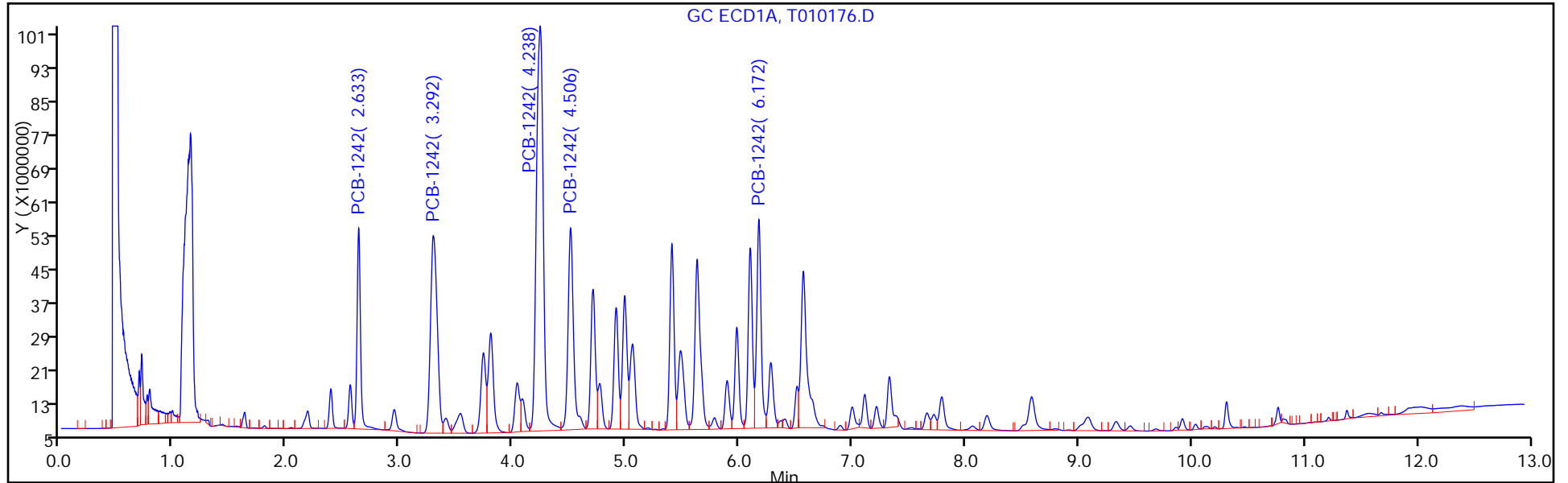
Injection Vol: 1.0 ul

Dil. Factor: 500.0000

ALS Bottle#: 35

Method: 8082GC11

Limit Group: GC 8082 PCB



FORM I  
PCBS ORGANICS ANALYSIS DATA SHEET

Lab Name: TestAmerica Edison Job No.: 460-85482-1  
 SDG No.: \_\_\_\_\_  
 Client Sample ID: PMP-22-SW-VS Lab Sample ID: 460-85482-13  
 Matrix: Solid Lab File ID: T010177.D  
 Analysis Method: 8082 Date Collected: 10/30/2014 13:32  
 Extraction Method: 3546 Date Extracted: 11/03/2014 07:52  
 Sample wt/vol: 15.0075(g) Date Analyzed: 11/04/2014 20:37  
 Con. Extract Vol.: 10(mL) Dilution Factor: 1  
 Injection Volume: 1(uL) GC Column: CLP-2 ID: 0.53(mm)  
 % Moisture: 4.9 GPC Cleanup: (Y/N) N  
 Analysis Batch No.: 260368 Units: ug/Kg

CAS NO.	SURROGATE	%REC	Q	LIMITS
2051-24-3	DCB Decachlorobiphenyl	101		53-150

TestAmerica Edison  
Target Compound Quantitation Report

Data File: \\EDICHROM\ChromData\CPESTGC11\20141104-20163.b\T010177.D  
 Lims ID: 460-85482-A-13-A Lab Sample ID: 460-85482-13  
 Client ID: PMP-22-SW-VS  
 Sample Type: Client  
 Inject. Date: 04-Nov-2014 20:37:34 ALS Bottle#: 36 Worklist Smp#: 36  
 Injection Vol: 1.0 ul Dil. Factor: 1.0000  
 Sample Info: 460-0020163-036  
 Operator ID: Instrument ID: CPESTGC11  
 Method: \\EDICHROM\ChromData\CPESTGC11\20141104-20163.b\8082GC11.m  
 Limit Group: GC 8082 PCB  
 Last Update: 05-Nov-2014 14:29:41 Calib Date: 03-Nov-2014 20:52:10  
 Integrator: Falcon  
 Quant Method: External Standard Quant By: Initial Calibration  
 Last ICal File: \\EDICHROM\ChromData\CPESTGC11\20141103-20126.b\T010138.D  
 Column 1 : Det: GC ECD1A  
 Column 2 : Det: GC ECD2B  
 Process Host: XAWRK030

First Level Reviewer: patelji Date: 05-Nov-2014 14:18:45

Col	RT (min.)	Exp RT (min.)	Dlt RT (min.)	Response	OnCol Amt ug/l	Flags
-----	-----------	---------------	---------------	----------	----------------	-------

9 PCB-1242						M
1	2.635	2.639	-0.004	45596479	896.1	
1	3.295	3.304	-0.009	90090318	941.0	
1	4.239	4.244	-0.005	181408489	923.8	
1	4.508	4.513	-0.005	69011107	833.6	
1	6.172	6.178	-0.006	60882415	885.0	
Average of Peak Amounts =					895.9	
2	1.817	1.827	-0.010	61099893	816.4	M
2	2.166	2.173	-0.007	117345259	882.5	M
2	2.665	2.669	-0.004	221396409	972.7	M
2	2.829	2.833	-0.004	95480230	944.4	M
2	3.539	3.546	-0.007	88228061	931.6	
Average of Peak Amounts =					909.5	
RPD = 1.51						
\$ 5 DCB Decachlorobiphenyl						M
1	11.907	11.903	0.004	123624634	50.4	M
2	10.589	10.593	-0.004	185368547	49.7	M
RPD = 1.33						

QC Flag Legend

Review Flags

M - Manually Integrated



TestAmerica Edison

Data File: \\EDICHROM\ChromData\CPESTGC11\20141104-20163.b\T010177.D

Injection Date: 04-Nov-2014 20:37:34

Instrument ID: CPESTGC11

Operator ID:

Lims ID: 460-85482-A-13-A

Lab Sample ID: 460-85482-13

Worklist Smp#: 36

Client ID: PMP-22-SW-VS

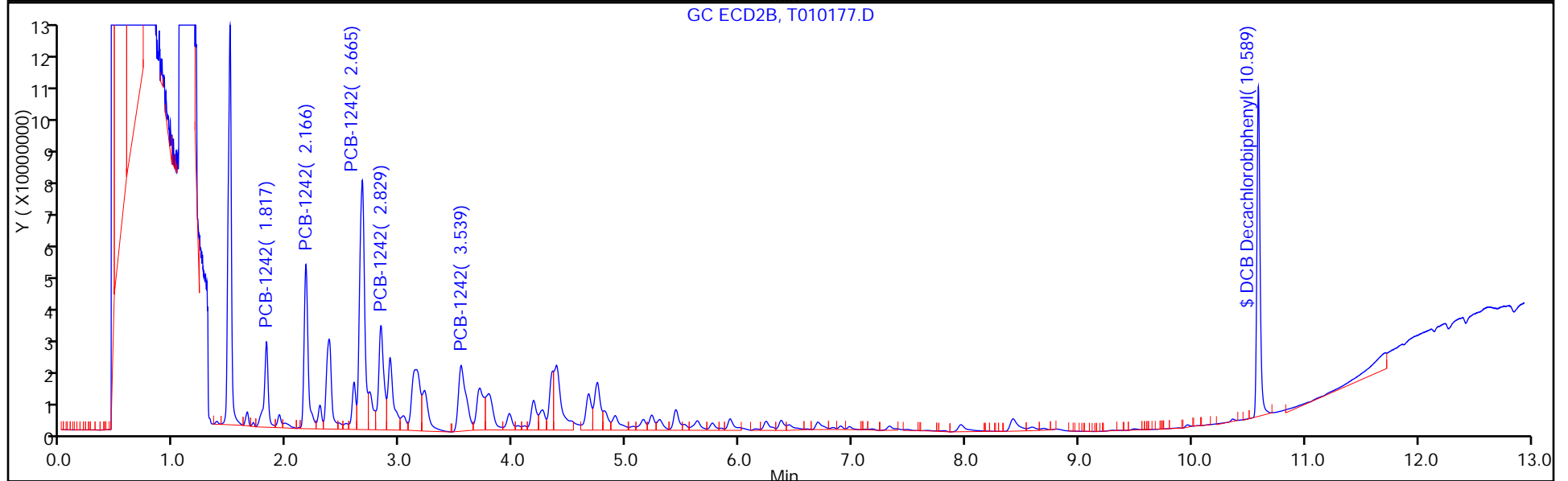
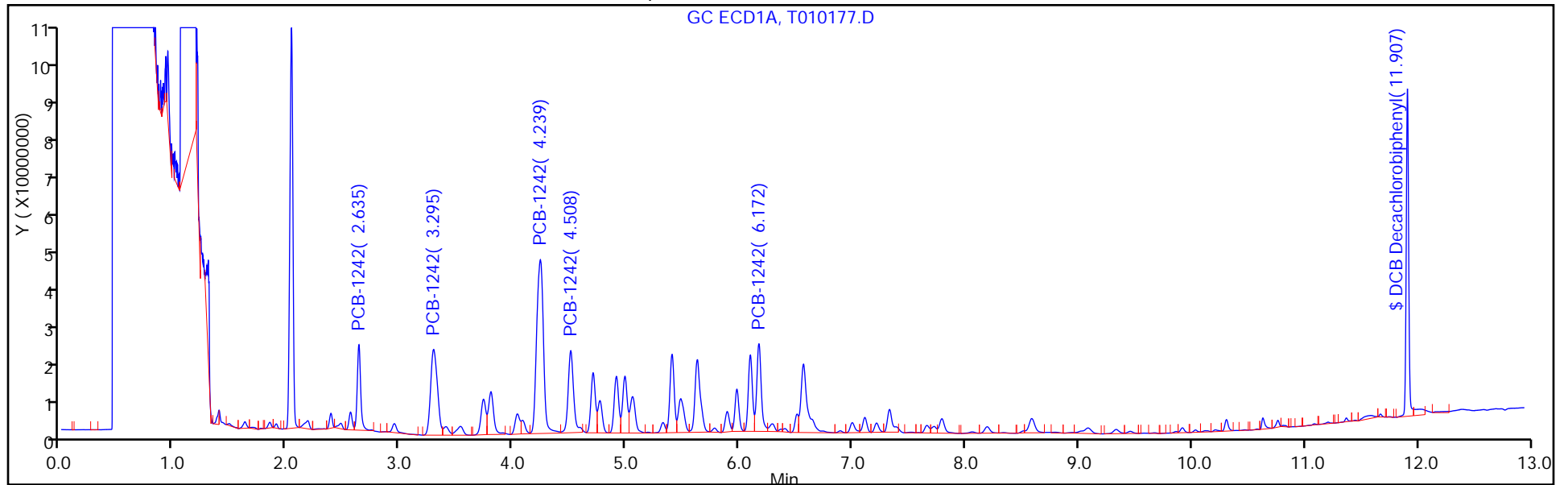
Injection Vol: 1.0 ul

Dil. Factor: 1.0000

ALS Bottle#: 36

Method: 8082GC11

Limit Group: GC 8082 PCB



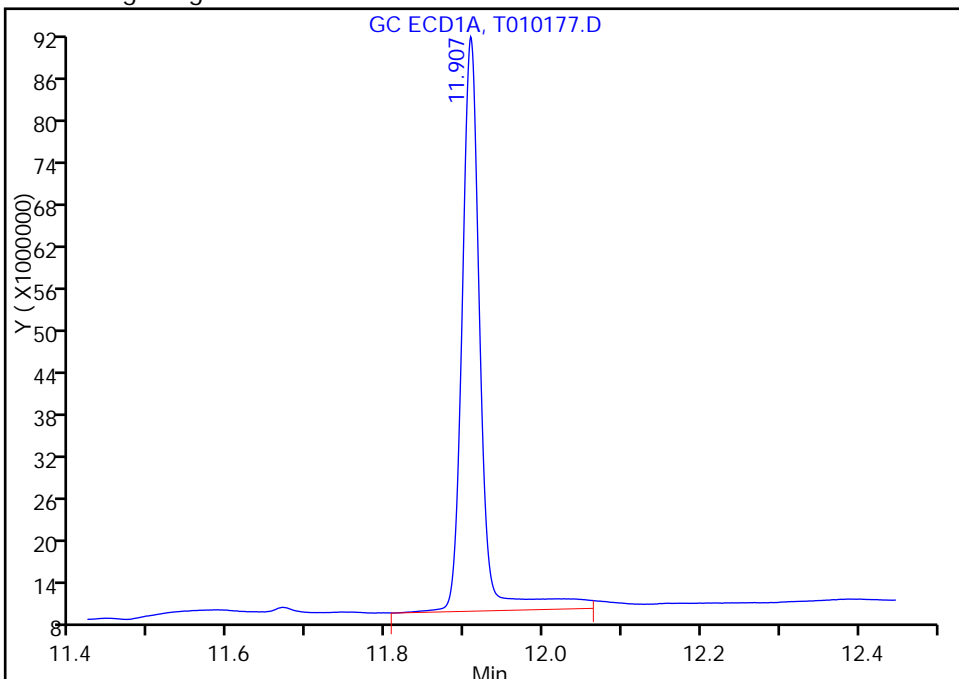
TestAmerica Edison

Data File: \\EDICHROM\ChromData\CPESTGC11\20141104-20163.b\T010177.D  
Injection Date: 04-Nov-2014 20:37:34 Instrument ID: CPESTGC11  
Lims ID: 460-85482-A-13-A Lab Sample ID: 460-85482-13  
Client ID: PMP-22-SW-VS  
Operator ID: ALS Bottle#: 36 Worklist Smp#: 36  
Injection Vol: 1.0 ul Dil. Factor: 1.0000  
Method: 8082GC11 Limit Group: GC 8082 PCB  
Column: Detector GC ECD1A

\$ 5 DCB Decachlorobiphenyl, CAS: 2051-24-3

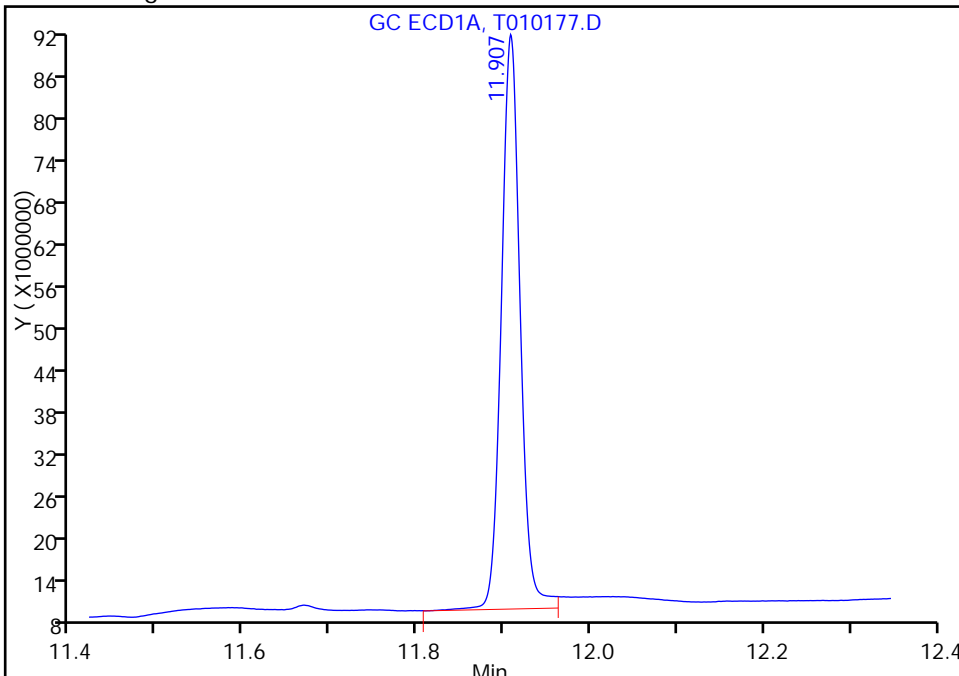
Processing Integration Results

RT: 11.91  
Response: 132256750  
Amount: 53.866310



Manual Integration Results

RT: 11.91  
Response: 123624634  
Amount: 50.350571



Reviewer: patelji, 05-Nov-2014 14:18:45  
Audit Action: Split an Integrated Peak  
Audit Reason: Peak not integrated

FORM I  
PCBS ORGANICS ANALYSIS DATA SHEET

Lab Name: TestAmerica Edison Job No.: 460-85482-1  
 SDG No.: \_\_\_\_\_  
 Client Sample ID: PMP-22-SW-VS Lab Sample ID: 460-85482-13  
 Matrix: Solid Lab File ID: T010177.D  
 Analysis Method: 8082 Date Collected: 10/30/2014 13:32  
 Extraction Method: 3546 Date Extracted: 11/03/2014 07:52  
 Sample wt/vol: 15.0075(g) Date Analyzed: 11/04/2014 20:37  
 Con. Extract Vol.: 10(mL) Dilution Factor: 1  
 Injection Volume: 1(uL) GC Column: CLP-1 ID: 0.53(mm)  
 % Moisture: 4.9 GPC Cleanup: (Y/N) N  
 Analysis Batch No.: 260368 Units: ug/Kg

CAS NO.	COMPOUND NAME	RESULT	Q	RL	MDL
12674-11-2	Aroclor 1016	16	U	70	16
11104-28-2	Aroclor 1221	16	U	70	16
11141-16-5	Aroclor 1232	16	U	70	16
53469-21-9	Aroclor 1242	640		70	16
12672-29-6	Aroclor 1248	16	U	70	16
11097-69-1	Aroclor 1254	20	U	70	20
11096-82-5	Aroclor 1260	20	U	70	20
37324-23-5	Aroclor 1262	20	U	70	20
11100-14-4	Aroclor 1268	20	U	70	20

CAS NO.	SURROGATE	%REC	Q	LIMITS
2051-24-3	DCB Decachlorobiphenyl	99		53-150

TestAmerica Edison  
Target Compound Quantitation Report

Data File: \\EDICHROM\ChromData\CPESTGC11\20141104-20163.b\T010177.D  
 Lims ID: 460-85482-A-13-A Lab Sample ID: 460-85482-13  
 Client ID: PMP-22-SW-VS  
 Sample Type: Client  
 Inject. Date: 04-Nov-2014 20:37:34 ALS Bottle#: 36 Worklist Smp#: 36  
 Injection Vol: 1.0 ul Dil. Factor: 1.0000  
 Sample Info: 460-0020163-036  
 Operator ID: Instrument ID: CPESTGC11  
 Method: \\EDICHROM\ChromData\CPESTGC11\20141104-20163.b\8082GC11.m  
 Limit Group: GC 8082 PCB  
 Last Update: 05-Nov-2014 14:29:41 Calib Date: 03-Nov-2014 20:52:10  
 Integrator: Falcon  
 Quant Method: External Standard Quant By: Initial Calibration  
 Last ICal File: \\EDICHROM\ChromData\CPESTGC11\20141103-20126.b\T010138.D  
 Column 1 : Det: GC ECD1A  
 Column 2 : Det: GC ECD2B  
 Process Host: XAWRK030

First Level Reviewer: patelji Date: 05-Nov-2014 14:18:45

Col	RT (min.)	Exp RT (min.)	Dlt RT (min.)	Response	OnCol Amt ug/l	Flags
-----	-----------	---------------	---------------	----------	----------------	-------

9 PCB-1242						M
1	2.635	2.639	-0.004	45596479	896.1	
1	3.295	3.304	-0.009	90090318	941.0	
1	4.239	4.244	-0.005	181408489	923.8	
1	4.508	4.513	-0.005	69011107	833.6	
1	6.172	6.178	-0.006	60882415	885.0	
Average of Peak Amounts =					895.9	
2	1.817	1.827	-0.010	61099893	816.4	M
2	2.166	2.173	-0.007	117345259	882.5	M
2	2.665	2.669	-0.004	221396409	972.7	M
2	2.829	2.833	-0.004	95480230	944.4	M
2	3.539	3.546	-0.007	88228061	931.6	
Average of Peak Amounts =					909.5	
RPD = 1.51						
\$ 5 DCB Decachlorobiphenyl						M
1	11.907	11.903	0.004	123624634	50.4	M
2	10.589	10.593	-0.004	185368547	49.7	M
RPD = 1.33						

QC Flag Legend

Review Flags

M - Manually Integrated

TestAmerica Edison

Data File: \\EDICHRON\ChromData\CPESTGC11\20141104-20163.b\T010177.D

Injection Date: 04-Nov-2014 20:37:34

Instrument ID: CPESTGC11

Operator ID:

Lims ID: 460-85482-A-13-A

Lab Sample ID: 460-85482-13

Worklist Smp#: 36

Client ID: PMP-22-SW-VS

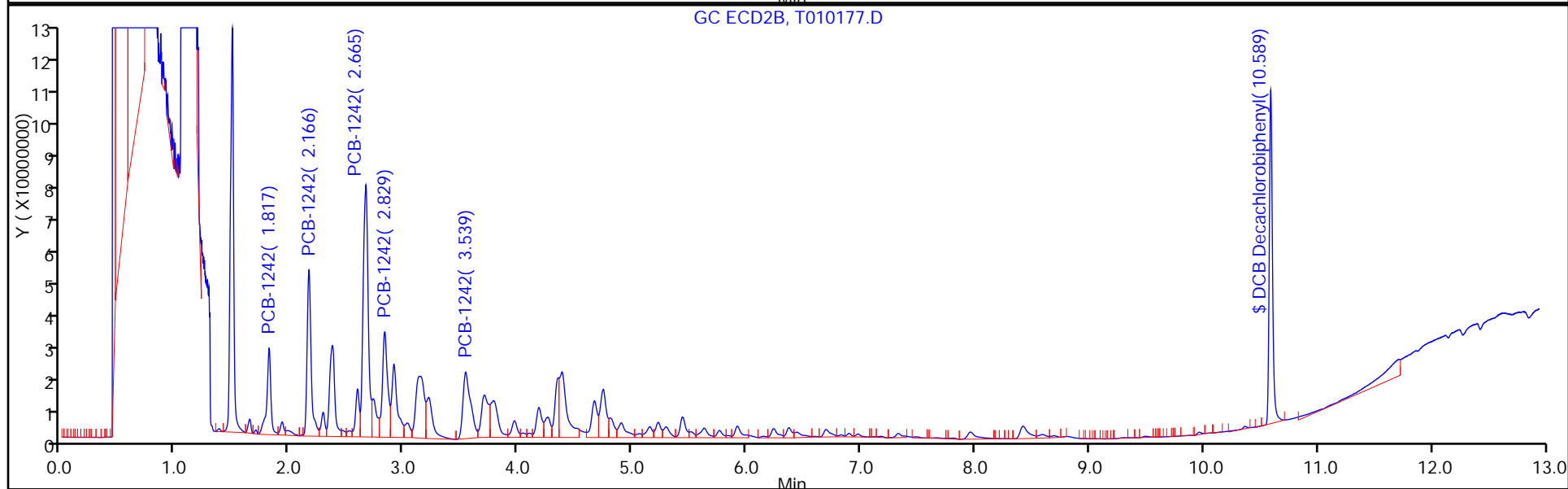
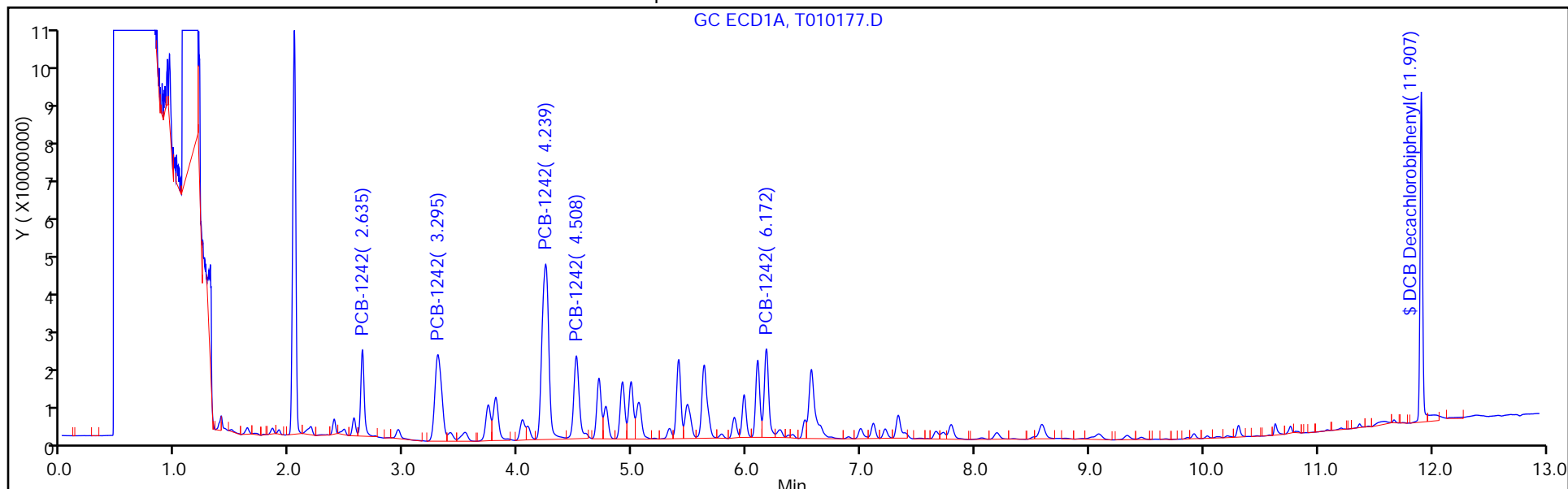
Injection Vol: 1.0 ul

Dil. Factor: 1.0000

ALS Bottle#: 36

Method: 8082GC11

Limit Group: GC 8082 PCB



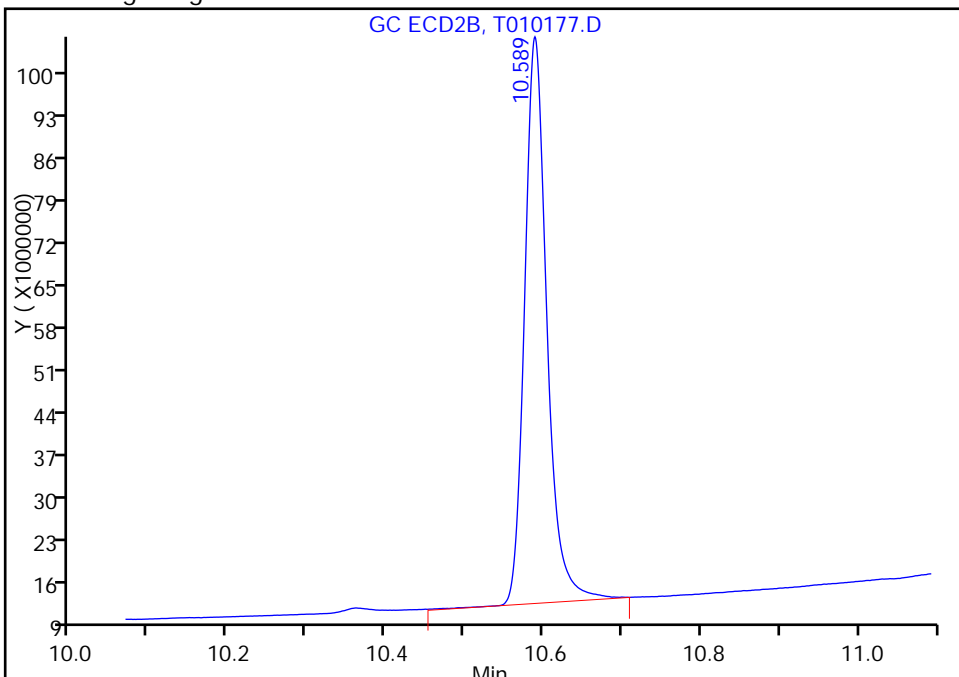
TestAmerica Edison

Data File: \\EDICHROM\ChromData\CPESTGC11\20141104-20163.b\T010177.D  
Injection Date: 04-Nov-2014 20:37:34 Instrument ID: CPESTGC11  
Lims ID: 460-85482-A-13-A Lab Sample ID: 460-85482-13  
Client ID: PMP-22-SW-VS  
Operator ID: ALS Bottle#: 36 Worklist Smp#: 36  
Injection Vol: 1.0 ul Dil. Factor: 1.0000  
Method: 8082GC11 Limit Group: GC 8082 PCB  
Column: Detector GC ECD2B

\$ 5 DCB Decachlorobiphenyl, CAS: 2051-24-3

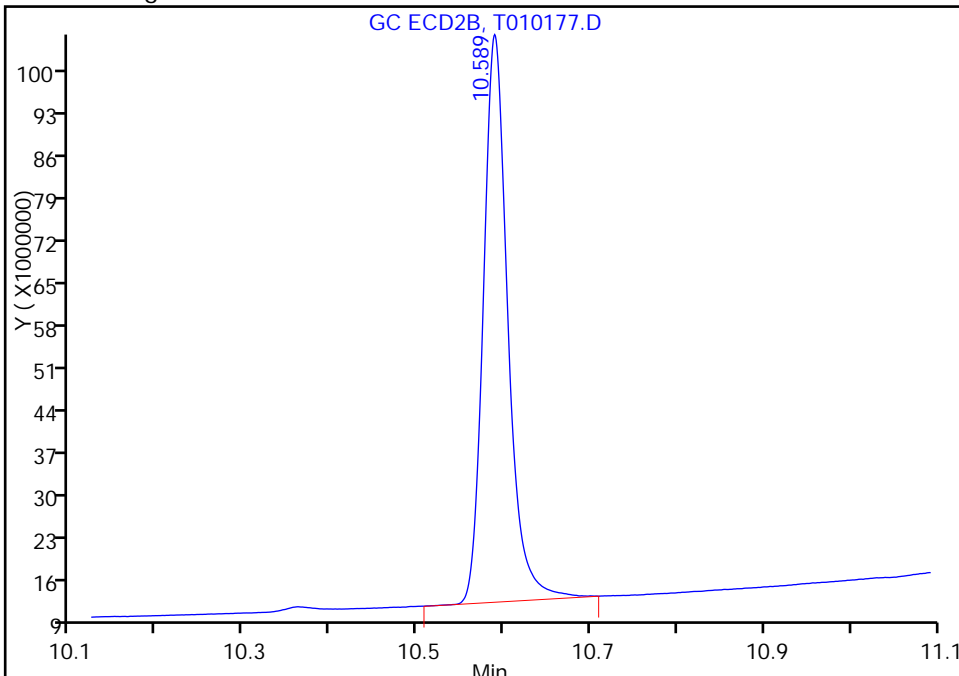
RT: 10.59  
Response: 185745028  
Amount: 49.787241

Processing Integration Results



RT: 10.59  
Response: 185368547  
Amount: 49.686329

Manual Integration Results



Reviewer: patelji, 05-Nov-2014 14:18:45  
Audit Action: Split an Integrated Peak  
Audit Reason: Peak not integrated

TestAmerica Edison

Data File: \\EDICHROM\ChromData\CPESTGC11\20141104-20163.b\T010177.D

Injection Date: 04-Nov-2014 20:37:34

Instrument ID: CPESTGC11

Lims ID: 460-85482-A-13-A

Lab Sample ID: 460-85482-13

Client ID: PMP-22-SW-VS

Operator ID:

ALS Bottle#: 36

Worklist Smp#: 36

Injection Vol: 1.0 ul

Dil. Factor: 1.0000

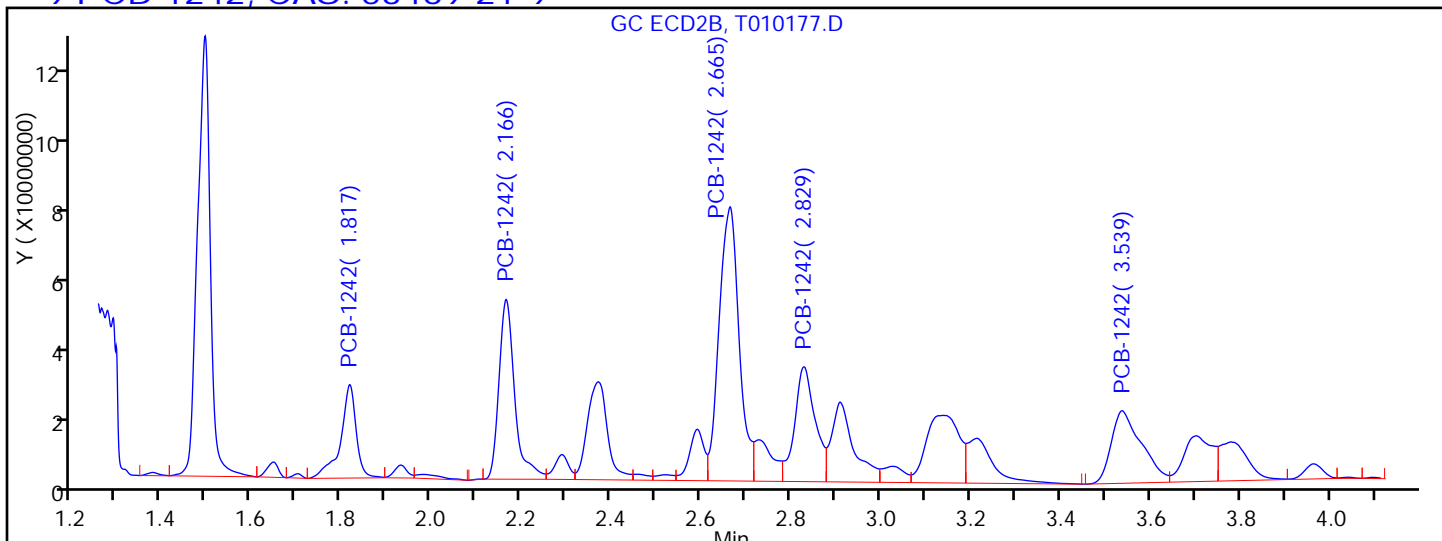
Method: 8082GC11

Limit Group: GC 8082 PCB

Column:

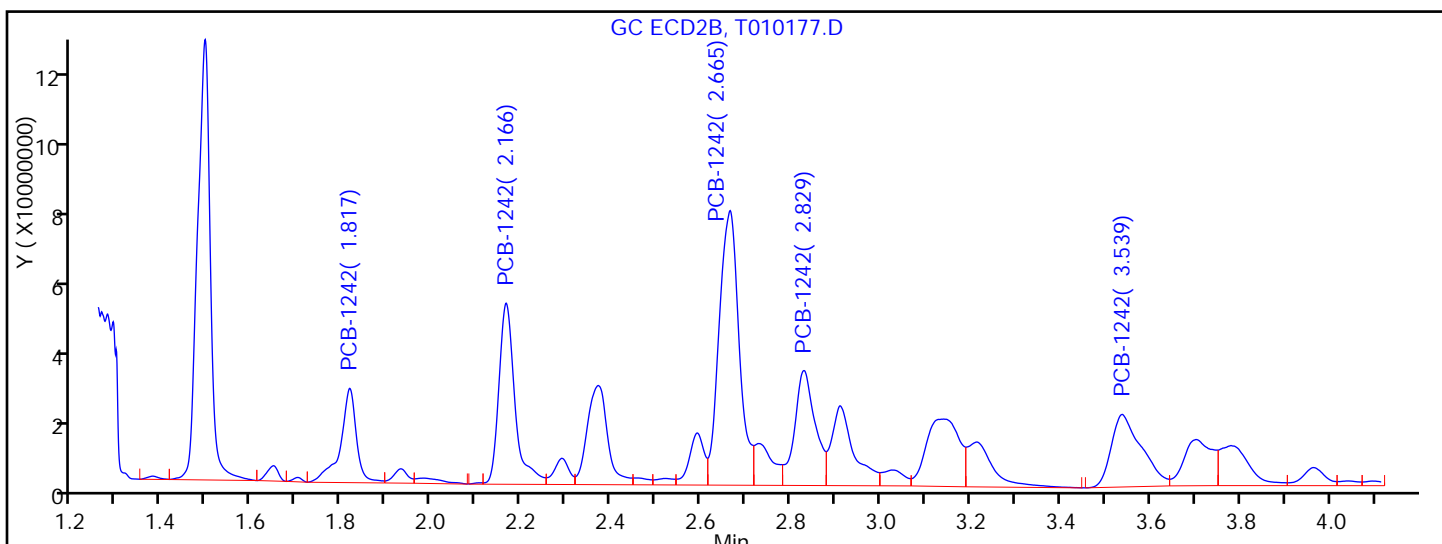
Detector: GC ECD2B

9 PCB-1242, CAS: 53469-21-9



Processing Integration Results

RT = 1.817	Response = 58975551	M
RT = 2.166	Response = 114295113	M
RT = 2.665	Response = 220552232	M
RT = 2.829	Response = 95241957	M
RT = 3.539	Response = 88228061	



Manual Integration Results

RT = 1.817	Response = 61099893	M
RT = 2.166	Response = 117345259	M
RT = 2.665	Response = 221396409	M
RT = 2.829	Response = 95480230	M
RT = 3.539	Response = 88228061	

Reviewer: patelji, 05-Nov-2014 14:18:45

Audit Action: Assigned New Baseline

Audit Reason: Peak not integrated

FORM I  
PCBS ORGANICS ANALYSIS DATA SHEET

Lab Name: TestAmerica Edison Job No.: 460-85482-1  
 SDG No.: \_\_\_\_\_  
 Client Sample ID: PMP-23-SW-VS Lab Sample ID: 460-85482-14  
 Matrix: Solid Lab File ID: OR223619.D  
 Analysis Method: 8082 Date Collected: 10/30/2014 13:17  
 Extraction Method: 3546 Date Extracted: 11/03/2014 07:52  
 Sample wt/vol: 15.0088(g) Date Analyzed: 11/04/2014 01:33  
 Con. Extract Vol.: 10(mL) Dilution Factor: 1  
 Injection Volume: 1(uL) GC Column: CLP-2 ID: 0.53(mm)  
 % Moisture: 4.7 GPC Cleanup: (Y/N) N  
 Analysis Batch No.: 260111 Units: ug/Kg

CAS NO.	SURROGATE	%REC	Q	LIMITS
2051-24-3	DCB Decachlorobiphenyl	112		53-150



TestAmerica Edison  
Target Compound Quantitation Report

Data File: \\EDICHROM\ChromData\CPESTGC7\20141103-20130.b\OR223619.D  
 Lims ID: 460-85482-A-14-A Lab Sample ID: 460-85482-14  
 Client ID: PMP-23-SW-VS  
 Sample Type: Client  
 Inject. Date: 04-Nov-2014 01:33:30 ALS Bottle#: 26 Worklist Smp#: 26  
 Injection Vol: 1.0 ul Dil. Factor: 1.0000  
 Sample Info: 460-0020130-026  
 Operator ID: Instrument ID: CPESTGC7  
 Method: \\EDICHROM\ChromData\CPESTGC7\20141103-20130.b\8082GC7.m  
 Limit Group: GC 8082 PCB  
 Last Update: 05-Nov-2014 13:54:47 Calib Date: 07-Oct-2014 15:20:30  
 Integrator: Falcon  
 Quant Method: External Standard Quant By: Initial Calibration  
 Last ICal File: \\EDICHROM\ChromData\CPESTGC7\20141007-19026.b\OR222720.D  
 Column 1 : Det: GC ECD1A  
 Column 2 : Det: GC ECD2B  
 Process Host: XAWRK030

First Level Reviewer: patelji Date: 04-Nov-2014 12:51:21

Col	RT (min.)	Exp RT (min.)	Dlt RT (min.)	Response	OnCol Amt ug/l	Flags
-----	-----------	---------------	---------------	----------	----------------	-------

9 PCB-1242						M
1	2.870	2.872	-0.002	85387	850.2	M
1	3.318	3.320	-0.002	333836	1746.2	M
1	3.843	3.858	-0.015	613921	1724.7	M
1	4.005	4.007	-0.002	192374	1264.6	M
1	5.107	5.105	0.002	237163	1589.0	M
Average of Peak Amounts =					1434.9	
2	2.292	2.295	-0.003	138633	764.9	
2	2.620	2.625	-0.005	483049	1775.2	M
2	3.080	3.103	-0.023	962068	1745.6	M
2	3.227	3.225	0.002	270668	1303.9	M
2	3.673	3.673	0.000	401784	1834.4	M
Average of Peak Amounts =					1484.8	
						RPD = 3.42

\$ 5 DCB Decachlorobiphenyl						
1	10.473	10.475	-0.002	231216	55.9	
2	9.413	9.410	0.003	394319	61.6	
						RPD = 9.73

QC Flag Legend

Review Flags

M - Manually Integrated

TestAmerica Edison

Data File: \\EDICHRON\ChromData\CPESTGC7\20141103-20130.b\OR223619.D

Injection Date: 04-Nov-2014 01:33:30

Instrument ID: CPESTGC7

Operator ID:

Lims ID: 460-85482-A-14-A

Lab Sample ID: 460-85482-14

Worklist Smp#: 26

Client ID: PMP-23-SW-VS

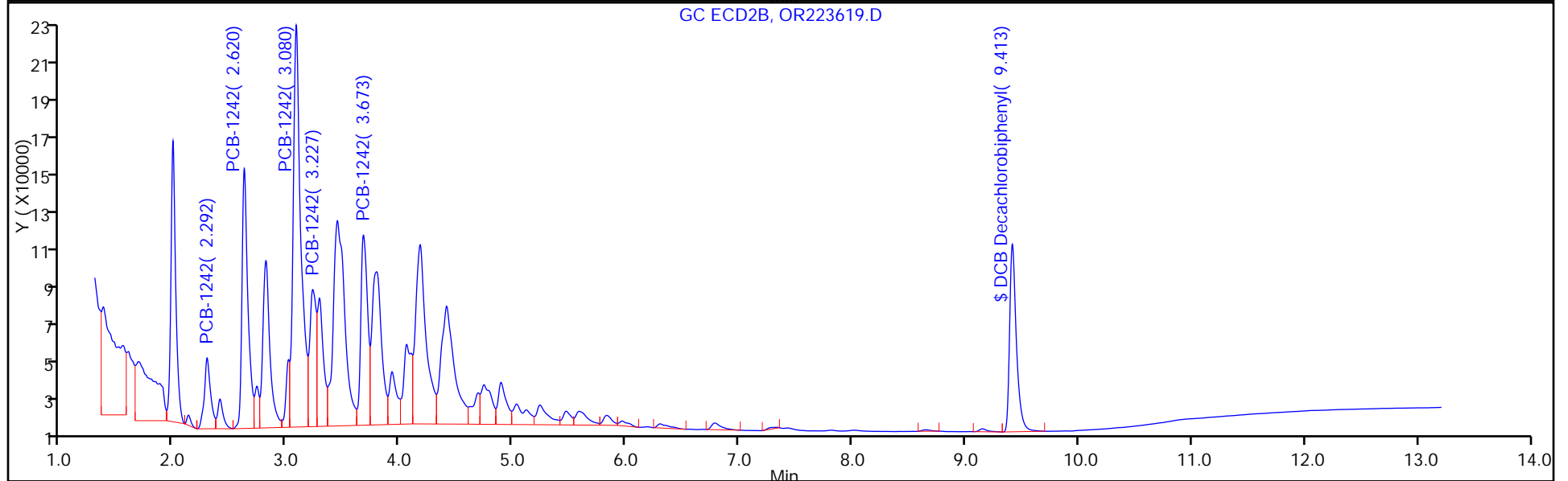
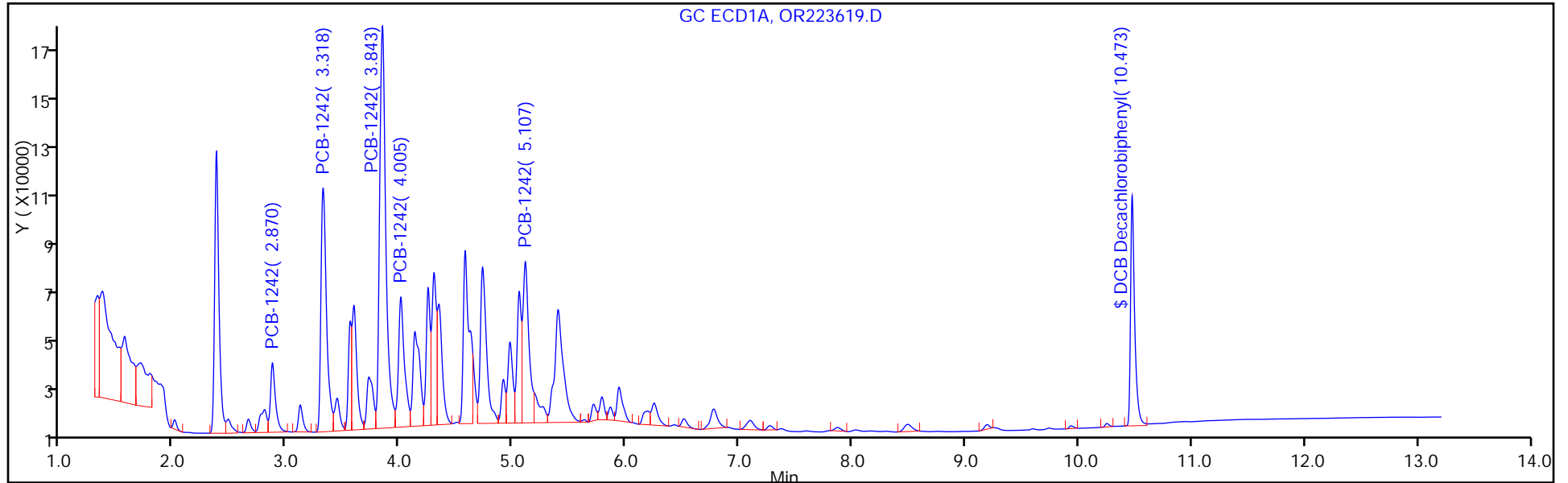
Injection Vol: 1.0 ul

Dil. Factor: 1.0000

ALS Bottle#: 26

Method: 8082GC7

Limit Group: GC 8082 PCB



TestAmerica Edison

Data File: \\EDICHROM\ChromData\CPESTGC7\20141103-20130.b\OR223619.D

Injection Date: 04-Nov-2014 01:33:30

Instrument ID: CPESTGC7

Lims ID: 460-85482-A-14-A

Lab Sample ID: 460-85482-14

Client ID: PMP-23-SW-VS

Operator ID:

ALS Bottle#: 26

Worklist Smp#: 26

Injection Vol: 1.0 ul

Dil. Factor: 1.0000

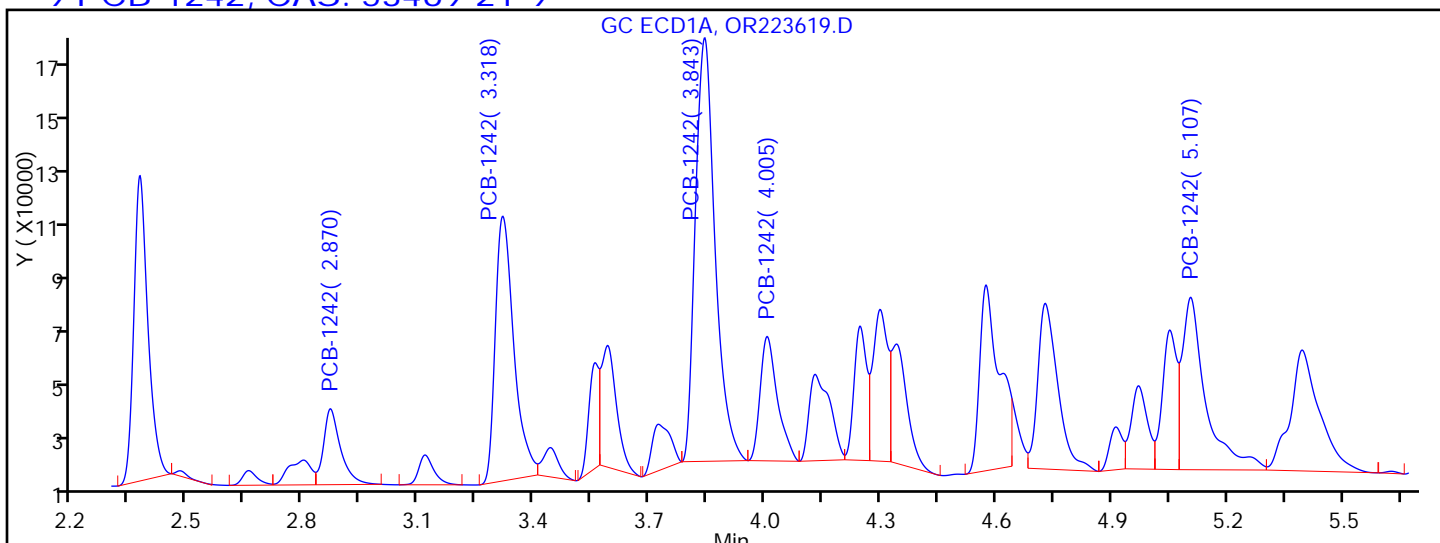
Method: 8082GC7

Limit Group: GC 8082 PCB

Column:

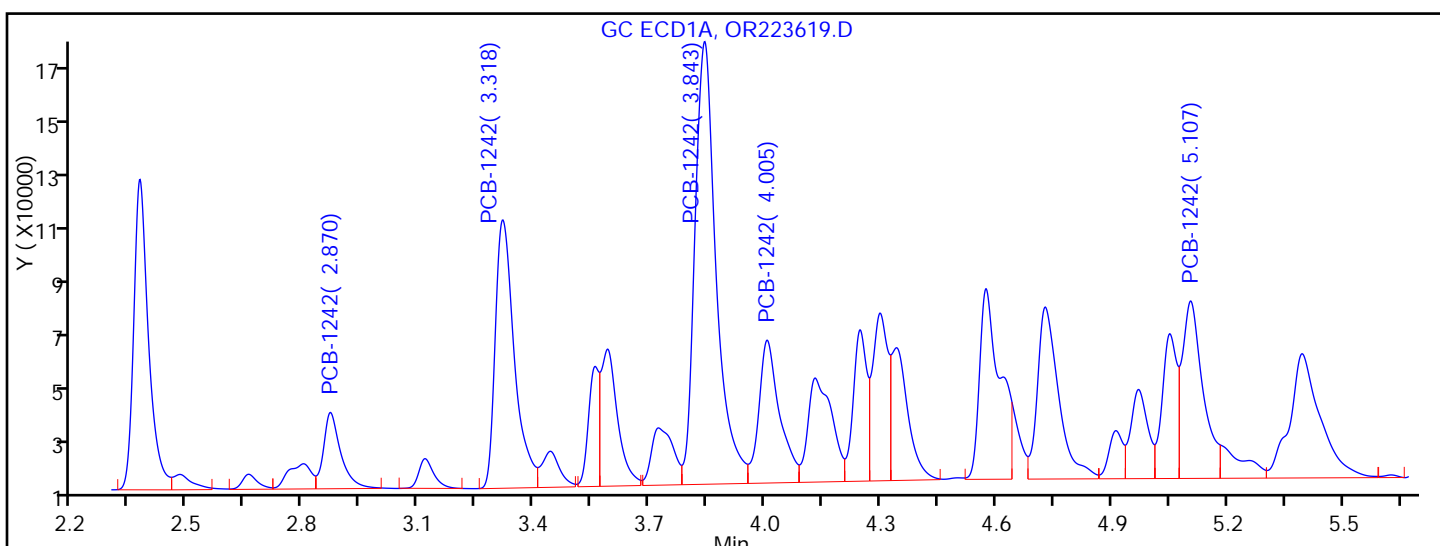
Detector: GC ECD1A

9 PCB-1242, CAS: 53469-21-9



Processing Integration Results

RT = 2.870	Response = 83821	M
RT = 3.318	Response = 319089	M
RT = 3.843	Response = 542779	M
RT = 4.005	Response = 139810	M
RT = 5.107	Response = 263362	M



Manual Integration Results

RT = 2.870	Response = 85387	M
RT = 3.318	Response = 333836	M
RT = 3.843	Response = 613921	M
RT = 4.005	Response = 192374	M
RT = 5.107	Response = 237163	M

Reviewer: patelji, 04-Nov-2014 13:04:41

Audit Action: Assigned New Baseline

Audit Reason: Peak not integrated

FORM I  
PCBS ORGANICS ANALYSIS DATA SHEET

Lab Name: TestAmerica Edison Job No.: 460-85482-1  
 SDG No.: \_\_\_\_\_  
 Client Sample ID: PMP-23-SW-VS Lab Sample ID: 460-85482-14  
 Matrix: Solid Lab File ID: OR223619.D  
 Analysis Method: 8082 Date Collected: 10/30/2014 13:17  
 Extraction Method: 3546 Date Extracted: 11/03/2014 07:52  
 Sample wt/vol: 15.0088(g) Date Analyzed: 11/04/2014 01:33  
 Con. Extract Vol.: 10(mL) Dilution Factor: 1  
 Injection Volume: 1(uL) GC Column: CLP-1 ID: 0.53(mm)  
 % Moisture: 4.7 GPC Cleanup: (Y/N) N  
 Analysis Batch No.: 260111 Units: ug/Kg

CAS NO.	COMPOUND NAME	RESULT	Q	RL	MDL
12674-11-2	Aroclor 1016	16	U	70	16
11104-28-2	Aroclor 1221	16	U	70	16
11141-16-5	Aroclor 1232	16	U	70	16
53469-21-9	Aroclor 1242	1000		70	16
12672-29-6	Aroclor 1248	16	U	70	16
11097-69-1	Aroclor 1254	20	U	70	20
11096-82-5	Aroclor 1260	20	U	70	20
37324-23-5	Aroclor 1262	20	U	70	20
11100-14-4	Aroclor 1268	20	U	70	20

CAS NO.	SURROGATE	%REC	Q	LIMITS
2051-24-3	DCB Decachlorobiphenyl	123		53-150

TestAmerica Edison  
Target Compound Quantitation Report

Data File: \\EDICHROM\ChromData\CPESTGC7\20141103-20130.b\OR223619.D  
 Lims ID: 460-85482-A-14-A Lab Sample ID: 460-85482-14  
 Client ID: PMP-23-SW-VS  
 Sample Type: Client  
 Inject. Date: 04-Nov-2014 01:33:30 ALS Bottle#: 26 Worklist Smp#: 26  
 Injection Vol: 1.0 ul Dil. Factor: 1.0000  
 Sample Info: 460-0020130-026  
 Operator ID: Instrument ID: CPESTGC7  
 Method: \\EDICHROM\ChromData\CPESTGC7\20141103-20130.b\8082GC7.m  
 Limit Group: GC 8082 PCB  
 Last Update: 05-Nov-2014 13:54:47 Calib Date: 07-Oct-2014 15:20:30  
 Integrator: Falcon  
 Quant Method: External Standard Quant By: Initial Calibration  
 Last ICal File: \\EDICHROM\ChromData\CPESTGC7\20141007-19026.b\OR222720.D  
 Column 1 : Det: GC ECD1A  
 Column 2 : Det: GC ECD2B  
 Process Host: XAWRK030

First Level Reviewer: patelji Date: 04-Nov-2014 12:51:21

Col	RT (min.)	Exp RT (min.)	Dlt RT (min.)	Response	OnCol Amt ug/l	Flags
-----	-----------	---------------	---------------	----------	----------------	-------

9 PCB-1242						M
1	2.870	2.872	-0.002	85387	850.2	M
1	3.318	3.320	-0.002	333836	1746.2	M
1	3.843	3.858	-0.015	613921	1724.7	M
1	4.005	4.007	-0.002	192374	1264.6	M
1	5.107	5.105	0.002	237163	1589.0	M
Average of Peak Amounts =					1434.9	
2	2.292	2.295	-0.003	138633	764.9	
2	2.620	2.625	-0.005	483049	1775.2	M
2	3.080	3.103	-0.023	962068	1745.6	M
2	3.227	3.225	0.002	270668	1303.9	M
2	3.673	3.673	0.000	401784	1834.4	M
Average of Peak Amounts =					1484.8	
						RPD = 3.42
\$ 5 DCB Decachlorobiphenyl						
1	10.473	10.475	-0.002	231216	55.9	
2	9.413	9.410	0.003	394319	61.6	
						RPD = 9.73

QC Flag Legend

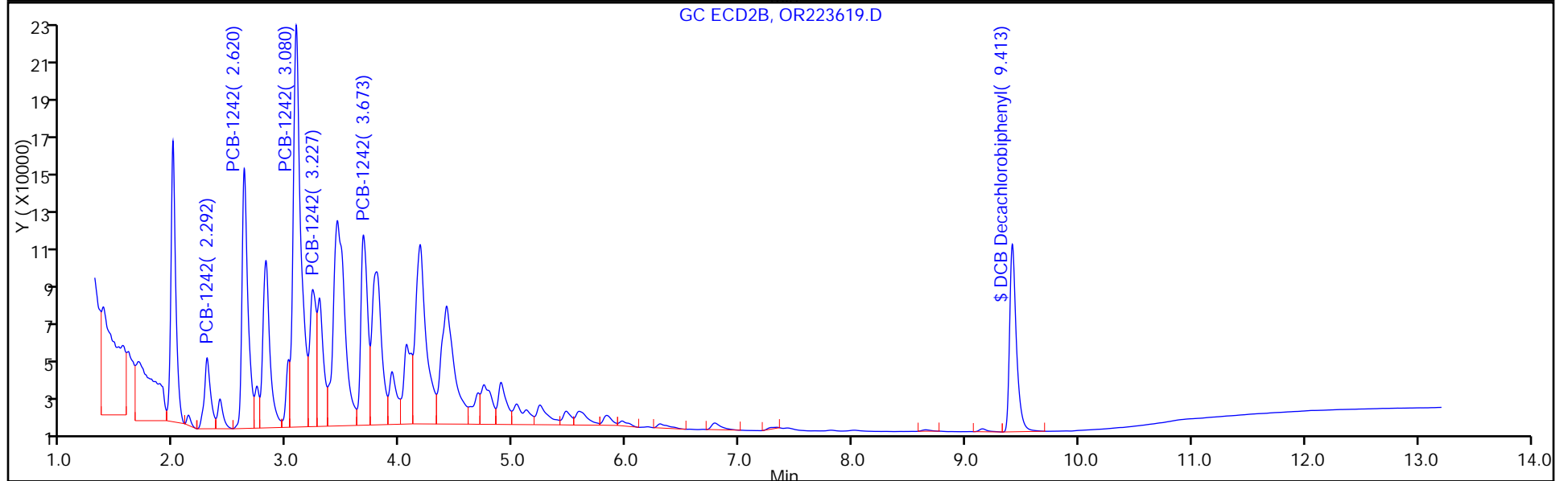
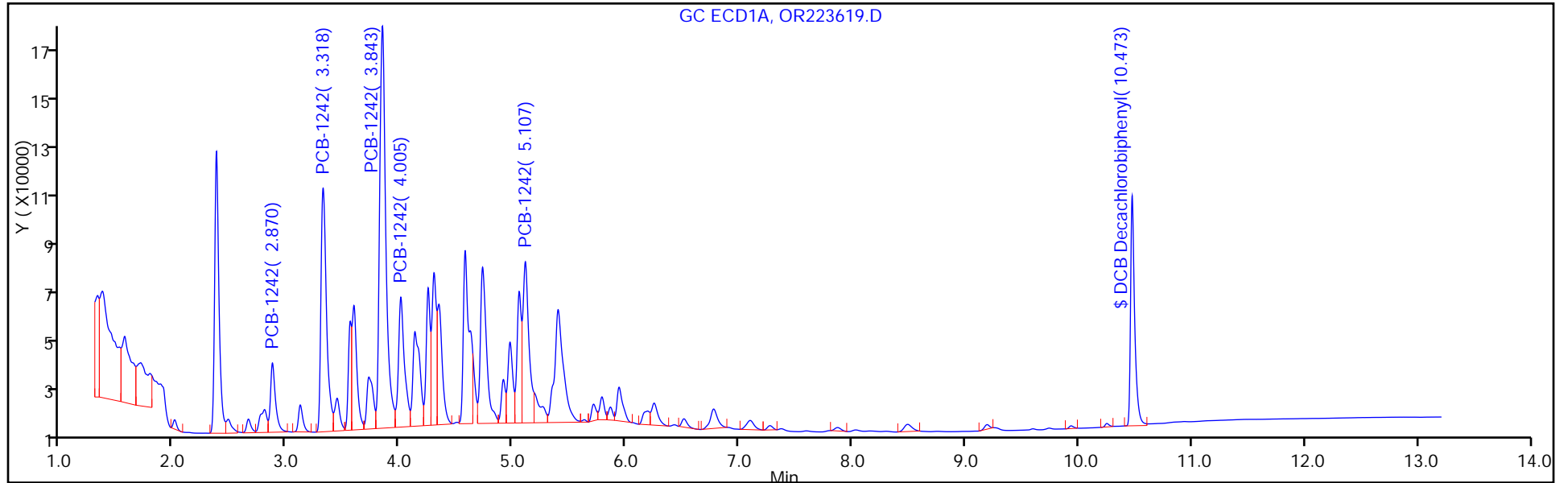
Review Flags

M - Manually Integrated

TestAmerica Edison

Data File: \\EDICHROM\ChromData\CPESTGC7\20141103-20130.b\OR223619.D  
Injection Date: 04-Nov-2014 01:33:30 Instrument ID: CPESTGC7  
Lims ID: 460-85482-A-14-A Lab Sample ID: 460-85482-14  
Client ID: PMP-23-SW-VS  
Injection Vol: 1.0 ul Dil. Factor: 1.0000  
Method: 8082GC7 Limit Group: GC 8082 PCB

Operator ID:  
Worklist Smp#: 26  
ALS Bottle#: 26



TestAmerica Edison

Data File: \\EDICHROM\ChromData\CPESTGC7\20141103-20130.b\OR223619.D

Injection Date: 04-Nov-2014 01:33:30

Instrument ID: CPESTGC7

Lims ID: 460-85482-A-14-A

Lab Sample ID: 460-85482-14

Client ID: PMP-23-SW-VS

Operator ID:

ALS Bottle#: 26

Worklist Smp#: 26

Injection Vol: 1.0 ul

Dil. Factor: 1.0000

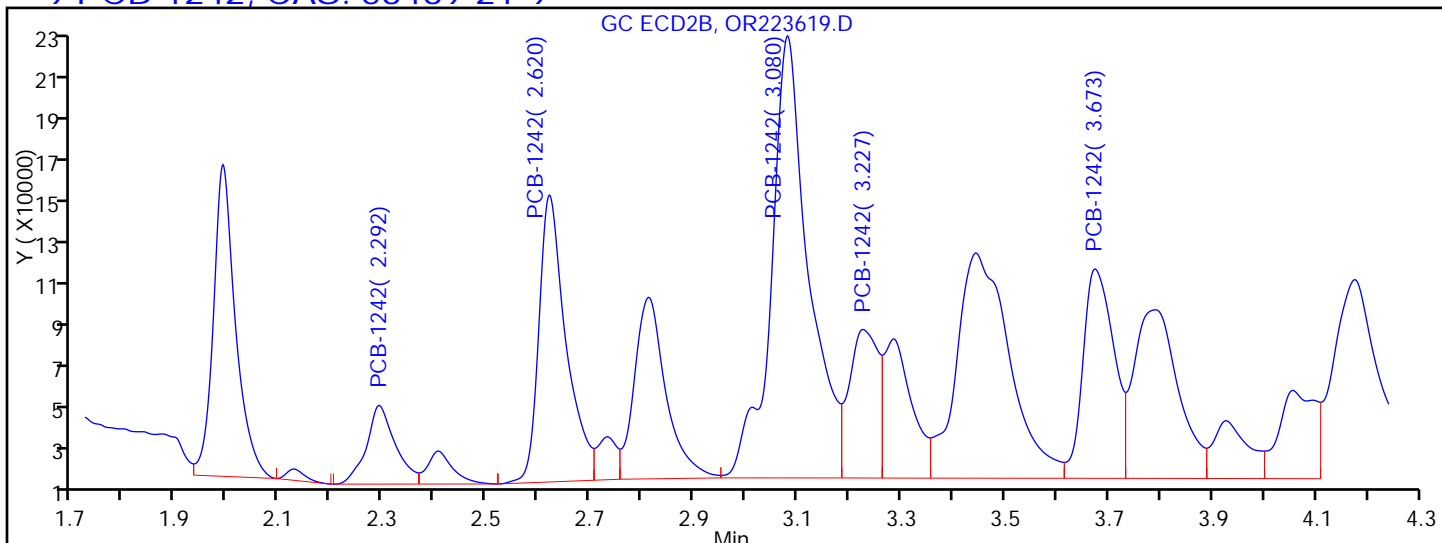
Method: 8082GC7

Limit Group: GC 8082 PCB

Column:

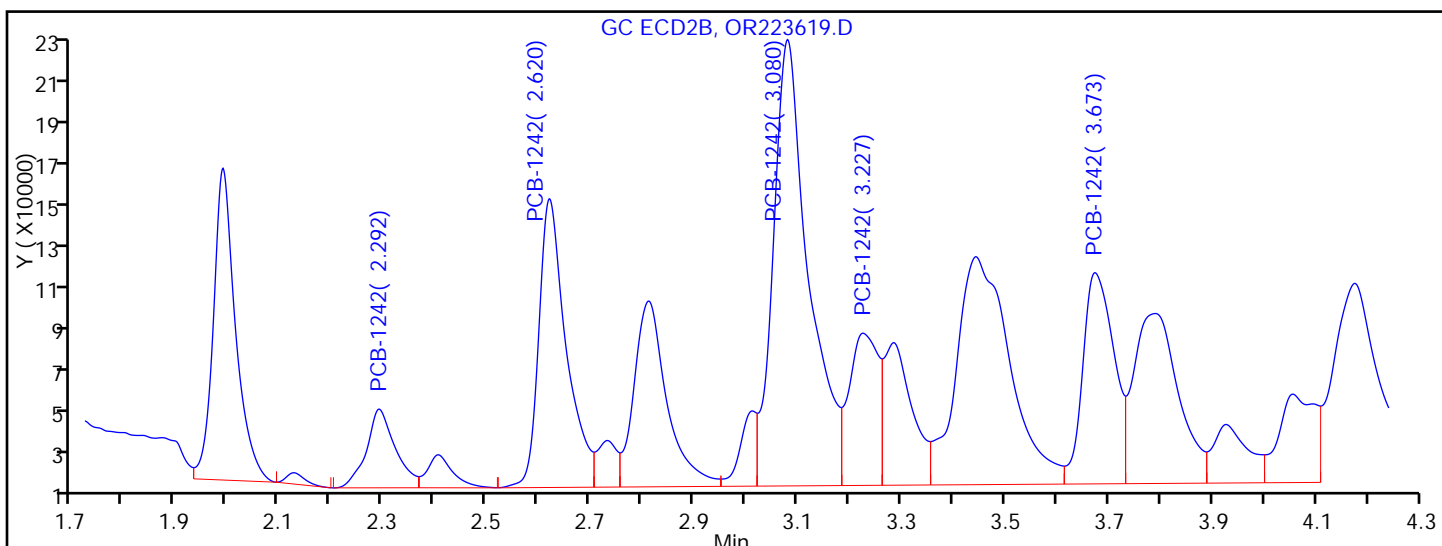
Detector: GC ECD2B

9 PCB-1242, CAS: 53469-21-9



Processing Integration Results

RT = 2.292	Response = 138633	
RT = 2.620	Response = 474497	M
RT = 3.080	Response = 1008591	M
RT = 3.227	Response = 262767	M
RT = 3.673	Response = 395827	M



Manual Integration Results

RT = 2.292	Response = 138633	
RT = 2.620	Response = 483049	M
RT = 3.080	Response = 962068	M
RT = 3.227	Response = 270668	M
RT = 3.673	Response = 401784	M

Reviewer: patelji, 04-Nov-2014 13:04:41

Audit Action: Assigned New Baseline

Audit Reason: Peak not integrated

FORM I  
PCBS ORGANICS ANALYSIS DATA SHEET

Lab Name: TestAmerica Edison Job No.: 460-85482-1  
 SDG No.: \_\_\_\_\_  
 Client Sample ID: PMP-9-SW-VD Lab Sample ID: 460-85482-15  
 Matrix: Solid Lab File ID: OR223620.D  
 Analysis Method: 8082 Date Collected: 10/30/2014 11:50  
 Extraction Method: 3546 Date Extracted: 11/03/2014 07:52  
 Sample wt/vol: 15.0016(g) Date Analyzed: 11/04/2014 01:49  
 Con. Extract Vol.: 10(mL) Dilution Factor: 1  
 Injection Volume: 1(uL) GC Column: CLP-2 ID: 0.53(mm)  
 % Moisture: 4.8 GPC Cleanup: (Y/N) N  
 Analysis Batch No.: 260111 Units: ug/Kg

CAS NO.	COMPOUND NAME	RESULT	Q	RL	MDL
53469-21-9	Aroclor 1242	480		70	16

CAS NO.	SURROGATE	%REC	Q	LIMITS
2051-24-3	DCB Decachlorobiphenyl	118		53-150



TestAmerica Edison  
Target Compound Quantitation Report

Data File: \\EDICHROM\ChromData\CPESTGC7\20141103-20130.b\OR223620.D  
 Lims ID: 460-85482-A-15-A Lab Sample ID: 460-85482-15  
 Client ID: PMP-9-SW-VD  
 Sample Type: Client  
 Inject. Date: 04-Nov-2014 01:49:30 ALS Bottle#: 27 Worklist Smp#: 27  
 Injection Vol: 1.0 ul Dil. Factor: 1.0000  
 Sample Info: 460-0020130-027  
 Operator ID: Instrument ID: CPESTGC7  
 Method: \\EDICHROM\ChromData\CPESTGC7\20141103-20130.b\8082GC7.m  
 Limit Group: GC 8082 PCB  
 Last Update: 05-Nov-2014 13:54:47 Calib Date: 07-Oct-2014 15:20:30  
 Integrator: Falcon  
 Quant Method: External Standard Quant By: Initial Calibration  
 Last ICal File: \\EDICHROM\ChromData\CPESTGC7\20141007-19026.b\OR222720.D

Column 1 : Det: GC ECD1A  
 Column 2 : Det: GC ECD2B  
 Process Host: XAWRK030

First Level Reviewer: patelji Date: 04-Nov-2014 12:51:55

Col	RT (min.)	Exp RT (min.)	Dlt RT (min.)	Response	OnCol Amt ug/l	Flags
-----	-----------	---------------	---------------	----------	----------------	-------

9 PCB-1242						M
1	2.870	2.872	-0.002	66007	657.2	M
1	3.320	3.320	0.000	124757	652.6	
1	3.843	3.858	-0.015	235253	660.9	
1	4.005	4.007	-0.002	103031	677.3	
1	5.107	5.105	0.002	116120	778.0	
Average of Peak Amounts =					685.2	
2	2.292	2.295	-0.003	106727	588.8	M
2	2.622	2.625	-0.003	186347	684.8	M
2	3.080	3.103	-0.023	356311	646.5	M
2	3.225	3.225	0.000	140320	676.0	M
2	3.675	3.673	0.002	150977	689.3	M
Average of Peak Amounts =					657.1	

RPD = 4.19

\$ 5 DCB Decachlorobiphenyl

1	10.473	10.475	-0.002	243648	58.9	
2	9.415	9.410	0.005	419741	65.5	

RPD = 10.73

QC Flag Legend

Review Flags

M - Manually Integrated

TestAmerica Edison

Data File: \\EDICHROM\ChromData\CPESTGC7\20141103-20130.b\OR223620.D

Injection Date: 04-Nov-2014 01:49:30

Instrument ID: CPESTGC7

Operator ID:

Lims ID: 460-85482-A-15-A

Lab Sample ID: 460-85482-15

Worklist Smp#: 27

Client ID: PMP-9-SW-VD

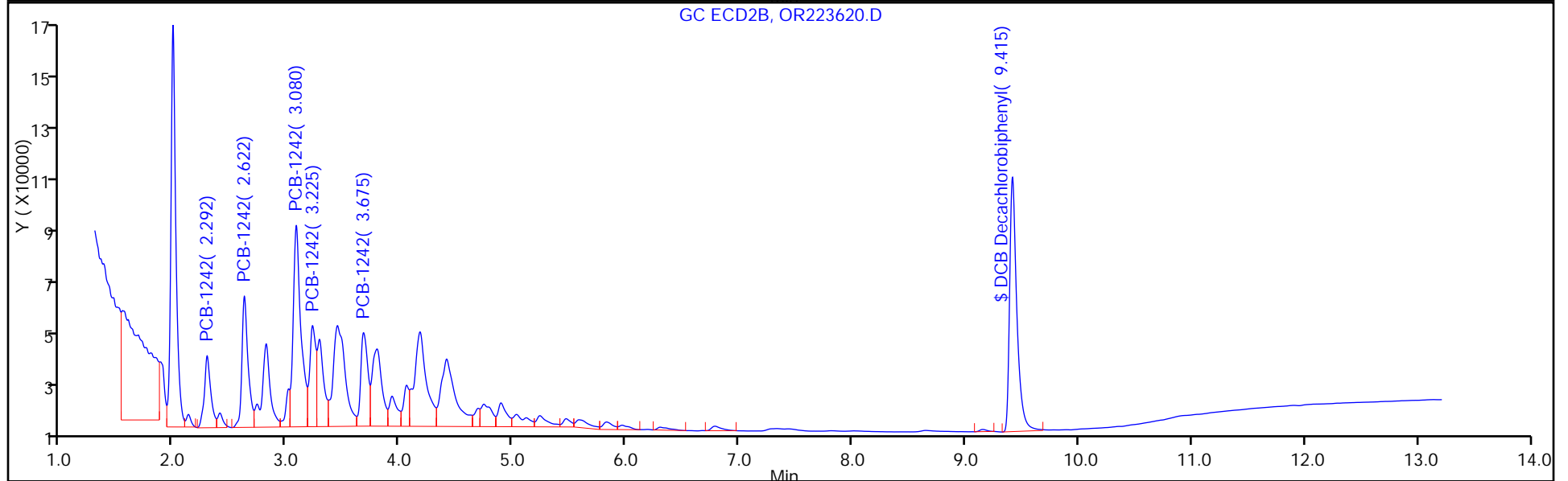
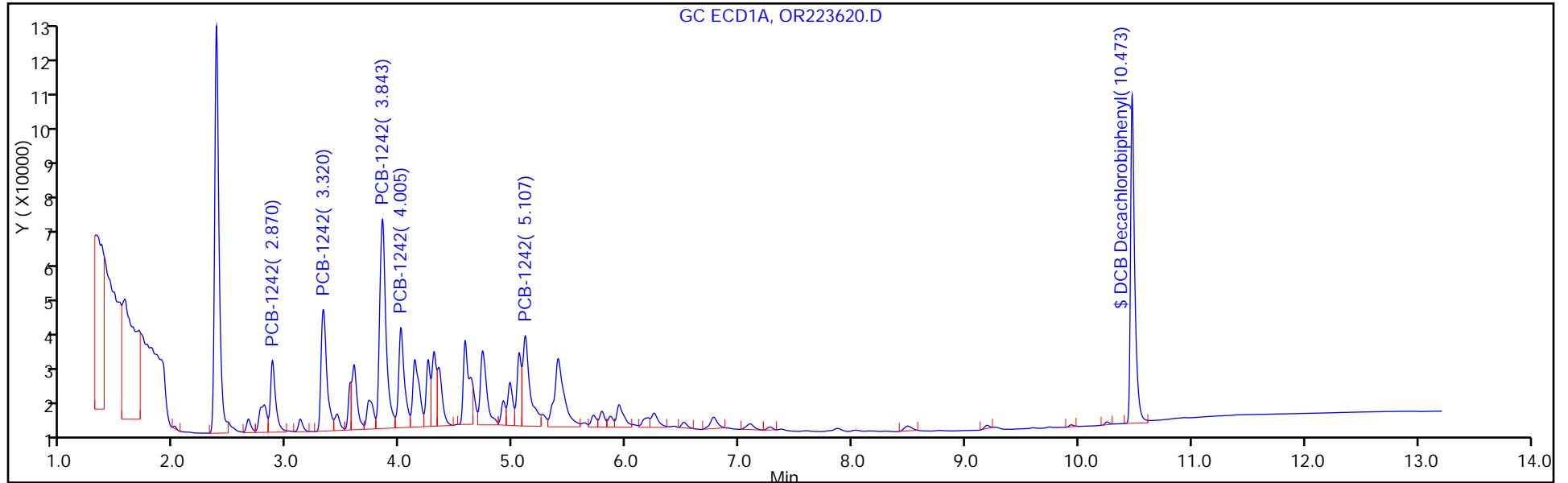
Injection Vol: 1.0 ul

Dil. Factor: 1.0000

ALS Bottle#: 27

Method: 8082GC7

Limit Group: GC 8082 PCB



TestAmerica Edison

Data File: \\EDICHROM\ChromData\CPESTGC7\20141103-20130.b\OR223620.D

Injection Date: 04-Nov-2014 01:49:30

Instrument ID: CPESTGC7

Lims ID: 460-85482-A-15-A

Lab Sample ID: 460-85482-15

Client ID: PMP-9-SW-VD

Operator ID:

ALS Bottle#: 27

Worklist Smp#: 27

Injection Vol: 1.0 ul

Dil. Factor: 1.0000

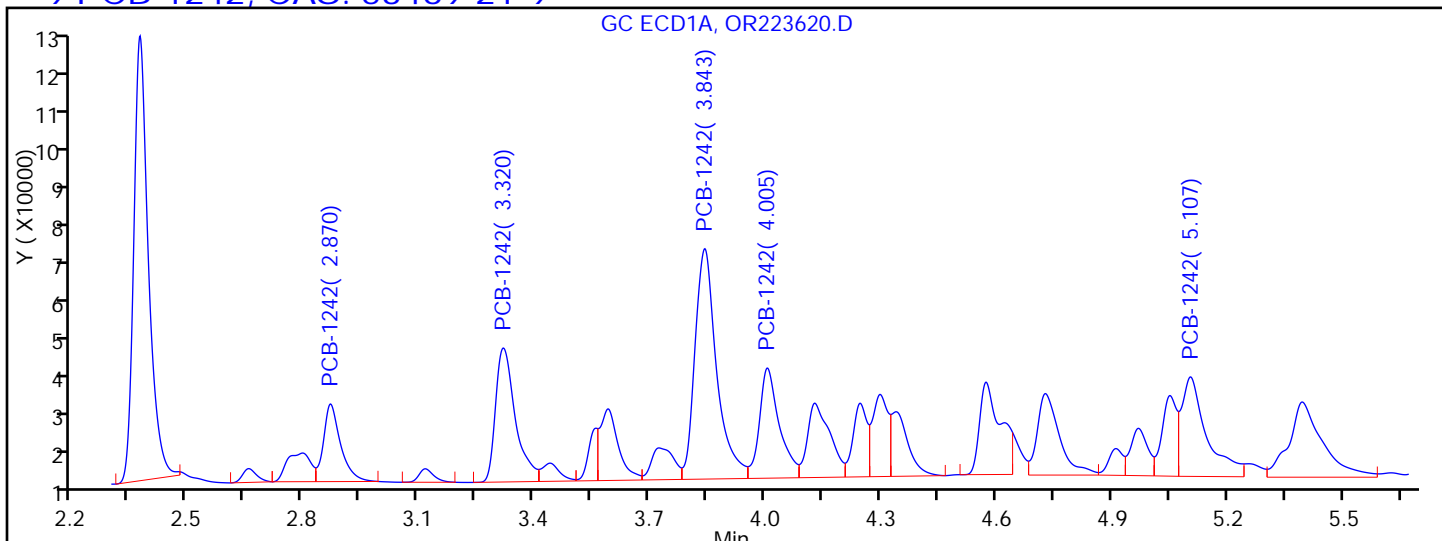
Method: 8082GC7

Limit Group: GC 8082 PCB

Column:

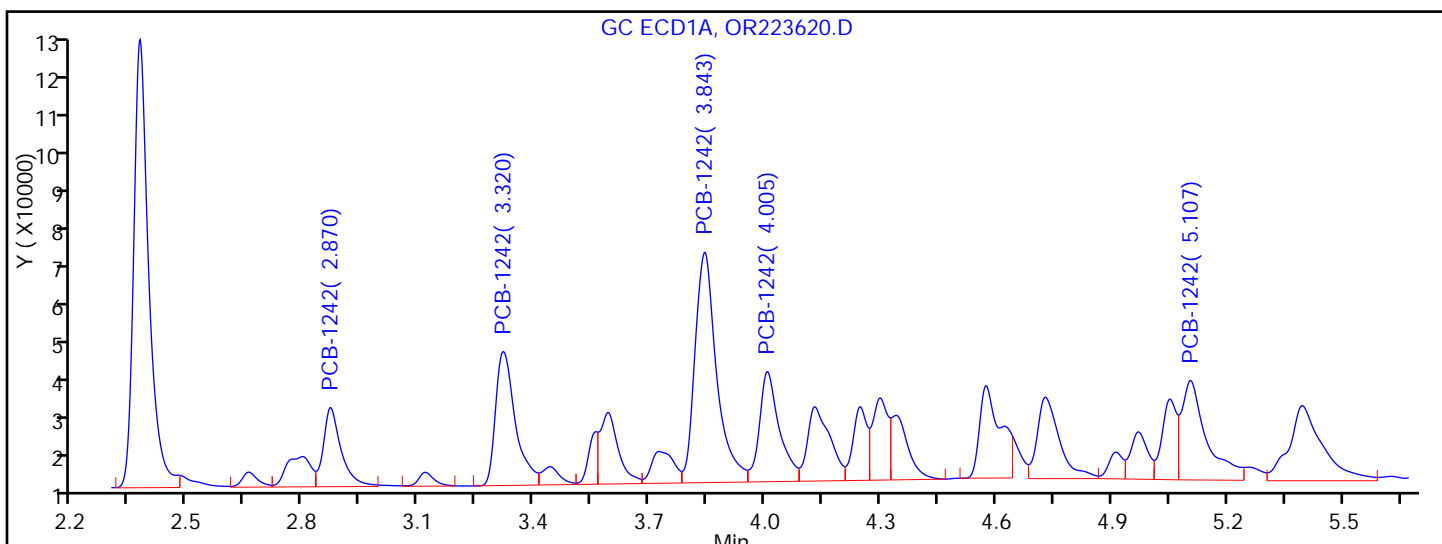
Detector: GC ECD1A

9 PCB-1242, CAS: 53469-21-9



Processing Integration Results

RT = 2.870	Response = 62175	M
RT = 3.320	Response = 124757	
RT = 3.843	Response = 235253	
RT = 4.005	Response = 103031	
RT = 5.107	Response = 116120	



Manual Integration Results

RT = 2.870	Response = 66007	M
RT = 3.320	Response = 124757	
RT = 3.843	Response = 235253	
RT = 4.005	Response = 103031	
RT = 5.107	Response = 116120	

Reviewer: patelji, 04-Nov-2014 13:04:00

Audit Action: Assigned New Baseline

Audit Reason: Column bleed

FORM I  
PCBS ORGANICS ANALYSIS DATA SHEET

Lab Name: TestAmerica Edison Job No.: 460-85482-1  
 SDG No.: \_\_\_\_\_  
 Client Sample ID: PMP-9-SW-VD Lab Sample ID: 460-85482-15  
 Matrix: Solid Lab File ID: OR223620.D  
 Analysis Method: 8082 Date Collected: 10/30/2014 11:50  
 Extraction Method: 3546 Date Extracted: 11/03/2014 07:52  
 Sample wt/vol: 15.0016(g) Date Analyzed: 11/04/2014 01:49  
 Con. Extract Vol.: 10(mL) Dilution Factor: 1  
 Injection Volume: 1(uL) GC Column: CLP-1 ID: 0.53(mm)  
 % Moisture: 4.8 GPC Cleanup: (Y/N) N  
 Analysis Batch No.: 260111 Units: ug/Kg

CAS NO.	COMPOUND NAME	RESULT	Q	RL	MDL
12674-11-2	Aroclor 1016	16	U	70	16
11104-28-2	Aroclor 1221	16	U	70	16
11141-16-5	Aroclor 1232	16	U	70	16
12672-29-6	Aroclor 1248	16	U	70	16
11097-69-1	Aroclor 1254	20	U	70	20
11096-82-5	Aroclor 1260	20	U	70	20
37324-23-5	Aroclor 1262	20	U	70	20
11100-14-4	Aroclor 1268	20	U	70	20

CAS NO.	SURROGATE	%REC	Q	LIMITS
2051-24-3	DCB Decachlorobiphenyl	131		53-150

TestAmerica Edison  
Target Compound Quantitation Report

Data File: \\EDICHROM\ChromData\CPESTGC7\20141103-20130.b\OR223620.D  
 Lims ID: 460-85482-A-15-A Lab Sample ID: 460-85482-15  
 Client ID: PMP-9-SW-VD  
 Sample Type: Client  
 Inject. Date: 04-Nov-2014 01:49:30 ALS Bottle#: 27 Worklist Smp#: 27  
 Injection Vol: 1.0 ul Dil. Factor: 1.0000  
 Sample Info: 460-0020130-027  
 Operator ID: Instrument ID: CPESTGC7  
 Method: \\EDICHROM\ChromData\CPESTGC7\20141103-20130.b\8082GC7.m  
 Limit Group: GC 8082 PCB  
 Last Update: 05-Nov-2014 13:54:47 Calib Date: 07-Oct-2014 15:20:30  
 Integrator: Falcon  
 Quant Method: External Standard Quant By: Initial Calibration  
 Last ICal File: \\EDICHROM\ChromData\CPESTGC7\20141007-19026.b\OR222720.D  
 Column 1 : Det: GC ECD1A  
 Column 2 : Det: GC ECD2B  
 Process Host: XAWRK030

First Level Reviewer: patelji Date: 04-Nov-2014 12:51:55

Col	RT (min.)	Exp RT (min.)	Dlt RT (min.)	Response	OnCol Amt ug/l	Flags
-----	-----------	---------------	---------------	----------	----------------	-------

9 PCB-1242						M
1	2.870	2.872	-0.002	66007	657.2	M
1	3.320	3.320	0.000	124757	652.6	
1	3.843	3.858	-0.015	235253	660.9	
1	4.005	4.007	-0.002	103031	677.3	
1	5.107	5.105	0.002	116120	778.0	
Average of Peak Amounts =					685.2	
2	2.292	2.295	-0.003	106727	588.8	M
2	2.622	2.625	-0.003	186347	684.8	M
2	3.080	3.103	-0.023	356311	646.5	M
2	3.225	3.225	0.000	140320	676.0	M
2	3.675	3.673	0.002	150977	689.3	M
Average of Peak Amounts =					657.1	
						RPD = 4.19

\$ 5 DCB Decachlorobiphenyl						
1	10.473	10.475	-0.002	243648	58.9	
2	9.415	9.410	0.005	419741	65.5	
						RPD = 10.73

QC Flag Legend

Review Flags

M - Manually Integrated

TestAmerica Edison

Data File: \\EDICHROM\ChromData\CPESTGC7\20141103-20130.b\OR223620.D

Injection Date: 04-Nov-2014 01:49:30

Instrument ID: CPESTGC7

Operator ID:

Lims ID: 460-85482-A-15-A

Lab Sample ID: 460-85482-15

Worklist Smp#: 27

Client ID: PMP-9-SW-VD

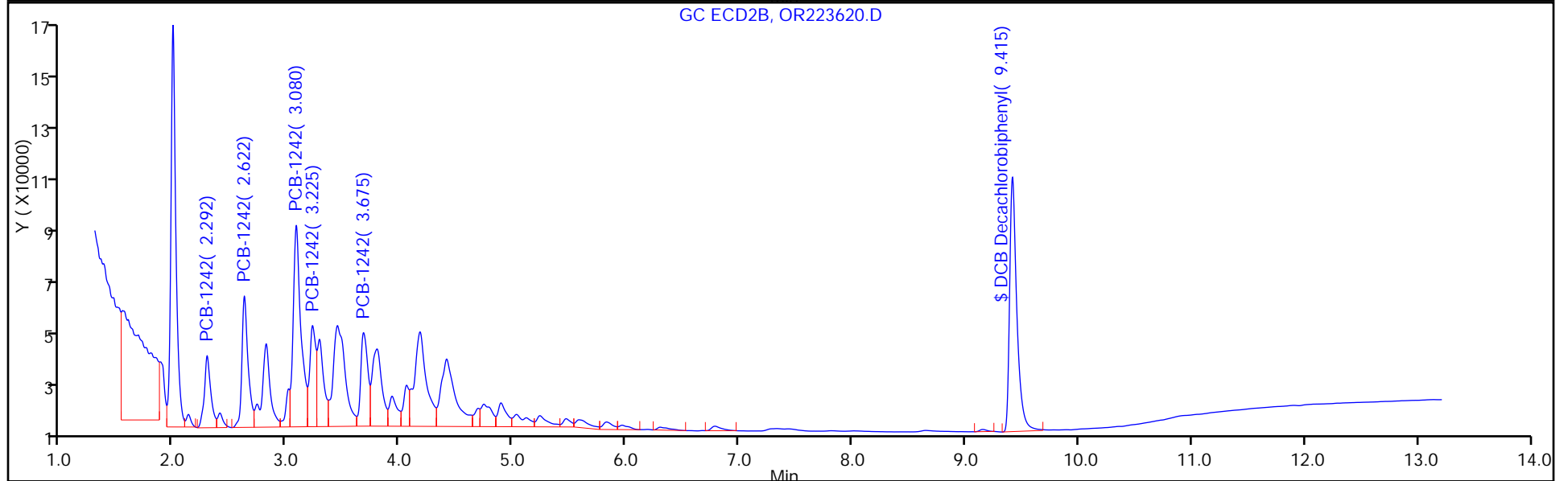
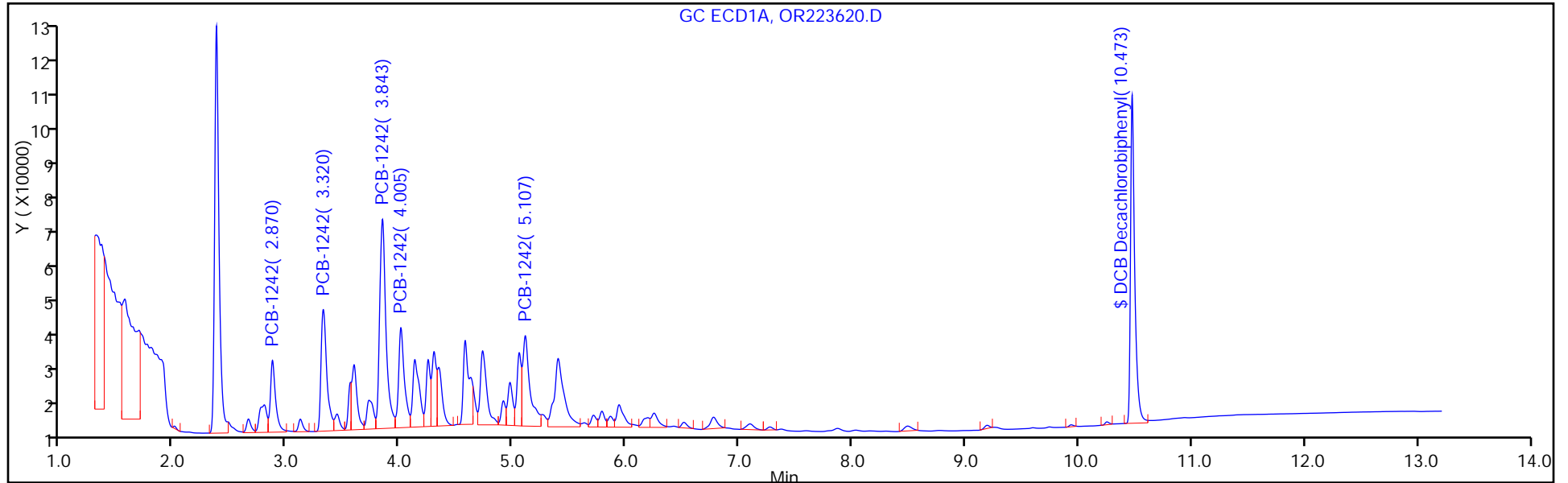
Injection Vol: 1.0 ul

Dil. Factor: 1.0000

ALS Bottle#: 27

Method: 8082GC7

Limit Group: GC 8082 PCB



## TestAmerica Edison

Data File: \\EDICHROM\ChromData\CPESTGC7\20141103-20130.b\OR223620.D

Injection Date: 04-Nov-2014 01:49:30

Instrument ID: CPESTGC7

Lims ID: 460-85482-A-15-A

Lab Sample ID: 460-85482-15

Client ID: PMP-9-SW-VD

Operator ID:

ALS Bottle#: 27

Worklist Smp#: 27

Injection Vol: 1.0 ul

Dil. Factor: 1.0000

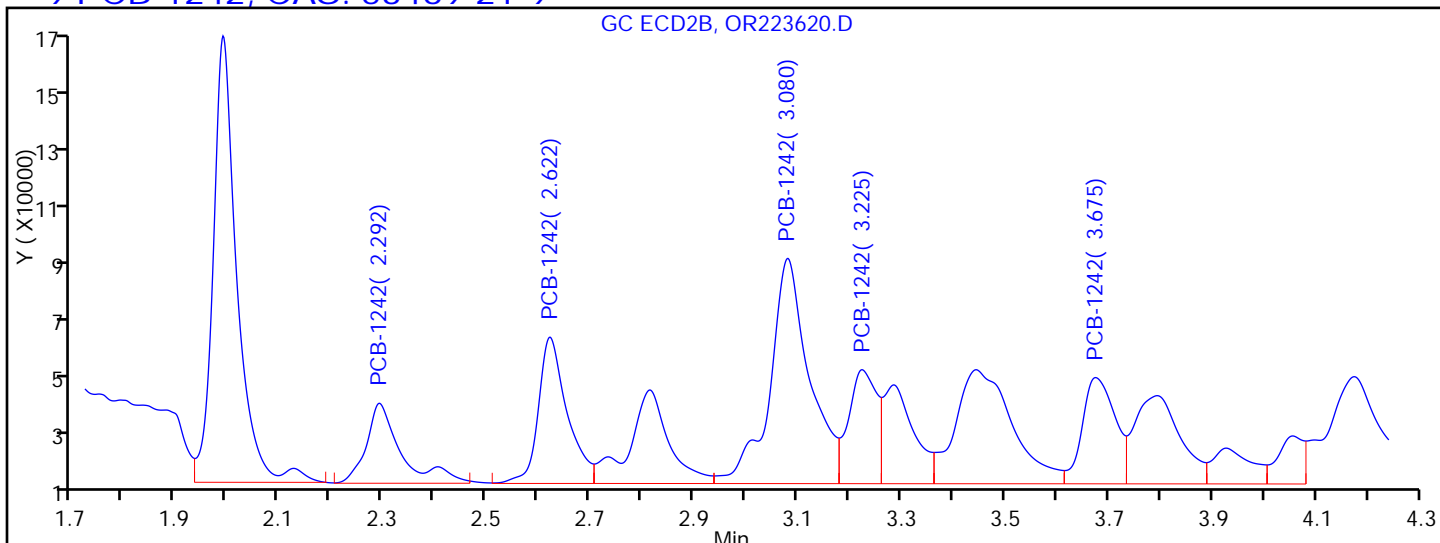
Method: 8082GC7

Limit Group: GC 8082 PCB

Column:

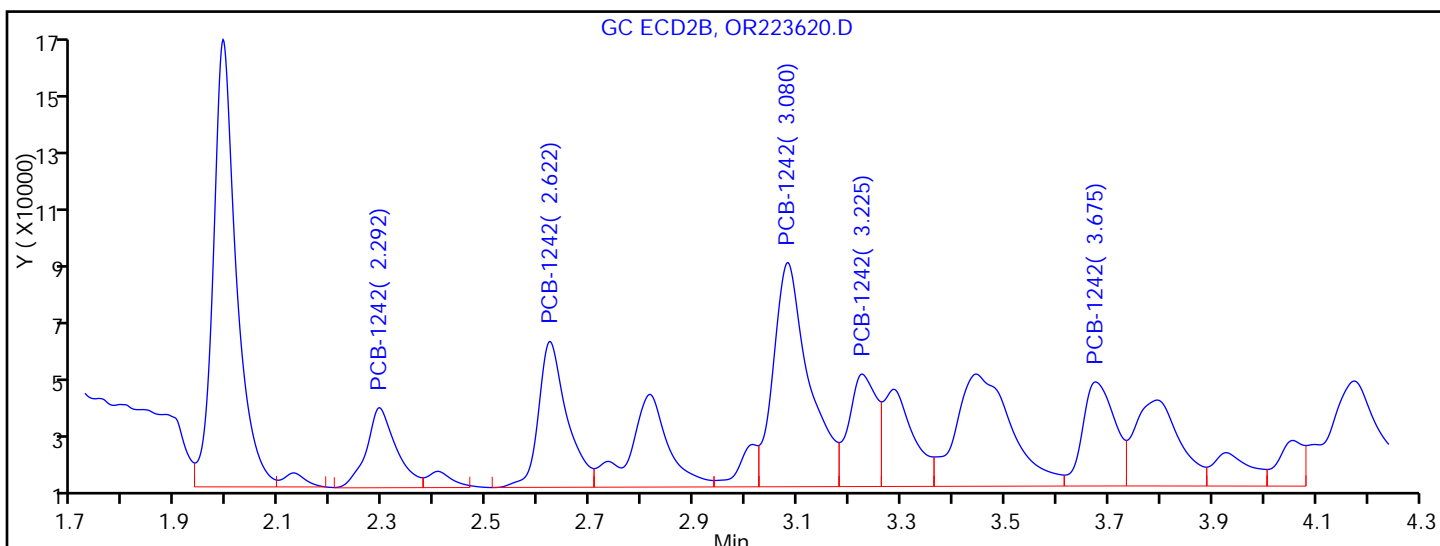
Detector: GC ECD2B

## 9 PCB-1242, CAS: 53469-21-9



## Processing Integration Results

RT = 2.292	Response = 124814	M
RT = 2.622	Response = 189067	M
RT = 3.080	Response = 399782	M
RT = 3.225	Response = 143094	M
RT = 3.675	Response = 156813	M



## Manual Integration Results

RT = 2.292	Response = 106727	M
RT = 2.622	Response = 186347	M
RT = 3.080	Response = 356311	M
RT = 3.225	Response = 140320	M
RT = 3.675	Response = 150977	M

Reviewer: patelji, 04-Nov-2014 13:04:00

Audit Action: Assigned New Baseline

Page 1121 of 1641

Audit Reason: Column bleed

FORM I  
PCBS ORGANICS ANALYSIS DATA SHEET

Lab Name: TestAmerica Edison Job No.: 460-85482-1  
 SDG No.: \_\_\_\_\_  
 Client Sample ID: PMP-9-SW-WT Lab Sample ID: 460-85482-16  
 Matrix: Solid Lab File ID: T010223.D  
 Analysis Method: 8082 Date Collected: 10/30/2014 11:52  
 Extraction Method: 3546 Date Extracted: 11/03/2014 07:52  
 Sample wt/vol: 15.0027(g) Date Analyzed: 11/05/2014 11:55  
 Con. Extract Vol.: 10(mL) Dilution Factor: 200  
 Injection Volume: 1(uL) GC Column: CLP-2 ID: 0.53(mm)  
 % Moisture: 6.4 GPC Cleanup: (Y/N) N  
 Analysis Batch No.: 260501 Units: ug/Kg

CAS NO.	COMPOUND NAME	RESULT	Q	RL	MDL
53469-21-9	Aroclor 1242	250000		14000	3200

CAS NO.	SURROGATE	%REC	Q	LIMITS
2051-24-3	DCB Decachlorobiphenyl	0	X D	53-150



TestAmerica Edison  
Target Compound Quantitation Report

Data File: \\EDICHROM\ChromData\CPESTGC11\20141105-20206.b\T010223.D  
 Lims ID: 460-85482-E-16-A Lab Sample ID: 460-85482-16  
 Client ID: PMP-9-SW-WT  
 Sample Type: Client  
 Inject. Date: 05-Nov-2014 11:55:42 ALS Bottle#: 5 Worklist Smp#: 5  
 Injection Vol: 1.0 ul Dil. Factor: 200.0000  
 Sample Info: 460-0020206-005  
 Operator ID: Instrument ID: CPESTGC11  
 Method: \\EDICHROM\ChromData\CPESTGC11\20141105-20206.b\8082GC11.m  
 Limit Group: GC 8082 PCB  
 Last Update: 05-Nov-2014 14:28:43 Calib Date: 03-Nov-2014 20:52:10  
 Integrator: Falcon  
 Quant Method: External Standard Quant By: Initial Calibration  
 Last ICal File: \\EDICHROM\ChromData\CPESTGC11\20141103-20126.b\T010138.D  
 Column 1 : Det: GC ECD1A  
 Column 2 : Det: GC ECD2B  
 Process Host: XAWRK030

First Level Reviewer: patelji Date: 05-Nov-2014 13:33:40

Col	RT (min.)	Exp RT (min.)	Dlt RT (min.)	Response	OnCol Amt ug/l	Flags
-----	-----------	---------------	---------------	----------	----------------	-------

9 PCB-1242						M
1	2.631	2.639	-0.008	87643773	1722.5	
1	3.293	3.304	-0.011	171360767	1789.8	
1	4.239	4.244	-0.005	352163994	1793.3	M
1	4.505	4.513	-0.008	144270726	1742.7	M
1	6.174	6.178	-0.004	110793302	1610.6	M
Average of Peak Amounts =					1731.8	
2	1.813	1.827	-0.014	115381685	1541.7	
2	2.163	2.173	-0.010	217648584	1636.9	
2	2.661	2.669	-0.008	393827738	1730.4	
2	2.824	2.833	-0.009	172687727	1708.0	
2	3.533	3.546	-0.013	160669742	1696.5	M
Average of Peak Amounts =					1662.7	
RPD = 4.07						

QC Flag Legend

Review Flags

M - Manually Integrated

TestAmerica Edison

Data File: \\EDICHROM\ChromData\CPESTGC11\20141105-20206.b\T010223.D

Injection Date: 05-Nov-2014 11:55:42

Instrument ID: CPESTGC11

Operator ID:

Lims ID: 460-85482-E-16-A

Lab Sample ID: 460-85482-16

Worklist Smp#: 5

Client ID: PMP-9-SW-WT

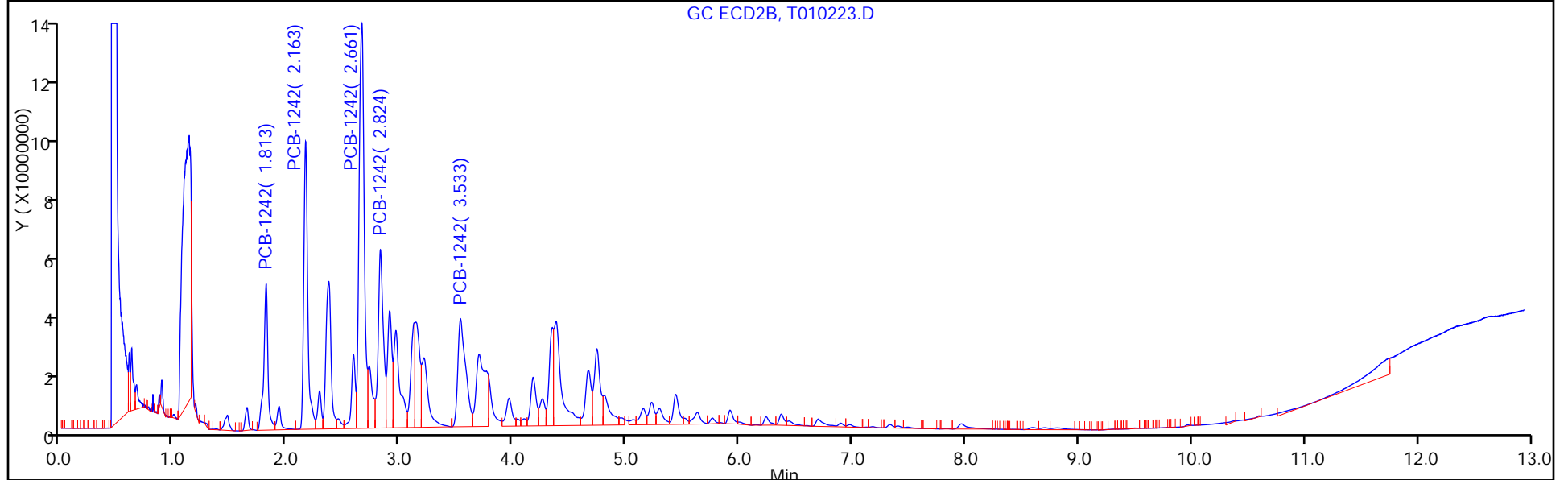
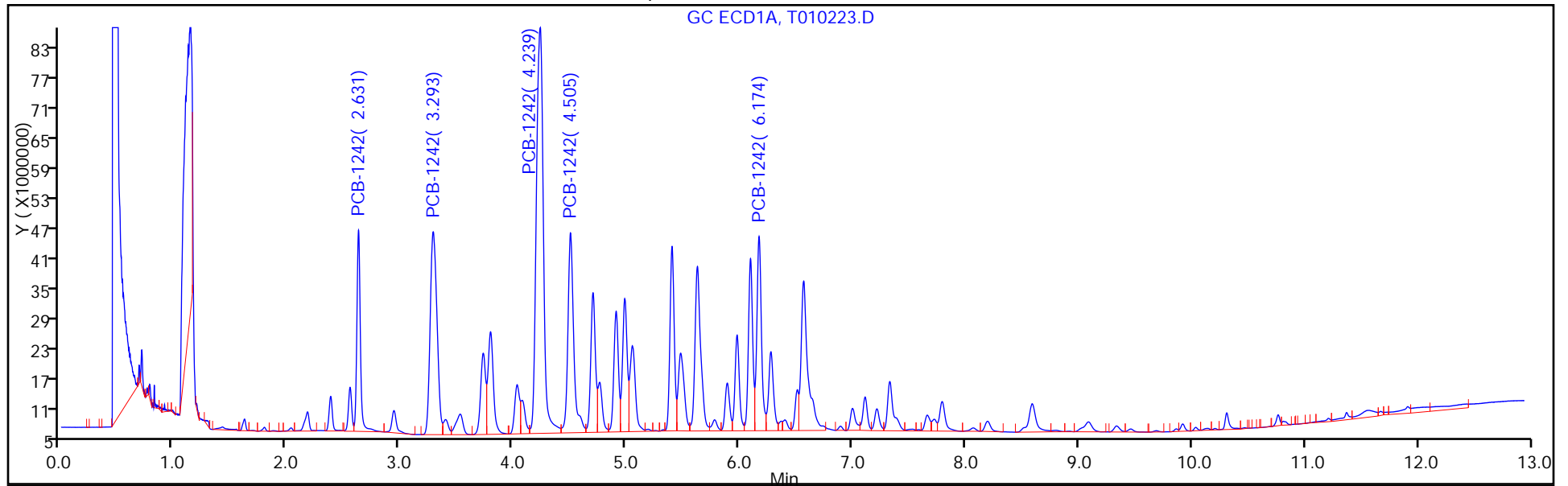
Injection Vol: 1.0 ul

Dil. Factor: 200.0000

ALS Bottle#: 5

Method: 8082GC11

Limit Group: GC 8082 PCB



TestAmerica Edison

Data File: \\EDICHROM\ChromData\CPESTGC11\20141105-20206.b\T010223.D

Injection Date: 05-Nov-2014 11:55:42

Instrument ID: CPESTGC11

Lims ID: 460-85482-E-16-A

Lab Sample ID: 460-85482-16

Client ID: PMP-9-SW-WT

Operator ID:

ALS Bottle#: 5

Worklist Smp#: 5

Injection Vol: 1.0 ul

Dil. Factor: 200.0000

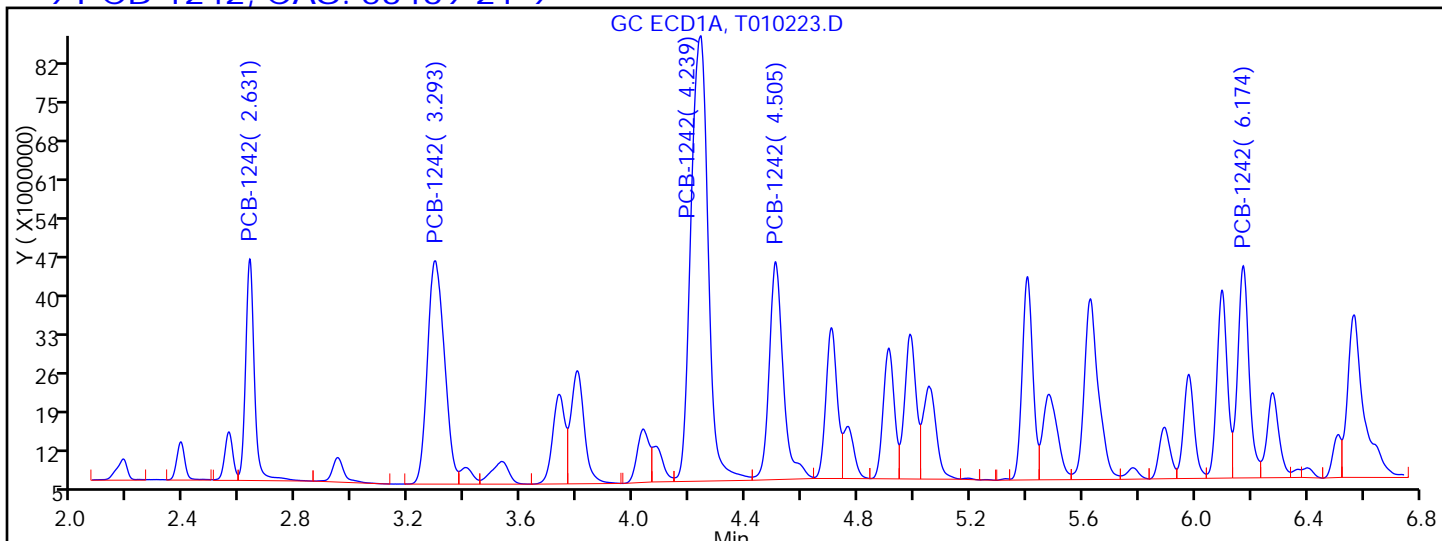
Method: 8082GC11

Limit Group: GC 8082 PCB

Column:

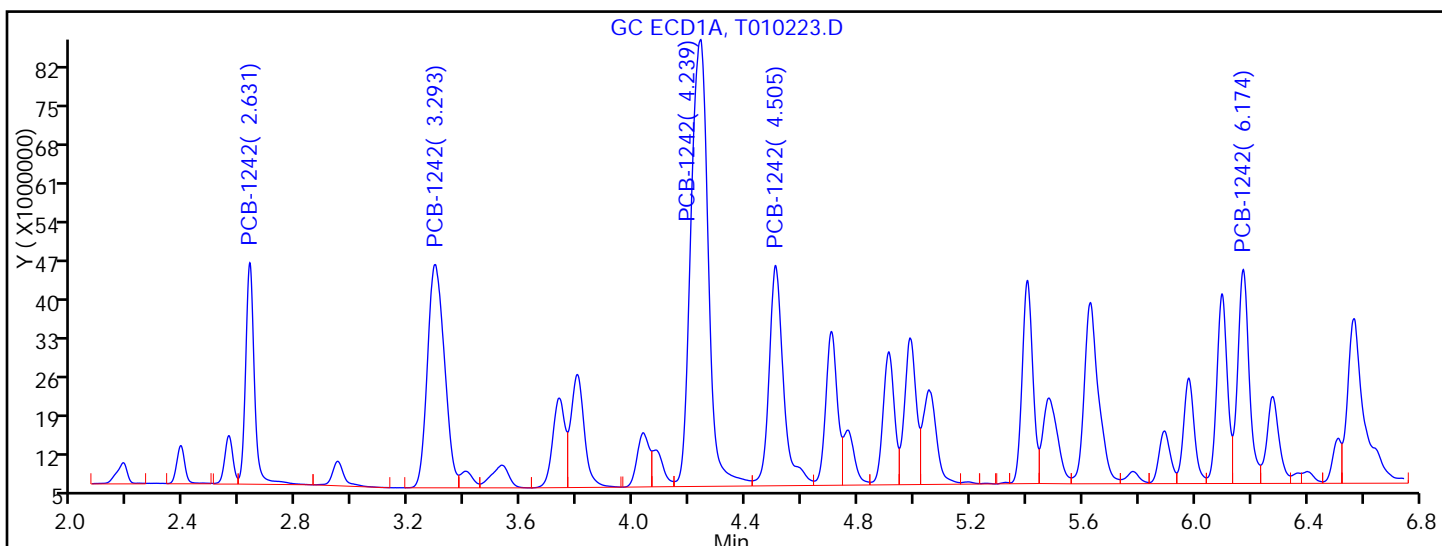
Detector: GC ECD1A

9 PCB-1242, CAS: 53469-21-9



Processing Integration Results

RT = 2.631	Response = 87643773	
RT = 3.293	Response = 171360767	
RT = 4.239	Response = 347165568	M
RT = 4.505	Response = 138076410	M
RT = 6.174	Response = 108763559	M



Manual Integration Results

RT = 2.631	Response = 87643773	
RT = 3.293	Response = 171360767	
RT = 4.239	Response = 352163994	M
RT = 4.505	Response = 144270726	M
RT = 6.174	Response = 110793302	M

Reviewer: patelji, 05-Nov-2014 13:33:40

Audit Action: Assigned New Baseline

Audit Reason: Sample matrix interference

FORM I  
PCBS ORGANICS ANALYSIS DATA SHEET

Lab Name: TestAmerica Edison Job No.: 460-85482-1  
 SDG No.: \_\_\_\_\_  
 Client Sample ID: PMP-9-SW-WT Lab Sample ID: 460-85482-16  
 Matrix: Solid Lab File ID: T010223.D  
 Analysis Method: 8082 Date Collected: 10/30/2014 11:52  
 Extraction Method: 3546 Date Extracted: 11/03/2014 07:52  
 Sample wt/vol: 15.0027(g) Date Analyzed: 11/05/2014 11:55  
 Con. Extract Vol.: 10(mL) Dilution Factor: 200  
 Injection Volume: 1(uL) GC Column: CLP-1 ID: 0.53(mm)  
 % Moisture: 6.4 GPC Cleanup: (Y/N) N  
 Analysis Batch No.: 260501 Units: ug/Kg

CAS NO.	COMPOUND NAME	RESULT	Q	RL	MDL
12674-11-2	Aroclor 1016	3200	U	14000	3200
11104-28-2	Aroclor 1221	3200	U	14000	3200
11141-16-5	Aroclor 1232	3200	U	14000	3200
12672-29-6	Aroclor 1248	3200	U	14000	3200
11097-69-1	Aroclor 1254	4100	U	14000	4100
11096-82-5	Aroclor 1260	4100	U	14000	4100
37324-23-5	Aroclor 1262	4100	U	14000	4100
11100-14-4	Aroclor 1268	4100	U	14000	4100

CAS NO.	SURROGATE	%REC	Q	LIMITS
2051-24-3	DCB Decachlorobiphenyl	0	X D	53-150

TestAmerica Edison  
Target Compound Quantitation Report

Data File: \\EDICHROM\ChromData\CPESTGC11\20141105-20206.b\T010223.D  
 Lims ID: 460-85482-E-16-A Lab Sample ID: 460-85482-16  
 Client ID: PMP-9-SW-WT  
 Sample Type: Client  
 Inject. Date: 05-Nov-2014 11:55:42 ALS Bottle#: 5 Worklist Smp#: 5  
 Injection Vol: 1.0 ul Dil. Factor: 200.0000  
 Sample Info: 460-0020206-005  
 Operator ID: Instrument ID: CPESTGC11  
 Method: \\EDICHROM\ChromData\CPESTGC11\20141105-20206.b\8082GC11.m  
 Limit Group: GC 8082 PCB  
 Last Update: 05-Nov-2014 14:28:43 Calib Date: 03-Nov-2014 20:52:10  
 Integrator: Falcon  
 Quant Method: External Standard Quant By: Initial Calibration  
 Last ICal File: \\EDICHROM\ChromData\CPESTGC11\20141103-20126.b\T010138.D  
 Column 1 : Det: GC ECD1A  
 Column 2 : Det: GC ECD2B  
 Process Host: XAWRK030

First Level Reviewer: patelji Date: 05-Nov-2014 13:33:40

Col	RT (min.)	Exp RT (min.)	Dlt RT (min.)	Response	OnCol Amt ug/l	Flags
-----	-----------	---------------	---------------	----------	----------------	-------

9 PCB-1242						M
1	2.631	2.639	-0.008	87643773	1722.5	
1	3.293	3.304	-0.011	171360767	1789.8	
1	4.239	4.244	-0.005	352163994	1793.3	M
1	4.505	4.513	-0.008	144270726	1742.7	M
1	6.174	6.178	-0.004	110793302	1610.6	M
Average of Peak Amounts =					1731.8	
2	1.813	1.827	-0.014	115381685	1541.7	
2	2.163	2.173	-0.010	217648584	1636.9	
2	2.661	2.669	-0.008	393827738	1730.4	
2	2.824	2.833	-0.009	172687727	1708.0	
2	3.533	3.546	-0.013	160669742	1696.5	M
Average of Peak Amounts =					1662.7	
RPD = 4.07						

QC Flag Legend

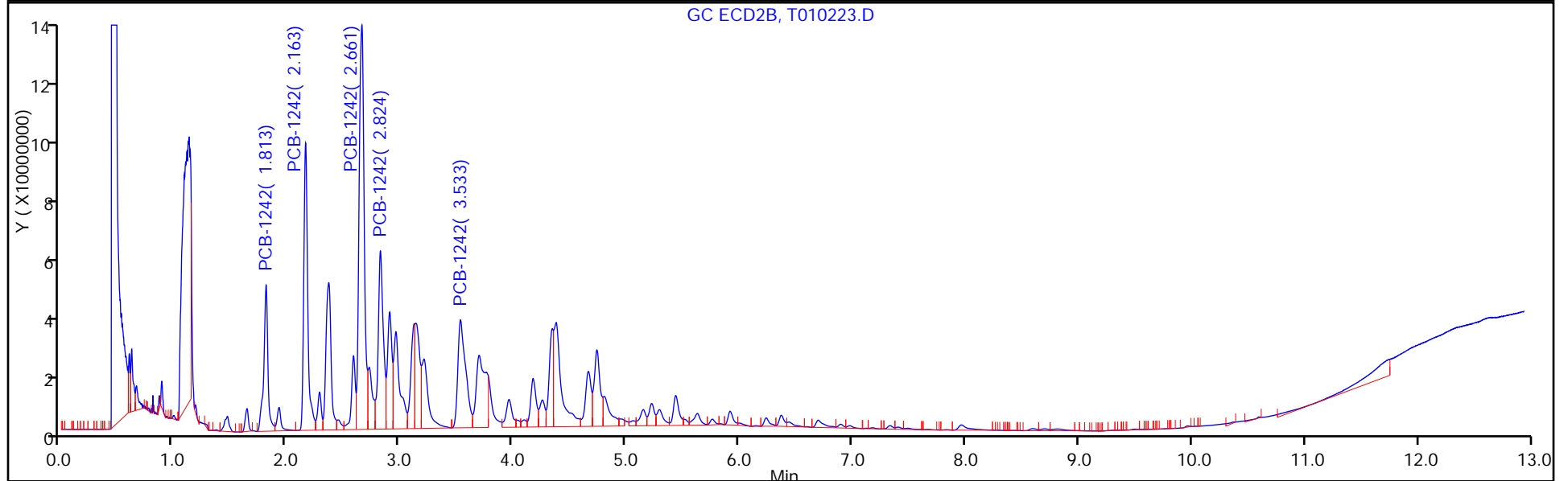
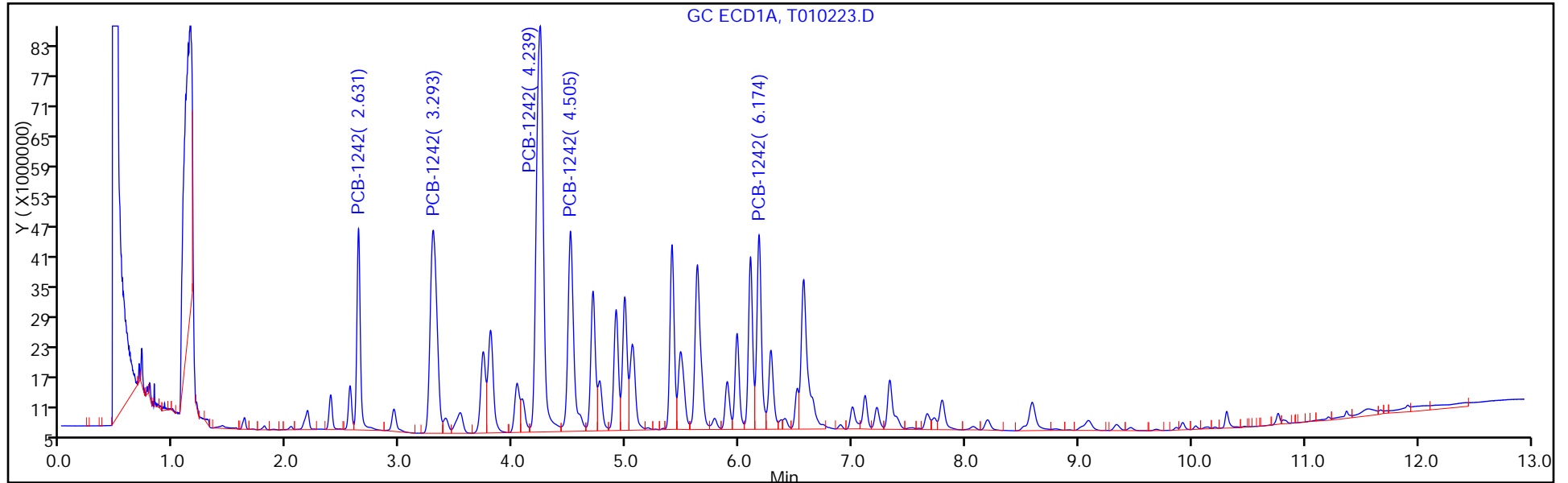
Review Flags

M - Manually Integrated

TestAmerica Edison

Data File: \\EDICHROM\ChromData\CPESTGC11\20141105-20206.b\T010223.D  
Injection Date: 05-Nov-2014 11:55:42 Instrument ID: CPESTGC11  
Lims ID: 460-85482-E-16-A Lab Sample ID: 460-85482-16  
Client ID: PMP-9-SW-WT  
Injection Vol: 1.0 ul Dil. Factor: 200.0000  
Method: 8082GC11 Limit Group: GC 8082 PCB

Operator ID:  
Worklist Smp#: 5  
ALS Bottle#: 5



TestAmerica Edison

Data File: \\EDICHROM\ChromData\CPESTGC11\20141105-20206.b\T010223.D

Injection Date: 05-Nov-2014 11:55:42

Instrument ID: CPESTGC11

Lims ID: 460-85482-E-16-A

Lab Sample ID: 460-85482-16

Client ID: PMP-9-SW-WT

Operator ID:

ALS Bottle#: 5 Worklist Smp#: 5

Injection Vol: 1.0 ul

Dil. Factor: 200.0000

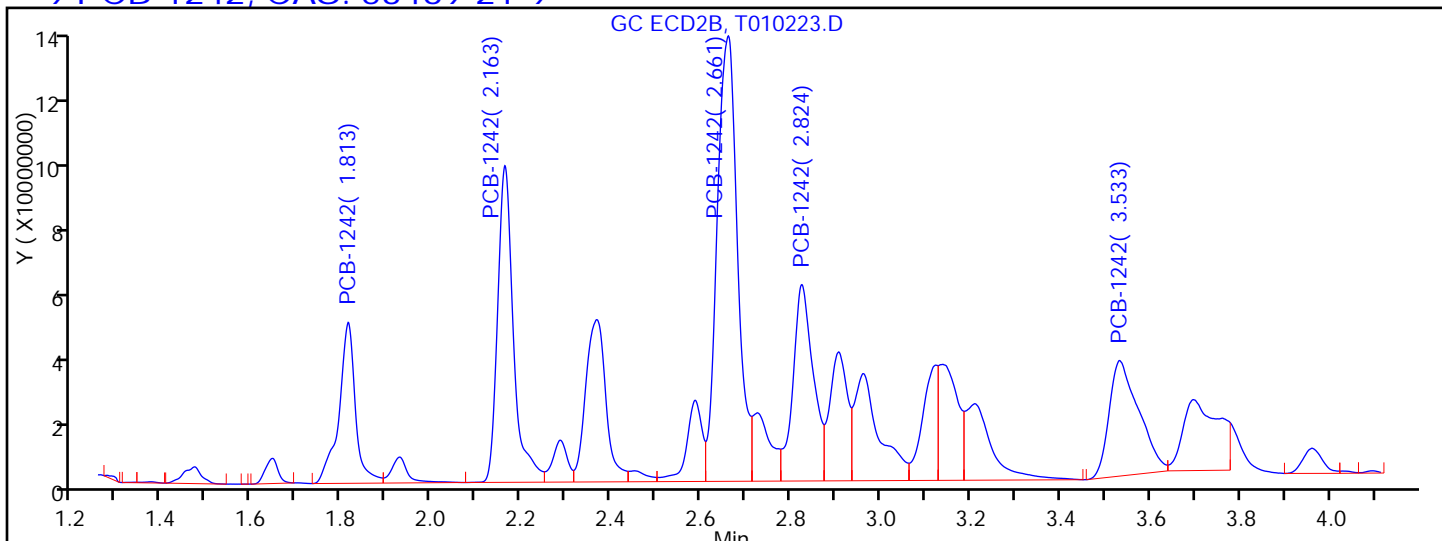
Method: 8082GC11

Limit Group: GC 8082 PCB

Column:

Detector: GC ECD2B

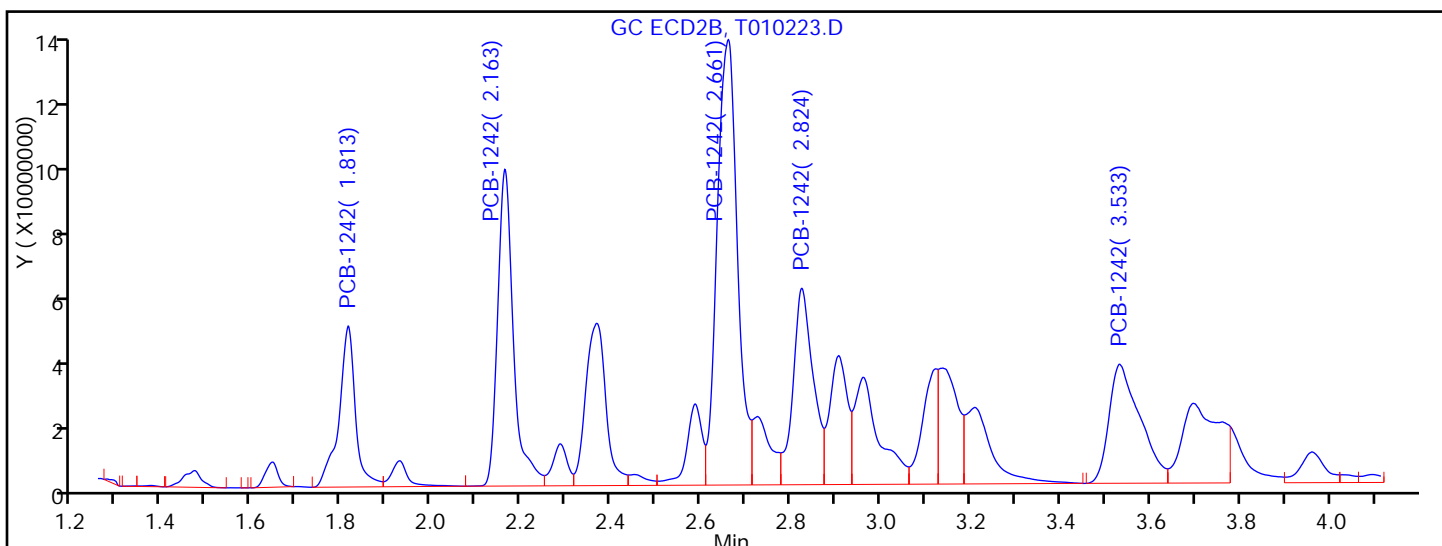
9 PCB-1242, CAS: 53469-21-9



Processing Integration Results

RT = 1.813	Response = 115381685
RT = 2.163	Response = 217648584
RT = 2.661	Response = 393827738
RT = 2.824	Response = 172687727
RT = 3.533	Response = 147788624

M



Manual Integration Results

RT = 1.813	Response = 115381685
RT = 2.163	Response = 217648584
RT = 2.661	Response = 393827738
RT = 2.824	Response = 172687727
RT = 3.533	Response = 160669742

M

Reviewer: patelji, 05-Nov-2014 13:33:40

Audit Action: Assigned New Baseline

Audit Reason: Sample matrix interference

FORM I  
PCBS ORGANICS ANALYSIS DATA SHEET

Lab Name: TestAmerica Edison Job No.: 460-85482-1  
 SDG No.: \_\_\_\_\_  
 Client Sample ID: PMP-9-SW-SI Lab Sample ID: 460-85482-17  
 Matrix: Solid Lab File ID: T010179.D  
 Analysis Method: 8082 Date Collected: 10/30/2014 11:55  
 Extraction Method: 3546 Date Extracted: 11/03/2014 07:52  
 Sample wt/vol: 15.0049(g) Date Analyzed: 11/04/2014 21:15  
 Con. Extract Vol.: 10(mL) Dilution Factor: 10  
 Injection Volume: 1(uL) GC Column: CLP-2 ID: 0.53(mm)  
 % Moisture: 12.0 GPC Cleanup: (Y/N) N  
 Analysis Batch No.: 260368 Units: ug/Kg

CAS NO.	SURROGATE	%REC	Q	LIMITS
2051-24-3	DCB Decachlorobiphenyl	100	D	53-150



TestAmerica Edison  
Target Compound Quantitation Report

Data File: \\EDICHROM\ChromData\CPESTGC11\20141104-20163.b\T010179.D  
 Lims ID: 460-85482-A-17-A Lab Sample ID: 460-85482-17  
 Client ID: PMP-9-SW-SI  
 Sample Type: Client  
 Inject. Date: 04-Nov-2014 21:15:30 ALS Bottle#: 38 Worklist Smp#: 38  
 Injection Vol: 1.0 ul Dil. Factor: 10.0000  
 Sample Info: 460-0020163-038  
 Operator ID: Instrument ID: CPESTGC11  
 Method: \\EDICHROM\ChromData\CPESTGC11\20141104-20163.b\8082GC11.m  
 Limit Group: GC 8082 PCB  
 Last Update: 05-Nov-2014 14:29:41 Calib Date: 03-Nov-2014 20:52:10  
 Integrator: Falcon  
 Quant Method: External Standard Quant By: Initial Calibration  
 Last ICal File: \\EDICHROM\ChromData\CPESTGC11\20141103-20126.b\T010138.D

Column 1 : Det: GC ECD1A  
 Column 2 : Det: GC ECD2B  
 Process Host: XAWRK030

First Level Reviewer: patelji Date: 05-Nov-2014 14:19:30

Col	RT (min.)	Exp RT (min.)	Dlt RT (min.)	Response	OnCol Amt ug/l	Flags
-----	-----------	---------------	---------------	----------	----------------	-------

9 PCB-1242

1	2.633	2.639	-0.006	39229521	771.0
1	3.294	3.304	-0.010	127447966	1331.2
1	4.238	4.244	-0.006	265822824	1353.6
1	4.508	4.513	-0.005	89148401	1076.9
1	6.172	6.178	-0.006	86093599	1251.5

Average of Peak Amounts = 1156.8

2	1.816	1.827	-0.011	56124571	749.9
2	2.165	2.173	-0.008	170383462	1281.4
2	2.663	2.669	-0.006	317027505	1392.9
2	2.828	2.833	-0.005	121110528	1197.9
2	3.538	3.546	-0.008	133556976	1410.2

Average of Peak Amounts = 1206.5

RPD = 4.20

\$ 5 DCB Decachlorobiphenyl M

1	11.909	11.903	0.006	12242941	4.99	M
2	10.592	10.593	-0.001	18170858	4.87	M

RPD = 2.35

QC Flag Legend

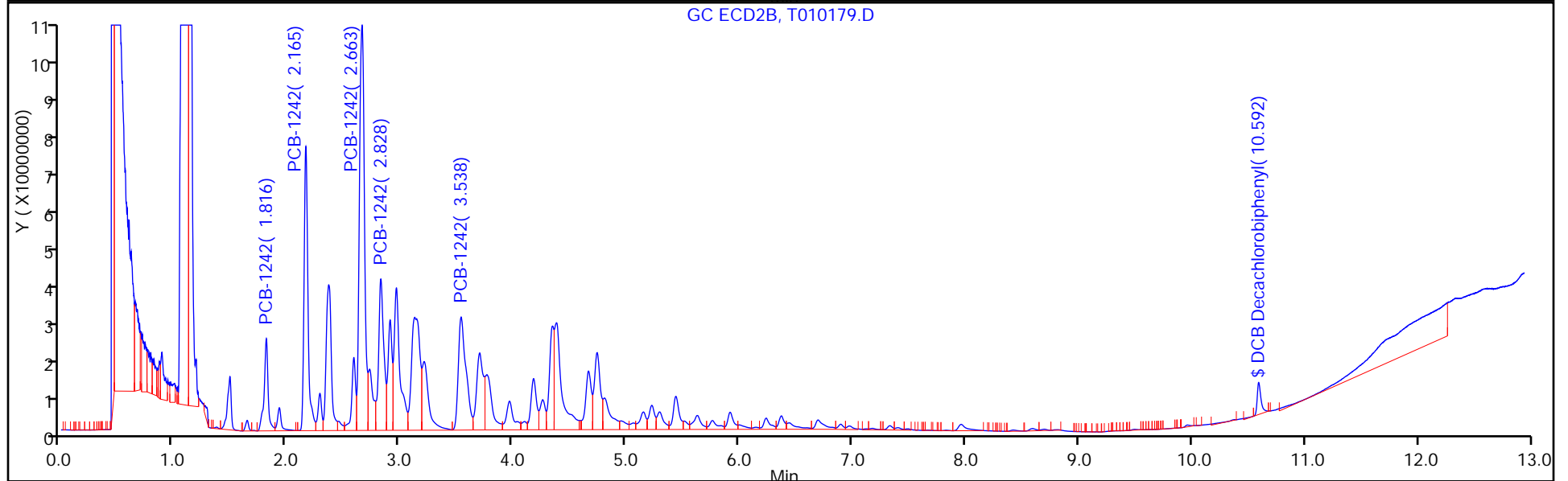
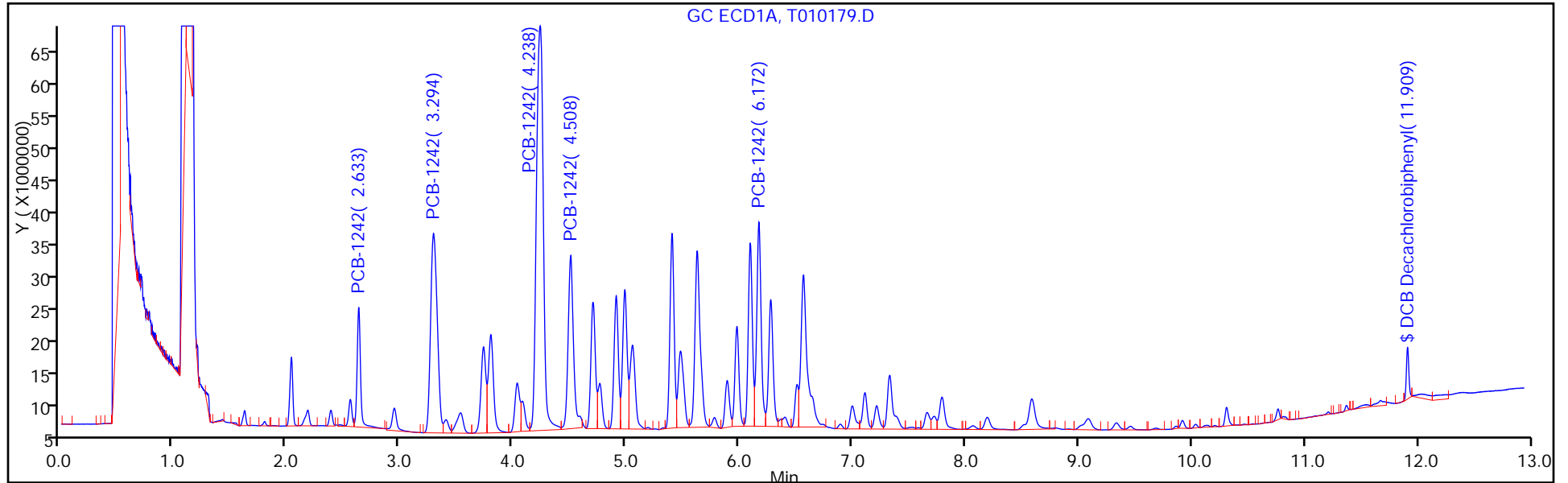
Review Flags

M - Manually Integrated

TestAmerica Edison

Data File: \\EDICHRON\ChromData\CPESTGC11\20141104-20163.b\T010179.D  
Injection Date: 04-Nov-2014 21:15:30 Instrument ID: CPESTGC11  
Lims ID: 460-85482-A-17-A Lab Sample ID: 460-85482-17  
Client ID: PMP-9-SW-SI  
Injection Vol: 1.0 ul Dil. Factor: 10.0000  
Method: 8082GC11 Limit Group: GC 8082 PCB

Operator ID:  
Worklist Smp#: 38  
ALS Bottle#: 38



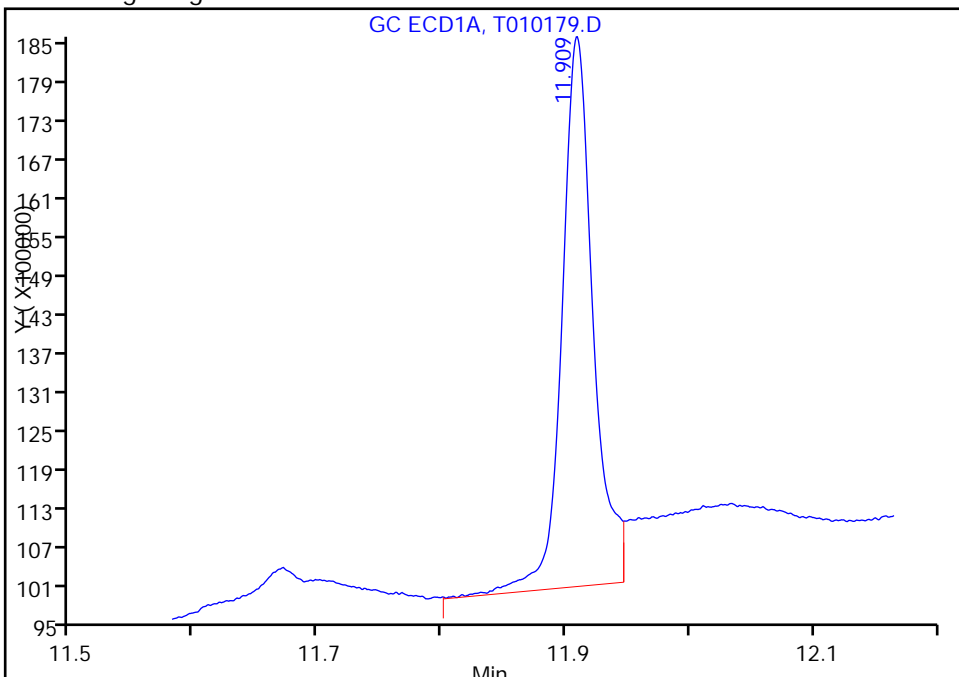
TestAmerica Edison

Data File: \\EDICHROM\ChromData\CPESTGC11\20141104-20163.b\T010179.D  
Injection Date: 04-Nov-2014 21:15:30 Instrument ID: CPESTGC11  
Lims ID: 460-85482-A-17-A Lab Sample ID: 460-85482-17  
Client ID: PMP-9-SW-SI  
Operator ID: ALS Bottle#: 38 Worklist Smp#: 38  
Injection Vol: 1.0 ul Dil. Factor: 10.0000  
Method: 8082GC11 Limit Group: GC 8082 PCB  
Column: Detector GC ECD1A

\$ 5 DCB Decachlorobiphenyl, CAS: 2051-24-3

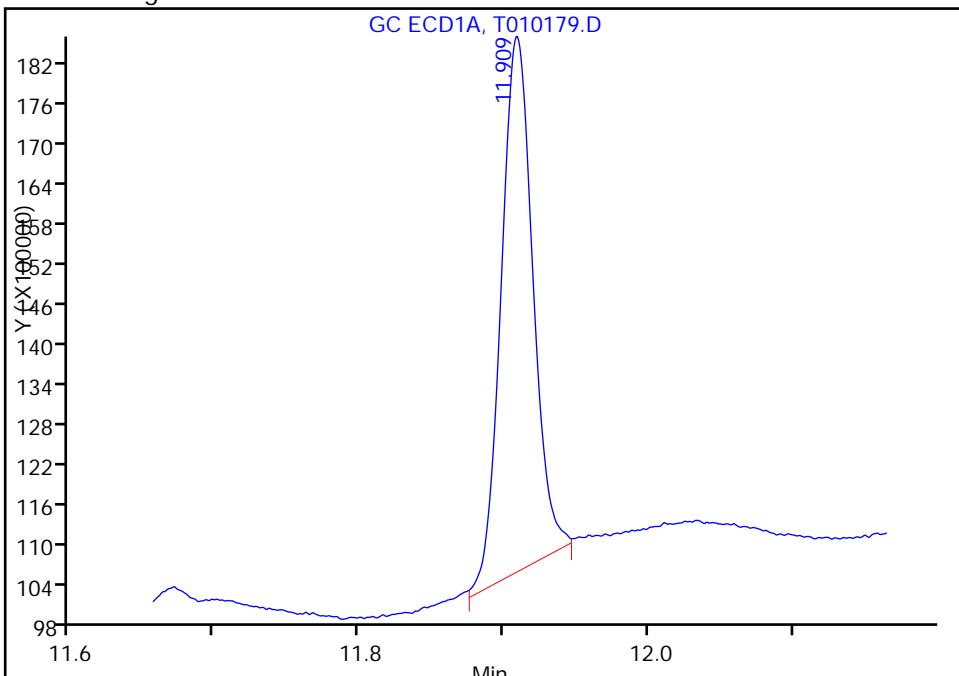
Processing Integration Results

RT: 11.91  
Response: 14945595  
Amount: 6.087130



Manual Integration Results

RT: 11.91  
Response: 12242941  
Amount: 4.986377



Reviewer: patelji, 05-Nov-2014 14:19:30  
Audit Action: Assigned New Baseline  
Audit Reason: Sample matrix interference

FORM I  
PCBS ORGANICS ANALYSIS DATA SHEET

Lab Name: TestAmerica Edison Job No.: 460-85482-1  
 SDG No.: \_\_\_\_\_  
 Client Sample ID: PMP-9-SW-SI Lab Sample ID: 460-85482-17  
 Matrix: Solid Lab File ID: T010179.D  
 Analysis Method: 8082 Date Collected: 10/30/2014 11:55  
 Extraction Method: 3546 Date Extracted: 11/03/2014 07:52  
 Sample wt/vol: 15.0049(g) Date Analyzed: 11/04/2014 21:15  
 Con. Extract Vol.: 10(mL) Dilution Factor: 10  
 Injection Volume: 1(uL) GC Column: CLP-1 ID: 0.53(mm)  
 % Moisture: 12.0 GPC Cleanup: (Y/N) N  
 Analysis Batch No.: 260368 Units: ug/Kg

CAS NO.	COMPOUND NAME	RESULT	Q	RL	MDL
12674-11-2	Aroclor 1016	170	U	760	170
11104-28-2	Aroclor 1221	170	U	760	170
11141-16-5	Aroclor 1232	170	U	760	170
53469-21-9	Aroclor 1242	9100		760	170
12672-29-6	Aroclor 1248	170	U	760	170
11097-69-1	Aroclor 1254	220	U	760	220
11096-82-5	Aroclor 1260	220	U	760	220
37324-23-5	Aroclor 1262	220	U	760	220
11100-14-4	Aroclor 1268	220	U	760	220

CAS NO.	SURROGATE	%REC	Q	LIMITS
2051-24-3	DCB Decachlorobiphenyl	97	D	53-150

TestAmerica Edison  
Target Compound Quantitation Report

Data File: \\EDICHROM\ChromData\CPESTGC11\20141104-20163.b\T010179.D  
 Lims ID: 460-85482-A-17-A Lab Sample ID: 460-85482-17  
 Client ID: PMP-9-SW-SI  
 Sample Type: Client  
 Inject. Date: 04-Nov-2014 21:15:30 ALS Bottle#: 38 Worklist Smp#: 38  
 Injection Vol: 1.0 ul Dil. Factor: 10.0000  
 Sample Info: 460-0020163-038  
 Operator ID: Instrument ID: CPESTGC11  
 Method: \\EDICHROM\ChromData\CPESTGC11\20141104-20163.b\8082GC11.m  
 Limit Group: GC 8082 PCB  
 Last Update: 05-Nov-2014 14:29:41 Calib Date: 03-Nov-2014 20:52:10  
 Integrator: Falcon  
 Quant Method: External Standard Quant By: Initial Calibration  
 Last ICal File: \\EDICHROM\ChromData\CPESTGC11\20141103-20126.b\T010138.D  
 Column 1 : Det: GC ECD1A  
 Column 2 : Det: GC ECD2B  
 Process Host: XAWRK030

First Level Reviewer: patelji Date: 05-Nov-2014 14:19:30

Col	RT (min.)	Exp RT (min.)	Dlt RT (min.)	Response	OnCol Amt ug/l	Flags
-----	-----------	---------------	---------------	----------	----------------	-------

9 PCB-1242

1	2.633	2.639	-0.006	39229521	771.0
1	3.294	3.304	-0.010	127447966	1331.2
1	4.238	4.244	-0.006	265822824	1353.6
1	4.508	4.513	-0.005	89148401	1076.9
1	6.172	6.178	-0.006	86093599	1251.5
Average of Peak Amounts =					1156.8
2	1.816	1.827	-0.011	56124571	749.9
2	2.165	2.173	-0.008	170383462	1281.4
2	2.663	2.669	-0.006	317027505	1392.9
2	2.828	2.833	-0.005	121110528	1197.9
2	3.538	3.546	-0.008	133556976	1410.2
Average of Peak Amounts =					1206.5

RPD = 4.20

\$ 5 DCB Decachlorobiphenyl

1	11.909	11.903	0.006	12242941	4.99	M
2	10.592	10.593	-0.001	18170858	4.87	M

RPD = 2.35

QC Flag Legend

Review Flags

M - Manually Integrated

TestAmerica Edison

Data File: \\EDICHROM\ChromData\CPESTGC11\20141104-20163.b\T010179.D

Injection Date: 04-Nov-2014 21:15:30

Instrument ID: CPESTGC11

Operator ID:

Lims ID: 460-85482-A-17-A

Lab Sample ID: 460-85482-17

Worklist Smp#: 38

Client ID: PMP-9-SW-SI

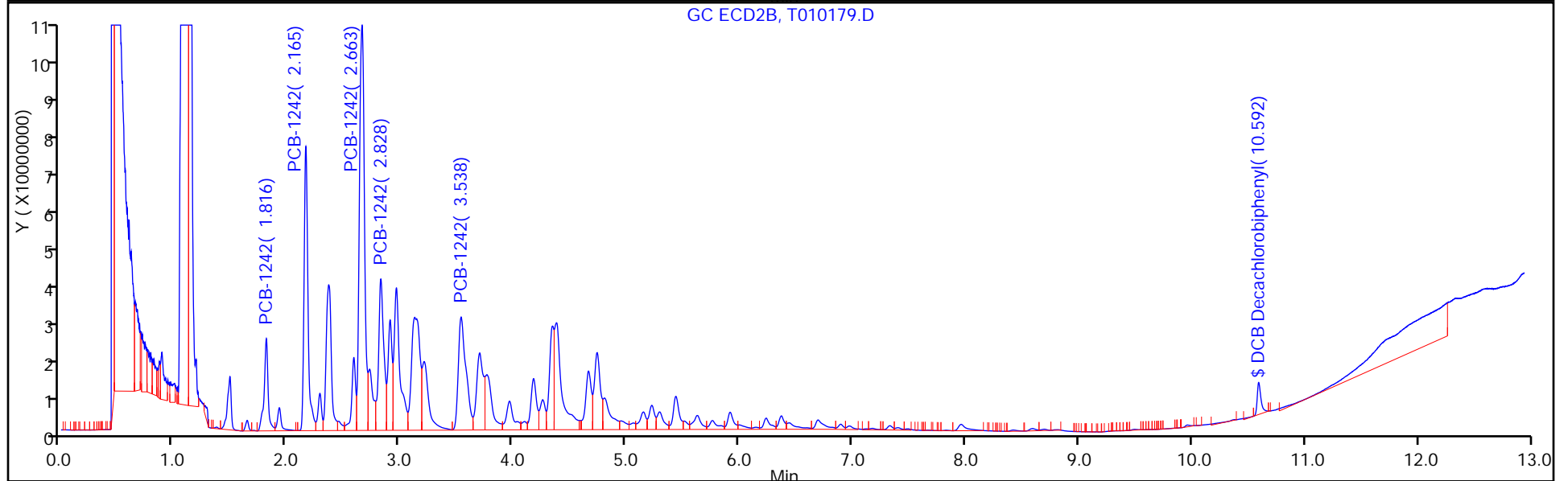
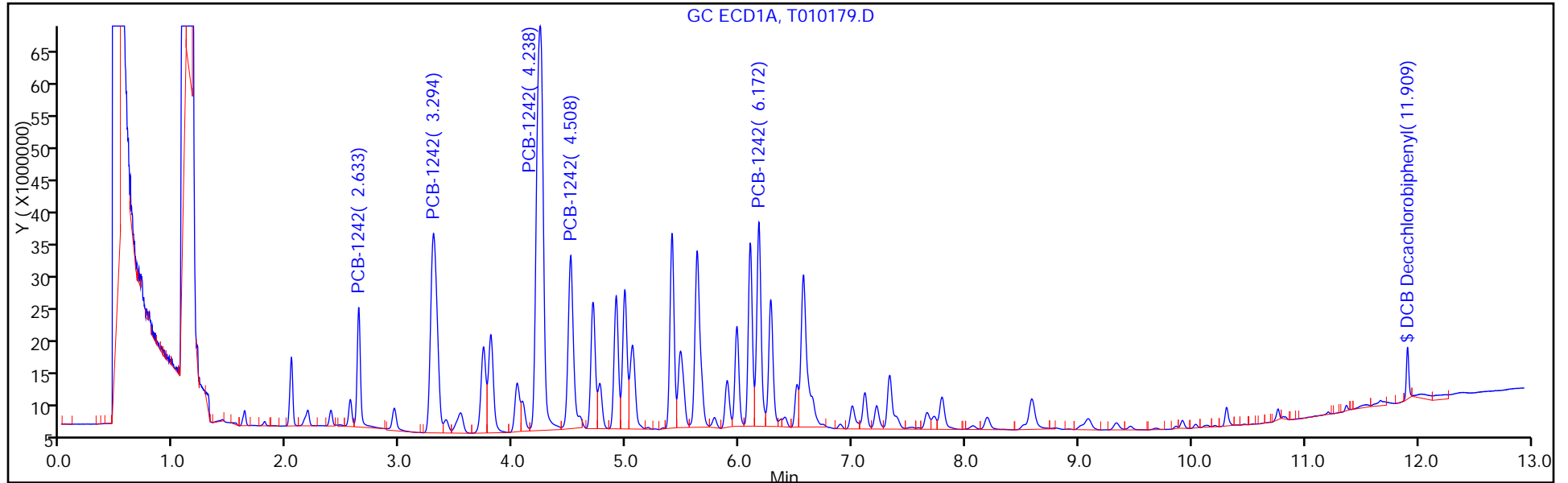
Injection Vol: 1.0 ul

Dil. Factor: 10.0000

ALS Bottle#: 38

Method: 8082GC11

Limit Group: GC 8082 PCB



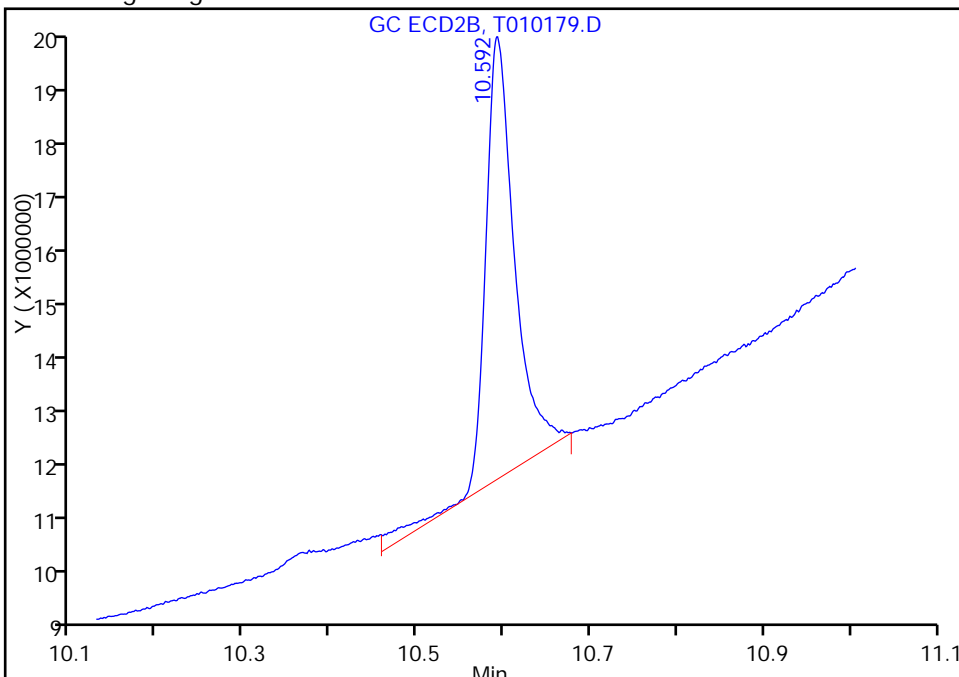
TestAmerica Edison

Data File: \\EDICHROM\ChromData\CPESTGC11\20141104-20163.b\T010179.D  
Injection Date: 04-Nov-2014 21:15:30 Instrument ID: CPESTGC11  
Lims ID: 460-85482-A-17-A Lab Sample ID: 460-85482-17  
Client ID: PMP-9-SW-SI  
Operator ID: ALS Bottle#: 38 Worklist Smp#: 38  
Injection Vol: 1.0 ul Dil. Factor: 10.0000  
Method: 8082GC11 Limit Group: GC 8082 PCB  
Column: Detector GC ECD2B

\$ 5 DCB Decachlorobiphenyl, CAS: 2051-24-3

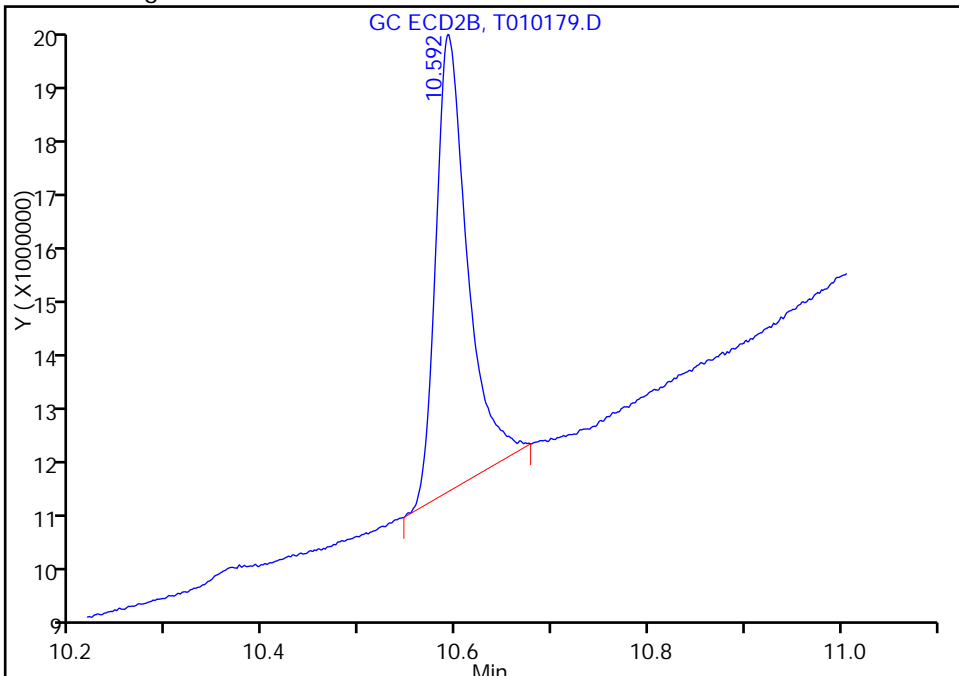
RT: 10.59  
Response: 18890976  
Amount: 5.063552

Processing Integration Results



RT: 10.59  
Response: 18170858  
Amount: 4.870531

Manual Integration Results



Reviewer: patelji, 05-Nov-2014 14:19:30  
Audit Action: Split an Integrated Peak  
Audit Reason: Sample matrix interference

FORM I  
PCBS ORGANICS ANALYSIS DATA SHEET

Lab Name: TestAmerica Edison Job No.: 460-85482-1  
 SDG No.: \_\_\_\_\_  
 Client Sample ID: PMP-10-SW-WT Lab Sample ID: 460-85482-18  
 Matrix: Solid Lab File ID: T010180.D  
 Analysis Method: 8082 Date Collected: 10/30/2014 11:42  
 Extraction Method: 3546 Date Extracted: 11/03/2014 07:52  
 Sample wt/vol: 15.0066(g) Date Analyzed: 11/04/2014 21:34  
 Con. Extract Vol.: 10(mL) Dilution Factor: 5  
 Injection Volume: 1(uL) GC Column: CLP-2 ID: 0.53(mm)  
 % Moisture: 3.7 GPC Cleanup: (Y/N) N  
 Analysis Batch No.: 260368 Units: ug/Kg

CAS NO.	SURROGATE	%REC	Q	LIMITS
2051-24-3	DCB Decachlorobiphenyl	93	D	53-150



TestAmerica Edison  
Target Compound Quantitation Report

Data File: \\EDICHROM\ChromData\CPESTGC11\20141104-20163.b\T010180.D  
 Lims ID: 460-85482-A-18-A Lab Sample ID: 460-85482-18  
 Client ID: PMP-10-SW-WT  
 Sample Type: Client  
 Inject. Date: 04-Nov-2014 21:34:24 ALS Bottle#: 39 Worklist Smp#: 39  
 Injection Vol: 1.0 ul Dil. Factor: 5.0000  
 Sample Info: 460-0020163-039  
 Operator ID: Instrument ID: CPESTGC11  
 Method: \\EDICHROM\ChromData\CPESTGC11\20141104-20163.b\8082GC11.m  
 Limit Group: GC 8082 PCB  
 Last Update: 05-Nov-2014 14:29:41 Calib Date: 03-Nov-2014 20:52:10  
 Integrator: Falcon  
 Quant Method: External Standard Quant By: Initial Calibration  
 Last ICal File: \\EDICHROM\ChromData\CPESTGC11\20141103-20126.b\T010138.D  
 Column 1 : Det: GC ECD1A  
 Column 2 : Det: GC ECD2B  
 Process Host: XAWRK030

First Level Reviewer: patelji Date: 05-Nov-2014 14:20:48

Col	RT (min.)	Exp RT (min.)	Dlt RT (min.)	Response	OnCol Amt ug/l	Flags
-----	-----------	---------------	---------------	----------	----------------	-------

9 PCB-1242 M

1	2.632	2.639	-0.007	19483646	382.9	
1	3.295	3.304	-0.009	120467114	1258.2	
1	4.235	4.244	-0.009	216967410	1104.8	
1	4.507	4.513	-0.006	55264084	667.6	
1	6.172	6.178	-0.006	92855873	1349.8	M
Average of Peak Amounts =					952.7	
2	1.815	1.827	-0.012	27856695	372.2	
2	2.165	2.173	-0.008	156059994	1173.7	
2	2.659	2.669	-0.010	264208798	1160.9	
2	2.828	2.833	-0.005	76932439	760.9	
2	3.535	3.546	-0.011	133678785	1411.5	
Average of Peak Amounts =					975.8	
RPD = 2.40						

10 PCB-1260 M

1	7.722	7.728	-0.006	28483109	175.2	
1	8.190	8.197	-0.007	34519539	175.5	
1	9.917	9.923	-0.006	20617058	150.8	
1	10.309	10.311	-0.002	48571753	164.1	
1	11.366	11.364	0.002	12579988	157.1	M
Average of Peak Amounts =					164.5	
2	5.759	5.765	-0.006	33350301	170.5	M
2	7.329	7.333	-0.004	29865727	174.3	M
2	7.958	7.963	-0.005	82358200	168.0	M
2	8.589	8.598	-0.009	32716105	199.4	M
2	9.958	9.965	-0.007	18977372	152.0	
Average of Peak Amounts =					172.8	
RPD = 4.93						

Data File: \\EDICHROM\ChromData\CPESTGC11\20141104-20163.b\T010180.D

Col	RT (min.)	Exp RT (min.)	Dlt RT (min.)	Response	OnCol Amt ug/l	Flags
-----	--------------	------------------	------------------	----------	-------------------	-------

\$ 5 DCB Decachlorobiphenyl M  
1 11.906 11.903 0.003 22925987 9.34 M  
2 10.590 10.593 -0.003 32710076 8.77 M  
RPD = 6.29

### QC Flag Legend

Review Flags

M - Manually Integrated

TestAmerica Edison

Data File: \\EDICHRON\ChromData\CPESTGC11\20141104-20163.b\T010180.D

Injection Date: 04-Nov-2014 21:34:24

Instrument ID: CPESTGC11

Operator ID:

Lims ID: 460-85482-A-18-A

Lab Sample ID: 460-85482-18

Worklist Smp#: 39

Client ID: PMP-10-SW-WT

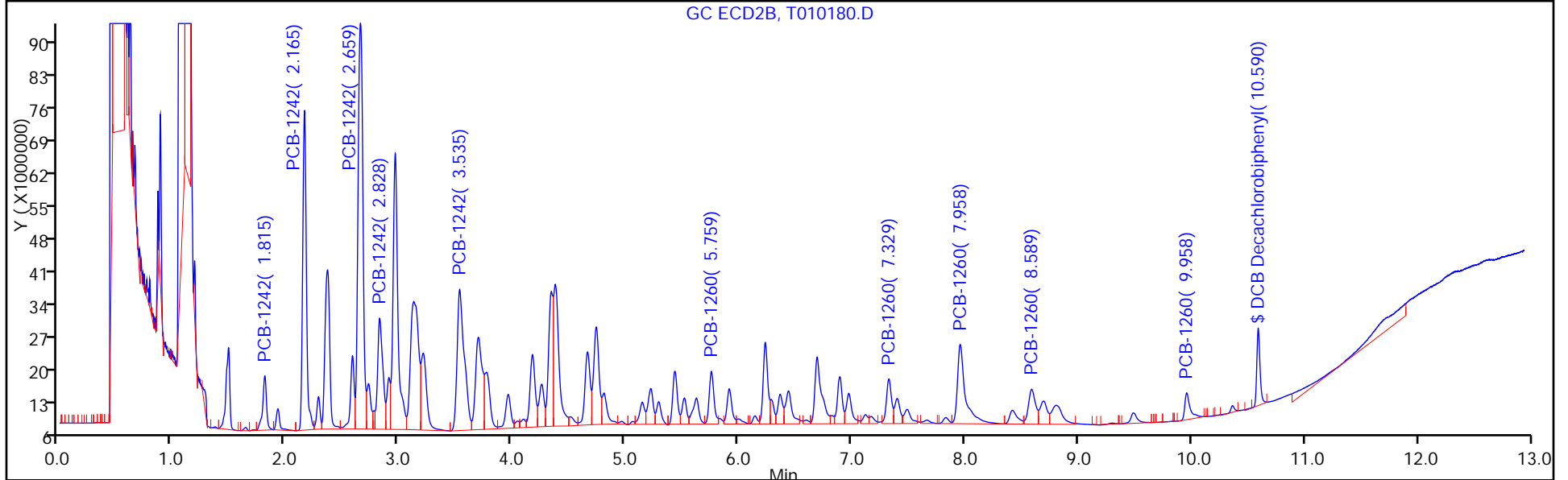
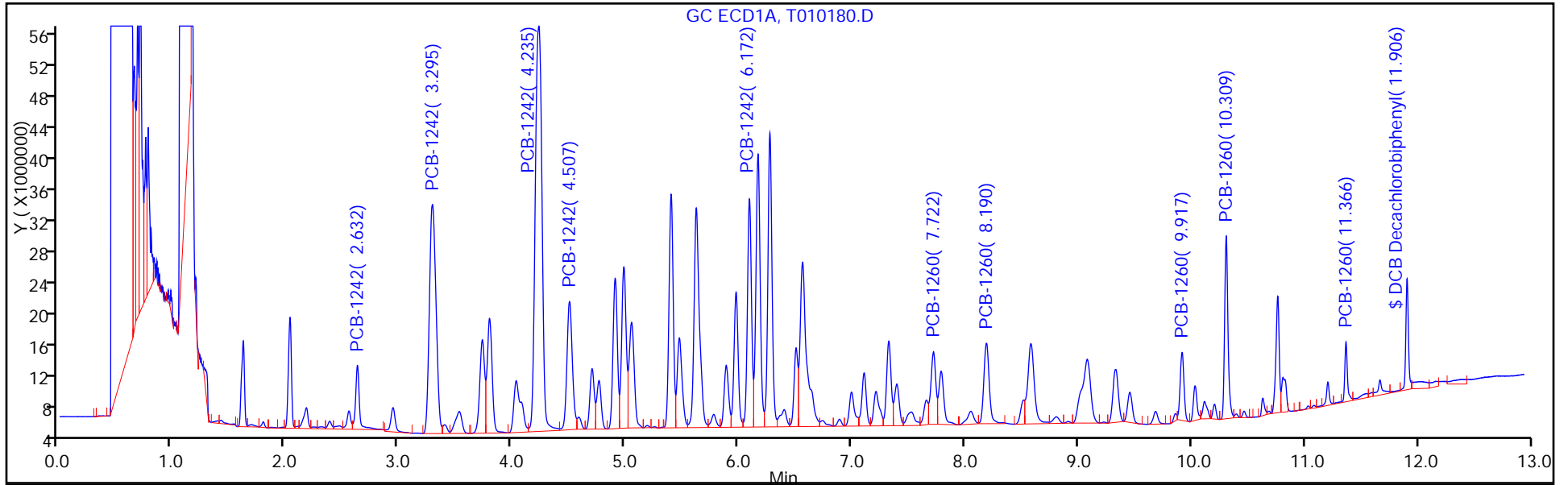
Injection Vol: 1.0 ul

Dil. Factor: 5.0000

ALS Bottle#: 39

Method: 8082GC11

Limit Group: GC 8082 PCB



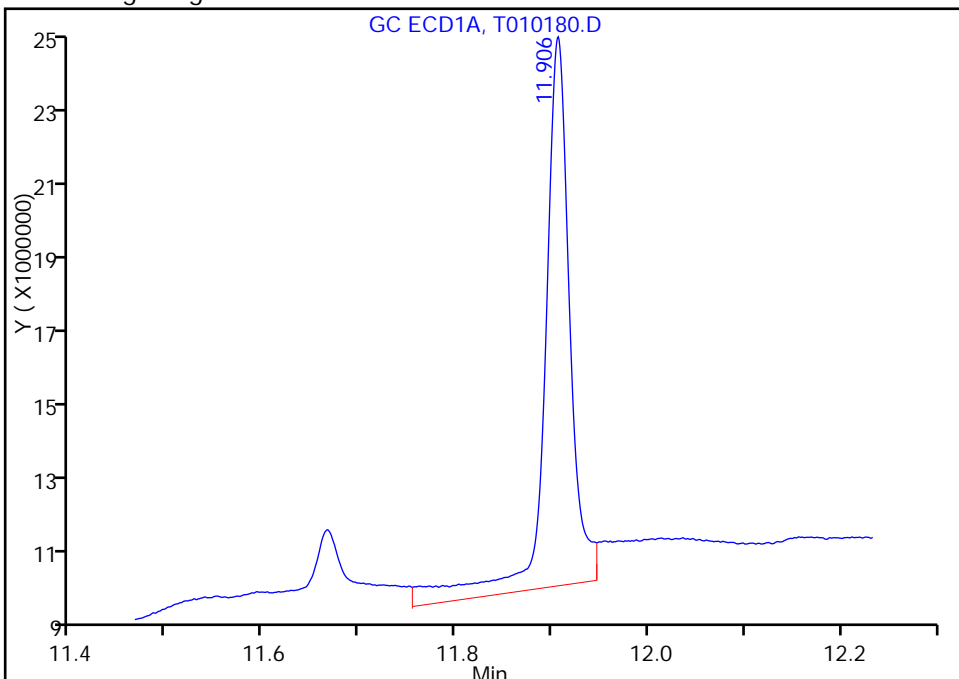
TestAmerica Edison

Data File: \\EDICHROM\ChromData\CPESTGC11\20141104-20163.b\T010180.D  
Injection Date: 04-Nov-2014 21:34:24 Instrument ID: CPESTGC11  
Lims ID: 460-85482-A-18-A Lab Sample ID: 460-85482-18  
Client ID: PMP-10-SW-WT  
Operator ID: ALS Bottle#: 39 Worklist Smp#: 39  
Injection Vol: 1.0 ul Dil. Factor: 5.0000  
Method: 8082GC11 Limit Group: GC 8082 PCB  
Column: Detector GC ECD1A

\$ 5 DCB Decachlorobiphenyl, CAS: 2051-24-3

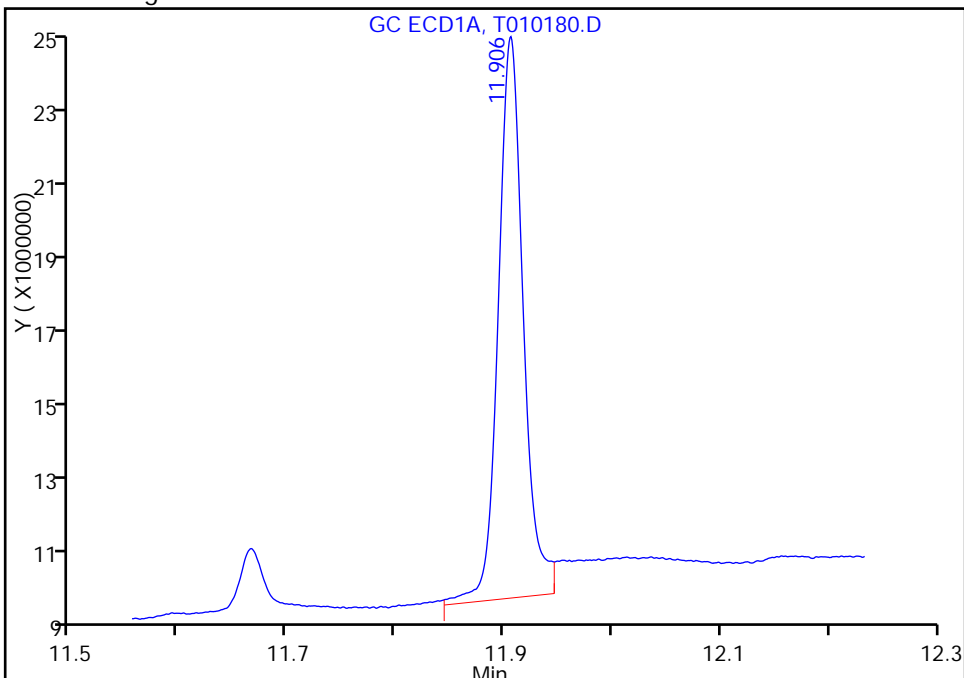
Processing Integration Results

RT: 11.91  
Response: 26561732  
Amount: 10.818219



Manual Integration Results

RT: 11.91  
Response: 22925987  
Amount: 9.337431



Reviewer: patelji, 05-Nov-2014 14:20:48  
Audit Action: Assigned New Baseline  
Audit Reason: Sample matrix interference

TestAmerica Edison

Data File: \\EDICHROM\ChromData\CPESTGC11\20141104-20163.b\T010180.D

Injection Date: 04-Nov-2014 21:34:24

Instrument ID: CPESTGC11

Lims ID: 460-85482-A-18-A

Lab Sample ID: 460-85482-18

Client ID: PMP-10-SW-WT

Operator ID:

ALS Bottle#: 39

Worklist Smp#: 39

Injection Vol: 1.0 ul

Dil. Factor: 5.0000

Method: 8082GC11

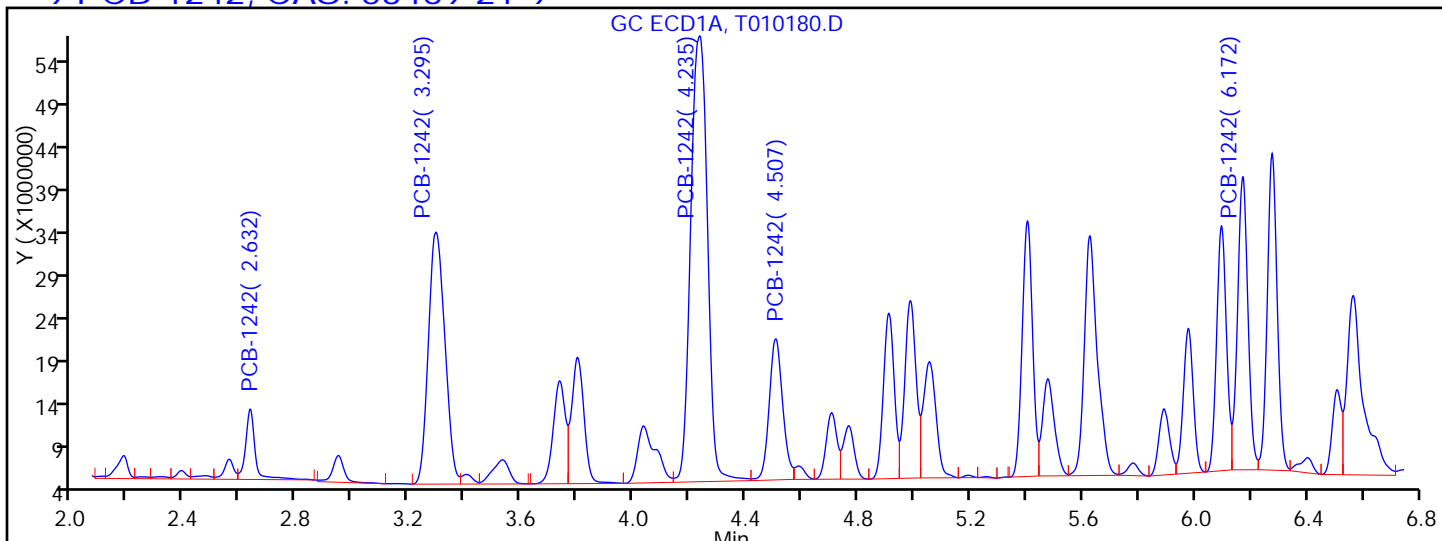
Limit Group: GC 8082 PCB

Column:

Detector

GC ECD1A

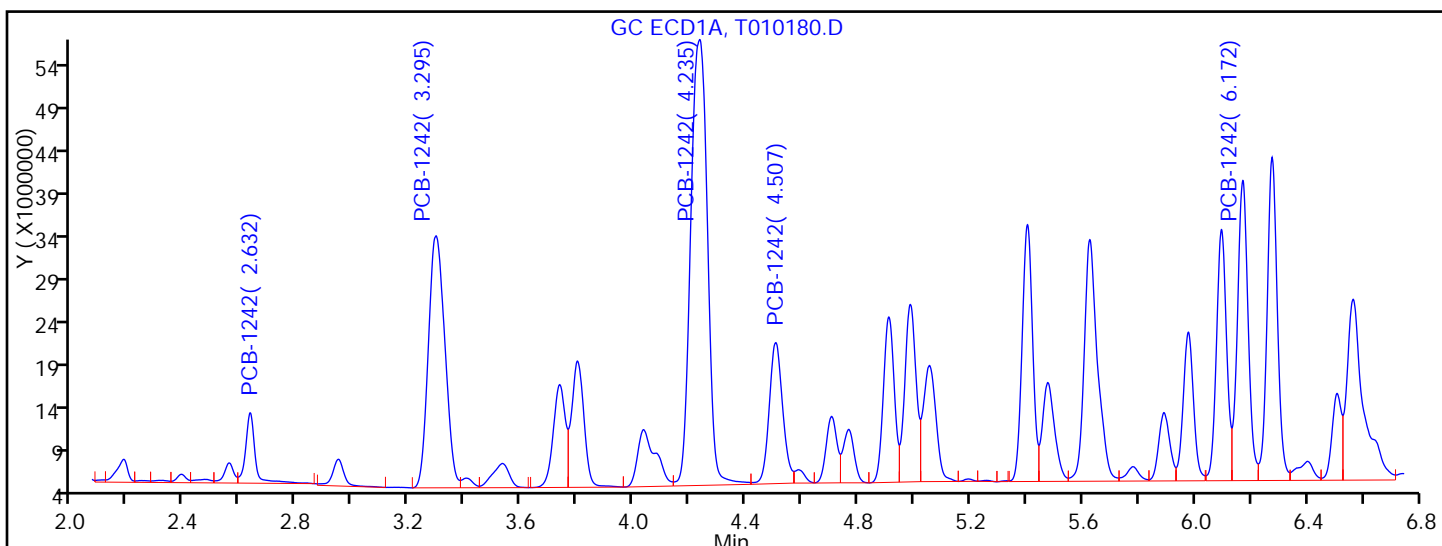
9 PCB-1242, CAS: 53469-21-9



Processing Integration Results

RT = 2.632	Response = 19483646
RT = 3.295	Response = 120467114
RT = 4.235	Response = 216967410
RT = 4.507	Response = 55264084
RT = 6.172	Response = 88174467

M



Manual Integration Results

RT = 2.632	Response = 19483646
RT = 3.295	Response = 120467114
RT = 4.235	Response = 216967410
RT = 4.507	Response = 55264084
RT = 6.172	Response = 92855873

M

Reviewer: patelji, 05-Nov-2014 14:20:48

Audit Action: Assigned New Baseline

Audit Reason: Sample matrix interference

TestAmerica Edison

Data File: \\EDICHROM\ChromData\CPESTGC11\20141104-20163.b\T010180.D

Injection Date: 04-Nov-2014 21:34:24

Instrument ID: CPESTGC11

Lims ID: 460-85482-A-18-A

Lab Sample ID: 460-85482-18

Client ID: PMP-10-SW-WT

Operator ID:

ALS Bottle#: 39

Worklist Smp#: 39

Injection Vol: 1.0 ul

Dil. Factor: 5.0000

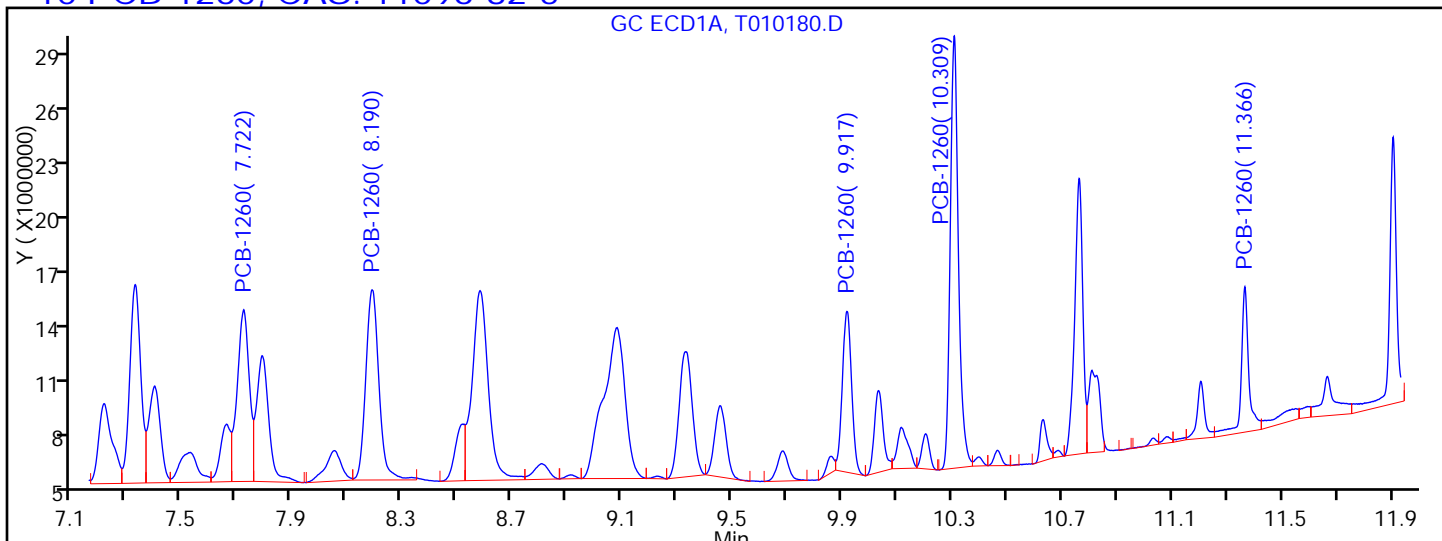
Method: 8082GC11

Limit Group: GC 8082 PCB

Column:

Detector: GC ECD1A

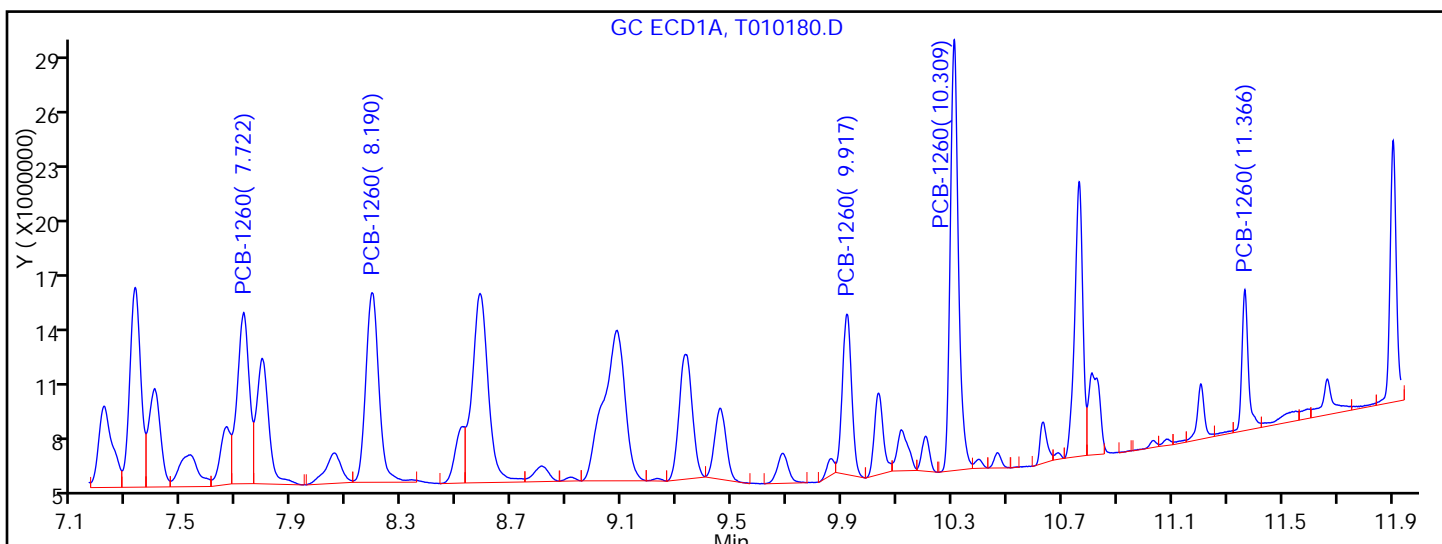
**10 PCB-1260, CAS: 11096-82-5**



**Processing Integration Results**

RT = 7.722	Response = 28483109
RT = 8.190	Response = 34519539
RT = 9.917	Response = 20617058
RT = 10.309	Response = 48571753
RT = 11.366	Response = 15182066

M



**Manual Integration Results**

RT = 7.722	Response = 28483109
RT = 8.190	Response = 34519539
RT = 9.917	Response = 20617058
RT = 10.309	Response = 48571753
RT = 11.366	Response = 12579988

M

Reviewer: patelji, 05-Nov-2014 14:20:48

Audit Action: Assigned New Baseline

Audit Reason: Sample matrix interference

FORM I  
PCBS ORGANICS ANALYSIS DATA SHEET

Lab Name: TestAmerica Edison Job No.: 460-85482-1  
 SDG No.: \_\_\_\_\_  
 Client Sample ID: PMP-10-SW-WT Lab Sample ID: 460-85482-18  
 Matrix: Solid Lab File ID: T010180.D  
 Analysis Method: 8082 Date Collected: 10/30/2014 11:42  
 Extraction Method: 3546 Date Extracted: 11/03/2014 07:52  
 Sample wt/vol: 15.0066(g) Date Analyzed: 11/04/2014 21:34  
 Con. Extract Vol.: 10(mL) Dilution Factor: 5  
 Injection Volume: 1(uL) GC Column: CLP-1 ID: 0.53(mm)  
 % Moisture: 3.7 GPC Cleanup: (Y/N) N  
 Analysis Batch No.: 260368 Units: ug/Kg

CAS NO.	COMPOUND NAME	RESULT	Q	RL	MDL
12674-11-2	Aroclor 1016	78	U	350	78
11104-28-2	Aroclor 1221	78	U	350	78
11141-16-5	Aroclor 1232	78	U	350	78
53469-21-9	Aroclor 1242	3400		350	78
12672-29-6	Aroclor 1248	78	U	350	78
11097-69-1	Aroclor 1254	99	U	350	99
11096-82-5	Aroclor 1260	600		350	99
37324-23-5	Aroclor 1262	99	U	350	99
11100-14-4	Aroclor 1268	99	U	350	99

CAS NO.	SURROGATE	%REC	Q	LIMITS
2051-24-3	DCB Decachlorobiphenyl	88	D	53-150

TestAmerica Edison  
Target Compound Quantitation Report

Data File: \\EDICHROM\ChromData\CPESTGC11\20141104-20163.b\T010180.D  
 Lims ID: 460-85482-A-18-A Lab Sample ID: 460-85482-18  
 Client ID: PMP-10-SW-WT  
 Sample Type: Client  
 Inject. Date: 04-Nov-2014 21:34:24 ALS Bottle#: 39 Worklist Smp#: 39  
 Injection Vol: 1.0 ul Dil. Factor: 5.0000  
 Sample Info: 460-0020163-039  
 Operator ID: Instrument ID: CPESTGC11  
 Method: \\EDICHROM\ChromData\CPESTGC11\20141104-20163.b\8082GC11.m  
 Limit Group: GC 8082 PCB  
 Last Update: 05-Nov-2014 14:29:41 Calib Date: 03-Nov-2014 20:52:10  
 Integrator: Falcon  
 Quant Method: External Standard Quant By: Initial Calibration  
 Last ICal File: \\EDICHROM\ChromData\CPESTGC11\20141103-20126.b\T010138.D

Column 1 : Det: GC ECD1A  
 Column 2 : Det: GC ECD2B  
 Process Host: XAWRK030

First Level Reviewer: patelji Date: 05-Nov-2014 14:20:48

Col	RT (min.)	Exp RT (min.)	Dlt RT (min.)	Response	OnCol Amt ug/l	Flags
-----	-----------	---------------	---------------	----------	----------------	-------

9 PCB-1242 M

1	2.632	2.639	-0.007	19483646	382.9	
1	3.295	3.304	-0.009	120467114	1258.2	
1	4.235	4.244	-0.009	216967410	1104.8	
1	4.507	4.513	-0.006	55264084	667.6	
1	6.172	6.178	-0.006	92855873	1349.8	M
Average of Peak Amounts =					952.7	
2	1.815	1.827	-0.012	27856695	372.2	
2	2.165	2.173	-0.008	156059994	1173.7	
2	2.659	2.669	-0.010	264208798	1160.9	
2	2.828	2.833	-0.005	76932439	760.9	
2	3.535	3.546	-0.011	133678785	1411.5	
Average of Peak Amounts =					975.8	
RPD = 2.40						

10 PCB-1260 M

1	7.722	7.728	-0.006	28483109	175.2	
1	8.190	8.197	-0.007	34519539	175.5	
1	9.917	9.923	-0.006	20617058	150.8	
1	10.309	10.311	-0.002	48571753	164.1	
1	11.366	11.364	0.002	12579988	157.1	M
Average of Peak Amounts =					164.5	
2	5.759	5.765	-0.006	33350301	170.5	M
2	7.329	7.333	-0.004	29865727	174.3	M
2	7.958	7.963	-0.005	82358200	168.0	M
2	8.589	8.598	-0.009	32716105	199.4	M
2	9.958	9.965	-0.007	18977372	152.0	
Average of Peak Amounts =					172.8	
RPD = 4.93						



Data File: \\EDICHROM\ChromData\CPESTGC11\20141104-20163.b\T010180.D

Col	RT (min.)	Exp RT (min.)	Dlt RT (min.)	Response	OnCol Amt ug/l	Flags
-----	--------------	------------------	------------------	----------	-------------------	-------

\$ 5 DCB Decachlorobiphenyl M  
1 11.906 11.903 0.003 22925987 9.34 M  
2 10.590 10.593 -0.003 32710076 8.77 M  
RPD = 6.29

### QC Flag Legend

Review Flags

M - Manually Integrated

TestAmerica Edison

Data File: \\EDICHROM\ChromData\CPESTGC11\20141104-20163.b\T010180.D

Injection Date: 04-Nov-2014 21:34:24

Instrument ID: CPESTGC11

Operator ID:

Lims ID: 460-85482-A-18-A

Lab Sample ID: 460-85482-18

Worklist Smp#: 39

Client ID: PMP-10-SW-WT

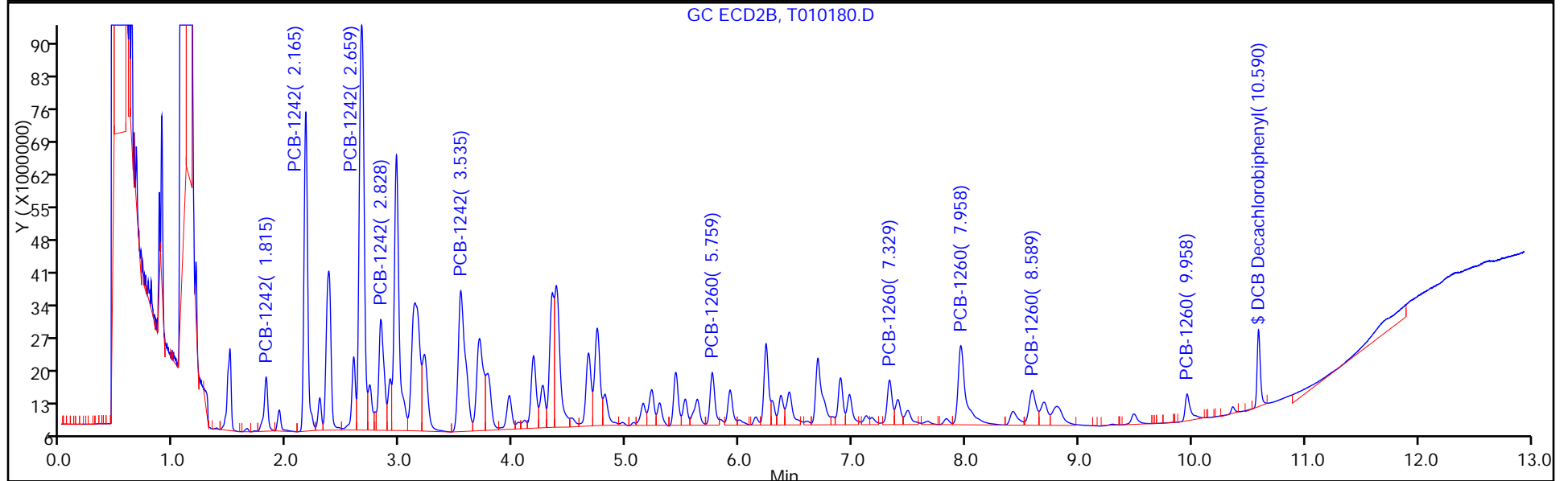
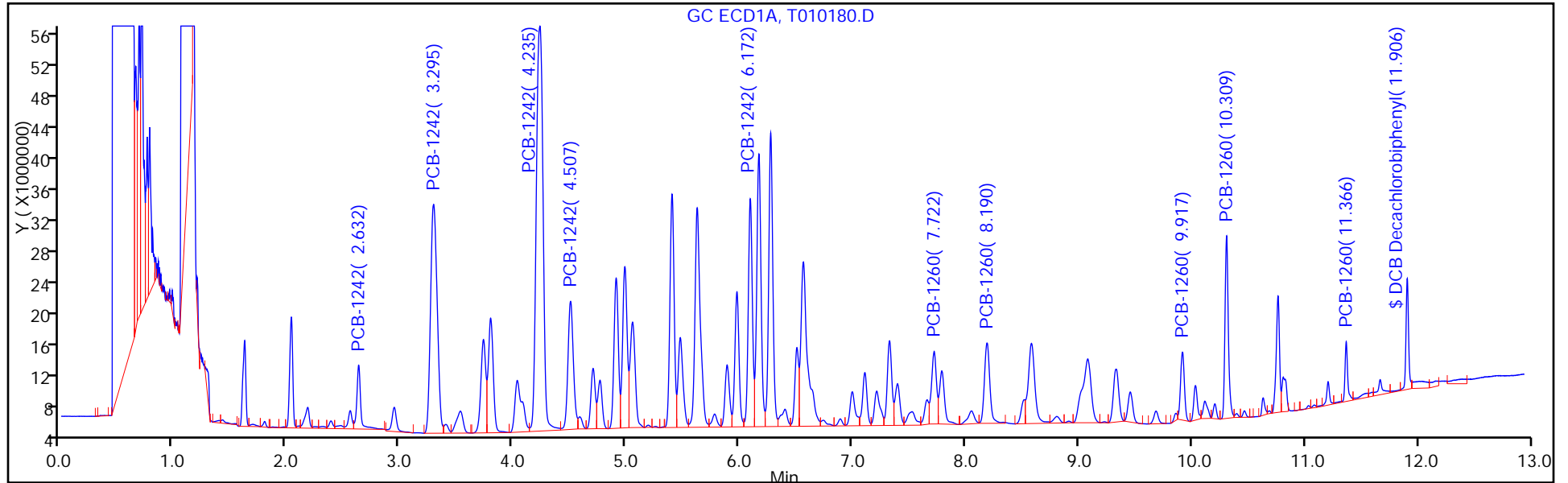
Injection Vol: 1.0 ul

Dil. Factor: 5.0000

ALS Bottle#: 39

Method: 8082GC11

Limit Group: GC 8082 PCB



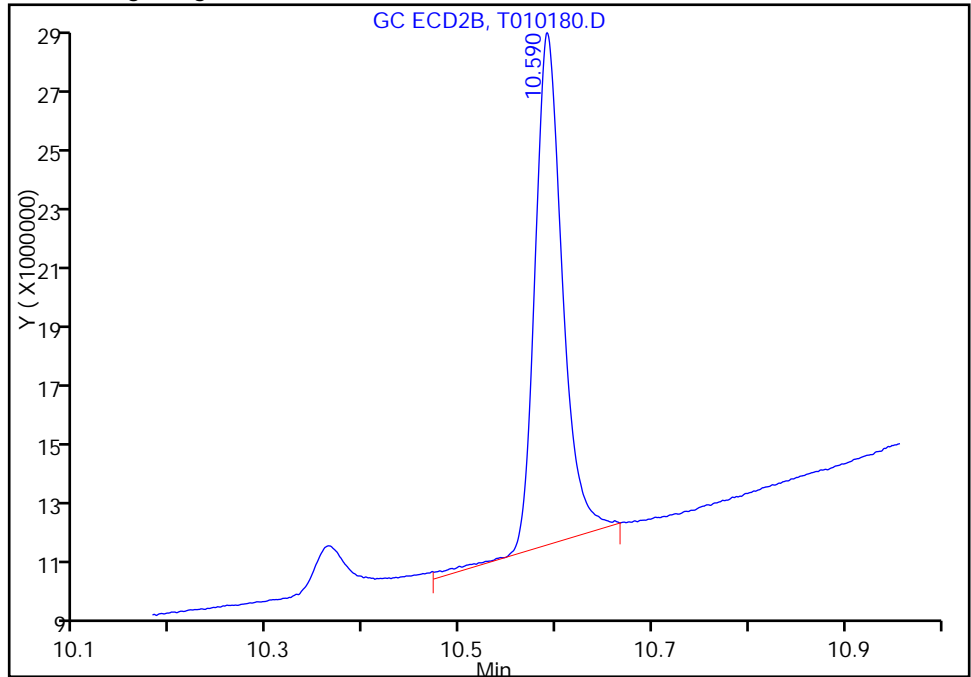
TestAmerica Edison

Data File: \\EDICHROM\ChromData\CPESTGC11\20141104-20163.b\T010180.D  
Injection Date: 04-Nov-2014 21:34:24 Instrument ID: CPESTGC11  
Lims ID: 460-85482-A-18-A Lab Sample ID: 460-85482-18  
Client ID: PMP-10-SW-WT  
Operator ID: ALS Bottle#: 39 Worklist Smp#: 39  
Injection Vol: 1.0 ul Dil. Factor: 5.0000  
Method: 8082GC11 Limit Group: GC 8082 PCB  
Column: Detector GC ECD2B

**\$ 5 DCB Decachlorobiphenyl, CAS: 2051-24-3**

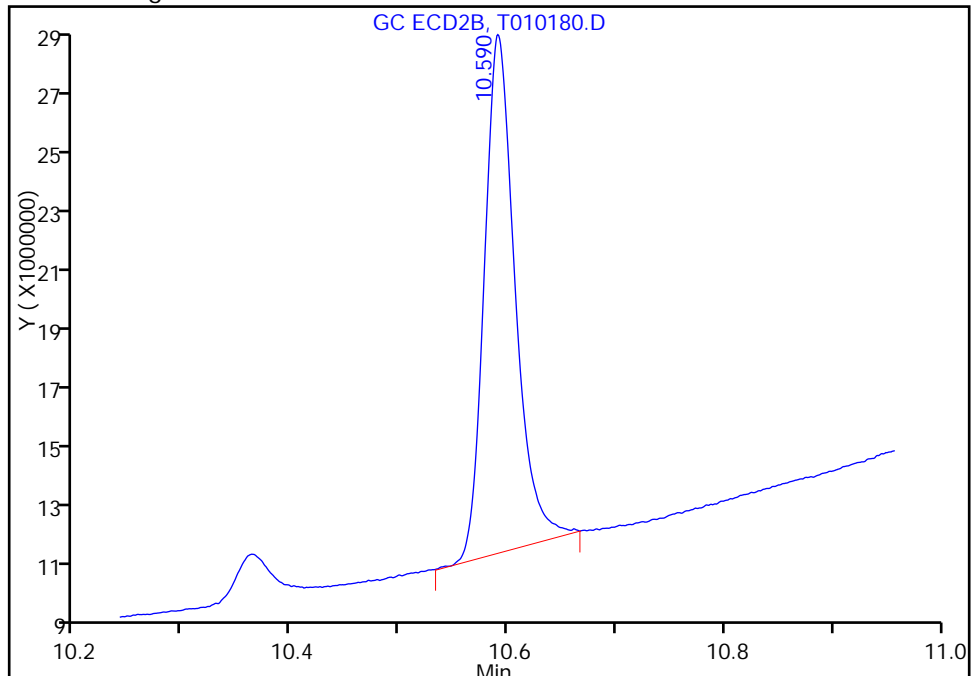
Processing Integration Results

RT: 10.59  
Response: 33165124  
Amount: 8.889606



Manual Integration Results

RT: 10.59  
Response: 32710076  
Amount: 8.767634



Reviewer: patelji, 05-Nov-2014 14:20:48  
Audit Action: Split an Integrated Peak  
Audit Reason: Sample matrix interference

TestAmerica Edison

Data File: \\EDICHROM\ChromData\CPESTGC11\20141104-20163.b\T010180.D

Injection Date: 04-Nov-2014 21:34:24

Instrument ID: CPESTGC11

Lims ID: 460-85482-A-18-A

Lab Sample ID: 460-85482-18

Client ID: PMP-10-SW-WT

Operator ID:

ALS Bottle#: 39

Worklist Smp#: 39

Injection Vol: 1.0 ul

Dil. Factor: 5.0000

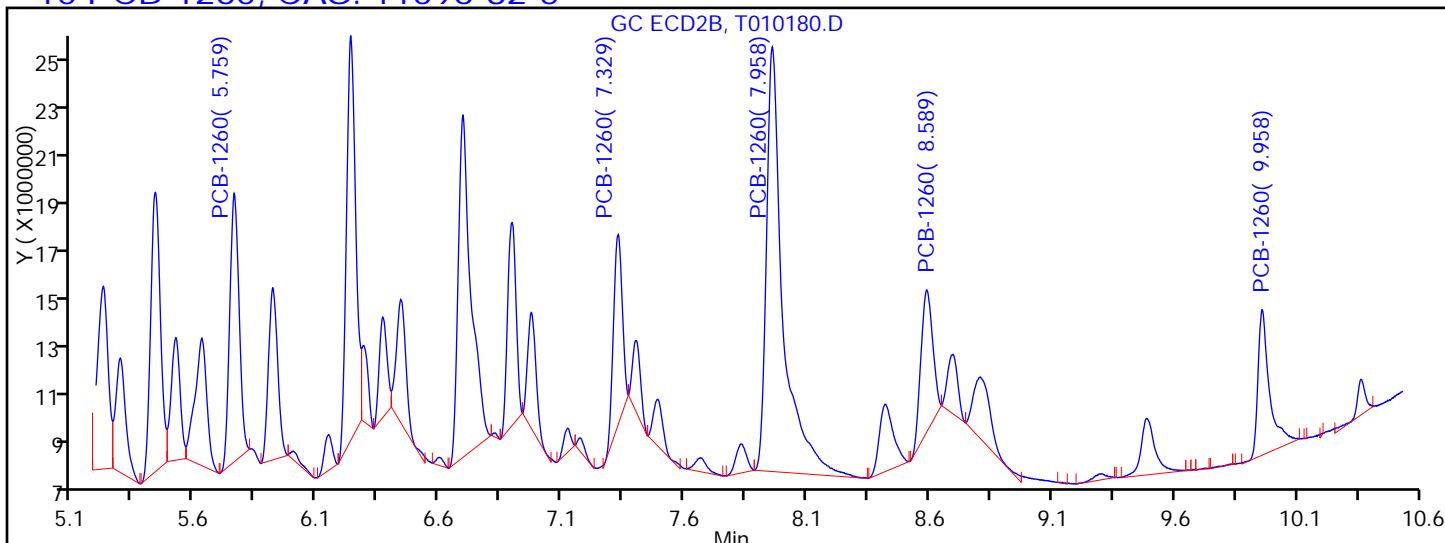
Method: 8082GC11

Limit Group: GC 8082 PCB

Column:

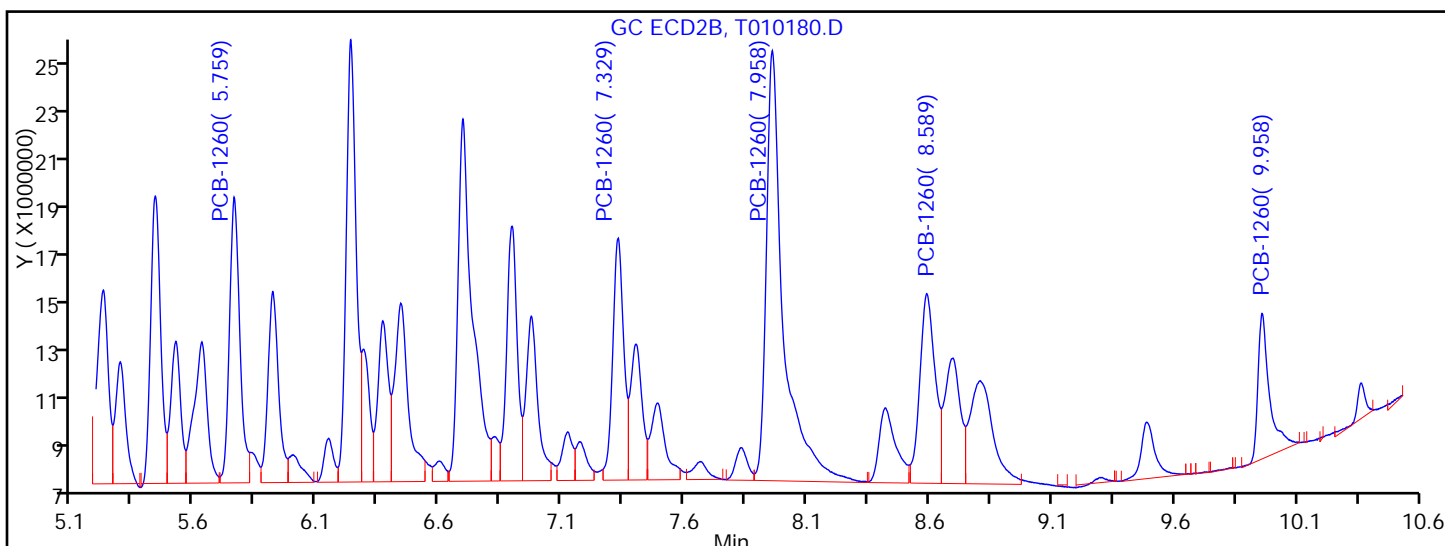
Detector: GC ECD2B

**10 PCB-1260, CAS: 11096-82-5**



**Processing Integration Results**

RT = 5.759	Response = 28242723	M
RT = 7.329	Response = 18931051	M
RT = 7.958	Response = 79090429	M
RT = 8.589	Response = 18917587	M
RT = 9.958	Response = 18977372	M



**Manual Integration Results**

RT = 5.759	Response = 33350301	M
RT = 7.329	Response = 29865727	M
RT = 7.958	Response = 82358200	M
RT = 8.589	Response = 32716105	M
RT = 9.958	Response = 18977372	M

Reviewer: patelji, 05-Nov-2014 14:20:48

Audit Action: Assigned New Baseline

Audit Reason: Sample matrix interference

FORM I  
PCBS ORGANICS ANALYSIS DATA SHEET

Lab Name: TestAmerica Edison Job No.: 460-85482-1  
 SDG No.: \_\_\_\_\_  
 Client Sample ID: PMP-10-SW-SI Lab Sample ID: 460-85482-19  
 Matrix: Solid Lab File ID: OR223624.D  
 Analysis Method: 8082 Date Collected: 10/30/2014 11:45  
 Extraction Method: 3546 Date Extracted: 11/03/2014 07:52  
 Sample wt/vol: 15.0039(g) Date Analyzed: 11/04/2014 02:55  
 Con. Extract Vol.: 10(mL) Dilution Factor: 1  
 Injection Volume: 1(uL) GC Column: CLP-2 ID: 0.53(mm)  
 % Moisture: 12.8 GPC Cleanup: (Y/N) N  
 Analysis Batch No.: 260111 Units: ug/Kg

CAS NO.	COMPOUND NAME	RESULT	Q	RL	MDL
53469-21-9	Aroclor 1242	360		77	17

CAS NO.	SURROGATE	%REC	Q	LIMITS
2051-24-3	DCB Decachlorobiphenyl	108		53-150

TestAmerica Edison  
Target Compound Quantitation Report

Data File: \\EDICHROM\ChromData\CPESTGC7\20141103-20130.b\OR223624.D  
 Lims ID: 460-85482-A-19-A Lab Sample ID: 460-85482-19  
 Client ID: PMP-10-SW-SI  
 Sample Type: Client  
 Inject. Date: 04-Nov-2014 02:55:30 ALS Bottle#: 31 Worklist Smp#: 31  
 Injection Vol: 1.0 ul Dil. Factor: 1.0000  
 Sample Info: 460-0020130-031  
 Operator ID: Instrument ID: CPESTGC7  
 Method: \\EDICHROM\ChromData\CPESTGC7\20141103-20130.b\8082GC7.m  
 Limit Group: GC 8082 PCB  
 Last Update: 05-Nov-2014 13:54:47 Calib Date: 07-Oct-2014 15:20:30  
 Integrator: Falcon  
 Quant Method: External Standard Quant By: Initial Calibration  
 Last ICal File: \\EDICHROM\ChromData\CPESTGC7\20141007-19026.b\OR222720.D

Column 1 : Det: GC ECD1A  
 Column 2 : Det: GC ECD2B  
 Process Host: XAWRK030

First Level Reviewer: patelji Date: 04-Nov-2014 12:53:00

Col	RT (min.)	Exp RT (min.)	Dlt RT (min.)	Response	OnCol Amt ug/l	Flags
-----	-----------	---------------	---------------	----------	----------------	-------

9 PCB-1242						M
1	2.870	2.872	-0.002	49497	492.9	M
1	3.320	3.320	0.000	85754	448.6	M
1	3.843	3.858	-0.015	165736	465.6	M
1	4.007	4.007	0.000	71087	467.3	M
1	5.107	5.105	0.002	67878	454.8	M
Average of Peak Amounts =					465.8	
2	2.293	2.295	-0.002	78132	431.1	M
2	2.622	2.625	-0.003	134587	494.6	
2	3.082	3.103	-0.021	247966	449.9	M
2	3.225	3.225	0.000	97753	470.9	
2	3.677	3.673	0.004	97902	447.0	
Average of Peak Amounts =					458.7	

RPD = 1.54

\$ 5 DCB Decachlorobiphenyl

1	10.473	10.475	-0.002	224213	54.2
2	9.415	9.410	0.005	384378	60.0

RPD = 10.25

QC Flag Legend

Review Flags

M - Manually Integrated

TestAmerica Edison

Data File: \\EDICHROM\ChromData\CPESTGC7\20141103-20130.b\OR223624.D

Injection Date: 04-Nov-2014 02:55:30

Instrument ID: CPESTGC7

Operator ID:

Lims ID: 460-85482-A-19-A

Lab Sample ID: 460-85482-19

Worklist Smp#: 31

Client ID: PMP-10-SW-SI

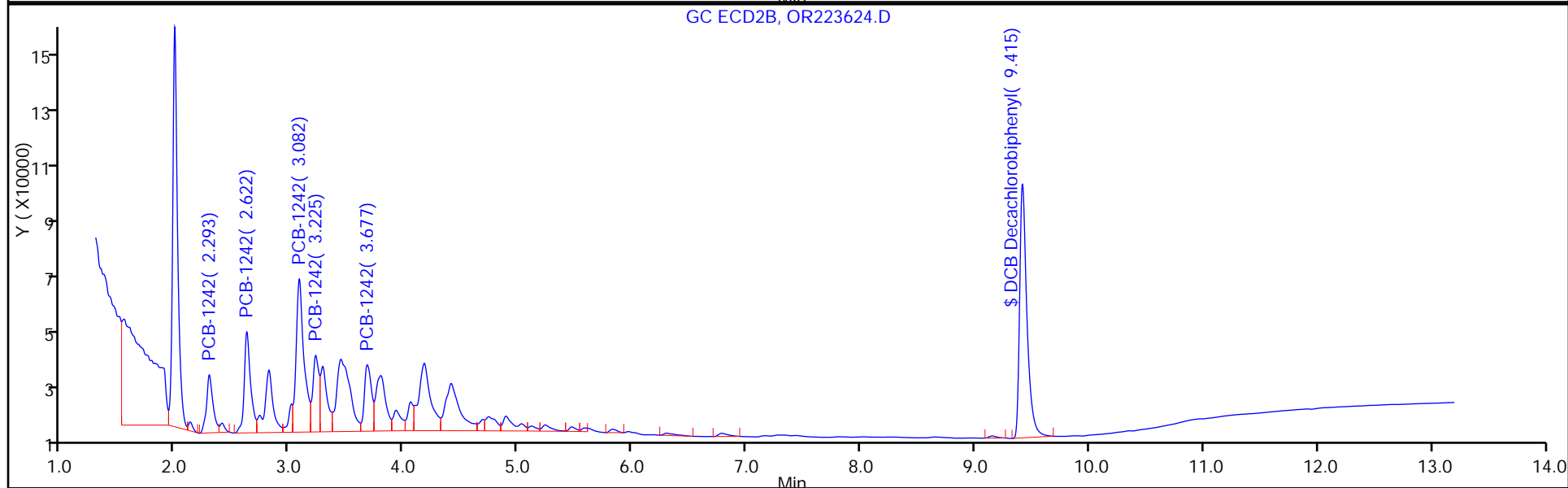
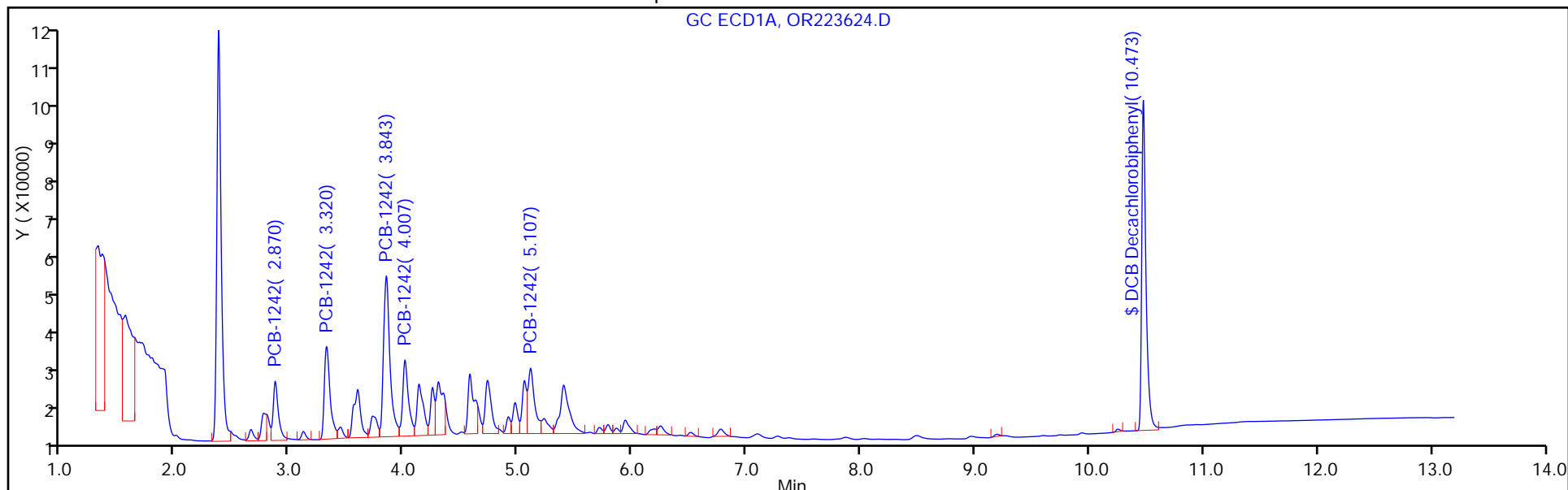
Injection Vol: 1.0 ul

Dil. Factor: 1.0000

ALS Bottle#: 31

Method: 8082GC7

Limit Group: GC 8082 PCB



## TestAmerica Edison

Data File: \\EDICHROM\ChromData\CPESTGC7\20141103-20130.b\OR223624.D

Injection Date: 04-Nov-2014 02:55:30

Instrument ID: CPESTGC7

Lims ID: 460-85482-A-19-A

Lab Sample ID: 460-85482-19

Client ID: PMP-10-SW-SI

Operator ID:

ALS Bottle#: 31 Worklist Smp#: 31

Injection Vol: 1.0 ul

Dil. Factor: 1.0000

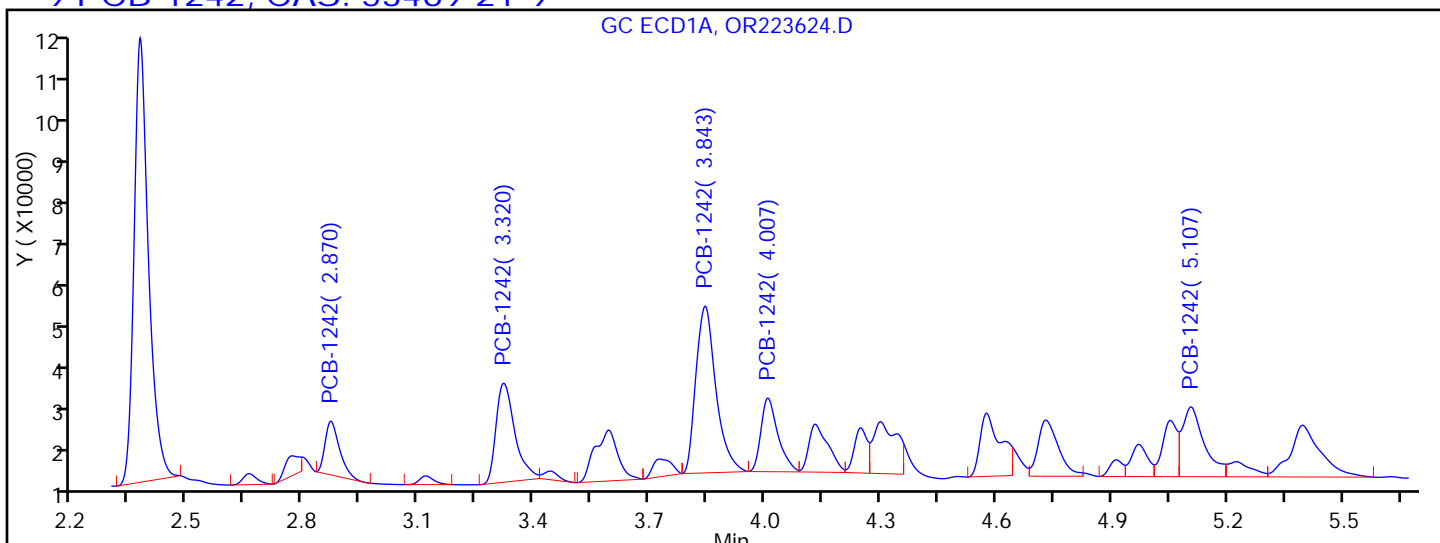
Method: 8082GC7

Limit Group: GC 8082 PCB

Column:

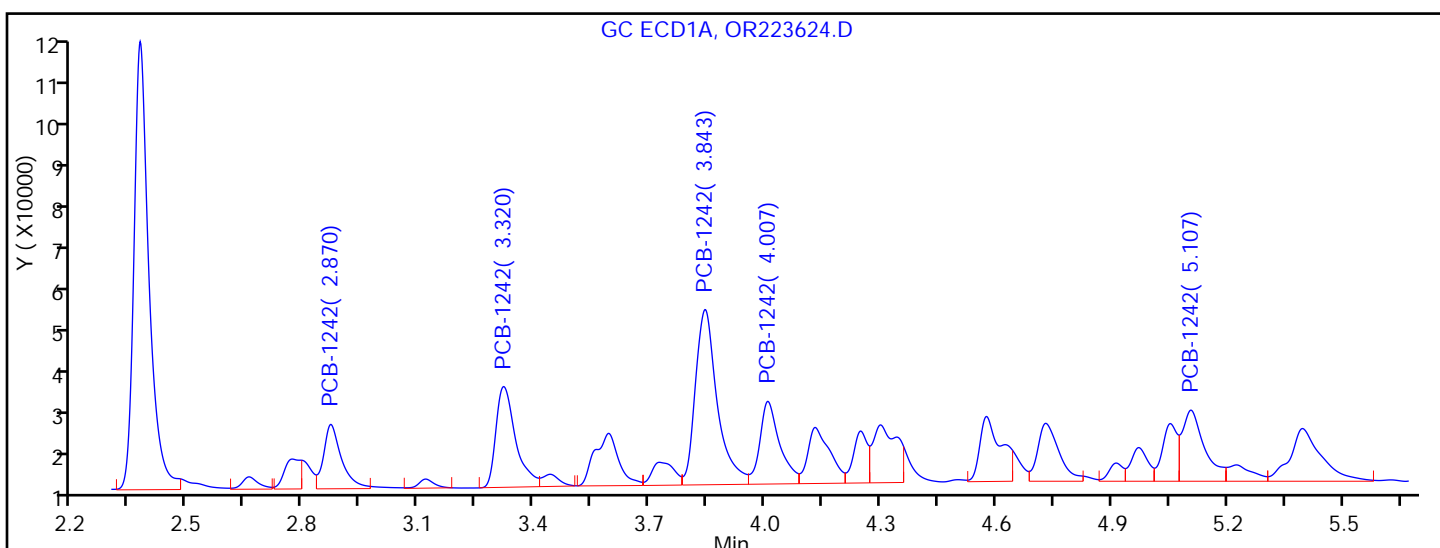
Detector GC ECD1A

## 9 PCB-1242, CAS: 53469-21-9



## Processing Integration Results

RT = 2.870	Response = 33785	M
RT = 3.320	Response = 80443	M
RT = 3.843	Response = 143961	M
RT = 4.007	Response = 54055	M
RT = 5.107	Response = 65596	M



## Manual Integration Results

RT = 2.870	Response = 49497	M
RT = 3.320	Response = 85754	M
RT = 3.843	Response = 165736	M
RT = 4.007	Response = 71087	M
RT = 5.107	Response = 67878	M

Reviewer: patelji, 04-Nov-2014 13:03:25

Audit Action: Assigned New Baseline

Page 1154 of 1641

Audit Reason: Peak not integrated



FORM I  
PCBS ORGANICS ANALYSIS DATA SHEET

Lab Name: TestAmerica Edison Job No.: 460-85482-1  
 SDG No.: \_\_\_\_\_  
 Client Sample ID: PMP-10-SW-SI Lab Sample ID: 460-85482-19  
 Matrix: Solid Lab File ID: OR223624.D  
 Analysis Method: 8082 Date Collected: 10/30/2014 11:45  
 Extraction Method: 3546 Date Extracted: 11/03/2014 07:52  
 Sample wt/vol: 15.0039(g) Date Analyzed: 11/04/2014 02:55  
 Con. Extract Vol.: 10(mL) Dilution Factor: 1  
 Injection Volume: 1(uL) GC Column: CLP-1 ID: 0.53(mm)  
 % Moisture: 12.8 GPC Cleanup: (Y/N) N  
 Analysis Batch No.: 260111 Units: ug/Kg

CAS NO.	COMPOUND NAME	RESULT	Q	RL	MDL
12674-11-2	Aroclor 1016	17	U	77	17
11104-28-2	Aroclor 1221	17	U	77	17
11141-16-5	Aroclor 1232	17	U	77	17
12672-29-6	Aroclor 1248	17	U	77	17
11097-69-1	Aroclor 1254	22	U	77	22
11096-82-5	Aroclor 1260	22	U	77	22
37324-23-5	Aroclor 1262	22	U	77	22
11100-14-4	Aroclor 1268	22	U	77	22

CAS NO.	SURROGATE	%REC	Q	LIMITS
2051-24-3	DCB Decachlorobiphenyl	120		53-150

TestAmerica Edison  
Target Compound Quantitation Report

Data File: \\EDICHROM\ChromData\CPESTGC7\20141103-20130.b\OR223624.D  
 Lims ID: 460-85482-A-19-A Lab Sample ID: 460-85482-19  
 Client ID: PMP-10-SW-SI  
 Sample Type: Client  
 Inject. Date: 04-Nov-2014 02:55:30 ALS Bottle#: 31 Worklist Smp#: 31  
 Injection Vol: 1.0 ul Dil. Factor: 1.0000  
 Sample Info: 460-0020130-031  
 Operator ID: Instrument ID: CPESTGC7  
 Method: \\EDICHROM\ChromData\CPESTGC7\20141103-20130.b\8082GC7.m  
 Limit Group: GC 8082 PCB  
 Last Update: 05-Nov-2014 13:54:47 Calib Date: 07-Oct-2014 15:20:30  
 Integrator: Falcon  
 Quant Method: External Standard Quant By: Initial Calibration  
 Last ICal File: \\EDICHROM\ChromData\CPESTGC7\20141007-19026.b\OR222720.D

Column 1 : Det: GC ECD1A  
 Column 2 : Det: GC ECD2B  
 Process Host: XAWRK030

First Level Reviewer: patelji Date: 04-Nov-2014 12:53:00

Col	RT (min.)	Exp RT (min.)	Dlt RT (min.)	Response	OnCol Amt ug/l	Flags
-----	-----------	---------------	---------------	----------	----------------	-------

9 PCB-1242						M
1	2.870	2.872	-0.002	49497	492.9	M
1	3.320	3.320	0.000	85754	448.6	M
1	3.843	3.858	-0.015	165736	465.6	M
1	4.007	4.007	0.000	71087	467.3	M
1	5.107	5.105	0.002	67878	454.8	M
Average of Peak Amounts =					465.8	
2	2.293	2.295	-0.002	78132	431.1	M
2	2.622	2.625	-0.003	134587	494.6	
2	3.082	3.103	-0.021	247966	449.9	M
2	3.225	3.225	0.000	97753	470.9	
2	3.677	3.673	0.004	97902	447.0	
Average of Peak Amounts =					458.7	

RPD = 1.54

\$ 5 DCB Decachlorobiphenyl

1	10.473	10.475	-0.002	224213	54.2	
2	9.415	9.410	0.005	384378	60.0	

RPD = 10.25

QC Flag Legend

Review Flags

M - Manually Integrated

TestAmerica Edison

Data File: \\EDICHRON\ChromData\CPESTGC7\20141103-20130.b\OR223624.D

Injection Date: 04-Nov-2014 02:55:30

Instrument ID: CPESTGC7

Operator ID:

Lims ID: 460-85482-A-19-A

Lab Sample ID: 460-85482-19

Worklist Smp#: 31

Client ID: PMP-10-SW-SI

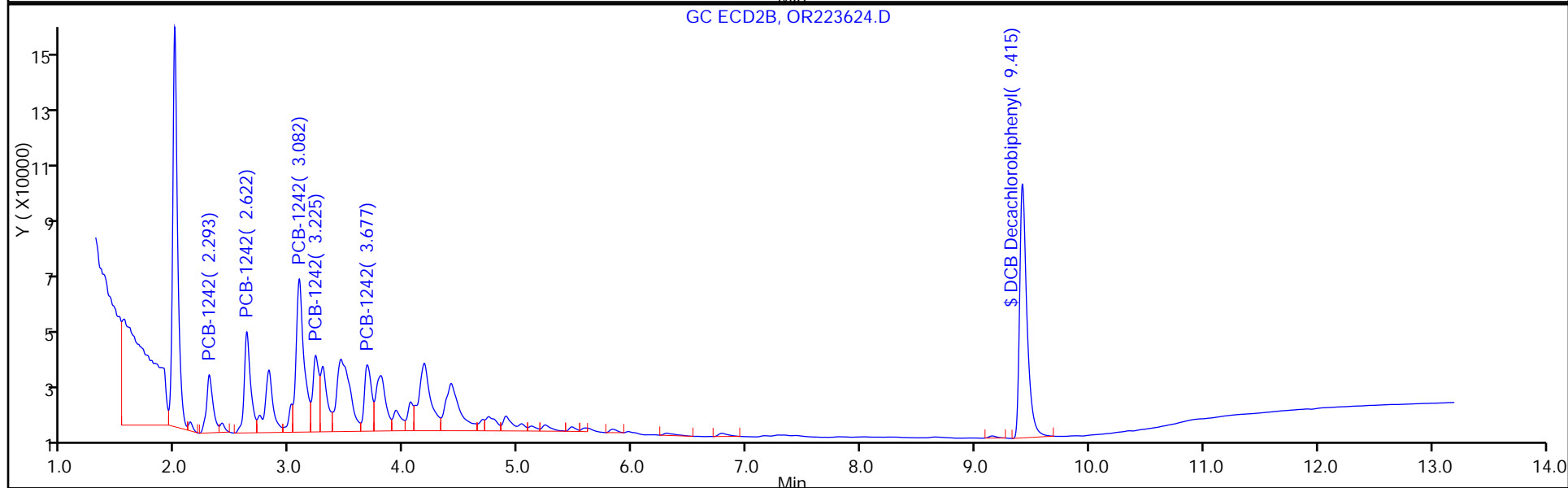
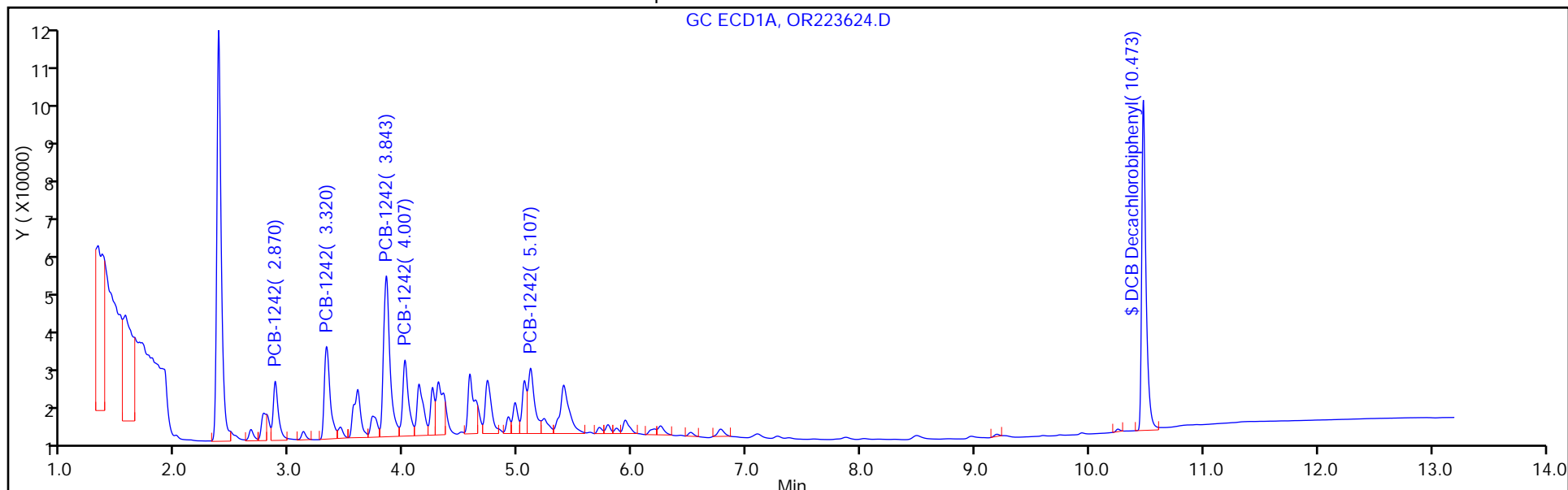
Injection Vol: 1.0 ul

Dil. Factor: 1.0000

ALS Bottle#: 31

Method: 8082GC7

Limit Group: GC 8082 PCB



TestAmerica Edison

Data File: \\EDICHROM\ChromData\CPESTGC7\20141103-20130.b\OR223624.D

Injection Date: 04-Nov-2014 02:55:30

Instrument ID: CPESTGC7

Lims ID: 460-85482-A-19-A

Lab Sample ID: 460-85482-19

Client ID: PMP-10-SW-SI

Operator ID:

ALS Bottle#: 31

Worklist Smp#: 31

Injection Vol: 1.0 ul

Dil. Factor: 1.0000

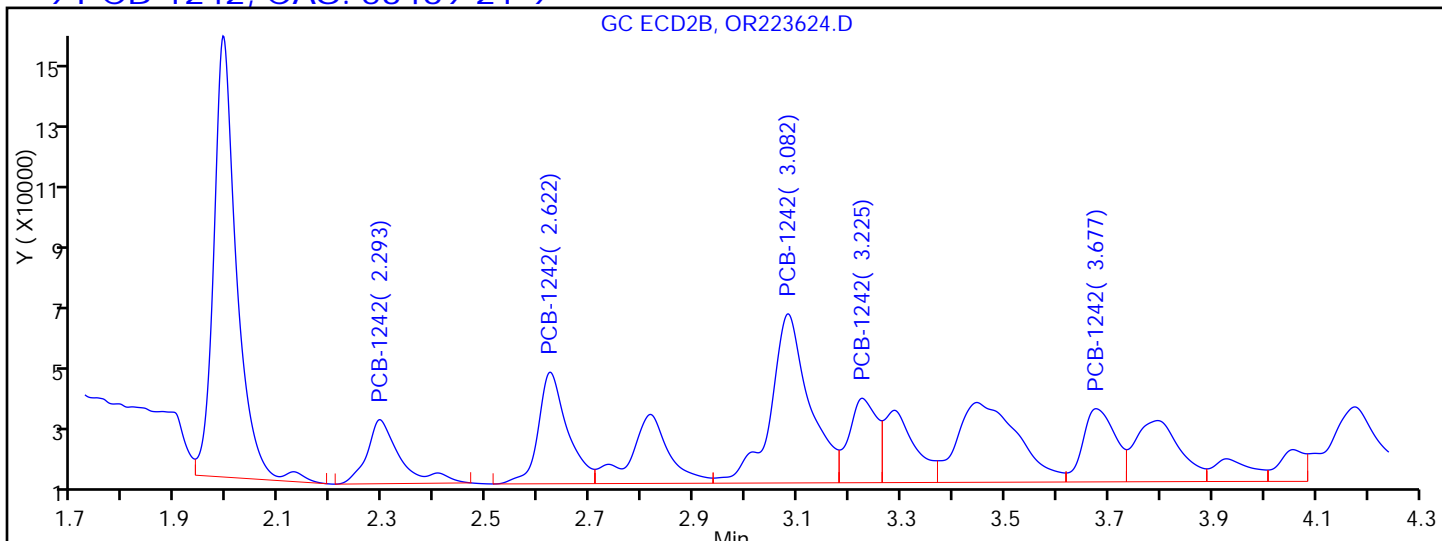
Method: 8082GC7

Limit Group: GC 8082 PCB

Column:

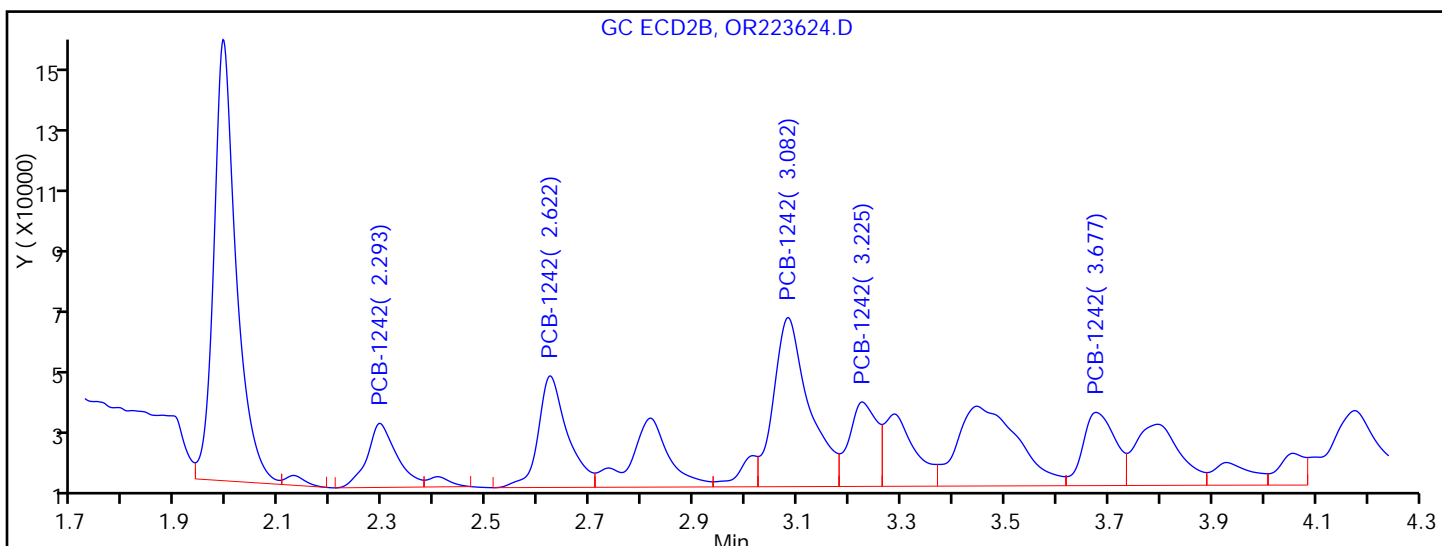
Detector: GC ECD2B

9 PCB-1242, CAS: 53469-21-9



Processing Integration Results

RT = 2.293	Response = 87263	M
RT = 2.622	Response = 134587	
RT = 3.082	Response = 272236	M
RT = 3.225	Response = 97753	
RT = 3.677	Response = 97902	



Manual Integration Results

RT = 2.293	Response = 78132	M
RT = 2.622	Response = 134587	
RT = 3.082	Response = 247966	M
RT = 3.225	Response = 97753	
RT = 3.677	Response = 97902	

Reviewer: patelji, 04-Nov-2014 13:03:25

Audit Action: Split an Integrated Peak

Audit Reason: Peak not integrated

FORM I  
PCBS ORGANICS ANALYSIS DATA SHEET

Lab Name: TestAmerica Edison Job No.: 460-85482-1  
 SDG No.: \_\_\_\_\_  
 Client Sample ID: PMP-7-SW-VD Lab Sample ID: 460-85482-20  
 Matrix: Solid Lab File ID: T010181.D  
 Analysis Method: 8082 Date Collected: 10/30/2014 11:09  
 Extraction Method: 3546 Date Extracted: 11/03/2014 07:52  
 Sample wt/vol: 15.0035(g) Date Analyzed: 11/04/2014 21:53  
 Con. Extract Vol.: 10(mL) Dilution Factor: 10  
 Injection Volume: 1(uL) GC Column: CLP-2 ID: 0.53(mm)  
 % Moisture: 7.2 GPC Cleanup: (Y/N) N  
 Analysis Batch No.: 260368 Units: ug/Kg

CAS NO.	COMPOUND NAME	RESULT	Q	RL	MDL
11096-82-5	Aroclor 1260	1400		720	200

CAS NO.	SURROGATE	%REC	Q	LIMITS
2051-24-3	DCB Decachlorobiphenyl	110	D	53-150

TestAmerica Edison  
Target Compound Quantitation Report

Data File: \\EDICHROM\ChromData\CPESTGC11\20141104-20163.b\T010181.D  
 Lims ID: 460-85482-A-20-A Lab Sample ID: 460-85482-20  
 Client ID: PMP-7-SW-VD  
 Sample Type: Client  
 Inject. Date: 04-Nov-2014 21:53:16 ALS Bottle#: 40 Worklist Smp#: 40  
 Injection Vol: 1.0 ul Dil. Factor: 10.0000  
 Sample Info: 460-0020163-040  
 Operator ID: Instrument ID: CPESTGC11  
 Method: \\EDICHROM\ChromData\CPESTGC11\20141104-20163.b\8082GC11.m  
 Limit Group: GC 8082 PCB  
 Last Update: 05-Nov-2014 14:29:41 Calib Date: 03-Nov-2014 20:52:10  
 Integrator: Falcon  
 Quant Method: External Standard Quant By: Initial Calibration  
 Last ICal File: \\EDICHROM\ChromData\CPESTGC11\20141103-20126.b\T010138.D

Column 1 : Det: GC ECD1A  
 Column 2 : Det: GC ECD2B  
 Process Host: XAWRK030

First Level Reviewer: patelji Date: 05-Nov-2014 14:21:54

Col	RT (min.)	Exp RT (min.)	Dlt RT (min.)	Response	OnCol Amt ug/l	Flags
-----	-----------	---------------	---------------	----------	----------------	-------

9 PCB-1242

1	2.631	2.639	-0.008	45320164	890.7	
1	3.292	3.304	-0.012	156810283	1637.8	
1	4.238	4.244	-0.006	326775488	1664.0	
1	4.506	4.513	-0.007	111115929	1342.2	
1	6.173	6.178	-0.005	124104326	1804.1	

Average of Peak Amounts = 1467.8

2	1.814	1.827	-0.013	62886976	840.3	
2	2.163	2.173	-0.010	204606661	1538.8	
2	2.661	2.669	-0.008	398550085	1751.1	
2	2.826	2.833	-0.007	151470755	1498.1	
2	3.536	3.546	-0.010	170780182	1803.2	

Average of Peak Amounts = 1486.3

RPD = 1.26

10 PCB-1260

1	7.722	7.728	-0.006	29904886	183.9	
1	8.191	8.197	-0.006	39472951	200.7	
1	9.919	9.923	-0.004	25809550	188.8	
1	10.308	10.311	-0.003	59654553	201.5	
1	11.366	11.364	0.002	15979005	199.5	M

Average of Peak Amounts = 194.9

2	5.761	5.765	-0.004	36390293	186.1	M
2	7.327	7.333	-0.006	31931561	186.4	M
2	7.961	7.963	-0.002	96711735	197.2	M
2	8.592	8.598	-0.006	30627319	186.7	M
2	9.962	9.965	-0.003	22698173	181.7	

Average of Peak Amounts = 187.6

RPD = 3.80

Data File: \\EDICHROM\ChromData\CPESTGC11\20141104-20163.b\T010181.D

Col	RT (min.)	Exp RT (min.)	Dlt RT (min.)	Response	OnCol Amt ug/l	Flags
-----	--------------	------------------	------------------	----------	-------------------	-------

\$ 5 DCB Decachlorobiphenyl M  
1 11.906 11.903 0.003 13494244 5.50 M  
2 10.592 10.593 -0.001 18595716 4.98 M  
RPD = 9.76

### QC Flag Legend

Review Flags

M - Manually Integrated

TestAmerica Edison

Data File: \\EDICHRON\ChromData\CPESTGC11\20141104-20163.b\T010181.D

Injection Date: 04-Nov-2014 21:53:16

Instrument ID: CPESTGC11

Operator ID:

Lims ID: 460-85482-A-20-A

Lab Sample ID: 460-85482-20

Worklist Smp#: 40

Client ID: PMP-7-SW-VD

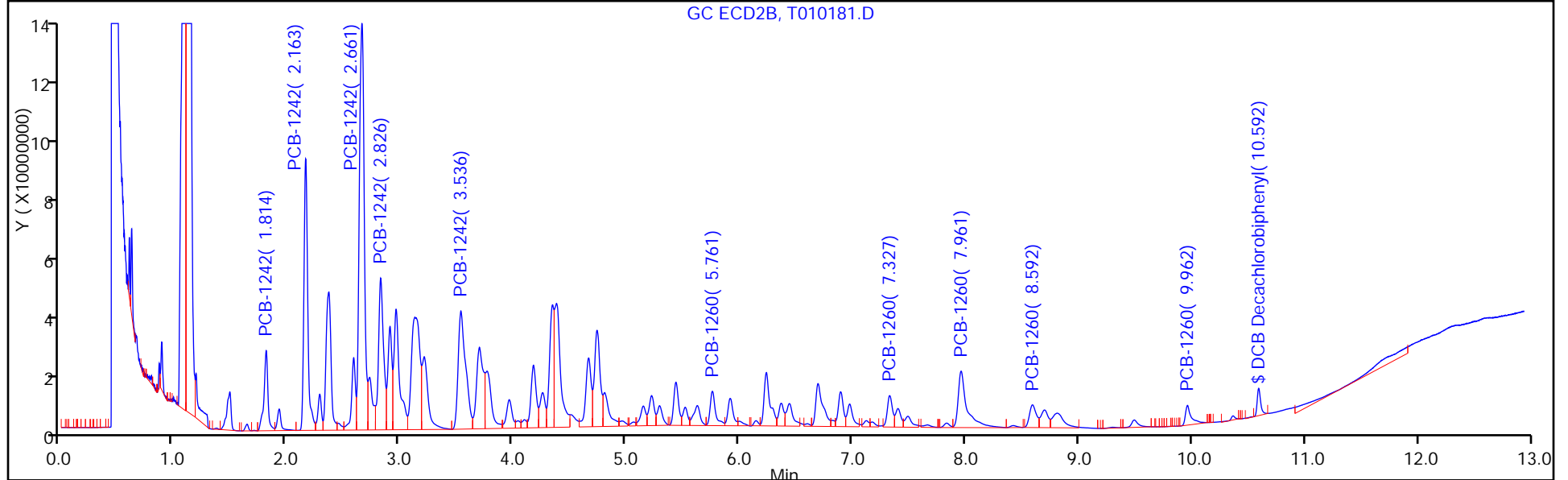
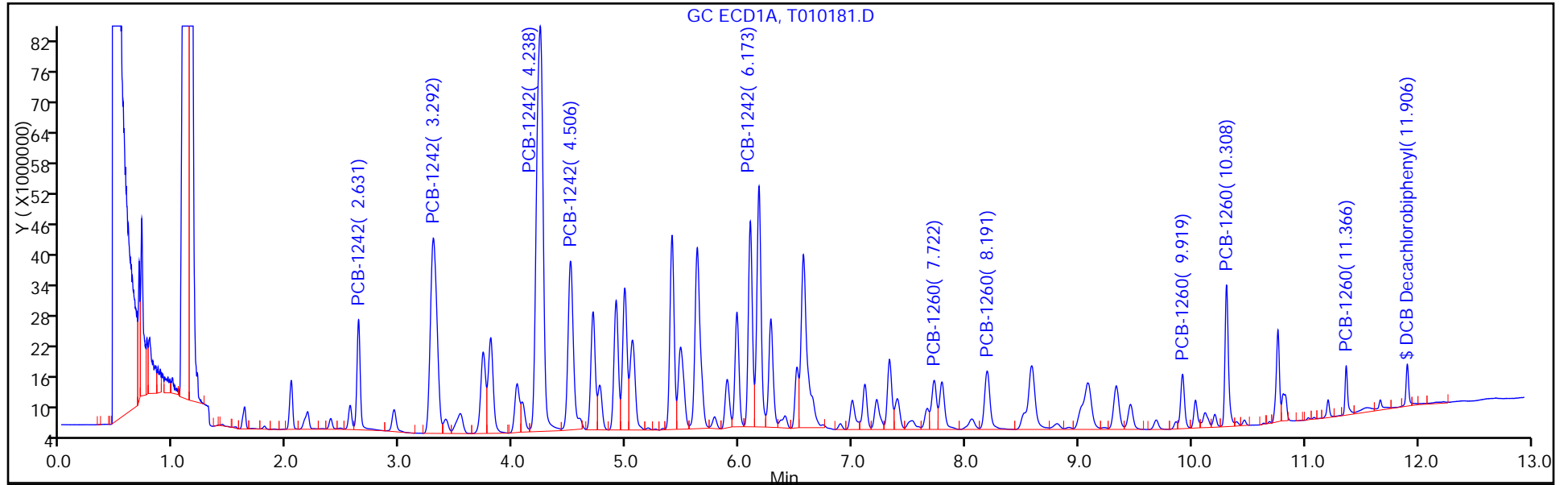
Injection Vol: 1.0 ul

Dil. Factor: 10.0000

ALS Bottle#: 40

Method: 8082GC11

Limit Group: GC 8082 PCB





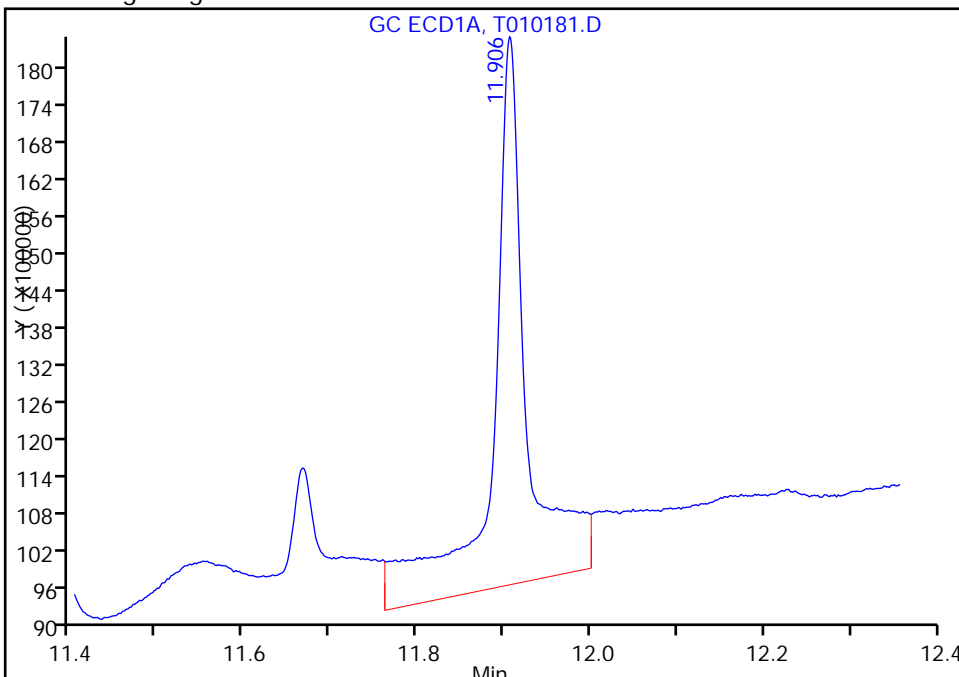
TestAmerica Edison

Data File: \\EDICHROM\ChromData\CPESTGC11\20141104-20163.b\T010181.D  
Injection Date: 04-Nov-2014 21:53:16 Instrument ID: CPESTGC11  
Lims ID: 460-85482-A-20-A Lab Sample ID: 460-85482-20  
Client ID: PMP-7-SW-VD  
Operator ID: ALS Bottle#: 40 Worklist Smp#: 40  
Injection Vol: 1.0 ul Dil. Factor: 10.0000  
Method: 8082GC11 Limit Group: GC 8082 PCB  
Column: Detector GC ECD1A

\$ 5 DCB Decachlorobiphenyl, CAS: 2051-24-3

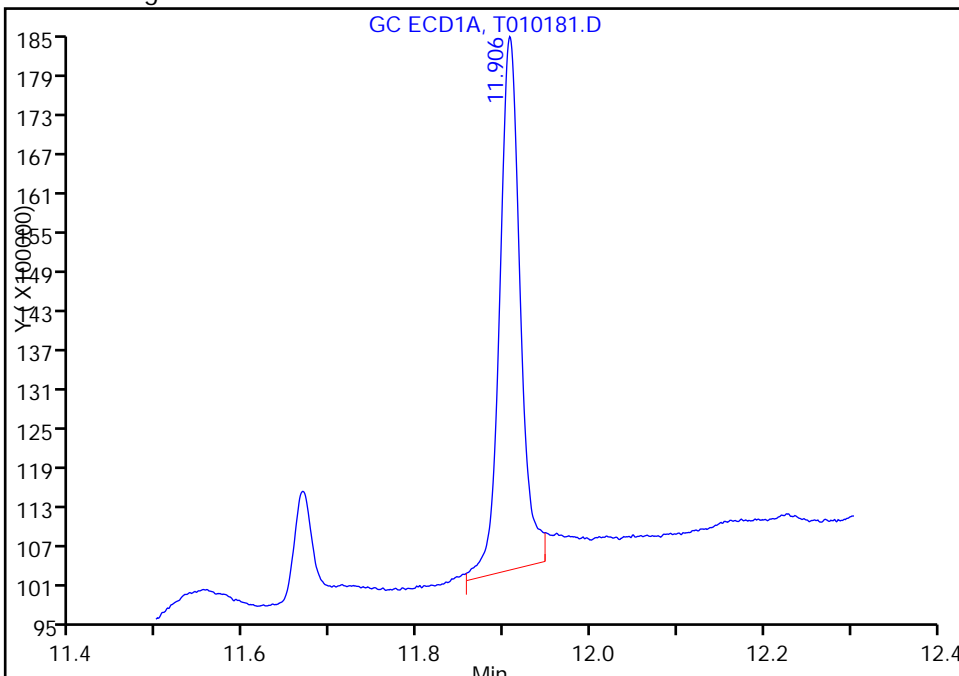
Processing Integration Results

RT: 11.91  
Response: 24474952  
Amount: 9.968303



Manual Integration Results

RT: 11.91  
Response: 13494244  
Amount: 5.496015



Reviewer: patelji, 05-Nov-2014 14:21:54  
Audit Action: Assigned New Baseline  
Audit Reason: Sample matrix interference

TestAmerica Edison

Data File: \\EDICHROM\ChromData\CPESTGC11\20141104-20163.b\T010181.D

Injection Date: 04-Nov-2014 21:53:16

Instrument ID: CPESTGC11

Lims ID: 460-85482-A-20-A

Lab Sample ID: 460-85482-20

Client ID: PMP-7-SW-VD

Operator ID:

ALS Bottle#: 40

Worklist Smp#: 40

Injection Vol: 1.0 ul

Dil. Factor: 10.0000

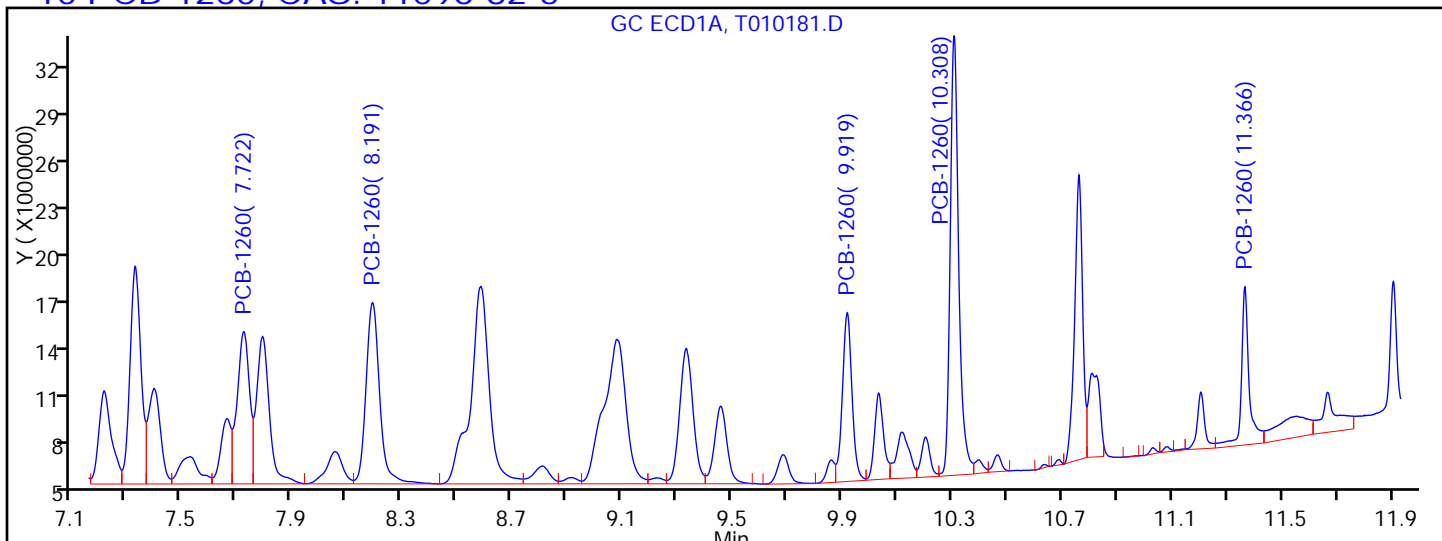
Method: 8082GC11

Limit Group: GC 8082 PCB

Column:

Detector: GC ECD1A

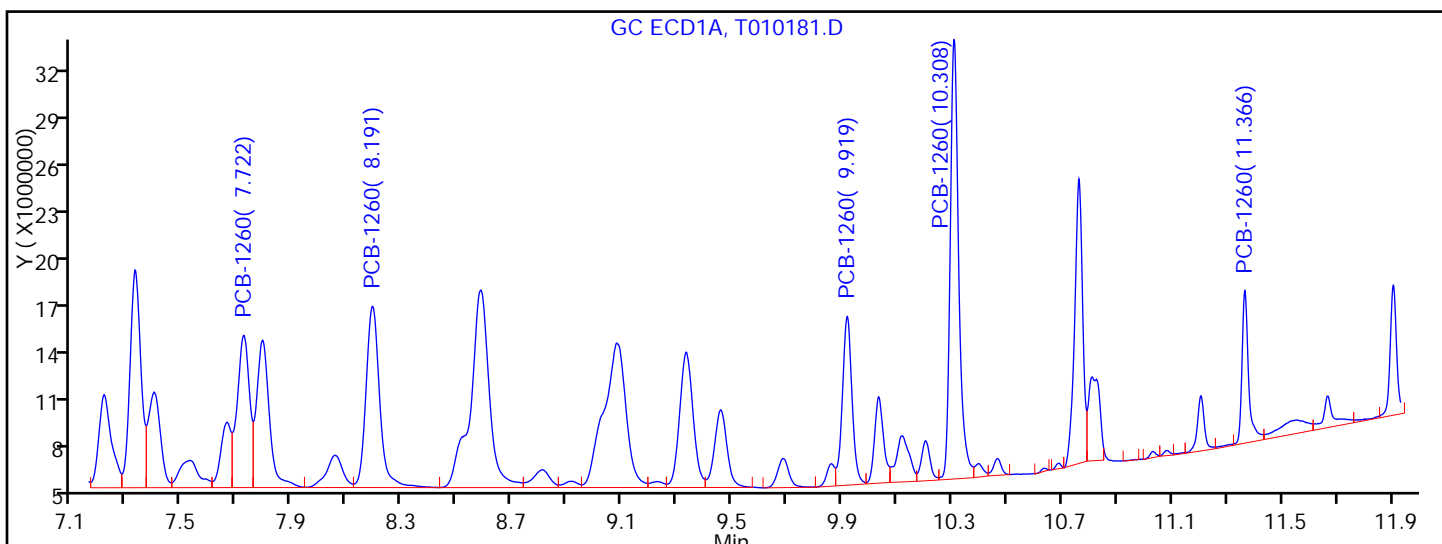
**10 PCB-1260, CAS: 11096-82-5**



Processing Integration Results

RT = 7.722	Response = 29904886
RT = 8.191	Response = 39472951
RT = 9.919	Response = 25809550
RT = 10.308	Response = 59654553
RT = 11.366	Response = 19679640

M



Manual Integration Results

RT = 7.722	Response = 29904886
RT = 8.191	Response = 39472951
RT = 9.919	Response = 25809550
RT = 10.308	Response = 59654553
RT = 11.366	Response = 15979005

M

Reviewer: patelji, 05-Nov-2014 14:21:54

Audit Action: Assigned New Baseline

Audit Reason: Sample matrix interference

FORM I  
PCBS ORGANICS ANALYSIS DATA SHEET

Lab Name: TestAmerica Edison Job No.: 460-85482-1  
 SDG No.: \_\_\_\_\_  
 Client Sample ID: PMP-7-SW-VD Lab Sample ID: 460-85482-20  
 Matrix: Solid Lab File ID: T010181.D  
 Analysis Method: 8082 Date Collected: 10/30/2014 11:09  
 Extraction Method: 3546 Date Extracted: 11/03/2014 07:52  
 Sample wt/vol: 15.0035(g) Date Analyzed: 11/04/2014 21:53  
 Con. Extract Vol.: 10(mL) Dilution Factor: 10  
 Injection Volume: 1(uL) GC Column: CLP-1 ID: 0.53(mm)  
 % Moisture: 7.2 GPC Cleanup: (Y/N) N  
 Analysis Batch No.: 260368 Units: ug/Kg

CAS NO.	COMPOUND NAME	RESULT	Q	RL	MDL
12674-11-2	Aroclor 1016	160	U	720	160
11104-28-2	Aroclor 1221	160	U	720	160
11141-16-5	Aroclor 1232	160	U	720	160
53469-21-9	Aroclor 1242	11000		720	160
12672-29-6	Aroclor 1248	160	U	720	160
11097-69-1	Aroclor 1254	200	U	720	200
37324-23-5	Aroclor 1262	200	U	720	200
11100-14-4	Aroclor 1268	200	U	720	200

CAS NO.	SURROGATE	%REC	Q	LIMITS
2051-24-3	DCB Decachlorobiphenyl	100	D	53-150

TestAmerica Edison  
Target Compound Quantitation Report

Data File: \\EDICHROM\ChromData\CPESTGC11\20141104-20163.b\T010181.D  
 Lims ID: 460-85482-A-20-A Lab Sample ID: 460-85482-20  
 Client ID: PMP-7-SW-VD  
 Sample Type: Client  
 Inject. Date: 04-Nov-2014 21:53:16 ALS Bottle#: 40 Worklist Smp#: 40  
 Injection Vol: 1.0 ul Dil. Factor: 10.0000  
 Sample Info: 460-0020163-040  
 Operator ID: Instrument ID: CPESTGC11  
 Method: \\EDICHROM\ChromData\CPESTGC11\20141104-20163.b\8082GC11.m  
 Limit Group: GC 8082 PCB  
 Last Update: 05-Nov-2014 14:29:41 Calib Date: 03-Nov-2014 20:52:10  
 Integrator: Falcon  
 Quant Method: External Standard Quant By: Initial Calibration  
 Last ICal File: \\EDICHROM\ChromData\CPESTGC11\20141103-20126.b\T010138.D

Column 1 : Det: GC ECD1A  
 Column 2 : Det: GC ECD2B  
 Process Host: XAWRK030

First Level Reviewer: patelji Date: 05-Nov-2014 14:21:54

Col	RT (min.)	Exp RT (min.)	Dlt RT (min.)	Response	OnCol Amt ug/l	Flags
-----	-----------	---------------	---------------	----------	----------------	-------

9 PCB-1242

1	2.631	2.639	-0.008	45320164	890.7	
1	3.292	3.304	-0.012	156810283	1637.8	
1	4.238	4.244	-0.006	326775488	1664.0	
1	4.506	4.513	-0.007	111115929	1342.2	
1	6.173	6.178	-0.005	124104326	1804.1	

Average of Peak Amounts = 1467.8

2	1.814	1.827	-0.013	62886976	840.3	
2	2.163	2.173	-0.010	204606661	1538.8	
2	2.661	2.669	-0.008	398550085	1751.1	
2	2.826	2.833	-0.007	151470755	1498.1	
2	3.536	3.546	-0.010	170780182	1803.2	

Average of Peak Amounts = 1486.3

RPD = 1.26

10 PCB-1260

1	7.722	7.728	-0.006	29904886	183.9	
1	8.191	8.197	-0.006	39472951	200.7	
1	9.919	9.923	-0.004	25809550	188.8	
1	10.308	10.311	-0.003	59654553	201.5	
1	11.366	11.364	0.002	15979005	199.5	M

Average of Peak Amounts = 194.9

2	5.761	5.765	-0.004	36390293	186.1	M
2	7.327	7.333	-0.006	31931561	186.4	M
2	7.961	7.963	-0.002	96711735	197.2	M
2	8.592	8.598	-0.006	30627319	186.7	M
2	9.962	9.965	-0.003	22698173	181.7	

Average of Peak Amounts = 187.6

RPD = 3.80

Data File: \\EDICHROM\ChromData\CPESTGC11\20141104-20163.b\T010181.D

Col	RT (min.)	Exp RT (min.)	Dlt RT (min.)	Response	OnCol Amt ug/l	Flags
-----	--------------	------------------	------------------	----------	-------------------	-------

\$ 5 DCB Decachlorobiphenyl M  
1 11.906 11.903 0.003 13494244 5.50 M  
2 10.592 10.593 -0.001 18595716 4.98 M  
RPD = 9.76

### QC Flag Legend

Review Flags

M - Manually Integrated

TestAmerica Edison

Data File: \\EDICHROM\ChromData\CPESTGC11\20141104-20163.b\T010181.D

Injection Date: 04-Nov-2014 21:53:16

Instrument ID: CPESTGC11

Operator ID:

Lims ID: 460-85482-A-20-A

Lab Sample ID: 460-85482-20

Worklist Smp#: 40

Client ID: PMP-7-SW-VD

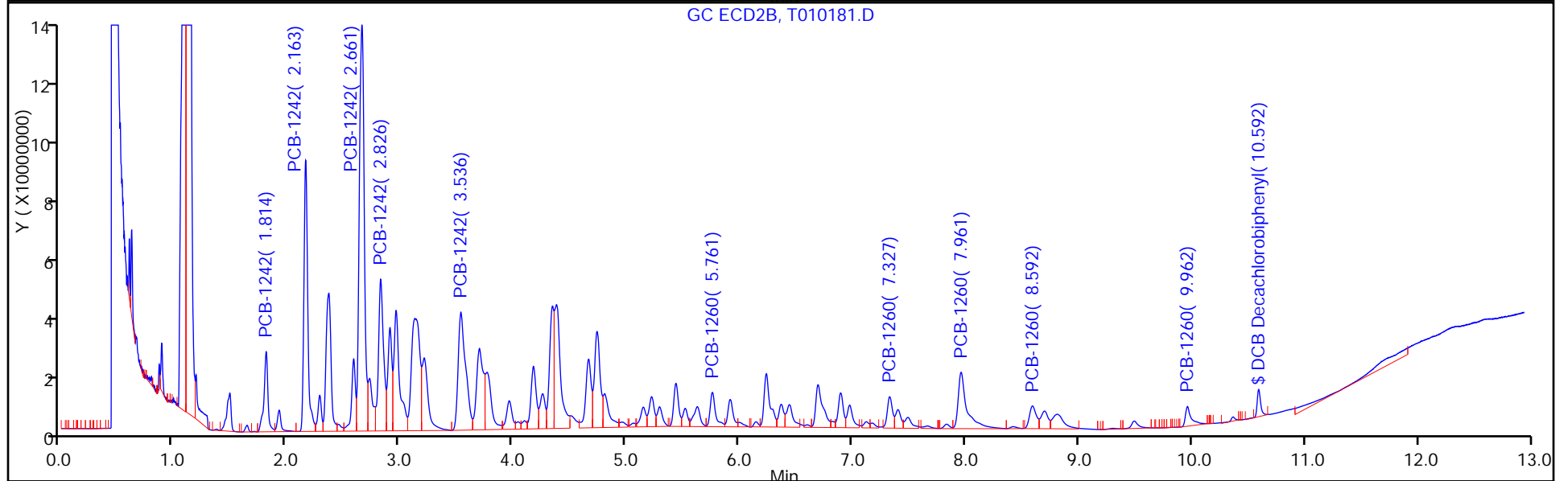
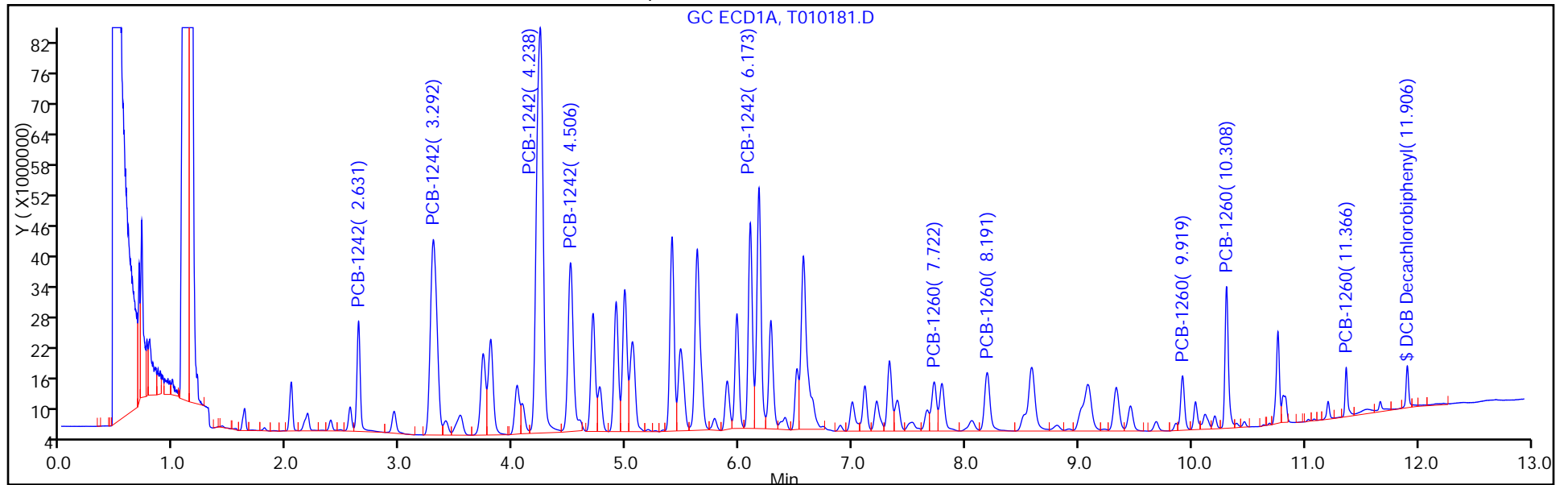
Injection Vol: 1.0 ul

Dil. Factor: 10.0000

ALS Bottle#: 40

Method: 8082GC11

Limit Group: GC 8082 PCB



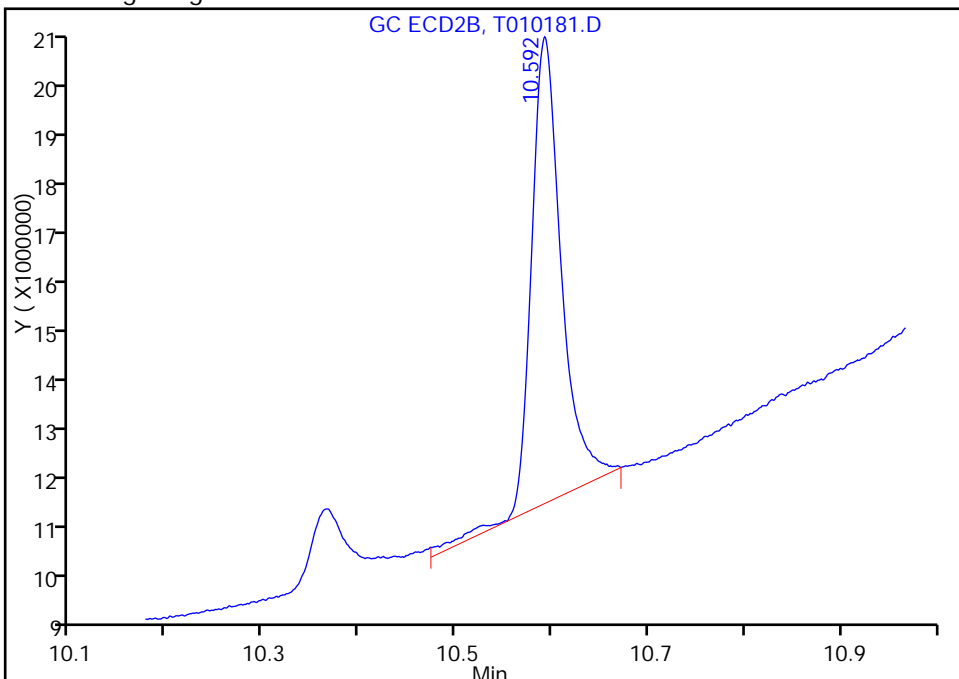
TestAmerica Edison

Data File: \\EDICHROM\ChromData\CPESTGC11\20141104-20163.b\T010181.D  
Injection Date: 04-Nov-2014 21:53:16 Instrument ID: CPESTGC11  
Lims ID: 460-85482-A-20-A Lab Sample ID: 460-85482-20  
Client ID: PMP-7-SW-VD  
Operator ID: ALS Bottle#: 40 Worklist Smp#: 40  
Injection Vol: 1.0 ul Dil. Factor: 10.0000  
Method: 8082GC11 Limit Group: GC 8082 PCB  
Column: Detector GC ECD2B

\$ 5 DCB Decachlorobiphenyl, CAS: 2051-24-3

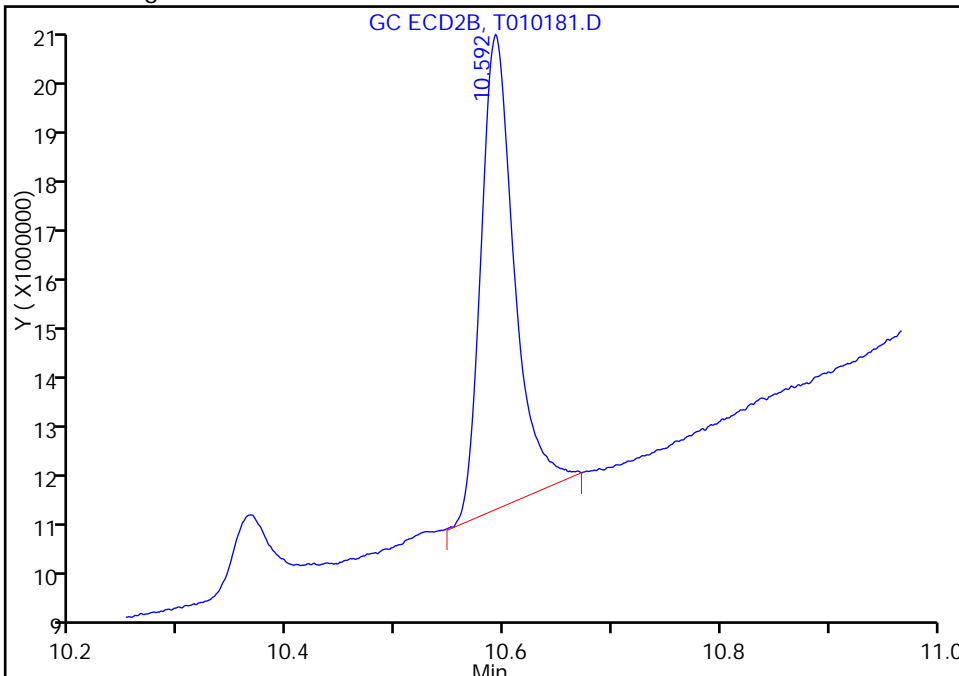
RT: 10.59  
Response: 19082950  
Amount: 5.115009

Processing Integration Results



RT: 10.59  
Response: 18595716  
Amount: 4.984410

Manual Integration Results



Reviewer: patelji, 05-Nov-2014 14:21:54  
Audit Action: Split an Integrated Peak  
Audit Reason: Sample matrix interference

## TestAmerica Edison

Data File: \\EDICHROM\ChromData\CPESTGC11\20141104-20163.b\T010181.D

Injection Date: 04-Nov-2014 21:53:16

Instrument ID: CPESTGC11

Lims ID: 460-85482-A-20-A

Lab Sample ID: 460-85482-20

Client ID: PMP-7-SW-VD

Operator ID:

ALS Bottle#: 40

Worklist Smp#: 40

Injection Vol: 1.0 ul

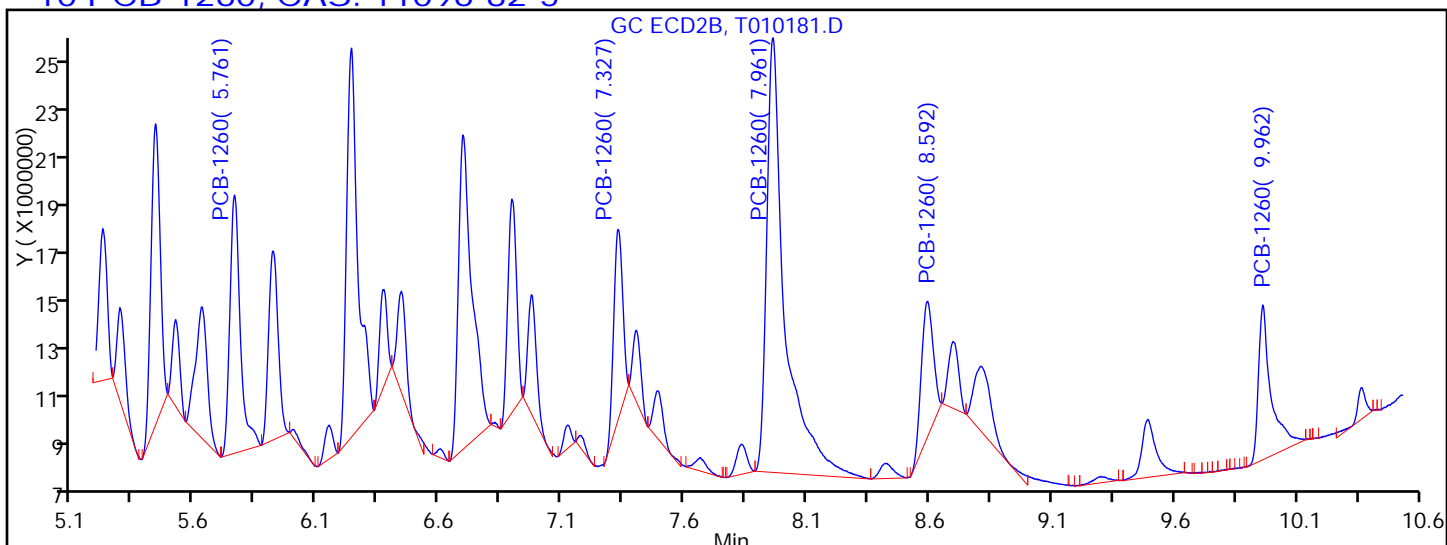
Dil. Factor: 10.0000

Method: 8082GC11

Limit Group: GC 8082 PCB

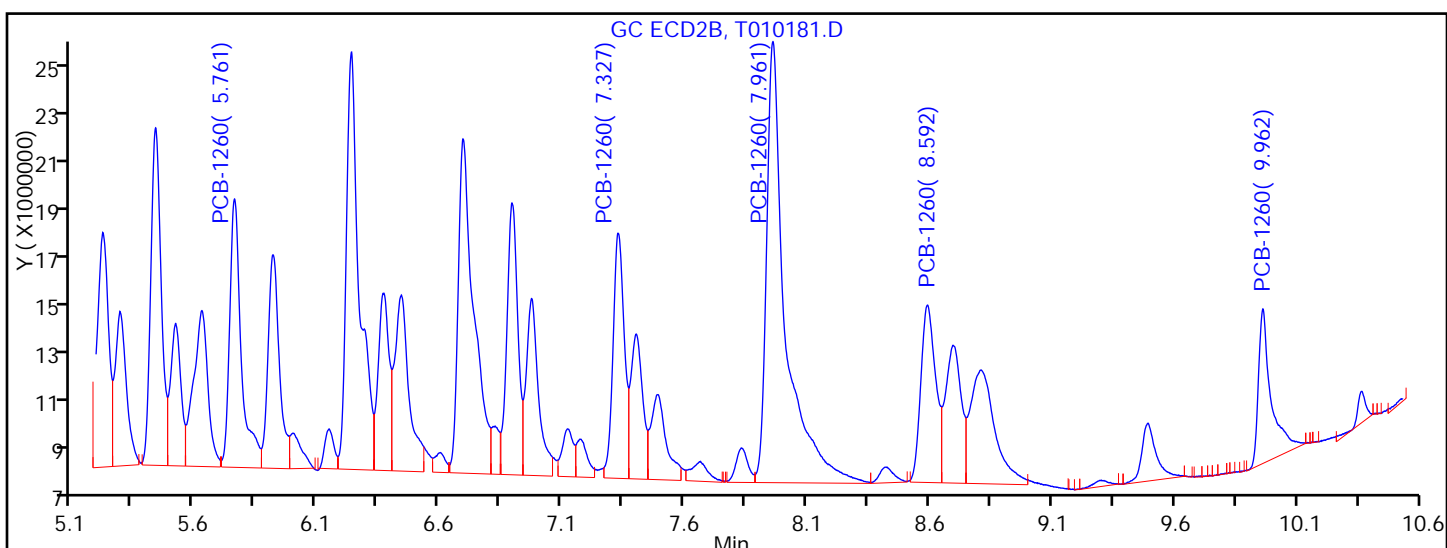
Column:

Detector: GC ECD2B

**10 PCB-1260, CAS: 11096-82-5**

## Processing Integration Results

RT = 5.761	Response = 31366852	M
RT = 7.327	Response = 19789816	M
RT = 7.961	Response = 91918091	M
RT = 8.592	Response = 18665400	M
RT = 9.962	Response = 22698173	M



## Manual Integration Results

RT = 5.761	Response = 36390293	M
RT = 7.327	Response = 31931561	M
RT = 7.961	Response = 96711735	M
RT = 8.592	Response = 30627319	M
RT = 9.962	Response = 22698173	M

Reviewer: patelji, 05-Nov-2014 14:21:54

Audit Action: Assigned New Baseline

Page 1170 of 1641

Audit Reason: Sample matrix interference



FORM I  
PCBS ORGANICS ANALYSIS DATA SHEET

Lab Name: TestAmerica Edison Job No.: 460-85482-1  
 SDG No.: \_\_\_\_\_  
 Client Sample ID: PMP-7-SW-WT Lab Sample ID: 460-85482-21  
 Matrix: Solid Lab File ID: T010182.D  
 Analysis Method: 8082 Date Collected: 10/30/2014 11:11  
 Extraction Method: 3546 Date Extracted: 11/03/2014 07:52  
 Sample wt/vol: 15.0057(g) Date Analyzed: 11/04/2014 22:12  
 Con. Extract Vol.: 10(mL) Dilution Factor: 200  
 Injection Volume: 1(uL) GC Column: CLP-2 ID: 0.53(mm)  
 % Moisture: 4.9 GPC Cleanup: (Y/N) N  
 Analysis Batch No.: 260368 Units: ug/Kg

CAS NO.	SURROGATE	%REC	Q	LIMITS
2051-24-3	DCB Decachlorobiphenyl	0	<i>X D</i>	53-150

TestAmerica Edison  
Target Compound Quantitation Report

Data File: \\EDICHROM\ChromData\CPESTGC11\20141104-20163.b\T010182.D  
 Lims ID: 460-85482-E-21-A Lab Sample ID: 460-85482-21  
 Client ID: PMP-7-SW-WT  
 Sample Type: Client  
 Inject. Date: 04-Nov-2014 22:12:14 ALS Bottle#: 41 Worklist Smp#: 41  
 Injection Vol: 1.0 ul Dil. Factor: 200.0000  
 Sample Info: 460-0020163-041  
 Operator ID: Instrument ID: CPESTGC11  
 Method: \\EDICHROM\ChromData\CPESTGC11\20141104-20163.b\8082GC11.m  
 Limit Group: GC 8082 PCB  
 Last Update: 05-Nov-2014 14:29:41 Calib Date: 03-Nov-2014 20:52:10  
 Integrator: Falcon  
 Quant Method: External Standard Quant By: Initial Calibration  
 Last ICal File: \\EDICHROM\ChromData\CPESTGC11\20141103-20126.b\T010138.D

Column 1 : Det: GC ECD1A  
 Column 2 : Det: GC ECD2B  
 Process Host: XAWRK030

First Level Reviewer: patelji Date: 05-Nov-2014 14:23:00

Col	RT (min.)	Exp RT (min.)	Dlt RT (min.)	Response	OnCol Amt ug/l	Flags
-----	-----------	---------------	---------------	----------	----------------	-------

9 PCB-1242

1	2.632	2.639	-0.007	83219361	1635.6
1	3.293	3.304	-0.011	160494172	1676.3
1	4.237	4.244	-0.007	329891353	1679.8
1	4.505	4.513	-0.008	131346624	1586.6
1	6.171	6.178	-0.007	109851975	1596.9
Average of Peak Amounts =					1635.0
2	1.815	1.827	-0.012	114629559	1531.6
2	2.164	2.173	-0.009	214137715	1610.5
2	2.662	2.669	-0.007	403318248	1772.1
2	2.826	2.833	-0.007	172129190	1702.5
2	3.536	3.546	-0.010	156265957	1650.0
Average of Peak Amounts =					1653.3

RPD = 1.11

TestAmerica Edison

Data File: \\EDICHROM\ChromData\CPESTGC11\20141104-20163.b\T010182.D

Injection Date: 04-Nov-2014 22:12:14

Instrument ID: CPESTGC11

Operator ID:

Lims ID: 460-85482-E-21-A

Lab Sample ID: 460-85482-21

Worklist Smp#: 41

Client ID: PMP-7-SW-WT

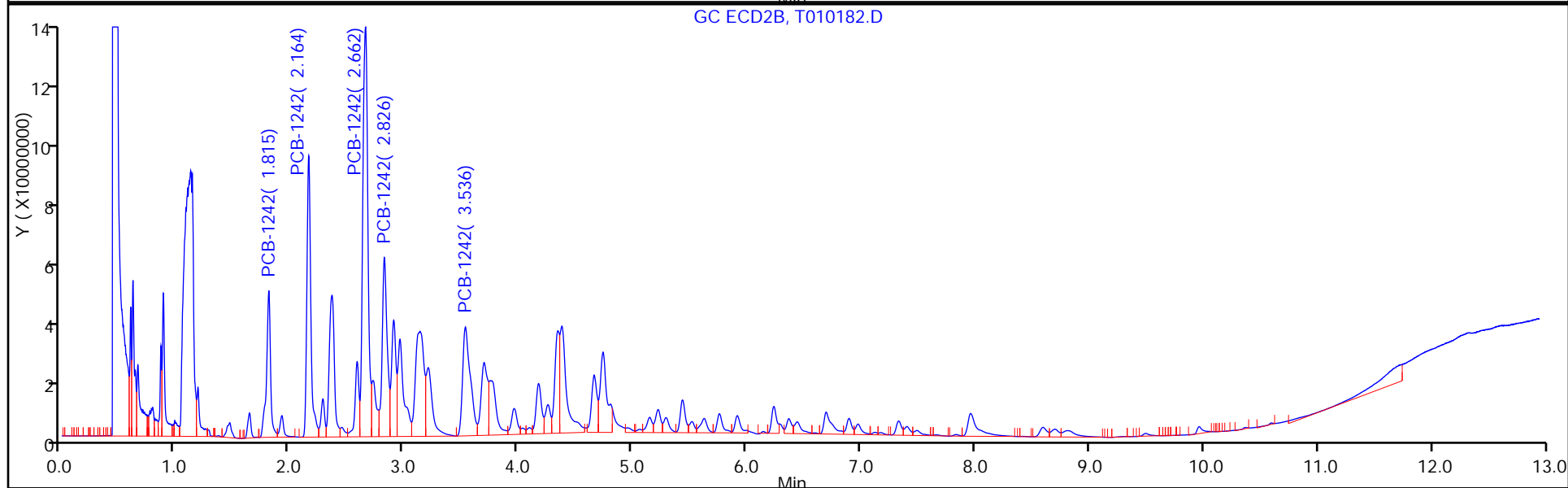
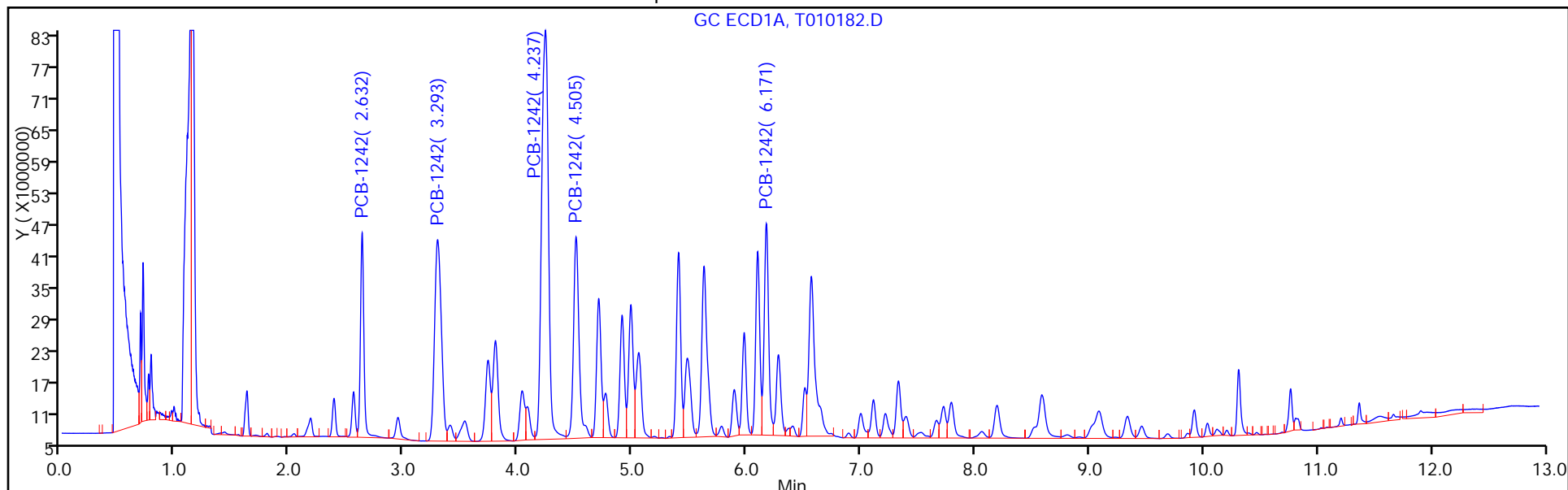
Injection Vol: 1.0 ul

Dil. Factor: 200.0000

ALS Bottle#: 41

Method: 8082GC11

Limit Group: GC 8082 PCB



FORM I  
PCBS ORGANICS ANALYSIS DATA SHEET

Lab Name: TestAmerica Edison Job No.: 460-85482-1  
 SDG No.: \_\_\_\_\_  
 Client Sample ID: PMP-7-SW-WT Lab Sample ID: 460-85482-21  
 Matrix: Solid Lab File ID: T010182.D  
 Analysis Method: 8082 Date Collected: 10/30/2014 11:11  
 Extraction Method: 3546 Date Extracted: 11/03/2014 07:52  
 Sample wt/vol: 15.0057(g) Date Analyzed: 11/04/2014 22:12  
 Con. Extract Vol.: 10(mL) Dilution Factor: 200  
 Injection Volume: 1(uL) GC Column: CLP-1 ID: 0.53(mm)  
 % Moisture: 4.9 GPC Cleanup: (Y/N) N  
 Analysis Batch No.: 260368 Units: ug/Kg

CAS NO.	COMPOUND NAME	RESULT	Q	RL	MDL
12674-11-2	Aroclor 1016	3200	U	14000	3200
11104-28-2	Aroclor 1221	3200	U	14000	3200
11141-16-5	Aroclor 1232	3200	U	14000	3200
53469-21-9	Aroclor 1242	230000		14000	3200
12672-29-6	Aroclor 1248	3200	U	14000	3200
11097-69-1	Aroclor 1254	4000	U	14000	4000
11096-82-5	Aroclor 1260	4000	U	14000	4000
37324-23-5	Aroclor 1262	4000	U	14000	4000
11100-14-4	Aroclor 1268	4000	U	14000	4000

CAS NO.	SURROGATE	%REC	Q	LIMITS
2051-24-3	DCB Decachlorobiphenyl	0	X D	53-150

TestAmerica Edison  
Target Compound Quantitation Report

Data File: \\EDICHROM\ChromData\CPESTGC11\20141104-20163.b\T010182.D  
 Lims ID: 460-85482-E-21-A Lab Sample ID: 460-85482-21  
 Client ID: PMP-7-SW-WT  
 Sample Type: Client  
 Inject. Date: 04-Nov-2014 22:12:14 ALS Bottle#: 41 Worklist Smp#: 41  
 Injection Vol: 1.0 ul Dil. Factor: 200.0000  
 Sample Info: 460-0020163-041  
 Operator ID: Instrument ID: CPESTGC11  
 Method: \\EDICHROM\ChromData\CPESTGC11\20141104-20163.b\8082GC11.m  
 Limit Group: GC 8082 PCB  
 Last Update: 05-Nov-2014 14:29:41 Calib Date: 03-Nov-2014 20:52:10  
 Integrator: Falcon  
 Quant Method: External Standard Quant By: Initial Calibration  
 Last ICal File: \\EDICHROM\ChromData\CPESTGC11\20141103-20126.b\T010138.D  
 Column 1 : Det: GC ECD1A  
 Column 2 : Det: GC ECD2B  
 Process Host: XAWRK030

First Level Reviewer: patelji Date: 05-Nov-2014 14:23:00

Col	RT (min.)	Exp RT (min.)	Dlt RT (min.)	Response	OnCol Amt ug/l	Flags
-----	-----------	---------------	---------------	----------	----------------	-------

9 PCB-1242

1	2.632	2.639	-0.007	83219361	1635.6
1	3.293	3.304	-0.011	160494172	1676.3
1	4.237	4.244	-0.007	329891353	1679.8
1	4.505	4.513	-0.008	131346624	1586.6
1	6.171	6.178	-0.007	109851975	1596.9
Average of Peak Amounts =					1635.0
2	1.815	1.827	-0.012	114629559	1531.6
2	2.164	2.173	-0.009	214137715	1610.5
2	2.662	2.669	-0.007	403318248	1772.1
2	2.826	2.833	-0.007	172129190	1702.5
2	3.536	3.546	-0.010	156265957	1650.0
Average of Peak Amounts =					1653.3

RPD = 1.11

TestAmerica Edison

Data File: \\EDICHROM\ChromData\CPESTGC11\20141104-20163.b\T010182.D

Injection Date: 04-Nov-2014 22:12:14

Instrument ID: CPESTGC11

Operator ID:

Lims ID: 460-85482-E-21-A

Lab Sample ID: 460-85482-21

Worklist Smp#: 41

Client ID: PMP-7-SW-WT

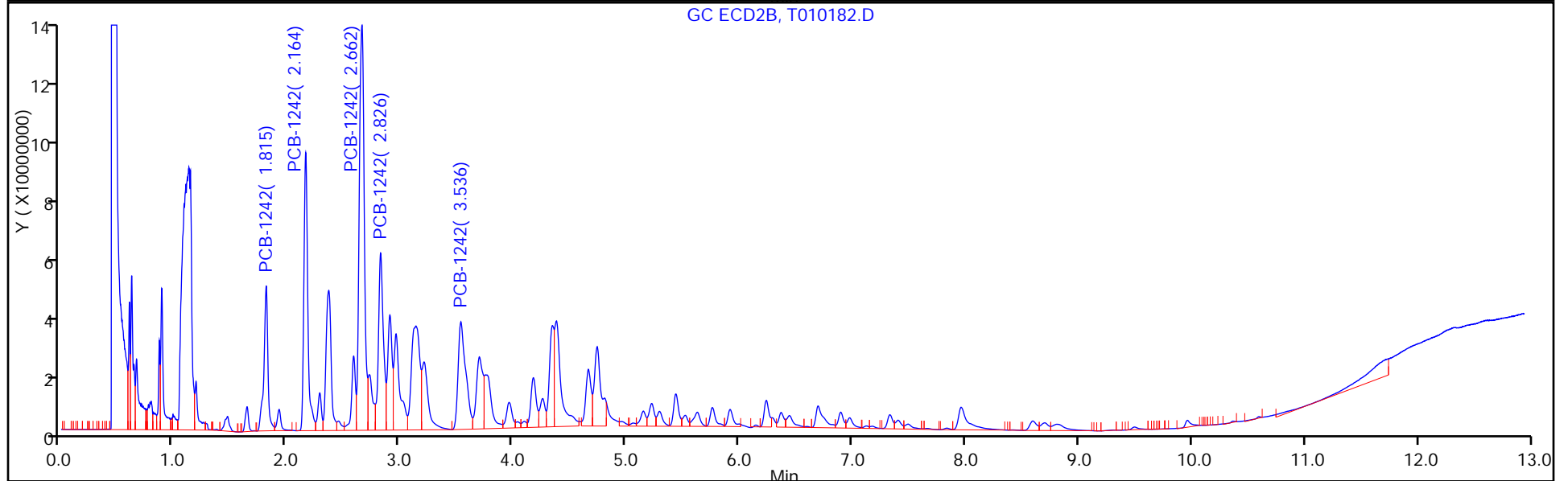
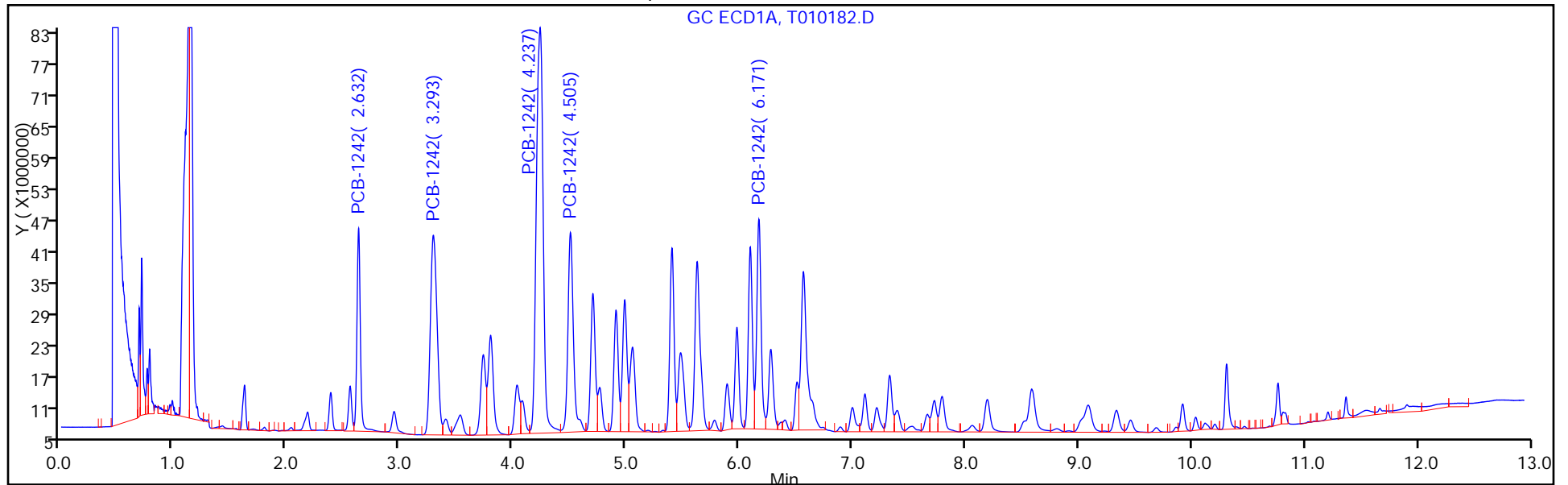
Injection Vol: 1.0 ul

Dil. Factor: 200.0000

ALS Bottle#: 41

Method: 8082GC11

Limit Group: GC 8082 PCB



FORM I  
PCBS ORGANICS ANALYSIS DATA SHEET

Lab Name: TestAmerica Edison Job No.: 460-85482-1  
 SDG No.: \_\_\_\_\_  
 Client Sample ID: PMP-7-SW-SI Lab Sample ID: 460-85482-22  
 Matrix: Solid Lab File ID: T010183.D  
 Analysis Method: 8082 Date Collected: 10/30/2014 11:13  
 Extraction Method: 3546 Date Extracted: 11/03/2014 07:52  
 Sample wt/vol: 15.0077(g) Date Analyzed: 11/04/2014 22:31  
 Con. Extract Vol.: 10(mL) Dilution Factor: 10  
 Injection Volume: 1(uL) GC Column: CLP-2 ID: 0.53(mm)  
 % Moisture: 12.5 GPC Cleanup: (Y/N) N  
 Analysis Batch No.: 260368 Units: ug/Kg

CAS NO.	SURROGATE	%REC	Q	LIMITS
2051-24-3	DCB Decachlorobiphenyl	110	D	53-150

TestAmerica Edison  
Target Compound Quantitation Report

Data File: \\EDICHROM\ChromData\CPESTGC11\20141104-20163.b\T010183.D  
 Lims ID: 460-85482-E-22-A Lab Sample ID: 460-85482-22  
 Client ID: PMP-7-SW-SI  
 Sample Type: Client  
 Inject. Date: 04-Nov-2014 22:31:07 ALS Bottle#: 42 Worklist Smp#: 42  
 Injection Vol: 1.0 ul Dil. Factor: 10.0000  
 Sample Info: 460-0020163-042  
 Operator ID: Instrument ID: CPESTGC11  
 Method: \\EDICHROM\ChromData\CPESTGC11\20141104-20163.b\8082GC11.m  
 Limit Group: GC 8082 PCB  
 Last Update: 05-Nov-2014 14:29:41 Calib Date: 03-Nov-2014 20:52:10  
 Integrator: Falcon  
 Quant Method: External Standard Quant By: Initial Calibration  
 Last ICal File: \\EDICHROM\ChromData\CPESTGC11\20141103-20126.b\T010138.D

Column 1 : Det: GC ECD1A  
 Column 2 : Det: GC ECD2B  
 Process Host: XAWRK030

First Level Reviewer: patelji Date: 05-Nov-2014 14:23:41

Col	RT (min.)	Exp RT (min.)	Dlt RT (min.)	Response	OnCol Amt ug/l	Flags
-----	-----------	---------------	---------------	----------	----------------	-------

9 PCB-1242						
1	2.632	2.639	-0.007	94547702	1858.2	
1	3.292	3.304	-0.012	178351793	1862.8	
1	4.239	4.244	-0.005	369019164	1879.1	
1	4.507	4.513	-0.006	146455088	1769.1	
1	6.171	6.178	-0.007	122840950	1785.7	
Average of Peak Amounts =					1831.0	
2	1.815	1.827	-0.012	132569830	1771.4	
2	2.164	2.173	-0.009	239860321	1803.9	
2	2.662	2.669	-0.007	450333067	1978.6	
2	2.826	2.833	-0.007	191636223	1895.4	
2	3.534	3.546	-0.012	179494909	1895.2	
Average of Peak Amounts =					1868.9	
						RPD = 2.05
\$ 5 DCB Decachlorobiphenyl M						
1	11.902	11.903	-0.001	13514262	5.50	M
2	10.594	10.593	0.001	19206850	5.15	M
						RPD = 6.68

QC Flag Legend

Review Flags

M - Manually Integrated



TestAmerica Edison

Data File: \\EDICHRON\ChromData\CPESTGC11\20141104-20163.b\T010183.D

Injection Date: 04-Nov-2014 22:31:07

Instrument ID: CPESTGC11

Operator ID:

Lims ID: 460-85482-E-22-A

Lab Sample ID: 460-85482-22

Worklist Smp#: 42

Client ID: PMP-7-SW-SI

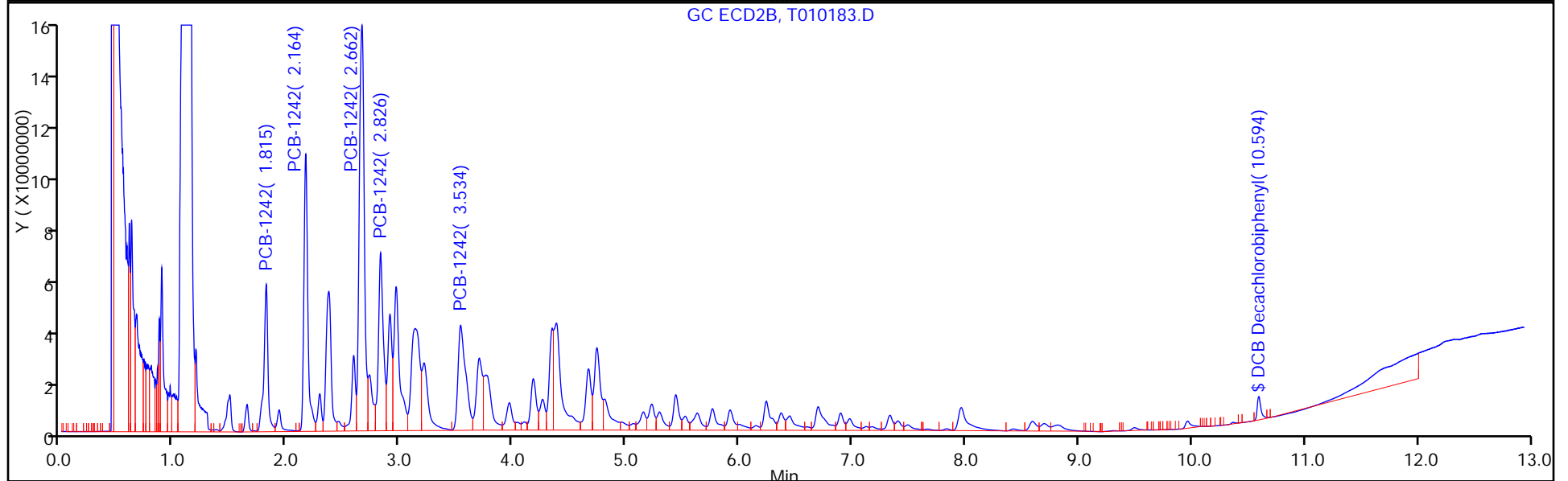
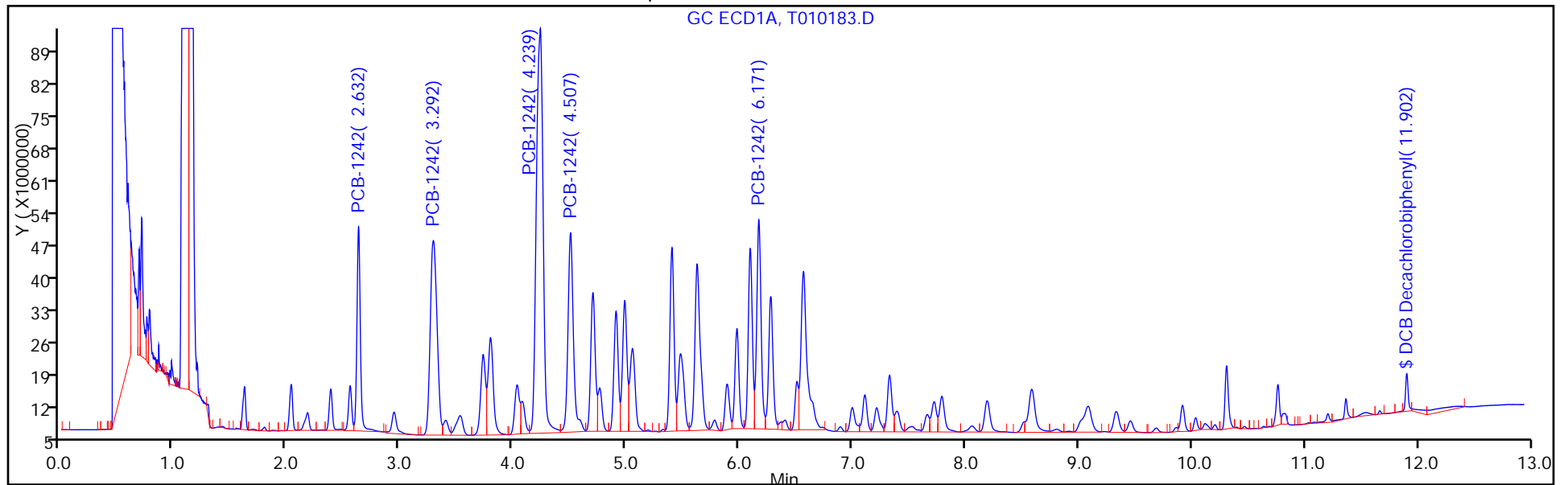
Injection Vol: 1.0 ul

Dil. Factor: 10.0000

ALS Bottle#: 42

Method: 8082GC11

Limit Group: GC 8082 PCB



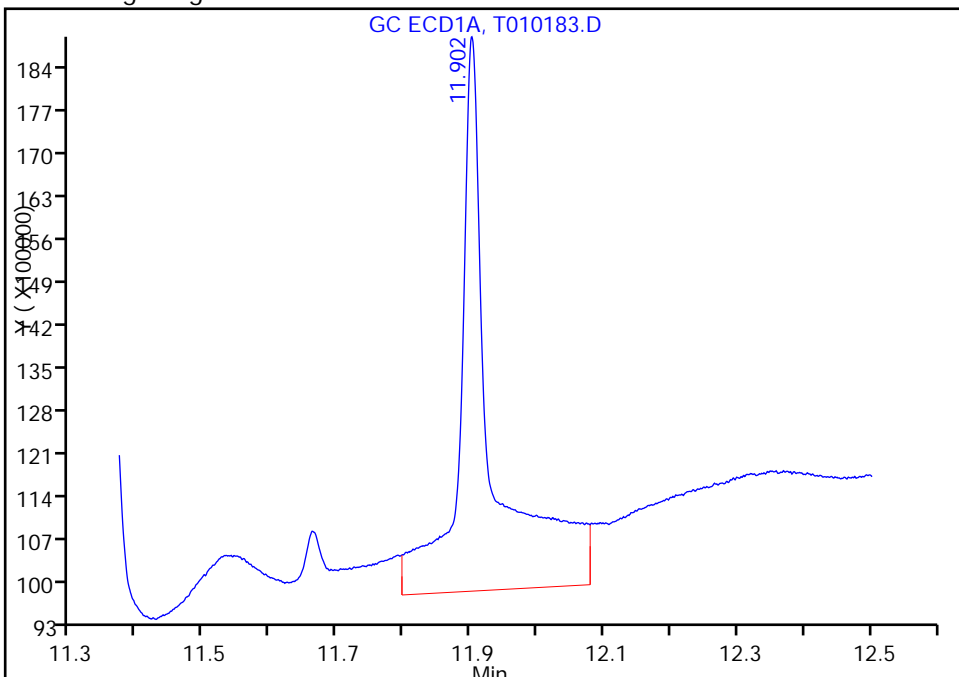
TestAmerica Edison

Data File: \\EDICHROM\ChromData\CPESTGC11\20141104-20163.b\T010183.D  
Injection Date: 04-Nov-2014 22:31:07 Instrument ID: CPESTGC11  
Lims ID: 460-85482-E-22-A Lab Sample ID: 460-85482-22  
Client ID: PMP-7-SW-SI  
Operator ID: ALS Bottle#: 42 Worklist Smp#: 42  
Injection Vol: 1.0 ul Dil. Factor: 10.0000  
Method: 8082GC11 Limit Group: GC 8082 PCB  
Column: Detector GC ECD1A

**\$ 5 DCB Decachlorobiphenyl, CAS: 2051-24-3**

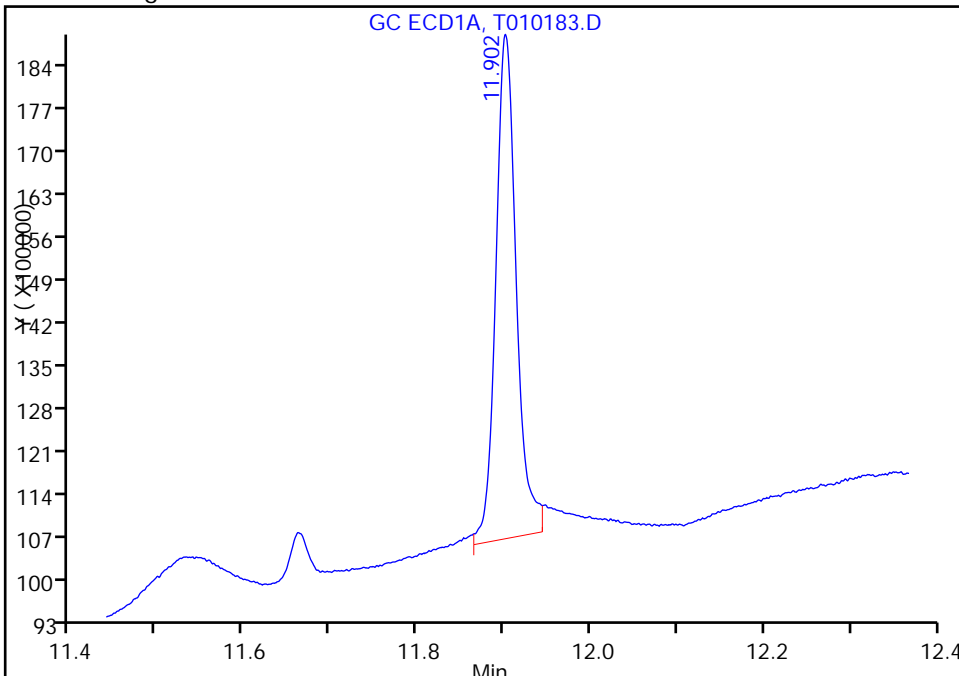
Processing Integration Results

RT: 11.90  
Response: 30368922  
Amount: 12.368834



Manual Integration Results

RT: 11.90  
Response: 13514262  
Amount: 5.504168



Reviewer: patelji, 05-Nov-2014 14:23:41  
Audit Action: Assigned New Baseline  
Audit Reason: Sample matrix interference

FORM I  
PCBS ORGANICS ANALYSIS DATA SHEET

Lab Name: TestAmerica Edison Job No.: 460-85482-1  
 SDG No.: \_\_\_\_\_  
 Client Sample ID: PMP-7-SW-SI Lab Sample ID: 460-85482-22  
 Matrix: Solid Lab File ID: T010183.D  
 Analysis Method: 8082 Date Collected: 10/30/2014 11:13  
 Extraction Method: 3546 Date Extracted: 11/03/2014 07:52  
 Sample wt/vol: 15.0077(g) Date Analyzed: 11/04/2014 22:31  
 Con. Extract Vol.: 10(mL) Dilution Factor: 10  
 Injection Volume: 1(uL) GC Column: CLP-1 ID: 0.53(mm)  
 % Moisture: 12.5 GPC Cleanup: (Y/N) N  
 Analysis Batch No.: 260368 Units: ug/Kg

CAS NO.	COMPOUND NAME	RESULT	Q	RL	MDL
12674-11-2	Aroclor 1016	170	U	770	170
11104-28-2	Aroclor 1221	170	U	770	170
11141-16-5	Aroclor 1232	170	U	770	170
53469-21-9	Aroclor 1242	14000		770	170
12672-29-6	Aroclor 1248	170	U	770	170
11097-69-1	Aroclor 1254	220	U	770	220
11096-82-5	Aroclor 1260	220	U	770	220
37324-23-5	Aroclor 1262	220	U	770	220
11100-14-4	Aroclor 1268	220	U	770	220

CAS NO.	SURROGATE	%REC	Q	LIMITS
2051-24-3	DCB Decachlorobiphenyl	103	D	53-150

TestAmerica Edison  
Target Compound Quantitation Report

Data File: \\EDICHROM\ChromData\CPESTGC11\20141104-20163.b\T010183.D  
 Lims ID: 460-85482-E-22-A Lab Sample ID: 460-85482-22  
 Client ID: PMP-7-SW-SI  
 Sample Type: Client  
 Inject. Date: 04-Nov-2014 22:31:07 ALS Bottle#: 42 Worklist Smp#: 42  
 Injection Vol: 1.0 ul Dil. Factor: 10.0000  
 Sample Info: 460-0020163-042  
 Operator ID: Instrument ID: CPESTGC11  
 Method: \\EDICHROM\ChromData\CPESTGC11\20141104-20163.b\8082GC11.m  
 Limit Group: GC 8082 PCB  
 Last Update: 05-Nov-2014 14:29:41 Calib Date: 03-Nov-2014 20:52:10  
 Integrator: Falcon  
 Quant Method: External Standard Quant By: Initial Calibration  
 Last ICal File: \\EDICHROM\ChromData\CPESTGC11\20141103-20126.b\T010138.D

Column 1 : Det: GC ECD1A  
 Column 2 : Det: GC ECD2B  
 Process Host: XAWRK030

First Level Reviewer: patelji Date: 05-Nov-2014 14:23:41

Col	RT (min.)	Exp RT (min.)	Dlt RT (min.)	Response	OnCol Amt ug/l	Flags
-----	-----------	---------------	---------------	----------	----------------	-------

9 PCB-1242

1	2.632	2.639	-0.007	94547702	1858.2
1	3.292	3.304	-0.012	178351793	1862.8
1	4.239	4.244	-0.005	369019164	1879.1
1	4.507	4.513	-0.006	146455088	1769.1
1	6.171	6.178	-0.007	122840950	1785.7

Average of Peak Amounts = 1831.0

2	1.815	1.827	-0.012	132569830	1771.4
2	2.164	2.173	-0.009	239860321	1803.9
2	2.662	2.669	-0.007	450333067	1978.6
2	2.826	2.833	-0.007	191636223	1895.4
2	3.534	3.546	-0.012	179494909	1895.2

Average of Peak Amounts = 1868.9

RPD = 2.05

\$ 5 DCB Decachlorobiphenyl

M

1	11.902	11.903	-0.001	13514262	5.50	M
2	10.594	10.593	0.001	19206850	5.15	M

RPD = 6.68

QC Flag Legend

Review Flags

M - Manually Integrated

TestAmerica Edison

Data File: \\EDICHROM\ChromData\CPESTGC11\20141104-20163.b\T010183.D

Injection Date: 04-Nov-2014 22:31:07

Instrument ID: CPESTGC11

Operator ID:

Lims ID: 460-85482-E-22-A

Lab Sample ID: 460-85482-22

Worklist Smp#: 42

Client ID: PMP-7-SW-SI

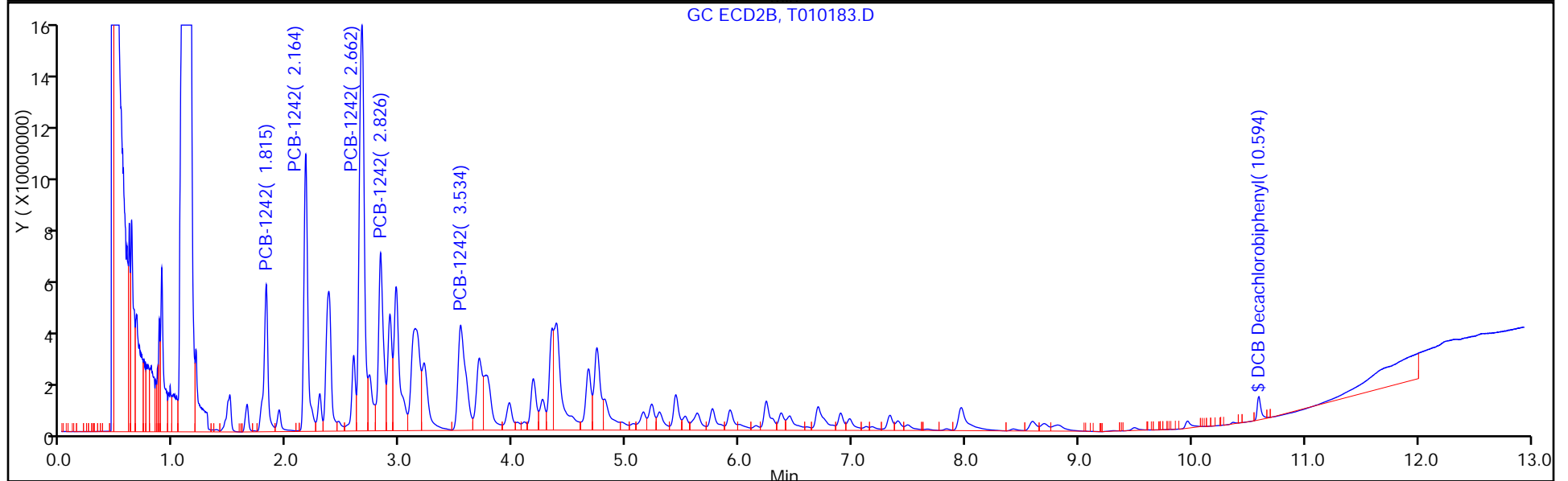
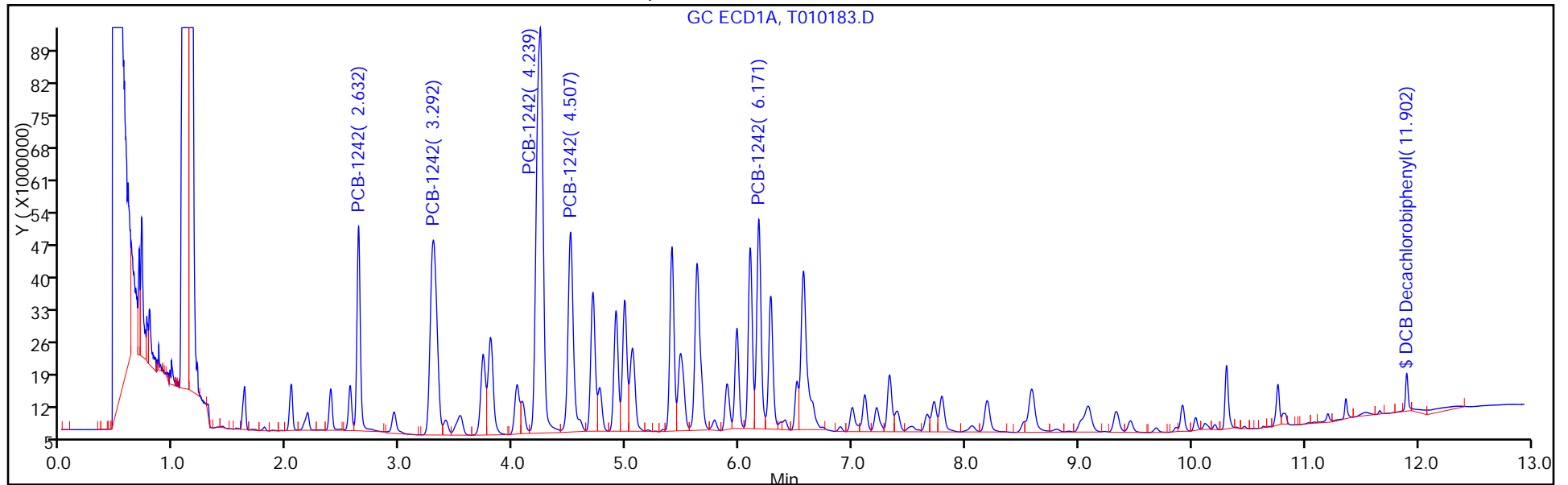
Injection Vol: 1.0 ul

Dil. Factor: 10.0000

ALS Bottle#: 42

Method: 8082GC11

Limit Group: GC 8082 PCB



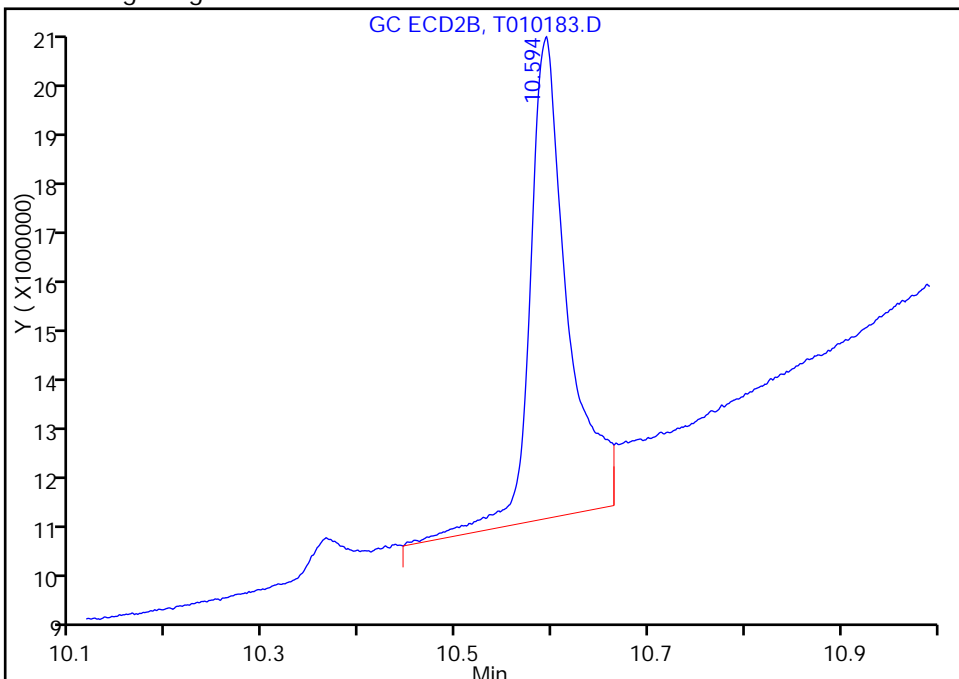
TestAmerica Edison

Data File: \\EDICHROM\ChromData\CPESTGC11\20141104-20163.b\T010183.D  
Injection Date: 04-Nov-2014 22:31:07 Instrument ID: CPESTGC11  
Lims ID: 460-85482-E-22-A Lab Sample ID: 460-85482-22  
Client ID: PMP-7-SW-SI  
Operator ID: ALS Bottle#: 42 Worklist Smp#: 42  
Injection Vol: 1.0 ul Dil. Factor: 10.0000  
Method: 8082GC11 Limit Group: GC 8082 PCB  
Column: Detector GC ECD2B

\$ 5 DCB Decachlorobiphenyl, CAS: 2051-24-3

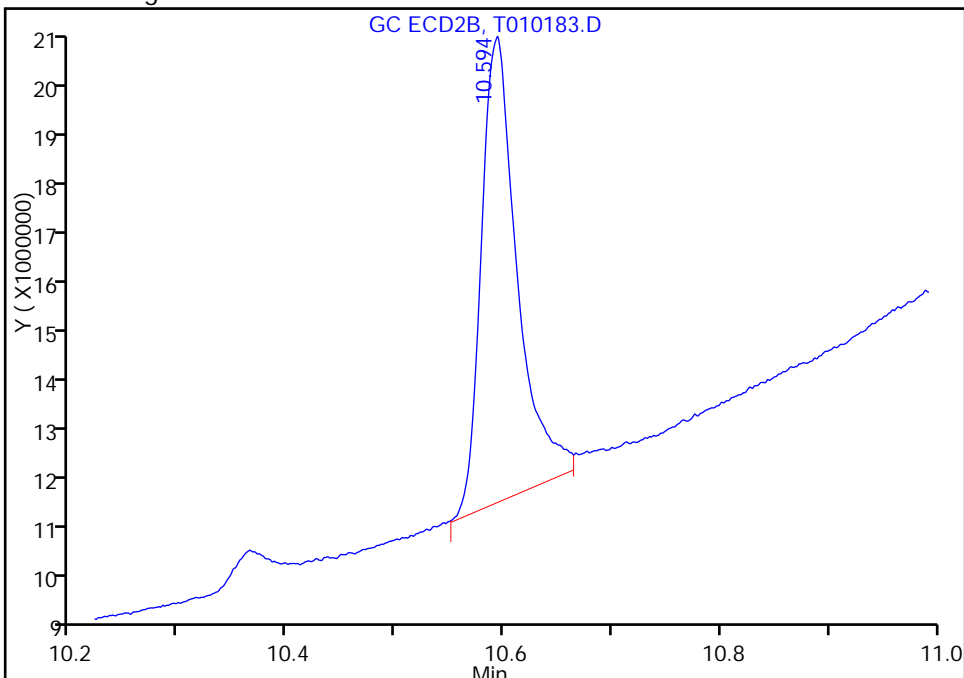
Processing Integration Results

RT: 10.59  
Response: 23975077  
Amount: 6.426298



Manual Integration Results

RT: 10.59  
Response: 19206850  
Amount: 5.148219



Reviewer: patelji, 05-Nov-2014 14:23:41  
Audit Action: Assigned New Baseline  
Audit Reason: Sample matrix interference

FORM I  
PCBS ORGANICS ANALYSIS DATA SHEET

Lab Name: TestAmerica Edison Job No.: 460-85482-1  
 SDG No.: \_\_\_\_\_  
 Client Sample ID: PMP-6-SW-WT Lab Sample ID: 460-85482-23  
 Matrix: Solid Lab File ID: T010184.D  
 Analysis Method: 8082 Date Collected: 10/30/2014 10:40  
 Extraction Method: 3546 Date Extracted: 11/03/2014 07:52  
 Sample wt/vol: 15.0014(g) Date Analyzed: 11/04/2014 22:49  
 Con. Extract Vol.: 10(mL) Dilution Factor: 50  
 Injection Volume: 1(uL) GC Column: CLP-2 ID: 0.53(mm)  
 % Moisture: 4.8 GPC Cleanup: (Y/N) N  
 Analysis Batch No.: 260368 Units: ug/Kg

CAS NO.	SURROGATE	%REC	Q	LIMITS
2051-24-3	DCB Decachlorobiphenyl	108	D	53-150

TestAmerica Edison  
Target Compound Quantitation Report

Data File: \\EDICHROM\ChromData\CPESTGC11\20141104-20163.b\T010184.D  
 Lims ID: 460-85482-A-23-A Lab Sample ID: 460-85482-23  
 Client ID: PMP-6-SW-WT  
 Sample Type: Client  
 Inject. Date: 04-Nov-2014 22:49:57 ALS Bottle#: 43 Worklist Smp#: 43  
 Injection Vol: 1.0 ul Dil. Factor: 50.0000  
 Sample Info: 460-0020163-043  
 Operator ID: Instrument ID: CPESTGC11  
 Method: \\EDICHROM\ChromData\CPESTGC11\20141104-20163.b\8082GC11.m  
 Limit Group: GC 8082 PCB  
 Last Update: 05-Nov-2014 14:29:41 Calib Date: 03-Nov-2014 20:52:10  
 Integrator: Falcon  
 Quant Method: External Standard Quant By: Initial Calibration  
 Last ICal File: \\EDICHROM\ChromData\CPESTGC11\20141103-20126.b\T010138.D  
 Column 1 : Det: GC ECD1A  
 Column 2 : Det: GC ECD2B  
 Process Host: XAWRK030

First Level Reviewer: patelji Date: 05-Nov-2014 14:24:43

Col	RT (min.)	Exp RT (min.)	Dlt RT (min.)	Response	OnCol Amt ug/l	Flags
-----	-----------	---------------	---------------	----------	----------------	-------

9 PCB-1242						
1	2.632	2.639	-0.007	104890189	2061.5	
1	3.291	3.304	-0.013	213242843	2227.3	
1	4.236	4.244	-0.008	433829865	2209.1	
1	4.504	4.513	-0.009	172589402	2084.8	
1	6.170	6.178	-0.008	139558131	2028.7	
	Average of Peak Amounts =				2122.3	
2	1.815	1.827	-0.012	146672211	1959.8	
2	2.164	2.173	-0.009	282801008	2126.9	
2	2.661	2.669	-0.008	532392967	2339.2	
2	2.827	2.833	-0.006	228028593	2255.3	
2	3.537	3.546	-0.009	212977415	2248.8	
	Average of Peak Amounts =				2186.0	
						RPD = 2.96
\$ 5 DCB Decachlorobiphenyl M						
1	11.899	11.903	-0.004	2645287	1.08	M
2	10.593	10.593	0.000	3492140	0.9360	M
						RPD = 14.04

QC Flag Legend

Review Flags

M - Manually Integrated



TestAmerica Edison

Data File: \\EDICHROM\ChromData\CPESTGC11\20141104-20163.b\T010184.D

Injection Date: 04-Nov-2014 22:49:57

Instrument ID: CPESTGC11

Operator ID:

Lims ID: 460-85482-A-23-A

Lab Sample ID: 460-85482-23

Worklist Smp#: 43

Client ID: PMP-6-SW-WT

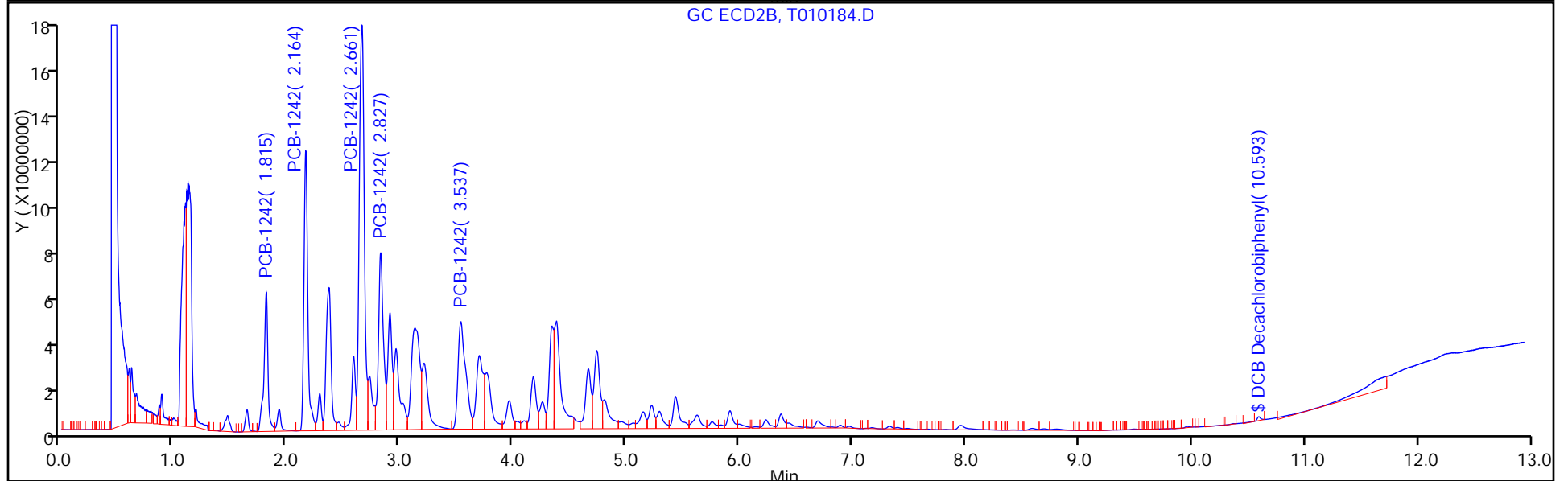
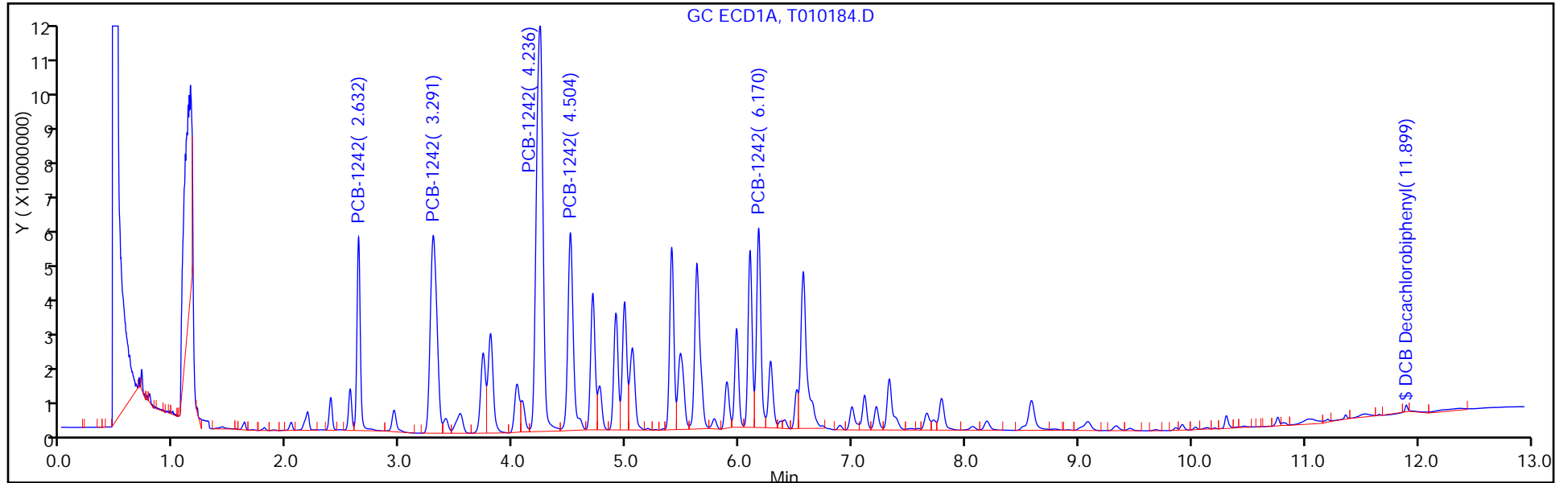
Injection Vol: 1.0 ul

Dil. Factor: 50.0000

ALS Bottle#: 43

Method: 8082GC11

Limit Group: GC 8082 PCB



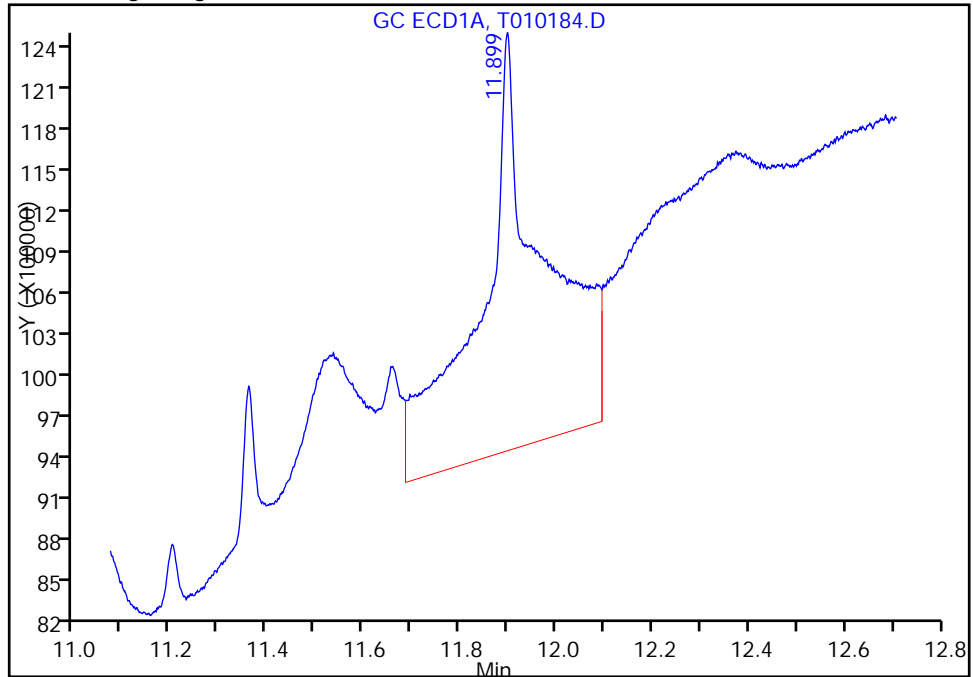
TestAmerica Edison

Data File: \\EDICHROM\ChromData\CPESTGC11\20141104-20163.b\T010184.D  
Injection Date: 04-Nov-2014 22:49:57 Instrument ID: CPESTGC11  
Lims ID: 460-85482-A-23-A Lab Sample ID: 460-85482-23  
Client ID: PMP-6-SW-WT  
Operator ID: ALS Bottle#: 43 Worklist Smp#: 43  
Injection Vol: 1.0 ul Dil. Factor: 50.0000  
Method: 8082GC11 Limit Group: GC 8082 PCB  
Column: Detector GC ECD1A

\$ 5 DCB Decachlorobiphenyl, CAS: 2051-24-3

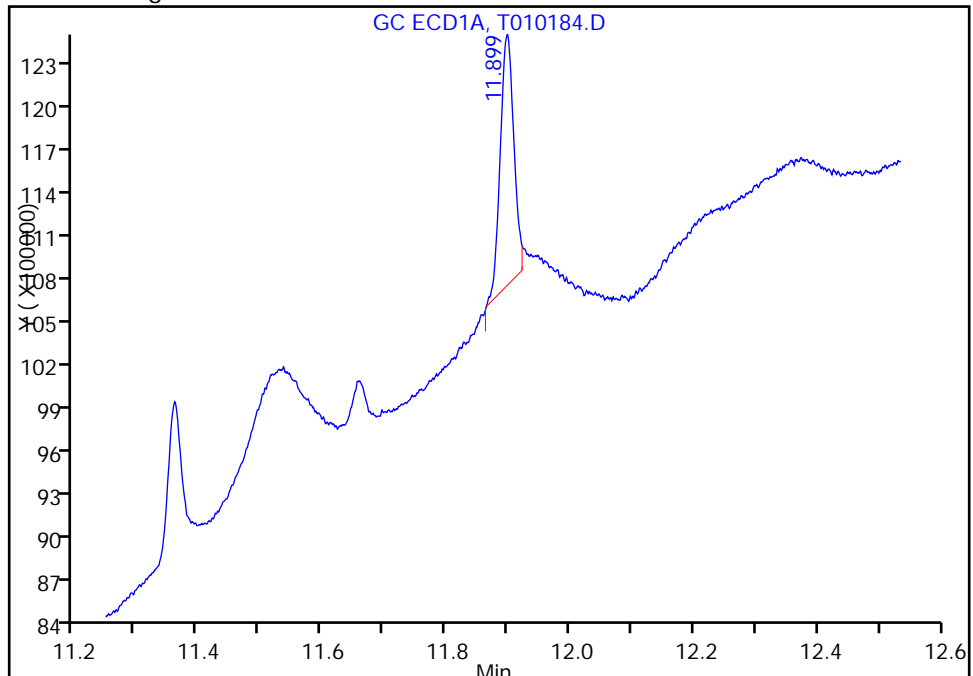
Processing Integration Results

RT: 11.90  
Response: 27528527  
Amount: 11.211981



Manual Integration Results

RT: 11.90  
Response: 2645287  
Amount: 1.077388



Reviewer: patelji, 05-Nov-2014 14:24:43  
Audit Action: Assigned New Baseline  
Audit Reason: Peak not integrated

FORM I  
PCBS ORGANICS ANALYSIS DATA SHEET

Lab Name: TestAmerica Edison Job No.: 460-85482-1  
 SDG No.: \_\_\_\_\_  
 Client Sample ID: PMP-6-SW-WT Lab Sample ID: 460-85482-23  
 Matrix: Solid Lab File ID: T010184.D  
 Analysis Method: 8082 Date Collected: 10/30/2014 10:40  
 Extraction Method: 3546 Date Extracted: 11/03/2014 07:52  
 Sample wt/vol: 15.0014(g) Date Analyzed: 11/04/2014 22:49  
 Con. Extract Vol.: 10(mL) Dilution Factor: 50  
 Injection Volume: 1(uL) GC Column: CLP-1 ID: 0.53(mm)  
 % Moisture: 4.8 GPC Cleanup: (Y/N) N  
 Analysis Batch No.: 260368 Units: ug/Kg

CAS NO.	COMPOUND NAME	RESULT	Q	RL	MDL
12674-11-2	Aroclor 1016	790	U	3500	790
11104-28-2	Aroclor 1221	790	U	3500	790
11141-16-5	Aroclor 1232	790	U	3500	790
53469-21-9	Aroclor 1242	76000		3500	790
12672-29-6	Aroclor 1248	790	U	3500	790
11097-69-1	Aroclor 1254	1000	U	3500	1000
11096-82-5	Aroclor 1260	1000	U	3500	1000
37324-23-5	Aroclor 1262	1000	U	3500	1000
11100-14-4	Aroclor 1268	1000	U	3500	1000

CAS NO.	SURROGATE	%REC	Q	LIMITS
2051-24-3	DCB Decachlorobiphenyl	94	D	53-150

TestAmerica Edison  
Target Compound Quantitation Report

Data File: \\EDICHROM\ChromData\CPESTGC11\20141104-20163.b\T010184.D  
 Lims ID: 460-85482-A-23-A Lab Sample ID: 460-85482-23  
 Client ID: PMP-6-SW-WT  
 Sample Type: Client  
 Inject. Date: 04-Nov-2014 22:49:57 ALS Bottle#: 43 Worklist Smp#: 43  
 Injection Vol: 1.0 ul Dil. Factor: 50.0000  
 Sample Info: 460-0020163-043  
 Operator ID: Instrument ID: CPESTGC11  
 Method: \\EDICHROM\ChromData\CPESTGC11\20141104-20163.b\8082GC11.m  
 Limit Group: GC 8082 PCB  
 Last Update: 05-Nov-2014 14:29:41 Calib Date: 03-Nov-2014 20:52:10  
 Integrator: Falcon  
 Quant Method: External Standard Quant By: Initial Calibration  
 Last ICal File: \\EDICHROM\ChromData\CPESTGC11\20141103-20126.b\T010138.D  
 Column 1 : Det: GC ECD1A  
 Column 2 : Det: GC ECD2B  
 Process Host: XAWRK030

First Level Reviewer: patelji Date: 05-Nov-2014 14:24:43

Col	RT (min.)	Exp RT (min.)	Dlt RT (min.)	Response	OnCol Amt ug/l	Flags
-----	-----------	---------------	---------------	----------	----------------	-------

9 PCB-1242						
1	2.632	2.639	-0.007	104890189	2061.5	
1	3.291	3.304	-0.013	213242843	2227.3	
1	4.236	4.244	-0.008	433829865	2209.1	
1	4.504	4.513	-0.009	172589402	2084.8	
1	6.170	6.178	-0.008	139558131	2028.7	
Average of Peak Amounts =					2122.3	
2	1.815	1.827	-0.012	146672211	1959.8	
2	2.164	2.173	-0.009	282801008	2126.9	
2	2.661	2.669	-0.008	532392967	2339.2	
2	2.827	2.833	-0.006	228028593	2255.3	
2	3.537	3.546	-0.009	212977415	2248.8	
Average of Peak Amounts =					2186.0	
						RPD = 2.96
\$ 5 DCB Decachlorobiphenyl						
1	11.899	11.903	-0.004	2645287	1.08	M
2	10.593	10.593	0.000	3492140	0.9360	M
						RPD = 14.04

QC Flag Legend

Review Flags

M - Manually Integrated

TestAmerica Edison

Data File: \\EDICHRON\ChromData\CPESTGC11\20141104-20163.b\T010184.D

Injection Date: 04-Nov-2014 22:49:57

Instrument ID: CPESTGC11

Operator ID:

Lims ID: 460-85482-A-23-A

Lab Sample ID: 460-85482-23

Worklist Smp#: 43

Client ID: PMP-6-SW-WT

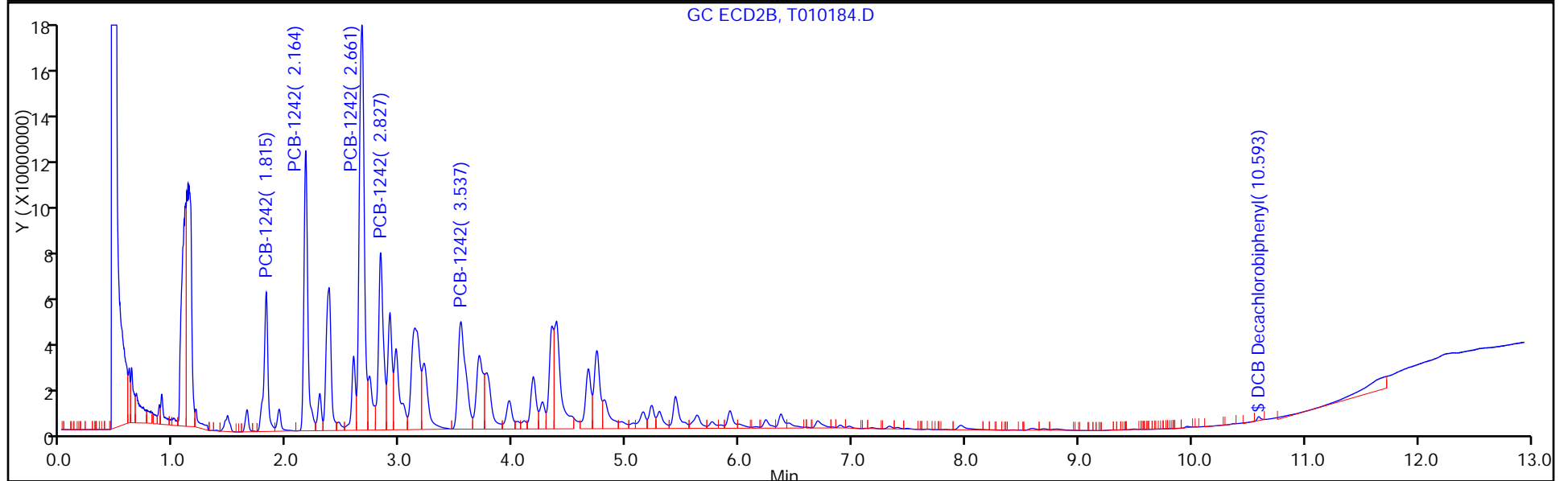
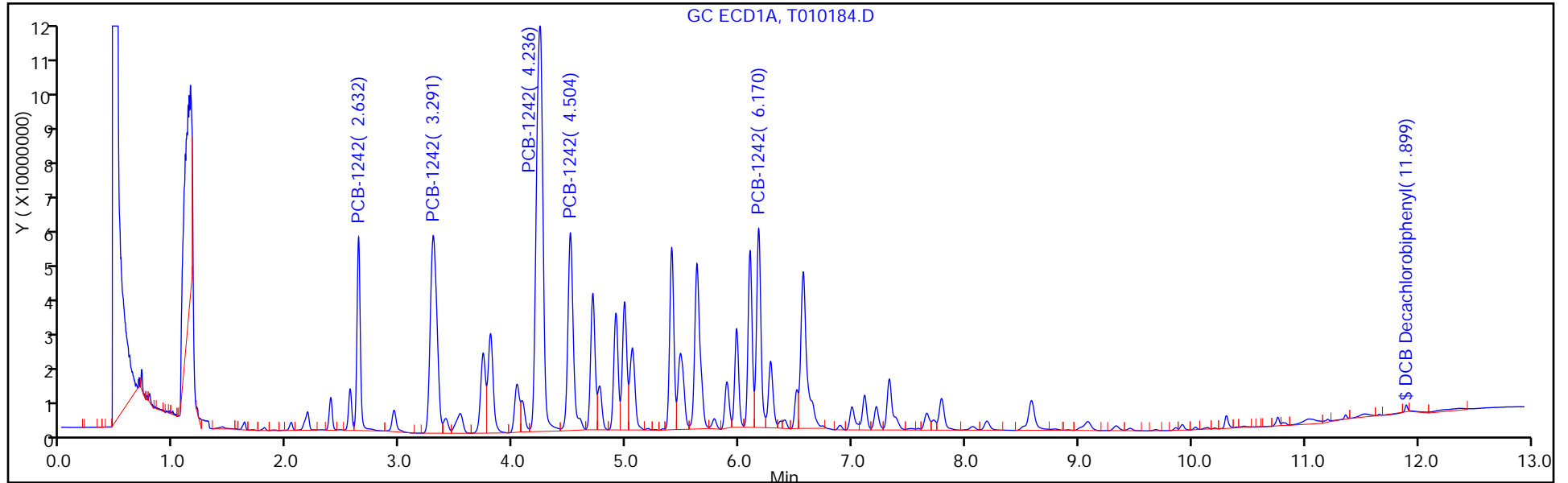
Injection Vol: 1.0 ul

Dil. Factor: 50.0000

ALS Bottle#: 43

Method: 8082GC11

Limit Group: GC 8082 PCB



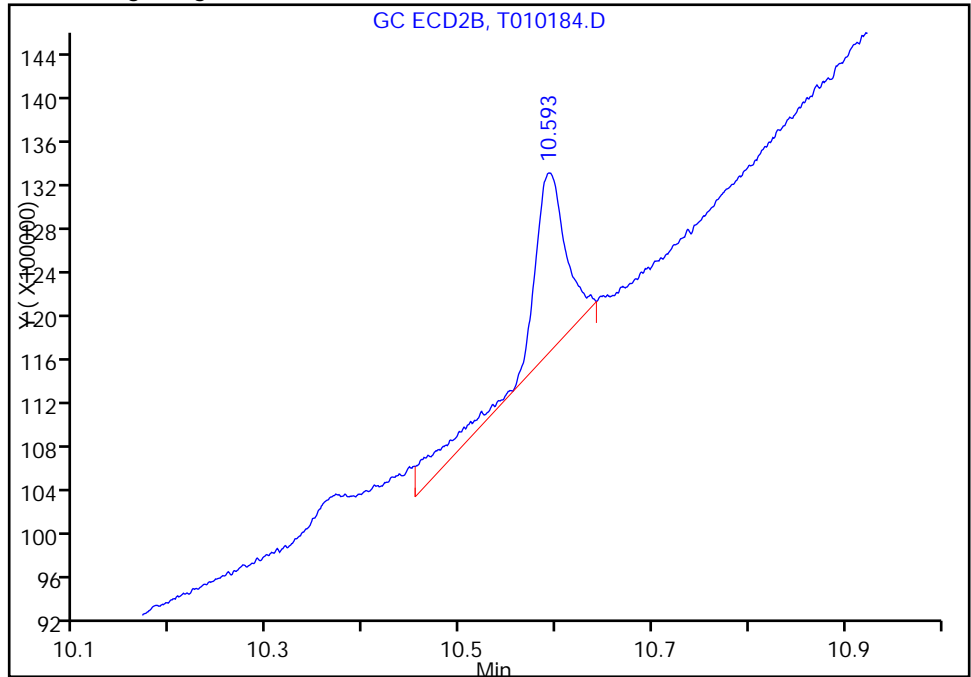
TestAmerica Edison

Data File: \\EDICHROM\ChromData\CPESTGC11\20141104-20163.b\T010184.D  
Injection Date: 04-Nov-2014 22:49:57 Instrument ID: CPESTGC11  
Lims ID: 460-85482-A-23-A Lab Sample ID: 460-85482-23  
Client ID: PMP-6-SW-WT  
Operator ID: ALS Bottle#: 43 Worklist Smp#: 43  
Injection Vol: 1.0 ul Dil. Factor: 50.0000  
Method: 8082GC11 Limit Group: GC 8082 PCB  
Column: Detector GC ECD2B

**\$ 5 DCB Decachlorobiphenyl, CAS: 2051-24-3**

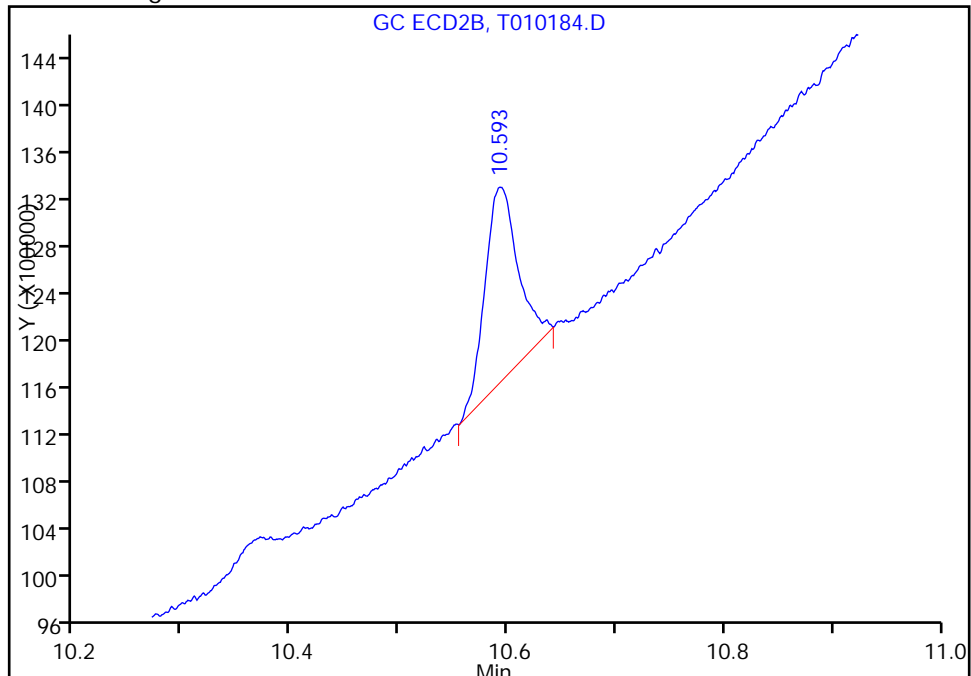
Processing Integration Results

RT: 10.59  
Response: 4338819  
Amount: 1.162980



Manual Integration Results

RT: 10.59  
Response: 3492140  
Amount: 0.936036



Reviewer: patelji, 05-Nov-2014 14:24:43  
Audit Action: Split an Integrated Peak  
Audit Reason: Peak not integrated

FORM I  
PCBS ORGANICS ANALYSIS DATA SHEET

Lab Name: TestAmerica Edison Job No.: 460-85482-1  
 SDG No.: \_\_\_\_\_  
 Client Sample ID: PMP-6-SW-SI Lab Sample ID: 460-85482-24  
 Matrix: Solid Lab File ID: T010224.D  
 Analysis Method: 8082 Date Collected: 10/30/2014 10:45  
 Extraction Method: 3546 Date Extracted: 11/03/2014 07:52  
 Sample wt/vol: 15.0025(g) Date Analyzed: 11/05/2014 12:14  
 Con. Extract Vol.: 10(mL) Dilution Factor: 20  
 Injection Volume: 1(uL) GC Column: CLP-2 ID: 0.53(mm)  
 % Moisture: 12.6 GPC Cleanup: (Y/N) N  
 Analysis Batch No.: 260501 Units: ug/Kg

CAS NO.	COMPOUND NAME	RESULT	Q	RL	MDL
53469-21-9	Aroclor 1242	24000		1500	340

CAS NO.	SURROGATE	%REC	Q	LIMITS
2051-24-3	DCB Decachlorobiphenyl	110	D	53-150

TestAmerica Edison  
Target Compound Quantitation Report

Data File: \\EDICHROM\ChromData\CPESTGC11\20141105-20206.b\T010224.D  
 Lims ID: 460-85482-A-24-A Lab Sample ID: 460-85482-24  
 Client ID: PMP-6-SW-SI  
 Sample Type: Client  
 Inject. Date: 05-Nov-2014 12:14:37 ALS Bottle#: 6 Worklist Smp#: 6  
 Injection Vol: 1.0 ul Dil. Factor: 20.0000  
 Sample Info: 460-0020206-006  
 Operator ID: Instrument ID: CPESTGC11  
 Method: \\EDICHROM\ChromData\CPESTGC11\20141105-20206.b\8082GC11.m  
 Limit Group: GC 8082 PCB  
 Last Update: 05-Nov-2014 14:28:43 Calib Date: 03-Nov-2014 20:52:10  
 Integrator: Falcon  
 Quant Method: External Standard Quant By: Initial Calibration  
 Last ICal File: \\EDICHROM\ChromData\CPESTGC11\20141103-20126.b\T010138.D  
 Column 1 : Det: GC ECD1A  
 Column 2 : Det: GC ECD2B  
 Process Host: XAWRK030

First Level Reviewer: patelji Date: 05-Nov-2014 13:35:00

Col	RT (min.)	Exp RT (min.)	Dlt RT (min.)	Response	OnCol Amt ug/l	Flags
-----	-----------	---------------	---------------	----------	----------------	-------

9 PCB-1242						M
1	2.628	2.639	-0.011	81894183	1609.5	
1	3.287	3.304	-0.017	155698751	1626.2	M
1	4.233	4.244	-0.011	315190606	1605.0	M
1	4.500	4.513	-0.013	129928746	1569.5	M
1	6.169	6.178	-0.009	98963031	1438.6	M
Average of Peak Amounts =					1569.8	
2	1.811	1.827	-0.016	107881074	1441.5	
2	2.159	2.173	-0.014	195796256	1472.5	
2	2.656	2.669	-0.013	355724757	1562.9	
2	2.822	2.833	-0.011	155226079	1535.3	
2	3.528	3.546	-0.018	148106256	1563.8	M
Average of Peak Amounts =					1515.2	
						RPD = 3.54
\$ 5 DCB Decachlorobiphenyl						M
1	11.909	11.903	0.006	6739125	2.74	M
2	10.593	10.593	0.000	9124228	2.45	M
						RPD = 11.52

QC Flag Legend

Review Flags

M - Manually Integrated



TestAmerica Edison

Data File: \\EDICHROM\ChromData\CPESTGC11\20141105-20206.b\T010224.D

Injection Date: 05-Nov-2014 12:14:37

Instrument ID: CPESTGC11

Operator ID:

Lims ID: 460-85482-A-24-A

Lab Sample ID: 460-85482-24

Worklist Smp#: 6

Client ID: PMP-6-SW-SI

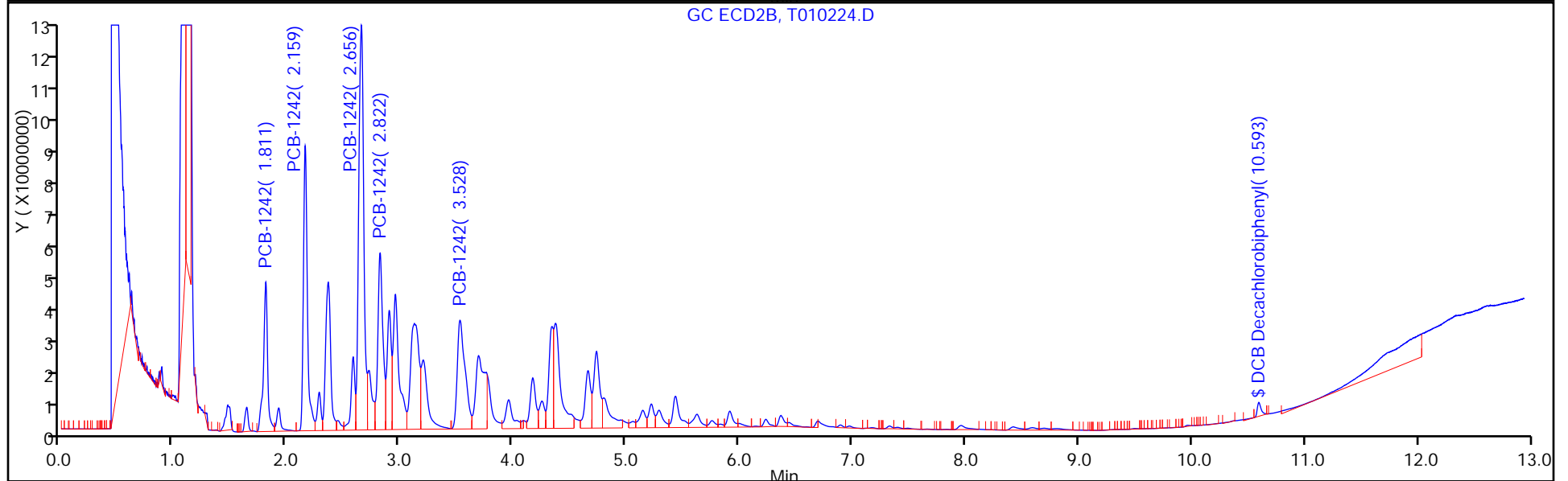
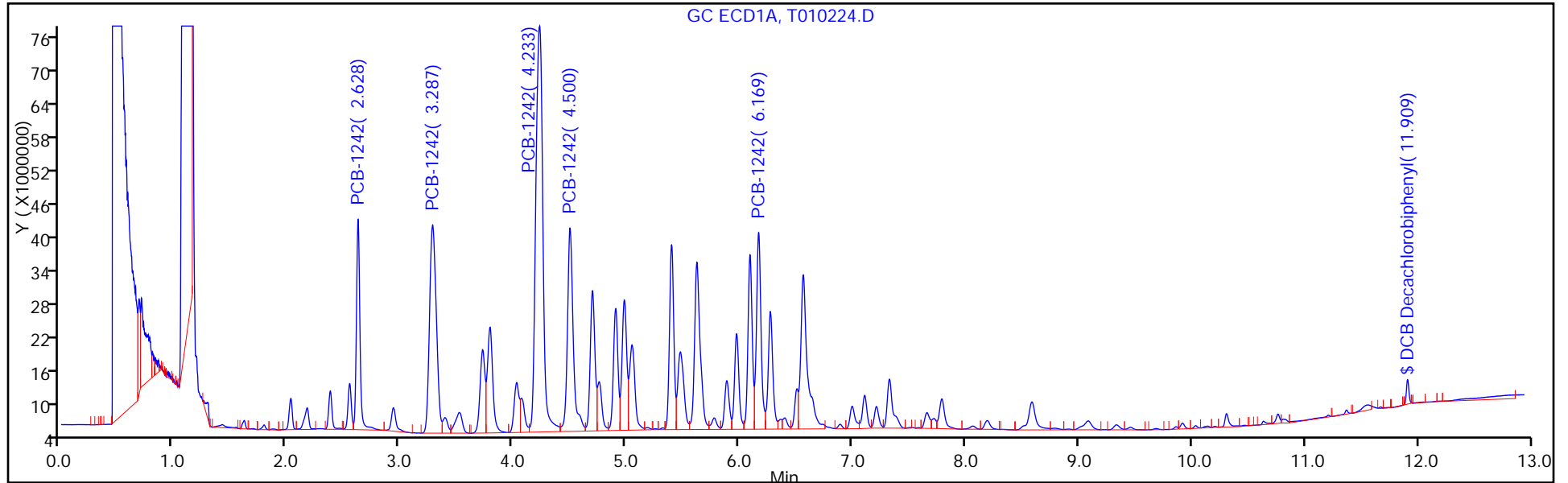
Injection Vol: 1.0 ul

Dil. Factor: 20.0000

ALS Bottle#: 6

Method: 8082GC11

Limit Group: GC 8082 PCB



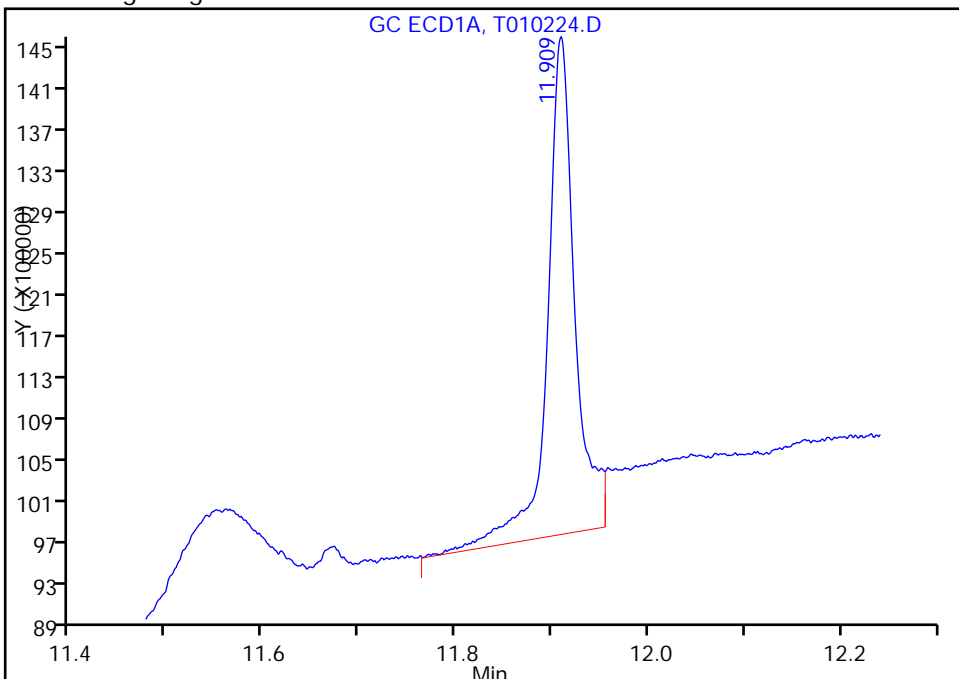
TestAmerica Edison

Data File: \\EDICHROM\ChromData\CPESTGC11\20141105-20206.b\T010224.D  
Injection Date: 05-Nov-2014 12:14:37 Instrument ID: CPESTGC11  
Lims ID: 460-85482-A-24-A Lab Sample ID: 460-85482-24  
Client ID: PMP-6-SW-SI  
Operator ID: ALS Bottle#: 6 Worklist Smp#: 6  
Injection Vol: 1.0 ul Dil. Factor: 20.0000  
Method: 8082GC11 Limit Group: GC 8082 PCB  
Column: Detector GC ECD1A

\$ 5 DCB Decachlorobiphenyl, CAS: 2051-24-3

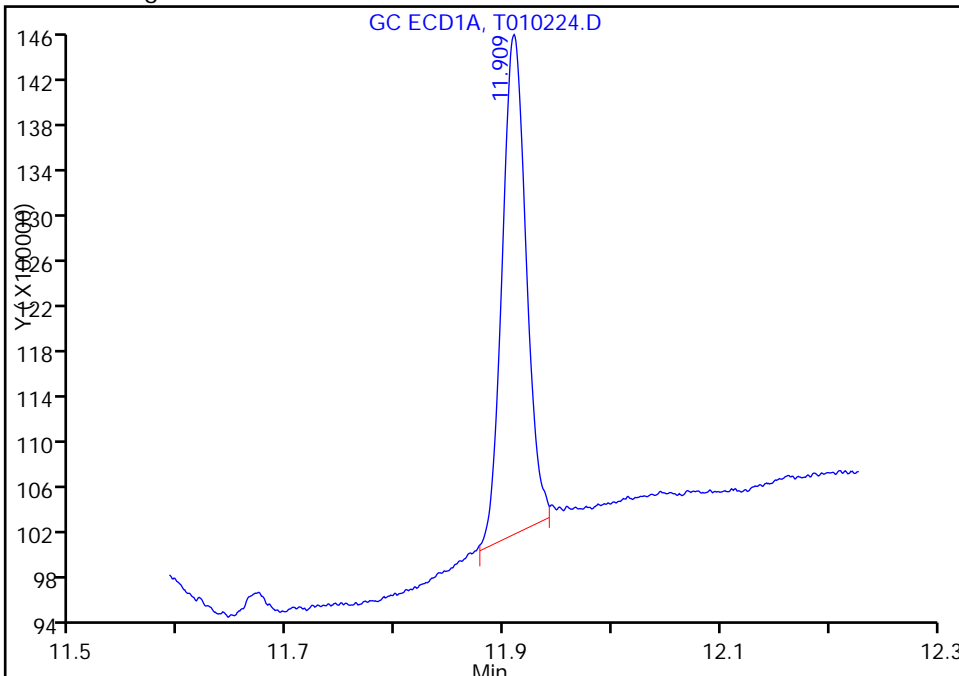
Processing Integration Results

RT: 11.91  
Response: 9476110  
Amount: 3.859486



Manual Integration Results

RT: 11.91  
Response: 6739125  
Amount: 2.744751



Reviewer: patelji, 05-Nov-2014 13:35:00  
Audit Action: Assigned New Baseline  
Audit Reason: Sample matrix interference

## TestAmerica Edison

Data File: \\EDICHROM\ChromData\CPESTGC11\20141105-20206.b\T010224.D

Injection Date: 05-Nov-2014 12:14:37

Instrument ID: CPESTGC11

Lims ID: 460-85482-A-24-A

Lab Sample ID: 460-85482-24

Client ID: PMP-6-SW-SI

Operator ID:

ALS Bottle#: 6

Worklist Smp#: 6

Injection Vol: 1.0 ul

Dil. Factor: 20.0000

Method: 8082GC11

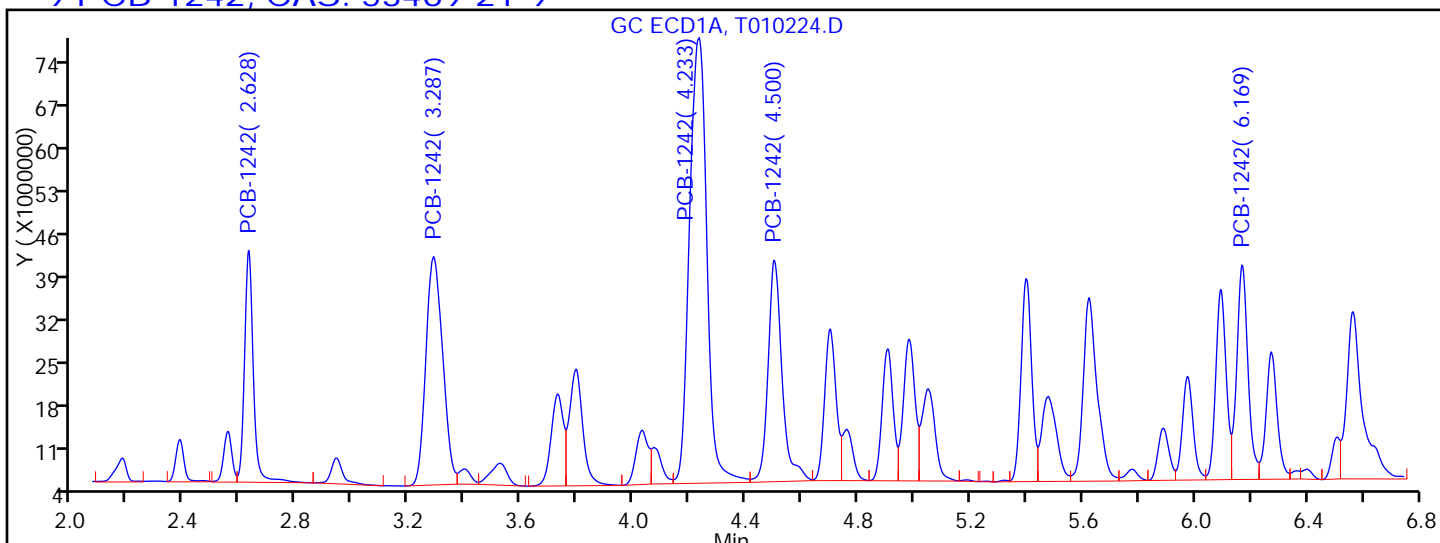
Limit Group: GC 8082 PCB

Column:

Detector

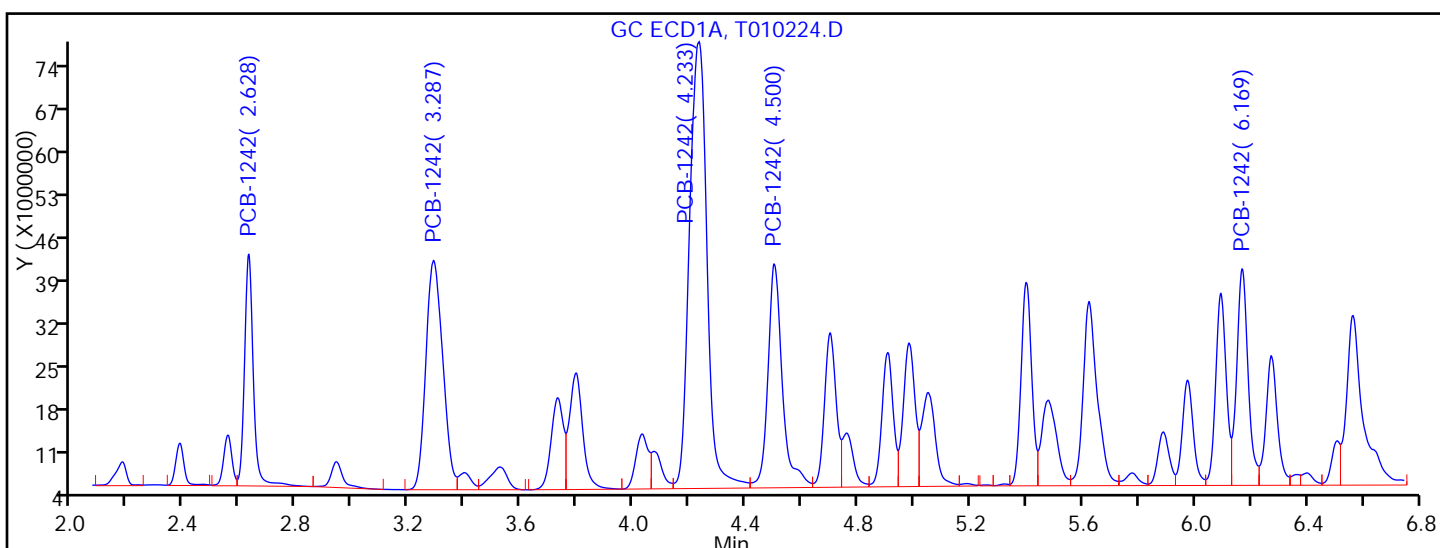
GC ECD1A

## 9 PCB-1242, CAS: 53469-21-9



## Processing Integration Results

RT = 2.628	Response = 81894183	
RT = 3.287	Response = 153963787	M
RT = 4.233	Response = 310900685	M
RT = 4.500	Response = 124541920	M
RT = 6.169	Response = 96861100	M



## Manual Integration Results

RT = 2.628	Response = 81894183	
RT = 3.287	Response = 155698751	M
RT = 4.233	Response = 315190606	M
RT = 4.500	Response = 129928746	M
RT = 6.169	Response = 98963031	M

Reviewer: patelji, 05-Nov-2014 13:35:00

Audit Action: Assigned New Baseline

Page 1197 of 1641

Audit Reason: Sample matrix interference

FORM I  
PCBS ORGANICS ANALYSIS DATA SHEET

Lab Name: TestAmerica Edison Job No.: 460-85482-1  
 SDG No.: \_\_\_\_\_  
 Client Sample ID: PMP-6-SW-SI Lab Sample ID: 460-85482-24  
 Matrix: Solid Lab File ID: T010224.D  
 Analysis Method: 8082 Date Collected: 10/30/2014 10:45  
 Extraction Method: 3546 Date Extracted: 11/03/2014 07:52  
 Sample wt/vol: 15.0025(g) Date Analyzed: 11/05/2014 12:14  
 Con. Extract Vol.: 10(mL) Dilution Factor: 20  
 Injection Volume: 1(uL) GC Column: CLP-1 ID: 0.53(mm)  
 % Moisture: 12.6 GPC Cleanup: (Y/N) N  
 Analysis Batch No.: 260501 Units: ug/Kg

CAS NO.	COMPOUND NAME	RESULT	Q	RL	MDL
12674-11-2	Aroclor 1016	340	U	1500	340
11104-28-2	Aroclor 1221	340	U	1500	340
11141-16-5	Aroclor 1232	340	U	1500	340
12672-29-6	Aroclor 1248	340	U	1500	340
11097-69-1	Aroclor 1254	430	U	1500	430
11096-82-5	Aroclor 1260	430	U	1500	430
37324-23-5	Aroclor 1262	430	U	1500	430
11100-14-4	Aroclor 1268	430	U	1500	430

CAS NO.	SURROGATE	%REC	Q	LIMITS
2051-24-3	DCB Decachlorobiphenyl	98	D	53-150

TestAmerica Edison  
Target Compound Quantitation Report

Data File: \\EDICHROM\ChromData\CPESTGC11\20141105-20206.b\T010224.D  
 Lims ID: 460-85482-A-24-A Lab Sample ID: 460-85482-24  
 Client ID: PMP-6-SW-SI  
 Sample Type: Client  
 Inject. Date: 05-Nov-2014 12:14:37 ALS Bottle#: 6 Worklist Smp#: 6  
 Injection Vol: 1.0 ul Dil. Factor: 20.0000  
 Sample Info: 460-0020206-006  
 Operator ID: Instrument ID: CPESTGC11  
 Method: \\EDICHROM\ChromData\CPESTGC11\20141105-20206.b\8082GC11.m  
 Limit Group: GC 8082 PCB  
 Last Update: 05-Nov-2014 14:28:43 Calib Date: 03-Nov-2014 20:52:10  
 Integrator: Falcon  
 Quant Method: External Standard Quant By: Initial Calibration  
 Last ICal File: \\EDICHROM\ChromData\CPESTGC11\20141103-20126.b\T010138.D

Column 1 : Det: GC ECD1A  
 Column 2 : Det: GC ECD2B  
 Process Host: XAWRK030

First Level Reviewer: patelji Date: 05-Nov-2014 13:35:00

Col	RT (min.)	Exp RT (min.)	Dlt RT (min.)	Response	OnCol Amt ug/l	Flags
-----	-----------	---------------	---------------	----------	----------------	-------

9 PCB-1242						M
1	2.628	2.639	-0.011	81894183	1609.5	
1	3.287	3.304	-0.017	155698751	1626.2	M
1	4.233	4.244	-0.011	315190606	1605.0	M
1	4.500	4.513	-0.013	129928746	1569.5	M
1	6.169	6.178	-0.009	98963031	1438.6	M
Average of Peak Amounts =					1569.8	
2	1.811	1.827	-0.016	107881074	1441.5	
2	2.159	2.173	-0.014	195796256	1472.5	
2	2.656	2.669	-0.013	355724757	1562.9	
2	2.822	2.833	-0.011	155226079	1535.3	
2	3.528	3.546	-0.018	148106256	1563.8	M
Average of Peak Amounts =					1515.2	
RPD = 3.54						
\$ 5 DCB Decachlorobiphenyl						M
1	11.909	11.903	0.006	6739125	2.74	M
2	10.593	10.593	0.000	9124228	2.45	M
RPD = 11.52						

QC Flag Legend

Review Flags

M - Manually Integrated

TestAmerica Edison

Data File: \\EDICHRON\ChromData\CPESTGC11\20141105-20206.b\T010224.D

Injection Date: 05-Nov-2014 12:14:37

Instrument ID: CPESTGC11

Operator ID:

Lims ID: 460-85482-A-24-A

Lab Sample ID: 460-85482-24

Worklist Smp#: 6

Client ID: PMP-6-SW-SI

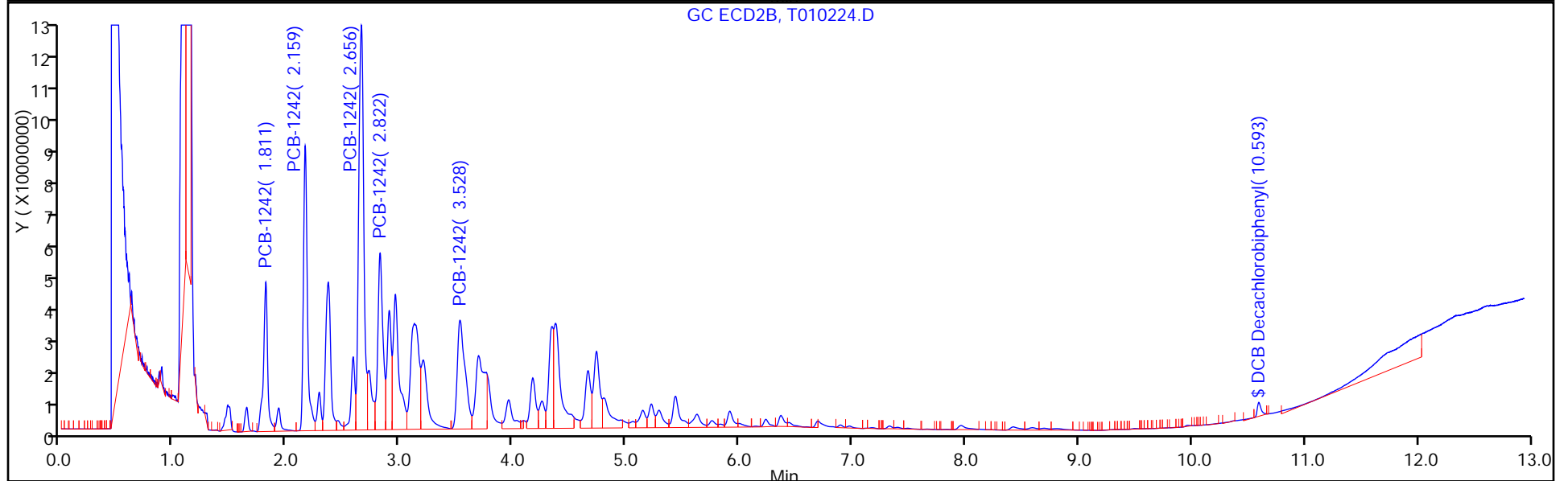
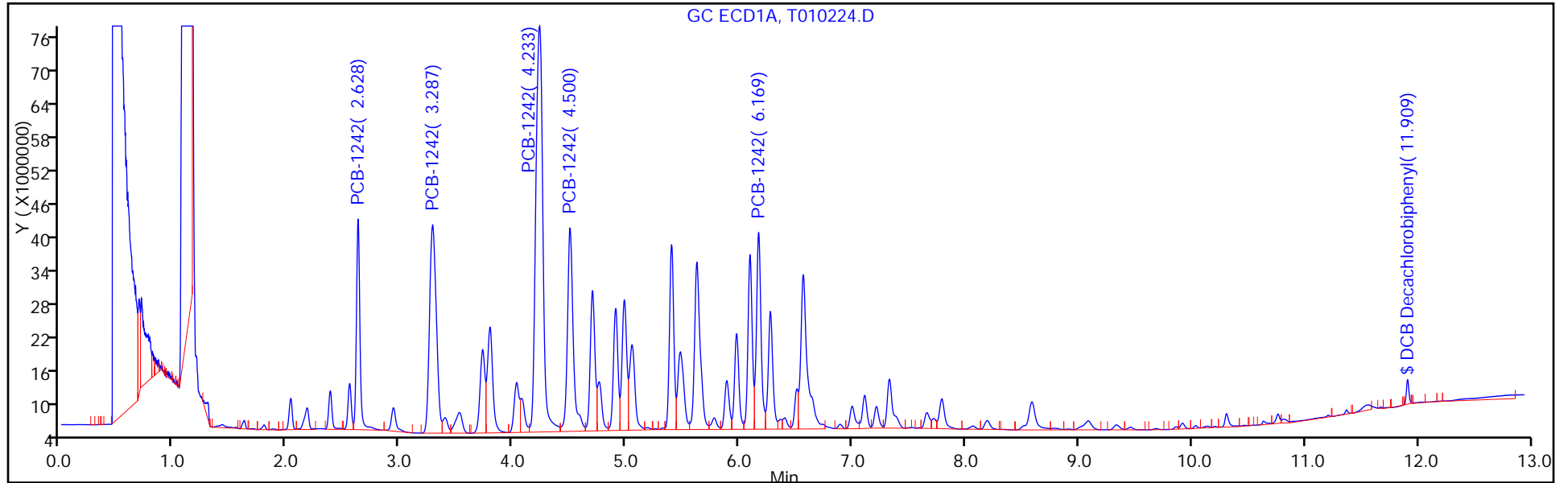
Injection Vol: 1.0 ul

Dil. Factor: 20.0000

ALS Bottle#: 6

Method: 8082GC11

Limit Group: GC 8082 PCB



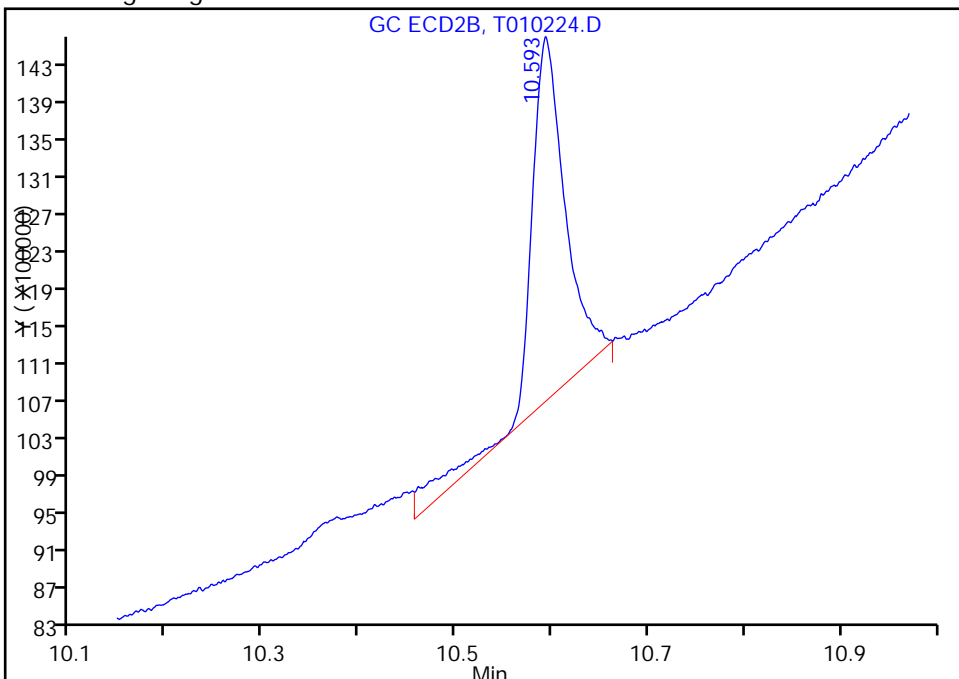
TestAmerica Edison

Data File: \\EDICHROM\ChromData\CPESTGC11\20141105-20206.b\T010224.D  
Injection Date: 05-Nov-2014 12:14:37 Instrument ID: CPESTGC11  
Lims ID: 460-85482-A-24-A Lab Sample ID: 460-85482-24  
Client ID: PMP-6-SW-SI  
Operator ID: ALS Bottle#: 6 Worklist Smp#: 6  
Injection Vol: 1.0 ul Dil. Factor: 20.0000  
Method: 8082GC11 Limit Group: GC 8082 PCB  
Column: Detector GC ECD2B

\$ 5 DCB Decachlorobiphenyl, CAS: 2051-24-3

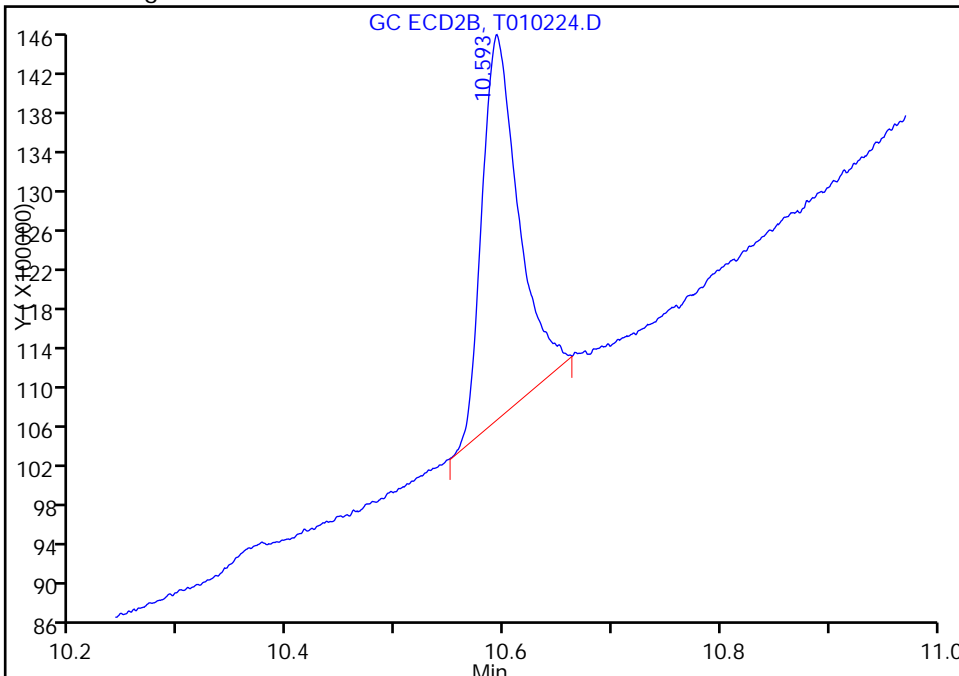
Processing Integration Results

RT: 10.59  
Response: 9911868  
Amount: 2.656785



Manual Integration Results

RT: 10.59  
Response: 9124228  
Amount: 2.445665



Reviewer: patelji, 05-Nov-2014 13:35:00  
Audit Action: Split an Integrated Peak  
Audit Reason: Sample matrix interference

TestAmerica Edison

Data File: \\EDICHROM\ChromData\CPESTGC11\20141105-20206.b\T010224.D

Injection Date: 05-Nov-2014 12:14:37

Instrument ID: CPESTGC11

Lims ID: 460-85482-A-24-A

Lab Sample ID: 460-85482-24

Client ID: PMP-6-SW-SI

Operator ID:

ALS Bottle#: 6

Worklist Smp#: 6

Injection Vol: 1.0 ul

Dil. Factor: 20.0000

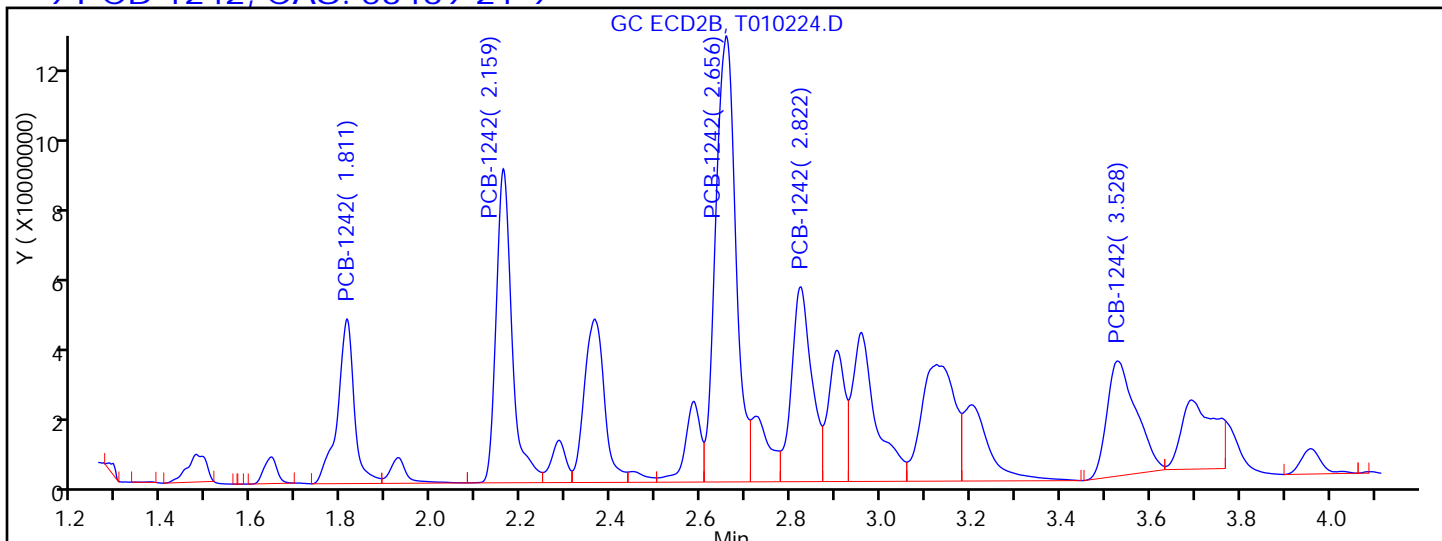
Method: 8082GC11

Limit Group: GC 8082 PCB

Column:

Detector: GC ECD2B

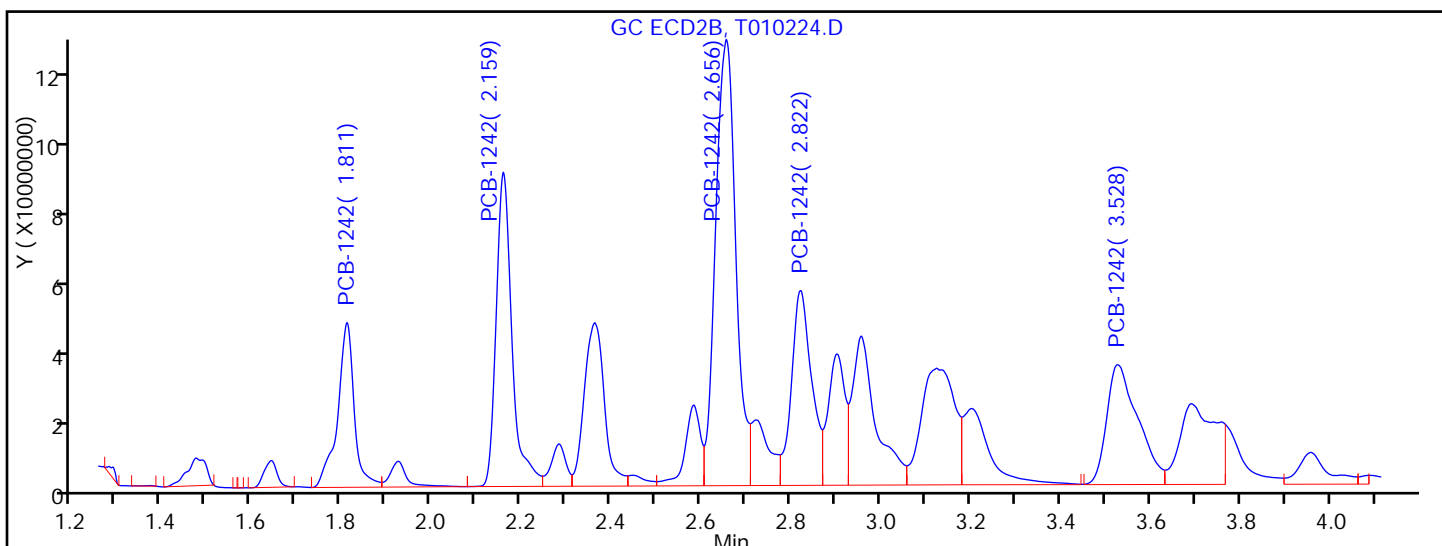
9 PCB-1242, CAS: 53469-21-9



Processing Integration Results

RT = 1.811	Response = 107881074
RT = 2.159	Response = 195796256
RT = 2.656	Response = 355724757
RT = 2.822	Response = 155226079
RT = 3.528	Response = 132419359

M



Manual Integration Results

RT = 1.811	Response = 107881074
RT = 2.159	Response = 195796256
RT = 2.656	Response = 355724757
RT = 2.822	Response = 155226079
RT = 3.528	Response = 148106256

M

Reviewer: patelji, 05-Nov-2014 13:35:00

Audit Action: Assigned New Baseline

Audit Reason: Sample matrix interference



FORM I  
PCBS ORGANICS ANALYSIS DATA SHEET

Lab Name: TestAmerica Edison Job No.: 460-85482-1  
 SDG No.: \_\_\_\_\_  
 Client Sample ID: PMP-5-SW-WT Lab Sample ID: 460-85482-25  
 Matrix: Solid Lab File ID: T010225.D  
 Analysis Method: 8082 Date Collected: 10/30/2014 10:02  
 Extraction Method: 3546 Date Extracted: 11/03/2014 07:52  
 Sample wt/vol: 15.0351(g) Date Analyzed: 11/05/2014 12:33  
 Con. Extract Vol.: 10(mL) Dilution Factor: 100  
 Injection Volume: 1(uL) GC Column: CLP-2 ID: 0.53(mm)  
 % Moisture: 3.0 GPC Cleanup: (Y/N) N  
 Analysis Batch No.: 260501 Units: ug/Kg

CAS NO.	COMPOUND NAME	RESULT	Q	RL	MDL
53469-21-9	Aroclor 1242	120000		6900	1500
11096-82-5	Aroclor 1260	17000		6900	2000

CAS NO.	SURROGATE	%REC	Q	LIMITS
2051-24-3	DCB Decachlorobiphenyl	0	X D	53-150

TestAmerica Edison  
Target Compound Quantitation Report

Data File: \\EDICHROM\ChromData\CPESTGC11\20141105-20206.b\T010225.D  
 Lims ID: 460-85482-E-25-A Lab Sample ID: 460-85482-25  
 Client ID: PMP-5-SW-WT  
 Sample Type: Client  
 Inject. Date: 05-Nov-2014 12:33:35 ALS Bottle#: 7 Worklist Smp#: 7  
 Injection Vol: 1.0 ul Dil. Factor: 100.0000  
 Sample Info: 460-0020206-007  
 Operator ID: Instrument ID: CPESTGC11  
 Method: \\EDICHROM\ChromData\CPESTGC11\20141105-20206.b\8082GC11.m  
 Limit Group: GC 8082 PCB  
 Last Update: 05-Nov-2014 14:28:43 Calib Date: 03-Nov-2014 20:52:10  
 Integrator: Falcon  
 Quant Method: External Standard Quant By: Initial Calibration  
 Last ICal File: \\EDICHROM\ChromData\CPESTGC11\20141103-20126.b\T010138.D  
 Column 1 : Det: GC ECD1A  
 Column 2 : Det: GC ECD2B  
 Process Host: XAWRK030

First Level Reviewer: patelji Date: 05-Nov-2014 13:42:06

Col	RT (min.)	Exp RT (min.)	Dlt RT (min.)	Response	OnCol Amt ug/l	Flags
-----	-----------	---------------	---------------	----------	----------------	-------

9 PCB-1242 M

1	2.632	2.639	-0.007	89222241	1753.5	
1	3.292	3.304	-0.012	172169473	1798.3	
1	4.233	4.244	-0.011	354392046	1804.6	
1	4.503	4.513	-0.010	142534153	1721.7	
1	6.169	6.178	-0.009	123647907	1797.4	

Average of Peak Amounts = 1775.1

2	1.814	1.827	-0.013	121658073	1625.6	
2	2.164	2.173	-0.009	218174121	1640.8	
2	2.661	2.669	-0.008	408391867	1794.3	
2	2.825	2.833	-0.008	178141028	1761.9	
2	3.534	3.546	-0.012	168117877	1775.1	M

Average of Peak Amounts = 1719.5

RPD = 3.18

10 PCB-1260 M

1	7.719	7.728	-0.009	43423731	267.0	
1	8.188	8.197	-0.009	50904284	258.9	
1	9.917	9.923	-0.006	32549882	238.1	
1	10.306	10.311	-0.005	70607603	238.6	M
1	11.366	11.364	0.002	17009333	212.4	M

Average of Peak Amounts = 243.0

2	5.758	5.765	-0.007	50261786	257.0	M
2	7.327	7.333	-0.006	35595460	207.8	M
2	7.959	7.963	-0.004	100106094	204.2	
2	8.589	8.598	-0.009	29299903	178.6	M
2	9.958	9.965	-0.007	20885388	167.2	

Average of Peak Amounts = 203.0

RPD = 17.95

QC Col	RT (min.)	Exp RT (min.)	Dlt RT (min.)	Response	OnCol Amt ug/l	Flags
--------	-----------	---------------	---------------	----------	----------------	-------

M - Manually Integrated

TestAmerica Edison

Data File: \\EDICHROM\ChromData\CPESTGC11\20141105-20206.b\T010225.D

Injection Date: 05-Nov-2014 12:33:35

Instrument ID: CPESTGC11

Operator ID:

Lims ID: 460-85482-E-25-A

Lab Sample ID: 460-85482-25

Worklist Smp#: 7

Client ID: PMP-5-SW-WT

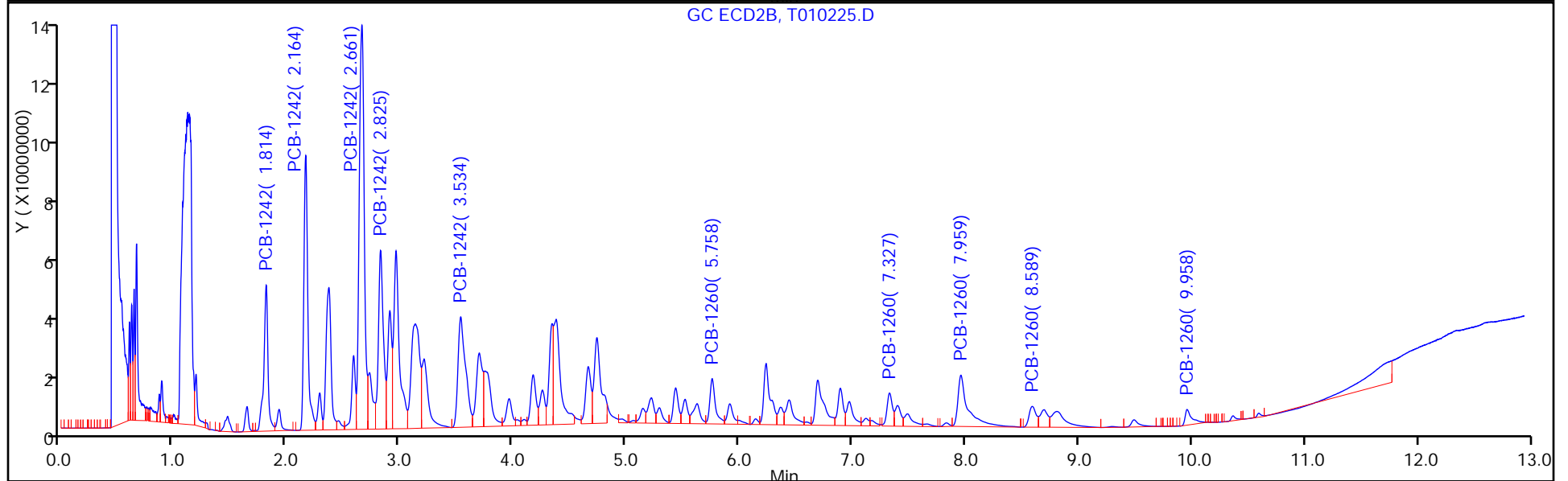
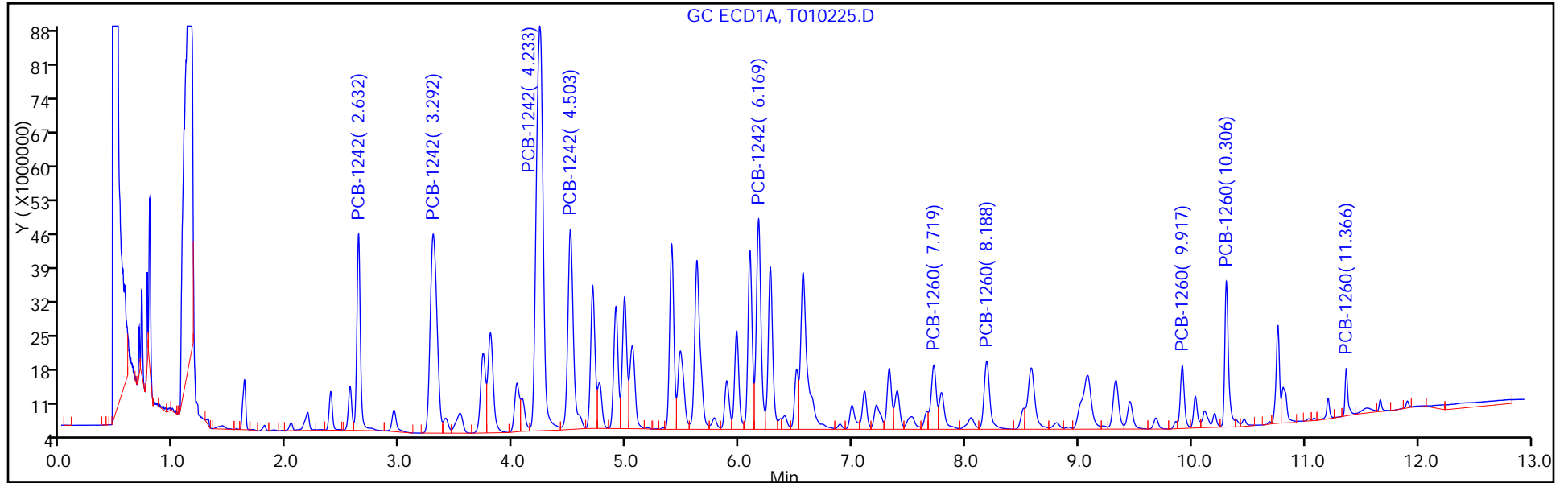
Injection Vol: 1.0 ul

Dil. Factor: 100.0000

ALS Bottle#: 7

Method: 8082GC11

Limit Group: GC 8082 PCB



TestAmerica Edison

Data File: \\EDICHROM\ChromData\CPESTGC11\20141105-20206.b\T010225.D

Injection Date: 05-Nov-2014 12:33:35

Instrument ID: CPESTGC11

Lims ID: 460-85482-E-25-A

Lab Sample ID: 460-85482-25

Client ID: PMP-5-SW-WT

Operator ID:

ALS Bottle#: 7

Worklist Smp#: 7

Injection Vol: 1.0 ul

Dil. Factor: 100.0000

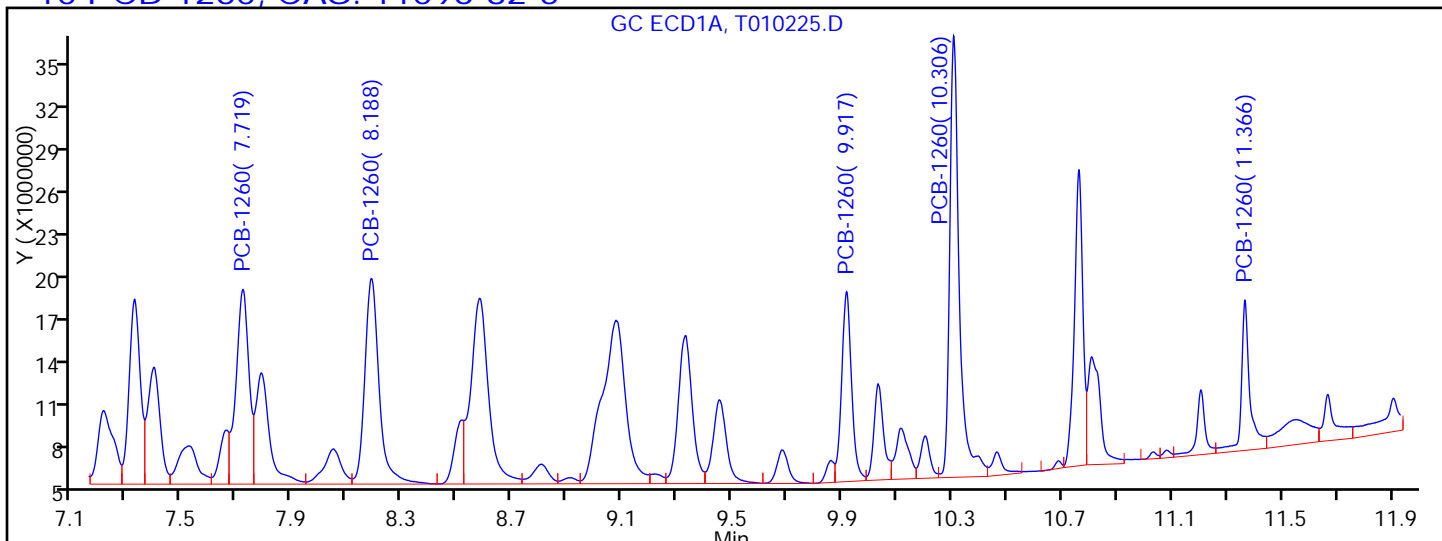
Method: 8082GC11

Limit Group: GC 8082 PCB

Column:

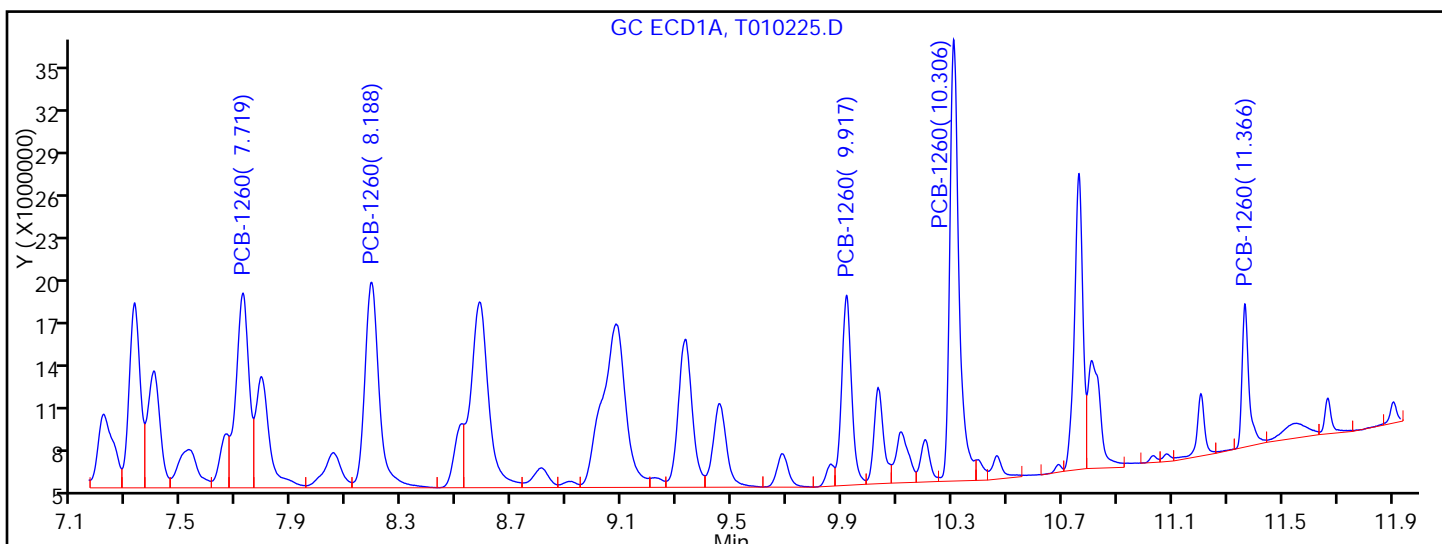
Detector: GC ECD1A

10 PCB-1260, CAS: 11096-82-5



Processing Integration Results

RT = 7.719	Response = 43423731	
RT = 8.188	Response = 50904284	
RT = 9.917	Response = 32549882	
RT = 10.306	Response = 73216919	M
RT = 11.366	Response = 22199182	M



Manual Integration Results

RT = 7.719	Response = 43423731	
RT = 8.188	Response = 50904284	
RT = 9.917	Response = 32549882	
RT = 10.306	Response = 70607603	M
RT = 11.366	Response = 17009333	M

Reviewer: patelji, 05-Nov-2014 13:42:06

Audit Action: Split an Integrated Peak

Audit Reason: Peak not integrated

FORM I  
PCBS ORGANICS ANALYSIS DATA SHEET

Lab Name: TestAmerica Edison Job No.: 460-85482-1  
 SDG No.: \_\_\_\_\_  
 Client Sample ID: PMP-5-SW-WT Lab Sample ID: 460-85482-25  
 Matrix: Solid Lab File ID: T010225.D  
 Analysis Method: 8082 Date Collected: 10/30/2014 10:02  
 Extraction Method: 3546 Date Extracted: 11/03/2014 07:52  
 Sample wt/vol: 15.0351(g) Date Analyzed: 11/05/2014 12:33  
 Con. Extract Vol.: 10(mL) Dilution Factor: 100  
 Injection Volume: 1(uL) GC Column: CLP-1 ID: 0.53(mm)  
 % Moisture: 3.0 GPC Cleanup: (Y/N) N  
 Analysis Batch No.: 260501 Units: ug/Kg

CAS NO.	COMPOUND NAME	RESULT	Q	RL	MDL
12674-11-2	Aroclor 1016	1500	U	6900	1500
11104-28-2	Aroclor 1221	1500	U	6900	1500
11141-16-5	Aroclor 1232	1500	U	6900	1500
12672-29-6	Aroclor 1248	1500	U	6900	1500
11097-69-1	Aroclor 1254	2000	U	6900	2000
37324-23-5	Aroclor 1262	2000	U	6900	2000
11100-14-4	Aroclor 1268	2000	U	6900	2000

CAS NO.	SURROGATE	%REC	Q	LIMITS
2051-24-3	DCB Decachlorobiphenyl	0	X D	53-150

TestAmerica Edison  
Target Compound Quantitation Report

Data File: \\EDICHROM\ChromData\CPESTGC11\20141105-20206.b\T010225.D  
 Lims ID: 460-85482-E-25-A Lab Sample ID: 460-85482-25  
 Client ID: PMP-5-SW-WT  
 Sample Type: Client  
 Inject. Date: 05-Nov-2014 12:33:35 ALS Bottle#: 7 Worklist Smp#: 7  
 Injection Vol: 1.0 ul Dil. Factor: 100.0000  
 Sample Info: 460-0020206-007  
 Operator ID: Instrument ID: CPESTGC11  
 Method: \\EDICHROM\ChromData\CPESTGC11\20141105-20206.b\8082GC11.m  
 Limit Group: GC 8082 PCB  
 Last Update: 05-Nov-2014 14:28:43 Calib Date: 03-Nov-2014 20:52:10  
 Integrator: Falcon  
 Quant Method: External Standard Quant By: Initial Calibration  
 Last ICal File: \\EDICHROM\ChromData\CPESTGC11\20141103-20126.b\T010138.D

Column 1 : Det: GC ECD1A  
 Column 2 : Det: GC ECD2B  
 Process Host: XAWRK030

First Level Reviewer: patelji Date: 05-Nov-2014 13:42:06

Col	RT (min.)	Exp RT (min.)	Dlt RT (min.)	Response	OnCol Amt ug/l	Flags
-----	-----------	---------------	---------------	----------	----------------	-------

9 PCB-1242 M

1	2.632	2.639	-0.007	89222241	1753.5	
1	3.292	3.304	-0.012	172169473	1798.3	
1	4.233	4.244	-0.011	354392046	1804.6	
1	4.503	4.513	-0.010	142534153	1721.7	
1	6.169	6.178	-0.009	123647907	1797.4	

Average of Peak Amounts = 1775.1

2	1.814	1.827	-0.013	121658073	1625.6	
2	2.164	2.173	-0.009	218174121	1640.8	
2	2.661	2.669	-0.008	408391867	1794.3	
2	2.825	2.833	-0.008	178141028	1761.9	
2	3.534	3.546	-0.012	168117877	1775.1	M

Average of Peak Amounts = 1719.5

RPD = 3.18

10 PCB-1260 M

1	7.719	7.728	-0.009	43423731	267.0	
1	8.188	8.197	-0.009	50904284	258.9	
1	9.917	9.923	-0.006	32549882	238.1	
1	10.306	10.311	-0.005	70607603	238.6	M
1	11.366	11.364	0.002	17009333	212.4	M

Average of Peak Amounts = 243.0

2	5.758	5.765	-0.007	50261786	257.0	M
2	7.327	7.333	-0.006	35595460	207.8	M
2	7.959	7.963	-0.004	100106094	204.2	
2	8.589	8.598	-0.009	29299903	178.6	M
2	9.958	9.965	-0.007	20885388	167.2	

Average of Peak Amounts = 203.0

RPD = 17.95

QC Col	RT (min.)	Exp RT (min.)	Dlt RT (min.)	Response	OnCol Amt ug/l	Flags
--------	-----------	---------------	---------------	----------	----------------	-------

M - Manually Integrated



TestAmerica Edison

Data File: \\EDICHROM\ChromData\CPESTGC11\20141105-20206.b\T010225.D

Injection Date: 05-Nov-2014 12:33:35

Instrument ID: CPESTGC11

Operator ID:

Lims ID: 460-85482-E-25-A

Lab Sample ID: 460-85482-25

Worklist Smp#: 7

Client ID: PMP-5-SW-WT

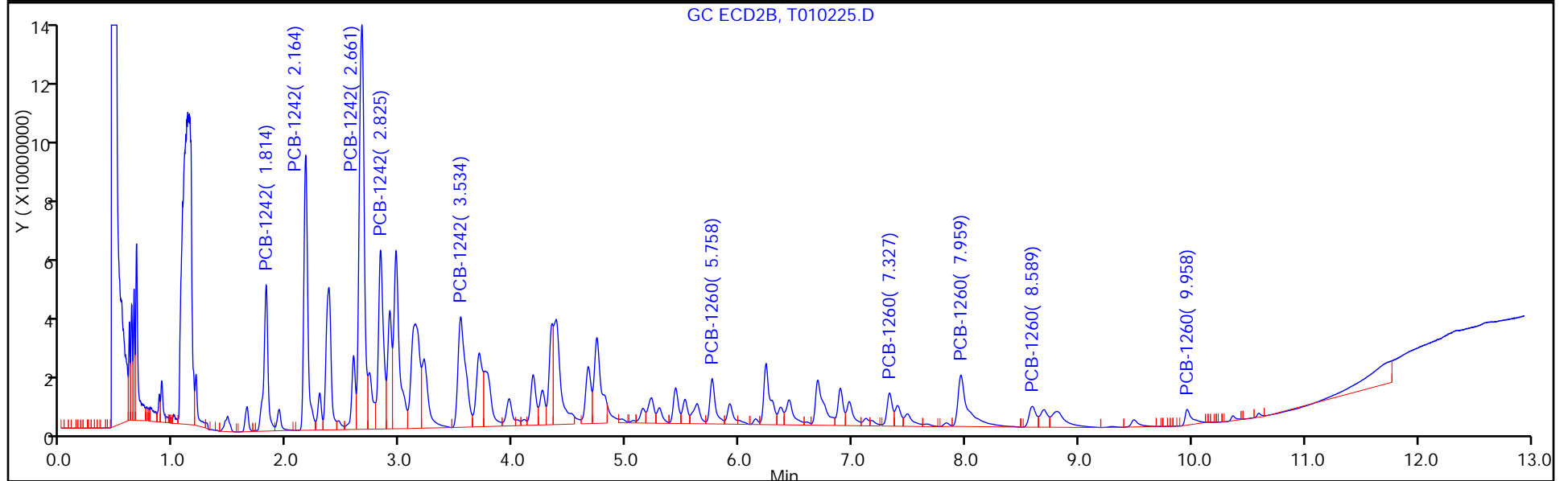
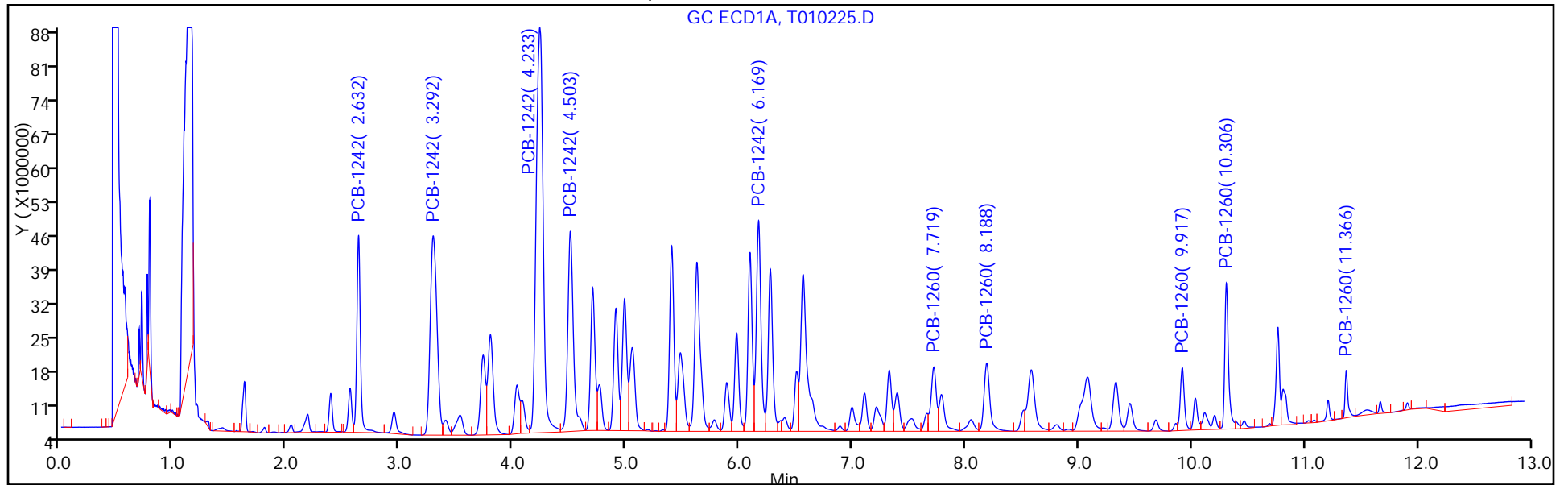
Injection Vol: 1.0 ul

Dil. Factor: 100.0000

ALS Bottle#: 7

Method: 8082GC11

Limit Group: GC 8082 PCB



TestAmerica Edison

Data File: \\EDICHROM\ChromData\CPESTGC11\20141105-20206.b\T010225.D

Injection Date: 05-Nov-2014 12:33:35

Instrument ID: CPESTGC11

Lims ID: 460-85482-E-25-A

Lab Sample ID: 460-85482-25

Client ID: PMP-5-SW-WT

Operator ID:

ALS Bottle#: 7

Worklist Smp#: 7

Injection Vol: 1.0 ul

Dil. Factor: 100.0000

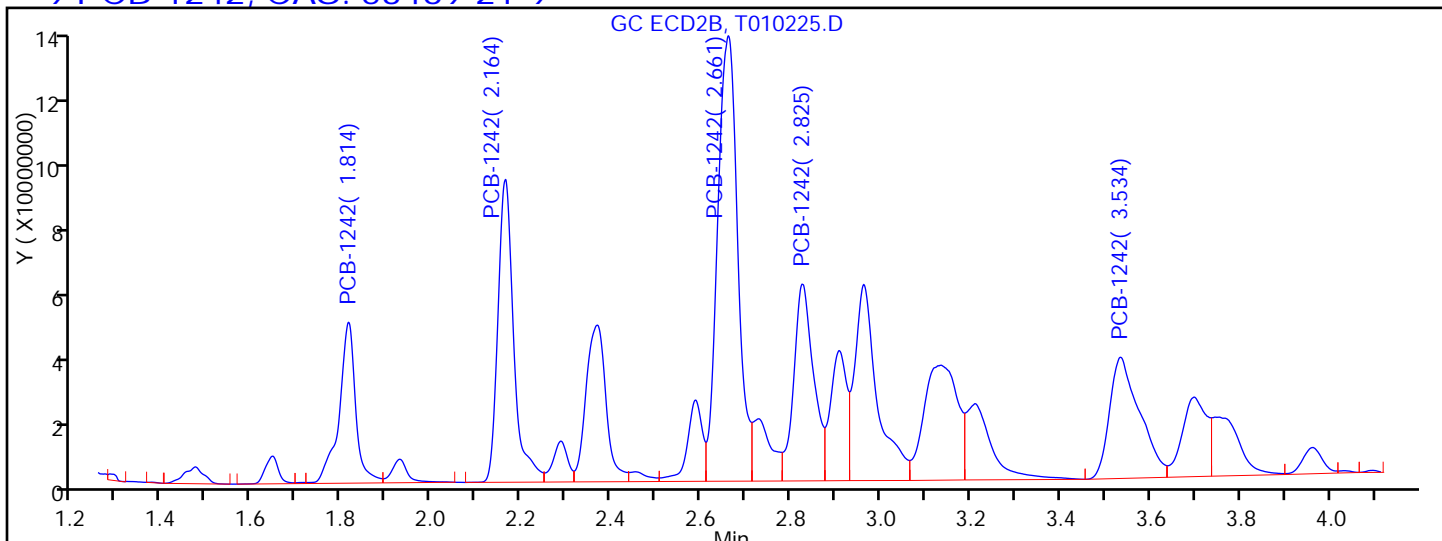
Method: 8082GC11

Limit Group: GC 8082 PCB

Column:

Detector: GC ECD2B

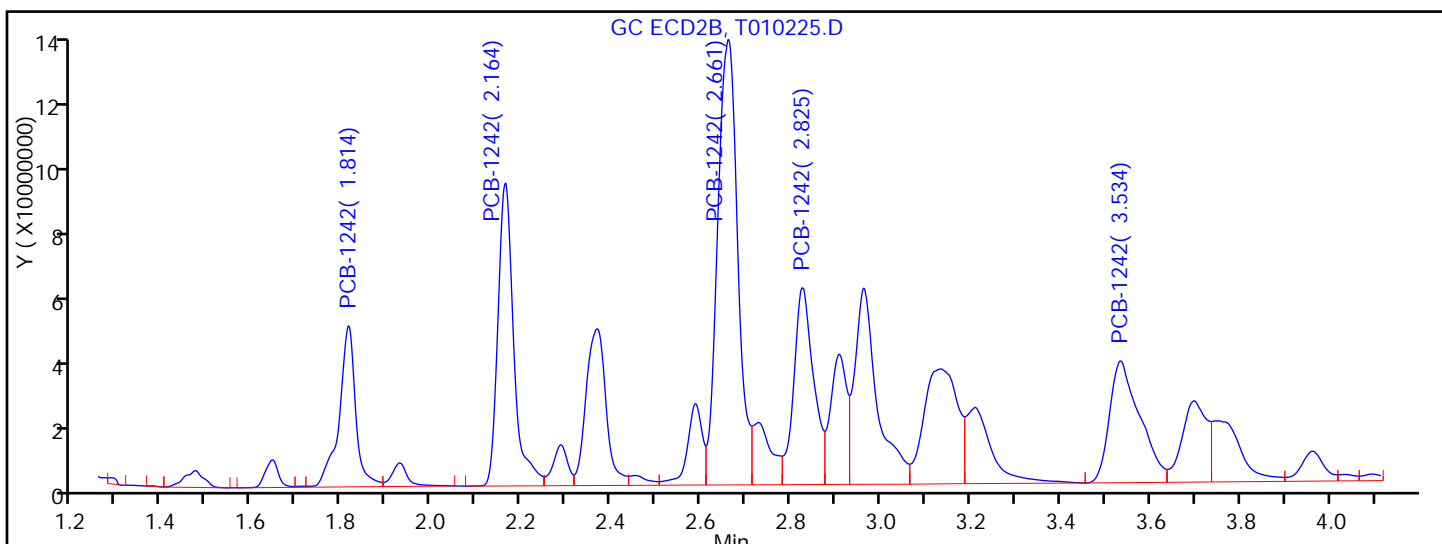
9 PCB-1242, CAS: 53469-21-9



Processing Integration Results

RT = 1.814	Response = 121658073
RT = 2.164	Response = 218174121
RT = 2.661	Response = 408391867
RT = 2.825	Response = 178141028
RT = 3.534	Response = 166150146

M



Manual Integration Results

RT = 1.814	Response = 121658073
RT = 2.164	Response = 218174121
RT = 2.661	Response = 408391867
RT = 2.825	Response = 178141028
RT = 3.534	Response = 168117877

M

Reviewer: patelji, 05-Nov-2014 13:42:06

Audit Action: Assigned New Baseline

Audit Reason: Peak not integrated

TestAmerica Edison

Data File: \\EDICHROM\ChromData\CPESTGC11\20141105-20206.b\T010225.D

Injection Date: 05-Nov-2014 12:33:35

Instrument ID: CPESTGC11

Lims ID: 460-85482-E-25-A

Lab Sample ID: 460-85482-25

Client ID: PMP-5-SW-WT

Operator ID:

ALS Bottle#: 7

Worklist Smp#: 7

Injection Vol: 1.0 ul

Dil. Factor: 100.0000

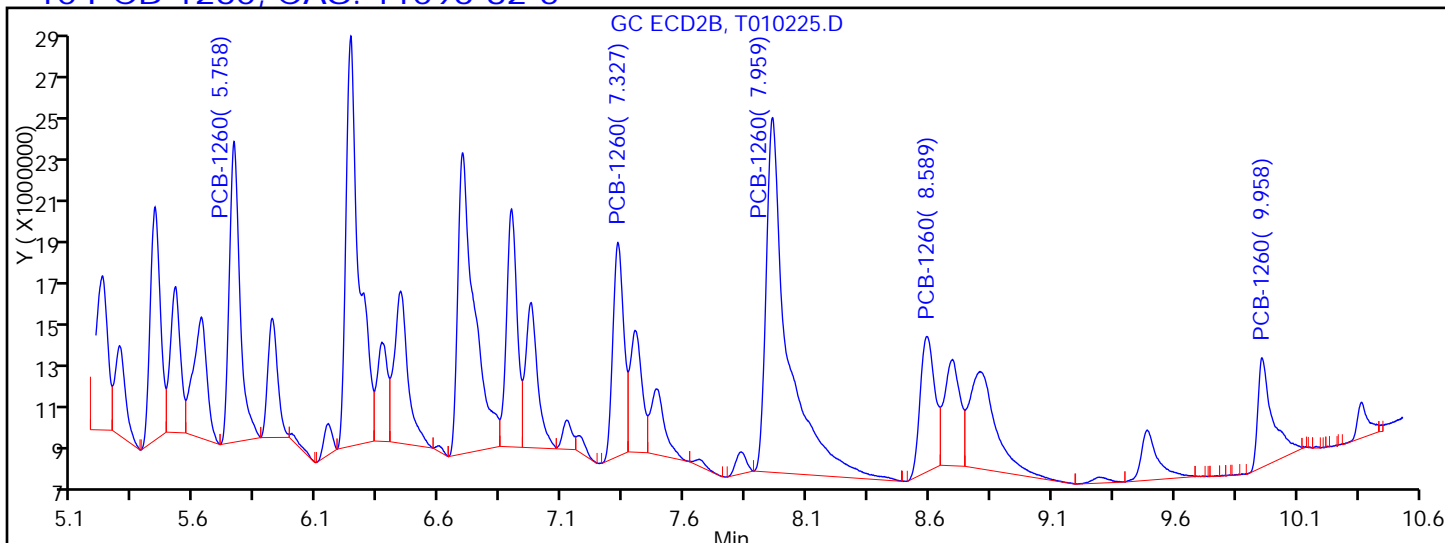
Method: 8082GC11

Limit Group: GC 8082 PCB

Column:

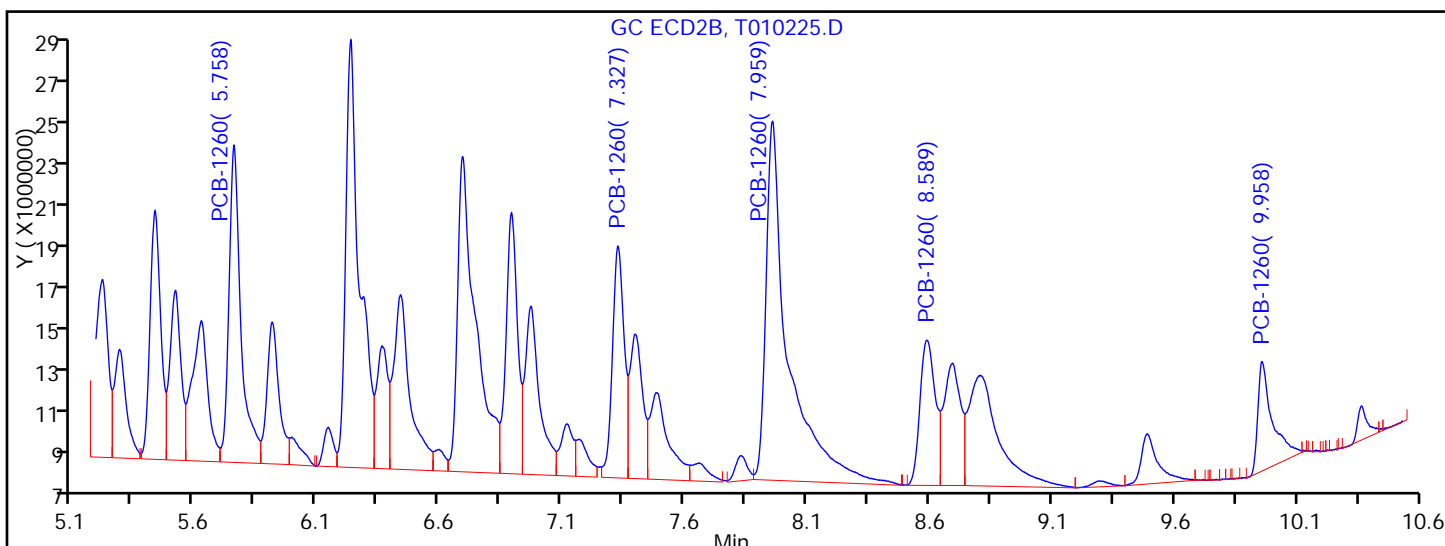
Detector: GC ECD2B

10 PCB-1260, CAS: 11096-82-5



Processing Integration Results

RT = 5.758	Response = 42059538	M
RT = 7.327	Response = 30693433	M
RT = 7.959	Response = 100106094	
RT = 8.589	Response = 26188024	M
RT = 9.958	Response = 20885388	



Manual Integration Results

RT = 5.758	Response = 50261786	M
RT = 7.327	Response = 35595460	M
RT = 7.959	Response = 100106094	
RT = 8.589	Response = 29299903	M
RT = 9.958	Response = 20885388	

Reviewer: patelji, 05-Nov-2014 13:42:06

Audit Action: Assigned New Baseline

Audit Reason: Peak not integrated

FORM I  
PCBS ORGANICS ANALYSIS DATA SHEET

Lab Name: TestAmerica Edison Job No.: 460-85482-1  
 SDG No.: \_\_\_\_\_  
 Client Sample ID: PMP-5-SW-SI Lab Sample ID: 460-85482-26  
 Matrix: Solid Lab File ID: T010187.D  
 Analysis Method: 8082 Date Collected: 10/30/2014 10:05  
 Extraction Method: 3546 Date Extracted: 11/03/2014 07:52  
 Sample wt/vol: 15.0096(g) Date Analyzed: 11/04/2014 23:46  
 Con. Extract Vol.: 10(mL) Dilution Factor: 25  
 Injection Volume: 1(uL) GC Column: CLP-2 ID: 0.53(mm)  
 % Moisture: 10.3 GPC Cleanup: (Y/N) N  
 Analysis Batch No.: 260368 Units: ug/Kg

CAS NO.	COMPOUND NAME	RESULT	Q	RL	MDL
11096-82-5	Aroclor 1260	5000		1900	530

CAS NO.	SURROGATE	%REC	Q	LIMITS
2051-24-3	DCB Decachlorobiphenyl	102	D	53-150

TestAmerica Edison  
Target Compound Quantitation Report

Data File: \\EDICHROM\ChromData\CPESTGC11\20141104-20163.b\T010187.D  
 Lims ID: 460-85482-E-26-A Lab Sample ID: 460-85482-26  
 Client ID: PMP-5-SW-SI  
 Sample Type: Client  
 Inject. Date: 04-Nov-2014 23:46:32 ALS Bottle#: 46 Worklist Smp#: 46  
 Injection Vol: 1.0 ul Dil. Factor: 25.0000  
 Sample Info: 460-0020163-046  
 Operator ID: Instrument ID: CPESTGC11  
 Method: \\EDICHROM\ChromData\CPESTGC11\20141104-20163.b\8082GC11.m  
 Limit Group: GC 8082 PCB  
 Last Update: 05-Nov-2014 14:29:41 Calib Date: 03-Nov-2014 20:52:10  
 Integrator: Falcon  
 Quant Method: External Standard Quant By: Initial Calibration  
 Last ICal File: \\EDICHROM\ChromData\CPESTGC11\20141103-20126.b\T010138.D

Column 1 : Det: GC ECD1A  
 Column 2 : Det: GC ECD2B  
 Process Host: XAWRK030

First Level Reviewer: patelji Date: 05-Nov-2014 14:25:42

Col	RT (min.)	Exp RT (min.)	Dlt RT (min.)	Response	OnCol Amt ug/l	Flags
-----	-----------	---------------	---------------	----------	----------------	-------

9 PCB-1242

1	2.630	2.639	-0.009	88727828	1743.8	
1	3.290	3.304	-0.014	179833855	1878.3	
1	4.234	4.244	-0.010	378489818	1927.3	
1	4.506	4.513	-0.007	149579318	1806.8	
1	6.172	6.178	-0.006	134399594	1953.7	

Average of Peak Amounts = 1862.0

2	1.814	1.827	-0.013	124759306	1667.0	
2	2.163	2.173	-0.010	237419391	1785.6	
2	2.659	2.669	-0.010	465629247	2045.8	
2	2.825	2.833	-0.008	197104894	1949.5	
2	3.535	3.546	-0.011	194890404	2057.8	

Average of Peak Amounts = 1901.1

RPD = 2.08

10 PCB-1260

1	7.723	7.728	-0.005	45757311	281.4	
1	8.190	8.197	-0.007	55575845	282.6	
1	9.919	9.923	-0.004	36092203	264.0	
1	10.307	10.311	-0.004	78212357	264.2	
1	11.357	11.364	-0.007	20072332	250.6	M

Average of Peak Amounts = 268.6

2	5.760	5.765	-0.005	65736462	336.2	
2	7.329	7.333	-0.004	45130805	263.4	
2	7.959	7.963	-0.004	126313158	257.6	
2	8.591	8.598	-0.007	38026498	231.8	
2	9.961	9.965	-0.004	27371417	219.2	

Average of Peak Amounts = 261.6

RPD = 2.62

Data File: \\EDICHROM\ChromData\CPESTGC11\20141104-20163.b\T010187.D

Col	RT (min.)	Exp RT (min.)	Dlt RT (min.)	Response	OnCol Amt ug/l	Flags
-----	--------------	------------------	------------------	----------	-------------------	-------

\$ 5 DCB Decachlorobiphenyl M  
1 11.893 11.903 -0.010 5010823 2.04 M  
2 10.594 10.593 0.001 7294372 1.96 M  
RPD = 4.29

### QC Flag Legend

Review Flags

M - Manually Integrated

TestAmerica Edison

Data File: \\EDICHRON\ChromData\CPESTGC11\20141104-20163.b\T010187.D

Injection Date: 04-Nov-2014 23:46:32

Instrument ID: CPESTGC11

Operator ID:

Lims ID: 460-85482-E-26-A

Lab Sample ID: 460-85482-26

Worklist Smp#: 46

Client ID: PMP-5-SW-SI

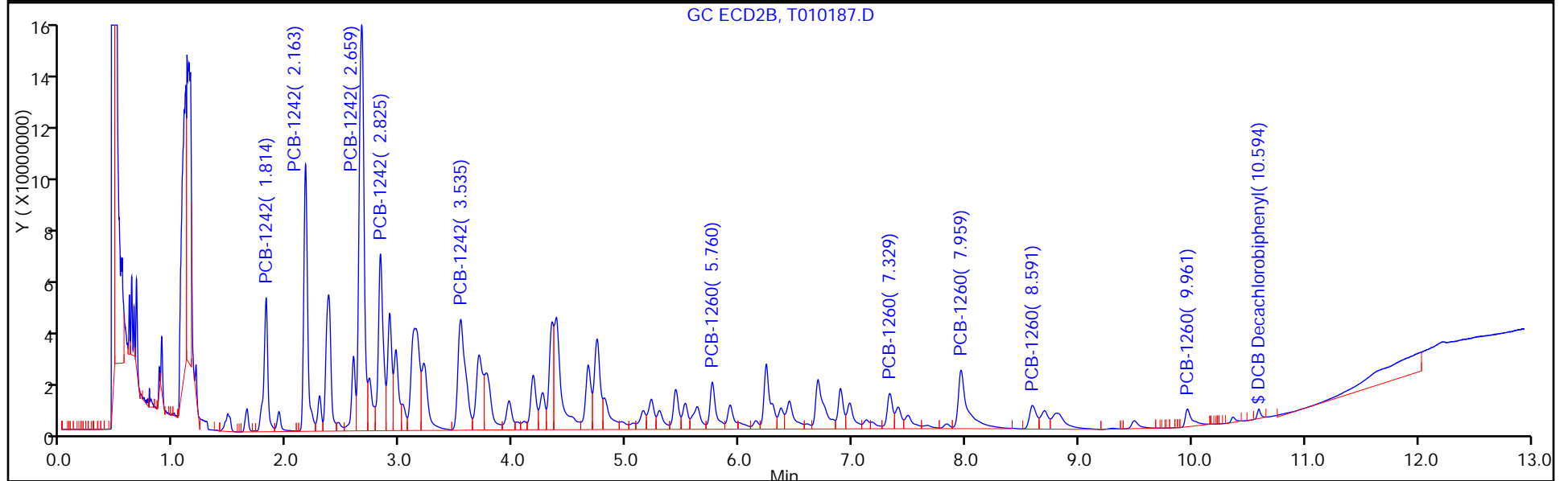
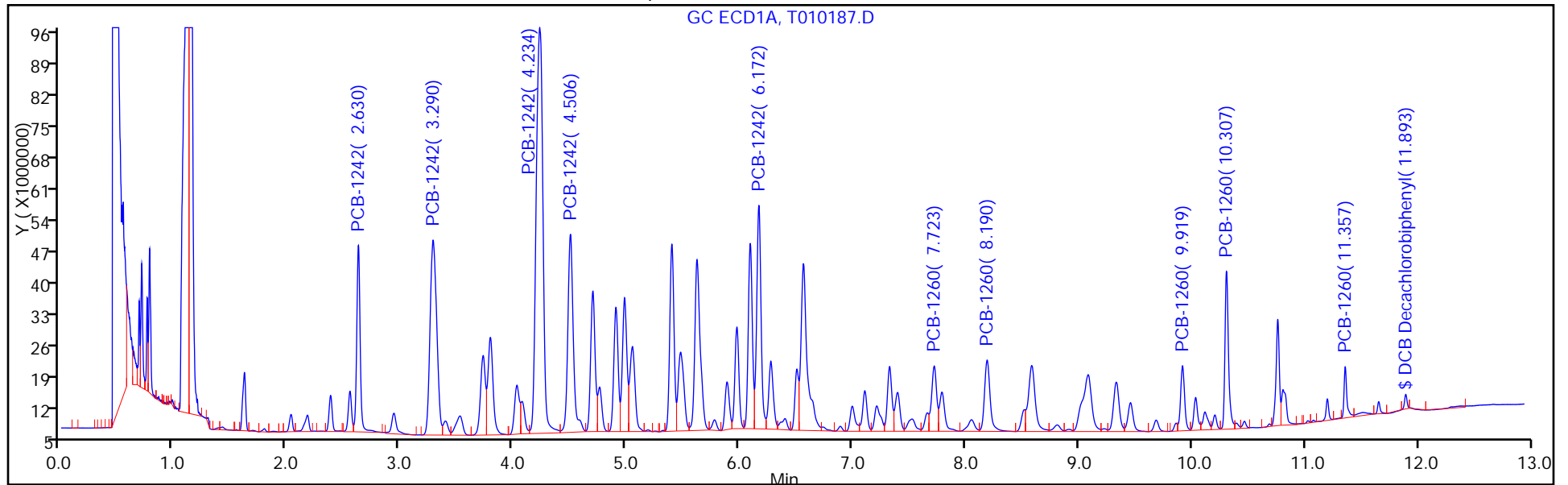
Injection Vol: 1.0 ul

Dil. Factor: 25.0000

ALS Bottle#: 46

Method: 8082GC11

Limit Group: GC 8082 PCB



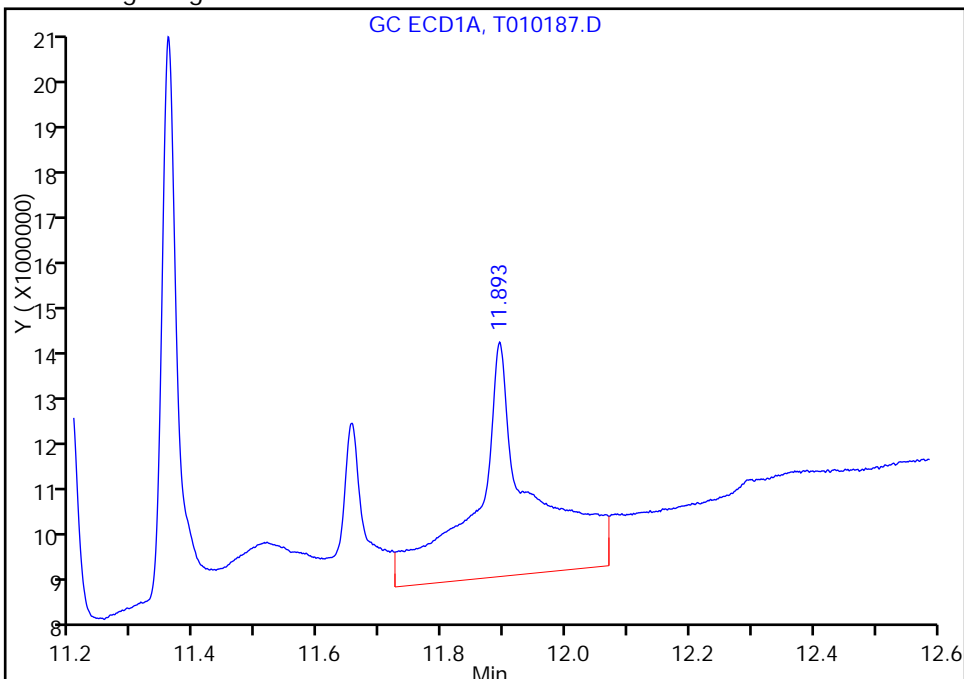
TestAmerica Edison

Data File: \\EDICHROM\ChromData\CPESTGC11\20141104-20163.b\T010187.D  
Injection Date: 04-Nov-2014 23:46:32 Instrument ID: CPESTGC11  
Lims ID: 460-85482-E-26-A Lab Sample ID: 460-85482-26  
Client ID: PMP-5-SW-SI  
Operator ID: ALS Bottle#: 46 Worklist Smp#: 46  
Injection Vol: 1.0 ul Dil. Factor: 25.0000  
Method: 8082GC11 Limit Group: GC 8082 PCB  
Column: Detector GC ECD1A

\$ 5 DCB Decachlorobiphenyl, CAS: 2051-24-3

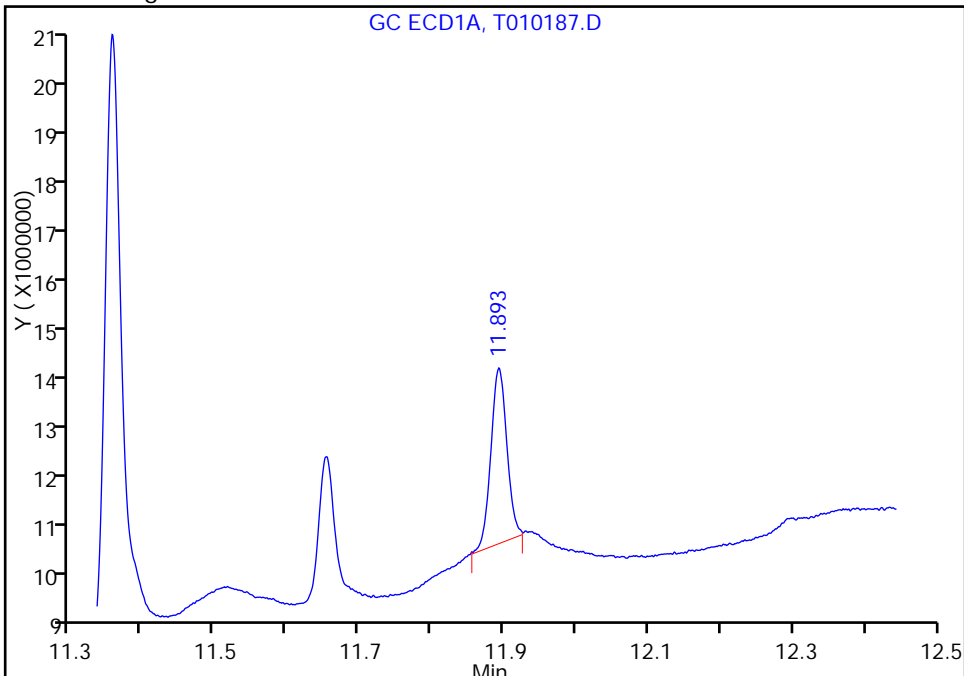
RT: 11.89  
Response: 29540636  
Amount: 12.031485

Processing Integration Results



RT: 11.89  
Response: 5010823  
Amount: 2.040838

Manual Integration Results



Reviewer: patelji, 05-Nov-2014 14:25:42  
Audit Action: Assigned New Baseline  
Audit Reason: Peak not integrated



## TestAmerica Edison

Data File: \\EDICHROM\ChromData\CPESTGC11\20141104-20163.b\T010187.D

Injection Date: 04-Nov-2014 23:46:32

Instrument ID: CPESTGC11

Lims ID: 460-85482-E-26-A

Lab Sample ID: 460-85482-26

Client ID: PMP-5-SW-SI

Operator ID:

ALS Bottle#:

46

Worklist Smp#:

46

Injection Vol: 1.0 ul

Dil. Factor: 25.0000

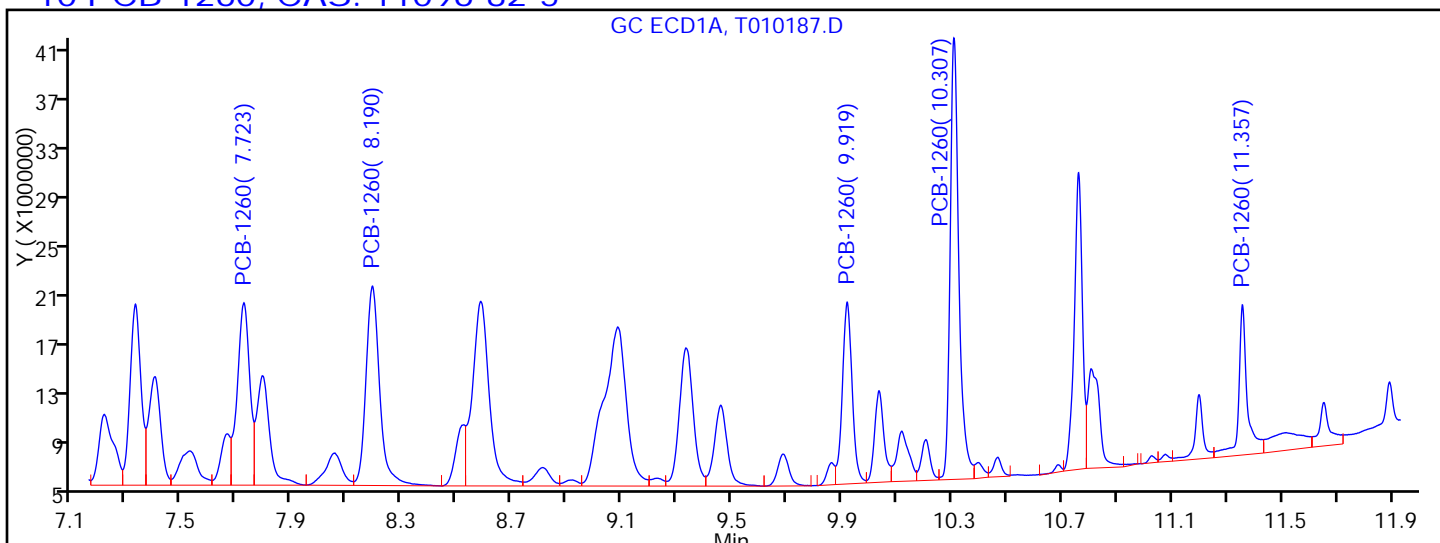
Method: 8082GC11

Limit Group: GC 8082 PCB

Column:

Detector

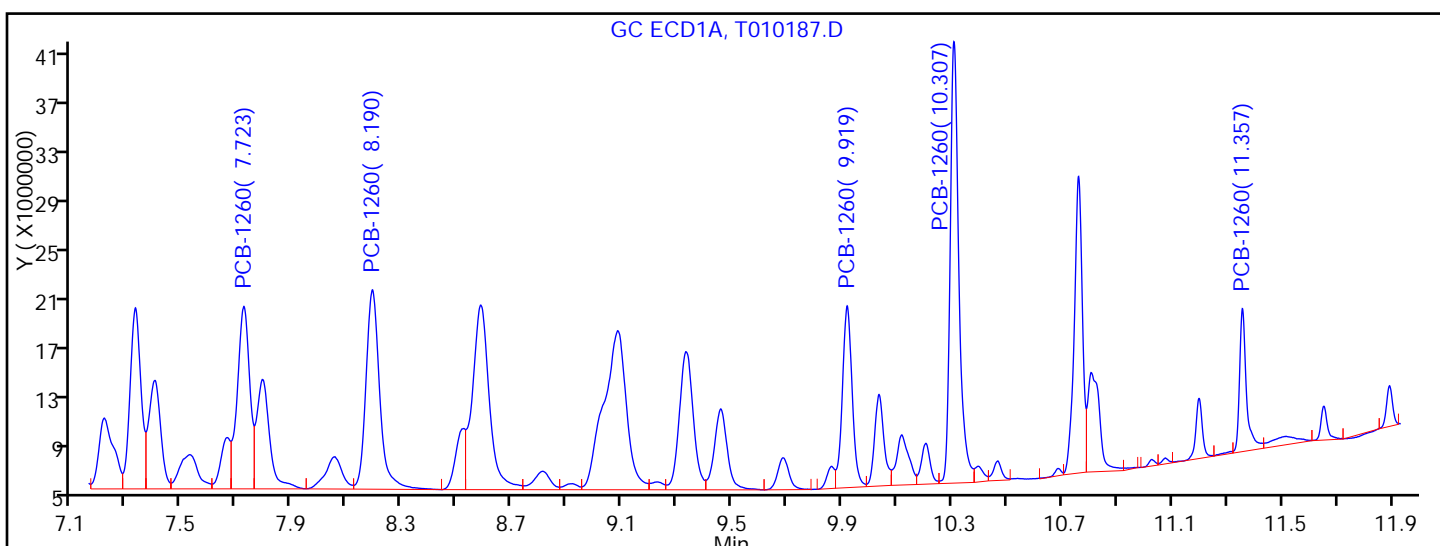
GC ECD1A

**10 PCB-1260, CAS: 11096-82-5**

## Processing Integration Results

RT = 7.723	Response = 45757311
RT = 8.190	Response = 55575845
RT = 9.919	Response = 36092203
RT = 10.307	Response = 78212357
RT = 11.357	Response = 26445566

M



## Manual Integration Results

RT = 7.723	Response = 45757311
RT = 8.190	Response = 55575845
RT = 9.919	Response = 36092203
RT = 10.307	Response = 78212357
RT = 11.357	Response = 20072332

M

Reviewer: patelji, 05-Nov-2014 14:25:42

Audit Action: Assigned New Baseline

Page 1219 of 1641

Audit Reason: Peak not integrated

FORM I  
PCBS ORGANICS ANALYSIS DATA SHEET

Lab Name: TestAmerica Edison Job No.: 460-85482-1  
 SDG No.: \_\_\_\_\_  
 Client Sample ID: PMP-5-SW-SI Lab Sample ID: 460-85482-26  
 Matrix: Solid Lab File ID: T010187.D  
 Analysis Method: 8082 Date Collected: 10/30/2014 10:05  
 Extraction Method: 3546 Date Extracted: 11/03/2014 07:52  
 Sample wt/vol: 15.0096(g) Date Analyzed: 11/04/2014 23:46  
 Con. Extract Vol.: 10(mL) Dilution Factor: 25  
 Injection Volume: 1(uL) GC Column: CLP-1 ID: 0.53(mm)  
 % Moisture: 10.3 GPC Cleanup: (Y/N) N  
 Analysis Batch No.: 260368 Units: ug/Kg

CAS NO.	COMPOUND NAME	RESULT	Q	RL	MDL
12674-11-2	Aroclor 1016	420	U	1900	420
11104-28-2	Aroclor 1221	420	U	1900	420
11141-16-5	Aroclor 1232	420	U	1900	420
53469-21-9	Aroclor 1242	35000		1900	420
12672-29-6	Aroclor 1248	420	U	1900	420
11097-69-1	Aroclor 1254	530	U	1900	530
37324-23-5	Aroclor 1262	530	U	1900	530
11100-14-4	Aroclor 1268	530	U	1900	530

CAS NO.	SURROGATE	%REC	Q	LIMITS
2051-24-3	DCB Decachlorobiphenyl	98	D	53-150

TestAmerica Edison  
Target Compound Quantitation Report

Data File: \\EDICHROM\ChromData\CPESTGC11\20141104-20163.b\T010187.D  
 Lims ID: 460-85482-E-26-A Lab Sample ID: 460-85482-26  
 Client ID: PMP-5-SW-SI  
 Sample Type: Client  
 Inject. Date: 04-Nov-2014 23:46:32 ALS Bottle#: 46 Worklist Smp#: 46  
 Injection Vol: 1.0 ul Dil. Factor: 25.0000  
 Sample Info: 460-0020163-046  
 Operator ID: Instrument ID: CPESTGC11  
 Method: \\EDICHROM\ChromData\CPESTGC11\20141104-20163.b\8082GC11.m  
 Limit Group: GC 8082 PCB  
 Last Update: 05-Nov-2014 14:29:41 Calib Date: 03-Nov-2014 20:52:10  
 Integrator: Falcon  
 Quant Method: External Standard Quant By: Initial Calibration  
 Last ICal File: \\EDICHROM\ChromData\CPESTGC11\20141103-20126.b\T010138.D  
 Column 1 : Det: GC ECD1A  
 Column 2 : Det: GC ECD2B  
 Process Host: XAWRK030

First Level Reviewer: patelji Date: 05-Nov-2014 14:25:42

Col	RT (min.)	Exp RT (min.)	Dlt RT (min.)	Response	OnCol Amt ug/l	Flags
-----	-----------	---------------	---------------	----------	----------------	-------

9 PCB-1242

1	2.630	2.639	-0.009	88727828	1743.8	
1	3.290	3.304	-0.014	179833855	1878.3	
1	4.234	4.244	-0.010	378489818	1927.3	
1	4.506	4.513	-0.007	149579318	1806.8	
1	6.172	6.178	-0.006	134399594	1953.7	

Average of Peak Amounts = 1862.0

2	1.814	1.827	-0.013	124759306	1667.0	
2	2.163	2.173	-0.010	237419391	1785.6	
2	2.659	2.669	-0.010	465629247	2045.8	
2	2.825	2.833	-0.008	197104894	1949.5	
2	3.535	3.546	-0.011	194890404	2057.8	

Average of Peak Amounts = 1901.1

RPD = 2.08

10 PCB-1260

1	7.723	7.728	-0.005	45757311	281.4	
1	8.190	8.197	-0.007	55575845	282.6	
1	9.919	9.923	-0.004	36092203	264.0	
1	10.307	10.311	-0.004	78212357	264.2	
1	11.357	11.364	-0.007	20072332	250.6	M

Average of Peak Amounts = 268.6

2	5.760	5.765	-0.005	65736462	336.2	
2	7.329	7.333	-0.004	45130805	263.4	
2	7.959	7.963	-0.004	126313158	257.6	
2	8.591	8.598	-0.007	38026498	231.8	
2	9.961	9.965	-0.004	27371417	219.2	

Average of Peak Amounts = 261.6

RPD = 2.62

Data File: \\EDICHROM\ChromData\CPESTGC11\20141104-20163.b\T010187.D

Col	RT (min.)	Exp RT (min.)	Dlt RT (min.)	Response	OnCol Amt ug/l	Flags
-----	--------------	------------------	------------------	----------	-------------------	-------

\$ 5 DCB Decachlorobiphenyl M  
1 11.893 11.903 -0.010 5010823 2.04 M  
2 10.594 10.593 0.001 7294372 1.96 M  
RPD = 4.29

### QC Flag Legend

Review Flags

M - Manually Integrated

TestAmerica Edison

Data File: \\EDICHROM\ChromData\CPESTGC11\20141104-20163.b\T010187.D

Injection Date: 04-Nov-2014 23:46:32

Instrument ID: CPESTGC11

Operator ID:

Lims ID: 460-85482-E-26-A

Lab Sample ID: 460-85482-26

Worklist Smp#: 46

Client ID: PMP-5-SW-SI

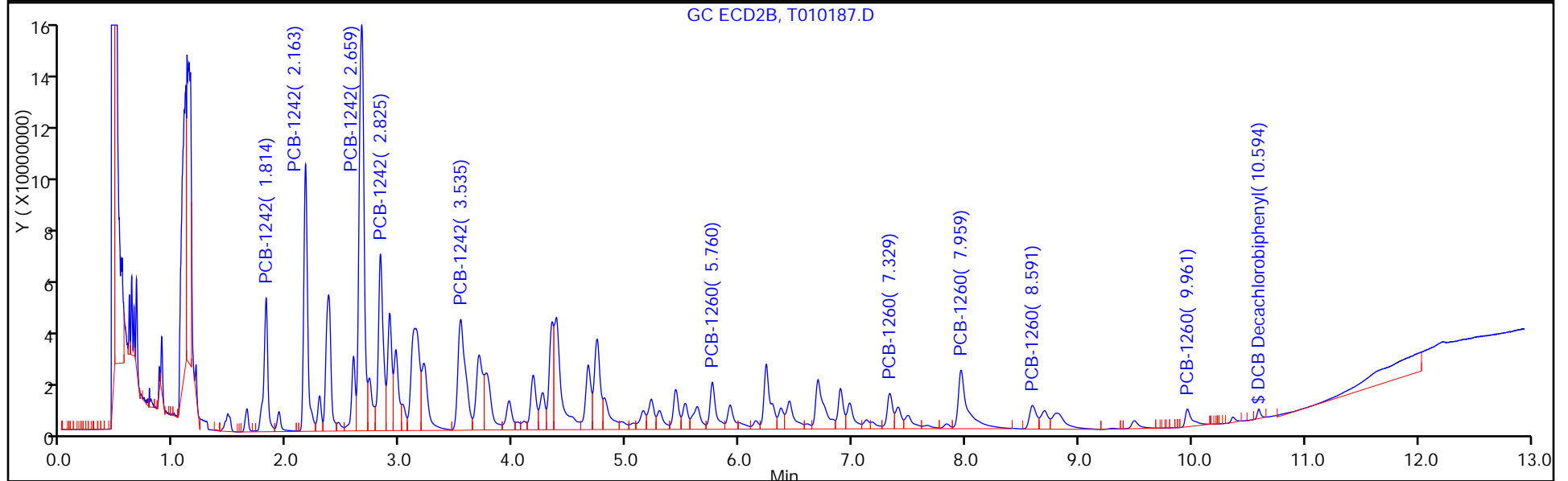
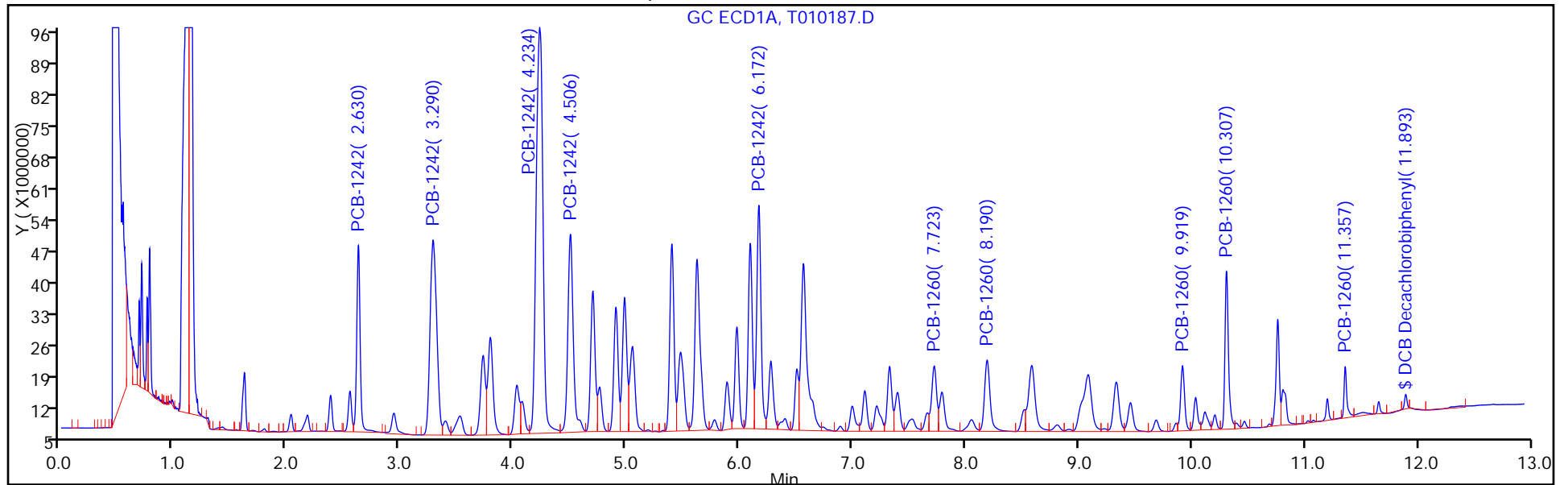
Injection Vol: 1.0 ul

Dil. Factor: 25.0000

ALS Bottle#: 46

Method: 8082GC11

Limit Group: GC 8082 PCB



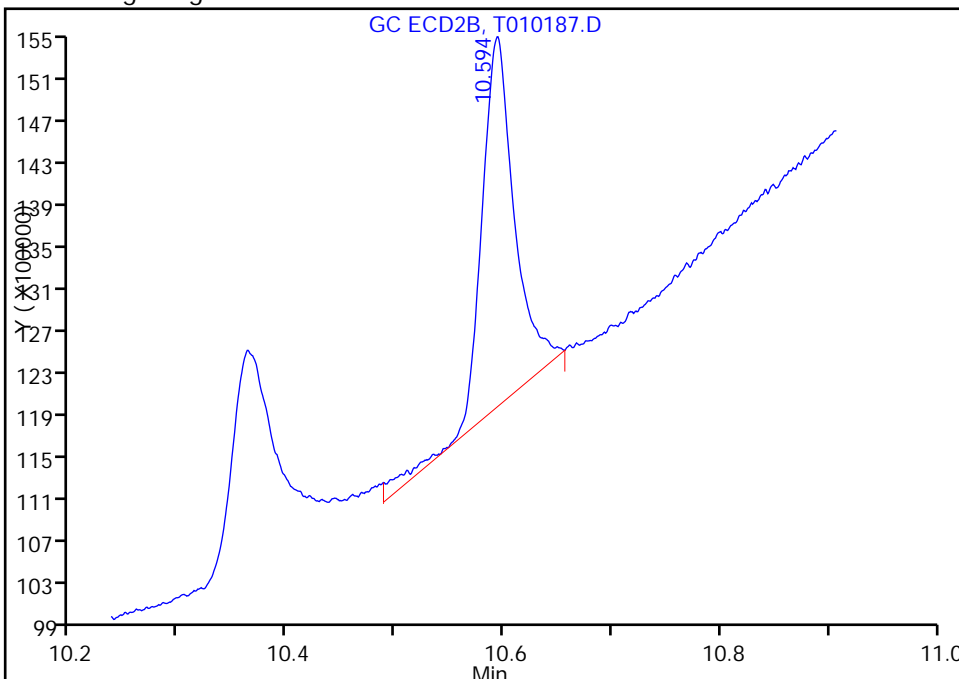
TestAmerica Edison

Data File: \\EDICHROM\ChromData\CPESTGC11\20141104-20163.b\T010187.D  
Injection Date: 04-Nov-2014 23:46:32 Instrument ID: CPESTGC11  
Lims ID: 460-85482-E-26-A Lab Sample ID: 460-85482-26  
Client ID: PMP-5-SW-SI  
Operator ID: ALS Bottle#: 46 Worklist Smp#: 46  
Injection Vol: 1.0 ul Dil. Factor: 25.0000  
Method: 8082GC11 Limit Group: GC 8082 PCB  
Column: Detector GC ECD2B

\$ 5 DCB Decachlorobiphenyl, CAS: 2051-24-3

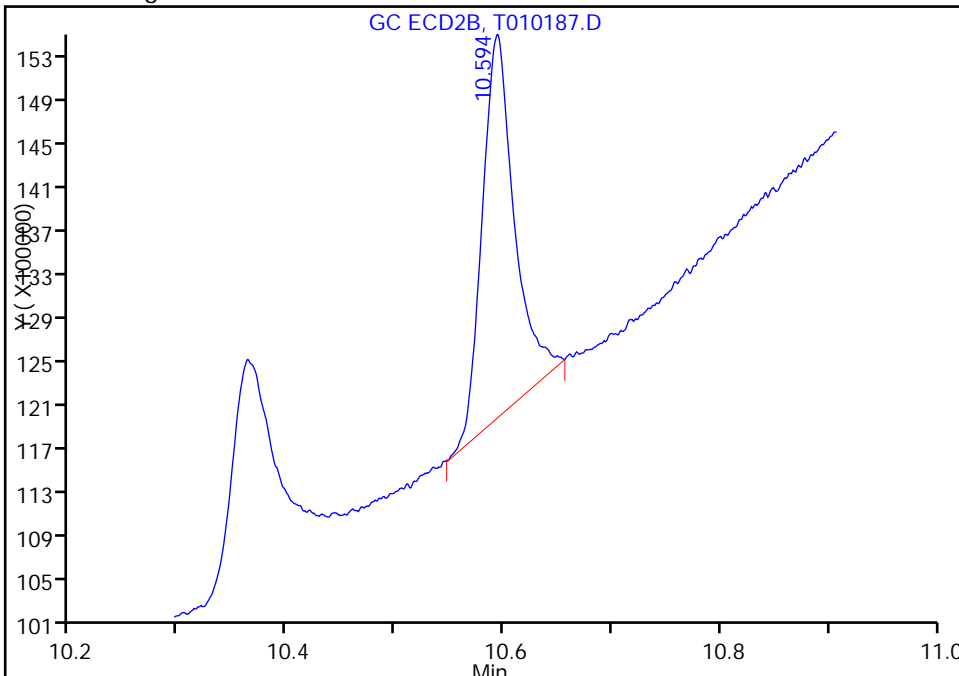
Processing Integration Results

RT: 10.59  
Response: 7590301  
Amount: 2.034510



Manual Integration Results

RT: 10.59  
Response: 7294372  
Amount: 1.955189



Reviewer: patelji, 05-Nov-2014 14:25:42  
Audit Action: Split an Integrated Peak  
Audit Reason: Peak not integrated

FORM I  
PCBS ORGANICS ANALYSIS DATA SHEET

Lab Name: TestAmerica Edison Job No.: 460-85482-1  
 SDG No.: \_\_\_\_\_  
 Client Sample ID: PMP-4-SW-VS Lab Sample ID: 460-85482-27  
 Matrix: Solid Lab File ID: T010228.D  
 Analysis Method: 8082 Date Collected: 10/30/2014 09:14  
 Extraction Method: 3546 Date Extracted: 11/03/2014 07:52  
 Sample wt/vol: 15.0014(g) Date Analyzed: 11/05/2014 13:46  
 Con. Extract Vol.: 10(mL) Dilution Factor: 10  
 Injection Volume: 1(uL) GC Column: CLP-2 ID: 0.53(mm)  
 % Moisture: 6.7 GPC Cleanup: (Y/N) N  
 Analysis Batch No.: 260501 Units: ug/Kg

CAS NO.	COMPOUND NAME	RESULT	Q	RL	MDL
12672-29-6	Aroclor 1248	4500		720	160

CAS NO.	SURROGATE	%REC	Q	LIMITS
2051-24-3	DCB Decachlorobiphenyl	115	D	53-150

TestAmerica Edison  
Target Compound Quantitation Report

Data File: \\EDICHROM\ChromData\CPESTGC11\20141105-20206.b\T010228.D  
 Lims ID: 460-85482-A-27-A Lab Sample ID: 460-85482-27  
 Client ID: PMP-4-SW-VS  
 Sample Type: Client  
 Inject. Date: 05-Nov-2014 13:46:04 ALS Bottle#: 10 Worklist Smp#: 10  
 Injection Vol: 1.0 ul Dil. Factor: 10.0000  
 Sample Info: 460-0020206-010  
 Operator ID: Instrument ID: CPESTGC11  
 Method: \\EDICHROM\ChromData\CPESTGC11\20141105-20206.b\8082GC11.m  
 Limit Group: GC 8082 PCB  
 Last Update: 05-Nov-2014 14:28:43 Calib Date: 03-Nov-2014 20:52:10  
 Integrator: Falcon  
 Quant Method: External Standard Quant By: Initial Calibration  
 Last ICal File: \\EDICHROM\ChromData\CPESTGC11\20141103-20126.b\T010138.D  
 Column 1 : Det: GC ECD1A  
 Column 2 : Det: GC ECD2B  
 Process Host: XAWRK030

First Level Reviewer: patelji Date: 05-Nov-2014 14:11:02

Col	RT (min.)	Exp RT (min.)	Dlt RT (min.)	Response	OnCol Amt ug/l	Flags
-----	-----------	---------------	---------------	----------	----------------	-------

3 PCB-1248						M
1	3.295	3.307	-0.012	38076060	1026.9	
1	4.244	4.245	-0.001	76549957	827.7	
1	4.911	4.918	-0.007	25470247	475.1	
1	6.099	6.102	-0.003	29441524	407.4	
1	6.175	6.177	-0.002	35484916	398.3	
Average of Peak Amounts =					627.1	
2	2.163	2.176	-0.013	46659236	953.0	
2	2.663	2.668	-0.005	78963462	763.9	M
2	3.534	3.550	-0.016	54464067	518.7	M
2	4.380	4.356	0.024	58152558	352.2	M
2	4.740	4.750	-0.010	21139918	310.7	M
Average of Peak Amounts =					579.7	
RPD = 7.85						
\$ 5 DCB Decachlorobiphenyl						M
1	11.910	11.903	0.007	14079278	5.73	M
2	10.594	10.593	0.001	20667297	5.54	M
RPD = 3.45						

QC Flag Legend

Review Flags

M - Manually Integrated



TestAmerica Edison

Data File: \\EDICHROM\ChromData\CPESTGC11\20141105-20206.b\T010228.D

Injection Date: 05-Nov-2014 13:46:04

Instrument ID: CPESTGC11

Operator ID:

Lims ID: 460-85482-A-27-A

Lab Sample ID: 460-85482-27

Worklist Smp#: 10

Client ID: PMP-4-SW-VS

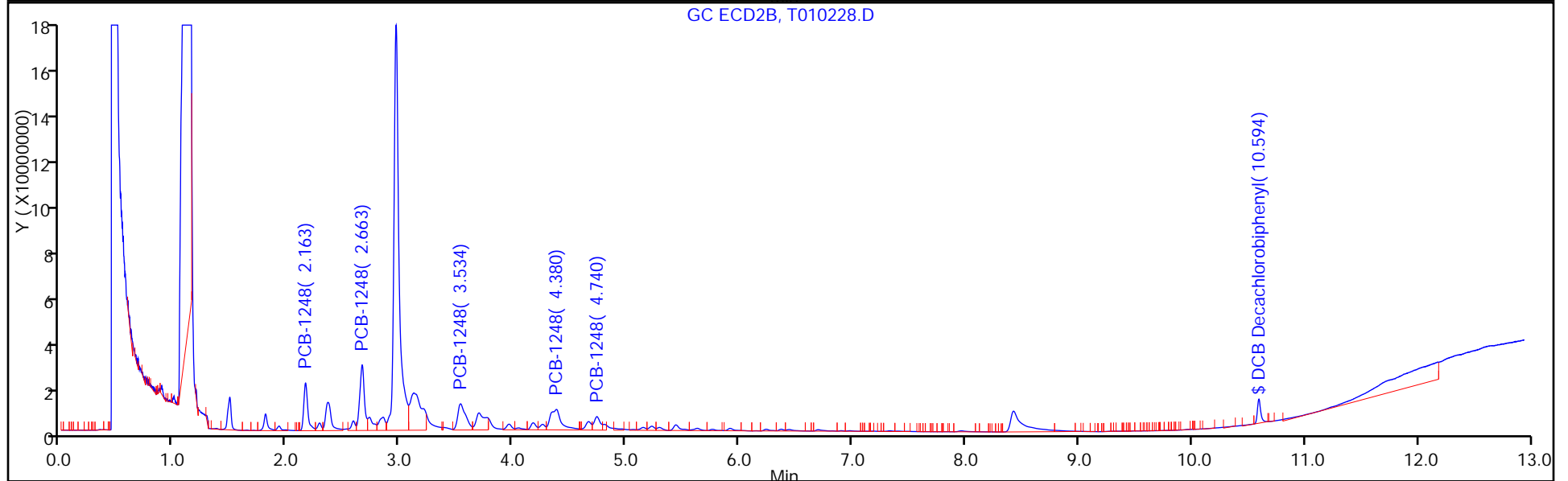
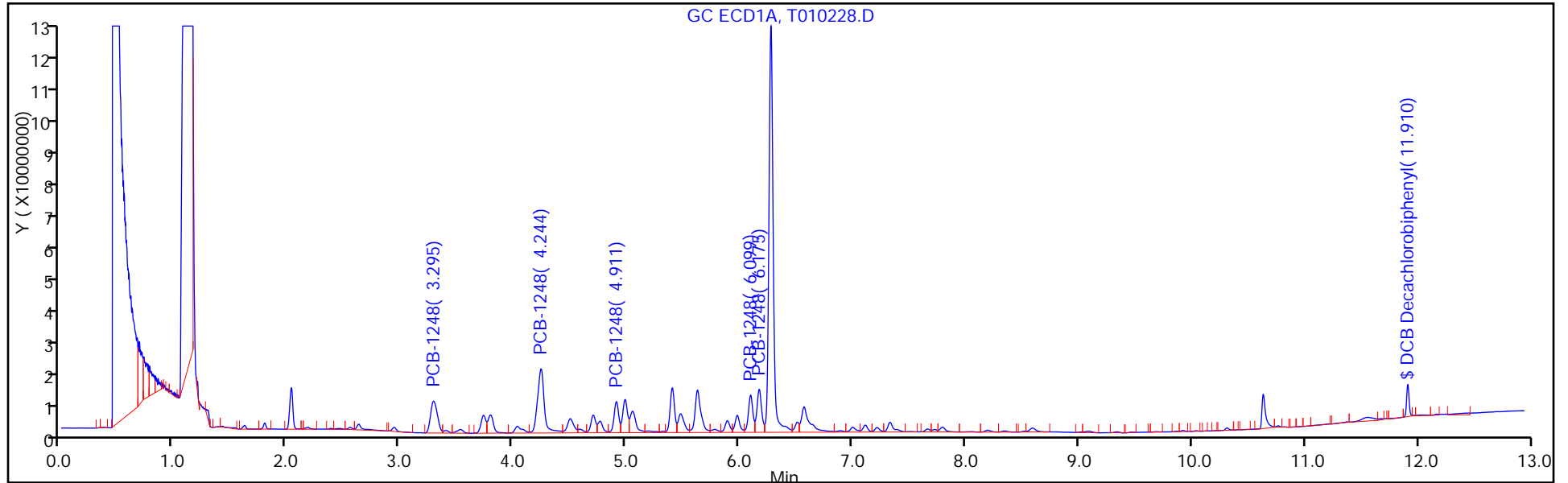
Injection Vol: 1.0 ul

Dil. Factor: 10.0000

ALS Bottle#: 10

Method: 8082GC11

Limit Group: GC 8082 PCB



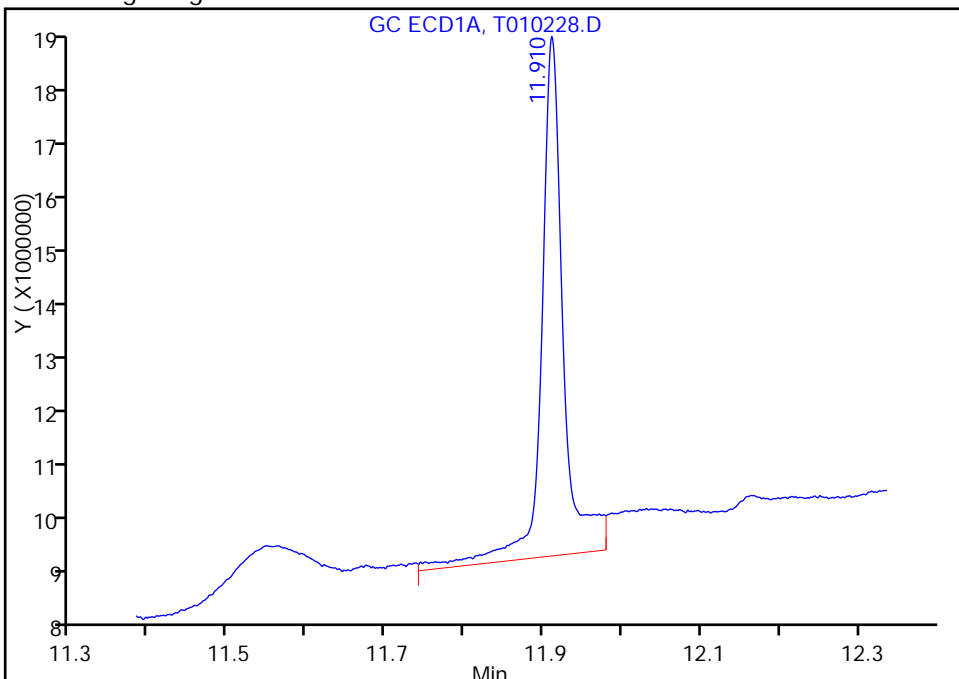
TestAmerica Edison

Data File: \\EDICHROM\ChromData\CPESTGC11\20141105-20206.b\T010228.D  
Injection Date: 05-Nov-2014 13:46:04 Instrument ID: CPESTGC11  
Lims ID: 460-85482-A-27-A Lab Sample ID: 460-85482-27  
Client ID: PMP-4-SW-VS  
Operator ID: ALS Bottle#: 10 Worklist Smp#: 10  
Injection Vol: 1.0 ul Dil. Factor: 10.0000  
Method: 8082GC11 Limit Group: GC 8082 PCB  
Column: Detector GC ECD1A

\$ 5 DCB Decachlorobiphenyl, CAS: 2051-24-3

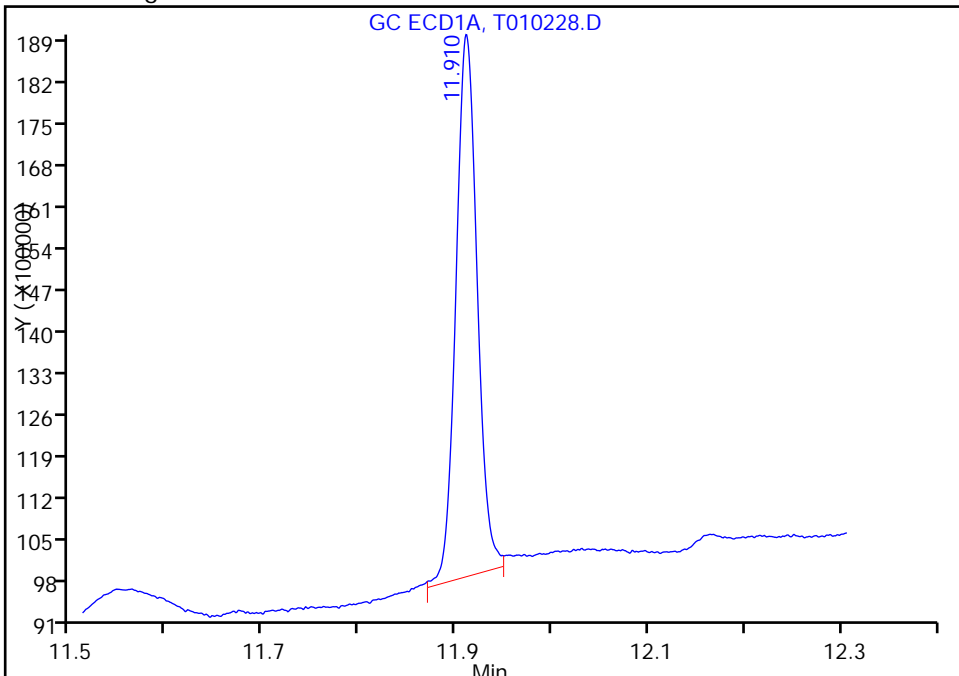
Processing Integration Results

RT: 11.91  
Response: 18483330  
Amount: 7.528000



Manual Integration Results

RT: 11.91  
Response: 14079278  
Amount: 5.734291



Reviewer: patelji, 05-Nov-2014 14:11:02  
Audit Action: Assigned New Baseline  
Audit Reason: Peak not integrated

FORM I  
PCBS ORGANICS ANALYSIS DATA SHEET

Lab Name: TestAmerica Edison Job No.: 460-85482-1  
 SDG No.: \_\_\_\_\_  
 Client Sample ID: PMP-4-SW-VS Lab Sample ID: 460-85482-27  
 Matrix: Solid Lab File ID: T010228.D  
 Analysis Method: 8082 Date Collected: 10/30/2014 09:14  
 Extraction Method: 3546 Date Extracted: 11/03/2014 07:52  
 Sample wt/vol: 15.0014(g) Date Analyzed: 11/05/2014 13:46  
 Con. Extract Vol.: 10(mL) Dilution Factor: 10  
 Injection Volume: 1(uL) GC Column: CLP-1 ID: 0.53(mm)  
 % Moisture: 6.7 GPC Cleanup: (Y/N) N  
 Analysis Batch No.: 260501 Units: ug/Kg

CAS NO.	COMPOUND NAME	RESULT	Q	RL	MDL
12674-11-2	Aroclor 1016	160	U	720	160
11104-28-2	Aroclor 1221	160	U	720	160
11141-16-5	Aroclor 1232	160	U	720	160
53469-21-9	Aroclor 1242	160	U	720	160
11097-69-1	Aroclor 1254	200	U	720	200
11096-82-5	Aroclor 1260	200	U	720	200
37324-23-5	Aroclor 1262	200	U	720	200
11100-14-4	Aroclor 1268	200	U	720	200

CAS NO.	SURROGATE	%REC	Q	LIMITS
2051-24-3	DCB Decachlorobiphenyl	111	D	53-150

TestAmerica Edison  
Target Compound Quantitation Report

Data File: \\EDICHROM\ChromData\CPESTGC11\20141105-20206.b\T010228.D  
 Lims ID: 460-85482-A-27-A Lab Sample ID: 460-85482-27  
 Client ID: PMP-4-SW-VS  
 Sample Type: Client  
 Inject. Date: 05-Nov-2014 13:46:04 ALS Bottle#: 10 Worklist Smp#: 10  
 Injection Vol: 1.0 ul Dil. Factor: 10.0000  
 Sample Info: 460-0020206-010  
 Operator ID: Instrument ID: CPESTGC11  
 Method: \\EDICHROM\ChromData\CPESTGC11\20141105-20206.b\8082GC11.m  
 Limit Group: GC 8082 PCB  
 Last Update: 05-Nov-2014 14:28:43 Calib Date: 03-Nov-2014 20:52:10  
 Integrator: Falcon  
 Quant Method: External Standard Quant By: Initial Calibration  
 Last ICal File: \\EDICHROM\ChromData\CPESTGC11\20141103-20126.b\T010138.D

Column 1 : Det: GC ECD1A  
 Column 2 : Det: GC ECD2B  
 Process Host: XAWRK030

First Level Reviewer: patelji Date: 05-Nov-2014 14:11:02

Col	RT (min.)	Exp RT (min.)	Dlt RT (min.)	Response	OnCol Amt ug/l	Flags
-----	-----------	---------------	---------------	----------	----------------	-------

3 PCB-1248						M
1	3.295	3.307	-0.012	38076060	1026.9	
1	4.244	4.245	-0.001	76549957	827.7	
1	4.911	4.918	-0.007	25470247	475.1	
1	6.099	6.102	-0.003	29441524	407.4	
1	6.175	6.177	-0.002	35484916	398.3	
Average of Peak Amounts =					627.1	
2	2.163	2.176	-0.013	46659236	953.0	
2	2.663	2.668	-0.005	78963462	763.9	M
2	3.534	3.550	-0.016	54464067	518.7	M
2	4.380	4.356	0.024	58152558	352.2	M
2	4.740	4.750	-0.010	21139918	310.7	M
Average of Peak Amounts =					579.7	
RPD = 7.85						
\$ 5 DCB Decachlorobiphenyl						M
1	11.910	11.903	0.007	14079278	5.73	M
2	10.594	10.593	0.001	20667297	5.54	M
RPD = 3.45						

QC Flag Legend

Review Flags

M - Manually Integrated

TestAmerica Edison

Data File: \\EDICHROM\ChromData\CPESTGC11\20141105-20206.b\T010228.D

Injection Date: 05-Nov-2014 13:46:04

Instrument ID: CPESTGC11

Operator ID:

Lims ID: 460-85482-A-27-A

Lab Sample ID: 460-85482-27

Worklist Smp#: 10

Client ID: PMP-4-SW-VS

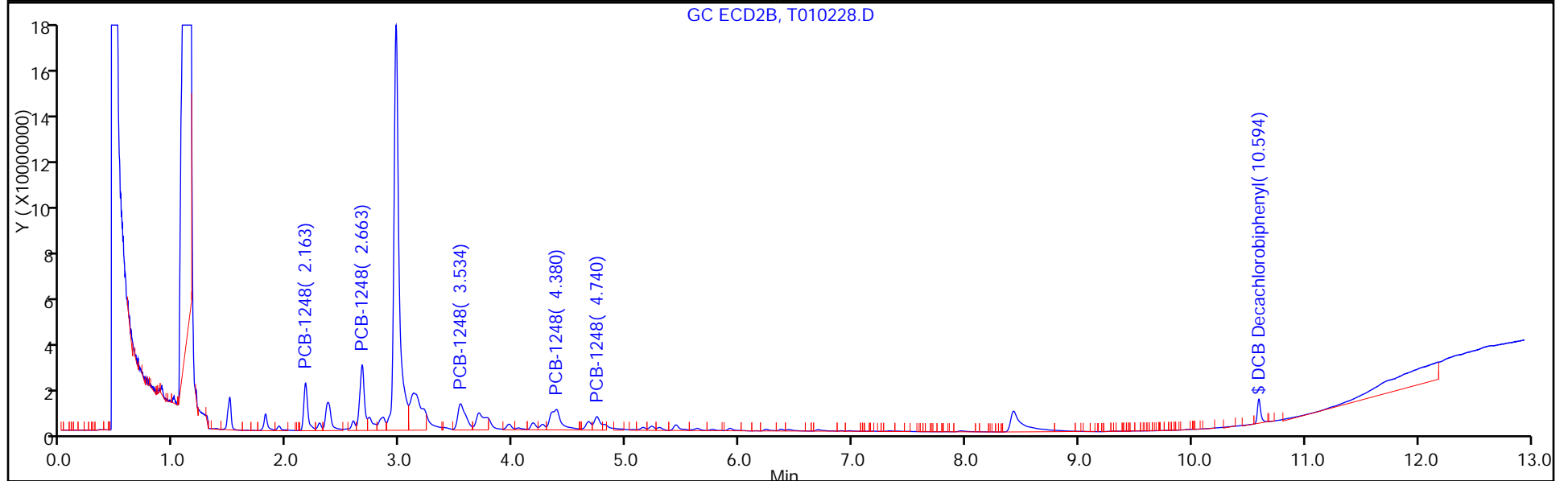
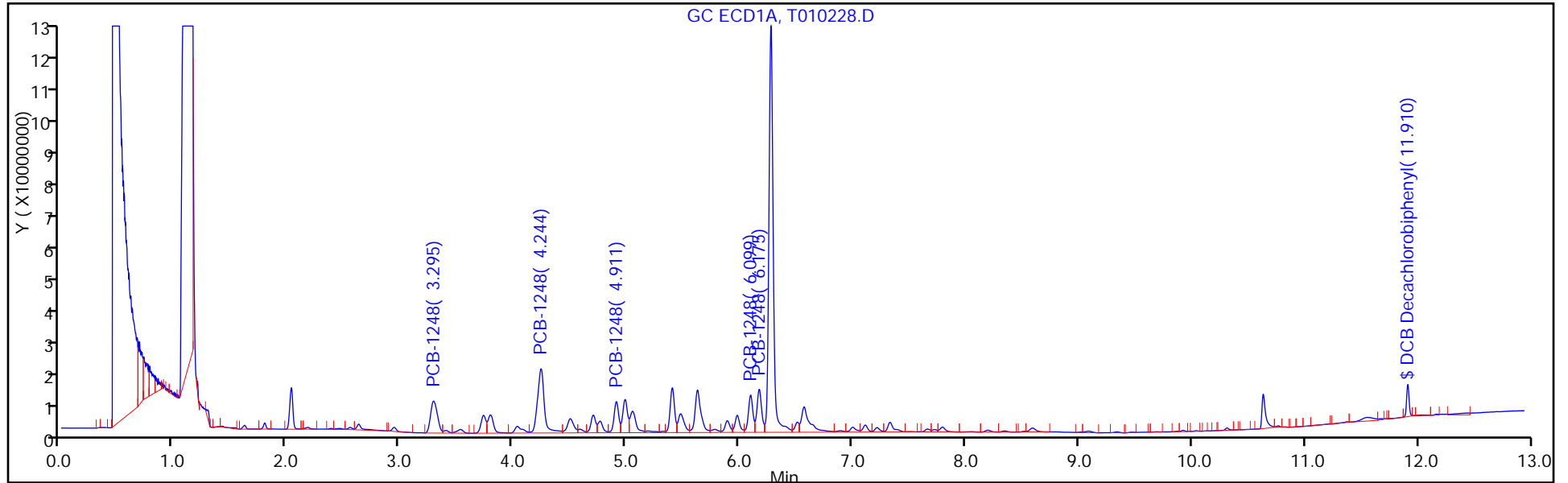
Injection Vol: 1.0 ul

Dil. Factor: 10.0000

ALS Bottle#: 10

Method: 8082GC11

Limit Group: GC 8082 PCB



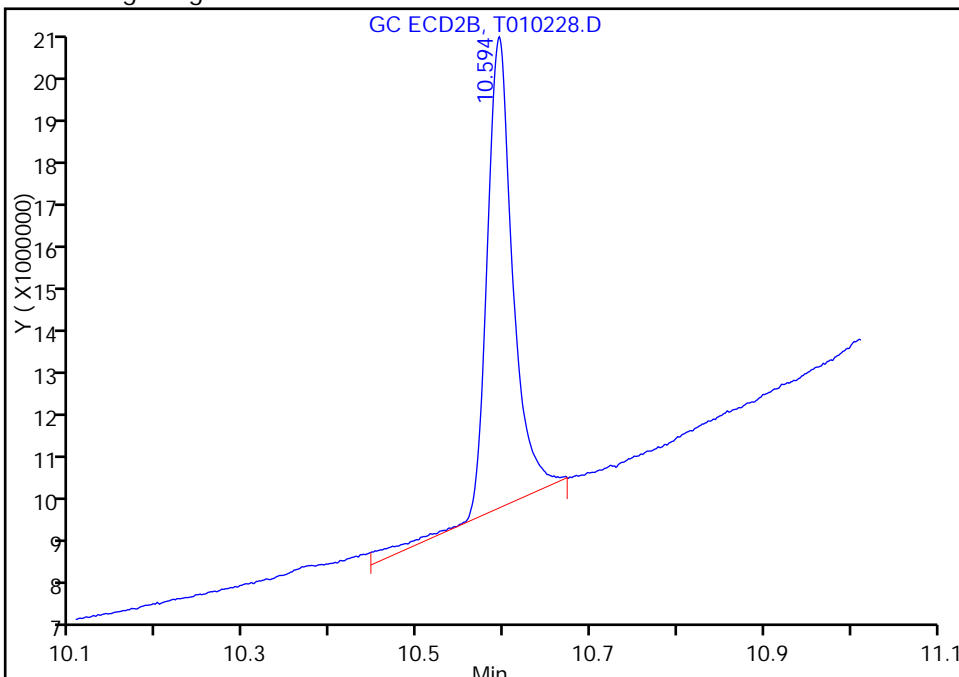
TestAmerica Edison

Data File: \\EDICHROM\ChromData\CPESTGC11\20141105-20206.b\T010228.D  
Injection Date: 05-Nov-2014 13:46:04 Instrument ID: CPESTGC11  
Lims ID: 460-85482-A-27-A Lab Sample ID: 460-85482-27  
Client ID: PMP-4-SW-VS  
Operator ID: ALS Bottle#: 10 Worklist Smp#: 10  
Injection Vol: 1.0 ul Dil. Factor: 10.0000  
Method: 8082GC11 Limit Group: GC 8082 PCB  
Column: Detector GC ECD2B

\$ 5 DCB Decachlorobiphenyl, CAS: 2051-24-3

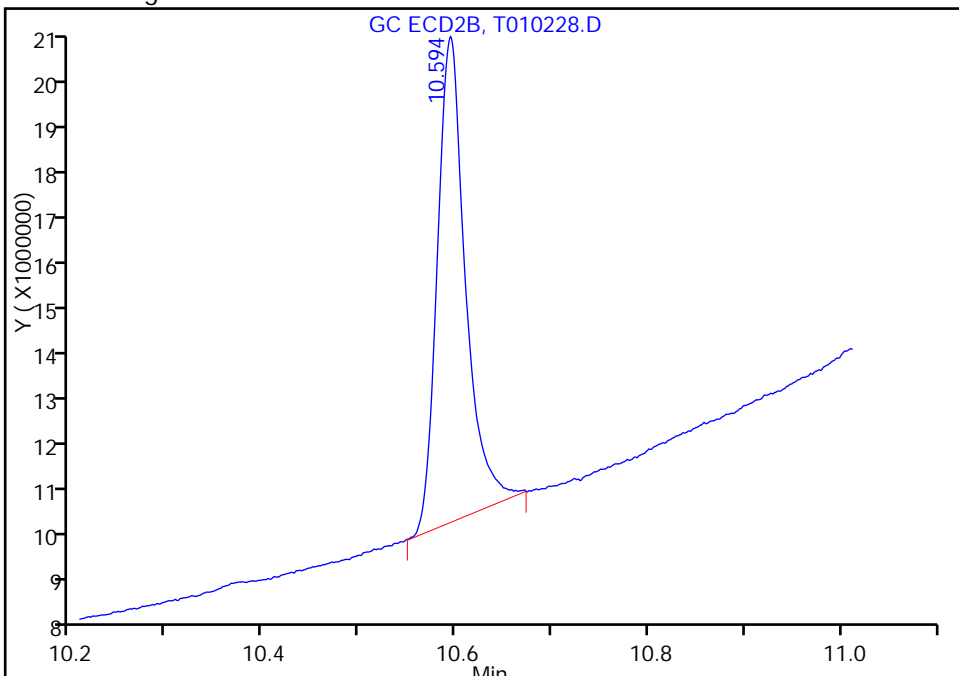
Processing Integration Results

RT: 10.59  
Response: 21416271  
Amount: 5.740434



Manual Integration Results

RT: 10.59  
Response: 20667297  
Amount: 5.539678



Reviewer: patelji, 05-Nov-2014 14:11:02  
Audit Action: Split an Integrated Peak  
Audit Reason: Peak not integrated

TestAmerica Edison

Data File: \\EDICHROM\ChromData\CPESTGC11\20141105-20206.b\T010228.D

Injection Date: 05-Nov-2014 13:46:04

Instrument ID: CPESTGC11

Lims ID: 460-85482-A-27-A

Lab Sample ID: 460-85482-27

Client ID: PMP-4-SW-VS

Operator ID:

ALS Bottle#: 10

Worklist Smp#: 10

Injection Vol: 1.0 ul

Dil. Factor: 10.0000

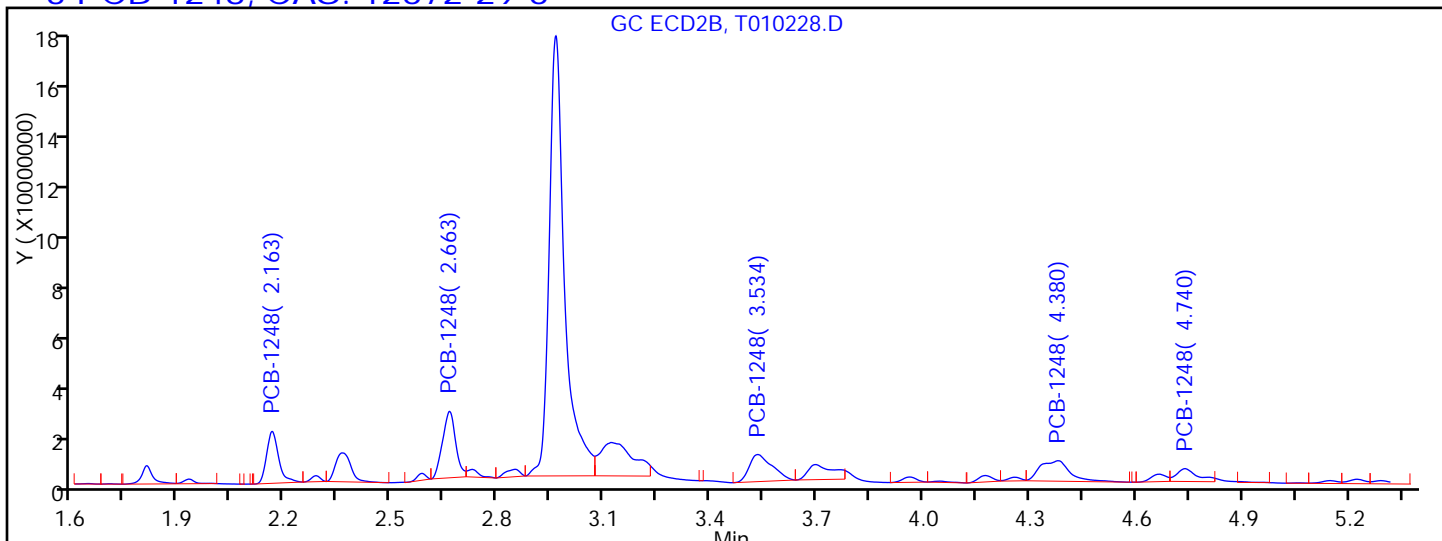
Method: 8082GC11

Limit Group: GC 8082 PCB

Column:

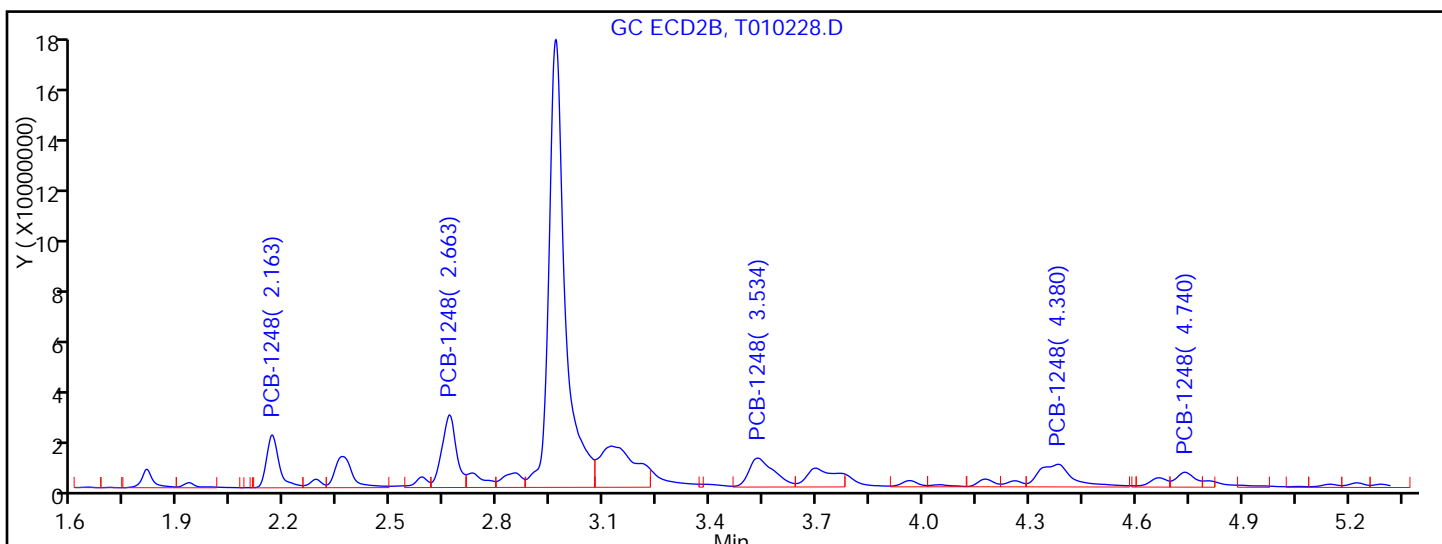
Detector: GC ECD2B

3 PCB-1248, CAS: 12672-29-6



Processing Integration Results

RT = 2.163	Response = 46659236	
RT = 2.663	Response = 65229654	M
RT = 3.534	Response = 45976772	M
RT = 4.380	Response = 45608576	M
RT = 4.740	Response = 20151405	M



Manual Integration Results

RT = 2.163	Response = 46659236	
RT = 2.663	Response = 78963462	M
RT = 3.534	Response = 54464067	M
RT = 4.380	Response = 58152558	M
RT = 4.740	Response = 21139918	M

Reviewer: patelji, 05-Nov-2014 14:11:02

Audit Action: Assigned New Baseline

Audit Reason: Peak not integrated

FORM I  
PCBS ORGANICS ANALYSIS DATA SHEET

Lab Name: TestAmerica Edison Job No.: 460-85482-1  
 SDG No.: \_\_\_\_\_  
 Client Sample ID: PMP-8-SW-VS Lab Sample ID: 460-85482-28  
 Matrix: Solid Lab File ID: T010188.D  
 Analysis Method: 8082 Date Collected: 10/30/2014 08:48  
 Extraction Method: 3546 Date Extracted: 11/03/2014 07:52  
 Sample wt/vol: 15.0024(g) Date Analyzed: 11/05/2014 00:05  
 Con. Extract Vol.: 10(mL) Dilution Factor: 10  
 Injection Volume: 1(uL) GC Column: CLP-2 ID: 0.53(mm)  
 % Moisture: 5.4 GPC Cleanup: (Y/N) N  
 Analysis Batch No.: 260368 Units: ug/Kg

CAS NO.	SURROGATE	%REC	Q	LIMITS
2051-24-3	DCB Decachlorobiphenyl	115	D	53-150



TestAmerica Edison  
Target Compound Quantitation Report

Data File: \\EDICHROM\ChromData\CPESTGC11\20141104-20163.b\T010188.D  
 Lims ID: 460-85482-A-28-A Lab Sample ID: 460-85482-28  
 Client ID: PMP-8-SW-VS  
 Sample Type: Client  
 Inject. Date: 05-Nov-2014 00:05:26 ALS Bottle#: 47 Worklist Smp#: 47  
 Injection Vol: 1.0 ul Dil. Factor: 10.0000  
 Sample Info: 460-0020163-047  
 Operator ID: Instrument ID: CPESTGC11  
 Method: \\EDICHROM\ChromData\CPESTGC11\20141104-20163.b\8082GC11.m  
 Limit Group: GC 8082 PCB  
 Last Update: 05-Nov-2014 14:29:41 Calib Date: 03-Nov-2014 20:52:10  
 Integrator: Falcon  
 Quant Method: External Standard Quant By: Initial Calibration  
 Last ICal File: \\EDICHROM\ChromData\CPESTGC11\20141103-20126.b\T010138.D  
 Column 1 : Det: GC ECD1A  
 Column 2 : Det: GC ECD2B  
 Process Host: XAWRK030

First Level Reviewer: patelji Date: 05-Nov-2014 14:26:27

Col	RT (min.)	Exp RT (min.)	Dlt RT (min.)	Response	OnCol Amt ug/l	Flags
-----	-----------	---------------	---------------	----------	----------------	-------

9 PCB-1242						M
1	2.630	2.639	-0.009	56449121	1109.4	
1	3.290	3.304	-0.014	143256890	1496.3	
1	4.240	4.244	-0.004	342533932	1744.2	M
1	4.503	4.513	-0.010	112243488	1355.8	M
1	6.172	6.178	-0.006	131667832	1914.0	M
Average of Peak Amounts =					1524.0	
2	1.814	1.827	-0.013	77205925	1031.6	
2	2.162	2.173	-0.011	193480642	1455.1	
2	2.662	2.669	-0.007	392803185	1725.9	
2	2.827	2.833	-0.006	158775880	1570.4	
2	3.533	3.546	-0.013	211086196	2228.8	
Average of Peak Amounts =					1602.3	
RPD = 5.01						
\$ 5 DCB Decachlorobiphenyl						M
1	11.890	11.903	-0.013	14123030	5.75	M
2	10.589	10.593	-0.004	21815526	5.85	M
RPD = 1.64						

QC Flag Legend

Review Flags

M - Manually Integrated

TestAmerica Edison

Data File: \\EDICHRON\ChromData\CPESTGC11\20141104-20163.b\T010188.D

Injection Date: 05-Nov-2014 00:05:26

Instrument ID: CPESTGC11

Operator ID:

Lims ID: 460-85482-A-28-A

Lab Sample ID: 460-85482-28

Worklist Smp#: 47

Client ID: PMP-8-SW-VS

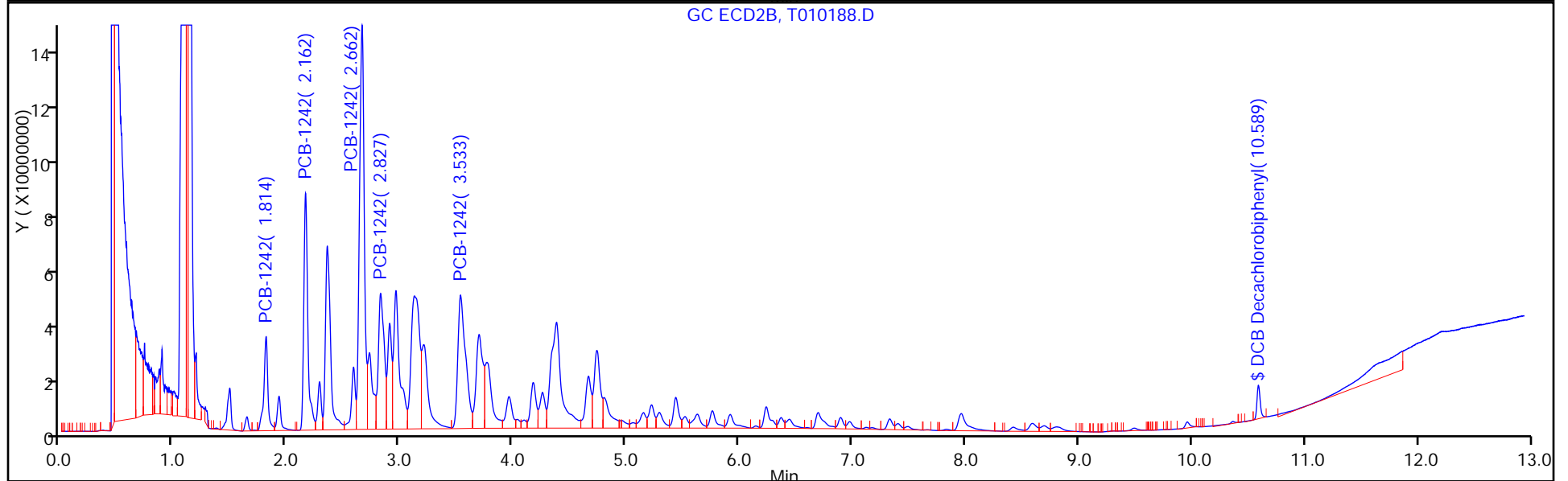
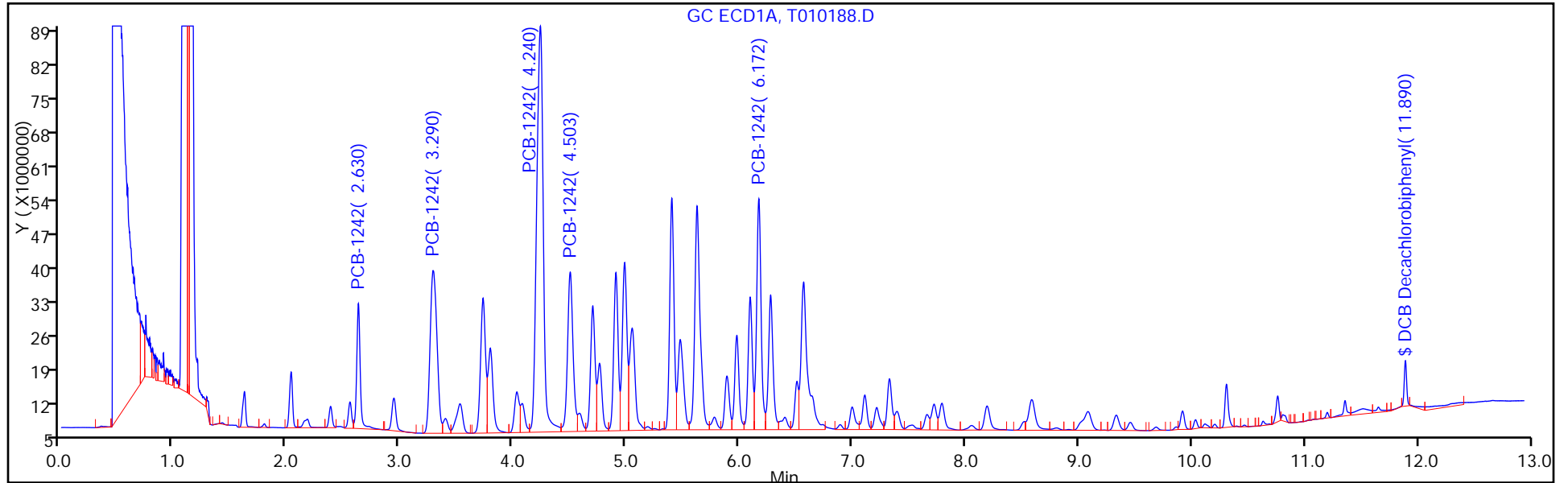
Injection Vol: 1.0 ul

Dil. Factor: 10.0000

ALS Bottle#: 47

Method: 8082GC11

Limit Group: GC 8082 PCB



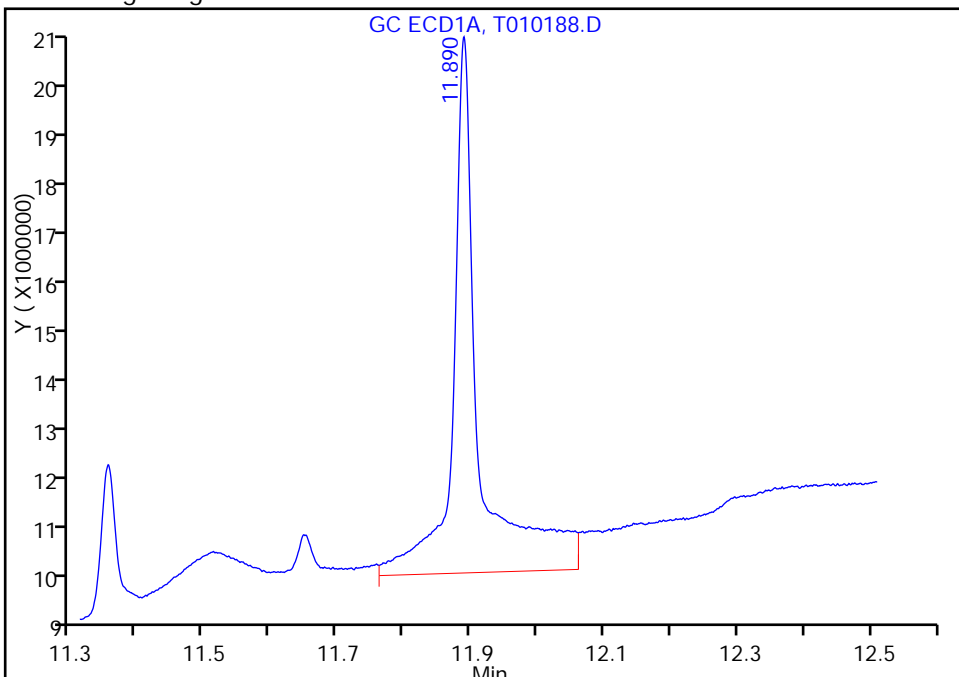
TestAmerica Edison

Data File: \\EDICHROM\ChromData\CPESTGC11\20141104-20163.b\T010188.D  
Injection Date: 05-Nov-2014 00:05:26 Instrument ID: CPESTGC11  
Lims ID: 460-85482-A-28-A Lab Sample ID: 460-85482-28  
Client ID: PMP-8-SW-VS  
Operator ID: ALS Bottle#: 47 Worklist Smp#: 47  
Injection Vol: 1.0 ul Dil. Factor: 10.0000  
Method: 8082GC11 Limit Group: GC 8082 PCB  
Column: Detector GC ECD1A

**\$ 5 DCB Decachlorobiphenyl, CAS: 2051-24-3**

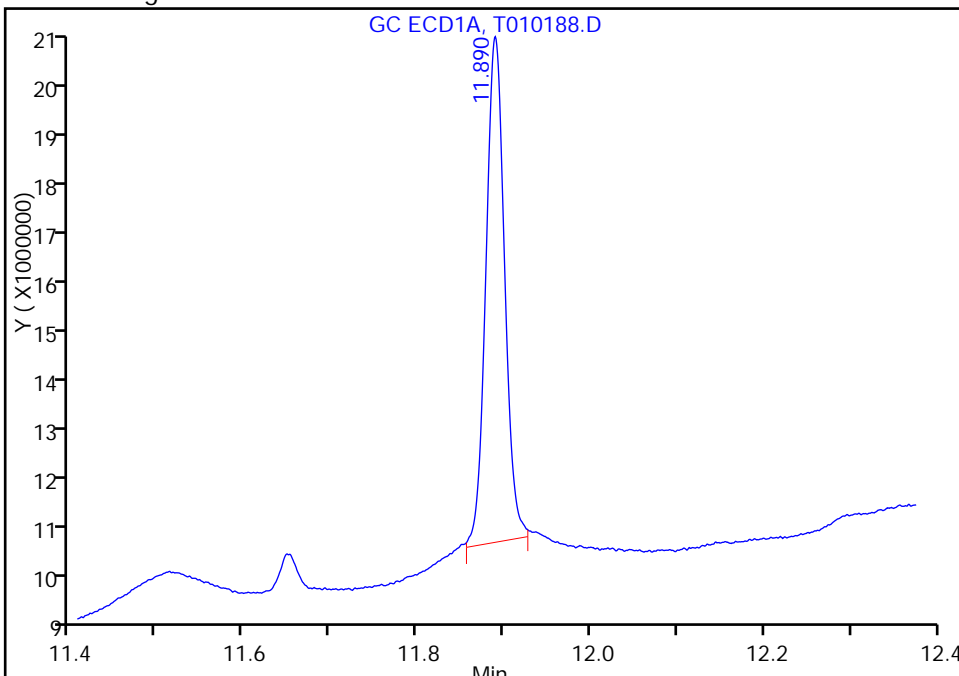
Processing Integration Results

RT: 11.89  
Response: 28062600  
Amount: 11.429501



Manual Integration Results

RT: 11.89  
Response: 14123030  
Amount: 5.752111



Reviewer: patelji, 05-Nov-2014 14:26:27  
Audit Action: Assigned New Baseline  
Audit Reason: Sample matrix interference

TestAmerica Edison

Data File: \\EDICHROM\ChromData\CPESTGC11\20141104-20163.b\T010188.D

Injection Date: 05-Nov-2014 00:05:26

Instrument ID: CPESTGC11

Lims ID: 460-85482-A-28-A

Lab Sample ID: 460-85482-28

Client ID: PMP-8-SW-VS

Operator ID:

ALS Bottle#:

47

Worklist Smp#:

47

Injection Vol: 1.0 ul

Dil. Factor:

10.0000

Method: 8082GC11

Limit Group:

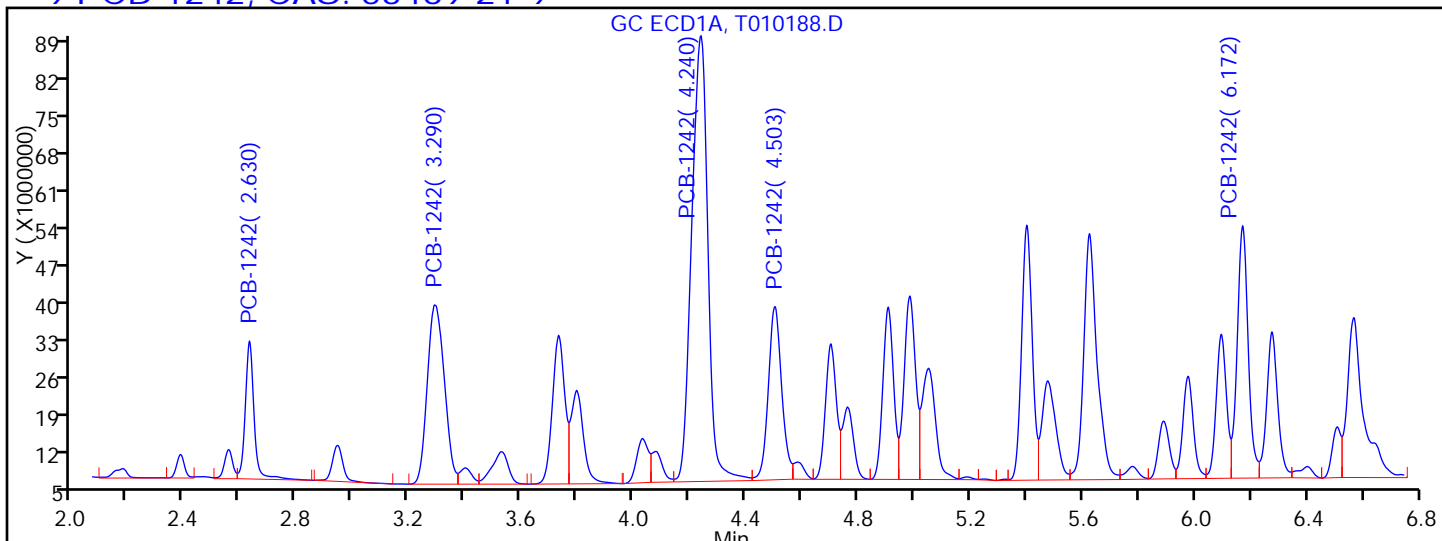
GC 8082 PCB

Column:

Detector

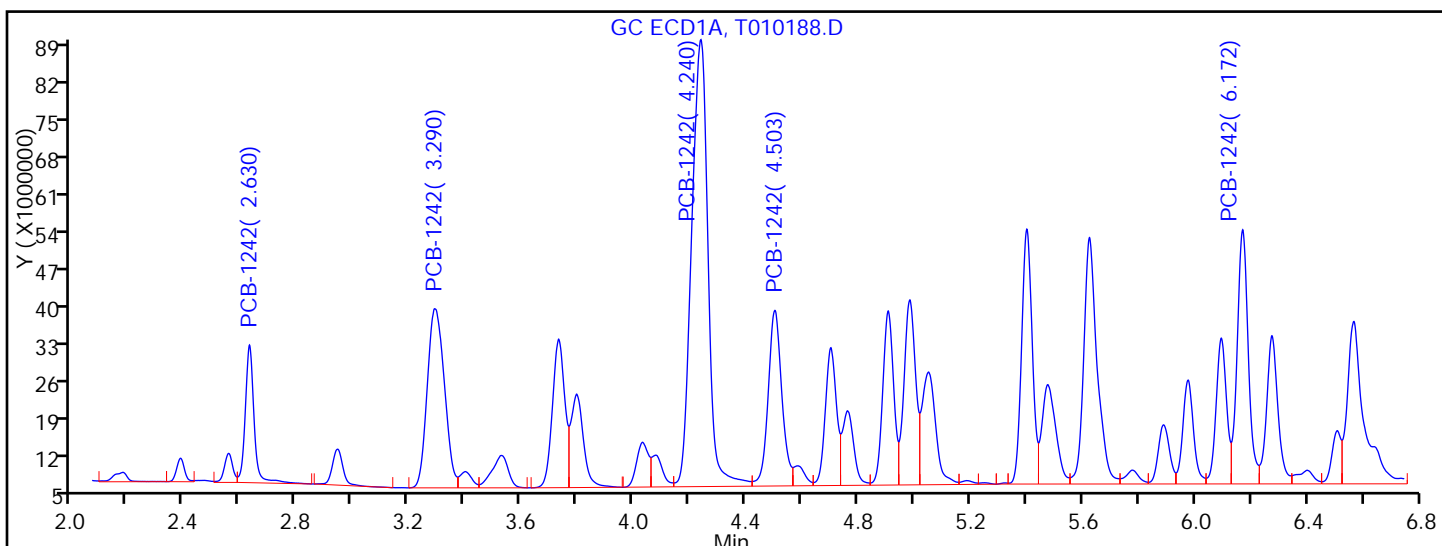
GC ECD1A

9 PCB-1242, CAS: 53469-21-9



Processing Integration Results

RT = 2.630	Response = 56449121	
RT = 3.290	Response = 143256890	
RT = 4.240	Response = 337732391	M
RT = 4.503	Response = 108284709	M
RT = 6.172	Response = 129308662	M



Manual Integration Results

RT = 2.630	Response = 56449121	
RT = 3.290	Response = 143256890	
RT = 4.240	Response = 342533932	M
RT = 4.503	Response = 112243488	M
RT = 6.172	Response = 131667832	M

Reviewer: patelji, 05-Nov-2014 14:26:27

Audit Action: Assigned New Baseline

Audit Reason: Sample matrix interference

FORM I  
PCBS ORGANICS ANALYSIS DATA SHEET

Lab Name: TestAmerica Edison Job No.: 460-85482-1  
 SDG No.: \_\_\_\_\_  
 Client Sample ID: PMP-8-SW-VS Lab Sample ID: 460-85482-28  
 Matrix: Solid Lab File ID: T010188.D  
 Analysis Method: 8082 Date Collected: 10/30/2014 08:48  
 Extraction Method: 3546 Date Extracted: 11/03/2014 07:52  
 Sample wt/vol: 15.0024(g) Date Analyzed: 11/05/2014 00:05  
 Con. Extract Vol.: 10(mL) Dilution Factor: 10  
 Injection Volume: 1(uL) GC Column: CLP-1 ID: 0.53(mm)  
 % Moisture: 5.4 GPC Cleanup: (Y/N) N  
 Analysis Batch No.: 260368 Units: ug/Kg

CAS NO.	COMPOUND NAME	RESULT	Q	RL	MDL
12674-11-2	Aroclor 1016	160	U	710	160
11104-28-2	Aroclor 1221	160	U	710	160
11141-16-5	Aroclor 1232	160	U	710	160
53469-21-9	Aroclor 1242	11000		710	160
12672-29-6	Aroclor 1248	160	U	710	160
11097-69-1	Aroclor 1254	200	U	710	200
11096-82-5	Aroclor 1260	200	U	710	200
37324-23-5	Aroclor 1262	200	U	710	200
11100-14-4	Aroclor 1268	200	U	710	200

CAS NO.	SURROGATE	%REC	Q	LIMITS
2051-24-3	DCB Decachlorobiphenyl	117	D	53-150

TestAmerica Edison  
Target Compound Quantitation Report

Data File: \\EDICHROM\ChromData\CPESTGC11\20141104-20163.b\T010188.D  
 Lims ID: 460-85482-A-28-A Lab Sample ID: 460-85482-28  
 Client ID: PMP-8-SW-VS  
 Sample Type: Client  
 Inject. Date: 05-Nov-2014 00:05:26 ALS Bottle#: 47 Worklist Smp#: 47  
 Injection Vol: 1.0 ul Dil. Factor: 10.0000  
 Sample Info: 460-0020163-047  
 Operator ID: Instrument ID: CPESTGC11  
 Method: \\EDICHROM\ChromData\CPESTGC11\20141104-20163.b\8082GC11.m  
 Limit Group: GC 8082 PCB  
 Last Update: 05-Nov-2014 14:29:41 Calib Date: 03-Nov-2014 20:52:10  
 Integrator: Falcon  
 Quant Method: External Standard Quant By: Initial Calibration  
 Last ICal File: \\EDICHROM\ChromData\CPESTGC11\20141103-20126.b\T010138.D

Column 1 : Det: GC ECD1A  
 Column 2 : Det: GC ECD2B  
 Process Host: XAWRK030

First Level Reviewer: patelji Date: 05-Nov-2014 14:26:27

Col	RT (min.)	Exp RT (min.)	Dlt RT (min.)	Response	OnCol Amt ug/l	Flags
-----	-----------	---------------	---------------	----------	----------------	-------

9 PCB-1242						M
1	2.630	2.639	-0.009	56449121	1109.4	
1	3.290	3.304	-0.014	143256890	1496.3	
1	4.240	4.244	-0.004	342533932	1744.2	M
1	4.503	4.513	-0.010	112243488	1355.8	M
1	6.172	6.178	-0.006	131667832	1914.0	M
Average of Peak Amounts =					1524.0	
2	1.814	1.827	-0.013	77205925	1031.6	
2	2.162	2.173	-0.011	193480642	1455.1	
2	2.662	2.669	-0.007	392803185	1725.9	
2	2.827	2.833	-0.006	158775880	1570.4	
2	3.533	3.546	-0.013	211086196	2228.8	
Average of Peak Amounts =					1602.3	
RPD = 5.01						
\$ 5 DCB Decachlorobiphenyl						M
1	11.890	11.903	-0.013	14123030	5.75	M
2	10.589	10.593	-0.004	21815526	5.85	M
RPD = 1.64						

QC Flag Legend

Review Flags

M - Manually Integrated

TestAmerica Edison

Data File: \\EDICHRON\ChromData\CPESTGC11\20141104-20163.b\T010188.D

Injection Date: 05-Nov-2014 00:05:26

Instrument ID: CPESTGC11

Operator ID:

Lims ID: 460-85482-A-28-A

Lab Sample ID: 460-85482-28

Worklist Smp#: 47

Client ID: PMP-8-SW-VS

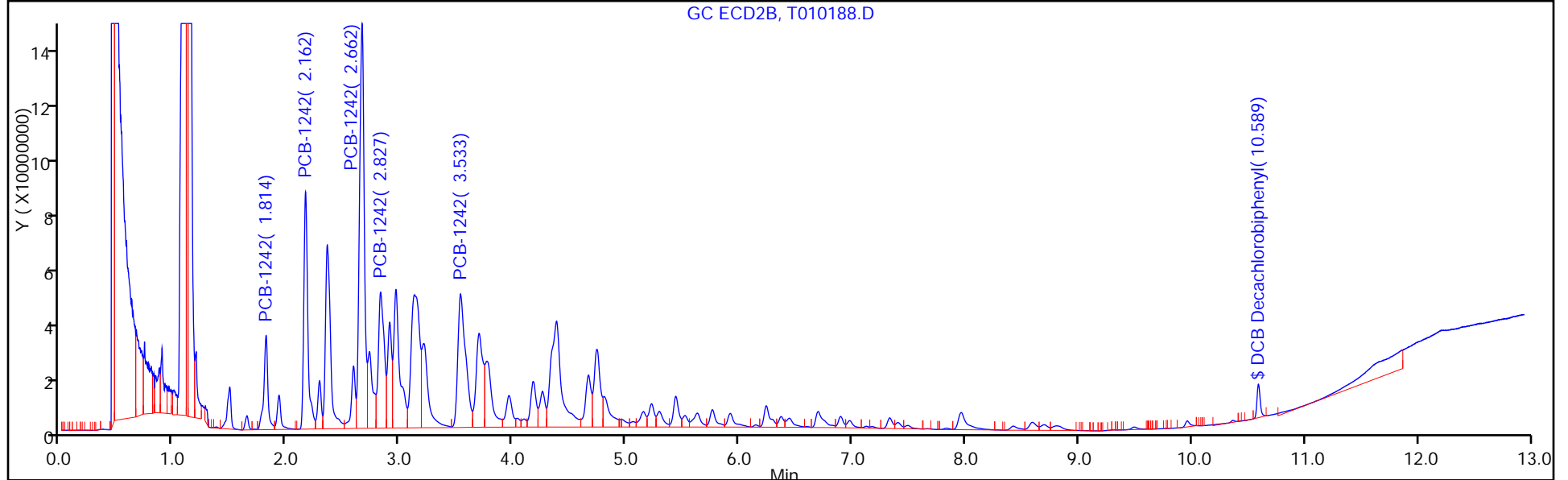
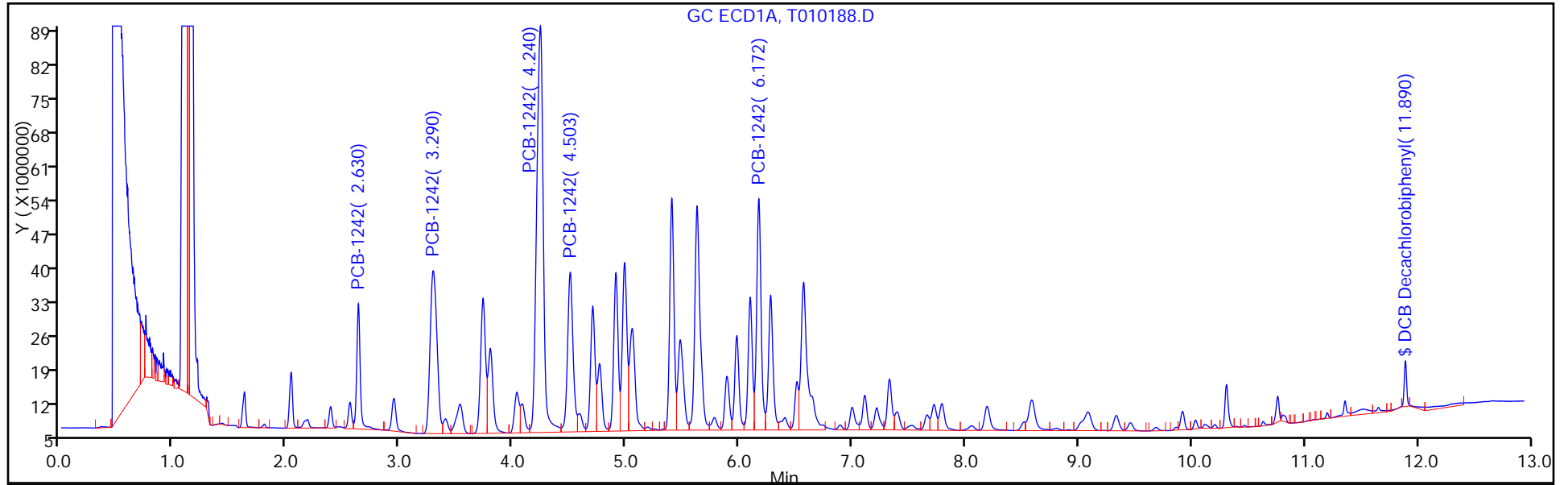
Injection Vol: 1.0 ul

Dil. Factor: 10.0000

ALS Bottle#: 47

Method: 8082GC11

Limit Group: GC 8082 PCB



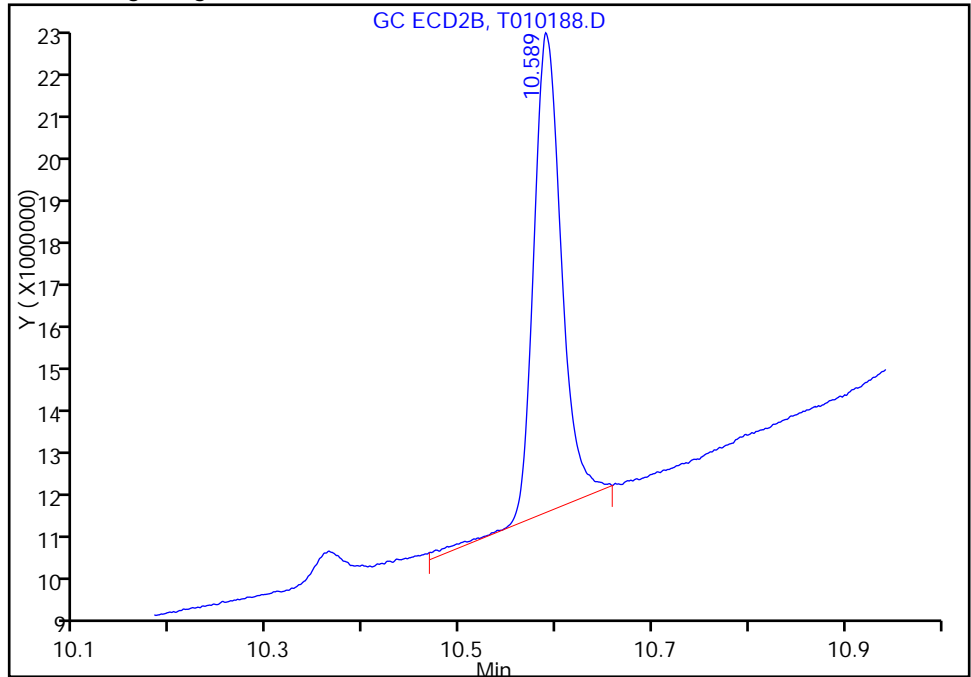
TestAmerica Edison

Data File: \\EDICHROM\ChromData\CPESTGC11\20141104-20163.b\T010188.D  
Injection Date: 05-Nov-2014 00:05:26 Instrument ID: CPESTGC11  
Lims ID: 460-85482-A-28-A Lab Sample ID: 460-85482-28  
Client ID: PMP-8-SW-VS  
Operator ID: ALS Bottle#: 47 Worklist Smp#: 47  
Injection Vol: 1.0 ul Dil. Factor: 10.0000  
Method: 8082GC11 Limit Group: GC 8082 PCB  
Column: Detector GC ECD2B

**\$ 5 DCB Decachlorobiphenyl, CAS: 2051-24-3**

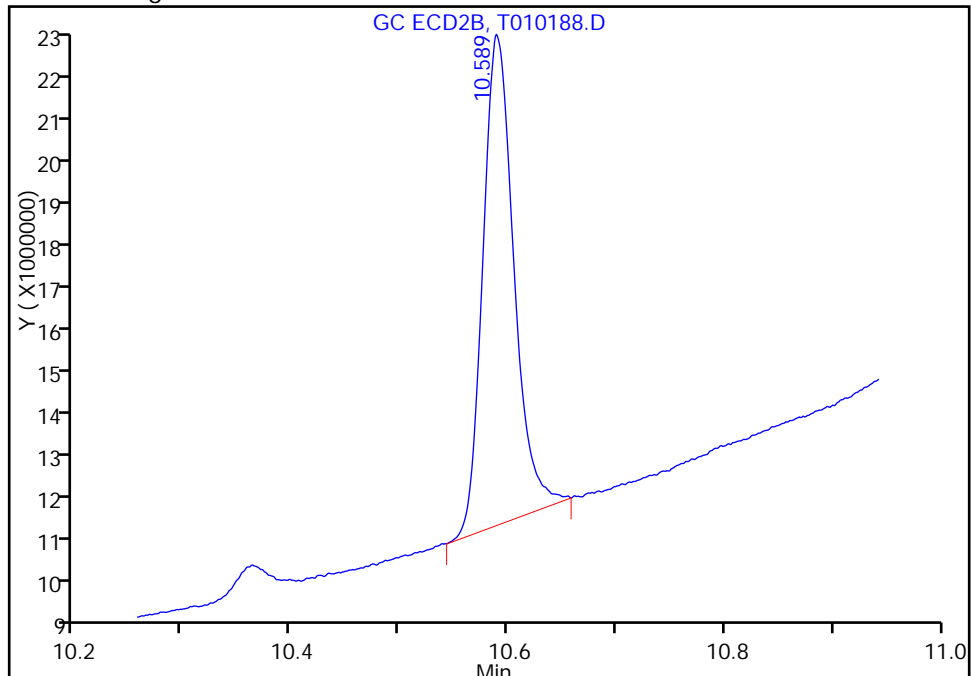
RT: 10.59  
Response: 22156415  
Amount: 5.938823

Processing Integration Results



RT: 10.59  
Response: 21815526  
Amount: 5.847451

Manual Integration Results



Reviewer: patelji, 05-Nov-2014 14:26:27  
Audit Action: Split an Integrated Peak  
Audit Reason: Sample matrix interference



FORM I  
PCBS ORGANICS ANALYSIS DATA SHEET

Lab Name: TestAmerica Edison Job No.: 460-85482-1  
 SDG No.: \_\_\_\_\_  
 Client Sample ID: Field Blank\_20141030 Lab Sample ID: 460-85482-29  
 Matrix: Water Lab File ID: QR107026.D  
 Analysis Method: 8082 Date Collected: 10/30/2014 16:00  
 Extraction Method: 3510C Date Extracted: 11/04/2014 08:08  
 Sample wt/vol: 125(mL) Date Analyzed: 11/04/2014 23:36  
 Con. Extract Vol.: 1(mL) Dilution Factor: 1  
 Injection Volume: 1(uL) GC Column: CLP-2 ID: 0.53(mm)  
 % Moisture: \_\_\_\_\_ GPC Cleanup: (Y/N) N  
 Analysis Batch No.: 260370 Units: ug/L

CAS NO.	SURROGATE	%REC	Q	LIMITS
2051-24-3	DCB Decachlorobiphenyl	106		13-150

TestAmerica Edison  
Target Compound Quantitation Report

Data File: \\EDICHROM\ChromData\CPESTGC8\20141104-20159.b\QR107026.D  
 Lims ID: 460-85482-D-29-A Lab Sample ID: 460-85482-29  
 Client ID: Field Blank\_20141030  
 Sample Type: Client  
 Inject. Date: 04-Nov-2014 23:36:13 ALS Bottle#: 52 Worklist Smp#: 52  
 Injection Vol: 1.0 ul Dil. Factor: 1.0000  
 Sample Info: 460-0020159-052  
 Operator ID: Instrument ID: CPESTGC8  
 Method: \\EDICHROM\ChromData\CPESTGC8\20141104-20159.b\GC8\_8082LVI.m  
 Limit Group: GC 8082 PCB  
 Last Update: 05-Nov-2014 09:28:54 Calib Date: 10-Oct-2014 13:33:58  
 Integrator: Falcon  
 Quant Method: External Standard Quant By: Initial Calibration  
 Last ICal File: \\EDICHROM\ChromData\CPESTGC8\20141010-19190.b\QR106303.D  
 Column 1 : Det: GC ECD1A  
 Column 2 : Det: GC ECD2B  
 Process Host: XAWRK030

First Level Reviewer: patelji Date: 05-Nov-2014 09:12:55

Col	RT (min.)	Exp RT (min.)	Dlt RT (min.)	Response	OnCol Amt ug/l	Flags
-----	-----------	---------------	---------------	----------	----------------	-------

\$ 5 DCB Decachlorobiphenyl M  
 1 12.015 12.027 -0.012 18273082 106.2 M  
 2 10.794 10.794 0.000 15998035 100.1 M  
 RPD = 5.86

QC Flag Legend

Review Flags

M - Manually Integrated

TestAmerica Edison

Data File: \\EDICHROM\ChromData\CPESTGC8\20141104-20159.b\QR107026.D

Injection Date: 04-Nov-2014 23:36:13

Instrument ID: CPESTGC8

Operator ID:

Lims ID: 460-85482-D-29-A

Lab Sample ID: 460-85482-29

Worklist Smp#: 52

Client ID: Field Blank\_20141030

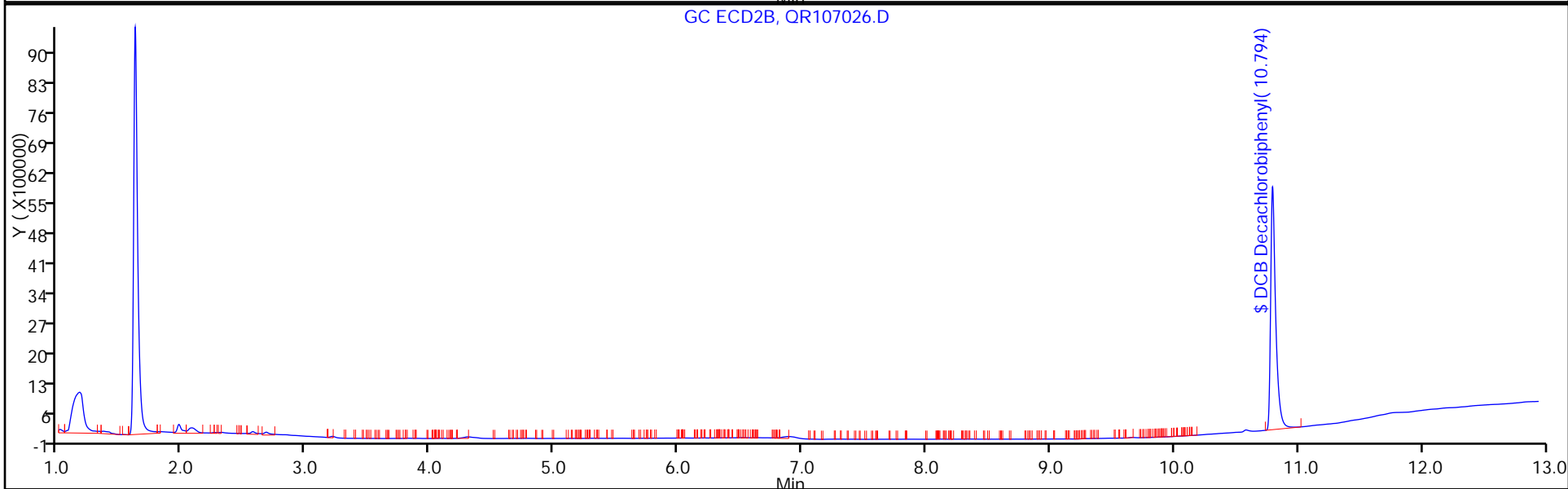
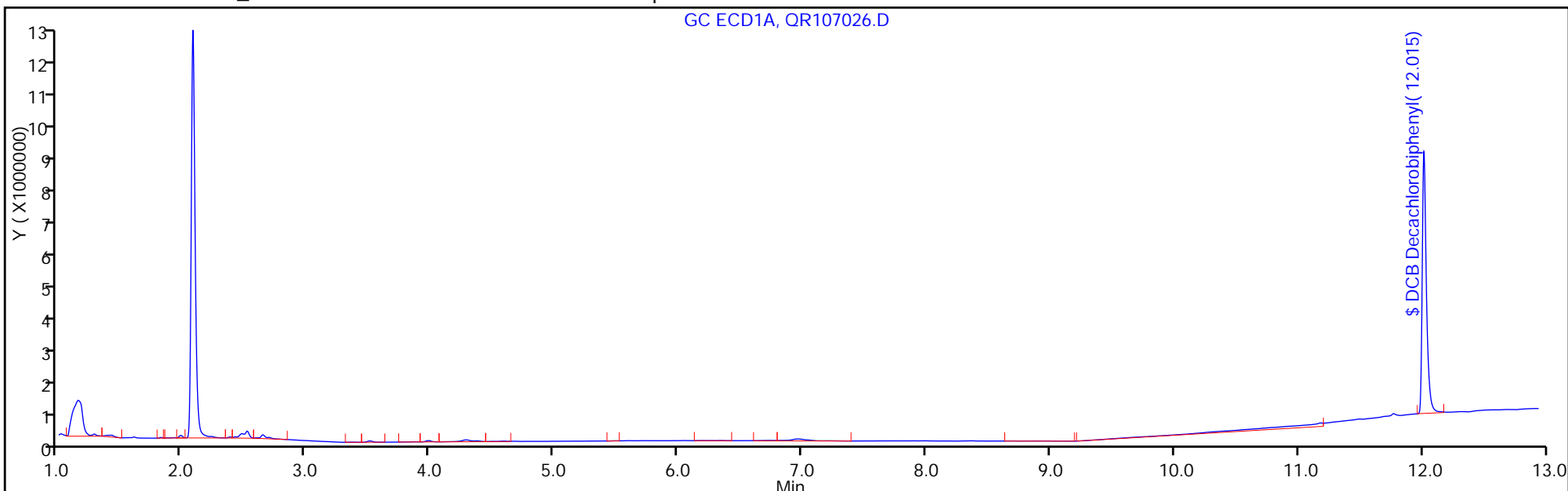
Injection Vol: 1.0 ul

Dil. Factor: 1.0000

ALS Bottle#: 52

Method: GC8\_8082LVI

Limit Group: GC 8082 PCB



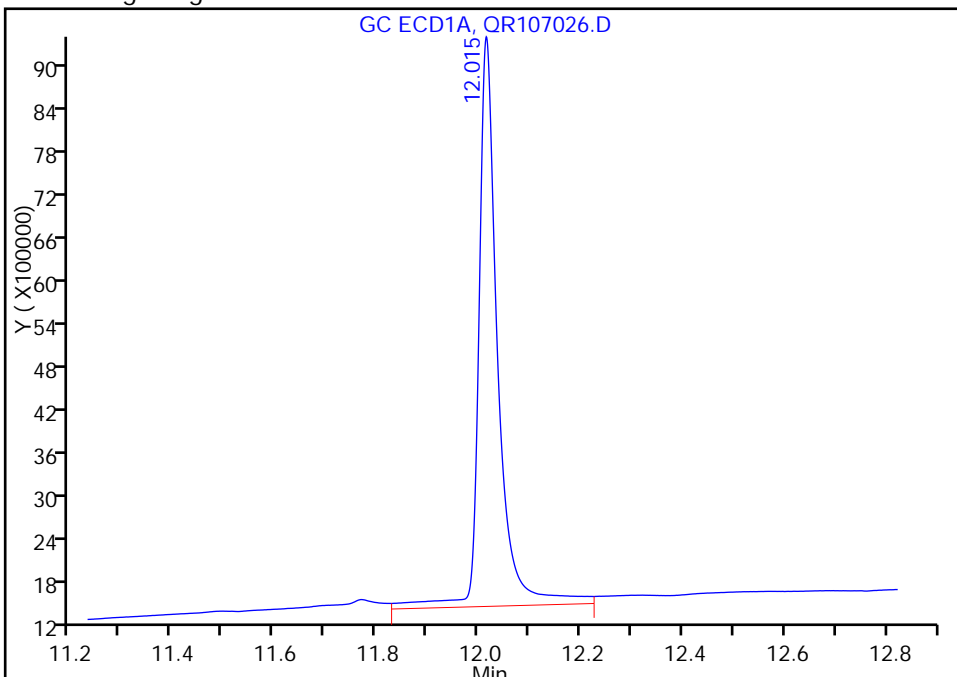
TestAmerica Edison

Data File: \\EDICHROM\ChromData\CPESTGC8\20141104-20159.b\QR107026.D  
Injection Date: 04-Nov-2014 23:36:13 Instrument ID: CPESTGC8  
Lims ID: 460-85482-D-29-A Lab Sample ID: 460-85482-29  
Client ID: Field Blank\_20141030  
Operator ID: ALS Bottle#: 52 Worklist Smp#: 52  
Injection Vol: 1.0 ul Dil. Factor: 1.0000  
Method: GC8\_8082LVI Limit Group: GC 8082 PCB  
Column: Detector GC ECD1A

**\$ 5 DCB Decachlorobiphenyl, CAS: 2051-24-3**

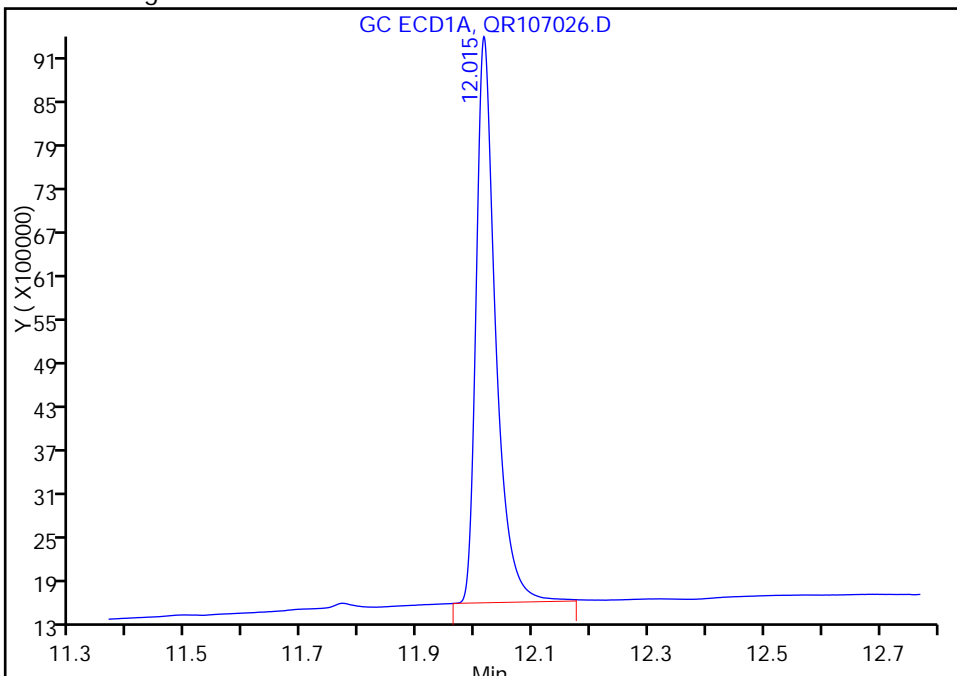
Processing Integration Results

RT: 12.01  
Response: 20583549  
Amount: 119.6159



Manual Integration Results

RT: 12.01  
Response: 18273082  
Amount: 106.1892



Reviewer: patelji, 05-Nov-2014 09:12:55  
Audit Action: Manually Integrated  
Audit Reason: Sample matrix interference

FORM I  
PCBS ORGANICS ANALYSIS DATA SHEET

Lab Name: TestAmerica Edison Job No.: 460-85482-1  
 SDG No.: \_\_\_\_\_  
 Client Sample ID: Field Blank\_20141030 Lab Sample ID: 460-85482-29  
 Matrix: Water Lab File ID: QR107026.D  
 Analysis Method: 8082 Date Collected: 10/30/2014 16:00  
 Extraction Method: 3510C Date Extracted: 11/04/2014 08:08  
 Sample wt/vol: 125(mL) Date Analyzed: 11/04/2014 23:36  
 Con. Extract Vol.: 1(mL) Dilution Factor: 1  
 Injection Volume: 1(uL) GC Column: CLP-1 ID: 0.53(mm)  
 % Moisture: \_\_\_\_\_ GPC Cleanup: (Y/N) N  
 Analysis Batch No.: 260370 Units: ug/L

CAS NO.	COMPOUND NAME	RESULT	Q	RL	MDL
12674-11-2	Aroclor 1016	0.27	U	0.40	0.27
11104-28-2	Aroclor 1221	0.27	U	0.40	0.27
11141-16-5	Aroclor 1232	0.27	U	0.40	0.27
53469-21-9	Aroclor 1242	0.27	U	0.40	0.27
12672-29-6	Aroclor 1248	0.27	U	0.40	0.27
11097-69-1	Aroclor 1254	0.21	U	0.40	0.21
11096-82-5	Aroclor 1260	0.21	U	0.40	0.21
37324-23-5	Aroclor 1262	0.21	U	0.40	0.21
11100-14-4	Aroclor 1268	0.21	U	0.40	0.21
1336-36-3	Polychlorinated biphenyls, Total	0.27	U	0.40	0.27

CAS NO.	SURROGATE	%REC	Q	LIMITS
2051-24-3	DCB Decachlorobiphenyl	100		13-150

TestAmerica Edison  
Target Compound Quantitation Report

Data File: \\EDICHROM\ChromData\CPESTGC8\20141104-20159.b\QR107026.D  
 Lims ID: 460-85482-D-29-A Lab Sample ID: 460-85482-29  
 Client ID: Field Blank\_20141030  
 Sample Type: Client  
 Inject. Date: 04-Nov-2014 23:36:13 ALS Bottle#: 52 Worklist Smp#: 52  
 Injection Vol: 1.0 ul Dil. Factor: 1.0000  
 Sample Info: 460-0020159-052  
 Operator ID: Instrument ID: CPESTGC8  
 Method: \\EDICHROM\ChromData\CPESTGC8\20141104-20159.b\GC8\_8082LVI.m  
 Limit Group: GC 8082 PCB  
 Last Update: 05-Nov-2014 09:28:54 Calib Date: 10-Oct-2014 13:33:58  
 Integrator: Falcon  
 Quant Method: External Standard Quant By: Initial Calibration  
 Last ICal File: \\EDICHROM\ChromData\CPESTGC8\20141010-19190.b\QR106303.D  
 Column 1 : Det: GC ECD1A  
 Column 2 : Det: GC ECD2B  
 Process Host: XAWRK030

First Level Reviewer: patelji Date: 05-Nov-2014 09:12:55

Col	RT (min.)	Exp RT (min.)	Dlt RT (min.)	Response	OnCol Amt ug/l	Flags
-----	-----------	---------------	---------------	----------	----------------	-------

\$ 5 DCB Decachlorobiphenyl						M
1	12.015	12.027	-0.012	18273082	106.2	M
2	10.794	10.794	0.000	15998035	100.1	M

RPD = 5.86

QC Flag Legend

Review Flags

M - Manually Integrated

TestAmerica Edison

Data File: \\EDICHROM\ChromData\CPESTGC8\20141104-20159.b\QR107026.D

Injection Date: 04-Nov-2014 23:36:13

Instrument ID: CPESTGC8

Operator ID:

Lims ID: 460-85482-D-29-A

Lab Sample ID: 460-85482-29

Worklist Smp#: 52

Client ID: Field Blank\_20141030

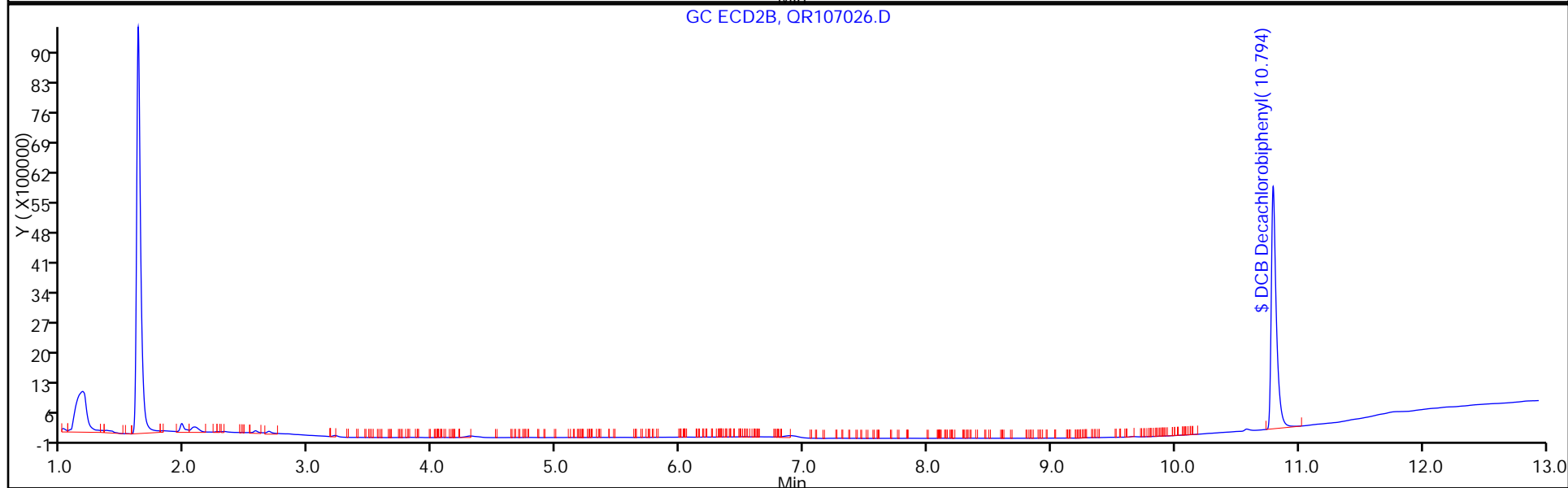
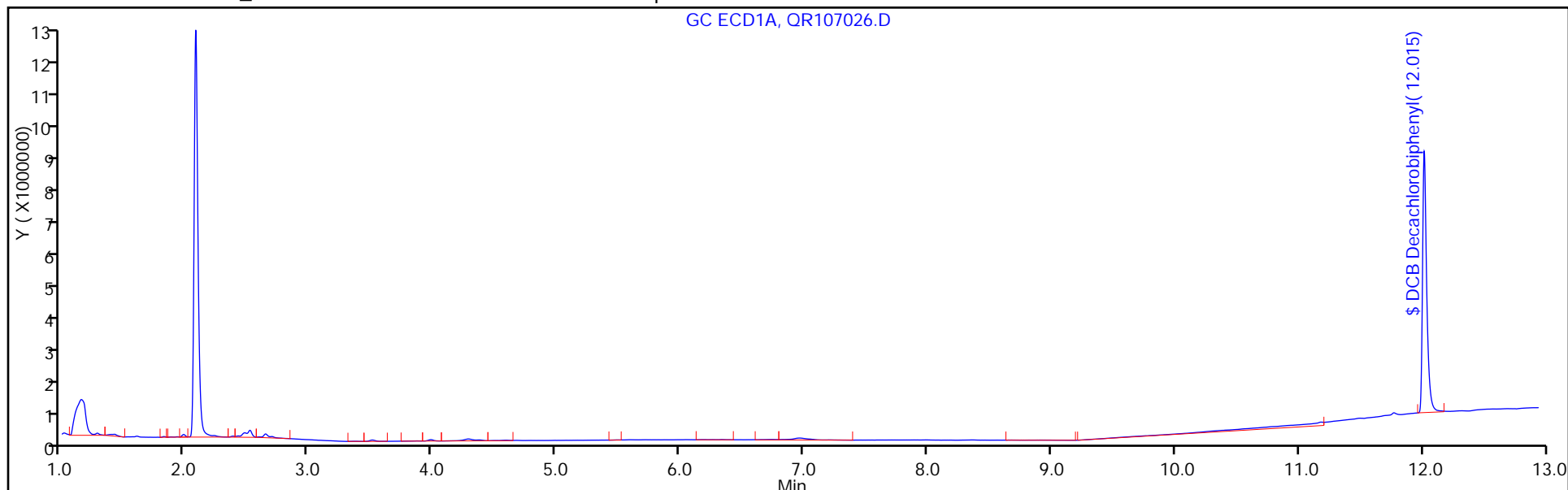
Injection Vol: 1.0 ul

Dil. Factor: 1.0000

ALS Bottle#: 52

Method: GC8\_8082LVI

Limit Group: GC 8082 PCB



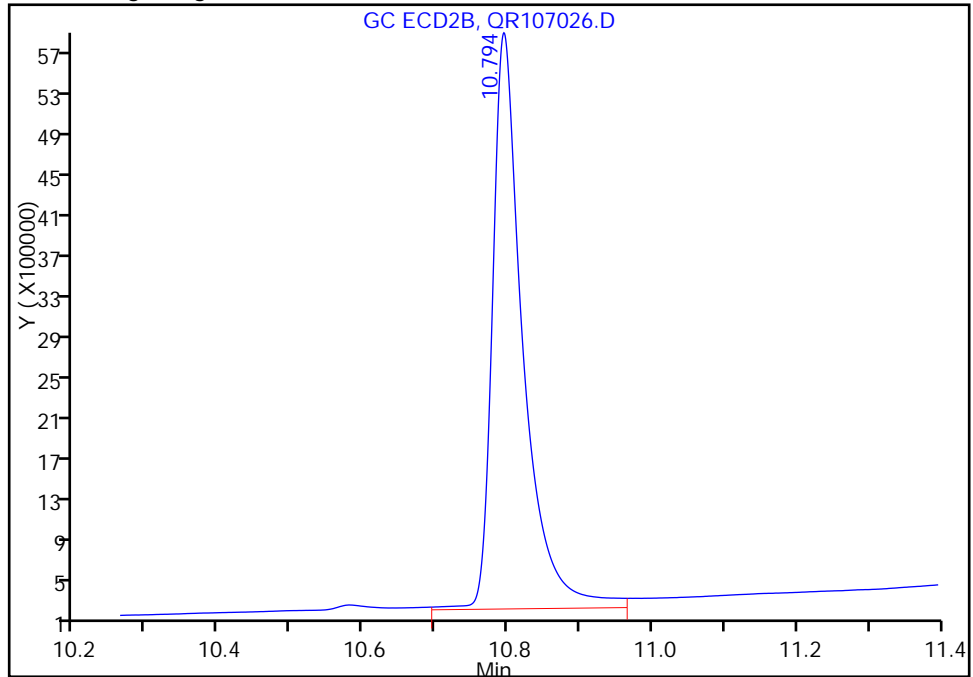
TestAmerica Edison

Data File: \\EDICHROM\ChromData\CPESTGC8\20141104-20159.b\QR107026.D  
Injection Date: 04-Nov-2014 23:36:13 Instrument ID: CPESTGC8  
Lims ID: 460-85482-D-29-A Lab Sample ID: 460-85482-29  
Client ID: Field Blank\_20141030  
Operator ID: ALS Bottle#: 52 Worklist Smp#: 52  
Injection Vol: 1.0 ul Dil. Factor: 1.0000  
Method: GC8\_8082LVI Limit Group: GC 8082 PCB  
Column: Detector GC ECD2B

\$ 5 DCB Decachlorobiphenyl, CAS: 2051-24-3

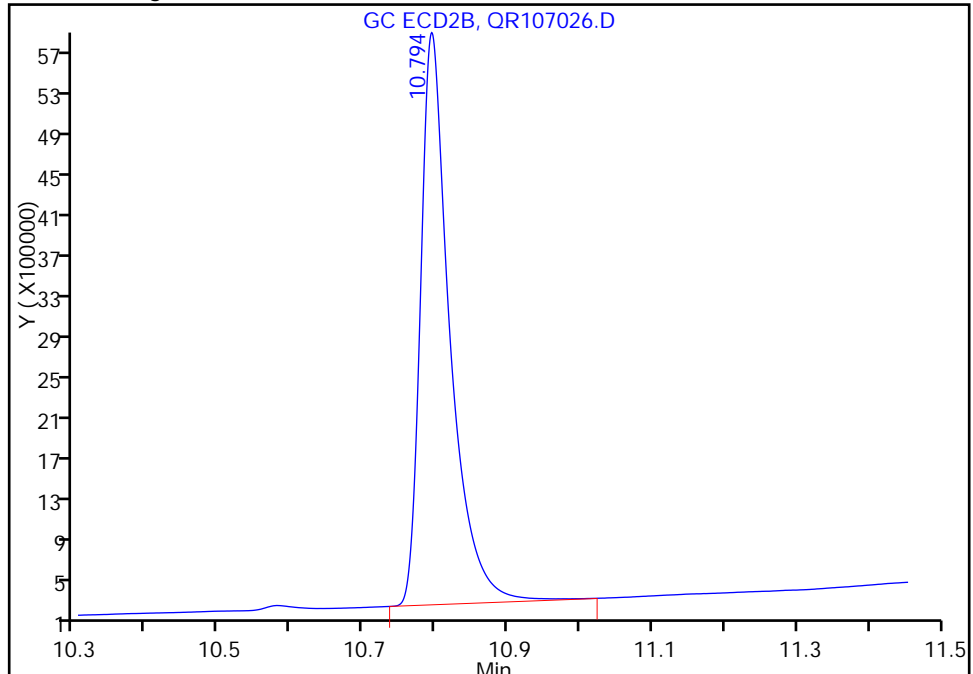
RT: 10.79  
Response: 16836902  
Amount: 105.3919

Processing Integration Results



RT: 10.79  
Response: 15998035  
Amount: 100.1410

Manual Integration Results



Reviewer: patelji, 05-Nov-2014 09:12:55  
Audit Action: Manually Integrated  
Audit Reason: Sample matrix interference



FORM VI  
PCBS INITIAL CALIBRATION DATA  
EXTERNAL STANDARD RETENTION TIME SUMMARY

Lab Name: TestAmerica Edison Job No.: 460-85482-1 Analy Batch No.: 260090

SDG No.: \_\_\_\_\_

Instrument ID: CPESTGC11 GC Column: CLP-2 ID: 0.53(mm) Heated Purge: (Y/N) N

Calibration Start Date: 11/03/2014 17:23 Calibration End Date: 11/03/2014 18:39 Calibration ID: 44339

Calibration Files:

LEVEL:	LAB SAMPLE ID:	LAB FILE ID:
Level 1	IC 460-260090/4	T010127.D
Level 2	IC 460-260090/5	T010128.D
Level 3	IC 460-260090/6	T010129.D
Level 4	IC 460-260090/7	T010130.D
Level 5	IC 460-260090/8	T010131.D

ANALYTE	LVL 1	LVL 2	LVL 3	LVL 4	LVL 5						RT WINDOW	AVG RT
PCB-1016 Peak 1	2.635	2.633	2.636	2.637	2.638						2.566 - 2.706	2.636
PCB-1016 Peak 2	3.297	3.293	3.299	3.303	3.301						3.229 - 3.369	3.299
PCB-1016 Peak 3	4.241	4.241	4.244	4.241	4.243						4.174 - 4.314	4.242
PCB-1016 Peak 4	5.406	5.407	5.407	5.407	5.407						5.337 - 5.477	5.407
PCB-1016 Peak 5	5.628	5.628	5.633	5.630	5.630						5.563 - 5.703	5.630
PCB-1260 Peak 1	7.725	7.728	7.728	7.727	7.725						7.658 - 7.798	7.727
PCB-1260 Peak 2	8.194	8.197	8.197	8.192	8.193						8.127 - 8.267	8.195
PCB-1260 Peak 3	9.921	9.923	9.923	9.920	9.921						9.853 - 9.993	9.922
PCB-1260 Peak 4	10.310	10.310	10.311	10.310	10.310						10.241 - 10.381	10.310
PCB-1260 Peak 5	11.371	11.371	11.364	11.367	11.366						11.294 - 11.434	11.368
Tetrachloro-m-Xylene	2.040	2.039	2.041	2.043	2.043						1.991 - 2.091	2.041
DCB Decachlorobiphenyl	11.912	11.913	11.903	11.905	11.906						11.803 - 12.003	11.908

FORM VI  
PCBS INITIAL CALIBRATION DATA  
EXTERNAL STANDARD CURVE EVALUATION

Lab Name: TestAmerica Edison Job No.: 460-85482-1 Analy Batch No.: 260090

SDG No.: \_\_\_\_\_

Instrument ID: CPESTGC11 GC Column: CLP-2 ID: 0.53 (mm) Heated Purge: (Y/N) N

Calibration Start Date: 11/03/2014 17:23 Calibration End Date: 11/03/2014 18:39 Calibration ID: 44339

Calibration Files:

LEVEL:	LAB SAMPLE ID:	LAB FILE ID:
Level 1	IC 460-260090/4	T010127.D
Level 2	IC 460-260090/5	T010128.D
Level 3	IC 460-260090/6	T010129.D
Level 4	IC 460-260090/7	T010130.D
Level 5	IC 460-260090/8	T010131.D

ANALYTE	CF				CURVE TYPE	COEFFICIENT			#	MIN CF	%RSD	#	MAX %RSD	R <sup>2</sup> OR COD	#	MIN R <sup>2</sup> OR COD
	LVL 1 LVL 5	LVL 2	LVL 3	LVL 4		B	M1	M2								
PCB-1016 Peak 1	76199 64786	77367	69247	66106	Ave		70740.8422			8.1		20.0				
PCB-1016 Peak 2	128512 128500	132024	127158	129153	Ave		129069.383			1.4		20.0				
PCB-1016 Peak 3	283701 264147	267261	267566	261786	Ave		268892.215			3.2		20.0				
PCB-1016 Peak 4	82549 77079	77622	79758	76545	Ave		78710.7643			3.1		20.0				
PCB-1016 Peak 5	93216 90332	91876	95985	89756	Ave		92232.7166			2.7		20.0				
PCB-1260 Peak 1	158669 162763	163609	165210	162854	Ave		162620.807			1.5		20.0				
PCB-1260 Peak 2	207080 192342	195578	198106	190121	Ave		196645.345			3.3		20.0				
PCB-1260 Peak 3	131269 138190	137937	139498	136718	Ave		136722.407			2.3		20.0				
PCB-1260 Peak 4	266071 312071	294365	304316	303086	Ave		295981.802			6.0		20.0				
PCB-1260 Peak 5	82963 80699	79060	79704	77981	Ave		80081.3291			2.4		20.0				
Tetrachloro-m-xylene	3465767 3647892	3893711	3512006	3666364	Ave		3637148.10			4.6		20.0				
DCB Decachlorobiphenyl	2353866 2484208	2562803	2431978	2443534	Ave		2455277.71			3.1		20.0				

Note: The m1 coefficient is the same as Ave CF for an Ave curve type.

FORM VI  
PCBS INITIAL CALIBRATION DATA  
EXTERNAL STANDARD RESPONSE AND CONCENTRATION

Lab Name: TestAmerica Edison Job No.: 460-85482-1 Analy Batch No.: 260090

SDG No.: \_\_\_\_\_

Instrument ID: CPESTGC11 GC Column: CLP-2 ID: 0.53 (mm) Heated Purge: (Y/N) N

Calibration Start Date: 11/03/2014 17:23 Calibration End Date: 11/03/2014 18:39 Calibration ID: 44339

Calibration Files:

LEVEL:	LAB SAMPLE ID:	LAB FILE ID:
Level 1	IC 460-260090/4	T010127.D
Level 2	IC 460-260090/5	T010128.D
Level 3	IC 460-260090/6	T010129.D
Level 4	IC 460-260090/7	T010130.D
Level 5	IC 460-260090/8	T010131.D

ANALYTE	CURVE TYPE	RESPONSE					CONCENTRATION (UG/L)				
		LVL 1	LVL 2	LVL 3	LVL 4	LVL 5	LVL 1	LVL 2	LVL 3	LVL 4	LVL 5
PCB-1016 Peak 1	Ave	3809951	38683588	69246684	99158499	161964162	50.0	500	1000	1500	2500
PCB-1016 Peak 2	Ave	6425600	66011969	127157736	193729402	321250772	50.0	500	1000	1500	2500
PCB-1016 Peak 3	Ave	14185065	133630330	267566372	392678389	660367878	50.0	500	1000	1500	2500
PCB-1016 Peak 4	Ave	4127470	38811074	79758267	114817778	192697053	50.0	500	1000	1500	2500
PCB-1016 Peak 5	Ave	4660775	45938015	95985003	134633265	225828850	50.0	500	1000	1500	2500
PCB-1260 Peak 1	Ave	7933426	81804660	165209640	244280656	406906961	50.0	500	1000	1500	2500
PCB-1260 Peak 2	Ave	10354020	97788975	198105595	285181767	480854000	50.0	500	1000	1500	2500
PCB-1260 Peak 3	Ave	6563464	68968296	139498331	205077277	345474124	50.0	500	1000	1500	2500
PCB-1260 Peak 4	Ave	13303530	147182563	304316111	454629016	780177912	50.0	500	1000	1500	2500
PCB-1260 Peak 5	Ave	4148130	39529983	79704401	116970976	201747570	50.0	500	1000	1500	2500
Tetrachloro-m-xylene	Ave	43322088	194685564	351200619	549954653	729578331	12.5	50.0	100	150	200
DCB Decachlorobiphenyl	Ave	29423322	128140158	243197810	366530102	496841503	12.5	50.0	100	150	200

Curve Type Legend:

Ave = Average

FORM VI  
PCBS INITIAL CALIBRATION DATA  
EXTERNAL STANDARD RETENTION TIME SUMMARY

Lab Name: TestAmerica Edison Job No.: 460-85482-1 Analy Batch No.: 260090

SDG No.: \_\_\_\_\_

Instrument ID: CPESTGC11 GC Column: CLP-1 ID: 0.53(mm) Heated Purge: (Y/N) N

Calibration Start Date: 11/03/2014 17:23 Calibration End Date: 11/03/2014 18:39 Calibration ID: 44340

Calibration Files:

LEVEL:	LAB SAMPLE ID:	LAB FILE ID:
Level 1	IC 460-260090/4	T010127.D
Level 2	IC 460-260090/5	T010128.D
Level 3	IC 460-260090/6	T010129.D
Level 4	IC 460-260090/7	T010130.D
Level 5	IC 460-260090/8	T010131.D

ANALYTE	LVL 1	LVL 2	LVL 3	LVL 4	LVL 5						RT WINDOW	AVG RT
PCB-1016 Peak 1	1.818	1.818	1.819	1.822	1.821						1.749 - 1.889	1.820
PCB-1016 Peak 2	2.166	2.166	2.168	2.170	2.170						2.098 - 2.238	2.168
PCB-1016 Peak 3	2.664	2.664	2.666	2.667	2.668						2.596 - 2.736	2.666
PCB-1016 Peak 4	2.829	2.828	2.831	2.833	2.833						2.761 - 2.901	2.831
PCB-1016 Peak 5	3.541	3.540	3.542	3.542	3.545						3.472 - 3.612	3.542
PCB-1260 Peak 1	5.764	5.765	5.765	5.763	5.765						5.695 - 5.835	5.764
PCB-1260 Peak 2	7.333	7.333	7.333	7.331	7.330						7.263 - 7.403	7.332
PCB-1260 Peak 3	7.965	7.966	7.963	7.960	7.961						7.893 - 8.033	7.963
PCB-1260 Peak 4	8.597	8.596	8.598	8.594	8.593						8.528 - 8.668	8.596
PCB-1260 Peak 5	9.960	9.960	9.965	9.962	9.961						9.895 - 10.035	9.962
Tetrachloro-m-Xylene	1.495	1.496	1.497	1.499	1.499						1.447 - 1.547	1.497
DCB Decachlorobiphenyl	10.595	10.594	10.593	10.592	10.594						10.493 - 10.693	10.594

FORM VI  
PCBS INITIAL CALIBRATION DATA  
EXTERNAL STANDARD CURVE EVALUATION

Lab Name: TestAmerica Edison Job No.: 460-85482-1 Analy Batch No.: 260090

SDG No.: \_\_\_\_\_

Instrument ID: CPESTGC11 GC Column: CLP-1 ID: 0.53 (mm) Heated Purge: (Y/N) N

Calibration Start Date: 11/03/2014 17:23 Calibration End Date: 11/03/2014 18:39 Calibration ID: 44340

Calibration Files:

LEVEL:	LAB SAMPLE ID:	LAB FILE ID:
Level 1	IC 460-260090/4	T010127.D
Level 2	IC 460-260090/5	T010128.D
Level 3	IC 460-260090/6	T010129.D
Level 4	IC 460-260090/7	T010130.D
Level 5	IC 460-260090/8	T010131.D

ANALYTE	CF				CURVE TYPE	COEFFICIENT			#	MIN CF	%RSD	#	MAX %RSD	R <sup>2</sup> OR COD	#	MIN R <sup>2</sup> OR COD
	LVL 1 LVL 5	LVL 2	LVL 3	LVL 4		B	M1	M2								
PCB-1016 Peak 1	97775 92578	95928	98181	97805	Ave		96453.3306			2.4		20.0				
PCB-1016 Peak 2	174541 172748	180269	179773	176092	Ave		176684.297			1.9		20.0				
PCB-1016 Peak 3	327871 323977	313343	314294	319562	Ave		319809.533			1.9		20.0				
PCB-1016 Peak 4	146182 136949	137586	137446	138418	Ave		139316.100			2.8		20.0				
PCB-1016 Peak 5	121790 131184	125732	129056	129341	Ave		127420.795			2.9		20.0				
PCB-1260 Peak 1	199552 197322	190826	197194	192850	Ave		195548.823			1.8		20.0				
PCB-1260 Peak 2	169133 174523	167384	177550	168016	Ave		171321.155			2.6		20.0				
PCB-1260 Peak 3	498542 485874	483905	506552	476718	Ave		490318.097			2.4		20.0				
PCB-1260 Peak 4	177207 165986	153629	165689	157729	Ave		164048.064			5.5		20.0				
PCB-1260 Peak 5	135817 126985	112042	124914	124694	Ave		124890.506			6.8		20.0				
Tetrachloro-m-xylene	4694142 4880103	5158293	4962935	4909232	Ave		4920941.01			3.4		20.0				
DCB Decachlorobiphenyl	3519151 3773823	3789224	3854674	3717005	Ave		3730775.65			3.4		20.0				

Note: The m1 coefficient is the same as Ave CF for an Ave curve type.

FORM VI  
PCBS INITIAL CALIBRATION DATA  
EXTERNAL STANDARD RESPONSE AND CONCENTRATION

Lab Name: TestAmerica Edison Job No.: 460-85482-1 Analy Batch No.: 260090

SDG No.: \_\_\_\_\_

Instrument ID: CPESTGC11 GC Column: CLP-1 ID: 0.53 (mm) Heated Purge: (Y/N) N

Calibration Start Date: 11/03/2014 17:23 Calibration End Date: 11/03/2014 18:39 Calibration ID: 44340

Calibration Files:

LEVEL:	LAB SAMPLE ID:	LAB FILE ID:
Level 1	IC 460-260090/4	T010127.D
Level 2	IC 460-260090/5	T010128.D
Level 3	IC 460-260090/6	T010129.D
Level 4	IC 460-260090/7	T010130.D
Level 5	IC 460-260090/8	T010131.D

ANALYTE	CURVE TYPE	RESPONSE					CONCENTRATION (UG/L)				
		LVL 1	LVL 2	LVL 3	LVL 4	LVL 5	LVL 1	LVL 2	LVL 3	LVL 4	LVL 5
PCB-1016 Peak 1	Ave	4888762	47963971	98180907	146707297	231444248	50.0	500	1000	1500	2500
PCB-1016 Peak 2	Ave	8727049	90134250	179772807	264137295	431869176	50.0	500	1000	1500	2500
PCB-1016 Peak 3	Ave	16393558	156671642	314293717	479343644	809942690	50.0	500	1000	1500	2500
PCB-1016 Peak 4	Ave	7309077	68793066	137446402	207626491	342371914	50.0	500	1000	1500	2500
PCB-1016 Peak 5	Ave	6089515	62866039	129056083	194012080	327960323	50.0	500	1000	1500	2500
PCB-1260 Peak 1	Ave	9977601	95413223	197193892	289274780	493304760	50.0	500	1000	1500	2500
PCB-1260 Peak 2	Ave	8456631	83692231	177549806	252023578	436307923	50.0	500	1000	1500	2500
PCB-1260 Peak 3	Ave	24927083	241952275	506552113	715076829	1214685690	50.0	500	1000	1500	2500
PCB-1260 Peak 4	Ave	8860356	76814658	165688566	236593571	414965675	50.0	500	1000	1500	2500
PCB-1260 Peak 5	Ave	6790872	56020791	124914079	187041675	317462447	50.0	500	1000	1500	2500
Tetrachloro-m-xylene	Ave	58676780	257914643	496293493	736384824	976020540	12.5	50.0	100	150	200
DCB Decachlorobiphenyl	Ave	43989389	189461217	385467406	557550803	754764672	12.5	50.0	100	150	200

Curve Type Legend:

Ave = Average

FORM VI  
PCBS INITIAL CALIBRATION DATA  
EXTERNAL STANDARD RETENTION TIME SUMMARY

Lab Name: TestAmerica Edison Job No.: 460-85482-1 Analy Batch No.: 260090

SDG No.: \_\_\_\_\_

Instrument ID: CPESTGC11 GC Column: CLP-2 ID: 0.53(mm) Heated Purge: (Y/N) N

Calibration Start Date: 11/03/2014 18:58 Calibration End Date: 11/03/2014 18:58 Calibration ID: 44345

Calibration Files:

LEVEL:	LAB SAMPLE ID:	LAB FILE ID:
Level 1	IC 460-260090/9	T010132.D

ANALYTE	LVL 1										RT WINDOW	AVG RT
PCB-1221 Peak 1	1.588										1.518 - 1.658	1.588
PCB-1221 Peak 2	2.398										2.328 - 2.468	2.398
PCB-1221 Peak 3	2.568										2.498 - 2.638	2.568
PCB-1221 Peak 4	2.643										2.573 - 2.713	2.643
PCB-1221 Peak 5	3.418										3.348 - 3.488	3.418

FORM VI  
PCBS INITIAL CALIBRATION DATA  
EXTERNAL STANDARD CURVE EVALUATION

Lab Name: TestAmerica Edison Job No.: 460-85482-1 Analy Batch No.: 260090

SDG No.: \_\_\_\_\_

Instrument ID: CPESTGC11 GC Column: CLP-2 ID: 0.53 (mm) Heated Purge: (Y/N) N

Calibration Start Date: 11/03/2014 18:58 Calibration End Date: 11/03/2014 18:58 Calibration ID: 44345

Calibration Files:

LEVEL:	LAB SAMPLE ID:	LAB FILE ID:
Level 1	IC 460-260090/9	T010132.D

ANALYTE	CF				CURVE TYPE	COEFFICIENT			#	MIN CF	%RSD	#	MAX %RSD	R^2 OR COD	#	MIN R^2 OR COD
	LVL 1					B	M1	M2								
PCB-1221 Peak 1	26846				Ave		26845.8430						20.0			
PCB-1221 Peak 2	36387				Ave		36387.4010						20.0			
PCB-1221 Peak 3	22516				Ave		22515.6080						20.0			
PCB-1221 Peak 4	86598				Ave		86598.3640						20.0			
PCB-1221 Peak 5	9401.3				Ave		9401.25300						20.0			

Note: The m1 coefficient is the same as Ave CF for an Ave curve type.



FORM VI  
PCBS INITIAL CALIBRATION DATA  
EXTERNAL STANDARD RESPONSE AND CONCENTRATION

Lab Name: TestAmerica Edison Job No.: 460-85482-1 Analy Batch No.: 260090

SDG No.: \_\_\_\_\_

Instrument ID: CPESTGC11 GC Column: CLP-2 ID: 0.53 (mm) Heated Purge: (Y/N) N

Calibration Start Date: 11/03/2014 18:58 Calibration End Date: 11/03/2014 18:58 Calibration ID: 44345

Calibration Files:

LEVEL:	LAB SAMPLE ID:	LAB FILE ID:
Level 1	IC 460-260090/9	T010132.D

ANALYTE	CURVE TYPE	RESPONSE					CONCENTRATION (UG/L)				
		LVL 1					LVL 1				
PCB-1221 Peak 1	Ave	26845843					1000				
PCB-1221 Peak 2	Ave	36387401					1000				
PCB-1221 Peak 3	Ave	22515608					1000				
PCB-1221 Peak 4	Ave	86598364					1000				
PCB-1221 Peak 5	Ave	9401253					1000				

Curve Type Legend:

Ave = Average

FORM VI  
 PCBS INITIAL CALIBRATION DATA  
 EXTERNAL STANDARD RETENTION TIME SUMMARY

Lab Name: TestAmerica Edison Job No.: 460-85482-1 Analy Batch No.: 260090

SDG No.: \_\_\_\_\_

Instrument ID: CPESTGC11 GC Column: CLP-1 ID: 0.53(mm) Heated Purge: (Y/N) N

Calibration Start Date: 11/03/2014 18:58 Calibration End Date: 11/03/2014 18:58 Calibration ID: 44346

Calibration Files:

LEVEL:	LAB SAMPLE ID:	LAB FILE ID:
Level 1	IC 460-260090/9	T010132.D

ANALYTE	LVL 1										RT WINDOW	AVG RT
PCB-1221 Peak 1	1.129										1.059 - 1.199	1.129
PCB-1221 Peak 2	1.660										1.590 - 1.730	1.660
PCB-1221 Peak 3	1.828										1.758 - 1.898	1.828
PCB-1221 Peak 4	2.302										2.232 - 2.372	2.302
PCB-1221 Peak 5	2.673										2.603 - 2.743	2.673

FORM VI  
PCBS INITIAL CALIBRATION DATA  
EXTERNAL STANDARD CURVE EVALUATION

Lab Name: TestAmerica Edison Job No.: 460-85482-1 Analy Batch No.: 260090

SDG No.: \_\_\_\_\_

Instrument ID: CPESTGC11 GC Column: CLP-1 ID: 0.53 (mm) Heated Purge: (Y/N) N

Calibration Start Date: 11/03/2014 18:58 Calibration End Date: 11/03/2014 18:58 Calibration ID: 44346

Calibration Files:

LEVEL:	LAB SAMPLE ID:	LAB FILE ID:
Level 1	IC 460-260090/9	T010132.D

ANALYTE	CF				CURVE TYPE	COEFFICIENT			#	MIN CF	%RSD	#	MAX %RSD	R^2 OR COD	#	MIN R^2 OR COD
	LVL 1					B	M1	M2								
PCB-1221 Peak 1	36213				Ave		36212.9500						20.0			
PCB-1221 Peak 2	50336				Ave		50335.5280						20.0			
PCB-1221 Peak 3	135701				Ave		135700.922						20.0			
PCB-1221 Peak 4	11475				Ave		11474.8140						20.0			
PCB-1221 Peak 5	17724				Ave		17724.4890						20.0			

Note: The m1 coefficient is the same as Ave CF for an Ave curve type.

FORM VI  
PCBS INITIAL CALIBRATION DATA  
EXTERNAL STANDARD RESPONSE AND CONCENTRATION

Lab Name: TestAmerica Edison Job No.: 460-85482-1 Analy Batch No.: 260090

SDG No.: \_\_\_\_\_

Instrument ID: CPESTGC11 GC Column: CLP-1 ID: 0.53 (mm) Heated Purge: (Y/N) N

Calibration Start Date: 11/03/2014 18:58 Calibration End Date: 11/03/2014 18:58 Calibration ID: 44346

Calibration Files:

LEVEL:	LAB SAMPLE ID:	LAB FILE ID:
Level 1	IC 460-260090/9	T010132.D

ANALYTE	CURVE TYPE	RESPONSE					CONCENTRATION (UG/L)				
		LVL 1					LVL 1				
PCB-1221 Peak 1	Ave	36212950					1000				
PCB-1221 Peak 2	Ave	50335528					1000				
PCB-1221 Peak 3	Ave	135700922					1000				
PCB-1221 Peak 4	Ave	11474814					1000				
PCB-1221 Peak 5	Ave	17724489					1000				

Curve Type Legend:

Ave = Average

FORM VI  
 PCBS INITIAL CALIBRATION DATA  
 EXTERNAL STANDARD RETENTION TIME SUMMARY

Lab Name: TestAmerica Edison Job No.: 460-85482-1 Analy Batch No.: 260090

SDG No.: \_\_\_\_\_

Instrument ID: CPESTGC11 GC Column: CLP-2 ID: 0.53(mm) Heated Purge: (Y/N) N

Calibration Start Date: 11/03/2014 19:17 Calibration End Date: 11/03/2014 19:17 Calibration ID: 44351

Calibration Files:

LEVEL:	LAB SAMPLE ID:	LAB FILE ID:
Level 1	IC 460-260090/10	T010133.D

ANALYTE	LVL 1										RT WINDOW	AVG RT
PCB-1232 Peak 1	2.642										2.572 - 2.712	2.642
PCB-1232 Peak 2	3.308										3.238 - 3.378	3.308
PCB-1232 Peak 3	4.516										4.446 - 4.586	4.516
PCB-1232 Peak 4	5.409										5.339 - 5.479	5.409
PCB-1232 Peak 5	5.633										5.563 - 5.703	5.633

FORM VI  
PCBS INITIAL CALIBRATION DATA  
EXTERNAL STANDARD CURVE EVALUATION

Lab Name: TestAmerica Edison Job No.: 460-85482-1 Analy Batch No.: 260090

SDG No.: \_\_\_\_\_

Instrument ID: CPESTGC11 GC Column: CLP-2 ID: 0.53 (mm) Heated Purge: (Y/N) N

Calibration Start Date: 11/03/2014 19:17 Calibration End Date: 11/03/2014 19:17 Calibration ID: 44351

Calibration Files:

LEVEL:	LAB SAMPLE ID:	LAB FILE ID:
Level 1	IC 460-260090/10	T010133.D

ANALYTE	CF				CURVE TYPE	COEFFICIENT			#	MIN CF	%RSD	#	MAX %RSD	R^2 OR COD	#	MIN R^2 OR COD
	LVL 1					B	M1	M2								
PCB-1232 Peak 1	74553				Ave		74553.2270						20.0			
PCB-1232 Peak 2	57925				Ave		57925.0130						20.0			
PCB-1232 Peak 3	46203				Ave		46202.7800						20.0			
PCB-1232 Peak 4	29089				Ave		29088.8430						20.0			
PCB-1232 Peak 5	34060				Ave		34060.1820						20.0			

Note: The m1 coefficient is the same as Ave CF for an Ave curve type.

FORM VI  
PCBS INITIAL CALIBRATION DATA  
EXTERNAL STANDARD RESPONSE AND CONCENTRATION

Lab Name: TestAmerica Edison Job No.: 460-85482-1 Analy Batch No.: 260090

SDG No.: \_\_\_\_\_

Instrument ID: CPESTGC11 GC Column: CLP-2 ID: 0.53 (mm) Heated Purge: (Y/N) N

Calibration Start Date: 11/03/2014 19:17 Calibration End Date: 11/03/2014 19:17 Calibration ID: 44351

Calibration Files:

LEVEL:	LAB SAMPLE ID:	LAB FILE ID:
Level 1	IC 460-260090/10	T010133.D

ANALYTE	CURVE TYPE	RESPONSE					CONCENTRATION (UG/L)				
		LVL 1					LVL 1				
PCB-1232 Peak 1	Ave	74553227					1000				
PCB-1232 Peak 2	Ave	57925013					1000				
PCB-1232 Peak 3	Ave	46202780					1000				
PCB-1232 Peak 4	Ave	29088843					1000				
PCB-1232 Peak 5	Ave	34060182					1000				

Curve Type Legend:

Ave = Average

FORM VI  
PCBS INITIAL CALIBRATION DATA  
EXTERNAL STANDARD RETENTION TIME SUMMARY

Lab Name: TestAmerica Edison Job No.: 460-85482-1 Analy Batch No.: 260090

SDG No.: \_\_\_\_\_

Instrument ID: CPESTGC11 GC Column: CLP-1 ID: 0.53(mm) Heated Purge: (Y/N) N

Calibration Start Date: 11/03/2014 19:17 Calibration End Date: 11/03/2014 19:17 Calibration ID: 44352

Calibration Files:

LEVEL:	LAB SAMPLE ID:	LAB FILE ID:
Level 1	IC 460-260090/10	T010133.D

ANALYTE	LVL 1										RT WINDOW	AVG RT
PCB-1232 Peak 1	1.828										1.758 - 1.898	1.828
PCB-1232 Peak 2	2.175										2.105 - 2.245	2.175
PCB-1232 Peak 3	2.671										2.601 - 2.741	2.671
PCB-1232 Peak 4	2.837										2.767 - 2.907	2.837
PCB-1232 Peak 5	3.547										3.477 - 3.617	3.547



FORM VI  
PCBS INITIAL CALIBRATION DATA  
EXTERNAL STANDARD CURVE EVALUATION

Lab Name: TestAmerica Edison Job No.: 460-85482-1 Analy Batch No.: 260090

SDG No.: \_\_\_\_\_

Instrument ID: CPESTGC11 GC Column: CLP-1 ID: 0.53 (mm) Heated Purge: (Y/N) N

Calibration Start Date: 11/03/2014 19:17 Calibration End Date: 11/03/2014 19:17 Calibration ID: 44352

Calibration Files:

LEVEL:	LAB SAMPLE ID:	LAB FILE ID:
Level 1	IC 460-260090/10	T010133.D

ANALYTE	CF				CURVE TYPE	COEFFICIENT			#	MIN CF	%RSD	#	MAX %RSD	R^2 OR COD	#	MIN R^2 OR COD
	LVL 1					B	M1	M2								
PCB-1232 Peak 1	112149				Ave		112149.004						20.0			
PCB-1232 Peak 2	69958				Ave		69957.5090						20.0			
PCB-1232 Peak 3	131434				Ave		131433.624						20.0			
PCB-1232 Peak 4	54221				Ave		54221.0400						20.0			
PCB-1232 Peak 5	46548				Ave		46547.9320						20.0			

Note: The m1 coefficient is the same as Ave CF for an Ave curve type.

FORM VI  
 PCBS INITIAL CALIBRATION DATA  
 EXTERNAL STANDARD RESPONSE AND CONCENTRATION

Lab Name: TestAmerica Edison Job No.: 460-85482-1 Analy Batch No.: 260090

SDG No.: \_\_\_\_\_

Instrument ID: CPESTGC11 GC Column: CLP-1 ID: 0.53 (mm) Heated Purge: (Y/N) N

Calibration Start Date: 11/03/2014 19:17 Calibration End Date: 11/03/2014 19:17 Calibration ID: 44352

Calibration Files:

LEVEL:	LAB SAMPLE ID:	LAB FILE ID:
Level 1	IC 460-260090/10	T010133.D

ANALYTE	CURVE TYPE	RESPONSE					CONCENTRATION (UG/L)				
		LVL 1					LVL 1				
PCB-1232 Peak 1	Ave	112149004					1000				
PCB-1232 Peak 2	Ave	69957509					1000				
PCB-1232 Peak 3	Ave	131433624					1000				
PCB-1232 Peak 4	Ave	54221040					1000				
PCB-1232 Peak 5	Ave	46547932					1000				

Curve Type Legend:

Ave = Average

FORM VI  
PCBS INITIAL CALIBRATION DATA  
EXTERNAL STANDARD RETENTION TIME SUMMARY

Lab Name: TestAmerica Edison Job No.: 460-85482-1 Analy Batch No.: 260090

SDG No.: \_\_\_\_\_

Instrument ID: CPESTGC11 GC Column: CLP-2 ID: 0.53(mm) Heated Purge: (Y/N) N

Calibration Start Date: 11/03/2014 19:36 Calibration End Date: 11/03/2014 19:36 Calibration ID: 44357

Calibration Files:

LEVEL:	LAB SAMPLE ID:	LAB FILE ID:
Level 1	IC 460-260090/11	T010134.D

ANALYTE	LVL 1										RT WINDOW	AVG RT
PCB-1242 Peak 1	2.639										2.569 - 2.709	2.639
PCB-1242 Peak 2	3.304										3.234 - 3.374	3.304
PCB-1242 Peak 3	4.244										4.174 - 4.314	4.244
PCB-1242 Peak 4	4.513										4.443 - 4.583	4.513
PCB-1242 Peak 5	6.178										6.108 - 6.248	6.178

FORM VI  
PCBS INITIAL CALIBRATION DATA  
EXTERNAL STANDARD CURVE EVALUATION

Lab Name: TestAmerica Edison Job No.: 460-85482-1 Analy Batch No.: 260090

SDG No.: \_\_\_\_\_

Instrument ID: CPESTGC11 GC Column: CLP-2 ID: 0.53 (mm) Heated Purge: (Y/N) N

Calibration Start Date: 11/03/2014 19:36 Calibration End Date: 11/03/2014 19:36 Calibration ID: 44357

Calibration Files:

LEVEL:	LAB SAMPLE ID:	LAB FILE ID:
Level 1	IC 460-260090/11	T010134.D

ANALYTE	CF				CURVE TYPE	COEFFICIENT			#	MIN CF	%RSD	#	MAX %RSD	R^2 OR COD	#	MIN R^2 OR COD
	LVL 1					B	M1	M2								
PCB-1242 Peak 1	50881				Ave		50880.9680						20.0			
PCB-1242 Peak 2	95742				Ave		95742.1160						20.0			
PCB-1242 Peak 3	196382				Ave		196382.361						20.0			
PCB-1242 Peak 4	82785				Ave		82785.4000						20.0			
PCB-1242 Peak 5	68792				Ave		68791.5280						20.0			

Note: The m1 coefficient is the same as Ave CF for an Ave curve type.

FORM VI  
 PCBS INITIAL CALIBRATION DATA  
 EXTERNAL STANDARD RESPONSE AND CONCENTRATION

Lab Name: TestAmerica Edison Job No.: 460-85482-1 Analy Batch No.: 260090

SDG No.: \_\_\_\_\_

Instrument ID: CPESTGC11 GC Column: CLP-2 ID: 0.53 (mm) Heated Purge: (Y/N) N

Calibration Start Date: 11/03/2014 19:36 Calibration End Date: 11/03/2014 19:36 Calibration ID: 44357

Calibration Files:

LEVEL:	LAB SAMPLE ID:	LAB FILE ID:
Level 1	IC 460-260090/11	T010134.D

ANALYTE	CURVE TYPE	RESPONSE					CONCENTRATION (UG/L)				
		LVL 1					LVL 1				
PCB-1242 Peak 1	Ave	50880968					1000				
PCB-1242 Peak 2	Ave	95742116					1000				
PCB-1242 Peak 3	Ave	196382361					1000				
PCB-1242 Peak 4	Ave	82785400					1000				
PCB-1242 Peak 5	Ave	68791528					1000				

Curve Type Legend:

Ave = Average

FORM VI  
 PCBS INITIAL CALIBRATION DATA  
 EXTERNAL STANDARD RETENTION TIME SUMMARY

Lab Name: TestAmerica Edison Job No.: 460-85482-1 Analy Batch No.: 260090

SDG No.: \_\_\_\_\_

Instrument ID: CPESTGC11 GC Column: CLP-1 ID: 0.53(mm) Heated Purge: (Y/N) N

Calibration Start Date: 11/03/2014 19:36 Calibration End Date: 11/03/2014 19:36 Calibration ID: 44358

Calibration Files:

LEVEL:	LAB SAMPLE ID:	LAB FILE ID:
Level 1	IC 460-260090/11	T010134.D

ANALYTE	LVL 1										RT WINDOW	AVG RT
PCB-1242 Peak 1	1.827										1.757 - 1.897	1.827
PCB-1242 Peak 2	2.173										2.103 - 2.243	2.173
PCB-1242 Peak 3	2.669										2.599 - 2.739	2.669
PCB-1242 Peak 4	2.833										2.763 - 2.903	2.833
PCB-1242 Peak 5	3.546										3.476 - 3.616	3.546

FORM VI  
PCBS INITIAL CALIBRATION DATA  
EXTERNAL STANDARD CURVE EVALUATION

Lab Name: TestAmerica Edison Job No.: 460-85482-1 Analy Batch No.: 260090

SDG No.: \_\_\_\_\_

Instrument ID: CPESTGC11 GC Column: CLP-1 ID: 0.53 (mm) Heated Purge: (Y/N) N

Calibration Start Date: 11/03/2014 19:36 Calibration End Date: 11/03/2014 19:36 Calibration ID: 44358

Calibration Files:

LEVEL:	LAB SAMPLE ID:	LAB FILE ID:
Level 1	IC 460-260090/11	T010134.D

ANALYTE	CF				CURVE TYPE	COEFFICIENT			#	MIN CF	%RSD	#	MAX %RSD	R^2 OR COD	#	MIN R^2 OR COD
	LVL 1					B	M1	M2								
PCB-1242 Peak 1	74841				Ave		74840.6440						20.0			
PCB-1242 Peak 2	132967				Ave		132966.980						20.0			
PCB-1242 Peak 3	227599				Ave		227599.147						20.0			
PCB-1242 Peak 4	101107				Ave		101106.532						20.0			
PCB-1242 Peak 5	94709				Ave		94708.6780						20.0			

Note: The m1 coefficient is the same as Ave CF for an Ave curve type.

FORM VI  
PCBS INITIAL CALIBRATION DATA  
EXTERNAL STANDARD RESPONSE AND CONCENTRATION

Lab Name: TestAmerica Edison Job No.: 460-85482-1 Analy Batch No.: 260090

SDG No.: \_\_\_\_\_

Instrument ID: CPESTGC11 GC Column: CLP-1 ID: 0.53 (mm) Heated Purge: (Y/N) N

Calibration Start Date: 11/03/2014 19:36 Calibration End Date: 11/03/2014 19:36 Calibration ID: 44358

Calibration Files:

LEVEL:	LAB SAMPLE ID:	LAB FILE ID:
Level 1	IC 460-260090/11	T010134.D

ANALYTE	CURVE TYPE	RESPONSE					CONCENTRATION (UG/L)				
		LVL 1					LVL 1				
PCB-1242 Peak 1	Ave	74840644					1000				
PCB-1242 Peak 2	Ave	132966980					1000				
PCB-1242 Peak 3	Ave	227599147					1000				
PCB-1242 Peak 4	Ave	101106532					1000				
PCB-1242 Peak 5	Ave	94708678					1000				

Curve Type Legend:

Ave = Average



FORM VI  
 PCBS INITIAL CALIBRATION DATA  
 EXTERNAL STANDARD RETENTION TIME SUMMARY

Lab Name: TestAmerica Edison Job No.: 460-85482-1 Analy Batch No.: 260090

SDG No.: \_\_\_\_\_

Instrument ID: CPESTGC11 GC Column: CLP-2 ID: 0.53(mm) Heated Purge: (Y/N) N

Calibration Start Date: 11/03/2014 19:55 Calibration End Date: 11/03/2014 19:55 Calibration ID: 44363

Calibration Files:

LEVEL:	LAB SAMPLE ID:	LAB FILE ID:
Level 1	IC 460-260090/12	T010135.D

ANALYTE	LVL 1										RT WINDOW	AVG RT
PCB-1248 Peak 1	3.307										3.237 - 3.377	3.307
PCB-1248 Peak 2	4.245										4.175 - 4.315	4.245
PCB-1248 Peak 3	4.918										4.848 - 4.988	4.918
PCB-1248 Peak 4	6.102										6.032 - 6.172	6.102
PCB-1248 Peak 5	6.177										6.107 - 6.247	6.177

FORM VI  
PCBS INITIAL CALIBRATION DATA  
EXTERNAL STANDARD CURVE EVALUATION

Lab Name: TestAmerica Edison Job No.: 460-85482-1 Analy Batch No.: 260090

SDG No.: \_\_\_\_\_

Instrument ID: CPESTGC11 GC Column: CLP-2 ID: 0.53 (mm) Heated Purge: (Y/N) N

Calibration Start Date: 11/03/2014 19:55 Calibration End Date: 11/03/2014 19:55 Calibration ID: 44363

Calibration Files:

LEVEL:	LAB SAMPLE ID:	LAB FILE ID:
Level 1	IC 460-260090/12	T010135.D

ANALYTE	CF				CURVE TYPE	COEFFICIENT			#	MIN CF	%RSD	#	MAX %RSD	R <sup>2</sup> OR COD	#	MIN R <sup>2</sup> OR COD
	LVL 1					B	M1	M2								
PCB-1248 Peak 1	37078				Ave		37077.7230						20.0			
PCB-1248 Peak 2	92490				Ave		92490.1500						20.0			
PCB-1248 Peak 3	53616				Ave		53615.8790						20.0			
PCB-1248 Peak 4	72275				Ave		72274.9830						20.0			
PCB-1248 Peak 5	89088				Ave		89088.4560						20.0			

Note: The m1 coefficient is the same as Ave CF for an Ave curve type.

FORM VI  
PCBS INITIAL CALIBRATION DATA  
EXTERNAL STANDARD RESPONSE AND CONCENTRATION

Lab Name: TestAmerica Edison Job No.: 460-85482-1 Analy Batch No.: 260090

SDG No.: \_\_\_\_\_

Instrument ID: CPESTGC11 GC Column: CLP-2 ID: 0.53 (mm) Heated Purge: (Y/N) N

Calibration Start Date: 11/03/2014 19:55 Calibration End Date: 11/03/2014 19:55 Calibration ID: 44363

Calibration Files:

LEVEL:	LAB SAMPLE ID:	LAB FILE ID:
Level 1	IC 460-260090/12	T010135.D

ANALYTE	CURVE TYPE	RESPONSE					CONCENTRATION (UG/L)				
		LVL 1					LVL 1				
PCB-1248 Peak 1	Ave	37077723					1000				
PCB-1248 Peak 2	Ave	92490150					1000				
PCB-1248 Peak 3	Ave	53615879					1000				
PCB-1248 Peak 4	Ave	72274983					1000				
PCB-1248 Peak 5	Ave	89088456					1000				

Curve Type Legend:

Ave = Average

FORM VI  
 PCBS INITIAL CALIBRATION DATA  
 EXTERNAL STANDARD RETENTION TIME SUMMARY

Lab Name: TestAmerica Edison Job No.: 460-85482-1 Analy Batch No.: 260090

SDG No.: \_\_\_\_\_

Instrument ID: CPESTGC11 GC Column: CLP-1 ID: 0.53(mm) Heated Purge: (Y/N) N

Calibration Start Date: 11/03/2014 19:55 Calibration End Date: 11/03/2014 19:55 Calibration ID: 44364

Calibration Files:

LEVEL:	LAB SAMPLE ID:	LAB FILE ID:
Level 1	IC 460-260090/12	T010135.D

ANALYTE	LVL 1										RT WINDOW	AVG RT
PCB-1248 Peak 1	2.176										2.106 - 2.246	2.176
PCB-1248 Peak 2	2.668										2.598 - 2.738	2.668
PCB-1248 Peak 3	3.550										3.480 - 3.620	3.550
PCB-1248 Peak 4	4.356										4.286 - 4.426	4.356
PCB-1248 Peak 5	4.750										4.680 - 4.820	4.750

FORM VI  
PCBS INITIAL CALIBRATION DATA  
EXTERNAL STANDARD CURVE EVALUATION

Lab Name: TestAmerica Edison Job No.: 460-85482-1 Analy Batch No.: 260090

SDG No.: \_\_\_\_\_

Instrument ID: CPESTGC11 GC Column: CLP-1 ID: 0.53 (mm) Heated Purge: (Y/N) N

Calibration Start Date: 11/03/2014 19:55 Calibration End Date: 11/03/2014 19:55 Calibration ID: 44364

Calibration Files:

LEVEL:	LAB SAMPLE ID:	LAB FILE ID:
Level 1	IC 460-260090/12	T010135.D

ANALYTE	CF				CURVE TYPE	COEFFICIENT			#	MIN CF	%RSD	#	MAX %RSD	R^2 OR COD	#	MIN R^2 OR COD
	LVL 1					B	M1	M2								
PCB-1248 Peak 1	48961				Ave		48961.3110						20.0			
PCB-1248 Peak 2	103375				Ave		103375.496						20.0			
PCB-1248 Peak 3	105000				Ave		104999.737						20.0			
PCB-1248 Peak 4	165101				Ave		165100.912						20.0			
PCB-1248 Peak 5	68041				Ave		68040.7820						20.0			

Note: The m1 coefficient is the same as Ave CF for an Ave curve type.

FORM VI  
PCBS INITIAL CALIBRATION DATA  
EXTERNAL STANDARD RESPONSE AND CONCENTRATION

Lab Name: TestAmerica Edison Job No.: 460-85482-1 Analy Batch No.: 260090

SDG No.: \_\_\_\_\_

Instrument ID: CPESTGC11 GC Column: CLP-1 ID: 0.53 (mm) Heated Purge: (Y/N) N

Calibration Start Date: 11/03/2014 19:55 Calibration End Date: 11/03/2014 19:55 Calibration ID: 44364

Calibration Files:

LEVEL:	LAB SAMPLE ID:	LAB FILE ID:
Level 1	IC 460-260090/12	T010135.D

ANALYTE	CURVE TYPE	RESPONSE					CONCENTRATION (UG/L)				
		LVL 1					LVL 1				
PCB-1248 Peak 1	Ave	48961311					1000				
PCB-1248 Peak 2	Ave	103375496					1000				
PCB-1248 Peak 3	Ave	104999737					1000				
PCB-1248 Peak 4	Ave	165100912					1000				
PCB-1248 Peak 5	Ave	68040782					1000				

Curve Type Legend:

Ave = Average

FORM VI  
 PCBS INITIAL CALIBRATION DATA  
 EXTERNAL STANDARD RETENTION TIME SUMMARY

Lab Name: TestAmerica Edison Job No.: 460-85482-1 Analy Batch No.: 260090

SDG No.: \_\_\_\_\_

Instrument ID: CPESTGC11 GC Column: CLP-2 ID: 0.53(mm) Heated Purge: (Y/N) N

Calibration Start Date: 11/03/2014 20:14 Calibration End Date: 11/03/2014 20:14 Calibration ID: 44369

Calibration Files:

LEVEL:	LAB SAMPLE ID:	LAB FILE ID:
Level 1	IC 460-260090/13	T010136.D

ANALYTE	LVL 1										RT WINDOW	AVG RT
PCB-1254 Peak 1	6.167										6.097 - 6.237	6.167
PCB-1254 Peak 2	6.511										6.441 - 6.581	6.511
PCB-1254 Peak 3	7.112										7.042 - 7.182	7.112
PCB-1254 Peak 4	7.331										7.261 - 7.401	7.331
PCB-1254 Peak 5	9.091										9.021 - 9.161	9.091

FORM VI  
PCBS INITIAL CALIBRATION DATA  
EXTERNAL STANDARD CURVE EVALUATION

Lab Name: TestAmerica Edison Job No.: 460-85482-1 Analy Batch No.: 260090

SDG No.: \_\_\_\_\_

Instrument ID: CPESTGC11 GC Column: CLP-2 ID: 0.53 (mm) Heated Purge: (Y/N) N

Calibration Start Date: 11/03/2014 20:14 Calibration End Date: 11/03/2014 20:14 Calibration ID: 44369

Calibration Files:

LEVEL:	LAB SAMPLE ID:	LAB FILE ID:
Level 1	IC 460-260090/13	T010136.D

ANALYTE	CF				CURVE TYPE	COEFFICIENT			#	MIN CF	%RSD	#	MAX %RSD	R <sup>2</sup> OR COD	#	MIN R <sup>2</sup> OR COD
	LVL 1					B	M1	M2								
PCB-1254 Peak 1	125343				Ave		125343.021						20.0			
PCB-1254 Peak 2	136952				Ave		136951.586						20.0			
PCB-1254 Peak 3	103354				Ave		103354.160						20.0			
PCB-1254 Peak 4	193506				Ave		193505.558						20.0			
PCB-1254 Peak 5	210889				Ave		210888.908						20.0			

Note: The m1 coefficient is the same as Ave CF for an Ave curve type.



FORM VI  
 PCBS INITIAL CALIBRATION DATA  
 EXTERNAL STANDARD RESPONSE AND CONCENTRATION

Lab Name: TestAmerica Edison Job No.: 460-85482-1 Analy Batch No.: 260090

SDG No.: \_\_\_\_\_

Instrument ID: CPESTGC11 GC Column: CLP-2 ID: 0.53 (mm) Heated Purge: (Y/N) N

Calibration Start Date: 11/03/2014 20:14 Calibration End Date: 11/03/2014 20:14 Calibration ID: 44369

Calibration Files:

LEVEL:	LAB SAMPLE ID:	LAB FILE ID:
Level 1	IC 460-260090/13	T010136.D

ANALYTE	CURVE TYPE	RESPONSE					CONCENTRATION (UG/L)				
		LVL 1					LVL 1				
PCB-1254 Peak 1	Ave	125343021					1000				
PCB-1254 Peak 2	Ave	136951586					1000				
PCB-1254 Peak 3	Ave	103354160					1000				
PCB-1254 Peak 4	Ave	193505558					1000				
PCB-1254 Peak 5	Ave	210888908					1000				

Curve Type Legend:

Ave = Average

FORM VI  
PCBS INITIAL CALIBRATION DATA  
EXTERNAL STANDARD RETENTION TIME SUMMARY

Lab Name: TestAmerica Edison Job No.: 460-85482-1 Analy Batch No.: 260090

SDG No.: \_\_\_\_\_

Instrument ID: CPESTGC11 GC Column: CLP-1 ID: 0.53(mm) Heated Purge: (Y/N) N

Calibration Start Date: 11/03/2014 20:14 Calibration End Date: 11/03/2014 20:14 Calibration ID: 44370

Calibration Files:

LEVEL:	LAB SAMPLE ID:	LAB FILE ID:
Level 1	IC 460-260090/13	T010136.D

ANALYTE	LVL 1										RT WINDOW	AVG RT
PCB-1254 Peak 1	5.225										5.155 - 5.295	5.225
PCB-1254 Peak 2	5.440										5.370 - 5.510	5.440
PCB-1254 Peak 3	5.920										5.850 - 5.990	5.920
PCB-1254 Peak 4	6.237										6.167 - 6.307	6.237
PCB-1254 Peak 5	6.699										6.629 - 6.769	6.699

FORM VI  
PCBS INITIAL CALIBRATION DATA  
EXTERNAL STANDARD CURVE EVALUATION

Lab Name: TestAmerica Edison Job No.: 460-85482-1 Analy Batch No.: 260090

SDG No.: \_\_\_\_\_

Instrument ID: CPESTGC11 GC Column: CLP-1 ID: 0.53 (mm) Heated Purge: (Y/N) N

Calibration Start Date: 11/03/2014 20:14 Calibration End Date: 11/03/2014 20:14 Calibration ID: 44370

Calibration Files:

LEVEL:	LAB SAMPLE ID:	LAB FILE ID:
Level 1	IC 460-260090/13	T010136.D

ANALYTE	CF				CURVE TYPE	COEFFICIENT			#	MIN CF	%RSD	#	MAX %RSD	R^2 OR COD	#	MIN R^2 OR COD
	LVL 1					B	M1	M2								
PCB-1254 Peak 1	131074				Ave		131074.224						20.0			
PCB-1254 Peak 2	224635				Ave		224634.814						20.0			
PCB-1254 Peak 3	141688				Ave		141688.009						20.0			
PCB-1254 Peak 4	171595				Ave		171594.771						20.0			
PCB-1254 Peak 5	234907				Ave		234906.788						20.0			

Note: The m1 coefficient is the same as Ave CF for an Ave curve type.

FORM VI  
PCBS INITIAL CALIBRATION DATA  
EXTERNAL STANDARD RESPONSE AND CONCENTRATION

Lab Name: TestAmerica Edison Job No.: 460-85482-1 Analy Batch No.: 260090

SDG No.: \_\_\_\_\_

Instrument ID: CPESTGC11 GC Column: CLP-1 ID: 0.53 (mm) Heated Purge: (Y/N) N

Calibration Start Date: 11/03/2014 20:14 Calibration End Date: 11/03/2014 20:14 Calibration ID: 44370

Calibration Files:

LEVEL:	LAB SAMPLE ID:	LAB FILE ID:
Level 1	IC 460-260090/13	T010136.D

ANALYTE	CURVE TYPE	RESPONSE					CONCENTRATION (UG/L)				
		LVL 1					LVL 1				
PCB-1254 Peak 1	Ave	131074224					1000				
PCB-1254 Peak 2	Ave	224634814					1000				
PCB-1254 Peak 3	Ave	141688009					1000				
PCB-1254 Peak 4	Ave	171594771					1000				
PCB-1254 Peak 5	Ave	234906788					1000				

Curve Type Legend:

Ave = Average

FORM VI  
PCBS INITIAL CALIBRATION DATA  
EXTERNAL STANDARD RETENTION TIME SUMMARY

Lab Name: TestAmerica Edison Job No.: 460-85482-1 Analy Batch No.: 260090

SDG No.: \_\_\_\_\_

Instrument ID: CPESTGC11 GC Column: CLP-2 ID: 0.53(mm) Heated Purge: (Y/N) N

Calibration Start Date: 11/03/2014 20:33 Calibration End Date: 11/03/2014 20:33 Calibration ID: 44375

Calibration Files:

LEVEL:	LAB SAMPLE ID:	LAB FILE ID:
Level 1	IC 460-260090/14	T010137.D

ANALYTE	LVL 1										RT WINDOW	AVG RT
PCB-1262 Peak 1	7.725										7.655 - 7.795	7.725
PCB-1262 Peak 2	8.195										8.125 - 8.265	8.195
PCB-1262 Peak 3	9.337										9.267 - 9.407	9.337
PCB-1262 Peak 4	10.760										10.690 - 10.830	10.760
PCB-1262 Peak 5	11.363										11.293 - 11.433	11.363

FORM VI  
PCBS INITIAL CALIBRATION DATA  
EXTERNAL STANDARD CURVE EVALUATION

Lab Name: TestAmerica Edison Job No.: 460-85482-1 Analy Batch No.: 260090

SDG No.: \_\_\_\_\_

Instrument ID: CPESTGC11 GC Column: CLP-2 ID: 0.53 (mm) Heated Purge: (Y/N) N

Calibration Start Date: 11/03/2014 20:33 Calibration End Date: 11/03/2014 20:33 Calibration ID: 44375

Calibration Files:

LEVEL:	LAB SAMPLE ID:	LAB FILE ID:
Level 1	IC 460-260090/14	T010137.D

ANALYTE	CF				CURVE TYPE	COEFFICIENT			#	MIN CF	%RSD	#	MAX %RSD	R^2 OR COD	#	MIN R^2 OR COD
	LVL 1					B	M1	M2								
PCB-1262 Peak 1	129316				Ave		129315.841						20.0			
PCB-1262 Peak 2	149741				Ave		149741.433						20.0			
PCB-1262 Peak 3	210571				Ave		210570.879						20.0			
PCB-1262 Peak 4	228797				Ave		228797.345						20.0			
PCB-1262 Peak 5	120829				Ave		120829.292						20.0			

Note: The m1 coefficient is the same as Ave CF for an Ave curve type.

FORM VI  
PCBS INITIAL CALIBRATION DATA  
EXTERNAL STANDARD RESPONSE AND CONCENTRATION

Lab Name: TestAmerica Edison Job No.: 460-85482-1 Analy Batch No.: 260090

SDG No.: \_\_\_\_\_

Instrument ID: CPESTGC11 GC Column: CLP-2 ID: 0.53 (mm) Heated Purge: (Y/N) N

Calibration Start Date: 11/03/2014 20:33 Calibration End Date: 11/03/2014 20:33 Calibration ID: 44375

Calibration Files:

LEVEL:	LAB SAMPLE ID:	LAB FILE ID:
Level 1	IC 460-260090/14	T010137.D

ANALYTE	CURVE TYPE	RESPONSE					CONCENTRATION (UG/L)				
		LVL 1					LVL 1				
PCB-1262 Peak 1	Ave	129315841					1000				
PCB-1262 Peak 2	Ave	149741433					1000				
PCB-1262 Peak 3	Ave	210570879					1000				
PCB-1262 Peak 4	Ave	228797345					1000				
PCB-1262 Peak 5	Ave	120829292					1000				

Curve Type Legend:

Ave = Average

FORM VI  
PCBS INITIAL CALIBRATION DATA  
EXTERNAL STANDARD RETENTION TIME SUMMARY

Lab Name: TestAmerica Edison Job No.: 460-85482-1 Analy Batch No.: 260090

SDG No.: \_\_\_\_\_

Instrument ID: CPESTGC11 GC Column: CLP-1 ID: 0.53(mm) Heated Purge: (Y/N) N

Calibration Start Date: 11/03/2014 20:33 Calibration End Date: 11/03/2014 20:33 Calibration ID: 44376

Calibration Files:

LEVEL:	LAB SAMPLE ID:	LAB FILE ID:
Level 1	IC 460-260090/14	T010137.D

ANALYTE	LVL 1										RT WINDOW	AVG RT
PCB-1262 Peak 1	5.763										5.693 - 5.833	5.763
PCB-1262 Peak 2	6.898										6.828 - 6.968	6.898
PCB-1262 Peak 3	8.595										8.525 - 8.665	8.595
PCB-1262 Peak 4	8.807										8.737 - 8.877	8.807
PCB-1262 Peak 5	9.963										9.893 - 10.033	9.963



FORM VI  
PCBS INITIAL CALIBRATION DATA  
EXTERNAL STANDARD CURVE EVALUATION

Lab Name: TestAmerica Edison Job No.: 460-85482-1 Analy Batch No.: 260090

SDG No.: \_\_\_\_\_

Instrument ID: CPESTGC11 GC Column: CLP-1 ID: 0.53 (mm) Heated Purge: (Y/N) N

Calibration Start Date: 11/03/2014 20:33 Calibration End Date: 11/03/2014 20:33 Calibration ID: 44376

Calibration Files:

LEVEL:	LAB SAMPLE ID:	LAB FILE ID:
Level 1	IC 460-260090/14	T010137.D

ANALYTE	CF				CURVE TYPE	COEFFICIENT			#	MIN CF	%RSD	#	MAX %RSD	R^2 OR COD	#	MIN R^2 OR COD
	LVL 1					B	M1	M2								
PCB-1262 Peak 1	155167				Ave		155167.363						20.0			
PCB-1262 Peak 2	247982				Ave		247981.825						20.0			
PCB-1262 Peak 3	115604				Ave		115603.876						20.0			
PCB-1262 Peak 4	310138				Ave		310138.244						20.0			
PCB-1262 Peak 5	188429				Ave		188428.767						20.0			

Note: The m1 coefficient is the same as Ave CF for an Ave curve type.

FORM VI  
PCBS INITIAL CALIBRATION DATA  
EXTERNAL STANDARD RESPONSE AND CONCENTRATION

Lab Name: TestAmerica Edison Job No.: 460-85482-1 Analy Batch No.: 260090

SDG No.: \_\_\_\_\_

Instrument ID: CPESTGC11 GC Column: CLP-1 ID: 0.53 (mm) Heated Purge: (Y/N) N

Calibration Start Date: 11/03/2014 20:33 Calibration End Date: 11/03/2014 20:33 Calibration ID: 44376

Calibration Files:

LEVEL:	LAB SAMPLE ID:	LAB FILE ID:
Level 1	IC 460-260090/14	T010137.D

ANALYTE	CURVE TYPE	RESPONSE					CONCENTRATION (UG/L)				
		LVL 1					LVL 1				
PCB-1262 Peak 1	Ave	155167363					1000				
PCB-1262 Peak 2	Ave	247981825					1000				
PCB-1262 Peak 3	Ave	115603876					1000				
PCB-1262 Peak 4	Ave	310138244					1000				
PCB-1262 Peak 5	Ave	188428767					1000				

Curve Type Legend:

Ave = Average

FORM VI  
PCBS INITIAL CALIBRATION DATA  
EXTERNAL STANDARD RETENTION TIME SUMMARY

Lab Name: TestAmerica Edison Job No.: 460-85482-1 Analy Batch No.: 260090

SDG No.: \_\_\_\_\_

Instrument ID: CPESTGC11 GC Column: CLP-2 ID: 0.53(mm) Heated Purge: (Y/N) N

Calibration Start Date: 11/03/2014 20:52 Calibration End Date: 11/03/2014 20:52 Calibration ID: 44381

Calibration Files:

LEVEL:	LAB SAMPLE ID:	LAB FILE ID:
Level 1	IC 460-260090/15	T010138.D

ANALYTE	LVL 1										RT WINDOW	AVG RT
PCB-1268 Peak 1	10.756										10.686 - 10.826	10.756
PCB-1268 Peak 2	10.807										10.737 - 10.877	10.807
PCB-1268 Peak 3	11.078										11.008 - 11.148	11.078
PCB-1268 Peak 4	11.361										11.291 - 11.431	11.361
PCB-1268 Peak 5	11.660										11.590 - 11.730	11.660

FORM VI  
PCBS INITIAL CALIBRATION DATA  
EXTERNAL STANDARD CURVE EVALUATION

Lab Name: TestAmerica Edison Job No.: 460-85482-1 Analy Batch No.: 260090

SDG No.: \_\_\_\_\_

Instrument ID: CPESTGC11 GC Column: CLP-2 ID: 0.53 (mm) Heated Purge: (Y/N) N

Calibration Start Date: 11/03/2014 20:52 Calibration End Date: 11/03/2014 20:52 Calibration ID: 44381

Calibration Files:

LEVEL:	LAB SAMPLE ID:	LAB FILE ID:
Level 1	IC 460-260090/15	T010138.D

ANALYTE	CF				CURVE TYPE	COEFFICIENT			#	MIN CF	%RSD	#	MAX %RSD	R^2 OR COD	#	MIN R^2 OR COD
	LVL 1					B	M1	M2								
PCB-1268 Peak 1	392103				Ave		392103.334						20.0			
PCB-1268 Peak 2	391996				Ave		391996.211						20.0			
PCB-1268 Peak 3	312438				Ave		312438.391						20.0			
PCB-1268 Peak 4	129614				Ave		129613.668						20.0			
PCB-1268 Peak 5	1023242				Ave		1023242.25						20.0			

Note: The m1 coefficient is the same as Ave CF for an Ave curve type.

FORM VI  
PCBS INITIAL CALIBRATION DATA  
EXTERNAL STANDARD RESPONSE AND CONCENTRATION

Lab Name: TestAmerica Edison Job No.: 460-85482-1 Analy Batch No.: 260090

SDG No.: \_\_\_\_\_

Instrument ID: CPESTGC11 GC Column: CLP-2 ID: 0.53 (mm) Heated Purge: (Y/N) N

Calibration Start Date: 11/03/2014 20:52 Calibration End Date: 11/03/2014 20:52 Calibration ID: 44381

Calibration Files:

LEVEL:	LAB SAMPLE ID:	LAB FILE ID:
Level 1	IC 460-260090/15	T010138.D

ANALYTE	CURVE TYPE	RESPONSE					CONCENTRATION (UG/L)				
		LVL 1					LVL 1				
PCB-1268 Peak 1	Ave	392103334					1000				
PCB-1268 Peak 2	Ave	391996211					1000				
PCB-1268 Peak 3	Ave	312438391					1000				
PCB-1268 Peak 4	Ave	129613668					1000				
PCB-1268 Peak 5	Ave	1023242245					1000				

Curve Type Legend:

Ave = Average

FORM VI  
PCBS INITIAL CALIBRATION DATA  
EXTERNAL STANDARD RETENTION TIME SUMMARY

Lab Name: TestAmerica Edison Job No.: 460-85482-1 Analy Batch No.: 260090

SDG No.: \_\_\_\_\_

Instrument ID: CPESTGC11 GC Column: CLP-1 ID: 0.53(mm) Heated Purge: (Y/N) N

Calibration Start Date: 11/03/2014 20:52 Calibration End Date: 11/03/2014 20:52 Calibration ID: 44382

Calibration Files:

LEVEL:	LAB SAMPLE ID:	LAB FILE ID:
Level 1	IC 460-260090/15	T010138.D

ANALYTE	LVL 1										RT WINDOW	AVG RT
PCB-1268 Peak 1	8.700										8.630 - 8.770	8.700
PCB-1268 Peak 2	8.793										8.723 - 8.863	8.793
PCB-1268 Peak 3	9.299										9.229 - 9.369	9.299
PCB-1268 Peak 4	9.961										9.891 - 10.031	9.961
PCB-1268 Peak 5	10.362										10.292 - 10.432	10.362

FORM VI  
PCBS INITIAL CALIBRATION DATA  
EXTERNAL STANDARD CURVE EVALUATION

Lab Name: TestAmerica Edison Job No.: 460-85482-1 Analy Batch No.: 260090

SDG No.: \_\_\_\_\_

Instrument ID: CPESTGC11 GC Column: CLP-1 ID: 0.53 (mm) Heated Purge: (Y/N) N

Calibration Start Date: 11/03/2014 20:52 Calibration End Date: 11/03/2014 20:52 Calibration ID: 44382

Calibration Files:

LEVEL:	LAB SAMPLE ID:	LAB FILE ID:
Level 1	IC 460-260090/15	T010138.D

ANALYTE	CF				CURVE TYPE	COEFFICIENT			#	MIN CF	%RSD	#	MAX %RSD	R^2 OR COD	#	MIN R^2 OR COD
	LVL 1					B	M1	M2								
PCB-1268 Peak 1	509976				Ave		509975.949						20.0			
PCB-1268 Peak 2	767600				Ave		767599.551						20.0			
PCB-1268 Peak 3	538807				Ave		538807.186						20.0			
PCB-1268 Peak 4	203225				Ave		203225.067						20.0			
PCB-1268 Peak 5	1534567				Ave		1534567.34						20.0			

Note: The m1 coefficient is the same as Ave CF for an Ave curve type.

FORM VI  
 PCBS INITIAL CALIBRATION DATA  
 EXTERNAL STANDARD RESPONSE AND CONCENTRATION

Lab Name: TestAmerica Edison Job No.: 460-85482-1 Analy Batch No.: 260090

SDG No.: \_\_\_\_\_

Instrument ID: CPESTGC11 GC Column: CLP-1 ID: 0.53 (mm) Heated Purge: (Y/N) N

Calibration Start Date: 11/03/2014 20:52 Calibration End Date: 11/03/2014 20:52 Calibration ID: 44382

Calibration Files:

LEVEL:	LAB SAMPLE ID:	LAB FILE ID:
Level 1	IC 460-260090/15	T010138.D

ANALYTE	CURVE TYPE	RESPONSE					CONCENTRATION (UG/L)				
		LVL 1					LVL 1				
PCB-1268 Peak 1	Ave	509975949					1000				
PCB-1268 Peak 2	Ave	767599551					1000				
PCB-1268 Peak 3	Ave	538807186					1000				
PCB-1268 Peak 4	Ave	203225067					1000				
PCB-1268 Peak 5	Ave	1534567343					1000				

Curve Type Legend:

Ave = Average



FORM VI  
PCBS INITIAL CALIBRATION DATA  
EXTERNAL STANDARD RETENTION TIME SUMMARY

Lab Name: TestAmerica Edison Job No.: 460-85482-1 Analy Batch No.: 254255

SDG No.: \_\_\_\_\_

Instrument ID: CPESTGC7 GC Column: CLP-2 ID: 0.53(mm) Heated Purge: (Y/N) N

Calibration Start Date: 10/07/2014 12:02 Calibration End Date: 10/07/2014 13:08 Calibration ID: 43314

Calibration Files:

LEVEL:	LAB SAMPLE ID:	LAB FILE ID:
Level 1	IC 460-254255/2	OR222708.D
Level 2	IC 460-254255/3	OR222709.D
Level 3	IC 460-254255/4	OR222710.D
Level 4	IC 460-254255/5	OR222711.D
Level 5	IC 460-254255/6	OR222712.D

ANALYTE	LVL 1	LVL 2	LVL 3	LVL 4	LVL 5						RT WINDOW	AVG RT
PCB-1016 Peak 1	2.935	2.935	2.933	2.933	2.932						2.863 - 3.003	2.934
PCB-1016 Peak 2	3.392	3.393	3.392	3.390	3.390						3.322 - 3.462	3.391
PCB-1016 Peak 3	3.922	3.923	3.922	3.922	3.920						3.852 - 3.992	3.922
PCB-1016 Peak 4	4.663	4.663	4.662	4.662	4.660						4.592 - 4.732	4.662
PCB-1016 Peak 5	4.818	4.818	4.818	4.817	4.817						4.748 - 4.888	4.818
PCB-1260 Peak 1	6.302	6.302	6.300	6.300	6.298						6.230 - 6.370	6.300
PCB-1260 Peak 2	6.620	6.620	6.618	6.617	6.617						6.548 - 6.688	6.618
PCB-1260 Peak 3	8.037	8.037	8.035	8.035	8.033						7.965 - 8.105	8.035
PCB-1260 Peak 4	8.655	8.653	8.652	8.652	8.650						8.582 - 8.722	8.652
PCB-1260 Peak 5	10.008	10.008	10.010	10.008	10.008						9.940 - 10.080	10.008
Tetrachloro-m-Xylene	2.425	2.425	2.425	2.425	2.423						2.375 - 2.475	2.425
DCB Decachlorobiphenyl	10.535	10.550	10.555	10.555	10.552						10.455 - 10.655	10.549

FORM VI  
PCBS INITIAL CALIBRATION DATA  
EXTERNAL STANDARD CURVE EVALUATION

Lab Name: TestAmerica Edison Job No.: 460-85482-1 Analy Batch No.: 254255

SDG No.: \_\_\_\_\_

Instrument ID: CPESTGC7 GC Column: CLP-2 ID: 0.53 (mm) Heated Purge: (Y/N) N

Calibration Start Date: 10/07/2014 12:02 Calibration End Date: 10/07/2014 13:08 Calibration ID: 43314

Calibration Files:

LEVEL:	LAB SAMPLE ID:	LAB FILE ID:
Level 1	IC 460-254255/2	OR222708.D
Level 2	IC 460-254255/3	OR222709.D
Level 3	IC 460-254255/4	OR222710.D
Level 4	IC 460-254255/5	OR222711.D
Level 5	IC 460-254255/6	OR222712.D

ANALYTE	CF				CURVE TYPE	COEFFICIENT			#	MIN CF	%RSD	#	MAX %RSD	R <sup>2</sup> OR COD	#	MIN R <sup>2</sup> OR COD
	LVL 1 LVL 5	LVL 2	LVL 3	LVL 4		B	M1	M2								
PCB-1016 Peak 1	138.00 114.31	119.31	118.25	115.89	Ave		121.150453			7.9			20.0			
PCB-1016 Peak 2	279.48 224.79	243.32	235.85	226.68	Ave		242.023267			9.2			20.0			
PCB-1016 Peak 3	528.32 423.78	458.35	443.42	431.27	Ave		457.028587			9.2			20.0			
PCB-1016 Peak 4	146.21 127.36	134.64	131.11	129.95	Ave		133.852133			5.5			20.0			
PCB-1016 Peak 5	159.96 162.23	158.94	163.88	163.85	Ave		161.772507			1.4			20.0			
PCB-1260 Peak 1	313.99 256.94	282.22	270.17	263.09	Ave		277.279853			8.1			20.0			
PCB-1260 Peak 2	380.51 307.61	337.83	323.11	314.45	Ave		332.702533			8.7			20.0			
PCB-1260 Peak 3	295.95 270.68	272.22	278.31	271.05	Ave		277.641827			3.8			20.0			
PCB-1260 Peak 4	642.57 588.40	602.09	602.19	589.07	Ave		604.862813			3.7			20.0			
PCB-1260 Peak 5	170.95 155.97	159.75	160.45	158.36	Ave		161.095187			3.6			20.0			
Tetrachloro-m-xylene	5205.5 5447.2	5713.4	5512.1	5378.6	Ave		5451.34733			3.4			20.0			
DCB Decachlorobiphenyl	4235.9 3993.2	4352.9	4154.0	3960.8	Ave		4139.34600			4.0			20.0			

Note: The m1 coefficient is the same as Ave CF for an Ave curve type.

FORM VI  
PCBS INITIAL CALIBRATION DATA  
EXTERNAL STANDARD RESPONSE AND CONCENTRATION

Lab Name: TestAmerica Edison Job No.: 460-85482-1 Analy Batch No.: 254255

SDG No.: \_\_\_\_\_

Instrument ID: CPESTGC7 GC Column: CLP-2 ID: 0.53 (mm) Heated Purge: (Y/N) N

Calibration Start Date: 10/07/2014 12:02 Calibration End Date: 10/07/2014 13:08 Calibration ID: 43314

Calibration Files:

LEVEL:	LAB SAMPLE ID:	LAB FILE ID:
Level 1	IC 460-254255/2	OR222708.D
Level 2	IC 460-254255/3	OR222709.D
Level 3	IC 460-254255/4	OR222710.D
Level 4	IC 460-254255/5	OR222711.D
Level 5	IC 460-254255/6	OR222712.D

ANALYTE	CURVE TYPE	RESPONSE					CONCENTRATION (UG/L)				
		LVL 1	LVL 2	LVL 3	LVL 4	LVL 5	LVL 1	LVL 2	LVL 3	LVL 4	LVL 5
PCB-1016 Peak 1	Ave	13800	59653	118250	173833	285769	100	500	1000	1500	2500
PCB-1016 Peak 2	Ave	27948	121662	235851	340013	561965	100	500	1000	1500	2500
PCB-1016 Peak 3	Ave	52832	229176	443422	646898	1059459	100	500	1000	1500	2500
PCB-1016 Peak 4	Ave	14621	67319	131108	194923	318390	100	500	1000	1500	2500
PCB-1016 Peak 5	Ave	15996	79472	163878	245780	405568	100	500	1000	1500	2500
PCB-1260 Peak 1	Ave	31399	141109	270165	394636	642339	100	500	1000	1500	2500
PCB-1260 Peak 2	Ave	38051	168917	323108	471679	769020	100	500	1000	1500	2500
PCB-1260 Peak 3	Ave	29595	136110	278311	406568	676707	100	500	1000	1500	2500
PCB-1260 Peak 4	Ave	64257	301046	602187	883600	1470996	100	500	1000	1500	2500
PCB-1260 Peak 5	Ave	17095	79874	160453	237533	389924	100	500	1000	1500	2500
Tetrachloro-m-xylene	Ave	130137	285671	551205	806794	1089432	25.0	50.0	100	150	200
DCB Decachlorobiphenyl	Ave	105898	217643	415396	594123	798634	25.0	50.0	100	150	200

Curve Type Legend:

Ave = Average

FORM VI  
PCBS INITIAL CALIBRATION DATA  
EXTERNAL STANDARD RETENTION TIME SUMMARY

Lab Name: TestAmerica Edison Job No.: 460-85482-1 Analy Batch No.: 254255

SDG No.: \_\_\_\_\_

Instrument ID: CPESTGC7 GC Column: CLP-1 ID: 0.53(mm) Heated Purge: (Y/N) N

Calibration Start Date: 10/07/2014 12:02 Calibration End Date: 10/07/2014 13:08 Calibration ID: 43315

Calibration Files:

LEVEL:	LAB SAMPLE ID:	LAB FILE ID:
Level 1	IC 460-254255/2	OR222708.D
Level 2	IC 460-254255/3	OR222709.D
Level 3	IC 460-254255/4	OR222710.D
Level 4	IC 460-254255/5	OR222711.D
Level 5	IC 460-254255/6	OR222712.D

ANALYTE	LVL 1	LVL 2	LVL 3	LVL 4	LVL 5						RT WINDOW	AVG RT
PCB-1016 Peak 1	2.327	2.325	2.328	2.327	2.327						2.258 - 2.398	2.327
PCB-1016 Peak 2	2.663	2.662	2.665	2.665	2.663						2.595 - 2.735	2.664
PCB-1016 Peak 3	3.128	3.128	3.132	3.132	3.130						3.062 - 3.202	3.130
PCB-1016 Peak 4	3.273	3.273	3.277	3.275	3.275						3.207 - 3.347	3.275
PCB-1016 Peak 5	3.730	3.730	3.733	3.733	3.732						3.663 - 3.803	3.732
PCB-1260 Peak 1	5.185	5.185	5.185	5.185	5.183						5.115 - 5.255	5.185
PCB-1260 Peak 2	6.378	6.378	6.380	6.378	6.377						6.310 - 6.450	6.378
PCB-1260 Peak 3	6.870	6.870	6.870	6.868	6.867						6.800 - 6.940	6.869
PCB-1260 Peak 4	7.382	7.382	7.382	7.380	7.378						7.312 - 7.452	7.381
PCB-1260 Peak 5	8.753	8.752	8.753	8.752	8.750						8.683 - 8.823	8.752
Tetrachloro-m-Xylene	2.017	2.017	2.018	2.018	2.018						1.968 - 2.068	2.018
DCB Decachlorobiphenyl	9.495	9.495	9.495	9.495	9.493						9.395 - 9.595	9.495

FORM VI  
PCBS INITIAL CALIBRATION DATA  
EXTERNAL STANDARD CURVE EVALUATION

Lab Name: TestAmerica Edison Job No.: 460-85482-1 Analy Batch No.: 254255

SDG No.: \_\_\_\_\_

Instrument ID: CPESTGC7 GC Column: CLP-1 ID: 0.53 (mm) Heated Purge: (Y/N) N

Calibration Start Date: 10/07/2014 12:02 Calibration End Date: 10/07/2014 13:08 Calibration ID: 43315

Calibration Files:

LEVEL:	LAB SAMPLE ID:	LAB FILE ID:
Level 1	IC 460-254255/2	OR222708.D
Level 2	IC 460-254255/3	OR222709.D
Level 3	IC 460-254255/4	OR222710.D
Level 4	IC 460-254255/5	OR222711.D
Level 5	IC 460-254255/6	OR222712.D

ANALYTE	CF				CURVE TYPE	COEFFICIENT			#	MIN CF	%RSD	#	MAX %RSD	R <sup>2</sup> OR COD	#	MIN R <sup>2</sup> OR COD
	LVL 1 LVL 5	LVL 2	LVL 3	LVL 4		B	M1	M2								
PCB-1016 Peak 1	232.69 196.29	220.42	206.89	206.93	Ave		212.642173			6.6			20.0			
PCB-1016 Peak 2	374.17 302.59	339.91	326.67	311.18	Ave		330.903213			8.5			20.0			
PCB-1016 Peak 3	779.45 647.68	693.28	684.77	656.07	Ave		692.251333			7.6			20.0			
PCB-1016 Peak 4	301.94 238.18	257.24	253.89	243.49	Ave		258.948027			9.7			20.0			
PCB-1016 Peak 5	302.96 249.54	264.66	266.65	255.01	Ave		267.764613			7.8			20.0			
PCB-1260 Peak 1	456.29 349.18	386.54	376.48	357.05	Ave		385.108627			11.0			20.0			
PCB-1260 Peak 2	357.49 305.60	337.90	339.64	325.36	Ave		333.195800			5.8			20.0			
PCB-1260 Peak 3	889.55 812.05	838.91	847.71	818.48	Ave		841.341853			3.6			20.0			
PCB-1260 Peak 4	388.78 376.68	362.46	397.79	388.45	Ave		382.829680			3.6			20.0			
PCB-1260 Peak 5	285.61 256.15	266.85	261.25	255.56	Ave		265.083080			4.7			20.0			
Tetrachloro-m-xylene	7404.2 7924.5	8411.8	8107.1	7764.3	Ave		7922.38400			4.8			20.0			
DCB Decachlorobiphenyl	6631.4 6073.0	6866.1	6369.2	6083.3	Ave		6404.59533			5.4			20.0			

Note: The m1 coefficient is the same as Ave CF for an Ave curve type.

FORM VI  
PCBS INITIAL CALIBRATION DATA  
EXTERNAL STANDARD RESPONSE AND CONCENTRATION

Lab Name: TestAmerica Edison Job No.: 460-85482-1 Analy Batch No.: 254255

SDG No.: \_\_\_\_\_

Instrument ID: CPESTGC7 GC Column: CLP-1 ID: 0.53 (mm) Heated Purge: (Y/N) N

Calibration Start Date: 10/07/2014 12:02 Calibration End Date: 10/07/2014 13:08 Calibration ID: 43315

Calibration Files:

LEVEL:	LAB SAMPLE ID:	LAB FILE ID:
Level 1	IC 460-254255/2	OR222708.D
Level 2	IC 460-254255/3	OR222709.D
Level 3	IC 460-254255/4	OR222710.D
Level 4	IC 460-254255/5	OR222711.D
Level 5	IC 460-254255/6	OR222712.D

ANALYTE	CURVE TYPE	RESPONSE					CONCENTRATION (UG/L)				
		LVL 1	LVL 2	LVL 3	LVL 4	LVL 5	LVL 1	LVL 2	LVL 3	LVL 4	LVL 5
PCB-1016 Peak 1	Ave	23269	110208	206885	310396	490723	100	500	1000	1500	2500
PCB-1016 Peak 2	Ave	37417	169955	326665	466768	756481	100	500	1000	1500	2500
PCB-1016 Peak 3	Ave	77945	346642	684774	984109	1619190	100	500	1000	1500	2500
PCB-1016 Peak 4	Ave	30194	128622	253886	365237	595447	100	500	1000	1500	2500
PCB-1016 Peak 5	Ave	30296	132331	266648	382516	623856	100	500	1000	1500	2500
PCB-1260 Peak 1	Ave	45629	193268	376481	535577	872962	100	500	1000	1500	2500
PCB-1260 Peak 2	Ave	35749	168948	339637	488034	764000	100	500	1000	1500	2500
PCB-1260 Peak 3	Ave	88955	419457	847713	1227724	2030124	100	500	1000	1500	2500
PCB-1260 Peak 4	Ave	38878	181230	397786	582669	941691	100	500	1000	1500	2500
PCB-1260 Peak 5	Ave	28561	133423	261245	383346	640376	100	500	1000	1500	2500
Tetrachloro-m-xylene	Ave	185104	420591	810714	1164642	1584904	25.0	50.0	100	150	200
DCB Decachlorobiphenyl	Ave	165785	343305	636918	912496	1214598	25.0	50.0	100	150	200

Curve Type Legend:

Ave = Average

FORM VI  
 PCBS INITIAL CALIBRATION DATA  
 EXTERNAL STANDARD RETENTION TIME SUMMARY

Lab Name: TestAmerica Edison Job No.: 460-85482-1 Analy Batch No.: 254255

SDG No.: \_\_\_\_\_

Instrument ID: CPESTGC7 GC Column: CLP-2 ID: 0.53(mm) Heated Purge: (Y/N) N

Calibration Start Date: 10/07/2014 13:41 Calibration End Date: 10/07/2014 13:41 Calibration ID: 43320

Calibration Files:

LEVEL:	LAB SAMPLE ID:	LAB FILE ID:
Level 1	IC 460-254255/8	OR222714.D

ANALYTE	LVL 1										RT WINDOW	AVG RT
PCB-1221 Peak 1	1.987										1.917 - 2.057	1.987
PCB-1221 Peak 2	2.717										2.647 - 2.787	2.717
PCB-1221 Peak 3	2.867										2.797 - 2.937	2.867
PCB-1221 Peak 4	2.935										2.865 - 3.005	2.935
PCB-1221 Peak 5	3.453										3.383 - 3.523	3.453

FORM VI  
PCBS INITIAL CALIBRATION DATA  
EXTERNAL STANDARD CURVE EVALUATION

Lab Name: TestAmerica Edison Job No.: 460-85482-1 Analy Batch No.: 254255

SDG No.: \_\_\_\_\_

Instrument ID: CPESTGC7 GC Column: CLP-2 ID: 0.53 (mm) Heated Purge: (Y/N) N

Calibration Start Date: 10/07/2014 13:41 Calibration End Date: 10/07/2014 13:41 Calibration ID: 43320

Calibration Files:

LEVEL:	LAB SAMPLE ID:	LAB FILE ID:
Level 1	IC 460-254255/8	OR222714.D

ANALYTE	CF				CURVE TYPE	COEFFICIENT			#	MIN CF	%RSD	#	MAX %RSD	R^2 OR COD	#	MIN R^2 OR COD
	LVL 1					B	M1	M2								
PCB-1221 Peak 1	64.574				Ave		64.5740000						20.0			
PCB-1221 Peak 2	70.171				Ave		70.1710000						20.0			
PCB-1221 Peak 3	43.230				Ave		43.2300000						20.0			
PCB-1221 Peak 4	167.83				Ave		167.827000						20.0			
PCB-1221 Peak 5	33.660				Ave		33.6600000						20.0			

Note: The m1 coefficient is the same as Ave CF for an Ave curve type.



FORM VI  
 PCBS INITIAL CALIBRATION DATA  
 EXTERNAL STANDARD RESPONSE AND CONCENTRATION

Lab Name: TestAmerica Edison Job No.: 460-85482-1 Analy Batch No.: 254255

SDG No.: \_\_\_\_\_

Instrument ID: CPESTGC7 GC Column: CLP-2 ID: 0.53 (mm) Heated Purge: (Y/N) N

Calibration Start Date: 10/07/2014 13:41 Calibration End Date: 10/07/2014 13:41 Calibration ID: 43320

Calibration Files:

LEVEL:	LAB SAMPLE ID:	LAB FILE ID:
Level 1	IC 460-254255/8	OR222714.D

ANALYTE	CURVE TYPE	RESPONSE					CONCENTRATION (UG/L)				
		LVL 1					LVL 1				
PCB-1221 Peak 1	Ave	64574					1000				
PCB-1221 Peak 2	Ave	70171					1000				
PCB-1221 Peak 3	Ave	43230					1000				
PCB-1221 Peak 4	Ave	167827					1000				
PCB-1221 Peak 5	Ave	33660					1000				

Curve Type Legend:

Ave = Average

FORM VI  
PCBS INITIAL CALIBRATION DATA  
EXTERNAL STANDARD RETENTION TIME SUMMARY

Lab Name: TestAmerica Edison Job No.: 460-85482-1 Analy Batch No.: 254255

SDG No.: \_\_\_\_\_

Instrument ID: CPESTGC7 GC Column: CLP-1 ID: 0.53(mm) Heated Purge: (Y/N) N

Calibration Start Date: 10/07/2014 13:41 Calibration End Date: 10/07/2014 13:41 Calibration ID: 43321

Calibration Files:

LEVEL:	LAB SAMPLE ID:	LAB FILE ID:
Level 1	IC 460-254255/8	OR222714.D

ANALYTE	LVL 1										RT WINDOW	AVG RT
PCB-1221 Peak 1	1.620										1.550 - 1.690	1.620
PCB-1221 Peak 2	2.162										2.092 - 2.232	2.162
PCB-1221 Peak 3	2.328										2.258 - 2.398	2.328
PCB-1221 Peak 4	2.787										2.717 - 2.857	2.787
PCB-1221 Peak 5	3.132										3.062 - 3.202	3.132

FORM VI  
PCBS INITIAL CALIBRATION DATA  
EXTERNAL STANDARD CURVE EVALUATION

Lab Name: TestAmerica Edison Job No.: 460-85482-1 Analy Batch No.: 254255

SDG No.: \_\_\_\_\_

Instrument ID: CPESTGC7 GC Column: CLP-1 ID: 0.53 (mm) Heated Purge: (Y/N) N

Calibration Start Date: 10/07/2014 13:41 Calibration End Date: 10/07/2014 13:41 Calibration ID: 43321

Calibration Files:

LEVEL:	LAB SAMPLE ID:	LAB FILE ID:
Level 1	IC 460-254255/8	OR222714.D

ANALYTE	CF				CURVE TYPE	COEFFICIENT			#	MIN CF	%RSD	#	MAX %RSD	R^2 OR COD	#	MIN R^2 OR COD
	LVL 1					B	M1	M2								
PCB-1221 Peak 1	82.323				Ave		82.3230000						20.0			
PCB-1221 Peak 2	106.95				Ave		106.9530000						20.0			
PCB-1221 Peak 3	331.56				Ave		331.5600000						20.0			
PCB-1221 Peak 4	45.447				Ave		45.4470000						20.0			
PCB-1221 Peak 5	52.130				Ave		52.1300000						20.0			

Note: The m1 coefficient is the same as Ave CF for an Ave curve type.

FORM VI  
PCBS INITIAL CALIBRATION DATA  
EXTERNAL STANDARD RESPONSE AND CONCENTRATION

Lab Name: TestAmerica Edison Job No.: 460-85482-1 Analy Batch No.: 254255

SDG No.: \_\_\_\_\_

Instrument ID: CPESTGC7 GC Column: CLP-1 ID: 0.53 (mm) Heated Purge: (Y/N) N

Calibration Start Date: 10/07/2014 13:41 Calibration End Date: 10/07/2014 13:41 Calibration ID: 43321

Calibration Files:

LEVEL:	LAB SAMPLE ID:	LAB FILE ID:
Level 1	IC 460-254255/8	OR222714.D

ANALYTE	CURVE TYPE	RESPONSE					CONCENTRATION (UG/L)				
		LVL 1					LVL 1				
PCB-1221 Peak 1	Ave	82323					1000				
PCB-1221 Peak 2	Ave	106953					1000				
PCB-1221 Peak 3	Ave	331560					1000				
PCB-1221 Peak 4	Ave	45447					1000				
PCB-1221 Peak 5	Ave	52130					1000				

Curve Type Legend:

Ave = Average

FORM VI  
PCBS INITIAL CALIBRATION DATA  
EXTERNAL STANDARD RETENTION TIME SUMMARY

Lab Name: TestAmerica Edison Job No.: 460-85482-1 Analy Batch No.: 254255

SDG No.: \_\_\_\_\_

Instrument ID: CPESTGC7 GC Column: CLP-2 ID: 0.53(mm) Heated Purge: (Y/N) N

Calibration Start Date: 10/07/2014 13:58 Calibration End Date: 10/07/2014 13:58 Calibration ID: 43326

Calibration Files:

LEVEL:	LAB SAMPLE ID:	LAB FILE ID:
Level 1	IC 460-254255/9	OR222715.D

ANALYTE	LVL 1										RT WINDOW	AVG RT
PCB-1232 Peak 1	2.933										2.863 - 3.003	2.933
PCB-1232 Peak 2	3.392										3.322 - 3.462	3.392
PCB-1232 Peak 3	4.088										4.018 - 4.158	4.088
PCB-1232 Peak 4	4.662										4.592 - 4.732	4.662
PCB-1232 Peak 5	4.817										4.747 - 4.887	4.817

FORM VI  
PCBS INITIAL CALIBRATION DATA  
EXTERNAL STANDARD CURVE EVALUATION

Lab Name: TestAmerica Edison Job No.: 460-85482-1 Analy Batch No.: 254255

SDG No.: \_\_\_\_\_

Instrument ID: CPESTGC7 GC Column: CLP-2 ID: 0.53 (mm) Heated Purge: (Y/N) N

Calibration Start Date: 10/07/2014 13:58 Calibration End Date: 10/07/2014 13:58 Calibration ID: 43326

Calibration Files:

LEVEL:	LAB SAMPLE ID:	LAB FILE ID:
Level 1	IC 460-254255/9	OR222715.D

ANALYTE	CF				CURVE TYPE	COEFFICIENT			#	MIN CF	%RSD	#	MAX %RSD	R^2 OR COD	#	MIN R^2 OR COD
	LVL 1					B	M1	M2								
PCB-1232 Peak 1	146.32				Ave		146.323000						20.0			
PCB-1232 Peak 2	110.57				Ave		110.569000						20.0			
PCB-1232 Peak 3	90.950				Ave		90.9500000						20.0			
PCB-1232 Peak 4	57.908				Ave		57.9080000						20.0			
PCB-1232 Peak 5	66.577				Ave		66.5770000						20.0			

Note: The m1 coefficient is the same as Ave CF for an Ave curve type.

FORM VI  
PCBS INITIAL CALIBRATION DATA  
EXTERNAL STANDARD RESPONSE AND CONCENTRATION

Lab Name: TestAmerica Edison Job No.: 460-85482-1 Analy Batch No.: 254255

SDG No.: \_\_\_\_\_

Instrument ID: CPESTGC7 GC Column: CLP-2 ID: 0.53 (mm) Heated Purge: (Y/N) N

Calibration Start Date: 10/07/2014 13:58 Calibration End Date: 10/07/2014 13:58 Calibration ID: 43326

Calibration Files:

LEVEL:	LAB SAMPLE ID:	LAB FILE ID:
Level 1	IC 460-254255/9	OR222715.D

ANALYTE	CURVE TYPE	RESPONSE					CONCENTRATION (UG/L)				
		LVL 1					LVL 1				
PCB-1232 Peak 1	Ave	146323					1000				
PCB-1232 Peak 2	Ave	110569					1000				
PCB-1232 Peak 3	Ave	90950					1000				
PCB-1232 Peak 4	Ave	57908					1000				
PCB-1232 Peak 5	Ave	66577					1000				

Curve Type Legend:

Ave = Average

FORM VI  
 PCBS INITIAL CALIBRATION DATA  
 EXTERNAL STANDARD RETENTION TIME SUMMARY

Lab Name: TestAmerica Edison Job No.: 460-85482-1 Analy Batch No.: 254255

SDG No.: \_\_\_\_\_

Instrument ID: CPESTGC7 GC Column: CLP-1 ID: 0.53(mm) Heated Purge: (Y/N) N

Calibration Start Date: 10/07/2014 13:58 Calibration End Date: 10/07/2014 13:58 Calibration ID: 43327

Calibration Files:

LEVEL:	LAB SAMPLE ID:	LAB FILE ID:
Level 1	IC 460-254255/9	OR222715.D

ANALYTE	LVL 1										RT WINDOW	AVG RT
PCB-1232 Peak 1	2.328										2.258 - 2.398	2.328
PCB-1232 Peak 2	2.665										2.595 - 2.735	2.665
PCB-1232 Peak 3	3.132										3.062 - 3.202	3.132
PCB-1232 Peak 4	3.277										3.207 - 3.347	3.277
PCB-1232 Peak 5	3.733										3.663 - 3.803	3.733



FORM VI  
PCBS INITIAL CALIBRATION DATA  
EXTERNAL STANDARD CURVE EVALUATION

Lab Name: TestAmerica Edison Job No.: 460-85482-1 Analy Batch No.: 254255

SDG No.: \_\_\_\_\_

Instrument ID: CPESTGC7 GC Column: CLP-1 ID: 0.53 (mm) Heated Purge: (Y/N) N

Calibration Start Date: 10/07/2014 13:58 Calibration End Date: 10/07/2014 13:58 Calibration ID: 43327

Calibration Files:

LEVEL:	LAB SAMPLE ID:	LAB FILE ID:
Level 1	IC 460-254255/9	OR222715.D

ANALYTE	CF				CURVE TYPE	COEFFICIENT			#	MIN CF	%RSD	#	MAX %RSD	R^2 OR COD	#	MIN R^2 OR COD
	LVL 1					B	M1	M2								
PCB-1232 Peak 1	269.94				Ave		269.940000						20.0			
PCB-1232 Peak 2	175.29				Ave		175.287000						20.0			
PCB-1232 Peak 3	327.99				Ave		327.989000						20.0			
PCB-1232 Peak 4	124.00				Ave		124.004000						20.0			
PCB-1232 Peak 5	114.96				Ave		114.960000						20.0			

Note: The m1 coefficient is the same as Ave CF for an Ave curve type.

FORM VI  
 PCBS INITIAL CALIBRATION DATA  
 EXTERNAL STANDARD RESPONSE AND CONCENTRATION

Lab Name: TestAmerica Edison Job No.: 460-85482-1 Analy Batch No.: 254255

SDG No.: \_\_\_\_\_

Instrument ID: CPESTGC7 GC Column: CLP-1 ID: 0.53 (mm) Heated Purge: (Y/N) N

Calibration Start Date: 10/07/2014 13:58 Calibration End Date: 10/07/2014 13:58 Calibration ID: 43327

Calibration Files:

LEVEL:	LAB SAMPLE ID:	LAB FILE ID:
Level 1	IC 460-254255/9	OR222715.D

ANALYTE	CURVE TYPE	RESPONSE					CONCENTRATION (UG/L)				
		LVL 1					LVL 1				
PCB-1232 Peak 1	Ave	269940					1000				
PCB-1232 Peak 2	Ave	175287					1000				
PCB-1232 Peak 3	Ave	327989					1000				
PCB-1232 Peak 4	Ave	124004					1000				
PCB-1232 Peak 5	Ave	114960					1000				

Curve Type Legend:

Ave = Average

FORM VI  
PCBS INITIAL CALIBRATION DATA  
EXTERNAL STANDARD RETENTION TIME SUMMARY

Lab Name: TestAmerica Edison Job No.: 460-85482-1 Analy Batch No.: 254255

SDG No.: \_\_\_\_\_

Instrument ID: CPESTGC7 GC Column: CLP-2 ID: 0.53(mm) Heated Purge: (Y/N) N

Calibration Start Date: 10/07/2014 14:14 Calibration End Date: 10/07/2014 14:14 Calibration ID: 43332

Calibration Files:

LEVEL:	LAB SAMPLE ID:	LAB FILE ID:
Level 1	IC 460-254255/10	OR222716.D

ANALYTE	LVL 1										RT WINDOW	AVG RT
PCB-1242 Peak 1	2.935										2.865 - 3.005	2.935
PCB-1242 Peak 2	3.392										3.322 - 3.462	3.392
PCB-1242 Peak 3	3.923										3.853 - 3.993	3.923
PCB-1242 Peak 4	4.088										4.018 - 4.158	4.088
PCB-1242 Peak 5	5.197										5.127 - 5.267	5.197

FORM VI  
PCBS INITIAL CALIBRATION DATA  
EXTERNAL STANDARD CURVE EVALUATION

Lab Name: TestAmerica Edison Job No.: 460-85482-1 Analy Batch No.: 254255

SDG No.: \_\_\_\_\_

Instrument ID: CPESTGC7 GC Column: CLP-2 ID: 0.53 (mm) Heated Purge: (Y/N) N

Calibration Start Date: 10/07/2014 14:14 Calibration End Date: 10/07/2014 14:14 Calibration ID: 43332

Calibration Files:

LEVEL:	LAB SAMPLE ID:	LAB FILE ID:
Level 1	IC 460-254255/10	OR222716.D

ANALYTE	CF				CURVE TYPE	COEFFICIENT			#	MIN CF	%RSD	#	MAX %RSD	R^2 OR COD	#	MIN R^2 OR COD
	LVL 1					B	M1	M2								
PCB-1242 Peak 1	100.43				Ave		100.430000						20.0			
PCB-1242 Peak 2	191.18				Ave		191.177000						20.0			
PCB-1242 Peak 3	355.95				Ave		355.954000						20.0			
PCB-1242 Peak 4	152.13				Ave		152.127000						20.0			
PCB-1242 Peak 5	149.26				Ave		149.256000						20.0			

Note: The m1 coefficient is the same as Ave CF for an Ave curve type.

FORM VI  
PCBS INITIAL CALIBRATION DATA  
EXTERNAL STANDARD RESPONSE AND CONCENTRATION

Lab Name: TestAmerica Edison Job No.: 460-85482-1 Analy Batch No.: 254255

SDG No.: \_\_\_\_\_

Instrument ID: CPESTGC7 GC Column: CLP-2 ID: 0.53 (mm) Heated Purge: (Y/N) N

Calibration Start Date: 10/07/2014 14:14 Calibration End Date: 10/07/2014 14:14 Calibration ID: 43332

Calibration Files:

LEVEL:	LAB SAMPLE ID:	LAB FILE ID:
Level 1	IC 460-254255/10	OR222716.D

ANALYTE	CURVE TYPE	RESPONSE					CONCENTRATION (UG/L)				
		LVL 1					LVL 1				
PCB-1242 Peak 1	Ave	100430					1000				
PCB-1242 Peak 2	Ave	191177					1000				
PCB-1242 Peak 3	Ave	355954					1000				
PCB-1242 Peak 4	Ave	152127					1000				
PCB-1242 Peak 5	Ave	149256					1000				

Curve Type Legend:

Ave = Average

FORM VI  
 PCBS INITIAL CALIBRATION DATA  
 EXTERNAL STANDARD RETENTION TIME SUMMARY

Lab Name: TestAmerica Edison Job No.: 460-85482-1 Analy Batch No.: 254255

SDG No.: \_\_\_\_\_

Instrument ID: CPESTGC7 GC Column: CLP-1 ID: 0.53(mm) Heated Purge: (Y/N) N

Calibration Start Date: 10/07/2014 14:14 Calibration End Date: 10/07/2014 14:14 Calibration ID: 43333

Calibration Files:

LEVEL:	LAB SAMPLE ID:	LAB FILE ID:
Level 1	IC 460-254255/10	OR222716.D

ANALYTE	LVL 1										RT WINDOW	AVG RT
PCB-1242 Peak 1	2.330										2.260 - 2.400	2.330
PCB-1242 Peak 2	2.667										2.597 - 2.737	2.667
PCB-1242 Peak 3	3.132										3.062 - 3.202	3.132
PCB-1242 Peak 4	3.277										3.207 - 3.347	3.277
PCB-1242 Peak 5	3.733										3.663 - 3.803	3.733

FORM VI  
PCBS INITIAL CALIBRATION DATA  
EXTERNAL STANDARD CURVE EVALUATION

Lab Name: TestAmerica Edison Job No.: 460-85482-1 Analy Batch No.: 254255

SDG No.: \_\_\_\_\_

Instrument ID: CPESTGC7 GC Column: CLP-1 ID: 0.53 (mm) Heated Purge: (Y/N) N

Calibration Start Date: 10/07/2014 14:14 Calibration End Date: 10/07/2014 14:14 Calibration ID: 43333

Calibration Files:

LEVEL:	LAB SAMPLE ID:	LAB FILE ID:
Level 1	IC 460-254255/10	OR222716.D

ANALYTE	CF				CURVE TYPE	COEFFICIENT			#	MIN CF	%RSD	#	MAX %RSD	R^2 OR COD	#	MIN R^2 OR COD
	LVL 1					B	M1	M2								
PCB-1242 Peak 1	181.25				Ave		181.251000						20.0			
PCB-1242 Peak 2	272.11				Ave		272.109000						20.0			
PCB-1242 Peak 3	551.15				Ave		551.148000						20.0			
PCB-1242 Peak 4	207.58				Ave		207.578000						20.0			
PCB-1242 Peak 5	219.03				Ave		219.026000						20.0			

Note: The m1 coefficient is the same as Ave CF for an Ave curve type.

FORM VI  
 PCBS INITIAL CALIBRATION DATA  
 EXTERNAL STANDARD RESPONSE AND CONCENTRATION

Lab Name: TestAmerica Edison Job No.: 460-85482-1 Analy Batch No.: 254255

SDG No.: \_\_\_\_\_

Instrument ID: CPESTGC7 GC Column: CLP-1 ID: 0.53 (mm) Heated Purge: (Y/N) N

Calibration Start Date: 10/07/2014 14:14 Calibration End Date: 10/07/2014 14:14 Calibration ID: 43333

Calibration Files:

LEVEL:	LAB SAMPLE ID:	LAB FILE ID:
Level 1	IC 460-254255/10	OR222716.D

ANALYTE	CURVE TYPE	RESPONSE					CONCENTRATION (UG/L)				
		LVL 1					LVL 1				
PCB-1242 Peak 1	Ave	181251					1000				
PCB-1242 Peak 2	Ave	272109					1000				
PCB-1242 Peak 3	Ave	551148					1000				
PCB-1242 Peak 4	Ave	207578					1000				
PCB-1242 Peak 5	Ave	219026					1000				

Curve Type Legend:

Ave = Average



FORM VI  
 PCBS INITIAL CALIBRATION DATA  
 EXTERNAL STANDARD RETENTION TIME SUMMARY

Lab Name: TestAmerica Edison Job No.: 460-85482-1 Analy Batch No.: 254255

SDG No.: \_\_\_\_\_

Instrument ID: CPESTGC7 GC Column: CLP-2 ID: 0.53(mm) Heated Purge: (Y/N) N

Calibration Start Date: 10/07/2014 14:31 Calibration End Date: 10/07/2014 14:31 Calibration ID: 43338

Calibration Files:

LEVEL:	LAB SAMPLE ID:	LAB FILE ID:
Level 1	IC 460-254255/11	OR222717.D

ANALYTE	LVL 1										RT WINDOW	AVG RT
PCB-1248 Peak 1	3.390										3.320 - 3.460	3.390
PCB-1248 Peak 2	3.920										3.850 - 3.990	3.920
PCB-1248 Peak 3	4.330										4.260 - 4.400	4.330
PCB-1248 Peak 4	5.142										5.072 - 5.212	5.142
PCB-1248 Peak 5	5.197										5.127 - 5.267	5.197

FORM VI  
PCBS INITIAL CALIBRATION DATA  
EXTERNAL STANDARD CURVE EVALUATION

Lab Name: TestAmerica Edison Job No.: 460-85482-1 Analy Batch No.: 254255

SDG No.: \_\_\_\_\_

Instrument ID: CPESTGC7 GC Column: CLP-2 ID: 0.53 (mm) Heated Purge: (Y/N) N

Calibration Start Date: 10/07/2014 14:31 Calibration End Date: 10/07/2014 14:31 Calibration ID: 43338

Calibration Files:

LEVEL:	LAB SAMPLE ID:	LAB FILE ID:
Level 1	IC 460-254255/11	OR222717.D

ANALYTE	CF				CURVE TYPE	COEFFICIENT			#	MIN CF	%RSD	#	MAX %RSD	R^2 OR COD	#	MIN R^2 OR COD
	LVL 1					B	M1	M2								
PCB-1248 Peak 1	75.508				Ave		75.5080000						20.0			
PCB-1248 Peak 2	179.95				Ave		179.9530000						20.0			
PCB-1248 Peak 3	96.242				Ave		96.2420000						20.0			
PCB-1248 Peak 4	127.23				Ave		127.2280000						20.0			
PCB-1248 Peak 5	185.10				Ave		185.1010000						20.0			

Note: The m1 coefficient is the same as Ave CF for an Ave curve type.

FORM VI  
 PCBS INITIAL CALIBRATION DATA  
 EXTERNAL STANDARD RESPONSE AND CONCENTRATION

Lab Name: TestAmerica Edison Job No.: 460-85482-1 Analy Batch No.: 254255

SDG No.: \_\_\_\_\_

Instrument ID: CPESTGC7 GC Column: CLP-2 ID: 0.53 (mm) Heated Purge: (Y/N) N

Calibration Start Date: 10/07/2014 14:31 Calibration End Date: 10/07/2014 14:31 Calibration ID: 43338

Calibration Files:

LEVEL:	LAB SAMPLE ID:	LAB FILE ID:
Level 1	IC 460-254255/11	OR222717.D

ANALYTE	CURVE TYPE	RESPONSE					CONCENTRATION (UG/L)				
		LVL 1					LVL 1				
PCB-1248 Peak 1	Ave	75508					1000				
PCB-1248 Peak 2	Ave	179953					1000				
PCB-1248 Peak 3	Ave	96242					1000				
PCB-1248 Peak 4	Ave	127228					1000				
PCB-1248 Peak 5	Ave	185101					1000				

Curve Type Legend:

Ave = Average

FORM VI  
 PCBS INITIAL CALIBRATION DATA  
 EXTERNAL STANDARD RETENTION TIME SUMMARY

Lab Name: TestAmerica Edison Job No.: 460-85482-1 Analy Batch No.: 254255

SDG No.: \_\_\_\_\_

Instrument ID: CPESTGC7 GC Column: CLP-1 ID: 0.53(mm) Heated Purge: (Y/N) N

Calibration Start Date: 10/07/2014 14:31 Calibration End Date: 10/07/2014 14:31 Calibration ID: 43339

Calibration Files:

LEVEL:	LAB SAMPLE ID:	LAB FILE ID:
Level 1	IC 460-254255/11	OR222717.D

ANALYTE	LVL 1										RT WINDOW	AVG RT
PCB-1248 Peak 1	2.667										2.597 - 2.737	2.667
PCB-1248 Peak 2	3.132										3.062 - 3.202	3.132
PCB-1248 Peak 3	3.733										3.663 - 3.803	3.733
PCB-1248 Peak 4	4.237										4.167 - 4.307	4.237
PCB-1248 Peak 5	4.477										4.407 - 4.547	4.477

FORM VI  
PCBS INITIAL CALIBRATION DATA  
EXTERNAL STANDARD CURVE EVALUATION

Lab Name: TestAmerica Edison Job No.: 460-85482-1 Analy Batch No.: 254255

SDG No.: \_\_\_\_\_

Instrument ID: CPESTGC7 GC Column: CLP-1 ID: 0.53 (mm) Heated Purge: (Y/N) N

Calibration Start Date: 10/07/2014 14:31 Calibration End Date: 10/07/2014 14:31 Calibration ID: 43339

Calibration Files:

LEVEL:	LAB SAMPLE ID:	LAB FILE ID:
Level 1	IC 460-254255/11	OR222717.D

ANALYTE	CF				CURVE TYPE	COEFFICIENT			#	MIN CF	%RSD	#	MAX %RSD	R^2 OR COD	#	MIN R^2 OR COD
	LVL 1					B	M1	M2								
PCB-1248 Peak 1	113.45				Ave		113.446000						20.0			
PCB-1248 Peak 2	280.09				Ave		280.087000						20.0			
PCB-1248 Peak 3	234.40				Ave		234.404000						20.0			
PCB-1248 Peak 4	444.29				Ave		444.292000						20.0			
PCB-1248 Peak 5	379.60				Ave		379.597000						20.0			

Note: The m1 coefficient is the same as Ave CF for an Ave curve type.

FORM VI  
PCBS INITIAL CALIBRATION DATA  
EXTERNAL STANDARD RESPONSE AND CONCENTRATION

Lab Name: TestAmerica Edison Job No.: 460-85482-1 Analy Batch No.: 254255

SDG No.: \_\_\_\_\_

Instrument ID: CPESTGC7 GC Column: CLP-1 ID: 0.53 (mm) Heated Purge: (Y/N) N

Calibration Start Date: 10/07/2014 14:31 Calibration End Date: 10/07/2014 14:31 Calibration ID: 43339

Calibration Files:

LEVEL:	LAB SAMPLE ID:	LAB FILE ID:
Level 1	IC 460-254255/11	OR222717.D

ANALYTE	CURVE TYPE	RESPONSE					CONCENTRATION (UG/L)				
		LVL 1					LVL 1				
PCB-1248 Peak 1	Ave	113446					1000				
PCB-1248 Peak 2	Ave	280087					1000				
PCB-1248 Peak 3	Ave	234404					1000				
PCB-1248 Peak 4	Ave	444292					1000				
PCB-1248 Peak 5	Ave	379597					1000				

Curve Type Legend:

Ave = Average

FORM VI  
 PCBS INITIAL CALIBRATION DATA  
 EXTERNAL STANDARD RETENTION TIME SUMMARY

Lab Name: TestAmerica Edison Job No.: 460-85482-1 Analy Batch No.: 254255

SDG No.: \_\_\_\_\_

Instrument ID: CPESTGC7 GC Column: CLP-2 ID: 0.53(mm) Heated Purge: (Y/N) N

Calibration Start Date: 10/07/2014 14:48 Calibration End Date: 10/07/2014 14:48 Calibration ID: 43344

Calibration Files:

LEVEL:	LAB SAMPLE ID:	LAB FILE ID:
Level 1	IC 460-254255/12	OR222718.D

ANALYTE	LVL 1										RT WINDOW	AVG RT
PCB-1254 Peak 1	5.190										5.120 - 5.260	5.190
PCB-1254 Peak 2	5.435										5.365 - 5.505	5.435
PCB-1254 Peak 3	5.877										5.807 - 5.947	5.877
PCB-1254 Peak 4	6.030										5.960 - 6.100	6.030
PCB-1254 Peak 5	7.232										7.162 - 7.302	7.232

FORM VI  
PCBS INITIAL CALIBRATION DATA  
EXTERNAL STANDARD CURVE EVALUATION

Lab Name: TestAmerica Edison Job No.: 460-85482-1 Analy Batch No.: 254255

SDG No.: \_\_\_\_\_

Instrument ID: CPESTGC7 GC Column: CLP-2 ID: 0.53(mm) Heated Purge: (Y/N) N

Calibration Start Date: 10/07/2014 14:48 Calibration End Date: 10/07/2014 14:48 Calibration ID: 43344

Calibration Files:

LEVEL:	LAB SAMPLE ID:	LAB FILE ID:
Level 1	IC 460-254255/12	OR222718.D

ANALYTE	CF				CURVE TYPE	COEFFICIENT			#	MIN CF	%RSD	#	MAX %RSD	R^2 OR COD	#	MIN R^2 OR COD
	LVL 1					B	M1	M2								
PCB-1254 Peak 1	251.27				Ave		251.266000						20.0			
PCB-1254 Peak 2	243.66				Ave		243.663000						20.0			
PCB-1254 Peak 3	181.59				Ave		181.588000						20.0			
PCB-1254 Peak 4	370.12				Ave		370.119000						20.0			
PCB-1254 Peak 5	370.60				Ave		370.600000						20.0			

Note: The m1 coefficient is the same as Ave CF for an Ave curve type.



FORM VI  
PCBS INITIAL CALIBRATION DATA  
EXTERNAL STANDARD RESPONSE AND CONCENTRATION

Lab Name: TestAmerica Edison Job No.: 460-85482-1 Analy Batch No.: 254255

SDG No.: \_\_\_\_\_

Instrument ID: CPESTGC7 GC Column: CLP-2 ID: 0.53 (mm) Heated Purge: (Y/N) N

Calibration Start Date: 10/07/2014 14:48 Calibration End Date: 10/07/2014 14:48 Calibration ID: 43344

Calibration Files:

LEVEL:	LAB SAMPLE ID:	LAB FILE ID:
Level 1	IC 460-254255/12	OR222718.D

ANALYTE	CURVE TYPE	RESPONSE					CONCENTRATION (UG/L)				
		LVL 1					LVL 1				
PCB-1254 Peak 1	Ave	251266					1000				
PCB-1254 Peak 2	Ave	243663					1000				
PCB-1254 Peak 3	Ave	181588					1000				
PCB-1254 Peak 4	Ave	370119					1000				
PCB-1254 Peak 5	Ave	370600					1000				

Curve Type Legend:

Ave = Average

FORM VI  
 PCBS INITIAL CALIBRATION DATA  
 EXTERNAL STANDARD RETENTION TIME SUMMARY

Lab Name: TestAmerica Edison Job No.: 460-85482-1 Analy Batch No.: 254255

SDG No.: \_\_\_\_\_

Instrument ID: CPESTGC7 GC Column: CLP-1 ID: 0.53(mm) Heated Purge: (Y/N) N

Calibration Start Date: 10/07/2014 14:48 Calibration End Date: 10/07/2014 14:48 Calibration ID: 43345

Calibration Files:

LEVEL:	LAB SAMPLE ID:	LAB FILE ID:
Level 1	IC 460-254255/12	OR222718.D

ANALYTE	LVL 1										RT WINDOW	AVG RT
PCB-1254 Peak 1	4.808										4.738 - 4.878	4.808
PCB-1254 Peak 2	4.958										4.888 - 5.028	4.958
PCB-1254 Peak 3	5.302										5.232 - 5.372	5.302
PCB-1254 Peak 4	5.537										5.467 - 5.607	5.537
PCB-1254 Peak 5	5.892										5.822 - 5.962	5.892

FORM VI  
PCBS INITIAL CALIBRATION DATA  
EXTERNAL STANDARD CURVE EVALUATION

Lab Name: TestAmerica Edison Job No.: 460-85482-1 Analy Batch No.: 254255

SDG No.: \_\_\_\_\_

Instrument ID: CPESTGC7 GC Column: CLP-1 ID: 0.53 (mm) Heated Purge: (Y/N) N

Calibration Start Date: 10/07/2014 14:48 Calibration End Date: 10/07/2014 14:48 Calibration ID: 43345

Calibration Files:

LEVEL:	LAB SAMPLE ID:	LAB FILE ID:
Level 1	IC 460-254255/12	OR222718.D

ANALYTE	CF				CURVE TYPE	COEFFICIENT			#	MIN CF	%RSD	#	MAX %RSD	R^2 OR COD	#	MIN R^2 OR COD
	LVL 1					B	M1	M2								
PCB-1254 Peak 1	338.72				Ave		338.720000						20.0			
PCB-1254 Peak 2	555.62				Ave		555.622000						20.0			
PCB-1254 Peak 3	435.07				Ave		435.068000						20.0			
PCB-1254 Peak 4	357.26				Ave		357.264000						20.0			
PCB-1254 Peak 5	485.46				Ave		485.458000						20.0			

Note: The m1 coefficient is the same as Ave CF for an Ave curve type.

FORM VI  
PCBS INITIAL CALIBRATION DATA  
EXTERNAL STANDARD RESPONSE AND CONCENTRATION

Lab Name: TestAmerica Edison Job No.: 460-85482-1 Analy Batch No.: 254255

SDG No.: \_\_\_\_\_

Instrument ID: CPESTGC7 GC Column: CLP-1 ID: 0.53 (mm) Heated Purge: (Y/N) N

Calibration Start Date: 10/07/2014 14:48 Calibration End Date: 10/07/2014 14:48 Calibration ID: 43345

Calibration Files:

LEVEL:	LAB SAMPLE ID:	LAB FILE ID:
Level 1	IC 460-254255/12	OR222718.D

ANALYTE	CURVE TYPE	RESPONSE					CONCENTRATION (UG/L)				
		LVL 1					LVL 1				
PCB-1254 Peak 1	Ave	338720					1000				
PCB-1254 Peak 2	Ave	555622					1000				
PCB-1254 Peak 3	Ave	435068					1000				
PCB-1254 Peak 4	Ave	357264					1000				
PCB-1254 Peak 5	Ave	485458					1000				

Curve Type Legend:

Ave = Average

FORM VI  
PCBS INITIAL CALIBRATION DATA  
EXTERNAL STANDARD RETENTION TIME SUMMARY

Lab Name: TestAmerica Edison Job No.: 460-85482-1 Analy Batch No.: 254255

SDG No.: \_\_\_\_\_

Instrument ID: CPESTGC7 GC Column: CLP-2 ID: 0.53(mm) Heated Purge: (Y/N) N

Calibration Start Date: 10/07/2014 15:03 Calibration End Date: 10/07/2014 15:03 Calibration ID: 43350

Calibration Files:

LEVEL:	LAB SAMPLE ID:	LAB FILE ID:
Level 1	IC 460-254255/13	OR222719.D

ANALYTE	LVL 1										RT WINDOW	AVG RT
PCB-1262 Peak 1	6.302										6.232 - 6.372	6.302
PCB-1262 Peak 2	6.618										6.548 - 6.688	6.618
PCB-1262 Peak 3	7.410										7.340 - 7.480	7.410
PCB-1262 Peak 4	9.297										9.227 - 9.367	9.297
PCB-1262 Peak 5	10.008										9.938 - 10.078	10.008

FORM VI  
PCBS INITIAL CALIBRATION DATA  
EXTERNAL STANDARD CURVE EVALUATION

Lab Name: TestAmerica Edison Job No.: 460-85482-1 Analy Batch No.: 254255

SDG No.: \_\_\_\_\_

Instrument ID: CPESTGC7 GC Column: CLP-2 ID: 0.53 (mm) Heated Purge: (Y/N) N

Calibration Start Date: 10/07/2014 15:03 Calibration End Date: 10/07/2014 15:03 Calibration ID: 43350

Calibration Files:

LEVEL:	LAB SAMPLE ID:	LAB FILE ID:
Level 1	IC 460-254255/13	OR222719.D

ANALYTE	CF				CURVE TYPE	COEFFICIENT			#	MIN CF	%RSD	#	MAX %RSD	R^2 OR COD	#	MIN R^2 OR COD
	LVL 1					B	M1	M2								
PCB-1262 Peak 1	221.21				Ave		221.214000						20.0			
PCB-1262 Peak 2	265.99				Ave		265.991000						20.0			
PCB-1262 Peak 3	385.33				Ave		385.330000						20.0			
PCB-1262 Peak 4	422.80				Ave		422.800000						20.0			
PCB-1262 Peak 5	246.77				Ave		246.765000						20.0			

Note: The m1 coefficient is the same as Ave CF for an Ave curve type.

FORM VI  
 PCBS INITIAL CALIBRATION DATA  
 EXTERNAL STANDARD RESPONSE AND CONCENTRATION

Lab Name: TestAmerica Edison Job No.: 460-85482-1 Analy Batch No.: 254255

SDG No.: \_\_\_\_\_

Instrument ID: CPESTGC7 GC Column: CLP-2 ID: 0.53 (mm) Heated Purge: (Y/N) N

Calibration Start Date: 10/07/2014 15:03 Calibration End Date: 10/07/2014 15:03 Calibration ID: 43350

Calibration Files:

LEVEL:	LAB SAMPLE ID:	LAB FILE ID:
Level 1	IC 460-254255/13	OR222719.D

ANALYTE	CURVE TYPE	RESPONSE					CONCENTRATION (UG/L)				
		LVL 1					LVL 1				
PCB-1262 Peak 1	Ave	221214					1000				
PCB-1262 Peak 2	Ave	265991					1000				
PCB-1262 Peak 3	Ave	385330					1000				
PCB-1262 Peak 4	Ave	422800					1000				
PCB-1262 Peak 5	Ave	246765					1000				

Curve Type Legend:

Ave = Average

FORM VI  
 PCBS INITIAL CALIBRATION DATA  
 EXTERNAL STANDARD RETENTION TIME SUMMARY

Lab Name: TestAmerica Edison Job No.: 460-85482-1 Analy Batch No.: 254255

SDG No.: \_\_\_\_\_

Instrument ID: CPESTGC7 GC Column: CLP-1 ID: 0.53(mm) Heated Purge: (Y/N) N

Calibration Start Date: 10/07/2014 15:03 Calibration End Date: 10/07/2014 15:03 Calibration ID: 43351

Calibration Files:

LEVEL:	LAB SAMPLE ID:	LAB FILE ID:
Level 1	IC 460-254255/13	OR222719.D

ANALYTE	LVL 1										RT WINDOW	AVG RT
PCB-1262 Peak 1	5.185										5.115 - 5.255	5.185
PCB-1262 Peak 2	6.037										5.967 - 6.107	6.037
PCB-1262 Peak 3	7.397										7.327 - 7.467	7.397
PCB-1262 Peak 4	7.535										7.465 - 7.605	7.535
PCB-1262 Peak 5	8.752										8.682 - 8.822	8.752



FORM VI  
PCBS INITIAL CALIBRATION DATA  
EXTERNAL STANDARD CURVE EVALUATION

Lab Name: TestAmerica Edison Job No.: 460-85482-1 Analy Batch No.: 254255

SDG No.: \_\_\_\_\_

Instrument ID: CPESTGC7 GC Column: CLP-1 ID: 0.53 (mm) Heated Purge: (Y/N) N

Calibration Start Date: 10/07/2014 15:03 Calibration End Date: 10/07/2014 15:03 Calibration ID: 43351

Calibration Files:

LEVEL:	LAB SAMPLE ID:	LAB FILE ID:
Level 1	IC 460-254255/13	OR222719.D

ANALYTE	CF				CURVE TYPE	COEFFICIENT			#	MIN CF	%RSD	#	MAX %RSD	R^2 OR COD	#	MIN R^2 OR COD
	LVL 1					B	M1	M2								
PCB-1262 Peak 1	316.29				Ave		316.291000						20.0			
PCB-1262 Peak 2	460.61				Ave		460.610000						20.0			
PCB-1262 Peak 3	231.57				Ave		231.567000						20.0			
PCB-1262 Peak 4	502.91				Ave		502.914000						20.0			
PCB-1262 Peak 5	395.68				Ave		395.681000						20.0			

Note: The m1 coefficient is the same as Ave CF for an Ave curve type.

FORM VI  
PCBS INITIAL CALIBRATION DATA  
EXTERNAL STANDARD RESPONSE AND CONCENTRATION

Lab Name: TestAmerica Edison Job No.: 460-85482-1 Analy Batch No.: 254255

SDG No.: \_\_\_\_\_

Instrument ID: CPESTGC7 GC Column: CLP-1 ID: 0.53 (mm) Heated Purge: (Y/N) N

Calibration Start Date: 10/07/2014 15:03 Calibration End Date: 10/07/2014 15:03 Calibration ID: 43351

Calibration Files:

LEVEL:	LAB SAMPLE ID:	LAB FILE ID:
Level 1	IC 460-254255/13	OR222719.D

ANALYTE	CURVE TYPE	RESPONSE					CONCENTRATION (UG/L)				
		LVL 1					LVL 1				
PCB-1262 Peak 1	Ave	316291					1000				
PCB-1262 Peak 2	Ave	460610					1000				
PCB-1262 Peak 3	Ave	231567					1000				
PCB-1262 Peak 4	Ave	502914					1000				
PCB-1262 Peak 5	Ave	395681					1000				

Curve Type Legend:

Ave = Average

FORM VI  
PCBS INITIAL CALIBRATION DATA  
EXTERNAL STANDARD RETENTION TIME SUMMARY

Lab Name: TestAmerica Edison Job No.: 460-85482-1 Analy Batch No.: 254255

SDG No.: \_\_\_\_\_

Instrument ID: CPESTGC7 GC Column: CLP-2 ID: 0.53(mm) Heated Purge: (Y/N) N

Calibration Start Date: 10/07/2014 15:20 Calibration End Date: 10/07/2014 15:20 Calibration ID: 43356

Calibration Files:

LEVEL:	LAB SAMPLE ID:	LAB FILE ID:
Level 1	IC 460-254255/14	OR222720.D

ANALYTE	LVL 1										RT WINDOW	AVG RT
PCB-1268 Peak 1	9.295										9.225 - 9.365	9.295
PCB-1268 Peak 2	9.360										9.290 - 9.430	9.360
PCB-1268 Peak 3	9.685										9.615 - 9.755	9.685
PCB-1268 Peak 4	10.008										9.938 - 10.078	10.008
PCB-1268 Peak 5	10.323										10.253 - 10.393	10.323

FORM VI  
PCBS INITIAL CALIBRATION DATA  
EXTERNAL STANDARD CURVE EVALUATION

Lab Name: TestAmerica Edison Job No.: 460-85482-1 Analy Batch No.: 254255

SDG No.: \_\_\_\_\_

Instrument ID: CPESTGC7 GC Column: CLP-2 ID: 0.53 (mm) Heated Purge: (Y/N) N

Calibration Start Date: 10/07/2014 15:20 Calibration End Date: 10/07/2014 15:20 Calibration ID: 43356

Calibration Files:

LEVEL:	LAB SAMPLE ID:	LAB FILE ID:
Level 1	IC 460-254255/14	OR222720.D

ANALYTE	CF				CURVE TYPE	COEFFICIENT			#	MIN CF	%RSD	#	MAX %RSD	R <sup>2</sup> OR COD	#	MIN R <sup>2</sup> OR COD
	LVL 1					B	M1	M2								
PCB-1268 Peak 1	634.08				Ave		634.076000						20.0			
PCB-1268 Peak 2	734.81				Ave		734.809000						20.0			
PCB-1268 Peak 3	537.29				Ave		537.287000						20.0			
PCB-1268 Peak 4	249.38				Ave		249.379000						20.0			
PCB-1268 Peak 5	1419.7				Ave		1419.66000						20.0			

Note: The m1 coefficient is the same as Ave CF for an Ave curve type.

FORM VI  
PCBS INITIAL CALIBRATION DATA  
EXTERNAL STANDARD RESPONSE AND CONCENTRATION

Lab Name: TestAmerica Edison Job No.: 460-85482-1 Analy Batch No.: 254255

SDG No.: \_\_\_\_\_

Instrument ID: CPESTGC7 GC Column: CLP-2 ID: 0.53 (mm) Heated Purge: (Y/N) N

Calibration Start Date: 10/07/2014 15:20 Calibration End Date: 10/07/2014 15:20 Calibration ID: 43356

Calibration Files:

LEVEL:	LAB SAMPLE ID:	LAB FILE ID:
Level 1	IC 460-254255/14	OR222720.D

ANALYTE	CURVE TYPE	RESPONSE					CONCENTRATION (UG/L)				
		LVL 1					LVL 1				
PCB-1268 Peak 1	Ave	634076					1000				
PCB-1268 Peak 2	Ave	734809					1000				
PCB-1268 Peak 3	Ave	537287					1000				
PCB-1268 Peak 4	Ave	249379					1000				
PCB-1268 Peak 5	Ave	1419660					1000				

Curve Type Legend:

Ave = Average

FORM VI  
PCBS INITIAL CALIBRATION DATA  
EXTERNAL STANDARD RETENTION TIME SUMMARY

Lab Name: TestAmerica Edison Job No.: 460-85482-1 Analy Batch No.: 254255

SDG No.: \_\_\_\_\_

Instrument ID: CPESTGC7 GC Column: CLP-1 ID: 0.53(mm) Heated Purge: (Y/N) N

Calibration Start Date: 10/07/2014 15:20 Calibration End Date: 10/07/2014 15:20 Calibration ID: 43357

Calibration Files:

LEVEL:	LAB SAMPLE ID:	LAB FILE ID:
Level 1	IC 460-254255/14	OR222720.D

ANALYTE	LVL 1										RT WINDOW	AVG RT
PCB-1268 Peak 1	7.450										7.380 - 7.520	7.450
PCB-1268 Peak 2	7.528										7.458 - 7.598	7.528
PCB-1268 Peak 3	7.933										7.863 - 8.003	7.933
PCB-1268 Peak 4	8.753										8.683 - 8.823	8.753
PCB-1268 Peak 5	9.235										9.165 - 9.305	9.235

FORM VI  
PCBS INITIAL CALIBRATION DATA  
EXTERNAL STANDARD CURVE EVALUATION

Lab Name: TestAmerica Edison Job No.: 460-85482-1 Analy Batch No.: 254255

SDG No.: \_\_\_\_\_

Instrument ID: CPESTGC7 GC Column: CLP-1 ID: 0.53 (mm) Heated Purge: (Y/N) N

Calibration Start Date: 10/07/2014 15:20 Calibration End Date: 10/07/2014 15:20 Calibration ID: 43357

Calibration Files:

LEVEL:	LAB SAMPLE ID:	LAB FILE ID:
Level 1	IC 460-254255/14	OR222720.D

ANALYTE	CF				CURVE TYPE	COEFFICIENT			#	MIN CF	%RSD	#	MAX %RSD	R <sup>2</sup> OR COD	#	MIN R <sup>2</sup> OR COD
	LVL 1					B	M1	M2								
PCB-1268 Peak 1	893.87				Ave		893.869000						20.0			
PCB-1268 Peak 2	1159.1				Ave		1159.14400						20.0			
PCB-1268 Peak 3	878.47				Ave		878.466000						20.0			
PCB-1268 Peak 4	419.63				Ave		419.633000						20.0			
PCB-1268 Peak 5	2217.5				Ave		2217.53800						20.0			

Note: The m1 coefficient is the same as Ave CF for an Ave curve type.

FORM VI  
 PCBS INITIAL CALIBRATION DATA  
 EXTERNAL STANDARD RESPONSE AND CONCENTRATION

Lab Name: TestAmerica Edison Job No.: 460-85482-1 Analy Batch No.: 254255

SDG No.: \_\_\_\_\_

Instrument ID: CPESTGC7 GC Column: CLP-1 ID: 0.53 (mm) Heated Purge: (Y/N) N

Calibration Start Date: 10/07/2014 15:20 Calibration End Date: 10/07/2014 15:20 Calibration ID: 43357

Calibration Files:

LEVEL:	LAB SAMPLE ID:	LAB FILE ID:
Level 1	IC 460-254255/14	OR222720.D

ANALYTE	CURVE TYPE	RESPONSE					CONCENTRATION (UG/L)				
		LVL 1					LVL 1				
PCB-1268 Peak 1	Ave	893869					1000				
PCB-1268 Peak 2	Ave	1159144					1000				
PCB-1268 Peak 3	Ave	878466					1000				
PCB-1268 Peak 4	Ave	419633					1000				
PCB-1268 Peak 5	Ave	2217538					1000				

Curve Type Legend:

Ave = Average



FORM VI  
PCBS INITIAL CALIBRATION DATA  
EXTERNAL STANDARD RETENTION TIME SUMMARY

Lab Name: TestAmerica Edison Job No.: 460-85482-1 Analy Batch No.: 255069

SDG No.: \_\_\_\_\_

Instrument ID: CPESTGC8 GC Column: CLP-2 ID: 0.53(mm) Heated Purge: (Y/N) N

Calibration Start Date: 10/10/2014 10:19 Calibration End Date: 10/10/2014 11:23 Calibration ID: 43657

Calibration Files:

LEVEL:	LAB SAMPLE ID:	LAB FILE ID:
Level 1	IC 460-255069/2	QR106291.D
Level 2	IC 460-255069/3	QR106292.D
Level 3	IC 460-255069/4	QR106293.D
Level 4	IC 460-255069/5	QR106294.D
Level 5	IC 460-255069/6	QR106295.D

ANALYTE	LVL 1	LVL 2	LVL 3	LVL 4	LVL 5						RT WINDOW	AVG RT
PCB-1016 Peak 1	2.701	2.704	2.706	2.705	2.709						2.631 - 2.771	2.705
PCB-1016 Peak 2	3.415	3.420	3.420	3.418	3.426						3.345 - 3.485	3.420
PCB-1016 Peak 3	4.367	4.371	4.372	4.373	4.379						4.297 - 4.437	4.372
PCB-1016 Peak 4	5.540	5.542	5.543	5.544	5.550						5.470 - 5.610	5.544
PCB-1016 Peak 5	5.765	5.767	5.767	5.768	5.775						5.695 - 5.835	5.768
PCB-1260 Peak 1	7.907	7.909	7.911	7.912	7.921						7.837 - 7.977	7.912
PCB-1260 Peak 2	8.398	8.398	8.401	8.403	8.412						8.328 - 8.468	8.402
PCB-1260 Peak 3	10.073	10.073	10.075	10.075	10.081						10.003 - 10.143	10.075
PCB-1260 Peak 4	10.447	10.450	10.450	10.452	10.457						10.377 - 10.517	10.451
PCB-1260 Peak 5	11.506	11.517	11.517	11.519	11.527						11.436 - 11.576	11.517
Tetrachloro-m-Xylene	2.103	2.106	2.108	2.107	2.110						2.053 - 2.153	2.107
DCB Decachlorobiphenyl	12.060	12.076	12.075	12.077	12.087						11.960 - 12.160	12.075

FORM VI  
PCBS INITIAL CALIBRATION DATA  
EXTERNAL STANDARD CURVE EVALUATION

Lab Name: TestAmerica Edison Job No.: 460-85482-1 Analy Batch No.: 255069

SDG No.: \_\_\_\_\_

Instrument ID: CPESTGC8 GC Column: CLP-2 ID: 0.53 (mm) Heated Purge: (Y/N) N

Calibration Start Date: 10/10/2014 10:19 Calibration End Date: 10/10/2014 11:23 Calibration ID: 43657

Calibration Files:

LEVEL:	LAB SAMPLE ID:	LAB FILE ID:
Level 1	IC 460-255069/2	QR106291.D
Level 2	IC 460-255069/3	QR106292.D
Level 3	IC 460-255069/4	QR106293.D
Level 4	IC 460-255069/5	QR106294.D
Level 5	IC 460-255069/6	QR106295.D

ANALYTE	CF				CURVE TYPE	COEFFICIENT			#	MIN CF	%RSD	#	MAX %RSD	R <sup>2</sup> OR COD	#	MIN R <sup>2</sup> OR COD
	LVL 1 LVL 5	LVL 2	LVL 3	LVL 4		B	M1	M2								
PCB-1016 Peak 1	5882.5 4996.4	5742.5	6156.8	5368.5	Ave		5629.34881			8.1		20.0				
PCB-1016 Peak 2	10964 10044	11157	11590	10851	Ave		10921.0132			5.2		20.0				
PCB-1016 Peak 3	21191 17105	18857	19354	18326	Ave		18966.6094			7.9		20.0				
PCB-1016 Peak 4	6540.0 5560.5	5789.8	6242.4	5783.6	Ave		5983.25988			6.6		20.0				
PCB-1016 Peak 5	7032.2 6715.6	6706.4	7181.3	6974.5	Ave		6922.00949			3.0		20.0				
PCB-1260 Peak 1	13340 10857	11634	11954	11230	Ave		11803.1395			8.1		20.0				
PCB-1260 Peak 2	15311 13176	13884	14128	13118	Ave		13923.3855			6.4		20.0				
PCB-1260 Peak 3	8428.3 9264.9	9506.7	9642.3	9471.2	Ave		9262.67416			5.2		20.0				
PCB-1260 Peak 4	17379 20309	20240	21039	20405	Ave		19874.4466			7.2		20.0				
PCB-1260 Peak 5	6543.1 6248.9	7619.8	6553.4	6516.3	Ave		6696.30177			7.9		20.0				
Tetrachloro-m-xylene	236360 215457	238732	233889	216901	Ave		228267.725			4.9		20.0				
DCB Decachlorobiphenyl	177782 164206	182144	171820	164450	Ave		172080.434			4.6		20.0				

Note: The m1 coefficient is the same as Ave CF for an Ave curve type.

FORM VI  
PCBS INITIAL CALIBRATION DATA  
EXTERNAL STANDARD RESPONSE AND CONCENTRATION

Lab Name: TestAmerica Edison Job No.: 460-85482-1 Analy Batch No.: 255069

SDG No.: \_\_\_\_\_

Instrument ID: CPESTGC8 GC Column: CLP-2 ID: 0.53 (mm) Heated Purge: (Y/N) N

Calibration Start Date: 10/10/2014 10:19 Calibration End Date: 10/10/2014 11:23 Calibration ID: 43657

Calibration Files:

LEVEL:	LAB SAMPLE ID:	LAB FILE ID:
Level 1	IC 460-255069/2	QR106291.D
Level 2	IC 460-255069/3	QR106292.D
Level 3	IC 460-255069/4	QR106293.D
Level 4	IC 460-255069/5	QR106294.D
Level 5	IC 460-255069/6	QR106295.D

ANALYTE	CURVE TYPE	RESPONSE					CONCENTRATION (UG/L)				
		LVL 1	LVL 2	LVL 3	LVL 4	LVL 5	LVL 1	LVL 2	LVL 3	LVL 4	LVL 5
PCB-1016 Peak 1	Ave	294126	2871268	6156839	8052739	12490891	50.0	500	1000	1500	2500
PCB-1016 Peak 2	Ave	548221	5578317	11589822	16275755	25109217	50.0	500	1000	1500	2500
PCB-1016 Peak 3	Ave	1059548	9428378	19353886	27489656	42762519	50.0	500	1000	1500	2500
PCB-1016 Peak 4	Ave	327002	2894893	6242429	8675349	13901196	50.0	500	1000	1500	2500
PCB-1016 Peak 5	Ave	351608	3353178	7181346	10461820	16789097	50.0	500	1000	1500	2500
PCB-1260 Peak 1	Ave	667017	5817214	11954122	16844681	27142551	50.0	500	1000	1500	2500
PCB-1260 Peak 2	Ave	765545	6942172	14127667	19677014	32940018	50.0	500	1000	1500	2500
PCB-1260 Peak 3	Ave	421413	4753366	9642320	14206749	23162232	50.0	500	1000	1500	2500
PCB-1260 Peak 4	Ave	868952	10119858	21039067	30608204	50772352	50.0	500	1000	1500	2500
PCB-1260 Peak 5	Ave	327156	3809888	6553443	9774415	15622233	50.0	500	1000	1500	2500
Tetrachloro-m-xylene	Ave	2954499	11936580	23388931	32535152	43091356	12.5	50.0	100	150	200
DCB Decachlorobiphenyl	Ave	2222278	9107212	17181972	24667453	32841257	12.5	50.0	100	150	200

Curve Type Legend:

Ave = Average

FORM VI  
PCBS INITIAL CALIBRATION DATA  
EXTERNAL STANDARD RETENTION TIME SUMMARY

Lab Name: TestAmerica Edison Job No.: 460-85482-1 Analy Batch No.: 255069

SDG No.: \_\_\_\_\_

Instrument ID: CPESTGC8 GC Column: CLP-1 ID: 0.53(mm) Heated Purge: (Y/N) N

Calibration Start Date: 10/10/2014 10:19 Calibration End Date: 10/10/2014 11:23 Calibration ID: 43658

Calibration Files:

LEVEL:	LAB SAMPLE ID:	LAB FILE ID:
Level 1	IC 460-255069/2	QR106291.D
Level 2	IC 460-255069/3	QR106292.D
Level 3	IC 460-255069/4	QR106293.D
Level 4	IC 460-255069/5	QR106294.D
Level 5	IC 460-255069/6	QR106295.D

ANALYTE	LVL 1	LVL 2	LVL 3	LVL 4	LVL 5						RT WINDOW	AVG RT
PCB-1016 Peak 1	1.969	1.972	1.981	1.980	1.977						1.899 - 2.039	1.976
PCB-1016 Peak 2	2.334	2.337	2.346	2.345	2.342						2.264 - 2.404	2.341
PCB-1016 Peak 3	2.860	2.867	2.876	2.876	2.872						2.790 - 2.930	2.870
PCB-1016 Peak 4	3.061	3.067	3.079	3.078	3.074						2.991 - 3.131	3.072
PCB-1016 Peak 5	3.861	3.865	3.878	3.878	3.874						3.791 - 3.931	3.871
PCB-1260 Peak 1	6.083	6.086	6.093	6.094	6.095						6.013 - 6.153	6.090
PCB-1260 Peak 2	7.719	7.722	7.729	7.731	7.734						7.649 - 7.789	7.727
PCB-1260 Peak 3	8.411	8.413	8.421	8.425	8.429						8.341 - 8.481	8.420
PCB-1260 Peak 4	9.111	9.114	9.124	9.126	9.132						9.041 - 9.181	9.121
PCB-1260 Peak 5	10.255	10.257	10.260	10.262	10.265						10.185 - 10.325	10.260
Tetrachloro-m-xylene	1.629	1.631	1.640	1.640	1.636						1.579 - 1.679	1.635
DCB Decachlorobiphenyl	10.831	10.835	10.837	10.839	10.843						10.731 - 10.931	10.837

FORM VI  
PCBS INITIAL CALIBRATION DATA  
EXTERNAL STANDARD CURVE EVALUATION

Lab Name: TestAmerica Edison Job No.: 460-85482-1 Analy Batch No.: 255069

SDG No.: \_\_\_\_\_

Instrument ID: CPESTGC8 GC Column: CLP-1 ID: 0.53 (mm) Heated Purge: (Y/N) N

Calibration Start Date: 10/10/2014 10:19 Calibration End Date: 10/10/2014 11:23 Calibration ID: 43658

Calibration Files:

LEVEL:	LAB SAMPLE ID:	LAB FILE ID:
Level 1	IC 460-255069/2	QR106291.D
Level 2	IC 460-255069/3	QR106292.D
Level 3	IC 460-255069/4	QR106293.D
Level 4	IC 460-255069/5	QR106294.D
Level 5	IC 460-255069/6	QR106295.D

ANALYTE	CF				CURVE TYPE	COEFFICIENT			#	MIN CF	%RSD	#	MAX %RSD	R <sup>2</sup> OR COD	#	MIN R <sup>2</sup> OR COD
	LVL 1 LVL 5	LVL 2	LVL 3	LVL 4		B	M1	M2								
PCB-1016 Peak 1	6032.6 4975.9	5322.8	5396.1	5224.2	Ave		5390.33657			7.3		20.0				
PCB-1016 Peak 2	9325.5 7520.0	9307.6	8350.1	8928.5	Ave		8686.35467			8.8		20.0				
PCB-1016 Peak 3	14509 14332	16690	14921	17247	Ave		15539.7267			8.6		20.0				
PCB-1016 Peak 4	6383.8 5855.8	6394.2	6147.1	7026.6	Ave		6361.47269			6.8		20.0				
PCB-1016 Peak 5	6132.2 6186.9	6021.4	6401.0	6425.5	Ave		6233.37416			2.8		20.0				
PCB-1260 Peak 1	10345 9192.6	10011	9932.9	9498.8	Ave		9796.02364			4.6		20.0				
PCB-1260 Peak 2	8341.9 8336.8	8752.0	8861.5	8489.0	Ave		8556.23711			2.8		20.0				
PCB-1260 Peak 3	18075 21262	21276	21790	21413	Ave		20763.0206			7.3		20.0				
PCB-1260 Peak 4	8424.1 9063.2	8382.4	9095.8	9029.0	Ave		8798.89381			4.1		20.0				
PCB-1260 Peak 5	5087.3 5542.6	5164.0	5574.3	5416.0	Ave		5356.83488			4.1		20.0				
Tetrachloro-m-xylene	195290 199086	210826	211675	197967	Ave		202968.734			3.8		20.0				
DCB Decachlorobiphenyl	165705 151638	166624	163646	151163	Ave		159755.134			4.8		20.0				

Note: The m1 coefficient is the same as Ave CF for an Ave curve type.

FORM VI  
PCBS INITIAL CALIBRATION DATA  
EXTERNAL STANDARD RESPONSE AND CONCENTRATION

Lab Name: TestAmerica Edison Job No.: 460-85482-1 Analy Batch No.: 255069

SDG No.: \_\_\_\_\_

Instrument ID: CPESTGC8 GC Column: CLP-1 ID: 0.53 (mm) Heated Purge: (Y/N) N

Calibration Start Date: 10/10/2014 10:19 Calibration End Date: 10/10/2014 11:23 Calibration ID: 43658

Calibration Files:

LEVEL:	LAB SAMPLE ID:	LAB FILE ID:
Level 1	IC 460-255069/2	QR106291.D
Level 2	IC 460-255069/3	QR106292.D
Level 3	IC 460-255069/4	QR106293.D
Level 4	IC 460-255069/5	QR106294.D
Level 5	IC 460-255069/6	QR106295.D

ANALYTE	CURVE TYPE	RESPONSE					CONCENTRATION (UG/L)				
		LVL 1	LVL 2	LVL 3	LVL 4	LVL 5	LVL 1	LVL 2	LVL 3	LVL 4	LVL 5
PCB-1016 Peak 1	Ave	301630	2661418	5396111	7836364	12439733	50.0	500	1000	1500	2500
PCB-1016 Peak 2	Ave	466275	4653790	8350138	13392782	18800085	50.0	500	1000	1500	2500
PCB-1016 Peak 3	Ave	725447	8345045	14921119	25870379	35828913	50.0	500	1000	1500	2500
PCB-1016 Peak 4	Ave	319188	3197095	6147088	10539826	14639437	50.0	500	1000	1500	2500
PCB-1016 Peak 5	Ave	306610	3010694	6400952	9638178	15467197	50.0	500	1000	1500	2500
PCB-1260 Peak 1	Ave	517265	5005259	9932913	14248143	22981563	50.0	500	1000	1500	2500
PCB-1260 Peak 2	Ave	417097	4375992	8861503	12733436	20842003	50.0	500	1000	1500	2500
PCB-1260 Peak 3	Ave	903727	10637796	21789923	32119010	53155937	50.0	500	1000	1500	2500
PCB-1260 Peak 4	Ave	421204	4191223	9095800	13543462	22657921	50.0	500	1000	1500	2500
PCB-1260 Peak 5	Ave	254363	2582009	5574310	8123952	13856546	50.0	500	1000	1500	2500
Tetrachloro-m-xylene	Ave	2441124	10541288	21167529	29695014	39817188	12.5	50.0	100	150	200
DCB Decachlorobiphenyl	Ave	2071313	8331200	16364565	22674492	30327540	12.5	50.0	100	150	200

Curve Type Legend:

Ave = Average

FORM VI  
PCBS INITIAL CALIBRATION DATA  
EXTERNAL STANDARD RETENTION TIME SUMMARY

Lab Name: TestAmerica Edison Job No.: 460-85482-1 Analy Batch No.: 255069

SDG No.: \_\_\_\_\_

Instrument ID: CPESTGC8 GC Column: CLP-2 ID: 0.53(mm) Heated Purge: (Y/N) N

Calibration Start Date: 10/10/2014 11:57 Calibration End Date: 10/10/2014 11:57 Calibration ID: 43663

Calibration Files:

LEVEL:	LAB SAMPLE ID:	LAB FILE ID:
Level 1	IC 460-255069/8	QR106297.D

ANALYTE	LVL 1										RT WINDOW	AVG RT
PCB-1221 Peak 1	1.639										1.569 - 1.709	1.639
PCB-1221 Peak 2	2.464										2.394 - 2.534	2.464
PCB-1221 Peak 3	2.637										2.567 - 2.707	2.637
PCB-1221 Peak 4	2.712										2.642 - 2.782	2.712
PCB-1221 Peak 5	3.543										3.473 - 3.613	3.543

FORM VI  
PCBS INITIAL CALIBRATION DATA  
EXTERNAL STANDARD CURVE EVALUATION

Lab Name: TestAmerica Edison Job No.: 460-85482-1 Analy Batch No.: 255069

SDG No.: \_\_\_\_\_

Instrument ID: CPESTGC8 GC Column: CLP-2 ID: 0.53 (mm) Heated Purge: (Y/N) N

Calibration Start Date: 10/10/2014 11:57 Calibration End Date: 10/10/2014 11:57 Calibration ID: 43663

Calibration Files:

LEVEL:	LAB SAMPLE ID:	LAB FILE ID:
Level 1	IC 460-255069/8	QR106297.D

ANALYTE	CF				CURVE TYPE	COEFFICIENT			#	MIN CF	%RSD	#	MAX %RSD	R^2 OR COD	#	MIN R^2 OR COD
	LVL 1					B	M1	M2								
PCB-1221 Peak 1	2558.3				Ave		2558.25800						20.0			
PCB-1221 Peak 2	3205.8				Ave		3205.76800						20.0			
PCB-1221 Peak 3	1878.2				Ave		1878.18400						20.0			
PCB-1221 Peak 4	7093.5				Ave		7093.46900						20.0			
PCB-1221 Peak 5	1101.2				Ave		1101.16800						20.0			

Note: The m1 coefficient is the same as Ave CF for an Ave curve type.



FORM VI  
PCBS INITIAL CALIBRATION DATA  
EXTERNAL STANDARD RESPONSE AND CONCENTRATION

Lab Name: TestAmerica Edison Job No.: 460-85482-1 Analy Batch No.: 255069

SDG No.: \_\_\_\_\_

Instrument ID: CPESTGC8 GC Column: CLP-2 ID: 0.53 (mm) Heated Purge: (Y/N) N

Calibration Start Date: 10/10/2014 11:57 Calibration End Date: 10/10/2014 11:57 Calibration ID: 43663

Calibration Files:

LEVEL:	LAB SAMPLE ID:	LAB FILE ID:
Level 1	IC 460-255069/8	QR106297.D

ANALYTE	CURVE TYPE	RESPONSE					CONCENTRATION (UG/L)				
		LVL 1					LVL 1				
PCB-1221 Peak 1	Ave	2558258					1000				
PCB-1221 Peak 2	Ave	3205768					1000				
PCB-1221 Peak 3	Ave	1878184					1000				
PCB-1221 Peak 4	Ave	7093469					1000				
PCB-1221 Peak 5	Ave	1101168					1000				

Curve Type Legend:

Ave = Average

FORM VI  
PCBS INITIAL CALIBRATION DATA  
EXTERNAL STANDARD RETENTION TIME SUMMARY

Lab Name: TestAmerica Edison Job No.: 460-85482-1 Analy Batch No.: 255069

SDG No.: \_\_\_\_\_

Instrument ID: CPESTGC8 GC Column: CLP-1 ID: 0.53(mm) Heated Purge: (Y/N) N

Calibration Start Date: 10/10/2014 11:57 Calibration End Date: 10/10/2014 11:57 Calibration ID: 43664

Calibration Files:

LEVEL:	LAB SAMPLE ID:	LAB FILE ID:
Level 1	IC 460-255069/8	QR106297.D

ANALYTE	LVL 1										RT WINDOW	AVG RT
PCB-1221 Peak 1	1.236										1.166 - 1.306	1.236
PCB-1221 Peak 2	1.802										1.732 - 1.872	1.802
PCB-1221 Peak 3	1.981										1.911 - 2.051	1.981
PCB-1221 Peak 4	2.476										2.406 - 2.546	2.476
PCB-1221 Peak 5	2.873										2.803 - 2.943	2.873

FORM VI  
PCBS INITIAL CALIBRATION DATA  
EXTERNAL STANDARD CURVE EVALUATION

Lab Name: TestAmerica Edison Job No.: 460-85482-1 Analy Batch No.: 255069

SDG No.: \_\_\_\_\_

Instrument ID: CPESTGC8 GC Column: CLP-1 ID: 0.53 (mm) Heated Purge: (Y/N) N

Calibration Start Date: 10/10/2014 11:57 Calibration End Date: 10/10/2014 11:57 Calibration ID: 43664

Calibration Files:

LEVEL:	LAB SAMPLE ID:	LAB FILE ID:
Level 1	IC 460-255069/8	QR106297.D

ANALYTE	CF				CURVE TYPE	COEFFICIENT			#	MIN CF	%RSD	#	MAX %RSD	R^2 OR COD	#	MIN R^2 OR COD
	LVL 1					B	M1	M2								
PCB-1221 Peak 1	2417.7				Ave		2417.74400						20.0			
PCB-1221 Peak 2	2545.1				Ave		2545.09900						20.0			
PCB-1221 Peak 3	7405.4				Ave		7405.35600						20.0			
PCB-1221 Peak 4	923.85				Ave		923.846000						20.0			
PCB-1221 Peak 5	831.80				Ave		831.800000						20.0			

Note: The m1 coefficient is the same as Ave CF for an Ave curve type.

FORM VI  
PCBS INITIAL CALIBRATION DATA  
EXTERNAL STANDARD RESPONSE AND CONCENTRATION

Lab Name: TestAmerica Edison Job No.: 460-85482-1 Analy Batch No.: 255069

SDG No.: \_\_\_\_\_

Instrument ID: CPESTGC8 GC Column: CLP-1 ID: 0.53 (mm) Heated Purge: (Y/N) N

Calibration Start Date: 10/10/2014 11:57 Calibration End Date: 10/10/2014 11:57 Calibration ID: 43664

Calibration Files:

LEVEL:	LAB SAMPLE ID:	LAB FILE ID:
Level 1	IC 460-255069/8	QR106297.D

ANALYTE	CURVE TYPE	RESPONSE					CONCENTRATION (UG/L)				
		LVL 1					LVL 1				
PCB-1221 Peak 1	Ave	2417744					1000				
PCB-1221 Peak 2	Ave	2545099					1000				
PCB-1221 Peak 3	Ave	7405356					1000				
PCB-1221 Peak 4	Ave	923846					1000				
PCB-1221 Peak 5	Ave	831800					1000				

Curve Type Legend:

Ave = Average

FORM VI  
 PCBS INITIAL CALIBRATION DATA  
 EXTERNAL STANDARD RETENTION TIME SUMMARY

Lab Name: TestAmerica Edison Job No.: 460-85482-1 Analy Batch No.: 255069

SDG No.: \_\_\_\_\_

Instrument ID: CPESTGC8 GC Column: CLP-2 ID: 0.53(mm) Heated Purge: (Y/N) N

Calibration Start Date: 10/10/2014 12:12 Calibration End Date: 10/10/2014 12:12 Calibration ID: 43669

Calibration Files:

LEVEL:	LAB SAMPLE ID:	LAB FILE ID:
Level 1	IC 460-255069/9	QR106298.D

ANALYTE	LVL 1										RT WINDOW	AVG RT
PCB-1232 Peak 1	2.711										2.641 - 2.781	2.711
PCB-1232 Peak 2	3.426										3.356 - 3.496	3.426
PCB-1232 Peak 3	4.380										4.310 - 4.450	4.380
PCB-1232 Peak 4	5.551										5.481 - 5.621	5.551
PCB-1232 Peak 5	5.775										5.705 - 5.845	5.775

FORM VI  
PCBS INITIAL CALIBRATION DATA  
EXTERNAL STANDARD CURVE EVALUATION

Lab Name: TestAmerica Edison Job No.: 460-85482-1 Analy Batch No.: 255069

SDG No.: \_\_\_\_\_

Instrument ID: CPESTGC8 GC Column: CLP-2 ID: 0.53 (mm) Heated Purge: (Y/N) N

Calibration Start Date: 10/10/2014 12:12 Calibration End Date: 10/10/2014 12:12 Calibration ID: 43669

Calibration Files:

LEVEL:	LAB SAMPLE ID:	LAB FILE ID:
Level 1	IC 460-255069/9	QR106298.D

ANALYTE	CF				CURVE TYPE	COEFFICIENT			#	MIN CF	%RSD	#	MAX %RSD	R^2 OR COD	#	MIN R^2 OR COD
	LVL 1					B	M1	M2								
PCB-1232 Peak 1	6123.0				Ave		6123.04100						20.0			
PCB-1232 Peak 2	5076.6				Ave		5076.58600						20.0			
PCB-1232 Peak 3	8395.2				Ave		8395.17400						20.0			
PCB-1232 Peak 4	2526.6				Ave		2526.64300						20.0			
PCB-1232 Peak 5	2899.2				Ave		2899.21800						20.0			

Note: The m1 coefficient is the same as Ave CF for an Ave curve type.

FORM VI  
PCBS INITIAL CALIBRATION DATA  
EXTERNAL STANDARD RESPONSE AND CONCENTRATION

Lab Name: TestAmerica Edison Job No.: 460-85482-1 Analy Batch No.: 255069

SDG No.: \_\_\_\_\_

Instrument ID: CPESTGC8 GC Column: CLP-2 ID: 0.53 (mm) Heated Purge: (Y/N) N

Calibration Start Date: 10/10/2014 12:12 Calibration End Date: 10/10/2014 12:12 Calibration ID: 43669

Calibration Files:

LEVEL:	LAB SAMPLE ID:	LAB FILE ID:
Level 1	IC 460-255069/9	QR106298.D

ANALYTE	CURVE TYPE	RESPONSE					CONCENTRATION (UG/L)				
		LVL 1					LVL 1				
PCB-1232 Peak 1	Ave	6123041					1000				
PCB-1232 Peak 2	Ave	5076586					1000				
PCB-1232 Peak 3	Ave	8395174					1000				
PCB-1232 Peak 4	Ave	2526643					1000				
PCB-1232 Peak 5	Ave	2899218					1000				

Curve Type Legend:

Ave = Average

FORM VI  
PCBS INITIAL CALIBRATION DATA  
EXTERNAL STANDARD RETENTION TIME SUMMARY

Lab Name: TestAmerica Edison Job No.: 460-85482-1 Analy Batch No.: 255069

SDG No.: \_\_\_\_\_

Instrument ID: CPESTGC8 GC Column: CLP-1 ID: 0.53(mm) Heated Purge: (Y/N) N

Calibration Start Date: 10/10/2014 12:12 Calibration End Date: 10/10/2014 12:12 Calibration ID: 43670

Calibration Files:

LEVEL:	LAB SAMPLE ID:	LAB FILE ID:
Level 1	IC 460-255069/9	QR106298.D

ANALYTE	LVL 1										RT WINDOW	AVG RT
PCB-1232 Peak 1	1.987										1.917 - 2.057	1.987
PCB-1232 Peak 2	2.352										2.282 - 2.422	2.352
PCB-1232 Peak 3	2.881										2.811 - 2.951	2.881
PCB-1232 Peak 4	3.084										3.014 - 3.154	3.084
PCB-1232 Peak 5	3.886										3.816 - 3.956	3.886



FORM VI  
PCBS INITIAL CALIBRATION DATA  
EXTERNAL STANDARD CURVE EVALUATION

Lab Name: TestAmerica Edison Job No.: 460-85482-1 Analy Batch No.: 255069

SDG No.: \_\_\_\_\_

Instrument ID: CPESTGC8 GC Column: CLP-1 ID: 0.53 (mm) Heated Purge: (Y/N) N

Calibration Start Date: 10/10/2014 12:12 Calibration End Date: 10/10/2014 12:12 Calibration ID: 43670

Calibration Files:

LEVEL:	LAB SAMPLE ID:	LAB FILE ID:
Level 1	IC 460-255069/9	QR106298.D

ANALYTE	CF				CURVE TYPE	COEFFICIENT			#	MIN CF	%RSD	#	MAX %RSD	R <sup>2</sup> OR COD	#	MIN R <sup>2</sup> OR COD
	LVL 1					B	M1	M2								
PCB-1232 Peak 1	6256.8				Ave		6256.79300						20.0			
PCB-1232 Peak 2	4617.1				Ave		4617.06500						20.0			
PCB-1232 Peak 3	7063.6				Ave		7063.58900						20.0			
PCB-1232 Peak 4	2837.0				Ave		2837.03900						20.0			
PCB-1232 Peak 5	2453.9				Ave		2453.91600						20.0			

Note: The m1 coefficient is the same as Ave CF for an Ave curve type.

FORM VI  
 PCBS INITIAL CALIBRATION DATA  
 EXTERNAL STANDARD RESPONSE AND CONCENTRATION

Lab Name: TestAmerica Edison Job No.: 460-85482-1 Analy Batch No.: 255069

SDG No.: \_\_\_\_\_

Instrument ID: CPESTGC8 GC Column: CLP-1 ID: 0.53 (mm) Heated Purge: (Y/N) N

Calibration Start Date: 10/10/2014 12:12 Calibration End Date: 10/10/2014 12:12 Calibration ID: 43670

Calibration Files:

LEVEL:	LAB SAMPLE ID:	LAB FILE ID:
Level 1	IC 460-255069/9	QR106298.D

ANALYTE	CURVE TYPE	RESPONSE					CONCENTRATION (UG/L)				
		LVL 1					LVL 1				
PCB-1232 Peak 1	Ave	6256793					1000				
PCB-1232 Peak 2	Ave	4617065					1000				
PCB-1232 Peak 3	Ave	7063589					1000				
PCB-1232 Peak 4	Ave	2837039					1000				
PCB-1232 Peak 5	Ave	2453916					1000				

Curve Type Legend:

Ave = Average

FORM VI  
 PCBS INITIAL CALIBRATION DATA  
 EXTERNAL STANDARD RETENTION TIME SUMMARY

Lab Name: TestAmerica Edison Job No.: 460-85482-1 Analy Batch No.: 255069

SDG No.: \_\_\_\_\_

Instrument ID: CPESTGC8 GC Column: CLP-2 ID: 0.53(mm) Heated Purge: (Y/N) N

Calibration Start Date: 10/10/2014 12:28 Calibration End Date: 10/10/2014 12:28 Calibration ID: 43675

Calibration Files:

LEVEL:	LAB SAMPLE ID:	LAB FILE ID:
Level 1	IC 460-255069/10	QR106299.D

ANALYTE	LVL 1										RT WINDOW	AVG RT
PCB-1242 Peak 1	2.712										2.642 - 2.782	2.712
PCB-1242 Peak 2	3.429										3.359 - 3.499	3.429
PCB-1242 Peak 3	4.383										4.313 - 4.453	4.383
PCB-1242 Peak 4	4.651										4.581 - 4.721	4.651
PCB-1242 Peak 5	6.328										6.258 - 6.398	6.328

FORM VI  
PCBS INITIAL CALIBRATION DATA  
EXTERNAL STANDARD CURVE EVALUATION

Lab Name: TestAmerica Edison Job No.: 460-85482-1 Analy Batch No.: 255069

SDG No.: \_\_\_\_\_

Instrument ID: CPESTGC8 GC Column: CLP-2 ID: 0.53 (mm) Heated Purge: (Y/N) N

Calibration Start Date: 10/10/2014 12:28 Calibration End Date: 10/10/2014 12:28 Calibration ID: 43675

Calibration Files:

LEVEL:	LAB SAMPLE ID:	LAB FILE ID:
Level 1	IC 460-255069/10	QR106299.D

ANALYTE	CF				CURVE TYPE	COEFFICIENT			#	MIN CF	%RSD	#	MAX %RSD	R^2 OR COD	#	MIN R^2 OR COD
	LVL 1					B	M1	M2								
PCB-1242 Peak 1	4456.3				Ave		4456.26900						20.0			
PCB-1242 Peak 2	7590.2				Ave		7590.18200						20.0			
PCB-1242 Peak 3	13757				Ave		13757.1330						20.0			
PCB-1242 Peak 4	6475.6				Ave		6475.64800						20.0			
PCB-1242 Peak 5	5766.9				Ave		5766.89200						20.0			

Note: The m1 coefficient is the same as Ave CF for an Ave curve type.

FORM VI  
PCBS INITIAL CALIBRATION DATA  
EXTERNAL STANDARD RESPONSE AND CONCENTRATION

Lab Name: TestAmerica Edison Job No.: 460-85482-1 Analy Batch No.: 255069

SDG No.: \_\_\_\_\_

Instrument ID: CPESTGC8 GC Column: CLP-2 ID: 0.53 (mm) Heated Purge: (Y/N) N

Calibration Start Date: 10/10/2014 12:28 Calibration End Date: 10/10/2014 12:28 Calibration ID: 43675

Calibration Files:

LEVEL:	LAB SAMPLE ID:	LAB FILE ID:
Level 1	IC 460-255069/10	QR106299.D

ANALYTE	CURVE TYPE	RESPONSE					CONCENTRATION (UG/L)				
		LVL 1					LVL 1				
PCB-1242 Peak 1	Ave	4456269					1000				
PCB-1242 Peak 2	Ave	7590182					1000				
PCB-1242 Peak 3	Ave	13757133					1000				
PCB-1242 Peak 4	Ave	6475648					1000				
PCB-1242 Peak 5	Ave	5766892					1000				

Curve Type Legend:

Ave = Average

FORM VI  
 PCBS INITIAL CALIBRATION DATA  
 EXTERNAL STANDARD RETENTION TIME SUMMARY

Lab Name: TestAmerica Edison Job No.: 460-85482-1 Analy Batch No.: 255069

SDG No.: \_\_\_\_\_

Instrument ID: CPESTGC8 GC Column: CLP-1 ID: 0.53(mm) Heated Purge: (Y/N) N

Calibration Start Date: 10/10/2014 12:28 Calibration End Date: 10/10/2014 12:28 Calibration ID: 43676

Calibration Files:

LEVEL:	LAB SAMPLE ID:	LAB FILE ID:
Level 1	IC 460-255069/10	QR106299.D

ANALYTE	LVL 1										RT WINDOW	AVG RT
PCB-1242 Peak 1	1.981										1.911 - 2.051	1.981
PCB-1242 Peak 2	2.346										2.276 - 2.416	2.346
PCB-1242 Peak 3	2.874										2.804 - 2.944	2.874
PCB-1242 Peak 4	3.078										3.008 - 3.148	3.078
PCB-1242 Peak 5	3.879										3.809 - 3.949	3.879

FORM VI  
PCBS INITIAL CALIBRATION DATA  
EXTERNAL STANDARD CURVE EVALUATION

Lab Name: TestAmerica Edison Job No.: 460-85482-1 Analy Batch No.: 255069

SDG No.: \_\_\_\_\_

Instrument ID: CPESTGC8 GC Column: CLP-1 ID: 0.53 (mm) Heated Purge: (Y/N) N

Calibration Start Date: 10/10/2014 12:28 Calibration End Date: 10/10/2014 12:28 Calibration ID: 43676

Calibration Files:

LEVEL:	LAB SAMPLE ID:	LAB FILE ID:
Level 1	IC 460-255069/10	QR106299.D

ANALYTE	CF				CURVE TYPE	COEFFICIENT			#	MIN CF	%RSD	#	MAX %RSD	R <sup>2</sup> OR COD	#	MIN R <sup>2</sup> OR COD
	LVL 1					B	M1	M2								
PCB-1242 Peak 1	3930.0				Ave		3930.00400						20.0			
PCB-1242 Peak 2	6493.1				Ave		6493.09000						20.0			
PCB-1242 Peak 3	11666				Ave		11666.2400						20.0			
PCB-1242 Peak 4	4802.5				Ave		4802.50300						20.0			
PCB-1242 Peak 5	4750.6				Ave		4750.59900						20.0			

Note: The m1 coefficient is the same as Ave CF for an Ave curve type.

FORM VI  
PCBS INITIAL CALIBRATION DATA  
EXTERNAL STANDARD RESPONSE AND CONCENTRATION

Lab Name: TestAmerica Edison Job No.: 460-85482-1 Analy Batch No.: 255069

SDG No.: \_\_\_\_\_

Instrument ID: CPESTGC8 GC Column: CLP-1 ID: 0.53 (mm) Heated Purge: (Y/N) N

Calibration Start Date: 10/10/2014 12:28 Calibration End Date: 10/10/2014 12:28 Calibration ID: 43676

Calibration Files:

LEVEL:	LAB SAMPLE ID:	LAB FILE ID:
Level 1	IC 460-255069/10	QR106299.D

ANALYTE	CURVE TYPE	RESPONSE					CONCENTRATION (UG/L)				
		LVL 1					LVL 1				
PCB-1242 Peak 1	Ave	3930004					1000				
PCB-1242 Peak 2	Ave	6493090					1000				
PCB-1242 Peak 3	Ave	11666240					1000				
PCB-1242 Peak 4	Ave	4802503					1000				
PCB-1242 Peak 5	Ave	4750599					1000				

Curve Type Legend:

Ave = Average



FORM VI  
PCBS INITIAL CALIBRATION DATA  
EXTERNAL STANDARD RETENTION TIME SUMMARY

Lab Name: TestAmerica Edison Job No.: 460-85482-1 Analy Batch No.: 255069

SDG No.: \_\_\_\_\_

Instrument ID: CPESTGC8 GC Column: CLP-2 ID: 0.53(mm) Heated Purge: (Y/N) N

Calibration Start Date: 10/10/2014 12:45 Calibration End Date: 10/10/2014 12:45 Calibration ID: 43681

Calibration Files:

LEVEL:	LAB SAMPLE ID:	LAB FILE ID:
Level 1	IC 460-255069/11	QR106300.D

ANALYTE	LVL 1										RT WINDOW	AVG RT
PCB-1248 Peak 1	3.429										3.359 - 3.499	3.429
PCB-1248 Peak 2	4.380										4.310 - 4.450	4.380
PCB-1248 Peak 3	5.059										4.989 - 5.129	5.059
PCB-1248 Peak 4	6.254										6.184 - 6.324	6.254
PCB-1248 Peak 5	6.329										6.259 - 6.399	6.329

FORM VI  
PCBS INITIAL CALIBRATION DATA  
EXTERNAL STANDARD CURVE EVALUATION

Lab Name: TestAmerica Edison Job No.: 460-85482-1 Analy Batch No.: 255069

SDG No.: \_\_\_\_\_

Instrument ID: CPESTGC8 GC Column: CLP-2 ID: 0.53 (mm) Heated Purge: (Y/N) N

Calibration Start Date: 10/10/2014 12:45 Calibration End Date: 10/10/2014 12:45 Calibration ID: 43681

Calibration Files:

LEVEL:	LAB SAMPLE ID:	LAB FILE ID:
Level 1	IC 460-255069/11	QR106300.D

ANALYTE	CF				CURVE TYPE	COEFFICIENT			#	MIN CF	%RSD	#	MAX %RSD	R^2 OR COD	#	MIN R^2 OR COD
	LVL 1					B	M1	M2								
PCB-1248 Peak 1	3110.6				Ave		3110.62000						20.0			
PCB-1248 Peak 2	6725.5				Ave		6725.45200						20.0			
PCB-1248 Peak 3	4072.8				Ave		4072.78300						20.0			
PCB-1248 Peak 4	5717.6				Ave		5717.62200						20.0			
PCB-1248 Peak 5	7366.3				Ave		7366.25700						20.0			

Note: The m1 coefficient is the same as Ave CF for an Ave curve type.

FORM VI  
 PCBS INITIAL CALIBRATION DATA  
 EXTERNAL STANDARD RESPONSE AND CONCENTRATION

Lab Name: TestAmerica Edison Job No.: 460-85482-1 Analy Batch No.: 255069

SDG No.: \_\_\_\_\_

Instrument ID: CPESTGC8 GC Column: CLP-2 ID: 0.53 (mm) Heated Purge: (Y/N) N

Calibration Start Date: 10/10/2014 12:45 Calibration End Date: 10/10/2014 12:45 Calibration ID: 43681

Calibration Files:

LEVEL:	LAB SAMPLE ID:	LAB FILE ID:
Level 1	IC 460-255069/11	QR106300.D

ANALYTE	CURVE TYPE	RESPONSE					CONCENTRATION (UG/L)				
		LVL 1					LVL 1				
PCB-1248 Peak 1	Ave	3110620					1000				
PCB-1248 Peak 2	Ave	6725452					1000				
PCB-1248 Peak 3	Ave	4072783					1000				
PCB-1248 Peak 4	Ave	5717622					1000				
PCB-1248 Peak 5	Ave	7366257					1000				

Curve Type Legend:

Ave = Average

FORM VI  
 PCBS INITIAL CALIBRATION DATA  
 EXTERNAL STANDARD RETENTION TIME SUMMARY

Lab Name: TestAmerica Edison Job No.: 460-85482-1 Analy Batch No.: 255069

SDG No.: \_\_\_\_\_

Instrument ID: CPESTGC8 GC Column: CLP-1 ID: 0.53(mm) Heated Purge: (Y/N) N

Calibration Start Date: 10/10/2014 12:45 Calibration End Date: 10/10/2014 12:45 Calibration ID: 43682

Calibration Files:

LEVEL:	LAB SAMPLE ID:	LAB FILE ID:
Level 1	IC 460-255069/11	QR106300.D

ANALYTE	LVL 1										RT WINDOW	AVG RT
PCB-1248 Peak 1	2.344										2.274 - 2.414	2.344
PCB-1248 Peak 2	2.872										2.802 - 2.942	2.872
PCB-1248 Peak 3	3.878										3.808 - 3.948	3.878
PCB-1248 Peak 4	4.715										4.645 - 4.785	4.715
PCB-1248 Peak 5	5.078										5.008 - 5.148	5.078

FORM VI  
PCBS INITIAL CALIBRATION DATA  
EXTERNAL STANDARD CURVE EVALUATION

Lab Name: TestAmerica Edison Job No.: 460-85482-1 Analy Batch No.: 255069

SDG No.: \_\_\_\_\_

Instrument ID: CPESTGC8 GC Column: CLP-1 ID: 0.53 (mm) Heated Purge: (Y/N) N

Calibration Start Date: 10/10/2014 12:45 Calibration End Date: 10/10/2014 12:45 Calibration ID: 43682

Calibration Files:

LEVEL:	LAB SAMPLE ID:	LAB FILE ID:
Level 1	IC 460-255069/11	QR106300.D

ANALYTE	CF				CURVE TYPE	COEFFICIENT			#	MIN CF	%RSD	#	MAX %RSD	R^2 OR COD	#	MIN R^2 OR COD
	LVL 1					B	M1	M2								
PCB-1248 Peak 1	2898.0				Ave		2897.96700						20.0			
PCB-1248 Peak 2	4968.8				Ave		4968.81700						20.0			
PCB-1248 Peak 3	5328.5				Ave		5328.51500						20.0			
PCB-1248 Peak 4	8865.8				Ave		8865.76000						20.0			
PCB-1248 Peak 5	3982.7				Ave		3982.65800						20.0			

Note: The m1 coefficient is the same as Ave CF for an Ave curve type.

FORM VI  
PCBS INITIAL CALIBRATION DATA  
EXTERNAL STANDARD RESPONSE AND CONCENTRATION

Lab Name: TestAmerica Edison Job No.: 460-85482-1 Analy Batch No.: 255069

SDG No.: \_\_\_\_\_

Instrument ID: CPESTGC8 GC Column: CLP-1 ID: 0.53 (mm) Heated Purge: (Y/N) N

Calibration Start Date: 10/10/2014 12:45 Calibration End Date: 10/10/2014 12:45 Calibration ID: 43682

Calibration Files:

LEVEL:	LAB SAMPLE ID:	LAB FILE ID:
Level 1	IC 460-255069/11	QR106300.D

ANALYTE	CURVE TYPE	RESPONSE					CONCENTRATION (UG/L)				
		LVL 1					LVL 1				
PCB-1248 Peak 1	Ave	2897967					1000				
PCB-1248 Peak 2	Ave	4968817					1000				
PCB-1248 Peak 3	Ave	5328515					1000				
PCB-1248 Peak 4	Ave	8865760					1000				
PCB-1248 Peak 5	Ave	3982658					1000				

Curve Type Legend:

Ave = Average

FORM VI  
 PCBS INITIAL CALIBRATION DATA  
 EXTERNAL STANDARD RETENTION TIME SUMMARY

Lab Name: TestAmerica Edison Job No.: 460-85482-1 Analy Batch No.: 255069

SDG No.: \_\_\_\_\_

Instrument ID: CPESTGC8 GC Column: CLP-2 ID: 0.53(mm) Heated Purge: (Y/N) N

Calibration Start Date: 10/10/2014 13:01 Calibration End Date: 10/10/2014 13:01 Calibration ID: 43687

Calibration Files:

LEVEL:	LAB SAMPLE ID:	LAB FILE ID:
Level 1	IC 460-255069/12	QR106301.D

ANALYTE	LVL 1										RT WINDOW	AVG RT
PCB-1254 Peak 1	6.317										6.247 - 6.387	6.317
PCB-1254 Peak 2	6.666										6.596 - 6.736	6.666
PCB-1254 Peak 3	7.282										7.212 - 7.352	7.282
PCB-1254 Peak 4	7.510										7.440 - 7.580	7.510
PCB-1254 Peak 5	9.329										9.259 - 9.399	9.329

FORM VI  
PCBS INITIAL CALIBRATION DATA  
EXTERNAL STANDARD CURVE EVALUATION

Lab Name: TestAmerica Edison Job No.: 460-85482-1 Analy Batch No.: 255069

SDG No.: \_\_\_\_\_

Instrument ID: CPESTGC8 GC Column: CLP-2 ID: 0.53 (mm) Heated Purge: (Y/N) N

Calibration Start Date: 10/10/2014 13:01 Calibration End Date: 10/10/2014 13:01 Calibration ID: 43687

Calibration Files:

LEVEL:	LAB SAMPLE ID:	LAB FILE ID:
Level 1	IC 460-255069/12	QR106301.D

ANALYTE	CF				CURVE TYPE	COEFFICIENT			#	MIN CF	%RSD	#	MAX %RSD	R <sup>2</sup> OR COD	#	MIN R <sup>2</sup> OR COD
	LVL 1					B	M1	M2								
PCB-1254 Peak 1	9863.8				Ave		9863.75600						20.0			
PCB-1254 Peak 2	10317				Ave		10316.8600						20.0			
PCB-1254 Peak 3	7688.1				Ave		7688.10100						20.0			
PCB-1254 Peak 4	15834				Ave		15833.5690						20.0			
PCB-1254 Peak 5	14135				Ave		14135.3540						20.0			

Note: The m1 coefficient is the same as Ave CF for an Ave curve type.



FORM VI  
 PCBS INITIAL CALIBRATION DATA  
 EXTERNAL STANDARD RESPONSE AND CONCENTRATION

Lab Name: TestAmerica Edison Job No.: 460-85482-1 Analy Batch No.: 255069

SDG No.: \_\_\_\_\_

Instrument ID: CPESTGC8 GC Column: CLP-2 ID: 0.53 (mm) Heated Purge: (Y/N) N

Calibration Start Date: 10/10/2014 13:01 Calibration End Date: 10/10/2014 13:01 Calibration ID: 43687

Calibration Files:

LEVEL:	LAB SAMPLE ID:	LAB FILE ID:
Level 1	IC 460-255069/12	QR106301.D

ANALYTE	CURVE TYPE	RESPONSE					CONCENTRATION (UG/L)				
		LVL 1					LVL 1				
PCB-1254 Peak 1	Ave	9863756					1000				
PCB-1254 Peak 2	Ave	10316860					1000				
PCB-1254 Peak 3	Ave	7688101					1000				
PCB-1254 Peak 4	Ave	15833569					1000				
PCB-1254 Peak 5	Ave	14135354					1000				

Curve Type Legend:

Ave = Average

FORM VI  
PCBS INITIAL CALIBRATION DATA  
EXTERNAL STANDARD RETENTION TIME SUMMARY

Lab Name: TestAmerica Edison Job No.: 460-85482-1 Analy Batch No.: 255069

SDG No.: \_\_\_\_\_

Instrument ID: CPESTGC8 GC Column: CLP-1 ID: 0.53(mm) Heated Purge: (Y/N) N

Calibration Start Date: 10/10/2014 13:01 Calibration End Date: 10/10/2014 13:01 Calibration ID: 43688

Calibration Files:

LEVEL:	LAB SAMPLE ID:	LAB FILE ID:
Level 1	IC 460-255069/12	QR106301.D

ANALYTE	LVL 1										RT WINDOW	AVG RT
PCB-1254 Peak 1	5.557										5.487 - 5.627	5.557
PCB-1254 Peak 2	5.771										5.701 - 5.841	5.771
PCB-1254 Peak 3	6.251										6.181 - 6.321	6.251
PCB-1254 Peak 4	6.568										6.498 - 6.638	6.568
PCB-1254 Peak 5	7.041										6.971 - 7.111	7.041

FORM VI  
PCBS INITIAL CALIBRATION DATA  
EXTERNAL STANDARD CURVE EVALUATION

Lab Name: TestAmerica Edison Job No.: 460-85482-1 Analy Batch No.: 255069

SDG No.: \_\_\_\_\_

Instrument ID: CPESTGC8 GC Column: CLP-1 ID: 0.53 (mm) Heated Purge: (Y/N) N

Calibration Start Date: 10/10/2014 13:01 Calibration End Date: 10/10/2014 13:01 Calibration ID: 43688

Calibration Files:

LEVEL:	LAB SAMPLE ID:	LAB FILE ID:
Level 1	IC 460-255069/12	QR106301.D

ANALYTE	CF				CURVE TYPE	COEFFICIENT			#	MIN CF	%RSD	#	MAX %RSD	R^2 OR COD	#	MIN R^2 OR COD
	LVL 1					B	M1	M2								
PCB-1254 Peak 1	7060.0				Ave		7060.04700						20.0			
PCB-1254 Peak 2	13315				Ave		13314.8740						20.0			
PCB-1254 Peak 3	10720				Ave		10719.7470						20.0			
PCB-1254 Peak 4	9184.6				Ave		9184.59600						20.0			
PCB-1254 Peak 5	12300				Ave		12300.3690						20.0			

Note: The m1 coefficient is the same as Ave CF for an Ave curve type.

FORM VI  
 PCBS INITIAL CALIBRATION DATA  
 EXTERNAL STANDARD RESPONSE AND CONCENTRATION

Lab Name: TestAmerica Edison Job No.: 460-85482-1 Analy Batch No.: 255069

SDG No.: \_\_\_\_\_

Instrument ID: CPESTGC8 GC Column: CLP-1 ID: 0.53 (mm) Heated Purge: (Y/N) N

Calibration Start Date: 10/10/2014 13:01 Calibration End Date: 10/10/2014 13:01 Calibration ID: 43688

Calibration Files:

LEVEL:	LAB SAMPLE ID:	LAB FILE ID:
Level 1	IC 460-255069/12	QR106301.D

ANALYTE	CURVE TYPE	RESPONSE					CONCENTRATION (UG/L)				
		LVL 1					LVL 1				
PCB-1254 Peak 1	Ave	7060047					1000				
PCB-1254 Peak 2	Ave	13314874					1000				
PCB-1254 Peak 3	Ave	10719747					1000				
PCB-1254 Peak 4	Ave	9184596					1000				
PCB-1254 Peak 5	Ave	12300369					1000				

Curve Type Legend:

Ave = Average

FORM VI  
PCBS INITIAL CALIBRATION DATA  
EXTERNAL STANDARD RETENTION TIME SUMMARY

Lab Name: TestAmerica Edison Job No.: 460-85482-1 Analy Batch No.: 255069

SDG No.: \_\_\_\_\_

Instrument ID: CPESTGC8 GC Column: CLP-2 ID: 0.53(mm) Heated Purge: (Y/N) N

Calibration Start Date: 10/10/2014 13:17 Calibration End Date: 10/10/2014 13:17 Calibration ID: 43693

Calibration Files:

LEVEL:	LAB SAMPLE ID:	LAB FILE ID:
Level 1	IC 460-255069/13	QR106302.D

ANALYTE	LVL 1										RT WINDOW	AVG RT
PCB-1262 Peak 1	7.916										7.846 - 7.986	7.916
PCB-1262 Peak 2	8.406										8.336 - 8.476	8.406
PCB-1262 Peak 3	9.539										9.469 - 9.609	9.539
PCB-1262 Peak 4	10.901										10.831 - 10.971	10.901
PCB-1262 Peak 5	11.520										11.450 - 11.590	11.520

FORM VI  
PCBS INITIAL CALIBRATION DATA  
EXTERNAL STANDARD CURVE EVALUATION

Lab Name: TestAmerica Edison Job No.: 460-85482-1 Analy Batch No.: 255069

SDG No.: \_\_\_\_\_

Instrument ID: CPESTGC8 GC Column: CLP-2 ID: 0.53 (mm) Heated Purge: (Y/N) N

Calibration Start Date: 10/10/2014 13:17 Calibration End Date: 10/10/2014 13:17 Calibration ID: 43693

Calibration Files:

LEVEL:	LAB SAMPLE ID:	LAB FILE ID:
Level 1	IC 460-255069/13	QR106302.D

ANALYTE	CF				CURVE TYPE	COEFFICIENT			#	MIN CF	%RSD	#	MAX %RSD	R^2 OR COD	#	MIN R^2 OR COD
	LVL 1					B	M1	M2								
PCB-1262 Peak 1	9846.1				Ave		9846.10400						20.0			
PCB-1262 Peak 2	11688				Ave		11687.5130						20.0			
PCB-1262 Peak 3	15518				Ave		15517.9560						20.0			
PCB-1262 Peak 4	15145				Ave		15144.7810						20.0			
PCB-1262 Peak 5	9670.1				Ave		9670.12100						20.0			

Note: The m1 coefficient is the same as Ave CF for an Ave curve type.

FORM VI  
PCBS INITIAL CALIBRATION DATA  
EXTERNAL STANDARD RESPONSE AND CONCENTRATION

Lab Name: TestAmerica Edison Job No.: 460-85482-1 Analy Batch No.: 255069

SDG No.: \_\_\_\_\_

Instrument ID: CPESTGC8 GC Column: CLP-2 ID: 0.53 (mm) Heated Purge: (Y/N) N

Calibration Start Date: 10/10/2014 13:17 Calibration End Date: 10/10/2014 13:17 Calibration ID: 43693

Calibration Files:

LEVEL:	LAB SAMPLE ID:	LAB FILE ID:
Level 1	IC 460-255069/13	QR106302.D

ANALYTE	CURVE TYPE	RESPONSE					CONCENTRATION (UG/L)				
		LVL 1					LVL 1				
PCB-1262 Peak 1	Ave	9846104					1000				
PCB-1262 Peak 2	Ave	11687513					1000				
PCB-1262 Peak 3	Ave	15517956					1000				
PCB-1262 Peak 4	Ave	15144781					1000				
PCB-1262 Peak 5	Ave	9670121					1000				

Curve Type Legend:

Ave = Average

FORM VI  
PCBS INITIAL CALIBRATION DATA  
EXTERNAL STANDARD RETENTION TIME SUMMARY

Lab Name: TestAmerica Edison Job No.: 460-85482-1 Analy Batch No.: 255069

SDG No.: \_\_\_\_\_

Instrument ID: CPESTGC8 GC Column: CLP-1 ID: 0.53(mm) Heated Purge: (Y/N) N

Calibration Start Date: 10/10/2014 13:17 Calibration End Date: 10/10/2014 13:17 Calibration ID: 43694

Calibration Files:

LEVEL:	LAB SAMPLE ID:	LAB FILE ID:
Level 1	IC 460-255069/13	QR106302.D

ANALYTE	LVL 1										RT WINDOW	AVG RT
PCB-1262 Peak 1	6.098										6.028 - 6.168	6.098
PCB-1262 Peak 2	7.260										7.190 - 7.330	7.260
PCB-1262 Peak 3	9.128										9.058 - 9.198	9.128
PCB-1262 Peak 4	9.348										9.278 - 9.418	9.348
PCB-1262 Peak 5	10.264										10.194 - 10.334	10.264



FORM VI  
PCBS INITIAL CALIBRATION DATA  
EXTERNAL STANDARD CURVE EVALUATION

Lab Name: TestAmerica Edison Job No.: 460-85482-1 Analy Batch No.: 255069

SDG No.: \_\_\_\_\_

Instrument ID: CPESTGC8 GC Column: CLP-1 ID: 0.53 (mm) Heated Purge: (Y/N) N

Calibration Start Date: 10/10/2014 13:17 Calibration End Date: 10/10/2014 13:17 Calibration ID: 43694

Calibration Files:

LEVEL:	LAB SAMPLE ID:	LAB FILE ID:
Level 1	IC 460-255069/13	QR106302.D

ANALYTE	CF				CURVE TYPE	COEFFICIENT			#	MIN CF	%RSD	#	MAX %RSD	R^2 OR COD	#	MIN R^2 OR COD
	LVL 1					B	M1	M2								
PCB-1262 Peak 1	8319.1				Ave		8319.11000						20.0			
PCB-1262 Peak 2	12575				Ave		12575.4180						20.0			
PCB-1262 Peak 3	7439.0				Ave		7438.95000						20.0			
PCB-1262 Peak 4	12916				Ave		12915.5290						20.0			
PCB-1262 Peak 5	8521.8				Ave		8521.77600						20.0			

Note: The m1 coefficient is the same as Ave CF for an Ave curve type.

FORM VI  
PCBS INITIAL CALIBRATION DATA  
EXTERNAL STANDARD RESPONSE AND CONCENTRATION

Lab Name: TestAmerica Edison Job No.: 460-85482-1 Analy Batch No.: 255069

SDG No.: \_\_\_\_\_

Instrument ID: CPESTGC8 GC Column: CLP-1 ID: 0.53 (mm) Heated Purge: (Y/N) N

Calibration Start Date: 10/10/2014 13:17 Calibration End Date: 10/10/2014 13:17 Calibration ID: 43694

Calibration Files:

LEVEL:	LAB SAMPLE ID:	LAB FILE ID:
Level 1	IC 460-255069/13	QR106302.D

ANALYTE	CURVE TYPE	RESPONSE					CONCENTRATION (UG/L)				
		LVL 1					LVL 1				
PCB-1262 Peak 1	Ave	8319110					1000				
PCB-1262 Peak 2	Ave	12575418					1000				
PCB-1262 Peak 3	Ave	7438950					1000				
PCB-1262 Peak 4	Ave	12915529					1000				
PCB-1262 Peak 5	Ave	8521776					1000				

Curve Type Legend:

Ave = Average

FORM VI  
 PCBS INITIAL CALIBRATION DATA  
 EXTERNAL STANDARD RETENTION TIME SUMMARY

Lab Name: TestAmerica Edison Job No.: 460-85482-1 Analy Batch No.: 255069

SDG No.: \_\_\_\_\_

Instrument ID: CPESTGC8 GC Column: CLP-2 ID: 0.53(mm) Heated Purge: (Y/N) N

Calibration Start Date: 10/10/2014 13:33 Calibration End Date: 10/10/2014 13:33 Calibration ID: 43699

Calibration Files:

LEVEL:	LAB SAMPLE ID:	LAB FILE ID:
Level 1	IC 460-255069/14	QR106303.D

ANALYTE	LVL 1										RT WINDOW	AVG RT
PCB-1268 Peak 1	10.900										10.830 - 10.970	10.900
PCB-1268 Peak 2	10.952										10.882 - 11.022	10.952
PCB-1268 Peak 3	11.229										11.159 - 11.299	11.229
PCB-1268 Peak 4	11.521										11.451 - 11.591	11.521
PCB-1268 Peak 5	11.832										11.762 - 11.902	11.832

FORM VI  
PCBS INITIAL CALIBRATION DATA  
EXTERNAL STANDARD CURVE EVALUATION

Lab Name: TestAmerica Edison Job No.: 460-85482-1 Analy Batch No.: 255069

SDG No.: \_\_\_\_\_

Instrument ID: CPESTGC8 GC Column: CLP-2 ID: 0.53 (mm) Heated Purge: (Y/N) N

Calibration Start Date: 10/10/2014 13:33 Calibration End Date: 10/10/2014 13:33 Calibration ID: 43699

Calibration Files:

LEVEL:	LAB SAMPLE ID:	LAB FILE ID:
Level 1	IC 460-255069/14	QR106303.D

ANALYTE	CF				CURVE TYPE	COEFFICIENT			#	MIN CF	%RSD	#	MAX %RSD	R <sup>2</sup> OR COD	#	MIN R <sup>2</sup> OR COD
	LVL 1					B	M1	M2								
PCB-1268 Peak 1	23798				Ave		23798.1280						20.0			
PCB-1268 Peak 2	29551				Ave		29550.5470						20.0			
PCB-1268 Peak 3	21678				Ave		21678.3160						20.0			
PCB-1268 Peak 4	10058				Ave		10057.8510						20.0			
PCB-1268 Peak 5	58343				Ave		58342.6800						20.0			

Note: The m1 coefficient is the same as Ave CF for an Ave curve type.

FORM VI  
PCBS INITIAL CALIBRATION DATA  
EXTERNAL STANDARD RESPONSE AND CONCENTRATION

Lab Name: TestAmerica Edison Job No.: 460-85482-1 Analy Batch No.: 255069

SDG No.: \_\_\_\_\_

Instrument ID: CPESTGC8 GC Column: CLP-2 ID: 0.53 (mm) Heated Purge: (Y/N) N

Calibration Start Date: 10/10/2014 13:33 Calibration End Date: 10/10/2014 13:33 Calibration ID: 43699

Calibration Files:

LEVEL:	LAB SAMPLE ID:	LAB FILE ID:
Level 1	IC 460-255069/14	QR106303.D

ANALYTE	CURVE TYPE	RESPONSE					CONCENTRATION (UG/L)				
		LVL 1					LVL 1				
PCB-1268 Peak 1	Ave	23798128					1000				
PCB-1268 Peak 2	Ave	29550547					1000				
PCB-1268 Peak 3	Ave	21678316					1000				
PCB-1268 Peak 4	Ave	10057851					1000				
PCB-1268 Peak 5	Ave	58342680					1000				

Curve Type Legend:

Ave = Average

FORM VI  
 PCBS INITIAL CALIBRATION DATA  
 EXTERNAL STANDARD RETENTION TIME SUMMARY

Lab Name: TestAmerica Edison Job No.: 460-85482-1 Analy Batch No.: 255069

SDG No.: \_\_\_\_\_

Instrument ID: CPESTGC8 GC Column: CLP-1 ID: 0.53(mm) Heated Purge: (Y/N) N

Calibration Start Date: 10/10/2014 13:33 Calibration End Date: 10/10/2014 13:33 Calibration ID: 43700

Calibration Files:

LEVEL:	LAB SAMPLE ID:	LAB FILE ID:
Level 1	IC 460-255069/14	QR106303.D

ANALYTE	LVL 1										RT WINDOW	AVG RT
PCB-1268 Peak 1	9.249										9.179 - 9.319	9.249
PCB-1268 Peak 2	9.336										9.266 - 9.406	9.336
PCB-1268 Peak 3	9.720										9.650 - 9.790	9.720
PCB-1268 Peak 4	10.264										10.194 - 10.334	10.264
PCB-1268 Peak 5	10.625										10.555 - 10.695	10.625

FORM VI  
PCBS INITIAL CALIBRATION DATA  
EXTERNAL STANDARD CURVE EVALUATION

Lab Name: TestAmerica Edison Job No.: 460-85482-1 Analy Batch No.: 255069

SDG No.: \_\_\_\_\_

Instrument ID: CPESTGC8 GC Column: CLP-1 ID: 0.53 (mm) Heated Purge: (Y/N) N

Calibration Start Date: 10/10/2014 13:33 Calibration End Date: 10/10/2014 13:33 Calibration ID: 43700

Calibration Files:

LEVEL:	LAB SAMPLE ID:	LAB FILE ID:
Level 1	IC 460-255069/14	QR106303.D

ANALYTE	CF				CURVE TYPE	COEFFICIENT			#	MIN CF	%RSD	#	MAX %RSD	R^2 OR COD	#	MIN R^2 OR COD
	LVL 1					B	M1	M2								
PCB-1268 Peak 1	22682				Ave		22682.2430						20.0			
PCB-1268 Peak 2	29005				Ave		29005.1230						20.0			
PCB-1268 Peak 3	19007				Ave		19006.8610						20.0			
PCB-1268 Peak 4	8799.3				Ave		8799.30700						20.0			
PCB-1268 Peak 5	51417				Ave		51416.7790						20.0			

Note: The m1 coefficient is the same as Ave CF for an Ave curve type.

FORM VI  
 PCBS INITIAL CALIBRATION DATA  
 EXTERNAL STANDARD RESPONSE AND CONCENTRATION

Lab Name: TestAmerica Edison Job No.: 460-85482-1 Analy Batch No.: 255069

SDG No.: \_\_\_\_\_

Instrument ID: CPESTGC8 GC Column: CLP-1 ID: 0.53 (mm) Heated Purge: (Y/N) N

Calibration Start Date: 10/10/2014 13:33 Calibration End Date: 10/10/2014 13:33 Calibration ID: 43700

Calibration Files:

LEVEL:	LAB SAMPLE ID:	LAB FILE ID:
Level 1	IC 460-255069/14	QR106303.D

ANALYTE	CURVE TYPE	RESPONSE					CONCENTRATION (UG/L)				
		LVL 1					LVL 1				
PCB-1268 Peak 1	Ave	22682243					1000				
PCB-1268 Peak 2	Ave	29005123					1000				
PCB-1268 Peak 3	Ave	19006861					1000				
PCB-1268 Peak 4	Ave	8799307					1000				
PCB-1268 Peak 5	Ave	51416779					1000				

Curve Type Legend:

Ave = Average



FORM VII  
PCBS CONTINUING CALIBRATION DATA

Lab Name: TestAmerica Edison Job No.: 460-85482-1  
 SDG No.: \_\_\_\_\_  
 Lab Sample ID: CCV 460-260368/29 Calibration Date: 11/04/2014 18:18  
 Instrument ID: CPESTGC11 Calib Start Date: 11/03/2014 17:23  
 GC Column: CLP-2 ID: 0.53 (mm) Calib End Date: 11/03/2014 18:39  
 Lab File ID: T010170.D Conc. Units: ug/L

ANALYTE	CURVE TYPE	AVE CF	CF	MIN CF	CALC AMOUNT	SPIKE AMOUNT	%D	MAX %D
PCB-1016 Peak 1	Ave	70741	71842		1020	1000	1.6	15.0
PCB-1016 Peak 2	Ave	129069	132573		1030	1000	2.7	15.0
PCB-1016 Peak 3	Ave	268892	272439		1010	1000	1.3	15.0
PCB-1016 Peak 4	Ave	78711	80038		1020	1000	1.7	15.0
PCB-1016 Peak 5	Ave	92233	94475		1020	1000	2.4	15.0
PCB-1260 Peak 1	Ave	162621	166427		1020	1000	2.3	15.0
PCB-1260 Peak 2	Ave	196645	196030		997	1000	-0.3	15.0
PCB-1260 Peak 3	Ave	136722	137831		1010	1000	0.8	15.0
PCB-1260 Peak 4	Ave	295982	306479		1040	1000	3.5	15.0
PCB-1260 Peak 5	Ave	80081	80745		1010	1000	0.8	15.0
Tetrachloro-m-xylene	Ave	3637148	3909288		107	100	7.5	15.0
DCB Decachlorobiphenyl	Ave	2455278	2460773		100	100	0.2	15.0

FORM VII  
PCBS CONTINUING CALIBRATION RETENTION TIME SUMMARY

Lab Name: TestAmerica Edison Job No.: 460-85482-1  
 SDG No.: \_\_\_\_\_  
 Lab Sample ID: CCV 460-260368/29 Calibration Date: 11/04/2014 18:18  
 Instrument ID: CPESTGC11 Calib Start Date: 11/03/2014 17:23  
 GC Column: CLP-2 ID: 0.53 (mm) Calib End Date: 11/03/2014 18:39  
 Lab File ID: T010170.D

Analyte	RT	RT WINDOW	
		FROM	TO
PCB-1016 Peak 1	2.64	2.57	2.71
PCB-1016 Peak 2	3.31	3.23	3.37
PCB-1016 Peak 3	4.25	4.17	4.31
PCB-1016 Peak 4	5.41	5.34	5.48
PCB-1016 Peak 5	5.64	5.56	5.70
PCB-1260 Peak 1	7.74	7.66	7.80
PCB-1260 Peak 2	8.20	8.13	8.27
PCB-1260 Peak 3	9.93	9.85	9.99
PCB-1260 Peak 4	10.32	10.24	10.38
PCB-1260 Peak 5	11.39	11.29	11.43
Tetrachloro-m-xylene	2.04	1.99	2.09
DCB Decachlorobiphenyl	11.93	11.80	12.00

FORM VII  
PCBS CONTINUING CALIBRATION DATA

Lab Name: TestAmerica Edison Job No.: 460-85482-1  
 SDG No.: \_\_\_\_\_  
 Lab Sample ID: CCV 460-260368/29 Calibration Date: 11/04/2014 18:18  
 Instrument ID: CPESTGC11 Calib Start Date: 11/03/2014 17:23  
 GC Column: CLP-1 ID: 0.53 (mm) Calib End Date: 11/03/2014 18:39  
 Lab File ID: T010170.D Conc. Units: ug/L

ANALYTE	CURVE TYPE	AVE CF	CF	MIN CF	CALC AMOUNT	SPIKE AMOUNT	%D	MAX %D
PCB-1016 Peak 1	Ave	96453	101494		1050	1000	5.2	15.0
PCB-1016 Peak 2	Ave	176684	181359		1030	1000	2.6	15.0
PCB-1016 Peak 3	Ave	319810	323340		1010	1000	1.1	15.0
PCB-1016 Peak 4	Ave	139316	143777		1030	1000	3.2	15.0
PCB-1016 Peak 5	Ave	127421	126957		996	1000	-0.4	15.0
PCB-1260 Peak 1	Ave	195549	202722		1040	1000	3.7	15.0
PCB-1260 Peak 2	Ave	171321	183319		1070	1000	7.0	15.0
PCB-1260 Peak 3	Ave	490318	514728		1050	1000	5.0	15.0
PCB-1260 Peak 4	Ave	164048	171456		1050	1000	4.5	15.0
PCB-1260 Peak 5	Ave	124891	122820		983	1000	-1.7	15.0
Tetrachloro-m-xylene	Ave	4920941	5076244		103	100	3.2	15.0
DCB Decachlorobiphenyl	Ave	3730776	3691756		99.0	100	-1.0	15.0

FORM VII  
PCBS CONTINUING CALIBRATION RETENTION TIME SUMMARY

Lab Name: TestAmerica Edison Job No.: 460-85482-1  
 SDG No.: \_\_\_\_\_  
 Lab Sample ID: CCV 460-260368/29 Calibration Date: 11/04/2014 18:18  
 Instrument ID: CPESTGC11 Calib Start Date: 11/03/2014 17:23  
 GC Column: CLP-1 ID: 0.53 (mm) Calib End Date: 11/03/2014 18:39  
 Lab File ID: T010170.D

Analyte	RT	RT WINDOW	
		FROM	TO
PCB-1016 Peak 1	1.82	1.75	1.89
PCB-1016 Peak 2	2.16	2.10	2.24
PCB-1016 Peak 3	2.66	2.60	2.74
PCB-1016 Peak 4	2.82	2.76	2.90
PCB-1016 Peak 5	3.54	3.47	3.61
PCB-1260 Peak 1	5.76	5.70	5.84
PCB-1260 Peak 2	7.33	7.26	7.40
PCB-1260 Peak 3	7.96	7.89	8.03
PCB-1260 Peak 4	8.59	8.53	8.67
PCB-1260 Peak 5	9.96	9.90	10.04
Tetrachloro-m-xylene	1.49	1.45	1.55
DCB Decachlorobiphenyl	10.60	10.49	10.69

FORM VII  
PCBS CONTINUING CALIBRATION DATA

Lab Name: TestAmerica Edison Job No.: 460-85482-1  
 SDG No.: \_\_\_\_\_  
 Lab Sample ID: CCV 460-260368/50 Calibration Date: 11/05/2014 01:02  
 Instrument ID: CPESTGC11 Calib Start Date: 11/03/2014 17:23  
 GC Column: CLP-2 ID: 0.53 (mm) Calib End Date: 11/03/2014 18:39  
 Lab File ID: T010191.D Conc. Units: ug/L

ANALYTE	CURVE TYPE	AVE CF	CF	MIN CF	CALC AMOUNT	SPIKE AMOUNT	%D	MAX %D
PCB-1016 Peak 1	Ave	70741	71602		1010	1000	1.2	15.0
PCB-1016 Peak 2	Ave	129069	132806		1030	1000	2.9	15.0
PCB-1016 Peak 3	Ave	268892	271269		1010	1000	0.9	15.0
PCB-1016 Peak 4	Ave	78711	77710		987	1000	-1.3	15.0
PCB-1016 Peak 5	Ave	92233	92324		1000	1000	0.1	15.0
PCB-1260 Peak 1	Ave	162621	164702		1010	1000	1.3	15.0
PCB-1260 Peak 2	Ave	196645	197947		1010	1000	0.7	15.0
PCB-1260 Peak 3	Ave	136722	138797		1020	1000	1.5	15.0
PCB-1260 Peak 4	Ave	295982	308569		1040	1000	4.3	15.0
PCB-1260 Peak 5	Ave	80081	82617		1030	1000	3.2	15.0
Tetrachloro-m-xylene	Ave	3637148	3889937		107	100	7.0	15.0
DCB Decachlorobiphenyl	Ave	2455278	2543952		104	100	3.6	15.0

FORM VII  
PCBS CONTINUING CALIBRATION RETENTION TIME SUMMARY

Lab Name: TestAmerica Edison Job No.: 460-85482-1  
 SDG No.: \_\_\_\_\_  
 Lab Sample ID: CCV 460-260368/50 Calibration Date: 11/05/2014 01:02  
 Instrument ID: CPESTGC11 Calib Start Date: 11/03/2014 17:23  
 GC Column: CLP-2 ID: 0.53 (mm) Calib End Date: 11/03/2014 18:39  
 Lab File ID: T010191.D

Analyte	RT	RT WINDOW	
		FROM	TO
PCB-1016 Peak 1	2.63	2.57	2.71
PCB-1016 Peak 2	3.29	3.23	3.37
PCB-1016 Peak 3	4.23	4.17	4.31
PCB-1016 Peak 4	5.40	5.34	5.48
PCB-1016 Peak 5	5.63	5.56	5.70
PCB-1260 Peak 1	7.72	7.66	7.80
PCB-1260 Peak 2	8.19	8.13	8.27
PCB-1260 Peak 3	9.92	9.85	9.99
PCB-1260 Peak 4	10.31	10.24	10.38
PCB-1260 Peak 5	11.36	11.29	11.43
Tetrachloro-m-xylene	2.04	1.99	2.09
DCB Decachlorobiphenyl	11.89	11.80	12.00

FORM VII  
PCBS CONTINUING CALIBRATION DATA

Lab Name: TestAmerica Edison Job No.: 460-85482-1  
 SDG No.: \_\_\_\_\_  
 Lab Sample ID: CCV 460-260368/50 Calibration Date: 11/05/2014 01:02  
 Instrument ID: CPESTGC11 Calib Start Date: 11/03/2014 17:23  
 GC Column: CLP-1 ID: 0.53 (mm) Calib End Date: 11/03/2014 18:39  
 Lab File ID: T010191.D Conc. Units: ug/L

ANALYTE	CURVE TYPE	AVE CF	CF	MIN CF	CALC AMOUNT	SPIKE AMOUNT	%D	MAX %D
PCB-1016 Peak 1	Ave	96453	97099		1010	1000	0.7	15.0
PCB-1016 Peak 2	Ave	176684	178198		1010	1000	0.9	15.0
PCB-1016 Peak 3	Ave	319810	307806		962	1000	-3.8	15.0
PCB-1016 Peak 4	Ave	139316	136656		981	1000	-1.9	15.0
PCB-1016 Peak 5	Ave	127421	130430		1020	1000	2.4	15.0
PCB-1260 Peak 1	Ave	195549	201051		1030	1000	2.8	15.0
PCB-1260 Peak 2	Ave	171321	180947		1060	1000	5.6	15.0
PCB-1260 Peak 3	Ave	490318	527255		1080	1000	7.5	15.0
PCB-1260 Peak 4	Ave	164048	161850		987	1000	-1.3	15.0
PCB-1260 Peak 5	Ave	124891	128299		1030	1000	2.7	15.0
Tetrachloro-m-xylene	Ave	4920941	5140748		104	100	4.5	15.0
DCB Decachlorobiphenyl	Ave	3730776	3936525		106	100	5.5	15.0

FORM VII  
PCBS CONTINUING CALIBRATION RETENTION TIME SUMMARY

Lab Name: TestAmerica Edison Job No.: 460-85482-1  
 SDG No.: \_\_\_\_\_  
 Lab Sample ID: CCV 460-260368/50 Calibration Date: 11/05/2014 01:02  
 Instrument ID: CPESTGC11 Calib Start Date: 11/03/2014 17:23  
 GC Column: CLP-1 ID: 0.53 (mm) Calib End Date: 11/03/2014 18:39  
 Lab File ID: T010191.D

Analyte	RT	RT WINDOW	
		FROM	TO
PCB-1016 Peak 1	1.82	1.75	1.89
PCB-1016 Peak 2	2.17	2.10	2.24
PCB-1016 Peak 3	2.66	2.60	2.74
PCB-1016 Peak 4	2.83	2.76	2.90
PCB-1016 Peak 5	3.54	3.47	3.61
PCB-1260 Peak 1	5.76	5.70	5.84
PCB-1260 Peak 2	7.33	7.26	7.40
PCB-1260 Peak 3	7.96	7.89	8.03
PCB-1260 Peak 4	8.59	8.53	8.67
PCB-1260 Peak 5	9.96	9.90	10.04
Tetrachloro-m-xylene	1.50	1.45	1.55
DCB Decachlorobiphenyl	10.59	10.49	10.69



FORM VII  
PCBS CONTINUING CALIBRATION DATA

Lab Name: TestAmerica Edison Job No.: 460-85482-1  
 SDG No.: \_\_\_\_\_  
 Lab Sample ID: CCV 460-260501/2 Calibration Date: 11/05/2014 10:07  
 Instrument ID: CPESTGC11 Calib Start Date: 11/03/2014 17:23  
 GC Column: CLP-2 ID: 0.53 (mm) Calib End Date: 11/03/2014 18:39  
 Lab File ID: T010220.D Conc. Units: ug/L

ANALYTE	CURVE TYPE	AVE CF	CF	MIN CF	CALC AMOUNT	SPIKE AMOUNT	%D	MAX %D
PCB-1016 Peak 1	Ave	70741	73937		1050	1000	4.5	15.0
PCB-1016 Peak 2	Ave	129069	138794		1080	1000	7.5	15.0
PCB-1016 Peak 3	Ave	268892	276937		1030	1000	3.0	15.0
PCB-1016 Peak 4	Ave	78711	79784		1010	1000	1.4	15.0
PCB-1016 Peak 5	Ave	92233	93750		1020	1000	1.6	15.0
PCB-1260 Peak 1	Ave	162621	169672		1040	1000	4.3	15.0
PCB-1260 Peak 2	Ave	196645	200791		1020	1000	2.1	15.0
PCB-1260 Peak 3	Ave	136722	143017		1050	1000	4.6	15.0
PCB-1260 Peak 4	Ave	295982	306952		1040	1000	3.7	15.0
PCB-1260 Peak 5	Ave	80081	81408		1020	1000	1.7	15.0
Tetrachloro-m-xylene	Ave	3637148	4098307		113	100	12.7	15.0
DCB Decachlorobiphenyl	Ave	2455278	2536030		103	100	3.3	15.0

FORM VII  
PCBS CONTINUING CALIBRATION RETENTION TIME SUMMARY

Lab Name: TestAmerica Edison Job No.: 460-85482-1  
 SDG No.: \_\_\_\_\_  
 Lab Sample ID: CCV 460-260501/2 Calibration Date: 11/05/2014 10:07  
 Instrument ID: CPESTGC11 Calib Start Date: 11/03/2014 17:23  
 GC Column: CLP-2 ID: 0.53 (mm) Calib End Date: 11/03/2014 18:39  
 Lab File ID: T010220.D

Analyte	RT	RT WINDOW	
		FROM	TO
PCB-1016 Peak 1	2.64	2.57	2.71
PCB-1016 Peak 2	3.30	3.23	3.37
PCB-1016 Peak 3	4.24	4.17	4.31
PCB-1016 Peak 4	5.41	5.34	5.48
PCB-1016 Peak 5	5.63	5.56	5.70
PCB-1260 Peak 1	7.72	7.66	7.80
PCB-1260 Peak 2	8.19	8.13	8.27
PCB-1260 Peak 3	9.92	9.85	9.99
PCB-1260 Peak 4	10.31	10.24	10.38
PCB-1260 Peak 5	11.37	11.29	11.43
Tetrachloro-m-xylene	2.04	1.99	2.09
DCB Decachlorobiphenyl	11.90	11.80	12.00

FORM VII  
PCBS CONTINUING CALIBRATION DATA

Lab Name: TestAmerica Edison Job No.: 460-85482-1  
 SDG No.: \_\_\_\_\_  
 Lab Sample ID: CCV 460-260501/2 Calibration Date: 11/05/2014 10:07  
 Instrument ID: CPESTGC11 Calib Start Date: 11/03/2014 17:23  
 GC Column: CLP-1 ID: 0.53 (mm) Calib End Date: 11/03/2014 18:39  
 Lab File ID: T010220.D Conc. Units: ug/L

ANALYTE	CURVE TYPE	AVE CF	CF	MIN CF	CALC AMOUNT	SPIKE AMOUNT	%D	MAX %D
PCB-1260 Peak 4	Ave	164048	137245		0.0830	1000	-16.3*	15.0
PCB-1016 Peak 1	Ave	96453	100552		1040	1000	4.2	15.0
PCB-1016 Peak 2	Ave	176684	181780		1030	1000	2.9	15.0
PCB-1016 Peak 3	Ave	319810	301251		942	1000	-5.8	15.0
PCB-1016 Peak 4	Ave	139316	136858		982	1000	-1.8	15.0
PCB-1016 Peak 5	Ave	127421	130921		1030	1000	2.7	15.0
PCB-1260 Peak 1	Ave	195549	205322		1050	1000	5.0	15.0
PCB-1260 Peak 2	Ave	171321	170133		993	1000	-0.7	15.0
PCB-1260 Peak 3	Ave	490318	498413		1020	1000	1.7	15.0
PCB-1260 Peak 5	Ave	124891	126620		1010	1000	1.4	15.0
Tetrachloro-m-xylene	Ave	4920941	5236744		106	100	6.4	15.0
DCB Decachlorobiphenyl	Ave	3730776	3910505		105	100	4.8	15.0

FORM VII  
PCBS CONTINUING CALIBRATION RETENTION TIME SUMMARY

Lab Name: TestAmerica Edison Job No.: 460-85482-1  
 SDG No.: \_\_\_\_\_  
 Lab Sample ID: CCV 460-260501/2 Calibration Date: 11/05/2014 10:07  
 Instrument ID: CPESTGC11 Calib Start Date: 11/03/2014 17:23  
 GC Column: CLP-1 ID: 0.53 (mm) Calib End Date: 11/03/2014 18:39  
 Lab File ID: T010220.D

Analyte	RT	RT WINDOW	
		FROM	TO
PCB-1260 Peak 4	0.00	8.53	8.67
PCB-1016 Peak 1	1.82	1.75	1.89
PCB-1016 Peak 2	2.17	2.10	2.24
PCB-1016 Peak 3	2.66	2.60	2.74
PCB-1016 Peak 4	2.83	2.76	2.90
PCB-1016 Peak 5	3.54	3.47	3.61
PCB-1260 Peak 1	5.76	5.70	5.84
PCB-1260 Peak 2	7.33	7.26	7.40
PCB-1260 Peak 3	7.96	7.89	8.03
PCB-1260 Peak 5	9.96	9.90	10.04
Tetrachloro-m-xylene	1.50	1.45	1.55
DCB Decachlorobiphenyl	10.59	10.49	10.69

FORM VII  
PCBS CONTINUING CALIBRATION DATA

Lab Name: TestAmerica Edison Job No.: 460-85482-1  
 SDG No.: \_\_\_\_\_  
 Lab Sample ID: CCV 460-260501/11 Calibration Date: 11/05/2014 14:10  
 Instrument ID: CPESTGC11 Calib Start Date: 11/03/2014 17:23  
 GC Column: CLP-2 ID: 0.53 (mm) Calib End Date: 11/03/2014 18:39  
 Lab File ID: T010229.D Conc. Units: ug/L

ANALYTE	CURVE TYPE	AVE CF	CF	MIN CF	CALC AMOUNT	SPIKE AMOUNT	%D	MAX %D
PCB-1016 Peak 1	Ave	70741	75000		1060	1000	6.0	15.0
PCB-1016 Peak 2	Ave	129069	142960		1110	1000	10.8	15.0
PCB-1016 Peak 3	Ave	268892	282063		1050	1000	4.9	15.0
PCB-1016 Peak 4	Ave	78711	81215		1030	1000	3.2	15.0
PCB-1016 Peak 5	Ave	92233	98606		1070	1000	6.9	15.0
PCB-1260 Peak 1	Ave	162621	174394		1070	1000	7.2	15.0
PCB-1260 Peak 2	Ave	196645	206716		1050	1000	5.1	15.0
PCB-1260 Peak 3	Ave	136722	143814		1050	1000	5.2	15.0
PCB-1260 Peak 4	Ave	295982	318098		1070	1000	7.5	15.0
PCB-1260 Peak 5	Ave	80081	83754		1050	1000	4.6	15.0
Tetrachloro-m-xylene	Ave	3637148	4138149		114	100	13.8	15.0
DCB Decachlorobiphenyl	Ave	2455278	2635199		107	100	7.3	15.0

FORM VII  
PCBS CONTINUING CALIBRATION RETENTION TIME SUMMARY

Lab Name: TestAmerica Edison Job No.: 460-85482-1  
 SDG No.: \_\_\_\_\_  
 Lab Sample ID: CCV 460-260501/11 Calibration Date: 11/05/2014 14:10  
 Instrument ID: CPESTGC11 Calib Start Date: 11/03/2014 17:23  
 GC Column: CLP-2 ID: 0.53 (mm) Calib End Date: 11/03/2014 18:39  
 Lab File ID: T010229.D

Analyte	RT	RT WINDOW	
		FROM	TO
PCB-1016 Peak 1	2.64	2.57	2.71
PCB-1016 Peak 2	3.30	3.23	3.37
PCB-1016 Peak 3	4.24	4.17	4.31
PCB-1016 Peak 4	5.41	5.34	5.48
PCB-1016 Peak 5	5.63	5.56	5.70
PCB-1260 Peak 1	7.73	7.66	7.80
PCB-1260 Peak 2	8.20	8.13	8.27
PCB-1260 Peak 3	9.92	9.85	9.99
PCB-1260 Peak 4	10.31	10.24	10.38
PCB-1260 Peak 5	11.37	11.29	11.43
Tetrachloro-m-xylene	2.04	1.99	2.09
DCB Decachlorobiphenyl	11.91	11.80	12.00

FORM VII  
PCBS CONTINUING CALIBRATION DATA

Lab Name: TestAmerica Edison Job No.: 460-85482-1  
 SDG No.: \_\_\_\_\_  
 Lab Sample ID: CCV 460-260501/11 Calibration Date: 11/05/2014 14:10  
 Instrument ID: CPESTGC11 Calib Start Date: 11/03/2014 17:23  
 GC Column: CLP-1 ID: 0.53 (mm) Calib End Date: 11/03/2014 18:39  
 Lab File ID: T010229.D Conc. Units: ug/L

ANALYTE	CURVE TYPE	AVE CF	CF	MIN CF	CALC AMOUNT	SPIKE AMOUNT	%D	MAX %D
PCB-1016 Peak 1	Ave	96453	97317		1010	1000	0.9	15.0
PCB-1016 Peak 2	Ave	176684	183034		1040	1000	3.6	15.0
PCB-1016 Peak 3	Ave	319810	319292		998	1000	-0.2	15.0
PCB-1016 Peak 4	Ave	139316	140262		1010	1000	0.7	15.0
PCB-1016 Peak 5	Ave	127421	135642		1060	1000	6.5	15.0
PCB-1260 Peak 1	Ave	195549	208026		1060	1000	6.4	15.0
PCB-1260 Peak 2	Ave	171321	174511		1020	1000	1.9	15.0
PCB-1260 Peak 3	Ave	490318	518865		1060	1000	5.8	15.0
PCB-1260 Peak 4	Ave	164048	155014		945	1000	-5.5	15.0
PCB-1260 Peak 5	Ave	124891	127425		1020	1000	2.0	15.0
Tetrachloro-m-xylene	Ave	4920941	5288211		107	100	7.5	15.0
DCB Decachlorobiphenyl	Ave	3730776	3944381		106	100	5.7	15.0

FORM VII  
PCBS CONTINUING CALIBRATION RETENTION TIME SUMMARY

Lab Name: TestAmerica Edison Job No.: 460-85482-1  
 SDG No.: \_\_\_\_\_  
 Lab Sample ID: CCV 460-260501/11 Calibration Date: 11/05/2014 14:10  
 Instrument ID: CPESTGC11 Calib Start Date: 11/03/2014 17:23  
 GC Column: CLP-1 ID: 0.53 (mm) Calib End Date: 11/03/2014 18:39  
 Lab File ID: T010229.D

Analyte	RT	RT WINDOW	
		FROM	TO
PCB-1016 Peak 1	1.82	1.75	1.89
PCB-1016 Peak 2	2.17	2.10	2.24
PCB-1016 Peak 3	2.66	2.60	2.74
PCB-1016 Peak 4	2.83	2.76	2.90
PCB-1016 Peak 5	3.54	3.47	3.61
PCB-1260 Peak 1	5.76	5.70	5.84
PCB-1260 Peak 2	7.33	7.26	7.40
PCB-1260 Peak 3	7.96	7.89	8.03
PCB-1260 Peak 4	8.59	8.53	8.67
PCB-1260 Peak 5	9.96	9.90	10.04
Tetrachloro-m-xylene	1.50	1.45	1.55
DCB Decachlorobiphenyl	10.59	10.49	10.69



FORM VII  
PCBS CONTINUING CALIBRATION DATA

Lab Name: TestAmerica Edison Job No.: 460-85482-1  
 SDG No.: \_\_\_\_\_  
 Lab Sample ID: CCV 460-260111/16 Calibration Date: 11/03/2014 22:49  
 Instrument ID: CPESTGC7 Calib Start Date: 10/07/2014 12:02  
 GC Column: CLP-2 ID: 0.53 (mm) Calib End Date: 10/07/2014 13:08  
 Lab File ID: OR223609.D Conc. Units: ug/L

ANALYTE	CURVE TYPE	AVE CF	CF	MIN CF	CALC AMOUNT	SPIKE AMOUNT	%D	MAX %D
PCB-1016 Peak 1	Ave	121.2	131.2		1080	1000	8.3	15.0
PCB-1016 Peak 2	Ave	242.0	247.1		1020	1000	2.1	15.0
PCB-1016 Peak 3	Ave	457.0	456.9		1000	1000	-0.0	15.0
PCB-1016 Peak 4	Ave	133.9	132.1		987	1000	-1.3	15.0
PCB-1016 Peak 5	Ave	161.8	176.5		1090	1000	9.1	15.0
PCB-1260 Peak 1	Ave	277.3	291.1		1050	1000	5.0	15.0
PCB-1260 Peak 2	Ave	332.7	350.2		1050	1000	5.3	15.0
PCB-1260 Peak 3	Ave	277.6	291.6		1050	1000	5.0	15.0
PCB-1260 Peak 4	Ave	604.9	659.3		1090	1000	9.0	15.0
PCB-1260 Peak 5	Ave	161.1	172.7		1070	1000	7.2	15.0
Tetrachloro-m-xylene	Ave	5451	5826		107	100	6.9	15.0
DCB Decachlorobiphenyl	Ave	4139	4193		101	100	1.3	15.0

FORM VII  
PCBS CONTINUING CALIBRATION RETENTION TIME SUMMARY

Lab Name: TestAmerica Edison Job No.: 460-85482-1  
 SDG No.: \_\_\_\_\_  
 Lab Sample ID: CCV 460-260111/16 Calibration Date: 11/03/2014 22:49  
 Instrument ID: CPESTGC7 Calib Start Date: 10/07/2014 12:02  
 GC Column: CLP-2 ID: 0.53 (mm) Calib End Date: 10/07/2014 13:08  
 Lab File ID: OR223609.D

Analyte	RT	RT WINDOW	
		FROM	TO
PCB-1016 Peak 1	2.87	2.81	2.95
PCB-1016 Peak 2	3.32	3.26	3.40
PCB-1016 Peak 3	3.84	3.78	3.92
PCB-1016 Peak 4	4.57	4.52	4.66
PCB-1016 Peak 5	4.73	4.67	4.81
PCB-1260 Peak 1	6.20	6.14	6.28
PCB-1260 Peak 2	6.51	6.45	6.59
PCB-1260 Peak 3	7.86	7.82	7.96
PCB-1260 Peak 4	8.48	8.43	8.57
PCB-1260 Peak 5	9.93	9.87	10.01
Tetrachloro-m-xylene	2.38	2.33	2.43
DCB Decachlorobiphenyl	10.47	10.38	10.58

FORM VII  
PCBS CONTINUING CALIBRATION DATA

Lab Name: TestAmerica Edison Job No.: 460-85482-1  
 SDG No.: \_\_\_\_\_  
 Lab Sample ID: CCV 460-260111/16 Calibration Date: 11/03/2014 22:49  
 Instrument ID: CPESTGC7 Calib Start Date: 10/07/2014 12:02  
 GC Column: CLP-1 ID: 0.53 (mm) Calib End Date: 10/07/2014 13:08  
 Lab File ID: OR223609.D Conc. Units: ug/L

ANALYTE	CURVE TYPE	AVE CF	CF	MIN CF	CALC AMOUNT	SPIKE AMOUNT	%D	MAX %D
PCB-1260 Peak 4	Ave	382.8	588.6		0.0830	1000	53.7*	15.0
PCB-1016 Peak 1	Ave	212.6	229.2		1080	1000	7.8	15.0
PCB-1016 Peak 2	Ave	330.9	356.1		1080	1000	7.6	15.0
PCB-1016 Peak 3	Ave	692.3	703.1		1020	1000	1.6	15.0
PCB-1016 Peak 4	Ave	258.9	274.6		1060	1000	6.0	15.0
PCB-1016 Peak 5	Ave	267.8	287.3		1070	1000	7.3	15.0
PCB-1260 Peak 1	Ave	385.1	414.6		1080	1000	7.7	15.0
PCB-1260 Peak 2	Ave	333.2	366.4		1100	1000	10.0	15.0
PCB-1260 Peak 3	Ave	841.3	941.9		1120	1000	12.0	15.0
PCB-1260 Peak 5	Ave	265.1	297.8		1120	1000	12.3	15.0
Tetrachloro-m-xylene	Ave	7922	9011		114	100	13.7	15.0
DCB Decachlorobiphenyl	Ave	6405	7120		111	100	11.2	15.0

FORM VII  
PCBS CONTINUING CALIBRATION RETENTION TIME SUMMARY

Lab Name: TestAmerica Edison Job No.: 460-85482-1  
 SDG No.: \_\_\_\_\_  
 Lab Sample ID: CCV 460-260111/16 Calibration Date: 11/03/2014 22:49  
 Instrument ID: CPESTGC7 Calib Start Date: 10/07/2014 12:02  
 GC Column: CLP-1 ID: 0.53 (mm) Calib End Date: 10/07/2014 13:08  
 Lab File ID: OR223609.D

Analyte	RT	RT WINDOW	
		FROM	TO
PCB-1260 Peak 4	0.00	7.22	7.36
PCB-1016 Peak 1	2.29	2.23	2.37
PCB-1016 Peak 2	2.62	2.56	2.70
PCB-1016 Peak 3	3.08	3.02	3.16
PCB-1016 Peak 4	3.22	3.16	3.30
PCB-1016 Peak 5	3.67	3.61	3.75
PCB-1260 Peak 1	5.12	5.05	5.19
PCB-1260 Peak 2	6.30	6.24	6.38
PCB-1260 Peak 3	6.78	6.72	6.86
PCB-1260 Peak 5	8.64	8.59	8.73
Tetrachloro-m-xylene	1.99	1.92	2.02
DCB Decachlorobiphenyl	9.41	9.31	9.51

FORM VII  
PCBS CONTINUING CALIBRATION DATA

Lab Name: TestAmerica Edison Job No.: 460-85482-1  
 SDG No.: \_\_\_\_\_  
 Lab Sample ID: CCV 460-260111/42 Calibration Date: 11/04/2014 05:55  
 Instrument ID: CPESTGC7 Calib Start Date: 10/07/2014 12:02  
 GC Column: CLP-2 ID: 0.53 (mm) Calib End Date: 10/07/2014 13:08  
 Lab File ID: OR223635.D Conc. Units: ug/L

ANALYTE	CURVE TYPE	AVE CF	CF	MIN CF	CALC AMOUNT	SPIKE AMOUNT	%D	MAX %D
PCB-1016 Peak 1	Ave	121.2	125.8		1040	1000	3.8	15.0
PCB-1016 Peak 2	Ave	242.0	248.0		1020	1000	2.5	15.0
PCB-1016 Peak 3	Ave	457.0	464.0		1020	1000	1.5	15.0
PCB-1016 Peak 4	Ave	133.9	133.9		1000	1000	0.0	15.0
PCB-1016 Peak 5	Ave	161.8	184.0		1140	1000	13.8	15.0
PCB-1260 Peak 1	Ave	277.3	285.9		1030	1000	3.1	15.0
PCB-1260 Peak 2	Ave	332.7	344.6		1040	1000	3.6	15.0
PCB-1260 Peak 3	Ave	277.6	288.1		1040	1000	3.8	15.0
PCB-1260 Peak 4	Ave	604.9	655.0		1080	1000	8.3	15.0
PCB-1260 Peak 5	Ave	161.1	163.0		1010	1000	1.2	15.0
Tetrachloro-m-xylene	Ave	5451	5775		106	100	5.9	15.0
DCB Decachlorobiphenyl	Ave	4139	4161		101	100	0.5	15.0

FORM VII  
PCBS CONTINUING CALIBRATION RETENTION TIME SUMMARY

Lab Name: TestAmerica Edison Job No.: 460-85482-1  
 SDG No.: \_\_\_\_\_  
 Lab Sample ID: CCV 460-260111/42 Calibration Date: 11/04/2014 05:55  
 Instrument ID: CPESTGC7 Calib Start Date: 10/07/2014 12:02  
 GC Column: CLP-2 ID: 0.53 (mm) Calib End Date: 10/07/2014 13:08  
 Lab File ID: OR223635.D

Analyte	RT	RT WINDOW	
		FROM	TO
PCB-1016 Peak 1	2.87	2.81	2.95
PCB-1016 Peak 2	3.32	3.26	3.40
PCB-1016 Peak 3	3.84	3.78	3.92
PCB-1016 Peak 4	4.57	4.52	4.66
PCB-1016 Peak 5	4.73	4.67	4.81
PCB-1260 Peak 1	6.19	6.14	6.28
PCB-1260 Peak 2	6.50	6.45	6.59
PCB-1260 Peak 3	7.86	7.82	7.96
PCB-1260 Peak 4	8.48	8.43	8.57
PCB-1260 Peak 5	9.93	9.87	10.01
Tetrachloro-m-xylene	2.38	2.33	2.43
DCB Decachlorobiphenyl	10.47	10.38	10.58

FORM VII  
PCBS CONTINUING CALIBRATION DATA

Lab Name: TestAmerica Edison Job No.: 460-85482-1  
 SDG No.: \_\_\_\_\_  
 Lab Sample ID: CCV 460-260111/42 Calibration Date: 11/04/2014 05:55  
 Instrument ID: CPESTGC7 Calib Start Date: 10/07/2014 12:02  
 GC Column: CLP-1 ID: 0.53 (mm) Calib End Date: 10/07/2014 13:08  
 Lab File ID: OR223635.D Conc. Units: ug/L

ANALYTE	CURVE TYPE	AVE CF	CF	MIN CF	CALC AMOUNT	SPIKE AMOUNT	%D	MAX %D
PCB-1260 Peak 4	Ave	382.8	575.1		0.0830	1000	50.2*	15.0
PCB-1016 Peak 1	Ave	212.6	232.3		1090	1000	9.3	15.0
PCB-1016 Peak 2	Ave	330.9	363.5		1100	1000	9.9	15.0
PCB-1016 Peak 3	Ave	692.3	700.9		1010	1000	1.3	15.0
PCB-1016 Peak 4	Ave	258.9	273.9		1060	1000	5.8	15.0
PCB-1016 Peak 5	Ave	267.8	290.4		1080	1000	8.4	15.0
PCB-1260 Peak 1	Ave	385.1	411.1		1070	1000	6.8	15.0
PCB-1260 Peak 2	Ave	333.2	348.3		1050	1000	4.5	15.0
PCB-1260 Peak 3	Ave	841.3	918.3		1090	1000	9.1	15.0
PCB-1260 Peak 5	Ave	265.1	294.6		1110	1000	11.1	15.0
Tetrachloro-m-xylene	Ave	7922	9103		115	100	14.9	15.0
DCB Decachlorobiphenyl	Ave	6405	6790		106	100	6.0	15.0

FORM VII  
PCBS CONTINUING CALIBRATION RETENTION TIME SUMMARY

Lab Name: TestAmerica Edison Job No.: 460-85482-1  
 SDG No.: \_\_\_\_\_  
 Lab Sample ID: CCV 460-260111/42 Calibration Date: 11/04/2014 05:55  
 Instrument ID: CPESTGC7 Calib Start Date: 10/07/2014 12:02  
 GC Column: CLP-1 ID: 0.53 (mm) Calib End Date: 10/07/2014 13:08  
 Lab File ID: OR223635.D

Analyte	RT	RT WINDOW	
		FROM	TO
PCB-1260 Peak 4	0.00	7.22	7.36
PCB-1016 Peak 1	2.29	2.23	2.37
PCB-1016 Peak 2	2.62	2.56	2.70
PCB-1016 Peak 3	3.08	3.02	3.16
PCB-1016 Peak 4	3.22	3.16	3.30
PCB-1016 Peak 5	3.68	3.61	3.75
PCB-1260 Peak 1	5.11	5.05	5.19
PCB-1260 Peak 2	6.29	6.24	6.38
PCB-1260 Peak 3	6.78	6.72	6.86
PCB-1260 Peak 5	8.64	8.59	8.73
Tetrachloro-m-xylene	1.99	1.92	2.02
DCB Decachlorobiphenyl	9.41	9.31	9.51



FORM VII  
PCBS CONTINUING CALIBRATION DATA

Lab Name: TestAmerica Edison Job No.: 460-85482-1  
 SDG No.: \_\_\_\_\_  
 Lab Sample ID: CCV 460-260217/2 Calibration Date: 11/04/2014 09:07  
 Instrument ID: CPESTGC7 Calib Start Date: 10/07/2014 12:02  
 GC Column: CLP-2 ID: 0.53 (mm) Calib End Date: 10/07/2014 13:08  
 Lab File ID: OR223639.D Conc. Units: ug/L

ANALYTE	CURVE TYPE	AVE CF	CF	MIN CF	CALC AMOUNT	SPIKE AMOUNT	%D	MAX %D
PCB-1016 Peak 1	Ave	121.2	125.9		1040	1000	3.9	15.0
PCB-1016 Peak 2	Ave	242.0	246.1		1020	1000	1.7	15.0
PCB-1016 Peak 3	Ave	457.0	451.8		989	1000	-1.1	15.0
PCB-1016 Peak 4	Ave	133.9	134.6		1010	1000	0.5	15.0
PCB-1016 Peak 5	Ave	161.8	178.8		1110	1000	10.5	15.0
PCB-1260 Peak 1	Ave	277.3	290.5		1050	1000	4.8	15.0
PCB-1260 Peak 2	Ave	332.7	349.5		1050	1000	5.1	15.0
PCB-1260 Peak 3	Ave	277.6	292.7		1050	1000	5.4	15.0
PCB-1260 Peak 4	Ave	604.9	659.2		1090	1000	9.0	15.0
PCB-1260 Peak 5	Ave	161.1	168.3		1040	1000	4.5	15.0
Tetrachloro-m-xylene	Ave	5451	5792		106	100	6.2	15.0
DCB Decachlorobiphenyl	Ave	4139	4223		102	100	2.0	15.0

FORM VII  
PCBS CONTINUING CALIBRATION RETENTION TIME SUMMARY

Lab Name: TestAmerica Edison Job No.: 460-85482-1  
 SDG No.: \_\_\_\_\_  
 Lab Sample ID: CCV 460-260217/2 Calibration Date: 11/04/2014 09:07  
 Instrument ID: CPESTGC7 Calib Start Date: 10/07/2014 12:02  
 GC Column: CLP-2 ID: 0.53 (mm) Calib End Date: 10/07/2014 13:08  
 Lab File ID: OR223639.D

Analyte	RT	RT WINDOW	
		FROM	TO
PCB-1016 Peak 1	2.87	2.81	2.95
PCB-1016 Peak 2	3.32	3.26	3.40
PCB-1016 Peak 3	3.85	3.78	3.92
PCB-1016 Peak 4	4.58	4.52	4.66
PCB-1016 Peak 5	4.73	4.67	4.81
PCB-1260 Peak 1	6.20	6.14	6.28
PCB-1260 Peak 2	6.51	6.45	6.59
PCB-1260 Peak 3	7.86	7.82	7.96
PCB-1260 Peak 4	8.48	8.43	8.57
PCB-1260 Peak 5	9.93	9.87	10.01
Tetrachloro-m-xylene	2.38	2.33	2.43
DCB Decachlorobiphenyl	10.48	10.40	10.60

FORM VII  
PCBS CONTINUING CALIBRATION DATA

Lab Name: TestAmerica Edison Job No.: 460-85482-1  
 SDG No.: \_\_\_\_\_  
 Lab Sample ID: CCV 460-260217/2 Calibration Date: 11/04/2014 09:07  
 Instrument ID: CPESTGC7 Calib Start Date: 10/07/2014 12:02  
 GC Column: CLP-1 ID: 0.53 (mm) Calib End Date: 10/07/2014 13:08  
 Lab File ID: OR223639.D Conc. Units: ug/L

ANALYTE	CURVE TYPE	AVE CF	CF	MIN CF	CALC AMOUNT	SPIKE AMOUNT	%D	MAX %D
PCB-1260 Peak 4	Ave	382.8	346.2		0.0830	1000	-9.6	15.0
PCB-1016 Peak 1	Ave	212.6	219.5		1030	1000	3.2	15.0
PCB-1016 Peak 2	Ave	330.9	351.8		1060	1000	6.3	15.0
PCB-1016 Peak 3	Ave	692.3	696.9		1010	1000	0.7	15.0
PCB-1016 Peak 4	Ave	258.9	270.0		1040	1000	4.3	15.0
PCB-1016 Peak 5	Ave	267.8	283.5		1060	1000	5.9	15.0
PCB-1260 Peak 1	Ave	385.1	413.3		1070	1000	7.3	15.0
PCB-1260 Peak 2	Ave	333.2	362.0		1090	1000	8.6	15.0
PCB-1260 Peak 3	Ave	841.3	929.8		1110	1000	10.5	15.0
PCB-1260 Peak 5	Ave	265.1	303.9		1150	1000	14.7	15.0
Tetrachloro-m-xylene	Ave	7922	9017		114	100	13.8	15.0
DCB Decachlorobiphenyl	Ave	6405	6888		108	100	7.6	15.0

FORM VII  
PCBS CONTINUING CALIBRATION RETENTION TIME SUMMARY

Lab Name: TestAmerica Edison Job No.: 460-85482-1  
 SDG No.: \_\_\_\_\_  
 Lab Sample ID: CCV 460-260217/2 Calibration Date: 11/04/2014 09:07  
 Instrument ID: CPESTGC7 Calib Start Date: 10/07/2014 12:02  
 GC Column: CLP-1 ID: 0.53 (mm) Calib End Date: 10/07/2014 13:08  
 Lab File ID: OR223639.D

Analyte	RT	RT WINDOW	
		FROM	TO
PCB-1260 Peak 4	0.00	7.22	7.36
PCB-1016 Peak 1	2.30	2.23	2.37
PCB-1016 Peak 2	2.63	2.56	2.70
PCB-1016 Peak 3	3.09	3.02	3.16
PCB-1016 Peak 4	3.23	3.16	3.30
PCB-1016 Peak 5	3.68	3.61	3.75
PCB-1260 Peak 1	5.12	5.05	5.19
PCB-1260 Peak 2	6.30	6.24	6.38
PCB-1260 Peak 3	6.78	6.72	6.86
PCB-1260 Peak 5	8.64	8.59	8.73
Tetrachloro-m-xylene	2.00	1.92	2.02
DCB Decachlorobiphenyl	9.41	9.32	9.52

FORM VII  
PCBS CONTINUING CALIBRATION DATA

Lab Name: TestAmerica Edison Job No.: 460-85482-1  
 SDG No.: \_\_\_\_\_  
 Lab Sample ID: CCV 460-260217/16 Calibration Date: 11/04/2014 13:39  
 Instrument ID: CPESTGC7 Calib Start Date: 10/07/2014 12:02  
 GC Column: CLP-2 ID: 0.53 (mm) Calib End Date: 10/07/2014 13:08  
 Lab File ID: OR223653.D Conc. Units: ug/L

ANALYTE	CURVE TYPE	AVE CF	CF	MIN CF	CALC AMOUNT	SPIKE AMOUNT	%D	MAX %D
PCB-1016 Peak 1	Ave	121.2	130.8		1080	1000	8.0	15.0
PCB-1016 Peak 2	Ave	242.0	251.0		1040	1000	3.7	15.0
PCB-1016 Peak 3	Ave	457.0	463.0		1010	1000	1.3	15.0
PCB-1016 Peak 4	Ave	133.9	137.2		1020	1000	2.5	15.0
PCB-1016 Peak 5	Ave	161.8	178.8		1110	1000	10.5	15.0
PCB-1260 Peak 1	Ave	277.3	293.7		1060	1000	5.9	15.0
PCB-1260 Peak 2	Ave	332.7	354.3		1060	1000	6.5	15.0
PCB-1260 Peak 3	Ave	277.6	293.5		1060	1000	5.7	15.0
PCB-1260 Peak 4	Ave	604.9	666.1		1100	1000	10.1	15.0
PCB-1260 Peak 5	Ave	161.1	175.9		1090	1000	9.2	15.0
Tetrachloro-m-xylene	Ave	5451	5836		107	100	7.1	15.0
DCB Decachlorobiphenyl	Ave	4139	4263		103	100	3.0	15.0

FORM VII  
PCBS CONTINUING CALIBRATION RETENTION TIME SUMMARY

Lab Name: TestAmerica Edison Job No.: 460-85482-1  
 SDG No.: \_\_\_\_\_  
 Lab Sample ID: CCV 460-260217/16 Calibration Date: 11/04/2014 13:39  
 Instrument ID: CPESTGC7 Calib Start Date: 10/07/2014 12:02  
 GC Column: CLP-2 ID: 0.53 (mm) Calib End Date: 10/07/2014 13:08  
 Lab File ID: OR223653.D

Analyte	RT	RT WINDOW	
		FROM	TO
PCB-1016 Peak 1	2.87	2.81	2.95
PCB-1016 Peak 2	3.32	3.26	3.40
PCB-1016 Peak 3	3.84	3.78	3.92
PCB-1016 Peak 4	4.57	4.52	4.66
PCB-1016 Peak 5	4.73	4.67	4.81
PCB-1260 Peak 1	6.19	6.14	6.28
PCB-1260 Peak 2	6.50	6.45	6.59
PCB-1260 Peak 3	7.86	7.82	7.96
PCB-1260 Peak 4	8.48	8.43	8.57
PCB-1260 Peak 5	9.93	9.87	10.01
Tetrachloro-m-xylene	2.37	2.33	2.43
DCB Decachlorobiphenyl	10.47	10.40	10.60

FORM VII  
PCBS CONTINUING CALIBRATION DATA

Lab Name: TestAmerica Edison Job No.: 460-85482-1  
 SDG No.: \_\_\_\_\_  
 Lab Sample ID: CCV 460-260217/16 Calibration Date: 11/04/2014 13:39  
 Instrument ID: CPESTGC7 Calib Start Date: 10/07/2014 12:02  
 GC Column: CLP-1 ID: 0.53 (mm) Calib End Date: 10/07/2014 13:08  
 Lab File ID: OR223653.D Conc. Units: ug/L

ANALYTE	CURVE TYPE	AVE CF	CF	MIN CF	CALC AMOUNT	SPIKE AMOUNT	%D	MAX %D
PCB-1260 Peak 4	Ave	382.8	267.9		0.0830	1000	-30.0*	15.0
PCB-1016 Peak 1	Ave	212.6	233.4		1100	1000	9.8	15.0
PCB-1016 Peak 2	Ave	330.9	321.2		971	1000	-2.9	15.0
PCB-1016 Peak 3	Ave	692.3	702.9		1020	1000	1.5	15.0
PCB-1016 Peak 4	Ave	258.9	279.5		1080	1000	7.9	15.0
PCB-1016 Peak 5	Ave	267.8	291.4		1090	1000	8.8	15.0
PCB-1260 Peak 1	Ave	385.1	427.7		1110	1000	11.1	15.0
PCB-1260 Peak 2	Ave	333.2	352.7		1060	1000	5.9	15.0
PCB-1260 Peak 3	Ave	841.3	961.7		1140	1000	14.3	15.0
PCB-1260 Peak 5	Ave	265.1	303.5		1140	1000	14.5	15.0
Tetrachloro-m-xylene	Ave	7922	9116		115	100	15.1*	15.0
DCB Decachlorobiphenyl	Ave	6405	7302		114	100	14.0	15.0

FORM VII  
PCBS CONTINUING CALIBRATION RETENTION TIME SUMMARY

Lab Name: TestAmerica Edison Job No.: 460-85482-1  
 SDG No.: \_\_\_\_\_  
 Lab Sample ID: CCV 460-260217/16 Calibration Date: 11/04/2014 13:39  
 Instrument ID: CPESTGC7 Calib Start Date: 10/07/2014 12:02  
 GC Column: CLP-1 ID: 0.53 (mm) Calib End Date: 10/07/2014 13:08  
 Lab File ID: OR223653.D

Analyte	RT	RT WINDOW	
		FROM	TO
PCB-1260 Peak 4	0.00	7.22	7.36
PCB-1016 Peak 1	2.29	2.23	2.37
PCB-1016 Peak 2	2.62	2.56	2.70
PCB-1016 Peak 3	3.08	3.02	3.16
PCB-1016 Peak 4	3.22	3.16	3.30
PCB-1016 Peak 5	3.67	3.61	3.75
PCB-1260 Peak 1	5.11	5.05	5.19
PCB-1260 Peak 2	6.29	6.24	6.38
PCB-1260 Peak 3	6.78	6.72	6.86
PCB-1260 Peak 5	8.64	8.59	8.73
Tetrachloro-m-xylene	1.99	1.92	2.02
DCB Decachlorobiphenyl	9.41	9.32	9.52



FORM VII  
PCBS CONTINUING CALIBRATION DATA

Lab Name: TestAmerica Edison Job No.: 460-85482-1  
 SDG No.: \_\_\_\_\_  
 Lab Sample ID: CCV 460-260370/37 Calibration Date: 11/04/2014 19:18  
 Instrument ID: CPESTGC8 Calib Start Date: 10/10/2014 10:19  
 GC Column: CLP-2 ID: 0.53 (mm) Calib End Date: 10/10/2014 11:23  
 Lab File ID: QR107011.D Conc. Units: ug/L

ANALYTE	CURVE TYPE	AVE CF	CF	MIN CF	CALC AMOUNT	SPIKE AMOUNT	%D	MAX %D
PCB-1016 Peak 1	Ave	5629	4860		863	1000	-13.7	15.0
PCB-1016 Peak 2	Ave	10921	9840		901	1000	-9.9	15.0
PCB-1016 Peak 3	Ave	18967	18074		953	1000	-4.7	15.0
PCB-1016 Peak 4	Ave	5983	5960		996	1000	-0.4	15.0
PCB-1016 Peak 5	Ave	6922	7085		1020	1000	2.3	15.0
PCB-1260 Peak 1	Ave	11803	12828		1090	1000	8.7	15.0
PCB-1260 Peak 2	Ave	13923	15092		1080	1000	8.4	15.0
PCB-1260 Peak 3	Ave	9263	10107		1090	1000	9.1	15.0
PCB-1260 Peak 4	Ave	19874	21924		1100	1000	10.3	15.0
PCB-1260 Peak 5	Ave	6696	7146		1070	1000	6.7	15.0
Tetrachloro-m-xylene	Ave	228268	200235		87.7	100	-12.3	15.0
DCB Decachlorobiphenyl	Ave	172080	180620		105	100	5.0	15.0

FORM VII  
PCBS CONTINUING CALIBRATION RETENTION TIME SUMMARY

Lab Name: TestAmerica Edison Job No.: 460-85482-1  
 SDG No.: \_\_\_\_\_  
 Lab Sample ID: CCV 460-260370/37 Calibration Date: 11/04/2014 19:18  
 Instrument ID: CPESTGC8 Calib Start Date: 10/10/2014 10:19  
 GC Column: CLP-2 ID: 0.53 (mm) Calib End Date: 10/10/2014 11:23  
 Lab File ID: QR107011.D

Analyte	RT	RT WINDOW	
		FROM	TO
PCB-1016 Peak 1	2.67	2.62	2.76
PCB-1016 Peak 2	3.37	3.32	3.46
PCB-1016 Peak 3	4.32	4.27	4.41
PCB-1016 Peak 4	5.50	5.44	5.58
PCB-1016 Peak 5	5.72	5.67	5.81
PCB-1260 Peak 1	7.85	7.80	7.94
PCB-1260 Peak 2	8.34	8.28	8.42
PCB-1260 Peak 3	10.03	9.97	10.11
PCB-1260 Peak 4	10.41	10.35	10.49
PCB-1260 Peak 5	11.49	11.39	11.53
Tetrachloro-m-xylene	2.08	2.03	2.13
DCB Decachlorobiphenyl	12.05	11.93	12.13

FORM VII  
PCBS CONTINUING CALIBRATION DATA

Lab Name: TestAmerica Edison Job No.: 460-85482-1  
 SDG No.: \_\_\_\_\_  
 Lab Sample ID: CCV 460-260370/37 Calibration Date: 11/04/2014 19:18  
 Instrument ID: CPESTGC8 Calib Start Date: 10/10/2014 10:19  
 GC Column: CLP-1 ID: 0.53 (mm) Calib End Date: 10/10/2014 11:23  
 Lab File ID: QR107011.D Conc. Units: ug/L

ANALYTE	CURVE TYPE	AVE CF	CF	MIN CF	CALC AMOUNT	SPIKE AMOUNT	%D	MAX %D
PCB-1016 Peak 1	Ave	5390	4531		0.270	1000	-15.9*	15.0
PCB-1016 Peak 2	Ave	8686	7686		885	1000	-11.5	15.0
PCB-1016 Peak 3	Ave	15540	14781		951	1000	-4.9	15.0
PCB-1016 Peak 4	Ave	6361	6076		955	1000	-4.5	15.0
PCB-1016 Peak 5	Ave	6233	6540		1050	1000	4.9	15.0
PCB-1260 Peak 1	Ave	9796	9629		983	1000	-1.7	15.0
PCB-1260 Peak 2	Ave	8556	8845		1030	1000	3.4	15.0
PCB-1260 Peak 3	Ave	20763	22028		1060	1000	6.1	15.0
PCB-1260 Peak 4	Ave	8799	9750		1110	1000	10.8	15.0
PCB-1260 Peak 5	Ave	5357	5869		1100	1000	9.6	15.0
Tetrachloro-m-xylene	Ave	202969	171058		84.3	100	-15.7*	15.0
DCB Decachlorobiphenyl	Ave	159755	156515		98.0	100	-2.0	15.0

FORM VII  
PCBS CONTINUING CALIBRATION RETENTION TIME SUMMARY

Lab Name: TestAmerica Edison Job No.: 460-85482-1  
 SDG No.: \_\_\_\_\_  
 Lab Sample ID: CCV 460-260370/37 Calibration Date: 11/04/2014 19:18  
 Instrument ID: CPESTGC8 Calib Start Date: 10/10/2014 10:19  
 GC Column: CLP-1 ID: 0.53 (mm) Calib End Date: 10/10/2014 11:23  
 Lab File ID: QR107011.D

Analyte	RT	RT WINDOW	
		FROM	TO
PCB-1016 Peak 1	0.00	1.89	2.03
PCB-1016 Peak 2	2.31	2.25	2.39
PCB-1016 Peak 3	2.83	2.77	2.91
PCB-1016 Peak 4	3.02	2.97	3.11
PCB-1016 Peak 5	3.81	3.76	3.90
PCB-1260 Peak 1	6.04	5.98	6.12
PCB-1260 Peak 2	7.66	7.60	7.74
PCB-1260 Peak 3	8.35	8.29	8.43
PCB-1260 Peak 4	9.04	8.98	9.12
PCB-1260 Peak 5	10.22	10.15	10.29
Tetrachloro-m-xylene	1.61	1.57	1.67
DCB Decachlorobiphenyl	10.80	10.69	10.89

FORM VII  
PCBS CONTINUING CALIBRATION DATA

Lab Name: TestAmerica Edison Job No.: 460-85482-1  
 SDG No.: \_\_\_\_\_  
 Lab Sample ID: CCV 460-260370/56 Calibration Date: 11/05/2014 00:43  
 Instrument ID: CPESTGC8 Calib Start Date: 10/10/2014 10:19  
 GC Column: CLP-2 ID: 0.53 (mm) Calib End Date: 10/10/2014 11:23  
 Lab File ID: QR107030.D Conc. Units: ug/L

ANALYTE	CURVE TYPE	AVE CF	CF	MIN CF	CALC AMOUNT	SPIKE AMOUNT	%D	MAX %D
PCB-1016 Peak 1	Ave	5629	5009		890	1000	-11.0	15.0
PCB-1016 Peak 2	Ave	10921	10260		939	1000	-6.1	15.0
PCB-1016 Peak 3	Ave	18967	18868		995	1000	-0.5	15.0
PCB-1016 Peak 4	Ave	5983	6188		1030	1000	3.4	15.0
PCB-1016 Peak 5	Ave	6922	7287		1050	1000	5.3	15.0
PCB-1260 Peak 1	Ave	11803	13049		1110	1000	10.6	15.0
PCB-1260 Peak 2	Ave	13923	15428		1110	1000	10.8	15.0
PCB-1260 Peak 3	Ave	9263	10504		1130	1000	13.4	15.0
PCB-1260 Peak 4	Ave	19874	22524		1130	1000	13.3	15.0
PCB-1260 Peak 5	Ave	6696	6954		1040	1000	3.8	15.0
Tetrachloro-m-xylene	Ave	228268	203457		89.1	100	-10.9	15.0
DCB Decachlorobiphenyl	Ave	172080	183296		107	100	6.5	15.0

FORM VII  
PCBS CONTINUING CALIBRATION RETENTION TIME SUMMARY

Lab Name: TestAmerica Edison Job No.: 460-85482-1  
 SDG No.: \_\_\_\_\_  
 Lab Sample ID: CCV 460-260370/56 Calibration Date: 11/05/2014 00:43  
 Instrument ID: CPESTGC8 Calib Start Date: 10/10/2014 10:19  
 GC Column: CLP-2 ID: 0.53 (mm) Calib End Date: 10/10/2014 11:23  
 Lab File ID: QR107030.D

Analyte	RT	RT WINDOW	
		FROM	TO
PCB-1016 Peak 1	2.68	2.62	2.76
PCB-1016 Peak 2	3.37	3.32	3.46
PCB-1016 Peak 3	4.32	4.27	4.41
PCB-1016 Peak 4	5.50	5.44	5.58
PCB-1016 Peak 5	5.72	5.67	5.81
PCB-1260 Peak 1	7.85	7.80	7.94
PCB-1260 Peak 2	8.34	8.28	8.42
PCB-1260 Peak 3	10.03	9.97	10.11
PCB-1260 Peak 4	10.41	10.35	10.49
PCB-1260 Peak 5	11.47	11.39	11.53
Tetrachloro-m-xylene	2.08	2.03	2.13
DCB Decachlorobiphenyl	12.01	11.93	12.13

FORM VII  
PCBS CONTINUING CALIBRATION DATA

Lab Name: TestAmerica Edison Job No.: 460-85482-1  
 SDG No.: \_\_\_\_\_  
 Lab Sample ID: CCV 460-260370/56 Calibration Date: 11/05/2014 00:43  
 Instrument ID: CPESTGC8 Calib Start Date: 10/10/2014 10:19  
 GC Column: CLP-1 ID: 0.53 (mm) Calib End Date: 10/10/2014 11:23  
 Lab File ID: QR107030.D Conc. Units: ug/L

ANALYTE	CURVE TYPE	AVE CF	CF	MIN CF	CALC AMOUNT	SPIKE AMOUNT	%D	MAX %D
PCB-1016 Peak 1	Ave	5390	3966		0.270	1000	-26.4*	15.0
PCB-1016 Peak 2	Ave	8686	7816		900	1000	-10.0	15.0
PCB-1016 Peak 3	Ave	15540	15033		967	1000	-3.3	15.0
PCB-1016 Peak 4	Ave	6361	6189		973	1000	-2.7	15.0
PCB-1016 Peak 5	Ave	6233	6682		1070	1000	7.2	15.0
PCB-1260 Peak 1	Ave	9796	10506		1070	1000	7.3	15.0
PCB-1260 Peak 2	Ave	8556	9062		1060	1000	5.9	15.0
PCB-1260 Peak 3	Ave	20763	22623		1090	1000	9.0	15.0
PCB-1260 Peak 4	Ave	8799	9932		1130	1000	12.9	15.0
PCB-1260 Peak 5	Ave	5357	5935		1110	1000	10.8	15.0
Tetrachloro-m-xylene	Ave	202969	173446		85.5	100	-14.5	15.0
DCB Decachlorobiphenyl	Ave	159755	167586		105	100	4.9	15.0

FORM VII  
PCBS CONTINUING CALIBRATION RETENTION TIME SUMMARY

Lab Name: TestAmerica Edison Job No.: 460-85482-1  
 SDG No.: \_\_\_\_\_  
 Lab Sample ID: CCV 460-260370/56 Calibration Date: 11/05/2014 00:43  
 Instrument ID: CPESTGC8 Calib Start Date: 10/10/2014 10:19  
 GC Column: CLP-1 ID: 0.53 (mm) Calib End Date: 10/10/2014 11:23  
 Lab File ID: QR107030.D

Analyte	RT	RT WINDOW	
		FROM	TO
PCB-1016 Peak 1	0.00	1.89	2.03
PCB-1016 Peak 2	2.31	2.25	2.39
PCB-1016 Peak 3	2.83	2.77	2.91
PCB-1016 Peak 4	3.03	2.97	3.11
PCB-1016 Peak 5	3.82	3.76	3.90
PCB-1260 Peak 1	6.04	5.98	6.12
PCB-1260 Peak 2	7.66	7.60	7.74
PCB-1260 Peak 3	8.35	8.29	8.43
PCB-1260 Peak 4	9.04	8.98	9.12
PCB-1260 Peak 5	10.22	10.15	10.29
Tetrachloro-m-xylene	1.61	1.57	1.67
DCB Decachlorobiphenyl	10.79	10.69	10.89



FORM I  
PCBS ORGANICS ANALYSIS DATA SHEET

Lab Name: TestAmerica Edison Job No.: 460-85482-1  
 SDG No.: \_\_\_\_\_  
 Client Sample ID: \_\_\_\_\_ Lab Sample ID: MB 460-259946/1-A  
 Matrix: Solid Lab File ID: OR223610.D  
 Analysis Method: 8082 Date Collected: \_\_\_\_\_  
 Extraction Method: 3546 Date Extracted: 11/03/2014 07:52  
 Sample wt/vol: 15.0000(g) Date Analyzed: 11/03/2014 23:06  
 Con. Extract Vol.: 10(mL) Dilution Factor: 1  
 Injection Volume: 1(uL) GC Column: CLP-2 ID: 0.53(mm)  
 % Moisture: \_\_\_\_\_ GPC Cleanup: (Y/N) N  
 Analysis Batch No.: 260111 Units: ug/Kg

CAS NO.	SURROGATE	%REC	Q	LIMITS
2051-24-3	DCB Decachlorobiphenyl	114		53-150

TestAmerica Edison  
Target Compound Quantitation Report

Data File: \\EDICHROM\ChromData\CPESTGC7\20141103-20130.b\OR223610.D  
 Lims ID: MB 460-259946/1-A  
 Client ID:  
 Sample Type: MB  
 Inject. Date: 03-Nov-2014 23:06:30 ALS Bottle#: 17 Worklist Smp#: 17  
 Injection Vol: 1.0 ul Dil. Factor: 1.0000  
 Sample Info: 460-0020130-017  
 Operator ID: Instrument ID: CPESTGC7  
 Method: \\EDICHROM\ChromData\CPESTGC7\20141103-20130.b\8082GC7.m  
 Limit Group: GC 8082 PCB  
 Last Update: 05-Nov-2014 13:54:47 Calib Date: 07-Oct-2014 15:20:30  
 Integrator: Falcon  
 Quant Method: External Standard Quant By: Initial Calibration  
 Last ICal File: \\EDICHROM\ChromData\CPESTGC7\20141007-19026.b\OR222720.D  
 Column 1 : Det: GC ECD1A  
 Column 2 : Det: GC ECD2B  
 Process Host: XAWRK030

First Level Reviewer: patelji Date: 04-Nov-2014 12:49:21

Col	RT (min.)	Exp RT (min.)	Dlt RT (min.)	Response	Cal Amt ug/l	OnCol Amt ug/l	Flags
-----	-----------	---------------	---------------	----------	--------------	----------------	-------

\$ 12 Tetrachloro-m-xylene

1	2.375	2.380	-0.005	303240	50.0	55.6	
2	1.990	1.965	0.025	424239	50.0	53.5	
						RPD = 3.81	

\$ 5 DCB Decachlorobiphenyl

1	10.473	10.475	-0.002	236052	50.0	57.0	
2	9.415	9.410	0.005	411244	50.0	64.2	
						RPD = 11.85	

TestAmerica Edison

Data File: \\EDICHROM\ChromData\CPESTGC7\20141103-20130.b\OR223610.D

Injection Date: 03-Nov-2014 23:06:30

Instrument ID: CPESTGC7

Operator ID:

Lims ID: MB 460-259946/1-A

Worklist Smp#: 17

Client ID:

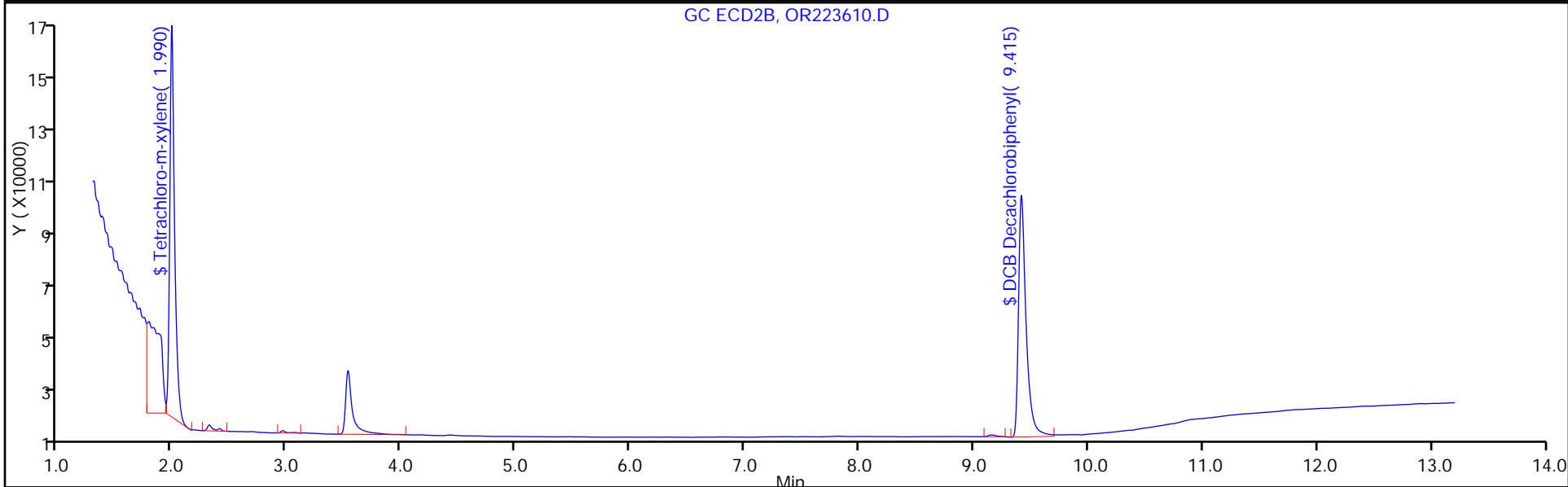
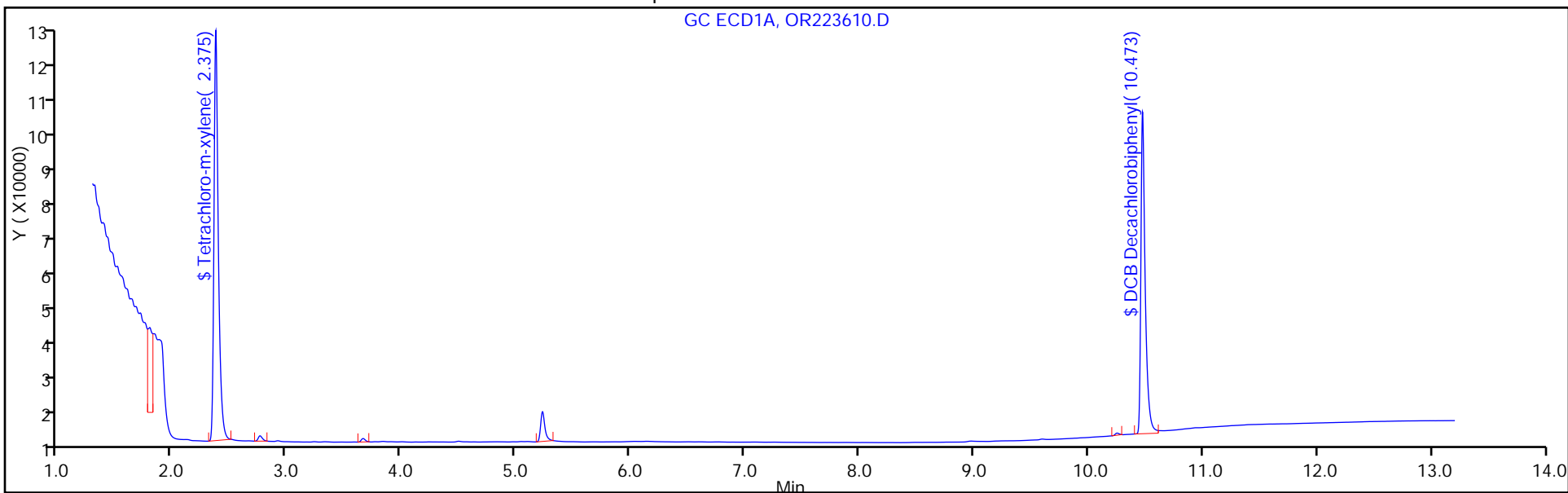
Injection Vol: 1.0 ul

Dil. Factor: 1.0000

ALS Bottle#: 17

Method: 8082GC7

Limit Group: GC 8082 PCB



FORM I  
PCBS ORGANICS ANALYSIS DATA SHEET

Lab Name: TestAmerica Edison Job No.: 460-85482-1  
 SDG No.: \_\_\_\_\_  
 Client Sample ID: \_\_\_\_\_ Lab Sample ID: MB 460-259946/1-A  
 Matrix: Solid Lab File ID: OR223610.D  
 Analysis Method: 8082 Date Collected: \_\_\_\_\_  
 Extraction Method: 3546 Date Extracted: 11/03/2014 07:52  
 Sample wt/vol: 15.0000(g) Date Analyzed: 11/03/2014 23:06  
 Con. Extract Vol.: 10(mL) Dilution Factor: 1  
 Injection Volume: 1(uL) GC Column: CLP-1 ID: 0.53(mm)  
 % Moisture: \_\_\_\_\_ GPC Cleanup: (Y/N) N  
 Analysis Batch No.: 260111 Units: ug/Kg

CAS NO.	COMPOUND NAME	RESULT	Q	RL	MDL
12674-11-2	Aroclor 1016	15	U	67	15
11104-28-2	Aroclor 1221	15	U	67	15
11141-16-5	Aroclor 1232	15	U	67	15
53469-21-9	Aroclor 1242	15	U	67	15
12672-29-6	Aroclor 1248	15	U	67	15
11097-69-1	Aroclor 1254	19	U	67	19
11096-82-5	Aroclor 1260	19	U	67	19
37324-23-5	Aroclor 1262	19	U	67	19
11100-14-4	Aroclor 1268	19	U	67	19

CAS NO.	SURROGATE	%REC	Q	LIMITS
2051-24-3	DCB Decachlorobiphenyl	128		53-150

TestAmerica Edison  
Target Compound Quantitation Report

Data File: \\EDICHROM\ChromData\CPESTGC7\20141103-20130.b\OR223610.D  
 Lims ID: MB 460-259946/1-A  
 Client ID:  
 Sample Type: MB  
 Inject. Date: 03-Nov-2014 23:06:30 ALS Bottle#: 17 Worklist Smp#: 17  
 Injection Vol: 1.0 ul Dil. Factor: 1.0000  
 Sample Info: 460-0020130-017  
 Operator ID: Instrument ID: CPESTGC7  
 Method: \\EDICHROM\ChromData\CPESTGC7\20141103-20130.b\8082GC7.m  
 Limit Group: GC 8082 PCB  
 Last Update: 05-Nov-2014 13:54:47 Calib Date: 07-Oct-2014 15:20:30  
 Integrator: Falcon  
 Quant Method: External Standard Quant By: Initial Calibration  
 Last ICal File: \\EDICHROM\ChromData\CPESTGC7\20141007-19026.b\OR222720.D  
 Column 1 : Det: GC ECD1A  
 Column 2 : Det: GC ECD2B  
 Process Host: XAWRK030

First Level Reviewer: patelji Date: 04-Nov-2014 12:49:21

Col	RT (min.)	Exp RT (min.)	Dlt RT (min.)	Response	Cal Amt ug/l	OnCol Amt ug/l	Flags
-----	-----------	---------------	---------------	----------	--------------	----------------	-------

\$ 12 Tetrachloro-m-xylene

1	2.375	2.380	-0.005	303240	50.0	55.6	
2	1.990	1.965	0.025	424239	50.0	53.5	
						RPD = 3.81	

\$ 5 DCB Decachlorobiphenyl

1	10.473	10.475	-0.002	236052	50.0	57.0	
2	9.415	9.410	0.005	411244	50.0	64.2	
						RPD = 11.85	

TestAmerica Edison

Data File: \\EDICHROM\ChromData\CPESTGC7\20141103-20130.b\OR223610.D

Injection Date: 03-Nov-2014 23:06:30

Instrument ID: CPESTGC7

Operator ID:

Lims ID: MB 460-259946/1-A

Worklist Smp#: 17

Client ID:

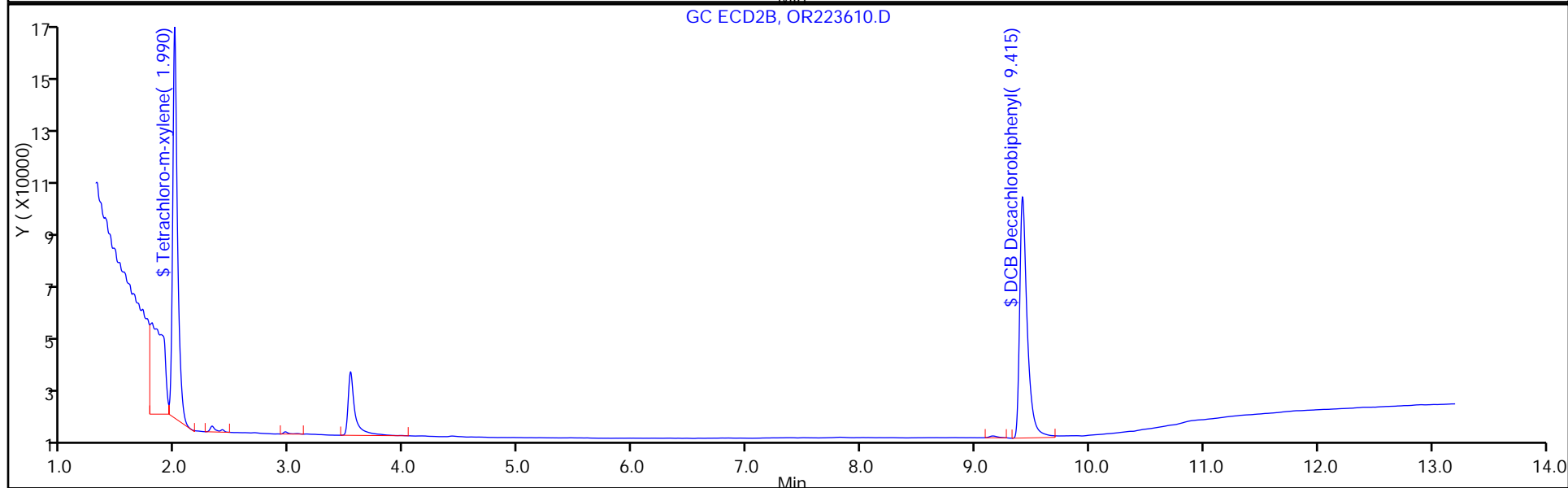
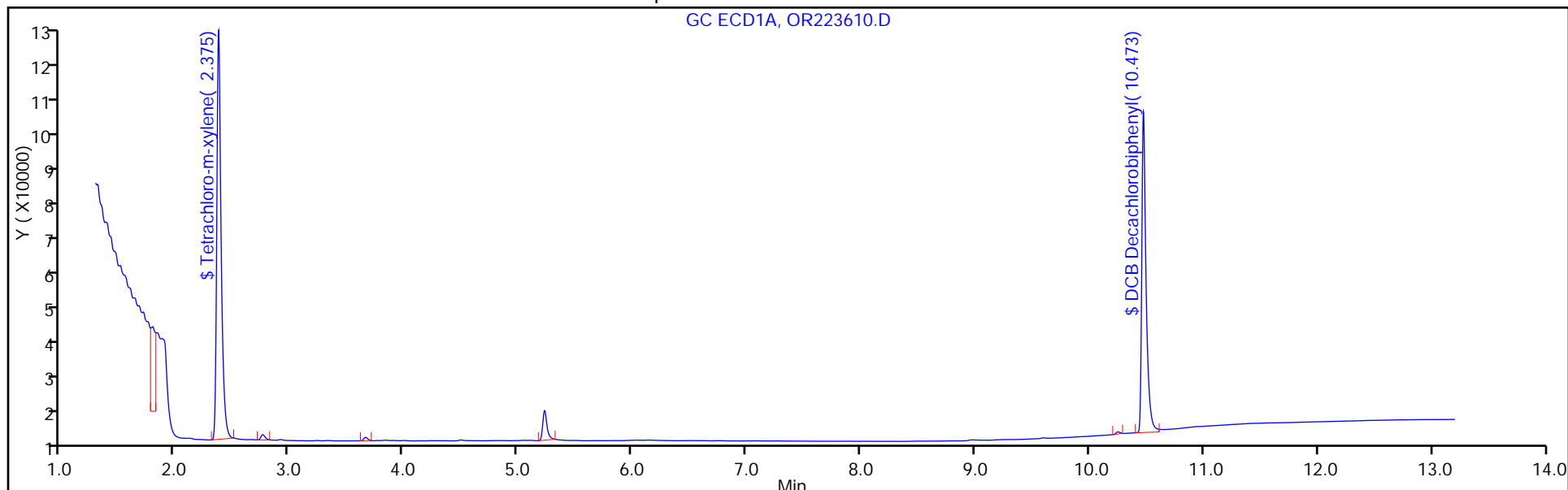
Injection Vol: 1.0 ul

Dil. Factor: 1.0000

ALS Bottle#: 17

Method: 8082GC7

Limit Group: GC 8082 PCB



FORM I  
PCBS ORGANICS ANALYSIS DATA SHEET

Lab Name: TestAmerica Edison Job No.: 460-85482-1  
 SDG No.: \_\_\_\_\_  
 Client Sample ID: \_\_\_\_\_ Lab Sample ID: MB 460-259951/1-A  
 Matrix: Solid Lab File ID: OR223640.D  
 Analysis Method: 8082 Date Collected: \_\_\_\_\_  
 Extraction Method: 3546 Date Extracted: 11/03/2014 07:56  
 Sample wt/vol: 15.0000(g) Date Analyzed: 11/04/2014 09:54  
 Con. Extract Vol.: 10(mL) Dilution Factor: 1  
 Injection Volume: 1(uL) GC Column: CLP-2 ID: 0.53(mm)  
 % Moisture: \_\_\_\_\_ GPC Cleanup: (Y/N) N  
 Analysis Batch No.: 260217 Units: ug/Kg

CAS NO.	SURROGATE	%REC	Q	LIMITS
2051-24-3	DCB Decachlorobiphenyl	111		53-150

TestAmerica Edison  
Target Compound Quantitation Report

Data File: \\EDICHROM\ChromData\CPESTGC7\20141104-20160.b\OR223640.D  
 Lims ID: MB 460-259951/1-A  
 Client ID:  
 Sample Type: MB  
 Inject. Date: 04-Nov-2014 09:54:30 ALS Bottle#: 3 Worklist Smp#: 3  
 Injection Vol: 1.0 ul Dil. Factor: 1.0000  
 Sample Info:  
 Operator ID: Instrument ID: CPESTGC7  
 Method: \\EDICHROM\ChromData\CPESTGC7\20141104-20160.b\8082GC7.m  
 Limit Group: GC 8082 PCB  
 Last Update: 04-Nov-2014 13:11:16 Calib Date: 07-Oct-2014 15:20:30  
 Integrator: Falcon  
 Quant Method: External Standard Quant By: Initial Calibration  
 Last ICal File: \\EDICHROM\ChromData\CPESTGC7\20141007-19026.b\OR222720.D  
 Column 1 : Det: GC ECD1A  
 Column 2 : Det: GC ECD2B  
 Process Host: XAWRK008

Col	RT (min.)	Exp RT (min.)	Dlt RT (min.)	Response	Cal Amt ug/l	OnCol Amt ug/l	Flags
-----	-----------	---------------	---------------	----------	--------------	----------------	-------

\$ 12 Tetrachloro-m-xylene

1	2.377	2.375	0.002	306971	50.0	56.3	
2	2.002	1.968	0.034	437618	50.0	55.2	
						RPD = 1.92	

\$ 5 DCB Decachlorobiphenyl

1	10.493	10.495	-0.002	230148	50.0	55.6	
2	9.423	9.422	0.001	397504	50.0	62.1	
						RPD = 10.99	



TestAmerica Edison

Data File: \\EDICHROM\ChromData\CPESTGC7\20141104-20160.b\OR223640.D

Injection Date: 04-Nov-2014 09:54:30

Instrument ID: CPESTGC7

Operator ID:

Lims ID: MB 460-259951/1-A

Worklist Smp#: 3

Client ID:

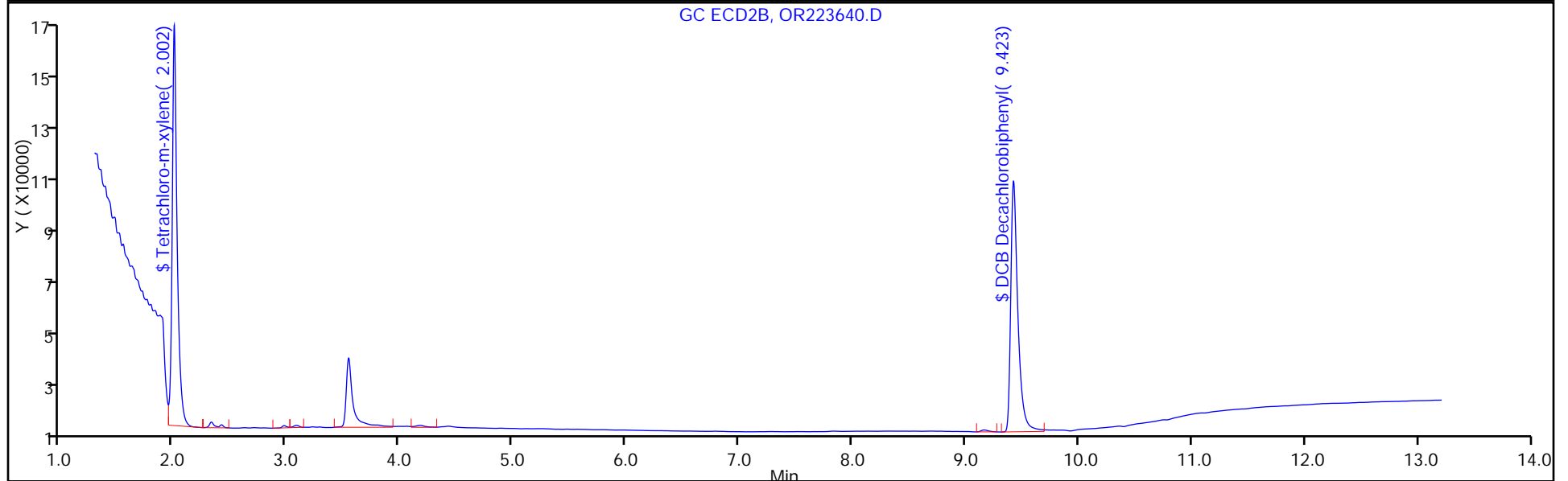
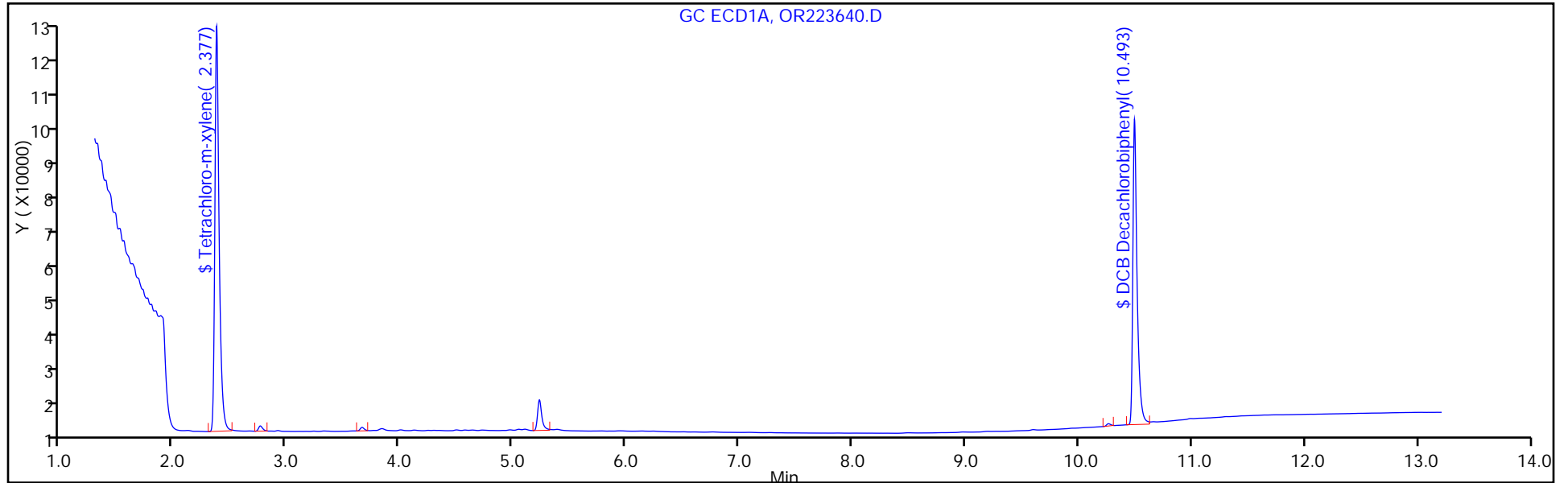
Injection Vol: 1.0 ul

Dil. Factor: 1.0000

ALS Bottle#: 3

Method: 8082GC7

Limit Group: GC 8082 PCB



FORM I  
PCBS ORGANICS ANALYSIS DATA SHEET

Lab Name: TestAmerica Edison Job No.: 460-85482-1  
 SDG No.: \_\_\_\_\_  
 Client Sample ID: \_\_\_\_\_ Lab Sample ID: MB 460-259951/1-A  
 Matrix: Solid Lab File ID: OR223640.D  
 Analysis Method: 8082 Date Collected: \_\_\_\_\_  
 Extraction Method: 3546 Date Extracted: 11/03/2014 07:56  
 Sample wt/vol: 15.0000(g) Date Analyzed: 11/04/2014 09:54  
 Con. Extract Vol.: 10(mL) Dilution Factor: 1  
 Injection Volume: 1(uL) GC Column: CLP-1 ID: 0.53(mm)  
 % Moisture: \_\_\_\_\_ GPC Cleanup: (Y/N) N  
 Analysis Batch No.: 260217 Units: ug/Kg

CAS NO.	COMPOUND NAME	RESULT	Q	RL	MDL
12674-11-2	Aroclor 1016	15	U	67	15
11104-28-2	Aroclor 1221	15	U	67	15
11141-16-5	Aroclor 1232	15	U	67	15
53469-21-9	Aroclor 1242	15	U	67	15
12672-29-6	Aroclor 1248	15	U	67	15
11097-69-1	Aroclor 1254	19	U	67	19
11096-82-5	Aroclor 1260	19	U	67	19
37324-23-5	Aroclor 1262	19	U	67	19
11100-14-4	Aroclor 1268	19	U	67	19

CAS NO.	SURROGATE	%REC	Q	LIMITS
2051-24-3	DCB Decachlorobiphenyl	124		53-150

TestAmerica Edison  
Target Compound Quantitation Report

Data File: \\EDICHROM\ChromData\CPESTGC7\20141104-20160.b\OR223640.D  
 Lims ID: MB 460-259951/1-A  
 Client ID:  
 Sample Type: MB  
 Inject. Date: 04-Nov-2014 09:54:30 ALS Bottle#: 3 Worklist Smp#: 3  
 Injection Vol: 1.0 ul Dil. Factor: 1.0000  
 Sample Info:  
 Operator ID: Instrument ID: CPESTGC7  
 Method: \\EDICHROM\ChromData\CPESTGC7\20141104-20160.b\8082GC7.m  
 Limit Group: GC 8082 PCB  
 Last Update: 04-Nov-2014 13:11:16 Calib Date: 07-Oct-2014 15:20:30  
 Integrator: Falcon  
 Quant Method: External Standard Quant By: Initial Calibration  
 Last ICal File: \\EDICHROM\ChromData\CPESTGC7\20141007-19026.b\OR222720.D  
 Column 1 : Det: GC ECD1A  
 Column 2 : Det: GC ECD2B  
 Process Host: XAWRK008

Col	RT (min.)	Exp RT (min.)	Dlt RT (min.)	Response	Cal Amt ug/l	OnCol Amt ug/l	Flags
-----	-----------	---------------	---------------	----------	--------------	----------------	-------

\$ 12 Tetrachloro-m-xylene

1	2.377	2.375	0.002	306971	50.0	56.3	
2	2.002	1.968	0.034	437618	50.0	55.2	
						RPD = 1.92	

\$ 5 DCB Decachlorobiphenyl

1	10.493	10.495	-0.002	230148	50.0	55.6	
2	9.423	9.422	0.001	397504	50.0	62.1	
						RPD = 10.99	

TestAmerica Edison

Data File: \\EDICHROM\ChromData\CPESTGC7\20141104-20160.b\OR223640.D

Injection Date: 04-Nov-2014 09:54:30

Instrument ID: CPESTGC7

Operator ID:

Lims ID: MB 460-259951/1-A

Worklist Smp#: 3

Client ID:

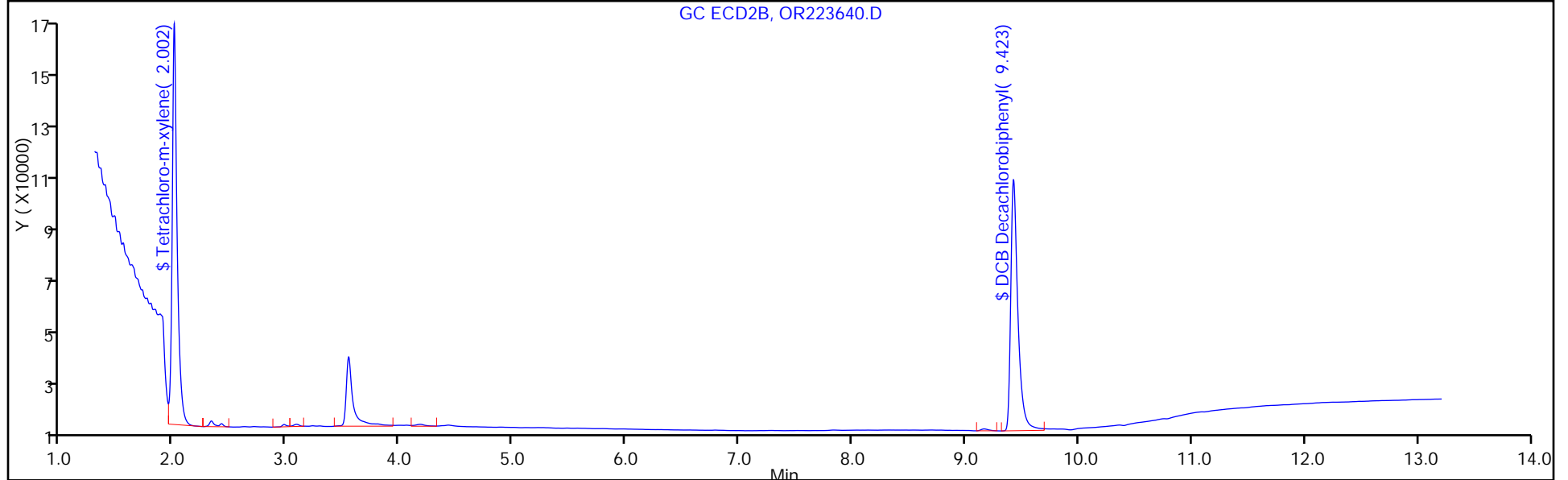
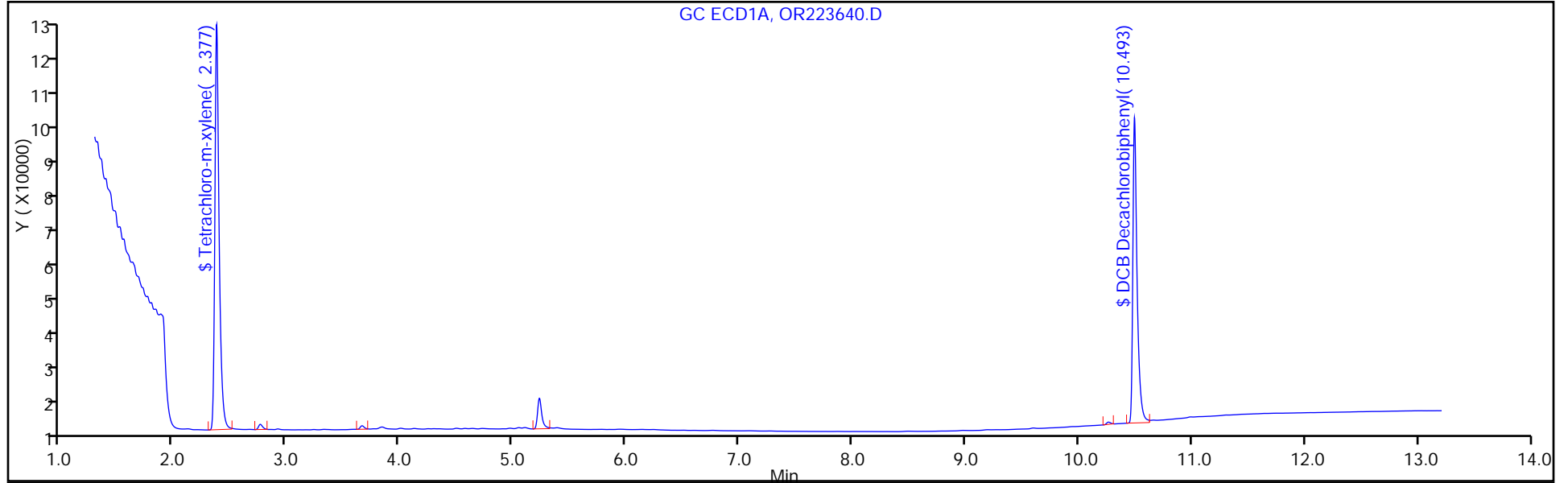
Injection Vol: 1.0 ul

Dil. Factor: 1.0000

ALS Bottle#: 3

Method: 8082GC7

Limit Group: GC 8082 PCB



FORM I  
PCBS ORGANICS ANALYSIS DATA SHEET

Lab Name: TestAmerica Edison Job No.: 460-85482-1  
 SDG No.: \_\_\_\_\_  
 Client Sample ID: \_\_\_\_\_ Lab Sample ID: MB 460-260192/1-A  
 Matrix: Water Lab File ID: QR107023.D  
 Analysis Method: 8082 Date Collected: \_\_\_\_\_  
 Extraction Method: 3510C Date Extracted: 11/04/2014 08:08  
 Sample wt/vol: 125(mL) Date Analyzed: 11/04/2014 22:47  
 Con. Extract Vol.: 1(mL) Dilution Factor: 1  
 Injection Volume: 1(uL) GC Column: CLP-2 ID: 0.53(mm)  
 % Moisture: \_\_\_\_\_ GPC Cleanup: (Y/N) N  
 Analysis Batch No.: 260370 Units: ug/L

CAS NO.	SURROGATE	%REC	Q	LIMITS
2051-24-3	DCB Decachlorobiphenyl	125		13-150

TestAmerica Edison  
Target Compound Quantitation Report

Data File: \\EDICHROM\ChromData\CPESTGC8\20141104-20159.b\QR107023.D  
 Lims ID: MB 460-260192/1-A  
 Client ID:  
 Sample Type: MB  
 Inject. Date: 04-Nov-2014 22:47:11 ALS Bottle#: 49 Worklist Smp#: 49  
 Injection Vol: 1.0 ul Dil. Factor: 1.0000  
 Sample Info: 460-0020159-049  
 Operator ID: Instrument ID: CPESTGC8  
 Method: \\EDICHROM\ChromData\CPESTGC8\20141104-20159.b\GC8\_8082LVI.m  
 Limit Group: GC 8082 PCB  
 Last Update: 05-Nov-2014 09:28:54 Calib Date: 10-Oct-2014 13:33:58  
 Integrator: Falcon  
 Quant Method: External Standard Quant By: Initial Calibration  
 Last ICal File: \\EDICHROM\ChromData\CPESTGC8\20141010-19190.b\QR106303.D  
 Column 1 : Det: GC ECD1A  
 Column 2 : Det: GC ECD2B  
 Process Host: XAWRK030

First Level Reviewer: patelji Date: 05-Nov-2014 09:12:03

Col	RT (min.)	Exp RT (min.)	Dlt RT (min.)	Response	Cal Amt ug/l	OnCol Amt ug/l	Flags
-----	-----------	---------------	---------------	----------	--------------	----------------	-------

\$ 12 Tetrachloro-m-xylene

1	2.089	2.081	0.008	24056651	100.0	105.4	
2	1.617	1.616	0.001	19105764	100.0	94.1	
						RPD = 11.28	

\$ 5 DCB Decachlorobiphenyl

1	12.025	12.027	-0.002	21509489	100.0	125.0	M
2	10.795	10.794	0.001	17932736	100.0	112.3	M
						RPD = 10.74	

QC Flag Legend

Review Flags

M - Manually Integrated

TestAmerica Edison

Data File: \\EDICHROM\ChromData\CPESTGC8\20141104-20159.b\QR107023.D

Injection Date: 04-Nov-2014 22:47:11

Instrument ID: CPESTGC8

Operator ID:

Lims ID: MB 460-260192/1-A

Worklist Smp#: 49

Client ID:

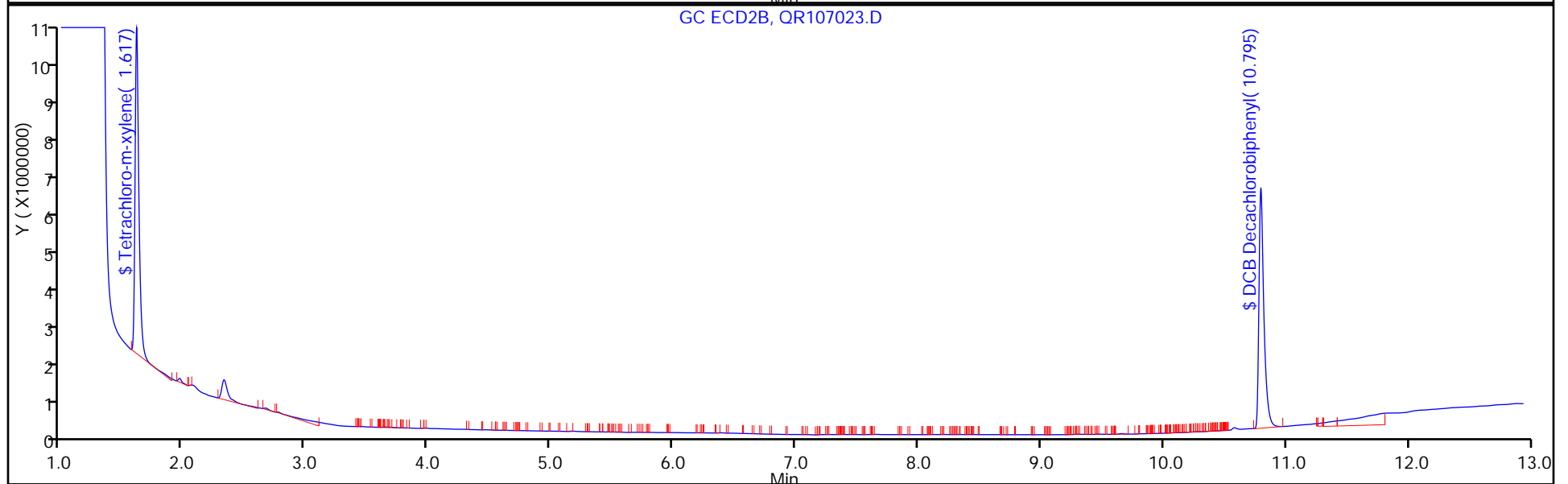
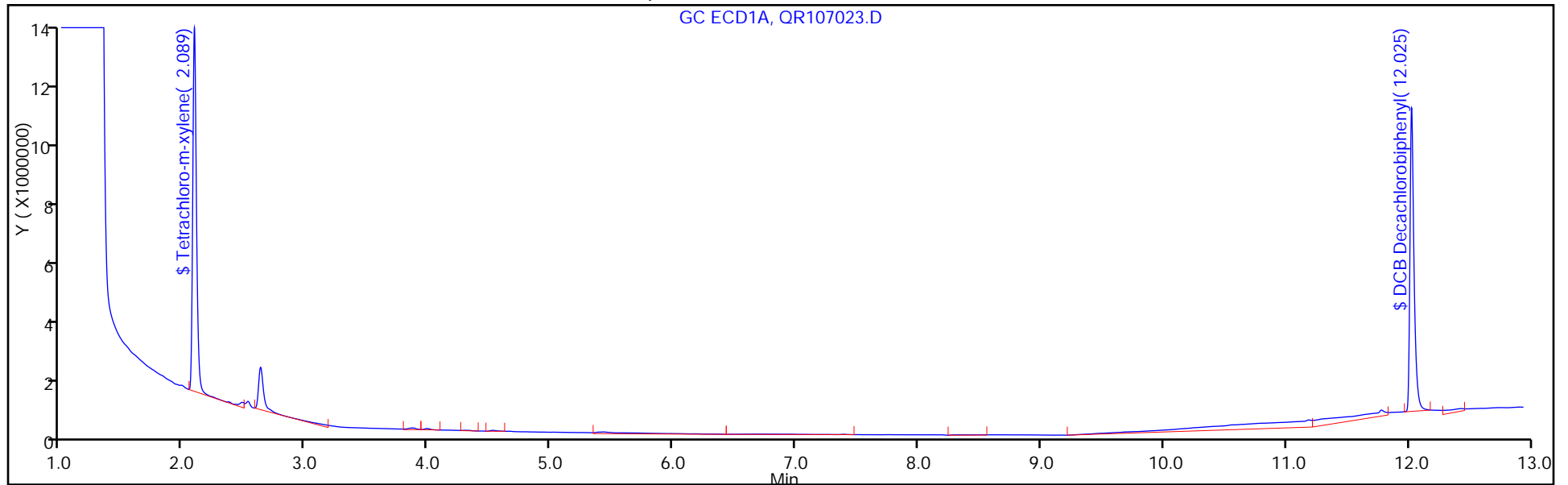
Injection Vol: 1.0 ul

Dil. Factor: 1.0000

ALS Bottle#: 49

Method: GC8\_8082LVI

Limit Group: GC 8082 PCB



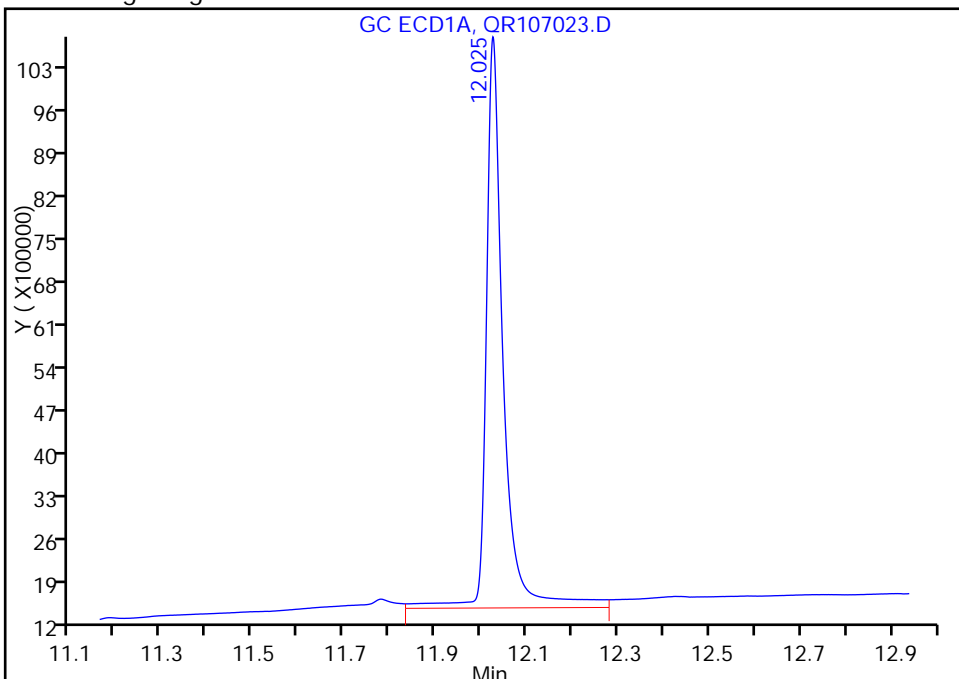
TestAmerica Edison

Data File: \\EDICHROM\ChromData\CPESTGC8\20141104-20159.b\QR107023.D  
Injection Date: 04-Nov-2014 22:47:11 Instrument ID: CPESTGC8  
Lims ID: MB 460-260192/1-A  
Client ID:  
Operator ID: ALS Bottle#: 49 Worklist Smp#: 49  
Injection Vol: 1.0 ul Dil. Factor: 1.0000  
Method: GC8\_8082LVI Limit Group: GC 8082 PCB  
Column: Detector GC ECD1A

\$ 5 DCB Decachlorobiphenyl, CAS: 2051-24-3

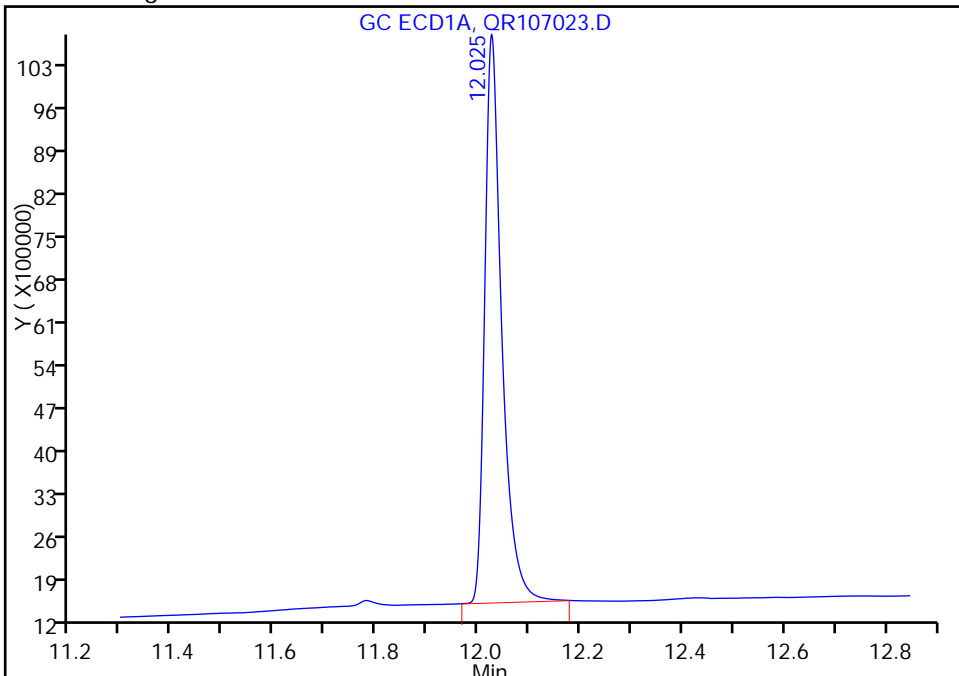
Processing Integration Results

RT: 12.03  
Response: 24410801  
Amount: 141.8569



Manual Integration Results

RT: 12.03  
Response: 21509489  
Amount: 124.9967



Reviewer: patelji, 05-Nov-2014 09:12:03  
Audit Action: Manually Integrated  
Audit Reason: Sample matrix interference



FORM I  
PCBS ORGANICS ANALYSIS DATA SHEET

Lab Name: TestAmerica Edison Job No.: 460-85482-1  
 SDG No.: \_\_\_\_\_  
 Client Sample ID: \_\_\_\_\_ Lab Sample ID: MB 460-260192/1-A  
 Matrix: Water Lab File ID: QR107023.D  
 Analysis Method: 8082 Date Collected: \_\_\_\_\_  
 Extraction Method: 3510C Date Extracted: 11/04/2014 08:08  
 Sample wt/vol: 125(mL) Date Analyzed: 11/04/2014 22:47  
 Con. Extract Vol.: 1(mL) Dilution Factor: 1  
 Injection Volume: 1(uL) GC Column: CLP-1 ID: 0.53(mm)  
 % Moisture: \_\_\_\_\_ GPC Cleanup: (Y/N) N  
 Analysis Batch No.: 260370 Units: ug/L

CAS NO.	COMPOUND NAME	RESULT	Q	RL	MDL
12674-11-2	Aroclor 1016	0.27	U	0.40	0.27
11104-28-2	Aroclor 1221	0.27	U	0.40	0.27
11141-16-5	Aroclor 1232	0.27	U	0.40	0.27
53469-21-9	Aroclor 1242	0.27	U	0.40	0.27
12672-29-6	Aroclor 1248	0.27	U	0.40	0.27
11097-69-1	Aroclor 1254	0.21	U	0.40	0.21
11096-82-5	Aroclor 1260	0.21	U	0.40	0.21
37324-23-5	Aroclor 1262	0.21	U	0.40	0.21
11100-14-4	Aroclor 1268	0.21	U	0.40	0.21
1336-36-3	Polychlorinated biphenyls, Total	0.27	U	0.40	0.27

CAS NO.	SURROGATE	%REC	Q	LIMITS
2051-24-3	DCB Decachlorobiphenyl	112		13-150

TestAmerica Edison  
Target Compound Quantitation Report

Data File: \\EDICHROM\ChromData\CPESTGC8\20141104-20159.b\QR107023.D  
 Lims ID: MB 460-260192/1-A  
 Client ID:  
 Sample Type: MB  
 Inject. Date: 04-Nov-2014 22:47:11 ALS Bottle#: 49 Worklist Smp#: 49  
 Injection Vol: 1.0 ul Dil. Factor: 1.0000  
 Sample Info: 460-0020159-049  
 Operator ID: Instrument ID: CPESTGC8  
 Method: \\EDICHROM\ChromData\CPESTGC8\20141104-20159.b\GC8\_8082LVI.m  
 Limit Group: GC 8082 PCB  
 Last Update: 05-Nov-2014 09:28:54 Calib Date: 10-Oct-2014 13:33:58  
 Integrator: Falcon  
 Quant Method: External Standard Quant By: Initial Calibration  
 Last ICal File: \\EDICHROM\ChromData\CPESTGC8\20141010-19190.b\QR106303.D  
 Column 1 : Det: GC ECD1A  
 Column 2 : Det: GC ECD2B  
 Process Host: XAWRK030

First Level Reviewer: patelji Date: 05-Nov-2014 09:12:03

Col	RT (min.)	Exp RT (min.)	Dlt RT (min.)	Response	Cal Amt ug/l	OnCol Amt ug/l	Flags
-----	-----------	---------------	---------------	----------	--------------	----------------	-------

\$ 12 Tetrachloro-m-xylene

1	2.089	2.081	0.008	24056651	100.0	105.4	
2	1.617	1.616	0.001	19105764	100.0	94.1	
						RPD = 11.28	

\$ 5 DCB Decachlorobiphenyl

1	12.025	12.027	-0.002	21509489	100.0	125.0	M
2	10.795	10.794	0.001	17932736	100.0	112.3	M
						RPD = 10.74	

QC Flag Legend

Review Flags

M - Manually Integrated

TestAmerica Edison

Data File: \\EDICHROM\ChromData\CPESTGC8\20141104-20159.b\QR107023.D

Injection Date: 04-Nov-2014 22:47:11

Instrument ID: CPESTGC8

Operator ID:

Lims ID: MB 460-260192/1-A

Worklist Smp#: 49

Client ID:

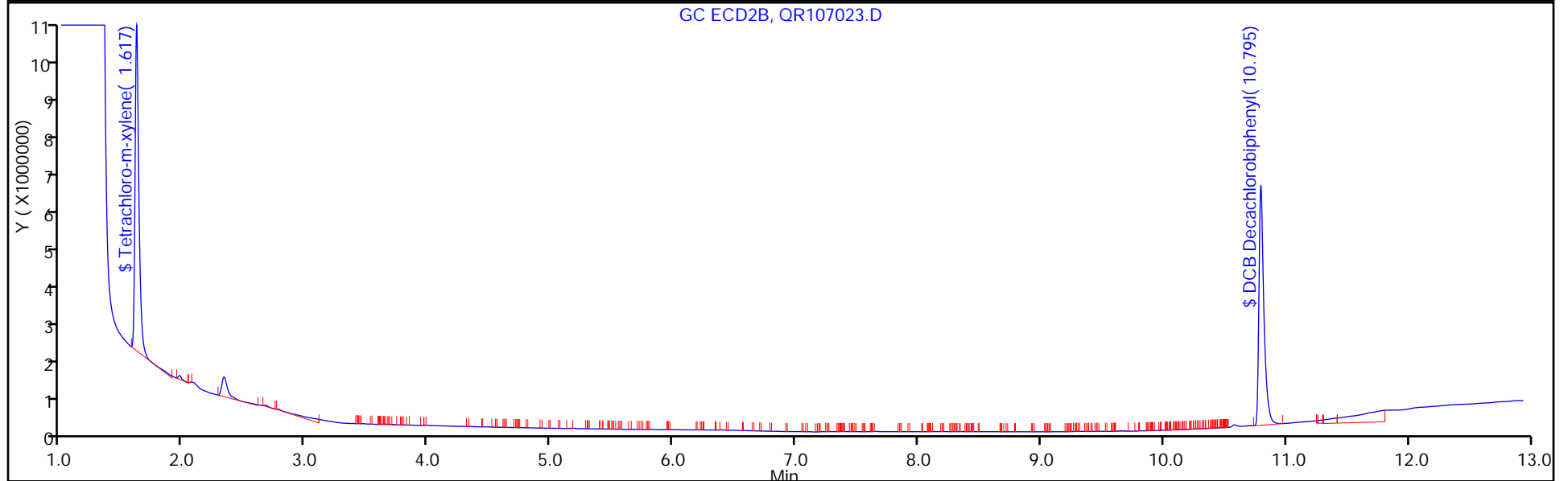
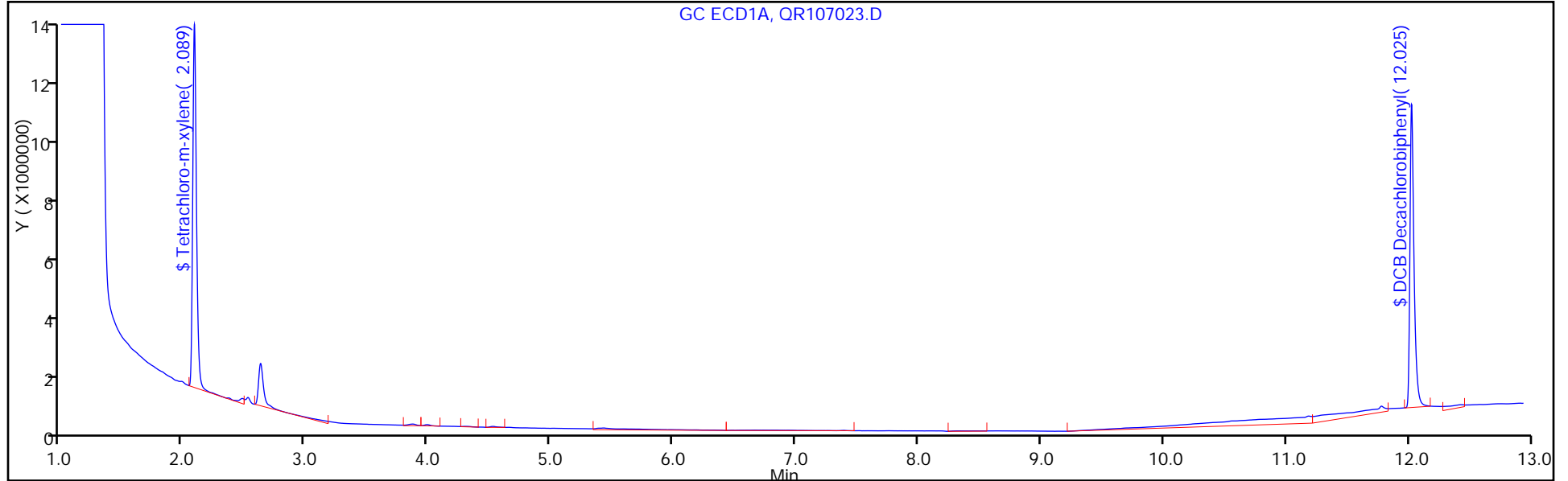
Injection Vol: 1.0 ul

Dil. Factor: 1.0000

ALS Bottle#: 49

Method: GC8\_8082LVI

Limit Group: GC 8082 PCB



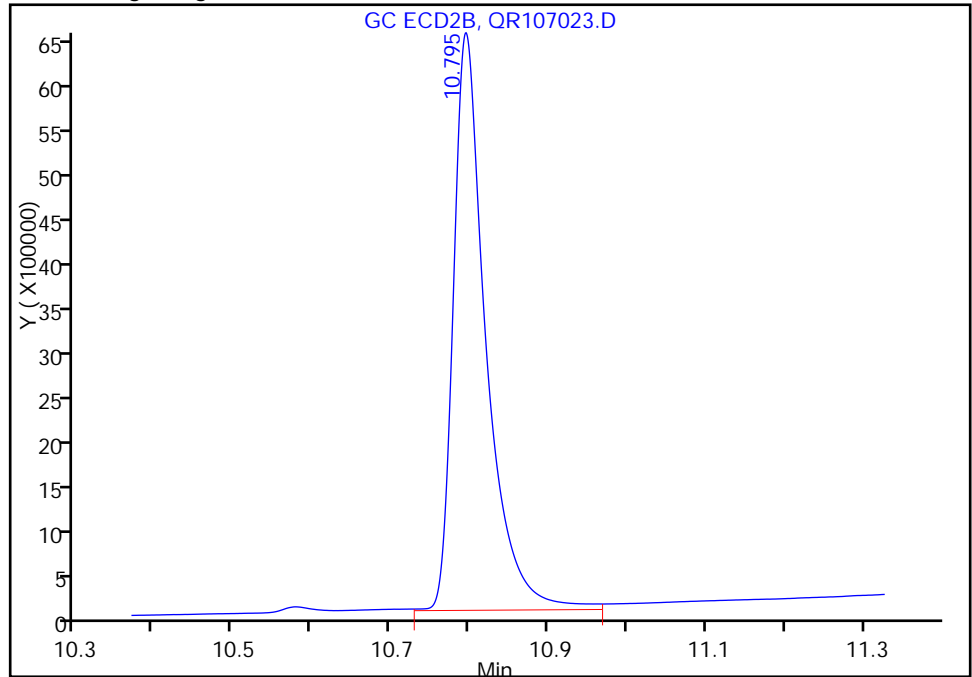
TestAmerica Edison

Data File: \\EDICHROM\ChromData\CPESTGC8\20141104-20159.b\QR107023.D  
Injection Date: 04-Nov-2014 22:47:11 Instrument ID: CPESTGC8  
Lims ID: MB 460-260192/1-A  
Client ID:  
Operator ID: ALS Bottle#: 49 Worklist Smp#: 49  
Injection Vol: 1.0 ul Dil. Factor: 1.0000  
Method: GC8\_8082LVI Limit Group: GC 8082 PCB  
Column: Detector GC ECD2B

**\$ 5 DCB Decachlorobiphenyl, CAS: 2051-24-3**

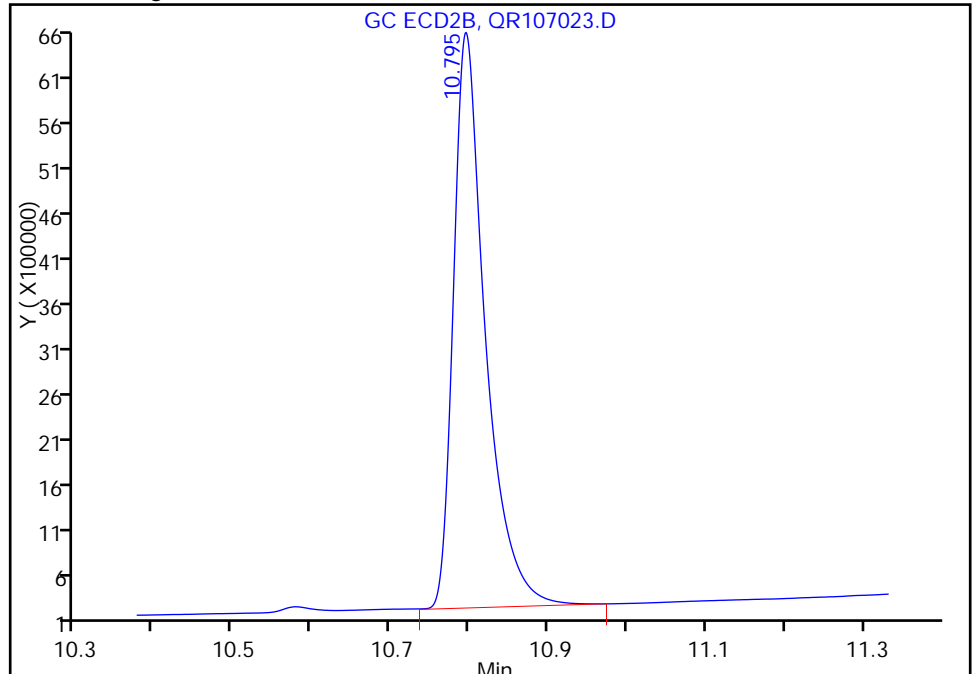
RT: 10.80  
Response: 18452375  
Amount: 115.5041

Processing Integration Results



RT: 10.80  
Response: 17932736  
Amount: 112.2514

Manual Integration Results



Reviewer: patelji, 05-Nov-2014 09:12:03  
Audit Action: Manually Integrated  
Audit Reason: Sample matrix interference

FORM I  
PCBS ORGANICS ANALYSIS DATA SHEET

Lab Name: TestAmerica Edison Job No.: 460-85482-1  
 SDG No.: \_\_\_\_\_  
 Client Sample ID: \_\_\_\_\_ Lab Sample ID: LCS 460-259946/2-A  
 Matrix: Solid Lab File ID: OR223611.D  
 Analysis Method: 8082 Date Collected: \_\_\_\_\_  
 Extraction Method: 3546 Date Extracted: 11/03/2014 07:52  
 Sample wt/vol: 15.0000(g) Date Analyzed: 11/03/2014 23:22  
 Con. Extract Vol.: 10(mL) Dilution Factor: 1  
 Injection Volume: 1(uL) GC Column: CLP-2 ID: 0.53(mm)  
 % Moisture: \_\_\_\_\_ GPC Cleanup: (Y/N) N  
 Analysis Batch No.: 260111 Units: ug/Kg

CAS NO.	COMPOUND NAME	RESULT	Q	RL	MDL
<i>12674-11-2</i>	<i>Aroclor 1016</i>	<i>366</i>		<i>67</i>	<i>15</i>
<i>11096-82-5</i>	<i>Aroclor 1260</i>	<i>381</i>		<i>67</i>	<i>19</i>

CAS NO.	SURROGATE	%REC	Q	LIMITS
2051-24-3	DCB Decachlorobiphenyl	108		53-150

TestAmerica Edison  
Target Compound Quantitation Report

Data File: \\EDICHROM\ChromData\CPESTGC7\20141103-20130.b\OR223611.D  
 Lims ID: LCS 460-259946/2-A  
 Client ID:  
 Sample Type: LCS  
 Inject. Date: 03-Nov-2014 23:22:30 ALS Bottle#: 18 Worklist Smp#: 18  
 Injection Vol: 1.0 ul Dil. Factor: 1.0000  
 Sample Info: 460-0020130-018  
 Operator ID: Instrument ID: CPESTGC7  
 Method: \\EDICHROM\ChromData\CPESTGC7\20141103-20130.b\8082GC7.m  
 Limit Group: GC 8082 PCB  
 Last Update: 05-Nov-2014 13:54:47 Calib Date: 07-Oct-2014 15:20:30  
 Integrator: Falcon  
 Quant Method: External Standard Quant By: Initial Calibration  
 Last ICal File: \\EDICHROM\ChromData\CPESTGC7\20141007-19026.b\OR222720.D  
 Column 1 : Det: GC ECD1A  
 Column 2 : Det: GC ECD2B  
 Process Host: XAWRK030

First Level Reviewer: patelji Date: 04-Nov-2014 12:49:56

Col	RT (min.)	Exp RT (min.)	Dlt RT (min.)	Response	Cal Amt ug/l	OnCol Amt ug/l	Flags
-----	-----------	---------------	---------------	----------	--------------	----------------	-------

\$ 12 Tetrachloro-m-xylene							M
1	2.375	2.380	-0.005	296674	50.0	54.4	M
2	1.992	1.965	0.027	418581	50.0	52.8	
						RPD = 2.96	
1 PCB-1016							M
1	2.870	2.875	-0.005	68072	500.0	561.9	M
1	3.320	3.327	-0.007	132230	500.0	546.4	M
1	3.843	3.850	-0.007	244065	500.0	534.0	M
1	4.577	4.585	-0.008	70419	500.0	526.1	M
1	4.730	4.738	-0.008	93762	500.0	579.6	M
Average of Peak Amounts =						549.6	
2	2.293	2.295	-0.002	112885	500.0	530.9	
2	2.623	2.625	-0.002	190265	500.0	575.0	M
2	3.082	3.085	-0.003	361418	500.0	522.1	M
2	3.225	3.230	-0.005	143032	500.0	552.4	
2	3.677	3.682	-0.005	160036	500.0	597.7	
Average of Peak Amounts =						555.6	
						RPD = 1.09	

Col	RT (min.)	Exp RT (min.)	Dlt RT (min.)	Response	Cal Amt ug/l	OnCol Amt ug/l	Flags
-----	-----------	---------------	---------------	----------	--------------	----------------	-------

10 PCB-1260

1	6.197	6.208	-0.011	160105	500.0	577.4	
1	6.508	6.518	-0.010	192105	500.0	577.4	
1	7.867	7.885	-0.018	155003	500.0	558.3	
1	8.485	8.503	-0.018	351843	500.0	581.7	
1	9.932	9.940	-0.008	90048	500.0	559.0	
Average of Peak Amounts =						570.8	
2	5.118	5.123	-0.005	232252	500.0	603.1	M
2	6.298	6.305	-0.007	187497	500.0	562.7	M
2	6.782	6.788	-0.006	500237	500.0	594.6	M
2	0.000	7.290	-7.290	0	500.0	0	
2	8.648	8.657	-0.009	158937	500.0	599.6	
Average of Peak Amounts =						590.0	
						RPD =	3.31

\$ 5 DCB Decachlorobiphenyl

1	10.472	10.475	-0.003	223613	50.0	54.0	
2	9.415	9.410	0.005	388535	50.0	60.7	
						RPD =	11.59

QC Flag Legend

Review Flags

M - Manually Integrated

TestAmerica Edison

Data File: \\EDICHROM\ChromData\CPESTGC7\20141103-20130.b\OR223611.D

Injection Date: 03-Nov-2014 23:22:30

Instrument ID: CPESTGC7

Operator ID:

Lims ID: LCS 460-259946/2-A

Worklist Smp#: 18

Client ID:

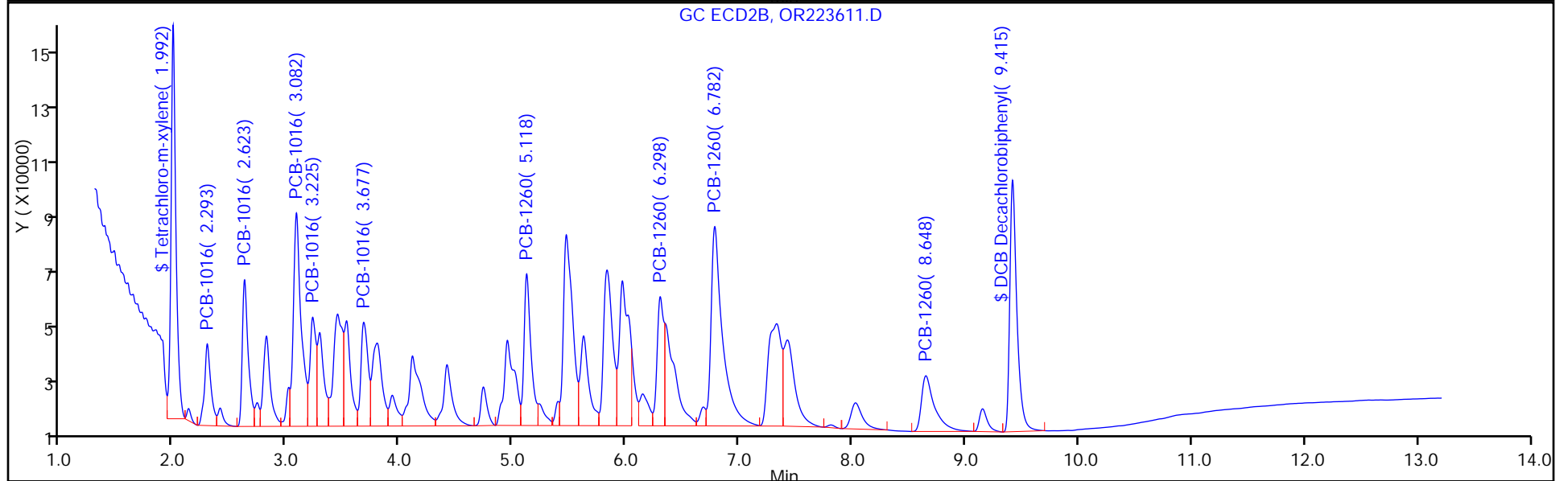
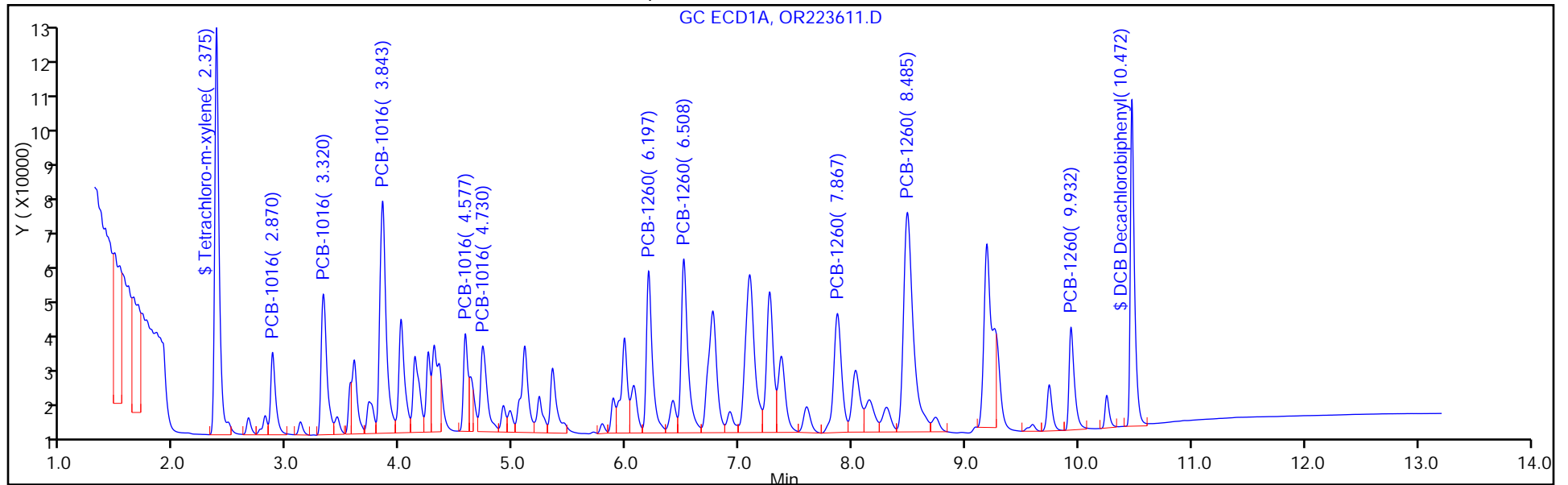
Injection Vol: 1.0 ul

Dil. Factor: 1.0000

ALS Bottle#: 18

Method: 8082GC7

Limit Group: GC 8082 PCB





TestAmerica Edison

Data File: \\EDICHROM\ChromData\CPESTGC7\20141103-20130.b\OR223611.D

Injection Date: 03-Nov-2014 23:22:30

Instrument ID: CPESTGC7

Lims ID: LCS 460-259946/2-A

Client ID:

Operator ID:

ALS Bottle#:

18

Worklist Smp#:

18

Injection Vol: 1.0 ul

Dil. Factor:

1.0000

Method: 8082GC7

Limit Group:

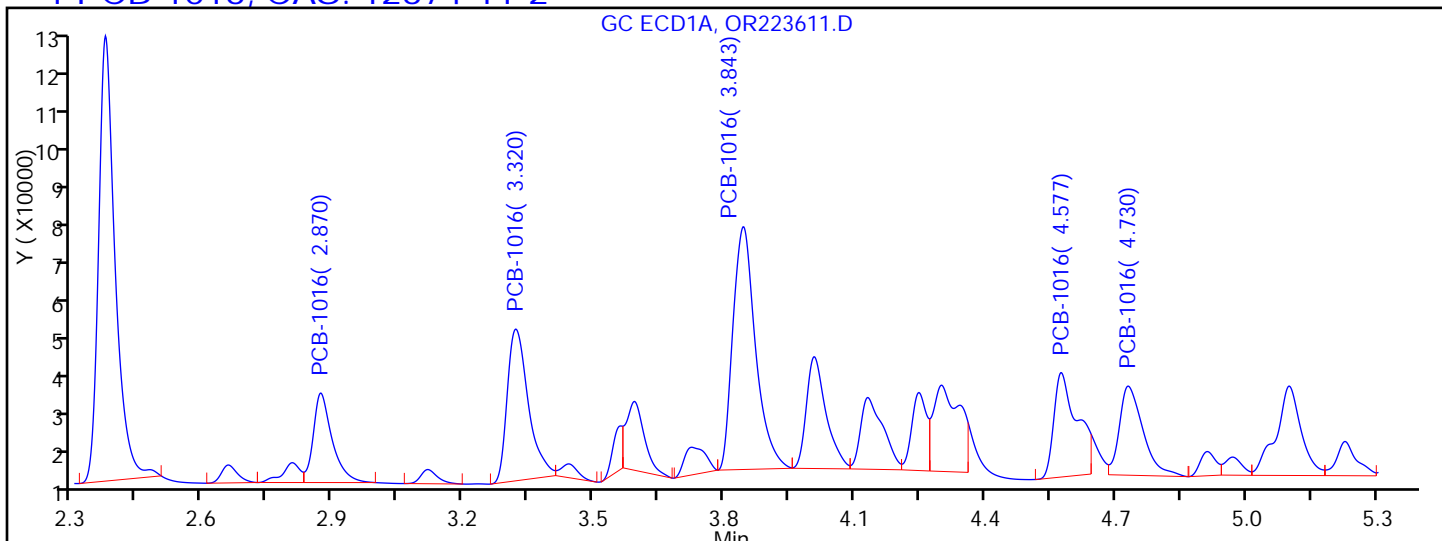
GC 8082 PCB

Column:

Detector

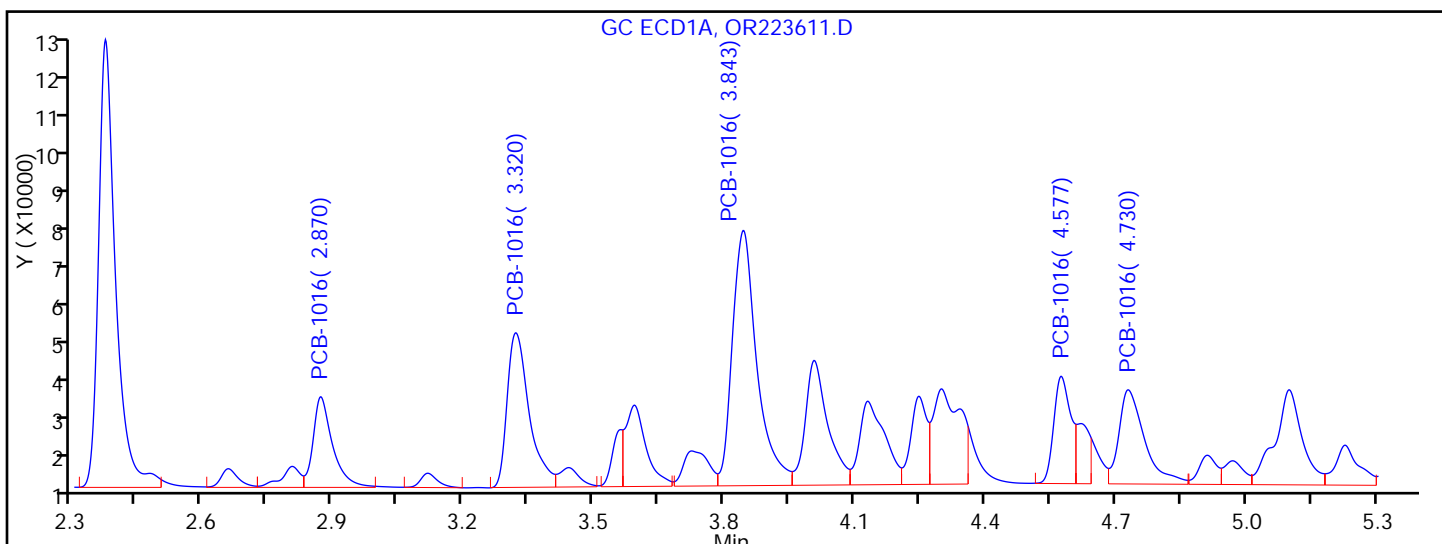
GC ECD1A

1 PCB-1016, CAS: 12674-11-2



Processing Integration Results

RT = 2.870	Response = 65404	M
RT = 3.320	Response = 124090	M
RT = 3.843	Response = 212521	M
RT = 4.577	Response = 93416	M
RT = 4.730	Response = 81371	M



Manual Integration Results

RT = 2.870	Response = 68072	M
RT = 3.320	Response = 132230	M
RT = 3.843	Response = 244065	M
RT = 4.577	Response = 70419	M
RT = 4.730	Response = 93762	M

Reviewer: patelji, 04-Nov-2014 12:49:56

Audit Action: Assigned New Baseline

Audit Reason: Peak not integrated

FORM I  
PCBS ORGANICS ANALYSIS DATA SHEET

Lab Name: TestAmerica Edison Job No.: 460-85482-1  
 SDG No.: \_\_\_\_\_  
 Client Sample ID: \_\_\_\_\_ Lab Sample ID: LCS 460-259946/2-A  
 Matrix: Solid Lab File ID: OR223611.D  
 Analysis Method: 8082 Date Collected: \_\_\_\_\_  
 Extraction Method: 3546 Date Extracted: 11/03/2014 07:52  
 Sample wt/vol: 15.0000(g) Date Analyzed: 11/03/2014 23:22  
 Con. Extract Vol.: 10(mL) Dilution Factor: 1  
 Injection Volume: 1(uL) GC Column: CLP-1 ID: 0.53(mm)  
 % Moisture: \_\_\_\_\_ GPC Cleanup: (Y/N) N  
 Analysis Batch No.: 260111 Units: ug/Kg

CAS NO.	COMPOUND NAME	RESULT	Q	RL	MDL
12674-11-2	Aroclor 1016	370		67	15
11096-82-5	Aroclor 1260	393		67	19

CAS NO.	SURROGATE	%REC	Q	LIMITS
2051-24-3	DCB Decachlorobiphenyl	121		53-150

TestAmerica Edison  
Target Compound Quantitation Report

Data File: \\EDICHROM\ChromData\CPESTGC7\20141103-20130.b\OR223611.D  
 Lims ID: LCS 460-259946/2-A  
 Client ID:  
 Sample Type: LCS  
 Inject. Date: 03-Nov-2014 23:22:30 ALS Bottle#: 18 Worklist Smp#: 18  
 Injection Vol: 1.0 ul Dil. Factor: 1.0000  
 Sample Info: 460-0020130-018  
 Operator ID: Instrument ID: CPESTGC7  
 Method: \\EDICHROM\ChromData\CPESTGC7\20141103-20130.b\8082GC7.m  
 Limit Group: GC 8082 PCB  
 Last Update: 05-Nov-2014 13:54:47 Calib Date: 07-Oct-2014 15:20:30  
 Integrator: Falcon  
 Quant Method: External Standard Quant By: Initial Calibration  
 Last ICal File: \\EDICHROM\ChromData\CPESTGC7\20141007-19026.b\OR222720.D  
 Column 1 : Det: GC ECD1A  
 Column 2 : Det: GC ECD2B  
 Process Host: XAWRK030

First Level Reviewer: patelji Date: 04-Nov-2014 12:49:56

Col	RT (min.)	Exp RT (min.)	Dlt RT (min.)	Response	Cal Amt ug/l	OnCol Amt ug/l	Flags
-----	-----------	---------------	---------------	----------	--------------	----------------	-------

\$ 12 Tetrachloro-m-xylene							M
1	2.375	2.380	-0.005	296674	50.0	54.4	M
2	1.992	1.965	0.027	418581	50.0	52.8	
						RPD = 2.96	
1 PCB-1016							M
1	2.870	2.875	-0.005	68072	500.0	561.9	M
1	3.320	3.327	-0.007	132230	500.0	546.4	M
1	3.843	3.850	-0.007	244065	500.0	534.0	M
1	4.577	4.585	-0.008	70419	500.0	526.1	M
1	4.730	4.738	-0.008	93762	500.0	579.6	M
Average of Peak Amounts =						549.6	
2	2.293	2.295	-0.002	112885	500.0	530.9	
2	2.623	2.625	-0.002	190265	500.0	575.0	M
2	3.082	3.085	-0.003	361418	500.0	522.1	M
2	3.225	3.230	-0.005	143032	500.0	552.4	
2	3.677	3.682	-0.005	160036	500.0	597.7	
Average of Peak Amounts =						555.6	
						RPD = 1.09	

Col	RT (min.)	Exp RT (min.)	Dlt RT (min.)	Response	Cal Amt ug/l	OnCol Amt ug/l	Flags
-----	-----------	---------------	---------------	----------	--------------	----------------	-------

10 PCB-1260

1	6.197	6.208	-0.011	160105	500.0	577.4	
1	6.508	6.518	-0.010	192105	500.0	577.4	
1	7.867	7.885	-0.018	155003	500.0	558.3	
1	8.485	8.503	-0.018	351843	500.0	581.7	
1	9.932	9.940	-0.008	90048	500.0	559.0	
Average of Peak Amounts =						570.8	
2	5.118	5.123	-0.005	232252	500.0	603.1	M
2	6.298	6.305	-0.007	187497	500.0	562.7	M
2	6.782	6.788	-0.006	500237	500.0	594.6	M
2	0.000	7.290	-7.290	0	500.0	0	
2	8.648	8.657	-0.009	158937	500.0	599.6	
Average of Peak Amounts =						590.0	
						RPD =	3.31

\$ 5 DCB Decachlorobiphenyl

1	10.472	10.475	-0.003	223613	50.0	54.0	
2	9.415	9.410	0.005	388535	50.0	60.7	
						RPD =	11.59

QC Flag Legend

Review Flags

M - Manually Integrated

TestAmerica Edison

Data File: \\EDICHROM\ChromData\CPESTGC7\20141103-20130.b\OR223611.D

Injection Date: 03-Nov-2014 23:22:30

Instrument ID: CPESTGC7

Operator ID:

Lims ID: LCS 460-259946/2-A

Worklist Smp#: 18

Client ID:

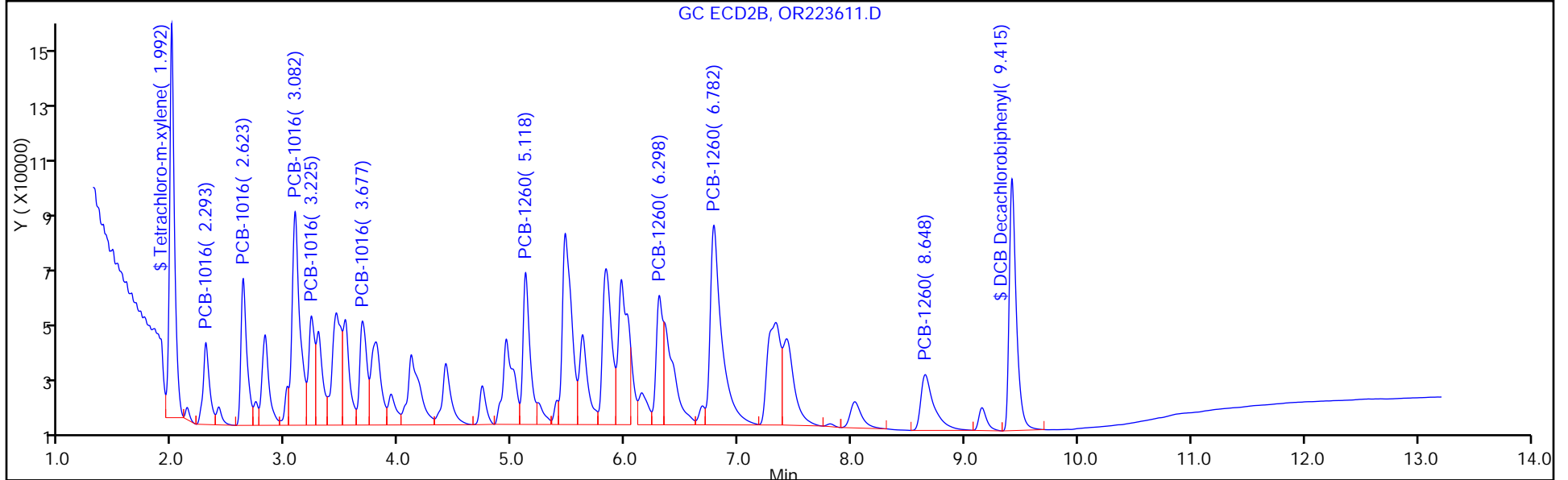
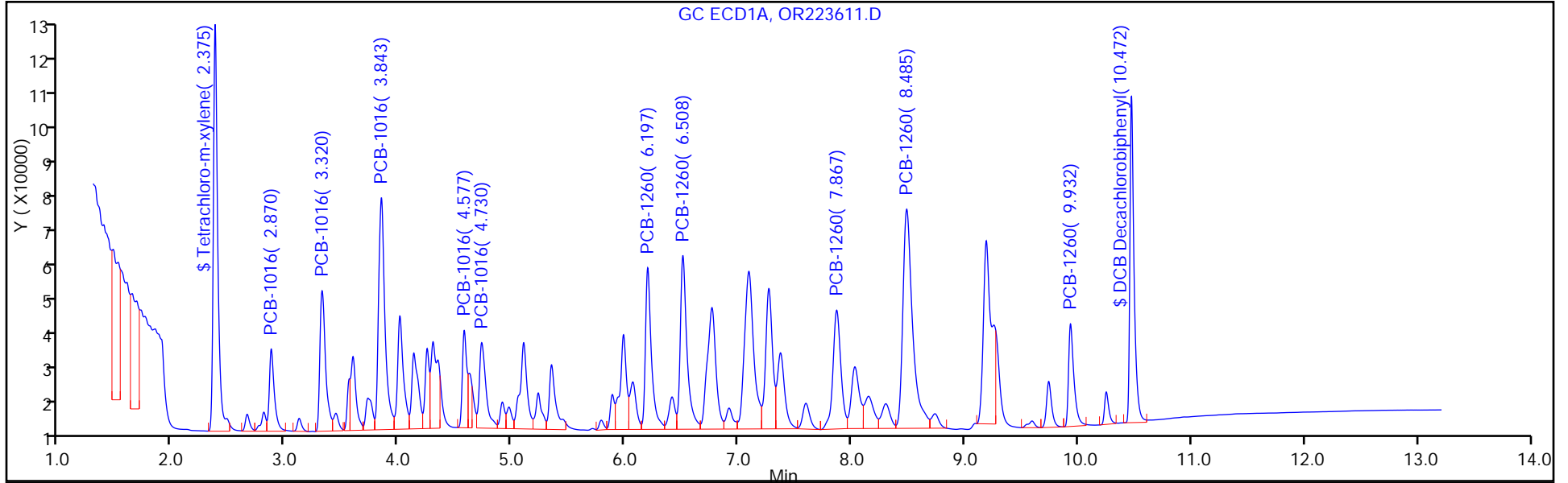
Injection Vol: 1.0 ul

Dil. Factor: 1.0000

ALS Bottle#: 18

Method: 8082GC7

Limit Group: GC 8082 PCB



TestAmerica Edison

Data File: \\EDICHROM\ChromData\CPESTGC7\20141103-20130.b\OR223611.D

Injection Date: 03-Nov-2014 23:22:30

Instrument ID: CPESTGC7

Lims ID: LCS 460-259946/2-A

Client ID:

Operator ID:

ALS Bottle#: 18

Worklist Smp#: 18

Injection Vol: 1.0 ul

Dil. Factor: 1.0000

Method: 8082GC7

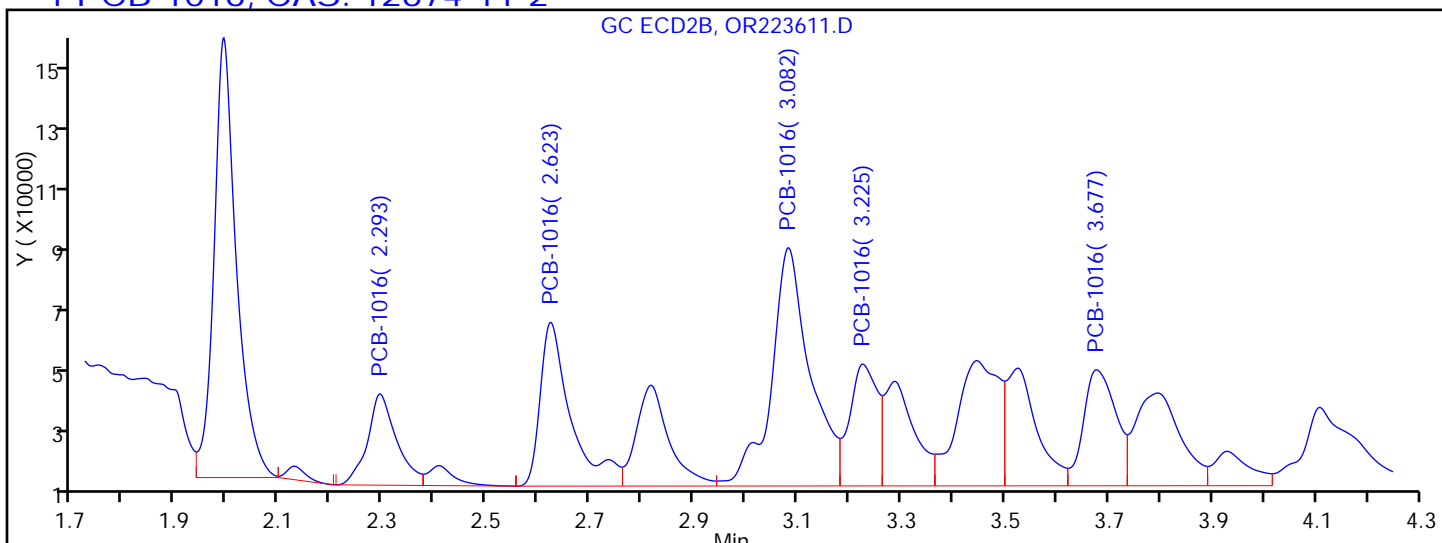
Limit Group: GC 8082 PCB

Column:

Detector

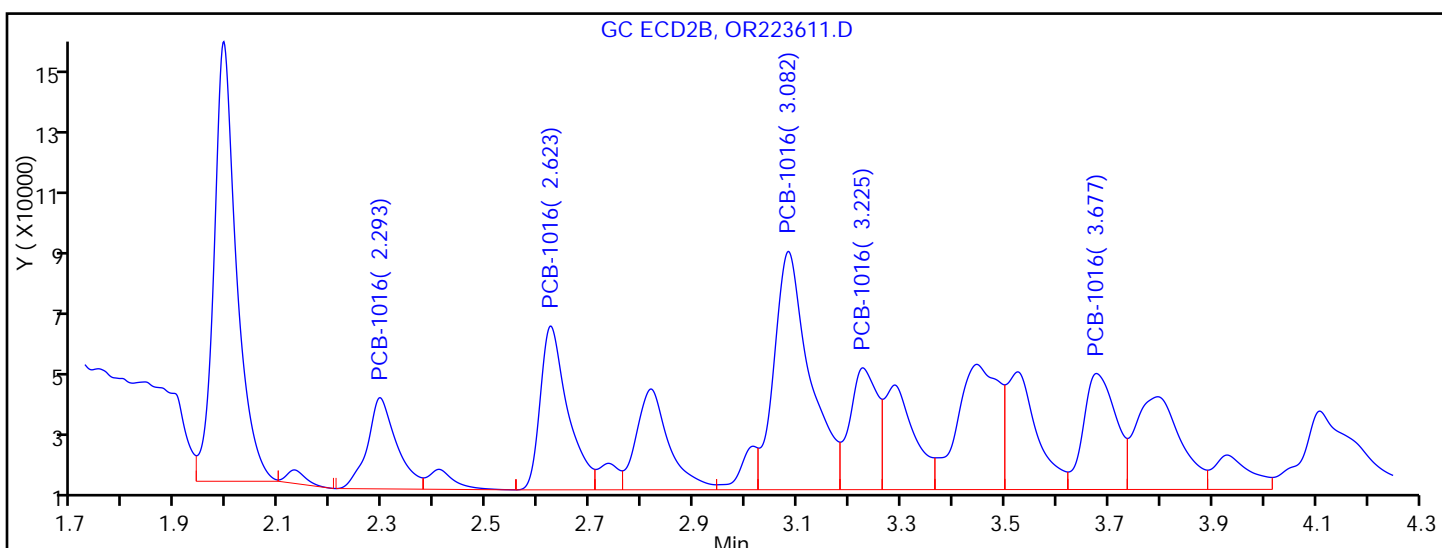
GC ECD2B

1 PCB-1016, CAS: 12674-11-2



Processing Integration Results

RT = 2.293	Response = 112885	
RT = 2.623	Response = 213382	M
RT = 3.082	Response = 392338	M
RT = 3.225	Response = 143032	
RT = 3.677	Response = 160036	



Manual Integration Results

RT = 2.293	Response = 112885	
RT = 2.623	Response = 190265	M
RT = 3.082	Response = 361418	M
RT = 3.225	Response = 143032	
RT = 3.677	Response = 160036	

Reviewer: patelji, 04-Nov-2014 12:49:56

Audit Action: Split an Integrated Peak

Audit Reason: Peak not integrated

FORM I  
PCBS ORGANICS ANALYSIS DATA SHEET

Lab Name: TestAmerica Edison Job No.: 460-85482-1  
 SDG No.: \_\_\_\_\_  
 Client Sample ID: \_\_\_\_\_ Lab Sample ID: LCS 460-259951/2-A  
 Matrix: Solid Lab File ID: OR223641.D  
 Analysis Method: 8082 Date Collected: \_\_\_\_\_  
 Extraction Method: 3546 Date Extracted: 11/03/2014 07:56  
 Sample wt/vol: 15.0000(g) Date Analyzed: 11/04/2014 10:11  
 Con. Extract Vol.: 10(mL) Dilution Factor: 1  
 Injection Volume: 1(uL) GC Column: CLP-2 ID: 0.53(mm)  
 % Moisture: \_\_\_\_\_ GPC Cleanup: (Y/N) N  
 Analysis Batch No.: 260217 Units: ug/Kg

CAS NO.	COMPOUND NAME	RESULT	Q	RL	MDL
<i>12674-11-2</i>	<i>Aroclor 1016</i>	<i>354</i>		<i>67</i>	<i>15</i>
<i>11096-82-5</i>	<i>Aroclor 1260</i>	<i>370</i>		<i>67</i>	<i>19</i>

CAS NO.	SURROGATE	%REC	Q	LIMITS
2051-24-3	DCB Decachlorobiphenyl	113		53-150

TestAmerica Edison  
Target Compound Quantitation Report

Data File: \\EDICHROM\ChromData\CPESTGC7\20141104-20160.b\OR223641.D  
 Lims ID: LCS 460-259951/2-A  
 Client ID:  
 Sample Type: LCS  
 Inject. Date: 04-Nov-2014 10:11:30 ALS Bottle#: 4 Worklist Smp#: 4  
 Injection Vol: 1.0 ul Dil. Factor: 1.0000  
 Sample Info: 460-0020160-004  
 Operator ID: Instrument ID: CPESTGC7  
 Method: \\EDICHROM\ChromData\CPESTGC7\20141104-20160.b\8082GC7.m  
 Limit Group: GC 8082 PCB  
 Last Update: 04-Nov-2014 13:11:16 Calib Date: 07-Oct-2014 15:20:30  
 Integrator: Falcon  
 Quant Method: External Standard Quant By: Initial Calibration  
 Last ICal File: \\EDICHROM\ChromData\CPESTGC7\20141007-19026.b\OR222720.D  
 Column 1 : Det: GC ECD1A  
 Column 2 : Det: GC ECD2B  
 Process Host: XAWRK008

First Level Reviewer: patelji Date: 04-Nov-2014 12:09:41

Col	RT (min.)	Exp RT (min.)	Dlt RT (min.)	Response	Cal Amt ug/l	OnCol Amt ug/l	Flags
-----	-----------	---------------	---------------	----------	--------------	----------------	-------

\$ 12 Tetrachloro-m-xylene							M
1	2.378	2.375	0.003	293212	50.0	53.8	M
2	1.995	1.968	0.027	468151	50.0	59.1	
						RPD = 9.40	
1 PCB-1016							M
1	2.873	2.875	-0.002	66760	500.0	551.1	M
1	3.322	3.327	-0.005	125283	500.0	517.6	
1	3.845	3.850	-0.005	238816	500.0	522.5	M
1	4.577	4.585	-0.008	68831	500.0	514.2	M
1	4.730	4.738	-0.008	88605	500.0	547.7	M
Average of Peak Amounts =						530.6	
2	2.297	2.295	0.002	119882	500.0	563.8	
2	2.625	2.625	0.000	191803	500.0	579.6	M
2	3.085	3.085	0.000	358908	500.0	518.5	M
2	3.228	3.230	-0.002	143381	500.0	553.7	M
2	3.678	3.682	-0.004	159721	500.0	596.5	M
Average of Peak Amounts =						562.4	
						RPD = 5.81	



Col	RT (min.)	Exp RT (min.)	Dlt RT (min.)	Response	Cal Amt ug/l	OnCol Amt ug/l	Flags
-----	-----------	---------------	---------------	----------	--------------	----------------	-------

10 PCB-1260 M

1	6.197	6.208	-0.011	155581	500.0	561.1	
1	6.507	6.518	-0.011	186978	500.0	562.0	
1	7.865	7.885	-0.020	151867	500.0	547.0	
1	8.483	8.503	-0.020	342991	500.0	567.1	
1	9.932	9.940	-0.008	86765	500.0	538.6	

Average of Peak Amounts = 555.1

2	5.118	5.123	-0.005	226833	500.0	589.0	M
2	6.300	6.305	-0.005	191208	500.0	573.9	M
2	6.782	6.788	-0.006	504622	500.0	599.8	M
2	0.000	7.290	-7.290	0	500.0	0	
2	8.648	8.657	-0.009	161672	500.0	609.9	

Average of Peak Amounts = 593.1

RPD = 6.62

\$ 5 DCB Decachlorobiphenyl

1	10.487	10.495	-0.008	233691	50.0	56.5	
2	9.413	9.422	-0.009	403545	50.0	63.0	

RPD = 10.97

### QC Flag Legend

Review Flags

M - Manually Integrated

TestAmerica Edison

Data File: \\EDICHROM\ChromData\CPESTGC7\20141104-20160.b\OR223641.D

Injection Date: 04-Nov-2014 10:11:30

Instrument ID: CPESTGC7

Operator ID:

Lims ID: LCS 460-259951/2-A

Worklist Smp#: 4

Client ID:

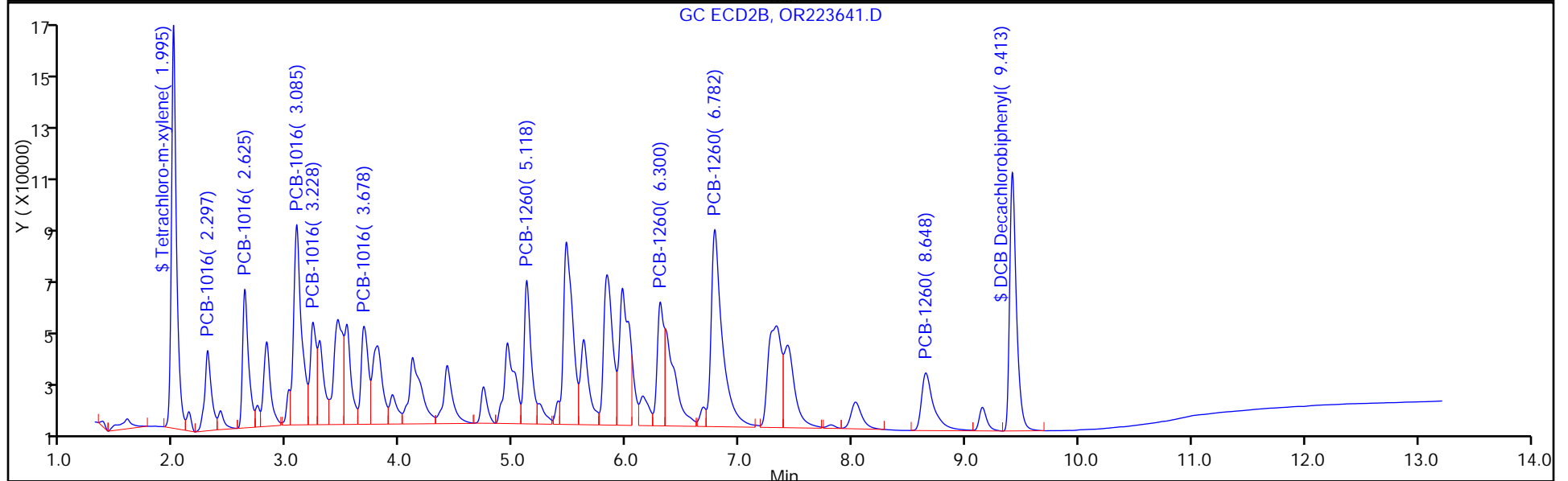
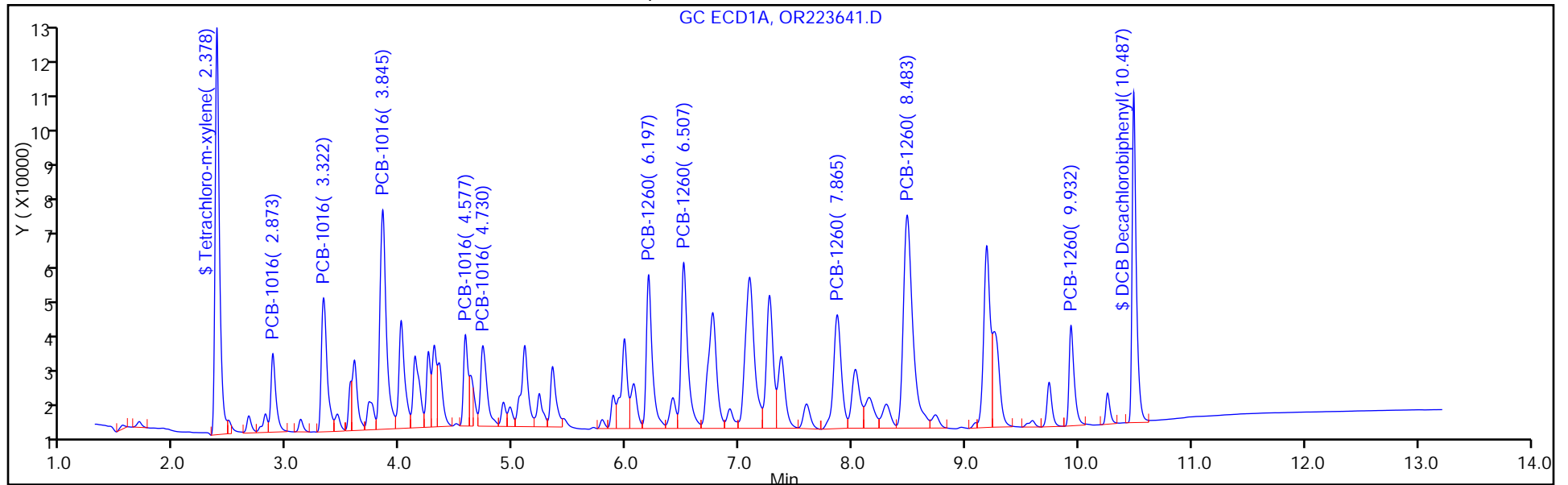
Injection Vol: 1.0 ul

Dil. Factor: 1.0000

ALS Bottle#: 4

Method: 8082GC7

Limit Group: GC 8082 PCB



TestAmerica Edison

Data File: \\EDICHROM\ChromData\CPESTGC7\20141104-20160.b\OR223641.D

Injection Date: 04-Nov-2014 10:11:30

Instrument ID: CPESTGC7

Lims ID: LCS 460-259951/2-A

Client ID:

Operator ID:

ALS Bottle#: 4

Worklist Smp#: 4

Injection Vol: 1.0 ul

Dil. Factor: 1.0000

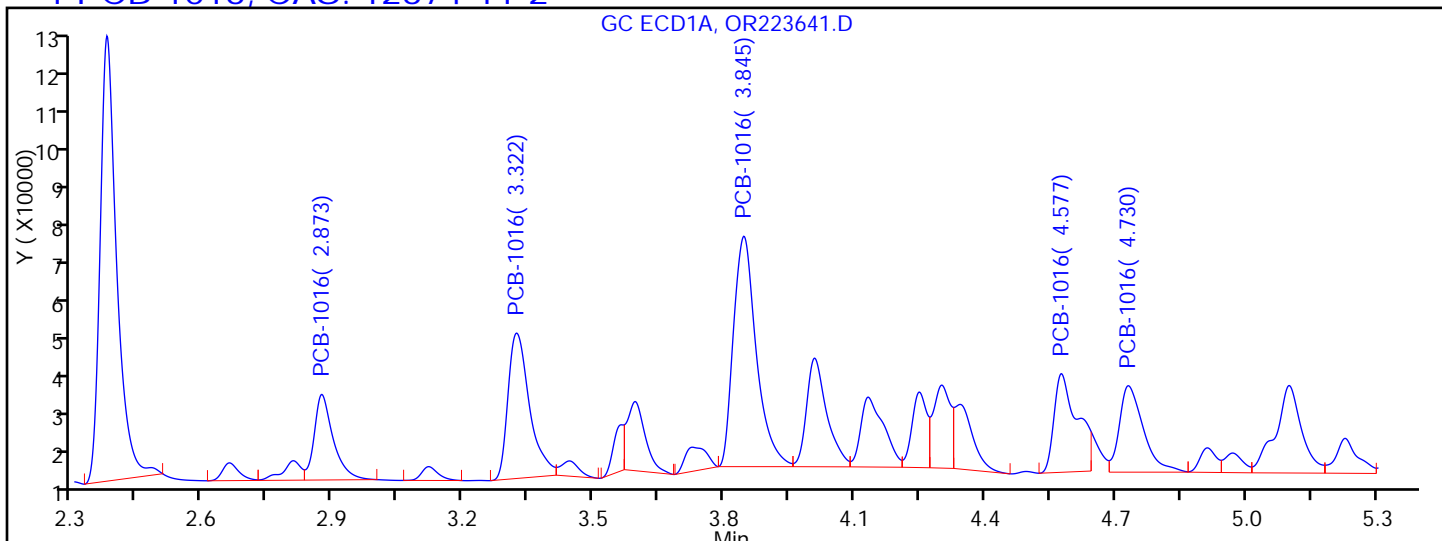
Method: 8082GC7

Limit Group: GC 8082 PCB

Column:

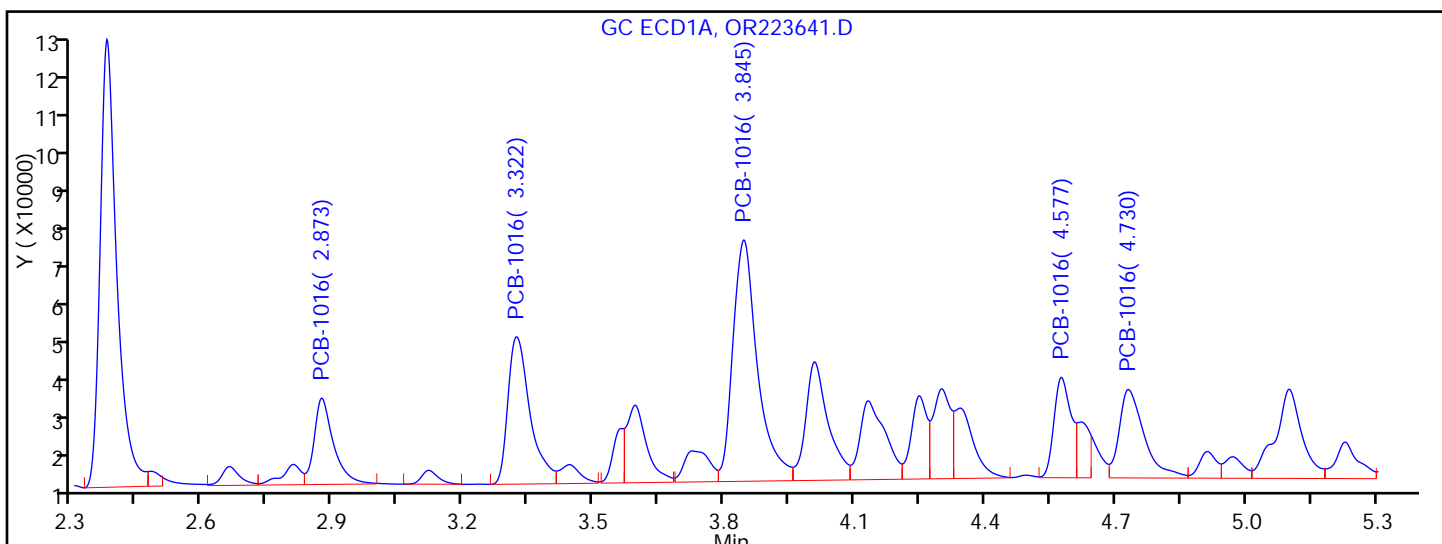
Detector: GC ECD1A

1 PCB-1016, CAS: 12674-11-2



Processing Integration Results

RT = 2.873	Response = 65010	M
RT = 3.322	Response = 125283	
RT = 3.845	Response = 211150	M
RT = 4.577	Response = 91534	M
RT = 4.730	Response = 82806	M



Manual Integration Results

RT = 2.873	Response = 66760	M
RT = 3.322	Response = 125283	
RT = 3.845	Response = 238816	M
RT = 4.577	Response = 68831	M
RT = 4.730	Response = 88605	M

Reviewer: patelji, 04-Nov-2014 12:09:41

Audit Action: Assigned New Baseline

Audit Reason: Sample matrix interference

FORM I  
PCBS ORGANICS ANALYSIS DATA SHEET

Lab Name: TestAmerica Edison Job No.: 460-85482-1  
 SDG No.: \_\_\_\_\_  
 Client Sample ID: \_\_\_\_\_ Lab Sample ID: LCS 460-259951/2-A  
 Matrix: Solid Lab File ID: OR223641.D  
 Analysis Method: 8082 Date Collected: \_\_\_\_\_  
 Extraction Method: 3546 Date Extracted: 11/03/2014 07:56  
 Sample wt/vol: 15.0000(g) Date Analyzed: 11/04/2014 10:11  
 Con. Extract Vol.: 10(mL) Dilution Factor: 1  
 Injection Volume: 1(uL) GC Column: CLP-1 ID: 0.53(mm)  
 % Moisture: \_\_\_\_\_ GPC Cleanup: (Y/N) N  
 Analysis Batch No.: 260217 Units: ug/Kg

CAS NO.	COMPOUND NAME	RESULT	Q	RL	MDL
12674-11-2	Aroclor 1016	375		67	15
11096-82-5	Aroclor 1260	395		67	19

CAS NO.	SURROGATE	%REC	Q	LIMITS
2051-24-3	DCB Decachlorobiphenyl	126		53-150

TestAmerica Edison  
Target Compound Quantitation Report

Data File: \\EDICHROM\ChromData\CPESTGC7\20141104-20160.b\OR223641.D  
 Lims ID: LCS 460-259951/2-A  
 Client ID:  
 Sample Type: LCS  
 Inject. Date: 04-Nov-2014 10:11:30 ALS Bottle#: 4 Worklist Smp#: 4  
 Injection Vol: 1.0 ul Dil. Factor: 1.0000  
 Sample Info: 460-0020160-004  
 Operator ID: Instrument ID: CPESTGC7  
 Method: \\EDICHROM\ChromData\CPESTGC7\20141104-20160.b\8082GC7.m  
 Limit Group: GC 8082 PCB  
 Last Update: 04-Nov-2014 13:11:16 Calib Date: 07-Oct-2014 15:20:30  
 Integrator: Falcon  
 Quant Method: External Standard Quant By: Initial Calibration  
 Last ICal File: \\EDICHROM\ChromData\CPESTGC7\20141007-19026.b\OR222720.D  
 Column 1 : Det: GC ECD1A  
 Column 2 : Det: GC ECD2B  
 Process Host: XAWRK008

First Level Reviewer: patelji Date: 04-Nov-2014 12:09:41

Col	RT (min.)	Exp RT (min.)	Dlt RT (min.)	Response	Cal Amt ug/l	OnCol Amt ug/l	Flags
-----	-----------	---------------	---------------	----------	--------------	----------------	-------

\$ 12 Tetrachloro-m-xylene							M
1	2.378	2.375	0.003	293212	50.0	53.8	M
2	1.995	1.968	0.027	468151	50.0	59.1	
						RPD = 9.40	
1 PCB-1016							M
1	2.873	2.875	-0.002	66760	500.0	551.1	M
1	3.322	3.327	-0.005	125283	500.0	517.6	
1	3.845	3.850	-0.005	238816	500.0	522.5	M
1	4.577	4.585	-0.008	68831	500.0	514.2	M
1	4.730	4.738	-0.008	88605	500.0	547.7	M
Average of Peak Amounts =						530.6	
2	2.297	2.295	0.002	119882	500.0	563.8	
2	2.625	2.625	0.000	191803	500.0	579.6	M
2	3.085	3.085	0.000	358908	500.0	518.5	M
2	3.228	3.230	-0.002	143381	500.0	553.7	M
2	3.678	3.682	-0.004	159721	500.0	596.5	M
Average of Peak Amounts =						562.4	
						RPD = 5.81	

Col	RT (min.)	Exp RT (min.)	Dlt RT (min.)	Response	Cal Amt ug/l	OnCol Amt ug/l	Flags
-----	-----------	---------------	---------------	----------	--------------	----------------	-------

10 PCB-1260 M

1	6.197	6.208	-0.011	155581	500.0	561.1	
1	6.507	6.518	-0.011	186978	500.0	562.0	
1	7.865	7.885	-0.020	151867	500.0	547.0	
1	8.483	8.503	-0.020	342991	500.0	567.1	
1	9.932	9.940	-0.008	86765	500.0	538.6	

Average of Peak Amounts = 555.1

2	5.118	5.123	-0.005	226833	500.0	589.0	M
2	6.300	6.305	-0.005	191208	500.0	573.9	M
2	6.782	6.788	-0.006	504622	500.0	599.8	M
2	0.000	7.290	-7.290	0	500.0	0	
2	8.648	8.657	-0.009	161672	500.0	609.9	

Average of Peak Amounts = 593.1

RPD = 6.62

\$ 5 DCB Decachlorobiphenyl

1	10.487	10.495	-0.008	233691	50.0	56.5	
2	9.413	9.422	-0.009	403545	50.0	63.0	

RPD = 10.97

### QC Flag Legend

Review Flags

M - Manually Integrated

TestAmerica Edison

Data File: \\EDICHROM\ChromData\CPESTGC7\20141104-20160.b\OR223641.D

Injection Date: 04-Nov-2014 10:11:30

Instrument ID: CPESTGC7

Operator ID:

Lims ID: LCS 460-259951/2-A

Worklist Smp#: 4

Client ID:

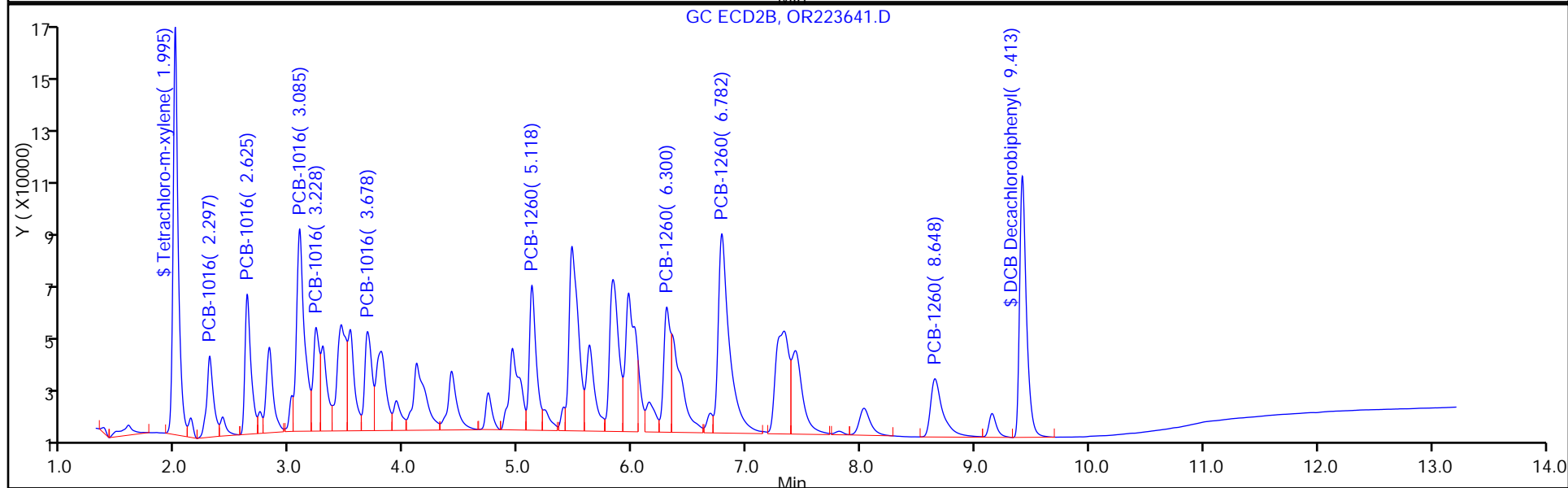
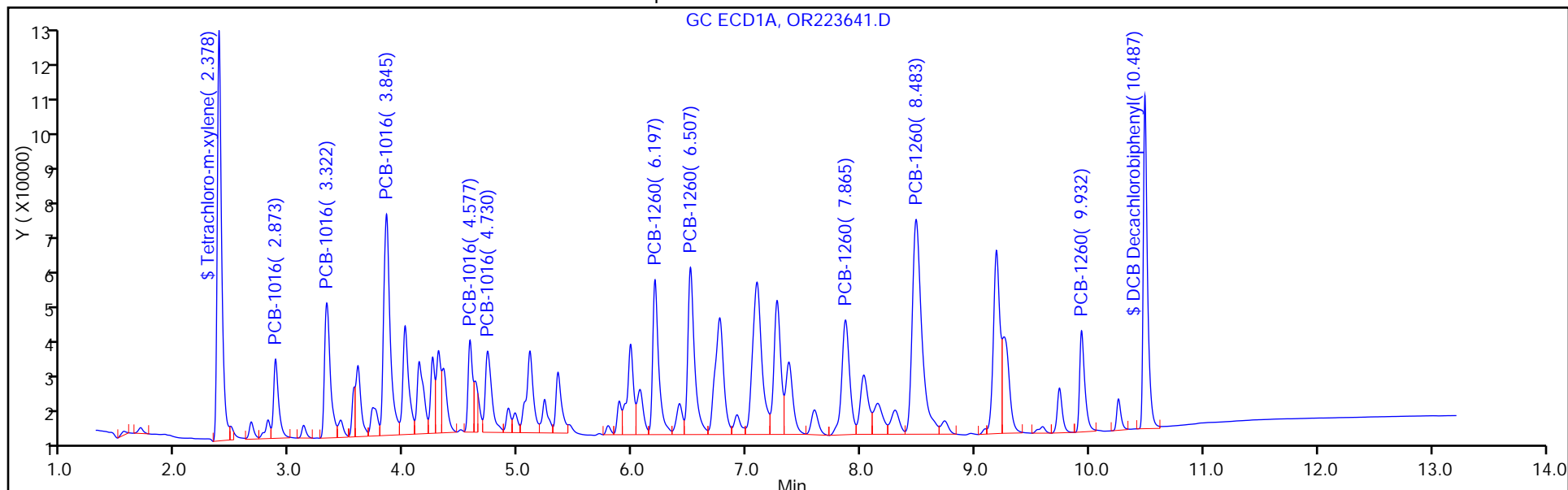
Injection Vol: 1.0 ul

Dil. Factor: 1.0000

ALS Bottle#: 4

Method: 8082GC7

Limit Group: GC 8082 PCB



TestAmerica Edison

Data File: \\EDICHROM\ChromData\CPESTGC7\20141104-20160.b\OR223641.D

Injection Date: 04-Nov-2014 10:11:30

Instrument ID: CPESTGC7

Lims ID: LCS 460-259951/2-A

Client ID:

Operator ID:

ALS Bottle#: 4

Worklist Smp#: 4

Injection Vol: 1.0 ul

Dil. Factor: 1.0000

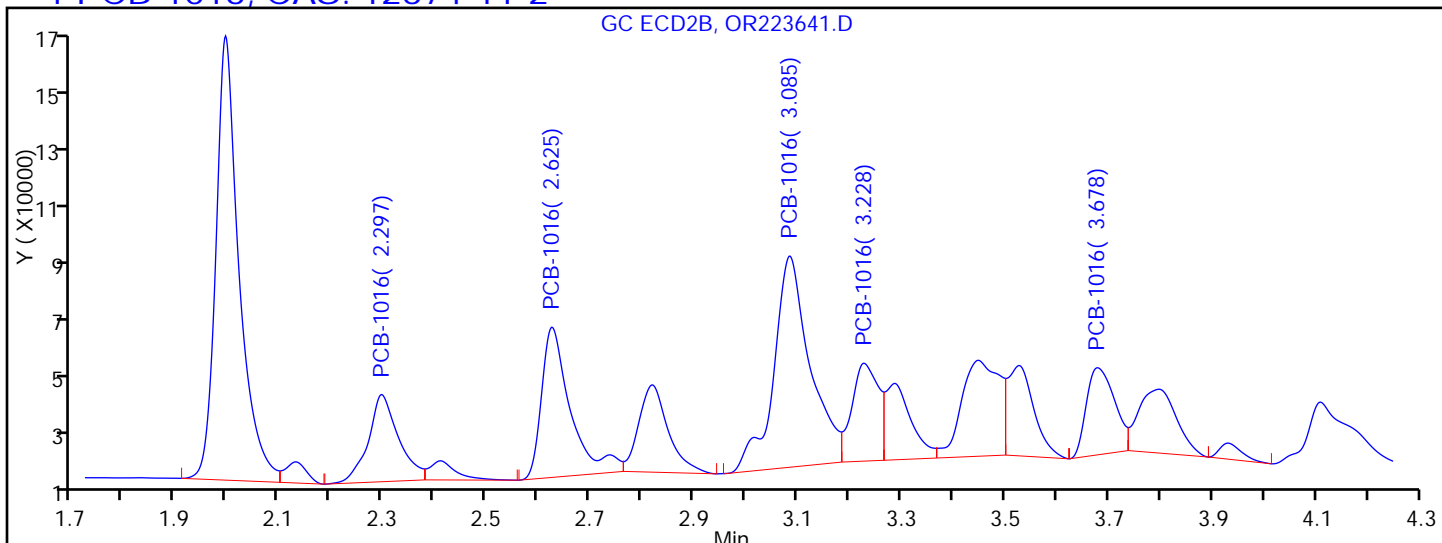
Method: 8082GC7

Limit Group: GC 8082 PCB

Column:

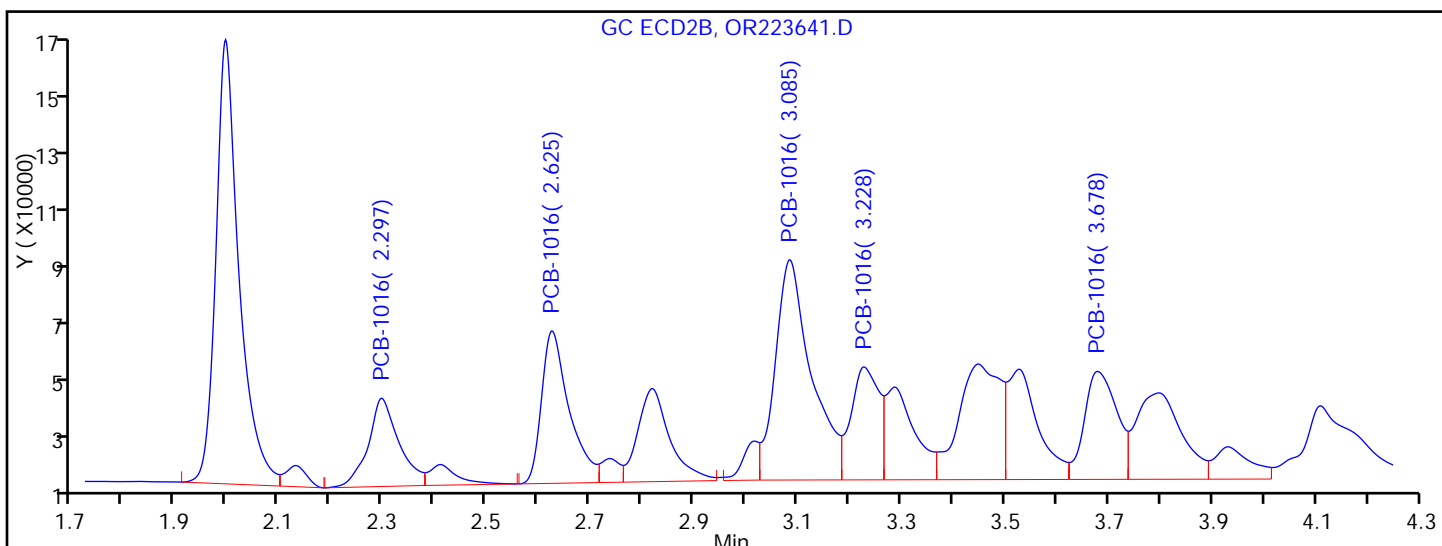
Detector: GC ECD2B

1 PCB-1016, CAS: 12674-11-2



Processing Integration Results

RT = 2.297	Response = 119882	
RT = 2.625	Response = 197176	M
RT = 3.085	Response = 348404	M
RT = 3.228	Response = 118619	M
RT = 3.678	Response = 111529	M



Manual Integration Results

RT = 2.297	Response = 119882	
RT = 2.625	Response = 191803	M
RT = 3.085	Response = 358908	M
RT = 3.228	Response = 143381	M
RT = 3.678	Response = 159721	M

Reviewer: patelji, 04-Nov-2014 12:09:41

Audit Action: Assigned New Baseline

Audit Reason: Sample matrix interference



TestAmerica Edison

Data File: \\EDICHROM\ChromData\CPESTGC7\20141104-20160.b\OR223641.D

Injection Date: 04-Nov-2014 10:11:30

Instrument ID: CPESTGC7

Lims ID: LCS 460-259951/2-A

Client ID:

Operator ID:

ALS Bottle#: 4

Worklist Smp#: 4

Injection Vol: 1.0 ul

Dil. Factor: 1.0000

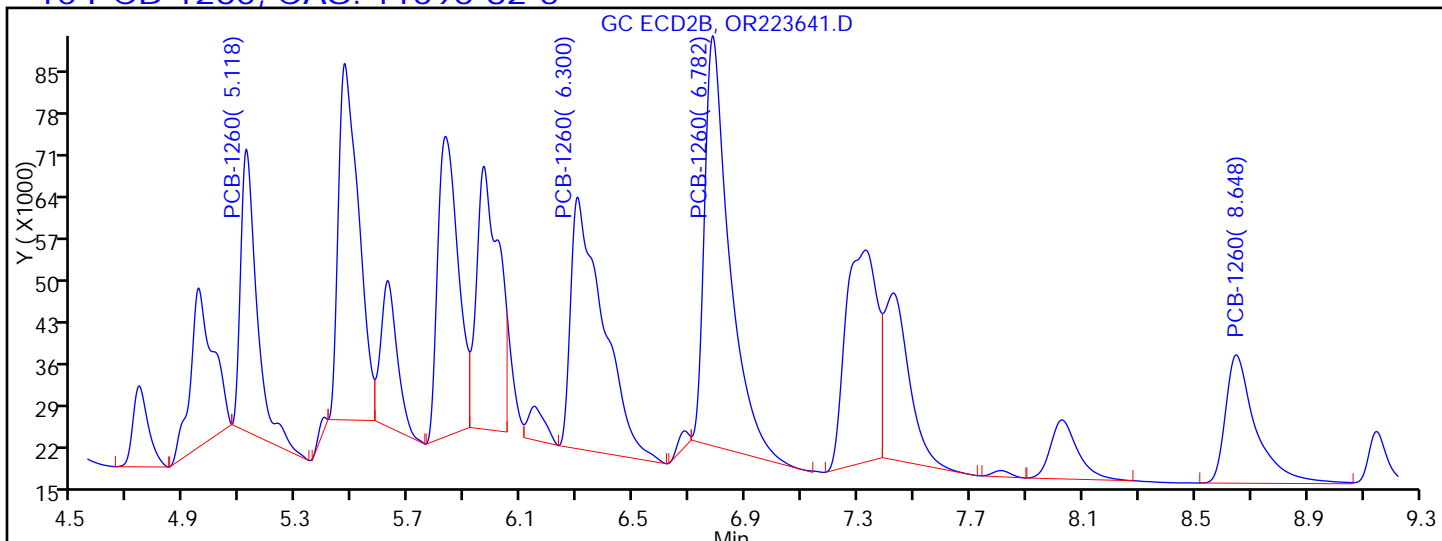
Method: 8082GC7

Limit Group: GC 8082 PCB

Column:

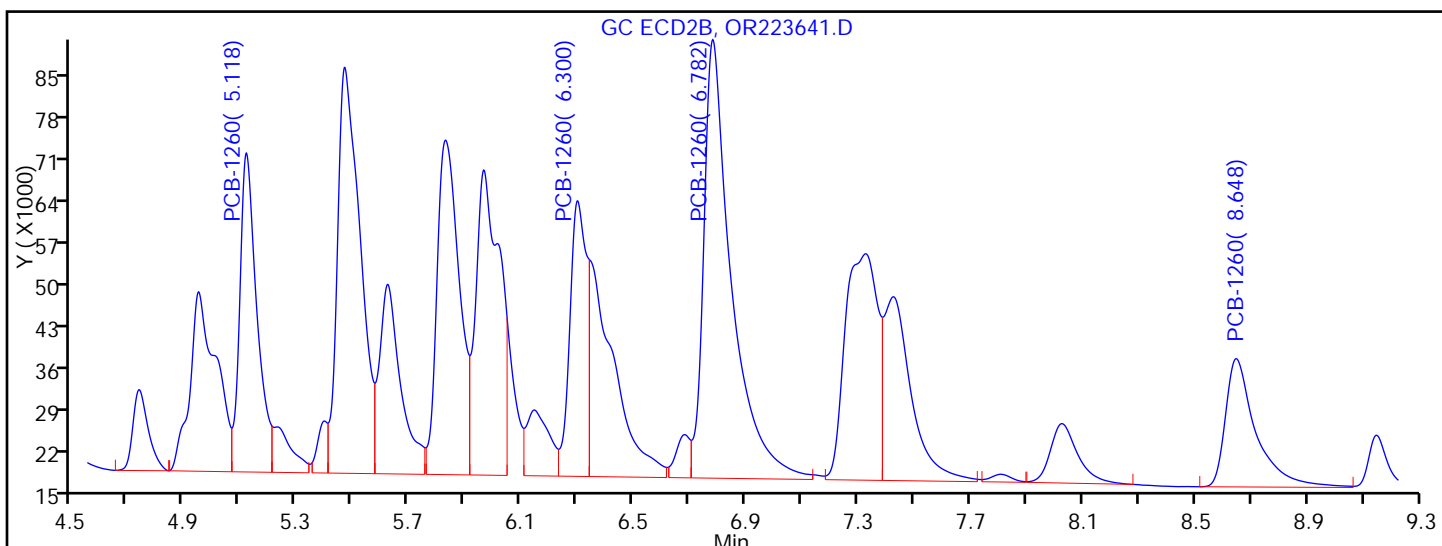
Detector: GC ECD2B

10 PCB-1260, CAS: 11096-82-5



Processing Integration Results

RT = 5.118	Response = 191419	M
RT = 6.300	Response = 339424	M
RT = 6.782	Response = 423294	M
RT = 7.327	Response = 281315	
RT = 8.648	Response = 161672	



Manual Integration Results

RT = 5.118	Response = 226833	M
RT = 6.300	Response = 191208	M
RT = 6.782	Response = 504622	M
RT = 0.000	Response = 0	
RT = 8.648	Response = 161672	

Reviewer: patelji, 04-Nov-2014 12:09:41

Audit Action: Assigned New Baseline

Audit Reason: Sample matrix interference

FORM I  
PCBS ORGANICS ANALYSIS DATA SHEET

Lab Name: TestAmerica Edison Job No.: 460-85482-1  
 SDG No.: \_\_\_\_\_  
 Client Sample ID: \_\_\_\_\_ Lab Sample ID: LCS 460-260192/2-A  
 Matrix: Water Lab File ID: QR107024.D  
 Analysis Method: 8082 Date Collected: \_\_\_\_\_  
 Extraction Method: 3510C Date Extracted: 11/04/2014 08:08  
 Sample wt/vol: 125(mL) Date Analyzed: 11/04/2014 23:03  
 Con. Extract Vol.: 1(mL) Dilution Factor: 1  
 Injection Volume: 1(uL) GC Column: CLP-2 ID: 0.53(mm)  
 % Moisture: \_\_\_\_\_ GPC Cleanup: (Y/N) N  
 Analysis Batch No.: 260370 Units: ug/L

CAS NO.	COMPOUND NAME	RESULT	Q	RL	MDL
12674-11-2	Aroclor 1016	9.38		0.40	0.27
11096-82-5	Aroclor 1260	10.9		0.40	0.21
1336-36-3	Polychlorinated biphenyls, Total	20.3		0.40	0.27

CAS NO.	SURROGATE	%REC	Q	LIMITS
2051-24-3	DCB Decachlorobiphenyl	104		13-150

TestAmerica Edison  
Target Compound Quantitation Report

Data File: \\EDICHROM\ChromData\CPESTGC8\20141104-20159.b\QR107024.D  
 Lims ID: LCS 460-260192/2-A  
 Client ID:  
 Sample Type: LCS  
 Inject. Date: 04-Nov-2014 23:03:59 ALS Bottle#: 50 Worklist Smp#: 50  
 Injection Vol: 1.0 ul Dil. Factor: 1.0000  
 Sample Info: 460-0020159-050  
 Operator ID: Instrument ID: CPESTGC8  
 Method: \\EDICHROM\ChromData\CPESTGC8\20141104-20159.b\GC8\_8082LVI.m  
 Limit Group: GC 8082 PCB  
 Last Update: 05-Nov-2014 09:28:54 Calib Date: 10-Oct-2014 13:33:58  
 Integrator: Falcon  
 Quant Method: External Standard Quant By: Initial Calibration  
 Last ICal File: \\EDICHROM\ChromData\CPESTGC8\20141010-19190.b\QR106303.D  
 Column 1 : Det: GC ECD1A  
 Column 2 : Det: GC ECD2B  
 Process Host: XAWRK030

First Level Reviewer: patelji Date: 05-Nov-2014 08:28:51

Col	RT (min.)	Exp RT (min.)	Dlt RT (min.)	Response	Cal Amt ug/l	OnCol Amt ug/l	Flags
-----	-----------	---------------	---------------	----------	--------------	----------------	-------

\$ 12 Tetrachloro-m-xylene

1	2.082	2.081	0.001	22989882	100.0	100.7	
2	1.610	1.616	-0.006	19369851	100.0	95.4	
						RPD = 5.39	

1 PCB-1016

1	2.675	2.689	-0.014	6123441	1000.0	1087.8	M
1	3.367	3.391	-0.024	12461155	1000.0	1141.0	
1	4.322	4.342	-0.020	22220217	1000.0	1171.5	
1	5.493	5.512	-0.019	7216094	1000.0	1206.0	
1	5.718	5.736	-0.018	8680023	1000.0	1254.0	
Average of Peak Amounts =						1172.1	
2	0.000	1.956	-1.956	0	1000.0	0	
2	2.312	2.320	-0.008	10861600	1000.0	1250.4	
2	2.833	2.844	-0.011	18179250	1000.0	1169.9	
2	3.026	3.041	-0.015	7396706	1000.0	1162.7	
2	3.815	3.831	-0.016	8503379	1000.0	1364.2	
Average of Peak Amounts =						1236.8	
						RPD = 5.37	

Data File: \\EDICHROM\ChromData\CPESTGC8\20141104-20159.b\QR107024.D

Col	RT (min.)	Exp RT (min.)	Dlt RT (min.)	Response	Cal Amt ug/l	OnCol Amt ug/l	Flags
-----	-----------	---------------	---------------	----------	--------------	----------------	-------

10 PCB-1260 M

1	7.850	7.868	-0.018	16100143	1000.0	1364.1	
1	8.334	8.354	-0.020	18663383	1000.0	1340.4	
1	10.025	10.037	-0.012	12927489	1000.0	1395.7	
1	10.410	10.419	-0.009	27280930	1000.0	1372.7	M
1	11.475	11.464	0.011	8876917	1000.0	1325.6	M

Average of Peak Amounts = 1359.7

2	6.037	6.048	-0.011	12996974	1000.0	1326.8	
2	7.662	7.672	-0.010	11209014	1000.0	1310.0	
2	8.345	8.357	-0.012	27753011	1000.0	1336.7	
2	9.035	9.050	-0.015	12740257	1000.0	1447.9	
2	10.216	10.222	-0.006	6972814	1000.0	1301.7	

Average of Peak Amounts = 1344.6

RPD = 1.12

\$ 5 DCB Decachlorobiphenyl M

1	12.028	12.027	0.001	17852839	100.0	103.7	M
2	10.796	10.794	0.002	14607732	100.0	91.4	

RPD = 12.61

### QC Flag Legend

Review Flags

M - Manually Integrated

TestAmerica Edison

Data File: \\EDICHROM\ChromData\CPESTGC8\20141104-20159.b\QR107024.D

Injection Date: 04-Nov-2014 23:03:59

Instrument ID: CPESTGC8

Operator ID:

Lims ID: LCS 460-260192/2-A

Worklist Smp#: 50

Client ID:

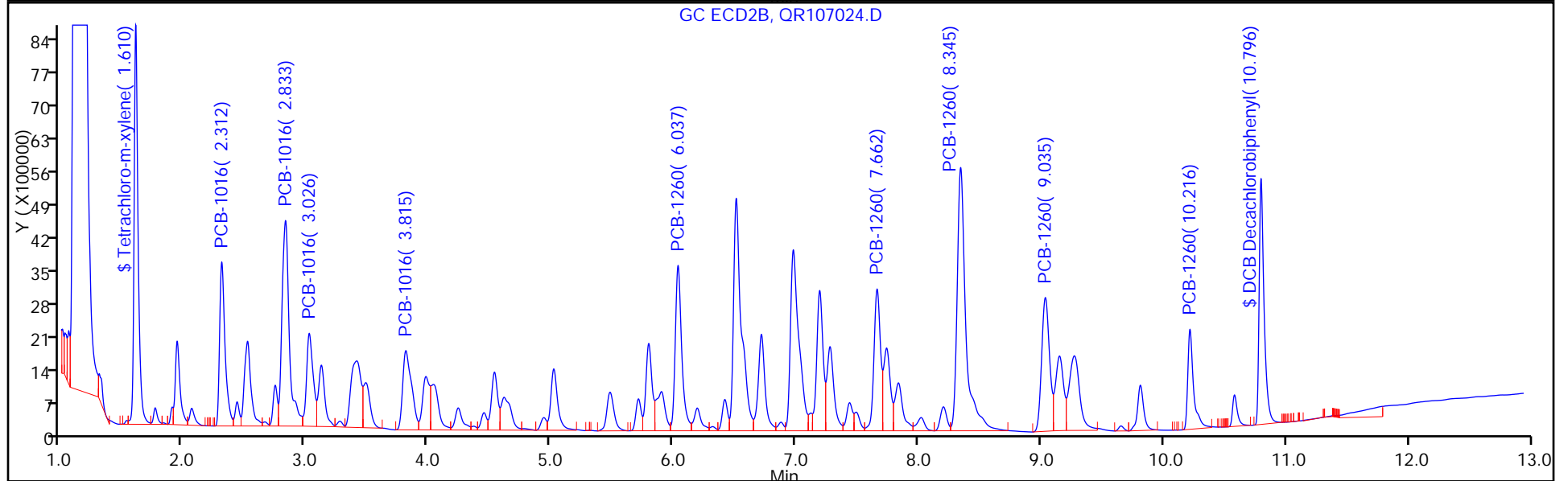
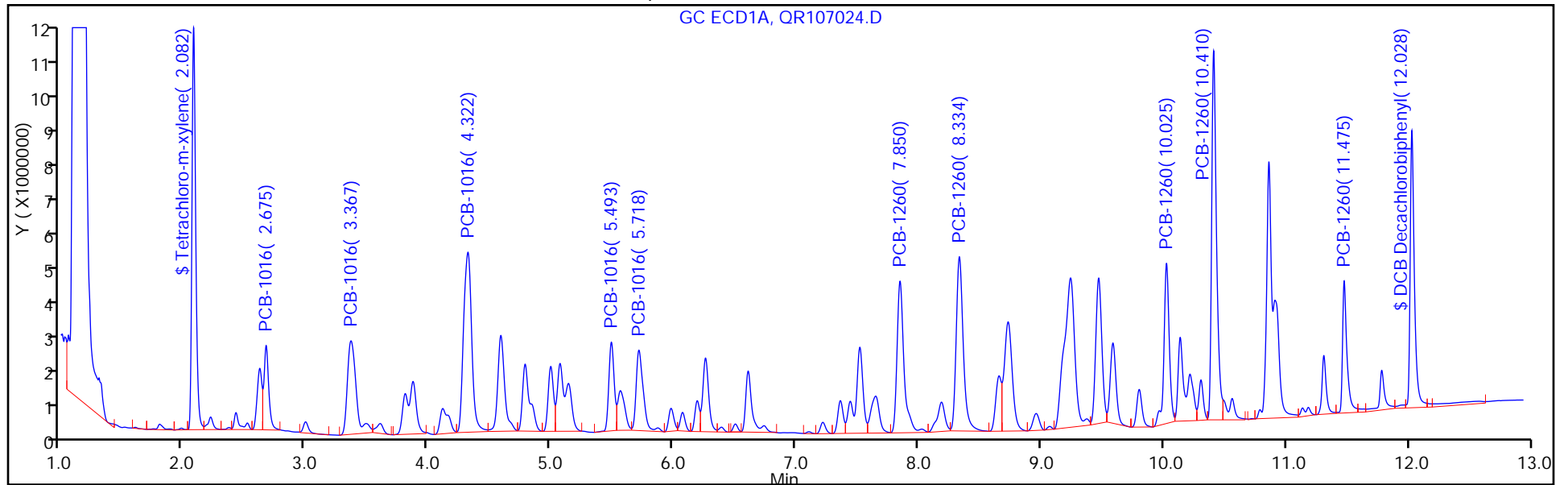
Injection Vol: 1.0 ul

Dil. Factor: 1.0000

ALS Bottle#: 50

Method: GC8\_8082LVI

Limit Group: GC 8082 PCB



TestAmerica Edison

Data File: \\EDICHROM\ChromData\CPESTGC8\20141104-20159.b\QR107024.D

Injection Date: 04-Nov-2014 23:03:59

Instrument ID: CPESTGC8

Lims ID: LCS 460-260192/2-A

Client ID:

Operator ID:

ALS Bottle#:

50

Worklist Smp#:

50

Injection Vol: 1.0 ul

Dil. Factor: 1.0000

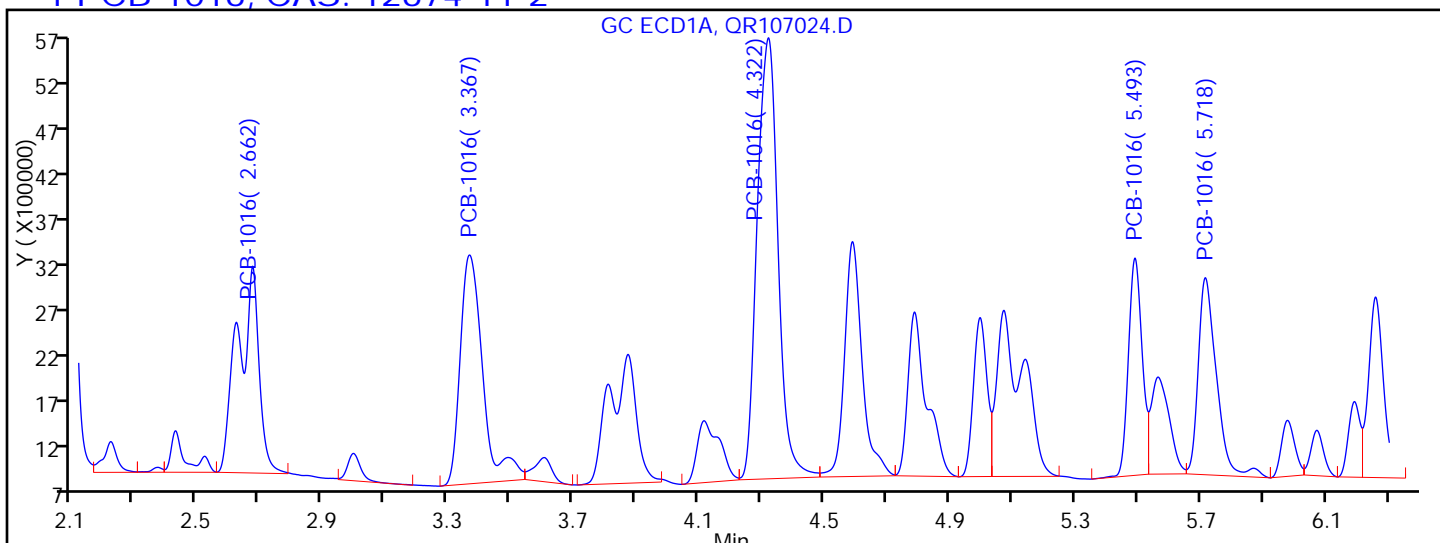
Method: GC8\_8082LVI

Limit Group: GC 8082 PCB

Column:

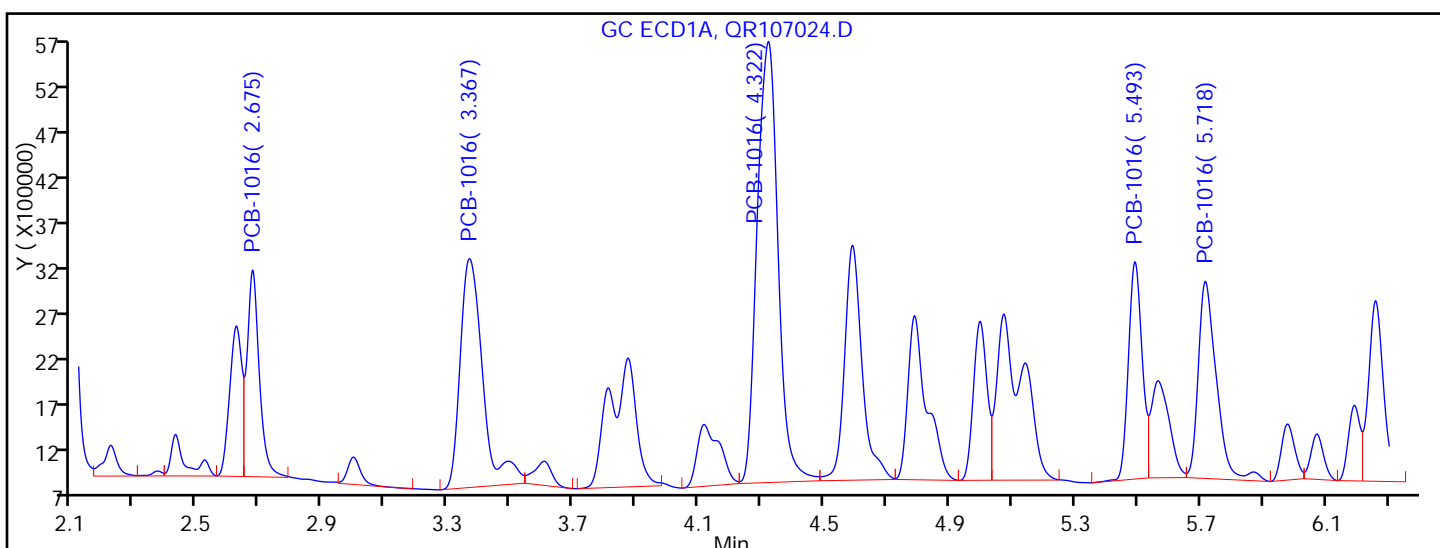
Detector

GC ECD1A

**1 PCB-1016, CAS: 12674-11-2**

## Processing Integration Results

RT = 2.662	Response = 10530891	M
RT = 3.367	Response = 12461155	
RT = 4.322	Response = 22220217	
RT = 5.493	Response = 7216094	
RT = 5.718	Response = 8680023	



## Manual Integration Results

RT = 2.675	Response = 6123441	M
RT = 3.367	Response = 12461155	
RT = 4.322	Response = 22220217	
RT = 5.493	Response = 7216094	
RT = 5.718	Response = 8680023	

Reviewer: patelji, 05-Nov-2014 09:12:24

Audit Action: Split an Integrated Peak

Page 1480 of 1641

Audit Reason: Peak not integrated

TestAmerica Edison

Data File: \\EDICHROM\ChromData\CPESTGC8\20141104-20159.b\QR107024.D

Injection Date: 04-Nov-2014 23:03:59

Instrument ID: CPESTGC8

Lims ID: LCS 460-260192/2-A

Client ID:

Operator ID:

ALS Bottle#:

50

Worklist Smp#:

50

Injection Vol: 1.0 ul

Dil. Factor:

1.0000

Method: GC8\_8082LVI

Limit Group:

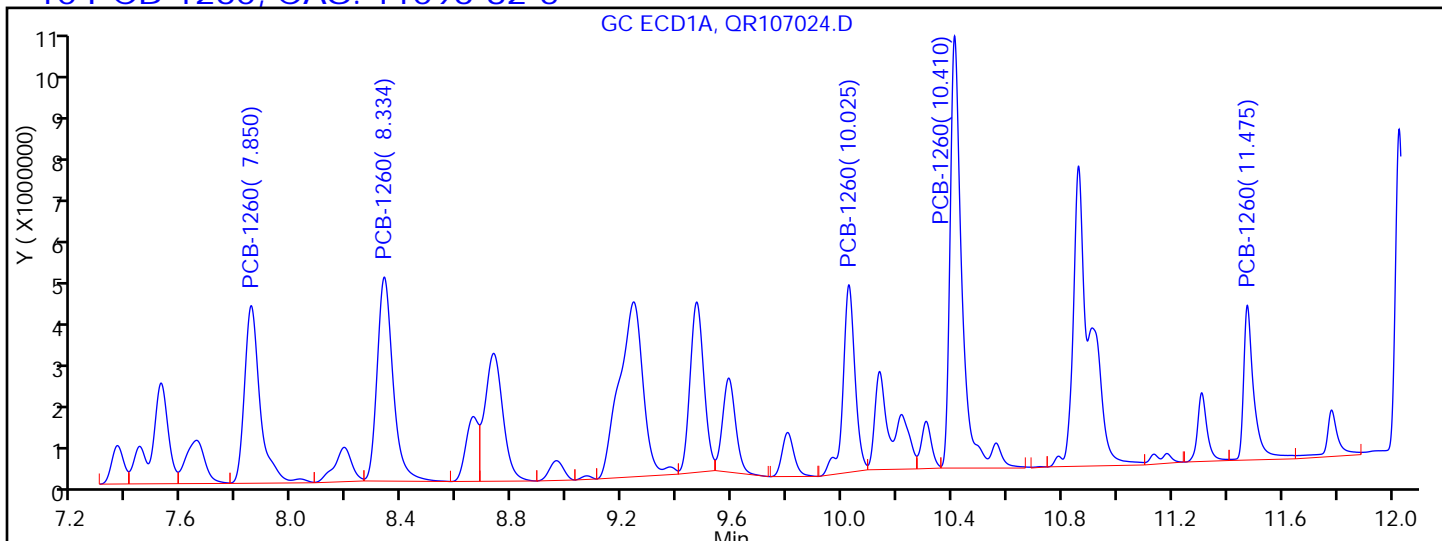
GC 8082 PCB

Column:

Detector

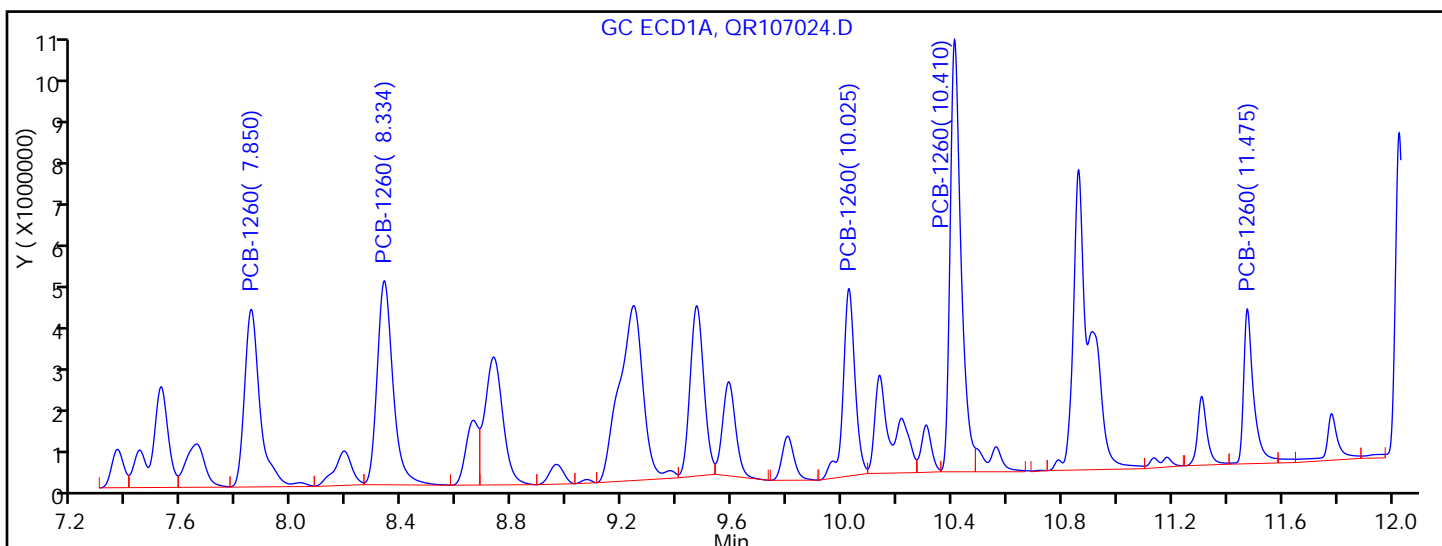
GC ECD1A

10 PCB-1260, CAS: 11096-82-5



Processing Integration Results

RT = 7.850	Response = 16100143	
RT = 8.334	Response = 18663383	
RT = 10.025	Response = 12927489	
RT = 10.410	Response = 29955010	M
RT = 11.475	Response = 9190540	M



Manual Integration Results

RT = 7.850	Response = 16100143	
RT = 8.334	Response = 18663383	
RT = 10.025	Response = 12927489	
RT = 10.410	Response = 27280930	M
RT = 11.475	Response = 8876917	M

Reviewer: patelji, 05-Nov-2014 09:12:24

Audit Action: Split an Integrated Peak

Audit Reason: Peak not integrated

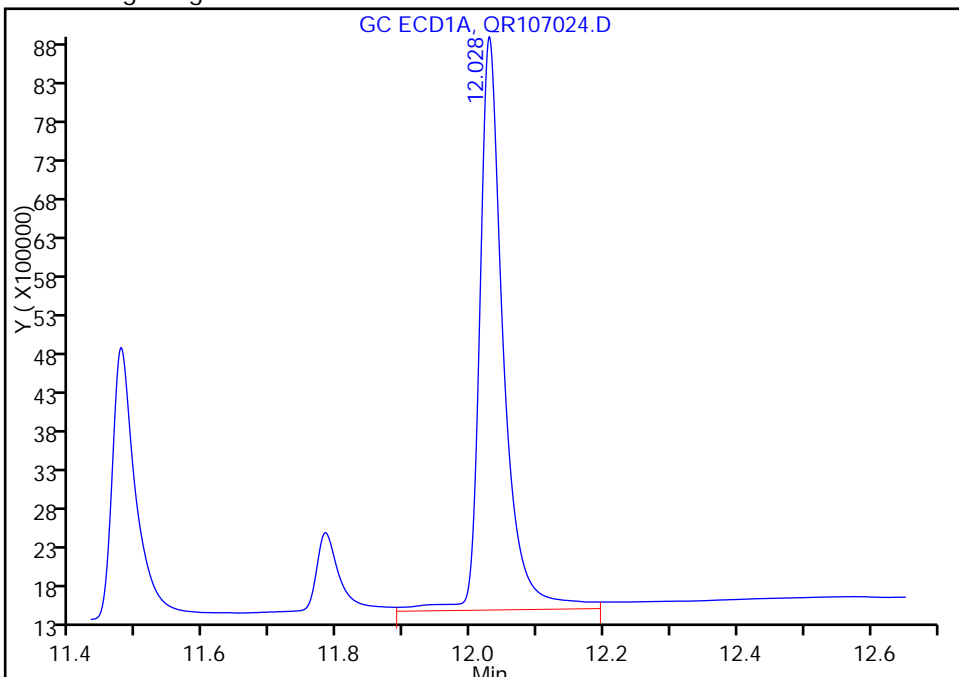
TestAmerica Edison

Data File: \\EDICHROM\ChromData\CPESTGC8\20141104-20159.b\QR107024.D  
Injection Date: 04-Nov-2014 23:03:59 Instrument ID: CPESTGC8  
Lims ID: LCS 460-260192/2-A  
Client ID:  
Operator ID: ALS Bottle#: 50 Worklist Smp#: 50  
Injection Vol: 1.0 ul Dil. Factor: 1.0000  
Method: GC8\_8082LVI Limit Group: GC 8082 PCB  
Column: Detector GC ECD1A

**\$ 5 DCB Decachlorobiphenyl, CAS: 2051-24-3**

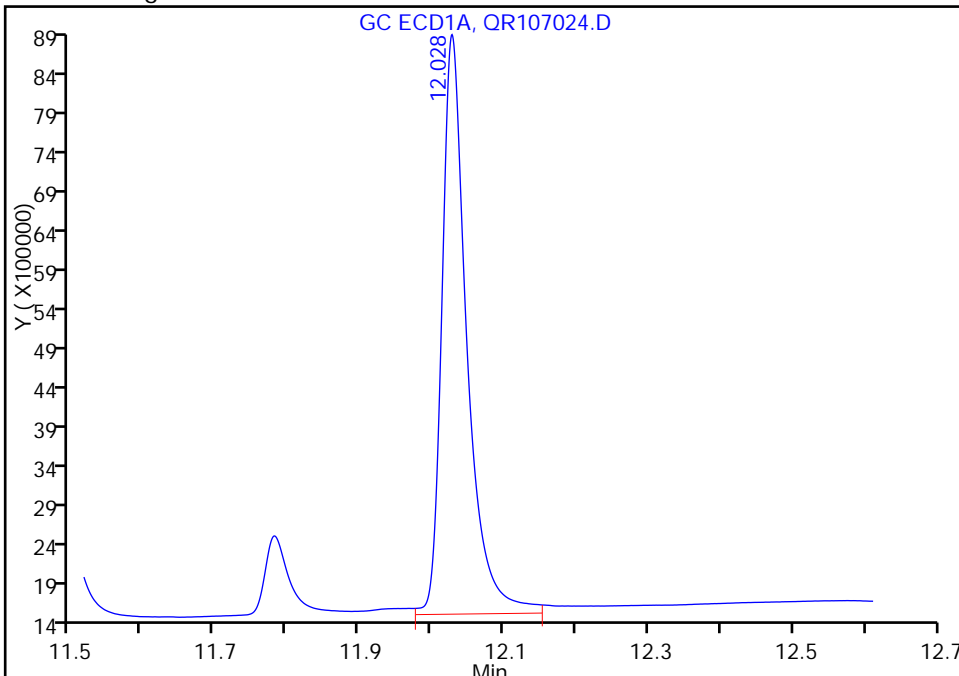
RT: 12.03  
Response: 18444312  
Amount: 107.1842

Processing Integration Results



RT: 12.03  
Response: 17852839  
Amount: 103.7471

Manual Integration Results



Reviewer: patelji, 05-Nov-2014 09:12:24  
Audit Action: Split an Integrated Peak  
Audit Reason: Peak not integrated



FORM I  
PCBS ORGANICS ANALYSIS DATA SHEET

Lab Name: TestAmerica Edison Job No.: 460-85482-1  
 SDG No.: \_\_\_\_\_  
 Client Sample ID: \_\_\_\_\_ Lab Sample ID: LCS 460-260192/2-A  
 Matrix: Water Lab File ID: QR107024.D  
 Analysis Method: 8082 Date Collected: \_\_\_\_\_  
 Extraction Method: 3510C Date Extracted: 11/04/2014 08:08  
 Sample wt/vol: 125(mL) Date Analyzed: 11/04/2014 23:03  
 Con. Extract Vol.: 1(mL) Dilution Factor: 1  
 Injection Volume: 1(uL) GC Column: CLP-1 ID: 0.53(mm)  
 % Moisture: \_\_\_\_\_ GPC Cleanup: (Y/N) N  
 Analysis Batch No.: 260370 Units: ug/L

CAS NO.	COMPOUND NAME	RESULT	Q	RL	MDL
12674-11-2	Aroclor 1016	9.89		0.40	0.27
11096-82-5	Aroclor 1260	10.8		0.40	0.21
1336-36-3	Polychlorinated biphenyls, Total	20.7		0.40	0.27

CAS NO.	SURROGATE	%REC	Q	LIMITS
2051-24-3	DCB Decachlorobiphenyl	91		13-150

TestAmerica Edison  
Target Compound Quantitation Report

Data File: \\EDICHROM\ChromData\CPESTGC8\20141104-20159.b\QR107024.D  
 Lims ID: LCS 460-260192/2-A  
 Client ID:  
 Sample Type: LCS  
 Inject. Date: 04-Nov-2014 23:03:59 ALS Bottle#: 50 Worklist Smp#: 50  
 Injection Vol: 1.0 ul Dil. Factor: 1.0000  
 Sample Info: 460-0020159-050  
 Operator ID: Instrument ID: CPESTGC8  
 Method: \\EDICHROM\ChromData\CPESTGC8\20141104-20159.b\GC8\_8082LVI.m  
 Limit Group: GC 8082 PCB  
 Last Update: 05-Nov-2014 09:28:54 Calib Date: 10-Oct-2014 13:33:58  
 Integrator: Falcon  
 Quant Method: External Standard Quant By: Initial Calibration  
 Last ICal File: \\EDICHROM\ChromData\CPESTGC8\20141010-19190.b\QR106303.D  
 Column 1 : Det: GC ECD1A  
 Column 2 : Det: GC ECD2B  
 Process Host: XAWRK030

First Level Reviewer: patelji Date: 05-Nov-2014 08:28:51

Col	RT (min.)	Exp RT (min.)	Dlt RT (min.)	Response	Cal Amt ug/l	OnCol Amt ug/l	Flags
-----	-----------	---------------	---------------	----------	--------------	----------------	-------

\$ 12 Tetrachloro-m-xylene

1	2.082	2.081	0.001	22989882	100.0	100.7	
2	1.610	1.616	-0.006	19369851	100.0	95.4	
						RPD = 5.39	

1 PCB-1016

1	2.675	2.689	-0.014	6123441	1000.0	1087.8	M
1	3.367	3.391	-0.024	12461155	1000.0	1141.0	M
1	4.322	4.342	-0.020	22220217	1000.0	1171.5	
1	5.493	5.512	-0.019	7216094	1000.0	1206.0	
1	5.718	5.736	-0.018	8680023	1000.0	1254.0	
Average of Peak Amounts =						1172.1	
2	0.000	1.956	-1.956	0	1000.0	0	
2	2.312	2.320	-0.008	10861600	1000.0	1250.4	
2	2.833	2.844	-0.011	18179250	1000.0	1169.9	
2	3.026	3.041	-0.015	7396706	1000.0	1162.7	
2	3.815	3.831	-0.016	8503379	1000.0	1364.2	
Average of Peak Amounts =						1236.8	
						RPD = 5.37	

Col	RT (min.)	Exp RT (min.)	Dlt RT (min.)	Response	Cal Amt ug/l	OnCol Amt ug/l	Flags
-----	-----------	---------------	---------------	----------	--------------	----------------	-------

10 PCB-1260 M

1	7.850	7.868	-0.018	16100143	1000.0	1364.1	
1	8.334	8.354	-0.020	18663383	1000.0	1340.4	
1	10.025	10.037	-0.012	12927489	1000.0	1395.7	
1	10.410	10.419	-0.009	27280930	1000.0	1372.7	M
1	11.475	11.464	0.011	8876917	1000.0	1325.6	M

Average of Peak Amounts = 1359.7

2	6.037	6.048	-0.011	12996974	1000.0	1326.8	
2	7.662	7.672	-0.010	11209014	1000.0	1310.0	
2	8.345	8.357	-0.012	27753011	1000.0	1336.7	
2	9.035	9.050	-0.015	12740257	1000.0	1447.9	
2	10.216	10.222	-0.006	6972814	1000.0	1301.7	

Average of Peak Amounts = 1344.6

RPD = 1.12

\$ 5 DCB Decachlorobiphenyl M

1	12.028	12.027	0.001	17852839	100.0	103.7	M
2	10.796	10.794	0.002	14607732	100.0	91.4	

RPD = 12.61

### QC Flag Legend

Review Flags

M - Manually Integrated

TestAmerica Edison

Data File: \\EDICHROM\ChromData\CPESTGC8\20141104-20159.b\QR107024.D

Injection Date: 04-Nov-2014 23:03:59

Instrument ID: CPESTGC8

Operator ID:

Lims ID: LCS 460-260192/2-A

Worklist Smp#: 50

Client ID:

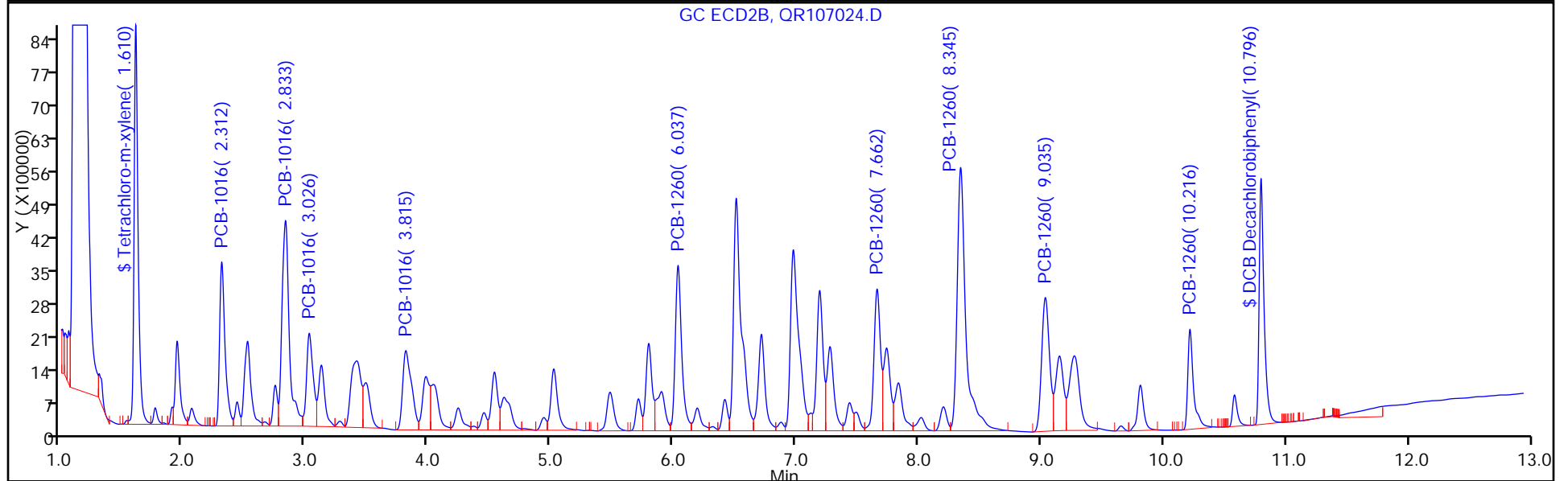
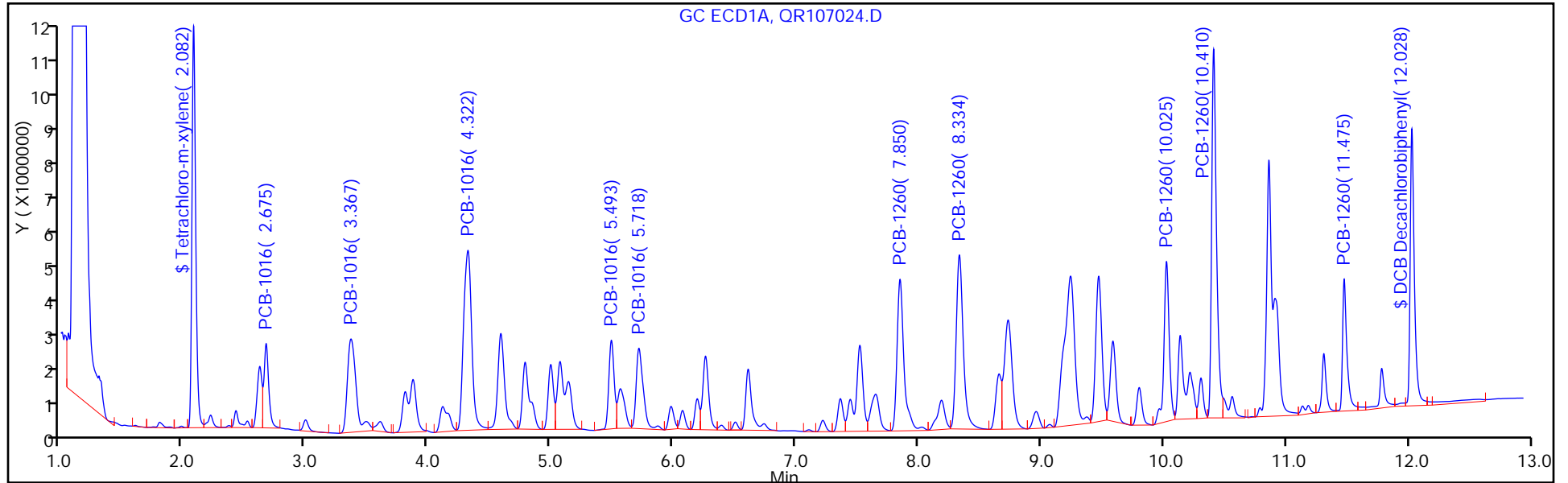
Injection Vol: 1.0 ul

Dil. Factor: 1.0000

ALS Bottle#: 50

Method: GC8\_8082LVI

Limit Group: GC 8082 PCB



FORM I  
PCBS ORGANICS ANALYSIS DATA SHEET

Lab Name: TestAmerica Edison Job No.: 460-85482-1  
 SDG No.: \_\_\_\_\_  
 Client Sample ID: \_\_\_\_\_ Lab Sample ID: LCSD 460-260192/3-A  
 Matrix: Water Lab File ID: QR107025.D  
 Analysis Method: 8082 Date Collected: \_\_\_\_\_  
 Extraction Method: 3510C Date Extracted: 11/04/2014 08:08  
 Sample wt/vol: 125(mL) Date Analyzed: 11/04/2014 23:20  
 Con. Extract Vol.: 1(mL) Dilution Factor: 1  
 Injection Volume: 1(uL) GC Column: CLP-2 ID: 0.53(mm)  
 % Moisture: \_\_\_\_\_ GPC Cleanup: (Y/N) N  
 Analysis Batch No.: 260370 Units: ug/L

CAS NO.	COMPOUND NAME	RESULT	Q	RL	MDL
12674-11-2	Aroclor 1016	9.48		0.40	0.27
11096-82-5	Aroclor 1260	11.1		0.40	0.21
1336-36-3	Polychlorinated biphenyls, Total	20.6		0.40	0.27

CAS NO.	SURROGATE	%REC	Q	LIMITS
2051-24-3	DCB Decachlorobiphenyl	106		13-150

TestAmerica Edison  
Target Compound Quantitation Report

Data File: \\EDICHROM\ChromData\CPESTGC8\20141104-20159.b\QR107025.D  
 Lims ID: LCSD 460-260192/3-A  
 Client ID:  
 Sample Type: LCSD  
 Inject. Date: 04-Nov-2014 23:20:47 ALS Bottle#: 51 Worklist Smp#: 51  
 Injection Vol: 1.0 ul Dil. Factor: 1.0000  
 Sample Info: 460-0020159-051  
 Operator ID: Instrument ID: CPESTGC8  
 Method: \\EDICHROM\ChromData\CPESTGC8\20141104-20159.b\GC8\_8082LVI.m  
 Limit Group: GC 8082 PCB  
 Last Update: 05-Nov-2014 09:28:54 Calib Date: 10-Oct-2014 13:33:58  
 Integrator: Falcon  
 Quant Method: External Standard Quant By: Initial Calibration  
 Last ICal File: \\EDICHROM\ChromData\CPESTGC8\20141010-19190.b\QR106303.D  
 Column 1 : Det: GC ECD1A  
 Column 2 : Det: GC ECD2B  
 Process Host: XAWRK030

First Level Reviewer: patelji Date: 05-Nov-2014 08:28:56

Col	RT (min.)	Exp RT (min.)	Dlt RT (min.)	Response	Cal Amt ug/l	OnCol Amt ug/l	Flags
-----	-----------	---------------	---------------	----------	--------------	----------------	-------

\$ 12 Tetrachloro-m-xylene

1	2.080	2.081	-0.001	23251570	100.0	101.9	
2	1.608	1.616	-0.008	19735645	100.0	97.2	
						RPD = 4.65	

1 PCB-1016

1	2.671	2.689	-0.018	6275997	1000.0	1114.9	M
1	3.364	3.391	-0.027	12738417	1000.0	1166.4	
1	4.320	4.342	-0.022	22791592	1000.0	1201.7	
1	5.494	5.512	-0.018	7428000	1000.0	1241.5	M
1	5.719	5.736	-0.017	8307910	1000.0	1200.2	
Average of Peak Amounts =						1184.9	
2	0.000	1.956	-1.956	0	1000.0	0	
2	2.310	2.320	-0.010	10972421	1000.0	1263.2	
2	2.830	2.844	-0.014	18352262	1000.0	1181.0	
2	3.022	3.041	-0.019	7413885	1000.0	1165.4	
2	3.812	3.831	-0.019	8590044	1000.0	1378.1	
Average of Peak Amounts =						1246.9	
						RPD = 5.10	

Col	RT (min.)	Exp RT (min.)	Dlt RT (min.)	Response	Cal Amt ug/l	OnCol Amt ug/l	Flags
-----	-----------	---------------	---------------	----------	--------------	----------------	-------

10 PCB-1260							M
1	7.853	7.868	-0.015	16147127	1000.0	1368.0	
1	8.338	8.354	-0.016	18772439	1000.0	1348.3	
1	10.027	10.037	-0.010	13222208	1000.0	1427.5	
1	10.410	10.419	-0.009	28011478	1000.0	1409.4	M
1	11.471	11.464	0.007	9076131	1000.0	1355.4	
Average of Peak Amounts =						1381.7	
2	6.039	6.048	-0.009	13237444	1000.0	1351.3	
2	7.665	7.672	-0.007	11372288	1000.0	1329.1	
2	8.348	8.357	-0.009	28354648	1000.0	1365.6	
2	9.040	9.050	-0.010	13015165	1000.0	1479.2	
2	10.218	10.222	-0.004	7283946	1000.0	1359.7	
Average of Peak Amounts =						1377.0	
						RPD =	0.34
\$ 5 DCB Decachlorobiphenyl							M
1	12.022	12.027	-0.005	18203371	100.0	105.8	M
2	10.795	10.794	0.001	15248827	100.0	95.5	
						RPD =	10.27

**QC Flag Legend**

Review Flags

M - Manually Integrated

TestAmerica Edison

Data File: \\EDICHROM\ChromData\CPESTGC8\20141104-20159.b\QR107025.D

Injection Date: 04-Nov-2014 23:20:47

Instrument ID: CPESTGC8

Operator ID:

Lims ID: LCSD 460-260192/3-A

Worklist Smp#: 51

Client ID:

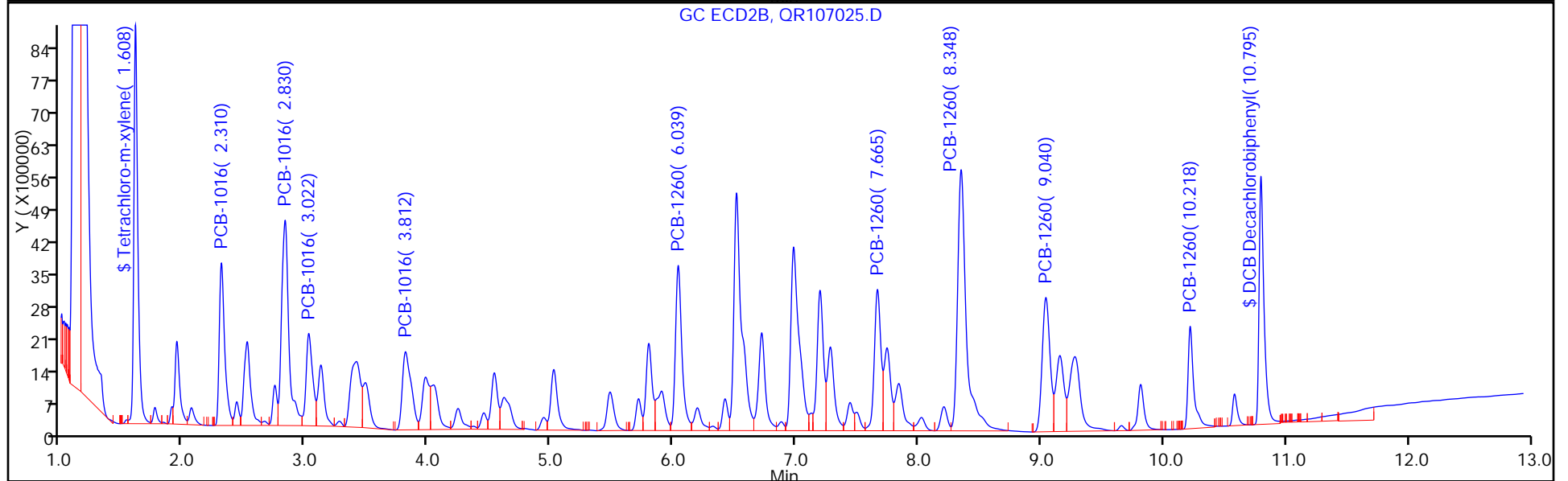
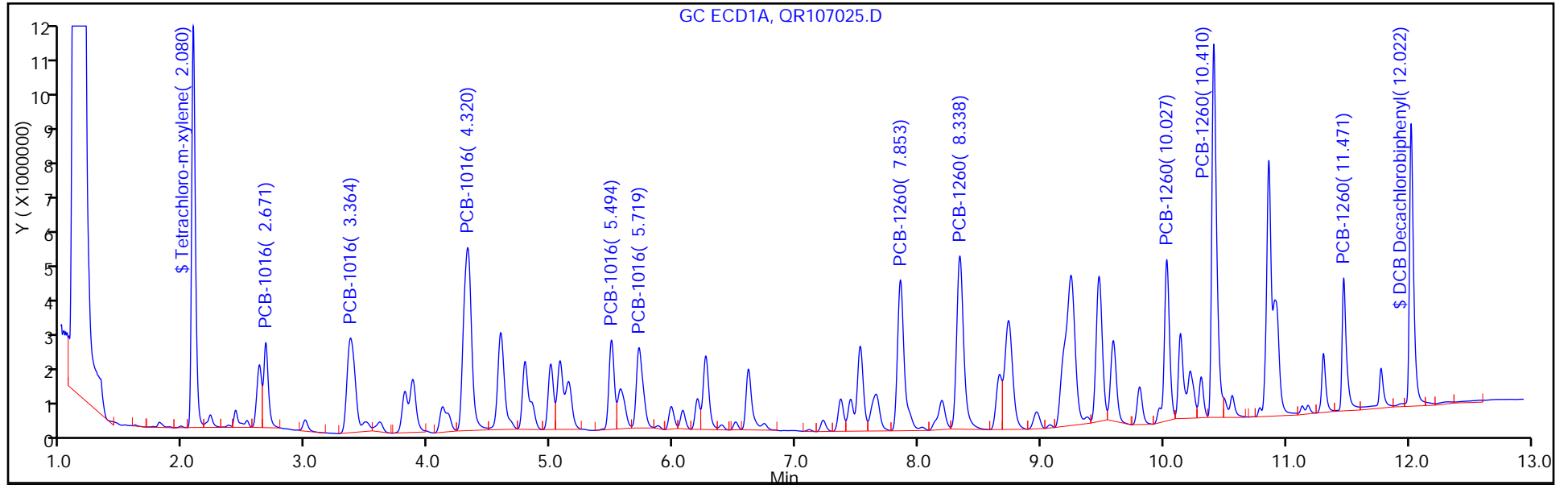
Injection Vol: 1.0 ul

Dil. Factor: 1.0000

ALS Bottle#: 51

Method: GC8\_8082LVI

Limit Group: GC 8082 PCB





TestAmerica Edison

Data File: \\EDICHROM\ChromData\CPESTGC8\20141104-20159.b\QR107025.D

Injection Date: 04-Nov-2014 23:20:47

Instrument ID: CPESTGC8

Lims ID: LCSD 460-260192/3-A

Client ID:

Operator ID:

ALS Bottle#:

51

Worklist Smp#:

51

Injection Vol: 1.0 ul

Dil. Factor:

1.0000

Method: GC8\_8082LVI

Limit Group:

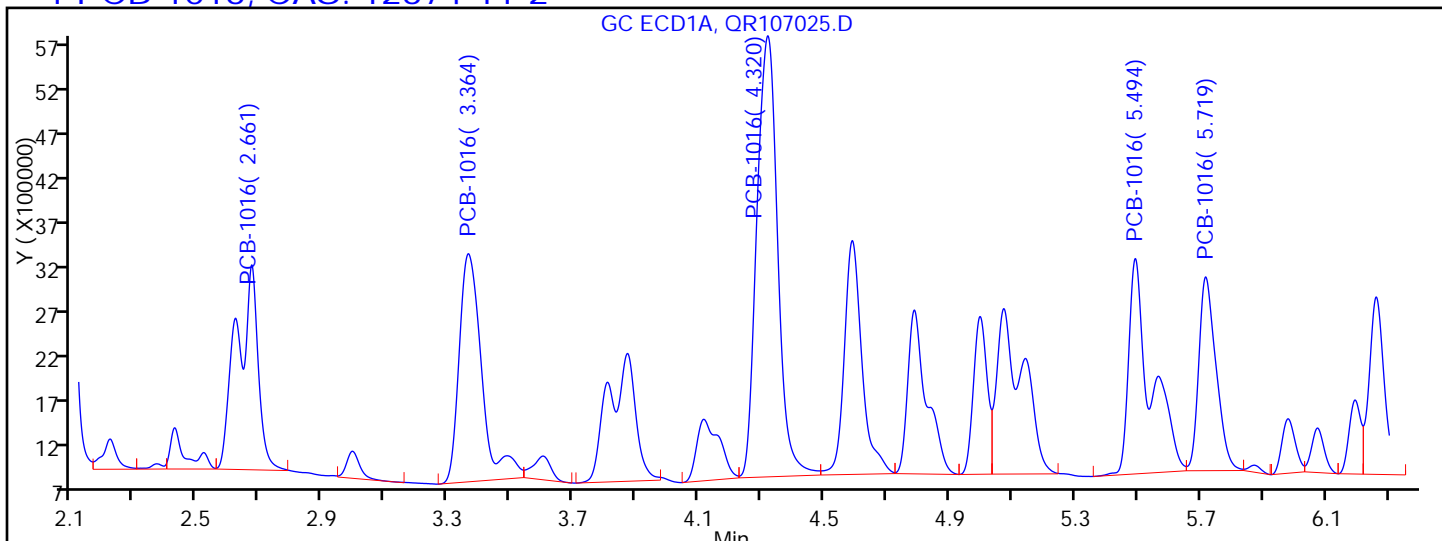
GC 8082 PCB

Column:

Detector

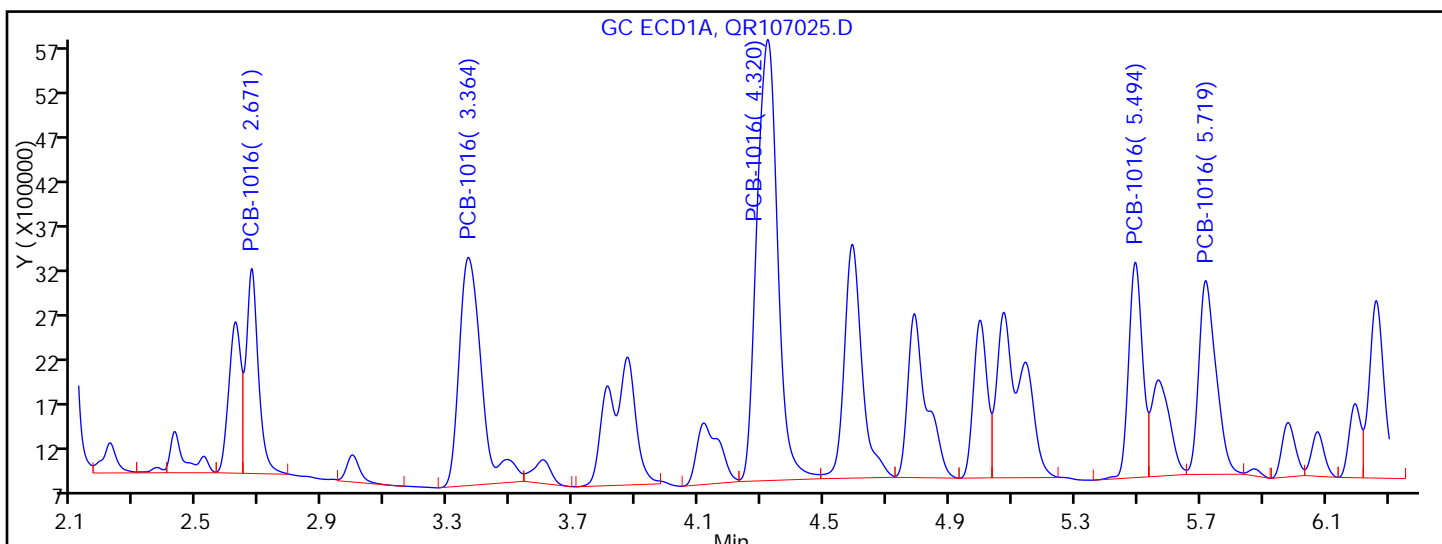
GC ECD1A

1 PCB-1016, CAS: 12674-11-2



Processing Integration Results

RT = 2.661	Response = 10804194	M
RT = 3.364	Response = 12738417	
RT = 4.320	Response = 22791592	
RT = 5.494	Response = 11786459	M
RT = 5.719	Response = 8307910	



Manual Integration Results

RT = 2.671	Response = 6275997	M
RT = 3.364	Response = 12738417	
RT = 4.320	Response = 22791592	
RT = 5.494	Response = 7428000	M
RT = 5.719	Response = 8307910	

Reviewer: patelji, 05-Nov-2014 09:12:41

Audit Action: Split an Integrated Peak

Audit Reason: Peak not integrated

TestAmerica Edison

Data File: \\EDICHROM\ChromData\CPESTGC8\20141104-20159.b\QR107025.D

Injection Date: 04-Nov-2014 23:20:47

Instrument ID: CPESTGC8

Lims ID: LCSD 460-260192/3-A

Client ID:

Operator ID:

ALS Bottle#: 51

Worklist Smp#: 51

Injection Vol: 1.0 ul

Dil. Factor: 1.0000

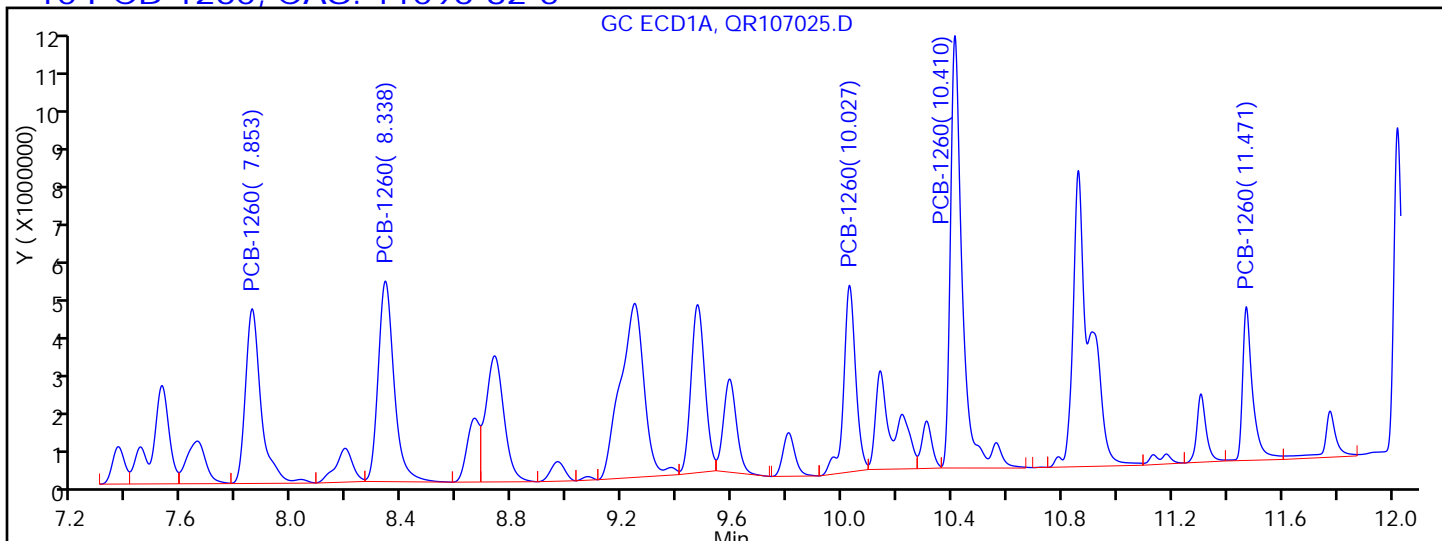
Method: GC8\_8082LVI

Limit Group: GC 8082 PCB

Column:

Detector GC ECD1A

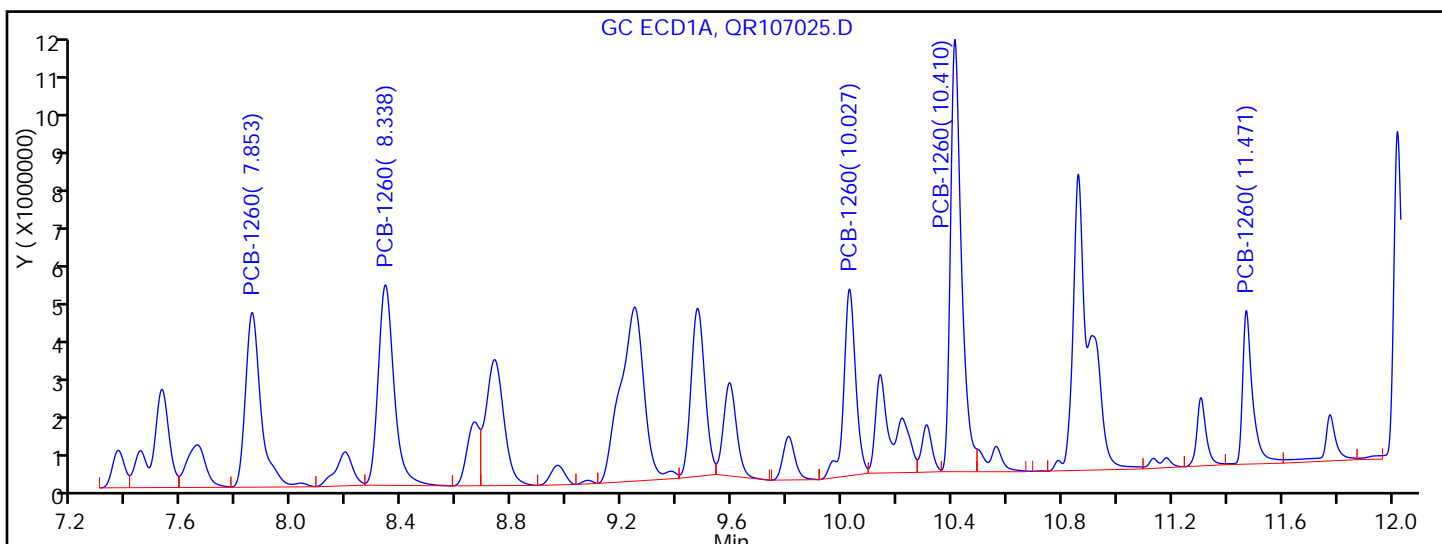
10 PCB-1260, CAS: 11096-82-5



Processing Integration Results

RT = 7.853	Response = 16147127
RT = 8.338	Response = 18772439
RT = 10.027	Response = 13222208
RT = 10.410	Response = 30595409
RT = 11.471	Response = 9076131

M



Manual Integration Results

RT = 7.853	Response = 16147127
RT = 8.338	Response = 18772439
RT = 10.027	Response = 13222208
RT = 10.410	Response = 28011478
RT = 11.471	Response = 9076131

M

Reviewer: patelji, 05-Nov-2014 09:12:41

Audit Action: Split an Integrated Peak

Audit Reason: Peak not integrated

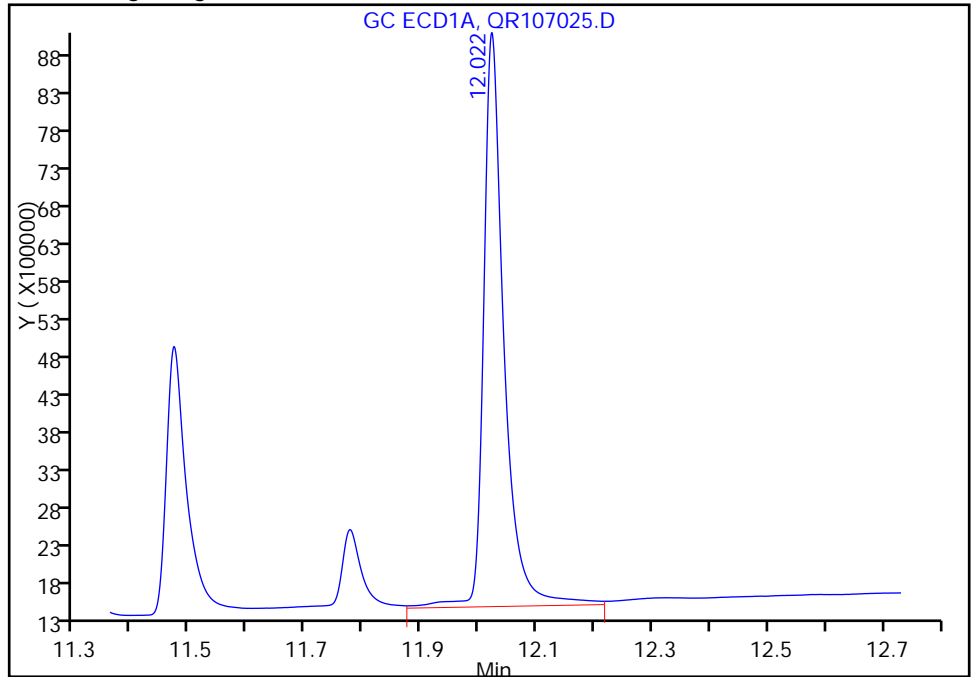
TestAmerica Edison

Data File: \\EDICHROM\ChromData\CPESTGC8\20141104-20159.b\QR107025.D  
Injection Date: 04-Nov-2014 23:20:47 Instrument ID: CPESTGC8  
Lims ID: LCSD 460-260192/3-A  
Client ID:  
Operator ID: ALS Bottle#: 51 Worklist Smp#: 51  
Injection Vol: 1.0 ul Dil. Factor: 1.0000  
Method: GC8\_8082LVI Limit Group: GC 8082 PCB  
Column: Detector GC ECD1A

\$ 5 DCB Decachlorobiphenyl, CAS: 2051-24-3

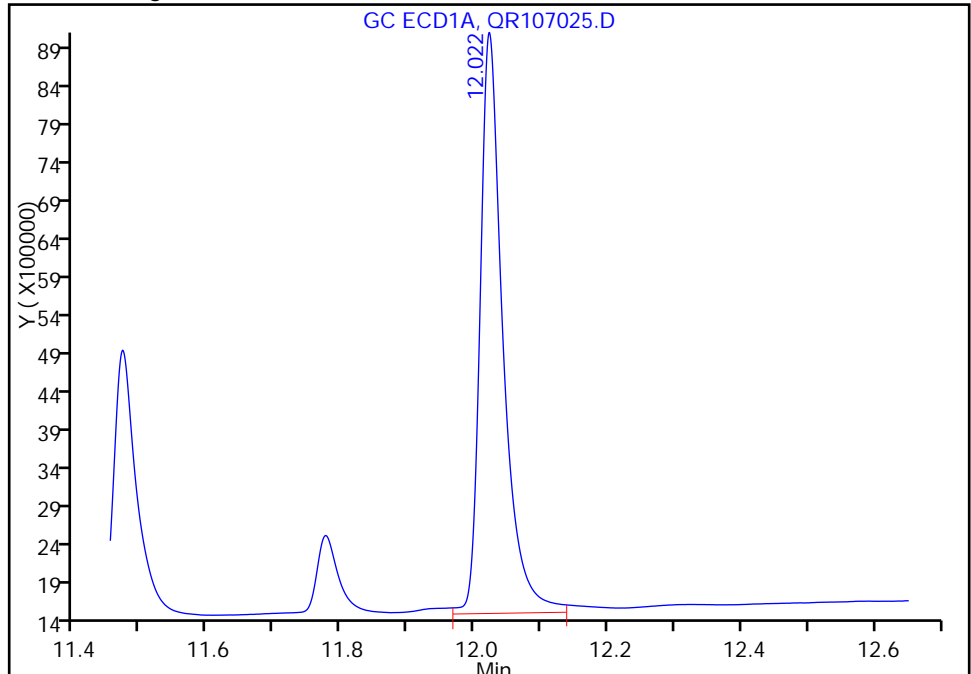
RT: 12.02  
Response: 18834093  
Amount: 109.4494

Processing Integration Results



RT: 12.02  
Response: 18203371  
Amount: 105.7841

Manual Integration Results



Reviewer: patelji, 05-Nov-2014 09:12:41  
Audit Action: Split an Integrated Peak  
Audit Reason: Peak not integrated

FORM I  
PCBS ORGANICS ANALYSIS DATA SHEET

Lab Name: TestAmerica Edison Job No.: 460-85482-1  
 SDG No.: \_\_\_\_\_  
 Client Sample ID: \_\_\_\_\_ Lab Sample ID: LCSD 460-260192/3-A  
 Matrix: Water Lab File ID: QR107025.D  
 Analysis Method: 8082 Date Collected: \_\_\_\_\_  
 Extraction Method: 3510C Date Extracted: 11/04/2014 08:08  
 Sample wt/vol: 125(mL) Date Analyzed: 11/04/2014 23:20  
 Con. Extract Vol.: 1(mL) Dilution Factor: 1  
 Injection Volume: 1(uL) GC Column: CLP-1 ID: 0.53(mm)  
 % Moisture: \_\_\_\_\_ GPC Cleanup: (Y/N) N  
 Analysis Batch No.: 260370 Units: ug/L

CAS NO.	COMPOUND NAME	RESULT	Q	RL	MDL
12674-11-2	Aroclor 1016	9.98		0.40	0.27
11096-82-5	Aroclor 1260	11.0		0.40	0.21
1336-36-3	Polychlorinated biphenyls, Total	21.0		0.40	0.27

CAS NO.	SURROGATE	%REC	Q	LIMITS
2051-24-3	DCB Decachlorobiphenyl	95		13-150

TestAmerica Edison  
Target Compound Quantitation Report

Data File: \\EDICHROM\ChromData\CPESTGC8\20141104-20159.b\QR107025.D  
 Lims ID: LCSD 460-260192/3-A  
 Client ID:  
 Sample Type: LCSD  
 Inject. Date: 04-Nov-2014 23:20:47 ALS Bottle#: 51 Worklist Smp#: 51  
 Injection Vol: 1.0 ul Dil. Factor: 1.0000  
 Sample Info: 460-0020159-051  
 Operator ID: Instrument ID: CPESTGC8  
 Method: \\EDICHROM\ChromData\CPESTGC8\20141104-20159.b\GC8\_8082LVI.m  
 Limit Group: GC 8082 PCB  
 Last Update: 05-Nov-2014 09:28:54 Calib Date: 10-Oct-2014 13:33:58  
 Integrator: Falcon  
 Quant Method: External Standard Quant By: Initial Calibration  
 Last ICal File: \\EDICHROM\ChromData\CPESTGC8\20141010-19190.b\QR106303.D  
 Column 1 : Det: GC ECD1A  
 Column 2 : Det: GC ECD2B  
 Process Host: XAWRK030

First Level Reviewer: patelji Date: 05-Nov-2014 08:28:56

Col	RT (min.)	Exp RT (min.)	Dlt RT (min.)	Response	Cal Amt ug/l	OnCol Amt ug/l	Flags
-----	-----------	---------------	---------------	----------	--------------	----------------	-------

\$ 12 Tetrachloro-m-xylene

1	2.080	2.081	-0.001	23251570	100.0	101.9	
2	1.608	1.616	-0.008	19735645	100.0	97.2	
						RPD = 4.65	

1 PCB-1016

1	2.671	2.689	-0.018	6275997	1000.0	1114.9	M
1	3.364	3.391	-0.027	12738417	1000.0	1166.4	
1	4.320	4.342	-0.022	22791592	1000.0	1201.7	
1	5.494	5.512	-0.018	7428000	1000.0	1241.5	M
1	5.719	5.736	-0.017	8307910	1000.0	1200.2	
Average of Peak Amounts =						1184.9	
2	0.000	1.956	-1.956	0	1000.0	0	
2	2.310	2.320	-0.010	10972421	1000.0	1263.2	
2	2.830	2.844	-0.014	18352262	1000.0	1181.0	
2	3.022	3.041	-0.019	7413885	1000.0	1165.4	
2	3.812	3.831	-0.019	8590044	1000.0	1378.1	
Average of Peak Amounts =						1246.9	
						RPD = 5.10	

Col	RT (min.)	Exp RT (min.)	Dlt RT (min.)	Response	Cal Amt ug/l	OnCol Amt ug/l	Flags
-----	-----------	---------------	---------------	----------	--------------	----------------	-------

10 PCB-1260 M

1	7.853	7.868	-0.015	16147127	1000.0	1368.0	
1	8.338	8.354	-0.016	18772439	1000.0	1348.3	
1	10.027	10.037	-0.010	13222208	1000.0	1427.5	
1	10.410	10.419	-0.009	28011478	1000.0	1409.4	M
1	11.471	11.464	0.007	9076131	1000.0	1355.4	

Average of Peak Amounts = 1381.7

2	6.039	6.048	-0.009	13237444	1000.0	1351.3	
2	7.665	7.672	-0.007	11372288	1000.0	1329.1	
2	8.348	8.357	-0.009	28354648	1000.0	1365.6	
2	9.040	9.050	-0.010	13015165	1000.0	1479.2	
2	10.218	10.222	-0.004	7283946	1000.0	1359.7	

Average of Peak Amounts = 1377.0

RPD = 0.34

\$ 5 DCB Decachlorobiphenyl M

1	12.022	12.027	-0.005	18203371	100.0	105.8	M
2	10.795	10.794	0.001	15248827	100.0	95.5	

RPD = 10.27

### QC Flag Legend

Review Flags

M - Manually Integrated

TestAmerica Edison

Data File: \\EDICHROM\ChromData\CPESTGC8\20141104-20159.b\QR107025.D

Injection Date: 04-Nov-2014 23:20:47

Instrument ID: CPESTGC8

Operator ID:

Lims ID: LCSD 460-260192/3-A

Worklist Smp#: 51

Client ID:

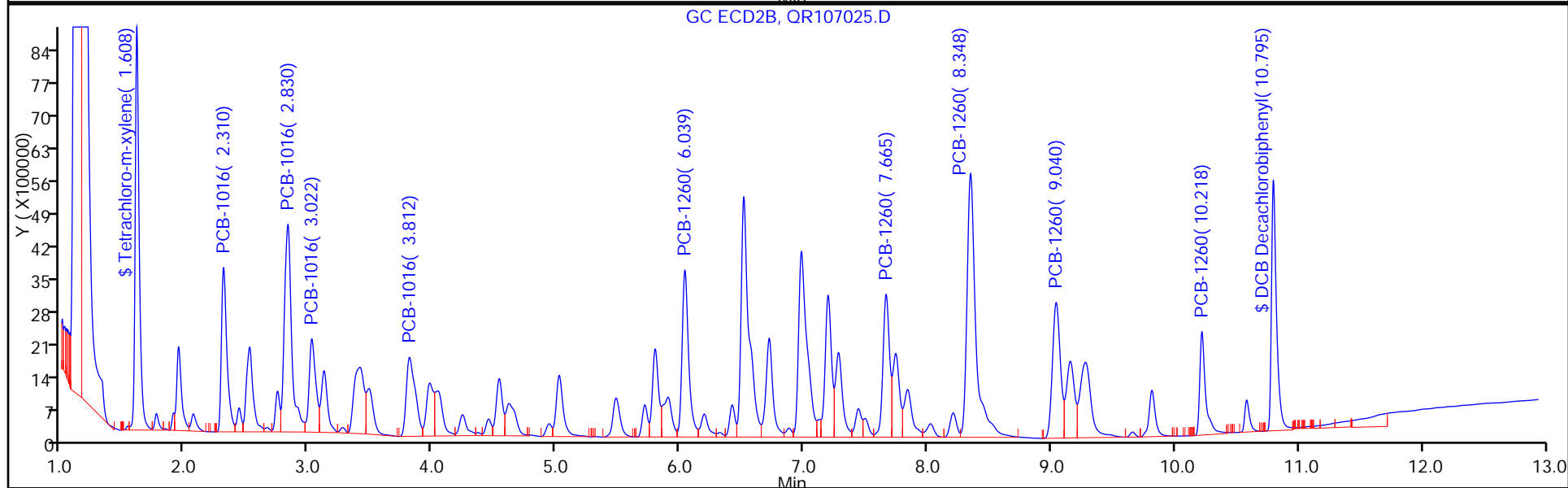
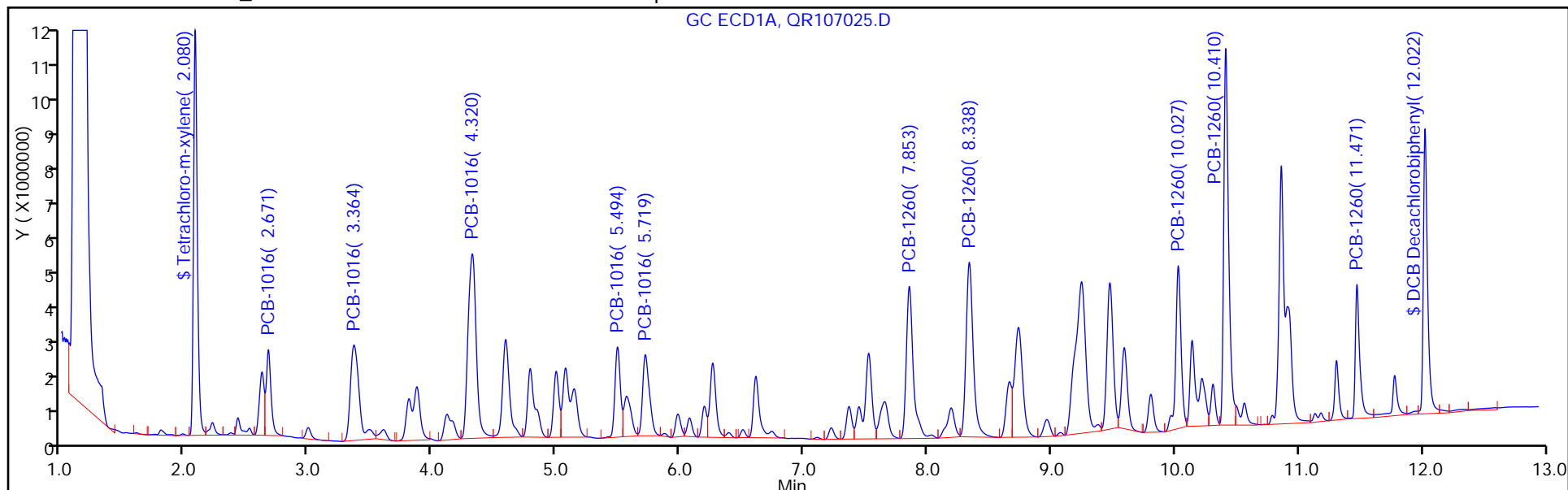
Injection Vol: 1.0 ul

Dil. Factor: 1.0000

ALS Bottle#: 51

Method: GC8\_8082LVI

Limit Group: GC 8082 PCB



FORM I  
PCBS ORGANICS ANALYSIS DATA SHEET

Lab Name: TestAmerica Edison Job No.: 460-85482-1  
 SDG No.: \_\_\_\_\_  
 Client Sample ID: PMP-28-SW-WT MS Lab Sample ID: 460-85482-1 MS  
 Matrix: Solid Lab File ID: OR223643.D  
 Analysis Method: 8082 Date Collected: 10/30/2014 15:37  
 Extraction Method: 3546 Date Extracted: 11/03/2014 07:56  
 Sample wt/vol: 15.0022(g) Date Analyzed: 11/04/2014 10:54  
 Con. Extract Vol.: 10(mL) Dilution Factor: 50  
 Injection Volume: 1(uL) GC Column: CLP-2 ID: 0.53(mm)  
 % Moisture: 7.7 GPC Cleanup: (Y/N) N  
 Analysis Batch No.: 260217 Units: ug/Kg

CAS NO.	COMPOUND NAME	RESULT	Q	RL	MDL
12674-11-2	Aroclor 1016	810	U	3600	810
11104-28-2	Aroclor 1221	810	U	3600	810
11141-16-5	Aroclor 1232	810	U	3600	810
53469-21-9	Aroclor 1242	810	U	3600	810
12672-29-6	Aroclor 1248	810	U	3600	810
11097-69-1	Aroclor 1254	1000	U	3600	1000
11096-82-5	Aroclor 1260	11000		3600	1000
37324-23-5	Aroclor 1262	1000	U	3600	1000
11100-14-4	Aroclor 1268	1000	U	3600	1000

CAS NO.	SURROGATE	%REC	Q	LIMITS
2051-24-3	DCB Decachlorobiphenyl	190	X D	53-150



FORM I  
PCBS ORGANICS ANALYSIS DATA SHEET

Lab Name: TestAmerica Edison Job No.: 460-85482-1  
 SDG No.: \_\_\_\_\_  
 Client Sample ID: PMP-28-SW-WT MS Lab Sample ID: 460-85482-1 MS  
 Matrix: Solid Lab File ID: OR223643.D  
 Analysis Method: 8082 Date Collected: 10/30/2014 15:37  
 Extraction Method: 3546 Date Extracted: 11/03/2014 07:56  
 Sample wt/vol: 15.0022(g) Date Analyzed: 11/04/2014 10:54  
 Con. Extract Vol.: 10(mL) Dilution Factor: 50  
 Injection Volume: 1(uL) GC Column: CLP-1 ID: 0.53(mm)  
 % Moisture: 7.7 GPC Cleanup: (Y/N) N  
 Analysis Batch No.: 260217 Units: ug/Kg

CAS NO.	COMPOUND NAME	RESULT	Q	RL	MDL
12674-11-2	Aroclor 1016	810	U	3600	810
11104-28-2	Aroclor 1221	810	U	3600	810
11141-16-5	Aroclor 1232	810	U	3600	810
53469-21-9	Aroclor 1242	810	U	3600	810
12672-29-6	Aroclor 1248	810	U	3600	810
11097-69-1	Aroclor 1254	1000	U	3600	1000
11096-82-5	Aroclor 1260	9450		3600	1000
37324-23-5	Aroclor 1262	1000	U	3600	1000
11100-14-4	Aroclor 1268	1000	U	3600	1000

CAS NO.	SURROGATE	%REC	Q	LIMITS
2051-24-3	DCB Decachlorobiphenyl	217	X D	53-150

FORM I  
PCBS ORGANICS ANALYSIS DATA SHEET

Lab Name: TestAmerica Edison Job No.: 460-85482-1  
 SDG No.: \_\_\_\_\_  
 Client Sample ID: PMP-24-SW-VS MS Lab Sample ID: 460-85482-9 MS  
 Matrix: Solid Lab File ID: T010171.D  
 Analysis Method: 8082 Date Collected: 10/30/2014 13:57  
 Extraction Method: 3546 Date Extracted: 11/03/2014 07:52  
 Sample wt/vol: 15.0201(g) Date Analyzed: 11/04/2014 18:43  
 Con. Extract Vol.: 10(mL) Dilution Factor: 200  
 Injection Volume: 1(uL) GC Column: CLP-2 ID: 0.53(mm)  
 % Moisture: 7.8 GPC Cleanup: (Y/N) N  
 Analysis Batch No.: 260368 Units: ug/Kg

CAS NO.	COMPOUND NAME	RESULT	Q	RL	MDL
12674-11-2	Aroclor 1016	3300	U	15000	3300
11104-28-2	Aroclor 1221	3300	U	15000	3300
11141-16-5	Aroclor 1232	3300	U	15000	3300
53469-21-9	Aroclor 1242	3300	U	15000	3300
12672-29-6	Aroclor 1248	3300	U	15000	3300
11097-69-1	Aroclor 1254	4100	U	15000	4100
11096-82-5	Aroclor 1260	4100	U	15000	4100
37324-23-5	Aroclor 1262	4100	U	15000	4100
11100-14-4	Aroclor 1268	4100	U	15000	4100

CAS NO.	SURROGATE	%REC	Q	LIMITS
2051-24-3	DCB Decachlorobiphenyl	0	X D	53-150

FORM I  
PCBS ORGANICS ANALYSIS DATA SHEET

Lab Name: TestAmerica Edison Job No.: 460-85482-1  
 SDG No.: \_\_\_\_\_  
 Client Sample ID: PMP-24-SW-VS MS Lab Sample ID: 460-85482-9 MS  
 Matrix: Solid Lab File ID: T010171.D  
 Analysis Method: 8082 Date Collected: 10/30/2014 13:57  
 Extraction Method: 3546 Date Extracted: 11/03/2014 07:52  
 Sample wt/vol: 15.0201(g) Date Analyzed: 11/04/2014 18:43  
 Con. Extract Vol.: 10(mL) Dilution Factor: 200  
 Injection Volume: 1(uL) GC Column: CLP-1 ID: 0.53(mm)  
 % Moisture: 7.8 GPC Cleanup: (Y/N) N  
 Analysis Batch No.: 260368 Units: ug/Kg

CAS NO.	COMPOUND NAME	RESULT	Q	RL	MDL
12674-11-2	Aroclor 1016	3300	U	15000	3300
11104-28-2	Aroclor 1221	3300	U	15000	3300
11141-16-5	Aroclor 1232	3300	U	15000	3300
53469-21-9	Aroclor 1242	3300	U	15000	3300
12672-29-6	Aroclor 1248	3300	U	15000	3300
11097-69-1	Aroclor 1254	4100	U	15000	4100
11096-82-5	Aroclor 1260	4100	U	15000	4100
37324-23-5	Aroclor 1262	4100	U	15000	4100
11100-14-4	Aroclor 1268	4100	U	15000	4100

CAS NO.	SURROGATE	%REC	Q	LIMITS
2051-24-3	DCB Decachlorobiphenyl	0	X D	53-150

FORM I  
PCBS ORGANICS ANALYSIS DATA SHEET

Lab Name: TestAmerica Edison Job No.: 460-85482-1  
 SDG No.: \_\_\_\_\_  
 Client Sample ID: PMP-28-SW-WT MSD Lab Sample ID: 460-85482-1 MSD  
 Matrix: Solid Lab File ID: OR223644.D  
 Analysis Method: 8082 Date Collected: 10/30/2014 15:37  
 Extraction Method: 3546 Date Extracted: 11/03/2014 07:56  
 Sample wt/vol: 15.0011(g) Date Analyzed: 11/04/2014 11:10  
 Con. Extract Vol.: 10(mL) Dilution Factor: 50  
 Injection Volume: 1(uL) GC Column: CLP-2 ID: 0.53(mm)  
 % Moisture: 7.7 GPC Cleanup: (Y/N) N  
 Analysis Batch No.: 260217 Units: ug/Kg

CAS NO.	COMPOUND NAME	RESULT	Q	RL	MDL
12674-11-2	Aroclor 1016	810	U	3600	810
11104-28-2	Aroclor 1221	810	U	3600	810
11141-16-5	Aroclor 1232	810	U	3600	810
53469-21-9	Aroclor 1242	810	U	3600	810
12672-29-6	Aroclor 1248	810	U	3600	810
11097-69-1	Aroclor 1254	1000	U	3600	1000
11096-82-5	Aroclor 1260	11500		3600	1000
37324-23-5	Aroclor 1262	1000	U	3600	1000
11100-14-4	Aroclor 1268	1000	U	3600	1000

CAS NO.	SURROGATE	%REC	Q	LIMITS
2051-24-3	DCB Decachlorobiphenyl	194	X D	53-150

FORM I  
PCBS ORGANICS ANALYSIS DATA SHEET

Lab Name: TestAmerica Edison Job No.: 460-85482-1  
 SDG No.: \_\_\_\_\_  
 Client Sample ID: PMP-28-SW-WT MSD Lab Sample ID: 460-85482-1 MSD  
 Matrix: Solid Lab File ID: OR223644.D  
 Analysis Method: 8082 Date Collected: 10/30/2014 15:37  
 Extraction Method: 3546 Date Extracted: 11/03/2014 07:56  
 Sample wt/vol: 15.0011(g) Date Analyzed: 11/04/2014 11:10  
 Con. Extract Vol.: 10(mL) Dilution Factor: 50  
 Injection Volume: 1(uL) GC Column: CLP-1 ID: 0.53(mm)  
 % Moisture: 7.7 GPC Cleanup: (Y/N) N  
 Analysis Batch No.: 260217 Units: ug/Kg

CAS NO.	COMPOUND NAME	RESULT	Q	RL	MDL
12674-11-2	Aroclor 1016	810	U	3600	810
11104-28-2	Aroclor 1221	810	U	3600	810
11141-16-5	Aroclor 1232	810	U	3600	810
53469-21-9	Aroclor 1242	810	U	3600	810
12672-29-6	Aroclor 1248	810	U	3600	810
11097-69-1	Aroclor 1254	1000	U	3600	1000
11096-82-5	Aroclor 1260	9700		3600	1000
37324-23-5	Aroclor 1262	1000	U	3600	1000
11100-14-4	Aroclor 1268	1000	U	3600	1000

CAS NO.	SURROGATE	%REC	Q	LIMITS
2051-24-3	DCB Decachlorobiphenyl	221	X D	53-150

FORM I  
PCBS ORGANICS ANALYSIS DATA SHEET

Lab Name: TestAmerica Edison Job No.: 460-85482-1  
 SDG No.: \_\_\_\_\_  
 Client Sample ID: PMP-24-SW-VS MSD Lab Sample ID: 460-85482-9 MSD  
 Matrix: Solid Lab File ID: T010172.D  
 Analysis Method: 8082 Date Collected: 10/30/2014 13:57  
 Extraction Method: 3546 Date Extracted: 11/03/2014 07:52  
 Sample wt/vol: 15.0052(g) Date Analyzed: 11/04/2014 19:02  
 Con. Extract Vol.: 10(mL) Dilution Factor: 200  
 Injection Volume: 1(uL) GC Column: CLP-2 ID: 0.53(mm)  
 % Moisture: 7.8 GPC Cleanup: (Y/N) N  
 Analysis Batch No.: 260368 Units: ug/Kg

CAS NO.	COMPOUND NAME	RESULT	Q	RL	MDL
12674-11-2	Aroclor 1016	3300	U	15000	3300
11104-28-2	Aroclor 1221	3300	U	15000	3300
11141-16-5	Aroclor 1232	3300	U	15000	3300
53469-21-9	Aroclor 1242	3300	U	15000	3300
12672-29-6	Aroclor 1248	3300	U	15000	3300
11097-69-1	Aroclor 1254	4100	U	15000	4100
11096-82-5	Aroclor 1260	4100	U	15000	4100
37324-23-5	Aroclor 1262	4100	U	15000	4100
11100-14-4	Aroclor 1268	4100	U	15000	4100

CAS NO.	SURROGATE	%REC	Q	LIMITS
2051-24-3	DCB Decachlorobiphenyl	0	X D	53-150

FORM I  
PCBS ORGANICS ANALYSIS DATA SHEET

Lab Name: TestAmerica Edison Job No.: 460-85482-1  
 SDG No.: \_\_\_\_\_  
 Client Sample ID: PMP-24-SW-VS MSD Lab Sample ID: 460-85482-9 MSD  
 Matrix: Solid Lab File ID: T010172.D  
 Analysis Method: 8082 Date Collected: 10/30/2014 13:57  
 Extraction Method: 3546 Date Extracted: 11/03/2014 07:52  
 Sample wt/vol: 15.0052(g) Date Analyzed: 11/04/2014 19:02  
 Con. Extract Vol.: 10(mL) Dilution Factor: 200  
 Injection Volume: 1(uL) GC Column: CLP-1 ID: 0.53(mm)  
 % Moisture: 7.8 GPC Cleanup: (Y/N) N  
 Analysis Batch No.: 260368 Units: ug/Kg

CAS NO.	COMPOUND NAME	RESULT	Q	RL	MDL
12674-11-2	Aroclor 1016	3300	U	15000	3300
11104-28-2	Aroclor 1221	3300	U	15000	3300
11141-16-5	Aroclor 1232	3300	U	15000	3300
53469-21-9	Aroclor 1242	3300	U	15000	3300
12672-29-6	Aroclor 1248	3300	U	15000	3300
11097-69-1	Aroclor 1254	4100	U	15000	4100
11096-82-5	Aroclor 1260	4100	U	15000	4100
37324-23-5	Aroclor 1262	4100	U	15000	4100
11100-14-4	Aroclor 1268	4100	U	15000	4100

CAS NO.	SURROGATE	%REC	Q	LIMITS
2051-24-3	DCB Decachlorobiphenyl	0	X D	53-150

PCBS ANALYSIS RUN LOG

Lab Name: TestAmerica Edison Job No.: 460-85482-1

SDG No.: \_\_\_\_\_

Instrument ID: CPESTGC11 Start Date: 11/03/2014 16:45

Analysis Batch Number: 260090 End Date: 11/03/2014 21:11

LAB SAMPLE ID	CLIENT SAMPLE ID	DATE ANALYZED	DILUTION FACTOR	LAB FILE ID	COLUMN ID
PIBLK 460-260090/2		11/03/2014 16:45	1		CLP-2 0.53 (mm)
PIBLK 460-260090/2		11/03/2014 16:45	1		CLP-1 0.53 (mm)
IC 460-260090/4		11/03/2014 17:23	1	T010127.D	CLP-2 0.53 (mm)
IC 460-260090/4		11/03/2014 17:23	1	T010127.D	CLP-1 0.53 (mm)
IC 460-260090/5		11/03/2014 17:42	1	T010128.D	CLP-2 0.53 (mm)
IC 460-260090/5		11/03/2014 17:42	1	T010128.D	CLP-1 0.53 (mm)
IC 460-260090/6 ICRT		11/03/2014 18:01	1	T010129.D	CLP-2 0.53 (mm)
IC 460-260090/6 ICRT		11/03/2014 18:01	1	T010129.D	CLP-1 0.53 (mm)
IC 460-260090/7		11/03/2014 18:20	1	T010130.D	CLP-2 0.53 (mm)
IC 460-260090/7		11/03/2014 18:20	1	T010130.D	CLP-1 0.53 (mm)
IC 460-260090/8		11/03/2014 18:39	1	T010131.D	CLP-2 0.53 (mm)
IC 460-260090/8		11/03/2014 18:39	1	T010131.D	CLP-1 0.53 (mm)
IC 460-260090/9		11/03/2014 18:58	1	T010132.D	CLP-2 0.53 (mm)
IC 460-260090/9		11/03/2014 18:58	1	T010132.D	CLP-1 0.53 (mm)
IC 460-260090/10		11/03/2014 19:17	1	T010133.D	CLP-2 0.53 (mm)
IC 460-260090/10		11/03/2014 19:17	1	T010133.D	CLP-1 0.53 (mm)
IC 460-260090/11		11/03/2014 19:36	1	T010134.D	CLP-2 0.53 (mm)
IC 460-260090/11		11/03/2014 19:36	1	T010134.D	CLP-1 0.53 (mm)
IC 460-260090/12		11/03/2014 19:55	1	T010135.D	CLP-2 0.53 (mm)
IC 460-260090/12		11/03/2014 19:55	1	T010135.D	CLP-1 0.53 (mm)
IC 460-260090/13		11/03/2014 20:14	1	T010136.D	CLP-2 0.53 (mm)
IC 460-260090/13		11/03/2014 20:14	1	T010136.D	CLP-1 0.53 (mm)
IC 460-260090/14		11/03/2014 20:33	1	T010137.D	CLP-2 0.53 (mm)
IC 460-260090/14		11/03/2014 20:33	1	T010137.D	CLP-1 0.53 (mm)
IC 460-260090/15		11/03/2014 20:52	1	T010138.D	CLP-2 0.53 (mm)
IC 460-260090/15		11/03/2014 20:52	1	T010138.D	CLP-1 0.53 (mm)
ICV 460-260090/16		11/03/2014 21:11	1		CLP-2 0.53 (mm)
ICV 460-260090/16		11/03/2014 21:11	1		CLP-1 0.53 (mm)



PCBS ANALYSIS RUN LOG

Lab Name: TestAmerica Edison Job No.: 460-85482-1

SDG No.: \_\_\_\_\_

Instrument ID: CPESTGC11 Start Date: 11/04/2014 18:18

Analysis Batch Number: 260368 End Date: 11/05/2014 01:02

LAB SAMPLE ID	CLIENT SAMPLE ID	DATE ANALYZED	DILUTION FACTOR	LAB FILE ID	COLUMN ID
CCV 460-260368/29		11/04/2014 18:18	1	T010170.D	CLP-2 0.53 (mm)
CCV 460-260368/29		11/04/2014 18:18	1	T010170.D	CLP-1 0.53 (mm)
460-85482-9 MS	PMP-24-SW-VS MS	11/04/2014 18:43	200	T010171.D	CLP-2 0.53 (mm)
460-85482-9 MS	PMP-24-SW-VS MS	11/04/2014 18:43	200	T010171.D	CLP-1 0.53 (mm)
460-85482-9 MSD	PMP-24-SW-VS MSD	11/04/2014 19:02	200	T010172.D	CLP-2 0.53 (mm)
460-85482-9 MSD	PMP-24-SW-VS MSD	11/04/2014 19:02	200	T010172.D	CLP-1 0.53 (mm)
460-85482-9	PMP-24-SW-VS	11/04/2014 19:21	200	T010173.D	CLP-2 0.53 (mm)
460-85482-9	PMP-24-SW-VS	11/04/2014 19:21	200	T010173.D	CLP-1 0.53 (mm)
460-85482-12	PMP-24-SW-SI	11/04/2014 20:18	500	T010176.D	CLP-2 0.53 (mm)
460-85482-12	PMP-24-SW-SI	11/04/2014 20:18	500	T010176.D	CLP-1 0.53 (mm)
460-85482-13	PMP-22-SW-VS	11/04/2014 20:37	1	T010177.D	CLP-2 0.53 (mm)
460-85482-13	PMP-22-SW-VS	11/04/2014 20:37	1	T010177.D	CLP-1 0.53 (mm)
460-85482-17	PMP-9-SW-SI	11/04/2014 21:15	10	T010179.D	CLP-2 0.53 (mm)
460-85482-17	PMP-9-SW-SI	11/04/2014 21:15	10	T010179.D	CLP-1 0.53 (mm)
460-85482-18	PMP-10-SW-WT	11/04/2014 21:34	5	T010180.D	CLP-2 0.53 (mm)
460-85482-18	PMP-10-SW-WT	11/04/2014 21:34	5	T010180.D	CLP-1 0.53 (mm)
460-85482-20	PMP-7-SW-VD	11/04/2014 21:53	10	T010181.D	CLP-2 0.53 (mm)
460-85482-20	PMP-7-SW-VD	11/04/2014 21:53	10	T010181.D	CLP-1 0.53 (mm)
460-85482-21	PMP-7-SW-WT	11/04/2014 22:12	200	T010182.D	CLP-2 0.53 (mm)
460-85482-21	PMP-7-SW-WT	11/04/2014 22:12	200	T010182.D	CLP-1 0.53 (mm)
460-85482-22	PMP-7-SW-SI	11/04/2014 22:31	10	T010183.D	CLP-2 0.53 (mm)
460-85482-22	PMP-7-SW-SI	11/04/2014 22:31	10	T010183.D	CLP-1 0.53 (mm)
460-85482-23	PMP-6-SW-WT	11/04/2014 22:49	50	T010184.D	CLP-2 0.53 (mm)
460-85482-23	PMP-6-SW-WT	11/04/2014 22:49	50	T010184.D	CLP-1 0.53 (mm)
460-85482-26	PMP-5-SW-SI	11/04/2014 23:46	25	T010187.D	CLP-2 0.53 (mm)
460-85482-26	PMP-5-SW-SI	11/04/2014 23:46	25	T010187.D	CLP-1 0.53 (mm)
460-85482-28	PMP-8-SW-VS	11/05/2014 00:05	10	T010188.D	CLP-2 0.53 (mm)
460-85482-28	PMP-8-SW-VS	11/05/2014 00:05	10	T010188.D	CLP-1 0.53 (mm)
ZZZZZ		11/05/2014 00:43	1		CLP-2 0.53 (mm)
ZZZZZ		11/05/2014 00:43	1		CLP-1 0.53 (mm)
CCV 460-260368/50		11/05/2014 01:02	1	T010191.D	CLP-2 0.53 (mm)
CCV 460-260368/50		11/05/2014 01:02	1	T010191.D	CLP-1 0.53 (mm)

## PCBS ANALYSIS RUN LOG

Lab Name: TestAmerica Edison Job No.: 460-85482-1

SDG No.: \_\_\_\_\_

Instrument ID: CPESTGC11 Start Date: 11/05/2014 09:48Analysis Batch Number: 260501 End Date: 11/05/2014 14:10

LAB SAMPLE ID	CLIENT SAMPLE ID	DATE ANALYZED	DILUTION FACTOR	LAB FILE ID	COLUMN ID
ZZZZZ		11/05/2014 09:48	1		CLP-2 0.53 (mm)
ZZZZZ		11/05/2014 09:48	1		CLP-1 0.53 (mm)
CCV 460-260501/2		11/05/2014 10:07	1	T010220.D	CLP-2 0.53 (mm)
CCV 460-260501/2		11/05/2014 10:07	1	T010220.D	CLP-1 0.53 (mm)
460-85482-10	PMP-24-SW-VD	11/05/2014 11:17	5000	T010221.D	CLP-2 0.53 (mm)
460-85482-10	PMP-24-SW-VD	11/05/2014 11:17	5000	T010221.D	CLP-1 0.53 (mm)
460-85482-11	PMP-24-SW-WT	11/05/2014 11:36	2000	T010222.D	CLP-2 0.53 (mm)
460-85482-11	PMP-24-SW-WT	11/05/2014 11:36	2000	T010222.D	CLP-1 0.53 (mm)
460-85482-16	PMP-9-SW-WT	11/05/2014 11:55	200	T010223.D	CLP-2 0.53 (mm)
460-85482-16	PMP-9-SW-WT	11/05/2014 11:55	200	T010223.D	CLP-1 0.53 (mm)
460-85482-24	PMP-6-SW-SI	11/05/2014 12:14	20	T010224.D	CLP-2 0.53 (mm)
460-85482-24	PMP-6-SW-SI	11/05/2014 12:14	20	T010224.D	CLP-1 0.53 (mm)
460-85482-25	PMP-5-SW-WT	11/05/2014 12:33	100	T010225.D	CLP-2 0.53 (mm)
460-85482-25	PMP-5-SW-WT	11/05/2014 12:33	100	T010225.D	CLP-1 0.53 (mm)
460-85482-27	PMP-4-SW-VS	11/05/2014 13:46	10	T010228.D	CLP-2 0.53 (mm)
460-85482-27	PMP-4-SW-VS	11/05/2014 13:46	10	T010228.D	CLP-1 0.53 (mm)
CCV 460-260501/11		11/05/2014 14:10	1	T010229.D	CLP-2 0.53 (mm)
CCV 460-260501/11		11/05/2014 14:10	1	T010229.D	CLP-1 0.53 (mm)

## PCBS ANALYSIS RUN LOG

Lab Name: TestAmerica Edison Job No.: 460-85482-1

SDG No.: \_\_\_\_\_

Instrument ID: CPESTGC7 Start Date: 10/07/2014 11:46Analysis Batch Number: 254255 End Date: 10/07/2014 15:20

LAB SAMPLE ID	CLIENT SAMPLE ID	DATE ANALYZED	DILUTION FACTOR	LAB FILE ID	COLUMN ID
PIBLK 460-254255/1		10/07/2014 11:46	1		CLP-2 0.53 (mm)
PIBLK 460-254255/1		10/07/2014 11:46	1		CLP-1 0.53 (mm)
IC 460-254255/2		10/07/2014 12:02	1	OR222708.D	CLP-2 0.53 (mm)
IC 460-254255/2		10/07/2014 12:02	1	OR222708.D	CLP-1 0.53 (mm)
IC 460-254255/3		10/07/2014 12:18	1	OR222709.D	CLP-2 0.53 (mm)
IC 460-254255/3		10/07/2014 12:18	1	OR222709.D	CLP-1 0.53 (mm)
IC 460-254255/4 ICRT		10/07/2014 12:34	1	OR222710.D	CLP-2 0.53 (mm)
IC 460-254255/4 ICRT		10/07/2014 12:34	1	OR222710.D	CLP-1 0.53 (mm)
IC 460-254255/5		10/07/2014 12:51	1	OR222711.D	CLP-2 0.53 (mm)
IC 460-254255/5		10/07/2014 12:51	1	OR222711.D	CLP-1 0.53 (mm)
IC 460-254255/6		10/07/2014 13:08	1	OR222712.D	CLP-2 0.53 (mm)
IC 460-254255/6		10/07/2014 13:08	1	OR222712.D	CLP-1 0.53 (mm)
ICV 460-254255/7		10/07/2014 13:25	1		CLP-2 0.53 (mm)
ICV 460-254255/7		10/07/2014 13:25	1		CLP-1 0.53 (mm)
IC 460-254255/8		10/07/2014 13:41	1	OR222714.D	CLP-2 0.53 (mm)
IC 460-254255/8		10/07/2014 13:41	1	OR222714.D	CLP-1 0.53 (mm)
IC 460-254255/9		10/07/2014 13:58	1	OR222715.D	CLP-2 0.53 (mm)
IC 460-254255/9		10/07/2014 13:58	1	OR222715.D	CLP-1 0.53 (mm)
IC 460-254255/10		10/07/2014 14:14	1	OR222716.D	CLP-2 0.53 (mm)
IC 460-254255/10		10/07/2014 14:14	1	OR222716.D	CLP-1 0.53 (mm)
IC 460-254255/11		10/07/2014 14:31	1	OR222717.D	CLP-2 0.53 (mm)
IC 460-254255/11		10/07/2014 14:31	1	OR222717.D	CLP-1 0.53 (mm)
IC 460-254255/12		10/07/2014 14:48	1	OR222718.D	CLP-2 0.53 (mm)
IC 460-254255/12		10/07/2014 14:48	1	OR222718.D	CLP-1 0.53 (mm)
IC 460-254255/13		10/07/2014 15:03	1	OR222719.D	CLP-2 0.53 (mm)
IC 460-254255/13		10/07/2014 15:03	1	OR222719.D	CLP-1 0.53 (mm)
IC 460-254255/14		10/07/2014 15:20	1	OR222720.D	CLP-2 0.53 (mm)
IC 460-254255/14		10/07/2014 15:20	1	OR222720.D	CLP-1 0.53 (mm)

## PCBS ANALYSIS RUN LOG

Lab Name: TestAmerica Edison Job No.: 460-85482-1

SDG No.: \_\_\_\_\_

Instrument ID: CPESTGC7 Start Date: 11/03/2014 22:32Analysis Batch Number: 260111 End Date: 11/04/2014 05:55

LAB SAMPLE ID	CLIENT SAMPLE ID	DATE ANALYZED	DILUTION FACTOR	LAB FILE ID	COLUMN ID
ZZZZZ		11/03/2014 22:32	1		CLP-2 0.53 (mm)
ZZZZZ		11/03/2014 22:32	1		CLP-1 0.53 (mm)
CCV 460-260111/16		11/03/2014 22:49	1	OR223609.D	CLP-2 0.53 (mm)
CCV 460-260111/16		11/03/2014 22:49	1	OR223609.D	CLP-1 0.53 (mm)
MB 460-259946/1-A		11/03/2014 23:06	1	OR223610.D	CLP-2 0.53 (mm)
MB 460-259946/1-A		11/03/2014 23:06	1	OR223610.D	CLP-1 0.53 (mm)
LCS 460-259946/2-A		11/03/2014 23:22	1	OR223611.D	CLP-2 0.53 (mm)
LCS 460-259946/2-A		11/03/2014 23:22	1	OR223611.D	CLP-1 0.53 (mm)
460-85482-14	PMP-23-SW-VS	11/04/2014 01:33	1	OR223619.D	CLP-2 0.53 (mm)
460-85482-14	PMP-23-SW-VS	11/04/2014 01:33	1	OR223619.D	CLP-1 0.53 (mm)
460-85482-15	PMP-9-SW-VD	11/04/2014 01:49	1	OR223620.D	CLP-2 0.53 (mm)
460-85482-15	PMP-9-SW-VD	11/04/2014 01:49	1	OR223620.D	CLP-1 0.53 (mm)
460-85482-19	PMP-10-SW-SI	11/04/2014 02:55	1	OR223624.D	CLP-2 0.53 (mm)
460-85482-19	PMP-10-SW-SI	11/04/2014 02:55	1	OR223624.D	CLP-1 0.53 (mm)
ZZZZZ		11/04/2014 05:39	1		CLP-2 0.53 (mm)
ZZZZZ		11/04/2014 05:39	1		CLP-1 0.53 (mm)
CCV 460-260111/42		11/04/2014 05:55	1	OR223635.D	CLP-2 0.53 (mm)
CCV 460-260111/42		11/04/2014 05:55	1	OR223635.D	CLP-1 0.53 (mm)

PCBS ANALYSIS RUN LOG

Lab Name: TestAmerica Edison Job No.: 460-85482-1

SDG No.: \_\_\_\_\_

Instrument ID: CPESTGC7 Start Date: 11/04/2014 08:50

Analysis Batch Number: 260217 End Date: 11/04/2014 13:39

LAB SAMPLE ID	CLIENT SAMPLE ID	DATE ANALYZED	DILUTION FACTOR	LAB FILE ID	COLUMN ID
ZZZZZ		11/04/2014 08:50	1		CLP-2 0.53 (mm)
ZZZZZ		11/04/2014 08:50	1		CLP-1 0.53 (mm)
CCV 460-260217/2		11/04/2014 09:07	1	OR223639.D	CLP-2 0.53 (mm)
CCV 460-260217/2		11/04/2014 09:07	1	OR223639.D	CLP-1 0.53 (mm)
MB 460-259951/1-A		11/04/2014 09:54	1	OR223640.D	CLP-2 0.53 (mm)
MB 460-259951/1-A		11/04/2014 09:54	1	OR223640.D	CLP-1 0.53 (mm)
LCS 460-259951/2-A		11/04/2014 10:11	1	OR223641.D	CLP-2 0.53 (mm)
LCS 460-259951/2-A		11/04/2014 10:11	1	OR223641.D	CLP-1 0.53 (mm)
460-85482-1	PMP-28-SW-WT	11/04/2014 10:37	50	OR223642.D	CLP-2 0.53 (mm)
460-85482-1	PMP-28-SW-WT	11/04/2014 10:37	50	OR223642.D	CLP-1 0.53 (mm)
460-85482-1 MS	PMP-28-SW-WT MS	11/04/2014 10:54	50	OR223643.D	CLP-2 0.53 (mm)
460-85482-1 MS	PMP-28-SW-WT MS	11/04/2014 10:54	50	OR223643.D	CLP-1 0.53 (mm)
460-85482-1 MSD	PMP-28-SW-WT MSD	11/04/2014 11:10	50	OR223644.D	CLP-2 0.53 (mm)
460-85482-1 MSD	PMP-28-SW-WT MSD	11/04/2014 11:10	50	OR223644.D	CLP-1 0.53 (mm)
460-85482-2	DUP_20141030	11/04/2014 11:27	50	OR223645.D	CLP-2 0.53 (mm)
460-85482-2	DUP_20141030	11/04/2014 11:27	50	OR223645.D	CLP-1 0.53 (mm)
460-85482-3	PMP-15-SW-WT	11/04/2014 11:59	100	OR223647.D	CLP-2 0.53 (mm)
460-85482-3	PMP-15-SW-WT	11/04/2014 11:59	100	OR223647.D	CLP-1 0.53 (mm)
460-85482-4	PMP-2-SW-WT	11/04/2014 12:16	200	OR223648.D	CLP-2 0.53 (mm)
460-85482-4	PMP-2-SW-WT	11/04/2014 12:16	200	OR223648.D	CLP-1 0.53 (mm)
460-85482-5	PMP-2-SW-SI	11/04/2014 12:33	50	OR223649.D	CLP-2 0.53 (mm)
460-85482-5	PMP-2-SW-SI	11/04/2014 12:33	50	OR223649.D	CLP-1 0.53 (mm)
460-85482-6	PMP-13-SW-WT	11/04/2014 12:49	50	OR223650.D	CLP-2 0.53 (mm)
460-85482-6	PMP-13-SW-WT	11/04/2014 12:49	50	OR223650.D	CLP-1 0.53 (mm)
460-85482-7	PMP-13-SW-SI	11/04/2014 13:06	1	OR223651.D	CLP-2 0.53 (mm)
460-85482-7	PMP-13-SW-SI	11/04/2014 13:06	1	OR223651.D	CLP-1 0.53 (mm)
CCV 460-260217/16		11/04/2014 13:39	1	OR223653.D	CLP-2 0.53 (mm)
CCV 460-260217/16		11/04/2014 13:39	1	OR223653.D	CLP-1 0.53 (mm)

## PCBS ANALYSIS RUN LOG

Lab Name: TestAmerica Edison Job No.: 460-85482-1

SDG No.: \_\_\_\_\_

Instrument ID: CPESTGC8 Start Date: 10/10/2014 10:04Analysis Batch Number: 255069 End Date: 10/10/2014 13:33

LAB SAMPLE ID	CLIENT SAMPLE ID	DATE ANALYZED	DILUTION FACTOR	LAB FILE ID	COLUMN ID
PIBLK 460-255069/1		10/10/2014 10:04	1		CLP-2 0.53 (mm)
PIBLK 460-255069/1		10/10/2014 10:04	1		CLP-1 0.53 (mm)
IC 460-255069/2		10/10/2014 10:19	1	QR106291.D	CLP-2 0.53 (mm)
IC 460-255069/2		10/10/2014 10:19	1	QR106291.D	CLP-1 0.53 (mm)
IC 460-255069/3		10/10/2014 10:36	1	QR106292.D	CLP-2 0.53 (mm)
IC 460-255069/3		10/10/2014 10:36	1	QR106292.D	CLP-1 0.53 (mm)
IC 460-255069/4 ICRT		10/10/2014 10:51	1	QR106293.D	CLP-2 0.53 (mm)
IC 460-255069/4 ICRT		10/10/2014 10:51	1	QR106293.D	CLP-1 0.53 (mm)
IC 460-255069/5		10/10/2014 11:07	1	QR106294.D	CLP-2 0.53 (mm)
IC 460-255069/5		10/10/2014 11:07	1	QR106294.D	CLP-1 0.53 (mm)
IC 460-255069/6		10/10/2014 11:23	1	QR106295.D	CLP-2 0.53 (mm)
IC 460-255069/6		10/10/2014 11:23	1	QR106295.D	CLP-1 0.53 (mm)
ICV 460-255069/7		10/10/2014 11:40	1		CLP-2 0.53 (mm)
ICV 460-255069/7		10/10/2014 11:40	1		CLP-1 0.53 (mm)
IC 460-255069/8		10/10/2014 11:57	1	QR106297.D	CLP-2 0.53 (mm)
IC 460-255069/8		10/10/2014 11:57	1	QR106297.D	CLP-1 0.53 (mm)
IC 460-255069/9		10/10/2014 12:12	1	QR106298.D	CLP-2 0.53 (mm)
IC 460-255069/9		10/10/2014 12:12	1	QR106298.D	CLP-1 0.53 (mm)
IC 460-255069/10		10/10/2014 12:28	1	QR106299.D	CLP-2 0.53 (mm)
IC 460-255069/10		10/10/2014 12:28	1	QR106299.D	CLP-1 0.53 (mm)
IC 460-255069/11		10/10/2014 12:45	1	QR106300.D	CLP-2 0.53 (mm)
IC 460-255069/11		10/10/2014 12:45	1	QR106300.D	CLP-1 0.53 (mm)
IC 460-255069/12		10/10/2014 13:01	1	QR106301.D	CLP-2 0.53 (mm)
IC 460-255069/12		10/10/2014 13:01	1	QR106301.D	CLP-1 0.53 (mm)
IC 460-255069/13		10/10/2014 13:17	1	QR106302.D	CLP-2 0.53 (mm)
IC 460-255069/13		10/10/2014 13:17	1	QR106302.D	CLP-1 0.53 (mm)
IC 460-255069/14		10/10/2014 13:33	1	QR106303.D	CLP-2 0.53 (mm)
IC 460-255069/14		10/10/2014 13:33	1	QR106303.D	CLP-1 0.53 (mm)

PCBS ANALYSIS RUN LOG

Lab Name: TestAmerica Edison Job No.: 460-85482-1

SDG No.: \_\_\_\_\_

Instrument ID: CPESTGC8 Start Date: 11/04/2014 19:18

Analysis Batch Number: 260370 End Date: 11/05/2014 00:43

LAB SAMPLE ID	CLIENT SAMPLE ID	DATE ANALYZED	DILUTION FACTOR	LAB FILE ID	COLUMN ID
CCV 460-260370/37		11/04/2014 19:18	1	QR107011.D	CLP-2 0.53 (mm)
CCV 460-260370/37		11/04/2014 19:18	1	QR107011.D	CLP-1 0.53 (mm)
ZZZZZ		11/04/2014 19:44	1		CLP-2 0.53 (mm)
ZZZZZ		11/04/2014 19:44	1		CLP-1 0.53 (mm)
ZZZZZ		11/04/2014 20:01	1		CLP-2 0.53 (mm)
ZZZZZ		11/04/2014 20:01	1		CLP-1 0.53 (mm)
ZZZZZ		11/04/2014 20:18	1		CLP-2 0.53 (mm)
ZZZZZ		11/04/2014 20:18	1		CLP-1 0.53 (mm)
ZZZZZ		11/04/2014 20:34	1		CLP-2 0.53 (mm)
ZZZZZ		11/04/2014 20:34	1		CLP-1 0.53 (mm)
ZZZZZ		11/04/2014 20:51	1		CLP-2 0.53 (mm)
ZZZZZ		11/04/2014 20:51	1		CLP-1 0.53 (mm)
ZZZZZ		11/04/2014 21:07	1		CLP-2 0.53 (mm)
ZZZZZ		11/04/2014 21:07	1		CLP-1 0.53 (mm)
ZZZZZ		11/04/2014 21:24	1		CLP-2 0.53 (mm)
ZZZZZ		11/04/2014 21:24	1		CLP-1 0.53 (mm)
ZZZZZ		11/04/2014 21:56	1		CLP-2 0.53 (mm)
ZZZZZ		11/04/2014 21:56	1		CLP-1 0.53 (mm)
MB 460-260192/1-A		11/04/2014 22:47	1	QR107023.D	CLP-2 0.53 (mm)
MB 460-260192/1-A		11/04/2014 22:47	1	QR107023.D	CLP-1 0.53 (mm)
LCS 460-260192/2-A		11/04/2014 23:03	1	QR107024.D	CLP-2 0.53 (mm)
LCS 460-260192/2-A		11/04/2014 23:03	1	QR107024.D	CLP-1 0.53 (mm)
LCSD 460-260192/3-A		11/04/2014 23:20	1	QR107025.D	CLP-2 0.53 (mm)
LCSD 460-260192/3-A		11/04/2014 23:20	1	QR107025.D	CLP-1 0.53 (mm)
460-85482-29	Field Blank_20141030	11/04/2014 23:36	1	QR107026.D	CLP-2 0.53 (mm)
460-85482-29	Field Blank_20141030	11/04/2014 23:36	1	QR107026.D	CLP-1 0.53 (mm)
ZZZZZ		11/05/2014 00:26	1		CLP-2 0.53 (mm)
ZZZZZ		11/05/2014 00:26	1		CLP-1 0.53 (mm)
CCV 460-260370/56		11/05/2014 00:43	1	QR107030.D	CLP-2 0.53 (mm)
CCV 460-260370/56		11/05/2014 00:43	1	QR107030.D	CLP-1 0.53 (mm)

PCBS BATCH WORKSHEET

Lab Name: TestAmerica Edison Job No.: 460-85482-1

SDG No.: \_\_\_\_\_

Batch Number: 259946 Batch Start Date: 11/03/14 07:52 Batch Analyst: Alinea, Archilles R

Batch Method: 3546 Batch End Date: \_\_\_\_\_

Lab Sample ID	Client Sample ID	Method Chain	Basis	InitialAmount	FinalAmount	OP_PCBSP 00029	OPPSTPCBSURR 00004		
MB 460-259946/1		3546, 8082		15.0000 g	10 mL		50 uL		
LCS 460-259946/2		3546, 8082		15.0000 g	10 mL	50 uL	50 uL		
460-85482-A-9 MS	PMP-24-SW-VS	3546, 8082	T	15.0201 g	10 mL	50 uL	50 uL		
460-85482-A-9 MSD	PMP-24-SW-VS	3546, 8082	T	15.0052 g	10 mL	50 uL	50 uL		
460-85482-A-9	PMP-24-SW-VS	3546, 8082	T	15.0114 g	10 mL		50 uL		
460-85482-E-10	PMP-24-SW-VD	3546, 8082	T	15.0315 g	10 mL		50 uL		
460-85482-E-11	PMP-24-SW-WT	3546, 8082	T	15.0069 g	10 mL		50 uL		
460-85482-E-12	PMP-24-SW-SI	3546, 8082	T	15.0041 g	10 mL		50 uL		
460-85482-A-13	PMP-22-SW-VS	3546, 8082	T	15.0075 g	10 mL		50 uL		
460-85482-A-14	PMP-23-SW-VS	3546, 8082	T	15.0088 g	10 mL		50 uL		
460-85482-A-15	PMP-9-SW-VD	3546, 8082	T	15.0016 g	10 mL		50 uL		
460-85482-E-16	PMP-9-SW-WT	3546, 8082	T	15.0027 g	10 mL		50 uL		
460-85482-A-17	PMP-9-SW-SI	3546, 8082	T	15.0049 g	10 mL		50 uL		
460-85482-A-18	PMP-10-SW-WT	3546, 8082	T	15.0066 g	10 mL		50 uL		
460-85482-A-19	PMP-10-SW-SI	3546, 8082	T	15.0039 g	10 mL		50 uL		
460-85482-A-20	PMP-7-SW-VD	3546, 8082	T	15.0035 g	10 mL		50 uL		
460-85482-E-21	PMP-7-SW-WT	3546, 8082	T	15.0057 g	10 mL		50 uL		
460-85482-E-22	PMP-7-SW-SI	3546, 8082	T	15.0077 g	10 mL		50 uL		
460-85482-A-23	PMP-6-SW-WT	3546, 8082	T	15.0014 g	10 mL		50 uL		
460-85482-A-24	PMP-6-SW-SI	3546, 8082	T	15.0025 g	10 mL		50 uL		
460-85482-E-25	PMP-5-SW-WT	3546, 8082	T	15.0351 g	10 mL		50 uL		
460-85482-E-26	PMP-5-SW-SI	3546, 8082	T	15.0096 g	10 mL		50 uL		
460-85482-A-28	PMP-8-SW-VS	3546, 8082	T	15.0024 g	10 mL		50 uL		
460-85482-A-27	PMP-4-SW-VS	3546, 8082	T	15.0014 g	10 mL		50 uL		

The pound sign (#) in the amount added field denotes that the reagent was used undiluted. All calculations are performed using the stated concentration for this reagent.



PCBS BATCH WORKSHEET

Lab Name: TestAmerica Edison Job No.: 460-85482-1

SDG No.: \_\_\_\_\_

Batch Number: 259946 Batch Start Date: 11/03/14 07:52 Batch Analyst: Alinea, Archilles R

Batch Method: 3546 Batch End Date: \_\_\_\_\_

Batch Notes	
Balance ID	30
Batch Comment	PCB-SOIL
Person's name who did the concentration	archie
Exchange Solvent Lot #	87013
Exchange Solvent Name	hexane
Final Concentrator Volume	10 mL
Sulfuric Acid Lot Number	89646 ( SW3665a) 151225
Hexane Lot#	87013
MeCl2/Acetone Lot #	82002
Microwave Start Time	4am
Microwave Stop Time	4:30am
Na2SO4 Lot Number	90410
Person's name who did the prep	archie
Person who performed Spike	archie
TBA Lot #	OP 1130
Water Bath ID	n-evap temp. uncorrected 37c

Basis	Basis Description
T	Total/NA

The pound sign (#) in the amount added field denotes that the reagent was used undiluted. All calculations are performed using the stated concentration for this reagent.

PCBS BATCH WORKSHEET

Lab Name: TestAmerica Edison Job No.: 460-85482-1

SDG No.: \_\_\_\_\_

Batch Number: 259951 Batch Start Date: 11/03/14 07:56 Batch Analyst: Alinea, Archilles R

Batch Method: 3546 Batch End Date: \_\_\_\_\_

Lab Sample ID	Client Sample ID	Method Chain	Basis	InitialAmount	FinalAmount	OP_PCBSP 00029	OPPSTPCBSURR 00004		
MB 460-259951/1		3546, 8082		15.0000 g	10 mL		50 uL		
LCS 460-259951/2		3546, 8082		15.0000 g	10 mL	50 uL	50 uL		
460-85482-E-1 MS	PMP-28-SW-WT	3546, 8082	T	15.0022 g	10 mL	50 uL	50 uL		
460-85482-E-1 MSD	PMP-28-SW-WT	3546, 8082	T	15.0011 g	10 mL	50 uL	50 uL		
460-85482-E-1	PMP-28-SW-WT	3546, 8082	T	15.0301 g	10 mL		50 uL		
460-85482-E-2	DUP_20141030	3546, 8082	T	15.0055 g	10 mL		50 uL		
460-85482-E-3	PMP-15-SW-WT	3546, 8082	T	15.0102 g	10 mL		50 uL		
460-85482-A-4	PMP-2-SW-WT	3546, 8082	T	15.0044 g	10 mL		50 uL		
460-85482-A-5	PMP-2-SW-SI	3546, 8082	T	15.0317 g	10 mL		50 uL		
460-85482-A-6	PMP-13-SW-WT	3546, 8082	T	15.0017 g	10 mL		50 uL		
460-85482-A-7	PMP-13-SW-SI	3546, 8082	T	15.0095 g	10 mL		50 uL		

The pound sign (#) in the amount added field denotes that the reagent was used undiluted. All calculations are performed using the stated concentration for this reagent.

PCBS BATCH WORKSHEET

Lab Name: TestAmerica Edison Job No.: 460-85482-1

SDG No.: \_\_\_\_\_

Batch Number: 259951 Batch Start Date: 11/03/14 07:56 Batch Analyst: Alinea, Archilles R

Batch Method: 3546 Batch End Date: \_\_\_\_\_

Batch Notes	
Balance ID	30
Batch Comment	PCB-SOIL
Person's name who did the concentration	archie
Exchange Solvent Lot #	87013
Exchange Solvent Name	hexane
Final Concentrator Volume	10 mL
Sulfuric Acid Lot Number	89646 ( SW3665a) 151225
Hexane Lot#	87013
MeCl2/Acetone Lot #	82002
Microwave Start Time	4am
Microwave Stop Time	4:30am
Na2SO4 Lot Number	90410
Person's name who did the prep	archie
Person who performed Spike	archie
TBA Lot #	OP 1130
Water Bath ID	n-evap temp. uncorrected 37c

Basis	Basis Description
T	Total/NA

The pound sign (#) in the amount added field denotes that the reagent was used undiluted. All calculations are performed using the stated concentration for this reagent.

PCBS BATCH WORKSHEET

Lab Name: TestAmerica Edison Job No.: 460-85482-1

SDG No.: \_\_\_\_\_

Batch Number: 260192 Batch Start Date: 11/04/14 08:07 Batch Analyst: Wu, Huachi

Batch Method: 3510C Batch End Date: \_\_\_\_\_

Lab Sample ID	Client Sample ID	Method Chain	Basis	ReceivedpH	InitialAmount	FinalAmount	OP_PCB_SP_LVI 00006	OPPSPCBSU_LVI 00007	
MB 460-260192/1		3510C, 8082		7 SU	125 mL	1 mL		50 uL	
LCS 460-260192/2		3510C, 8082		7 SU	125 mL	1 mL	50 uL	50 uL	
LCSD 460-260192/3		3510C, 8082		7 SU	125 mL	1 mL	50 uL	50 uL	
460-85482-D-29	Field Blank 20141030	3510C, 8082	T	7 SU	125 mL	1 mL		50 uL	

Batch Notes	
Batch Comment	8082 LVI
Person's name who did the concentration	Wuh
Exchange Solvent Lot #	87013
Exchange Solvent Name	Hexane
N-evap #	222299
N-evap temperature	35 C Celsius
Na2SO4 Lot Number	90410
Prep Solvent Lot #	88071
Prep Solvent Name	MECL2
Prep Solvent Volume Used	60 mL
Person's name who did the prep	Wuh
Uncorrected N-evap Temperature	35 C Celsius

Basis	Basis Description
T	Total/NA

The pound sign (#) in the amount added field denotes that the reagent was used undiluted. All calculations are performed using the stated concentration for this reagent.

# Method NJ OQA QAM 025

---

New Jersey - Total petroleum  
Hydrocarbons (GC) by Method  
NJ\_OQA\_QAM\_025

FORM II  
GC SEMI VOA SURROGATE RECOVERY

Lab Name: TestAmerica Edison Job No.: 460-85482-1

SDG No.: \_\_\_\_\_

Matrix: Solid Level: Low

GC Column (1): Rtx-5MS ID: 0.25 (mm)

Client Sample ID	Lab Sample ID	CB #	OTPH #
PMP-28-SW-WT	460-85482-1	78	84
DUP_20141030	460-85482-2	52	79
PMP-24-SW-WT	460-85482-11	70	2208 X
PMP-24-SW-SI	460-85482-12	70	1676 X
PMP-9-SW-WT	460-85482-16	53	329 X
PMP-7-SW-WT	460-85482-21	49	444 X
PMP-5-SW-SI	460-85482-26	54	142 X
	MB 460-260438/1-A	81	69
	LCS 460-260438/2-A	63	84
PMP-28-SW-WT MS	460-85482-1 MS	52	129 X
PMP-28-SW-WT MSD	460-85482-1 MSD	47	103

CB = Chlorobenzene  
OTPH = o-Terphenyl

QC LIMITS  
22-92  
23-104

# Column to be used to flag recovery values

FORM II NJ-OQA-QAM-025

FORM II  
GC SEMI VOA SURROGATE RECOVERY

Lab Name: TestAmerica Edison Job No.: 460-85482-1

SDG No.: \_\_\_\_\_

Matrix: Water Level: Low

GC Column (1): Rtx-5MS ID: 0.25 (mm)

Client Sample ID	Lab Sample ID	CB #	OTPH #
Field Blank 20141030	460-85482-29	70	72
	MB 460-259962/1-A	67	71
	LCS 460-259962/2-A	59	61
	LCSD 460-259962/3-A	72	82

CB = Chlorobenzene  
OTPH = o-Terphenyl

QC LIMITS  
26-98  
28-121

# Column to be used to flag recovery values

FORM II NJ-OQA-QAM-025

FORM III  
GC SEMI VOA LAB CONTROL SAMPLE RECOVERY

Lab Name: TestAmerica Edison Job No.: 460-85482-1

SDG No.: \_\_\_\_\_

Matrix: Water Level: Low Lab File ID: 2F010407.D

Lab ID: LCS 460-259962/2-A Client ID: \_\_\_\_\_

COMPOUND	SPIKE ADDED (mg/L)	LCS CONCENTRATION (mg/L)	LCS % REC	QC LIMITS REC	#
Total Petroleum Hydrocarbons (C8-C40)	2.00	1.50	75	44-134	

# Column to be used to flag recovery and RPD values



FORM III  
GC SEMI VOA LAB CONTROL SAMPLE RECOVERY

Lab Name: TestAmerica Edison Job No.: 460-85482-1

SDG No.: \_\_\_\_\_

Matrix: Solid Level: Low Lab File ID: 2F010420.D

Lab ID: LCS 460-260438/2-A Client ID: \_\_\_\_\_

COMPOUND	SPIKE ADDED (mg/Kg)	LCS CONCENTRATION (mg/Kg)	LCS % REC	QC LIMITS REC	#
Total Petroleum Hydrocarbons (C8-C40)	133	134	101	48-131	

# Column to be used to flag recovery and RPD values

FORM III  
GC SEMI VOA LAB CONTROL SAMPLE DUPLICATE RECOVERY

Lab Name: TestAmerica Edison Job No.: 460-85482-1

SDG No.: \_\_\_\_\_

Matrix: Water Level: Low Lab File ID: 2F010408.D

Lab ID: LCSD 460-259962/3-A Client ID: \_\_\_\_\_

COMPOUND	SPIKE ADDED (mg/L)	LCSD CONCENTRATION (mg/L)	LCSD % REC	% RPD	QC LIMITS		#
					RPD	REC	
Total Petroleum Hydrocarbons (C8-C40)	2.00	1.90	95	24	50	44-134	

# Column to be used to flag recovery and RPD values

FORM III  
GC SEMI VOA MATRIX SPIKE RECOVERY

Lab Name: TestAmerica Edison Job No.: 460-85482-1

SDG No.: \_\_\_\_\_

Matrix: Solid Level: Low Lab File ID: 2F010434.D

Lab ID: 460-85482-1 MS Client ID: PMP-28-SW-WT MS

COMPOUND	SPIKE ADDED (mg/Kg)	SAMPLE CONCENTRATION (mg/Kg)	MS CONCENTRATION (mg/Kg)	MS % REC	QC LIMITS REC	#
Total Petroleum Hydrocarbons (C8-C40)	148	2400	1950	-288	48-131	4

# Column to be used to flag recovery and RPD values

FORM III  
GC SEMI VOA MATRIX SPIKE DUPLICATE RECOVERY

Lab Name: TestAmerica Edison Job No.: 460-85482-1  
 SDG No.: \_\_\_\_\_  
 Matrix: Solid Level: Low Lab File ID: 2F010435.D  
 Lab ID: 460-85482-1 MSD Client ID: PMP-28-SW-WT MSD

COMPOUND	SPIKE ADDED (mg/Kg)	MSD CONCENTRATION (mg/Kg)	MSD % REC	% RPD	QC LIMITS		#
					RPD	REC	
Total Petroleum Hydrocarbons (C8-C40)	148	3070	466	45	40	48-131	4 F2

# Column to be used to flag recovery and RPD values

FORM IV  
GC SEMI VOA METHOD BLANK SUMMARY

Lab Name: TestAmerica Edison Job No.: 460-85482-1  
SDG No.: \_\_\_\_\_  
Lab File ID: 2F010406.D Lab Sample ID: MB 460-259962/1-A  
Matrix: Water Date Extracted: 11/03/2014 08:19  
Instrument ID: CBNAGC2 Date Analyzed: 11/04/2014 11:25  
Level: (Low/Med) Low

THIS METHOD BLANK APPLIES TO THE FOLLOWING SAMPLES:

CLIENT SAMPLE ID	LAB SAMPLE ID	LAB FILE ID	DATE ANALYZED
	LCS 460-259962/2-A	2F010407.D	11/04/2014 11:38
	LCSD 460-259962/3-A	2F010408.D	11/04/2014 11:51
Field Blank_20141030	460-85482-29	2F010409.D	11/04/2014 12:04

FORM IV  
GC SEMI VOA METHOD BLANK SUMMARY

Lab Name: TestAmerica Edison Job No.: 460-85482-1  
 SDG No.: \_\_\_\_\_  
 Lab File ID: 2F010419.D Lab Sample ID: MB 460-260438/1-A  
 Matrix: Solid Date Extracted: 11/05/2014 06:14  
 Instrument ID: CBNAGC2 Date Analyzed: 11/05/2014 10:45  
 Level: (Low/Med) Low

THIS METHOD BLANK APPLIES TO THE FOLLOWING SAMPLES:

CLIENT SAMPLE ID	LAB SAMPLE ID	LAB FILE ID	DATE ANALYZED
	LCS 460-260438/2-A	2F010420.D	11/05/2014 10:58
PMP-28-SW-WT MS	460-85482-1 MS	2F010434.D	11/05/2014 14:42
PMP-28-SW-WT MSD	460-85482-1 MSD	2F010435.D	11/05/2014 14:55
PMP-28-SW-WT	460-85482-1	2F010436.D	11/05/2014 15:08
DUP_20141030	460-85482-2	2F010437.D	11/05/2014 15:20
PMP-24-SW-WT	460-85482-11	2F010438.D	11/05/2014 15:33
PMP-24-SW-SI	460-85482-12	2F010439.D	11/05/2014 15:46
PMP-9-SW-WT	460-85482-16	2F010440.D	11/05/2014 15:59
PMP-7-SW-WT	460-85482-21	2F010441.D	11/05/2014 16:12
PMP-5-SW-SI	460-85482-26	2F010442.D	11/05/2014 16:25

FORM I  
GC SEMI VOA ORGANICS ANALYSIS DATA SHEET

Lab Name: TestAmerica Edison Job No.: 460-85482-1  
 SDG No.: \_\_\_\_\_  
 Client Sample ID: PMP-28-SW-WT Lab Sample ID: 460-85482-1  
 Matrix: Solid Lab File ID: 2F010436.D  
 Analysis Method: NJ-OQA-QAM-025 Date Collected: 10/30/2014 15:37  
 Extraction Method: 3546 Date Extracted: 11/05/2014 06:14  
 Sample wt/vol: 15.0115(g) Date Analyzed: 11/05/2014 15:08  
 Con. Extract Vol.: 1(mL) Dilution Factor: 20  
 Injection Volume: 1(uL) GC Column: Rtx-5MS ID: 0.25(mm)  
 % Moisture: 7.7 GPC Cleanup: (Y/N) N  
 Analysis Batch No.: 260483 Units: mg/Kg

CAS NO.	COMPOUND NAME	RESULT	Q	RL	MDL
STL00303	Total Petroleum Hydrocarbons (C8-C40)	2400		120	120

CAS NO.	SURROGATE	%REC	Q	LIMITS
84-15-1	o-Terphenyl	84		23-104
108-90-7	Chlorobenzene	78		22-92

TestAmerica Edison  
Target Compound Quantitation Report

Data File: \\EDICHROM\ChromData\CBNAGC2\20141105-20204.b\2F010436.D  
 Lims ID: 460-85482-E-1-F Lab Sample ID: 460-85482-1  
 Client ID: PMP-28-SW-WT  
 Sample Type: Client  
 Inject. Date: 05-Nov-2014 15:08:01 ALS Bottle#: 8 Worklist Smp#: 21  
 Injection Vol: 1.0 ul Dil. Factor: 20.0000  
 Sample Info: 460-0020204-021  
 Operator ID: 615 Instrument ID: CBNAGC2  
 Method: \\EDICHROM\ChromData\CBNAGC2\20141105-20204.b\QAM2F.m  
 Limit Group: GC 8015 QAM ICAL  
 Last Update: 06-Nov-2014 10:34:08 Calib Date: 10-Sep-2014 16:09:56  
 Integrator: Falcon  
 Quant Method: External Standard Quant By: Initial Calibration  
 Last ICal File: \\EDICHROM\ChromData\CBNAGC2\20140910-17918.b\2F009282.D

Column 1 : Det: GC FID2B  
 Process Host: XAWRK002

First Level Reviewer: nimerd Date: 06-Nov-2014 10:26:30

RT (min.)	Exp RT (min.)	Dlt RT (min.)	Response	OnCol Amt ug/ml	Flags
--------------	------------------	------------------	----------	--------------------	-------

\$ 5 Chlorobenzene  
 0.325 0.324 0.001 20759 0.7817  
 \$ 4 o-Terphenyl  
 2.730 2.731 -0.001 38760 0.8362  
 A 3 C8-C40  
 2.813 (0.274-5.397) 50148178 1645.0 k

**QC Flag Legend**

Processing Flags

k - Response Background Subtracted



TestAmerica Edison

Data File: \\EDICHROM\ChromData\CBNAGC2\20141105-20204.b\2F010436.D

Injection Date: 05-Nov-2014 15:08:01

Instrument ID: CBNAGC2

Lims ID: 460-85482-E-1-F

Lab Sample ID: 460-85482-1

Client ID: PMP-28-SW-WT

Operator ID: 615

ALS Bottle#: 8

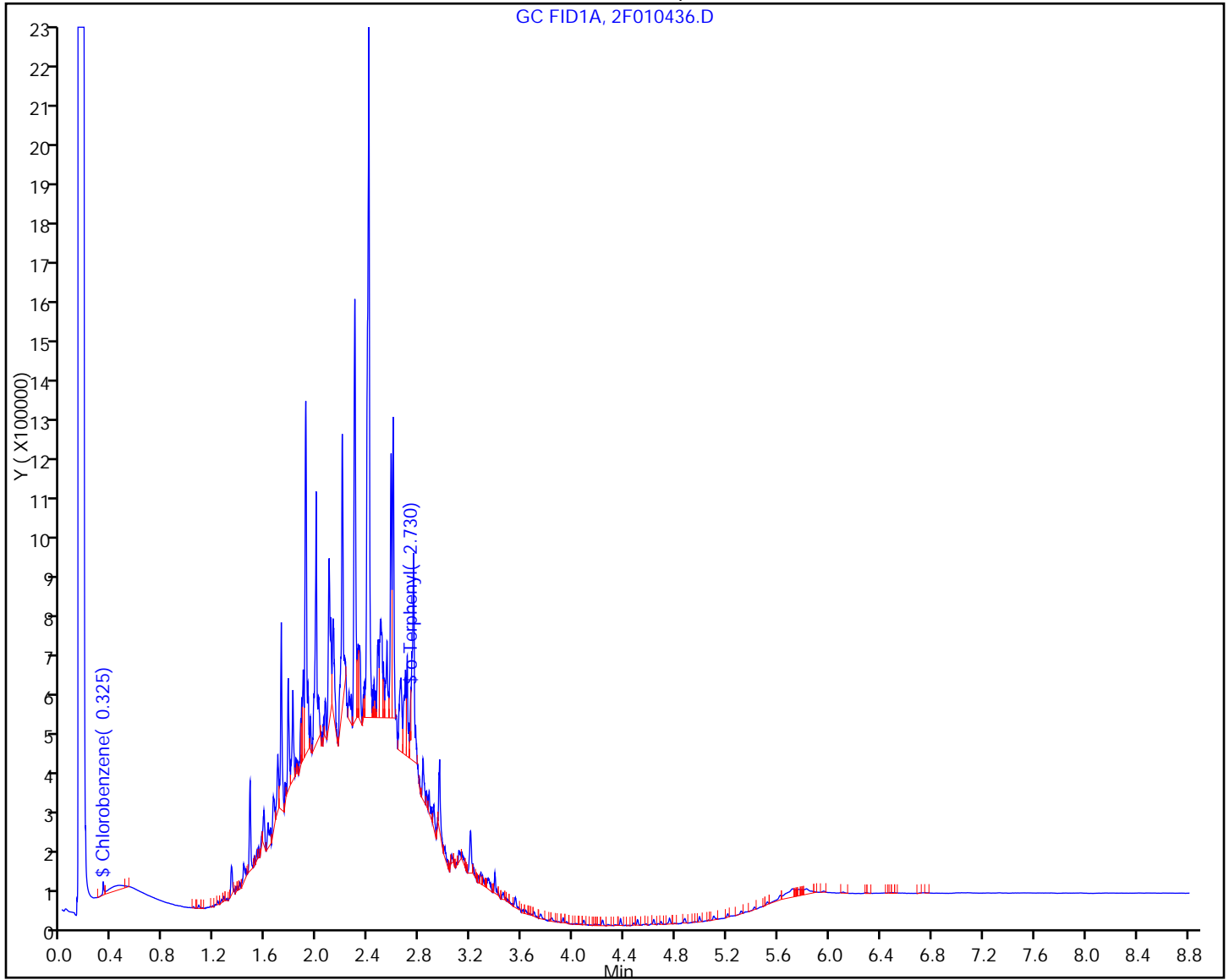
Worklist Smp#: 21

Injection Vol: 1.0 ul

Dil. Factor: 20.0000

Method: QAM2F

Limit Group: GC 8015 QAM ICAL



FORM I  
GC SEMI VOA ORGANICS ANALYSIS DATA SHEET

Lab Name: TestAmerica Edison Job No.: 460-85482-1  
 SDG No.: \_\_\_\_\_  
 Client Sample ID: DUP\_20141030 Lab Sample ID: 460-85482-2  
 Matrix: Solid Lab File ID: 2F010437.D  
 Analysis Method: NJ-OQA-QAM-025 Date Collected: 10/30/2014 00:00  
 Extraction Method: 3546 Date Extracted: 11/05/2014 06:14  
 Sample wt/vol: 15.0006(g) Date Analyzed: 11/05/2014 15:20  
 Con. Extract Vol.: 1(mL) Dilution Factor: 10  
 Injection Volume: 1(uL) GC Column: Rtx-5MS ID: 0.25(mm)  
 % Moisture: 6.8 GPC Cleanup: (Y/N) N  
 Analysis Batch No.: 260483 Units: mg/Kg

CAS NO.	COMPOUND NAME	RESULT	Q	RL	MDL
STL00303	Total Petroleum Hydrocarbons (C8-C40)	1000		59	59

CAS NO.	SURROGATE	%REC	Q	LIMITS
84-15-1	o-Terphenyl	79		23-104
108-90-7	Chlorobenzene	52		22-92

TestAmerica Edison  
Target Compound Quantitation Report

Data File: \\EDICHROM\ChromData\CBNAGC2\20141105-20204.b\2F010437.D  
 Lims ID: 460-85482-E-2-B Lab Sample ID: 460-85482-2  
 Client ID: DUP\_20141030  
 Sample Type: Client  
 Inject. Date: 05-Nov-2014 15:20:47 ALS Bottle#: 9 Worklist Smp#: 22  
 Injection Vol: 1.0 ul Dil. Factor: 10.0000  
 Sample Info: 460-0020204-022  
 Operator ID: 615 Instrument ID: CBNAGC2  
 Method: \\EDICHROM\ChromData\CBNAGC2\20141105-20204.b\QAM2F.m  
 Limit Group: GC 8015 QAM ICAL  
 Last Update: 06-Nov-2014 10:34:08 Calib Date: 10-Sep-2014 16:09:56  
 Integrator: Falcon  
 Quant Method: External Standard Quant By: Initial Calibration  
 Last ICal File: \\EDICHROM\ChromData\CBNAGC2\20140910-17918.b\2F009282.D  
 Column 1 : Det: GC FID2B  
 Process Host: XAWRK002

First Level Reviewer: nimerd Date: 06-Nov-2014 10:27:20

RT (min.)	Exp RT (min.)	Dlt RT (min.)	Response	OnCol Amt ug/ml	Flags
-----------	---------------	---------------	----------	-----------------	-------

\$	5 Chlorobenzene				M
	0.325	0.324	0.001	27761	1.05 M
\$	4 o-Terphenyl				M
	2.731	2.731	0.000	73639	1.59 M
A	3 C8-C40				
	2.836	(0.274-5.397)		43389315	1423.3 k

**QC Flag Legend**

Processing Flags

k - Response Background Subtracted

Review Flags

M - Manually Integrated

TestAmerica Edison

Data File: \\EDICHROM\ChromData\CBNAGC2\20141105-20204.b\2F010437.D

Injection Date: 05-Nov-2014 15:20:47

Instrument ID: CBNAGC2

Lims ID: 460-85482-E-2-B

Lab Sample ID: 460-85482-2

Client ID: DUP\_20141030

Operator ID: 615

ALS Bottle#: 9

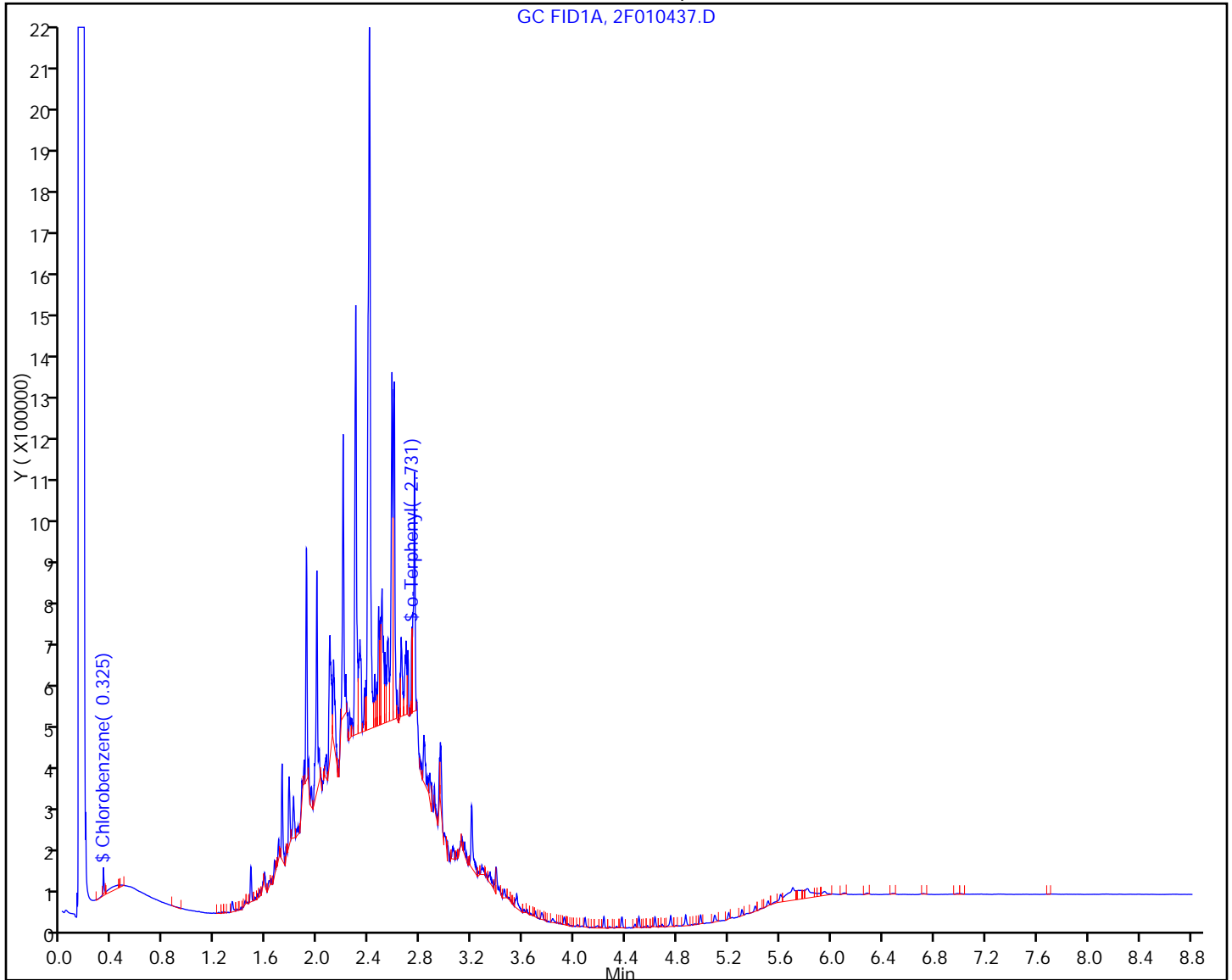
Worklist Smp#: 22

Injection Vol: 1.0 ul

Dil. Factor: 10.0000

Method: QAM2F

Limit Group: GC 8015 QAM ICAL



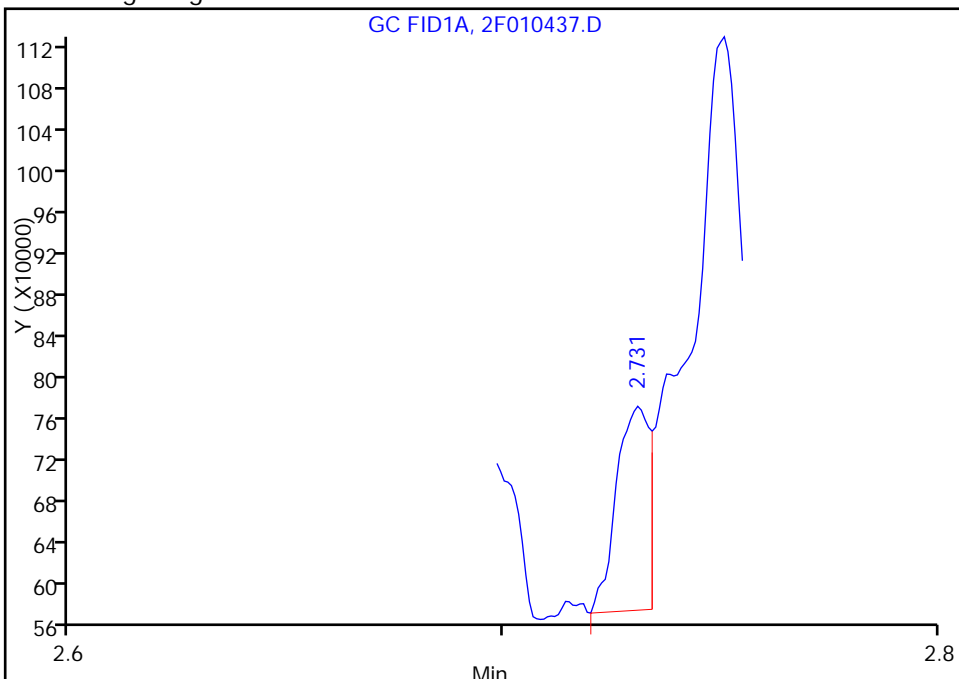
TestAmerica Edison

Data File:	\\EDICHROM\ChromData\CBNAGC2\20141105-20204.b\2F010437.D				
Injection Date:	05-Nov-2014 15:20:47	Instrument ID:	CBNAGC2		
Lims ID:	460-85482-E-2-B	Lab Sample ID:	460-85482-2		
Client ID:	DUP_20141030				
Operator ID:	615	ALS Bottle#:	9	Worklist Smp#:	22
Injection Vol:	1.0 ul	Dil. Factor:	10.0000		
Method:	QAM2F	Limit Group:	GC 8015 QAM ICAL		
Column:		Detector:	GC FID2B		

\$ 4 o-Terphenyl, CAS: 84-15-1

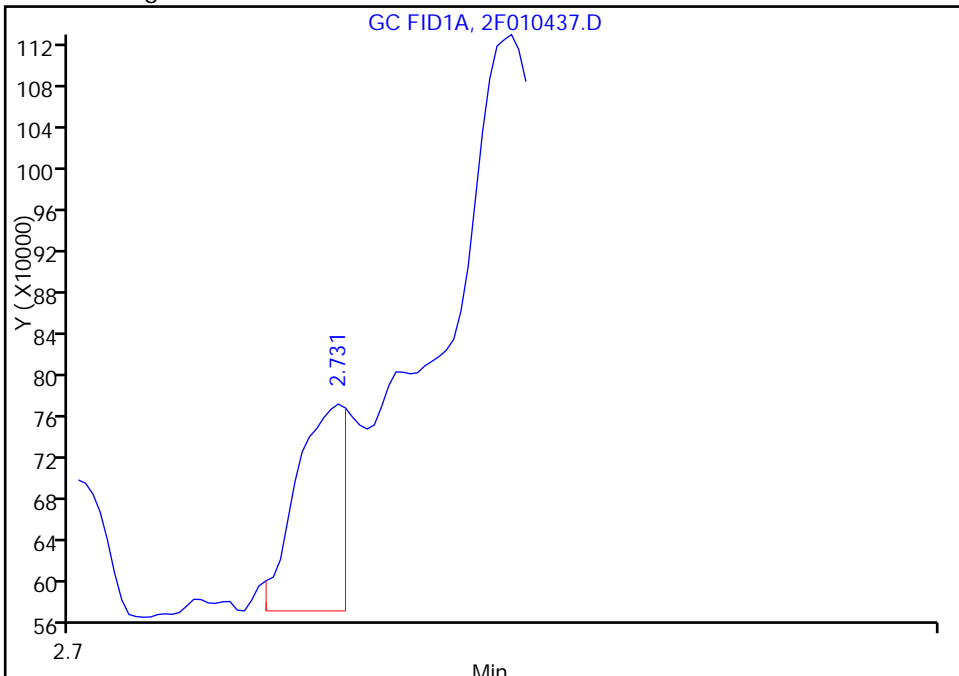
RT: 2.73  
Response: 101898  
Amount: 2.198426

Processing Integration Results



RT: 2.73  
Response: 73639  
Amount: 1.588745

Manual Integration Results



Reviewer: nimerd, 06-Nov-2014 10:28:51  
Audit Action: Split an Integrated Peak  
Audit Reason: Split Peak

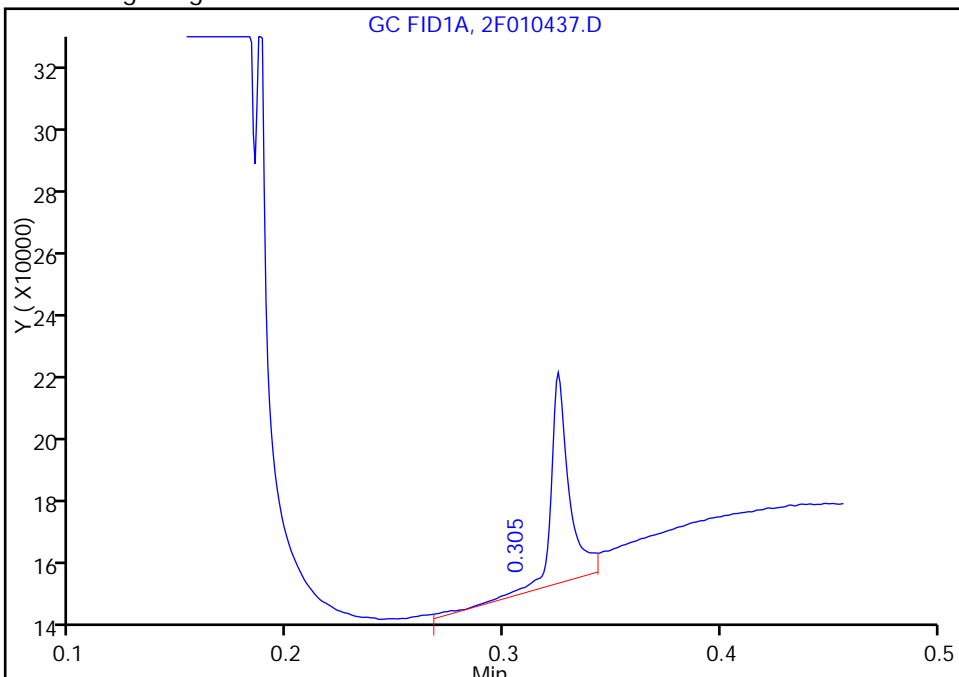
TestAmerica Edison

Data File:	\\EDICHROM\ChromData\CBNAGC2\20141105-20204.b\2F010437.D				
Injection Date:	05-Nov-2014 15:20:47	Instrument ID:	CBNAGC2		
Lims ID:	460-85482-E-2-B	Lab Sample ID:	460-85482-2		
Client ID:	DUP_20141030				
Operator ID:	615	ALS Bottle#:	9	Worklist Smp#:	22
Injection Vol:	1.0 ul	Dil. Factor:	10.0000		
Method:	QAM2F	Limit Group:	GC 8015 QAM ICAL		
Column:		Detector:	GC FID2B		

\$ 5 Chlorobenzene, CAS: 108-90-7

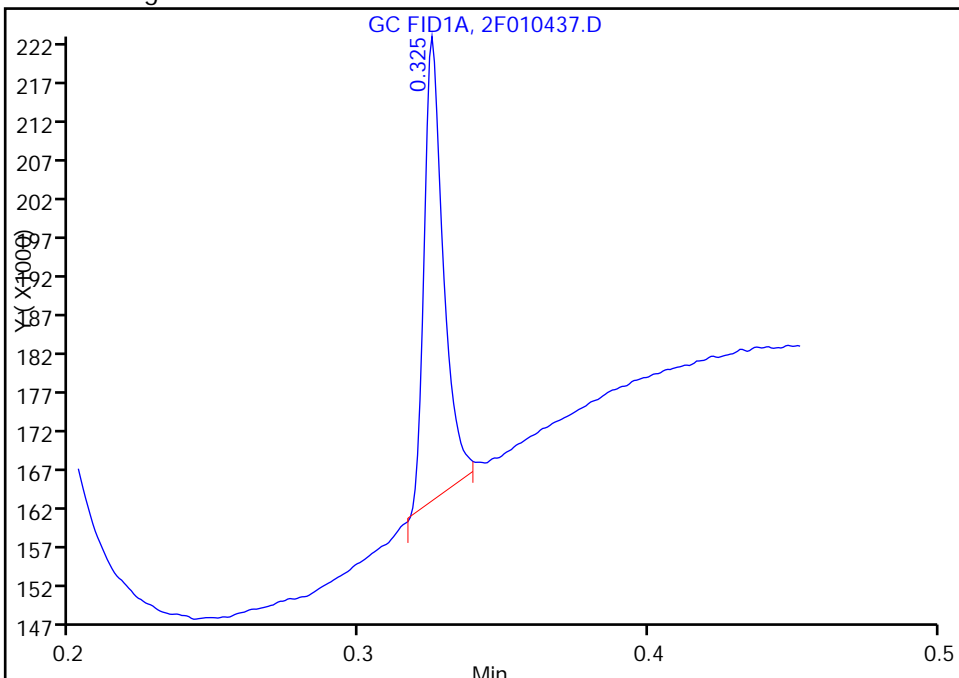
RT: 0.31  
Response: 10747  
Amount: 1.450037

Processing Integration Results



RT: 0.33  
Response: 27761  
Amount: 1.045354

Manual Integration Results



Reviewer: nimerd, 06-Nov-2014 10:28:51  
Audit Action: Manually Integrated  
Audit Reason: Wrong Peak

FORM I  
GC SEMI VOA ORGANICS ANALYSIS DATA SHEET

Lab Name: TestAmerica Edison Job No.: 460-85482-1  
 SDG No.: \_\_\_\_\_  
 Client Sample ID: PMP-24-SW-WT Lab Sample ID: 460-85482-11  
 Matrix: Solid Lab File ID: 2F010438.D  
 Analysis Method: NJ-OQA-QAM-025 Date Collected: 10/30/2014 14:00  
 Extraction Method: 3546 Date Extracted: 11/05/2014 06:14  
 Sample wt/vol: 15.0104(g) Date Analyzed: 11/05/2014 15:33  
 Con. Extract Vol.: 1(mL) Dilution Factor: 10  
 Injection Volume: 1(uL) GC Column: Rtx-5MS ID: 0.25(mm)  
 % Moisture: 4.9 GPC Cleanup: (Y/N) N  
 Analysis Batch No.: 260483 Units: mg/Kg

CAS NO.	COMPOUND NAME	RESULT	Q	RL	MDL
STL00303	Total Petroleum Hydrocarbons (C8-C40)	1800		58	58

CAS NO.	SURROGATE	%REC	Q	LIMITS
84-15-1	o-Terphenyl	2208	X	23-104
108-90-7	Chlorobenzene	70		22-92

TestAmerica Edison  
Target Compound Quantitation Report

Data File: \\EDICHROM\ChromData\CBNAGC2\20141105-20204.b\2F010438.D  
 Lims ID: 460-85482-E-11-B Lab Sample ID: 460-85482-11  
 Client ID: PMP-24-SW-WT  
 Sample Type: Client  
 Inject. Date: 05-Nov-2014 15:33:45 ALS Bottle#: 10 Worklist Smp#: 23  
 Injection Vol: 1.0 ul Dil. Factor: 10.0000  
 Sample Info: 460-0020204-023  
 Operator ID: 615 Instrument ID: CBNAGC2  
 Method: \\EDICHROM\ChromData\CBNAGC2\20141105-20204.b\QAM2F.m  
 Limit Group: GC 8015 QAM ICAL  
 Last Update: 06-Nov-2014 10:34:08 Calib Date: 10-Sep-2014 16:09:56  
 Integrator: Falcon  
 Quant Method: External Standard Quant By: Initial Calibration  
 Last ICal File: \\EDICHROM\ChromData\CBNAGC2\20140910-17918.b\2F009282.D

Column 1 : Det: GC FID2B  
 Process Host: XAWRK002

First Level Reviewer: nimerd Date: 06-Nov-2014 10:30:55

RT (min.)	Exp RT (min.)	Dlt RT (min.)	Response	OnCol Amt ug/ml	Flags
-----------	---------------	---------------	----------	-----------------	-------

\$ 5 Chlorobenzene					M
0.324	0.324	0.000	37202	1.40	M
\$ 4 o-Terphenyl					
2.735	2.731	0.004	2046635	44.2	
A 3 C8-C40					
2.813	(0.274-5.397)		78393912	2571.6	k

**QC Flag Legend**

Processing Flags

k - Response Background Subtracted

Review Flags

M - Manually Integrated



TestAmerica Edison

Data File: \\EDICHROM\ChromData\CBNAGC2\20141105-20204.b\2F010438.D

Injection Date: 05-Nov-2014 15:33:45

Instrument ID: CBNAGC2

Lims ID: 460-85482-E-11-B

Lab Sample ID: 460-85482-11

Client ID: PMP-24-SW-WT

Operator ID: 615

ALS Bottle#: 10

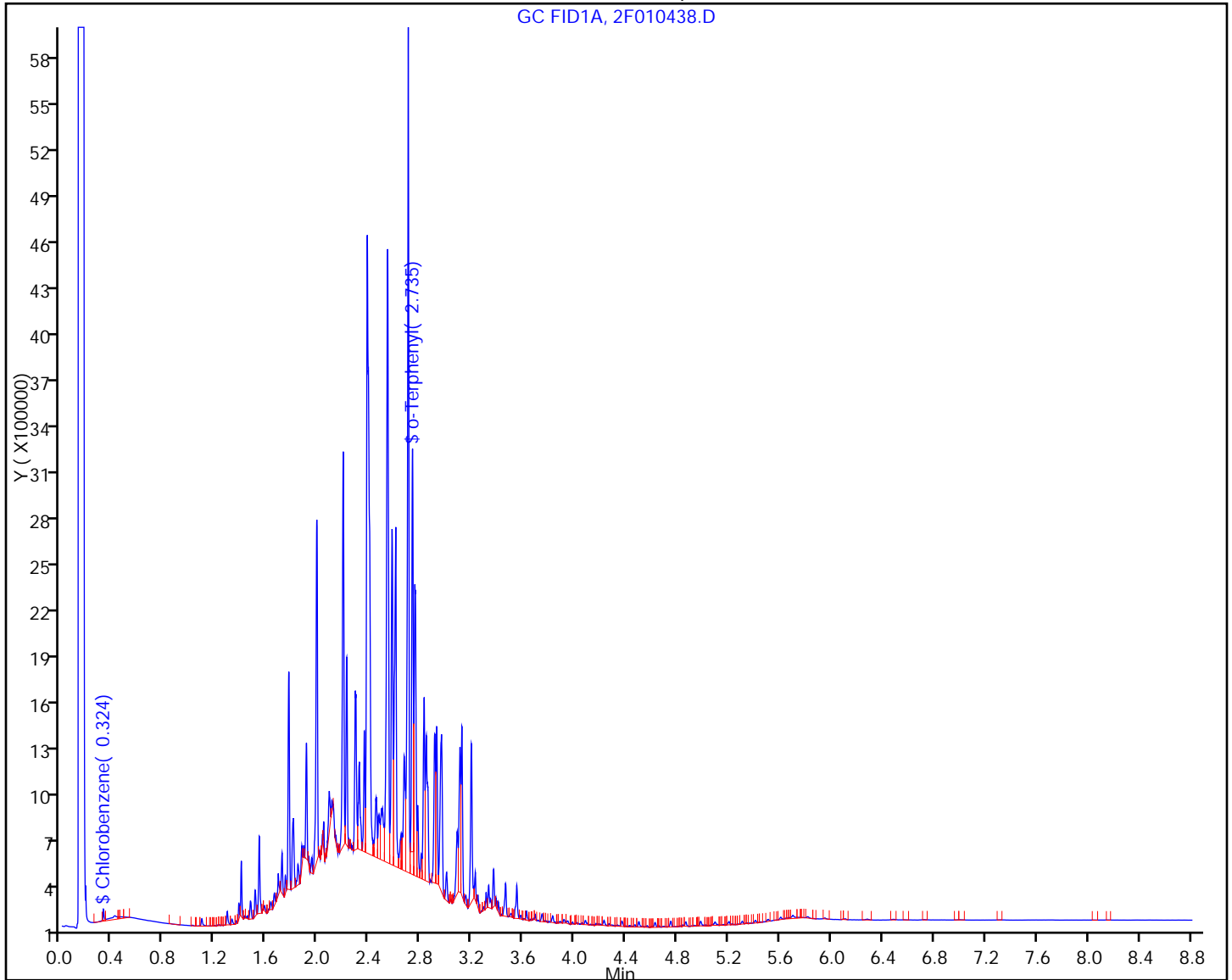
Worklist Smp#: 23

Injection Vol: 1.0 ul

Dil. Factor: 10.0000

Method: QAM2F

Limit Group: GC 8015 QAM ICAL



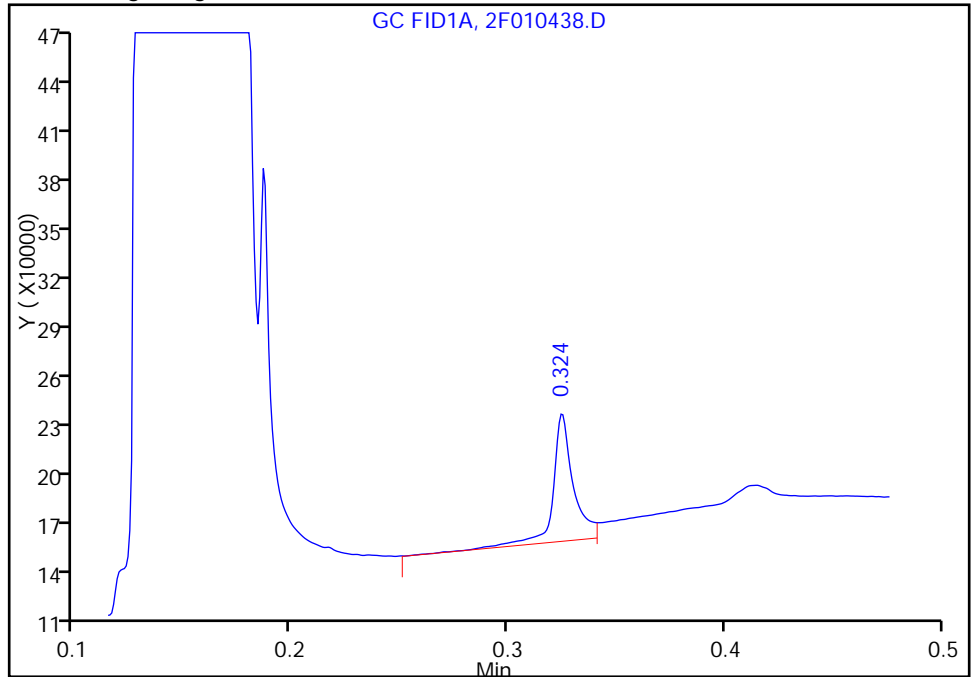
TestAmerica Edison

Data File:	\\EDICHROM\ChromData\CBNAGC2\20141105-20204.b\2F010438.D				
Injection Date:	05-Nov-2014 15:33:45	Instrument ID:	CBNAGC2		
Lims ID:	460-85482-E-11-B	Lab Sample ID:	460-85482-11		
Client ID:	PMP-24-SW-WT				
Operator ID:	615	ALS Bottle#:	10	Worklist Smp#:	23
Injection Vol:	1.0 ul	Dil. Factor:	10.0000		
Method:	QAM2F	Limit Group:	GC 8015 QAM ICAL		
Column:		Detector:	GC FID2B		

\$ 5 Chlorobenzene, CAS: 108-90-7

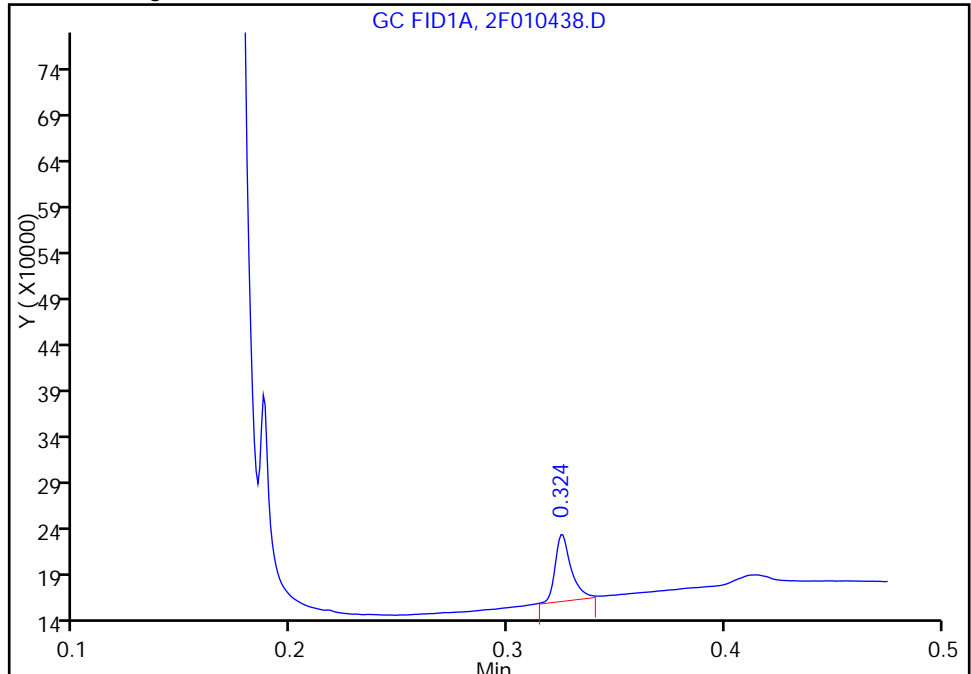
RT: 0.32  
Response: 51384  
Amount: 1.934889

Processing Integration Results



RT: 0.32  
Response: 37202  
Amount: 1.400859

Manual Integration Results



Reviewer: nimerd, 06-Nov-2014 10:30:55  
Audit Action: Manually Integrated  
Audit Reason: Incomplete Integration

FORM I  
GC SEMI VOA ORGANICS ANALYSIS DATA SHEET

Lab Name: TestAmerica Edison Job No.: 460-85482-1  
 SDG No.: \_\_\_\_\_  
 Client Sample ID: PMP-24-SW-SI Lab Sample ID: 460-85482-12  
 Matrix: Solid Lab File ID: 2F010439.D  
 Analysis Method: NJ-OQA-QAM-025 Date Collected: 10/30/2014 14:03  
 Extraction Method: 3546 Date Extracted: 11/05/2014 06:14  
 Sample wt/vol: 15.0052(g) Date Analyzed: 11/05/2014 15:46  
 Con. Extract Vol.: 1(mL) Dilution Factor: 20  
 Injection Volume: 1(uL) GC Column: Rtx-5MS ID: 0.25(mm)  
 % Moisture: 12.9 GPC Cleanup: (Y/N) N  
 Analysis Batch No.: 260483 Units: mg/Kg

CAS NO.	COMPOUND NAME	RESULT	Q	RL	MDL
STL00303	Total Petroleum Hydrocarbons (C8-C40)	2500		130	130

CAS NO.	SURROGATE	%REC	Q	LIMITS
84-15-1	o-Terphenyl	1676	X	23-104
108-90-7	Chlorobenzene	70		22-92

TestAmerica Edison  
Target Compound Quantitation Report

Data File: \\EDICHROM\ChromData\CBNAGC2\20141105-20204.b\2F010439.D  
 Lims ID: 460-85482-E-12-B Lab Sample ID: 460-85482-12  
 Client ID: PMP-24-SW-SI  
 Sample Type: Client  
 Inject. Date: 05-Nov-2014 15:46:46 ALS Bottle#: 11 Worklist Smp#: 24  
 Injection Vol: 1.0 ul Dil. Factor: 20.0000  
 Sample Info: 460-0020204-024  
 Operator ID: 615 Instrument ID: CBNAGC2  
 Method: \\EDICHROM\ChromData\CBNAGC2\20141105-20204.b\QAM2F.m  
 Limit Group: GC 8015 QAM ICAL  
 Last Update: 06-Nov-2014 10:34:08 Calib Date: 10-Sep-2014 16:09:56  
 Integrator: Falcon  
 Quant Method: External Standard Quant By: Initial Calibration  
 Last ICal File: \\EDICHROM\ChromData\CBNAGC2\20140910-17918.b\2F009282.D  
 Column 1 : Det: GC FID2B  
 Process Host: XAWRK002

First Level Reviewer: nimerd Date: 06-Nov-2014 10:31:06

RT (min.)	Exp RT (min.)	Dlt RT (min.)	Response	OnCol Amt ug/ml	Flags
--------------	------------------	------------------	----------	--------------------	-------

\$ 5 Chlorobenzene  
 0.325 0.324 0.001 18461 0.6952  
 \$ 4 o-Terphenyl  
 2.734 2.731 0.003 776871 16.8  
 A 3 C8-C40  
 2.813 (0.274-5.397) 49729252 1631.3 k

**QC Flag Legend**

Processing Flags

k - Response Background Subtracted

TestAmerica Edison

Data File: \\EDICHROM\ChromData\CBNAGC2\20141105-20204.b\2F010439.D

Injection Date: 05-Nov-2014 15:46:46

Instrument ID: CBNAGC2

Lims ID: 460-85482-E-12-B

Lab Sample ID: 460-85482-12

Client ID: PMP-24-SW-SI

Operator ID: 615

ALS Bottle#: 11

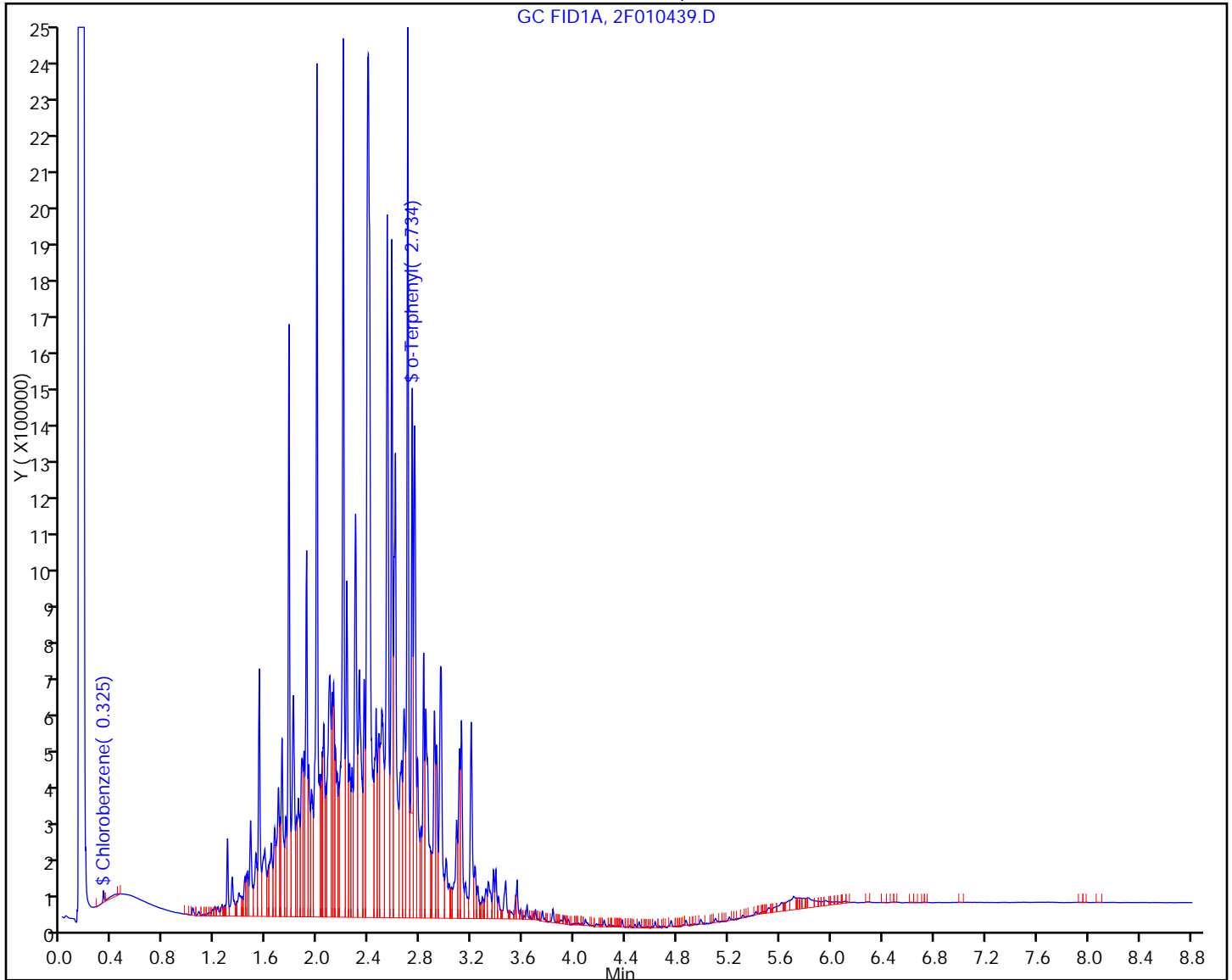
Worklist Smp#: 24

Injection Vol: 1.0 ul

Dil. Factor: 20.0000

Method: QAM2F

Limit Group: GC 8015 QAM ICAL



FORM I  
GC SEMI VOA ORGANICS ANALYSIS DATA SHEET

Lab Name: TestAmerica Edison Job No.: 460-85482-1  
 SDG No.: \_\_\_\_\_  
 Client Sample ID: PMP-9-SW-WT Lab Sample ID: 460-85482-16  
 Matrix: Solid Lab File ID: 2F010440.D  
 Analysis Method: NJ-OQA-QAM-025 Date Collected: 10/30/2014 11:52  
 Extraction Method: 3546 Date Extracted: 11/05/2014 06:14  
 Sample wt/vol: 15.0118(g) Date Analyzed: 11/05/2014 15:59  
 Con. Extract Vol.: 1(mL) Dilution Factor: 20  
 Injection Volume: 1(uL) GC Column: Rtx-5MS ID: 0.25(mm)  
 % Moisture: 6.4 GPC Cleanup: (Y/N) N  
 Analysis Batch No.: 260483 Units: mg/Kg

CAS NO.	COMPOUND NAME	RESULT	Q	RL	MDL
STL00303	Total Petroleum Hydrocarbons (C8-C40)	2600		120	120

CAS NO.	SURROGATE	%REC	Q	LIMITS
84-15-1	o-Terphenyl	329	X	23-104
108-90-7	Chlorobenzene	53		22-92

TestAmerica Edison  
Target Compound Quantitation Report

Data File: \\EDICHROM\ChromData\CBNAGC2\20141105-20204.b\2F010440.D  
 Lims ID: 460-85482-E-16-B Lab Sample ID: 460-85482-16  
 Client ID: PMP-9-SW-WT  
 Sample Type: Client  
 Inject. Date: 05-Nov-2014 15:59:32 ALS Bottle#: 12 Worklist Smp#: 25  
 Injection Vol: 1.0 ul Dil. Factor: 20.0000  
 Sample Info: 460-0020204-025  
 Operator ID: 615 Instrument ID: CBNAGC2  
 Method: \\EDICHROM\ChromData\CBNAGC2\20141105-20204.b\QAM2F.m  
 Limit Group: GC 8015 QAM ICAL  
 Last Update: 06-Nov-2014 10:34:08 Calib Date: 10-Sep-2014 16:09:56  
 Integrator: Falcon  
 Quant Method: External Standard Quant By: Initial Calibration  
 Last ICal File: \\EDICHROM\ChromData\CBNAGC2\20140910-17918.b\2F009282.D  
 Column 1 : Det: GC FID2B  
 Process Host: XAWRK002

First Level Reviewer: nimerd Date: 06-Nov-2014 10:31:30

RT (min.)	Exp RT (min.)	Dlt RT (min.)	Response	OnCol Amt ug/ml	Flags
-----------	---------------	---------------	----------	-----------------	-------

\$ 5 Chlorobenzene					M
0.325	0.324	0.001	14078	0.5301	M
\$ 4 o-Terphenyl					M
2.733	2.731	0.002	152548	3.29	M
A 3 C8-C40					
2.813	(0.274-5.397)		55682265	1826.6	k

**QC Flag Legend**

Processing Flags

k - Response Background Subtracted

Review Flags

M - Manually Integrated

TestAmerica Edison

Data File: \\EDICHROM\ChromData\CBNAGC2\20141105-20204.b\2F010440.D

Injection Date: 05-Nov-2014 15:59:32

Instrument ID: CBNAGC2

Lims ID: 460-85482-E-16-B

Lab Sample ID: 460-85482-16

Client ID: PMP-9-SW-WT

Operator ID: 615

ALS Bottle#: 12

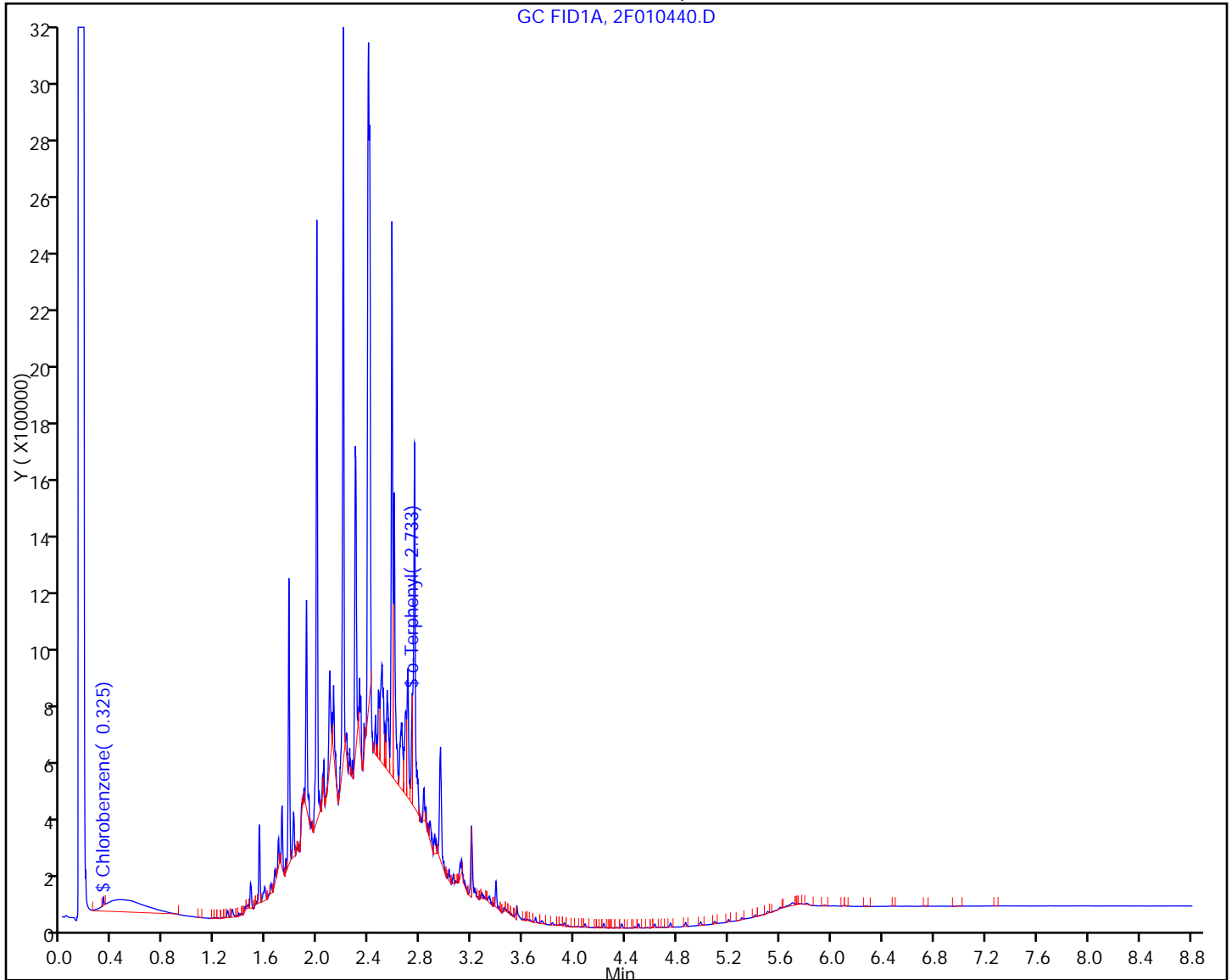
Worklist Smp#: 25

Injection Vol: 1.0 ul

Dil. Factor: 20.0000

Method: QAM2F

Limit Group: GC 8015 QAM ICAL





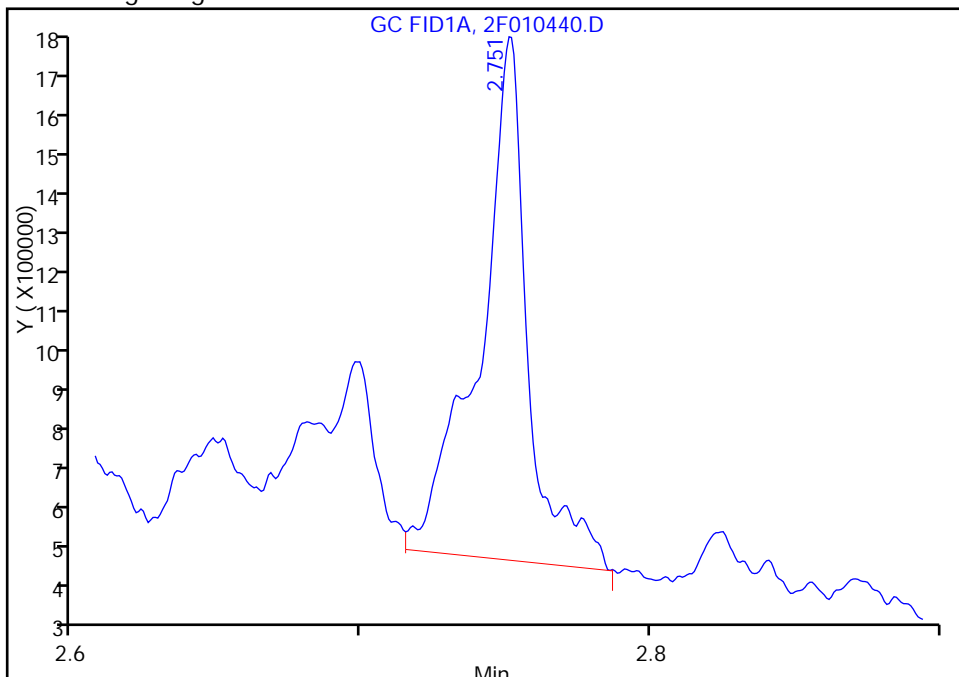
TestAmerica Edison

Data File: \\EDICHROM\ChromData\CBNAGC2\20141105-20204.b\2F010440.D  
Injection Date: 05-Nov-2014 15:59:32 Instrument ID: CBNAGC2  
Lims ID: 460-85482-E-16-B Lab Sample ID: 460-85482-16  
Client ID: PMP-9-SW-WT  
Operator ID: 615 ALS Bottle#: 12 Worklist Smp#: 25  
Injection Vol: 1.0 ul Dil. Factor: 20.0000  
Method: QAM2F Limit Group: GC 8015 QAM ICAL  
Column: Detector GC FID2B

\$ 4 o-Terphenyl, CAS: 84-15-1

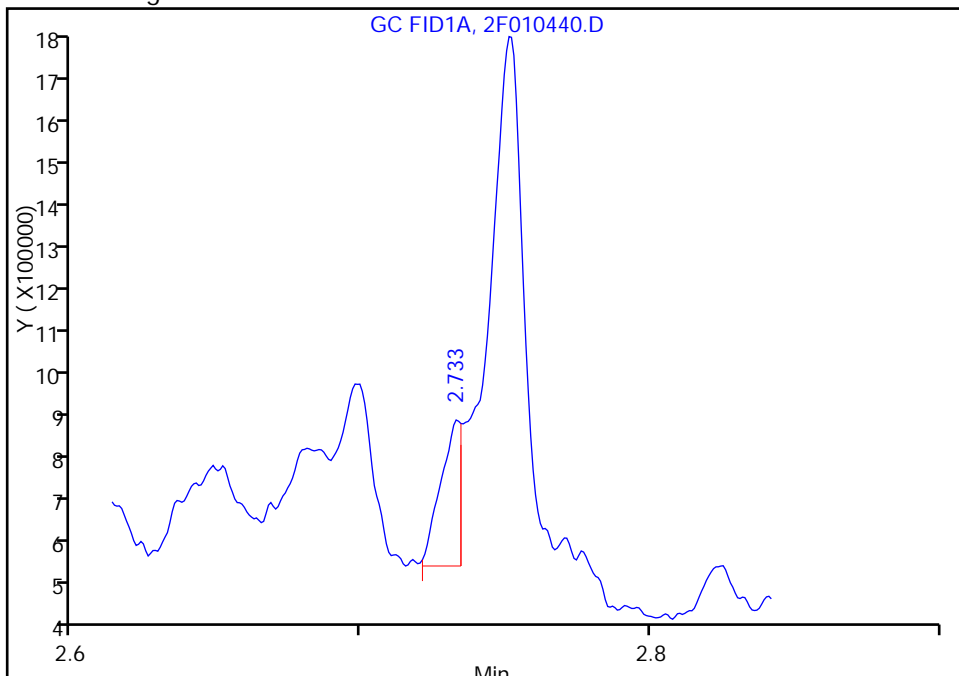
RT: 2.75  
Response: 1470462  
Amount: 31.724882

Processing Integration Results



RT: 2.73  
Response: 152548  
Amount: 3.291188

Manual Integration Results



Reviewer: nimerd, 06-Nov-2014 10:31:30  
Audit Action: Split an Integrated Peak  
Audit Reason: Split Peak

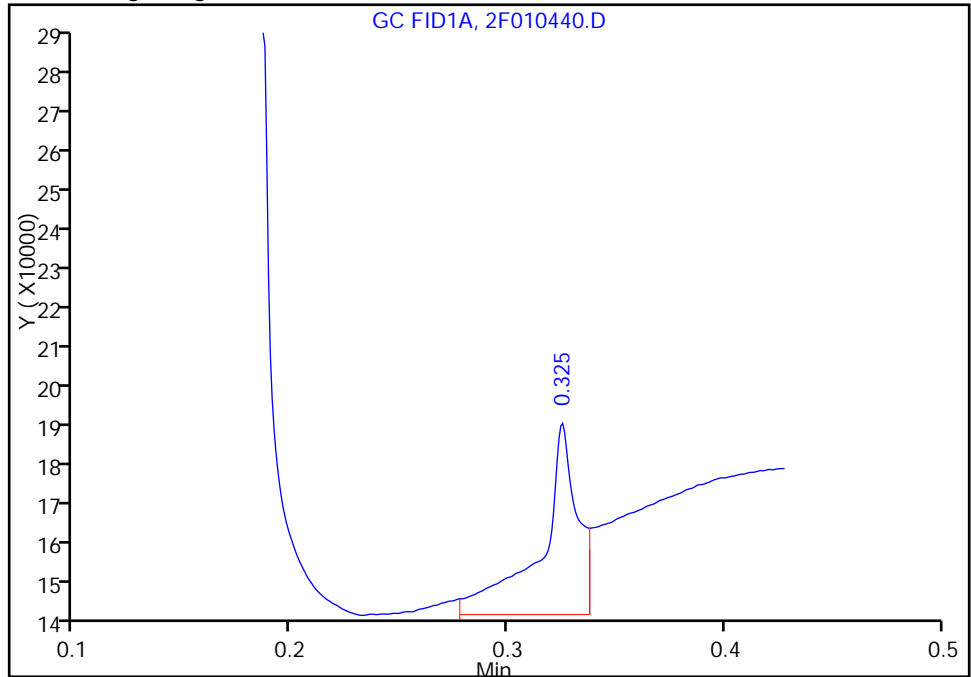
TestAmerica Edison

Data File: \\EDICHROM\ChromData\CBNAGC2\20141105-20204.b\2F010440.D  
Injection Date: 05-Nov-2014 15:59:32 Instrument ID: CBNAGC2  
Lims ID: 460-85482-E-16-B Lab Sample ID: 460-85482-16  
Client ID: PMP-9-SW-WT  
Operator ID: 615 ALS Bottle#: 12 Worklist Smp#: 25  
Injection Vol: 1.0 ul Dil. Factor: 20.0000  
Method: QAM2F Limit Group: GC 8015 QAM ICAL  
Column: Detector GC FID2B

\$ 5 Chlorobenzene, CAS: 108-90-7

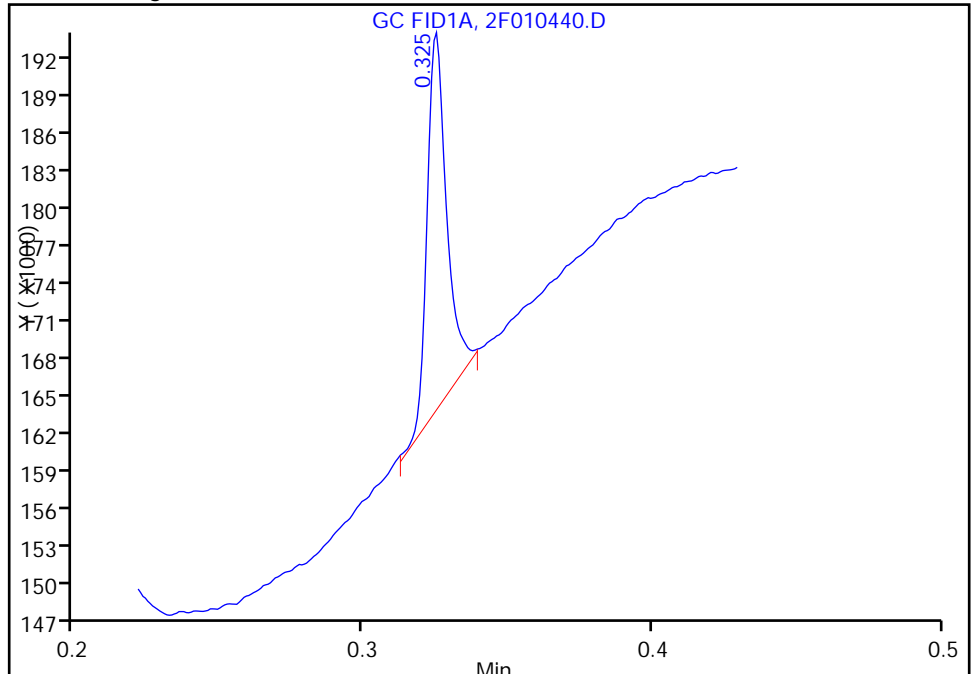
RT: 0.33  
Response: 54240  
Amount: 2.042433

Processing Integration Results



RT: 0.33  
Response: 14078  
Amount: 0.530114

Manual Integration Results



Reviewer: nimerd, 06-Nov-2014 10:32:18  
Audit Action: Manually Integrated  
Audit Reason: Incomplete Integration

FORM I  
GC SEMI VOA ORGANICS ANALYSIS DATA SHEET

Lab Name: TestAmerica Edison Job No.: 460-85482-1  
 SDG No.: \_\_\_\_\_  
 Client Sample ID: PMP-7-SW-WT Lab Sample ID: 460-85482-21  
 Matrix: Solid Lab File ID: 2F010441.D  
 Analysis Method: NJ-OQA-QAM-025 Date Collected: 10/30/2014 11:11  
 Extraction Method: 3546 Date Extracted: 11/05/2014 06:14  
 Sample wt/vol: 15.0305(g) Date Analyzed: 11/05/2014 16:12  
 Con. Extract Vol.: 1(mL) Dilution Factor: 10  
 Injection Volume: 1(uL) GC Column: Rtx-5MS ID: 0.25(mm)  
 % Moisture: 4.9 GPC Cleanup: (Y/N) N  
 Analysis Batch No.: 260483 Units: mg/Kg

CAS NO.	COMPOUND NAME	RESULT	Q	RL	MDL
STL00303	Total Petroleum Hydrocarbons (C8-C40)	1100		58	58

CAS NO.	SURROGATE	%REC	Q	LIMITS
84-15-1	o-Terphenyl	444	X	23-104
108-90-7	Chlorobenzene	49		22-92

TestAmerica Edison  
Target Compound Quantitation Report

Data File: \\EDICHROM\ChromData\CBNAGC2\20141105-20204.b\2F010441.D  
 Lims ID: 460-85482-E-21-B Lab Sample ID: 460-85482-21  
 Client ID: PMP-7-SW-WT  
 Sample Type: Client  
 Inject. Date: 05-Nov-2014 16:12:22 ALS Bottle#: 13 Worklist Smp#: 26  
 Injection Vol: 1.0 ul Dil. Factor: 10.0000  
 Sample Info: 460-0020204-026  
 Operator ID: 615 Instrument ID: CBNAGC2  
 Method: \\EDICHROM\ChromData\CBNAGC2\20141105-20204.b\QAM2F.m  
 Limit Group: GC 8015 QAM ICAL  
 Last Update: 06-Nov-2014 10:34:08 Calib Date: 10-Sep-2014 16:09:56  
 Integrator: Falcon  
 Quant Method: External Standard Quant By: Initial Calibration  
 Last ICal File: \\EDICHROM\ChromData\CBNAGC2\20140910-17918.b\2F009282.D

Column 1 : Det: GC FID2B  
 Process Host: XAWRK002

First Level Reviewer: nimerd Date: 06-Nov-2014 10:32:54

RT (min.)	Exp RT (min.)	Dlt RT (min.)	Response	OnCol Amt ug/ml	Flags
--------------	------------------	------------------	----------	--------------------	-------

\$ 5 Chlorobenzene					M
0.326	0.324	0.002	25784	0.9709	M
\$ 4 o-Terphenyl					
2.734	2.731	0.003	411660	8.88	
A 3 C8-C40					
2.813	(0.274-5.397)		48234422	1582.2	k

**QC Flag Legend**

Processing Flags

k - Response Background Subtracted

Review Flags

M - Manually Integrated

TestAmerica Edison

Data File: \\EDICHROM\ChromData\CBNAGC2\20141105-20204.b\2F010441.D

Injection Date: 05-Nov-2014 16:12:22

Instrument ID: CBNAGC2

Lims ID: 460-85482-E-21-B

Lab Sample ID: 460-85482-21

Client ID: PMP-7-SW-WT

Operator ID: 615

ALS Bottle#: 13

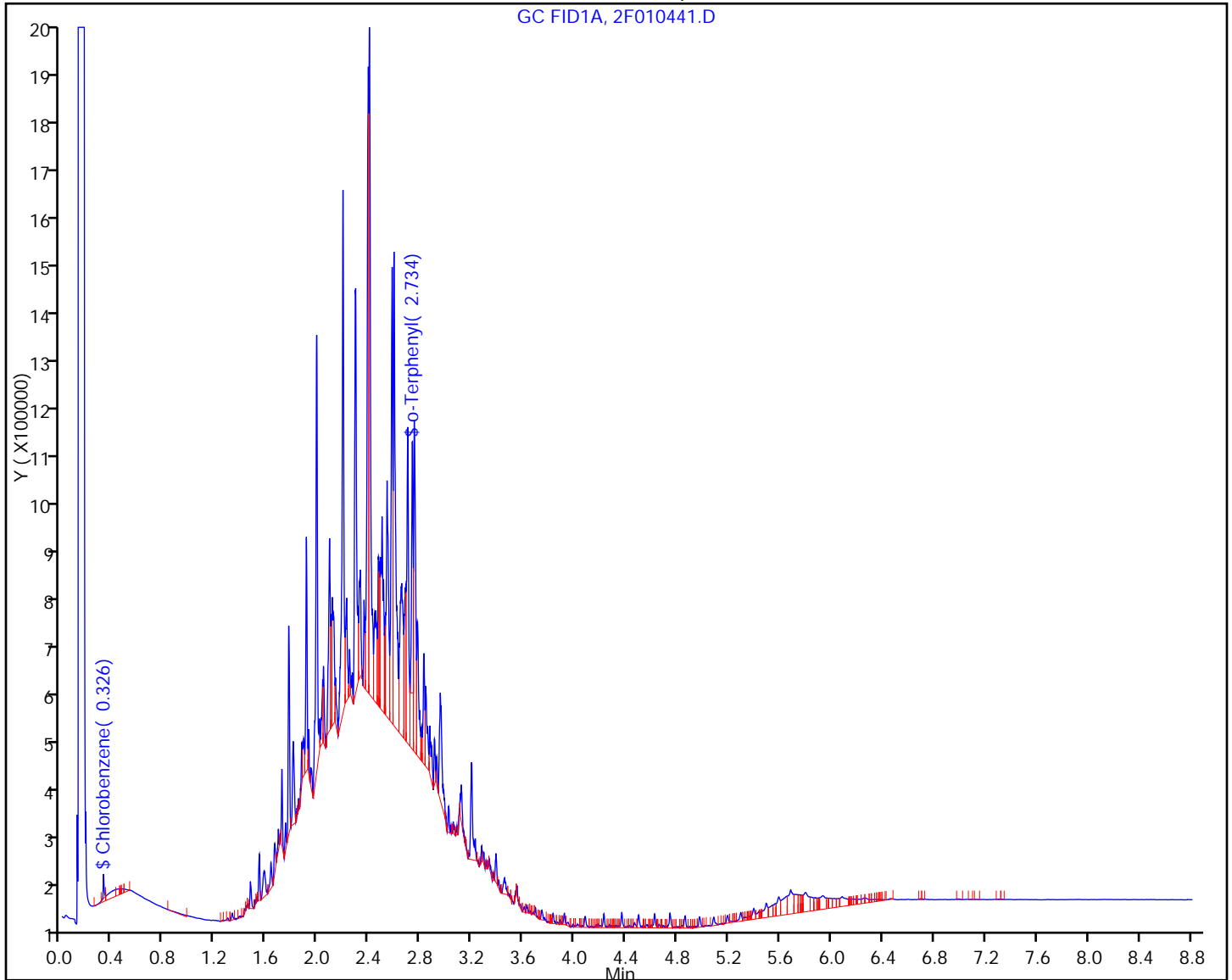
Worklist Smp#: 26

Injection Vol: 1.0 ul

Dil. Factor: 10.0000

Method: QAM2F

Limit Group: GC 8015 QAM ICAL



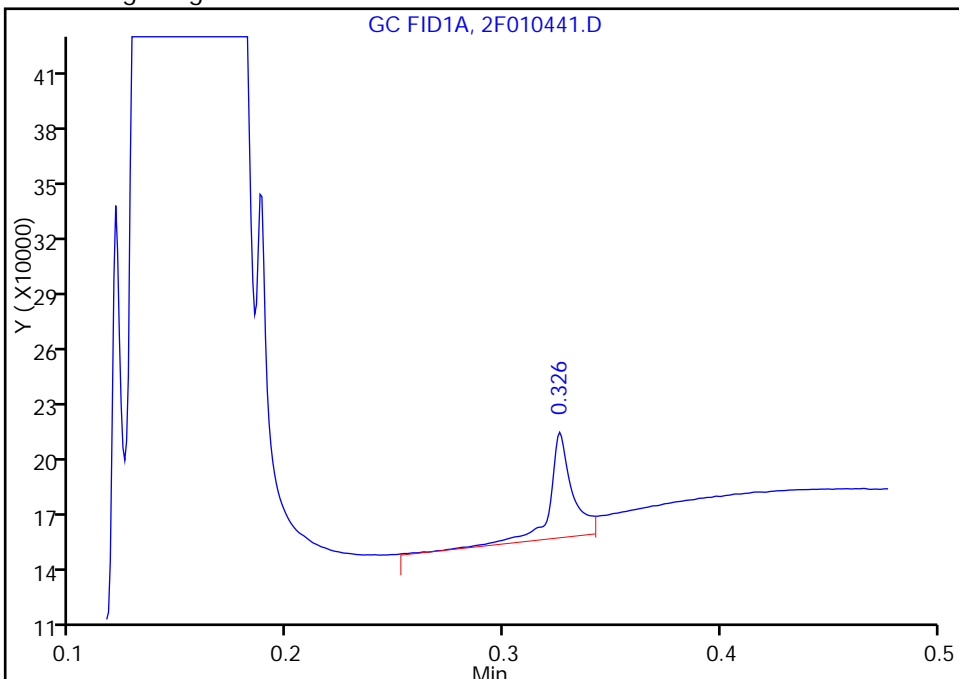
TestAmerica Edison

Data File:	\\EDICHROM\ChromData\CBNAGC2\20141105-20204.b\2F010441.D				
Injection Date:	05-Nov-2014 16:12:22	Instrument ID:	CBNAGC2		
Lims ID:	460-85482-E-21-B	Lab Sample ID:	460-85482-21		
Client ID:	PMP-7-SW-WT				
Operator ID:	615	ALS Bottle#:	13	Worklist Smp#:	26
Injection Vol:	1.0 ul	Dil. Factor:	10.0000		
Method:	QAM2F	Limit Group:	GC 8015 QAM ICAL		
Column:		Detector:	GC FID2B		

\$ 5 Chlorobenzene, CAS: 108-90-7

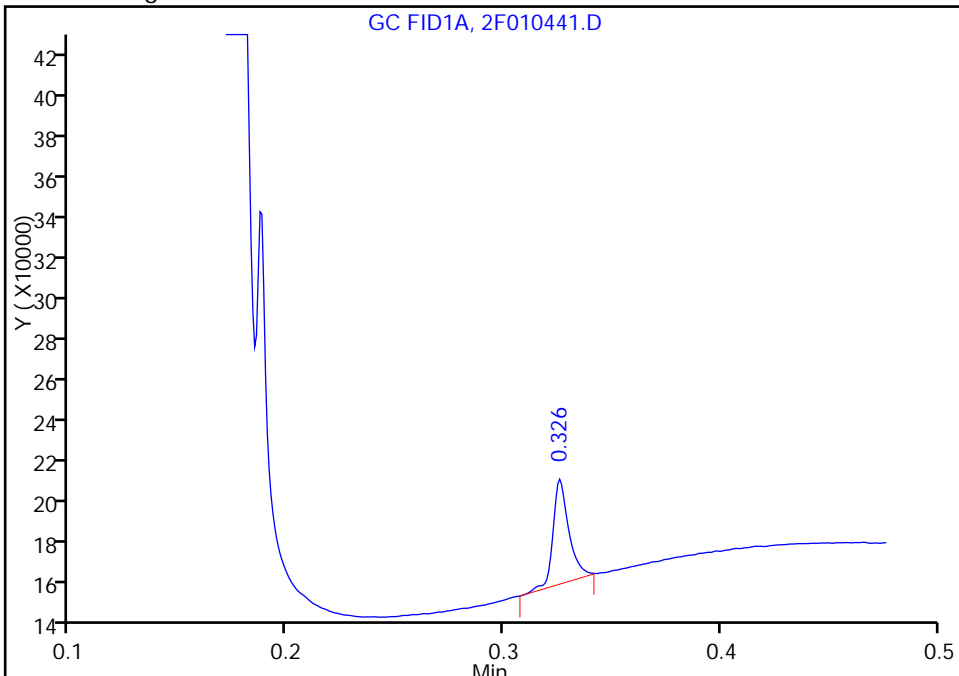
RT: 0.33  
Response: 42264  
Amount: 1.591471

Processing Integration Results



RT: 0.33  
Response: 25784  
Amount: 0.970909

Manual Integration Results



Reviewer: nimerd, 06-Nov-2014 10:32:54  
Audit Action: Manually Integrated  
Audit Reason: Incomplete Integration

FORM I  
GC SEMI VOA ORGANICS ANALYSIS DATA SHEET

Lab Name: TestAmerica Edison Job No.: 460-85482-1  
 SDG No.: \_\_\_\_\_  
 Client Sample ID: PMP-5-SW-SI Lab Sample ID: 460-85482-26  
 Matrix: Solid Lab File ID: 2F010442.D  
 Analysis Method: NJ-OQA-QAM-025 Date Collected: 10/30/2014 10:05  
 Extraction Method: 3546 Date Extracted: 11/05/2014 06:14  
 Sample wt/vol: 15.0002(g) Date Analyzed: 11/05/2014 16:25  
 Con. Extract Vol.: 1(mL) Dilution Factor: 10  
 Injection Volume: 1(uL) GC Column: Rtx-5MS ID: 0.25(mm)  
 % Moisture: 10.3 GPC Cleanup: (Y/N) N  
 Analysis Batch No.: 260483 Units: mg/Kg

CAS NO.	COMPOUND NAME	RESULT	Q	RL	MDL
STL00303	Total Petroleum Hydrocarbons (C8-C40)	1400		61	61

CAS NO.	SURROGATE	%REC	Q	LIMITS
84-15-1	o-Terphenyl	142	X	23-104
108-90-7	Chlorobenzene	54		22-92

TestAmerica Edison  
Target Compound Quantitation Report

Data File: \\EDICHROM\ChromData\CBNAGC2\20141105-20204.b\2F010442.D  
 Lims ID: 460-85482-E-26-B Lab Sample ID: 460-85482-26  
 Client ID: PMP-5-SW-SI  
 Sample Type: Client  
 Inject. Date: 05-Nov-2014 16:25:07 ALS Bottle#: 14 Worklist Smp#: 27  
 Injection Vol: 1.0 ul Dil. Factor: 10.0000  
 Sample Info: 460-0020204-027  
 Operator ID: 615 Instrument ID: CBNAGC2  
 Method: \\EDICHROM\ChromData\CBNAGC2\20141105-20204.b\QAM2F.m  
 Limit Group: GC 8015 QAM ICAL  
 Last Update: 06-Nov-2014 10:34:08 Calib Date: 10-Sep-2014 16:09:56  
 Integrator: Falcon  
 Quant Method: External Standard Quant By: Initial Calibration  
 Last ICal File: \\EDICHROM\ChromData\CBNAGC2\20140910-17918.b\2F009282.D  
 Column 1 : Det: GC FID2B  
 Process Host: XAWRK002

First Level Reviewer: nimerd Date: 06-Nov-2014 10:33:23

RT (min.)	Exp RT (min.)	Dlt RT (min.)	Response	OnCol Amt ug/ml	Flags
-----------	---------------	---------------	----------	-----------------	-------

\$	5 Chlorobenzene				M
	0.325	0.324	0.001	28823	1.09 M
\$	4 o-Terphenyl				M
	2.732	2.731	0.001	131492	2.84 M
A	3 C8-C40				
	2.813	(0.274-5.397)		56347096	1848.4 k

**QC Flag Legend**

Processing Flags

k - Response Background Subtracted

Review Flags

M - Manually Integrated



TestAmerica Edison

Data File: \\EDICHROM\ChromData\CBNAGC2\20141105-20204.b\2F010442.D

Injection Date: 05-Nov-2014 16:25:07

Instrument ID: CBNAGC2

Lims ID: 460-85482-E-26-B

Lab Sample ID: 460-85482-26

Client ID: PMP-5-SW-SI

Operator ID: 615

ALS Bottle#: 14

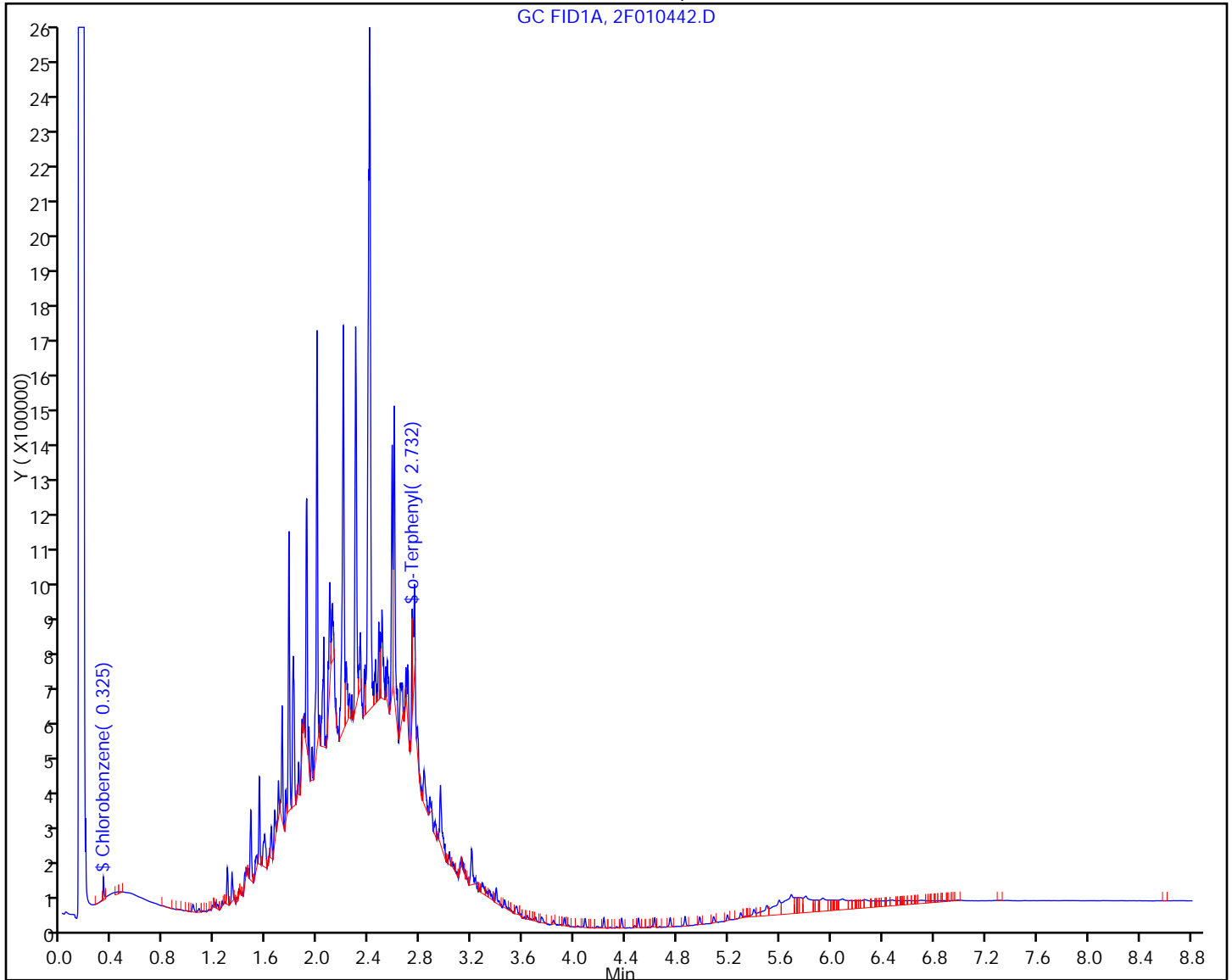
Worklist Smp#: 27

Injection Vol: 1.0 ul

Dil. Factor: 10.0000

Method: QAM2F

Limit Group: GC 8015 QAM ICAL



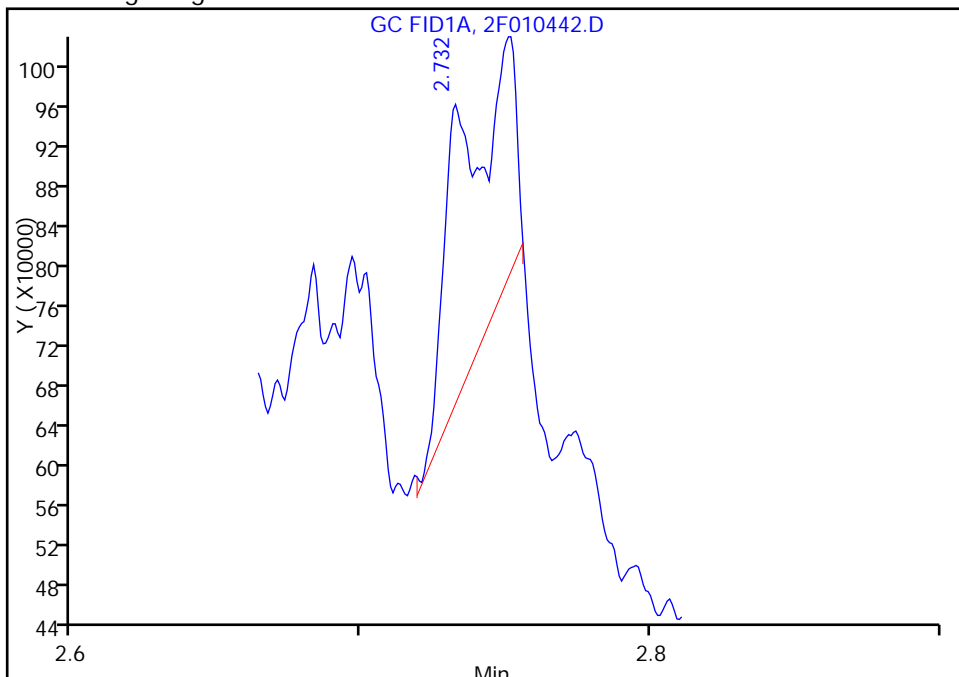
TestAmerica Edison

Data File: \\EDICHROM\ChromData\CBNAGC2\20141105-20204.b\2F010442.D  
Injection Date: 05-Nov-2014 16:25:07 Instrument ID: CBNAGC2  
Lims ID: 460-85482-E-26-B Lab Sample ID: 460-85482-26  
Client ID: PMP-5-SW-SI  
Operator ID: 615 ALS Bottle#: 14 Worklist Smp#: 27  
Injection Vol: 1.0 ul Dil. Factor: 10.0000  
Method: QAM2F Limit Group: GC 8015 QAM ICAL  
Column: Detector GC FID2B

\$ 4 o-Terphenyl, CAS: 84-15-1

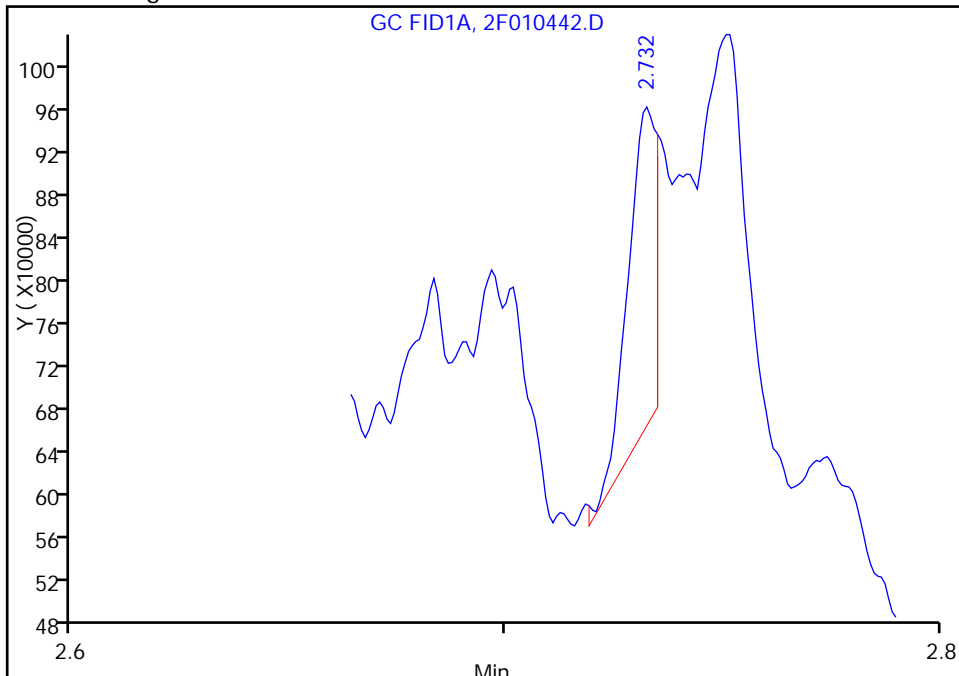
RT: 2.73  
Response: 362061  
Amount: 7.811384

Processing Integration Results



RT: 2.73  
Response: 131492  
Amount: 2.836910

Manual Integration Results



Reviewer: nimerd, 06-Nov-2014 10:33:23  
Audit Action: Split an Integrated Peak  
Audit Reason: Split Peak

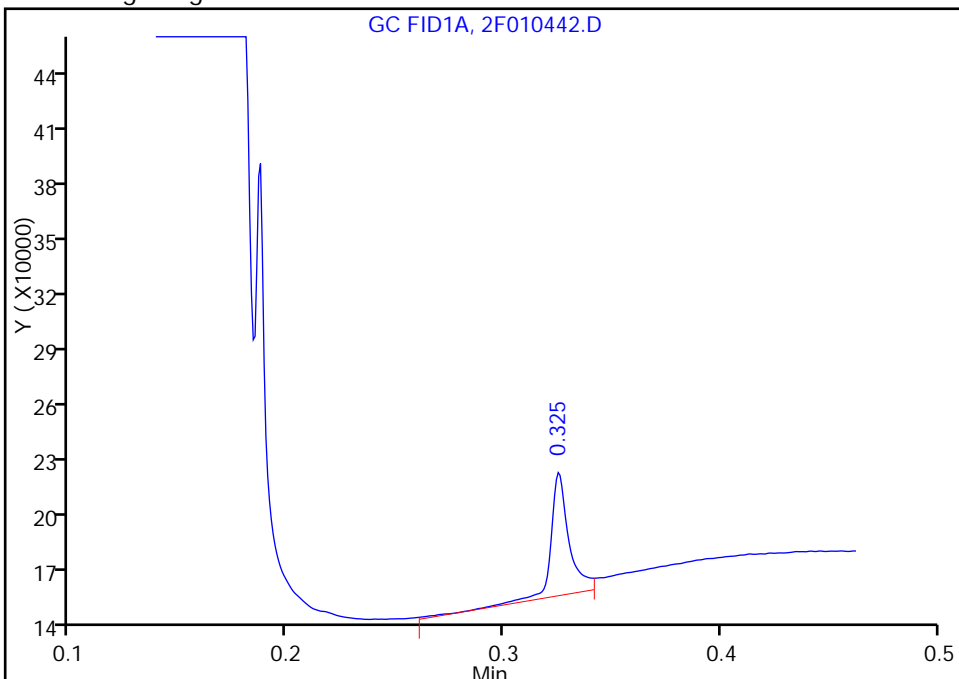
TestAmerica Edison

Data File:	\\EDICHROM\ChromData\CBNAGC2\20141105-20204.b\2F010442.D				
Injection Date:	05-Nov-2014 16:25:07	Instrument ID:	CBNAGC2		
Lims ID:	460-85482-E-26-B	Lab Sample ID:	460-85482-26		
Client ID:	PMP-5-SW-SI				
Operator ID:	615	ALS Bottle#:	14	Worklist Smp#:	27
Injection Vol:	1.0 ul	Dil. Factor:	10.0000		
Method:	QAM2F	Limit Group:	GC 8015 QAM ICAL		
Column:		Detector:	GC FID2B		

\$ 5 Chlorobenzene, CAS: 108-90-7

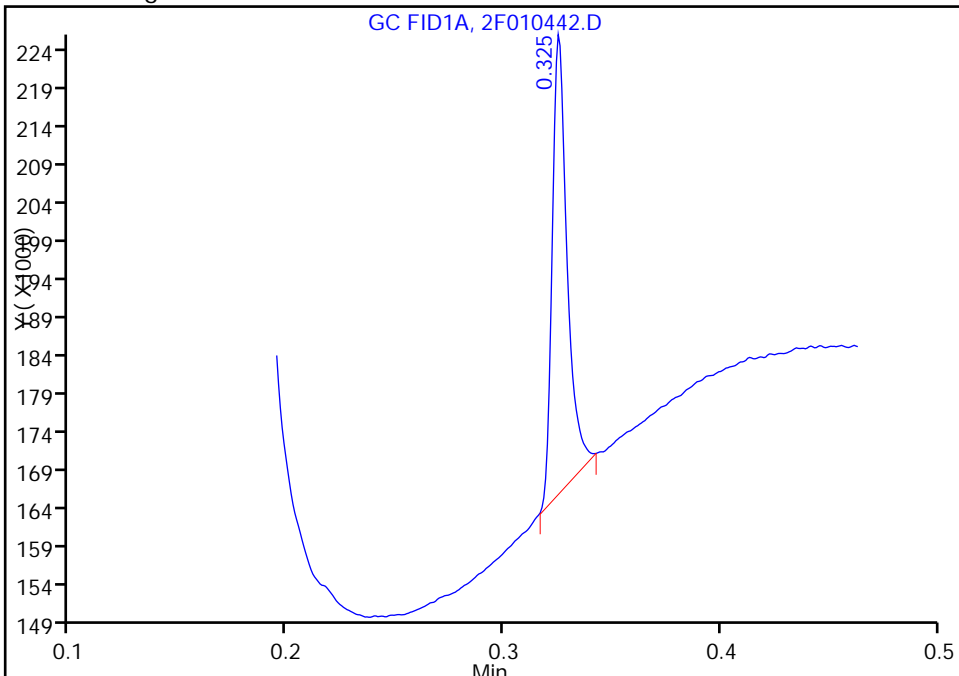
RT: 0.32  
Response: 38051  
Amount: 1.432829

Processing Integration Results



RT: 0.32  
Response: 28823  
Amount: 1.085344

Manual Integration Results



Reviewer: nimerd, 06-Nov-2014 10:33:23  
Audit Action: Manually Integrated  
Audit Reason: Incomplete Integration

FORM I  
GC SEMI VOA ORGANICS ANALYSIS DATA SHEET

Lab Name: TestAmerica Edison Job No.: 460-85482-1  
 SDG No.: \_\_\_\_\_  
 Client Sample ID: Field Blank\_20141030 Lab Sample ID: 460-85482-29  
 Matrix: Water Lab File ID: 2F010409.D  
 Analysis Method: NJ-OQA-QAM-025 Date Collected: 10/30/2014 16:00  
 Extraction Method: 3510C Date Extracted: 11/03/2014 08:19  
 Sample wt/vol: 990 (mL) Date Analyzed: 11/04/2014 12:04  
 Con. Extract Vol.: 1 (mL) Dilution Factor: 1  
 Injection Volume: 1 (uL) GC Column: Rtx-5MS ID: 0.25 (mm)  
 % Moisture: \_\_\_\_\_ GPC Cleanup: (Y/N) N  
 Analysis Batch No.: 260182 Units: mg/L

CAS NO.	COMPOUND NAME	RESULT	Q	RL	MDL
STL00303	Total Petroleum Hydrocarbons (C8-C40)	0.083	U	0.083	0.083

CAS NO.	SURROGATE	%REC	Q	LIMITS
84-15-1	o-Terphenyl	72		28-121
108-90-7	Chlorobenzene	70		26-98

TestAmerica Edison  
Target Compound Quantitation Report

Data File: \\EDICHROM\ChromData\CBNAGC2\20141104-20149.b\2F010409.D  
 Lims ID: 460-85482-H-29-A Lab Sample ID: 460-85482-29  
 Client ID: Field Blank\_20141030  
 Sample Type: Client  
 Inject. Date: 04-Nov-2014 12:04:00 ALS Bottle#: 9 Worklist Smp#: 7  
 Injection Vol: 1.0 ul Dil. Factor: 1.0000  
 Sample Info: 460-0020149-007  
 Operator ID: 615 Instrument ID: CBNAGC2  
 Method: \\EDICHROM\ChromData\CBNAGC2\20141104-20149.b\QAM2F.m  
 Limit Group: GC 8015 QAM ICAL  
 Last Update: 04-Nov-2014 11:59:40 Calib Date: 10-Sep-2014 16:09:56  
 Integrator: Falcon  
 Quant Method: External Standard Quant By: Initial Calibration  
 Last ICAL File: \\EDICHROM\ChromData\CBNAGC2\20140910-17918.b\2F009282.D  
 Column 1 : Det: GC FID2B  
 Process Host: XAWRK047

First Level Reviewer: kimh Date: 04-Nov-2014 11:58:32

RT (min.)	Exp RT (min.)	Dlt RT (min.)	Response	OnCol Amt ug/ml	Flags
-----------	---------------	---------------	----------	-----------------	-------

\$ 5 Chlorobenzene M  
 0.326 0.326 0.000 369414 13.9 M

\$ 4 o-Terphenyl  
 2.730 2.733 -0.003 663608 14.3

**QC Flag Legend**

Review Flags

M - Manually Integrated

TestAmerica Edison

Data File: \\EDICHROM\ChromData\CBNAGC2\20141104-20149.b\2F010409.D

Injection Date: 04-Nov-2014 12:04:00

Instrument ID: CBNAGC2

Lims ID: 460-85482-H-29-A

Lab Sample ID: 460-85482-29

Client ID: Field Blank\_20141030

Operator ID: 615

ALS Bottle#: 9

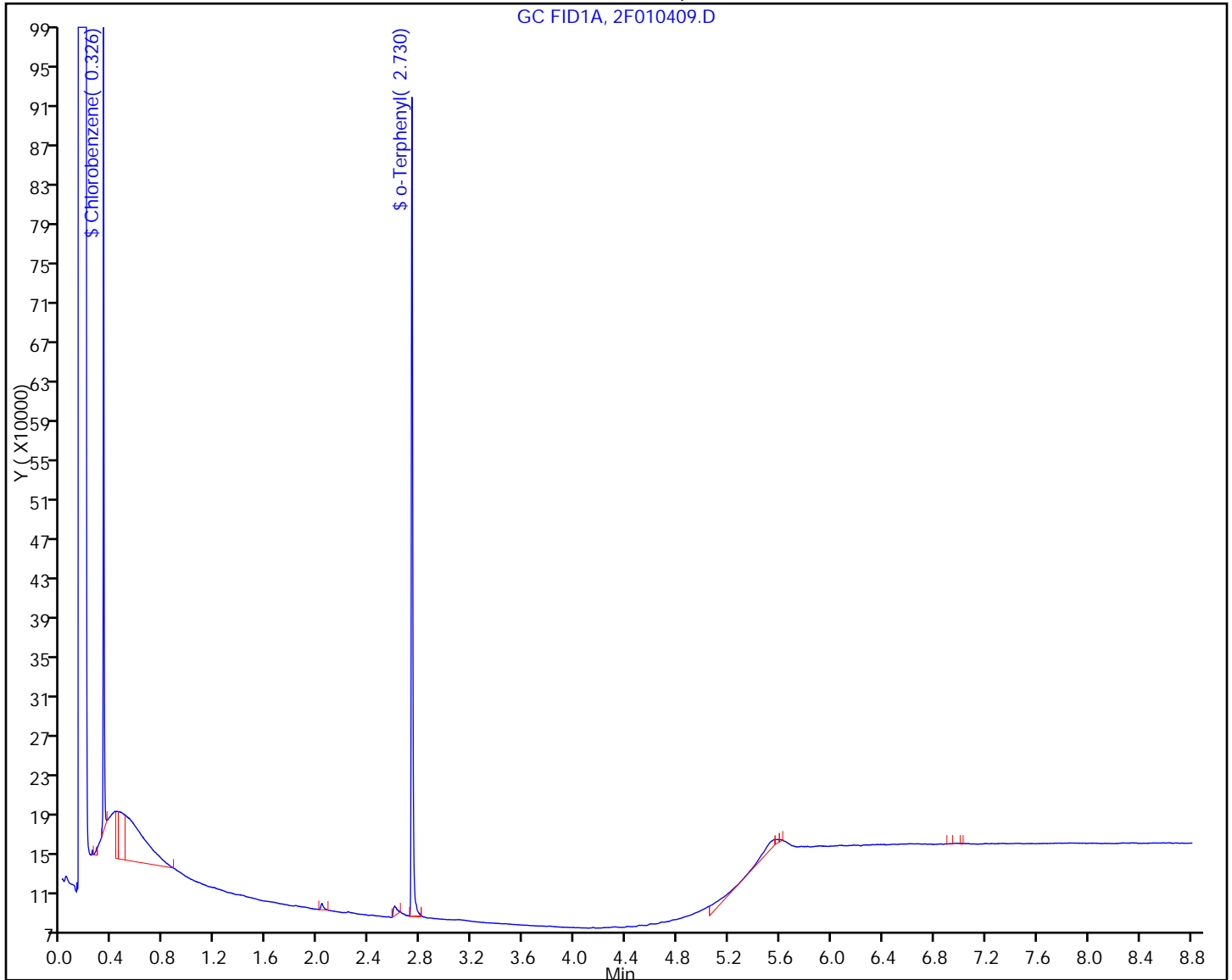
Worklist Smp#: 7

Injection Vol: 1.0 ul

Dil. Factor: 1.0000

Method: QAM2F

Limit Group: GC 8015 QAM ICAL



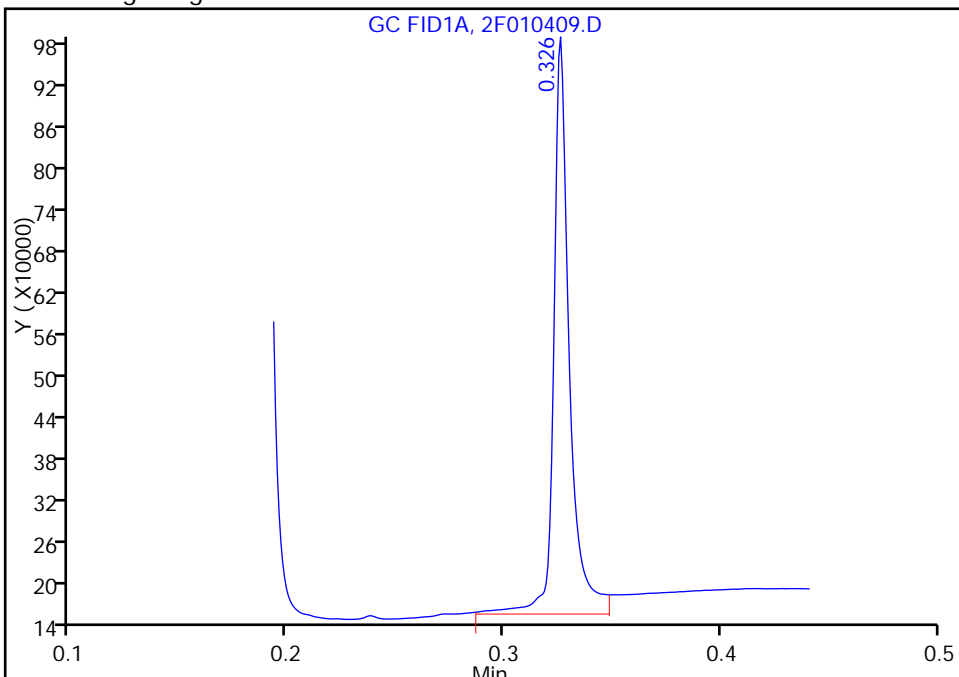
TestAmerica Edison

Data File:	\\EDICHROM\ChromData\CBNAGC2\20141104-20149.b\2F010409.D				
Injection Date:	04-Nov-2014 12:04:00	Instrument ID:	CBNAGC2		
Lims ID:	460-85482-H-29-A	Lab Sample ID:	460-85482-29		
Client ID:	Field Blank_20141030				
Operator ID:	615	ALS Bottle#:	9	Worklist Smp#:	7
Injection Vol:	1.0 ul	Dil. Factor:	1.0000		
Method:	QAM2F	Limit Group:	GC 8015 QAM ICAL		
Column:		Detector:	GC FID2B		

\$ 5 Chlorobenzene, CAS: 108-90-7

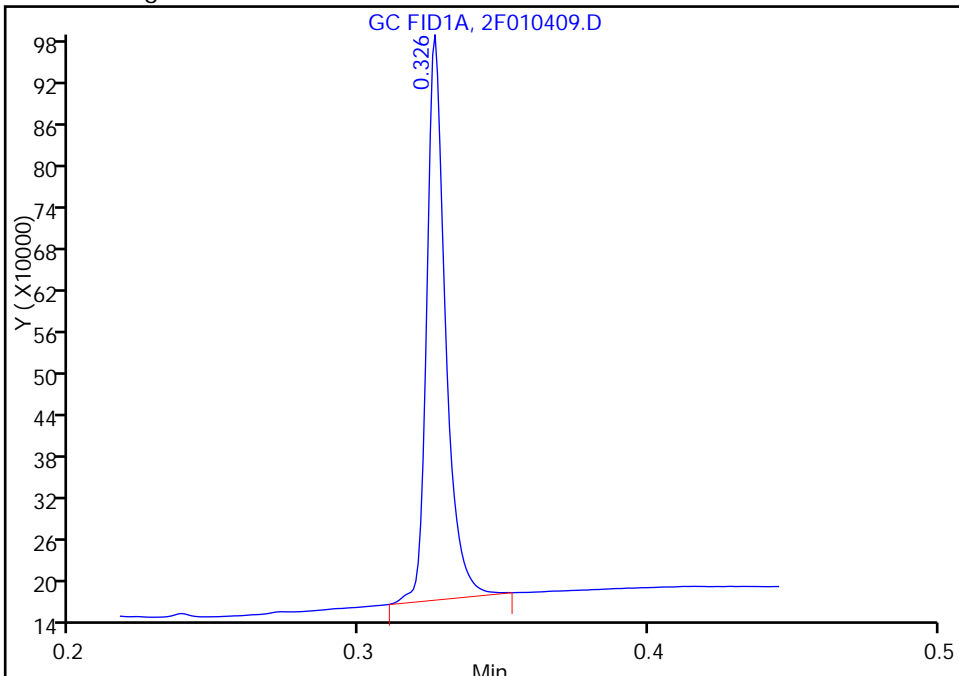
RT: 0.33  
Response: 420174  
Amount: 15.821853

Processing Integration Results



RT: 0.33  
Response: 369414  
Amount: 13.910461

Manual Integration Results



Reviewer: kimh, 04-Nov-2014 11:58:32  
Audit Action: Manually Integrated  
Audit Reason: Incomplete Integration

FORM VI  
GC SEMI VOA INITIAL CALIBRATION DATA  
EXTERNAL STANDARD RETENTION TIME SUMMARY

Lab Name: TestAmerica Edison Job No.: 460-85482-1 Analy Batch No.: 248050

SDG No.: \_\_\_\_\_

Instrument ID: CBNAGC2 GC Column: Rtx-5MS ID: 0.25 (mm) Heated Purge: (Y/N) N

Calibration Start Date: 09/10/2014 15:19 Calibration End Date: 09/10/2014 16:09 Calibration ID: 42517

Calibration Files:

LEVEL:	LAB SAMPLE ID:	LAB FILE ID:
Level 1	STD1 460-248050/3	2F009278.D
Level 2	STD2 460-248050/4	2F009279.D
Level 3	STD3 460-248050/5	2F009280.D
Level 4	STD4 460-248050/6	2F009281.D
Level 5	STD5 460-248050/7	2F009282.D

ANALYTE	LVL 1	LVL 2	LVL 3	LVL 4	LVL 5						RT WINDOW	AVG RT
Total Petroleum Hydrocarbons (C8-C40)	3.085	3.085	3.085	3.085	3.085						0.230 - 5.940	3.085
Chlorobenzene	0.420	0.423	0.422	0.422	0.421						0.372 - 0.472	0.422
o-Terphenyl	2.937	2.936	2.935	2.936	2.935						2.886 - 2.986	2.936



FORM VI  
GC SEMI VOA INITIAL CALIBRATION DATA  
EXTERNAL STANDARD CURVE EVALUATION

Lab Name: TestAmerica Edison Job No.: 460-85482-1 Analy Batch No.: 248050

SDG No.: \_\_\_\_\_

Instrument ID: CBNAGC2 GC Column: Rtx-5MS ID: 0.25 (mm) Heated Purge: (Y/N) N

Calibration Start Date: 09/10/2014 15:19 Calibration End Date: 09/10/2014 16:09 Calibration ID: 42517

Calibration Files:

LEVEL:	LAB SAMPLE ID:	LAB FILE ID:
Level 1	STD1 460-248050/3	2F009278.D
Level 2	STD2 460-248050/4	2F009279.D
Level 3	STD3 460-248050/5	2F009280.D
Level 4	STD4 460-248050/6	2F009281.D
Level 5	STD5 460-248050/7	2F009282.D

ANALYTE	CF				CURVE TYPE	COEFFICIENT			#	MIN CF	%RSD	#	MAX %RSD	R <sup>2</sup> OR COD	#	MIN R <sup>2</sup> OR COD
	LVL 1 LVL 5	LVL 2	LVL 3	LVL 4		B	M1	M2								
Total Petroleum Hydrocarbons (C8-C40)	25015 31983	32998	31724	30705	Ave		30484.7400			10.0		20.0				
Chlorobenzene	24188 27595	27596	27114	26289	Ave		26556.5600			5.4		20.0				
o-Terphenyl	47060 46652	47951	45770	44319	Ave		46350.4320			3.0		20.0				

Note: The m1 coefficient is the same as Ave CF for an Ave curve type.

FORM VI  
GC SEMI VOA INITIAL CALIBRATION DATA  
EXTERNAL STANDARD RESPONSE AND CONCENTRATION

Lab Name: TestAmerica Edison Job No.: 460-85482-1 Analy Batch No.: 248050

SDG No.: \_\_\_\_\_

Instrument ID: CBNAGC2 GC Column: Rtx-5MS ID: 0.25 (mm) Heated Purge: (Y/N) N

Calibration Start Date: 09/10/2014 15:19 Calibration End Date: 09/10/2014 16:09 Calibration ID: 42517

Calibration Files:

LEVEL:	LAB SAMPLE ID:	LAB FILE ID:
Level 1	STD1 460-248050/3	2F009278.D
Level 2	STD2 460-248050/4	2F009279.D
Level 3	STD3 460-248050/5	2F009280.D
Level 4	STD4 460-248050/6	2F009281.D
Level 5	STD5 460-248050/7	2F009282.D

ANALYTE	CURVE TYPE	RESPONSE					CONCENTRATION (UG/ML)				
		LVL 1	LVL 2	LVL 3	LVL 4	LVL 5	LVL 1	LVL 2	LVL 3	LVL 4	LVL 5
Total Petroleum Hydrocarbons (C8-C40)	Ave	2059198	13581934	26115294	63190106	131640027	82.3	412	823	2058	4116
Chlorobenzene	Ave	6047	34495	67786	164306	344943	0.250	1.25	2.50	6.25	12.5
o-Terphenyl	Ave	11765	59939	114424	276996	583150	0.250	1.25	2.50	6.25	12.5

Curve Type Legend:

Ave = Average

FORM VII  
GC SEMI VOA CONTINUING CALIBRATION DATA

Lab Name: TestAmerica Edison Job No.: 460-85482-1  
 SDG No.: \_\_\_\_\_  
 Lab Sample ID: CCV 460-260182/3 Calibration Date: 11/04/2014 11:00  
 Instrument ID: CBNAGC2 Calib Start Date: 09/10/2014 15:19  
 GC Column: Rtx-5MS ID: 0.25 (mm) Calib End Date: 09/10/2014 16:09  
 Lab File ID: 2F010405.D Conc. Units: mg/L

ANALYTE	CURVE TYPE	AVE CF	CF	MIN CF	CALC AMOUNT	SPIKE AMOUNT	%D	MAX %D
Total Petroleum Hydrocarbons (C8-C40)	Ave	30485	28703		1940	2060	-5.8	15.0
Chlorobenzene	Ave	26557	27272		6.42	6.25	2.7	15.0
o-Terphenyl	Ave	46350	49417		6.66	6.25	6.6	15.0

FORM VII  
GC SEMI VOA CONTINUING CALIBRATION RETENTION TIME SUMMARY

Lab Name: TestAmerica Edison Job No.: 460-85482-1  
 SDG No.: \_\_\_\_\_  
 Lab Sample ID: CCV 460-260182/3 Calibration Date: 11/04/2014 11:00  
 Instrument ID: CBNAGC2 Calib Start Date: 09/10/2014 15:19  
 GC Column: Rtx-5MS ID: 0.25 (mm) Calib End Date: 09/10/2014 16:09  
 Lab File ID: 2F010405.D

Analyte	RT	RT WINDOW	
		FROM	TO
Total Petroleum Hydrocarbons (C8-C40)	2.82	0.23	5.42
Chlorobenzene	0.33	0.28	0.38
o-Terphenyl	2.73	2.68	2.78

FORM VII  
GC SEMI VOA CONTINUING CALIBRATION DATA

Lab Name: TestAmerica Edison Job No.: 460-85482-1  
 SDG No.: \_\_\_\_\_  
 Lab Sample ID: CCV 460-260182/10 Calibration Date: 11/04/2014 12:42  
 Instrument ID: CBNAGC2 Calib Start Date: 09/10/2014 15:19  
 GC Column: Rtx-5MS ID: 0.25 (mm) Calib End Date: 09/10/2014 16:09  
 Lab File ID: 2F010412.D Conc. Units: mg/L

ANALYTE	CURVE TYPE	AVE CF	CF	MIN CF	CALC AMOUNT	SPIKE AMOUNT	%D	MAX %D
Total Petroleum Hydrocarbons (C8-C40)	Ave	30485	28566		1930	2060	-6.3	15.0
Chlorobenzene	Ave	26557	26639		6.27	6.25	0.3	15.0
o-Terphenyl	Ave	46350	46789		6.31	6.25	0.9	15.0

FORM VII  
GC SEMI VOA CONTINUING CALIBRATION RETENTION TIME SUMMARY

Lab Name: TestAmerica Edison Job No.: 460-85482-1  
 SDG No.: \_\_\_\_\_  
 Lab Sample ID: CCV 460-260182/10 Calibration Date: 11/04/2014 12:42  
 Instrument ID: CBNAGC2 Calib Start Date: 09/10/2014 15:19  
 GC Column: Rtx-5MS ID: 0.25 (mm) Calib End Date: 09/10/2014 16:09  
 Lab File ID: 2F010412.D

Analyte	RT	RT WINDOW	
		FROM	TO
Total Petroleum Hydrocarbons (C8-C40)	2.82	0.23	5.42
Chlorobenzene	0.33	0.28	0.38
o-Terphenyl	2.73	2.68	2.78

FORM VII  
GC SEMI VOA CONTINUING CALIBRATION DATA

Lab Name: TestAmerica Edison Job No.: 460-85482-1  
 SDG No.: \_\_\_\_\_  
 Lab Sample ID: CCV 460-260483/3 Calibration Date: 11/05/2014 10:15  
 Instrument ID: CBNAGC2 Calib Start Date: 09/10/2014 15:19  
 GC Column: Rtx-5MS ID: 0.25 (mm) Calib End Date: 09/10/2014 16:09  
 Lab File ID: 2F010418.D Conc. Units: mg/L

ANALYTE	CURVE TYPE	AVE CF	CF	MIN CF	CALC AMOUNT	SPIKE AMOUNT	%D	MAX %D
Total Petroleum Hydrocarbons (C8-C40)	Ave	30485	28516		1930	2060	-6.5	15.0
Chlorobenzene	Ave	26557	27010		6.36	6.25	1.7	15.0
o-Terphenyl	Ave	46350	44025		5.94	6.25	-5.0	15.0

FORM VII  
GC SEMI VOA CONTINUING CALIBRATION RETENTION TIME SUMMARY

Lab Name: TestAmerica Edison Job No.: 460-85482-1  
 SDG No.: \_\_\_\_\_  
 Lab Sample ID: CCV 460-260483/3 Calibration Date: 11/05/2014 10:15  
 Instrument ID: CBNAGC2 Calib Start Date: 09/10/2014 15:19  
 GC Column: Rtx-5MS ID: 0.25 (mm) Calib End Date: 09/10/2014 16:09  
 Lab File ID: 2F010418.D

Analyte	RT	RT WINDOW	
		FROM	TO
Total Petroleum Hydrocarbons (C8-C40)	2.82	0.27	5.40
Chlorobenzene	0.32	0.27	0.37
o-Terphenyl	2.73	2.68	2.78



FORM VII  
GC SEMI VOA CONTINUING CALIBRATION DATA

Lab Name: TestAmerica Edison Job No.: 460-85482-1  
 SDG No.: \_\_\_\_\_  
 Lab Sample ID: CCV 460-260483/13 Calibration Date: 11/05/2014 12:41  
 Instrument ID: CBNAGC2 Calib Start Date: 09/10/2014 15:19  
 GC Column: Rtx-5MS ID: 0.25 (mm) Calib End Date: 09/10/2014 16:09  
 Lab File ID: 2F010428.D Conc. Units: mg/L

ANALYTE	CURVE TYPE	AVE CF	CF	MIN CF	CALC AMOUNT	SPIKE AMOUNT	%D	MAX %D
Total Petroleum Hydrocarbons (C8-C40)	Ave	30485	28687		1940	2060	-5.9	15.0
Chlorobenzene	Ave	26557	29424		6.92	6.25	10.8	15.0
o-Terphenyl	Ave	46350	43725		5.90	6.25	-5.7	15.0

FORM VII  
GC SEMI VOA CONTINUING CALIBRATION RETENTION TIME SUMMARY

Lab Name: TestAmerica Edison Job No.: 460-85482-1  
 SDG No.: \_\_\_\_\_  
 Lab Sample ID: CCV 460-260483/13 Calibration Date: 11/05/2014 12:41  
 Instrument ID: CBNAGC2 Calib Start Date: 09/10/2014 15:19  
 GC Column: Rtx-5MS ID: 0.25 (mm) Calib End Date: 09/10/2014 16:09  
 Lab File ID: 2F010428.D

Analyte	RT	RT WINDOW	
		FROM	TO
Total Petroleum Hydrocarbons (C8-C40)	2.81	0.27	5.40
Chlorobenzene	0.33	0.27	0.37
o-Terphenyl	2.73	2.68	2.78

FORM VII  
GC SEMI VOA CONTINUING CALIBRATION DATA

Lab Name: TestAmerica Edison Job No.: 460-85482-1  
 SDG No.: \_\_\_\_\_  
 Lab Sample ID: CCV 460-260483/18 Calibration Date: 11/05/2014 13:45  
 Instrument ID: CBNAGC2 Calib Start Date: 09/10/2014 15:19  
 GC Column: Rtx-5MS ID: 0.25 (mm) Calib End Date: 09/10/2014 16:09  
 Lab File ID: 2F010433.D Conc. Units: mg/L

ANALYTE	CURVE TYPE	AVE CF	CF	MIN CF	CALC AMOUNT	SPIKE AMOUNT	%D	MAX %D
Total Petroleum Hydrocarbons (C8-C40)	Ave	30485	28628		1930	2060	-6.1	15.0
Chlorobenzene	Ave	26557	26955		6.34	6.25	1.5	15.0
o-Terphenyl	Ave	46350	45170		6.09	6.25	-2.5	15.0

FORM VII  
GC SEMI VOA CONTINUING CALIBRATION RETENTION TIME SUMMARY

Lab Name: TestAmerica Edison Job No.: 460-85482-1  
 SDG No.: \_\_\_\_\_  
 Lab Sample ID: CCV 460-260483/18 Calibration Date: 11/05/2014 13:45  
 Instrument ID: CBNAGC2 Calib Start Date: 09/10/2014 15:19  
 GC Column: Rtx-5MS ID: 0.25 (mm) Calib End Date: 09/10/2014 16:09  
 Lab File ID: 2F010433.D

Analyte	RT	RT WINDOW	
		FROM	TO
Total Petroleum Hydrocarbons (C8-C40)	2.81	0.27	5.40
Chlorobenzene	0.33	0.27	0.37
o-Terphenyl	2.73	2.68	2.78

FORM VII  
GC SEMI VOA CONTINUING CALIBRATION DATA

Lab Name: TestAmerica Edison Job No.: 460-85482-1  
 SDG No.: \_\_\_\_\_  
 Lab Sample ID: CCV 460-260483/29 Calibration Date: 11/05/2014 16:50  
 Instrument ID: CBNAGC2 Calib Start Date: 09/10/2014 15:19  
 GC Column: Rtx-5MS ID: 0.25 (mm) Calib End Date: 09/10/2014 16:09  
 Lab File ID: 2F010444.D Conc. Units: mg/L

ANALYTE	CURVE TYPE	AVE CF	CF	MIN CF	CALC AMOUNT	SPIKE AMOUNT	%D	MAX %D
Total Petroleum Hydrocarbons (C8-C40)	Ave	30485	28812		1950	2060	-5.5	15.0
Chlorobenzene	Ave	26557	30474		7.17	6.25	14.8	15.0
o-Terphenyl	Ave	46350	44105		5.95	6.25	-4.8	15.0

FORM VII  
GC SEMI VOA CONTINUING CALIBRATION RETENTION TIME SUMMARY

Lab Name: TestAmerica Edison Job No.: 460-85482-1  
 SDG No.: \_\_\_\_\_  
 Lab Sample ID: CCV 460-260483/29 Calibration Date: 11/05/2014 16:50  
 Instrument ID: CBNAGC2 Calib Start Date: 09/10/2014 15:19  
 GC Column: Rtx-5MS ID: 0.25 (mm) Calib End Date: 09/10/2014 16:09  
 Lab File ID: 2F010444.D

Analyte	RT	RT WINDOW	
		FROM	TO
Total Petroleum Hydrocarbons (C8-C40)	2.81	0.27	5.40
Chlorobenzene	0.32	0.27	0.37
o-Terphenyl	2.73	2.68	2.78

FORM I  
GC SEMI VOA ORGANICS ANALYSIS DATA SHEET

Lab Name: TestAmerica Edison Job No.: 460-85482-1  
 SDG No.: \_\_\_\_\_  
 Client Sample ID: \_\_\_\_\_ Lab Sample ID: MB 460-259962/1-A  
 Matrix: Water Lab File ID: 2F010406.D  
 Analysis Method: NJ-OQA-QAM-025 Date Collected: \_\_\_\_\_  
 Extraction Method: 3510C Date Extracted: 11/03/2014 08:19  
 Sample wt/vol: 1000 (mL) Date Analyzed: 11/04/2014 11:25  
 Con. Extract Vol.: 1 (mL) Dilution Factor: 1  
 Injection Volume: 1 (uL) GC Column: Rtx-5MS ID: 0.25 (mm)  
 % Moisture: \_\_\_\_\_ GPC Cleanup: (Y/N) N  
 Analysis Batch No.: 260182 Units: mg/L

CAS NO.	COMPOUND NAME	RESULT	Q	RL	MDL
STL00303	Total Petroleum Hydrocarbons (C8-C40)	0.082	U	0.082	0.082

CAS NO.	SURROGATE	%REC	Q	LIMITS
84-15-1	o-Terphenyl	71		28-121
108-90-7	Chlorobenzene	67		26-98

TestAmerica Edison  
Target Compound Quantitation Report

Data File: \\EDICHROM\ChromData\CBNAGC2\20141104-20149.b\2F010406.D  
 Lims ID: MB 460-259962/1-A  
 Client ID:  
 Sample Type: MB  
 Inject. Date: 04-Nov-2014 11:25:35 ALS Bottle#: 6 Worklist Smp#: 4  
 Injection Vol: 1.0 ul Dil. Factor: 1.0000  
 Sample Info: 460-0020149-004  
 Operator ID: 615 Instrument ID: CBNAGC2  
 Method: \\EDICHROM\ChromData\CBNAGC2\20141104-20149.b\QAM2F.m  
 Limit Group: GC 8015 QAM ICAL  
 Last Update: 04-Nov-2014 11:59:40 Calib Date: 10-Sep-2014 16:09:56  
 Integrator: Falcon  
 Quant Method: External Standard Quant By: Initial Calibration  
 Last ICal File: \\EDICHROM\ChromData\CBNAGC2\20140910-17918.b\2F009282.D  
 Column 1 : Det: GC FID2B  
 Process Host: XAWRK047

First Level Reviewer: kimh Date: 04-Nov-2014 10:41:26

RT (min.)	Exp RT (min.)	Dlt RT (min.)	Response	Cal Amt ug/ml	OnCol Amt ug/ml	Flags
-----------	---------------	---------------	----------	---------------	-----------------	-------

\$ 5 Chlorobenzene						M
0.323	0.326	-0.003	356829	20.0	13.4	M

\$ 4 o-Terphenyl						
2.733	2.733	0.000	662221	20.0	14.3	

QC Flag Legend

Review Flags

M - Manually Integrated



TestAmerica Edison

Data File: \\EDICHROM\ChromData\CBNAGC2\20141104-20149.b\2F010406.D

Injection Date: 04-Nov-2014 11:25:35

Instrument ID: CBNAGC2

Lims ID: MB 460-259962/1-A

Client ID:

Operator ID: 615

ALS Bottle#: 6

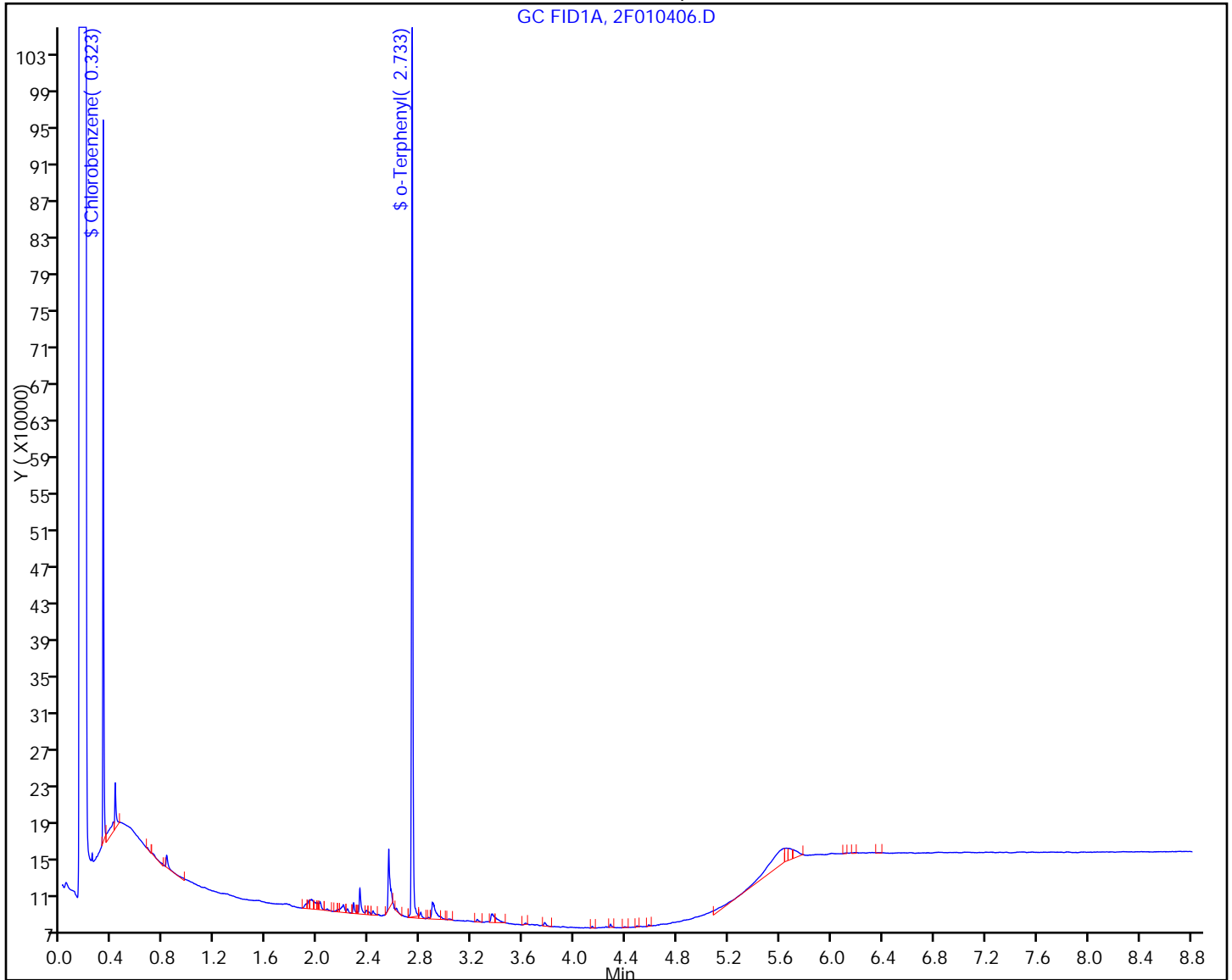
Worklist Smp#: 4

Injection Vol: 1.0 ul

Dil. Factor: 1.0000

Method: QAM2F

Limit Group: GC 8015 QAM ICAL



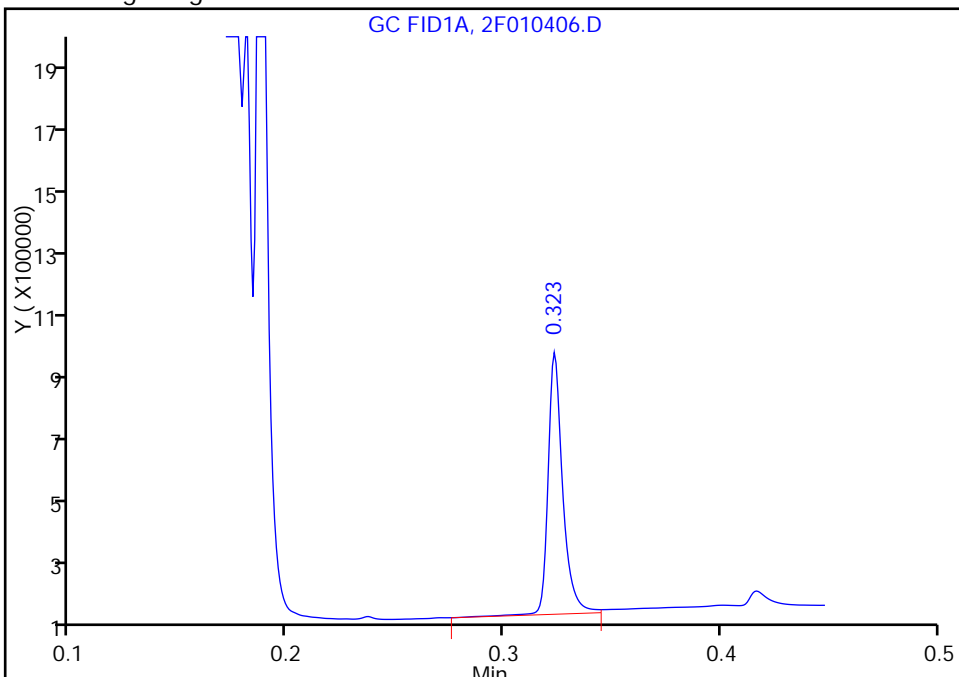
TestAmerica Edison

Data File: \\EDICHROM\ChromData\CBNAGC2\20141104-20149.b\2F010406.D  
Injection Date: 04-Nov-2014 11:25:35 Instrument ID: CBNAGC2  
Lims ID: MB 460-259962/1-A  
Client ID:  
Operator ID: 615 ALS Bottle#: 6 Worklist Smp#: 4  
Injection Vol: 1.0 ul Dil. Factor: 1.0000  
Method: QAM2F Limit Group: GC 8015 QAM ICAL  
Column: Detector GC FID2B

\$ 5 Chlorobenzene, CAS: 108-90-7

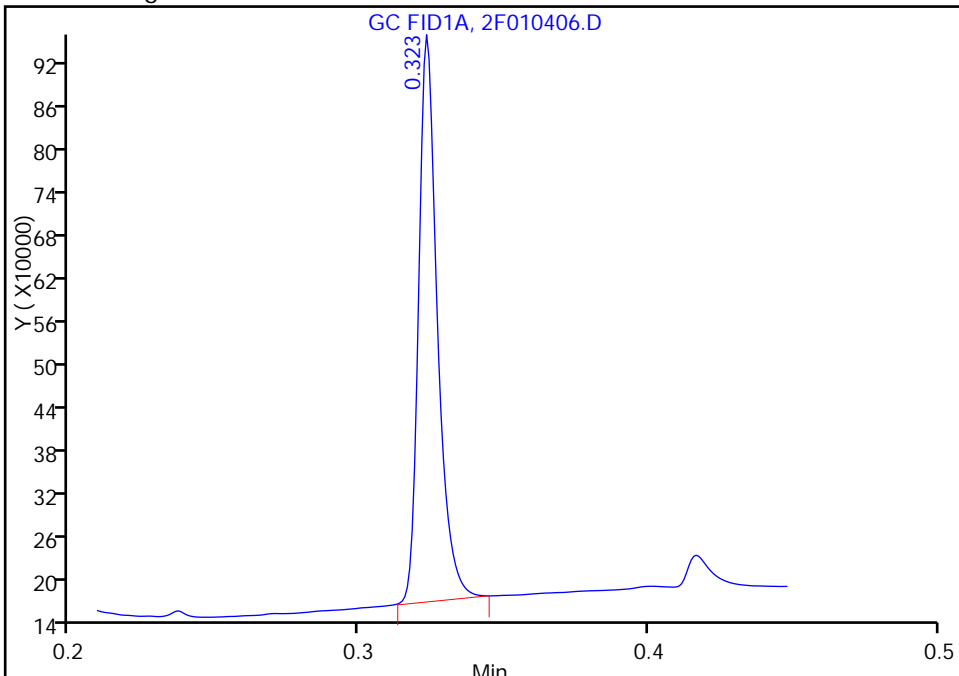
RT: 0.32  
Response: 373293  
Amount: 14.056527

Processing Integration Results



RT: 0.32  
Response: 356829  
Amount: 13.436567

Manual Integration Results



Reviewer: kimh, 04-Nov-2014 10:41:26  
Audit Action: Manually Integrated  
Audit Reason: Incomplete Integration

FORM I  
GC SEMI VOA ORGANICS ANALYSIS DATA SHEET

Lab Name: TestAmerica Edison Job No.: 460-85482-1  
 SDG No.: \_\_\_\_\_  
 Client Sample ID: \_\_\_\_\_ Lab Sample ID: MB 460-260438/1-A  
 Matrix: Solid Lab File ID: 2F010419.D  
 Analysis Method: NJ-OQA-QAM-025 Date Collected: \_\_\_\_\_  
 Extraction Method: 3546 Date Extracted: 11/05/2014 06:14  
 Sample wt/vol: 15.0000(g) Date Analyzed: 11/05/2014 10:45  
 Con. Extract Vol.: 1(mL) Dilution Factor: 1  
 Injection Volume: 1(uL) GC Column: Rtx-5MS ID: 0.25(mm)  
 % Moisture: \_\_\_\_\_ GPC Cleanup: (Y/N) N  
 Analysis Batch No.: 260483 Units: mg/Kg

CAS NO.	COMPOUND NAME	RESULT	Q	RL	MDL
STL00303	Total Petroleum Hydrocarbons (C8-C40)	5.5	U	5.5	5.5

CAS NO.	SURROGATE	%REC	Q	LIMITS
84-15-1	o-Terphenyl	69		23-104
108-90-7	Chlorobenzene	81		22-92

TestAmerica Edison  
Target Compound Quantitation Report

Data File: \\EDICHROM\ChromData\CBNAGC2\20141105-20204.b\2F010419.D  
 Lims ID: MB 460-260438/1-A  
 Client ID:  
 Sample Type: MB  
 Inject. Date: 05-Nov-2014 10:45:48 ALS Bottle#: 6 Worklist Smp#: 4  
 Injection Vol: 1.0 ul Dil. Factor: 1.0000  
 Sample Info: 460-0020204-004  
 Operator ID: 615 Instrument ID: CBNAGC2  
 Method: \\EDICHROM\ChromData\CBNAGC2\20141105-20204.b\QAM2F.m  
 Limit Group: GC 8015 QAM ICAL  
 Last Update: 06-Nov-2014 10:33:55 Calib Date: 10-Sep-2014 16:09:56  
 Integrator: Falcon  
 Quant Method: External Standard Quant By: Initial Calibration  
 Last ICal File: \\EDICHROM\ChromData\CBNAGC2\20140910-17918.b\2F009282.D  
 Column 1 : Det: GC FID2B  
 Process Host: XAWRK002

First Level Reviewer: nimerd Date: 06-Nov-2014 10:20:31

RT (min.)	Exp RT (min.)	Dlt RT (min.)	Response	Cal Amt ug/ml	OnCol Amt ug/ml	Flags
--------------	------------------	------------------	----------	------------------	--------------------	-------

\$ 5 Chlorobenzene	0.325	0.324	0.001	430569	20.0	16.2
\$ 4 o-Terphenyl	2.732	2.731	0.001	643316	20.0	13.9

TestAmerica Edison

Data File: \\EDICHROM\ChromData\CBNAGC2\20141105-20204.b\2F010419.D

Injection Date: 05-Nov-2014 10:45:48

Instrument ID: CBNAGC2

Lims ID: MB 460-260438/1-A

Client ID:

Operator ID: 615

ALS Bottle#: 6

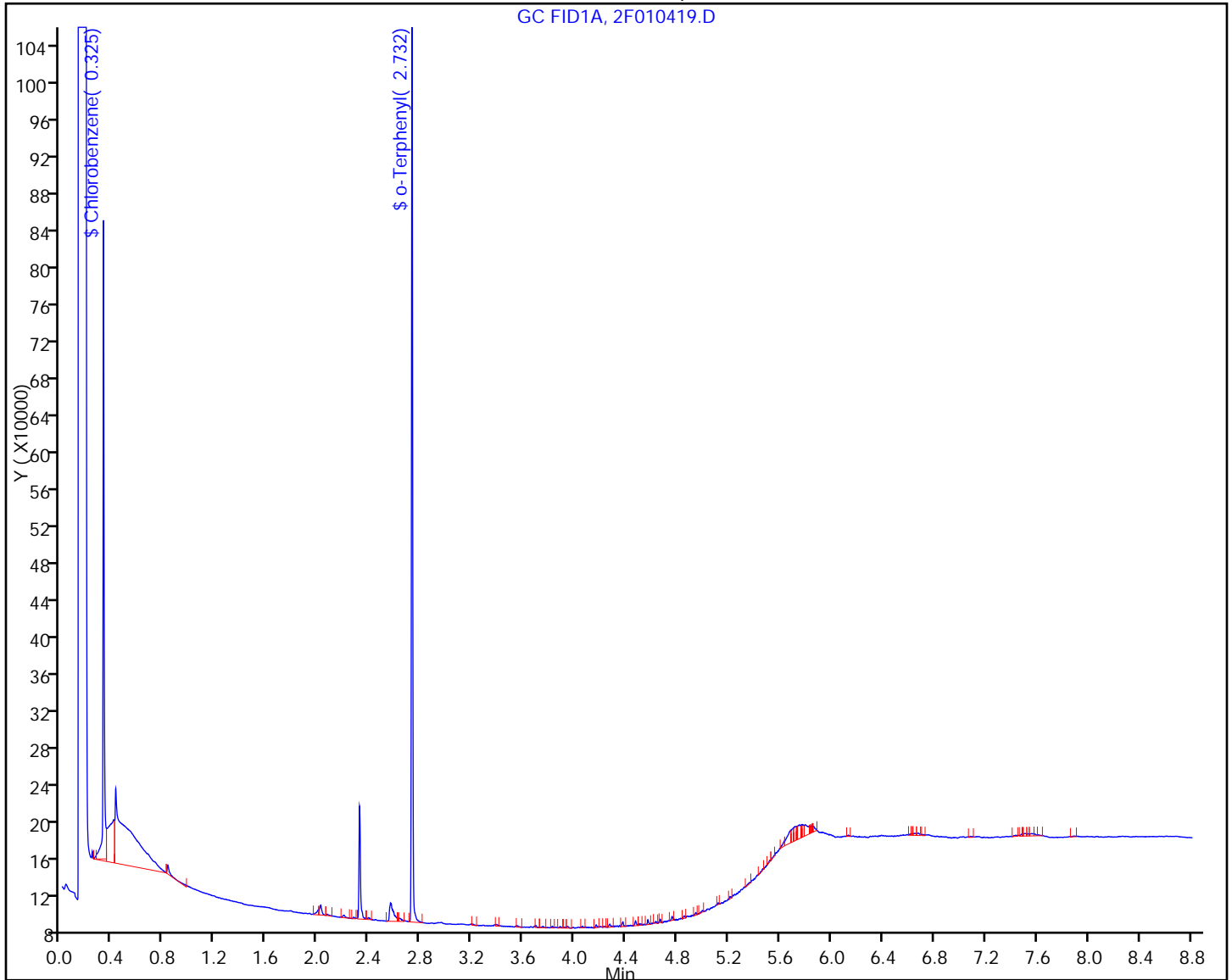
Worklist Smp#: 4

Injection Vol: 1.0 ul

Dil. Factor: 1.0000

Method: QAM2F

Limit Group: GC 8015 QAM ICAL



FORM I  
GC SEMI VOA ORGANICS ANALYSIS DATA SHEET

Lab Name: TestAmerica Edison Job No.: 460-85482-1  
 SDG No.: \_\_\_\_\_  
 Client Sample ID: \_\_\_\_\_ Lab Sample ID: PIBLK 460-260182/2  
 Matrix: Water Lab File ID: 2F010404.D  
 Analysis Method: NJ-OQA-QAM-025 Date Collected: \_\_\_\_\_  
 Extraction Method: \_\_\_\_\_ Date Extracted: \_\_\_\_\_  
 Sample wt/vol: 1(mL) Date Analyzed: 11/04/2014 10:47  
 Con. Extract Vol.: \_\_\_\_\_ Dilution Factor: 1  
 Injection Volume: 1(uL) GC Column: Rtx-5MS ID: 0.25(mm)  
 % Moisture: \_\_\_\_\_ GPC Cleanup: (Y/N) N  
 Analysis Batch No.: 260182 Units: mg/L

CAS NO.	COMPOUND NAME	RESULT	Q	RL	MDL
STL00303	Total Petroleum Hydrocarbons (C8-C40)	0.082	U	0.082	0.082

CAS NO.	SURROGATE	%REC	Q	LIMITS
84-15-1	o-Terphenyl	93		28-121
108-90-7	Chlorobenzene	97		26-98

TestAmerica Edison  
Target Compound Quantitation Report

Data File: \\EDICHROM\ChromData\CBNAGC2\20141104-20149.b\2F010404.D  
 Lims ID: PIBLK  
 Client ID:  
 Sample Type: PIBLK  
 Inject. Date: 04-Nov-2014 10:47:17 ALS Bottle#: 4 Worklist Smp#: 2  
 Injection Vol: 1.0 ul Dil. Factor: 1.0000  
 Sample Info: 460-0020149-002  
 Operator ID: 615 Instrument ID: CBNAGC2  
 Method: \\EDICHROM\ChromData\CBNAGC2\20141104-20149.b\QAM2F.m  
 Limit Group: GC 8015 QAM ICAL  
 Last Update: 04-Nov-2014 11:59:39 Calib Date: 10-Sep-2014 16:09:56  
 Integrator: Falcon  
 Quant Method: External Standard Quant By: Initial Calibration  
 Last ICAL File: \\EDICHROM\ChromData\CBNAGC2\20140910-17918.b\2F009282.D  
 Column 1 : Det: GC FID2B  
 Process Host: XAWRK047

First Level Reviewer: kimh Date: 04-Nov-2014 10:22:48

RT (min.)	Exp RT (min.)	DI RT (min.)	Response	Cal Amt ug/ml	OnCol Amt ug/ml	Flags
-----------	---------------	--------------	----------	---------------	-----------------	-------

\$ 5 Chlorobenzene						M
0.327	0.326	0.001	159300	6.20	6.00	M
\$ 4 o-Terphenyl						
2.735	2.733	0.002	266997	6.20	5.76	

QC Flag Legend

Review Flags

M - Manually Integrated

Reagents:

SGPIBLKQAM\_00004 Amount Added: 1.00 Units: mL

TestAmerica Edison

Data File: \\EDICHROM\ChromData\CBNAGC2\20141104-20149.b\2F010404.D

Injection Date: 04-Nov-2014 10:47:17

Instrument ID: CBNAGC2

Lims ID: PIBLK

Client ID:

Operator ID: 615

ALS Bottle#: 4

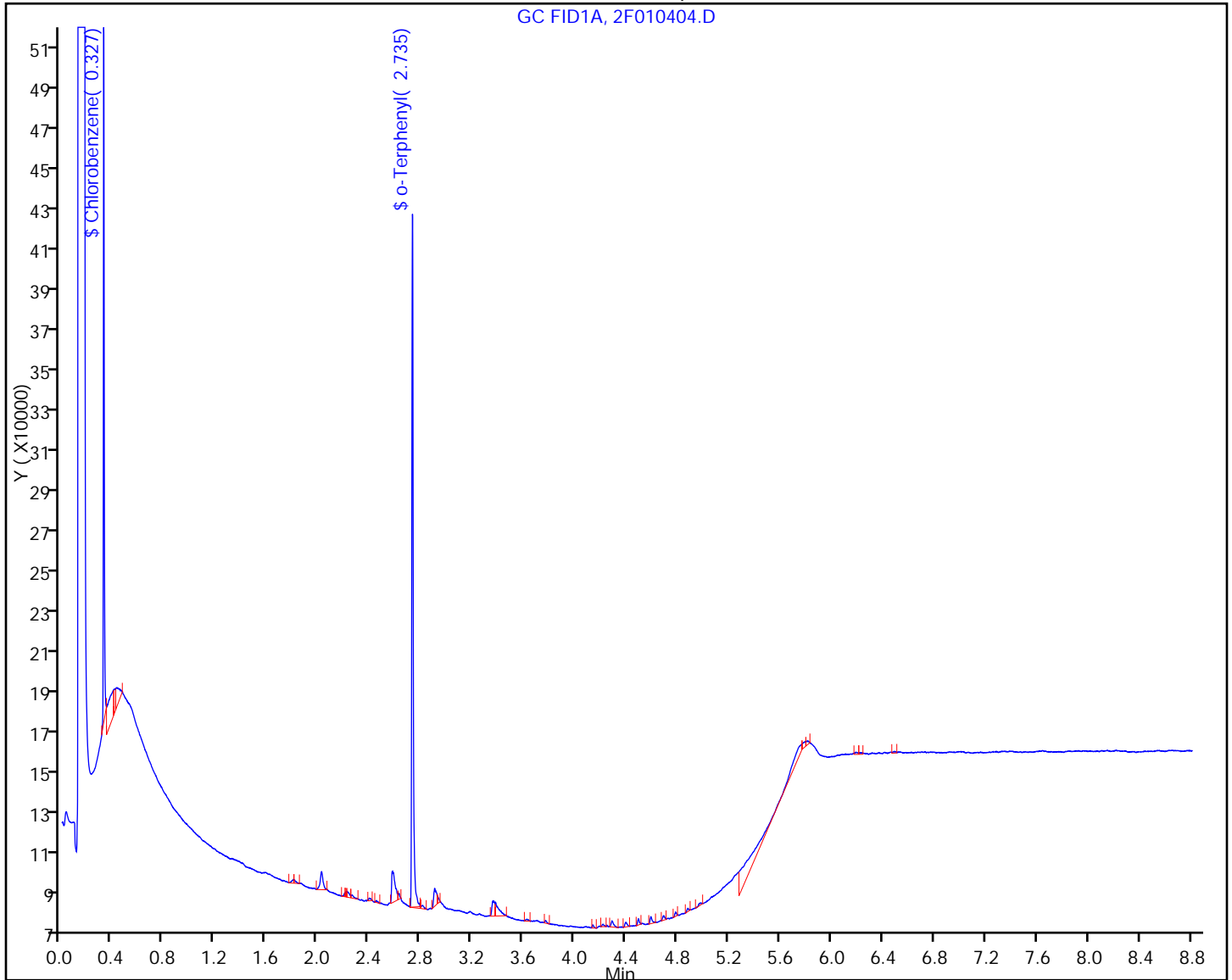
Worklist Smp#: 2

Injection Vol: 1.0 ul

Dil. Factor: 1.0000

Method: QAM2F

Limit Group: GC 8015 QAM ICAL





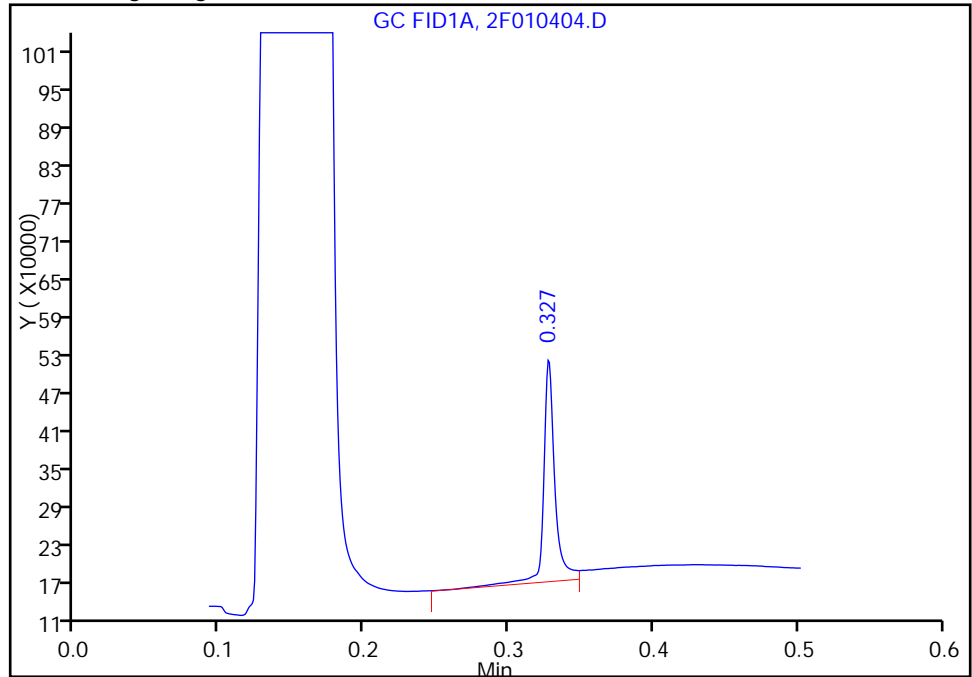
TestAmerica Edison

Data File: \\EDICHROM\ChromData\CBNAGC2\20141104-20149.b\2F010404.D  
Injection Date: 04-Nov-2014 10:47:17 Instrument ID: CBNAGC2  
Lims ID: PIBLK  
Client ID:  
Operator ID: 615 ALS Bottle#: 4 Worklist Smp#: 2  
Injection Vol: 1.0 ul Dil. Factor: 1.0000  
Method: QAM2F Limit Group: GC 8015 QAM ICAL  
Column: Detector GC FID2B

\$ 5 Chlorobenzene, CAS: 108-90-7

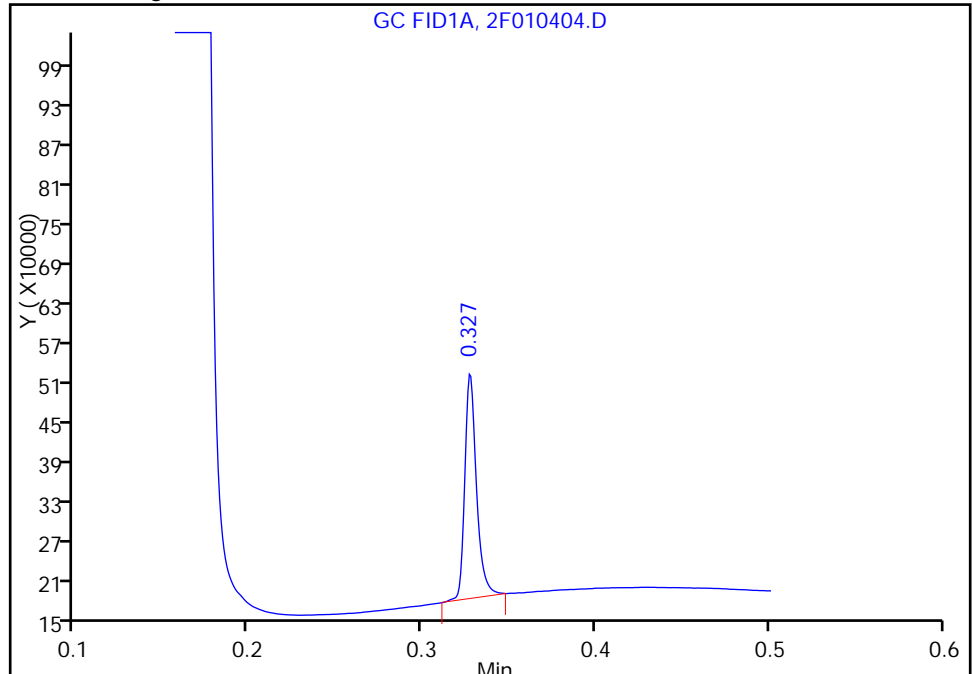
RT: 0.33  
Response: 191436  
Amount: 7.208614

Processing Integration Results



RT: 0.33  
Response: 159300  
Amount: 5.998518

Manual Integration Results



Reviewer: kimh, 04-Nov-2014 10:24:04  
Audit Action: Manually Integrated  
Audit Reason: Incomplete Integration

FORM I  
GC SEMI VOA ORGANICS ANALYSIS DATA SHEET

Lab Name: TestAmerica Edison Job No.: 460-85482-1  
 SDG No.: \_\_\_\_\_  
 Client Sample ID: \_\_\_\_\_ Lab Sample ID: PIBLK 460-260182/9  
 Matrix: Water Lab File ID: 2F010411.D  
 Analysis Method: NJ-OQA-QAM-025 Date Collected: \_\_\_\_\_  
 Extraction Method: \_\_\_\_\_ Date Extracted: \_\_\_\_\_  
 Sample wt/vol: 1(mL) Date Analyzed: 11/04/2014 12:29  
 Con. Extract Vol.: \_\_\_\_\_ Dilution Factor: 1  
 Injection Volume: 1(uL) GC Column: Rtx-5MS ID: 0.25(mm)  
 % Moisture: \_\_\_\_\_ GPC Cleanup: (Y/N) N  
 Analysis Batch No.: 260182 Units: mg/L

CAS NO.	COMPOUND NAME	RESULT	Q	RL	MDL
STL00303	Total Petroleum Hydrocarbons (C8-C40)	0.082	U	0.082	0.082

CAS NO.	SURROGATE	%REC	Q	LIMITS
84-15-1	o-Terphenyl	91		28-121
108-90-7	Chlorobenzene	98		26-98

TestAmerica Edison  
Target Compound Quantitation Report

Data File: \\EDICHROM\ChromData\CBNAGC2\20141104-20149.b\2F010411.D  
 Lims ID: PIBLK  
 Client ID:  
 Sample Type: PIBLK  
 Inject. Date: 04-Nov-2014 12:29:25 ALS Bottle#: 4 Worklist Smp#: 9  
 Injection Vol: 1.0 ul Dil. Factor: 1.0000  
 Sample Info: 460-0020149-009  
 Operator ID: 615 Instrument ID: CBNAGC2  
 Method: \\EDICHROM\ChromData\CBNAGC2\20141104-20149.b\QAM2F.m  
 Limit Group: GC 8015 QAM ICAL  
 Last Update: 04-Nov-2014 11:59:40 Calib Date: 10-Sep-2014 16:09:56  
 Integrator: Falcon  
 Quant Method: External Standard Quant By: Initial Calibration  
 Last ICAL File: \\EDICHROM\ChromData\CBNAGC2\20140910-17918.b\2F009282.D  
 Column 1 : Det: GC FID2B  
 Process Host: XAWRK047

First Level Reviewer: kimh Date: 04-Nov-2014 11:59:03

RT (min.)	Exp RT (min.)	Dlt RT (min.)	Response	Cal Amt ug/ml	OnCol Amt ug/ml	Flags
-----------	---------------	---------------	----------	---------------	-----------------	-------

\$ 5 Chlorobenzene						M
0.327	0.326	0.001	161059	6.20	6.06	M
\$ 4 o-Terphenyl						
2.735	2.733	0.002	261707	6.20	5.65	

**QC Flag Legend**

Review Flags

M - Manually Integrated

**Reagents:**

SGPIBLKQAM\_00004 Amount Added: 1.00 Units: mL

TestAmerica Edison

Data File: \\EDICHROM\ChromData\CBNAGC2\20141104-20149.b\2F010411.D

Injection Date: 04-Nov-2014 12:29:25

Instrument ID: CBNAGC2

Lims ID: PIBLK

Client ID:

Operator ID: 615

ALS Bottle#: 4

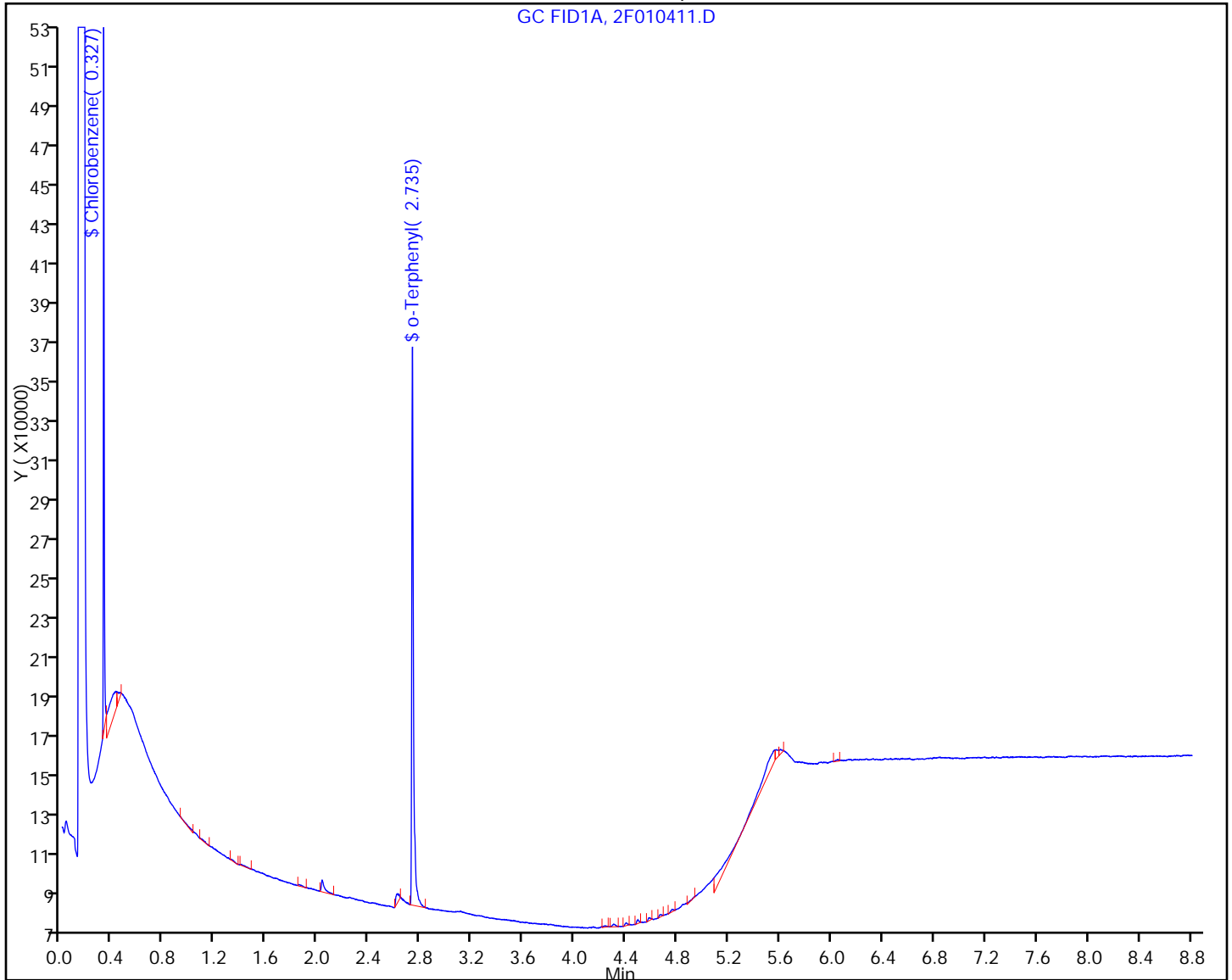
Worklist Smp#: 9

Injection Vol: 1.0 ul

Dil. Factor: 1.0000

Method: QAM2F

Limit Group: GC 8015 QAM ICAL



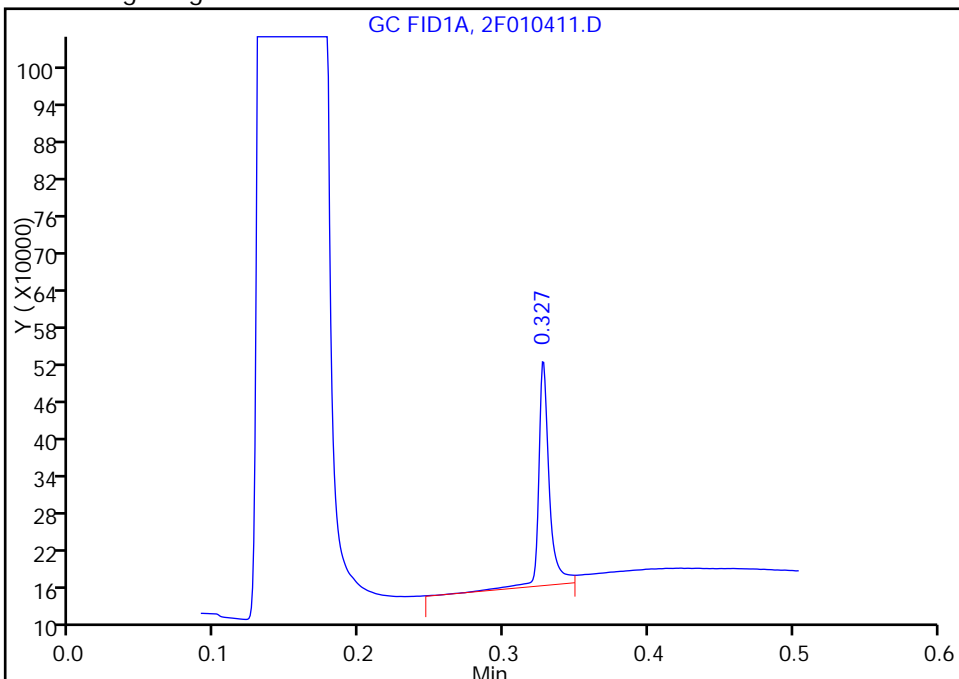
TestAmerica Edison

Data File: \\EDICHROM\ChromData\CBNAGC2\20141104-20149.b\2F010411.D  
Injection Date: 04-Nov-2014 12:29:25 Instrument ID: CBNAGC2  
Lims ID: PIBLK  
Client ID:  
Operator ID: 615 ALS Bottle#: 4 Worklist Smp#: 9  
Injection Vol: 1.0 ul Dil. Factor: 1.0000  
Method: QAM2F Limit Group: GC 8015 QAM ICAL  
Column: Detector GC FID2B

\$ 5 Chlorobenzene, CAS: 108-90-7

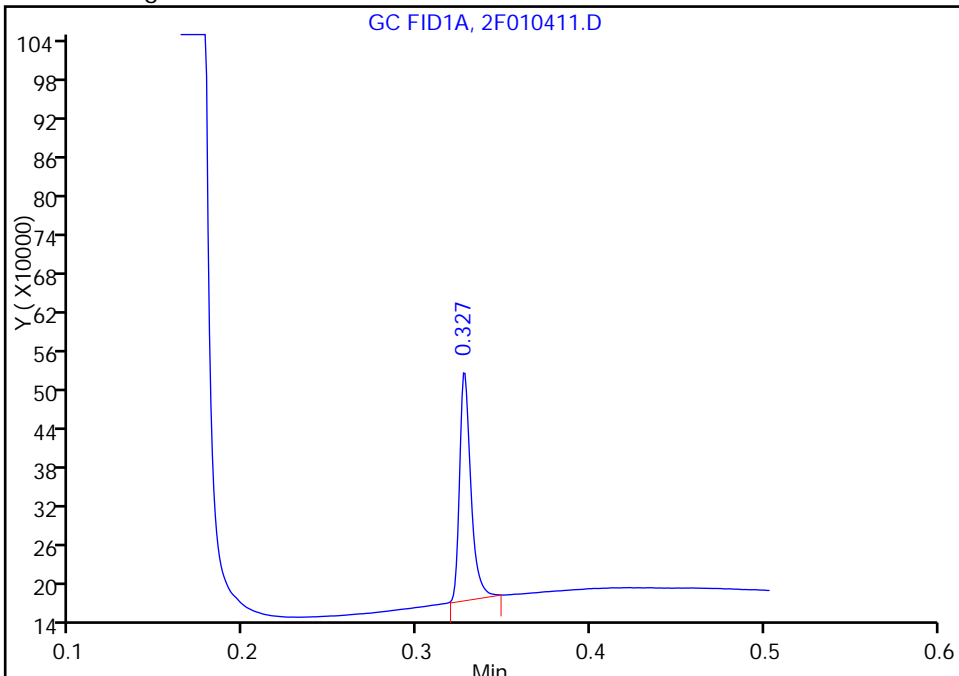
RT: 0.33  
Response: 186157  
Amount: 7.009831

Processing Integration Results



RT: 0.33  
Response: 161059  
Amount: 6.064754

Manual Integration Results



Reviewer: kimh, 04-Nov-2014 11:59:03  
Audit Action: Manually Integrated  
Audit Reason: Incomplete Integration

FORM I  
GC SEMI VOA ORGANICS ANALYSIS DATA SHEET

Lab Name: TestAmerica Edison Job No.: 460-85482-1  
 SDG No.: \_\_\_\_\_  
 Client Sample ID: \_\_\_\_\_ Lab Sample ID: PIBLK 460-260483/2  
 Matrix: Solid Lab File ID: 2F010417.D  
 Analysis Method: NJ-OQA-QAM-025 Date Collected: \_\_\_\_\_  
 Extraction Method: \_\_\_\_\_ Date Extracted: \_\_\_\_\_  
 Sample wt/vol: 1(mL) Date Analyzed: 11/05/2014 10:02  
 Con. Extract Vol.: \_\_\_\_\_ Dilution Factor: 1  
 Injection Volume: 1(uL) GC Column: Rtx-5MS ID: 0.25(mm)  
 % Moisture: \_\_\_\_\_ GPC Cleanup: (Y/N) N  
 Analysis Batch No.: 260483 Units: mg/L

CAS NO.	COMPOUND NAME	RESULT	Q	RL	MDL
STL00303	Total Petroleum Hydrocarbons (C8-C40)	0.082	U	0.082	0.082

CAS NO.	SURROGATE	%REC	Q	LIMITS
84-15-1	o-Terphenyl	94		23-104
108-90-7	Chlorobenzene	100		22-92

TestAmerica Edison  
Target Compound Quantitation Report

Data File: \\EDICHROM\ChromData\CBNAGC2\20141105-20204.b\2F010417.D  
 Lims ID: PIBLK  
 Client ID:  
 Sample Type: PIBLK  
 Inject. Date: 05-Nov-2014 10:02:12 ALS Bottle#: 4 Worklist Smp#: 2  
 Injection Vol: 1.0 ul Dil. Factor: 1.0000  
 Sample Info: PIBLK  
 Operator ID: 615 Instrument ID: CBNAGC2  
 Method: \\EDICHROM\ChromData\CBNAGC2\20141105-20204.b\QAM2F.m  
 Limit Group: GC 8015 QAM ICAL  
 Last Update: 06-Nov-2014 10:33:54 Calib Date: 10-Sep-2014 16:09:56  
 Integrator: Falcon  
 Quant Method: External Standard Quant By: Initial Calibration  
 Last ICAL File: \\EDICHROM\ChromData\CBNAGC2\20140910-17918.b\2F009282.D  
 Column 1 : Det: GC FID2B  
 Process Host: XAWRK002

First Level Reviewer: nimerd Date: 05-Nov-2014 09:28:47

RT (min.)	Exp RT (min.)	Dlt RT (min.)	Response	Cal Amt ug/ml	OnCol Amt ug/ml	Flags
-----------	---------------	---------------	----------	---------------	-----------------	-------

\$ 5 Chlorobenzene						M
0.326	0.324	0.002	164207	6.20	6.18	M
\$ 4 o-Terphenyl						
2.732	2.731	0.001	269939	6.20	5.82	

QC Flag Legend

Review Flags

M - Manually Integrated

Reagents:

SGPIBLKQAM\_00004 Amount Added: 1.00 Units: mL

TestAmerica Edison

Data File: \\EDICHROM\ChromData\CBNAGC2\20141105-20204.b\2F010417.D

Injection Date: 05-Nov-2014 10:02:12

Instrument ID: CBNAGC2

Lims ID: PIBLK

Client ID:

Operator ID: 615

ALS Bottle#: 4

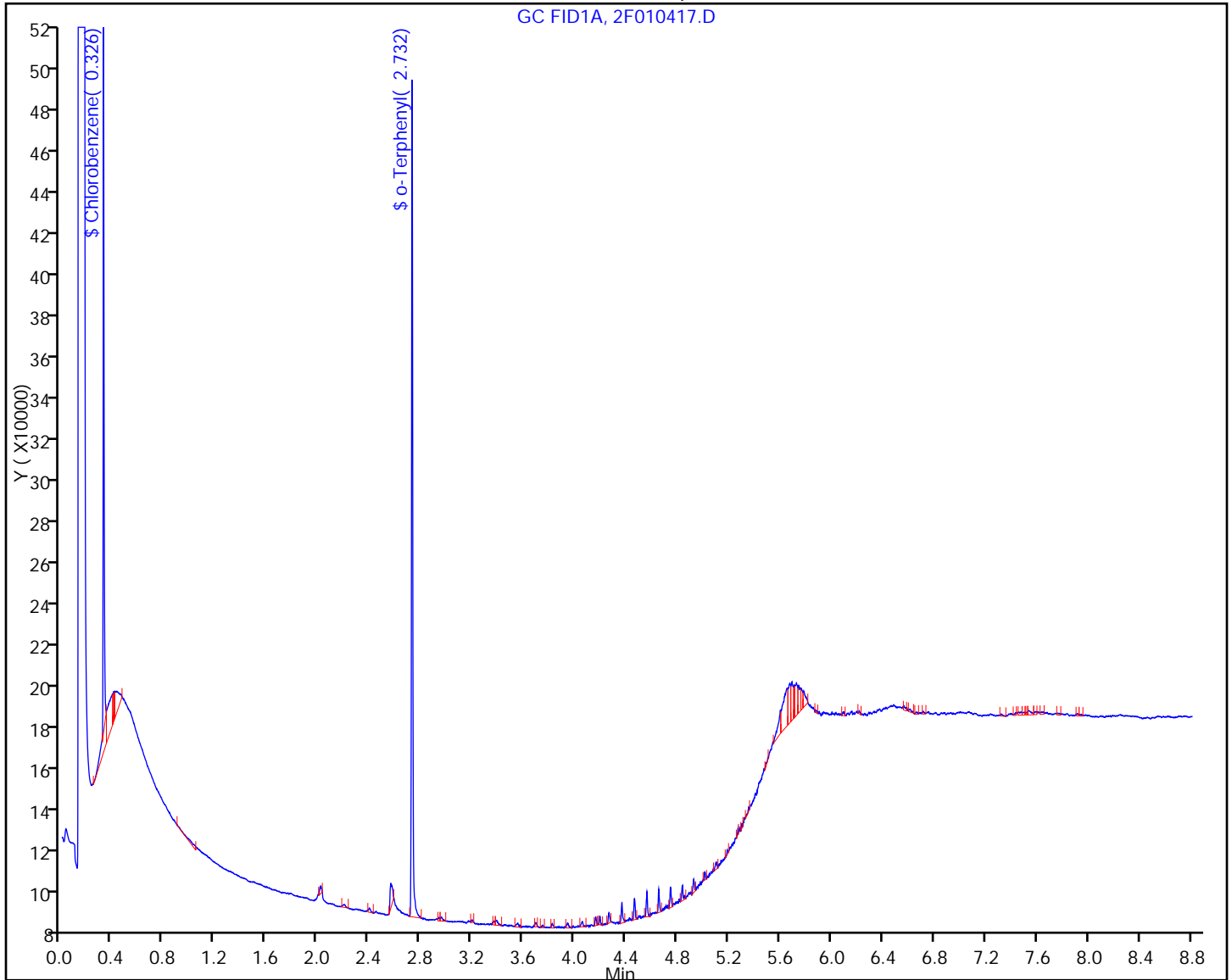
Worklist Smp#: 2

Injection Vol: 1.0 ul

Dil. Factor: 1.0000

Method: QAM2F

Limit Group: GC 8015 QAM ICAL





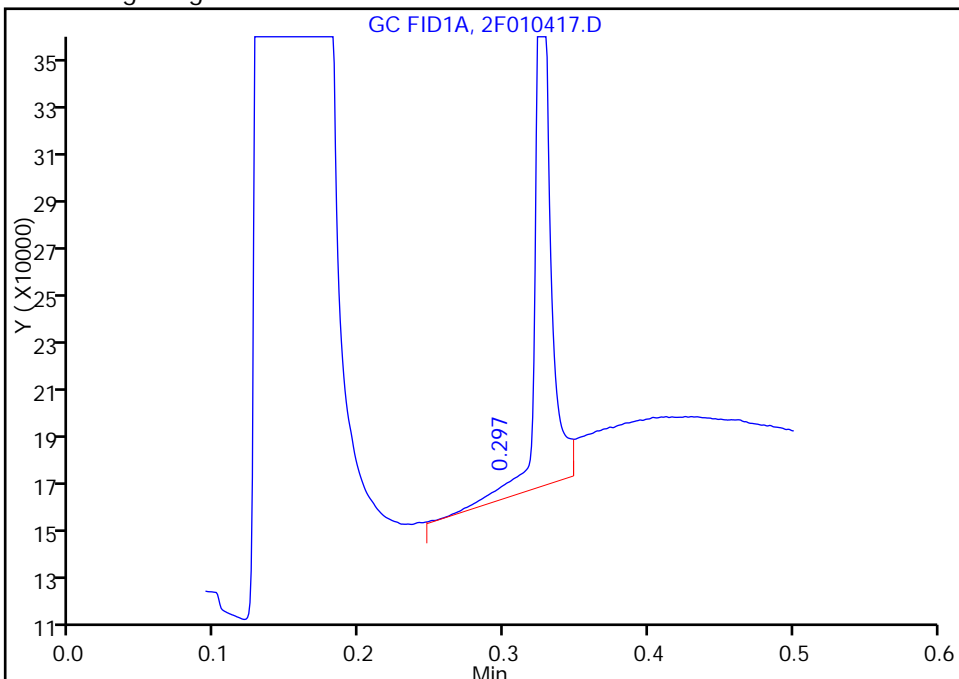
TestAmerica Edison

Data File: \\EDICHROM\ChromData\CBNAGC2\20141105-20204.b\2F010417.D  
Injection Date: 05-Nov-2014 10:02:12 Instrument ID: CBNAGC2  
Lims ID: PIBLK  
Client ID:  
Operator ID: 615 ALS Bottle#: 4 Worklist Smp#: 2  
Injection Vol: 1.0 ul Dil. Factor: 1.0000  
Method: QAM2F Limit Group: GC 8015 QAM ICAL  
Column: Detector GC FID2B

\$ 5 Chlorobenzene, CAS: 108-90-7

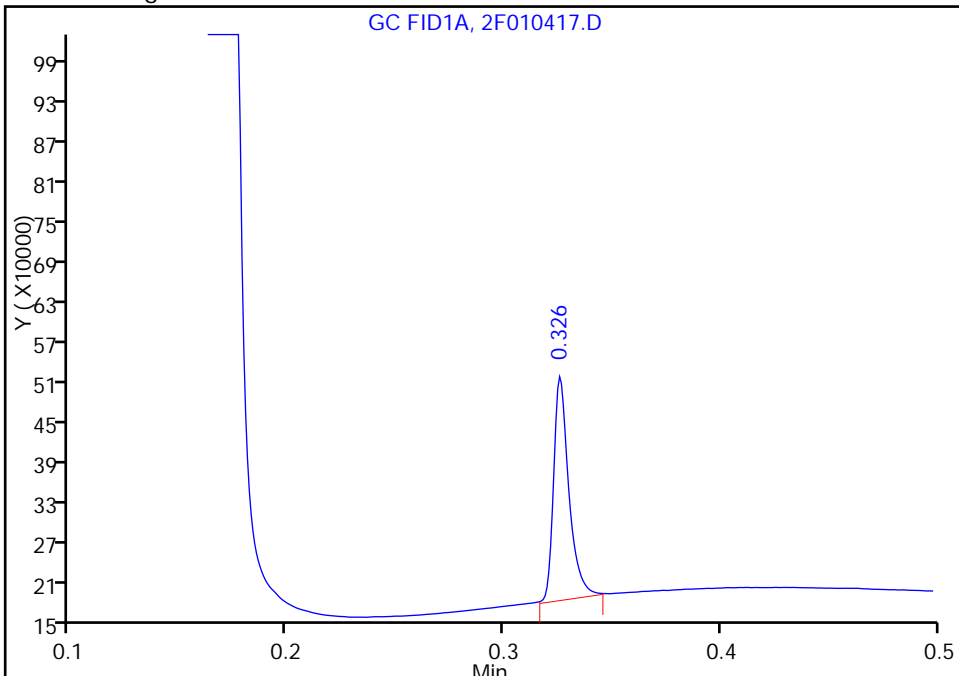
RT: 0.30  
Response: 33945  
Amount: 7.461509

Processing Integration Results



RT: 0.33  
Response: 164207  
Amount: 6.183293

Manual Integration Results



Reviewer: nimerd, 05-Nov-2014 09:28:47  
Audit Action: Manually Integrated  
Audit Reason: Incomplete Integration

FORM I  
GC SEMI VOA ORGANICS ANALYSIS DATA SHEET

Lab Name: TestAmerica Edison Job No.: 460-85482-1  
 SDG No.: \_\_\_\_\_  
 Client Sample ID: \_\_\_\_\_ Lab Sample ID: PIBLK 460-260483/12  
 Matrix: Solid Lab File ID: 2F010427.D  
 Analysis Method: NJ-OQA-QAM-025 Date Collected: \_\_\_\_\_  
 Extraction Method: \_\_\_\_\_ Date Extracted: \_\_\_\_\_  
 Sample wt/vol: 1(mL) Date Analyzed: 11/05/2014 12:28  
 Con. Extract Vol.: \_\_\_\_\_ Dilution Factor: 1  
 Injection Volume: 1(uL) GC Column: Rtx-5MS ID: 0.25(mm)  
 % Moisture: \_\_\_\_\_ GPC Cleanup: (Y/N) N  
 Analysis Batch No.: 260483 Units: mg/L

CAS NO.	COMPOUND NAME	RESULT	Q	RL	MDL
STL00303	Total Petroleum Hydrocarbons (C8-C40)	0.082	U	0.082	0.082

CAS NO.	SURROGATE	%REC	Q	LIMITS
84-15-1	o-Terphenyl	92		23-104
108-90-7	Chlorobenzene	134		22-92

TestAmerica Edison  
Target Compound Quantitation Report

Data File: \\EDICHROM\ChromData\CBNAGC2\20141105-20204.b\2F010427.D  
 Lims ID: PIBLK  
 Client ID:  
 Sample Type: PIBLK  
 Inject. Date: 05-Nov-2014 12:28:19 ALS Bottle#: 4 Worklist Smp#: 12  
 Injection Vol: 1.0 ul Dil. Factor: 1.0000  
 Sample Info: 460-0020204-012  
 Operator ID: 615 Instrument ID: CBNAGC2  
 Method: \\EDICHROM\ChromData\CBNAGC2\20141105-20204.b\QAM2F.m  
 Limit Group: GC 8015 QAM ICAL  
 Last Update: 06-Nov-2014 10:33:55 Calib Date: 10-Sep-2014 16:09:56  
 Integrator: Falcon  
 Quant Method: External Standard Quant By: Initial Calibration  
 Last ICal File: \\EDICHROM\ChromData\CBNAGC2\20140910-17918.b\2F009282.D  
 Column 1 : Det: GC FID2B  
 Process Host: XAWRK002

First Level Reviewer: nimerd Date: 06-Nov-2014 10:21:20

RT (min.)	Exp RT (min.)	Dlt RT (min.)	Response	Cal Amt ug/ml	OnCol Amt ug/ml	Flags
-----------	---------------	---------------	----------	---------------	-----------------	-------

\$ 5 Chlorobenzene  
 0.325 0.324 0.001 220391 6.20 8.30

\$ 4 o-Terphenyl  
 2.730 2.731 -0.001 265760 6.20 5.73

Reagents:

SGPIBLKQAM\_00004 Amount Added: 1.00 Units: mL

TestAmerica Edison

Data File: \\EDICHROM\ChromData\CBNAGC2\20141105-20204.b\2F010427.D

Injection Date: 05-Nov-2014 12:28:19

Instrument ID: CBNAGC2

Lims ID: PIBLK

Client ID:

Operator ID: 615

ALS Bottle#: 4

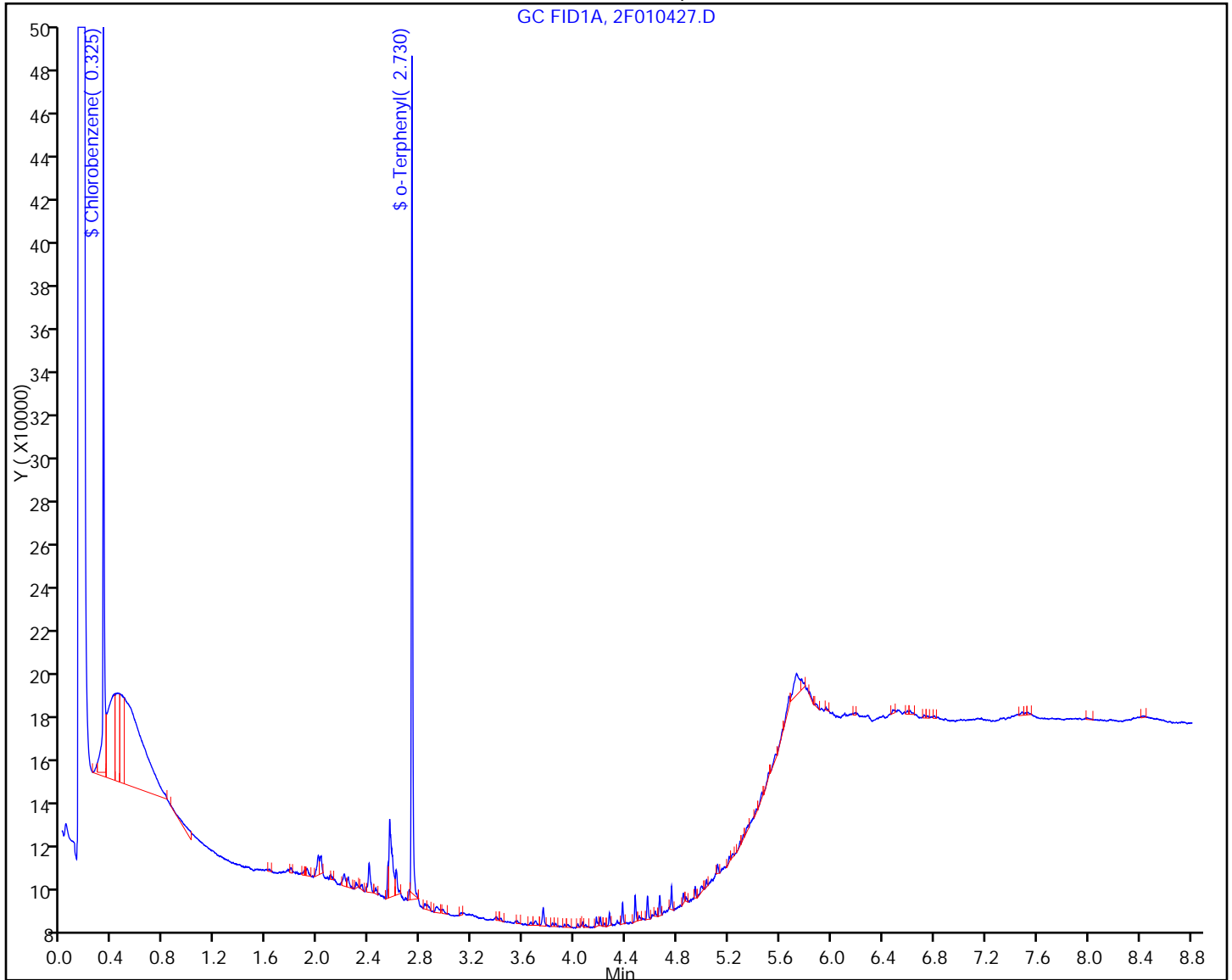
Worklist Smp#: 12

Injection Vol: 1.0 ul

Dil. Factor: 1.0000

Method: QAM2F

Limit Group: GC 8015 QAM ICAL



FORM I  
GC SEMI VOA ORGANICS ANALYSIS DATA SHEET

Lab Name: TestAmerica Edison Job No.: 460-85482-1  
 SDG No.: \_\_\_\_\_  
 Client Sample ID: \_\_\_\_\_ Lab Sample ID: PIBLK 460-260483/17  
 Matrix: Solid Lab File ID: 2F010432.D  
 Analysis Method: NJ-OQA-QAM-025 Date Collected: \_\_\_\_\_  
 Extraction Method: \_\_\_\_\_ Date Extracted: \_\_\_\_\_  
 Sample wt/vol: 1(mL) Date Analyzed: 11/05/2014 13:32  
 Con. Extract Vol.: \_\_\_\_\_ Dilution Factor: 1  
 Injection Volume: 1(uL) GC Column: Rtx-5MS ID: 0.25(mm)  
 % Moisture: \_\_\_\_\_ GPC Cleanup: (Y/N) N  
 Analysis Batch No.: 260483 Units: mg/L

CAS NO.	COMPOUND NAME	RESULT	Q	RL	MDL
STL00303	Total Petroleum Hydrocarbons (C8-C40)	0.082	U	0.082	0.082

CAS NO.	SURROGATE	%REC	Q	LIMITS
84-15-1	o-Terphenyl	92		23-104
108-90-7	Chlorobenzene	106		22-92

TestAmerica Edison  
Target Compound Quantitation Report

Data File: \\EDICHROM\ChromData\CBNAGC2\20141105-20204.b\2F010432.D  
 Lims ID: PIBLK  
 Client ID:  
 Sample Type: PIBLK  
 Inject. Date: 05-Nov-2014 13:32:19 ALS Bottle#: 4 Worklist Smp#: 17  
 Injection Vol: 1.0 ul Dil. Factor: 1.0000  
 Sample Info: 460-0020204-017  
 Operator ID: 615 Instrument ID: CBNAGC2  
 Method: \\EDICHROM\ChromData\CBNAGC2\20141105-20204.b\QAM2F.m  
 Limit Group: GC 8015 QAM ICAL  
 Last Update: 06-Nov-2014 10:34:04 Calib Date: 10-Sep-2014 16:09:56  
 Integrator: Falcon  
 Quant Method: External Standard Quant By: Initial Calibration  
 Last ICal File: \\EDICHROM\ChromData\CBNAGC2\20140910-17918.b\2F009282.D  
 Column 1 : Det: GC FID2B  
 Process Host: XAWRK002

First Level Reviewer: nimerd Date: 06-Nov-2014 10:22:41

RT (min.)	Exp RT (min.)	Dlt RT (min.)	Response	Cal Amt ug/ml	OnCol Amt ug/ml	Flags
-----------	---------------	---------------	----------	---------------	-----------------	-------

\$ 5 Chlorobenzene  
 0.325 0.324 0.001 174298 6.20 6.56

\$ 4 o-Terphenyl  
 2.732 2.731 0.001 263764 6.20 5.69

Reagents:

SGPIBLKQAM\_00004 Amount Added: 1.00 Units: mL

TestAmerica Edison

Data File: \\EDICHROM\ChromData\CBNAGC2\20141105-20204.b\2F010432.D

Injection Date: 05-Nov-2014 13:32:19

Instrument ID: CBNAGC2

Lims ID: PIBLK

Client ID:

Operator ID: 615

ALS Bottle#: 4

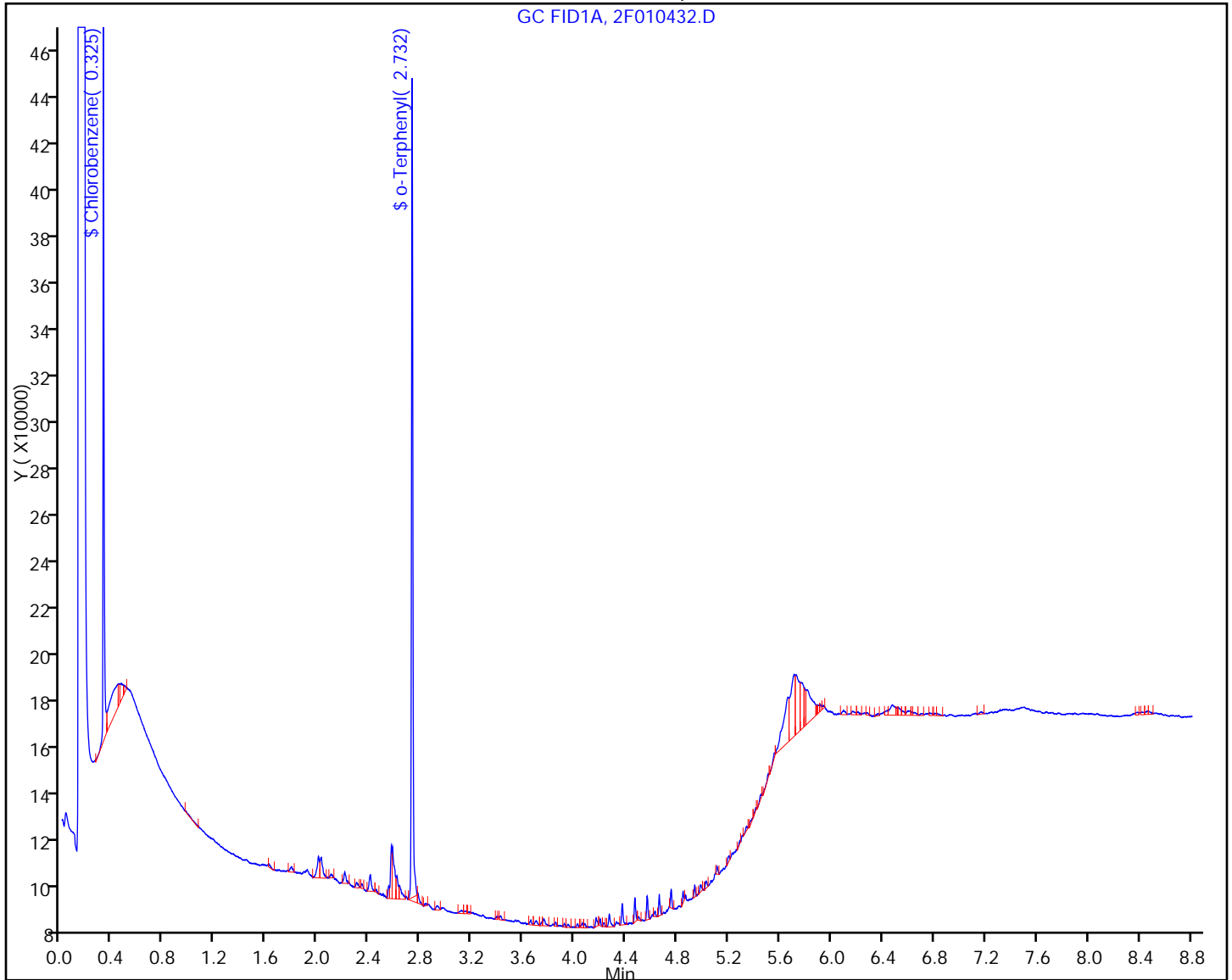
Worklist Smp#: 17

Injection Vol: 1.0 ul

Dil. Factor: 1.0000

Method: QAM2F

Limit Group: GC 8015 QAM ICAL



FORM I  
GC SEMI VOA ORGANICS ANALYSIS DATA SHEET

Lab Name: TestAmerica Edison Job No.: 460-85482-1  
 SDG No.: \_\_\_\_\_  
 Client Sample ID: \_\_\_\_\_ Lab Sample ID: PIBLK 460-260483/28  
 Matrix: Solid Lab File ID: 2F010443.D  
 Analysis Method: NJ-OQA-QAM-025 Date Collected: \_\_\_\_\_  
 Extraction Method: \_\_\_\_\_ Date Extracted: \_\_\_\_\_  
 Sample wt/vol: 1(mL) Date Analyzed: 11/05/2014 16:38  
 Con. Extract Vol.: \_\_\_\_\_ Dilution Factor: 1  
 Injection Volume: 1(uL) GC Column: Rtx-5MS ID: 0.25(mm)  
 % Moisture: \_\_\_\_\_ GPC Cleanup: (Y/N) N  
 Analysis Batch No.: 260483 Units: mg/L

CAS NO.	COMPOUND NAME	RESULT	Q	RL	MDL
STL00303	Total Petroleum Hydrocarbons (C8-C40)	0.082	U	0.082	0.082

CAS NO.	SURROGATE	%REC	Q	LIMITS
84-15-1	o-Terphenyl	90		23-104
108-90-7	Chlorobenzene	103		22-92



TestAmerica Edison  
Target Compound Quantitation Report

Data File: \\EDICHROM\ChromData\CBNAGC2\20141105-20204.b\2F010443.D  
 Lims ID: PIBLK  
 Client ID:  
 Sample Type: PIBLK  
 Inject. Date: 05-Nov-2014 16:38:03 ALS Bottle#: 4 Worklist Smp#: 28  
 Injection Vol: 1.0 ul Dil. Factor: 1.0000  
 Sample Info: 460-0020204-028  
 Operator ID: 615 Instrument ID: CBNAGC2  
 Method: \\EDICHROM\ChromData\CBNAGC2\20141105-20204.b\QAM2F.m  
 Limit Group: GC 8015 QAM ICAL  
 Last Update: 06-Nov-2014 10:34:08 Calib Date: 10-Sep-2014 16:09:56  
 Integrator: Falcon  
 Quant Method: External Standard Quant By: Initial Calibration  
 Last ICal File: \\EDICHROM\ChromData\CBNAGC2\20140910-17918.b\2F009282.D  
 Column 1 : Det: GC FID2B  
 Process Host: XAWRK002

First Level Reviewer: nimerd Date: 06-Nov-2014 10:33:28

RT (min.)	Exp RT (min.)	Dlt RT (min.)	Response	Cal Amt ug/ml	OnCol Amt ug/ml	Flags
-----------	---------------	---------------	----------	---------------	-----------------	-------

\$ 5 Chlorobenzene  
 0.324 0.324 0.000 169240 6.20 6.37

\$ 4 o-Terphenyl  
 2.729 2.731 -0.002 258560 6.20 5.58

Reagents:

SGPIBLKQAM\_00004 Amount Added: 1.00 Units: mL

TestAmerica Edison

Data File: \\EDICHROM\ChromData\CBNAGC2\20141105-20204.b\2F010443.D

Injection Date: 05-Nov-2014 16:38:03

Instrument ID: CBNAGC2

Lims ID: PIBLK

Client ID:

Operator ID: 615

ALS Bottle#: 4

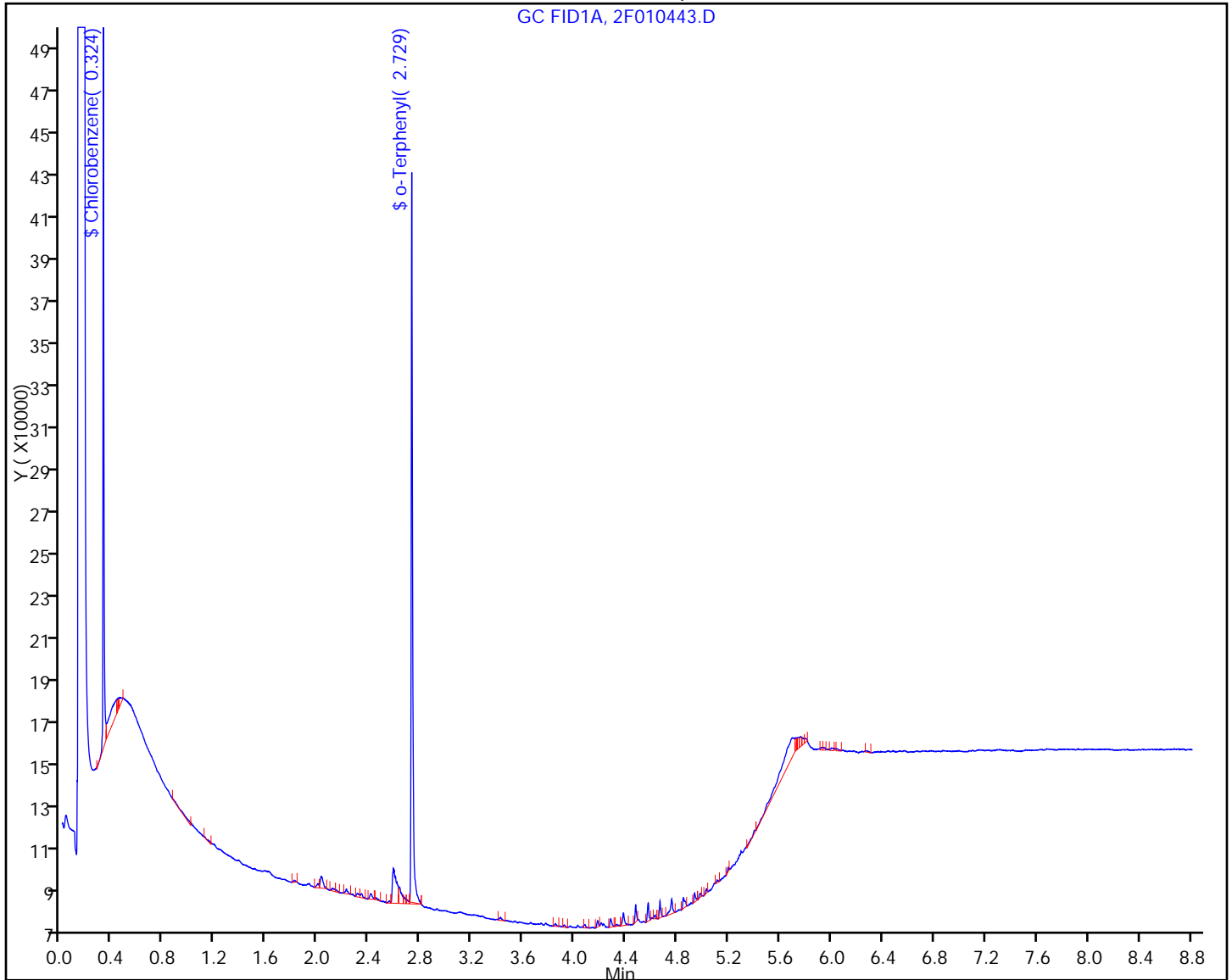
Worklist Smp#: 28

Injection Vol: 1.0 ul

Dil. Factor: 1.0000

Method: QAM2F

Limit Group: GC 8015 QAM ICAL



FORM I  
GC SEMI VOA ORGANICS ANALYSIS DATA SHEET

Lab Name: TestAmerica Edison Job No.: 460-85482-1  
 SDG No.: \_\_\_\_\_  
 Client Sample ID: \_\_\_\_\_ Lab Sample ID: LCS 460-259962/2-A  
 Matrix: Water Lab File ID: 2F010407.D  
 Analysis Method: NJ-OQA-QAM-025 Date Collected: \_\_\_\_\_  
 Extraction Method: 3510C Date Extracted: 11/03/2014 08:19  
 Sample wt/vol: 1000 (mL) Date Analyzed: 11/04/2014 11:38  
 Con. Extract Vol.: 1 (mL) Dilution Factor: 1  
 Injection Volume: 1 (uL) GC Column: Rtx-5MS ID: 0.25 (mm)  
 % Moisture: \_\_\_\_\_ GPC Cleanup: (Y/N) N  
 Analysis Batch No.: 260182 Units: mg/L

CAS NO.	COMPOUND NAME	RESULT	Q	RL	MDL
STL00303	Total Petroleum Hydrocarbons (C8-C40)	1.50		0.082	0.082

CAS NO.	SURROGATE	%REC	Q	LIMITS
84-15-1	o-Terphenyl	61		28-121
108-90-7	Chlorobenzene	59		26-98

TestAmerica Edison  
Target Compound Quantitation Report

Data File: \\EDICHROM\ChromData\CBNAGC2\20141104-20149.b\2F010407.D  
 Lims ID: LCS 460-259962/2-A  
 Client ID:  
 Sample Type: LCS  
 Inject. Date: 04-Nov-2014 11:38:26 ALS Bottle#: 7 Worklist Smp#: 5  
 Injection Vol: 1.0 ul Dil. Factor: 1.0000  
 Sample Info: 460-0020149-005  
 Operator ID: 615 Instrument ID: CBNAGC2  
 Method: \\EDICHROM\ChromData\CBNAGC2\20141104-20149.b\QAM2F.m  
 Limit Group: GC 8015 QAM ICAL  
 Last Update: 04-Nov-2014 11:59:40 Calib Date: 10-Sep-2014 16:09:56  
 Integrator: Falcon  
 Quant Method: External Standard Quant By: Initial Calibration  
 Last ICal File: \\EDICHROM\ChromData\CBNAGC2\20140910-17918.b\2F009282.D  
 Column 1 : Det: GC FID2B  
 Process Host: XAWRK047

First Level Reviewer: kimh Date: 04-Nov-2014 10:59:33

RT (min.)	Exp RT (min.)	Dlt RT (min.)	Response	Cal Amt ug/ml	OnCol Amt ug/ml	Flags
-----------	---------------	---------------	----------	---------------	-----------------	-------

\$ 5 Chlorobenzene	0.326	0.326	0.000	310995	20.0	11.7
\$ 4 o-Terphenyl	2.731	2.733	-0.002	569669	20.0	12.3
A 3 C8-C40	2.824	(0.234-5.415)		45689981	2000.0	1498.8 k

**QC Flag Legend**

Processing Flags

k - Response Background Subtracted

TestAmerica Edison

Data File: \\EDICHROM\ChromData\CBNAGC2\20141104-20149.b\2F010407.D

Injection Date: 04-Nov-2014 11:38:26

Instrument ID: CBNAGC2

Lims ID: LCS 460-259962/2-A

Client ID:

Operator ID: 615

ALS Bottle#: 7

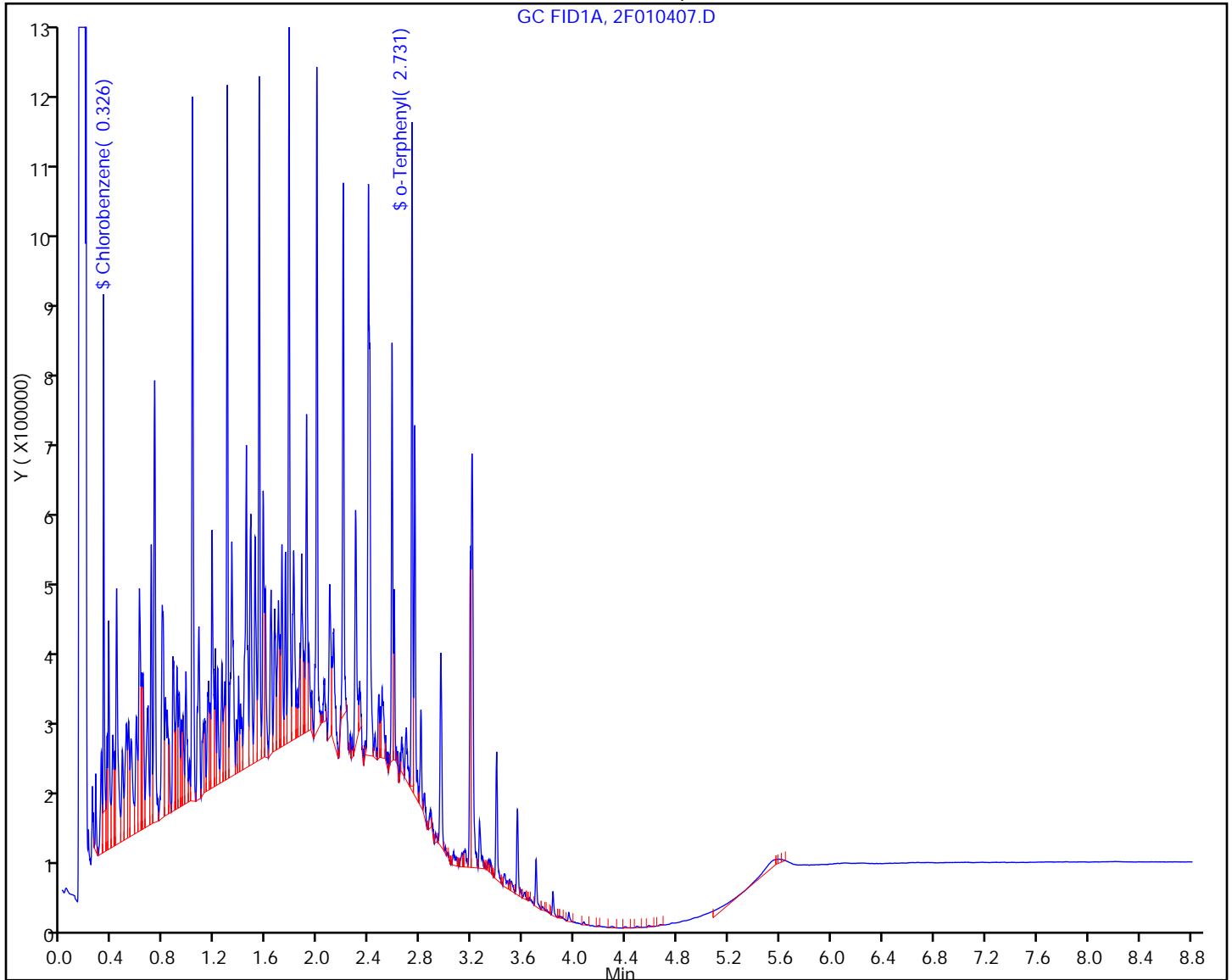
Worklist Smp#: 5

Injection Vol: 1.0 ul

Dil. Factor: 1.0000

Method: QAM2F

Limit Group: GC 8015 QAM ICAL



FORM I  
GC SEMI VOA ORGANICS ANALYSIS DATA SHEET

Lab Name: TestAmerica Edison Job No.: 460-85482-1  
 SDG No.: \_\_\_\_\_  
 Client Sample ID: \_\_\_\_\_ Lab Sample ID: LCS 460-260438/2-A  
 Matrix: Solid Lab File ID: 2F010420.D  
 Analysis Method: NJ-OQA-QAM-025 Date Collected: \_\_\_\_\_  
 Extraction Method: 3546 Date Extracted: 11/05/2014 06:14  
 Sample wt/vol: 15.0000(g) Date Analyzed: 11/05/2014 10:58  
 Con. Extract Vol.: 1(mL) Dilution Factor: 1  
 Injection Volume: 1(uL) GC Column: Rtx-5MS ID: 0.25(mm)  
 % Moisture: \_\_\_\_\_ GPC Cleanup: (Y/N) N  
 Analysis Batch No.: 260483 Units: mg/Kg

CAS NO.	COMPOUND NAME	RESULT	Q	RL	MDL
STL00303	Total Petroleum Hydrocarbons (C8-C40)	134		5.5	5.5

CAS NO.	SURROGATE	%REC	Q	LIMITS
84-15-1	o-Terphenyl	84		23-104
108-90-7	Chlorobenzene	63		22-92

TestAmerica Edison  
Target Compound Quantitation Report

Data File: \\EDICHROM\ChromData\CBNAGC2\20141105-20204.b\2F010420.D  
 Lims ID: LCS 460-260438/2-A  
 Client ID:  
 Sample Type: LCS  
 Inject. Date: 05-Nov-2014 10:58:36 ALS Bottle#: 7 Worklist Smp#: 5  
 Injection Vol: 1.0 ul Dil. Factor: 1.0000  
 Sample Info: 460-0020204-005  
 Operator ID: 615 Instrument ID: CBNAGC2  
 Method: \\EDICHROM\ChromData\CBNAGC2\20141105-20204.b\QAM2F.m  
 Limit Group: GC 8015 QAM ICAL  
 Last Update: 06-Nov-2014 10:33:55 Calib Date: 10-Sep-2014 16:09:56  
 Integrator: Falcon  
 Quant Method: External Standard Quant By: Initial Calibration  
 Last ICal File: \\EDICHROM\ChromData\CBNAGC2\20140910-17918.b\2F009282.D  
 Column 1 : Det: GC FID2B  
 Process Host: XAWRK002

First Level Reviewer: nimerd Date: 06-Nov-2014 10:21:02

RT (min.)	Exp RT (min.)	Dlt RT (min.)	Response	Cal Amt ug/ml	OnCol Amt ug/ml	Flags
-----------	---------------	---------------	----------	---------------	-----------------	-------

\$ 5 Chlorobenzene	0.325	0.324	0.001	336561	20.0	12.7	
\$ 4 o-Terphenyl	2.731	2.731	0.000	775610	20.0	16.7	M
A 3 C8-C40	2.846	(0.274-5.397)		61410663	2000.0	2014.5	k

**QC Flag Legend**

Processing Flags

k - Response Background Subtracted

Review Flags

M - Manually Integrated

TestAmerica Edison

Data File: \\EDICHROM\ChromData\CBNAGC2\20141105-20204.b\2F010420.D

Injection Date: 05-Nov-2014 10:58:36

Instrument ID: CBNAGC2

Lims ID: LCS 460-260438/2-A

Client ID:

Operator ID: 615

ALS Bottle#: 7

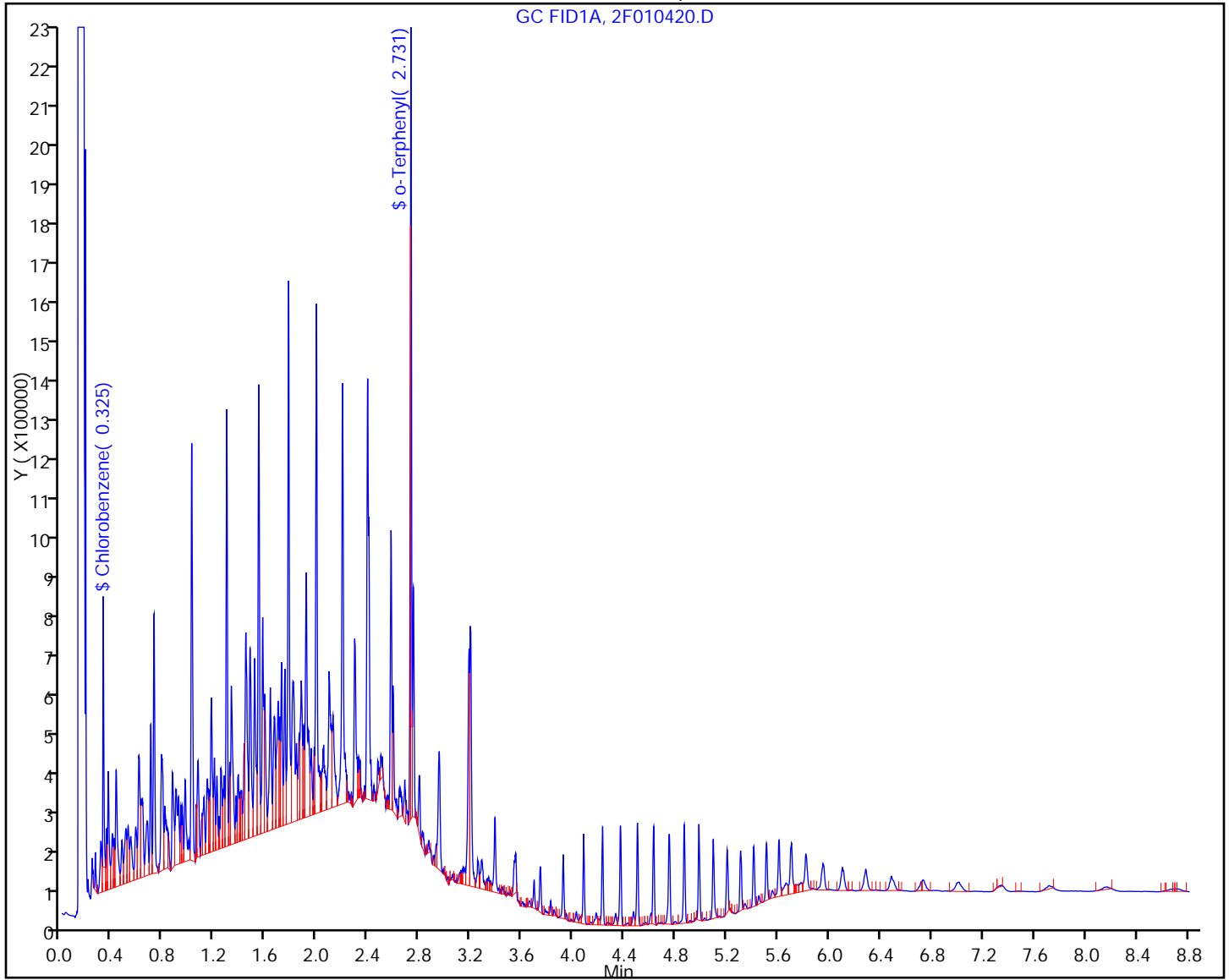
Worklist Smp#: 5

Injection Vol: 1.0 ul

Dil. Factor: 1.0000

Method: QAM2F

Limit Group: GC 8015 QAM ICAL





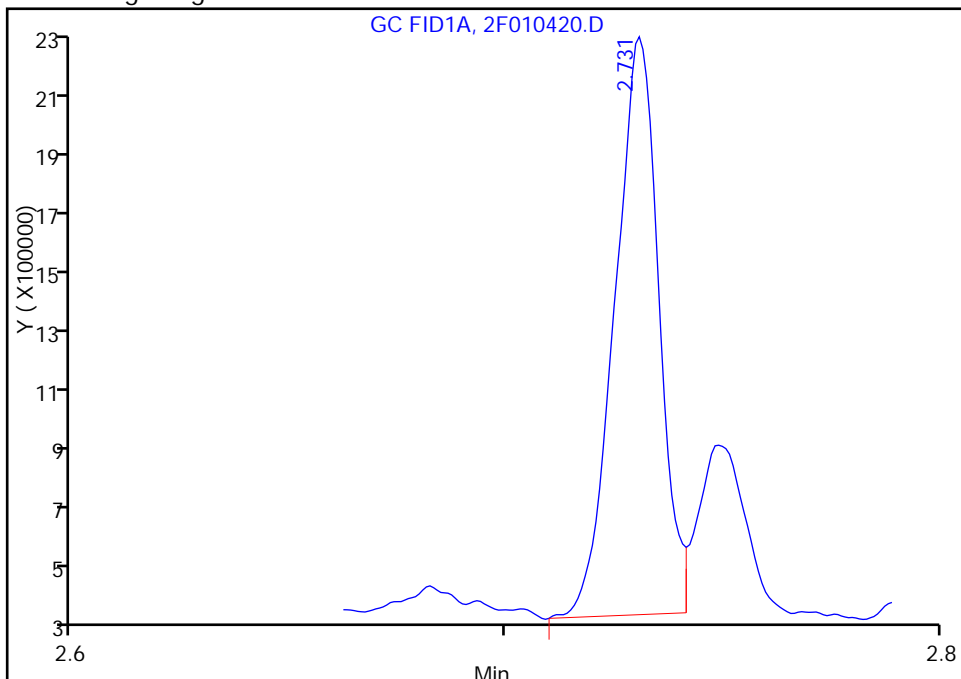
TestAmerica Edison

Data File: \\EDICHROM\ChromData\CBNAGC2\20141105-20204.b\2F010420.D  
Injection Date: 05-Nov-2014 10:58:36 Instrument ID: CBNAGC2  
Lims ID: LCS 460-260438/2-A  
Client ID:  
Operator ID: 615 ALS Bottle#: 7 Worklist Smp#: 5  
Injection Vol: 1.0 ul Dil. Factor: 1.0000  
Method: QAM2F Limit Group: GC 8015 QAM ICAL  
Column: Detector GC FID2B

\$ 4 o-Terphenyl, CAS: 84-15-1

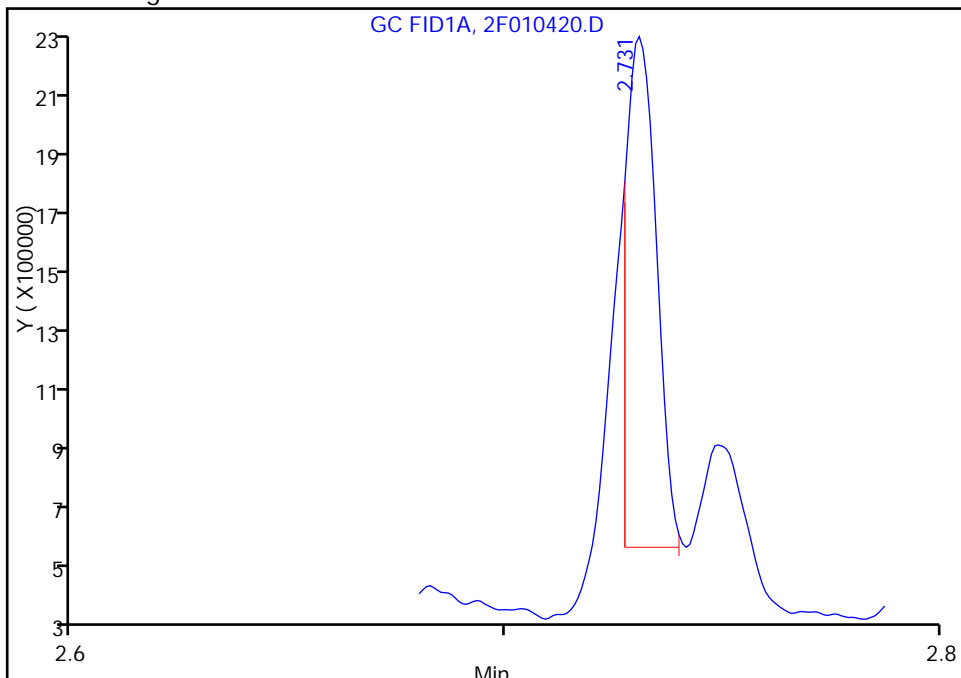
RT: 2.73  
Response: 1360993  
Amount: 29.363114

Processing Integration Results



RT: 2.73  
Response: 775610  
Amount: 16.733609

Manual Integration Results



Reviewer: nimerd, 06-Nov-2014 10:21:02  
Audit Action: Split an Integrated Peak  
Audit Reason: Split Peak

FORM I  
GC SEMI VOA ORGANICS ANALYSIS DATA SHEET

Lab Name: TestAmerica Edison Job No.: 460-85482-1  
 SDG No.: \_\_\_\_\_  
 Client Sample ID: \_\_\_\_\_ Lab Sample ID: LCSD 460-259962/3-A  
 Matrix: Water Lab File ID: 2F010408.D  
 Analysis Method: NJ-OQA-QAM-025 Date Collected: \_\_\_\_\_  
 Extraction Method: 3510C Date Extracted: 11/03/2014 08:19  
 Sample wt/vol: 1000 (mL) Date Analyzed: 11/04/2014 11:51  
 Con. Extract Vol.: 1 (mL) Dilution Factor: 1  
 Injection Volume: 1 (uL) GC Column: Rtx-5MS ID: 0.25 (mm)  
 % Moisture: \_\_\_\_\_ GPC Cleanup: (Y/N) N  
 Analysis Batch No.: 260182 Units: mg/L

CAS NO.	COMPOUND NAME	RESULT	Q	RL	MDL
STL00303	Total Petroleum Hydrocarbons (C8-C40)	1.90		0.082	0.082

CAS NO.	SURROGATE	%REC	Q	LIMITS
84-15-1	o-Terphenyl	82		28-121
108-90-7	Chlorobenzene	72		26-98

TestAmerica Edison  
Target Compound Quantitation Report

Data File: \\EDICHROM\ChromData\CBNAGC2\20141104-20149.b\2F010408.D  
 Lims ID: LCSD 460-259962/3-A  
 Client ID:  
 Sample Type: LCSD  
 Inject. Date: 04-Nov-2014 11:51:06 ALS Bottle#: 8 Worklist Smp#: 6  
 Injection Vol: 1.0 ul Dil. Factor: 1.0000  
 Sample Info: 460-0020149-006  
 Operator ID: 615 Instrument ID: CBNAGC2  
 Method: \\EDICHROM\ChromData\CBNAGC2\20141104-20149.b\QAM2F.m  
 Limit Group: GC 8015 QAM ICAL  
 Last Update: 04-Nov-2014 11:59:40 Calib Date: 10-Sep-2014 16:09:56  
 Integrator: Falcon  
 Quant Method: External Standard Quant By: Initial Calibration  
 Last ICal File: \\EDICHROM\ChromData\CBNAGC2\20140910-17918.b\2F009282.D  
 Column 1 : Det: GC FID2B  
 Process Host: XAWRK047

First Level Reviewer: kimh Date: 04-Nov-2014 11:58:19

RT (min.)	Exp RT (min.)	Dlt RT (min.)	Response	Cal Amt ug/ml	OnCol Amt ug/ml	Flags
-----------	---------------	---------------	----------	---------------	-----------------	-------

\$ 5 Chlorobenzene	0.327	0.326	0.001	381529	20.0	14.4
\$ 4 o-Terphenyl	2.732	2.733	-0.001	758576	20.0	16.4
A 3 C8-C40	2.824	(0.234-5.415)		58067731	2000.0	1904.8 k

**QC Flag Legend**

Processing Flags

k - Response Background Subtracted

TestAmerica Edison

Data File: \\EDICHROM\ChromData\CBNAGC2\20141104-20149.b\2F010408.D

Injection Date: 04-Nov-2014 11:51:06

Instrument ID: CBNAGC2

Lims ID: LCSD 460-259962/3-A

Client ID:

Operator ID: 615

ALS Bottle#: 8

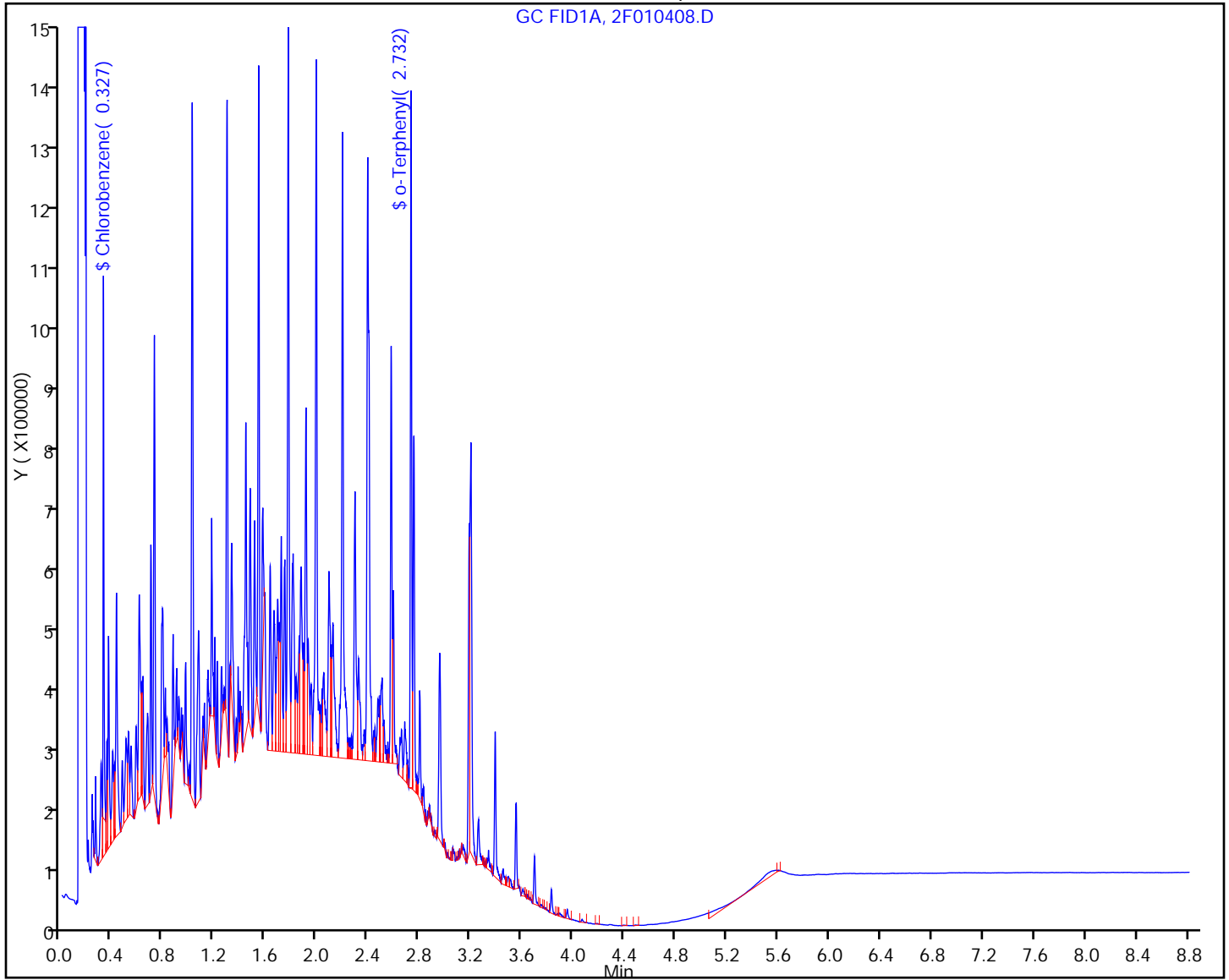
Worklist Smp#: 6

Injection Vol: 1.0 ul

Dil. Factor: 1.0000

Method: QAM2F

Limit Group: GC 8015 QAM ICAL



FORM I  
GC SEMI VOA ORGANICS ANALYSIS DATA SHEET

Lab Name: TestAmerica Edison Job No.: 460-85482-1  
 SDG No.: \_\_\_\_\_  
 Client Sample ID: PMP-28-SW-WT MS Lab Sample ID: 460-85482-1 MS  
 Matrix: Solid Lab File ID: 2F010434.D  
 Analysis Method: NJ-OQA-QAM-025 Date Collected: 10/30/2014 15:37  
 Extraction Method: 3546 Date Extracted: 11/05/2014 06:14  
 Sample wt/vol: 15.0200(g) Date Analyzed: 11/05/2014 14:42  
 Con. Extract Vol.: 1(mL) Dilution Factor: 20  
 Injection Volume: 1(uL) GC Column: Rtx-5MS ID: 0.25(mm)  
 % Moisture: 7.7 GPC Cleanup: (Y/N) N  
 Analysis Batch No.: 260483 Units: mg/Kg

CAS NO.	COMPOUND NAME	RESULT	Q	RL	MDL
STL00303	Total Petroleum Hydrocarbons (C8-C40)	1950		120	120

CAS NO.	SURROGATE	%REC	Q	LIMITS
84-15-1	o-Terphenyl	129	X	23-104
108-90-7	Chlorobenzene	52		22-92

FORM I  
GC SEMI VOA ORGANICS ANALYSIS DATA SHEET

Lab Name: TestAmerica Edison Job No.: 460-85482-1  
 SDG No.: \_\_\_\_\_  
 Client Sample ID: PMP-28-SW-WT MSD Lab Sample ID: 460-85482-1 MSD  
 Matrix: Solid Lab File ID: 2F010435.D  
 Analysis Method: NJ-OQA-QAM-025 Date Collected: 10/30/2014 15:37  
 Extraction Method: 3546 Date Extracted: 11/05/2014 06:14  
 Sample wt/vol: 15.0102(g) Date Analyzed: 11/05/2014 14:55  
 Con. Extract Vol.: 1(mL) Dilution Factor: 20  
 Injection Volume: 1(uL) GC Column: Rtx-5MS ID: 0.25(mm)  
 % Moisture: 7.7 GPC Cleanup: (Y/N) N  
 Analysis Batch No.: 260483 Units: mg/Kg

CAS NO.	COMPOUND NAME	RESULT	Q	RL	MDL
STL00303	Total Petroleum Hydrocarbons (C8-C40)	3070		120	120

CAS NO.	SURROGATE	%REC	Q	LIMITS
84-15-1	o-Terphenyl	103		23-104
108-90-7	Chlorobenzene	47		22-92

GC SEMI VOA ANALYSIS RUN LOG

Lab Name: TestAmerica Edison Job No.: 460-85482-1

SDG No.: \_\_\_\_\_

Instrument ID: CBNAGC2 Start Date: 09/10/2014 14:39

Analysis Batch Number: 248050 End Date: 09/10/2014 16:22

LAB SAMPLE ID	CLIENT SAMPLE ID	DATE ANALYZED	DILUTION FACTOR	LAB FILE ID	COLUMN ID
ZZZZZ		09/10/2014 14:39	1		Rtx-5MS 0.25 (mm)
PIBLK 460-248050/2		09/10/2014 14:51	1		Rtx-5MS 0.25 (mm)
STD1 460-248050/3 IC		09/10/2014 15:19	1	2F009278.D	Rtx-5MS 0.25 (mm)
STD2 460-248050/4 IC		09/10/2014 15:31	1	2F009279.D	Rtx-5MS 0.25 (mm)
STD3 460-248050/5 IC		09/10/2014 15:44	1	2F009280.D	Rtx-5MS 0.25 (mm)
STD4 460-248050/6 IC		09/10/2014 15:57	1	2F009281.D	Rtx-5MS 0.25 (mm)
STD5 460-248050/7 IC		09/10/2014 16:09	1	2F009282.D	Rtx-5MS 0.25 (mm)
ICV 460-248050/8		09/10/2014 16:22	1		Rtx-5MS 0.25 (mm)

## GC SEMI VOA ANALYSIS RUN LOG

Lab Name: TestAmerica Edison Job No.: 460-85482-1

SDG No.: \_\_\_\_\_

Instrument ID: CBNAGC2 Start Date: 11/04/2014 10:34Analysis Batch Number: 260182 End Date: 11/04/2014 12:42

LAB SAMPLE ID	CLIENT SAMPLE ID	DATE ANALYZED	DILUTION FACTOR	LAB FILE ID	COLUMN ID
ZZZZZ		11/04/2014 10:34	1		Rtx-5MS 0.25 (mm)
PIBLK 460-260182/2		11/04/2014 10:47	1	2F010404.D	Rtx-5MS 0.25 (mm)
CCV 460-260182/3		11/04/2014 11:00	1	2F010405.D	Rtx-5MS 0.25 (mm)
MB 460-259962/1-A		11/04/2014 11:25	1	2F010406.D	Rtx-5MS 0.25 (mm)
LCS 460-259962/2-A		11/04/2014 11:38	1	2F010407.D	Rtx-5MS 0.25 (mm)
LCSD 460-259962/3-A		11/04/2014 11:51	1	2F010408.D	Rtx-5MS 0.25 (mm)
460-85482-29	Field Blank_20141030	11/04/2014 12:04	1	2F010409.D	Rtx-5MS 0.25 (mm)
ZZZZZ		11/04/2014 12:16	1		Rtx-5MS 0.25 (mm)
PIBLK 460-260182/9		11/04/2014 12:29	1	2F010411.D	Rtx-5MS 0.25 (mm)
CCV 460-260182/10		11/04/2014 12:42	1	2F010412.D	Rtx-5MS 0.25 (mm)



## GC SEMI VOA ANALYSIS RUN LOG

Lab Name: TestAmerica Edison Job No.: 460-85482-1

SDG No.: \_\_\_\_\_

Instrument ID: CBNAGC2 Start Date: 11/05/2014 09:49Analysis Batch Number: 260483 End Date: 11/05/2014 16:50

LAB SAMPLE ID	CLIENT SAMPLE ID	DATE ANALYZED	DILUTION FACTOR	LAB FILE ID	COLUMN ID
ZZZZZ		11/05/2014 09:49	1		Rtx-5MS 0.25 (mm)
PIBLK 460-260483/2		11/05/2014 10:02	1	2F010417.D	Rtx-5MS 0.25 (mm)
CCV 460-260483/3		11/05/2014 10:15	1	2F010418.D	Rtx-5MS 0.25 (mm)
MB 460-260438/1-A		11/05/2014 10:45	1	2F010419.D	Rtx-5MS 0.25 (mm)
LCS 460-260438/2-A		11/05/2014 10:58	1	2F010420.D	Rtx-5MS 0.25 (mm)
ZZZZZ		11/05/2014 11:11	1		Rtx-5MS 0.25 (mm)
ZZZZZ		11/05/2014 11:24	1		Rtx-5MS 0.25 (mm)
ZZZZZ		11/05/2014 11:36	1		Rtx-5MS 0.25 (mm)
ZZZZZ		11/05/2014 11:49	1		Rtx-5MS 0.25 (mm)
ZZZZZ		11/05/2014 12:02	1		Rtx-5MS 0.25 (mm)
ZZZZZ		11/05/2014 12:15	1		Rtx-5MS 0.25 (mm)
PIBLK 460-260483/12		11/05/2014 12:28	1	2F010427.D	Rtx-5MS 0.25 (mm)
CCV 460-260483/13		11/05/2014 12:41	1	2F010428.D	Rtx-5MS 0.25 (mm)
ZZZZZ		11/05/2014 12:53	1		Rtx-5MS 0.25 (mm)
ZZZZZ		11/05/2014 13:06	1		Rtx-5MS 0.25 (mm)
ZZZZZ		11/05/2014 13:19	1		Rtx-5MS 0.25 (mm)
PIBLK 460-260483/17		11/05/2014 13:32	1	2F010432.D	Rtx-5MS 0.25 (mm)
CCV 460-260483/18		11/05/2014 13:45	1	2F010433.D	Rtx-5MS 0.25 (mm)
460-85482-1 MS	PMP-28-SW-WT MS	11/05/2014 14:42	20	2F010434.D	Rtx-5MS 0.25 (mm)
460-85482-1 MSD	PMP-28-SW-WT MSD	11/05/2014 14:55	20	2F010435.D	Rtx-5MS 0.25 (mm)
460-85482-1	PMP-28-SW-WT	11/05/2014 15:08	20	2F010436.D	Rtx-5MS 0.25 (mm)
460-85482-2	DUP_20141030	11/05/2014 15:20	10	2F010437.D	Rtx-5MS 0.25 (mm)
460-85482-11	PMP-24-SW-WT	11/05/2014 15:33	10	2F010438.D	Rtx-5MS 0.25 (mm)
460-85482-12	PMP-24-SW-SI	11/05/2014 15:46	20	2F010439.D	Rtx-5MS 0.25 (mm)
460-85482-16	PMP-9-SW-WT	11/05/2014 15:59	20	2F010440.D	Rtx-5MS 0.25 (mm)
460-85482-21	PMP-7-SW-WT	11/05/2014 16:12	10	2F010441.D	Rtx-5MS 0.25 (mm)
460-85482-26	PMP-5-SW-SI	11/05/2014 16:25	10	2F010442.D	Rtx-5MS 0.25 (mm)
PIBLK 460-260483/28		11/05/2014 16:38	1	2F010443.D	Rtx-5MS 0.25 (mm)
CCV 460-260483/29		11/05/2014 16:50	1	2F010444.D	Rtx-5MS 0.25 (mm)

GC SEMI VOA BATCH WORKSHEET

Lab Name: TestAmerica Edison Job No.: 460-85482-1

SDG No.: \_\_\_\_\_

Batch Number: 259962 Batch Start Date: 11/03/14 08:19 Batch Analyst: Wu, Huachi

Batch Method: 3510C Batch End Date: \_\_\_\_\_

Lab Sample ID	Client Sample ID	Method Chain	Basis	ReceivedpH	InitialAmount	FinalAmount	OP Diesel#2 00002	OPQAMSU 00027	
MB 460-259962/1		3510C, NJ-OQA-QAM-0 25		7 SU	1000 mL	1 mL		1 mL	
LCS 460-259962/2		3510C, NJ-OQA-QAM-0 25		7 SU	1000 mL	1 mL	1 mL	1 mL	
LCSD 460-259962/3		3510C, NJ-OQA-QAM-0 25		7 SU	1000 mL	1 mL	1 mL	1 mL	
460-85482-H-29	Field Blank_20141030	3510C, NJ-OQA-QAM-0 25	T	<2 SU	990 mL	1 mL		1 mL	

Batch Notes	
Batch Comment	QAM WATER
Person's name who did the concentration	Wuh
N-evap #	222299
N-evap temperature	37 Celsius
Na2SO4 Lot Number	90410
Prep Solvent Lot #	88071
Prep Solvent Name	MECL2
Prep Solvent Volume Used	180 ML mL
Person's name who did the prep	Wuh
Sufficient volume for MS/MSD?	no
Uncorrected N-evap Temperature	37 Celsius

Basis	Basis Description
T	Total/NA

The pound sign (#) in the amount added field denotes that the reagent was used undiluted. All calculations are performed using the stated concentration for this reagent.

GC SEMI VOA BATCH WORKSHEET

Lab Name: TestAmerica Edison Job No.: 460-85482-1

SDG No.: \_\_\_\_\_

Batch Number: 260438 Batch Start Date: 11/05/14 06:14 Batch Analyst: Alinea, Archilles R

Batch Method: 3546 Batch End Date: \_\_\_\_\_

Lab Sample ID	Client Sample ID	Method Chain	Basis	InitialAmount	FinalAmount	OP Diesel#2 00002	OPQAMMS/SD 00026	OPQAMSU 00027	
MB 460-260438/1		3546, NJ-OQA-QAM-0 25		15.0000 g	1 mL			1 mL	
LCS 460-260438/2		3546, NJ-OQA-QAM-0 25		15.0000 g	1 mL	1 mL		1 mL	
460-85482-E-1 MS	PMP-28-SW-WT	3546, NJ-OQA-QAM-0 25	T	15.0200 g	1 mL		1 mL	1 mL	
460-85482-E-1 MSD	PMP-28-SW-WT	3546, NJ-OQA-QAM-0 25	T	15.0102 g	1 mL		1 mL	1 mL	
460-85482-E-1	PMP-28-SW-WT	3546, NJ-OQA-QAM-0 25	T	15.0115 g	1 mL			1 mL	
460-85482-E-2	DUP_20141030	3546, NJ-OQA-QAM-0 25	T	15.0006 g	1 mL			1 mL	
460-85482-E-11	PMP-24-SW-WT	3546, NJ-OQA-QAM-0 25	T	15.0104 g	1 mL			1 mL	
460-85482-E-12	PMP-24-SW-SI	3546, NJ-OQA-QAM-0 25	T	15.0052 g	1 mL			1 mL	
460-85482-E-16	PMP-9-SW-WT	3546, NJ-OQA-QAM-0 25	T	15.0118 g	1 mL			1 mL	
460-85482-E-21	PMP-7-SW-WT	3546, NJ-OQA-QAM-0 25	T	15.0305 g	1 mL			1 mL	
460-85482-E-26	PMP-5-SW-SI	3546, NJ-OQA-QAM-0 25	T	15.0002 g	1 mL			1 mL	

The pound sign (#) in the amount added field denotes that the reagent was used undiluted. All calculations are performed using the stated concentration for this reagent.

GC SEMI VOA BATCH WORKSHEET

Lab Name: TestAmerica Edison Job No.: 460-85482-1

SDG No.: \_\_\_\_\_

Batch Number: 260438 Batch Start Date: 11/05/14 06:14 Batch Analyst: Alinea, Archilles R

Batch Method: 3546 Batch End Date: \_\_\_\_\_

Batch Notes	
Balance ID	30
Batch Comment	QAM/SOIL
MeCL2 Lot #	82007
Microwave Start Time	4am
Microwave Stop Time	4:30am
Na2SO4 Lot Number	90410
Person's name who did the prep	archie
Solvent Lot #	82007
Solvent Name	mecl2
Person who performed Spike	archie
Person who witnessed spiking	jose s
Water Bath ID	10203
Water Bath Temperature	37.c(uncorrected)

Basis	Basis Description
T	Total/NA

The pound sign (#) in the amount added field denotes that the reagent was used undiluted. All calculations are performed using the stated concentration for this reagent.

# GENERAL CHEMISTRY

COVER PAGE  
GENERAL CHEMISTRY

Lab Name: TestAmerica Edison Job Number: 460-85482-1

SDG No.: \_\_\_\_\_

Project: McCandless

Client Sample ID	Lab Sample ID
PMP-28-SW-WT	460-85482-1
DUP_20141030	460-85482-2
PMP-15-SW-WT	460-85482-3
PMP-2-SW-WT	460-85482-4
PMP-2-SW-SI	460-85482-5
PMP-13-SW-WT	460-85482-6
PMP-13-SW-SI	460-85482-7
PMP-13-SW-SD	460-85482-8
PMP-24-SW-VS	460-85482-9
PMP-24-SW-VD	460-85482-10
PMP-24-SW-WT	460-85482-11
PMP-24-SW-SI	460-85482-12
PMP-22-SW-VS	460-85482-13
PMP-23-SW-VS	460-85482-14
PMP-9-SW-VD	460-85482-15
PMP-9-SW-WT	460-85482-16
PMP-9-SW-SI	460-85482-17
PMP-10-SW-WT	460-85482-18
PMP-10-SW-SI	460-85482-19
PMP-7-SW-VD	460-85482-20
PMP-7-SW-WT	460-85482-21
PMP-7-SW-SI	460-85482-22
PMP-6-SW-WT	460-85482-23
PMP-6-SW-SI	460-85482-24
PMP-5-SW-WT	460-85482-25
PMP-5-SW-SI	460-85482-26
PMP-4-SW-VS	460-85482-27
PMP-8-SW-VS	460-85482-28

Comments:

9-IN  
DETECTION LIMITS  
GENERAL CHEMISTRY

Lab Name: TestAmerica Edison Job Number: 460-85482-1  
SDG Number: \_\_\_\_\_  
Matrix: Solid Instrument ID: NOEQUIP  
Method: Moisture RL Date: 02/15/2007 17:07

Analyte	Wavelength/ Mass	RL (%)	
Percent Moisture		1	
Percent Solids		1	

9-IN  
CALIBRATION BLANK DETECTION LIMITS  
GENERAL CHEMISTRY

Lab Name: TestAmerica Edison Job Number: 460-85482-1  
SDG Number: \_\_\_\_\_  
Matrix: Solid Instrument ID: NOEQUIP  
Method: Moisture XRL Date: 01/01/2007 16:49

Analyte	Wavelength/ Mass	XRL (%)	
Percent Moisture		1	
Percent Solids		1	











GENERAL CHEMISTRY BATCH WORKSHEET

Lab Name: TestAmerica Edison Job No.: 460-85482-1

SDG No.: \_\_\_\_\_

Batch Number: 259975 Batch Start Date: 11/03/14 09:12 Batch Analyst: Armbruster, Chris

Batch Method: Moisture Batch End Date: \_\_\_\_\_

Lab Sample ID	Client Sample ID	Method Chain	Basis	DISH#	DishWeight	SampleMassWet	SampleMassDry		
460-85482-E-1	PMP-28-SW-WT	Moisture	T	40	0.98 g	6.73 g	6.29 g		
460-85482-E-2	DUP_20141030	Moisture	T	41	0.99 g	6.00 g	5.66 g		
460-85482-E-2 DU	DUP_20141030	Moisture	T	42	0.98 g	6.88 g	6.46 g		

Batch Notes	
Balance ID	104 No Unit
Date samples were placed in the oven	11/3/14
Oven Temp when samples are put in oven	108 Degrees C
Time samples were place in the oven	09:37
Date samples were removed from oven	11/4/14
Oven Temp when samples removed from oven	102 Degrees C
Time Samples were removed from oven	08:05
Oven ID	3
ID number of the thermometer	58985
Uncorrected In Temperature	108 Celsius
Uncorrected Out Temperature	102 Celsius

Basis	Basis Description
T	Total/NA

The pound sign (#) in the amount added field denotes that the reagent was used undiluted. All calculations are performed using the stated concentration for this reagent.

Moisture

GENERAL CHEMISTRY BATCH WORKSHEET

Lab Name: TestAmerica Edison Job No.: 460-85482-1

SDG No.: \_\_\_\_\_

Batch Number: 259979 Batch Start Date: 11/03/14 09:38 Batch Analyst: Armbruster, Chris

Batch Method: Moisture Batch End Date: \_\_\_\_\_

Lab Sample ID	Client Sample ID	Method Chain	Basis	DISH#	DishWeight	SampleMassWet	SampleMassDry		
460-85482-E-3	PMP-15-SW-WT	Moisture	T	44	0.97 g	6.59 g	6.22 g		
460-85482-A-4	PMP-2-SW-WT	Moisture	T	45	0.97 g	6.30 g	6.11 g		
460-85482-A-5	PMP-2-SW-SI	Moisture	T	46	0.97 g	6.64 g	5.88 g		
460-85482-A-6	PMP-13-SW-WT	Moisture	T	47	0.99 g	6.54 g	6.07 g		
460-85482-A-7	PMP-13-SW-SI	Moisture	T	48	0.98 g	6.85 g	6.20 g		
460-85482-A-9	PMP-24-SW-VS	Moisture	T	49	0.98 g	6.47 g	6.04 g		
460-85482-E-10	PMP-24-SW-VD	Moisture	T	50	0.99 g	6.65 g	6.05 g		
460-85482-E-11	PMP-24-SW-WT	Moisture	T	51	0.99 g	6.70 g	6.42 g		
460-85482-E-12	PMP-24-SW-SI	Moisture	T	52	0.98 g	6.24 g	5.56 g		
460-85482-A-13	PMP-22-SW-VS	Moisture	T	53	0.98 g	6.69 g	6.41 g		
460-85482-A-14	PMP-23-SW-VS	Moisture	T	54	0.99 g	6.47 g	6.21 g		
460-85482-A-15	PMP-9-SW-VD	Moisture	T	55	0.99 g	6.85 g	6.57 g		
460-85482-E-16	PMP-9-SW-WT	Moisture	T	56	0.99 g	6.90 g	6.52 g		
460-85482-A-17	PMP-9-SW-SI	Moisture	T	57	0.99 g	6.84 g	6.14 g		
460-85482-A-18	PMP-10-SW-WT	Moisture	T	58	0.99 g	6.45 g	6.25 g		
460-85482-A-19	PMP-10-SW-SI	Moisture	T	59	0.99 g	6.21 g	5.54 g		
460-85482-A-20	PMP-7-SW-VD	Moisture	T	60	0.99 g	6.16 g	5.79 g		
460-85482-E-21	PMP-7-SW-WT	Moisture	T	61	0.98 g	6.09 g	5.84 g		
460-85482-E-22	PMP-7-SW-SI	Moisture	T	62	0.97 g	6.50 g	5.81 g		
460-85482-E-22 DU	PMP-7-SW-SI	Moisture	T	63	0.97 g	6.17 g	5.54 g		

The pound sign (#) in the amount added field denotes that the reagent was used undiluted. All calculations are performed using the stated concentration for this reagent.

Moisture

GENERAL CHEMISTRY BATCH WORKSHEET

Lab Name: TestAmerica Edison Job No.: 460-85482-1

SDG No.: \_\_\_\_\_

Batch Number: 259979 Batch Start Date: 11/03/14 09:38 Batch Analyst: Armbruster, Chris

Batch Method: Moisture Batch End Date: \_\_\_\_\_

Batch Notes	
Balance ID	104 No Unit
Date samples were placed in the oven	11/3/14
Oven Temp when samples are put in oven	108 Degrees C
Time samples were place in the oven	10:35
Date samples were removed from oven	11/4/14
Oven Temp when samples removed from oven	102 Degrees C
Time Samples were removed from oven	08:05
Oven ID	3
ID number of the thermometer	58985
Uncorrected In Temperature	108 Celsius
Uncorrected Out Temperature	102 Celsius

Basis	Basis Description
T	Total/NA

The pound sign (#) in the amount added field denotes that the reagent was used undiluted. All calculations are performed using the stated concentration for this reagent.

Moisture

GENERAL CHEMISTRY BATCH WORKSHEET

Lab Name: TestAmerica Edison Job No.: 460-85482-1

SDG No.: \_\_\_\_\_

Batch Number: 259998 Batch Start Date: 11/03/14 10:36 Batch Analyst: Armbruster, Chris

Batch Method: Moisture Batch End Date: \_\_\_\_\_

Lab Sample ID	Client Sample ID	Method Chain	Basis	DISH#	DishWeight	SampleMassWet	SampleMassDry		
460-85482-A-23	PMP-6-SW-WT	Moisture	T	65	0.98 g	6.45 g	6.19 g		
460-85482-A-24	PMP-6-SW-SI	Moisture	T	66	0.99 g	6.05 g	5.41 g		
460-85482-E-25	PMP-5-SW-WT	Moisture	T	67	1.00 g	6.97 g	6.79 g		
460-85482-E-26	PMP-5-SW-SI	Moisture	T	68	1.00 g	6.36 g	5.81 g		
460-85482-A-28	PMP-8-SW-VS	Moisture	T	69	0.99 g	6.72 g	6.41 g		
460-85482-A-27	PMP-4-SW-VS	Moisture	T	70	0.98 g	6.81 g	6.42 g		
460-85435-D-12 DU		Moisture	T	84	0.97 g	6.40 g	4.04 g		

Batch Notes	
Balance ID	104 No Unit
Date samples were placed in the oven	11/3/14
Oven Temp when samples are put in oven	108 Degrees C
Time samples were place in the oven	11:01
Date samples were removed from oven	11/4/14
Oven Temp when samples removed from oven	102 Degrees C
Time Samples were removed from oven	08:05
Oven ID	3
ID number of the thermometer	58985
Uncorrected In Temperature	108 Celsius
Uncorrected Out Temperature	102 Celsius

Basis	Basis Description
T	Total/NA

The pound sign (#) in the amount added field denotes that the reagent was used undiluted. All calculations are performed using the stated concentration for this reagent.

Moisture



GENERAL CHEMISTRY BATCH WORKSHEET

Lab Name: TestAmerica Edison Job No.: 460-85482-1

SDG No.: \_\_\_\_\_

Batch Number: 260067 Batch Start Date: 11/03/14 15:42 Batch Analyst: Armbruster, Chris

Batch Method: Moisture Batch End Date: \_\_\_\_\_

Lab Sample ID	Client Sample ID	Method Chain	Basis	DISH#	DishWeight	SampleMassWet	SampleMassDry		
460-85482-D-8	PMP-13-SW-SD	Moisture	T	241	1.00 g	6.66 g	5.89 g		
460-85479-A-3 DU		Moisture	T	252	0.97 g	6.91 g	5.46 g		

Batch Notes	
Balance ID	104 No Unit
Date samples were placed in the oven	11/3/14
Oven Temp when samples are put in oven	108 Degrees C
Time samples were place in the oven	16:05
Date samples were removed from oven	11/4/14
Oven Temp when samples removed from oven	102 Degrees C
Time Samples were removed from oven	08:43
Oven ID	1
ID number of the thermometer	58998
Uncorrected In Temperature	108 Celsius
Uncorrected Out Temperature	102 Celsius

Basis	Basis Description
T	Total/NA

The pound sign (#) in the amount added field denotes that the reagent was used undiluted. All calculations are performed using the stated concentration for this reagent.

Moisture

# Shipping and Receiving Documents

# TestAmerica

THE LEADER IN ENVIRONMENTAL TESTING

## CHAIN OF CUSTODY / ANALYSIS RI

460-85482 Chain of Custody



7  
Fax: (732) 549-3679

1 of 3

Name (for report and invoice)

Jim Fisher

Samplers Name (Printed) AND/OR

Terrence P. Russo, Morgan Swick, James

Site/Project Identification

McConlies

Company

500 Summit Lane Drive

P.O. #

86A081248P

State (Location of site)

NJ

NY:

Other:

Address

Antea Group

Analysis Turnaround Time

Standard  Rush Charges Authorized For:

2 Week  1 Week  Other

ANALYSIS REQUESTED (ENTER 'X' BELOW TO INDICATE REQUEST)

VOC + 10 via 8260B

BZAFIS via 8270C

RBS via 8082

PH QA, QAM via

LAB USE ONLY

Project No:

Job No:

85482

City

Valhalla

State

NY

Phone

Fax

Sample Identification

Date

Time

Matrix

No. of Cont.

Sample Numbers

PMP-28 ~~SSW-WT~~

10/30/14

15:37

SB

5

-1

DIP-20M1030

10/30/14

15:22

SB

5

-2

PMP-15-SW-WT

15:22

SB

5

-3

PMP-2-SW-WT

15:22

SB

1

-4

PMP-2-SW-SI

15:02

SB

1

-5

PMP-13-SW-WT

14:40

SB

1

-6

PMP-13-SW-SI

14:47

SR

1

-7

PMP-13-SW-SD

14:42

SB

4

-8

PMP-24-SW-VS

13:57

SB

1

-9

PMP-24-SW-ND

13:57

SB

5

-10

Preservation Used: 1 = ICE, 2 = HCl, 3 = H<sub>2</sub>SO<sub>4</sub>, 4 = HNO<sub>3</sub>, 5 = NaOH

6 = Other DI

7 = Other MeOH

Soil:

Water:

### Special Instructions

Water Metals Filtered (Yes/No)?

Relinquished by

Company

Date / Time

Received by

Company

Jim Ione

Antea Group

11/3/14 8:39

Received by

Company

Relinquished by

Company

Date / Time

Received by

Company

2) Monica Vardell

Company

10/31/14

Received by

Company

Relinquished by

Company

Date / Time

Received by

Company

3) Monica Vardell

Company

10/31/14 14:00

Received by

Company

Relinquished by

Company

Date / Time

Received by

Company

4) Suska Avitia

Company

10/31/14 15:30

Received by

Company

Laboratory Certifications: New Jersey (12028), New York (11452), Pennsylvania (68-522), Connecticut (PH-0200), Rhode Island (132).

Massachusetts (M-NJ312), North Carolina (No. 578) NOES #5 1.5/3.5

SHORT

HOLD

# TestAmerica

THE LEADER IN ENVIRONMENTAL TESTING

## CHAIN OF CUSTODY / ANALYSIS REQUEST

Page 2 of 3

777 New Durham Road  
Edison, New Jersey 08817  
Phone: (732) 549-3900 Fax: (732) 549-3679

Name (for report and invoice) <u>Tim Fisher</u>		Samplers Name (Printed) <u>A. Mussetto;</u> <u>S. Levine, S. Gomez, A. Morgan</u>		Site/Project Identification <u>McConnell's</u>		
Company <u>Summit Lake Dr</u>		P.O.# <u>8EAD081248D</u>		State (Location of site): NJ: <input checked="" type="checkbox"/> NY: <input type="checkbox"/> Other: <input type="checkbox"/>		
Address <u>Antea Group</u>		Analysis Turnaround Time Standard <input checked="" type="checkbox"/> Rush Chicago Authorized For: 2 Week <input type="checkbox"/> 1 Week <input type="checkbox"/> Other <input type="checkbox"/>		Regulatory Program: <u>SDP</u>		
City <u>Valhalla</u>		State <u>NY</u>		LAB USE ONLY Project No:		
Phone		Fax		Job No: <u>85482</u>		
Sample Identification	Date	Time	Matrix	No. of Cont.	ANALYSIS REQUESTED (ENTER 'X' BELOW TO INDICATE REQUEST)	Sample Numbers
<u>PMP-24-SW-WT</u>	<u>10/30/14</u>	<u>1400</u>	<u>SB</u>	<u>5</u>	<u>VOC +10</u> <u>via 8260 B</u>	<u>-11</u>
<u>PMP-24-SW-SI</u>		<u>1403</u>		<u>5</u>	<u>BNA +15</u> <u>via 8270C</u>	<u>-12</u>
<u>PMP-22-SW-VS</u>		<u>1332</u>		<u>1</u>	<u>PCBs</u> <u>via 8082</u>	<u>-13</u>
<u>PMP-23-SW-VS</u>		<u>1317</u>		<u>1</u>	<u>TPH</u> <u>via OQA, QAM</u>	<u>-14</u>
<u>PMP-9-SW-VD</u>		<u>1150</u>		<u>1</u>		<u>-15</u>
<u>PMP-9-SW-WT</u>		<u>1152</u>		<u>5</u>		<u>-16</u>
<u>PMP-9-SW-SI</u>		<u>1155</u>		<u>1</u>		<u>-17</u>
<u>PMP-10-SW-WT</u>		<u>1142</u>		<u>1</u>		<u>-18</u>
<u>PMP-10-SW-SI</u>		<u>1145</u>		<u>1</u>		<u>-19</u>
<u>PMP-7-SW-VD</u>		<u>1109</u>		<u>1</u>		<u>-20</u>
Preservation Used: 1 = ICE, 2 = HCl, 3 = H <sub>2</sub> SO <sub>4</sub> , 4 = HNO <sub>3</sub> , 5 = NaOH				Soil: <u>1, 6, 7</u>	Water: <u>1, 1, 1</u>	
6 = Other <u>DI</u> , 7 = Other <u>MeOH</u>						

### Special Instructions

Water Metals Filtered (Yes/No)?

Relinquished by <u>[Signature]</u>	Company <u>Antea Group</u>	Date / Time <u>10/31/14 8:30</u>	Received by <u>[Signature]</u>	Company <u>TA</u>
Relinquished by <u>[Signature]</u>	Company <u>TA</u>	Date / Time <u>10/31/14</u>	Received by <u>[Signature]</u>	Company <u>TA</u>
Relinquished by <u>[Signature]</u>	Company <u>TA</u>	Date / Time <u>10/31/14 1400</u>	Received by <u>[Signature]</u>	Company <u>TA</u>
Relinquished by <u>[Signature]</u>	Company <u>TA</u>	Date / Time <u>10/31/14 1530</u>	Received by <u>[Signature]</u>	Company <u>TA</u>

Laboratory Certifications: New Jersey (12028), New York (11452), Pennsylvania (68-522), Connecticut (PH-0200), Rhode Island (132), Massachusetts (M-NJ312), North Carolina (No. 578)

No CS #5 15/3,5

TAL-0016 (0408)

# TestAmerica

777 New Durham Road  
Edison, New Jersey 08817  
Phone: (732) 549-3900 Fax: (732) 549-3679

THE LEADER IN ENVIRONMENTAL TESTING

## CHAIN OF CUSTODY / ANALYSIS REQUEST

Page 3 of 3

Name (for report and invoice) <b>Tim Fisher</b>		Samplers Name (Printed) <b>James Laviniz</b> <b>Phyllisa Morgan, Susan Egan, Address: New Jersey</b>		Site/Project Identification <b>McCandless</b>		
Company <b>Antea Group</b>		P.O.# <b>8EA081248P</b>		State (Location of site): NJ: <input checked="" type="checkbox"/> NY: <input type="checkbox"/> Other: <input type="checkbox"/>		
Address <b>500 Summit Lake Drive</b>		Analysis Turnaround Time Standard <input checked="" type="checkbox"/> Rush Charges Authorized For: 2 Week <input type="checkbox"/> 1 Week <input type="checkbox"/> Other <input type="checkbox"/>		Regulatory Program: <b>SRP</b>		
City <b>Valhalla</b> State <b>NY</b>		Phone <b>914959935</b> Fax		LAB USE ONLY Job No: <b>85492</b> Project No:		
Sample Identification	Date	Time	Matrix	No. of Cont.	ANALYSIS REQUESTED (ENTER % BELOW TO INDICATE REQUEST)	Sample Numbers
PMP-7-SW-WT	10/30/14	1111	SB	5	VOC+10 via 8260B	-21
PMP-7-SW-ST		1113		5	BPA +15 via 8240C	-22
PMP-6-SW-WT		1040		1	PCB8 via 8082	-23
PMP-6-SW-ST		1045		1	TPH via 20A, QAM	-24
PMP-5-SW-WT		1002		5		-25
PMP-5-SW-ST		1005		5		-26
PMP-4-SW-VS		0914		1		-27
PMP-8-SW-VS		0848		1		-28
Field Blank - 20141030		1600	Blank	9		-29
Trip Blank			Blank	3		-30

Preservation Used: 1 = ICE, 2 = HCl, 3 = H<sub>2</sub>SO<sub>4</sub>, 4 = HNO<sub>3</sub>, 5 = NaOH  
6 = Other **DI**, 7 = Other **HEAT** Soil: **10/7** Water: **1**

### Special Instructions

Water Metals Filtered (Yes/No)?

Relinquished by	Company	Date / Time	Received by	Company
1) <b>Sergio Lind</b>	<b>Antea Group</b>	10/31/14 8:39	1) <b>DM</b>	<b>TA</b>
2) <b>Sergio Lind</b>	<b>TA</b>	10/31/14	2) <b>Monica Lind</b>	<b>TA</b>
3) <b>Monica Lind</b>	<b>TA</b>	10-31-14 1406	3) <b>Phyllisa Morgan</b>	<b>TA</b>
4) <b>Phyllisa Morgan</b>	<b>TA</b>	10/31/14 1520	4) <b>Phyllisa Morgan</b>	<b>TA</b>

Laboratory Certifications: New Jersey (12028), New York (11452), Pennsylvania (68-522), Connecticut (PH-0200), Rhode Island (132), Massachusetts (M-NJ312), North Carolina (No. 578)

TAL - 0016 (0409)



## Login Sample Receipt Checklist

Client: Antea USA, Inc.

Job Number: 460-85482-1

**Login Number: 85482**  
**List Number: 1**  
**Creator: Rivera, Kenneth**

**List Source: TestAmerica Edison**

Question	Answer	Comment
Radioactivity wasn't checked or is <= background as measured by a survey meter.	N/A	
The cooler's custody seal, if present, is intact.	N/A	Not present
Sample custody seals, if present, are intact.	N/A	
The cooler or samples do not appear to have been compromised or tampered with.	True	
Samples were received on ice.	True	
Cooler Temperature is acceptable.	True	
Cooler Temperature is recorded.	True	3.5°C, IR #5
COC is present.	True	
COC is filled out in ink and legible.	True	
COC is filled out with all pertinent information.	True	
Is the Field Sampler's name present on COC?	True	
There are no discrepancies between the containers received and the COC.	False	See NCM
Samples are received within Holding Time.	True	
Sample containers have legible labels.	True	
Containers are not broken or leaking.	True	
Sample collection date/times are provided.	True	
Appropriate sample containers are used.	True	
Sample bottles are completely filled.	True	
Sample Preservation Verified.	True	
There is sufficient vol. for all requested analyses, incl. any requested MS/MSDs	True	
Containers requiring zero headspace have no headspace or bubble is <6mm (1/4").	True	
Multiphasic samples are not present.	N/A	
Samples do not require splitting or compositing.	N/A	
Residual Chlorine Checked.	N/A	No analysis requiring residual chlorine check assigned.