

**Site Inspection  
Interim Sampling Report**

**Central Metal  
8201 Santa Fe Avenue  
Huntington Park, Los Angeles County, California**

**EPA ID No.: CAN000903324  
USACE Contract Number: W912P7-16-D-0001  
Document Control Number: 20074.067.024.0003.01**

**May 2020**

**Prepared for:  
U.S. Environmental Protection Agency  
Region 9**

**Prepared by:  
Weston Solutions, Inc.  
2300 Clayton Road, Suite 900  
Concord, CA 94520**

## Table of Contents

<b>Section</b>	<b>Page</b>
<b>1.0 EXECUTIVE SUMMARY .....</b>	<b>1</b>
<b>2.0 INTRODUCTION.....</b>	<b>3</b>
<b>3.0 SITE LOCATION, DESCRIPTION, and OPERATIONAL HISTORY .....</b>	<b>5</b>
<b>4.0 STAGE 1 INVESTIGATIVE EFFORTS .....</b>	<b>9</b>
4.1 STAGE 1 SOIL VAPOR RESULTS for VOCs .....	9
4.2 STAGE 1 SOIL SAMPLING RESULTS for METALS .....	10
<b>5.0 STAGE 2 INVESTIGATIVE EFFORTS .....</b>	<b>12</b>
5.1 STAGE 2 SAMPLING RESULTS for VOCs .....	12
5.2 STAGE 2 SAMPLING RESULTS for METALS .....	13
<b>6.0 STAGE 3 INVESTIGATIVE EFFORTS .....</b>	<b>15</b>
<b>7.0 REFERENCES.....</b>	<b>16</b>

## List of Tables

Table 1:	Soil Vapor Survey Results – Select VOCs
Table 2:	Stage 1 Soil Sampling Results– Select Metals
Table 3:	Stage 2 Soil Sampling Results– Select Metals

## List of Figures

Figure 1	Site Location Map
Figure 2	Parcel Layout Map
Figure 3	Site Layout Map
Figure 4	Stage 1 Sample Layout Map
Figure 5	Stage 2 Sample Layout Map
Figure 6	Soil Vapor Survey Results – Select Chlorinated VOCs
Figure 7	Stage 1 Soil Sampling Results – Select Metals (As, Co, Pb)
Figure 8	Stage 2 Sampling Results – Select Chlorinated VOCs
Figure 9	Stage 2 Sampling Results – Select Metals (As, Co, Pb)

## List of Attachments

Attachment A:	Soil Vapor Survey Laboratory Reports
Attachment B:	Stage 1 Metals Laboratory Reports
Attachment C:	Stage 2 VOC Laboratory Reports
Attachment D:	Stage 2 Metals Laboratory Reports

## List of Acronyms and Abbreviations

APN	Assessor Parcel Number
AST	aboveground storage tank
BDCM	bromodichloromethane
CERCLA	Comprehensive Environmental Response, Compensation, and Liability Act
CFR	Code of Federal Regulations
CMI	Central Metal, Inc.
CPT	Cone Penetration Testing
CUPA	Certified Unified Program Agency
DCE	dichloroethylene
DMS	Damille Metal Supply, Inc.
DP	direct push
DTSC	Department of Toxic Substances Control
EPA	United States Environmental Protection Agency
ft-bgs	foot below ground surface
ft <sup>2</sup>	square foot
HHRA	Human Health Risk Assessment
HRS	Hazard Ranking System
HWSA	Hazardous Waste Storage Area
ISR	Interim Sampling Report
LAUSD	Los Angeles Unified School District
MCL	Maximum Contaminant Level
MEK	methyl ethyl ketone
mg/kg	milligram per kilogram
National Tank	National Tank & Manufacturing Company
NOV	Notice of Violation
NPL	National Priorities List
PA	Preliminary Assessment
PCE	tetrachloroethylene
QA	Quality Assurance
RSL	Regional Screening Level
RWQCB	Regional Water Quality Control Board
SAP	Sampling and Analysis Plan
SARA	Superfund Amendments and Reauthorization Act of 1986
SEMS	Superfund Enterprise Management System
SI	Site Inspection
TCE	trichloroethylene
UST	underground storage tank
VISL	Vapor Intrusion Screening Level
VOC	volatile organic compound
WESTON®	Weston Solutions, Inc.
µg/kg	microgram per kilogram
µg/L	microgram per liter
µg/m <sup>3</sup>	microgram per cubic meter

## 1.0 EXECUTIVE SUMMARY

The Central Metal site is located at 8201 Santa Fe Ave., Huntington Park, Los Angeles County, California. The approximately 11-acre site, which was formerly identified by the United States Environmental Protection Agency (EPA) as “Damille Metal Svc,” comprises nine parcels and is located within an industrial corridor bound to the east and west by residential neighborhoods, specifically the unincorporated communities of Walnut Park to the east and Florence-Firestone (also known as Florence-Graham) to the west.

Industrial operations have been conducted at the site since approximately the late 1920s. Prior to the mid-1980s, the site was used for the manufacturing of corrugated metal tanks. Since approximately 1989, the site has been used for scrap metal recycling; initially by Damille Metal Supply, Inc. (DMS) through approximately 2001 followed by Central Metal, Inc (CMI) through approximately July 2016. The western and southeastern portions of the site, which were formerly occupied by railroad freight lines, were acquired by CMI in approximately 2004. Additional tenants associated with metal-processing industries are reported to have occupied by the property concurrently with DMS. Scrap metal recycling activities at the facility has been prohibited since approximately July 2016 per a Conditional Use Permit issued by the Los Angeles County Planning Department.

Scrap metal recycling operations generally included the sorting and cleaning of purchased scrap metal followed by the cutting and/or shredding of the scrap metal into compact sizes for domestic and/or international shipment. During operations, various scrap metal and debris were stored across the exterior portions of the site in large, uncontained, and uncovered “waste piles.” A waste pile located on the north-central portion of the site in 2005 is estimated to have covered more than 23,000 square feet (ft<sup>2</sup>) and been several stories in height.

In 2016, the site was identified by EPA as a potential hazardous waste site and entered into the Superfund Enterprise Management System (SEMS). EPA completed a Preliminary Assessment (PA) for the site in 2018. Upon review of the PA, EPA determined that further investigation was warranted and initiated a Site Inspection (SI) to determine if the site was a source for area-wide volatile organic compound (VOC) and/or metals groundwater contamination. As part of the ongoing SI, EPA conducted an on-site soil vapor survey and limited soil sampling event in April 2019 (Stage 1) followed by a more comprehensive soil and groundwater sampling event in June 2019 (Stage 2).

During the soil vapor survey completed during the Stage 1 efforts, several VOCs were identified at concentrations slightly above published regulatory benchmarks. However, during the Stage 2 soil sampling no VOCs were found at concentrations either exceeding or approaching their respective Regional Screening Levels (RSLs). Furthermore, groundwater beneath the site was found to have only minimal VOC concentrations. The data suggests that the site is not a likely source of area-wide VOC groundwater contamination.

During the Stage 1 and Stage 2 sampling efforts, hazardous metals; specifically arsenic, cobalt, and lead; were identified at concentrations slightly exceeding their respective RSLs. Based upon

the relative concentrations of total metals in groundwater, as well as the estimated groundwater flow direction, the data suggests that the site is not a significantly impacting area groundwater.

During the course of the SI, EPA became aware that in December 2018 a waste pile on the facility had been containerized into 21 large roll-off bins and sampled under the direction of the local Certified Unified Program Agency (CUPA). The roll-off bins, which were stored within the large on-site manufacturing building (i.e., Warehouse), were present during EPA's Stage 1 (April 2019) and Stage 2 (June 2019) sampling events. Placards attached to the bins, as well as analytical data subsequently provided to EPA by the CUPA, indicated that the material was classified as a hazardous waste based on the identified concentrations of arsenic, lead, and/or cadmium. Moreover, an investigation conducted in 2011 by the California Department of Toxic Substances Control (DTSC) also identified high levels of hazardous heavy metals in waste piles on the site. Based on concerns that historical on-site waste piles contained similar concentrations of hazardous metals, EPA proceeded to complete a comprehensive aerial photo analysis to assess the controls and volumes of historical waste piles as well as an analysis of the prevailing wind directions. Based on the results of this analysis, the site's proximity to a large down-wind residential population, and concerns raised to EPA by nearby residents, EPA concluded that an additional sampling effort was necessary to determine if hazardous metals originating from historical on-site waste piles had migrated through the air and been deposited onto nearby residential properties. EPA is currently in the process of planning and executing this third stage (Stage 3) of the SI.

## 2.0 INTRODUCTION

Under the authority of the Comprehensive Environmental Response, Compensation, and Liability Act of 1980 (CERCLA), Weston Solutions, Inc. (WESTON®) has been tasked to conduct a Site Inspection (SI) of the Central Metal site in Huntington Park, Los Angeles County, California.

The Central Metal site (formerly identified as Damille Metal SVC) was identified as a potential hazardous waste site and entered into the Superfund Enterprise Management System (SEMS) on March 11, 2016 (CAN000903324). A Preliminary Assessment (PA) was completed for the United States Environmental Protection Agency (EPA) by WESTON on January 31, 2018. The purpose of a PA is to review existing information on a site with potential releases of a hazardous substance and its environs to assess the threats, if any, posed to public health, welfare, or the environment and to determine if further investigation under CERCLA is warranted (EPA, 2019; WESTON, 2017).

After reviewing the 2018 PA, EPA determined that further investigation of the Central Metal site would be necessary to more completely evaluate the site using EPA Hazard Ranking System (HRS) criteria. The HRS assesses the relative threat associated with actual or potential releases of hazardous substances at the site. The HRS has been adopted by EPA to help set priorities for further evaluation and eventual remedial action at hazardous waste sites. The HRS is the primary method of determining a site's eligibility for placement on the National Priorities List (NPL). The NPL identifies sites at which EPA may conduct remedial response actions (EPA, 2018).

This Interim Sampling Report (ISR) serves as an intermediary deliverable of the Central Metal SI report and pertains to only the soil vapor sampling and limited soil matrix sampling activities that were conducted as the 'Stage 1' portion of the project and to the soil matrix and groundwater sampling activities that were conducted as the 'Stage 2' portion of the project.

EPA is currently in the process of planning and executing a third stage (Stage 3) of the SI. The 'Stage 3' portion of the investigation will focus on the collection of surface and shallow subsurface soil samples in residential neighborhoods adjacent to the Central Metal site for the purpose of evaluating the potential that airborne deposition of hazardous materials originating from former on-site uncontrolled waste piles has occurred. A complete SI report, which will include a more detailed discussion of the 'Stage 1' and 'Stage 2' findings as well as a full reporting of the 'Stage 3' findings, will be produced in spring 2021.

More information about the Superfund program is available on the EPA website at <https://www.epa.gov/superfund>.

EPA determined that a Site Inspection (SI) was needed at the Central Metal site because of the following apparent problems:

- Between the late 1920s and the mid-1980s, the site was operated as a corrugated metal tank manufacturing facility. Since approximately 1989, the site has been operating as a metal supply and industrial scrap metal recycling facility. Between 1999 and 2001,

approximately 1.79 tons of tetrachloroethylene (PCE) were reported as being manifested from the site (DTSC, 2016; WEECO, 2014; WESTON, 2017).

- Inspections conducted at the site by various state and local regulatory agencies resulted in the issuance of numerous Notices of Violation (NOVs) as a result of poor housekeeping, improper hazardous waste storage, and improper hazardous waste disposal (DTSC, 2012; DTSC, 2016; WESTON, 2017).
- The site is situated upgradient with respect to the regional groundwater flow from several municipal supply wells that have been identified with elevated concentrations of volatile organic compounds (VOCs), including PCE and trichloroethylene (TCE). The nearest active well to the site is Nadeau Well 03, which is located approximately 0.5 mile northwest and has exhibited PCE and TCE concentration up to 1.4 micrograms per liter ( $\mu\text{g/L}$ ) and 6.0  $\mu\text{g/L}$ , respectively. The federal Maximum Contaminant Level (MCL) for both PCE and TCE is 5.0  $\mu\text{g/L}$  (RWQCB, 2019).

### 3.0 SITE LOCATION, DESCRIPTION, AND OPERATIONAL HISTORY

(See Figures 1, 2, & 3)

The Central Metal site is located at 8201 Santa Fe Ave., Huntington Park, California. Additional addresses associated with the site property include 8240 Marbrisa Ave. The geographic coordinates for the site are 33° 57' 47.31" North latitude and 118° 13' 52.07" West longitude.

The site occupies approximately 11.1 acres in a mixed industrial and residential area of southern Los Angeles County. The site is bordered to the north across Short Street by industrial businesses; to the west across the subgrade railroad tracks of the Alameda Corridor by industrial businesses, with the single-family residences of the Florence-Firestone (also known as Florence-Graham) community beyond; to the south by an industrial recycling business; and to the east across Santa Fe Avenue by commercial businesses and the single-family residences of the Walnut Park community. The southeastern portion of the site is bordered directly to the northeast by single-family residences (Google, 2019; LACA, 2019).

For the purposes of this SI, two distinct potential source zones were designated within the site boundaries. These zones were based on the identified historical operations within each area and are henceforth referred to as the Former Tank Manufacturing Area and the Former Railroad Area. The Former Tank Manufacturing Area occupies approximately 4.0 acres at the northeastern portion of the site and the Former Railroad Area occupies approximately 7.1 acres at the southwestern portion of the site (Google, 2019; LACA, 2019).

The site comprises nine Los Angeles County Assessor parcels. Five of these parcels compose the Former Tank Manufacturing Area and are identified by the following Assessor Parcel Numbers (APNs):

- 6202-036-009
- 6202-037-004
- 6202-037-006
- 6202-037-009
- 6202-037-010

The remaining four parcels compose the Former Railroad Area and are identified by the following APNs (Google, 2019; LACA, 2019):

- 6202-036-010
- 6202-036-011
- 6202-036-012
- 6202-036-013



The site is currently occupied by three primary structures, including the following (Google, 2019; LACA, 2019; WEECO, 2014; WESTON, 2017):

- An approximately 53,000 square foot (ft<sup>2</sup>) manufacturing and warehouse building (i.e., Warehouse) at the east-central portion of the site. This building currently includes a maintenance shop and hazardous waste storage area (HWSA) at the southern portion, and an aboveground storage tank (AST) area at the northern portion. The building, which was likely constructed in multiple stages, was reportedly constructed between 1928 and 1937 although it appears to be present in aerial imagery dated from 1927.
- An approximately 2,500 ft<sup>2</sup> office building at the northeast corner of the site (i.e., Main Office). The construction date of this building is not known; however, the building appears to be present in aerial imagery dated from 1927.
- An approximately 500 ft<sup>2</sup> office building at the northern portion of the site, adjacent to the subgrade scale (i.e., Scale House). The construction date of this building is not known.

In addition, a stormwater treatment area is located in the southwestern corner of the site and various pieces of heavy equipment (e.g., metal sorters, metal crushers, excavators) are located throughout the exterior portions of the site. Historically, the Warehouse included an additional approximately 62,000 ft<sup>2</sup> area to the west of the current structure. This portion of the building was reportedly demolished in 1988. In addition, railroad tracks historically bisected the property from southeast to northwest. The railroad tracks appear to have been abandoned in the late 1990s, likely concurrent with the construction of the adjacent Alameda Corridor, and were removed in the early 2000s. Prior to the installation of the existing stormwater treatment system in approximately 2008, a historical stormwater treatment system was located at the north-central portion of the site (Google, 2019; LACA, 2019; WEECO, 2014).

Based on aerial imagery, numerous large scrap metal waste and debris piles were located on the property between at least 2003 and 2018. These piles, which were generally confined to the Former Tank Manufacturing Area of the site from 2003-2007 and from 2012-2018, appeared to encompass areas up to a 0.5 acre and to be several stories in height. The specific materials that comprised the various piles is not known; however, it is estimated that they were primarily a combination of metal and debris generated during metal recycling operations (Google, 2019).

The site is entirely fenced and the surface of the site is entirely covered in pavement or buildings. However, prior to approximately 2007, the western portion of the site was unpaved. During investigative efforts conducted by the EPA in April and June 2019, the concrete slab was found to vary from approximately 18 to 48 inches (Google, 2019).

The Former Tank Manufacturing Area of the site was operated, and presumably owned, by the National Tank & Manufacturing Company (National Tank) from approximately the late 1920s through the mid-1980s. By 1989, this portion of the site was owned by David Miller and occupied by Damille Metal Supply, Inc. (DMS). During the 1990s, additional tenants or companies may have also occupied the site, including L&S Metals; MCS, Inc.; and All Star Metals, Inc. In

addition, during an unknown period, the site was historically occupied by Ace Foundry LTD. The relationship, if any, between these companies and DMS is not known. In approximately 2002, the Former Tank Manufacturing Area of the site was purchased by the current owner, Jong Uk Byun, doing business as Central Metal, Inc (CMI). In approximately 2004, CMI also purchased the Former Railroad Area of the site. No additional historical ownership information is known; however, it is assumed that the Former Railroad Area was historically owned by a major rail company (WEECO, 2014; WESTON, 2017).

#### National Tank & Manufacturing Company (National Tank)

National Tank was historically a manufacturer of corrugated metal water and oil tanks. The specific tank manufacturing operations associated with the site are not known; however, the majority of operations likely occurred within the existing Warehouse and the former westward extension of that building. It is unlikely that any National Tank operations were conducted on the Former Railroad area of the site. Ace Foundry likely also operated on the western portion of the Former Tank Manufacturing Area during National Tank operations; however, specific information regarding foundry operations, hazardous substances, and operational time periods is not known (WEECO, 2014; WESTON, 2017).

#### Damille Metal Supply, Inc. (DMS)

DMS operated on the site as an industrial scrap metal recycler from approximately 1989 through the late 1990s or early 2000s. Operations included buying and selling scrap metal including at least aluminum, steel, copper, and titanium. Scrap metals were sorted on site, sheared or cut, and shipped off site. Hazardous waste manifests indicate that between 1999 and 2001, approximately 1.79 tons of PCE waste (listed as an aqueous solution with organic residues) were generated at the site. The origin of this organic waste is not known. No additional information is known regarding specific activities or hazardous substances associated with DMS operations. It is presumed that one or more of the additional businesses historically identified at the site (L&M Metals, MCS, All Star Metals) conducted similar scrap metal operations. Ace Foundry likely also operated on the western portion of the Former Tank Manufacturing Area during DMS operations; however, specific information regarding foundry operations, hazardous substances, and operational time periods is not known (DTSC, 2016; WEECO, 2014; WESTON, 2017).

#### Central Metal, Inc. (CMI)

CMI also operated on site as an industrial metal supply and scrap metal recycling facility from approximately 2001 through July 2016. On-site activities included purchasing scrap metals from various industries, primarily fabrication, manufacturing, and construction companies. Scrap metals were then sorted, cleaned, and cut or shredded into compact sizes for domestic and/or international shipment. Recycled metals included, but were not limited to, steel, aluminum, copper, brass, and stainless steel. The facility also received, stored, and resold electronic waste such as computer monitors, desktop towers, batteries, and other computer parts (DTSC, 2016; WESTON, 2017).

During operations, various metal scrap and debris were stored across the exterior portions of the site in large piles. These metal and debris piles, which were generally uncontained and uncovered,

were identified within the Former Tank Manufacturing Area from approximately 2003 through 2018 and within the Former Railroad Area from approximately 2007 through 2011. The piles ranged considerably in size; however, a distinct pile located on the north-central portion of the site in 2005 is estimated based on aerial imagery to have covered more than 23,000 ft<sup>2</sup> (DTSC, 2016; Google, 2019).

Spent automobile batteries, hydraulic oil, motor oil, antifreeze, gasoline, and diesel fuel were stored on site. Used oil was stored in an on-site AST. Stormwater runoff from the site was historically filtered through a single-chamber clarifier and then pumped through two 1,000-gallon ASTs before being discharged to the municipal stormwater system on Short Street on the northern side of the property. Since approximately 2008, stormwater runoff has been flowing first to an eight-stage filtration system located at the southwestern corner of the site, then has been discharged to Alameda Street. Scrap metal recycling activities at the facility has been prohibited since approximately July 2016 per a Conditional Use Permit issued by the Los Angeles County Planning Department (DTSC, 2012; WEECO, 2014; WESTON, 2017).

Unaltered petroleum products, as well as any substances that are purposefully added to the indigenous petroleum product during the refining process, are excluded from consideration under CERCLA.

## 4.0 STAGE 1 INVESTIGATIVE EFFORTS

(See Tables 1 & 2; Figures 4, 6 & 7; Attachments A & B)

In April 2019, WESTON, on behalf of EPA, conducted the Stage 1 SI sampling event at the Central Metal site. The Stage 1 event included soil vapor and soil matrix sampling at 20 non-biased sampling locations located across the site (SV-1 through SV-20), predominantly within the Former Tank Manufacturing Area. The primary objective of the Stage 1 portion of the investigation was to provide information on the relative concentrations of metals and VOCs across the site to assist in the selection of subsequent on-site soil matrix and groundwater sampling (i.e., Stage 2).

Between April 8 and April 11, 2019, 37 soil vapor probes were installed across the site, which were subsequently analyzed using a WESTON-subcontracted mobile laboratory. The probes were installed at two distinct depths (approximately 5 feet and 15 feet below ground surface [ft-bgs]) using direct-push (DP) technology. In addition, 38 soil matrix samples (not including duplicate or Quality Assurance [QA] samples) were collected during the investigation. Soil samples were collected from depths of approximately 2 ft-bgs and 10 ft-bgs at each location and submitted to a fixed laboratory for metals analyses. Due to refusal issues, a soil vapor sample could not be collected from either of the targeted depths at SV-6 or from the 15-foot targeted depth at SV-13, and soil matrix samples could not be collected from the 10-foot targeted depths at either location. A more comprehensive discussion of the Stage 1 sampling activities (including, but not limited to, field duplicates, lab QA samples, data qualifiers, blanks) will be included within the final SI report.

### 4.1 STAGE 1 SOIL VAPOR RESULTS for VOCs

(See Tbl. 1; Fig. 6; Att. A)

Numerous VOC analytes were identified at detectable concentrations during the survey. Although soil vapor benchmarks are not applicable within the HRS, for the purposes of this ISR, the soil vapor data collected during the investigation was compared to the November 2019 EPA Resident and Commercial Sub-slab and Near-source Soil Gas Vapor Intrusion Screening Levels (VISLs). In addition, the April 2019 California Department of Toxic Substances Control (DTSC) Human Health Risk Assessment (HHRA) Note 3 –Screening Levels (DTSC-SLs) for Residential and Commercial/Industrial Air (modified with an attenuation factor of 0.05 applied) are presented for reference. Three analytes, bromodichloromethane (BDCM), carbon tetrachloride, and PCE, exceeded their respective Resident VISLs with carbon tetrachloride and PCE also slightly exceeding their respective Commercial VISLs. In addition, PCE also exceeded its Residential DTSC-SL, which is significantly lower than its Resident VISL. TCE was not detected above reporting limits during the survey.

The maximum BDCM concentration of 13 micrograms per cubic meter ( $\mu\text{g}/\text{m}^3$ ) was identified in the 6-ft-bgs sample collected from SV-20 (southern portion of the Former Railroad Area). The Resident and Commercial VISLs for BDCM are  $3.0 \mu\text{g}/\text{m}^3$  and  $11 \mu\text{g}/\text{m}^3$ , respectively. The Residential and Commercial/Industrial DTSC-SLs (based on the noncancer endpoint) for BDCM are  $1,660 \mu\text{g}/\text{m}^3$  and  $7,000 \mu\text{g}/\text{m}^3$ , respectively.

The maximum carbon tetrachloride concentration of  $18 \mu\text{g}/\text{m}^3$  was identified in the 6-ft-bgs sample collected from SV-10 (northwestern portion of the Warehouse). The Resident and Commercial

VISLs for carbon tetrachloride are  $16 \mu\text{g}/\text{m}^3$  and  $68 \mu\text{g}/\text{m}^3$ , respectively. The Residential and Commercial/Industrial DTSC-SLs (based on the noncancer endpoint) for carbon tetrachloride are  $840 \mu\text{g}/\text{m}^3$  and  $3,600 \mu\text{g}/\text{m}^3$ , respectively.

The maximum PCE concentration of  $2,530 \mu\text{g}/\text{m}^3$  was identified in the 6.5-ft-bgs sample collected from SV-14 (central portion of the Warehouse). The 16-ft-bgs sample from this location exhibited a PCE concentration of  $2,190 \mu\text{g}/\text{m}^3$ . PCE was identified in 34 of the remaining 35 samples with concentrations that ranged from 8.0 to  $339 \mu\text{g}/\text{m}^3$ . The Resident and Commercial VISLs for PCE are  $360 \mu\text{g}/\text{m}^3$  and  $1,570 \mu\text{g}/\text{m}^3$ , respectively. The Residential and Commercial/Industrial DTSC-SLs (based on the cancer endpoint) for PCE are  $9.2 \mu\text{g}/\text{m}^3$  and  $40 \mu\text{g}/\text{m}^3$ , respectively.

#### 4.2 STAGE 1 SOIL SAMPLING RESULTS for METALS (See Tbl. 2; Fig. 7; Att. B)

Numerous metal analytes were identified at detectable concentrations during the Stage 1 soil sampling event. For purposes of discussion, these results were compared to the November 2019 EPA Residential and Industrial Regional Screening Levels (RSLs); however, RSLs are not appropriate for use as benchmarks under the HRS. In addition, the April 2019 DTSC-SLs for Residential and Commercial/Industrial Soil are presented for reference. Arsenic, cobalt, and lead were identified in samples at concentrations exceeding one or more of their respective RSLs and/or DTSC-SLs. Elevated concentrations of manganese were also identified, although not at a level exceeding its Residential RSL and there are no published DTSC-SLs for manganese. There are also no published RSLs or DTSC-SLs for total (i.e., unspicated) chromium. Site-specific background concentrations (including of both naturally-occurring and anthropogenic origins) have not yet been established for the project.

The maximum arsenic concentration of 14 milligrams per kilogram (mg/kg) was identified in the 2-ft-bgs sample collected from SV-13 (located immediately west of the central portion of the Warehouse). No deep sample was collected from SV-13 due to early refusal. Eleven of the remaining 37 samples also exhibited arsenic concentrations that exceeded the Industrial RSL. The Residential and Industrial RSLs for arsenic are 0.68 mg/kg and 3.0 mg/kg, respectively. The Residential and Commercial/Industrial DTSC-SLs for arsenic are 0.11 mg/kg and 0.36 mg/kg, respectively. In 2005, DTSC published the results of a study evaluating background concentrations of arsenic found at various school properties within the Los Angeles Unified School District (LAUSD). This study, which included the statistical analysis of data collected from approximately 600 samples, calculated a regional background arsenic concentration of 6.0 mg/kg, notably exceeding both the Industrial RSL and the Commercial/Industrial DTSC-SL (DTSC, 2005).

The maximum cobalt concentration of 152 mg/kg was identified in the 2-ft-bgs sample collected from SV-12 (located approximately 75 feet west of the central portion of the Warehouse). The Residential and Industrial RSLs for cobalt are 23 mg/kg and 350 mg/kg, respectively. Two of the remaining 37 samples also exhibited cobalt concentrations that exceeded the Residential RSL. There are no published DTSC-SLs for cobalt.

The maximum lead concentration of 338 mg/kg was identified in the 2-ft-bgs sample collected from SV-6 (located approximately 75 feet west of the northwest corner of the Warehouse). No

deep sample was collected from SV-6 due to early refusal. The Residential and Industrial RSLs for lead are 400 mg/kg and 800 mg/kg, respectively. The Residential and Commercial/Industrial DTSC-SLs for lead (based on the noncancer endpoint) are 80 mg/kg and 320 mg/kg, respectively.

The maximum manganese concentration of 825 mg/kg was identified in the 2-ft-bgs sample collected from SV-13 (located immediately west of the central portion of the Warehouse). No deep sample was collected from SV-13 due to early refusal. The 2-ft-bgs sample collected from SV-6 also exhibited a relatively high manganese concentration of 801 mg/kg. The Residential and Industrial RSLs for manganese are 1,800 mg/kg and 26,000 mg/kg, respectively. There are no published DTSC-SLs for manganese.

The maximum chromium concentration of 57 mg/kg was identified in the 2-ft-bgs sample collected from SV-6 (located approximately 75 feet west of the northwest corner of the Warehouse building). No deep sample was collected from SV-6 because of early refusal. There are no published RSLs or DTSC-SLs for total (i.e., unspciated) chromium.

## 5.0 STAGE 2 INVESTIGATIVE EFFORTS

(See Table 3; Figures 5, 8 & 9; Attachments C & D)

In June 2019, WESTON, on behalf of EPA, conducted the Stage 2 SI sampling event at the Central Metal site. The Stage 2 event included both soil and groundwater sampling at selectively-biased sampling locations located across the site with samples analyzed for VOCs and metals. The primary objective of the Stage 2 portion of the investigation was to collect analytical data from site soils and groundwater to determine if an on-site hazardous substance source existed at the site and, if present, if it was a potential source of area-wide groundwater contamination.

Between June 17 and June 20, 2019, ten soil borings were advanced using DP technology to a maximum depth of 17 ft-bgs, and five groundwater borings were advanced using Cone Penetration Testing (CPT) technology to a maximum depth of 101 ft-bgs. Within each soil boring, samples were collected from four distinct depths of approximately 2, 5, 10, and 15 ft-bgs. A total of 40 soil samples (not included duplicate or QA samples) were submitted for fixed-laboratory VOC and metals analysis. Within each groundwater boring, a single groundwater sample was collected from the top of the underlying Gaspur aquifer. No perched or semi-perched water was identified between ground surface and the top of the aquifer. Five groundwater samples (not included duplicate or QA samples) were submitted for fixed-laboratory VOC and total (i.e., not dissolved) metals analysis. A more comprehensive discussion of the Stage 2 sampling activities (including, but not limited to, field duplicates, lab QA samples, data qualifiers, blanks) will be included within the final SI report.

### 5.1 STAGE 2 SAMPLING RESULTS for VOCs

(See Fig. 8; Att. C)

Five VOC analytes were identified at detectable concentrations in soil samples during the Stage 2 sampling event. For purposes of discussion, these results were compared to the November 2019 EPA Residential and Industrial RSLs for soil and the April 2019 California State Residential and Commercial/Industrial DTSC-SLs for soil; however, neither RSLs nor DTSC-SLs are appropriate for use as benchmarks under the HRS. Of the five identified VOC analytes, which included 2-butanone (also known as methyl ethyl ketone [MEK]), acetone, methylene chloride (also known as dichloromethane), m,p-xylene, and PCE, none exhibited concentrations either exceeding or approaching either their respective Residential RSLs or DTSC-SLs. There are no published DTSC-SLs for 2-butanone, acetone, or m,p-xylene. It should be noted that 2-butanone, acetone, and methylene chloride are all common laboratory contaminants. PCE was only identified in a single sample, which was collected from 2 ft-bgs at DP-6 (central portion of Warehouse and adjacent to the maximum PCE result identified during the Stage 1 Soil Vapor Survey) and was reported at a concentration of 2.2 micrograms per kilogram ( $\mu\text{g}/\text{kg}$ ). The Residential RSL for PCE is 24,000  $\mu\text{g}/\text{kg}$  and the Residential DTSC-SL for PCE is 590  $\mu\text{g}/\text{kg}$ .

Eight VOC analytes were identified at detectable concentrations in groundwater samples during the Stage 2 sampling event. For purposes of discussion, these results were compared to the EPA MCLs; although MCLs are not appropriate for use as benchmarks to establish a hazardous substance release under the HRS. Of the eight identified VOC analytes, which included 2-butanone (also known as MEK), acetone, benzene, carbon disulfide, m,p-xylene, toluene, trans-1,2-

dichloroethylene (trans-1,2-DCE) and TCE, only benzene, toluene, trans-1,2-DCE, and TCE have published MCLs and none of the exhibited concentrations of these analytes either exceeded or approached their respective MCLs. Trans-1,2-DCE was identified in the samples collected from CPT-2 (0.12 µg/L) and CPT-4 (0.15 µg/L). TCE was identified in only a single sample, which was collected from CPT-2, at a concentration of 0.21 µg/L. The MCLs for trans-1,2-DCE and TCE are 100 µg/L and 5 µg/L, respectively. CPT-2 was advanced at the west-central portion of the site and CPT-4 was advanced at the southeastern portion of the site. This data does not support a release of VOCs from the site to groundwater because the shallow groundwater beneath the site does not appear to have significant VOC impacts.

## 5.2 STAGE 2 SAMPLING RESULTS for METALS

(See Tbl. 3; Fig. 9; Att. D)

Numerous metal analytes were identified at detectable concentrations in soil samples during the Stage 2 sampling event. For purposes of discussion, these results were compared to the November 2019 EPA Residential and Industrial RSLs; however, RSLs are not appropriate for use as benchmarks under the HRS. In addition, the April 2019 DTSC-SLs for Residential and Commercial/Industrial Soil are presented for reference. Arsenic and lead were both identified in samples at concentrations exceeding one or more of their respective RSLs and/or DTSC-SLs. Elevated concentrations of cobalt and manganese were also identified, although not at levels exceeding their respective RSLs and there are no DTSC-SLs for either cobalt or manganese. There are also no published RSLs or DTSC-SLs for total (i.e., unspecified) chromium. Site-specific background concentrations (including of both naturally-occurring and anthropogenic origins) have not yet been established for the project.

The maximum arsenic concentration of 14 mg/kg was identified in the 2-ft-bgs sample collected from DP-9 (located at the south-central portion of the Former Railroad Area). Nineteen of the remaining 39 samples also exhibited arsenic concentrations that exceeded the Industrial RSL. The Residential and Industrial RSLs for arsenic are 0.68 mg/kg and 3.0 mg/kg, respectively. The Residential and Commercial/Industrial DTSC-SLs for arsenic are 0.11 mg/kg and 0.36 mg/kg, respectively. In 2005, DTSC published the results of a study evaluating background concentrations of arsenic found at various school properties within LAUSD. This study, which included the statistical analysis of data collected from approximately 600 samples, calculated a regional background arsenic concentration of 6.0 mg/kg, notably exceeding both the Industrial RSL and the Commercial/Industrial DTSC-SL (DTSC, 2005).

The maximum lead concentration of 612 mg/kg was identified in the 2-ft-bgs sample collected from DP-7 (located at the southwestern portion of the Warehouse). Four of the remaining 39 samples also exhibited lead concentrations that exceeded the Residential DTSC-SL but did not exceed either the Residential RSL or the Commercial/Industrial DTSC-SL. All four of these samples were also collected from approximately 2 ft-bgs. The Residential and Industrial RSLs for lead are 400 mg/kg and 800 mg/kg, respectively. The Residential and Commercial/Industrial DTSC-SLs for lead (based on the noncancer endpoint) are 80 mg/kg and 320 mg/kg, respectively.

The maximum cobalt concentration of 22 mg/kg was identified in the 5-ft-bgs sample collected from DP-3 (located approximately 100 feet west of the northwest corner of the Warehouse). The



Residential and Industrial RSLs for cobalt are 23 mg/kg and 350 mg/kg, respectively. There are no published DTSC-SLs for cobalt.

The maximum manganese concentration of 644 mg/kg was identified in the 5-ft-bgs sample collected from DP-8 (located in the north-central portion of the site). The Residential and Industrial RSLs for manganese are 1,800 mg/kg and 26,000 mg/kg, respectively. There are no published DTSC-SLs for manganese.

The maximum chromium concentration of 39 mg/kg was also identified in the 5-ft-bgs sample collected from DP-8. There are no published RSLs or DTSC-SLs for total (i.e., unspciated) chromium.

Numerous metal analytes were identified at detectable concentrations in groundwater samples during the Stage 2 sampling event. As the samples were analyzed for total metals, the results are not comparable to human-health regulatory benchmarks such as EPA or California state MCLs. In general, total metal concentrations were found to be higher in the samples collected from CPT-4 (located at the southeastern corner of the site) and, to a lesser degree, in CPT-2 (located at the west-central portion of the site). Concentrations were generally found to be lower in the samples collected from CPT-5 (located at the southwestern corner of the site) and CPT-1 (located within the central portion of the Warehouse). This data does not support a likely release of hazardous metals from the site to groundwater because shallow groundwater is estimated to be flowing towards the southwest.

## **6.0 STAGE 3 INVESTIGATIVE EFFORTS**

During the course of the SI, EPA became aware that in December 2018 a waste pile on the facility had been containerized into 21 large roll-off bins and sampled under the direction of the local Certified Unified Program Agency (CUPA). The roll-off bins, which were stored within the large on-site manufacturing building (i.e., Warehouse), were present during EPA's Stage 1 (April 2019) and Stage 2 (June 2019) sampling events. Placards attached to the bins, as well as analytical data subsequently provided to EPA by the CUPA, indicated that the material was classified as a hazardous waste based on the identified concentrations of arsenic, lead, and/or cadmium. Moreover, an investigation conducted in 2011 by the California DTSC also identified high levels of hazardous heavy metals in waste piles on the site. Based on concerns that historical on-site waste piles contained similar concentrations of hazardous metals, EPA proceeded to complete a comprehensive aerial photo analysis to assess the controls and volumes of historical waste piles as well as an analysis of the prevailing wind directions. Based on the results of this analysis, the site's proximity to a large down-wind residential population, and concerns raised to EPA by nearby residents, EPA concluded that an additional sampling effort was necessary to determine if hazardous metals originating from historical on-site waste piles had migrated through the air and been deposited onto nearby residential properties. EPA is currently in the process of planning and executing this third stage (Stage 3) of the SI.

## 7.0 REFERENCES

- DTSC, 2005: Department of Toxic Substances Control; California Environmental Protection Agency; *Final Report – Background Metals at Los Angeles Unified School Sites - Arsenic*; 06 June 2005.
- DTSC, 2012: Department of Toxic Substances Control; letter addressed to Mr. Steve Oh, Agent for Service, In the Matter of: *Central Metal Inc. – Docket No. 2011-3488*; 08 October 2012.
- DTSC, 2016: Department of Toxic Substances Control; California Site Screening, *Damille Metals Svc*; 15 August 2016.
- EPA, 2018: U.S. Environmental Protection Agency; Remedial Site Assessment Decision, *Damille Metals Svc (EPA ID No.: CAN000903324)*; 31 January 2018.
- EPA, 2019: U.S. Environmental Protection Agency, Superfund Program; Superfund Public User Database; *LIST-008R Active Site Status Report, Region 9, Pre-Remedial Action Types*; <https://www.epa.gov/superfund/superfund-data-and-reports>; 18 November 2019; p. 309.
- Google, 2019: Google Earth; *33°57'47.31"N 118°13'52.07"W, 14 March 2018*; <http://earth.google.com>; data extracted 02 December 2019.
- LACA, 2019: County of Los Angeles, Department of the Assessor; *Assessor Parcel Map Nos. 6202-036 and 6202-03*, <http://maps.assessor.lacounty.gov/mapping/viewer.asp>; data extracted 02 December 2019.
- RWQCB, 2019: Regional Water Quality Control Board; GeoTracker Database – Regulator Access, DPH Public Supply Well Search Results; *Golden State Water Company (GSWC) Nadeau Well 02 and GSWC Nadeau Well 03*; data extracted 02 December 2019.
- WEECO, 2014: Western Environmental Engineers Co.; Phase I Environmental Site Assessment, *8201 Santa Fe Avenue, Huntington Park, CA*; 06 January 2014.
- WESTON, 2017: Weston Solutions, Inc.; Preliminary Assessment Report, *Damille Metal Svc (EPA ID No.: CAN000903324)*; December 2017.

# **Tables**

**TABLE 1: SOIL VAPOR SURVEY RESULTS - SELECT VOCs**

Sample Location	Sample Depth (ft-bgs)	Analyte (µg/m3)															
		1,1,1-Trichloroethane	1,2,4-Trimethylbenzene	4-Isopropyltoluene	Bromodichloromethane	Bromoform	Carbon Tetrachloride	Dibromomethane	Dichlorodifluoromethane	Ethylbenzene	Freon 113	m,p-Xylene	Methylene chloride	o-Xylene	Tetrachloroethylene	Toluene	Trichlorofluoromethane
Resident VISL		174,000	2,090	--	3.0	85	16	139	3,480	37	174,000	3,480	3,380	3,480	360	174,000	--
Commercial VISL		730,000	8,760	--	11	372	68	584	14,600	164	730,000	14,600	40,900	14,600	1,570	730,000	--
Residential DTSC-SL		20,000 <sup>(1)</sup>	--	--	1,660 <sup>(1)</sup>	1,660 <sup>(1)</sup>	840 <sup>(1)</sup>	--	--	--	--	20	--	9.2	--	--	--
Industrial DTSC-SL		88,000 <sup>(1)</sup>	--	--	7,000 <sup>(1)</sup>	7,000 <sup>(1)</sup>	3,600 <sup>(1)</sup>	--	--	--	--	240	--	40	--	--	--
SV-1	5.5'	ND	ND	ND	ND	ND	ND	ND	375	ND	45	ND	ND	ND	36	11	390
	16'	ND	ND	ND	ND	ND	ND	ND	467	ND	45	ND	ND	ND	32	ND	356
SV-2	6.5'	ND	15	79	ND	ND	ND	ND	371	8.0	28	36	ND	12	84	12	181
	16'	ND	ND	23	ND	ND	ND	ND	631	ND	58	ND	ND	ND	166	ND	359
SV-3	6.0'	ND	ND	22	ND	ND	ND	ND	180	11	33	50	ND	16	62	ND	106
	16'	ND	ND	23	ND	ND	ND	ND	200	ND	34	ND	ND	ND	55	ND	105
SV-4	6.0'	ND	ND	29	ND	ND	ND	ND	111	ND	23	ND	ND	ND	169	ND	94
	16'	ND	21	121	ND	ND	ND	ND	109	ND	20	24	ND	10	132	ND	83
SV-5	6.0'	ND	ND	ND	ND	ND	ND	ND	165	ND	24	ND	ND	ND	38	ND	141
	16'	ND	ND	ND	ND	ND	ND	ND	243	ND	30	ND	ND	ND	45	ND	170
SV-6 <sup>(2)</sup>	--	--	--	--	--	--	--	--	--	--	--	--	--	--	--	--	--
	--	--	--	--	--	--	--	--	--	--	--	--	--	--	--	--	--
SV-7	6.0'	ND	ND	ND	ND	ND	ND	ND	137	ND	35	ND	ND	ND	41	ND	165
	15.5'	ND	ND	ND	ND	ND	ND	ND	157	ND	35	ND	ND	ND	59	ND	168
SV-8	6.0'	ND	ND	ND	ND	ND	ND	ND	81 / 97	ND	20 / 23	ND	ND	ND	151 / 184	ND	104 / 127
	16'	ND	ND	ND	ND	ND	ND	ND	115	ND	29	ND	ND	ND	161	17	148
SV-9	5.5'	22	ND	ND	ND	ND	ND	ND	86	ND	ND	ND	ND	ND	19	ND	128
	15.5'	25	ND	ND	ND	ND	ND	ND	99	ND	19	ND	ND	ND	22	14	157
SV-10	6.0'	ND	ND	ND	ND	ND	18	ND	40	ND	21	ND	ND	ND	162	ND	262
	15.5'	ND	ND	ND	ND	ND	12	ND	56	ND	17	ND	ND	ND	28	20	314
SV-11	5.5'	ND	ND	26	ND	ND	ND	ND	ND	ND	ND	ND	ND	ND	101	13	236
	16'	ND	ND	15	ND	ND	9.0	ND	53	ND	33	ND	ND	ND	339	11	424
SV-12	6.5'	26	ND	ND	ND	ND	ND	ND	60	ND	101	ND	ND	ND	57	9.0	1,310
	14.5'	35	ND	ND	ND	ND	ND	ND	76	ND	109	ND	ND	ND	103	ND	1,380
SV-13 <sup>(2)</sup>	3'	ND	ND	ND	ND	ND	ND	ND	ND	ND	ND	ND	ND	ND	137	ND	222
	--	--	--	--	--	--	--	--	--	--	--	--	--	--	--	--	--
SV-14	6.5'	18	ND	ND	ND	ND	ND	ND	ND	ND	26	ND	ND	ND	2,530	ND	468
	16'	24	ND	ND	ND	ND	ND	ND	25	ND	37	ND	ND	ND	2,190	12	682
SV-15	6.0'	73	ND	ND	ND	ND	13	ND	ND	ND	22	ND	ND	ND	60	11	404
	15.5'	99	ND	ND	ND	ND	ND	ND	ND	ND	31	ND	ND	ND	113	ND	511
SV-16	6.0'	ND	ND	ND	ND	ND	ND	ND	ND	ND	19	ND	ND	ND	68	ND	332
	15.5'	44 / 43	ND	ND	ND	ND	8.0 / ND	ND	ND	ND	20 / 24	ND	ND	ND	74 / 72	ND	388 / 403
SV-17	6.0'	ND	ND	ND	ND	ND	ND	ND	ND	ND	ND	ND	ND	ND	28	ND	77
	16'	ND	ND	ND	ND	ND	ND	ND	ND	ND	ND	ND	ND	ND	52	ND	97
SV-18	6.0'	ND	ND	9.0	ND	ND	ND	ND	ND	ND	ND	ND	ND	ND	147	ND	37
	16'	ND	ND	20	ND	ND	ND	ND	ND	ND	ND	ND	ND	ND	156	ND	39
SV-19	6.0'	ND	ND	ND	ND	ND	ND	ND	ND	ND	ND	ND	ND	ND	ND	ND	ND
	16'	ND	ND	ND	ND	ND	ND	ND	ND	ND	ND	ND	ND	ND	8.0	ND	ND
SV-20	6.0'	ND	10	34	13	16	ND	13	52	ND	1,920	20	12	ND	22	14	26
	15.5'	ND	ND	ND	ND	ND	ND	ND	60	ND	2,240	ND	ND	ND	35	10	17

Notes:  
 All values are reported in µg/m3  
 Shaded cells indicate results that exceeded Resident VISL  
 Samples collected in April 2019  
 All other reported analytes did not exceed analytical reporting limits  
 1 = Noncancer Endpoint

Definitions:  
 DTSC-SL = California Department of Toxic Substances Control Screening Level (April 2019; HHRA Note 3; Applied AF of 0.05)  
 ft-bgs = feet below ground surface  
 ND = Analyte did not exceed analytical reporting limit  
 VISL = EPA Vapor Intrusion Screening Level (Nov 2019; Target Sub-Slab; THQ = 1.0, Risk = 10<sup>-6</sup>)  
 µg/m3 = micrograms per cubic meter

**TABLE 2: STAGE 1 SOIL SAMPLING RESULTS - SELECT METALS**

Sample Location	Sample ID	Analyte (mg/kg)				
		Arsenic (As)	Chromium (Cr)	Cobalt (Co)	Lead (Pb)	Manganese (Mn)
Residential RSL <sup>(1)</sup>		0.68	--	23	400	1,800
Industrial RSL <sup>(1)</sup>		3.0	--	350	800	26,000
Residential DTSC-SL		0.11	--	--	80 <sup>(2)</sup>	--
Industrial DTSC-SL		0.36	--	--	320 <sup>(2)</sup>	--
SV-1	DMS-SM-V01-0020	3.3	24	17	8.0	497
	DMS-SM-V01-0100	0.83	8.6	5.2	1.6	226
SV-2	DMS-SM-V02-0020	2.7	21	13	14	430
	DMS-SM-V02-0100	0.89	6.6	4.1	1.5	157
SV-3	DMS-SM-V03-0020	2.5	19	12	7.5	462
	DMS-SM-V03-0100	0.97	5.5	4.6	1.3	394
SV-4	DMS-SM-V04-0020	2.6	19	13	5.5	444
	DMS-SM-V04-0100	1.0	7.0	4.2	1.4	154
SV-5	DMS-SM-V05-0020	3.1	21	21	7.1	518
	DMS-SM-V05-0100	0.76	5.8	3.2	1.3	129
SV-6 <sup>(3)</sup>	DMS-SM-V06-0020	8.3	57	61	338	801
	DMS-SM-V06-0100	--	--	--	--	--
SV-7	DMS-SM-V07-0020	2.3	18	6.4	27	413
	DMS-SM-V07-0100	1.1	7.3	4.9	6.5	229
SV-8	DMS-SM-V08-0020	3.2 / 2.3	24 / 18	14 / 13 <sup>J</sup>	31 / 11 <sup>J+</sup>	566 / 465
	DMS-SM-V08-0100	0.44 <sup>J</sup>	4.1 <sup>J</sup>	2.5 <sup>J-</sup>	1.0 <sup>J</sup>	90 <sup>J</sup>
SV-9	DMS-SM-V09-0020	7.7 <sup>J</sup>	15 <sup>J</sup>	114 <sup>J-</sup>	196 <sup>J</sup>	594 <sup>J</sup>
	DMS-SM-V09-0100	1.1 <sup>J</sup>	6.6 <sup>J</sup>	3.5 <sup>J-</sup>	1.7 <sup>J</sup>	149 <sup>J</sup>
SV-10	DMS-SM-V10-0020	1.9 <sup>J</sup>	16 <sup>J</sup>	9.6 <sup>J-</sup>	4.0 <sup>J</sup>	338 <sup>J</sup>
	DMS-SM-V10-0100	1.2 <sup>J</sup>	6.2 <sup>J</sup>	3.9 <sup>J-</sup>	1.5 <sup>J</sup>	137 <sup>J</sup>
SV-11	DMS-SM-V11-0020	2.5 <sup>J</sup> / 2.7	18 <sup>J</sup> / 19	9.3 <sup>J-</sup> / 13 <sup>J</sup>	16 <sup>J</sup> / 13 <sup>J+</sup>	423 <sup>J</sup> / 450
	DMS-SM-V11-0100	0.65 <sup>J</sup>	4.6 <sup>J</sup>	3.6 <sup>J-</sup>	1.4 <sup>J</sup>	133 <sup>J</sup>
SV-12	DMS-SM-V12-0020	7.0 <sup>J</sup>	16 <sup>J</sup>	152 <sup>J-</sup>	68 <sup>J</sup>	589 <sup>J</sup>
	DMS-SM-V12-0100	2.0 <sup>J</sup>	12 <sup>J</sup>	9.6 <sup>J-</sup>	2.5 <sup>J</sup>	376 <sup>J</sup>
SV-13 <sup>(3)</sup>	DMS-SM-V13-0020	14 <sup>J</sup>	18 <sup>J</sup>	15 <sup>J-</sup>	19 <sup>J</sup>	825 <sup>J</sup>
	DMS-SM-V13-0100	--	--	--	--	--
SV-14	DMS-SM-V14-0020	2.2 / 2.3	16 / 17	9.7 <sup>J</sup> / 11 <sup>J</sup>	4.0 <sup>J+</sup> / 4.6 <sup>J+</sup>	381 / 406
	DMS-SM-V14-0100	0.75	4.5	2.8 <sup>J</sup>	1.0 <sup>J+</sup>	115
SV-15	DMS-SM-V15-0020	3.8	24	17 <sup>J</sup>	6.1 <sup>J+</sup>	562
	DMS-SM-V15-0100	1.3	6.8	4.2 <sup>J</sup>	1.5 <sup>J+</sup>	152
SV-16	DMS-SM-V16-0020	2.6	19	13 <sup>J</sup>	4.3 <sup>J+</sup>	402
	DMS-SM-V16-0100	0.64	5.9	3.3 <sup>J</sup>	1.3 <sup>J+</sup>	242
SV-17	DMS-SM-V17-0020	5.5 / 5.0	22 / 21	13 <sup>J</sup> / 13 <sup>J</sup>	301 <sup>J+</sup> / 199 <sup>J+</sup>	455 / 451
	DMS-SM-V17-0100	0.96	6.4	4.2 <sup>J</sup>	2.0 <sup>J+</sup>	193
SV-18	DMS-SM-V18-0020	3.0	17	8.9 <sup>J</sup>	170 <sup>J+</sup>	315
	DMS-SM-V18-0100	1.2	7.4	5.1 <sup>J</sup>	2.2 <sup>J+</sup>	184
SV-19	DMS-SM-V19-0020	5.4	21	16 <sup>J</sup>	90 <sup>J+</sup>	508
	DMS-SM-V19-0100	0.74	8.4	4.9 <sup>J</sup>	2.0 <sup>J+</sup>	219
SV-20	DMS-SM-V20-0020	2.0	14	9.8 <sup>J</sup>	6.3 <sup>J+</sup>	323
	DMS-SM-V20-0100	1.2	5.4	3.9 <sup>J</sup>	1.4 <sup>J+</sup>	156

**Notes:**  
 All values are reported in mg/kg  
 Bold values indicate results that exceed Residential RSL  
 Shaded cells indicate results that exceed Industrial RSL  
 Samples collected in April 2019  
 1 = There are no published RSLs for Total Chromium  
 2 = Noncancer Endpoint  
 3 = 10-foot sample not collected due to early refusal

**Definitions:**  
 DTSC-SL = California Department of Toxic Substances Control Screening Level (April 2019; HHRA Note 3)  
 J = The result is an estimated quantity  
 J+ = The result is an estimated quantity, but the result may be biased high  
 J- = The result is an estimated quantity, but the result may be biased low  
 mg/kg = milligram per kilogram  
 RSL = EPA Regional Screening Level (Nov 2019; THQ = 1.0, Risk = 10<sup>-6</sup>)

**TABLE 3: STAGE 2 SOIL SAMPLING RESULTS - SELECT METALS**

Sample Location	Sample ID	Analyte (mg/kg)				
		Arsenic (As)	Chromium (Cr)	Cobalt (Co)	Lead (Pb)	Manganese (Mn)
Residential RSL <sup>(1)</sup>		0.68	--	23	400	1,800
Industrial RSL <sup>(1)</sup>		3.0	--	350	800	26,000
Residential DTSC-SL		0.11	--	--	80 <sup>(2)</sup>	--
Industrial DTSC-SL		0.36	--	--	320 <sup>(2)</sup>	--
DP-1	DMS-SM-D01-0020	9.6 <sup>J</sup>	23 <sup>J</sup>	12 <sup>J</sup>	138	495 <sup>J</sup>
	DMS-SM-D01-0050	2.0 / 2.7 <sup>J</sup>	9.1 <sup>J</sup> / 13	6.4 <sup>J</sup> / 7.3 <sup>J</sup>	2.0 / 2.0	199 <sup>J</sup> / 250
	DMS-SM-D01-0100	2.4 / 1.9 <sup>J</sup>	8.1 <sup>J</sup> / 9.0	5.9 <sup>J</sup> / 5.4 <sup>J</sup>	1.9 / 1.3	250 <sup>J</sup> / 169
	DMS-SM-D01-0150	4.9 <sup>J</sup>	21 <sup>J</sup>	12 <sup>J</sup>	7.7	401 <sup>J</sup>
DP-2	DMS-SM-D02-0020	3.5	22 <sup>J</sup>	6.2 <sup>J</sup>	138	195 <sup>J</sup>
	DMS-SM-D02-0050	4.9 <sup>J</sup>	18 <sup>J</sup>	11 <sup>J</sup>	13	313 <sup>J</sup>
	DMS-SM-D02-0100	2.3	8.3 <sup>J</sup>	<6.0	1.7	171 <sup>J</sup>
	DMS-SM-D02-0150	2.2	7.6 <sup>J</sup>	5.9 <sup>J</sup>	1.9	143 <sup>J</sup>
DP-3	DMS-SM-D03-0030	3.4 <sup>J</sup>	18	11 <sup>J</sup>	29 <sup>J</sup>	230 <sup>J</sup>
	DMS-SM-D03-0050	2.5 <sup>J</sup>	19	22 <sup>J</sup>	6.2 <sup>J</sup>	330 <sup>J</sup>
	DMS-SM-D03-0100	1.6 <sup>J</sup>	9.5	5.8 <sup>J</sup>	2.3 <sup>J</sup>	195 <sup>J</sup>
	DMS-SM-D03-0150	3.6 <sup>J</sup>	23	13 <sup>J</sup>	4.6 <sup>J</sup>	379 <sup>J</sup>
DP-4	DMS-SM-D04-0020	6.0 <sup>J</sup>	13	5.8 <sup>J</sup>	203	352
	DMS-SM-D04-0050	4.0 <sup>J</sup>	19	9.9 <sup>J</sup>	4.0	290
	DMS-SM-D04-0100	1.8 <sup>J</sup>	8.1	5.7 <sup>J</sup>	1.8	289
	DMS-SM-D04-0150	2.9 <sup>J</sup>	12	6.6 <sup>J</sup>	2.1	196
DP-5	DMS-SM-D05-0020	3.1 <sup>J</sup>	20	11 <sup>J</sup>	4.9 <sup>J</sup>	336 <sup>J</sup>
	DMS-SM-D05-0050	1.4 <sup>J</sup>	12	6.8 <sup>J</sup>	2.4 <sup>J</sup>	196 <sup>J</sup>
	DMS-SM-D05-0100	2.2 <sup>J</sup>	6.2	<4.9	1.4 <sup>J</sup>	133 <sup>J</sup>
	DMS-SM-D05-0150	4.7 <sup>J</sup>	31	15 <sup>J</sup>	6.6 <sup>J</sup>	476 <sup>J</sup>
DP-6	DMS-SM-D06-0020	4.9 <sup>J</sup>	22	12 <sup>J</sup>	5.0	394
	DMS-SM-D06-0050	2.0 <sup>J</sup> / 2.4 <sup>J</sup>	7.9 / 11	<5.2 / 6.4 <sup>J</sup>	1.5 / 1.9	199 / 202
	DMS-SM-D06-0100	1.7 <sup>J</sup>	7.1	<4.9	1.1	134
	DMS-SM-D06-0150	6.8 <sup>J</sup>	19	8.9 <sup>J</sup>	3.0	336
DP-7	DMS-SM-D07-0020	8.3 <sup>J</sup>	25 <sup>J</sup>	13 <sup>J</sup>	612	458 <sup>J</sup>
	DMS-SM-D07-0050	2.6	8.0 <sup>J</sup>	5.7 <sup>J</sup>	2.1	156 <sup>J</sup>
	DMS-SM-D07-0100	2.2	5.8 <sup>J</sup>	<4.9	1.6	135 <sup>J</sup>
	DMS-SM-D07-0150	2.8	11 <sup>J</sup>	7.0 <sup>J</sup>	2.6	207 <sup>J</sup>
DP-8	DMS-SM-D08-0020	5.3 <sup>J</sup>	26	12 <sup>J</sup>	49	423
	DMS-SM-D08-0050	6.2 <sup>J</sup> / 7.8 <sup>J</sup>	32 / 39	16 <sup>J</sup> / 19 <sup>J</sup>	5.9 <sup>J</sup> / 6.8 <sup>J</sup>	493 / 644
	DMS-SM-D08-0100	2.3 <sup>J</sup>	12	6.8 <sup>J</sup>	1.9	181
	DMS-SM-D08-0150	4.1 <sup>J</sup>	22	12 <sup>J</sup>	3.8	403
DP-9	DMS-SM-D09-0020	14 <sup>J</sup>	20 <sup>J</sup>	11 <sup>J</sup>	152	368 <sup>J</sup>
	DMS-SM-D09-0050	6.4 <sup>J</sup>	18 <sup>J</sup>	19 <sup>J</sup>	15	279 <sup>J</sup>
	DMS-SM-D09-0100	2.1	6.7 <sup>J</sup>	<5.1	1.6	144 <sup>J</sup>
	DMS-SM-D09-0150	2.4	8.0 <sup>J</sup>	5.8 <sup>J</sup>	2.2	151 <sup>J</sup>
DP-10	DMS-SM-D10-0020	2.6 <sup>J</sup>	18	11 <sup>J</sup>	8.5 <sup>J</sup>	306 <sup>J</sup>
	DMS-SM-D10-0050	2.1 <sup>J</sup>	15	8.5 <sup>J</sup>	3.2 <sup>J</sup>	257 <sup>J</sup>
	DMS-SM-D10-0100	0.74 <sup>J</sup>	5.7	<4.9	1.3 <sup>J</sup>	197 <sup>J</sup>
	DMS-SM-D10-0150	3.4 <sup>J</sup>	28	16 <sup>J</sup>	5.1 <sup>J</sup>	523 <sup>J</sup>

**Notes:**

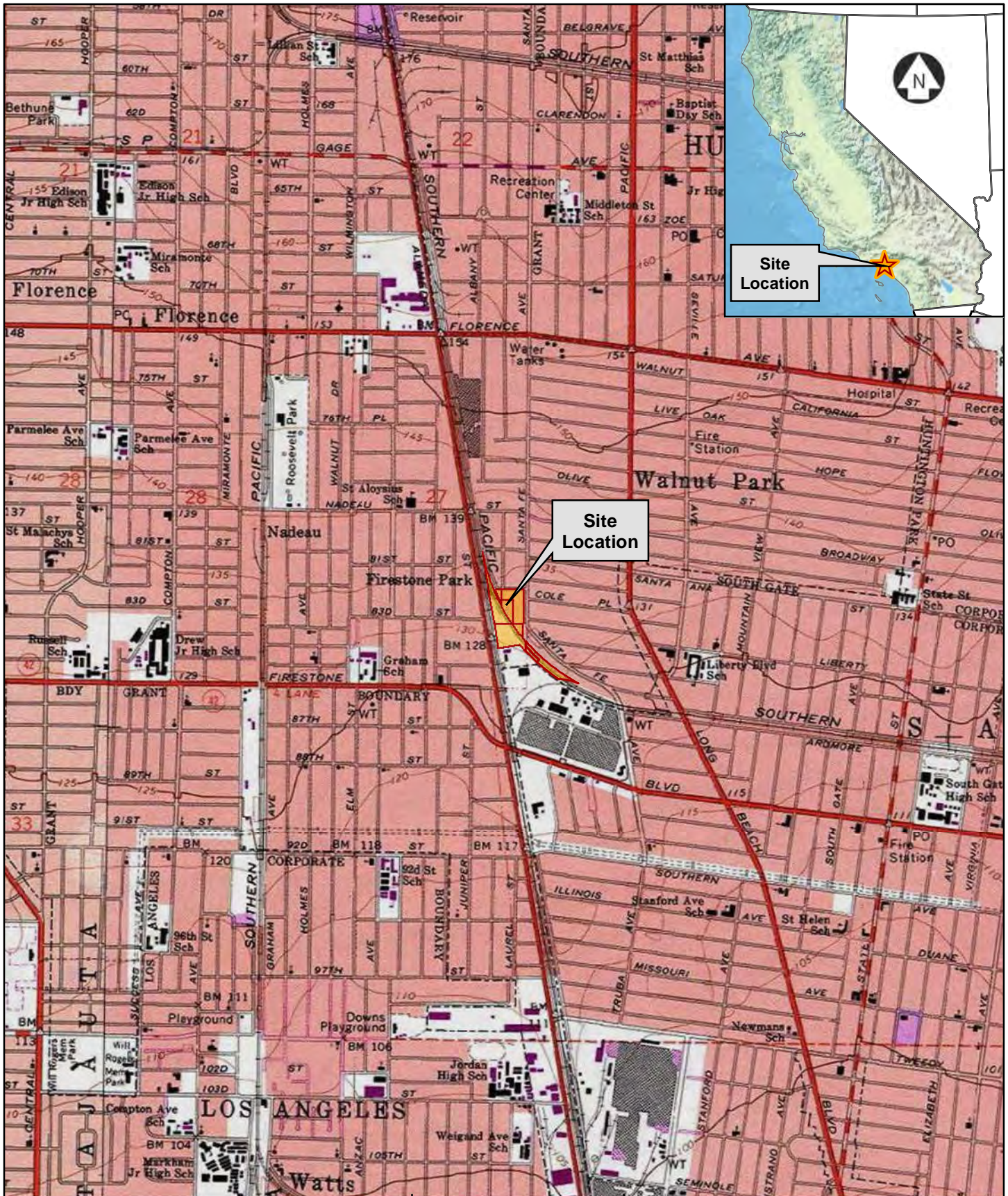
All values are reported in mg/kg  
 Bold values indicate results that exceed Residential RSL  
 Shaded cells indicate results that exceed Industrial RSL  
 Samples collected in June 2019  
 1 = There are no published RSLs for Total Chromium  
 2 = Noncancer Endpoint

**Definitions:**

DTSC-SL = California Department of Toxic Substances Control Screening Level (April 2019; HHRA Note 3)  
 J = The result is an estimated quantity  
 J+ = The result is an estimated quantity, but the result may be biased high  
 J- = The result is an estimated quantity, but the result may be biased low  
 mg/kg = milligram per kilogram  
 RSL = EPA Regional Screening Level (Nov 2019; THQ =1.0, Risk = 10<sup>-6</sup>)

# Figures





0 Scale in Miles 0.5

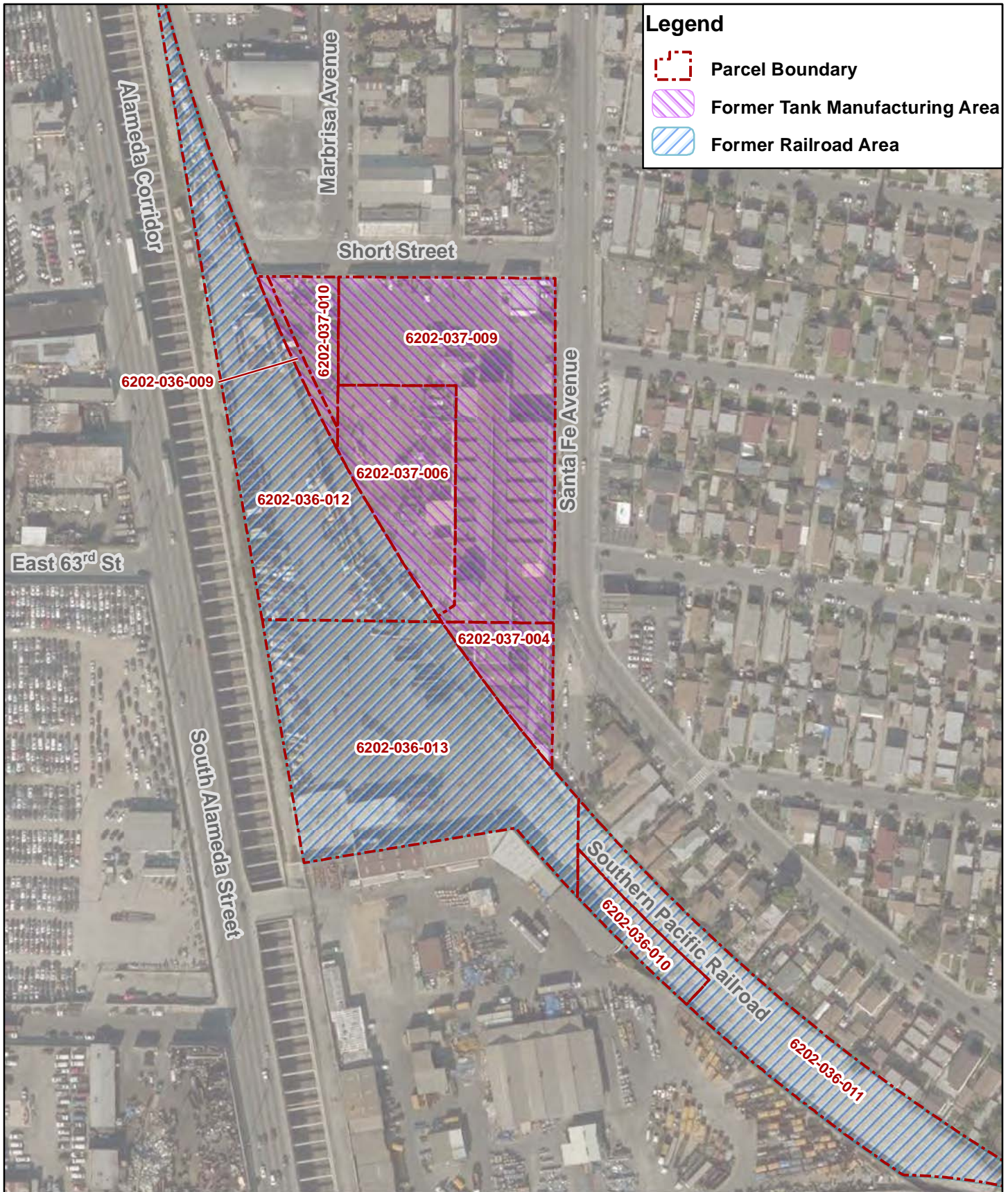
PREPARED BY:  
Weston Solutions, Inc.  
2300 Clayton Rd, Ste 900  
Concord, CA 94520

PREPARED FOR:  
EPA Region 9  
Site Assessment  
Program



**FIGURE 1**  
**SITE LOCATION MAP**  
Central Metal

Site Inspection - Interim Sampling Report  
8201 Santa Fe Avenue  
Huntington Park, CA

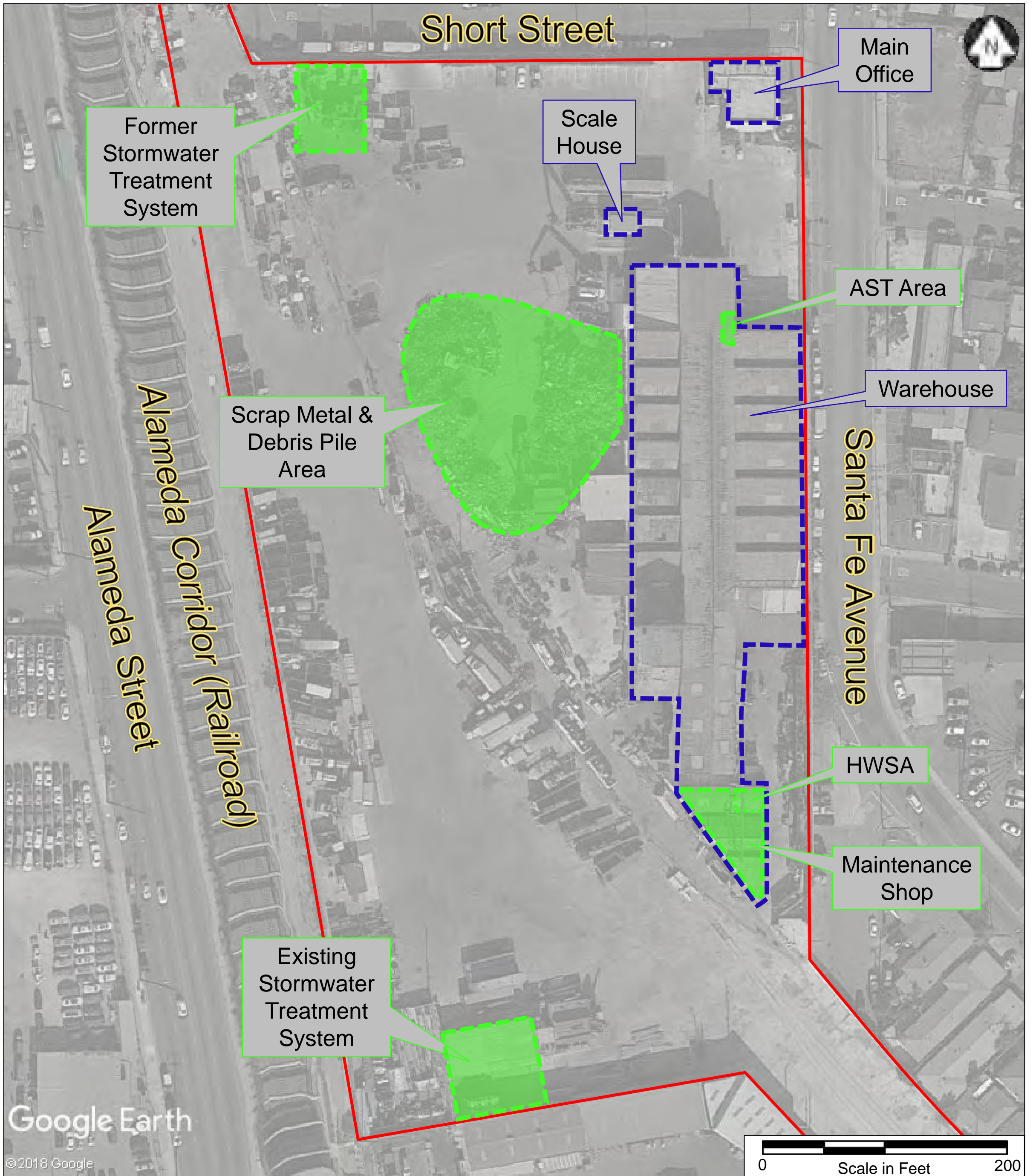


**PREPARED BY:**  
 Weston Solutions, Inc.  
 2300 Clayton Rd, Ste 900  
 Concord, CA 94520




**PREPARED FOR:**  
 EPA Region 9  
 Site Assessment  
 Program



**FIGURE 2**  
**PARCEL LAYOUT MAP**  
 Central Metal  
 Site Inspection - Interim Sampling Report  
 8201 Santa Fe Avenue  
 Huntington Park, CA




**Legend**

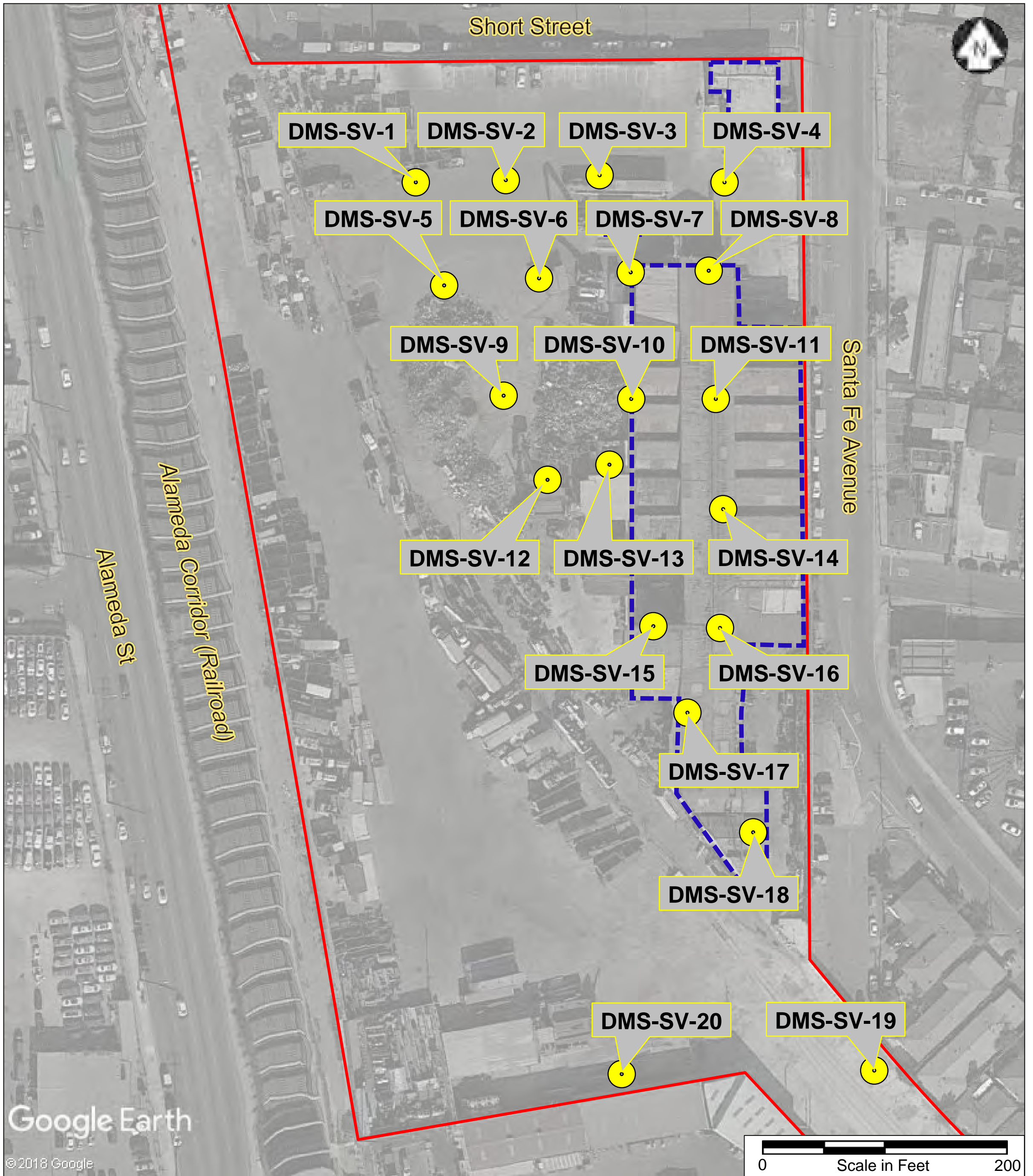
-  Site Boundary
-  Existing Site Structure
-  Historical Site Feature

Definitions:  
 AST = Aboveground Storage Tank  
 HWSA = Hazardous Waste Storage Area




Reference:  
 Google, 2019

**FIGURE 3**  
**SITE LAYOUT MAP**  
 Central Metal  
*Site Inspection - Interim Sampling Report*  
 8201 Santa Fe Avenue  
 Huntington Park, CA






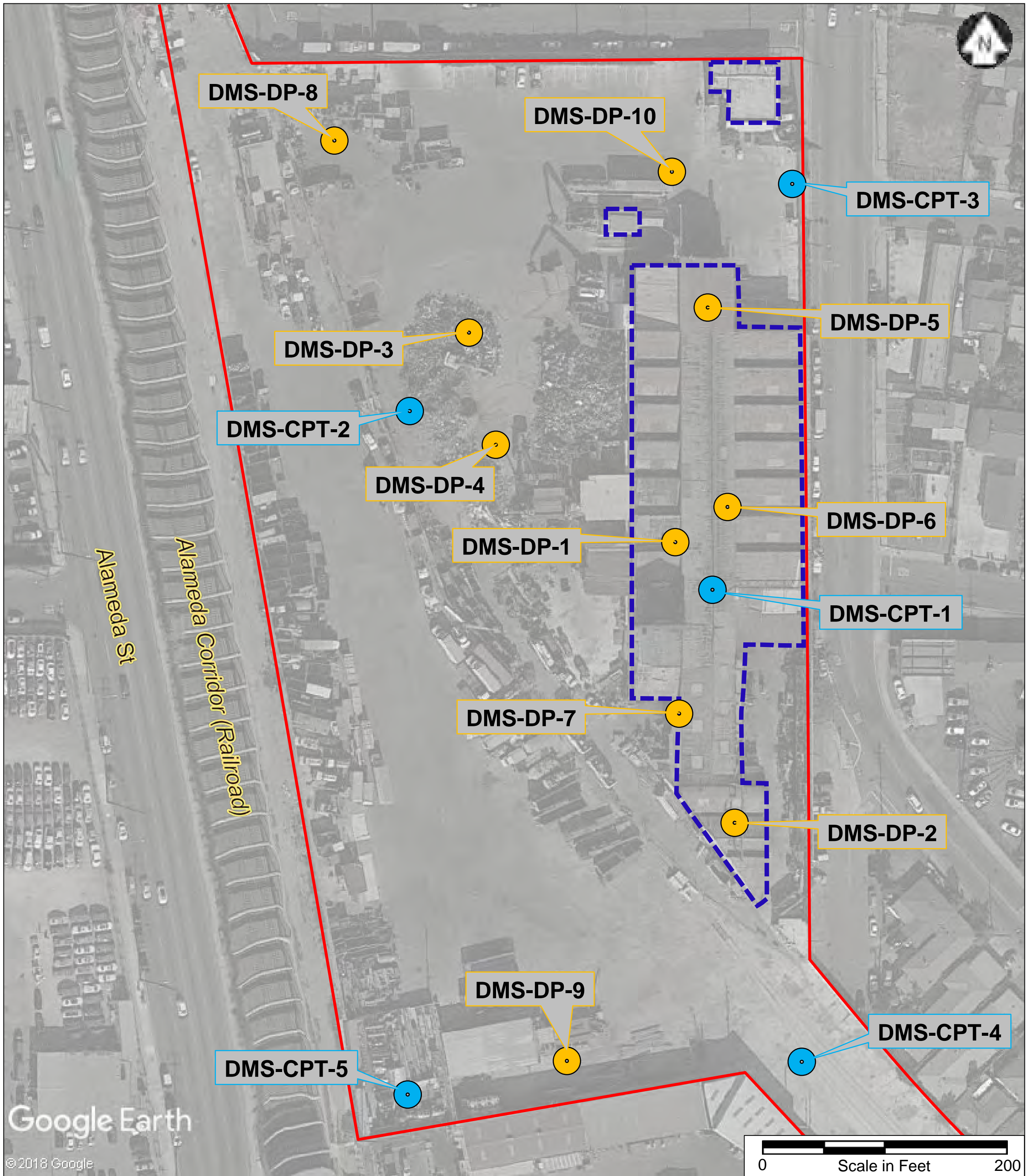
**Legend**

-  Site Boundary
-  Existing Site Structure
-  Combined Soil Vapor & Soil Matrix Boring

Reference:  
Google, 2019

**FIGURE 4**  
**STAGE 1 SAMPLE LAYOUT MAP**  
 Central Metal  
*Site Inspection - Interim Sampling Report*  
 8201 Santa Fe Avenue  
 Huntington Park, CA



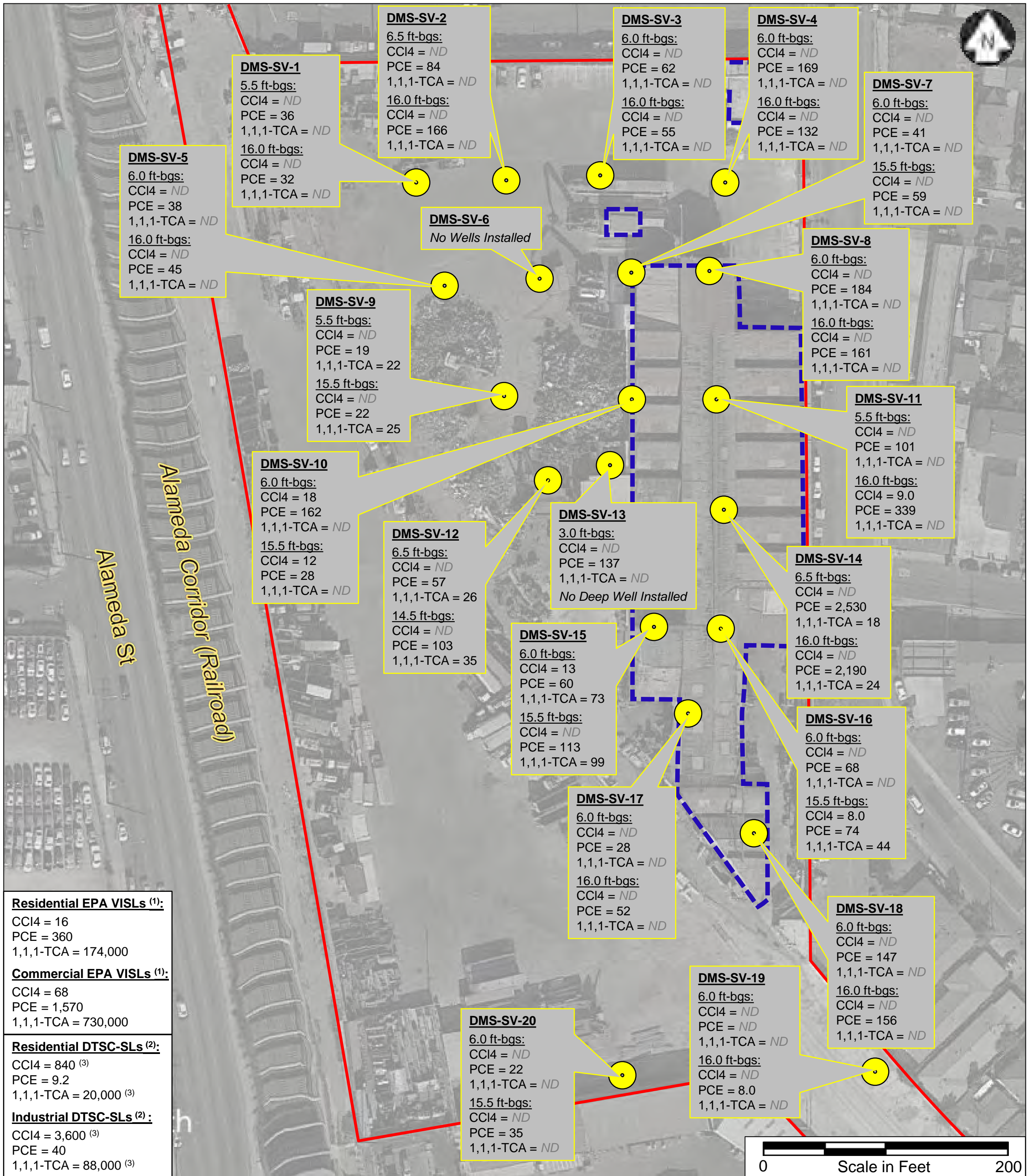


**Legend**

- ▭ Site Boundary
- ▭ Existing Site Structure
- Direct Push (DP) Boring
- Cone Penetration Testing (CPT) Boring

Reference:  
Google, 2019

**FIGURE 5**  
**STAGE 2 SAMPLE LAYOUT MAP**  
 Central Metal  
*Site Inspection - Interim Sampling Report*  
 8201 Santa Fe Avenue  
 Huntington Park, CA



**Legend**

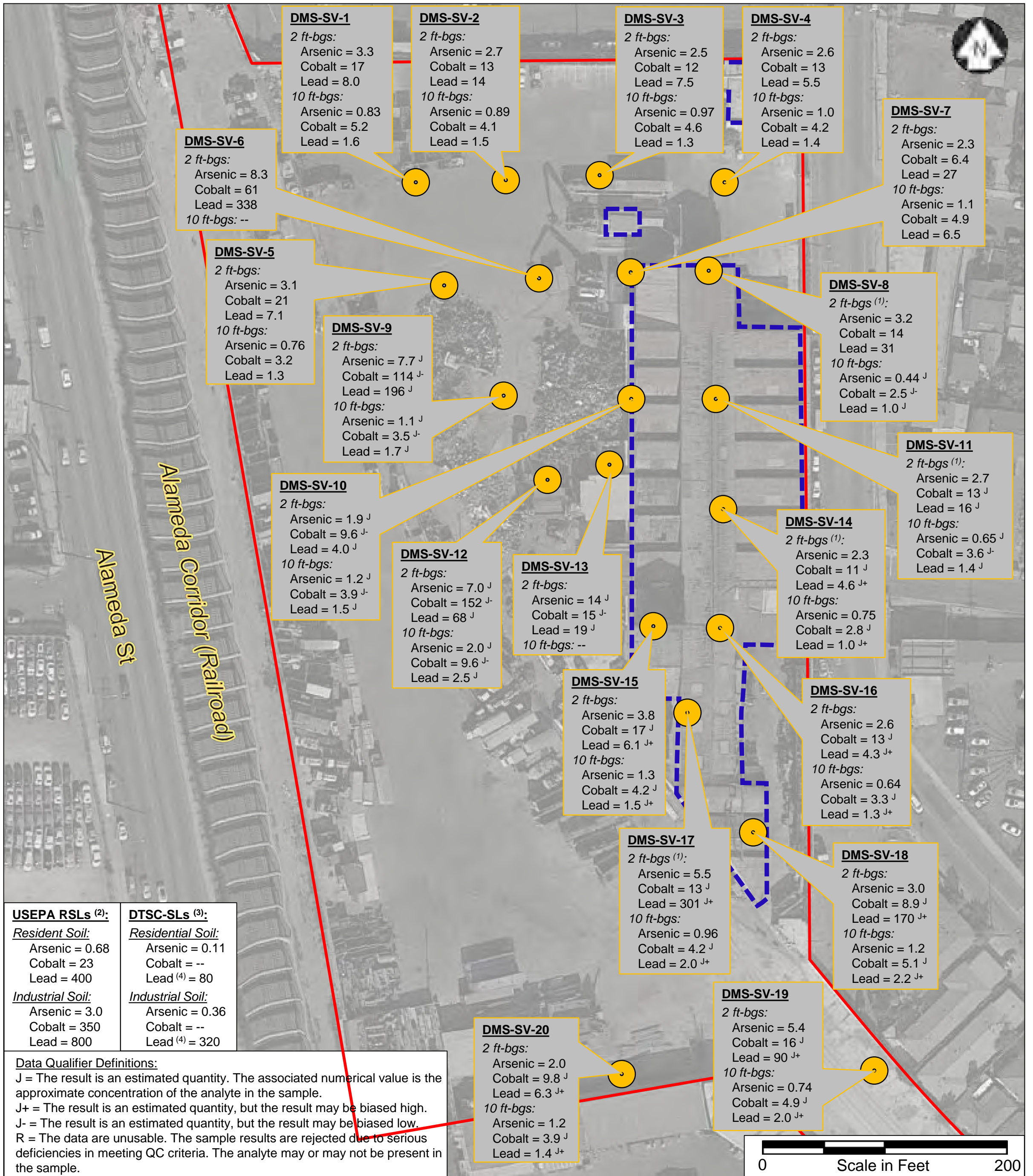
- Site Boundary
- Existing Site Structure
- Combined Soil Vapor & Soil Matrix Boring

Reference: Google, 2019

**Definitions:**  
CCI4 = carbon tetrachloride  
DTSC-SL = California Department of Toxic Substances Control Screening Level  
ft-bgs = feet below ground surface  
ND = Not Detected above Reporting Limit  
PCE = tetrachloroethylene  
TCA = trichloroethane  
VISL = Vapor Intrusion Screening Level

**Notes:**  
- All units in micrograms per cubic meter ( $\mu\text{g}/\text{m}^3$ )  
- Samples collected in April 2019  
1) EPA VISL Calculator (Nov 2019). Target Sub-Slab (THQ = 1, Risk = 10-6)  
2) HHRA Note 3 (April 2019). Applied Attenuation Factor of 0.05  
3) Noncancer Endpoint

**FIGURE 6**  
**SOIL VAPOR SURVEY RESULTS**  
**- SELECT CHLORINATED VOCs -**  
**Central Metal**  
*Site Inspection - Interim Sampling Report*  
8201 Santa Fe Avenue  
Huntington Park, CA

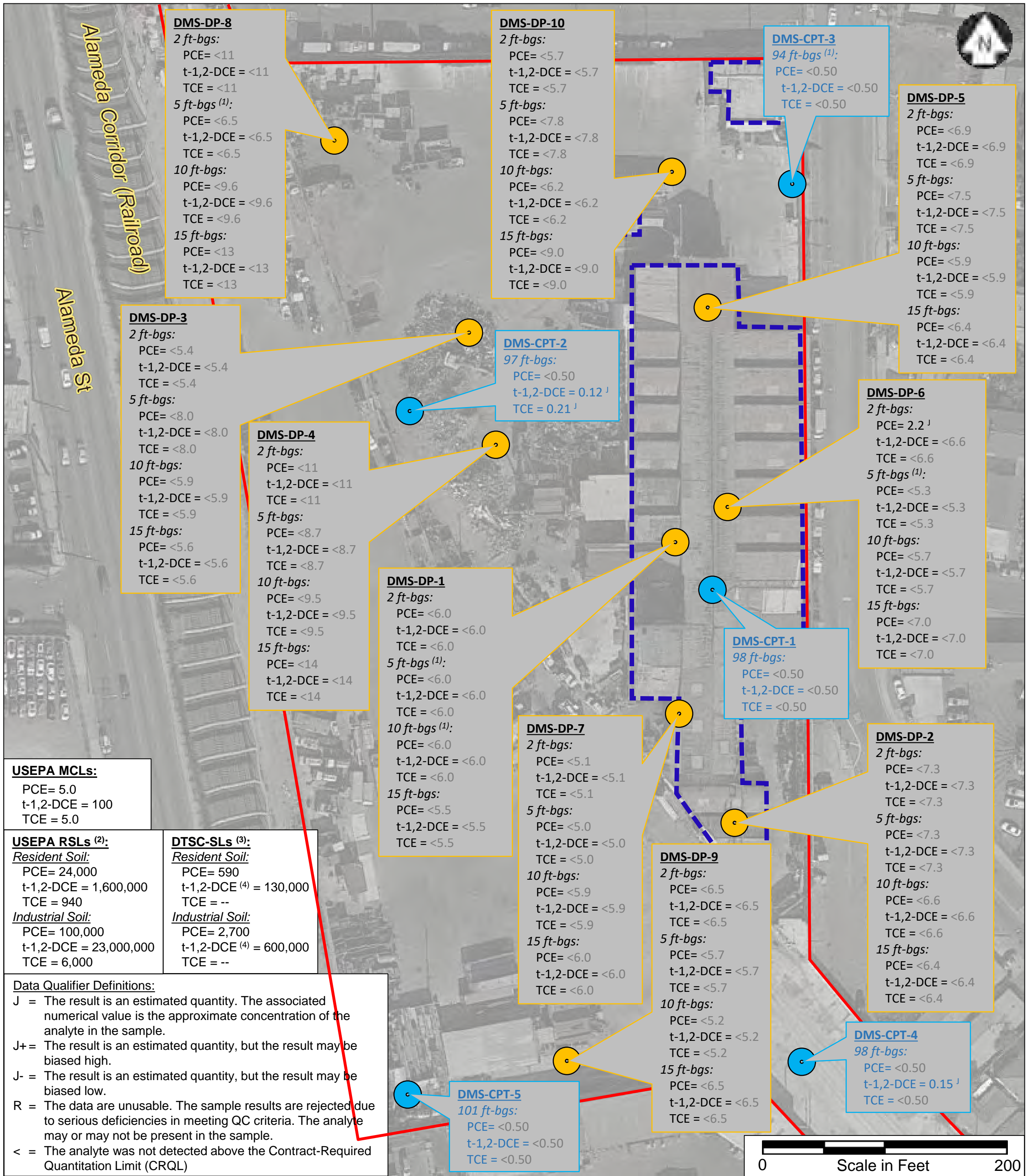


<b>USEPA RSLs (2):</b>	<b>DTSC-SLs (3):</b>
<b>Resident Soil:</b> Arsenic = 0.68 Cobalt = 23 Lead = 400	<b>Residential Soil:</b> Arsenic = 0.11 Cobalt = -- Lead (4) = 80
<b>Industrial Soil:</b> Arsenic = 3.0 Cobalt = 350 Lead = 800	<b>Industrial Soil:</b> Arsenic = 0.36 Cobalt = -- Lead (4) = 320

**Data Qualifier Definitions:**  
 J = The result is an estimated quantity. The associated numerical value is the approximate concentration of the analyte in the sample.  
 J+ = The result is an estimated quantity, but the result may be biased high.  
 J- = The result is an estimated quantity, but the result may be biased low.  
 R = The data are unusable. The sample results are rejected due to serious deficiencies in meeting QC criteria. The analyte may or may not be present in the sample.

**FIGURE 7**  
**STAGE 1 SOIL SAMPLING RESULTS**  
**- SELECT METALS (As, Co, Pb) -**  
**Central Metal**  
 Site Inspection - Interim Sampling Report  
 8201 Santa Fe Avenue  
 Huntington Park, CA





**Legend**

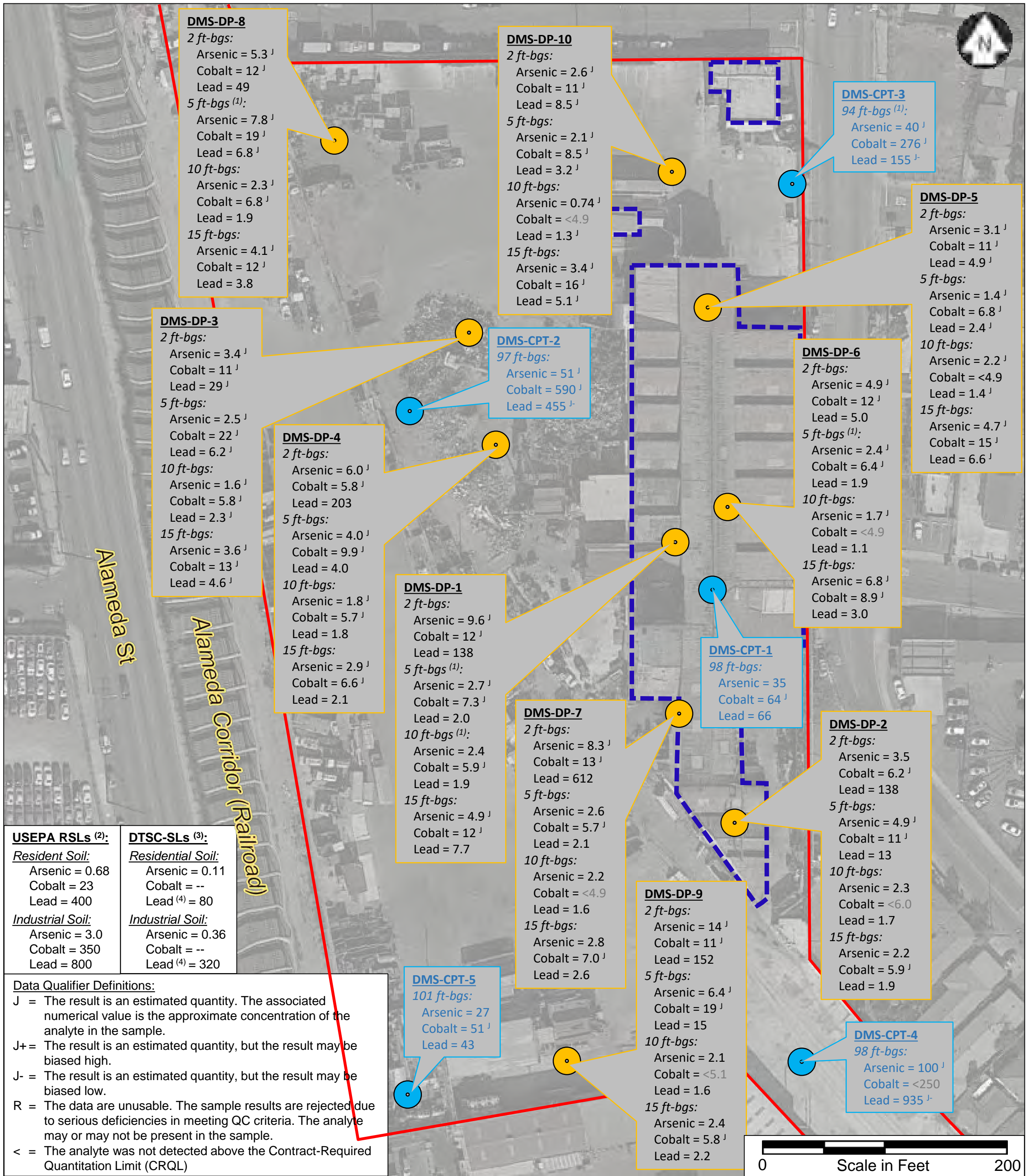
- Site Boundary
- Existing Site Structure
- Direct Push (DP) Soil Matrix Boring
- Cone Penetration Testing (CPT) Groundwater Boring

Reference: Google, 2019

**FIGURE 8**  
**STAGE 2 SAMPLING RESULTS**  
**- SELECT CHLORINATED VOCs -**  
**Central Metal**  
Site Inspection - Interim Sampling Report  
8201 Santa Fe Avenue  
Huntington Park, CA

**Scale in Feet**  
0 200





**Legend**

- Site Boundary
- Existing Site Structure
- Direct Push (DP) Soil Matrix Boring
- Cone Penetration Testing (CPT) Groundwater Boring

Reference: Google, 2019

**Definitions:**  
 As = Arsenic  
 Co = Cobalt  
 DTSC-SL = California Department of Toxic Substances Control Screening Level  
 ft-bgs = feet below ground surface  
 Pb = Lead  
 RSL = Regional Screening Level

**Notes:**  
 - All soil units in milligrams per kilogram (mg/kg)  
 - All groundwater units in micrograms per liter (µg/L)  
 - Groundwater results are for Total Metals and are not comparable to regulatory human-health benchmarks  
 - Samples collected in June 2019  
 (1) Duplicate sample collected; greater result is presented  
 (2) EPA Regional Screening Level (Nov 2019; THQ = 1.0, Risk = 10-6)  
 (3) DTSC Screening Level (April 2019; HHRA Note 3)  
 (4) Noncancer Endpoint

**FIGURE 9**  
**STAGE 2 SAMPLING RESULTS**  
**- SELECT METALS (As, Co, Pb) -**  
**Central Metal**  
 Site Inspection - Interim Sampling Report  
 8201 Santa Fe Avenue  
 Huntington Park, CA

# **Attachments**

# **Attachment A: Soil Vapor Survey Laboratory Reports**



714-449-9937  
562-646-1611  
805-399-0060

11007 FOREST PLACE  
SANTA FE SPRINGS, CA 90670  
WWW.JONESENV.COM

## JONES ENVIRONMENTAL LABORATORY RESULTS

**Client:** Weston Solutions, Inc.  
**Client Address:** 5881 Obispo Ave, Unit 101  
Long Beach, CA 90805

**Report date:** 4/11/2019  
**Jones Ref. No.:** D-1612

**Attn:** Brian Reilly

**Date Sampled:** 4/10/2019  
**Date Received:** 4/10/2019  
**Date Analyzed:** 4/10/2019

**Project Address:** 8201 Santa Fe Ave.  
Huntington Park, CA 90255

**Physical State:** Soil Gas

---

### ANALYSES REQUESTED

1. EPA 8260B – Volatile Organics by GC/MS + Oxygenates

Sampling – Soil Gas samples were collected in glass gas-tight syringes equipped with Teflon plungers.

A tracer gas mixture of n-pentane, n-hexane, and n-heptane was placed at the tubing-surface interface before sampling. These compounds were analyzed during the 8260B analytical run to determine if there were surface leaks into the subsurface due to improper installation of the probe. No tracer was detected in any of the samples reported herein.

The sampling rate was approximately 200 cc/min, except when noted differently on the chain of custody record, using a glass gas-tight syringe. Purging was completed using a pump set at approximately 200 cc/min, except when noted differently on the chain of custody record. A default of 3 purge volumes was used as recommended by July 2015 DTSC/RWQCB guidance documents.

Prior to purging and sampling of soil gas at each point, a shut-in test was conducted to check for leaks in the above ground fittings. The shut-in test was performed on the above ground apparatus by evacuating the line to a vacuum of 100 inches of water, sealing the entire system and watching the vacuum for at least one minute. A vacuum gauge attached in parallel to the apparatus measured the vacuum. If there was any observable loss of vacuum, the fittings were adjusted as needed until the vacuum did not change noticeably. The soil gas sample was then taken.

No flow conditions occur when a sampling rate greater than 10 mL/min cannot be maintained without applying a vacuum greater than 100 inches of water to the sampling train. The sampling train is left at a vacuum for no less than three minutes. If the vacuum does not subside appreciably after three minutes, the sample location is determined to be a no flow sample.

Analytical – Soil Gas samples were analyzed using EPA Method 8260 that includes extra compounds required by DTSC/RWQCB (such as Freon 113). Instrument Continuing Calibration Verification, QC Reference Standards, Instrument Blanks and Sampling Blanks were analyzed every 12 hours as prescribed by the method. In addition, a Laboratory Control Sample (LCS) and Laboratory Control Sample Duplicate (LCSD) were analyzed with each batch of Soil Gas samples. A duplicate/replicate sample was analyzed each day of the sampling activity. All samples were injected into the GC/MS system within 30 minutes of sampling.

Approval:

Angela Haar, Ph. D.  
Mobile Lab Manager



714-449-9937  
562-646-1611  
805-399-0060

11007 FOREST PLACE  
SANTA FE SPRINGS, CA 90670  
WWW.JONESENV.COM

### JONES ENVIRONMENTAL LABORATORY RESULTS

**Client:** Weston Solutions, Inc.  
**Client Address:** 5881 Obispo Ave, Unit 101  
Long Beach, CA 90805

**Report date:** 4/11/2019  
**Jones Ref. No.:** D-1612

**Attn:** Brian Reilly

**Date Sampled:** 4/10/2019  
**Date Received:** 4/10/2019  
**Date Analyzed:** 4/10/2019

**Project Address:** 8201 Santa Fe Ave.  
Huntington Park, CA 90255

**Physical State:** Soil Gas

#### EPA 8260B – Volatile Organics by GC/MS + Oxygenates

**Sample ID:** SV1-5.5' SV1-16' SV2-6.5' SV2-16' SV3-6'

<b>Jones ID:</b>	<b>D-1612-01</b>	<b>D-1612-02</b>	<b>D-1612-03</b>	<b>D-1612-04</b>	<b>D-1612-05</b>	<b>Reporting Limit</b>	<b>Units</b>
<b>1. EPA 8260B – Volatile Organics by GC/MS + Oxygenates</b>							
Benzene	ND	ND	ND	ND	ND	8	µg/m3
Bromobenzene	ND	ND	ND	ND	ND	8	µg/m3
Bromodichloromethane	ND	ND	ND	ND	ND	8	µg/m3
Bromoform	ND	ND	ND	ND	ND	8	µg/m3
n-Butylbenzene	ND	ND	ND	ND	ND	12	µg/m3
sec-Butylbenzene	ND	ND	ND	ND	ND	12	µg/m3
tert-Butylbenzene	ND	ND	ND	ND	ND	12	µg/m3
Carbon tetrachloride	ND	ND	ND	ND	ND	8	µg/m3
Chlorobenzene	ND	ND	ND	ND	ND	8	µg/m3
Chloroform	ND	ND	ND	ND	ND	8	µg/m3
2-Chlorotoluene	ND	ND	ND	ND	ND	12	µg/m3
4-Chlorotoluene	ND	ND	ND	ND	ND	12	µg/m3
Dibromochloromethane	ND	ND	ND	ND	ND	8	µg/m3
1,2-Dibromo-3-chloropropane	ND	ND	ND	ND	ND	8	µg/m3
1,2-Dibromoethane (EDB)	ND	ND	ND	ND	ND	8	µg/m3
Dibromomethane	ND	ND	ND	ND	ND	8	µg/m3
1,2-Dichlorobenzene	ND	ND	ND	ND	ND	16	µg/m3
1,3-Dichlorobenzene	ND	ND	ND	ND	ND	16	µg/m3
1,4-Dichlorobenzene	ND	ND	ND	ND	ND	16	µg/m3
Dichlorodifluoromethane	<b>375</b>	<b>467</b>	<b>371</b>	<b>631</b>	<b>180</b>	8	µg/m3
1,1-Dichloroethane	ND	ND	ND	ND	ND	8	µg/m3
1,2-Dichloroethane	ND	ND	ND	ND	ND	8	µg/m3
1,1-Dichloroethene	ND	ND	ND	ND	ND	8	µg/m3
cis-1,2-Dichloroethene	ND	ND	ND	ND	ND	8	µg/m3
trans-1,2-Dichloroethene	ND	ND	ND	ND	ND	8	µg/m3
1,2-Dichloropropane	ND	ND	ND	ND	ND	8	µg/m3
1,3-Dichloropropane	ND	ND	ND	ND	ND	8	µg/m3
2,2-Dichloropropane	ND	ND	ND	ND	ND	16	µg/m3
1,1-Dichloropropene	ND	ND	ND	ND	ND	10	µg/m3

**JONES ENVIRONMENTAL LABORATORY RESULTS**

**EPA 8260B – Volatile Organics by GC/MS + Oxygenates**

<b>Sample ID:</b>	<b>SV1-5.5'</b>	<b>SV1-16'</b>	<b>SV2-6.5'</b>	<b>SV2-16'</b>	<b>SV3-6'</b>		
<b>Jones ID:</b>	<b>D-1612-01</b>	<b>D-1612-02</b>	<b>D-1612-03</b>	<b>D-1612-04</b>	<b>D-1612-05</b>	<b>Reporting Limit</b>	<b>Units</b>
<b>Analytes:</b>							
cis-1,3-Dichloropropene	ND	ND	ND	ND	ND	8	µg/m3
trans-1,3-Dichloropropene	ND	ND	ND	ND	ND	8	µg/m3
Ethylbenzene	ND	ND	8	ND	11	8	µg/m3
Freon 113	45	45	28	58	33	16	µg/m3
Hexachlorobutadiene	ND	ND	ND	ND	ND	24	µg/m3
Isopropylbenzene	ND	ND	ND	ND	ND	8	µg/m3
4-Isopropyltoluene	ND	ND	79	23	22	8	µg/m3
Methylene chloride	ND	ND	ND	ND	ND	8	µg/m3
Naphthalene	ND	ND	ND	ND	ND	40	µg/m3
n-Propylbenzene	ND	ND	ND	ND	ND	8	µg/m3
Styrene	ND	ND	ND	ND	ND	8	µg/m3
1,1,1,2-Tetrachloroethane	ND	ND	ND	ND	ND	8	µg/m3
1,1,2,2-Tetrachloroethane	ND	ND	ND	ND	ND	16	µg/m3
Tetrachloroethene	36	32	84	166	62	8	µg/m3
Toluene	11	ND	12	ND	ND	8	µg/m3
1,2,3-Trichlorobenzene	ND	ND	ND	ND	ND	16	µg/m3
1,2,4-Trichlorobenzene	ND	ND	ND	ND	ND	16	µg/m3
1,1,1-Trichloroethane	ND	ND	ND	ND	ND	8	µg/m3
1,1,2-Trichloroethane	ND	ND	ND	ND	ND	8	µg/m3
Trichloroethene	ND	ND	ND	ND	ND	8	µg/m3
Trichlorofluoromethane	390	356	181	359	106	16	µg/m3
1,2,3-Trichloropropane	ND	ND	ND	ND	ND	8	µg/m3
1,2,4-Trimethylbenzene	ND	ND	15	ND	ND	8	µg/m3
1,3,5-Trimethylbenzene	ND	ND	ND	ND	ND	8	µg/m3
Vinyl chloride	ND	ND	ND	ND	ND	8	µg/m3
m,p-Xylene	ND	ND	36	ND	50	16	µg/m3
o-Xylene	ND	ND	12	ND	16	8	µg/m3
MTBE	ND	ND	ND	ND	ND	40	µg/m3
Ethyl-tert-butylether	ND	ND	ND	ND	ND	40	µg/m3
Di-isopropylether	ND	ND	ND	ND	ND	40	µg/m3
tert-amylmethylether	ND	ND	ND	ND	ND	40	µg/m3
tert-Butylalcohol	ND	ND	ND	ND	ND	400	µg/m3
<b>Tracer:</b>							
n-Pentane	ND	ND	ND	ND	ND	80	µg/m3
n-Hexane	ND	ND	ND	ND	ND	80	µg/m3
n-Heptane	ND	ND	ND	ND	ND	80	µg/m3
<b>Dilution Factor</b>	1	1	1	1	1		
<b>Surrogate Recoveries:</b>						<b>QC Limits</b>	
Dibromofluoromethane	119%	120%	120%	120%	124%	60 - 140	
Toluene-d8	92%	96%	95%	94%	96%	60 - 140	
4-Bromofluorobenzene	95%	95%	95%	99%	96%	60 - 140	
<b>Batch ID:</b>	D1-041019-01	D1-041019-01	D1-041019-01	D1-041019-01	D1-041019-01		

ND = Value below reporting limit



714-449-9937  
562-646-1611  
805-399-0060

11007 FOREST PLACE  
SANTA FE SPRINGS, CA 90670  
WWW.JONESENV.COM

### JONES ENVIRONMENTAL LABORATORY RESULTS

**Client:** Weston Solutions, Inc.  
**Client Address:** 5881 Obispo Ave, Unit 101  
Long Beach, CA 90805

**Report date:** 4/11/2019  
**Jones Ref. No.:** D-1612

**Attn:** Brian Reilly

**Date Sampled:** 4/10/2019  
**Date Received:** 4/10/2019  
**Date Analyzed:** 4/10/2019

**Project Address:** 8201 Santa Fe Ave.  
Huntington Park, CA 90255

**Physical State:** Soil Gas

#### EPA 8260B – Volatile Organics by GC/MS + Oxygenates

**Sample ID:** SV3-16' SV4-6' SV4-16' SV8-6' SV8-6' REP

<b>Jones ID:</b>	<b>D-1612-06</b>	<b>D-1612-07</b>	<b>D-1612-08</b>	<b>D-1612-09</b>	<b>D-1612-10</b>	<b>Reporting Limit</b>	<b>Units</b>
<b>1. EPA 8260B – Volatile Organics by GC/MS + Oxygenates</b>							
Benzene	ND	ND	ND	ND	ND	8	µg/m3
Bromobenzene	ND	ND	ND	ND	ND	8	µg/m3
Bromodichloromethane	ND	ND	ND	ND	ND	8	µg/m3
Bromoform	ND	ND	ND	ND	ND	8	µg/m3
n-Butylbenzene	ND	ND	ND	ND	ND	12	µg/m3
sec-Butylbenzene	ND	ND	ND	ND	ND	12	µg/m3
tert-Butylbenzene	ND	ND	ND	ND	ND	12	µg/m3
Carbon tetrachloride	ND	ND	ND	ND	ND	8	µg/m3
Chlorobenzene	ND	ND	ND	ND	ND	8	µg/m3
Chloroform	ND	ND	ND	ND	ND	8	µg/m3
2-Chlorotoluene	ND	ND	ND	ND	ND	12	µg/m3
4-Chlorotoluene	ND	ND	ND	ND	ND	12	µg/m3
Dibromochloromethane	ND	ND	ND	ND	ND	8	µg/m3
1,2-Dibromo-3-chloropropane	ND	ND	ND	ND	ND	8	µg/m3
1,2-Dibromoethane (EDB)	ND	ND	ND	ND	ND	8	µg/m3
Dibromomethane	ND	ND	ND	ND	ND	8	µg/m3
1,2-Dichlorobenzene	ND	ND	ND	ND	ND	16	µg/m3
1,3-Dichlorobenzene	ND	ND	ND	ND	ND	16	µg/m3
1,4-Dichlorobenzene	ND	ND	ND	ND	ND	16	µg/m3
Dichlorodifluoromethane	<b>200</b>	<b>111</b>	<b>109</b>	<b>81</b>	<b>97</b>	8	µg/m3
1,1-Dichloroethane	ND	ND	ND	ND	ND	8	µg/m3
1,2-Dichloroethane	ND	ND	ND	ND	ND	8	µg/m3
1,1-Dichloroethene	ND	ND	ND	ND	ND	8	µg/m3
cis-1,2-Dichloroethene	ND	ND	ND	ND	ND	8	µg/m3
trans-1,2-Dichloroethene	ND	ND	ND	ND	ND	8	µg/m3
1,2-Dichloropropane	ND	ND	ND	ND	ND	8	µg/m3
1,3-Dichloropropane	ND	ND	ND	ND	ND	8	µg/m3
2,2-Dichloropropane	ND	ND	ND	ND	ND	16	µg/m3
1,1-Dichloropropene	ND	ND	ND	ND	ND	10	µg/m3

**JONES ENVIRONMENTAL LABORATORY RESULTS**

**EPA 8260B – Volatile Organics by GC/MS + Oxygenates**

<b>Sample ID:</b>	<b>SV3-16'</b>	<b>SV4-6'</b>	<b>SV4-16'</b>	<b>SV8-6'</b>	<b>SV8-6' REP</b>		
<b>Jones ID:</b>	<b>D-1612-06</b>	<b>D-1612-07</b>	<b>D-1612-08</b>	<b>D-1612-09</b>	<b>D-1612-10</b>	<b>Reporting Limit</b>	<b>Units</b>
<b>Analytes:</b>							
cis-1,3-Dichloropropene	ND	ND	ND	ND	ND	8	µg/m3
trans-1,3-Dichloropropene	ND	ND	ND	ND	ND	8	µg/m3
Ethylbenzene	ND	ND	ND	ND	ND	8	µg/m3
Freon 113	<b>34</b>	<b>23</b>	<b>20</b>	<b>20</b>	<b>23</b>	16	µg/m3
Hexachlorobutadiene	ND	ND	ND	ND	ND	24	µg/m3
Isopropylbenzene	ND	ND	ND	ND	ND	8	µg/m3
4-Isopropyltoluene	<b>23</b>	<b>29</b>	<b>121</b>	ND	ND	8	µg/m3
Methylene chloride	ND	ND	ND	ND	ND	8	µg/m3
Naphthalene	ND	ND	ND	ND	ND	40	µg/m3
n-Propylbenzene	ND	ND	ND	ND	ND	8	µg/m3
Styrene	ND	ND	ND	ND	ND	8	µg/m3
1,1,1,2-Tetrachloroethane	ND	ND	ND	ND	ND	8	µg/m3
1,1,2,2-Tetrachloroethane	ND	ND	ND	ND	ND	16	µg/m3
Tetrachloroethene	<b>55</b>	<b>169</b>	<b>132</b>	<b>151</b>	<b>184</b>	8	µg/m3
Toluene	ND	ND	ND	ND	ND	8	µg/m3
1,2,3-Trichlorobenzene	ND	ND	ND	ND	ND	16	µg/m3
1,2,4-Trichlorobenzene	ND	ND	ND	ND	ND	16	µg/m3
1,1,1-Trichloroethane	ND	ND	ND	ND	ND	8	µg/m3
1,1,2-Trichloroethane	ND	ND	ND	ND	ND	8	µg/m3
Trichloroethene	ND	ND	ND	ND	ND	8	µg/m3
Trichlorofluoromethane	<b>105</b>	<b>94</b>	<b>83</b>	<b>104</b>	<b>127</b>	16	µg/m3
1,2,3-Trichloropropane	ND	ND	ND	ND	ND	8	µg/m3
1,2,4-Trimethylbenzene	ND	ND	<b>21</b>	ND	ND	8	µg/m3
1,3,5-Trimethylbenzene	ND	ND	ND	ND	ND	8	µg/m3
Vinyl chloride	ND	ND	ND	ND	ND	8	µg/m3
m,p-Xylene	ND	ND	<b>24</b>	ND	ND	16	µg/m3
o-Xylene	ND	ND	<b>10</b>	ND	ND	8	µg/m3
MTBE	ND	ND	ND	ND	ND	40	µg/m3
Ethyl-tert-butylether	ND	ND	ND	ND	ND	40	µg/m3
Di-isopropylether	ND	ND	ND	ND	ND	40	µg/m3
tert-amylmethylether	ND	ND	ND	ND	ND	40	µg/m3
tert-Butylalcohol	ND	ND	ND	ND	ND	400	µg/m3
<b>Tracer:</b>							
n-Pentane	ND	ND	ND	ND	ND	80	µg/m3
n-Hexane	ND	ND	ND	ND	ND	80	µg/m3
n-Heptane	ND	ND	ND	ND	ND	80	µg/m3
<b>Dilution Factor</b>	<b>1</b>	<b>1</b>	<b>1</b>	<b>1</b>	<b>1</b>		
<b>Surrogate Recoveries:</b>						<b>QC Limits</b>	
Dibromofluoromethane	123%	118%	119%	120%	119%	60 - 140	
Toluene-d8	94%	94%	92%	94%	93%	60 - 140	
4-Bromofluorobenzene	95%	92%	93%	96%	94%	60 - 140	
<b>Batch ID:</b>	<b>D1-041019-01</b>	<b>D1-041019-01</b>	<b>D1-041019-01</b>	<b>D1-041019-01</b>	<b>D1-041019-01</b>		

ND = Value below reporting limit





714-449-9937  
562-646-1611  
805-399-0060

11007 FOREST PLACE  
SANTA FE SPRINGS, CA 90670  
WWW.JONESENV.COM

**JONES ENVIRONMENTAL LABORATORY RESULTS**

**Client:** Weston Solutions, Inc.  
**Client Address:** 5881 Obispo Ave, Unit 101  
Long Beach, CA 90805

**Report date:** 4/11/2019  
**Jones Ref. No.:** D-1612

**Attn:** Brian Reilly

**Date Sampled:** 4/10/2019  
**Date Received:** 4/10/2019  
**Date Analyzed:** 4/10/2019

**Project Address:** 8201 Santa Fe Ave.  
Huntington Park, CA 90255

**Physical State:** Soil Gas

**EPA 8260B – Volatile Organics by GC/MS + Oxygenates**

**Sample ID:** SV8-16' SV5-6' SV5-16' SV18-6' SV18-16'

<b>Jones ID:</b>	<b>D-1612-11</b>	<b>D-1612-12</b>	<b>D-1612-13</b>	<b>D-1612-14</b>	<b>D-1612-15</b>	<b>Reporting Limit</b>	<b>Units</b>
<b>1. EPA 8260B – Volatile Organics by GC/MS + Oxygenates</b>							
Benzene	ND	ND	ND	ND	ND	8	µg/m3
Bromobenzene	ND	ND	ND	ND	ND	8	µg/m3
Bromodichloromethane	ND	ND	ND	ND	ND	8	µg/m3
Bromoform	ND	ND	ND	ND	ND	8	µg/m3
n-Butylbenzene	ND	ND	ND	ND	ND	12	µg/m3
sec-Butylbenzene	ND	ND	ND	ND	ND	12	µg/m3
tert-Butylbenzene	ND	ND	ND	ND	ND	12	µg/m3
Carbon tetrachloride	ND	ND	ND	ND	ND	8	µg/m3
Chlorobenzene	ND	ND	ND	ND	ND	8	µg/m3
Chloroform	ND	ND	ND	ND	ND	8	µg/m3
2-Chlorotoluene	ND	ND	ND	ND	ND	12	µg/m3
4-Chlorotoluene	ND	ND	ND	ND	ND	12	µg/m3
Dibromochloromethane	ND	ND	ND	ND	ND	8	µg/m3
1,2-Dibromo-3-chloropropane	ND	ND	ND	ND	ND	8	µg/m3
1,2-Dibromoethane (EDB)	ND	ND	ND	ND	ND	8	µg/m3
Dibromomethane	ND	ND	ND	ND	ND	8	µg/m3
1,2-Dichlorobenzene	ND	ND	ND	ND	ND	16	µg/m3
1,3-Dichlorobenzene	ND	ND	ND	ND	ND	16	µg/m3
1,4-Dichlorobenzene	ND	ND	ND	ND	ND	16	µg/m3
Dichlorodifluoromethane	<b>115</b>	<b>165</b>	<b>243</b>	ND	ND	8	µg/m3
1,1-Dichloroethane	ND	ND	ND	ND	ND	8	µg/m3
1,2-Dichloroethane	ND	ND	ND	ND	ND	8	µg/m3
1,1-Dichloroethene	ND	ND	ND	ND	ND	8	µg/m3
cis-1,2-Dichloroethene	ND	ND	ND	ND	ND	8	µg/m3
trans-1,2-Dichloroethene	ND	ND	ND	ND	ND	8	µg/m3
1,2-Dichloropropane	ND	ND	ND	ND	ND	8	µg/m3
1,3-Dichloropropane	ND	ND	ND	ND	ND	8	µg/m3
2,2-Dichloropropane	ND	ND	ND	ND	ND	16	µg/m3
1,1-Dichloropropene	ND	ND	ND	ND	ND	10	µg/m3

**JONES ENVIRONMENTAL LABORATORY RESULTS**

**EPA 8260B – Volatile Organics by GC/MS + Oxygenates**

<b>Sample ID:</b>	<b>SV8-16'</b>	<b>SV5-6'</b>	<b>SV5-16'</b>	<b>SV18-6'</b>	<b>SV18-16'</b>		
<b>Jones ID:</b>	<b>D-1612-11</b>	<b>D-1612-12</b>	<b>D-1612-13</b>	<b>D-1612-14</b>	<b>D-1612-15</b>	<b>Reporting Limit</b>	<b>Units</b>
<b>Analytes:</b>							
cis-1,3-Dichloropropene	ND	ND	ND	ND	ND	8	µg/m3
trans-1,3-Dichloropropene	ND	ND	ND	ND	ND	8	µg/m3
Ethylbenzene	ND	ND	ND	ND	ND	8	µg/m3
Freon 113	<b>29</b>	<b>24</b>	<b>30</b>	ND	ND	16	µg/m3
Hexachlorobutadiene	ND	ND	ND	ND	ND	24	µg/m3
Isopropylbenzene	ND	ND	ND	ND	ND	8	µg/m3
4-Isopropyltoluene	ND	ND	ND	<b>9</b>	<b>20</b>	8	µg/m3
Methylene chloride	ND	ND	ND	ND	ND	8	µg/m3
Naphthalene	ND	ND	ND	ND	ND	40	µg/m3
n-Propylbenzene	ND	ND	ND	ND	ND	8	µg/m3
Styrene	ND	ND	ND	ND	ND	8	µg/m3
1,1,1,2-Tetrachloroethane	ND	ND	ND	ND	ND	8	µg/m3
1,1,2,2-Tetrachloroethane	ND	ND	ND	ND	ND	16	µg/m3
Tetrachloroethene	<b>161</b>	<b>38</b>	<b>45</b>	<b>147</b>	<b>156</b>	8	µg/m3
Toluene	<b>17</b>	ND	ND	ND	ND	8	µg/m3
1,2,3-Trichlorobenzene	ND	ND	ND	ND	ND	16	µg/m3
1,2,4-Trichlorobenzene	ND	ND	ND	ND	ND	16	µg/m3
1,1,1-Trichloroethane	ND	ND	ND	ND	ND	8	µg/m3
1,1,2-Trichloroethane	ND	ND	ND	ND	ND	8	µg/m3
Trichloroethene	ND	ND	ND	ND	ND	8	µg/m3
Trichlorofluoromethane	<b>148</b>	<b>141</b>	<b>170</b>	<b>37</b>	<b>39</b>	16	µg/m3
1,2,3-Trichloropropane	ND	ND	ND	ND	ND	8	µg/m3
1,2,4-Trimethylbenzene	ND	ND	ND	ND	ND	8	µg/m3
1,3,5-Trimethylbenzene	ND	ND	ND	ND	ND	8	µg/m3
Vinyl chloride	ND	ND	ND	ND	ND	8	µg/m3
m,p-Xylene	ND	ND	ND	ND	ND	16	µg/m3
o-Xylene	ND	ND	ND	ND	ND	8	µg/m3
MTBE	ND	ND	ND	ND	ND	40	µg/m3
Ethyl-tert-butylether	ND	ND	ND	ND	ND	40	µg/m3
Di-isopropylether	ND	ND	ND	ND	ND	40	µg/m3
tert-amylmethylether	ND	ND	ND	ND	ND	40	µg/m3
tert-Butylalcohol	ND	ND	ND	ND	ND	400	µg/m3
<b>Tracer:</b>							
n-Pentane	ND	ND	ND	ND	ND	80	µg/m3
n-Hexane	ND	ND	ND	ND	ND	80	µg/m3
n-Heptane	ND	ND	ND	ND	ND	80	µg/m3
<b>Dilution Factor</b>	<b>1</b>	<b>1</b>	<b>1</b>	<b>1</b>	<b>1</b>		
<b>Surrogate Recoveries:</b>						<b>QC Limits</b>	
Dibromofluoromethane	120%	122%	119%	119%	119%	60 - 140	
Toluene-d8	92%	96%	96%	92%	93%	60 - 140	
4-Bromofluorobenzene	94%	94%	98%	92%	94%	60 - 140	
<b>Batch ID:</b>	<b>D1-041019-01</b>	<b>D1-041019-01</b>	<b>D1-041019-01</b>	<b>D1-041019-01</b>	<b>D1-041019-01</b>		

ND = Value below reporting limit



714-449-9937  
562-646-1611  
805-399-0060

11007 FOREST PLACE  
SANTA FE SPRINGS, CA 90670  
WWW.JONESENV.COM

### JONES ENVIRONMENTAL LABORATORY RESULTS

**Client:** Weston Solutions, Inc.  
**Client Address:** 5881 Obispo Ave, Unit 101  
Long Beach, CA 90805

**Report date:** 4/11/2019  
**Jones Ref. No.:** D-1612

**Attn:** Brian Reilly

**Date Sampled:** 4/10/2019  
**Date Received:** 4/10/2019  
**Date Analyzed:** 4/10/2019

**Project Address:** 8201 Santa Fe Ave.  
Huntington Park, CA 90255

**Physical State:** Soil Gas

#### EPA 8260B – Volatile Organics by GC/MS + Oxygenates

**Sample ID:** SV10-6' SV10-15.5' SV11-5.5' SV11-16'

<b>Jones ID:</b>	<b>D-1612-16</b>	<b>D-1612-17</b>	<b>D-1612-18</b>	<b>D-1612-19</b>	<b>Reporting Limit</b>	<b>Units</b>
<b>1. EPA 8260B – Volatile Organics by GC/MS + Oxygenates</b>						
Benzene	ND	ND	ND	ND	8	µg/m3
Bromobenzene	ND	ND	ND	ND	8	µg/m3
Bromodichloromethane	ND	ND	ND	ND	8	µg/m3
Bromoform	ND	ND	ND	ND	8	µg/m3
n-Butylbenzene	ND	ND	ND	ND	12	µg/m3
sec-Butylbenzene	ND	ND	ND	ND	12	µg/m3
tert-Butylbenzene	ND	ND	ND	ND	12	µg/m3
Carbon tetrachloride	<b>18</b>	<b>12</b>	ND	<b>9</b>	8	µg/m3
Chlorobenzene	ND	ND	ND	ND	8	µg/m3
Chloroform	ND	ND	ND	ND	8	µg/m3
2-Chlorotoluene	ND	ND	ND	ND	12	µg/m3
4-Chlorotoluene	ND	ND	ND	ND	12	µg/m3
Dibromochloromethane	ND	ND	ND	ND	8	µg/m3
1,2-Dibromo-3-chloropropane	ND	ND	ND	ND	8	µg/m3
1,2-Dibromoethane (EDB)	ND	ND	ND	ND	8	µg/m3
Dibromomethane	ND	ND	ND	ND	8	µg/m3
1,2-Dichlorobenzene	ND	ND	ND	ND	16	µg/m3
1,3-Dichlorobenzene	ND	ND	ND	ND	16	µg/m3
1,4-Dichlorobenzene	ND	ND	ND	ND	16	µg/m3
Dichlorodifluoromethane	<b>40</b>	<b>56</b>	ND	<b>53</b>	8	µg/m3
1,1-Dichloroethane	ND	ND	ND	ND	8	µg/m3
1,2-Dichloroethane	ND	ND	ND	ND	8	µg/m3
1,1-Dichloroethene	ND	ND	ND	ND	8	µg/m3
cis-1,2-Dichloroethene	ND	ND	ND	ND	8	µg/m3
trans-1,2-Dichloroethene	ND	ND	ND	ND	8	µg/m3
1,2-Dichloropropane	ND	ND	ND	ND	8	µg/m3
1,3-Dichloropropane	ND	ND	ND	ND	8	µg/m3
2,2-Dichloropropane	ND	ND	ND	ND	16	µg/m3
1,1-Dichloropropene	ND	ND	ND	ND	10	µg/m3

**JONES ENVIRONMENTAL LABORATORY RESULTS**

**EPA 8260B – Volatile Organics by GC/MS + Oxygenates**

<b>Sample ID:</b>	<b>SV10-6'</b>	<b>SV10-15.5'</b>	<b>SV11-5.5'</b>	<b>SV11-16'</b>		
<b>Jones ID:</b>	<b>D-1612-16</b>	<b>D-1612-17</b>	<b>D-1612-18</b>	<b>D-1612-19</b>	<b>Reporting Limit</b>	<b>Units</b>
<b>Analytes:</b>						
cis-1,3-Dichloropropene	ND	ND	ND	ND	8	µg/m3
trans-1,3-Dichloropropene	ND	ND	ND	ND	8	µg/m3
Ethylbenzene	ND	ND	ND	ND	8	µg/m3
Freon 113	<b>21</b>	<b>27</b>	ND	<b>33</b>	16	µg/m3
Hexachlorobutadiene	ND	ND	ND	ND	24	µg/m3
Isopropylbenzene	ND	ND	ND	ND	8	µg/m3
4-Isopropyltoluene	ND	ND	<b>26</b>	<b>15</b>	8	µg/m3
Methylene chloride	ND	ND	ND	ND	8	µg/m3
Naphthalene	ND	ND	ND	ND	40	µg/m3
n-Propylbenzene	ND	ND	ND	ND	8	µg/m3
Styrene	ND	ND	ND	ND	8	µg/m3
1,1,1,2-Tetrachloroethane	ND	ND	ND	ND	8	µg/m3
1,1,2,2-Tetrachloroethane	ND	ND	ND	ND	16	µg/m3
Tetrachloroethene	<b>162</b>	<b>28</b>	<b>101</b>	<b>339</b>	8	µg/m3
Toluene	ND	<b>20</b>	<b>13</b>	<b>11</b>	8	µg/m3
1,2,3-Trichlorobenzene	ND	ND	ND	ND	16	µg/m3
1,2,4-Trichlorobenzene	ND	ND	ND	ND	16	µg/m3
1,1,1-Trichloroethane	ND	ND	ND	ND	8	µg/m3
1,1,2-Trichloroethane	ND	ND	ND	ND	8	µg/m3
Trichloroethene	ND	ND	ND	ND	8	µg/m3
Trichlorofluoromethane	<b>262</b>	<b>314</b>	<b>236</b>	<b>424</b>	16	µg/m3
1,2,3-Trichloropropane	ND	ND	ND	ND	8	µg/m3
1,2,4-Trimethylbenzene	ND	ND	ND	ND	8	µg/m3
1,3,5-Trimethylbenzene	ND	ND	ND	ND	8	µg/m3
Vinyl chloride	ND	ND	ND	ND	8	µg/m3
m,p-Xylene	ND	ND	ND	ND	16	µg/m3
o-Xylene	ND	ND	ND	ND	8	µg/m3
MTBE	ND	ND	ND	ND	40	µg/m3
Ethyl-tert-butylether	ND	ND	ND	ND	40	µg/m3
Di-isopropylether	ND	ND	ND	ND	40	µg/m3
tert-amylmethylether	ND	ND	ND	ND	40	µg/m3
tert-Butylalcohol	ND	ND	ND	ND	400	µg/m3
<b>Tracer:</b>						
n-Pentane	ND	ND	ND	ND	80	µg/m3
n-Hexane	ND	ND	ND	ND	80	µg/m3
n-Heptane	ND	ND	ND	ND	80	µg/m3
<b>Dilution Factor</b>	<b>1</b>	<b>1</b>	<b>1</b>	<b>1</b>		
<b>Surrogate Recoveries:</b>					<b>QC Limits</b>	
Dibromofluoromethane	119%	119%	117%	119%	60 - 140	
Toluene-d8	91%	95%	91%	91%	60 - 140	
4-Bromofluorobenzene	93%	94%	92%	94%	60 - 140	
<b>Batch ID:</b>	<b>D1-041019-01</b>	<b>D1-041019-01</b>	<b>D1-041019-01</b>	<b>D1-041019-01</b>		

ND = Value below reporting limit



714-449-9937  
562-646-1611  
805-399-0060

11007 FOREST PLACE  
SANTA FE SPRINGS, CA 90670  
WWW.JONESENV.COM

### JONES ENVIRONMENTAL QUALITY CONTROL INFORMATION

**Client:** Weston Solutions, Inc.  
**Client Address:** 5881 Obispo Ave, Unit 101  
Long Beach, CA 90805

**Report date:** 4/11/2019  
**Jones Ref. No.:** D-1612

**Attn:** Brian Reilly

**Date Sampled:** 4/10/2019  
**Date Received:** 4/10/2019  
**Date Analyzed:** 4/10/2019

**Project Address:** 8201 Santa Fe Ave.  
Huntington Park, CA 90255

**Physical State:** Soil Gas

#### EPA 8260B – Volatile Organics by GC/MS + Oxygenates

<u>Sample ID:</u>	<u>METHOD</u>	<u>SAMPLING</u>		
	<b>BLANK</b>	<b>BLANK</b>		
<u>Jones ID:</u>	<b>041019- D1MB1</b>	<b>041019- D1SB1</b>	<u>Reporting Limit</u>	<u>Units</u>
<b>1.</b>	<b>EPA 8260B – Volatile Organics by GC/MS + Oxygenates</b>			
Benzene	ND	ND	8	µg/m3
Bromobenzene	ND	ND	8	µg/m3
Bromodichloromethane	ND	ND	8	µg/m3
Bromoform	ND	ND	8	µg/m3
n-Butylbenzene	ND	ND	12	µg/m3
sec-Butylbenzene	ND	ND	12	µg/m3
tert-Butylbenzene	ND	ND	12	µg/m3
Carbon tetrachloride	ND	ND	8	µg/m3
Chlorobenzene	ND	ND	8	µg/m3
Chloroform	ND	ND	8	µg/m3
2-Chlorotoluene	ND	ND	12	µg/m3
4-Chlorotoluene	ND	ND	12	µg/m3
Dibromochloromethane	ND	ND	8	µg/m3
1,2-Dibromo-3-chloropropane	ND	ND	8	µg/m3
1,2-Dibromoethane (EDB)	ND	ND	8	µg/m3
Dibromomethane	ND	ND	8	µg/m3
1,2- Dichlorobenzene	ND	ND	16	µg/m3
1,3-Dichlorobenzene	ND	ND	16	µg/m3
1,4-Dichlorobenzene	ND	ND	16	µg/m3
Dichlorodifluoromethane	ND	ND	8	µg/m3
1,1-Dichloroethane	ND	ND	8	µg/m3
1,2-Dichloroethane	ND	ND	8	µg/m3
1,1-Dichloroethene	ND	ND	8	µg/m3
cis-1,2-Dichloroethene	ND	ND	8	µg/m3
trans-1,2-Dichloroethene	ND	ND	8	µg/m3
1,2-Dichloropropane	ND	ND	8	µg/m3
1,3-Dichloropropane	ND	ND	8	µg/m3
2,2-Dichloropropane	ND	ND	16	µg/m3
1,1-Dichloropropene	ND	ND	10	µg/m3

**JONES ENVIRONMENTAL QUALITY CONTROL INFORMATION**

**EPA 8260B – Volatile Organics by GC/MS + Oxygenates**

<u>Sample ID:</u>	<b>METHOD</b>	<b>SAMPLING</b>		
	<b>BLANK</b>	<b>BLANK</b>		
<u>Jones ID:</u>	<b>041019- D1MB1</b>	<b>041019- D1SB1</b>	<u>Reporting Limit</u>	<u>Units</u>
<b>Analytes:</b>				
cis-1,3-Dichloropropene	ND	ND	8	µg/m3
trans-1,3-Dichloropropene	ND	ND	8	µg/m3
Ethylbenzene	ND	ND	8	µg/m3
Freon 113	ND	ND	16	µg/m3
Hexachlorobutadiene	ND	ND	24	µg/m3
Isopropylbenzene	ND	ND	8	µg/m3
4-Isopropyltoluene	ND	ND	8	µg/m3
Methylene chloride	ND	ND	8	µg/m3
Naphthalene	ND	ND	40	µg/m3
n-Propylbenzene	ND	ND	8	µg/m3
Styrene	ND	ND	8	µg/m3
1,1,1,2-Tetrachloroethane	ND	ND	8	µg/m3
1,1,2,2-Tetrachloroethane	ND	ND	16	µg/m3
Tetrachloroethene	ND	ND	8	µg/m3
Toluene	ND	ND	8	µg/m3
1,2,3-Trichlorobenzene	ND	ND	16	µg/m3
1,2,4-Trichlorobenzene	ND	ND	16	µg/m3
1,1,1-Trichloroethane	ND	ND	8	µg/m3
1,1,2-Trichloroethane	ND	ND	8	µg/m3
Trichloroethene	ND	ND	8	µg/m3
Trichlorofluoromethane	ND	ND	16	µg/m3
1,2,3-Trichloropropane	ND	ND	8	µg/m3
1,2,4-Trimethylbenzene	ND	ND	8	µg/m3
1,3,5-Trimethylbenzene	ND	ND	8	µg/m3
Vinyl chloride	ND	ND	8	µg/m3
m,p-Xylene	ND	ND	16	µg/m3
o-Xylene	ND	ND	8	µg/m3
MTBE	ND	ND	40	µg/m3
Ethyl-tert-butylether	ND	ND	40	µg/m3
Di-isopropylether	ND	ND	40	µg/m3
tert-amylmethylether	ND	ND	40	µg/m3
tert-Butylalcohol	ND	ND	400	µg/m3
<b>Tracer:</b>				
n-Pentane	ND	ND	80	µg/m3
n-Hexane	ND	ND	80	µg/m3
n-Heptane	ND	ND	80	µg/m3
<b>Dilution Factor</b>	1	1		
<b>Surrogate Recoveries:</b>			<b>QC Limits</b>	
Dibromofluoromethane	116%	116%	60 - 140	
Toluene-d <sub>8</sub>	91%	94%	60 - 140	
4-Bromofluorobenzene	95%	91%	60 - 140	
<b>Batch ID:</b>	D1-041019- 01	D1-041019- 01		

ND = Value below reporting limit



714-449-9937  
562-646-1611  
805-399-0060

11007 FOREST PLACE  
SANTA FE SPRINGS, CA 90670  
WWW.JONESENV.COM

**JONES ENVIRONMENTAL QUALITY CONTROL INFORMATION**

**Client:** Weston Solutions, Inc.  
**Client Address:** 5881 Obispo Ave, Unit 101  
Long Beach, CA 90805

**Report date:** 4/11/2019  
**Jones Ref. No.:** D-1612

**Attn:** Brian Reilly

**Date Sampled:** 4/10/2019  
**Date Received:** 4/10/2019  
**Date Analyzed:** 4/10/2019

**Project Address:** 8201 Santa Fe Ave.  
Huntington Park, CA 90255

**Physical State:** Soil Gas

**EPA 8260B – Volatile Organics by GC/MS + Oxygenates**

**Batch ID:** D1-041019-01

**– Volatile Organics by GC**    **041019-D1LCS1**    **041019-D1LCSD1**    **041019-D1CCV1**

<u>Parameter</u>	LCS Recovery (%)	LCSD Recovery (%)	<u>RPD</u>	Acceptability Range (%)	<u>CCV</u>	Acceptability Range (%)
Vinyl chloride	131%	138%	5.7%	60 - 140	81%	80 - 120
1,1-Dichloroethene	116%	123%	5.5%	60 - 140	106%	80 - 120
Cis-1,2-Dichloroethene	105%	111%	5.9%	70 - 130	89%	80 - 120
1,1,1-Trichloroethane	106%	111%	5.0%	70 - 130	103%	80 - 120
Benzene	118%	125%	5.7%	70 - 130	115%	80 - 120
Trichloroethene	103%	106%	3.4%	70 - 130	102%	80 - 120
Toluene	98%	101%	2.7%	70 - 130	99%	80 - 120
Tetrachloroethene	95%	100%	5.3%	70 - 130	93%	80 - 120
Chlorobenzene	94%	97%	2.2%	70 - 130	96%	80 - 120
Ethylbenzene	101%	108%	7.1%	70 - 130	103%	80 - 120
1,2,4 Trimethylbenzene	91%	102%	11.7%	70 - 130	100%	80 - 120

**Surrogate Recovery:**

Dibromofluoromethane	111%	117%		60 - 140	102%	60 - 140
Toluene-d <sub>8</sub>	96%	94%		60 - 140	96%	60 - 140
4-Bromofluorobenzene	97%	95%		60 - 140	99%	60 - 140

LCS = Laboratory Control Sample

LCSD = Laboratory Control Sample Duplicate

CCV = Continuing Calibration Verification

RPD = Relative Percent Difference; Acceptability range for RPD is ≤ 20%



11007 Forest Pl.  
 Santa Fe Springs, CA 90670  
 (714) 449-9937  
 Fax (714) 449-9685  
 www.jonesenv.com

# Soil-Gas Chain-of-Custody Record

**Client**  
**Weston**

**Project Name**

**Project Address**  
**8201 Santa Fe Ave.**

**Huntington Park, CA 90255**

**Email**

**Phone**  
**541-771-4397**

**Report To**  
**Brian Reilly**

**Sampler**  
**Jackson Nestor**

**Date**  
**4/10/2019**

**Purge Number:**  
 1P  3P  7P  10P

**Report Options**  
 EDD \_\_\_\_\_  
 EDF\* - 10% Surcharge \_\_\_\_\_

**Shut-In Test:**  Y  N

**\*Global ID** \_\_\_\_\_

**Turn Around Requested**

Immediate Attention  
 Rush 24 Hours  
 Rush 48 Hours  
 Rush 72 Hours  
 Normal  
 Mobile Lab

**Tracer**

n-pentane  
 n-hexane  
 n-heptane  
 Isopropyl Alcohol  
 1,1-DFA  
 \_\_\_\_\_

**Analysis Requested**

Soil Gas (SG), Air (A), Material (M)  
 EPA 8260B (VOCs)  
 Gasoline Range Organics  
 Magnehelic Vacuum (In/H<sub>2</sub>O)  
 Number of Containers

**Reporting Limits**

Standard  Low Level\*  MDL\* **Units** *pg/m<sup>3</sup>*  
 \*surcharge for these limits

**LAB USE ONLY**

**Jones Project #**  
**D-1612**

**Page**  
**1 of 2**

**Sample Container:**  
**GASTIGHT GLASS SYRINGE**  
 If different than above, see Notes.

Sample ID	Purge Number	Purge Volume (mL)	Date	Sample Collection Time	Sample Analysis Time	Laboratory Sample ID	Purge Rate (mL/min)	Pump Used	Magnehelic	Sample Matrix: Soil Gas (SG), Air (A), Material (M)	EPA 8260B (VOCs)	Gasoline Range Organics	Magnehelic Vacuum (In/H <sub>2</sub> O)	Number of Containers	Notes & Special Instructions
SV1-5.5'	3	3290	4/10/19	9:05	9:07	D-1612-01	~200	ANGELA.1	118008	SG	X		<2	1	
SV1-16'	3	3470	4/10/19	9:16	9:23	D-1612-02	~200	JOSH.1	118040	SG	X		<2	1	
SV2-6.5'	3	3310	4/10/19	9:57	9:59	D-1612-03	~200	ANGELA.1	118008	SG	X		<2	1	
SV2-16'	3	3470	4/10/19	10:15	10:16	D-1612-04	~200	JOSH.1	M100.107	SG	X		<2	1	
SV3-6'	3	3300	4/10/19	10:28	10:33	D-1612-05	~200	ANGELA.1	118008	SG	X		<2	1	
SV3-16'	3	3470	4/10/19	10:46	10:50	D-1612-06	~200	JOSH.1	118040	SG	X		<2	1	
SV4-6'	3	3300	4/10/19	11:06	11:08	D-1612-07	~200	ANGELA.1	118008	SG	X		<2	1	
SV4-16'	3	3470	4/10/19	11:19	11:27	D-1612-08	~200	JOSH.1	M100.107	SG	X		<2	1	
SV8-6'	3	3300	4/10/19	11:40	11:43	D-1612-09	~200	ANGELA.1	118008	SG	X		<2	1	
SV8-6' REP	3	3300	4/10/19	11:58	12:00	D-1612-10	~200	ANGELA.1	118008	SG	X		<2	1	

<b>Representative Signature</b> <i>[Signature]</i>	<b>Printed Name</b> BRIAN REILLY	<b>Laboratory Signature</b> <i>[Signature]</i>	<b>Printed Name</b> Jackson Nestor	10	Total Number of Containers
<b>Company</b> WESTON	<b>Date</b> 4/10/19	<b>Time</b> 1500	<b>Company</b> JONES ENVIRONMENTAL, INC.	<b>Date</b> 4/10/2019	<b>Time</b> 1500
<b>Representative Signature</b>	<b>Printed Name</b>	<b>Laboratory Signature</b>	<b>Printed Name</b>	Client signature on this Chain of Custody form constitutes acknowledgement that the above analyses have been requested, and the information provided herein is correct and accurate.	
<b>Company</b>	<b>Date</b>	<b>Time</b>	<b>Company</b>	<b>Date</b>	<b>Time</b>





11007 Forest Pl.  
 Santa Fe Springs, CA 90670  
 (714) 449-9937  
 Fax (714) 449-9685  
 www.jonesenv.com

# Soil-Gas Chain-of-Custody Record

**Client**  
**Weston**

**Project Name**

**Project Address**  
**8201 Santa Fe Ave.**

**Huntington Park, CA 90255**

**Email**

**Phone**  
**541-771-4397**

**Report To**  
**Brian Reilly**

**Sampler**  
**Jackson Nestor**

**Date**  
**4/10/2019**

**Purge Number:**  
 1P  3P  7P  10P

**Report Options**  
 EDD \_\_\_\_\_  
 EDF\* - 10% Surcharge \_\_\_\_\_

**Shut-In Test:** Y / N

**\*Global ID** \_\_\_\_\_

**Turn Around Requested**

Immediate Attention  
 Rush 24 Hours  
 Rush 48 Hours  
 Rush 72 Hours  
 Normal  
 Mobile Lab

**Tracer**

n-pentane  
 n-hexane  
 n-heptane  
 Isopropyl Alcohol  
 1,1-DFA  
 \_\_\_\_\_

**Analysis Requested**

Standard  Low Level\*  MDL\* **Units** \_\_\_\_\_  
 \*surcharge for these limits

**LAB USE ONLY**

**Jones Project #**  
**D-1612**

**Page**  
 2 of 2

**Sample Container:**  
 GASTIGHT GLASS SYRINGE  
 If different than above, see Notes.

Sample ID	Purge Number	Purge Volume (mL)	Date	Sample Collection Time	Sample Analysis Time	Laboratory Sample ID	Purge Rate (mL/min)	Pump Used	Magnehelic	Sample Matrix: Soil Gas (SG), Air (A), Material (M)	EPA 8260B (VOCs)	Gasoline Range Organics	Magnehelic Vacuum (In/H <sub>2</sub> O)	Number of Containers	Notes & Special Instructions
SV8-16'	3	3470	4/10/19	12:14	12:17	D-1612-11	~200	JOSH.1	118040	SG	X		<2	1	
SV5-6'	3	3300	4/10/19	12:30	12:34	D-1612-12	~200	ANGELA.1	118008	SG	X		<2	1	
SV5-16'	3	3470	4/10/19	12:49	12:51	D-1612-13	~200	JOSH.1	M100.107	SG	X		<2	1	
SV18-6'	3	3300	4/10/19	13:10	13:12	D-1612-14	~200	ANGELA.1	118008	SG	X		<2	1	
SV18-16'	3	3470	4/10/19	13:21	13:29	D-1612-15	~200	JOSH.1	118040	SG	X		<2	1	
SV10-6'	3	3300	4/10/19	13:46	13:46	D-1612-16	~200	ANGELA.1	118008	SG	X		<2	1	
SV10-15.5'	3	3460	4/10/19	14:02	14:04	D-1612-17	~200	JOSH.1	M100.107	SG	X		12	1	
SV11-5.5'	3	3290	4/10/19	14:18	14:21	D-1612-18	~200	ANGELA.1	118008	SG	X		<2	1	
SV11-16'	3	3470	4/10/19	14:36	14:38	D-1612-19	~200	JOSH.1	118040	SG	X		<2	1	

**Representative Signature** *[Signature]* **Printed Name** **Brian Reilly** **Laboratory Signature** *[Signature]* **Printed Name** **Jackson Nestor**

**Company** **WESTON** **Date** **4/10/19** **Time** **1500** **Company** **JONES ENVIRONMENTAL, INC.** **Date** **4/10/2019** **Time** **4:05 PM**

**Representative Signature** \_\_\_\_\_ **Printed Name** \_\_\_\_\_ **Laboratory Signature** \_\_\_\_\_ **Printed Name** \_\_\_\_\_

**Company** \_\_\_\_\_ **Date** \_\_\_\_\_ **Time** \_\_\_\_\_ **Company** \_\_\_\_\_ **Date** \_\_\_\_\_ **Time** \_\_\_\_\_

9 Total Number of Containers

Client signature on this Chain of Custody form constitutes acknowledgement that the above analyses have been requested, and the information provided herein is correct and accurate.



714-449-9937  
562-646-1611  
805-399-0060

11007 FOREST PLACE  
SANTA FE SPRINGS, CA 90670  
WWW.JONESENV.COM

## JONES ENVIRONMENTAL LABORATORY RESULTS

**Client:** Weston Solutions, Inc.  
**Client Address:** 5881 Obispo Ave, Unit 101  
Long Beach, CA 90805

**Report date:** 4/15/2019  
**Jones Ref. No.:** D-1613

**Attn:** Brian Reilly

**Date Sampled:** 4/11/2019  
**Date Received:** 4/11/2019  
**Date Analyzed:** 4/11/2019

**Project Address:** 8201 Santa Fe Ave.  
Huntington Park, CA 90255

**Physical State:** Soil Gas

---

### ANALYSES REQUESTED

1. EPA 8260B – Volatile Organics by GC/MS + Oxygenates

Sampling – Soil Gas samples were collected in glass gas-tight syringes equipped with Teflon plungers.

A tracer gas mixture of n-pentane, n-hexane, and n-heptane was placed at the tubing-surface interface before sampling. These compounds were analyzed during the 8260B analytical run to determine if there were surface leaks into the subsurface due to improper installation of the probe. No tracer was detected in any of the samples reported herein.

The sampling rate was approximately 200 cc/min, except when noted differently on the chain of custody record, using a glass gas-tight syringe. Purging was completed using a pump set at approximately 200 cc/min, except when noted differently on the chain of custody record. A default of 3 purge volumes was used as recommended by July 2015 DTSC/RWQCB guidance documents.

Prior to purging and sampling of soil gas at each point, a shut-in test was conducted to check for leaks in the above ground fittings. The shut-in test was performed on the above ground apparatus by evacuating the line to a vacuum of 100 inches of water, sealing the entire system and watching the vacuum for at least one minute. A vacuum gauge attached in parallel to the apparatus measured the vacuum. If there was any observable loss of vacuum, the fittings were adjusted as needed until the vacuum did not change noticeably. The soil gas sample was then taken.

No flow conditions occur when a sampling rate greater than 10 mL/min cannot be maintained without applying a vacuum greater than 100 inches of water to the sampling train. The sampling train is left at a vacuum for no less than three minutes. If the vacuum does not subside appreciably after three minutes, the sample location is determined to be a no flow sample.

Analytical – Soil Gas samples were analyzed using EPA Method 8260 that includes extra compounds required by DTSC/RWQCB (such as Freon 113). Instrument Continuing Calibration Verification, QC Reference Standards, Instrument Blanks and Sampling Blanks were analyzed every 12 hours as prescribed by the method. In addition, a Laboratory Control Sample (LCS) and Laboratory Control Sample Duplicate (LCSD) were analyzed with each batch of Soil Gas samples. A duplicate/replicate sample was analyzed each day of the sampling activity. All samples were injected into the GC/MS system within 30 minutes of sampling.

Approval:

David Mirakian, M.S.  
Stationary Lab Chemist



714-449-9937  
562-646-1611  
805-399-0060

11007 FOREST PLACE  
SANTA FE SPRINGS, CA 90670  
WWW.JONESENV.COM

### JONES ENVIRONMENTAL LABORATORY RESULTS

**Client:** Weston Solutions, Inc.  
**Client Address:** 5881 Obispo Ave, Unit 101  
Long Beach, CA 90805

**Report date:** 4/15/2019  
**Jones Ref. No.:** D-1613

**Attn:** Brian Reilly

**Date Sampled:** 4/11/2019  
**Date Received:** 4/11/2019  
**Date Analyzed:** 4/11/2019

**Project Address:** 8201 Santa Fe Ave.  
Huntington Park, CA 90255

**Physical State:** Soil Gas

#### EPA 8260B – Volatile Organics by GC/MS + Oxygenates

<u>Sample ID:</u>	SV16-6'	SV16-15.5'	SV16-15.5' REP	SV14-6.5'	SV14-16'		
<u>Jones ID:</u>	D-1613-01	D-1613-02	D-1613-03	D-1613-04	D-1613-05	<u>Reporting Limit</u>	<u>Units</u>
<b>1. EPA 8260B – Volatile Organics by GC/MS + Oxygenates</b>							
Benzene	ND	ND	ND	ND	ND	8	µg/m3
Bromobenzene	ND	ND	ND	ND	ND	8	µg/m3
Bromodichloromethane	ND	ND	ND	ND	ND	8	µg/m3
Bromoform	ND	ND	ND	ND	ND	8	µg/m3
n-Butylbenzene	ND	ND	ND	ND	ND	12	µg/m3
sec-Butylbenzene	ND	ND	ND	ND	ND	12	µg/m3
tert-Butylbenzene	ND	ND	ND	ND	ND	12	µg/m3
Carbon tetrachloride	ND	8	ND	ND	ND	8	µg/m3
Chlorobenzene	ND	ND	ND	ND	ND	8	µg/m3
Chloroform	ND	ND	ND	ND	ND	8	µg/m3
2-Chlorotoluene	ND	ND	ND	ND	ND	12	µg/m3
4-Chlorotoluene	ND	ND	ND	ND	ND	12	µg/m3
Dibromochloromethane	ND	ND	ND	ND	ND	8	µg/m3
1,2-Dibromo-3-chloropropane	ND	ND	ND	ND	ND	8	µg/m3
1,2-Dibromoethane (EDB)	ND	ND	ND	ND	ND	8	µg/m3
Dibromomethane	ND	ND	ND	ND	ND	8	µg/m3
1,2-Dichlorobenzene	ND	ND	ND	ND	ND	16	µg/m3
1,3-Dichlorobenzene	ND	ND	ND	ND	ND	16	µg/m3
1,4-Dichlorobenzene	ND	ND	ND	ND	ND	16	µg/m3
Dichlorodifluoromethane	ND	ND	ND	ND	25	8	µg/m3
1,1-Dichloroethane	ND	ND	ND	ND	ND	8	µg/m3
1,2-Dichloroethane	ND	ND	ND	ND	ND	8	µg/m3
1,1-Dichloroethene	ND	ND	ND	ND	ND	8	µg/m3
cis-1,2-Dichloroethene	ND	ND	ND	ND	ND	8	µg/m3
trans-1,2-Dichloroethene	ND	ND	ND	ND	ND	8	µg/m3
1,2-Dichloropropane	ND	ND	ND	ND	ND	8	µg/m3
1,3-Dichloropropane	ND	ND	ND	ND	ND	8	µg/m3
2,2-Dichloropropane	ND	ND	ND	ND	ND	16	µg/m3
1,1-Dichloropropene	ND	ND	ND	ND	ND	10	µg/m3

**JONES ENVIRONMENTAL LABORATORY RESULTS**

**EPA 8260B – Volatile Organics by GC/MS + Oxygenates**

<u>Sample ID:</u>	SV16-6'	SV16-15.5'	SV16-15.5' REP	SV14-6.5'	SV14-16'		
<u>Jones ID:</u>	D-1613-01	D-1613-02	D-1613-03	D-1613-04	D-1613-05	<u>Reporting Limit</u>	<u>Units</u>
<b>Analytes:</b>							
cis-1,3-Dichloropropene	ND	ND	ND	ND	ND	8	µg/m3
trans-1,3-Dichloropropene	ND	ND	ND	ND	ND	8	µg/m3
Ethylbenzene	ND	ND	ND	ND	ND	8	µg/m3
Freon 113	19	20	24	26	37	16	µg/m3
Hexachlorobutadiene	ND	ND	ND	ND	ND	24	µg/m3
Isopropylbenzene	ND	ND	ND	ND	ND	8	µg/m3
4-Isopropyltoluene	ND	ND	ND	ND	ND	8	µg/m3
Methylene chloride	ND	ND	ND	ND	ND	8	µg/m3
Naphthalene	ND	ND	ND	ND	ND	40	µg/m3
n-Propylbenzene	ND	ND	ND	ND	ND	8	µg/m3
Styrene	ND	ND	ND	ND	ND	8	µg/m3
1,1,1,2-Tetrachloroethane	ND	ND	ND	ND	ND	8	µg/m3
1,1,2,2-Tetrachloroethane	ND	ND	ND	ND	ND	16	µg/m3
Tetrachloroethene	68	74	72	2530	2190	8	µg/m3
Toluene	ND	ND	ND	ND	12	8	µg/m3
1,2,3-Trichlorobenzene	ND	ND	ND	ND	ND	16	µg/m3
1,2,4-Trichlorobenzene	ND	ND	ND	ND	ND	16	µg/m3
1,1,1-Trichloroethane	ND	44	43	18	24	8	µg/m3
1,1,2-Trichloroethane	ND	ND	ND	ND	ND	8	µg/m3
Trichloroethene	ND	ND	ND	ND	ND	8	µg/m3
Trichlorofluoromethane	332	388	403	468	682	16	µg/m3
1,2,3-Trichloropropane	ND	ND	ND	ND	ND	8	µg/m3
1,2,4-Trimethylbenzene	ND	ND	ND	ND	ND	8	µg/m3
1,3,5-Trimethylbenzene	ND	ND	ND	ND	ND	8	µg/m3
Vinyl chloride	ND	ND	ND	ND	ND	8	µg/m3
m,p-Xylene	ND	ND	ND	ND	ND	16	µg/m3
o-Xylene	ND	ND	ND	ND	ND	8	µg/m3
MTBE	ND	ND	ND	ND	ND	40	µg/m3
Ethyl-tert-butylether	ND	ND	ND	ND	ND	40	µg/m3
Di-isopropylether	ND	ND	ND	ND	ND	40	µg/m3
tert-amylmethylether	ND	ND	ND	ND	ND	40	µg/m3
tert-Butylalcohol	ND	ND	ND	ND	ND	400	µg/m3
Gasoline Range Organics (C4-C12)	ND	ND	ND	ND	ND	400	µg/m3
<b>Tracer:</b>							
n-Pentane	ND	ND	ND	ND	ND	80	µg/m3
n-Hexane	ND	ND	ND	ND	ND	80	µg/m3
n-Heptane	ND	ND	ND	ND	ND	80	µg/m3
<b>Dilution Factor</b>	1	1	1	1	1		
<b>Surrogate Recoveries:</b>						<b>QC Limits</b>	
Dibromofluoromethane	118%	121%	120%	118%	119%	60 - 140	
Toluene-d8	93%	92%	93%	96%	94%	60 - 140	
4-Bromofluorobenzene	92%	95%	94%	95%	96%	60 - 140	
<b>Batch ID:</b>	D1-041119-01	D1-041119-01	D1-041119-01	D1-041119-01	D1-041119-01		

ND = Value below reporting limit



714-449-9937  
562-646-1611  
805-399-0060

11007 FOREST PLACE  
SANTA FE SPRINGS, CA 90670  
WWW.JONESENV.COM

**JONES ENVIRONMENTAL LABORATORY RESULTS**

**Client:** Weston Solutions, Inc.  
**Client Address:** 5881 Obispo Ave, Unit 101  
Long Beach, CA 90805

**Report date:** 4/15/2019  
**Jones Ref. No.:** D-1613

**Attn:** Brian Reilly

**Date Sampled:** 4/11/2019  
**Date Received:** 4/11/2019  
**Date Analyzed:** 4/11/2019

**Project Address:** 8201 Santa Fe Ave.  
Huntington Park, CA 90255

**Physical State:** Soil Gas

**EPA 8260B – Volatile Organics by GC/MS + Oxygenates**

**Sample ID:** SV15-6' SV15-15.5' SV12-6.5' SV12-14.5' SV7-6'

<b>Jones ID:</b>	<b>D-1613-06</b>	<b>D-1613-07</b>	<b>D-1613-08</b>	<b>D-1613-09</b>	<b>D-1613-10</b>	<b>Reporting Limit</b>	<b>Units</b>
<b>1. EPA 8260B – Volatile Organics by GC/MS + Oxygenates</b>							
Benzene	ND	ND	ND	ND	ND	8	µg/m3
Bromobenzene	ND	ND	ND	ND	ND	8	µg/m3
Bromodichloromethane	ND	ND	ND	ND	ND	8	µg/m3
Bromoform	ND	ND	ND	ND	ND	8	µg/m3
n-Butylbenzene	ND	ND	ND	ND	ND	12	µg/m3
sec-Butylbenzene	ND	ND	ND	ND	ND	12	µg/m3
tert-Butylbenzene	ND	ND	ND	ND	ND	12	µg/m3
Carbon tetrachloride	13	ND	ND	ND	ND	8	µg/m3
Chlorobenzene	ND	ND	ND	ND	ND	8	µg/m3
Chloroform	ND	ND	ND	ND	ND	8	µg/m3
2-Chlorotoluene	ND	ND	ND	ND	ND	12	µg/m3
4-Chlorotoluene	ND	ND	ND	ND	ND	12	µg/m3
Dibromochloromethane	ND	ND	ND	ND	ND	8	µg/m3
1,2-Dibromo-3-chloropropane	ND	ND	ND	ND	ND	8	µg/m3
1,2-Dibromoethane (EDB)	ND	ND	ND	ND	ND	8	µg/m3
Dibromomethane	ND	ND	ND	ND	ND	8	µg/m3
1,2- Dichlorobenzene	ND	ND	ND	ND	ND	16	µg/m3
1,3-Dichlorobenzene	ND	ND	ND	ND	ND	16	µg/m3
1,4-Dichlorobenzene	ND	ND	ND	ND	ND	16	µg/m3
Dichlorodifluoromethane	ND	ND	60	76	137	8	µg/m3
1,1-Dichloroethane	ND	ND	ND	ND	ND	8	µg/m3
1,2-Dichloroethane	ND	ND	ND	ND	ND	8	µg/m3
1,1-Dichloroethene	ND	ND	ND	ND	ND	8	µg/m3
cis-1,2-Dichloroethene	ND	ND	ND	ND	ND	8	µg/m3
trans-1,2-Dichloroethene	ND	ND	ND	ND	ND	8	µg/m3
1,2-Dichloropropane	ND	ND	ND	ND	ND	8	µg/m3
1,3-Dichloropropane	ND	ND	ND	ND	ND	8	µg/m3
2,2-Dichloropropane	ND	ND	ND	ND	ND	16	µg/m3
1,1-Dichloropropene	ND	ND	ND	ND	ND	10	µg/m3

**JONES ENVIRONMENTAL LABORATORY RESULTS**

**EPA 8260B – Volatile Organics by GC/MS + Oxygenates**

<b>Sample ID:</b>	<b>SV15-6'</b>	<b>SV15-15.5'</b>	<b>SV12-6.5'</b>	<b>SV12-14.5'</b>	<b>SV7-6'</b>		
<b>Jones ID:</b>	<b>D-1613-06</b>	<b>D-1613-07</b>	<b>D-1613-08</b>	<b>D-1613-09</b>	<b>D-1613-10</b>	<b>Reporting Limit</b>	<b>Units</b>
<b>Analytes:</b>							
cis-1,3-Dichloropropene	ND	ND	ND	ND	ND	8	µg/m3
trans-1,3-Dichloropropene	ND	ND	ND	ND	ND	8	µg/m3
Ethylbenzene	ND	ND	ND	ND	ND	8	µg/m3
Freon 113	<b>22</b>	<b>31</b>	<b>101</b>	<b>109</b>	<b>35</b>	16	µg/m3
Hexachlorobutadiene	ND	ND	ND	ND	ND	24	µg/m3
Isopropylbenzene	ND	ND	ND	ND	ND	8	µg/m3
4-Isopropyltoluene	ND	ND	ND	ND	ND	8	µg/m3
Methylene chloride	ND	ND	ND	ND	ND	8	µg/m3
Naphthalene	ND	ND	ND	ND	ND	40	µg/m3
n-Propylbenzene	ND	ND	ND	ND	ND	8	µg/m3
Styrene	ND	ND	ND	ND	ND	8	µg/m3
1,1,1,2-Tetrachloroethane	ND	ND	ND	ND	ND	8	µg/m3
1,1,2,2-Tetrachloroethane	ND	ND	ND	ND	ND	16	µg/m3
Tetrachloroethene	<b>60</b>	<b>113</b>	<b>57</b>	<b>103</b>	<b>41</b>	8	µg/m3
Toluene	<b>11</b>	ND	<b>9</b>	ND	ND	8	µg/m3
1,2,3-Trichlorobenzene	ND	ND	ND	ND	ND	16	µg/m3
1,2,4-Trichlorobenzene	ND	ND	ND	ND	ND	16	µg/m3
1,1,1-Trichloroethane	<b>73</b>	<b>99</b>	<b>26</b>	<b>35</b>	ND	8	µg/m3
1,1,2-Trichloroethane	ND	ND	ND	ND	ND	8	µg/m3
Trichloroethene	ND	ND	ND	ND	ND	8	µg/m3
Trichlorofluoromethane	<b>404</b>	<b>511</b>	<b>1310</b>	<b>1380</b>	<b>165</b>	16	µg/m3
1,2,3-Trichloropropane	ND	ND	ND	ND	ND	8	µg/m3
1,2,4-Trimethylbenzene	ND	ND	ND	ND	ND	8	µg/m3
1,3,5-Trimethylbenzene	ND	ND	ND	ND	ND	8	µg/m3
Vinyl chloride	ND	ND	ND	ND	ND	8	µg/m3
m,p-Xylene	ND	ND	ND	ND	ND	16	µg/m3
o-Xylene	ND	ND	ND	ND	ND	8	µg/m3
MTBE	ND	ND	ND	ND	ND	40	µg/m3
Ethyl-tert-butylether	ND	ND	ND	ND	ND	40	µg/m3
Di-isopropylether	ND	ND	ND	ND	ND	40	µg/m3
tert-amylmethylether	ND	ND	ND	ND	ND	40	µg/m3
tert-Butylalcohol	ND	ND	ND	ND	ND	400	µg/m3
Gasoline Range Organics (C4-C12)	ND	ND	ND	ND	ND	400	µg/m3
<b>Tracer:</b>							
n-Pentane	ND	ND	ND	ND	ND	80	µg/m3
n-Hexane	ND	ND	ND	ND	ND	80	µg/m3
n-Heptane	ND	ND	ND	ND	ND	80	µg/m3
<b>Dilution Factor</b>	<b>1</b>	<b>1</b>	<b>1</b>	<b>1</b>	<b>1</b>		
<b>Surrogate Recoveries:</b>						<b>QC Limits</b>	
Dibromofluoromethane	122%	117%	120%	116%	119%	60 - 140	
Toluene-d8	95%	96%	93%	92%	93%	60 - 140	
4-Bromofluorobenzene	95%	94%	92%	93%	94%	60 - 140	
<b>Batch ID:</b>	D1-041119-01	D1-041119-01	D1-041119-01	D1-041119-01	D1-041119-01		

ND = Value below reporting limit



714-449-9937  
562-646-1611  
805-399-0060

11007 FOREST PLACE  
SANTA FE SPRINGS, CA 90670  
WWW.JONESENV.COM

### JONES ENVIRONMENTAL LABORATORY RESULTS

**Client:** Weston Solutions, Inc.  
**Client Address:** 5881 Obispo Ave, Unit 101  
Long Beach, CA 90805

**Report date:** 4/15/2019  
**Jones Ref. No.:** D-1613

**Attn:** Brian Reilly

**Date Sampled:** 4/11/2019  
**Date Received:** 4/11/2019  
**Date Analyzed:** 4/11/2019

**Project Address:** 8201 Santa Fe Ave.  
Huntington Park, CA 90255

**Physical State:** Soil Gas

#### EPA 8260B – Volatile Organics by GC/MS + Oxygenates

**Sample ID:** SV7-15.5' SV9-5.5' SV9-15.5' SV13-3' SV17-6'

<b>Jones ID:</b>	<b>D-1613-11</b>	<b>D-1613-12</b>	<b>D-1613-13</b>	<b>D-1613-14</b>	<b>D-1613-15</b>	<b>Reporting Limit</b>	<b>Units</b>
<b>1. EPA 8260B – Volatile Organics by GC/MS + Oxygenates</b>							
Benzene	ND	ND	ND	ND	ND	8	µg/m3
Bromobenzene	ND	ND	ND	ND	ND	8	µg/m3
Bromodichloromethane	ND	ND	ND	ND	ND	8	µg/m3
Bromoform	ND	ND	ND	ND	ND	8	µg/m3
n-Butylbenzene	ND	ND	ND	ND	ND	12	µg/m3
sec-Butylbenzene	ND	ND	ND	ND	ND	12	µg/m3
tert-Butylbenzene	ND	ND	ND	ND	ND	12	µg/m3
Carbon tetrachloride	ND	ND	ND	ND	ND	8	µg/m3
Chlorobenzene	ND	ND	ND	ND	ND	8	µg/m3
Chloroform	ND	ND	ND	ND	ND	8	µg/m3
2-Chlorotoluene	ND	ND	ND	ND	ND	12	µg/m3
4-Chlorotoluene	ND	ND	ND	ND	ND	12	µg/m3
Dibromochloromethane	ND	ND	ND	ND	ND	8	µg/m3
1,2-Dibromo-3-chloropropane	ND	ND	ND	ND	ND	8	µg/m3
1,2-Dibromoethane (EDB)	ND	ND	ND	ND	ND	8	µg/m3
Dibromomethane	ND	ND	ND	ND	ND	8	µg/m3
1,2-Dichlorobenzene	ND	ND	ND	ND	ND	16	µg/m3
1,3-Dichlorobenzene	ND	ND	ND	ND	ND	16	µg/m3
1,4-Dichlorobenzene	ND	ND	ND	ND	ND	16	µg/m3
Dichlorodifluoromethane	<b>157</b>	<b>86</b>	<b>99</b>	ND	ND	8	µg/m3
1,1-Dichloroethane	ND	ND	ND	ND	ND	8	µg/m3
1,2-Dichloroethane	ND	ND	ND	ND	ND	8	µg/m3
1,1-Dichloroethene	ND	ND	ND	ND	ND	8	µg/m3
cis-1,2-Dichloroethene	ND	ND	ND	ND	ND	8	µg/m3
trans-1,2-Dichloroethene	ND	ND	ND	ND	ND	8	µg/m3
1,2-Dichloropropane	ND	ND	ND	ND	ND	8	µg/m3
1,3-Dichloropropane	ND	ND	ND	ND	ND	8	µg/m3
2,2-Dichloropropane	ND	ND	ND	ND	ND	16	µg/m3
1,1-Dichloropropene	ND	ND	ND	ND	ND	10	µg/m3

**JONES ENVIRONMENTAL LABORATORY RESULTS**

**EPA 8260B – Volatile Organics by GC/MS + Oxygenates**

<u>Sample ID:</u>	SV7-15.5'	SV9-5.5'	SV9-15.5'	SV13-3'	SV17-6'		
<u>Jones ID:</u>	D-1613-11	D-1613-12	D-1613-13	D-1613-14	D-1613-15	<u>Reporting Limit</u>	<u>Units</u>
<b>Analytes:</b>							
cis-1,3-Dichloropropene	ND	ND	ND	ND	ND	8	µg/m3
trans-1,3-Dichloropropene	ND	ND	ND	ND	ND	8	µg/m3
Ethylbenzene	ND	ND	ND	ND	ND	8	µg/m3
Freon 113	35	ND	19	ND	ND	16	µg/m3
Hexachlorobutadiene	ND	ND	ND	ND	ND	24	µg/m3
Isopropylbenzene	ND	ND	ND	ND	ND	8	µg/m3
4-Isopropyltoluene	ND	ND	ND	ND	ND	8	µg/m3
Methylene chloride	ND	ND	ND	ND	ND	8	µg/m3
Naphthalene	ND	ND	ND	ND	ND	40	µg/m3
n-Propylbenzene	ND	ND	ND	ND	ND	8	µg/m3
Styrene	ND	ND	ND	ND	ND	8	µg/m3
1,1,1,2-Tetrachloroethane	ND	ND	ND	ND	ND	8	µg/m3
1,1,2,2-Tetrachloroethane	ND	ND	ND	ND	ND	16	µg/m3
Tetrachloroethene	59	19	22	137	28	8	µg/m3
Toluene	ND	ND	14	ND	ND	8	µg/m3
1,2,3-Trichlorobenzene	ND	ND	ND	ND	ND	16	µg/m3
1,2,4-Trichlorobenzene	ND	ND	ND	ND	ND	16	µg/m3
1,1,1-Trichloroethane	ND	22	25	ND	ND	8	µg/m3
1,1,2-Trichloroethane	ND	ND	ND	ND	ND	8	µg/m3
Trichloroethene	ND	ND	ND	ND	ND	8	µg/m3
Trichlorofluoromethane	168	128	157	222	77	16	µg/m3
1,2,3-Trichloropropane	ND	ND	ND	ND	ND	8	µg/m3
1,2,4-Trimethylbenzene	ND	ND	ND	ND	ND	8	µg/m3
1,3,5-Trimethylbenzene	ND	ND	ND	ND	ND	8	µg/m3
Vinyl chloride	ND	ND	ND	ND	ND	8	µg/m3
m,p-Xylene	ND	ND	ND	ND	ND	16	µg/m3
o-Xylene	ND	ND	ND	ND	ND	8	µg/m3
MTBE	ND	ND	ND	ND	ND	40	µg/m3
Ethyl-tert-butylether	ND	ND	ND	ND	ND	40	µg/m3
Di-isopropylether	ND	ND	ND	ND	ND	40	µg/m3
tert-amylmethylether	ND	ND	ND	ND	ND	40	µg/m3
tert-Butylalcohol	ND	ND	ND	ND	ND	400	µg/m3
<b>Tracer:</b>							
n-Pentane	ND	ND	ND	ND	ND	80	µg/m3
n-Hexane	ND	ND	ND	ND	ND	80	µg/m3
n-Heptane	ND	ND	ND	ND	ND	80	µg/m3
<b>Dilution Factor</b>	1	1	1	1	1		
<b>Surrogate Recoveries:</b>						<b>QC Limits</b>	
Dibromofluoromethane	117%	118%	119%	117%	115%	60 - 140	
Toluene-d8	95%	95%	94%	94%	96%	60 - 140	
4-Bromofluorobenzene	94%	94%	97%	97%	97%	60 - 140	
<b>Batch ID:</b>	D1-041119-01	D1-041119-01	D1-041119-01	D1-041119-01	D1-041119-01		

ND = Value below reporting limit





714-449-9937  
562-646-1611  
805-399-0060

11007 FOREST PLACE  
SANTA FE SPRINGS, CA 90670  
WWW.JONESENV.COM

**JONES ENVIRONMENTAL LABORATORY RESULTS**

**Client:** Weston Solutions, Inc.  
**Client Address:** 5881 Obispo Ave, Unit 101  
Long Beach, CA 90805

**Report date:** 4/15/2019  
**Jones Ref. No.:** D-1613

**Attn:** Brian Reilly

**Date Sampled:** 4/11/2019  
**Date Received:** 4/11/2019  
**Date Analyzed:** 4/11/2019

**Project Address:** 8201 Santa Fe Ave.  
Huntington Park, CA 90255

**Physical State:** Soil Gas

**EPA 8260B – Volatile Organics by GC/MS + Oxygenates**

**Sample ID:** SV17-16' SV20-6' SV20-15.5' SV19-6' SV19-16'

<b>Jones ID:</b>	<b>D-1613-16</b>	<b>D-1613-17</b>	<b>D-1613-18</b>	<b>D-1613-19</b>	<b>D-1613-20</b>	<b>Reporting Limit</b>	<b>Units</b>
<b>1. EPA 8260B – Volatile Organics by GC/MS + Oxygenates</b>							
Benzene	ND	ND	ND	ND	ND	8	µg/m3
Bromobenzene	ND	ND	ND	ND	ND	8	µg/m3
Bromodichloromethane	ND	<b>13</b>	ND	ND	ND	8	µg/m3
Bromoform	ND	<b>16</b>	ND	ND	ND	8	µg/m3
n-Butylbenzene	ND	ND	ND	ND	ND	12	µg/m3
sec-Butylbenzene	ND	ND	ND	ND	ND	12	µg/m3
tert-Butylbenzene	ND	ND	ND	ND	ND	12	µg/m3
Carbon tetrachloride	ND	ND	ND	ND	ND	8	µg/m3
Chlorobenzene	ND	ND	ND	ND	ND	8	µg/m3
Chloroform	ND	ND	ND	ND	ND	8	µg/m3
2-Chlorotoluene	ND	ND	ND	ND	ND	12	µg/m3
4-Chlorotoluene	ND	ND	ND	ND	ND	12	µg/m3
Dibromochloromethane	ND	ND	ND	ND	ND	8	µg/m3
1,2-Dibromo-3-chloropropane	ND	ND	ND	ND	ND	8	µg/m3
1,2-Dibromoethane (EDB)	ND	ND	ND	ND	ND	8	µg/m3
Dibromomethane	ND	<b>13</b>	ND	ND	ND	8	µg/m3
1,2-Dichlorobenzene	ND	ND	ND	ND	ND	16	µg/m3
1,3-Dichlorobenzene	ND	ND	ND	ND	ND	16	µg/m3
1,4-Dichlorobenzene	ND	ND	ND	ND	ND	16	µg/m3
Dichlorodifluoromethane	ND	<b>52</b>	<b>60</b>	ND	ND	8	µg/m3
1,1-Dichloroethane	ND	ND	ND	ND	ND	8	µg/m3
1,2-Dichloroethane	ND	ND	ND	ND	ND	8	µg/m3
1,1-Dichloroethene	ND	ND	ND	ND	ND	8	µg/m3
cis-1,2-Dichloroethene	ND	ND	ND	ND	ND	8	µg/m3
trans-1,2-Dichloroethene	ND	ND	ND	ND	ND	8	µg/m3
1,2-Dichloropropane	ND	ND	ND	ND	ND	8	µg/m3
1,3-Dichloropropane	ND	ND	ND	ND	ND	8	µg/m3
2,2-Dichloropropane	ND	ND	ND	ND	ND	16	µg/m3
1,1-Dichloropropene	ND	ND	ND	ND	ND	10	µg/m3

**JONES ENVIRONMENTAL LABORATORY RESULTS**

**EPA 8260B – Volatile Organics by GC/MS + Oxygenates**

<b>Sample ID:</b>	<b>SV17-16'</b>	<b>SV20-6'</b>	<b>SV20-15.5'</b>	<b>SV19-6'</b>	<b>SV19-16'</b>		
<b>Jones ID:</b>	<b>D-1613-16</b>	<b>D-1613-17</b>	<b>D-1613-18</b>	<b>D-1613-19</b>	<b>D-1613-20</b>	<b>Reporting Limit</b>	<b>Units</b>
<b>Analytes:</b>							
cis-1,3-Dichloropropene	ND	ND	ND	ND	ND	8	µg/m3
trans-1,3-Dichloropropene	ND	ND	ND	ND	ND	8	µg/m3
Ethylbenzene	ND	ND	ND	ND	ND	8	µg/m3
Freon 113	ND	<b>1920</b>	<b>2240</b>	ND	ND	16	µg/m3
Hexachlorobutadiene	ND	ND	ND	ND	ND	24	µg/m3
Isopropylbenzene	ND	ND	ND	ND	ND	8	µg/m3
4-Isopropyltoluene	ND	<b>34</b>	ND	ND	ND	8	µg/m3
Methylene chloride	ND	<b>12</b>	ND	ND	ND	8	µg/m3
Naphthalene	ND	ND	ND	ND	ND	40	µg/m3
n-Propylbenzene	ND	ND	ND	ND	ND	8	µg/m3
Styrene	ND	ND	ND	ND	ND	8	µg/m3
1,1,1,2-Tetrachloroethane	ND	ND	ND	ND	ND	8	µg/m3
1,1,2,2-Tetrachloroethane	ND	ND	ND	ND	ND	16	µg/m3
Tetrachloroethene	<b>52</b>	<b>22</b>	<b>35</b>	ND	<b>8</b>	8	µg/m3
Toluene	ND	<b>14</b>	<b>10</b>	ND	ND	8	µg/m3
1,2,3-Trichlorobenzene	ND	ND	ND	ND	ND	16	µg/m3
1,2,4-Trichlorobenzene	ND	ND	ND	ND	ND	16	µg/m3
1,1,1-Trichloroethane	ND	ND	ND	ND	ND	8	µg/m3
1,1,2-Trichloroethane	ND	ND	ND	ND	ND	8	µg/m3
Trichloroethene	ND	ND	ND	ND	ND	8	µg/m3
Trichlorofluoromethane	<b>97</b>	<b>26</b>	<b>17</b>	ND	ND	16	µg/m3
1,2,3-Trichloropropane	ND	ND	ND	ND	ND	8	µg/m3
1,2,4-Trimethylbenzene	ND	<b>10</b>	ND	ND	ND	8	µg/m3
1,3,5-Trimethylbenzene	ND	ND	ND	ND	ND	8	µg/m3
Vinyl chloride	ND	ND	ND	ND	ND	8	µg/m3
m,p-Xylene	ND	<b>20</b>	ND	ND	ND	16	µg/m3
o-Xylene	ND	ND	ND	ND	ND	8	µg/m3
MTBE	ND	ND	ND	ND	ND	40	µg/m3
Ethyl-tert-butylether	ND	ND	ND	ND	ND	40	µg/m3
Di-isopropylether	ND	ND	ND	ND	ND	40	µg/m3
tert-amylmethylether	ND	ND	ND	ND	ND	40	µg/m3
tert-Butylalcohol	ND	ND	ND	ND	ND	400	µg/m3
Gasoline Range Organics (C4-C12)	ND	ND	ND	ND	ND	400	µg/m3
<b>Tracer:</b>							
n-Pentane	ND	ND	ND	ND	ND	80	µg/m3
n-Hexane	ND	ND	ND	ND	ND	80	µg/m3
n-Heptane	ND	ND	ND	ND	ND	80	µg/m3
<b>Dilution Factor</b>	<b>1</b>	<b>1</b>	<b>1</b>	<b>1</b>	<b>1</b>		
<b>Surrogate Recoveries:</b>						<b>QC Limits</b>	
Dibromofluoromethane	117%	117%	116%	120%	117%	60 - 140	
Toluene-d8	95%	94%	94%	92%	94%	60 - 140	
4-Bromofluorobenzene	92%	94%	95%	93%	92%	60 - 140	
<b>Batch ID:</b>	D1-041119-01	D1-041119-01	D1-041119-01	D1-041119-01	D1-041119-01		

ND = Value below reporting limit



714-449-9937  
562-646-1611  
805-399-0060

11007 FOREST PLACE  
SANTA FE SPRINGS, CA 90670  
WWW.JONESENV.COM

### JONES ENVIRONMENTAL QUALITY CONTROL INFORMATION

**Client:** Weston Solutions, Inc.  
**Client Address:** 5881 Obispo Ave, Unit 101  
Long Beach, CA 90805

**Report date:** 4/15/2019  
**Jones Ref. No.:** D-1613

**Attn:** Brian Reilly

**Date Sampled:** 4/11/2019  
**Date Received:** 4/11/2019  
**Date Analyzed:** 4/11/2019

**Project Address:** 8201 Santa Fe Ave.  
Huntington Park, CA 90255

**Physical State:** Soil Gas

#### EPA 8260B – Volatile Organics by GC/MS + Oxygenates

<u>Sample ID:</u>	<u>METHOD</u>	<u>SAMPLING</u>		
	<u>BLANK</u>	<u>BLANK</u>		
<u>Jones ID:</u>	<u>041119-</u>	<u>041119-</u>		
	<u>D1MB1</u>	<u>D1SB1</u>	<u>Reporting Limit</u>	<u>Units</u>
<b>1.</b>	<b>EPA 8260B – Volatile Organics by GC/MS + Oxygenates</b>			
Benzene	ND	ND	8	µg/m3
Bromobenzene	ND	ND	8	µg/m3
Bromodichloromethane	ND	ND	8	µg/m3
Bromoform	ND	ND	8	µg/m3
n-Butylbenzene	ND	ND	12	µg/m3
sec-Butylbenzene	ND	ND	12	µg/m3
tert-Butylbenzene	ND	ND	12	µg/m3
Carbon tetrachloride	ND	ND	8	µg/m3
Chlorobenzene	ND	ND	8	µg/m3
Chloroform	ND	ND	8	µg/m3
2-Chlorotoluene	ND	ND	12	µg/m3
4-Chlorotoluene	ND	ND	12	µg/m3
Dibromochloromethane	ND	ND	8	µg/m3
1,2-Dibromo-3-chloropropane	ND	ND	8	µg/m3
1,2-Dibromoethane (EDB)	ND	ND	8	µg/m3
Dibromomethane	ND	ND	8	µg/m3
1,2- Dichlorobenzene	ND	ND	16	µg/m3
1,3-Dichlorobenzene	ND	ND	16	µg/m3
1,4-Dichlorobenzene	ND	ND	16	µg/m3
Dichlorodifluoromethane	ND	ND	8	µg/m3
1,1-Dichloroethane	ND	ND	8	µg/m3
1,2-Dichloroethane	ND	ND	8	µg/m3
1,1-Dichloroethene	ND	ND	8	µg/m3
cis-1,2-Dichloroethene	ND	ND	8	µg/m3
trans-1,2-Dichloroethene	ND	ND	8	µg/m3
1,2-Dichloropropane	ND	ND	8	µg/m3
1,3-Dichloropropane	ND	ND	8	µg/m3
2,2-Dichloropropane	ND	ND	16	µg/m3
1,1-Dichloropropene	ND	ND	10	µg/m3

**JONES ENVIRONMENTAL QUALITY CONTROL INFORMATION**

**EPA 8260B – Volatile Organics by GC/MS + Oxygenates**

<u>Sample ID:</u>	<b>METHOD</b>	<b>SAMPLING</b>		
	<b>BLANK</b>	<b>BLANK</b>		
<u>Jones ID:</u>	<b>041119- D1MB1</b>	<b>041119- D1SB1</b>	<u>Reporting Limit</u>	<u>Units</u>
<b>Analytes:</b>				
cis-1,3-Dichloropropene	ND	ND	8	µg/m3
trans-1,3-Dichloropropene	ND	ND	8	µg/m3
Ethylbenzene	ND	ND	8	µg/m3
Freon 113	ND	ND	16	µg/m3
Hexachlorobutadiene	ND	ND	24	µg/m3
Isopropylbenzene	ND	ND	8	µg/m3
4-Isopropyltoluene	ND	ND	8	µg/m3
Methylene chloride	ND	ND	8	µg/m3
Naphthalene	ND	ND	40	µg/m3
n-Propylbenzene	ND	ND	8	µg/m3
Styrene	ND	ND	8	µg/m3
1,1,1,2-Tetrachloroethane	ND	ND	8	µg/m3
1,1,2,2-Tetrachloroethane	ND	ND	16	µg/m3
Tetrachloroethene	ND	ND	8	µg/m3
Toluene	ND	ND	8	µg/m3
1,2,3-Trichlorobenzene	ND	ND	16	µg/m3
1,2,4-Trichlorobenzene	ND	ND	16	µg/m3
1,1,1-Trichloroethane	ND	ND	8	µg/m3
1,1,2-Trichloroethane	ND	ND	8	µg/m3
Trichloroethene	ND	ND	8	µg/m3
Trichlorofluoromethane	ND	ND	16	µg/m3
1,2,3-Trichloropropane	ND	ND	8	µg/m3
1,2,4-Trimethylbenzene	ND	ND	8	µg/m3
1,3,5-Trimethylbenzene	ND	ND	8	µg/m3
Vinyl chloride	ND	ND	8	µg/m3
m,p-Xylene	ND	ND	16	µg/m3
o-Xylene	ND	ND	8	µg/m3
MTBE	ND	ND	40	µg/m3
Ethyl-tert-butylether	ND	ND	40	µg/m3
Di-isopropylether	ND	ND	40	µg/m3
tert-amylmethylether	ND	ND	40	µg/m3
tert-Butylalcohol	ND	ND	400	µg/m3
<b>Tracer:</b>				
n-Pentane	ND	ND	80	µg/m3
n-Hexane	ND	ND	80	µg/m3
n-Heptane	ND	ND	80	µg/m3
<b><u>Dilution Factor</u></b>	1	1		
<b><u>Surrogate Recoveries:</u></b>			<b><u>QC Limits</u></b>	
Dibromofluoromethane	116%	109%	60 - 140	
Toluene-d8	92%	103%	60 - 140	
4-Bromofluorobenzene	95%	91%	60 - 140	
<b><u>Batch ID:</u></b>	D1-041119- 01	D1-041119- 01		

ND = Value below reporting limit



714-449-9937  
562-646-1611  
805-399-0060

11007 FOREST PLACE  
SANTA FE SPRINGS, CA 90670  
WWW.JONESENV.COM

**JONES ENVIRONMENTAL QUALITY CONTROL INFORMATION**

**Client:** Weston Solutions, Inc.  
**Client Address:** 5881 Obispo Ave, Unit 101  
Long Beach, CA 90805

**Report date:** 4/15/2019  
**Jones Ref. No.:** D-1613

**Attn:** Brian Reilly

**Date Sampled:** 4/11/2019  
**Date Received:** 4/11/2019  
**Date Analyzed:** 4/11/2019

**Project Address:** 8201 Santa Fe Ave.  
Huntington Park, CA 90255

**Physical State:** Soil Gas

**EPA 8260B – Volatile Organics by GC/MS + Oxygenates**

**Batch ID:** D1-041119-01

**– Volatile Organics by GC**    **041119-D1LCS1**    **041119-D1LCSD1**    **041119-D1CCV1**

<u>Parameter</u>	LCS Recovery (%)	LCSD Recovery (%)	<u>RPD</u>	Acceptability Range (%)	<u>CCV</u>	Acceptability Range (%)
Vinyl chloride	121%	126%	4.1%	60 - 140	103%	80 - 120
1,1-Dichloroethene	115%	116%	1.1%	60 - 140	118%	80 - 120
Cis-1,2-Dichloroethene	103%	97%	5.2%	70 - 130	92%	80 - 120
1,1,1-Trichloroethane	100%	101%	1.2%	70 - 130	100%	80 - 120
Benzene	115%	115%	0.4%	70 - 130	117%	80 - 120
Trichloroethene	101%	95%	6.0%	70 - 130	100%	80 - 120
Toluene	95%	92%	2.3%	70 - 130	96%	80 - 120
Tetrachloroethene	93%	90%	2.4%	70 - 130	91%	80 - 120
Chlorobenzene	91%	88%	3.6%	70 - 130	94%	80 - 120
Ethylbenzene	103%	99%	3.5%	70 - 130	96%	80 - 120
1,2,4 Trimethylbenzene	92%	92%	0.2%	70 - 130	94%	80 - 120

**Surrogate Recovery:**

Dibromofluoromethane	107%	108%		60 - 140	102%	60 - 140
Toluene-d <sub>8</sub>	94%	95%		60 - 140	96%	60 - 140
4-Bromofluorobenzene	95%	100%		60 - 140	99%	60 - 140

LCS = Laboratory Control Sample

LCSD = Laboratory Control Sample Duplicate

CCV = Continuing Calibration Verification

RPD = Relative Percent Difference; Acceptability range for RPD is ≤ 20%



11007 Forest Pl.  
 Santa Fe Springs, CA 90670  
 (714) 449-9937  
 Fax (714) 449-9685  
 www.jonesenv.com

# Soil-Gas Chain-of-Custody Record

**Client**  
**Weston**

**Project Name**

**Project Address**  
**8201 Santa Fe Ave.**

**Huntington Park, CA 90255**

**Email**

**Phone**  
**541-771-4397**

**Report To**  
**Brian Reilly**

**Sampler**  
**Jackson Nestor**

**Date**  
**4/11/2019**

**Purge Number:**  
 1P  3P  7P  10P

**Report Options**  
 EDD \_\_\_\_\_  
 EDF\* - 10% Surcharge \_\_\_\_\_

**Shut-In Test:**  Y /  N

**\*Global ID** \_\_\_\_\_

**Client Project #**

**Turn Around Requested**  
 Immediate Attention  
 Rush 24 Hours  
 Rush 48 Hours  
 Rush 72 Hours  
 Normal  
 Mobile Lab

**Tracer**  
 n-pentane  
 n-hexane  
 n-heptane  
 Isopropyl Alcohol  
 1,1-DFA

**Analysis Requested**

**Reporting Limits**  
 Standard  Low Level\*  MDL\*  
 \*surcharge for these limits

**Units**  
 µg/m<sup>3</sup>

**LAB USE ONLY**

**Jones Project #**  
**D-1613**

**Page**  
 1 of 2

**Sample Container:**  
 GASTIGHT GLASS SYRINGE  
 If different than above, see Notes.

Sample ID	Purge Number	Purge Volume (mL)	Date	Sample Collection Time	Sample Analysis Time	Laboratory Sample ID	Purge Rate (mL/min)	Pump Used	Magnehelic	Sample Matrix: Soil Gas (SG), Air (A), Material (M)	EPA 8260B (VOCs)	Gasoline Range Organics	Magnehelic Vacuum (In/H <sub>2</sub> O)	Number of Containers	Notes & Special Instructions
SV16-6'	3	3300	4/11/19	8:16	8:22	D-1613-01	~200	STEVE.1	118008	SG	X		<2	1	
SV16-15.5'	3	3460	4/11/19	8:37	8:39	D-1613-02	~200	JOSH.1	118040	SG	X		<2	1	
SV16-15.5' REP	3	3460	4/11/19	8:54	8:56	D-1613-03	~200	JOSH.1	118040	SG	X		<2	1	
SV14-6.5'	3	3310	4/11/19	9:11	9:14	D-1613-04	~200	STEVE.1	118008	SG	X		<2	1	
SV14-16'	3	3470	4/11/19	9:29	9:31	D-1613-05	~200	JOSH.1	M100.107	SG	X		<2	1	
SV15-6'	3	3300	4/11/19	9:46	9:48	D-1613-06	~200	STEVE.1	118008	SG	X		<2	1	
SV15-15.5'	3	3460	4/11/19	10:03	10:05	D-1613-07	~200	JOSH.1	118040	SG	X		<2	1	
SV12-6.5'	3	3310	4/11/19	10:21	10:23	D-1613-08	~200	STEVE.1	118008	SG	X		<2	1	
SV12-14.5'	3	3440	4/11/19	10:41	10:43	D-1613-09	~200	JOSH.1	M100.107	SG	X		<2	1	
SV7-6'	3	3300	4/11/19	10:55	10:59	D-1613-10	~200	STEVE.1	118008	SG	X		<2	1	

**Representative Signature** *[Signature]* **Printed Name** **BRIAN REILLY**

**Company** **WESTON** **Date** **4/11/19** **Time** **1455**

**Laboratory Signature** *[Signature]* **Printed Name** **Jackson Nestor**

**Company** **JONES ENVIRONMENTAL, INC.** **Date** **4/11/2019**

**Representative Signature** \_\_\_\_\_ **Printed Name** \_\_\_\_\_

**Company** \_\_\_\_\_ **Date** \_\_\_\_\_ **Time** \_\_\_\_\_

**Laboratory Signature** \_\_\_\_\_ **Printed Name** \_\_\_\_\_

**Company** \_\_\_\_\_ **Date** \_\_\_\_\_ **Time** \_\_\_\_\_

10 Total Number of Containers

Client signature on this Chain of Custody form constitutes acknowledgement that the above analyses have been requested, and the information provided herein is correct and accurate.



11007 Forest Pl.  
 Santa Fe Springs, CA 90670  
 (714) 449-9937  
 Fax (714) 449-9685  
 www.jonesenv.com

# Soil-Gas Chain-of-Custody Record

**Client**  
**Weston**

**Project Name**

**Project Address**  
**8201 Santa Fe Ave.**

**Huntington Park, CA 90255**

**Email**

**Phone**  
**541-771-4397**

**Report To**  
**Brian Reilly**

**Sampler**  
**Jackson Nestor**

**Date**  
 4/11/2019

**Purge Number:**  
 1P  3P  7P  10P

**Report Options**  
 EDD \_\_\_\_\_  
 EDF\* - 10% Surcharge \_\_\_\_\_

**Shut-In Test:** (Y) / N

\*Global ID \_\_\_\_\_

**LAB USE ONLY**

**Jones Project #**  
**D-1613**

**Page**  
 2 of 2

**Sample Container:**  
 GASTIGHT GLASS SYRINGE  
 If different than above, see Notes.

**Turn Around Requested**

Immediate Attention  
 Rush 24 Hours  
 Rush 48 Hours  
 Rush 72 Hours  
 Normal  
 Mobile Lab

**Tracer**

n-pentane  
 n-hexane  
 n-heptane  
 Isopropyl Alcohol  
 1,1-DFA

**Analysis Requested**

Sample Matrix: Soil Gas (SG), Air (A), Material (M)	EPA 8260B (VOCs)	Gasoline Range Organics	Magnehelic Vacuum (In/H <sub>2</sub> O)	Number of Containers
--	------------------	-------------------------	---	----------------------

**Reporting Limits**

Standard  Low Level\*  MDL\* **Units** *mg/m<sup>3</sup>*  
 \*surcharge for these limits

Sample ID	Purge Number	Purge Volume (mL)	Date	Sample Collection Time	Sample Analysis Time	Laboratory Sample ID	Purge Rate (mL/min)	Pump Used	Magnehelic	Sample Matrix: Soil Gas (SG), Air (A), Material (M)	EPA 8260B (VOCs)	Gasoline Range Organics	Magnehelic Vacuum (In/H <sub>2</sub> O)	Number of Containers	Notes & Special Instructions
SV7-15.5'	3	3460	4/11/19	11:13	11:17	D-1613-11	~200	JOSH.1	118040	SG	X		<2	1	
SV9-5.5'	3	3290	4/11/19	11:32	11:34	D-1613-12	~200	STEVE.1	118008	SG	X		<2	1	
SV9-15.5'	3	3460	4/11/19	11:49	11:52	D-1613-13	~200	JOSH.1	M100.107	SG	X		<2	1	
SV13-3'	3	3770	4/11/19	12:07	12:08	D-1613-14	~200	STEVE.1	118008	SG	X		<2	1	
SV17-6'	3	3300	4/11/19	12:31	12:34	D-1613-15	~200	STEVE.1	118008	SG	X		<2	1	
SV17-16'	3	3470	4/11/19	12:46	12:50	D-1613-16	~200	JOSH.1	M100.107	SG	X		<2	1	
SV20-6'	3	3300	4/11/19	13:20	13:28	D-1613-17	~200	STEVE.1	118008	SG	X		<2	1	
SV20-15.5'	3	3470	4/11/19	13:43	13:46	D-1613-18	~200	JOSH.1	118040	SG	X		<2	1	
SV19-6'	3	3300	4/11/19	14:00	14:02	D-1613-19	~200	STEVE.1	118008	SG	X		<2	1	
SV19-16'	3	3460	4/11/19	14:16	14:16	D-1613-20	~200	JOSH.1	M100.107	SG	X		<2	1	

<b>Representative Signature</b> <i>[Signature]</i>	<b>Printed Name</b> BRIAN REILLY	<b>Laboratory Signature</b> <i>[Signature]</i>	<b>Printed Name</b> Jackson Nestor	10	<b>Total Number of Containers</b>
<b>Company</b> WESTON	<b>Date</b> 4/11/19	<b>Time</b> 1455	<b>Company</b> JONES ENVIRONMENTAL, INC.	<b>Date</b> 4/11/2019	<b>Time</b>
<b>Representative Signature</b>	<b>Printed Name</b>	<b>Laboratory Signature</b>	<b>Printed Name</b>	<b>Client signature on this Chain of Custody form constitutes acknowledgement that the above analyses have been requested, and the information provided herein is correct and accurate.</b>	
<b>Company</b>	<b>Date</b>	<b>Time</b>	<b>Company</b>	<b>Date</b>	<b>Time</b>

# **Attachment B: Stage 1 Metals Laboratory Reports**





**Memorandum**

**To:** Matt Mitguard, Site Assessment Manager  
Site Cleanup Section 2, SFD-6-1  
USEPA Region 9

**Through:** Joe Eidelberg, Chemist  
Quality Assurance Section, EMD-3-2  
USEPA Region 9

**From:** Kathy O'Brien, Sr. Project Manager *Keo*  
ICF, Environmental Services Assistance Team (ESAT) Region 9  
ESAT Contract No.: EP-W-13-029  
Technical Direction No.: 10106218

**Date:** June 26, 2019

**Re:** Review of Analytical Data, **Tier 3**

---

Attached are comments resulting from ESAT Region 9 review of the following analytical data:

Site:	Damille Metal Service
Site Account No.:	A9 CG QA 00
Case No.:	48197
SDG No.:	MYAMD5
Laboratory:	Bonner Analytical Testing Co. (BON)
Analysis:	CLP Metals by ICP-AES and ICP-MS
Samples:	14 Soil Samples
Collection Dates:	April 8, 9, and 10, 2019
Reviewer:	Santiago Lee, ESAT

EXES Data Manager has been updated with the results of this review and the validation level revised to S3VEM; the dynamic deliverables were regenerated and are available on the SMO Portal.

If there are any questions, please contact Joe Eidelberg (QA Program/EPA) at (415) 972-3809.

Attachment

cc: Cindy Gurley, CLP COR USEPA Region 4  
Richard Freitas, CLP COR USEPA Region 9

CLP PO:  FYI  Action

SAMPLING ISSUES:  Yes  No

## Data Validation Report – Tier 3

Case No.: 48197  
SDG No.: MYAMD5  
Site: Damille Metal Service  
Laboratory: Bonner Analytical Testing Co. (BON)  
Analysis: CLP Metals by ICP-AES and ICP-MS  
Reviewer: Santiago Lee, ESAT  
Date: June 26, 2019

### I. SDG SUMMARY

For Sample Information and Laboratory Quality Control (QC), refer to EXES National Functional Guidelines (NFG) data validation reports *Analytical Sample Listing* and *Inorganic Analytical Sequence*. EXES Data Manager has been updated with the results of this review and the validation level revised to S3VEM; the dynamic deliverables were regenerated and are available on the SMO Portal. The data qualifier definitions, as described in page 6 of the National Functional Guidelines, are attached to this report.

#### Field QC

Field Blanks (FB): MYAMJ4 (in SDG MYAMH9).  
Equipment Blanks (EB): MYAMH0, MYAMJ0, and MYAMJ1 (in SDG MYAMH9).  
Background Samples (BG): None.  
Field Duplicates: MYAME9/MYAMH5 (in SDG MYAMG1).

#### CLP PO Action

The laboratory analyzed the matrix spike for copper with an added concentration of 26.7 mg/kg instead of 50.0 mg/kg as stated in Table 2 of the statement of work (SOW). See CLP SOW ISM02.4, Exhibit D, ICP-AES Pages D-24, Section 12.3.3.2 and D-31, Table 2.

#### Sampling Issues

None.

#### Additional Comments

The samples were analyzed for Contract Laboratory Program (CLP) metals. Copper was analyzed by Inductively Coupled Plasma-Atomic Emission Spectroscopy (ICP-AES). Antimony, arsenic, barium, beryllium, cadmium, chromium, cobalt, lead, manganese, nickel, selenium, silver, thallium, vanadium, and zinc were analyzed by Inductively Coupled Plasma-Mass Spectroscopy (ICP-MS).

Chain of custody records (COCs) indicate that the samples were collected on April 8, 9, and 10, 2019 and shipped on April 12, 2019. The reviewer presumed that the samples were stored properly from the time of collection to the time of shipping. The laboratory documentation indicates that they were received on ice and at a temperature of 6.0°C.

Sample MYAME9 was analyzed on April 22, 2019 for 15 metals. Initially, Forms 2-IN (Initial and Continuing Calibration Verification) and 3-IN (Blanks) had information for only seven metals. The laboratory submitted corrected Forms 2-IN and 3-IN and electronic data deliverable (EDD) upon request, on May 22, 2019.

Samples listed below did not meet the internal standard QC limit of 60-125% relative intensity (RI) in the initial analysis. The samples were diluted and reanalyzed as required by the statement of work (SOW). Results for beryllium, cobalt, nickel, and zinc in these samples are reported from the 2-fold dilution because the RIs are within the QC limit.

Sample	Internal Standard	% Relative Intensity from Undiluted	% Relative Intensity from 2-Fold Dilution
MYAMD5	Scandium-45	135	108
MYAMD7	Scandium-45	138	110
MYAMD9	Scandium-45	133	104
MYAME1	Scandium-45	133	105
MYAME3	Scandium-45	136	105
MYAME7	Scandium-45	131	100

Preparation logbook pages for some solutions are missing from the data package. Data quality is not likely to be affected; all other standards and spiking solutions were analyzed before the expiration date.

This report was prepared in accordance with the following documents:

- USEPA Contract Laboratory Program Statement of Work for Inorganic Superfund Methods (Multi-Media, Multi-Concentration), ISM02.4, October 2016; and
- USEPA National Functional Guidelines for Inorganic Superfund Data Review, January 2017.

For technical definitions, refer to *Exhibit G (Glossary of Terms)*, USEPA Contract Laboratory Program Statement of Work for Inorganic Superfund Methods (Multi-Media, Multi-Concentration), ISM02.4.

## II. VALIDATION SUMMARY

The data were evaluated based on the following parameters:

<u>Parameter</u>	<u>Acceptable</u>	<u>Comment</u>
1. Data Completeness	Yes	
2. Preservation and Holding Times	Yes	
3. ICP-MS Tune Analysis	Yes	
4. Calibration	Yes	
a. Initial	Yes	
b. Initial and Continuing Calibration Verification	Yes	
5. Laboratory Blanks	Yes	B
6. Field/Equipment Blanks	Yes	
7. ICP Interference Check Sample (ICS)	Yes	
8. Laboratory Control Sample (LCS)	Yes	
9. Duplicate Sample Analysis	No	C
10. Spike Sample Analysis	Yes	
11. ICP Serial Dilution	No	D
12. ICP-MS Internal Standards	Yes	
13. Analyte Quantitation and CRQL	Yes	A
14. Field Duplicate Sample Analysis	No	E
15. Overall Assessment of Data	Yes	

## III. VALIDITY AND COMMENTS

- Results above the method detection limit (MDL) but below the contract required quantitation limit (CRQL) are estimated and flagged "J." Results are considered qualitatively acceptable but quantitatively unreliable due to uncertainties in analytical precision near the quantitation limit.
- The following results are qualified as non-detected (U) due to low level initial calibration blank (ICB) and continuing calibration blank (CCB) contamination.

- Antimony in samples MYAMD5, MYAMD7, MYAMD9, MYAME1, MYAME3, MYAME7, and MYAME9.
- Thallium in all samples and preparation blank PBS01.

Analyte amounts greater than the MDL but less than or equal to the CRQL were reported in the following blanks at the concentrations presented below.

Analyte	Blank	Concentration, µg/L
Antimony	ICB01/CCB04	0.29/0.10
	ICB01	0.35
Thallium	ICB01/CCB04/CCB05	0.056/0.51/0.54
	ICB01/CCB03/CCB04	0.080/0.080/0.080

Sample results that are greater than or equal to the MDL but less than or equal to the CRQL are reported as non-detected (U) at the respective CRQL.

- C. The following results are estimated and flagged “J” because a laboratory duplicate result is outside method QC limit.
- Nickel in all samples.

Results for laboratory duplicates MYAME4D do not meet the 20% relative percent difference (RPD) criterion as presented below.

Analyte	RPD, %
Nickel	23

This result may indicate poor laboratory technique or matrix effects which may interfere with analysis. Results for nickel are considered quantitatively uncertain.

- D. The following results are estimated and flagged “J” because serial dilution results are outside method QC limit.
- Copper, nickel, and zinc in all samples.

Percent differences for serial dilution analysis of MYAME4L do not meet the 10% difference criterion for the analytes presented below.

Analyte	% Difference
Copper	21
Nickel	34
Zinc	119

These results may indicate poor laboratory technique or matrix effects which may interfere with analysis. Results for analytes listed above are considered quantitatively uncertain. Chemical and physical interferences may exist due to sample matrix effects. Since results for the diluted sample are higher than the original, the reported results may be biased low.

- E. Results for the following field duplicate pair do not meet the relative percent difference (RPD) criterion or the absolute difference criterion provided in the National Functional Guidelines (NFG) for laboratory duplicate, as presented below.

Analyte	MYAME9, mg/kg	MYAMH5, mg/kg	RPD, %	QC Limit, %
Barium	175	134	26.5	20
Chromium	23.8	17.5	30.5	20
Lead	30.6	11.1	93.5	20
Vanadium	55.1	41.8	27.5	20

<b>Analyte</b>	<b>MYAME9, mg/kg</b>	<b>MYAMH5, mg/kg</b>	<b>Difference, mg/kg</b>	<b>QC Limit, mg/kg</b>
Arsenic	3.2	2.3	0.9	0.5

This uncertainty should be evaluated in the context of project data quality objectives to determine data usability.

## DATA QUALIFIER DEFINITIONS FOR INORGANIC DATA REVIEW

The definitions of the following qualifiers are prepared according to the document, "National Functional Guidelines for Inorganic Superfund Methods Data Review," January 2017 (Table 1, page 6).

- U     The analyte was analyzed for, but was not detected above the level of the reported sample quantitation limit.
- J     The result is an estimated quantity. The associated numerical value is the approximate concentration of the analyte in the sample.
- J+    The result is an estimated quantity, but the result may be biased high.
- J-    The result is an estimated quantity, but the result may be biased low.
- UJ    The analyte was analyzed for, but was not detected. The reported quantitation limit is approximate and may be inaccurate or imprecise.
- R     The data are unusable. The sample results are rejected due to serious deficiencies in meeting Quality Control (QC) criteria. The analyte may or may not be present in the sample.

# Sample Summary Report

**Project Name: DAMILLE METAL SERVICE SITE  
INVESTIGATION STAGE 1 SAMPLING**

**GroupID: 48197/EPW14029/MYAMD5**

**Lab Name: Bonner Analytical Testing Co.**

Sample Number: LCS01	Method: Metals by ICP-AES	Matrix: Soil	MA Number:
Sample Location:	pH:	Sample Date:	Sample Time:
% Moisture:		% Solids: 100	

Analyte Name	Analyte Type	Validation Result	Validation Flag	Units	Lab Result	Lab Flag	Dilution Factor	Reportable	Validation Level
Copper	Spike	4.2		mg/kg	4.2		1	YES	S3VEM

# Sample Summary Report

**Project Name: DAMILLE METAL SERVICE SITE  
INVESTIGATION STAGE 1 SAMPLING**

**GroupID: 48197/EPW14029/MYAMD5**

**Lab Name: Bonner Analytical Testing Co.**

Sample Number: LCS01	Method: Metals by ICP-MS	Matrix: Soil	MA Number:
Sample Location:	pH:	Sample Date:	Sample Time:
% Moisture:		% Solids: 100	

Analyte Name	Analyte Type	Validation Result	Validation Flag	Units	Lab Result	Lab Flag	Dilution Factor	Reportable	Validation Level
Antimony	Spike	2.0		mg/kg	2.0		1	YES	S3VEM
Arsenic	Spike	1.1		mg/kg	1.1		1	YES	S3VEM
Barium	Spike	10.2		mg/kg	10.2		1	YES	S3VEM
Beryllium	Spike	0.95		mg/kg	0.95		1	YES	S3VEM
Cadmium	Spike	1.0		mg/kg	1.0		1	YES	S3VEM
Chromium	Spike	2.0		mg/kg	2.0		1	YES	S3VEM
Cobalt	Spike	1.0		mg/kg	1.0		1	YES	S3VEM
Lead	Spike	1.0		mg/kg	1.0		1	YES	S3VEM
Manganese	Spike	1.1		mg/kg	1.1		1	YES	S3VEM
Nickel	Spike	0.99		mg/kg	0.99		1	YES	S3VEM
Selenium	Spike	5.2		mg/kg	5.2		1	YES	S3VEM
Silver	Spike	0.98		mg/kg	0.98		1	YES	S3VEM
Thallium	Spike	0.98		mg/kg	0.98		1	YES	S3VEM
Vanadium	Spike	5.7		mg/kg	5.7		1	YES	S3VEM
Zinc	Spike	2.1		mg/kg	2.1		1	YES	S3VEM



# Sample Summary Report

Project Name: DAMILLE METAL SERVICE SITE  
INVESTIGATION STAGE 1 SAMPLING

GroupID: 48197/EPW14029/MYAMD5

Lab Name: Bonner Analytical Testing Co.

Sample Number: MYAMD5	Method: Metals by ICP-AES	Matrix: Soil	MA Number:
Sample Location: DMS-SV1	pH:	Sample Date: 04/09/2019	Sample Time: 10:30:00
% Moisture:		% Solids: 84.6	

Analyte Name	Analyte Type	Validation Result	Validation Flag	Units	Lab Result	Lab Flag	Dilution Factor	Reportable	Validation Level
Copper	Target	26.9	J	mg/kg	26.9	*	1	YES	S3VEM

# Sample Summary Report

**Project Name: DAMILLE METAL SERVICE SITE  
INVESTIGATION STAGE 1 SAMPLING**

**GroupID: 48197/EPW14029/MYAMD5**

**Lab Name: Bonner Analytical Testing Co.**

Sample Number: MYAMD5	Method: Metals by ICP-MS	Matrix: Soil	MA Number:
Sample Location: DMS-SV1	pH:	Sample Date: 04/09/2019	Sample Time: 10:30:00
% Moisture:		% Solids: 84.6	

Analyte Name	Analyte Type	Validation Result	Validation Flag	Units	Lab Result	Lab Flag	Dilution Factor	Reportable	Validation Level
Antimony	Target	1.0	U	mg/kg	0.095	J	1	YES	S3VEM
Arsenic	Target	3.3		mg/kg	3.3		1	YES	S3VEM
Barium	Target	179		mg/kg	179		1	YES	S3VEM
Beryllium	Target	0.69	J	mg/kg	0.69	JD	2	YES	S3VEM
Cadmium	Target	0.22	J	mg/kg	0.22	J	1	YES	S3VEM
Chromium	Target	24.2		mg/kg	24.2		1	YES	S3VEM
Cobalt	Target	16.6		mg/kg	16.6	D	2	YES	S3VEM
Lead	Target	8.0		mg/kg	8.0		1	YES	S3VEM
Manganese	Target	497		mg/kg	497		1	YES	S3VEM
Nickel	Target	20.4	J	mg/kg	20.4	D*	2	YES	S3VEM
Selenium	Target	1.0	J	mg/kg	1.0	J	1	YES	S3VEM
Silver	Target	0.064	J	mg/kg	0.064	J	1	YES	S3VEM
Thallium	Target	0.52	U	mg/kg	0.22	J	1	YES	S3VEM
Vanadium	Target	59.1		mg/kg	59.1		1	YES	S3VEM
Zinc	Target	103	J	mg/kg	103	D	2	YES	S3VEM

# Sample Summary Report

Project Name: DAMILLE METAL SERVICE SITE  
INVESTIGATION STAGE 1 SAMPLING

GroupID: 48197/EPW14029/MYAMD5

Lab Name: Bonner Analytical Testing Co.

Sample Number: MYAMD6	Method: Metals by ICP-AES	Matrix: Soil	MA Number:
Sample Location: DMS-SV1	pH:	Sample Date: 04/09/2019	Sample Time: 10:50:00
% Moisture:		% Solids: 94.7	

Analyte Name	Analyte Type	Validation Result	Validation Flag	Units	Lab Result	Lab Flag	Dilution Factor	Reportable	Validation Level
Copper	Target	6.8	J	mg/kg	6.8	*	1	YES	S3VEM

# Sample Summary Report

**Project Name: DAMILLE METAL SERVICE SITE  
INVESTIGATION STAGE 1 SAMPLING**

**GroupID: 48197/EPW14029/MYAMD5**

**Lab Name: Bonner Analytical Testing Co.**

Sample Number: MYAMD6	Method: Metals by ICP-MS	Matrix: Soil	MA Number:
Sample Location: DMS-SV1	pH:	Sample Date: 04/09/2019	Sample Time: 10:50:00
% Moisture:		% Solids: 94.7	

Analyte Name	Analyte Type	Validation Result	Validation Flag	Units	Lab Result	Lab Flag	Dilution Factor	Reportable	Validation Level
Antimony	Target	0.89	U	mg/kg	0.89	U	1	YES	S3VEM
Arsenic	Target	0.83		mg/kg	0.83		1	YES	S3VEM
Barium	Target	69.7		mg/kg	69.7		1	YES	S3VEM
Beryllium	Target	0.16	J	mg/kg	0.16	J	1	YES	S3VEM
Cadmium	Target	0.45	U	mg/kg	0.45	U	1	YES	S3VEM
Chromium	Target	8.6		mg/kg	8.6		1	YES	S3VEM
Cobalt	Target	5.2		mg/kg	5.2		1	YES	S3VEM
Lead	Target	1.6		mg/kg	1.6		1	YES	S3VEM
Manganese	Target	226		mg/kg	226		1	YES	S3VEM
Nickel	Target	5.8	J	mg/kg	5.8	*	1	YES	S3VEM
Selenium	Target	0.34	J	mg/kg	0.34	J	1	YES	S3VEM
Silver	Target	0.45	U	mg/kg	0.45	U	1	YES	S3VEM
Thallium	Target	0.45	U	mg/kg	0.086	J	1	YES	S3VEM
Vanadium	Target	24.4		mg/kg	24.4		1	YES	S3VEM
Zinc	Target	41.1	J	mg/kg	41.1		1	YES	S3VEM

# Sample Summary Report

Project Name: DAMILLE METAL SERVICE SITE  
INVESTIGATION STAGE 1 SAMPLING

GroupID: 48197/EPW14029/MYAMD5

Lab Name: Bonner Analytical Testing Co.

Sample Number: MYAMD7	Method: Metals by ICP-AES	Matrix: Soil	MA Number:
Sample Location: DMS-SV2	pH:	Sample Date: 04/08/2019	Sample Time: 13:45:00
% Moisture:		% Solids: 86.3	

Analyte Name	Analyte Type	Validation Result	Validation Flag	Units	Lab Result	Lab Flag	Dilution Factor	Reportable	Validation Level
Copper	Target	22.5	J	mg/kg	22.5	*	1	YES	S3VEM

# Sample Summary Report

**Project Name: DAMILLE METAL SERVICE SITE  
INVESTIGATION STAGE 1 SAMPLING**

**GroupID: 48197/EPW14029/MYAMD5**

**Lab Name: Bonner Analytical Testing Co.**

Sample Number: MYAMD7	Method: Metals by ICP-MS	Matrix: Soil	MA Number:
Sample Location: DMS-SV2	pH:	Sample Date: 04/08/2019	Sample Time: 13:45:00
% Moisture:		% Solids: 86.3	

Analyte Name	Analyte Type	Validation Result	Validation Flag	Units	Lab Result	Lab Flag	Dilution Factor	Reportable	Validation Level
Antimony	Target	0.95	U	mg/kg	0.17	J	1	YES	S3VEM
Arsenic	Target	2.7		mg/kg	2.7		1	YES	S3VEM
Barium	Target	156		mg/kg	156		1	YES	S3VEM
Beryllium	Target	0.58	J	mg/kg	0.58	JD	2	YES	S3VEM
Cadmium	Target	0.18	J	mg/kg	0.18	J	1	YES	S3VEM
Chromium	Target	21.1		mg/kg	21.1		1	YES	S3VEM
Cobalt	Target	13.3		mg/kg	13.3	D	2	YES	S3VEM
Lead	Target	13.8		mg/kg	13.8		1	YES	S3VEM
Manganese	Target	430		mg/kg	430		1	YES	S3VEM
Nickel	Target	30.7	J	mg/kg	30.7	D*	2	YES	S3VEM
Selenium	Target	0.94	J	mg/kg	0.94	J	1	YES	S3VEM
Silver	Target	0.056	J	mg/kg	0.056	J	1	YES	S3VEM
Thallium	Target	0.47	U	mg/kg	0.18	J	1	YES	S3VEM
Vanadium	Target	47.8		mg/kg	47.8		1	YES	S3VEM
Zinc	Target	108	J	mg/kg	108	D	2	YES	S3VEM

# Sample Summary Report

Project Name: DAMILLE METAL SERVICE SITE  
INVESTIGATION STAGE 1 SAMPLING

GroupID: 48197/EPW14029/MYAMD5

Lab Name: Bonner Analytical Testing Co.

Sample Number: MYAMD8	Method: Metals by ICP-AES	Matrix: Soil	MA Number:
Sample Location: DMS-SV2	pH:	Sample Date: 04/08/2019	Sample Time: 14:08:00
% Moisture:		% Solids: 94.9	

Analyte Name	Analyte Type	Validation Result	Validation Flag	Units	Lab Result	Lab Flag	Dilution Factor	Reportable	Validation Level
Copper	Target	5.3	J	mg/kg	5.3	*	1	YES	S3VEM

# Sample Summary Report

**Project Name: DAMILLE METAL SERVICE SITE  
INVESTIGATION STAGE 1 SAMPLING**

**GroupID: 48197/EPW14029/MYAMD5**

**Lab Name: Bonner Analytical Testing Co.**

Sample Number: MYAMD8	Method: Metals by ICP-MS	Matrix: Soil	MA Number:
Sample Location: DMS-SV2	pH:	Sample Date: 04/08/2019	Sample Time: 14:08:00
% Moisture:		% Solids: 94.9	

Analyte Name	Analyte Type	Validation Result	Validation Flag	Units	Lab Result	Lab Flag	Dilution Factor	Reportable	Validation Level
Antimony	Target	0.98	U	mg/kg	0.98	U	1	YES	S3VEM
Arsenic	Target	0.89		mg/kg	0.89		1	YES	S3VEM
Barium	Target	56.5		mg/kg	56.5		1	YES	S3VEM
Beryllium	Target	0.14	J	mg/kg	0.14	J	1	YES	S3VEM
Cadmium	Target	0.49	U	mg/kg	0.49	U	1	YES	S3VEM
Chromium	Target	6.6		mg/kg	6.6		1	YES	S3VEM
Cobalt	Target	4.1		mg/kg	4.1		1	YES	S3VEM
Lead	Target	1.5		mg/kg	1.5		1	YES	S3VEM
Manganese	Target	157		mg/kg	157		1	YES	S3VEM
Nickel	Target	4.7	J	mg/kg	4.7	*	1	YES	S3VEM
Selenium	Target	0.32	J	mg/kg	0.32	J	1	YES	S3VEM
Silver	Target	0.49	U	mg/kg	0.49	U	1	YES	S3VEM
Thallium	Target	0.49	U	mg/kg	0.053	J	1	YES	S3VEM
Vanadium	Target	20.0		mg/kg	20.0		1	YES	S3VEM
Zinc	Target	25.3	J	mg/kg	25.3		1	YES	S3VEM



# Sample Summary Report

Project Name: DAMILLE METAL SERVICE SITE  
INVESTIGATION STAGE 1 SAMPLING

GroupID: 48197/EPW14029/MYAMD5

Lab Name: Bonner Analytical Testing Co.

Sample Number: MYAMD9	Method: Metals by ICP-AES	Matrix: Soil	MA Number:
Sample Location: DMS-SV3	pH:	Sample Date: 04/08/2019	Sample Time: 08:30:00
% Moisture:		% Solids: 87.5	

Analyte Name	Analyte Type	Validation Result	Validation Flag	Units	Lab Result	Lab Flag	Dilution Factor	Reportable	Validation Level
Copper	Target	17.9	J	mg/kg	17.9	*	1	YES	S3VEM

# Sample Summary Report

**Project Name: DAMILLE METAL SERVICE SITE  
INVESTIGATION STAGE 1 SAMPLING**

**GroupID: 48197/EPW14029/MYAMD5**

**Lab Name: Bonner Analytical Testing Co.**

Sample Number: MYAMD9	Method: Metals by ICP-MS	Matrix: Soil	MA Number:
Sample Location: DMS-SV3	pH:	Sample Date: 04/08/2019	Sample Time: 08:30:00
% Moisture:		% Solids: 87.5	

Analyte Name	Analyte Type	Validation Result	Validation Flag	Units	Lab Result	Lab Flag	Dilution Factor	Reportable	Validation Level
Antimony	Target	0.99	U	mg/kg	0.061	J	1	YES	S3VEM
Arsenic	Target	2.5		mg/kg	2.5		1	YES	S3VEM
Barium	Target	144		mg/kg	144		1	YES	S3VEM
Beryllium	Target	0.46	J	mg/kg	0.46	JD	2	YES	S3VEM
Cadmium	Target	0.13	J	mg/kg	0.13	J	1	YES	S3VEM
Chromium	Target	18.5		mg/kg	18.5		1	YES	S3VEM
Cobalt	Target	12.0		mg/kg	12.0	D	2	YES	S3VEM
Lead	Target	7.5		mg/kg	7.5		1	YES	S3VEM
Manganese	Target	462		mg/kg	462		1	YES	S3VEM
Nickel	Target	14.8	J	mg/kg	14.8	D*	2	YES	S3VEM
Selenium	Target	0.83	J	mg/kg	0.83	J	1	YES	S3VEM
Silver	Target	0.027	J	mg/kg	0.027	J	1	YES	S3VEM
Thallium	Target	0.50	U	mg/kg	0.16	J	1	YES	S3VEM
Vanadium	Target	46.4		mg/kg	46.4		1	YES	S3VEM
Zinc	Target	74.0	J	mg/kg	74.0	D	2	YES	S3VEM

# Sample Summary Report

Project Name: DAMILLE METAL SERVICE SITE  
INVESTIGATION STAGE 1 SAMPLING

GroupID: 48197/EPW14029/MYAMD5

Lab Name: Bonner Analytical Testing Co.

Sample Number: MYAME0	Method: Metals by ICP-AES	Matrix: Soil	MA Number:
Sample Location: DMS-SV3	pH:	Sample Date: 04/08/2019	Sample Time: 10:00:00
% Moisture:		% Solids: 94.8	

Analyte Name	Analyte Type	Validation Result	Validation Flag	Units	Lab Result	Lab Flag	Dilution Factor	Reportable	Validation Level
Copper	Target	6.8	J	mg/kg	6.8	*	1	YES	S3VEM

# Sample Summary Report

**Project Name: DAMILLE METAL SERVICE SITE  
INVESTIGATION STAGE 1 SAMPLING**

**GroupID: 48197/EPW14029/MYAMD5**

**Lab Name: Bonner Analytical Testing Co.**

Sample Number: MYAME0	Method: Metals by ICP-MS	Matrix: Soil	MA Number:
Sample Location: DMS-SV3	pH:	Sample Date: 04/08/2019	Sample Time: 10:00:00
% Moisture:		% Solids: 94.8	

Analyte Name	Analyte Type	Validation Result	Validation Flag	Units	Lab Result	Lab Flag	Dilution Factor	Reportable	Validation Level
Antimony	Target	0.89	U	mg/kg	0.89	U	1	YES	S3VEM
Arsenic	Target	0.97		mg/kg	0.97		1	YES	S3VEM
Barium	Target	60.2		mg/kg	60.2		1	YES	S3VEM
Beryllium	Target	0.12	J	mg/kg	0.12	J	1	YES	S3VEM
Cadmium	Target	0.093	J	mg/kg	0.093	J	1	YES	S3VEM
Chromium	Target	5.5		mg/kg	5.5		1	YES	S3VEM
Cobalt	Target	4.6		mg/kg	4.6		1	YES	S3VEM
Lead	Target	1.3		mg/kg	1.3		1	YES	S3VEM
Manganese	Target	394		mg/kg	394		1	YES	S3VEM
Nickel	Target	4.4	J	mg/kg	4.4	*	1	YES	S3VEM
Selenium	Target	0.27	J	mg/kg	0.27	J	1	YES	S3VEM
Silver	Target	0.45	U	mg/kg	0.45	U	1	YES	S3VEM
Thallium	Target	0.45	U	mg/kg	0.031	J	1	YES	S3VEM
Vanadium	Target	20.8		mg/kg	20.8		1	YES	S3VEM
Zinc	Target	19.5	J	mg/kg	19.5		1	YES	S3VEM

# Sample Summary Report

Project Name: DAMILLE METAL SERVICE SITE  
INVESTIGATION STAGE 1 SAMPLING

GroupID: 48197/EPW14029/MYAMD5

Lab Name: Bonner Analytical Testing Co.

Sample Number: MYAME1	Method: Metals by ICP-AES	Matrix: Soil	MA Number:
Sample Location: DMS-SV4	pH:	Sample Date: 04/08/2019	Sample Time: 09:50:00
% Moisture:		% Solids: 88.4	

Analyte Name	Analyte Type	Validation Result	Validation Flag	Units	Lab Result	Lab Flag	Dilution Factor	Reportable	Validation Level
Copper	Target	18.0	J	mg/kg	18.0	*	1	YES	S3VEM

# Sample Summary Report

**Project Name: DAMILLE METAL SERVICE SITE  
INVESTIGATION STAGE 1 SAMPLING**

**GroupID: 48197/EPW14029/MYAMD5**

**Lab Name: Bonner Analytical Testing Co.**

Sample Number: MYAME1	Method: Metals by ICP-MS	Matrix: Soil	MA Number:
Sample Location: DMS-SV4	pH:	Sample Date: 04/08/2019	Sample Time: 09:50:00
% Moisture:		% Solids: 88.4	

Analyte Name	Analyte Type	Validation Result	Validation Flag	Units	Lab Result	Lab Flag	Dilution Factor	Reportable	Validation Level
Antimony	Target	1.1	U	mg/kg	0.14	J	1	YES	S3VEM
Arsenic	Target	2.6		mg/kg	2.6		1	YES	S3VEM
Barium	Target	143		mg/kg	143		1	YES	S3VEM
Beryllium	Target	0.59	J	mg/kg	0.59	JD	2	YES	S3VEM
Cadmium	Target	0.16	J	mg/kg	0.16	J	1	YES	S3VEM
Chromium	Target	18.9		mg/kg	18.9		1	YES	S3VEM
Cobalt	Target	13.0		mg/kg	13.0	D	2	YES	S3VEM
Lead	Target	5.5		mg/kg	5.5		1	YES	S3VEM
Manganese	Target	444		mg/kg	444		1	YES	S3VEM
Nickel	Target	15.9	J	mg/kg	15.9	D*	2	YES	S3VEM
Selenium	Target	0.72	J	mg/kg	0.72	J	1	YES	S3VEM
Silver	Target	0.12	J	mg/kg	0.12	J	1	YES	S3VEM
Thallium	Target	0.55	U	mg/kg	0.15	J	1	YES	S3VEM
Vanadium	Target	48.7		mg/kg	48.7		1	YES	S3VEM
Zinc	Target	80.8	J	mg/kg	80.8	D	2	YES	S3VEM

# Sample Summary Report

Project Name: DAMILLE METAL SERVICE SITE  
INVESTIGATION STAGE 1 SAMPLING

GroupID: 48197/EPW14029/MYAMD5

Lab Name: Bonner Analytical Testing Co.

Sample Number: MYAME2	Method: Metals by ICP-AES	Matrix: Soil	MA Number:
Sample Location: DMS-SV4	pH:	Sample Date: 04/08/2019	Sample Time: 12:00:00
% Moisture:		% Solids: 95.7	

Analyte Name	Analyte Type	Validation Result	Validation Flag	Units	Lab Result	Lab Flag	Dilution Factor	Reportable	Validation Level
Copper	Target	5.3	J	mg/kg	5.3	*	1	YES	S3VEM

# Sample Summary Report

**Project Name: DAMILLE METAL SERVICE SITE  
INVESTIGATION STAGE 1 SAMPLING**

**GroupID: 48197/EPW14029/MYAMD5**

**Lab Name: Bonner Analytical Testing Co.**

Sample Number: MYAME2	Method: Metals by ICP-MS	Matrix: Soil	MA Number:
Sample Location: DMS-SV4	pH:	Sample Date: 04/08/2019	Sample Time: 12:00:00
% Moisture:		% Solids: 95.7	

Analyte Name	Analyte Type	Validation Result	Validation Flag	Units	Lab Result	Lab Flag	Dilution Factor	Reportable	Validation Level
Antimony	Target	0.90	U	mg/kg	0.90	U	1	YES	S3VEM
Arsenic	Target	1.0		mg/kg	1.0		1	YES	S3VEM
Barium	Target	59.4		mg/kg	59.4		1	YES	S3VEM
Beryllium	Target	0.13	J	mg/kg	0.13	J	1	YES	S3VEM
Cadmium	Target	0.45	U	mg/kg	0.45	U	1	YES	S3VEM
Chromium	Target	7.0		mg/kg	7.0		1	YES	S3VEM
Cobalt	Target	4.2		mg/kg	4.2		1	YES	S3VEM
Lead	Target	1.4		mg/kg	1.4		1	YES	S3VEM
Manganese	Target	154		mg/kg	154		1	YES	S3VEM
Nickel	Target	5.0	J	mg/kg	5.0	*	1	YES	S3VEM
Selenium	Target	0.40	J	mg/kg	0.40	J	1	YES	S3VEM
Silver	Target	0.45	U	mg/kg	0.45	U	1	YES	S3VEM
Thallium	Target	0.45	U	mg/kg	0.051	J	1	YES	S3VEM
Vanadium	Target	20.2		mg/kg	20.2		1	YES	S3VEM
Zinc	Target	26.1	J	mg/kg	26.1		1	YES	S3VEM



# Sample Summary Report

Project Name: DAMILLE METAL SERVICE SITE  
INVESTIGATION STAGE 1 SAMPLING

GroupID: 48197/EPW14029/MYAMD5

Lab Name: Bonner Analytical Testing Co.

Sample Number: MYAME3	Method: Metals by ICP-AES	Matrix: Soil	MA Number:
Sample Location: DMS-SV5	pH:	Sample Date: 04/09/2019	Sample Time: 11:47:00
% Moisture:		% Solids: 87.1	

Analyte Name	Analyte Type	Validation Result	Validation Flag	Units	Lab Result	Lab Flag	Dilution Factor	Reportable	Validation Level
Copper	Target	20.3	J	mg/kg	20.3	*	1	YES	S3VEM

# Sample Summary Report

**Project Name: DAMILLE METAL SERVICE SITE  
INVESTIGATION STAGE 1 SAMPLING**

**GroupID: 48197/EPW14029/MYAMD5**

**Lab Name: Bonner Analytical Testing Co.**

Sample Number: MYAME3	Method: Metals by ICP-MS	Matrix: Soil	MA Number:
Sample Location: DMS-SV5	pH:	Sample Date: 04/09/2019	Sample Time: 11:47:00
% Moisture:		% Solids: 87.1	

Analyte Name	Analyte Type	Validation Result	Validation Flag	Units	Lab Result	Lab Flag	Dilution Factor	Reportable	Validation Level
Antimony	Target	1.0	U	mg/kg	0.15	J	1	YES	S3VEM
Arsenic	Target	3.1		mg/kg	3.1		1	YES	S3VEM
Barium	Target	162		mg/kg	162		1	YES	S3VEM
Beryllium	Target	0.53	J	mg/kg	0.53	JD	2	YES	S3VEM
Cadmium	Target	0.25	J	mg/kg	0.25	J	1	YES	S3VEM
Chromium	Target	21.0		mg/kg	21.0		1	YES	S3VEM
Cobalt	Target	20.5		mg/kg	20.5	D	2	YES	S3VEM
Lead	Target	7.1		mg/kg	7.1		1	YES	S3VEM
Manganese	Target	518		mg/kg	518		1	YES	S3VEM
Nickel	Target	15.6	J	mg/kg	15.6	D*	2	YES	S3VEM
Selenium	Target	0.92	J	mg/kg	0.92	J	1	YES	S3VEM
Silver	Target	0.28	J	mg/kg	0.28	J	1	YES	S3VEM
Thallium	Target	0.52	U	mg/kg	0.17	J	1	YES	S3VEM
Vanadium	Target	51.9		mg/kg	51.9		1	YES	S3VEM
Zinc	Target	92.1	J	mg/kg	92.1	D	2	YES	S3VEM

# Sample Summary Report

Project Name: DAMILLE METAL SERVICE SITE  
INVESTIGATION STAGE 1 SAMPLING

GroupID: 48197/EPW14029/MYAMD5

Lab Name: Bonner Analytical Testing Co.

Sample Number: MYAME4	Method: Metals by ICP-AES	Matrix: Soil	MA Number:
Sample Location: DMS-SV5	pH:	Sample Date: 04/09/2019	Sample Time: 12:22:00
% Moisture:		% Solids: 93.3	

Analyte Name	Analyte Type	Validation Result	Validation Flag	Units	Lab Result	Lab Flag	Dilution Factor	Reportable	Validation Level
Copper	Target	4.6	J	mg/kg	4.6	*	1	YES	S3VEM

# Sample Summary Report

**Project Name: DAMILLE METAL SERVICE SITE  
INVESTIGATION STAGE 1 SAMPLING**

**GroupID: 48197/EPW14029/MYAMD5**

**Lab Name: Bonner Analytical Testing Co.**

Sample Number: MYAME4	Method: Metals by ICP-MS	Matrix: Soil	MA Number:
Sample Location: DMS-SV5	pH:	Sample Date: 04/09/2019	Sample Time: 12:22:00
% Moisture:		% Solids: 93.3	

Analyte Name	Analyte Type	Validation Result	Validation Flag	Units	Lab Result	Lab Flag	Dilution Factor	Reportable	Validation Level
Antimony	Target	1.1	U	mg/kg	1.1	U	1	YES	S3VEM
Arsenic	Target	0.76		mg/kg	0.76		1	YES	S3VEM
Barium	Target	41.3		mg/kg	41.3		1	YES	S3VEM
Beryllium	Target	0.086	J	mg/kg	0.086	J	1	YES	S3VEM
Cadmium	Target	0.54	U	mg/kg	0.54	U	1	YES	S3VEM
Chromium	Target	5.8		mg/kg	5.8		1	YES	S3VEM
Cobalt	Target	3.2		mg/kg	3.2		1	YES	S3VEM
Lead	Target	1.3		mg/kg	1.3		1	YES	S3VEM
Manganese	Target	129		mg/kg	129		1	YES	S3VEM
Nickel	Target	3.8	J	mg/kg	3.8	*	1	YES	S3VEM
Selenium	Target	0.38	J	mg/kg	0.38	J	1	YES	S3VEM
Silver	Target	0.54	U	mg/kg	0.54	U	1	YES	S3VEM
Thallium	Target	0.54	U	mg/kg	0.025	J	1	YES	S3VEM
Vanadium	Target	18.6		mg/kg	18.6		1	YES	S3VEM
Zinc	Target	20.9	J	mg/kg	20.9		1	YES	S3VEM

# Sample Summary Report

**Project Name: DAMILLE METAL SERVICE SITE  
INVESTIGATION STAGE 1 SAMPLING**

**GroupID: 48197/EPW14029/MYAMD5**

**Lab Name: Bonner Analytical Testing Co.**

Sample Number: MYAME4D	Method: Metals by ICP-AES	Matrix: Soil	MA Number:
Sample Location:	pH:	Sample Date: 04/09/2019	Sample Time: 12:22:00
% Moisture:		% Solids: 93.3	

Analyte Name	Analyte Type	Validation Result	Validation Flag	Units	Lab Result	Lab Flag	Dilution Factor	Reportable	Validation Level
Copper	Target	5.3		mg/kg	5.3		1	YES	S3VEM

# Sample Summary Report

**Project Name: DAMILLE METAL SERVICE SITE  
INVESTIGATION STAGE 1 SAMPLING**

**GroupID: 48197/EPW14029/MYAMD5**

**Lab Name: Bonner Analytical Testing Co.**

Sample Number: MYAME4D	Method: Metals by ICP-MS	Matrix: Soil	MA Number:
Sample Location:	pH:	Sample Date: 04/09/2019	Sample Time: 12:22:00
% Moisture:		% Solids: 93.3	

Analyte Name	Analyte Type	Validation Result	Validation Flag	Units	Lab Result	Lab Flag	Dilution Factor	Reportable	Validation Level
Antimony	Target	1.1	U	mg/kg	1.1	U	1	YES	S3VEM
Arsenic	Target	0.78		mg/kg	0.78		1	YES	S3VEM
Barium	Target	47.8		mg/kg	47.8		1	YES	S3VEM
Beryllium	Target	0.15	J	mg/kg	0.15	J	1	YES	S3VEM
Cadmium	Target	0.54	U	mg/kg	0.54	U	1	YES	S3VEM
Chromium	Target	6.5		mg/kg	6.5		1	YES	S3VEM
Cobalt	Target	3.8		mg/kg	3.8		1	YES	S3VEM
Lead	Target	1.4		mg/kg	1.4		1	YES	S3VEM
Manganese	Target	140		mg/kg	140		1	YES	S3VEM
Nickel	Target	4.8		mg/kg	4.8	*	1	YES	S3VEM
Selenium	Target	0.40	J	mg/kg	0.40	J	1	YES	S3VEM
Silver	Target	0.54	U	mg/kg	0.54	U	1	YES	S3VEM
Thallium	Target	0.071	J	mg/kg	0.071	J	1	YES	S3VEM
Vanadium	Target	20.9		mg/kg	20.9		1	YES	S3VEM
Zinc	Target	25.6		mg/kg	25.6		1	YES	S3VEM

# Sample Summary Report

Project Name: DAMILLE METAL SERVICE SITE  
INVESTIGATION STAGE 1 SAMPLING

GroupID: 48197/EPW14029/MYAMD5

Lab Name: Bonner Analytical Testing Co.

Sample Number: MYAME4L	Method: Metals by ICP-AES	Matrix: Soil	MA Number:
Sample Location:	pH:	Sample Date:	Sample Time:
% Moisture:		% Solids: 93.3	

Analyte Name	Analyte Type	Validation Result	Validation Flag	Units	Lab Result	Lab Flag	Dilution Factor	Reportable	Validation Level
Copper	Target	3.6	J	mg/kg	3.6	J*	5	YES	S3VEM

# Sample Summary Report

**Project Name: DAMILLE METAL SERVICE SITE  
INVESTIGATION STAGE 1 SAMPLING**

**GroupID: 48197/EPW14029/MYAMD5**

**Lab Name: Bonner Analytical Testing Co.**

Sample Number: MYAME4L	Method: Metals by ICP-MS	Matrix: Soil	MA Number:
Sample Location:	pH:	Sample Date:	Sample Time:
% Moisture:		% Solids: 93.3	

Analyte Name	Analyte Type	Validation Result	Validation Flag	Units	Lab Result	Lab Flag	Dilution Factor	Reportable	Validation Level
Antimony	Target	5.4	U	mg/kg	5.4	U	5	YES	S3VEM
Arsenic	Target	0.64	J	mg/kg	0.64	J	5	YES	S3VEM
Barium	Target	41.4		mg/kg	41.4		5	YES	S3VEM
Beryllium	Target	2.7	U	mg/kg	2.7	U	5	YES	S3VEM
Cadmium	Target	2.7	U	mg/kg	2.7	U	5	YES	S3VEM
Chromium	Target	5.4		mg/kg	5.4		5	YES	S3VEM
Cobalt	Target	3.1		mg/kg	3.1		5	YES	S3VEM
Lead	Target	1.2	J	mg/kg	1.2	J	5	YES	S3VEM
Manganese	Target	132		mg/kg	132		5	YES	S3VEM
Nickel	Target	5.1		mg/kg	5.1	*	5	YES	S3VEM
Selenium	Target	13.4	U	mg/kg	13.4	U	5	YES	S3VEM
Silver	Target	2.7	U	mg/kg	2.7	U	5	YES	S3VEM
Thallium	Target	2.7	U	mg/kg	2.7	U	5	YES	S3VEM
Vanadium	Target	18.1		mg/kg	18.1		5	YES	S3VEM
Zinc	Target	45.8		mg/kg	45.8		5	YES	S3VEM



# Sample Summary Report

Project Name: DAMILLE METAL SERVICE SITE  
INVESTIGATION STAGE 1 SAMPLING

GroupID: 48197/EPW14029/MYAMD5

Lab Name: Bonner Analytical Testing Co.

Sample Number: MYAME4S	Method: Metals by ICP-AES	Matrix: Soil	MA Number:
Sample Location:	pH:	Sample Date: 04/09/2019	Sample Time: 12:22:00
% Moisture:		% Solids: 93.3	

Analyte Name	Analyte Type	Validation Result	Validation Flag	Units	Lab Result	Lab Flag	Dilution Factor	Reportable	Validation Level
Copper	Spike	28.2		mg/kg	28.2		1	YES	S3VEM

# Sample Summary Report

**Project Name: DAMILLE METAL SERVICE SITE  
INVESTIGATION STAGE 1 SAMPLING**

**GroupID: 48197/EPW14029/MYAMD5**

**Lab Name: Bonner Analytical Testing Co.**

Sample Number: MYAME4S	Method: Metals by ICP-MS	Matrix: Soil	MA Number:
Sample Location:	pH:	Sample Date: 04/09/2019	Sample Time: 12:22:00
% Moisture:		% Solids: 93.3	

Analyte Name	Analyte Type	Validation Result	Validation Flag	Units	Lab Result	Lab Flag	Dilution Factor	Reportable	Validation Level
Antimony	Spike	9.5		mg/kg	9.5		1	YES	S3VEM
Arsenic	Spike	5.6		mg/kg	5.6		1	YES	S3VEM
Barium	Spike	271		mg/kg	271		1	YES	S3VEM
Beryllium	Spike	5.5		mg/kg	5.5		1	YES	S3VEM
Cadmium	Spike	5.5		mg/kg	5.5		1	YES	S3VEM
Chromium	Spike	29.0		mg/kg	29.0		1	YES	S3VEM
Cobalt	Spike	60.9		mg/kg	60.9		1	YES	S3VEM
Lead	Spike	3.3		mg/kg	3.3		1	YES	S3VEM
Manganese	Spike	185		mg/kg	185		1	YES	S3VEM
Nickel	Spike	59.6		mg/kg	59.6		1	YES	S3VEM
Selenium	Spike	11.4		mg/kg	11.4		1	YES	S3VEM
Silver	Spike	5.4		mg/kg	5.4		1	YES	S3VEM
Thallium	Spike	4.9		mg/kg	4.9		1	YES	S3VEM
Vanadium	Spike	80.8		mg/kg	80.8		1	YES	S3VEM
Zinc	Spike	78.7		mg/kg	78.7		1	YES	S3VEM

# Sample Summary Report

Project Name: DAMILLE METAL SERVICE SITE  
INVESTIGATION STAGE 1 SAMPLING

GroupID: 48197/EPW14029/MYAMD5

Lab Name: Bonner Analytical Testing Co.

Sample Number: MYAME5	Method: Metals by ICP-AES	Matrix: Soil	MA Number:
Sample Location: DMS-SV6	pH:	Sample Date: 04/10/2019	Sample Time: 11:55:00
% Moisture:		% Solids: 86.3	

Analyte Name	Analyte Type	Validation Result	Validation Flag	Units	Lab Result	Lab Flag	Dilution Factor	Reportable	Validation Level
Copper	Target	133	J	mg/kg	133	*	1	YES	S3VEM

# Sample Summary Report

**Project Name: DAMILLE METAL SERVICE SITE  
INVESTIGATION STAGE 1 SAMPLING**

**GroupID: 48197/EPW14029/MYAMD5**

**Lab Name: Bonner Analytical Testing Co.**

Sample Number: MYAME5	Method: Metals by ICP-MS	Matrix: Soil	MA Number:
Sample Location: DMS-SV6	pH:	Sample Date: 04/10/2019	Sample Time: 11:55:00
% Moisture:		% Solids: 86.3	

Analyte Name	Analyte Type	Validation Result	Validation Flag	Units	Lab Result	Lab Flag	Dilution Factor	Reportable	Validation Level
Antimony	Target	6.5		mg/kg	6.5		1	YES	S3VEM
Arsenic	Target	8.3		mg/kg	8.3		1	YES	S3VEM
Barium	Target	56.2		mg/kg	56.2		1	YES	S3VEM
Beryllium	Target	0.16	J	mg/kg	0.16	J	1	YES	S3VEM
Cadmium	Target	2.5		mg/kg	2.5		1	YES	S3VEM
Chromium	Target	56.7		mg/kg	56.7		1	YES	S3VEM
Cobalt	Target	61.1		mg/kg	61.1		1	YES	S3VEM
Lead	Target	338		mg/kg	338		1	YES	S3VEM
Manganese	Target	801		mg/kg	801		1	YES	S3VEM
Nickel	Target	46.7	J	mg/kg	46.7	*	1	YES	S3VEM
Selenium	Target	1.2	J	mg/kg	1.2	J	1	YES	S3VEM
Silver	Target	5.0		mg/kg	5.0		1	YES	S3VEM
Thallium	Target	0.57	U	mg/kg	0.060	J	1	YES	S3VEM
Vanadium	Target	20.0		mg/kg	20.0		1	YES	S3VEM
Zinc	Target	490	J	mg/kg	490		1	YES	S3VEM

# Sample Summary Report

Project Name: DAMILLE METAL SERVICE SITE  
INVESTIGATION STAGE 1 SAMPLING

GroupID: 48197/EPW14029/MYAMD5

Lab Name: Bonner Analytical Testing Co.

Sample Number: MYAME7	Method: Metals by ICP-AES	Matrix: Soil	MA Number:
Sample Location: DMS-SV7	pH:	Sample Date: 04/10/2019	Sample Time: 08:37:00
% Moisture:		% Solids: 87.0	

Analyte Name	Analyte Type	Validation Result	Validation Flag	Units	Lab Result	Lab Flag	Dilution Factor	Reportable	Validation Level
Copper	Target	25.6	J	mg/kg	25.6	*	1	YES	S3VEM

# Sample Summary Report

**Project Name: DAMILLE METAL SERVICE SITE  
INVESTIGATION STAGE 1 SAMPLING**

**GroupID: 48197/EPW14029/MYAMD5**

**Lab Name: Bonner Analytical Testing Co.**

Sample Number: MYAME7	Method: Metals by ICP-MS	Matrix: Soil	MA Number:
Sample Location: DMS-SV7	pH:	Sample Date: 04/10/2019	Sample Time: 08:37:00
% Moisture:		% Solids: 87.0	

Analyte Name	Analyte Type	Validation Result	Validation Flag	Units	Lab Result	Lab Flag	Dilution Factor	Reportable	Validation Level
Antimony	Target	0.93	U	mg/kg	0.46	J	1	YES	S3VEM
Arsenic	Target	2.3		mg/kg	2.3		1	YES	S3VEM
Barium	Target	119		mg/kg	119		1	YES	S3VEM
Beryllium	Target	0.21	J	mg/kg	0.21	JD	2	YES	S3VEM
Cadmium	Target	0.22	J	mg/kg	0.22	J	1	YES	S3VEM
Chromium	Target	17.8		mg/kg	17.8		1	YES	S3VEM
Cobalt	Target	6.4		mg/kg	6.4	D	2	YES	S3VEM
Lead	Target	26.6		mg/kg	26.6		1	YES	S3VEM
Manganese	Target	413		mg/kg	413		1	YES	S3VEM
Nickel	Target	7.1	J	mg/kg	7.1	D*	2	YES	S3VEM
Selenium	Target	0.70	J	mg/kg	0.70	J	1	YES	S3VEM
Silver	Target	0.11	J	mg/kg	0.11	J	1	YES	S3VEM
Thallium	Target	0.47	U	mg/kg	0.12	J	1	YES	S3VEM
Vanadium	Target	42.3		mg/kg	42.3		1	YES	S3VEM
Zinc	Target	41.4	J	mg/kg	41.4	D	2	YES	S3VEM

# Sample Summary Report

Project Name: DAMILLE METAL SERVICE SITE  
INVESTIGATION STAGE 1 SAMPLING

GroupID: 48197/EPW14029/MYAMD5

Lab Name: Bonner Analytical Testing Co.

Sample Number: MYAME8	Method: Metals by ICP-AES	Matrix: Soil	MA Number:
Sample Location: DMS-SV7	pH:	Sample Date: 04/10/2019	Sample Time: 09:03:00
% Moisture:		% Solids: 94.3	

Analyte Name	Analyte Type	Validation Result	Validation Flag	Units	Lab Result	Lab Flag	Dilution Factor	Reportable	Validation Level
Copper	Target	6.2	J	mg/kg	6.2	*	1	YES	S3VEM

# Sample Summary Report

**Project Name: DAMILLE METAL SERVICE SITE  
INVESTIGATION STAGE 1 SAMPLING**

**GroupID: 48197/EPW14029/MYAMD5**

**Lab Name: Bonner Analytical Testing Co.**

Sample Number: MYAME8	Method: Metals by ICP-MS	Matrix: Soil	MA Number:
Sample Location: DMS-SV7	pH:	Sample Date: 04/10/2019	Sample Time: 09:03:00
% Moisture:		% Solids: 94.3	

Analyte Name	Analyte Type	Validation Result	Validation Flag	Units	Lab Result	Lab Flag	Dilution Factor	Reportable	Validation Level
Antimony	Target	0.88	U	mg/kg	0.88	U	1	YES	S3VEM
Arsenic	Target	1.1		mg/kg	1.1		1	YES	S3VEM
Barium	Target	65.1		mg/kg	65.1		1	YES	S3VEM
Beryllium	Target	0.14	J	mg/kg	0.14	J	1	YES	S3VEM
Cadmium	Target	0.44	U	mg/kg	0.44	U	1	YES	S3VEM
Chromium	Target	7.3		mg/kg	7.3		1	YES	S3VEM
Cobalt	Target	4.9		mg/kg	4.9		1	YES	S3VEM
Lead	Target	6.5		mg/kg	6.5		1	YES	S3VEM
Manganese	Target	229		mg/kg	229		1	YES	S3VEM
Nickel	Target	5.2	J	mg/kg	5.2	*	1	YES	S3VEM
Selenium	Target	0.41	J	mg/kg	0.41	J	1	YES	S3VEM
Silver	Target	0.028	J	mg/kg	0.028	J	1	YES	S3VEM
Thallium	Target	0.44	U	mg/kg	0.054	J	1	YES	S3VEM
Vanadium	Target	23.0		mg/kg	23.0		1	YES	S3VEM
Zinc	Target	30.7	J	mg/kg	30.7		1	YES	S3VEM



# Sample Summary Report

Project Name: DAMILLE METAL SERVICE SITE  
INVESTIGATION STAGE 1 SAMPLING

GroupID: 48197/EPW14029/MYAMD5

Lab Name: Bonner Analytical Testing Co.

Sample Number: MYAME9	Method: Metals by ICP-AES	Matrix: Soil	MA Number:
Sample Location: DMS-SV8	pH:	Sample Date: 04/09/2019	Sample Time: 13:45:00
% Moisture:		% Solids: 87.4	

Analyte Name	Analyte Type	Validation Result	Validation Flag	Units	Lab Result	Lab Flag	Dilution Factor	Reportable	Validation Level
Copper	Target	19.0	J	mg/kg	19.0	*	1	YES	S3VEM

# Sample Summary Report

**Project Name: DAMILLE METAL SERVICE SITE  
INVESTIGATION STAGE 1 SAMPLING**

**GroupID: 48197/EPW14029/MYAMD5**

**Lab Name: Bonner Analytical Testing Co.**

Sample Number: MYAME9	Method: Metals by ICP-MS	Matrix: Soil	MA Number:
Sample Location: DMS-SV8	pH:	Sample Date: 04/09/2019	Sample Time: 13:45:00
% Moisture:		% Solids: 87.4	

Analyte Name	Analyte Type	Validation Result	Validation Flag	Units	Lab Result	Lab Flag	Dilution Factor	Reportable	Validation Level
Antimony	Target	1.1	U	mg/kg	0.21	J	1	YES	S3VEM
Arsenic	Target	3.2		mg/kg	3.2		1	YES	S3VEM
Barium	Target	175		mg/kg	175		1	YES	S3VEM
Beryllium	Target	0.56	J	mg/kg	0.56	J	1	YES	S3VEM
Cadmium	Target	0.20	J	mg/kg	0.20	J	1	YES	S3VEM
Chromium	Target	23.8		mg/kg	23.8		1	YES	S3VEM
Cobalt	Target	14.2		mg/kg	14.2		1	YES	S3VEM
Lead	Target	30.6		mg/kg	30.6		1	YES	S3VEM
Manganese	Target	566		mg/kg	566		1	YES	S3VEM
Nickel	Target	18.2	J	mg/kg	18.2	*	1	YES	S3VEM
Selenium	Target	1.1	J	mg/kg	1.1	J	1	YES	S3VEM
Silver	Target	0.047	J	mg/kg	0.047	J	1	YES	S3VEM
Thallium	Target	0.57	U	mg/kg	0.17	J	1	YES	S3VEM
Vanadium	Target	55.1		mg/kg	55.1		1	YES	S3VEM
Zinc	Target	90.8	J	mg/kg	90.8		1	YES	S3VEM

# Sample Summary Report

Project Name: DAMILLE METAL SERVICE SITE  
INVESTIGATION STAGE 1 SAMPLING

GroupID: 48197/EPW14029/MYAMD5

Lab Name: Bonner Analytical Testing Co.

Sample Number: PBS01	Method: Metals by ICP-AES	Matrix: Soil	MA Number:
Sample Location:	pH:	Sample Date:	Sample Time:
% Moisture:		% Solids: 100	

Analyte Name	Analyte Type	Validation Result	Validation Flag	Units	Lab Result	Lab Flag	Dilution Factor	Reportable	Validation Level
Copper	Target	2.5	U	mg/kg	-0.085	J	1	YES	S3VEM

# Sample Summary Report

**Project Name: DAMILLE METAL SERVICE SITE  
INVESTIGATION STAGE 1 SAMPLING**

**GroupID: 48197/EPW14029/MYAMD5**

**Lab Name: Bonner Analytical Testing Co.**

Sample Number: PBS01	Method: Metals by ICP-MS	Matrix: Soil	MA Number:
Sample Location:	pH:	Sample Date:	Sample Time:
% Moisture:		% Solids: 100	

Analyte Name	Analyte Type	Validation Result	Validation Flag	Units	Lab Result	Lab Flag	Dilution Factor	Reportable	Validation Level
Antimony	Target	1.0	U	mg/kg	1.0	U	1	YES	S3VEM
Arsenic	Target	0.50	U	mg/kg	0.50	U	1	YES	S3VEM
Barium	Target	5.0	U	mg/kg	5.0	U	1	YES	S3VEM
Beryllium	Target	0.50	U	mg/kg	0.50	U	1	YES	S3VEM
Cadmium	Target	0.50	U	mg/kg	0.50	U	1	YES	S3VEM
Chromium	Target	1.0	U	mg/kg	-0.065	J	1	YES	S3VEM
Cobalt	Target	0.50	U	mg/kg	0.50	U	1	YES	S3VEM
Lead	Target	0.50	U	mg/kg	0.50	U	1	YES	S3VEM
Manganese	Target	0.50	U	mg/kg	0.50	U	1	YES	S3VEM
Nickel	Target	0.50	U	mg/kg	0.50	U	1	YES	S3VEM
Selenium	Target	2.5	U	mg/kg	2.5	U	1	YES	S3VEM
Silver	Target	0.50	U	mg/kg	0.50	U	1	YES	S3VEM
Thallium	Target	0.50	U	mg/kg	0.030	J	1	YES	S3VEM
Vanadium	Target	2.5	U	mg/kg	-0.095	J	1	YES	S3VEM
Zinc	Target	1.0	U	mg/kg	1.0	U	1	YES	S3VEM

# Sample Summary Report

---

**Project Name: DAMILLE METAL SERVICE SITE  
INVESTIGATION STAGE 1 SAMPLING**

**GroupID: 48197/EPW14029/MYAMD5**

**Lab Name: Bonner Analytical Testing Co.**

---



**Memorandum**

**To:** Matt Mitguard, Site Assessment Manager  
Site Cleanup Section 2, SFD-6-1  
USEPA Region 9

**Through:** Joe Eidelberg, Chemist  
Quality Assurance Section, EMD-3-2  
USEPA Region 9

**From:** Kathy O'Brien, Sr. Project Manager *Keo*  
ICF, Environmental Services Assistance Team (ESAT) Region 9  
ESAT Contract No.: EP-W-13-029  
Technical Direction No.: 10106218

**Date:** July 17, 2019

**Re:** Review of Analytical Data, **Tier 3**

---

Attached are comments resulting from ESAT Region 9 review of the following analytical data:

Site:	Damille Metal Service
Site Account No.:	A9 CG QA 00
Case No.:	48197
SDG No.:	MYAMF1
Laboratory:	Bonner Analytical Testing Co. (BON)
Analysis:	CLP Metals by ICP-AES
Samples:	10 Soil Samples
Collection Dates:	April 9 and 10, 2019
Reviewer:	Santiago Lee, ESAT

EXES Data Manager has been updated with the results of this review and the validation level revised to S3VEM; the dynamic deliverables were regenerated and are available on the SMO Portal.

If there are any questions, please contact Joe Eidelberg (QA Program/EPA) at (415) 972-3809.

Attachment

cc: Cindy Gurley, CLP COR USEPA Region 4  
Richard Freitas, CLP COR USEPA Region 9

CLP PO:  FYI  Action

SAMPLING ISSUES:  Yes  No

10106218-21682/48197/MYAMF1 Rpt

## Data Validation Report – Tier 3

Case No.: 48197  
SDG No.: MYAMF1  
Site: Damille Metal Service  
Laboratory: Bonner Analytical Testing Co. (BON)  
Analysis: CLP Metals by ICP-AES  
Reviewer: Santiago Lee, ESAT  
Date: July 17, 2019

### I. SDG SUMMARY

For Sample Information and Laboratory Quality Control (QC), refer to EXES National Functional Guidelines (NFG) data validation reports *Analytical Sample Listing* and *Inorganic Analytical Sequence*. EXES Data Manager has been updated with the results of this review and the validation level revised to S3VEM; the dynamic deliverables were regenerated and are available on the SMO Portal. The data qualifier definitions, as described in page 6 of the National Functional Guidelines, are attached to this report.

#### Field QC

Field Blanks (FB): None.  
Equipment Blanks (EB): None.  
Background Samples (BG): None.  
Field Duplicates: MYAMF5/MYAMH6 (in SDG MYAMG1).

#### CLP PO Action

None.

#### Sampling Issues

None.

#### Additional Comments

Due to inconsistencies in the Inductively Coupled Plasma-Mass Spectrometry (ICP-MS) results for sample MYAMF7, laboratory duplicate MYAMF7D, and laboratory spike MYAMF7S, the laboratory re-analyzed the ICP-AES digestates for samples in SDG MYAMF0 and reported all target analytes as SDG MYAMF1 (see Comment D). Results for SDG MYAMF1 were reviewed and designated as “reportable” in the EXS Data Manager; results for SDG MYAMF0 were designated as “not reportable.”

The samples were analyzed for Contract Laboratory Program (CLP) metals. Aluminum, antimony, arsenic, barium, beryllium, cadmium, calcium, chromium, cobalt, copper, iron, lead, magnesium, manganese, nickel, potassium, selenium, silver, sodium, thallium, vanadium, and zinc were analyzed by Inductively Coupled Plasma-Atomic Emission Spectroscopy (ICP-AES).

The field sample select for laboratory matrix quality control (duplicate and spike) is not representative of the soil samples in the SDG. The laboratory digested and analyzed the samples twice with only the MYAMF7 results indicating unusual sample heterogeneity. Therefore, sample results have not been qualified based on the matrix QC results.

Chain of custody records (COCs) indicate that the samples were collected on April 9 and 10, 2019 and shipped on April 12, 2019. The reviewer presumed that the samples were stored properly from the time of collection to the time of shipping. The laboratory documentation indicates that they were received on ice and at a temperature of 6.0°C.

All standards and spiking solutions were analyzed before the expiration date.

This report was prepared in accordance with the following documents:

- USEPA Contract Laboratory Program Statement of Work for Inorganic Superfund Methods (Multi-Media, Multi-Concentration), ISM02.4, October 2016; and
- USEPA National Functional Guidelines for Inorganic Superfund Data Review, January 2017.

For technical definitions, refer to Exhibit G (Glossary of Terms), USEPA Contract Laboratory Program Statement of Work for Inorganic Superfund Methods (Multi-Media, Multi-Concentration), ISM02.4.

## II. VALIDATION SUMMARY

The data were evaluated based on the following parameters:

<u>Parameter</u>	<u>Acceptable</u>	<u>Comment</u>
1. Data Completeness	Yes	
2. Preservation and Holding Times	Yes	
3. ICP-MS Tune Analysis	N/A	
4. Calibration	Yes	
a. Initial	Yes	
b. Initial and Continuing Calibration Verification	Yes	
5. Laboratory Blanks	Yes	B
6. Field/Equipment Blanks	N/A	
7. ICP Interference Check Sample (ICS)	No	C
8. Laboratory Control Sample (LCS)	Yes	
9. Duplicate Sample Analysis	N/A	
10. Spike Sample Analysis	N/A	
11. ICP Serial Dilution	N/A	
12. ICP-MS Internal Standards	N/A	
13. Analyte Quantitation and CRQL	No	A, D
14. Field Duplicate Sample Analysis	No	E
15. Overall Assessment of Data	Yes	

N/A = Not Applicable.

## III. VALIDITY AND COMMENTS

- A. Results above the method detection limit (MDL) but below the contract required quantitation limit (CRQL) are estimated and flagged "J." Results are considered qualitatively acceptable but quantitatively unreliable due to uncertainties in analytical precision near the quantitation limit.
- B. The following results are qualified as non-detected (U) due to low level initial calibration blank (ICB), continuing calibration blank (CCB), equipment blank (EB), and field blank (FB) contamination.
- Antimony and selenium in all samples and preparation blank PBS01.
  - Cadmium in all samples except MYAMF1.
  - Chromium, manganese, and zinc in preparation blank PBS01.

Analyte amounts greater than the MDL but less than or equal to the CRQL were reported in the following blanks at the concentrations presented below.

<b>Analyte</b>	<b>Blank</b>	<b>Concentration, µg/L</b>
Antimony	ICB01/CCB02/CCB03	1.4/1.5/2.8
Cadmium	CCB03	0.086
Chromium	CCB03	0.46
Manganese	CCB02/CCB03	0.70/0/1.2
Selenium	ICB01	4.1
Zinc	CCB02/CCB03	1.1/1.8



Sample results that are greater than or equal to the MDL but less than or equal to the CRQL are reported as non-detected (U) at the respective CRQL.

C. The following detected results are estimated and flagged “J” due to high concentrations of interferents.

- Arsenic and silver in samples MYAMF1, MYAMF3, MYAMF5, MYAMF7, MYAMF8, and MYAMF9.
- Cadmium in sample MYAMF1.
- Copper in sample MYAMF9.

Iron (for arsenic, cadmium, copper, and silver interference) is present in samples listed above at concentrations greater than the concentrations in the ICS; the interference corrections calculated from the interferent concentrations may impact quantitation of detected results. These results are considered quantitatively uncertain.

D. The following results are qualified as estimated and flagged “J” or “UJ” due to unusually heterogeneous nature of the sample.

- All results for sample MYAMF7.

Samples in SDG MYAMF0 were digested in the laboratory in April 2019; copper was reported from the digestate for ICP-AES; other analytes were reported from the digestate for ICP-MS. The laboratory re-analyzed the ICP-AES digestates on April 26, 2019 and reported all target analytes as SDG MYAMF1 (i.e. this SDG). The reviewer compared the laboratory results from the two SDGs; significant outliers were found for sample MYAMF7, laboratory duplicate MYAMF7D, and laboratory spike MYAMF7S indicating that sample MYAMF7 is not homogenous while results for the two techniques for other samples were comparable. Due to the heterogenous nature of sample MYAMF7, results are considered quantitatively uncertain.

This uncertainty should be evaluated in the context of project data quality objectives to determine data usability.

E. Results for the following field duplicate pair do not meet the relative percent difference (RPD) criterion provided in the National Functional Guidelines (NFG) for laboratory duplicate, as presented below.

Analyte	MYAMF5, mg/kg	MYAMH6, mg/kg	RPD, %	QC Limit, %
Chromium	25.0	18.8	28.3	20

For sample MYAMH6, results for aluminum, calcium, iron, magnesium, potassium, and sodium are not reported; copper result is reported from the ICP-AES analysis and results for other analytes are reported from the ICP-MS analysis. This uncertainty should be evaluated in the context of project data quality objectives to determine data usability.

## DATA QUALIFIER DEFINITIONS FOR INORGANIC DATA REVIEW

The definitions of the following qualifiers are prepared according to the document, "National Functional Guidelines for Inorganic Superfund Methods Data Review," January 2017 (Table 1, page 6).

- U     The analyte was analyzed for, but was not detected above the level of the reported sample quantitation limit.
- J     The result is an estimated quantity. The associated numerical value is the approximate concentration of the analyte in the sample.
- J+    The result is an estimated quantity, but the result may be biased high.
- J-    The result is an estimated quantity, but the result may be biased low.
- UJ    The analyte was analyzed for, but was not detected. The reported quantitation limit is approximate and may be inaccurate or imprecise.
- R     The data are unusable. The sample results are rejected due to serious deficiencies in meeting Quality Control (QC) criteria. The analyte may or may not be present in the sample.

# Sample Summary Report

**Project Name: DAMILLE METAL SERVICE SITE  
INVESTIGATION STAGE 1 SAMPLING**

**GroupID: 48197/EPW14029/MYAMF1**

**Lab Name: Bonner Analytical Testing Co.**

Sample Number: LCS01	Method: Metals by ICP-AES	Matrix: Soil	MA Number:
Sample Location:	pH:	Sample Date:	Sample Time:
% Moisture:		% Solids: 100	

Analyte Name	Analyte Type	Validation Result	Validation Flag	Units	Lab Result	Lab Flag	Dilution Factor	Reportable	Validation Level
Aluminum	Spike	42.7		mg/kg	42.7		1	YES	S3VEM
Antimony	Spike	12.1		mg/kg	12.1		1	YES	S3VEM
Arsenic	Spike	1.8		mg/kg	1.8		1	YES	S3VEM
Barium	Spike	42.7		mg/kg	42.7		1	YES	S3VEM
Beryllium	Spike	0.98		mg/kg	0.98		1	YES	S3VEM
Cadmium	Spike	1.0		mg/kg	1.0		1	YES	S3VEM
Calcium	Spike	1050		mg/kg	1050		1	YES	S3VEM
Chromium	Spike	2.1		mg/kg	2.1		1	YES	S3VEM
Cobalt	Spike	10.2		mg/kg	10.2		1	YES	S3VEM
Copper	Spike	5.2		mg/kg	5.2		1	YES	S3VEM
Iron	Spike	20.7		mg/kg	20.7		1	YES	S3VEM
Lead	Spike	2.0		mg/kg	2.0		1	YES	S3VEM
Magnesium	Spike	1060		mg/kg	1060		1	YES	S3VEM
Manganese	Spike	3.3		mg/kg	3.3		1	YES	S3VEM
Nickel	Spike	8.2		mg/kg	8.2		1	YES	S3VEM
Potassium	Spike	1020		mg/kg	1020		1	YES	S3VEM
Selenium	Spike	6.7		mg/kg	6.7		1	YES	S3VEM
Silver	Spike	1.8		mg/kg	1.8		1	YES	S3VEM
Sodium	Spike	1030		mg/kg	1030		1	YES	S3VEM
Thallium	Spike	5.1		mg/kg	5.1		1	YES	S3VEM
Vanadium	Spike	10.2		mg/kg	10.2		1	YES	S3VEM
Zinc	Spike	12.4		mg/kg	12.4		1	YES	S3VEM

# Sample Summary Report

**Project Name: DAMILLE METAL SERVICE SITE  
INVESTIGATION STAGE 1 SAMPLING**

**GroupID: 48197/EPW14029/MYAMF1**

**Lab Name: Bonner Analytical Testing Co.**

Sample Number: MYAMF0	Method: Metals by ICP-AES	Matrix: Soil	MA Number:
Sample Location: DMS-SV8	pH:	Sample Date: 04/09/2019	Sample Time: 14:13:00
% Moisture:		% Solids: 97.0	

Analyte Name	Analyte Type	Validation Result	Validation Flag	Units	Lab Result	Lab Flag	Dilution Factor	Reportable	Validation Level
Aluminum	Target	5170		mg/kg	5170		1	YES	S3VEM
Antimony	Target	5.7	U	mg/kg	0.42	J*	1	YES	S3VEM
Arsenic	Target	2.9		mg/kg	2.9	*	1	YES	S3VEM
Barium	Target	35.3		mg/kg	35.3		1	YES	S3VEM
Beryllium	Target	0.47	U	mg/kg	0.47	U	1	YES	S3VEM
Cadmium	Target	0.47	U	mg/kg	0.051	J	1	YES	S3VEM
Calcium	Target	3860		mg/kg	3860		1	YES	S3VEM
Chromium	Target	5.5		mg/kg	5.5	*	1	YES	S3VEM
Cobalt	Target	3.5	J	mg/kg	3.5	J	1	YES	S3VEM
Copper	Target	5.3		mg/kg	5.3	*	1	YES	S3VEM
Iron	Target	8230		mg/kg	8230		1	YES	S3VEM
Lead	Target	1.8		mg/kg	1.8	*	1	YES	S3VEM
Magnesium	Target	2180		mg/kg	2180		1	YES	S3VEM
Manganese	Target	114		mg/kg	114		1	YES	S3VEM
Nickel	Target	2.9	J	mg/kg	2.9	J*	1	YES	S3VEM
Potassium	Target	1030		mg/kg	1030		1	YES	S3VEM
Selenium	Target	3.3	U	mg/kg	0.54	J	1	YES	S3VEM
Silver	Target	0.069	J	mg/kg	0.069	J	1	YES	S3VEM
Sodium	Target	267	J	mg/kg	267	J	1	YES	S3VEM
Thallium	Target	2.4	U	mg/kg	2.4	U	1	YES	S3VEM
Vanadium	Target	17.3		mg/kg	17.3	*	1	YES	S3VEM
Zinc	Target	18.7		mg/kg	18.7		1	YES	S3VEM

# Sample Summary Report

**Project Name: DAMILLE METAL SERVICE SITE  
INVESTIGATION STAGE 1 SAMPLING**

**GroupID: 48197/EPW14029/MYAMF1**

**Lab Name: Bonner Analytical Testing Co.**

Sample Number: MYAMF1	Method: Metals by ICP-AES	Matrix: Soil	MA Number:
Sample Location: DMS-SV9	pH:	Sample Date: 04/10/2019	Sample Time: 13:08:00
% Moisture:		% Solids: 89.6	

Analyte Name	Analyte Type	Validation Result	Validation Flag	Units	Lab Result	Lab Flag	Dilution Factor	Reportable	Validation Level
Aluminum	Target	5940		mg/kg	5940		1	YES	S3VEM
Antimony	Target	6.1	U	mg/kg	2.1	J*	1	YES	S3VEM
Arsenic	Target	7.9	J	mg/kg	7.9	*	1	YES	S3VEM
Barium	Target	57.7		mg/kg	57.7		1	YES	S3VEM
Beryllium	Target	0.51	U	mg/kg	0.51	U	1	YES	S3VEM
Cadmium	Target	1.3	J	mg/kg	1.3		1	YES	S3VEM
Calcium	Target	3510		mg/kg	3510		1	YES	S3VEM
Chromium	Target	21.3		mg/kg	21.3	*	1	YES	S3VEM
Cobalt	Target	90.7		mg/kg	90.7		1	YES	S3VEM
Copper	Target	114		mg/kg	114	*	1	YES	S3VEM
Iron	Target	81300		mg/kg	81300	D	3	YES	S3VEM
Lead	Target	170		mg/kg	170	*	1	YES	S3VEM
Magnesium	Target	1560		mg/kg	1560		1	YES	S3VEM
Manganese	Target	521		mg/kg	521		1	YES	S3VEM
Nickel	Target	36.8		mg/kg	36.8	*	1	YES	S3VEM
Potassium	Target	1150		mg/kg	1150		1	YES	S3VEM
Selenium	Target	3.6	U	mg/kg	3.4	J	1	YES	S3VEM
Silver	Target	4.3	J	mg/kg	4.3		1	YES	S3VEM
Sodium	Target	424	J	mg/kg	424	J	1	YES	S3VEM
Thallium	Target	2.5	U	mg/kg	2.5	U	1	YES	S3VEM
Vanadium	Target	44.0		mg/kg	44.0	*	1	YES	S3VEM
Zinc	Target	190		mg/kg	190		1	YES	S3VEM

# Sample Summary Report

**Project Name: DAMILLE METAL SERVICE SITE  
INVESTIGATION STAGE 1 SAMPLING**

**GroupID: 48197/EPW14029/MYAMF1**

**Lab Name: Bonner Analytical Testing Co.**

Sample Number: MYAMF2	Method: Metals by ICP-AES	Matrix: Soil	MA Number:
Sample Location: DMS-SV9	pH:	Sample Date: 04/10/2019	Sample Time: 13:40:00
% Moisture:		% Solids: 92.4	

Analyte Name	Analyte Type	Validation Result	Validation Flag	Units	Lab Result	Lab Flag	Dilution Factor	Reportable	Validation Level
Aluminum	Target	6540		mg/kg	6540		1	YES	S3VEM
Antimony	Target	6.3	U	mg/kg	0.81	J*	1	YES	S3VEM
Arsenic	Target	1.3		mg/kg	1.3	*	1	YES	S3VEM
Barium	Target	52.1		mg/kg	52.1		1	YES	S3VEM
Beryllium	Target	0.53	U	mg/kg	0.53	U	1	YES	S3VEM
Cadmium	Target	0.53	U	mg/kg	0.043	J	1	YES	S3VEM
Calcium	Target	4470		mg/kg	4470		1	YES	S3VEM
Chromium	Target	8.2		mg/kg	8.2	*	1	YES	S3VEM
Cobalt	Target	4.6	J	mg/kg	4.6	J	1	YES	S3VEM
Copper	Target	32.3		mg/kg	32.3	*	1	YES	S3VEM
Iron	Target	11700		mg/kg	11700		1	YES	S3VEM
Lead	Target	1.7		mg/kg	1.7	*	1	YES	S3VEM
Magnesium	Target	3010		mg/kg	3010		1	YES	S3VEM
Manganese	Target	150		mg/kg	150		1	YES	S3VEM
Nickel	Target	35.8		mg/kg	35.8	*	1	YES	S3VEM
Potassium	Target	1670		mg/kg	1670		1	YES	S3VEM
Selenium	Target	3.7	U	mg/kg	0.96	J	1	YES	S3VEM
Silver	Target	0.26	J	mg/kg	0.26	J	1	YES	S3VEM
Sodium	Target	252	J	mg/kg	252	J	1	YES	S3VEM
Thallium	Target	2.6	U	mg/kg	2.6	U	1	YES	S3VEM
Vanadium	Target	23.3		mg/kg	23.3	*	1	YES	S3VEM
Zinc	Target	25.1		mg/kg	25.1		1	YES	S3VEM

# Sample Summary Report

**Project Name: DAMILLE METAL SERVICE SITE  
INVESTIGATION STAGE 1 SAMPLING**

**GroupID: 48197/EPW14029/MYAMF1**

**Lab Name: Bonner Analytical Testing Co.**

Sample Number: MYAMF3	Method: Metals by ICP-AES	Matrix: Soil	MA Number:
Sample Location: DMS-SV10	pH:	Sample Date: 04/09/2019	Sample Time: 14:37:00
% Moisture:		% Solids: 85.4	

Analyte Name	Analyte Type	Validation Result	Validation Flag	Units	Lab Result	Lab Flag	Dilution Factor	Reportable	Validation Level
Aluminum	Target	16800		mg/kg	16800		1	YES	S3VEM
Antimony	Target	6.8	U	mg/kg	0.86	J*	1	YES	S3VEM
Arsenic	Target	2.7	J	mg/kg	2.7	*	1	YES	S3VEM
Barium	Target	129		mg/kg	129		1	YES	S3VEM
Beryllium	Target	0.56	U	mg/kg	0.56	U	1	YES	S3VEM
Cadmium	Target	0.56	U	mg/kg	0.15	J	1	YES	S3VEM
Calcium	Target	13200		mg/kg	13200		1	YES	S3VEM
Chromium	Target	20.2		mg/kg	20.2	*	1	YES	S3VEM
Cobalt	Target	10.5		mg/kg	10.5		1	YES	S3VEM
Copper	Target	19.7		mg/kg	19.7	*	1	YES	S3VEM
Iron	Target	21700		mg/kg	21700		1	YES	S3VEM
Lead	Target	4.5		mg/kg	4.5	*	1	YES	S3VEM
Magnesium	Target	7240		mg/kg	7240		1	YES	S3VEM
Manganese	Target	342		mg/kg	342		1	YES	S3VEM
Nickel	Target	12.3		mg/kg	12.3	*	1	YES	S3VEM
Potassium	Target	3370		mg/kg	3370		1	YES	S3VEM
Selenium	Target	3.9	U	mg/kg	1.2	J	1	YES	S3VEM
Silver	Target	0.40	J	mg/kg	0.40	J	1	YES	S3VEM
Sodium	Target	550	J	mg/kg	550	J	1	YES	S3VEM
Thallium	Target	2.8	U	mg/kg	2.8	U	1	YES	S3VEM
Vanadium	Target	43.7		mg/kg	43.7	*	1	YES	S3VEM
Zinc	Target	62.0		mg/kg	62.0		1	YES	S3VEM

# Sample Summary Report

**Project Name: DAMILLE METAL SERVICE SITE  
INVESTIGATION STAGE 1 SAMPLING**

**GroupID: 48197/EPW14029/MYAMF1**

**Lab Name: Bonner Analytical Testing Co.**

Sample Number: MYAMF4	Method: Metals by ICP-AES	Matrix: Soil	MA Number:
Sample Location: DMS-SV10	pH:	Sample Date: 04/09/2019	Sample Time: 15:00:00
% Moisture:		% Solids: 92.5	

Analyte Name	Analyte Type	Validation Result	Validation Flag	Units	Lab Result	Lab Flag	Dilution Factor	Reportable	Validation Level
Aluminum	Target	7030		mg/kg	7030		1	YES	S3VEM
Antimony	Target	6.2	U	mg/kg	0.49	J*	1	YES	S3VEM
Arsenic	Target	1.6		mg/kg	1.6	*	1	YES	S3VEM
Barium	Target	59.7		mg/kg	59.7		1	YES	S3VEM
Beryllium	Target	0.51	U	mg/kg	0.51	U	1	YES	S3VEM
Cadmium	Target	0.51	U	mg/kg	0.035	J	1	YES	S3VEM
Calcium	Target	4130		mg/kg	4130		1	YES	S3VEM
Chromium	Target	8.0		mg/kg	8.0	*	1	YES	S3VEM
Cobalt	Target	5.2		mg/kg	5.2		1	YES	S3VEM
Copper	Target	6.8		mg/kg	6.8	*	1	YES	S3VEM
Iron	Target	11200		mg/kg	11200		1	YES	S3VEM
Lead	Target	1.8		mg/kg	1.8	*	1	YES	S3VEM
Magnesium	Target	3270		mg/kg	3270		1	YES	S3VEM
Manganese	Target	153		mg/kg	153		1	YES	S3VEM
Nickel	Target	4.3		mg/kg	4.3	*	1	YES	S3VEM
Potassium	Target	1840		mg/kg	1840		1	YES	S3VEM
Selenium	Target	3.6	U	mg/kg	0.77	J	1	YES	S3VEM
Silver	Target	0.24	J	mg/kg	0.24	J	1	YES	S3VEM
Sodium	Target	238	J	mg/kg	238	J	1	YES	S3VEM
Thallium	Target	2.6	U	mg/kg	2.6	U	1	YES	S3VEM
Vanadium	Target	22.9		mg/kg	22.9	*	1	YES	S3VEM
Zinc	Target	26.6		mg/kg	26.6		1	YES	S3VEM



# Sample Summary Report

**Project Name: DAMILLE METAL SERVICE SITE  
INVESTIGATION STAGE 1 SAMPLING**

**GroupID: 48197/EPW14029/MYAMF1**

**Lab Name: Bonner Analytical Testing Co.**

Sample Number: MYAMF5	Method: Metals by ICP-AES	Matrix: Soil	MA Number:
Sample Location: DMS-SV11	pH:	Sample Date: 04/09/2019	Sample Time: 15:45:00
% Moisture:		% Solids: 84.6	

Analyte Name	Analyte Type	Validation Result	Validation Flag	Units	Lab Result	Lab Flag	Dilution Factor	Reportable	Validation Level
Aluminum	Target	20900		mg/kg	20900		1	YES	S3VEM
Antimony	Target	6.7	U	mg/kg	1.1	J*	1	YES	S3VEM
Arsenic	Target	3.6	J	mg/kg	3.6	*	1	YES	S3VEM
Barium	Target	141		mg/kg	141		1	YES	S3VEM
Beryllium	Target	0.56	U	mg/kg	0.56	U	1	YES	S3VEM
Cadmium	Target	0.56	U	mg/kg	0.14	J	1	YES	S3VEM
Calcium	Target	12500		mg/kg	12500		1	YES	S3VEM
Chromium	Target	25.0		mg/kg	25.0	*	1	YES	S3VEM
Cobalt	Target	13.0		mg/kg	13.0		1	YES	S3VEM
Copper	Target	26.5		mg/kg	26.5	*	1	YES	S3VEM
Iron	Target	26900		mg/kg	26900		1	YES	S3VEM
Lead	Target	13.1		mg/kg	13.1	*	1	YES	S3VEM
Magnesium	Target	8990		mg/kg	8990		1	YES	S3VEM
Manganese	Target	434		mg/kg	434		1	YES	S3VEM
Nickel	Target	16.0		mg/kg	16.0	*	1	YES	S3VEM
Potassium	Target	3930		mg/kg	3930		1	YES	S3VEM
Selenium	Target	3.9	U	mg/kg	1.5	J	1	YES	S3VEM
Silver	Target	0.43	J	mg/kg	0.43	J	1	YES	S3VEM
Sodium	Target	745		mg/kg	745		1	YES	S3VEM
Thallium	Target	2.8	U	mg/kg	2.8	U	1	YES	S3VEM
Vanadium	Target	53.4		mg/kg	53.4	*	1	YES	S3VEM
Zinc	Target	83.7		mg/kg	83.7		1	YES	S3VEM

# Sample Summary Report

**Project Name: DAMILLE METAL SERVICE SITE  
INVESTIGATION STAGE 1 SAMPLING**

**GroupID: 48197/EPW14029/MYAMF1**

**Lab Name: Bonner Analytical Testing Co.**

Sample Number: MYAMF6	Method: Metals by ICP-AES	Matrix: Soil	MA Number:
Sample Location: DMS-SV11	pH:	Sample Date: 04/09/2019	Sample Time: 16:07:00
% Moisture:		% Solids: 96.0	

Analyte Name	Analyte Type	Validation Result	Validation Flag	Units	Lab Result	Lab Flag	Dilution Factor	Reportable	Validation Level
Aluminum	Target	5490		mg/kg	5490		1	YES	S3VEM
Antimony	Target	6.0	U	mg/kg	0.48	J*	1	YES	S3VEM
Arsenic	Target	0.93	J	mg/kg	0.93	J*	1	YES	S3VEM
Barium	Target	44.4		mg/kg	44.4		1	YES	S3VEM
Beryllium	Target	0.50	U	mg/kg	0.50	U	1	YES	S3VEM
Cadmium	Target	0.50	U	mg/kg	0.036	J	1	YES	S3VEM
Calcium	Target	3800		mg/kg	3800		1	YES	S3VEM
Chromium	Target	5.5		mg/kg	5.5	*	1	YES	S3VEM
Cobalt	Target	4.1	J	mg/kg	4.1	J	1	YES	S3VEM
Copper	Target	5.1		mg/kg	5.1	*	1	YES	S3VEM
Iron	Target	8210		mg/kg	8210		1	YES	S3VEM
Lead	Target	1.2		mg/kg	1.2	*	1	YES	S3VEM
Magnesium	Target	2320		mg/kg	2320		1	YES	S3VEM
Manganese	Target	139		mg/kg	139		1	YES	S3VEM
Nickel	Target	3.2	J	mg/kg	3.2	J*	1	YES	S3VEM
Potassium	Target	1180		mg/kg	1180		1	YES	S3VEM
Selenium	Target	3.5	U	mg/kg	0.94	J	1	YES	S3VEM
Silver	Target	0.14	J	mg/kg	0.14	J	1	YES	S3VEM
Sodium	Target	332	J	mg/kg	332	J	1	YES	S3VEM
Thallium	Target	2.5	U	mg/kg	2.5	U	1	YES	S3VEM
Vanadium	Target	17.1		mg/kg	17.1	*	1	YES	S3VEM
Zinc	Target	19.6		mg/kg	19.6		1	YES	S3VEM

# Sample Summary Report

**Project Name: DAMILLE METAL SERVICE SITE  
INVESTIGATION STAGE 1 SAMPLING**

**GroupID: 48197/EPW14029/MYAMF1**

**Lab Name: Bonner Analytical Testing Co.**

Sample Number: MYAMF7	Method: Metals by ICP-AES	Matrix: Soil	MA Number:
Sample Location: DMS-SV12	pH:	Sample Date: 04/10/2019	Sample Time: 14:09:00
% Moisture:		% Solids: 75.8	

Analyte Name	Analyte Type	Validation Result	Validation Flag	Units	Lab Result	Lab Flag	Dilution Factor	Reportable	Validation Level
Aluminum	Target	10700	J	mg/kg	10700		1	YES	S3VEM
Antimony	Target	7.9	UJ	mg/kg	1.9	J*	1	YES	S3VEM
Arsenic	Target	21.5	J	mg/kg	21.5	*	1	YES	S3VEM
Barium	Target	78.9	J	mg/kg	78.9		1	YES	S3VEM
Beryllium	Target	0.66	UJ	mg/kg	0.66	U	1	YES	S3VEM
Cadmium	Target	0.66	UJ	mg/kg	0.22	J	1	YES	S3VEM
Calcium	Target	7380	J	mg/kg	7380		1	YES	S3VEM
Chromium	Target	62.3	J	mg/kg	62.3	*	1	YES	S3VEM
Cobalt	Target	38.2	J	mg/kg	38.2		1	YES	S3VEM
Copper	Target	165	J	mg/kg	165	*	1	YES	S3VEM
Iron	Target	60500	J	mg/kg	60500	D	2	YES	S3VEM
Lead	Target	33.4	J	mg/kg	33.4	*	1	YES	S3VEM
Magnesium	Target	4400	J	mg/kg	4400		1	YES	S3VEM
Manganese	Target	854	J	mg/kg	854		1	YES	S3VEM
Nickel	Target	66.1	J	mg/kg	66.1	*	1	YES	S3VEM
Potassium	Target	2860	J	mg/kg	2860		1	YES	S3VEM
Selenium	Target	4.6	UJ	mg/kg	3.2	J	1	YES	S3VEM
Silver	Target	2.4	J	mg/kg	2.4		1	YES	S3VEM
Sodium	Target	496	UJ	mg/kg	496	J	1	YES	S3VEM
Thallium	Target	3.3	UJ	mg/kg	3.3	U	1	YES	S3VEM
Vanadium	Target	109	J	mg/kg	109	*	1	YES	S3VEM
Zinc	Target	64.6	J	mg/kg	64.6		1	YES	S3VEM

# Sample Summary Report

Project Name: DAMILLE METAL SERVICE SITE  
INVESTIGATION STAGE 1 SAMPLING

GroupID: 48197/EPW14029/MYAMF1

Lab Name: Bonner Analytical Testing Co.

Sample Number: MYAMF7A	Method: Metals by ICP-AES	Matrix: Soil	MA Number:
Sample Location:	pH:	Sample Date: 04/10/2019	Sample Time: 14:09:00
% Moisture:		% Solids: 75.8	

Analyte Name	Analyte Type	Validation Result	Validation Flag	Units	Lab Result	Lab Flag	Dilution Factor	Reportable	Validation Level
Antimony	Spike	16.7		mg/kg	16.7		1	NO	S3VEM
Chromium	Spike	168		mg/kg	168		1	NO	S3VEM
Nickel	Spike	184		mg/kg	184		1	NO	S3VEM
Vanadium	Spike	279		mg/kg	279		1	NO	S3VEM

# Sample Summary Report

**Project Name: DAMILLE METAL SERVICE SITE  
INVESTIGATION STAGE 1 SAMPLING**

**GroupID: 48197/EPW14029/MYAMF1**

**Lab Name: Bonner Analytical Testing Co.**

Sample Number: MYAMF7D	Method: Metals by ICP-AES	Matrix: Soil	MA Number:
Sample Location:	pH:	Sample Date: 04/10/2019	Sample Time: 14:09:00
% Moisture:		% Solids: 75.8	

Analyte Name	Analyte Type	Validation Result	Validation Flag	Units	Lab Result	Lab Flag	Dilution Factor	Reportable	Validation Level
Aluminum	Target	11900		mg/kg	11900		1	NO	S3VEM
Antimony	Target	1.5	J	mg/kg	1.5	J	1	NO	S3VEM
Arsenic	Target	13.2		mg/kg	13.2	*	1	NO	S3VEM
Barium	Target	94.4		mg/kg	94.4		1	NO	S3VEM
Beryllium	Target	0.66	U	mg/kg	0.66	U	1	NO	S3VEM
Cadmium	Target	0.22	J	mg/kg	0.22	J	1	NO	S3VEM
Calcium	Target	8180		mg/kg	8180		1	NO	S3VEM
Chromium	Target	71.2		mg/kg	71.2		1	NO	S3VEM
Cobalt	Target	42.0		mg/kg	42.0		1	NO	S3VEM
Copper	Target	70.6		mg/kg	70.6	*	1	NO	S3VEM
Iron	Target	64400		mg/kg	64400	D	2	NO	S3VEM
Lead	Target	269		mg/kg	269	*	1	NO	S3VEM
Magnesium	Target	4670		mg/kg	4670		1	NO	S3VEM
Manganese	Target	748		mg/kg	748		1	NO	S3VEM
Nickel	Target	127		mg/kg	127	*	1	NO	S3VEM
Potassium	Target	3030		mg/kg	3030		1	NO	S3VEM
Selenium	Target	3.0	J	mg/kg	3.0	J	1	NO	S3VEM
Silver	Target	2.3		mg/kg	2.3		1	NO	S3VEM
Sodium	Target	559	J	mg/kg	559	J	1	NO	S3VEM
Thallium	Target	3.3	U	mg/kg	3.3	U	1	NO	S3VEM
Vanadium	Target	55.4		mg/kg	55.4	*	1	NO	S3VEM
Zinc	Target	72.5		mg/kg	72.5		1	NO	S3VEM

# Sample Summary Report

**Project Name: DAMILLE METAL SERVICE SITE  
INVESTIGATION STAGE 1 SAMPLING**

**GroupID: 48197/EPW14029/MYAMF1**

**Lab Name: Bonner Analytical Testing Co.**

Sample Number: MYAMF7L	Method: Metals by ICP-AES	Matrix: Soil	MA Number:
Sample Location:	pH:	Sample Date:	Sample Time:
% Moisture:		% Solids: 75.8	

Analyte Name	Analyte Type	Validation Result	Validation Flag	Units	Lab Result	Lab Flag	Dilution Factor	Reportable	Validation Level
Aluminum	Target	10900		mg/kg	10900		5	NO	S3VEM
Antimony	Target	1.7	J	mg/kg	1.7	J	5	NO	S3VEM
Arsenic	Target	19.7		mg/kg	19.7		5	NO	S3VEM
Barium	Target	80.6	J	mg/kg	80.6	J	5	NO	S3VEM
Beryllium	Target	3.3	U	mg/kg	3.3	U	5	NO	S3VEM
Cadmium	Target	0.23	J	mg/kg	0.23	J	5	NO	S3VEM
Calcium	Target	7600		mg/kg	7600		5	NO	S3VEM
Chromium	Target	59.4		mg/kg	59.4		5	NO	S3VEM
Cobalt	Target	40.2		mg/kg	40.2		5	NO	S3VEM
Copper	Target	155		mg/kg	155		5	NO	S3VEM
Iron	Target	62500		mg/kg	62500	D	10	NO	S3VEM
Lead	Target	30.7		mg/kg	30.7		5	NO	S3VEM
Magnesium	Target	4560		mg/kg	4560		5	NO	S3VEM
Manganese	Target	884		mg/kg	884		5	NO	S3VEM
Nickel	Target	59.1		mg/kg	59.1	*	5	NO	S3VEM
Potassium	Target	2910	J	mg/kg	2910	J	5	NO	S3VEM
Selenium	Target	5.4	J	mg/kg	5.4	J	5	NO	S3VEM
Silver	Target	2.2	J	mg/kg	2.2	J	5	NO	S3VEM
Sodium	Target	467	J	mg/kg	467	J	5	NO	S3VEM
Thallium	Target	16.5	U	mg/kg	16.5	U	5	NO	S3VEM
Vanadium	Target	110		mg/kg	110		5	NO	S3VEM
Zinc	Target	59.7		mg/kg	59.7		5	NO	S3VEM

# Sample Summary Report

**Project Name: DAMILLE METAL SERVICE SITE  
INVESTIGATION STAGE 1 SAMPLING**

**GroupID: 48197/EPW14029/MYAMF1**

**Lab Name: Bonner Analytical Testing Co.**

Sample Number: MYAMF7S	Method: Metals by ICP-AES	Matrix: Soil	MA Number:
Sample Location:	pH:	Sample Date: 04/10/2019	Sample Time: 14:09:00
% Moisture:		% Solids: 75.8	

Analyte Name	Analyte Type	Validation Result	Validation Flag	Units	Lab Result	Lab Flag	Dilution Factor	Reportable	Validation Level
Antimony	Spike	4.7	J	mg/kg	4.7	J*	1	NO	S3VEM
Arsenic	Spike	27.1		mg/kg	27.1		1	NO	S3VEM
Barium	Spike	364		mg/kg	364		1	NO	S3VEM
Beryllium	Spike	5.8		mg/kg	5.8		1	NO	S3VEM
Cadmium	Spike	6.4		mg/kg	6.4		1	NO	S3VEM
Chromium	Spike	153		mg/kg	153	*	1	NO	S3VEM
Cobalt	Spike	102		mg/kg	102		1	NO	S3VEM
Copper	Spike	131		mg/kg	131		1	NO	S3VEM
Lead	Spike	57.0		mg/kg	57.0		1	NO	S3VEM
Manganese	Spike	686		mg/kg	686		1	NO	S3VEM
Nickel	Spike	168		mg/kg	168	*	1	NO	S3VEM
Selenium	Spike	14.9		mg/kg	14.9		1	NO	S3VEM
Silver	Spike	9.1		mg/kg	9.1		1	NO	S3VEM
Thallium	Spike	5.8		mg/kg	5.8		1	NO	S3VEM
Vanadium	Spike	157		mg/kg	157	*	1	NO	S3VEM
Zinc	Spike	139		mg/kg	139		1	NO	S3VEM

# Sample Summary Report

**Project Name: DAMILLE METAL SERVICE SITE  
INVESTIGATION STAGE 1 SAMPLING**

**GroupID: 48197/EPW14029/MYAMF1**

**Lab Name: Bonner Analytical Testing Co.**

Sample Number: MYAMF8	Method: Metals by ICP-AES	Matrix: Soil	MA Number:
Sample Location: DMS-SV12	pH:	Sample Date: 04/10/2019	Sample Time: 14:37:00
% Moisture:		% Solids: 89.7	

Analyte Name	Analyte Type	Validation Result	Validation Flag	Units	Lab Result	Lab Flag	Dilution Factor	Reportable	Validation Level
Aluminum	Target	12900		mg/kg	12900		1	YES	S3VEM
Antimony	Target	6.5	U	mg/kg	0.83	J*	1	YES	S3VEM
Arsenic	Target	2.6	J	mg/kg	2.6	*	1	YES	S3VEM
Barium	Target	110		mg/kg	110		1	YES	S3VEM
Beryllium	Target	0.54	U	mg/kg	0.54	U	1	YES	S3VEM
Cadmium	Target	0.54	U	mg/kg	0.051	J	1	YES	S3VEM
Calcium	Target	7090		mg/kg	7090		1	YES	S3VEM
Chromium	Target	17.3		mg/kg	17.3	*	1	YES	S3VEM
Cobalt	Target	9.9		mg/kg	9.9		1	YES	S3VEM
Copper	Target	13.7		mg/kg	13.7	*	1	YES	S3VEM
Iron	Target	20200		mg/kg	20200		1	YES	S3VEM
Lead	Target	3.6		mg/kg	3.6	*	1	YES	S3VEM
Magnesium	Target	6750		mg/kg	6750		1	YES	S3VEM
Manganese	Target	363		mg/kg	363		1	YES	S3VEM
Nickel	Target	10.4		mg/kg	10.4	*	1	YES	S3VEM
Potassium	Target	3800		mg/kg	3800		1	YES	S3VEM
Selenium	Target	3.8	U	mg/kg	1.1	J	1	YES	S3VEM
Silver	Target	0.35	J	mg/kg	0.35	J	1	YES	S3VEM
Sodium	Target	452	J	mg/kg	452	J	1	YES	S3VEM
Thallium	Target	2.7	U	mg/kg	2.7	U	1	YES	S3VEM
Vanadium	Target	43.3		mg/kg	43.3	*	1	YES	S3VEM
Zinc	Target	57.8		mg/kg	57.8		1	YES	S3VEM



# Sample Summary Report

**Project Name: DAMILLE METAL SERVICE SITE  
INVESTIGATION STAGE 1 SAMPLING**

**GroupID: 48197/EPW14029/MYAMF1**

**Lab Name: Bonner Analytical Testing Co.**

Sample Number: MYAMF9	Method: Metals by ICP-AES	Matrix: Soil	MA Number:
Sample Location: DMS-SV13	pH:	Sample Date: 04/11/2019	Sample Time: 08:32:00
% Moisture:		% Solids: 84.2	

Analyte Name	Analyte Type	Validation Result	Validation Flag	Units	Lab Result	Lab Flag	Dilution Factor	Reportable	Validation Level
Aluminum	Target	5710		mg/kg	5710		1	YES	S3VEM
Antimony	Target	7.0	U	mg/kg	1.0	J*	1	YES	S3VEM
Arsenic	Target	16.4	J	mg/kg	16.4	*	1	YES	S3VEM
Barium	Target	37.8		mg/kg	37.8		1	YES	S3VEM
Beryllium	Target	0.58	U	mg/kg	0.58	U	1	YES	S3VEM
Cadmium	Target	0.58	U	mg/kg	0.25	J	1	YES	S3VEM
Calcium	Target	5290		mg/kg	5290		1	YES	S3VEM
Chromium	Target	22.8		mg/kg	22.8	*	1	YES	S3VEM
Cobalt	Target	10.0		mg/kg	10.0		1	YES	S3VEM
Copper	Target	53.6	J	mg/kg	53.6	*	1	YES	S3VEM
Iron	Target	58900		mg/kg	58900	D	2	YES	S3VEM
Lead	Target	11.7		mg/kg	11.7	*	1	YES	S3VEM
Magnesium	Target	2250		mg/kg	2250		1	YES	S3VEM
Manganese	Target	834		mg/kg	834		1	YES	S3VEM
Nickel	Target	22.6		mg/kg	22.6	*	1	YES	S3VEM
Potassium	Target	1080		mg/kg	1080		1	YES	S3VEM
Selenium	Target	4.1	U	mg/kg	3.0	J	1	YES	S3VEM
Silver	Target	1.4	J	mg/kg	1.4		1	YES	S3VEM
Sodium	Target	829		mg/kg	829		1	YES	S3VEM
Thallium	Target	2.9	U	mg/kg	2.9	U	1	YES	S3VEM
Vanadium	Target	84.5		mg/kg	84.5	*	1	YES	S3VEM
Zinc	Target	86.2		mg/kg	86.2		1	YES	S3VEM

# Sample Summary Report

**Project Name: DAMILLE METAL SERVICE SITE  
INVESTIGATION STAGE 1 SAMPLING**

**GroupID: 48197/EPW14029/MYAMF1**

**Lab Name: Bonner Analytical Testing Co.**

Sample Number: PBS01	Method: Metals by ICP-AES	Matrix: Soil	MA Number:
Sample Location:	pH:	Sample Date:	Sample Time:
% Moisture:		% Solids: 100	

Analyte Name	Analyte Type	Validation Result	Validation Flag	Units	Lab Result	Lab Flag	Dilution Factor	Reportable	Validation Level
Aluminum	Target	0.98	J	mg/kg	0.98	J	1	YES	S3VEM
Antimony	Target	6.0	U	mg/kg	0.36	J	1	YES	S3VEM
Arsenic	Target	1.0	U	mg/kg	-0.22	J	1	YES	S3VEM
Barium	Target	20.0	U	mg/kg	20.0	U	1	YES	S3VEM
Beryllium	Target	0.50	U	mg/kg	0.50	U	1	YES	S3VEM
Cadmium	Target	0.50	U	mg/kg	0.50	U	1	YES	S3VEM
Calcium	Target	500	U	mg/kg	500	U	1	YES	S3VEM
Chromium	Target	1.0	U	mg/kg	0.042	J	1	YES	S3VEM
Cobalt	Target	5.0	U	mg/kg	5.0	U	1	YES	S3VEM
Copper	Target	2.5	U	mg/kg	-0.080	J	1	YES	S3VEM
Iron	Target	10.0	U	mg/kg	10.0	U	1	YES	S3VEM
Lead	Target	1.0	U	mg/kg	1.0	U	1	YES	S3VEM
Magnesium	Target	500	U	mg/kg	500	U	1	YES	S3VEM
Manganese	Target	1.5	U	mg/kg	0.083	J	1	YES	S3VEM
Nickel	Target	4.0	U	mg/kg	-0.082	J	1	YES	S3VEM
Potassium	Target	500	U	mg/kg	500	U	1	YES	S3VEM
Selenium	Target	3.5	U	mg/kg	0.58	J	1	YES	S3VEM
Silver	Target	1.0	U	mg/kg	1.0	U	1	YES	S3VEM
Sodium	Target	500	U	mg/kg	500	U	1	YES	S3VEM
Thallium	Target	2.5	U	mg/kg	2.5	U	1	YES	S3VEM
Vanadium	Target	5.0	U	mg/kg	5.0	U	1	YES	S3VEM
Zinc	Target	6.0	U	mg/kg	0.085	J	1	YES	S3VEM

# Sample Summary Report

---

**Project Name: DAMILLE METAL SERVICE SITE  
INVESTIGATION STAGE 1 SAMPLING**

**GroupID: 48197/EPW14029/MYAMF1**

**Lab Name: Bonner Analytical Testing Co.**

---



**Memorandum**

**To:** Matt Mitguard, Site Assessment Manager  
Site Cleanup Section 2, SFD-6-1  
USEPA Region 9

**Through:** Joe Eidelberg, Chemist  
Quality Assurance Section, EMD-3-2  
USEPA Region 9

**From:** Kathy O'Brien, Sr. Project Manager *Keo*  
ICF, Environmental Services Assistance Team (ESAT) Region 9  
ESAT Contract No.: EP-W-13-029  
Technical Direction No.: 10106218

**Date:** June 26, 2019

**Re:** Review of Analytical Data, **Tier 3**

---

Attached are comments resulting from ESAT Region 9 review of the following analytical data:

Site:	Damille Metal Service
Site Account No.:	A9 CG QA 00
Case No.:	48197
SDG No.:	MYAMG1
Laboratory:	Bonner Analytical Testing Co. (BON)
Analysis:	CLP Metals by ICP-AES and ICP-MS
Samples:	18 Soil Samples
Collection Dates:	April 8, 9, 10, and 11, 2019
Reviewer:	Anna Pajarillo, ESAT

EXES Data Manager has been updated with the results of this review and the validation level revised to S3VEM; the dynamic deliverables were regenerated and are available on the SMO Portal.

If there are any questions, please contact Joe Eidelberg (QA Program/EPA) at (415) 972-3809.

Attachment

cc: Cindy Gurley, CLP COR USEPA Region 4  
Richard Freitas, CLP COR USEPA Region 9

CLP PO:  FYI  Action

SAMPLING ISSUES:  Yes  No

## Data Validation Report – Tier 3

Case No.: 48197  
SDG No.: MYAMG1  
Site: Damille Metal Service  
Laboratory: Bonner Analytical Testing Co. (BON)  
Analysis: CLP Metals by ICP-AES and ICP-MS  
Reviewer: Anna Pajarillo, ESAT  
Date: June 26, 2019

### I. SDG SUMMARY

For Sample Information and Laboratory Quality Control (QC), refer to EXES National Functional Guidelines (NFG) data validation reports *Analytical Sample Listing* and *Inorganic Analytical Sequence*. EXES Data Manager has been updated with the results of this review and the validation level revised to S3VEM; the dynamic deliverables were regenerated and are available on the SMO Portal. The data qualifier definitions, as described in page 6 of the National Functional Guidelines, are attached to this report.

#### Field QC

Field Blanks (FB): MYAMJ4 (in SDG MYAMH9).  
Equipment Blanks (EB): MYAMH0, MYAMJ0, and MYAMJ1 (in SDG MYAMH9).  
Background Samples (BG): None.  
Field Duplicates: MYAMH5/MYAME9 (in SDG MYAMD5).  
MYAMH6/MYAMF5 (in SDG MYAMF0).  
MYAMH7/MYAMG1.  
MYAMH8/MYAMG7.

#### CLP PO Action

The laboratory analyzed the matrix spike for copper with a concentration of 26.7 mg/kg instead of 50.0 mg/kg as stated in Table 2. See CLP SOW ISM02.4, Exhibit D, ICP-AES Pages D-24, Section 12.3.3.2 and D-31, Table 2.

The laboratory analyzed the post digestion spike for zinc with an added concentration of 56.6 mg/kg instead of 115.2 mg/kg (2 times the sample concentration). See CLP SOW ISM02.4, Exhibit D, ICP-MS Page D-25, Section 12.3.3.3.

#### Sampling Issues

None.

#### Additional Comments

The samples were analyzed for Contract Laboratory Program (CLP) metals. Copper was analyzed by Inductively Coupled Plasma-Atomic Emission Spectroscopy (ICP-AES). Antimony, arsenic, barium, beryllium, cadmium, chromium, cobalt, lead, manganese, nickel, selenium, silver, thallium, vanadium, and zinc were analyzed by Inductively Coupled Plasma-Mass Spectroscopy (ICP-MS).

Chain of custody records (COCs) indicate that the samples were collected on April 8, 9, 10, and 11, 2019 and shipped on April 12, 2019. The reviewer presumed that the samples were stored properly from the time of collection to the time of shipping. The laboratory documentation indicates that they were received on ice and at a temperature of 6.0°C.

Samples listed below did not meet the internal standard QC limit of 60-125% relative intensity (RI) in the initial analysis. The samples were diluted and reanalyzed as required by the statement of work (SOW). Results for beryllium, cobalt, nickel, and zinc in these samples are reported from the 2-fold dilution because the RIs are within the QC limit.

Sample	Internal Standard	% Relative Intensity from Undiluted	% Relative Intensity from 2-Fold Dilution
MYAMG3	Scandium-45	145	115
MYAMG5	Scandium-45	136	111
MYAMG7	Scandium-45	130	108
MYAMG9	Scandium-45	132	111
MYAMH1	Scandium-45	131	114
MYAMH3	Scandium-45	127	107
MYAMH5	Scandium-45	134	109
MYAMH6	Scandium-45	132	110
MYAMH7	Scandium-45	129	106
MYAMH8	Scandium-45	135	110

Although the undiluted analysis of sample MYAMG1 was within acceptance criteria for internal standard RI, beryllium, cobalt, nickel, and zinc were reported from a two-fold dilution. This sample was the designated lab QC sample. The scandium-45 RIs were outside QC limits for the associated matrix spike and duplicate samples. The matrix spike and duplicate samples were re-analyzed at a two-fold dilution as required by the SOW and the laboratory diluted and reanalyzed the parent sample (MYAMG1) as well. The reviewer compared the undiluted and two-fold dilution results for MYAMG1 and they are similar.

Preparation logbook pages for some solutions are missing from the data package. Data quality is not likely to be affected; all other standards and spiking solutions were analyzed before the expiration date.

This report was prepared in accordance with the following documents:

- USEPA Contract Laboratory Program Statement of Work for Inorganic Superfund Methods (Multi-Media, Multi-Concentration), ISM02.4, October 2016; and
- USEPA National Functional Guidelines for Inorganic Superfund Data Review, January 2017.

For technical definitions, refer to *Exhibit G (Glossary of Terms)*, USEPA Contract Laboratory Program Statement of Work for Inorganic Superfund Methods (Multi-Media, Multi-Concentration), ISM02.4.

## II. VALIDATION SUMMARY

The data were evaluated based on the following parameters:

<u>Parameter</u>	<u>Acceptable</u>	<u>Comment</u>
1. Data Completeness	Yes	
2. Preservation and Holding Times	Yes	
3. ICP-MS Tune Analysis	Yes	
4. Calibration	Yes	
a. Initial	Yes	
b. Initial and Continuing Calibration Verification	Yes	
5. Laboratory Blanks	Yes	B
6. Field/Equipment Blanks	Yes	
7. ICP Interference Check Sample (ICS)	Yes	
8. Laboratory Control Sample (LCS)	Yes	
9. Duplicate Sample Analysis	Yes	
10. Spike Sample Analysis	No	C
11. ICP Serial Dilution	No	D
12. ICP-MS Internal Standards	Yes	
13. Analyte Quantitation and CRQL	Yes	A
14. Field Duplicate Sample Analysis	No	E
15. Overall Assessment of Data	Yes	

### III. VALIDITY AND COMMENTS

- A. Results above the method detection limit (MDL) but below the contract required quantitation limit (CRQL) are estimated and flagged “J.” Results are considered qualitatively acceptable but quantitatively unreliable due to uncertainties in analytical precision near the quantitation limit.
- B. The following results are qualified as non-detected (U) due to low level initial calibration blank (ICB) and continuing calibration blank (CCB) contamination.
- Antimony in samples MYAMG3, MYAMG5, MYAMH1, MYAMH3, and MYAMH5 through MYAMH8.
  - Thallium in all samples and preparation blank PBS01.

Analyte amounts greater than the MDL but less than or equal to the CRQL were reported in the following blanks at the concentrations presented below.

Analyte	Blank	Concentration, µg/L
Antimony	ICB01/CCB04	0.29/0.10
Thallium	ICB01/CCB02/CCB03/CCB04	0.056/0.43/0.48/0.51

Sample results that are greater than or equal to the MDL but less than or equal to the CRQL are reported as non-detected (U) at the respective CRQL.

- C. The following results are estimated and flagged “J+”, “J-”, or “UJ” because matrix spike recoveries are outside method QC limits.
- Antimony, lead, vanadium, and zinc in all samples.

Matrix spike recoveries for the analytes listed below in QC sample MYAMG1S does not meet the 75-125% criterion for accuracy as presented below.

Analyte	% Recovery
Antimony	64
Lead	137
Vanadium	128
Zinc	135

The detected results for antimony are considered quantitatively uncertain and may be biased low. The detected results for lead, vanadium, and zinc are considered quantitatively uncertain and may be biased high. Since qualified results for antimony are nondetect in many samples, false negatives may exist.

The following post-digestion spike recoveries were reported in QC sample MYAMG1A. The post-digestion spike recoveries do not reflect the entire sample preparation and analysis; the impact on reported results cannot be determined. Qualification is based on the matrix spike recovery only.

Analyte	Post-Digestion Spike, % Recovery
Antimony	119
Lead	70
Vanadium	124
Zinc	111

Since the pre-/post-digestion spikes do not meet the QC criteria, the unacceptable pre/post-digestion spike recoveries may indicate poor laboratory technique or matrix effects which may interfere with the analysis.

The post-digestion spike for zinc in QC sample MYAMG1A does not comply with the SOW guidelines for post-digestion spike concentration and is invalid (see CLP PO Action). The spiking error has no impact on data usability.

D. The following results are estimated and flagged “J” because serial dilution results are outside method QC limit.

- Cobalt, nickel, and zinc in all samples.

Percent differences for serial dilution analysis of MYAMG1L do not meet the 10% difference criterion for the analytes presented below.

Analyte	% Difference
Cobalt	14
Nickel	13
Zinc	12

These results may indicate poor laboratory technique or matrix effects which may interfere with analysis. Results for analytes listed above are considered quantitatively uncertain. Chemical and physical interferences may exist due to sample matrix effects. Since results for the diluted sample are lower than the original, the reported results may be biased high.

E. Results for the following field duplicate pair do not meet the relative percent difference (RPD) criterion or the absolute difference criterion provided in the National Functional Guidelines (NFG) for laboratory duplicate, as presented below.

Analyte	MYAME9, mg/kg	MYAMH5, mg/kg	RPD, %	QC Limit, %
Barium	175	134	26.5	20
Chromium	23.8	17.5	30.5	20
Lead	30.6	11.1	93.5	20
Vanadium	55.1	41.8	27.5	20

Analyte	MYAME9, mg/kg	MYAMH5, mg/kg	Difference, mg/kg	QC Limit, mg/kg
Arsenic	3.2	2.3	0.9	0.5

Analyte	MYAMF5, mg/kg	MYAMH6, mg/kg	RPD, %	QC Limit, %
Cobalt	9.3	13.3	35.4	20
Nickel	11.4	16.2	34.8	20
Zinc	62.2	84.8	30.7	20

Analyte	MYAMG7, mg/kg	MYAMH8, mg/kg	RPD, %	QC Limit, %
Copper	139	25.9	137	20
Lead	301	199	40.8	20
Zinc	778	464	50.6	20

This uncertainty should be evaluated in the context of project data quality objectives to determine data usability.



## DATA QUALIFIER DEFINITIONS FOR INORGANIC DATA REVIEW

The definitions of the following qualifiers are prepared according to the document, "National Functional Guidelines for Inorganic Superfund Methods Data Review," January 2017 (Table 1, page 6).

- U     The analyte was analyzed for, but was not detected above the level of the reported sample quantitation limit.
- J     The result is an estimated quantity. The associated numerical value is the approximate concentration of the analyte in the sample.
- J+    The result is an estimated quantity, but the result may be biased high.
- J-    The result is an estimated quantity, but the result may be biased low.
- UJ    The analyte was analyzed for, but was not detected. The reported quantitation limit is approximate and may be inaccurate or imprecise.
- R     The data are unusable. The sample results are rejected due to serious deficiencies in meeting Quality Control (QC) criteria. The analyte may or may not be present in the sample.

# Sample Summary Report

**Project Name: DAMILLE METAL SERVICE SITE  
INVESTIGATION STAGE 1 SAMPLING**

**GroupID: 48197/EPW14029/MYAMG1**

**Lab Name: Bonner Analytical Testing Co.**

Sample Number: LCS01	Method: Metals by ICP-AES	Matrix: Soil	MA Number:
Sample Location:	pH:	Sample Date:	Sample Time:
% Moisture:		% Solids: 100	

Analyte Name	Analyte Type	Validation Result	Validation Flag	Units	Lab Result	Lab Flag	Dilution Factor	Reportable	Validation Level
Copper	Spike	4.6		mg/kg	4.6		1	YES	S3VEM

# Sample Summary Report

Project Name: DAMILLE METAL SERVICE SITE  
INVESTIGATION STAGE 1 SAMPLING

GroupID: 48197/EPW14029/MYAMG1

Lab Name: Bonner Analytical Testing Co.

Sample Number: LCS01	Method: Metals by ICP-MS	Matrix: Soil	MA Number:
Sample Location:	pH:	Sample Date:	Sample Time:
% Moisture:		% Solids: 100	

Analyte Name	Analyte Type	Validation Result	Validation Flag	Units	Lab Result	Lab Flag	Dilution Factor	Reportable	Validation Level
Antimony	Spike	2.0		mg/kg	2.0		1	YES	S3VEM
Arsenic	Spike	1.1		mg/kg	1.1		1	YES	S3VEM
Barium	Spike	10.4		mg/kg	10.4		1	YES	S3VEM
Beryllium	Spike	0.95		mg/kg	0.95		1	YES	S3VEM
Cadmium	Spike	1.0		mg/kg	1.0		1	YES	S3VEM
Chromium	Spike	2.0		mg/kg	2.0		1	YES	S3VEM
Cobalt	Spike	1.0		mg/kg	1.0		1	YES	S3VEM
Lead	Spike	1.0		mg/kg	1.0		1	YES	S3VEM
Manganese	Spike	1.1		mg/kg	1.1		1	YES	S3VEM
Nickel	Spike	0.98		mg/kg	0.98		1	YES	S3VEM
Selenium	Spike	5.1		mg/kg	5.1		1	YES	S3VEM
Silver	Spike	1.0		mg/kg	1.0		1	YES	S3VEM
Thallium	Spike	0.98		mg/kg	0.98		1	YES	S3VEM
Vanadium	Spike	5.7		mg/kg	5.7		1	YES	S3VEM
Zinc	Spike	2.0		mg/kg	2.0		1	YES	S3VEM

# Sample Summary Report

Project Name: DAMILLE METAL SERVICE SITE  
INVESTIGATION STAGE 1 SAMPLING

GroupID: 48197/EPW14029/MYAMG1

Lab Name: Bonner Analytical Testing Co.

Sample Number: MYAMG1	Method: Metals by ICP-AES	Matrix: Soil	MA Number:
Sample Location: DMS-SV14	pH:	Sample Date: 04/10/2019	Sample Time: 10:08:00
% Moisture:		% Solids: 88.3	

Analyte Name	Analyte Type	Validation Result	Validation Flag	Units	Lab Result	Lab Flag	Dilution Factor	Reportable	Validation Level
Copper	Target	19.3		mg/kg	19.3		1	YES	S3VEM

# Sample Summary Report

**Project Name: DAMILLE METAL SERVICE SITE  
INVESTIGATION STAGE 1 SAMPLING**

**GroupID: 48197/EPW14029/MYAMG1**

**Lab Name: Bonner Analytical Testing Co.**

Sample Number: MYAMG1	Method: Metals by ICP-MS	Matrix: Soil	MA Number:
Sample Location: DMS-SV14	pH:	Sample Date: 04/10/2019	Sample Time: 10:08:00
% Moisture:		% Solids: 88.3	

Analyte Name	Analyte Type	Validation Result	Validation Flag	Units	Lab Result	Lab Flag	Dilution Factor	Reportable	Validation Level
Antimony	Target	1.1	UJ	mg/kg	1.1	U*	1	YES	S3VEM
Arsenic	Target	2.2		mg/kg	2.2		1	YES	S3VEM
Barium	Target	118		mg/kg	118		1	YES	S3VEM
Beryllium	Target	0.44	J	mg/kg	0.44	JD	2	YES	S3VEM
Cadmium	Target	0.11	J	mg/kg	0.11	J	1	YES	S3VEM
Chromium	Target	16.2		mg/kg	16.2		1	YES	S3VEM
Cobalt	Target	9.7	J	mg/kg	9.7	D*	2	YES	S3VEM
Lead	Target	4.0	J+	mg/kg	4.0	*	1	YES	S3VEM
Manganese	Target	381		mg/kg	381		1	YES	S3VEM
Nickel	Target	12.3	J	mg/kg	12.3	D*	2	YES	S3VEM
Selenium	Target	0.78	J	mg/kg	0.78	J	1	YES	S3VEM
Silver	Target	0.57	U	mg/kg	0.57	U	1	YES	S3VEM
Thallium	Target	0.57	U	mg/kg	0.14	J	1	YES	S3VEM
Vanadium	Target	40.5	J+	mg/kg	40.5	*	1	YES	S3VEM
Zinc	Target	57.6	J+	mg/kg	57.6	D*	2	YES	S3VEM

# Sample Summary Report

Project Name: DAMILLE METAL SERVICE SITE  
INVESTIGATION STAGE 1 SAMPLING

GroupID: 48197/EPW14029/MYAMG1

Lab Name: Bonner Analytical Testing Co.

Sample Number: MYAMG1A	Method: Metals by ICP-MS	Matrix: Soil	MA Number:
Sample Location:	pH:	Sample Date: 04/10/2019	Sample Time: 10:08:00
% Moisture:		% Solids: 88.3	

Analyte Name	Analyte Type	Validation Result	Validation Flag	Units	Lab Result	Lab Flag	Dilution Factor	Reportable	Validation Level
Antimony	Spike	2.8		mg/kg	2.8		1	YES	S3VEM
Lead	Spike	9.5		mg/kg	9.5	*	1	YES	S3VEM
Manganese	Spike	1140		mg/kg	1140		1	YES	S3VEM
Vanadium	Spike	140		mg/kg	140		1	YES	S3VEM

# Sample Summary Report

**Project Name: DAMILLE METAL SERVICE SITE  
INVESTIGATION STAGE 1 SAMPLING**

**GroupID: 48197/EPW14029/MYAMG1**

**Lab Name: Bonner Analytical Testing Co.**

Sample Number: MYAMG1D	Method: Metals by ICP-AES	Matrix: Soil	MA Number:
Sample Location:	pH:	Sample Date: 04/10/2019	Sample Time: 10:08:00
% Moisture:		% Solids: 88.3	

Analyte Name	Analyte Type	Validation Result	Validation Flag	Units	Lab Result	Lab Flag	Dilution Factor	Reportable	Validation Level
Copper	Target	19.3		mg/kg	19.3		1	YES	S3VEM

# Sample Summary Report

**Project Name: DAMILLE METAL SERVICE SITE  
INVESTIGATION STAGE 1 SAMPLING**

**GroupID: 48197/EPW14029/MYAMG1**

**Lab Name: Bonner Analytical Testing Co.**

Sample Number: MYAMG1D	Method: Metals by ICP-MS	Matrix: Soil	MA Number:
Sample Location:	pH:	Sample Date: 04/10/2019	Sample Time: 10:08:00
% Moisture:		% Solids: 88.3	

Analyte Name	Analyte Type	Validation Result	Validation Flag	Units	Lab Result	Lab Flag	Dilution Factor	Reportable	Validation Level
Antimony	Target	0.084	J	mg/kg	0.084	J	1	YES	S3VEM
Arsenic	Target	2.2		mg/kg	2.2		1	YES	S3VEM
Barium	Target	124		mg/kg	124		1	YES	S3VEM
Beryllium	Target	0.46	J	mg/kg	0.46	JD	2	YES	S3VEM
Cadmium	Target	0.11	J	mg/kg	0.11	J	1	YES	S3VEM
Chromium	Target	16.7		mg/kg	16.7		1	YES	S3VEM
Cobalt	Target	10.7	J	mg/kg	10.7	D	2	YES	S3VEM
Lead	Target	4.2		mg/kg	4.2		1	YES	S3VEM
Manganese	Target	410		mg/kg	410		1	YES	S3VEM
Nickel	Target	13.3	J	mg/kg	13.3	D	2	YES	S3VEM
Selenium	Target	0.89	J	mg/kg	0.89	J	1	YES	S3VEM
Silver	Target	0.034	J	mg/kg	0.034	J	1	YES	S3VEM
Thallium	Target	0.18	J	mg/kg	0.18	J	1	YES	S3VEM
Vanadium	Target	43.0		mg/kg	43.0		1	YES	S3VEM
Zinc	Target	62.7	J	mg/kg	62.7	D	2	YES	S3VEM



# Sample Summary Report

Project Name: DAMILLE METAL SERVICE SITE  
INVESTIGATION STAGE 1 SAMPLING

GroupID: 48197/EPW14029/MYAMG1

Lab Name: Bonner Analytical Testing Co.

Sample Number: MYAMG1L	Method: Metals by ICP-AES	Matrix: Soil	MA Number:
Sample Location:	pH:	Sample Date:	Sample Time:
% Moisture:		% Solids: 88.3	

Analyte Name	Analyte Type	Validation Result	Validation Flag	Units	Lab Result	Lab Flag	Dilution Factor	Reportable	Validation Level
Copper	Target	17.4		mg/kg	17.4		5	YES	S3VEM

# Sample Summary Report

**Project Name: DAMILLE METAL SERVICE SITE  
INVESTIGATION STAGE 1 SAMPLING**

**GroupID: 48197/EPW14029/MYAMG1**

**Lab Name: Bonner Analytical Testing Co.**

Sample Number: MYAMG1L	Method: Metals by ICP-MS	Matrix: Soil	MA Number:
Sample Location:	pH:	Sample Date:	Sample Time:
% Moisture:	% Solids: 88.3		

Analyte Name	Analyte Type	Validation Result	Validation Flag	Units	Lab Result	Lab Flag	Dilution Factor	Reportable	Validation Level
Antimony	Target	5.7	U	mg/kg	5.7	U	5	YES	S3VEM
Arsenic	Target	2.3	J	mg/kg	2.3	J	5	YES	S3VEM
Barium	Target	113		mg/kg	113		5	YES	S3VEM
Beryllium	Target	0.51	J	mg/kg	0.51	JD	10	YES	S3VEM
Cadmium	Target	2.8	U	mg/kg	2.8	U	5	YES	S3VEM
Chromium	Target	15.1		mg/kg	15.1		5	YES	S3VEM
Cobalt	Target	8.3		mg/kg	8.3	D*	10	YES	S3VEM
Lead	Target	3.7		mg/kg	3.7		5	YES	S3VEM
Manganese	Target	366		mg/kg	366		5	YES	S3VEM
Nickel	Target	10.7		mg/kg	10.7	D*	10	YES	S3VEM
Selenium	Target	14.2	U	mg/kg	14.2	U	5	YES	S3VEM
Silver	Target	2.8	U	mg/kg	2.8	U	5	YES	S3VEM
Thallium	Target	2.8	U	mg/kg	2.8	U	5	YES	S3VEM
Vanadium	Target	38.1		mg/kg	38.1		5	YES	S3VEM
Zinc	Target	50.8		mg/kg	50.8	D*	10	YES	S3VEM

# Sample Summary Report

Project Name: DAMILLE METAL SERVICE SITE  
INVESTIGATION STAGE 1 SAMPLING

GroupID: 48197/EPW14029/MYAMG1

Lab Name: Bonner Analytical Testing Co.

Sample Number: MYAMG1S	Method: Metals by ICP-AES	Matrix: Soil	MA Number:
Sample Location:	pH:	Sample Date: 04/10/2019	Sample Time: 10:08:00
% Moisture:		% Solids: 88.3	

Analyte Name	Analyte Type	Validation Result	Validation Flag	Units	Lab Result	Lab Flag	Dilution Factor	Reportable	Validation Level
Copper	Spike	44.6		mg/kg	44.6		1	YES	S3VEM

# Sample Summary Report

**Project Name: DAMILLE METAL SERVICE SITE  
INVESTIGATION STAGE 1 SAMPLING**

**GroupID: 48197/EPW14029/MYAMG1**

**Lab Name: Bonner Analytical Testing Co.**

Sample Number: MYAMG1S	Method: Metals by ICP-MS	Matrix: Soil	MA Number:
Sample Location:	pH:	Sample Date: 04/10/2019	Sample Time: 10:08:00
% Moisture:		% Solids: 88.3	

Analyte Name	Analyte Type	Validation Result	Validation Flag	Units	Lab Result	Lab Flag	Dilution Factor	Reportable	Validation Level
Antimony	Spike	7.3		mg/kg	7.3	*	1	YES	S3VEM
Arsenic	Spike	7.6		mg/kg	7.6		1	YES	S3VEM
Barium	Spike	388		mg/kg	388		1	YES	S3VEM
Beryllium	Spike	7.0	J	mg/kg	7.0	D	2	YES	S3VEM
Cadmium	Spike	5.8		mg/kg	5.8		1	YES	S3VEM
Chromium	Spike	43.4		mg/kg	43.4		1	YES	S3VEM
Cobalt	Spike	78.6	J	mg/kg	78.6	D	2	YES	S3VEM
Lead	Spike	7.1		mg/kg	7.1	*	1	YES	S3VEM
Manganese	Spike	521		mg/kg	521		1	YES	S3VEM
Nickel	Spike	78.4	J	mg/kg	78.4	D	2	YES	S3VEM
Selenium	Spike	13.1		mg/kg	13.1		1	YES	S3VEM
Silver	Spike	6.0		mg/kg	6.0		1	YES	S3VEM
Thallium	Spike	6.0		mg/kg	6.0		1	YES	S3VEM
Vanadium	Spike	113		mg/kg	113	*	1	YES	S3VEM
Zinc	Spike	134	J	mg/kg	134	D*	2	YES	S3VEM

# Sample Summary Report

Project Name: DAMILLE METAL SERVICE SITE  
INVESTIGATION STAGE 1 SAMPLING

GroupID: 48197/EPW14029/MYAMG1

Lab Name: Bonner Analytical Testing Co.

Sample Number: MYAMG2	Method: Metals by ICP-AES	Matrix: Soil	MA Number:
Sample Location: DMS-SV14	pH:	Sample Date: 04/10/2019	Sample Time: 10:37:00
% Moisture:		% Solids: 97.2	

Analyte Name	Analyte Type	Validation Result	Validation Flag	Units	Lab Result	Lab Flag	Dilution Factor	Reportable	Validation Level
Copper	Target	5.1		mg/kg	5.1		1	YES	S3VEM

# Sample Summary Report

**Project Name: DAMILLE METAL SERVICE SITE  
INVESTIGATION STAGE 1 SAMPLING**

**GroupID: 48197/EPW14029/MYAMG1**

**Lab Name: Bonner Analytical Testing Co.**

Sample Number: MYAMG2	Method: Metals by ICP-MS	Matrix: Soil	MA Number:
Sample Location: DMS-SV14	pH:	Sample Date: 04/10/2019	Sample Time: 10:37:00
% Moisture:		% Solids: 97.2	

Analyte Name	Analyte Type	Validation Result	Validation Flag	Units	Lab Result	Lab Flag	Dilution Factor	Reportable	Validation Level
Antimony	Target	1.0	UJ	mg/kg	1.0	U*	1	YES	S3VEM
Arsenic	Target	0.75		mg/kg	0.75		1	YES	S3VEM
Barium	Target	34.6		mg/kg	34.6		1	YES	S3VEM
Beryllium	Target	0.097	J	mg/kg	0.097	J	1	YES	S3VEM
Cadmium	Target	0.51	U	mg/kg	0.51	U	1	YES	S3VEM
Chromium	Target	4.5		mg/kg	4.5		1	YES	S3VEM
Cobalt	Target	2.8	J	mg/kg	2.8	*	1	YES	S3VEM
Lead	Target	1.0	J+	mg/kg	1.0	*	1	YES	S3VEM
Manganese	Target	115		mg/kg	115		1	YES	S3VEM
Nickel	Target	3.1	J	mg/kg	3.1	*	1	YES	S3VEM
Selenium	Target	0.33	J	mg/kg	0.33	J	1	YES	S3VEM
Silver	Target	0.51	U	mg/kg	0.51	U	1	YES	S3VEM
Thallium	Target	0.51	U	mg/kg	0.026	J	1	YES	S3VEM
Vanadium	Target	14.9	J+	mg/kg	14.9	*	1	YES	S3VEM
Zinc	Target	17.9	J+	mg/kg	17.9	*	1	YES	S3VEM

# Sample Summary Report

**Project Name: DAMILLE METAL SERVICE SITE  
INVESTIGATION STAGE 1 SAMPLING**

**GroupID: 48197/EPW14029/MYAMG1**

**Lab Name: Bonner Analytical Testing Co.**

Sample Number: MYAMG3	Method: Metals by ICP-AES	Matrix: Soil	MA Number:
Sample Location: DMS-SV15	pH:	Sample Date: 04/10/2019	Sample Time: 10:58:00
% Moisture:		% Solids: 82.1	

Analyte Name	Analyte Type	Validation Result	Validation Flag	Units	Lab Result	Lab Flag	Dilution Factor	Reportable	Validation Level
Copper	Target	44.5		mg/kg	44.5		1	YES	S3VEM

# Sample Summary Report

**Project Name: DAMILLE METAL SERVICE SITE  
INVESTIGATION STAGE 1 SAMPLING**

**GroupID: 48197/EPW14029/MYAMG1**

**Lab Name: Bonner Analytical Testing Co.**

Sample Number: MYAMG3	Method: Metals by ICP-MS	Matrix: Soil	MA Number:
Sample Location: DMS-SV15	pH:	Sample Date: 04/10/2019	Sample Time: 10:58:00
% Moisture:		% Solids: 82.1	

Analyte Name	Analyte Type	Validation Result	Validation Flag	Units	Lab Result	Lab Flag	Dilution Factor	Reportable	Validation Level
Antimony	Target	1.2	UJ	mg/kg	0.18	J*	1	YES	S3VEM
Arsenic	Target	3.8		mg/kg	3.8		1	YES	S3VEM
Barium	Target	212		mg/kg	212		1	YES	S3VEM
Beryllium	Target	0.84	J	mg/kg	0.84	JD	2	YES	S3VEM
Cadmium	Target	0.25	J	mg/kg	0.25	J	1	YES	S3VEM
Chromium	Target	24.3		mg/kg	24.3		1	YES	S3VEM
Cobalt	Target	17.4	J	mg/kg	17.4	D*	2	YES	S3VEM
Lead	Target	6.1	J+	mg/kg	6.1	*	1	YES	S3VEM
Manganese	Target	562		mg/kg	562		1	YES	S3VEM
Nickel	Target	21.9	J	mg/kg	21.9	D*	2	YES	S3VEM
Selenium	Target	1.0	J	mg/kg	1.0	J	1	YES	S3VEM
Silver	Target	0.055	J	mg/kg	0.055	J	1	YES	S3VEM
Thallium	Target	0.60	U	mg/kg	0.16	J	1	YES	S3VEM
Vanadium	Target	56.2	J+	mg/kg	56.2	*	1	YES	S3VEM
Zinc	Target	89.6	J+	mg/kg	89.6	D*	2	YES	S3VEM



# Sample Summary Report

Project Name: DAMILLE METAL SERVICE SITE  
INVESTIGATION STAGE 1 SAMPLING

GroupID: 48197/EPW14029/MYAMG1

Lab Name: Bonner Analytical Testing Co.

Sample Number: MYAMG4	Method: Metals by ICP-AES	Matrix: Soil	MA Number:
Sample Location: DMS-SV15	pH:	Sample Date: 04/10/2019	Sample Time: 11:21:00
% Moisture:		% Solids: 97.1	

Analyte Name	Analyte Type	Validation Result	Validation Flag	Units	Lab Result	Lab Flag	Dilution Factor	Reportable	Validation Level
Copper	Target	6.1		mg/kg	6.1		1	YES	S3VEM

# Sample Summary Report

**Project Name: DAMILLE METAL SERVICE SITE  
INVESTIGATION STAGE 1 SAMPLING**

**GroupID: 48197/EPW14029/MYAMG1**

**Lab Name: Bonner Analytical Testing Co.**

Sample Number: MYAMG4	Method: Metals by ICP-MS	Matrix: Soil	MA Number:
Sample Location: DMS-SV15	pH:	Sample Date: 04/10/2019	Sample Time: 11:21:00
% Moisture:		% Solids: 97.1	

Analyte Name	Analyte Type	Validation Result	Validation Flag	Units	Lab Result	Lab Flag	Dilution Factor	Reportable	Validation Level
Antimony	Target	1.0	UJ	mg/kg	1.0	U*	1	YES	S3VEM
Arsenic	Target	1.3		mg/kg	1.3		1	YES	S3VEM
Barium	Target	58.8		mg/kg	58.8		1	YES	S3VEM
Beryllium	Target	0.14	J	mg/kg	0.14	J	1	YES	S3VEM
Cadmium	Target	0.50	U	mg/kg	0.50	U	1	YES	S3VEM
Chromium	Target	6.8		mg/kg	6.8		1	YES	S3VEM
Cobalt	Target	4.2	J	mg/kg	4.2	*	1	YES	S3VEM
Lead	Target	1.5	J+	mg/kg	1.5	*	1	YES	S3VEM
Manganese	Target	152		mg/kg	152		1	YES	S3VEM
Nickel	Target	4.8	J	mg/kg	4.8	*	1	YES	S3VEM
Selenium	Target	0.32	J	mg/kg	0.32	J	1	YES	S3VEM
Silver	Target	0.50	U	mg/kg	0.50	U	1	YES	S3VEM
Thallium	Target	0.50	U	mg/kg	0.049	J	1	YES	S3VEM
Vanadium	Target	21.0	J+	mg/kg	21.0	*	1	YES	S3VEM
Zinc	Target	26.2	J+	mg/kg	26.2	*	1	YES	S3VEM

# Sample Summary Report

**Project Name: DAMILLE METAL SERVICE SITE  
INVESTIGATION STAGE 1 SAMPLING**

**GroupID: 48197/EPW14029/MYAMG1**

**Lab Name: Bonner Analytical Testing Co.**

Sample Number: MYAMG5	Method: Metals by ICP-AES	Matrix: Soil	MA Number:
Sample Location: DMS-SV16	pH:	Sample Date: 04/09/2019	Sample Time: 09:05:00
% Moisture:		% Solids: 86.3	

Analyte Name	Analyte Type	Validation Result	Validation Flag	Units	Lab Result	Lab Flag	Dilution Factor	Reportable	Validation Level
Copper	Target	20.9		mg/kg	20.9		1	YES	S3VEM

# Sample Summary Report

**Project Name: DAMILLE METAL SERVICE SITE  
INVESTIGATION STAGE 1 SAMPLING**

**GroupID: 48197/EPW14029/MYAMG1**

**Lab Name: Bonner Analytical Testing Co.**

Sample Number: MYAMG5	Method: Metals by ICP-MS	Matrix: Soil	MA Number:
Sample Location: DMS-SV16	pH:	Sample Date: 04/09/2019	Sample Time: 09:05:00
% Moisture:		% Solids: 86.3	

Analyte Name	Analyte Type	Validation Result	Validation Flag	Units	Lab Result	Lab Flag	Dilution Factor	Reportable	Validation Level
Antimony	Target	1.1	UJ	mg/kg	0.078	J*	1	YES	S3VEM
Arsenic	Target	2.6		mg/kg	2.6		1	YES	S3VEM
Barium	Target	138		mg/kg	138		1	YES	S3VEM
Beryllium	Target	0.50	J	mg/kg	0.50	JD	2	YES	S3VEM
Cadmium	Target	0.12	J	mg/kg	0.12	J	1	YES	S3VEM
Chromium	Target	18.5		mg/kg	18.5		1	YES	S3VEM
Cobalt	Target	12.7	J	mg/kg	12.7	D*	2	YES	S3VEM
Lead	Target	4.3	J+	mg/kg	4.3	*	1	YES	S3VEM
Manganese	Target	402		mg/kg	402		1	YES	S3VEM
Nickel	Target	16.0	J	mg/kg	16.0	D*	2	YES	S3VEM
Selenium	Target	0.75	J	mg/kg	0.75	J	1	YES	S3VEM
Silver	Target	0.040	J	mg/kg	0.040	J	1	YES	S3VEM
Thallium	Target	0.55	U	mg/kg	0.14	J	1	YES	S3VEM
Vanadium	Target	45.3	J+	mg/kg	45.3	*	1	YES	S3VEM
Zinc	Target	75.5	J+	mg/kg	75.5	D*	2	YES	S3VEM

# Sample Summary Report

**Project Name: DAMILLE METAL SERVICE SITE  
INVESTIGATION STAGE 1 SAMPLING**

**GroupID: 48197/EPW14029/MYAMG1**

**Lab Name: Bonner Analytical Testing Co.**

Sample Number: MYAMG6	Method: Metals by ICP-AES	Matrix: Soil	MA Number:
Sample Location: DMS-SV16	pH:	Sample Date: 04/09/2019	Sample Time: 09:46:00
% Moisture:		% Solids: 96.9	

Analyte Name	Analyte Type	Validation Result	Validation Flag	Units	Lab Result	Lab Flag	Dilution Factor	Reportable	Validation Level
Copper	Target	5.1		mg/kg	5.1		1	YES	S3VEM

# Sample Summary Report

**Project Name: DAMILLE METAL SERVICE SITE  
INVESTIGATION STAGE 1 SAMPLING**

**GroupID: 48197/EPW14029/MYAMG1**

**Lab Name: Bonner Analytical Testing Co.**

Sample Number: MYAMG6	Method: Metals by ICP-MS	Matrix: Soil	MA Number:
Sample Location: DMS-SV16	pH:	Sample Date: 04/09/2019	Sample Time: 09:46:00
% Moisture:		% Solids: 96.9	

Analyte Name	Analyte Type	Validation Result	Validation Flag	Units	Lab Result	Lab Flag	Dilution Factor	Reportable	Validation Level
Antimony	Target	0.89	UJ	mg/kg	0.89	U*	1	YES	S3VEM
Arsenic	Target	0.64		mg/kg	0.64		1	YES	S3VEM
Barium	Target	49.9		mg/kg	49.9		1	YES	S3VEM
Beryllium	Target	0.094	J	mg/kg	0.094	J	1	YES	S3VEM
Cadmium	Target	0.44	U	mg/kg	0.44	U	1	YES	S3VEM
Chromium	Target	5.9		mg/kg	5.9		1	YES	S3VEM
Cobalt	Target	3.3	J	mg/kg	3.3	*	1	YES	S3VEM
Lead	Target	1.3	J+	mg/kg	1.3	*	1	YES	S3VEM
Manganese	Target	242		mg/kg	242		1	YES	S3VEM
Nickel	Target	3.8	J	mg/kg	3.8	*	1	YES	S3VEM
Selenium	Target	0.57	J	mg/kg	0.57	J	1	YES	S3VEM
Silver	Target	0.44	U	mg/kg	0.44	U	1	YES	S3VEM
Thallium	Target	0.44	U	mg/kg	0.034	J	1	YES	S3VEM
Vanadium	Target	18.7	J+	mg/kg	18.7	*	1	YES	S3VEM
Zinc	Target	21.3	J+	mg/kg	21.3	*	1	YES	S3VEM

# Sample Summary Report

**Project Name: DAMILLE METAL SERVICE SITE  
INVESTIGATION STAGE 1 SAMPLING**

**GroupID: 48197/EPW14029/MYAMG1**

**Lab Name: Bonner Analytical Testing Co.**

Sample Number: MYAMG7	Method: Metals by ICP-AES	Matrix: Soil	MA Number:
Sample Location: DMS-SV17	pH:	Sample Date: 04/11/2019	Sample Time: 09:54:00
% Moisture:		% Solids: 88.1	

Analyte Name	Analyte Type	Validation Result	Validation Flag	Units	Lab Result	Lab Flag	Dilution Factor	Reportable	Validation Level
Copper	Target	139		mg/kg	139		1	YES	S3VEM

# Sample Summary Report

**Project Name: DAMILLE METAL SERVICE SITE  
INVESTIGATION STAGE 1 SAMPLING**

**GroupID: 48197/EPW14029/MYAMG1**

**Lab Name: Bonner Analytical Testing Co.**

Sample Number: MYAMG7	Method: Metals by ICP-MS	Matrix: Soil	MA Number:
Sample Location: DMS-SV17	pH:	Sample Date: 04/11/2019	Sample Time: 09:54:00
% Moisture:		% Solids: 88.1	

Analyte Name	Analyte Type	Validation Result	Validation Flag	Units	Lab Result	Lab Flag	Dilution Factor	Reportable	Validation Level
Antimony	Target	1.6	J-	mg/kg	1.6	*	1	YES	S3VEM
Arsenic	Target	5.5		mg/kg	5.5		1	YES	S3VEM
Barium	Target	143		mg/kg	143		1	YES	S3VEM
Beryllium	Target	0.44	J	mg/kg	0.44	JD	2	YES	S3VEM
Cadmium	Target	1.4		mg/kg	1.4		1	YES	S3VEM
Chromium	Target	22.1		mg/kg	22.1		1	YES	S3VEM
Cobalt	Target	13.1	J	mg/kg	13.1	D*	2	YES	S3VEM
Lead	Target	301	J+	mg/kg	301	*	1	YES	S3VEM
Manganese	Target	455		mg/kg	455		1	YES	S3VEM
Nickel	Target	23.0	J	mg/kg	23.0	D*	2	YES	S3VEM
Selenium	Target	0.65	J	mg/kg	0.65	J	1	YES	S3VEM
Silver	Target	0.095	J	mg/kg	0.095	J	1	YES	S3VEM
Thallium	Target	0.57	U	mg/kg	0.10	J	1	YES	S3VEM
Vanadium	Target	34.9	J+	mg/kg	34.9	*	1	YES	S3VEM
Zinc	Target	778	J+	mg/kg	778	D*	2	YES	S3VEM



# Sample Summary Report

**Project Name: DAMILLE METAL SERVICE SITE  
INVESTIGATION STAGE 1 SAMPLING**

**GroupID: 48197/EPW14029/MYAMG1**

**Lab Name: Bonner Analytical Testing Co.**

Sample Number: MYAMG8	Method: Metals by ICP-AES	Matrix: Soil	MA Number:
Sample Location: DMS-SV17	pH:	Sample Date: 04/11/2019	Sample Time: 10:20:00
% Moisture:		% Solids: 95.4	

Analyte Name	Analyte Type	Validation Result	Validation Flag	Units	Lab Result	Lab Flag	Dilution Factor	Reportable	Validation Level
Copper	Target	5.7		mg/kg	5.7		1	YES	S3VEM

# Sample Summary Report

**Project Name: DAMILLE METAL SERVICE SITE  
INVESTIGATION STAGE 1 SAMPLING**

**GroupID: 48197/EPW14029/MYAMG1**

**Lab Name: Bonner Analytical Testing Co.**

Sample Number: MYAMG8	Method: Metals by ICP-MS	Matrix: Soil	MA Number:
Sample Location: DMS-SV17	pH:	Sample Date: 04/11/2019	Sample Time: 10:20:00
% Moisture:		% Solids: 95.4	

Analyte Name	Analyte Type	Validation Result	Validation Flag	Units	Lab Result	Lab Flag	Dilution Factor	Reportable	Validation Level
Antimony	Target	1.0	UJ	mg/kg	1.0	U*	1	YES	S3VEM
Arsenic	Target	0.96		mg/kg	0.96		1	YES	S3VEM
Barium	Target	55.6		mg/kg	55.6		1	YES	S3VEM
Beryllium	Target	0.16	J	mg/kg	0.16	J	1	YES	S3VEM
Cadmium	Target	0.50	U	mg/kg	0.50	U	1	YES	S3VEM
Chromium	Target	6.4		mg/kg	6.4		1	YES	S3VEM
Cobalt	Target	4.2	J	mg/kg	4.2	*	1	YES	S3VEM
Lead	Target	2.0	J+	mg/kg	2.0	*	1	YES	S3VEM
Manganese	Target	193		mg/kg	193		1	YES	S3VEM
Nickel	Target	4.8	J	mg/kg	4.8	*	1	YES	S3VEM
Selenium	Target	0.34	J	mg/kg	0.34	J	1	YES	S3VEM
Silver	Target	0.50	U	mg/kg	0.50	U	1	YES	S3VEM
Thallium	Target	0.50	U	mg/kg	0.053	J	1	YES	S3VEM
Vanadium	Target	19.7	J+	mg/kg	19.7	*	1	YES	S3VEM
Zinc	Target	28.1	J+	mg/kg	28.1	*	1	YES	S3VEM

# Sample Summary Report

Project Name: DAMILLE METAL SERVICE SITE  
INVESTIGATION STAGE 1 SAMPLING

GroupID: 48197/EPW14029/MYAMG1

Lab Name: Bonner Analytical Testing Co.

Sample Number: MYAMG9	Method: Metals by ICP-AES	Matrix: Soil	MA Number:
Sample Location: DMS-SV18	pH:	Sample Date: 04/08/2019	Sample Time: 15:20:00
% Moisture:		% Solids: 88.4	

Analyte Name	Analyte Type	Validation Result	Validation Flag	Units	Lab Result	Lab Flag	Dilution Factor	Reportable	Validation Level
Copper	Target	15.3		mg/kg	15.3		1	YES	S3VEM

# Sample Summary Report

**Project Name: DAMILLE METAL SERVICE SITE  
INVESTIGATION STAGE 1 SAMPLING**

**GroupID: 48197/EPW14029/MYAMG1**

**Lab Name: Bonner Analytical Testing Co.**

Sample Number: MYAMG9	Method: Metals by ICP-MS	Matrix: Soil	MA Number:
Sample Location: DMS-SV18	pH:	Sample Date: 04/08/2019	Sample Time: 15:20:00
% Moisture:		% Solids: 88.4	

Analyte Name	Analyte Type	Validation Result	Validation Flag	Units	Lab Result	Lab Flag	Dilution Factor	Reportable	Validation Level
Antimony	Target	1.1	J-	mg/kg	1.1	*	1	YES	S3VEM
Arsenic	Target	3.0		mg/kg	3.0		1	YES	S3VEM
Barium	Target	87.5		mg/kg	87.5		1	YES	S3VEM
Beryllium	Target	0.35	J	mg/kg	0.35	JD	2	YES	S3VEM
Cadmium	Target	0.63		mg/kg	0.63		1	YES	S3VEM
Chromium	Target	16.7		mg/kg	16.7		1	YES	S3VEM
Cobalt	Target	8.9	J	mg/kg	8.9	D*	2	YES	S3VEM
Lead	Target	170	J+	mg/kg	170	*	1	YES	S3VEM
Manganese	Target	315		mg/kg	315		1	YES	S3VEM
Nickel	Target	17.5	J	mg/kg	17.5	D*	2	YES	S3VEM
Selenium	Target	0.72	J	mg/kg	0.72	J	1	YES	S3VEM
Silver	Target	0.068	J	mg/kg	0.068	J	1	YES	S3VEM
Thallium	Target	0.48	U	mg/kg	0.062	J	1	YES	S3VEM
Vanadium	Target	27.5	J+	mg/kg	27.5	*	1	YES	S3VEM
Zinc	Target	367	J+	mg/kg	367	D*	2	YES	S3VEM

# Sample Summary Report

**Project Name: DAMILLE METAL SERVICE SITE  
INVESTIGATION STAGE 1 SAMPLING**

**GroupID: 48197/EPW14029/MYAMG1**

**Lab Name: Bonner Analytical Testing Co.**

Sample Number: MYAMH0	Method: Metals by ICP-AES	Matrix: Soil	MA Number:
Sample Location: DMS-SV18	pH:	Sample Date: 04/08/2019	Sample Time: 15:53:00
% Moisture:		% Solids: 97.2	

Analyte Name	Analyte Type	Validation Result	Validation Flag	Units	Lab Result	Lab Flag	Dilution Factor	Reportable	Validation Level
Copper	Target	7.7		mg/kg	7.7		1	YES	S3VEM

# Sample Summary Report

**Project Name: DAMILLE METAL SERVICE SITE  
INVESTIGATION STAGE 1 SAMPLING**

**GroupID: 48197/EPW14029/MYAMG1**

**Lab Name: Bonner Analytical Testing Co.**

Sample Number: MYAMH0	Method: Metals by ICP-MS	Matrix: Soil	MA Number:
Sample Location: DMS-SV18	pH:	Sample Date: 04/08/2019	Sample Time: 15:53:00
% Moisture:		% Solids: 97.2	

Analyte Name	Analyte Type	Validation Result	Validation Flag	Units	Lab Result	Lab Flag	Dilution Factor	Reportable	Validation Level
Antimony	Target	0.96	UJ	mg/kg	0.96	U*	1	YES	S3VEM
Arsenic	Target	1.2		mg/kg	1.2		1	YES	S3VEM
Barium	Target	66.8		mg/kg	66.8		1	YES	S3VEM
Beryllium	Target	0.15	J	mg/kg	0.15	J	1	YES	S3VEM
Cadmium	Target	0.48	U	mg/kg	0.48	U	1	YES	S3VEM
Chromium	Target	7.4		mg/kg	7.4		1	YES	S3VEM
Cobalt	Target	5.1	J	mg/kg	5.1	*	1	YES	S3VEM
Lead	Target	2.2	J+	mg/kg	2.2	*	1	YES	S3VEM
Manganese	Target	184		mg/kg	184		1	YES	S3VEM
Nickel	Target	5.6	J	mg/kg	5.6	*	1	YES	S3VEM
Selenium	Target	0.51	J	mg/kg	0.51	J	1	YES	S3VEM
Silver	Target	0.48	U	mg/kg	0.48	U	1	YES	S3VEM
Thallium	Target	0.48	U	mg/kg	0.059	J	1	YES	S3VEM
Vanadium	Target	22.0	J+	mg/kg	22.0	*	1	YES	S3VEM
Zinc	Target	31.0	J+	mg/kg	31.0	*	1	YES	S3VEM

# Sample Summary Report

Project Name: DAMILLE METAL SERVICE SITE  
INVESTIGATION STAGE 1 SAMPLING

GroupID: 48197/EPW14029/MYAMG1

Lab Name: Bonner Analytical Testing Co.

Sample Number: MYAMH1	Method: Metals by ICP-AES	Matrix: Soil	MA Number:
Sample Location: DMS-SV19	pH:	Sample Date: 04/11/2019	Sample Time: 12:08:00
% Moisture:		% Solids: 89.2	

Analyte Name	Analyte Type	Validation Result	Validation Flag	Units	Lab Result	Lab Flag	Dilution Factor	Reportable	Validation Level
Copper	Target	42.6		mg/kg	42.6		1	YES	S3VEM

# Sample Summary Report

**Project Name: DAMILLE METAL SERVICE SITE  
INVESTIGATION STAGE 1 SAMPLING**

**GroupID: 48197/EPW14029/MYAMG1**

**Lab Name: Bonner Analytical Testing Co.**

Sample Number: MYAMH1	Method: Metals by ICP-MS	Matrix: Soil	MA Number:
Sample Location: DMS-SV19	pH:	Sample Date: 04/11/2019	Sample Time: 12:08:00
% Moisture:		% Solids: 89.2	

Analyte Name	Analyte Type	Validation Result	Validation Flag	Units	Lab Result	Lab Flag	Dilution Factor	Reportable	Validation Level
Antimony	Target	0.99	UJ	mg/kg	0.52	J*	1	YES	S3VEM
Arsenic	Target	5.4		mg/kg	5.4		1	YES	S3VEM
Barium	Target	173		mg/kg	173		1	YES	S3VEM
Beryllium	Target	0.62	J	mg/kg	0.62	JD	2	YES	S3VEM
Cadmium	Target	1.1		mg/kg	1.1		1	YES	S3VEM
Chromium	Target	21.0		mg/kg	21.0		1	YES	S3VEM
Cobalt	Target	15.5	J	mg/kg	15.5	D*	2	YES	S3VEM
Lead	Target	90.2	J+	mg/kg	90.2	*	1	YES	S3VEM
Manganese	Target	508		mg/kg	508		1	YES	S3VEM
Nickel	Target	24.1	J	mg/kg	24.1	D*	2	YES	S3VEM
Selenium	Target	0.75	J	mg/kg	0.75	J	1	YES	S3VEM
Silver	Target	0.14	J	mg/kg	0.14	J	1	YES	S3VEM
Thallium	Target	0.50	U	mg/kg	0.19	J	1	YES	S3VEM
Vanadium	Target	47.6	J+	mg/kg	47.6	*	1	YES	S3VEM
Zinc	Target	612	J+	mg/kg	612	D*	2	YES	S3VEM



# Sample Summary Report

Project Name: DAMILLE METAL SERVICE SITE  
INVESTIGATION STAGE 1 SAMPLING

GroupID: 48197/EPW14029/MYAMG1

Lab Name: Bonner Analytical Testing Co.

Sample Number: MYAMH2	Method: Metals by ICP-AES	Matrix: Soil	MA Number:
Sample Location: DMS-SV19	pH:	Sample Date: 04/11/2019	Sample Time: 12:28:00
% Moisture:		% Solids: 96.1	

Analyte Name	Analyte Type	Validation Result	Validation Flag	Units	Lab Result	Lab Flag	Dilution Factor	Reportable	Validation Level
Copper	Target	8.0		mg/kg	8.0		1	YES	S3VEM

# Sample Summary Report

**Project Name: DAMILLE METAL SERVICE SITE  
INVESTIGATION STAGE 1 SAMPLING**

**GroupID: 48197/EPW14029/MYAMG1**

**Lab Name: Bonner Analytical Testing Co.**

Sample Number: MYAMH2	Method: Metals by ICP-MS	Matrix: Soil	MA Number:
Sample Location: DMS-SV19	pH:	Sample Date: 04/11/2019	Sample Time: 12:28:00
% Moisture:		% Solids: 96.1	

Analyte Name	Analyte Type	Validation Result	Validation Flag	Units	Lab Result	Lab Flag	Dilution Factor	Reportable	Validation Level
Antimony	Target	0.94	UJ	mg/kg	0.94	U*	1	YES	S3VEM
Arsenic	Target	0.74		mg/kg	0.74		1	YES	S3VEM
Barium	Target	68.4		mg/kg	68.4		1	YES	S3VEM
Beryllium	Target	0.14	J	mg/kg	0.14	J	1	YES	S3VEM
Cadmium	Target	0.47	U	mg/kg	0.47	U	1	YES	S3VEM
Chromium	Target	8.4		mg/kg	8.4		1	YES	S3VEM
Cobalt	Target	4.9	J	mg/kg	4.9	*	1	YES	S3VEM
Lead	Target	2.0	J+	mg/kg	2.0	*	1	YES	S3VEM
Manganese	Target	219		mg/kg	219		1	YES	S3VEM
Nickel	Target	5.8	J	mg/kg	5.8	*	1	YES	S3VEM
Selenium	Target	0.47	J	mg/kg	0.47	J	1	YES	S3VEM
Silver	Target	0.47	U	mg/kg	0.47	U	1	YES	S3VEM
Thallium	Target	0.47	U	mg/kg	0.091	J	1	YES	S3VEM
Vanadium	Target	23.6	J+	mg/kg	23.6	*	1	YES	S3VEM
Zinc	Target	32.7	J+	mg/kg	32.7	*	1	YES	S3VEM

# Sample Summary Report

Project Name: DAMILLE METAL SERVICE SITE  
INVESTIGATION STAGE 1 SAMPLING

GroupID: 48197/EPW14029/MYAMG1

Lab Name: Bonner Analytical Testing Co.

Sample Number: MYAMH3	Method: Metals by ICP-AES	Matrix: Soil	MA Number:
Sample Location: DMS-SV20	pH:	Sample Date: 04/11/2019	Sample Time: 11:11:00
% Moisture:		% Solids: 88.4	

Analyte Name	Analyte Type	Validation Result	Validation Flag	Units	Lab Result	Lab Flag	Dilution Factor	Reportable	Validation Level
Copper	Target	20.8		mg/kg	20.8		1	YES	S3VEM

# Sample Summary Report

**Project Name: DAMILLE METAL SERVICE SITE  
INVESTIGATION STAGE 1 SAMPLING**

**GroupID: 48197/EPW14029/MYAMG1**

**Lab Name: Bonner Analytical Testing Co.**

Sample Number: MYAMH3	Method: Metals by ICP-MS	Matrix: Soil	MA Number:
Sample Location: DMS-SV20	pH:	Sample Date: 04/11/2019	Sample Time: 11:11:00
% Moisture:		% Solids: 88.4	

Analyte Name	Analyte Type	Validation Result	Validation Flag	Units	Lab Result	Lab Flag	Dilution Factor	Reportable	Validation Level
Antimony	Target	0.88	UJ	mg/kg	0.072	J*	1	YES	S3VEM
Arsenic	Target	2.0		mg/kg	2.0		1	YES	S3VEM
Barium	Target	101		mg/kg	101		1	YES	S3VEM
Beryllium	Target	0.36	J	mg/kg	0.36	JD	2	YES	S3VEM
Cadmium	Target	0.13	J	mg/kg	0.13	J	1	YES	S3VEM
Chromium	Target	14.1		mg/kg	14.1		1	YES	S3VEM
Cobalt	Target	9.8	J	mg/kg	9.8	D*	2	YES	S3VEM
Lead	Target	6.3	J+	mg/kg	6.3	*	1	YES	S3VEM
Manganese	Target	323		mg/kg	323		1	YES	S3VEM
Nickel	Target	12.1	J	mg/kg	12.1	D*	2	YES	S3VEM
Selenium	Target	0.66	J	mg/kg	0.66	J	1	YES	S3VEM
Silver	Target	0.030	J	mg/kg	0.030	J	1	YES	S3VEM
Thallium	Target	0.44	U	mg/kg	0.12	J	1	YES	S3VEM
Vanadium	Target	35.1	J+	mg/kg	35.1	*	1	YES	S3VEM
Zinc	Target	64.9	J+	mg/kg	64.9	D*	2	YES	S3VEM

# Sample Summary Report

**Project Name: DAMILLE METAL SERVICE SITE  
INVESTIGATION STAGE 1 SAMPLING**

**GroupID: 48197/EPW14029/MYAMG1**

**Lab Name: Bonner Analytical Testing Co.**

Sample Number: MYAMH4	Method: Metals by ICP-AES	Matrix: Soil	MA Number:
Sample Location: DMS-SV20	pH:	Sample Date: 04/11/2019	Sample Time: 11:32:00
% Moisture:		% Solids: 91.2	

Analyte Name	Analyte Type	Validation Result	Validation Flag	Units	Lab Result	Lab Flag	Dilution Factor	Reportable	Validation Level
Copper	Target	5.0		mg/kg	5.0		1	YES	S3VEM

# Sample Summary Report

**Project Name: DAMILLE METAL SERVICE SITE  
INVESTIGATION STAGE 1 SAMPLING**

**GroupID: 48197/EPW14029/MYAMG1**

**Lab Name: Bonner Analytical Testing Co.**

Sample Number: MYAMH4	Method: Metals by ICP-MS	Matrix: Soil	MA Number:
Sample Location: DMS-SV20	pH:	Sample Date: 04/11/2019	Sample Time: 11:32:00
% Moisture:		% Solids: 91.2	

Analyte Name	Analyte Type	Validation Result	Validation Flag	Units	Lab Result	Lab Flag	Dilution Factor	Reportable	Validation Level
Antimony	Target	0.95	UJ	mg/kg	0.95	U*	1	YES	S3VEM
Arsenic	Target	1.2		mg/kg	1.2		1	YES	S3VEM
Barium	Target	46.9		mg/kg	46.9		1	YES	S3VEM
Beryllium	Target	0.15	J	mg/kg	0.15	J	1	YES	S3VEM
Cadmium	Target	0.48	U	mg/kg	0.48	U	1	YES	S3VEM
Chromium	Target	5.4		mg/kg	5.4		1	YES	S3VEM
Cobalt	Target	3.9	J	mg/kg	3.9	*	1	YES	S3VEM
Lead	Target	1.4	J+	mg/kg	1.4	*	1	YES	S3VEM
Manganese	Target	156		mg/kg	156		1	YES	S3VEM
Nickel	Target	4.1	J	mg/kg	4.1	*	1	YES	S3VEM
Selenium	Target	0.48	J	mg/kg	0.48	J	1	YES	S3VEM
Silver	Target	0.48	U	mg/kg	0.48	U	1	YES	S3VEM
Thallium	Target	0.48	U	mg/kg	0.048	J	1	YES	S3VEM
Vanadium	Target	18.1	J+	mg/kg	18.1	*	1	YES	S3VEM
Zinc	Target	23.4	J+	mg/kg	23.4	*	1	YES	S3VEM

# Sample Summary Report

**Project Name: DAMILLE METAL SERVICE SITE  
INVESTIGATION STAGE 1 SAMPLING**

**GroupID: 48197/EPW14029/MYAMG1**

**Lab Name: Bonner Analytical Testing Co.**

Sample Number: MYAMH5	Method: Metals by ICP-AES	Matrix: Soil	MA Number:
Sample Location: DMS-SV8	pH:	Sample Date: 04/09/2019	Sample Time: 13:50:00
% Moisture:		% Solids: 86.9	

Analyte Name	Analyte Type	Validation Result	Validation Flag	Units	Lab Result	Lab Flag	Dilution Factor	Reportable	Validation Level
Copper	Target	20.3		mg/kg	20.3		1	YES	S3VEM

# Sample Summary Report

**Project Name: DAMILLE METAL SERVICE SITE  
INVESTIGATION STAGE 1 SAMPLING**

**GroupID: 48197/EPW14029/MYAMG1**

**Lab Name: Bonner Analytical Testing Co.**

Sample Number: MYAMH5	Method: Metals by ICP-MS	Matrix: Soil	MA Number:
Sample Location: DMS-SV8	pH:	Sample Date: 04/09/2019	Sample Time: 13:50:00
% Moisture:		% Solids: 86.9	

Analyte Name	Analyte Type	Validation Result	Validation Flag	Units	Lab Result	Lab Flag	Dilution Factor	Reportable	Validation Level
Antimony	Target	0.94	UJ	mg/kg	0.060	J*	1	YES	S3VEM
Arsenic	Target	2.3		mg/kg	2.3		1	YES	S3VEM
Barium	Target	134		mg/kg	134		1	YES	S3VEM
Beryllium	Target	0.53	J	mg/kg	0.53	JD	2	YES	S3VEM
Cadmium	Target	0.14	J	mg/kg	0.14	J	1	YES	S3VEM
Chromium	Target	17.5		mg/kg	17.5		1	YES	S3VEM
Cobalt	Target	12.7	J	mg/kg	12.7	D*	2	YES	S3VEM
Lead	Target	11.1	J+	mg/kg	11.1	*	1	YES	S3VEM
Manganese	Target	465		mg/kg	465		1	YES	S3VEM
Nickel	Target	15.3	J	mg/kg	15.3	D*	2	YES	S3VEM
Selenium	Target	0.76	J	mg/kg	0.76	J	1	YES	S3VEM
Silver	Target	0.034	J	mg/kg	0.034	J	1	YES	S3VEM
Thallium	Target	0.47	U	mg/kg	0.15	J	1	YES	S3VEM
Vanadium	Target	41.8	J+	mg/kg	41.8	*	1	YES	S3VEM
Zinc	Target	80.3	J+	mg/kg	80.3	D*	2	YES	S3VEM



# Sample Summary Report

Project Name: DAMILLE METAL SERVICE SITE  
INVESTIGATION STAGE 1 SAMPLING

GroupID: 48197/EPW14029/MYAMG1

Lab Name: Bonner Analytical Testing Co.

Sample Number: MYAMH6	Method: Metals by ICP-AES	Matrix: Soil	MA Number:
Sample Location: DMS-SV11	pH:	Sample Date: 04/09/2019	Sample Time: 15:50:00
% Moisture:		% Solids: 85.3	

Analyte Name	Analyte Type	Validation Result	Validation Flag	Units	Lab Result	Lab Flag	Dilution Factor	Reportable	Validation Level
Copper	Target	23.4		mg/kg	23.4		1	YES	S3VEM

# Sample Summary Report

**Project Name: DAMILLE METAL SERVICE SITE  
INVESTIGATION STAGE 1 SAMPLING**

**GroupID: 48197/EPW14029/MYAMG1**

**Lab Name: Bonner Analytical Testing Co.**

Sample Number: MYAMH6	Method: Metals by ICP-MS	Matrix: Soil	MA Number:
Sample Location: DMS-SV11	pH:	Sample Date: 04/09/2019	Sample Time: 15:50:00
% Moisture:		% Solids: 85.3	

Analyte Name	Analyte Type	Validation Result	Validation Flag	Units	Lab Result	Lab Flag	Dilution Factor	Reportable	Validation Level
Antimony	Target	1.1	UJ	mg/kg	0.069	J*	1	YES	S3VEM
Arsenic	Target	2.7		mg/kg	2.7		1	YES	S3VEM
Barium	Target	140		mg/kg	140		1	YES	S3VEM
Beryllium	Target	0.61	J	mg/kg	0.61	JD	2	YES	S3VEM
Cadmium	Target	0.13	J	mg/kg	0.13	J	1	YES	S3VEM
Chromium	Target	18.8		mg/kg	18.8		1	YES	S3VEM
Cobalt	Target	13.3	J	mg/kg	13.3	D*	2	YES	S3VEM
Lead	Target	12.8	J+	mg/kg	12.8	*	1	YES	S3VEM
Manganese	Target	450		mg/kg	450		1	YES	S3VEM
Nickel	Target	16.2	J	mg/kg	16.2	D*	2	YES	S3VEM
Selenium	Target	0.89	J	mg/kg	0.89	J	1	YES	S3VEM
Silver	Target	0.033	J	mg/kg	0.033	J	1	YES	S3VEM
Thallium	Target	0.56	U	mg/kg	0.14	J	1	YES	S3VEM
Vanadium	Target	46.9	J+	mg/kg	46.9	*	1	YES	S3VEM
Zinc	Target	84.8	J+	mg/kg	84.8	D*	2	YES	S3VEM

# Sample Summary Report

**Project Name: DAMILLE METAL SERVICE SITE  
INVESTIGATION STAGE 1 SAMPLING**

**GroupID: 48197/EPW14029/MYAMG1**

**Lab Name: Bonner Analytical Testing Co.**

Sample Number: MYAMH7	Method: Metals by ICP-AES	Matrix: Soil	MA Number:
Sample Location: DMS-SV14	pH:	Sample Date: 04/10/2019	Sample Time: 10:10:00
% Moisture:		% Solids: 88.1	

Analyte Name	Analyte Type	Validation Result	Validation Flag	Units	Lab Result	Lab Flag	Dilution Factor	Reportable	Validation Level
Copper	Target	18.8		mg/kg	18.8		1	YES	S3VEM

# Sample Summary Report

**Project Name: DAMILLE METAL SERVICE SITE  
INVESTIGATION STAGE 1 SAMPLING**

**GroupID: 48197/EPW14029/MYAMG1**

**Lab Name: Bonner Analytical Testing Co.**

Sample Number: MYAMH7	Method: Metals by ICP-MS	Matrix: Soil	MA Number:
Sample Location: DMS-SV14	pH:	Sample Date: 04/10/2019	Sample Time: 10:10:00
% Moisture:		% Solids: 88.1	

Analyte Name	Analyte Type	Validation Result	Validation Flag	Units	Lab Result	Lab Flag	Dilution Factor	Reportable	Validation Level
Antimony	Target	1.1	UJ	mg/kg	0.073	J*	1	YES	S3VEM
Arsenic	Target	2.3		mg/kg	2.3		1	YES	S3VEM
Barium	Target	127		mg/kg	127		1	YES	S3VEM
Beryllium	Target	0.47	J	mg/kg	0.47	JD	2	YES	S3VEM
Cadmium	Target	0.12	J	mg/kg	0.12	J	1	YES	S3VEM
Chromium	Target	16.8		mg/kg	16.8		1	YES	S3VEM
Cobalt	Target	10.6	J	mg/kg	10.6	D*	2	YES	S3VEM
Lead	Target	4.6	J+	mg/kg	4.6	*	1	YES	S3VEM
Manganese	Target	406		mg/kg	406		1	YES	S3VEM
Nickel	Target	13.3	J	mg/kg	13.3	D*	2	YES	S3VEM
Selenium	Target	0.64	J	mg/kg	0.64	J	1	YES	S3VEM
Silver	Target	0.57	U	mg/kg	0.57	U	1	YES	S3VEM
Thallium	Target	0.57	U	mg/kg	0.13	J	1	YES	S3VEM
Vanadium	Target	41.3	J+	mg/kg	41.3	*	1	YES	S3VEM
Zinc	Target	64.0	J+	mg/kg	64.0	D*	2	YES	S3VEM

# Sample Summary Report

**Project Name: DAMILLE METAL SERVICE SITE  
INVESTIGATION STAGE 1 SAMPLING**

**GroupID: 48197/EPW14029/MYAMG1**

**Lab Name: Bonner Analytical Testing Co.**

Sample Number: MYAMH8	Method: Metals by ICP-AES	Matrix: Soil	MA Number:
Sample Location: DMS-SV17	pH:	Sample Date: 04/11/2019	Sample Time: 10:00:00
% Moisture:		% Solids: 89.7	

Analyte Name	Analyte Type	Validation Result	Validation Flag	Units	Lab Result	Lab Flag	Dilution Factor	Reportable	Validation Level
Copper	Target	25.9		mg/kg	25.9		1	YES	S3VEM

# Sample Summary Report

**Project Name: DAMILLE METAL SERVICE SITE  
INVESTIGATION STAGE 1 SAMPLING**

**GroupID: 48197/EPW14029/MYAMG1**

**Lab Name: Bonner Analytical Testing Co.**

Sample Number: MYAMH8	Method: Metals by ICP-MS	Matrix: Soil	MA Number:
Sample Location: DMS-SV17	pH:	Sample Date: 04/11/2019	Sample Time: 10:00:00
% Moisture:		% Solids: 89.7	

Analyte Name	Analyte Type	Validation Result	Validation Flag	Units	Lab Result	Lab Flag	Dilution Factor	Reportable	Validation Level
Antimony	Target	0.86	UJ	mg/kg	0.73	J*	1	YES	S3VEM
Arsenic	Target	5.0		mg/kg	5.0		1	YES	S3VEM
Barium	Target	136		mg/kg	136		1	YES	S3VEM
Beryllium	Target	0.45	J	mg/kg	0.45	JD	2	YES	S3VEM
Cadmium	Target	1.4		mg/kg	1.4		1	YES	S3VEM
Chromium	Target	20.9		mg/kg	20.9		1	YES	S3VEM
Cobalt	Target	12.7	J	mg/kg	12.7	D*	2	YES	S3VEM
Lead	Target	199	J+	mg/kg	199	*	1	YES	S3VEM
Manganese	Target	451		mg/kg	451		1	YES	S3VEM
Nickel	Target	20.2	J	mg/kg	20.2	D*	2	YES	S3VEM
Selenium	Target	0.59	J	mg/kg	0.59	J	1	YES	S3VEM
Silver	Target	0.094	J	mg/kg	0.094	J	1	YES	S3VEM
Thallium	Target	0.43	U	mg/kg	0.11	J	1	YES	S3VEM
Vanadium	Target	36.1	J+	mg/kg	36.1	*	1	YES	S3VEM
Zinc	Target	464	J+	mg/kg	464	D*	2	YES	S3VEM

# Sample Summary Report

Project Name: DAMILLE METAL SERVICE SITE  
INVESTIGATION STAGE 1 SAMPLING

GroupID: 48197/EPW14029/MYAMG1

Lab Name: Bonner Analytical Testing Co.

Sample Number: PBS01	Method: Metals by ICP-AES	Matrix: Soil	MA Number:
Sample Location:	pH:	Sample Date:	Sample Time:
% Moisture:		% Solids: 100	

Analyte Name	Analyte Type	Validation Result	Validation Flag	Units	Lab Result	Lab Flag	Dilution Factor	Reportable	Validation Level
Copper	Target	2.5	U	mg/kg	2.5	U	1	YES	S3VEM

# Sample Summary Report

**Project Name: DAMILLE METAL SERVICE SITE  
INVESTIGATION STAGE 1 SAMPLING**

**GroupID: 48197/EPW14029/MYAMG1**

**Lab Name: Bonner Analytical Testing Co.**

Sample Number: PBS01	Method: Metals by ICP-MS	Matrix: Soil	MA Number:
Sample Location:	pH:	Sample Date:	Sample Time:
% Moisture:		% Solids: 100	

Analyte Name	Analyte Type	Validation Result	Validation Flag	Units	Lab Result	Lab Flag	Dilution Factor	Reportable	Validation Level
Antimony	Target	1.0	U	mg/kg	1.0	U	1	YES	S3VEM
Arsenic	Target	0.50	U	mg/kg	0.50	U	1	YES	S3VEM
Barium	Target	5.0	U	mg/kg	5.0	U	1	YES	S3VEM
Beryllium	Target	0.50	U	mg/kg	0.50	U	1	YES	S3VEM
Cadmium	Target	0.50	U	mg/kg	0.50	U	1	YES	S3VEM
Chromium	Target	1.0	U	mg/kg	-0.053	J	1	YES	S3VEM
Cobalt	Target	0.50	U	mg/kg	0.50	U	1	YES	S3VEM
Lead	Target	0.50	U	mg/kg	0.50	U	1	YES	S3VEM
Manganese	Target	0.50	U	mg/kg	0.50	U	1	YES	S3VEM
Nickel	Target	0.50	U	mg/kg	0.50	U	1	YES	S3VEM
Selenium	Target	2.5	U	mg/kg	2.5	U	1	YES	S3VEM
Silver	Target	0.50	U	mg/kg	0.50	U	1	YES	S3VEM
Thallium	Target	0.5	U	mg/kg	0.019	J	1	YES	S3VEM
Vanadium	Target	2.5	U	mg/kg	-0.078	J	1	YES	S3VEM
Zinc	Target	1.0	U	mg/kg	1.0	U	1	YES	S3VEM



# Sample Summary Report

---

**Project Name: DAMILLE METAL SERVICE SITE  
INVESTIGATION STAGE 1 SAMPLING**

**GroupID: 48197/EPW14029/MYAMG1**

**Lab Name: Bonner Analytical Testing Co.**

---



**Memorandum**

**To:** Matt Mitguard, Site Assessment Manager  
Site Cleanup Section 2, SFD-6-1  
USEPA Region 9

**Through:** Joe Eidelberg, Chemist  
Quality Assurance Section, EMD-3-2  
USEPA Region 9

**From:** Kathy O'Brien, Sr. Project Manager *Keo*  
ICF, Environmental Services Assistance Team (ESAT) Region 9  
ESAT Contract No.: EP-W-13-029  
Technical Direction No.: 10106218

**Date:** June 13, 2019

**Re:** Review of Analytical Data, **Tier 3**

---

Attached are comments resulting from ESAT Region 9 review of the following analytical data:

Site:	Damille Metal Service
Site Account No.:	A9 CG QA 00
Case No.:	48197
SDG No.:	MYAMH9
Laboratory:	Bonner Analytical Testing Co. (BON)
Analysis:	CLP Metals by ICP-MS
Samples:	Six Water Samples
Collection Dates:	April 9, 10, and 11, 2019
Reviewer:	Anna Pajarillo, ESAT

EXES Data Manager has been updated with the results of this review and the validation level revised to S3VEM; the dynamic deliverables were regenerated and are available on the SMO Portal.

If there are any questions, please contact Joe Eidelberg (QA Program/EPA) at (415) 972-3809.

Attachment

cc: Cindy Gurley, CLP COR USEPA Region 4  
Richard Freitas, CLP COR USEPA Region 9

CLP PO:  FYI  Action

SAMPLING ISSUES:  Yes  No

10106218-21618/48197/MYAMH9 Rpt



## Data Validation Report – Tier 3

Case No.: 48197  
SDG No.: MYAMH9  
Site: Damille Metal Service  
Laboratory: Bonner Analytical Testing Co. (BON)  
Analysis: CLP Metals by ICP-MS  
Reviewer: Anna Pajarillo, ESAT  
Date: June 13, 2019

### I. SDG SUMMARY

For Sample Information and Laboratory Quality Control (QC), refer to EXES National Functional Guidelines (NFG) data validation reports *Analytical Sample Listing* and *Inorganic Analytical Sequence*. EXES Data Manager has been updated with the results of this review and the validation level revised to S3VEM; the dynamic deliverables were regenerated and are available on the SMO Portal. The data qualifier definitions, as described in page 6 of the National Functional Guidelines, are attached to this report.

#### Field QC

Field Blanks (FB): MYAMJ4.  
Equipment Blanks (EB): MYAMH9, MYAMJ0, MYAMJ1, MYAMJ2, and MYAMJ3.  
Background Samples (BG): None.  
Field Duplicates: None.

#### CLP PO Action

None.

#### Sampling Issues

None.

#### Additional Comments

The samples were analyzed for Contract Laboratory Program (CLP) metals. Aluminum, antimony, arsenic, barium, beryllium, cadmium, calcium, chromium, cobalt, copper, iron, lead, magnesium, manganese, nickel, potassium, selenium, silver, sodium, thallium, vanadium, and zinc were analyzed by Inductively Coupled Plasma-Mass Spectroscopy (ICP-MS).

Chain of custody records (COCs) indicate that the samples were collected on April 9, 10, and 11, 2019 and shipped on April 12, 2019. The reviewer presumed that the samples were stored properly from the time of collection to the time of shipping. The laboratory documentation indicates that they were received on ice and at a temperature of 6.0°C.

Matrix spike, duplicate, and serial dilution samples were not analyzed with the samples (batch TD15014). All samples in the batch are equipment and field blanks. The associated laboratory control sample (LCS) met quality control criteria.

Preparation logbook pages for some solutions are missing from the data package. Data quality is not likely to be affected; all other standards and spiking solutions were analyzed before the expiration date.

This report was prepared in accordance with the following documents:

- USEPA Contract Laboratory Program Statement of Work for Inorganic Superfund Methods (Multi-Media, Multi-Concentration), ISM02.4, October 2016; and
- USEPA National Functional Guidelines for Inorganic Superfund Data Review, January 2017.

For technical definitions, refer to *Exhibit G (Glossary of Terms)*, *USEPA Contract Laboratory Program Statement of Work for Inorganic Superfund Methods (Multi-Media, Multi-Concentration)*, ISM02.4.

## II. VALIDATION SUMMARY

The data were evaluated based on the following parameters:

<u>Parameter</u>	<u>Acceptable</u>	<u>Comment</u>
1. Data Completeness	Yes	
2. Preservation and Holding Times	Yes	
3. ICP-MS Tune Analysis	Yes	
4. Calibration	Yes	
a. Initial	Yes	
b. Initial and Continuing Calibration Verification	Yes	
5. Laboratory Blanks	Yes	B
6. Field/Equipment Blanks	N/A	
7. ICP Interference Check Sample (ICS)	Yes	
8. Laboratory Control Sample (LCS)	Yes	
9. Duplicate Sample Analysis	N/A	
10. Spike Sample Analysis	N/A	
11. ICP Serial Dilution	N/A	
12. ICP-MS Internal Standards	Yes	
13. Analyte Quantitation and CRQL	Yes	A
14. Field Duplicate Sample Analysis	N/A	
15. Overall Assessment of Data	Yes	

N/A = Not Applicable.

## III. VALIDITY AND COMMENTS

- A. Results above the method detection limit (MDL) but below the contract required quantitation limit (CRQL) are estimated and flagged “J.” Results are considered qualitatively acceptable but quantitatively unreliable due to uncertainties in analytical precision near the quantitation limit.
- B. The following results are qualified as non-detected (U) due to low level initial calibration blank (ICB) and continuing calibration blank (CCB) contamination.
- Antimony in samples MYAMJ3 and MYAMJ4.
  - Nickel and sodium in all samples and preparation blank PBW01.
  - Potassium in samples MYAMH9 and MYAMJ0.
  - Thallium in preparation blank PBW01.

Analyte amounts greater than the MDL but less than or equal to the CRQL were reported in the following blanks at the concentrations presented below.

<u>Analyte</u>	<u>Blank</u>	<u>Concentration, µg/L</u>
Antimony	ICB01	0.18
Nickel	ICB01/CCB01/CCB02	0.093/0.12/0.074
Potassium	CCB01	13.6
Sodium	ICB01/CCB01/CCB02	20.5/39.0/20.7
Thallium	CCB01/CCB02	0.37/0.38

Sample results that are greater than or equal to the MDL but less than or equal to the CRQL are reported as non-detected (U) at the respective CRQL.

## DATA QUALIFIER DEFINITIONS FOR INORGANIC DATA REVIEW

The definitions of the following qualifiers are prepared according to the document, "National Functional Guidelines for Inorganic Superfund Methods Data Review," January 2017 (Table 1, page 6).

- U     The analyte was analyzed for, but was not detected above the level of the reported sample quantitation limit.
- J     The result is an estimated quantity. The associated numerical value is the approximate concentration of the analyte in the sample.
- J+    The result is an estimated quantity, but the result may be biased high.
- J-    The result is an estimated quantity, but the result may be biased low.
- UJ    The analyte was analyzed for, but was not detected. The reported quantitation limit is approximate and may be inaccurate or imprecise.
- R     The data are unusable. The sample results are rejected due to serious deficiencies in meeting Quality Control (QC) criteria. The analyte may or may not be present in the sample.

# Sample Summary Report

**Project Name: DAMILLE METAL SERVICE SITE  
INVESTIGATION STAGE 1 SAMPLING**

**GroupID: 48197/EPW14029/MYAMH9**

**Lab Name: Bonner Analytical Testing Co.**

Sample Number: LCS01	Method: Metals by ICP-MS	Matrix: Water	MA Number:
Sample Location:	pH:	Sample Date:	Sample Time:
% Moisture:		% Solids:	

Analyte Name	Analyte Type	Validation Result	Validation Flag	Units	Lab Result	Lab Flag	Dilution Factor	Reportable	Validation Level
Aluminum	Spike	41.5		ug/L	41.5		1	YES	S3VEM
Antimony	Spike	3.7		ug/L	3.7		1	YES	S3VEM
Arsenic	Spike	1.6		ug/L	1.6		1	YES	S3VEM
Barium	Spike	19.9		ug/L	19.9		1	YES	S3VEM
Beryllium	Spike	2.1		ug/L	2.1		1	YES	S3VEM
Cadmium	Spike	2.1		ug/L	2.1		1	YES	S3VEM
Calcium	Spike	1020		ug/L	1020		1	YES	S3VEM
Chromium	Spike	4.0		ug/L	4.0		1	YES	S3VEM
Cobalt	Spike	2.0		ug/L	2.0		1	YES	S3VEM
Copper	Spike	4.0		ug/L	4.0		1	YES	S3VEM
Iron	Spike	387		ug/L	387		1	YES	S3VEM
Lead	Spike	2.0		ug/L	2.0		1	YES	S3VEM
Magnesium	Spike	942		ug/L	942		1	YES	S3VEM
Manganese	Spike	2.0		ug/L	2.0		1	YES	S3VEM
Nickel	Spike	2.0		ug/L	2.0		1	YES	S3VEM
Potassium	Spike	1000		ug/L	1000		1	YES	S3VEM
Selenium	Spike	9.5		ug/L	9.5		1	YES	S3VEM
Silver	Spike	2.0		ug/L	2.0		1	YES	S3VEM
Sodium	Spike	970		ug/L	970		1	YES	S3VEM
Thallium	Spike	2.1		ug/L	2.1		1	YES	S3VEM
Vanadium	Spike	9.5		ug/L	9.5		1	YES	S3VEM
Zinc	Spike	3.8		ug/L	3.8		1	YES	S3VEM

# Sample Summary Report

**Project Name: DAMILLE METAL SERVICE SITE  
INVESTIGATION STAGE 1 SAMPLING**

**GroupID: 48197/EPW14029/MYAMH9**

**Lab Name: Bonner Analytical Testing Co.**

Sample Number: MYAMH9	Method: Metals by ICP-MS	Matrix: Water	MA Number:
Sample Location: Equip Blank	pH: 1.	Sample Date: 04/09/2019	Sample Time: 08:40:00
% Moisture:		% Solids:	

Analyte Name	Analyte Type	Validation Result	Validation Flag	Units	Lab Result	Lab Flag	Dilution Factor	Reportable	Validation Level
Aluminum	Target	20.0	U	ug/L	20.0	U	1	YES	S3VEM
Antimony	Target	2.0	U	ug/L	2.0	U	1	YES	S3VEM
Arsenic	Target	0.14	J	ug/L	0.14	J	1	YES	S3VEM
Barium	Target	10.0	U	ug/L	10.0	U	1	YES	S3VEM
Beryllium	Target	1.0	U	ug/L	1.0	U	1	YES	S3VEM
Cadmium	Target	1.0	U	ug/L	1.0	U	1	YES	S3VEM
Calcium	Target	26.1	J	ug/L	26.1	J	1	YES	S3VEM
Chromium	Target	2.0	U	ug/L	2.0	U	1	YES	S3VEM
Cobalt	Target	1.0	U	ug/L	1.0	U	1	YES	S3VEM
Copper	Target	0.71	J	ug/L	0.71	J	1	YES	S3VEM
Iron	Target	9.2	J	ug/L	9.2	J	1	YES	S3VEM
Lead	Target	1.0	U	ug/L	1.0	U	1	YES	S3VEM
Magnesium	Target	2.8	J	ug/L	2.8	J	1	YES	S3VEM
Manganese	Target	0.15	J	ug/L	0.15	J	1	YES	S3VEM
Nickel	Target	1.0	U	ug/L	0.30	J	1	YES	S3VEM
Potassium	Target	500	U	ug/L	54.0	J	1	YES	S3VEM
Selenium	Target	5.0	U	ug/L	5.0	U	1	YES	S3VEM
Silver	Target	1.0	U	ug/L	1.0	U	1	YES	S3VEM
Sodium	Target	500	U	ug/L	71.1	J	1	YES	S3VEM
Thallium	Target	1.0	U	ug/L	1.0	U	1	YES	S3VEM
Vanadium	Target	5.0	U	ug/L	5.0	U	1	YES	S3VEM
Zinc	Target	0.76	J	ug/L	0.76	J	1	YES	S3VEM



# Sample Summary Report

**Project Name: DAMILLE METAL SERVICE SITE  
INVESTIGATION STAGE 1 SAMPLING**

**GroupID: 48197/EPW14029/MYAMH9**

**Lab Name: Bonner Analytical Testing Co.**

Sample Number: MYAMJ0	Method: Metals by ICP-MS	Matrix: Water	MA Number:
Sample Location: Equip Blank	pH: 1.	Sample Date: 04/10/2019	Sample Time: 07:45:00
% Moisture:		% Solids:	

Analyte Name	Analyte Type	Validation Result	Validation Flag	Units	Lab Result	Lab Flag	Dilution Factor	Reportable	Validation Level
Aluminum	Target	20.0	U	ug/L	20.0	U	1	YES	S3VEM
Antimony	Target	2.0	U	ug/L	2.0	U	1	YES	S3VEM
Arsenic	Target	0.21	J	ug/L	0.21	J	1	YES	S3VEM
Barium	Target	10.0	U	ug/L	10.0	U	1	YES	S3VEM
Beryllium	Target	1.0	U	ug/L	1.0	U	1	YES	S3VEM
Cadmium	Target	1.0	U	ug/L	1.0	U	1	YES	S3VEM
Calcium	Target	24.8	J	ug/L	24.8	J	1	YES	S3VEM
Chromium	Target	0.057	J	ug/L	0.057	J	1	YES	S3VEM
Cobalt	Target	1.0	U	ug/L	1.0	U	1	YES	S3VEM
Copper	Target	0.48	J	ug/L	0.48	J	1	YES	S3VEM
Iron	Target	10.9	J	ug/L	10.9	J	1	YES	S3VEM
Lead	Target	1.0	U	ug/L	1.0	U	1	YES	S3VEM
Magnesium	Target	3.5	J	ug/L	3.5	J	1	YES	S3VEM
Manganese	Target	0.14	J	ug/L	0.14	J	1	YES	S3VEM
Nickel	Target	1.0	U	ug/L	0.17	J	1	YES	S3VEM
Potassium	Target	500	U	ug/L	4.4	J	1	YES	S3VEM
Selenium	Target	5.0	U	ug/L	5.0	U	1	YES	S3VEM
Silver	Target	1.0	U	ug/L	1.0	U	1	YES	S3VEM
Sodium	Target	500	U	ug/L	46.0	J	1	YES	S3VEM
Thallium	Target	1.0	U	ug/L	1.0	U	1	YES	S3VEM
Vanadium	Target	5.0	U	ug/L	5.0	U	1	YES	S3VEM
Zinc	Target	0.92	J	ug/L	0.92	J	1	YES	S3VEM

# Sample Summary Report

**Project Name: DAMILLE METAL SERVICE SITE  
INVESTIGATION STAGE 1 SAMPLING**

**GroupID: 48197/EPW14029/MYAMH9**

**Lab Name: Bonner Analytical Testing Co.**

Sample Number: MYAMJ1	Method: Metals by ICP-MS	Matrix: Water	MA Number:
Sample Location: Equip Blank	pH: 1.	Sample Date: 04/10/2019	Sample Time: 15:20:00
% Moisture:		% Solids:	

Analyte Name	Analyte Type	Validation Result	Validation Flag	Units	Lab Result	Lab Flag	Dilution Factor	Reportable	Validation Level
Aluminum	Target	20.0	U	ug/L	20.0	U	1	YES	S3VEM
Antimony	Target	2.0	U	ug/L	2.0	U	1	YES	S3VEM
Arsenic	Target	0.19	J	ug/L	0.19	J	1	YES	S3VEM
Barium	Target	10.0	U	ug/L	10.0	U	1	YES	S3VEM
Beryllium	Target	1.0	U	ug/L	1.0	U	1	YES	S3VEM
Cadmium	Target	1.0	U	ug/L	1.0	U	1	YES	S3VEM
Calcium	Target	27.6	J	ug/L	27.6	J	1	YES	S3VEM
Chromium	Target	2.0	U	ug/L	2.0	U	1	YES	S3VEM
Cobalt	Target	1.0	U	ug/L	1.0	U	1	YES	S3VEM
Copper	Target	0.42	J	ug/L	0.42	J	1	YES	S3VEM
Iron	Target	200	U	ug/L	200	U	1	YES	S3VEM
Lead	Target	0.10	J	ug/L	0.10	J	1	YES	S3VEM
Magnesium	Target	4.0	J	ug/L	4.0	J	1	YES	S3VEM
Manganese	Target	0.12	J	ug/L	0.12	J	1	YES	S3VEM
Nickel	Target	1.0	U	ug/L	0.19	J	1	YES	S3VEM
Potassium	Target	500	U	ug/L	500	U	1	YES	S3VEM
Selenium	Target	5.0	U	ug/L	5.0	U	1	YES	S3VEM
Silver	Target	1.0	U	ug/L	1.0	U	1	YES	S3VEM
Sodium	Target	500	U	ug/L	28.5	J	1	YES	S3VEM
Thallium	Target	1.0	U	ug/L	1.0	U	1	YES	S3VEM
Vanadium	Target	5.0	U	ug/L	5.0	U	1	YES	S3VEM
Zinc	Target	2.0	U	ug/L	2.0	U	1	YES	S3VEM

# Sample Summary Report

**Project Name: DAMILLE METAL SERVICE SITE  
INVESTIGATION STAGE 1 SAMPLING**

**GroupID: 48197/EPW14029/MYAMH9**

**Lab Name: Bonner Analytical Testing Co.**

Sample Number: MYAMJ2	Method: Metals by ICP-MS	Matrix: Water	MA Number:
Sample Location: Equip Blank	pH: 1.	Sample Date: 04/11/2019	Sample Time: 13:07:00
% Moisture:		% Solids:	

Analyte Name	Analyte Type	Validation Result	Validation Flag	Units	Lab Result	Lab Flag	Dilution Factor	Reportable	Validation Level
Aluminum	Target	20.0	U	ug/L	20.0	U	1	YES	S3VEM
Antimony	Target	2.0	U	ug/L	2.0	U	1	YES	S3VEM
Arsenic	Target	0.13	J	ug/L	0.13	J	1	YES	S3VEM
Barium	Target	10.0	U	ug/L	10.0	U	1	YES	S3VEM
Beryllium	Target	1.0	U	ug/L	1.0	U	1	YES	S3VEM
Cadmium	Target	1.0	U	ug/L	1.0	U	1	YES	S3VEM
Calcium	Target	20.7	J	ug/L	20.7	J	1	YES	S3VEM
Chromium	Target	2.0	U	ug/L	2.0	U	1	YES	S3VEM
Cobalt	Target	1.0	U	ug/L	1.0	U	1	YES	S3VEM
Copper	Target	0.59	J	ug/L	0.59	J	1	YES	S3VEM
Iron	Target	17.5	J	ug/L	17.5	J	1	YES	S3VEM
Lead	Target	0.070	J	ug/L	0.070	J	1	YES	S3VEM
Magnesium	Target	2.4	J	ug/L	2.4	J	1	YES	S3VEM
Manganese	Target	0.25	J	ug/L	0.25	J	1	YES	S3VEM
Nickel	Target	1.0	U	ug/L	0.18	J	1	YES	S3VEM
Potassium	Target	500	U	ug/L	500	U	1	YES	S3VEM
Selenium	Target	5.0	U	ug/L	5.0	U	1	YES	S3VEM
Silver	Target	1.0	U	ug/L	1.0	U	1	YES	S3VEM
Sodium	Target	500	U	ug/L	28.4	J	1	YES	S3VEM
Thallium	Target	1.0	U	ug/L	1.0	U	1	YES	S3VEM
Vanadium	Target	5.0	U	ug/L	5.0	U	1	YES	S3VEM
Zinc	Target	1.2	J	ug/L	1.2	J	1	YES	S3VEM

# Sample Summary Report

**Project Name: DAMILLE METAL SERVICE SITE  
INVESTIGATION STAGE 1 SAMPLING**

**GroupID: 48197/EPW14029/MYAMH9**

**Lab Name: Bonner Analytical Testing Co.**

Sample Number: MYAMJ3	Method: Metals by ICP-MS	Matrix: Water	MA Number:
Sample Location: Equip Blank	pH: 1.	Sample Date: 04/11/2019	Sample Time: 13:08:00
% Moisture:		% Solids:	

Analyte Name	Analyte Type	Validation Result	Validation Flag	Units	Lab Result	Lab Flag	Dilution Factor	Reportable	Validation Level
Aluminum	Target	20.0	U	ug/L	20.0	U	1	YES	S3VEM
Antimony	Target	2.0	U	ug/L	0.094	J	1	YES	S3VEM
Arsenic	Target	0.48	J	ug/L	0.48	J	1	YES	S3VEM
Barium	Target	10.0	U	ug/L	10.0	U	1	YES	S3VEM
Beryllium	Target	1.0	U	ug/L	1.0	U	1	YES	S3VEM
Cadmium	Target	1.0	U	ug/L	1.0	U	1	YES	S3VEM
Calcium	Target	30.1	J	ug/L	30.1	J	1	YES	S3VEM
Chromium	Target	0.22	J	ug/L	0.22	J	1	YES	S3VEM
Cobalt	Target	1.0	U	ug/L	1.0	U	1	YES	S3VEM
Copper	Target	0.44	J	ug/L	0.44	J	1	YES	S3VEM
Iron	Target	22.4	J	ug/L	22.4	J	1	YES	S3VEM
Lead	Target	0.075	J	ug/L	0.075	J	1	YES	S3VEM
Magnesium	Target	5.0	J	ug/L	5.0	J	1	YES	S3VEM
Manganese	Target	0.41	J	ug/L	0.41	J	1	YES	S3VEM
Nickel	Target	1.0	U	ug/L	0.16	J	1	YES	S3VEM
Potassium	Target	500	U	ug/L	500	U	1	YES	S3VEM
Selenium	Target	5.0	U	ug/L	5.0	U	1	YES	S3VEM
Silver	Target	1.0	U	ug/L	1.0	U	1	YES	S3VEM
Sodium	Target	500	U	ug/L	41.2	J	1	YES	S3VEM
Thallium	Target	1.0	U	ug/L	1.0	U	1	YES	S3VEM
Vanadium	Target	0.84	J	ug/L	0.84	J	1	YES	S3VEM
Zinc	Target	0.89	J	ug/L	0.89	J	1	YES	S3VEM

# Sample Summary Report

**Project Name: DAMILLE METAL SERVICE SITE  
INVESTIGATION STAGE 1 SAMPLING**

**GroupID: 48197/EPW14029/MYAMH9**

**Lab Name: Bonner Analytical Testing Co.**

Sample Number: MYAMJ4	Method: Metals by ICP-MS	Matrix: Water	MA Number:
Sample Location: Field Blank	pH: 1.	Sample Date: 04/09/2019	Sample Time: 08:45:00
% Moisture:		% Solids:	

Analyte Name	Analyte Type	Validation Result	Validation Flag	Units	Lab Result	Lab Flag	Dilution Factor	Reportable	Validation Level
Aluminum	Target	20.0	U	ug/L	20.0	U	1	YES	S3VEM
Antimony	Target	2.0	U	ug/L	0.099	J	1	YES	S3VEM
Arsenic	Target	0.68	J	ug/L	0.68	J	1	YES	S3VEM
Barium	Target	10.0	U	ug/L	10.0	U	1	YES	S3VEM
Beryllium	Target	1.0	U	ug/L	1.0	U	1	YES	S3VEM
Cadmium	Target	1.0	U	ug/L	1.0	U	1	YES	S3VEM
Calcium	Target	500	U	ug/L	500	U	1	YES	S3VEM
Chromium	Target	0.13	J	ug/L	0.13	J	1	YES	S3VEM
Cobalt	Target	1.0	U	ug/L	1.0	U	1	YES	S3VEM
Copper	Target	0.39	J	ug/L	0.39	J	1	YES	S3VEM
Iron	Target	200	U	ug/L	200	U	1	YES	S3VEM
Lead	Target	1.0	U	ug/L	1.0	U	1	YES	S3VEM
Magnesium	Target	500	U	ug/L	500	U	1	YES	S3VEM
Manganese	Target	1.0	U	ug/L	1.0	U	1	YES	S3VEM
Nickel	Target	1.0	U	ug/L	0.16	J	1	YES	S3VEM
Potassium	Target	500	U	ug/L	500	U	1	YES	S3VEM
Selenium	Target	5.0	U	ug/L	5.0	U	1	YES	S3VEM
Silver	Target	1.0	U	ug/L	1.0	U	1	YES	S3VEM
Sodium	Target	500	U	ug/L	20.0	J	1	YES	S3VEM
Thallium	Target	1.0	U	ug/L	1.0	U	1	YES	S3VEM
Vanadium	Target	1.2	J	ug/L	1.2	J	1	YES	S3VEM
Zinc	Target	2.0	U	ug/L	2.0	U	1	YES	S3VEM

# Sample Summary Report

**Project Name: DAMILLE METAL SERVICE SITE  
INVESTIGATION STAGE 1 SAMPLING**

**GroupID: 48197/EPW14029/MYAMH9**

**Lab Name: Bonner Analytical Testing Co.**

Sample Number: PBW01	Method: Metals by ICP-MS	Matrix: Water	MA Number:
Sample Location:	pH:	Sample Date:	Sample Time:
% Moisture:		% Solids:	

Analyte Name	Analyte Type	Validation Result	Validation Flag	Units	Lab Result	Lab Flag	Dilution Factor	Reportable	Validation Level
Aluminum	Target	20.0	U	ug/L	20.0	U	1	YES	S3VEM
Antimony	Target	2.0	U	ug/L	2.0	U	1	YES	S3VEM
Arsenic	Target	1.0	U	ug/L	-1.0	J	1	YES	S3VEM
Barium	Target	10.0	U	ug/L	10.0	U	1	YES	S3VEM
Beryllium	Target	1.0	U	ug/L	1.0	U	1	YES	S3VEM
Cadmium	Target	1.0	U	ug/L	1.0	U	1	YES	S3VEM
Calcium	Target	500	U	ug/L	500	U	1	YES	S3VEM
Chromium	Target	2.0	U	ug/L	-0.31	J	1	YES	S3VEM
Cobalt	Target	1.0	U	ug/L	1.0	U	1	YES	S3VEM
Copper	Target	2.0	U	ug/L	2.0	U	1	YES	S3VEM
Iron	Target	200	U	ug/L	-10	J	1	YES	S3VEM
Lead	Target	1.0	U	ug/L	1.0	U	1	YES	S3VEM
Magnesium	Target	500	U	ug/L	500	U	1	YES	S3VEM
Manganese	Target	1.0	U	ug/L	1.0	U	1	YES	S3VEM
Nickel	Target	1.0	U	ug/L	0.061	J	1	YES	S3VEM
Potassium	Target	500	U	ug/L	500	U	1	YES	S3VEM
Selenium	Target	5.0	U	ug/L	-0.83	J	1	YES	S3VEM
Silver	Target	1.0	U	ug/L	1.0	U	1	YES	S3VEM
Sodium	Target	500	U	ug/L	38.0	J	1	YES	S3VEM
Thallium	Target	1.0	U	ug/L	0.095	J	1	YES	S3VEM
Vanadium	Target	5.0	U	ug/L	-2.1	J	1	YES	S3VEM
Zinc	Target	2.0	U	ug/L	2.0	U	1	YES	S3VEM

# Sample Summary Report

---

**Project Name: DAMILLE METAL SERVICE SITE  
INVESTIGATION STAGE 1 SAMPLING**

**GroupID: 48197/EPW14029/MYAMH9**

**Lab Name: Bonner Analytical Testing Co.**

---

# **Attachment C: Stage 2 VOC Laboratory Reports**






**Memorandum**

**To:** Matt Mitguard, Site Assessment Manager  
Site Cleanup Section 2, SFD-6-1  
USEPA Region 9

**Through:** Joe Eidelberg, Chemist  
Quality Assurance Section, EMD-3-2  
USEPA Region 9

**From:**  for Kathy O'Brien, Sr. Project Manager  
ICF, Environmental Services Assistance Team (ESAT) Region 9

ESAT Contract No.: EP-W-13-029  
Technical Direction No.: 10106227

**Date:** July 29, 2019

**Re:** Review of Analytical Data, **Tier 3**

---

Attached are comments resulting from ESAT Region 9 review of the following analytical data:

Site:	Damille Metal Service
Site Account No.:	A9 CG QA 00
Case No.:	48315
SDG No.:	YANT0
Laboratory:	Chemtech Consulting Group (CHM)
Analysis:	CLP Low Volatiles
Samples:	20 Soil Samples
Collection Date:	June 17 and 18, 2019
Reviewer:	Estrellita Manuel, ESAT

EXES Data Manager has been updated with the results of this review and the validation level revised to S3VEM; the dynamic deliverables were regenerated and are available on the SMO Portal.

If there are any questions, please contact Joe Eidelberg (QA Program/EPA) at (415) 972-3809.

Attachment

cc: Richard Freitas, CLP PO USEPA Region 9  
Kim Brandon-Bazile, CLP PO USEPA Region 2

CLP PO:  FYI  Action

SAMPLING ISSUES:  Yes  No

10106227-21719/48315/YANT0-LV Rpt

## Data Validation Report - Tier 3

Case No.: 48315  
SDG No.: YANT0  
Site: Damille Metal Service  
Laboratory: Chemtech Consulting Group (CHM)  
Analysis: CLP Low Volatiles  
Reviewer: Estrellita Manuel, ESAT  
Date: July 29, 2019

### I. SDG SUMMARY

For Sample Information and Laboratory Quality Control (QC), refer to EXES National Functional Guidelines (NFG) data validation reports *Analytical Sample Listing* and *Organic Analytic Sequence*. EXES Data Manager has been updated with the results of this review and the validation level revised to S3VEM; the dynamic deliverables were regenerated and are available on the SMO Portal. The data qualifier definitions, as described in pages 6 and 7 of the National Functional Guidelines, are attached to this report.

#### Field QC

Field Blanks (FB): None.  
Equipment Blanks (EB): None.  
Trip Blanks (TB): None.  
Background Samples (BG): None.  
Field Duplicates: YANY6 and YANY2 (in SDG YANX1).  
YANY7 and YANZ0 (in SDG YANZ0).

#### CLP PO Action

None.

#### Sampling Issues

None.

#### Additional Comments

The COCs indicate that samples YANT0, YANT2 through YANT4, YANT9, YANW0 through YANW9, and YANX0 were collected on June 17, 2019 and shipped on June 19, 2019. The reviewer presumed that the samples were stored properly from the time of collection to the time of shipping.

Some peaks in samples YANW1, YANY7, and YANZ2 (tentatively identified compounds) were not reported. The laboratory provided revised data (Form 1B-OR and mass spectra) upon request on July 22, 2019. The updated electronic data deliverable (EDD) was uploaded to SMO portal on July 23, 2019.

All standards and spiking solutions were analyzed before the expiration date.

In addition to laboratory and field artifacts (retention times of 10.0, 10.6, 11.1, and 13.7 minutes), tentatively identified compounds (TICs) were found in samples YANT0, YANT4, YANW1, YANY7, and YANZ2 (see attached Form 1Bs).

The laboratory performed manual peak integration for some calibration and sample chromatograms. Manual integrations were reviewed and found to be in compliance with CLP Statement of Work (SOW) requirements.

This report was prepared in accordance with the following documents:

- USEPA Contract Laboratory Program Statement of Work for Organics Superfund Methods, Multi-Media, Multi-Concentration, SOM02.4, October 2016 and
- USEPA National Functional Guidelines for Superfund Organic Methods Data Review, January 2017.

For technical definitions, refer to *Exhibit G (Glossary of Terms)*, USEPA Contract Laboratory Program Statement of Work for Organics Superfund Methods, Multi-Media, Multi-Concentration, SOM02.4.

## II. VALIDATION SUMMARY

The data were evaluated based on the following parameters:

<u>Parameter</u>	<u>Acceptable</u>	<u>Comment</u>
1. Data Completeness	Yes	
2. Preservation and Holding Times	Yes	
3. GC/MS Instrument Performance Check	Yes	
4. Initial Calibration	Yes	
5. Continuing Calibration Verification (CCV)	Yes	
6. Laboratory Blanks	Yes	B
7. Field/Equipment/Trip Blanks	N/A	
8. Deuterated Monitoring Compound (DMC)	No	C
9. Matrix Spike/Matrix Spike Duplicate (MS/MSD)	Yes	
10. Internal Standard	No	D
11. Analyte Identification	Yes	
12. Analyte Quantitation and Reported CRQL	Yes	A
13. Field Duplicate Sample Analysis	Yes	
14. System Performance	Yes	
15. Overall Assessment of Data	Yes	

N/A = Not Applicable.

## III. VALIDITY AND COMMENTS

- A. Results above the method detection limit (MDL) but below the contract required quantitation limit (CRQL) are estimated and flagged “J.” Results are considered qualitatively acceptable but quantitatively unreliable due to uncertainties in analytical precision near the quantitation limit.
- B. The following results are qualified as nondetected due to method blank and storage blank contamination and are flagged “U.”
- Acetone in samples YANT2 through YANT4, YANT9, YANW0, YANW1, YANW3 through YANW5, YANW7, YANW8, YANY9, and YANZ2.
- Acetone is present in method blanks VBLK28 and VBLK29 at 9.7 µg/kg and 7.9 µg/kg, respectively, and in storage blank VHBLK01 at 7.7 µg/kg. Results for acetone that are less than or equal to the CRQL are qualified as non-detected at the CRQL. Acetone results above two times the associated blank concentration are not qualified.
- C. Results for the following analytes are qualified as estimated due to DMC recoveries outside QC limits and are flagged “J+.”
- {2-Butanone-d5}
- Acetone and 2-butanone in sample YANT0.
  - Acetone in laboratory QC sample YANZ2MSD.

The DMC recoveries for the qualifications listed above are shown below.

<u>Sample</u>	<u>DMC</u>	<u>% Recovery</u>	<u>QC Limit</u>
YANT0	2-Butanone-d5	151	20-135
YANZ2MSD	2-Butanone-d5	137	20-135

For DMC recoveries that exceed QC limits, only detected results for associated analytes are qualified; qualified results may be biased high. The samples listed above were not re-analyzed.

Recoveries for DMCs 2-hexanone-d5 (150%) and 1,1,2,2-tetrachloroethane-d2 (127%) exceed QC limits in sample YANT0, indicating potential high bias in detected results; qualification is not necessary because the associated target analytes are not detected.

D. Results for the following analytes are qualified as estimated due to low internal standard (IS) areas and are flagged “J+” or “UJ.”

- Bromoform, 1,3-dichlorobenzene, 1,4-dichlorobenzene, 1,2-dichlorobenzene, 1,2-dibromo-3-chloropropane, 1,2,4-trichlorobenzene, and 1,2,3-trichlorobenzene in sample YANT4.
- All analytes in laboratory QC sample YANZ2MSD.

The IS areas outside QC limits are shown below.

<u>Sample</u>	<u>Internal Standard</u>	<u>Area</u>	<u>QC Limit</u>
YANT4	1,4-Dichlorobenzene-d4	77,050	78,008-312,032
YANZ2MSD	1,4-Difluorobenzene	128,838	169,697-678,786
YANZ2MSD	Chlorobenzene-d5	126,673	157,807-631,228
YANZ2MSD	1,4-Dichlorobenzene-d4	60,624	78,008-312,032

Detected results for the affected analytes may be biased high. Where qualified results are nondetected, false negatives may exist. Sample YANT4 was re-analyzed and the areas for all three ISs for the re-analysis were outside the QC limits. The reviewer reported results from the original analysis of sample YANT4 in the EXES Data Manager.

## DATA QUALIFIER DEFINITIONS FOR ORGANIC DATA REVIEW

The definitions of the following qualifiers are prepared according to the document, "National Functional Guidelines for Superfund Organic Methods Data Review," January 2017 (Table 1, pages 6 and 7).

- U The analyte was analyzed for, but was not detected above the level of the reported sample quantitation Limit.
- J The result is an estimated quantity. The associated numerical value is the approximate concentration of the analyte in the sample.
- J+ The result is an estimated quantity, but the result may be biased high.
- J- The result is an estimated quantity, but the result may be biased low.
- NJ The analyte has been "tentatively identified" or "presumptively" as present and the associated numerical value is the estimated concentration in the sample.
- UJ The analyte was analyzed for, but was not detected. The reported quantitation limit is approximate and may be inaccurate or imprecise.
- R The data are unusable. The sample results are rejected due to serious deficiencies in meeting QC criteria. The analyte may or may not be present in the sample.
- C The target Pesticide or Aroclor analyte identification has been confirmed by Gas Chromatograph/Mass Spectrometer (GC/MS).
- X The target Pesticide or Aroclor analyte identification was not confirmed when GC/MS analysis was performed.

FORM 18-OR  
 ORGANIC ANALYSIS DATA SHEET  
 TENTATIVELY IDENTIFIED COMPOUNDS

RPA SAMPLE NO.

YANTO

Lab Name : Chambech Consulting Group Contract : EPW14030  
 Lab Code: CHM Case No.: 131959 MA No. : \_\_\_\_\_ SDG No.: YANTO  
 Analytical Method : VOA Level : LOW  
 Matrix : Soil Lab Sample ID : K3460-01  
 Sample wt/vol : 5.01 (g/mL): g Lab File ID : VW010953.D  
 % Solids : 92.4 Date Received : 06/20/2019  
 GC Column : RXI-624 ID : 0.25 (mm) Date Extracted : \_\_\_\_\_  
 Extract Concentrated : (Y / N) \_\_\_\_\_ Date Analyzed : 06/25/2019  
 Soil Aliquot (VOA) : \_\_\_\_\_ (µL) Extract Volume : \_\_\_\_\_ (µL)  
 Heated Purge : (Y / N) Y Extraction Type : PT  
 Purge Volume : 10 (mL) Injection Volume : \_\_\_\_\_ (µL)  
 Cleanup Types : \_\_\_\_\_ pH : \_\_\_\_\_ Dilution Factor : 1/0  
 Concentration Units (µg/L, mg/L, µg/kg) : µg/kg Cleanup Factor : \_\_\_\_\_

CAS NO.	ANALYTE	RT	EST. CONC.	Q
1 000104-76-7	1-hexanol, 2-ethyl-	13.65	5.0	JN
2 000098-93-9	.alpha.-Methylstyrene	14.42	2.8	JN
3 001014-60-4	Benzene, 1,3-bis(1,1-dimethylethyl	15.44	3.4	JN
4 8966796	Total Alkanes	N/A	0.0	

SL, 7/29/19

EPA-designated Registry Number.

Form 18-OR

SOM02.4 (10/2016)

45

FORM 18-OR  
 ORGANIC ANALYSIS DATA SHEET  
 TENTATIVELY IDENTIFIED COMPOUNDS

EPA SAMPLE NO.

YANT4

Lab Name : Chemtech Consulting Group Contract : EPW14030  
 Lab Code: CHM Case No.: 131959 MA No. : \_\_\_\_\_ SDG NO.: YANT0  
 Analytical Method : VOA Level : LOW  
 Matrix : Soil Lab Sample ID : K3460-04  
 Sample wt/vol : 5.44 (g/mL) : g Lab File ID : VW010976.D  
 % Solids : 81.6 Date Received : 06/20/2019  
 GC Column : RXI-624 ID : 0.25 (mm) Date Extracted : \_\_\_\_\_  
 Extract Concentrated : (Y / N) \_\_\_\_\_ Date Analyzed : 05/25/2019  
 Soil Aliquot (VOA) : \_\_\_\_\_ (µL) Extract Volume : \_\_\_\_\_ (µL)  
 Heated Purge : (Y / N) Y Extraction Type : PT  
 Purge Volume : 10 (mL) Injection Volume : \_\_\_\_\_ (µL)  
 Cleanup Types : \_\_\_\_\_ pH : \_\_\_\_\_ Dilution Factor : 1.0  
 Concentration Units (µg/L, mg/L, µg/kg) : µg/kg Cleanup Factor : \_\_\_\_\_

CAS NO.	ANALYTE	RT	RET. CONC.	Q
1 000104-76-7	1-Hexanol, 2-ethyl-	13.65	3.3	JN
2 000098-83-9	.alpha.-Methylstyrene	14.42	3.6	JN
3 8966796	Total Alkanes	N/A	0.0	

SL, 7/29/19

EPA-designated Registry Number.

Form 18-OR

SOHD2.4 (10/2016)

94

FORM 1B-OR  
 ORGANIC ANALYSIS DATA SHEET  
 TENTATIVELY IDENTIFIED COMPOUNDS

EPA SAMPLE NO.

YANW1

Lab Name : Chemtech Consulting Group Contract : EPW14030  
 Lab Code: CRM Case No.: 48315 MA No. : \_\_\_\_\_ SDG No.: YANT0  
 Analytical Method : VOA Level : LOW  
 Matrix : Soil Lab Sample ID : K3460-07  
 Sample wt/vol : 4.41 (g/mL) : g Lab File ID : VW010919.D  
 # Solids : 95.5 Date Received : 06/20/2019  
 GC Column : RXI-624 ID : 0.25 (mm) Date Extracted : \_\_\_\_\_  
 Extract Concentrated : (Y / N) \_\_\_\_\_ Date Analyzed : 06/25/2019  
 Soil Aliquot (VOA) : \_\_\_\_\_ (µL) Extract Volume : \_\_\_\_\_ (µL)  
 Heated Purge : (Y / N) Y Extraction Type : PT  
 Purge Volume : 10 (mL) Injection Volume : \_\_\_\_\_ (µL)  
 Cleanup Types : \_\_\_\_\_ pH : \_\_\_\_\_ Dilution Factor : 1.0  
 Concentration Units (µg/L, mg/L, µg/kg) : µg/kg Cleanup Factor : \_\_\_\_\_

CAS NO.	ANALYTE	RT	EST. CONC.	Q
1 000104-76-7	1-Hexanol, 2-ethyl-	13.65	5.0	DN
2	unknown-01	14.04	3.2	Q
3	unknown-02	15.5	14	Q
4 8966796	Total Alkanes	N/A	0.0	

SL 7891.9

EPA-designated Registry Number.

Form 1B-OR

30M02.4 (10/2015)



FORM 18-OR  
 ORGANIC ANALYSIS DATA SHEET  
 TENTATIVELY IDENTIFIED COMPOUNDS

EPA SAMPLE NO.

YANY7

Lab Name : Chemtech Consulting Group  
 Lab Code: CHM Case No.: 48315  
 Analytical Method : VOA  
 Matrix : Soil  
 Sample Wt/vol : 4.92 (g/mL) : g  
 % Solids : 95.1  
 GC Column : RXI-624 ID : 0.25 (mm)  
 Extract Concentrated : (Y / N) \_\_\_\_\_  
 Soil Aliquot (VOA) : \_\_\_\_\_ (μL)  
 Heated Purge : (Y / N) Y  
 Purge Volume : 10 (mL)  
 Cleanup Types : \_\_\_\_\_  
 Concentration Units (μg/L, mg/L, μg/kg) : μg/kg

Contract : EPW14030  
 MA No. : \_\_\_\_\_ SDG No.: YANT0  
 Level : LOW  
 Lab Sample ID : K3460-18  
 Lab File ID : VW010990.D  
 Date Received : 06/20/2019  
 Date Extracted : \_\_\_\_\_  
 Date Analyzed : 06/26/2019  
 Extract Volume : \_\_\_\_\_ (μL)  
 Extraction Type : PT  
 Injection Volume : \_\_\_\_\_ (μL)  
 pH : \_\_\_\_\_ Dilution Factor : 1.0  
 Cleanup Factor : \_\_\_\_\_

CAS NO.	ANALYTE	RT	BST, CONC.	Q
1	unknown-01	9.07	7.8	J
2	<del>000104-76-7 1-Hexanol, 2-ethyl</del>	<del>13.65</del>	<del>6.3</del>	<del>JN</del>
3	unknown-02	15.5	9.9	J
4	E966796 Total Alkanes	N/A	0.0	

SL, 7/29/19.

EPA-designated Registry Number.

Form 18-OR

SDM02.4 (10/2016)

FORM 1B-OR  
 ORGANIC ANALYSIS DATA SHEET  
 TENTATIVELY IDENTIFIED COMPOUNDS

EPA SAMPLE NO.

YANZ2

Lab Name : Chemtech Consulting Group Contract : EPW14030  
 Lab Code: CHM Case No.: 48315 MA No. : \_\_\_\_\_ SDG No.: YANTO  
 Analytical Method : VOA Level : LOW  
 Matrix : Soil Lab Sample ID : K3460-20  
 Sample wt/vol : 5.2 (g/mL): g Lab File ID : VW019973.D  
 % Solids : 95.3 Date Received : 06/20/2019  
 GC Column : RX1-624 ID : 0.25 (mm) Date Extracted : \_\_\_\_\_  
 Extract Concentrated : (Y / N) \_\_\_\_\_ Date Analyzed : 06/25/2019  
 Soil Aliquot (VOA) : \_\_\_\_\_ (µL) Extract Volume : \_\_\_\_\_ (µL)  
 Heated Purge : (Y / N) Y Extraction Type : PT  
 Purge Volume : 10 (mL) Injection Volume : \_\_\_\_\_ (µL)  
 Cleanup Types : \_\_\_\_\_ pH : \_\_\_\_\_ Dilution Factor : 1.0  
 Concentration Units (µg/L, mg/L, µg/kg) : µg/kg Cleanup Factor : \_\_\_\_\_

	CAS NO.	ANALYTE	RT	EST. CONC.	Q
1	109137-93-1	Heptanoic acid, 7,7-dimethoxy-	7.13	3.9	JN
2	059104-76-7	1-hexanol, 2-ethyl-	13.65	6.7	JN
3		unknown-01	14.04	3.2	J
4		unknown-02	15.51	3.0	J
5	E966796	Total Alkanes	N/A	0.0	

SL, 7/29/19

EPA-designated Registry Number.

Form 1B-OR

SOM02.4 (10/2016)

# Sample Summary Report

**Project Name: DAMILLE METAL SERVICE SITE  
INVESTIGATION STAGE 2 SAMPLING**

**GroupID: 48315/EPW14030/YANT0**

**Lab Name: Chemtech Consulting Group**

Sample Number: VBLK25	Method: Volatile Organics	Matrix: Soil	MA Number:
Sample Location:	pH:	Sample Date:	Sample Time:
% Moisture:		% Solids: 100	

Analyte Name	Analyte Type	Validation Result	Validation Flag	Units	Lab Result	Lab Flag	Dilution Factor	Reportable	Validation Level
Dichlorodifluoromethane	Target	5.0	U	ug/kg	5.0	U	1.0	YES	S3VEM
Chloromethane	Target	5.0	U	ug/kg	5.0	U	1.0	YES	S3VEM
Vinyl chloride	Target	5.0	U	ug/kg	5.0	U	1.0	YES	S3VEM
Bromomethane	Target	5.0	U	ug/kg	5.0	U	1.0	YES	S3VEM
Chloroethane	Target	5.0	U	ug/kg	5.0	U	1.0	YES	S3VEM
Trichlorofluoromethane	Target	5.0	U	ug/kg	5.0	U	1.0	YES	S3VEM
1,1-Dichloroethene	Target	5.0	U	ug/kg	5.0	U	1.0	YES	S3VEM
1,1,2-Trichloro-1,2,2-trifluoroethane	Target	5.0	U	ug/kg	5.0	U	1.0	YES	S3VEM
Acetone	Target	10	U	ug/kg	10	U	1.0	YES	S3VEM
Carbon disulfide	Target	5.0	U	ug/kg	5.0	U	1.0	YES	S3VEM
Methyl Acetate	Target	5.0	U	ug/kg	5.0	U	1.0	YES	S3VEM
Methylene chloride	Target	5.0	U	ug/kg	5.0	U	1.0	YES	S3VEM
trans-1,2-Dichloroethene	Target	5.0	U	ug/kg	5.0	U	1.0	YES	S3VEM
Methyl tert-butyl Ether	Target	5.0	U	ug/kg	5.0	U	1.0	YES	S3VEM
1,1-Dichloroethane	Target	5.0	U	ug/kg	5.0	U	1.0	YES	S3VEM
cis-1,2-Dichloroethene	Target	5.0	U	ug/kg	5.0	U	1.0	YES	S3VEM
2-Butanone	Target	10	U	ug/kg	10	U	1.0	YES	S3VEM
Bromochloromethane	Target	5.0	U	ug/kg	5.0	U	1.0	YES	S3VEM
Chloroform	Target	5.0	U	ug/kg	5.0	U	1.0	YES	S3VEM
1,1,1-Trichloroethane	Target	5.0	U	ug/kg	5.0	U	1.0	YES	S3VEM
Cyclohexane	Target	5.0	U	ug/kg	5.0	U	1.0	YES	S3VEM
Carbon tetrachloride	Target	5.0	U	ug/kg	5.0	U	1.0	YES	S3VEM
Benzene	Target	5.0	U	ug/kg	5.0	U	1.0	YES	S3VEM
1,2-Dichloroethane	Target	5.0	U	ug/kg	5.0	U	1.0	YES	S3VEM
Trichloroethene	Target	5.0	U	ug/kg	5.0	U	1.0	YES	S3VEM
Methylcyclohexane	Target	5.0	U	ug/kg	5.0	U	1.0	YES	S3VEM
1,2-Dichloropropane	Target	5.0	U	ug/kg	5.0	U	1.0	YES	S3VEM
Bromodichloromethane	Target	5.0	U	ug/kg	5.0	U	1.0	YES	S3VEM
cis-1,3-Dichloropropene	Target	5.0	U	ug/kg	5.0	U	1.0	YES	S3VEM
4-Methyl-2-pentanone	Target	10	U	ug/kg	10	U	1.0	YES	S3VEM
Toluene	Target	5.0	U	ug/kg	5.0	U	1.0	YES	S3VEM
trans-1,3-Dichloropropene	Target	5.0	U	ug/kg	5.0	U	1.0	YES	S3VEM
1,1,2-Trichloroethane	Target	5.0	U	ug/kg	5.0	U	1.0	YES	S3VEM
Tetrachloroethene	Target	5.0	U	ug/kg	5.0	U	1.0	YES	S3VEM
2-Hexanone	Target	10	U	ug/kg	10	U	1.0	YES	S3VEM
Dibromochloromethane	Target	5.0	U	ug/kg	5.0	U	1.0	YES	S3VEM
1,2-Dibromoethane	Target	5.0	U	ug/kg	5.0	U	1.0	YES	S3VEM
Chlorobenzene	Target	5.0	U	ug/kg	5.0	U	1.0	YES	S3VEM
Ethylbenzene	Target	5.0	U	ug/kg	5.0	U	1.0	YES	S3VEM
o-xylene	Target	5.0	U	ug/kg	5.0	U	1.0	YES	S3VEM
m,p-Xylene	Target	5.0	U	ug/kg	5.0	U	1.0	YES	S3VEM
Styrene	Target	5.0	U	ug/kg	5.0	U	1.0	YES	S3VEM
Bromoform	Target	5.0	U	ug/kg	5.0	U	1.0	YES	S3VEM
Isopropylbenzene	Target	5.0	U	ug/kg	5.0	U	1.0	YES	S3VEM
1,1,2,2-Tetrachloroethane	Target	5.0	U	ug/kg	5.0	U	1.0	YES	S3VEM
1,3-Dichlorobenzene	Target	5.0	U	ug/kg	5.0	U	1.0	YES	S3VEM
1,4-Dichlorobenzene	Target	5.0	U	ug/kg	5.0	U	1.0	YES	S3VEM
1,2-Dichlorobenzene	Target	5.0	U	ug/kg	5.0	U	1.0	YES	S3VEM
1,2-Dibromo-3-chloropropane	Target	5.0	U	ug/kg	5.0	U	1.0	YES	S3VEM
1,2,4-trichlorobenzene	Target	5.0	U	ug/kg	5.0	U	1.0	YES	S3VEM
1,2,3-Trichlorobenzene	Target	5.0	U	ug/kg	5.0	U	1.0	YES	S3VEM
Total Alkanes	TIC		N	ug/kg		N	1.0	YES	S3VEM

# Sample Summary Report

**Project Name: DAMILLE METAL SERVICE SITE  
INVESTIGATION STAGE 2 SAMPLING**

**GroupID: 48315/EPW14030/YANT0**

**Lab Name: Chemtech Consulting Group**

Sample Number: VBLK26	Method: Volatile Organics	Matrix: Soil	MA Number:
Sample Location:	pH:	Sample Date:	Sample Time:
% Moisture:		% Solids: 100	

Analyte Name	Analyte Type	Validation Result	Validation Flag	Units	Lab Result	Lab Flag	Dilution Factor	Reportable	Validation Level
Dichlorodifluoromethane	Target	5.0	U	ug/kg	5.0	U	1.0	YES	S3VEM
Chloromethane	Target	5.0	U	ug/kg	5.0	U	1.0	YES	S3VEM
Vinyl chloride	Target	5.0	U	ug/kg	5.0	U	1.0	YES	S3VEM
Bromomethane	Target	5.0	U	ug/kg	5.0	U	1.0	YES	S3VEM
Chloroethane	Target	5.0	U	ug/kg	5.0	U	1.0	YES	S3VEM
Trichlorofluoromethane	Target	5.0	U	ug/kg	5.0	U	1.0	YES	S3VEM
1,1-Dichloroethene	Target	5.0	U	ug/kg	5.0	U	1.0	YES	S3VEM
1,1,2-Trichloro-1,2,2-trifluoroethane	Target	5.0	U	ug/kg	5.0	U	1.0	YES	S3VEM
Acetone	Target	10	U	ug/kg	10	U	1.0	YES	S3VEM
Carbon disulfide	Target	5.0	U	ug/kg	5.0	U	1.0	YES	S3VEM
Methyl Acetate	Target	5.0	U	ug/kg	5.0	U	1.0	YES	S3VEM
Methylene chloride	Target	5.0	U	ug/kg	5.0	U	1.0	YES	S3VEM
trans-1,2-Dichloroethene	Target	5.0	U	ug/kg	5.0	U	1.0	YES	S3VEM
Methyl tert-butyl Ether	Target	5.0	U	ug/kg	5.0	U	1.0	YES	S3VEM
1,1-Dichloroethane	Target	5.0	U	ug/kg	5.0	U	1.0	YES	S3VEM
cis-1,2-Dichloroethene	Target	5.0	U	ug/kg	5.0	U	1.0	YES	S3VEM
2-Butanone	Target	10	U	ug/kg	10	U	1.0	YES	S3VEM
Bromochloromethane	Target	5.0	U	ug/kg	5.0	U	1.0	YES	S3VEM
Chloroform	Target	5.0	U	ug/kg	5.0	U	1.0	YES	S3VEM
1,1,1-Trichloroethane	Target	5.0	U	ug/kg	5.0	U	1.0	YES	S3VEM
Cyclohexane	Target	5.0	U	ug/kg	5.0	U	1.0	YES	S3VEM
Carbon tetrachloride	Target	5.0	U	ug/kg	5.0	U	1.0	YES	S3VEM
Benzene	Target	5.0	U	ug/kg	5.0	U	1.0	YES	S3VEM
1,2-Dichloroethane	Target	5.0	U	ug/kg	5.0	U	1.0	YES	S3VEM
Trichloroethene	Target	5.0	U	ug/kg	5.0	U	1.0	YES	S3VEM
Methylcyclohexane	Target	5.0	U	ug/kg	5.0	U	1.0	YES	S3VEM
1,2-Dichloropropane	Target	5.0	U	ug/kg	5.0	U	1.0	YES	S3VEM
Bromodichloromethane	Target	5.0	U	ug/kg	5.0	U	1.0	YES	S3VEM
cis-1,3-Dichloropropene	Target	5.0	U	ug/kg	5.0	U	1.0	YES	S3VEM
4-Methyl-2-pentanone	Target	10	U	ug/kg	10	U	1.0	YES	S3VEM
Toluene	Target	5.0	U	ug/kg	5.0	U	1.0	YES	S3VEM
trans-1,3-Dichloropropene	Target	5.0	U	ug/kg	5.0	U	1.0	YES	S3VEM
1,1,2-Trichloroethane	Target	5.0	U	ug/kg	5.0	U	1.0	YES	S3VEM
Tetrachloroethene	Target	5.0	U	ug/kg	5.0	U	1.0	YES	S3VEM
2-Hexanone	Target	10	U	ug/kg	10	U	1.0	YES	S3VEM
Dibromochloromethane	Target	5.0	U	ug/kg	5.0	U	1.0	YES	S3VEM
1,2-Dibromoethane	Target	5.0	U	ug/kg	5.0	U	1.0	YES	S3VEM
Chlorobenzene	Target	5.0	U	ug/kg	5.0	U	1.0	YES	S3VEM
Ethylbenzene	Target	5.0	U	ug/kg	5.0	U	1.0	YES	S3VEM
o-xylene	Target	5.0	U	ug/kg	5.0	U	1.0	YES	S3VEM
m,p-Xylene	Target	5.0	U	ug/kg	5.0	U	1.0	YES	S3VEM
Styrene	Target	5.0	U	ug/kg	5.0	U	1.0	YES	S3VEM
Bromoform	Target	5.0	U	ug/kg	5.0	U	1.0	YES	S3VEM
Isopropylbenzene	Target	5.0	U	ug/kg	5.0	U	1.0	YES	S3VEM
1,1,2,2-Tetrachloroethane	Target	5.0	U	ug/kg	5.0	U	1.0	YES	S3VEM
1,3-Dichlorobenzene	Target	5.0	U	ug/kg	5.0	U	1.0	YES	S3VEM
1,4-Dichlorobenzene	Target	5.0	U	ug/kg	5.0	U	1.0	YES	S3VEM
1,2-Dichlorobenzene	Target	5.0	U	ug/kg	5.0	U	1.0	YES	S3VEM
1,2-Dibromo-3-chloropropane	Target	5.0	U	ug/kg	5.0	U	1.0	YES	S3VEM
1,2,4-trichlorobenzene	Target	5.0	U	ug/kg	5.0	U	1.0	YES	S3VEM
1,2,3-Trichlorobenzene	Target	5.0	U	ug/kg	5.0	U	1.0	YES	S3VEM
Total Alkanes	TIC		N	ug/kg		N	1.0	YES	S3VEM

# Sample Summary Report

**Project Name: DAMILLE METAL SERVICE SITE  
INVESTIGATION STAGE 2 SAMPLING**

**GroupID: 48315/EPW14030/YANT0**

**Lab Name: Chemtech Consulting Group**

Sample Number: VBLK27	Method: Volatile Organics	Matrix: Soil	MA Number:
Sample Location:	pH:	Sample Date:	Sample Time:
% Moisture:		% Solids: 100	

Analyte Name	Analyte Type	Validation Result	Validation Flag	Units	Lab Result	Lab Flag	Dilution Factor	Reportable	Validation Level
Dichlorodifluoromethane	Target	5.0	U	ug/kg	5.0	U	1.0	YES	S3VEM
Chloromethane	Target	5.0	U	ug/kg	5.0	U	1.0	YES	S3VEM
Vinyl chloride	Target	5.0	U	ug/kg	5.0	U	1.0	YES	S3VEM
Bromomethane	Target	5.0	U	ug/kg	5.0	U	1.0	YES	S3VEM
Chloroethane	Target	5.0	U	ug/kg	5.0	U	1.0	YES	S3VEM
Trichlorofluoromethane	Target	5.0	U	ug/kg	5.0	U	1.0	YES	S3VEM
1,1-Dichloroethene	Target	5.0	U	ug/kg	5.0	U	1.0	YES	S3VEM
1,1,2-Trichloro-1,2,2-trifluoroethane	Target	5.0	U	ug/kg	5.0	U	1.0	YES	S3VEM
Acetone	Target	10	U	ug/kg	10	U	1.0	YES	S3VEM
Carbon disulfide	Target	5.0	U	ug/kg	5.0	U	1.0	YES	S3VEM
Methyl Acetate	Target	5.0	U	ug/kg	5.0	U	1.0	YES	S3VEM
Methylene chloride	Target	5.0	U	ug/kg	5.0	U	1.0	YES	S3VEM
trans-1,2-Dichloroethene	Target	5.0	U	ug/kg	5.0	U	1.0	YES	S3VEM
Methyl tert-butyl Ether	Target	5.0	U	ug/kg	5.0	U	1.0	YES	S3VEM
1,1-Dichloroethane	Target	5.0	U	ug/kg	5.0	U	1.0	YES	S3VEM
cis-1,2-Dichloroethene	Target	5.0	U	ug/kg	5.0	U	1.0	YES	S3VEM
2-Butanone	Target	10	U	ug/kg	10	U	1.0	YES	S3VEM
Bromochloromethane	Target	5.0	U	ug/kg	5.0	U	1.0	YES	S3VEM
Chloroform	Target	5.0	U	ug/kg	5.0	U	1.0	YES	S3VEM
1,1,1-Trichloroethane	Target	5.0	U	ug/kg	5.0	U	1.0	YES	S3VEM
Cyclohexane	Target	5.0	U	ug/kg	5.0	U	1.0	YES	S3VEM
Carbon tetrachloride	Target	5.0	U	ug/kg	5.0	U	1.0	YES	S3VEM
Benzene	Target	5.0	U	ug/kg	5.0	U	1.0	YES	S3VEM
1,2-Dichloroethane	Target	5.0	U	ug/kg	5.0	U	1.0	YES	S3VEM
Trichloroethene	Target	5.0	U	ug/kg	5.0	U	1.0	YES	S3VEM
Methylcyclohexane	Target	5.0	U	ug/kg	5.0	U	1.0	YES	S3VEM
1,2-Dichloropropane	Target	5.0	U	ug/kg	5.0	U	1.0	YES	S3VEM
Bromodichloromethane	Target	5.0	U	ug/kg	5.0	U	1.0	YES	S3VEM
cis-1,3-Dichloropropene	Target	5.0	U	ug/kg	5.0	U	1.0	YES	S3VEM
4-Methyl-2-pentanone	Target	10	U	ug/kg	10	U	1.0	YES	S3VEM
Toluene	Target	5.0	U	ug/kg	5.0	U	1.0	YES	S3VEM
trans-1,3-Dichloropropene	Target	5.0	U	ug/kg	5.0	U	1.0	YES	S3VEM
1,1,2-Trichloroethane	Target	5.0	U	ug/kg	5.0	U	1.0	YES	S3VEM
Tetrachloroethene	Target	5.0	U	ug/kg	5.0	U	1.0	YES	S3VEM
2-Hexanone	Target	10	U	ug/kg	10	U	1.0	YES	S3VEM
Dibromochloromethane	Target	5.0	U	ug/kg	5.0	U	1.0	YES	S3VEM
1,2-Dibromoethane	Target	5.0	U	ug/kg	5.0	U	1.0	YES	S3VEM
Chlorobenzene	Target	5.0	U	ug/kg	5.0	U	1.0	YES	S3VEM
Ethylbenzene	Target	5.0	U	ug/kg	5.0	U	1.0	YES	S3VEM
o-xylene	Target	5.0	U	ug/kg	5.0	U	1.0	YES	S3VEM
m,p-Xylene	Target	5.0	U	ug/kg	5.0	U	1.0	YES	S3VEM
Styrene	Target	5.0	U	ug/kg	5.0	U	1.0	YES	S3VEM
Bromoform	Target	5.0	U	ug/kg	5.0	U	1.0	YES	S3VEM
Isopropylbenzene	Target	5.0	U	ug/kg	5.0	U	1.0	YES	S3VEM
1,1,2,2-Tetrachloroethane	Target	5.0	U	ug/kg	5.0	U	1.0	YES	S3VEM
1,3-Dichlorobenzene	Target	5.0	U	ug/kg	5.0	U	1.0	YES	S3VEM
1,4-Dichlorobenzene	Target	5.0	U	ug/kg	5.0	U	1.0	YES	S3VEM
1,2-Dichlorobenzene	Target	5.0	U	ug/kg	5.0	U	1.0	YES	S3VEM
1,2-Dibromo-3-chloropropane	Target	5.0	U	ug/kg	5.0	U	1.0	YES	S3VEM
1,2,4-trichlorobenzene	Target	5.0	U	ug/kg	5.0	U	1.0	YES	S3VEM
1,2,3-Trichlorobenzene	Target	5.0	U	ug/kg	5.0	U	1.0	YES	S3VEM
Total Alkanes	TIC		N	ug/kg		N	1.0	YES	S3VEM

# Sample Summary Report

**Project Name: DAMILLE METAL SERVICE SITE  
INVESTIGATION STAGE 2 SAMPLING**

**GroupID: 48315/EPW14030/YANT0**

**Lab Name: Chemtech Consulting Group**

Sample Number: VBLK28	Method: Volatile Organics	Matrix: Soil	MA Number:
Sample Location:	pH:	Sample Date:	Sample Time:
% Moisture:		% Solids: 100	

Analyte Name	Analyte Type	Validation Result	Validation Flag	Units	Lab Result	Lab Flag	Dilution Factor	Reportable	Validation Level
Dichlorodifluoromethane	Target	5.0	U	ug/kg	5.0	U	1.0	YES	S3VEM
Chloromethane	Target	5.0	U	ug/kg	5.0	U	1.0	YES	S3VEM
Vinyl chloride	Target	5.0	U	ug/kg	5.0	U	1.0	YES	S3VEM
Bromomethane	Target	5.0	U	ug/kg	5.0	U	1.0	YES	S3VEM
Chloroethane	Target	5.0	U	ug/kg	5.0	U	1.0	YES	S3VEM
Trichlorofluoromethane	Target	5.0	U	ug/kg	5.0	U	1.0	YES	S3VEM
1,1-Dichloroethene	Target	5.0	U	ug/kg	5.0	U	1.0	YES	S3VEM
1,1,2-Trichloro-1,2,2-trifluoroethane	Target	5.0	U	ug/kg	5.0	U	1.0	YES	S3VEM
Acetone	Target	9.7	J	ug/kg	9.7	J	1.0	YES	S3VEM
Carbon disulfide	Target	5.0	U	ug/kg	5.0	U	1.0	YES	S3VEM
Methyl Acetate	Target	5.0	U	ug/kg	5.0	U	1.0	YES	S3VEM
Methylene chloride	Target	5.0	U	ug/kg	5.0	U	1.0	YES	S3VEM
trans-1,2-Dichloroethene	Target	5.0	U	ug/kg	5.0	U	1.0	YES	S3VEM
Methyl tert-butyl Ether	Target	5.0	U	ug/kg	5.0	U	1.0	YES	S3VEM
1,1-Dichloroethane	Target	5.0	U	ug/kg	5.0	U	1.0	YES	S3VEM
cis-1,2-Dichloroethene	Target	5.0	U	ug/kg	5.0	U	1.0	YES	S3VEM
2-Butanone	Target	10	U	ug/kg	10	U	1.0	YES	S3VEM
Bromochloromethane	Target	5.0	U	ug/kg	5.0	U	1.0	YES	S3VEM
Chloroform	Target	5.0	U	ug/kg	5.0	U	1.0	YES	S3VEM
1,1,1-Trichloroethane	Target	5.0	U	ug/kg	5.0	U	1.0	YES	S3VEM
Cyclohexane	Target	5.0	U	ug/kg	5.0	U	1.0	YES	S3VEM
Carbon tetrachloride	Target	5.0	U	ug/kg	5.0	U	1.0	YES	S3VEM
Benzene	Target	5.0	U	ug/kg	5.0	U	1.0	YES	S3VEM
1,2-Dichloroethane	Target	5.0	U	ug/kg	5.0	U	1.0	YES	S3VEM
Trichloroethene	Target	5.0	U	ug/kg	5.0	U	1.0	YES	S3VEM
Methylcyclohexane	Target	5.0	U	ug/kg	5.0	U	1.0	YES	S3VEM
1,2-Dichloropropane	Target	5.0	U	ug/kg	5.0	U	1.0	YES	S3VEM
Bromodichloromethane	Target	5.0	U	ug/kg	5.0	U	1.0	YES	S3VEM
cis-1,3-Dichloropropene	Target	5.0	U	ug/kg	5.0	U	1.0	YES	S3VEM
4-Methyl-2-pentanone	Target	10	U	ug/kg	10	U	1.0	YES	S3VEM
Toluene	Target	5.0	U	ug/kg	5.0	U	1.0	YES	S3VEM
trans-1,3-Dichloropropene	Target	5.0	U	ug/kg	5.0	U	1.0	YES	S3VEM
1,1,2-Trichloroethane	Target	5.0	U	ug/kg	5.0	U	1.0	YES	S3VEM
Tetrachloroethene	Target	5.0	U	ug/kg	5.0	U	1.0	YES	S3VEM
2-Hexanone	Target	10	U	ug/kg	10	U	1.0	YES	S3VEM
Dibromochloromethane	Target	5.0	U	ug/kg	5.0	U	1.0	YES	S3VEM
1,2-Dibromoethane	Target	5.0	U	ug/kg	5.0	U	1.0	YES	S3VEM
Chlorobenzene	Target	5.0	U	ug/kg	5.0	U	1.0	YES	S3VEM
Ethylbenzene	Target	5.0	U	ug/kg	5.0	U	1.0	YES	S3VEM
o-xylene	Target	5.0	U	ug/kg	5.0	U	1.0	YES	S3VEM
m,p-Xylene	Target	5.0	U	ug/kg	5.0	U	1.0	YES	S3VEM
Styrene	Target	5.0	U	ug/kg	5.0	U	1.0	YES	S3VEM
Bromoform	Target	5.0	U	ug/kg	5.0	U	1.0	YES	S3VEM
Isopropylbenzene	Target	5.0	U	ug/kg	5.0	U	1.0	YES	S3VEM
1,1,2,2-Tetrachloroethane	Target	5.0	U	ug/kg	5.0	U	1.0	YES	S3VEM
1,3-Dichlorobenzene	Target	5.0	U	ug/kg	5.0	U	1.0	YES	S3VEM
1,4-Dichlorobenzene	Target	5.0	U	ug/kg	5.0	U	1.0	YES	S3VEM
1,2-Dichlorobenzene	Target	5.0	U	ug/kg	5.0	U	1.0	YES	S3VEM
1,2-Dibromo-3-chloropropane	Target	5.0	U	ug/kg	5.0	U	1.0	YES	S3VEM
1,2,4-trichlorobenzene	Target	5.0	U	ug/kg	5.0	U	1.0	YES	S3VEM
1,2,3-Trichlorobenzene	Target	5.0	U	ug/kg	5.0	U	1.0	YES	S3VEM
Total Alkanes	TIC		N	ug/kg		N	1.0	YES	S3VEM

# Sample Summary Report

**Project Name: DAMILLE METAL SERVICE SITE  
INVESTIGATION STAGE 2 SAMPLING**

**GroupID: 48315/EPW14030/YANT0**

**Lab Name: Chemtech Consulting Group**

Sample Number: VBLK29	Method: Volatile Organics	Matrix: Soil	MA Number:
Sample Location:	pH:	Sample Date:	Sample Time:
% Moisture:		% Solids: 100	

Analyte Name	Analyte Type	Validation Result	Validation Flag	Units	Lab Result	Lab Flag	Dilution Factor	Reportable	Validation Level
Dichlorodifluoromethane	Target	5.0	U	ug/kg	5.0	U	1.0	YES	S3VEM
Chloromethane	Target	5.0	U	ug/kg	5.0	U	1.0	YES	S3VEM
Vinyl chloride	Target	5.0	U	ug/kg	5.0	U	1.0	YES	S3VEM
Bromomethane	Target	5.0	U	ug/kg	5.0	U	1.0	YES	S3VEM
Chloroethane	Target	5.0	U	ug/kg	5.0	U	1.0	YES	S3VEM
Trichlorofluoromethane	Target	5.0	U	ug/kg	5.0	U	1.0	YES	S3VEM
1,1-Dichloroethene	Target	5.0	U	ug/kg	5.0	U	1.0	YES	S3VEM
1,1,2-Trichloro-1,2,2-trifluoroethane	Target	5.0	U	ug/kg	5.0	U	1.0	YES	S3VEM
Acetone	Target	7.9	J	ug/kg	7.9	J	1.0	YES	S3VEM
Carbon disulfide	Target	5.0	U	ug/kg	5.0	U	1.0	YES	S3VEM
Methyl Acetate	Target	5.0	U	ug/kg	5.0	U	1.0	YES	S3VEM
Methylene chloride	Target	5.0	U	ug/kg	5.0	U	1.0	YES	S3VEM
trans-1,2-Dichloroethene	Target	5.0	U	ug/kg	5.0	U	1.0	YES	S3VEM
Methyl tert-butyl Ether	Target	5.0	U	ug/kg	5.0	U	1.0	YES	S3VEM
1,1-Dichloroethane	Target	5.0	U	ug/kg	5.0	U	1.0	YES	S3VEM
cis-1,2-Dichloroethene	Target	5.0	U	ug/kg	5.0	U	1.0	YES	S3VEM
2-Butanone	Target	10	U	ug/kg	10	U	1.0	YES	S3VEM
Bromochloromethane	Target	5.0	U	ug/kg	5.0	U	1.0	YES	S3VEM
Chloroform	Target	5.0	U	ug/kg	5.0	U	1.0	YES	S3VEM
1,1,1-Trichloroethane	Target	5.0	U	ug/kg	5.0	U	1.0	YES	S3VEM
Cyclohexane	Target	5.0	U	ug/kg	5.0	U	1.0	YES	S3VEM
Carbon tetrachloride	Target	5.0	U	ug/kg	5.0	U	1.0	YES	S3VEM
Benzene	Target	5.0	U	ug/kg	5.0	U	1.0	YES	S3VEM
1,2-Dichloroethane	Target	5.0	U	ug/kg	5.0	U	1.0	YES	S3VEM
Trichloroethene	Target	5.0	U	ug/kg	5.0	U	1.0	YES	S3VEM
Methylcyclohexane	Target	5.0	U	ug/kg	5.0	U	1.0	YES	S3VEM
1,2-Dichloropropane	Target	5.0	U	ug/kg	5.0	U	1.0	YES	S3VEM
Bromodichloromethane	Target	5.0	U	ug/kg	5.0	U	1.0	YES	S3VEM
cis-1,3-Dichloropropene	Target	5.0	U	ug/kg	5.0	U	1.0	YES	S3VEM
4-Methyl-2-pentanone	Target	10	U	ug/kg	10	U	1.0	YES	S3VEM
Toluene	Target	5.0	U	ug/kg	5.0	U	1.0	YES	S3VEM
trans-1,3-Dichloropropene	Target	5.0	U	ug/kg	5.0	U	1.0	YES	S3VEM
1,1,2-Trichloroethane	Target	5.0	U	ug/kg	5.0	U	1.0	YES	S3VEM
Tetrachloroethene	Target	5.0	U	ug/kg	5.0	U	1.0	YES	S3VEM
2-Hexanone	Target	10	U	ug/kg	10	U	1.0	YES	S3VEM
Dibromochloromethane	Target	5.0	U	ug/kg	5.0	U	1.0	YES	S3VEM
1,2-Dibromoethane	Target	5.0	U	ug/kg	5.0	U	1.0	YES	S3VEM
Chlorobenzene	Target	5.0	U	ug/kg	5.0	U	1.0	YES	S3VEM
Ethylbenzene	Target	5.0	U	ug/kg	5.0	U	1.0	YES	S3VEM
o-xylene	Target	5.0	U	ug/kg	5.0	U	1.0	YES	S3VEM
m,p-Xylene	Target	5.0	U	ug/kg	5.0	U	1.0	YES	S3VEM
Styrene	Target	5.0	U	ug/kg	5.0	U	1.0	YES	S3VEM
Bromoform	Target	5.0	U	ug/kg	5.0	U	1.0	YES	S3VEM
Isopropylbenzene	Target	5.0	U	ug/kg	5.0	U	1.0	YES	S3VEM
1,1,2,2-Tetrachloroethane	Target	5.0	U	ug/kg	5.0	U	1.0	YES	S3VEM
1,3-Dichlorobenzene	Target	5.0	U	ug/kg	5.0	U	1.0	YES	S3VEM
1,4-Dichlorobenzene	Target	5.0	U	ug/kg	5.0	U	1.0	YES	S3VEM
1,2-Dichlorobenzene	Target	5.0	U	ug/kg	5.0	U	1.0	YES	S3VEM
1,2-Dibromo-3-chloropropane	Target	5.0	U	ug/kg	5.0	U	1.0	YES	S3VEM
1,2,4-trichlorobenzene	Target	5.0	U	ug/kg	5.0	U	1.0	YES	S3VEM
1,2,3-Trichlorobenzene	Target	5.0	U	ug/kg	5.0	U	1.0	YES	S3VEM
Total Alkanes	TIC		N	ug/kg		N	1.0	YES	S3VEM

# Sample Summary Report

**Project Name: DAMILLE METAL SERVICE SITE  
INVESTIGATION STAGE 2 SAMPLING**

**GroupID: 48315/EPW14030/YANT0**

**Lab Name: Chemtech Consulting Group**

Sample Number: VHBLK01	Method: Volatile Organics	Matrix: Soil	MA Number:
Sample Location:	pH:	Sample Date:	Sample Time:
% Moisture:		% Solids: 100	

Analyte Name	Analyte Type	Validation Result	Validation Flag	Units	Lab Result	Lab Flag	Dilution Factor	Reportable	Validation Level
Dichlorodifluoromethane	Target	4.9	U	ug/kg	4.9	U	1.0	YES	S3VEM
Chloromethane	Target	4.9	U	ug/kg	4.9	U	1.0	YES	S3VEM
Vinyl chloride	Target	4.9	U	ug/kg	4.9	U	1.0	YES	S3VEM
Bromomethane	Target	4.9	U	ug/kg	4.9	U	1.0	YES	S3VEM
Chloroethane	Target	4.9	U	ug/kg	4.9	U	1.0	YES	S3VEM
Trichlorofluoromethane	Target	4.9	U	ug/kg	4.9	U	1.0	YES	S3VEM
1,1-Dichloroethene	Target	4.9	U	ug/kg	4.9	U	1.0	YES	S3VEM
1,1,2-Trichloro-1,2,2-trifluoroethane	Target	4.9	U	ug/kg	4.9	U	1.0	YES	S3VEM
Acetone	Target	7.7	J	ug/kg	7.7	JB	1.0	YES	S3VEM
Carbon disulfide	Target	4.9	U	ug/kg	4.9	U	1.0	YES	S3VEM
Methyl Acetate	Target	4.9	U	ug/kg	4.9	U	1.0	YES	S3VEM
Methylene chloride	Target	4.9	U	ug/kg	4.9	U	1.0	YES	S3VEM
trans-1,2-Dichloroethene	Target	4.9	U	ug/kg	4.9	U	1.0	YES	S3VEM
Methyl tert-butyl Ether	Target	4.9	U	ug/kg	4.9	U	1.0	YES	S3VEM
1,1-Dichloroethane	Target	4.9	U	ug/kg	4.9	U	1.0	YES	S3VEM
cis-1,2-Dichloroethene	Target	4.9	U	ug/kg	4.9	U	1.0	YES	S3VEM
2-Butanone	Target	9.9	U	ug/kg	9.9	U	1.0	YES	S3VEM
Bromochloromethane	Target	4.9	U	ug/kg	4.9	U	1.0	YES	S3VEM
Chloroform	Target	4.9	U	ug/kg	4.9	U	1.0	YES	S3VEM
1,1,1-Trichloroethane	Target	4.9	U	ug/kg	4.9	U	1.0	YES	S3VEM
Cyclohexane	Target	4.9	U	ug/kg	4.9	U	1.0	YES	S3VEM
Carbon tetrachloride	Target	4.9	U	ug/kg	4.9	U	1.0	YES	S3VEM
Benzene	Target	4.9	U	ug/kg	4.9	U	1.0	YES	S3VEM
1,2-Dichloroethane	Target	4.9	U	ug/kg	4.9	U	1.0	YES	S3VEM
Trichloroethene	Target	4.9	U	ug/kg	4.9	U	1.0	YES	S3VEM
Methylcyclohexane	Target	4.9	U	ug/kg	4.9	U	1.0	YES	S3VEM
1,2-Dichloropropane	Target	4.9	U	ug/kg	4.9	U	1.0	YES	S3VEM
Bromodichloromethane	Target	4.9	U	ug/kg	4.9	U	1.0	YES	S3VEM
cis-1,3-Dichloropropene	Target	4.9	U	ug/kg	4.9	U	1.0	YES	S3VEM
4-Methyl-2-pentanone	Target	9.9	U	ug/kg	9.9	U	1.0	YES	S3VEM
Toluene	Target	4.9	U	ug/kg	4.9	U	1.0	YES	S3VEM
trans-1,3-Dichloropropene	Target	4.9	U	ug/kg	4.9	U	1.0	YES	S3VEM
1,1,2-Trichloroethane	Target	4.9	U	ug/kg	4.9	U	1.0	YES	S3VEM
Tetrachloroethene	Target	4.9	U	ug/kg	4.9	U	1.0	YES	S3VEM
2-Hexanone	Target	9.9	U	ug/kg	9.9	U	1.0	YES	S3VEM
Dibromochloromethane	Target	4.9	U	ug/kg	4.9	U	1.0	YES	S3VEM
1,2-Dibromoethane	Target	4.9	U	ug/kg	4.9	U	1.0	YES	S3VEM
Chlorobenzene	Target	4.9	U	ug/kg	4.9	U	1.0	YES	S3VEM
Ethylbenzene	Target	4.9	U	ug/kg	4.9	U	1.0	YES	S3VEM
o-xylene	Target	4.9	U	ug/kg	4.9	U	1.0	YES	S3VEM
m,p-Xylene	Target	4.9	U	ug/kg	4.9	U	1.0	YES	S3VEM
Styrene	Target	4.9	U	ug/kg	4.9	U	1.0	YES	S3VEM
Bromoform	Target	4.9	U	ug/kg	4.9	U	1.0	YES	S3VEM
Isopropylbenzene	Target	4.9	U	ug/kg	4.9	U	1.0	YES	S3VEM
1,1,2,2-Tetrachloroethane	Target	4.9	U	ug/kg	4.9	U	1.0	YES	S3VEM
1,3-Dichlorobenzene	Target	4.9	U	ug/kg	4.9	U	1.0	YES	S3VEM
1,4-Dichlorobenzene	Target	4.9	U	ug/kg	4.9	U	1.0	YES	S3VEM
1,2-Dichlorobenzene	Target	4.9	U	ug/kg	4.9	U	1.0	YES	S3VEM
1,2-Dibromo-3-chloropropane	Target	4.9	U	ug/kg	4.9	U	1.0	YES	S3VEM
1,2,4-trichlorobenzene	Target	4.9	U	ug/kg	4.9	U	1.0	YES	S3VEM
1,2,3-Trichlorobenzene	Target	4.9	U	ug/kg	4.9	U	1.0	YES	S3VEM
Total Alkanes	TIC		N	ug/kg		N	1.0	YES	S3VEM



# Sample Summary Report

**Project Name: DAMILLE METAL SERVICE SITE  
INVESTIGATION STAGE 2 SAMPLING**

**GroupID: 48315/EPW14030/YANT0**

**Lab Name: Chemtech Consulting Group**

Sample Number: YANT0	Method: Volatile Organics	Matrix: Soil	MA Number:
Sample Location: DMS-DP3	pH:	Sample Date: 06/17/2019	Sample Time: 10:10:00
% Moisture:		% Solids: 92.4	

Analyte Name	Analyte Type	Validation Result	Validation Flag	Units	Lab Result	Lab Flag	Dilution Factor	Reportable	Validation Level
Dichlorodifluoromethane	Target	5.4	U	ug/kg	5.4	U	1.0	YES	S3VEM
Chloromethane	Target	5.4	U	ug/kg	5.4	U	1.0	YES	S3VEM
Vinyl chloride	Target	5.4	U	ug/kg	5.4	U	1.0	YES	S3VEM
Bromomethane	Target	5.4	U	ug/kg	5.4	U	1.0	YES	S3VEM
Chloroethane	Target	5.4	U	ug/kg	5.4	U	1.0	YES	S3VEM
Trichlorofluoromethane	Target	5.4	U	ug/kg	5.4	U	1.0	YES	S3VEM
1,1-Dichloroethene	Target	5.4	U	ug/kg	5.4	U	1.0	YES	S3VEM
1,1,2-Trichloro-1,2,2-trifluoroethane	Target	5.4	U	ug/kg	5.4	U	1.0	YES	S3VEM
Acetone	Target	93	J+	ug/kg	93		1.0	YES	S3VEM
Carbon disulfide	Target	5.4	U	ug/kg	5.4	U	1.0	YES	S3VEM
Methyl Acetate	Target	5.4	U	ug/kg	5.4	U	1.0	YES	S3VEM
Methylene chloride	Target	5.4	U	ug/kg	5.4	U	1.0	YES	S3VEM
trans-1,2-Dichloroethene	Target	5.4	U	ug/kg	5.4	U	1.0	YES	S3VEM
Methyl tert-butyl Ether	Target	5.4	U	ug/kg	5.4	U	1.0	YES	S3VEM
1,1-Dichloroethane	Target	5.4	U	ug/kg	5.4	U	1.0	YES	S3VEM
cis-1,2-Dichloroethene	Target	5.4	U	ug/kg	5.4	U	1.0	YES	S3VEM
2-Butanone	Target	21	J+	ug/kg	21		1.0	YES	S3VEM
Bromochloromethane	Target	5.4	U	ug/kg	5.4	U	1.0	YES	S3VEM
Chloroform	Target	5.4	U	ug/kg	5.4	U	1.0	YES	S3VEM
1,1,1-Trichloroethane	Target	5.4	U	ug/kg	5.4	U	1.0	YES	S3VEM
Cyclohexane	Target	5.4	U	ug/kg	5.4	U	1.0	YES	S3VEM
Carbon tetrachloride	Target	5.4	U	ug/kg	5.4	U	1.0	YES	S3VEM
Benzene	Target	5.4	U	ug/kg	5.4	U	1.0	YES	S3VEM
1,2-Dichloroethane	Target	5.4	U	ug/kg	5.4	U	1.0	YES	S3VEM
Trichloroethene	Target	5.4	U	ug/kg	5.4	U	1.0	YES	S3VEM
Methylcyclohexane	Target	5.4	U	ug/kg	5.4	U	1.0	YES	S3VEM
1,2-Dichloropropane	Target	5.4	U	ug/kg	5.4	U	1.0	YES	S3VEM
Bromodichloromethane	Target	5.4	U	ug/kg	5.4	U	1.0	YES	S3VEM
cis-1,3-Dichloropropene	Target	5.4	U	ug/kg	5.4	U	1.0	YES	S3VEM
4-Methyl-2-pentanone	Target	11	U	ug/kg	11	U	1.0	YES	S3VEM
Toluene	Target	5.4	U	ug/kg	5.4	U	1.0	YES	S3VEM
trans-1,3-Dichloropropene	Target	5.4	U	ug/kg	5.4	U	1.0	YES	S3VEM
1,1,2-Trichloroethane	Target	5.4	U	ug/kg	5.4	U	1.0	YES	S3VEM
Tetrachloroethene	Target	5.4	U	ug/kg	5.4	U	1.0	YES	S3VEM
2-Hexanone	Target	11	U	ug/kg	11	U	1.0	YES	S3VEM
Dibromochloromethane	Target	5.4	U	ug/kg	5.4	U	1.0	YES	S3VEM
1,2-Dibromoethane	Target	5.4	U	ug/kg	5.4	U	1.0	YES	S3VEM
Chlorobenzene	Target	5.4	U	ug/kg	5.4	U	1.0	YES	S3VEM
Ethylbenzene	Target	5.4	U	ug/kg	5.4	U	1.0	YES	S3VEM
o-xylene	Target	5.4	U	ug/kg	5.4	U	1.0	YES	S3VEM
m,p-Xylene	Target	5.4	U	ug/kg	5.4	U	1.0	YES	S3VEM
Styrene	Target	5.4	U	ug/kg	5.4	U	1.0	YES	S3VEM
Bromoform	Target	5.4	U	ug/kg	5.4	U	1.0	YES	S3VEM
Isopropylbenzene	Target	5.4	U	ug/kg	5.4	U	1.0	YES	S3VEM
1,1,2,2-Tetrachloroethane	Target	5.4	U	ug/kg	5.4	U	1.0	YES	S3VEM
1,3-Dichlorobenzene	Target	5.4	U	ug/kg	5.4	U	1.0	YES	S3VEM
1,4-Dichlorobenzene	Target	5.4	U	ug/kg	5.4	U	1.0	YES	S3VEM
1,2-Dichlorobenzene	Target	5.4	U	ug/kg	5.4	U	1.0	YES	S3VEM
1,2-Dibromo-3-chloropropane	Target	5.4	U	ug/kg	5.4	U	1.0	YES	S3VEM
1,2,4-trichlorobenzene	Target	5.4	U	ug/kg	5.4	U	1.0	YES	S3VEM
1,2,3-Trichlorobenzene	Target	5.4	U	ug/kg	5.4	U	1.0	YES	S3VEM
1-Hexanol, 2-ethyl-	TIC	5.0	JN	ug/kg	5.0	JN	1.0	NO	S3VEM

# Sample Summary Report

Project Name: DAMILLE METAL SERVICE SITE  
INVESTIGATION STAGE 2 SAMPLING

GroupID: 48315/EPW14030/YANT0

Lab Name: Chemtech Consulting Group

Analyte Name	Analyte Type	Validation Result	Validation Flag	Units	Lab Result	Lab Flag	Dilution Factor	Reportable	Validation Level
Total Alkanes	TIC		N	ug/kg		N	1.0	YES	S3VEM
Benzene, 1,3-bis(1,1-dimethylethyl	TIC	3.4	JN	ug/kg	3.4	JN	1.0	YES	S3VEM
.alpha.-Methylstyrene	TIC	2.8	JN	ug/kg	2.8	JN	1.0	YES	S3VEM

# Sample Summary Report

**Project Name: DAMILLE METAL SERVICE SITE  
INVESTIGATION STAGE 2 SAMPLING**

**GroupID: 48315/EPW14030/YANT0**

**Lab Name: Chemtech Consulting Group**

Sample Number: YANT2	Method: Volatile Organics	Matrix: Soil	MA Number:
Sample Location: DMS-DP3	pH:	Sample Date: 06/17/2019	Sample Time: 10:25:00
% Moisture:		% Solids: 86.8	

Analyte Name	Analyte Type	Validation Result	Validation Flag	Units	Lab Result	Lab Flag	Dilution Factor	Reportable	Validation Level
Dichlorodifluoromethane	Target	8.0	U	ug/kg	8.0	U	1.0	YES	S3VEM
Chloromethane	Target	8.0	U	ug/kg	8.0	U	1.0	YES	S3VEM
Vinyl chloride	Target	8.0	U	ug/kg	8.0	U	1.0	YES	S3VEM
Bromomethane	Target	8.0	U	ug/kg	8.0	U	1.0	YES	S3VEM
Chloroethane	Target	8.0	U	ug/kg	8.0	U	1.0	YES	S3VEM
Trichlorofluoromethane	Target	8.0	U	ug/kg	8.0	U	1.0	YES	S3VEM
1,1-Dichloroethene	Target	8.0	U	ug/kg	8.0	U	1.0	YES	S3VEM
1,1,2-Trichloro-1,2,2-trifluoroethane	Target	8.0	U	ug/kg	8.0	U	1.0	YES	S3VEM
Acetone	Target	16	U	ug/kg	14	JB	1.0	YES	S3VEM
Carbon disulfide	Target	8.0	U	ug/kg	8.0	U	1.0	YES	S3VEM
Methyl Acetate	Target	8.0	U	ug/kg	8.0	U	1.0	YES	S3VEM
Methylene chloride	Target	7.3	J	ug/kg	7.3	J	1.0	YES	S3VEM
trans-1,2-Dichloroethene	Target	8.0	U	ug/kg	8.0	U	1.0	YES	S3VEM
Methyl tert-butyl Ether	Target	8.0	U	ug/kg	8.0	U	1.0	YES	S3VEM
1,1-Dichloroethane	Target	8.0	U	ug/kg	8.0	U	1.0	YES	S3VEM
cis-1,2-Dichloroethene	Target	8.0	U	ug/kg	8.0	U	1.0	YES	S3VEM
2-Butanone	Target	16	U	ug/kg	16	U	1.0	YES	S3VEM
Bromochloromethane	Target	8.0	U	ug/kg	8.0	U	1.0	YES	S3VEM
Chloroform	Target	8.0	U	ug/kg	8.0	U	1.0	YES	S3VEM
1,1,1-Trichloroethane	Target	8.0	U	ug/kg	8.0	U	1.0	YES	S3VEM
Cyclohexane	Target	8.0	U	ug/kg	8.0	U	1.0	YES	S3VEM
Carbon tetrachloride	Target	8.0	U	ug/kg	8.0	U	1.0	YES	S3VEM
Benzene	Target	8.0	U	ug/kg	8.0	U	1.0	YES	S3VEM
1,2-Dichloroethane	Target	8.0	U	ug/kg	8.0	U	1.0	YES	S3VEM
Trichloroethene	Target	8.0	U	ug/kg	8.0	U	1.0	YES	S3VEM
Methylcyclohexane	Target	8.0	U	ug/kg	8.0	U	1.0	YES	S3VEM
1,2-Dichloropropane	Target	8.0	U	ug/kg	8.0	U	1.0	YES	S3VEM
Bromodichloromethane	Target	8.0	U	ug/kg	8.0	U	1.0	YES	S3VEM
cis-1,3-Dichloropropene	Target	8.0	U	ug/kg	8.0	U	1.0	YES	S3VEM
4-Methyl-2-pentanone	Target	16	U	ug/kg	16	U	1.0	YES	S3VEM
Toluene	Target	8.0	U	ug/kg	8.0	U	1.0	YES	S3VEM
trans-1,3-Dichloropropene	Target	8.0	U	ug/kg	8.0	U	1.0	YES	S3VEM
1,1,2-Trichloroethane	Target	8.0	U	ug/kg	8.0	U	1.0	YES	S3VEM
Tetrachloroethene	Target	8.0	U	ug/kg	8.0	U	1.0	YES	S3VEM
2-Hexanone	Target	16	U	ug/kg	16	U	1.0	YES	S3VEM
Dibromochloromethane	Target	8.0	U	ug/kg	8.0	U	1.0	YES	S3VEM
1,2-Dibromoethane	Target	8.0	U	ug/kg	8.0	U	1.0	YES	S3VEM
Chlorobenzene	Target	8.0	U	ug/kg	8.0	U	1.0	YES	S3VEM
Ethylbenzene	Target	8.0	U	ug/kg	8.0	U	1.0	YES	S3VEM
o-xylene	Target	8.0	U	ug/kg	8.0	U	1.0	YES	S3VEM
m,p-Xylene	Target	8.0	U	ug/kg	8.0	U	1.0	YES	S3VEM
Styrene	Target	8.0	U	ug/kg	8.0	U	1.0	YES	S3VEM
Bromoform	Target	8.0	U	ug/kg	8.0	U	1.0	YES	S3VEM
Isopropylbenzene	Target	8.0	U	ug/kg	8.0	U	1.0	YES	S3VEM
1,1,2,2-Tetrachloroethane	Target	8.0	U	ug/kg	8.0	U	1.0	YES	S3VEM
1,3-Dichlorobenzene	Target	8.0	U	ug/kg	8.0	U	1.0	YES	S3VEM
1,4-Dichlorobenzene	Target	8.0	U	ug/kg	8.0	U	1.0	YES	S3VEM
1,2-Dichlorobenzene	Target	8.0	U	ug/kg	8.0	U	1.0	YES	S3VEM
1,2-Dibromo-3-chloropropane	Target	8.0	U	ug/kg	8.0	U	1.0	YES	S3VEM
1,2,4-trichlorobenzene	Target	8.0	U	ug/kg	8.0	U	1.0	YES	S3VEM
1,2,3-Trichlorobenzene	Target	8.0	U	ug/kg	8.0	U	1.0	YES	S3VEM
Total Alkanes	TIC		N	ug/kg		N	1.0	YES	S3VEM

# Sample Summary Report

**Project Name: DAMILLE METAL SERVICE SITE  
INVESTIGATION STAGE 2 SAMPLING**

**GroupID: 48315/EPW14030/YANT0**

**Lab Name: Chemtech Consulting Group**

Sample Number: YANT3	Method: Volatile Organics	Matrix: Soil	MA Number:
Sample Location: DMS-DP3	pH:	Sample Date: 06/17/2019	Sample Time: 10:30:00
% Moisture:		% Solids: 92.3	

Analyte Name	Analyte Type	Validation Result	Validation Flag	Units	Lab Result	Lab Flag	Dilution Factor	Reportable	Validation Level
Dichlorodifluoromethane	Target	5.9	U	ug/kg	5.9	U	1.0	YES	S3VEM
Chloromethane	Target	5.9	U	ug/kg	5.9	U	1.0	YES	S3VEM
Vinyl chloride	Target	5.9	U	ug/kg	5.9	U	1.0	YES	S3VEM
Bromomethane	Target	5.9	U	ug/kg	5.9	U	1.0	YES	S3VEM
Chloroethane	Target	5.9	U	ug/kg	5.9	U	1.0	YES	S3VEM
Trichlorofluoromethane	Target	5.9	U	ug/kg	5.9	U	1.0	YES	S3VEM
1,1-Dichloroethene	Target	5.9	U	ug/kg	5.9	U	1.0	YES	S3VEM
1,1,2-Trichloro-1,2,2-trifluoroethane	Target	5.9	U	ug/kg	5.9	U	1.0	YES	S3VEM
Acetone	Target	12	U	ug/kg	7.7	J	1.0	YES	S3VEM
Carbon disulfide	Target	5.9	U	ug/kg	5.9	U	1.0	YES	S3VEM
Methyl Acetate	Target	5.9	U	ug/kg	5.9	U	1.0	YES	S3VEM
Methylene chloride	Target	5.9	U	ug/kg	5.9	U	1.0	YES	S3VEM
trans-1,2-Dichloroethene	Target	5.9	U	ug/kg	5.9	U	1.0	YES	S3VEM
Methyl tert-butyl Ether	Target	5.9	U	ug/kg	5.9	U	1.0	YES	S3VEM
1,1-Dichloroethane	Target	5.9	U	ug/kg	5.9	U	1.0	YES	S3VEM
cis-1,2-Dichloroethene	Target	5.9	U	ug/kg	5.9	U	1.0	YES	S3VEM
2-Butanone	Target	12	U	ug/kg	12	U	1.0	YES	S3VEM
Bromochloromethane	Target	5.9	U	ug/kg	5.9	U	1.0	YES	S3VEM
Chloroform	Target	5.9	U	ug/kg	5.9	U	1.0	YES	S3VEM
1,1,1-Trichloroethane	Target	5.9	U	ug/kg	5.9	U	1.0	YES	S3VEM
Cyclohexane	Target	5.9	U	ug/kg	5.9	U	1.0	YES	S3VEM
Carbon tetrachloride	Target	5.9	U	ug/kg	5.9	U	1.0	YES	S3VEM
Benzene	Target	5.9	U	ug/kg	5.9	U	1.0	YES	S3VEM
1,2-Dichloroethane	Target	5.9	U	ug/kg	5.9	U	1.0	YES	S3VEM
Trichloroethene	Target	5.9	U	ug/kg	5.9	U	1.0	YES	S3VEM
Methylcyclohexane	Target	5.9	U	ug/kg	5.9	U	1.0	YES	S3VEM
1,2-Dichloropropane	Target	5.9	U	ug/kg	5.9	U	1.0	YES	S3VEM
Bromodichloromethane	Target	5.9	U	ug/kg	5.9	U	1.0	YES	S3VEM
cis-1,3-Dichloropropene	Target	5.9	U	ug/kg	5.9	U	1.0	YES	S3VEM
4-Methyl-2-pentanone	Target	12	U	ug/kg	12	U	1.0	YES	S3VEM
Toluene	Target	5.9	U	ug/kg	5.9	U	1.0	YES	S3VEM
trans-1,3-Dichloropropene	Target	5.9	U	ug/kg	5.9	U	1.0	YES	S3VEM
1,1,2-Trichloroethane	Target	5.9	U	ug/kg	5.9	U	1.0	YES	S3VEM
Tetrachloroethene	Target	5.9	U	ug/kg	5.9	U	1.0	YES	S3VEM
2-Hexanone	Target	12	U	ug/kg	12	U	1.0	YES	S3VEM
Dibromochloromethane	Target	5.9	U	ug/kg	5.9	U	1.0	YES	S3VEM
1,2-Dibromoethane	Target	5.9	U	ug/kg	5.9	U	1.0	YES	S3VEM
Chlorobenzene	Target	5.9	U	ug/kg	5.9	U	1.0	YES	S3VEM
Ethylbenzene	Target	5.9	U	ug/kg	5.9	U	1.0	YES	S3VEM
o-xylene	Target	5.9	U	ug/kg	5.9	U	1.0	YES	S3VEM
m,p-Xylene	Target	5.9	U	ug/kg	5.9	U	1.0	YES	S3VEM
Styrene	Target	5.9	U	ug/kg	5.9	U	1.0	YES	S3VEM
Bromoform	Target	5.9	U	ug/kg	5.9	U	1.0	YES	S3VEM
Isopropylbenzene	Target	5.9	U	ug/kg	5.9	U	1.0	YES	S3VEM
1,1,2,2-Tetrachloroethane	Target	5.9	U	ug/kg	5.9	U	1.0	YES	S3VEM
1,3-Dichlorobenzene	Target	5.9	U	ug/kg	5.9	U	1.0	YES	S3VEM
1,4-Dichlorobenzene	Target	5.9	U	ug/kg	5.9	U	1.0	YES	S3VEM
1,2-Dichlorobenzene	Target	5.9	U	ug/kg	5.9	U	1.0	YES	S3VEM
1,2-Dibromo-3-chloropropane	Target	5.9	U	ug/kg	5.9	U	1.0	YES	S3VEM
1,2,4-trichlorobenzene	Target	5.9	U	ug/kg	5.9	U	1.0	YES	S3VEM
1,2,3-Trichlorobenzene	Target	5.9	U	ug/kg	5.9	U	1.0	YES	S3VEM
Total Alkanes	TIC		N	ug/kg		N	1.0	YES	S3VEM

# Sample Summary Report

Project Name: DAMILLE METAL SERVICE SITE  
INVESTIGATION STAGE 2 SAMPLING

GroupID: 48315/EPW14030/YANT0

Lab Name: Chemtech Consulting Group

Analyte Name	Analyte Type	Validation Result	Validation Flag	Units	Lab Result	Lab Flag	Dilution Factor	Reportable	Validation Level
1-Hexanol, 2-ethyl-	TIC	4.4	JN	ug/kg	4.4	JN	1.0	NO	S3VEM

# Sample Summary Report

**Project Name: DAMILLE METAL SERVICE SITE  
INVESTIGATION STAGE 2 SAMPLING**

**GroupID: 48315/EPW14030/YANT0**

**Lab Name: Chemtech Consulting Group**

Sample Number: YANT4	Method: Volatile Organics	Matrix: Soil	MA Number:
Sample Location: DMS-DP3	pH:	Sample Date: 06/17/2019	Sample Time: 10:40:00
% Moisture:		% Solids: 81.6	

Analyte Name	Analyte Type	Validation Result	Validation Flag	Units	Lab Result	Lab Flag	Dilution Factor	Reportable	Validation Level
Dichlorodifluoromethane	Target	5.6	U	ug/kg	5.6	U	1.0	YES	S3VEM
Chloromethane	Target	5.6	U	ug/kg	5.6	U	1.0	YES	S3VEM
Vinyl chloride	Target	5.6	U	ug/kg	5.6	U	1.0	YES	S3VEM
Bromomethane	Target	5.6	U	ug/kg	5.6	U	1.0	YES	S3VEM
Chloroethane	Target	5.6	U	ug/kg	5.6	U	1.0	YES	S3VEM
Trichlorofluoromethane	Target	5.6	U	ug/kg	5.6	U	1.0	YES	S3VEM
1,1-Dichloroethene	Target	5.6	U	ug/kg	5.6	U	1.0	YES	S3VEM
1,1,2-Trichloro-1,2,2-trifluoroethane	Target	5.6	U	ug/kg	5.6	U	1.0	YES	S3VEM
Acetone	Target	11	U	ug/kg	7.8	J	1.0	YES	S3VEM
Carbon disulfide	Target	5.6	U	ug/kg	5.6	U	1.0	YES	S3VEM
Methyl Acetate	Target	5.6	U	ug/kg	5.6	U	1.0	YES	S3VEM
Methylene chloride	Target	5.4	J	ug/kg	5.4	J	1.0	YES	S3VEM
trans-1,2-Dichloroethene	Target	5.6	U	ug/kg	5.6	U	1.0	YES	S3VEM
Methyl tert-butyl Ether	Target	5.6	U	ug/kg	5.6	U	1.0	YES	S3VEM
1,1-Dichloroethane	Target	5.6	U	ug/kg	5.6	U	1.0	YES	S3VEM
cis-1,2-Dichloroethene	Target	5.6	U	ug/kg	5.6	U	1.0	YES	S3VEM
2-Butanone	Target	11	U	ug/kg	11	U	1.0	YES	S3VEM
Bromochloromethane	Target	5.6	U	ug/kg	5.6	U	1.0	YES	S3VEM
Chloroform	Target	5.6	U	ug/kg	5.6	U	1.0	YES	S3VEM
1,1,1-Trichloroethane	Target	5.6	U	ug/kg	5.6	U	1.0	YES	S3VEM
Cyclohexane	Target	5.6	U	ug/kg	5.6	U	1.0	YES	S3VEM
Carbon tetrachloride	Target	5.6	U	ug/kg	5.6	U	1.0	YES	S3VEM
Benzene	Target	5.6	U	ug/kg	5.6	U	1.0	YES	S3VEM
1,2-Dichloroethane	Target	5.6	U	ug/kg	5.6	U	1.0	YES	S3VEM
Trichloroethene	Target	5.6	U	ug/kg	5.6	U	1.0	YES	S3VEM
Methylcyclohexane	Target	5.6	U	ug/kg	5.6	U	1.0	YES	S3VEM
1,2-Dichloropropane	Target	5.6	U	ug/kg	5.6	U	1.0	YES	S3VEM
Bromodichloromethane	Target	5.6	U	ug/kg	5.6	U	1.0	YES	S3VEM
cis-1,3-Dichloropropene	Target	5.6	U	ug/kg	5.6	U	1.0	YES	S3VEM
4-Methyl-2-pentanone	Target	11	U	ug/kg	11	U	1.0	YES	S3VEM
Toluene	Target	5.6	U	ug/kg	5.6	U	1.0	YES	S3VEM
trans-1,3-Dichloropropene	Target	5.6	U	ug/kg	5.6	U	1.0	YES	S3VEM
1,1,2-Trichloroethane	Target	5.6	U	ug/kg	5.6	U	1.0	YES	S3VEM
Tetrachloroethene	Target	5.6	U	ug/kg	5.6	U	1.0	YES	S3VEM
2-Hexanone	Target	11	U	ug/kg	11	U	1.0	YES	S3VEM
Dibromochloromethane	Target	5.6	U	ug/kg	5.6	U	1.0	YES	S3VEM
1,2-Dibromoethane	Target	5.6	U	ug/kg	5.6	U	1.0	YES	S3VEM
Chlorobenzene	Target	5.6	U	ug/kg	5.6	U	1.0	YES	S3VEM
Ethylbenzene	Target	5.6	U	ug/kg	5.6	U	1.0	YES	S3VEM
o-xylene	Target	5.6	U	ug/kg	5.6	U	1.0	YES	S3VEM
m,p-Xylene	Target	5.6	U	ug/kg	5.6	U	1.0	YES	S3VEM
Styrene	Target	5.6	U	ug/kg	5.6	U	1.0	YES	S3VEM
Bromoform	Target	5.6	UJ	ug/kg	5.6	U	1.0	YES	S3VEM
Isopropylbenzene	Target	5.6	U	ug/kg	5.6	U	1.0	YES	S3VEM
1,1,2,2-Tetrachloroethane	Target	5.6	U	ug/kg	5.6	U	1.0	YES	S3VEM
1,3-Dichlorobenzene	Target	5.6	UJ	ug/kg	5.6	U	1.0	YES	S3VEM
1,4-Dichlorobenzene	Target	5.6	UJ	ug/kg	5.6	U	1.0	YES	S3VEM
1,2-Dichlorobenzene	Target	5.6	UJ	ug/kg	5.6	U	1.0	YES	S3VEM
1,2-Dibromo-3-chloropropane	Target	5.6	UJ	ug/kg	5.6	U	1.0	YES	S3VEM
1,2,4-trichlorobenzene	Target	5.6	UJ	ug/kg	5.6	U	1.0	YES	S3VEM
1,2,3-Trichlorobenzene	Target	5.6	UJ	ug/kg	5.6	U	1.0	YES	S3VEM
Total Alkanes	TIC		N	ug/kg		N	1.0	YES	S3VEM

# Sample Summary Report

Project Name: DAMILLE METAL SERVICE SITE  
INVESTIGATION STAGE 2 SAMPLING

GroupID: 48315/EPW14030/YANT0

Lab Name: Chemtech Consulting Group

Analyte Name	Analyte Type	Validation Result	Validation Flag	Units	Lab Result	Lab Flag	Dilution Factor	Reportable	Validation Level
1-Hexanol, 2-ethyl-	TIC	5.9	JN	ug/kg	5.9	JN	1.0	NO	S3VEM

# Sample Summary Report

**Project Name: DAMILLE METAL SERVICE SITE  
INVESTIGATION STAGE 2 SAMPLING**

**GroupID: 48315/EPW14030/YANT0**

**Lab Name: Chemtech Consulting Group**

Sample Number: YANT9	Method: Volatile Organics	Matrix: Soil	MA Number:
Sample Location: DMS-DP5	pH:	Sample Date: 06/17/2019	Sample Time: 12:24:00
% Moisture:		% Solids: 88.4	

Analyte Name	Analyte Type	Validation Result	Validation Flag	Units	Lab Result	Lab Flag	Dilution Factor	Reportable	Validation Level
Dichlorodifluoromethane	Target	6.9	U	ug/kg	6.9	U	1.0	YES	S3VEM
Chloromethane	Target	6.9	U	ug/kg	6.9	U	1.0	YES	S3VEM
Vinyl chloride	Target	6.9	U	ug/kg	6.9	U	1.0	YES	S3VEM
Bromomethane	Target	6.9	U	ug/kg	6.9	U	1.0	YES	S3VEM
Chloroethane	Target	6.9	U	ug/kg	6.9	U	1.0	YES	S3VEM
Trichlorofluoromethane	Target	6.9	U	ug/kg	6.9	U	1.0	YES	S3VEM
1,1-Dichloroethene	Target	6.9	U	ug/kg	6.9	U	1.0	YES	S3VEM
1,1,2-Trichloro-1,2,2-trifluoroethane	Target	6.9	U	ug/kg	6.9	U	1.0	YES	S3VEM
Acetone	Target	14	U	ug/kg	6.3	J	1.0	YES	S3VEM
Carbon disulfide	Target	6.9	U	ug/kg	6.9	U	1.0	YES	S3VEM
Methyl Acetate	Target	6.9	U	ug/kg	6.9	U	1.0	YES	S3VEM
Methylene chloride	Target	6.9	U	ug/kg	6.9	U	1.0	YES	S3VEM
trans-1,2-Dichloroethene	Target	6.9	U	ug/kg	6.9	U	1.0	YES	S3VEM
Methyl tert-butyl Ether	Target	6.9	U	ug/kg	6.9	U	1.0	YES	S3VEM
1,1-Dichloroethane	Target	6.9	U	ug/kg	6.9	U	1.0	YES	S3VEM
cis-1,2-Dichloroethene	Target	6.9	U	ug/kg	6.9	U	1.0	YES	S3VEM
2-Butanone	Target	14	U	ug/kg	14	U	1.0	YES	S3VEM
Bromochloromethane	Target	6.9	U	ug/kg	6.9	U	1.0	YES	S3VEM
Chloroform	Target	6.9	U	ug/kg	6.9	U	1.0	YES	S3VEM
1,1,1-Trichloroethane	Target	6.9	U	ug/kg	6.9	U	1.0	YES	S3VEM
Cyclohexane	Target	6.9	U	ug/kg	6.9	U	1.0	YES	S3VEM
Carbon tetrachloride	Target	6.9	U	ug/kg	6.9	U	1.0	YES	S3VEM
Benzene	Target	6.9	U	ug/kg	6.9	U	1.0	YES	S3VEM
1,2-Dichloroethane	Target	6.9	U	ug/kg	6.9	U	1.0	YES	S3VEM
Trichloroethene	Target	6.9	U	ug/kg	6.9	U	1.0	YES	S3VEM
Methylcyclohexane	Target	6.9	U	ug/kg	6.9	U	1.0	YES	S3VEM
1,2-Dichloropropane	Target	6.9	U	ug/kg	6.9	U	1.0	YES	S3VEM
Bromodichloromethane	Target	6.9	U	ug/kg	6.9	U	1.0	YES	S3VEM
cis-1,3-Dichloropropene	Target	6.9	U	ug/kg	6.9	U	1.0	YES	S3VEM
4-Methyl-2-pentanone	Target	14	U	ug/kg	14	U	1.0	YES	S3VEM
Toluene	Target	6.9	U	ug/kg	6.9	U	1.0	YES	S3VEM
trans-1,3-Dichloropropene	Target	6.9	U	ug/kg	6.9	U	1.0	YES	S3VEM
1,1,2-Trichloroethane	Target	6.9	U	ug/kg	6.9	U	1.0	YES	S3VEM
Tetrachloroethene	Target	6.9	U	ug/kg	6.9	U	1.0	YES	S3VEM
2-Hexanone	Target	14	U	ug/kg	14	U	1.0	YES	S3VEM
Dibromochloromethane	Target	6.9	U	ug/kg	6.9	U	1.0	YES	S3VEM
1,2-Dibromoethane	Target	6.9	U	ug/kg	6.9	U	1.0	YES	S3VEM
Chlorobenzene	Target	6.9	U	ug/kg	6.9	U	1.0	YES	S3VEM
Ethylbenzene	Target	6.9	U	ug/kg	6.9	U	1.0	YES	S3VEM
o-xylene	Target	6.9	U	ug/kg	6.9	U	1.0	YES	S3VEM
m,p-Xylene	Target	6.9	U	ug/kg	6.9	U	1.0	YES	S3VEM
Styrene	Target	6.9	U	ug/kg	6.9	U	1.0	YES	S3VEM
Bromoform	Target	6.9	U	ug/kg	6.9	U	1.0	YES	S3VEM
Isopropylbenzene	Target	6.9	U	ug/kg	6.9	U	1.0	YES	S3VEM
1,1,2,2-Tetrachloroethane	Target	6.9	U	ug/kg	6.9	U	1.0	YES	S3VEM
1,3-Dichlorobenzene	Target	6.9	U	ug/kg	6.9	U	1.0	YES	S3VEM
1,4-Dichlorobenzene	Target	6.9	U	ug/kg	6.9	U	1.0	YES	S3VEM
1,2-Dichlorobenzene	Target	6.9	U	ug/kg	6.9	U	1.0	YES	S3VEM
1,2-Dibromo-3-chloropropane	Target	6.9	U	ug/kg	6.9	U	1.0	YES	S3VEM
1,2,4-trichlorobenzene	Target	6.9	U	ug/kg	6.9	U	1.0	YES	S3VEM
1,2,3-Trichlorobenzene	Target	6.9	U	ug/kg	6.9	U	1.0	YES	S3VEM
Total Alkanes	TIC		N	ug/kg		N	1.0	YES	S3VEM



# Sample Summary Report

**Project Name: DAMILLE METAL SERVICE SITE  
INVESTIGATION STAGE 2 SAMPLING**

**GroupID: 48315/EPW14030/YANT0**

**Lab Name: Chemtech Consulting Group**

Sample Number: YANW0	Method: Volatile Organics	Matrix: Soil	MA Number:
Sample Location: DMS-DP5	pH:	Sample Date: 06/17/2019	Sample Time: 12:58:00
% Moisture:		% Solids: 85.4	

Analyte Name	Analyte Type	Validation Result	Validation Flag	Units	Lab Result	Lab Flag	Dilution Factor	Reportable	Validation Level
Dichlorodifluoromethane	Target	7.5	U	ug/kg	7.5	U	1.0	YES	S3VEM
Chloromethane	Target	7.5	U	ug/kg	7.5	U	1.0	YES	S3VEM
Vinyl chloride	Target	7.5	U	ug/kg	7.5	U	1.0	YES	S3VEM
Bromomethane	Target	7.5	U	ug/kg	7.5	U	1.0	YES	S3VEM
Chloroethane	Target	7.5	U	ug/kg	7.5	U	1.0	YES	S3VEM
Trichlorofluoromethane	Target	7.5	U	ug/kg	7.5	U	1.0	YES	S3VEM
1,1-Dichloroethene	Target	7.5	U	ug/kg	7.5	U	1.0	YES	S3VEM
1,1,2-Trichloro-1,2,2-trifluoroethane	Target	7.5	U	ug/kg	7.5	U	1.0	YES	S3VEM
Acetone	Target	15	U	ug/kg	5.1	J	1.0	YES	S3VEM
Carbon disulfide	Target	7.5	U	ug/kg	7.5	U	1.0	YES	S3VEM
Methyl Acetate	Target	7.5	U	ug/kg	7.5	U	1.0	YES	S3VEM
Methylene chloride	Target	7.5	U	ug/kg	7.5	U	1.0	YES	S3VEM
trans-1,2-Dichloroethene	Target	7.5	U	ug/kg	7.5	U	1.0	YES	S3VEM
Methyl tert-butyl Ether	Target	7.5	U	ug/kg	7.5	U	1.0	YES	S3VEM
1,1-Dichloroethane	Target	7.5	U	ug/kg	7.5	U	1.0	YES	S3VEM
cis-1,2-Dichloroethene	Target	7.5	U	ug/kg	7.5	U	1.0	YES	S3VEM
2-Butanone	Target	15	U	ug/kg	15	U	1.0	YES	S3VEM
Bromochloromethane	Target	7.5	U	ug/kg	7.5	U	1.0	YES	S3VEM
Chloroform	Target	7.5	U	ug/kg	7.5	U	1.0	YES	S3VEM
1,1,1-Trichloroethane	Target	7.5	U	ug/kg	7.5	U	1.0	YES	S3VEM
Cyclohexane	Target	7.5	U	ug/kg	7.5	U	1.0	YES	S3VEM
Carbon tetrachloride	Target	7.5	U	ug/kg	7.5	U	1.0	YES	S3VEM
Benzene	Target	7.5	U	ug/kg	7.5	U	1.0	YES	S3VEM
1,2-Dichloroethane	Target	7.5	U	ug/kg	7.5	U	1.0	YES	S3VEM
Trichloroethene	Target	7.5	U	ug/kg	7.5	U	1.0	YES	S3VEM
Methylcyclohexane	Target	7.5	U	ug/kg	7.5	U	1.0	YES	S3VEM
1,2-Dichloropropane	Target	7.5	U	ug/kg	7.5	U	1.0	YES	S3VEM
Bromodichloromethane	Target	7.5	U	ug/kg	7.5	U	1.0	YES	S3VEM
cis-1,3-Dichloropropene	Target	7.5	U	ug/kg	7.5	U	1.0	YES	S3VEM
4-Methyl-2-pentanone	Target	15	U	ug/kg	15	U	1.0	YES	S3VEM
Toluene	Target	7.5	U	ug/kg	7.5	U	1.0	YES	S3VEM
trans-1,3-Dichloropropene	Target	7.5	U	ug/kg	7.5	U	1.0	YES	S3VEM
1,1,2-Trichloroethane	Target	7.5	U	ug/kg	7.5	U	1.0	YES	S3VEM
Tetrachloroethene	Target	7.5	U	ug/kg	7.5	U	1.0	YES	S3VEM
2-Hexanone	Target	15	U	ug/kg	15	U	1.0	YES	S3VEM
Dibromochloromethane	Target	7.5	U	ug/kg	7.5	U	1.0	YES	S3VEM
1,2-Dibromoethane	Target	7.5	U	ug/kg	7.5	U	1.0	YES	S3VEM
Chlorobenzene	Target	7.5	U	ug/kg	7.5	U	1.0	YES	S3VEM
Ethylbenzene	Target	7.5	U	ug/kg	7.5	U	1.0	YES	S3VEM
o-xylene	Target	7.5	U	ug/kg	7.5	U	1.0	YES	S3VEM
m,p-Xylene	Target	7.5	U	ug/kg	7.5	U	1.0	YES	S3VEM
Styrene	Target	7.5	U	ug/kg	7.5	U	1.0	YES	S3VEM
Bromoform	Target	7.5	U	ug/kg	7.5	U	1.0	YES	S3VEM
Isopropylbenzene	Target	7.5	U	ug/kg	7.5	U	1.0	YES	S3VEM
1,1,2,2-Tetrachloroethane	Target	7.5	U	ug/kg	7.5	U	1.0	YES	S3VEM
1,3-Dichlorobenzene	Target	7.5	U	ug/kg	7.5	U	1.0	YES	S3VEM
1,4-Dichlorobenzene	Target	7.5	U	ug/kg	7.5	U	1.0	YES	S3VEM
1,2-Dichlorobenzene	Target	7.5	U	ug/kg	7.5	U	1.0	YES	S3VEM
1,2-Dibromo-3-chloropropane	Target	7.5	U	ug/kg	7.5	U	1.0	YES	S3VEM
1,2,4-trichlorobenzene	Target	7.5	U	ug/kg	7.5	U	1.0	YES	S3VEM
1,2,3-Trichlorobenzene	Target	7.5	U	ug/kg	7.5	U	1.0	YES	S3VEM
1-Hexanol, 2-ethyl-	TIC	9.0	JN	ug/kg	9.0	JN	1.0	NO	S3VEM

# Sample Summary Report

Project Name: DAMILLE METAL SERVICE SITE  
INVESTIGATION STAGE 2 SAMPLING

GroupID: 48315/EPW14030/YANT0

Lab Name: Chemtech Consulting Group

Analyte Name	Analyte Type	Validation Result	Validation Flag	Units	Lab Result	Lab Flag	Dilution Factor	Reportable	Validation Level
Total Alkanes	TIC		N	ug/kg		N	1.0	YES	S3VEM

# Sample Summary Report

**Project Name: DAMILLE METAL SERVICE SITE  
INVESTIGATION STAGE 2 SAMPLING**

**GroupID: 48315/EPW14030/YANT0**

**Lab Name: Chemtech Consulting Group**

Sample Number: YANW1	Method: Volatile Organics	Matrix: Soil	MA Number:
Sample Location: DMS-DP5	pH:	Sample Date: 06/17/2019	Sample Time: 13:06:00
% Moisture:		% Solids: 95.5	

Analyte Name	Analyte Type	Validation Result	Validation Flag	Units	Lab Result	Lab Flag	Dilution Factor	Reportable	Validation Level
Dichlorodifluoromethane	Target	5.9	U	ug/kg	5.9	U	1.0	YES	S3VEM
Chloromethane	Target	5.9	U	ug/kg	5.9	U	1.0	YES	S3VEM
Vinyl chloride	Target	5.9	U	ug/kg	5.9	U	1.0	YES	S3VEM
Bromomethane	Target	5.9	U	ug/kg	5.9	U	1.0	YES	S3VEM
Chloroethane	Target	5.9	U	ug/kg	5.9	U	1.0	YES	S3VEM
Trichlorofluoromethane	Target	5.9	U	ug/kg	5.9	U	1.0	YES	S3VEM
1,1-Dichloroethene	Target	5.9	U	ug/kg	5.9	U	1.0	YES	S3VEM
1,1,2-Trichloro-1,2,2-trifluoroethane	Target	5.9	U	ug/kg	5.9	U	1.0	YES	S3VEM
Acetone	Target	12	U	ug/kg	9.0	J	1.0	YES	S3VEM
Carbon disulfide	Target	5.9	U	ug/kg	5.9	U	1.0	YES	S3VEM
Methyl Acetate	Target	5.9	U	ug/kg	5.9	U	1.0	YES	S3VEM
Methylene chloride	Target	5.9	U	ug/kg	5.9	U	1.0	YES	S3VEM
trans-1,2-Dichloroethene	Target	5.9	U	ug/kg	5.9	U	1.0	YES	S3VEM
Methyl tert-butyl Ether	Target	5.9	U	ug/kg	5.9	U	1.0	YES	S3VEM
1,1-Dichloroethane	Target	5.9	U	ug/kg	5.9	U	1.0	YES	S3VEM
cis-1,2-Dichloroethene	Target	5.9	U	ug/kg	5.9	U	1.0	YES	S3VEM
2-Butanone	Target	12	U	ug/kg	12	U	1.0	YES	S3VEM
Bromochloromethane	Target	5.9	U	ug/kg	5.9	U	1.0	YES	S3VEM
Chloroform	Target	5.9	U	ug/kg	5.9	U	1.0	YES	S3VEM
1,1,1-Trichloroethane	Target	5.9	U	ug/kg	5.9	U	1.0	YES	S3VEM
Cyclohexane	Target	5.9	U	ug/kg	5.9	U	1.0	YES	S3VEM
Carbon tetrachloride	Target	5.9	U	ug/kg	5.9	U	1.0	YES	S3VEM
Benzene	Target	5.9	U	ug/kg	5.9	U	1.0	YES	S3VEM
1,2-Dichloroethane	Target	5.9	U	ug/kg	5.9	U	1.0	YES	S3VEM
Trichloroethene	Target	5.9	U	ug/kg	5.9	U	1.0	YES	S3VEM
Methylcyclohexane	Target	5.9	U	ug/kg	5.9	U	1.0	YES	S3VEM
1,2-Dichloropropane	Target	5.9	U	ug/kg	5.9	U	1.0	YES	S3VEM
Bromodichloromethane	Target	5.9	U	ug/kg	5.9	U	1.0	YES	S3VEM
cis-1,3-Dichloropropene	Target	5.9	U	ug/kg	5.9	U	1.0	YES	S3VEM
4-Methyl-2-pentanone	Target	12	U	ug/kg	12	U	1.0	YES	S3VEM
Toluene	Target	5.9	U	ug/kg	5.9	U	1.0	YES	S3VEM
trans-1,3-Dichloropropene	Target	5.9	U	ug/kg	5.9	U	1.0	YES	S3VEM
1,1,2-Trichloroethane	Target	5.9	U	ug/kg	5.9	U	1.0	YES	S3VEM
Tetrachloroethene	Target	5.9	U	ug/kg	5.9	U	1.0	YES	S3VEM
2-Hexanone	Target	12	U	ug/kg	12	U	1.0	YES	S3VEM
Dibromochloromethane	Target	5.9	U	ug/kg	5.9	U	1.0	YES	S3VEM
1,2-Dibromoethane	Target	5.9	U	ug/kg	5.9	U	1.0	YES	S3VEM
Chlorobenzene	Target	5.9	U	ug/kg	5.9	U	1.0	YES	S3VEM
Ethylbenzene	Target	5.9	U	ug/kg	5.9	U	1.0	YES	S3VEM
o-xylene	Target	5.9	U	ug/kg	5.9	U	1.0	YES	S3VEM
m,p-Xylene	Target	5.9	U	ug/kg	5.9	U	1.0	YES	S3VEM
Styrene	Target	5.9	U	ug/kg	5.9	U	1.0	YES	S3VEM
Bromoform	Target	5.9	U	ug/kg	5.9	U	1.0	YES	S3VEM
Isopropylbenzene	Target	5.9	U	ug/kg	5.9	U	1.0	YES	S3VEM
1,1,2,2-Tetrachloroethane	Target	5.9	U	ug/kg	5.9	U	1.0	YES	S3VEM
1,3-Dichlorobenzene	Target	5.9	U	ug/kg	5.9	U	1.0	YES	S3VEM
1,4-Dichlorobenzene	Target	5.9	U	ug/kg	5.9	U	1.0	YES	S3VEM
1,2-Dichlorobenzene	Target	5.9	U	ug/kg	5.9	U	1.0	YES	S3VEM
1,2-Dibromo-3-chloropropane	Target	5.9	U	ug/kg	5.9	U	1.0	YES	S3VEM
1,2,4-trichlorobenzene	Target	5.9	U	ug/kg	5.9	U	1.0	YES	S3VEM
1,2,3-Trichlorobenzene	Target	5.9	U	ug/kg	5.9	U	1.0	YES	S3VEM
unknown-02	TIC	14	J	ug/kg	14	J	1.0	YES	S3VEM

# Sample Summary Report

Project Name: DAMILLE METAL SERVICE SITE  
INVESTIGATION STAGE 2 SAMPLING

GroupID: 48315/EPW14030/YANT0

Lab Name: Chemtech Consulting Group

Analyte Name	Analyte Type	Validation Result	Validation Flag	Units	Lab Result	Lab Flag	Dilution Factor	Reportable	Validation Level
unknown-01	TIC	3.2	J	ug/kg	3.2	J	1.0	YES	S3VEM
1-Hexanol, 2-ethyl-	TIC	5.0	JN	ug/kg	5.0	JN	1.0	NO	S3VEM
Total Alkanes	TIC		N	ug/kg		N	1.0	YES	S3VEM

# Sample Summary Report

**Project Name: DAMILLE METAL SERVICE SITE  
INVESTIGATION STAGE 2 SAMPLING**

**GroupID: 48315/EPW14030/YANT0**

**Lab Name: Chemtech Consulting Group**

Sample Number: YANW2	Method: Volatile Organics	Matrix: Soil	MA Number:
Sample Location: DMS-DP5	pH:	Sample Date: 06/17/2019	Sample Time: 13:19:00
% Moisture:		% Solids: 77.8	

Analyte Name	Analyte Type	Validation Result	Validation Flag	Units	Lab Result	Lab Flag	Dilution Factor	Reportable	Validation Level
Dichlorodifluoromethane	Target	6.4	U	ug/kg	6.4	U	1.0	YES	S3VEM
Chloromethane	Target	6.4	U	ug/kg	6.4	U	1.0	YES	S3VEM
Vinyl chloride	Target	6.4	U	ug/kg	6.4	U	1.0	YES	S3VEM
Bromomethane	Target	6.4	U	ug/kg	6.4	U	1.0	YES	S3VEM
Chloroethane	Target	6.4	U	ug/kg	6.4	U	1.0	YES	S3VEM
Trichlorofluoromethane	Target	6.4	U	ug/kg	6.4	U	1.0	YES	S3VEM
1,1-Dichloroethene	Target	6.4	U	ug/kg	6.4	U	1.0	YES	S3VEM
1,1,2-Trichloro-1,2,2-trifluoroethane	Target	6.4	U	ug/kg	6.4	U	1.0	YES	S3VEM
Acetone	Target	13	U	ug/kg	13	U	1.0	YES	S3VEM
Carbon disulfide	Target	6.4	U	ug/kg	6.4	U	1.0	YES	S3VEM
Methyl Acetate	Target	6.4	U	ug/kg	6.4	U	1.0	YES	S3VEM
Methylene chloride	Target	6.4	U	ug/kg	6.4	U	1.0	YES	S3VEM
trans-1,2-Dichloroethene	Target	6.4	U	ug/kg	6.4	U	1.0	YES	S3VEM
Methyl tert-butyl Ether	Target	6.4	U	ug/kg	6.4	U	1.0	YES	S3VEM
1,1-Dichloroethane	Target	6.4	U	ug/kg	6.4	U	1.0	YES	S3VEM
cis-1,2-Dichloroethene	Target	6.4	U	ug/kg	6.4	U	1.0	YES	S3VEM
2-Butanone	Target	13	U	ug/kg	13	U	1.0	YES	S3VEM
Bromochloromethane	Target	6.4	U	ug/kg	6.4	U	1.0	YES	S3VEM
Chloroform	Target	6.4	U	ug/kg	6.4	U	1.0	YES	S3VEM
1,1,1-Trichloroethane	Target	6.4	U	ug/kg	6.4	U	1.0	YES	S3VEM
Cyclohexane	Target	6.4	U	ug/kg	6.4	U	1.0	YES	S3VEM
Carbon tetrachloride	Target	6.4	U	ug/kg	6.4	U	1.0	YES	S3VEM
Benzene	Target	6.4	U	ug/kg	6.4	U	1.0	YES	S3VEM
1,2-Dichloroethane	Target	6.4	U	ug/kg	6.4	U	1.0	YES	S3VEM
Trichloroethene	Target	6.4	U	ug/kg	6.4	U	1.0	YES	S3VEM
Methylcyclohexane	Target	6.4	U	ug/kg	6.4	U	1.0	YES	S3VEM
1,2-Dichloropropane	Target	6.4	U	ug/kg	6.4	U	1.0	YES	S3VEM
Bromodichloromethane	Target	6.4	U	ug/kg	6.4	U	1.0	YES	S3VEM
cis-1,3-Dichloropropene	Target	6.4	U	ug/kg	6.4	U	1.0	YES	S3VEM
4-Methyl-2-pentanone	Target	13	U	ug/kg	13	U	1.0	YES	S3VEM
Toluene	Target	6.4	U	ug/kg	6.4	U	1.0	YES	S3VEM
trans-1,3-Dichloropropene	Target	6.4	U	ug/kg	6.4	U	1.0	YES	S3VEM
1,1,2-Trichloroethane	Target	6.4	U	ug/kg	6.4	U	1.0	YES	S3VEM
Tetrachloroethene	Target	6.4	U	ug/kg	6.4	U	1.0	YES	S3VEM
2-Hexanone	Target	13	U	ug/kg	13	U	1.0	YES	S3VEM
Dibromochloromethane	Target	6.4	U	ug/kg	6.4	U	1.0	YES	S3VEM
1,2-Dibromoethane	Target	6.4	U	ug/kg	6.4	U	1.0	YES	S3VEM
Chlorobenzene	Target	6.4	U	ug/kg	6.4	U	1.0	YES	S3VEM
Ethylbenzene	Target	6.4	U	ug/kg	6.4	U	1.0	YES	S3VEM
o-xylene	Target	6.4	U	ug/kg	6.4	U	1.0	YES	S3VEM
m,p-Xylene	Target	6.4	U	ug/kg	6.4	U	1.0	YES	S3VEM
Styrene	Target	6.4	U	ug/kg	6.4	U	1.0	YES	S3VEM
Bromoform	Target	6.4	U	ug/kg	6.4	U	1.0	YES	S3VEM
Isopropylbenzene	Target	6.4	U	ug/kg	6.4	U	1.0	YES	S3VEM
1,1,2,2-Tetrachloroethane	Target	6.4	U	ug/kg	6.4	U	1.0	YES	S3VEM
1,3-Dichlorobenzene	Target	6.4	U	ug/kg	6.4	U	1.0	YES	S3VEM
1,4-Dichlorobenzene	Target	6.4	U	ug/kg	6.4	U	1.0	YES	S3VEM
1,2-Dichlorobenzene	Target	6.4	U	ug/kg	6.4	U	1.0	YES	S3VEM
1,2-Dibromo-3-chloropropane	Target	6.4	U	ug/kg	6.4	U	1.0	YES	S3VEM
1,2,4-trichlorobenzene	Target	6.4	U	ug/kg	6.4	U	1.0	YES	S3VEM
1,2,3-Trichlorobenzene	Target	6.4	U	ug/kg	6.4	U	1.0	YES	S3VEM
Total Alkanes	TIC		N	ug/kg		N	1.0	YES	S3VEM

# Sample Summary Report

Project Name: DAMILLE METAL SERVICE SITE  
INVESTIGATION STAGE 2 SAMPLING

GroupID: 48315/EPW14030/YANT0

Lab Name: Chemtech Consulting Group

Analyte Name	Analyte Type	Validation Result	Validation Flag	Units	Lab Result	Lab Flag	Dilution Factor	Reportable	Validation Level
1-Hexanol, 2-ethyl-	TIC	11	JN	ug/kg	11	JN	1.0	NO	S3VEM

# Sample Summary Report

**Project Name: DAMILLE METAL SERVICE SITE  
INVESTIGATION STAGE 2 SAMPLING**

**GroupID: 48315/EPW14030/YANT0**

**Lab Name: Chemtech Consulting Group**

Sample Number: YANW3	Method: Volatile Organics	Matrix: Soil	MA Number:
Sample Location: DMS-DP2	pH:	Sample Date: 06/17/2019	Sample Time: 15:08:00
% Moisture:		% Solids: 94.7	

Analyte Name	Analyte Type	Validation Result	Validation Flag	Units	Lab Result	Lab Flag	Dilution Factor	Reportable	Validation Level
Dichlorodifluoromethane	Target	7.3	U	ug/kg	7.3	U	1.0	YES	S3VEM
Chloromethane	Target	7.3	U	ug/kg	7.3	U	1.0	YES	S3VEM
Vinyl chloride	Target	7.3	U	ug/kg	7.3	U	1.0	YES	S3VEM
Bromomethane	Target	7.3	U	ug/kg	7.3	U	1.0	YES	S3VEM
Chloroethane	Target	7.3	U	ug/kg	7.3	U	1.0	YES	S3VEM
Trichlorofluoromethane	Target	7.3	U	ug/kg	7.3	U	1.0	YES	S3VEM
1,1-Dichloroethene	Target	7.3	U	ug/kg	7.3	U	1.0	YES	S3VEM
1,1,2-Trichloro-1,2,2-trifluoroethane	Target	7.3	U	ug/kg	7.3	U	1.0	YES	S3VEM
Acetone	Target	15	U	ug/kg	8.2	J	1.0	YES	S3VEM
Carbon disulfide	Target	7.3	U	ug/kg	7.3	U	1.0	YES	S3VEM
Methyl Acetate	Target	7.3	U	ug/kg	7.3	U	1.0	YES	S3VEM
Methylene chloride	Target	6.3	J	ug/kg	6.3	J	1.0	YES	S3VEM
trans-1,2-Dichloroethene	Target	7.3	U	ug/kg	7.3	U	1.0	YES	S3VEM
Methyl tert-butyl Ether	Target	7.3	U	ug/kg	7.3	U	1.0	YES	S3VEM
1,1-Dichloroethane	Target	7.3	U	ug/kg	7.3	U	1.0	YES	S3VEM
cis-1,2-Dichloroethene	Target	7.3	U	ug/kg	7.3	U	1.0	YES	S3VEM
2-Butanone	Target	15	U	ug/kg	15	U	1.0	YES	S3VEM
Bromochloromethane	Target	7.3	U	ug/kg	7.3	U	1.0	YES	S3VEM
Chloroform	Target	7.3	U	ug/kg	7.3	U	1.0	YES	S3VEM
1,1,1-Trichloroethane	Target	7.3	U	ug/kg	7.3	U	1.0	YES	S3VEM
Cyclohexane	Target	7.3	U	ug/kg	7.3	U	1.0	YES	S3VEM
Carbon tetrachloride	Target	7.3	U	ug/kg	7.3	U	1.0	YES	S3VEM
Benzene	Target	7.3	U	ug/kg	7.3	U	1.0	YES	S3VEM
1,2-Dichloroethane	Target	7.3	U	ug/kg	7.3	U	1.0	YES	S3VEM
Trichloroethene	Target	7.3	U	ug/kg	7.3	U	1.0	YES	S3VEM
Methylcyclohexane	Target	7.3	U	ug/kg	7.3	U	1.0	YES	S3VEM
1,2-Dichloropropane	Target	7.3	U	ug/kg	7.3	U	1.0	YES	S3VEM
Bromodichloromethane	Target	7.3	U	ug/kg	7.3	U	1.0	YES	S3VEM
cis-1,3-Dichloropropene	Target	7.3	U	ug/kg	7.3	U	1.0	YES	S3VEM
4-Methyl-2-pentanone	Target	15	U	ug/kg	15	U	1.0	YES	S3VEM
Toluene	Target	7.3	U	ug/kg	7.3	U	1.0	YES	S3VEM
trans-1,3-Dichloropropene	Target	7.3	U	ug/kg	7.3	U	1.0	YES	S3VEM
1,1,2-Trichloroethane	Target	7.3	U	ug/kg	7.3	U	1.0	YES	S3VEM
Tetrachloroethene	Target	7.3	U	ug/kg	7.3	U	1.0	YES	S3VEM
2-Hexanone	Target	15	U	ug/kg	15	U	1.0	YES	S3VEM
Dibromochloromethane	Target	7.3	U	ug/kg	7.3	U	1.0	YES	S3VEM
1,2-Dibromoethane	Target	7.3	U	ug/kg	7.3	U	1.0	YES	S3VEM
Chlorobenzene	Target	7.3	U	ug/kg	7.3	U	1.0	YES	S3VEM
Ethylbenzene	Target	7.3	U	ug/kg	7.3	U	1.0	YES	S3VEM
o-xylene	Target	7.3	U	ug/kg	7.3	U	1.0	YES	S3VEM
m,p-Xylene	Target	7.3	U	ug/kg	7.3	U	1.0	YES	S3VEM
Styrene	Target	7.3	U	ug/kg	7.3	U	1.0	YES	S3VEM
Bromoform	Target	7.3	U	ug/kg	7.3	U	1.0	YES	S3VEM
Isopropylbenzene	Target	7.3	U	ug/kg	7.3	U	1.0	YES	S3VEM
1,1,2,2-Tetrachloroethane	Target	7.3	U	ug/kg	7.3	U	1.0	YES	S3VEM
1,3-Dichlorobenzene	Target	7.3	U	ug/kg	7.3	U	1.0	YES	S3VEM
1,4-Dichlorobenzene	Target	7.3	U	ug/kg	7.3	U	1.0	YES	S3VEM
1,2-Dichlorobenzene	Target	7.3	U	ug/kg	7.3	U	1.0	YES	S3VEM
1,2-Dibromo-3-chloropropane	Target	7.3	U	ug/kg	7.3	U	1.0	YES	S3VEM
1,2,4-trichlorobenzene	Target	7.3	U	ug/kg	7.3	U	1.0	YES	S3VEM
1,2,3-Trichlorobenzene	Target	7.3	U	ug/kg	7.3	U	1.0	YES	S3VEM
Total Alkanes	TIC		N	ug/kg		N	1.0	YES	S3VEM

# Sample Summary Report

**Project Name: DAMILLE METAL SERVICE SITE  
INVESTIGATION STAGE 2 SAMPLING**

**GroupID: 48315/EPW14030/YANT0**

**Lab Name: Chemtech Consulting Group**

Sample Number: YANW4	Method: Volatile Organics	Matrix: Soil	MA Number:
Sample Location: DMS-DP2	pH:	Sample Date: 06/17/2019	Sample Time: 15:36:00
% Moisture:		% Solids: 86.3	

Analyte Name	Analyte Type	Validation Result	Validation Flag	Units	Lab Result	Lab Flag	Dilution Factor	Reportable	Validation Level
Dichlorodifluoromethane	Target	7.3	U	ug/kg	7.3	U	1.0	YES	S3VEM
Chloromethane	Target	7.3	U	ug/kg	7.3	U	1.0	YES	S3VEM
Vinyl chloride	Target	7.3	U	ug/kg	7.3	U	1.0	YES	S3VEM
Bromomethane	Target	7.3	U	ug/kg	7.3	U	1.0	YES	S3VEM
Chloroethane	Target	7.3	U	ug/kg	7.3	U	1.0	YES	S3VEM
Trichlorofluoromethane	Target	7.3	U	ug/kg	7.3	U	1.0	YES	S3VEM
1,1-Dichloroethene	Target	7.3	U	ug/kg	7.3	U	1.0	YES	S3VEM
1,1,2-Trichloro-1,2,2-trifluoroethane	Target	7.3	U	ug/kg	7.3	U	1.0	YES	S3VEM
Acetone	Target	15	U	ug/kg	8.3	J	1.0	YES	S3VEM
Carbon disulfide	Target	7.3	U	ug/kg	7.3	U	1.0	YES	S3VEM
Methyl Acetate	Target	7.3	U	ug/kg	7.3	U	1.0	YES	S3VEM
Methylene chloride	Target	6.6	J	ug/kg	6.6	J	1.0	YES	S3VEM
trans-1,2-Dichloroethene	Target	7.3	U	ug/kg	7.3	U	1.0	YES	S3VEM
Methyl tert-butyl Ether	Target	7.3	U	ug/kg	7.3	U	1.0	YES	S3VEM
1,1-Dichloroethane	Target	7.3	U	ug/kg	7.3	U	1.0	YES	S3VEM
cis-1,2-Dichloroethene	Target	7.3	U	ug/kg	7.3	U	1.0	YES	S3VEM
2-Butanone	Target	15	U	ug/kg	15	U	1.0	YES	S3VEM
Bromochloromethane	Target	7.3	U	ug/kg	7.3	U	1.0	YES	S3VEM
Chloroform	Target	7.3	U	ug/kg	7.3	U	1.0	YES	S3VEM
1,1,1-Trichloroethane	Target	7.3	U	ug/kg	7.3	U	1.0	YES	S3VEM
Cyclohexane	Target	7.3	U	ug/kg	7.3	U	1.0	YES	S3VEM
Carbon tetrachloride	Target	7.3	U	ug/kg	7.3	U	1.0	YES	S3VEM
Benzene	Target	7.3	U	ug/kg	7.3	U	1.0	YES	S3VEM
1,2-Dichloroethane	Target	7.3	U	ug/kg	7.3	U	1.0	YES	S3VEM
Trichloroethene	Target	7.3	U	ug/kg	7.3	U	1.0	YES	S3VEM
Methylcyclohexane	Target	7.3	U	ug/kg	7.3	U	1.0	YES	S3VEM
1,2-Dichloropropane	Target	7.3	U	ug/kg	7.3	U	1.0	YES	S3VEM
Bromodichloromethane	Target	7.3	U	ug/kg	7.3	U	1.0	YES	S3VEM
cis-1,3-Dichloropropene	Target	7.3	U	ug/kg	7.3	U	1.0	YES	S3VEM
4-Methyl-2-pentanone	Target	15	U	ug/kg	15	U	1.0	YES	S3VEM
Toluene	Target	7.3	U	ug/kg	7.3	U	1.0	YES	S3VEM
trans-1,3-Dichloropropene	Target	7.3	U	ug/kg	7.3	U	1.0	YES	S3VEM
1,1,2-Trichloroethane	Target	7.3	U	ug/kg	7.3	U	1.0	YES	S3VEM
Tetrachloroethene	Target	7.3	U	ug/kg	7.3	U	1.0	YES	S3VEM
2-Hexanone	Target	15	U	ug/kg	15	U	1.0	YES	S3VEM
Dibromochloromethane	Target	7.3	U	ug/kg	7.3	U	1.0	YES	S3VEM
1,2-Dibromoethane	Target	7.3	U	ug/kg	7.3	U	1.0	YES	S3VEM
Chlorobenzene	Target	7.3	U	ug/kg	7.3	U	1.0	YES	S3VEM
Ethylbenzene	Target	7.3	U	ug/kg	7.3	U	1.0	YES	S3VEM
o-xylene	Target	7.3	U	ug/kg	7.3	U	1.0	YES	S3VEM
m,p-Xylene	Target	7.3	U	ug/kg	7.3	U	1.0	YES	S3VEM
Styrene	Target	7.3	U	ug/kg	7.3	U	1.0	YES	S3VEM
Bromoform	Target	7.3	U	ug/kg	7.3	U	1.0	YES	S3VEM
Isopropylbenzene	Target	7.3	U	ug/kg	7.3	U	1.0	YES	S3VEM
1,1,2,2-Tetrachloroethane	Target	7.3	U	ug/kg	7.3	U	1.0	YES	S3VEM
1,3-Dichlorobenzene	Target	7.3	U	ug/kg	7.3	U	1.0	YES	S3VEM
1,4-Dichlorobenzene	Target	7.3	U	ug/kg	7.3	U	1.0	YES	S3VEM
1,2-Dichlorobenzene	Target	7.3	U	ug/kg	7.3	U	1.0	YES	S3VEM
1,2-Dibromo-3-chloropropane	Target	7.3	U	ug/kg	7.3	U	1.0	YES	S3VEM
1,2,4-trichlorobenzene	Target	7.3	U	ug/kg	7.3	U	1.0	YES	S3VEM
1,2,3-Trichlorobenzene	Target	7.3	U	ug/kg	7.3	U	1.0	YES	S3VEM
Total Alkanes	TIC		N	ug/kg		N	1.0	YES	S3VEM



# Sample Summary Report

**Project Name: DAMILLE METAL SERVICE SITE  
INVESTIGATION STAGE 2 SAMPLING**

**GroupID: 48315/EPW14030/YANT0**

**Lab Name: Chemtech Consulting Group**

Sample Number: YANW5	Method: Volatile Organics	Matrix: Soil	MA Number:
Sample Location: DMS-DP2	pH:	Sample Date: 06/17/2019	Sample Time: 15:43:00
% Moisture:		% Solids: 96.1	

Analyte Name	Analyte Type	Validation Result	Validation Flag	Units	Lab Result	Lab Flag	Dilution Factor	Reportable	Validation Level
Dichlorodifluoromethane	Target	6.6	U	ug/kg	6.6	U	1.0	YES	S3VEM
Chloromethane	Target	6.6	U	ug/kg	6.6	U	1.0	YES	S3VEM
Vinyl chloride	Target	6.6	U	ug/kg	6.6	U	1.0	YES	S3VEM
Bromomethane	Target	6.6	U	ug/kg	6.6	U	1.0	YES	S3VEM
Chloroethane	Target	6.6	U	ug/kg	6.6	U	1.0	YES	S3VEM
Trichlorofluoromethane	Target	6.6	U	ug/kg	6.6	U	1.0	YES	S3VEM
1,1-Dichloroethene	Target	6.6	U	ug/kg	6.6	U	1.0	YES	S3VEM
1,1,2-Trichloro-1,2,2-trifluoroethane	Target	6.6	U	ug/kg	6.6	U	1.0	YES	S3VEM
Acetone	Target	13	U	ug/kg	6.3	J	1.0	YES	S3VEM
Carbon disulfide	Target	6.6	U	ug/kg	6.6	U	1.0	YES	S3VEM
Methyl Acetate	Target	6.6	U	ug/kg	6.6	U	1.0	YES	S3VEM
Methylene chloride	Target	6.6	U	ug/kg	6.6	U	1.0	YES	S3VEM
trans-1,2-Dichloroethene	Target	6.6	U	ug/kg	6.6	U	1.0	YES	S3VEM
Methyl tert-butyl Ether	Target	6.6	U	ug/kg	6.6	U	1.0	YES	S3VEM
1,1-Dichloroethane	Target	6.6	U	ug/kg	6.6	U	1.0	YES	S3VEM
cis-1,2-Dichloroethene	Target	6.6	U	ug/kg	6.6	U	1.0	YES	S3VEM
2-Butanone	Target	13	U	ug/kg	13	U	1.0	YES	S3VEM
Bromochloromethane	Target	6.6	U	ug/kg	6.6	U	1.0	YES	S3VEM
Chloroform	Target	6.6	U	ug/kg	6.6	U	1.0	YES	S3VEM
1,1,1-Trichloroethane	Target	6.6	U	ug/kg	6.6	U	1.0	YES	S3VEM
Cyclohexane	Target	6.6	U	ug/kg	6.6	U	1.0	YES	S3VEM
Carbon tetrachloride	Target	6.6	U	ug/kg	6.6	U	1.0	YES	S3VEM
Benzene	Target	6.6	U	ug/kg	6.6	U	1.0	YES	S3VEM
1,2-Dichloroethane	Target	6.6	U	ug/kg	6.6	U	1.0	YES	S3VEM
Trichloroethene	Target	6.6	U	ug/kg	6.6	U	1.0	YES	S3VEM
Methylcyclohexane	Target	6.6	U	ug/kg	6.6	U	1.0	YES	S3VEM
1,2-Dichloropropane	Target	6.6	U	ug/kg	6.6	U	1.0	YES	S3VEM
Bromodichloromethane	Target	6.6	U	ug/kg	6.6	U	1.0	YES	S3VEM
cis-1,3-Dichloropropene	Target	6.6	U	ug/kg	6.6	U	1.0	YES	S3VEM
4-Methyl-2-pentanone	Target	13	U	ug/kg	13	U	1.0	YES	S3VEM
Toluene	Target	6.6	U	ug/kg	6.6	U	1.0	YES	S3VEM
trans-1,3-Dichloropropene	Target	6.6	U	ug/kg	6.6	U	1.0	YES	S3VEM
1,1,2-Trichloroethane	Target	6.6	U	ug/kg	6.6	U	1.0	YES	S3VEM
Tetrachloroethene	Target	6.6	U	ug/kg	6.6	U	1.0	YES	S3VEM
2-Hexanone	Target	13	U	ug/kg	13	U	1.0	YES	S3VEM
Dibromochloromethane	Target	6.6	U	ug/kg	6.6	U	1.0	YES	S3VEM
1,2-Dibromoethane	Target	6.6	U	ug/kg	6.6	U	1.0	YES	S3VEM
Chlorobenzene	Target	6.6	U	ug/kg	6.6	U	1.0	YES	S3VEM
Ethylbenzene	Target	6.6	U	ug/kg	6.6	U	1.0	YES	S3VEM
o-xylene	Target	6.6	U	ug/kg	6.6	U	1.0	YES	S3VEM
m,p-Xylene	Target	6.6	U	ug/kg	6.6	U	1.0	YES	S3VEM
Styrene	Target	6.6	U	ug/kg	6.6	U	1.0	YES	S3VEM
Bromoform	Target	6.6	U	ug/kg	6.6	U	1.0	YES	S3VEM
Isopropylbenzene	Target	6.6	U	ug/kg	6.6	U	1.0	YES	S3VEM
1,1,2,2-Tetrachloroethane	Target	6.6	U	ug/kg	6.6	U	1.0	YES	S3VEM
1,3-Dichlorobenzene	Target	6.6	U	ug/kg	6.6	U	1.0	YES	S3VEM
1,4-Dichlorobenzene	Target	6.6	U	ug/kg	6.6	U	1.0	YES	S3VEM
1,2-Dichlorobenzene	Target	6.6	U	ug/kg	6.6	U	1.0	YES	S3VEM
1,2-Dibromo-3-chloropropane	Target	6.6	U	ug/kg	6.6	U	1.0	YES	S3VEM
1,2,4-trichlorobenzene	Target	6.6	U	ug/kg	6.6	U	1.0	YES	S3VEM
1,2,3-Trichlorobenzene	Target	6.6	U	ug/kg	6.6	U	1.0	YES	S3VEM
1-Hexanol, 2-ethyl-	TIC	8.3	JN	ug/kg	8.3	JN	1.0	NO	S3VEM

# Sample Summary Report

Project Name: DAMILLE METAL SERVICE SITE  
INVESTIGATION STAGE 2 SAMPLING

GroupID: 48315/EPW14030/YANT0

Lab Name: Chemtech Consulting Group

Analyte Name	Analyte Type	Validation Result	Validation Flag	Units	Lab Result	Lab Flag	Dilution Factor	Reportable	Validation Level
Total Alkanes	TIC		N	ug/kg		N	1.0	YES	S3VEM

# Sample Summary Report

**Project Name: DAMILLE METAL SERVICE SITE  
INVESTIGATION STAGE 2 SAMPLING**

**GroupID: 48315/EPW14030/YANT0**

**Lab Name: Chemtech Consulting Group**

Sample Number: YANW6	Method: Volatile Organics	Matrix: Soil	MA Number:
Sample Location: DMS-DP2	pH:	Sample Date: 06/17/2019	Sample Time: 16:02:00
% Moisture:		% Solids: 96.4	

Analyte Name	Analyte Type	Validation Result	Validation Flag	Units	Lab Result	Lab Flag	Dilution Factor	Reportable	Validation Level
Dichlorodifluoromethane	Target	6.4	U	ug/kg	6.4	U	1.0	YES	S3VEM
Chloromethane	Target	6.4	U	ug/kg	6.4	U	1.0	YES	S3VEM
Vinyl chloride	Target	6.4	U	ug/kg	6.4	U	1.0	YES	S3VEM
Bromomethane	Target	6.4	U	ug/kg	6.4	U	1.0	YES	S3VEM
Chloroethane	Target	6.4	U	ug/kg	6.4	U	1.0	YES	S3VEM
Trichlorofluoromethane	Target	6.4	U	ug/kg	6.4	U	1.0	YES	S3VEM
1,1-Dichloroethene	Target	6.4	U	ug/kg	6.4	U	1.0	YES	S3VEM
1,1,2-Trichloro-1,2,2-trifluoroethane	Target	6.4	U	ug/kg	6.4	U	1.0	YES	S3VEM
Acetone	Target	13	U	ug/kg	13	U	1.0	YES	S3VEM
Carbon disulfide	Target	6.4	U	ug/kg	6.4	U	1.0	YES	S3VEM
Methyl Acetate	Target	6.4	U	ug/kg	6.4	U	1.0	YES	S3VEM
Methylene chloride	Target	6.4	U	ug/kg	6.4	U	1.0	YES	S3VEM
trans-1,2-Dichloroethene	Target	6.4	U	ug/kg	6.4	U	1.0	YES	S3VEM
Methyl tert-butyl Ether	Target	6.4	U	ug/kg	6.4	U	1.0	YES	S3VEM
1,1-Dichloroethane	Target	6.4	U	ug/kg	6.4	U	1.0	YES	S3VEM
cis-1,2-Dichloroethene	Target	6.4	U	ug/kg	6.4	U	1.0	YES	S3VEM
2-Butanone	Target	13	U	ug/kg	13	U	1.0	YES	S3VEM
Bromochloromethane	Target	6.4	U	ug/kg	6.4	U	1.0	YES	S3VEM
Chloroform	Target	6.4	U	ug/kg	6.4	U	1.0	YES	S3VEM
1,1,1-Trichloroethane	Target	6.4	U	ug/kg	6.4	U	1.0	YES	S3VEM
Cyclohexane	Target	6.4	U	ug/kg	6.4	U	1.0	YES	S3VEM
Carbon tetrachloride	Target	6.4	U	ug/kg	6.4	U	1.0	YES	S3VEM
Benzene	Target	6.4	U	ug/kg	6.4	U	1.0	YES	S3VEM
1,2-Dichloroethane	Target	6.4	U	ug/kg	6.4	U	1.0	YES	S3VEM
Trichloroethene	Target	6.4	U	ug/kg	6.4	U	1.0	YES	S3VEM
Methylcyclohexane	Target	6.4	U	ug/kg	6.4	U	1.0	YES	S3VEM
1,2-Dichloropropane	Target	6.4	U	ug/kg	6.4	U	1.0	YES	S3VEM
Bromodichloromethane	Target	6.4	U	ug/kg	6.4	U	1.0	YES	S3VEM
cis-1,3-Dichloropropene	Target	6.4	U	ug/kg	6.4	U	1.0	YES	S3VEM
4-Methyl-2-pentanone	Target	13	U	ug/kg	13	U	1.0	YES	S3VEM
Toluene	Target	6.4	U	ug/kg	6.4	U	1.0	YES	S3VEM
trans-1,3-Dichloropropene	Target	6.4	U	ug/kg	6.4	U	1.0	YES	S3VEM
1,1,2-Trichloroethane	Target	6.4	U	ug/kg	6.4	U	1.0	YES	S3VEM
Tetrachloroethene	Target	6.4	U	ug/kg	6.4	U	1.0	YES	S3VEM
2-Hexanone	Target	13	U	ug/kg	13	U	1.0	YES	S3VEM
Dibromochloromethane	Target	6.4	U	ug/kg	6.4	U	1.0	YES	S3VEM
1,2-Dibromoethane	Target	6.4	U	ug/kg	6.4	U	1.0	YES	S3VEM
Chlorobenzene	Target	6.4	U	ug/kg	6.4	U	1.0	YES	S3VEM
Ethylbenzene	Target	6.4	U	ug/kg	6.4	U	1.0	YES	S3VEM
o-xylene	Target	6.4	U	ug/kg	6.4	U	1.0	YES	S3VEM
m,p-Xylene	Target	6.4	U	ug/kg	6.4	U	1.0	YES	S3VEM
Styrene	Target	6.4	U	ug/kg	6.4	U	1.0	YES	S3VEM
Bromoform	Target	6.4	U	ug/kg	6.4	U	1.0	YES	S3VEM
Isopropylbenzene	Target	6.4	U	ug/kg	6.4	U	1.0	YES	S3VEM
1,1,2,2-Tetrachloroethane	Target	6.4	U	ug/kg	6.4	U	1.0	YES	S3VEM
1,3-Dichlorobenzene	Target	6.4	U	ug/kg	6.4	U	1.0	YES	S3VEM
1,4-Dichlorobenzene	Target	6.4	U	ug/kg	6.4	U	1.0	YES	S3VEM
1,2-Dichlorobenzene	Target	6.4	U	ug/kg	6.4	U	1.0	YES	S3VEM
1,2-Dibromo-3-chloropropane	Target	6.4	U	ug/kg	6.4	U	1.0	YES	S3VEM
1,2,4-trichlorobenzene	Target	6.4	U	ug/kg	6.4	U	1.0	YES	S3VEM
1,2,3-Trichlorobenzene	Target	6.4	U	ug/kg	6.4	U	1.0	YES	S3VEM
Total Alkanes	TIC		N	ug/kg		N	1.0	YES	S3VEM

# Sample Summary Report

Project Name: DAMILLE METAL SERVICE SITE  
INVESTIGATION STAGE 2 SAMPLING

GroupID: 48315/EPW14030/YANT0

Lab Name: Chemtech Consulting Group

Analyte Name	Analyte Type	Validation Result	Validation Flag	Units	Lab Result	Lab Flag	Dilution Factor	Reportable	Validation Level
1-Hexanol, 2-ethyl-	TIC	8.1	JN	ug/kg	8.1	JN	1.0	NO	S3VEM

# Sample Summary Report

**Project Name: DAMILLE METAL SERVICE SITE  
INVESTIGATION STAGE 2 SAMPLING**

**GroupID: 48315/EPW14030/YANT0**

**Lab Name: Chemtech Consulting Group**

Sample Number: YANW7	Method: Volatile Organics	Matrix: Soil	MA Number:
Sample Location: DMS-DP9	pH:	Sample Date: 06/17/2019	Sample Time: 16:35:00
% Moisture:		% Solids: 91.5	

Analyte Name	Analyte Type	Validation Result	Validation Flag	Units	Lab Result	Lab Flag	Dilution Factor	Reportable	Validation Level
Dichlorodifluoromethane	Target	6.5	U	ug/kg	6.5	U	1.0	YES	S3VEM
Chloromethane	Target	6.5	U	ug/kg	6.5	U	1.0	YES	S3VEM
Vinyl chloride	Target	6.5	U	ug/kg	6.5	U	1.0	YES	S3VEM
Bromomethane	Target	6.5	U	ug/kg	6.5	U	1.0	YES	S3VEM
Chloroethane	Target	6.5	U	ug/kg	6.5	U	1.0	YES	S3VEM
Trichlorofluoromethane	Target	6.5	U	ug/kg	6.5	U	1.0	YES	S3VEM
1,1-Dichloroethene	Target	6.5	U	ug/kg	6.5	U	1.0	YES	S3VEM
1,1,2-Trichloro-1,2,2-trifluoroethane	Target	6.5	U	ug/kg	6.5	U	1.0	YES	S3VEM
Acetone	Target	13	U	ug/kg	9.0	J	1.0	YES	S3VEM
Carbon disulfide	Target	6.5	U	ug/kg	6.5	U	1.0	YES	S3VEM
Methyl Acetate	Target	6.5	U	ug/kg	6.5	U	1.0	YES	S3VEM
Methylene chloride	Target	6.5	U	ug/kg	6.5	U	1.0	YES	S3VEM
trans-1,2-Dichloroethene	Target	6.5	U	ug/kg	6.5	U	1.0	YES	S3VEM
Methyl tert-butyl Ether	Target	6.5	U	ug/kg	6.5	U	1.0	YES	S3VEM
1,1-Dichloroethane	Target	6.5	U	ug/kg	6.5	U	1.0	YES	S3VEM
cis-1,2-Dichloroethene	Target	6.5	U	ug/kg	6.5	U	1.0	YES	S3VEM
2-Butanone	Target	13	U	ug/kg	13	U	1.0	YES	S3VEM
Bromochloromethane	Target	6.5	U	ug/kg	6.5	U	1.0	YES	S3VEM
Chloroform	Target	6.5	U	ug/kg	6.5	U	1.0	YES	S3VEM
1,1,1-Trichloroethane	Target	6.5	U	ug/kg	6.5	U	1.0	YES	S3VEM
Cyclohexane	Target	6.5	U	ug/kg	6.5	U	1.0	YES	S3VEM
Carbon tetrachloride	Target	6.5	U	ug/kg	6.5	U	1.0	YES	S3VEM
Benzene	Target	6.5	U	ug/kg	6.5	U	1.0	YES	S3VEM
1,2-Dichloroethane	Target	6.5	U	ug/kg	6.5	U	1.0	YES	S3VEM
Trichloroethene	Target	6.5	U	ug/kg	6.5	U	1.0	YES	S3VEM
Methylcyclohexane	Target	6.5	U	ug/kg	6.5	U	1.0	YES	S3VEM
1,2-Dichloropropane	Target	6.5	U	ug/kg	6.5	U	1.0	YES	S3VEM
Bromodichloromethane	Target	6.5	U	ug/kg	6.5	U	1.0	YES	S3VEM
cis-1,3-Dichloropropene	Target	6.5	U	ug/kg	6.5	U	1.0	YES	S3VEM
4-Methyl-2-pentanone	Target	13	U	ug/kg	13	U	1.0	YES	S3VEM
Toluene	Target	6.5	U	ug/kg	6.5	U	1.0	YES	S3VEM
trans-1,3-Dichloropropene	Target	6.5	U	ug/kg	6.5	U	1.0	YES	S3VEM
1,1,2-Trichloroethane	Target	6.5	U	ug/kg	6.5	U	1.0	YES	S3VEM
Tetrachloroethene	Target	6.5	U	ug/kg	6.5	U	1.0	YES	S3VEM
2-Hexanone	Target	13	U	ug/kg	13	U	1.0	YES	S3VEM
Dibromochloromethane	Target	6.5	U	ug/kg	6.5	U	1.0	YES	S3VEM
1,2-Dibromoethane	Target	6.5	U	ug/kg	6.5	U	1.0	YES	S3VEM
Chlorobenzene	Target	6.5	U	ug/kg	6.5	U	1.0	YES	S3VEM
Ethylbenzene	Target	6.5	U	ug/kg	6.5	U	1.0	YES	S3VEM
o-xylene	Target	6.5	U	ug/kg	6.5	U	1.0	YES	S3VEM
m,p-Xylene	Target	6.5	U	ug/kg	6.5	U	1.0	YES	S3VEM
Styrene	Target	6.5	U	ug/kg	6.5	U	1.0	YES	S3VEM
Bromoform	Target	6.5	U	ug/kg	6.5	U	1.0	YES	S3VEM
Isopropylbenzene	Target	6.5	U	ug/kg	6.5	U	1.0	YES	S3VEM
1,1,2,2-Tetrachloroethane	Target	6.5	U	ug/kg	6.5	U	1.0	YES	S3VEM
1,3-Dichlorobenzene	Target	6.5	U	ug/kg	6.5	U	1.0	YES	S3VEM
1,4-Dichlorobenzene	Target	6.5	U	ug/kg	6.5	U	1.0	YES	S3VEM
1,2-Dichlorobenzene	Target	6.5	U	ug/kg	6.5	U	1.0	YES	S3VEM
1,2-Dibromo-3-chloropropane	Target	6.5	U	ug/kg	6.5	U	1.0	YES	S3VEM
1,2,4-trichlorobenzene	Target	6.5	U	ug/kg	6.5	U	1.0	YES	S3VEM
1,2,3-Trichlorobenzene	Target	6.5	U	ug/kg	6.5	U	1.0	YES	S3VEM
1-Hexanol, 2-ethyl-	TIC	4.1	JN	ug/kg	4.1	JN	1.0	NO	S3VEM

# Sample Summary Report

Project Name: DAMILLE METAL SERVICE SITE  
INVESTIGATION STAGE 2 SAMPLING

GroupID: 48315/EPW14030/YANT0

Lab Name: Chemtech Consulting Group

Analyte Name	Analyte Type	Validation Result	Validation Flag	Units	Lab Result	Lab Flag	Dilution Factor	Reportable	Validation Level
Total Alkanes	TIC		N	ug/kg		N	1.0	YES	S3VEM

# Sample Summary Report

**Project Name: DAMILLE METAL SERVICE SITE  
INVESTIGATION STAGE 2 SAMPLING**

**GroupID: 48315/EPW14030/YANT0**

**Lab Name: Chemtech Consulting Group**

Sample Number: YANW8	Method: Volatile Organics	Matrix: Soil	MA Number:
Sample Location: DMS-DP9	pH:	Sample Date: 06/17/2019	Sample Time: 16:40:00
% Moisture:		% Solids: 87.5	

Analyte Name	Analyte Type	Validation Result	Validation Flag	Units	Lab Result	Lab Flag	Dilution Factor	Reportable	Validation Level
Dichlorodifluoromethane	Target	5.7	U	ug/kg	5.7	U	1.0	YES	S3VEM
Chloromethane	Target	5.7	U	ug/kg	5.7	U	1.0	YES	S3VEM
Vinyl chloride	Target	5.7	U	ug/kg	5.7	U	1.0	YES	S3VEM
Bromomethane	Target	5.7	U	ug/kg	5.7	U	1.0	YES	S3VEM
Chloroethane	Target	5.7	U	ug/kg	5.7	U	1.0	YES	S3VEM
Trichlorofluoromethane	Target	5.7	U	ug/kg	5.7	U	1.0	YES	S3VEM
1,1-Dichloroethene	Target	5.7	U	ug/kg	5.7	U	1.0	YES	S3VEM
1,1,2-Trichloro-1,2,2-trifluoroethane	Target	5.7	U	ug/kg	5.7	U	1.0	YES	S3VEM
Acetone	Target	11	U	ug/kg	7.9	J	1.0	YES	S3VEM
Carbon disulfide	Target	5.7	U	ug/kg	5.7	U	1.0	YES	S3VEM
Methyl Acetate	Target	5.7	U	ug/kg	5.7	U	1.0	YES	S3VEM
Methylene chloride	Target	5.7	U	ug/kg	5.7	U	1.0	YES	S3VEM
trans-1,2-Dichloroethene	Target	5.7	U	ug/kg	5.7	U	1.0	YES	S3VEM
Methyl tert-butyl Ether	Target	5.7	U	ug/kg	5.7	U	1.0	YES	S3VEM
1,1-Dichloroethane	Target	5.7	U	ug/kg	5.7	U	1.0	YES	S3VEM
cis-1,2-Dichloroethene	Target	5.7	U	ug/kg	5.7	U	1.0	YES	S3VEM
2-Butanone	Target	11	U	ug/kg	11	U	1.0	YES	S3VEM
Bromochloromethane	Target	5.7	U	ug/kg	5.7	U	1.0	YES	S3VEM
Chloroform	Target	5.7	U	ug/kg	5.7	U	1.0	YES	S3VEM
1,1,1-Trichloroethane	Target	5.7	U	ug/kg	5.7	U	1.0	YES	S3VEM
Cyclohexane	Target	5.7	U	ug/kg	5.7	U	1.0	YES	S3VEM
Carbon tetrachloride	Target	5.7	U	ug/kg	5.7	U	1.0	YES	S3VEM
Benzene	Target	5.7	U	ug/kg	5.7	U	1.0	YES	S3VEM
1,2-Dichloroethane	Target	5.7	U	ug/kg	5.7	U	1.0	YES	S3VEM
Trichloroethene	Target	5.7	U	ug/kg	5.7	U	1.0	YES	S3VEM
Methylcyclohexane	Target	5.7	U	ug/kg	5.7	U	1.0	YES	S3VEM
1,2-Dichloropropane	Target	5.7	U	ug/kg	5.7	U	1.0	YES	S3VEM
Bromodichloromethane	Target	5.7	U	ug/kg	5.7	U	1.0	YES	S3VEM
cis-1,3-Dichloropropene	Target	5.7	U	ug/kg	5.7	U	1.0	YES	S3VEM
4-Methyl-2-pentanone	Target	11	U	ug/kg	11	U	1.0	YES	S3VEM
Toluene	Target	5.7	U	ug/kg	5.7	U	1.0	YES	S3VEM
trans-1,3-Dichloropropene	Target	5.7	U	ug/kg	5.7	U	1.0	YES	S3VEM
1,1,2-Trichloroethane	Target	5.7	U	ug/kg	5.7	U	1.0	YES	S3VEM
Tetrachloroethene	Target	5.7	U	ug/kg	5.7	U	1.0	YES	S3VEM
2-Hexanone	Target	11	U	ug/kg	11	U	1.0	YES	S3VEM
Dibromochloromethane	Target	5.7	U	ug/kg	5.7	U	1.0	YES	S3VEM
1,2-Dibromoethane	Target	5.7	U	ug/kg	5.7	U	1.0	YES	S3VEM
Chlorobenzene	Target	5.7	U	ug/kg	5.7	U	1.0	YES	S3VEM
Ethylbenzene	Target	5.7	U	ug/kg	5.7	U	1.0	YES	S3VEM
o-xylene	Target	5.7	U	ug/kg	5.7	U	1.0	YES	S3VEM
m,p-Xylene	Target	5.7	U	ug/kg	5.7	U	1.0	YES	S3VEM
Styrene	Target	5.7	U	ug/kg	5.7	U	1.0	YES	S3VEM
Bromoform	Target	5.7	U	ug/kg	5.7	U	1.0	YES	S3VEM
Isopropylbenzene	Target	5.7	U	ug/kg	5.7	U	1.0	YES	S3VEM
1,1,2,2-Tetrachloroethane	Target	5.7	U	ug/kg	5.7	U	1.0	YES	S3VEM
1,3-Dichlorobenzene	Target	5.7	U	ug/kg	5.7	U	1.0	YES	S3VEM
1,4-Dichlorobenzene	Target	5.7	U	ug/kg	5.7	U	1.0	YES	S3VEM
1,2-Dichlorobenzene	Target	5.7	U	ug/kg	5.7	U	1.0	YES	S3VEM
1,2-Dibromo-3-chloropropane	Target	5.7	U	ug/kg	5.7	U	1.0	YES	S3VEM
1,2,4-trichlorobenzene	Target	5.7	U	ug/kg	5.7	U	1.0	YES	S3VEM
1,2,3-Trichlorobenzene	Target	5.7	U	ug/kg	5.7	U	1.0	YES	S3VEM
1-Hexanol, 2-ethyl-	TIC	4.8	JN	ug/kg	4.8	JN	1.0	NO	S3VEM

# Sample Summary Report

Project Name: DAMILLE METAL SERVICE SITE  
INVESTIGATION STAGE 2 SAMPLING

GroupID: 48315/EPW14030/YANT0

Lab Name: Chemtech Consulting Group

Analyte Name	Analyte Type	Validation Result	Validation Flag	Units	Lab Result	Lab Flag	Dilution Factor	Reportable	Validation Level
Total Alkanes	TIC		N	ug/kg		N	1.0	YES	S3VEM



# Sample Summary Report

**Project Name: DAMILLE METAL SERVICE SITE  
INVESTIGATION STAGE 2 SAMPLING**

**GroupID: 48315/EPW14030/YANT0**

**Lab Name: Chemtech Consulting Group**

Sample Number: YANW9	Method: Volatile Organics	Matrix: Soil	MA Number:
Sample Location: DMS-DP9	pH:	Sample Date: 06/17/2019	Sample Time: 17:00:00
% Moisture:		% Solids: 95.9	

Analyte Name	Analyte Type	Validation Result	Validation Flag	Units	Lab Result	Lab Flag	Dilution Factor	Reportable	Validation Level
Dichlorodifluoromethane	Target	5.2	U	ug/kg	5.2	U	1.0	YES	S3VEM
Chloromethane	Target	5.2	U	ug/kg	5.2	U	1.0	YES	S3VEM
Vinyl chloride	Target	5.2	U	ug/kg	5.2	U	1.0	YES	S3VEM
Bromomethane	Target	5.2	U	ug/kg	5.2	U	1.0	YES	S3VEM
Chloroethane	Target	5.2	U	ug/kg	5.2	U	1.0	YES	S3VEM
Trichlorofluoromethane	Target	5.2	U	ug/kg	5.2	U	1.0	YES	S3VEM
1,1-Dichloroethene	Target	5.2	U	ug/kg	5.2	U	1.0	YES	S3VEM
1,1,2-Trichloro-1,2,2-trifluoroethane	Target	5.2	U	ug/kg	5.2	U	1.0	YES	S3VEM
Acetone	Target	10	U	ug/kg	3.2	J	1.0	YES	S3VEM
Carbon disulfide	Target	5.2	U	ug/kg	5.2	U	1.0	YES	S3VEM
Methyl Acetate	Target	5.2	U	ug/kg	5.2	U	1.0	YES	S3VEM
Methylene chloride	Target	5.2	U	ug/kg	5.2	U	1.0	YES	S3VEM
trans-1,2-Dichloroethene	Target	5.2	U	ug/kg	5.2	U	1.0	YES	S3VEM
Methyl tert-butyl Ether	Target	5.2	U	ug/kg	5.2	U	1.0	YES	S3VEM
1,1-Dichloroethane	Target	5.2	U	ug/kg	5.2	U	1.0	YES	S3VEM
cis-1,2-Dichloroethene	Target	5.2	U	ug/kg	5.2	U	1.0	YES	S3VEM
2-Butanone	Target	10	U	ug/kg	10	U	1.0	YES	S3VEM
Bromochloromethane	Target	5.2	U	ug/kg	5.2	U	1.0	YES	S3VEM
Chloroform	Target	5.2	U	ug/kg	5.2	U	1.0	YES	S3VEM
1,1,1-Trichloroethane	Target	5.2	U	ug/kg	5.2	U	1.0	YES	S3VEM
Cyclohexane	Target	5.2	U	ug/kg	5.2	U	1.0	YES	S3VEM
Carbon tetrachloride	Target	5.2	U	ug/kg	5.2	U	1.0	YES	S3VEM
Benzene	Target	5.2	U	ug/kg	5.2	U	1.0	YES	S3VEM
1,2-Dichloroethane	Target	5.2	U	ug/kg	5.2	U	1.0	YES	S3VEM
Trichloroethene	Target	5.2	U	ug/kg	5.2	U	1.0	YES	S3VEM
Methylcyclohexane	Target	5.2	U	ug/kg	5.2	U	1.0	YES	S3VEM
1,2-Dichloropropane	Target	5.2	U	ug/kg	5.2	U	1.0	YES	S3VEM
Bromodichloromethane	Target	5.2	U	ug/kg	5.2	U	1.0	YES	S3VEM
cis-1,3-Dichloropropene	Target	5.2	U	ug/kg	5.2	U	1.0	YES	S3VEM
4-Methyl-2-pentanone	Target	10	U	ug/kg	10	U	1.0	YES	S3VEM
Toluene	Target	5.2	U	ug/kg	5.2	U	1.0	YES	S3VEM
trans-1,3-Dichloropropene	Target	5.2	U	ug/kg	5.2	U	1.0	YES	S3VEM
1,1,2-Trichloroethane	Target	5.2	U	ug/kg	5.2	U	1.0	YES	S3VEM
Tetrachloroethene	Target	5.2	U	ug/kg	5.2	U	1.0	YES	S3VEM
2-Hexanone	Target	10	U	ug/kg	10	U	1.0	YES	S3VEM
Dibromochloromethane	Target	5.2	U	ug/kg	5.2	U	1.0	YES	S3VEM
1,2-Dibromoethane	Target	5.2	U	ug/kg	5.2	U	1.0	YES	S3VEM
Chlorobenzene	Target	5.2	U	ug/kg	5.2	U	1.0	YES	S3VEM
Ethylbenzene	Target	5.2	U	ug/kg	5.2	U	1.0	YES	S3VEM
o-xylene	Target	5.2	U	ug/kg	5.2	U	1.0	YES	S3VEM
m,p-Xylene	Target	5.2	U	ug/kg	5.2	U	1.0	YES	S3VEM
Styrene	Target	5.2	U	ug/kg	5.2	U	1.0	YES	S3VEM
Bromoform	Target	5.2	U	ug/kg	5.2	U	1.0	YES	S3VEM
Isopropylbenzene	Target	5.2	U	ug/kg	5.2	U	1.0	YES	S3VEM
1,1,2,2-Tetrachloroethane	Target	5.2	U	ug/kg	5.2	U	1.0	YES	S3VEM
1,3-Dichlorobenzene	Target	5.2	U	ug/kg	5.2	U	1.0	YES	S3VEM
1,4-Dichlorobenzene	Target	5.2	U	ug/kg	5.2	U	1.0	YES	S3VEM
1,2-Dichlorobenzene	Target	5.2	U	ug/kg	5.2	U	1.0	YES	S3VEM
1,2-Dibromo-3-chloropropane	Target	5.2	U	ug/kg	5.2	U	1.0	YES	S3VEM
1,2,4-trichlorobenzene	Target	5.2	U	ug/kg	5.2	U	1.0	YES	S3VEM
1,2,3-Trichlorobenzene	Target	5.2	U	ug/kg	5.2	U	1.0	YES	S3VEM
1-Hexanol, 2-ethyl-	TIC	4.1	JN	ug/kg	4.1	JN	1.0	NO	S3VEM

# Sample Summary Report

Project Name: DAMILLE METAL SERVICE SITE  
INVESTIGATION STAGE 2 SAMPLING

GroupID: 48315/EPW14030/YANT0

Lab Name: Chemtech Consulting Group

Analyte Name	Analyte Type	Validation Result	Validation Flag	Units	Lab Result	Lab Flag	Dilution Factor	Reportable	Validation Level
Total Alkanes	TIC		N	ug/kg		N	1.0	YES	S3VEM

# Sample Summary Report

**Project Name: DAMILLE METAL SERVICE SITE  
INVESTIGATION STAGE 2 SAMPLING**

**GroupID: 48315/EPW14030/YANT0**

**Lab Name: Chemtech Consulting Group**

Sample Number: YANX0	Method: Volatile Organics	Matrix: Soil	MA Number:
Sample Location: DMS-DP9	pH:	Sample Date: 06/17/2019	Sample Time: 17:06:00
% Moisture:		% Solids: 96.2	

Analyte Name	Analyte Type	Validation Result	Validation Flag	Units	Lab Result	Lab Flag	Dilution Factor	Reportable	Validation Level
Dichlorodifluoromethane	Target	6.5	U	ug/kg	6.5	U	1.0	YES	S3VEM
Chloromethane	Target	6.5	U	ug/kg	6.5	U	1.0	YES	S3VEM
Vinyl chloride	Target	6.5	U	ug/kg	6.5	U	1.0	YES	S3VEM
Bromomethane	Target	6.5	U	ug/kg	6.5	U	1.0	YES	S3VEM
Chloroethane	Target	6.5	U	ug/kg	6.5	U	1.0	YES	S3VEM
Trichlorofluoromethane	Target	6.5	U	ug/kg	6.5	U	1.0	YES	S3VEM
1,1-Dichloroethene	Target	6.5	U	ug/kg	6.5	U	1.0	YES	S3VEM
1,1,2-Trichloro-1,2,2-trifluoroethane	Target	6.5	U	ug/kg	6.5	U	1.0	YES	S3VEM
Acetone	Target	13	U	ug/kg	13	U	1.0	YES	S3VEM
Carbon disulfide	Target	6.5	U	ug/kg	6.5	U	1.0	YES	S3VEM
Methyl Acetate	Target	6.5	U	ug/kg	6.5	U	1.0	YES	S3VEM
Methylene chloride	Target	6.5	U	ug/kg	6.5	U	1.0	YES	S3VEM
trans-1,2-Dichloroethene	Target	6.5	U	ug/kg	6.5	U	1.0	YES	S3VEM
Methyl tert-butyl Ether	Target	6.5	U	ug/kg	6.5	U	1.0	YES	S3VEM
1,1-Dichloroethane	Target	6.5	U	ug/kg	6.5	U	1.0	YES	S3VEM
cis-1,2-Dichloroethene	Target	6.5	U	ug/kg	6.5	U	1.0	YES	S3VEM
2-Butanone	Target	13	U	ug/kg	13	U	1.0	YES	S3VEM
Bromochloromethane	Target	6.5	U	ug/kg	6.5	U	1.0	YES	S3VEM
Chloroform	Target	6.5	U	ug/kg	6.5	U	1.0	YES	S3VEM
1,1,1-Trichloroethane	Target	6.5	U	ug/kg	6.5	U	1.0	YES	S3VEM
Cyclohexane	Target	6.5	U	ug/kg	6.5	U	1.0	YES	S3VEM
Carbon tetrachloride	Target	6.5	U	ug/kg	6.5	U	1.0	YES	S3VEM
Benzene	Target	6.5	U	ug/kg	6.5	U	1.0	YES	S3VEM
1,2-Dichloroethane	Target	6.5	U	ug/kg	6.5	U	1.0	YES	S3VEM
Trichloroethene	Target	6.5	U	ug/kg	6.5	U	1.0	YES	S3VEM
Methylcyclohexane	Target	6.5	U	ug/kg	6.5	U	1.0	YES	S3VEM
1,2-Dichloropropane	Target	6.5	U	ug/kg	6.5	U	1.0	YES	S3VEM
Bromodichloromethane	Target	6.5	U	ug/kg	6.5	U	1.0	YES	S3VEM
cis-1,3-Dichloropropene	Target	6.5	U	ug/kg	6.5	U	1.0	YES	S3VEM
4-Methyl-2-pentanone	Target	13	U	ug/kg	13	U	1.0	YES	S3VEM
Toluene	Target	6.5	U	ug/kg	6.5	U	1.0	YES	S3VEM
trans-1,3-Dichloropropene	Target	6.5	U	ug/kg	6.5	U	1.0	YES	S3VEM
1,1,2-Trichloroethane	Target	6.5	U	ug/kg	6.5	U	1.0	YES	S3VEM
Tetrachloroethene	Target	6.5	U	ug/kg	6.5	U	1.0	YES	S3VEM
2-Hexanone	Target	13	U	ug/kg	13	U	1.0	YES	S3VEM
Dibromochloromethane	Target	6.5	U	ug/kg	6.5	U	1.0	YES	S3VEM
1,2-Dibromoethane	Target	6.5	U	ug/kg	6.5	U	1.0	YES	S3VEM
Chlorobenzene	Target	6.5	U	ug/kg	6.5	U	1.0	YES	S3VEM
Ethylbenzene	Target	6.5	U	ug/kg	6.5	U	1.0	YES	S3VEM
o-xylene	Target	6.5	U	ug/kg	6.5	U	1.0	YES	S3VEM
m,p-Xylene	Target	6.5	U	ug/kg	6.5	U	1.0	YES	S3VEM
Styrene	Target	6.5	U	ug/kg	6.5	U	1.0	YES	S3VEM
Bromoform	Target	6.5	U	ug/kg	6.5	U	1.0	YES	S3VEM
Isopropylbenzene	Target	6.5	U	ug/kg	6.5	U	1.0	YES	S3VEM
1,1,2,2-Tetrachloroethane	Target	6.5	U	ug/kg	6.5	U	1.0	YES	S3VEM
1,3-Dichlorobenzene	Target	6.5	U	ug/kg	6.5	U	1.0	YES	S3VEM
1,4-Dichlorobenzene	Target	6.5	U	ug/kg	6.5	U	1.0	YES	S3VEM
1,2-Dichlorobenzene	Target	6.5	U	ug/kg	6.5	U	1.0	YES	S3VEM
1,2-Dibromo-3-chloropropane	Target	6.5	U	ug/kg	6.5	U	1.0	YES	S3VEM
1,2,4-trichlorobenzene	Target	6.5	U	ug/kg	6.5	U	1.0	YES	S3VEM
1,2,3-Trichlorobenzene	Target	6.5	U	ug/kg	6.5	U	1.0	YES	S3VEM
1-Hexanol, 2-ethyl-	TIC	3.9	JN	ug/kg	3.9	JN	1.0	NO	S3VEM

# Sample Summary Report

Project Name: DAMILLE METAL SERVICE SITE  
INVESTIGATION STAGE 2 SAMPLING

GroupID: 48315/EPW14030/YANT0

Lab Name: Chemtech Consulting Group

Analyte Name	Analyte Type	Validation Result	Validation Flag	Units	Lab Result	Lab Flag	Dilution Factor	Reportable	Validation Level
Total Alkanes	TIC		N	ug/kg		N	1.0	YES	S3VEM

# Sample Summary Report

**Project Name: DAMILLE METAL SERVICE SITE  
INVESTIGATION STAGE 2 SAMPLING**

**GroupID: 48315/EPW14030/YANT0**

**Lab Name: Chemtech Consulting Group**

Sample Number: YANY6	Method: Volatile Organics	Matrix: Soil	MA Number:
Sample Location: DMS-DP1	pH:	Sample Date: 06/18/2019	Sample Time: 13:58:00
% Moisture:		% Solids: 96.3	

Analyte Name	Analyte Type	Validation Result	Validation Flag	Units	Lab Result	Lab Flag	Dilution Factor	Reportable	Validation Level
Dichlorodifluoromethane	Target	7.8	U	ug/kg	7.8	U	1.0	YES	S3VEM
Chloromethane	Target	7.8	U	ug/kg	7.8	U	1.0	YES	S3VEM
Vinyl chloride	Target	7.8	U	ug/kg	7.8	U	1.0	YES	S3VEM
Bromomethane	Target	7.8	U	ug/kg	7.8	U	1.0	YES	S3VEM
Chloroethane	Target	7.8	U	ug/kg	7.8	U	1.0	YES	S3VEM
Trichlorofluoromethane	Target	7.8	U	ug/kg	7.8	U	1.0	YES	S3VEM
1,1-Dichloroethene	Target	7.8	U	ug/kg	7.8	U	1.0	YES	S3VEM
1,1,2-Trichloro-1,2,2-trifluoroethane	Target	7.8	U	ug/kg	7.8	U	1.0	YES	S3VEM
Acetone	Target	16	U	ug/kg	16	U	1.0	YES	S3VEM
Carbon disulfide	Target	7.8	U	ug/kg	7.8	U	1.0	YES	S3VEM
Methyl Acetate	Target	7.8	U	ug/kg	7.8	U	1.0	YES	S3VEM
Methylene chloride	Target	7.8	U	ug/kg	7.8	U	1.0	YES	S3VEM
trans-1,2-Dichloroethene	Target	7.8	U	ug/kg	7.8	U	1.0	YES	S3VEM
Methyl tert-butyl Ether	Target	7.8	U	ug/kg	7.8	U	1.0	YES	S3VEM
1,1-Dichloroethane	Target	7.8	U	ug/kg	7.8	U	1.0	YES	S3VEM
cis-1,2-Dichloroethene	Target	7.8	U	ug/kg	7.8	U	1.0	YES	S3VEM
2-Butanone	Target	16	U	ug/kg	16	U	1.0	YES	S3VEM
Bromochloromethane	Target	7.8	U	ug/kg	7.8	U	1.0	YES	S3VEM
Chloroform	Target	7.8	U	ug/kg	7.8	U	1.0	YES	S3VEM
1,1,1-Trichloroethane	Target	7.8	U	ug/kg	7.8	U	1.0	YES	S3VEM
Cyclohexane	Target	7.8	U	ug/kg	7.8	U	1.0	YES	S3VEM
Carbon tetrachloride	Target	7.8	U	ug/kg	7.8	U	1.0	YES	S3VEM
Benzene	Target	7.8	U	ug/kg	7.8	U	1.0	YES	S3VEM
1,2-Dichloroethane	Target	7.8	U	ug/kg	7.8	U	1.0	YES	S3VEM
Trichloroethene	Target	7.8	U	ug/kg	7.8	U	1.0	YES	S3VEM
Methylcyclohexane	Target	7.8	U	ug/kg	7.8	U	1.0	YES	S3VEM
1,2-Dichloropropane	Target	7.8	U	ug/kg	7.8	U	1.0	YES	S3VEM
Bromodichloromethane	Target	7.8	U	ug/kg	7.8	U	1.0	YES	S3VEM
cis-1,3-Dichloropropene	Target	7.8	U	ug/kg	7.8	U	1.0	YES	S3VEM
4-Methyl-2-pentanone	Target	16	U	ug/kg	16	U	1.0	YES	S3VEM
Toluene	Target	7.8	U	ug/kg	7.8	U	1.0	YES	S3VEM
trans-1,3-Dichloropropene	Target	7.8	U	ug/kg	7.8	U	1.0	YES	S3VEM
1,1,2-Trichloroethane	Target	7.8	U	ug/kg	7.8	U	1.0	YES	S3VEM
Tetrachloroethene	Target	7.8	U	ug/kg	7.8	U	1.0	YES	S3VEM
2-Hexanone	Target	16	U	ug/kg	16	U	1.0	YES	S3VEM
Dibromochloromethane	Target	7.8	U	ug/kg	7.8	U	1.0	YES	S3VEM
1,2-Dibromoethane	Target	7.8	U	ug/kg	7.8	U	1.0	YES	S3VEM
Chlorobenzene	Target	7.8	U	ug/kg	7.8	U	1.0	YES	S3VEM
Ethylbenzene	Target	7.8	U	ug/kg	7.8	U	1.0	YES	S3VEM
o-xylene	Target	7.8	U	ug/kg	7.8	U	1.0	YES	S3VEM
m,p-Xylene	Target	7.8	U	ug/kg	7.8	U	1.0	YES	S3VEM
Styrene	Target	7.8	U	ug/kg	7.8	U	1.0	YES	S3VEM
Bromoform	Target	7.8	U	ug/kg	7.8	U	1.0	YES	S3VEM
Isopropylbenzene	Target	7.8	U	ug/kg	7.8	U	1.0	YES	S3VEM
1,1,2,2-Tetrachloroethane	Target	7.8	U	ug/kg	7.8	U	1.0	YES	S3VEM
1,3-Dichlorobenzene	Target	7.8	U	ug/kg	7.8	U	1.0	YES	S3VEM
1,4-Dichlorobenzene	Target	7.8	U	ug/kg	7.8	U	1.0	YES	S3VEM
1,2-Dichlorobenzene	Target	7.8	U	ug/kg	7.8	U	1.0	YES	S3VEM
1,2-Dibromo-3-chloropropane	Target	7.8	U	ug/kg	7.8	U	1.0	YES	S3VEM
1,2,4-trichlorobenzene	Target	7.8	U	ug/kg	7.8	U	1.0	YES	S3VEM
1,2,3-Trichlorobenzene	Target	7.8	U	ug/kg	7.8	U	1.0	YES	S3VEM
Total Alkanes	TIC		N	ug/kg		N	1.0	YES	S3VEM

# Sample Summary Report

**Project Name: DAMILLE METAL SERVICE SITE  
INVESTIGATION STAGE 2 SAMPLING**

**GroupID: 48315/EPW14030/YANT0**

**Lab Name: Chemtech Consulting Group**

Sample Number: YANY7	Method: Volatile Organics	Matrix: Soil	MA Number:
Sample Location: DMS-DP6	pH:	Sample Date: 06/18/2019	Sample Time: 14:40:00
% Moisture:		% Solids: 95.1	

Analyte Name	Analyte Type	Validation Result	Validation Flag	Units	Lab Result	Lab Flag	Dilution Factor	Reportable	Validation Level
Dichlorodifluoromethane	Target	5.3	U	ug/kg	5.3	U	1.0	YES	S3VEM
Chloromethane	Target	5.3	U	ug/kg	5.3	U	1.0	YES	S3VEM
Vinyl chloride	Target	5.3	U	ug/kg	5.3	U	1.0	YES	S3VEM
Bromomethane	Target	5.3	U	ug/kg	5.3	U	1.0	YES	S3VEM
Chloroethane	Target	5.3	U	ug/kg	5.3	U	1.0	YES	S3VEM
Trichlorofluoromethane	Target	5.3	U	ug/kg	5.3	U	1.0	YES	S3VEM
1,1-Dichloroethene	Target	5.3	U	ug/kg	5.3	U	1.0	YES	S3VEM
1,1,2-Trichloro-1,2,2-trifluoroethane	Target	5.3	U	ug/kg	5.3	U	1.0	YES	S3VEM
Acetone	Target	11	U	ug/kg	7.1	J	1.0	YES	S3VEM
Carbon disulfide	Target	5.3	U	ug/kg	5.3	U	1.0	YES	S3VEM
Methyl Acetate	Target	5.3	U	ug/kg	5.3	U	1.0	YES	S3VEM
Methylene chloride	Target	5.3	U	ug/kg	5.3	U	1.0	YES	S3VEM
trans-1,2-Dichloroethene	Target	5.3	U	ug/kg	5.3	U	1.0	YES	S3VEM
Methyl tert-butyl Ether	Target	5.3	U	ug/kg	5.3	U	1.0	YES	S3VEM
1,1-Dichloroethane	Target	5.3	U	ug/kg	5.3	U	1.0	YES	S3VEM
cis-1,2-Dichloroethene	Target	5.3	U	ug/kg	5.3	U	1.0	YES	S3VEM
2-Butanone	Target	11	U	ug/kg	11	U	1.0	YES	S3VEM
Bromochloromethane	Target	5.3	U	ug/kg	5.3	U	1.0	YES	S3VEM
Chloroform	Target	5.3	U	ug/kg	5.3	U	1.0	YES	S3VEM
1,1,1-Trichloroethane	Target	5.3	U	ug/kg	5.3	U	1.0	YES	S3VEM
Cyclohexane	Target	5.3	U	ug/kg	5.3	U	1.0	YES	S3VEM
Carbon tetrachloride	Target	5.3	U	ug/kg	5.3	U	1.0	YES	S3VEM
Benzene	Target	5.3	U	ug/kg	5.3	U	1.0	YES	S3VEM
1,2-Dichloroethane	Target	5.3	U	ug/kg	5.3	U	1.0	YES	S3VEM
Trichloroethene	Target	5.3	U	ug/kg	5.3	U	1.0	YES	S3VEM
Methylcyclohexane	Target	5.3	U	ug/kg	5.3	U	1.0	YES	S3VEM
1,2-Dichloropropane	Target	5.3	U	ug/kg	5.3	U	1.0	YES	S3VEM
Bromodichloromethane	Target	5.3	U	ug/kg	5.3	U	1.0	YES	S3VEM
cis-1,3-Dichloropropene	Target	5.3	U	ug/kg	5.3	U	1.0	YES	S3VEM
4-Methyl-2-pentanone	Target	11	U	ug/kg	11	U	1.0	YES	S3VEM
Toluene	Target	5.3	U	ug/kg	5.3	U	1.0	YES	S3VEM
trans-1,3-Dichloropropene	Target	5.3	U	ug/kg	5.3	U	1.0	YES	S3VEM
1,1,2-Trichloroethane	Target	5.3	U	ug/kg	5.3	U	1.0	YES	S3VEM
Tetrachloroethene	Target	5.3	U	ug/kg	5.3	U	1.0	YES	S3VEM
2-Hexanone	Target	11	U	ug/kg	11	U	1.0	YES	S3VEM
Dibromochloromethane	Target	5.3	U	ug/kg	5.3	U	1.0	YES	S3VEM
1,2-Dibromoethane	Target	5.3	U	ug/kg	5.3	U	1.0	YES	S3VEM
Chlorobenzene	Target	5.3	U	ug/kg	5.3	U	1.0	YES	S3VEM
Ethylbenzene	Target	5.3	U	ug/kg	5.3	U	1.0	YES	S3VEM
o-xylene	Target	5.3	U	ug/kg	5.3	U	1.0	YES	S3VEM
m,p-Xylene	Target	5.3	U	ug/kg	5.3	U	1.0	YES	S3VEM
Styrene	Target	5.3	U	ug/kg	5.3	U	1.0	YES	S3VEM
Bromoform	Target	5.3	U	ug/kg	5.3	U	1.0	YES	S3VEM
Isopropylbenzene	Target	5.3	U	ug/kg	5.3	U	1.0	YES	S3VEM
1,1,2,2-Tetrachloroethane	Target	5.3	U	ug/kg	5.3	U	1.0	YES	S3VEM
1,3-Dichlorobenzene	Target	5.3	U	ug/kg	5.3	U	1.0	YES	S3VEM
1,4-Dichlorobenzene	Target	5.3	U	ug/kg	5.3	U	1.0	YES	S3VEM
1,2-Dichlorobenzene	Target	5.3	U	ug/kg	5.3	U	1.0	YES	S3VEM
1,2-Dibromo-3-chloropropane	Target	5.3	U	ug/kg	5.3	U	1.0	YES	S3VEM
1,2,4-trichlorobenzene	Target	5.3	U	ug/kg	5.3	U	1.0	YES	S3VEM
1,2,3-Trichlorobenzene	Target	5.3	U	ug/kg	5.3	U	1.0	YES	S3VEM
unknown-01	TIC	7.8	J	ug/kg	7.8	J	1.0	YES	S3VEM

# Sample Summary Report

Project Name: DAMILLE METAL SERVICE SITE  
INVESTIGATION STAGE 2 SAMPLING

GroupID: 48315/EPW14030/YANT0

Lab Name: Chemtech Consulting Group

Analyte Name	Analyte Type	Validation Result	Validation Flag	Units	Lab Result	Lab Flag	Dilution Factor	Reportable	Validation Level
unknown-02	TIC	9.9	J	ug/kg	9.9	J	1.0	YES	S3VEM
1-Hexanol, 2-ethyl-	TIC	6.3	JN	ug/kg	6.3	JN	1.0	NO	S3VEM
Total Alkanes	TIC		N	ug/kg		N	1.0	YES	S3VEM

# Sample Summary Report

**Project Name: DAMILLE METAL SERVICE SITE  
INVESTIGATION STAGE 2 SAMPLING**

**GroupID: 48315/EPW14030/YANT0**

**Lab Name: Chemtech Consulting Group**

Sample Number: YANY9	Method: Volatile Organics	Matrix: Soil	MA Number:
Sample Location: DMS-DP6	pH:	Sample Date: 06/18/2019	Sample Time: 15:04:00
% Moisture:		% Solids: 86.0	

Analyte Name	Analyte Type	Validation Result	Validation Flag	Units	Lab Result	Lab Flag	Dilution Factor	Reportable	Validation Level
Dichlorodifluoromethane	Target	7.0	U	ug/kg	7.0	U	1.0	YES	S3VEM
Chloromethane	Target	7.0	U	ug/kg	7.0	U	1.0	YES	S3VEM
Vinyl chloride	Target	7.0	U	ug/kg	7.0	U	1.0	YES	S3VEM
Bromomethane	Target	7.0	U	ug/kg	7.0	U	1.0	YES	S3VEM
Chloroethane	Target	7.0	U	ug/kg	7.0	U	1.0	YES	S3VEM
Trichlorofluoromethane	Target	7.0	U	ug/kg	7.0	U	1.0	YES	S3VEM
1,1-Dichloroethene	Target	7.0	U	ug/kg	7.0	U	1.0	YES	S3VEM
1,1,2-Trichloro-1,2,2-trifluoroethane	Target	7.0	U	ug/kg	7.0	U	1.0	YES	S3VEM
Acetone	Target	14	U	ug/kg	7.3	J	1.0	YES	S3VEM
Carbon disulfide	Target	7.0	U	ug/kg	7.0	U	1.0	YES	S3VEM
Methyl Acetate	Target	7.0	U	ug/kg	7.0	U	1.0	YES	S3VEM
Methylene chloride	Target	7.0	U	ug/kg	7.0	U	1.0	YES	S3VEM
trans-1,2-Dichloroethene	Target	7.0	U	ug/kg	7.0	U	1.0	YES	S3VEM
Methyl tert-butyl Ether	Target	7.0	U	ug/kg	7.0	U	1.0	YES	S3VEM
1,1-Dichloroethane	Target	7.0	U	ug/kg	7.0	U	1.0	YES	S3VEM
cis-1,2-Dichloroethene	Target	7.0	U	ug/kg	7.0	U	1.0	YES	S3VEM
2-Butanone	Target	14	U	ug/kg	14	U	1.0	YES	S3VEM
Bromochloromethane	Target	7.0	U	ug/kg	7.0	U	1.0	YES	S3VEM
Chloroform	Target	7.0	U	ug/kg	7.0	U	1.0	YES	S3VEM
1,1,1-Trichloroethane	Target	7.0	U	ug/kg	7.0	U	1.0	YES	S3VEM
Cyclohexane	Target	7.0	U	ug/kg	7.0	U	1.0	YES	S3VEM
Carbon tetrachloride	Target	7.0	U	ug/kg	7.0	U	1.0	YES	S3VEM
Benzene	Target	7.0	U	ug/kg	7.0	U	1.0	YES	S3VEM
1,2-Dichloroethane	Target	7.0	U	ug/kg	7.0	U	1.0	YES	S3VEM
Trichloroethene	Target	7.0	U	ug/kg	7.0	U	1.0	YES	S3VEM
Methylcyclohexane	Target	7.0	U	ug/kg	7.0	U	1.0	YES	S3VEM
1,2-Dichloropropane	Target	7.0	U	ug/kg	7.0	U	1.0	YES	S3VEM
Bromodichloromethane	Target	7.0	U	ug/kg	7.0	U	1.0	YES	S3VEM
cis-1,3-Dichloropropene	Target	7.0	U	ug/kg	7.0	U	1.0	YES	S3VEM
4-Methyl-2-pentanone	Target	14	U	ug/kg	14	U	1.0	YES	S3VEM
Toluene	Target	7.0	U	ug/kg	7.0	U	1.0	YES	S3VEM
trans-1,3-Dichloropropene	Target	7.0	U	ug/kg	7.0	U	1.0	YES	S3VEM
1,1,2-Trichloroethane	Target	7.0	U	ug/kg	7.0	U	1.0	YES	S3VEM
Tetrachloroethene	Target	7.0	U	ug/kg	7.0	U	1.0	YES	S3VEM
2-Hexanone	Target	14	U	ug/kg	14	U	1.0	YES	S3VEM
Dibromochloromethane	Target	7.0	U	ug/kg	7.0	U	1.0	YES	S3VEM
1,2-Dibromoethane	Target	7.0	U	ug/kg	7.0	U	1.0	YES	S3VEM
Chlorobenzene	Target	7.0	U	ug/kg	7.0	U	1.0	YES	S3VEM
Ethylbenzene	Target	7.0	U	ug/kg	7.0	U	1.0	YES	S3VEM
o-xylene	Target	7.0	U	ug/kg	7.0	U	1.0	YES	S3VEM
m,p-Xylene	Target	7.0	U	ug/kg	7.0	U	1.0	YES	S3VEM
Styrene	Target	7.0	U	ug/kg	7.0	U	1.0	YES	S3VEM
Bromoform	Target	7.0	U	ug/kg	7.0	U	1.0	YES	S3VEM
Isopropylbenzene	Target	7.0	U	ug/kg	7.0	U	1.0	YES	S3VEM
1,1,2,2-Tetrachloroethane	Target	7.0	U	ug/kg	7.0	U	1.0	YES	S3VEM
1,3-Dichlorobenzene	Target	7.0	U	ug/kg	7.0	U	1.0	YES	S3VEM
1,4-Dichlorobenzene	Target	7.0	U	ug/kg	7.0	U	1.0	YES	S3VEM
1,2-Dichlorobenzene	Target	7.0	U	ug/kg	7.0	U	1.0	YES	S3VEM
1,2-Dibromo-3-chloropropane	Target	7.0	U	ug/kg	7.0	U	1.0	YES	S3VEM
1,2,4-trichlorobenzene	Target	7.0	U	ug/kg	7.0	U	1.0	YES	S3VEM
1,2,3-Trichlorobenzene	Target	7.0	U	ug/kg	7.0	U	1.0	YES	S3VEM
1-Hexanol, 2-ethyl-	TIC	6.1	JN	ug/kg	6.1	JN	1.0	NO	S3VEM



# Sample Summary Report

Project Name: DAMILLE METAL SERVICE SITE  
INVESTIGATION STAGE 2 SAMPLING

GroupID: 48315/EPW14030/YANT0

Lab Name: Chemtech Consulting Group

Analyte Name	Analyte Type	Validation Result	Validation Flag	Units	Lab Result	Lab Flag	Dilution Factor	Reportable	Validation Level
Total Alkanes	TIC		N	ug/kg		N	1.0	YES	S3VEM

# Sample Summary Report

**Project Name: DAMILLE METAL SERVICE SITE  
INVESTIGATION STAGE 2 SAMPLING**

**GroupID: 48315/EPW14030/YANT0**

**Lab Name: Chemtech Consulting Group**

Sample Number: YANZ2	Method: Volatile Organics	Matrix: Soil	MA Number:
Sample Location: DMS-DP7	pH:	Sample Date: 06/18/2019	Sample Time: 15:45:00
% Moisture:		% Solids: 95.3	

Analyte Name	Analyte Type	Validation Result	Validation Flag	Units	Lab Result	Lab Flag	Dilution Factor	Reportable	Validation Level
Dichlorodifluoromethane	Target	5.0	U	ug/kg	5.0	U	1.0	YES	S3VEM
Chloromethane	Target	5.0	U	ug/kg	5.0	U	1.0	YES	S3VEM
Vinyl chloride	Target	5.0	U	ug/kg	5.0	U	1.0	YES	S3VEM
Bromomethane	Target	5.0	U	ug/kg	5.0	U	1.0	YES	S3VEM
Chloroethane	Target	5.0	U	ug/kg	5.0	U	1.0	YES	S3VEM
Trichlorofluoromethane	Target	5.0	U	ug/kg	5.0	U	1.0	YES	S3VEM
1,1-Dichloroethene	Target	5.0	U	ug/kg	5.0	U	1.0	YES	S3VEM
1,1,2-Trichloro-1,2,2-trifluoroethane	Target	5.0	U	ug/kg	5.0	U	1.0	YES	S3VEM
Acetone	Target	10	U	ug/kg	9.7	J	1.0	YES	S3VEM
Carbon disulfide	Target	5.0	U	ug/kg	5.0	U	1.0	YES	S3VEM
Methyl Acetate	Target	5.0	U	ug/kg	5.0	U	1.0	YES	S3VEM
Methylene chloride	Target	5.0	U	ug/kg	5.0	U	1.0	YES	S3VEM
trans-1,2-Dichloroethene	Target	5.0	U	ug/kg	5.0	U	1.0	YES	S3VEM
Methyl tert-butyl Ether	Target	5.0	U	ug/kg	5.0	U	1.0	YES	S3VEM
1,1-Dichloroethane	Target	5.0	U	ug/kg	5.0	U	1.0	YES	S3VEM
cis-1,2-Dichloroethene	Target	5.0	U	ug/kg	5.0	U	1.0	YES	S3VEM
2-Butanone	Target	10	U	ug/kg	10	U	1.0	YES	S3VEM
Bromochloromethane	Target	5.0	U	ug/kg	5.0	U	1.0	YES	S3VEM
Chloroform	Target	5.0	U	ug/kg	5.0	U	1.0	YES	S3VEM
1,1,1-Trichloroethane	Target	5.0	U	ug/kg	5.0	U	1.0	YES	S3VEM
Cyclohexane	Target	5.0	U	ug/kg	5.0	U	1.0	YES	S3VEM
Carbon tetrachloride	Target	5.0	U	ug/kg	5.0	U	1.0	YES	S3VEM
Benzene	Target	5.0	U	ug/kg	5.0	U	1.0	YES	S3VEM
1,2-Dichloroethane	Target	5.0	U	ug/kg	5.0	U	1.0	YES	S3VEM
Trichloroethene	Target	5.0	U	ug/kg	5.0	U	1.0	YES	S3VEM
Methylcyclohexane	Target	5.0	U	ug/kg	5.0	U	1.0	YES	S3VEM
1,2-Dichloropropane	Target	5.0	U	ug/kg	5.0	U	1.0	YES	S3VEM
Bromodichloromethane	Target	5.0	U	ug/kg	5.0	U	1.0	YES	S3VEM
cis-1,3-Dichloropropene	Target	5.0	U	ug/kg	5.0	U	1.0	YES	S3VEM
4-Methyl-2-pentanone	Target	10	U	ug/kg	10	U	1.0	YES	S3VEM
Toluene	Target	5.0	U	ug/kg	5.0	U	1.0	YES	S3VEM
trans-1,3-Dichloropropene	Target	5.0	U	ug/kg	5.0	U	1.0	YES	S3VEM
1,1,2-Trichloroethane	Target	5.0	U	ug/kg	5.0	U	1.0	YES	S3VEM
Tetrachloroethene	Target	5.0	U	ug/kg	5.0	U	1.0	YES	S3VEM
2-Hexanone	Target	10	U	ug/kg	10	U	1.0	YES	S3VEM
Dibromochloromethane	Target	5.0	U	ug/kg	5.0	U	1.0	YES	S3VEM
1,2-Dibromoethane	Target	5.0	U	ug/kg	5.0	U	1.0	YES	S3VEM
Chlorobenzene	Target	5.0	U	ug/kg	5.0	U	1.0	YES	S3VEM
Ethylbenzene	Target	5.0	U	ug/kg	5.0	U	1.0	YES	S3VEM
o-xylene	Target	5.0	U	ug/kg	5.0	U	1.0	YES	S3VEM
m,p-Xylene	Target	5.0	U	ug/kg	5.0	U	1.0	YES	S3VEM
Styrene	Target	5.0	U	ug/kg	5.0	U	1.0	YES	S3VEM
Bromoform	Target	5.0	U	ug/kg	5.0	U	1.0	YES	S3VEM
Isopropylbenzene	Target	5.0	U	ug/kg	5.0	U	1.0	YES	S3VEM
1,1,2,2-Tetrachloroethane	Target	5.0	U	ug/kg	5.0	U	1.0	YES	S3VEM
1,3-Dichlorobenzene	Target	5.0	U	ug/kg	5.0	U	1.0	YES	S3VEM
1,4-Dichlorobenzene	Target	5.0	U	ug/kg	5.0	U	1.0	YES	S3VEM
1,2-Dichlorobenzene	Target	5.0	U	ug/kg	5.0	U	1.0	YES	S3VEM
1,2-Dibromo-3-chloropropane	Target	5.0	U	ug/kg	5.0	U	1.0	YES	S3VEM
1,2,4-trichlorobenzene	Target	5.0	U	ug/kg	5.0	U	1.0	YES	S3VEM
1,2,3-Trichlorobenzene	Target	5.0	U	ug/kg	5.0	U	1.0	YES	S3VEM
Total Alkanes	TIC		N	ug/kg		N	1.0	YES	S3VEM

# Sample Summary Report

Project Name: DAMILLE METAL SERVICE SITE  
INVESTIGATION STAGE 2 SAMPLING

GroupID: 48315/EPW14030/YANT0

Lab Name: Chemtech Consulting Group

Analyte Name	Analyte Type	Validation Result	Validation Flag	Units	Lab Result	Lab Flag	Dilution Factor	Reportable	Validation Level
Heptanoic acid, 7,7-dimethoxy-	TIC	3.9	JN	ug/kg	3.9	JN	1.0	YES	S3VEM
unknown-02	TIC	30	J	ug/kg	30	J	1.0	YES	S3VEM
1-Hexanol, 2-ethyl-	TIC	6.7	JN	ug/kg	6.7	JN	1.0	NO	S3VEM
unknown-01	TIC	3.2	J	ug/kg	3.2	J	1.0	YES	S3VEM

# Sample Summary Report

**Project Name: DAMILLE METAL SERVICE SITE  
INVESTIGATION STAGE 2 SAMPLING**

**GroupID: 48315/EPW14030/YANT0**

**Lab Name: Chemtech Consulting Group**

Sample Number: YANZ2MS	Method: Volatile Organics	Matrix: Soil	MA Number:
Sample Location:	pH:	Sample Date: 06/18/2019	Sample Time: 15:45:00
% Moisture:		% Solids: 95.3	

Analyte Name	Analyte Type	Validation Result	Validation Flag	Units	Lab Result	Lab Flag	Dilution Factor	Reportable	Validation Level
Dichlorodifluoromethane	Target	5.9	U	ug/kg	5.9	U	1.0	YES	S3VEM
Chloromethane	Target	5.9	U	ug/kg	5.9	U	1.0	YES	S3VEM
Vinyl chloride	Target	5.9	U	ug/kg	5.9	U	1.0	YES	S3VEM
Bromomethane	Target	5.9	U	ug/kg	5.9	U	1.0	YES	S3VEM
Chloroethane	Target	5.9	U	ug/kg	5.9	U	1.0	YES	S3VEM
Trichlorofluoromethane	Target	5.9	U	ug/kg	5.9	U	1.0	YES	S3VEM
1,1-Dichloroethene	Spike	47		ug/kg	47		1.0	YES	S3VEM
1,1,2-Trichloro-1,2,2-trifluoroethane	Target	5.9	U	ug/kg	5.9	U	1.0	YES	S3VEM
Acetone	Target	14		ug/kg	14		1.0	YES	S3VEM
Carbon disulfide	Target	5.9	U	ug/kg	5.9	U	1.0	YES	S3VEM
Methyl Acetate	Target	5.9	U	ug/kg	5.9	U	1.0	YES	S3VEM
Methylene chloride	Target	5.9	U	ug/kg	5.9	U	1.0	YES	S3VEM
trans-1,2-Dichloroethene	Target	5.9	U	ug/kg	5.9	U	1.0	YES	S3VEM
Methyl tert-butyl Ether	Target	5.9	U	ug/kg	5.9	U	1.0	YES	S3VEM
1,1-Dichloroethane	Target	5.9	U	ug/kg	5.9	U	1.0	YES	S3VEM
cis-1,2-Dichloroethene	Target	5.9	U	ug/kg	5.9	U	1.0	YES	S3VEM
2-Butanone	Target	12	U	ug/kg	12	U	1.0	YES	S3VEM
Bromochloromethane	Target	5.9	U	ug/kg	5.9	U	1.0	YES	S3VEM
Chloroform	Target	5.9	U	ug/kg	5.9	U	1.0	YES	S3VEM
1,1,1-Trichloroethane	Target	5.9	U	ug/kg	5.9	U	1.0	YES	S3VEM
Cyclohexane	Target	5.9	U	ug/kg	5.9	U	1.0	YES	S3VEM
Carbon tetrachloride	Target	5.9	U	ug/kg	5.9	U	1.0	YES	S3VEM
Benzene	Spike	54		ug/kg	54		1.0	YES	S3VEM
1,2-Dichloroethane	Target	5.9	U	ug/kg	5.9	U	1.0	YES	S3VEM
Trichloroethene	Spike	53		ug/kg	53		1.0	YES	S3VEM
Methylcyclohexane	Target	5.9	U	ug/kg	5.9	U	1.0	YES	S3VEM
1,2-Dichloropropane	Target	5.9	U	ug/kg	5.9	U	1.0	YES	S3VEM
Bromodichloromethane	Target	5.9	U	ug/kg	5.9	U	1.0	YES	S3VEM
cis-1,3-Dichloropropene	Target	5.9	U	ug/kg	5.9	U	1.0	YES	S3VEM
4-Methyl-2-pentanone	Target	12	U	ug/kg	12	U	1.0	YES	S3VEM
Toluene	Spike	54		ug/kg	54		1.0	YES	S3VEM
trans-1,3-Dichloropropene	Target	5.9	U	ug/kg	5.9	U	1.0	YES	S3VEM
1,1,2-Trichloroethane	Target	5.9	U	ug/kg	5.9	U	1.0	YES	S3VEM
Tetrachloroethene	Target	5.9	U	ug/kg	5.9	U	1.0	YES	S3VEM
2-Hexanone	Target	12	U	ug/kg	12	U	1.0	YES	S3VEM
Dibromochloromethane	Target	5.9	U	ug/kg	5.9	U	1.0	YES	S3VEM
1,2-Dibromoethane	Target	5.9	U	ug/kg	5.9	U	1.0	YES	S3VEM
Chlorobenzene	Spike	54		ug/kg	54		1.0	YES	S3VEM
Ethylbenzene	Target	5.9	U	ug/kg	5.9	U	1.0	YES	S3VEM
o-xylene	Target	5.9	U	ug/kg	5.9	U	1.0	YES	S3VEM
m,p-Xylene	Target	5.9	U	ug/kg	5.9	U	1.0	YES	S3VEM
Styrene	Target	5.9	U	ug/kg	5.9	U	1.0	YES	S3VEM
Bromoform	Target	5.9	U	ug/kg	5.9	U	1.0	YES	S3VEM
Isopropylbenzene	Target	5.9	U	ug/kg	5.9	U	1.0	YES	S3VEM
1,1,2,2-Tetrachloroethane	Target	5.9	U	ug/kg	5.9	U	1.0	YES	S3VEM
1,3-Dichlorobenzene	Target	5.9	U	ug/kg	5.9	U	1.0	YES	S3VEM
1,4-Dichlorobenzene	Target	5.9	U	ug/kg	5.9	U	1.0	YES	S3VEM
1,2-Dichlorobenzene	Target	5.9	U	ug/kg	5.9	U	1.0	YES	S3VEM
1,2-Dibromo-3-chloropropane	Target	5.9	U	ug/kg	5.9	U	1.0	YES	S3VEM
1,2,4-trichlorobenzene	Target	5.9	U	ug/kg	5.9	U	1.0	YES	S3VEM
1,2,3-Trichlorobenzene	Target	5.9	U	ug/kg	5.9	U	1.0	YES	S3VEM
Total Alkanes	TIC		N	ug/kg		N	1.0	YES	S3VEM

# Sample Summary Report

**Project Name: DAMILLE METAL SERVICE SITE  
INVESTIGATION STAGE 2 SAMPLING**

**GroupID: 48315/EPW14030/YANT0**

**Lab Name: Chemtech Consulting Group**

Sample Number: YANZ2MSD	Method: Volatile Organics	Matrix: Soil	MA Number:
Sample Location:	pH:	Sample Date: 06/18/2019	Sample Time: 15:45:00
% Moisture:		% Solids: 95.3	

Analyte Name	Analyte Type	Validation Result	Validation Flag	Units	Lab Result	Lab Flag	Dilution Factor	Reportable	Validation Level
Dichlorodifluoromethane	Target	5.6	UJ	ug/kg	5.6	U	1.0	YES	S3VEM
Chloromethane	Target	5.6	UJ	ug/kg	5.6	U	1.0	YES	S3VEM
Vinyl chloride	Target	5.6	UJ	ug/kg	5.6	U	1.0	YES	S3VEM
Bromomethane	Target	5.6	UJ	ug/kg	5.6	U	1.0	YES	S3VEM
Chloroethane	Target	5.6	UJ	ug/kg	5.6	U	1.0	YES	S3VEM
Trichlorofluoromethane	Target	5.6	UJ	ug/kg	5.6	U	1.0	YES	S3VEM
1,1-Dichloroethene	Spike	46	J+	ug/kg	46		1.0	YES	S3VEM
1,1,2-Trichloro-1,2,2-trifluoroethane	Target	5.6	UJ	ug/kg	5.6	U	1.0	YES	S3VEM
Acetone	Target	20	J+	ug/kg	20		1.0	YES	S3VEM
Carbon disulfide	Target	5.6	UJ	ug/kg	5.6	U	1.0	YES	S3VEM
Methyl Acetate	Target	5.6	UJ	ug/kg	5.6	U	1.0	YES	S3VEM
Methylene chloride	Target	5.6	UJ	ug/kg	5.6	U	1.0	YES	S3VEM
trans-1,2-Dichloroethene	Target	5.6	UJ	ug/kg	5.6	U	1.0	YES	S3VEM
Methyl tert-butyl Ether	Target	5.6	UJ	ug/kg	5.6	U	1.0	YES	S3VEM
1,1-Dichloroethane	Target	5.6	UJ	ug/kg	5.6	U	1.0	YES	S3VEM
cis-1,2-Dichloroethene	Target	5.6	UJ	ug/kg	5.6	U	1.0	YES	S3VEM
2-Butanone	Target	11	UJ	ug/kg	11	U	1.0	YES	S3VEM
Bromochloromethane	Target	5.6	UJ	ug/kg	5.6	U	1.0	YES	S3VEM
Chloroform	Target	5.6	UJ	ug/kg	5.6	U	1.0	YES	S3VEM
1,1,1-Trichloroethane	Target	5.6	UJ	ug/kg	5.6	U	1.0	YES	S3VEM
Cyclohexane	Target	5.6	UJ	ug/kg	5.6	U	1.0	YES	S3VEM
Carbon tetrachloride	Target	5.6	UJ	ug/kg	5.6	U	1.0	YES	S3VEM
Benzene	Spike	55	J+	ug/kg	55		1.0	YES	S3VEM
1,2-Dichloroethane	Target	5.6	UJ	ug/kg	5.6	U	1.0	YES	S3VEM
Trichloroethene	Spike	52	J+	ug/kg	52		1.0	YES	S3VEM
Methylcyclohexane	Target	5.6	UJ	ug/kg	5.6	U	1.0	YES	S3VEM
1,2-Dichloropropane	Target	5.6	UJ	ug/kg	5.6	U	1.0	YES	S3VEM
Bromodichloromethane	Target	5.6	UJ	ug/kg	5.6	U	1.0	YES	S3VEM
cis-1,3-Dichloropropene	Target	5.6	UJ	ug/kg	5.6	U	1.0	YES	S3VEM
4-Methyl-2-pentanone	Target	11	UJ	ug/kg	11	U	1.0	YES	S3VEM
Toluene	Spike	54	J+	ug/kg	54		1.0	YES	S3VEM
trans-1,3-Dichloropropene	Target	5.6	UJ	ug/kg	5.6	U	1.0	YES	S3VEM
1,1,2-Trichloroethane	Target	5.6	UJ	ug/kg	5.6	U	1.0	YES	S3VEM
Tetrachloroethene	Target	5.6	UJ	ug/kg	5.6	U	1.0	YES	S3VEM
2-Hexanone	Target	11	UJ	ug/kg	11	U	1.0	YES	S3VEM
Dibromochloromethane	Target	5.6	UJ	ug/kg	5.6	U	1.0	YES	S3VEM
1,2-Dibromoethane	Target	5.6	UJ	ug/kg	5.6	U	1.0	YES	S3VEM
Chlorobenzene	Spike	58	J+	ug/kg	58		1.0	YES	S3VEM
Ethylbenzene	Target	5.6	UJ	ug/kg	5.6	U	1.0	YES	S3VEM
o-xylene	Target	5.6	UJ	ug/kg	5.6	U	1.0	YES	S3VEM
m,p-Xylene	Target	5.6	UJ	ug/kg	5.6	U	1.0	YES	S3VEM
Styrene	Target	5.6	UJ	ug/kg	5.6	U	1.0	YES	S3VEM
Bromoform	Target	5.6	UJ	ug/kg	5.6	U	1.0	YES	S3VEM
Isopropylbenzene	Target	5.6	UJ	ug/kg	5.6	U	1.0	YES	S3VEM
1,1,2,2-Tetrachloroethane	Target	5.6	UJ	ug/kg	5.6	U	1.0	YES	S3VEM
1,3-Dichlorobenzene	Target	5.6	UJ	ug/kg	5.6	U	1.0	YES	S3VEM
1,4-Dichlorobenzene	Target	5.6	UJ	ug/kg	5.6	U	1.0	YES	S3VEM
1,2-Dichlorobenzene	Target	5.6	UJ	ug/kg	5.6	U	1.0	YES	S3VEM
1,2-Dibromo-3-chloropropane	Target	5.6	UJ	ug/kg	5.6	U	1.0	YES	S3VEM
1,2,4-trichlorobenzene	Target	5.6	UJ	ug/kg	5.6	U	1.0	YES	S3VEM
1,2,3-Trichlorobenzene	Target	5.6	UJ	ug/kg	5.6	U	1.0	YES	S3VEM
Total Alkanes	TIC		N	ug/kg		N	1.0	YES	S3VEM

# Sample Summary Report

---

**Project Name: DAMILLE METAL SERVICE SITE  
INVESTIGATION STAGE 2 SAMPLING**

**GroupID: 48315/EPW14030/YANT0**

**Lab Name: Chemtech Consulting Group**


---



**Memorandum**

**To:** Matt Mitguard, Site Assessment Manager  
Site Cleanup Section 2, SFD-6-1  
USEPA Region 9

**Through:** Joe Eidelberg, Chemist  
Quality Assurance Section, EMD-3-2  
USEPA Region 9

**From:**  for Kathy O'Brien, Sr. Project Manager  
ICF, Environmental Services Assistance Team (ESAT) Region 9

ESAT Contract No.: EP-W-13-029  
Technical Direction No.: 10106227

**Date:** July 29, 2019

**Re:** Review of Analytical Data, **Tier 3**

---

Attached are comments resulting from ESAT Region 9 review of the following analytical data:

Site:	Damille Metal Service
Site Account No.:	A9 CG QA 00
Case No.:	48315
SDG No.:	YANX1
Laboratory:	Chemtech Consulting Group (CHM)
Analysis:	CLP Low Volatiles
Samples:	20 Soil Samples
Collection Date:	June 17 and 18, 2019
Reviewer:	Santiago Lee, ESAT

EXES Data Manager has been updated with the results of this review and the validation level revised to S3VEM; the dynamic deliverables were regenerated and are available on the SMO Portal.

If there are any questions, please contact Joe Eidelberg (QA Program/EPA) at (415) 972-3809.

Attachment

cc: Richard Freitas, CLP PO USEPA Region 9  
Kim Brandon-Bazile, CLP PO USEPA Region 2

CLP PO:  FYI  Action

SAMPLING ISSUES:  Yes  No

10106227-21703/48315/YANX1-LV Rpt

## Data Validation Report - Tier 3

Case No.: 48315  
SDG No.: YANX1  
Site: Damille Metal Service  
Laboratory: Chemtech Consulting Group (CHM)  
Analysis: CLP Low Volatiles  
Reviewer: Santiago Lee, ESAT  
Date: July 29, 2019

### I. SDG SUMMARY

For Sample Information and Laboratory Quality Control (QC), refer to EXES National Functional Guidelines (NFG) data validation reports *Analytical Sample Listing* and *Organic Analytic Sequence*. EXES Data Manager has been updated with the results of this review and the validation level revised to S3VEM; the dynamic deliverables were regenerated and are available on the SMO Portal. The data qualifier definitions, as described in pages 6 and 7 of the National Functional Guidelines, are attached to this report.

#### Field QC

Field Blanks (FB): None.  
Equipment Blanks (EB): None.  
Trip Blanks (TB): None.  
Background Samples (BG): None.  
Field Duplicates: YANX6/YANX9.  
YANY1/YANY5.  
YANY2/YANY6 (in SDG YANT0).

#### CLP PO Action

None.

#### Sampling Issues

None.

#### Additional Comments

The COCs indicate that samples YANT5 through YANT8 were collected on June 17, 2019 and shipped on June 19, 2019. The reviewer presumed that the samples were stored properly from the time of collection to the time of shipping.

For sample YANY3, recoveries for deuterated monitoring compounds (DMCs) 2-butanone-d5 (147%) and 2-hexanone-d5 (143%) exceeded the QC limit of 20-135%. The associated target analytes are nondetected in the sample and are not qualified, in accordance with the National Functional Guidelines.

All standards and spiking solutions were analyzed before the expiration date.

Other than laboratory and field artifacts (retention times of 10.0, 11.1, and 13.7 minutes), tentatively identified compounds (TICs) were not found in the samples.

The laboratory performed manual peak integration for some calibration chromatograms. Manual integrations were reviewed and found to be in compliance with CLP Statement of Work (SOW) requirements.

This report was prepared in accordance with the following documents:



- USEPA Contract Laboratory Program Statement of Work for Organics Superfund Methods, Multi-Media, Multi-Concentration, SOM02.4, October 2016 and
- USEPA National Functional Guidelines for Superfund Organic Methods Data Review, January 2017.

For technical definitions, refer to *Exhibit G (Glossary of Terms)*, USEPA Contract Laboratory Program Statement of Work for Organics Superfund Methods, Multi-Media, Multi-Concentration, SOM02.4.

## II. VALIDATION SUMMARY

The data were evaluated based on the following parameters:

<u>Parameter</u>	<u>Acceptable</u>	<u>Comment</u>
1. Data Completeness	Yes	
2. Preservation and Holding Times	Yes	
3. GC/MS Instrument Performance Check	Yes	
4. Initial Calibration	No	B
5. Continuing Calibration Verification (CCV)	Yes	
6. Laboratory Blanks	Yes	C
7. Field/Equipment/Trip Blanks	N/A	
8. Deuterated Monitoring Compound (DMC)	Yes	
9. Matrix Spike/Matrix Spike Duplicate (MS/MSD)	Yes	
10. Internal Standard	No	D
11. Analyte Identification	Yes	
12. Analyte Quantitation and Reported CRQL	Yes	A
13. Field Duplicate Sample Analysis	No	E
14. System Performance	Yes	
15. Overall Assessment of Data	Yes	

N/A = Not Applicable.

## III. VALIDITY AND COMMENTS

- A. Results above the method detection limit (MDL) but below the contract required quantitation limit (CRQL) are estimated and flagged "J." Results are considered qualitatively acceptable but quantitatively unreliable due to uncertainties in analytical precision near the quantitation limit.
- B. Results for the following analyte are qualified as estimated due to a large percent relative standard deviation (%RSD) in the initial calibration and are flagged "UJ."
- Carbon disulfide in samples YANX1, YANX2, and YANX3 and method blank VBLK23.
- The %RSD of 20.9% reported for carbon disulfide in the June 21, 2019 initial calibration exceeds the 20.0% validation criterion. In addition, the relative response factor (RRF) of 0.607 for the 2.5 µg/L CRQL standard is below the average RRF of 0.874, indicating low sensitivity and increased uncertainty at the CRQL.
- C. The following results are qualified as nondetected due to method blank and storage blank contamination and are flagged "U."
- Acetone in samples YANT5 through YANT8, YANX2, YANX3, YANX5, YANX7 through YANX9, and YANY1 through YANY5.

Acetone is present in method blanks VBLK28 and VBLK29 at 9.7 µg/kg and 7.9 µg/kg, respectively, and in storage blank VHBLK01 at 5.4 µg/kg. Results for acetone that are less than or equal to the CRQL are qualified as non-detected at the CRQL. Acetone results above two times the associated blank concentration are not qualified.

D. Results for the following analytes are qualified as estimated due to low internal standard (IS) areas and are flagged “J+” or “UJ.”

- All analytes in sample YANX6.

The IS areas outside QC limits are shown below.

<u>Sample</u>	<u>Internal Standard</u>	<u>Area</u>	<u>QC Limit</u>
YANX6	1,4-Difluorobenzene	143,449	201,080-804,320
YANX6	Chlorobenzene-d5	166,043	182,409-729,634
YANX6	1,4-Dichlorobenzene-d4	69,435	90,992-363,968
YANX6RE	1,4-Difluorobenzene	132,438	178,781-715,124
YANX6RE	Chlorobenzene-d5	119,676	158,559-634,234
YANX6RE	1,4-Dichlorobenzene-d4	50,666	77,145-308,580

Detected results for the affected analytes may be biased high. Where qualified results are nondetected, false negatives may exist. Sample YANX6 was re-analyzed and the re-analysis results are similar. Results from the re-analysis are reported in the EXES Data Manager because the DMC recoveries are within QC limit (five DMC recoveries are outside QC limit for original analysis).

Data users should note that results for the original analysis and the re-analysis are not consistent, as shown below. There are no additional Encore samplers left for further analysis.

<u>Analyte</u>	<u>YANX6 Concentration, µg/kg</u>	<u>YANX6RE Concentration, µg/kg</u>
Acetone	75	35
Methyl Acetate	9.2	Non-detect
Methylene Chloride	Non-detect	14
Toluene	6.5	Non-detect

This uncertainty should be evaluated in the context of project data quality objectives to determine data usability.

E. In the analysis of the field duplicate pairs, the following outliers (relative percent difference greater than 25%) are reported.

<u>Analyte</u>	<u>YANX6 Concentration, µg/kg</u>	<u>YANX9 Concentration, µg/kg</u>	<u>RPD</u>
Acetone	35	Non-detect	---
Methylene Chloride	14	5.7	84

This uncertainty should be evaluated in the context of project data quality objectives to determine data usability.

## DATA QUALIFIER DEFINITIONS FOR ORGANIC DATA REVIEW

The definitions of the following qualifiers are prepared according to the document, "National Functional Guidelines for Superfund Organic Methods Data Review," January 2017 (Table 1, pages 6 and 7).

- U The analyte was analyzed for, but was not detected above the level of the reported sample quantitation Limit.
- J The result is an estimated quantity. The associated numerical value is the approximate concentration of the analyte in the sample.
- J+ The result is an estimated quantity, but the result may be biased high.
- J- The result is an estimated quantity, but the result may be biased low.
- NJ The analyte has been "tentatively identified" or "presumptively" as present and the associated numerical value is the estimated concentration in the sample.
- UJ The analyte was analyzed for, but was not detected. The reported quantitation limit is approximate and may be inaccurate or imprecise.
- R The data are unusable. The sample results are rejected due to serious deficiencies in meeting QC criteria. The analyte may or may not be present in the sample.
- C The target Pesticide or Aroclor analyte identification has been confirmed by Gas Chromatograph/Mass Spectrometer (GC/MS).
- X The target Pesticide or Aroclor analyte identification was not confirmed when GC/MS analysis was performed.

# Sample Summary Report

**Project Name: DAMILLE METAL SERVICE SITE  
INVESTIGATION STAGE 2 SAMPLING**

**GroupID: 48315/EPW14030/YANX1**

**Lab Name: Chemtech Consulting Group**

Sample Number: VBLK23	Method: Volatile Organics	Matrix: Soil	MA Number:
Sample Location:	pH:	Sample Date:	Sample Time:
% Moisture:		% Solids: 100	

Analyte Name	Analyte Type	Validation Result	Validation Flag	Units	Lab Result	Lab Flag	Dilution Factor	Reportable	Validation Level
Dichlorodifluoromethane	Target	5.0	U	ug/kg	5.0	U	1.0	YES	S3VEM
Chloromethane	Target	5.0	U	ug/kg	5.0	U	1.0	YES	S3VEM
Vinyl chloride	Target	5.0	U	ug/kg	5.0	U	1.0	YES	S3VEM
Bromomethane	Target	5.0	U	ug/kg	5.0	U	1.0	YES	S3VEM
Chloroethane	Target	5.0	U	ug/kg	5.0	U	1.0	YES	S3VEM
Trichlorofluoromethane	Target	5.0	U	ug/kg	5.0	U	1.0	YES	S3VEM
1,1-Dichloroethene	Target	5.0	U	ug/kg	5.0	U	1.0	YES	S3VEM
1,1,2-Trichloro-1,2,2-trifluoroethane	Target	5.0	U	ug/kg	5.0	U	1.0	YES	S3VEM
Acetone	Target	10	U	ug/kg	10	U	1.0	YES	S3VEM
Carbon disulfide	Target	5.0	UJ	ug/kg	5.0	U	1.0	YES	S3VEM
Methyl Acetate	Target	5.0	U	ug/kg	5.0	U	1.0	YES	S3VEM
Methylene chloride	Target	5.0	U	ug/kg	5.0	U	1.0	YES	S3VEM
trans-1,2-Dichloroethene	Target	5.0	U	ug/kg	5.0	U	1.0	YES	S3VEM
Methyl tert-butyl Ether	Target	5.0	U	ug/kg	5.0	U	1.0	YES	S3VEM
1,1-Dichloroethane	Target	5.0	U	ug/kg	5.0	U	1.0	YES	S3VEM
cis-1,2-Dichloroethene	Target	5.0	U	ug/kg	5.0	U	1.0	YES	S3VEM
2-Butanone	Target	10	U	ug/kg	10	U	1.0	YES	S3VEM
Bromochloromethane	Target	5.0	U	ug/kg	5.0	U	1.0	YES	S3VEM
Chloroform	Target	5.0	U	ug/kg	5.0	U	1.0	YES	S3VEM
1,1,1-Trichloroethane	Target	5.0	U	ug/kg	5.0	U	1.0	YES	S3VEM
Cyclohexane	Target	5.0	U	ug/kg	5.0	U	1.0	YES	S3VEM
Carbon tetrachloride	Target	5.0	U	ug/kg	5.0	U	1.0	YES	S3VEM
Benzene	Target	5.0	U	ug/kg	5.0	U	1.0	YES	S3VEM
1,2-Dichloroethane	Target	5.0	U	ug/kg	5.0	U	1.0	YES	S3VEM
Trichloroethene	Target	5.0	U	ug/kg	5.0	U	1.0	YES	S3VEM
Methylcyclohexane	Target	5.0	U	ug/kg	5.0	U	1.0	YES	S3VEM
1,2-Dichloropropane	Target	5.0	U	ug/kg	5.0	U	1.0	YES	S3VEM
Bromodichloromethane	Target	5.0	U	ug/kg	5.0	U	1.0	YES	S3VEM
cis-1,3-Dichloropropene	Target	5.0	U	ug/kg	5.0	U	1.0	YES	S3VEM
4-Methyl-2-pentanone	Target	10	U	ug/kg	10	U	1.0	YES	S3VEM
Toluene	Target	5.0	U	ug/kg	5.0	U	1.0	YES	S3VEM
trans-1,3-Dichloropropene	Target	5.0	U	ug/kg	5.0	U	1.0	YES	S3VEM
1,1,2-Trichloroethane	Target	5.0	U	ug/kg	5.0	U	1.0	YES	S3VEM
Tetrachloroethene	Target	5.0	U	ug/kg	5.0	U	1.0	YES	S3VEM
2-Hexanone	Target	10	U	ug/kg	10	U	1.0	YES	S3VEM
Dibromochloromethane	Target	5.0	U	ug/kg	5.0	U	1.0	YES	S3VEM
1,2-Dibromoethane	Target	5.0	U	ug/kg	5.0	U	1.0	YES	S3VEM
Chlorobenzene	Target	5.0	U	ug/kg	5.0	U	1.0	YES	S3VEM
Ethylbenzene	Target	5.0	U	ug/kg	5.0	U	1.0	YES	S3VEM
o-xylene	Target	5.0	U	ug/kg	5.0	U	1.0	YES	S3VEM
m,p-Xylene	Target	5.0	U	ug/kg	5.0	U	1.0	YES	S3VEM
Styrene	Target	5.0	U	ug/kg	5.0	U	1.0	YES	S3VEM
Bromoform	Target	5.0	U	ug/kg	5.0	U	1.0	YES	S3VEM
Isopropylbenzene	Target	5.0	U	ug/kg	5.0	U	1.0	YES	S3VEM
1,1,2,2-Tetrachloroethane	Target	5.0	U	ug/kg	5.0	U	1.0	YES	S3VEM
1,3-Dichlorobenzene	Target	5.0	U	ug/kg	5.0	U	1.0	YES	S3VEM
1,4-Dichlorobenzene	Target	5.0	U	ug/kg	5.0	U	1.0	YES	S3VEM
1,2-Dichlorobenzene	Target	5.0	U	ug/kg	5.0	U	1.0	YES	S3VEM
1,2-Dibromo-3-chloropropane	Target	5.0	U	ug/kg	5.0	U	1.0	YES	S3VEM
1,2,4-trichlorobenzene	Target	5.0	U	ug/kg	5.0	U	1.0	YES	S3VEM
1,2,3-Trichlorobenzene	Target	5.0	U	ug/kg	5.0	U	1.0	YES	S3VEM
Total Alkanes	TIC		N	ug/kg		N	1.0	YES	S3VEM

# Sample Summary Report

**Project Name: DAMILLE METAL SERVICE SITE  
INVESTIGATION STAGE 2 SAMPLING**

**GroupID: 48315/EPW14030/YANX1**

**Lab Name: Chemtech Consulting Group**

Sample Number: VBLK25	Method: Volatile Organics	Matrix: Soil	MA Number:
Sample Location:	pH:	Sample Date:	Sample Time:
% Moisture:		% Solids: 100	

Analyte Name	Analyte Type	Validation Result	Validation Flag	Units	Lab Result	Lab Flag	Dilution Factor	Reportable	Validation Level
Dichlorodifluoromethane	Target	5.0	U	ug/kg	5.0	U	1.0	YES	S3VEM
Chloromethane	Target	5.0	U	ug/kg	5.0	U	1.0	YES	S3VEM
Vinyl chloride	Target	5.0	U	ug/kg	5.0	U	1.0	YES	S3VEM
Bromomethane	Target	5.0	U	ug/kg	5.0	U	1.0	YES	S3VEM
Chloroethane	Target	5.0	U	ug/kg	5.0	U	1.0	YES	S3VEM
Trichlorofluoromethane	Target	5.0	U	ug/kg	5.0	U	1.0	YES	S3VEM
1,1-Dichloroethene	Target	5.0	U	ug/kg	5.0	U	1.0	YES	S3VEM
1,1,2-Trichloro-1,2,2-trifluoroethane	Target	5.0	U	ug/kg	5.0	U	1.0	YES	S3VEM
Acetone	Target	10	U	ug/kg	10	U	1.0	YES	S3VEM
Carbon disulfide	Target	5.0	U	ug/kg	5.0	U	1.0	YES	S3VEM
Methyl Acetate	Target	5.0	U	ug/kg	5.0	U	1.0	YES	S3VEM
Methylene chloride	Target	5.0	U	ug/kg	5.0	U	1.0	YES	S3VEM
trans-1,2-Dichloroethene	Target	5.0	U	ug/kg	5.0	U	1.0	YES	S3VEM
Methyl tert-butyl Ether	Target	5.0	U	ug/kg	5.0	U	1.0	YES	S3VEM
1,1-Dichloroethane	Target	5.0	U	ug/kg	5.0	U	1.0	YES	S3VEM
cis-1,2-Dichloroethene	Target	5.0	U	ug/kg	5.0	U	1.0	YES	S3VEM
2-Butanone	Target	10	U	ug/kg	10	U	1.0	YES	S3VEM
Bromochloromethane	Target	5.0	U	ug/kg	5.0	U	1.0	YES	S3VEM
Chloroform	Target	5.0	U	ug/kg	5.0	U	1.0	YES	S3VEM
1,1,1-Trichloroethane	Target	5.0	U	ug/kg	5.0	U	1.0	YES	S3VEM
Cyclohexane	Target	5.0	U	ug/kg	5.0	U	1.0	YES	S3VEM
Carbon tetrachloride	Target	5.0	U	ug/kg	5.0	U	1.0	YES	S3VEM
Benzene	Target	5.0	U	ug/kg	5.0	U	1.0	YES	S3VEM
1,2-Dichloroethane	Target	5.0	U	ug/kg	5.0	U	1.0	YES	S3VEM
Trichloroethene	Target	5.0	U	ug/kg	5.0	U	1.0	YES	S3VEM
Methylcyclohexane	Target	5.0	U	ug/kg	5.0	U	1.0	YES	S3VEM
1,2-Dichloropropane	Target	5.0	U	ug/kg	5.0	U	1.0	YES	S3VEM
Bromodichloromethane	Target	5.0	U	ug/kg	5.0	U	1.0	YES	S3VEM
cis-1,3-Dichloropropene	Target	5.0	U	ug/kg	5.0	U	1.0	YES	S3VEM
4-Methyl-2-pentanone	Target	10	U	ug/kg	10	U	1.0	YES	S3VEM
Toluene	Target	5.0	U	ug/kg	5.0	U	1.0	YES	S3VEM
trans-1,3-Dichloropropene	Target	5.0	U	ug/kg	5.0	U	1.0	YES	S3VEM
1,1,2-Trichloroethane	Target	5.0	U	ug/kg	5.0	U	1.0	YES	S3VEM
Tetrachloroethene	Target	5.0	U	ug/kg	5.0	U	1.0	YES	S3VEM
2-Hexanone	Target	10	U	ug/kg	10	U	1.0	YES	S3VEM
Dibromochloromethane	Target	5.0	U	ug/kg	5.0	U	1.0	YES	S3VEM
1,2-Dibromoethane	Target	5.0	U	ug/kg	5.0	U	1.0	YES	S3VEM
Chlorobenzene	Target	5.0	U	ug/kg	5.0	U	1.0	YES	S3VEM
Ethylbenzene	Target	5.0	U	ug/kg	5.0	U	1.0	YES	S3VEM
o-xylene	Target	5.0	U	ug/kg	5.0	U	1.0	YES	S3VEM
m,p-Xylene	Target	5.0	U	ug/kg	5.0	U	1.0	YES	S3VEM
Styrene	Target	5.0	U	ug/kg	5.0	U	1.0	YES	S3VEM
Bromoform	Target	5.0	U	ug/kg	5.0	U	1.0	YES	S3VEM
Isopropylbenzene	Target	5.0	U	ug/kg	5.0	U	1.0	YES	S3VEM
1,1,2,2-Tetrachloroethane	Target	5.0	U	ug/kg	5.0	U	1.0	YES	S3VEM
1,3-Dichlorobenzene	Target	5.0	U	ug/kg	5.0	U	1.0	YES	S3VEM
1,4-Dichlorobenzene	Target	5.0	U	ug/kg	5.0	U	1.0	YES	S3VEM
1,2-Dichlorobenzene	Target	5.0	U	ug/kg	5.0	U	1.0	YES	S3VEM
1,2-Dibromo-3-chloropropane	Target	5.0	U	ug/kg	5.0	U	1.0	YES	S3VEM
1,2,4-trichlorobenzene	Target	5.0	U	ug/kg	5.0	U	1.0	YES	S3VEM
1,2,3-Trichlorobenzene	Target	5.0	U	ug/kg	5.0	U	1.0	YES	S3VEM
Total Alkanes	TIC		N	ug/kg		N	1.0	YES	S3VEM

# Sample Summary Report

**Project Name: DAMILLE METAL SERVICE SITE  
INVESTIGATION STAGE 2 SAMPLING**

**GroupID: 48315/EPW14030/YANX1**

**Lab Name: Chemtech Consulting Group**

Sample Number: VBLK26	Method: Volatile Organics	Matrix: Soil	MA Number:
Sample Location:	pH:	Sample Date:	Sample Time:
% Moisture:		% Solids: 100	

Analyte Name	Analyte Type	Validation Result	Validation Flag	Units	Lab Result	Lab Flag	Dilution Factor	Reportable	Validation Level
Dichlorodifluoromethane	Target	5.0	U	ug/kg	5.0	U	1.0	YES	S3VEM
Chloromethane	Target	5.0	U	ug/kg	5.0	U	1.0	YES	S3VEM
Vinyl chloride	Target	5.0	U	ug/kg	5.0	U	1.0	YES	S3VEM
Bromomethane	Target	5.0	U	ug/kg	5.0	U	1.0	YES	S3VEM
Chloroethane	Target	5.0	U	ug/kg	5.0	U	1.0	YES	S3VEM
Trichlorofluoromethane	Target	5.0	U	ug/kg	5.0	U	1.0	YES	S3VEM
1,1-Dichloroethene	Target	5.0	U	ug/kg	5.0	U	1.0	YES	S3VEM
1,1,2-Trichloro-1,2,2-trifluoroethane	Target	5.0	U	ug/kg	5.0	U	1.0	YES	S3VEM
Acetone	Target	10	U	ug/kg	10	U	1.0	YES	S3VEM
Carbon disulfide	Target	5.0	U	ug/kg	5.0	U	1.0	YES	S3VEM
Methyl Acetate	Target	5.0	U	ug/kg	5.0	U	1.0	YES	S3VEM
Methylene chloride	Target	5.0	U	ug/kg	5.0	U	1.0	YES	S3VEM
trans-1,2-Dichloroethene	Target	5.0	U	ug/kg	5.0	U	1.0	YES	S3VEM
Methyl tert-butyl Ether	Target	5.0	U	ug/kg	5.0	U	1.0	YES	S3VEM
1,1-Dichloroethane	Target	5.0	U	ug/kg	5.0	U	1.0	YES	S3VEM
cis-1,2-Dichloroethene	Target	5.0	U	ug/kg	5.0	U	1.0	YES	S3VEM
2-Butanone	Target	10	U	ug/kg	10	U	1.0	YES	S3VEM
Bromochloromethane	Target	5.0	U	ug/kg	5.0	U	1.0	YES	S3VEM
Chloroform	Target	5.0	U	ug/kg	5.0	U	1.0	YES	S3VEM
1,1,1-Trichloroethane	Target	5.0	U	ug/kg	5.0	U	1.0	YES	S3VEM
Cyclohexane	Target	5.0	U	ug/kg	5.0	U	1.0	YES	S3VEM
Carbon tetrachloride	Target	5.0	U	ug/kg	5.0	U	1.0	YES	S3VEM
Benzene	Target	5.0	U	ug/kg	5.0	U	1.0	YES	S3VEM
1,2-Dichloroethane	Target	5.0	U	ug/kg	5.0	U	1.0	YES	S3VEM
Trichloroethene	Target	5.0	U	ug/kg	5.0	U	1.0	YES	S3VEM
Methylcyclohexane	Target	5.0	U	ug/kg	5.0	U	1.0	YES	S3VEM
1,2-Dichloropropane	Target	5.0	U	ug/kg	5.0	U	1.0	YES	S3VEM
Bromodichloromethane	Target	5.0	U	ug/kg	5.0	U	1.0	YES	S3VEM
cis-1,3-Dichloropropene	Target	5.0	U	ug/kg	5.0	U	1.0	YES	S3VEM
4-Methyl-2-pentanone	Target	10	U	ug/kg	10	U	1.0	YES	S3VEM
Toluene	Target	5.0	U	ug/kg	5.0	U	1.0	YES	S3VEM
trans-1,3-Dichloropropene	Target	5.0	U	ug/kg	5.0	U	1.0	YES	S3VEM
1,1,2-Trichloroethane	Target	5.0	U	ug/kg	5.0	U	1.0	YES	S3VEM
Tetrachloroethene	Target	5.0	U	ug/kg	5.0	U	1.0	YES	S3VEM
2-Hexanone	Target	10	U	ug/kg	10	U	1.0	YES	S3VEM
Dibromochloromethane	Target	5.0	U	ug/kg	5.0	U	1.0	YES	S3VEM
1,2-Dibromoethane	Target	5.0	U	ug/kg	5.0	U	1.0	YES	S3VEM
Chlorobenzene	Target	5.0	U	ug/kg	5.0	U	1.0	YES	S3VEM
Ethylbenzene	Target	5.0	U	ug/kg	5.0	U	1.0	YES	S3VEM
o-xylene	Target	5.0	U	ug/kg	5.0	U	1.0	YES	S3VEM
m,p-Xylene	Target	5.0	U	ug/kg	5.0	U	1.0	YES	S3VEM
Styrene	Target	5.0	U	ug/kg	5.0	U	1.0	YES	S3VEM
Bromoform	Target	5.0	U	ug/kg	5.0	U	1.0	YES	S3VEM
Isopropylbenzene	Target	5.0	U	ug/kg	5.0	U	1.0	YES	S3VEM
1,1,2,2-Tetrachloroethane	Target	5.0	U	ug/kg	5.0	U	1.0	YES	S3VEM
1,3-Dichlorobenzene	Target	5.0	U	ug/kg	5.0	U	1.0	YES	S3VEM
1,4-Dichlorobenzene	Target	5.0	U	ug/kg	5.0	U	1.0	YES	S3VEM
1,2-Dichlorobenzene	Target	5.0	U	ug/kg	5.0	U	1.0	YES	S3VEM
1,2-Dibromo-3-chloropropane	Target	5.0	U	ug/kg	5.0	U	1.0	YES	S3VEM
1,2,4-trichlorobenzene	Target	5.0	U	ug/kg	5.0	U	1.0	YES	S3VEM
1,2,3-Trichlorobenzene	Target	5.0	U	ug/kg	5.0	U	1.0	YES	S3VEM
Total Alkanes	TIC		N	ug/kg		N	1.0	YES	S3VEM

# Sample Summary Report

**Project Name: DAMILLE METAL SERVICE SITE  
INVESTIGATION STAGE 2 SAMPLING**

**GroupID: 48315/EPW14030/YANX1**

**Lab Name: Chemtech Consulting Group**

Sample Number: VBLK28	Method: Volatile Organics	Matrix: Soil	MA Number:
Sample Location:	pH:	Sample Date:	Sample Time:
% Moisture:		% Solids: 100	

Analyte Name	Analyte Type	Validation Result	Validation Flag	Units	Lab Result	Lab Flag	Dilution Factor	Reportable	Validation Level
Dichlorodifluoromethane	Target	5.0	U	ug/kg	5.0	U	1.0	YES	S3VEM
Chloromethane	Target	5.0	U	ug/kg	5.0	U	1.0	YES	S3VEM
Vinyl chloride	Target	5.0	U	ug/kg	5.0	U	1.0	YES	S3VEM
Bromomethane	Target	5.0	U	ug/kg	5.0	U	1.0	YES	S3VEM
Chloroethane	Target	5.0	U	ug/kg	5.0	U	1.0	YES	S3VEM
Trichlorofluoromethane	Target	5.0	U	ug/kg	5.0	U	1.0	YES	S3VEM
1,1-Dichloroethene	Target	5.0	U	ug/kg	5.0	U	1.0	YES	S3VEM
1,1,2-Trichloro-1,2,2-trifluoroethane	Target	5.0	U	ug/kg	5.0	U	1.0	YES	S3VEM
Acetone	Target	9.7	J	ug/kg	9.7	J	1.0	YES	S3VEM
Carbon disulfide	Target	5.0	U	ug/kg	5.0	U	1.0	YES	S3VEM
Methyl Acetate	Target	5.0	U	ug/kg	5.0	U	1.0	YES	S3VEM
Methylene chloride	Target	5.0	U	ug/kg	5.0	U	1.0	YES	S3VEM
trans-1,2-Dichloroethene	Target	5.0	U	ug/kg	5.0	U	1.0	YES	S3VEM
Methyl tert-butyl Ether	Target	5.0	U	ug/kg	5.0	U	1.0	YES	S3VEM
1,1-Dichloroethane	Target	5.0	U	ug/kg	5.0	U	1.0	YES	S3VEM
cis-1,2-Dichloroethene	Target	5.0	U	ug/kg	5.0	U	1.0	YES	S3VEM
2-Butanone	Target	10	U	ug/kg	10	U	1.0	YES	S3VEM
Bromochloromethane	Target	5.0	U	ug/kg	5.0	U	1.0	YES	S3VEM
Chloroform	Target	5.0	U	ug/kg	5.0	U	1.0	YES	S3VEM
1,1,1-Trichloroethane	Target	5.0	U	ug/kg	5.0	U	1.0	YES	S3VEM
Cyclohexane	Target	5.0	U	ug/kg	5.0	U	1.0	YES	S3VEM
Carbon tetrachloride	Target	5.0	U	ug/kg	5.0	U	1.0	YES	S3VEM
Benzene	Target	5.0	U	ug/kg	5.0	U	1.0	YES	S3VEM
1,2-Dichloroethane	Target	5.0	U	ug/kg	5.0	U	1.0	YES	S3VEM
Trichloroethene	Target	5.0	U	ug/kg	5.0	U	1.0	YES	S3VEM
Methylcyclohexane	Target	5.0	U	ug/kg	5.0	U	1.0	YES	S3VEM
1,2-Dichloropropane	Target	5.0	U	ug/kg	5.0	U	1.0	YES	S3VEM
Bromodichloromethane	Target	5.0	U	ug/kg	5.0	U	1.0	YES	S3VEM
cis-1,3-Dichloropropene	Target	5.0	U	ug/kg	5.0	U	1.0	YES	S3VEM
4-Methyl-2-pentanone	Target	10	U	ug/kg	10	U	1.0	YES	S3VEM
Toluene	Target	5.0	U	ug/kg	5.0	U	1.0	YES	S3VEM
trans-1,3-Dichloropropene	Target	5.0	U	ug/kg	5.0	U	1.0	YES	S3VEM
1,1,2-Trichloroethane	Target	5.0	U	ug/kg	5.0	U	1.0	YES	S3VEM
Tetrachloroethene	Target	5.0	U	ug/kg	5.0	U	1.0	YES	S3VEM
2-Hexanone	Target	10	U	ug/kg	10	U	1.0	YES	S3VEM
Dibromochloromethane	Target	5.0	U	ug/kg	5.0	U	1.0	YES	S3VEM
1,2-Dibromoethane	Target	5.0	U	ug/kg	5.0	U	1.0	YES	S3VEM
Chlorobenzene	Target	5.0	U	ug/kg	5.0	U	1.0	YES	S3VEM
Ethylbenzene	Target	5.0	U	ug/kg	5.0	U	1.0	YES	S3VEM
o-xylene	Target	5.0	U	ug/kg	5.0	U	1.0	YES	S3VEM
m,p-Xylene	Target	5.0	U	ug/kg	5.0	U	1.0	YES	S3VEM
Styrene	Target	5.0	U	ug/kg	5.0	U	1.0	YES	S3VEM
Bromoform	Target	5.0	U	ug/kg	5.0	U	1.0	YES	S3VEM
Isopropylbenzene	Target	5.0	U	ug/kg	5.0	U	1.0	YES	S3VEM
1,1,2,2-Tetrachloroethane	Target	5.0	U	ug/kg	5.0	U	1.0	YES	S3VEM
1,3-Dichlorobenzene	Target	5.0	U	ug/kg	5.0	U	1.0	YES	S3VEM
1,4-Dichlorobenzene	Target	5.0	U	ug/kg	5.0	U	1.0	YES	S3VEM
1,2-Dichlorobenzene	Target	5.0	U	ug/kg	5.0	U	1.0	YES	S3VEM
1,2-Dibromo-3-chloropropane	Target	5.0	U	ug/kg	5.0	U	1.0	YES	S3VEM
1,2,4-trichlorobenzene	Target	5.0	U	ug/kg	5.0	U	1.0	YES	S3VEM
1,2,3-Trichlorobenzene	Target	5.0	U	ug/kg	5.0	U	1.0	YES	S3VEM
Total Alkanes	TIC		N	ug/kg		N	1.0	YES	S3VEM

# Sample Summary Report

**Project Name: DAMILLE METAL SERVICE SITE  
INVESTIGATION STAGE 2 SAMPLING**

**GroupID: 48315/EPW14030/YANX1**

**Lab Name: Chemtech Consulting Group**

Sample Number: VBLK29	Method: Volatile Organics	Matrix: Soil	MA Number:
Sample Location:	pH:	Sample Date:	Sample Time:
% Moisture:		% Solids: 100	

Analyte Name	Analyte Type	Validation Result	Validation Flag	Units	Lab Result	Lab Flag	Dilution Factor	Reportable	Validation Level
Dichlorodifluoromethane	Target	5.0	U	ug/kg	5.0	U	1.0	YES	S3VEM
Chloromethane	Target	5.0	U	ug/kg	5.0	U	1.0	YES	S3VEM
Vinyl chloride	Target	5.0	U	ug/kg	5.0	U	1.0	YES	S3VEM
Bromomethane	Target	5.0	U	ug/kg	5.0	U	1.0	YES	S3VEM
Chloroethane	Target	5.0	U	ug/kg	5.0	U	1.0	YES	S3VEM
Trichlorofluoromethane	Target	5.0	U	ug/kg	5.0	U	1.0	YES	S3VEM
1,1-Dichloroethene	Target	5.0	U	ug/kg	5.0	U	1.0	YES	S3VEM
1,1,2-Trichloro-1,2,2-trifluoroethane	Target	5.0	U	ug/kg	5.0	U	1.0	YES	S3VEM
Acetone	Target	7.9	J	ug/kg	7.9	J	1.0	YES	S3VEM
Carbon disulfide	Target	5.0	U	ug/kg	5.0	U	1.0	YES	S3VEM
Methyl Acetate	Target	5.0	U	ug/kg	5.0	U	1.0	YES	S3VEM
Methylene chloride	Target	5.0	U	ug/kg	5.0	U	1.0	YES	S3VEM
trans-1,2-Dichloroethene	Target	5.0	U	ug/kg	5.0	U	1.0	YES	S3VEM
Methyl tert-butyl Ether	Target	5.0	U	ug/kg	5.0	U	1.0	YES	S3VEM
1,1-Dichloroethane	Target	5.0	U	ug/kg	5.0	U	1.0	YES	S3VEM
cis-1,2-Dichloroethene	Target	5.0	U	ug/kg	5.0	U	1.0	YES	S3VEM
2-Butanone	Target	10	U	ug/kg	10	U	1.0	YES	S3VEM
Bromochloromethane	Target	5.0	U	ug/kg	5.0	U	1.0	YES	S3VEM
Chloroform	Target	5.0	U	ug/kg	5.0	U	1.0	YES	S3VEM
1,1,1-Trichloroethane	Target	5.0	U	ug/kg	5.0	U	1.0	YES	S3VEM
Cyclohexane	Target	5.0	U	ug/kg	5.0	U	1.0	YES	S3VEM
Carbon tetrachloride	Target	5.0	U	ug/kg	5.0	U	1.0	YES	S3VEM
Benzene	Target	5.0	U	ug/kg	5.0	U	1.0	YES	S3VEM
1,2-Dichloroethane	Target	5.0	U	ug/kg	5.0	U	1.0	YES	S3VEM
Trichloroethene	Target	5.0	U	ug/kg	5.0	U	1.0	YES	S3VEM
Methylcyclohexane	Target	5.0	U	ug/kg	5.0	U	1.0	YES	S3VEM
1,2-Dichloropropane	Target	5.0	U	ug/kg	5.0	U	1.0	YES	S3VEM
Bromodichloromethane	Target	5.0	U	ug/kg	5.0	U	1.0	YES	S3VEM
cis-1,3-Dichloropropene	Target	5.0	U	ug/kg	5.0	U	1.0	YES	S3VEM
4-Methyl-2-pentanone	Target	10	U	ug/kg	10	U	1.0	YES	S3VEM
Toluene	Target	5.0	U	ug/kg	5.0	U	1.0	YES	S3VEM
trans-1,3-Dichloropropene	Target	5.0	U	ug/kg	5.0	U	1.0	YES	S3VEM
1,1,2-Trichloroethane	Target	5.0	U	ug/kg	5.0	U	1.0	YES	S3VEM
Tetrachloroethene	Target	5.0	U	ug/kg	5.0	U	1.0	YES	S3VEM
2-Hexanone	Target	10	U	ug/kg	10	U	1.0	YES	S3VEM
Dibromochloromethane	Target	5.0	U	ug/kg	5.0	U	1.0	YES	S3VEM
1,2-Dibromoethane	Target	5.0	U	ug/kg	5.0	U	1.0	YES	S3VEM
Chlorobenzene	Target	5.0	U	ug/kg	5.0	U	1.0	YES	S3VEM
Ethylbenzene	Target	5.0	U	ug/kg	5.0	U	1.0	YES	S3VEM
o-xylene	Target	5.0	U	ug/kg	5.0	U	1.0	YES	S3VEM
m,p-Xylene	Target	5.0	U	ug/kg	5.0	U	1.0	YES	S3VEM
Styrene	Target	5.0	U	ug/kg	5.0	U	1.0	YES	S3VEM
Bromoform	Target	5.0	U	ug/kg	5.0	U	1.0	YES	S3VEM
Isopropylbenzene	Target	5.0	U	ug/kg	5.0	U	1.0	YES	S3VEM
1,1,2,2-Tetrachloroethane	Target	5.0	U	ug/kg	5.0	U	1.0	YES	S3VEM
1,3-Dichlorobenzene	Target	5.0	U	ug/kg	5.0	U	1.0	YES	S3VEM
1,4-Dichlorobenzene	Target	5.0	U	ug/kg	5.0	U	1.0	YES	S3VEM
1,2-Dichlorobenzene	Target	5.0	U	ug/kg	5.0	U	1.0	YES	S3VEM
1,2-Dibromo-3-chloropropane	Target	5.0	U	ug/kg	5.0	U	1.0	YES	S3VEM
1,2,4-trichlorobenzene	Target	5.0	U	ug/kg	5.0	U	1.0	YES	S3VEM
1,2,3-Trichlorobenzene	Target	5.0	U	ug/kg	5.0	U	1.0	YES	S3VEM
Total Alkanes	TIC		N	ug/kg		N	1.0	YES	S3VEM



# Sample Summary Report

**Project Name: DAMILLE METAL SERVICE SITE  
INVESTIGATION STAGE 2 SAMPLING**

**GroupID: 48315/EPW14030/YANX1**

**Lab Name: Chemtech Consulting Group**

Sample Number: VHBLK01	Method: Volatile Organics	Matrix: Soil	MA Number:
Sample Location:	pH:	Sample Date:	Sample Time:
% Moisture:		% Solids: 100	

Analyte Name	Analyte Type	Validation Result	Validation Flag	Units	Lab Result	Lab Flag	Dilution Factor	Reportable	Validation Level
Dichlorodifluoromethane	Target	5.0	U	ug/kg	5.0	U	1.0	YES	S3VEM
Chloromethane	Target	5.0	U	ug/kg	5.0	U	1.0	YES	S3VEM
Vinyl chloride	Target	5.0	U	ug/kg	5.0	U	1.0	YES	S3VEM
Bromomethane	Target	5.0	U	ug/kg	5.0	U	1.0	YES	S3VEM
Chloroethane	Target	5.0	U	ug/kg	5.0	U	1.0	YES	S3VEM
Trichlorofluoromethane	Target	5.0	U	ug/kg	5.0	U	1.0	YES	S3VEM
1,1-Dichloroethene	Target	5.0	U	ug/kg	5.0	U	1.0	YES	S3VEM
1,1,2-Trichloro-1,2,2-trifluoroethane	Target	5.0	U	ug/kg	5.0	U	1.0	YES	S3VEM
Acetone	Target	5.4	J	ug/kg	5.4	JB	1.0	YES	S3VEM
Carbon disulfide	Target	5.0	U	ug/kg	5.0	U	1.0	YES	S3VEM
Methyl Acetate	Target	5.0	U	ug/kg	5.0	U	1.0	YES	S3VEM
Methylene chloride	Target	5.0	U	ug/kg	5.0	U	1.0	YES	S3VEM
trans-1,2-Dichloroethene	Target	5.0	U	ug/kg	5.0	U	1.0	YES	S3VEM
Methyl tert-butyl Ether	Target	5.0	U	ug/kg	5.0	U	1.0	YES	S3VEM
1,1-Dichloroethane	Target	5.0	U	ug/kg	5.0	U	1.0	YES	S3VEM
cis-1,2-Dichloroethene	Target	5.0	U	ug/kg	5.0	U	1.0	YES	S3VEM
2-Butanone	Target	10	U	ug/kg	10	U	1.0	YES	S3VEM
Bromochloromethane	Target	5.0	U	ug/kg	5.0	U	1.0	YES	S3VEM
Chloroform	Target	5.0	U	ug/kg	5.0	U	1.0	YES	S3VEM
1,1,1-Trichloroethane	Target	5.0	U	ug/kg	5.0	U	1.0	YES	S3VEM
Cyclohexane	Target	5.0	U	ug/kg	5.0	U	1.0	YES	S3VEM
Carbon tetrachloride	Target	5.0	U	ug/kg	5.0	U	1.0	YES	S3VEM
Benzene	Target	5.0	U	ug/kg	5.0	U	1.0	YES	S3VEM
1,2-Dichloroethane	Target	5.0	U	ug/kg	5.0	U	1.0	YES	S3VEM
Trichloroethene	Target	5.0	U	ug/kg	5.0	U	1.0	YES	S3VEM
Methylcyclohexane	Target	5.0	U	ug/kg	5.0	U	1.0	YES	S3VEM
1,2-Dichloropropane	Target	5.0	U	ug/kg	5.0	U	1.0	YES	S3VEM
Bromodichloromethane	Target	5.0	U	ug/kg	5.0	U	1.0	YES	S3VEM
cis-1,3-Dichloropropene	Target	5.0	U	ug/kg	5.0	U	1.0	YES	S3VEM
4-Methyl-2-pentanone	Target	10	U	ug/kg	10	U	1.0	YES	S3VEM
Toluene	Target	5.0	U	ug/kg	5.0	U	1.0	YES	S3VEM
trans-1,3-Dichloropropene	Target	5.0	U	ug/kg	5.0	U	1.0	YES	S3VEM
1,1,2-Trichloroethane	Target	5.0	U	ug/kg	5.0	U	1.0	YES	S3VEM
Tetrachloroethene	Target	5.0	U	ug/kg	5.0	U	1.0	YES	S3VEM
2-Hexanone	Target	10	U	ug/kg	10	U	1.0	YES	S3VEM
Dibromochloromethane	Target	5.0	U	ug/kg	5.0	U	1.0	YES	S3VEM
1,2-Dibromoethane	Target	5.0	U	ug/kg	5.0	U	1.0	YES	S3VEM
Chlorobenzene	Target	5.0	U	ug/kg	5.0	U	1.0	YES	S3VEM
Ethylbenzene	Target	5.0	U	ug/kg	5.0	U	1.0	YES	S3VEM
o-xylene	Target	5.0	U	ug/kg	5.0	U	1.0	YES	S3VEM
m,p-Xylene	Target	5.0	U	ug/kg	5.0	U	1.0	YES	S3VEM
Styrene	Target	5.0	U	ug/kg	5.0	U	1.0	YES	S3VEM
Bromoform	Target	5.0	U	ug/kg	5.0	U	1.0	YES	S3VEM
Isopropylbenzene	Target	5.0	U	ug/kg	5.0	U	1.0	YES	S3VEM
1,1,2,2-Tetrachloroethane	Target	5.0	U	ug/kg	5.0	U	1.0	YES	S3VEM
1,3-Dichlorobenzene	Target	5.0	U	ug/kg	5.0	U	1.0	YES	S3VEM
1,4-Dichlorobenzene	Target	5.0	U	ug/kg	5.0	U	1.0	YES	S3VEM
1,2-Dichlorobenzene	Target	5.0	U	ug/kg	5.0	U	1.0	YES	S3VEM
1,2-Dibromo-3-chloropropane	Target	5.0	U	ug/kg	5.0	U	1.0	YES	S3VEM
1,2,4-trichlorobenzene	Target	5.0	U	ug/kg	5.0	U	1.0	YES	S3VEM
1,2,3-Trichlorobenzene	Target	5.0	U	ug/kg	5.0	U	1.0	YES	S3VEM
Total Alkanes	TIC		N	ug/kg		N	1.0	YES	S3VEM

# Sample Summary Report

**Project Name: DAMILLE METAL SERVICE SITE  
INVESTIGATION STAGE 2 SAMPLING**

**GroupID: 48315/EPW14030/YANX1**

**Lab Name: Chemtech Consulting Group**

Sample Number: YANT5	Method: Volatile Organics	Matrix: Soil	MA Number:
Sample Location: DMS-DP10	pH:	Sample Date: 06/17/2019	Sample Time: 11:25:00
% Moisture:		% Solids: 88.8	

Analyte Name	Analyte Type	Validation Result	Validation Flag	Units	Lab Result	Lab Flag	Dilution Factor	Reportable	Validation Level
Dichlorodifluoromethane	Target	5.7	U	ug/kg	5.7	U	1.0	YES	S3VEM
Chloromethane	Target	5.7	U	ug/kg	5.7	U	1.0	YES	S3VEM
Vinyl chloride	Target	5.7	U	ug/kg	5.7	U	1.0	YES	S3VEM
Bromomethane	Target	5.7	U	ug/kg	5.7	U	1.0	YES	S3VEM
Chloroethane	Target	5.7	U	ug/kg	5.7	U	1.0	YES	S3VEM
Trichlorofluoromethane	Target	5.7	U	ug/kg	5.7	U	1.0	YES	S3VEM
1,1-Dichloroethene	Target	5.7	U	ug/kg	5.7	U	1.0	YES	S3VEM
1,1,2-Trichloro-1,2,2-trifluoroethane	Target	5.7	U	ug/kg	5.7	U	1.0	YES	S3VEM
Acetone	Target	11	U	ug/kg	9.5	J	1.0	YES	S3VEM
Carbon disulfide	Target	5.7	U	ug/kg	5.7	U	1.0	YES	S3VEM
Methyl Acetate	Target	5.7	U	ug/kg	5.7	U	1.0	YES	S3VEM
Methylene chloride	Target	5.7	U	ug/kg	5.7	U	1.0	YES	S3VEM
trans-1,2-Dichloroethene	Target	5.7	U	ug/kg	5.7	U	1.0	YES	S3VEM
Methyl tert-butyl Ether	Target	5.7	U	ug/kg	5.7	U	1.0	YES	S3VEM
1,1-Dichloroethane	Target	5.7	U	ug/kg	5.7	U	1.0	YES	S3VEM
cis-1,2-Dichloroethene	Target	5.7	U	ug/kg	5.7	U	1.0	YES	S3VEM
2-Butanone	Target	11	U	ug/kg	11	U	1.0	YES	S3VEM
Bromochloromethane	Target	5.7	U	ug/kg	5.7	U	1.0	YES	S3VEM
Chloroform	Target	5.7	U	ug/kg	5.7	U	1.0	YES	S3VEM
1,1,1-Trichloroethane	Target	5.7	U	ug/kg	5.7	U	1.0	YES	S3VEM
Cyclohexane	Target	5.7	U	ug/kg	5.7	U	1.0	YES	S3VEM
Carbon tetrachloride	Target	5.7	U	ug/kg	5.7	U	1.0	YES	S3VEM
Benzene	Target	5.7	U	ug/kg	5.7	U	1.0	YES	S3VEM
1,2-Dichloroethane	Target	5.7	U	ug/kg	5.7	U	1.0	YES	S3VEM
Trichloroethene	Target	5.7	U	ug/kg	5.7	U	1.0	YES	S3VEM
Methylcyclohexane	Target	5.7	U	ug/kg	5.7	U	1.0	YES	S3VEM
1,2-Dichloropropane	Target	5.7	U	ug/kg	5.7	U	1.0	YES	S3VEM
Bromodichloromethane	Target	5.7	U	ug/kg	5.7	U	1.0	YES	S3VEM
cis-1,3-Dichloropropene	Target	5.7	U	ug/kg	5.7	U	1.0	YES	S3VEM
4-Methyl-2-pentanone	Target	11	U	ug/kg	11	U	1.0	YES	S3VEM
Toluene	Target	5.7	U	ug/kg	5.7	U	1.0	YES	S3VEM
trans-1,3-Dichloropropene	Target	5.7	U	ug/kg	5.7	U	1.0	YES	S3VEM
1,1,2-Trichloroethane	Target	5.7	U	ug/kg	5.7	U	1.0	YES	S3VEM
Tetrachloroethene	Target	5.7	U	ug/kg	5.7	U	1.0	YES	S3VEM
2-Hexanone	Target	11	U	ug/kg	11	U	1.0	YES	S3VEM
Dibromochloromethane	Target	5.7	U	ug/kg	5.7	U	1.0	YES	S3VEM
1,2-Dibromoethane	Target	5.7	U	ug/kg	5.7	U	1.0	YES	S3VEM
Chlorobenzene	Target	5.7	U	ug/kg	5.7	U	1.0	YES	S3VEM
Ethylbenzene	Target	5.7	U	ug/kg	5.7	U	1.0	YES	S3VEM
o-xylene	Target	5.7	U	ug/kg	5.7	U	1.0	YES	S3VEM
m,p-Xylene	Target	5.7	U	ug/kg	5.7	U	1.0	YES	S3VEM
Styrene	Target	5.7	U	ug/kg	5.7	U	1.0	YES	S3VEM
Bromoform	Target	5.7	U	ug/kg	5.7	U	1.0	YES	S3VEM
Isopropylbenzene	Target	5.7	U	ug/kg	5.7	U	1.0	YES	S3VEM
1,1,2,2-Tetrachloroethane	Target	5.7	U	ug/kg	5.7	U	1.0	YES	S3VEM
1,3-Dichlorobenzene	Target	5.7	U	ug/kg	5.7	U	1.0	YES	S3VEM
1,4-Dichlorobenzene	Target	5.7	U	ug/kg	5.7	U	1.0	YES	S3VEM
1,2-Dichlorobenzene	Target	5.7	U	ug/kg	5.7	U	1.0	YES	S3VEM
1,2-Dibromo-3-chloropropane	Target	5.7	U	ug/kg	5.7	U	1.0	YES	S3VEM
1,2,4-trichlorobenzene	Target	5.7	U	ug/kg	5.7	U	1.0	YES	S3VEM
1,2,3-Trichlorobenzene	Target	5.7	U	ug/kg	5.7	U	1.0	YES	S3VEM
Total Alkanes	TIC		N	ug/kg		N	1.0	YES	S3VEM

# Sample Summary Report

**Project Name: DAMILLE METAL SERVICE SITE  
INVESTIGATION STAGE 2 SAMPLING**

**GroupID: 48315/EPW14030/YANX1**

**Lab Name: Chemtech Consulting Group**

Sample Number: YANT6	Method: Volatile Organics	Matrix: Soil	MA Number:
Sample Location: DMS-DP10	pH:	Sample Date: 06/17/2019	Sample Time: 11:42:00
% Moisture:		% Solids: 92.8	

Analyte Name	Analyte Type	Validation Result	Validation Flag	Units	Lab Result	Lab Flag	Dilution Factor	Reportable	Validation Level
Dichlorodifluoromethane	Target	7.8	U	ug/kg	7.8	U	1.0	YES	S3VEM
Chloromethane	Target	7.8	U	ug/kg	7.8	U	1.0	YES	S3VEM
Vinyl chloride	Target	7.8	U	ug/kg	7.8	U	1.0	YES	S3VEM
Bromomethane	Target	7.8	U	ug/kg	7.8	U	1.0	YES	S3VEM
Chloroethane	Target	7.8	U	ug/kg	7.8	U	1.0	YES	S3VEM
Trichlorofluoromethane	Target	7.8	U	ug/kg	7.8	U	1.0	YES	S3VEM
1,1-Dichloroethene	Target	7.8	U	ug/kg	7.8	U	1.0	YES	S3VEM
1,1,2-Trichloro-1,2,2-trifluoroethane	Target	7.8	U	ug/kg	7.8	U	1.0	YES	S3VEM
Acetone	Target	16	U	ug/kg	5.8	J	1.0	YES	S3VEM
Carbon disulfide	Target	7.8	U	ug/kg	7.8	U	1.0	YES	S3VEM
Methyl Acetate	Target	7.8	U	ug/kg	7.8	U	1.0	YES	S3VEM
Methylene chloride	Target	7.8	U	ug/kg	7.8	U	1.0	YES	S3VEM
trans-1,2-Dichloroethene	Target	7.8	U	ug/kg	7.8	U	1.0	YES	S3VEM
Methyl tert-butyl Ether	Target	7.8	U	ug/kg	7.8	U	1.0	YES	S3VEM
1,1-Dichloroethane	Target	7.8	U	ug/kg	7.8	U	1.0	YES	S3VEM
cis-1,2-Dichloroethene	Target	7.8	U	ug/kg	7.8	U	1.0	YES	S3VEM
2-Butanone	Target	16	U	ug/kg	16	U	1.0	YES	S3VEM
Bromochloromethane	Target	7.8	U	ug/kg	7.8	U	1.0	YES	S3VEM
Chloroform	Target	7.8	U	ug/kg	7.8	U	1.0	YES	S3VEM
1,1,1-Trichloroethane	Target	7.8	U	ug/kg	7.8	U	1.0	YES	S3VEM
Cyclohexane	Target	7.8	U	ug/kg	7.8	U	1.0	YES	S3VEM
Carbon tetrachloride	Target	7.8	U	ug/kg	7.8	U	1.0	YES	S3VEM
Benzene	Target	7.8	U	ug/kg	7.8	U	1.0	YES	S3VEM
1,2-Dichloroethane	Target	7.8	U	ug/kg	7.8	U	1.0	YES	S3VEM
Trichloroethene	Target	7.8	U	ug/kg	7.8	U	1.0	YES	S3VEM
Methylcyclohexane	Target	7.8	U	ug/kg	7.8	U	1.0	YES	S3VEM
1,2-Dichloropropane	Target	7.8	U	ug/kg	7.8	U	1.0	YES	S3VEM
Bromodichloromethane	Target	7.8	U	ug/kg	7.8	U	1.0	YES	S3VEM
cis-1,3-Dichloropropene	Target	7.8	U	ug/kg	7.8	U	1.0	YES	S3VEM
4-Methyl-2-pentanone	Target	16	U	ug/kg	16	U	1.0	YES	S3VEM
Toluene	Target	7.8	U	ug/kg	7.8	U	1.0	YES	S3VEM
trans-1,3-Dichloropropene	Target	7.8	U	ug/kg	7.8	U	1.0	YES	S3VEM
1,1,2-Trichloroethane	Target	7.8	U	ug/kg	7.8	U	1.0	YES	S3VEM
Tetrachloroethene	Target	7.8	U	ug/kg	7.8	U	1.0	YES	S3VEM
2-Hexanone	Target	16	U	ug/kg	16	U	1.0	YES	S3VEM
Dibromochloromethane	Target	7.8	U	ug/kg	7.8	U	1.0	YES	S3VEM
1,2-Dibromoethane	Target	7.8	U	ug/kg	7.8	U	1.0	YES	S3VEM
Chlorobenzene	Target	7.8	U	ug/kg	7.8	U	1.0	YES	S3VEM
Ethylbenzene	Target	7.8	U	ug/kg	7.8	U	1.0	YES	S3VEM
o-xylene	Target	7.8	U	ug/kg	7.8	U	1.0	YES	S3VEM
m,p-Xylene	Target	7.8	U	ug/kg	7.8	U	1.0	YES	S3VEM
Styrene	Target	7.8	U	ug/kg	7.8	U	1.0	YES	S3VEM
Bromoform	Target	7.8	U	ug/kg	7.8	U	1.0	YES	S3VEM
Isopropylbenzene	Target	7.8	U	ug/kg	7.8	U	1.0	YES	S3VEM
1,1,2,2-Tetrachloroethane	Target	7.8	U	ug/kg	7.8	U	1.0	YES	S3VEM
1,3-Dichlorobenzene	Target	7.8	U	ug/kg	7.8	U	1.0	YES	S3VEM
1,4-Dichlorobenzene	Target	7.8	U	ug/kg	7.8	U	1.0	YES	S3VEM
1,2-Dichlorobenzene	Target	7.8	U	ug/kg	7.8	U	1.0	YES	S3VEM
1,2-Dibromo-3-chloropropane	Target	7.8	U	ug/kg	7.8	U	1.0	YES	S3VEM
1,2,4-trichlorobenzene	Target	7.8	U	ug/kg	7.8	U	1.0	YES	S3VEM
1,2,3-Trichlorobenzene	Target	7.8	U	ug/kg	7.8	U	1.0	YES	S3VEM
Total Alkanes	TIC		N	ug/kg		N	1.0	YES	S3VEM

# Sample Summary Report

**Project Name: DAMILLE METAL SERVICE SITE  
INVESTIGATION STAGE 2 SAMPLING**

**GroupID: 48315/EPW14030/YANX1**

**Lab Name: Chemtech Consulting Group**

Sample Number: YANT7	Method: Volatile Organics	Matrix: Soil	MA Number:
Sample Location: DMS-DP10	pH:	Sample Date: 06/17/2019	Sample Time: 11:52:00
% Moisture:		% Solids: 95.2	

Analyte Name	Analyte Type	Validation Result	Validation Flag	Units	Lab Result	Lab Flag	Dilution Factor	Reportable	Validation Level
Dichlorodifluoromethane	Target	6.2	U	ug/kg	6.2	U	1.0	YES	S3VEM
Chloromethane	Target	6.2	U	ug/kg	6.2	U	1.0	YES	S3VEM
Vinyl chloride	Target	6.2	U	ug/kg	6.2	U	1.0	YES	S3VEM
Bromomethane	Target	6.2	U	ug/kg	6.2	U	1.0	YES	S3VEM
Chloroethane	Target	6.2	U	ug/kg	6.2	U	1.0	YES	S3VEM
Trichlorofluoromethane	Target	6.2	U	ug/kg	6.2	U	1.0	YES	S3VEM
1,1-Dichloroethene	Target	6.2	U	ug/kg	6.2	U	1.0	YES	S3VEM
1,1,2-Trichloro-1,2,2-trifluoroethane	Target	6.2	U	ug/kg	6.2	U	1.0	YES	S3VEM
Acetone	Target	12	U	ug/kg	6.4	J	1.0	YES	S3VEM
Carbon disulfide	Target	6.2	U	ug/kg	6.2	U	1.0	YES	S3VEM
Methyl Acetate	Target	6.2	U	ug/kg	6.2	U	1.0	YES	S3VEM
Methylene chloride	Target	6.2	U	ug/kg	6.2	U	1.0	YES	S3VEM
trans-1,2-Dichloroethene	Target	6.2	U	ug/kg	6.2	U	1.0	YES	S3VEM
Methyl tert-butyl Ether	Target	6.2	U	ug/kg	6.2	U	1.0	YES	S3VEM
1,1-Dichloroethane	Target	6.2	U	ug/kg	6.2	U	1.0	YES	S3VEM
cis-1,2-Dichloroethene	Target	6.2	U	ug/kg	6.2	U	1.0	YES	S3VEM
2-Butanone	Target	12	U	ug/kg	12	U	1.0	YES	S3VEM
Bromochloromethane	Target	6.2	U	ug/kg	6.2	U	1.0	YES	S3VEM
Chloroform	Target	6.2	U	ug/kg	6.2	U	1.0	YES	S3VEM
1,1,1-Trichloroethane	Target	6.2	U	ug/kg	6.2	U	1.0	YES	S3VEM
Cyclohexane	Target	6.2	U	ug/kg	6.2	U	1.0	YES	S3VEM
Carbon tetrachloride	Target	6.2	U	ug/kg	6.2	U	1.0	YES	S3VEM
Benzene	Target	6.2	U	ug/kg	6.2	U	1.0	YES	S3VEM
1,2-Dichloroethane	Target	6.2	U	ug/kg	6.2	U	1.0	YES	S3VEM
Trichloroethene	Target	6.2	U	ug/kg	6.2	U	1.0	YES	S3VEM
Methylcyclohexane	Target	6.2	U	ug/kg	6.2	U	1.0	YES	S3VEM
1,2-Dichloropropane	Target	6.2	U	ug/kg	6.2	U	1.0	YES	S3VEM
Bromodichloromethane	Target	6.2	U	ug/kg	6.2	U	1.0	YES	S3VEM
cis-1,3-Dichloropropene	Target	6.2	U	ug/kg	6.2	U	1.0	YES	S3VEM
4-Methyl-2-pentanone	Target	12	U	ug/kg	12	U	1.0	YES	S3VEM
Toluene	Target	6.2	U	ug/kg	6.2	U	1.0	YES	S3VEM
trans-1,3-Dichloropropene	Target	6.2	U	ug/kg	6.2	U	1.0	YES	S3VEM
1,1,2-Trichloroethane	Target	6.2	U	ug/kg	6.2	U	1.0	YES	S3VEM
Tetrachloroethene	Target	6.2	U	ug/kg	6.2	U	1.0	YES	S3VEM
2-Hexanone	Target	12	U	ug/kg	12	U	1.0	YES	S3VEM
Dibromochloromethane	Target	6.2	U	ug/kg	6.2	U	1.0	YES	S3VEM
1,2-Dibromoethane	Target	6.2	U	ug/kg	6.2	U	1.0	YES	S3VEM
Chlorobenzene	Target	6.2	U	ug/kg	6.2	U	1.0	YES	S3VEM
Ethylbenzene	Target	6.2	U	ug/kg	6.2	U	1.0	YES	S3VEM
o-xylene	Target	6.2	U	ug/kg	6.2	U	1.0	YES	S3VEM
m,p-Xylene	Target	6.2	U	ug/kg	6.2	U	1.0	YES	S3VEM
Styrene	Target	6.2	U	ug/kg	6.2	U	1.0	YES	S3VEM
Bromoform	Target	6.2	U	ug/kg	6.2	U	1.0	YES	S3VEM
Isopropylbenzene	Target	6.2	U	ug/kg	6.2	U	1.0	YES	S3VEM
1,1,2,2-Tetrachloroethane	Target	6.2	U	ug/kg	6.2	U	1.0	YES	S3VEM
1,3-Dichlorobenzene	Target	6.2	U	ug/kg	6.2	U	1.0	YES	S3VEM
1,4-Dichlorobenzene	Target	6.2	U	ug/kg	6.2	U	1.0	YES	S3VEM
1,2-Dichlorobenzene	Target	6.2	U	ug/kg	6.2	U	1.0	YES	S3VEM
1,2-Dibromo-3-chloropropane	Target	6.2	U	ug/kg	6.2	U	1.0	YES	S3VEM
1,2,4-trichlorobenzene	Target	6.2	U	ug/kg	6.2	U	1.0	YES	S3VEM
1,2,3-Trichlorobenzene	Target	6.2	U	ug/kg	6.2	U	1.0	YES	S3VEM
Total Alkanes	TIC		N	ug/kg		N	1.0	YES	S3VEM

# Sample Summary Report

**Project Name: DAMILLE METAL SERVICE SITE  
INVESTIGATION STAGE 2 SAMPLING**

**GroupID: 48315/EPW14030/YANX1**

**Lab Name: Chemtech Consulting Group**

Sample Number: YANT8	Method: Volatile Organics	Matrix: Soil	MA Number:
Sample Location: DMS-DP10	pH:	Sample Date: 06/17/2019	Sample Time: 12:02:00
% Moisture:		% Solids: 84.4	

Analyte Name	Analyte Type	Validation Result	Validation Flag	Units	Lab Result	Lab Flag	Dilution Factor	Reportable	Validation Level
Dichlorodifluoromethane	Target	9.0	U	ug/kg	9.0	U	1.0	YES	S3VEM
Chloromethane	Target	9.0	U	ug/kg	9.0	U	1.0	YES	S3VEM
Vinyl chloride	Target	9.0	U	ug/kg	9.0	U	1.0	YES	S3VEM
Bromomethane	Target	9.0	U	ug/kg	9.0	U	1.0	YES	S3VEM
Chloroethane	Target	9.0	U	ug/kg	9.0	U	1.0	YES	S3VEM
Trichlorofluoromethane	Target	9.0	U	ug/kg	9.0	U	1.0	YES	S3VEM
1,1-Dichloroethene	Target	9.0	U	ug/kg	9.0	U	1.0	YES	S3VEM
1,1,2-Trichloro-1,2,2-trifluoroethane	Target	9.0	U	ug/kg	9.0	U	1.0	YES	S3VEM
Acetone	Target	18	U	ug/kg	8.1	J	1.0	YES	S3VEM
Carbon disulfide	Target	9.0	U	ug/kg	9.0	U	1.0	YES	S3VEM
Methyl Acetate	Target	9.0	U	ug/kg	9.0	U	1.0	YES	S3VEM
Methylene chloride	Target	9.0	U	ug/kg	9.0	U	1.0	YES	S3VEM
trans-1,2-Dichloroethene	Target	9.0	U	ug/kg	9.0	U	1.0	YES	S3VEM
Methyl tert-butyl Ether	Target	9.0	U	ug/kg	9.0	U	1.0	YES	S3VEM
1,1-Dichloroethane	Target	9.0	U	ug/kg	9.0	U	1.0	YES	S3VEM
cis-1,2-Dichloroethene	Target	9.0	U	ug/kg	9.0	U	1.0	YES	S3VEM
2-Butanone	Target	18	U	ug/kg	18	U	1.0	YES	S3VEM
Bromochloromethane	Target	9.0	U	ug/kg	9.0	U	1.0	YES	S3VEM
Chloroform	Target	9.0	U	ug/kg	9.0	U	1.0	YES	S3VEM
1,1,1-Trichloroethane	Target	9.0	U	ug/kg	9.0	U	1.0	YES	S3VEM
Cyclohexane	Target	9.0	U	ug/kg	9.0	U	1.0	YES	S3VEM
Carbon tetrachloride	Target	9.0	U	ug/kg	9.0	U	1.0	YES	S3VEM
Benzene	Target	9.0	U	ug/kg	9.0	U	1.0	YES	S3VEM
1,2-Dichloroethane	Target	9.0	U	ug/kg	9.0	U	1.0	YES	S3VEM
Trichloroethene	Target	9.0	U	ug/kg	9.0	U	1.0	YES	S3VEM
Methylcyclohexane	Target	9.0	U	ug/kg	9.0	U	1.0	YES	S3VEM
1,2-Dichloropropane	Target	9.0	U	ug/kg	9.0	U	1.0	YES	S3VEM
Bromodichloromethane	Target	9.0	U	ug/kg	9.0	U	1.0	YES	S3VEM
cis-1,3-Dichloropropene	Target	9.0	U	ug/kg	9.0	U	1.0	YES	S3VEM
4-Methyl-2-pentanone	Target	18	U	ug/kg	18	U	1.0	YES	S3VEM
Toluene	Target	9.0	U	ug/kg	9.0	U	1.0	YES	S3VEM
trans-1,3-Dichloropropene	Target	9.0	U	ug/kg	9.0	U	1.0	YES	S3VEM
1,1,2-Trichloroethane	Target	9.0	U	ug/kg	9.0	U	1.0	YES	S3VEM
Tetrachloroethene	Target	9.0	U	ug/kg	9.0	U	1.0	YES	S3VEM
2-Hexanone	Target	18	U	ug/kg	18	U	1.0	YES	S3VEM
Dibromochloromethane	Target	9.0	U	ug/kg	9.0	U	1.0	YES	S3VEM
1,2-Dibromoethane	Target	9.0	U	ug/kg	9.0	U	1.0	YES	S3VEM
Chlorobenzene	Target	9.0	U	ug/kg	9.0	U	1.0	YES	S3VEM
Ethylbenzene	Target	9.0	U	ug/kg	9.0	U	1.0	YES	S3VEM
o-xylene	Target	9.0	U	ug/kg	9.0	U	1.0	YES	S3VEM
m,p-Xylene	Target	9.0	U	ug/kg	9.0	U	1.0	YES	S3VEM
Styrene	Target	9.0	U	ug/kg	9.0	U	1.0	YES	S3VEM
Bromoform	Target	9.0	U	ug/kg	9.0	U	1.0	YES	S3VEM
Isopropylbenzene	Target	9.0	U	ug/kg	9.0	U	1.0	YES	S3VEM
1,1,2,2-Tetrachloroethane	Target	9.0	U	ug/kg	9.0	U	1.0	YES	S3VEM
1,3-Dichlorobenzene	Target	9.0	U	ug/kg	9.0	U	1.0	YES	S3VEM
1,4-Dichlorobenzene	Target	9.0	U	ug/kg	9.0	U	1.0	YES	S3VEM
1,2-Dichlorobenzene	Target	9.0	U	ug/kg	9.0	U	1.0	YES	S3VEM
1,2-Dibromo-3-chloropropane	Target	9.0	U	ug/kg	9.0	U	1.0	YES	S3VEM
1,2,4-trichlorobenzene	Target	9.0	U	ug/kg	9.0	U	1.0	YES	S3VEM
1,2,3-Trichlorobenzene	Target	9.0	U	ug/kg	9.0	U	1.0	YES	S3VEM
Total Alkanes	TIC		N	ug/kg		N	1.0	YES	S3VEM

# Sample Summary Report

Project Name: DAMILLE METAL SERVICE SITE  
INVESTIGATION STAGE 2 SAMPLING

GroupID: 48315/EPW14030/YANX1

Lab Name: Chemtech Consulting Group

Analyte Name	Analyte Type	Validation Result	Validation Flag	Units	Lab Result	Lab Flag	Dilution Factor	Reportable	Validation Level
1-Hexanol, 2-ethyl-	TIC	7.5	JN	ug/kg	7.5	JN	1.0	NO	S3VEM

# Sample Summary Report

**Project Name: DAMILLE METAL SERVICE SITE  
INVESTIGATION STAGE 2 SAMPLING**

**GroupID: 48315/EPW14030/YANX1**

**Lab Name: Chemtech Consulting Group**

Sample Number: YANX1	Method: Volatile Organics	Matrix: Soil	MA Number:
Sample Location: DMS-DP4	pH:	Sample Date: 06/18/2019	Sample Time: 08:36:00
% Moisture:		% Solids: 77.3	

Analyte Name	Analyte Type	Validation Result	Validation Flag	Units	Lab Result	Lab Flag	Dilution Factor	Reportable	Validation Level
Dichlorodifluoromethane	Target	11	U	ug/kg	11	U	1.0	YES	S3VEM
Chloromethane	Target	11	U	ug/kg	11	U	1.0	YES	S3VEM
Vinyl chloride	Target	11	U	ug/kg	11	U	1.0	YES	S3VEM
Bromomethane	Target	11	U	ug/kg	11	U	1.0	YES	S3VEM
Chloroethane	Target	11	U	ug/kg	11	U	1.0	YES	S3VEM
Trichlorofluoromethane	Target	11	U	ug/kg	11	U	1.0	YES	S3VEM
1,1-Dichloroethene	Target	11	U	ug/kg	11	U	1.0	YES	S3VEM
1,1,2-Trichloro-1,2,2-trifluoroethane	Target	11	U	ug/kg	11	U	1.0	YES	S3VEM
Acetone	Target	30		ug/kg	30		1.0	YES	S3VEM
Carbon disulfide	Target	11	UJ	ug/kg	11	U	1.0	YES	S3VEM
Methyl Acetate	Target	11	U	ug/kg	11	U	1.0	YES	S3VEM
Methylene chloride	Target	11	U	ug/kg	11	U	1.0	YES	S3VEM
trans-1,2-Dichloroethene	Target	11	U	ug/kg	11	U	1.0	YES	S3VEM
Methyl tert-butyl Ether	Target	11	U	ug/kg	11	U	1.0	YES	S3VEM
1,1-Dichloroethane	Target	11	U	ug/kg	11	U	1.0	YES	S3VEM
cis-1,2-Dichloroethene	Target	11	U	ug/kg	11	U	1.0	YES	S3VEM
2-Butanone	Target	22	U	ug/kg	22	U	1.0	YES	S3VEM
Bromochloromethane	Target	11	U	ug/kg	11	U	1.0	YES	S3VEM
Chloroform	Target	11	U	ug/kg	11	U	1.0	YES	S3VEM
1,1,1-Trichloroethane	Target	11	U	ug/kg	11	U	1.0	YES	S3VEM
Cyclohexane	Target	11	U	ug/kg	11	U	1.0	YES	S3VEM
Carbon tetrachloride	Target	11	U	ug/kg	11	U	1.0	YES	S3VEM
Benzene	Target	11	U	ug/kg	11	U	1.0	YES	S3VEM
1,2-Dichloroethane	Target	11	U	ug/kg	11	U	1.0	YES	S3VEM
Trichloroethene	Target	11	U	ug/kg	11	U	1.0	YES	S3VEM
Methylcyclohexane	Target	11	U	ug/kg	11	U	1.0	YES	S3VEM
1,2-Dichloropropane	Target	11	U	ug/kg	11	U	1.0	YES	S3VEM
Bromodichloromethane	Target	11	U	ug/kg	11	U	1.0	YES	S3VEM
cis-1,3-Dichloropropene	Target	11	U	ug/kg	11	U	1.0	YES	S3VEM
4-Methyl-2-pentanone	Target	22	U	ug/kg	22	U	1.0	YES	S3VEM
Toluene	Target	11	U	ug/kg	11	U	1.0	YES	S3VEM
trans-1,3-Dichloropropene	Target	11	U	ug/kg	11	U	1.0	YES	S3VEM
1,1,2-Trichloroethane	Target	11	U	ug/kg	11	U	1.0	YES	S3VEM
Tetrachloroethene	Target	11	U	ug/kg	11	U	1.0	YES	S3VEM
2-Hexanone	Target	22	U	ug/kg	22	U	1.0	YES	S3VEM
Dibromochloromethane	Target	11	U	ug/kg	11	U	1.0	YES	S3VEM
1,2-Dibromoethane	Target	11	U	ug/kg	11	U	1.0	YES	S3VEM
Chlorobenzene	Target	11	U	ug/kg	11	U	1.0	YES	S3VEM
Ethylbenzene	Target	11	U	ug/kg	11	U	1.0	YES	S3VEM
o-xylene	Target	11	U	ug/kg	11	U	1.0	YES	S3VEM
m,p-Xylene	Target	3.5	J	ug/kg	3.5	J	1.0	YES	S3VEM
Styrene	Target	11	U	ug/kg	11	U	1.0	YES	S3VEM
Bromoform	Target	11	U	ug/kg	11	U	1.0	YES	S3VEM
Isopropylbenzene	Target	11	U	ug/kg	11	U	1.0	YES	S3VEM
1,1,2,2-Tetrachloroethane	Target	11	U	ug/kg	11	U	1.0	YES	S3VEM
1,3-Dichlorobenzene	Target	11	U	ug/kg	11	U	1.0	YES	S3VEM
1,4-Dichlorobenzene	Target	11	U	ug/kg	11	U	1.0	YES	S3VEM
1,2-Dichlorobenzene	Target	11	U	ug/kg	11	U	1.0	YES	S3VEM
1,2-Dibromo-3-chloropropane	Target	11	U	ug/kg	11	U	1.0	YES	S3VEM
1,2,4-trichlorobenzene	Target	11	U	ug/kg	11	U	1.0	YES	S3VEM
1,2,3-Trichlorobenzene	Target	11	U	ug/kg	11	U	1.0	YES	S3VEM
Total Alkanes	TIC		N	ug/kg		N	1.0	YES	S3VEM

# Sample Summary Report

**Project Name: DAMILLE METAL SERVICE SITE  
INVESTIGATION STAGE 2 SAMPLING**

**GroupID: 48315/EPW14030/YANX1**

**Lab Name: Chemtech Consulting Group**

Sample Number: YANX2	Method: Volatile Organics	Matrix: Soil	MA Number:
Sample Location: DMS-DP4	pH:	Sample Date: 06/18/2019	Sample Time: 08:51:00
% Moisture:		% Solids: 86.8	

Analyte Name	Analyte Type	Validation Result	Validation Flag	Units	Lab Result	Lab Flag	Dilution Factor	Reportable	Validation Level
Dichlorodifluoromethane	Target	8.7	U	ug/kg	8.7	U	1.0	YES	S3VEM
Chloromethane	Target	8.7	U	ug/kg	8.7	U	1.0	YES	S3VEM
Vinyl chloride	Target	8.7	U	ug/kg	8.7	U	1.0	YES	S3VEM
Bromomethane	Target	8.7	U	ug/kg	8.7	U	1.0	YES	S3VEM
Chloroethane	Target	8.7	U	ug/kg	8.7	U	1.0	YES	S3VEM
Trichlorofluoromethane	Target	8.7	U	ug/kg	8.7	U	1.0	YES	S3VEM
1,1-Dichloroethene	Target	8.7	U	ug/kg	8.7	U	1.0	YES	S3VEM
1,1,2-Trichloro-1,2,2-trifluoroethane	Target	8.7	U	ug/kg	8.7	U	1.0	YES	S3VEM
Acetone	Target	17	U	ug/kg	16	J	1.0	YES	S3VEM
Carbon disulfide	Target	8.7	UJ	ug/kg	8.7	U	1.0	YES	S3VEM
Methyl Acetate	Target	8.7	U	ug/kg	8.7	U	1.0	YES	S3VEM
Methylene chloride	Target	8.7	U	ug/kg	8.7	U	1.0	YES	S3VEM
trans-1,2-Dichloroethene	Target	8.7	U	ug/kg	8.7	U	1.0	YES	S3VEM
Methyl tert-butyl Ether	Target	8.7	U	ug/kg	8.7	U	1.0	YES	S3VEM
1,1-Dichloroethane	Target	8.7	U	ug/kg	8.7	U	1.0	YES	S3VEM
cis-1,2-Dichloroethene	Target	8.7	U	ug/kg	8.7	U	1.0	YES	S3VEM
2-Butanone	Target	17	U	ug/kg	17	U	1.0	YES	S3VEM
Bromochloromethane	Target	8.7	U	ug/kg	8.7	U	1.0	YES	S3VEM
Chloroform	Target	8.7	U	ug/kg	8.7	U	1.0	YES	S3VEM
1,1,1-Trichloroethane	Target	8.7	U	ug/kg	8.7	U	1.0	YES	S3VEM
Cyclohexane	Target	8.7	U	ug/kg	8.7	U	1.0	YES	S3VEM
Carbon tetrachloride	Target	8.7	U	ug/kg	8.7	U	1.0	YES	S3VEM
Benzene	Target	8.7	U	ug/kg	8.7	U	1.0	YES	S3VEM
1,2-Dichloroethane	Target	8.7	U	ug/kg	8.7	U	1.0	YES	S3VEM
Trichloroethene	Target	8.7	U	ug/kg	8.7	U	1.0	YES	S3VEM
Methylcyclohexane	Target	8.7	U	ug/kg	8.7	U	1.0	YES	S3VEM
1,2-Dichloropropane	Target	8.7	U	ug/kg	8.7	U	1.0	YES	S3VEM
Bromodichloromethane	Target	8.7	U	ug/kg	8.7	U	1.0	YES	S3VEM
cis-1,3-Dichloropropene	Target	8.7	U	ug/kg	8.7	U	1.0	YES	S3VEM
4-Methyl-2-pentanone	Target	17	U	ug/kg	17	U	1.0	YES	S3VEM
Toluene	Target	8.7	U	ug/kg	8.7	U	1.0	YES	S3VEM
trans-1,3-Dichloropropene	Target	8.7	U	ug/kg	8.7	U	1.0	YES	S3VEM
1,1,2-Trichloroethane	Target	8.7	U	ug/kg	8.7	U	1.0	YES	S3VEM
Tetrachloroethene	Target	8.7	U	ug/kg	8.7	U	1.0	YES	S3VEM
2-Hexanone	Target	17	U	ug/kg	17	U	1.0	YES	S3VEM
Dibromochloromethane	Target	8.7	U	ug/kg	8.7	U	1.0	YES	S3VEM
1,2-Dibromoethane	Target	8.7	U	ug/kg	8.7	U	1.0	YES	S3VEM
Chlorobenzene	Target	8.7	U	ug/kg	8.7	U	1.0	YES	S3VEM
Ethylbenzene	Target	8.7	U	ug/kg	8.7	U	1.0	YES	S3VEM
o-xylene	Target	8.7	U	ug/kg	8.7	U	1.0	YES	S3VEM
m,p-Xylene	Target	8.7	U	ug/kg	8.7	U	1.0	YES	S3VEM
Styrene	Target	8.7	U	ug/kg	8.7	U	1.0	YES	S3VEM
Bromoform	Target	8.7	U	ug/kg	8.7	U	1.0	YES	S3VEM
Isopropylbenzene	Target	8.7	U	ug/kg	8.7	U	1.0	YES	S3VEM
1,1,2,2-Tetrachloroethane	Target	8.7	U	ug/kg	8.7	U	1.0	YES	S3VEM
1,3-Dichlorobenzene	Target	8.7	U	ug/kg	8.7	U	1.0	YES	S3VEM
1,4-Dichlorobenzene	Target	8.7	U	ug/kg	8.7	U	1.0	YES	S3VEM
1,2-Dichlorobenzene	Target	8.7	U	ug/kg	8.7	U	1.0	YES	S3VEM
1,2-Dibromo-3-chloropropane	Target	8.7	U	ug/kg	8.7	U	1.0	YES	S3VEM
1,2,4-trichlorobenzene	Target	8.7	U	ug/kg	8.7	U	1.0	YES	S3VEM
1,2,3-Trichlorobenzene	Target	8.7	U	ug/kg	8.7	U	1.0	YES	S3VEM
Total Alkanes	TIC		N	ug/kg		N	1.0	YES	S3VEM



# Sample Summary Report

**Project Name: DAMILLE METAL SERVICE SITE  
INVESTIGATION STAGE 2 SAMPLING**

**GroupID: 48315/EPW14030/YANX1**

**Lab Name: Chemtech Consulting Group**

Sample Number: YANX3	Method: Volatile Organics	Matrix: Soil	MA Number:
Sample Location: DMS-DP4	pH:	Sample Date: 06/18/2019	Sample Time: 09:00:00
% Moisture:		% Solids: 86.6	

Analyte Name	Analyte Type	Validation Result	Validation Flag	Units	Lab Result	Lab Flag	Dilution Factor	Reportable	Validation Level
Dichlorodifluoromethane	Target	9.5	U	ug/kg	9.5	U	1.0	YES	S3VEM
Chloromethane	Target	9.5	U	ug/kg	9.5	U	1.0	YES	S3VEM
Vinyl chloride	Target	9.5	U	ug/kg	9.5	U	1.0	YES	S3VEM
Bromomethane	Target	9.5	U	ug/kg	9.5	U	1.0	YES	S3VEM
Chloroethane	Target	9.5	U	ug/kg	9.5	U	1.0	YES	S3VEM
Trichlorofluoromethane	Target	9.5	U	ug/kg	9.5	U	1.0	YES	S3VEM
1,1-Dichloroethene	Target	9.5	U	ug/kg	9.5	U	1.0	YES	S3VEM
1,1,2-Trichloro-1,2,2-trifluoroethane	Target	9.5	U	ug/kg	9.5	U	1.0	YES	S3VEM
Acetone	Target	19	U	ug/kg	10	J	1.0	YES	S3VEM
Carbon disulfide	Target	9.5	UJ	ug/kg	9.5	U	1.0	YES	S3VEM
Methyl Acetate	Target	9.5	U	ug/kg	9.5	U	1.0	YES	S3VEM
Methylene chloride	Target	9.5	U	ug/kg	9.5	U	1.0	YES	S3VEM
trans-1,2-Dichloroethene	Target	9.5	U	ug/kg	9.5	U	1.0	YES	S3VEM
Methyl tert-butyl Ether	Target	9.5	U	ug/kg	9.5	U	1.0	YES	S3VEM
1,1-Dichloroethane	Target	9.5	U	ug/kg	9.5	U	1.0	YES	S3VEM
cis-1,2-Dichloroethene	Target	9.5	U	ug/kg	9.5	U	1.0	YES	S3VEM
2-Butanone	Target	19	U	ug/kg	19	U	1.0	YES	S3VEM
Bromochloromethane	Target	9.5	U	ug/kg	9.5	U	1.0	YES	S3VEM
Chloroform	Target	9.5	U	ug/kg	9.5	U	1.0	YES	S3VEM
1,1,1-Trichloroethane	Target	9.5	U	ug/kg	9.5	U	1.0	YES	S3VEM
Cyclohexane	Target	9.5	U	ug/kg	9.5	U	1.0	YES	S3VEM
Carbon tetrachloride	Target	9.5	U	ug/kg	9.5	U	1.0	YES	S3VEM
Benzene	Target	9.5	U	ug/kg	9.5	U	1.0	YES	S3VEM
1,2-Dichloroethane	Target	9.5	U	ug/kg	9.5	U	1.0	YES	S3VEM
Trichloroethene	Target	9.5	U	ug/kg	9.5	U	1.0	YES	S3VEM
Methylcyclohexane	Target	9.5	U	ug/kg	9.5	U	1.0	YES	S3VEM
1,2-Dichloropropane	Target	9.5	U	ug/kg	9.5	U	1.0	YES	S3VEM
Bromodichloromethane	Target	9.5	U	ug/kg	9.5	U	1.0	YES	S3VEM
cis-1,3-Dichloropropene	Target	9.5	U	ug/kg	9.5	U	1.0	YES	S3VEM
4-Methyl-2-pentanone	Target	19	U	ug/kg	19	U	1.0	YES	S3VEM
Toluene	Target	9.5	U	ug/kg	9.5	U	1.0	YES	S3VEM
trans-1,3-Dichloropropene	Target	9.5	U	ug/kg	9.5	U	1.0	YES	S3VEM
1,1,2-Trichloroethane	Target	9.5	U	ug/kg	9.5	U	1.0	YES	S3VEM
Tetrachloroethene	Target	9.5	U	ug/kg	9.5	U	1.0	YES	S3VEM
2-Hexanone	Target	19	U	ug/kg	19	U	1.0	YES	S3VEM
Dibromochloromethane	Target	9.5	U	ug/kg	9.5	U	1.0	YES	S3VEM
1,2-Dibromoethane	Target	9.5	U	ug/kg	9.5	U	1.0	YES	S3VEM
Chlorobenzene	Target	9.5	U	ug/kg	9.5	U	1.0	YES	S3VEM
Ethylbenzene	Target	9.5	U	ug/kg	9.5	U	1.0	YES	S3VEM
o-xylene	Target	9.5	U	ug/kg	9.5	U	1.0	YES	S3VEM
m,p-Xylene	Target	9.5	U	ug/kg	9.5	U	1.0	YES	S3VEM
Styrene	Target	9.5	U	ug/kg	9.5	U	1.0	YES	S3VEM
Bromoform	Target	9.5	U	ug/kg	9.5	U	1.0	YES	S3VEM
Isopropylbenzene	Target	9.5	U	ug/kg	9.5	U	1.0	YES	S3VEM
1,1,2,2-Tetrachloroethane	Target	9.5	U	ug/kg	9.5	U	1.0	YES	S3VEM
1,3-Dichlorobenzene	Target	9.5	U	ug/kg	9.5	U	1.0	YES	S3VEM
1,4-Dichlorobenzene	Target	9.5	U	ug/kg	9.5	U	1.0	YES	S3VEM
1,2-Dichlorobenzene	Target	9.5	U	ug/kg	9.5	U	1.0	YES	S3VEM
1,2-Dibromo-3-chloropropane	Target	9.5	U	ug/kg	9.5	U	1.0	YES	S3VEM
1,2,4-trichlorobenzene	Target	9.5	U	ug/kg	9.5	U	1.0	YES	S3VEM
1,2,3-Trichlorobenzene	Target	9.5	U	ug/kg	9.5	U	1.0	YES	S3VEM
Total Alkanes	TIC		N	ug/kg		N	1.0	YES	S3VEM

# Sample Summary Report

**Project Name: DAMILLE METAL SERVICE SITE  
INVESTIGATION STAGE 2 SAMPLING**

**GroupID: 48315/EPW14030/YANX1**

**Lab Name: Chemtech Consulting Group**

Sample Number: YANX4	Method: Volatile Organics	Matrix: Soil	MA Number:
Sample Location: DMS-DP4	pH:	Sample Date: 06/18/2019	Sample Time: 09:11:00
% Moisture:		% Solids: 92.9	

Analyte Name	Analyte Type	Validation Result	Validation Flag	Units	Lab Result	Lab Flag	Dilution Factor	Reportable	Validation Level
Dichlorodifluoromethane	Target	14	U	ug/kg	14	U	1.0	YES	S3VEM
Chloromethane	Target	14	U	ug/kg	14	U	1.0	YES	S3VEM
Vinyl chloride	Target	14	U	ug/kg	14	U	1.0	YES	S3VEM
Bromomethane	Target	14	U	ug/kg	14	U	1.0	YES	S3VEM
Chloroethane	Target	14	U	ug/kg	14	U	1.0	YES	S3VEM
Trichlorofluoromethane	Target	14	U	ug/kg	14	U	1.0	YES	S3VEM
1,1-Dichloroethene	Target	14	U	ug/kg	14	U	1.0	YES	S3VEM
1,1,2-Trichloro-1,2,2-trifluoroethane	Target	14	U	ug/kg	14	U	1.0	YES	S3VEM
Acetone	Target	28	U	ug/kg	28	U	1.0	YES	S3VEM
Carbon disulfide	Target	14	U	ug/kg	14	U	1.0	YES	S3VEM
Methyl Acetate	Target	14	U	ug/kg	14	U	1.0	YES	S3VEM
Methylene chloride	Target	14	U	ug/kg	14	U	1.0	YES	S3VEM
trans-1,2-Dichloroethene	Target	14	U	ug/kg	14	U	1.0	YES	S3VEM
Methyl tert-butyl Ether	Target	14	U	ug/kg	14	U	1.0	YES	S3VEM
1,1-Dichloroethane	Target	14	U	ug/kg	14	U	1.0	YES	S3VEM
cis-1,2-Dichloroethene	Target	14	U	ug/kg	14	U	1.0	YES	S3VEM
2-Butanone	Target	28	U	ug/kg	28	U	1.0	YES	S3VEM
Bromochloromethane	Target	14	U	ug/kg	14	U	1.0	YES	S3VEM
Chloroform	Target	14	U	ug/kg	14	U	1.0	YES	S3VEM
1,1,1-Trichloroethane	Target	14	U	ug/kg	14	U	1.0	YES	S3VEM
Cyclohexane	Target	14	U	ug/kg	14	U	1.0	YES	S3VEM
Carbon tetrachloride	Target	14	U	ug/kg	14	U	1.0	YES	S3VEM
Benzene	Target	14	U	ug/kg	14	U	1.0	YES	S3VEM
1,2-Dichloroethane	Target	14	U	ug/kg	14	U	1.0	YES	S3VEM
Trichloroethene	Target	14	U	ug/kg	14	U	1.0	YES	S3VEM
Methylcyclohexane	Target	14	U	ug/kg	14	U	1.0	YES	S3VEM
1,2-Dichloropropane	Target	14	U	ug/kg	14	U	1.0	YES	S3VEM
Bromodichloromethane	Target	14	U	ug/kg	14	U	1.0	YES	S3VEM
cis-1,3-Dichloropropene	Target	14	U	ug/kg	14	U	1.0	YES	S3VEM
4-Methyl-2-pentanone	Target	28	U	ug/kg	28	U	1.0	YES	S3VEM
Toluene	Target	14	U	ug/kg	14	U	1.0	YES	S3VEM
trans-1,3-Dichloropropene	Target	14	U	ug/kg	14	U	1.0	YES	S3VEM
1,1,2-Trichloroethane	Target	14	U	ug/kg	14	U	1.0	YES	S3VEM
Tetrachloroethene	Target	14	U	ug/kg	14	U	1.0	YES	S3VEM
2-Hexanone	Target	28	U	ug/kg	28	U	1.0	YES	S3VEM
Dibromochloromethane	Target	14	U	ug/kg	14	U	1.0	YES	S3VEM
1,2-Dibromoethane	Target	14	U	ug/kg	14	U	1.0	YES	S3VEM
Chlorobenzene	Target	14	U	ug/kg	14	U	1.0	YES	S3VEM
Ethylbenzene	Target	14	U	ug/kg	14	U	1.0	YES	S3VEM
o-xylene	Target	14	U	ug/kg	14	U	1.0	YES	S3VEM
m,p-Xylene	Target	14	U	ug/kg	14	U	1.0	YES	S3VEM
Styrene	Target	14	U	ug/kg	14	U	1.0	YES	S3VEM
Bromoform	Target	14	U	ug/kg	14	U	1.0	YES	S3VEM
Isopropylbenzene	Target	14	U	ug/kg	14	U	1.0	YES	S3VEM
1,1,2,2-Tetrachloroethane	Target	14	U	ug/kg	14	U	1.0	YES	S3VEM
1,3-Dichlorobenzene	Target	14	U	ug/kg	14	U	1.0	YES	S3VEM
1,4-Dichlorobenzene	Target	14	U	ug/kg	14	U	1.0	YES	S3VEM
1,2-Dichlorobenzene	Target	14	U	ug/kg	14	U	1.0	YES	S3VEM
1,2-Dibromo-3-chloropropane	Target	14	U	ug/kg	14	U	1.0	YES	S3VEM
1,2,4-trichlorobenzene	Target	14	U	ug/kg	14	U	1.0	YES	S3VEM
1,2,3-Trichlorobenzene	Target	14	U	ug/kg	14	U	1.0	YES	S3VEM
Total Alkanes	TIC		N	ug/kg		N	1.0	YES	S3VEM

# Sample Summary Report

**Project Name: DAMILLE METAL SERVICE SITE  
INVESTIGATION STAGE 2 SAMPLING**

**GroupID: 48315/EPW14030/YANX1**

**Lab Name: Chemtech Consulting Group**

Sample Number: YANX5	Method: Volatile Organics	Matrix: Soil	MA Number:
Sample Location: DMS-DP8	pH:	Sample Date: 06/18/2019	Sample Time: 09:46:00
% Moisture:		% Solids: 87.3	

Analyte Name	Analyte Type	Validation Result	Validation Flag	Units	Lab Result	Lab Flag	Dilution Factor	Reportable	Validation Level
Dichlorodifluoromethane	Target	11	U	ug/kg	11	U	1.0	YES	S3VEM
Chloromethane	Target	11	U	ug/kg	11	U	1.0	YES	S3VEM
Vinyl chloride	Target	11	U	ug/kg	11	U	1.0	YES	S3VEM
Bromomethane	Target	11	U	ug/kg	11	U	1.0	YES	S3VEM
Chloroethane	Target	11	U	ug/kg	11	U	1.0	YES	S3VEM
Trichlorofluoromethane	Target	11	U	ug/kg	11	U	1.0	YES	S3VEM
1,1-Dichloroethene	Target	11	U	ug/kg	11	U	1.0	YES	S3VEM
1,1,2-Trichloro-1,2,2-trifluoroethane	Target	11	U	ug/kg	11	U	1.0	YES	S3VEM
Acetone	Target	23	U	ug/kg	22	J	1.0	YES	S3VEM
Carbon disulfide	Target	11	U	ug/kg	11	U	1.0	YES	S3VEM
Methyl Acetate	Target	11	U	ug/kg	11	U	1.0	YES	S3VEM
Methylene chloride	Target	11	U	ug/kg	11	U	1.0	YES	S3VEM
trans-1,2-Dichloroethene	Target	11	U	ug/kg	11	U	1.0	YES	S3VEM
Methyl tert-butyl Ether	Target	11	U	ug/kg	11	U	1.0	YES	S3VEM
1,1-Dichloroethane	Target	11	U	ug/kg	11	U	1.0	YES	S3VEM
cis-1,2-Dichloroethene	Target	11	U	ug/kg	11	U	1.0	YES	S3VEM
2-Butanone	Target	23	U	ug/kg	23	U	1.0	YES	S3VEM
Bromochloromethane	Target	11	U	ug/kg	11	U	1.0	YES	S3VEM
Chloroform	Target	11	U	ug/kg	11	U	1.0	YES	S3VEM
1,1,1-Trichloroethane	Target	11	U	ug/kg	11	U	1.0	YES	S3VEM
Cyclohexane	Target	11	U	ug/kg	11	U	1.0	YES	S3VEM
Carbon tetrachloride	Target	11	U	ug/kg	11	U	1.0	YES	S3VEM
Benzene	Target	11	U	ug/kg	11	U	1.0	YES	S3VEM
1,2-Dichloroethane	Target	11	U	ug/kg	11	U	1.0	YES	S3VEM
Trichloroethene	Target	11	U	ug/kg	11	U	1.0	YES	S3VEM
Methylcyclohexane	Target	11	U	ug/kg	11	U	1.0	YES	S3VEM
1,2-Dichloropropane	Target	11	U	ug/kg	11	U	1.0	YES	S3VEM
Bromodichloromethane	Target	11	U	ug/kg	11	U	1.0	YES	S3VEM
cis-1,3-Dichloropropene	Target	11	U	ug/kg	11	U	1.0	YES	S3VEM
4-Methyl-2-pentanone	Target	23	U	ug/kg	23	U	1.0	YES	S3VEM
Toluene	Target	11	U	ug/kg	11	U	1.0	YES	S3VEM
trans-1,3-Dichloropropene	Target	11	U	ug/kg	11	U	1.0	YES	S3VEM
1,1,2-Trichloroethane	Target	11	U	ug/kg	11	U	1.0	YES	S3VEM
Tetrachloroethene	Target	11	U	ug/kg	11	U	1.0	YES	S3VEM
2-Hexanone	Target	23	U	ug/kg	23	U	1.0	YES	S3VEM
Dibromochloromethane	Target	11	U	ug/kg	11	U	1.0	YES	S3VEM
1,2-Dibromoethane	Target	11	U	ug/kg	11	U	1.0	YES	S3VEM
Chlorobenzene	Target	11	U	ug/kg	11	U	1.0	YES	S3VEM
Ethylbenzene	Target	11	U	ug/kg	11	U	1.0	YES	S3VEM
o-xylene	Target	11	U	ug/kg	11	U	1.0	YES	S3VEM
m,p-Xylene	Target	2.8	J	ug/kg	2.8	J	1.0	YES	S3VEM
Styrene	Target	11	U	ug/kg	11	U	1.0	YES	S3VEM
Bromoform	Target	11	U	ug/kg	11	U	1.0	YES	S3VEM
Isopropylbenzene	Target	11	U	ug/kg	11	U	1.0	YES	S3VEM
1,1,2,2-Tetrachloroethane	Target	11	U	ug/kg	11	U	1.0	YES	S3VEM
1,3-Dichlorobenzene	Target	11	U	ug/kg	11	U	1.0	YES	S3VEM
1,4-Dichlorobenzene	Target	11	U	ug/kg	11	U	1.0	YES	S3VEM
1,2-Dichlorobenzene	Target	11	U	ug/kg	11	U	1.0	YES	S3VEM
1,2-Dibromo-3-chloropropane	Target	11	U	ug/kg	11	U	1.0	YES	S3VEM
1,2,4-trichlorobenzene	Target	11	U	ug/kg	11	U	1.0	YES	S3VEM
1,2,3-Trichlorobenzene	Target	11	U	ug/kg	11	U	1.0	YES	S3VEM
Total Alkanes	TIC		N	ug/kg		N	1.0	YES	S3VEM

# Sample Summary Report

**Project Name: DAMILLE METAL SERVICE SITE  
INVESTIGATION STAGE 2 SAMPLING**

**GroupID: 48315/EPW14030/YANX1**

**Lab Name: Chemtech Consulting Group**

Sample Number: YANX6	Method: Volatile Organics	Matrix: Soil	MA Number:
Sample Location: DMS-DP8	pH:	Sample Date: 06/18/2019	Sample Time: 10:36:00
% Moisture:		% Solids: 76.8	

Analyte Name	Analyte Type	Validation Result	Validation Flag	Units	Lab Result	Lab Flag	Dilution Factor	Reportable	Validation Level
Dichlorodifluoromethane	Target	16	UJ	ug/kg	16	U	1.0	YES	S3VEM
Chloromethane	Target	16	UJ	ug/kg	16	U	1.0	YES	S3VEM
Vinyl chloride	Target	16	UJ	ug/kg	16	U	1.0	YES	S3VEM
Bromomethane	Target	16	UJ	ug/kg	16	U	1.0	YES	S3VEM
Chloroethane	Target	16	UJ	ug/kg	16	U	1.0	YES	S3VEM
Trichlorofluoromethane	Target	16	UJ	ug/kg	16	U	1.0	YES	S3VEM
1,1-Dichloroethene	Target	16	UJ	ug/kg	16	U	1.0	YES	S3VEM
1,1,2-Trichloro-1,2,2-trifluoroethane	Target	16	UJ	ug/kg	16	U	1.0	YES	S3VEM
Acetone	Target	35	J+	ug/kg	35		1.0	YES	S3VEM
Carbon disulfide	Target	16	UJ	ug/kg	16	U	1.0	YES	S3VEM
Methyl Acetate	Target	16	UJ	ug/kg	16	U	1.0	YES	S3VEM
Methylene chloride	Target	14	J+	ug/kg	14	J	1.0	YES	S3VEM
trans-1,2-Dichloroethene	Target	16	UJ	ug/kg	16	U	1.0	YES	S3VEM
Methyl tert-butyl Ether	Target	16	UJ	ug/kg	16	U	1.0	YES	S3VEM
1,1-Dichloroethane	Target	16	UJ	ug/kg	16	U	1.0	YES	S3VEM
cis-1,2-Dichloroethene	Target	16	UJ	ug/kg	16	U	1.0	YES	S3VEM
2-Butanone	Target	31	UJ	ug/kg	31	U	1.0	YES	S3VEM
Bromochloromethane	Target	16	UJ	ug/kg	16	U	1.0	YES	S3VEM
Chloroform	Target	16	UJ	ug/kg	16	U	1.0	YES	S3VEM
1,1,1-Trichloroethane	Target	16	UJ	ug/kg	16	U	1.0	YES	S3VEM
Cyclohexane	Target	16	UJ	ug/kg	16	U	1.0	YES	S3VEM
Carbon tetrachloride	Target	16	UJ	ug/kg	16	U	1.0	YES	S3VEM
Benzene	Target	16	UJ	ug/kg	16	U	1.0	YES	S3VEM
1,2-Dichloroethane	Target	16	UJ	ug/kg	16	U	1.0	YES	S3VEM
Trichloroethene	Target	16	UJ	ug/kg	16	U	1.0	YES	S3VEM
Methylcyclohexane	Target	16	UJ	ug/kg	16	U	1.0	YES	S3VEM
1,2-Dichloropropane	Target	16	UJ	ug/kg	16	U	1.0	YES	S3VEM
Bromodichloromethane	Target	16	UJ	ug/kg	16	U	1.0	YES	S3VEM
cis-1,3-Dichloropropene	Target	16	UJ	ug/kg	16	U	1.0	YES	S3VEM
4-Methyl-2-pentanone	Target	31	UJ	ug/kg	31	U	1.0	YES	S3VEM
Toluene	Target	16	UJ	ug/kg	16	U	1.0	YES	S3VEM
trans-1,3-Dichloropropene	Target	16	UJ	ug/kg	16	U	1.0	YES	S3VEM
1,1,2-Trichloroethane	Target	16	UJ	ug/kg	16	U	1.0	YES	S3VEM
Tetrachloroethene	Target	16	UJ	ug/kg	16	U	1.0	YES	S3VEM
2-Hexanone	Target	31	UJ	ug/kg	31	U	1.0	YES	S3VEM
Dibromochloromethane	Target	16	UJ	ug/kg	16	U	1.0	YES	S3VEM
1,2-Dibromoethane	Target	16	UJ	ug/kg	16	U	1.0	YES	S3VEM
Chlorobenzene	Target	16	UJ	ug/kg	16	U	1.0	YES	S3VEM
Ethylbenzene	Target	16	UJ	ug/kg	16	U	1.0	YES	S3VEM
o-xylene	Target	16	UJ	ug/kg	16	U	1.0	YES	S3VEM
m,p-Xylene	Target	16	UJ	ug/kg	16	U	1.0	YES	S3VEM
Styrene	Target	16	UJ	ug/kg	16	U	1.0	YES	S3VEM
Bromoform	Target	16	UJ	ug/kg	16	U	1.0	YES	S3VEM
Isopropylbenzene	Target	16	UJ	ug/kg	16	U	1.0	YES	S3VEM
1,1,2,2-Tetrachloroethane	Target	16	UJ	ug/kg	16	U	1.0	YES	S3VEM
1,3-Dichlorobenzene	Target	16	UJ	ug/kg	16	U	1.0	YES	S3VEM
1,4-Dichlorobenzene	Target	16	UJ	ug/kg	16	U	1.0	YES	S3VEM
1,2-Dichlorobenzene	Target	16	UJ	ug/kg	16	U	1.0	YES	S3VEM
1,2-Dibromo-3-chloropropane	Target	16	UJ	ug/kg	16	U	1.0	YES	S3VEM
1,2,4-trichlorobenzene	Target	16	UJ	ug/kg	16	U	1.0	YES	S3VEM
1,2,3-Trichlorobenzene	Target	16	UJ	ug/kg	16	U	1.0	YES	S3VEM
Total Alkanes	TIC		N	ug/kg		N	1.0	YES	S3VEM

# Sample Summary Report

**Project Name: DAMILLE METAL SERVICE SITE  
INVESTIGATION STAGE 2 SAMPLING**

**GroupID: 48315/EPW14030/YANX1**

**Lab Name: Chemtech Consulting Group**

Sample Number: YANX7	Method: Volatile Organics	Matrix: Soil	MA Number:
Sample Location: DMS-DP8	pH:	Sample Date: 06/18/2019	Sample Time: 10:51:00
% Moisture:		% Solids: 93.8	

Analyte Name	Analyte Type	Validation Result	Validation Flag	Units	Lab Result	Lab Flag	Dilution Factor	Reportable	Validation Level
Dichlorodifluoromethane	Target	9.6	U	ug/kg	9.6	U	1.0	YES	S3VEM
Chloromethane	Target	9.6	U	ug/kg	9.6	U	1.0	YES	S3VEM
Vinyl chloride	Target	9.6	U	ug/kg	9.6	U	1.0	YES	S3VEM
Bromomethane	Target	9.6	U	ug/kg	9.6	U	1.0	YES	S3VEM
Chloroethane	Target	9.6	U	ug/kg	9.6	U	1.0	YES	S3VEM
Trichlorofluoromethane	Target	9.6	U	ug/kg	9.6	U	1.0	YES	S3VEM
1,1-Dichloroethene	Target	9.6	U	ug/kg	9.6	U	1.0	YES	S3VEM
1,1,2-Trichloro-1,2,2-trifluoroethane	Target	9.6	U	ug/kg	9.6	U	1.0	YES	S3VEM
Acetone	Target	19	U	ug/kg	7.2	J	1.0	YES	S3VEM
Carbon disulfide	Target	9.6	U	ug/kg	9.6	U	1.0	YES	S3VEM
Methyl Acetate	Target	9.6	U	ug/kg	9.6	U	1.0	YES	S3VEM
Methylene chloride	Target	9.6	U	ug/kg	9.6	U	1.0	YES	S3VEM
trans-1,2-Dichloroethene	Target	9.6	U	ug/kg	9.6	U	1.0	YES	S3VEM
Methyl tert-butyl Ether	Target	9.6	U	ug/kg	9.6	U	1.0	YES	S3VEM
1,1-Dichloroethane	Target	9.6	U	ug/kg	9.6	U	1.0	YES	S3VEM
cis-1,2-Dichloroethene	Target	9.6	U	ug/kg	9.6	U	1.0	YES	S3VEM
2-Butanone	Target	19	U	ug/kg	19	U	1.0	YES	S3VEM
Bromochloromethane	Target	9.6	U	ug/kg	9.6	U	1.0	YES	S3VEM
Chloroform	Target	9.6	U	ug/kg	9.6	U	1.0	YES	S3VEM
1,1,1-Trichloroethane	Target	9.6	U	ug/kg	9.6	U	1.0	YES	S3VEM
Cyclohexane	Target	9.6	U	ug/kg	9.6	U	1.0	YES	S3VEM
Carbon tetrachloride	Target	9.6	U	ug/kg	9.6	U	1.0	YES	S3VEM
Benzene	Target	9.6	U	ug/kg	9.6	U	1.0	YES	S3VEM
1,2-Dichloroethane	Target	9.6	U	ug/kg	9.6	U	1.0	YES	S3VEM
Trichloroethene	Target	9.6	U	ug/kg	9.6	U	1.0	YES	S3VEM
Methylcyclohexane	Target	9.6	U	ug/kg	9.6	U	1.0	YES	S3VEM
1,2-Dichloropropane	Target	9.6	U	ug/kg	9.6	U	1.0	YES	S3VEM
Bromodichloromethane	Target	9.6	U	ug/kg	9.6	U	1.0	YES	S3VEM
cis-1,3-Dichloropropene	Target	9.6	U	ug/kg	9.6	U	1.0	YES	S3VEM
4-Methyl-2-pentanone	Target	19	U	ug/kg	19	U	1.0	YES	S3VEM
Toluene	Target	9.6	U	ug/kg	9.6	U	1.0	YES	S3VEM
trans-1,3-Dichloropropene	Target	9.6	U	ug/kg	9.6	U	1.0	YES	S3VEM
1,1,2-Trichloroethane	Target	9.6	U	ug/kg	9.6	U	1.0	YES	S3VEM
Tetrachloroethene	Target	9.6	U	ug/kg	9.6	U	1.0	YES	S3VEM
2-Hexanone	Target	19	U	ug/kg	19	U	1.0	YES	S3VEM
Dibromochloromethane	Target	9.6	U	ug/kg	9.6	U	1.0	YES	S3VEM
1,2-Dibromoethane	Target	9.6	U	ug/kg	9.6	U	1.0	YES	S3VEM
Chlorobenzene	Target	9.6	U	ug/kg	9.6	U	1.0	YES	S3VEM
Ethylbenzene	Target	9.6	U	ug/kg	9.6	U	1.0	YES	S3VEM
o-xylene	Target	9.6	U	ug/kg	9.6	U	1.0	YES	S3VEM
m,p-Xylene	Target	9.6	U	ug/kg	9.6	U	1.0	YES	S3VEM
Styrene	Target	9.6	U	ug/kg	9.6	U	1.0	YES	S3VEM
Bromoform	Target	9.6	U	ug/kg	9.6	U	1.0	YES	S3VEM
Isopropylbenzene	Target	9.6	U	ug/kg	9.6	U	1.0	YES	S3VEM
1,1,2,2-Tetrachloroethane	Target	9.6	U	ug/kg	9.6	U	1.0	YES	S3VEM
1,3-Dichlorobenzene	Target	9.6	U	ug/kg	9.6	U	1.0	YES	S3VEM
1,4-Dichlorobenzene	Target	9.6	U	ug/kg	9.6	U	1.0	YES	S3VEM
1,2-Dichlorobenzene	Target	9.6	U	ug/kg	9.6	U	1.0	YES	S3VEM
1,2-Dibromo-3-chloropropane	Target	9.6	U	ug/kg	9.6	U	1.0	YES	S3VEM
1,2,4-trichlorobenzene	Target	9.6	U	ug/kg	9.6	U	1.0	YES	S3VEM
1,2,3-Trichlorobenzene	Target	9.6	U	ug/kg	9.6	U	1.0	YES	S3VEM
Total Alkanes	TIC		N	ug/kg		N	1.0	YES	S3VEM

# Sample Summary Report

**Project Name: DAMILLE METAL SERVICE SITE  
INVESTIGATION STAGE 2 SAMPLING**

**GroupID: 48315/EPW14030/YANX1**

**Lab Name: Chemtech Consulting Group**

Sample Number: YANX8	Method: Volatile Organics	Matrix: Soil	MA Number:
Sample Location: DMS-DP8	pH:	Sample Date: 06/18/2019	Sample Time: 11:02:00
% Moisture:		% Solids: 86.9	

Analyte Name	Analyte Type	Validation Result	Validation Flag	Units	Lab Result	Lab Flag	Dilution Factor	Reportable	Validation Level
Dichlorodifluoromethane	Target	13	U	ug/kg	13	U	1.0	YES	S3VEM
Chloromethane	Target	13	U	ug/kg	13	U	1.0	YES	S3VEM
Vinyl chloride	Target	13	U	ug/kg	13	U	1.0	YES	S3VEM
Bromomethane	Target	13	U	ug/kg	13	U	1.0	YES	S3VEM
Chloroethane	Target	13	U	ug/kg	13	U	1.0	YES	S3VEM
Trichlorofluoromethane	Target	13	U	ug/kg	13	U	1.0	YES	S3VEM
1,1-Dichloroethene	Target	13	U	ug/kg	13	U	1.0	YES	S3VEM
1,1,2-Trichloro-1,2,2-trifluoroethane	Target	13	U	ug/kg	13	U	1.0	YES	S3VEM
Acetone	Target	25	U	ug/kg	12	J	1.0	YES	S3VEM
Carbon disulfide	Target	13	U	ug/kg	13	U	1.0	YES	S3VEM
Methyl Acetate	Target	13	U	ug/kg	13	U	1.0	YES	S3VEM
Methylene chloride	Target	13	U	ug/kg	13	U	1.0	YES	S3VEM
trans-1,2-Dichloroethene	Target	13	U	ug/kg	13	U	1.0	YES	S3VEM
Methyl tert-butyl Ether	Target	13	U	ug/kg	13	U	1.0	YES	S3VEM
1,1-Dichloroethane	Target	13	U	ug/kg	13	U	1.0	YES	S3VEM
cis-1,2-Dichloroethene	Target	13	U	ug/kg	13	U	1.0	YES	S3VEM
2-Butanone	Target	25	U	ug/kg	25	U	1.0	YES	S3VEM
Bromochloromethane	Target	13	U	ug/kg	13	U	1.0	YES	S3VEM
Chloroform	Target	13	U	ug/kg	13	U	1.0	YES	S3VEM
1,1,1-Trichloroethane	Target	13	U	ug/kg	13	U	1.0	YES	S3VEM
Cyclohexane	Target	13	U	ug/kg	13	U	1.0	YES	S3VEM
Carbon tetrachloride	Target	13	U	ug/kg	13	U	1.0	YES	S3VEM
Benzene	Target	13	U	ug/kg	13	U	1.0	YES	S3VEM
1,2-Dichloroethane	Target	13	U	ug/kg	13	U	1.0	YES	S3VEM
Trichloroethene	Target	13	U	ug/kg	13	U	1.0	YES	S3VEM
Methylcyclohexane	Target	13	U	ug/kg	13	U	1.0	YES	S3VEM
1,2-Dichloropropane	Target	13	U	ug/kg	13	U	1.0	YES	S3VEM
Bromodichloromethane	Target	13	U	ug/kg	13	U	1.0	YES	S3VEM
cis-1,3-Dichloropropene	Target	13	U	ug/kg	13	U	1.0	YES	S3VEM
4-Methyl-2-pentanone	Target	25	U	ug/kg	25	U	1.0	YES	S3VEM
Toluene	Target	13	U	ug/kg	13	U	1.0	YES	S3VEM
trans-1,3-Dichloropropene	Target	13	U	ug/kg	13	U	1.0	YES	S3VEM
1,1,2-Trichloroethane	Target	13	U	ug/kg	13	U	1.0	YES	S3VEM
Tetrachloroethene	Target	13	U	ug/kg	13	U	1.0	YES	S3VEM
2-Hexanone	Target	25	U	ug/kg	25	U	1.0	YES	S3VEM
Dibromochloromethane	Target	13	U	ug/kg	13	U	1.0	YES	S3VEM
1,2-Dibromoethane	Target	13	U	ug/kg	13	U	1.0	YES	S3VEM
Chlorobenzene	Target	13	U	ug/kg	13	U	1.0	YES	S3VEM
Ethylbenzene	Target	13	U	ug/kg	13	U	1.0	YES	S3VEM
o-xylene	Target	13	U	ug/kg	13	U	1.0	YES	S3VEM
m,p-Xylene	Target	13	U	ug/kg	13	U	1.0	YES	S3VEM
Styrene	Target	13	U	ug/kg	13	U	1.0	YES	S3VEM
Bromoform	Target	13	U	ug/kg	13	U	1.0	YES	S3VEM
Isopropylbenzene	Target	13	U	ug/kg	13	U	1.0	YES	S3VEM
1,1,2,2-Tetrachloroethane	Target	13	U	ug/kg	13	U	1.0	YES	S3VEM
1,3-Dichlorobenzene	Target	13	U	ug/kg	13	U	1.0	YES	S3VEM
1,4-Dichlorobenzene	Target	13	U	ug/kg	13	U	1.0	YES	S3VEM
1,2-Dichlorobenzene	Target	13	U	ug/kg	13	U	1.0	YES	S3VEM
1,2-Dibromo-3-chloropropane	Target	13	U	ug/kg	13	U	1.0	YES	S3VEM
1,2,4-trichlorobenzene	Target	13	U	ug/kg	13	U	1.0	YES	S3VEM
1,2,3-Trichlorobenzene	Target	13	U	ug/kg	13	U	1.0	YES	S3VEM
Total Alkanes	TIC		N	ug/kg		N	1.0	YES	S3VEM

# Sample Summary Report

**Project Name: DAMILLE METAL SERVICE SITE  
INVESTIGATION STAGE 2 SAMPLING**

**GroupID: 48315/EPW14030/YANX1**

**Lab Name: Chemtech Consulting Group**

Sample Number: YANX9	Method: Volatile Organics	Matrix: Soil	MA Number:
Sample Location: DMS-DP8	pH:	Sample Date: 06/18/2019	Sample Time: 10:41:00
% Moisture:		% Solids: 74.8	

Analyte Name	Analyte Type	Validation Result	Validation Flag	Units	Lab Result	Lab Flag	Dilution Factor	Reportable	Validation Level
Dichlorodifluoromethane	Target	6.5	U	ug/kg	6.5	U	1.0	YES	S3VEM
Chloromethane	Target	6.5	U	ug/kg	6.5	U	1.0	YES	S3VEM
Vinyl chloride	Target	6.5	U	ug/kg	6.5	U	1.0	YES	S3VEM
Bromomethane	Target	6.5	U	ug/kg	6.5	U	1.0	YES	S3VEM
Chloroethane	Target	6.5	U	ug/kg	6.5	U	1.0	YES	S3VEM
Trichlorofluoromethane	Target	6.5	U	ug/kg	6.5	U	1.0	YES	S3VEM
1,1-Dichloroethene	Target	6.5	U	ug/kg	6.5	U	1.0	YES	S3VEM
1,1,2-Trichloro-1,2,2-trifluoroethane	Target	6.5	U	ug/kg	6.5	U	1.0	YES	S3VEM
Acetone	Target	13	U	ug/kg	12	J	1.0	YES	S3VEM
Carbon disulfide	Target	6.5	U	ug/kg	6.5	U	1.0	YES	S3VEM
Methyl Acetate	Target	6.5	U	ug/kg	6.5	U	1.0	YES	S3VEM
Methylene chloride	Target	5.7	J	ug/kg	5.7	J	1.0	YES	S3VEM
trans-1,2-Dichloroethene	Target	6.5	U	ug/kg	6.5	U	1.0	YES	S3VEM
Methyl tert-butyl Ether	Target	6.5	U	ug/kg	6.5	U	1.0	YES	S3VEM
1,1-Dichloroethane	Target	6.5	U	ug/kg	6.5	U	1.0	YES	S3VEM
cis-1,2-Dichloroethene	Target	6.5	U	ug/kg	6.5	U	1.0	YES	S3VEM
2-Butanone	Target	13	U	ug/kg	13	U	1.0	YES	S3VEM
Bromochloromethane	Target	6.5	U	ug/kg	6.5	U	1.0	YES	S3VEM
Chloroform	Target	6.5	U	ug/kg	6.5	U	1.0	YES	S3VEM
1,1,1-Trichloroethane	Target	6.5	U	ug/kg	6.5	U	1.0	YES	S3VEM
Cyclohexane	Target	6.5	U	ug/kg	6.5	U	1.0	YES	S3VEM
Carbon tetrachloride	Target	6.5	U	ug/kg	6.5	U	1.0	YES	S3VEM
Benzene	Target	6.5	U	ug/kg	6.5	U	1.0	YES	S3VEM
1,2-Dichloroethane	Target	6.5	U	ug/kg	6.5	U	1.0	YES	S3VEM
Trichloroethene	Target	6.5	U	ug/kg	6.5	U	1.0	YES	S3VEM
Methylcyclohexane	Target	6.5	U	ug/kg	6.5	U	1.0	YES	S3VEM
1,2-Dichloropropane	Target	6.5	U	ug/kg	6.5	U	1.0	YES	S3VEM
Bromodichloromethane	Target	6.5	U	ug/kg	6.5	U	1.0	YES	S3VEM
cis-1,3-Dichloropropene	Target	6.5	U	ug/kg	6.5	U	1.0	YES	S3VEM
4-Methyl-2-pentanone	Target	13	U	ug/kg	13	U	1.0	YES	S3VEM
Toluene	Target	6.5	U	ug/kg	6.5	U	1.0	YES	S3VEM
trans-1,3-Dichloropropene	Target	6.5	U	ug/kg	6.5	U	1.0	YES	S3VEM
1,1,2-Trichloroethane	Target	6.5	U	ug/kg	6.5	U	1.0	YES	S3VEM
Tetrachloroethene	Target	6.5	U	ug/kg	6.5	U	1.0	YES	S3VEM
2-Hexanone	Target	13	U	ug/kg	13	U	1.0	YES	S3VEM
Dibromochloromethane	Target	6.5	U	ug/kg	6.5	U	1.0	YES	S3VEM
1,2-Dibromoethane	Target	6.5	U	ug/kg	6.5	U	1.0	YES	S3VEM
Chlorobenzene	Target	6.5	U	ug/kg	6.5	U	1.0	YES	S3VEM
Ethylbenzene	Target	6.5	U	ug/kg	6.5	U	1.0	YES	S3VEM
o-xylene	Target	6.5	U	ug/kg	6.5	U	1.0	YES	S3VEM
m,p-Xylene	Target	6.5	U	ug/kg	6.5	U	1.0	YES	S3VEM
Styrene	Target	6.5	U	ug/kg	6.5	U	1.0	YES	S3VEM
Bromoform	Target	6.5	U	ug/kg	6.5	U	1.0	YES	S3VEM
Isopropylbenzene	Target	6.5	U	ug/kg	6.5	U	1.0	YES	S3VEM
1,1,2,2-Tetrachloroethane	Target	6.5	U	ug/kg	6.5	U	1.0	YES	S3VEM
1,3-Dichlorobenzene	Target	6.5	U	ug/kg	6.5	U	1.0	YES	S3VEM
1,4-Dichlorobenzene	Target	6.5	U	ug/kg	6.5	U	1.0	YES	S3VEM
1,2-Dichlorobenzene	Target	6.5	U	ug/kg	6.5	U	1.0	YES	S3VEM
1,2-Dibromo-3-chloropropane	Target	6.5	U	ug/kg	6.5	U	1.0	YES	S3VEM
1,2,4-trichlorobenzene	Target	6.5	U	ug/kg	6.5	U	1.0	YES	S3VEM
1,2,3-Trichlorobenzene	Target	6.5	U	ug/kg	6.5	U	1.0	YES	S3VEM
Total Alkanes	TIC		N	ug/kg		N	1.0	YES	S3VEM

# Sample Summary Report

**Project Name: DAMILLE METAL SERVICE SITE  
INVESTIGATION STAGE 2 SAMPLING**

**GroupID: 48315/EPW14030/YANX1**

**Lab Name: Chemtech Consulting Group**

Sample Number: YANY0	Method: Volatile Organics	Matrix: Soil	MA Number:
Sample Location: DMS-DP1	pH:	Sample Date: 06/18/2019	Sample Time: 13:08:00
% Moisture:		% Solids: 87.6	

Analyte Name	Analyte Type	Validation Result	Validation Flag	Units	Lab Result	Lab Flag	Dilution Factor	Reportable	Validation Level
Dichlorodifluoromethane	Target	6.0	U	ug/kg	6.0	U	1.0	YES	S3VEM
Chloromethane	Target	6.0	U	ug/kg	6.0	U	1.0	YES	S3VEM
Vinyl chloride	Target	6.0	U	ug/kg	6.0	U	1.0	YES	S3VEM
Bromomethane	Target	6.0	U	ug/kg	6.0	U	1.0	YES	S3VEM
Chloroethane	Target	6.0	U	ug/kg	6.0	U	1.0	YES	S3VEM
Trichlorofluoromethane	Target	6.0	U	ug/kg	6.0	U	1.0	YES	S3VEM
1,1-Dichloroethene	Target	6.0	U	ug/kg	6.0	U	1.0	YES	S3VEM
1,1,2-Trichloro-1,2,2-trifluoroethane	Target	6.0	U	ug/kg	6.0	U	1.0	YES	S3VEM
Acetone	Target	17		ug/kg	17		1.0	YES	S3VEM
Carbon disulfide	Target	6.0	U	ug/kg	6.0	U	1.0	YES	S3VEM
Methyl Acetate	Target	6.0	U	ug/kg	6.0	U	1.0	YES	S3VEM
Methylene chloride	Target	4.5	J	ug/kg	4.5	J	1.0	YES	S3VEM
trans-1,2-Dichloroethene	Target	6.0	U	ug/kg	6.0	U	1.0	YES	S3VEM
Methyl tert-butyl Ether	Target	6.0	U	ug/kg	6.0	U	1.0	YES	S3VEM
1,1-Dichloroethane	Target	6.0	U	ug/kg	6.0	U	1.0	YES	S3VEM
cis-1,2-Dichloroethene	Target	6.0	U	ug/kg	6.0	U	1.0	YES	S3VEM
2-Butanone	Target	12	U	ug/kg	12	U	1.0	YES	S3VEM
Bromochloromethane	Target	6.0	U	ug/kg	6.0	U	1.0	YES	S3VEM
Chloroform	Target	6.0	U	ug/kg	6.0	U	1.0	YES	S3VEM
1,1,1-Trichloroethane	Target	6.0	U	ug/kg	6.0	U	1.0	YES	S3VEM
Cyclohexane	Target	6.0	U	ug/kg	6.0	U	1.0	YES	S3VEM
Carbon tetrachloride	Target	6.0	U	ug/kg	6.0	U	1.0	YES	S3VEM
Benzene	Target	6.0	U	ug/kg	6.0	U	1.0	YES	S3VEM
1,2-Dichloroethane	Target	6.0	U	ug/kg	6.0	U	1.0	YES	S3VEM
Trichloroethene	Target	6.0	U	ug/kg	6.0	U	1.0	YES	S3VEM
Methylcyclohexane	Target	6.0	U	ug/kg	6.0	U	1.0	YES	S3VEM
1,2-Dichloropropane	Target	6.0	U	ug/kg	6.0	U	1.0	YES	S3VEM
Bromodichloromethane	Target	6.0	U	ug/kg	6.0	U	1.0	YES	S3VEM
cis-1,3-Dichloropropene	Target	6.0	U	ug/kg	6.0	U	1.0	YES	S3VEM
4-Methyl-2-pentanone	Target	12	U	ug/kg	12	U	1.0	YES	S3VEM
Toluene	Target	6.0	U	ug/kg	6.0	U	1.0	YES	S3VEM
trans-1,3-Dichloropropene	Target	6.0	U	ug/kg	6.0	U	1.0	YES	S3VEM
1,1,2-Trichloroethane	Target	6.0	U	ug/kg	6.0	U	1.0	YES	S3VEM
Tetrachloroethene	Target	6.0	U	ug/kg	6.0	U	1.0	YES	S3VEM
2-Hexanone	Target	12	U	ug/kg	12	U	1.0	YES	S3VEM
Dibromochloromethane	Target	6.0	U	ug/kg	6.0	U	1.0	YES	S3VEM
1,2-Dibromoethane	Target	6.0	U	ug/kg	6.0	U	1.0	YES	S3VEM
Chlorobenzene	Target	6.0	U	ug/kg	6.0	U	1.0	YES	S3VEM
Ethylbenzene	Target	6.0	U	ug/kg	6.0	U	1.0	YES	S3VEM
o-xylene	Target	6.0	U	ug/kg	6.0	U	1.0	YES	S3VEM
m,p-Xylene	Target	6.0	U	ug/kg	6.0	U	1.0	YES	S3VEM
Styrene	Target	6.0	U	ug/kg	6.0	U	1.0	YES	S3VEM
Bromoform	Target	6.0	U	ug/kg	6.0	U	1.0	YES	S3VEM
Isopropylbenzene	Target	6.0	U	ug/kg	6.0	U	1.0	YES	S3VEM
1,1,2,2-Tetrachloroethane	Target	6.0	U	ug/kg	6.0	U	1.0	YES	S3VEM
1,3-Dichlorobenzene	Target	6.0	U	ug/kg	6.0	U	1.0	YES	S3VEM
1,4-Dichlorobenzene	Target	6.0	U	ug/kg	6.0	U	1.0	YES	S3VEM
1,2-Dichlorobenzene	Target	6.0	U	ug/kg	6.0	U	1.0	YES	S3VEM
1,2-Dibromo-3-chloropropane	Target	6.0	U	ug/kg	6.0	U	1.0	YES	S3VEM
1,2,4-trichlorobenzene	Target	6.0	U	ug/kg	6.0	U	1.0	YES	S3VEM
1,2,3-Trichlorobenzene	Target	6.0	U	ug/kg	6.0	U	1.0	YES	S3VEM
Total Alkanes	TIC		N	ug/kg		N	1.0	YES	S3VEM



# Sample Summary Report

**Project Name: DAMILLE METAL SERVICE SITE  
INVESTIGATION STAGE 2 SAMPLING**

**GroupID: 48315/EPW14030/YANX1**

**Lab Name: Chemtech Consulting Group**

Sample Number: YANY1	Method: Volatile Organics	Matrix: Soil	MA Number:
Sample Location: DMS-DP1	pH:	Sample Date: 06/18/2019	Sample Time: 13:34:00
% Moisture:		% Solids: 95.3	

Analyte Name	Analyte Type	Validation Result	Validation Flag	Units	Lab Result	Lab Flag	Dilution Factor	Reportable	Validation Level
Dichlorodifluoromethane	Target	6.0	U	ug/kg	6.0	U	1.0	YES	S3VEM
Chloromethane	Target	6.0	U	ug/kg	6.0	U	1.0	YES	S3VEM
Vinyl chloride	Target	6.0	U	ug/kg	6.0	U	1.0	YES	S3VEM
Bromomethane	Target	6.0	U	ug/kg	6.0	U	1.0	YES	S3VEM
Chloroethane	Target	6.0	U	ug/kg	6.0	U	1.0	YES	S3VEM
Trichlorofluoromethane	Target	6.0	U	ug/kg	6.0	U	1.0	YES	S3VEM
1,1-Dichloroethene	Target	6.0	U	ug/kg	6.0	U	1.0	YES	S3VEM
1,1,2-Trichloro-1,2,2-trifluoroethane	Target	6.0	U	ug/kg	6.0	U	1.0	YES	S3VEM
Acetone	Target	12	U	ug/kg	4.4	JB	1.0	YES	S3VEM
Carbon disulfide	Target	6.0	U	ug/kg	6.0	U	1.0	YES	S3VEM
Methyl Acetate	Target	6.0	U	ug/kg	6.0	U	1.0	YES	S3VEM
Methylene chloride	Target	6.0	U	ug/kg	6.0	U	1.0	YES	S3VEM
trans-1,2-Dichloroethene	Target	6.0	U	ug/kg	6.0	U	1.0	YES	S3VEM
Methyl tert-butyl Ether	Target	6.0	U	ug/kg	6.0	U	1.0	YES	S3VEM
1,1-Dichloroethane	Target	6.0	U	ug/kg	6.0	U	1.0	YES	S3VEM
cis-1,2-Dichloroethene	Target	6.0	U	ug/kg	6.0	U	1.0	YES	S3VEM
2-Butanone	Target	12	U	ug/kg	12	U	1.0	YES	S3VEM
Bromochloromethane	Target	6.0	U	ug/kg	6.0	U	1.0	YES	S3VEM
Chloroform	Target	6.0	U	ug/kg	6.0	U	1.0	YES	S3VEM
1,1,1-Trichloroethane	Target	6.0	U	ug/kg	6.0	U	1.0	YES	S3VEM
Cyclohexane	Target	6.0	U	ug/kg	6.0	U	1.0	YES	S3VEM
Carbon tetrachloride	Target	6.0	U	ug/kg	6.0	U	1.0	YES	S3VEM
Benzene	Target	6.0	U	ug/kg	6.0	U	1.0	YES	S3VEM
1,2-Dichloroethane	Target	6.0	U	ug/kg	6.0	U	1.0	YES	S3VEM
Trichloroethene	Target	6.0	U	ug/kg	6.0	U	1.0	YES	S3VEM
Methylcyclohexane	Target	6.0	U	ug/kg	6.0	U	1.0	YES	S3VEM
1,2-Dichloropropane	Target	6.0	U	ug/kg	6.0	U	1.0	YES	S3VEM
Bromodichloromethane	Target	6.0	U	ug/kg	6.0	U	1.0	YES	S3VEM
cis-1,3-Dichloropropene	Target	6.0	U	ug/kg	6.0	U	1.0	YES	S3VEM
4-Methyl-2-pentanone	Target	12	U	ug/kg	12	U	1.0	YES	S3VEM
Toluene	Target	6.0	U	ug/kg	6.0	U	1.0	YES	S3VEM
trans-1,3-Dichloropropene	Target	6.0	U	ug/kg	6.0	U	1.0	YES	S3VEM
1,1,2-Trichloroethane	Target	6.0	U	ug/kg	6.0	U	1.0	YES	S3VEM
Tetrachloroethene	Target	6.0	U	ug/kg	6.0	U	1.0	YES	S3VEM
2-Hexanone	Target	12	U	ug/kg	12	U	1.0	YES	S3VEM
Dibromochloromethane	Target	6.0	U	ug/kg	6.0	U	1.0	YES	S3VEM
1,2-Dibromoethane	Target	6.0	U	ug/kg	6.0	U	1.0	YES	S3VEM
Chlorobenzene	Target	6.0	U	ug/kg	6.0	U	1.0	YES	S3VEM
Ethylbenzene	Target	6.0	U	ug/kg	6.0	U	1.0	YES	S3VEM
o-xylene	Target	6.0	U	ug/kg	6.0	U	1.0	YES	S3VEM
m,p-Xylene	Target	6.0	U	ug/kg	6.0	U	1.0	YES	S3VEM
Styrene	Target	6.0	U	ug/kg	6.0	U	1.0	YES	S3VEM
Bromoform	Target	6.0	U	ug/kg	6.0	U	1.0	YES	S3VEM
Isopropylbenzene	Target	6.0	U	ug/kg	6.0	U	1.0	YES	S3VEM
1,1,2,2-Tetrachloroethane	Target	6.0	U	ug/kg	6.0	U	1.0	YES	S3VEM
1,3-Dichlorobenzene	Target	6.0	U	ug/kg	6.0	U	1.0	YES	S3VEM
1,4-Dichlorobenzene	Target	6.0	U	ug/kg	6.0	U	1.0	YES	S3VEM
1,2-Dichlorobenzene	Target	6.0	U	ug/kg	6.0	U	1.0	YES	S3VEM
1,2-Dibromo-3-chloropropane	Target	6.0	U	ug/kg	6.0	U	1.0	YES	S3VEM
1,2,4-trichlorobenzene	Target	6.0	U	ug/kg	6.0	U	1.0	YES	S3VEM
1,2,3-Trichlorobenzene	Target	6.0	U	ug/kg	6.0	U	1.0	YES	S3VEM
Total Alkanes	TIC		N	ug/kg		N	1.0	YES	S3VEM

# Sample Summary Report

**Project Name: DAMILLE METAL SERVICE SITE  
INVESTIGATION STAGE 2 SAMPLING**

**GroupID: 48315/EPW14030/YANX1**

**Lab Name: Chemtech Consulting Group**

Sample Number: YANY2	Method: Volatile Organics	Matrix: Soil	MA Number:
Sample Location: DMS-DP1	pH:	Sample Date: 06/18/2019	Sample Time: 13:53:00
% Moisture:		% Solids: 96.4	

Analyte Name	Analyte Type	Validation Result	Validation Flag	Units	Lab Result	Lab Flag	Dilution Factor	Reportable	Validation Level
Dichlorodifluoromethane	Target	6.0	U	ug/kg	6.0	U	1.0	YES	S3VEM
Chloromethane	Target	6.0	U	ug/kg	6.0	U	1.0	YES	S3VEM
Vinyl chloride	Target	6.0	U	ug/kg	6.0	U	1.0	YES	S3VEM
Bromomethane	Target	6.0	U	ug/kg	6.0	U	1.0	YES	S3VEM
Chloroethane	Target	6.0	U	ug/kg	6.0	U	1.0	YES	S3VEM
Trichlorofluoromethane	Target	6.0	U	ug/kg	6.0	U	1.0	YES	S3VEM
1,1-Dichloroethene	Target	6.0	U	ug/kg	6.0	U	1.0	YES	S3VEM
1,1,2-Trichloro-1,2,2-trifluoroethane	Target	6.0	U	ug/kg	6.0	U	1.0	YES	S3VEM
Acetone	Target	12	U	ug/kg	7.5	JB	1.0	YES	S3VEM
Carbon disulfide	Target	6.0	U	ug/kg	6.0	U	1.0	YES	S3VEM
Methyl Acetate	Target	6.0	U	ug/kg	6.0	U	1.0	YES	S3VEM
Methylene chloride	Target	4.5	J	ug/kg	4.5	J	1.0	YES	S3VEM
trans-1,2-Dichloroethene	Target	6.0	U	ug/kg	6.0	U	1.0	YES	S3VEM
Methyl tert-butyl Ether	Target	6.0	U	ug/kg	6.0	U	1.0	YES	S3VEM
1,1-Dichloroethane	Target	6.0	U	ug/kg	6.0	U	1.0	YES	S3VEM
cis-1,2-Dichloroethene	Target	6.0	U	ug/kg	6.0	U	1.0	YES	S3VEM
2-Butanone	Target	12	U	ug/kg	12	U	1.0	YES	S3VEM
Bromochloromethane	Target	6.0	U	ug/kg	6.0	U	1.0	YES	S3VEM
Chloroform	Target	6.0	U	ug/kg	6.0	U	1.0	YES	S3VEM
1,1,1-Trichloroethane	Target	6.0	U	ug/kg	6.0	U	1.0	YES	S3VEM
Cyclohexane	Target	6.0	U	ug/kg	6.0	U	1.0	YES	S3VEM
Carbon tetrachloride	Target	6.0	U	ug/kg	6.0	U	1.0	YES	S3VEM
Benzene	Target	6.0	U	ug/kg	6.0	U	1.0	YES	S3VEM
1,2-Dichloroethane	Target	6.0	U	ug/kg	6.0	U	1.0	YES	S3VEM
Trichloroethene	Target	6.0	U	ug/kg	6.0	U	1.0	YES	S3VEM
Methylcyclohexane	Target	6.0	U	ug/kg	6.0	U	1.0	YES	S3VEM
1,2-Dichloropropane	Target	6.0	U	ug/kg	6.0	U	1.0	YES	S3VEM
Bromodichloromethane	Target	6.0	U	ug/kg	6.0	U	1.0	YES	S3VEM
cis-1,3-Dichloropropene	Target	6.0	U	ug/kg	6.0	U	1.0	YES	S3VEM
4-Methyl-2-pentanone	Target	12	U	ug/kg	12	U	1.0	YES	S3VEM
Toluene	Target	6.0	U	ug/kg	6.0	U	1.0	YES	S3VEM
trans-1,3-Dichloropropene	Target	6.0	U	ug/kg	6.0	U	1.0	YES	S3VEM
1,1,2-Trichloroethane	Target	6.0	U	ug/kg	6.0	U	1.0	YES	S3VEM
Tetrachloroethene	Target	6.0	U	ug/kg	6.0	U	1.0	YES	S3VEM
2-Hexanone	Target	12	U	ug/kg	12	U	1.0	YES	S3VEM
Dibromochloromethane	Target	6.0	U	ug/kg	6.0	U	1.0	YES	S3VEM
1,2-Dibromoethane	Target	6.0	U	ug/kg	6.0	U	1.0	YES	S3VEM
Chlorobenzene	Target	6.0	U	ug/kg	6.0	U	1.0	YES	S3VEM
Ethylbenzene	Target	6.0	U	ug/kg	6.0	U	1.0	YES	S3VEM
o-xylene	Target	6.0	U	ug/kg	6.0	U	1.0	YES	S3VEM
m,p-Xylene	Target	6.0	U	ug/kg	6.0	U	1.0	YES	S3VEM
Styrene	Target	6.0	U	ug/kg	6.0	U	1.0	YES	S3VEM
Bromoform	Target	6.0	U	ug/kg	6.0	U	1.0	YES	S3VEM
Isopropylbenzene	Target	6.0	U	ug/kg	6.0	U	1.0	YES	S3VEM
1,1,2,2-Tetrachloroethane	Target	6.0	U	ug/kg	6.0	U	1.0	YES	S3VEM
1,3-Dichlorobenzene	Target	6.0	U	ug/kg	6.0	U	1.0	YES	S3VEM
1,4-Dichlorobenzene	Target	6.0	U	ug/kg	6.0	U	1.0	YES	S3VEM
1,2-Dichlorobenzene	Target	6.0	U	ug/kg	6.0	U	1.0	YES	S3VEM
1,2-Dibromo-3-chloropropane	Target	6.0	U	ug/kg	6.0	U	1.0	YES	S3VEM
1,2,4-trichlorobenzene	Target	6.0	U	ug/kg	6.0	U	1.0	YES	S3VEM
1,2,3-Trichlorobenzene	Target	6.0	U	ug/kg	6.0	U	1.0	YES	S3VEM
Total Alkanes	TIC		N	ug/kg		N	1.0	YES	S3VEM

# Sample Summary Report

**Project Name: DAMILLE METAL SERVICE SITE  
INVESTIGATION STAGE 2 SAMPLING**

**GroupID: 48315/EPW14030/YANX1**

**Lab Name: Chemtech Consulting Group**

Sample Number: YANY3	Method: Volatile Organics	Matrix: Soil	MA Number:
Sample Location: DMS-DP1	pH:	Sample Date: 06/18/2019	Sample Time: 14:04:00
% Moisture:		% Solids: 86.9	

Analyte Name	Analyte Type	Validation Result	Validation Flag	Units	Lab Result	Lab Flag	Dilution Factor	Reportable	Validation Level
Dichlorodifluoromethane	Target	5.5	U	ug/kg	5.5	U	1.0	YES	S3VEM
Chloromethane	Target	5.5	U	ug/kg	5.5	U	1.0	YES	S3VEM
Vinyl chloride	Target	5.5	U	ug/kg	5.5	U	1.0	YES	S3VEM
Bromomethane	Target	5.5	U	ug/kg	5.5	U	1.0	YES	S3VEM
Chloroethane	Target	5.5	U	ug/kg	5.5	U	1.0	YES	S3VEM
Trichlorofluoromethane	Target	5.5	U	ug/kg	5.5	U	1.0	YES	S3VEM
1,1-Dichloroethene	Target	5.5	U	ug/kg	5.5	U	1.0	YES	S3VEM
1,1,2-Trichloro-1,2,2-trifluoroethane	Target	5.5	U	ug/kg	5.5	U	1.0	YES	S3VEM
Acetone	Target	11	U	ug/kg	10	JB	1.0	YES	S3VEM
Carbon disulfide	Target	5.5	U	ug/kg	5.5	U	1.0	YES	S3VEM
Methyl Acetate	Target	5.5	U	ug/kg	5.5	U	1.0	YES	S3VEM
Methylene chloride	Target	5.0	J	ug/kg	5.0	J	1.0	YES	S3VEM
trans-1,2-Dichloroethene	Target	5.5	U	ug/kg	5.5	U	1.0	YES	S3VEM
Methyl tert-butyl Ether	Target	5.5	U	ug/kg	5.5	U	1.0	YES	S3VEM
1,1-Dichloroethane	Target	5.5	U	ug/kg	5.5	U	1.0	YES	S3VEM
cis-1,2-Dichloroethene	Target	5.5	U	ug/kg	5.5	U	1.0	YES	S3VEM
2-Butanone	Target	11	U	ug/kg	11	U	1.0	YES	S3VEM
Bromochloromethane	Target	5.5	U	ug/kg	5.5	U	1.0	YES	S3VEM
Chloroform	Target	5.5	U	ug/kg	5.5	U	1.0	YES	S3VEM
1,1,1-Trichloroethane	Target	5.5	U	ug/kg	5.5	U	1.0	YES	S3VEM
Cyclohexane	Target	5.5	U	ug/kg	5.5	U	1.0	YES	S3VEM
Carbon tetrachloride	Target	5.5	U	ug/kg	5.5	U	1.0	YES	S3VEM
Benzene	Target	5.5	U	ug/kg	5.5	U	1.0	YES	S3VEM
1,2-Dichloroethane	Target	5.5	U	ug/kg	5.5	U	1.0	YES	S3VEM
Trichloroethene	Target	5.5	U	ug/kg	5.5	U	1.0	YES	S3VEM
Methylcyclohexane	Target	5.5	U	ug/kg	5.5	U	1.0	YES	S3VEM
1,2-Dichloropropane	Target	5.5	U	ug/kg	5.5	U	1.0	YES	S3VEM
Bromodichloromethane	Target	5.5	U	ug/kg	5.5	U	1.0	YES	S3VEM
cis-1,3-Dichloropropene	Target	5.5	U	ug/kg	5.5	U	1.0	YES	S3VEM
4-Methyl-2-pentanone	Target	11	U	ug/kg	11	U	1.0	YES	S3VEM
Toluene	Target	5.5	U	ug/kg	5.5	U	1.0	YES	S3VEM
trans-1,3-Dichloropropene	Target	5.5	U	ug/kg	5.5	U	1.0	YES	S3VEM
1,1,2-Trichloroethane	Target	5.5	U	ug/kg	5.5	U	1.0	YES	S3VEM
Tetrachloroethene	Target	5.5	U	ug/kg	5.5	U	1.0	YES	S3VEM
2-Hexanone	Target	11	U	ug/kg	11	U	1.0	YES	S3VEM
Dibromochloromethane	Target	5.5	U	ug/kg	5.5	U	1.0	YES	S3VEM
1,2-Dibromoethane	Target	5.5	U	ug/kg	5.5	U	1.0	YES	S3VEM
Chlorobenzene	Target	5.5	U	ug/kg	5.5	U	1.0	YES	S3VEM
Ethylbenzene	Target	5.5	U	ug/kg	5.5	U	1.0	YES	S3VEM
o-xylene	Target	5.5	U	ug/kg	5.5	U	1.0	YES	S3VEM
m,p-Xylene	Target	5.5	U	ug/kg	5.5	U	1.0	YES	S3VEM
Styrene	Target	5.5	U	ug/kg	5.5	U	1.0	YES	S3VEM
Bromoform	Target	5.5	U	ug/kg	5.5	U	1.0	YES	S3VEM
Isopropylbenzene	Target	5.5	U	ug/kg	5.5	U	1.0	YES	S3VEM
1,1,2,2-Tetrachloroethane	Target	5.5	U	ug/kg	5.5	U	1.0	YES	S3VEM
1,3-Dichlorobenzene	Target	5.5	U	ug/kg	5.5	U	1.0	YES	S3VEM
1,4-Dichlorobenzene	Target	5.5	U	ug/kg	5.5	U	1.0	YES	S3VEM
1,2-Dichlorobenzene	Target	5.5	U	ug/kg	5.5	U	1.0	YES	S3VEM
1,2-Dibromo-3-chloropropane	Target	5.5	U	ug/kg	5.5	U	1.0	YES	S3VEM
1,2,4-trichlorobenzene	Target	5.5	U	ug/kg	5.5	U	1.0	YES	S3VEM
1,2,3-Trichlorobenzene	Target	5.5	U	ug/kg	5.5	U	1.0	YES	S3VEM
1-Hexanol, 2-ethyl-	TIC	7.1	JN	ug/kg	7.1	JN	1.0	NO	S3VEM

# Sample Summary Report

Project Name: DAMILLE METAL SERVICE SITE  
INVESTIGATION STAGE 2 SAMPLING

GroupID: 48315/EPW14030/YANX1

Lab Name: Chemtech Consulting Group

Analyte Name	Analyte Type	Validation Result	Validation Flag	Units	Lab Result	Lab Flag	Dilution Factor	Reportable	Validation Level
Total Alkanes	TIC		N	ug/kg		N	1.0	YES	S3VEM

# Sample Summary Report

**Project Name: DAMILLE METAL SERVICE SITE  
INVESTIGATION STAGE 2 SAMPLING**

**GroupID: 48315/EPW14030/YANX1**

**Lab Name: Chemtech Consulting Group**

Sample Number: YANY4	Method: Volatile Organics	Matrix: Soil	MA Number:
Sample Location: DMS-DP6	pH:	Sample Date: 06/18/2019	Sample Time: 14:28:00
% Moisture:		% Solids: 87.8	

Analyte Name	Analyte Type	Validation Result	Validation Flag	Units	Lab Result	Lab Flag	Dilution Factor	Reportable	Validation Level
Dichlorodifluoromethane	Target	6.6	U	ug/kg	6.6	U	1.0	YES	S3VEM
Chloromethane	Target	6.6	U	ug/kg	6.6	U	1.0	YES	S3VEM
Vinyl chloride	Target	6.6	U	ug/kg	6.6	U	1.0	YES	S3VEM
Bromomethane	Target	6.6	U	ug/kg	6.6	U	1.0	YES	S3VEM
Chloroethane	Target	6.6	U	ug/kg	6.6	U	1.0	YES	S3VEM
Trichlorofluoromethane	Target	6.6	U	ug/kg	6.6	U	1.0	YES	S3VEM
1,1-Dichloroethene	Target	6.6	U	ug/kg	6.6	U	1.0	YES	S3VEM
1,1,2-Trichloro-1,2,2-trifluoroethane	Target	6.6	U	ug/kg	6.6	U	1.0	YES	S3VEM
Acetone	Target	17	U	ug/kg	17	B	1.0	YES	S3VEM
Carbon disulfide	Target	6.6	U	ug/kg	6.6	U	1.0	YES	S3VEM
Methyl Acetate	Target	6.6	U	ug/kg	6.6	U	1.0	YES	S3VEM
Methylene chloride	Target	5.5	J	ug/kg	5.5	J	1.0	YES	S3VEM
trans-1,2-Dichloroethene	Target	6.6	U	ug/kg	6.6	U	1.0	YES	S3VEM
Methyl tert-butyl Ether	Target	6.6	U	ug/kg	6.6	U	1.0	YES	S3VEM
1,1-Dichloroethane	Target	6.6	U	ug/kg	6.6	U	1.0	YES	S3VEM
cis-1,2-Dichloroethene	Target	6.6	U	ug/kg	6.6	U	1.0	YES	S3VEM
2-Butanone	Target	13	U	ug/kg	13	U	1.0	YES	S3VEM
Bromochloromethane	Target	6.6	U	ug/kg	6.6	U	1.0	YES	S3VEM
Chloroform	Target	6.6	U	ug/kg	6.6	U	1.0	YES	S3VEM
1,1,1-Trichloroethane	Target	6.6	U	ug/kg	6.6	U	1.0	YES	S3VEM
Cyclohexane	Target	6.6	U	ug/kg	6.6	U	1.0	YES	S3VEM
Carbon tetrachloride	Target	6.6	U	ug/kg	6.6	U	1.0	YES	S3VEM
Benzene	Target	6.6	U	ug/kg	6.6	U	1.0	YES	S3VEM
1,2-Dichloroethane	Target	6.6	U	ug/kg	6.6	U	1.0	YES	S3VEM
Trichloroethene	Target	6.6	U	ug/kg	6.6	U	1.0	YES	S3VEM
Methylcyclohexane	Target	6.6	U	ug/kg	6.6	U	1.0	YES	S3VEM
1,2-Dichloropropane	Target	6.6	U	ug/kg	6.6	U	1.0	YES	S3VEM
Bromodichloromethane	Target	6.6	U	ug/kg	6.6	U	1.0	YES	S3VEM
cis-1,3-Dichloropropene	Target	6.6	U	ug/kg	6.6	U	1.0	YES	S3VEM
4-Methyl-2-pentanone	Target	13	U	ug/kg	13	U	1.0	YES	S3VEM
Toluene	Target	6.6	U	ug/kg	6.6	U	1.0	YES	S3VEM
trans-1,3-Dichloropropene	Target	6.6	U	ug/kg	6.6	U	1.0	YES	S3VEM
1,1,2-Trichloroethane	Target	6.6	U	ug/kg	6.6	U	1.0	YES	S3VEM
Tetrachloroethene	Target	2.2	J	ug/kg	2.2	J	1.0	YES	S3VEM
2-Hexanone	Target	13	U	ug/kg	13	U	1.0	YES	S3VEM
Dibromochloromethane	Target	6.6	U	ug/kg	6.6	U	1.0	YES	S3VEM
1,2-Dibromoethane	Target	6.6	U	ug/kg	6.6	U	1.0	YES	S3VEM
Chlorobenzene	Target	6.6	U	ug/kg	6.6	U	1.0	YES	S3VEM
Ethylbenzene	Target	6.6	U	ug/kg	6.6	U	1.0	YES	S3VEM
o-xylene	Target	6.6	U	ug/kg	6.6	U	1.0	YES	S3VEM
m,p-Xylene	Target	6.6	U	ug/kg	6.6	U	1.0	YES	S3VEM
Styrene	Target	6.6	U	ug/kg	6.6	U	1.0	YES	S3VEM
Bromoform	Target	6.6	U	ug/kg	6.6	U	1.0	YES	S3VEM
Isopropylbenzene	Target	6.6	U	ug/kg	6.6	U	1.0	YES	S3VEM
1,1,2,2-Tetrachloroethane	Target	6.6	U	ug/kg	6.6	U	1.0	YES	S3VEM
1,3-Dichlorobenzene	Target	6.6	U	ug/kg	6.6	U	1.0	YES	S3VEM
1,4-Dichlorobenzene	Target	6.6	U	ug/kg	6.6	U	1.0	YES	S3VEM
1,2-Dichlorobenzene	Target	6.6	U	ug/kg	6.6	U	1.0	YES	S3VEM
1,2-Dibromo-3-chloropropane	Target	6.6	U	ug/kg	6.6	U	1.0	YES	S3VEM
1,2,4-trichlorobenzene	Target	6.6	U	ug/kg	6.6	U	1.0	YES	S3VEM
1,2,3-Trichlorobenzene	Target	6.6	U	ug/kg	6.6	U	1.0	YES	S3VEM
Total Alkanes	TIC		N	ug/kg		N	1.0	YES	S3VEM

# Sample Summary Report

**Project Name: DAMILLE METAL SERVICE SITE  
INVESTIGATION STAGE 2 SAMPLING**

**GroupID: 48315/EPW14030/YANX1**

**Lab Name: Chemtech Consulting Group**

Sample Number: YANY5	Method: Volatile Organics	Matrix: Soil	MA Number:
Sample Location: DMS-DP1	pH:	Sample Date: 06/18/2019	Sample Time: 13:44:00
% Moisture:		% Solids: 95.1	

Analyte Name	Analyte Type	Validation Result	Validation Flag	Units	Lab Result	Lab Flag	Dilution Factor	Reportable	Validation Level
Dichlorodifluoromethane	Target	6.2	U	ug/kg	6.2	U	1.0	YES	S3VEM
Chloromethane	Target	6.2	U	ug/kg	6.2	U	1.0	YES	S3VEM
Vinyl chloride	Target	6.2	U	ug/kg	6.2	U	1.0	YES	S3VEM
Bromomethane	Target	6.2	U	ug/kg	6.2	U	1.0	YES	S3VEM
Chloroethane	Target	6.2	U	ug/kg	6.2	U	1.0	YES	S3VEM
Trichlorofluoromethane	Target	6.2	U	ug/kg	6.2	U	1.0	YES	S3VEM
1,1-Dichloroethene	Target	6.2	U	ug/kg	6.2	U	1.0	YES	S3VEM
1,1,2-Trichloro-1,2,2-trifluoroethane	Target	6.2	U	ug/kg	6.2	U	1.0	YES	S3VEM
Acetone	Target	12	U	ug/kg	7.2	JB	1.0	YES	S3VEM
Carbon disulfide	Target	6.2	U	ug/kg	6.2	U	1.0	YES	S3VEM
Methyl Acetate	Target	6.2	U	ug/kg	6.2	U	1.0	YES	S3VEM
Methylene chloride	Target	6.2	U	ug/kg	6.2	U	1.0	YES	S3VEM
trans-1,2-Dichloroethene	Target	6.2	U	ug/kg	6.2	U	1.0	YES	S3VEM
Methyl tert-butyl Ether	Target	6.2	U	ug/kg	6.2	U	1.0	YES	S3VEM
1,1-Dichloroethane	Target	6.2	U	ug/kg	6.2	U	1.0	YES	S3VEM
cis-1,2-Dichloroethene	Target	6.2	U	ug/kg	6.2	U	1.0	YES	S3VEM
2-Butanone	Target	12	U	ug/kg	12	U	1.0	YES	S3VEM
Bromochloromethane	Target	6.2	U	ug/kg	6.2	U	1.0	YES	S3VEM
Chloroform	Target	6.2	U	ug/kg	6.2	U	1.0	YES	S3VEM
1,1,1-Trichloroethane	Target	6.2	U	ug/kg	6.2	U	1.0	YES	S3VEM
Cyclohexane	Target	6.2	U	ug/kg	6.2	U	1.0	YES	S3VEM
Carbon tetrachloride	Target	6.2	U	ug/kg	6.2	U	1.0	YES	S3VEM
Benzene	Target	6.2	U	ug/kg	6.2	U	1.0	YES	S3VEM
1,2-Dichloroethane	Target	6.2	U	ug/kg	6.2	U	1.0	YES	S3VEM
Trichloroethene	Target	6.2	U	ug/kg	6.2	U	1.0	YES	S3VEM
Methylcyclohexane	Target	6.2	U	ug/kg	6.2	U	1.0	YES	S3VEM
1,2-Dichloropropane	Target	6.2	U	ug/kg	6.2	U	1.0	YES	S3VEM
Bromodichloromethane	Target	6.2	U	ug/kg	6.2	U	1.0	YES	S3VEM
cis-1,3-Dichloropropene	Target	6.2	U	ug/kg	6.2	U	1.0	YES	S3VEM
4-Methyl-2-pentanone	Target	12	U	ug/kg	12	U	1.0	YES	S3VEM
Toluene	Target	6.2	U	ug/kg	6.2	U	1.0	YES	S3VEM
trans-1,3-Dichloropropene	Target	6.2	U	ug/kg	6.2	U	1.0	YES	S3VEM
1,1,2-Trichloroethane	Target	6.2	U	ug/kg	6.2	U	1.0	YES	S3VEM
Tetrachloroethene	Target	6.2	U	ug/kg	6.2	U	1.0	YES	S3VEM
2-Hexanone	Target	12	U	ug/kg	12	U	1.0	YES	S3VEM
Dibromochloromethane	Target	6.2	U	ug/kg	6.2	U	1.0	YES	S3VEM
1,2-Dibromoethane	Target	6.2	U	ug/kg	6.2	U	1.0	YES	S3VEM
Chlorobenzene	Target	6.2	U	ug/kg	6.2	U	1.0	YES	S3VEM
Ethylbenzene	Target	6.2	U	ug/kg	6.2	U	1.0	YES	S3VEM
o-xylene	Target	6.2	U	ug/kg	6.2	U	1.0	YES	S3VEM
m,p-Xylene	Target	6.2	U	ug/kg	6.2	U	1.0	YES	S3VEM
Styrene	Target	6.2	U	ug/kg	6.2	U	1.0	YES	S3VEM
Bromoform	Target	6.2	U	ug/kg	6.2	U	1.0	YES	S3VEM
Isopropylbenzene	Target	6.2	U	ug/kg	6.2	U	1.0	YES	S3VEM
1,1,2,2-Tetrachloroethane	Target	6.2	U	ug/kg	6.2	U	1.0	YES	S3VEM
1,3-Dichlorobenzene	Target	6.2	U	ug/kg	6.2	U	1.0	YES	S3VEM
1,4-Dichlorobenzene	Target	6.2	U	ug/kg	6.2	U	1.0	YES	S3VEM
1,2-Dichlorobenzene	Target	6.2	U	ug/kg	6.2	U	1.0	YES	S3VEM
1,2-Dibromo-3-chloropropane	Target	6.2	U	ug/kg	6.2	U	1.0	YES	S3VEM
1,2,4-trichlorobenzene	Target	6.2	U	ug/kg	6.2	U	1.0	YES	S3VEM
1,2,3-Trichlorobenzene	Target	6.2	U	ug/kg	6.2	U	1.0	YES	S3VEM
Total Alkanes	TIC		N	ug/kg		N	1.0	YES	S3VEM

# Sample Summary Report

Project Name: DAMILLE METAL SERVICE SITE  
INVESTIGATION STAGE 2 SAMPLING

GroupID: 48315/EPW14030/YANX1

Lab Name: Chemtech Consulting Group

Analyte Name	Analyte Type	Validation Result	Validation Flag	Units	Lab Result	Lab Flag	Dilution Factor	Reportable	Validation Level
1-Hexanol, 2-ethyl-	TIC	5.0	JN	ug/kg	5.0	JN	1.0	NO	S3VEM

# Sample Summary Report

**Project Name: DAMILLE METAL SERVICE SITE  
INVESTIGATION STAGE 2 SAMPLING**

**GroupID: 48315/EPW14030/YANX1**

**Lab Name: Chemtech Consulting Group**

Sample Number: YANY8	Method: Volatile Organics	Matrix: Soil	MA Number:
Sample Location: DMS-DP6	pH:	Sample Date: 06/18/2019	Sample Time: 14:52:00
% Moisture:		% Solids: 97.2	

Analyte Name	Analyte Type	Validation Result	Validation Flag	Units	Lab Result	Lab Flag	Dilution Factor	Reportable	Validation Level
Dichlorodifluoromethane	Target	5.7	U	ug/kg	5.7	U	1.0	YES	S3VEM
Chloromethane	Target	5.7	U	ug/kg	5.7	U	1.0	YES	S3VEM
Vinyl chloride	Target	5.7	U	ug/kg	5.7	U	1.0	YES	S3VEM
Bromomethane	Target	5.7	U	ug/kg	5.7	U	1.0	YES	S3VEM
Chloroethane	Target	5.7	U	ug/kg	5.7	U	1.0	YES	S3VEM
Trichlorofluoromethane	Target	5.7	U	ug/kg	5.7	U	1.0	YES	S3VEM
1,1-Dichloroethene	Target	5.7	U	ug/kg	5.7	U	1.0	YES	S3VEM
1,1,2-Trichloro-1,2,2-trifluoroethane	Target	5.7	U	ug/kg	5.7	U	1.0	YES	S3VEM
Acetone	Target	11	U	ug/kg	11	U	1.0	YES	S3VEM
Carbon disulfide	Target	5.7	U	ug/kg	5.7	U	1.0	YES	S3VEM
Methyl Acetate	Target	5.7	U	ug/kg	5.7	U	1.0	YES	S3VEM
Methylene chloride	Target	5.7	U	ug/kg	5.7	U	1.0	YES	S3VEM
trans-1,2-Dichloroethene	Target	5.7	U	ug/kg	5.7	U	1.0	YES	S3VEM
Methyl tert-butyl Ether	Target	5.7	U	ug/kg	5.7	U	1.0	YES	S3VEM
1,1-Dichloroethane	Target	5.7	U	ug/kg	5.7	U	1.0	YES	S3VEM
cis-1,2-Dichloroethene	Target	5.7	U	ug/kg	5.7	U	1.0	YES	S3VEM
2-Butanone	Target	11	U	ug/kg	11	U	1.0	YES	S3VEM
Bromochloromethane	Target	5.7	U	ug/kg	5.7	U	1.0	YES	S3VEM
Chloroform	Target	5.7	U	ug/kg	5.7	U	1.0	YES	S3VEM
1,1,1-Trichloroethane	Target	5.7	U	ug/kg	5.7	U	1.0	YES	S3VEM
Cyclohexane	Target	5.7	U	ug/kg	5.7	U	1.0	YES	S3VEM
Carbon tetrachloride	Target	5.7	U	ug/kg	5.7	U	1.0	YES	S3VEM
Benzene	Target	5.7	U	ug/kg	5.7	U	1.0	YES	S3VEM
1,2-Dichloroethane	Target	5.7	U	ug/kg	5.7	U	1.0	YES	S3VEM
Trichloroethene	Target	5.7	U	ug/kg	5.7	U	1.0	YES	S3VEM
Methylcyclohexane	Target	5.7	U	ug/kg	5.7	U	1.0	YES	S3VEM
1,2-Dichloropropane	Target	5.7	U	ug/kg	5.7	U	1.0	YES	S3VEM
Bromodichloromethane	Target	5.7	U	ug/kg	5.7	U	1.0	YES	S3VEM
cis-1,3-Dichloropropene	Target	5.7	U	ug/kg	5.7	U	1.0	YES	S3VEM
4-Methyl-2-pentanone	Target	11	U	ug/kg	11	U	1.0	YES	S3VEM
Toluene	Target	5.7	U	ug/kg	5.7	U	1.0	YES	S3VEM
trans-1,3-Dichloropropene	Target	5.7	U	ug/kg	5.7	U	1.0	YES	S3VEM
1,1,2-Trichloroethane	Target	5.7	U	ug/kg	5.7	U	1.0	YES	S3VEM
Tetrachloroethene	Target	5.7	U	ug/kg	5.7	U	1.0	YES	S3VEM
2-Hexanone	Target	11	U	ug/kg	11	U	1.0	YES	S3VEM
Dibromochloromethane	Target	5.7	U	ug/kg	5.7	U	1.0	YES	S3VEM
1,2-Dibromoethane	Target	5.7	U	ug/kg	5.7	U	1.0	YES	S3VEM
Chlorobenzene	Target	5.7	U	ug/kg	5.7	U	1.0	YES	S3VEM
Ethylbenzene	Target	5.7	U	ug/kg	5.7	U	1.0	YES	S3VEM
o-xylene	Target	5.7	U	ug/kg	5.7	U	1.0	YES	S3VEM
m,p-Xylene	Target	5.7	U	ug/kg	5.7	U	1.0	YES	S3VEM
Styrene	Target	5.7	U	ug/kg	5.7	U	1.0	YES	S3VEM
Bromoform	Target	5.7	U	ug/kg	5.7	U	1.0	YES	S3VEM
Isopropylbenzene	Target	5.7	U	ug/kg	5.7	U	1.0	YES	S3VEM
1,1,2,2-Tetrachloroethane	Target	5.7	U	ug/kg	5.7	U	1.0	YES	S3VEM
1,3-Dichlorobenzene	Target	5.7	U	ug/kg	5.7	U	1.0	YES	S3VEM
1,4-Dichlorobenzene	Target	5.7	U	ug/kg	5.7	U	1.0	YES	S3VEM
1,2-Dichlorobenzene	Target	5.7	U	ug/kg	5.7	U	1.0	YES	S3VEM
1,2-Dibromo-3-chloropropane	Target	5.7	U	ug/kg	5.7	U	1.0	YES	S3VEM
1,2,4-trichlorobenzene	Target	5.7	U	ug/kg	5.7	U	1.0	YES	S3VEM
1,2,3-Trichlorobenzene	Target	5.7	U	ug/kg	5.7	U	1.0	YES	S3VEM
Total Alkanes	TIC		N	ug/kg		N	1.0	YES	S3VEM



# Sample Summary Report

**Project Name: DAMILLE METAL SERVICE SITE  
INVESTIGATION STAGE 2 SAMPLING**

**GroupID: 48315/EPW14030/YANX1**

**Lab Name: Chemtech Consulting Group**

Sample Number: YANY8MS	Method: Volatile Organics	Matrix: Soil	MA Number:
Sample Location:	pH:	Sample Date: 06/18/2019	Sample Time: 14:52:00
% Moisture:		% Solids: 97.2	

Analyte Name	Analyte Type	Validation Result	Validation Flag	Units	Lab Result	Lab Flag	Dilution Factor	Reportable	Validation Level
Dichlorodifluoromethane	Target	5.6	U	ug/kg	5.6	U	1.0	YES	S3VEM
Chloromethane	Target	5.6	U	ug/kg	5.6	U	1.0	YES	S3VEM
Vinyl chloride	Target	5.6	U	ug/kg	5.6	U	1.0	YES	S3VEM
Bromomethane	Target	5.6	U	ug/kg	5.6	U	1.0	YES	S3VEM
Chloroethane	Target	5.6	U	ug/kg	5.6	U	1.0	YES	S3VEM
Trichlorofluoromethane	Target	5.6	U	ug/kg	5.6	U	1.0	YES	S3VEM
1,1-Dichloroethene	Spike	51		ug/kg	51		1.0	YES	S3VEM
1,1,2-Trichloro-1,2,2-trifluoroethane	Target	5.6	U	ug/kg	5.6	U	1.0	YES	S3VEM
Acetone	Target	11	U	ug/kg	11	U	1.0	YES	S3VEM
Carbon disulfide	Target	5.6	U	ug/kg	5.6	U	1.0	YES	S3VEM
Methyl Acetate	Target	5.6	U	ug/kg	5.6	U	1.0	YES	S3VEM
Methylene chloride	Target	5.6	U	ug/kg	5.6	U	1.0	YES	S3VEM
trans-1,2-Dichloroethene	Target	5.6	U	ug/kg	5.6	U	1.0	YES	S3VEM
Methyl tert-butyl Ether	Target	5.6	U	ug/kg	5.6	U	1.0	YES	S3VEM
1,1-Dichloroethane	Target	5.6	U	ug/kg	5.6	U	1.0	YES	S3VEM
cis-1,2-Dichloroethene	Target	5.6	U	ug/kg	5.6	U	1.0	YES	S3VEM
2-Butanone	Target	11	U	ug/kg	11	U	1.0	YES	S3VEM
Bromochloromethane	Target	5.6	U	ug/kg	5.6	U	1.0	YES	S3VEM
Chloroform	Target	5.6	U	ug/kg	5.6	U	1.0	YES	S3VEM
1,1,1-Trichloroethane	Target	5.6	U	ug/kg	5.6	U	1.0	YES	S3VEM
Cyclohexane	Target	5.6	U	ug/kg	5.6	U	1.0	YES	S3VEM
Carbon tetrachloride	Target	5.6	U	ug/kg	5.6	U	1.0	YES	S3VEM
Benzene	Spike	58		ug/kg	58		1.0	YES	S3VEM
1,2-Dichloroethane	Target	5.6	U	ug/kg	5.6	U	1.0	YES	S3VEM
Trichloroethene	Spike	57		ug/kg	57		1.0	YES	S3VEM
Methylcyclohexane	Target	5.6	U	ug/kg	5.6	U	1.0	YES	S3VEM
1,2-Dichloropropane	Target	5.6	U	ug/kg	5.6	U	1.0	YES	S3VEM
Bromodichloromethane	Target	5.6	U	ug/kg	5.6	U	1.0	YES	S3VEM
cis-1,3-Dichloropropene	Target	5.6	U	ug/kg	5.6	U	1.0	YES	S3VEM
4-Methyl-2-pentanone	Target	11	U	ug/kg	11	U	1.0	YES	S3VEM
Toluene	Spike	58		ug/kg	58		1.0	YES	S3VEM
trans-1,3-Dichloropropene	Target	5.6	U	ug/kg	5.6	U	1.0	YES	S3VEM
1,1,2-Trichloroethane	Target	5.6	U	ug/kg	5.6	U	1.0	YES	S3VEM
Tetrachloroethene	Target	5.6	U	ug/kg	5.6	U	1.0	YES	S3VEM
2-Hexanone	Target	11	U	ug/kg	11	U	1.0	YES	S3VEM
Dibromochloromethane	Target	5.6	U	ug/kg	5.6	U	1.0	YES	S3VEM
1,2-Dibromoethane	Target	5.6	U	ug/kg	5.6	U	1.0	YES	S3VEM
Chlorobenzene	Spike	58		ug/kg	58		1.0	YES	S3VEM
Ethylbenzene	Target	5.6	U	ug/kg	5.6	U	1.0	YES	S3VEM
o-xylene	Target	5.6	U	ug/kg	5.6	U	1.0	YES	S3VEM
m,p-Xylene	Target	5.6	U	ug/kg	5.6	U	1.0	YES	S3VEM
Styrene	Target	5.6	U	ug/kg	5.6	U	1.0	YES	S3VEM
Bromoform	Target	5.6	U	ug/kg	5.6	U	1.0	YES	S3VEM
Isopropylbenzene	Target	5.6	U	ug/kg	5.6	U	1.0	YES	S3VEM
1,1,2,2-Tetrachloroethane	Target	5.6	U	ug/kg	5.6	U	1.0	YES	S3VEM
1,3-Dichlorobenzene	Target	5.6	U	ug/kg	5.6	U	1.0	YES	S3VEM
1,4-Dichlorobenzene	Target	5.6	U	ug/kg	5.6	U	1.0	YES	S3VEM
1,2-Dichlorobenzene	Target	5.6	U	ug/kg	5.6	U	1.0	YES	S3VEM
1,2-Dibromo-3-chloropropane	Target	5.6	U	ug/kg	5.6	U	1.0	YES	S3VEM
1,2,4-trichlorobenzene	Target	5.6	U	ug/kg	5.6	U	1.0	YES	S3VEM
1,2,3-Trichlorobenzene	Target	5.6	U	ug/kg	5.6	U	1.0	YES	S3VEM
Total Alkanes	TIC		N	ug/kg		N	1.0	YES	S3VEM

# Sample Summary Report

**Project Name: DAMILLE METAL SERVICE SITE  
INVESTIGATION STAGE 2 SAMPLING**

**GroupID: 48315/EPW14030/YANX1**

**Lab Name: Chemtech Consulting Group**

Sample Number: YANY8MSD	Method: Volatile Organics	Matrix: Soil	MA Number:
Sample Location:	pH:	Sample Date: 06/18/2019	Sample Time: 14:52:00
% Moisture:		% Solids: 97.2	

Analyte Name	Analyte Type	Validation Result	Validation Flag	Units	Lab Result	Lab Flag	Dilution Factor	Reportable	Validation Level
Dichlorodifluoromethane	Target	5.5	U	ug/kg	5.5	U	1.0	YES	S3VEM
Chloromethane	Target	5.5	U	ug/kg	5.5	U	1.0	YES	S3VEM
Vinyl chloride	Target	5.5	U	ug/kg	5.5	U	1.0	YES	S3VEM
Bromomethane	Target	5.5	U	ug/kg	5.5	U	1.0	YES	S3VEM
Chloroethane	Target	5.5	U	ug/kg	5.5	U	1.0	YES	S3VEM
Trichlorofluoromethane	Target	5.5	U	ug/kg	5.5	U	1.0	YES	S3VEM
1,1-Dichloroethene	Spike	47		ug/kg	47		1.0	YES	S3VEM
1,1,2-Trichloro-1,2,2-trifluoroethane	Target	5.5	U	ug/kg	5.5	U	1.0	YES	S3VEM
Acetone	Target	11	U	ug/kg	11	U	1.0	YES	S3VEM
Carbon disulfide	Target	5.5	U	ug/kg	5.5	U	1.0	YES	S3VEM
Methyl Acetate	Target	5.5	U	ug/kg	5.5	U	1.0	YES	S3VEM
Methylene chloride	Target	5.5	U	ug/kg	5.5	U	1.0	YES	S3VEM
trans-1,2-Dichloroethene	Target	5.5	U	ug/kg	5.5	U	1.0	YES	S3VEM
Methyl tert-butyl Ether	Target	5.5	U	ug/kg	5.5	U	1.0	YES	S3VEM
1,1-Dichloroethane	Target	5.5	U	ug/kg	5.5	U	1.0	YES	S3VEM
cis-1,2-Dichloroethene	Target	5.5	U	ug/kg	5.5	U	1.0	YES	S3VEM
2-Butanone	Target	11	U	ug/kg	11	U	1.0	YES	S3VEM
Bromochloromethane	Target	5.5	U	ug/kg	5.5	U	1.0	YES	S3VEM
Chloroform	Target	5.5	U	ug/kg	5.5	U	1.0	YES	S3VEM
1,1,1-Trichloroethane	Target	5.5	U	ug/kg	5.5	U	1.0	YES	S3VEM
Cyclohexane	Target	5.5	U	ug/kg	5.5	U	1.0	YES	S3VEM
Carbon tetrachloride	Target	5.5	U	ug/kg	5.5	U	1.0	YES	S3VEM
Benzene	Spike	54		ug/kg	54		1.0	YES	S3VEM
1,2-Dichloroethane	Target	5.5	U	ug/kg	5.5	U	1.0	YES	S3VEM
Trichloroethene	Spike	52		ug/kg	52		1.0	YES	S3VEM
Methylcyclohexane	Target	5.5	U	ug/kg	5.5	U	1.0	YES	S3VEM
1,2-Dichloropropane	Target	5.5	U	ug/kg	5.5	U	1.0	YES	S3VEM
Bromodichloromethane	Target	5.5	U	ug/kg	5.5	U	1.0	YES	S3VEM
cis-1,3-Dichloropropene	Target	5.5	U	ug/kg	5.5	U	1.0	YES	S3VEM
4-Methyl-2-pentanone	Target	11	U	ug/kg	11	U	1.0	YES	S3VEM
Toluene	Spike	54		ug/kg	54		1.0	YES	S3VEM
trans-1,3-Dichloropropene	Target	5.5	U	ug/kg	5.5	U	1.0	YES	S3VEM
1,1,2-Trichloroethane	Target	5.5	U	ug/kg	5.5	U	1.0	YES	S3VEM
Tetrachloroethene	Target	5.5	U	ug/kg	5.5	U	1.0	YES	S3VEM
2-Hexanone	Target	11	U	ug/kg	11	U	1.0	YES	S3VEM
Dibromochloromethane	Target	5.5	U	ug/kg	5.5	U	1.0	YES	S3VEM
1,2-Dibromoethane	Target	5.5	U	ug/kg	5.5	U	1.0	YES	S3VEM
Chlorobenzene	Spike	53		ug/kg	53		1.0	YES	S3VEM
Ethylbenzene	Target	5.5	U	ug/kg	5.5	U	1.0	YES	S3VEM
o-xylene	Target	5.5	U	ug/kg	5.5	U	1.0	YES	S3VEM
m,p-Xylene	Target	5.5	U	ug/kg	5.5	U	1.0	YES	S3VEM
Styrene	Target	5.5	U	ug/kg	5.5	U	1.0	YES	S3VEM
Bromoform	Target	5.5	U	ug/kg	5.5	U	1.0	YES	S3VEM
Isopropylbenzene	Target	5.5	U	ug/kg	5.5	U	1.0	YES	S3VEM
1,1,2,2-Tetrachloroethane	Target	5.5	U	ug/kg	5.5	U	1.0	YES	S3VEM
1,3-Dichlorobenzene	Target	5.5	U	ug/kg	5.5	U	1.0	YES	S3VEM
1,4-Dichlorobenzene	Target	5.5	U	ug/kg	5.5	U	1.0	YES	S3VEM
1,2-Dichlorobenzene	Target	5.5	U	ug/kg	5.5	U	1.0	YES	S3VEM
1,2-Dibromo-3-chloropropane	Target	5.5	U	ug/kg	5.5	U	1.0	YES	S3VEM
1,2,4-trichlorobenzene	Target	5.5	U	ug/kg	5.5	U	1.0	YES	S3VEM
1,2,3-Trichlorobenzene	Target	5.5	U	ug/kg	5.5	U	1.0	YES	S3VEM
Total Alkanes	TIC		N	ug/kg		N	1.0	YES	S3VEM

# Sample Summary Report

---

**Project Name: DAMILLE METAL SERVICE SITE  
INVESTIGATION STAGE 2 SAMPLING**

**GroupID: 48315/EPW14030/YANX1**

**Lab Name: Chemtech Consulting Group**


---



**Memorandum**

**To:** Matt Mitguard, Site Assessment Manager  
Site Cleanup Section 2, SFD-6-1  
USEPA Region 9

**Through:** Joe Eidelberg, Chemist  
Quality Assurance Section, EMD-3-2  
USEPA Region 9

**From:**  for Kathy O'Brien, Sr. Project Manager  
ICF, Environmental Services Assistance Team (ESAT) Region 9

ESAT Contract No.: EP-W-13-029  
Technical Direction No.: 10106232 (reissue of 10106227)

**Date:** August 1, 2019

**Re:** Review of Analytical Data, **Tier 3**

---

Attached are comments resulting from ESAT Region 9 review of the following analytical data:

Site:	Damille Metal Service
Site Account No.:	A9 CG QA 00
Case No.:	48315
SDG No.:	YANZ0
Laboratory:	Chemtech Consulting Group (CHM)
Analysis:	CLP Low Volatiles
Samples:	Four Soil Samples
Collection Date:	June 18, 2019
Reviewer:	Estrellita Manuel, ESAT

EXES Data Manager has been updated with the results of this review and the validation level revised to S3VEM; the dynamic deliverables were regenerated and are available on the SMO Portal.

If there are any questions, please contact Joe Eidelberg (QA Program/EPA) at (415) 972-3809.

Attachment

cc: Richard Freitas, CLP PO USEPA Region 9  
Kim Brandon-Bazile, CLP PO USEPA Region 2

CLP PO:  FYI  Action

SAMPLING ISSUES:  Yes  No

10106232-21722/48315/YANZ0-LV Rpt

## Data Validation Report - Tier 3

Case No.: 48315  
SDG No.: YANZ0  
Site: Damille Metal Service  
Laboratory: Chemtech Consulting Group (CHM)  
Analysis: CLP Low Volatiles  
Reviewer: Estrellita Manuel, ESAT  
Date: August 1, 2019

### I. SDG SUMMARY

For Sample Information and Laboratory Quality Control (QC), refer to EXES National Functional Guidelines (NFG) data validation reports *Analytical Sample Listing* and *Organic Analytic Sequence*. EXES Data Manager has been updated with the results of this review and the validation level revised to S3VEM; the dynamic deliverables were regenerated and are available on the SMO Portal. The data qualifier definitions, as described in pages 6 and 7 of the National Functional Guidelines, are attached to this report.

#### Field QC

Field Blanks (FB): None.  
Equipment Blanks (EB): None.  
Trip Blanks (TB): None.  
Background Samples (BG): None.  
Field Duplicates: YANZ0 and YANY7 (in SDG YANT0).

#### CLP PO Action

None.

#### Sampling Issues

None.

#### Additional Comments

A peak in sample YANZ0 (tentatively identified compound) was not reported. The laboratory provided revised data (Form 1B-OR and mass spectra) upon request on July 22, 2019. The updated electronic data deliverable (EDD) was uploaded to SMO portal on July 23, 2019.

Nondetected results for all analytes in laboratory QC sample YANZ3MS were flagged by the EXES Data Manager as rejected (R) due to very low internal standard (IS) areas (see Comment C).

Recoveries for deuterated monitoring compounds (DMCs) 2-hexanone-d5 (137%) and 1,1,2,2-tetrachloroethane-d2 (121%) exceed QC limits in sample YANZ1, indicating potential high bias in detected results; qualification is not necessary because the associated target analytes are not detected.

All standards and spiking solutions were analyzed before the expiration date.

In addition to laboratory and field artifacts (retention times of 10.0, 10.6, 11.1, and 13.7 minutes), a tentatively identified compound (TIC) was found in sample YANZ0 (see attached Form 1B).

The laboratory performed manual peak integration for some calibration and sample chromatograms. Manual integrations were reviewed and found to be in compliance with CLP Statement of Work (SOW) requirements.

This report was prepared in accordance with the following documents:

- USEPA Contract Laboratory Program Statement of Work for Organics Superfund Methods, Multi-Media, Multi-Concentration, SOM02.4, October 2016 and
- USEPA National Functional Guidelines for Superfund Organic Methods Data Review, January 2017.

For technical definitions, refer to *Exhibit G (Glossary of Terms)*, USEPA Contract Laboratory Program Statement of Work for Organics Superfund Methods, Multi-Media, Multi-Concentration, SOM02.4.

## II. VALIDATION SUMMARY

The data were evaluated based on the following parameters:

<u>Parameter</u>	<u>Acceptable</u>	<u>Comment</u>
1. Data Completeness	Yes	
2. Preservation and Holding Times	Yes	
3. GC/MS Instrument Performance Check	Yes	
4. Initial Calibration	Yes	
5. Continuing Calibration Verification (CCV)	Yes	
6. Laboratory Blanks	Yes	B
7. Field/Equipment/Trip Blanks	N/A	
8. Deuterated Monitoring Compound (DMC)	Yes	
9. Matrix Spike/Matrix Spike Duplicate (MS/MSD)	No	C
10. Internal Standard	No	C
11. Analyte Identification	Yes	
12. Analyte Quantitation and Reported CRQL	Yes	A
13. Field Duplicate Sample Analysis	Yes	
14. System Performance	Yes	
15. Overall Assessment of Data	Yes	

N/A = Not Applicable.

## III. VALIDITY AND COMMENTS

- A. Results above the method detection limit (MDL) but below the contract required quantitation limit (CRQL) are estimated and flagged "J." Results are considered qualitatively acceptable but quantitatively unreliable due to uncertainties in analytical precision near the quantitation limit.
- B. The following results are qualified as nondetected due to method blank and storage blank contamination and are flagged "U."
- Acetone in all samples.
- Acetone is present in method blanks VBLK28 and VBLK29 at 9.7 µg/kg and 7.9 µg/kg, respectively, and in storage blank VHBLK01 at 7.5 µg/kg. Results for acetone that are less than or equal to the CRQL are qualified as non-detected at the CRQL.
- C. Relative percent differences (RPDs) for 1,1-dichloroethene, benzene, toluene, and chlorobenzene in laboratory QC samples YANZ3MS and YANZ3MSD do not meet the criteria for precision specified in the SOW, as shown below.

<u>Analyte</u>	<u>RPD, %</u>	<u>QC Limit, %</u>
1,1-Dichloroethene	23	22
Benzene	23	21
Toluene	30	21

<u>Analyte</u>	<u>RPD, %</u>	<u>QC Limit, %</u>
Chlorobenzene	23	21

These results may indicate poor laboratory technique or matrix effects which may interfere with analysis. This uncertainty should be evaluated in the context of project data quality objectives to determine data usability.

In addition, the EXES Data Manager flagged nondetected results for the QC sample YANZ3MS as “R” and detected results as “J+” due to very low internal standard (IS) areas (<20%).

The IS areas outside QC limits are shown below.

<u>Sample</u>	<u>Internal Standard</u>	<u>Area</u>	<u>QC Limit</u>
YANZ3MS	1,4-Difluorobenzene	50,912	180,869-723,476
YANZ3MS	Chlorobenzene-d5	50,022	160,987-643,948
YANZ3MS	1,4-Dichlorobenzene-d4	21,323	78,971-315,884

Detected results for the affected analytes may be biased high. Nondetected results are considered unusable (R) according to the National Functional Guidelines. There are no additional Encore samplers left for further analysis.

## DATA QUALIFIER DEFINITIONS FOR ORGANIC DATA REVIEW

The definitions of the following qualifiers are prepared according to the document, "National Functional Guidelines for Superfund Organic Methods Data Review," January 2017 (Table 1, pages 6 and 7).

- U The analyte was analyzed for, but was not detected above the level of the reported sample quantitation Limit.
- J The result is an estimated quantity. The associated numerical value is the approximate concentration of the analyte in the sample.
- J+ The result is an estimated quantity, but the result may be biased high.
- J- The result is an estimated quantity, but the result may be biased low.
- NJ The analyte has been "tentatively identified" or "presumptively" as present and the associated numerical value is the estimated concentration in the sample.
- UJ The analyte was analyzed for, but was not detected. The reported quantitation limit is approximate and may be inaccurate or imprecise.
- R The data are unusable. The sample results are rejected due to serious deficiencies in meeting QC criteria. The analyte may or may not be present in the sample.
- C The target Pesticide or Aroclor analyte identification has been confirmed by Gas Chromatograph/Mass Spectrometer (GC/MS).
- X The target Pesticide or Aroclor analyte identification was not confirmed when GC/MS analysis was performed.



FORM 1B-OR  
 ORGANIC ANALYSIS DATA SHEET  
 TENTATIVELY IDENTIFIED COMPOUNDS

EPA SAMPLE NO.

YANZO

Lab Name : Chemtech Consulting Group Contract : EPW14030  
 Lab Code: CHM Case No.: 48315 MA No. : \_\_\_\_\_ SDG No.: YANZO  
 Analytical Method : VOA Level : LOW  
 Matrix : Soil Lab Sample ID : K3461-01  
 Sample wt/vol : 4.55 (g/mL): g Lab File ID : VW011007.D  
 % Solids : 91.9 Date Received : 06/20/2019  
 GC Column : RXI-624 ID : 0.25 (mm) Date Extracted : \_\_\_\_\_  
 Extract Concentrated : (Y / N) \_\_\_\_\_ Date Analyzed : 06/26/2019  
 Soil Aliquot (VOA) : \_\_\_\_\_ (µL) Extract Volume : \_\_\_\_\_ (µL)  
 Heated Purge : (Y / N) Y Extraction Type : PT  
 Purge Volume : 10 (mL) Injection Volume : \_\_\_\_\_ (µL)  
 Cleanup Types : \_\_\_\_\_ pH : \_\_\_\_\_ Dilution Factor : 1.0  
 Concentration Units (µg/L,mg/L,µg/kg): µg/kg Cleanup Factor : \_\_\_\_\_

	CAS NO.	ANALYTE	RT	EST. CONC.	Q
1	<del>000104-76-7</del>	<del>1-Hexanol, 2-ethyl-</del>	13.65	5.2	<del>JN</del>
2		unknown-01	15.5	12	J
3	E966796	Total Alkanes	N/A	0.0	

*em 7/26/19*

EPA-designated Registry Number.

Form 1B-OR

SOM02.4 (10/2016)

10106232-21722/48315/YANZO-LV Rpt

# Sample Summary Report

**Project Name: DAMILLE METAL SERVICE SITE  
INVESTIGATION STAGE 2 SAMPLING**

**GroupID: 48315/EPW14030/YANZO**

**Lab Name: Chemtech Consulting Group**

Sample Number: VBLK28	Method: Volatile Organics	Matrix: Soil	MA Number:
Sample Location:	pH:	Sample Date:	Sample Time:
% Moisture:		% Solids: 100	

Analyte Name	Analyte Type	Validation Result	Validation Flag	Units	Lab Result	Lab Flag	Dilution Factor	Reportable	Validation Level
Dichlorodifluoromethane	Target	5.0	U	ug/kg	5.0	U	1.0	YES	S3VEM
Chloromethane	Target	5.0	U	ug/kg	5.0	U	1.0	YES	S3VEM
Vinyl chloride	Target	5.0	U	ug/kg	5.0	U	1.0	YES	S3VEM
Bromomethane	Target	5.0	U	ug/kg	5.0	U	1.0	YES	S3VEM
Chloroethane	Target	5.0	U	ug/kg	5.0	U	1.0	YES	S3VEM
Trichlorofluoromethane	Target	5.0	U	ug/kg	5.0	U	1.0	YES	S3VEM
1,1-Dichloroethene	Target	5.0	U	ug/kg	5.0	U	1.0	YES	S3VEM
1,1,2-Trichloro-1,2,2-trifluoroethane	Target	5.0	U	ug/kg	5.0	U	1.0	YES	S3VEM
Acetone	Target	9.7	J	ug/kg	9.7	J	1.0	YES	S3VEM
Carbon disulfide	Target	5.0	U	ug/kg	5.0	U	1.0	YES	S3VEM
Methyl Acetate	Target	5.0	U	ug/kg	5.0	U	1.0	YES	S3VEM
Methylene chloride	Target	5.0	U	ug/kg	5.0	U	1.0	YES	S3VEM
trans-1,2-Dichloroethene	Target	5.0	U	ug/kg	5.0	U	1.0	YES	S3VEM
Methyl tert-butyl Ether	Target	5.0	U	ug/kg	5.0	U	1.0	YES	S3VEM
1,1-Dichloroethane	Target	5.0	U	ug/kg	5.0	U	1.0	YES	S3VEM
cis-1,2-Dichloroethene	Target	5.0	U	ug/kg	5.0	U	1.0	YES	S3VEM
2-Butanone	Target	10	U	ug/kg	10	U	1.0	YES	S3VEM
Bromochloromethane	Target	5.0	U	ug/kg	5.0	U	1.0	YES	S3VEM
Chloroform	Target	5.0	U	ug/kg	5.0	U	1.0	YES	S3VEM
1,1,1-Trichloroethane	Target	5.0	U	ug/kg	5.0	U	1.0	YES	S3VEM
Cyclohexane	Target	5.0	U	ug/kg	5.0	U	1.0	YES	S3VEM
Carbon tetrachloride	Target	5.0	U	ug/kg	5.0	U	1.0	YES	S3VEM
Benzene	Target	5.0	U	ug/kg	5.0	U	1.0	YES	S3VEM
1,2-Dichloroethane	Target	5.0	U	ug/kg	5.0	U	1.0	YES	S3VEM
Trichloroethene	Target	5.0	U	ug/kg	5.0	U	1.0	YES	S3VEM
Methylcyclohexane	Target	5.0	U	ug/kg	5.0	U	1.0	YES	S3VEM
1,2-Dichloropropane	Target	5.0	U	ug/kg	5.0	U	1.0	YES	S3VEM
Bromodichloromethane	Target	5.0	U	ug/kg	5.0	U	1.0	YES	S3VEM
cis-1,3-Dichloropropene	Target	5.0	U	ug/kg	5.0	U	1.0	YES	S3VEM
4-Methyl-2-pentanone	Target	10	U	ug/kg	10	U	1.0	YES	S3VEM
Toluene	Target	5.0	U	ug/kg	5.0	U	1.0	YES	S3VEM
trans-1,3-Dichloropropene	Target	5.0	U	ug/kg	5.0	U	1.0	YES	S3VEM
1,1,2-Trichloroethane	Target	5.0	U	ug/kg	5.0	U	1.0	YES	S3VEM
Tetrachloroethene	Target	5.0	U	ug/kg	5.0	U	1.0	YES	S3VEM
2-Hexanone	Target	10	U	ug/kg	10	U	1.0	YES	S3VEM
Dibromochloromethane	Target	5.0	U	ug/kg	5.0	U	1.0	YES	S3VEM
1,2-Dibromoethane	Target	5.0	U	ug/kg	5.0	U	1.0	YES	S3VEM
Chlorobenzene	Target	5.0	U	ug/kg	5.0	U	1.0	YES	S3VEM
Ethylbenzene	Target	5.0	U	ug/kg	5.0	U	1.0	YES	S3VEM
o-xylene	Target	5.0	U	ug/kg	5.0	U	1.0	YES	S3VEM
m,p-Xylene	Target	5.0	U	ug/kg	5.0	U	1.0	YES	S3VEM
Styrene	Target	5.0	U	ug/kg	5.0	U	1.0	YES	S3VEM
Bromoform	Target	5.0	U	ug/kg	5.0	U	1.0	YES	S3VEM
Isopropylbenzene	Target	5.0	U	ug/kg	5.0	U	1.0	YES	S3VEM
1,1,2,2-Tetrachloroethane	Target	5.0	U	ug/kg	5.0	U	1.0	YES	S3VEM
1,3-Dichlorobenzene	Target	5.0	U	ug/kg	5.0	U	1.0	YES	S3VEM
1,4-Dichlorobenzene	Target	5.0	U	ug/kg	5.0	U	1.0	YES	S3VEM
1,2-Dichlorobenzene	Target	5.0	U	ug/kg	5.0	U	1.0	YES	S3VEM
1,2-Dibromo-3-chloropropane	Target	5.0	U	ug/kg	5.0	U	1.0	YES	S3VEM
1,2,4-trichlorobenzene	Target	5.0	U	ug/kg	5.0	U	1.0	YES	S3VEM
1,2,3-Trichlorobenzene	Target	5.0	U	ug/kg	5.0	U	1.0	YES	S3VEM
Total Alkanes	TIC		N	ug/kg		N	1.0	YES	S3VEM

# Sample Summary Report

**Project Name: DAMILLE METAL SERVICE SITE  
INVESTIGATION STAGE 2 SAMPLING**

**GroupID: 48315/EPW14030/YANZO**

**Lab Name: Chemtech Consulting Group**

Sample Number: VBLK29	Method: Volatile Organics	Matrix: Soil	MA Number:
Sample Location:	pH:	Sample Date:	Sample Time:
% Moisture:		% Solids: 100	

Analyte Name	Analyte Type	Validation Result	Validation Flag	Units	Lab Result	Lab Flag	Dilution Factor	Reportable	Validation Level
Dichlorodifluoromethane	Target	5.0	U	ug/kg	5.0	U	1.0	YES	S3VEM
Chloromethane	Target	5.0	U	ug/kg	5.0	U	1.0	YES	S3VEM
Vinyl chloride	Target	5.0	U	ug/kg	5.0	U	1.0	YES	S3VEM
Bromomethane	Target	5.0	U	ug/kg	5.0	U	1.0	YES	S3VEM
Chloroethane	Target	5.0	U	ug/kg	5.0	U	1.0	YES	S3VEM
Trichlorofluoromethane	Target	5.0	U	ug/kg	5.0	U	1.0	YES	S3VEM
1,1-Dichloroethene	Target	5.0	U	ug/kg	5.0	U	1.0	YES	S3VEM
1,1,2-Trichloro-1,2,2-trifluoroethane	Target	5.0	U	ug/kg	5.0	U	1.0	YES	S3VEM
Acetone	Target	7.9	J	ug/kg	7.9	J	1.0	YES	S3VEM
Carbon disulfide	Target	5.0	U	ug/kg	5.0	U	1.0	YES	S3VEM
Methyl Acetate	Target	5.0	U	ug/kg	5.0	U	1.0	YES	S3VEM
Methylene chloride	Target	5.0	U	ug/kg	5.0	U	1.0	YES	S3VEM
trans-1,2-Dichloroethene	Target	5.0	U	ug/kg	5.0	U	1.0	YES	S3VEM
Methyl tert-butyl Ether	Target	5.0	U	ug/kg	5.0	U	1.0	YES	S3VEM
1,1-Dichloroethane	Target	5.0	U	ug/kg	5.0	U	1.0	YES	S3VEM
cis-1,2-Dichloroethene	Target	5.0	U	ug/kg	5.0	U	1.0	YES	S3VEM
2-Butanone	Target	10	U	ug/kg	10	U	1.0	YES	S3VEM
Bromochloromethane	Target	5.0	U	ug/kg	5.0	U	1.0	YES	S3VEM
Chloroform	Target	5.0	U	ug/kg	5.0	U	1.0	YES	S3VEM
1,1,1-Trichloroethane	Target	5.0	U	ug/kg	5.0	U	1.0	YES	S3VEM
Cyclohexane	Target	5.0	U	ug/kg	5.0	U	1.0	YES	S3VEM
Carbon tetrachloride	Target	5.0	U	ug/kg	5.0	U	1.0	YES	S3VEM
Benzene	Target	5.0	U	ug/kg	5.0	U	1.0	YES	S3VEM
1,2-Dichloroethane	Target	5.0	U	ug/kg	5.0	U	1.0	YES	S3VEM
Trichloroethene	Target	5.0	U	ug/kg	5.0	U	1.0	YES	S3VEM
Methylcyclohexane	Target	5.0	U	ug/kg	5.0	U	1.0	YES	S3VEM
1,2-Dichloropropane	Target	5.0	U	ug/kg	5.0	U	1.0	YES	S3VEM
Bromodichloromethane	Target	5.0	U	ug/kg	5.0	U	1.0	YES	S3VEM
cis-1,3-Dichloropropene	Target	5.0	U	ug/kg	5.0	U	1.0	YES	S3VEM
4-Methyl-2-pentanone	Target	10	U	ug/kg	10	U	1.0	YES	S3VEM
Toluene	Target	5.0	U	ug/kg	5.0	U	1.0	YES	S3VEM
trans-1,3-Dichloropropene	Target	5.0	U	ug/kg	5.0	U	1.0	YES	S3VEM
1,1,2-Trichloroethane	Target	5.0	U	ug/kg	5.0	U	1.0	YES	S3VEM
Tetrachloroethene	Target	5.0	U	ug/kg	5.0	U	1.0	YES	S3VEM
2-Hexanone	Target	10	U	ug/kg	10	U	1.0	YES	S3VEM
Dibromochloromethane	Target	5.0	U	ug/kg	5.0	U	1.0	YES	S3VEM
1,2-Dibromoethane	Target	5.0	U	ug/kg	5.0	U	1.0	YES	S3VEM
Chlorobenzene	Target	5.0	U	ug/kg	5.0	U	1.0	YES	S3VEM
Ethylbenzene	Target	5.0	U	ug/kg	5.0	U	1.0	YES	S3VEM
o-xylene	Target	5.0	U	ug/kg	5.0	U	1.0	YES	S3VEM
m,p-Xylene	Target	5.0	U	ug/kg	5.0	U	1.0	YES	S3VEM
Styrene	Target	5.0	U	ug/kg	5.0	U	1.0	YES	S3VEM
Bromoform	Target	5.0	U	ug/kg	5.0	U	1.0	YES	S3VEM
Isopropylbenzene	Target	5.0	U	ug/kg	5.0	U	1.0	YES	S3VEM
1,1,2,2-Tetrachloroethane	Target	5.0	U	ug/kg	5.0	U	1.0	YES	S3VEM
1,3-Dichlorobenzene	Target	5.0	U	ug/kg	5.0	U	1.0	YES	S3VEM
1,4-Dichlorobenzene	Target	5.0	U	ug/kg	5.0	U	1.0	YES	S3VEM
1,2-Dichlorobenzene	Target	5.0	U	ug/kg	5.0	U	1.0	YES	S3VEM
1,2-Dibromo-3-chloropropane	Target	5.0	U	ug/kg	5.0	U	1.0	YES	S3VEM
1,2,4-trichlorobenzene	Target	5.0	U	ug/kg	5.0	U	1.0	YES	S3VEM
1,2,3-Trichlorobenzene	Target	5.0	U	ug/kg	5.0	U	1.0	YES	S3VEM
Total Alkanes	TIC		N	ug/kg		N	1.0	YES	S3VEM

# Sample Summary Report

**Project Name: DAMILLE METAL SERVICE SITE  
INVESTIGATION STAGE 2 SAMPLING**

**GroupID: 48315/EPW14030/YANZO**

**Lab Name: Chemtech Consulting Group**

Sample Number: VHBLK01	Method: Volatile Organics	Matrix: Soil	MA Number:
Sample Location:	pH:	Sample Date:	Sample Time:
% Moisture:		% Solids: 100	

Analyte Name	Analyte Type	Validation Result	Validation Flag	Units	Lab Result	Lab Flag	Dilution Factor	Reportable	Validation Level
Dichlorodifluoromethane	Target	5.0	U	ug/kg	5.0	U	1.0	YES	S3VEM
Chloromethane	Target	5.0	U	ug/kg	5.0	U	1.0	YES	S3VEM
Vinyl chloride	Target	5.0	U	ug/kg	5.0	U	1.0	YES	S3VEM
Bromomethane	Target	5.0	U	ug/kg	5.0	U	1.0	YES	S3VEM
Chloroethane	Target	5.0	U	ug/kg	5.0	U	1.0	YES	S3VEM
Trichlorofluoromethane	Target	5.0	U	ug/kg	5.0	U	1.0	YES	S3VEM
1,1-Dichloroethene	Target	5.0	U	ug/kg	5.0	U	1.0	YES	S3VEM
1,1,2-Trichloro-1,2,2-trifluoroethane	Target	5.0	U	ug/kg	5.0	U	1.0	YES	S3VEM
Acetone	Target	7.5	J	ug/kg	7.5	JB	1.0	YES	S3VEM
Carbon disulfide	Target	5.0	U	ug/kg	5.0	U	1.0	YES	S3VEM
Methyl Acetate	Target	5.0	U	ug/kg	5.0	U	1.0	YES	S3VEM
Methylene chloride	Target	5.0	U	ug/kg	5.0	U	1.0	YES	S3VEM
trans-1,2-Dichloroethene	Target	5.0	U	ug/kg	5.0	U	1.0	YES	S3VEM
Methyl tert-butyl Ether	Target	5.0	U	ug/kg	5.0	U	1.0	YES	S3VEM
1,1-Dichloroethane	Target	5.0	U	ug/kg	5.0	U	1.0	YES	S3VEM
cis-1,2-Dichloroethene	Target	5.0	U	ug/kg	5.0	U	1.0	YES	S3VEM
2-Butanone	Target	10	U	ug/kg	10	U	1.0	YES	S3VEM
Bromochloromethane	Target	5.0	U	ug/kg	5.0	U	1.0	YES	S3VEM
Chloroform	Target	5.0	U	ug/kg	5.0	U	1.0	YES	S3VEM
1,1,1-Trichloroethane	Target	5.0	U	ug/kg	5.0	U	1.0	YES	S3VEM
Cyclohexane	Target	5.0	U	ug/kg	5.0	U	1.0	YES	S3VEM
Carbon tetrachloride	Target	5.0	U	ug/kg	5.0	U	1.0	YES	S3VEM
Benzene	Target	5.0	U	ug/kg	5.0	U	1.0	YES	S3VEM
1,2-Dichloroethane	Target	5.0	U	ug/kg	5.0	U	1.0	YES	S3VEM
Trichloroethene	Target	5.0	U	ug/kg	5.0	U	1.0	YES	S3VEM
Methylcyclohexane	Target	5.0	U	ug/kg	5.0	U	1.0	YES	S3VEM
1,2-Dichloropropane	Target	5.0	U	ug/kg	5.0	U	1.0	YES	S3VEM
Bromodichloromethane	Target	5.0	U	ug/kg	5.0	U	1.0	YES	S3VEM
cis-1,3-Dichloropropene	Target	5.0	U	ug/kg	5.0	U	1.0	YES	S3VEM
4-Methyl-2-pentanone	Target	10	U	ug/kg	10	U	1.0	YES	S3VEM
Toluene	Target	5.0	U	ug/kg	5.0	U	1.0	YES	S3VEM
trans-1,3-Dichloropropene	Target	5.0	U	ug/kg	5.0	U	1.0	YES	S3VEM
1,1,2-Trichloroethane	Target	5.0	U	ug/kg	5.0	U	1.0	YES	S3VEM
Tetrachloroethene	Target	5.0	U	ug/kg	5.0	U	1.0	YES	S3VEM
2-Hexanone	Target	10	U	ug/kg	10	U	1.0	YES	S3VEM
Dibromochloromethane	Target	5.0	U	ug/kg	5.0	U	1.0	YES	S3VEM
1,2-Dibromoethane	Target	5.0	U	ug/kg	5.0	U	1.0	YES	S3VEM
Chlorobenzene	Target	5.0	U	ug/kg	5.0	U	1.0	YES	S3VEM
Ethylbenzene	Target	5.0	U	ug/kg	5.0	U	1.0	YES	S3VEM
o-xylene	Target	5.0	U	ug/kg	5.0	U	1.0	YES	S3VEM
m,p-Xylene	Target	5.0	U	ug/kg	5.0	U	1.0	YES	S3VEM
Styrene	Target	5.0	U	ug/kg	5.0	U	1.0	YES	S3VEM
Bromoform	Target	5.0	U	ug/kg	5.0	U	1.0	YES	S3VEM
Isopropylbenzene	Target	5.0	U	ug/kg	5.0	U	1.0	YES	S3VEM
1,1,2,2-Tetrachloroethane	Target	5.0	U	ug/kg	5.0	U	1.0	YES	S3VEM
1,3-Dichlorobenzene	Target	5.0	U	ug/kg	5.0	U	1.0	YES	S3VEM
1,4-Dichlorobenzene	Target	5.0	U	ug/kg	5.0	U	1.0	YES	S3VEM
1,2-Dichlorobenzene	Target	5.0	U	ug/kg	5.0	U	1.0	YES	S3VEM
1,2-Dibromo-3-chloropropane	Target	5.0	U	ug/kg	5.0	U	1.0	YES	S3VEM
1,2,4-trichlorobenzene	Target	5.0	U	ug/kg	5.0	U	1.0	YES	S3VEM
1,2,3-Trichlorobenzene	Target	5.0	U	ug/kg	5.0	U	1.0	YES	S3VEM
Total Alkanes	TIC		N	ug/kg		N	1.0	YES	S3VEM

# Sample Summary Report

**Project Name: DAMILLE METAL SERVICE SITE  
INVESTIGATION STAGE 2 SAMPLING**

**GroupID: 48315/EPW14030/YANZO**

**Lab Name: Chemtech Consulting Group**

Sample Number: YANZO	Method: Volatile Organics	Matrix: Soil	MA Number:
Sample Location: DMS-DP6	pH:	Sample Date: 06/18/2019	Sample Time: 14:45:00
% Moisture:		% Solids: 91.9	

Analyte Name	Analyte Type	Validation Result	Validation Flag	Units	Lab Result	Lab Flag	Dilution Factor	Reportable	Validation Level
Dichlorodifluoromethane	Target	6.0	U	ug/kg	6.0	U	1.0	YES	S3VEM
Chloromethane	Target	6.0	U	ug/kg	6.0	U	1.0	YES	S3VEM
Vinyl chloride	Target	6.0	U	ug/kg	6.0	U	1.0	YES	S3VEM
Bromomethane	Target	6.0	U	ug/kg	6.0	U	1.0	YES	S3VEM
Chloroethane	Target	6.0	U	ug/kg	6.0	U	1.0	YES	S3VEM
Trichlorofluoromethane	Target	6.0	U	ug/kg	6.0	U	1.0	YES	S3VEM
1,1-Dichloroethene	Target	6.0	U	ug/kg	6.0	U	1.0	YES	S3VEM
1,1,2-Trichloro-1,2,2-trifluoroethane	Target	6.0	U	ug/kg	6.0	U	1.0	YES	S3VEM
Acetone	Target	12	U	ug/kg	9.1	JB	1.0	YES	S3VEM
Carbon disulfide	Target	6.0	U	ug/kg	6.0	U	1.0	YES	S3VEM
Methyl Acetate	Target	6.0	U	ug/kg	6.0	U	1.0	YES	S3VEM
Methylene chloride	Target	5.8	J	ug/kg	5.8	J	1.0	YES	S3VEM
trans-1,2-Dichloroethene	Target	6.0	U	ug/kg	6.0	U	1.0	YES	S3VEM
Methyl tert-butyl Ether	Target	6.0	U	ug/kg	6.0	U	1.0	YES	S3VEM
1,1-Dichloroethane	Target	6.0	U	ug/kg	6.0	U	1.0	YES	S3VEM
cis-1,2-Dichloroethene	Target	6.0	U	ug/kg	6.0	U	1.0	YES	S3VEM
2-Butanone	Target	12	U	ug/kg	12	U	1.0	YES	S3VEM
Bromochloromethane	Target	6.0	U	ug/kg	6.0	U	1.0	YES	S3VEM
Chloroform	Target	6.0	U	ug/kg	6.0	U	1.0	YES	S3VEM
1,1,1-Trichloroethane	Target	6.0	U	ug/kg	6.0	U	1.0	YES	S3VEM
Cyclohexane	Target	6.0	U	ug/kg	6.0	U	1.0	YES	S3VEM
Carbon tetrachloride	Target	6.0	U	ug/kg	6.0	U	1.0	YES	S3VEM
Benzene	Target	6.0	U	ug/kg	6.0	U	1.0	YES	S3VEM
1,2-Dichloroethane	Target	6.0	U	ug/kg	6.0	U	1.0	YES	S3VEM
Trichloroethene	Target	6.0	U	ug/kg	6.0	U	1.0	YES	S3VEM
Methylcyclohexane	Target	6.0	U	ug/kg	6.0	U	1.0	YES	S3VEM
1,2-Dichloropropane	Target	6.0	U	ug/kg	6.0	U	1.0	YES	S3VEM
Bromodichloromethane	Target	6.0	U	ug/kg	6.0	U	1.0	YES	S3VEM
cis-1,3-Dichloropropene	Target	6.0	U	ug/kg	6.0	U	1.0	YES	S3VEM
4-Methyl-2-pentanone	Target	12	U	ug/kg	12	U	1.0	YES	S3VEM
Toluene	Target	6.0	U	ug/kg	6.0	U	1.0	YES	S3VEM
trans-1,3-Dichloropropene	Target	6.0	U	ug/kg	6.0	U	1.0	YES	S3VEM
1,1,2-Trichloroethane	Target	6.0	U	ug/kg	6.0	U	1.0	YES	S3VEM
Tetrachloroethene	Target	6.0	U	ug/kg	6.0	U	1.0	YES	S3VEM
2-Hexanone	Target	12	U	ug/kg	12	U	1.0	YES	S3VEM
Dibromochloromethane	Target	6.0	U	ug/kg	6.0	U	1.0	YES	S3VEM
1,2-Dibromoethane	Target	6.0	U	ug/kg	6.0	U	1.0	YES	S3VEM
Chlorobenzene	Target	6.0	U	ug/kg	6.0	U	1.0	YES	S3VEM
Ethylbenzene	Target	6.0	U	ug/kg	6.0	U	1.0	YES	S3VEM
o-xylene	Target	6.0	U	ug/kg	6.0	U	1.0	YES	S3VEM
m,p-Xylene	Target	6.0	U	ug/kg	6.0	U	1.0	YES	S3VEM
Styrene	Target	6.0	U	ug/kg	6.0	U	1.0	YES	S3VEM
Bromoform	Target	6.0	U	ug/kg	6.0	U	1.0	YES	S3VEM
Isopropylbenzene	Target	6.0	U	ug/kg	6.0	U	1.0	YES	S3VEM
1,1,2,2-Tetrachloroethane	Target	6.0	U	ug/kg	6.0	U	1.0	YES	S3VEM
1,3-Dichlorobenzene	Target	6.0	U	ug/kg	6.0	U	1.0	YES	S3VEM
1,4-Dichlorobenzene	Target	6.0	U	ug/kg	6.0	U	1.0	YES	S3VEM
1,2-Dichlorobenzene	Target	6.0	U	ug/kg	6.0	U	1.0	YES	S3VEM
1,2-Dibromo-3-chloropropane	Target	6.0	U	ug/kg	6.0	U	1.0	YES	S3VEM
1,2,4-trichlorobenzene	Target	6.0	U	ug/kg	6.0	U	1.0	YES	S3VEM
1,2,3-Trichlorobenzene	Target	6.0	U	ug/kg	6.0	U	1.0	YES	S3VEM
1-Hexanol, 2-ethyl-	TIC	5.2	JN	ug/kg	5.2	JN	1.0	NO	S3VEM

# Sample Summary Report

Project Name: DAMILLE METAL SERVICE SITE  
INVESTIGATION STAGE 2 SAMPLING

GroupID: 48315/EPW14030/YANZO

Lab Name: Chemtech Consulting Group

Analyte Name	Analyte Type	Validation Result	Validation Flag	Units	Lab Result	Lab Flag	Dilution Factor	Reportable	Validation Level
Total Alkanes	TIC		N	ug/kg		N	1.0	YES	S3VEM
unknown-01	TIC	12	J	ug/kg	12	J	1.0	YES	S3VEM

# Sample Summary Report

**Project Name: DAMILLE METAL SERVICE SITE  
INVESTIGATION STAGE 2 SAMPLING**

**GroupID: 48315/EPW14030/YANZO**

**Lab Name: Chemtech Consulting Group**

Sample Number: YANZ1	Method: Volatile Organics	Matrix: Soil	MA Number:
Sample Location: DMS-DP7	pH:	Sample Date: 06/18/2019	Sample Time: 15:30:00
% Moisture:		% Solids: 86.8	

Analyte Name	Analyte Type	Validation Result	Validation Flag	Units	Lab Result	Lab Flag	Dilution Factor	Reportable	Validation Level
Dichlorodifluoromethane	Target	5.1	U	ug/kg	5.1	U	1.0	YES	S3VEM
Chloromethane	Target	5.1	U	ug/kg	5.1	U	1.0	YES	S3VEM
Vinyl chloride	Target	5.1	U	ug/kg	5.1	U	1.0	YES	S3VEM
Bromomethane	Target	5.1	U	ug/kg	5.1	U	1.0	YES	S3VEM
Chloroethane	Target	5.1	U	ug/kg	5.1	U	1.0	YES	S3VEM
Trichlorofluoromethane	Target	5.1	U	ug/kg	5.1	U	1.0	YES	S3VEM
1,1-Dichloroethene	Target	5.1	U	ug/kg	5.1	U	1.0	YES	S3VEM
1,1,2-Trichloro-1,2,2-trifluoroethane	Target	5.1	U	ug/kg	5.1	U	1.0	YES	S3VEM
Acetone	Target	10	U	ug/kg	9.5	JB	1.0	YES	S3VEM
Carbon disulfide	Target	5.1	U	ug/kg	5.1	U	1.0	YES	S3VEM
Methyl Acetate	Target	5.1	U	ug/kg	5.1	U	1.0	YES	S3VEM
Methylene chloride	Target	5.4		ug/kg	5.4		1.0	YES	S3VEM
trans-1,2-Dichloroethene	Target	5.1	U	ug/kg	5.1	U	1.0	YES	S3VEM
Methyl tert-butyl Ether	Target	5.1	U	ug/kg	5.1	U	1.0	YES	S3VEM
1,1-Dichloroethane	Target	5.1	U	ug/kg	5.1	U	1.0	YES	S3VEM
cis-1,2-Dichloroethene	Target	5.1	U	ug/kg	5.1	U	1.0	YES	S3VEM
2-Butanone	Target	10	U	ug/kg	10	U	1.0	YES	S3VEM
Bromochloromethane	Target	5.1	U	ug/kg	5.1	U	1.0	YES	S3VEM
Chloroform	Target	5.1	U	ug/kg	5.1	U	1.0	YES	S3VEM
1,1,1-Trichloroethane	Target	5.1	U	ug/kg	5.1	U	1.0	YES	S3VEM
Cyclohexane	Target	5.1	U	ug/kg	5.1	U	1.0	YES	S3VEM
Carbon tetrachloride	Target	5.1	U	ug/kg	5.1	U	1.0	YES	S3VEM
Benzene	Target	5.1	U	ug/kg	5.1	U	1.0	YES	S3VEM
1,2-Dichloroethane	Target	5.1	U	ug/kg	5.1	U	1.0	YES	S3VEM
Trichloroethene	Target	5.1	U	ug/kg	5.1	U	1.0	YES	S3VEM
Methylcyclohexane	Target	5.1	U	ug/kg	5.1	U	1.0	YES	S3VEM
1,2-Dichloropropane	Target	5.1	U	ug/kg	5.1	U	1.0	YES	S3VEM
Bromodichloromethane	Target	5.1	U	ug/kg	5.1	U	1.0	YES	S3VEM
cis-1,3-Dichloropropene	Target	5.1	U	ug/kg	5.1	U	1.0	YES	S3VEM
4-Methyl-2-pentanone	Target	10	U	ug/kg	10	U	1.0	YES	S3VEM
Toluene	Target	5.1	U	ug/kg	5.1	U	1.0	YES	S3VEM
trans-1,3-Dichloropropene	Target	5.1	U	ug/kg	5.1	U	1.0	YES	S3VEM
1,1,2-Trichloroethane	Target	5.1	U	ug/kg	5.1	U	1.0	YES	S3VEM
Tetrachloroethene	Target	5.1	U	ug/kg	5.1	U	1.0	YES	S3VEM
2-Hexanone	Target	10	U	ug/kg	10	U	1.0	YES	S3VEM
Dibromochloromethane	Target	5.1	U	ug/kg	5.1	U	1.0	YES	S3VEM
1,2-Dibromoethane	Target	5.1	U	ug/kg	5.1	U	1.0	YES	S3VEM
Chlorobenzene	Target	5.1	U	ug/kg	5.1	U	1.0	YES	S3VEM
Ethylbenzene	Target	5.1	U	ug/kg	5.1	U	1.0	YES	S3VEM
o-xylene	Target	5.1	U	ug/kg	5.1	U	1.0	YES	S3VEM
m,p-Xylene	Target	5.1	U	ug/kg	5.1	U	1.0	YES	S3VEM
Styrene	Target	5.1	U	ug/kg	5.1	U	1.0	YES	S3VEM
Bromoform	Target	5.1	U	ug/kg	5.1	U	1.0	YES	S3VEM
Isopropylbenzene	Target	5.1	U	ug/kg	5.1	U	1.0	YES	S3VEM
1,1,2,2-Tetrachloroethane	Target	5.1	U	ug/kg	5.1	U	1.0	YES	S3VEM
1,3-Dichlorobenzene	Target	5.1	U	ug/kg	5.1	U	1.0	YES	S3VEM
1,4-Dichlorobenzene	Target	5.1	U	ug/kg	5.1	U	1.0	YES	S3VEM
1,2-Dichlorobenzene	Target	5.1	U	ug/kg	5.1	U	1.0	YES	S3VEM
1,2-Dibromo-3-chloropropane	Target	5.1	U	ug/kg	5.1	U	1.0	YES	S3VEM
1,2,4-trichlorobenzene	Target	5.1	U	ug/kg	5.1	U	1.0	YES	S3VEM
1,2,3-Trichlorobenzene	Target	5.1	U	ug/kg	5.1	U	1.0	YES	S3VEM
Total Alkanes	TIC		N	ug/kg		N	1.0	YES	S3VEM

# Sample Summary Report

**Project Name: DAMILLE METAL SERVICE SITE  
INVESTIGATION STAGE 2 SAMPLING**

**GroupID: 48315/EPW14030/YANZO**

**Lab Name: Chemtech Consulting Group**

Sample Number: YANZ3	Method: Volatile Organics	Matrix: Soil	MA Number:
Sample Location: DMS-DP7	pH:	Sample Date: 06/18/2019	Sample Time: 15:55:00
% Moisture:		% Solids: 96.4	

Analyte Name	Analyte Type	Validation Result	Validation Flag	Units	Lab Result	Lab Flag	Dilution Factor	Reportable	Validation Level
Dichlorodifluoromethane	Target	5.9	U	ug/kg	5.9	U	1.0	YES	S3VEM
Chloromethane	Target	5.9	U	ug/kg	5.9	U	1.0	YES	S3VEM
Vinyl chloride	Target	5.9	U	ug/kg	5.9	U	1.0	YES	S3VEM
Bromomethane	Target	5.9	U	ug/kg	5.9	U	1.0	YES	S3VEM
Chloroethane	Target	5.9	U	ug/kg	5.9	U	1.0	YES	S3VEM
Trichlorofluoromethane	Target	5.9	U	ug/kg	5.9	U	1.0	YES	S3VEM
1,1-Dichloroethene	Target	5.9	U	ug/kg	5.9	U	1.0	YES	S3VEM
1,1,2-Trichloro-1,2,2-trifluoroethane	Target	5.9	U	ug/kg	5.9	U	1.0	YES	S3VEM
Acetone	Target	12	U	ug/kg	4.6	JB	1.0	YES	S3VEM
Carbon disulfide	Target	5.9	U	ug/kg	5.9	U	1.0	YES	S3VEM
Methyl Acetate	Target	5.9	U	ug/kg	5.9	U	1.0	YES	S3VEM
Methylene chloride	Target	4.8	J	ug/kg	4.8	J	1.0	YES	S3VEM
trans-1,2-Dichloroethene	Target	5.9	U	ug/kg	5.9	U	1.0	YES	S3VEM
Methyl tert-butyl Ether	Target	5.9	U	ug/kg	5.9	U	1.0	YES	S3VEM
1,1-Dichloroethane	Target	5.9	U	ug/kg	5.9	U	1.0	YES	S3VEM
cis-1,2-Dichloroethene	Target	5.9	U	ug/kg	5.9	U	1.0	YES	S3VEM
2-Butanone	Target	12	U	ug/kg	12	U	1.0	YES	S3VEM
Bromochloromethane	Target	5.9	U	ug/kg	5.9	U	1.0	YES	S3VEM
Chloroform	Target	5.9	U	ug/kg	5.9	U	1.0	YES	S3VEM
1,1,1-Trichloroethane	Target	5.9	U	ug/kg	5.9	U	1.0	YES	S3VEM
Cyclohexane	Target	5.9	U	ug/kg	5.9	U	1.0	YES	S3VEM
Carbon tetrachloride	Target	5.9	U	ug/kg	5.9	U	1.0	YES	S3VEM
Benzene	Target	5.9	U	ug/kg	5.9	U	1.0	YES	S3VEM
1,2-Dichloroethane	Target	5.9	U	ug/kg	5.9	U	1.0	YES	S3VEM
Trichloroethene	Target	5.9	U	ug/kg	5.9	U	1.0	YES	S3VEM
Methylcyclohexane	Target	5.9	U	ug/kg	5.9	U	1.0	YES	S3VEM
1,2-Dichloropropane	Target	5.9	U	ug/kg	5.9	U	1.0	YES	S3VEM
Bromodichloromethane	Target	5.9	U	ug/kg	5.9	U	1.0	YES	S3VEM
cis-1,3-Dichloropropene	Target	5.9	U	ug/kg	5.9	U	1.0	YES	S3VEM
4-Methyl-2-pentanone	Target	12	U	ug/kg	12	U	1.0	YES	S3VEM
Toluene	Target	5.9	U	ug/kg	5.9	U	1.0	YES	S3VEM
trans-1,3-Dichloropropene	Target	5.9	U	ug/kg	5.9	U	1.0	YES	S3VEM
1,1,2-Trichloroethane	Target	5.9	U	ug/kg	5.9	U	1.0	YES	S3VEM
Tetrachloroethene	Target	5.9	U	ug/kg	5.9	U	1.0	YES	S3VEM
2-Hexanone	Target	12	U	ug/kg	12	U	1.0	YES	S3VEM
Dibromochloromethane	Target	5.9	U	ug/kg	5.9	U	1.0	YES	S3VEM
1,2-Dibromoethane	Target	5.9	U	ug/kg	5.9	U	1.0	YES	S3VEM
Chlorobenzene	Target	5.9	U	ug/kg	5.9	U	1.0	YES	S3VEM
Ethylbenzene	Target	5.9	U	ug/kg	5.9	U	1.0	YES	S3VEM
o-xylene	Target	5.9	U	ug/kg	5.9	U	1.0	YES	S3VEM
m,p-Xylene	Target	5.9	U	ug/kg	5.9	U	1.0	YES	S3VEM
Styrene	Target	5.9	U	ug/kg	5.9	U	1.0	YES	S3VEM
Bromoform	Target	5.9	U	ug/kg	5.9	U	1.0	YES	S3VEM
Isopropylbenzene	Target	5.9	U	ug/kg	5.9	U	1.0	YES	S3VEM
1,1,2,2-Tetrachloroethane	Target	5.9	U	ug/kg	5.9	U	1.0	YES	S3VEM
1,3-Dichlorobenzene	Target	5.9	U	ug/kg	5.9	U	1.0	YES	S3VEM
1,4-Dichlorobenzene	Target	5.9	U	ug/kg	5.9	U	1.0	YES	S3VEM
1,2-Dichlorobenzene	Target	5.9	U	ug/kg	5.9	U	1.0	YES	S3VEM
1,2-Dibromo-3-chloropropane	Target	5.9	U	ug/kg	5.9	U	1.0	YES	S3VEM
1,2,4-trichlorobenzene	Target	5.9	U	ug/kg	5.9	U	1.0	YES	S3VEM
1,2,3-Trichlorobenzene	Target	5.9	U	ug/kg	5.9	U	1.0	YES	S3VEM
Total Alkanes	TIC		N	ug/kg		N	1.0	YES	S3VEM



# Sample Summary Report

**Project Name: DAMILLE METAL SERVICE SITE  
INVESTIGATION STAGE 2 SAMPLING**

**GroupID: 48315/EPW14030/YANZO**

**Lab Name: Chemtech Consulting Group**

Sample Number: YANZ3MS	Method: Volatile Organics	Matrix: Soil	MA Number:
Sample Location:	pH:	Sample Date: 06/18/2019	Sample Time: 15:55:00
% Moisture:		% Solids: 96.4	

Analyte Name	Analyte Type	Validation Result	Validation Flag	Units	Lab Result	Lab Flag	Dilution Factor	Reportable	Validation Level
Dichlorodifluoromethane	Target	5.5	R	ug/kg	5.5	U	1.0	YES	S3VEM
Chloromethane	Target	5.5	R	ug/kg	5.5	U	1.0	YES	S3VEM
Vinyl chloride	Target	5.5	R	ug/kg	5.5	U	1.0	YES	S3VEM
Bromomethane	Target	5.5	R	ug/kg	5.5	U	1.0	YES	S3VEM
Chloroethane	Target	5.5	R	ug/kg	5.5	U	1.0	YES	S3VEM
Trichlorofluoromethane	Target	5.5	R	ug/kg	5.5	U	1.0	YES	S3VEM
1,1-Dichloroethene	Spike	40	J+	ug/kg	40		1.0	YES	S3VEM
1,1,2-Trichloro-1,2,2-trifluoroethane	Target	5.5	R	ug/kg	5.5	U	1.0	YES	S3VEM
Acetone	Target	17	J+	ug/kg	17	B	1.0	YES	S3VEM
Carbon disulfide	Target	5.5	R	ug/kg	5.5	U	1.0	YES	S3VEM
Methyl Acetate	Target	5.5	R	ug/kg	5.5	U	1.0	YES	S3VEM
Methylene chloride	Target	6.3	J+	ug/kg	6.3		1.0	YES	S3VEM
trans-1,2-Dichloroethene	Target	5.5	R	ug/kg	5.5	U	1.0	YES	S3VEM
Methyl tert-butyl Ether	Target	5.5	R	ug/kg	5.5	U	1.0	YES	S3VEM
1,1-Dichloroethane	Target	5.5	R	ug/kg	5.5	U	1.0	YES	S3VEM
cis-1,2-Dichloroethene	Target	5.5	R	ug/kg	5.5	U	1.0	YES	S3VEM
2-Butanone	Target	11	R	ug/kg	11	U	1.0	YES	S3VEM
Bromochloromethane	Target	5.5	R	ug/kg	5.5	U	1.0	YES	S3VEM
Chloroform	Target	5.5	R	ug/kg	5.5	U	1.0	YES	S3VEM
1,1,1-Trichloroethane	Target	5.5	R	ug/kg	5.5	U	1.0	YES	S3VEM
Cyclohexane	Target	5.5	R	ug/kg	5.5	U	1.0	YES	S3VEM
Carbon tetrachloride	Target	5.5	R	ug/kg	5.5	U	1.0	YES	S3VEM
Benzene	Spike	44	J+	ug/kg	44		1.0	YES	S3VEM
1,2-Dichloroethane	Target	5.5	R	ug/kg	5.5	U	1.0	YES	S3VEM
Trichloroethene	Spike	42	J+	ug/kg	42		1.0	YES	S3VEM
Methylcyclohexane	Target	5.5	R	ug/kg	5.5	U	1.0	YES	S3VEM
1,2-Dichloropropane	Target	5.5	R	ug/kg	5.5	U	1.0	YES	S3VEM
Bromodichloromethane	Target	5.5	R	ug/kg	5.5	U	1.0	YES	S3VEM
cis-1,3-Dichloropropene	Target	5.5	R	ug/kg	5.5	U	1.0	YES	S3VEM
4-Methyl-2-pentanone	Target	11	R	ug/kg	11	U	1.0	YES	S3VEM
Toluene	Spike	41	J+	ug/kg	41		1.0	YES	S3VEM
trans-1,3-Dichloropropene	Target	5.5	R	ug/kg	5.5	U	1.0	YES	S3VEM
1,1,2-Trichloroethane	Target	5.5	R	ug/kg	5.5	U	1.0	YES	S3VEM
Tetrachloroethene	Target	5.5	R	ug/kg	5.5	U	1.0	YES	S3VEM
2-Hexanone	Target	11	R	ug/kg	11	U	1.0	YES	S3VEM
Dibromochloromethane	Target	5.5	R	ug/kg	5.5	U	1.0	YES	S3VEM
1,2-Dibromoethane	Target	5.5	R	ug/kg	5.5	U	1.0	YES	S3VEM
Chlorobenzene	Spike	44	J+	ug/kg	44		1.0	YES	S3VEM
Ethylbenzene	Target	5.5	R	ug/kg	5.5	U	1.0	YES	S3VEM
o-xylene	Target	5.5	R	ug/kg	5.5	U	1.0	YES	S3VEM
m,p-Xylene	Target	5.5	R	ug/kg	5.5	U	1.0	YES	S3VEM
Styrene	Target	5.5	R	ug/kg	5.5	U	1.0	YES	S3VEM
Bromoform	Target	5.5	R	ug/kg	5.5	U	1.0	YES	S3VEM
Isopropylbenzene	Target	5.5	R	ug/kg	5.5	U	1.0	YES	S3VEM
1,1,2,2-Tetrachloroethane	Target	5.5	R	ug/kg	5.5	U	1.0	YES	S3VEM
1,3-Dichlorobenzene	Target	5.5	R	ug/kg	5.5	U	1.0	YES	S3VEM
1,4-Dichlorobenzene	Target	5.5	R	ug/kg	5.5	U	1.0	YES	S3VEM
1,2-Dichlorobenzene	Target	5.5	R	ug/kg	5.5	U	1.0	YES	S3VEM
1,2-Dibromo-3-chloropropane	Target	5.5	R	ug/kg	5.5	U	1.0	YES	S3VEM
1,2,4-trichlorobenzene	Target	5.5	R	ug/kg	5.5	U	1.0	YES	S3VEM
1,2,3-Trichlorobenzene	Target	5.5	R	ug/kg	5.5	U	1.0	YES	S3VEM
Total Alkanes	TIC		N	ug/kg		N	1.0	YES	S3VEM

# Sample Summary Report

**Project Name: DAMILLE METAL SERVICE SITE  
INVESTIGATION STAGE 2 SAMPLING**

**GroupID: 48315/EPW14030/YANZO**

**Lab Name: Chemtech Consulting Group**

Sample Number: YANZ3MSD	Method: Volatile Organics	Matrix: Soil	MA Number:
Sample Location:	pH:	Sample Date: 06/18/2019	Sample Time: 15:55:00
% Moisture:		% Solids: 96.4	

Analyte Name	Analyte Type	Validation Result	Validation Flag	Units	Lab Result	Lab Flag	Dilution Factor	Reportable	Validation Level
Dichlorodifluoromethane	Target	5.6	U	ug/kg	5.6	U	1.0	YES	S3VEM
Chloromethane	Target	5.6	U	ug/kg	5.6	U	1.0	YES	S3VEM
Vinyl chloride	Target	5.6	U	ug/kg	5.6	U	1.0	YES	S3VEM
Bromomethane	Target	5.6	U	ug/kg	5.6	U	1.0	YES	S3VEM
Chloroethane	Target	5.6	U	ug/kg	5.6	U	1.0	YES	S3VEM
Trichlorofluoromethane	Target	5.6	U	ug/kg	5.6	U	1.0	YES	S3VEM
1,1-Dichloroethene	Spike	51		ug/kg	51		1.0	YES	S3VEM
1,1,2-Trichloro-1,2,2-trifluoroethane	Target	5.6	U	ug/kg	5.6	U	1.0	YES	S3VEM
Acetone	Target	11	U	ug/kg	7.5	JB	1.0	YES	S3VEM
Carbon disulfide	Target	5.6	U	ug/kg	5.6	U	1.0	YES	S3VEM
Methyl Acetate	Target	5.6	U	ug/kg	5.6	U	1.0	YES	S3VEM
Methylene chloride	Target	5.6	U	ug/kg	5.6	U	1.0	YES	S3VEM
trans-1,2-Dichloroethene	Target	5.6	U	ug/kg	5.6	U	1.0	YES	S3VEM
Methyl tert-butyl Ether	Target	5.6	U	ug/kg	5.6	U	1.0	YES	S3VEM
1,1-Dichloroethane	Target	5.6	U	ug/kg	5.6	U	1.0	YES	S3VEM
cis-1,2-Dichloroethene	Target	5.6	U	ug/kg	5.6	U	1.0	YES	S3VEM
2-Butanone	Target	11	U	ug/kg	11	U	1.0	YES	S3VEM
Bromochloromethane	Target	5.6	U	ug/kg	5.6	U	1.0	YES	S3VEM
Chloroform	Target	5.6	U	ug/kg	5.6	U	1.0	YES	S3VEM
1,1,1-Trichloroethane	Target	5.6	U	ug/kg	5.6	U	1.0	YES	S3VEM
Cyclohexane	Target	5.6	U	ug/kg	5.6	U	1.0	YES	S3VEM
Carbon tetrachloride	Target	5.6	U	ug/kg	5.6	U	1.0	YES	S3VEM
Benzene	Spike	56		ug/kg	56		1.0	YES	S3VEM
1,2-Dichloroethane	Target	5.6	U	ug/kg	5.6	U	1.0	YES	S3VEM
Trichloroethene	Spike	54		ug/kg	54		1.0	YES	S3VEM
Methylcyclohexane	Target	5.6	U	ug/kg	5.6	U	1.0	YES	S3VEM
1,2-Dichloropropane	Target	5.6	U	ug/kg	5.6	U	1.0	YES	S3VEM
Bromodichloromethane	Target	5.6	U	ug/kg	5.6	U	1.0	YES	S3VEM
cis-1,3-Dichloropropene	Target	5.6	U	ug/kg	5.6	U	1.0	YES	S3VEM
4-Methyl-2-pentanone	Target	11	U	ug/kg	11	U	1.0	YES	S3VEM
Toluene	Spike	56		ug/kg	56		1.0	YES	S3VEM
trans-1,3-Dichloropropene	Target	5.6	U	ug/kg	5.6	U	1.0	YES	S3VEM
1,1,2-Trichloroethane	Target	5.6	U	ug/kg	5.6	U	1.0	YES	S3VEM
Tetrachloroethene	Target	5.6	U	ug/kg	5.6	U	1.0	YES	S3VEM
2-Hexanone	Target	11	U	ug/kg	11	U	1.0	YES	S3VEM
Dibromochloromethane	Target	5.6	U	ug/kg	5.6	U	1.0	YES	S3VEM
1,2-Dibromoethane	Target	5.6	U	ug/kg	5.6	U	1.0	YES	S3VEM
Chlorobenzene	Spike	56		ug/kg	56		1.0	YES	S3VEM
Ethylbenzene	Target	5.6	U	ug/kg	5.6	U	1.0	YES	S3VEM
o-xylene	Target	5.6	U	ug/kg	5.6	U	1.0	YES	S3VEM
m,p-Xylene	Target	5.6	U	ug/kg	5.6	U	1.0	YES	S3VEM
Styrene	Target	5.6	U	ug/kg	5.6	U	1.0	YES	S3VEM
Bromoform	Target	5.6	U	ug/kg	5.6	U	1.0	YES	S3VEM
Isopropylbenzene	Target	5.6	U	ug/kg	5.6	U	1.0	YES	S3VEM
1,1,2,2-Tetrachloroethane	Target	5.6	U	ug/kg	5.6	U	1.0	YES	S3VEM
1,3-Dichlorobenzene	Target	5.6	U	ug/kg	5.6	U	1.0	YES	S3VEM
1,4-Dichlorobenzene	Target	5.6	U	ug/kg	5.6	U	1.0	YES	S3VEM
1,2-Dichlorobenzene	Target	5.6	U	ug/kg	5.6	U	1.0	YES	S3VEM
1,2-Dibromo-3-chloropropane	Target	5.6	U	ug/kg	5.6	U	1.0	YES	S3VEM
1,2,4-trichlorobenzene	Target	5.6	U	ug/kg	5.6	U	1.0	YES	S3VEM
1,2,3-Trichlorobenzene	Target	5.6	U	ug/kg	5.6	U	1.0	YES	S3VEM
Total Alkanes	TIC		N	ug/kg		N	1.0	YES	S3VEM

# Sample Summary Report

**Project Name: DAMILLE METAL SERVICE SITE  
INVESTIGATION STAGE 2 SAMPLING**

**GroupID: 48315/EPW14030/YANZO**

**Lab Name: Chemtech Consulting Group**

Sample Number: YANZO4	Method: Volatile Organics	Matrix: Soil	MA Number:
Sample Location: DMS-DP7	pH:	Sample Date: 06/18/2019	Sample Time: 16:12:00
% Moisture:		% Solids: 96.6	

Analyte Name	Analyte Type	Validation Result	Validation Flag	Units	Lab Result	Lab Flag	Dilution Factor	Reportable	Validation Level
Dichlorodifluoromethane	Target	6.0	U	ug/kg	6.0	U	1.0	YES	S3VEM
Chloromethane	Target	6.0	U	ug/kg	6.0	U	1.0	YES	S3VEM
Vinyl chloride	Target	6.0	U	ug/kg	6.0	U	1.0	YES	S3VEM
Bromomethane	Target	6.0	U	ug/kg	6.0	U	1.0	YES	S3VEM
Chloroethane	Target	6.0	U	ug/kg	6.0	U	1.0	YES	S3VEM
Trichlorofluoromethane	Target	6.0	U	ug/kg	6.0	U	1.0	YES	S3VEM
1,1-Dichloroethene	Target	6.0	U	ug/kg	6.0	U	1.0	YES	S3VEM
1,1,2-Trichloro-1,2,2-trifluoroethane	Target	6.0	U	ug/kg	6.0	U	1.0	YES	S3VEM
Acetone	Target	12	U	ug/kg	8.3	JB	1.0	YES	S3VEM
Carbon disulfide	Target	6.0	U	ug/kg	6.0	U	1.0	YES	S3VEM
Methyl Acetate	Target	6.0	U	ug/kg	6.0	U	1.0	YES	S3VEM
Methylene chloride	Target	5.9	J	ug/kg	5.9	J	1.0	YES	S3VEM
trans-1,2-Dichloroethene	Target	6.0	U	ug/kg	6.0	U	1.0	YES	S3VEM
Methyl tert-butyl Ether	Target	6.0	U	ug/kg	6.0	U	1.0	YES	S3VEM
1,1-Dichloroethane	Target	6.0	U	ug/kg	6.0	U	1.0	YES	S3VEM
cis-1,2-Dichloroethene	Target	6.0	U	ug/kg	6.0	U	1.0	YES	S3VEM
2-Butanone	Target	12	U	ug/kg	12	U	1.0	YES	S3VEM
Bromochloromethane	Target	6.0	U	ug/kg	6.0	U	1.0	YES	S3VEM
Chloroform	Target	6.0	U	ug/kg	6.0	U	1.0	YES	S3VEM
1,1,1-Trichloroethane	Target	6.0	U	ug/kg	6.0	U	1.0	YES	S3VEM
Cyclohexane	Target	6.0	U	ug/kg	6.0	U	1.0	YES	S3VEM
Carbon tetrachloride	Target	6.0	U	ug/kg	6.0	U	1.0	YES	S3VEM
Benzene	Target	6.0	U	ug/kg	6.0	U	1.0	YES	S3VEM
1,2-Dichloroethane	Target	6.0	U	ug/kg	6.0	U	1.0	YES	S3VEM
Trichloroethene	Target	6.0	U	ug/kg	6.0	U	1.0	YES	S3VEM
Methylcyclohexane	Target	6.0	U	ug/kg	6.0	U	1.0	YES	S3VEM
1,2-Dichloropropane	Target	6.0	U	ug/kg	6.0	U	1.0	YES	S3VEM
Bromodichloromethane	Target	6.0	U	ug/kg	6.0	U	1.0	YES	S3VEM
cis-1,3-Dichloropropene	Target	6.0	U	ug/kg	6.0	U	1.0	YES	S3VEM
4-Methyl-2-pentanone	Target	12	U	ug/kg	12	U	1.0	YES	S3VEM
Toluene	Target	6.0	U	ug/kg	6.0	U	1.0	YES	S3VEM
trans-1,3-Dichloropropene	Target	6.0	U	ug/kg	6.0	U	1.0	YES	S3VEM
1,1,2-Trichloroethane	Target	6.0	U	ug/kg	6.0	U	1.0	YES	S3VEM
Tetrachloroethene	Target	6.0	U	ug/kg	6.0	U	1.0	YES	S3VEM
2-Hexanone	Target	12	U	ug/kg	12	U	1.0	YES	S3VEM
Dibromochloromethane	Target	6.0	U	ug/kg	6.0	U	1.0	YES	S3VEM
1,2-Dibromoethane	Target	6.0	U	ug/kg	6.0	U	1.0	YES	S3VEM
Chlorobenzene	Target	6.0	U	ug/kg	6.0	U	1.0	YES	S3VEM
Ethylbenzene	Target	6.0	U	ug/kg	6.0	U	1.0	YES	S3VEM
o-xylene	Target	6.0	U	ug/kg	6.0	U	1.0	YES	S3VEM
m,p-Xylene	Target	6.0	U	ug/kg	6.0	U	1.0	YES	S3VEM
Styrene	Target	6.0	U	ug/kg	6.0	U	1.0	YES	S3VEM
Bromoform	Target	6.0	U	ug/kg	6.0	U	1.0	YES	S3VEM
Isopropylbenzene	Target	6.0	U	ug/kg	6.0	U	1.0	YES	S3VEM
1,1,2,2-Tetrachloroethane	Target	6.0	U	ug/kg	6.0	U	1.0	YES	S3VEM
1,3-Dichlorobenzene	Target	6.0	U	ug/kg	6.0	U	1.0	YES	S3VEM
1,4-Dichlorobenzene	Target	6.0	U	ug/kg	6.0	U	1.0	YES	S3VEM
1,2-Dichlorobenzene	Target	6.0	U	ug/kg	6.0	U	1.0	YES	S3VEM
1,2-Dibromo-3-chloropropane	Target	6.0	U	ug/kg	6.0	U	1.0	YES	S3VEM
1,2,4-trichlorobenzene	Target	6.0	U	ug/kg	6.0	U	1.0	YES	S3VEM
1,2,3-Trichlorobenzene	Target	6.0	U	ug/kg	6.0	U	1.0	YES	S3VEM
Benzene, 1,1-(oxydi-2,1-	TIC	3.4	JN	ug/kg	3.4	JN	1.0	YES	S3VEM

# Sample Summary Report

Project Name: DAMILLE METAL SERVICE SITE  
INVESTIGATION STAGE 2 SAMPLING

GroupID: 48315/EPW14030/YANZO

Lab Name: Chemtech Consulting Group

Analyte Name	Analyte Type	Validation Result	Validation Flag	Units	Lab Result	Lab Flag	Dilution Factor	Reportable	Validation Level
ethanediyl									
Total Alkanes	TIC		N	ug/kg		N	1.0	YES	S3VEM
1-Hexanol, 2-ethyl-	TIC	3.0	JN	ug/kg	3.0	JN	1.0	NO	S3VEM

# Sample Summary Report

---

**Project Name: DAMILLE METAL SERVICE SITE  
INVESTIGATION STAGE 2 SAMPLING**

**GroupID: 48315/EPW14030/YANZO**

**Lab Name: Chemtech Consulting Group**


---



**Memorandum**

**To:** Matt Mitguard, Site Assessment Manager  
Site Cleanup Section 2, SFD-6-1  
USEPA Region 9

**Through:** Joe Eidelberg, Chemist  
Quality Assurance Section, EMD-3-2  
USEPA Region 9

**From:**  for Kathy O'Brien, Sr. Project Manager  
ICF, Environmental Services Assistance Team (ESAT) Region 9

ESAT Contract No.: EP-W-13-029  
Technical Direction No.: 10106232 (reissue of 10106227)

**Date:** August 01, 2019

**Re:** Review of Analytical Data, **Tier 3**

---

Attached are comments resulting from ESAT Region 9 review of the following analytical data:

Site:	Damille Metal Service
Site Account No.:	A9 CG QA 00
Case No.:	48315
SDG No.:	YANZ5
Laboratory:	Chemtech Consulting Group (CHM)
Analysis:	CLP Trace Volatiles
Samples:	10 Water Samples
Collection Date:	June 17 through 19, 2019
Reviewer:	Estrellita Manuel, ESAT

EXES Data Manager has been updated with the results of this review and the validation level revised to S3VEM; the dynamic deliverables were regenerated and are available on the SMO Portal.

If there are any questions, please contact Joe Eidelberg (QA Program/EPA) at (415) 972-3809.

Attachment

cc: Richard Freitas, CLP PO USEPA Region 9  
Kim Brandon-Bazile, CLP PO USEPA Region 2

CLP PO:  FYI  Action

SAMPLING ISSUES:  Yes  No

10106232-21720/48315/YANZ5-TV Rpt

## Data Validation Report - Tier 3

Case No.: 48315  
SDG No.: YANZ5  
Site: Damille Metal Service  
Laboratory: Chemtech Consulting Group (CHM)  
Analysis: CLP Trace Volatiles  
Reviewer: Estrellita Manuel, ESAT  
Date: August 01, 2019

### I. SDG SUMMARY

For Sample Information and Laboratory Quality Control (QC), refer to EXES National Functional Guidelines (NFG) data validation reports *Analytical Sample Listing* and *Organic Analytic Sequence*. EXES Data Manager has been updated with the results of this review and the validation level revised to S3VEM; the dynamic deliverables were regenerated and are available on the SMO Portal. The data qualifier definitions, as described in pages 6 and 7 of the National Functional Guidelines, are attached to this report.

#### Field QC

Field Blanks (FB): YAP04.  
Equipment Blanks (EB): YANZ5, YAP02, and YAP03.  
Trip Blanks (TB): None.  
Background Samples (BG): None.  
Field Duplicates: YAP01 and YAP05.

#### CLP PO Action

None.

#### Sampling Issues

Field and equipment blanks were not submitted “blind” to the laboratory because “Equipment Blank” and “Field Blank” were used as location on chain of custody records (COCs).

#### Additional Comments

The COCs indicate that samples YANZ9, YAP00, YAP01, and YAP05, field blank YAP04, and equipment blank YANZ5 were collected on June 17 and 18, 2019 and shipped on June 20, 2019. The reviewer presumed that the samples were stored properly from the time of collection to the time of shipping.

All standards and spiking solutions were analyzed before the expiration date.

In addition to laboratory and field artifacts (retention times of 7.0 and 11.6 minutes), tentatively identified compounds (TICs) were found in the samples YANZ9, YAP01, YAP03, and YAP05 through YAP07 (see attached Form 1Bs).

The laboratory performed manual peak integration for some calibration chromatograms. Manual integrations were reviewed and found to be in compliance with CLP Statement of Work (SOW) requirements.

This report was prepared in accordance with the following documents:

- *USEPA Contract Laboratory Program Statement of Work for Organics Superfund Methods, Multi-Media, Multi-Concentration, SOM02.4, October 2016* and
- *USEPA National Functional Guidelines for Superfund Organic Methods Data Review, January 2017.*

For technical definitions, refer to *Exhibit G (Glossary of Terms)*, *USEPA Contract Laboratory Program Statement of Work for Organics Superfund Methods, Multi-Media, Multi-Concentration*, SOM02.4.

## II. VALIDATION SUMMARY

The data were evaluated based on the following parameters:

<u>Parameter</u>	<u>Acceptable</u>	<u>Comment</u>
1. Data Completeness	Yes	
2. Preservation and Holding Times	Yes	
3. GC/MS Instrument Performance Check	Yes	
4. Initial Calibration	Yes	
5. Continuing Calibration Verification (CCV)	Yes	
6. Laboratory Blanks	Yes	
7. Field/Equipment/Trip Blanks	Yes	
8. Deuterated Monitoring Compound (DMC)	No	B
9. Matrix Spike/Matrix Spike Duplicate (MS/MSD)	Yes	
10. Internal Standard	Yes	
11. Analyte Identification	Yes	
12. Analyte Quantitation and Reported CRQL	Yes	A
13. Field Duplicate Sample Analysis	Yes	
14. System Performance	Yes	
15. Overall Assessment of Data	Yes	

## III. VALIDITY AND COMMENTS

- A. Results above the method detection limit (MDL) but below the contract required quantitation limit (CRQL) are estimated and flagged "J." Results are considered qualitatively acceptable but quantitatively unreliable due to uncertainties in analytical precision near the quantitation limit.
- B. Results for the following analytes are qualified as estimated due to a low DMC recovery and are flagged "UJ."

{1,1-Dichloroethene-d2}

- 1,1-Dichloroethene, trans-1,2-dichloroethene, and cis-1,2-dichloroethene in equipment blank YANZ5.

The DMC recovery for the qualification listed above is shown below.

<u>Sample</u>	<u>DMC</u>	<u>% Recovery</u>	<u>QC Limit</u>
YANZ5	1,1-Dichloroethene-d2	55	60-125

Since qualified results are nondetected, false negatives may exist. Equipment blank YANZ5 was not re-analyzed.

Recoveries for DMCs 2-butanone-d5 (138%), 2-hexanone-d5 (136%), and 1,1,2,2-tetrachloroethane-d2 (124%) exceed QC limits in equipment blank, indicating potential high bias in detected results; qualification is not necessary because the associated target analytes are not detected.



## DATA QUALIFIER DEFINITIONS FOR ORGANIC DATA REVIEW

The definitions of the following qualifiers are prepared according to the document, "National Functional Guidelines for Superfund Organic Methods Data Review," January 2017 (Table 1, pages 6 and 7).

- U The analyte was analyzed for, but was not detected above the level of the reported sample quantitation Limit.
- J The result is an estimated quantity. The associated numerical value is the approximate concentration of the analyte in the sample.
- J+ The result is an estimated quantity, but the result may be biased high.
- J- The result is an estimated quantity, but the result may be biased low.
- NJ The analyte has been "tentatively identified" or "presumptively" as present and the associated numerical value is the estimated concentration in the sample.
- UJ The analyte was analyzed for, but was not detected. The reported quantitation limit is approximate and may be inaccurate or imprecise.
- R The data are unusable. The sample results are rejected due to serious deficiencies in meeting QC criteria. The analyte may or may not be present in the sample.
- C The target Pesticide or Aroclor analyte identification has been confirmed by Gas Chromatograph/Mass Spectrometer (GC/MS).
- X The target Pesticide or Aroclor analyte identification was not confirmed when GC/MS analysis was performed.

FORM 1B-OR  
 ORGANIC ANALYSIS DATA SHEET  
 TENTATIVELY IDENTIFIED COMPOUNDS

EPA SAMPLE NO.

YANZ9

Lab Name : Chemtech Consulting Group Contract : EPW14030  
 Lab Code: CHM Case No.: 48315 MA No. : \_\_\_\_\_ SDG No.: YANZ5  
 Analytical Method : Trace VOA Level : \_\_\_\_\_  
 Matrix : Water Lab Sample ID : K3479-02  
 Sample wt/vol : 25.0 (g/mL): mL Lab File ID : VV011710.D  
 % Solids : \_\_\_\_\_ Date Received : 06/21/2019  
 GC Column : DB-624UI ID : 0.18 (mm) Date Extracted : \_\_\_\_\_  
 Extract Concentrated : (Y / N) \_\_\_\_\_ Date Analyzed : 06/22/2019  
 Soil Aliquot (VOA) : \_\_\_\_\_ (µL) Extract Volume : \_\_\_\_\_ (µL)  
 Heated Purge : (Y / N) N Extraction Type : PT  
 Purge Volume : 25 (mL) Injection Volume : \_\_\_\_\_ (µL)  
 Cleanup Types : \_\_\_\_\_ pH : 1.0 Dilution Factor : 1.0  
 Concentration Units (µg/L, mg/L, µg/kg) : µg/L Cleanup Factor : \_\_\_\_\_

CAS NO.	ANALYTE	RT	EST. CONC.	Q
1 <del>000104-76-7</del>	<del>1-Hexanol, 2-ethyl-</del>	<del>11.57</del>	<del>1.1</del>	JN
2 E966796	Total Alkanes	N/A	0.58	

*em 7/25/19*

EPA-designated Registry Number.

Form 1B-OR

SOM02.4 (10/2016)

41

FORM 1B-OR  
 ORGANIC ANALYSIS DATA SHEET  
 TENTATIVELY IDENTIFIED COMPOUNDS

EPA SAMPLE NO.

YAP01

Lab Name : Chemtech Consulting Group  
 Lab Code: CHM Case No.: 48315  
 Analytical Method : Trace VOA  
 Matrix : Water  
 Sample wt/vol : 25.0 (g/mL): mL  
 % Solids : \_\_\_\_\_  
 GC Column : DB-624UI ID : 0.18 (mm)  
 Extract Concentrated : (Y / N) \_\_\_\_\_  
 Soil Aliquot (VOA) : \_\_\_\_\_ (µL)  
 Heated Purge : (Y / N) N  
 Purge Volume : 25 (mL)  
 Cleanup Types : \_\_\_\_\_  
 Concentration Units (µg/L,mg/L,µg/kg): µg/L

Contract : EPW14030  
 MA No. : \_\_\_\_\_ SDG No.: YANZ5  
 Level : \_\_\_\_\_  
 Lab Sample ID : K3479-04  
 Lab File ID : VV011712.D  
 Date Received : 06/21/2019  
 Date Extracted : \_\_\_\_\_  
 Date Analyzed : 06/22/2019  
 Extract Volume : \_\_\_\_\_ (µL)  
 Extraction Type : PT  
 Injection Volume : \_\_\_\_\_ (µL)  
 pH : 1.0 Dilution Factor : 1.0  
 Cleanup Factor : \_\_\_\_\_

	CAS NO.	ANALYTE	RT	EST. CONC.	Q
1	000123-73-9	2-Butenal, (E)-	1.12	0.60	JN
2	<del>000104-76-7</del>	<del>1-Hexanol, 2-ethyl-</del>	<del>11.57</del>	<del>1.1</del>	JN
3	003396-02-9	2-Methyl-2-decanol	13.65	0.54	JN
4	E966796	Total Alkanes	N/A	0.0	

*em 7/25/19*

EPA-designated Registry Number.

Form 1B-OR

SOM02.4 (10/2016)

67

FORM 1B-OR  
 ORGANIC ANALYSIS DATA SHEET  
 TENTATIVELY IDENTIFIED COMPOUNDS

EPA SAMPLE NO.

YAP03

Lab Name : Chemtech Consulting Group  
 Lab Code: CHM Case No.: 48315  
 Analytical Method : Trace VOA  
 Matrix : Water  
 Sample wt/vol : 25.0 (g/mL): mL  
 % Solids : \_\_\_\_\_  
 GC Column : DB-624UI ID : 0.18 (mm)  
 Extract Concentrated : (Y / N) \_\_\_\_\_  
 Soil Aliquot (VOA) : \_\_\_\_\_ (μL)  
 Heated Purge : (Y / N) N  
 Purge Volume : 25 (mL)  
 Cleanup Types : \_\_\_\_\_  
 Concentration Units (μg/L, mg/L, μg/kg): μg/L

Contract : EPW14030  
 MA No. : \_\_\_\_\_ SDG No.: YANZ5  
 Level : \_\_\_\_\_  
 Lab Sample ID : K3479-06  
 Lab File ID : VV011707.D  
 Date Received : 06/21/2019  
 Date Extracted : \_\_\_\_\_  
 Date Analyzed : 06/22/2019  
 Extract Volume : \_\_\_\_\_ (μL)  
 Extraction Type : PT  
 Injection Volume : \_\_\_\_\_ (μL)  
 pH : 1.0 Dilution Factor : 1.0  
 Cleanup Factor : \_\_\_\_\_

	CAS NO.	ANALYTE	RT	EST. CONC.	Q
1	<del>000104-76-7</del>	<del>1-Hexanol, 2-ethyl-</del>	<del>11.58</del>	<del>0.79</del>	<del>JN</del>
2	000124-19-6	Nonanal	12.39	0.73	JN
3	E966796	Total Alkanes	N/A	0.0	

*em 7/25/19*

EPA-designated Registry Number.

Form 1B-OR

SOM02.4 (10/2016)

90

FORM 1B-OR  
 ORGANIC ANALYSIS DATA SHEET  
 TENTATIVELY IDENTIFIED COMPOUNDS

EPA SAMPLE NO.

YAP05

Lab Name : Chemtech Consulting Group Contract : EPW14030  
 Lab Code: CHM Case No.: 48315 MA No. : \_\_\_\_\_ SDG No.: YANZ5  
 Analytical Method : Trace VOA Level : \_\_\_\_\_  
 Matrix : Water Lab Sample ID : K3479-08  
 Sample wt/vol : 25.0 (g/mL): mL Lab File ID : VV011713.D  
 % Solids : \_\_\_\_\_ Date Received : 06/21/2019  
 GC Column : DB-624UI ID : 0.18 (mm) Date Extracted : \_\_\_\_\_  
 Extract Concentrated : (Y / N) \_\_\_\_\_ Date Analyzed : 06/22/2019  
 Soil Aliquot (VOA) : \_\_\_\_\_ (µL) Extract Volume : \_\_\_\_\_ (µL)  
 Heated Purge : (Y / N) N Extraction Type : PT  
 Purge Volume : 25 (mL) Injection Volume : \_\_\_\_\_ (µL)  
 Cleanup Types : \_\_\_\_\_ pH : 1.0 Dilution Factor : 1.0  
 Concentration Units (µg/L, mg/L, µg/kg) : µg/L Cleanup Factor : \_\_\_\_\_

CAS NO.	ANALYTE	RT	EST. CONC.	Q
1 000104-76-7	<del>1-Hexanol, 2-ethyl-</del>	<del>11.57</del>	<del>0.98</del>	JN
2 003396-02-9	2-Methyl-2-decanol	13.65	0.50	JN
3 E966796	Total Alkanes	N/A	0.56	

*Em 7/25/19*

EPA-designated Registry Number.

Form 1B-OR

SOM02.4 (10/2016)

111

FORM 1B-OR  
 ORGANIC ANALYSIS DATA SHEET  
 TENTATIVELY IDENTIFIED COMPOUNDS

EPA SAMPLE NO.

YAP06

Lab Name : Chemtech Consulting Group  
 Lab Code: CHM Case No.: 48315  
 Analytical Method : Trace VOA  
 Matrix : Water  
 Sample wt/vol : 25.0 (g/mL): mL  
 Solids : \_\_\_\_\_  
 GC Column : DB-624UI ID : 0.18 (mm)  
 Extract Concentrated : (Y / N) \_\_\_\_\_  
 Soil Aliquot (VOA) : \_\_\_\_\_ (µL)  
 Heated Purge : (Y / N) N  
 Purge Volume : 25 (mL)  
 Cleanup Types : \_\_\_\_\_  
 Concentration Units (µg/L, mg/L, µg/kg): µg/L

Contract : EPW14030  
 MA No. : \_\_\_\_\_ SDG No.: YANZ5  
 Level : \_\_\_\_\_  
 Lab Sample ID : K3479-09  
 Lab File ID : VV011714.D  
 Date Received : 06/21/2019  
 Date Extracted : \_\_\_\_\_  
 Date Analyzed : 06/22/2019  
 Extract Volume : \_\_\_\_\_ (µL)  
 Extraction Type : PT  
 Injection Volume : \_\_\_\_\_ (µL)  
 pH : 1.0 Dilution Factor : 1.0  
 Cleanup Factor : \_\_\_\_\_

CAS NO.	ANALYTE	RT	EST. CONC.	Q
1 000123-73-9	2-Butenal, (E)-	1.12	0.79	JN
2 000104-76-7	1-Hexanol, 2-ethyl-	11.57	1.9	JN
3 E966796	Total Alkanes	N/A	0.0	

*Em 7/25/19*

EPA-designated Registry Number.

Form 1B-OR

SOM02.4 (10/2016)

124

FORM 1B-OR  
 ORGANIC ANALYSIS DATA SHEET  
 TENTATIVELY IDENTIFIED COMPOUNDS

EPA SAMPLE NO.

YAP07

Lab Name : Chemtech Consulting Group  
 Lab Code: CHM Case No.: 48315  
 Analytical Method : Trace VOA  
 Matrix : Water  
 Sample wt/vol : 25.0 (g/mL): mL  
 Solids : \_\_\_\_\_  
 GC Column : DB-624UI ID : 0.18 (mm)  
 Extract Concentrated : (Y / N) \_\_\_\_\_  
 Soil Aliquot (VOA) : \_\_\_\_\_ (µL)  
 Heated Purge : (Y / N) N  
 Purge Volume : 25 (mL)  
 Cleanup Types : \_\_\_\_\_  
 Concentration Units (µg/L,mg/L,µg/kg): µg/L

Contract : EPW14030  
 MA No. : \_\_\_\_\_ SDG No.: YANZ5  
 Level : \_\_\_\_\_  
 Lab Sample ID : K3479-10  
 Lab File ID : VV011715.D  
 Date Received : 06/21/2019  
 Date Extracted : \_\_\_\_\_  
 Date Analyzed : 06/22/2019  
 Extract Volume : \_\_\_\_\_ (µL)  
 Extraction Type : PT  
 Injection Volume : \_\_\_\_\_ (µL)  
 pH : 1.0 Dilution Factor : 1.0  
 Cleanup Factor : \_\_\_\_\_

CAS NO.	ANALYTE	RT	EST. CONC.	Q
<del>000104-76-7</del>	<del>1-Hexanol, 2-ethyl-</del>	<del>11.57</del>	<del>0.84</del>	<del>JN</del>
2 E966796	Total Alkanes	N/A	0.75	

*em 7/25/19*

EPA-designated Registry Number.

Form 1B-OR

SOM02.4 (10/2016)

138

# Sample Summary Report

**Project Name: DAMILLE METAL SERVICE SITE  
INVESTIGATION STAGE 2 SAMPLING**

**GroupID: 48315/EPW14030/YANZ5**

**Lab Name: Chemtech Consulting Group**

Sample Number: VBLK41	Method: Trace Volatiles	Matrix: Water	MA Number:
Sample Location:	pH:	Sample Date:	Sample Time:
% Moisture:		% Solids: 0	

Analyte Name	Analyte Type	Validation Result	Validation Flag	Units	Lab Result	Lab Flag	Dilution Factor	Reportable	Validation Level
Dichlorodifluoromethane	Target	0.50	U	ug/L	0.50	U	1.0	YES	S3VEM
Chloromethane	Target	0.50	U	ug/L	0.50	U	1.0	YES	S3VEM
Vinyl chloride	Target	0.50	U	ug/L	0.50	U	1.0	YES	S3VEM
Bromomethane	Target	0.50	U	ug/L	0.50	U	1.0	YES	S3VEM
Chloroethane	Target	0.50	U	ug/L	0.50	U	1.0	YES	S3VEM
Trichlorofluoromethane	Target	0.50	U	ug/L	0.50	U	1.0	YES	S3VEM
1,1-Dichloroethene	Target	0.50	U	ug/L	0.50	U	1.0	YES	S3VEM
1,1,2-Trichloro-1,2,2-trifluoroethane	Target	0.50	U	ug/L	0.50	U	1.0	YES	S3VEM
Acetone	Target	5.0	U	ug/L	5.0	U	1.0	YES	S3VEM
Carbon disulfide	Target	0.50	U	ug/L	0.50	U	1.0	YES	S3VEM
Methyl Acetate	Target	0.50	U	ug/L	0.50	U	1.0	YES	S3VEM
Methylene chloride	Target	0.50	U	ug/L	0.50	U	1.0	YES	S3VEM
trans-1,2-Dichloroethene	Target	0.50	U	ug/L	0.50	U	1.0	YES	S3VEM
Methyl tert-butyl Ether	Target	0.50	U	ug/L	0.50	U	1.0	YES	S3VEM
1,1-Dichloroethane	Target	0.50	U	ug/L	0.50	U	1.0	YES	S3VEM
cis-1,2-Dichloroethene	Target	0.50	U	ug/L	0.50	U	1.0	YES	S3VEM
2-Butanone	Target	5.0	U	ug/L	5.0	U	1.0	YES	S3VEM
Bromochloromethane	Target	0.50	U	ug/L	0.50	U	1.0	YES	S3VEM
Chloroform	Target	0.50	U	ug/L	0.50	U	1.0	YES	S3VEM
1,1,1-Trichloroethane	Target	0.50	U	ug/L	0.50	U	1.0	YES	S3VEM
Cyclohexane	Target	0.50	U	ug/L	0.50	U	1.0	YES	S3VEM
Carbon tetrachloride	Target	0.50	U	ug/L	0.50	U	1.0	YES	S3VEM
Benzene	Target	0.50	U	ug/L	0.50	U	1.0	YES	S3VEM
1,2-Dichloroethane	Target	0.50	U	ug/L	0.50	U	1.0	YES	S3VEM
Trichloroethene	Target	0.50	U	ug/L	0.50	U	1.0	YES	S3VEM
Methylcyclohexane	Target	0.50	U	ug/L	0.50	U	1.0	YES	S3VEM
1,2-Dichloropropane	Target	0.50	U	ug/L	0.50	U	1.0	YES	S3VEM
Bromodichloromethane	Target	0.50	U	ug/L	0.50	U	1.0	YES	S3VEM
cis-1,3-Dichloropropene	Target	0.50	U	ug/L	0.50	U	1.0	YES	S3VEM
4-Methyl-2-pentanone	Target	5.0	U	ug/L	5.0	U	1.0	YES	S3VEM
Toluene	Target	0.50	U	ug/L	0.50	U	1.0	YES	S3VEM
trans-1,3-Dichloropropene	Target	0.50	U	ug/L	0.50	U	1.0	YES	S3VEM
1,1,2-Trichloroethane	Target	0.50	U	ug/L	0.50	U	1.0	YES	S3VEM
Tetrachloroethene	Target	0.50	U	ug/L	0.50	U	1.0	YES	S3VEM
2-Hexanone	Target	5.0	U	ug/L	5.0	U	1.0	YES	S3VEM
Dibromochloromethane	Target	0.50	U	ug/L	0.50	U	1.0	YES	S3VEM
1,2-Dibromoethane	Target	0.50	U	ug/L	0.50	U	1.0	YES	S3VEM
Chlorobenzene	Target	0.50	U	ug/L	0.50	U	1.0	YES	S3VEM
Ethylbenzene	Target	0.50	U	ug/L	0.50	U	1.0	YES	S3VEM
o-xylene	Target	0.50	U	ug/L	0.50	U	1.0	YES	S3VEM
m,p-xylene	Target	0.50	U	ug/L	0.50	U	1.0	YES	S3VEM
Styrene	Target	0.50	U	ug/L	0.50	U	1.0	YES	S3VEM
Bromoform	Target	0.50	U	ug/L	0.50	U	1.0	YES	S3VEM
Isopropylbenzene	Target	0.50	U	ug/L	0.50	U	1.0	YES	S3VEM
1,1,2,2-Tetrachloroethane	Target	0.50	U	ug/L	0.50	U	1.0	YES	S3VEM
1,3-Dichlorobenzene	Target	0.50	U	ug/L	0.50	U	1.0	YES	S3VEM
1,4-Dichlorobenzene	Target	0.50	U	ug/L	0.50	U	1.0	YES	S3VEM
1,2-Dichlorobenzene	Target	0.50	U	ug/L	0.50	U	1.0	YES	S3VEM
1,2-Dibromo-3-chloropropane	Target	0.50	U	ug/L	0.50	U	1.0	YES	S3VEM
1,2,4-trichlorobenzene	Target	0.50	U	ug/L	0.50	U	1.0	YES	S3VEM
1,2,3-Trichlorobenzene	Target	0.50	U	ug/L	0.50	U	1.0	YES	S3VEM
Total Alkanes	TIC		N	ug/L		N	1.0	YES	S3VEM



# Sample Summary Report

**Project Name: DAMILLE METAL SERVICE SITE  
INVESTIGATION STAGE 2 SAMPLING**

**GroupID: 48315/EPW14030/YANZ5**

**Lab Name: Chemtech Consulting Group**

Sample Number: VBLK42	Method: Trace Volatiles	Matrix: Water	MA Number:
Sample Location:	pH:	Sample Date:	Sample Time:
% Moisture:		% Solids: 0	

Analyte Name	Analyte Type	Validation Result	Validation Flag	Units	Lab Result	Lab Flag	Dilution Factor	Reportable	Validation Level
Dichlorodifluoromethane	Target	0.50	U	ug/L	0.50	U	1.0	YES	S3VEM
Chloromethane	Target	0.50	U	ug/L	0.50	U	1.0	YES	S3VEM
Vinyl chloride	Target	0.50	U	ug/L	0.50	U	1.0	YES	S3VEM
Bromomethane	Target	0.50	U	ug/L	0.50	U	1.0	YES	S3VEM
Chloroethane	Target	0.50	U	ug/L	0.50	U	1.0	YES	S3VEM
Trichlorofluoromethane	Target	0.50	U	ug/L	0.50	U	1.0	YES	S3VEM
1,1-Dichloroethene	Target	0.50	U	ug/L	0.50	U	1.0	YES	S3VEM
1,1,2-Trichloro-1,2,2-trifluoroethane	Target	0.50	U	ug/L	0.50	U	1.0	YES	S3VEM
Acetone	Target	5.0	U	ug/L	5.0	U	1.0	YES	S3VEM
Carbon disulfide	Target	0.50	U	ug/L	0.50	U	1.0	YES	S3VEM
Methyl Acetate	Target	0.50	U	ug/L	0.50	U	1.0	YES	S3VEM
Methylene chloride	Target	0.50	U	ug/L	0.50	U	1.0	YES	S3VEM
trans-1,2-Dichloroethene	Target	0.50	U	ug/L	0.50	U	1.0	YES	S3VEM
Methyl tert-butyl Ether	Target	0.50	U	ug/L	0.50	U	1.0	YES	S3VEM
1,1-Dichloroethane	Target	0.50	U	ug/L	0.50	U	1.0	YES	S3VEM
cis-1,2-Dichloroethene	Target	0.50	U	ug/L	0.50	U	1.0	YES	S3VEM
2-Butanone	Target	5.0	U	ug/L	5.0	U	1.0	YES	S3VEM
Bromochloromethane	Target	0.50	U	ug/L	0.50	U	1.0	YES	S3VEM
Chloroform	Target	0.50	U	ug/L	0.50	U	1.0	YES	S3VEM
1,1,1-Trichloroethane	Target	0.50	U	ug/L	0.50	U	1.0	YES	S3VEM
Cyclohexane	Target	0.50	U	ug/L	0.50	U	1.0	YES	S3VEM
Carbon tetrachloride	Target	0.50	U	ug/L	0.50	U	1.0	YES	S3VEM
Benzene	Target	0.50	U	ug/L	0.50	U	1.0	YES	S3VEM
1,2-Dichloroethane	Target	0.50	U	ug/L	0.50	U	1.0	YES	S3VEM
Trichloroethene	Target	0.50	U	ug/L	0.50	U	1.0	YES	S3VEM
Methylcyclohexane	Target	0.50	U	ug/L	0.50	U	1.0	YES	S3VEM
1,2-Dichloropropane	Target	0.50	U	ug/L	0.50	U	1.0	YES	S3VEM
Bromodichloromethane	Target	0.50	U	ug/L	0.50	U	1.0	YES	S3VEM
cis-1,3-Dichloropropene	Target	0.50	U	ug/L	0.50	U	1.0	YES	S3VEM
4-Methyl-2-pentanone	Target	5.0	U	ug/L	5.0	U	1.0	YES	S3VEM
Toluene	Target	0.50	U	ug/L	0.50	U	1.0	YES	S3VEM
trans-1,3-Dichloropropene	Target	0.50	U	ug/L	0.50	U	1.0	YES	S3VEM
1,1,2-Trichloroethane	Target	0.50	U	ug/L	0.50	U	1.0	YES	S3VEM
Tetrachloroethene	Target	0.50	U	ug/L	0.50	U	1.0	YES	S3VEM
2-Hexanone	Target	5.0	U	ug/L	5.0	U	1.0	YES	S3VEM
Dibromochloromethane	Target	0.50	U	ug/L	0.50	U	1.0	YES	S3VEM
1,2-Dibromoethane	Target	0.50	U	ug/L	0.50	U	1.0	YES	S3VEM
Chlorobenzene	Target	0.50	U	ug/L	0.50	U	1.0	YES	S3VEM
Ethylbenzene	Target	0.50	U	ug/L	0.50	U	1.0	YES	S3VEM
o-xylene	Target	0.50	U	ug/L	0.50	U	1.0	YES	S3VEM
m,p-xylene	Target	0.50	U	ug/L	0.50	U	1.0	YES	S3VEM
Styrene	Target	0.50	U	ug/L	0.50	U	1.0	YES	S3VEM
Bromoform	Target	0.50	U	ug/L	0.50	U	1.0	YES	S3VEM
Isopropylbenzene	Target	0.50	U	ug/L	0.50	U	1.0	YES	S3VEM
1,1,2,2-Tetrachloroethane	Target	0.50	U	ug/L	0.50	U	1.0	YES	S3VEM
1,3-Dichlorobenzene	Target	0.50	U	ug/L	0.50	U	1.0	YES	S3VEM
1,4-Dichlorobenzene	Target	0.50	U	ug/L	0.50	U	1.0	YES	S3VEM
1,2-Dichlorobenzene	Target	0.50	U	ug/L	0.50	U	1.0	YES	S3VEM
1,2-Dibromo-3-chloropropane	Target	0.50	U	ug/L	0.50	U	1.0	YES	S3VEM
1,2,4-trichlorobenzene	Target	0.50	U	ug/L	0.50	U	1.0	YES	S3VEM
1,2,3-Trichlorobenzene	Target	0.50	U	ug/L	0.50	U	1.0	YES	S3VEM
Total Alkanes	TIC		N	ug/L		N	1.0	YES	S3VEM

# Sample Summary Report

Project Name: DAMILLE METAL SERVICE SITE  
INVESTIGATION STAGE 2 SAMPLING

GroupID: 48315/EPW14030/YANZ5

Lab Name: Chemtech Consulting Group

Analyte Name	Analyte Type	Validation Result	Validation Flag	Units	Lab Result	Lab Flag	Dilution Factor	Reportable	Validation Level
unknown-01	TIC	1.4	J	ug/L	1.4	J	1.0	YES	S3VEM

# Sample Summary Report

**Project Name: DAMILLE METAL SERVICE SITE  
INVESTIGATION STAGE 2 SAMPLING**

**GroupID: 48315/EPW14030/YANZ5**

**Lab Name: Chemtech Consulting Group**

Sample Number: VHBLK01	Method: Trace Volatiles	Matrix: Water	MA Number:
Sample Location:	pH: 1.0	Sample Date:	Sample Time:
% Moisture:		% Solids: 0	

Analyte Name	Analyte Type	Validation Result	Validation Flag	Units	Lab Result	Lab Flag	Dilution Factor	Reportable	Validation Level
Dichlorodifluoromethane	Target	0.50	U	ug/L	0.50	U	1.0	YES	S3VEM
Chloromethane	Target	0.50	U	ug/L	0.50	U	1.0	YES	S3VEM
Vinyl chloride	Target	0.50	U	ug/L	0.50	U	1.0	YES	S3VEM
Bromomethane	Target	0.50	U	ug/L	0.50	U	1.0	YES	S3VEM
Chloroethane	Target	0.50	U	ug/L	0.50	U	1.0	YES	S3VEM
Trichlorofluoromethane	Target	0.50	U	ug/L	0.50	U	1.0	YES	S3VEM
1,1-Dichloroethene	Target	0.50	U	ug/L	0.50	U	1.0	YES	S3VEM
1,1,2-Trichloro-1,2,2-trifluoroethane	Target	0.50	U	ug/L	0.50	U	1.0	YES	S3VEM
Acetone	Target	5.0	U	ug/L	5.0	U	1.0	YES	S3VEM
Carbon disulfide	Target	0.50	U	ug/L	0.50	U	1.0	YES	S3VEM
Methyl Acetate	Target	0.50	U	ug/L	0.50	U	1.0	YES	S3VEM
Methylene chloride	Target	0.50	U	ug/L	0.50	U	1.0	YES	S3VEM
trans-1,2-Dichloroethene	Target	0.50	U	ug/L	0.50	U	1.0	YES	S3VEM
Methyl tert-butyl Ether	Target	0.50	U	ug/L	0.50	U	1.0	YES	S3VEM
1,1-Dichloroethane	Target	0.50	U	ug/L	0.50	U	1.0	YES	S3VEM
cis-1,2-Dichloroethene	Target	0.50	U	ug/L	0.50	U	1.0	YES	S3VEM
2-Butanone	Target	5.0	U	ug/L	5.0	U	1.0	YES	S3VEM
Bromochloromethane	Target	0.50	U	ug/L	0.50	U	1.0	YES	S3VEM
Chloroform	Target	0.50	U	ug/L	0.50	U	1.0	YES	S3VEM
1,1,1-Trichloroethane	Target	0.50	U	ug/L	0.50	U	1.0	YES	S3VEM
Cyclohexane	Target	0.50	U	ug/L	0.50	U	1.0	YES	S3VEM
Carbon tetrachloride	Target	0.50	U	ug/L	0.50	U	1.0	YES	S3VEM
Benzene	Target	0.50	U	ug/L	0.50	U	1.0	YES	S3VEM
1,2-Dichloroethane	Target	0.50	U	ug/L	0.50	U	1.0	YES	S3VEM
Trichloroethene	Target	0.50	U	ug/L	0.50	U	1.0	YES	S3VEM
Methylcyclohexane	Target	0.50	U	ug/L	0.50	U	1.0	YES	S3VEM
1,2-Dichloropropane	Target	0.50	U	ug/L	0.50	U	1.0	YES	S3VEM
Bromodichloromethane	Target	0.50	U	ug/L	0.50	U	1.0	YES	S3VEM
cis-1,3-Dichloropropene	Target	0.50	U	ug/L	0.50	U	1.0	YES	S3VEM
4-Methyl-2-pentanone	Target	5.0	U	ug/L	5.0	U	1.0	YES	S3VEM
Toluene	Target	0.50	U	ug/L	0.50	U	1.0	YES	S3VEM
trans-1,3-Dichloropropene	Target	0.50	U	ug/L	0.50	U	1.0	YES	S3VEM
1,1,2-Trichloroethane	Target	0.50	U	ug/L	0.50	U	1.0	YES	S3VEM
Tetrachloroethene	Target	0.50	U	ug/L	0.50	U	1.0	YES	S3VEM
2-Hexanone	Target	5.0	U	ug/L	5.0	U	1.0	YES	S3VEM
Dibromochloromethane	Target	0.50	U	ug/L	0.50	U	1.0	YES	S3VEM
1,2-Dibromoethane	Target	0.50	U	ug/L	0.50	U	1.0	YES	S3VEM
Chlorobenzene	Target	0.50	U	ug/L	0.50	U	1.0	YES	S3VEM
Ethylbenzene	Target	0.50	U	ug/L	0.50	U	1.0	YES	S3VEM
o-xylene	Target	0.50	U	ug/L	0.50	U	1.0	YES	S3VEM
m,p-xylene	Target	0.50	U	ug/L	0.50	U	1.0	YES	S3VEM
Styrene	Target	0.50	U	ug/L	0.50	U	1.0	YES	S3VEM
Bromoform	Target	0.50	U	ug/L	0.50	U	1.0	YES	S3VEM
Isopropylbenzene	Target	0.50	U	ug/L	0.50	U	1.0	YES	S3VEM
1,1,2,2-Tetrachloroethane	Target	0.50	U	ug/L	0.50	U	1.0	YES	S3VEM
1,3-Dichlorobenzene	Target	0.50	U	ug/L	0.50	U	1.0	YES	S3VEM
1,4-Dichlorobenzene	Target	0.50	U	ug/L	0.50	U	1.0	YES	S3VEM
1,2-Dichlorobenzene	Target	0.50	U	ug/L	0.50	U	1.0	YES	S3VEM
1,2-Dibromo-3-chloropropane	Target	0.50	U	ug/L	0.50	U	1.0	YES	S3VEM
1,2,4-trichlorobenzene	Target	0.50	U	ug/L	0.50	U	1.0	YES	S3VEM
1,2,3-Trichlorobenzene	Target	0.50	U	ug/L	0.50	U	1.0	YES	S3VEM
Total Alkanes	TIC		N	ug/L		N	1.0	YES	S3VEM

# Sample Summary Report

**Project Name: DAMILLE METAL SERVICE SITE  
INVESTIGATION STAGE 2 SAMPLING**

**GroupID: 48315/EPW14030/YANZ5**

**Lab Name: Chemtech Consulting Group**

Sample Number: YANZ5	Method: Trace Volatiles	Matrix: Water	MA Number:
Sample Location: Equip Blank	pH: 1.0	Sample Date: 06/18/0019	Sample Time: 13:20:00
% Moisture:		% Solids: 0	

Analyte Name	Analyte Type	Validation Result	Validation Flag	Units	Lab Result	Lab Flag	Dilution Factor	Reportable	Validation Level
Dichlorodifluoromethane	Target	0.50	U	ug/L	0.50	U	1.0	YES	S3VEM
Chloromethane	Target	0.50	U	ug/L	0.50	U	1.0	YES	S3VEM
Vinyl chloride	Target	0.50	U	ug/L	0.50	U	1.0	YES	S3VEM
Bromomethane	Target	0.50	U	ug/L	0.50	U	1.0	YES	S3VEM
Chloroethane	Target	0.50	U	ug/L	0.50	U	1.0	YES	S3VEM
Trichlorofluoromethane	Target	0.50	U	ug/L	0.50	U	1.0	YES	S3VEM
1,1-Dichloroethene	Target	0.50	UJ	ug/L	0.50	U	1.0	YES	S3VEM
1,1,2-Trichloro-1,2,2-trifluoroethane	Target	0.50	U	ug/L	0.50	U	1.0	YES	S3VEM
Acetone	Target	5.0	U	ug/L	5.0	U	1.0	YES	S3VEM
Carbon disulfide	Target	0.50	U	ug/L	0.50	U	1.0	YES	S3VEM
Methyl Acetate	Target	0.50	U	ug/L	0.50	U	1.0	YES	S3VEM
Methylene chloride	Target	0.50	U	ug/L	0.50	U	1.0	YES	S3VEM
trans-1,2-Dichloroethene	Target	0.50	UJ	ug/L	0.50	U	1.0	YES	S3VEM
Methyl tert-butyl Ether	Target	0.50	U	ug/L	0.50	U	1.0	YES	S3VEM
1,1-Dichloroethane	Target	0.50	U	ug/L	0.50	U	1.0	YES	S3VEM
cis-1,2-Dichloroethene	Target	0.50	UJ	ug/L	0.50	U	1.0	YES	S3VEM
2-Butanone	Target	5.0	U	ug/L	5.0	U	1.0	YES	S3VEM
Bromochloromethane	Target	0.50	U	ug/L	0.50	U	1.0	YES	S3VEM
Chloroform	Target	0.50	U	ug/L	0.50	U	1.0	YES	S3VEM
1,1,1-Trichloroethane	Target	0.50	U	ug/L	0.50	U	1.0	YES	S3VEM
Cyclohexane	Target	0.50	U	ug/L	0.50	U	1.0	YES	S3VEM
Carbon tetrachloride	Target	0.50	U	ug/L	0.50	U	1.0	YES	S3VEM
Benzene	Target	0.50	U	ug/L	0.50	U	1.0	YES	S3VEM
1,2-Dichloroethane	Target	0.50	U	ug/L	0.50	U	1.0	YES	S3VEM
Trichloroethene	Target	0.50	U	ug/L	0.50	U	1.0	YES	S3VEM
Methylcyclohexane	Target	0.50	U	ug/L	0.50	U	1.0	YES	S3VEM
1,2-Dichloropropane	Target	0.50	U	ug/L	0.50	U	1.0	YES	S3VEM
Bromodichloromethane	Target	0.50	U	ug/L	0.50	U	1.0	YES	S3VEM
cis-1,3-Dichloropropene	Target	0.50	U	ug/L	0.50	U	1.0	YES	S3VEM
4-Methyl-2-pentanone	Target	5.0	U	ug/L	5.0	U	1.0	YES	S3VEM
Toluene	Target	0.50	U	ug/L	0.50	U	1.0	YES	S3VEM
trans-1,3-Dichloropropene	Target	0.50	U	ug/L	0.50	U	1.0	YES	S3VEM
1,1,2-Trichloroethane	Target	0.50	U	ug/L	0.50	U	1.0	YES	S3VEM
Tetrachloroethene	Target	0.50	U	ug/L	0.50	U	1.0	YES	S3VEM
2-Hexanone	Target	5.0	U	ug/L	5.0	U	1.0	YES	S3VEM
Dibromochloromethane	Target	0.50	U	ug/L	0.50	U	1.0	YES	S3VEM
1,2-Dibromoethane	Target	0.50	U	ug/L	0.50	U	1.0	YES	S3VEM
Chlorobenzene	Target	0.50	U	ug/L	0.50	U	1.0	YES	S3VEM
Ethylbenzene	Target	0.50	U	ug/L	0.50	U	1.0	YES	S3VEM
o-xylene	Target	0.50	U	ug/L	0.50	U	1.0	YES	S3VEM
m,p-xylene	Target	0.50	U	ug/L	0.50	U	1.0	YES	S3VEM
Styrene	Target	0.50	U	ug/L	0.50	U	1.0	YES	S3VEM
Bromoform	Target	0.50	U	ug/L	0.50	U	1.0	YES	S3VEM
Isopropylbenzene	Target	0.50	U	ug/L	0.50	U	1.0	YES	S3VEM
1,1,2,2-Tetrachloroethane	Target	0.50	U	ug/L	0.50	U	1.0	YES	S3VEM
1,3-Dichlorobenzene	Target	0.50	U	ug/L	0.50	U	1.0	YES	S3VEM
1,4-Dichlorobenzene	Target	0.50	U	ug/L	0.50	U	1.0	YES	S3VEM
1,2-Dichlorobenzene	Target	0.50	U	ug/L	0.50	U	1.0	YES	S3VEM
1,2-Dibromo-3-chloropropane	Target	0.50	U	ug/L	0.50	U	1.0	YES	S3VEM
1,2,4-trichlorobenzene	Target	0.50	U	ug/L	0.50	U	1.0	YES	S3VEM
1,2,3-Trichlorobenzene	Target	0.50	U	ug/L	0.50	U	1.0	YES	S3VEM
1-Hexanol, 2-ethyl-	TIC	0.65	JN	ug/L	0.65	JN	1.0	YES	S3VEM

# Sample Summary Report

Project Name: DAMILLE METAL SERVICE SITE  
INVESTIGATION STAGE 2 SAMPLING

GroupID: 48315/EPW14030/YANZ5

Lab Name: Chemtech Consulting Group

Analyte Name	Analyte Type	Validation Result	Validation Flag	Units	Lab Result	Lab Flag	Dilution Factor	Reportable	Validation Level
Total Alkanes	TIC		N	ug/L		N	1.0	YES	S3VEM

# Sample Summary Report

**Project Name: DAMILLE METAL SERVICE SITE  
INVESTIGATION STAGE 2 SAMPLING**

**GroupID: 48315/EPW14030/YANZ5**

**Lab Name: Chemtech Consulting Group**

Sample Number: YANZ9	Method: Trace Volatiles	Matrix: Water	MA Number:
Sample Location: DMS-CPT1	pH: 1.0	Sample Date: 06/17/0019	Sample Time: 12:00:00
% Moisture:		% Solids: 0	

Analyte Name	Analyte Type	Validation Result	Validation Flag	Units	Lab Result	Lab Flag	Dilution Factor	Reportable	Validation Level
Dichlorodifluoromethane	Target	0.50	U	ug/L	0.50	U	1.0	YES	S3VEM
Chloromethane	Target	0.50	U	ug/L	0.50	U	1.0	YES	S3VEM
Vinyl chloride	Target	0.50	U	ug/L	0.50	U	1.0	YES	S3VEM
Bromomethane	Target	0.50	U	ug/L	0.50	U	1.0	YES	S3VEM
Chloroethane	Target	0.50	U	ug/L	0.50	U	1.0	YES	S3VEM
Trichlorofluoromethane	Target	0.50	U	ug/L	0.50	U	1.0	YES	S3VEM
1,1-Dichloroethene	Target	0.50	U	ug/L	0.50	U	1.0	YES	S3VEM
1,1,2-Trichloro-1,2,2-trifluoroethane	Target	0.50	U	ug/L	0.50	U	1.0	YES	S3VEM
Acetone	Target	3.1	J	ug/L	3.1	J	1.0	YES	S3VEM
Carbon disulfide	Target	0.50	U	ug/L	0.50	U	1.0	YES	S3VEM
Methyl Acetate	Target	0.50	U	ug/L	0.50	U	1.0	YES	S3VEM
Methylene chloride	Target	0.50	U	ug/L	0.50	U	1.0	YES	S3VEM
trans-1,2-Dichloroethene	Target	0.50	U	ug/L	0.50	U	1.0	YES	S3VEM
Methyl tert-butyl Ether	Target	0.50	U	ug/L	0.50	U	1.0	YES	S3VEM
1,1-Dichloroethane	Target	0.50	U	ug/L	0.50	U	1.0	YES	S3VEM
cis-1,2-Dichloroethene	Target	0.50	U	ug/L	0.50	U	1.0	YES	S3VEM
2-Butanone	Target	5.0	U	ug/L	5.0	U	1.0	YES	S3VEM
Bromochloromethane	Target	0.50	U	ug/L	0.50	U	1.0	YES	S3VEM
Chloroform	Target	0.50	U	ug/L	0.50	U	1.0	YES	S3VEM
1,1,1-Trichloroethane	Target	0.50	U	ug/L	0.50	U	1.0	YES	S3VEM
Cyclohexane	Target	0.50	U	ug/L	0.50	U	1.0	YES	S3VEM
Carbon tetrachloride	Target	0.50	U	ug/L	0.50	U	1.0	YES	S3VEM
Benzene	Target	0.50	U	ug/L	0.50	U	1.0	YES	S3VEM
1,2-Dichloroethane	Target	0.50	U	ug/L	0.50	U	1.0	YES	S3VEM
Trichloroethene	Target	0.50	U	ug/L	0.50	U	1.0	YES	S3VEM
Methylcyclohexane	Target	0.50	U	ug/L	0.50	U	1.0	YES	S3VEM
1,2-Dichloropropane	Target	0.50	U	ug/L	0.50	U	1.0	YES	S3VEM
Bromodichloromethane	Target	0.50	U	ug/L	0.50	U	1.0	YES	S3VEM
cis-1,3-Dichloropropene	Target	0.50	U	ug/L	0.50	U	1.0	YES	S3VEM
4-Methyl-2-pentanone	Target	5.0	U	ug/L	5.0	U	1.0	YES	S3VEM
Toluene	Target	0.15	J	ug/L	0.15	J	1.0	YES	S3VEM
trans-1,3-Dichloropropene	Target	0.50	U	ug/L	0.50	U	1.0	YES	S3VEM
1,1,2-Trichloroethane	Target	0.50	U	ug/L	0.50	U	1.0	YES	S3VEM
Tetrachloroethene	Target	0.50	U	ug/L	0.50	U	1.0	YES	S3VEM
2-Hexanone	Target	5.0	U	ug/L	5.0	U	1.0	YES	S3VEM
Dibromochloromethane	Target	0.50	U	ug/L	0.50	U	1.0	YES	S3VEM
1,2-Dibromoethane	Target	0.50	U	ug/L	0.50	U	1.0	YES	S3VEM
Chlorobenzene	Target	0.50	U	ug/L	0.50	U	1.0	YES	S3VEM
Ethylbenzene	Target	0.50	U	ug/L	0.50	U	1.0	YES	S3VEM
o-xylene	Target	0.50	U	ug/L	0.50	U	1.0	YES	S3VEM
m,p-xylene	Target	0.50	U	ug/L	0.50	U	1.0	YES	S3VEM
Styrene	Target	0.50	U	ug/L	0.50	U	1.0	YES	S3VEM
Bromoform	Target	0.50	U	ug/L	0.50	U	1.0	YES	S3VEM
Isopropylbenzene	Target	0.50	U	ug/L	0.50	U	1.0	YES	S3VEM
1,1,2,2-Tetrachloroethane	Target	0.50	U	ug/L	0.50	U	1.0	YES	S3VEM
1,3-Dichlorobenzene	Target	0.50	U	ug/L	0.50	U	1.0	YES	S3VEM
1,4-Dichlorobenzene	Target	0.50	U	ug/L	0.50	U	1.0	YES	S3VEM
1,2-Dichlorobenzene	Target	0.50	U	ug/L	0.50	U	1.0	YES	S3VEM
1,2-Dibromo-3-chloropropane	Target	0.50	U	ug/L	0.50	U	1.0	YES	S3VEM
1,2,4-trichlorobenzene	Target	0.50	U	ug/L	0.50	U	1.0	YES	S3VEM
1,2,3-Trichlorobenzene	Target	0.50	U	ug/L	0.50	U	1.0	YES	S3VEM
Total Alkanes	TIC	0.58	BN	ug/L	0.58	BN	1.0	YES	S3VEM

# Sample Summary Report

Project Name: DAMILLE METAL SERVICE SITE  
INVESTIGATION STAGE 2 SAMPLING

GroupID: 48315/EPW14030/YANZ5

Lab Name: Chemtech Consulting Group

Analyte Name	Analyte Type	Validation Result	Validation Flag	Units	Lab Result	Lab Flag	Dilution Factor	Reportable	Validation Level
1-Hexanol, 2-ethyl-	TIC	1.1	JN	ug/L	1.1	JN	1.0	NO	S3VEM

# Sample Summary Report

**Project Name: DAMILLE METAL SERVICE SITE  
INVESTIGATION STAGE 2 SAMPLING**

**GroupID: 48315/EPW14030/YANZ5**

**Lab Name: Chemtech Consulting Group**

Sample Number: YAP00	Method: Trace Volatiles	Matrix: Water	MA Number:
Sample Location: DMS-CPT2	pH: 1.0	Sample Date: 06/18/0019	Sample Time: 13:30:00
% Moisture:		% Solids: 0	

Analyte Name	Analyte Type	Validation Result	Validation Flag	Units	Lab Result	Lab Flag	Dilution Factor	Reportable	Validation Level
Dichlorodifluoromethane	Target	0.50	U	ug/L	0.50	U	1.0	YES	S3VEM
Chloromethane	Target	0.50	U	ug/L	0.50	U	1.0	YES	S3VEM
Vinyl chloride	Target	0.50	U	ug/L	0.50	U	1.0	YES	S3VEM
Bromomethane	Target	0.50	U	ug/L	0.50	U	1.0	YES	S3VEM
Chloroethane	Target	0.50	U	ug/L	0.50	U	1.0	YES	S3VEM
Trichlorofluoromethane	Target	0.50	U	ug/L	0.50	U	1.0	YES	S3VEM
1,1-Dichloroethene	Target	0.50	U	ug/L	0.50	U	1.0	YES	S3VEM
1,1,2-Trichloro-1,2,2-trifluoroethane	Target	0.50	U	ug/L	0.50	U	1.0	YES	S3VEM
Acetone	Target	4.6	J	ug/L	4.6	J	1.0	YES	S3VEM
Carbon disulfide	Target	0.50	U	ug/L	0.50	U	1.0	YES	S3VEM
Methyl Acetate	Target	0.50	U	ug/L	0.50	U	1.0	YES	S3VEM
Methylene chloride	Target	0.50	U	ug/L	0.50	U	1.0	YES	S3VEM
trans-1,2-Dichloroethene	Target	0.12	J	ug/L	0.12	J	1.0	YES	S3VEM
Methyl tert-butyl Ether	Target	0.50	U	ug/L	0.50	U	1.0	YES	S3VEM
1,1-Dichloroethane	Target	0.50	U	ug/L	0.50	U	1.0	YES	S3VEM
cis-1,2-Dichloroethene	Target	0.50	U	ug/L	0.50	U	1.0	YES	S3VEM
2-Butanone	Target	5.0	U	ug/L	5.0	U	1.0	YES	S3VEM
Bromochloromethane	Target	0.50	U	ug/L	0.50	U	1.0	YES	S3VEM
Chloroform	Target	0.50	U	ug/L	0.50	U	1.0	YES	S3VEM
1,1,1-Trichloroethane	Target	0.50	U	ug/L	0.50	U	1.0	YES	S3VEM
Cyclohexane	Target	0.50	U	ug/L	0.50	U	1.0	YES	S3VEM
Carbon tetrachloride	Target	0.50	U	ug/L	0.50	U	1.0	YES	S3VEM
Benzene	Target	0.50	U	ug/L	0.50	U	1.0	YES	S3VEM
1,2-Dichloroethane	Target	0.50	U	ug/L	0.50	U	1.0	YES	S3VEM
Trichloroethene	Target	0.21	J	ug/L	0.21	J	1.0	YES	S3VEM
Methylcyclohexane	Target	0.50	U	ug/L	0.50	U	1.0	YES	S3VEM
1,2-Dichloropropane	Target	0.50	U	ug/L	0.50	U	1.0	YES	S3VEM
Bromodichloromethane	Target	0.50	U	ug/L	0.50	U	1.0	YES	S3VEM
cis-1,3-Dichloropropene	Target	0.50	U	ug/L	0.50	U	1.0	YES	S3VEM
4-Methyl-2-pentanone	Target	5.0	U	ug/L	5.0	U	1.0	YES	S3VEM
Toluene	Target	0.11	J	ug/L	0.11	J	1.0	YES	S3VEM
trans-1,3-Dichloropropene	Target	0.50	U	ug/L	0.50	U	1.0	YES	S3VEM
1,1,2-Trichloroethane	Target	0.50	U	ug/L	0.50	U	1.0	YES	S3VEM
Tetrachloroethene	Target	0.50	U	ug/L	0.50	U	1.0	YES	S3VEM
2-Hexanone	Target	5.0	U	ug/L	5.0	U	1.0	YES	S3VEM
Dibromochloromethane	Target	0.50	U	ug/L	0.50	U	1.0	YES	S3VEM
1,2-Dibromoethane	Target	0.50	U	ug/L	0.50	U	1.0	YES	S3VEM
Chlorobenzene	Target	0.50	U	ug/L	0.50	U	1.0	YES	S3VEM
Ethylbenzene	Target	0.50	U	ug/L	0.50	U	1.0	YES	S3VEM
o-xylene	Target	0.50	U	ug/L	0.50	U	1.0	YES	S3VEM
m,p-xylene	Target	0.50	U	ug/L	0.50	U	1.0	YES	S3VEM
Styrene	Target	0.50	U	ug/L	0.50	U	1.0	YES	S3VEM
Bromoform	Target	0.50	U	ug/L	0.50	U	1.0	YES	S3VEM
Isopropylbenzene	Target	0.50	U	ug/L	0.50	U	1.0	YES	S3VEM
1,1,2,2-Tetrachloroethane	Target	0.50	U	ug/L	0.50	U	1.0	YES	S3VEM
1,3-Dichlorobenzene	Target	0.50	U	ug/L	0.50	U	1.0	YES	S3VEM
1,4-Dichlorobenzene	Target	0.50	U	ug/L	0.50	U	1.0	YES	S3VEM
1,2-Dichlorobenzene	Target	0.50	U	ug/L	0.50	U	1.0	YES	S3VEM
1,2-Dibromo-3-chloropropane	Target	0.50	U	ug/L	0.50	U	1.0	YES	S3VEM
1,2,4-trichlorobenzene	Target	0.50	U	ug/L	0.50	U	1.0	YES	S3VEM
1,2,3-Trichlorobenzene	Target	0.50	U	ug/L	0.50	U	1.0	YES	S3VEM
3-Butenoic acid	TIC	1.1	JN	ug/L	1.1	JN	1.0	YES	S3VEM



# Sample Summary Report

Project Name: DAMILLE METAL SERVICE SITE  
INVESTIGATION STAGE 2 SAMPLING

GroupID: 48315/EPW14030/YANZ5

Lab Name: Chemtech Consulting Group

Analyte Name	Analyte Type	Validation Result	Validation Flag	Units	Lab Result	Lab Flag	Dilution Factor	Reportable	Validation Level
1-Hexanol, 2-ethyl-	TIC	0.98	JN	ug/L	0.98	JN	1.0	NO	S3VEM
Total Alkanes	TIC		N	ug/L		N	1.0	YES	S3VEM

# Sample Summary Report

**Project Name: DAMILLE METAL SERVICE SITE  
INVESTIGATION STAGE 2 SAMPLING**

**GroupID: 48315/EPW14030/YANZ5**

**Lab Name: Chemtech Consulting Group**

Sample Number: YAP01	Method: Trace Volatiles	Matrix: Water	MA Number:
Sample Location: DMS-CPT3	pH: 1.0	Sample Date: 06/18/0019	Sample Time: 08:30:00
% Moisture:		% Solids: 0	

Analyte Name	Analyte Type	Validation Result	Validation Flag	Units	Lab Result	Lab Flag	Dilution Factor	Reportable	Validation Level
Dichlorodifluoromethane	Target	0.50	U	ug/L	0.50	U	1.0	YES	S3VEM
Chloromethane	Target	0.50	U	ug/L	0.50	U	1.0	YES	S3VEM
Vinyl chloride	Target	0.50	U	ug/L	0.50	U	1.0	YES	S3VEM
Bromomethane	Target	0.50	U	ug/L	0.50	U	1.0	YES	S3VEM
Chloroethane	Target	0.50	U	ug/L	0.50	U	1.0	YES	S3VEM
Trichlorofluoromethane	Target	0.50	U	ug/L	0.50	U	1.0	YES	S3VEM
1,1-Dichloroethene	Target	0.50	U	ug/L	0.50	U	1.0	YES	S3VEM
1,1,2-Trichloro-1,2,2-trifluoroethane	Target	0.50	U	ug/L	0.50	U	1.0	YES	S3VEM
Acetone	Target	5.0	U	ug/L	5.0	U	1.0	YES	S3VEM
Carbon disulfide	Target	0.50	U	ug/L	0.50	U	1.0	YES	S3VEM
Methyl Acetate	Target	0.50	U	ug/L	0.50	U	1.0	YES	S3VEM
Methylene chloride	Target	0.50	U	ug/L	0.50	U	1.0	YES	S3VEM
trans-1,2-Dichloroethene	Target	0.50	U	ug/L	0.50	U	1.0	YES	S3VEM
Methyl tert-butyl Ether	Target	0.50	U	ug/L	0.50	U	1.0	YES	S3VEM
1,1-Dichloroethane	Target	0.50	U	ug/L	0.50	U	1.0	YES	S3VEM
cis-1,2-Dichloroethene	Target	0.50	U	ug/L	0.50	U	1.0	YES	S3VEM
2-Butanone	Target	5.0	U	ug/L	5.0	U	1.0	YES	S3VEM
Bromochloromethane	Target	0.50	U	ug/L	0.50	U	1.0	YES	S3VEM
Chloroform	Target	0.50	U	ug/L	0.50	U	1.0	YES	S3VEM
1,1,1-Trichloroethane	Target	0.50	U	ug/L	0.50	U	1.0	YES	S3VEM
Cyclohexane	Target	0.50	U	ug/L	0.50	U	1.0	YES	S3VEM
Carbon tetrachloride	Target	0.50	U	ug/L	0.50	U	1.0	YES	S3VEM
Benzene	Target	0.50	U	ug/L	0.50	U	1.0	YES	S3VEM
1,2-Dichloroethane	Target	0.50	U	ug/L	0.50	U	1.0	YES	S3VEM
Trichloroethene	Target	0.50	U	ug/L	0.50	U	1.0	YES	S3VEM
Methylcyclohexane	Target	0.50	U	ug/L	0.50	U	1.0	YES	S3VEM
1,2-Dichloropropane	Target	0.50	U	ug/L	0.50	U	1.0	YES	S3VEM
Bromodichloromethane	Target	0.50	U	ug/L	0.50	U	1.0	YES	S3VEM
cis-1,3-Dichloropropene	Target	0.50	U	ug/L	0.50	U	1.0	YES	S3VEM
4-Methyl-2-pentanone	Target	5.0	U	ug/L	5.0	U	1.0	YES	S3VEM
Toluene	Target	0.13	J	ug/L	0.13	J	1.0	YES	S3VEM
trans-1,3-Dichloropropene	Target	0.50	U	ug/L	0.50	U	1.0	YES	S3VEM
1,1,2-Trichloroethane	Target	0.50	U	ug/L	0.50	U	1.0	YES	S3VEM
Tetrachloroethene	Target	0.50	U	ug/L	0.50	U	1.0	YES	S3VEM
2-Hexanone	Target	5.0	U	ug/L	5.0	U	1.0	YES	S3VEM
Dibromochloromethane	Target	0.50	U	ug/L	0.50	U	1.0	YES	S3VEM
1,2-Dibromoethane	Target	0.50	U	ug/L	0.50	U	1.0	YES	S3VEM
Chlorobenzene	Target	0.50	U	ug/L	0.50	U	1.0	YES	S3VEM
Ethylbenzene	Target	0.50	U	ug/L	0.50	U	1.0	YES	S3VEM
o-xylene	Target	0.50	U	ug/L	0.50	U	1.0	YES	S3VEM
m,p-xylene	Target	0.50	U	ug/L	0.50	U	1.0	YES	S3VEM
Styrene	Target	0.50	U	ug/L	0.50	U	1.0	YES	S3VEM
Bromoform	Target	0.50	U	ug/L	0.50	U	1.0	YES	S3VEM
Isopropylbenzene	Target	0.50	U	ug/L	0.50	U	1.0	YES	S3VEM
1,1,2,2-Tetrachloroethane	Target	0.50	U	ug/L	0.50	U	1.0	YES	S3VEM
1,3-Dichlorobenzene	Target	0.50	U	ug/L	0.50	U	1.0	YES	S3VEM
1,4-Dichlorobenzene	Target	0.50	U	ug/L	0.50	U	1.0	YES	S3VEM
1,2-Dichlorobenzene	Target	0.50	U	ug/L	0.50	U	1.0	YES	S3VEM
1,2-Dibromo-3-chloropropane	Target	0.50	U	ug/L	0.50	U	1.0	YES	S3VEM
1,2,4-trichlorobenzene	Target	0.50	U	ug/L	0.50	U	1.0	YES	S3VEM
1,2,3-Trichlorobenzene	Target	0.50	U	ug/L	0.50	U	1.0	YES	S3VEM
Total Alkanes	TIC		N	ug/L		N	1.0	YES	S3VEM

# Sample Summary Report

Project Name: DAMILLE METAL SERVICE SITE  
INVESTIGATION STAGE 2 SAMPLING

GroupID: 48315/EPW14030/YANZ5

Lab Name: Chemtech Consulting Group

Analyte Name	Analyte Type	Validation Result	Validation Flag	Units	Lab Result	Lab Flag	Dilution Factor	Reportable	Validation Level
2-Butenal, (E)-	TIC	0.60	JN	ug/L	0.60	JN	1.0	YES	S3VEM
1-Hexanol, 2-ethyl-	TIC	1.1	JN	ug/L	1.1	JN	1.0	NO	S3VEM
2-Methyl-2-decanol	TIC	0.54	JN	ug/L	0.54	JN	1.0	YES	S3VEM

# Sample Summary Report

**Project Name: DAMILLE METAL SERVICE SITE  
INVESTIGATION STAGE 2 SAMPLING**

**GroupID: 48315/EPW14030/YANZ5**

**Lab Name: Chemtech Consulting Group**

Sample Number: YAP02	Method: Trace Volatiles	Matrix: Water	MA Number:
Sample Location: Equip Blank	pH: 1.0	Sample Date: 06/19/0019	Sample Time: 08:23:00
% Moisture:		% Solids: 0	

Analyte Name	Analyte Type	Validation Result	Validation Flag	Units	Lab Result	Lab Flag	Dilution Factor	Reportable	Validation Level
Dichlorodifluoromethane	Target	0.50	U	ug/L	0.50	U	1.0	YES	S3VEM
Chloromethane	Target	0.50	U	ug/L	0.50	U	1.0	YES	S3VEM
Vinyl chloride	Target	0.50	U	ug/L	0.50	U	1.0	YES	S3VEM
Bromomethane	Target	0.50	U	ug/L	0.50	U	1.0	YES	S3VEM
Chloroethane	Target	0.50	U	ug/L	0.50	U	1.0	YES	S3VEM
Trichlorofluoromethane	Target	0.50	U	ug/L	0.50	U	1.0	YES	S3VEM
1,1-Dichloroethene	Target	0.50	U	ug/L	0.50	U	1.0	YES	S3VEM
1,1,2-Trichloro-1,2,2-trifluoroethane	Target	0.50	U	ug/L	0.50	U	1.0	YES	S3VEM
Acetone	Target	5.0	U	ug/L	5.0	U	1.0	YES	S3VEM
Carbon disulfide	Target	0.50	U	ug/L	0.50	U	1.0	YES	S3VEM
Methyl Acetate	Target	0.50	U	ug/L	0.50	U	1.0	YES	S3VEM
Methylene chloride	Target	0.50	U	ug/L	0.50	U	1.0	YES	S3VEM
trans-1,2-Dichloroethene	Target	0.50	U	ug/L	0.50	U	1.0	YES	S3VEM
Methyl tert-butyl Ether	Target	0.50	U	ug/L	0.50	U	1.0	YES	S3VEM
1,1-Dichloroethane	Target	0.50	U	ug/L	0.50	U	1.0	YES	S3VEM
cis-1,2-Dichloroethene	Target	0.50	U	ug/L	0.50	U	1.0	YES	S3VEM
2-Butanone	Target	5.0	U	ug/L	5.0	U	1.0	YES	S3VEM
Bromochloromethane	Target	0.50	U	ug/L	0.50	U	1.0	YES	S3VEM
Chloroform	Target	0.50	U	ug/L	0.50	U	1.0	YES	S3VEM
1,1,1-Trichloroethane	Target	0.50	U	ug/L	0.50	U	1.0	YES	S3VEM
Cyclohexane	Target	0.50	U	ug/L	0.50	U	1.0	YES	S3VEM
Carbon tetrachloride	Target	0.50	U	ug/L	0.50	U	1.0	YES	S3VEM
Benzene	Target	0.50	U	ug/L	0.50	U	1.0	YES	S3VEM
1,2-Dichloroethane	Target	0.50	U	ug/L	0.50	U	1.0	YES	S3VEM
Trichloroethene	Target	0.50	U	ug/L	0.50	U	1.0	YES	S3VEM
Methylcyclohexane	Target	0.50	U	ug/L	0.50	U	1.0	YES	S3VEM
1,2-Dichloropropane	Target	0.50	U	ug/L	0.50	U	1.0	YES	S3VEM
Bromodichloromethane	Target	0.50	U	ug/L	0.50	U	1.0	YES	S3VEM
cis-1,3-Dichloropropene	Target	0.50	U	ug/L	0.50	U	1.0	YES	S3VEM
4-Methyl-2-pentanone	Target	5.0	U	ug/L	5.0	U	1.0	YES	S3VEM
Toluene	Target	0.50	U	ug/L	0.50	U	1.0	YES	S3VEM
trans-1,3-Dichloropropene	Target	0.50	U	ug/L	0.50	U	1.0	YES	S3VEM
1,1,2-Trichloroethane	Target	0.50	U	ug/L	0.50	U	1.0	YES	S3VEM
Tetrachloroethene	Target	0.50	U	ug/L	0.50	U	1.0	YES	S3VEM
2-Hexanone	Target	5.0	U	ug/L	5.0	U	1.0	YES	S3VEM
Dibromochloromethane	Target	0.50	U	ug/L	0.50	U	1.0	YES	S3VEM
1,2-Dibromoethane	Target	0.50	U	ug/L	0.50	U	1.0	YES	S3VEM
Chlorobenzene	Target	0.50	U	ug/L	0.50	U	1.0	YES	S3VEM
Ethylbenzene	Target	0.50	U	ug/L	0.50	U	1.0	YES	S3VEM
o-xylene	Target	0.50	U	ug/L	0.50	U	1.0	YES	S3VEM
m,p-xylene	Target	0.50	U	ug/L	0.50	U	1.0	YES	S3VEM
Styrene	Target	0.50	U	ug/L	0.50	U	1.0	YES	S3VEM
Bromoform	Target	0.50	U	ug/L	0.50	U	1.0	YES	S3VEM
Isopropylbenzene	Target	0.50	U	ug/L	0.50	U	1.0	YES	S3VEM
1,1,2,2-Tetrachloroethane	Target	0.50	U	ug/L	0.50	U	1.0	YES	S3VEM
1,3-Dichlorobenzene	Target	0.50	U	ug/L	0.50	U	1.0	YES	S3VEM
1,4-Dichlorobenzene	Target	0.50	U	ug/L	0.50	U	1.0	YES	S3VEM
1,2-Dichlorobenzene	Target	0.50	U	ug/L	0.50	U	1.0	YES	S3VEM
1,2-Dibromo-3-chloropropane	Target	0.50	U	ug/L	0.50	U	1.0	YES	S3VEM
1,2,4-trichlorobenzene	Target	0.50	U	ug/L	0.50	U	1.0	YES	S3VEM
1,2,3-Trichlorobenzene	Target	0.50	U	ug/L	0.50	U	1.0	YES	S3VEM
1-Hexanol, 2-ethyl-	TIC	0.52	JN	ug/L	0.52	JN	1.0	YES	S3VEM

# Sample Summary Report

Project Name: DAMILLE METAL SERVICE SITE  
INVESTIGATION STAGE 2 SAMPLING

GroupID: 48315/EPW14030/YANZ5

Lab Name: Chemtech Consulting Group

Analyte Name	Analyte Type	Validation Result	Validation Flag	Units	Lab Result	Lab Flag	Dilution Factor	Reportable	Validation Level
Total Alkanes	TIC		N	ug/L		N	1.0	YES	S3VEM

# Sample Summary Report

**Project Name: DAMILLE METAL SERVICE SITE  
INVESTIGATION STAGE 2 SAMPLING**

**GroupID: 48315/EPW14030/YANZ5**

**Lab Name: Chemtech Consulting Group**

Sample Number: YAP03	Method: Trace Volatiles	Matrix: Water	MA Number:
Sample Location: Equip Blank	pH: 1.0	Sample Date: 06/19/0019	Sample Time: 15:30:00
% Moisture:		% Solids: 0	

Analyte Name	Analyte Type	Validation Result	Validation Flag	Units	Lab Result	Lab Flag	Dilution Factor	Reportable	Validation Level
Dichlorodifluoromethane	Target	0.50	U	ug/L	0.50	U	1.0	YES	S3VEM
Chloromethane	Target	0.50	U	ug/L	0.50	U	1.0	YES	S3VEM
Vinyl chloride	Target	0.50	U	ug/L	0.50	U	1.0	YES	S3VEM
Bromomethane	Target	0.50	U	ug/L	0.50	U	1.0	YES	S3VEM
Chloroethane	Target	0.50	U	ug/L	0.50	U	1.0	YES	S3VEM
Trichlorofluoromethane	Target	0.50	U	ug/L	0.50	U	1.0	YES	S3VEM
1,1-Dichloroethene	Target	0.50	U	ug/L	0.50	U	1.0	YES	S3VEM
1,1,2-Trichloro-1,2,2-trifluoroethane	Target	0.50	U	ug/L	0.50	U	1.0	YES	S3VEM
Acetone	Target	5.0	U	ug/L	5.0	U	1.0	YES	S3VEM
Carbon disulfide	Target	0.50	U	ug/L	0.50	U	1.0	YES	S3VEM
Methyl Acetate	Target	0.50	U	ug/L	0.50	U	1.0	YES	S3VEM
Methylene chloride	Target	0.50	U	ug/L	0.50	U	1.0	YES	S3VEM
trans-1,2-Dichloroethene	Target	0.50	U	ug/L	0.50	U	1.0	YES	S3VEM
Methyl tert-butyl Ether	Target	0.50	U	ug/L	0.50	U	1.0	YES	S3VEM
1,1-Dichloroethane	Target	0.50	U	ug/L	0.50	U	1.0	YES	S3VEM
cis-1,2-Dichloroethene	Target	0.50	U	ug/L	0.50	U	1.0	YES	S3VEM
2-Butanone	Target	5.0	U	ug/L	5.0	U	1.0	YES	S3VEM
Bromochloromethane	Target	0.50	U	ug/L	0.50	U	1.0	YES	S3VEM
Chloroform	Target	0.50	U	ug/L	0.50	U	1.0	YES	S3VEM
1,1,1-Trichloroethane	Target	0.50	U	ug/L	0.50	U	1.0	YES	S3VEM
Cyclohexane	Target	0.50	U	ug/L	0.50	U	1.0	YES	S3VEM
Carbon tetrachloride	Target	0.50	U	ug/L	0.50	U	1.0	YES	S3VEM
Benzene	Target	0.50	U	ug/L	0.50	U	1.0	YES	S3VEM
1,2-Dichloroethane	Target	0.50	U	ug/L	0.50	U	1.0	YES	S3VEM
Trichloroethene	Target	0.50	U	ug/L	0.50	U	1.0	YES	S3VEM
Methylcyclohexane	Target	0.50	U	ug/L	0.50	U	1.0	YES	S3VEM
1,2-Dichloropropane	Target	0.50	U	ug/L	0.50	U	1.0	YES	S3VEM
Bromodichloromethane	Target	0.50	U	ug/L	0.50	U	1.0	YES	S3VEM
cis-1,3-Dichloropropene	Target	0.50	U	ug/L	0.50	U	1.0	YES	S3VEM
4-Methyl-2-pentanone	Target	5.0	U	ug/L	5.0	U	1.0	YES	S3VEM
Toluene	Target	0.50	U	ug/L	0.50	U	1.0	YES	S3VEM
trans-1,3-Dichloropropene	Target	0.50	U	ug/L	0.50	U	1.0	YES	S3VEM
1,1,2-Trichloroethane	Target	0.50	U	ug/L	0.50	U	1.0	YES	S3VEM
Tetrachloroethene	Target	0.50	U	ug/L	0.50	U	1.0	YES	S3VEM
2-Hexanone	Target	5.0	U	ug/L	5.0	U	1.0	YES	S3VEM
Dibromochloromethane	Target	0.50	U	ug/L	0.50	U	1.0	YES	S3VEM
1,2-Dibromoethane	Target	0.50	U	ug/L	0.50	U	1.0	YES	S3VEM
Chlorobenzene	Target	0.50	U	ug/L	0.50	U	1.0	YES	S3VEM
Ethylbenzene	Target	0.50	U	ug/L	0.50	U	1.0	YES	S3VEM
o-xylene	Target	0.50	U	ug/L	0.50	U	1.0	YES	S3VEM
m,p-xylene	Target	0.50	U	ug/L	0.50	U	1.0	YES	S3VEM
Styrene	Target	0.50	U	ug/L	0.50	U	1.0	YES	S3VEM
Bromoform	Target	0.50	U	ug/L	0.50	U	1.0	YES	S3VEM
Isopropylbenzene	Target	0.50	U	ug/L	0.50	U	1.0	YES	S3VEM
1,1,2,2-Tetrachloroethane	Target	0.50	U	ug/L	0.50	U	1.0	YES	S3VEM
1,3-Dichlorobenzene	Target	0.50	U	ug/L	0.50	U	1.0	YES	S3VEM
1,4-Dichlorobenzene	Target	0.50	U	ug/L	0.50	U	1.0	YES	S3VEM
1,2-Dichlorobenzene	Target	0.50	U	ug/L	0.50	U	1.0	YES	S3VEM
1,2-Dibromo-3-chloropropane	Target	0.50	U	ug/L	0.50	U	1.0	YES	S3VEM
1,2,4-trichlorobenzene	Target	0.50	U	ug/L	0.50	U	1.0	YES	S3VEM
1,2,3-Trichlorobenzene	Target	0.50	U	ug/L	0.50	U	1.0	YES	S3VEM
1-Hexanol, 2-ethyl-	TIC	0.79	JN	ug/L	0.79	JN	1.0	YES	S3VEM

# Sample Summary Report

Project Name: DAMILLE METAL SERVICE SITE  
INVESTIGATION STAGE 2 SAMPLING

GroupID: 48315/EPW14030/YANZ5

Lab Name: Chemtech Consulting Group

Analyte Name	Analyte Type	Validation Result	Validation Flag	Units	Lab Result	Lab Flag	Dilution Factor	Reportable	Validation Level
Nonanal	TIC	0.73	JN	ug/L	0.73	JN	1.0	YES	S3VEM
Total Alkanes	TIC		N	ug/L		N	1.0	YES	S3VEM

# Sample Summary Report

**Project Name: DAMILLE METAL SERVICE SITE  
INVESTIGATION STAGE 2 SAMPLING**

**GroupID: 48315/EPW14030/YANZ5**

**Lab Name: Chemtech Consulting Group**

Sample Number: YAP04	Method: Trace Volatiles	Matrix: Water	MA Number:
Sample Location: Field Blank	pH: 1.0	Sample Date: 06/18/0019	Sample Time: 13:25:00
% Moisture:		% Solids: 0	

Analyte Name	Analyte Type	Validation Result	Validation Flag	Units	Lab Result	Lab Flag	Dilution Factor	Reportable	Validation Level
Dichlorodifluoromethane	Target	0.50	U	ug/L	0.50	U	1.0	YES	S3VEM
Chloromethane	Target	0.50	U	ug/L	0.50	U	1.0	YES	S3VEM
Vinyl chloride	Target	0.50	U	ug/L	0.50	U	1.0	YES	S3VEM
Bromomethane	Target	0.50	U	ug/L	0.50	U	1.0	YES	S3VEM
Chloroethane	Target	0.50	U	ug/L	0.50	U	1.0	YES	S3VEM
Trichlorofluoromethane	Target	0.50	U	ug/L	0.50	U	1.0	YES	S3VEM
1,1-Dichloroethene	Target	0.50	U	ug/L	0.50	U	1.0	YES	S3VEM
1,1,2-Trichloro-1,2,2-trifluoroethane	Target	0.50	U	ug/L	0.50	U	1.0	YES	S3VEM
Acetone	Target	5.0	U	ug/L	5.0	U	1.0	YES	S3VEM
Carbon disulfide	Target	0.50	U	ug/L	0.50	U	1.0	YES	S3VEM
Methyl Acetate	Target	0.50	U	ug/L	0.50	U	1.0	YES	S3VEM
Methylene chloride	Target	0.50	U	ug/L	0.50	U	1.0	YES	S3VEM
trans-1,2-Dichloroethene	Target	0.50	U	ug/L	0.50	U	1.0	YES	S3VEM
Methyl tert-butyl Ether	Target	0.50	U	ug/L	0.50	U	1.0	YES	S3VEM
1,1-Dichloroethane	Target	0.50	U	ug/L	0.50	U	1.0	YES	S3VEM
cis-1,2-Dichloroethene	Target	0.50	U	ug/L	0.50	U	1.0	YES	S3VEM
2-Butanone	Target	5.0	U	ug/L	5.0	U	1.0	YES	S3VEM
Bromochloromethane	Target	0.50	U	ug/L	0.50	U	1.0	YES	S3VEM
Chloroform	Target	0.50	U	ug/L	0.50	U	1.0	YES	S3VEM
1,1,1-Trichloroethane	Target	0.50	U	ug/L	0.50	U	1.0	YES	S3VEM
Cyclohexane	Target	0.50	U	ug/L	0.50	U	1.0	YES	S3VEM
Carbon tetrachloride	Target	0.50	U	ug/L	0.50	U	1.0	YES	S3VEM
Benzene	Target	0.50	U	ug/L	0.50	U	1.0	YES	S3VEM
1,2-Dichloroethane	Target	0.50	U	ug/L	0.50	U	1.0	YES	S3VEM
Trichloroethene	Target	0.50	U	ug/L	0.50	U	1.0	YES	S3VEM
Methylcyclohexane	Target	0.50	U	ug/L	0.50	U	1.0	YES	S3VEM
1,2-Dichloropropane	Target	0.50	U	ug/L	0.50	U	1.0	YES	S3VEM
Bromodichloromethane	Target	0.50	U	ug/L	0.50	U	1.0	YES	S3VEM
cis-1,3-Dichloropropene	Target	0.50	U	ug/L	0.50	U	1.0	YES	S3VEM
4-Methyl-2-pentanone	Target	5.0	U	ug/L	5.0	U	1.0	YES	S3VEM
Toluene	Target	0.50	U	ug/L	0.50	U	1.0	YES	S3VEM
trans-1,3-Dichloropropene	Target	0.50	U	ug/L	0.50	U	1.0	YES	S3VEM
1,1,2-Trichloroethane	Target	0.50	U	ug/L	0.50	U	1.0	YES	S3VEM
Tetrachloroethene	Target	0.50	U	ug/L	0.50	U	1.0	YES	S3VEM
2-Hexanone	Target	5.0	U	ug/L	5.0	U	1.0	YES	S3VEM
Dibromochloromethane	Target	0.50	U	ug/L	0.50	U	1.0	YES	S3VEM
1,2-Dibromoethane	Target	0.50	U	ug/L	0.50	U	1.0	YES	S3VEM
Chlorobenzene	Target	0.50	U	ug/L	0.50	U	1.0	YES	S3VEM
Ethylbenzene	Target	0.50	U	ug/L	0.50	U	1.0	YES	S3VEM
o-xylene	Target	0.50	U	ug/L	0.50	U	1.0	YES	S3VEM
m,p-xylene	Target	0.50	U	ug/L	0.50	U	1.0	YES	S3VEM
Styrene	Target	0.50	U	ug/L	0.50	U	1.0	YES	S3VEM
Bromoform	Target	0.50	U	ug/L	0.50	U	1.0	YES	S3VEM
Isopropylbenzene	Target	0.50	U	ug/L	0.50	U	1.0	YES	S3VEM
1,1,2,2-Tetrachloroethane	Target	0.50	U	ug/L	0.50	U	1.0	YES	S3VEM
1,3-Dichlorobenzene	Target	0.50	U	ug/L	0.50	U	1.0	YES	S3VEM
1,4-Dichlorobenzene	Target	0.50	U	ug/L	0.50	U	1.0	YES	S3VEM
1,2-Dichlorobenzene	Target	0.50	U	ug/L	0.50	U	1.0	YES	S3VEM
1,2-Dibromo-3-chloropropane	Target	0.50	U	ug/L	0.50	U	1.0	YES	S3VEM
1,2,4-trichlorobenzene	Target	0.50	U	ug/L	0.50	U	1.0	YES	S3VEM
1,2,3-Trichlorobenzene	Target	0.50	U	ug/L	0.50	U	1.0	YES	S3VEM
1-Hexanol, 2-ethyl-	TIC	0.56	JN	ug/L	0.56	JN	1.0	YES	S3VEM



# Sample Summary Report

Project Name: DAMILLE METAL SERVICE SITE  
INVESTIGATION STAGE 2 SAMPLING

GroupID: 48315/EPW14030/YANZ5

Lab Name: Chemtech Consulting Group

Analyte Name	Analyte Type	Validation Result	Validation Flag	Units	Lab Result	Lab Flag	Dilution Factor	Reportable	Validation Level
Total Alkanes	TIC		N	ug/L		N	1.0	YES	S3VEM

# Sample Summary Report

**Project Name: DAMILLE METAL SERVICE SITE  
INVESTIGATION STAGE 2 SAMPLING**

**GroupID: 48315/EPW14030/YANZ5**

**Lab Name: Chemtech Consulting Group**

Sample Number: YAP05	Method: Trace Volatiles	Matrix: Water	MA Number:
Sample Location: DMS-CPT3	pH: 1.0	Sample Date: 06/18/0019	Sample Time: 08:35:00
% Moisture:		% Solids: 0	

Analyte Name	Analyte Type	Validation Result	Validation Flag	Units	Lab Result	Lab Flag	Dilution Factor	Reportable	Validation Level
Dichlorodifluoromethane	Target	0.50	U	ug/L	0.50	U	1.0	YES	S3VEM
Chloromethane	Target	0.50	U	ug/L	0.50	U	1.0	YES	S3VEM
Vinyl chloride	Target	0.50	U	ug/L	0.50	U	1.0	YES	S3VEM
Bromomethane	Target	0.50	U	ug/L	0.50	U	1.0	YES	S3VEM
Chloroethane	Target	0.50	U	ug/L	0.50	U	1.0	YES	S3VEM
Trichlorofluoromethane	Target	0.50	U	ug/L	0.50	U	1.0	YES	S3VEM
1,1-Dichloroethene	Target	0.50	U	ug/L	0.50	U	1.0	YES	S3VEM
1,1,2-Trichloro-1,2,2-trifluoroethane	Target	0.50	U	ug/L	0.50	U	1.0	YES	S3VEM
Acetone	Target	3.6	J	ug/L	3.6	J	1.0	YES	S3VEM
Carbon disulfide	Target	0.50	U	ug/L	0.50	U	1.0	YES	S3VEM
Methyl Acetate	Target	0.50	U	ug/L	0.50	U	1.0	YES	S3VEM
Methylene chloride	Target	0.50	U	ug/L	0.50	U	1.0	YES	S3VEM
trans-1,2-Dichloroethene	Target	0.50	U	ug/L	0.50	U	1.0	YES	S3VEM
Methyl tert-butyl Ether	Target	0.50	U	ug/L	0.50	U	1.0	YES	S3VEM
1,1-Dichloroethane	Target	0.50	U	ug/L	0.50	U	1.0	YES	S3VEM
cis-1,2-Dichloroethene	Target	0.50	U	ug/L	0.50	U	1.0	YES	S3VEM
2-Butanone	Target	5.0	U	ug/L	5.0	U	1.0	YES	S3VEM
Bromochloromethane	Target	0.50	U	ug/L	0.50	U	1.0	YES	S3VEM
Chloroform	Target	0.50	U	ug/L	0.50	U	1.0	YES	S3VEM
1,1,1-Trichloroethane	Target	0.50	U	ug/L	0.50	U	1.0	YES	S3VEM
Cyclohexane	Target	0.50	U	ug/L	0.50	U	1.0	YES	S3VEM
Carbon tetrachloride	Target	0.50	U	ug/L	0.50	U	1.0	YES	S3VEM
Benzene	Target	0.13	J	ug/L	0.13	J	1.0	YES	S3VEM
1,2-Dichloroethane	Target	0.50	U	ug/L	0.50	U	1.0	YES	S3VEM
Trichloroethene	Target	0.50	U	ug/L	0.50	U	1.0	YES	S3VEM
Methylcyclohexane	Target	0.50	U	ug/L	0.50	U	1.0	YES	S3VEM
1,2-Dichloropropane	Target	0.50	U	ug/L	0.50	U	1.0	YES	S3VEM
Bromodichloromethane	Target	0.50	U	ug/L	0.50	U	1.0	YES	S3VEM
cis-1,3-Dichloropropene	Target	0.50	U	ug/L	0.50	U	1.0	YES	S3VEM
4-Methyl-2-pentanone	Target	5.0	U	ug/L	5.0	U	1.0	YES	S3VEM
Toluene	Target	0.50	U	ug/L	0.50	U	1.0	YES	S3VEM
trans-1,3-Dichloropropene	Target	0.50	U	ug/L	0.50	U	1.0	YES	S3VEM
1,1,2-Trichloroethane	Target	0.50	U	ug/L	0.50	U	1.0	YES	S3VEM
Tetrachloroethene	Target	0.50	U	ug/L	0.50	U	1.0	YES	S3VEM
2-Hexanone	Target	5.0	U	ug/L	5.0	U	1.0	YES	S3VEM
Dibromochloromethane	Target	0.50	U	ug/L	0.50	U	1.0	YES	S3VEM
1,2-Dibromoethane	Target	0.50	U	ug/L	0.50	U	1.0	YES	S3VEM
Chlorobenzene	Target	0.50	U	ug/L	0.50	U	1.0	YES	S3VEM
Ethylbenzene	Target	0.50	U	ug/L	0.50	U	1.0	YES	S3VEM
o-xylene	Target	0.50	U	ug/L	0.50	U	1.0	YES	S3VEM
m,p-xylene	Target	0.50	U	ug/L	0.50	U	1.0	YES	S3VEM
Styrene	Target	0.50	U	ug/L	0.50	U	1.0	YES	S3VEM
Bromoform	Target	0.50	U	ug/L	0.50	U	1.0	YES	S3VEM
Isopropylbenzene	Target	0.50	U	ug/L	0.50	U	1.0	YES	S3VEM
1,1,2,2-Tetrachloroethane	Target	0.50	U	ug/L	0.50	U	1.0	YES	S3VEM
1,3-Dichlorobenzene	Target	0.50	U	ug/L	0.50	U	1.0	YES	S3VEM
1,4-Dichlorobenzene	Target	0.50	U	ug/L	0.50	U	1.0	YES	S3VEM
1,2-Dichlorobenzene	Target	0.50	U	ug/L	0.50	U	1.0	YES	S3VEM
1,2-Dibromo-3-chloropropane	Target	0.50	U	ug/L	0.50	U	1.0	YES	S3VEM
1,2,4-trichlorobenzene	Target	0.50	U	ug/L	0.50	U	1.0	YES	S3VEM
1,2,3-Trichlorobenzene	Target	0.50	U	ug/L	0.50	U	1.0	YES	S3VEM
2-Methyl-2-decanol	TIC	0.50	JN	ug/L	0.50	JN	1.0	YES	S3VEM

# Sample Summary Report

Project Name: DAMILLE METAL SERVICE SITE  
INVESTIGATION STAGE 2 SAMPLING

GroupID: 48315/EPW14030/YANZ5

Lab Name: Chemtech Consulting Group

Analyte Name	Analyte Type	Validation Result	Validation Flag	Units	Lab Result	Lab Flag	Dilution Factor	Reportable	Validation Level
Total Alkanes	TIC	0.56	BN	ug/L	0.56	BN	1.0	YES	S3VEM
1-Hexanol, 2-ethyl-	TIC	0.98	JN	ug/L	0.98	JN	1.0	NO	S3VEM

# Sample Summary Report

**Project Name: DAMILLE METAL SERVICE SITE  
INVESTIGATION STAGE 2 SAMPLING**

**GroupID: 48315/EPW14030/YANZS**

**Lab Name: Chemtech Consulting Group**

Sample Number: YAP06	Method: Trace Volatiles	Matrix: Water	MA Number:
Sample Location: DMS-CPT4	pH: 1.0	Sample Date: 06/19/0019	Sample Time: 08:40:00
% Moisture:		% Solids: 0	

Analyte Name	Analyte Type	Validation Result	Validation Flag	Units	Lab Result	Lab Flag	Dilution Factor	Reportable	Validation Level
Dichlorodifluoromethane	Target	0.50	U	ug/L	0.50	U	1.0	YES	S3VEM
Chloromethane	Target	0.50	U	ug/L	0.50	U	1.0	YES	S3VEM
Vinyl chloride	Target	0.50	U	ug/L	0.50	U	1.0	YES	S3VEM
Bromomethane	Target	0.50	U	ug/L	0.50	U	1.0	YES	S3VEM
Chloroethane	Target	0.50	U	ug/L	0.50	U	1.0	YES	S3VEM
Trichlorofluoromethane	Target	0.50	U	ug/L	0.50	U	1.0	YES	S3VEM
1,1-Dichloroethene	Target	0.50	U	ug/L	0.50	U	1.0	YES	S3VEM
1,1,2-Trichloro-1,2,2-trifluoroethane	Target	0.50	U	ug/L	0.50	U	1.0	YES	S3VEM
Acetone	Target	14		ug/L	14		1.0	YES	S3VEM
Carbon disulfide	Target	0.38	J	ug/L	0.38	J	1.0	YES	S3VEM
Methyl Acetate	Target	0.50	U	ug/L	0.50	U	1.0	YES	S3VEM
Methylene chloride	Target	0.50	U	ug/L	0.50	U	1.0	YES	S3VEM
trans-1,2-Dichloroethene	Target	0.15	J	ug/L	0.15	J	1.0	YES	S3VEM
Methyl tert-butyl Ether	Target	0.50	U	ug/L	0.50	U	1.0	YES	S3VEM
1,1-Dichloroethane	Target	0.50	U	ug/L	0.50	U	1.0	YES	S3VEM
cis-1,2-Dichloroethene	Target	0.50	U	ug/L	0.50	U	1.0	YES	S3VEM
2-Butanone	Target	2.4	J	ug/L	2.4	J	1.0	YES	S3VEM
Bromochloromethane	Target	0.50	U	ug/L	0.50	U	1.0	YES	S3VEM
Chloroform	Target	0.50	U	ug/L	0.50	U	1.0	YES	S3VEM
1,1,1-Trichloroethane	Target	0.50	U	ug/L	0.50	U	1.0	YES	S3VEM
Cyclohexane	Target	0.50	U	ug/L	0.50	U	1.0	YES	S3VEM
Carbon tetrachloride	Target	0.50	U	ug/L	0.50	U	1.0	YES	S3VEM
Benzene	Target	0.50	U	ug/L	0.50	U	1.0	YES	S3VEM
1,2-Dichloroethane	Target	0.50	U	ug/L	0.50	U	1.0	YES	S3VEM
Trichloroethene	Target	0.50	U	ug/L	0.50	U	1.0	YES	S3VEM
Methylcyclohexane	Target	0.50	U	ug/L	0.50	U	1.0	YES	S3VEM
1,2-Dichloropropane	Target	0.50	U	ug/L	0.50	U	1.0	YES	S3VEM
Bromodichloromethane	Target	0.50	U	ug/L	0.50	U	1.0	YES	S3VEM
cis-1,3-Dichloropropene	Target	0.50	U	ug/L	0.50	U	1.0	YES	S3VEM
4-Methyl-2-pentanone	Target	5.0	U	ug/L	5.0	U	1.0	YES	S3VEM
Toluene	Target	0.50	U	ug/L	0.50	U	1.0	YES	S3VEM
trans-1,3-Dichloropropene	Target	0.50	U	ug/L	0.50	U	1.0	YES	S3VEM
1,1,2-Trichloroethane	Target	0.50	U	ug/L	0.50	U	1.0	YES	S3VEM
Tetrachloroethene	Target	0.50	U	ug/L	0.50	U	1.0	YES	S3VEM
2-Hexanone	Target	5.0	U	ug/L	5.0	U	1.0	YES	S3VEM
Dibromochloromethane	Target	0.50	U	ug/L	0.50	U	1.0	YES	S3VEM
1,2-Dibromoethane	Target	0.50	U	ug/L	0.50	U	1.0	YES	S3VEM
Chlorobenzene	Target	0.50	U	ug/L	0.50	U	1.0	YES	S3VEM
Ethylbenzene	Target	0.50	U	ug/L	0.50	U	1.0	YES	S3VEM
o-xylene	Target	0.50	U	ug/L	0.50	U	1.0	YES	S3VEM
m,p-xylene	Target	0.50	U	ug/L	0.50	U	1.0	YES	S3VEM
Styrene	Target	0.50	U	ug/L	0.50	U	1.0	YES	S3VEM
Bromoform	Target	0.50	U	ug/L	0.50	U	1.0	YES	S3VEM
Isopropylbenzene	Target	0.50	U	ug/L	0.50	U	1.0	YES	S3VEM
1,1,2,2-Tetrachloroethane	Target	0.50	U	ug/L	0.50	U	1.0	YES	S3VEM
1,3-Dichlorobenzene	Target	0.50	U	ug/L	0.50	U	1.0	YES	S3VEM
1,4-Dichlorobenzene	Target	0.50	U	ug/L	0.50	U	1.0	YES	S3VEM
1,2-Dichlorobenzene	Target	0.50	U	ug/L	0.50	U	1.0	YES	S3VEM
1,2-Dibromo-3-chloropropane	Target	0.50	U	ug/L	0.50	U	1.0	YES	S3VEM
1,2,4-trichlorobenzene	Target	0.50	U	ug/L	0.50	U	1.0	YES	S3VEM
1,2,3-Trichlorobenzene	Target	0.50	U	ug/L	0.50	U	1.0	YES	S3VEM
2-Butenal, (E)-	TIC	0.79	JN	ug/L	0.79	JN	1.0	YES	S3VEM

# Sample Summary Report

Project Name: DAMILLE METAL SERVICE SITE  
INVESTIGATION STAGE 2 SAMPLING

GroupID: 48315/EPW14030/YANZ5

Lab Name: Chemtech Consulting Group

Analyte Name	Analyte Type	Validation Result	Validation Flag	Units	Lab Result	Lab Flag	Dilution Factor	Reportable	Validation Level
Total Alkanes	TIC		N	ug/L		N	1.0	YES	S3VEM
1-Hexanol, 2-ethyl-	TIC	1.9	JN	ug/L	1.9	JN	1.0	NO	S3VEM

# Sample Summary Report

**Project Name: DAMILLE METAL SERVICE SITE  
INVESTIGATION STAGE 2 SAMPLING**

**GroupID: 48315/EPW14030/YANZ5**

**Lab Name: Chemtech Consulting Group**

Sample Number: YAP07	Method: Trace Volatiles	Matrix: Water	MA Number:
Sample Location: DMS-CPT5	pH: 1.0	Sample Date: 06/19/0019	Sample Time: 14:00:00
% Moisture:		% Solids: 0	

Analyte Name	Analyte Type	Validation Result	Validation Flag	Units	Lab Result	Lab Flag	Dilution Factor	Reportable	Validation Level
Dichlorodifluoromethane	Target	0.50	U	ug/L	0.50	U	1.0	YES	S3VEM
Chloromethane	Target	0.50	U	ug/L	0.50	U	1.0	YES	S3VEM
Vinyl chloride	Target	0.50	U	ug/L	0.50	U	1.0	YES	S3VEM
Bromomethane	Target	0.50	U	ug/L	0.50	U	1.0	YES	S3VEM
Chloroethane	Target	0.50	U	ug/L	0.50	U	1.0	YES	S3VEM
Trichlorofluoromethane	Target	0.50	U	ug/L	0.50	U	1.0	YES	S3VEM
1,1-Dichloroethene	Target	0.50	U	ug/L	0.50	U	1.0	YES	S3VEM
1,1,2-Trichloro-1,2,2-trifluoroethane	Target	0.50	U	ug/L	0.50	U	1.0	YES	S3VEM
Acetone	Target	5.1		ug/L	5.1		1.0	YES	S3VEM
Carbon disulfide	Target	0.50	U	ug/L	0.50	U	1.0	YES	S3VEM
Methyl Acetate	Target	0.50	U	ug/L	0.50	U	1.0	YES	S3VEM
Methylene chloride	Target	0.50	U	ug/L	0.50	U	1.0	YES	S3VEM
trans-1,2-Dichloroethene	Target	0.50	U	ug/L	0.50	U	1.0	YES	S3VEM
Methyl tert-butyl Ether	Target	0.50	U	ug/L	0.50	U	1.0	YES	S3VEM
1,1-Dichloroethane	Target	0.50	U	ug/L	0.50	U	1.0	YES	S3VEM
cis-1,2-Dichloroethene	Target	0.50	U	ug/L	0.50	U	1.0	YES	S3VEM
2-Butanone	Target	5.0	U	ug/L	5.0	U	1.0	YES	S3VEM
Bromochloromethane	Target	0.50	U	ug/L	0.50	U	1.0	YES	S3VEM
Chloroform	Target	0.50	U	ug/L	0.50	U	1.0	YES	S3VEM
1,1,1-Trichloroethane	Target	0.50	U	ug/L	0.50	U	1.0	YES	S3VEM
Cyclohexane	Target	0.50	U	ug/L	0.50	U	1.0	YES	S3VEM
Carbon tetrachloride	Target	0.50	U	ug/L	0.50	U	1.0	YES	S3VEM
Benzene	Target	0.15	J	ug/L	0.15	J	1.0	YES	S3VEM
1,2-Dichloroethane	Target	0.50	U	ug/L	0.50	U	1.0	YES	S3VEM
Trichloroethene	Target	0.50	U	ug/L	0.50	U	1.0	YES	S3VEM
Methylcyclohexane	Target	0.50	U	ug/L	0.50	U	1.0	YES	S3VEM
1,2-Dichloropropane	Target	0.50	U	ug/L	0.50	U	1.0	YES	S3VEM
Bromodichloromethane	Target	0.50	U	ug/L	0.50	U	1.0	YES	S3VEM
cis-1,3-Dichloropropene	Target	0.50	U	ug/L	0.50	U	1.0	YES	S3VEM
4-Methyl-2-pentanone	Target	5.0	U	ug/L	5.0	U	1.0	YES	S3VEM
Toluene	Target	0.24	J	ug/L	0.24	J	1.0	YES	S3VEM
trans-1,3-Dichloropropene	Target	0.50	U	ug/L	0.50	U	1.0	YES	S3VEM
1,1,2-Trichloroethane	Target	0.50	U	ug/L	0.50	U	1.0	YES	S3VEM
Tetrachloroethene	Target	0.50	U	ug/L	0.50	U	1.0	YES	S3VEM
2-Hexanone	Target	5.0	U	ug/L	5.0	U	1.0	YES	S3VEM
Dibromochloromethane	Target	0.50	U	ug/L	0.50	U	1.0	YES	S3VEM
1,2-Dibromoethane	Target	0.50	U	ug/L	0.50	U	1.0	YES	S3VEM
Chlorobenzene	Target	0.50	U	ug/L	0.50	U	1.0	YES	S3VEM
Ethylbenzene	Target	0.50	U	ug/L	0.50	U	1.0	YES	S3VEM
o-xylene	Target	0.50	U	ug/L	0.50	U	1.0	YES	S3VEM
m,p-xylene	Target	0.13	J	ug/L	0.13	J	1.0	YES	S3VEM
Styrene	Target	0.50	U	ug/L	0.50	U	1.0	YES	S3VEM
Bromoform	Target	0.50	U	ug/L	0.50	U	1.0	YES	S3VEM
Isopropylbenzene	Target	0.50	U	ug/L	0.50	U	1.0	YES	S3VEM
1,1,2,2-Tetrachloroethane	Target	0.50	U	ug/L	0.50	U	1.0	YES	S3VEM
1,3-Dichlorobenzene	Target	0.50	U	ug/L	0.50	U	1.0	YES	S3VEM
1,4-Dichlorobenzene	Target	0.50	U	ug/L	0.50	U	1.0	YES	S3VEM
1,2-Dichlorobenzene	Target	0.50	U	ug/L	0.50	U	1.0	YES	S3VEM
1,2-Dibromo-3-chloropropane	Target	0.50	U	ug/L	0.50	U	1.0	YES	S3VEM
1,2,4-trichlorobenzene	Target	0.50	U	ug/L	0.50	U	1.0	YES	S3VEM
1,2,3-Trichlorobenzene	Target	0.50	U	ug/L	0.50	U	1.0	YES	S3VEM
1-Hexanol, 2-ethyl-	TIC	0.84	JN	ug/L	0.84	JN	1.0	NO	S3VEM

# Sample Summary Report

Project Name: DAMILLE METAL SERVICE SITE  
INVESTIGATION STAGE 2 SAMPLING

GroupID: 48315/EPW14030/YANZ5

Lab Name: Chemtech Consulting Group

Analyte Name	Analyte Type	Validation Result	Validation Flag	Units	Lab Result	Lab Flag	Dilution Factor	Reportable	Validation Level
Total Alkanes	TIC	0.75	BN	ug/L	0.75	BN	1.0	YES	S3VEM

# Sample Summary Report

**Project Name: DAMILLE METAL SERVICE SITE  
INVESTIGATION STAGE 2 SAMPLING**

**GroupID: 48315/EPW14030/YANZ5**

**Lab Name: Chemtech Consulting Group**

Sample Number: YAP07MS	Method: Trace Volatiles	Matrix: Water	MA Number:
Sample Location:	pH: 1.0	Sample Date: 06/19/2019	Sample Time: 14:00:00
% Moisture:		% Solids: 0	

Analyte Name	Analyte Type	Validation Result	Validation Flag	Units	Lab Result	Lab Flag	Dilution Factor	Reportable	Validation Level
Dichlorodifluoromethane	Target	0.50	U	ug/L	0.50	U	1.0	YES	S3VEM
Chloromethane	Target	0.50	U	ug/L	0.50	U	1.0	YES	S3VEM
Vinyl chloride	Target	0.50	U	ug/L	0.50	U	1.0	YES	S3VEM
Bromomethane	Target	0.50	U	ug/L	0.50	U	1.0	YES	S3VEM
Chloroethane	Target	0.50	U	ug/L	0.50	U	1.0	YES	S3VEM
Trichlorofluoromethane	Target	0.50	U	ug/L	0.50	U	1.0	YES	S3VEM
1,1-Dichloroethene	Spike	4.4		ug/L	4.4		1.0	YES	S3VEM
1,1,2-Trichloro-1,2,2-trifluoroethane	Target	0.50	U	ug/L	0.50	U	1.0	YES	S3VEM
Acetone	Target	4.4	J	ug/L	4.4	J	1.0	YES	S3VEM
Carbon disulfide	Target	0.50	U	ug/L	0.50	U	1.0	YES	S3VEM
Methyl Acetate	Target	0.50	U	ug/L	0.50	U	1.0	YES	S3VEM
Methylene chloride	Target	0.50	U	ug/L	0.50	U	1.0	YES	S3VEM
trans-1,2-Dichloroethene	Target	0.50	U	ug/L	0.50	U	1.0	YES	S3VEM
Methyl tert-butyl Ether	Target	0.50	U	ug/L	0.50	U	1.0	YES	S3VEM
1,1-Dichloroethane	Target	0.50	U	ug/L	0.50	U	1.0	YES	S3VEM
cis-1,2-Dichloroethene	Target	0.50	U	ug/L	0.50	U	1.0	YES	S3VEM
2-Butanone	Target	5.0	U	ug/L	5.0	U	1.0	YES	S3VEM
Bromochloromethane	Target	0.50	U	ug/L	0.50	U	1.0	YES	S3VEM
Chloroform	Target	0.50	U	ug/L	0.50	U	1.0	YES	S3VEM
1,1,1-Trichloroethane	Target	0.50	U	ug/L	0.50	U	1.0	YES	S3VEM
Cyclohexane	Target	0.50	U	ug/L	0.50	U	1.0	YES	S3VEM
Carbon tetrachloride	Target	0.50	U	ug/L	0.50	U	1.0	YES	S3VEM
Benzene	Spike	4.9		ug/L	4.9		1.0	YES	S3VEM
1,2-Dichloroethane	Target	0.50	U	ug/L	0.50	U	1.0	YES	S3VEM
Trichloroethene	Spike	4.4		ug/L	4.4		1.0	YES	S3VEM
Methylcyclohexane	Target	0.50	U	ug/L	0.50	U	1.0	YES	S3VEM
1,2-Dichloropropane	Target	0.50	U	ug/L	0.50	U	1.0	YES	S3VEM
Bromodichloromethane	Target	0.50	U	ug/L	0.50	U	1.0	YES	S3VEM
cis-1,3-Dichloropropene	Target	0.50	U	ug/L	0.50	U	1.0	YES	S3VEM
4-Methyl-2-pentanone	Target	5.0	U	ug/L	5.0	U	1.0	YES	S3VEM
Toluene	Spike	4.8		ug/L	4.8		1.0	YES	S3VEM
trans-1,3-Dichloropropene	Target	0.50	U	ug/L	0.50	U	1.0	YES	S3VEM
1,1,2-Trichloroethane	Target	0.50	U	ug/L	0.50	U	1.0	YES	S3VEM
Tetrachloroethene	Target	0.50	U	ug/L	0.50	U	1.0	YES	S3VEM
2-Hexanone	Target	5.0	U	ug/L	5.0	U	1.0	YES	S3VEM
Dibromochloromethane	Target	0.50	U	ug/L	0.50	U	1.0	YES	S3VEM
1,2-Dibromoethane	Target	0.50	U	ug/L	0.50	U	1.0	YES	S3VEM
Chlorobenzene	Spike	4.7		ug/L	4.7		1.0	YES	S3VEM
Ethylbenzene	Target	0.50	U	ug/L	0.50	U	1.0	YES	S3VEM
o-xylene	Target	0.50	U	ug/L	0.50	U	1.0	YES	S3VEM
m,p-xylene	Target	0.13	J	ug/L	0.13	J	1.0	YES	S3VEM
Styrene	Target	0.50	U	ug/L	0.50	U	1.0	YES	S3VEM
Bromoform	Target	0.50	U	ug/L	0.50	U	1.0	YES	S3VEM
Isopropylbenzene	Target	0.50	U	ug/L	0.50	U	1.0	YES	S3VEM
1,1,2,2-Tetrachloroethane	Target	0.50	U	ug/L	0.50	U	1.0	YES	S3VEM
1,3-Dichlorobenzene	Target	0.50	U	ug/L	0.50	U	1.0	YES	S3VEM
1,4-Dichlorobenzene	Target	0.50	U	ug/L	0.50	U	1.0	YES	S3VEM
1,2-Dichlorobenzene	Target	0.50	U	ug/L	0.50	U	1.0	YES	S3VEM
1,2-Dibromo-3-chloropropane	Target	0.50	U	ug/L	0.50	U	1.0	YES	S3VEM
1,2,4-trichlorobenzene	Target	0.50	U	ug/L	0.50	U	1.0	YES	S3VEM
1,2,3-Trichlorobenzene	Target	0.50	U	ug/L	0.50	U	1.0	YES	S3VEM
Total Alkanes	TIC		N	ug/L		N	1.0	YES	S3VEM



# Sample Summary Report

**Project Name: DAMILLE METAL SERVICE SITE  
INVESTIGATION STAGE 2 SAMPLING**

**GroupID: 48315/EPW14030/YANZ5**

**Lab Name: Chemtech Consulting Group**

Sample Number: YAP07MSD	Method: Trace Volatiles	Matrix: Water	MA Number:
Sample Location:	pH: 1.0	Sample Date: 06/19/2019	Sample Time: 14:00:00
% Moisture:		% Solids: 0	

Analyte Name	Analyte Type	Validation Result	Validation Flag	Units	Lab Result	Lab Flag	Dilution Factor	Reportable	Validation Level
Dichlorodifluoromethane	Target	0.50	U	ug/L	0.50	U	1.0	YES	S3VEM
Chloromethane	Target	0.50	U	ug/L	0.50	U	1.0	YES	S3VEM
Vinyl chloride	Target	0.50	U	ug/L	0.50	U	1.0	YES	S3VEM
Bromomethane	Target	0.50	U	ug/L	0.50	U	1.0	YES	S3VEM
Chloroethane	Target	0.50	U	ug/L	0.50	U	1.0	YES	S3VEM
Trichlorofluoromethane	Target	0.50	U	ug/L	0.50	U	1.0	YES	S3VEM
1,1-Dichloroethene	Spike	4.5		ug/L	4.5		1.0	YES	S3VEM
1,1,2-Trichloro-1,2,2-trifluoroethane	Target	0.50	U	ug/L	0.50	U	1.0	YES	S3VEM
Acetone	Target	3.4	J	ug/L	3.4	J	1.0	YES	S3VEM
Carbon disulfide	Target	0.50	U	ug/L	0.50	U	1.0	YES	S3VEM
Methyl Acetate	Target	0.50	U	ug/L	0.50	U	1.0	YES	S3VEM
Methylene chloride	Target	0.50	U	ug/L	0.50	U	1.0	YES	S3VEM
trans-1,2-Dichloroethene	Target	0.50	U	ug/L	0.50	U	1.0	YES	S3VEM
Methyl tert-butyl Ether	Target	0.50	U	ug/L	0.50	U	1.0	YES	S3VEM
1,1-Dichloroethane	Target	0.50	U	ug/L	0.50	U	1.0	YES	S3VEM
cis-1,2-Dichloroethene	Target	0.50	U	ug/L	0.50	U	1.0	YES	S3VEM
2-Butanone	Target	5.0	U	ug/L	5.0	U	1.0	YES	S3VEM
Bromochloromethane	Target	0.50	U	ug/L	0.50	U	1.0	YES	S3VEM
Chloroform	Target	0.50	U	ug/L	0.50	U	1.0	YES	S3VEM
1,1,1-Trichloroethane	Target	0.50	U	ug/L	0.50	U	1.0	YES	S3VEM
Cyclohexane	Target	0.50	U	ug/L	0.50	U	1.0	YES	S3VEM
Carbon tetrachloride	Target	0.50	U	ug/L	0.50	U	1.0	YES	S3VEM
Benzene	Spike	5.0		ug/L	5.0		1.0	YES	S3VEM
1,2-Dichloroethane	Target	0.50	U	ug/L	0.50	U	1.0	YES	S3VEM
Trichloroethene	Spike	4.4		ug/L	4.4		1.0	YES	S3VEM
Methylcyclohexane	Target	0.50	U	ug/L	0.50	U	1.0	YES	S3VEM
1,2-Dichloropropane	Target	0.50	U	ug/L	0.50	U	1.0	YES	S3VEM
Bromodichloromethane	Target	0.50	U	ug/L	0.50	U	1.0	YES	S3VEM
cis-1,3-Dichloropropene	Target	0.50	U	ug/L	0.50	U	1.0	YES	S3VEM
4-Methyl-2-pentanone	Target	5.0	U	ug/L	5.0	U	1.0	YES	S3VEM
Toluene	Spike	4.9		ug/L	4.9		1.0	YES	S3VEM
trans-1,3-Dichloropropene	Target	0.50	U	ug/L	0.50	U	1.0	YES	S3VEM
1,1,2-Trichloroethane	Target	0.50	U	ug/L	0.50	U	1.0	YES	S3VEM
Tetrachloroethene	Target	0.50	U	ug/L	0.50	U	1.0	YES	S3VEM
2-Hexanone	Target	5.0	U	ug/L	5.0	U	1.0	YES	S3VEM
Dibromochloromethane	Target	0.50	U	ug/L	0.50	U	1.0	YES	S3VEM
1,2-Dibromoethane	Target	0.50	U	ug/L	0.50	U	1.0	YES	S3VEM
Chlorobenzene	Spike	4.8		ug/L	4.8		1.0	YES	S3VEM
Ethylbenzene	Target	0.50	U	ug/L	0.50	U	1.0	YES	S3VEM
o-xylene	Target	0.50	U	ug/L	0.50	U	1.0	YES	S3VEM
m,p-xylene	Target	0.14	J	ug/L	0.14	J	1.0	YES	S3VEM
Styrene	Target	0.50	U	ug/L	0.50	U	1.0	YES	S3VEM
Bromoform	Target	0.50	U	ug/L	0.50	U	1.0	YES	S3VEM
Isopropylbenzene	Target	0.50	U	ug/L	0.50	U	1.0	YES	S3VEM
1,1,2,2-Tetrachloroethane	Target	0.50	U	ug/L	0.50	U	1.0	YES	S3VEM
1,3-Dichlorobenzene	Target	0.50	U	ug/L	0.50	U	1.0	YES	S3VEM
1,4-Dichlorobenzene	Target	0.50	U	ug/L	0.50	U	1.0	YES	S3VEM
1,2-Dichlorobenzene	Target	0.50	U	ug/L	0.50	U	1.0	YES	S3VEM
1,2-Dibromo-3-chloropropane	Target	0.50	U	ug/L	0.50	U	1.0	YES	S3VEM
1,2,4-trichlorobenzene	Target	0.50	U	ug/L	0.50	U	1.0	YES	S3VEM
1,2,3-Trichlorobenzene	Target	0.50	U	ug/L	0.50	U	1.0	YES	S3VEM
Total Alkanes	TIC		N	ug/L		N	1.0	YES	S3VEM

# Sample Summary Report

---

**Project Name: DAMILLE METAL SERVICE SITE  
INVESTIGATION STAGE 2 SAMPLING**

**GroupID: 48315/EPW14030/YANZ5**

**Lab Name: Chemtech Consulting Group**

---


# **Attachment D: Stage 2 Metals Laboratory Reports**



**Memorandum**

**To:** Matt Mitguard, Site Assessment Manager  
Site Cleanup Section 2, SFD-6-1  
USEPA Region 9

**Through:** Joe Eidelberg, Chemist  
Quality Assurance Section, EMD-3-2  
USEPA Region 9

**From:**  for Kathy O'Brien, Sr. Project Manager  
ICF, Environmental Services Assistance Team (ESAT) Region 9

ESAT Contract No.: EP-W-13-029  
Technical Direction No.: 10106232 (reissue of 10106227)

**Date:** August 5, 2019

**Re:** Review of Analytical Data, **Tier 3**

---

Attached are comments resulting from ESAT Region 9 review of the following analytical data:

Site:	Damille Metal Service
Site Account No.:	A9 CG QA 00
Case No.:	48315
SDG No.:	MYANT0
Laboratory:	Bonner Analytical Testing Co. (BON)
Analysis:	CLP Metals by ICP-AES
Samples:	12 Soil Samples
Collection Dates:	June 17, 2019
Reviewer:	Santiago Lee, ESAT

EXES Data Manager has been updated with the results of this review and the validation level revised to S3VEM; the dynamic deliverables were regenerated and are available on the SMO Portal.

If there are any questions, please contact Joe Eidelberg (QA Program/EPA) at (415) 972-3809.

Attachment

cc: Cindy Gurley, CLP COR USEPA Region 4  
Richard Freitas, CLP COR USEPA Region 9

CLP PO:  FYI  Action

SAMPLING ISSUES:  Yes  No

10106232-21727/48315/MYANT0 Rpt

## Data Validation Report – Tier 3

Case No.: 48315  
SDG No.: MYANT0  
Site: Damille Metal Service  
Laboratory: Bonner Analytical Testing Co. (BON)  
Analysis: CLP Metals by ICP-AES  
Reviewer: Santiago Lee, ESAT  
Date: August 5, 2019

### I. SDG SUMMARY

For Sample Information and Laboratory Quality Control (QC), refer to EXES National Functional Guidelines (NFG) data validation reports *Analytical Sample Listing* and *Inorganic Analytical Sequence*. EXES Data Manager has been updated with the results of this review and the validation level revised to S3VEM; the dynamic deliverables were regenerated and are available on the SMO Portal. The data qualifier definitions, as described in page 6 of the National Functional Guidelines, are attached to this report.

#### Field QC

Field Blanks (FB): None.  
Equipment Blanks (EB): None.  
Background Samples (BG): None.  
Field Duplicates: None.

#### CLP PO Action

Nondetected results for antimony in all samples are qualified as rejected (R) due to a matrix spike recovery below 30% (see Comment A).

#### Sampling Issues

Samples were shipped to the laboratory on June 20, 2019 and received at the laboratory on June 21, 2019, four days after collection on June 17, 2019.

#### Additional Comments

The samples were analyzed for Contract Laboratory Program (CLP) metals. Aluminum, antimony, arsenic, barium, beryllium, cadmium, calcium, chromium, cobalt, copper, iron, lead, magnesium, manganese, nickel, potassium, selenium, silver, sodium, thallium, vanadium, and zinc were analyzed by Inductively Coupled Plasma-Atomic Emission Spectroscopy (ICP-AES).

Contract required quantitation limit (CRQL) values recorded on Form 3-IN Blanks for the preparation blank are reported at the water CRQL rather than the soil CRQL. For example, antimony is reported as nondetected at 60.0 µg/L (water CRQL); however, the CRQL for soil is 6.0 mg/kg. The CRQLs for the preparation blank are correctly reported in the EXES Data Manager. This is a reporting issue in the data package only.

All standards and spiking solutions were analyzed before the expiration date.

This report was prepared in accordance with the following documents:

- USEPA Contract Laboratory Program Statement of Work for Inorganic Superfund Methods (Multi-Media, Multi-Concentration), ISM02.4, October 2016; and
- USEPA National Functional Guidelines for Inorganic Superfund Data Review, January 2017.

For technical definitions, refer to *Exhibit G (Glossary of Terms)*, *USEPA Contract Laboratory Program Statement of Work for Inorganic Superfund Methods (Multi-Media, Multi-Concentration)*, ISM02.4.

## II. VALIDATION SUMMARY

The data were evaluated based on the following parameters:

<u>Parameter</u>	<u>Acceptable</u>	<u>Comment</u>
1. Data Completeness	Yes	
2. Preservation and Holding Times	Yes	
3. ICP-MS Tune Analysis	N/A	
4. Calibration	Yes	
a. Initial	Yes	
b. Initial and Continuing Calibration Verification	Yes	
5. Laboratory Blanks	Yes	C
6. Field/Equipment Blanks	N/A	
7. ICP Interference Check Sample (ICS)	No	D
8. Laboratory Control Sample (LCS)	Yes	
9. Duplicate Sample Analysis	No	E
10. Spike Sample Analysis	No	A
11. ICP Serial Dilution	No	F
12. ICP-MS Internal Standards	N/A	
13. Analyte Quantitation and CRQL	Yes	B
14. Field Duplicate Sample Analysis	N/A	
15. Overall Assessment of Data	Yes	

N/A = Not Applicable.

## III. VALIDITY AND COMMENTS

- A. The following nondetected results are rejected and flagged “R” due to a matrix spike recovery below 30%.

- Antimony in all samples.

The matrix spike recovery is less than 30% for antimony in QC sample MYANT0S as presented below.

<b>Analyte</b>	<b>% Recovery (%R)</b>	<b>Post-Digestion Spike, %R</b>
Antimony	21	76

These results may indicate poor laboratory technique or matrix effects which may interfere with analysis. The post-digestion spike recovery does not reflect the entire sample preparation and analysis; the impact on reported results cannot be determined. Qualification is based on the matrix spike recoveries only. Nondetected results for antimony in the samples listed above are unusable.

- B. Results above the method detection limit (MDL) but below the contract required quantitation limit (CRQL) are estimated and flagged “J.” Results are considered qualitatively acceptable but quantitatively unreliable due to uncertainties in analytical precision near the quantitation limit.
- C. The following results are qualified as non-detected (U) due to low level initial calibration blank (ICB) and continuing calibration blank (CCB) contamination.
- Aluminum, chromium, and zinc in preparation blank PBS01.
  - Antimony and cadmium in all samples.
  - Beryllium in all samples except MYANW2.
  - Cobalt and nickel in samples MYANT7 and MYANW1.

- Selenium in all samples and preparation blank PBS01.

Analyte amounts greater than the MDL but less than or equal to the CRQL were reported in the following blanks at the concentrations presented below.

Analyte	Blank	Concentration, µg/L
Aluminum	CCB04	41.3
Antimony	ICB01/CCB03/CCB04	1.4/2.8/4.1
Beryllium	CCB04	0.16
Cadmium	CCB03/CCB04	0.086/0.39
Chromium	CCB03/CCB04	0.46/3.9
Cobalt	CCB04	1.0
Nickel	CCB04	1.6
Selenium	ICB01/CCB04	4.1/5.3
Zinc	CCB03/CCB04	1.8/6.5

Sample results that are greater than or equal to the MDL but less than or equal to the CRQL are reported as non-detected (U) at the respective CRQL.

- D. The following detected results are estimated and flagged “J” because high concentrations of interferences in the samples may significantly impact quantitation.
- Arsenic in samples MYANT2, MYANT4, MYANT5, MYANT8, MYANT9, and MYANW2.
  - Silver in samples MYANT2, MYANT4, MYANT5, MYANT6, MYANT8, MYANT9, and MYANW2.

Iron (for arsenic and silver interference) is present in samples listed above at concentrations greater than the concentrations in ICS; the interference corrections calculated from iron concentrations may impact quantitation of arsenic and silver. Detected results in the samples listed above are considered quantitatively uncertain.

- E. The following results are estimated and flagged “J” because a laboratory duplicate result is outside method QC limit.
- Lead in all samples.

The result for laboratory duplicate MYANT0D does not meet the 20% relative percent difference (RPD) criterion as presented below.

Analyte	RPD, %
Lead	27

This result may indicate poor laboratory technique or matrix effects which may interfere with analysis. Results for lead are considered quantitatively uncertain.

- F. The following results are estimated and flagged “J” or “UJ” because serial dilution results are outside method QC limit.
- Aluminum, arsenic, barium, beryllium, calcium, cobalt, iron, magnesium, manganese, and potassium in all samples.

Percent differences for serial dilution analysis of MYANT0L do not meet the 10% difference criterion for the analytes presented below.

<b>Analyte</b>	<b>% Difference</b>
Aluminum	12
Arsenic	12
Barium	12
Beryllium	14
Calcium	12
Cobalt	17
Iron	13
Magnesium	14
Manganese	13
Potassium	11

These results may indicate poor laboratory technique or matrix effects which may interfere with analysis. Results are considered quantitatively uncertain. Chemical and physical interferences may exist due to sample matrix effects. Since beryllium result for the diluted sample are lower than the original, the reported results may be biased high. For other analytes listed above, the reported results may be biased low because results for the diluted sample are higher than the original.



## DATA QUALIFIER DEFINITIONS FOR INORGANIC DATA REVIEW

The definitions of the following qualifiers are prepared according to the document, "National Functional Guidelines for Inorganic Superfund Methods Data Review," January 2017 (Table 1, page 6).

- U     The analyte was analyzed for, but was not detected above the level of the reported sample quantitation limit.
- J     The result is an estimated quantity. The associated numerical value is the approximate concentration of the analyte in the sample.
- J+    The result is an estimated quantity, but the result may be biased high.
- J-    The result is an estimated quantity, but the result may be biased low.
- UJ    The analyte was analyzed for, but was not detected. The reported quantitation limit is approximate and may be inaccurate or imprecise.
- R     The data are unusable. The sample results are rejected due to serious deficiencies in meeting Quality Control (QC) criteria. The analyte may or may not be present in the sample.

# Sample Summary Report

**Project Name: DAMILLE METAL SERVICE SITE  
INVESTIGATION STAGE 2 SAMPLING**

**GroupID: 48315/EPW14029/MYANT0**

**Lab Name: Bonner Analytical Testing Co.**

Sample Number: LCS01	Method: Metals by ICP-AES	Matrix: Soil	MA Number:
Sample Location:	pH:	Sample Date:	Sample Time:
% Moisture:		% Solids: 100	

Analyte Name	Analyte Type	Validation Result	Validation Flag	Units	Lab Result	Lab Flag	Dilution Factor	Reportable	Validation Level
Aluminum	Spike	44.8		mg/kg	44.8		1	YES	S3VEM
Antimony	Spike	12.3		mg/kg	12.3		1	YES	S3VEM
Arsenic	Spike	1.8		mg/kg	1.8		1	YES	S3VEM
Barium	Spike	44.4		mg/kg	44.4		1	YES	S3VEM
Beryllium	Spike	0.99		mg/kg	0.99		1	YES	S3VEM
Cadmium	Spike	1.0		mg/kg	1.0		1	YES	S3VEM
Calcium	Spike	1050		mg/kg	1050		1	YES	S3VEM
Chromium	Spike	2.1		mg/kg	2.1		1	YES	S3VEM
Cobalt	Spike	10.5		mg/kg	10.5		1	YES	S3VEM
Copper	Spike	5.0		mg/kg	5.0		1	YES	S3VEM
Iron	Spike	26.0		mg/kg	26.0		1	YES	S3VEM
Lead	Spike	2.0		mg/kg	2.0		1	YES	S3VEM
Magnesium	Spike	1100		mg/kg	1100		1	YES	S3VEM
Manganese	Spike	3.3		mg/kg	3.3		1	YES	S3VEM
Nickel	Spike	8.5		mg/kg	8.5		1	YES	S3VEM
Potassium	Spike	1060		mg/kg	1060		1	YES	S3VEM
Selenium	Spike	7.1		mg/kg	7.1		1	YES	S3VEM
Silver	Spike	2.0		mg/kg	2.0		1	YES	S3VEM
Sodium	Spike	1010		mg/kg	1010		1	YES	S3VEM
Thallium	Spike	5.0		mg/kg	5.0		1	YES	S3VEM
Vanadium	Spike	10.7		mg/kg	10.7		1	YES	S3VEM
Zinc	Spike	12.9		mg/kg	12.9		1	YES	S3VEM

# Sample Summary Report

**Project Name: DAMILLE METAL SERVICE SITE  
INVESTIGATION STAGE 2 SAMPLING**

**GroupID: 48315/EPW14029/MYANT0**

**Lab Name: Bonner Analytical Testing Co.**

Sample Number: MYANT0	Method: Metals by ICP-AES	Matrix: Soil	MA Number:
Sample Location: DMS-DP3	pH:	Sample Date: 06/17/2019	Sample Time: 10:10:00
% Moisture:		% Solids: 90.0	

Analyte Name	Analyte Type	Validation Result	Validation Flag	Units	Lab Result	Lab Flag	Dilution Factor	Reportable	Validation Level
Aluminum	Target	12700	J	mg/kg	12700	*	1	YES	S3VEM
Antimony	Target	6.5	R	mg/kg	0.97	J*	1	YES	S3VEM
Arsenic	Target	3.4	J	mg/kg	3.4	*	1	YES	S3VEM
Barium	Target	96.2	J	mg/kg	96.2	*	1	YES	S3VEM
Beryllium	Target	0.54	UJ	mg/kg	0.37	J*	1	YES	S3VEM
Cadmium	Target	0.54	U	mg/kg	0.26	J	1	YES	S3VEM
Calcium	Target	5230	J	mg/kg	5230	*	1	YES	S3VEM
Chromium	Target	17.5		mg/kg	17.5		1	YES	S3VEM
Cobalt	Target	10.7	J	mg/kg	10.7	*	1	YES	S3VEM
Copper	Target	26.3		mg/kg	26.3		1	YES	S3VEM
Iron	Target	16900	J	mg/kg	16900	*	1	YES	S3VEM
Lead	Target	29.1	J	mg/kg	29.1	*	1	YES	S3VEM
Magnesium	Target	3950	J	mg/kg	3950	*	1	YES	S3VEM
Manganese	Target	230	J	mg/kg	230	*	1	YES	S3VEM
Nickel	Target	12.7		mg/kg	12.7		1	YES	S3VEM
Potassium	Target	2710	J	mg/kg	2710	*	1	YES	S3VEM
Selenium	Target	3.8	U	mg/kg	0.95	J	1	YES	S3VEM
Silver	Target	0.41	J	mg/kg	0.41	J	1	YES	S3VEM
Sodium	Target	370	J	mg/kg	370	J	1	YES	S3VEM
Thallium	Target	2.7	U	mg/kg	2.7	U	1	YES	S3VEM
Vanadium	Target	34.6		mg/kg	34.6		1	YES	S3VEM
Zinc	Target	90.0		mg/kg	90.0		1	YES	S3VEM

# Sample Summary Report

**Project Name: DAMILLE METAL SERVICE SITE  
INVESTIGATION STAGE 2 SAMPLING**

**GroupID: 48315/EPW14029/MYANT0**

**Lab Name: Bonner Analytical Testing Co.**

Sample Number: MYANT0A	Method: Metals by ICP-AES	Matrix: Soil	MA Number:
Sample Location:	pH:	Sample Date: 06/17/2019	Sample Time: 10:10:00
% Moisture:		% Solids: 90.0	

Analyte Name	Analyte Type	Validation Result	Validation Flag	Units	Lab Result	Lab Flag	Dilution Factor	Reportable	Validation Level
Antimony	Spike	10.8		mg/kg	10.8		1	YES	S3VEM

# Sample Summary Report

**Project Name: DAMILLE METAL SERVICE SITE  
INVESTIGATION STAGE 2 SAMPLING**

**GroupID: 48315/EPW14029/MYANT0**

**Lab Name: Bonner Analytical Testing Co.**

Sample Number: MYANT0D	Method: Metals by ICP-AES	Matrix: Soil	MA Number:
Sample Location:	pH:	Sample Date: 06/17/2019	Sample Time: 10:10:00
% Moisture:		% Solids: 90.0	

Analyte Name	Analyte Type	Validation Result	Validation Flag	Units	Lab Result	Lab Flag	Dilution Factor	Reportable	Validation Level
Aluminum	Target	13700		mg/kg	13700		1	YES	S3VEM
Antimony	Target	1.1	J	mg/kg	1.1	J	1	YES	S3VEM
Arsenic	Target	3.5		mg/kg	3.5		1	YES	S3VEM
Barium	Target	102		mg/kg	102		1	YES	S3VEM
Beryllium	Target	0.42	J	mg/kg	0.42	J	1	YES	S3VEM
Cadmium	Target	0.26	J	mg/kg	0.26	J	1	YES	S3VEM
Calcium	Target	5920		mg/kg	5920		1	YES	S3VEM
Chromium	Target	18.6		mg/kg	18.6		1	YES	S3VEM
Cobalt	Target	8.5		mg/kg	8.5		1	YES	S3VEM
Copper	Target	25.7		mg/kg	25.7		1	YES	S3VEM
Iron	Target	17900		mg/kg	17900		1	YES	S3VEM
Lead	Target	22.1		mg/kg	22.1	*	1	YES	S3VEM
Magnesium	Target	4410		mg/kg	4410		1	YES	S3VEM
Manganese	Target	241		mg/kg	241		1	YES	S3VEM
Nickel	Target	13.5		mg/kg	13.5		1	YES	S3VEM
Potassium	Target	2980		mg/kg	2980		1	YES	S3VEM
Selenium	Target	1.0	J	mg/kg	1.0	J	1	YES	S3VEM
Silver	Target	0.36	J	mg/kg	0.36	J	1	YES	S3VEM
Sodium	Target	377	J	mg/kg	377	J	1	YES	S3VEM
Thallium	Target	2.7	U	mg/kg	2.7	U	1	YES	S3VEM
Vanadium	Target	36.7		mg/kg	36.7		1	YES	S3VEM
Zinc	Target	88.4		mg/kg	88.4		1	YES	S3VEM

# Sample Summary Report

**Project Name: DAMILLE METAL SERVICE SITE  
INVESTIGATION STAGE 2 SAMPLING**

**GroupID: 48315/EPW14029/MYANT0**

**Lab Name: Bonner Analytical Testing Co.**

Sample Number: MYANT0L	Method: Metals by ICP-AES	Matrix: Soil	MA Number:
Sample Location:	pH:	Sample Date:	Sample Time:
% Moisture:		% Solids: 90.0	

Analyte Name	Analyte Type	Validation Result	Validation Flag	Units	Lab Result	Lab Flag	Dilution Factor	Reportable	Validation Level
Aluminum	Target	14200		mg/kg	14200	*	5	YES	S3VEM
Antimony	Target	32.4	U	mg/kg	32.4	U	5	YES	S3VEM
Arsenic	Target	3.8	J	mg/kg	3.8	J*	5	YES	S3VEM
Barium	Target	107		mg/kg	107	J*	5	YES	S3VEM
Beryllium	Target	0.32	J	mg/kg	0.32	J*	5	YES	S3VEM
Cadmium	Target	0.29	J	mg/kg	0.29	J	5	YES	S3VEM
Calcium	Target	5880		mg/kg	5880	*	5	YES	S3VEM
Chromium	Target	18.0		mg/kg	18.0		5	YES	S3VEM
Cobalt	Target	12.5	J	mg/kg	12.5	J*	5	YES	S3VEM
Copper	Target	25.9		mg/kg	25.9		5	YES	S3VEM
Iron	Target	19200		mg/kg	19200	*	5	YES	S3VEM
Lead	Target	28.6		mg/kg	28.6		5	YES	S3VEM
Magnesium	Target	4490		mg/kg	4490	*	5	YES	S3VEM
Manganese	Target	261		mg/kg	261	*	5	YES	S3VEM
Nickel	Target	12.4	J	mg/kg	12.4	J	5	YES	S3VEM
Potassium	Target	3010		mg/kg	3010	*	5	YES	S3VEM
Selenium	Target	1.8	J	mg/kg	1.8	J	5	YES	S3VEM
Silver	Target	0.48	J	mg/kg	0.48	J	5	YES	S3VEM
Sodium	Target	373	J	mg/kg	373	J	5	YES	S3VEM
Thallium	Target	13.5	U	mg/kg	13.5	U	5	YES	S3VEM
Vanadium	Target	38.1		mg/kg	38.1		5	YES	S3VEM
Zinc	Target	89.3		mg/kg	89.3		5	YES	S3VEM

# Sample Summary Report

**Project Name: DAMILLE METAL SERVICE SITE  
INVESTIGATION STAGE 2 SAMPLING**

**GroupID: 48315/EPW14029/MYANT0**

**Lab Name: Bonner Analytical Testing Co.**

Sample Number: MYANT0S	Method: Metals by ICP-AES	Matrix: Soil	MA Number:
Sample Location:	pH:	Sample Date: 06/17/2019	Sample Time: 10:10:00
% Moisture:		% Solids: 90.0	

Analyte Name	Analyte Type	Validation Result	Validation Flag	Units	Lab Result	Lab Flag	Dilution Factor	Reportable	Validation Level
Antimony	Spike	5.5	J	mg/kg	5.5	J*	1	YES	S3VEM
Arsenic	Spike	12.2		mg/kg	12.2		1	YES	S3VEM
Barium	Spike	498		mg/kg	498		1	YES	S3VEM
Beryllium	Spike	10.9		mg/kg	10.9		1	YES	S3VEM
Cadmium	Spike	9.0		mg/kg	9.0		1	YES	S3VEM
Chromium	Spike	62.9		mg/kg	62.9		1	YES	S3VEM
Cobalt	Spike	98.0		mg/kg	98.0		1	YES	S3VEM
Copper	Spike	79.6		mg/kg	79.6		1	YES	S3VEM
Lead	Spike	27.1		mg/kg	27.1		1	YES	S3VEM
Manganese	Spike	344		mg/kg	344		1	YES	S3VEM
Nickel	Spike	127		mg/kg	127		1	YES	S3VEM
Selenium	Spike	17.5		mg/kg	17.5		1	YES	S3VEM
Silver	Spike	9.4		mg/kg	9.4		1	YES	S3VEM
Thallium	Spike	9.9		mg/kg	9.9		1	YES	S3VEM
Vanadium	Spike	133		mg/kg	133		1	YES	S3VEM
Zinc	Spike	203		mg/kg	203		1	YES	S3VEM

# Sample Summary Report

**Project Name: DAMILLE METAL SERVICE SITE  
INVESTIGATION STAGE 2 SAMPLING**

**GroupID: 48315/EPW14029/MYANT0**

**Lab Name: Bonner Analytical Testing Co.**

Sample Number: MYANT2	Method: Metals by ICP-AES	Matrix: Soil	MA Number:
Sample Location: DMS-DP3	pH:	Sample Date: 06/17/2019	Sample Time: 10:25:00
% Moisture:		% Solids: 89.9	

Analyte Name	Analyte Type	Validation Result	Validation Flag	Units	Lab Result	Lab Flag	Dilution Factor	Reportable	Validation Level
Aluminum	Target	15100	J	mg/kg	15100	*	1	YES	S3VEM
Antimony	Target	6.5	R	mg/kg	0.82	J*	1	YES	S3VEM
Arsenic	Target	2.5	J	mg/kg	2.5	*	1	YES	S3VEM
Barium	Target	122	J	mg/kg	122	*	1	YES	S3VEM
Beryllium	Target	0.55	UJ	mg/kg	0.39	J*	1	YES	S3VEM
Cadmium	Target	0.55	U	mg/kg	0.17	J	1	YES	S3VEM
Calcium	Target	8220	J	mg/kg	8220	*	1	YES	S3VEM
Chromium	Target	18.8		mg/kg	18.8		1	YES	S3VEM
Cobalt	Target	21.9	J	mg/kg	21.9	*	1	YES	S3VEM
Copper	Target	21.7		mg/kg	21.7		1	YES	S3VEM
Iron	Target	20600	J	mg/kg	20600	*	1	YES	S3VEM
Lead	Target	6.2	J	mg/kg	6.2	*	1	YES	S3VEM
Magnesium	Target	7140	J	mg/kg	7140	*	1	YES	S3VEM
Manganese	Target	330	J	mg/kg	330	*	1	YES	S3VEM
Nickel	Target	12.2		mg/kg	12.2		1	YES	S3VEM
Potassium	Target	3680	J	mg/kg	3680	*	1	YES	S3VEM
Selenium	Target	3.8	U	mg/kg	1.0	J	1	YES	S3VEM
Silver	Target	0.90	J	mg/kg	0.90	J	1	YES	S3VEM
Sodium	Target	497	J	mg/kg	497	J	1	YES	S3VEM
Thallium	Target	2.7	U	mg/kg	2.7	U	1	YES	S3VEM
Vanadium	Target	41.5		mg/kg	41.5		1	YES	S3VEM
Zinc	Target	68.9		mg/kg	68.9		1	YES	S3VEM



# Sample Summary Report

**Project Name: DAMILLE METAL SERVICE SITE  
INVESTIGATION STAGE 2 SAMPLING**

**GroupID: 48315/EPW14029/MYANT0**

**Lab Name: Bonner Analytical Testing Co.**

Sample Number: MYANT3	Method: Metals by ICP-AES	Matrix: Soil	MA Number:
Sample Location: DMS-DP3	pH:	Sample Date: 06/17/2019	Sample Time: 10:30:00
% Moisture:		% Solids: 92.8	

Analyte Name	Analyte Type	Validation Result	Validation Flag	Units	Lab Result	Lab Flag	Dilution Factor	Reportable	Validation Level
Aluminum	Target	7370	J	mg/kg	7370	*	1	YES	S3VEM
Antimony	Target	6.2	R	mg/kg	0.59	J*	1	YES	S3VEM
Arsenic	Target	1.6	J	mg/kg	1.6	*	1	YES	S3VEM
Barium	Target	61.5	J	mg/kg	61.5	*	1	YES	S3VEM
Beryllium	Target	0.52	UJ	mg/kg	0.18	J*	1	YES	S3VEM
Cadmium	Target	0.52	U	mg/kg	0.071	J	1	YES	S3VEM
Calcium	Target	4430	J	mg/kg	4430	*	1	YES	S3VEM
Chromium	Target	9.5		mg/kg	9.5		1	YES	S3VEM
Cobalt	Target	5.8	J	mg/kg	5.8	*	1	YES	S3VEM
Copper	Target	7.4		mg/kg	7.4		1	YES	S3VEM
Iron	Target	12900	J	mg/kg	12900	*	1	YES	S3VEM
Lead	Target	2.3	J	mg/kg	2.3	*	1	YES	S3VEM
Magnesium	Target	3760	J	mg/kg	3760	*	1	YES	S3VEM
Manganese	Target	195	J	mg/kg	195	*	1	YES	S3VEM
Nickel	Target	5.0		mg/kg	5.0		1	YES	S3VEM
Potassium	Target	1980	J	mg/kg	1980	*	1	YES	S3VEM
Selenium	Target	3.6	U	mg/kg	0.73	J	1	YES	S3VEM
Silver	Target	0.25	J	mg/kg	0.25	J	1	YES	S3VEM
Sodium	Target	260	J	mg/kg	260	J	1	YES	S3VEM
Thallium	Target	2.6	U	mg/kg	2.6	U	1	YES	S3VEM
Vanadium	Target	27.2		mg/kg	27.2		1	YES	S3VEM
Zinc	Target	31.2		mg/kg	31.2		1	YES	S3VEM

# Sample Summary Report

**Project Name: DAMILLE METAL SERVICE SITE  
INVESTIGATION STAGE 2 SAMPLING**

**GroupID: 48315/EPW14029/MYANT0**

**Lab Name: Bonner Analytical Testing Co.**

Sample Number: MYANT4	Method: Metals by ICP-AES	Matrix: Soil	MA Number:
Sample Location: DMS-DP3	pH:	Sample Date: 06/17/2019	Sample Time: 10:40:00
% Moisture:		% Solids: 85.4	

Analyte Name	Analyte Type	Validation Result	Validation Flag	Units	Lab Result	Lab Flag	Dilution Factor	Reportable	Validation Level
Aluminum	Target	17000	J	mg/kg	17000	*	1	YES	S3VEM
Antimony	Target	6.7	R	mg/kg	1.1	J*	1	YES	S3VEM
Arsenic	Target	3.6	J	mg/kg	3.6	*	1	YES	S3VEM
Barium	Target	150	J	mg/kg	150	*	1	YES	S3VEM
Beryllium	Target	0.56	UJ	mg/kg	0.45	J*	1	YES	S3VEM
Cadmium	Target	0.56	U	mg/kg	0.14	J	1	YES	S3VEM
Calcium	Target	8420	J	mg/kg	8420	*	1	YES	S3VEM
Chromium	Target	23.1		mg/kg	23.1		1	YES	S3VEM
Cobalt	Target	12.9	J	mg/kg	12.9	*	1	YES	S3VEM
Copper	Target	18.3		mg/kg	18.3		1	YES	S3VEM
Iron	Target	24000	J	mg/kg	24000	*	1	YES	S3VEM
Lead	Target	4.6	J	mg/kg	4.6	*	1	YES	S3VEM
Magnesium	Target	9270	J	mg/kg	9270	*	1	YES	S3VEM
Manganese	Target	379	J	mg/kg	379	*	1	YES	S3VEM
Nickel	Target	14.6		mg/kg	14.6		1	YES	S3VEM
Potassium	Target	4840	J	mg/kg	4840	*	1	YES	S3VEM
Selenium	Target	3.9	U	mg/kg	1.2	J	1	YES	S3VEM
Silver	Target	0.46	J	mg/kg	0.46	J	1	YES	S3VEM
Sodium	Target	435	J	mg/kg	435	J	1	YES	S3VEM
Thallium	Target	2.8	U	mg/kg	2.8	U	1	YES	S3VEM
Vanadium	Target	52.0		mg/kg	52.0		1	YES	S3VEM
Zinc	Target	78.0		mg/kg	78.0		1	YES	S3VEM

# Sample Summary Report

**Project Name: DAMILLE METAL SERVICE SITE  
INVESTIGATION STAGE 2 SAMPLING**

**GroupID: 48315/EPW14029/MYANT0**

**Lab Name: Bonner Analytical Testing Co.**

Sample Number: MYANT5	Method: Metals by ICP-AES	Matrix: Soil	MA Number:
Sample Location: DMS-DP10	pH:	Sample Date: 06/17/2019	Sample Time: 11:25:00
% Moisture:		% Solids: 89.8	

Analyte Name	Analyte Type	Validation Result	Validation Flag	Units	Lab Result	Lab Flag	Dilution Factor	Reportable	Validation Level
Aluminum	Target	14400	J	mg/kg	14400	*	1	YES	S3VEM
Antimony	Target	6.4	R	mg/kg	1.0	J*	1	YES	S3VEM
Arsenic	Target	2.6	J	mg/kg	2.6	*	1	YES	S3VEM
Barium	Target	103	J	mg/kg	103	*	1	YES	S3VEM
Beryllium	Target	0.53	UJ	mg/kg	0.39	J*	1	YES	S3VEM
Cadmium	Target	0.53	U	mg/kg	0.18	J	1	YES	S3VEM
Calcium	Target	6610	J	mg/kg	6610	*	1	YES	S3VEM
Chromium	Target	17.6		mg/kg	17.6		1	YES	S3VEM
Cobalt	Target	11.4	J	mg/kg	11.4	*	1	YES	S3VEM
Copper	Target	17.8		mg/kg	17.8		1	YES	S3VEM
Iron	Target	19200	J	mg/kg	19200	*	1	YES	S3VEM
Lead	Target	8.5	J	mg/kg	8.5	*	1	YES	S3VEM
Magnesium	Target	6410	J	mg/kg	6410	*	1	YES	S3VEM
Manganese	Target	306	J	mg/kg	306	*	1	YES	S3VEM
Nickel	Target	11.5		mg/kg	11.5		1	YES	S3VEM
Potassium	Target	4230	J	mg/kg	4230	*	1	YES	S3VEM
Selenium	Target	3.7	U	mg/kg	0.89	J	1	YES	S3VEM
Silver	Target	0.50	J	mg/kg	0.50	J	1	YES	S3VEM
Sodium	Target	468	J	mg/kg	468	J	1	YES	S3VEM
Thallium	Target	2.7	U	mg/kg	2.7	U	1	YES	S3VEM
Vanadium	Target	38.3		mg/kg	38.3		1	YES	S3VEM
Zinc	Target	65.0		mg/kg	65.0		1	YES	S3VEM

# Sample Summary Report

**Project Name: DAMILLE METAL SERVICE SITE  
INVESTIGATION STAGE 2 SAMPLING**

**GroupID: 48315/EPW14029/MYANT0**

**Lab Name: Bonner Analytical Testing Co.**

Sample Number: MYANT6	Method: Metals by ICP-AES	Matrix: Soil	MA Number:
Sample Location: DMS-DP10	pH:	Sample Date: 06/17/2019	Sample Time: 11:42:00
% Moisture:		% Solids: 88.8	

Analyte Name	Analyte Type	Validation Result	Validation Flag	Units	Lab Result	Lab Flag	Dilution Factor	Reportable	Validation Level
Aluminum	Target	12200	J	mg/kg	12200	*	1	YES	S3VEM
Antimony	Target	6.6	R	mg/kg	0.86	J*	1	YES	S3VEM
Arsenic	Target	2.1	J	mg/kg	2.1	*	1	YES	S3VEM
Barium	Target	110	J	mg/kg	110	*	1	YES	S3VEM
Beryllium	Target	0.55	UJ	mg/kg	0.31	J*	1	YES	S3VEM
Cadmium	Target	0.55	U	mg/kg	0.14	J	1	YES	S3VEM
Calcium	Target	8560	J	mg/kg	8560	*	1	YES	S3VEM
Chromium	Target	15.0		mg/kg	15.0		1	YES	S3VEM
Cobalt	Target	8.5	J	mg/kg	8.5	*	1	YES	S3VEM
Copper	Target	13.7		mg/kg	13.7		1	YES	S3VEM
Iron	Target	17100	J	mg/kg	17100	*	1	YES	S3VEM
Lead	Target	3.2	J	mg/kg	3.2	*	1	YES	S3VEM
Magnesium	Target	6080	J	mg/kg	6080	*	1	YES	S3VEM
Manganese	Target	257	J	mg/kg	257	*	1	YES	S3VEM
Nickel	Target	9.2		mg/kg	9.2		1	YES	S3VEM
Potassium	Target	2490	J	mg/kg	2490	*	1	YES	S3VEM
Selenium	Target	3.9	U	mg/kg	1.1	J	1	YES	S3VEM
Silver	Target	0.38	J	mg/kg	0.38	J	1	YES	S3VEM
Sodium	Target	414	J	mg/kg	414	J	1	YES	S3VEM
Thallium	Target	2.8	U	mg/kg	2.8	U	1	YES	S3VEM
Vanadium	Target	34.8		mg/kg	34.8		1	YES	S3VEM
Zinc	Target	47.0		mg/kg	47.0		1	YES	S3VEM

# Sample Summary Report

**Project Name: DAMILLE METAL SERVICE SITE  
INVESTIGATION STAGE 2 SAMPLING**

**GroupID: 48315/EPW14029/MYANT0**

**Lab Name: Bonner Analytical Testing Co.**

Sample Number: MYANT7	Method: Metals by ICP-AES	Matrix: Soil	MA Number:
Sample Location: DMS-DP10	pH:	Sample Date: 06/17/2019	Sample Time: 11:52:00
% Moisture:		% Solids: 96.0	

Analyte Name	Analyte Type	Validation Result	Validation Flag	Units	Lab Result	Lab Flag	Dilution Factor	Reportable	Validation Level
Aluminum	Target	5740	J	mg/kg	5740	*	1	YES	S3VEM
Antimony	Target	5.8	R	mg/kg	0.62	J*	1	YES	S3VEM
Arsenic	Target	0.74	J	mg/kg	0.74	J*	1	YES	S3VEM
Barium	Target	44.1	J	mg/kg	44.1	*	1	YES	S3VEM
Beryllium	Target	0.49	UJ	mg/kg	0.14	J*	1	YES	S3VEM
Cadmium	Target	0.49	U	mg/kg	0.069	J	1	YES	S3VEM
Calcium	Target	3450	J	mg/kg	3450	*	1	YES	S3VEM
Chromium	Target	5.7		mg/kg	5.7		1	YES	S3VEM
Cobalt	Target	4.9	UJ	mg/kg	4.0	J*	1	YES	S3VEM
Copper	Target	4.9		mg/kg	4.9		1	YES	S3VEM
Iron	Target	8600	J	mg/kg	8600	*	1	YES	S3VEM
Lead	Target	1.3	J	mg/kg	1.3	*	1	YES	S3VEM
Magnesium	Target	2550	J	mg/kg	2550	*	1	YES	S3VEM
Manganese	Target	197	J	mg/kg	197	*	1	YES	S3VEM
Nickel	Target	3.9	U	mg/kg	3.2	J	1	YES	S3VEM
Potassium	Target	1350	J	mg/kg	1350	*	1	YES	S3VEM
Selenium	Target	3.4	U	mg/kg	0.66	J	1	YES	S3VEM
Silver	Target	0.22	J	mg/kg	0.22	J	1	YES	S3VEM
Sodium	Target	220	J	mg/kg	220	J	1	YES	S3VEM
Thallium	Target	2.4	U	mg/kg	2.4	U	1	YES	S3VEM
Vanadium	Target	18.5		mg/kg	18.5		1	YES	S3VEM
Zinc	Target	21.1		mg/kg	21.1		1	YES	S3VEM

# Sample Summary Report

**Project Name: DAMILLE METAL SERVICE SITE  
INVESTIGATION STAGE 2 SAMPLING**

**GroupID: 48315/EPW14029/MYANT0**

**Lab Name: Bonner Analytical Testing Co.**

Sample Number: MYANT8	Method: Metals by ICP-AES	Matrix: Soil	MA Number:
Sample Location: DMS-DP10	pH:	Sample Date: 06/17/2019	Sample Time: 12:02:00
% Moisture:		% Solids: 83.8	

Analyte Name	Analyte Type	Validation Result	Validation Flag	Units	Lab Result	Lab Flag	Dilution Factor	Reportable	Validation Level
Aluminum	Target	20300	J	mg/kg	20300	*	1	YES	S3VEM
Antimony	Target	7.2	R	mg/kg	1.5	J*	1	YES	S3VEM
Arsenic	Target	3.4	J	mg/kg	3.4	*	1	YES	S3VEM
Barium	Target	187	J	mg/kg	187	*	1	YES	S3VEM
Beryllium	Target	0.60	UJ	mg/kg	0.54	J*	1	YES	S3VEM
Cadmium	Target	0.60	U	mg/kg	0.21	J	1	YES	S3VEM
Calcium	Target	9750	J	mg/kg	9750	*	1	YES	S3VEM
Chromium	Target	27.5		mg/kg	27.5		1	YES	S3VEM
Cobalt	Target	15.9	J	mg/kg	15.9	*	1	YES	S3VEM
Copper	Target	22.4		mg/kg	22.4		1	YES	S3VEM
Iron	Target	27600	J	mg/kg	27600	*	1	YES	S3VEM
Lead	Target	5.1	J	mg/kg	5.1	*	1	YES	S3VEM
Magnesium	Target	11200	J	mg/kg	11200	*	1	YES	S3VEM
Manganese	Target	523	J	mg/kg	523	*	1	YES	S3VEM
Nickel	Target	18.5		mg/kg	18.5		1	YES	S3VEM
Potassium	Target	6250	J	mg/kg	6250	*	1	YES	S3VEM
Selenium	Target	4.2	U	mg/kg	1.1	J	1	YES	S3VEM
Silver	Target	0.56	J	mg/kg	0.56	J	1	YES	S3VEM
Sodium	Target	948		mg/kg	948		1	YES	S3VEM
Thallium	Target	3.0	U	mg/kg	3.0	U	1	YES	S3VEM
Vanadium	Target	59.0		mg/kg	59.0		1	YES	S3VEM
Zinc	Target	94.9		mg/kg	94.9		1	YES	S3VEM

# Sample Summary Report

**Project Name: DAMILLE METAL SERVICE SITE  
INVESTIGATION STAGE 2 SAMPLING**

**GroupID: 48315/EPW14029/MYANT0**

**Lab Name: Bonner Analytical Testing Co.**

Sample Number: MYANT9	Method: Metals by ICP-AES	Matrix: Soil	MA Number:
Sample Location: DMS-DP5	pH:	Sample Date: 06/17/2019	Sample Time: 12:24:00
% Moisture:		% Solids: 88.2	

Analyte Name	Analyte Type	Validation Result	Validation Flag	Units	Lab Result	Lab Flag	Dilution Factor	Reportable	Validation Level
Aluminum	Target	17000	J	mg/kg	17000	*	1	YES	S3VEM
Antimony	Target	6.6	R	mg/kg	1.1	J*	1	YES	S3VEM
Arsenic	Target	3.1	J	mg/kg	3.1	*	1	YES	S3VEM
Barium	Target	120	J	mg/kg	120	*	1	YES	S3VEM
Beryllium	Target	0.55	UJ	mg/kg	0.47	J*	1	YES	S3VEM
Cadmium	Target	0.55	U	mg/kg	0.18	J	1	YES	S3VEM
Calcium	Target	9980	J	mg/kg	9980	*	1	YES	S3VEM
Chromium	Target	20.4		mg/kg	20.4		1	YES	S3VEM
Cobalt	Target	11.2	J	mg/kg	11.2	*	1	YES	S3VEM
Copper	Target	19.4		mg/kg	19.4		1	YES	S3VEM
Iron	Target	21100	J	mg/kg	21100	*	1	YES	S3VEM
Lead	Target	4.9	J	mg/kg	4.9	*	1	YES	S3VEM
Magnesium	Target	7590	J	mg/kg	7590	*	1	YES	S3VEM
Manganese	Target	336	J	mg/kg	336	*	1	YES	S3VEM
Nickel	Target	12.8		mg/kg	12.8		1	YES	S3VEM
Potassium	Target	3250	J	mg/kg	3250	*	1	YES	S3VEM
Selenium	Target	3.9	U	mg/kg	1.1	J	1	YES	S3VEM
Silver	Target	0.46	J	mg/kg	0.46	J	1	YES	S3VEM
Sodium	Target	563		mg/kg	563		1	YES	S3VEM
Thallium	Target	2.8	U	mg/kg	2.8	U	1	YES	S3VEM
Vanadium	Target	44.3		mg/kg	44.3		1	YES	S3VEM
Zinc	Target	64.1		mg/kg	64.1		1	YES	S3VEM

# Sample Summary Report

**Project Name: DAMILLE METAL SERVICE SITE  
INVESTIGATION STAGE 2 SAMPLING**

**GroupID: 48315/EPW14029/MYANT0**

**Lab Name: Bonner Analytical Testing Co.**

Sample Number: MYANW0	Method: Metals by ICP-AES	Matrix: Soil	MA Number:
Sample Location: DMS-DP5	pH:	Sample Date: 06/17/2019	Sample Time: 12:58:00
% Moisture:		% Solids: 93.7	

Analyte Name	Analyte Type	Validation Result	Validation Flag	Units	Lab Result	Lab Flag	Dilution Factor	Reportable	Validation Level
Aluminum	Target	8330	J	mg/kg	8330	*	1	YES	S3VEM
Antimony	Target	5.7	R	mg/kg	0.83	J*	1	YES	S3VEM
Arsenic	Target	1.4	J	mg/kg	1.4	*	1	YES	S3VEM
Barium	Target	71.2	J	mg/kg	71.2	*	1	YES	S3VEM
Beryllium	Target	0.47	UJ	mg/kg	0.21	J*	1	YES	S3VEM
Cadmium	Target	0.47	U	mg/kg	0.095	J	1	YES	S3VEM
Calcium	Target	5850	J	mg/kg	5850	*	1	YES	S3VEM
Chromium	Target	12.0		mg/kg	12.0		1	YES	S3VEM
Cobalt	Target	6.8	J	mg/kg	6.8	*	1	YES	S3VEM
Copper	Target	8.7		mg/kg	8.7		1	YES	S3VEM
Iron	Target	14000	J	mg/kg	14000	*	1	YES	S3VEM
Lead	Target	2.4	J	mg/kg	2.4	*	1	YES	S3VEM
Magnesium	Target	4460	J	mg/kg	4460	*	1	YES	S3VEM
Manganese	Target	196	J	mg/kg	196	*	1	YES	S3VEM
Nickel	Target	6.4		mg/kg	6.4		1	YES	S3VEM
Potassium	Target	2220	J	mg/kg	2220	*	1	YES	S3VEM
Selenium	Target	3.3	U	mg/kg	0.54	J	1	YES	S3VEM
Silver	Target	0.32	J	mg/kg	0.32	J	1	YES	S3VEM
Sodium	Target	308	J	mg/kg	308	J	1	YES	S3VEM
Thallium	Target	2.4	U	mg/kg	2.4	U	1	YES	S3VEM
Vanadium	Target	29.0		mg/kg	29.0		1	YES	S3VEM
Zinc	Target	37.1		mg/kg	37.1		1	YES	S3VEM



# Sample Summary Report

**Project Name: DAMILLE METAL SERVICE SITE  
INVESTIGATION STAGE 2 SAMPLING**

**GroupID: 48315/EPW14029/MYANT0**

**Lab Name: Bonner Analytical Testing Co.**

Sample Number: MYANW1	Method: Metals by ICP-AES	Matrix: Soil	MA Number:
Sample Location: DMS-DP5	pH:	Sample Date: 06/17/2019	Sample Time: 13:06:00
% Moisture:		% Solids: 95.4	

Analyte Name	Analyte Type	Validation Result	Validation Flag	Units	Lab Result	Lab Flag	Dilution Factor	Reportable	Validation Level
Aluminum	Target	5340	J	mg/kg	5340	*	1	YES	S3VEM
Antimony	Target	5.9	R	mg/kg	0.54	J*	1	YES	S3VEM
Arsenic	Target	2.2	J	mg/kg	2.2	*	1	YES	S3VEM
Barium	Target	38.3	J	mg/kg	38.3	*	1	YES	S3VEM
Beryllium	Target	0.49	UJ	mg/kg	0.15	J*	1	YES	S3VEM
Cadmium	Target	0.49	U	mg/kg	0.082	J	1	YES	S3VEM
Calcium	Target	3290	J	mg/kg	3290	*	1	YES	S3VEM
Chromium	Target	6.2		mg/kg	6.2		1	YES	S3VEM
Cobalt	Target	4.9	UJ	mg/kg	4.1	J*	1	YES	S3VEM
Copper	Target	4.8		mg/kg	4.8		1	YES	S3VEM
Iron	Target	9100	J	mg/kg	9100	*	1	YES	S3VEM
Lead	Target	1.4	J	mg/kg	1.4	*	1	YES	S3VEM
Magnesium	Target	2450	J	mg/kg	2450	*	1	YES	S3VEM
Manganese	Target	133	J	mg/kg	133	*	1	YES	S3VEM
Nickel	Target	4.0	U	mg/kg	3.1	J	1	YES	S3VEM
Potassium	Target	1270	J	mg/kg	1270	*	1	YES	S3VEM
Selenium	Target	3.5	U	mg/kg	0.48	J	1	YES	S3VEM
Silver	Target	0.15	J	mg/kg	0.15	J	1	YES	S3VEM
Sodium	Target	182	J	mg/kg	182	J	1	YES	S3VEM
Thallium	Target	2.5	U	mg/kg	2.5	U	1	YES	S3VEM
Vanadium	Target	19.1		mg/kg	19.1		1	YES	S3VEM
Zinc	Target	20.3		mg/kg	20.3		1	YES	S3VEM

# Sample Summary Report

**Project Name: DAMILLE METAL SERVICE SITE  
INVESTIGATION STAGE 2 SAMPLING**

**GroupID: 48315/EPW14029/MYANT0**

**Lab Name: Bonner Analytical Testing Co.**

Sample Number: MYANW2	Method: Metals by ICP-AES	Matrix: Soil	MA Number:
Sample Location: DMS-DP5	pH:	Sample Date: 06/17/2019	Sample Time: 13:19:00
% Moisture:		% Solids: 78.4	

Analyte Name	Analyte Type	Validation Result	Validation Flag	Units	Lab Result	Lab Flag	Dilution Factor	Reportable	Validation Level
Aluminum	Target	21400	J	mg/kg	21400	*	1	YES	S3VEM
Antimony	Target	7.3	R	mg/kg	1.4	J*	1	YES	S3VEM
Arsenic	Target	4.7	J	mg/kg	4.7	*	1	YES	S3VEM
Barium	Target	158	J	mg/kg	158	*	1	YES	S3VEM
Beryllium	Target	0.62	J	mg/kg	0.62	*	1	YES	S3VEM
Cadmium	Target	0.61	U	mg/kg	0.24	J	1	YES	S3VEM
Calcium	Target	11900	J	mg/kg	11900	*	1	YES	S3VEM
Chromium	Target	31.0		mg/kg	31.0		1	YES	S3VEM
Cobalt	Target	14.8	J	mg/kg	14.8	*	1	YES	S3VEM
Copper	Target	25.4		mg/kg	25.4		1	YES	S3VEM
Iron	Target	27200	J	mg/kg	27200	*	1	YES	S3VEM
Lead	Target	6.6	J	mg/kg	6.6	*	1	YES	S3VEM
Magnesium	Target	10400	J	mg/kg	10400	*	1	YES	S3VEM
Manganese	Target	476	J	mg/kg	476	*	1	YES	S3VEM
Nickel	Target	19.5		mg/kg	19.5		1	YES	S3VEM
Potassium	Target	4750	J	mg/kg	4750	*	1	YES	S3VEM
Selenium	Target	4.3	U	mg/kg	0.81	J	1	YES	S3VEM
Silver	Target	0.68	J	mg/kg	0.68	J	1	YES	S3VEM
Sodium	Target	535	J	mg/kg	535	J	1	YES	S3VEM
Thallium	Target	3.0	U	mg/kg	3.0	U	1	YES	S3VEM
Vanadium	Target	57.2		mg/kg	57.2		1	YES	S3VEM
Zinc	Target	91.1		mg/kg	91.1		1	YES	S3VEM

# Sample Summary Report

**Project Name: DAMILLE METAL SERVICE SITE  
INVESTIGATION STAGE 2 SAMPLING**

**GroupID: 48315/EPW14029/MYANT0**

**Lab Name: Bonner Analytical Testing Co.**

Sample Number: PBS01	Method: Metals by ICP-AES	Matrix: Soil	MA Number:
Sample Location:	pH:	Sample Date:	Sample Time:
% Moisture:		% Solids: 100	

Analyte Name	Analyte Type	Validation Result	Validation Flag	Units	Lab Result	Lab Flag	Dilution Factor	Reportable	Validation Level
Aluminum	Target	20.0	U	mg/kg	0.94	J	1	YES	S3VEM
Antimony	Target	6.0	U	mg/kg	6.0	U	1	YES	S3VEM
Arsenic	Target	1.0	U	mg/kg	-0.18	J	1	YES	S3VEM
Barium	Target	20.0	U	mg/kg	20.0	U	1	YES	S3VEM
Beryllium	Target	0.50	U	mg/kg	-0.016	J	1	YES	S3VEM
Cadmium	Target	0.50	U	mg/kg	0.50	U	1	YES	S3VEM
Calcium	Target	500	U	mg/kg	500	U	1	YES	S3VEM
Chromium	Target	1.0	U	mg/kg	0.051	J	1	YES	S3VEM
Cobalt	Target	5.0	U	mg/kg	-0.021	J	1	YES	S3VEM
Copper	Target	2.5	U	mg/kg	-0.18	J	1	YES	S3VEM
Iron	Target	10.0	U	mg/kg	10.0	U	1	YES	S3VEM
Lead	Target	1.0	U	mg/kg	1.0	U	1	YES	S3VEM
Magnesium	Target	500	U	mg/kg	500	U	1	YES	S3VEM
Manganese	Target	1.5	U	mg/kg	1.5	U	1	YES	S3VEM
Nickel	Target	4.0	U	mg/kg	-0.11	J	1	YES	S3VEM
Potassium	Target	500	U	mg/kg	500	U	1	YES	S3VEM
Selenium	Target	3.5	U	mg/kg	0.46	J	1	YES	S3VEM
Silver	Target	1.0	U	mg/kg	1.0	U	1	YES	S3VEM
Sodium	Target	500	U	mg/kg	-8.0	J	1	YES	S3VEM
Thallium	Target	2.5	U	mg/kg	2.5	U	1	YES	S3VEM
Vanadium	Target	5.0	U	mg/kg	5.0	U	1	YES	S3VEM
Zinc	Target	6.0	U	mg/kg	0.15	J	1	YES	S3VEM

# Sample Summary Report

---

**Project Name: DAMILLE METAL SERVICE SITE  
INVESTIGATION STAGE 2 SAMPLING**

**GroupID: 48315/EPW14029/MYANT0**

**Lab Name: Bonner Analytical Testing Co.**


---



**Memorandum**

**To:** Matt Mitguard, Site Assessment Manager  
Site Cleanup Section 2, SFD-6-1  
USEPA Region 9

**Through:** Joe Eidelberg, Chemist  
Quality Assurance Section, EMD-3-2  
USEPA Region 9

**From:**  for Kathy O'Brien, Sr. Project Manager  
ICF, Environmental Services Assistance Team (ESAT) Region 9  
ESAT Contract No.: EP-W-13-029  
Technical Direction No.: 10106232 (reissue of 10106227)

**Date:** August 7, 2019

**Re:** Review of Analytical Data, **Tier 3**

---

Attached are comments resulting from ESAT Region 9 review of the following analytical data:

Site:	Damille Metal Service
Site Account No.:	A9 CG QA 00
Case No.:	48315
SDG No.:	MYANW3
Laboratory:	Bonner Analytical Testing Co. (BON)
Analysis:	CLP Metals by ICP-AES
Samples:	16 Soil Samples
Collection Dates:	June 17 and 18, 2019
Reviewer:	Santiago Lee, ESAT

EXES Data Manager has been updated with the results of this review and the validation level revised to S3VEM; the dynamic deliverables were regenerated and are available on the SMO Portal.

If there are any questions, please contact Joe Eidelberg (QA Program/EPA) at (415) 972-3809.

Attachment

cc: Cindy Gurley, CLP COR USEPA Region 4  
Richard Freitas, CLP COR USEPA Region 9

CLP PO:  FYI  Action

SAMPLING ISSUES:  Yes  No

10106232-21734/48315/MYANW3 Rpt

## Data Validation Report – Tier 3

Case No.: 48315  
SDG No.: MYANW3  
Site: Damille Metal Service  
Laboratory: Bonner Analytical Testing Co. (BON)  
Analysis: CLP Metals by ICP-AES  
Reviewer: Santiago Lee, ESAT  
Date: August 7, 2019

### I. SDG SUMMARY

For Sample Information and Laboratory Quality Control (QC), refer to EXES National Functional Guidelines (NFG) data validation reports *Analytical Sample Listing* and *Inorganic Analytical Sequence*. EXES Data Manager has been updated with the results of this review and the validation level revised to S3VEM; the dynamic deliverables were regenerated and are available on the SMO Portal. The data qualifier definitions, as described in page 6 of the National Functional Guidelines, are attached to this report.

#### Field QC

Field Blanks (FB): None.  
Equipment Blanks (EB): None.  
Background Samples (BG): None.  
Field Duplicates: None.

#### CLP PO Action

None.

#### Sampling Issues

1. The samples were received by the laboratory with a cooler temperature of 28°C which is above the  $\leq 6^\circ\text{C}$  sample preservation criterion (see Additional Comments).
2. Samples were shipped to the laboratory on June 20, 2019 and received at the laboratory on June 24, 2019, 6-7 days after collection on June 17 and 18, 2019.

#### Additional Comments

The samples were analyzed for Contract Laboratory Program (CLP) metals. Aluminum, antimony, arsenic, barium, beryllium, cadmium, calcium, chromium, cobalt, copper, iron, lead, magnesium, manganese, nickel, potassium, selenium, silver, sodium, thallium, vanadium, and zinc were analyzed by Inductively Coupled Plasma-Atomic Emission Spectroscopy (ICP-AES).

As noted in Sampling Issues above, the samples were not adequately maintained at  $\leq 6^\circ\text{C}$  as specified in the SOW. Technical judgment indicates no adverse effect is expected on metal results; this is substantiated by the recommended preservation criteria for metals in Table 3-2 of EPA publication SW-846, Update V, Revision 5, July 2014 (preservation criteria for metals does not require chilling).

Sample MYANW5 was received with standing water; as Region 9 instructed, the sample was decanted prior to analysis.

Contract required quantitation limit (CRQL) values recorded on Form 3-IN Blanks for the preparation blank are reported at the water CRQL rather than the soil CRQL. For example, antimony is reported as nondetected at 60.0  $\mu\text{g/L}$  (water CRQL); however, the CRQL for soil is 6.0 mg/kg. The CRQLs for the preparation blank are correctly reported in the EXES Data Manager. This is a reporting issue in the data package only.

All standards and spiking solutions were analyzed before the expiration date.

This report was prepared in accordance with the following documents:

- USEPA Contract Laboratory Program Statement of Work for Inorganic Superfund Methods (Multi-Media, Multi-Concentration), ISM02.4, October 2016; and
- USEPA National Functional Guidelines for Inorganic Superfund Data Review, January 2017.

For technical definitions, refer to *Exhibit G (Glossary of Terms)*, USEPA Contract Laboratory Program Statement of Work for Inorganic Superfund Methods (Multi-Media, Multi-Concentration), ISM02.4.

## II. VALIDATION SUMMARY

The data were evaluated based on the following parameters:

<u>Parameter</u>	<u>Acceptable</u>	<u>Comment</u>
1. Data Completeness	Yes	
2. Preservation and Holding Times	Yes	
3. ICP-MS Tune Analysis	N/A	
4. Calibration	Yes	
a. Initial	Yes	
b. Initial and Continuing Calibration Verification	Yes	
5. Laboratory Blanks	Yes	B
6. Field/Equipment Blanks	N/A	
7. ICP Interference Check Sample (ICS)	No	C
8. Laboratory Control Sample (LCS)	Yes	
9. Duplicate Sample Analysis	Yes	
10. Spike Sample Analysis	No	D
11. ICP Serial Dilution	No	E
12. ICP-MS Internal Standards	N/A	
13. Analyte Quantitation and CRQL	Yes	A
14. Field Duplicate Sample Analysis	N/A	
15. Overall Assessment of Data	Yes	

N/A = Not Applicable.

## III. VALIDITY AND COMMENTS

- A. Results above the method detection limit (MDL) but below the contract required quantitation limit (CRQL) are estimated and flagged “J.” Results are considered qualitatively acceptable but quantitatively unreliable due to uncertainties in analytical precision near the quantitation limit.
- B. The following results are qualified as non-detected (U) due to low level initial calibration blank (ICB), continuing calibration blank (CCB), and preparation blank (PB) contamination.
- Aluminum and zinc in preparation blank PBS01.
  - Antimony and beryllium in all samples.
  - Cadmium in samples MYANW4 through MYANW6, MYANW9, MYANX0, MYANY1 through MYANY3, and MYANZ2 through MYANZ4.
  - Cobalt and nickel in samples MYANW5, MYANW9, and MYANZ3.
  - Selenium in all samples except MYANW8.
  - Sodium in all samples except MYANY0 and MYANY3.

Analyte amounts greater than the MDL but less than or equal to the CRQL were reported in the following blanks at the concentrations presented below.

Analyte	Blank	Concentration, µg/L
Aluminum	CCB02	21.0
Antimony	CCB01/CCB02	1.8/1.3
Beryllium	ICB01/CCB01/CCB02	0.019/0.028/0.094
Cadmium	CCB02	0.096
Cobalt	CCB02	0.20
Nickel	CCB02	0.38
Selenium	PBS01	0.17
Sodium	CCB01/CCB02	36.3/41.1
Zinc	CCB02	2.4

Sample results that are greater than or equal to the MDL but less than or equal to the CRQL are reported as non-detected (U) at the respective CRQL.

C. The following detected results are estimated and flagged “J” because high concentrations of interferences in the samples may significantly impact quantitation.

- Arsenic and silver in samples MYANW4, MYANW7, MYANW8, MYANY0, MYANY3, and MYANZ1.
- Cadmium in samples MYANW3, MYANW7, MYANW8, MYANY0, and MYANZ1.

Iron (for arsenic, cadmium, and silver interference) is present in samples listed above at concentrations greater than the concentrations in ICS; the interference corrections calculated from iron concentrations may impact quantitation of the associated metals. Detected results in the samples listed above are considered quantitatively uncertain.

D. The following results are estimated and flagged “UJ” because a matrix spike recovery is outside method QC limit.

- Antimony in all samples.

The matrix spike recovery for antimony in QC sample MYANZ3S does not meet the 75-125% criterion for accuracy as presented below.

Analyte	% Recovery (%R)	Post-Digestion Spike, %R
Antimony	42	91

This result may indicate poor laboratory technique or matrix effects which may interfere with analysis. The post-digestion spike recovery does not reflect the entire sample preparation and analysis; the impact on reported results cannot be determined. Qualification is based on the matrix spike recovery only.

E. The following results are estimated and flagged “J” or “UJ” because serial dilution results are outside method QC limit.

- Aluminum, barium, beryllium, calcium, chromium, cobalt, copper, iron, magnesium, manganese, potassium, sodium, and vanadium in all samples.

Percent differences for serial dilution analysis of MYANW3L do not meet the 10% difference criterion for the analytes presented below.



<b>Analyte</b>	<b>% Difference</b>
Aluminum	15
Barium	15
Beryllium	12
Calcium	16
Chromium	19
Cobalt	26
Copper	11
Iron	17
Magnesium	16
Manganese	17
Potassium	14
Sodium	12
Vanadium	19

These results may indicate poor laboratory technique or matrix effects which may interfere with analysis. Results are considered quantitatively uncertain. Chemical and physical interferences may exist due to sample matrix effects. Since results for the diluted sample are higher than the original, the reported results may be biased low.

## DATA QUALIFIER DEFINITIONS FOR INORGANIC DATA REVIEW

The definitions of the following qualifiers are prepared according to the document, "National Functional Guidelines for Inorganic Superfund Methods Data Review," January 2017 (Table 1, page 6).

- U     The analyte was analyzed for, but was not detected above the level of the reported sample quantitation limit.
- J     The result is an estimated quantity. The associated numerical value is the approximate concentration of the analyte in the sample.
- J+    The result is an estimated quantity, but the result may be biased high.
- J-    The result is an estimated quantity, but the result may be biased low.
- UJ    The analyte was analyzed for, but was not detected. The reported quantitation limit is approximate and may be inaccurate or imprecise.
- R     The data are unusable. The sample results are rejected due to serious deficiencies in meeting Quality Control (QC) criteria. The analyte may or may not be present in the sample.

# Sample Summary Report

**Project Name: DAMILLE METAL SERVICE SITE  
INVESTIGATION STAGE 2 SAMPLING**

**GroupID: 48315/EPW14029/MYANW3**

**Lab Name: Bonner Analytical Testing Co.**

Sample Number: LCS01	Method: Metals by ICP-AES	Matrix: Soil	MA Number:
Sample Location:	pH:	Sample Date:	Sample Time:
% Moisture:		% Solids: 100	

Analyte Name	Analyte Type	Validation Result	Validation Flag	Units	Lab Result	Lab Flag	Dilution Factor	Reportable	Validation Level
Aluminum	Spike	40.9		mg/kg	40.9		1	YES	S3VEM
Antimony	Spike	12.3		mg/kg	12.3		1	YES	S3VEM
Arsenic	Spike	1.7		mg/kg	1.7		1	YES	S3VEM
Barium	Spike	41.3		mg/kg	41.3		1	YES	S3VEM
Beryllium	Spike	0.94		mg/kg	0.94		1	YES	S3VEM
Cadmium	Spike	0.99		mg/kg	0.99		1	YES	S3VEM
Calcium	Spike	1040		mg/kg	1040		1	YES	S3VEM
Chromium	Spike	2.1		mg/kg	2.1		1	YES	S3VEM
Cobalt	Spike	10.2		mg/kg	10.2		1	YES	S3VEM
Copper	Spike	5.0		mg/kg	5.0		1	YES	S3VEM
Iron	Spike	21.8		mg/kg	21.8		1	YES	S3VEM
Lead	Spike	2.0		mg/kg	2.0		1	YES	S3VEM
Magnesium	Spike	1010		mg/kg	1010		1	YES	S3VEM
Manganese	Spike	3.2		mg/kg	3.2		1	YES	S3VEM
Nickel	Spike	7.7		mg/kg	7.7		1	YES	S3VEM
Potassium	Spike	1000		mg/kg	1000		1	YES	S3VEM
Selenium	Spike	6.4		mg/kg	6.4		1	YES	S3VEM
Silver	Spike	2.0		mg/kg	2.0		1	YES	S3VEM
Sodium	Spike	1010		mg/kg	1010		1	YES	S3VEM
Thallium	Spike	4.9		mg/kg	4.9		1	YES	S3VEM
Vanadium	Spike	9.9		mg/kg	9.9		1	YES	S3VEM
Zinc	Spike	11.7		mg/kg	11.7		1	YES	S3VEM

# Sample Summary Report

**Project Name: DAMILLE METAL SERVICE SITE  
INVESTIGATION STAGE 2 SAMPLING**

**GroupID: 48315/EPW14029/MYANW3**

**Lab Name: Bonner Analytical Testing Co.**

Sample Number: MYANW3	Method: Metals by ICP-AES	Matrix: Soil	MA Number:
Sample Location: DMS-DP2	pH:	Sample Date: 06/17/2019	Sample Time: 15:08:00
% Moisture:		% Solids: 92.1	

Analyte Name	Analyte Type	Validation Result	Validation Flag	Units	Lab Result	Lab Flag	Dilution Factor	Reportable	Validation Level
Aluminum	Target	7480	J	mg/kg	7480	*	1	YES	S3VEM
Antimony	Target	6.3	UJ	mg/kg	0.67	J*	1	YES	S3VEM
Arsenic	Target	3.5		mg/kg	3.5		1	YES	S3VEM
Barium	Target	92.6	J	mg/kg	92.6	*	1	YES	S3VEM
Beryllium	Target	0.52	UJ	mg/kg	0.18	J*	1	YES	S3VEM
Cadmium	Target	0.65	J	mg/kg	0.65		1	YES	S3VEM
Calcium	Target	4290	J	mg/kg	4290	*	1	YES	S3VEM
Chromium	Target	22.0	J	mg/kg	22.0	*	1	YES	S3VEM
Cobalt	Target	6.2	J	mg/kg	6.2	*	1	YES	S3VEM
Copper	Target	22.0	J	mg/kg	22.0	*	1	YES	S3VEM
Iron	Target	15000	J	mg/kg	15000	*	1	YES	S3VEM
Lead	Target	138		mg/kg	138		1	YES	S3VEM
Magnesium	Target	3080	J	mg/kg	3080	*	1	YES	S3VEM
Manganese	Target	195	J	mg/kg	195	*	1	YES	S3VEM
Nickel	Target	8.7		mg/kg	8.7		1	YES	S3VEM
Potassium	Target	2120	J	mg/kg	2120	*	1	YES	S3VEM
Selenium	Target	3.7	U	mg/kg	0.72	J	1	YES	S3VEM
Silver	Target	0.68	J	mg/kg	0.68	J	1	YES	S3VEM
Sodium	Target	522	UJ	mg/kg	323	J*	1	YES	S3VEM
Thallium	Target	2.6	U	mg/kg	2.6	U	1	YES	S3VEM
Vanadium	Target	19.9	J	mg/kg	19.9	*	1	YES	S3VEM
Zinc	Target	263		mg/kg	263		1	YES	S3VEM

# Sample Summary Report

**Project Name: DAMILLE METAL SERVICE SITE  
INVESTIGATION STAGE 2 SAMPLING**

**GroupID: 48315/EPW14029/MYANW3**

**Lab Name: Bonner Analytical Testing Co.**

Sample Number: MYANW4	Method: Metals by ICP-AES	Matrix: Soil	MA Number:
Sample Location: DMS-DP2	pH:	Sample Date: 06/17/2019	Sample Time: 15:36:00
% Moisture:		% Solids: 86.4	

Analyte Name	Analyte Type	Validation Result	Validation Flag	Units	Lab Result	Lab Flag	Dilution Factor	Reportable	Validation Level
Aluminum	Target	15400	J	mg/kg	15400	*	1	YES	S3VEM
Antimony	Target	6.8	UJ	mg/kg	1.1	J*	1	YES	S3VEM
Arsenic	Target	4.9	J	mg/kg	4.9		1	YES	S3VEM
Barium	Target	107	J	mg/kg	107	*	1	YES	S3VEM
Beryllium	Target	0.57	UJ	mg/kg	0.38	J*	1	YES	S3VEM
Cadmium	Target	0.57	U	mg/kg	0.35	J	1	YES	S3VEM
Calcium	Target	9420	J	mg/kg	9420	*	1	YES	S3VEM
Chromium	Target	17.5	J	mg/kg	17.5	*	1	YES	S3VEM
Cobalt	Target	10.8	J	mg/kg	10.8	*	1	YES	S3VEM
Copper	Target	22.1	J	mg/kg	22.1	*	1	YES	S3VEM
Iron	Target	21600	J	mg/kg	21600	*	1	YES	S3VEM
Lead	Target	12.6		mg/kg	12.6		1	YES	S3VEM
Magnesium	Target	6730	J	mg/kg	6730	*	1	YES	S3VEM
Manganese	Target	313	J	mg/kg	313	*	1	YES	S3VEM
Nickel	Target	12.0		mg/kg	12.0		1	YES	S3VEM
Potassium	Target	3530	J	mg/kg	3530	*	1	YES	S3VEM
Selenium	Target	4.0	U	mg/kg	0.69	J	1	YES	S3VEM
Silver	Target	0.89	J	mg/kg	0.89	J	1	YES	S3VEM
Sodium	Target	567	UJ	mg/kg	565	J*	1	YES	S3VEM
Thallium	Target	2.8	U	mg/kg	2.8	U	1	YES	S3VEM
Vanadium	Target	40.1	J	mg/kg	40.1	*	1	YES	S3VEM
Zinc	Target	104		mg/kg	104		1	YES	S3VEM

# Sample Summary Report

**Project Name: DAMILLE METAL SERVICE SITE  
INVESTIGATION STAGE 2 SAMPLING**

**GroupID: 48315/EPW14029/MYANW3**

**Lab Name: Bonner Analytical Testing Co.**

Sample Number: MYANW5	Method: Metals by ICP-AES	Matrix: Soil	MA Number:
Sample Location: DMS-DP2	pH:	Sample Date: 06/17/2019	Sample Time: 15:43:00
% Moisture:		% Solids: 82.3	

Analyte Name	Analyte Type	Validation Result	Validation Flag	Units	Lab Result	Lab Flag	Dilution Factor	Reportable	Validation Level
Aluminum	Target	5560	J	mg/kg	5560	*	1	YES	S3VEM
Antimony	Target	7.1	UJ	mg/kg	0.66	J*	1	YES	S3VEM
Arsenic	Target	2.3		mg/kg	2.3		1	YES	S3VEM
Barium	Target	50.5	J	mg/kg	50.5	*	1	YES	S3VEM
Beryllium	Target	0.60	UJ	mg/kg	0.14	J*	1	YES	S3VEM
Cadmium	Target	0.60	U	mg/kg	0.18	J	1	YES	S3VEM
Calcium	Target	4570	J	mg/kg	4570	*	1	YES	S3VEM
Chromium	Target	8.3	J	mg/kg	8.3	*	1	YES	S3VEM
Cobalt	Target	6.0	UJ	mg/kg	5.4	J*	1	YES	S3VEM
Copper	Target	6.6	J	mg/kg	6.6	*	1	YES	S3VEM
Iron	Target	12000	J	mg/kg	12000	*	1	YES	S3VEM
Lead	Target	1.7		mg/kg	1.7		1	YES	S3VEM
Magnesium	Target	2690	J	mg/kg	2690	*	1	YES	S3VEM
Manganese	Target	171	J	mg/kg	171	*	1	YES	S3VEM
Nickel	Target	4.8	U	mg/kg	3.7	J	1	YES	S3VEM
Potassium	Target	1540	J	mg/kg	1540	*	1	YES	S3VEM
Selenium	Target	4.2	U	mg/kg	0.45	J	1	YES	S3VEM
Silver	Target	0.45	J	mg/kg	0.45	J	1	YES	S3VEM
Sodium	Target	596	UJ	mg/kg	242	J*	1	YES	S3VEM
Thallium	Target	3.0	U	mg/kg	3.0	U	1	YES	S3VEM
Vanadium	Target	24.6	J	mg/kg	24.6	*	1	YES	S3VEM
Zinc	Target	23.6		mg/kg	23.6		1	YES	S3VEM

# Sample Summary Report

**Project Name: DAMILLE METAL SERVICE SITE  
INVESTIGATION STAGE 2 SAMPLING**

**GroupID: 48315/EPW14029/MYANW3**

**Lab Name: Bonner Analytical Testing Co.**

Sample Number: MYANW6	Method: Metals by ICP-AES	Matrix: Soil	MA Number:
Sample Location: DMS-DP2	pH:	Sample Date: 06/17/2019	Sample Time: 16:02:00
% Moisture:		% Solids: 97.2	

Analyte Name	Analyte Type	Validation Result	Validation Flag	Units	Lab Result	Lab Flag	Dilution Factor	Reportable	Validation Level
Aluminum	Target	6290	J	mg/kg	6290	*	1	YES	S3VEM
Antimony	Target	5.8	UJ	mg/kg	0.59	J*	1	YES	S3VEM
Arsenic	Target	2.2		mg/kg	2.2		1	YES	S3VEM
Barium	Target	57.7	J	mg/kg	57.7	*	1	YES	S3VEM
Beryllium	Target	0.48	UJ	mg/kg	0.16	J*	1	YES	S3VEM
Cadmium	Target	0.48	U	mg/kg	0.16	J	1	YES	S3VEM
Calcium	Target	3640	J	mg/kg	3640	*	1	YES	S3VEM
Chromium	Target	7.6	J	mg/kg	7.6	*	1	YES	S3VEM
Cobalt	Target	5.9	J	mg/kg	5.9	*	1	YES	S3VEM
Copper	Target	7.1	J	mg/kg	7.1	*	1	YES	S3VEM
Iron	Target	11300	J	mg/kg	11300	*	1	YES	S3VEM
Lead	Target	1.9		mg/kg	1.9		1	YES	S3VEM
Magnesium	Target	3100	J	mg/kg	3100	*	1	YES	S3VEM
Manganese	Target	143	J	mg/kg	143	*	1	YES	S3VEM
Nickel	Target	4.5		mg/kg	4.5		1	YES	S3VEM
Potassium	Target	1630	J	mg/kg	1630	*	1	YES	S3VEM
Selenium	Target	3.4	U	mg/kg	0.59	J	1	YES	S3VEM
Silver	Target	0.40	J	mg/kg	0.40	J	1	YES	S3VEM
Sodium	Target	481	UJ	mg/kg	193	J*	1	YES	S3VEM
Thallium	Target	2.4	U	mg/kg	2.4	U	1	YES	S3VEM
Vanadium	Target	23.4	J	mg/kg	23.4	*	1	YES	S3VEM
Zinc	Target	26.8		mg/kg	26.8		1	YES	S3VEM

# Sample Summary Report

**Project Name: DAMILLE METAL SERVICE SITE  
INVESTIGATION STAGE 2 SAMPLING**

**GroupID: 48315/EPW14029/MYANW3**

**Lab Name: Bonner Analytical Testing Co.**

Sample Number: MYANW7	Method: Metals by ICP-AES	Matrix: Soil	MA Number:
Sample Location: DMS-DP9	pH:	Sample Date: 06/17/2019	Sample Time: 16:35:00
% Moisture:		% Solids: 89.8	

Analyte Name	Analyte Type	Validation Result	Validation Flag	Units	Lab Result	Lab Flag	Dilution Factor	Reportable	Validation Level
Aluminum	Target	15800	J	mg/kg	15800	*	1	YES	S3VEM
Antimony	Target	6.6	UJ	mg/kg	1.6	J*	1	YES	S3VEM
Arsenic	Target	13.5	J	mg/kg	13.5		1	YES	S3VEM
Barium	Target	139	J	mg/kg	139	*	1	YES	S3VEM
Beryllium	Target	0.55	UJ	mg/kg	0.44	J*	1	YES	S3VEM
Cadmium	Target	2.4	J	mg/kg	2.4		1	YES	S3VEM
Calcium	Target	7740	J	mg/kg	7740	*	1	YES	S3VEM
Chromium	Target	20.3	J	mg/kg	20.3	*	1	YES	S3VEM
Cobalt	Target	11.3	J	mg/kg	11.3	*	1	YES	S3VEM
Copper	Target	102	J	mg/kg	102	*	1	YES	S3VEM
Iron	Target	23700	J	mg/kg	23700	*	1	YES	S3VEM
Lead	Target	152		mg/kg	152		1	YES	S3VEM
Magnesium	Target	6790	J	mg/kg	6790	*	1	YES	S3VEM
Manganese	Target	368	J	mg/kg	368	*	1	YES	S3VEM
Nickel	Target	19.3		mg/kg	19.3		1	YES	S3VEM
Potassium	Target	4260	J	mg/kg	4260	*	1	YES	S3VEM
Selenium	Target	3.9	U	mg/kg	0.82	J	1	YES	S3VEM
Silver	Target	1.1	J	mg/kg	1.1		1	YES	S3VEM
Sodium	Target	551	UJ	mg/kg	438	J*	1	YES	S3VEM
Thallium	Target	2.8	U	mg/kg	2.8	U	1	YES	S3VEM
Vanadium	Target	41.4	J	mg/kg	41.4	*	1	YES	S3VEM
Zinc	Target	661		mg/kg	661		1	YES	S3VEM



# Sample Summary Report

**Project Name: DAMILLE METAL SERVICE SITE  
INVESTIGATION STAGE 2 SAMPLING**

**GroupID: 48315/EPW14029/MYANW3**

**Lab Name: Bonner Analytical Testing Co.**

Sample Number: MYANW8	Method: Metals by ICP-AES	Matrix: Soil	MA Number:
Sample Location: DMS-DP9	pH:	Sample Date: 06/17/2019	Sample Time: 16:40:00
% Moisture:		% Solids: 85.7	

Analyte Name	Analyte Type	Validation Result	Validation Flag	Units	Lab Result	Lab Flag	Dilution Factor	Reportable	Validation Level
Aluminum	Target	17300	J	mg/kg	17300	*	1	YES	S3VEM
Antimony	Target	6.9	UJ	mg/kg	1.7	J*	1	YES	S3VEM
Arsenic	Target	6.4	J	mg/kg	6.4		1	YES	S3VEM
Barium	Target	139	J	mg/kg	139	*	1	YES	S3VEM
Beryllium	Target	0.58	UJ	mg/kg	0.43	J*	1	YES	S3VEM
Cadmium	Target	0.74	J	mg/kg	0.74		1	YES	S3VEM
Calcium	Target	9300	J	mg/kg	9300	*	1	YES	S3VEM
Chromium	Target	17.7	J	mg/kg	17.7	*	1	YES	S3VEM
Cobalt	Target	18.8	J	mg/kg	18.8	*	1	YES	S3VEM
Copper	Target	23.5	J	mg/kg	23.5	*	1	YES	S3VEM
Iron	Target	22200	J	mg/kg	22200	*	1	YES	S3VEM
Lead	Target	15.0		mg/kg	15.0		1	YES	S3VEM
Magnesium	Target	7240	J	mg/kg	7240	*	1	YES	S3VEM
Manganese	Target	279	J	mg/kg	279	*	1	YES	S3VEM
Nickel	Target	25.4		mg/kg	25.4		1	YES	S3VEM
Potassium	Target	3440	J	mg/kg	3440	*	1	YES	S3VEM
Selenium	Target	4.0	U	mg/kg	4.0	U	1	YES	S3VEM
Silver	Target	0.99	J	mg/kg	0.99	J	1	YES	S3VEM
Sodium	Target	578	UJ	mg/kg	428	J*	1	YES	S3VEM
Thallium	Target	2.9	U	mg/kg	2.9	U	1	YES	S3VEM
Vanadium	Target	40.8	J	mg/kg	40.8	*	1	YES	S3VEM
Zinc	Target	120		mg/kg	120		1	YES	S3VEM

# Sample Summary Report

**Project Name: DAMILLE METAL SERVICE SITE  
INVESTIGATION STAGE 2 SAMPLING**

**GroupID: 48315/EPW14029/MYANW3**

**Lab Name: Bonner Analytical Testing Co.**

Sample Number: MYANW9	Method: Metals by ICP-AES	Matrix: Soil	MA Number:
Sample Location: DMS-DP9	pH:	Sample Date: 06/17/2019	Sample Time: 17:00:00
% Moisture:		% Solids: 96.0	

Analyte Name	Analyte Type	Validation Result	Validation Flag	Units	Lab Result	Lab Flag	Dilution Factor	Reportable	Validation Level
Aluminum	Target	5680	J	mg/kg	5680	*	1	YES	S3VEM
Antimony	Target	6.1	UJ	mg/kg	0.63	J*	1	YES	S3VEM
Arsenic	Target	2.1		mg/kg	2.1		1	YES	S3VEM
Barium	Target	44.1	J	mg/kg	44.1	*	1	YES	S3VEM
Beryllium	Target	0.51	UJ	mg/kg	0.15	J*	1	YES	S3VEM
Cadmium	Target	0.51	U	mg/kg	0.13	J	1	YES	S3VEM
Calcium	Target	3570	J	mg/kg	3570	*	1	YES	S3VEM
Chromium	Target	6.7	J	mg/kg	6.7	*	1	YES	S3VEM
Cobalt	Target	5.1	UJ	mg/kg	4.8	J*	1	YES	S3VEM
Copper	Target	6.4	J	mg/kg	6.4	*	1	YES	S3VEM
Iron	Target	10400	J	mg/kg	10400	*	1	YES	S3VEM
Lead	Target	1.6		mg/kg	1.6		1	YES	S3VEM
Magnesium	Target	2610	J	mg/kg	2610	*	1	YES	S3VEM
Manganese	Target	144	J	mg/kg	144	*	1	YES	S3VEM
Nickel	Target	4.0	U	mg/kg	3.7	J	1	YES	S3VEM
Potassium	Target	1530	J	mg/kg	1530	*	1	YES	S3VEM
Selenium	Target	3.5	U	mg/kg	0.72	J	1	YES	S3VEM
Silver	Target	0.39	J	mg/kg	0.39	J	1	YES	S3VEM
Sodium	Target	506	UJ	mg/kg	180	J*	1	YES	S3VEM
Thallium	Target	2.5	U	mg/kg	2.5	U	1	YES	S3VEM
Vanadium	Target	21.1	J	mg/kg	21.1	*	1	YES	S3VEM
Zinc	Target	22.6		mg/kg	22.6		1	YES	S3VEM

# Sample Summary Report

**Project Name: DAMILLE METAL SERVICE SITE  
INVESTIGATION STAGE 2 SAMPLING**

**GroupID: 48315/EPW14029/MYANW3**

**Lab Name: Bonner Analytical Testing Co.**

Sample Number: MYANX0	Method: Metals by ICP-AES	Matrix: Soil	MA Number:
Sample Location: DMS-DP9	pH:	Sample Date: 06/17/2019	Sample Time: 17:06:00
% Moisture:		% Solids: 95.9	

Analyte Name	Analyte Type	Validation Result	Validation Flag	Units	Lab Result	Lab Flag	Dilution Factor	Reportable	Validation Level
Aluminum	Target	6630	J	mg/kg	6630	*	1	YES	S3VEM
Antimony	Target	6.1	UJ	mg/kg	0.64	J*	1	YES	S3VEM
Arsenic	Target	2.4		mg/kg	2.4		1	YES	S3VEM
Barium	Target	46.7	J	mg/kg	46.7	*	1	YES	S3VEM
Beryllium	Target	0.51	UJ	mg/kg	0.17	J*	1	YES	S3VEM
Cadmium	Target	0.51	U	mg/kg	0.16	J	1	YES	S3VEM
Calcium	Target	3890	J	mg/kg	3890	*	1	YES	S3VEM
Chromium	Target	8.0	J	mg/kg	8.0	*	1	YES	S3VEM
Cobalt	Target	5.8	J	mg/kg	5.8	*	1	YES	S3VEM
Copper	Target	7.1	J	mg/kg	7.1	*	1	YES	S3VEM
Iron	Target	11900	J	mg/kg	11900	*	1	YES	S3VEM
Lead	Target	2.2		mg/kg	2.2		1	YES	S3VEM
Magnesium	Target	3080	J	mg/kg	3080	*	1	YES	S3VEM
Manganese	Target	151	J	mg/kg	151	*	1	YES	S3VEM
Nickel	Target	4.4		mg/kg	4.4		1	YES	S3VEM
Potassium	Target	1890	J	mg/kg	1890	*	1	YES	S3VEM
Selenium	Target	3.5	U	mg/kg	0.66	J	1	YES	S3VEM
Silver	Target	0.48	J	mg/kg	0.48	J	1	YES	S3VEM
Sodium	Target	506	UJ	mg/kg	204	J*	1	YES	S3VEM
Thallium	Target	2.5	U	mg/kg	2.5	U	1	YES	S3VEM
Vanadium	Target	23.7	J	mg/kg	23.7	*	1	YES	S3VEM
Zinc	Target	27.6		mg/kg	27.6		1	YES	S3VEM

# Sample Summary Report

**Project Name: DAMILLE METAL SERVICE SITE  
INVESTIGATION STAGE 2 SAMPLING**

**GroupID: 48315/EPW14029/MYANW3**

**Lab Name: Bonner Analytical Testing Co.**

Sample Number: MYANY0	Method: Metals by ICP-AES	Matrix: Soil	MA Number:
Sample Location: DMS-DP1	pH:	Sample Date: 06/18/2019	Sample Time: 13:08:00
% Moisture:		% Solids: 88.5	

Analyte Name	Analyte Type	Validation Result	Validation Flag	Units	Lab Result	Lab Flag	Dilution Factor	Reportable	Validation Level
Aluminum	Target	11300	J	mg/kg	11300	*	1	YES	S3VEM
Antimony	Target	6.5	UJ	mg/kg	1.5	J*	1	YES	S3VEM
Arsenic	Target	9.6	J	mg/kg	9.6		1	YES	S3VEM
Barium	Target	112	J	mg/kg	112	*	1	YES	S3VEM
Beryllium	Target	0.54	UJ	mg/kg	0.30	J*	1	YES	S3VEM
Cadmium	Target	1.1	J	mg/kg	1.1		1	YES	S3VEM
Calcium	Target	22200	J	mg/kg	22200	*	1	YES	S3VEM
Chromium	Target	22.7	J	mg/kg	22.7	*	1	YES	S3VEM
Cobalt	Target	11.9	J	mg/kg	11.9	*	1	YES	S3VEM
Copper	Target	70.7	J	mg/kg	70.7	*	1	YES	S3VEM
Iron	Target	50800	J	mg/kg	50800	D*	2	YES	S3VEM
Lead	Target	138		mg/kg	138		1	YES	S3VEM
Magnesium	Target	4790	J	mg/kg	4790	*	1	YES	S3VEM
Manganese	Target	495	J	mg/kg	495	*	1	YES	S3VEM
Nickel	Target	16.3		mg/kg	16.3		1	YES	S3VEM
Potassium	Target	3050	J	mg/kg	3050	*	1	YES	S3VEM
Selenium	Target	3.8	U	mg/kg	0.27	J	1	YES	S3VEM
Silver	Target	1.7	J	mg/kg	1.7		1	YES	S3VEM
Sodium	Target	833	J	mg/kg	833	*	1	YES	S3VEM
Thallium	Target	2.7	U	mg/kg	2.7	U	1	YES	S3VEM
Vanadium	Target	31.7	J	mg/kg	31.7	*	1	YES	S3VEM
Zinc	Target	183		mg/kg	183		1	YES	S3VEM

# Sample Summary Report

**Project Name: DAMILLE METAL SERVICE SITE  
INVESTIGATION STAGE 2 SAMPLING**

**GroupID: 48315/EPW14029/MYANW3**

**Lab Name: Bonner Analytical Testing Co.**

Sample Number: MYANY1	Method: Metals by ICP-AES	Matrix: Soil	MA Number:
Sample Location: DMS-DP1	pH:	Sample Date: 06/18/2019	Sample Time: 13:34:00
% Moisture:		% Solids: 94.7	

Analyte Name	Analyte Type	Validation Result	Validation Flag	Units	Lab Result	Lab Flag	Dilution Factor	Reportable	Validation Level
Aluminum	Target	7420	J	mg/kg	7420	*	1	YES	S3VEM
Antimony	Target	6.2	UJ	mg/kg	0.75	J*	1	YES	S3VEM
Arsenic	Target	2.0		mg/kg	2.0		1	YES	S3VEM
Barium	Target	60.8	J	mg/kg	60.8	*	1	YES	S3VEM
Beryllium	Target	0.52	UJ	mg/kg	0.18	J*	1	YES	S3VEM
Cadmium	Target	0.52	U	mg/kg	0.15	J	1	YES	S3VEM
Calcium	Target	5150	J	mg/kg	5150	*	1	YES	S3VEM
Chromium	Target	9.1	J	mg/kg	9.1	*	1	YES	S3VEM
Cobalt	Target	6.4	J	mg/kg	6.4	*	1	YES	S3VEM
Copper	Target	8.4	J	mg/kg	8.4	*	1	YES	S3VEM
Iron	Target	12700	J	mg/kg	12700	*	1	YES	S3VEM
Lead	Target	2.0		mg/kg	2.0		1	YES	S3VEM
Magnesium	Target	3830	J	mg/kg	3830	*	1	YES	S3VEM
Manganese	Target	199	J	mg/kg	199	*	1	YES	S3VEM
Nickel	Target	5.2		mg/kg	5.2		1	YES	S3VEM
Potassium	Target	2170	J	mg/kg	2170	*	1	YES	S3VEM
Selenium	Target	3.6	U	mg/kg	0.46	J	1	YES	S3VEM
Silver	Target	0.50	J	mg/kg	0.50	J	1	YES	S3VEM
Sodium	Target	518	UJ	mg/kg	497	J*	1	YES	S3VEM
Thallium	Target	2.6	U	mg/kg	2.6	U	1	YES	S3VEM
Vanadium	Target	24.7	J	mg/kg	24.7	*	1	YES	S3VEM
Zinc	Target	33.0		mg/kg	33.0		1	YES	S3VEM

# Sample Summary Report

**Project Name: DAMILLE METAL SERVICE SITE  
INVESTIGATION STAGE 2 SAMPLING**

**GroupID: 48315/EPW14029/MYANW3**

**Lab Name: Bonner Analytical Testing Co.**

Sample Number: MYANY2	Method: Metals by ICP-AES	Matrix: Soil	MA Number:
Sample Location: DMS-DP1	pH:	Sample Date: 06/18/2019	Sample Time: 13:53:00
% Moisture:		% Solids: 94.6	

Analyte Name	Analyte Type	Validation Result	Validation Flag	Units	Lab Result	Lab Flag	Dilution Factor	Reportable	Validation Level
Aluminum	Target	7180	J	mg/kg	7180	*	1	YES	S3VEM
Antimony	Target	6.3	UJ	mg/kg	0.73	J*	1	YES	S3VEM
Arsenic	Target	2.4		mg/kg	2.4		1	YES	S3VEM
Barium	Target	59.8	J	mg/kg	59.8	*	1	YES	S3VEM
Beryllium	Target	0.52	UJ	mg/kg	0.19	J*	1	YES	S3VEM
Cadmium	Target	0.52	U	mg/kg	0.21	J	1	YES	S3VEM
Calcium	Target	9080	J	mg/kg	9080	*	1	YES	S3VEM
Chromium	Target	8.1	J	mg/kg	8.1	*	1	YES	S3VEM
Cobalt	Target	5.9	J	mg/kg	5.9	*	1	YES	S3VEM
Copper	Target	8.1	J	mg/kg	8.1	*	1	YES	S3VEM
Iron	Target	11800	J	mg/kg	11800	*	1	YES	S3VEM
Lead	Target	1.9		mg/kg	1.9		1	YES	S3VEM
Magnesium	Target	3380	J	mg/kg	3380	*	1	YES	S3VEM
Manganese	Target	250	J	mg/kg	250	*	1	YES	S3VEM
Nickel	Target	4.9		mg/kg	4.9		1	YES	S3VEM
Potassium	Target	2000	J	mg/kg	2000	*	1	YES	S3VEM
Selenium	Target	3.7	U	mg/kg	0.40	J	1	YES	S3VEM
Silver	Target	0.42	J	mg/kg	0.42	J	1	YES	S3VEM
Sodium	Target	523	UJ	mg/kg	448	J*	1	YES	S3VEM
Thallium	Target	2.6	U	mg/kg	2.6	U	1	YES	S3VEM
Vanadium	Target	23.8	J	mg/kg	23.8	*	1	YES	S3VEM
Zinc	Target	28.6		mg/kg	28.6		1	YES	S3VEM

# Sample Summary Report

**Project Name: DAMILLE METAL SERVICE SITE  
INVESTIGATION STAGE 2 SAMPLING**

**GroupID: 48315/EPW14029/MYANW3**

**Lab Name: Bonner Analytical Testing Co.**

Sample Number: MYANY3	Method: Metals by ICP-AES	Matrix: Soil	MA Number:
Sample Location: DMS-DP1	pH:	Sample Date: 06/18/2019	Sample Time: 14:04:00
% Moisture:		% Solids: 83.5	

Analyte Name	Analyte Type	Validation Result	Validation Flag	Units	Lab Result	Lab Flag	Dilution Factor	Reportable	Validation Level
Aluminum	Target	16100	J	mg/kg	16100	*	1	YES	S3VEM
Antimony	Target	7.2	UJ	mg/kg	1.1	J*	1	YES	S3VEM
Arsenic	Target	4.9	J	mg/kg	4.9		1	YES	S3VEM
Barium	Target	126	J	mg/kg	126	*	1	YES	S3VEM
Beryllium	Target	0.60	UJ	mg/kg	0.45	J*	1	YES	S3VEM
Cadmium	Target	0.60	U	mg/kg	0.33	J	1	YES	S3VEM
Calcium	Target	13800	J	mg/kg	13800	*	1	YES	S3VEM
Chromium	Target	20.9	J	mg/kg	20.9	*	1	YES	S3VEM
Cobalt	Target	12.3	J	mg/kg	12.3	*	1	YES	S3VEM
Copper	Target	23.1	J	mg/kg	23.1	*	1	YES	S3VEM
Iron	Target	22400	J	mg/kg	22400	*	1	YES	S3VEM
Lead	Target	7.7		mg/kg	7.7		1	YES	S3VEM
Magnesium	Target	7590	J	mg/kg	7590	*	1	YES	S3VEM
Manganese	Target	401	J	mg/kg	401	*	1	YES	S3VEM
Nickel	Target	14.2		mg/kg	14.2		1	YES	S3VEM
Potassium	Target	3790	J	mg/kg	3790	*	1	YES	S3VEM
Selenium	Target	4.2	U	mg/kg	0.72	J	1	YES	S3VEM
Silver	Target	0.67	J	mg/kg	0.67	J	1	YES	S3VEM
Sodium	Target	825	J	mg/kg	825	*	1	YES	S3VEM
Thallium	Target	3.0	U	mg/kg	3.0	U	1	YES	S3VEM
Vanadium	Target	45.5	J	mg/kg	45.5	*	1	YES	S3VEM
Zinc	Target	72.1		mg/kg	72.1		1	YES	S3VEM

# Sample Summary Report

**Project Name: DAMILLE METAL SERVICE SITE  
INVESTIGATION STAGE 2 SAMPLING**

**GroupID: 48315/EPW14029/MYANW3**

**Lab Name: Bonner Analytical Testing Co.**

Sample Number: MYANZ1	Method: Metals by ICP-AES	Matrix: Soil	MA Number:
Sample Location: DMS-DP7	pH:	Sample Date: 06/18/2019	Sample Time: 15:30:00
% Moisture:		% Solids: 88.8	

Analyte Name	Analyte Type	Validation Result	Validation Flag	Units	Lab Result	Lab Flag	Dilution Factor	Reportable	Validation Level
Aluminum	Target	15000	J	mg/kg	15000	*	1	YES	S3VEM
Antimony	Target	6.6	UJ	mg/kg	0.68	J*	1	YES	S3VEM
Arsenic	Target	8.3	J	mg/kg	8.3		1	YES	S3VEM
Barium	Target	145	J	mg/kg	145	*	1	YES	S3VEM
Beryllium	Target	0.55	UJ	mg/kg	0.39	J*	1	YES	S3VEM
Cadmium	Target	7.6	J	mg/kg	7.6		1	YES	S3VEM
Calcium	Target	7780	J	mg/kg	7780	*	1	YES	S3VEM
Chromium	Target	25.2	J	mg/kg	25.2	*	1	YES	S3VEM
Cobalt	Target	13.4	J	mg/kg	13.4	*	1	YES	S3VEM
Copper	Target	245	J	mg/kg	245	*	1	YES	S3VEM
Iron	Target	44800	J	mg/kg	44800	D*	2	YES	S3VEM
Lead	Target	612		mg/kg	612		1	YES	S3VEM
Magnesium	Target	6280	J	mg/kg	6280	*	1	YES	S3VEM
Manganese	Target	458	J	mg/kg	458	*	1	YES	S3VEM
Nickel	Target	21.1		mg/kg	21.1		1	YES	S3VEM
Potassium	Target	4060	J	mg/kg	4060	*	1	YES	S3VEM
Selenium	Target	3.9	U	mg/kg	0.67	J	1	YES	S3VEM
Silver	Target	1.9	J	mg/kg	1.9		1	YES	S3VEM
Sodium	Target	552	UJ	mg/kg	448	J*	1	YES	S3VEM
Thallium	Target	2.8	U	mg/kg	2.8	U	1	YES	S3VEM
Vanadium	Target	40.0	J	mg/kg	40.0	*	1	YES	S3VEM
Zinc	Target	3160		mg/kg	3160		1	YES	S3VEM



# Sample Summary Report

**Project Name: DAMILLE METAL SERVICE SITE  
INVESTIGATION STAGE 2 SAMPLING**

**GroupID: 48315/EPW14029/MYANW3**

**Lab Name: Bonner Analytical Testing Co.**

Sample Number: MYANZ2	Method: Metals by ICP-AES	Matrix: Soil	MA Number:
Sample Location: DMS-DP7	pH:	Sample Date: 06/18/2019	Sample Time: 15:45:00
% Moisture:		% Solids: 94.7	

Analyte Name	Analyte Type	Validation Result	Validation Flag	Units	Lab Result	Lab Flag	Dilution Factor	Reportable	Validation Level
Aluminum	Target	6570	J	mg/kg	6570	*	1	YES	S3VEM
Antimony	Target	6.2	UJ	mg/kg	0.67	J*	1	YES	S3VEM
Arsenic	Target	2.6		mg/kg	2.6		1	YES	S3VEM
Barium	Target	51.7	J	mg/kg	51.7	*	1	YES	S3VEM
Beryllium	Target	0.52	UJ	mg/kg	0.16	J*	1	YES	S3VEM
Cadmium	Target	0.52	U	mg/kg	0.15	J	1	YES	S3VEM
Calcium	Target	6490	J	mg/kg	6490	*	1	YES	S3VEM
Chromium	Target	8.0	J	mg/kg	8.0	*	1	YES	S3VEM
Cobalt	Target	5.7	J	mg/kg	5.7	*	1	YES	S3VEM
Copper	Target	8.0	J	mg/kg	8.0	*	1	YES	S3VEM
Iron	Target	12000	J	mg/kg	12000	*	1	YES	S3VEM
Lead	Target	2.1		mg/kg	2.1		1	YES	S3VEM
Magnesium	Target	3300	J	mg/kg	3300	*	1	YES	S3VEM
Manganese	Target	156	J	mg/kg	156	*	1	YES	S3VEM
Nickel	Target	4.5		mg/kg	4.5		1	YES	S3VEM
Potassium	Target	1830	J	mg/kg	1830	*	1	YES	S3VEM
Selenium	Target	3.6	U	mg/kg	0.42	J	1	YES	S3VEM
Silver	Target	0.31	J	mg/kg	0.31	J	1	YES	S3VEM
Sodium	Target	518	UJ	mg/kg	240	J*	1	YES	S3VEM
Thallium	Target	2.6	U	mg/kg	2.6	U	1	YES	S3VEM
Vanadium	Target	23.6	J	mg/kg	23.6	*	1	YES	S3VEM
Zinc	Target	28.4		mg/kg	28.4		1	YES	S3VEM

# Sample Summary Report

**Project Name: DAMILLE METAL SERVICE SITE  
INVESTIGATION STAGE 2 SAMPLING**

**GroupID: 48315/EPW14029/MYANW3**

**Lab Name: Bonner Analytical Testing Co.**

Sample Number: MYANZ3	Method: Metals by ICP-AES	Matrix: Soil	MA Number:
Sample Location: DMS-DP7	pH:	Sample Date: 06/18/2019	Sample Time: 15:55:00
% Moisture:		% Solids: 95.0	

Analyte Name	Analyte Type	Validation Result	Validation Flag	Units	Lab Result	Lab Flag	Dilution Factor	Reportable	Validation Level
Aluminum	Target	5430	J	mg/kg	5430	*	1	YES	S3VEM
Antimony	Target	5.8	UJ	mg/kg	0.58	J*	1	YES	S3VEM
Arsenic	Target	2.2		mg/kg	2.2		1	YES	S3VEM
Barium	Target	41.0	J	mg/kg	41.0	*	1	YES	S3VEM
Beryllium	Target	0.49	UJ	mg/kg	0.15	J*	1	YES	S3VEM
Cadmium	Target	0.49	U	mg/kg	0.11	J	1	YES	S3VEM
Calcium	Target	3540	J	mg/kg	3540	*	1	YES	S3VEM
Chromium	Target	5.8	J	mg/kg	5.8	*	1	YES	S3VEM
Cobalt	Target	4.9	UJ	mg/kg	4.5	J*	1	YES	S3VEM
Copper	Target	5.6	J	mg/kg	5.6	*	1	YES	S3VEM
Iron	Target	9820	J	mg/kg	9820	*	1	YES	S3VEM
Lead	Target	1.6		mg/kg	1.6		1	YES	S3VEM
Magnesium	Target	2500	J	mg/kg	2500	*	1	YES	S3VEM
Manganese	Target	135	J	mg/kg	135	*	1	YES	S3VEM
Nickel	Target	3.9	U	mg/kg	3.4	J	1	YES	S3VEM
Potassium	Target	1360	J	mg/kg	1360	*	1	YES	S3VEM
Selenium	Target	3.4	U	mg/kg	0.40	J	1	YES	S3VEM
Silver	Target	0.35	J	mg/kg	0.35	J	1	YES	S3VEM
Sodium	Target	487	UJ	mg/kg	192	J*	1	YES	S3VEM
Thallium	Target	2.4	U	mg/kg	2.4	U	1	YES	S3VEM
Vanadium	Target	18.9	J	mg/kg	18.9	*	1	YES	S3VEM
Zinc	Target	20.8		mg/kg	20.8		1	YES	S3VEM

# Sample Summary Report

**Project Name: DAMILLE METAL SERVICE SITE  
INVESTIGATION STAGE 2 SAMPLING**

**GroupID: 48315/EPW14029/MYANW3**

**Lab Name: Bonner Analytical Testing Co.**

Sample Number: MYANZ3A	Method: Metals by ICP-AES	Matrix: Soil	MA Number:
Sample Location:	pH:	Sample Date: 06/18/2019	Sample Time: 15:55:00
% Moisture:		% Solids: 95.0	

Analyte Name	Analyte Type	Validation Result	Validation Flag	Units	Lab Result	Lab Flag	Dilution Factor	Reportable	Validation Level
Antimony	Spike	11.2		mg/kg	11.2		1	YES	S3VEM

# Sample Summary Report

**Project Name: DAMILLE METAL SERVICE SITE  
INVESTIGATION STAGE 2 SAMPLING**

**GroupID: 48315/EPW14029/MYANW3**

**Lab Name: Bonner Analytical Testing Co.**

Sample Number: MYANZ3D	Method: Metals by ICP-AES	Matrix: Soil	MA Number:
Sample Location:	pH:	Sample Date: 06/18/2019	Sample Time: 15:55:00
% Moisture:		% Solids: 95.0	

Analyte Name	Analyte Type	Validation Result	Validation Flag	Units	Lab Result	Lab Flag	Dilution Factor	Reportable	Validation Level
Aluminum	Target	5670		mg/kg	5670		1	YES	S3VEM
Antimony	Target	0.61	J	mg/kg	0.61	J	1	YES	S3VEM
Arsenic	Target	2.3		mg/kg	2.3		1	YES	S3VEM
Barium	Target	43.0		mg/kg	43.0		1	YES	S3VEM
Beryllium	Target	0.17	J	mg/kg	0.17	J	1	YES	S3VEM
Cadmium	Target	0.12	J	mg/kg	0.12	J	1	YES	S3VEM
Calcium	Target	3420		mg/kg	3420		1	YES	S3VEM
Chromium	Target	6.5		mg/kg	6.5		1	YES	S3VEM
Cobalt	Target	4.9		mg/kg	4.9		1	YES	S3VEM
Copper	Target	6.2		mg/kg	6.2		1	YES	S3VEM
Iron	Target	10300		mg/kg	10300		1	YES	S3VEM
Lead	Target	1.6		mg/kg	1.6		1	YES	S3VEM
Magnesium	Target	2670		mg/kg	2670		1	YES	S3VEM
Manganese	Target	144		mg/kg	144		1	YES	S3VEM
Nickel	Target	3.7	J	mg/kg	3.7	J	1	YES	S3VEM
Potassium	Target	1500		mg/kg	1500		1	YES	S3VEM
Selenium	Target	0.71	J	mg/kg	0.71	J	1	YES	S3VEM
Silver	Target	0.35	J	mg/kg	0.35	J	1	YES	S3VEM
Sodium	Target	211	J	mg/kg	211	J	1	YES	S3VEM
Thallium	Target	2.4	U	mg/kg	2.4	U	1	YES	S3VEM
Vanadium	Target	19.9		mg/kg	19.9		1	YES	S3VEM
Zinc	Target	24.0		mg/kg	24.0		1	YES	S3VEM

# Sample Summary Report

**Project Name: DAMILLE METAL SERVICE SITE  
INVESTIGATION STAGE 2 SAMPLING**

**GroupID: 48315/EPW14029/MYANW3**

**Lab Name: Bonner Analytical Testing Co.**

Sample Number: MYANZ3L	Method: Metals by ICP-AES	Matrix: Soil	MA Number:
Sample Location:	pH:	Sample Date:	Sample Time:
% Moisture:		% Solids: 95.0	

Analyte Name	Analyte Type	Validation Result	Validation Flag	Units	Lab Result	Lab Flag	Dilution Factor	Reportable	Validation Level
Aluminum	Target	6260		mg/kg	6260	*	5	YES	S3VEM
Antimony	Target	29.2	U	mg/kg	29.2	U	5	YES	S3VEM
Arsenic	Target	2.4	J	mg/kg	2.4	J	5	YES	S3VEM
Barium	Target	47.2	J	mg/kg	47.2	J*	5	YES	S3VEM
Beryllium	Target	0.17	J	mg/kg	0.17	J*	5	YES	S3VEM
Cadmium	Target	0.12	J	mg/kg	0.12	J	5	YES	S3VEM
Calcium	Target	4090		mg/kg	4090	*	5	YES	S3VEM
Chromium	Target	7.0		mg/kg	7.0	*	5	YES	S3VEM
Cobalt	Target	5.6	J	mg/kg	5.6	J*	5	YES	S3VEM
Copper	Target	6.2	J	mg/kg	6.2	J*	5	YES	S3VEM
Iron	Target	11500		mg/kg	11500	*	5	YES	S3VEM
Lead	Target	1.7	J	mg/kg	1.7	J	5	YES	S3VEM
Magnesium	Target	2900		mg/kg	2900	*	5	YES	S3VEM
Manganese	Target	157		mg/kg	157	*	5	YES	S3VEM
Nickel	Target	3.6	J	mg/kg	3.6	J	5	YES	S3VEM
Potassium	Target	1560	J	mg/kg	1560	J*	5	YES	S3VEM
Selenium	Target	1.5	J	mg/kg	1.5	J	5	YES	S3VEM
Silver	Target	0.33	J	mg/kg	0.33	J	5	YES	S3VEM
Sodium	Target	215	J	mg/kg	215	J*	5	YES	S3VEM
Thallium	Target	12.2	U	mg/kg	12.2	U	5	YES	S3VEM
Vanadium	Target	22.5	J	mg/kg	22.5	J*	5	YES	S3VEM
Zinc	Target	22.7	J	mg/kg	22.7	J	5	YES	S3VEM

# Sample Summary Report

**Project Name: DAMILLE METAL SERVICE SITE  
INVESTIGATION STAGE 2 SAMPLING**

**GroupID: 48315/EPW14029/MYANW3**

**Lab Name: Bonner Analytical Testing Co.**

Sample Number: MYANZ3S	Method: Metals by ICP-AES	Matrix: Soil	MA Number:
Sample Location:	pH:	Sample Date: 06/18/2019	Sample Time: 15:55:00
% Moisture:		% Solids: 95.0	

Analyte Name	Analyte Type	Validation Result	Validation Flag	Units	Lab Result	Lab Flag	Dilution Factor	Reportable	Validation Level
Antimony	Spike	8.7		mg/kg	8.7	*	1	YES	S3VEM
Arsenic	Spike	10.1		mg/kg	10.1		1	YES	S3VEM
Barium	Spike	424		mg/kg	424		1	YES	S3VEM
Beryllium	Spike	9.8		mg/kg	9.8		1	YES	S3VEM
Cadmium	Spike	8.9		mg/kg	8.9		1	YES	S3VEM
Chromium	Spike	45.0		mg/kg	45.0		1	YES	S3VEM
Cobalt	Spike	94.9		mg/kg	94.9		1	YES	S3VEM
Copper	Spike	56.7		mg/kg	56.7		1	YES	S3VEM
Lead	Spike	6.3		mg/kg	6.3		1	YES	S3VEM
Manganese	Spike	252		mg/kg	252		1	YES	S3VEM
Nickel	Spike	107		mg/kg	107		1	YES	S3VEM
Selenium	Spike	18.9		mg/kg	18.9		1	YES	S3VEM
Silver	Spike	9.0		mg/kg	9.0		1	YES	S3VEM
Thallium	Spike	9.1		mg/kg	9.1		1	YES	S3VEM
Vanadium	Spike	112		mg/kg	112		1	YES	S3VEM
Zinc	Spike	131		mg/kg	131		1	YES	S3VEM

# Sample Summary Report

**Project Name: DAMILLE METAL SERVICE SITE  
INVESTIGATION STAGE 2 SAMPLING**

**GroupID: 48315/EPW14029/MYANW3**

**Lab Name: Bonner Analytical Testing Co.**

Sample Number: MYANZ4	Method: Metals by ICP-AES	Matrix: Soil	MA Number:
Sample Location: DMS-DP7	pH:	Sample Date: 06/18/2019	Sample Time: 16:12:00
% Moisture:		% Solids: 94.2	

Analyte Name	Analyte Type	Validation Result	Validation Flag	Units	Lab Result	Lab Flag	Dilution Factor	Reportable	Validation Level
Aluminum	Target	8860	J	mg/kg	8860	*	1	YES	S3VEM
Antimony	Target	6.0	UJ	mg/kg	0.69	J*	1	YES	S3VEM
Arsenic	Target	2.8		mg/kg	2.8		1	YES	S3VEM
Barium	Target	67.8	J	mg/kg	67.8	*	1	YES	S3VEM
Beryllium	Target	0.50	UJ	mg/kg	0.23	J*	1	YES	S3VEM
Cadmium	Target	0.50	U	mg/kg	0.11	J	1	YES	S3VEM
Calcium	Target	5260	J	mg/kg	5260	*	1	YES	S3VEM
Chromium	Target	10.7	J	mg/kg	10.7	*	1	YES	S3VEM
Cobalt	Target	7.0	J	mg/kg	7.0	*	1	YES	S3VEM
Copper	Target	9.8	J	mg/kg	9.8	*	1	YES	S3VEM
Iron	Target	14500	J	mg/kg	14500	*	1	YES	S3VEM
Lead	Target	2.6		mg/kg	2.6		1	YES	S3VEM
Magnesium	Target	4310	J	mg/kg	4310	*	1	YES	S3VEM
Manganese	Target	207	J	mg/kg	207	*	1	YES	S3VEM
Nickel	Target	6.1		mg/kg	6.1		1	YES	S3VEM
Potassium	Target	2500	J	mg/kg	2500	*	1	YES	S3VEM
Selenium	Target	3.5	U	mg/kg	0.79	J	1	YES	S3VEM
Silver	Target	0.54	J	mg/kg	0.54	J	1	YES	S3VEM
Sodium	Target	501	UJ	mg/kg	319	J*	1	YES	S3VEM
Thallium	Target	2.5	U	mg/kg	2.5	U	1	YES	S3VEM
Vanadium	Target	28.8	J	mg/kg	28.8	*	1	YES	S3VEM
Zinc	Target	36.2		mg/kg	36.2		1	YES	S3VEM

# Sample Summary Report

**Project Name: DAMILLE METAL SERVICE SITE  
INVESTIGATION STAGE 2 SAMPLING**

**GroupID: 48315/EPW14029/MYANW3**

**Lab Name: Bonner Analytical Testing Co.**

Sample Number: PBS01	Method: Metals by ICP-AES	Matrix: Soil	MA Number:
Sample Location:	pH:	Sample Date:	Sample Time:
% Moisture:		% Solids: 100	

Analyte Name	Analyte Type	Validation Result	Validation Flag	Units	Lab Result	Lab Flag	Dilution Factor	Reportable	Validation Level
Aluminum	Target	20.0	U	mg/kg	0.84	J	1	YES	S3VEM
Antimony	Target	6.0	U	mg/kg	6.0	U	1	YES	S3VEM
Arsenic	Target	1.0	U	mg/kg	-0.11	J	1	YES	S3VEM
Barium	Target	20.0	U	mg/kg	20.0	U	1	YES	S3VEM
Beryllium	Target	0.50	U	mg/kg	-0.0041	J	1	YES	S3VEM
Cadmium	Target	0.50	U	mg/kg	0.50	U	1	YES	S3VEM
Calcium	Target	500	U	mg/kg	500	U	1	YES	S3VEM
Chromium	Target	1.0	U	mg/kg	1.0	U	1	YES	S3VEM
Cobalt	Target	5.0	U	mg/kg	-0.026	J	1	YES	S3VEM
Copper	Target	2.5	U	mg/kg	2.5	U	1	YES	S3VEM
Iron	Target	10.0	U	mg/kg	10.0	U	1	YES	S3VEM
Lead	Target	1.0	U	mg/kg	1.0	U	1	YES	S3VEM
Magnesium	Target	500	U	mg/kg	500	U	1	YES	S3VEM
Manganese	Target	1.5	U	mg/kg	1.5	U	1	YES	S3VEM
Nickel	Target	4.0	U	mg/kg	4.0	U	1	YES	S3VEM
Potassium	Target	500	U	mg/kg	500	U	1	YES	S3VEM
Selenium	Target	0.17	J	mg/kg	0.17	J	1	YES	S3VEM
Silver	Target	1.0	U	mg/kg	1.0	U	1	YES	S3VEM
Sodium	Target	500	U	mg/kg	500	U	1	YES	S3VEM
Thallium	Target	2.5	U	mg/kg	-0.22	J	1	YES	S3VEM
Vanadium	Target	5.0	U	mg/kg	5.0	U	1	YES	S3VEM
Zinc	Target	6.0	U	mg/kg	0.13	J	1	YES	S3VEM



# Sample Summary Report

---

**Project Name: DAMILLE METAL SERVICE SITE  
INVESTIGATION STAGE 2 SAMPLING**

**GroupID: 48315/EPW14029/MYANW3**

**Lab Name: Bonner Analytical Testing Co.**


---



**Memorandum**

**To:** Matt Mitguard, Site Assessment Manager  
Site Cleanup Section 2, SFD-6-1  
USEPA Region 9

**Through:** Joe Eidelberg, Chemist  
Quality Assurance Section, EMD-3-2  
USEPA Region 9

**From:**  for Kathy O'Brien, Sr. Project Manager  
ICF, Environmental Services Assistance Team (ESAT) Region 9

ESAT Contract No.: EP-W-13-029  
Technical Direction No.: 10106227

**Date:** July 29, 2019

**Re:** Review of Analytical Data, **Tier 3**

---

Attached are comments resulting from ESAT Region 9 review of the following analytical data:

Site:	Damille Metal Service
Site Account No.:	A9 CG QA 00
Case No.:	48315
SDG No.:	MYANX1
Laboratory:	Bonner Analytical Testing Co. (BON)
Analysis:	CLP Metals by ICP-AES
Samples:	16 Soil Samples
Collection Dates:	June 18, 2019
Reviewer:	Anna Pajarillo, ESAT

EXES Data Manager has been updated with the results of this review and the validation level revised to S3VEM; the dynamic deliverables were regenerated and are available on the SMO Portal.

If there are any questions, please contact Joe Eidelberg (QA Program/EPA) at (415) 972-3809.

**Attachment**

cc: Cindy Gurley, CLP COR USEPA Region 4  
Richard Freitas, CLP COR USEPA Region 9

CLP PO:  FYI  Action

SAMPLING ISSUES:  Yes  No

10106227-21708/48315/MYANX1 Rpt

## Data Validation Report – Tier 3

Case No.: 48315  
SDG No.: MYANX1  
Site: Damille Metal Service  
Laboratory: Bonner Analytical Testing Co. (BON)  
Analysis: CLP Metals by ICP-AES  
Reviewer: Anna Pajarillo, ESAT  
Date: July 29, 2019

### I. SDG SUMMARY

For Sample Information and Laboratory Quality Control (QC), refer to EXES National Functional Guidelines (NFG) data validation reports *Analytical Sample Listing* and *Inorganic Analytical Sequence*. EXES Data Manager has been updated with the results of this review and the validation level revised to S3VEM; the dynamic deliverables were regenerated and are available on the SMO Portal. The data qualifier definitions, as described in page 6 of the National Functional Guidelines, are attached to this report.

#### Field QC

Field Blanks (FB): None.  
Equipment Blanks (EB): None.  
Background Samples (BG): None.  
Field Duplicates: MYANX6 and MYANX9.  
MYANY1 (in SDG MYANW3) and MYANY5.  
MYANY2 (in SDG MYANW3) and MYANY6.  
MYANY7 and MYANZ0.

#### CLP PO Action

None.

#### Sampling Issues

1. The samples were received by the laboratory with a cooler temperature of 27°C which is above the  $\leq 6^\circ\text{C}$  sample preservation criterion (see Additional Comments).
2. Samples were shipped to the laboratory on June 20, 2019 and received at the laboratory on June 24, 2019, six days after collection on June 18, 2019.

#### Additional Comments

The samples were analyzed for Contract Laboratory Program (CLP) metals. Aluminum, antimony, arsenic, barium, beryllium, cadmium, calcium, chromium, cobalt, copper, iron, lead, magnesium, manganese, nickel, potassium, selenium, silver, sodium, thallium, vanadium, and zinc were analyzed by Inductively Coupled Plasma-Atomic Emission Spectroscopy (ICP-AES).

As noted in Sampling Issues above, the samples were not adequately maintained at  $\leq 6^\circ\text{C}$  as specified in the SOW. Technical judgment indicates no adverse effect is expected on metal results; this is substantiated by the recommended preservation criteria for metals in Table 3-2 of EPA publication SW-846, Update V, Revision 5, July 2014 (preservation criteria for metals does not require chilling).

Contract required quantitation limit (CRQL) values recorded on Form 3-In Blanks for the preparation blank are reported at the water CRQL rather than the soil CRQL. For example, antimony is reported as nondetected at 60.0U (water CRQL); however, the CRQL for soil is 6.0 mg/kg. The CRQLs for the preparation blank are correctly reported in the EXES Data Manager. This is a reporting issue in the data package only.

All standards and spiking solutions were analyzed before the expiration date.

This report was prepared in accordance with the following documents:

- USEPA Contract Laboratory Program Statement of Work for Inorganic Superfund Methods (Multi-Media, Multi-Concentration), ISM02.4, October 2016; and
- USEPA National Functional Guidelines for Inorganic Superfund Data Review, January 2017.

For technical definitions, refer to *Exhibit G (Glossary of Terms)*, USEPA Contract Laboratory Program Statement of Work for Inorganic Superfund Methods (Multi-Media, Multi-Concentration), ISM02.4.

## II. VALIDATION SUMMARY

The data were evaluated based on the following parameters:

<u>Parameter</u>	<u>Acceptable</u>	<u>Comment</u>
1. Data Completeness	Yes	
2. Preservation and Holding Times	Yes	
3. ICP-MS Tune Analysis	Yes	
4. Calibration	Yes	
a. Initial	Yes	
b. Initial and Continuing Calibration Verification	Yes	
5. Laboratory Blanks	Yes	B
6. Field/Equipment Blanks	N/A	
7. ICP Interference Check Sample (ICS)	No	C
8. Laboratory Control Sample (LCS)	Yes	
9. Duplicate Sample Analysis	Yes	
10. Spike Sample Analysis	No	D
11. ICP Serial Dilution	No	E
12. ICP-MS Internal Standards	Yes	
13. Analyte Quantitation and CRQL	Yes	A, G
14. Field Duplicate Sample Analysis	No	F
15. Overall Assessment of Data	Yes	

N/A = Not Applicable.

## III. VALIDITY AND COMMENTS

- A. Results above the method detection limit (MDL) but below the contract required quantitation limit (CRQL) are estimated and flagged "J." Results are considered qualitatively acceptable but quantitatively unreliable due to uncertainties in analytical precision near the quantitation limit.
- B. The following results are qualified as non-detected (U) due to low level initial calibration blank (ICB) and continuing calibration blank (CCB) contamination.
- Beryllium in all samples except MYANX9 and in preparation blank PBS01.
  - Cadmium in all samples except MYANX5.
  - Cobalt in samples MYANY7 and MYANY8.
  - Iron, magnesium, and zinc in preparation blank PBS01.
  - Silver in all samples except MYANX5, MYANX6, and MYANX9.
  - Sodium in samples MYANX3, MYANX4, MYANX7, MYANY6, and MYANY8.

Analyte amounts greater than the MDL but less than or equal to the CRQL were reported in the following blanks at the concentrations presented below.

Analyte	Blank	Concentration, µg/L
Beryllium	ICB/CCB01/CCB02	0.095/0.095/0.28
Cadmium	CCB02	0.16
Cobalt	CCB02	0.37
Iron	CCB02	13.3
Magnesium	CCB02	40.5
Silver	ICB01	0.37
Sodium	CCB01/CCB02	32.4/31.1
Zinc	CCB02	2.4

Sample results that are greater than or equal to the MDL but less than or equal to the CRQL are reported as non-detected (U) at the respective CRQL.

- C. The following detected results are estimated and flagged “J” because high concentrations of interferences in the samples may significantly impact quantitation.
- Arsenic in samples MYANX1, MYANX2, MYANX5, MYANX6, MYANX8, MYANX9, MYANY4, and MYANY9.
  - Cadmium in sample MYANX5.
  - Lead in samples MYANX6 and MYANX9.
  - Silver in samples MYANX5, MYANX6, and MYANX9.

Aluminum (for lead interference) and iron (for arsenic, cadmium, and silver interference) are present in samples listed above at concentrations greater than the concentrations in the ICS; the interference corrections calculated from the aluminum and iron concentrations may impact quantitation of the associated metals. Detected results in the samples listed above are considered quantitatively uncertain.

- D. The following results are estimated and flagged “J-” because a matrix spike recovery is outside method QC limit.
- Antimony in all samples.

Matrix spike recovery for antimony in QC sample MYANY8S does not meet the 75-125% criterion for accuracy as presented below.

Analyte	% Recovery	Post-Digestion Spike, % Recovery
Antimony	38	87

These results may indicate poor laboratory technique or matrix effects which may interfere with analysis. Detected results for antimony are considered quantitatively uncertain and may be biased low. The post-digestion spike recoveries do not reflect the entire sample preparation and analysis; the impact on reported results cannot be determined. Qualification is based on the matrix spike recoveries only.

- E. The following results are estimated and flagged “J” or “UJ” because serial dilution results are outside method QC limit.
- Arsenic, beryllium, cobalt, copper, and nickel in all samples.

Percent differences for serial dilution analysis of MYANY8L do not meet the 10% difference criterion for the analytes presented below.

Analyte	% Difference
Arsenic	25
Beryllium	50
Cobalt	11
Copper	15
Nickel	12

These results may indicate poor laboratory technique or matrix effects which may interfere with analysis. The results are considered quantitatively uncertain. Chemical and physical interferences may exist due to sample matrix effects. Since beryllium and cobalt results for the diluted sample are higher than the original, the reported results may be biased low. For other analytes listed above, the reported results may be biased high since results for the diluted sample are lower than the original.

- F. Results for the following field duplicate pairs do not meet the relative percent difference (RPD) criterion or the absolute difference criterion provided in the National Functional Guidelines (NFG) for laboratory duplicate, as presented below.

Analyte	MYANX6, mg/kg	MYANX9, mg/kg	RPD, %	QC Limit, %
Arsenic	6.2	7.8	22.9	20
Barium	246	307	22.1	20
Calcium	12700	16600	26.6	20
Copper	35.4	43.6	20.8	20
Manganese	493	644	26.6	20

Analyte	MYANY1, mg/kg	MYANY5, mg/kg	RPD, %	QC Limit, %
Aluminum	7420	9330	22.8	20
Chromium	9.1	13.3	37.5	20
Iron	12700	17700	32.9	20
Magnesium	3830	4780	22.1	20
Manganese	199	250	22.7	20
Vanadium	24.7	33.1	29.1	20
Zinc	33	41.5	22.8	20

Analyte	MYANY1, mg/kg	MYANY5, mg/kg	Difference, mg/kg	QC Limit, mg/kg
Barium	60.8	83.5	22.7	20
Copper	8.4	11	2.6	2.5
Potassium	2170	2890	720	500

Analyte	MYANY2, mg/kg	MYANY6, mg/kg	RPD, %	QC Limit, %
Calcium	9080	4550	66.5	20
Manganese	250	169	38.7	20

Analyte	MYANY7, mg/kg	MYANZ0, mg/kg	RPD, %	QC Limit, %
Aluminum	6530	8220	22.9	20
Chromium	7.9	11.3	35.4	20
Iron	11800	15600	27.7	20
Magnesium	3150	3960	22.8	20

<b>Analyte</b>	<b>MYANY7, mg/kg</b>	<b>MYANZ0, mg/kg</b>	<b>Difference, mg/kg</b>	<b>QC Limit, mg/kg</b>
Vanadium	21.9	29.6	7.7	5.0
Zinc	27.8	34.7	6.9	6.0

This uncertainty should be evaluated in the context of project data quality objectives to determine data usability.

- G. Sample MYANX1 was reanalyzed at a two-fold dilution due to calcium concentration exceeding the calibration range. Calcium is reported from the diluted analysis.

## DATA QUALIFIER DEFINITIONS FOR INORGANIC DATA REVIEW

The definitions of the following qualifiers are prepared according to the document, "National Functional Guidelines for Inorganic Superfund Methods Data Review," January 2017 (Table 1, page 6).

- U     The analyte was analyzed for, but was not detected above the level of the reported sample quantitation limit.
- J     The result is an estimated quantity. The associated numerical value is the approximate concentration of the analyte in the sample.
- J+    The result is an estimated quantity, but the result may be biased high.
- J-    The result is an estimated quantity, but the result may be biased low.
- UJ    The analyte was analyzed for, but was not detected. The reported quantitation limit is approximate and may be inaccurate or imprecise.
- R     The data are unusable. The sample results are rejected due to serious deficiencies in meeting Quality Control (QC) criteria. The analyte may or may not be present in the sample.



# Sample Summary Report

**Project Name: DAMILLE METAL SERVICE SITE  
INVESTIGATION STAGE 2 SAMPLING**

**GroupID: 48315/EPW14029/MYANX1**

**Lab Name: Bonner Analytical Testing Co.**

Sample Number: LCS01	Method: Metals by ICP-AES	Matrix: Soil	MA Number:
Sample Location:	pH:	Sample Date:	Sample Time:
% Moisture:		% Solids: 100	

Analyte Name	Analyte Type	Validation Result	Validation Flag	Units	Lab Result	Lab Flag	Dilution Factor	Reportable	Validation Level
Aluminum	Spike	40.0		mg/kg	40.0		1	YES	S3VEM
Antimony	Spike	11.6		mg/kg	11.6		1	YES	S3VEM
Arsenic	Spike	1.6		mg/kg	1.6		1	YES	S3VEM
Barium	Spike	41.0		mg/kg	41.0		1	YES	S3VEM
Beryllium	Spike	0.90		mg/kg	0.90		1	YES	S3VEM
Cadmium	Spike	0.96		mg/kg	0.96		1	YES	S3VEM
Calcium	Spike	994		mg/kg	994		1	YES	S3VEM
Chromium	Spike	2.0		mg/kg	2.0		1	YES	S3VEM
Cobalt	Spike	9.8		mg/kg	9.8		1	YES	S3VEM
Copper	Spike	4.8		mg/kg	4.8		1	YES	S3VEM
Iron	Spike	21.1		mg/kg	21.1		1	YES	S3VEM
Lead	Spike	1.8		mg/kg	1.8		1	YES	S3VEM
Magnesium	Spike	922		mg/kg	922		1	YES	S3VEM
Manganese	Spike	3.1		mg/kg	3.1		1	YES	S3VEM
Nickel	Spike	7.4		mg/kg	7.4		1	YES	S3VEM
Potassium	Spike	951		mg/kg	951		1	YES	S3VEM
Selenium	Spike	6.0		mg/kg	6.0		1	YES	S3VEM
Silver	Spike	2.0		mg/kg	2.0		1	YES	S3VEM
Sodium	Spike	956		mg/kg	956		1	YES	S3VEM
Thallium	Spike	4.8		mg/kg	4.8		1	YES	S3VEM
Vanadium	Spike	9.7		mg/kg	9.7		1	YES	S3VEM
Zinc	Spike	11.5		mg/kg	11.5		1	YES	S3VEM

# Sample Summary Report

**Project Name: DAMILLE METAL SERVICE SITE  
INVESTIGATION STAGE 2 SAMPLING**

**GroupID: 48315/EPW14029/MYANX1**

**Lab Name: Bonner Analytical Testing Co.**

Sample Number: MYANX1	Method: Metals by ICP-AES	Matrix: Soil	MA Number:
Sample Location: DMS-DP4	pH:	Sample Date: 06/18/2019	Sample Time: 08:36:00
% Moisture:		% Solids: 88.7	

Analyte Name	Analyte Type	Validation Result	Validation Flag	Units	Lab Result	Lab Flag	Dilution Factor	Reportable	Validation Level
Aluminum	Target	6470		mg/kg	6470		1	YES	S3VEM
Antimony	Target	0.96	J-	mg/kg	0.96	J*	1	YES	S3VEM
Arsenic	Target	6.0	J	mg/kg	6.0	*	1	YES	S3VEM
Barium	Target	74.5		mg/kg	74.5		1	YES	S3VEM
Beryllium	Target	0.56	UJ	mg/kg	0.18	J*	1	YES	S3VEM
Cadmium	Target	0.56	U	mg/kg	0.50	J	1	YES	S3VEM
Calcium	Target	59600		mg/kg	59600	D	2	YES	S3VEM
Chromium	Target	12.5		mg/kg	12.5		1	YES	S3VEM
Cobalt	Target	5.8	J	mg/kg	5.8	*	1	YES	S3VEM
Copper	Target	42.0	J	mg/kg	42.0	*	1	YES	S3VEM
Iron	Target	19500		mg/kg	19500		1	YES	S3VEM
Lead	Target	203		mg/kg	203		1	YES	S3VEM
Magnesium	Target	2650		mg/kg	2650		1	YES	S3VEM
Manganese	Target	352		mg/kg	352		1	YES	S3VEM
Nickel	Target	11.3	J	mg/kg	11.3	*	1	YES	S3VEM
Potassium	Target	1660		mg/kg	1660		1	YES	S3VEM
Selenium	Target	3.9	U	mg/kg	3.9	U	1	YES	S3VEM
Silver	Target	1.1	U	mg/kg	1.0	J	1	YES	S3VEM
Sodium	Target	702		mg/kg	702		1	YES	S3VEM
Thallium	Target	2.8	U	mg/kg	2.8	U	1	YES	S3VEM
Vanadium	Target	28.2		mg/kg	28.2		1	YES	S3VEM
Zinc	Target	94.0		mg/kg	94.0		1	YES	S3VEM

# Sample Summary Report

**Project Name: DAMILLE METAL SERVICE SITE  
INVESTIGATION STAGE 2 SAMPLING**

**GroupID: 48315/EPW14029/MYANX1**

**Lab Name: Bonner Analytical Testing Co.**

Sample Number: MYANX2	Method: Metals by ICP-AES	Matrix: Soil	MA Number:
Sample Location: DMS-DP4	pH:	Sample Date: 06/18/2019	Sample Time: 08:51:00
% Moisture:		% Solids: 88.5	

Analyte Name	Analyte Type	Validation Result	Validation Flag	Units	Lab Result	Lab Flag	Dilution Factor	Reportable	Validation Level
Aluminum	Target	13900		mg/kg	13900		1	YES	S3VEM
Antimony	Target	0.91	J-	mg/kg	0.91	J*	1	YES	S3VEM
Arsenic	Target	4.0	J	mg/kg	4.0	*	1	YES	S3VEM
Barium	Target	135		mg/kg	135		1	YES	S3VEM
Beryllium	Target	0.55	UJ	mg/kg	0.35	J*	1	YES	S3VEM
Cadmium	Target	0.55	U	mg/kg	0.41	J	1	YES	S3VEM
Calcium	Target	8170		mg/kg	8170		1	YES	S3VEM
Chromium	Target	19.2		mg/kg	19.2		1	YES	S3VEM
Cobalt	Target	9.9	J	mg/kg	9.9	*	1	YES	S3VEM
Copper	Target	18.7	J	mg/kg	18.7	*	1	YES	S3VEM
Iron	Target	21000		mg/kg	21000		1	YES	S3VEM
Lead	Target	4.0		mg/kg	4.0		1	YES	S3VEM
Magnesium	Target	6390		mg/kg	6390		1	YES	S3VEM
Manganese	Target	290		mg/kg	290		1	YES	S3VEM
Nickel	Target	11.6	J	mg/kg	11.6	*	1	YES	S3VEM
Potassium	Target	3400		mg/kg	3400		1	YES	S3VEM
Selenium	Target	3.8	U	mg/kg	3.8	U	1	YES	S3VEM
Silver	Target	1.1	U	mg/kg	0.91	J	1	YES	S3VEM
Sodium	Target	665		mg/kg	665		1	YES	S3VEM
Thallium	Target	2.7	U	mg/kg	2.7	U	1	YES	S3VEM
Vanadium	Target	39.5		mg/kg	39.5		1	YES	S3VEM
Zinc	Target	59.7		mg/kg	59.7		1	YES	S3VEM

# Sample Summary Report

**Project Name: DAMILLE METAL SERVICE SITE  
INVESTIGATION STAGE 2 SAMPLING**

**GroupID: 48315/EPW14029/MYANX1**

**Lab Name: Bonner Analytical Testing Co.**

Sample Number: MYANX3	Method: Metals by ICP-AES	Matrix: Soil	MA Number:
Sample Location: DMS-DP4	pH:	Sample Date: 06/18/2019	Sample Time: 09:00:00
% Moisture:		% Solids: 94.0	

Analyte Name	Analyte Type	Validation Result	Validation Flag	Units	Lab Result	Lab Flag	Dilution Factor	Reportable	Validation Level
Aluminum	Target	6280		mg/kg	6280		1	YES	S3VEM
Antimony	Target	0.65	J-	mg/kg	0.65	J*	1	YES	S3VEM
Arsenic	Target	1.8	J	mg/kg	1.8	*	1	YES	S3VEM
Barium	Target	56.1		mg/kg	56.1		1	YES	S3VEM
Beryllium	Target	0.53	UJ	mg/kg	0.17	J*	1	YES	S3VEM
Cadmium	Target	0.53	U	mg/kg	0.23	J	1	YES	S3VEM
Calcium	Target	3720		mg/kg	3720		1	YES	S3VEM
Chromium	Target	8.1		mg/kg	8.1		1	YES	S3VEM
Cobalt	Target	5.7	J	mg/kg	5.7	*	1	YES	S3VEM
Copper	Target	7.8	J	mg/kg	7.8	*	1	YES	S3VEM
Iron	Target	11100		mg/kg	11100		1	YES	S3VEM
Lead	Target	1.8		mg/kg	1.8		1	YES	S3VEM
Magnesium	Target	2950		mg/kg	2950		1	YES	S3VEM
Manganese	Target	289		mg/kg	289		1	YES	S3VEM
Nickel	Target	4.2	J	mg/kg	4.2	*	1	YES	S3VEM
Potassium	Target	1650		mg/kg	1650		1	YES	S3VEM
Selenium	Target	3.7	U	mg/kg	3.7	U	1	YES	S3VEM
Silver	Target	1.1	U	mg/kg	0.43	J	1	YES	S3VEM
Sodium	Target	527	U	mg/kg	402	J	1	YES	S3VEM
Thallium	Target	2.6	U	mg/kg	2.6	U	1	YES	S3VEM
Vanadium	Target	22.2		mg/kg	22.2		1	YES	S3VEM
Zinc	Target	26.4		mg/kg	26.4		1	YES	S3VEM

# Sample Summary Report

**Project Name: DAMILLE METAL SERVICE SITE  
INVESTIGATION STAGE 2 SAMPLING**

**GroupID: 48315/EPW14029/MYANX1**

**Lab Name: Bonner Analytical Testing Co.**

Sample Number: MYANX4	Method: Metals by ICP-AES	Matrix: Soil	MA Number:
Sample Location: DMS-DP4	pH:	Sample Date: 06/18/2019	Sample Time: 09:11:00
% Moisture:		% Solids: 92.6	

Analyte Name	Analyte Type	Validation Result	Validation Flag	Units	Lab Result	Lab Flag	Dilution Factor	Reportable	Validation Level
Aluminum	Target	8560		mg/kg	8560		1	YES	S3VEM
Antimony	Target	0.77	J-	mg/kg	0.77	J*	1	YES	S3VEM
Arsenic	Target	2.9	J	mg/kg	2.9	*	1	YES	S3VEM
Barium	Target	74.7		mg/kg	74.7		1	YES	S3VEM
Beryllium	Target	0.52	UJ	mg/kg	0.22	J*	1	YES	S3VEM
Cadmium	Target	0.52	U	mg/kg	0.25	J	1	YES	S3VEM
Calcium	Target	5890		mg/kg	5890		1	YES	S3VEM
Chromium	Target	11.5		mg/kg	11.5		1	YES	S3VEM
Cobalt	Target	6.6	J	mg/kg	6.6	*	1	YES	S3VEM
Copper	Target	9.9	J	mg/kg	9.9	*	1	YES	S3VEM
Iron	Target	14700		mg/kg	14700		1	YES	S3VEM
Lead	Target	2.1		mg/kg	2.1		1	YES	S3VEM
Magnesium	Target	4120		mg/kg	4120		1	YES	S3VEM
Manganese	Target	196		mg/kg	196		1	YES	S3VEM
Nickel	Target	6.0	J	mg/kg	6.0	*	1	YES	S3VEM
Potassium	Target	2420		mg/kg	2420		1	YES	S3VEM
Selenium	Target	3.6	U	mg/kg	3.6	U	1	YES	S3VEM
Silver	Target	1.0	U	mg/kg	0.62	J	1	YES	S3VEM
Sodium	Target	519	U	mg/kg	492	J	1	YES	S3VEM
Thallium	Target	2.6	U	mg/kg	2.6	U	1	YES	S3VEM
Vanadium	Target	29.0		mg/kg	29.0		1	YES	S3VEM
Zinc	Target	36.5		mg/kg	36.5		1	YES	S3VEM

# Sample Summary Report

**Project Name: DAMILLE METAL SERVICE SITE  
INVESTIGATION STAGE 2 SAMPLING**

**GroupID: 48315/EPW14029/MYANX1**

**Lab Name: Bonner Analytical Testing Co.**

Sample Number: MYANX5	Method: Metals by ICP-AES	Matrix: Soil	MA Number:
Sample Location: DMS-DP8	pH:	Sample Date: 06/18/2019	Sample Time: 09:46:00
% Moisture:		% Solids: 88.5	

Analyte Name	Analyte Type	Validation Result	Validation Flag	Units	Lab Result	Lab Flag	Dilution Factor	Reportable	Validation Level
Aluminum	Target	18500		mg/kg	18500		1	YES	S3VEM
Antimony	Target	1.0	J-	mg/kg	1.0	J*	1	YES	S3VEM
Arsenic	Target	5.3	J	mg/kg	5.3	*	1	YES	S3VEM
Barium	Target	183		mg/kg	183		1	YES	S3VEM
Beryllium	Target	0.55	UJ	mg/kg	0.47	J*	1	YES	S3VEM
Cadmium	Target	0.56	J	mg/kg	0.56		1	YES	S3VEM
Calcium	Target	10300		mg/kg	10300		1	YES	S3VEM
Chromium	Target	25.7		mg/kg	25.7		1	YES	S3VEM
Cobalt	Target	12.0	J	mg/kg	12.0	*	1	YES	S3VEM
Copper	Target	34.8	J	mg/kg	34.8	*	1	YES	S3VEM
Iron	Target	25600		mg/kg	25600		1	YES	S3VEM
Lead	Target	48.9		mg/kg	48.9		1	YES	S3VEM
Magnesium	Target	7740		mg/kg	7740		1	YES	S3VEM
Manganese	Target	423		mg/kg	423		1	YES	S3VEM
Nickel	Target	14.8	J	mg/kg	14.8	*	1	YES	S3VEM
Potassium	Target	5750		mg/kg	5750		1	YES	S3VEM
Selenium	Target	3.9	U	mg/kg	3.9	U	1	YES	S3VEM
Silver	Target	1.3	J	mg/kg	1.3		1	YES	S3VEM
Sodium	Target	577		mg/kg	577		1	YES	S3VEM
Thallium	Target	2.8	U	mg/kg	2.8	U	1	YES	S3VEM
Vanadium	Target	46.5		mg/kg	46.5		1	YES	S3VEM
Zinc	Target	161		mg/kg	161		1	YES	S3VEM

# Sample Summary Report

**Project Name: DAMILLE METAL SERVICE SITE  
INVESTIGATION STAGE 2 SAMPLING**

**GroupID: 48315/EPW14029/MYANX1**

**Lab Name: Bonner Analytical Testing Co.**

Sample Number: MYANX6	Method: Metals by ICP-AES	Matrix: Soil	MA Number:
Sample Location: DMS-DP8	pH:	Sample Date: 06/18/2019	Sample Time: 10:36:00
% Moisture:		% Solids: 75.4	

Analyte Name	Analyte Type	Validation Result	Validation Flag	Units	Lab Result	Lab Flag	Dilution Factor	Reportable	Validation Level
Aluminum	Target	25400		mg/kg	25400		1	YES	S3VEM
Antimony	Target	1.0	J-	mg/kg	1.0	J*	1	YES	S3VEM
Arsenic	Target	6.2	J	mg/kg	6.2	*	1	YES	S3VEM
Barium	Target	246		mg/kg	246		1	YES	S3VEM
Beryllium	Target	0.64	UJ	mg/kg	0.57	J*	1	YES	S3VEM
Cadmium	Target	0.64	U	mg/kg	0.52	J	1	YES	S3VEM
Calcium	Target	12700		mg/kg	12700		1	YES	S3VEM
Chromium	Target	32.2		mg/kg	32.2		1	YES	S3VEM
Cobalt	Target	16.2	J	mg/kg	16.2	*	1	YES	S3VEM
Copper	Target	35.4	J	mg/kg	35.4	*	1	YES	S3VEM
Iron	Target	34400		mg/kg	34400		1	YES	S3VEM
Lead	Target	5.9	J	mg/kg	5.9		1	YES	S3VEM
Magnesium	Target	10700		mg/kg	10700		1	YES	S3VEM
Manganese	Target	493		mg/kg	493		1	YES	S3VEM
Nickel	Target	21.4	J	mg/kg	21.4	*	1	YES	S3VEM
Potassium	Target	4990		mg/kg	4990		1	YES	S3VEM
Selenium	Target	4.5	U	mg/kg	4.5	U	1	YES	S3VEM
Silver	Target	1.5	J	mg/kg	1.5		1	YES	S3VEM
Sodium	Target	1050		mg/kg	1050		1	YES	S3VEM
Thallium	Target	3.2	U	mg/kg	3.2	U	1	YES	S3VEM
Vanadium	Target	55.9		mg/kg	55.9		1	YES	S3VEM
Zinc	Target	93.5		mg/kg	93.5		1	YES	S3VEM

# Sample Summary Report

**Project Name: DAMILLE METAL SERVICE SITE  
INVESTIGATION STAGE 2 SAMPLING**

**GroupID: 48315/EPW14029/MYANX1**

**Lab Name: Bonner Analytical Testing Co.**

Sample Number: MYANX7	Method: Metals by ICP-AES	Matrix: Soil	MA Number:
Sample Location: DMS-DP8	pH:	Sample Date: 06/18/2019	Sample Time: 10:51:00
% Moisture:		% Solids: 95.3	

Analyte Name	Analyte Type	Validation Result	Validation Flag	Units	Lab Result	Lab Flag	Dilution Factor	Reportable	Validation Level
Aluminum	Target	8660		mg/kg	8660		1	YES	S3VEM
Antimony	Target	0.81	J-	mg/kg	0.81	J*	1	YES	S3VEM
Arsenic	Target	2.3	J	mg/kg	2.3	*	1	YES	S3VEM
Barium	Target	76.3		mg/kg	76.3		1	YES	S3VEM
Beryllium	Target	0.48	UJ	mg/kg	0.21	J*	1	YES	S3VEM
Cadmium	Target	0.48	U	mg/kg	0.23	J	1	YES	S3VEM
Calcium	Target	4740		mg/kg	4740		1	YES	S3VEM
Chromium	Target	11.7		mg/kg	11.7		1	YES	S3VEM
Cobalt	Target	6.8	J	mg/kg	6.8	*	1	YES	S3VEM
Copper	Target	9.8	J	mg/kg	9.8	*	1	YES	S3VEM
Iron	Target	14700		mg/kg	14700		1	YES	S3VEM
Lead	Target	1.9		mg/kg	1.9		1	YES	S3VEM
Magnesium	Target	4180		mg/kg	4180		1	YES	S3VEM
Manganese	Target	181		mg/kg	181		1	YES	S3VEM
Nickel	Target	6.0	J	mg/kg	6.0	*	1	YES	S3VEM
Potassium	Target	2520		mg/kg	2520		1	YES	S3VEM
Selenium	Target	3.4	U	mg/kg	3.4	U	1	YES	S3VEM
Silver	Target	0.96	U	mg/kg	0.63	J	1	YES	S3VEM
Sodium	Target	481	U	mg/kg	392	J	1	YES	S3VEM
Thallium	Target	2.4	U	mg/kg	2.4	U	1	YES	S3VEM
Vanadium	Target	28.2		mg/kg	28.2		1	YES	S3VEM
Zinc	Target	37.8		mg/kg	37.8		1	YES	S3VEM



# Sample Summary Report

**Project Name: DAMILLE METAL SERVICE SITE  
INVESTIGATION STAGE 2 SAMPLING**

**GroupID: 48315/EPW14029/MYANX1**

**Lab Name: Bonner Analytical Testing Co.**

Sample Number: MYANX8	Method: Metals by ICP-AES	Matrix: Soil	MA Number:
Sample Location: DMS-DP8	pH:	Sample Date: 06/18/2019	Sample Time: 11:02:00
% Moisture:		% Solids: 87.7	

Analyte Name	Analyte Type	Validation Result	Validation Flag	Units	Lab Result	Lab Flag	Dilution Factor	Reportable	Validation Level
Aluminum	Target	16700		mg/kg	16700		1	YES	S3VEM
Antimony	Target	1.0	J-	mg/kg	1.0	J*	1	YES	S3VEM
Arsenic	Target	4.1	J	mg/kg	4.1	*	1	YES	S3VEM
Barium	Target	155		mg/kg	155		1	YES	S3VEM
Beryllium	Target	0.56	UJ	mg/kg	0.41	J*	1	YES	S3VEM
Cadmium	Target	0.56	U	mg/kg	0.40	J	1	YES	S3VEM
Calcium	Target	28300		mg/kg	28300		1	YES	S3VEM
Chromium	Target	21.9		mg/kg	21.9		1	YES	S3VEM
Cobalt	Target	12.0	J	mg/kg	12.0	*	1	YES	S3VEM
Copper	Target	20.0	J	mg/kg	20.0	*	1	YES	S3VEM
Iron	Target	23100		mg/kg	23100		1	YES	S3VEM
Lead	Target	3.8		mg/kg	3.8		1	YES	S3VEM
Magnesium	Target	8870		mg/kg	8870		1	YES	S3VEM
Manganese	Target	403		mg/kg	403		1	YES	S3VEM
Nickel	Target	13.8	J	mg/kg	13.8	*	1	YES	S3VEM
Potassium	Target	4820		mg/kg	4820		1	YES	S3VEM
Selenium	Target	4.0	U	mg/kg	4.0	U	1	YES	S3VEM
Silver	Target	1.1	U	mg/kg	0.95	J	1	YES	S3VEM
Sodium	Target	634		mg/kg	634		1	YES	S3VEM
Thallium	Target	2.8	U	mg/kg	2.8	U	1	YES	S3VEM
Vanadium	Target	44.4		mg/kg	44.4		1	YES	S3VEM
Zinc	Target	75.4		mg/kg	75.4		1	YES	S3VEM

# Sample Summary Report

**Project Name: DAMILLE METAL SERVICE SITE  
INVESTIGATION STAGE 2 SAMPLING**

**GroupID: 48315/EPW14029/MYANX1**

**Lab Name: Bonner Analytical Testing Co.**

Sample Number: MYANX9	Method: Metals by ICP-AES	Matrix: Soil	MA Number:
Sample Location: DMS-DP8	pH:	Sample Date: 06/18/2019	Sample Time: 10:41:00
% Moisture:		% Solids: 75.9	

Analyte Name	Analyte Type	Validation Result	Validation Flag	Units	Lab Result	Lab Flag	Dilution Factor	Reportable	Validation Level
Aluminum	Target	31100		mg/kg	31100		1	YES	S3VEM
Antimony	Target	1.3	J-	mg/kg	1.3	J*	1	YES	S3VEM
Arsenic	Target	7.8	J	mg/kg	7.8	*	1	YES	S3VEM
Barium	Target	307		mg/kg	307		1	YES	S3VEM
Beryllium	Target	0.69	J	mg/kg	0.69	*	1	YES	S3VEM
Cadmium	Target	0.66	U	mg/kg	0.49	J	1	YES	S3VEM
Calcium	Target	16600		mg/kg	16600		1	YES	S3VEM
Chromium	Target	38.9		mg/kg	38.9		1	YES	S3VEM
Cobalt	Target	18.7	J	mg/kg	18.7	*	1	YES	S3VEM
Copper	Target	43.6	J	mg/kg	43.6	*	1	YES	S3VEM
Iron	Target	42200		mg/kg	42200		1	YES	S3VEM
Lead	Target	6.8	J	mg/kg	6.8		1	YES	S3VEM
Magnesium	Target	13000		mg/kg	13000		1	YES	S3VEM
Manganese	Target	644		mg/kg	644		1	YES	S3VEM
Nickel	Target	24.8	J	mg/kg	24.8	*	1	YES	S3VEM
Potassium	Target	5950		mg/kg	5950		1	YES	S3VEM
Selenium	Target	4.6	U	mg/kg	4.6	U	1	YES	S3VEM
Silver	Target	1.9	J	mg/kg	1.9		1	YES	S3VEM
Sodium	Target	1240		mg/kg	1240		1	YES	S3VEM
Thallium	Target	3.3	U	mg/kg	3.3	U	1	YES	S3VEM
Vanadium	Target	66.8		mg/kg	66.8		1	YES	S3VEM
Zinc	Target	109		mg/kg	109		1	YES	S3VEM

# Sample Summary Report

**Project Name: DAMILLE METAL SERVICE SITE  
INVESTIGATION STAGE 2 SAMPLING**

**GroupID: 48315/EPW14029/MYANX1**

**Lab Name: Bonner Analytical Testing Co.**

Sample Number: MYANY4	Method: Metals by ICP-AES	Matrix: Soil	MA Number:
Sample Location: DMS-DP6	pH:	Sample Date: 06/18/2019	Sample Time: 14:28:00
% Moisture:		% Solids: 88.7	

Analyte Name	Analyte Type	Validation Result	Validation Flag	Units	Lab Result	Lab Flag	Dilution Factor	Reportable	Validation Level
Aluminum	Target	18700		mg/kg	18700		1	YES	S3VEM
Antimony	Target	0.89	J-	mg/kg	0.89	J*	1	YES	S3VEM
Arsenic	Target	4.9	J	mg/kg	4.9	*	1	YES	S3VEM
Barium	Target	137		mg/kg	137		1	YES	S3VEM
Beryllium	Target	0.54	UJ	mg/kg	0.47	J*	1	YES	S3VEM
Cadmium	Target	0.54	U	mg/kg	0.36	J	1	YES	S3VEM
Calcium	Target	11400		mg/kg	11400		1	YES	S3VEM
Chromium	Target	22.3		mg/kg	22.3		1	YES	S3VEM
Cobalt	Target	11.5	J	mg/kg	11.5	*	1	YES	S3VEM
Copper	Target	24.0	J	mg/kg	24.0	*	1	YES	S3VEM
Iron	Target	24700		mg/kg	24700		1	YES	S3VEM
Lead	Target	5.0		mg/kg	5.0		1	YES	S3VEM
Magnesium	Target	7520		mg/kg	7520		1	YES	S3VEM
Manganese	Target	394		mg/kg	394		1	YES	S3VEM
Nickel	Target	13.4	J	mg/kg	13.4	*	1	YES	S3VEM
Potassium	Target	3490		mg/kg	3490		1	YES	S3VEM
Selenium	Target	3.8	U	mg/kg	3.8	U	1	YES	S3VEM
Silver	Target	1.1	U	mg/kg	1.1		1	YES	S3VEM
Sodium	Target	1230		mg/kg	1230		1	YES	S3VEM
Thallium	Target	2.7	U	mg/kg	2.7	U	1	YES	S3VEM
Vanadium	Target	45.9		mg/kg	45.9		1	YES	S3VEM
Zinc	Target	68.6		mg/kg	68.6		1	YES	S3VEM

# Sample Summary Report

**Project Name: DAMILLE METAL SERVICE SITE  
INVESTIGATION STAGE 2 SAMPLING**

**GroupID: 48315/EPW14029/MYANX1**

**Lab Name: Bonner Analytical Testing Co.**

Sample Number: MYANY5	Method: Metals by ICP-AES	Matrix: Soil	MA Number:
Sample Location: DMS-DP1	pH:	Sample Date: 06/18/2019	Sample Time: 13:44:00
% Moisture:		% Solids: 94.3	

Analyte Name	Analyte Type	Validation Result	Validation Flag	Units	Lab Result	Lab Flag	Dilution Factor	Reportable	Validation Level
Aluminum	Target	9330		mg/kg	9330		1	YES	S3VEM
Antimony	Target	0.77	J-	mg/kg	0.77	J*	1	YES	S3VEM
Arsenic	Target	2.7	J	mg/kg	2.7	*	1	YES	S3VEM
Barium	Target	83.5		mg/kg	83.5		1	YES	S3VEM
Beryllium	Target	0.49	UJ	mg/kg	0.22	J*	1	YES	S3VEM
Cadmium	Target	0.49	U	mg/kg	0.21	J	1	YES	S3VEM
Calcium	Target	6150		mg/kg	6150		1	YES	S3VEM
Chromium	Target	13.3		mg/kg	13.3		1	YES	S3VEM
Cobalt	Target	7.3	J	mg/kg	7.3	*	1	YES	S3VEM
Copper	Target	11.0	J	mg/kg	11.0	*	1	YES	S3VEM
Iron	Target	17700		mg/kg	17700		1	YES	S3VEM
Lead	Target	2.0		mg/kg	2.0		1	YES	S3VEM
Magnesium	Target	4780		mg/kg	4780		1	YES	S3VEM
Manganese	Target	250		mg/kg	250		1	YES	S3VEM
Nickel	Target	6.7	J	mg/kg	6.7	*	1	YES	S3VEM
Potassium	Target	2890		mg/kg	2890		1	YES	S3VEM
Selenium	Target	3.4	U	mg/kg	3.4	U	1	YES	S3VEM
Silver	Target	0.97	U	mg/kg	0.80	J	1	YES	S3VEM
Sodium	Target	605		mg/kg	605		1	YES	S3VEM
Thallium	Target	2.4	U	mg/kg	2.4	U	1	YES	S3VEM
Vanadium	Target	33.1		mg/kg	33.1		1	YES	S3VEM
Zinc	Target	41.5		mg/kg	41.5		1	YES	S3VEM

# Sample Summary Report

**Project Name: DAMILLE METAL SERVICE SITE  
INVESTIGATION STAGE 2 SAMPLING**

**GroupID: 48315/EPW14029/MYANX1**

**Lab Name: Bonner Analytical Testing Co.**

Sample Number: MYANY6	Method: Metals by ICP-AES	Matrix: Soil	MA Number:
Sample Location: DMS-DP1	pH:	Sample Date: 06/18/2019	Sample Time: 13:58:00
% Moisture:		% Solids: 94.6	

Analyte Name	Analyte Type	Validation Result	Validation Flag	Units	Lab Result	Lab Flag	Dilution Factor	Reportable	Validation Level
Aluminum	Target	7570		mg/kg	7570		1	YES	S3VEM
Antimony	Target	0.62	J-	mg/kg	0.62	J*	1	YES	S3VEM
Arsenic	Target	1.9	J	mg/kg	1.9	*	1	YES	S3VEM
Barium	Target	63.0		mg/kg	63.0		1	YES	S3VEM
Beryllium	Target	0.49	UJ	mg/kg	0.18	J*	1	YES	S3VEM
Cadmium	Target	0.49	U	mg/kg	0.15	J	1	YES	S3VEM
Calcium	Target	4550		mg/kg	4550		1	YES	S3VEM
Chromium	Target	9.0		mg/kg	9.0		1	YES	S3VEM
Cobalt	Target	5.4	J	mg/kg	5.4	*	1	YES	S3VEM
Copper	Target	7.7	J	mg/kg	7.7	*	1	YES	S3VEM
Iron	Target	11600		mg/kg	11600		1	YES	S3VEM
Lead	Target	1.3		mg/kg	1.3		1	YES	S3VEM
Magnesium	Target	3470		mg/kg	3470		1	YES	S3VEM
Manganese	Target	169		mg/kg	169		1	YES	S3VEM
Nickel	Target	4.8	J	mg/kg	4.8	*	1	YES	S3VEM
Potassium	Target	2090		mg/kg	2090		1	YES	S3VEM
Selenium	Target	3.5	U	mg/kg	3.5	U	1	YES	S3VEM
Silver	Target	0.99	U	mg/kg	0.55	J	1	YES	S3VEM
Sodium	Target	494	U	mg/kg	424	J	1	YES	S3VEM
Thallium	Target	2.5	U	mg/kg	2.5	U	1	YES	S3VEM
Vanadium	Target	21.8		mg/kg	21.8		1	YES	S3VEM
Zinc	Target	29.1		mg/kg	29.1		1	YES	S3VEM

# Sample Summary Report

**Project Name: DAMILLE METAL SERVICE SITE  
INVESTIGATION STAGE 2 SAMPLING**

**GroupID: 48315/EPW14029/MYANX1**

**Lab Name: Bonner Analytical Testing Co.**

Sample Number: MYANY7	Method: Metals by ICP-AES	Matrix: Soil	MA Number:
Sample Location: DMS-DP6	pH:	Sample Date: 06/18/2019	Sample Time: 14:40:00
% Moisture:		% Solids: 97.0	

Analyte Name	Analyte Type	Validation Result	Validation Flag	Units	Lab Result	Lab Flag	Dilution Factor	Reportable	Validation Level
Aluminum	Target	6530		mg/kg	6530		1	YES	S3VEM
Antimony	Target	0.62	J-	mg/kg	0.62	J*	1	YES	S3VEM
Arsenic	Target	2.0	J	mg/kg	2.0	*	1	YES	S3VEM
Barium	Target	56.4		mg/kg	56.4		1	YES	S3VEM
Beryllium	Target	0.52	UJ	mg/kg	0.17	J*	1	YES	S3VEM
Cadmium	Target	0.52	U	mg/kg	0.16	J	1	YES	S3VEM
Calcium	Target	5660		mg/kg	5660		1	YES	S3VEM
Chromium	Target	7.9		mg/kg	7.9		1	YES	S3VEM
Cobalt	Target	5.2	UJ	mg/kg	5.2	*	1	YES	S3VEM
Copper	Target	7.1	J	mg/kg	7.1	*	1	YES	S3VEM
Iron	Target	11800		mg/kg	11800		1	YES	S3VEM
Lead	Target	1.5		mg/kg	1.5		1	YES	S3VEM
Magnesium	Target	3150		mg/kg	3150		1	YES	S3VEM
Manganese	Target	199		mg/kg	199		1	YES	S3VEM
Nickel	Target	4.1	J	mg/kg	4.1	*	1	YES	S3VEM
Potassium	Target	1880		mg/kg	1880		1	YES	S3VEM
Selenium	Target	3.6	U	mg/kg	3.6	U	1	YES	S3VEM
Silver	Target	1.0	U	mg/kg	0.53	J	1	YES	S3VEM
Sodium	Target	528		mg/kg	528		1	YES	S3VEM
Thallium	Target	2.6	U	mg/kg	2.6	U	1	YES	S3VEM
Vanadium	Target	21.9		mg/kg	21.9		1	YES	S3VEM
Zinc	Target	27.8		mg/kg	27.8		1	YES	S3VEM

# Sample Summary Report

**Project Name: DAMILLE METAL SERVICE SITE  
INVESTIGATION STAGE 2 SAMPLING**

**GroupID: 48315/EPW14029/MYANX1**

**Lab Name: Bonner Analytical Testing Co.**

Sample Number: MYANY8	Method: Metals by ICP-AES	Matrix: Soil	MA Number:
Sample Location: DMS-DP6	pH:	Sample Date: 06/18/2019	Sample Time: 14:52:00
% Moisture:		% Solids: 97.7	

Analyte Name	Analyte Type	Validation Result	Validation Flag	Units	Lab Result	Lab Flag	Dilution Factor	Reportable	Validation Level
Aluminum	Target	6080		mg/kg	6080		1	YES	S3VEM
Antimony	Target	0.45	J-	mg/kg	0.45	J*	1	YES	S3VEM
Arsenic	Target	1.7	J	mg/kg	1.7	*	1	YES	S3VEM
Barium	Target	44.6		mg/kg	44.6		1	YES	S3VEM
Beryllium	Target	0.49	UJ	mg/kg	0.16	J*	1	YES	S3VEM
Cadmium	Target	0.49	U	mg/kg	0.11	J	1	YES	S3VEM
Calcium	Target	3670		mg/kg	3670		1	YES	S3VEM
Chromium	Target	7.1		mg/kg	7.1		1	YES	S3VEM
Cobalt	Target	4.9	UJ	mg/kg	4.0	J*	1	YES	S3VEM
Copper	Target	5.7	J	mg/kg	5.7	*	1	YES	S3VEM
Iron	Target	10500		mg/kg	10500		1	YES	S3VEM
Lead	Target	1.1		mg/kg	1.1		1	YES	S3VEM
Magnesium	Target	2600		mg/kg	2600		1	YES	S3VEM
Manganese	Target	134		mg/kg	134		1	YES	S3VEM
Nickel	Target	3.0	J	mg/kg	3.0	J*	1	YES	S3VEM
Potassium	Target	1530		mg/kg	1530		1	YES	S3VEM
Selenium	Target	3.4	U	mg/kg	3.4	U	1	YES	S3VEM
Silver	Target	0.98	U	mg/kg	0.51	J	1	YES	S3VEM
Sodium	Target	492	U	mg/kg	305	J	1	YES	S3VEM
Thallium	Target	2.5	U	mg/kg	2.5	U	1	YES	S3VEM
Vanadium	Target	19.8		mg/kg	19.8		1	YES	S3VEM
Zinc	Target	21.6		mg/kg	21.6		1	YES	S3VEM

# Sample Summary Report

**Project Name: DAMILLE METAL SERVICE SITE  
INVESTIGATION STAGE 2 SAMPLING**

**GroupID: 48315/EPW14029/MYANX1**

**Lab Name: Bonner Analytical Testing Co.**

Sample Number: MYANY8A	Method: Metals by ICP-AES	Matrix: Soil	MA Number:
Sample Location:	pH:	Sample Date: 06/18/2019	Sample Time: 14:52:00
% Moisture:		% Solids: 97.7	

Analyte Name	Analyte Type	Validation Result	Validation Flag	Units	Lab Result	Lab Flag	Dilution Factor	Reportable	Validation Level
Antimony	Spike	10.7		mg/kg	10.7		1	YES	S3VEM



# Sample Summary Report

**Project Name: DAMILLE METAL SERVICE SITE  
INVESTIGATION STAGE 2 SAMPLING**

**GroupID: 48315/EPW14029/MYANX1**

**Lab Name: Bonner Analytical Testing Co.**

Sample Number: MYANY8D	Method: Metals by ICP-AES	Matrix: Soil	MA Number:
Sample Location:	pH:	Sample Date: 06/18/2019	Sample Time: 14:52:00
% Moisture:		% Solids: 97.7	

Analyte Name	Analyte Type	Validation Result	Validation Flag	Units	Lab Result	Lab Flag	Dilution Factor	Reportable	Validation Level
Aluminum	Target	5870		mg/kg	5870		1	YES	S3VEM
Antimony	Target	0.49	J	mg/kg	0.49	J	1	YES	S3VEM
Arsenic	Target	1.8		mg/kg	1.8		1	YES	S3VEM
Barium	Target	44.1		mg/kg	44.1		1	YES	S3VEM
Beryllium	Target	0.15	J	mg/kg	0.15	J	1	YES	S3VEM
Cadmium	Target	0.12	J	mg/kg	0.12	J	1	YES	S3VEM
Calcium	Target	3500		mg/kg	3500		1	YES	S3VEM
Chromium	Target	6.8		mg/kg	6.8		1	YES	S3VEM
Cobalt	Target	3.9	J	mg/kg	3.9	J	1	YES	S3VEM
Copper	Target	5.5		mg/kg	5.5		1	YES	S3VEM
Iron	Target	9860		mg/kg	9860		1	YES	S3VEM
Lead	Target	1.1		mg/kg	1.1		1	YES	S3VEM
Magnesium	Target	2350		mg/kg	2350		1	YES	S3VEM
Manganese	Target	123		mg/kg	123		1	YES	S3VEM
Nickel	Target	2.9	J	mg/kg	2.9	J	1	YES	S3VEM
Potassium	Target	1360		mg/kg	1360		1	YES	S3VEM
Selenium	Target	3.4	U	mg/kg	3.4	U	1	YES	S3VEM
Silver	Target	0.44	J	mg/kg	0.44	J	1	YES	S3VEM
Sodium	Target	311	J	mg/kg	311	J	1	YES	S3VEM
Thallium	Target	2.5	U	mg/kg	2.5	U	1	YES	S3VEM
Vanadium	Target	19.0		mg/kg	19.0		1	YES	S3VEM
Zinc	Target	20.5		mg/kg	20.5		1	YES	S3VEM

# Sample Summary Report

**Project Name: DAMILLE METAL SERVICE SITE  
INVESTIGATION STAGE 2 SAMPLING**

**GroupID: 48315/EPW14029/MYANX1**

**Lab Name: Bonner Analytical Testing Co.**

Sample Number: MYANY8L	Method: Metals by ICP-AES	Matrix: Soil	MA Number:
Sample Location:	pH:	Sample Date:	Sample Time:
% Moisture:		% Solids: 97.7	

Analyte Name	Analyte Type	Validation Result	Validation Flag	Units	Lab Result	Lab Flag	Dilution Factor	Reportable	Validation Level
Aluminum	Target	6030		mg/kg	6030		5	YES	S3VEM
Antimony	Target	29.5	U	mg/kg	29.5	U	5	YES	S3VEM
Arsenic	Target	1.3	J	mg/kg	1.3	J*	5	YES	S3VEM
Barium	Target	44.2	J	mg/kg	44.2	J	5	YES	S3VEM
Beryllium	Target	0.24	J	mg/kg	0.24	J*	5	YES	S3VEM
Cadmium	Target	0.13	J	mg/kg	0.13	J	5	YES	S3VEM
Calcium	Target	3670		mg/kg	3670		5	YES	S3VEM
Chromium	Target	6.9		mg/kg	6.9		5	YES	S3VEM
Cobalt	Target	4.4	J	mg/kg	4.4	J*	5	YES	S3VEM
Copper	Target	4.9	J	mg/kg	4.9	J*	5	YES	S3VEM
Iron	Target	10500		mg/kg	10500		5	YES	S3VEM
Lead	Target	0.85	J	mg/kg	0.85	J	5	YES	S3VEM
Magnesium	Target	2600		mg/kg	2600		5	YES	S3VEM
Manganese	Target	135		mg/kg	135		5	YES	S3VEM
Nickel	Target	2.7	J	mg/kg	2.7	J*	5	YES	S3VEM
Potassium	Target	1490	J	mg/kg	1490	J	5	YES	S3VEM
Selenium	Target	17.2	U	mg/kg	17.2	U	5	YES	S3VEM
Silver	Target	0.34	J	mg/kg	0.34	J	5	YES	S3VEM
Sodium	Target	290	J	mg/kg	290	J	5	YES	S3VEM
Thallium	Target	12.3	U	mg/kg	12.3	U	5	YES	S3VEM
Vanadium	Target	20.0	J	mg/kg	20.0	J	5	YES	S3VEM
Zinc	Target	20.6	J	mg/kg	20.6	J	5	YES	S3VEM

# Sample Summary Report

**Project Name: DAMILLE METAL SERVICE SITE  
INVESTIGATION STAGE 2 SAMPLING**

**GroupID: 48315/EPW14029/MYANX1**

**Lab Name: Bonner Analytical Testing Co.**

Sample Number: MYANY8S	Method: Metals by ICP-AES	Matrix: Soil	MA Number:
Sample Location:	pH:	Sample Date: 06/18/2019	Sample Time: 14:52:00
% Moisture:		% Solids: 97.7	

Analyte Name	Analyte Type	Validation Result	Validation Flag	Units	Lab Result	Lab Flag	Dilution Factor	Reportable	Validation Level
Antimony	Spike	8.0		mg/kg	8.0	*	1	YES	S3VEM
Arsenic	Spike	8.6		mg/kg	8.6		1	YES	S3VEM
Barium	Spike	430		mg/kg	430		1	YES	S3VEM
Beryllium	Spike	8.2		mg/kg	8.2		1	YES	S3VEM
Cadmium	Spike	8.0		mg/kg	8.0		1	YES	S3VEM
Chromium	Spike	41.9		mg/kg	41.9		1	YES	S3VEM
Cobalt	Spike	80.9		mg/kg	80.9		1	YES	S3VEM
Copper	Spike	48.7		mg/kg	48.7		1	YES	S3VEM
Lead	Spike	4.6		mg/kg	4.6		1	YES	S3VEM
Manganese	Spike	228		mg/kg	228		1	YES	S3VEM
Nickel	Spike	87.5		mg/kg	87.5		1	YES	S3VEM
Selenium	Spike	15.5		mg/kg	15.5		1	YES	S3VEM
Silver	Spike	8.7		mg/kg	8.7		1	YES	S3VEM
Thallium	Spike	7.9		mg/kg	7.9		1	YES	S3VEM
Vanadium	Spike	99.4		mg/kg	99.4		1	YES	S3VEM
Zinc	Spike	110		mg/kg	110		1	YES	S3VEM

# Sample Summary Report

**Project Name: DAMILLE METAL SERVICE SITE  
INVESTIGATION STAGE 2 SAMPLING**

**GroupID: 48315/EPW14029/MYANX1**

**Lab Name: Bonner Analytical Testing Co.**

Sample Number: MYANY9	Method: Metals by ICP-AES	Matrix: Soil	MA Number:
Sample Location: DMS-DP6	pH:	Sample Date: 06/18/2019	Sample Time: 15:04:00
% Moisture:		% Solids: 93.5	

Analyte Name	Analyte Type	Validation Result	Validation Flag	Units	Lab Result	Lab Flag	Dilution Factor	Reportable	Validation Level
Aluminum	Target	12800		mg/kg	12800		1	YES	S3VEM
Antimony	Target	0.67	J-	mg/kg	0.67	J*	1	YES	S3VEM
Arsenic	Target	6.8	J	mg/kg	6.8	*	1	YES	S3VEM
Barium	Target	108		mg/kg	108		1	YES	S3VEM
Beryllium	Target	0.53	UJ	mg/kg	0.32	J*	1	YES	S3VEM
Cadmium	Target	0.53	U	mg/kg	0.23	J	1	YES	S3VEM
Calcium	Target	10700		mg/kg	10700		1	YES	S3VEM
Chromium	Target	18.7		mg/kg	18.7		1	YES	S3VEM
Cobalt	Target	8.9	J	mg/kg	8.9	*	1	YES	S3VEM
Copper	Target	14.8	J	mg/kg	14.8	*	1	YES	S3VEM
Iron	Target	20900		mg/kg	20900		1	YES	S3VEM
Lead	Target	3.0		mg/kg	3.0		1	YES	S3VEM
Magnesium	Target	6130		mg/kg	6130		1	YES	S3VEM
Manganese	Target	336		mg/kg	336		1	YES	S3VEM
Nickel	Target	9.0	J	mg/kg	9.0	*	1	YES	S3VEM
Potassium	Target	3370		mg/kg	3370		1	YES	S3VEM
Selenium	Target	3.7	U	mg/kg	3.7	U	1	YES	S3VEM
Silver	Target	1.1	U	mg/kg	0.83	J	1	YES	S3VEM
Sodium	Target	560		mg/kg	560		1	YES	S3VEM
Thallium	Target	2.6	U	mg/kg	2.6	U	1	YES	S3VEM
Vanadium	Target	40.4		mg/kg	40.4		1	YES	S3VEM
Zinc	Target	54.1		mg/kg	54.1		1	YES	S3VEM

# Sample Summary Report

**Project Name: DAMILLE METAL SERVICE SITE  
INVESTIGATION STAGE 2 SAMPLING**

**GroupID: 48315/EPW14029/MYANX1**

**Lab Name: Bonner Analytical Testing Co.**

Sample Number: MYANZ0	Method: Metals by ICP-AES	Matrix: Soil	MA Number:
Sample Location: DMS-DP6	pH:	Sample Date: 06/18/2019	Sample Time: 14:45:00
% Moisture:		% Solids: 96.0	

Analyte Name	Analyte Type	Validation Result	Validation Flag	Units	Lab Result	Lab Flag	Dilution Factor	Reportable	Validation Level
Aluminum	Target	8220		mg/kg	8220		1	YES	S3VEM
Antimony	Target	0.71	J-	mg/kg	0.71	J*	1	YES	S3VEM
Arsenic	Target	2.4	J	mg/kg	2.4	*	1	YES	S3VEM
Barium	Target	67.7		mg/kg	67.7		1	YES	S3VEM
Beryllium	Target	0.52	UJ	mg/kg	0.20	J*	1	YES	S3VEM
Cadmium	Target	0.52	U	mg/kg	0.19	J	1	YES	S3VEM
Calcium	Target	5750		mg/kg	5750		1	YES	S3VEM
Chromium	Target	11.3		mg/kg	11.3		1	YES	S3VEM
Cobalt	Target	6.4	J	mg/kg	6.4	*	1	YES	S3VEM
Copper	Target	9.4	J	mg/kg	9.4	*	1	YES	S3VEM
Iron	Target	15600		mg/kg	15600		1	YES	S3VEM
Lead	Target	1.9		mg/kg	1.9		1	YES	S3VEM
Magnesium	Target	3960		mg/kg	3960		1	YES	S3VEM
Manganese	Target	202		mg/kg	202		1	YES	S3VEM
Nickel	Target	5.5	J	mg/kg	5.5	*	1	YES	S3VEM
Potassium	Target	2240		mg/kg	2240		1	YES	S3VEM
Selenium	Target	3.6	U	mg/kg	3.6	U	1	YES	S3VEM
Silver	Target	1.0	U	mg/kg	0.60	J	1	YES	S3VEM
Sodium	Target	761		mg/kg	761		1	YES	S3VEM
Thallium	Target	2.6	U	mg/kg	2.6	U	1	YES	S3VEM
Vanadium	Target	29.6		mg/kg	29.6		1	YES	S3VEM
Zinc	Target	34.7		mg/kg	34.7		1	YES	S3VEM

# Sample Summary Report

**Project Name: DAMILLE METAL SERVICE SITE  
INVESTIGATION STAGE 2 SAMPLING**

**GroupID: 48315/EPW14029/MYANX1**

**Lab Name: Bonner Analytical Testing Co.**

Sample Number: PBS01	Method: Metals by ICP-AES	Matrix: Soil	MA Number:
Sample Location:	pH:	Sample Date:	Sample Time:
% Moisture:		% Solids: 100	

Analyte Name	Analyte Type	Validation Result	Validation Flag	Units	Lab Result	Lab Flag	Dilution Factor	Reportable	Validation Level
Aluminum	Target	2.0	J	mg/kg	2.0	J	1	YES	S3VEM
Antimony	Target	6.0	U	mg/kg	6.0	U	1	YES	S3VEM
Arsenic	Target	1.0	U	mg/kg	-0.15	J	1	YES	S3VEM
Barium	Target	20.0	U	mg/kg	20.0	U	1	YES	S3VEM
Beryllium	Target	0.5	U	mg/kg	0.0064	J	1	YES	S3VEM
Cadmium	Target	0.50	U	mg/kg	0.50	U	1	YES	S3VEM
Calcium	Target	500	U	mg/kg	500	U	1	YES	S3VEM
Chromium	Target	1.0	U	mg/kg	1.0	U	1	YES	S3VEM
Cobalt	Target	5.0	U	mg/kg	-0.022	J	1	YES	S3VEM
Copper	Target	2.5	U	mg/kg	-0.081	J	1	YES	S3VEM
Iron	Target	10.0	U	mg/kg	1.8	J	1	YES	S3VEM
Lead	Target	1.0	U	mg/kg	1.0	U	1	YES	S3VEM
Magnesium	Target	500	U	mg/kg	2.0	J	1	YES	S3VEM
Manganese	Target	1.5	U	mg/kg	1.5	U	1	YES	S3VEM
Nickel	Target	4.0	U	mg/kg	-0.079	J	1	YES	S3VEM
Potassium	Target	500	U	mg/kg	500	U	1	YES	S3VEM
Selenium	Target	3.5	U	mg/kg	3.5	U	1	YES	S3VEM
Silver	Target	1.0	U	mg/kg	1.0	U	1	YES	S3VEM
Sodium	Target	500	U	mg/kg	500	U	1	YES	S3VEM
Thallium	Target	2.5	U	mg/kg	-0.17	J	1	YES	S3VEM
Vanadium	Target	5.0	U	mg/kg	5.0	U	1	YES	S3VEM
Zinc	Target	6.0	U	mg/kg	0.17	J	1	YES	S3VEM

# Sample Summary Report

---

**Project Name: DAMILLE METAL SERVICE SITE  
INVESTIGATION STAGE 2 SAMPLING**

**GroupID: 48315/EPW14029/MYANX1**

**Lab Name: Bonner Analytical Testing Co.**


---



**Memorandum**

**To:** Matt Mitguard, Site Assessment Manager  
Site Cleanup Section 2, SFD-6-1  
USEPA Region 9

**Through:** Joe Eidelberg, Chemist  
Quality Assurance Section, EMD-3-2  
USEPA Region 9

**From:**  for Kathy O'Brien, Sr. Project Manager  
ICF, Environmental Services Assistance Team (ESAT) Region 9  
ESAT Contract No.: EP-W-13-029  
Technical Direction No.: 10106227

**Date:** July 29, 2019

**Re:** Review of Analytical Data, **Tier 3**

---

Attached are comments resulting from ESAT Region 9 review of the following analytical data:

Site:	Damille Metal Service
Site Account No.:	A9 CG QA 00
Case No.:	48315
SDG No.:	MYANZ5
Laboratory:	Bonner Analytical Testing Co. (BON)
Analysis:	CLP Metals by ICP-AES
Samples:	Six Water Samples
Collection Dates:	June 17, 18, and 19, 2019
Reviewer:	Anna Pajarillo, ESAT

EXES Data Manager has been updated with the results of this review and the validation level revised to S3VEM; the dynamic deliverables were regenerated and are available on the SMO Portal.

If there are any questions, please contact Joe Eidelberg (QA Program/EPA) at (415) 972-3809.

**Attachment**

cc: Cindy Gurley, CLP COR USEPA Region 4  
Richard Freitas, CLP COR USEPA Region 9

CLP PO:  FYI  Action

SAMPLING ISSUES:  Yes  No

10106227-21707/48315/MYANZ5 Rpt



## Data Validation Report – Tier 3

Case No.: 48315  
SDG No.: MYANZ5  
Site: Damille Metal Service  
Laboratory: Bonner Analytical Testing Co. (BON)  
Analysis: CLP Metals by ICP-AES  
Reviewer: Anna Pajarillo, ESAT  
Date: July 29, 2019

### I. SDG SUMMARY

For Sample Information and Laboratory Quality Control (QC), refer to EXES National Functional Guidelines (NFG) data validation reports *Analytical Sample Listing* and *Inorganic Analytical Sequence*. EXES Data Manager has been updated with the results of this review and the validation level revised to S3VEM; the dynamic deliverables were regenerated and are available on the SMO Portal. The data qualifier definitions, as described in page 6 of the National Functional Guidelines, are attached to this report.

#### Field QC

Field Blanks (FB): MYAP04.  
Equipment Blanks (EB): MYANZ5, MYAP02, and MYAP03.  
Background Samples (BG): None.  
Field Duplicates: None.

#### CLP PO Action

Nondetected results for antimony in samples MYANZ9 and MYAP07 are qualified as rejected (R) due to a matrix spike recovery below 30% (see Comment A).

#### Sampling Issues

1. The samples were received by the laboratory with cooler temperatures of 27°C and 28°C which are above the  $\leq 6^\circ\text{C}$  sample preservation criterion (see Additional Comments).
2. Contamination above the contract required quantitation limit (CRQL) was found for iron in equipment blank MYAP03. No qualification is needed since sample results are greater than ten times the blank result.
3. Samples were shipped to the laboratory on June 20, 2019 and received at the laboratory on June 24, 2019, 5-7 days after collection on June 17, 18, and 19, 2019.

#### Additional Comments

The samples were analyzed for Contract Laboratory Program (CLP) metals. Aluminum, antimony, arsenic, barium, beryllium, cadmium, calcium, chromium, cobalt, copper, iron, lead, magnesium, manganese, nickel, potassium, selenium, silver, sodium, thallium, vanadium, and zinc were analyzed by Inductively Coupled Plasma-Atomic Emission Spectroscopy (ICP-AES).

As noted in Sampling Issues above, the samples were not adequately maintained at  $\leq 6^\circ\text{C}$  as specified in the SOW. Technical judgment indicates no adverse effect is expected on metal results; this is substantiated by the recommended preservation criteria for metals in Table 3-2 of EPA publication SW-846, Update V, Revision 5, July 2014 (preservation criteria for metals does not require chilling).

All standards and spiking solutions were analyzed before the expiration date.

This report was prepared in accordance with the following documents:

- USEPA Contract Laboratory Program Statement of Work for Inorganic Superfund Methods (Multi-Media, Multi-Concentration), ISM02.4, October 2016; and

- USEPA National Functional Guidelines for Inorganic Superfund Data Review, January 2017.

For technical definitions, refer to *Exhibit G (Glossary of Terms)*, *USEPA Contract Laboratory Program Statement of Work for Inorganic Superfund Methods (Multi-Media, Multi-Concentration)*, ISM02.4.

## II. VALIDATION SUMMARY

The data were evaluated based on the following parameters:

<u>Parameter</u>	<u>Acceptable</u>	<u>Comment</u>
1. Data Completeness	Yes	
2. Preservation and Holding Times	Yes	
3. ICP-MS Tune Analysis	Yes	
4. Calibration	Yes	
a. Initial	Yes	
b. Initial and Continuing Calibration Verification	Yes	
5. Laboratory Blanks	Yes	C
6. Field/Equipment Blanks	Yes	
7. ICP Interference Check Sample (ICS)	Yes	
8. Laboratory Control Sample (LCS)	Yes	
9. Duplicate Sample Analysis	Yes	
10. Spike Sample Analysis	No	A
11. ICP Serial Dilution	No	D
12. ICP-MS Internal Standards	Yes	
13. Analyte Quantitation and CRQL	Yes	B
14. Field Duplicate Sample Analysis	N/A	
15. Overall Assessment of Data	Yes	

N/A = Not Applicable.

## III. VALIDITY AND COMMENTS

- A. The following nondetected results are rejected and flagged “R” due to a matrix spike recovery below 30%.

- Antimony in samples MYANZ9 and MYAP07.

The matrix spike recovery is less than 30% for antimony in QC sample MYAP07S as presented below.

<b>Analyte</b>	<b>% Recovery (%R)</b>	<b>Post-Digestion Spike, %R</b>
Antimony	12	95

These results may indicate poor laboratory technique or matrix effects which may interfere with analysis. The post-digestion spike recovery does not reflect the entire sample preparation and analysis; the impact on reported results cannot be determined. Qualification is based on the matrix spike recoveries only. Nondetected results for antimony in the samples listed above are unusable.

- B. Results above the method detection limit (MDL) but below the contract required quantitation limit (CRQL) are estimated and flagged “J.” Results are considered qualitatively acceptable but quantitatively unreliable due to uncertainties in analytical precision near the quantitation limit.

C. The following results are qualified as non-detected (U) due to low level initial calibration blank (ICB) and continuing calibration blank (CCB) contamination.

- Aluminum in equipment blank MYAP02.
- Antimony and cadmium in samples MYANZ9 and MYAP07.
- Calcium in equipment blanks MYANZ5, MYAP02, and MYAP03.
- Chromium in equipment blank MYAP03.
- Copper in equipment blanks MYAP02 and MYAP03 and preparation blank PBW01.
- Iron in equipment blank MYAP02.
- Magnesium and potassium in equipment blanks MYANZ5, MYAP02, and MYAP03 and field blank MYAP04.
- Manganese in equipment blanks MYAP02 and MYAP03.
- Sodium in equipment blanks MYANZ5, MYAP02, and MYAP03 and preparation blank PBW01.
- Zinc in equipment blanks MYANZ5, MYAP02, and MYAP03, field blank MYAP04, and preparation blank PBW01.

Analyte amounts greater than the MDL but less than or equal to the CRQL were reported in the following blanks at the concentrations presented below.

Analyte	Blank	Concentration, µg/L
Aluminum	CCB02	21.8
Antimony	CCB02	1.8
Cadmium	CCB02	0.20
Calcium	CCB02	56.2
Chromium	CCB02	1.3
Copper	CCB02	0.53
Iron	CCB02	19.1
Magnesium	CCB02	44.2
Manganese	CCB02	1.8
Potassium	CCB01/CCB02	81.1/128
Sodium	CCB01/CCB02	46.9/99.8
Zinc	CCB02	3.2

Sample results that are greater than or equal to the MDL but less than or equal to the CRQL are reported as non-detected (U) at the respective CRQL.

D. The following results are estimated and flagged “J” because serial dilution results are outside method QC limit.

- Cobalt, iron, magnesium, and manganese in samples MYANZ9 and MYAP07.

Percent differences for serial dilution analysis of MYAP07L do not meet the 10% difference criterion for the analytes presented below.

Analyte	% Difference
Cobalt	17
Iron	11
Magnesium	11
Manganese	12

These results may indicate poor laboratory technique or matrix effects which may interfere with analysis. The results are considered quantitatively uncertain. Chemical and physical interferences may exist due to sample matrix effects. Since results for the diluted sample are higher than the original, the reported results may be biased low.

## DATA QUALIFIER DEFINITIONS FOR INORGANIC DATA REVIEW

The definitions of the following qualifiers are prepared according to the document, "National Functional Guidelines for Inorganic Superfund Methods Data Review," January 2017 (Table 1, page 6).

- U     The analyte was analyzed for, but was not detected above the level of the reported sample quantitation limit.
- J     The result is an estimated quantity. The associated numerical value is the approximate concentration of the analyte in the sample.
- J+    The result is an estimated quantity, but the result may be biased high.
- J-    The result is an estimated quantity, but the result may be biased low.
- UJ    The analyte was analyzed for, but was not detected. The reported quantitation limit is approximate and may be inaccurate or imprecise.
- R     The data are unusable. The sample results are rejected due to serious deficiencies in meeting Quality Control (QC) criteria. The analyte may or may not be present in the sample.

# Sample Summary Report

**Project Name: DAMILLE METAL SERVICE SITE  
INVESTIGATION STAGE 2 SAMPLING**

**GroupID: 48315/EPW14029/MYANZ5**

**Lab Name: Bonner Analytical Testing Co.**

Sample Number: LCS01	Method: Metals by ICP-AES	Matrix: Water	MA Number:
Sample Location:	pH:	Sample Date:	Sample Time:
% Moisture:		% Solids:	

Analyte Name	Analyte Type	Validation Result	Validation Flag	Units	Lab Result	Lab Flag	Dilution Factor	Reportable	Validation Level
Aluminum	Spike	402		ug/L	402		1	YES	S3VEM
Antimony	Spike	133		ug/L	133		1	YES	S3VEM
Arsenic	Spike	19.9		ug/L	19.9		1	YES	S3VEM
Barium	Spike	428		ug/L	428		1	YES	S3VEM
Beryllium	Spike	9.9		ug/L	9.9		1	YES	S3VEM
Cadmium	Spike	10.8		ug/L	10.8		1	YES	S3VEM
Calcium	Spike	10800		ug/L	10800		1	YES	S3VEM
Chromium	Spike	21.4		ug/L	21.4		1	YES	S3VEM
Cobalt	Spike	109		ug/L	109		1	YES	S3VEM
Copper	Spike	52.1		ug/L	52.1		1	YES	S3VEM
Iron	Spike	215		ug/L	215		1	YES	S3VEM
Lead	Spike	19.5		ug/L	19.5		1	YES	S3VEM
Magnesium	Spike	10500		ug/L	10500		1	YES	S3VEM
Manganese	Spike	32.6		ug/L	32.6		1	YES	S3VEM
Nickel	Spike	81.0		ug/L	81.0		1	YES	S3VEM
Potassium	Spike	10400		ug/L	10400		1	YES	S3VEM
Selenium	Spike	79.4		ug/L	79.4		1	YES	S3VEM
Silver	Spike	21.1		ug/L	21.1		1	YES	S3VEM
Sodium	Spike	10400		ug/L	10400		1	YES	S3VEM
Thallium	Spike	55.7		ug/L	55.7		1	YES	S3VEM
Vanadium	Spike	104		ug/L	104		1	YES	S3VEM
Zinc	Spike	124		ug/L	124		1	YES	S3VEM

# Sample Summary Report

**Project Name: DAMILLE METAL SERVICE SITE  
INVESTIGATION STAGE 2 SAMPLING**

**GroupID: 48315/EPW14029/MYANZ5**

**Lab Name: Bonner Analytical Testing Co.**

Sample Number: MYANZ5	Method: Metals by ICP-AES	Matrix: Water	MA Number:
Sample Location: Equip Blank	pH: 1.	Sample Date: 06/18/2019	Sample Time: 13:20:00
% Moisture:		% Solids:	

Analyte Name	Analyte Type	Validation Result	Validation Flag	Units	Lab Result	Lab Flag	Dilution Factor	Reportable	Validation Level
Aluminum	Target	200	U	ug/L	200	U	1	YES	S3VEM
Antimony	Target	60.0	U	ug/L	60.0	U*	1	YES	S3VEM
Arsenic	Target	10.0	U	ug/L	10.0	U	1	YES	S3VEM
Barium	Target	200	U	ug/L	200	U	1	YES	S3VEM
Beryllium	Target	5.0	U	ug/L	5.0	U	1	YES	S3VEM
Cadmium	Target	5.0	U	ug/L	5.0	U	1	YES	S3VEM
Calcium	Target	5000	U	ug/L	56.9	J	1	YES	S3VEM
Chromium	Target	10.0	U	ug/L	10.0	U	1	YES	S3VEM
Cobalt	Target	50.0	U	ug/L	50.0	U*	1	YES	S3VEM
Copper	Target	25.0	U	ug/L	25.0	U	1	YES	S3VEM
Iron	Target	100	U	ug/L	100	U*	1	YES	S3VEM
Lead	Target	10.0	U	ug/L	10.0	U	1	YES	S3VEM
Magnesium	Target	5000	U	ug/L	567	J*	1	YES	S3VEM
Manganese	Target	15.0	U	ug/L	15.0	U*	1	YES	S3VEM
Nickel	Target	40.0	U	ug/L	40.0	U	1	YES	S3VEM
Potassium	Target	5000	U	ug/L	3300	J	1	YES	S3VEM
Selenium	Target	35.0	U	ug/L	35.0	U	1	YES	S3VEM
Silver	Target	10.0	U	ug/L	10.0	U	1	YES	S3VEM
Sodium	Target	5000	U	ug/L	28.4	J	1	YES	S3VEM
Thallium	Target	25.0	U	ug/L	25.0	U	1	YES	S3VEM
Vanadium	Target	50.0	U	ug/L	50.0	U	1	YES	S3VEM
Zinc	Target	60.0	U	ug/L	2.1	J	1	YES	S3VEM

# Sample Summary Report

**Project Name: DAMILLE METAL SERVICE SITE  
INVESTIGATION STAGE 2 SAMPLING**

**GroupID: 48315/EPW14029/MYANZ5**

**Lab Name: Bonner Analytical Testing Co.**

Sample Number: MYANZ9	Method: Metals by ICP-AES	Matrix: Water	MA Number:
Sample Location: DMS-CPT1	pH: 1.	Sample Date: 06/17/2019	Sample Time: 12:00:00
% Moisture:		% Solids:	

Analyte Name	Analyte Type	Validation Result	Validation Flag	Units	Lab Result	Lab Flag	Dilution Factor	Reportable	Validation Level
Aluminum	Target	146000		ug/L	146000		1	YES	S3VEM
Antimony	Target	60.0	R	ug/L	8.8	J*	1	YES	S3VEM
Arsenic	Target	34.7		ug/L	34.7		1	YES	S3VEM
Barium	Target	1450		ug/L	1450		1	YES	S3VEM
Beryllium	Target	5.0	U	ug/L	5.0	U	1	YES	S3VEM
Cadmium	Target	5.0	U	ug/L	2.7	J	1	YES	S3VEM
Calcium	Target	186000		ug/L	186000		1	YES	S3VEM
Chromium	Target	177		ug/L	177		1	YES	S3VEM
Cobalt	Target	63.7	J	ug/L	63.7	*	1	YES	S3VEM
Copper	Target	209		ug/L	209		1	YES	S3VEM
Iron	Target	145000	J	ug/L	145000	*	1	YES	S3VEM
Lead	Target	66.2		ug/L	66.2		1	YES	S3VEM
Magnesium	Target	66100	J	ug/L	66100	*	1	YES	S3VEM
Manganese	Target	2800	J	ug/L	2800	*	1	YES	S3VEM
Nickel	Target	127		ug/L	127		1	YES	S3VEM
Potassium	Target	39900		ug/L	39900		1	YES	S3VEM
Selenium	Target	13.7	J	ug/L	13.7	J	1	YES	S3VEM
Silver	Target	6.1	J	ug/L	6.1	J	1	YES	S3VEM
Sodium	Target	108000		ug/L	108000		1	YES	S3VEM
Thallium	Target	25.0	U	ug/L	25.0	U	1	YES	S3VEM
Vanadium	Target	252		ug/L	252		1	YES	S3VEM
Zinc	Target	619		ug/L	619		1	YES	S3VEM

# Sample Summary Report

**Project Name: DAMILLE METAL SERVICE SITE  
INVESTIGATION STAGE 2 SAMPLING**

**GroupID: 48315/EPW14029/MYANZ5**

**Lab Name: Bonner Analytical Testing Co.**

Sample Number: MYAP02	Method: Metals by ICP-AES	Matrix: Water	MA Number:
Sample Location: Equip Blank	pH: 1.	Sample Date: 06/19/2019	Sample Time: 08:23:00
% Moisture:		% Solids:	

Analyte Name	Analyte Type	Validation Result	Validation Flag	Units	Lab Result	Lab Flag	Dilution Factor	Reportable	Validation Level
Aluminum	Target	200	U	ug/L	51.2	J	1	YES	S3VEM
Antimony	Target	60.0	U	ug/L	60.0	U*	1	YES	S3VEM
Arsenic	Target	10.0	U	ug/L	10.0	U	1	YES	S3VEM
Barium	Target	200	U	ug/L	200	U	1	YES	S3VEM
Beryllium	Target	5.0	U	ug/L	5.0	U	1	YES	S3VEM
Cadmium	Target	5.0	U	ug/L	5.0	U	1	YES	S3VEM
Calcium	Target	5000	U	ug/L	144	J	1	YES	S3VEM
Chromium	Target	10.0	U	ug/L	10.0	U	1	YES	S3VEM
Cobalt	Target	50.0	U	ug/L	50.0	U*	1	YES	S3VEM
Copper	Target	25.0	U	ug/L	0.67	J	1	YES	S3VEM
Iron	Target	100	U	ug/L	68.0	J*	1	YES	S3VEM
Lead	Target	10.0	U	ug/L	10.0	U	1	YES	S3VEM
Magnesium	Target	5000	U	ug/L	555	J*	1	YES	S3VEM
Manganese	Target	15.0	U	ug/L	1.1	J*	1	YES	S3VEM
Nickel	Target	40.0	U	ug/L	40.0	U	1	YES	S3VEM
Potassium	Target	5000	U	ug/L	3200	J	1	YES	S3VEM
Selenium	Target	35.0	U	ug/L	35.0	U	1	YES	S3VEM
Silver	Target	10.0	U	ug/L	10.0	U	1	YES	S3VEM
Sodium	Target	5000	U	ug/L	112	J	1	YES	S3VEM
Thallium	Target	25.0	U	ug/L	25.0	U	1	YES	S3VEM
Vanadium	Target	50.0	U	ug/L	50.0	U	1	YES	S3VEM
Zinc	Target	60.0	U	ug/L	2.8	J	1	YES	S3VEM



# Sample Summary Report

**Project Name: DAMILLE METAL SERVICE SITE  
INVESTIGATION STAGE 2 SAMPLING**

**GroupID: 48315/EPW14029/MYANZ5**

**Lab Name: Bonner Analytical Testing Co.**

Sample Number: MYAP03	Method: Metals by ICP-AES	Matrix: Water	MA Number:
Sample Location: Equip Blank	pH: 1.	Sample Date: 06/19/2019	Sample Time: 15:30:00
% Moisture:		% Solids:	

Analyte Name	Analyte Type	Validation Result	Validation Flag	Units	Lab Result	Lab Flag	Dilution Factor	Reportable	Validation Level
Aluminum	Target	200	U	ug/L	200	U	1	YES	S3VEM
Antimony	Target	60.0	U	ug/L	60.0	U*	1	YES	S3VEM
Arsenic	Target	10.0	U	ug/L	10.0	U	1	YES	S3VEM
Barium	Target	200	U	ug/L	200	U	1	YES	S3VEM
Beryllium	Target	5.0	U	ug/L	5.0	U	1	YES	S3VEM
Cadmium	Target	5.0	U	ug/L	5.0	U	1	YES	S3VEM
Calcium	Target	5000	U	ug/L	208	J	1	YES	S3VEM
Chromium	Target	10.0	U	ug/L	0.47	J	1	YES	S3VEM
Cobalt	Target	50.0	U	ug/L	50.0	U*	1	YES	S3VEM
Copper	Target	25.0	U	ug/L	1.1	J	1	YES	S3VEM
Iron	Target	101		ug/L	101	*	1	YES	S3VEM
Lead	Target	10.0	U	ug/L	10.0	U	1	YES	S3VEM
Magnesium	Target	5000	U	ug/L	555	J*	1	YES	S3VEM
Manganese	Target	15.0	U	ug/L	1.1	J*	1	YES	S3VEM
Nickel	Target	40.0	U	ug/L	40.0	U	1	YES	S3VEM
Potassium	Target	5000	U	ug/L	3240	J	1	YES	S3VEM
Selenium	Target	35.0	U	ug/L	35.0	U	1	YES	S3VEM
Silver	Target	10.0	U	ug/L	10.0	U	1	YES	S3VEM
Sodium	Target	5000	U	ug/L	56.8	J	1	YES	S3VEM
Thallium	Target	25.0	U	ug/L	25.0	U	1	YES	S3VEM
Vanadium	Target	50.0	U	ug/L	50.0	U	1	YES	S3VEM
Zinc	Target	60.0	U	ug/L	4.3	J	1	YES	S3VEM

# Sample Summary Report

**Project Name: DAMILLE METAL SERVICE SITE  
INVESTIGATION STAGE 2 SAMPLING**

**GroupID: 48315/EPW14029/MYANZ5**

**Lab Name: Bonner Analytical Testing Co.**

Sample Number: MYAP04	Method: Metals by ICP-AES	Matrix: Water	MA Number:
Sample Location: Field Blank	pH: 1.	Sample Date: 06/18/2019	Sample Time: 13:25:00
% Moisture:		% Solids:	

Analyte Name	Analyte Type	Validation Result	Validation Flag	Units	Lab Result	Lab Flag	Dilution Factor	Reportable	Validation Level
Aluminum	Target	200	U	ug/L	200	U	1	YES	S3VEM
Antimony	Target	60.0	U	ug/L	60.0	U*	1	YES	S3VEM
Arsenic	Target	10.0	U	ug/L	10.0	U	1	YES	S3VEM
Barium	Target	200	U	ug/L	200	U	1	YES	S3VEM
Beryllium	Target	5.0	U	ug/L	5.0	U	1	YES	S3VEM
Cadmium	Target	5.0	U	ug/L	5.0	U	1	YES	S3VEM
Calcium	Target	5000	U	ug/L	5000	U	1	YES	S3VEM
Chromium	Target	10.0	U	ug/L	10.0	U	1	YES	S3VEM
Cobalt	Target	50.0	U	ug/L	50.0	U*	1	YES	S3VEM
Copper	Target	25.0	U	ug/L	25.0	U	1	YES	S3VEM
Iron	Target	100	U	ug/L	100	U*	1	YES	S3VEM
Lead	Target	10.0	U	ug/L	10.0	U	1	YES	S3VEM
Magnesium	Target	5000	U	ug/L	508	J*	1	YES	S3VEM
Manganese	Target	15.0	U	ug/L	15.0	U*	1	YES	S3VEM
Nickel	Target	40.0	U	ug/L	40.0	U	1	YES	S3VEM
Potassium	Target	5000	U	ug/L	3070	J	1	YES	S3VEM
Selenium	Target	35.0	U	ug/L	35.0	U	1	YES	S3VEM
Silver	Target	10.0	U	ug/L	10.0	U	1	YES	S3VEM
Sodium	Target	5000	U	ug/L	5000	U	1	YES	S3VEM
Thallium	Target	25.0	U	ug/L	25.0	U	1	YES	S3VEM
Vanadium	Target	50.0	U	ug/L	50.0	U	1	YES	S3VEM
Zinc	Target	60.0	U	ug/L	1.6	J	1	YES	S3VEM

# Sample Summary Report

**Project Name: DAMILLE METAL SERVICE SITE  
INVESTIGATION STAGE 2 SAMPLING**

**GroupID: 48315/EPW14029/MYANZ5**

**Lab Name: Bonner Analytical Testing Co.**

Sample Number: MYAP07	Method: Metals by ICP-AES	Matrix: Water	MA Number:
Sample Location: DMS-CPT5	pH: 1.	Sample Date: 06/19/2019	Sample Time: 14:00:00
% Moisture:		% Solids:	

Analyte Name	Analyte Type	Validation Result	Validation Flag	Units	Lab Result	Lab Flag	Dilution Factor	Reportable	Validation Level
Aluminum	Target	105000		ug/L	105000		1	YES	S3VEM
Antimony	Target	60.0	R	ug/L	6.5	J*	1	YES	S3VEM
Arsenic	Target	26.7		ug/L	26.7		1	YES	S3VEM
Barium	Target	1090		ug/L	1090		1	YES	S3VEM
Beryllium	Target	5.0	U	ug/L	5.0	U	1	YES	S3VEM
Cadmium	Target	5.0	U	ug/L	2.2	J	1	YES	S3VEM
Calcium	Target	267000		ug/L	267000		1	YES	S3VEM
Chromium	Target	164		ug/L	164		1	YES	S3VEM
Cobalt	Target	51.4	J	ug/L	51.4	*	1	YES	S3VEM
Copper	Target	146		ug/L	146		1	YES	S3VEM
Iron	Target	130000	J	ug/L	130000	*	1	YES	S3VEM
Lead	Target	43.1		ug/L	43.1		1	YES	S3VEM
Magnesium	Target	88500	J	ug/L	88500	*	1	YES	S3VEM
Manganese	Target	1900	J	ug/L	1900	*	1	YES	S3VEM
Nickel	Target	117		ug/L	117		1	YES	S3VEM
Potassium	Target	40100		ug/L	40100		1	YES	S3VEM
Selenium	Target	10.9	J	ug/L	10.9	J	1	YES	S3VEM
Silver	Target	4.5	J	ug/L	4.5	J	1	YES	S3VEM
Sodium	Target	114000		ug/L	114000		1	YES	S3VEM
Thallium	Target	25.0	U	ug/L	25.0	U	1	YES	S3VEM
Vanadium	Target	219		ug/L	219		1	YES	S3VEM
Zinc	Target	476		ug/L	476		1	YES	S3VEM

# Sample Summary Report

**Project Name: DAMILLE METAL SERVICE SITE  
INVESTIGATION STAGE 2 SAMPLING**

**GroupID: 48315/EPW14029/MYANZ5**

**Lab Name: Bonner Analytical Testing Co.**

Sample Number: MYAP07A	Method: Metals by ICP-AES	Matrix: Water	MA Number:
Sample Location:	pH: 1.	Sample Date: 06/19/2019	Sample Time: 14:00:00
% Moisture:		% Solids:	

Analyte Name	Analyte Type	Validation Result	Validation Flag	Units	Lab Result	Lab Flag	Dilution Factor	Reportable	Validation Level
Antimony	Spike	121		ug/L	121		1	YES	S3VEM

# Sample Summary Report

**Project Name: DAMILLE METAL SERVICE SITE  
INVESTIGATION STAGE 2 SAMPLING**

**GroupID: 48315/EPW14029/MYANZ5**

**Lab Name: Bonner Analytical Testing Co.**

Sample Number: MYAP07D	Method: Metals by ICP-AES	Matrix: Water	MA Number:
Sample Location:	pH: 1.	Sample Date: 06/19/2019	Sample Time: 14:00:00
% Moisture:		% Solids:	

Analyte Name	Analyte Type	Validation Result	Validation Flag	Units	Lab Result	Lab Flag	Dilution Factor	Reportable	Validation Level
Aluminum	Target	101000		ug/L	101000		1	YES	S3VEM
Antimony	Target	7.5	J	ug/L	7.5	J	1	YES	S3VEM
Arsenic	Target	25.8		ug/L	25.8		1	YES	S3VEM
Barium	Target	1080		ug/L	1080		1	YES	S3VEM
Beryllium	Target	5.0	U	ug/L	5.0	U	1	YES	S3VEM
Cadmium	Target	2.2	J	ug/L	2.2	J	1	YES	S3VEM
Calcium	Target	264000		ug/L	264000		1	YES	S3VEM
Chromium	Target	157		ug/L	157		1	YES	S3VEM
Cobalt	Target	51.0		ug/L	51.0		1	YES	S3VEM
Copper	Target	144		ug/L	144		1	YES	S3VEM
Iron	Target	128000		ug/L	128000		1	YES	S3VEM
Lead	Target	42.7		ug/L	42.7		1	YES	S3VEM
Magnesium	Target	88400		ug/L	88400		1	YES	S3VEM
Manganese	Target	1880		ug/L	1880		1	YES	S3VEM
Nickel	Target	117		ug/L	117		1	YES	S3VEM
Potassium	Target	39800		ug/L	39800		1	YES	S3VEM
Selenium	Target	11.0	J	ug/L	11.0	J	1	YES	S3VEM
Silver	Target	4.7	J	ug/L	4.7	J	1	YES	S3VEM
Sodium	Target	113000		ug/L	113000		1	YES	S3VEM
Thallium	Target	25.0	U	ug/L	25.0	U	1	YES	S3VEM
Vanadium	Target	211		ug/L	211		1	YES	S3VEM
Zinc	Target	475		ug/L	475		1	YES	S3VEM

# Sample Summary Report

**Project Name: DAMILLE METAL SERVICE SITE  
INVESTIGATION STAGE 2 SAMPLING**

**GroupID: 48315/EPW14029/MYANZ5**

**Lab Name: Bonner Analytical Testing Co.**

Sample Number: MYAP07L	Method: Metals by ICP-AES	Matrix: Water	MA Number:
Sample Location:	pH: 1.	Sample Date:	Sample Time:
% Moisture:		% Solids:	

Analyte Name	Analyte Type	Validation Result	Validation Flag	Units	Lab Result	Lab Flag	Dilution Factor	Reportable	Validation Level
Aluminum	Target	111000		ug/L	111000		5	YES	S3VEM
Antimony	Target	11.4	J	ug/L	11.4	J	5	YES	S3VEM
Arsenic	Target	21.3	J	ug/L	21.3	J	5	YES	S3VEM
Barium	Target	1190		ug/L	1190		5	YES	S3VEM
Beryllium	Target	25.0	U	ug/L	25.0	U	5	YES	S3VEM
Cadmium	Target	1.9	J	ug/L	1.9	J	5	YES	S3VEM
Calcium	Target	294000		ug/L	294000		5	YES	S3VEM
Chromium	Target	171		ug/L	171		5	YES	S3VEM
Cobalt	Target	60.3	J	ug/L	60.3	J*	5	YES	S3VEM
Copper	Target	146		ug/L	146		5	YES	S3VEM
Iron	Target	144000		ug/L	144000	*	5	YES	S3VEM
Lead	Target	31.8	J	ug/L	31.8	J	5	YES	S3VEM
Magnesium	Target	98200		ug/L	98200	*	5	YES	S3VEM
Manganese	Target	2130		ug/L	2130	*	5	YES	S3VEM
Nickel	Target	112	J	ug/L	112	J	5	YES	S3VEM
Potassium	Target	43200		ug/L	43200		5	YES	S3VEM
Selenium	Target	17.2	J	ug/L	17.2	J	5	YES	S3VEM
Silver	Target	5.2	J	ug/L	5.2	J	5	YES	S3VEM
Sodium	Target	123000		ug/L	123000		5	YES	S3VEM
Thallium	Target	125	U	ug/L	125	U	5	YES	S3VEM
Vanadium	Target	238	J	ug/L	238	J	5	YES	S3VEM
Zinc	Target	458		ug/L	458		5	YES	S3VEM

# Sample Summary Report

**Project Name: DAMILLE METAL SERVICE SITE  
INVESTIGATION STAGE 2 SAMPLING**

**GroupID: 48315/EPW14029/MYANZ5**

**Lab Name: Bonner Analytical Testing Co.**

Sample Number: MYAP07S	Method: Metals by ICP-AES	Matrix: Water	MA Number:
Sample Location:	pH: 1.	Sample Date: 06/19/2019	Sample Time: 14:00:00
% Moisture:		% Solids:	

Analyte Name	Analyte Type	Validation Result	Validation Flag	Units	Lab Result	Lab Flag	Dilution Factor	Reportable	Validation Level
Aluminum	Spike	108000		ug/L	108000		1	YES	S3VEM
Antimony	Spike	18.5	J	ug/L	18.5	J*	1	YES	S3VEM
Arsenic	Spike	69.6		ug/L	69.6		1	YES	S3VEM
Barium	Spike	3100		ug/L	3100		1	YES	S3VEM
Beryllium	Spike	45.3		ug/L	45.3		1	YES	S3VEM
Cadmium	Spike	48.4		ug/L	48.4		1	YES	S3VEM
Chromium	Spike	369		ug/L	369		1	YES	S3VEM
Cobalt	Spike	504		ug/L	504		1	YES	S3VEM
Copper	Spike	405		ug/L	405		1	YES	S3VEM
Iron	Spike	131000		ug/L	131000		1	YES	S3VEM
Lead	Spike	66.7		ug/L	66.7		1	YES	S3VEM
Manganese	Spike	2410		ug/L	2410		1	YES	S3VEM
Nickel	Spike	687		ug/L	687		1	YES	S3VEM
Selenium	Spike	97.7		ug/L	97.7		1	YES	S3VEM
Silver	Spike	53.6		ug/L	53.6		1	YES	S3VEM
Thallium	Spike	46.2		ug/L	46.2		1	YES	S3VEM
Vanadium	Spike	692		ug/L	692		1	YES	S3VEM
Zinc	Spike	1050		ug/L	1050		1	YES	S3VEM

# Sample Summary Report

**Project Name: DAMILLE METAL SERVICE SITE  
INVESTIGATION STAGE 2 SAMPLING**

**GroupID: 48315/EPW14029/MYANZ5**

**Lab Name: Bonner Analytical Testing Co.**

Sample Number: PBW01	Method: Metals by ICP-AES	Matrix: Water	MA Number:
Sample Location:	pH:	Sample Date:	Sample Time:
% Moisture:		% Solids:	

Analyte Name	Analyte Type	Validation Result	Validation Flag	Units	Lab Result	Lab Flag	Dilution Factor	Reportable	Validation Level
Aluminum	Target	200	U	ug/L	200	U	1	YES	S3VEM
Antimony	Target	60.0	U	ug/L	60.0	U	1	YES	S3VEM
Arsenic	Target	10.0	U	ug/L	10.0	U	1	YES	S3VEM
Barium	Target	200	U	ug/L	-0.37	J	1	YES	S3VEM
Beryllium	Target	5.0	U	ug/L	-0.12	J	1	YES	S3VEM
Cadmium	Target	5.0	U	ug/L	-0.076	J	1	YES	S3VEM
Calcium	Target	5000	U	ug/L	5000	U	1	YES	S3VEM
Chromium	Target	10.0	U	ug/L	10.0	U	1	YES	S3VEM
Cobalt	Target	50.0	U	ug/L	50.0	U	1	YES	S3VEM
Copper	Target	25.0	U	ug/L	0.73	J	1	YES	S3VEM
Iron	Target	100	U	ug/L	-11	J	1	YES	S3VEM
Lead	Target	10.0	U	ug/L	10.0	U	1	YES	S3VEM
Magnesium	Target	5000	U	ug/L	5000	U	1	YES	S3VEM
Manganese	Target	15.0	U	ug/L	15.0	U	1	YES	S3VEM
Nickel	Target	40.0	U	ug/L	-0.63	J	1	YES	S3VEM
Potassium	Target	5000	U	ug/L	5000	U	1	YES	S3VEM
Selenium	Target	35.0	U	ug/L	35.0	U	1	YES	S3VEM
Silver	Target	10.0	U	ug/L	10.0	U	1	YES	S3VEM
Sodium	Target	5000	U	ug/L	20.5	J	1	YES	S3VEM
Thallium	Target	1.4	J	ug/L	1.4	J	1	YES	S3VEM
Vanadium	Target	50.0	U	ug/L	50.0	U	1	YES	S3VEM
Zinc	Target	60.0	U	ug/L	1.7	J	1	YES	S3VEM



# Sample Summary Report

---

**Project Name: DAMILLE METAL SERVICE SITE  
INVESTIGATION STAGE 2 SAMPLING**

**GroupID: 48315/EPW14029/MYANZ5**

**Lab Name: Bonner Analytical Testing Co.**


---



**Memorandum**

**To:** Matt Mitguard, Site Assessment Manager  
Site Cleanup Section 2, SFD-6-1  
USEPA Region 9

**Through:** Joe Eidelberg, Chemist  
Quality Assurance Section, EMD-3-2  
USEPA Region 9

**From:**  for Kathy O'Brien, Sr. Project Manager  
ICF, Environmental Services Assistance Team (ESAT) Region 9  
ESAT Contract No.: EP-W-13-029  
Technical Direction No.: 10106232 (reissue of 10106227)

**Date:** August 8, 2019

**Re:** Review of Analytical Data, **Tier 3**

---

Attached are comments resulting from ESAT Region 9 review of the following analytical data:

Site:	Damille Metal Service
Site Account No.:	A9 CG QA 00
Case No.:	48315
SDG No.:	MYAP00
Laboratory:	Bonner Analytical Testing Co. (BON)
Analysis:	CLP Metals by ICP-AES
Samples:	Four Water Samples
Collection Dates:	June 18 and 19, 2019
Reviewer:	Santiago Lee, ESAT

EXES Data Manager has been updated with the results of this review and the validation level revised to S3VEM; the dynamic deliverables were regenerated and are available on the SMO Portal.

If there are any questions, please contact Joe Eidelberg (QA Program/EPA) at (415) 972-3809.

Attachment

cc: Cindy Gurley, CLP COR USEPA Region 4  
Richard Freitas, CLP COR USEPA Region 9

CLP PO:  FYI  Action

SAMPLING ISSUES:  Yes  No

10106232-21735/48315/MYAP00 Rpt

## Data Validation Report – Tier 3

Case No.: 48315  
SDG No.: MYAP00  
Site: Damille Metal Service  
Laboratory: Bonner Analytical Testing Co. (BON)  
Analysis: CLP Metals by ICP-AES  
Reviewer: Santiago Lee, ESAT  
Date: August 8, 2019

### I. SDG SUMMARY

For Sample Information and Laboratory Quality Control (QC), refer to EXES National Functional Guidelines (NFG) data validation reports *Analytical Sample Listing* and *Inorganic Analytical Sequence*. EXES Data Manager has been updated with the results of this review and the validation level revised to S3VEM; the dynamic deliverables were regenerated and are available on the SMO Portal. The data qualifier definitions, as described in page 6 of the National Functional Guidelines, are attached to this report.

#### Field QC

Field Blanks (FB): MYAP04 (in SDG MYANZ5).  
Equipment Blanks (EB): MYANZ5, MYAP02, and MYAP03 (in SDG MYANZ5).  
Background Samples (BG): None.  
Field Duplicates: MYAP01 and MYAP05.

#### CLP PO Action

None.

#### Sampling Issues

1. Samples MYAP00 and MYAP01 were received with pH of three. No impact on sample results is anticipated since the laboratory adjusted the pH to less than two upon sample receipt.
2. Contamination above the contract required quantitation limit (CRQL) was found for iron in equipment blank MYAP03. No qualification is needed since result for the associated sample MYAP06 is greater than ten times the blank result.
3. Samples were shipped to the laboratory on June 20, 2019 and received at the laboratory on June 21, 2019, 2-3 days after collection on June 18 and 19, 2019.

#### Additional Comments

The samples were analyzed for Contract Laboratory Program (CLP) metals. Aluminum, antimony, arsenic, barium, beryllium, cadmium, calcium, chromium, cobalt, copper, iron, lead, magnesium, manganese, nickel, potassium, selenium, silver, sodium, thallium, vanadium, and zinc were analyzed by Inductively Coupled Plasma-Atomic Emission Spectroscopy (ICP-AES).

Instead of the 50 mL specified in the statement of work (SOW), 25 mL of sample MYAP05 and 10 mL of samples MYAP00, MYAP01, and MYAP06 were digested. The quantitation limits for these samples have been raised to account for the smaller volume used.

All standards and spiking solutions were analyzed before the expiration date.

This report was prepared in accordance with the following documents:

- USEPA Contract Laboratory Program Statement of Work for Inorganic Superfund Methods (Multi-Media, Multi-Concentration), ISM02.4, October 2016; and
- USEPA National Functional Guidelines for Inorganic Superfund Data Review, January 2017.

For technical definitions, refer to *Exhibit G (Glossary of Terms), USEPA Contract Laboratory Program Statement of Work for Inorganic Superfund Methods (Multi-Media, Multi-Concentration)*, ISM02.4.

## II. VALIDATION SUMMARY

The data were evaluated based on the following parameters:

<u>Parameter</u>	<u>Acceptable</u>	<u>Comment</u>
1. Data Completeness	Yes	
2. Preservation and Holding Times	Yes	
3. ICP-MS Tune Analysis	N/A	
4. Calibration	Yes	
a. Initial	Yes	
b. Initial and Continuing Calibration Verification	Yes	
5. Laboratory Blanks	Yes	B
6. Field/Equipment Blanks	Yes	
7. ICP Interference Check Sample (ICS)	No	C
8. Laboratory Control Sample (LCS)	Yes	
9. Duplicate Sample Analysis	Yes	
10. Spike Sample Analysis	No	D
11. ICP Serial Dilution	No	E
12. ICP-MS Internal Standards	N/A	
13. Analyte Quantitation and CRQL	Yes	A
14. Field Duplicate Sample Analysis	No	F
15. Overall Assessment of Data	Yes	

N/A = Not Applicable.

## III. VALIDITY AND COMMENTS

- A. Results above the method detection limit (MDL) but below the contract required quantitation limit (CRQL) are estimated and flagged “J.” Results are considered qualitatively acceptable but quantitatively unreliable due to uncertainties in analytical precision near the quantitation limit.
- B. The following results are qualified as non-detected (U) due to low level initial calibration blank (ICB) and continuing calibration blank (CCB) contamination.
- Cadmium in samples MYAP01 and MYAP05.
  - Cobalt in sample MYAP06.
  - Copper in preparation blank PBW01.

Analyte amounts greater than the MDL but less than or equal to the CRQL were reported in the following blanks at the concentrations presented below.

<b>Analyte</b>	<b>Blank</b>	<b>Concentration, µg/L</b>
Cadmium	ICB01	0.081
Cobalt	ICB01	0.23
Copper	ICB01/CCB02/CCB03	0.61/1.3/1.1

Sample results that are greater than or equal to the MDL but less than or equal to the CRQL are reported as non-detected (U) at the respective CRQL.

- C. The following detected results are estimated and flagged “J” because high concentrations of interferences in the samples may significantly impact quantitation.

- Arsenic and silver in all samples.
- Cadmium in samples MYAP00 and MYAP06.
- Lead in samples MYAP00, MYAP01, and MYAP05.
- Selenium in samples MYAP00 and MYAP01.

Iron (for arsenic, cadmium, selenium, and silver interference) and aluminum (for lead interference) are present in samples listed above at concentrations greater than the concentrations in ICS; the interference corrections calculated from iron and aluminum concentrations may impact quantitation of the associated metals. Detected results in the samples listed above are considered quantitatively uncertain.

D. The following results are estimated and flagged “J-” or “UJ” because matrix spike recoveries are outside method QC limit.

- Antimony, lead, and selenium in all samples.

Matrix spike recoveries for analytes listed above in QC sample MYAP05S do not meet the 75-125% criterion for accuracy as presented below.

<b>Analyte</b>	<b>% Recovery (%R)</b>	<b>Post-Digestion Spike, %R</b>
Antimony	7	84
Lead	67	105
Selenium	73	95

These results may indicate poor laboratory technique or matrix effects which may interfere with analysis. The post-digestion spike recoveries do not reflect the entire sample preparation and analysis; the impact on reported results cannot be determined. Qualification is based on the matrix spike recoveries only.

E. The following results are estimated and flagged “J” or “UJ” because serial dilution results are outside method QC limit.

- Beryllium, cadmium, calcium, cobalt, lead, nickel, and zinc in all samples.

Percent differences for serial dilution analysis of MYAP05L do not meet the 10% difference criterion for the analytes presented below.

<b>Analyte</b>	<b>% Difference</b>
Beryllium	20
Cadmium	12
Calcium	11
Cobalt	11
Lead	28
Nickel	12
Zinc	11

These results may indicate poor laboratory technique or matrix effects which may interfere with analysis. The results are considered quantitatively uncertain. Chemical and physical interferences may exist due to sample matrix effects. Since cadmium, calcium, and cobalt results for the diluted sample are higher than the original, the reported results may be biased low. For other analytes listed above, the reported results may be biased high because results for the diluted sample are lower than the original results.

F. Results for the following field duplicate pair do not meet the relative percent difference (RPD) criterion or the absolute difference criterion provided in the National Functional Guidelines (NFG) for laboratory duplicate, as presented below.

<b>Analyte</b>	<b>MYAP01, µg/L</b>	<b>MYAP05, µg/L</b>	<b>RPD, %</b>	<b>QC Limit, %</b>
Aluminum	596,000	363,000	48.6	20
Barium	4,760	3,420	32.8	20
Calcium	619,000	336,000	59.3	20
Chromium	415	289	35.8	20
Copper	538	331	47.6	20
Iron	423,000	323,000	26.8	20
Lead	155	125	21.4	20
Magnesium	190,000	152,000	22.2	20
Manganese	9,370	5,740	48.0	20
Nickel	310	217	35.3	20
Potassium	123,000	86,400	35.0	20
Sodium	186,000	135,000	31.8	20
Vanadium	794	579	31.3	20
Zinc	1,760	1,290	30.8	20

<b>Analyte</b>	<b>MYAP01, µg/L</b>	<b>MYAP05, µg/L</b>	<b>Difference, µg/L</b>	<b>QC Limit, µg/L</b>
Arsenic	39.9	28.0	11.9	10
Beryllium	17.7	10.3	7.4	5.0
Cobalt	276	182	94.0	50

## DATA QUALIFIER DEFINITIONS FOR INORGANIC DATA REVIEW

The definitions of the following qualifiers are prepared according to the document, "National Functional Guidelines for Inorganic Superfund Methods Data Review," January 2017 (Table 1, page 6).

- U     The analyte was analyzed for, but was not detected above the level of the reported sample quantitation limit.
- J     The result is an estimated quantity. The associated numerical value is the approximate concentration of the analyte in the sample.
- J+    The result is an estimated quantity, but the result may be biased high.
- J-    The result is an estimated quantity, but the result may be biased low.
- UJ    The analyte was analyzed for, but was not detected. The reported quantitation limit is approximate and may be inaccurate or imprecise.
- R     The data are unusable. The sample results are rejected due to serious deficiencies in meeting Quality Control (QC) criteria. The analyte may or may not be present in the sample.

# Sample Summary Report

**Project Name: DAMILLE METAL SERVICE SITE  
INVESTIGATION STAGE 2 SAMPLING**

**GroupID: 48315/EPW14029/MYAP00**

**Lab Name: Bonner Analytical Testing Co.**

Sample Number: LCS01	Method: Metals by ICP-AES	Matrix: Water	MA Number:
Sample Location:	pH:	Sample Date:	Sample Time:
% Moisture:		% Solids:	

Analyte Name	Analyte Type	Validation Result	Validation Flag	Units	Lab Result	Lab Flag	Dilution Factor	Reportable	Validation Level
Aluminum	Spike	407		ug/L	407		1	YES	S3VEM
Antimony	Spike	127		ug/L	127		1	YES	S3VEM
Arsenic	Spike	19.0		ug/L	19.0		1	YES	S3VEM
Barium	Spike	408		ug/L	408		1	YES	S3VEM
Beryllium	Spike	9.8		ug/L	9.8		1	YES	S3VEM
Cadmium	Spike	10.4		ug/L	10.4		1	YES	S3VEM
Calcium	Spike	10200		ug/L	10200		1	YES	S3VEM
Chromium	Spike	21.3		ug/L	21.3		1	YES	S3VEM
Cobalt	Spike	105		ug/L	105		1	YES	S3VEM
Copper	Spike	51.9		ug/L	51.9		1	YES	S3VEM
Iron	Spike	204		ug/L	204		1	YES	S3VEM
Lead	Spike	19.3		ug/L	19.3		1	YES	S3VEM
Magnesium	Spike	10100		ug/L	10100		1	YES	S3VEM
Manganese	Spike	31.2		ug/L	31.2		1	YES	S3VEM
Nickel	Spike	80.0		ug/L	80.0		1	YES	S3VEM
Potassium	Spike	9800		ug/L	9800		1	YES	S3VEM
Selenium	Spike	78.5		ug/L	78.5		1	YES	S3VEM
Silver	Spike	20.5		ug/L	20.5		1	YES	S3VEM
Sodium	Spike	10100		ug/L	10100		1	YES	S3VEM
Thallium	Spike	53.8		ug/L	53.8		1	YES	S3VEM
Vanadium	Spike	100		ug/L	100		1	YES	S3VEM
Zinc	Spike	119		ug/L	119		1	YES	S3VEM



# Sample Summary Report

**Project Name: DAMILLE METAL SERVICE SITE  
INVESTIGATION STAGE 2 SAMPLING**

**GroupID: 48315/EPW14029/MYAP00**

**Lab Name: Bonner Analytical Testing Co.**

Sample Number: MYAP00	Method: Metals by ICP-AES	Matrix: Water	MA Number:
Sample Location: DMS-CPT2	pH: 3.	Sample Date: 06/18/2019	Sample Time: 13:30:00
% Moisture:		% Solids:	

Analyte Name	Analyte Type	Validation Result	Validation Flag	Units	Lab Result	Lab Flag	Dilution Factor	Reportable	Validation Level
Aluminum	Target	1010000		ug/L	1010000		1	YES	S3VEM
Antimony	Target	44.6	J-	ug/L	44.6	J*	1	YES	S3VEM
Arsenic	Target	51.0	J	ug/L	51.0		1	YES	S3VEM
Barium	Target	15400		ug/L	15400		1	YES	S3VEM
Beryllium	Target	31.4	J	ug/L	31.4	*	1	YES	S3VEM
Cadmium	Target	49.6	J	ug/L	49.6	*	1	YES	S3VEM
Calcium	Target	734000	J	ug/L	734000	*	1	YES	S3VEM
Chromium	Target	1070		ug/L	1070		1	YES	S3VEM
Cobalt	Target	590	J	ug/L	590	*	1	YES	S3VEM
Copper	Target	1750		ug/L	1750		1	YES	S3VEM
Iron	Target	1030000		ug/L	1030000		1	YES	S3VEM
Lead	Target	455	J-	ug/L	455	*	1	YES	S3VEM
Magnesium	Target	444000		ug/L	444000		1	YES	S3VEM
Manganese	Target	66100		ug/L	66100		1	YES	S3VEM
Nickel	Target	1060	J	ug/L	1060	*	1	YES	S3VEM
Potassium	Target	205000		ug/L	205000		1	YES	S3VEM
Selenium	Target	36.0	J-	ug/L	36.0	J*	1	YES	S3VEM
Silver	Target	50.8	J	ug/L	50.8		1	YES	S3VEM
Sodium	Target	147000		ug/L	147000		1	YES	S3VEM
Thallium	Target	125	U	ug/L	125	U	1	YES	S3VEM
Vanadium	Target	1610		ug/L	1610		1	YES	S3VEM
Zinc	Target	5080	J	ug/L	5080	*	1	YES	S3VEM

# Sample Summary Report

**Project Name: DAMILLE METAL SERVICE SITE  
INVESTIGATION STAGE 2 SAMPLING**

**GroupID: 48315/EPW14029/MYAP00**

**Lab Name: Bonner Analytical Testing Co.**

Sample Number: MYAP01	Method: Metals by ICP-AES	Matrix: Water	MA Number:
Sample Location: DMS-CPT3	pH: 3.	Sample Date: 06/18/2019	Sample Time: 08:30:00
% Moisture:		% Solids:	

Analyte Name	Analyte Type	Validation Result	Validation Flag	Units	Lab Result	Lab Flag	Dilution Factor	Reportable	Validation Level
Aluminum	Target	596000		ug/L	596000		1	YES	S3VEM
Antimony	Target	32.0	J-	ug/L	32.0	J*	1	YES	S3VEM
Arsenic	Target	39.9	J	ug/L	39.9	J	1	YES	S3VEM
Barium	Target	4760		ug/L	4760		1	YES	S3VEM
Beryllium	Target	17.7	J	ug/L	17.7	J*	1	YES	S3VEM
Cadmium	Target	25.0	UJ	ug/L	13.7	J*	1	YES	S3VEM
Calcium	Target	619000	J	ug/L	619000	*	1	YES	S3VEM
Chromium	Target	415		ug/L	415		1	YES	S3VEM
Cobalt	Target	276	J	ug/L	276	*	1	YES	S3VEM
Copper	Target	538		ug/L	538		1	YES	S3VEM
Iron	Target	423000		ug/L	423000		1	YES	S3VEM
Lead	Target	155	J-	ug/L	155	*	1	YES	S3VEM
Magnesium	Target	190000		ug/L	190000		1	YES	S3VEM
Manganese	Target	9370		ug/L	9370		1	YES	S3VEM
Nickel	Target	310	J	ug/L	310	*	1	YES	S3VEM
Potassium	Target	123000		ug/L	123000		1	YES	S3VEM
Selenium	Target	15.2	J-	ug/L	15.2	J*	1	YES	S3VEM
Silver	Target	19.2	J	ug/L	19.2	J	1	YES	S3VEM
Sodium	Target	186000		ug/L	186000		1	YES	S3VEM
Thallium	Target	125	U	ug/L	125	U	1	YES	S3VEM
Vanadium	Target	794		ug/L	794		1	YES	S3VEM
Zinc	Target	1760	J	ug/L	1760	*	1	YES	S3VEM

# Sample Summary Report

**Project Name: DAMILLE METAL SERVICE SITE  
INVESTIGATION STAGE 2 SAMPLING**

**GroupID: 48315/EPW14029/MYAP00**

**Lab Name: Bonner Analytical Testing Co.**

Sample Number: MYAP05	Method: Metals by ICP-AES	Matrix: Water	MA Number:
Sample Location: DMS-CPT3	pH: 1.	Sample Date: 06/18/2019	Sample Time: 08:35:00
% Moisture:		% Solids:	

Analyte Name	Analyte Type	Validation Result	Validation Flag	Units	Lab Result	Lab Flag	Dilution Factor	Reportable	Validation Level
Aluminum	Target	363000		ug/L	363000		1	YES	S3VEM
Antimony	Target	17.9	J-	ug/L	17.9	J*	1	YES	S3VEM
Arsenic	Target	28.0	J	ug/L	28.0		1	YES	S3VEM
Barium	Target	3420		ug/L	3420		1	YES	S3VEM
Beryllium	Target	10.3	J	ug/L	10.3	*	1	YES	S3VEM
Cadmium	Target	10.0	UJ	ug/L	9.2	J*	1	YES	S3VEM
Calcium	Target	336000	J	ug/L	336000	*	1	YES	S3VEM
Chromium	Target	289		ug/L	289		1	YES	S3VEM
Cobalt	Target	182	J	ug/L	182	*	1	YES	S3VEM
Copper	Target	331		ug/L	331		1	YES	S3VEM
Iron	Target	323000		ug/L	323000		1	YES	S3VEM
Lead	Target	125	J-	ug/L	125	*	1	YES	S3VEM
Magnesium	Target	152000		ug/L	152000		1	YES	S3VEM
Manganese	Target	5740		ug/L	5740		1	YES	S3VEM
Nickel	Target	217	J	ug/L	217	*	1	YES	S3VEM
Potassium	Target	86400		ug/L	86400		1	YES	S3VEM
Selenium	Target	6.6	J-	ug/L	6.6	J*	1	YES	S3VEM
Silver	Target	13.5	J	ug/L	13.5	J	1	YES	S3VEM
Sodium	Target	135000		ug/L	135000		1	YES	S3VEM
Thallium	Target	50.0	U	ug/L	50.0	U	1	YES	S3VEM
Vanadium	Target	579		ug/L	579		1	YES	S3VEM
Zinc	Target	1290	J	ug/L	1290	*	1	YES	S3VEM

# Sample Summary Report

Project Name: DAMILLE METAL SERVICE SITE  
INVESTIGATION STAGE 2 SAMPLING

GroupID: 48315/EPW14029/MYAP00

Lab Name: Bonner Analytical Testing Co.

Sample Number: MYAP05A	Method: Metals by ICP-AES	Matrix: Water	MA Number:
Sample Location:	pH: 1.	Sample Date: 06/18/2019	Sample Time: 08:35:00
% Moisture:		% Solids:	

Analyte Name	Analyte Type	Validation Result	Validation Flag	Units	Lab Result	Lab Flag	Dilution Factor	Reportable	Validation Level
Antimony	Spike	219		ug/L	219		1	YES	S3VEM
Lead	Spike	388		ug/L	388		1	YES	S3VEM
Selenium	Spike	140		ug/L	140		1	YES	S3VEM

# Sample Summary Report

**Project Name: DAMILLE METAL SERVICE SITE  
INVESTIGATION STAGE 2 SAMPLING**

**GroupID: 48315/EPW14029/MYAP00**

**Lab Name: Bonner Analytical Testing Co.**

Sample Number: MYAP05D	Method: Metals by ICP-AES	Matrix: Water	MA Number:
Sample Location:	pH: 1.	Sample Date: 06/18/2019	Sample Time: 08:35:00
% Moisture:		% Solids:	

Analyte Name	Analyte Type	Validation Result	Validation Flag	Units	Lab Result	Lab Flag	Dilution Factor	Reportable	Validation Level
Aluminum	Target	343000		ug/L	343000		1	YES	S3VEM
Antimony	Target	14.3	J	ug/L	14.3	J	1	YES	S3VEM
Arsenic	Target	25.0		ug/L	25.0		1	YES	S3VEM
Barium	Target	3380		ug/L	3380		1	YES	S3VEM
Beryllium	Target	9.8	J	ug/L	9.8	J	1	YES	S3VEM
Cadmium	Target	8.2	J	ug/L	8.2	J	1	YES	S3VEM
Calcium	Target	324000		ug/L	324000		1	YES	S3VEM
Chromium	Target	259		ug/L	259		1	YES	S3VEM
Cobalt	Target	163		ug/L	163		1	YES	S3VEM
Copper	Target	305		ug/L	305		1	YES	S3VEM
Iron	Target	291000		ug/L	291000		1	YES	S3VEM
Lead	Target	113		ug/L	113		1	YES	S3VEM
Magnesium	Target	144000		ug/L	144000		1	YES	S3VEM
Manganese	Target	5390		ug/L	5390		1	YES	S3VEM
Nickel	Target	196		ug/L	196		1	YES	S3VEM
Potassium	Target	83600		ug/L	83600		1	YES	S3VEM
Selenium	Target	3.8	J	ug/L	3.8	J	1	YES	S3VEM
Silver	Target	13.2	J	ug/L	13.2	J	1	YES	S3VEM
Sodium	Target	132000		ug/L	132000		1	YES	S3VEM
Thallium	Target	50.0	U	ug/L	50.0	U	1	YES	S3VEM
Vanadium	Target	513		ug/L	513		1	YES	S3VEM
Zinc	Target	1170		ug/L	1170		1	YES	S3VEM

# Sample Summary Report

**Project Name: DAMILLE METAL SERVICE SITE  
INVESTIGATION STAGE 2 SAMPLING**

**GroupID: 48315/EPW14029/MYAP00**

**Lab Name: Bonner Analytical Testing Co.**

Sample Number: MYAP05L	Method: Metals by ICP-AES	Matrix: Water	MA Number:
Sample Location:	pH: 1.	Sample Date:	Sample Time:
% Moisture:		% Solids:	

Analyte Name	Analyte Type	Validation Result	Validation Flag	Units	Lab Result	Lab Flag	Dilution Factor	Reportable	Validation Level
Aluminum	Target	374000		ug/L	374000		5	YES	S3VEM
Antimony	Target	22.3	J	ug/L	22.3	J	5	YES	S3VEM
Arsenic	Target	17.0	J	ug/L	17.0	J	5	YES	S3VEM
Barium	Target	3700		ug/L	3700		5	YES	S3VEM
Beryllium	Target	8.2	J	ug/L	8.2	J*	5	YES	S3VEM
Cadmium	Target	10.3	J	ug/L	10.3	J*	5	YES	S3VEM
Calcium	Target	374000		ug/L	374000	*	5	YES	S3VEM
Chromium	Target	267		ug/L	267		5	YES	S3VEM
Cobalt	Target	201	J	ug/L	201	J*	5	YES	S3VEM
Copper	Target	318		ug/L	318		5	YES	S3VEM
Iron	Target	341000		ug/L	341000		5	YES	S3VEM
Lead	Target	90.7	J	ug/L	90.7	J	5	YES	S3VEM
Magnesium	Target	165000		ug/L	165000		5	YES	S3VEM
Manganese	Target	6240		ug/L	6240		5	YES	S3VEM
Nickel	Target	190	J	ug/L	190	J*	5	YES	S3VEM
Potassium	Target	92800		ug/L	92800		5	YES	S3VEM
Selenium	Target	350	U	ug/L	350	U	5	YES	S3VEM
Silver	Target	13.7	J	ug/L	13.7	J	5	YES	S3VEM
Sodium	Target	146000		ug/L	146000		5	YES	S3VEM
Thallium	Target	250	U	ug/L	250	U	5	YES	S3VEM
Vanadium	Target	588		ug/L	588		5	YES	S3VEM
Zinc	Target	1150		ug/L	1150	*	5	YES	S3VEM

# Sample Summary Report

**Project Name: DAMILLE METAL SERVICE SITE  
INVESTIGATION STAGE 2 SAMPLING**

**GroupID: 48315/EPW14029/MYAP00**

**Lab Name: Bonner Analytical Testing Co.**

Sample Number: MYAP05S	Method: Metals by ICP-AES	Matrix: Water	MA Number:
Sample Location:	pH: 1.	Sample Date: 06/18/2019	Sample Time: 08:35:00
% Moisture:		% Solids:	

Analyte Name	Analyte Type	Validation Result	Validation Flag	Units	Lab Result	Lab Flag	Dilution Factor	Reportable	Validation Level
Aluminum	Spike	374000		ug/L	374000		1	YES	S3VEM
Antimony	Spike	32.4	J	ug/L	32.4	J*	1	YES	S3VEM
Arsenic	Spike	117		ug/L	117		1	YES	S3VEM
Barium	Spike	6790		ug/L	6790		1	YES	S3VEM
Beryllium	Spike	109		ug/L	109		1	YES	S3VEM
Cadmium	Spike	87.8		ug/L	87.8		1	YES	S3VEM
Chromium	Spike	700		ug/L	700		1	YES	S3VEM
Cobalt	Spike	963		ug/L	963		1	YES	S3VEM
Copper	Spike	826		ug/L	826		1	YES	S3VEM
Iron	Spike	338000		ug/L	338000		1	YES	S3VEM
Lead	Spike	152		ug/L	152	*	1	YES	S3VEM
Manganese	Spike	6590		ug/L	6590		1	YES	S3VEM
Nickel	Spike	1230		ug/L	1230		1	YES	S3VEM
Selenium	Spike	152		ug/L	152	*	1	YES	S3VEM
Silver	Spike	102		ug/L	102		1	YES	S3VEM
Thallium	Spike	78.2		ug/L	78.2		1	YES	S3VEM
Vanadium	Spike	1420		ug/L	1420		1	YES	S3VEM
Zinc	Spike	2240		ug/L	2240		1	YES	S3VEM

# Sample Summary Report

**Project Name: DAMILLE METAL SERVICE SITE  
INVESTIGATION STAGE 2 SAMPLING**

**GroupID: 48315/EPW14029/MYAP00**

**Lab Name: Bonner Analytical Testing Co.**

Sample Number: MYAP06	Method: Metals by ICP-AES	Matrix: Water	MA Number:
Sample Location: DMS-CPT4	pH: 1.	Sample Date: 06/19/2019	Sample Time: 08:40:00
% Moisture:		% Solids:	

Analyte Name	Analyte Type	Validation Result	Validation Flag	Units	Lab Result	Lab Flag	Dilution Factor	Reportable	Validation Level
Aluminum	Target	249000		ug/L	249000		1	YES	S3VEM
Antimony	Target	15.3	J-	ug/L	15.3	J*	1	YES	S3VEM
Arsenic	Target	100	J	ug/L	100		1	YES	S3VEM
Barium	Target	2450		ug/L	2450		1	YES	S3VEM
Beryllium	Target	5.1	J	ug/L	5.1	J*	1	YES	S3VEM
Cadmium	Target	31.1	J	ug/L	31.1	*	1	YES	S3VEM
Calcium	Target	287000	J	ug/L	287000	*	1	YES	S3VEM
Chromium	Target	4180		ug/L	4180		1	YES	S3VEM
Cobalt	Target	250	UJ	ug/L	200	J*	1	YES	S3VEM
Copper	Target	2660		ug/L	2660		1	YES	S3VEM
Iron	Target	1260000		ug/L	1260000		1	YES	S3VEM
Lead	Target	935	J-	ug/L	935	*	1	YES	S3VEM
Magnesium	Target	97100		ug/L	97100		1	YES	S3VEM
Manganese	Target	10300		ug/L	10300		1	YES	S3VEM
Nickel	Target	2370	J	ug/L	2370	*	1	YES	S3VEM
Potassium	Target	58000		ug/L	58000		1	YES	S3VEM
Selenium	Target	175	UJ	ug/L	175	U*	1	YES	S3VEM
Silver	Target	62.5	J	ug/L	62.5		1	YES	S3VEM
Sodium	Target	142000		ug/L	142000		1	YES	S3VEM
Thallium	Target	125	U	ug/L	125	U	1	YES	S3VEM
Vanadium	Target	404		ug/L	404		1	YES	S3VEM
Zinc	Target	33300	J	ug/L	33300	*	1	YES	S3VEM



# Sample Summary Report

**Project Name: DAMILLE METAL SERVICE SITE  
INVESTIGATION STAGE 2 SAMPLING**

**GroupID: 48315/EPW14029/MYAP00**

**Lab Name: Bonner Analytical Testing Co.**

Sample Number: PBW01	Method: Metals by ICP-AES	Matrix: Water	MA Number:
Sample Location:	pH:	Sample Date:	Sample Time:
% Moisture:		% Solids:	

Analyte Name	Analyte Type	Validation Result	Validation Flag	Units	Lab Result	Lab Flag	Dilution Factor	Reportable	Validation Level
Aluminum	Target	200	U	ug/L	200	U	1	YES	S3VEM
Antimony	Target	60.0	U	ug/L	-2.2	J	1	YES	S3VEM
Arsenic	Target	10.0	U	ug/L	10.0	U	1	YES	S3VEM
Barium	Target	200	U	ug/L	-0.57	J	1	YES	S3VEM
Beryllium	Target	5.0	U	ug/L	-0.17	J	1	YES	S3VEM
Cadmium	Target	5.0	U	ug/L	5.0	U	1	YES	S3VEM
Calcium	Target	5000	U	ug/L	5000	U	1	YES	S3VEM
Chromium	Target	10.0	U	ug/L	-0.57	J	1	YES	S3VEM
Cobalt	Target	50.0	U	ug/L	50.0	U	1	YES	S3VEM
Copper	Target	25.0	U	ug/L	1.1	J	1	YES	S3VEM
Iron	Target	100	U	ug/L	100	U	1	YES	S3VEM
Lead	Target	10.0	U	ug/L	10.0	U	1	YES	S3VEM
Magnesium	Target	5000	U	ug/L	5000	U	1	YES	S3VEM
Manganese	Target	15.0	U	ug/L	15.0	U	1	YES	S3VEM
Nickel	Target	40.0	U	ug/L	40.0	U	1	YES	S3VEM
Potassium	Target	5000	U	ug/L	-77	J	1	YES	S3VEM
Selenium	Target	35.0	U	ug/L	35.0	U	1	YES	S3VEM
Silver	Target	10.0	U	ug/L	10.0	U	1	YES	S3VEM
Sodium	Target	5000	U	ug/L	-23	J	1	YES	S3VEM
Thallium	Target	25.0	U	ug/L	25.0	U	1	YES	S3VEM
Vanadium	Target	50.0	U	ug/L	50.0	U	1	YES	S3VEM
Zinc	Target	1.5	J	ug/L	1.5	J	1	YES	S3VEM

# Sample Summary Report

---

**Project Name: DAMILLE METAL SERVICE SITE  
INVESTIGATION STAGE 2 SAMPLING**

**GroupID: 48315/EPW14029/MYAP00**

**Lab Name: Bonner Analytical Testing Co.**

---