

# Session 6: PFAS Treatment in Biosolids – *State of the Science*

Marc Mills, PhD

US EPA Office of Research and Development

**PFAS Science Webinars for EPA Region 1 and State & Tribal Partners**

**September 23, 2020**



# Wastewater Treatment and Land Application of Biosolids/Wastes


**Problem:** Lack of knowledge regarding end-of-life management of PFAS-containing consumer and industrial products in wastewater

**Action:**

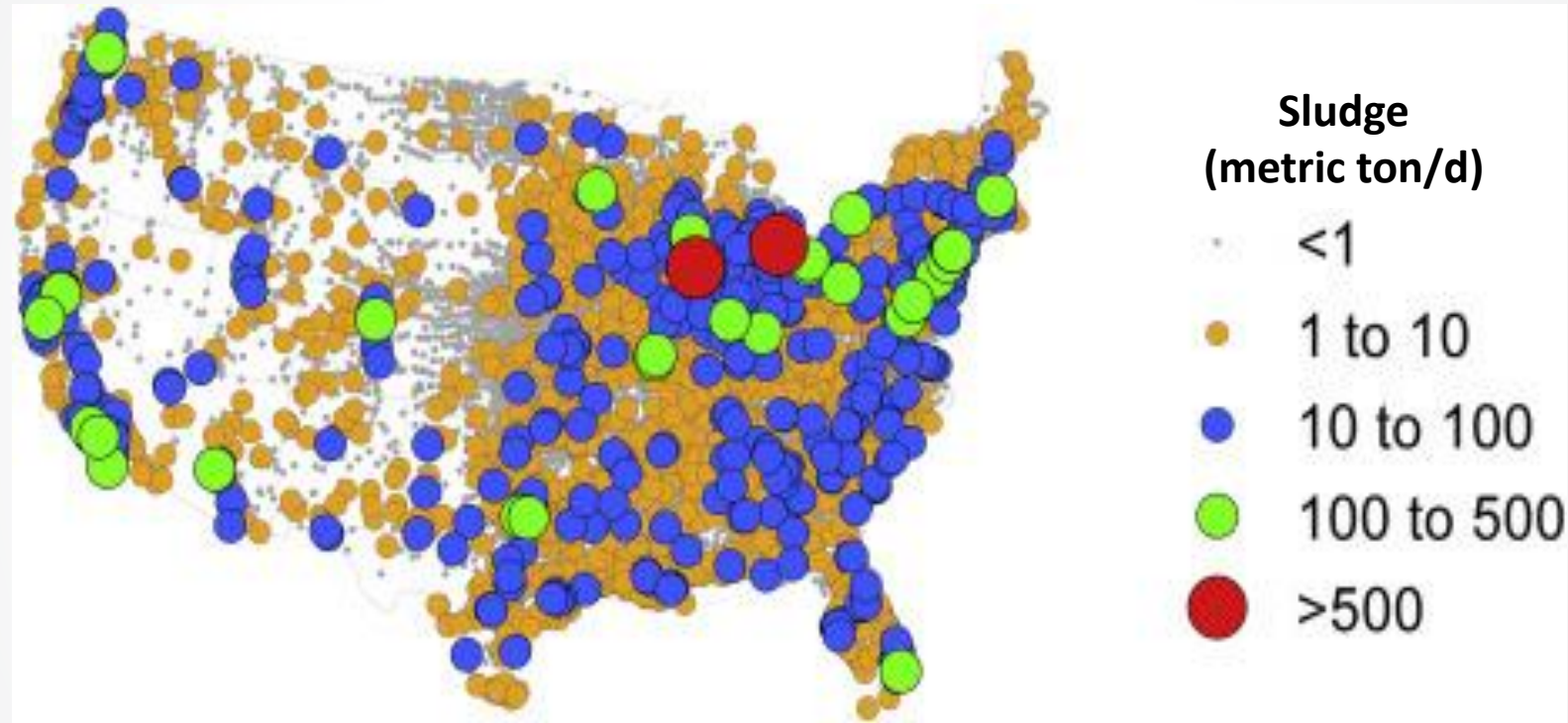
- Characterize wastewater and relate discharge streams (e.g., municipal and industrial wastewater, land applied waste streams)
- Evaluate efficacy of existing management technologies to manage end-of-life disposal (e.g., land application of biosolids, sewage sludge incineration)
- Evaluate performance and cost to manage these waste streams and environmental PFAS releases

**Results:** Provide technologies, data and science-based tools to manage wastewater

**Impact:** *Responsible officials, utilities and municipalities will be able to manage PFAS-containing waste streams*



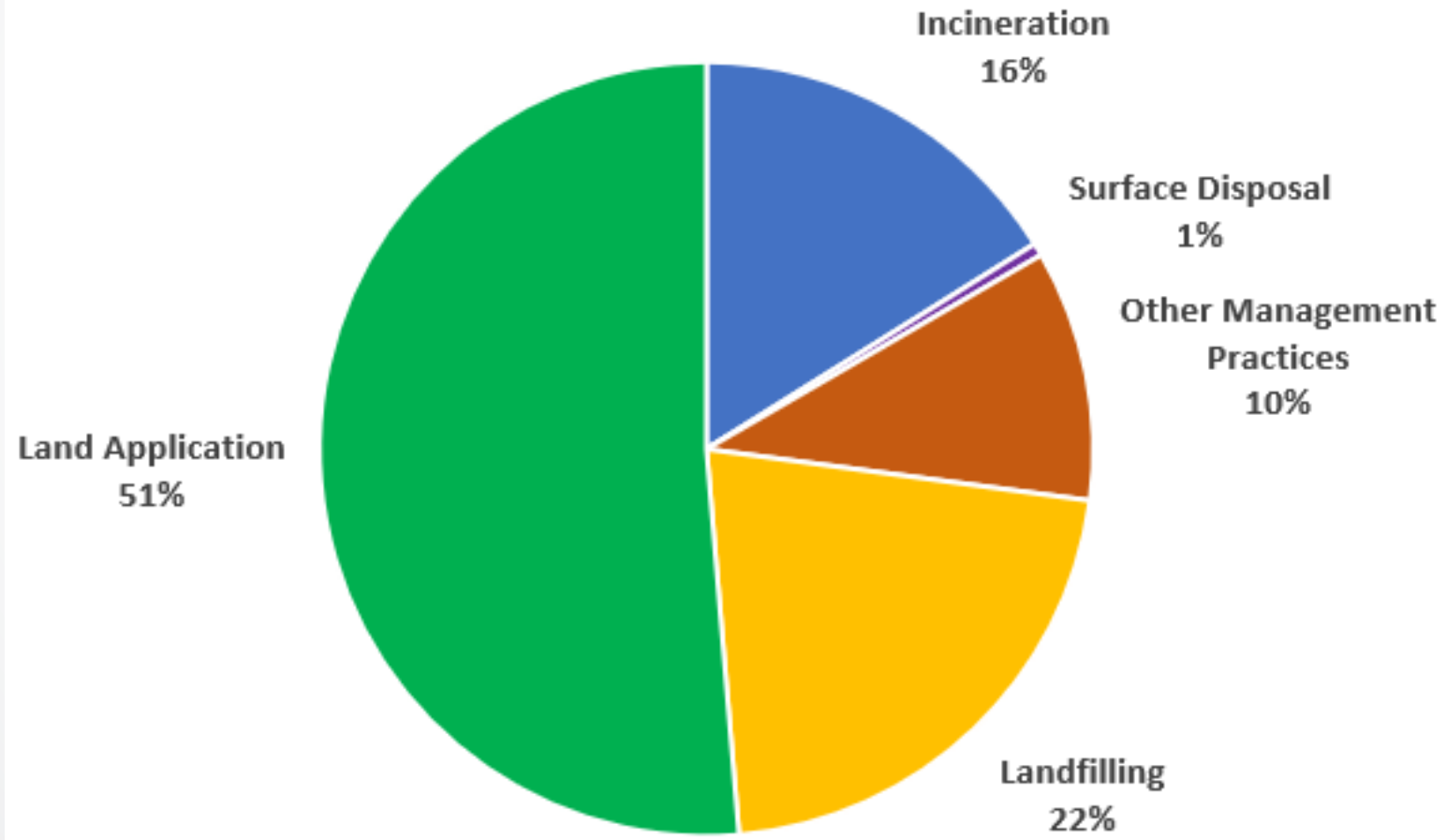
# Daily Production of Biosolids/residuals



- >15,000 Publicly Owned Treatment Works (POTW) in the US
- Majority of land application occurs in eastern US where depth to groundwater is relatively shallow

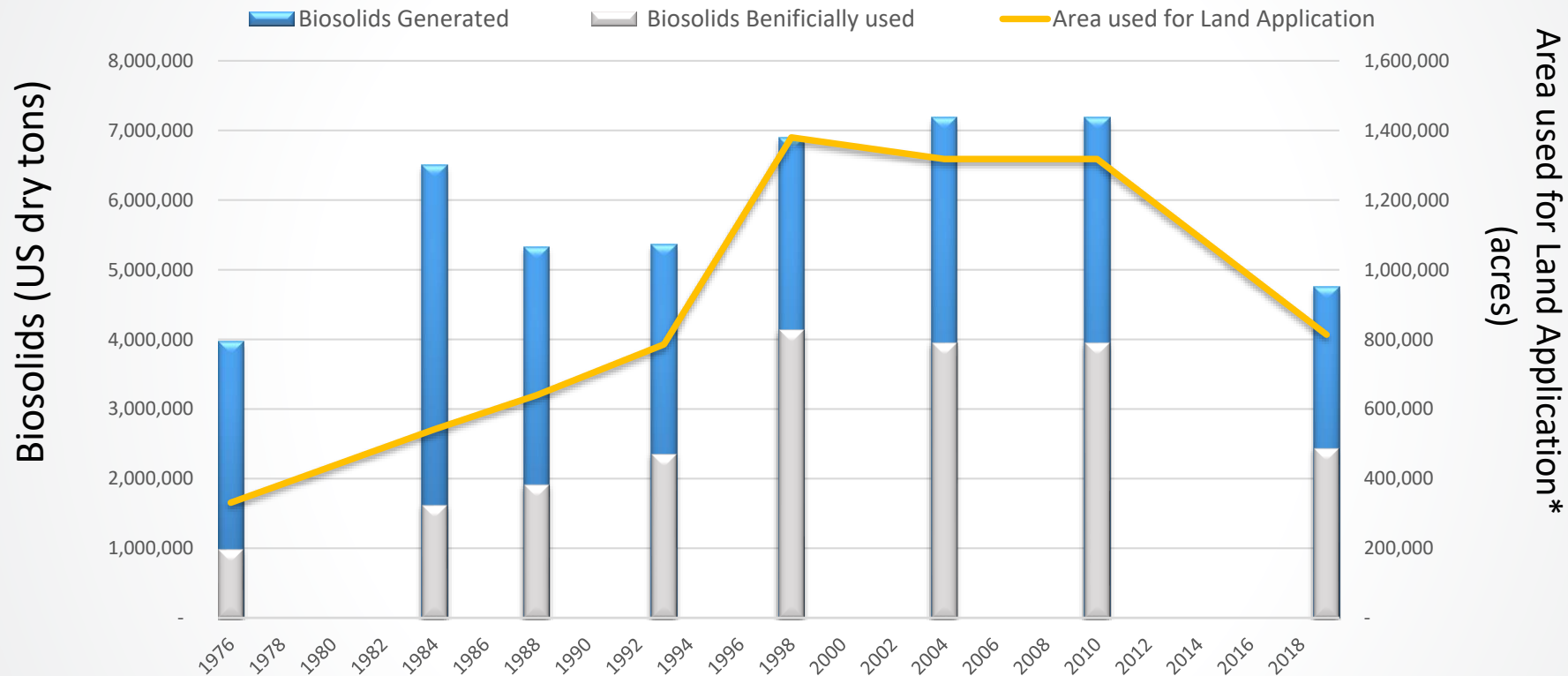
# Biosolids Use & Disposal

in 2019





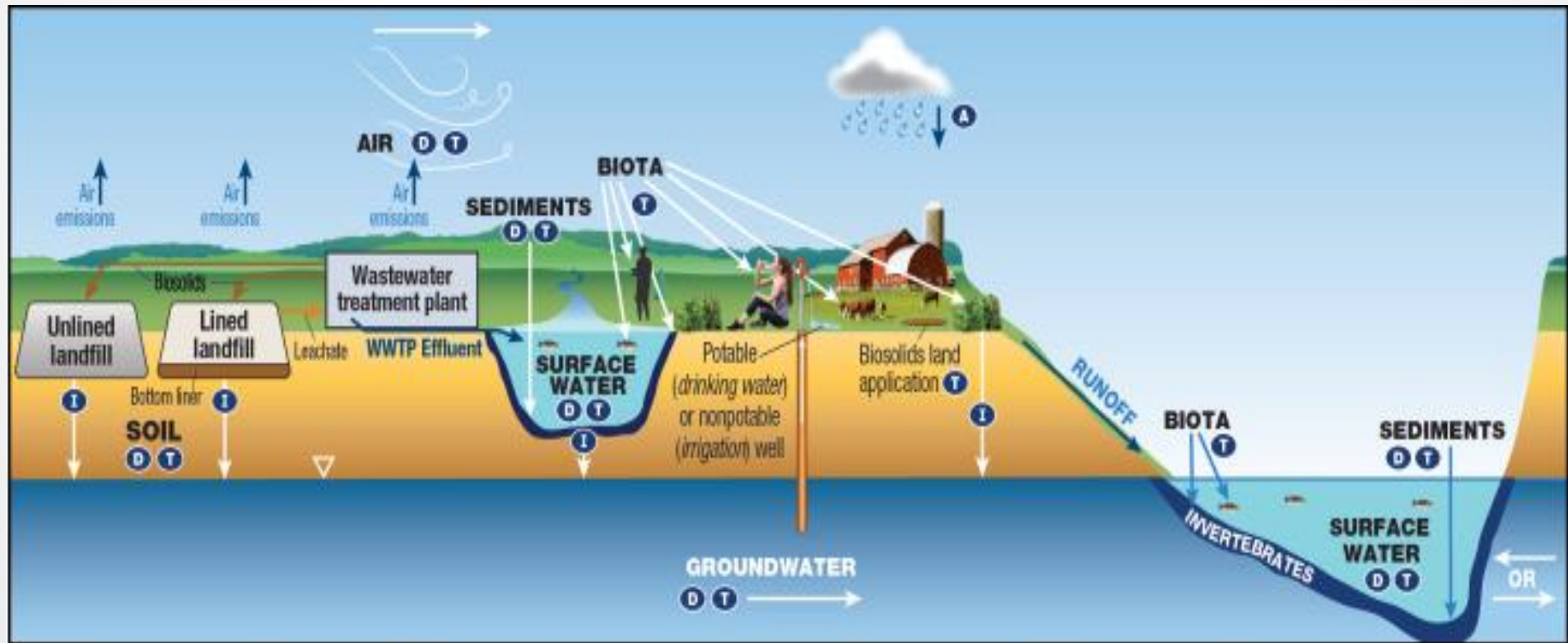
# Biosolids Generated compared to Land Applied Beneficial Reuse



- Sewage sludges applied pre-regulations (1980s)
- Many fields have 20+ years of biosolids land application
- **Other wastes are also land applied** – pulp/paper sludge, concentrated animal feeding operation (CAFO) wastes, refinery/industrial wastes, drinking water residuals, etc.

Wastewater Treatment Plants (WWTPs) may introduce PFAS into the environment through:

- Effluent discharge to surface water
- Land application of biosolids and disposal of residuals
- Air emissions

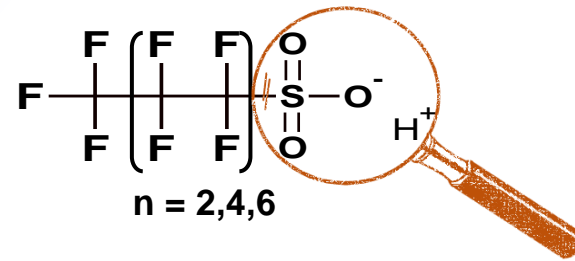


KEY **A** Atmospheric Deposition **D** Diffusion/Dispersion/Advection **I** Infiltration **T** Transformation of precursors (abiotic/biotic)

Figure 3. Conceptual site model for landfills and WWTPs.

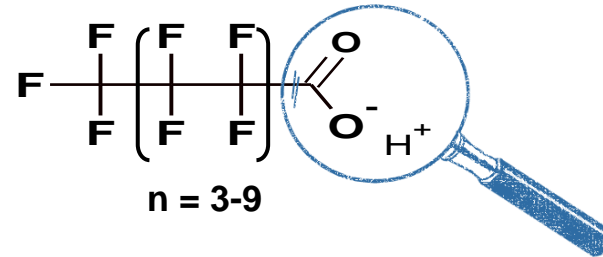
# Common PFAS Chemical Structures

- Perfluorinated



Perfluorosulfonic Acids (PFSAs)

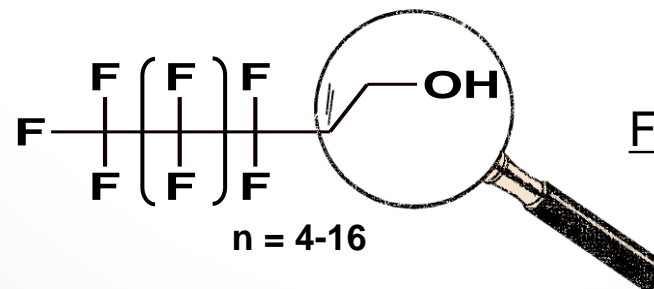
PFBS, PFHS, PFOS



Perfluorocarboxylic Acids (PFCAs)

C<sub>6</sub> acid – C<sub>12</sub> acid  
PFOA C8 acid

- Polyfluorinated

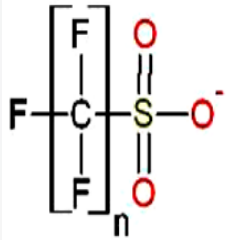


Fluorotelomer Alcohols

6:2, 8:2 and 10:2

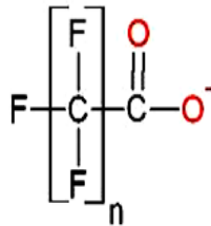
# Many PFAS

## Perfluoroalkyl Sulfonates



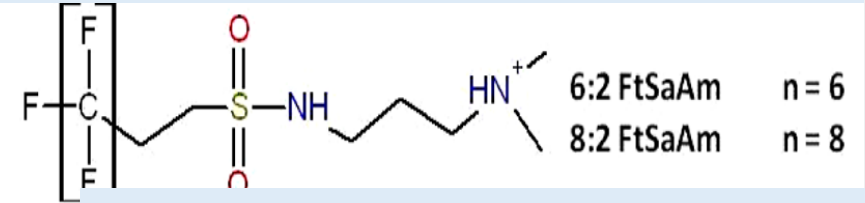
PFBS	n = 4
PFPeS*	n = 5
PFHxS	n = 6
PFHpS	n = 7
PFOS	n = 8
PFNS*	n = 9
PFDS	n = 10

## Perfluoroalkyl Carboxylates



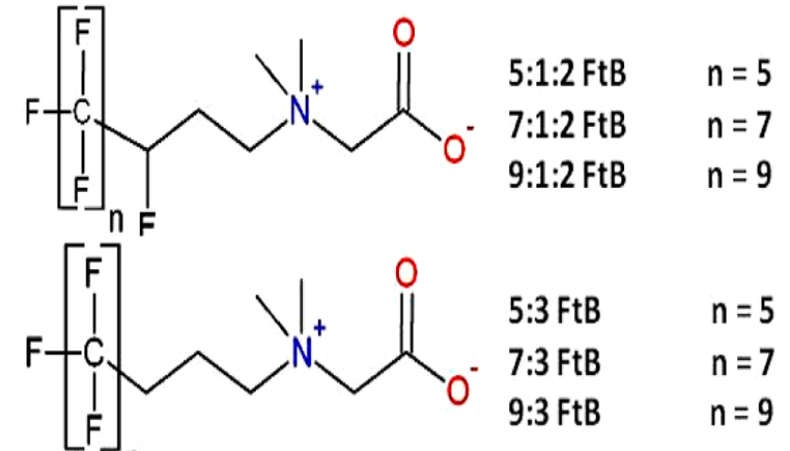
PFBA	n = 4
PFPeA	n = 5
PFHxA	n = 6
PFHpA	n = 7
PFOA	n = 8
PFNA	n = 9
PFDA	n = 10
PFUdA	n = 11
PFDoA	n = 12
PFTTrA	n = 13
PFTeA	n = 14

## Fluorotelomer Sulfonamide Amines

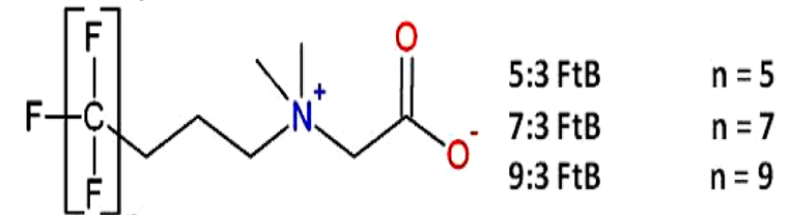


6:2 FtSaAm	n = 6
8:2 FtSaAm	n = 8

## Fluorotelomer Betaines

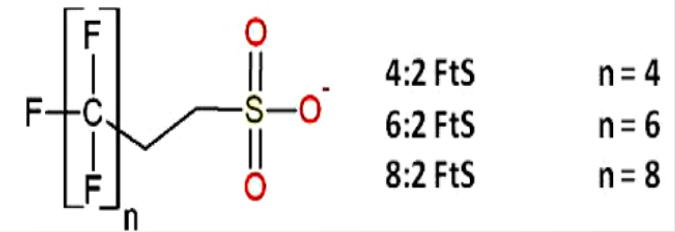


5:1:2 FtB	n = 5
7:1:2 FtB	n = 7
9:1:2 FtB	n = 9



5:3 FtB	n = 5
7:3 FtB	n = 7
9:3 FtB	n = 9

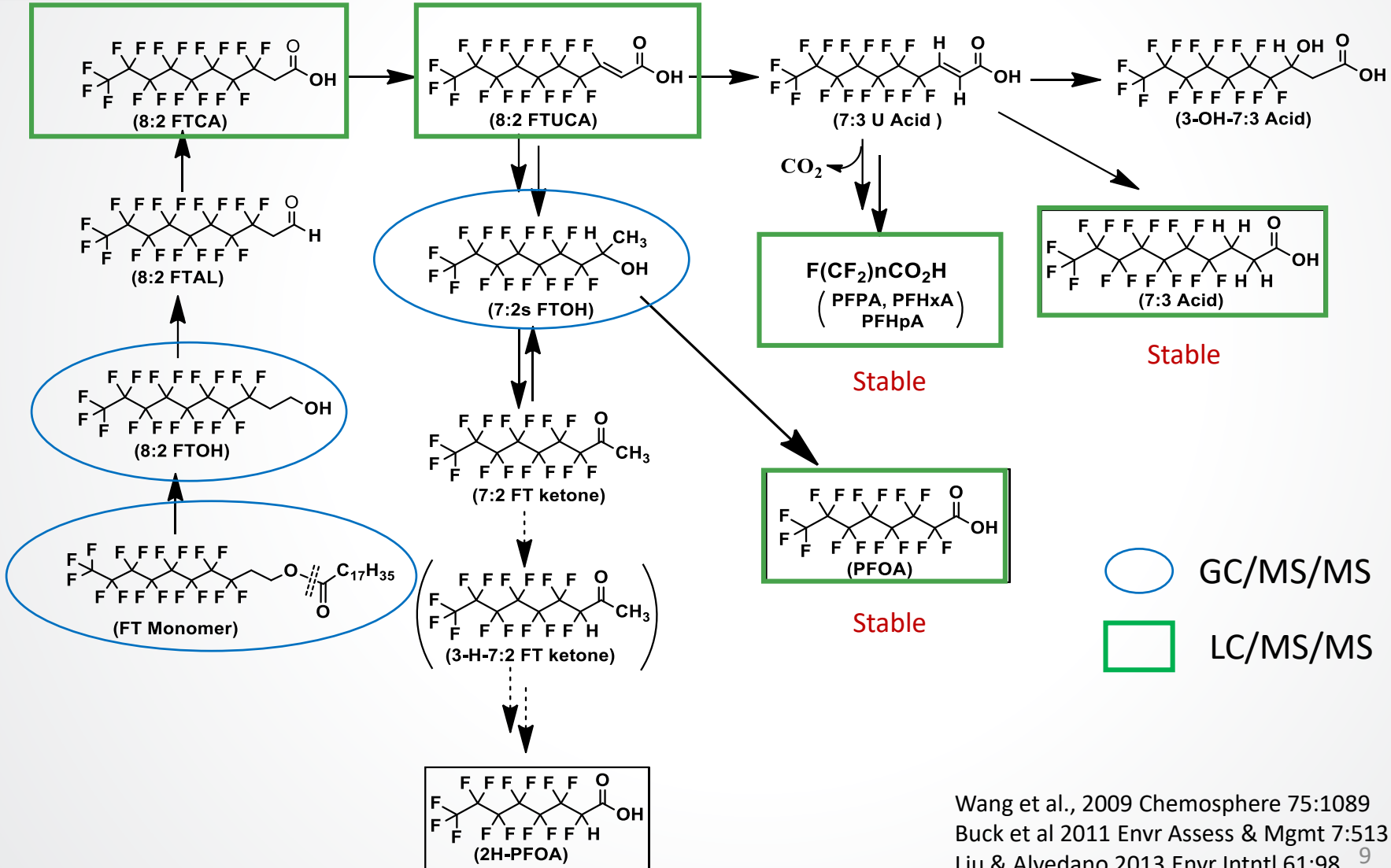
## Fluorotelomer Sulfonates



4:2 FtS	n = 4
6:2 FtS	n = 6
8:2 FtS	n = 8



# Transformation of PFCAs



Wang et al., 2009 Chemosphere 75:1089  
 Buck et al 2011 Envr Assess & Mgmt 7:513  
 Liu & Alvedano 2013 Envr Intntl 61:98 <sup>9</sup>



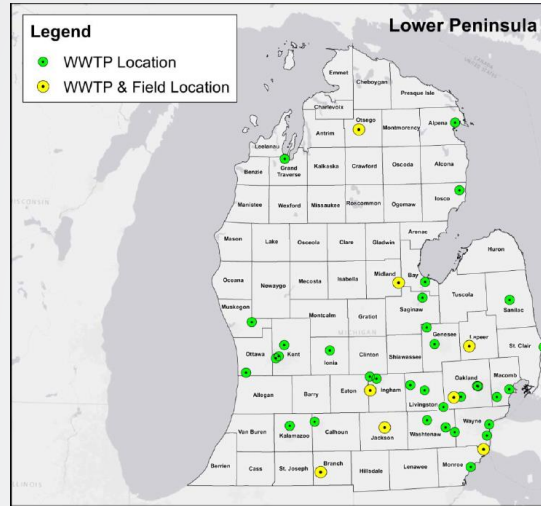
# Reported Concentrations in Biosolids

Year Sampled	PFOA (ng/g dry wt)	PFOS (ng/g dry wt)	Reference
2001	12 - 70	308 - 618	Venkatesan, 2013
2004-2007	8 - 68	80 - 219	Sepulvado, 2011
2005	16 - 219	8.2 - 110	Loganathan 2007
2005	18 - 241	<10 - 65	Sinclair, 2006
2006		81 - 160	Schultz, 2006
2006-2007	18 - 69	31 - 702	Yu, 2009
2007	20 -128	32 - 418	Yoo, 2009
2011	1 - 14	4 - 84	Navarro, 2016
2014	10 - 60	30 - 102	Mills, Dasu (in prep)
2018	1-11	2 – 1,100	EGLE, 2020

- Does not include other PFAS and precursors that may have been present

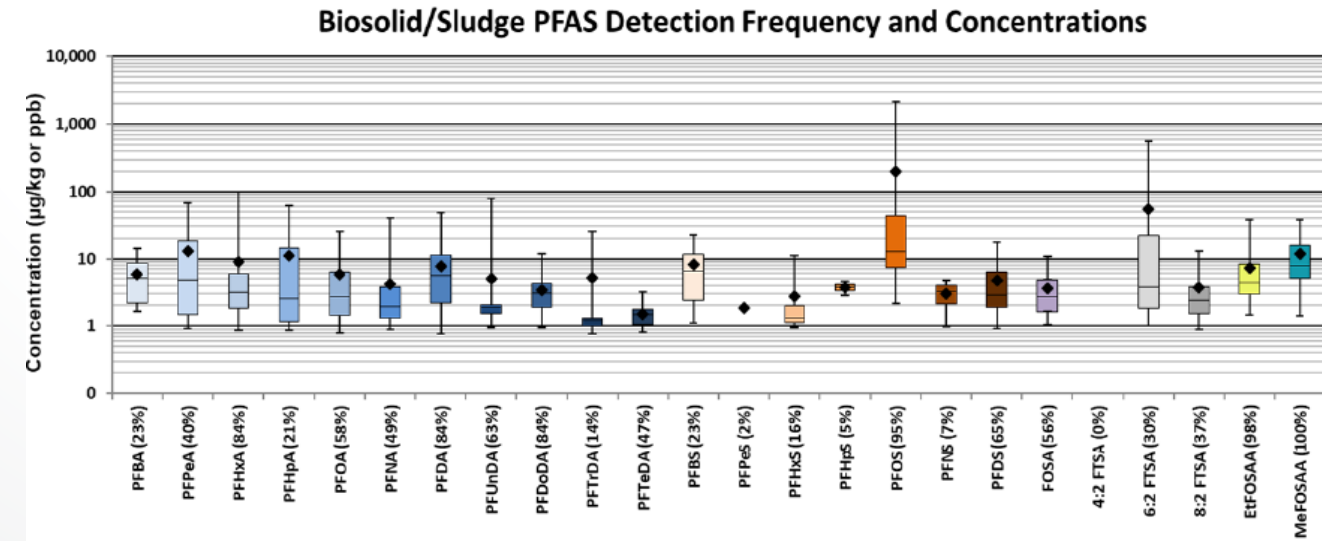
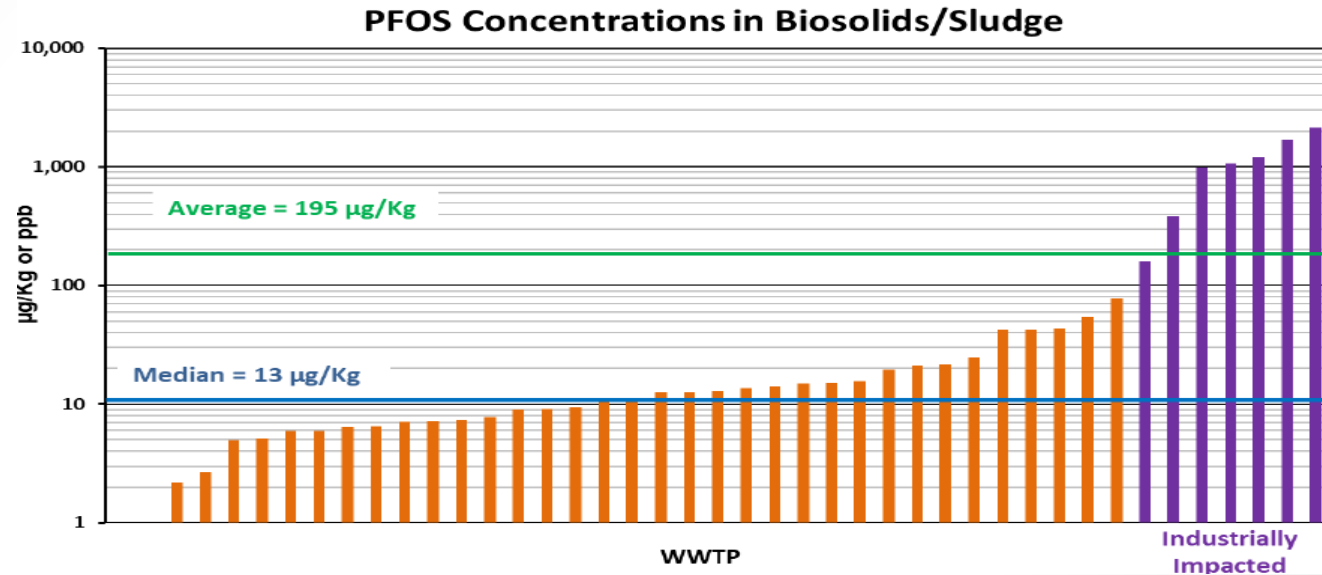


# Results from Survey of Michigan WWTPs



SUMMARY REPORT:  
Initiatives to Evaluate the Presence of PFAS  
in Municipal Wastewater and Associated  
Residuals (Sludge/Biosolids) in Michigan.  
June 2020

Results give a good feel for the  
PFAS ranges for wastewater  
plants treating both industrial  
and non-industrial sources



# Research with PFAS and Biosolids

## • Analytical Chemistry Methods Development


- ORD collaborating with EPA Regions and program offices (OW, OLEM) and other federal agencies (e.g., USGS, USDA, FDA)
- Target analytes from multiple methods (with more being considered):  
PFCAs C4-C14; PFSA C4-C10; 12 precursors and intermediates
- Non-targeted methods and Total PFAS methods also in development
- Matrices
  - Environmental waters such as surface water, wastewater (WW) influent and effluent
  - Soils, sludges, biosolids and sediments

## • Past Outputs

- EPA Region 5 methods accepted as ASTM methods ([ASTM D7979](#) and [ASTM 7968](#))
- [SW 846 8327 Direct Injection for non-potable waters](#)
  - Multi-laboratory validated method
  - Released as draft method in 2019
  - Final method scheduled to be available by Fall 2020

## • Upcoming Outputs

- Evaluating [Method 533](#) for non-potable matrices
- Conducting methods validation studies for 1600 Series/SW-846 methods for non-potable waters, wastewater, leachate, soils, biosolids, sediments, and tissue samples
  - Single-laboratory validation study underway
  - Multi-laboratory validation study planned





# Analytical Methods for PFAS in WWT Matrices

	ASTM 7979-17/ Region 5 method	US EPA SW 846 8327/3215 (draft Multilab Validated)	ASTM 7968/ Region 5 method	US EPA 1600 Series method (in development)
<b>Matrix</b>	Non-potable water	Non-potable water	Solids, soils, sediments, sludges	non-potable waters, solids, & tissue samples
<b>Analytes</b>				
PFCAs	C4-C14	C4-C14	C4-C14	C4-C14
PFSAs	C4-C10	C4-C10	C4-C10	C4-C10
PFSA precursors and intermediates	FOSA; N-EtFOSAA; N-MeFOSAA	FOSA; N-EtFOSAA; N-MeFOSAA	FOSA; N-EtFOSAA; N-MeFOSAA	N-EtFOSAA; N-MeFOSAA; N-MeFOSE; N-EtFOSE; N-EtFOSA; N-MeFOSA
PFCA precursors and intermediates	4:2, 6:2, & 8:2 FTS; 6:2, 8:2, 10:2, & 7:3 FTCA; 6:2 & 8:2 FTUCA	4:2, 6:2, & 8:2 FTS	4:2, 6:2, & 8:2 FTS; 6:2, 8:2, 10:2, & 7:3 FTCA; 6:2, 8:2, & 10:2 FTUCA	4:2, 6:2, & 8:2 FTS
Other PFAS				HFPO-DA; ADONA; 9CI- PF3ONS; 11CI-PF3OUdS
<b>Analysis</b>				
Prep	Direct inject	Direct inject	Direct inject	Solid Phase Extraction
Surrogate stds	14	14	14	-
Internal stds	no	no	no	yes
Quantitation	2 SRM and ion ratios	2 SRM and ion ratios	2 SRM and ion ratios	2 SRM and ion ratios
Reporting limit	most 10 ng/L	most 10 ng/L	20 ng/kg	Target 10 ppt or less

- **Air Measurements**

- Considering both sampling and analysis methods
- Monitoring for fugitive emissions, deposition, receptor exposure
- Ambient/Near-Source – Field deployable Time of Flight/Chemical Ionization Mass Spectrometer for real time detection/measurement
- Semivolatile and Volatile PFAS, targeted and non-targeted analysis

- **GC-MS/MS analysis of PFAS**

- Research methods to measure specific PFAS precursors and volatile species
- Matrices – water, wastewater, and solids

- **Total Oxidizable Precursors (TOP) assay\***

- Available at some contract labs, but lacks a multi-lab validated standard method
- Estimate of PFAS precursors and intermediates \*Houtz et al 2012 ES&T 46:9342

- **Total Organic Fluorine**

- Removing the background inorganic F- from the sample is important to make sure that the reported F- is organic
- High priority for EPA. ORD working with OW-OST to develop a draft method in 2020



# Land Application of Biosolids: PFAS uptake into edible parts of plants

## EPA Regional Applied Research Effort (RARE) project


*EPA Region 5/Kim Harris, in collaboration with Chris Higgins at Colorado School of Mines*

A variety of food crops were grown in soil amended with biosolids

- The biosolids contained PFAAs
- PFAA concentrations in edible portion of the plants were measured.

## Conclusions:

- The edible portions had measurable levels of PFOA, among other PFAS
- Data suggest that edible crops grown in soil conventionally amended with municipal biosolids may contain PFAS, and further studies are needed to characterize mechanisms of uptake from various soils and crops



Blaine, et al (2013). ES&T 47(24): 14062-14069

Blaine, et al (2014). ES&T 48(14): 7858-7865.



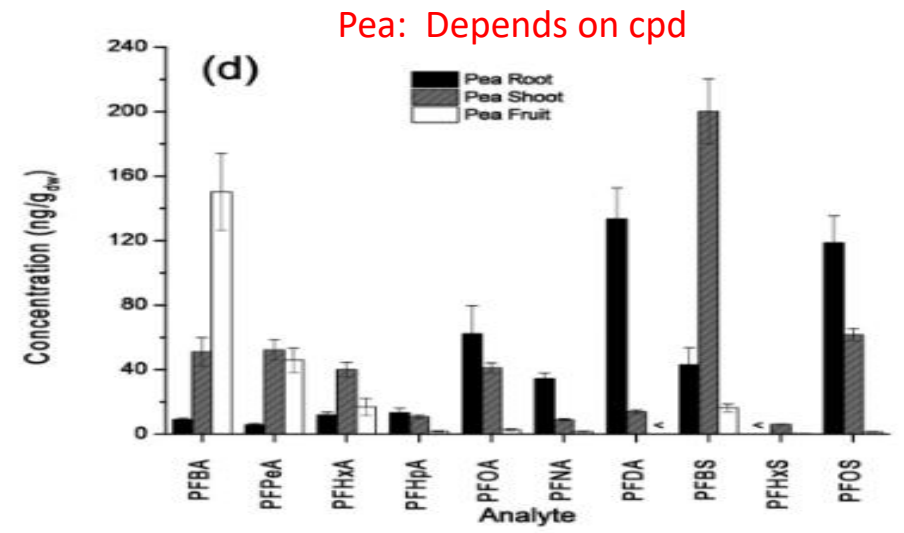
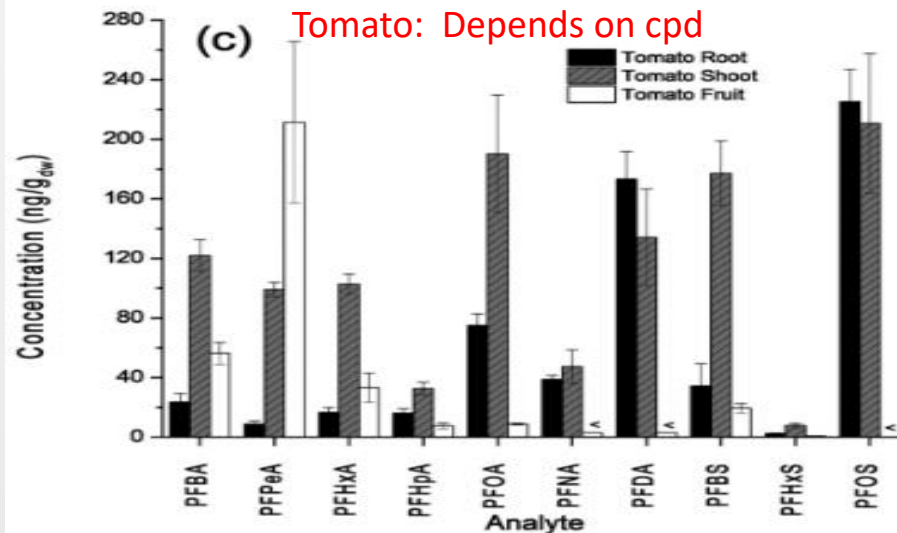
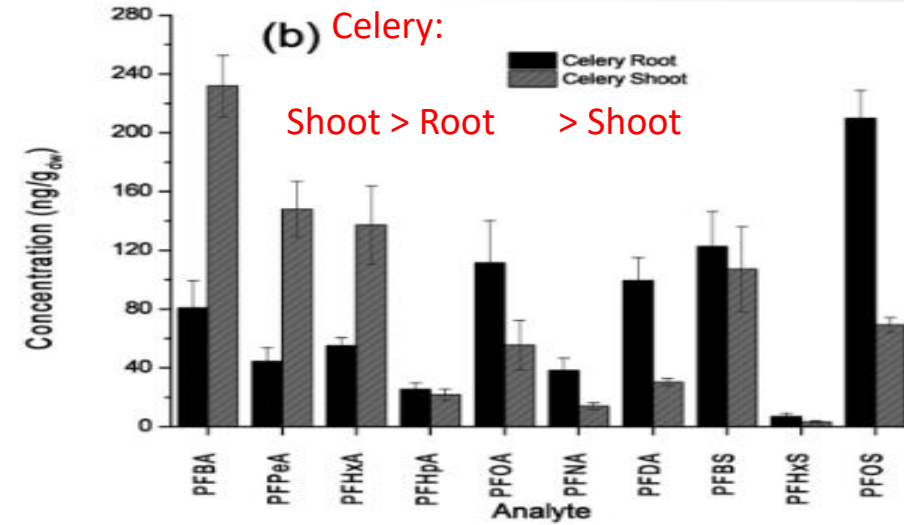
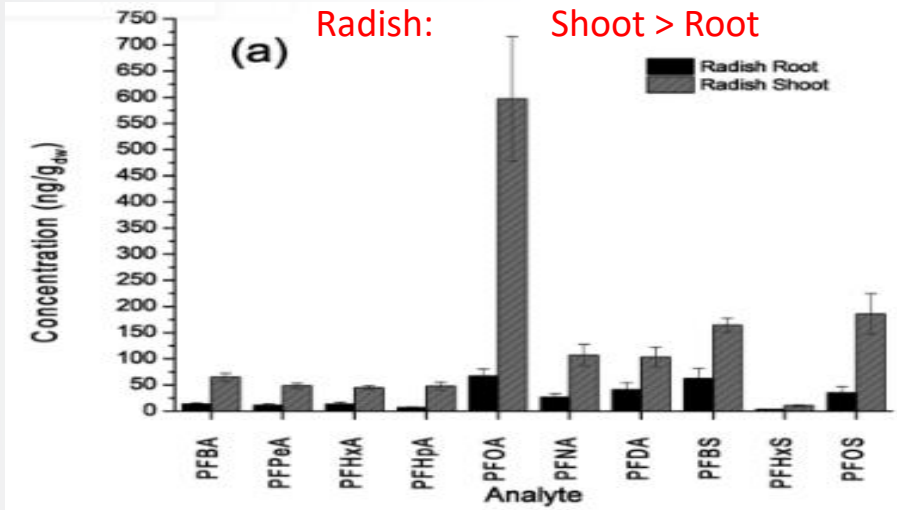


In 4 plants:

Accumulation in produce from soil amended with biosolids

Preferential uptake  $\leq C7$  for these plants and analytes

Differential uptake to various compartments within the plant

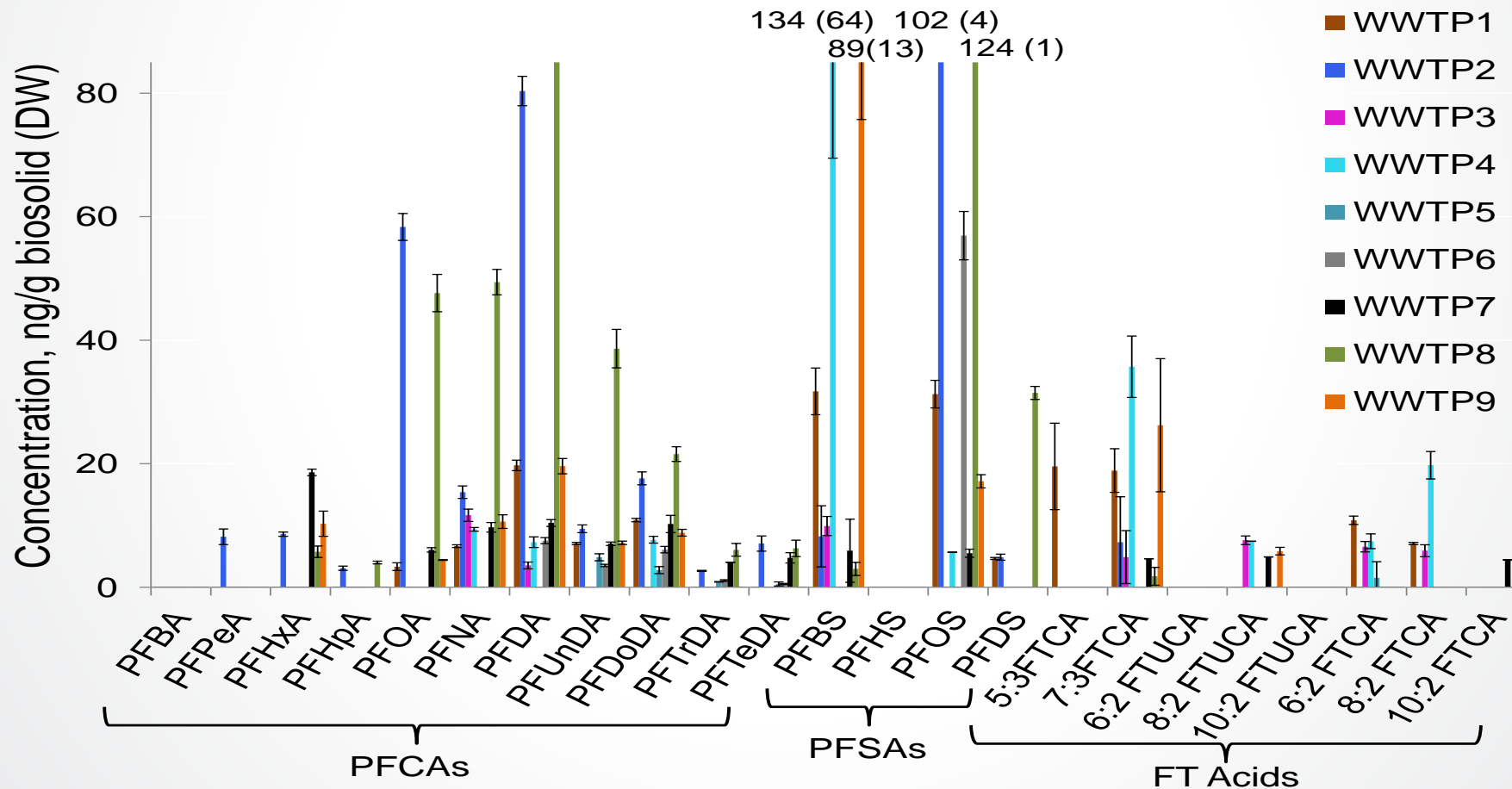




## Summary – In RARE project with Region 6, 9 WWTPs were sampled seasonally

- The solids treatment included anaerobic digestion and aerobic digestion
- Solid residuals and effluent were analyzed for PFAAs, precursors and transformation products

## Results – PFAAs and PFAS precursors with varying distributions



PFAAs concentrations in biosolids collected during fall sampling

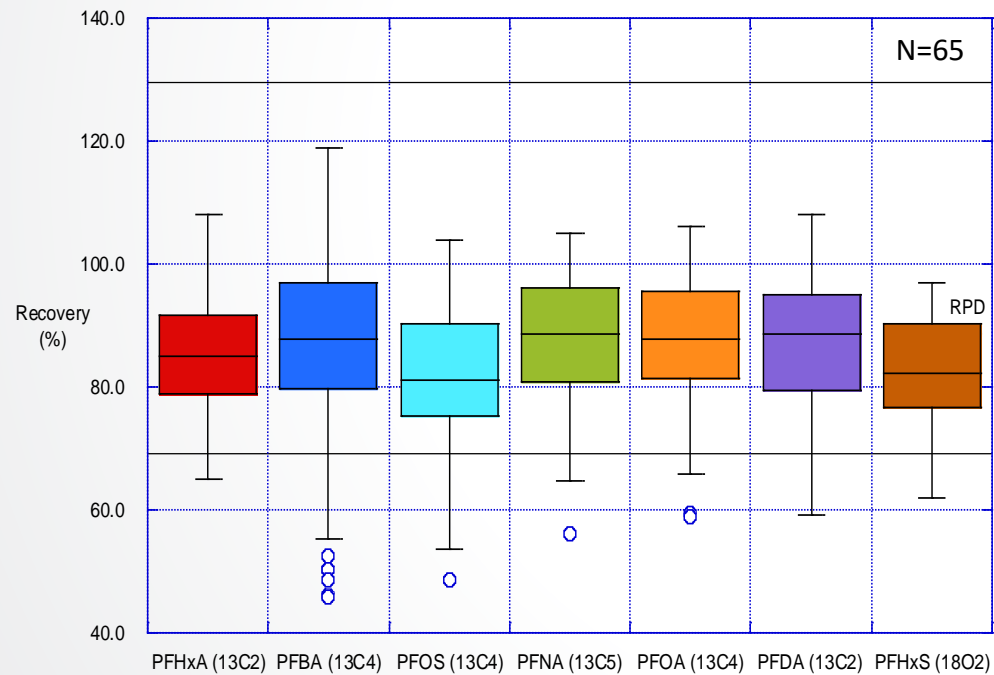
- Evaluate different application methods (liquid and solid biosolids)
- Evaluate natural attenuation for various analytes including PFAS
- Design
  - Controlled site consisting of 20 inches sandy loam soil
  - Planted with fescue/rye grass mix
  - Measure: PFAS, nonylphenol, metals and microbes over year long study
  - Controls: soil only and biosolids only





# Analytical Methods Performance for Field Site 2 ASTM/EPA Region 5 method

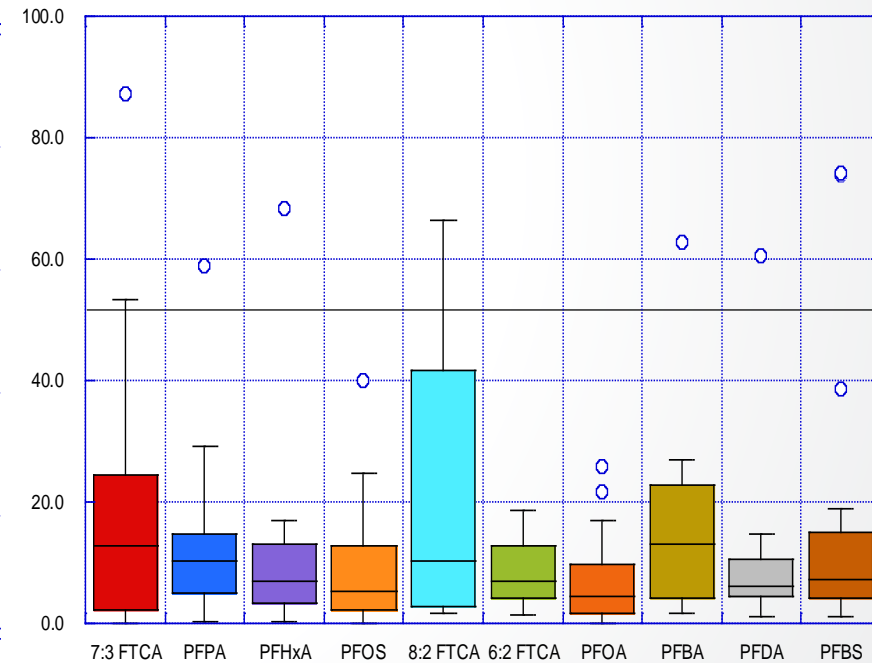
Accuracy - Isotopic Surrogates – met goals



PFAS for each surrogate

7:3 FTCA	PFPeA	PFOS	8:2 FTCA	PFOA	PFDA	PFBS
PFHxA	PFBA					
6:2 FTCA						

Precision – Duplicates - met goals



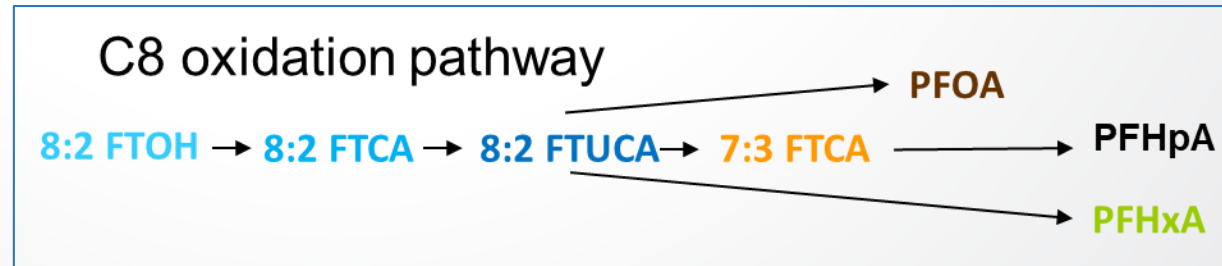
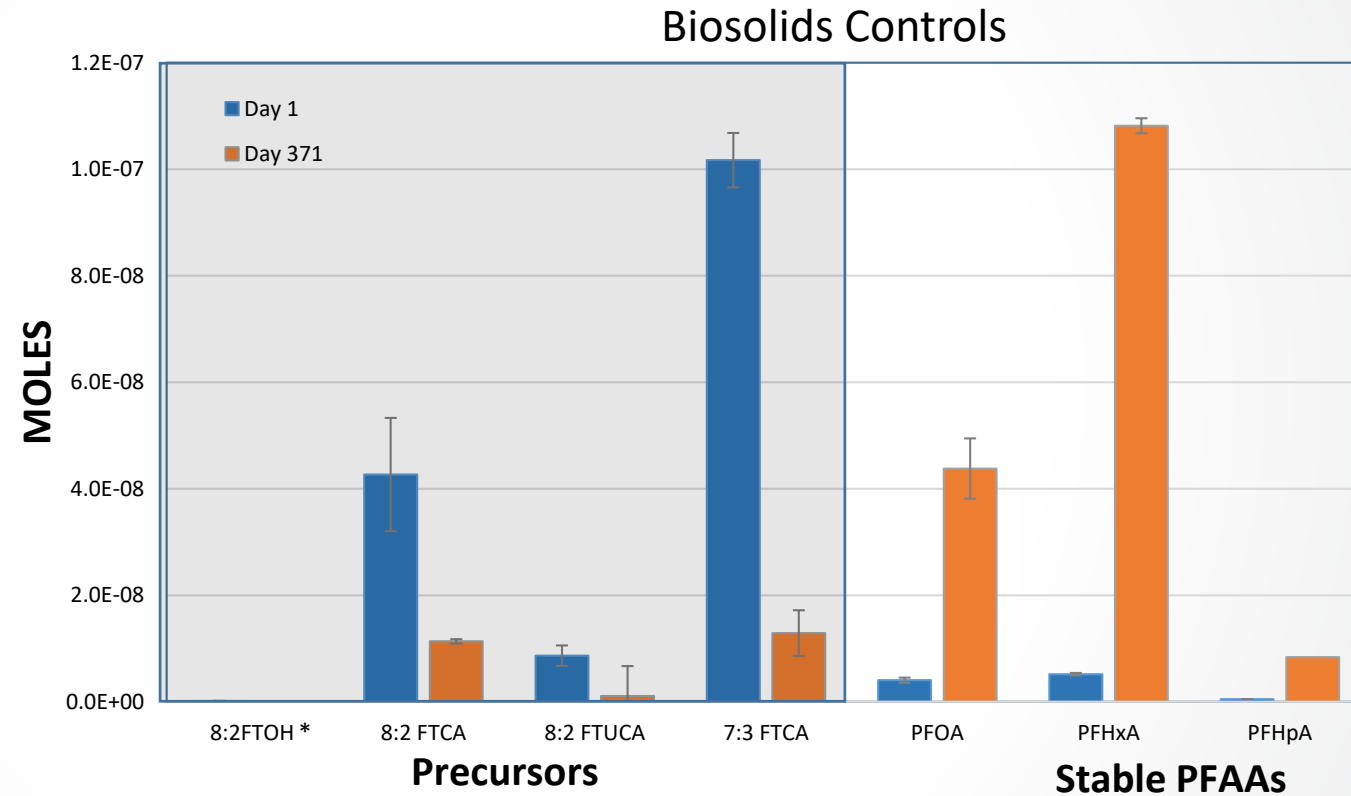
- Outliers not shown: 7:3 FTCA 136 %, and PFBA 200%
- N = 16 to 18 except 8:2 FTCA n= 4, 6:2 FTCA n=3, and PFBA n=14



# Land Application of Biosolids Field Study 2: PFAS Precursors

- Precursor concentrations similar to PFAA concentrations
- Intermediate concentrations decrease with time
- Stable PFAAs increased
- 85% mole balance

\* Preliminary measurements



### Study Design

- Field site operated for more than 20 years
- Measure concentrations of PFAS and other chemicals as a function of depth and biosolids application loadings (control to 30 dry tons/acre)
- Measure PFAS in plants from the application sites
- Develop conceptual model of biosolids application sites and compare to real world data with the goal of predicting PFAS concentrations

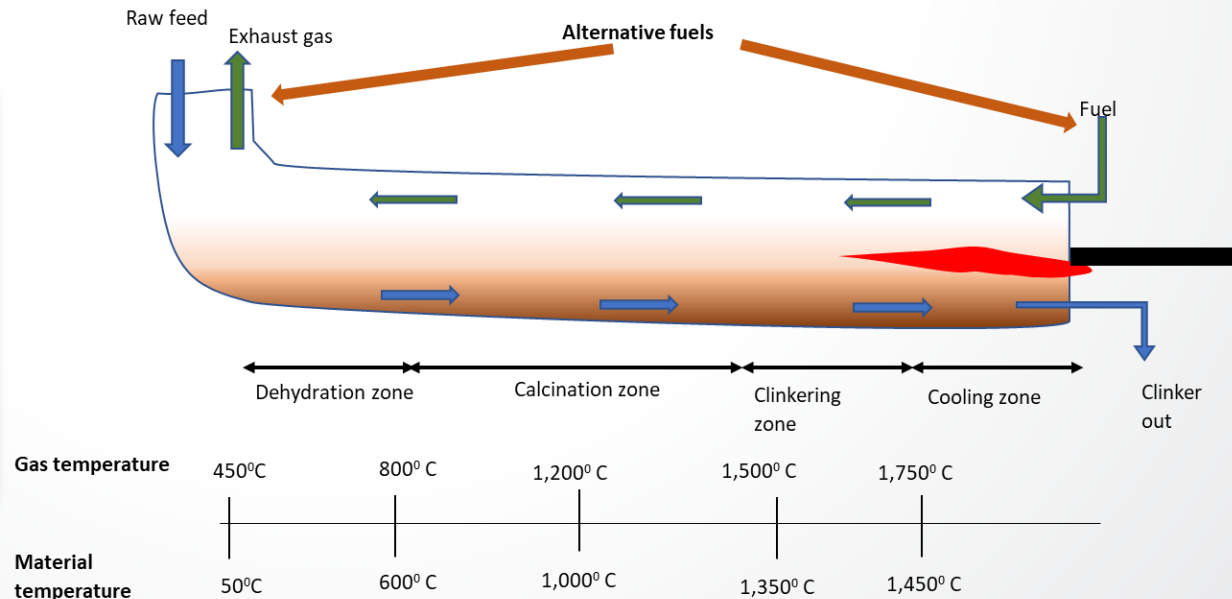

### Schedule

- Sample collection this fall



## SSI is one of several thermal treatment processes that are currently being considered for bench to full-scale studies

- ORD has a bench-scale project started to understand basic impacts of operation conditions such as time, temperature, media, etc.
- ORD is considering field scale studies for FY21



## Example: The State of Maine has taken action on biosolids applications

### Per- and Polyfluoroalkyl Substances (PFAS)

#### Updates

[Managing PFAS in Maine, Final Report from the Maine PFAS Task Force](#), January 2020

February 2020 [Maine PFAS Mapper](#) (Under Development), please direct any feedback to [pfas.dep@maine.gov](mailto:pfas.dep@maine.gov)

September 6, 2019 - [Maine sludge and bioash spreading information](#) (Excel), please note the file contains links that will not work. Please direct any feedback to [pfas.dep@maine.gov](mailto:pfas.dep@maine.gov)

August 14, 2019 [Emergency Sludge Dewatering State Wastewater Infrastructure Planning and Construction Grants Available](#)

June 10, 2019 letters from the Northeast Committee on the Environment to [US Committee on Environment and Public Works](#) and [Congressional PFAS Task Force](#).

On March 22, 2019, the Department notified sludge/biosolids program licensees and related composting facilities of a new requirement to test for PFOA, PFOS, and PFBS. Upcoming deadlines include submission of an updated Sampling and Analytical Work Plan by April 12, 2019, and initial sampling to be conducted by May 7, 2019.

- [March 22, 2019 memo re: Requirement to analyze for PFAS compounds](#). Includes [sampling protocol](#) and list of [approved laboratories for PFAS analysis](#). (pdf)
- [Per- and Polyfluoroalkyl Substances \(PFAS\) Laboratory Recommendations](#) follow-up memo (pdf)

[DEP Announces Testing of All Sludge Materials Before Land Application](#)

[Governor Mills Signs Executive Order Establishing Task Force Charged with Studying Effects of PFAS Prevalence in Maine](#)

<https://www1.maine.gov/dep/spills/topics/pfas/index.html>

[Maine PFAS data \(2007-2020\)](#) as of June 2, 2020. For questions regarding this data, please email [pfas.dep@maine.gov](mailto:pfas.dep@maine.gov)

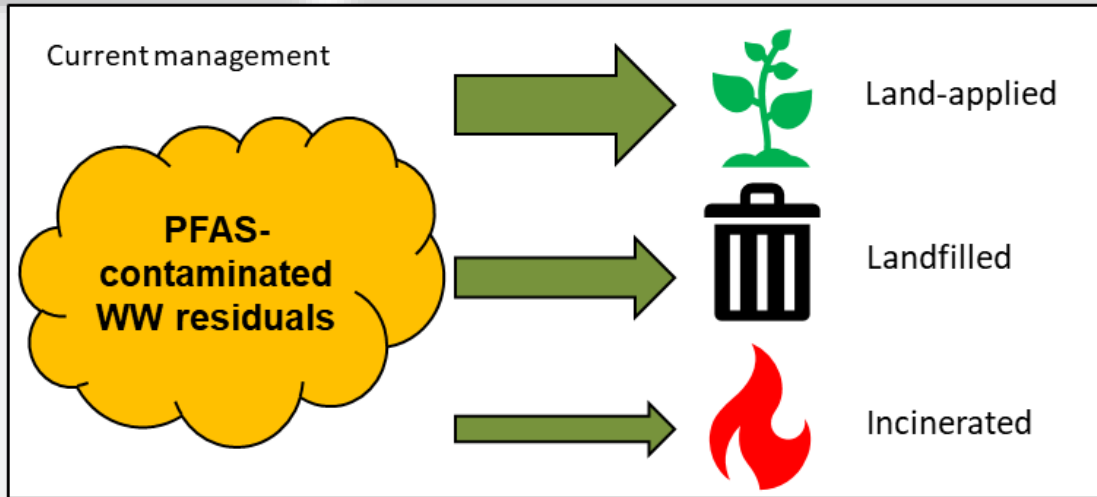
### Follow the Leader? Maine's Strict Stance on PFAS and Biosolids Land Application Sets the Stage for Further State Regulation

Wednesday, December 11, 2019

As the United States Environmental Protection Agency (“EPA”), Congress, and state regulatory agencies continue to push forward with per- and polyfluoroalkyl substances (“PFAS”) regulations, the Maine Department of Environmental Protection has taken a bold stance **regarding PFAS and the land application of biosolids.** In a March 22, 2019 memorandum, the Acting Director of Maine’s Bureau of Remediation and Waste Management, announced the State’s decision to screen biosolids for perfluorooctanesulfonic acid (“PFOS”) and perfluorooctanoic acid (“PFOA”) – two of the more widely known PFAS substances – to 2.5 parts per billion (“ppb”) and 5.2 ppb, respectively. This decision, which required initial sampling to be completed by May 7, 2019, effectively establishes a moratorium on biosolids land application within the state unless compliance with the established thresholds can be satisfied. With the standard set, will other states follow suit?

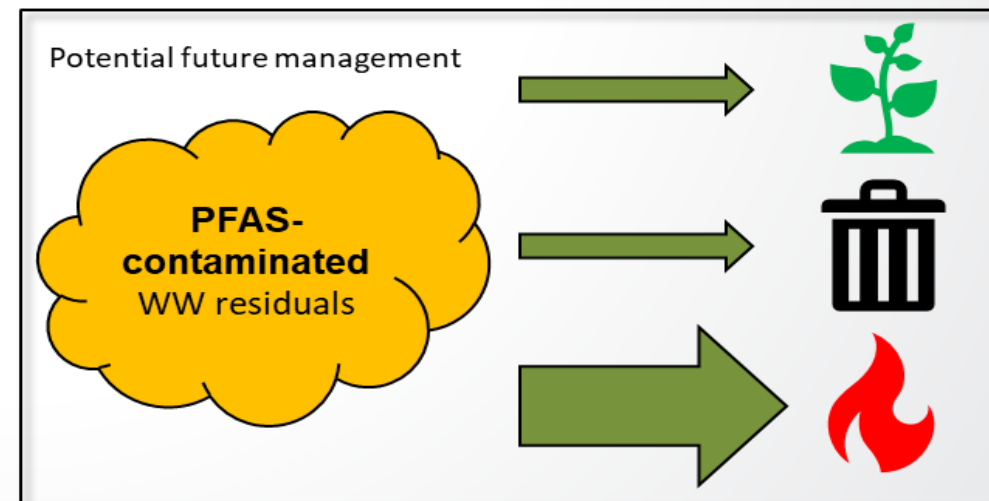


# Changing Fate of Wastewater Residuals



*USEPA is looking for partners for sampling full-scale sewage sludge incinerators*

- Wastewater residual incineration may increase as policies shift to address PFAS in wastewater
- Lack data on the fate of PFAS in full-scale incinerators

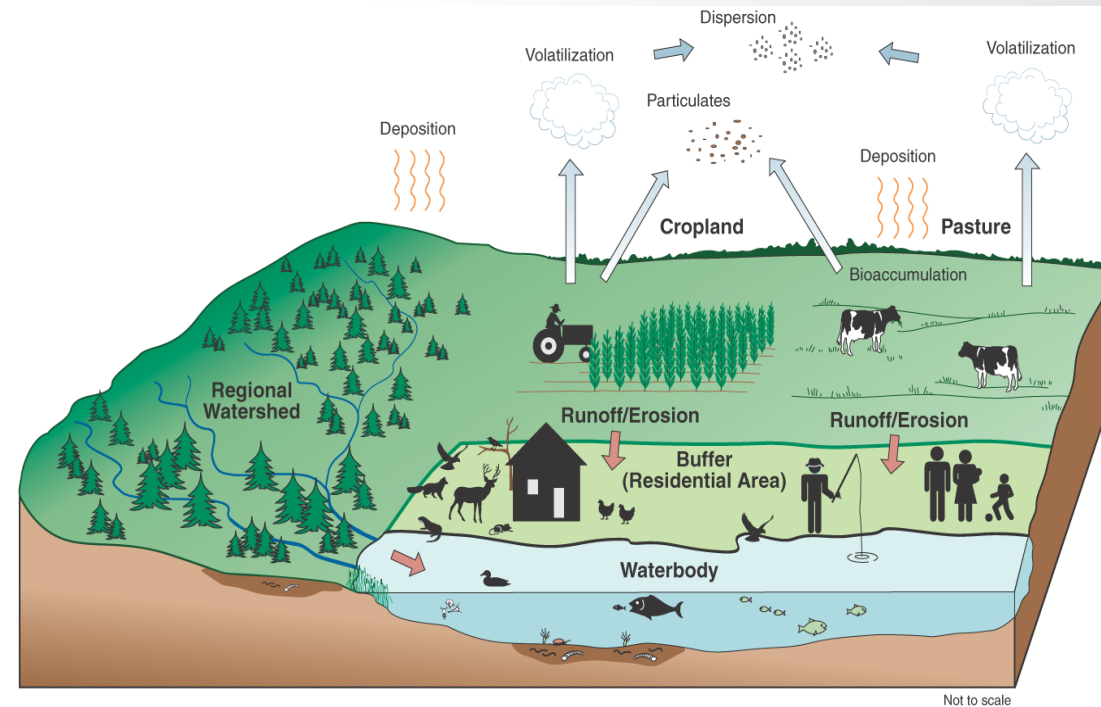


## Project:

Exposure, Hazard and Toxicokinetic Data for Chemicals in Biosolids

## Description:

- Leverage the computational toxicology approaches developed for the TSCA inventory to evaluate chemicals which may be present in biosolids for risk assessment prioritization
- Goal is to synthesize information from traditional and new approach methods (NAMs) to understand:
  - The overall degree of potential concern related to human health and the environment
  - The relative coverage of potentially relevant human health and ecological toxicity and exposure information that could inform level of effort and resources that may be needed to evaluate that specific substance





# EPA Research Grants

## **STAR Grants:** Practical Methods to Analyze and Treat Emerging Contaminants (PFAS) in Solid Waste, Landfills, Wastewater/Leachates, Soils and Groundwater to Protect Human Health and the Environment

- Project: [Decreasing PFAS in municipal wastewater effluent and minimizing release from land-applied biosolids](#) (Linda Lee, Purdue)
- Project: [A systems-based approach to understand the role of waste type, management strategies and treatment methods on the occurrence, source and fate of PFAS in landfills](#) (Timothy Townsend, Univ of Florida)
- Project: [Electron Beam Technology for Destruction of Short-Chain and Perfluoroalkyl Substances in groundwater, wastewater, sewage sludges and soils](#) (Suresh Pillai, Texas A&M)

## **National Priorities:** [Research on PFAS Impacts in Rural Communities and Agricultural Operations](#)

- To better understand the impacts of PFAS on water quality and availability in rural communities and agricultural operations across the US
- New information on PFAS occurrence, fate and transport in water sources used by rural communities and agricultural operations
- New or improved PFAS treatment methods in small drinking water systems and typical small wastewater treatment system trains, including influents, effluents and biosolids/residuals
- Closed February 11, 2020



# Technical and Program Office Support

*To request technical support, contact EPA Region or Program Office partners*

## EPA Office of Water

Elyssa Arnold  
Biosolids Team  
202-566-1189  
[Arnold.Elyssa@epa.gov](mailto:Arnold.Elyssa@epa.gov)

Elizabeth Resek  
Biosolids Lead  
202-566-1228  
[Resek.Elizabeth@epa.gov](mailto:Resek.Elizabeth@epa.gov)

Region	PFAS Point of Contact	Regional Science Liaison
1	Meghan Cassidy	Chau Vu
2	Christine Ash, Douglas Pabst, Dan D'Agostino	Mindy Pensak
3	Steve Hirsh, Heather Arvanaghi, Roger Reinhart, Rick Rogers	Regina Poeske
4	Becky Allenbach, Aaryn Jones	Dawn Taylor
5	Kim Harris, Carole Braverman, Linda Holst	Carole Braverman
6	Michael Morton, Greg Lyssy	Michael Morton
7	Daniel O'Connor, Amy Shields, Catherine Wooster-Brown	Christopher Taylor
8	Sarah Bahrman, Lisa Kahn, Lisa McClain-Vanderpool	Alfred Basile
9	Matthew Small	Matthew Small
10	Linda Anderson-Carnahan	Rob Elleman



## For More Information

- The research discussed in this presentation is part of EPA's overall efforts to rapidly expand the scientific foundation for understanding and managing risk from PFAS
- For more information on EPA's efforts to address PFAS, please visit the following websites
  - EPA PFAS Action Plan – <https://www.epa.gov/pfas/epas-pfas-action-plan>
  - EPA PFAS Research – <https://www.epa.gov/chemical-research/research-and-polyfluoroalkyl-substances-pfas>



# Contacts

## **Marc A. Mills, PhD**

Lead for PFAS Remediation R&D

US EPA Office of Research and Development

[Mills.Marc@epa.gov](mailto:Mills.Marc@epa.gov)

513-569-7322

## **EPA ORD Team:**

### ***Land Applied Materials:***

#### **Carolyn Acheson, PhD**

[Acheson.Carolyn@epa.gov](mailto:Acheson.Carolyn@epa.gov)

513-569-7190

#### **Ronald Herrmann**

[Herrmann.Ronald@epa.gov](mailto:Herrmann.Ronald@epa.gov)

513-569-7741

### ***Sewage Sludge Incineration:***

#### **Phillip Potter, PhD**

[Potter.Phillip@epa.gov](mailto:Potter.Phillip@epa.gov)

513-487-2683

#### **Brian Crone**

[Crone.Brian@epa.gov](mailto:Crone.Brian@epa.gov)

513-569-7020

**[Learn more about EPA  
Research on PFAS](#)**



# References

Slide 5 :

1. EPA reports: EPA-430/9-76-013, EPA-625/10-84-003, EPA-821/R/3006, EPA/625/R-95/001, EPA-530-R-99-009
2. NEBRA 2007

Slide 10:

1. Venkatesan and Halden, 2013, Journal of Hazardous Materials 252-253:413-418
2. Sepulvado et al., 2011, Environmental Science and Technology 45:8106-8112
3. Loganathan et al., 2007, Water Research 41:4611-4620
4. Sinclair and Kannan, 2006, Environmental Science and Technology 40:1408-1414
5. Schultz et al., 2006 , Environmental Science and Technology 40:7350-7357
6. Yu et al., 2009, Water Research 43:2399-2408
7. Yoo et al., 2009, Journal of Chromatography A 1216:7831-7839
8. Navarro et al., 2016, Environmental Research 149:32-39
9. Michigan Department of Environment, Great Lakes, and Energy (EGLE), 2020. Summary Report: Initiatives to Evaluate the Presence of PFAS in Municipal Wastewater and Associated Residuals.