

An aerial photograph of a golf course with several power line towers in the background. The image is partially obscured by a large yellow and orange diagonal graphic on the left side.

3M Science.
Applied to Life.™

3M™ Novec™ Dielectric Fluids SF₆ Alternatives for Power Utilities

Workshop for SF₆ Emission Reduction Strategies

Dave Nyberg, Global Marketing Manager, 3M Company

January 2017

Agenda

- SF₆ background
- 3M™ Novec™ Dielectric Fluid Performance
- OEM R&D Activity
- Regulatory Environment
- Testing Equipment
- Safety



SF₆ (Sulfur Hexafluoride) facts

Excellent characteristics for arc quenching and electrical insulation

One of the best insulating media for medium and high voltage power equipment

- Circuit Breakers
- Switchgear
- Gas Insulated Lines

Inert, non-corrosive & thermally stable

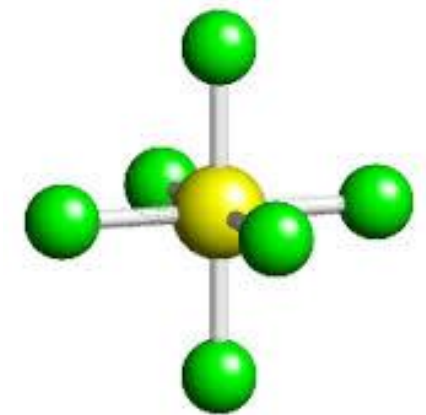
- Excellent arc extinction
- Breakdown products recombine
- Long in service life (decades in closed-system power infrastructure applications)

Resulting Byproducts

- S₂F₁₀
- HF
- SF₄ & others

Global Warming Potential = **23,500**

- One of the highest known GWPs
- Atmospheric lifetime = **3,200 years**



Concerns over SF₆ began in the early 1990s

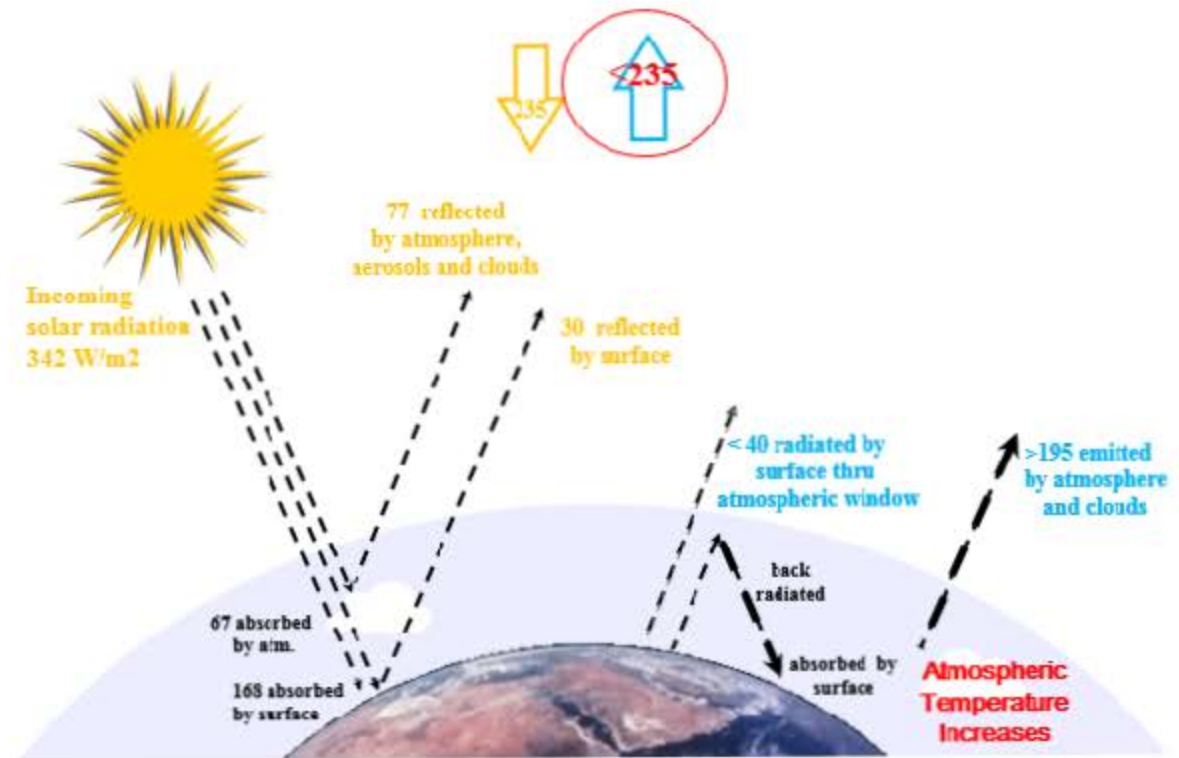
Atmospheric Lifetimes of Long-Lived Halogenated Species

A. R. Ravishankara, S. Solomon, A. A. Turnipseed,
R. F. Warren*

The atmospheric lifetimes of the fluorinated gases CF₄, C₂F₆, c-C₄F₈, (CF₃)₂C-C₄F₈, C₅F₁₂, C₆F₁₄, C₂F₅Cl, C₂F₄Cl₂, CF₃Cl, and SF₆ are of concern because of the effects that these long-lived compounds acting as greenhouse gases can have on global climate. The possible atmospheric loss processes of these gases were assessed by determining the rate coefficients for the reactions of these gases with O(¹D), H, and OH and the absorption cross sections at 121.6 nanometers in the laboratory and using these data as input to a two-dimensional atmospheric model. The lifetimes of all the studied perfluoro compounds are >2000 years, and those of CF₃Cl, CF₃CF₂Cl, and CF₂ClCF₂Cl are >300 years. If released into the atmosphere, these molecules will accumulate and their effects will persist for centuries or millennia.

Most of the chemicals released into the atmosphere as a result of natural processes or human activities are converted to other forms or are completely removed from the atmosphere within a few years. This happens because most of these molecules react with the major oxidants in the atmosphere or are photolyzed at wavelengths greater

than 190 nm. A few species, however, exhibit very low reactivities. We might ask: What happens to molecules that do not react with most of the oxidants in the stratosphere and the troposphere? The answer to this question is not only of fundamental interest but also of practical significance. If an industrially produced chemical



The challenge of finding a replacement for SF₆



August 25-30, 2013 | Seoul, Korea
18th International Symposium
on High Voltage Engineering

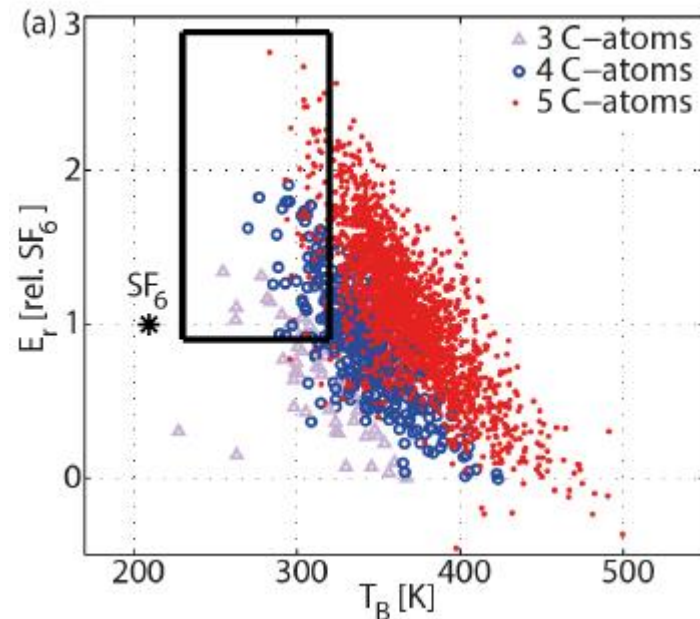
OE8-01

PREDICTING THE ELECTRIC STRENGTH OF PROPOSED SF₆ REPLACEMENT GASES BY MEANS OF DENSITY FUNCTIONAL THEORY

M. Rabie^{1*} and C. M. Franck¹

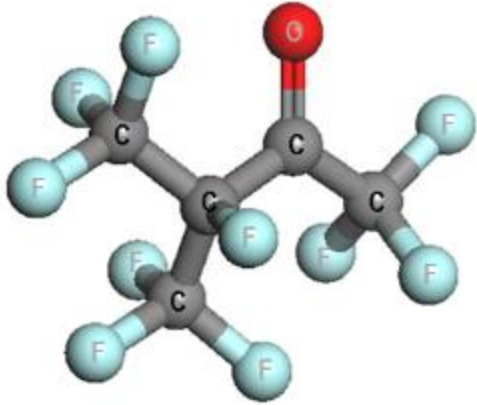
¹Power Systems and High Voltage Laboratories, ETH Zurich, 8092 Zurich, Switzerland

*Email: <rabie@eeh.ee.ethz.ch>



- > 2000 compounds evaluated
- Significant challenges to meet the requirements of safety, performance, and reduced GWP
- Very few compounds meet all the requirements

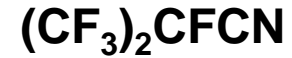
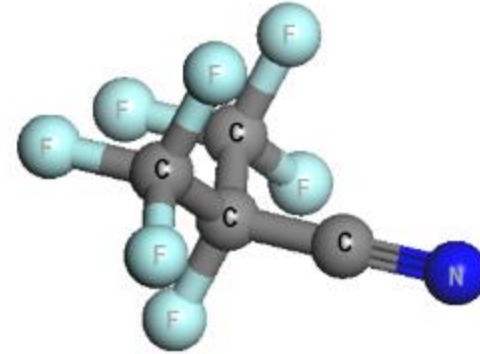
3M™ Novec™ Dielectric Fluids as Alternatives to SF₆



Commercial name:

3M™ Novec™ 5110 Dielectric Fluid

- 1,1,1,3,4,4,4-heptafluoro-3-(trifluoromethyl)-2-butanone
- CAS # 756-12-7
- C5 ketone



Commercial name:

3M™ Novec™ 4710 Dielectric Fluid

- 2,3,3,3-tetrafluoro-2-(trifluoromethyl)propanenitrile
- CAS # 42532-60-5
- Fluoronitrile or Nitrile

3M™ Novec™ Dielectric Fluid properties versus SF₆

Significantly lower GWP and higher dielectric strength

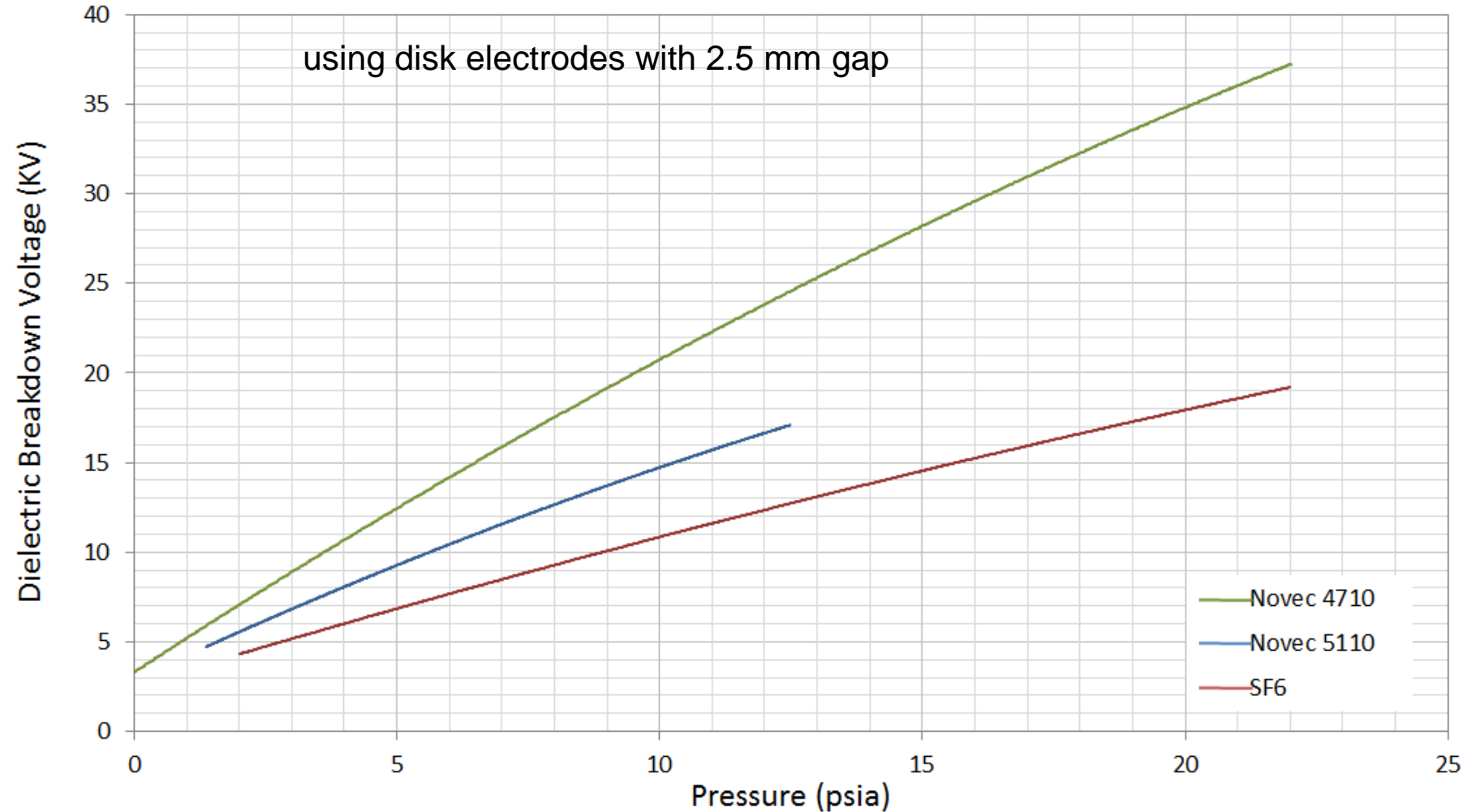
Property (at 25°C)	Novec 5110	Novec 4710	SF ₆
Molecular Weight (g/mol)	266	195	146
Flash Point (°F)	nonflammable	nonflammable	nonflammable
Boiling Point (°F)	80.4	23.5	-90.9*
Freezing Point (°F)	-166	-180	-59.3
Gas Density at 14.5 psi (lb/ft ³)	0.67	0.49	0.37
Dielectric Strength at 14.5 psi (kV)	18.4 at sat'n	27.5	14.0
Vapor Pressure (psia)	13.6	36.5	312
Atmospheric Lifetime (years)	0.04	30	3200
Global Warming Potential (100-yr ITH, IPCC 2013 method)	< 1	2100	23500
Ozone Depletion Potential (CFC-11 = 1)	0	0	0

GWP calculated via IPCC 5th Assessment Report method

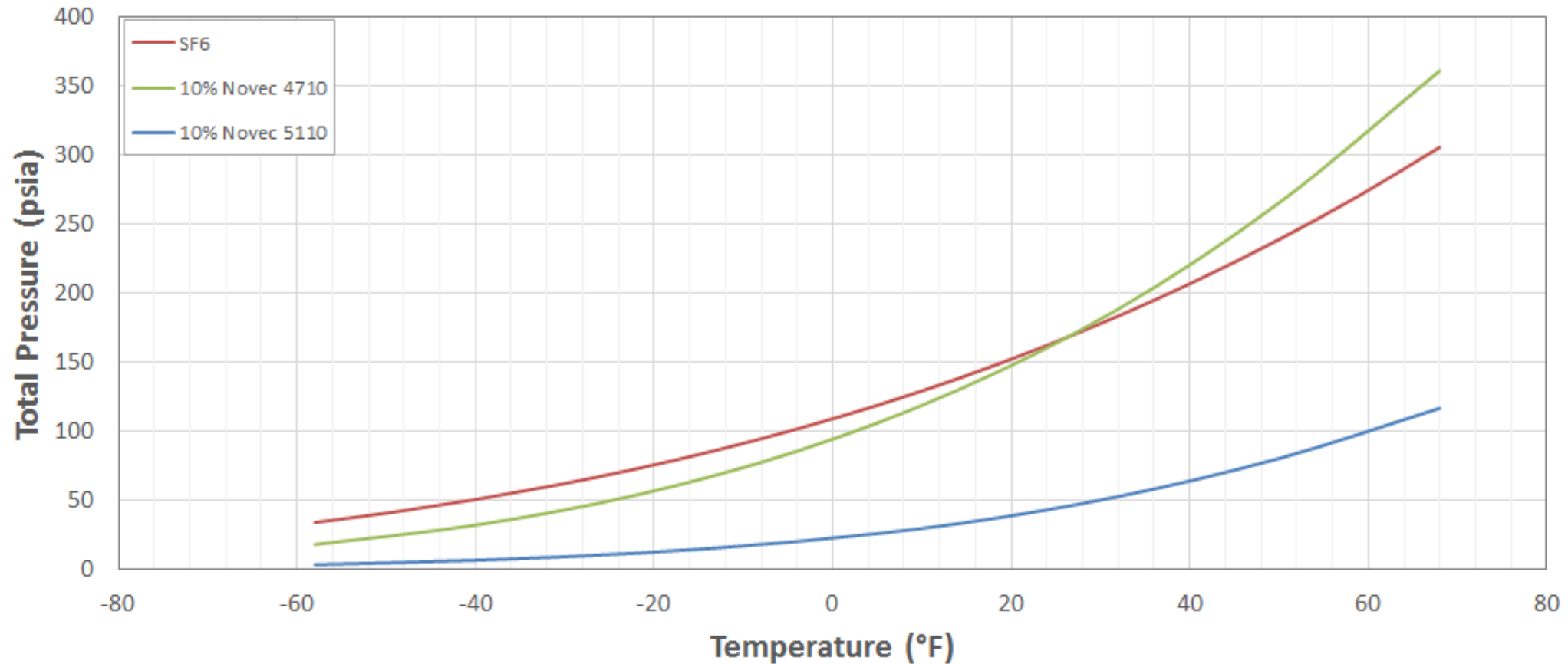
* sublimation point

3M™ Novec™ Dielectric Fluid Breakdown Voltage

Dielectric strength exceeds SF₆

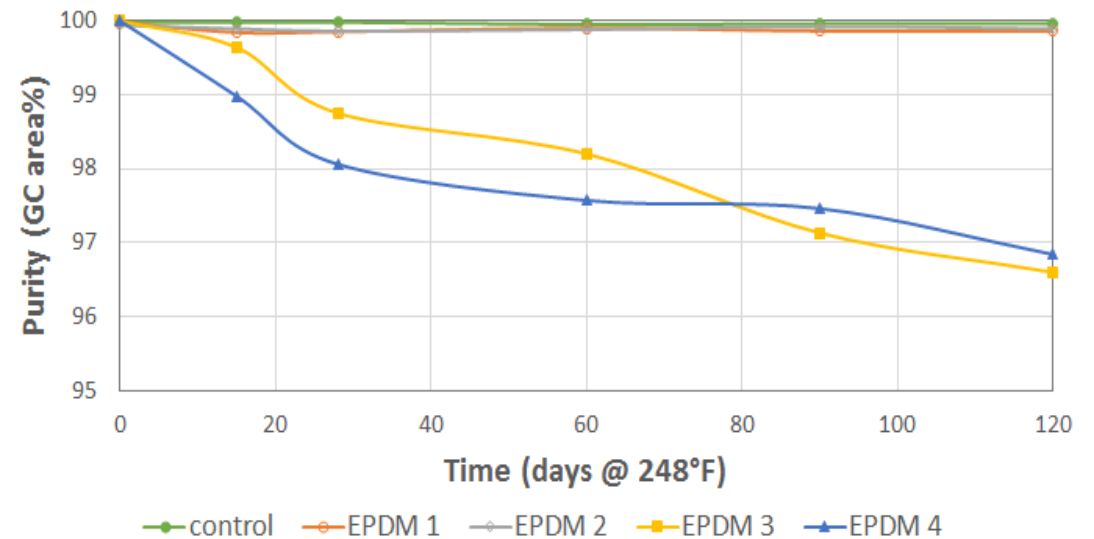


Condensation curves for gas mixtures containing 10 mole% 3M™ Novec™ Dielectric Fluids comparison to SF₆ vapor pressure



3M™ Novec™ Dielectric Fluid compatibility with power equipment materials and components

- Good compatibility with metals
- Compatible with most hard plastics
- Compatibility with elastomers depends upon specific formulation
 - Compounds that retain high moisture levels show reactivity
 - Formulations with basic (high pH) components can result in reactivity
 - Basic carbon black
 - Curatives
 - Acid acceptors
- Some lubricants/greases can contain reactive components, such as those with alcohol functionality
- The most compatible desiccants are 5A molecular sieves, MgSO_4 and CaSO_4



Global warming potential (GWP) comparisons

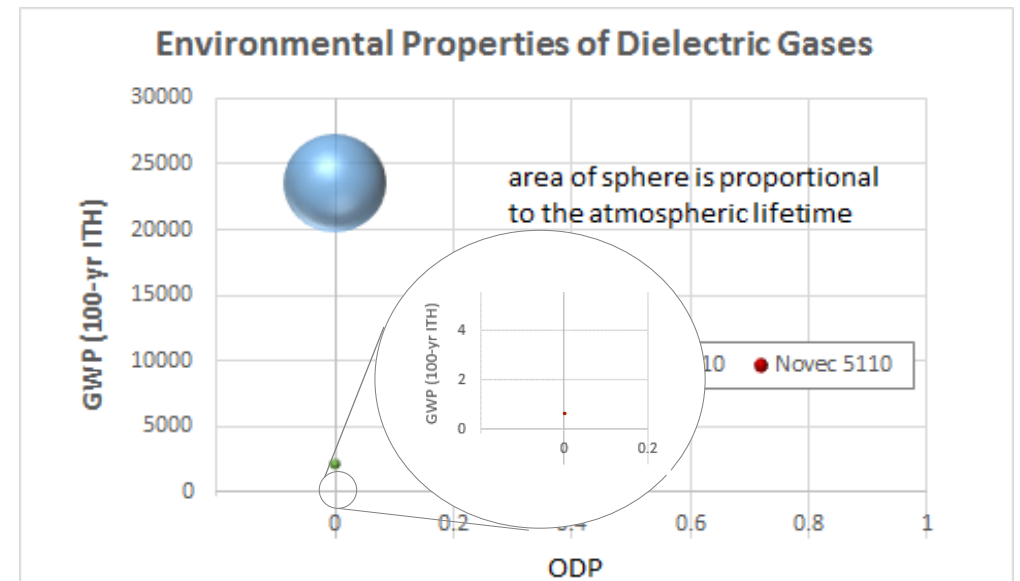
Both Novec™ Dielectric Fluid products offer superior GWP reductions

Property	Novec 5110	Novec 4710	SF ₆
Atmospheric Lifetime (years)	0.04	30	3200
Global Warming Potential (100-yr ITH, IPCC 2013 method)	< 1	2100	23500
Ozone Depletion Potential (CFC-11 = 1)	0	0	0

Novec™ 5110 fluid: 99.99% reduction in GHG emissions at all concentrations

Novec™ 4710 fluid: Mixtures with air, N₂ or CO₂ achieve ≥ 98% reduction

Example: 10 mole% Novec 4710 fluid in CO₂ at 6 bar = 98.2% reduction in GHG vs 4 bar SF₆



OEM Innovations with 3M™ Novec™ Dielectric Fluids

The industry is investing in new equipment development

- Early adopter OEMs have equipment active on the grid in Europe
- Both Novec™ 4710 and Novec™ 5110 fluids are in use in Europe
- R&D effort continues around switchgear, breakers, and GIL

For the first time in decades, through the use of Novec™ Dielectric Fluids, a viable option exists to manufacture SF₆ free power equipment with a footprint and performance similar to current GIS equipment



United States Regulatory Activity

Massachusetts and California – early adopters of emission reduction programs



- On June 21, 2007, as part of the [California Global Warming Solutions Act of 2006 \(AB 32\)](#), the Air Resources Board (ARB) approved the reduction of sulfur hexafluoride (SF₆) emissions from electricity transmission and distribution equipment as an early action measure.

Maximum Annual SF ₆ Emission Rate	
Calendar Year	Maximum Allowable SF ₆ Emission Rate
2011	10.0%
2012	9.0%
2013	8.0%
2014	7.0%
2015	6.0%
2016	5.0%
2017	4.0%
2018	3.0%
2019	2.0%
2020, and each calendar year thereafter	1.0%



- “Each federal reporting GIS owner shall ensure that the maximum annual SF₆ emission rate for all of its active GIS equipment . . . shall not exceed the following”:

Maximum Annual SF ₆ Emission Rate	
Calendar Year	Maximum Allowable SF ₆ Emission Rate
2015	3.5%
2016	3.0%
2017	2.5%
2018	2.0%
2019	1.5%
2020, and each calendar year thereafter	1.0%

F-gas regulation in Europe

No immediate impact on electrical equipment SF₆ use in Europe

- 517/2014 implemented to reduce the EU's F-gas emissions by two-thirds from 2014 levels by 2030
- Long term goal of reducing overall GHG emissions by at least 80% by 2050 against 1990 levels
- No phase out provisions of SF₆ in 517/2014
- The regulation does have a provision for reviewing the standards again in 2020
- Article 10 requires both switchgear manufacturers and users to train and be certified in all SF₆ handling operations from installation to decommissioning. Regulation 842/2006 required certification only for recovering old and unused SF₆
- Article 12 - manufacturers will need to modify the label content on all new equipment that contains fluorinated GHGs before commercialization
- Articles 4 and 5 waive leakage tests and detection systems of switchgear when the SF₆ it contains is below a certain level or if they are pressure- or density-monitored

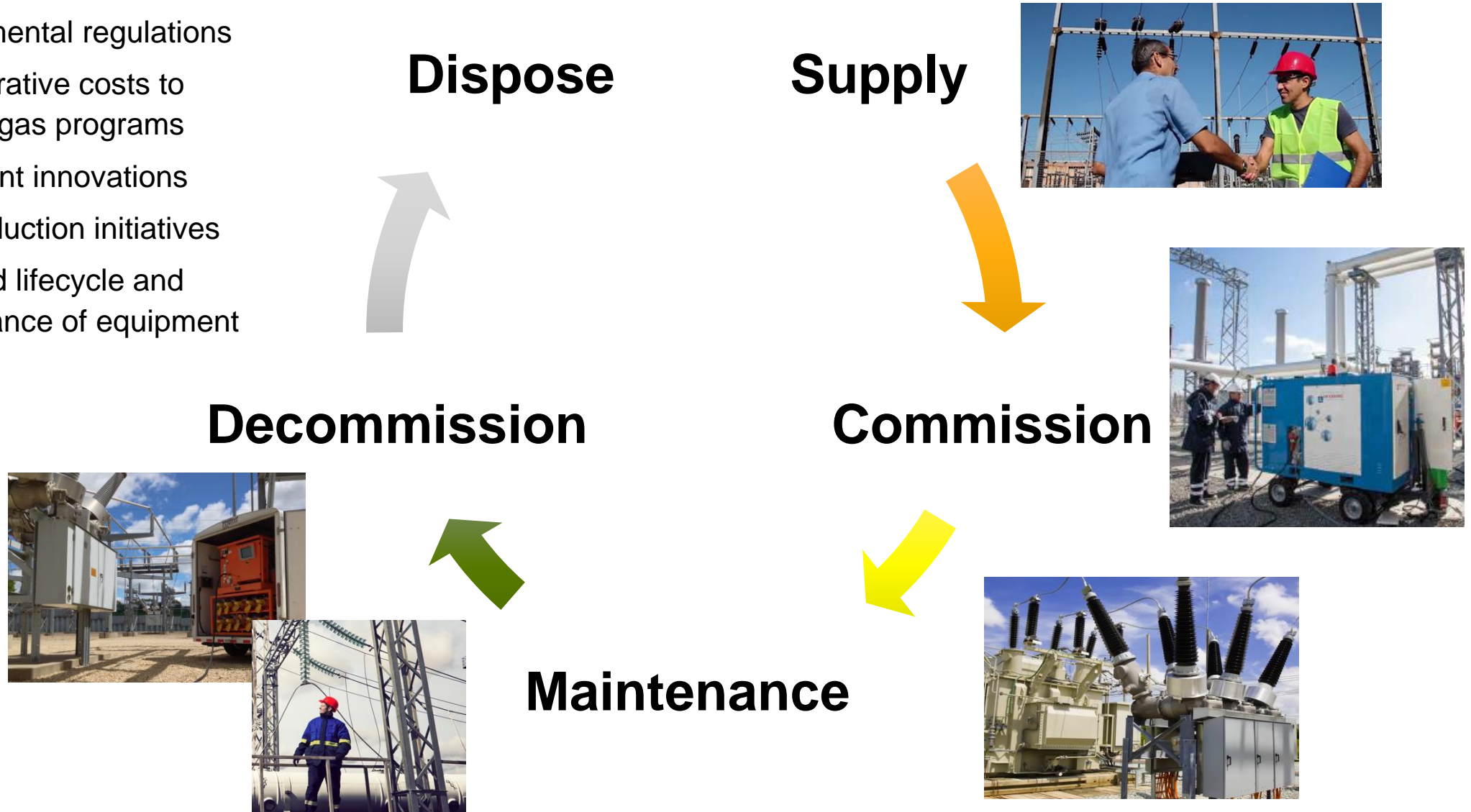
Commission Regulation EU No. 517/2014



Lifecycle of power equipment gas

- **Process inputs**

- Environmental regulations
- Administrative costs to manage gas programs
- Equipment innovations
- GWP reduction initiatives
- Projected lifecycle and maintenance of equipment



Equipment for mixing, gas handling, and monitoring

The industry is investing in solutions for SF₆ alternatives



Equipment measures the gas composition - CO₂ and Novec™ Dielectric Fluid percentages



Multi-Zone

Multi-Zone Gas Leak Monitor



H25-IR PRO

An industrial-grade gas leak analyzer



PGM-IR

Portable Leak Detector

- Service cart
- Gas detector
- Analyzer for gas quality
- Calibrated for g3 gas mixture using Novec™ 4710 Dielectric Fluid



SF₆ ALTERNATIVE DEVELOPMENT FOR HIGH VOLTAGE SWITCHGEARS

Y. KIEFFEL, A. GIRODET,
F. BIQUEZ, Ph. PONCHON

ALSTOM GRID, FRANCE

J. OWENS, M. COSTELLO,
M. BULINSKI, R. VAN SAN*,
K. WERNER
3M COMPANY, USA, (*) BELGIUM

d. Toxicity of the mixtures:

As mentioned above, the toxicity of the gas mixture was compared to ADR – European Agreement concerning the International Carriage of Dangerous Good by Road – where the toxicity of a gas mixture (LC₅₀) is calculated by taking into account the toxicity (LC_{50i}) and the mole fraction (f_i) of each substance (or volume fraction), $LC_{50}(\text{mixture}) = 1/\sum f_i/LC_{50i}$.

CO₂ has an LC₅₀ above 30%v (300000 ppm_v), then for the GIS mixture, the LC₅₀ of the total gas would be equal to roughly 120000 ppm_v (12%v) which is a value close to the LC₅₀ of SF₆ (above 100000 ppm_v). Additional toxicity measurements made after current interruption test demonstrates that the gas is less toxic than SF₆.

ALTERNATIVE GAS INSULATION IN MEDIUM-VOLTAGE SWITCHGEAR

Maik HYRENBACH
ABB AG – Germany
maik.hyrenbach@de.abb.com

Tobias HINTZEN
ABB AG – Germany
tobis.hintzen@de.abb.com

Pascal MÜLLER
EWZ - Switzerland
pascal.mueller@ewz.ch

John OWENS
3M Company - USA
jgowens@mmm.com

Safety of personnel is most important in the unlikely event of an internal arc. Personnel should not enter the switchgear room without intensive ventilation of the room following the internal arcing event. This procedure is well known for SF₆ insulated switchgear, but also for air-insulated switchgear. The same procedure is applicable to switchgears with C5 FK/air gas mixtures.

Conclusion for eco-efficient GIS

The investigations and tests have shown that it is feasible to modify existing SF₆ GIS designs allowing the usage of an alternative insulation gas based on a mixture of C5 FK and technical air. The required modifications of the switchgear intended for circuit-breaker applications are limited and the cost impact are in balance with the ecological improvement.

Based on the results of the study, ABB decided to perform type tests for selected variants of a slightly modified ZX2 targeting a technology pilot installation to gain field experience in this new technology.

Thank you

Important Notice

Regulatory: For regulatory information about these products, contact your 3M representative.

Technical Information: The technical information, recommendations and other statements contained in this document are based upon tests or experience that 3M believes are reliable, but the accuracy or completeness of such information is not guaranteed.

Product Use: Many factors beyond 3M's control and uniquely within user's knowledge and control can affect the use and performance of a 3M product in a particular application. Given the variety of factors that can affect the use and performance of a 3M product, user is solely responsible for evaluating the 3M product and determining whether it is fit for a particular purpose and suitable for user's method of application.

Warranty and Limitation of Liability: 3M's product warranty is stated in its product literature, available upon request. 3M MAKES NO OTHER WARRANTIES OR CONDITIONS, INCLUDING ANY IMPLIED WARRANTY OR CONDITION OF MERCHANTABILITY OR FITNESS FOR A PARTICULAR PURPOSE. If there is a defect in the product, your exclusive remedy shall be, at 3M's option, product replacement or refund of the purchase price. 3M will not be liable for any direct, indirect, special, incidental or consequential damage related to the use of this product.

Limitation of Liability: Except where prohibited by law, 3M will not be liable for any loss or damage arising from the 3M product, whether direct, indirect, special, incidental or consequential, regardless of the legal theory asserted, including warranty, contract, negligence or strict liability.

Electronics Materials Solutions Division
3M Center, Building 224-3N-11
St. Paul, MN 55144-1000
1-800-251-8634 phone
651-778-4244 fax
www.3M.com/novec

3M and Novec are trademarks of 3M Company. All other trademarks are property of their respective owners.
Please recycle.
©3M 2016. All rights reserved.