

## ANALYTICAL REPORT

Job Number: 460-118325-1

Job Description: McCandless

For:  
Antea USA, Inc.  
500 Summit Lake Drive  
Suite 150  
Valhalla, NY 10595  
Attention: Timothy Fisher



Approved for release.  
Grace Chang  
Project Manager II  
8/18/2016 1:04 PM

---

Grace Chang, Project Manager II  
777 New Durham Road, Edison, NJ, 08817  
(732)593-2579  
grace.chang@testamericainc.com  
08/18/2016

The test results in this report meet all NELAP requirements unless specified within the case narrative. Pursuant to NELAP, this report may not be reproduced, except in full, without the written approval of the laboratory. All questions regarding this report should be directed to the TestAmerica Edison Project Manager.

TestAmerica Edison Certifications and Approvals: Connecticut: CTDOH #PH-0200, New Jersey: NJDEP (NELAP) #12028, New York: NYDOH (NELAP) #11452, NYDOH (ELAP) #11452, Pennsylvania: PADEP (NELAP) 68-00522 and Rhode Island: RIDOH LAO00132

**TestAmerica Laboratories, Inc.**

TestAmerica Edison 777 New Durham Road, Edison, NJ 08817  
Tel (732) 549-3900 Fax (732) 549-3679 [www.testamericainc.com](http://www.testamericainc.com)



# Table of Contents

Cover Title Page . . . . .	1
Data Summaries . . . . .	4
Report Narrative . . . . .	4
Sample Summary . . . . .	5
Detection Summary . . . . .	6
Method Summary . . . . .	8
Client Sample Results . . . . .	9
Surrogate Summary . . . . .	16
QC Sample Results . . . . .	17
Definitions . . . . .	19
QC Association . . . . .	20
Chronicle . . . . .	22
Certification Summary . . . . .	28
Organic Sample Data . . . . .	29
GC Semi VOA . . . . .	29
8082A . . . . .	29
8082A QC Summary . . . . .	30
8082A Sample Data . . . . .	53
Standards Data . . . . .	189
8082A ICAL Data . . . . .	189
8082A CCAL Data . . . . .	303
Raw QC Data . . . . .	431
8082A Blank Data . . . . .	431
8082A LCS/LCSD Data . . . . .	439
8082A MS/MSD Data . . . . .	453
8082A Run Logs . . . . .	457

# Table of Contents

8082A Prep Data .....	463
<b>Inorganic Sample Data .....</b>	<b>465</b>
General Chemistry Data .....	465
Gen Chem Cover Page .....	466
Gen Chem MDL .....	467
Gen Chem Analysis Run Log .....	469
Gen Chem Prep Data .....	471
<b>Shipping and Receiving Documents .....</b>	<b>473</b>
Client Chain of Custody .....	474
Sample Receipt Checklist .....	479

## CASE NARRATIVE

Client: Antea USA, Inc.

Project: McCandless

Report Number: 460-118325-1

This case narrative is in the form of an exception report, where only the anomalies related to this report, method specific performance and/or QA/QC issues are discussed. If there are no issues to report, this narrative will include a statement that documents that there are no relevant data issues.

It should be noted that samples with elevated Reporting Limits (RLs) as a result of a dilution may not be able to satisfy customer reporting limits in some cases. Such increases in the RLs are unavoidable but acceptable consequence of sample dilution that enables quantification of target analytes or interferences which exceed the calibration range of the instrument.

Calculations are performed before rounding to avoid round-off errors in calculated results.

All holding times were met and proper preservation noted for the methods performed on these samples, unless otherwise detailed in the individual sections below.

### **RECEIPT**

The samples were received on 8/8/2016 7:10 PM; the samples arrived in good condition, properly preserved and, where required, on ice. The temperature of the cooler at receipt was 1.1° C.

Note: All samples which require thermal preservation are considered acceptable if the arrival temperature is within 2C of the required temperature or method specified range. For samples with a specified temperature of 4C, samples with a temperature ranging from just above freezing temperature of water to 6C shall be acceptable. Samples that are hand delivered immediately following collection may not meet these criteria, however they will be deemed acceptable according to NELAC standards, if there is evidence that the chilling process has begun, such as arrival on ice, etc.

### **POLYCHLORINATED BIPHENYLS**

Samples PRA-C116W-6.25 (460-118325-1), PRA-S70-1.25 (460-118325-3), PRA-S13-1.25 (460-118325-5), DUP1\_20160808 (460-118325-7), PRA-P25E3-3.75 (460-118325-10), PRA-P25E-8.25 (460-118325-13), PRA-P25E1-3.75 (460-118325-15), PRA-P21SE-8.25 (460-118325-18), PRA-P21SE-10.75 (460-118325-19), PRA-P21-8.25 (460-118325-21), PRA-P21-10.75 (460-118325-22), PRA-P21N-8.25 (460-118325-24), PRA-P21N-10.75 (460-118325-25), PRA-P25E2-3.75 (460-118325-27), PRA-P7S-4.25 (460-118325-28), PRA-P7W-4.25 (460-118325-29) and PRA-P7N-4.25 (460-118325-30) were analyzed for polychlorinated biphenyls in accordance with EPA SW-846 Method 8082A. The samples were prepared on 08/11/2016 and analyzed on 08/11/2016 and 08/12/2016.

DCB Decachlorobiphenyl failed the surrogate recovery criteria low for PRA-C116W-6.25 (460-118325-1). Refer to the QC report for details.

Samples PRA-C116W-6.25 (460-118325-1)[50X] and PRA-P7S-4.25 (460-118325-28)[10X] required dilution prior to analysis. The reporting limits have been adjusted accordingly.

The following sample was diluted to bring the concentration of target analytes within the calibration range: 460-118325-1 at 50.0 and 50.0. Elevated reporting limits (RLs) are provided.

No other difficulties were encountered during the PCBs analysis.

All other quality control parameters were within the acceptance limits.

### **PERCENT SOLIDS/PERCENT MOISTURE**

Samples PRA-C116W-6.25 (460-118325-1), PRA-S70-1.25 (460-118325-3), PRA-S13-1.25 (460-118325-5), DUP1\_20160808 (460-118325-7), PRA-P25E3-3.75 (460-118325-10), PRA-P25E-8.25 (460-118325-13), PRA-P25E1-3.75 (460-118325-15), PRA-P21SE-8.25 (460-118325-18), PRA-P21SE-10.75 (460-118325-19), PRA-P21-8.25 (460-118325-21), PRA-P21-10.75 (460-118325-22), PRA-P21N-8.25 (460-118325-24), PRA-P21N-10.75 (460-118325-25), PRA-P25E2-3.75 (460-118325-27), PRA-P7S-4.25 (460-118325-28), PRA-P7W-4.25 (460-118325-29) and PRA-P7N-4.25 (460-118325-30) were analyzed for percent solids/percent moisture in accordance with EPA Method CLPISM01.2 (Exhibit D) Modified. The samples were analyzed on 08/11/2016.

No difficulties were encountered during the %solids/moisture analysis.

All quality control parameters were within the acceptance limits.



# Sample Summary

Client: Antea USA, Inc.  
Project/Site: McCandless

TestAmerica Job ID: 460-118325-1

Lab Sample ID	Client Sample ID	Matrix	Collected	Received
460-118325-1	PRA-C116W-6.25	Solid	08/08/16 14:53	08/08/16 19:10
460-118325-3	PRA-S70-1.25	Solid	08/08/16 14:24	08/08/16 19:10
460-118325-5	PRA-S13-1.25	Solid	08/08/16 13:53	08/08/16 19:10
460-118325-7	DUP1_20160808	Solid	08/08/16 00:00	08/08/16 19:10
460-118325-10	PRA-P25E3-3.75	Solid	08/08/16 10:46	08/08/16 19:10
460-118325-13	PRA-P25E-8.25	Solid	08/08/16 10:15	08/08/16 19:10
460-118325-15	PRA-P25E1-3.75	Solid	08/08/16 09:48	08/08/16 19:10
460-118325-18	PRA-P21SE-8.25	Solid	08/08/16 12:08	08/08/16 19:10
460-118325-19	PRA-P21SE-10.75	Solid	08/08/16 12:05	08/08/16 19:10
460-118325-21	PRA-P21-8.25	Solid	08/08/16 11:50	08/08/16 19:10
460-118325-22	PRA-P21-10.75	Solid	08/08/16 11:52	08/08/16 19:10
460-118325-24	PRA-P21N-8.25	Solid	08/08/16 11:30	08/08/16 19:10
460-118325-25	PRA-P21N-10.75	Solid	08/08/16 11:32	08/08/16 19:10
460-118325-27	PRA-P25E2-3.75	Solid	08/08/16 11:06	08/08/16 19:10
460-118325-28	PRA-P7S-4.25	Solid	08/08/16 15:01	08/08/16 19:10
460-118325-29	PRA-P7W-4.25	Solid	08/08/16 15:15	08/08/16 19:10
460-118325-30	PRA-P7N-4.25	Solid	08/08/16 15:30	08/08/16 19:10

# Detection Summary

Client: Antea USA, Inc.  
Project/Site: McCandless

TestAmerica Job ID: 460-118325-1

## Client Sample ID: PRA-C116W-6.25

Lab Sample ID: 460-118325-1

Analyte	Result	Qualifier	RL	MDL	Unit	Dil Fac	D	Method	Prep Type
Aroclor 1242 - DL	57000	D	3800	500	ug/Kg	50	☒	8082A	Total/NA

## Client Sample ID: PRA-S70-1.25

Lab Sample ID: 460-118325-3

Analyte	Result	Qualifier	RL	MDL	Unit	Dil Fac	D	Method	Prep Type
Aroclor 1248	100		72	9.5	ug/Kg	1	☒	8082A	Total/NA

## Client Sample ID: PRA-S13-1.25

Lab Sample ID: 460-118325-5

No Detections.

## Client Sample ID: DUP1\_20160808

Lab Sample ID: 460-118325-7

No Detections.

## Client Sample ID: PRA-P25E3-3.75

Lab Sample ID: 460-118325-10

Analyte	Result	Qualifier	RL	MDL	Unit	Dil Fac	D	Method	Prep Type
Aroclor 1248	130		75	9.9	ug/Kg	1	☒	8082A	Total/NA

## Client Sample ID: PRA-P25E-8.25

Lab Sample ID: 460-118325-13

Analyte	Result	Qualifier	RL	MDL	Unit	Dil Fac	D	Method	Prep Type
Aroclor 1248	120		77	10	ug/Kg	1	☒	8082A	Total/NA

## Client Sample ID: PRA-P25E1-3.75

Lab Sample ID: 460-118325-15

No Detections.

## Client Sample ID: PRA-P21SE-8.25

Lab Sample ID: 460-118325-18

No Detections.

## Client Sample ID: PRA-P21SE-10.75

Lab Sample ID: 460-118325-19

No Detections.

## Client Sample ID: PRA-P21-8.25

Lab Sample ID: 460-118325-21

No Detections.

## Client Sample ID: PRA-P21-10.75

Lab Sample ID: 460-118325-22

No Detections.

## Client Sample ID: PRA-P21N-8.25

Lab Sample ID: 460-118325-24

No Detections.

## Client Sample ID: PRA-P21N-10.75

Lab Sample ID: 460-118325-25

No Detections.

This Detection Summary does not include radiochemical test results.

# Detection Summary

Client: Antea USA, Inc.  
Project/Site: McCandless

TestAmerica Job ID: 460-118325-1

## Client Sample ID: PRA-P25E2-3.75

## Lab Sample ID: 460-118325-27

Analyte	Result	Qualifier	RL	MDL	Unit	Dil Fac	D	Method	Prep Type
Aroclor 1248	720		71	9.4	ug/Kg	1	☒	8082A	Total/NA
Aroclor 1260	130		71	9.7	ug/Kg	1	☒	8082A	Total/NA

## Client Sample ID: PRA-P7S-4.25

## Lab Sample ID: 460-118325-28

Analyte	Result	Qualifier	RL	MDL	Unit	Dil Fac	D	Method	Prep Type
Aroclor 1242	7400		700	93	ug/Kg	10	☒	8082A	Total/NA

## Client Sample ID: PRA-P7W-4.25

## Lab Sample ID: 460-118325-29

Analyte	Result	Qualifier	RL	MDL	Unit	Dil Fac	D	Method	Prep Type
Aroclor 1248	110		73	9.7	ug/Kg	1	☒	8082A	Total/NA

## Client Sample ID: PRA-P7N-4.25

## Lab Sample ID: 460-118325-30

No Detections.

This Detection Summary does not include radiochemical test results.

# Method Summary

Client: Antea USA, Inc.  
Project/Site: McCandless

TestAmerica Job ID: 460-118325-1

---

---

<b>Method</b>	<b>Method Description</b>	<b>Protocol</b>	<b>Laboratory</b>
8082A	Polychlorinated Biphenyls (PCBs) by Gas Chromatography	SW846	TAL EDI
Moisture	Percent Moisture	EPA	TAL EDI

**Protocol References:**

EPA = US Environmental Protection Agency

SW846 = "Test Methods For Evaluating Solid Waste, Physical/Chemical Methods", Third Edition, November 1986 And Its Updates.

**Laboratory References:**

TAL EDI = TestAmerica Edison, 777 New Durham Road, Edison, NJ 08817, TEL (732)549-3900

# Client Sample Results

Client: Antea USA, Inc.  
Project/Site: McCandless

TestAmerica Job ID: 460-118325-1

**Client Sample ID: PRA-C116W-6.25**

**Lab Sample ID: 460-118325-1**

**Date Collected: 08/08/16 14:53**

**Matrix: Solid**

**Date Received: 08/08/16 19:10**

**Percent Solids: 88.6**

**Method: 8082A - Polychlorinated Biphenyls (PCBs) by Gas Chromatography - DL**

Analyte	Result	Qualifier	RL	MDL	Unit	D	Prepared	Analyzed	Dil Fac
Aroclor 1016	500	U	3800	500	ug/Kg	☼	08/11/16 00:03	08/12/16 08:57	50
Aroclor 1221	500	U	3800	500	ug/Kg	☼	08/11/16 00:03	08/12/16 08:57	50
Aroclor 1232	500	U	3800	500	ug/Kg	☼	08/11/16 00:03	08/12/16 08:57	50
<b>Aroclor 1242</b>	<b>57000</b>	<b>D</b>	3800	500	ug/Kg	☼	08/11/16 00:03	08/12/16 08:57	50
Aroclor 1248	500	U	3800	500	ug/Kg	☼	08/11/16 00:03	08/12/16 08:57	50
Aroclor 1254	520	U	3800	520	ug/Kg	☼	08/11/16 00:03	08/12/16 08:57	50
Aroclor 1260	520	U	3800	520	ug/Kg	☼	08/11/16 00:03	08/12/16 08:57	50
Aroclor 1262	520	U	3800	520	ug/Kg	☼	08/11/16 00:03	08/12/16 08:57	50
Aroclor 1268	520	U	3800	520	ug/Kg	☼	08/11/16 00:03	08/12/16 08:57	50
<b>Surrogate</b>	<b>%Recovery</b>	<b>Qualifier</b>	<b>Limits</b>				<b>Prepared</b>	<b>Analyzed</b>	<b>Dil Fac</b>
DCB Decachlorobiphenyl	0	D X	47 - 150				08/11/16 00:03	08/12/16 08:57	50

**Client Sample ID: PRA-S70-1.25**

**Lab Sample ID: 460-118325-3**

**Date Collected: 08/08/16 14:24**

**Matrix: Solid**

**Date Received: 08/08/16 19:10**

**Percent Solids: 93.7**

**Method: 8082A - Polychlorinated Biphenyls (PCBs) by Gas Chromatography**

Analyte	Result	Qualifier	RL	MDL	Unit	D	Prepared	Analyzed	Dil Fac
Aroclor 1016	9.5	U	72	9.5	ug/Kg	☼	08/11/16 00:03	08/11/16 18:04	1
Aroclor 1221	9.5	U	72	9.5	ug/Kg	☼	08/11/16 00:03	08/11/16 18:04	1
Aroclor 1232	9.5	U	72	9.5	ug/Kg	☼	08/11/16 00:03	08/11/16 18:04	1
Aroclor 1242	9.5	U	72	9.5	ug/Kg	☼	08/11/16 00:03	08/11/16 18:04	1
<b>Aroclor 1248</b>	<b>100</b>		72	9.5	ug/Kg	☼	08/11/16 00:03	08/11/16 18:04	1
Aroclor 1254	9.8	U	72	9.8	ug/Kg	☼	08/11/16 00:03	08/11/16 18:04	1
Aroclor 1260	9.8	U	72	9.8	ug/Kg	☼	08/11/16 00:03	08/11/16 18:04	1
Aroclor 1262	9.8	U	72	9.8	ug/Kg	☼	08/11/16 00:03	08/11/16 18:04	1
Aroclor 1268	9.8	U	72	9.8	ug/Kg	☼	08/11/16 00:03	08/11/16 18:04	1
<b>Surrogate</b>	<b>%Recovery</b>	<b>Qualifier</b>	<b>Limits</b>				<b>Prepared</b>	<b>Analyzed</b>	<b>Dil Fac</b>
DCB Decachlorobiphenyl	87		47 - 150				08/11/16 00:03	08/11/16 18:04	1
DCB Decachlorobiphenyl	84		47 - 150				08/11/16 00:03	08/11/16 18:04	1

**Client Sample ID: PRA-S13-1.25**

**Lab Sample ID: 460-118325-5**

**Date Collected: 08/08/16 13:53**

**Matrix: Solid**

**Date Received: 08/08/16 19:10**

**Percent Solids: 93.1**

**Method: 8082A - Polychlorinated Biphenyls (PCBs) by Gas Chromatography**

Analyte	Result	Qualifier	RL	MDL	Unit	D	Prepared	Analyzed	Dil Fac
Aroclor 1016	9.6	U	72	9.6	ug/Kg	☼	08/11/16 00:03	08/11/16 08:53	1
Aroclor 1221	9.6	U	72	9.6	ug/Kg	☼	08/11/16 00:03	08/11/16 08:53	1
Aroclor 1232	9.6	U	72	9.6	ug/Kg	☼	08/11/16 00:03	08/11/16 08:53	1
Aroclor 1242	9.6	U	72	9.6	ug/Kg	☼	08/11/16 00:03	08/11/16 08:53	1
Aroclor 1248	9.6	U	72	9.6	ug/Kg	☼	08/11/16 00:03	08/11/16 08:53	1
Aroclor 1254	9.9	U	72	9.9	ug/Kg	☼	08/11/16 00:03	08/11/16 08:53	1
Aroclor 1260	9.9	U	72	9.9	ug/Kg	☼	08/11/16 00:03	08/11/16 08:53	1
Aroclor 1262	9.9	U	72	9.9	ug/Kg	☼	08/11/16 00:03	08/11/16 08:53	1
Aroclor 1268	9.9	U	72	9.9	ug/Kg	☼	08/11/16 00:03	08/11/16 08:53	1

# Client Sample Results

Client: Antea USA, Inc.  
Project/Site: McCandless

TestAmerica Job ID: 460-118325-1

**Client Sample ID: PRA-S13-1.25**

Date Collected: 08/08/16 13:53

Date Received: 08/08/16 19:10

**Lab Sample ID: 460-118325-5**

Matrix: Solid

Percent Solids: 93.1

Surrogate	%Recovery	Qualifier	Limits	Prepared	Analyzed	Dil Fac
DCB Decachlorobiphenyl	111		47 - 150	08/11/16 00:03	08/11/16 08:53	1
DCB Decachlorobiphenyl	112		47 - 150	08/11/16 00:03	08/11/16 08:53	1

**Client Sample ID: DUP1\_20160808**

Date Collected: 08/08/16 00:00

Date Received: 08/08/16 19:10

**Lab Sample ID: 460-118325-7**

Matrix: Solid

Percent Solids: 95.2

**Method: 8082A - Polychlorinated Biphenyls (PCBs) by Gas Chromatography**

Analyte	Result	Qualifier	RL	MDL	Unit	D	Prepared	Analyzed	Dil Fac
Aroclor 1016	9.3	U	70	9.3	ug/Kg	☼	08/11/16 00:03	08/11/16 17:46	1
Aroclor 1221	9.3	U	70	9.3	ug/Kg	☼	08/11/16 00:03	08/11/16 17:46	1
Aroclor 1232	9.3	U	70	9.3	ug/Kg	☼	08/11/16 00:03	08/11/16 17:46	1
Aroclor 1242	9.3	U	70	9.3	ug/Kg	☼	08/11/16 00:03	08/11/16 17:46	1
Aroclor 1248	9.3	U	70	9.3	ug/Kg	☼	08/11/16 00:03	08/11/16 17:46	1
Aroclor 1254	9.7	U	70	9.7	ug/Kg	☼	08/11/16 00:03	08/11/16 17:46	1
Aroclor 1260	9.7	U	70	9.7	ug/Kg	☼	08/11/16 00:03	08/11/16 17:46	1
Aroclor 1262	9.7	U	70	9.7	ug/Kg	☼	08/11/16 00:03	08/11/16 17:46	1
Aroclor 1268	9.7	U	70	9.7	ug/Kg	☼	08/11/16 00:03	08/11/16 17:46	1

Surrogate	%Recovery	Qualifier	Limits	Prepared	Analyzed	Dil Fac
DCB Decachlorobiphenyl	81		47 - 150	08/11/16 00:03	08/11/16 17:46	1
DCB Decachlorobiphenyl	78		47 - 150	08/11/16 00:03	08/11/16 17:46	1

**Client Sample ID: PRA-P25E3-3.75**

Date Collected: 08/08/16 10:46

Date Received: 08/08/16 19:10

**Lab Sample ID: 460-118325-10**

Matrix: Solid

Percent Solids: 89.7

**Method: 8082A - Polychlorinated Biphenyls (PCBs) by Gas Chromatography**

Analyte	Result	Qualifier	RL	MDL	Unit	D	Prepared	Analyzed	Dil Fac
Aroclor 1016	9.9	U	75	9.9	ug/Kg	☼	08/11/16 00:03	08/11/16 17:28	1
Aroclor 1221	9.9	U	75	9.9	ug/Kg	☼	08/11/16 00:03	08/11/16 17:28	1
Aroclor 1232	9.9	U	75	9.9	ug/Kg	☼	08/11/16 00:03	08/11/16 17:28	1
Aroclor 1242	9.9	U	75	9.9	ug/Kg	☼	08/11/16 00:03	08/11/16 17:28	1
<b>Aroclor 1248</b>	<b>130</b>		75	9.9	ug/Kg	☼	08/11/16 00:03	08/11/16 17:28	1
Aroclor 1254	10	U	75	10	ug/Kg	☼	08/11/16 00:03	08/11/16 17:28	1
Aroclor 1260	10	U	75	10	ug/Kg	☼	08/11/16 00:03	08/11/16 17:28	1
Aroclor 1262	10	U	75	10	ug/Kg	☼	08/11/16 00:03	08/11/16 17:28	1
Aroclor 1268	10	U	75	10	ug/Kg	☼	08/11/16 00:03	08/11/16 17:28	1

Surrogate	%Recovery	Qualifier	Limits	Prepared	Analyzed	Dil Fac
DCB Decachlorobiphenyl	62		47 - 150	08/11/16 00:03	08/11/16 17:28	1
DCB Decachlorobiphenyl	63		47 - 150	08/11/16 00:03	08/11/16 17:28	1

**Client Sample ID: PRA-P25E-8.25**

Date Collected: 08/08/16 10:15

Date Received: 08/08/16 19:10

**Lab Sample ID: 460-118325-13**

Matrix: Solid

Percent Solids: 87.4

**Method: 8082A - Polychlorinated Biphenyls (PCBs) by Gas Chromatography**

Analyte	Result	Qualifier	RL	MDL	Unit	D	Prepared	Analyzed	Dil Fac
Aroclor 1016	10	U	77	10	ug/Kg	☼	08/11/16 00:03	08/11/16 17:10	1
Aroclor 1221	10	U	77	10	ug/Kg	☼	08/11/16 00:03	08/11/16 17:10	1

TestAmerica Edison

# Client Sample Results

Client: Antea USA, Inc.  
Project/Site: McCandless

TestAmerica Job ID: 460-118325-1

**Client Sample ID: PRA-P25E-8.25**

**Lab Sample ID: 460-118325-13**

**Date Collected: 08/08/16 10:15**

**Matrix: Solid**

**Date Received: 08/08/16 19:10**

**Percent Solids: 87.4**

**Method: 8082A - Polychlorinated Biphenyls (PCBs) by Gas Chromatography (Continued)**

Analyte	Result	Qualifier	RL	MDL	Unit	D	Prepared	Analyzed	Dil Fac
Aroclor 1232	10	U	77	10	ug/Kg	☼	08/11/16 00:03	08/11/16 17:10	1
Aroclor 1242	10	U	77	10	ug/Kg	☼	08/11/16 00:03	08/11/16 17:10	1
<b>Aroclor 1248</b>	<b>120</b>		77	10	ug/Kg	☼	08/11/16 00:03	08/11/16 17:10	1
Aroclor 1254	11	U	77	11	ug/Kg	☼	08/11/16 00:03	08/11/16 17:10	1
Aroclor 1260	11	U	77	11	ug/Kg	☼	08/11/16 00:03	08/11/16 17:10	1
Aroclor 1262	11	U	77	11	ug/Kg	☼	08/11/16 00:03	08/11/16 17:10	1
Aroclor 1268	11	U	77	11	ug/Kg	☼	08/11/16 00:03	08/11/16 17:10	1

Surrogate	%Recovery	Qualifier	Limits	Prepared	Analyzed	Dil Fac
DCB Decachlorobiphenyl	100		47 - 150	08/11/16 00:03	08/11/16 17:10	1
DCB Decachlorobiphenyl	91		47 - 150	08/11/16 00:03	08/11/16 17:10	1

**Client Sample ID: PRA-P25E1-3.75**

**Lab Sample ID: 460-118325-15**

**Date Collected: 08/08/16 09:48**

**Matrix: Solid**

**Date Received: 08/08/16 19:10**

**Percent Solids: 92.9**

**Method: 8082A - Polychlorinated Biphenyls (PCBs) by Gas Chromatography**

Analyte	Result	Qualifier	RL	MDL	Unit	D	Prepared	Analyzed	Dil Fac
Aroclor 1016	9.6	U	72	9.6	ug/Kg	☼	08/11/16 00:03	08/11/16 13:37	1
Aroclor 1221	9.6	U	72	9.6	ug/Kg	☼	08/11/16 00:03	08/11/16 13:37	1
Aroclor 1232	9.6	U	72	9.6	ug/Kg	☼	08/11/16 00:03	08/11/16 13:37	1
Aroclor 1242	9.6	U	72	9.6	ug/Kg	☼	08/11/16 00:03	08/11/16 13:37	1
Aroclor 1248	9.6	U	72	9.6	ug/Kg	☼	08/11/16 00:03	08/11/16 13:37	1
Aroclor 1254	9.9	U	72	9.9	ug/Kg	☼	08/11/16 00:03	08/11/16 13:37	1
Aroclor 1260	9.9	U	72	9.9	ug/Kg	☼	08/11/16 00:03	08/11/16 13:37	1
Aroclor 1262	9.9	U	72	9.9	ug/Kg	☼	08/11/16 00:03	08/11/16 13:37	1
Aroclor 1268	9.9	U	72	9.9	ug/Kg	☼	08/11/16 00:03	08/11/16 13:37	1

Surrogate	%Recovery	Qualifier	Limits	Prepared	Analyzed	Dil Fac
DCB Decachlorobiphenyl	113		47 - 150	08/11/16 00:03	08/11/16 13:37	1
DCB Decachlorobiphenyl	111		47 - 150	08/11/16 00:03	08/11/16 13:37	1

**Client Sample ID: PRA-P21SE-8.25**

**Lab Sample ID: 460-118325-18**

**Date Collected: 08/08/16 12:08**

**Matrix: Solid**

**Date Received: 08/08/16 19:10**

**Percent Solids: 86.2**

**Method: 8082A - Polychlorinated Biphenyls (PCBs) by Gas Chromatography**

Analyte	Result	Qualifier	RL	MDL	Unit	D	Prepared	Analyzed	Dil Fac
Aroclor 1016	10	U	78	10	ug/Kg	☼	08/11/16 00:03	08/11/16 13:19	1
Aroclor 1221	10	U	78	10	ug/Kg	☼	08/11/16 00:03	08/11/16 13:19	1
Aroclor 1232	10	U	78	10	ug/Kg	☼	08/11/16 00:03	08/11/16 13:19	1
Aroclor 1242	10	U	78	10	ug/Kg	☼	08/11/16 00:03	08/11/16 13:19	1
Aroclor 1248	10	U	78	10	ug/Kg	☼	08/11/16 00:03	08/11/16 13:19	1
Aroclor 1254	11	U	78	11	ug/Kg	☼	08/11/16 00:03	08/11/16 13:19	1
Aroclor 1260	11	U	78	11	ug/Kg	☼	08/11/16 00:03	08/11/16 13:19	1
Aroclor 1262	11	U	78	11	ug/Kg	☼	08/11/16 00:03	08/11/16 13:19	1
Aroclor 1268	11	U	78	11	ug/Kg	☼	08/11/16 00:03	08/11/16 13:19	1

Surrogate	%Recovery	Qualifier	Limits	Prepared	Analyzed	Dil Fac
DCB Decachlorobiphenyl	95		47 - 150	08/11/16 00:03	08/11/16 13:19	1
DCB Decachlorobiphenyl	92		47 - 150	08/11/16 00:03	08/11/16 13:19	1

TestAmerica Edison

# Client Sample Results

Client: Antea USA, Inc.  
Project/Site: McCandless

TestAmerica Job ID: 460-118325-1

**Client Sample ID: PRA-P21SE-10.75**

**Lab Sample ID: 460-118325-19**

Date Collected: 08/08/16 12:05

Matrix: Solid

Date Received: 08/08/16 19:10

Percent Solids: 89.0

**Method: 8082A - Polychlorinated Biphenyls (PCBs) by Gas Chromatography**

Analyte	Result	Qualifier	RL	MDL	Unit	D	Prepared	Analyzed	Dil Fac
Aroclor 1016	10	U	75	10	ug/Kg	☼	08/11/16 00:03	08/11/16 13:05	1
Aroclor 1221	10	U	75	10	ug/Kg	☼	08/11/16 00:03	08/11/16 13:05	1
Aroclor 1232	10	U	75	10	ug/Kg	☼	08/11/16 00:03	08/11/16 13:05	1
Aroclor 1242	10	U	75	10	ug/Kg	☼	08/11/16 00:03	08/11/16 13:05	1
Aroclor 1248	10	U	75	10	ug/Kg	☼	08/11/16 00:03	08/11/16 13:05	1
Aroclor 1254	10	U	75	10	ug/Kg	☼	08/11/16 00:03	08/11/16 13:05	1
Aroclor 1260	10	U	75	10	ug/Kg	☼	08/11/16 00:03	08/11/16 13:05	1
Aroclor 1262	10	U	75	10	ug/Kg	☼	08/11/16 00:03	08/11/16 13:05	1
Aroclor 1268	10	U	75	10	ug/Kg	☼	08/11/16 00:03	08/11/16 13:05	1

Surrogate	%Recovery	Qualifier	Limits	Prepared	Analyzed	Dil Fac
DCB Decachlorobiphenyl	118		47 - 150	08/11/16 00:03	08/11/16 13:05	1
DCB Decachlorobiphenyl	113		47 - 150	08/11/16 00:03	08/11/16 13:05	1

**Client Sample ID: PRA-P21-8.25**

**Lab Sample ID: 460-118325-21**

Date Collected: 08/08/16 11:50

Matrix: Solid

Date Received: 08/08/16 19:10

Percent Solids: 87.5

**Method: 8082A - Polychlorinated Biphenyls (PCBs) by Gas Chromatography**

Analyte	Result	Qualifier	RL	MDL	Unit	D	Prepared	Analyzed	Dil Fac
Aroclor 1016	10	U	77	10	ug/Kg	☼	08/11/16 00:03	08/11/16 12:47	1
Aroclor 1221	10	U	77	10	ug/Kg	☼	08/11/16 00:03	08/11/16 12:47	1
Aroclor 1232	10	U	77	10	ug/Kg	☼	08/11/16 00:03	08/11/16 12:47	1
Aroclor 1242	10	U	77	10	ug/Kg	☼	08/11/16 00:03	08/11/16 12:47	1
Aroclor 1248	10	U	77	10	ug/Kg	☼	08/11/16 00:03	08/11/16 12:47	1
Aroclor 1254	11	U	77	11	ug/Kg	☼	08/11/16 00:03	08/11/16 12:47	1
Aroclor 1260	11	U	77	11	ug/Kg	☼	08/11/16 00:03	08/11/16 12:47	1
Aroclor 1262	11	U	77	11	ug/Kg	☼	08/11/16 00:03	08/11/16 12:47	1
Aroclor 1268	11	U	77	11	ug/Kg	☼	08/11/16 00:03	08/11/16 12:47	1

Surrogate	%Recovery	Qualifier	Limits	Prepared	Analyzed	Dil Fac
DCB Decachlorobiphenyl	114		47 - 150	08/11/16 00:03	08/11/16 12:47	1
DCB Decachlorobiphenyl	116		47 - 150	08/11/16 00:03	08/11/16 12:47	1

**Client Sample ID: PRA-P21-10.75**

**Lab Sample ID: 460-118325-22**

Date Collected: 08/08/16 11:52

Matrix: Solid

Date Received: 08/08/16 19:10

Percent Solids: 86.8

**Method: 8082A - Polychlorinated Biphenyls (PCBs) by Gas Chromatography**

Analyte	Result	Qualifier	RL	MDL	Unit	D	Prepared	Analyzed	Dil Fac
Aroclor 1016	10	U	77	10	ug/Kg	☼	08/11/16 00:03	08/11/16 12:29	1
Aroclor 1221	10	U	77	10	ug/Kg	☼	08/11/16 00:03	08/11/16 12:29	1
Aroclor 1232	10	U	77	10	ug/Kg	☼	08/11/16 00:03	08/11/16 12:29	1
Aroclor 1242	10	U	77	10	ug/Kg	☼	08/11/16 00:03	08/11/16 12:29	1
Aroclor 1248	10	U	77	10	ug/Kg	☼	08/11/16 00:03	08/11/16 12:29	1
Aroclor 1254	11	U	77	11	ug/Kg	☼	08/11/16 00:03	08/11/16 12:29	1
Aroclor 1260	11	U	77	11	ug/Kg	☼	08/11/16 00:03	08/11/16 12:29	1
Aroclor 1262	11	U	77	11	ug/Kg	☼	08/11/16 00:03	08/11/16 12:29	1
Aroclor 1268	11	U	77	11	ug/Kg	☼	08/11/16 00:03	08/11/16 12:29	1

TestAmerica Edison



# Client Sample Results

Client: Antea USA, Inc.  
Project/Site: McCandless

TestAmerica Job ID: 460-118325-1

**Client Sample ID: PRA-P21-10.75**

**Date Collected: 08/08/16 11:52**

**Date Received: 08/08/16 19:10**

**Lab Sample ID: 460-118325-22**

**Matrix: Solid**

**Percent Solids: 86.8**

Surrogate	%Recovery	Qualifier	Limits	Prepared	Analyzed	Dil Fac
DCB Decachlorobiphenyl	126		47 - 150	08/11/16 00:03	08/11/16 12:29	1
DCB Decachlorobiphenyl	126		47 - 150	08/11/16 00:03	08/11/16 12:29	1

**Client Sample ID: PRA-P21N-8.25**

**Date Collected: 08/08/16 11:30**

**Date Received: 08/08/16 19:10**

**Lab Sample ID: 460-118325-24**

**Matrix: Solid**

**Percent Solids: 89.3**

**Method: 8082A - Polychlorinated Biphenyls (PCBs) by Gas Chromatography**

Analyte	Result	Qualifier	RL	MDL	Unit	D	Prepared	Analyzed	Dil Fac
Aroclor 1016	10	U	75	10	ug/Kg	☼	08/11/16 00:03	08/11/16 12:11	1
Aroclor 1221	10	U	75	10	ug/Kg	☼	08/11/16 00:03	08/11/16 12:11	1
Aroclor 1232	10	U	75	10	ug/Kg	☼	08/11/16 00:03	08/11/16 12:11	1
Aroclor 1242	10	U	75	10	ug/Kg	☼	08/11/16 00:03	08/11/16 12:11	1
Aroclor 1248	10	U	75	10	ug/Kg	☼	08/11/16 00:03	08/11/16 12:11	1
Aroclor 1254	10	U	75	10	ug/Kg	☼	08/11/16 00:03	08/11/16 12:11	1
Aroclor 1260	10	U	75	10	ug/Kg	☼	08/11/16 00:03	08/11/16 12:11	1
Aroclor 1262	10	U	75	10	ug/Kg	☼	08/11/16 00:03	08/11/16 12:11	1
Aroclor 1268	10	U	75	10	ug/Kg	☼	08/11/16 00:03	08/11/16 12:11	1

Surrogate	%Recovery	Qualifier	Limits	Prepared	Analyzed	Dil Fac
DCB Decachlorobiphenyl	120		47 - 150	08/11/16 00:03	08/11/16 12:11	1
DCB Decachlorobiphenyl	115		47 - 150	08/11/16 00:03	08/11/16 12:11	1

**Client Sample ID: PRA-P21N-10.75**

**Date Collected: 08/08/16 11:32**

**Date Received: 08/08/16 19:10**

**Lab Sample ID: 460-118325-25**

**Matrix: Solid**

**Percent Solids: 88.9**

**Method: 8082A - Polychlorinated Biphenyls (PCBs) by Gas Chromatography**

Analyte	Result	Qualifier	RL	MDL	Unit	D	Prepared	Analyzed	Dil Fac
Aroclor 1016	10	U	75	10	ug/Kg	☼	08/11/16 00:03	08/11/16 11:53	1
Aroclor 1221	10	U	75	10	ug/Kg	☼	08/11/16 00:03	08/11/16 11:53	1
Aroclor 1232	10	U	75	10	ug/Kg	☼	08/11/16 00:03	08/11/16 11:53	1
Aroclor 1242	10	U	75	10	ug/Kg	☼	08/11/16 00:03	08/11/16 11:53	1
Aroclor 1248	10	U	75	10	ug/Kg	☼	08/11/16 00:03	08/11/16 11:53	1
Aroclor 1254	10	U	75	10	ug/Kg	☼	08/11/16 00:03	08/11/16 11:53	1
Aroclor 1260	10	U	75	10	ug/Kg	☼	08/11/16 00:03	08/11/16 11:53	1
Aroclor 1262	10	U	75	10	ug/Kg	☼	08/11/16 00:03	08/11/16 11:53	1
Aroclor 1268	10	U	75	10	ug/Kg	☼	08/11/16 00:03	08/11/16 11:53	1

Surrogate	%Recovery	Qualifier	Limits	Prepared	Analyzed	Dil Fac
DCB Decachlorobiphenyl	113		47 - 150	08/11/16 00:03	08/11/16 11:53	1
DCB Decachlorobiphenyl	112		47 - 150	08/11/16 00:03	08/11/16 11:53	1

**Client Sample ID: PRA-P25E2-3.75**

**Date Collected: 08/08/16 11:06**

**Date Received: 08/08/16 19:10**

**Lab Sample ID: 460-118325-27**

**Matrix: Solid**

**Percent Solids: 94.5**

**Method: 8082A - Polychlorinated Biphenyls (PCBs) by Gas Chromatography**

Analyte	Result	Qualifier	RL	MDL	Unit	D	Prepared	Analyzed	Dil Fac
Aroclor 1016	9.4	U	71	9.4	ug/Kg	☼	08/11/16 00:03	08/11/16 11:35	1
Aroclor 1221	9.4	U	71	9.4	ug/Kg	☼	08/11/16 00:03	08/11/16 11:35	1

TestAmerica Edison

# Client Sample Results

Client: Antea USA, Inc.  
Project/Site: McCandless

TestAmerica Job ID: 460-118325-1

**Client Sample ID: PRA-P25E2-3.75**

**Lab Sample ID: 460-118325-27**

**Date Collected: 08/08/16 11:06**

**Matrix: Solid**

**Date Received: 08/08/16 19:10**

**Percent Solids: 94.5**

**Method: 8082A - Polychlorinated Biphenyls (PCBs) by Gas Chromatography (Continued)**

Analyte	Result	Qualifier	RL	MDL	Unit	D	Prepared	Analyzed	Dil Fac
Aroclor 1232	9.4	U	71	9.4	ug/Kg	☼	08/11/16 00:03	08/11/16 11:35	1
Aroclor 1242	9.4	U	71	9.4	ug/Kg	☼	08/11/16 00:03	08/11/16 11:35	1
<b>Aroclor 1248</b>	<b>720</b>		71	9.4	ug/Kg	☼	08/11/16 00:03	08/11/16 11:35	1
Aroclor 1254	9.7	U	71	9.7	ug/Kg	☼	08/11/16 00:03	08/11/16 11:35	1
<b>Aroclor 1260</b>	<b>130</b>		71	9.7	ug/Kg	☼	08/11/16 00:03	08/11/16 11:35	1
Aroclor 1262	9.7	U	71	9.7	ug/Kg	☼	08/11/16 00:03	08/11/16 11:35	1
Aroclor 1268	9.7	U	71	9.7	ug/Kg	☼	08/11/16 00:03	08/11/16 11:35	1

Surrogate	%Recovery	Qualifier	Limits	Prepared	Analyzed	Dil Fac
DCB Decachlorobiphenyl	108		47 - 150	08/11/16 00:03	08/11/16 11:35	1
DCB Decachlorobiphenyl	103		47 - 150	08/11/16 00:03	08/11/16 11:35	1

**Client Sample ID: PRA-P7S-4.25**

**Lab Sample ID: 460-118325-28**

**Date Collected: 08/08/16 15:01**

**Matrix: Solid**

**Date Received: 08/08/16 19:10**

**Percent Solids: 95.4**

**Method: 8082A - Polychlorinated Biphenyls (PCBs) by Gas Chromatography**

Analyte	Result	Qualifier	RL	MDL	Unit	D	Prepared	Analyzed	Dil Fac
Aroclor 1016	93	U	700	93	ug/Kg	☼	08/11/16 00:03	08/11/16 15:10	10
Aroclor 1221	93	U	700	93	ug/Kg	☼	08/11/16 00:03	08/11/16 15:10	10
Aroclor 1232	93	U	700	93	ug/Kg	☼	08/11/16 00:03	08/11/16 15:10	10
<b>Aroclor 1242</b>	<b>7400</b>		700	93	ug/Kg	☼	08/11/16 00:03	08/11/16 15:10	10
Aroclor 1248	93	U	700	93	ug/Kg	☼	08/11/16 00:03	08/11/16 15:10	10
Aroclor 1254	96	U	700	96	ug/Kg	☼	08/11/16 00:03	08/11/16 15:10	10
Aroclor 1260	96	U	700	96	ug/Kg	☼	08/11/16 00:03	08/11/16 15:10	10
Aroclor 1262	96	U	700	96	ug/Kg	☼	08/11/16 00:03	08/11/16 15:10	10
Aroclor 1268	96	U	700	96	ug/Kg	☼	08/11/16 00:03	08/11/16 15:10	10

Surrogate	%Recovery	Qualifier	Limits	Prepared	Analyzed	Dil Fac
DCB Decachlorobiphenyl	146		47 - 150	08/11/16 00:03	08/11/16 15:10	10
DCB Decachlorobiphenyl	115		47 - 150	08/11/16 00:03	08/11/16 15:10	10

**Client Sample ID: PRA-P7W-4.25**

**Lab Sample ID: 460-118325-29**

**Date Collected: 08/08/16 15:15**

**Matrix: Solid**

**Date Received: 08/08/16 19:10**

**Percent Solids: 91.5**

**Method: 8082A - Polychlorinated Biphenyls (PCBs) by Gas Chromatography**

Analyte	Result	Qualifier	RL	MDL	Unit	D	Prepared	Analyzed	Dil Fac
Aroclor 1016	9.7	U	73	9.7	ug/Kg	☼	08/11/16 00:03	08/11/16 16:52	1
Aroclor 1221	9.7	U	73	9.7	ug/Kg	☼	08/11/16 00:03	08/11/16 16:52	1
Aroclor 1232	9.7	U	73	9.7	ug/Kg	☼	08/11/16 00:03	08/11/16 16:52	1
Aroclor 1242	9.7	U	73	9.7	ug/Kg	☼	08/11/16 00:03	08/11/16 16:52	1
<b>Aroclor 1248</b>	<b>110</b>		73	9.7	ug/Kg	☼	08/11/16 00:03	08/11/16 16:52	1
Aroclor 1254	10	U	73	10	ug/Kg	☼	08/11/16 00:03	08/11/16 16:52	1
Aroclor 1260	10	U	73	10	ug/Kg	☼	08/11/16 00:03	08/11/16 16:52	1
Aroclor 1262	10	U	73	10	ug/Kg	☼	08/11/16 00:03	08/11/16 16:52	1
Aroclor 1268	10	U	73	10	ug/Kg	☼	08/11/16 00:03	08/11/16 16:52	1

Surrogate	%Recovery	Qualifier	Limits	Prepared	Analyzed	Dil Fac
DCB Decachlorobiphenyl	105		47 - 150	08/11/16 00:03	08/11/16 16:52	1
DCB Decachlorobiphenyl	99		47 - 150	08/11/16 00:03	08/11/16 16:52	1

TestAmerica Edison

# Client Sample Results

Client: Antea USA, Inc.  
Project/Site: McCandless

TestAmerica Job ID: 460-118325-1

**Client Sample ID: PRA-P7N-4.25**

**Lab Sample ID: 460-118325-30**

**Date Collected: 08/08/16 15:30**

**Matrix: Solid**

**Date Received: 08/08/16 19:10**

**Percent Solids: 96.4**

**Method: 8082A - Polychlorinated Biphenyls (PCBs) by Gas Chromatography**

Analyte	Result	Qualifier	RL	MDL	Unit	D	Prepared	Analyzed	Dil Fac
Aroclor 1016	9.2	U	69	9.2	ug/Kg	☼	08/11/16 00:03	08/11/16 16:34	1
Aroclor 1221	9.2	U	69	9.2	ug/Kg	☼	08/11/16 00:03	08/11/16 16:34	1
Aroclor 1232	9.2	U	69	9.2	ug/Kg	☼	08/11/16 00:03	08/11/16 16:34	1
Aroclor 1242	9.2	U	69	9.2	ug/Kg	☼	08/11/16 00:03	08/11/16 16:34	1
Aroclor 1248	9.2	U	69	9.2	ug/Kg	☼	08/11/16 00:03	08/11/16 16:34	1
Aroclor 1254	9.5	U	69	9.5	ug/Kg	☼	08/11/16 00:03	08/11/16 16:34	1
Aroclor 1260	9.5	U	69	9.5	ug/Kg	☼	08/11/16 00:03	08/11/16 16:34	1
Aroclor 1262	9.5	U	69	9.5	ug/Kg	☼	08/11/16 00:03	08/11/16 16:34	1
Aroclor 1268	9.5	U	69	9.5	ug/Kg	☼	08/11/16 00:03	08/11/16 16:34	1
<b>Surrogate</b>	<b>%Recovery</b>	<b>Qualifier</b>	<b>Limits</b>				<b>Prepared</b>	<b>Analyzed</b>	<b>Dil Fac</b>
DCB Decachlorobiphenyl	124		47 - 150				08/11/16 00:03	08/11/16 16:34	1
DCB Decachlorobiphenyl	111		47 - 150				08/11/16 00:03	08/11/16 16:34	1

# Surrogate Summary

Client: Antea USA, Inc.  
Project/Site: McCandless

TestAmerica Job ID: 460-118325-1

## Method: 8082A - Polychlorinated Biphenyls (PCBs) by Gas Chromatography

Matrix: Solid

Prep Type: Total/NA

Lab Sample ID	Client Sample ID	Percent Surrogate Recovery (Acceptance Limits)	
		DCB1 (47-150)	DCB2 (47-150)
460-118325-1 - DL	PRA-C116W-6.25		0 D X
460-118325-3	PRA-S70-1.25	87	84
460-118325-5	PRA-S13-1.25	111	112
460-118325-5 MS	PRA-S13-1.25	106	109
460-118325-5 MSD	PRA-S13-1.25	108	107
460-118325-7	DUP1_20160808	81	78
460-118325-10	PRA-P25E3-3.75	62	63
460-118325-13	PRA-P25E-8.25	100	91
460-118325-15	PRA-P25E1-3.75	113	111
460-118325-18	PRA-P21SE-8.25	95	92
460-118325-19	PRA-P21SE-10.75	118	113
460-118325-21	PRA-P21-8.25	114	116
460-118325-22	PRA-P21-10.75	126	126
460-118325-24	PRA-P21N-8.25	120	115
460-118325-25	PRA-P21N-10.75	113	112
460-118325-27	PRA-P25E2-3.75	108	103
460-118325-28	PRA-P7S-4.25	146	115
460-118325-29	PRA-P7W-4.25	105	99
460-118325-30	PRA-P7N-4.25	124	111
LCS 460-384175/2-A	Lab Control Sample	102	114
MB 460-384175/1-A	Method Blank	114	103

### Surrogate Legend

DCB = DCB Decachlorobiphenyl

# QC Sample Results

Client: Antea USA, Inc.  
Project/Site: McCandless

TestAmerica Job ID: 460-118325-1

## Method: 8082A - Polychlorinated Biphenyls (PCBs) by Gas Chromatography

**Lab Sample ID: MB 460-384175/1-A**  
**Matrix: Solid**  
**Analysis Batch: 384008**

**Client Sample ID: Method Blank**  
**Prep Type: Total/NA**  
**Prep Batch: 384175**

Analyte	MB MB		RL	MDL	Unit	D	Prepared	Analyzed	Dil Fac
	Result	Qualifier							
Aroclor 1016	8.9	U	67	8.9	ug/Kg		08/11/16 00:03	08/11/16 08:17	1
Aroclor 1221	8.9	U	67	8.9	ug/Kg		08/11/16 00:03	08/11/16 08:17	1
Aroclor 1232	8.9	U	67	8.9	ug/Kg		08/11/16 00:03	08/11/16 08:17	1
Aroclor 1242	8.9	U	67	8.9	ug/Kg		08/11/16 00:03	08/11/16 08:17	1
Aroclor 1248	8.9	U	67	8.9	ug/Kg		08/11/16 00:03	08/11/16 08:17	1
Aroclor 1254	9.2	U	67	9.2	ug/Kg		08/11/16 00:03	08/11/16 08:17	1
Aroclor 1260	9.2	U	67	9.2	ug/Kg		08/11/16 00:03	08/11/16 08:17	1
Aroclor 1262	9.2	U	67	9.2	ug/Kg		08/11/16 00:03	08/11/16 08:17	1
Aroclor 1268	9.2	U	67	9.2	ug/Kg		08/11/16 00:03	08/11/16 08:17	1

Surrogate	MB MB		Limits	Prepared	Analyzed	Dil Fac
	%Recovery	Qualifier				
DCB Decachlorobiphenyl	114		47 - 150	08/11/16 00:03	08/11/16 08:17	1
DCB Decachlorobiphenyl	103		47 - 150	08/11/16 00:03	08/11/16 08:17	1

**Lab Sample ID: LCS 460-384175/2-A**  
**Matrix: Solid**  
**Analysis Batch: 384008**

**Client Sample ID: Lab Control Sample**  
**Prep Type: Total/NA**  
**Prep Batch: 384175**

Analyte	Spike Added	LCS Result	LCS Qualifier	Unit	D	%Rec	Limits
Aroclor 1260	333	389		ug/Kg		117	71 - 150

Surrogate	LCS LCS		Limits
	%Recovery	Qualifier	
DCB Decachlorobiphenyl	102		47 - 150
DCB Decachlorobiphenyl	114		47 - 150

**Lab Sample ID: 460-118325-5 MS**  
**Matrix: Solid**  
**Analysis Batch: 384008**

**Client Sample ID: PRA-S13-1.25**  
**Prep Type: Total/NA**  
**Prep Batch: 384175**

Analyte	Sample Result	Sample Qualifier	Spike Added	MS Result	MS Qualifier	Unit	D	%Rec	Limits
Aroclor 1260	9.9	U	358	452		ug/Kg	☼	126	71 - 150

Surrogate	MS MS		Limits
	%Recovery	Qualifier	
DCB Decachlorobiphenyl	106		47 - 150
DCB Decachlorobiphenyl	109		47 - 150

**Lab Sample ID: 460-118325-5 MSD**  
**Matrix: Solid**  
**Analysis Batch: 384008**

**Client Sample ID: PRA-S13-1.25**  
**Prep Type: Total/NA**  
**Prep Batch: 384175**

Analyte	Sample Result	Sample Qualifier	Spike Added	MSD Result	MSD Qualifier	Unit	D	%Rec	Limits	RPD	
										RPD	Limit
Aroclor 1016	9.6	U	358	479		ug/Kg	☼	134	70 - 149	0	30
Aroclor 1260	9.9	U	358	470		ug/Kg	☼	131	71 - 150	4	30

# QC Sample Results

Client: Antea USA, Inc.  
Project/Site: McCandless

TestAmerica Job ID: 460-118325-1

## Method: 8082A - Polychlorinated Biphenyls (PCBs) by Gas Chromatography (Continued)

Lab Sample ID: 460-118325-5 MSD

Matrix: Solid

Analysis Batch: 384008

Client Sample ID: PRA-S13-1.25

Prep Type: Total/NA

Prep Batch: 384175

<i>Surrogate</i>	<i>MSD</i> <i>%Recovery</i>	<i>MSD</i> <i>Qualifier</i>	<i>Limits</i>
<i>DCB Decachlorobiphenyl</i>	108		47 - 150
<i>DCB Decachlorobiphenyl</i>	107		47 - 150

# Definitions/Glossary

Client: Antea USA, Inc.  
Project/Site: McCandless

TestAmerica Job ID: 460-118325-1

---

## Qualifiers

---

### GC Semi VOA

Qualifier	Qualifier Description
U	Indicates the analyte was analyzed for but not detected.
D	Sample results are obtained from a dilution; the surrogate or matrix spike recoveries reported are calculated from diluted samples.
X	Surrogate is outside control limits

---

## Glossary

---

Abbreviation	These commonly used abbreviations may or may not be present in this report.
α	Listed under the "D" column to designate that the result is reported on a dry weight basis
%R	Percent Recovery
CFL	Contains Free Liquid
CNF	Contains no Free Liquid
DER	Duplicate error ratio (normalized absolute difference)
Dil Fac	Dilution Factor
DL, RA, RE, IN	Indicates a Dilution, Re-analysis, Re-extraction, or additional Initial metals/anion analysis of the sample
DLC	Decision level concentration
MDA	Minimum detectable activity
EDL	Estimated Detection Limit
MDC	Minimum detectable concentration
MDL	Method Detection Limit
ML	Minimum Level (Dioxin)
NC	Not Calculated
ND	Not detected at the reporting limit (or MDL or EDL if shown)
PQL	Practical Quantitation Limit
QC	Quality Control
RER	Relative error ratio
RL	Reporting Limit or Requested Limit (Radiochemistry)
RPD	Relative Percent Difference, a measure of the relative difference between two points
TEF	Toxicity Equivalent Factor (Dioxin)
TEQ	Toxicity Equivalent Quotient (Dioxin)

# QC Association Summary

Client: Antea USA, Inc.  
Project/Site: McCandless

TestAmerica Job ID: 460-118325-1

## GC Semi VOA

### Analysis Batch: 384008

Lab Sample ID	Client Sample ID	Prep Type	Matrix	Method	Prep Batch
460-118325-5	PRA-S13-1.25	Total/NA	Solid	8082A	384175
460-118325-15	PRA-P25E1-3.75	Total/NA	Solid	8082A	384175
460-118325-18	PRA-P21SE-8.25	Total/NA	Solid	8082A	384175
460-118325-19	PRA-P21SE-10.75	Total/NA	Solid	8082A	384175
460-118325-21	PRA-P21-8.25	Total/NA	Solid	8082A	384175
460-118325-22	PRA-P21-10.75	Total/NA	Solid	8082A	384175
460-118325-24	PRA-P21N-8.25	Total/NA	Solid	8082A	384175
460-118325-25	PRA-P21N-10.75	Total/NA	Solid	8082A	384175
460-118325-27	PRA-P25E2-3.75	Total/NA	Solid	8082A	384175
460-118325-28	PRA-P7S-4.25	Total/NA	Solid	8082A	384175
MB 460-384175/1-A	Method Blank	Total/NA	Solid	8082A	384175
LCS 460-384175/2-A	Lab Control Sample	Total/NA	Solid	8082A	384175
460-118325-5 MS	PRA-S13-1.25	Total/NA	Solid	8082A	384175
460-118325-5 MSD	PRA-S13-1.25	Total/NA	Solid	8082A	384175

### Prep Batch: 384175

Lab Sample ID	Client Sample ID	Prep Type	Matrix	Method	Prep Batch
460-118325-1 - DL	PRA-C116W-6.25	Total/NA	Solid	3546	
460-118325-3	PRA-S70-1.25	Total/NA	Solid	3546	
460-118325-5	PRA-S13-1.25	Total/NA	Solid	3546	
460-118325-7	DUP1_20160808	Total/NA	Solid	3546	
460-118325-10	PRA-P25E3-3.75	Total/NA	Solid	3546	
460-118325-13	PRA-P25E-8.25	Total/NA	Solid	3546	
460-118325-15	PRA-P25E1-3.75	Total/NA	Solid	3546	
460-118325-18	PRA-P21SE-8.25	Total/NA	Solid	3546	
460-118325-19	PRA-P21SE-10.75	Total/NA	Solid	3546	
460-118325-21	PRA-P21-8.25	Total/NA	Solid	3546	
460-118325-22	PRA-P21-10.75	Total/NA	Solid	3546	
460-118325-24	PRA-P21N-8.25	Total/NA	Solid	3546	
460-118325-25	PRA-P21N-10.75	Total/NA	Solid	3546	
460-118325-27	PRA-P25E2-3.75	Total/NA	Solid	3546	
460-118325-28	PRA-P7S-4.25	Total/NA	Solid	3546	
460-118325-29	PRA-P7W-4.25	Total/NA	Solid	3546	
460-118325-30	PRA-P7N-4.25	Total/NA	Solid	3546	
MB 460-384175/1-A	Method Blank	Total/NA	Solid	3546	
LCS 460-384175/2-A	Lab Control Sample	Total/NA	Solid	3546	
460-118325-5 MS	PRA-S13-1.25	Total/NA	Solid	3546	
460-118325-5 MSD	PRA-S13-1.25	Total/NA	Solid	3546	

### Analysis Batch: 384332

Lab Sample ID	Client Sample ID	Prep Type	Matrix	Method	Prep Batch
460-118325-3	PRA-S70-1.25	Total/NA	Solid	8082A	384175
460-118325-7	DUP1_20160808	Total/NA	Solid	8082A	384175
460-118325-10	PRA-P25E3-3.75	Total/NA	Solid	8082A	384175
460-118325-13	PRA-P25E-8.25	Total/NA	Solid	8082A	384175
460-118325-29	PRA-P7W-4.25	Total/NA	Solid	8082A	384175
460-118325-30	PRA-P7N-4.25	Total/NA	Solid	8082A	384175

### Analysis Batch: 384452

Lab Sample ID	Client Sample ID	Prep Type	Matrix	Method	Prep Batch
460-118325-1 - DL	PRA-C116W-6.25	Total/NA	Solid	8082A	384175



# QC Association Summary

Client: Antea USA, Inc.  
Project/Site: McCandless

TestAmerica Job ID: 460-118325-1

## General Chemistry

### Analysis Batch: 384357

Lab Sample ID	Client Sample ID	Prep Type	Matrix	Method	Prep Batch
460-118325-1	PRA-C116W-6.25	Total/NA	Solid	Moisture	
460-118325-3	PRA-S70-1.25	Total/NA	Solid	Moisture	
460-118325-5	PRA-S13-1.25	Total/NA	Solid	Moisture	
460-118325-7	DUP1_20160808	Total/NA	Solid	Moisture	
460-118325-10	PRA-P25E3-3.75	Total/NA	Solid	Moisture	
460-118325-5 MS	PRA-S13-1.25	Total/NA	Solid	Moisture	
460-118325-5 MSD	PRA-S13-1.25	Total/NA	Solid	Moisture	
460-118325-10 DU	PRA-P25E3-3.75	Total/NA	Solid	Moisture	

### Analysis Batch: 384359

Lab Sample ID	Client Sample ID	Prep Type	Matrix	Method	Prep Batch
460-118325-13	PRA-P25E-8.25	Total/NA	Solid	Moisture	
460-118325-15	PRA-P25E1-3.75	Total/NA	Solid	Moisture	
460-118325-18	PRA-P21SE-8.25	Total/NA	Solid	Moisture	
460-118325-19	PRA-P21SE-10.75	Total/NA	Solid	Moisture	
460-118325-21	PRA-P21-8.25	Total/NA	Solid	Moisture	
460-118325-22	PRA-P21-10.75	Total/NA	Solid	Moisture	
460-118325-24	PRA-P21N-8.25	Total/NA	Solid	Moisture	
460-118325-25	PRA-P21N-10.75	Total/NA	Solid	Moisture	
460-118325-27	PRA-P25E2-3.75	Total/NA	Solid	Moisture	
460-118325-28	PRA-P7S-4.25	Total/NA	Solid	Moisture	
460-118325-29	PRA-P7W-4.25	Total/NA	Solid	Moisture	
460-118325-30	PRA-P7N-4.25	Total/NA	Solid	Moisture	
460-118354-B-15 DU	Duplicate	Total/NA	Solid	Moisture	

# Lab Chronicle

Client: Antea USA, Inc.  
Project/Site: McCandless

TestAmerica Job ID: 460-118325-1

## Client Sample ID: PRA-C116W-6.25

Date Collected: 08/08/16 14:53

Date Received: 08/08/16 19:10

## Lab Sample ID: 460-118325-1

Matrix: Solid

Prep Type	Batch Type	Batch Method	Run	Dilution Factor	Batch Number	Prepared or Analyzed	Analyst	Lab
Total/NA	Analysis	Moisture		1	384357	08/11/16 18:45	KRW	TAL EDI

## Client Sample ID: PRA-C116W-6.25

Date Collected: 08/08/16 14:53

Date Received: 08/08/16 19:10

## Lab Sample ID: 460-118325-1

Matrix: Solid

Percent Solids: 88.6

Prep Type	Batch Type	Batch Method	Run	Dilution Factor	Batch Number	Prepared or Analyzed	Analyst	Lab
Total/NA	Prep	3546	DL		384175	08/11/16 00:03	ARA	TAL EDI
Total/NA	Analysis	8082A	DL	50	384452	08/12/16 08:57	JHP	TAL EDI

## Client Sample ID: PRA-S70-1.25

Date Collected: 08/08/16 14:24

Date Received: 08/08/16 19:10

## Lab Sample ID: 460-118325-3

Matrix: Solid

Prep Type	Batch Type	Batch Method	Run	Dilution Factor	Batch Number	Prepared or Analyzed	Analyst	Lab
Total/NA	Analysis	Moisture		1	384357	08/11/16 18:45	KRW	TAL EDI

## Client Sample ID: PRA-S70-1.25

Date Collected: 08/08/16 14:24

Date Received: 08/08/16 19:10

## Lab Sample ID: 460-118325-3

Matrix: Solid

Percent Solids: 93.7

Prep Type	Batch Type	Batch Method	Run	Dilution Factor	Batch Number	Prepared or Analyzed	Analyst	Lab
Total/NA	Prep	3546			384175	08/11/16 00:03	ARA	TAL EDI
Total/NA	Analysis	8082A		1	384332	08/11/16 18:04	JHP	TAL EDI

## Client Sample ID: PRA-S13-1.25

Date Collected: 08/08/16 13:53

Date Received: 08/08/16 19:10

## Lab Sample ID: 460-118325-5

Matrix: Solid

Prep Type	Batch Type	Batch Method	Run	Dilution Factor	Batch Number	Prepared or Analyzed	Analyst	Lab
Total/NA	Analysis	Moisture		1	384357	08/11/16 18:45	KRW	TAL EDI

## Client Sample ID: PRA-S13-1.25

Date Collected: 08/08/16 13:53

Date Received: 08/08/16 19:10

## Lab Sample ID: 460-118325-5

Matrix: Solid

Percent Solids: 93.1

Prep Type	Batch Type	Batch Method	Run	Dilution Factor	Batch Number	Prepared or Analyzed	Analyst	Lab
Total/NA	Prep	3546			384175	08/11/16 00:03	ARA	TAL EDI
Total/NA	Analysis	8082A		1	384008	08/11/16 08:53	JHP	TAL EDI

# Lab Chronicle

Client: Antea USA, Inc.  
Project/Site: McCandless

TestAmerica Job ID: 460-118325-1

**Client Sample ID: DUP1\_20160808**

Date Collected: 08/08/16 00:00

Date Received: 08/08/16 19:10

**Lab Sample ID: 460-118325-7**

Matrix: Solid

Prep Type	Batch Type	Batch Method	Run	Dilution Factor	Batch Number	Prepared or Analyzed	Analyst	Lab
Total/NA	Analysis	Moisture		1	384357	08/11/16 18:45	KRW	TAL EDI

**Client Sample ID: DUP1\_20160808**

Date Collected: 08/08/16 00:00

Date Received: 08/08/16 19:10

**Lab Sample ID: 460-118325-7**

Matrix: Solid

Percent Solids: 95.2

Prep Type	Batch Type	Batch Method	Run	Dilution Factor	Batch Number	Prepared or Analyzed	Analyst	Lab
Total/NA	Prep	3546			384175	08/11/16 00:03	ARA	TAL EDI
Total/NA	Analysis	8082A		1	384332	08/11/16 17:46	JHP	TAL EDI

**Client Sample ID: PRA-P25E3-3.75**

Date Collected: 08/08/16 10:46

Date Received: 08/08/16 19:10

**Lab Sample ID: 460-118325-10**

Matrix: Solid

Prep Type	Batch Type	Batch Method	Run	Dilution Factor	Batch Number	Prepared or Analyzed	Analyst	Lab
Total/NA	Analysis	Moisture		1	384357	08/11/16 18:45	KRW	TAL EDI

**Client Sample ID: PRA-P25E3-3.75**

Date Collected: 08/08/16 10:46

Date Received: 08/08/16 19:10

**Lab Sample ID: 460-118325-10**

Matrix: Solid

Percent Solids: 89.7

Prep Type	Batch Type	Batch Method	Run	Dilution Factor	Batch Number	Prepared or Analyzed	Analyst	Lab
Total/NA	Prep	3546			384175	08/11/16 00:03	ARA	TAL EDI
Total/NA	Analysis	8082A		1	384332	08/11/16 17:28	JHP	TAL EDI

**Client Sample ID: PRA-P25E-8.25**

Date Collected: 08/08/16 10:15

Date Received: 08/08/16 19:10

**Lab Sample ID: 460-118325-13**

Matrix: Solid

Prep Type	Batch Type	Batch Method	Run	Dilution Factor	Batch Number	Prepared or Analyzed	Analyst	Lab
Total/NA	Analysis	Moisture		1	384359	08/11/16 19:06	KRW	TAL EDI

**Client Sample ID: PRA-P25E-8.25**

Date Collected: 08/08/16 10:15

Date Received: 08/08/16 19:10

**Lab Sample ID: 460-118325-13**

Matrix: Solid

Percent Solids: 87.4

Prep Type	Batch Type	Batch Method	Run	Dilution Factor	Batch Number	Prepared or Analyzed	Analyst	Lab
Total/NA	Prep	3546			384175	08/11/16 00:03	ARA	TAL EDI
Total/NA	Analysis	8082A		1	384332	08/11/16 17:10	JHP	TAL EDI

# Lab Chronicle

Client: Antea USA, Inc.  
Project/Site: McCandless

TestAmerica Job ID: 460-118325-1

**Client Sample ID: PRA-P25E1-3.75**

**Lab Sample ID: 460-118325-15**

Date Collected: 08/08/16 09:48

Matrix: Solid

Date Received: 08/08/16 19:10

Prep Type	Batch Type	Batch Method	Run	Dilution Factor	Batch Number	Prepared or Analyzed	Analyst	Lab
Total/NA	Analysis	Moisture		1	384359	08/11/16 19:06	KRW	TAL EDI

**Client Sample ID: PRA-P25E1-3.75**

**Lab Sample ID: 460-118325-15**

Date Collected: 08/08/16 09:48

Matrix: Solid

Date Received: 08/08/16 19:10

Percent Solids: 92.9

Prep Type	Batch Type	Batch Method	Run	Dilution Factor	Batch Number	Prepared or Analyzed	Analyst	Lab
Total/NA	Prep	3546			384175	08/11/16 00:03	ARA	TAL EDI
Total/NA	Analysis	8082A		1	384008	08/11/16 13:37	JHP	TAL EDI

**Client Sample ID: PRA-P21SE-8.25**

**Lab Sample ID: 460-118325-18**

Date Collected: 08/08/16 12:08

Matrix: Solid

Date Received: 08/08/16 19:10

Prep Type	Batch Type	Batch Method	Run	Dilution Factor	Batch Number	Prepared or Analyzed	Analyst	Lab
Total/NA	Analysis	Moisture		1	384359	08/11/16 19:06	KRW	TAL EDI

**Client Sample ID: PRA-P21SE-8.25**

**Lab Sample ID: 460-118325-18**

Date Collected: 08/08/16 12:08

Matrix: Solid

Date Received: 08/08/16 19:10

Percent Solids: 86.2

Prep Type	Batch Type	Batch Method	Run	Dilution Factor	Batch Number	Prepared or Analyzed	Analyst	Lab
Total/NA	Prep	3546			384175	08/11/16 00:03	ARA	TAL EDI
Total/NA	Analysis	8082A		1	384008	08/11/16 13:19	JHP	TAL EDI

**Client Sample ID: PRA-P21SE-10.75**

**Lab Sample ID: 460-118325-19**

Date Collected: 08/08/16 12:05

Matrix: Solid

Date Received: 08/08/16 19:10

Prep Type	Batch Type	Batch Method	Run	Dilution Factor	Batch Number	Prepared or Analyzed	Analyst	Lab
Total/NA	Analysis	Moisture		1	384359	08/11/16 19:06	KRW	TAL EDI

**Client Sample ID: PRA-P21SE-10.75**

**Lab Sample ID: 460-118325-19**

Date Collected: 08/08/16 12:05

Matrix: Solid

Date Received: 08/08/16 19:10

Percent Solids: 89.0

Prep Type	Batch Type	Batch Method	Run	Dilution Factor	Batch Number	Prepared or Analyzed	Analyst	Lab
Total/NA	Prep	3546			384175	08/11/16 00:03	ARA	TAL EDI
Total/NA	Analysis	8082A		1	384008	08/11/16 13:05	JHP	TAL EDI

# Lab Chronicle

Client: Antea USA, Inc.  
Project/Site: McCandless

TestAmerica Job ID: 460-118325-1

**Client Sample ID: PRA-P21-8.25**

Date Collected: 08/08/16 11:50

Date Received: 08/08/16 19:10

**Lab Sample ID: 460-118325-21**

Matrix: Solid

Prep Type	Batch Type	Batch Method	Run	Dilution Factor	Batch Number	Prepared or Analyzed	Analyst	Lab
Total/NA	Analysis	Moisture		1	384359	08/11/16 19:06	KRW	TAL EDI

**Client Sample ID: PRA-P21-8.25**

Date Collected: 08/08/16 11:50

Date Received: 08/08/16 19:10

**Lab Sample ID: 460-118325-21**

Matrix: Solid

Percent Solids: 87.5

Prep Type	Batch Type	Batch Method	Run	Dilution Factor	Batch Number	Prepared or Analyzed	Analyst	Lab
Total/NA	Prep	3546			384175	08/11/16 00:03	ARA	TAL EDI
Total/NA	Analysis	8082A		1	384008	08/11/16 12:47	JHP	TAL EDI

**Client Sample ID: PRA-P21-10.75**

Date Collected: 08/08/16 11:52

Date Received: 08/08/16 19:10

**Lab Sample ID: 460-118325-22**

Matrix: Solid

Prep Type	Batch Type	Batch Method	Run	Dilution Factor	Batch Number	Prepared or Analyzed	Analyst	Lab
Total/NA	Analysis	Moisture		1	384359	08/11/16 19:06	KRW	TAL EDI

**Client Sample ID: PRA-P21-10.75**

Date Collected: 08/08/16 11:52

Date Received: 08/08/16 19:10

**Lab Sample ID: 460-118325-22**

Matrix: Solid

Percent Solids: 86.8

Prep Type	Batch Type	Batch Method	Run	Dilution Factor	Batch Number	Prepared or Analyzed	Analyst	Lab
Total/NA	Prep	3546			384175	08/11/16 00:03	ARA	TAL EDI
Total/NA	Analysis	8082A		1	384008	08/11/16 12:29	JHP	TAL EDI

**Client Sample ID: PRA-P21N-8.25**

Date Collected: 08/08/16 11:30

Date Received: 08/08/16 19:10

**Lab Sample ID: 460-118325-24**

Matrix: Solid

Prep Type	Batch Type	Batch Method	Run	Dilution Factor	Batch Number	Prepared or Analyzed	Analyst	Lab
Total/NA	Analysis	Moisture		1	384359	08/11/16 19:06	KRW	TAL EDI

**Client Sample ID: PRA-P21N-8.25**

Date Collected: 08/08/16 11:30

Date Received: 08/08/16 19:10

**Lab Sample ID: 460-118325-24**

Matrix: Solid

Percent Solids: 89.3

Prep Type	Batch Type	Batch Method	Run	Dilution Factor	Batch Number	Prepared or Analyzed	Analyst	Lab
Total/NA	Prep	3546			384175	08/11/16 00:03	ARA	TAL EDI
Total/NA	Analysis	8082A		1	384008	08/11/16 12:11	JHP	TAL EDI

# Lab Chronicle

Client: Antea USA, Inc.  
Project/Site: McCandless

TestAmerica Job ID: 460-118325-1

**Client Sample ID: PRA-P21N-10.75**

**Lab Sample ID: 460-118325-25**

Date Collected: 08/08/16 11:32

Matrix: Solid

Date Received: 08/08/16 19:10

Prep Type	Batch Type	Batch Method	Run	Dilution Factor	Batch Number	Prepared or Analyzed	Analyst	Lab
Total/NA	Analysis	Moisture		1	384359	08/11/16 19:06	KRW	TAL EDI

**Client Sample ID: PRA-P21N-10.75**

**Lab Sample ID: 460-118325-25**

Date Collected: 08/08/16 11:32

Matrix: Solid

Date Received: 08/08/16 19:10

Percent Solids: 88.9

Prep Type	Batch Type	Batch Method	Run	Dilution Factor	Batch Number	Prepared or Analyzed	Analyst	Lab
Total/NA	Prep	3546			384175	08/11/16 00:03	ARA	TAL EDI
Total/NA	Analysis	8082A		1	384008	08/11/16 11:53	JHP	TAL EDI

**Client Sample ID: PRA-P25E2-3.75**

**Lab Sample ID: 460-118325-27**

Date Collected: 08/08/16 11:06

Matrix: Solid

Date Received: 08/08/16 19:10

Prep Type	Batch Type	Batch Method	Run	Dilution Factor	Batch Number	Prepared or Analyzed	Analyst	Lab
Total/NA	Analysis	Moisture		1	384359	08/11/16 19:06	KRW	TAL EDI

**Client Sample ID: PRA-P25E2-3.75**

**Lab Sample ID: 460-118325-27**

Date Collected: 08/08/16 11:06

Matrix: Solid

Date Received: 08/08/16 19:10

Percent Solids: 94.5

Prep Type	Batch Type	Batch Method	Run	Dilution Factor	Batch Number	Prepared or Analyzed	Analyst	Lab
Total/NA	Prep	3546			384175	08/11/16 00:03	ARA	TAL EDI
Total/NA	Analysis	8082A		1	384008	08/11/16 11:35	JHP	TAL EDI

**Client Sample ID: PRA-P7S-4.25**

**Lab Sample ID: 460-118325-28**

Date Collected: 08/08/16 15:01

Matrix: Solid

Date Received: 08/08/16 19:10

Prep Type	Batch Type	Batch Method	Run	Dilution Factor	Batch Number	Prepared or Analyzed	Analyst	Lab
Total/NA	Analysis	Moisture		1	384359	08/11/16 19:06	KRW	TAL EDI

**Client Sample ID: PRA-P7S-4.25**

**Lab Sample ID: 460-118325-28**

Date Collected: 08/08/16 15:01

Matrix: Solid

Date Received: 08/08/16 19:10

Percent Solids: 95.4

Prep Type	Batch Type	Batch Method	Run	Dilution Factor	Batch Number	Prepared or Analyzed	Analyst	Lab
Total/NA	Prep	3546			384175	08/11/16 00:03	ARA	TAL EDI
Total/NA	Analysis	8082A		10	384008	08/11/16 15:10	JHP	TAL EDI

# Lab Chronicle

Client: Antea USA, Inc.  
Project/Site: McCandless

TestAmerica Job ID: 460-118325-1

**Client Sample ID: PRA-P7W-4.25**

**Lab Sample ID: 460-118325-29**

**Date Collected: 08/08/16 15:15**

**Matrix: Solid**

**Date Received: 08/08/16 19:10**

Prep Type	Batch Type	Batch Method	Run	Dilution Factor	Batch Number	Prepared or Analyzed	Analyst	Lab
Total/NA	Analysis	Moisture		1	384359	08/11/16 19:06	KRW	TAL EDI

**Client Sample ID: PRA-P7W-4.25**

**Lab Sample ID: 460-118325-29**

**Date Collected: 08/08/16 15:15**

**Matrix: Solid**

**Date Received: 08/08/16 19:10**

**Percent Solids: 91.5**

Prep Type	Batch Type	Batch Method	Run	Dilution Factor	Batch Number	Prepared or Analyzed	Analyst	Lab
Total/NA	Prep	3546			384175	08/11/16 00:03	ARA	TAL EDI
Total/NA	Analysis	8082A		1	384332	08/11/16 16:52	JHP	TAL EDI

**Client Sample ID: PRA-P7N-4.25**

**Lab Sample ID: 460-118325-30**

**Date Collected: 08/08/16 15:30**

**Matrix: Solid**

**Date Received: 08/08/16 19:10**

Prep Type	Batch Type	Batch Method	Run	Dilution Factor	Batch Number	Prepared or Analyzed	Analyst	Lab
Total/NA	Analysis	Moisture		1	384359	08/11/16 19:06	KRW	TAL EDI

**Client Sample ID: PRA-P7N-4.25**

**Lab Sample ID: 460-118325-30**

**Date Collected: 08/08/16 15:30**

**Matrix: Solid**

**Date Received: 08/08/16 19:10**

**Percent Solids: 96.4**

Prep Type	Batch Type	Batch Method	Run	Dilution Factor	Batch Number	Prepared or Analyzed	Analyst	Lab
Total/NA	Prep	3546			384175	08/11/16 00:03	ARA	TAL EDI
Total/NA	Analysis	8082A		1	384332	08/11/16 16:34	JHP	TAL EDI

**Laboratory References:**

TAL EDI = TestAmerica Edison, 777 New Durham Road, Edison, NJ 08817, TEL (732)549-3900

# Certification Summary

Client: Antea USA, Inc.  
Project/Site: McCandless

TestAmerica Job ID: 460-118325-1

## Laboratory: TestAmerica Edison

Unless otherwise noted, all analytes for this laboratory were covered under each certification below.

Authority	Program	EPA Region	Certification ID	Expiration Date
New Jersey	NELAP	2	12028	06-30-17

The following analytes are included in this report, but certification is not offered by the governing authority:

Analysis Method	Prep Method	Matrix	Analyte
Moisture		Solid	Percent Moisture
Moisture		Solid	Percent Solids



# 8082A

---

**Polychlorinated Biphenyls (PCBs) by  
Gas Chromatography**

FORM II  
PCBS SURROGATE RECOVERY

Lab Name: TestAmerica Edison Job No.: 460-118325-1

SDG No.: \_\_\_\_\_

Matrix: Solid Level: Low

GC Column (1): CLP-1 ID: 0.53 (mm) GC Column (2): CLP-2 ID: 0.53 (mm)

Client Sample ID	Lab Sample ID	DCBP1 #	DCBP2 #
PRA-C116W-6.25 DL	460-118325-1 DL	0 D X	
PRA-S70-1.25	460-118325-3	84	87
PRA-S13-1.25	460-118325-5	112	111
DUPL_20160808	460-118325-7	78	81
PRA-P25E3-3.75	460-118325-10	63	62
PRA-P25E-8.25	460-118325-13	91	100
PRA-P25E1-3.75	460-118325-15	111	113
PRA-P21SE-8.25	460-118325-18	92	95
PRA-P21SE-10.75	460-118325-19	113	118
PRA-P21-8.25	460-118325-21	116	114
PRA-P21-10.75	460-118325-22	126	126
PRA-P21N-8.25	460-118325-24	115	120
PRA-P21N-10.75	460-118325-25	112	113
PRA-P25E2-3.75	460-118325-27	103	108
PRA-P7S-4.25	460-118325-28	115	146
PRA-P7W-4.25	460-118325-29	99	105
PRA-P7N-4.25	460-118325-30	111	124
	MB 460-384175/1-A	103	114
	LCS 460-384175/2-A	114	102
PRA-S13-1.25 MS	460-118325-5 MS	109	106
PRA-S13-1.25 MSD	460-118325-5 MSD	107	108

DCBP = DCB Decachlorobiphenyl

QC LIMITS  
47-150

# Column to be used to flag recovery values

FORM II 8082A

FORM III  
PCBS LAB CONTROL SAMPLE RECOVERY

Lab Name: TestAmerica Edison Job No.: 460-118325-1

SDG No.: \_\_\_\_\_

Matrix: Solid Level: Low Lab File ID: 9F242745.D

Lab ID: LCS 460-384175/2-A Client ID: \_\_\_\_\_

COMPOUND	SPIKE ADDED (ug/Kg)	LCS CONCENTRATION (ug/Kg)	LCS % REC	QC LIMITS REC	#
Aroclor 1016	333	466	140	70-149	
Aroclor 1260	333	389	117	71-150	

# Column to be used to flag recovery and RPD values

FORM III  
PCBS MATRIX SPIKE RECOVERY

Lab Name: TestAmerica Edison Job No.: 460-118325-1  
 SDG No.: \_\_\_\_\_  
 Matrix: Solid Level: Low Lab File ID: 9F242740.D  
 Lab ID: 460-118325-5 MS Client ID: PRA-S13-1.25 MS

COMPOUND	SPIKE ADDED (ug/Kg)	SAMPLE CONCENTRATION (ug/Kg)	MS CONCENTRATION (ug/Kg)	MS % REC	QC LIMITS REC	#
Aroclor 1016	358	9.6 U	477	133	70-149	
Aroclor 1260	358	9.9 U	452	126	71-150	

# Column to be used to flag recovery and RPD values

FORM III  
PCBS MATRIX SPIKE DUPLICATE RECOVERY

Lab Name: TestAmerica Edison Job No.: 460-118325-1

SDG No.: \_\_\_\_\_

Matrix: Solid Level: Low Lab File ID: 9F242741.D

Lab ID: 460-118325-5 MSD Client ID: PRA-S13-1.25 MSD

COMPOUND	SPIKE ADDED (ug/Kg)	MSD CONCENTRATION (ug/Kg)	MSD % REC	% RPD	QC LIMITS		#
					RPD	REC	
Aroclor 1016	358	479	134	0	30	70-149	
Aroclor 1260	358	470	131	4	30	71-150	

# Column to be used to flag recovery and RPD values

FORM IV  
PCBS METHOD BLANK SUMMARY

Lab Name: TestAmerica Edison Job No.: 460-118325-1  
 SDG No.: \_\_\_\_\_  
 Lab Sample ID: MB 460-384175/1-A  
 Matrix: Solid Date Extracted: 08/11/2016 00:03  
 Lab File ID: (1) 9F242737.D Lab File ID: (2) 9F242737.D  
 Date Analyzed: (1) 08/11/2016 08:17 Date Analyzed: (2) 08/11/2016 08:17  
 Instrument ID: (1) CPESTGC9 Instrument ID: (2) CPESTGC9  
 GC Column: (1) CLP-1 ID: 0.53(mm) GC Column: (2) CLP-2 ID: 0.53(mm)

THIS METHOD BLANK APPLIES TO THE FOLLOWING SAMPLES:

CLIENT SAMPLE ID	LAB SAMPLE ID	DATE ANALYZED 1	DATE ANALYZED 2
PRA-S13-1.25	460-118325-5	08/11/2016 08:53	08/11/2016 08:53
PRA-S13-1.25 MS	460-118325-5 MS	08/11/2016 09:11	08/11/2016 09:11
PRA-S13-1.25 MSD	460-118325-5 MSD	08/11/2016 09:28	08/11/2016 09:28
	LCS 460-384175/2-A	08/11/2016 10:37	08/11/2016 10:37
PRA-P25E2-3.75	460-118325-27	08/11/2016 11:35	08/11/2016 11:35
PRA-P21N-10.75	460-118325-25	08/11/2016 11:53	08/11/2016 11:53
PRA-P21N-8.25	460-118325-24	08/11/2016 12:11	08/11/2016 12:11
PRA-P21-10.75	460-118325-22	08/11/2016 12:29	08/11/2016 12:29
PRA-P21-8.25	460-118325-21	08/11/2016 12:47	08/11/2016 12:47
PRA-P21SE-10.75	460-118325-19	08/11/2016 13:05	08/11/2016 13:05
PRA-P21SE-8.25	460-118325-18	08/11/2016 13:19	08/11/2016 13:19
PRA-P25E1-3.75	460-118325-15	08/11/2016 13:37	08/11/2016 13:37
PRA-P7S-4.25	460-118325-28	08/11/2016 15:10	08/11/2016 15:10
PRA-P7N-4.25	460-118325-30	08/11/2016 16:34	08/11/2016 16:34
PRA-P7W-4.25	460-118325-29	08/11/2016 16:52	08/11/2016 16:52
PRA-P25E-8.25	460-118325-13	08/11/2016 17:10	08/11/2016 17:10
PRA-P25E3-3.75	460-118325-10	08/11/2016 17:28	08/11/2016 17:28
DUP1_20160808	460-118325-7	08/11/2016 17:46	08/11/2016 17:46
PRA-S70-1.25	460-118325-3	08/11/2016 18:04	08/11/2016 18:04
PRA-C116W-6.25 DL	460-118325-1 DL	08/12/2016 08:57	08/12/2016 08:57

FORM VIII  
PCBS INTERNAL STANDARD AREA AND RETENTION TIME SUMMARY

Lab Name: TestAmerica Edison Job No.: 460-118325-1  
 SDG No.: \_\_\_\_\_  
 Sample No.: CCVIS 460-384008/2 Date Analyzed: 08/11/2016 07:43  
 Instrument ID: CPESTGC9 GC Column: CLP-2 ID: 0.53 (mm)  
 Lab File ID (Standard): 9F242736.D Heated Purge: (Y/N) N  
 Calibration ID: 55736

	BNB		AREA #	RT #	AREA #	RT #
	AREA #	RT #				
12/24 HOUR STD	2585016	1.61				
UPPER LIMIT	5170032	1.68				
LOWER LIMIT	1292508	1.54				
LAB SAMPLE ID	CLIENT SAMPLE ID					
MB 460-384175/1-A		2477582	1.62			
460-118325-5	PRA-S13-1.25	2439717	1.62			
460-118325-5 MS	PRA-S13-1.25 MS	2387520	1.62			
460-118325-5 MSD	PRA-S13-1.25 MSD	2439944	1.62			
LCS 460-384175/2-A		3236415	1.61			

BNB = 1-Bromo-2-nitrobenzene

Area Limit = 50%-200% of internal standard area  
 RT Limit = ± 0.07 minutes of internal standard RT

# Column used to flag values outside QC limits

FORM VIII  
PCBS INTERNAL STANDARD AREA AND RETENTION TIME SUMMARY

Lab Name: TestAmerica Edison Job No.: 460-118325-1  
 SDG No.: \_\_\_\_\_  
 Sample No.: CCVIS 460-384008/2 Date Analyzed: 08/11/2016 07:43  
 Instrument ID: CPESTGC9 GC Column: CLP-1 ID: 0.53 (mm)  
 Lab File ID (Standard): 9F242736.D Heated Purge: (Y/N) N  
 Calibration ID: 55737

	BNB					
	AREA #	RT #	AREA #	RT #	AREA #	RT #
12/24 HOUR STD	2417232	1.40				
UPPER LIMIT	4834464	1.47				
LOWER LIMIT	1208616	1.33				
LAB SAMPLE ID	CLIENT SAMPLE ID					
MB 460-384175/1-A		2599796	1.40			
460-118325-5	PRA-S13-1.25	2309224	1.40			
460-118325-5 MS	PRA-S13-1.25 MS	2247046	1.40			
460-118325-5 MSD	PRA-S13-1.25 MSD	2375491	1.40			
LCS 460-384175/2-A		2784017	1.40			

BNB = 1-Bromo-2-nitrobenzene

Area Limit = 50%-200% of internal standard area  
 RT Limit = ± 0.07 minutes of internal standard RT

# Column used to flag values outside QC limits



FORM VIII  
PCBS INTERNAL STANDARD AREA AND RETENTION TIME SUMMARY

Lab Name: TestAmerica Edison Job No.: 460-118325-1  
 SDG No.: \_\_\_\_\_  
 Sample No.: CCVIS 460-384008/12 Date Analyzed: 08/11/2016 11:00  
 Instrument ID: CPESTGC9 GC Column: CLP-2 ID: 0.53 (mm)  
 Lab File ID (Standard): 9F242746.D Heated Purge: (Y/N) N  
 Calibration ID: 55736

		BNB					
		AREA #	RT #	AREA #	RT #	AREA #	RT #
12/24 HOUR STD		2294993	1.62				
UPPER LIMIT		4589986	1.69				
LOWER LIMIT		1147497	1.55				
LAB SAMPLE ID	CLIENT SAMPLE ID						
460-118325-27	PRA-P25E2-3.75	2649025	1.62				
460-118325-25	PRA-P21N-10.75	2626200	1.62				
460-118325-24	PRA-P21N-8.25	2477681	1.62				
460-118325-22	PRA-P21-10.75	2345614	1.62				
460-118325-21	PRA-P21-8.25	2655107	1.62				
460-118325-19	PRA-P21SE-10.75	2540259	1.62				
460-118325-18	PRA-P21SE-8.25	3374684	1.62				
460-118325-15	PRA-P25E1-3.75	2528030	1.62				
460-118325-28	PRA-P7S-4.25	2825661	1.62				
CCV 460-384008/28		2402769	1.62				
CCV 460-384008/29		2751465	1.62				

BNB = 1-Bromo-2-nitrobenzene

Area Limit = 50%-200% of internal standard area  
 RT Limit = ± 0.07 minutes of internal standard RT

# Column used to flag values outside QC limits

FORM VIII  
PCBS INTERNAL STANDARD AREA AND RETENTION TIME SUMMARY

Lab Name: TestAmerica Edison Job No.: 460-118325-1  
 SDG No.: \_\_\_\_\_  
 Sample No.: CCVIS 460-384008/12 Date Analyzed: 08/11/2016 11:00  
 Instrument ID: CPESTGC9 GC Column: CLP-1 ID: 0.53 (mm)  
 Lab File ID (Standard): 9F242746.D Heated Purge: (Y/N) N  
 Calibration ID: 55737

		BNB					
		AREA #	RT #	AREA #	RT #	AREA #	RT #
12/24 HOUR STD		2512678	1.40				
UPPER LIMIT		5025356	1.47				
LOWER LIMIT		1256339	1.33				
LAB SAMPLE ID	CLIENT SAMPLE ID						
460-118325-27	PRA-P25E2-3.75	2592259	1.40				
460-118325-25	PRA-P21N-10.75	2451830	1.40				
460-118325-24	PRA-P21N-8.25	2354112	1.40				
460-118325-22	PRA-P21-10.75	2197253	1.40				
460-118325-21	PRA-P21-8.25	2434131	1.40				
460-118325-19	PRA-P21SE-10.75	2369668	1.40				
460-118325-18	PRA-P21SE-8.25	3146436	1.41				
460-118325-15	PRA-P25E1-3.75	2342895	1.40				
460-118325-28	PRA-P7S-4.25	3216075	1.40				
CCV 460-384008/28		2376615	1.40				
CCV 460-384008/29		2708451	1.40				

BNB = 1-Bromo-2-nitrobenzene

Area Limit = 50%-200% of internal standard area  
 RT Limit = ± 0.07 minutes of internal standard RT

# Column used to flag values outside QC limits

FORM VIII  
PCBS INTERNAL STANDARD AREA AND RETENTION TIME SUMMARY

Lab Name: TestAmerica Edison Job No.: 460-118325-1  
 SDG No.: \_\_\_\_\_  
 Sample No.: CCVIS 460-384332/1 Date Analyzed: 08/11/2016 16:11  
 Instrument ID: CPESTGC9 GC Column: CLP-2 ID: 0.53 (mm)  
 Lab File ID (Standard): 9F242764.D Heated Purge: (Y/N) N  
 Calibration ID: 55736

	BNB		AREA #	RT #	AREA #	RT #
	AREA #	RT #				
12/24 HOUR STD	2314815	1.62				
UPPER LIMIT	4629630	1.69				
LOWER LIMIT	1157408	1.55				
LAB SAMPLE ID	CLIENT SAMPLE ID					
460-118325-30	PRA-P7N-4.25	2332939	1.62			
460-118325-29	PRA-P7W-4.25	2654074	1.62			
460-118325-13	PRA-P25E-8.25	2712136	1.62			
460-118325-10	PRA-P25E3-3.75	2850332	1.62			
460-118325-7	DUP1_20160808	2496085	1.62			
460-118325-3	PRA-S70-1.25	2574723	1.62			
CCV 460-384332/19		2448062	1.62			

BNB = 1-Bromo-2-nitrobenzene

Area Limit = 50%-200% of internal standard area  
 RT Limit = ± 0.07 minutes of internal standard RT

# Column used to flag values outside QC limits

FORM VIII  
PCBS INTERNAL STANDARD AREA AND RETENTION TIME SUMMARY

Lab Name: TestAmerica Edison Job No.: 460-118325-1  
 SDG No.: \_\_\_\_\_  
 Sample No.: CCVIS 460-384332/1 Date Analyzed: 08/11/2016 16:11  
 Instrument ID: CPESTGC9 GC Column: CLP-1 ID: 0.53 (mm)  
 Lab File ID (Standard): 9F242764.D Heated Purge: (Y/N) N  
 Calibration ID: 55737

		BNB					
		AREA #	RT #	AREA #	RT #	AREA #	RT #
12/24 HOUR STD		2562184	1.40				
UPPER LIMIT		5124368	1.47				
LOWER LIMIT		1281092	1.33				
LAB SAMPLE ID	CLIENT SAMPLE ID						
460-118325-30	PRA-P7N-4.25	2439549	1.40				
460-118325-29	PRA-P7W-4.25	2501584	1.40				
460-118325-13	PRA-P25E-8.25	2669249	1.40				
460-118325-10	PRA-P25E3-3.75	2621926	1.40				
460-118325-7	DUP1_20160808	2444960	1.40				
460-118325-3	PRA-S70-1.25	2506007	1.40				
CCV 460-384332/19		2394346	1.40				

BNB = 1-Bromo-2-nitrobenzene

Area Limit = 50%-200% of internal standard area  
 RT Limit = ± 0.07 minutes of internal standard RT

# Column used to flag values outside QC limits

FORM VIII  
PCBS INTERNAL STANDARD AREA AND RETENTION TIME SUMMARY

Lab Name: TestAmerica Edison Job No.: 460-118325-1  
 SDG No.: \_\_\_\_\_  
 Sample No.: CCVIS 460-384452/3 Date Analyzed: 08/12/2016 06:09  
 Instrument ID: CPESTGC9 GC Column: CLP-2 ID: 0.53 (mm)  
 Lab File ID (Standard): 9F242789.D Heated Purge: (Y/N) N  
 Calibration ID: 55736

	BNB					
	AREA #	RT #	AREA #	RT #	AREA #	RT #
12/24 HOUR STD	2331302	1.62				
UPPER LIMIT	4662604	1.69				
LOWER LIMIT	1165651	1.55				
LAB SAMPLE ID	CLIENT SAMPLE ID					
460-118325-1 DL	PRA-C116W-6.25 DL	2443908	1.62			
CCV 460-384452/12		2540118	1.62			

BNB = 1-Bromo-2-nitrobenzene

Area Limit = 50%-200% of internal standard area  
 RT Limit = ± 0.07 minutes of internal standard RT

# Column used to flag values outside QC limits

FORM VIII  
PCBS INTERNAL STANDARD AREA AND RETENTION TIME SUMMARY

Lab Name: TestAmerica Edison Job No.: 460-118325-1  
 SDG No.: \_\_\_\_\_  
 Sample No.: CCVIS 460-384452/3 Date Analyzed: 08/12/2016 06:09  
 Instrument ID: CPESTGC9 GC Column: CLP-1 ID: 0.53 (mm)  
 Lab File ID (Standard): 9F242789.D Heated Purge: (Y/N) N  
 Calibration ID: 55737

	BNB		AREA #	RT #	AREA #	RT #
	AREA #	RT #				
12/24 HOUR STD	2535060	1.40				
UPPER LIMIT	5070120	1.47				
LOWER LIMIT	1267530	1.33				
LAB SAMPLE ID	CLIENT SAMPLE ID					
460-118325-1 DL	PRA-C116W-6.25 DL	2420730	1.40			
CCV 460-384452/12		2567478	1.40			

BNB = 1-Bromo-2-nitrobenzene

Area Limit = 50%-200% of internal standard area  
 RT Limit = ± 0.07 minutes of internal standard RT

# Column used to flag values outside QC limits

FORM X  
IDENTIFICATION SUMMARY

Lab Name: TestAmerica Edison Job No.: 460-118325-1  
 SDG No.: \_\_\_\_\_  
 Client Sample ID: PRA-C116W-6.25 DL Lab Sample ID: 460-118325-1 DL  
 Instrument ID (1): CPESTGC9 Instrument ID (2): CPESTGC9  
 Date Analyzed (1): 08/12/2016 08:57 Date Analyzed (2): 08/12/2016 08:57  
 GC Column (1): CLP-1 ID: 0.53(mm) GC Column (2): CLP-2 ID: 0.53(mm)

ANALYTE	COL	PEAK	RT	RT WINDOW		CONCENTRATION		RPD
				FROM	TO	PEAK	MEAN	
Aroclor 1242	1	1	2.46	2.40	2.54	42400	57000	13.6
		2	2.85	2.79	2.93	63700		
		3	3.07	3.01	3.15	67300		
		4	3.37	3.31	3.45	58500		
		5	3.52	3.47	3.61	55300		
		6	4.00	3.95	4.09	55900		
		7	4.52	4.44	4.58	55000		
		8	4.76	4.71	4.85	57800		
	2	1	3.20	3.18	3.24	37300	50000	
		2	3.71	3.65	3.79	48900		
		3	4.01	3.95	4.09	51200		
		4	4.28	4.22	4.36	52400		
		5	4.45	4.39	4.53	49300		
		6	5.19	5.13	5.27	53400		
		7	5.52	5.46	5.60	49700		
		8	5.58	5.51	5.65	55300		

FORM X  
IDENTIFICATION SUMMARY

Lab Name: TestAmerica Edison Job No.: 460-118325-1  
 SDG No.: \_\_\_\_\_  
 Client Sample ID: PRA-S70-1.25 Lab Sample ID: 460-118325-3  
 Instrument ID (1): CPESTGC9 Instrument ID (2): CPESTGC9  
 Date Analyzed (1): 08/11/2016 18:04 Date Analyzed (2): 08/11/2016 18:04  
 GC Column (1): CLP-1 ID: 0.53(mm) GC Column (2): CLP-2 ID: 0.53(mm)

ANALYTE	COL	PEAK	RT	RT WINDOW		CONCENTRATION		RPD
				FROM	TO	PEAK	MEAN	
Aroclor 1248	1	1	2.85	2.78	2.92	100	98	1.5
		2	3.37	3.29	3.43	50.0		
		3	3.75	3.68	3.82	74.5		
		4	4.10	4.02	4.16	109		
		5	4.52	4.43	4.57	70.0		
		6	4.76	4.68	4.82	87.0		
		7	5.23	5.15	5.29	198		
	2	1	3.71	3.68	3.74	89.2	100	
		2	4.28	4.21	4.35	85.1		
		3	4.71	4.64	4.78	104		
		4	4.77	4.69	4.83	72.2		
		5	5.19	5.12	5.26	146		
		6	5.53	5.45	5.59	42.1		
		7	5.58	5.50	5.64	161		



FORM X  
IDENTIFICATION SUMMARY

Lab Name: TestAmerica Edison Job No.: 460-118325-1  
 SDG No.: \_\_\_\_\_  
 Client Sample ID: PRA-S13-1.25 MS Lab Sample ID: 460-118325-5 MS  
 Instrument ID (1): CPESTGC9 Instrument ID (2): CPESTGC9  
 Date Analyzed (1): 08/11/2016 09:11 Date Analyzed (2): 08/11/2016 09:11  
 GC Column (1): CLP-1 ID: 0.53(mm) GC Column (2): CLP-2 ID: 0.53(mm)

ANALYTE	COL	PEAK	RT	RT WINDOW		CONCENTRATION		RPD
				FROM	TO	PEAK	MEAN	
Aroclor 1016	1	1	2.46	2.39	2.53	476	477	10.5
		2	2.85	2.78	2.92	509		
		3	3.07	3.00	3.14	494		
		4	3.37	3.30	3.44	441		
		5	3.52	3.45	3.59	431		
		6	3.59	3.52	3.66	419		
		7	4.00	3.92	4.06	501		
		8	4.10	4.02	4.16	542		
	2	1	3.20	3.17	3.23	446	429	
		2	3.71	3.64	3.78	448		
		3	4.01	3.93	4.07	411		
		4	4.28	4.20	4.34	417		
		5	4.45	4.37	4.51	405		
		6	4.71	4.63	4.77	428		
		7	5.04	4.96	5.10	442		
		8	5.19	5.11	5.25	435		
Aroclor 1260	1	1	5.44	5.37	5.51	509	437	3.4
		2	6.17	6.10	6.24	465		
		3	6.35	6.27	6.41	441		
		4	6.72	6.64	6.78	441		
		5	7.24	7.17	7.31	429		
		6	7.77	7.70	7.84	424		
		7	7.96	7.88	8.02	383		
		8	8.72	8.65	8.79	402		
	2	1	6.56	6.52	6.58	447	452	
		2	6.81	6.73	6.87	462		
		3	7.18	7.10	7.24	450		
		4	8.08	8.00	8.14	468		
		5	8.52	8.44	8.58	450		
		6	8.82	8.75	8.89	454		
		7	9.19	9.11	9.25	438		
		8	9.68	9.61	9.75	448		

FORM X  
IDENTIFICATION SUMMARY

Lab Name: TestAmerica Edison Job No.: 460-118325-1  
 SDG No.: \_\_\_\_\_  
 Client Sample ID: PRA-S13-1.25 MSD Lab Sample ID: 460-118325-5 MSD  
 Instrument ID (1): CPESTGC9 Instrument ID (2): CPESTGC9  
 Date Analyzed (1): 08/11/2016 09:28 Date Analyzed (2): 08/11/2016 09:28  
 GC Column (1): CLP-1 ID: 0.53 (mm) GC Column (2): CLP-2 ID: 0.53 (mm)

ANALYTE	COL	PEAK	RT	RT WINDOW		CONCENTRATION		RPD
				FROM	TO	PEAK	MEAN	
Aroclor 1016	1	1	2.46	2.39	2.53	476	479	7.0
		2	2.85	2.78	2.92	518		
		3	3.07	3.00	3.14	520		
		4	3.37	3.30	3.44	451		
		5	3.52	3.45	3.59	442		
		6	3.59	3.52	3.66	421		
		7	4.00	3.92	4.06	471		
		8	4.10	4.02	4.16	534		
	2	1	3.20	3.17	3.23	464	446	
		2	3.71	3.64	3.78	462		
		3	4.01	3.93	4.07	431		
		4	4.28	4.20	4.34	428		
		5	4.45	4.37	4.51	419		
		6	4.71	4.63	4.77	436		
		7	5.04	4.96	5.10	465		
		8	5.19	5.11	5.25	467		
Aroclor 1260	1	1	5.44	5.37	5.51	502	425	10.0
		2	6.18	6.10	6.24	465		
		3	6.35	6.27	6.41	446		
		4	6.72	6.64	6.78	424		
		5	7.24	7.17	7.31	388		
		6	7.78	7.70	7.84	400		
		7	7.96	7.88	8.02	364		
		8	8.72	8.65	8.79	410		
	2	1	6.56	6.52	6.58	464	470	
		2	6.81	6.73	6.87	480		
		3	7.18	7.10	7.24	459		
		4	8.08	8.00	8.14	481		
		5	8.52	8.44	8.58	466		
		6	8.83	8.75	8.89	468		
		7	9.19	9.11	9.25	469		
		8	9.69	9.61	9.75	468		

FORM X  
IDENTIFICATION SUMMARY

Lab Name: TestAmerica Edison Job No.: 460-118325-1  
 SDG No.: \_\_\_\_\_  
 Client Sample ID: PRA-P25E3-3.75 Lab Sample ID: 460-118325-10  
 Instrument ID (1): CPESTGC9 Instrument ID (2): CPESTGC9  
 Date Analyzed (1): 08/11/2016 17:28 Date Analyzed (2): 08/11/2016 17:28  
 GC Column (1): CLP-1 ID: 0.53(mm) GC Column (2): CLP-2 ID: 0.53(mm)

ANALYTE	COL	PEAK	RT	RT WINDOW		CONCENTRATION		RPD		
				FROM	TO	PEAK	MEAN			
Aroclor 1248	1	3	3.75	3.68	3.82	129	110	12.2		
		4	4.10	4.02	4.16	96.3				
		5	4.53	4.43	4.57	140				
		6	4.76	4.68	4.82	91.3				
		7	5.23	5.15	5.29	107				
		2	3	4.71	4.64	4.78			146	130
			4	4.77	4.69	4.83			111	
	5		5.20	5.12	5.26	90.9				
	6		5.53	5.45	5.59	116				
	7		5.58	5.50	5.64	172				

FORM X  
IDENTIFICATION SUMMARY

Lab Name: TestAmerica Edison Job No.: 460-118325-1  
 SDG No.: \_\_\_\_\_  
 Client Sample ID: PRA-P25E-8.25 Lab Sample ID: 460-118325-13  
 Instrument ID (1): CPESTGC9 Instrument ID (2): CPESTGC9  
 Date Analyzed (1): 08/11/2016 17:10 Date Analyzed (2): 08/11/2016 17:10  
 GC Column (1): CLP-1 ID: 0.53(mm) GC Column (2): CLP-2 ID: 0.53(mm)

ANALYTE	COL	PEAK	RT	RT WINDOW		CONCENTRATION		RPD		
				FROM	TO	PEAK	MEAN			
Aroclor 1248	1	3	3.76	3.68	3.82	133	89	30.9		
		4	4.10	4.02	4.16	64.6				
		5	4.53	4.43	4.57	95.1				
		6	4.76	4.68	4.82	80.5				
		7	5.23	5.15	5.29	70.3				
		2	3	4.71	4.64	4.78			141	120
			4	4.76	4.69	4.83			155	
	5		5.19	5.12	5.26	98.1				
	6		5.53	5.45	5.59	92.7				
	7		5.58	5.50	5.64	119				

FORM X  
IDENTIFICATION SUMMARY

Lab Name: TestAmerica Edison Job No.: 460-118325-1  
 SDG No.: \_\_\_\_\_  
 Client Sample ID: PRA-P25E2-3.75 Lab Sample ID: 460-118325-27  
 Instrument ID (1): CPESTGC9 Instrument ID (2): CPESTGC9  
 Date Analyzed (1): 08/11/2016 11:35 Date Analyzed (2): 08/11/2016 11:35  
 GC Column (1): CLP-1 ID: 0.53 (mm) GC Column (2): CLP-2 ID: 0.53 (mm)

ANALYTE	COL	PEAK	RT	RT WINDOW		CONCENTRATION		RPD		
				FROM	TO	PEAK	MEAN			
Aroclor 1248	1	2	3.37	3.29	3.43	1060	610	16.7		
		3	3.76	3.68	3.82	667				
		4	4.10	4.02	4.16	715				
		5	4.52	4.43	4.57	633				
		6	4.76	4.68	4.82	546				
		7	5.22	5.15	5.29	345				
		8	5.91	5.84	5.98	289				
		2	2	4.28	4.21	4.35			1140	720
	3	4.71	4.64	4.78	637					
	4	4.76	4.69	4.83	783					
	5	5.19	5.12	5.26	794					
	6	5.52	5.45	5.59	616					
	7	5.58	5.50	5.64	676					
	8	6.87	6.80	6.94	380					
	Aroclor 1260	1	2	6.18	6.10	6.24	142		120	
			3	6.35	6.27	6.41	126			
4			6.72	6.64	6.78	124				
5			7.25	7.17	7.31	118				
6			7.78	7.70	7.84	116				
7			7.97	7.88	8.02	102				
8			8.73	8.65	8.79	108				
2			3	7.19	7.10	7.24	146	130		
4		8.08	8.00	8.14	134					
5		8.52	8.44	8.58	131					
6		8.83	8.75	8.89	136					
7		9.20	9.11	9.25	121					
8		9.70	9.61	9.75	125					

FORM X  
IDENTIFICATION SUMMARY

Lab Name: TestAmerica Edison Job No.: 460-118325-1  
 SDG No.: \_\_\_\_\_  
 Client Sample ID: PRA-P7S-4.25 Lab Sample ID: 460-118325-28  
 Instrument ID (1): CPESTGC9 Instrument ID (2): CPESTGC9  
 Date Analyzed (1): 08/11/2016 15:10 Date Analyzed (2): 08/11/2016 15:10  
 GC Column (1): CLP-1 ID: 0.53(mm) GC Column (2): CLP-2 ID: 0.53(mm)

ANALYTE	COL	PEAK	RT	RT WINDOW		CONCENTRATION		RPD
				FROM	TO	PEAK	MEAN	
Aroclor 1242	1	1	2.47	2.40	2.54	3970	7400	0.5
		2	2.85	2.79	2.93	8420		
		3	3.07	3.01	3.15	9020		
		4	3.37	3.31	3.45	7770		
		5	3.53	3.47	3.61	6940		
		6	4.00	3.95	4.09	7870		
		7	4.52	4.44	4.58	7160		
		8	4.76	4.71	4.85	7930		
	2	1	3.20	3.18	3.24	3930	7400	
		2	3.71	3.65	3.79	8150		
		3	4.01	3.95	4.09	8370		
		4	4.28	4.22	4.36	7890		
		5	4.45	4.39	4.53	7080		
		6	5.19	5.13	5.27	8060		
		7	5.52	5.46	5.60	7600		
		8	5.58	5.51	5.65	8280		

FORM X  
IDENTIFICATION SUMMARY

Lab Name: TestAmerica Edison Job No.: 460-118325-1  
 SDG No.: \_\_\_\_\_  
 Client Sample ID: PRA-P7W-4.25 Lab Sample ID: 460-118325-29  
 Instrument ID (1): CPESTGC9 Instrument ID (2): CPESTGC9  
 Date Analyzed (1): 08/11/2016 16:52 Date Analyzed (2): 08/11/2016 16:52  
 GC Column (1): CLP-1 ID: 0.53 (mm) GC Column (2): CLP-2 ID: 0.53 (mm)

ANALYTE	COL	PEAK	RT	RT WINDOW		CONCENTRATION		RPD
				FROM	TO	PEAK	MEAN	
Aroclor 1248	1	3	3.75	3.68	3.82	126	98	9.6
		4	4.10	4.02	4.16	70.9		
		5	4.53	4.43	4.57	115		
		6	4.76	4.68	4.82	99.2		
		7	5.22	5.15	5.29	78.0		
	2	2	4.28	4.21	4.35	64.7	110	
		3	4.71	4.64	4.78	139		
		4	4.76	4.69	4.83	120		
		5	5.19	5.12	5.26	91.6		
		6	5.53	5.45	5.59	105		
		7	5.58	5.50	5.64	153		
		8	6.88	6.80	6.94	79.6		

FORM X  
IDENTIFICATION SUMMARY

Lab Name: TestAmerica Edison Job No.: 460-118325-1  
 SDG No.: \_\_\_\_\_  
 Client Sample ID: \_\_\_\_\_ Lab Sample ID: LCS 460-384175/2-A  
 Instrument ID (1): CPESTGC9 Instrument ID (2): CPESTGC9  
 Date Analyzed (1): 08/11/2016 10:37 Date Analyzed (2): 08/11/2016 10:37  
 GC Column (1): CLP-1 ID: 0.53(mm) GC Column (2): CLP-2 ID: 0.53(mm)

ANALYTE	COL	PEAK	RT	RT WINDOW		CONCENTRATION		RPD
				FROM	TO	PEAK	MEAN	
Aroclor 1016	1	1	2.47	2.39	2.53	472	466	17.0
		2	2.85	2.78	2.92	483		
		3	3.07	3.00	3.14	495		
		4	3.37	3.30	3.44	455		
		5	3.52	3.45	3.59	452		
		6	3.59	3.52	3.66	452		
		7	4.00	3.92	4.06	457		
	2	1	3.20	3.17	3.23	396	393	
		2	3.71	3.64	3.78	412		
		3	4.00	3.93	4.07	400		
		4	4.27	4.20	4.34	389		
		5	4.45	4.37	4.51	397		
		6	4.71	4.63	4.77	374		
		7	5.03	4.96	5.10	376		
		8	5.19	5.11	5.25	405		
Aroclor 1260	1	1	5.44	5.37	5.51	433	389	2.7
		2	6.18	6.10	6.24	399		
		3	6.35	6.27	6.41	394		
		4	6.72	6.64	6.78	380		
		5	7.24	7.17	7.31	373		
		6	7.78	7.70	7.84	382		
		7	7.96	7.88	8.02	370		
		8	8.72	8.65	8.79	379		
	2	1	6.55	6.52	6.58	388	378	
		2	6.81	6.73	6.87	389		
		3	7.18	7.10	7.24	376		
		4	8.07	8.00	8.14	385		
		5	8.51	8.44	8.58	370		
		6	8.82	8.75	8.89	375		
		7	9.19	9.11	9.25	367		
8		9.69	9.61	9.75	375			



FORM I  
PCBS ORGANICS ANALYSIS DATA SHEET

Lab Name: TestAmerica Edison Job No.: 460-118325-1  
 SDG No.: \_\_\_\_\_  
 Client Sample ID: PRA-C116W-6.25 DL Lab Sample ID: 460-118325-1 DL  
 Matrix: Solid Lab File ID: 9F242797.D  
 Analysis Method: 8082A Date Collected: 08/08/2016 14:53  
 Extraction Method: 3546 Date Extracted: 08/11/2016 00:03  
 Sample wt/vol: 15.0033(g) Date Analyzed: 08/12/2016 08:57  
 Con. Extract Vol.: 10 (mL) Dilution Factor: 50  
 Injection Volume: 1 (uL) GC Column: CLP-1 ID: 0.53 (mm)  
 % Moisture: 11.4 GPC Cleanup: (Y/N) N  
 Analysis Batch No.: 384452 Units: ug/Kg

CAS NO.	COMPOUND NAME	RESULT	Q	RL	MDL
12674-11-2	Aroclor 1016	500	U	3800	500
11104-28-2	Aroclor 1221	500	U	3800	500
11141-16-5	Aroclor 1232	500	U	3800	500
53469-21-9	Aroclor 1242	57000	D	3800	500
12672-29-6	Aroclor 1248	500	U	3800	500
11097-69-1	Aroclor 1254	520	U	3800	520
11096-82-5	Aroclor 1260	520	U	3800	520
37324-23-5	Aroclor 1262	520	U	3800	520
11100-14-4	Aroclor 1268	520	U	3800	520

CAS NO.	SURROGATE	%REC	Q	LIMITS
2051-24-3	DCB Decachlorobiphenyl	0	D X	47-150

TestAmerica Edison  
Target Compound Quantitation Report

Data File: \\ChromNA\Edison\ChromData\CPESTGC9\20160812-44397.b\9F242797.D  
 Lims ID: 460-118325-A-1-A  
 Client ID: PRA-C116W-6.25  
 Sample Type: Client  
 Inject. Date: 12-Aug-2016 08:57:58 ALS Bottle#: 11 Worklist Smp#: 11  
 Injection Vol: 1.0 ul Dil. Factor: 50.0000  
 Sample Info: 460-0044397-011  
 Operator ID: Instrument ID: CPESTGC9  
 Method: \\ChromNA\Edison\ChromData\CPESTGC9\20160812-44397.b\8082-ISTD.m  
 Limit Group: GC 8082A PCB ISTD  
 Last Update: 12-Aug-2016 12:49:11 Calib Date: 12-May-2016 14:29:29  
 Integrator: Falcon  
 Quant Method: Internal Standard Quant By: Initial Calibration  
 Last ICal File: \\ChromNA\Edison\ChromData\CPESTGC9\20160512-40924.b\9F001892.D  
 Column 1 : Det: GC ECD1A  
 Column 2 : Det: GC ECD2B  
 Process Host: XAWRK014

First Level Reviewer: patelji Date: 12-Aug-2016 09:42:47

Col	RT (min.)	Exp RT (min.)	Dlt RT (min.)	Response	OnCol Amt ug/l	Flags
-----	-----------	---------------	---------------	----------	----------------	-------

\* 13 1-Bromo-2-nitrobenzene

1	1.618	1.619	-0.001	2443908	20.0	
2	1.400	1.398	0.002	2420730	20.0	
					RPD = 0.00	

4 PCB-1242

1	3.203	3.209	-0.006	2061787	993.2	M
1	3.714	3.722	-0.008	5568170	1301.4	M
1	4.010	4.018	-0.008	2419895	1362.9	M
1	4.282	4.288	-0.006	9907901	1393.3	M
1	4.453	4.459	-0.006	4324643	1311.7	M
1	5.193	5.201	-0.008	4323016	1420.9	M
1	5.524	5.531	-0.007	3282844	1322.6	M
1	5.579	5.581	-0.002	4337812	1472.2	M
Average of Peak Amounts =					1322.3	
2	2.463	2.474	-0.011	1868236	1127.3	
2	2.850	2.863	-0.013	5414716	1694.0	M
2	3.069	3.084	-0.015	3645684	1789.9	M
2	3.369	3.384	-0.015	9674576	1556.5	M
2	3.523	3.537	-0.014	4166643	1470.0	M
2	3.999	4.015	-0.016	4105824	1486.1	
2	4.523	4.514	0.009	6684688	1464.0	M
2	4.757	4.776	-0.019	2809188	1538.6	M
Average of Peak Amounts =					1515.8	
					RPD = 13.64	

Col	RT (min.)	Exp RT (min.)	Dlt RT (min.)	Response	OnCol Amt ug/l	Flags
-----	-----------	---------------	---------------	----------	----------------	-------

### QC Flag Legend

Review Flags

M - Manually Integrated

### Reagents:

SGPCBISTD\_00006

Amount Added: 20.00

Units: uL

Run Reagent

TestAmerica Edison

Data File: \\ChromNA\Edison\ChromData\CPESTGC9\20160812-44397.b\9F242797.D

Injection Date: 12-Aug-2016 08:57:58

Instrument ID: CPESTGC9

Operator ID:

Lims ID: 460-118325-A-1-A

Lab Sample ID: 460-118325-1

Worklist Smp#: 11

Client ID: PRA-C116W-6.25

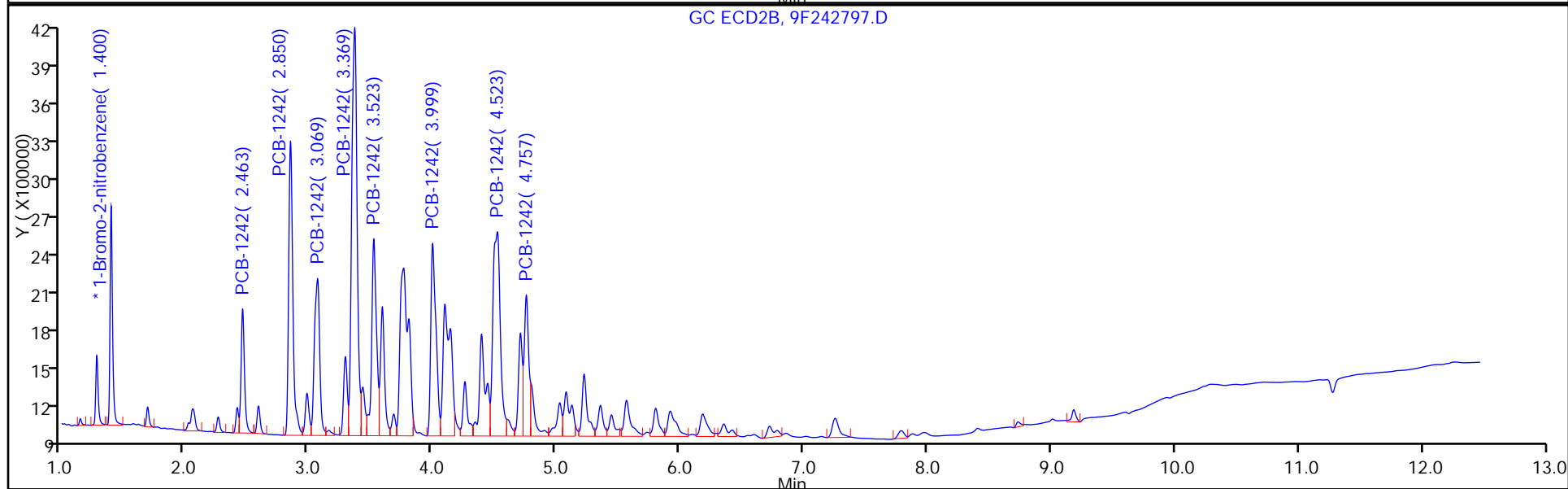
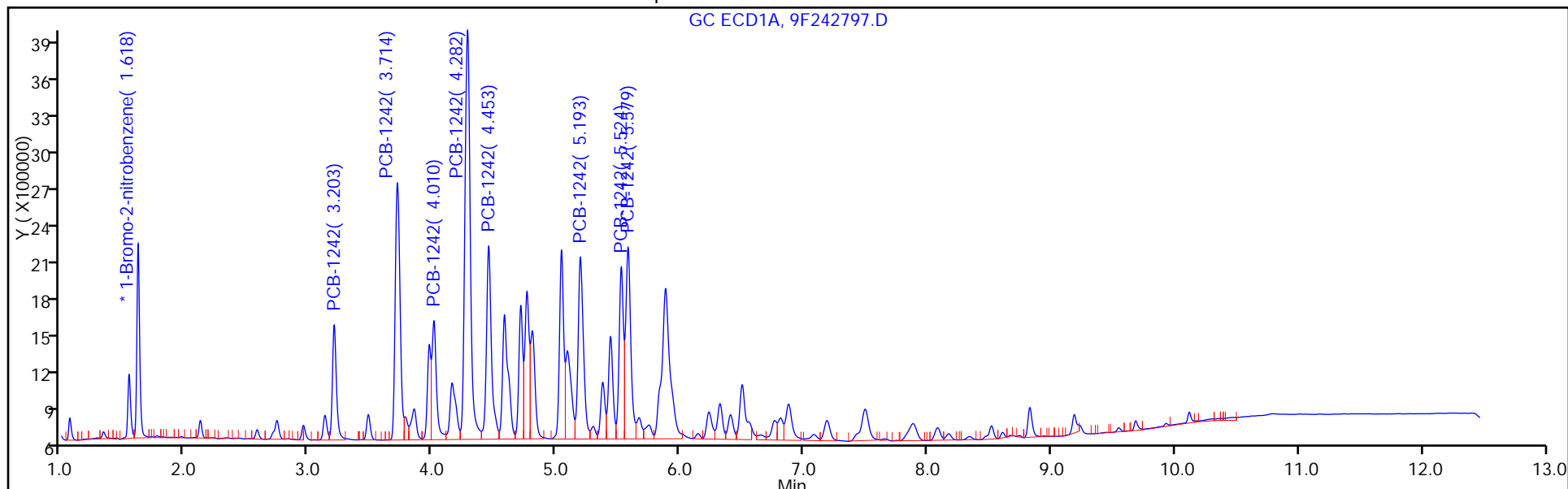
Injection Vol: 1.0 ul

Dil. Factor: 50.0000

ALS Bottle#: 11

Method: 8082-ISTD

Limit Group: GC 8082A PCB ISTD



TestAmerica Edison

Data File: \\ChromNA\Edison\ChromData\CPESTGC9\20160812-44397.b\9F242797.D

Injection Date: 12-Aug-2016 08:57:58

Instrument ID: CPESTGC9

Lims ID: 460-118325-A-1-A

Lab Sample ID: 460-118325-1

Client ID: PRA-C116W-6.25

Operator ID:

ALS Bottle#: 11 Worklist Smp#: 11

Injection Vol: 1.0 ul

Dil. Factor: 50.0000

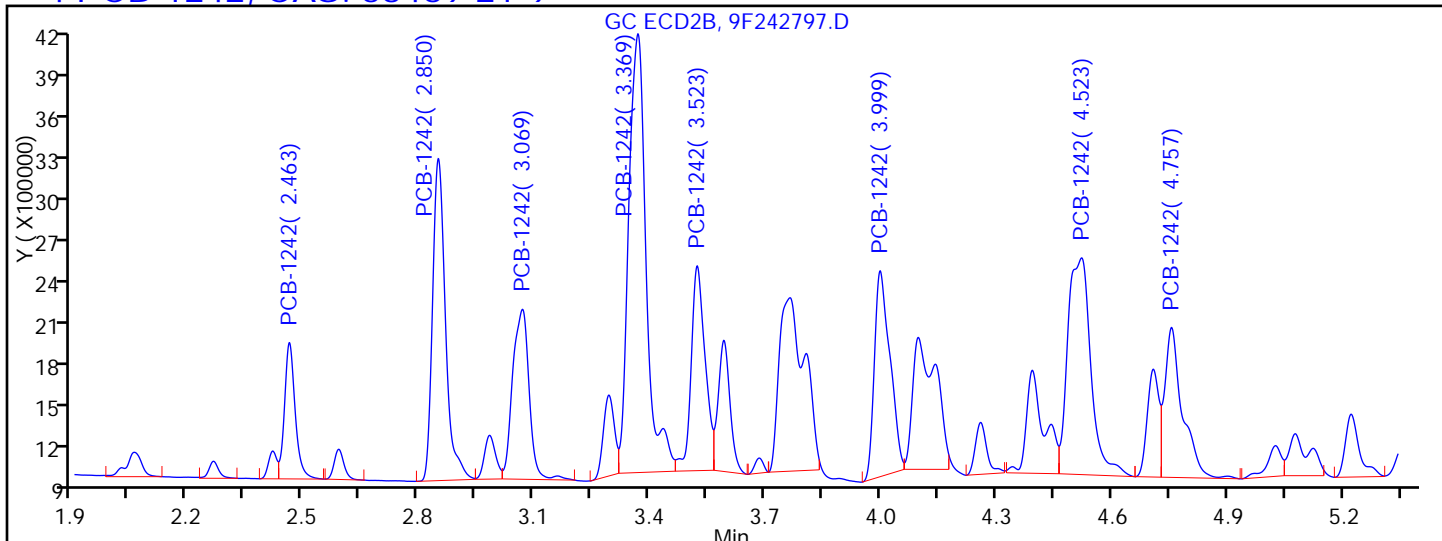
Method: 8082-ISTD

Limit Group: GC 8082A PCB ISTD

Column:

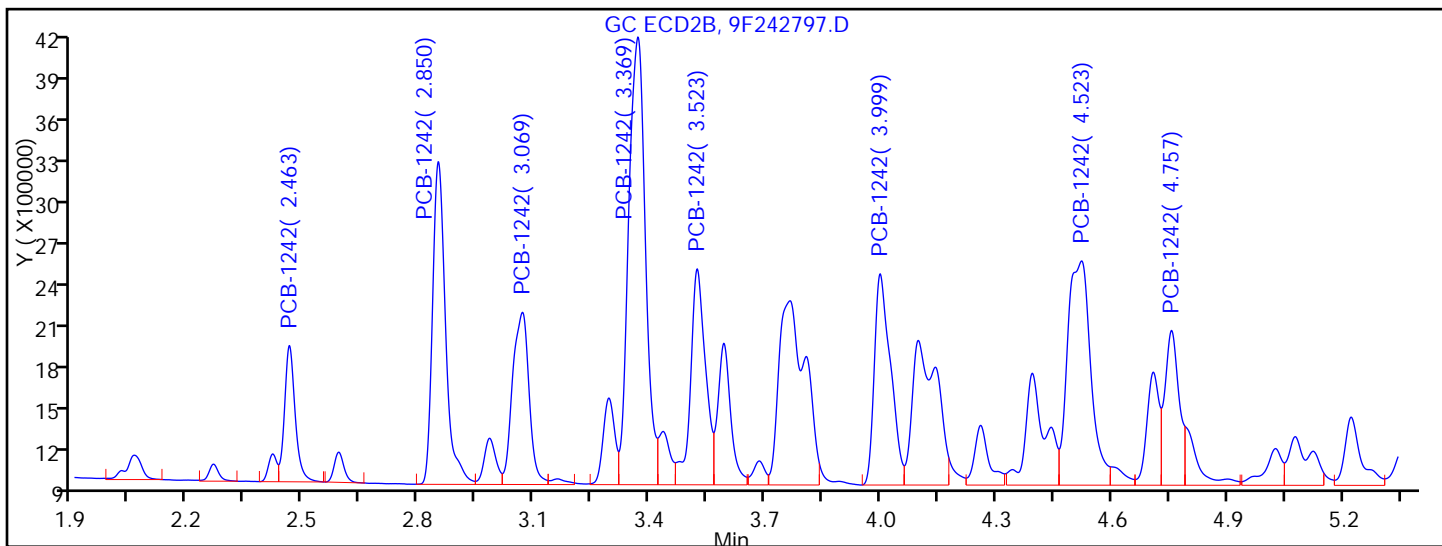
Detector: GC ECD2B

4 PCB-1242, CAS: 53469-21-9



Processing Integration Results

RT = 2.463	Response = 1868236	
RT = 2.850	Response = 5340600	M
RT = 3.069	Response = 3589223	M
RT = 3.369	Response = 9859564	M
RT = 3.523	Response = 3691209	M
RT = 3.999	Response = 4105824	
RT = 4.523	Response = 6423405	M
RT = 4.757	Response = 3391439	M



Manual Integration Results

RT = 2.463	Response = 1868236	
RT = 2.850	Response = 5414716	M
RT = 3.069	Response = 3645684	M
RT = 3.369	Response = 9674576	M
RT = 3.523	Response = 4166643	M
RT = 3.999	Response = 4105824	

FORM I  
PCBS ORGANICS ANALYSIS DATA SHEET

Lab Name: TestAmerica Edison Job No.: 460-118325-1  
 SDG No.: \_\_\_\_\_  
 Client Sample ID: PRA-S70-1.25 Lab Sample ID: 460-118325-3  
 Matrix: Solid Lab File ID: 9F242770.D  
 Analysis Method: 8082A Date Collected: 08/08/2016 14:24  
 Extraction Method: 3546 Date Extracted: 08/11/2016 00:03  
 Sample wt/vol: 15.0043(g) Date Analyzed: 08/11/2016 18:04  
 Con. Extract Vol.: 10 (mL) Dilution Factor: 1  
 Injection Volume: 1 (uL) GC Column: CLP-2 ID: 0.53 (mm)  
 % Moisture: 6.3 GPC Cleanup: (Y/N) N  
 Analysis Batch No.: 384332 Units: ug/Kg

CAS NO.	COMPOUND NAME	RESULT	Q	RL	MDL
12672-29-6	Aroclor 1248	100		72	9.5

CAS NO.	SURROGATE	%REC	Q	LIMITS
2051-24-3	DCB Decachlorobiphenyl	87		47-150

TestAmerica Edison  
Target Compound Quantitation Report

Data File: \\ChromNA\Edison\ChromData\CPESTGC9\20160811-44370.b\9F242770.D  
 Lims ID: 460-118325-A-3-A  
 Client ID: PRA-S70-1.25  
 Sample Type: Client  
 Inject. Date: 11-Aug-2016 18:04:42 ALS Bottle#: 36 Worklist Smp#: 7  
 Injection Vol: 1.0 ul Dil. Factor: 1.0000  
 Sample Info: 460-0044370-007  
 Operator ID: Instrument ID: CPESTGC9  
 Method: \\ChromNA\Edison\ChromData\CPESTGC9\20160811-44370.b\8082-ISTD.m  
 Limit Group: GC 8082A PCB ISTD  
 Last Update: 12-Aug-2016 10:14:23 Calib Date: 12-May-2016 14:29:29  
 Integrator: Falcon  
 Quant Method: Internal Standard Quant By: Initial Calibration  
 Last ICal File: \\ChromNA\Edison\ChromData\CPESTGC9\20160512-40924.b\9F001892.D

Column 1 : Det: GC ECD1A  
 Column 2 : Det: GC ECD2B  
 Process Host: XAWRK014

First Level Reviewer: patelji Date: 12-Aug-2016 06:54:36

Col	RT (min.)	Exp RT (min.)	Dlt RT (min.)	Response	OnCol Amt ug/l	Flags
-----	-----------	---------------	---------------	----------	----------------	-------

\* 13 1-Bromo-2-nitrobenzene M  
 1 1.618 1.619 -0.001 2574723 20.0 M  
 2 1.400 1.398 0.002 2506007 20.0

RPD = 0.00

6 PCB-1248 M  
 1 3.712 3.709 0.003 270509 125.4  
 1 4.283 4.276 0.007 539816 119.7 M  
 1 4.712 4.709 0.003 412071 145.7  
 1 4.768 4.758 0.010 281950 101.5  
 1 5.192 5.190 0.002 829113 204.7 M  
 1 5.528 5.520 0.008 232345 59.2 M  
 1 5.575 5.574 0.001 1052380 226.5 M  
 1 0.000 6.869 -6.869 0 0

Average of Peak Amounts = 140.4

2 2.849 2.845 0.004 255978 140.6 M  
 2 3.373 3.362 0.011 324128 70.3 M  
 2 3.749 3.746 0.003 521737 104.7 M  
 2 4.097 4.092 0.005 437039 153.5 M  
 2 4.522 4.496 0.026 791573 98.4 M  
 2 4.759 4.751 0.008 449209 122.3 M  
 2 5.226 5.218 0.008 695902 278.4 M  
 2 0.000 5.905 -5.905 0 0

Average of Peak Amounts = 138.3

RPD = 1.48

Col	RT (min.)	Exp RT (min.)	Dlt RT (min.)	Response	OnCol Amt ug/l	Flags
-----	-----------	---------------	---------------	----------	----------------	-------

\$ 11 DCB Decachlorobiphenyl

1	10.108	10.165	-0.057	3977787	43.3
2	9.179	9.200	-0.021	4395532	42.1

RPD = 2.75

**QC Flag Legend**

Review Flags

M - Manually Integrated

**Reagents:**

SGPCBISTD\_00006

Amount Added: 20.00

Units: uL

Run Reagent



TestAmerica Edison

Data File: \\ChromNA\Edison\ChromData\CPESTGC9\20160811-44370.b\9F242770.D

Injection Date: 11-Aug-2016 18:04:42

Instrument ID: CPESTGC9

Operator ID:

Lims ID: 460-118325-A-3-A

Lab Sample ID: 460-118325-3

Worklist Smp#: 7

Client ID: PRA-S70-1.25

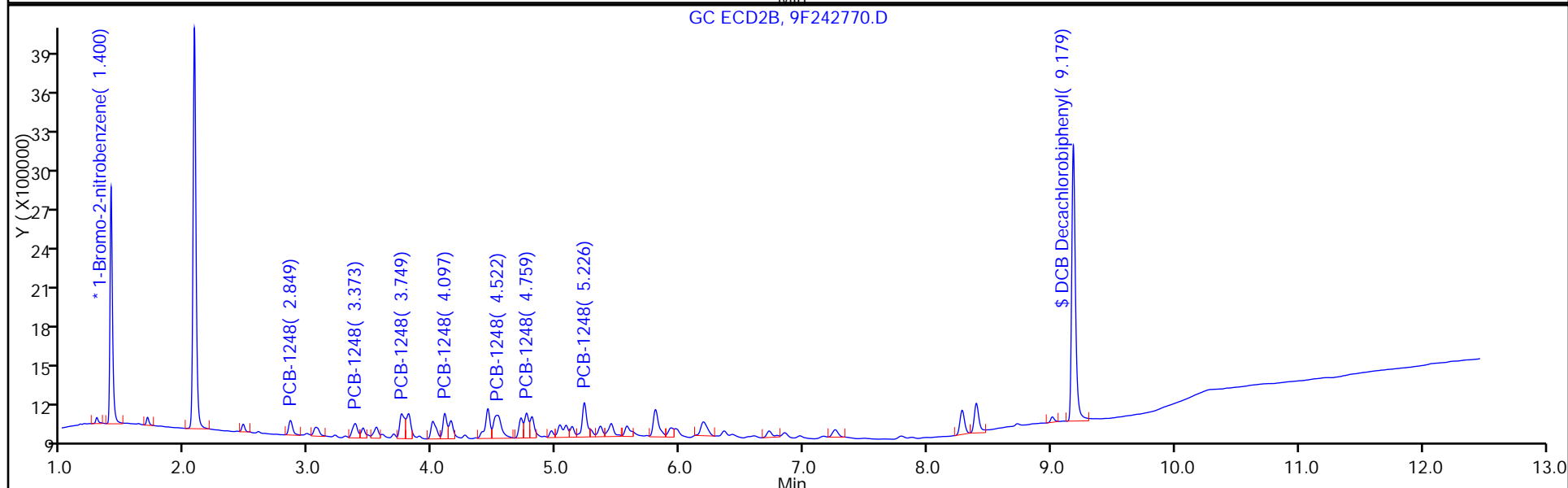
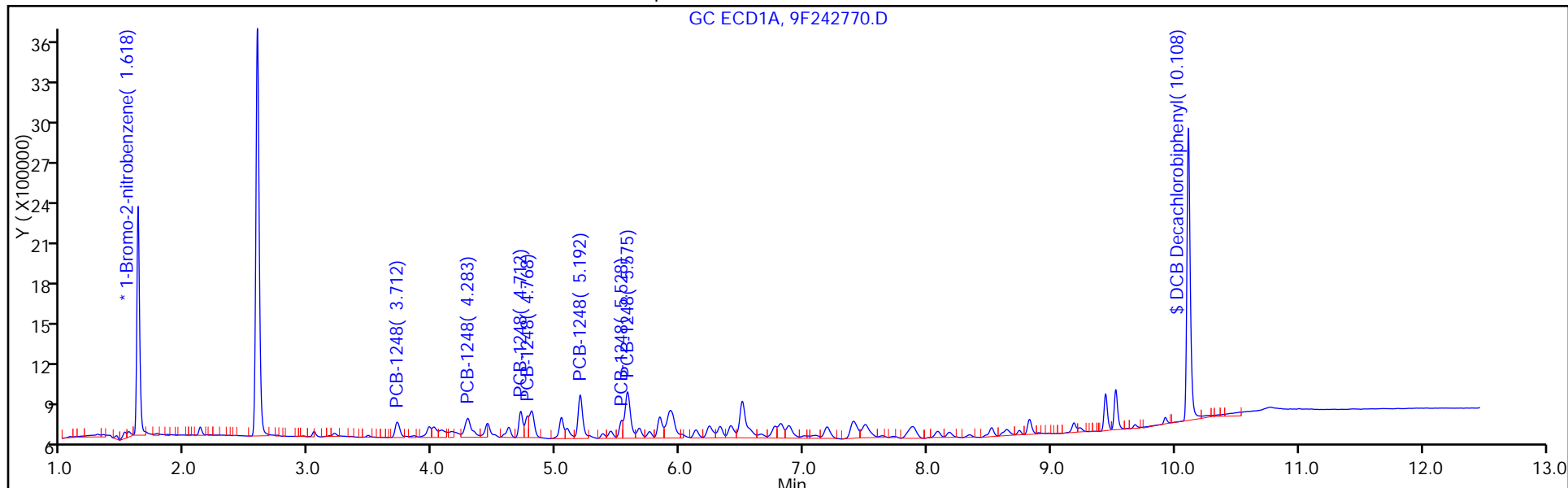
Injection Vol: 1.0 ul

Dil. Factor: 1.0000

ALS Bottle#: 36

Method: 8082-ISTD

Limit Group: GC 8082A PCB ISTD



TestAmerica Edison

Data File: \\ChromNA\Edison\ChromData\CPESTGC9\20160811-44370.b\9F242770.D

Injection Date: 11-Aug-2016 18:04:42

Instrument ID: CPESTGC9

Lims ID: 460-118325-A-3-A

Lab Sample ID: 460-118325-3

Client ID: PRA-S70-1.25

Operator ID:

ALS Bottle#: 36

Worklist Smp#: 7

Injection Vol: 1.0 ul

Dil. Factor: 1.0000

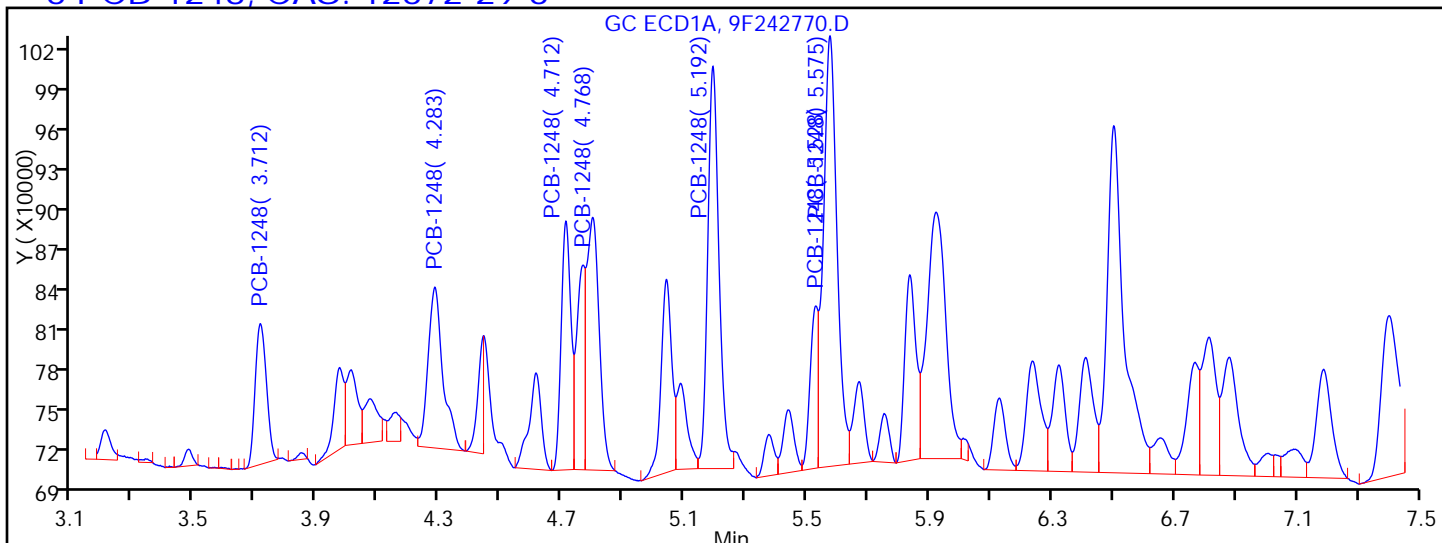
Method: 8082-ISTD

Limit Group: GC 8082A PCB ISTD

Column:

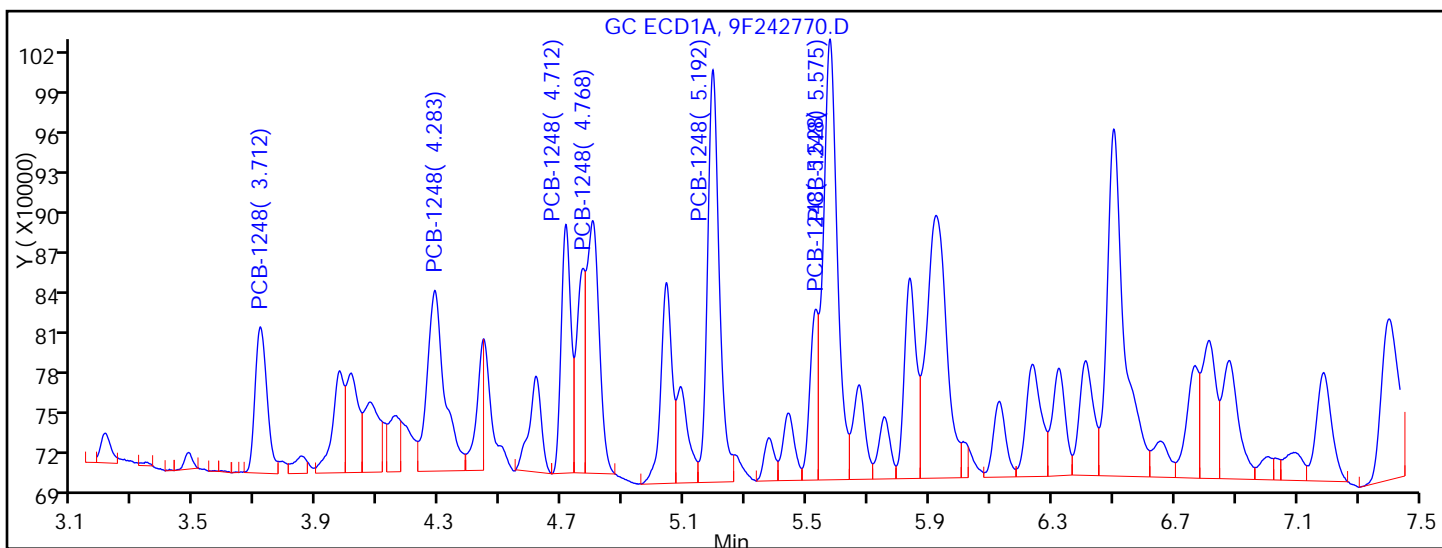
Detector: GC ECD1A

6 PCB-1248, CAS: 12672-29-6



Processing Integration Results

RT = 3.712	Response = 270509	
RT = 4.283	Response = 406960	M
RT = 4.712	Response = 412071	
RT = 4.768	Response = 281950	
RT = 5.192	Response = 775133	M
RT = 5.528	Response = 213739	M
RT = 5.575	Response = 1004272	M
RT = 6.880	Response = 331962	



Manual Integration Results

RT = 3.712	Response = 270509	
RT = 4.283	Response = 539816	M
RT = 4.712	Response = 412071	
RT = 4.768	Response = 281950	
RT = 5.192	Response = 829113	M
RT = 5.528	Response = 232345	M

TestAmerica Edison

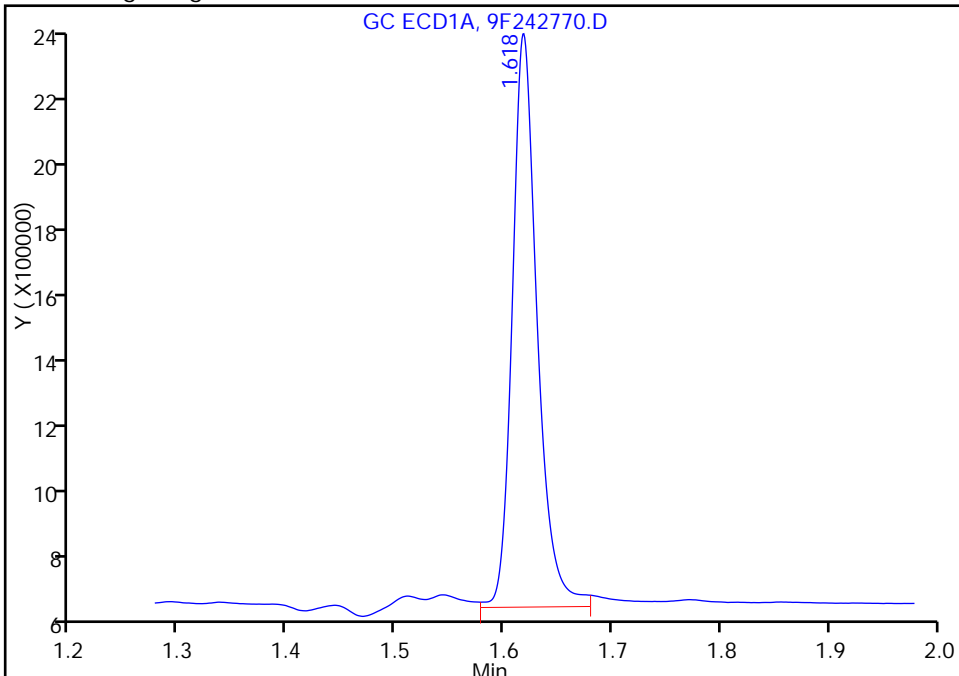
Data File: \\ChromNA\Edison\ChromData\CPESTGC9\20160811-44370.b\9F242770.D  
Injection Date: 11-Aug-2016 18:04:42 Instrument ID: CPESTGC9  
Lims ID: 460-118325-A-3-A Lab Sample ID: 460-118325-3  
Client ID: PRA-S70-1.25  
Operator ID: ALS Bottle#: 36 Worklist Smp#: 7  
Injection Vol: 1.0 ul Dil. Factor: 1.0000  
Method: 8082-ISTD Limit Group: GC 8082A PCB ISTD  
Column: Detector GC ECD1A

\* 13 1-Bromo-2-nitrobenzene, CAS: 577-19-5

Signal: 1

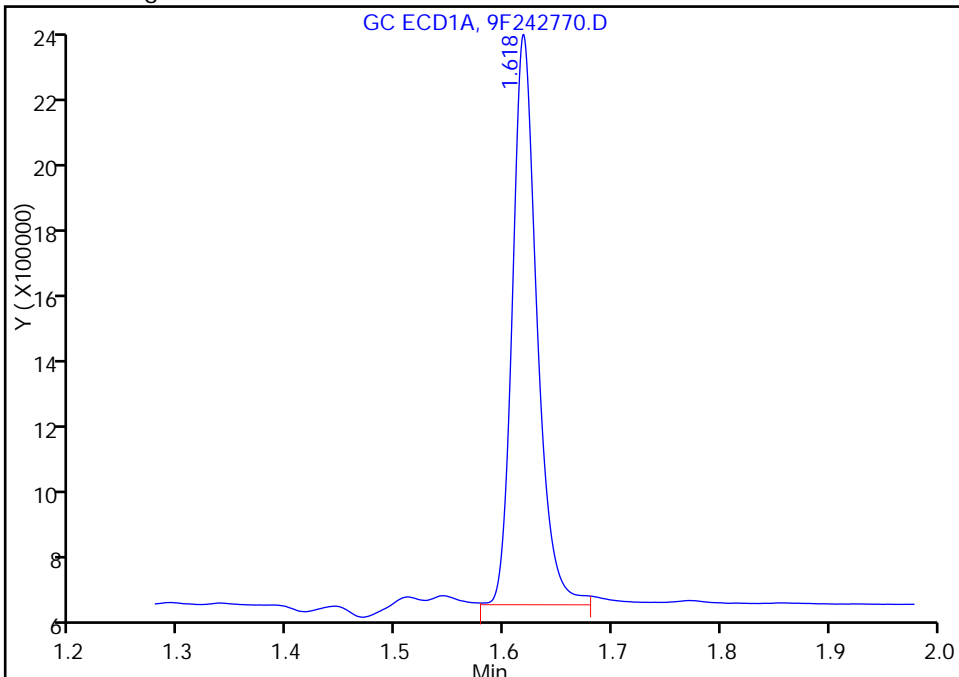
RT: 1.62  
Area: 2628894  
Amount: 20.000000  
Amount Units: ug/l

Processing Integration Results



RT: 1.62  
Area: 2574723  
Amount: 20.000000  
Amount Units: ug/l

Manual Integration Results



Reviewer: patelji, 12-Aug-2016 07:26:41  
Audit Action: Assigned New Baseline

Audit Reason: Peak not integrated

FORM I  
PCBS ORGANICS ANALYSIS DATA SHEET

Lab Name: TestAmerica Edison Job No.: 460-118325-1  
 SDG No.: \_\_\_\_\_  
 Client Sample ID: PRA-S70-1.25 Lab Sample ID: 460-118325-3  
 Matrix: Solid Lab File ID: 9F242770.D  
 Analysis Method: 8082A Date Collected: 08/08/2016 14:24  
 Extraction Method: 3546 Date Extracted: 08/11/2016 00:03  
 Sample wt/vol: 15.0043(g) Date Analyzed: 08/11/2016 18:04  
 Con. Extract Vol.: 10 (mL) Dilution Factor: 1  
 Injection Volume: 1 (uL) GC Column: CLP-1 ID: 0.53 (mm)  
 % Moisture: 6.3 GPC Cleanup: (Y/N) N  
 Analysis Batch No.: 384332 Units: ug/Kg

CAS NO.	COMPOUND NAME	RESULT	Q	RL	MDL
12674-11-2	Aroclor 1016	9.5	U	72	9.5
11104-28-2	Aroclor 1221	9.5	U	72	9.5
11141-16-5	Aroclor 1232	9.5	U	72	9.5
53469-21-9	Aroclor 1242	9.5	U	72	9.5
11097-69-1	Aroclor 1254	9.8	U	72	9.8
11096-82-5	Aroclor 1260	9.8	U	72	9.8
37324-23-5	Aroclor 1262	9.8	U	72	9.8
11100-14-4	Aroclor 1268	9.8	U	72	9.8

CAS NO.	SURROGATE	%REC	Q	LIMITS
2051-24-3	DCB Decachlorobiphenyl	84		47-150

TestAmerica Edison  
Target Compound Quantitation Report

Data File: \\ChromNA\Edison\ChromData\CPESTGC9\20160811-44370.b\9F242770.D  
 Lims ID: 460-118325-A-3-A  
 Client ID: PRA-S70-1.25  
 Sample Type: Client  
 Inject. Date: 11-Aug-2016 18:04:42 ALS Bottle#: 36 Worklist Smp#: 7  
 Injection Vol: 1.0 ul Dil. Factor: 1.0000  
 Sample Info: 460-0044370-007  
 Operator ID: Instrument ID: CPESTGC9  
 Method: \\ChromNA\Edison\ChromData\CPESTGC9\20160811-44370.b\8082-ISTD.m  
 Limit Group: GC 8082A PCB ISTD  
 Last Update: 12-Aug-2016 10:14:23 Calib Date: 12-May-2016 14:29:29  
 Integrator: Falcon  
 Quant Method: Internal Standard Quant By: Initial Calibration  
 Last ICal File: \\ChromNA\Edison\ChromData\CPESTGC9\20160512-40924.b\9F001892.D  
 Column 1 : Det: GC ECD1A  
 Column 2 : Det: GC ECD2B  
 Process Host: XAWRK014

First Level Reviewer: patelji Date: 12-Aug-2016 06:54:36

Col	RT (min.)	Exp RT (min.)	Dlt RT (min.)	Response	OnCol Amt ug/l	Flags
-----	-----------	---------------	---------------	----------	----------------	-------

\* 13 1-Bromo-2-nitrobenzene M

1	1.618	1.619	-0.001	2574723	20.0	M
2	1.400	1.398	0.002	2506007	20.0	

RPD = 0.00

6 PCB-1248 M

1	3.712	3.709	0.003	270509	125.4	
1	4.283	4.276	0.007	539816	119.7	M
1	4.712	4.709	0.003	412071	145.7	
1	4.768	4.758	0.010	281950	101.5	
1	5.192	5.190	0.002	829113	204.7	M
1	5.528	5.520	0.008	232345	59.2	M
1	5.575	5.574	0.001	1052380	226.5	M
1	0.000	6.869	-6.869	0	0	

Average of Peak Amounts = 140.4

2	2.849	2.845	0.004	255978	140.6	M
2	3.373	3.362	0.011	324128	70.3	M
2	3.749	3.746	0.003	521737	104.7	M
2	4.097	4.092	0.005	437039	153.5	M
2	4.522	4.496	0.026	791573	98.4	M
2	4.759	4.751	0.008	449209	122.3	M
2	5.226	5.218	0.008	695902	278.4	M
2	0.000	5.905	-5.905	0	0	

Average of Peak Amounts = 138.3

RPD = 1.48

Col	RT (min.)	Exp RT (min.)	Dlt RT (min.)	Response	OnCol Amt ug/l	Flags
-----	-----------	---------------	---------------	----------	----------------	-------

\$ 11 DCB Decachlorobiphenyl

1	10.108	10.165	-0.057	3977787	43.3	
2	9.179	9.200	-0.021	4395532	42.1	

RPD = 2.75

**QC Flag Legend**

Review Flags

M - Manually Integrated

**Reagents:**

SGPCBISTD\_00006

Amount Added: 20.00

Units: uL

Run Reagent

TestAmerica Edison

Data File: \\ChromNA\Edison\ChromData\CPESTGC9\20160811-44370.b\9F242770.D

Injection Date: 11-Aug-2016 18:04:42

Instrument ID: CPESTGC9

Operator ID:

Lims ID: 460-118325-A-3-A

Lab Sample ID: 460-118325-3

Worklist Smp#: 7

Client ID: PRA-S70-1.25

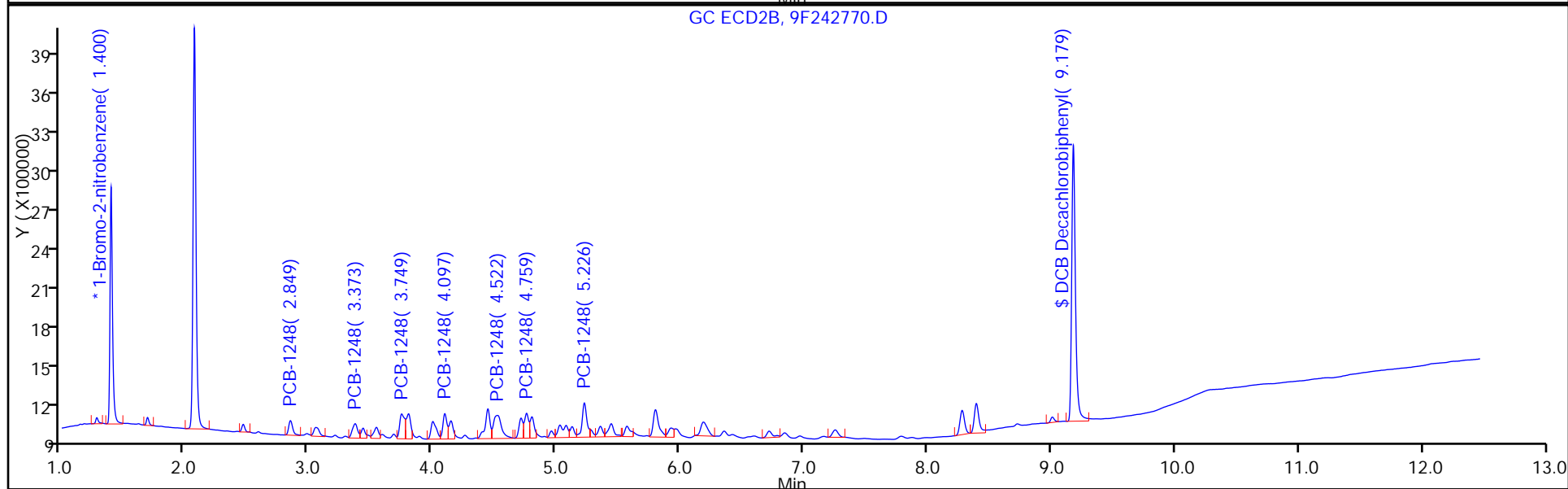
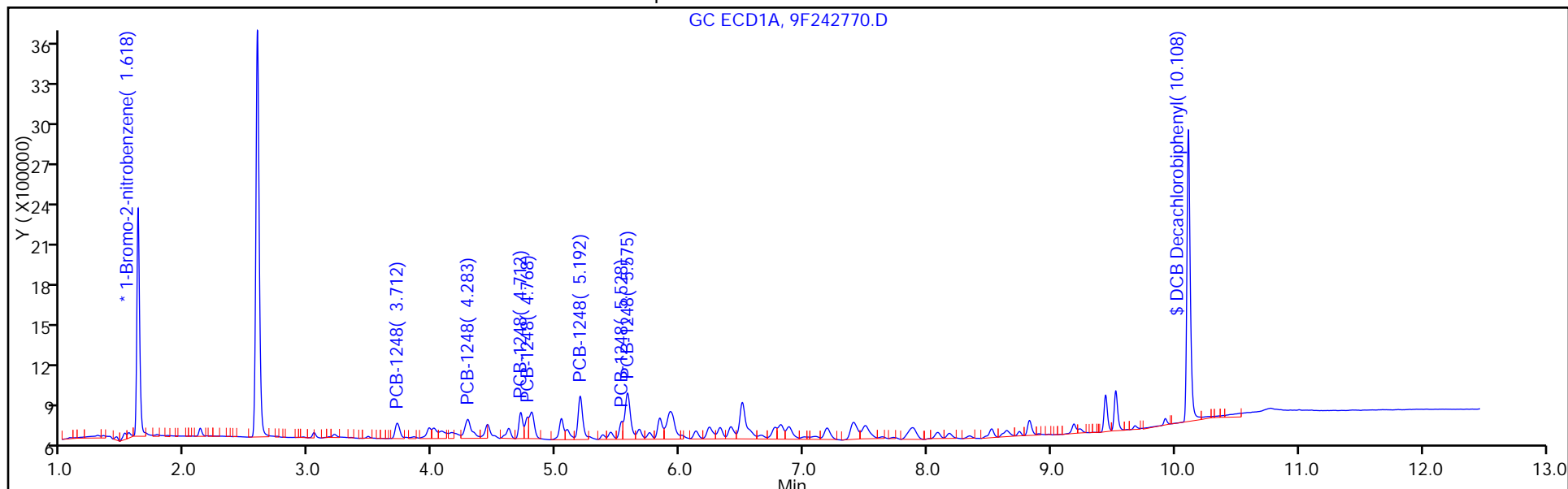
Injection Vol: 1.0 ul

Dil. Factor: 1.0000

ALS Bottle#: 36

Method: 8082-ISTD

Limit Group: GC 8082A PCB ISTD



TestAmerica Edison

Data File: \\ChromNA\Edison\ChromData\CPESTGC9\20160811-44370.b\9F242770.D

Injection Date: 11-Aug-2016 18:04:42

Instrument ID: CPESTGC9

Lims ID: 460-118325-A-3-A

Lab Sample ID: 460-118325-3

Client ID: PRA-S70-1.25

Operator ID:

ALS Bottle#: 36

Worklist Smp#: 7

Injection Vol: 1.0 ul

Dil. Factor: 1.0000

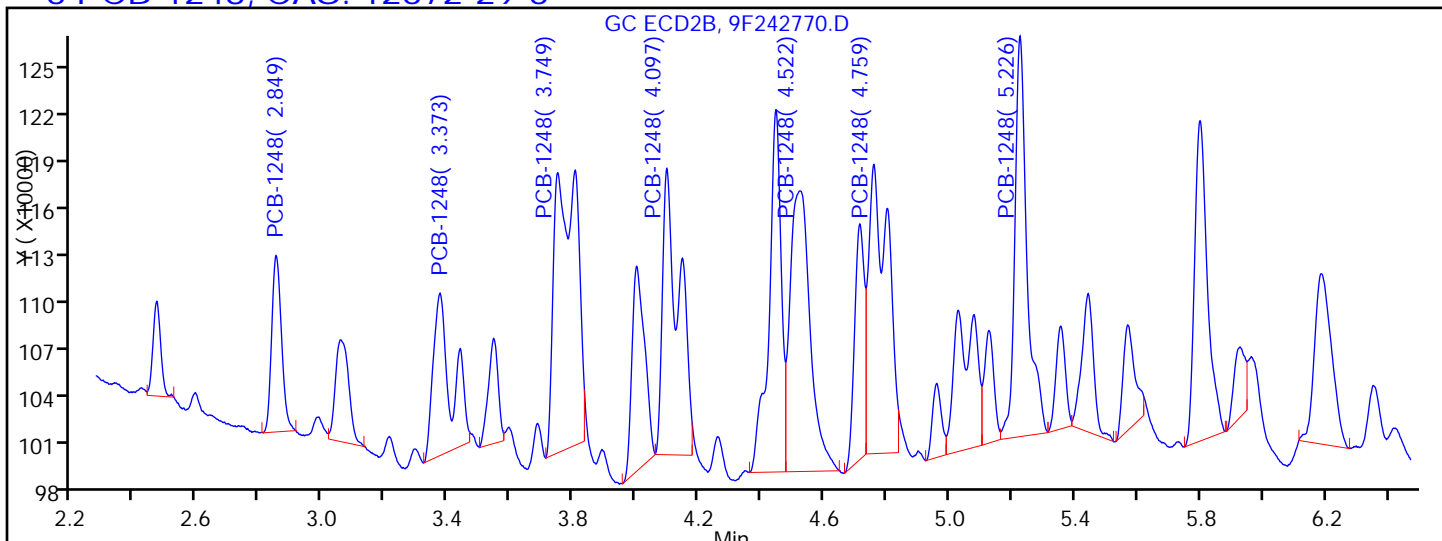
Method: 8082-ISTD

Limit Group: GC 8082A PCB ISTD

Column:

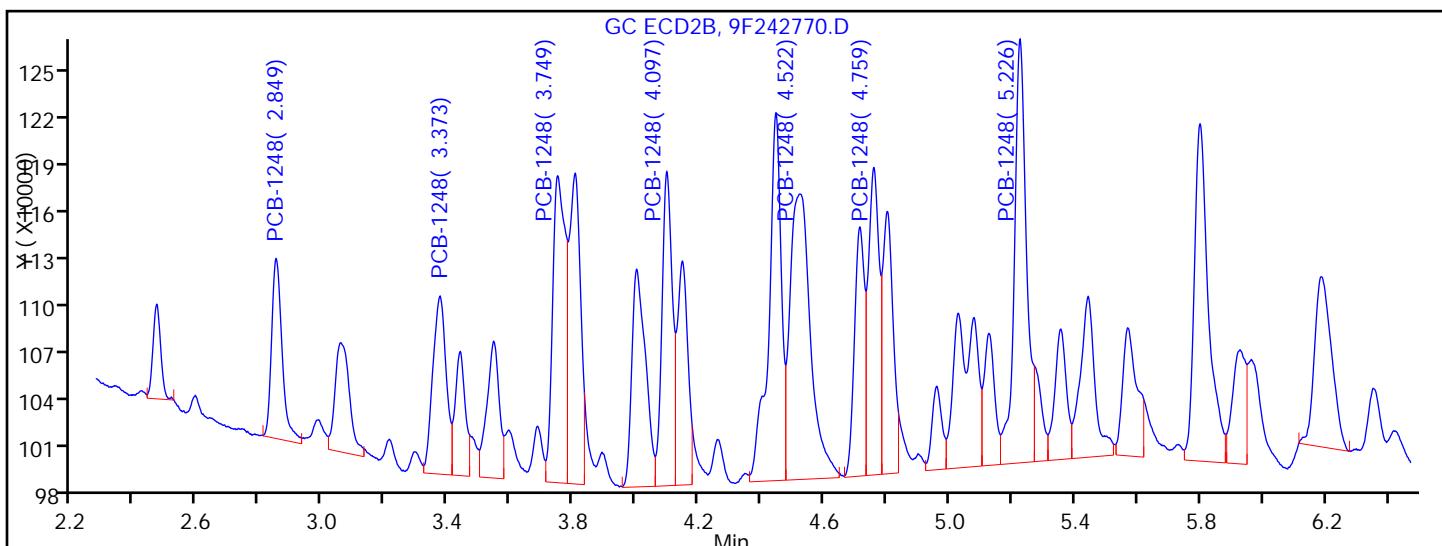
Detector: GC ECD2B

6 PCB-1248, CAS: 12672-29-6



Processing Integration Results

RT = 2.849	Response = 233590	M
RT = 3.373	Response = 389050	M
RT = 3.749	Response = 855968	M
RT = 4.097	Response = 634775	M
RT = 4.522	Response = 761423	M
RT = 4.759	Response = 739573	M
RT = 5.226	Response = 659752	M
RT = 5.928	Response = 107700	



Manual Integration Results

RT = 2.849	Response = 255978	M
RT = 3.373	Response = 324128	M
RT = 3.749	Response = 521737	M
RT = 4.097	Response = 437039	M
RT = 4.522	Response = 791573	M
RT = 4.759	Response = 449209	M



FORM I  
PCBS ORGANICS ANALYSIS DATA SHEET

Lab Name: TestAmerica Edison Job No.: 460-118325-1  
 SDG No.: \_\_\_\_\_  
 Client Sample ID: PRA-S13-1.25 Lab Sample ID: 460-118325-5  
 Matrix: Solid Lab File ID: 9F242739.D  
 Analysis Method: 8082A Date Collected: 08/08/2016 13:53  
 Extraction Method: 3546 Date Extracted: 08/11/2016 00:03  
 Sample wt/vol: 15.0050 (g) Date Analyzed: 08/11/2016 08:53  
 Con. Extract Vol.: 10 (mL) Dilution Factor: 1  
 Injection Volume: 1 (uL) GC Column: CLP-2 ID: 0.53 (mm)  
 % Moisture: 6.9 GPC Cleanup: (Y/N) N  
 Analysis Batch No.: 384008 Units: ug/Kg

CAS NO.	SURROGATE	%REC	Q	LIMITS
2051-24-3	DCB Decachlorobiphenyl	111		47-150

TestAmerica Edison  
Target Compound Quantitation Report

Data File: \\ChromNA\Edison\ChromData\CPESTGC9\20160810-44310.b\9F242739.D  
 Lims ID: 460-118325-A-5-C  
 Client ID: PRA-S13-1.25  
 Sample Type: Client  
 Inject. Date: 11-Aug-2016 08:53:03 ALS Bottle#: 5 Worklist Smp#: 5  
 Injection Vol: 1.0 ul Dil. Factor: 1.0000  
 Sample Info: 460-0044310-005  
 Operator ID: Instrument ID: CPESTGC9  
 Method: \\ChromNA\Edison\ChromData\CPESTGC9\20160810-44310.b\8082-ISTD.m  
 Limit Group: GC 8082A PCB ISTD  
 Last Update: 11-Aug-2016 13:29:55 Calib Date: 12-May-2016 14:29:29  
 Integrator: Falcon  
 Quant Method: Internal Standard Quant By: Initial Calibration  
 Last ICal File: \\ChromNA\Edison\ChromData\CPESTGC9\20160512-40924.b\9F001892.D  
 Column 1 : Det: GC ECD1A  
 Column 2 : Det: GC ECD2B  
 Process Host: XAWRK020

First Level Reviewer: patelji Date: 11-Aug-2016 10:29:30

Col	RT (min.)	Exp RT (min.)	Dlt RT (min.)	Response	OnCol Amt ug/l	Flags
-----	-----------	---------------	---------------	----------	----------------	-------

\* 13 1-Bromo-2-nitrobenzene

1	1.617	1.613	0.004	2439717	20.0	
2	1.399	1.399	0.000	2309224	20.0	
						RPD = 0.00

\$ 2 Tetrachloro-m-xylene

1	2.581	2.575	0.006	5477908	54.1	
2	2.072	2.071	0.001	5025995	57.1	
						RPD = 5.26

Col	RT (min.)	Exp RT (min.)	Dlt RT (min.)	Response	OnCol Amt ug/l	Flags
-----	-----------	---------------	---------------	----------	----------------	-------

\$ 11 DCB Decachlorobiphenyl

1	10.125	10.113	0.012	4817918	55.3
2	9.182	9.177	0.005	5371798	55.8

RPD = 0.94

**Reagents:**

SGPCBISTD\_00006

Amount Added: 20.00

Units: uL

Run Reagent

TestAmerica Edison

Data File: \\ChromNA\Edison\ChromData\CPESTGC9\20160810-44310.b\9F242739.D

Injection Date: 11-Aug-2016 08:53:03

Instrument ID: CPESTGC9

Operator ID:

Lims ID: 460-118325-A-5-C

Lab Sample ID: 460-118325-5

Worklist Smp#: 5

Client ID: PRA-S13-1.25

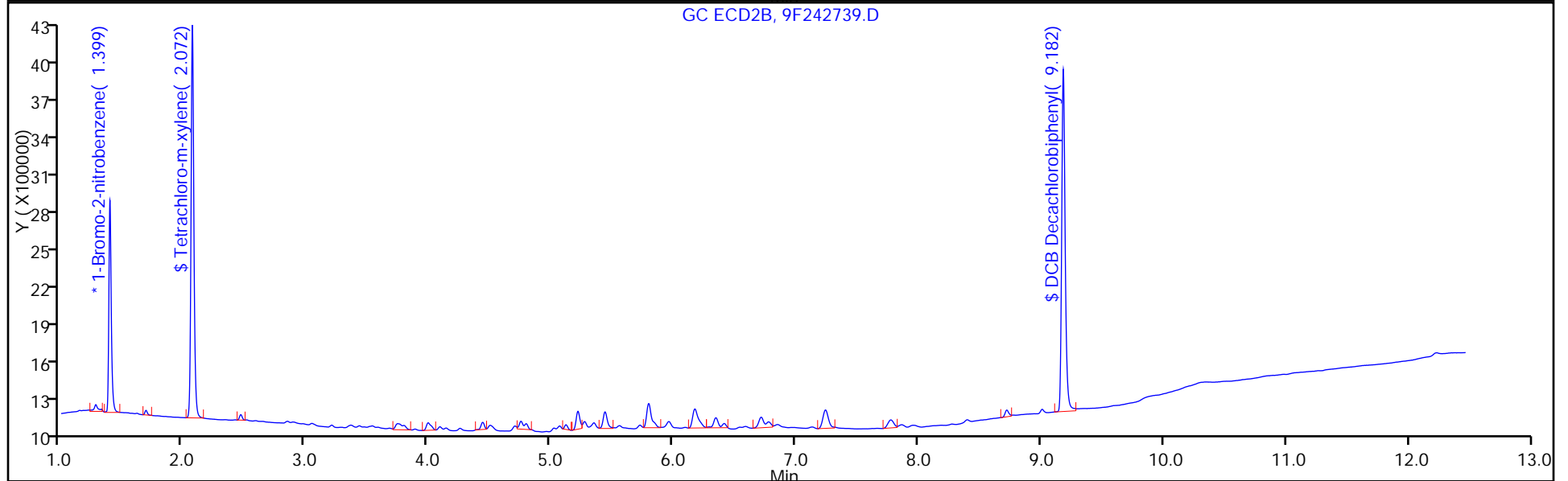
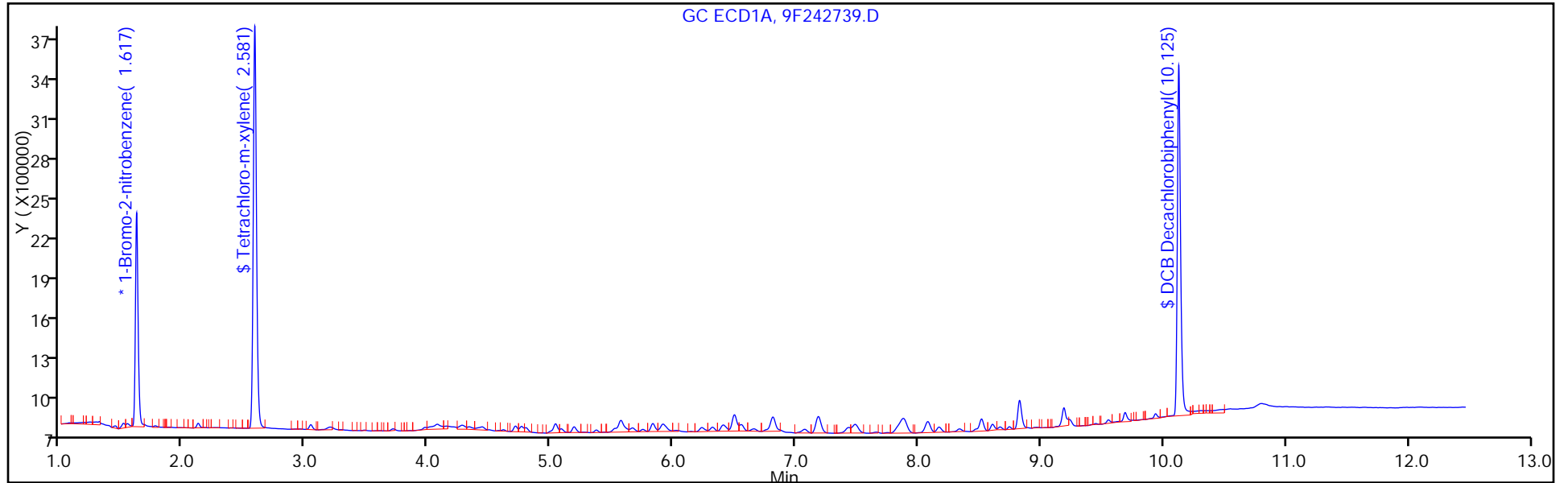
Injection Vol: 1.0 ul

Dil. Factor: 1.0000

ALS Bottle#: 5

Method: 8082-ISTD

Limit Group: GC 8082A PCB ISTD



FORM I  
PCBS ORGANICS ANALYSIS DATA SHEET

Lab Name: TestAmerica Edison Job No.: 460-118325-1  
 SDG No.: \_\_\_\_\_  
 Client Sample ID: PRA-S13-1.25 Lab Sample ID: 460-118325-5  
 Matrix: Solid Lab File ID: 9F242739.D  
 Analysis Method: 8082A Date Collected: 08/08/2016 13:53  
 Extraction Method: 3546 Date Extracted: 08/11/2016 00:03  
 Sample wt/vol: 15.0050(g) Date Analyzed: 08/11/2016 08:53  
 Con. Extract Vol.: 10 (mL) Dilution Factor: 1  
 Injection Volume: 1 (uL) GC Column: CLP-1 ID: 0.53 (mm)  
 % Moisture: 6.9 GPC Cleanup: (Y/N) N  
 Analysis Batch No.: 384008 Units: ug/Kg

CAS NO.	COMPOUND NAME	RESULT	Q	RL	MDL
12674-11-2	Aroclor 1016	9.6	U	72	9.6
11104-28-2	Aroclor 1221	9.6	U	72	9.6
11141-16-5	Aroclor 1232	9.6	U	72	9.6
53469-21-9	Aroclor 1242	9.6	U	72	9.6
12672-29-6	Aroclor 1248	9.6	U	72	9.6
11097-69-1	Aroclor 1254	9.9	U	72	9.9
11096-82-5	Aroclor 1260	9.9	U	72	9.9
37324-23-5	Aroclor 1262	9.9	U	72	9.9
11100-14-4	Aroclor 1268	9.9	U	72	9.9

CAS NO.	SURROGATE	%REC	Q	LIMITS
2051-24-3	DCB Decachlorobiphenyl	112		47-150

TestAmerica Edison  
Target Compound Quantitation Report

Data File: \\ChromNA\Edison\ChromData\CPESTGC9\20160810-44310.b\9F242739.D  
 Lims ID: 460-118325-A-5-C  
 Client ID: PRA-S13-1.25  
 Sample Type: Client  
 Inject. Date: 11-Aug-2016 08:53:03 ALS Bottle#: 5 Worklist Smp#: 5  
 Injection Vol: 1.0 ul Dil. Factor: 1.0000  
 Sample Info: 460-0044310-005  
 Operator ID: Instrument ID: CPESTGC9  
 Method: \\ChromNA\Edison\ChromData\CPESTGC9\20160810-44310.b\8082-ISTD.m  
 Limit Group: GC 8082A PCB ISTD  
 Last Update: 11-Aug-2016 13:29:55 Calib Date: 12-May-2016 14:29:29  
 Integrator: Falcon  
 Quant Method: Internal Standard Quant By: Initial Calibration  
 Last ICal File: \\ChromNA\Edison\ChromData\CPESTGC9\20160512-40924.b\9F001892.D  
 Column 1 : Det: GC ECD1A  
 Column 2 : Det: GC ECD2B  
 Process Host: XAWRK020

First Level Reviewer: patelji Date: 11-Aug-2016 10:29:30

Col	RT (min.)	Exp RT (min.)	Dlt RT (min.)	Response	OnCol Amt ug/l	Flags
-----	-----------	---------------	---------------	----------	----------------	-------

\* 13 1-Bromo-2-nitrobenzene

1	1.617	1.613	0.004	2439717	20.0	
2	1.399	1.399	0.000	2309224	20.0	
						RPD = 0.00

\$ 2 Tetrachloro-m-xylene

1	2.581	2.575	0.006	5477908	54.1	
2	2.072	2.071	0.001	5025995	57.1	
						RPD = 5.26

Col	RT (min.)	Exp RT (min.)	Dlt RT (min.)	Response	OnCol Amt ug/l	Flags
-----	-----------	---------------	---------------	----------	----------------	-------

\$ 11 DCB Decachlorobiphenyl

1	10.125	10.113	0.012	4817918	55.3
2	9.182	9.177	0.005	5371798	55.8

RPD = 0.94

**Reagents:**

SGPCBISTD\_00006

Amount Added: 20.00

Units: uL

Run Reagent

TestAmerica Edison

Data File: \\ChromNA\Edison\ChromData\CPESTGC9\20160810-44310.b\9F242739.D

Injection Date: 11-Aug-2016 08:53:03

Instrument ID: CPESTGC9

Operator ID:

Lims ID: 460-118325-A-5-C

Lab Sample ID: 460-118325-5

Worklist Smp#: 5

Client ID: PRA-S13-1.25

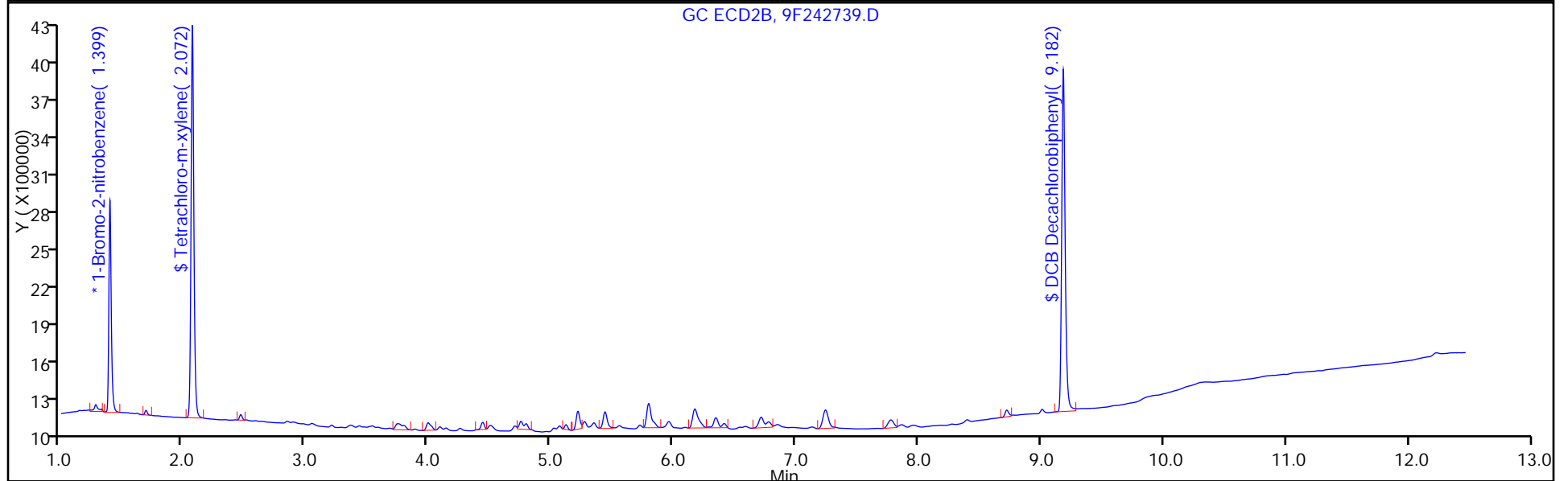
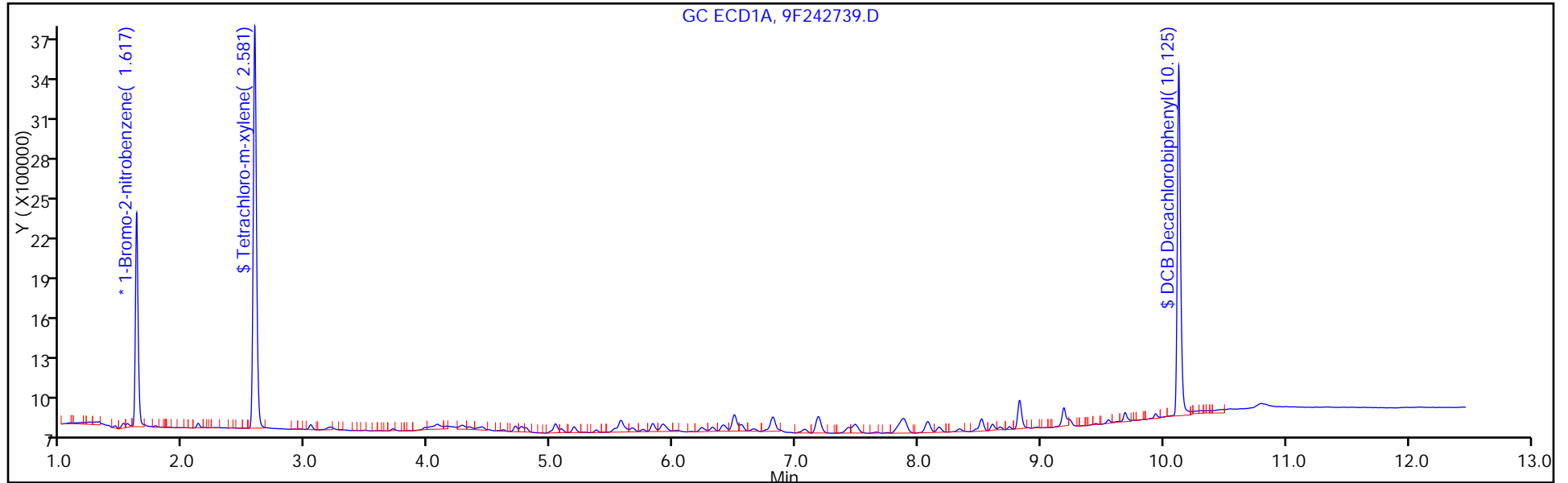
Injection Vol: 1.0 ul

Dil. Factor: 1.0000

ALS Bottle#: 5

Method: 8082-ISTD

Limit Group: GC 8082A PCB ISTD





FORM I  
PCBS ORGANICS ANALYSIS DATA SHEET

Lab Name: <u>TestAmerica Edison</u>	Job No.: <u>460-118325-1</u>
SDG No.: _____	
Client Sample ID: <u>DUP1_20160808</u>	Lab Sample ID: <u>460-118325-7</u>
Matrix: <u>Solid</u>	Lab File ID: <u>9F242769.D</u>
Analysis Method: <u>8082A</u>	Date Collected: <u>08/08/2016 00:00</u>
Extraction Method: <u>3546</u>	Date Extracted: <u>08/11/2016 00:03</u>
Sample wt/vol: <u>15.0067(g)</u>	Date Analyzed: <u>08/11/2016 17:46</u>
Con. Extract Vol.: <u>10 (mL)</u>	Dilution Factor: <u>1</u>
Injection Volume: <u>1 (uL)</u>	GC Column: <u>CLP-2</u> ID: <u>0.53 (mm)</u>
% Moisture: <u>4.8</u>	GPC Cleanup: (Y/N) <u>N</u>
Analysis Batch No.: <u>384332</u>	Units: <u>ug/Kg</u>

CAS NO.	SURROGATE	%REC	Q	LIMITS
2051-24-3	DCB Decachlorobiphenyl	81		47-150

TestAmerica Edison  
Target Compound Quantitation Report

Data File: \\ChromNA\Edison\ChromData\CPESTGC9\20160811-44370.b\9F242769.D  
 Lims ID: 460-118325-A-7-A  
 Client ID: DUP1\_20160808  
 Sample Type: Client  
 Inject. Date: 11-Aug-2016 17:46:42 ALS Bottle#: 35 Worklist Smp#: 6  
 Injection Vol: 1.0 ul Dil. Factor: 1.0000  
 Sample Info: 460-0044370-006  
 Operator ID: Instrument ID: CPESTGC9  
 Method: \\ChromNA\Edison\ChromData\CPESTGC9\20160811-44370.b\8082-ISTD.m  
 Limit Group: GC 8082A PCB ISTD  
 Last Update: 12-Aug-2016 10:14:23 Calib Date: 12-May-2016 14:29:29  
 Integrator: Falcon  
 Quant Method: Internal Standard Quant By: Initial Calibration  
 Last ICal File: \\ChromNA\Edison\ChromData\CPESTGC9\20160512-40924.b\9F001892.D  
 Column 1 : Det: GC ECD1A  
 Column 2 : Det: GC ECD2B  
 Process Host: XAWRK014

First Level Reviewer: patelji Date: 12-Aug-2016 06:54:42

Col	RT (min.)	Exp RT (min.)	Dlt RT (min.)	Response	OnCol Amt ug/l	Flags
-----	-----------	---------------	---------------	----------	----------------	-------

\* 13 1-Bromo-2-nitrobenzene  
 1 1.620 1.619 0.001 2496085 20.0  
 2 1.401 1.398 0.003 2444960 20.0  
 RPD = 0.00

\$ 11 DCB Decachlorobiphenyl  
 1 10.109 10.165 -0.056 3592376 40.3  
 2 9.178 9.200 -0.022 3977030 39.0  
 RPD = 3.20

Reagents:

SGPCBISTD\_00006 Amount Added: 20.00 Units: uL Run Reagent

TestAmerica Edison

Data File: \\ChromNA\Edison\ChromData\CPESTGC9\20160811-44370.b\9F242769.D

Injection Date: 11-Aug-2016 17:46:42

Instrument ID: CPESTGC9

Operator ID:

Lims ID: 460-118325-A-7-A

Lab Sample ID: 460-118325-7

Worklist Smp#: 6

Client ID: DUP1\_20160808

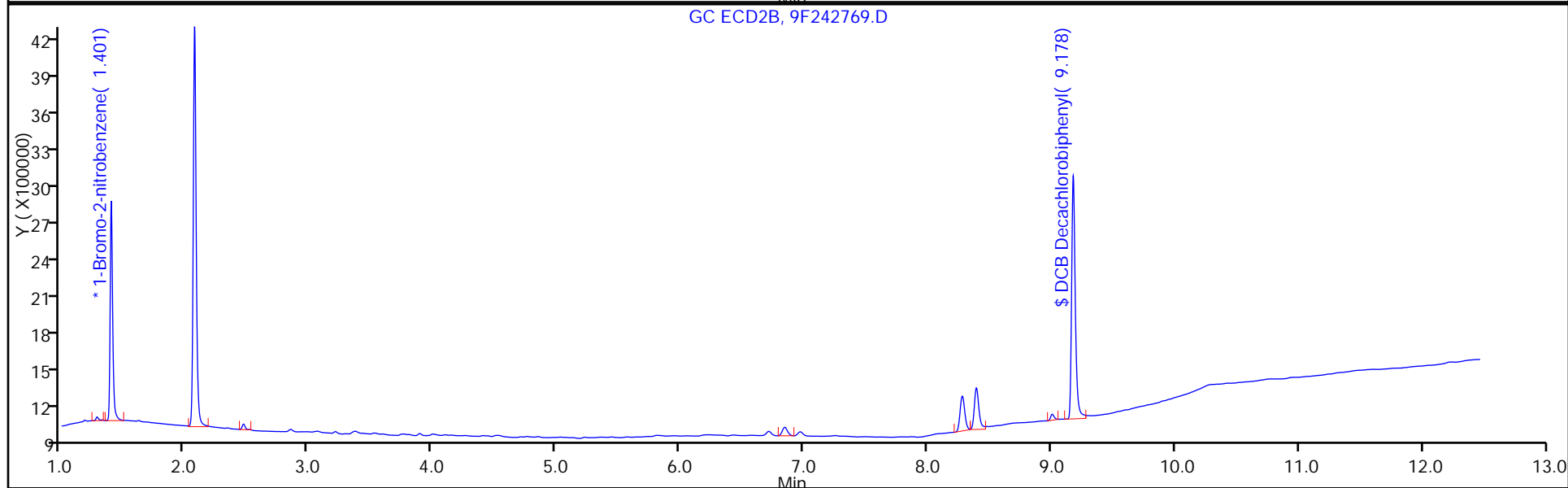
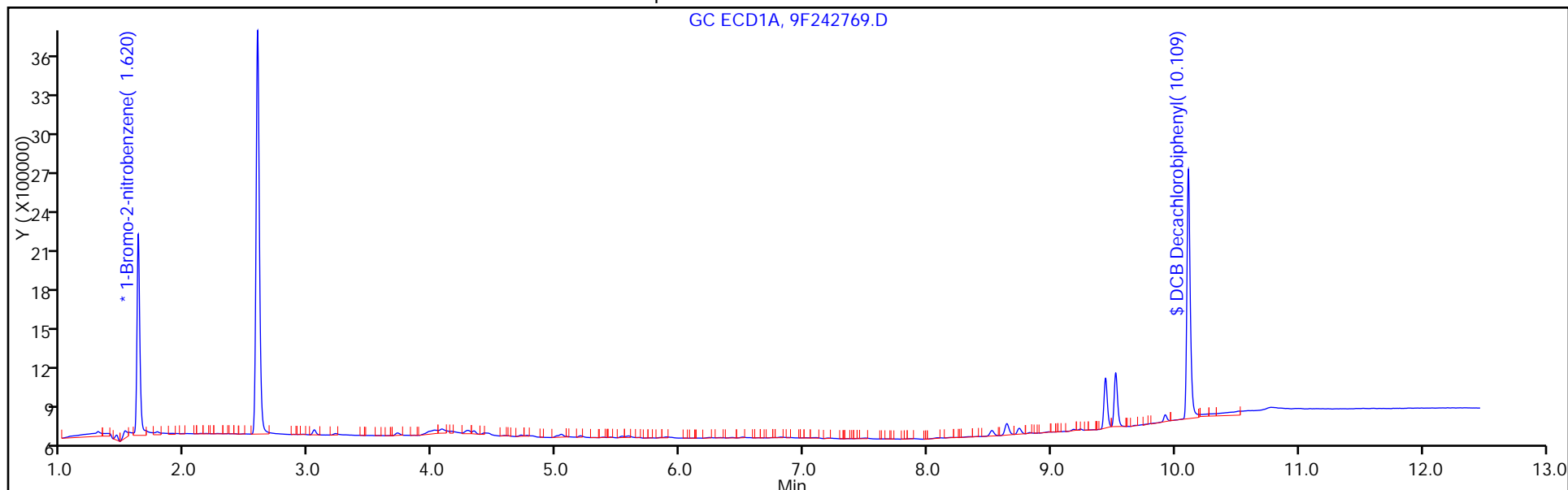
Injection Vol: 1.0 ul

Dil. Factor: 1.0000

ALS Bottle#: 35

Method: 8082-ISTD

Limit Group: GC 8082A PCB ISTD



FORM I  
PCBS ORGANICS ANALYSIS DATA SHEET

Lab Name: TestAmerica Edison Job No.: 460-118325-1  
 SDG No.: \_\_\_\_\_  
 Client Sample ID: DUP1\_20160808 Lab Sample ID: 460-118325-7  
 Matrix: Solid Lab File ID: 9F242769.D  
 Analysis Method: 8082A Date Collected: 08/08/2016 00:00  
 Extraction Method: 3546 Date Extracted: 08/11/2016 00:03  
 Sample wt/vol: 15.0067(g) Date Analyzed: 08/11/2016 17:46  
 Con. Extract Vol.: 10 (mL) Dilution Factor: 1  
 Injection Volume: 1 (uL) GC Column: CLP-1 ID: 0.53 (mm)  
 % Moisture: 4.8 GPC Cleanup: (Y/N) N  
 Analysis Batch No.: 384332 Units: ug/Kg

CAS NO.	COMPOUND NAME	RESULT	Q	RL	MDL
12674-11-2	Aroclor 1016	9.3	U	70	9.3
11104-28-2	Aroclor 1221	9.3	U	70	9.3
11141-16-5	Aroclor 1232	9.3	U	70	9.3
53469-21-9	Aroclor 1242	9.3	U	70	9.3
12672-29-6	Aroclor 1248	9.3	U	70	9.3
11097-69-1	Aroclor 1254	9.7	U	70	9.7
11096-82-5	Aroclor 1260	9.7	U	70	9.7
37324-23-5	Aroclor 1262	9.7	U	70	9.7
11100-14-4	Aroclor 1268	9.7	U	70	9.7

CAS NO.	SURROGATE	%REC	Q	LIMITS
2051-24-3	DCB Decachlorobiphenyl	78		47-150

TestAmerica Edison  
Target Compound Quantitation Report

Data File: \\ChromNA\Edison\ChromData\CPESTGC9\20160811-44370.b\9F242769.D  
 Lims ID: 460-118325-A-7-A  
 Client ID: DUP1\_20160808  
 Sample Type: Client  
 Inject. Date: 11-Aug-2016 17:46:42 ALS Bottle#: 35 Worklist Smp#: 6  
 Injection Vol: 1.0 ul Dil. Factor: 1.0000  
 Sample Info: 460-0044370-006  
 Operator ID: Instrument ID: CPESTGC9  
 Method: \\ChromNA\Edison\ChromData\CPESTGC9\20160811-44370.b\8082-ISTD.m  
 Limit Group: GC 8082A PCB ISTD  
 Last Update: 12-Aug-2016 10:14:23 Calib Date: 12-May-2016 14:29:29  
 Integrator: Falcon  
 Quant Method: Internal Standard Quant By: Initial Calibration  
 Last ICal File: \\ChromNA\Edison\ChromData\CPESTGC9\20160512-40924.b\9F001892.D  
 Column 1 : Det: GC ECD1A  
 Column 2 : Det: GC ECD2B  
 Process Host: XAWRK014

First Level Reviewer: patelji Date: 12-Aug-2016 06:54:42

Col	RT (min.)	Exp RT (min.)	Dlt RT (min.)	Response	OnCol Amt ug/l	Flags
-----	-----------	---------------	---------------	----------	----------------	-------

\* 13 1-Bromo-2-nitrobenzene  
 1 1.620 1.619 0.001 2496085 20.0  
 2 1.401 1.398 0.003 2444960 20.0  
 RPD = 0.00

\$ 11 DCB Decachlorobiphenyl  
 1 10.109 10.165 -0.056 3592376 40.3  
 2 9.178 9.200 -0.022 3977030 39.0  
 RPD = 3.20

Reagents:

SGPCBISTD\_00006 Amount Added: 20.00 Units: uL Run Reagent

TestAmerica Edison

Data File: \\ChromNA\Edison\ChromData\CPESTGC9\20160811-44370.b\9F242769.D

Injection Date: 11-Aug-2016 17:46:42

Instrument ID: CPESTGC9

Operator ID:

Lims ID: 460-118325-A-7-A

Lab Sample ID: 460-118325-7

Worklist Smp#: 6

Client ID: DUP1\_20160808

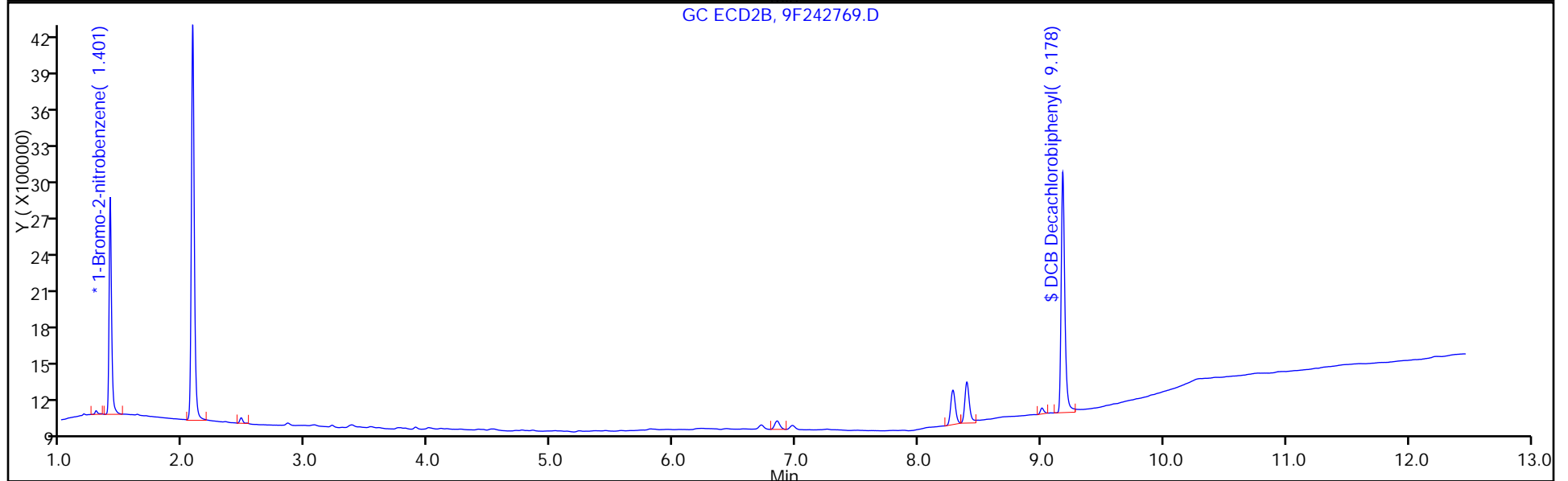
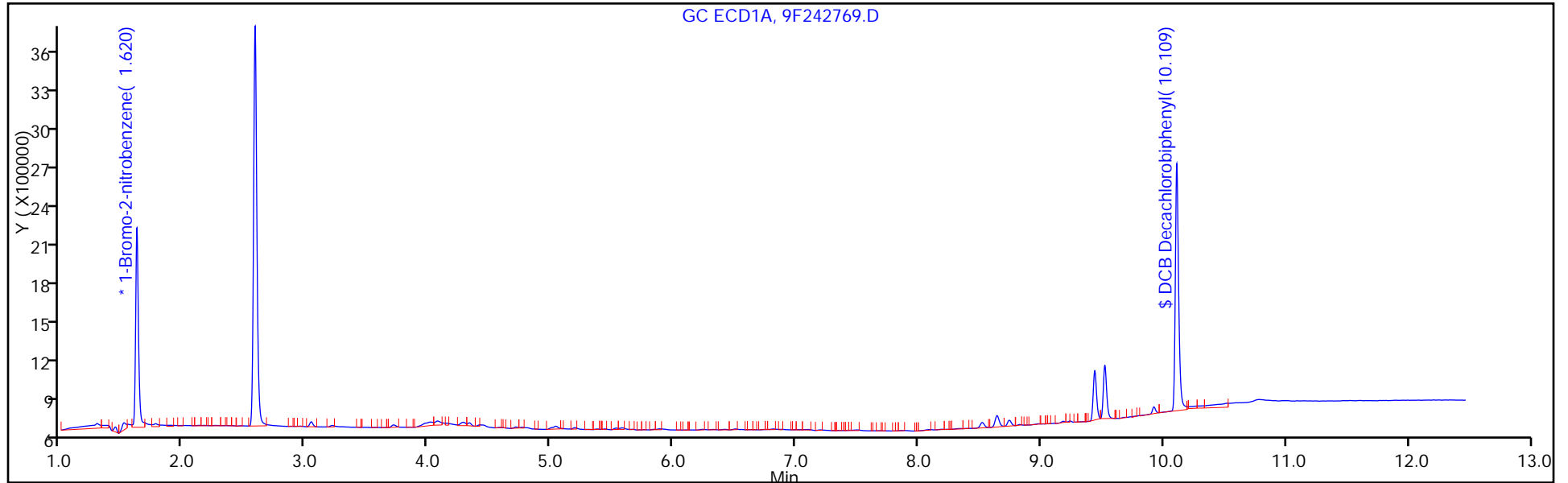
Injection Vol: 1.0 ul

Dil. Factor: 1.0000

ALS Bottle#: 35

Method: 8082-ISTD

Limit Group: GC 8082A PCB ISTD



FORM I  
PCBS ORGANICS ANALYSIS DATA SHEET

Lab Name: TestAmerica Edison Job No.: 460-118325-1  
 SDG No.: \_\_\_\_\_  
 Client Sample ID: PRA-P25E3-3.75 Lab Sample ID: 460-118325-10  
 Matrix: Solid Lab File ID: 9F242768.D  
 Analysis Method: 8082A Date Collected: 08/08/2016 10:46  
 Extraction Method: 3546 Date Extracted: 08/11/2016 00:03  
 Sample wt/vol: 15.0070 (g) Date Analyzed: 08/11/2016 17:28  
 Con. Extract Vol.: 10 (mL) Dilution Factor: 1  
 Injection Volume: 1 (uL) GC Column: CLP-2 ID: 0.53 (mm)  
 % Moisture: 10.3 GPC Cleanup: (Y/N) N  
 Analysis Batch No.: 384332 Units: ug/Kg

CAS NO.	COMPOUND NAME	RESULT	Q	RL	MDL
12672-29-6	Aroclor 1248	130		75	9.9

CAS NO.	SURROGATE	%REC	Q	LIMITS
2051-24-3	DCB Decachlorobiphenyl	62		47-150

TestAmerica Edison  
Target Compound Quantitation Report

Data File: \\ChromNA\Edison\ChromData\CPESTGC9\20160811-44370.b\9F242768.D  
 Lims ID: 460-118325-A-10-A  
 Client ID: PRA-P25E3-3.75  
 Sample Type: Client  
 Inject. Date: 11-Aug-2016 17:28:43 ALS Bottle#: 34 Worklist Smp#: 5  
 Injection Vol: 1.0 ul Dil. Factor: 1.0000  
 Sample Info: 460-0044370-005  
 Operator ID: Instrument ID: CPESTGC9  
 Method: \\ChromNA\Edison\ChromData\CPESTGC9\20160811-44370.b\8082-ISTD.m  
 Limit Group: GC 8082A PCB ISTD  
 Last Update: 12-Aug-2016 10:14:23 Calib Date: 12-May-2016 14:29:29  
 Integrator: Falcon  
 Quant Method: Internal Standard Quant By: Initial Calibration  
 Last ICal File: \\ChromNA\Edison\ChromData\CPESTGC9\20160512-40924.b\9F001892.D

Column 1 : Det: GC ECD1A  
 Column 2 : Det: GC ECD2B  
 Process Host: XAWRK014

First Level Reviewer: patelji Date: 12-Aug-2016 06:54:58

Col	RT (min.)	Exp RT (min.)	Dlt RT (min.)	Response	OnCol Amt ug/l	Flags
-----	-----------	---------------	---------------	----------	----------------	-------

\* 13 1-Bromo-2-nitrobenzene

1	1.620	1.619	0.001	2850332	20.0	
2	1.402	1.398	0.004	2621926	20.0	

RPD = 0.00

6 PCB-1248

1	0.000	3.709	-3.709	0	0	M
1	0.000	4.276	-4.276	0	0	
1	4.714	4.709	0.005	614991	196.5	M
1	4.765	4.758	0.007	461087	149.9	M
1	5.195	5.190	0.005	548793	122.4	M
1	5.528	5.520	0.008	679940	156.4	M
1	5.582	5.574	0.008	1194022	232.2	M
1	0.000	6.869	-6.869	0	0	

Average of Peak Amounts = 171.5

2	0.000	2.845	-2.845	0	0	
2	0.000	3.362	-3.362	0	0	
2	3.752	3.746	0.006	903902	173.5	M
2	4.100	4.092	0.008	386358	129.7	M
2	4.530	4.496	0.034	1585591	188.4	M
2	4.762	4.751	0.011	472375	122.9	M
2	5.227	5.218	0.009	376754	144.1	M
2	0.000	5.905	-5.905	0	0	

Average of Peak Amounts = 151.7

RPD = 12.23



Col	RT (min.)	Exp RT (min.)	Dlt RT (min.)	Response	OnCol Amt ug/l	Flags
-----	-----------	---------------	---------------	----------	----------------	-------

\$ 11 DCB Decachlorobiphenyl

1	10.114	10.165	-0.051	3178300	31.2	
2	9.182	9.200	-0.018	3432019	31.4	

RPD = 0.59

**QC Flag Legend**

Review Flags

M - Manually Integrated

**Reagents:**

SGPCBISTD\_00006

Amount Added: 20.00

Units: uL

Run Reagent

TestAmerica Edison

Data File: \\ChromNA\Edison\ChromData\CPESTGC9\20160811-44370.b\9F242768.D

Injection Date: 11-Aug-2016 17:28:43

Instrument ID: CPESTGC9

Operator ID:

Lims ID: 460-118325-A-10-A

Lab Sample ID: 460-118325-10

Worklist Smp#: 5

Client ID: PRA-P25E3-3.75

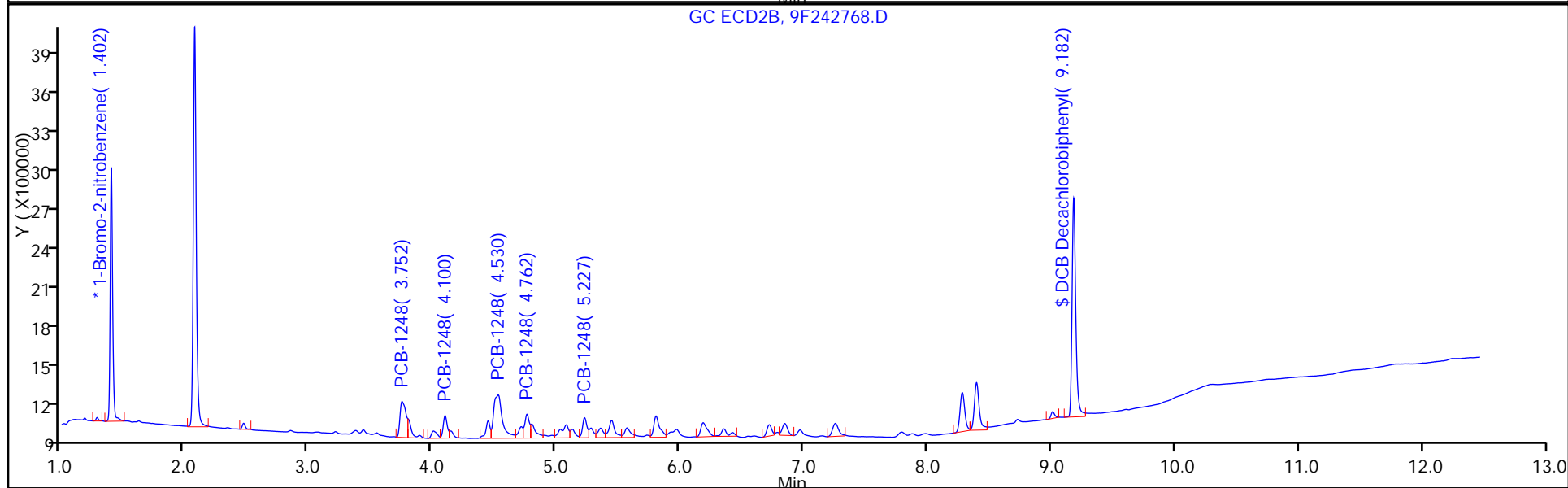
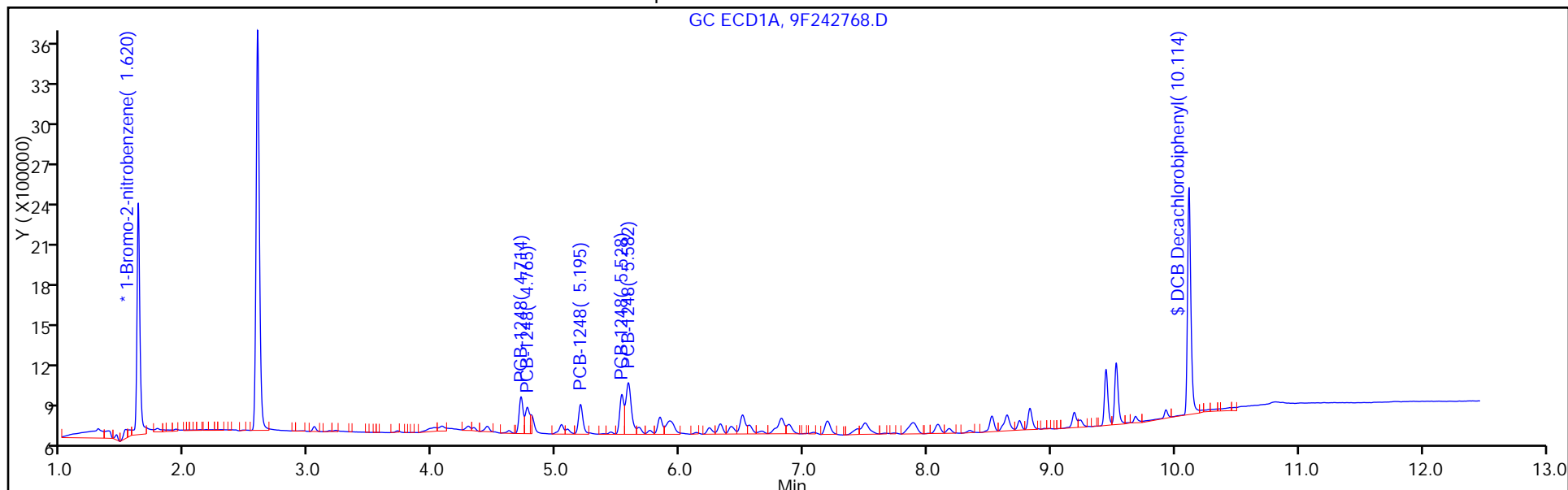
Injection Vol: 1.0 ul

Dil. Factor: 1.0000

ALS Bottle#: 34

Method: 8082-ISTD

Limit Group: GC 8082A PCB ISTD



TestAmerica Edison

Data File: \\ChromNA\Edison\ChromData\CPESTGC9\20160811-44370.b\9F242768.D

Injection Date: 11-Aug-2016 17:28:43

Instrument ID: CPESTGC9

Lims ID: 460-118325-A-10-A

Lab Sample ID: 460-118325-10

Client ID: PRA-P25E3-3.75

Operator ID:

ALS Bottle#: 34 Worklist Smp#: 5

Injection Vol: 1.0 ul

Dil. Factor: 1.0000

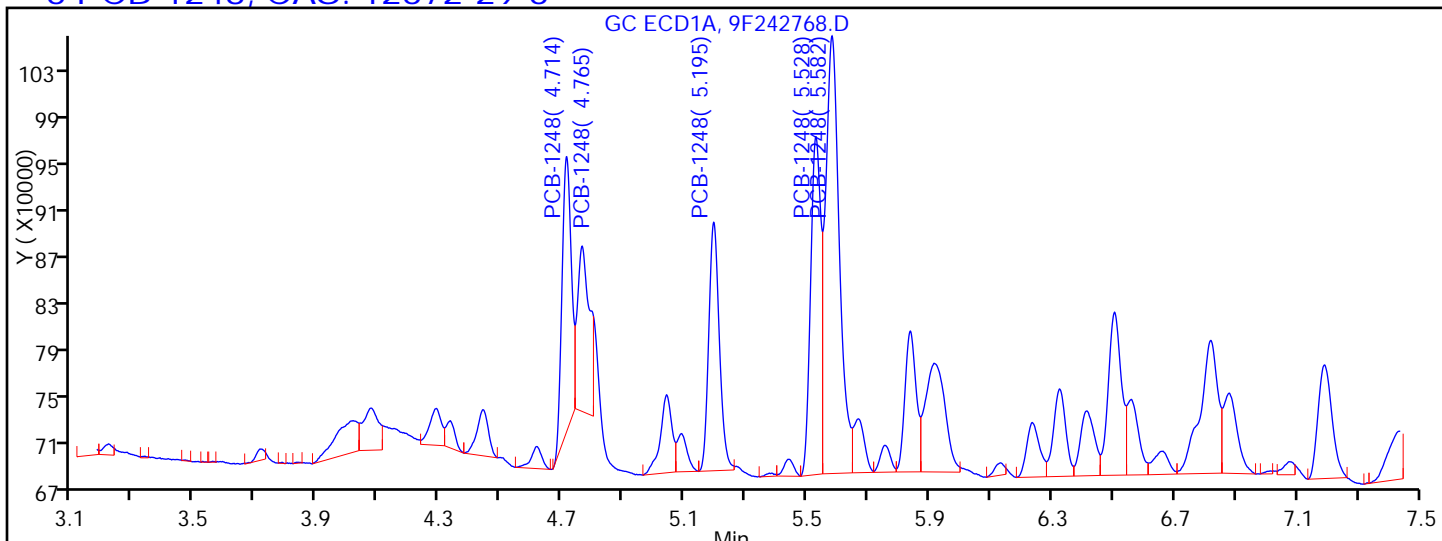
Method: 8082-ISTD

Limit Group: GC 8082A PCB ISTD

Column:

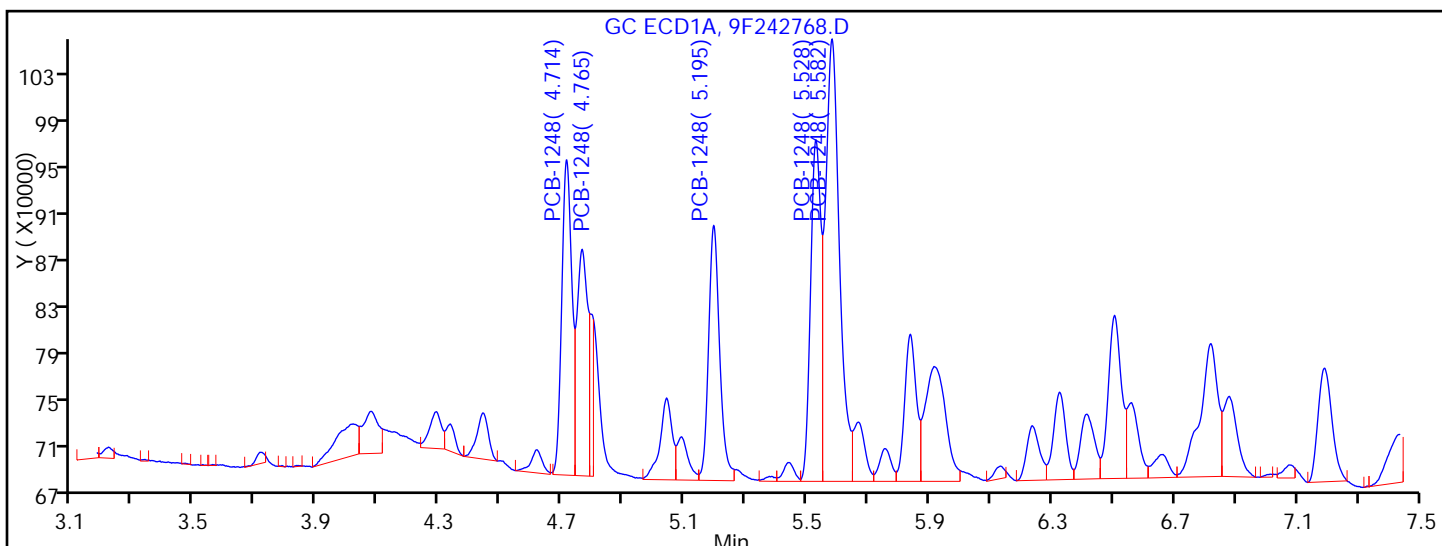
Detector GC ECD1A

6 PCB-1248, CAS: 12672-29-6



Processing Integration Results

RT = 3.712	Response = 17794	
RT = 4.288	Response = 85292	
RT = 4.714	Response = 493644	M
RT = 4.765	Response = 379323	M
RT = 5.195	Response = 509915	M
RT = 5.528	Response = 668880	M
RT = 5.582	Response = 1170332	M
RT = 6.880	Response = 214973	



Manual Integration Results

RT = 0.000	Response = 0	
RT = 0.000	Response = 0	
RT = 4.714	Response = 614991	M
RT = 4.765	Response = 461087	M
RT = 5.195	Response = 548793	M
RT = 5.528	Response = 679940	M

FORM I  
PCBS ORGANICS ANALYSIS DATA SHEET

Lab Name: TestAmerica Edison Job No.: 460-118325-1  
 SDG No.: \_\_\_\_\_  
 Client Sample ID: PRA-P25E3-3.75 Lab Sample ID: 460-118325-10  
 Matrix: Solid Lab File ID: 9F242768.D  
 Analysis Method: 8082A Date Collected: 08/08/2016 10:46  
 Extraction Method: 3546 Date Extracted: 08/11/2016 00:03  
 Sample wt/vol: 15.0070(g) Date Analyzed: 08/11/2016 17:28  
 Con. Extract Vol.: 10(mL) Dilution Factor: 1  
 Injection Volume: 1(uL) GC Column: CLP-1 ID: 0.53(mm)  
 % Moisture: 10.3 GPC Cleanup: (Y/N) N  
 Analysis Batch No.: 384332 Units: ug/Kg

CAS NO.	COMPOUND NAME	RESULT	Q	RL	MDL
12674-11-2	Aroclor 1016	9.9	U	75	9.9
11104-28-2	Aroclor 1221	9.9	U	75	9.9
11141-16-5	Aroclor 1232	9.9	U	75	9.9
53469-21-9	Aroclor 1242	9.9	U	75	9.9
11097-69-1	Aroclor 1254	10	U	75	10
11096-82-5	Aroclor 1260	10	U	75	10
37324-23-5	Aroclor 1262	10	U	75	10
11100-14-4	Aroclor 1268	10	U	75	10

CAS NO.	SURROGATE	%REC	Q	LIMITS
2051-24-3	DCB Decachlorobiphenyl	63		47-150

TestAmerica Edison  
Target Compound Quantitation Report

Data File: \\ChromNA\Edison\ChromData\CPESTGC9\20160811-44370.b\9F242768.D  
 Lims ID: 460-118325-A-10-A  
 Client ID: PRA-P25E3-3.75  
 Sample Type: Client  
 Inject. Date: 11-Aug-2016 17:28:43 ALS Bottle#: 34 Worklist Smp#: 5  
 Injection Vol: 1.0 ul Dil. Factor: 1.0000  
 Sample Info: 460-0044370-005  
 Operator ID: Instrument ID: CPESTGC9  
 Method: \\ChromNA\Edison\ChromData\CPESTGC9\20160811-44370.b\8082-ISTD.m  
 Limit Group: GC 8082A PCB ISTD  
 Last Update: 12-Aug-2016 10:14:23 Calib Date: 12-May-2016 14:29:29  
 Integrator: Falcon  
 Quant Method: Internal Standard Quant By: Initial Calibration  
 Last ICal File: \\ChromNA\Edison\ChromData\CPESTGC9\20160512-40924.b\9F001892.D

Column 1 : Det: GC ECD1A  
 Column 2 : Det: GC ECD2B  
 Process Host: XAWRK014

First Level Reviewer: patelji Date: 12-Aug-2016 06:54:58

Col	RT (min.)	Exp RT (min.)	Dlt RT (min.)	Response	OnCol Amt ug/l	Flags
-----	-----------	---------------	---------------	----------	----------------	-------

\* 13 1-Bromo-2-nitrobenzene

1	1.620	1.619	0.001	2850332	20.0	
2	1.402	1.398	0.004	2621926	20.0	

RPD = 0.00

6 PCB-1248

1	0.000	3.709	-3.709	0	0	M
1	0.000	4.276	-4.276	0	0	
1	4.714	4.709	0.005	614991	196.5	M
1	4.765	4.758	0.007	461087	149.9	M
1	5.195	5.190	0.005	548793	122.4	M
1	5.528	5.520	0.008	679940	156.4	M
1	5.582	5.574	0.008	1194022	232.2	M
1	0.000	6.869	-6.869	0	0	
Average of Peak Amounts =					171.5	
2	0.000	2.845	-2.845	0	0	
2	0.000	3.362	-3.362	0	0	
2	3.752	3.746	0.006	903902	173.5	M
2	4.100	4.092	0.008	386358	129.7	M
2	4.530	4.496	0.034	1585591	188.4	M
2	4.762	4.751	0.011	472375	122.9	M
2	5.227	5.218	0.009	376754	144.1	M
2	0.000	5.905	-5.905	0	0	
Average of Peak Amounts =					151.7	
RPD = 12.23						

Col	RT (min.)	Exp RT (min.)	Dlt RT (min.)	Response	OnCol Amt ug/l	Flags
-----	-----------	---------------	---------------	----------	----------------	-------

\$ 11 DCB Decachlorobiphenyl

1	10.114	10.165	-0.051	3178300	31.2	
2	9.182	9.200	-0.018	3432019	31.4	

RPD = 0.59

**QC Flag Legend**

Review Flags

M - Manually Integrated

**Reagents:**

SGPCBISTD\_00006

Amount Added: 20.00

Units: uL

Run Reagent

TestAmerica Edison

Data File: \\ChromNA\Edison\ChromData\CPESTGC9\20160811-44370.b\9F242768.D

Injection Date: 11-Aug-2016 17:28:43

Instrument ID: CPESTGC9

Operator ID:

Lims ID: 460-118325-A-10-A

Lab Sample ID: 460-118325-10

Worklist Smp#: 5

Client ID: PRA-P25E3-3.75

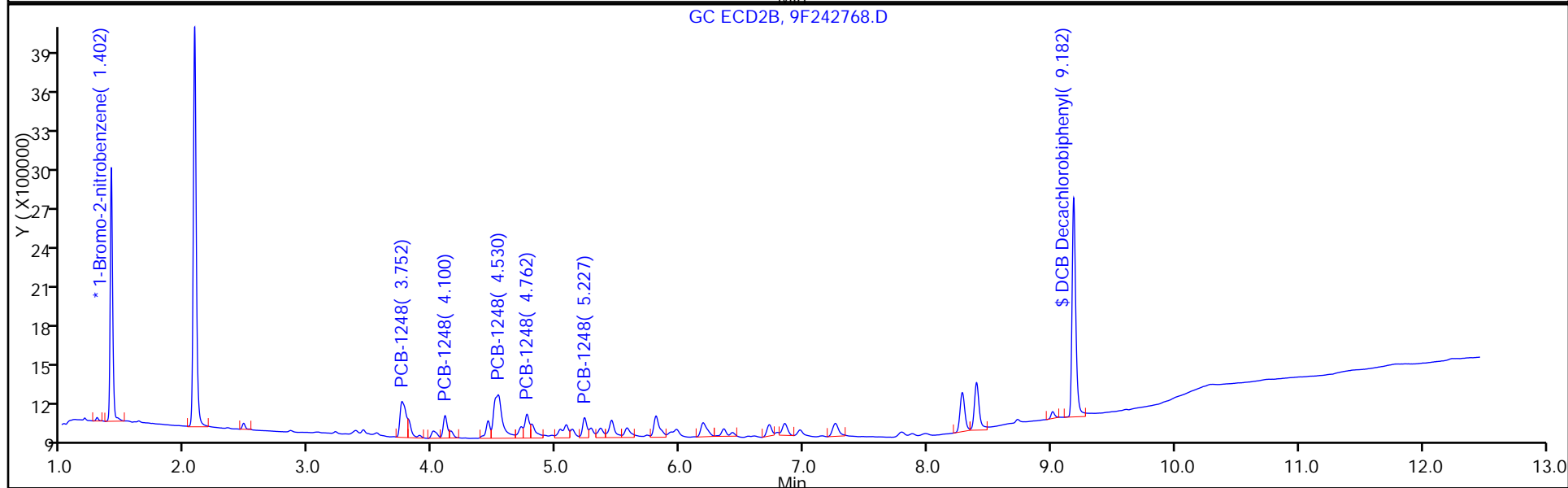
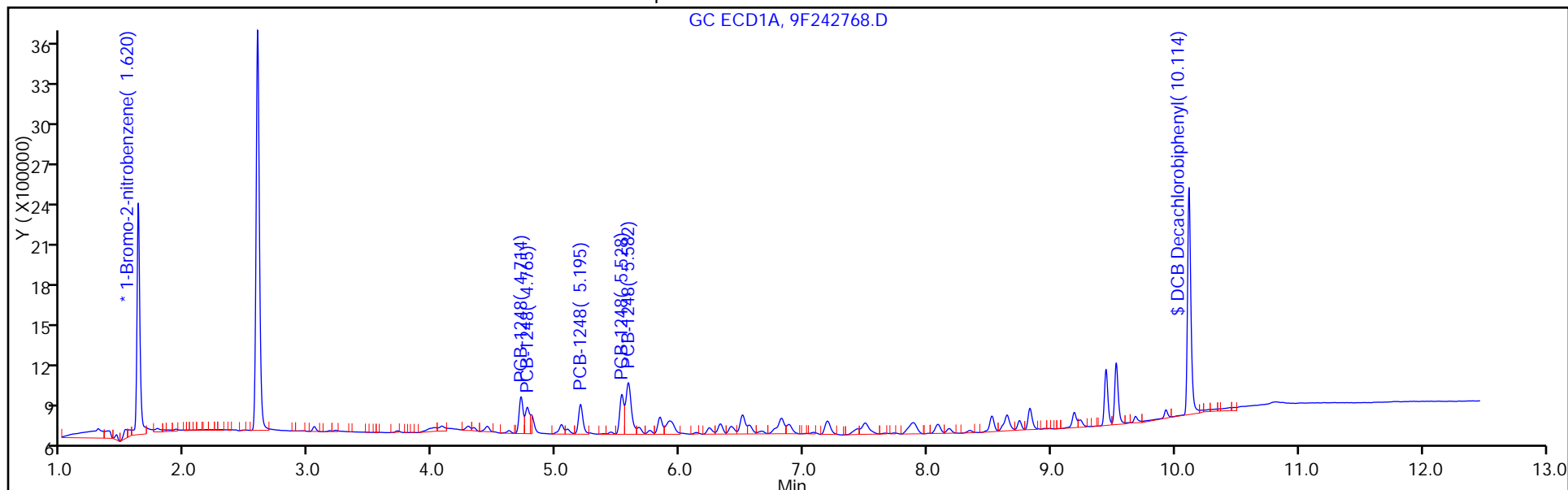
Injection Vol: 1.0 ul

Dil. Factor: 1.0000

ALS Bottle#: 34

Method: 8082-ISTD

Limit Group: GC 8082A PCB ISTD



TestAmerica Edison

Data File: \\ChromNA\Edison\ChromData\CPESTGC9\20160811-44370.b\9F242768.D

Injection Date: 11-Aug-2016 17:28:43

Instrument ID: CPESTGC9

Lims ID: 460-118325-A-10-A

Lab Sample ID: 460-118325-10

Client ID: PRA-P25E3-3.75

Operator ID:

ALS Bottle#: 34 Worklist Smp#: 5

Injection Vol: 1.0 ul

Dil. Factor: 1.0000

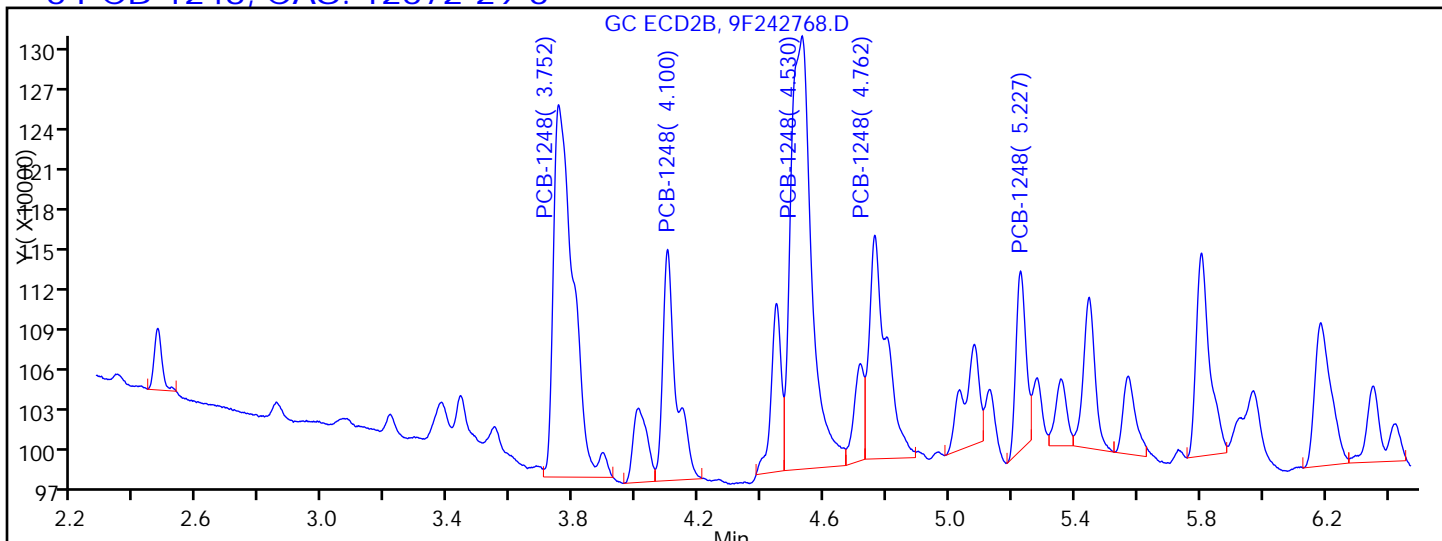
Method: 8082-ISTD

Limit Group: GC 8082A PCB ISTD

Column:

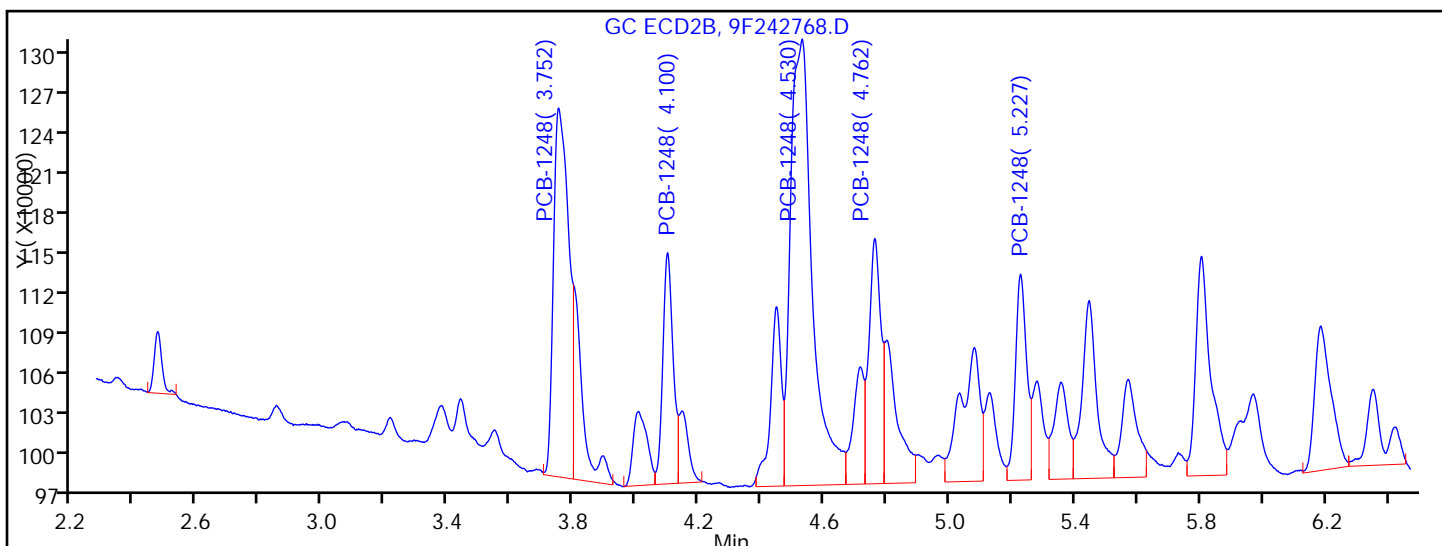
Detector: GC ECD2B

6 PCB-1248, CAS: 12672-29-6



Processing Integration Results

RT = 0.000	Response = 0	
RT = 0.000	Response = 0	
RT = 3.752	Response = 1198059	M
RT = 4.100	Response = 497058	M
RT = 4.530	Response = 1466287	M
RT = 4.762	Response = 628300	M
RT = 5.227	Response = 291573	M
RT = 0.000	Response = 0	



Manual Integration Results

RT = 0.000	Response = 0	
RT = 0.000	Response = 0	
RT = 3.752	Response = 903902	M
RT = 4.100	Response = 386358	M
RT = 4.530	Response = 1585591	M
RT = 4.762	Response = 472375	M



FORM I  
PCBS ORGANICS ANALYSIS DATA SHEET

Lab Name: TestAmerica Edison Job No.: 460-118325-1  
 SDG No.: \_\_\_\_\_  
 Client Sample ID: PRA-P25E-8.25 Lab Sample ID: 460-118325-13  
 Matrix: Solid Lab File ID: 9F242767.D  
 Analysis Method: 8082A Date Collected: 08/08/2016 10:15  
 Extraction Method: 3546 Date Extracted: 08/11/2016 00:03  
 Sample wt/vol: 15.0093(g) Date Analyzed: 08/11/2016 17:10  
 Con. Extract Vol.: 10 (mL) Dilution Factor: 1  
 Injection Volume: 1 (uL) GC Column: CLP-2 ID: 0.53 (mm)  
 % Moisture: 12.6 GPC Cleanup: (Y/N) N  
 Analysis Batch No.: 384332 Units: ug/Kg

CAS NO.	COMPOUND NAME	RESULT	Q	RL	MDL
12672-29-6	Aroclor 1248	120		77	10

CAS NO.	SURROGATE	%REC	Q	LIMITS
2051-24-3	DCB Decachlorobiphenyl	100		47-150

TestAmerica Edison  
Target Compound Quantitation Report

Data File: \\ChromNA\Edison\ChromData\CPESTGC9\20160811-44370.b\9F242767.D  
 Lims ID: 460-118325-A-13-A  
 Client ID: PRA-P25E-8.25  
 Sample Type: Client  
 Inject. Date: 11-Aug-2016 17:10:43 ALS Bottle#: 33 Worklist Smp#: 4  
 Injection Vol: 1.0 ul Dil. Factor: 1.0000  
 Sample Info: 460-0044370-004  
 Operator ID: Instrument ID: CPESTGC9  
 Method: \\ChromNA\Edison\ChromData\CPESTGC9\20160811-44370.b\8082-ISTD.m  
 Limit Group: GC 8082A PCB ISTD  
 Last Update: 12-Aug-2016 10:14:23 Calib Date: 12-May-2016 14:29:29  
 Integrator: Falcon  
 Quant Method: Internal Standard Quant By: Initial Calibration  
 Last ICal File: \\ChromNA\Edison\ChromData\CPESTGC9\20160512-40924.b\9F001892.D  
 Column 1 : Det: GC ECD1A  
 Column 2 : Det: GC ECD2B  
 Process Host: XAWRK014

First Level Reviewer: patelji Date: 12-Aug-2016 06:55:05

Col	RT (min.)	Exp RT (min.)	Dlt RT (min.)	Response	OnCol Amt ug/l	Flags
-----	-----------	---------------	---------------	----------	----------------	-------

\* 13 1-Bromo-2-nitrobenzene M

1	1.619	1.619	0.000	2712136	20.0	
2	1.400	1.398	0.002	2669249	20.0	M

RPD = 0.00

6 PCB-1248 M

1	0.000	3.709	-3.709	0	0	
1	0.000	4.276	-4.276	0	0	
1	4.713	4.709	0.004	550971	185.0	M
1	4.763	4.758	0.005	595935	203.7	M
1	5.194	5.190	0.004	548965	128.7	M
1	5.529	5.520	0.009	502892	121.6	
1	5.581	5.574	0.007	763800	156.1	
1	0.000	6.869	-6.869	0	0	

Average of Peak Amounts = 159.0

2	0.000	2.845	-2.845	0	0	
2	0.000	3.362	-3.362	0	0	
2	3.762	3.746	0.016	927490	174.8	M
2	4.100	4.092	0.008	257134	84.8	M
2	4.527	4.496	0.031	1069244	124.8	M
2	4.761	4.751	0.010	413370	105.6	M
2	5.227	5.218	0.009	245634	92.3	M
2	0.000	5.905	-5.905	0	0	

Average of Peak Amounts = 116.5

RPD = 30.88

Col	RT (min.)	Exp RT (min.)	Dlt RT (min.)	Response	OnCol Amt ug/l	Flags
-----	-----------	---------------	---------------	----------	----------------	-------

\$ 11 DCB Decachlorobiphenyl

1	10.134	10.165	-0.031	4825398	49.8	a
2	9.189	9.200	-0.011	5064166	45.5	a

RPD = 9.01

### QC Flag Legend

Review Flags

M - Manually Integrated

### Reagents:

SGPCBISTD\_00006

Amount Added: 20.00

Units: uL

Run Reagent

TestAmerica Edison

Data File: \\ChromNA\Edison\ChromData\CPESTGC9\20160811-44370.b\9F242767.D

Injection Date: 11-Aug-2016 17:10:43

Instrument ID: CPESTGC9

Operator ID:

Lims ID: 460-118325-A-13-A

Lab Sample ID: 460-118325-13

Worklist Smp#: 4

Client ID: PRA-P25E-8.25

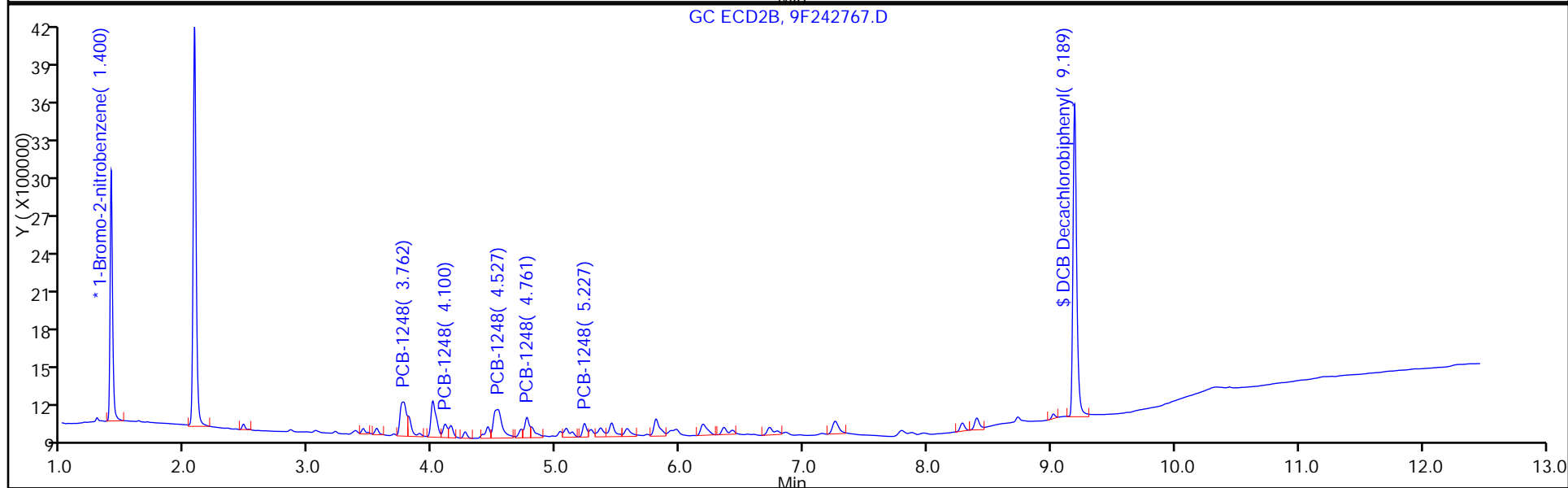
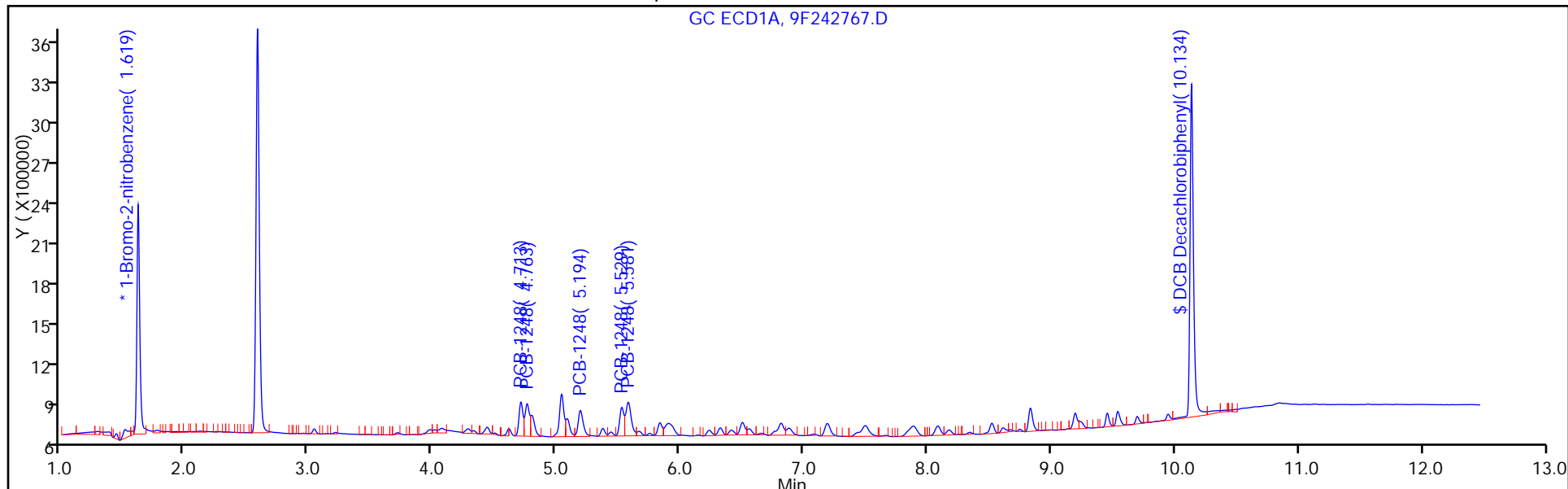
Injection Vol: 1.0 ul

Dil. Factor: 1.0000

ALS Bottle#: 33

Method: 8082-ISTD

Limit Group: GC 8082A PCB ISTD



TestAmerica Edison

Data File: \\ChromNA\Edison\ChromData\CPESTGC9\20160811-44370.b\9F242767.D

Injection Date: 11-Aug-2016 17:10:43

Instrument ID: CPESTGC9

Lims ID: 460-118325-A-13-A

Lab Sample ID: 460-118325-13

Client ID: PRA-P25E-8.25

Operator ID:

ALS Bottle#: 33

Worklist Smp#: 4

Injection Vol: 1.0 ul

Dil. Factor: 1.0000

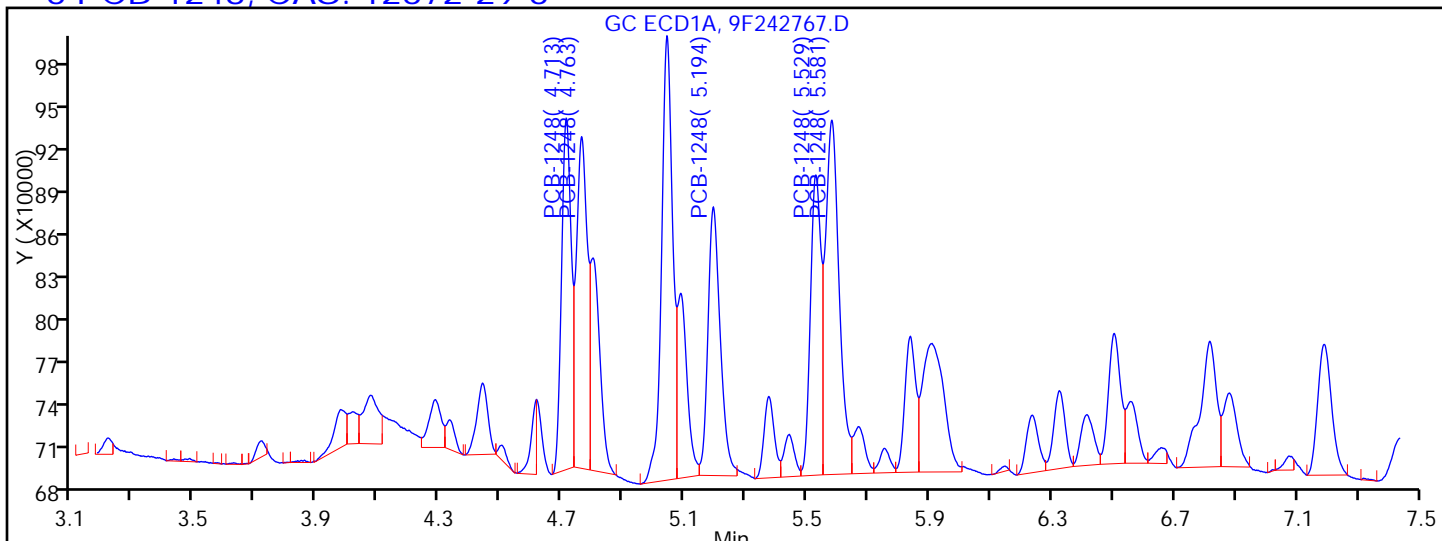
Method: 8082-ISTD

Limit Group: GC 8082A PCB ISTD

Column:

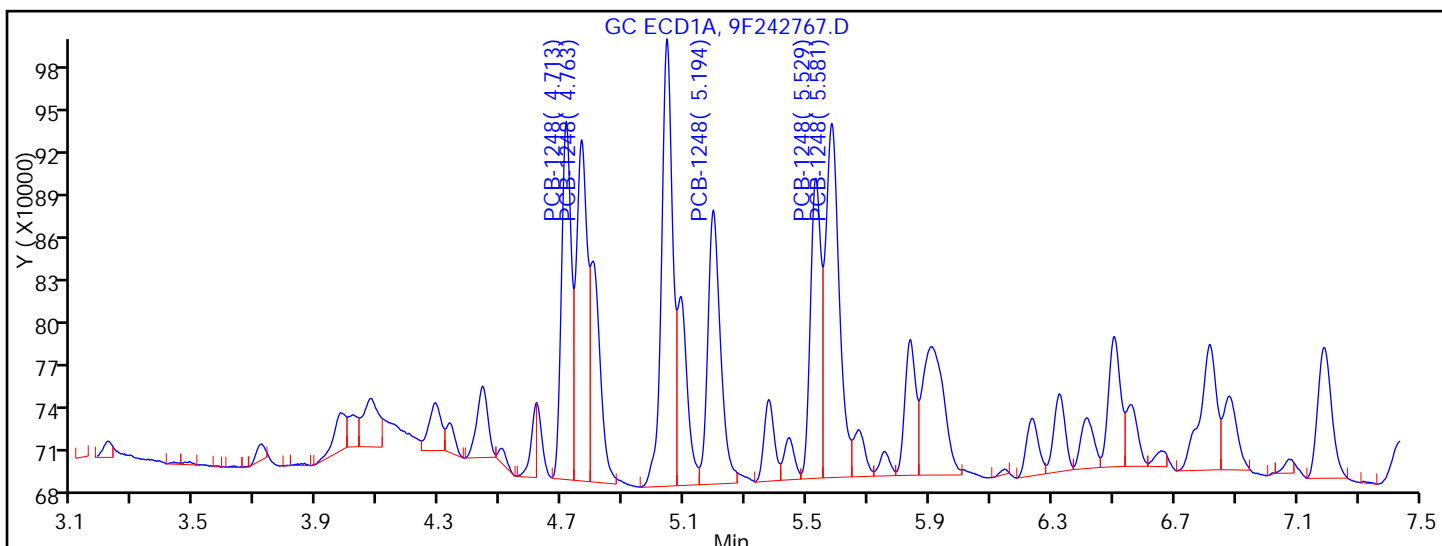
Detector: GC ECD1A

6 PCB-1248, CAS: 12672-29-6



Processing Integration Results

RT = 3.718	Response = 21724	
RT = 4.285	Response = 94298	
RT = 4.713	Response = 534795	M
RT = 4.763	Response = 574982	M
RT = 5.194	Response = 522436	M
RT = 5.529	Response = 502892	
RT = 5.581	Response = 763800	
RT = 6.880	Response = 160883	



Manual Integration Results

RT = 0.000	Response = 0	
RT = 0.000	Response = 0	
RT = 4.713	Response = 550971	M
RT = 4.763	Response = 595935	M
RT = 5.194	Response = 548965	M
RT = 5.529	Response = 502892	

FORM I  
PCBS ORGANICS ANALYSIS DATA SHEET

Lab Name: TestAmerica Edison Job No.: 460-118325-1  
 SDG No.: \_\_\_\_\_  
 Client Sample ID: PRA-P25E-8.25 Lab Sample ID: 460-118325-13  
 Matrix: Solid Lab File ID: 9F242767.D  
 Analysis Method: 8082A Date Collected: 08/08/2016 10:15  
 Extraction Method: 3546 Date Extracted: 08/11/2016 00:03  
 Sample wt/vol: 15.0093(g) Date Analyzed: 08/11/2016 17:10  
 Con. Extract Vol.: 10 (mL) Dilution Factor: 1  
 Injection Volume: 1 (uL) GC Column: CLP-1 ID: 0.53 (mm)  
 % Moisture: 12.6 GPC Cleanup: (Y/N) N  
 Analysis Batch No.: 384332 Units: ug/Kg

CAS NO.	COMPOUND NAME	RESULT	Q	RL	MDL
12674-11-2	Aroclor 1016	10	U	77	10
11104-28-2	Aroclor 1221	10	U	77	10
11141-16-5	Aroclor 1232	10	U	77	10
53469-21-9	Aroclor 1242	10	U	77	10
11097-69-1	Aroclor 1254	11	U	77	11
11096-82-5	Aroclor 1260	11	U	77	11
37324-23-5	Aroclor 1262	11	U	77	11
11100-14-4	Aroclor 1268	11	U	77	11

CAS NO.	SURROGATE	%REC	Q	LIMITS
2051-24-3	DCB Decachlorobiphenyl	91		47-150

TestAmerica Edison  
Target Compound Quantitation Report

Data File: \\ChromNA\Edison\ChromData\CPESTGC9\20160811-44370.b\9F242767.D  
 Lims ID: 460-118325-A-13-A  
 Client ID: PRA-P25E-8.25  
 Sample Type: Client  
 Inject. Date: 11-Aug-2016 17:10:43 ALS Bottle#: 33 Worklist Smp#: 4  
 Injection Vol: 1.0 ul Dil. Factor: 1.0000  
 Sample Info: 460-0044370-004  
 Operator ID: Instrument ID: CPESTGC9  
 Method: \\ChromNA\Edison\ChromData\CPESTGC9\20160811-44370.b\8082-ISTD.m  
 Limit Group: GC 8082A PCB ISTD  
 Last Update: 12-Aug-2016 10:14:23 Calib Date: 12-May-2016 14:29:29  
 Integrator: Falcon  
 Quant Method: Internal Standard Quant By: Initial Calibration  
 Last ICal File: \\ChromNA\Edison\ChromData\CPESTGC9\20160512-40924.b\9F001892.D

Column 1 : Det: GC ECD1A  
 Column 2 : Det: GC ECD2B  
 Process Host: XAWRK014

First Level Reviewer: patelji Date: 12-Aug-2016 06:55:05

Col	RT (min.)	Exp RT (min.)	Dlt RT (min.)	Response	OnCol Amt ug/l	Flags
-----	-----------	---------------	---------------	----------	----------------	-------

\* 13 1-Bromo-2-nitrobenzene M  
 1 1.619 1.619 0.000 2712136 20.0  
 2 1.400 1.398 0.002 2669249 20.0 M

RPD = 0.00

6 PCB-1248 M

1 0.000 3.709 -3.709 0 0  
 1 0.000 4.276 -4.276 0 0  
 1 4.713 4.709 0.004 550971 185.0 M  
 1 4.763 4.758 0.005 595935 203.7 M  
 1 5.194 5.190 0.004 548965 128.7 M  
 1 5.529 5.520 0.009 502892 121.6  
 1 5.581 5.574 0.007 763800 156.1  
 1 0.000 6.869 -6.869 0 0

Average of Peak Amounts = 159.0

2 0.000 2.845 -2.845 0 0  
 2 0.000 3.362 -3.362 0 0  
 2 3.762 3.746 0.016 927490 174.8 M  
 2 4.100 4.092 0.008 257134 84.8 M  
 2 4.527 4.496 0.031 1069244 124.8 M  
 2 4.761 4.751 0.010 413370 105.6 M  
 2 5.227 5.218 0.009 245634 92.3 M  
 2 0.000 5.905 -5.905 0 0

Average of Peak Amounts = 116.5

RPD = 30.88

Col	RT (min.)	Exp RT (min.)	Dlt RT (min.)	Response	OnCol Amt ug/l	Flags
-----	-----------	---------------	---------------	----------	----------------	-------

\$ 11 DCB Decachlorobiphenyl

1	10.134	10.165	-0.031	4825398	49.8	a
2	9.189	9.200	-0.011	5064166	45.5	a

RPD = 9.01

**QC Flag Legend**

Review Flags

M - Manually Integrated

**Reagents:**

SGPCBISTD\_00006

Amount Added: 20.00

Units: uL

Run Reagent



TestAmerica Edison

Data File: \\ChromNA\Edison\ChromData\CPESTGC9\20160811-44370.b\9F242767.D

Injection Date: 11-Aug-2016 17:10:43

Instrument ID: CPESTGC9

Operator ID:

Lims ID: 460-118325-A-13-A

Lab Sample ID: 460-118325-13

Worklist Smp#: 4

Client ID: PRA-P25E-8.25

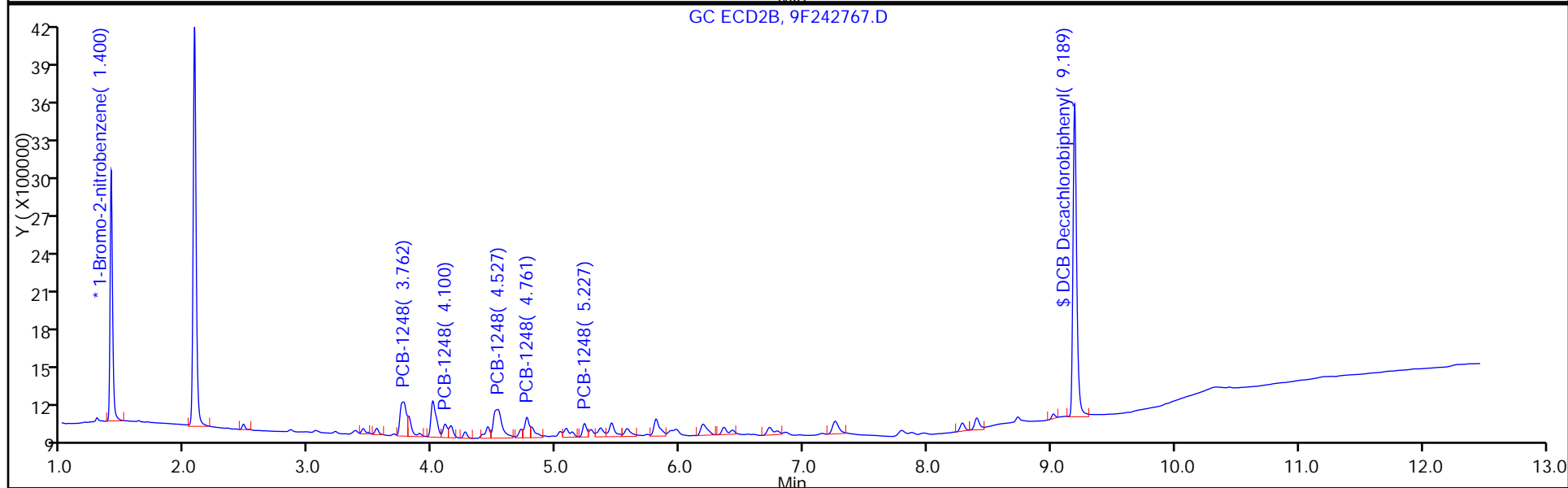
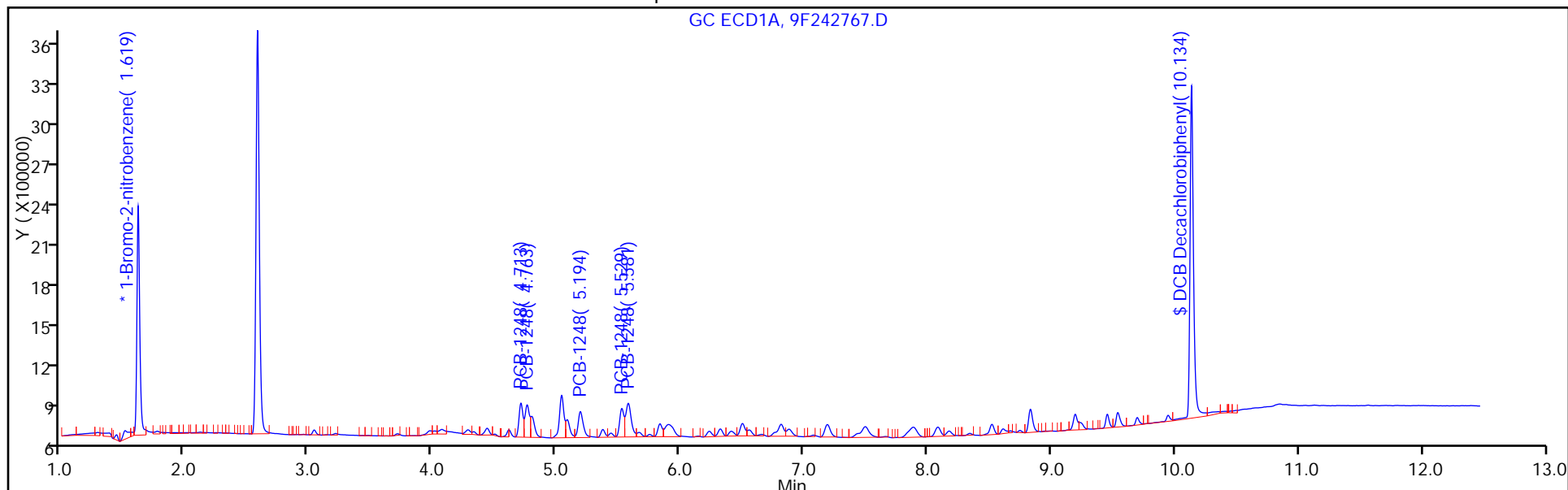
Injection Vol: 1.0 ul

Dil. Factor: 1.0000

ALS Bottle#: 33

Method: 8082-ISTD

Limit Group: GC 8082A PCB ISTD



TestAmerica Edison

Data File: \\ChromNA\Edison\ChromData\CPESTGC9\20160811-44370.b\9F242767.D

Injection Date: 11-Aug-2016 17:10:43

Instrument ID: CPESTGC9

Lims ID: 460-118325-A-13-A

Lab Sample ID: 460-118325-13

Client ID: PRA-P25E-8.25

Operator ID:

ALS Bottle#: 33 Worklist Smp#: 4

Injection Vol: 1.0 ul

Dil. Factor: 1.0000

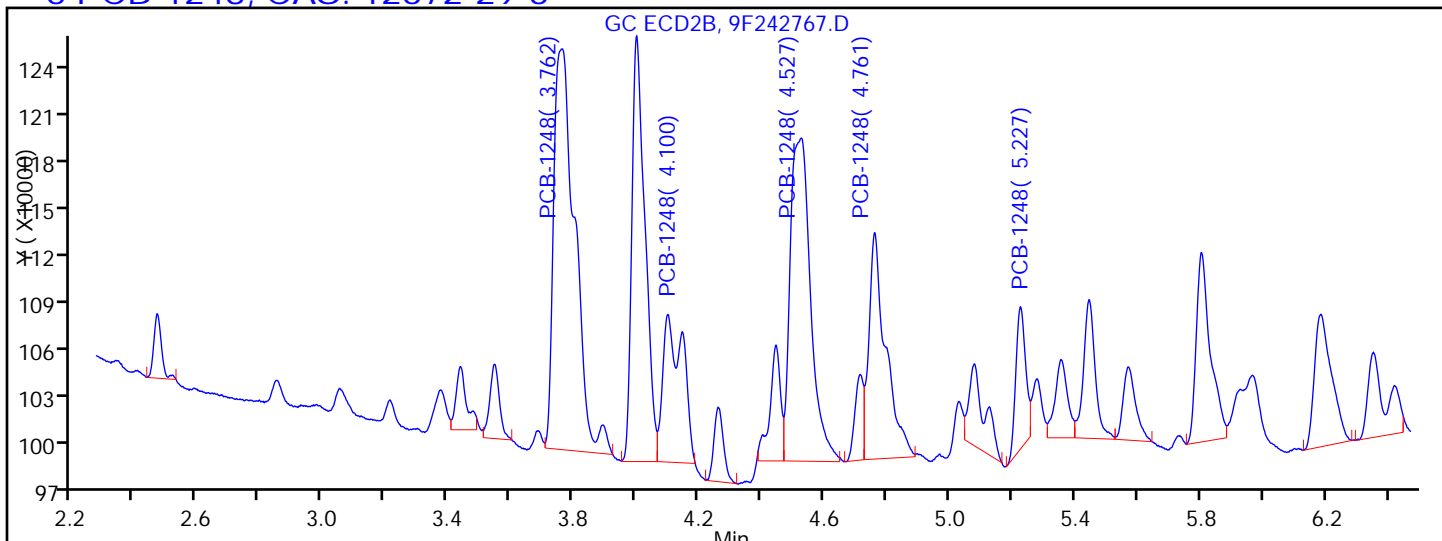
Method: 8082-ISTD

Limit Group: GC 8082A PCB ISTD

Column:

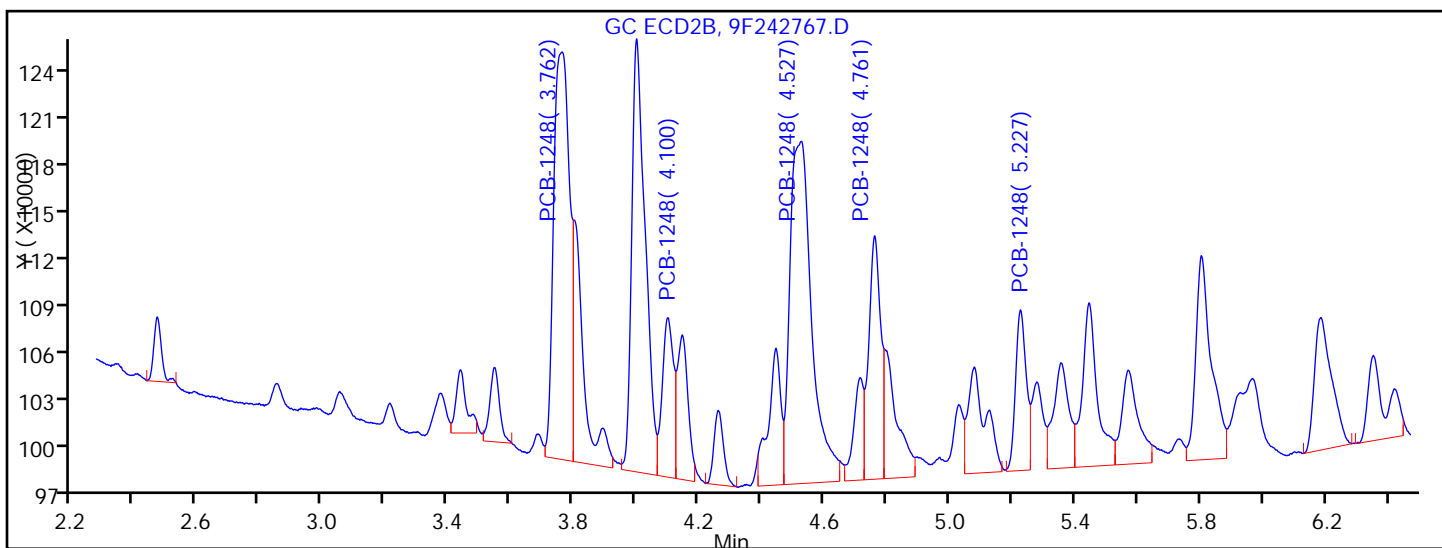
Detector GC ECD2B

6 PCB-1248, CAS: 12672-29-6



Processing Integration Results

RT = 0.000	Response = 0	
RT = 0.000	Response = 0	
RT = 3.762	Response = 1217582	M
RT = 4.100	Response = 418059	M
RT = 4.527	Response = 942883	M
RT = 4.761	Response = 544471	M
RT = 5.227	Response = 199160	M
RT = 0.000	Response = 0	



Manual Integration Results

RT = 0.000	Response = 0	
RT = 0.000	Response = 0	
RT = 3.762	Response = 927490	M
RT = 4.100	Response = 257134	M
RT = 4.527	Response = 1069244	M
RT = 4.761	Response = 413370	M

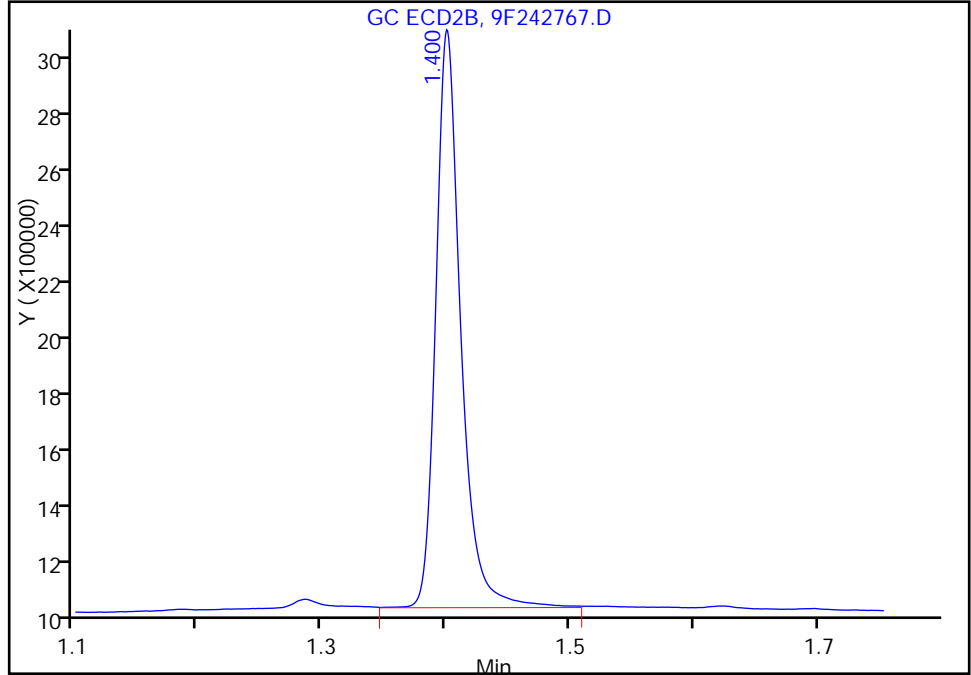
TestAmerica Edison

Data File: \\ChromNA\Edison\ChromData\CPESTGC9\20160811-44370.b\9F242767.D  
Injection Date: 11-Aug-2016 17:10:43 Instrument ID: CPESTGC9  
Lims ID: 460-118325-A-13-A Lab Sample ID: 460-118325-13  
Client ID: PRA-P25E-8.25  
Operator ID: ALS Bottle#: 33 Worklist Smp#: 4  
Injection Vol: 1.0 ul Dil. Factor: 1.0000  
Method: 8082-ISTD Limit Group: GC 8082A PCB ISTD  
Column: Detector GC ECD2B

\* 13 1-Bromo-2-nitrobenzene, CAS: 577-19-5  
Signal: 2

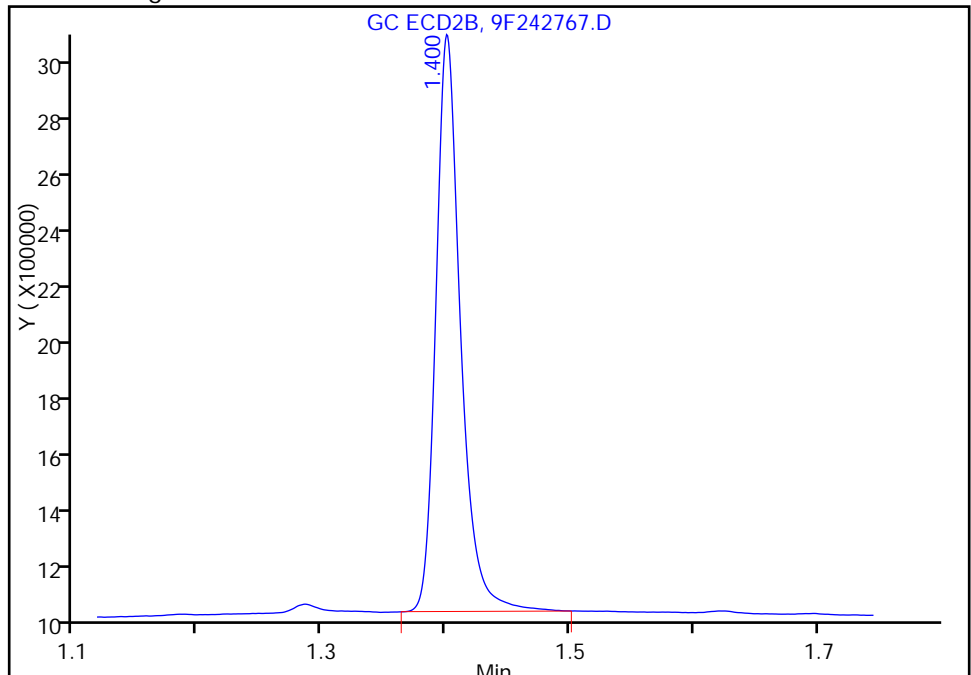
RT: 1.40  
Area: 2707671  
Amount: 20.000000  
Amount Units: ug/l

Processing Integration Results



RT: 1.40  
Area: 2669249  
Amount: 20.000000  
Amount Units: ug/l

Manual Integration Results



Reviewer: patelji, 12-Aug-2016 07:23:10  
Audit Action: Manually Integrated

Audit Reason: Sample matrix interference

FORM I  
PCBS ORGANICS ANALYSIS DATA SHEET

Lab Name: TestAmerica Edison Job No.: 460-118325-1  
 SDG No.: \_\_\_\_\_  
 Client Sample ID: PRA-P25E1-3.75 Lab Sample ID: 460-118325-15  
 Matrix: Solid Lab File ID: 9F242755.D  
 Analysis Method: 8082A Date Collected: 08/08/2016 09:48  
 Extraction Method: 3546 Date Extracted: 08/11/2016 00:03  
 Sample wt/vol: 15.0083(g) Date Analyzed: 08/11/2016 13:37  
 Con. Extract Vol.: 10 (mL) Dilution Factor: 1  
 Injection Volume: 1 (uL) GC Column: CLP-2 ID: 0.53 (mm)  
 % Moisture: 7.1 GPC Cleanup: (Y/N) N  
 Analysis Batch No.: 384008 Units: ug/Kg

CAS NO.	SURROGATE	%REC	Q	LIMITS
2051-24-3	DCB Decachlorobiphenyl	113		47-150

TestAmerica Edison  
Target Compound Quantitation Report

Data File: \\ChromNA\Edison\ChromData\CPESTGC9\20160810-44310.b\9F242755.D  
 Lims ID: 460-118325-A-15-A  
 Client ID: PRA-P25E1-3.75  
 Sample Type: Client  
 Inject. Date: 11-Aug-2016 13:37:30 ALS Bottle#: 21 Worklist Smp#: 21  
 Injection Vol: 1.0 ul Dil. Factor: 1.0000  
 Sample Info: 460-0044310-021  
 Operator ID: Instrument ID: CPESTGC9  
 Method: \\ChromNA\Edison\ChromData\CPESTGC9\20160810-44310.b\8082-ISTD.m  
 Limit Group: GC 8082A PCB ISTD  
 Last Update: 11-Aug-2016 15:53:02 Calib Date: 12-May-2016 14:29:29  
 Integrator: Falcon  
 Quant Method: Internal Standard Quant By: Initial Calibration  
 Last ICal File: \\ChromNA\Edison\ChromData\CPESTGC9\20160512-40924.b\9F001892.D

Column 1 : Det: GC ECD1A  
 Column 2 : Det: GC ECD2B  
 Process Host: XAWRK020

First Level Reviewer: patelji Date: 11-Aug-2016 14:01:44

Col	RT (min.)	Exp RT (min.)	Dlt RT (min.)	Response	OnCol Amt ug/l	Flags
-----	-----------	---------------	---------------	----------	----------------	-------

\* 13 1-Bromo-2-nitrobenzene

1	1.619	1.613	0.006	2528030	20.0	
2	1.402	1.399	0.003	2342895	20.0	
RPD = 0.00						

\$ 11 DCB Decachlorobiphenyl

1	10.150	10.113	0.037	5094272	56.4	a
2	9.195	9.177	0.018	5439664	55.7	a
RPD = 1.28						

Reagents:

SGPCBISTD\_00006 Amount Added: 20.00 Units: uL Run Reagent

TestAmerica Edison

Data File: \\ChromNA\Edison\ChromData\CPESTGC9\20160810-44310.b\9F242755.D

Injection Date: 11-Aug-2016 13:37:30

Instrument ID: CPESTGC9

Operator ID:

Lims ID: 460-118325-A-15-A

Lab Sample ID: 460-118325-15

Worklist Smp#: 21

Client ID: PRA-P25E1-3.75

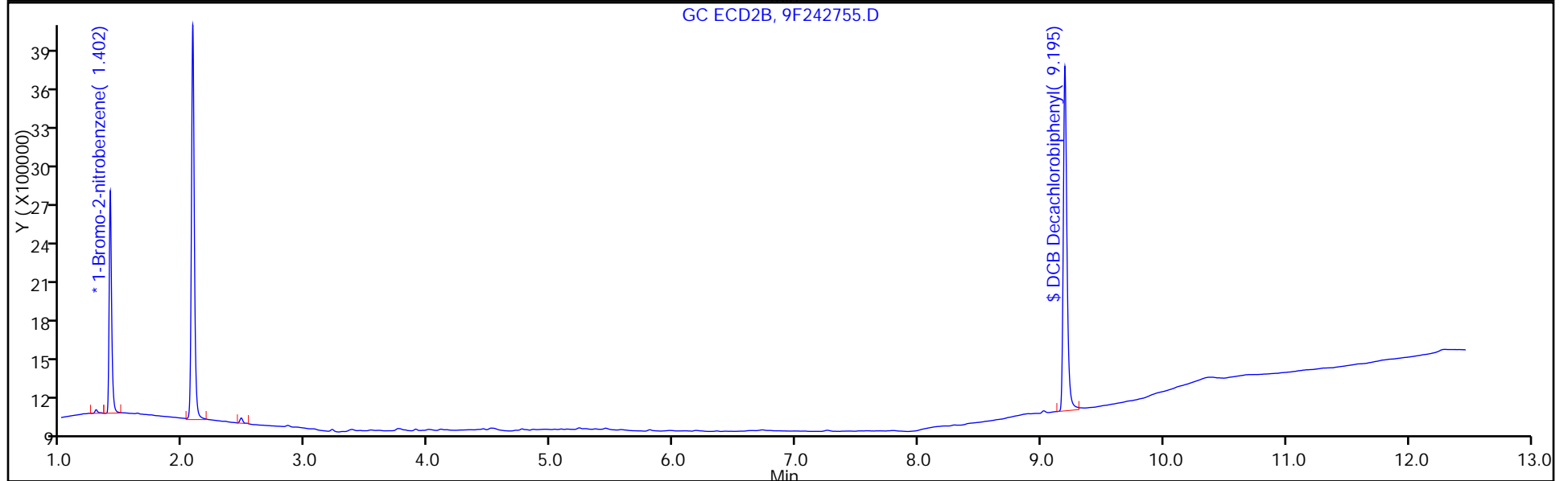
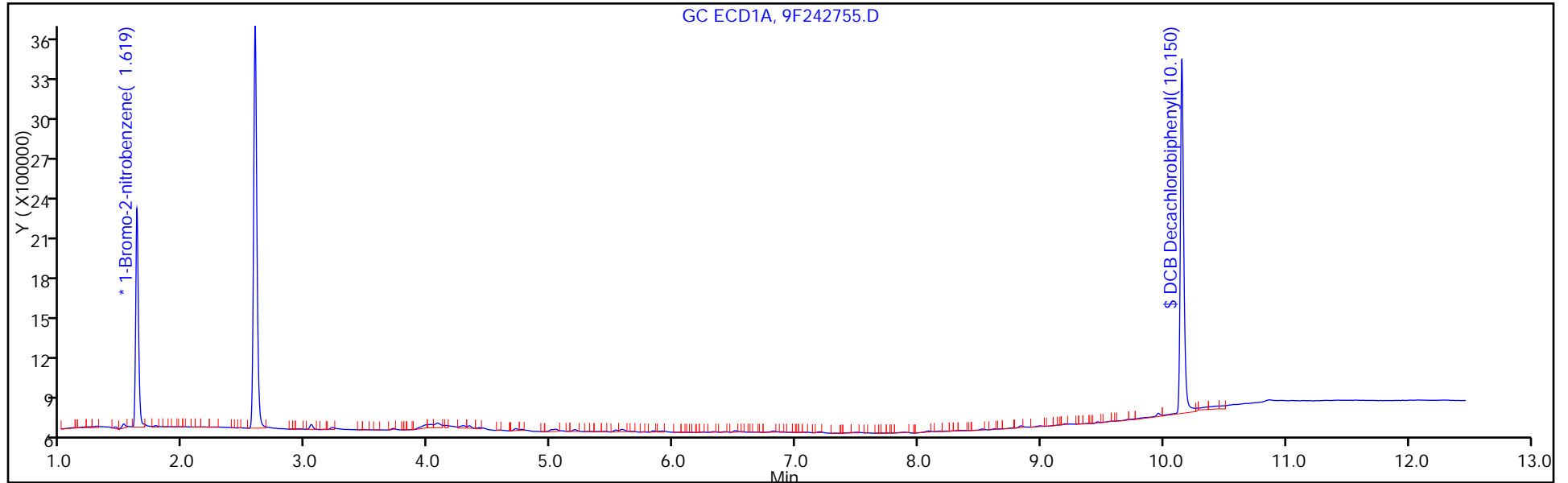
Injection Vol: 1.0 ul

Dil. Factor: 1.0000

ALS Bottle#: 21

Method: 8082-ISTD

Limit Group: GC 8082A PCB ISTD



FORM I  
PCBS ORGANICS ANALYSIS DATA SHEET

Lab Name: TestAmerica Edison Job No.: 460-118325-1  
 SDG No.: \_\_\_\_\_  
 Client Sample ID: PRA-P25E1-3.75 Lab Sample ID: 460-118325-15  
 Matrix: Solid Lab File ID: 9F242755.D  
 Analysis Method: 8082A Date Collected: 08/08/2016 09:48  
 Extraction Method: 3546 Date Extracted: 08/11/2016 00:03  
 Sample wt/vol: 15.0083(g) Date Analyzed: 08/11/2016 13:37  
 Con. Extract Vol.: 10 (mL) Dilution Factor: 1  
 Injection Volume: 1 (uL) GC Column: CLP-1 ID: 0.53 (mm)  
 % Moisture: 7.1 GPC Cleanup: (Y/N) N  
 Analysis Batch No.: 384008 Units: ug/Kg

CAS NO.	COMPOUND NAME	RESULT	Q	RL	MDL
12674-11-2	Aroclor 1016	9.6	U	72	9.6
11104-28-2	Aroclor 1221	9.6	U	72	9.6
11141-16-5	Aroclor 1232	9.6	U	72	9.6
53469-21-9	Aroclor 1242	9.6	U	72	9.6
12672-29-6	Aroclor 1248	9.6	U	72	9.6
11097-69-1	Aroclor 1254	9.9	U	72	9.9
11096-82-5	Aroclor 1260	9.9	U	72	9.9
37324-23-5	Aroclor 1262	9.9	U	72	9.9
11100-14-4	Aroclor 1268	9.9	U	72	9.9

CAS NO.	SURROGATE	%REC	Q	LIMITS
2051-24-3	DCB Decachlorobiphenyl	111		47-150

TestAmerica Edison  
Target Compound Quantitation Report

Data File: \\ChromNA\Edison\ChromData\CPESTGC9\20160810-44310.b\9F242755.D  
 Lims ID: 460-118325-A-15-A  
 Client ID: PRA-P25E1-3.75  
 Sample Type: Client  
 Inject. Date: 11-Aug-2016 13:37:30 ALS Bottle#: 21 Worklist Smp#: 21  
 Injection Vol: 1.0 ul Dil. Factor: 1.0000  
 Sample Info: 460-0044310-021  
 Operator ID: Instrument ID: CPESTGC9  
 Method: \\ChromNA\Edison\ChromData\CPESTGC9\20160810-44310.b\8082-ISTD.m  
 Limit Group: GC 8082A PCB ISTD  
 Last Update: 11-Aug-2016 15:53:02 Calib Date: 12-May-2016 14:29:29  
 Integrator: Falcon  
 Quant Method: Internal Standard Quant By: Initial Calibration  
 Last ICal File: \\ChromNA\Edison\ChromData\CPESTGC9\20160512-40924.b\9F001892.D  
 Column 1 : Det: GC ECD1A  
 Column 2 : Det: GC ECD2B  
 Process Host: XAWRK020

First Level Reviewer: patelji Date: 11-Aug-2016 14:01:44

Col	RT (min.)	Exp RT (min.)	Dlt RT (min.)	Response	OnCol Amt ug/l	Flags
-----	-----------	---------------	---------------	----------	----------------	-------

\* 13 1-Bromo-2-nitrobenzene

1	1.619	1.613	0.006	2528030	20.0	
2	1.402	1.399	0.003	2342895	20.0	
RPD = 0.00						

\$ 11 DCB Decachlorobiphenyl

1	10.150	10.113	0.037	5094272	56.4	a
2	9.195	9.177	0.018	5439664	55.7	a
RPD = 1.28						

Reagents:

SGPCBISTD\_00006 Amount Added: 20.00 Units: uL Run Reagent



TestAmerica Edison

Data File: \\ChromNA\Edison\ChromData\CPESTGC9\20160810-44310.b\9F242755.D

Injection Date: 11-Aug-2016 13:37:30

Instrument ID: CPESTGC9

Operator ID:

Lims ID: 460-118325-A-15-A

Lab Sample ID: 460-118325-15

Worklist Smp#: 21

Client ID: PRA-P25E1-3.75

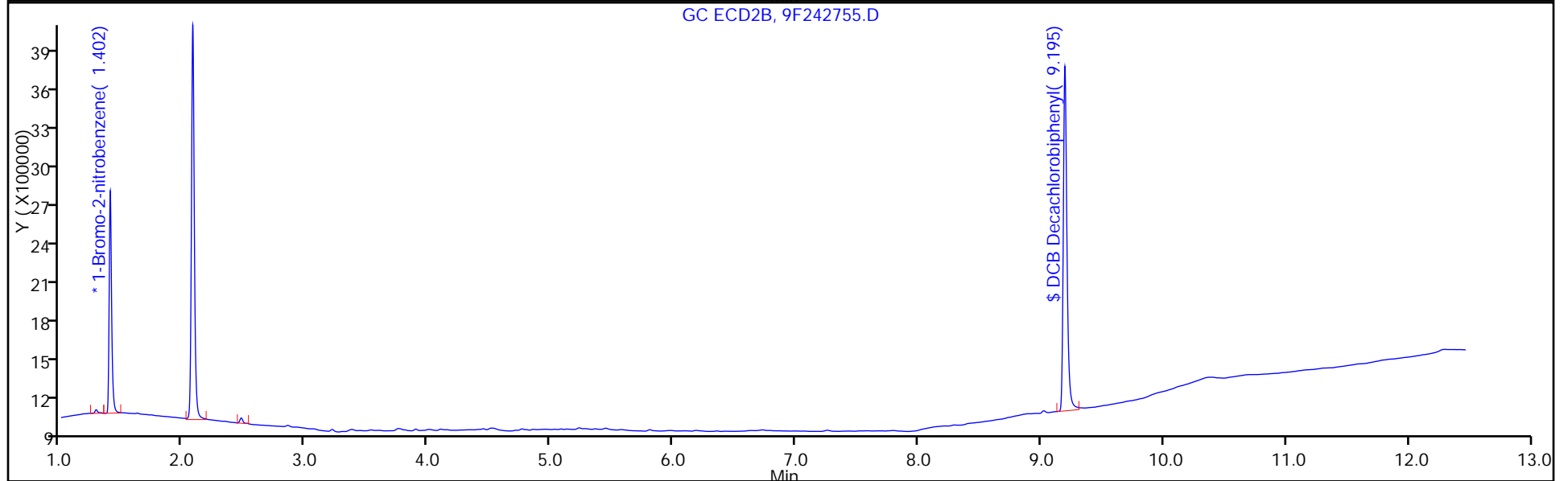
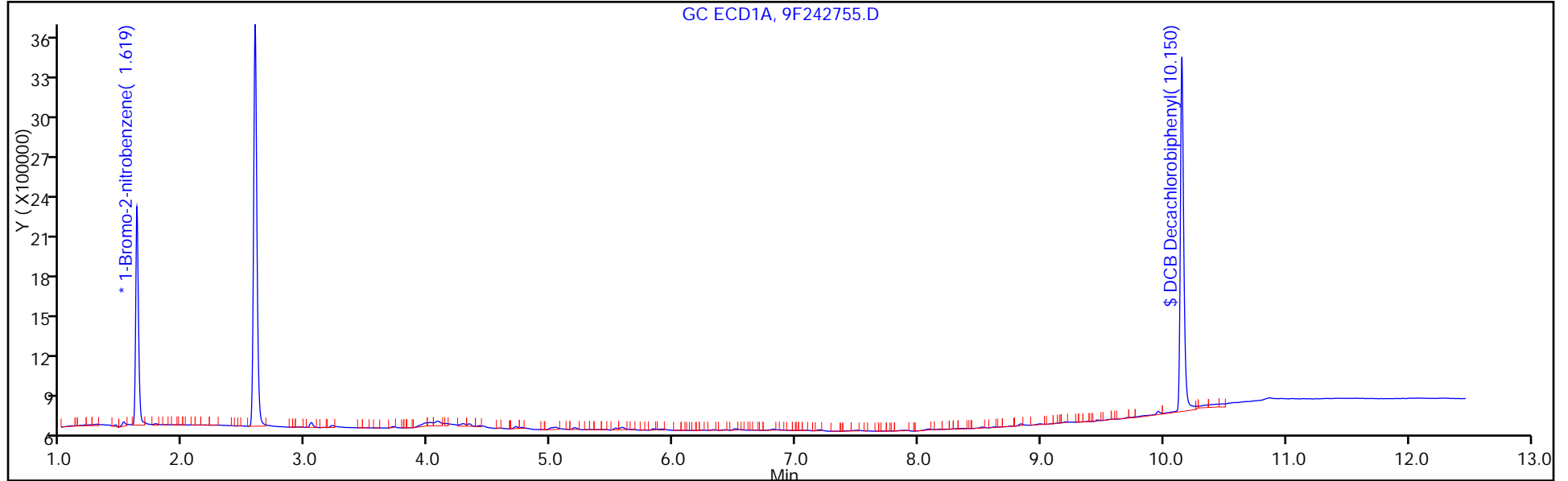
Injection Vol: 1.0 ul

Dil. Factor: 1.0000

ALS Bottle#: 21

Method: 8082-ISTD

Limit Group: GC 8082A PCB ISTD



FORM I  
PCBS ORGANICS ANALYSIS DATA SHEET

Lab Name: TestAmerica Edison Job No.: 460-118325-1  
 SDG No.: \_\_\_\_\_  
 Client Sample ID: PRA-P21SE-8.25 Lab Sample ID: 460-118325-18  
 Matrix: Solid Lab File ID: 9F242754.D  
 Analysis Method: 8082A Date Collected: 08/08/2016 12:08  
 Extraction Method: 3546 Date Extracted: 08/11/2016 00:03  
 Sample wt/vol: 15.0040 (g) Date Analyzed: 08/11/2016 13:19  
 Con. Extract Vol.: 10 (mL) Dilution Factor: 1  
 Injection Volume: 1 (uL) GC Column: CLP-2 ID: 0.53 (mm)  
 % Moisture: 13.8 GPC Cleanup: (Y/N) N  
 Analysis Batch No.: 384008 Units: ug/Kg

CAS NO.	SURROGATE	%REC	Q	LIMITS
2051-24-3	DCB Decachlorobiphenyl	95		47-150

TestAmerica Edison  
Target Compound Quantitation Report

Data File: \\ChromNA\Edison\ChromData\CPESTGC9\20160810-44310.b\9F242754.D  
 Lims ID: 460-118325-A-18-A  
 Client ID: PRA-P21SE-8.25  
 Sample Type: Client  
 Inject. Date: 11-Aug-2016 13:19:32 ALS Bottle#: 20 Worklist Smp#: 20  
 Injection Vol: 1.0 ul Dil. Factor: 1.0000  
 Sample Info: 460-0044310-020  
 Operator ID: Instrument ID: CPESTGC9  
 Method: \\ChromNA\Edison\ChromData\CPESTGC9\20160810-44310.b\8082-ISTD.m  
 Limit Group: GC 8082A PCB ISTD  
 Last Update: 11-Aug-2016 15:53:02 Calib Date: 12-May-2016 14:29:29  
 Integrator: Falcon  
 Quant Method: Internal Standard Quant By: Initial Calibration  
 Last ICal File: \\ChromNA\Edison\ChromData\CPESTGC9\20160512-40924.b\9F001892.D

Column 1 : Det: GC ECD1A  
 Column 2 : Det: GC ECD2B  
 Process Host: XAWRK020

Col	RT (min.)	Exp RT (min.)	Dlt RT (min.)	Response	OnCol Amt ug/l	Flags
-----	-----------	---------------	---------------	----------	----------------	-------

\* 13 1-Bromo-2-nitrobenzene

1	1.618	1.613	0.005	3374684	20.0
2	1.409	1.399	0.010	3146436	20.0
RPD = 0.00					

\$ 11 DCB Decachlorobiphenyl

1	10.128	10.113	0.015	5734510	47.6
2	9.185	9.177	0.008	6037508	46.0
RPD = 3.29					

Reagents:

SGPCBISTD\_00006 Amount Added: 20.00 Units: uL Run Reagent

TestAmerica Edison

Data File: \\ChromNA\Edison\ChromData\CPESTGC9\20160810-44310.b\9F242754.D

Injection Date: 11-Aug-2016 13:19:32

Instrument ID: CPESTGC9

Operator ID:

Lims ID: 460-118325-A-18-A

Lab Sample ID: 460-118325-18

Worklist Smp#: 20

Client ID: PRA-P21SE-8.25

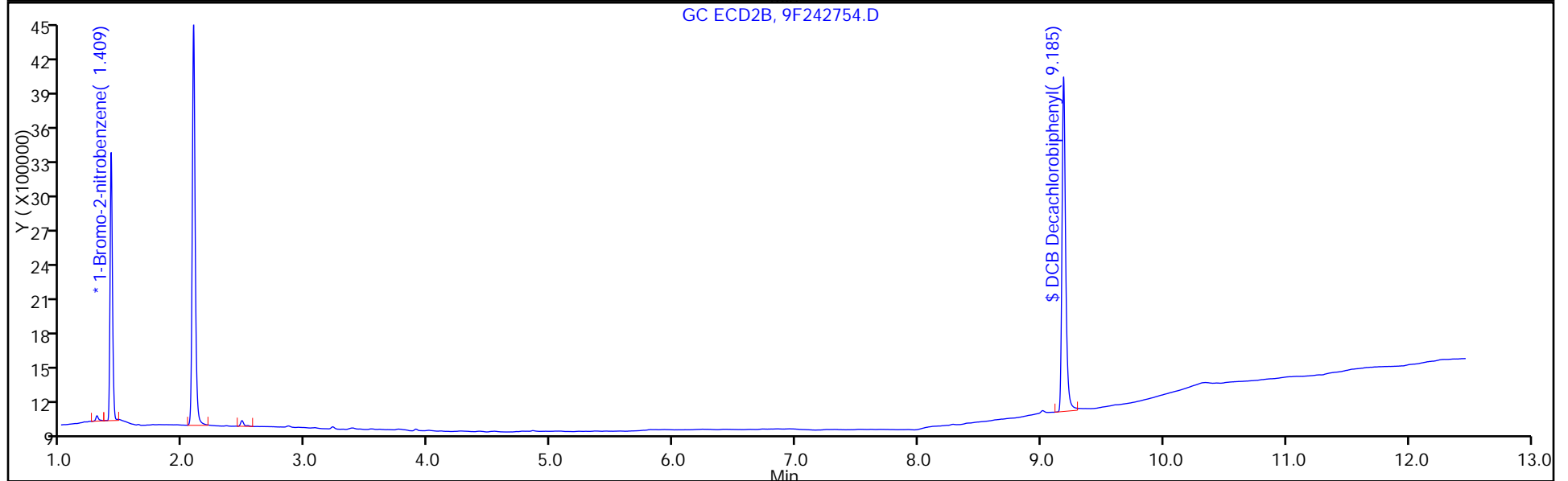
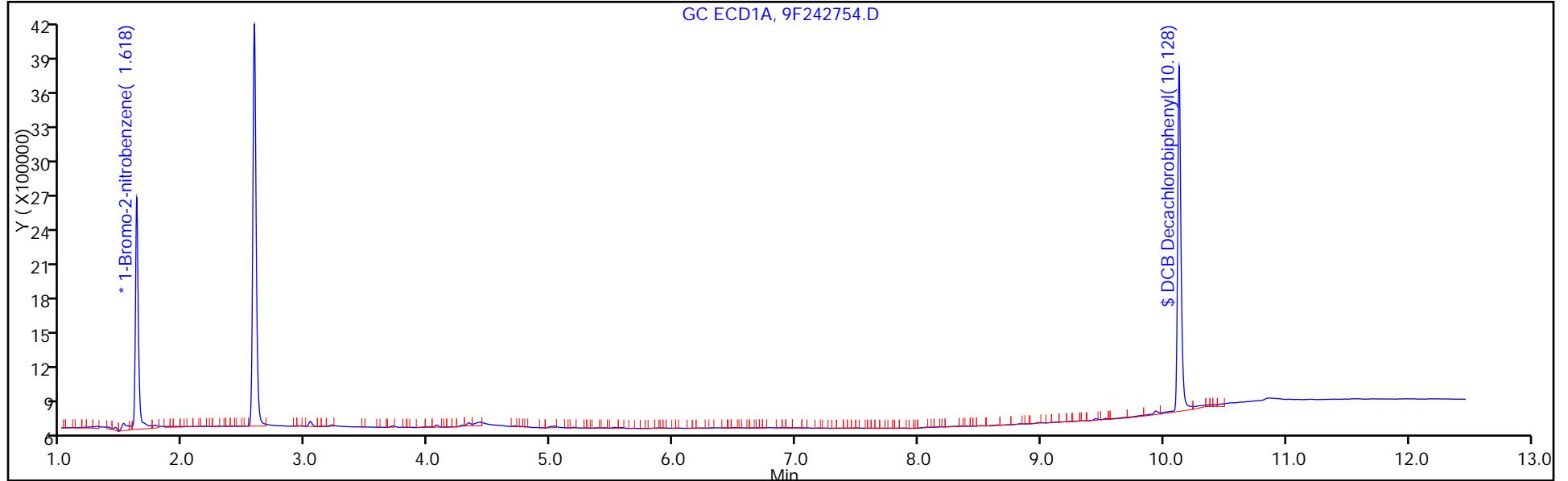
Injection Vol: 1.0 ul

Dil. Factor: 1.0000

ALS Bottle#: 20

Method: 8082-ISTD

Limit Group: GC 8082A PCB ISTD



FORM I  
PCBS ORGANICS ANALYSIS DATA SHEET

Lab Name: TestAmerica Edison Job No.: 460-118325-1  
 SDG No.: \_\_\_\_\_  
 Client Sample ID: PRA-P21SE-8.25 Lab Sample ID: 460-118325-18  
 Matrix: Solid Lab File ID: 9F242754.D  
 Analysis Method: 8082A Date Collected: 08/08/2016 12:08  
 Extraction Method: 3546 Date Extracted: 08/11/2016 00:03  
 Sample wt/vol: 15.0040(g) Date Analyzed: 08/11/2016 13:19  
 Con. Extract Vol.: 10(mL) Dilution Factor: 1  
 Injection Volume: 1(uL) GC Column: CLP-1 ID: 0.53(mm)  
 % Moisture: 13.8 GPC Cleanup: (Y/N) N  
 Analysis Batch No.: 384008 Units: ug/Kg

CAS NO.	COMPOUND NAME	RESULT	Q	RL	MDL
12674-11-2	Aroclor 1016	10	U	78	10
11104-28-2	Aroclor 1221	10	U	78	10
11141-16-5	Aroclor 1232	10	U	78	10
53469-21-9	Aroclor 1242	10	U	78	10
12672-29-6	Aroclor 1248	10	U	78	10
11097-69-1	Aroclor 1254	11	U	78	11
11096-82-5	Aroclor 1260	11	U	78	11
37324-23-5	Aroclor 1262	11	U	78	11
11100-14-4	Aroclor 1268	11	U	78	11

CAS NO.	SURROGATE	%REC	Q	LIMITS
2051-24-3	DCB Decachlorobiphenyl	92		47-150

TestAmerica Edison  
Target Compound Quantitation Report

Data File: \\ChromNA\Edison\ChromData\CPESTGC9\20160810-44310.b\9F242754.D  
 Lims ID: 460-118325-A-18-A  
 Client ID: PRA-P21SE-8.25  
 Sample Type: Client  
 Inject. Date: 11-Aug-2016 13:19:32 ALS Bottle#: 20 Worklist Smp#: 20  
 Injection Vol: 1.0 ul Dil. Factor: 1.0000  
 Sample Info: 460-0044310-020  
 Operator ID: Instrument ID: CPESTGC9  
 Method: \\ChromNA\Edison\ChromData\CPESTGC9\20160810-44310.b\8082-ISTD.m  
 Limit Group: GC 8082A PCB ISTD  
 Last Update: 11-Aug-2016 15:53:02 Calib Date: 12-May-2016 14:29:29  
 Integrator: Falcon  
 Quant Method: Internal Standard Quant By: Initial Calibration  
 Last ICal File: \\ChromNA\Edison\ChromData\CPESTGC9\20160512-40924.b\9F001892.D

Column 1 : Det: GC ECD1A  
 Column 2 : Det: GC ECD2B  
 Process Host: XAWRK020

Col	RT (min.)	Exp RT (min.)	Dlt RT (min.)	Response	OnCol Amt ug/l	Flags
-----	-----------	---------------	---------------	----------	----------------	-------

\* 13 1-Bromo-2-nitrobenzene

1	1.618	1.613	0.005	3374684	20.0	
2	1.409	1.399	0.010	3146436	20.0	
						RPD = 0.00

\$ 11 DCB Decachlorobiphenyl

1	10.128	10.113	0.015	5734510	47.6	
2	9.185	9.177	0.008	6037508	46.0	
						RPD = 3.29

Reagents:

SGPCBISTD\_00006 Amount Added: 20.00 Units: uL Run Reagent

TestAmerica Edison

Data File: \\ChromNA\Edison\ChromData\CPESTGC9\20160810-44310.b\9F242754.D

Injection Date: 11-Aug-2016 13:19:32

Instrument ID: CPESTGC9

Operator ID:

Lims ID: 460-118325-A-18-A

Lab Sample ID: 460-118325-18

Worklist Smp#: 20

Client ID: PRA-P21SE-8.25

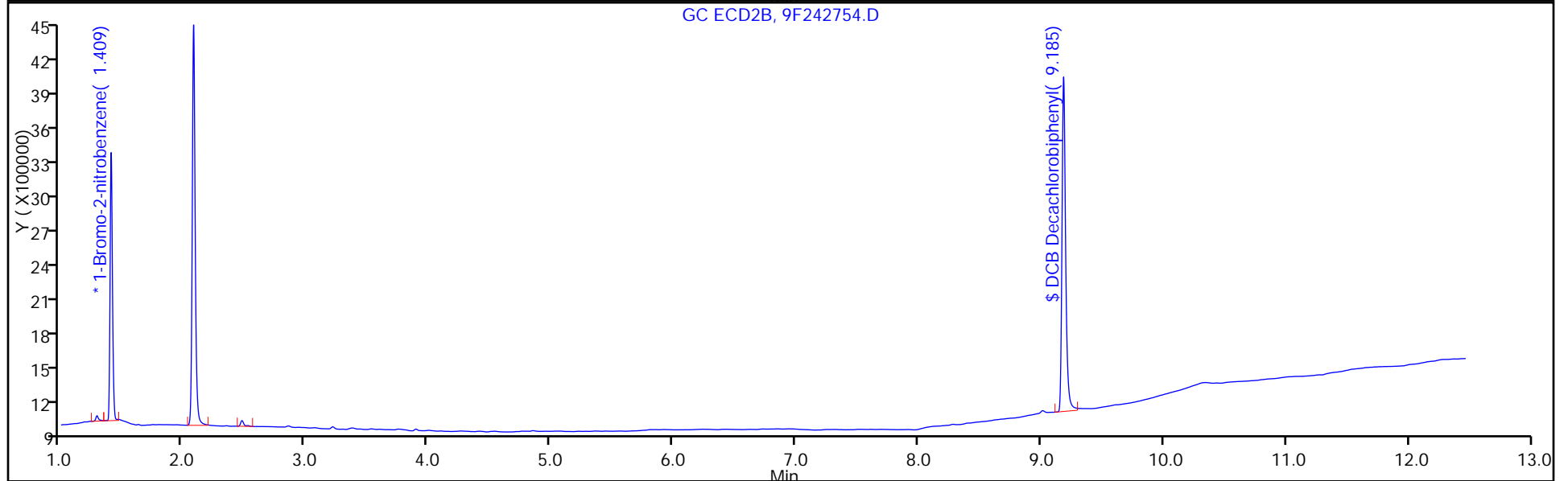
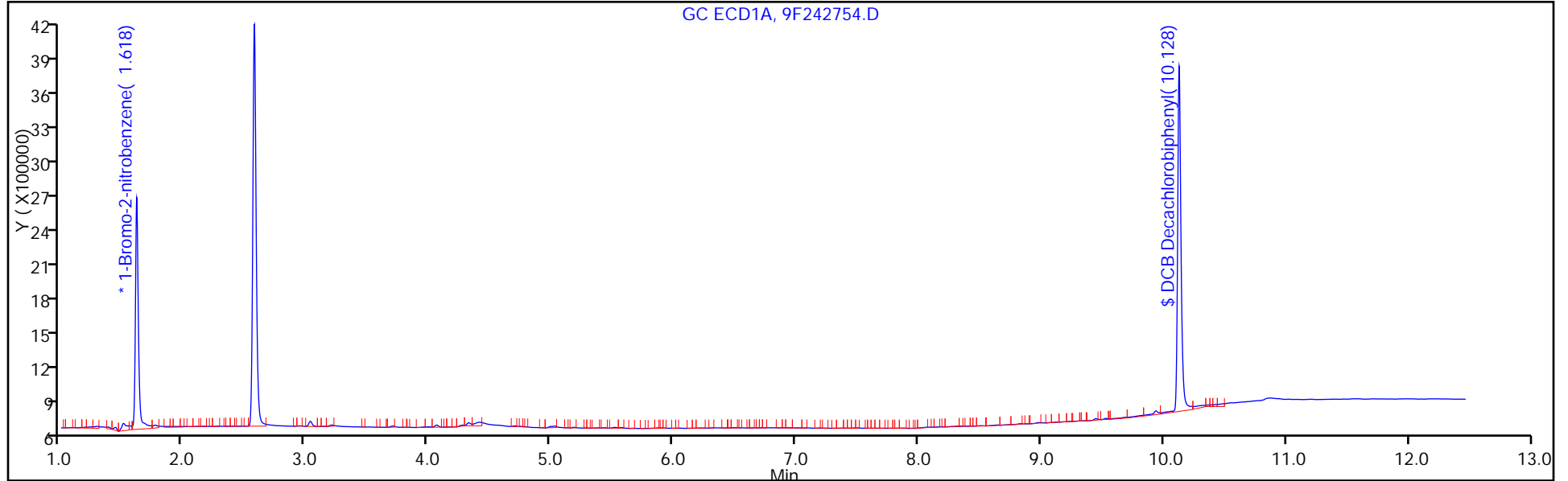
Injection Vol: 1.0 ul

Dil. Factor: 1.0000

ALS Bottle#: 20

Method: 8082-ISTD

Limit Group: GC 8082A PCB ISTD



FORM I  
PCBS ORGANICS ANALYSIS DATA SHEET

Lab Name: TestAmerica Edison Job No.: 460-118325-1  
 SDG No.: \_\_\_\_\_  
 Client Sample ID: PRA-P21SE-10.75 Lab Sample ID: 460-118325-19  
 Matrix: Solid Lab File ID: 9F242753.D  
 Analysis Method: 8082A Date Collected: 08/08/2016 12:05  
 Extraction Method: 3546 Date Extracted: 08/11/2016 00:03  
 Sample wt/vol: 15.0075 (g) Date Analyzed: 08/11/2016 13:05  
 Con. Extract Vol.: 10 (mL) Dilution Factor: 1  
 Injection Volume: 1 (uL) GC Column: CLP-2 ID: 0.53 (mm)  
 % Moisture: 11.0 GPC Cleanup: (Y/N) N  
 Analysis Batch No.: 384008 Units: ug/Kg

CAS NO.	SURROGATE	%REC	Q	LIMITS
2051-24-3	DCB Decachlorobiphenyl	118		47-150



TestAmerica Edison  
Target Compound Quantitation Report

Data File: \\ChromNA\Edison\ChromData\CPESTGC9\20160810-44310.b\9F242753.D  
 Lims ID: 460-118325-A-19-A  
 Client ID: PRA-P21SE-10.75  
 Sample Type: Client  
 Inject. Date: 11-Aug-2016 13:05:04 ALS Bottle#: 19 Worklist Smp#: 19  
 Injection Vol: 1.0 ul Dil. Factor: 1.0000  
 Sample Info: 460-0044310-019  
 Operator ID: Instrument ID: CPESTGC9  
 Method: \\ChromNA\Edison\ChromData\CPESTGC9\20160810-44310.b\8082-ISTD.m  
 Limit Group: GC 8082A PCB ISTD  
 Last Update: 11-Aug-2016 15:53:02 Calib Date: 12-May-2016 14:29:29  
 Integrator: Falcon  
 Quant Method: Internal Standard Quant By: Initial Calibration  
 Last ICal File: \\ChromNA\Edison\ChromData\CPESTGC9\20160512-40924.b\9F001892.D  
 Column 1 : Det: GC ECD1A  
 Column 2 : Det: GC ECD2B  
 Process Host: XAWRK020

First Level Reviewer: patelji Date: 11-Aug-2016 13:19:52

Col	RT (min.)	Exp RT (min.)	Dlt RT (min.)	Response	OnCol Amt ug/l	Flags
-----	-----------	---------------	---------------	----------	----------------	-------

\* 13 1-Bromo-2-nitrobenzene

1	1.620	1.613	0.007	2540259	20.0	
2	1.401	1.399	0.002	2369668	20.0	
RPD = 0.00						

\$ 11 DCB Decachlorobiphenyl

1	10.161	10.113	0.048	5350662	59.0	a
2	9.200	9.177	0.023	5595704	56.7	a
RPD = 4.01						

Reagents:

SGPCBISTD\_00006 Amount Added: 20.00 Units: uL Run Reagent

TestAmerica Edison

Data File: \\ChromNA\Edison\ChromData\CPESTGC9\20160810-44310.b\9F242753.D

Injection Date: 11-Aug-2016 13:05:04

Instrument ID: CPESTGC9

Operator ID:

Lims ID: 460-118325-A-19-A

Lab Sample ID: 460-118325-19

Worklist Smp#: 19

Client ID: PRA-P21SE-10.75

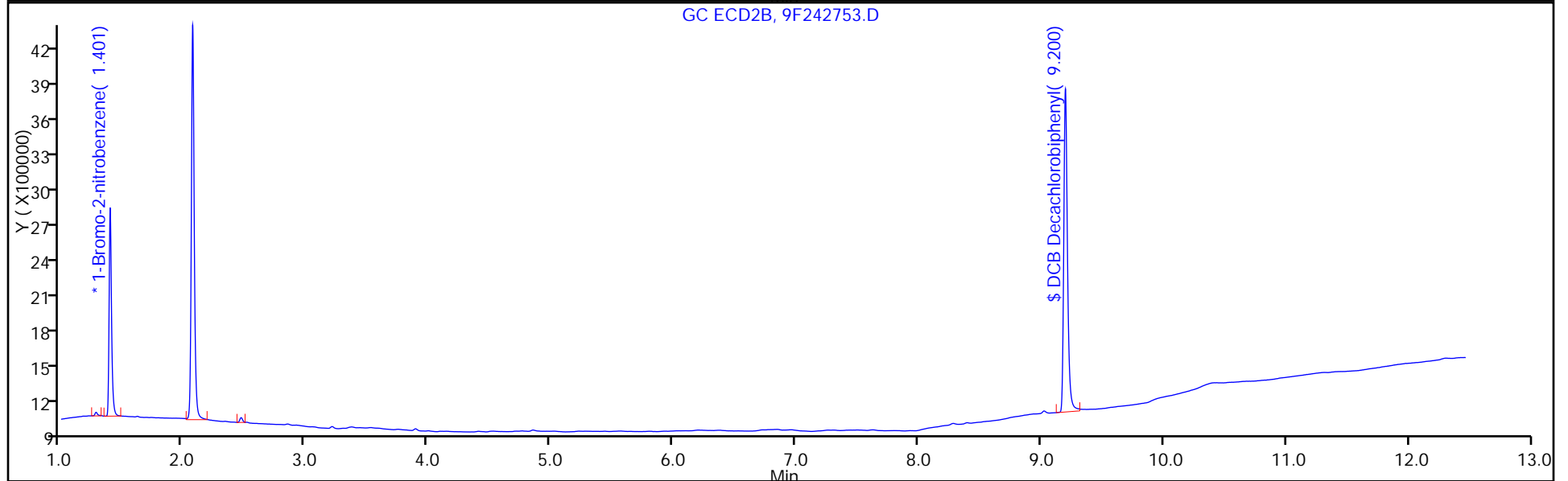
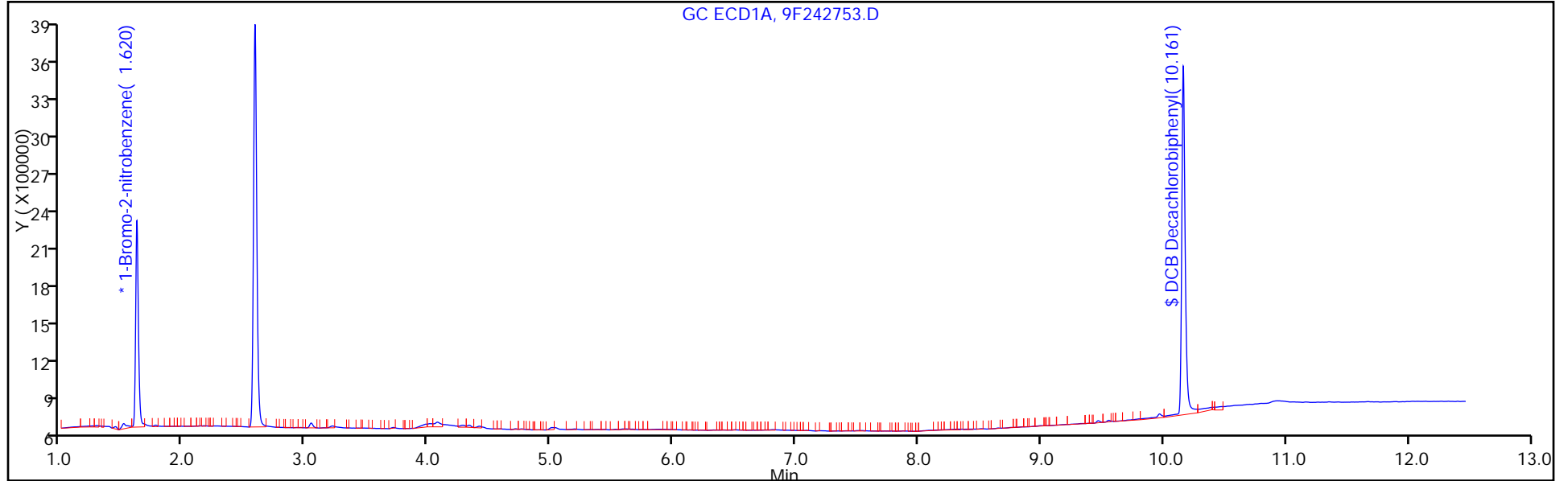
Injection Vol: 1.0 ul

Dil. Factor: 1.0000

ALS Bottle#: 19

Method: 8082-ISTD

Limit Group: GC 8082A PCB ISTD



FORM I  
PCBS ORGANICS ANALYSIS DATA SHEET

Lab Name: TestAmerica Edison Job No.: 460-118325-1  
 SDG No.: \_\_\_\_\_  
 Client Sample ID: PRA-P21SE-10.75 Lab Sample ID: 460-118325-19  
 Matrix: Solid Lab File ID: 9F242753.D  
 Analysis Method: 8082A Date Collected: 08/08/2016 12:05  
 Extraction Method: 3546 Date Extracted: 08/11/2016 00:03  
 Sample wt/vol: 15.0075(g) Date Analyzed: 08/11/2016 13:05  
 Con. Extract Vol.: 10 (mL) Dilution Factor: 1  
 Injection Volume: 1 (uL) GC Column: CLP-1 ID: 0.53 (mm)  
 % Moisture: 11.0 GPC Cleanup: (Y/N) N  
 Analysis Batch No.: 384008 Units: ug/Kg

CAS NO.	COMPOUND NAME	RESULT	Q	RL	MDL
12674-11-2	Aroclor 1016	10	U	75	10
11104-28-2	Aroclor 1221	10	U	75	10
11141-16-5	Aroclor 1232	10	U	75	10
53469-21-9	Aroclor 1242	10	U	75	10
12672-29-6	Aroclor 1248	10	U	75	10
11097-69-1	Aroclor 1254	10	U	75	10
11096-82-5	Aroclor 1260	10	U	75	10
37324-23-5	Aroclor 1262	10	U	75	10
11100-14-4	Aroclor 1268	10	U	75	10

CAS NO.	SURROGATE	%REC	Q	LIMITS
2051-24-3	DCB Decachlorobiphenyl	113		47-150

TestAmerica Edison  
Target Compound Quantitation Report

Data File: \\ChromNA\Edison\ChromData\CPESTGC9\20160810-44310.b\9F242753.D  
 Lims ID: 460-118325-A-19-A  
 Client ID: PRA-P21SE-10.75  
 Sample Type: Client  
 Inject. Date: 11-Aug-2016 13:05:04 ALS Bottle#: 19 Worklist Smp#: 19  
 Injection Vol: 1.0 ul Dil. Factor: 1.0000  
 Sample Info: 460-0044310-019  
 Operator ID: Instrument ID: CPESTGC9  
 Method: \\ChromNA\Edison\ChromData\CPESTGC9\20160810-44310.b\8082-ISTD.m  
 Limit Group: GC 8082A PCB ISTD  
 Last Update: 11-Aug-2016 15:53:02 Calib Date: 12-May-2016 14:29:29  
 Integrator: Falcon  
 Quant Method: Internal Standard Quant By: Initial Calibration  
 Last ICal File: \\ChromNA\Edison\ChromData\CPESTGC9\20160512-40924.b\9F001892.D  
 Column 1 : Det: GC ECD1A  
 Column 2 : Det: GC ECD2B  
 Process Host: XAWRK020

First Level Reviewer: patelji Date: 11-Aug-2016 13:19:52

Col	RT (min.)	Exp RT (min.)	Dlt RT (min.)	Response	OnCol Amt ug/l	Flags
-----	-----------	---------------	---------------	----------	----------------	-------

\* 13 1-Bromo-2-nitrobenzene

1	1.620	1.613	0.007	2540259	20.0	
2	1.401	1.399	0.002	2369668	20.0	
RPD = 0.00						

\$ 11 DCB Decachlorobiphenyl

1	10.161	10.113	0.048	5350662	59.0	a
2	9.200	9.177	0.023	5595704	56.7	a
RPD = 4.01						

Reagents:

SGPCBISTD\_00006 Amount Added: 20.00 Units: uL Run Reagent

TestAmerica Edison

Data File: \\ChromNA\Edison\ChromData\CPESTGC9\20160810-44310.b\9F242753.D

Injection Date: 11-Aug-2016 13:05:04

Instrument ID: CPESTGC9

Operator ID:

Lims ID: 460-118325-A-19-A

Lab Sample ID: 460-118325-19

Worklist Smp#: 19

Client ID: PRA-P21SE-10.75

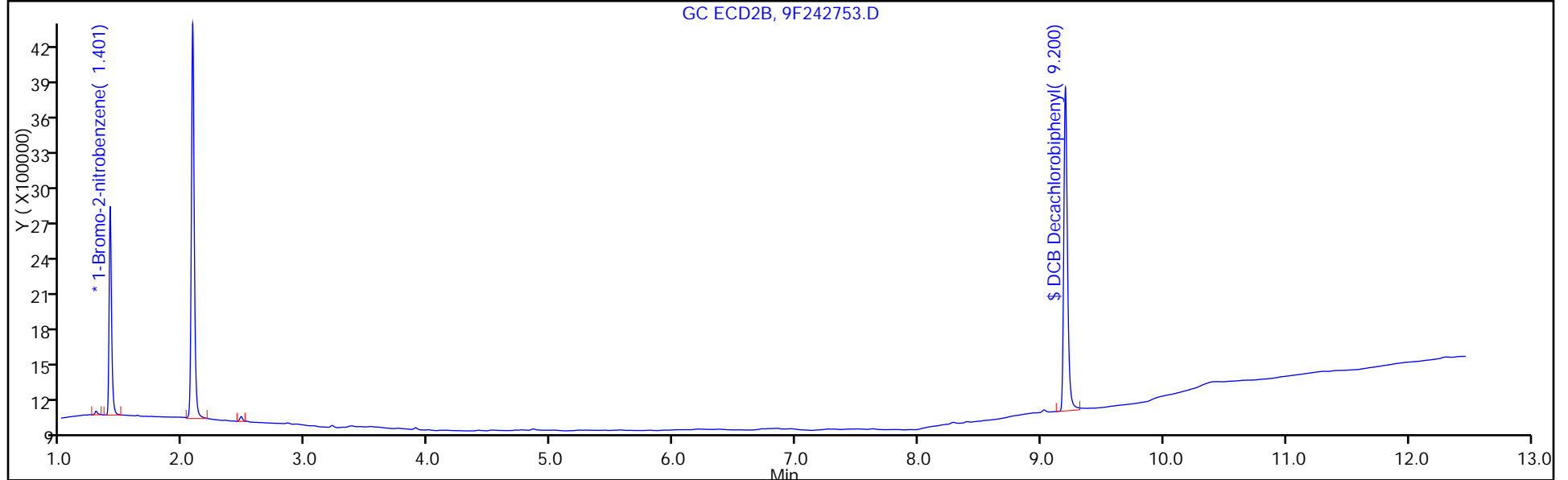
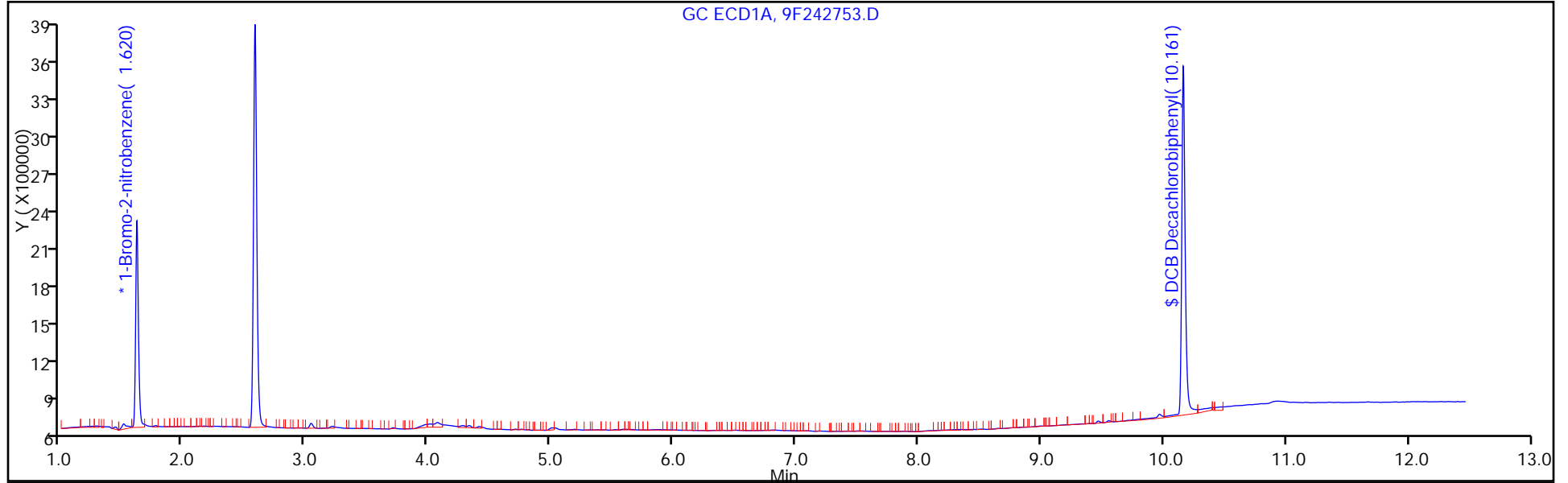
Injection Vol: 1.0 ul

Dil. Factor: 1.0000

ALS Bottle#: 19

Method: 8082-ISTD

Limit Group: GC 8082A PCB ISTD



FORM I  
PCBS ORGANICS ANALYSIS DATA SHEET

Lab Name: <u>TestAmerica Edison</u>	Job No.: <u>460-118325-1</u>
SDG No.: _____	
Client Sample ID: <u>PRA-P21-8.25</u>	Lab Sample ID: <u>460-118325-21</u>
Matrix: <u>Solid</u>	Lab File ID: <u>9F242752.D</u>
Analysis Method: <u>8082A</u>	Date Collected: <u>08/08/2016 11:50</u>
Extraction Method: <u>3546</u>	Date Extracted: <u>08/11/2016 00:03</u>
Sample wt/vol: <u>15.0014(g)</u>	Date Analyzed: <u>08/11/2016 12:47</u>
Con. Extract Vol.: <u>10 (mL)</u>	Dilution Factor: <u>1</u>
Injection Volume: <u>1 (uL)</u>	GC Column: <u>CLP-2</u> ID: <u>0.53 (mm)</u>
% Moisture: <u>12.5</u>	GPC Cleanup: (Y/N) <u>N</u>
Analysis Batch No.: <u>384008</u>	Units: <u>ug/Kg</u>

CAS NO.	SURROGATE	%REC	Q	LIMITS
2051-24-3	DCB Decachlorobiphenyl	114		47-150

TestAmerica Edison  
Target Compound Quantitation Report

Data File: \\ChromNA\Edison\ChromData\CPESTGC9\20160810-44310.b\9F242752.D  
 Lims ID: 460-118325-A-21-A  
 Client ID: PRA-P21-8.25  
 Sample Type: Client  
 Inject. Date: 11-Aug-2016 12:47:06 ALS Bottle#: 18 Worklist Smp#: 18  
 Injection Vol: 1.0 ul Dil. Factor: 1.0000  
 Sample Info: 460-0044310-018  
 Operator ID: Instrument ID: CPESTGC9  
 Method: \\ChromNA\Edison\ChromData\CPESTGC9\20160810-44310.b\8082-ISTD.m  
 Limit Group: GC 8082A PCB ISTD  
 Last Update: 11-Aug-2016 15:53:02 Calib Date: 12-May-2016 14:29:29  
 Integrator: Falcon  
 Quant Method: Internal Standard Quant By: Initial Calibration  
 Last ICal File: \\ChromNA\Edison\ChromData\CPESTGC9\20160512-40924.b\9F001892.D  
 Column 1 : Det: GC ECD1A  
 Column 2 : Det: GC ECD2B  
 Process Host: XAWRK020

First Level Reviewer: patelji Date: 11-Aug-2016 13:20:03

Col	RT (min.)	Exp RT (min.)	Dlt RT (min.)	Response	OnCol Amt ug/l	Flags
-----	-----------	---------------	---------------	----------	----------------	-------

\* 13 1-Bromo-2-nitrobenzene

1	1.619	1.613	0.006	2655107	20.0	
2	1.401	1.399	0.002	2434131	20.0	
RPD = 0.00						

\$ 11 DCB Decachlorobiphenyl

1	10.167	10.113	0.054	5406149	57.0	a
2	9.202	9.177	0.025	5865807	57.8	a
RPD = 1.41						

Reagents:

SGPCBISTD\_00006 Amount Added: 20.00 Units: uL Run Reagent

TestAmerica Edison

Data File: \\ChromNA\Edison\ChromData\CPESTGC9\20160810-44310.b\9F242752.D

Injection Date: 11-Aug-2016 12:47:06

Instrument ID: CPESTGC9

Operator ID:

Lims ID: 460-118325-A-21-A

Lab Sample ID: 460-118325-21

Worklist Smp#: 18

Client ID: PRA-P21-8.25

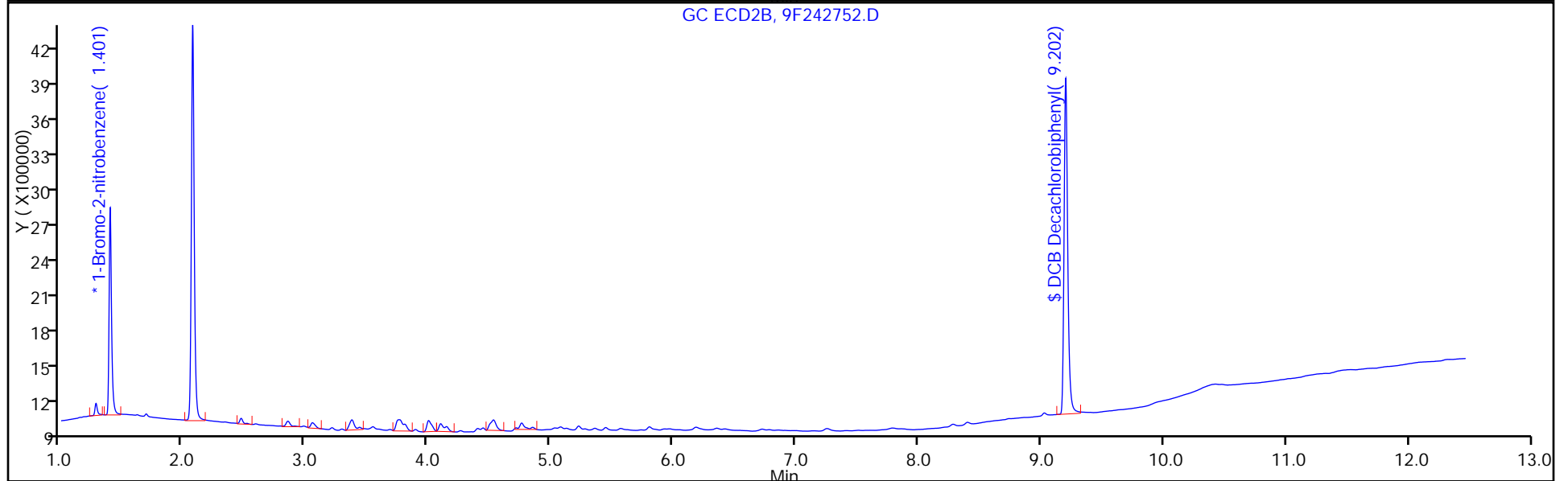
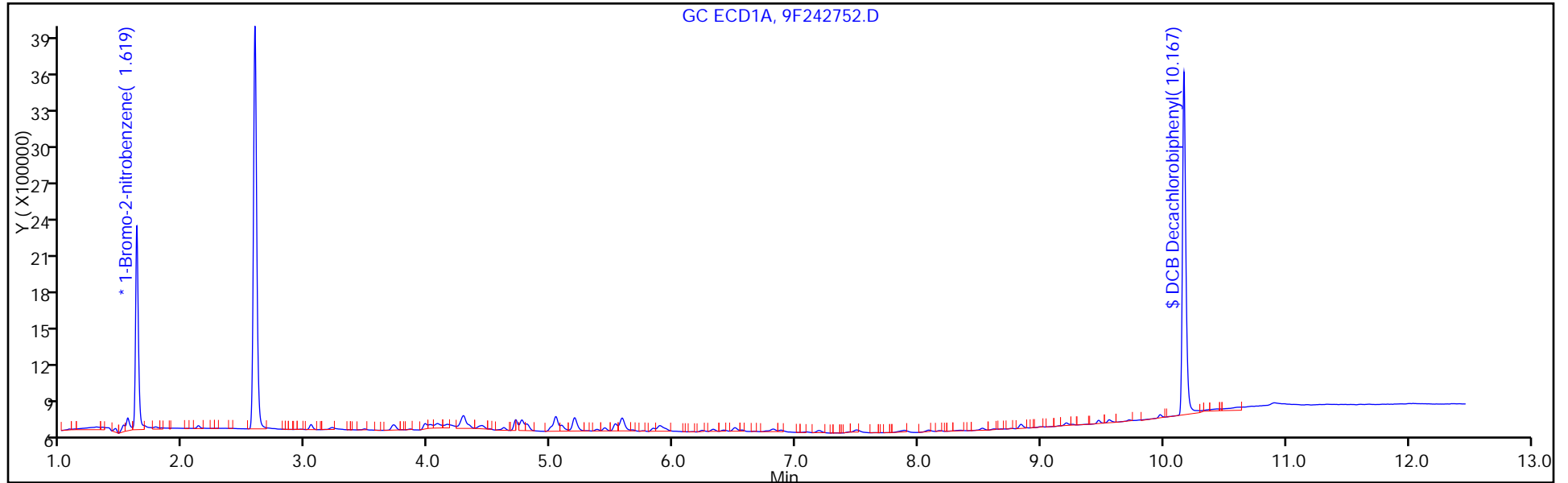
Injection Vol: 1.0 ul

Dil. Factor: 1.0000

ALS Bottle#: 18

Method: 8082-ISTD

Limit Group: GC 8082A PCB ISTD





FORM I  
PCBS ORGANICS ANALYSIS DATA SHEET

Lab Name: TestAmerica Edison Job No.: 460-118325-1  
 SDG No.: \_\_\_\_\_  
 Client Sample ID: PRA-P21-8.25 Lab Sample ID: 460-118325-21  
 Matrix: Solid Lab File ID: 9F242752.D  
 Analysis Method: 8082A Date Collected: 08/08/2016 11:50  
 Extraction Method: 3546 Date Extracted: 08/11/2016 00:03  
 Sample wt/vol: 15.0014(g) Date Analyzed: 08/11/2016 12:47  
 Con. Extract Vol.: 10 (mL) Dilution Factor: 1  
 Injection Volume: 1 (uL) GC Column: CLP-1 ID: 0.53 (mm)  
 % Moisture: 12.5 GPC Cleanup: (Y/N) N  
 Analysis Batch No.: 384008 Units: ug/Kg

CAS NO.	COMPOUND NAME	RESULT	Q	RL	MDL
12674-11-2	Aroclor 1016	10	U	77	10
11104-28-2	Aroclor 1221	10	U	77	10
11141-16-5	Aroclor 1232	10	U	77	10
53469-21-9	Aroclor 1242	10	U	77	10
12672-29-6	Aroclor 1248	10	U	77	10
11097-69-1	Aroclor 1254	11	U	77	11
11096-82-5	Aroclor 1260	11	U	77	11
37324-23-5	Aroclor 1262	11	U	77	11
11100-14-4	Aroclor 1268	11	U	77	11

CAS NO.	SURROGATE	%REC	Q	LIMITS
2051-24-3	DCB Decachlorobiphenyl	116		47-150

TestAmerica Edison  
Target Compound Quantitation Report

Data File: \\ChromNA\Edison\ChromData\CPESTGC9\20160810-44310.b\9F242752.D  
 Lims ID: 460-118325-A-21-A  
 Client ID: PRA-P21-8.25  
 Sample Type: Client  
 Inject. Date: 11-Aug-2016 12:47:06 ALS Bottle#: 18 Worklist Smp#: 18  
 Injection Vol: 1.0 ul Dil. Factor: 1.0000  
 Sample Info: 460-0044310-018  
 Operator ID: Instrument ID: CPESTGC9  
 Method: \\ChromNA\Edison\ChromData\CPESTGC9\20160810-44310.b\8082-ISTD.m  
 Limit Group: GC 8082A PCB ISTD  
 Last Update: 11-Aug-2016 15:53:02 Calib Date: 12-May-2016 14:29:29  
 Integrator: Falcon  
 Quant Method: Internal Standard Quant By: Initial Calibration  
 Last ICal File: \\ChromNA\Edison\ChromData\CPESTGC9\20160512-40924.b\9F001892.D  
 Column 1 : Det: GC ECD1A  
 Column 2 : Det: GC ECD2B  
 Process Host: XAWRK020

First Level Reviewer: patelji Date: 11-Aug-2016 13:20:03

Col	RT (min.)	Exp RT (min.)	Dlt RT (min.)	Response	OnCol Amt ug/l	Flags
-----	-----------	---------------	---------------	----------	----------------	-------

\* 13 1-Bromo-2-nitrobenzene

1	1.619	1.613	0.006	2655107	20.0	
2	1.401	1.399	0.002	2434131	20.0	
RPD = 0.00						

\$ 11 DCB Decachlorobiphenyl

1	10.167	10.113	0.054	5406149	57.0	a
2	9.202	9.177	0.025	5865807	57.8	a
RPD = 1.41						

Reagents:

SGPCBISTD\_00006 Amount Added: 20.00 Units: uL Run Reagent

TestAmerica Edison

Data File: \\ChromNA\Edison\ChromData\CPESTGC9\20160810-44310.b\9F242752.D

Injection Date: 11-Aug-2016 12:47:06

Instrument ID: CPESTGC9

Operator ID:

Lims ID: 460-118325-A-21-A

Lab Sample ID: 460-118325-21

Worklist Smp#: 18

Client ID: PRA-P21-8.25

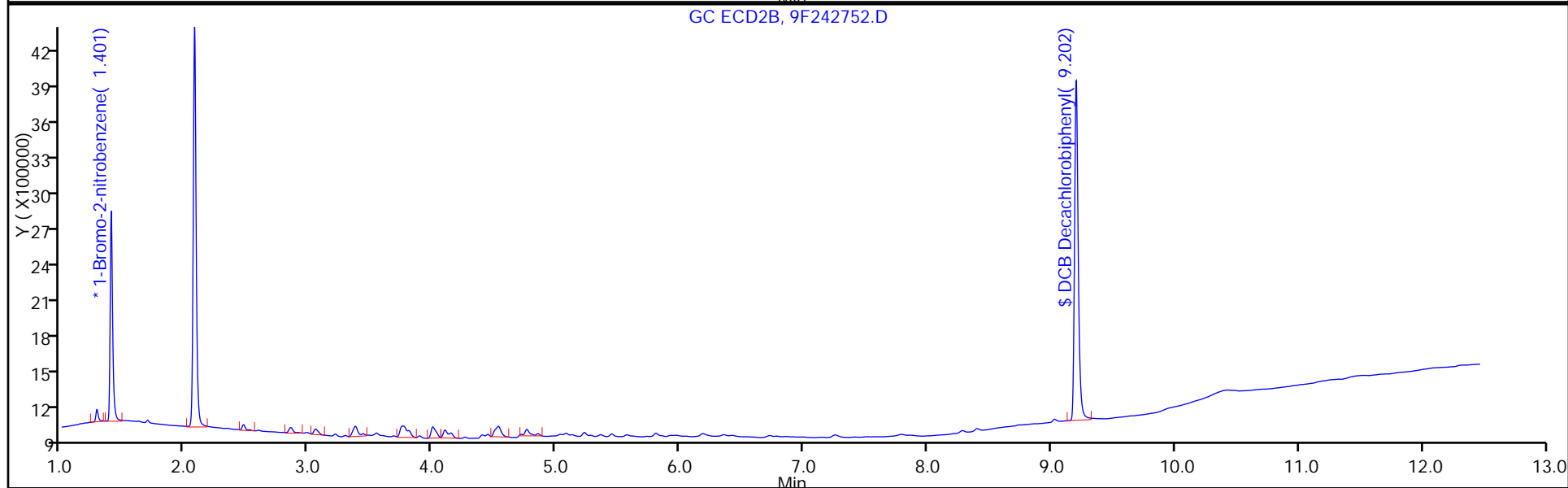
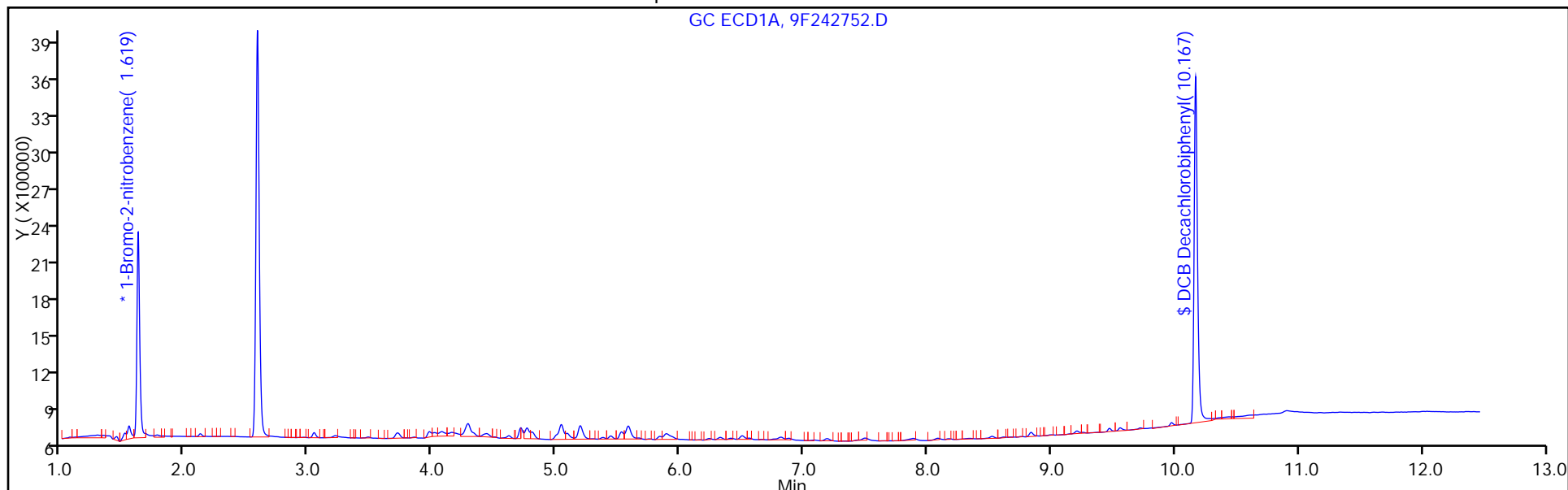
Injection Vol: 1.0 ul

Dil. Factor: 1.0000

ALS Bottle#: 18

Method: 8082-ISTD

Limit Group: GC 8082A PCB ISTD



FORM I  
PCBS ORGANICS ANALYSIS DATA SHEET

Lab Name: TestAmerica Edison Job No.: 460-118325-1  
 SDG No.: \_\_\_\_\_  
 Client Sample ID: PRA-P21-10.75 Lab Sample ID: 460-118325-22  
 Matrix: Solid Lab File ID: 9F242751.D  
 Analysis Method: 8082A Date Collected: 08/08/2016 11:52  
 Extraction Method: 3546 Date Extracted: 08/11/2016 00:03  
 Sample wt/vol: 15.0056(g) Date Analyzed: 08/11/2016 12:29  
 Con. Extract Vol.: 10 (mL) Dilution Factor: 1  
 Injection Volume: 1 (uL) GC Column: CLP-2 ID: 0.53 (mm)  
 % Moisture: 13.2 GPC Cleanup: (Y/N) N  
 Analysis Batch No.: 384008 Units: ug/Kg

CAS NO.	SURROGATE	%REC	Q	LIMITS
2051-24-3	DCB Decachlorobiphenyl	126		47-150

TestAmerica Edison  
Target Compound Quantitation Report

Data File: \\ChromNA\Edison\ChromData\CPESTGC9\20160810-44310.b\9F242751.D  
 Lims ID: 460-118325-A-22-A  
 Client ID: PRA-P21-10.75  
 Sample Type: Client  
 Inject. Date: 11-Aug-2016 12:29:38 ALS Bottle#: 17 Worklist Smp#: 17  
 Injection Vol: 1.0 ul Dil. Factor: 1.0000  
 Sample Info: 460-0044310-017  
 Operator ID: Instrument ID: CPESTGC9  
 Method: \\ChromNA\Edison\ChromData\CPESTGC9\20160810-44310.b\8082-ISTD.m  
 Limit Group: GC 8082A PCB ISTD  
 Last Update: 11-Aug-2016 15:53:02 Calib Date: 12-May-2016 14:29:29  
 Integrator: Falcon  
 Quant Method: Internal Standard Quant By: Initial Calibration  
 Last ICal File: \\ChromNA\Edison\ChromData\CPESTGC9\20160512-40924.b\9F001892.D  
 Column 1 : Det: GC ECD1A  
 Column 2 : Det: GC ECD2B  
 Process Host: XAWRK020

First Level Reviewer: patelji Date: 11-Aug-2016 13:00:10

Col	RT (min.)	Exp RT (min.)	Dlt RT (min.)	Response	OnCol Amt ug/l	Flags
-----	-----------	---------------	---------------	----------	----------------	-------

\* 13 1-Bromo-2-nitrobenzene

1	1.619	1.613	0.006	2345614	20.0	
2	1.400	1.399	0.001	2197253	20.0	
RPD = 0.00						

\$ 11 DCB Decachlorobiphenyl

1	10.159	10.113	0.046	5264697	62.9	M
2	9.199	9.177	0.022	5767234	63.0	a
RPD = 0.21						

**QC Flag Legend**

Review Flags

M - Manually Integrated

**Reagents:**

SGPCBISTD\_00006 Amount Added: 20.00 Units: uL Run Reagent

TestAmerica Edison

Data File: \\ChromNA\Edison\ChromData\CPESTGC9\20160810-44310.b\9F242751.D

Injection Date: 11-Aug-2016 12:29:38

Instrument ID: CPESTGC9

Operator ID:

Lims ID: 460-118325-A-22-A

Lab Sample ID: 460-118325-22

Worklist Smp#: 17

Client ID: PRA-P21-10.75

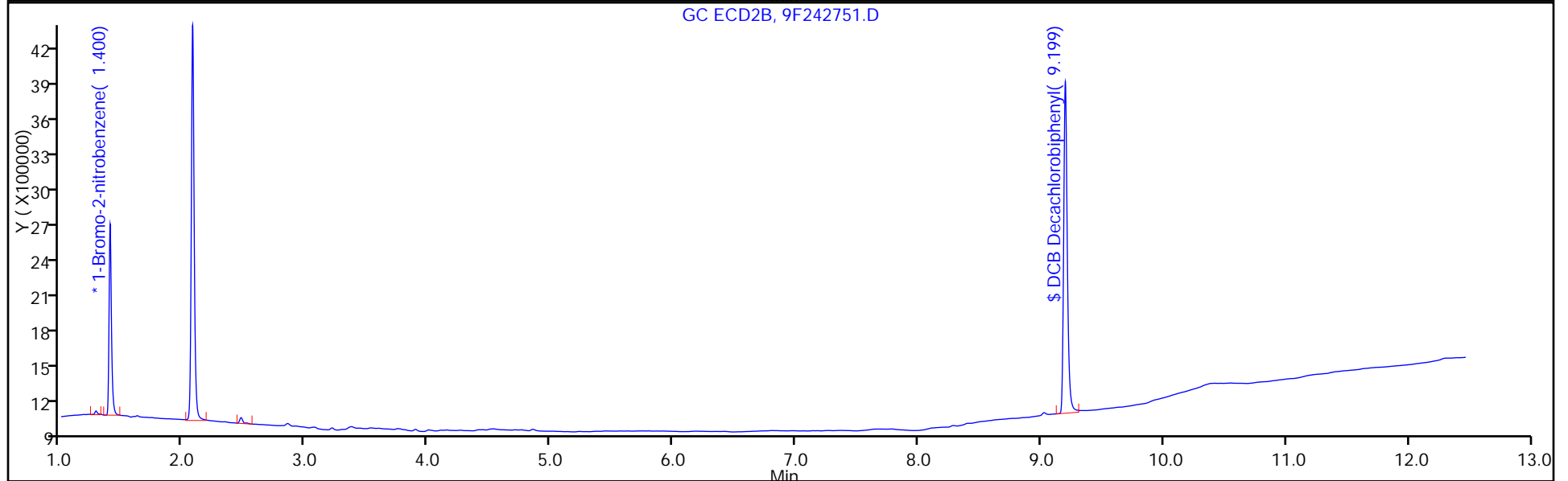
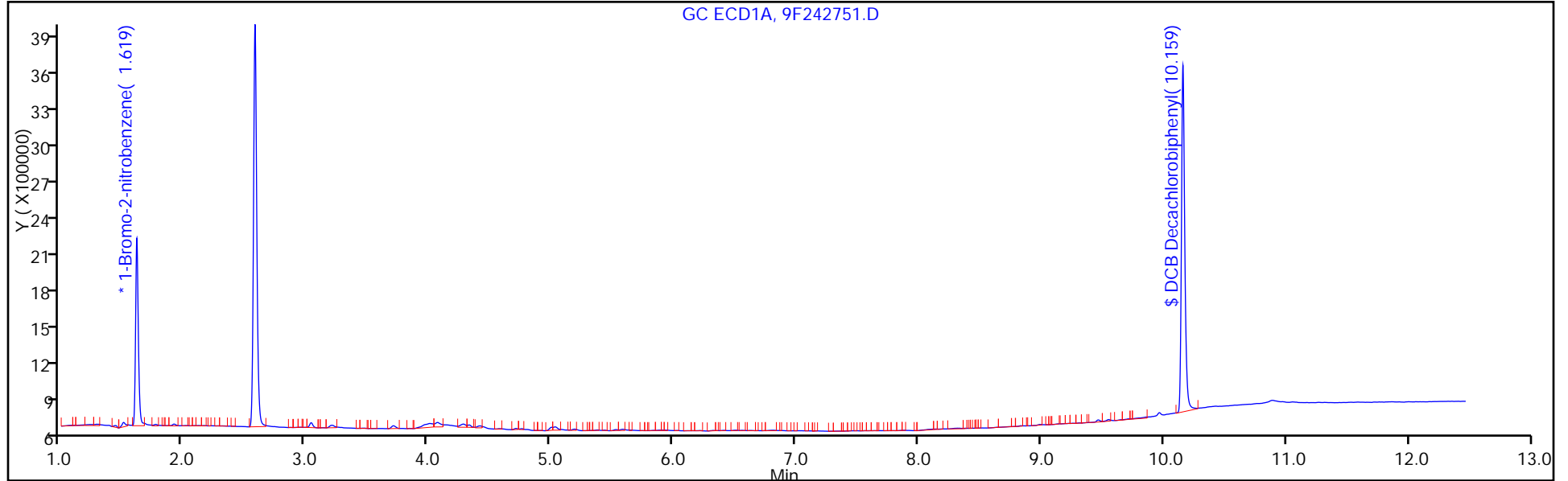
Injection Vol: 1.0 ul

Dil. Factor: 1.0000

ALS Bottle#: 17

Method: 8082-ISTD

Limit Group: GC 8082A PCB ISTD



TestAmerica Edison

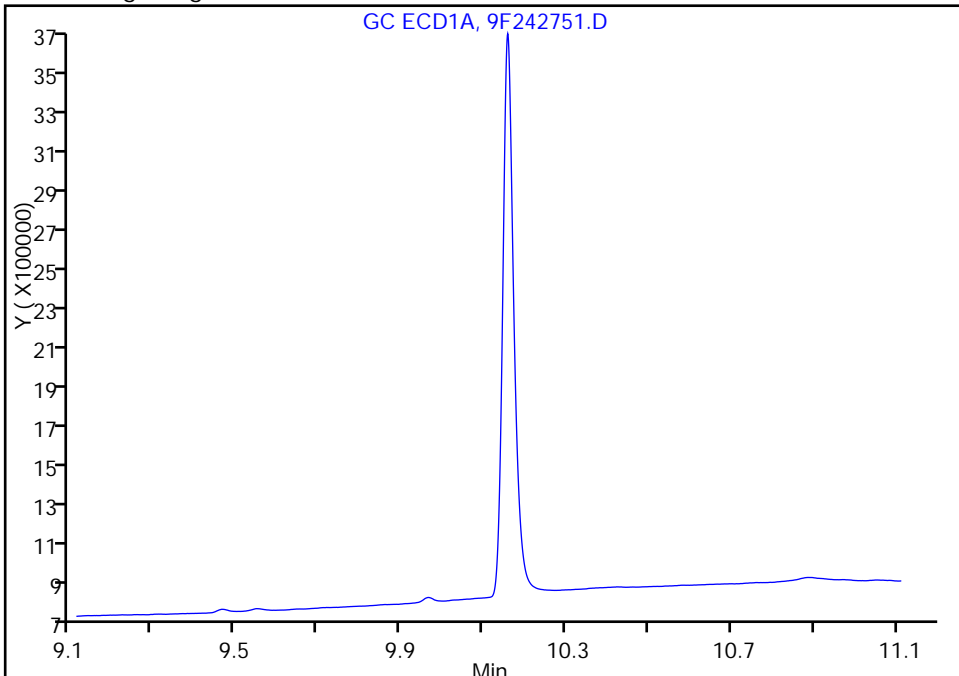
Data File: \\ChromNA\Edison\ChromData\CPESTGC9\20160810-44310.b\9F242751.D  
Injection Date: 11-Aug-2016 12:29:38 Instrument ID: CPESTGC9  
Lims ID: 460-118325-A-22-A Lab Sample ID: 460-118325-22  
Client ID: PRA-P21-10.75  
Operator ID: ALS Bottle#: 17 Worklist Smp#: 17  
Injection Vol: 1.0 ul Dil. Factor: 1.0000  
Method: 8082-ISTD Limit Group: GC 8082A PCB ISTD  
Column: Detector GC ECD1A

**\$ 11 DCB Decachlorobiphenyl, CAS: 2051-24-3**

Signal: 1

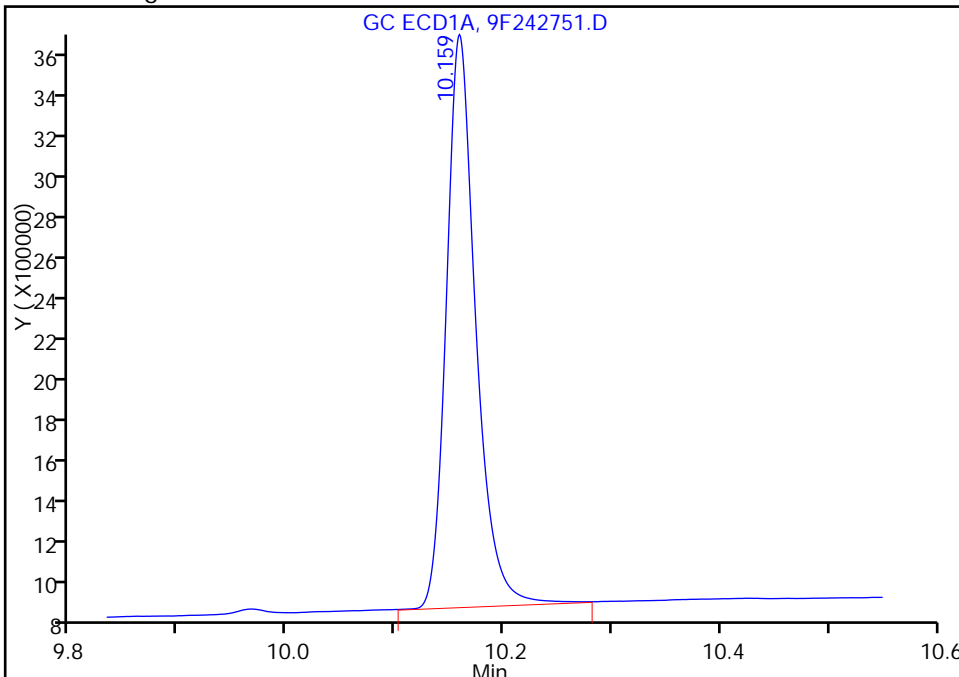
Not Detected  
Expected RT: 10.11

Processing Integration Results



RT: 10.16  
Area: 5264697  
Amount: 62.851053  
Amount Units: ug/l

Manual Integration Results



Reviewer: patelji, 11-Aug-2016 13:00:10  
Audit Action: Assigned Compound ID

Audit Reason:

TestAmerica Edison

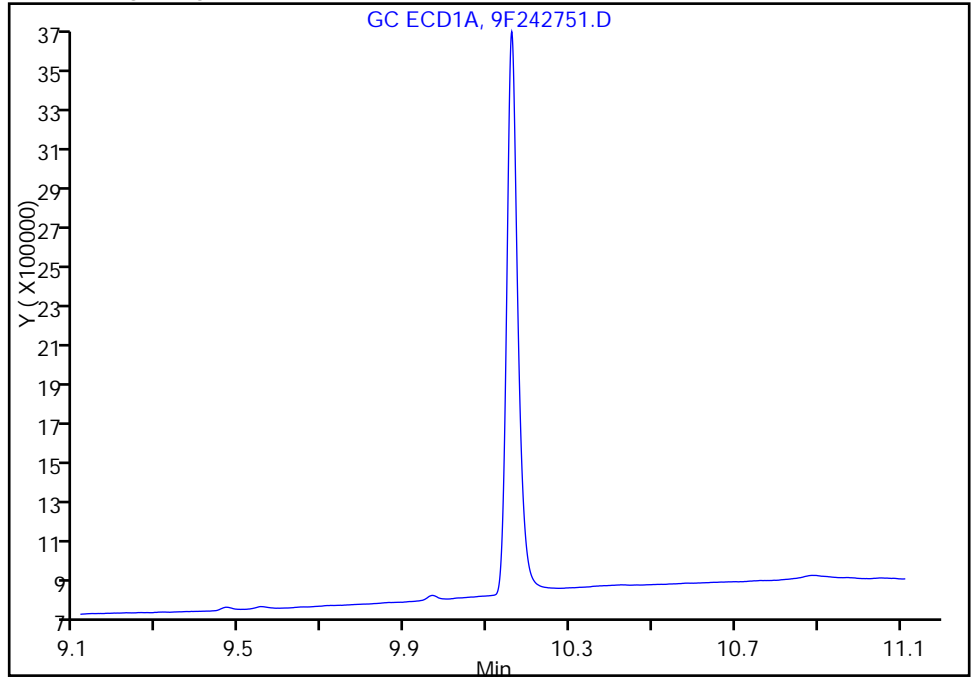
Data File: \\ChromNA\Edison\ChromData\CPESTGC9\20160810-44310.b\9F242751.D  
Injection Date: 11-Aug-2016 12:29:38 Instrument ID: CPESTGC9  
Lims ID: 460-118325-A-22-A Lab Sample ID: 460-118325-22  
Client ID: PRA-P21-10.75  
Operator ID: ALS Bottle#: 17 Worklist Smp#: 17  
Injection Vol: 1.0 ul Dil. Factor: 1.0000  
Method: 8082-ISTD Limit Group: GC 8082A PCB ISTD  
Column: Detector GC ECD1A

**\$ 11 DCB Decachlorobiphenyl, CAS: 2051-24-3**

Signal: 1

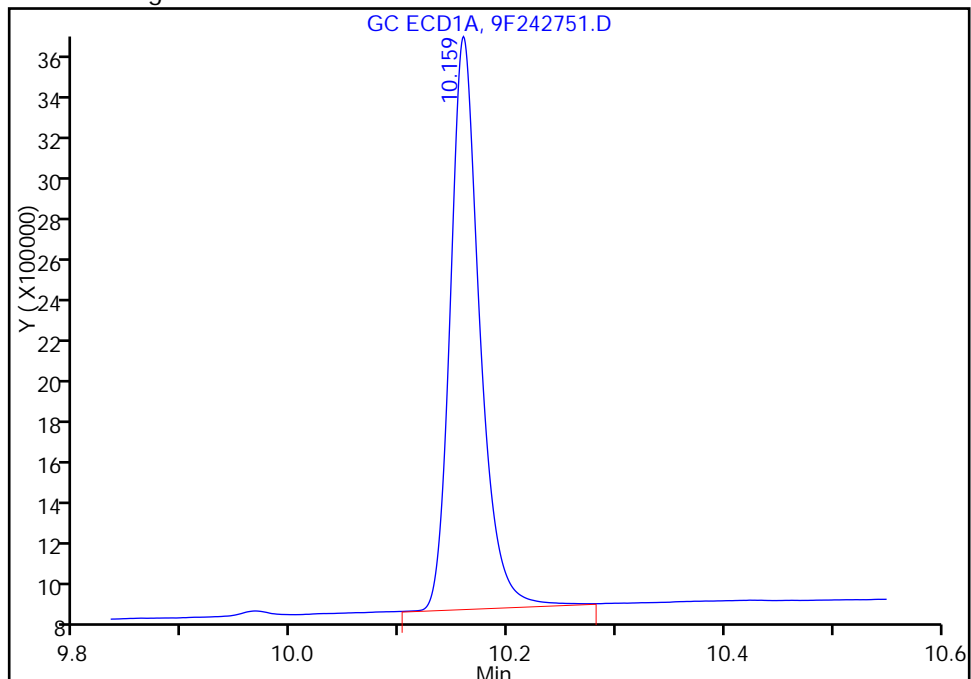
Not Detected  
Expected RT: 10.11

Processing Integration Results



Manual Integration Results

RT: 10.16  
Area: 5264697  
Amount: 62.851053  
Amount Units: ug/l



Reviewer: patelji, 11-Aug-2016 13:02:01

Audit Action: Manually Integrated

Audit Reason: Peak not integrated



FORM I  
PCBS ORGANICS ANALYSIS DATA SHEET

Lab Name: TestAmerica Edison Job No.: 460-118325-1  
 SDG No.: \_\_\_\_\_  
 Client Sample ID: PRA-P21-10.75 Lab Sample ID: 460-118325-22  
 Matrix: Solid Lab File ID: 9F242751.D  
 Analysis Method: 8082A Date Collected: 08/08/2016 11:52  
 Extraction Method: 3546 Date Extracted: 08/11/2016 00:03  
 Sample wt/vol: 15.0056(g) Date Analyzed: 08/11/2016 12:29  
 Con. Extract Vol.: 10 (mL) Dilution Factor: 1  
 Injection Volume: 1 (uL) GC Column: CLP-1 ID: 0.53 (mm)  
 % Moisture: 13.2 GPC Cleanup: (Y/N) N  
 Analysis Batch No.: 384008 Units: ug/Kg

CAS NO.	COMPOUND NAME	RESULT	Q	RL	MDL
12674-11-2	Aroclor 1016	10	U	77	10
11104-28-2	Aroclor 1221	10	U	77	10
11141-16-5	Aroclor 1232	10	U	77	10
53469-21-9	Aroclor 1242	10	U	77	10
12672-29-6	Aroclor 1248	10	U	77	10
11097-69-1	Aroclor 1254	11	U	77	11
11096-82-5	Aroclor 1260	11	U	77	11
37324-23-5	Aroclor 1262	11	U	77	11
11100-14-4	Aroclor 1268	11	U	77	11

CAS NO.	SURROGATE	%REC	Q	LIMITS
2051-24-3	DCB Decachlorobiphenyl	126		47-150

TestAmerica Edison  
Target Compound Quantitation Report

Data File: \\ChromNA\Edison\ChromData\CPESTGC9\20160810-44310.b\9F242751.D  
 Lims ID: 460-118325-A-22-A  
 Client ID: PRA-P21-10.75  
 Sample Type: Client  
 Inject. Date: 11-Aug-2016 12:29:38 ALS Bottle#: 17 Worklist Smp#: 17  
 Injection Vol: 1.0 ul Dil. Factor: 1.0000  
 Sample Info: 460-0044310-017  
 Operator ID: Instrument ID: CPESTGC9  
 Method: \\ChromNA\Edison\ChromData\CPESTGC9\20160810-44310.b\8082-ISTD.m  
 Limit Group: GC 8082A PCB ISTD  
 Last Update: 11-Aug-2016 15:53:02 Calib Date: 12-May-2016 14:29:29  
 Integrator: Falcon  
 Quant Method: Internal Standard Quant By: Initial Calibration  
 Last ICal File: \\ChromNA\Edison\ChromData\CPESTGC9\20160512-40924.b\9F001892.D  
 Column 1 : Det: GC ECD1A  
 Column 2 : Det: GC ECD2B  
 Process Host: XAWRK020

First Level Reviewer: patelji Date: 11-Aug-2016 13:00:10

Col	RT (min.)	Exp RT (min.)	Dlt RT (min.)	Response	OnCol Amt ug/l	Flags
-----	-----------	---------------	---------------	----------	----------------	-------

\* 13 1-Bromo-2-nitrobenzene

1	1.619	1.613	0.006	2345614	20.0	
2	1.400	1.399	0.001	2197253	20.0	
RPD = 0.00						

\$ 11 DCB Decachlorobiphenyl

1	10.159	10.113	0.046	5264697	62.9	M
2	9.199	9.177	0.022	5767234	63.0	a
RPD = 0.21						

**QC Flag Legend**

Review Flags

M - Manually Integrated

**Reagents:**

SGPCBISTD\_00006 Amount Added: 20.00 Units: uL Run Reagent

TestAmerica Edison

Data File: \\ChromNA\Edison\ChromData\CPESTGC9\20160810-44310.b\9F242751.D

Injection Date: 11-Aug-2016 12:29:38

Instrument ID: CPESTGC9

Operator ID:

Lims ID: 460-118325-A-22-A

Lab Sample ID: 460-118325-22

Worklist Smp#: 17

Client ID: PRA-P21-10.75

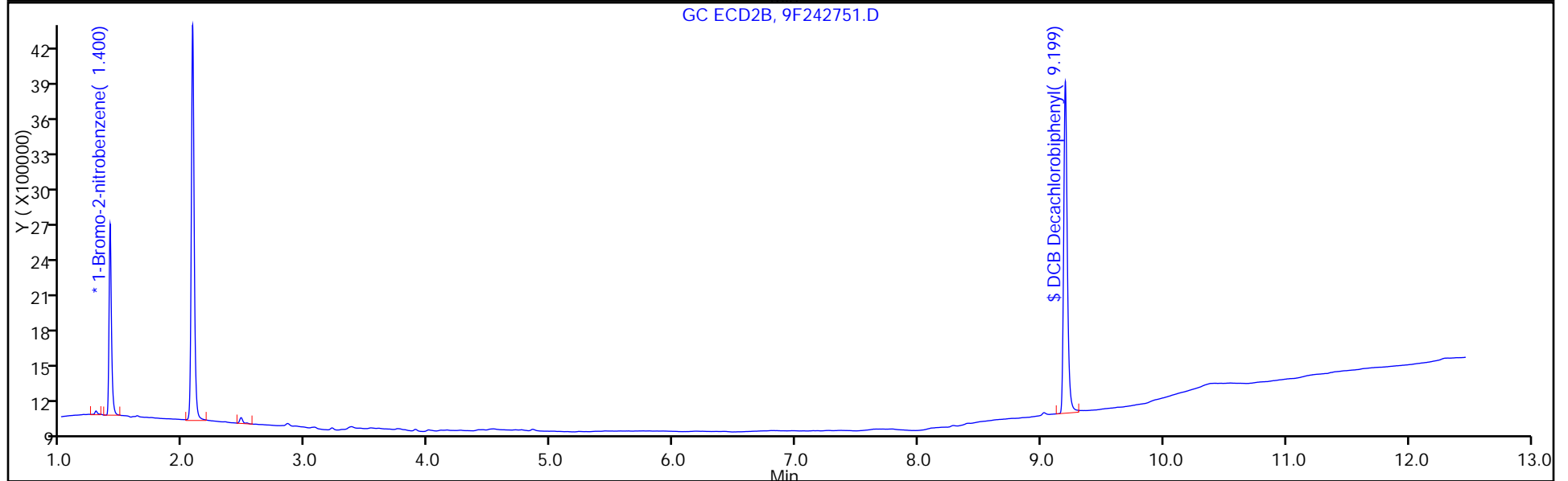
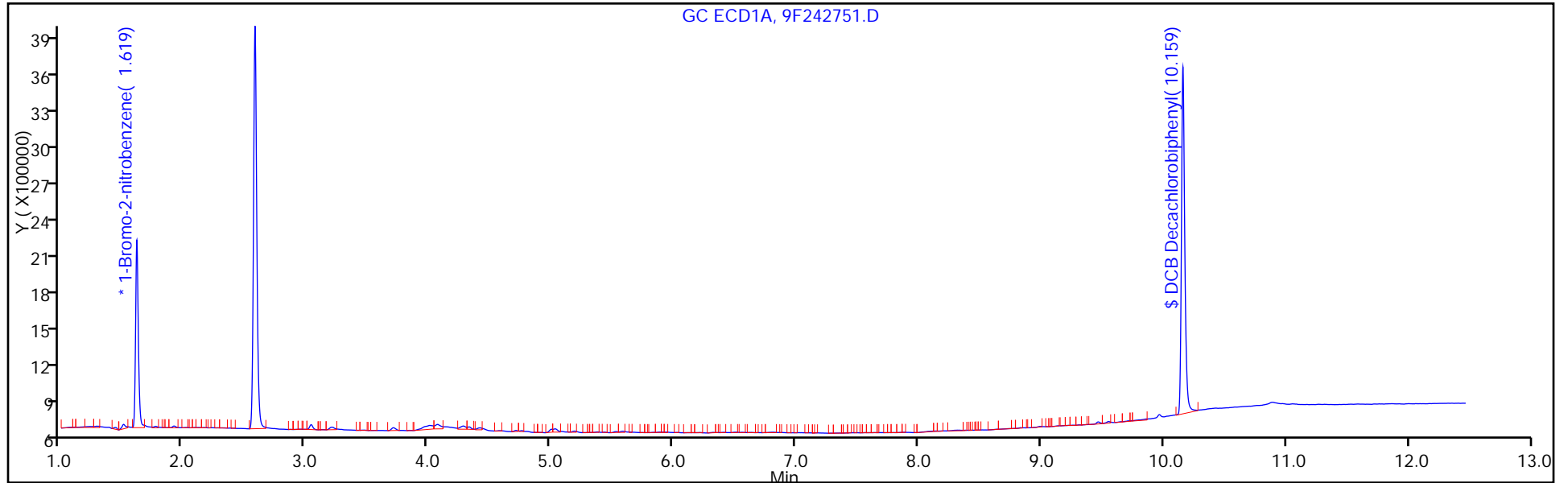
Injection Vol: 1.0 ul

Dil. Factor: 1.0000

ALS Bottle#: 17

Method: 8082-ISTD

Limit Group: GC 8082A PCB ISTD



TestAmerica Edison

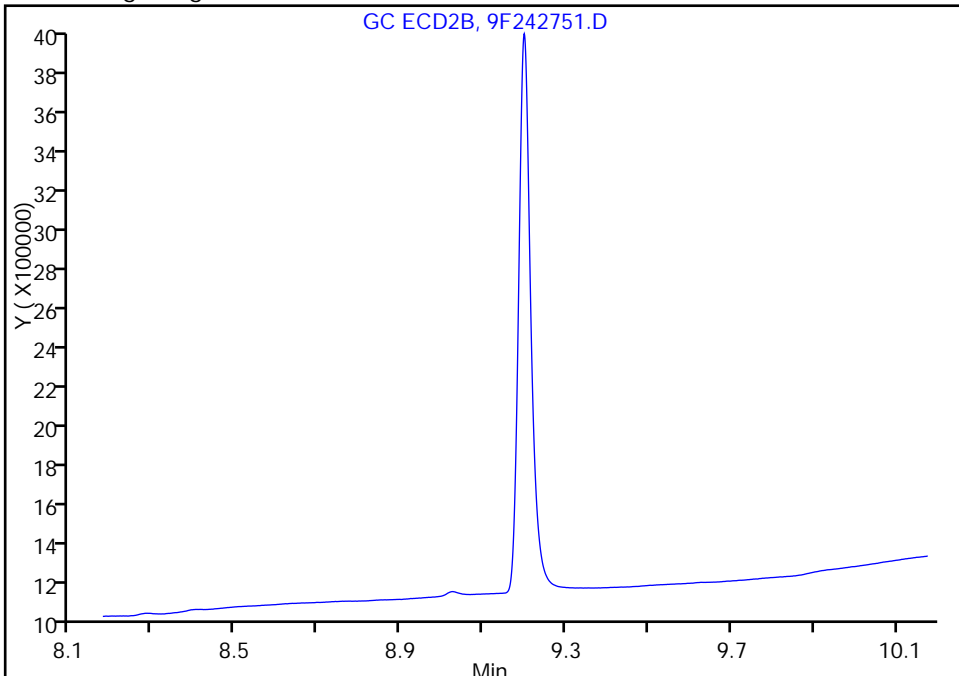
Data File: \\ChromNA\Edison\ChromData\CPESTGC9\20160810-44310.b\9F242751.D  
Injection Date: 11-Aug-2016 12:29:38 Instrument ID: CPESTGC9  
Lims ID: 460-118325-A-22-A Lab Sample ID: 460-118325-22  
Client ID: PRA-P21-10.75  
Operator ID: ALS Bottle#: 17 Worklist Smp#: 17  
Injection Vol: 1.0 ul Dil. Factor: 1.0000  
Method: 8082-ISTD Limit Group: GC 8082A PCB ISTD  
Column: Detector GC ECD2B

**\$ 11 DCB Decachlorobiphenyl, CAS: 2051-24-3**

Signal: 2

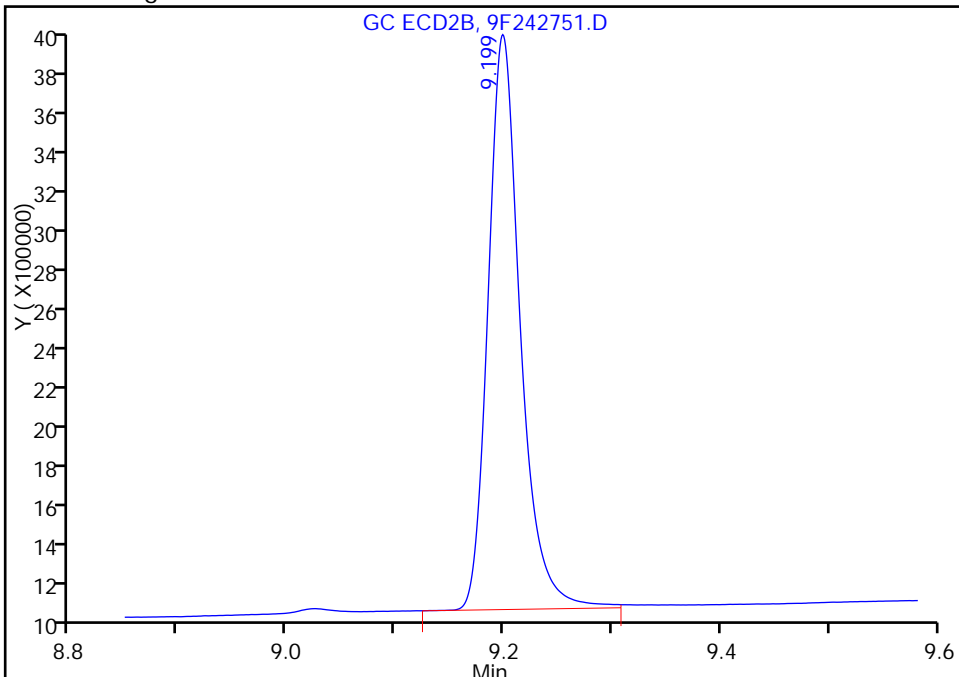
Not Detected  
Expected RT: 9.18

Processing Integration Results



Manual Integration Results

RT: 9.20  
Area: 5767234  
Amount: 62.981964  
Amount Units: ug/l



Reviewer: patelji, 11-Aug-2016 13:00:10  
Audit Action: Assigned Compound ID

Audit Reason:

FORM I  
PCBS ORGANICS ANALYSIS DATA SHEET

Lab Name: TestAmerica Edison Job No.: 460-118325-1  
 SDG No.: \_\_\_\_\_  
 Client Sample ID: PRA-P21N-8.25 Lab Sample ID: 460-118325-24  
 Matrix: Solid Lab File ID: 9F242750.D  
 Analysis Method: 8082A Date Collected: 08/08/2016 11:30  
 Extraction Method: 3546 Date Extracted: 08/11/2016 00:03  
 Sample wt/vol: 15.0301(g) Date Analyzed: 08/11/2016 12:11  
 Con. Extract Vol.: 10 (mL) Dilution Factor: 1  
 Injection Volume: 1 (uL) GC Column: CLP-2 ID: 0.53 (mm)  
 % Moisture: 10.7 GPC Cleanup: (Y/N) N  
 Analysis Batch No.: 384008 Units: ug/Kg

CAS NO.	SURROGATE	%REC	Q	LIMITS
2051-24-3	DCB Decachlorobiphenyl	120		47-150

TestAmerica Edison  
Target Compound Quantitation Report

Data File: \\ChromNA\Edison\ChromData\CPESTGC9\20160810-44310.b\9F242750.D  
 Lims ID: 460-118325-A-24-A  
 Client ID: PRA-P21N-8.25  
 Sample Type: Client  
 Inject. Date: 11-Aug-2016 12:11:42 ALS Bottle#: 16 Worklist Smp#: 16  
 Injection Vol: 1.0 ul Dil. Factor: 1.0000  
 Sample Info: 460-0044310-016  
 Operator ID: Instrument ID: CPESTGC9  
 Method: \\ChromNA\Edison\ChromData\CPESTGC9\20160810-44310.b\8082-ISTD.m  
 Limit Group: GC 8082A PCB ISTD  
 Last Update: 11-Aug-2016 15:53:02 Calib Date: 12-May-2016 14:29:29  
 Integrator: Falcon  
 Quant Method: Internal Standard Quant By: Initial Calibration  
 Last ICal File: \\ChromNA\Edison\ChromData\CPESTGC9\20160512-40924.b\9F001892.D  
 Column 1 : Det: GC ECD1A  
 Column 2 : Det: GC ECD2B  
 Process Host: XAWRK020

First Level Reviewer: patelji Date: 11-Aug-2016 12:30:05

Col	RT (min.)	Exp RT (min.)	Dlt RT (min.)	Response	OnCol Amt ug/l	Flags
-----	-----------	---------------	---------------	----------	----------------	-------

\* 13 1-Bromo-2-nitrobenzene

1	1.619	1.613	0.006	2477681	20.0	
2	1.401	1.399	0.002	2354112	20.0	
RPD = 0.00						

\$ 11 DCB Decachlorobiphenyl

1	10.152	10.113	0.039	5286971	59.8	a
2	9.195	9.177	0.018	5635101	57.4	a
RPD = 3.95						

Reagents:

SGPCBISTD\_00006 Amount Added: 20.00 Units: uL Run Reagent

TestAmerica Edison

Data File: \\ChromNA\Edison\ChromData\CPESTGC9\20160810-44310.b\9F242750.D

Injection Date: 11-Aug-2016 12:11:42

Instrument ID: CPESTGC9

Operator ID:

Lims ID: 460-118325-A-24-A

Lab Sample ID: 460-118325-24

Worklist Smp#: 16

Client ID: PRA-P21N-8.25

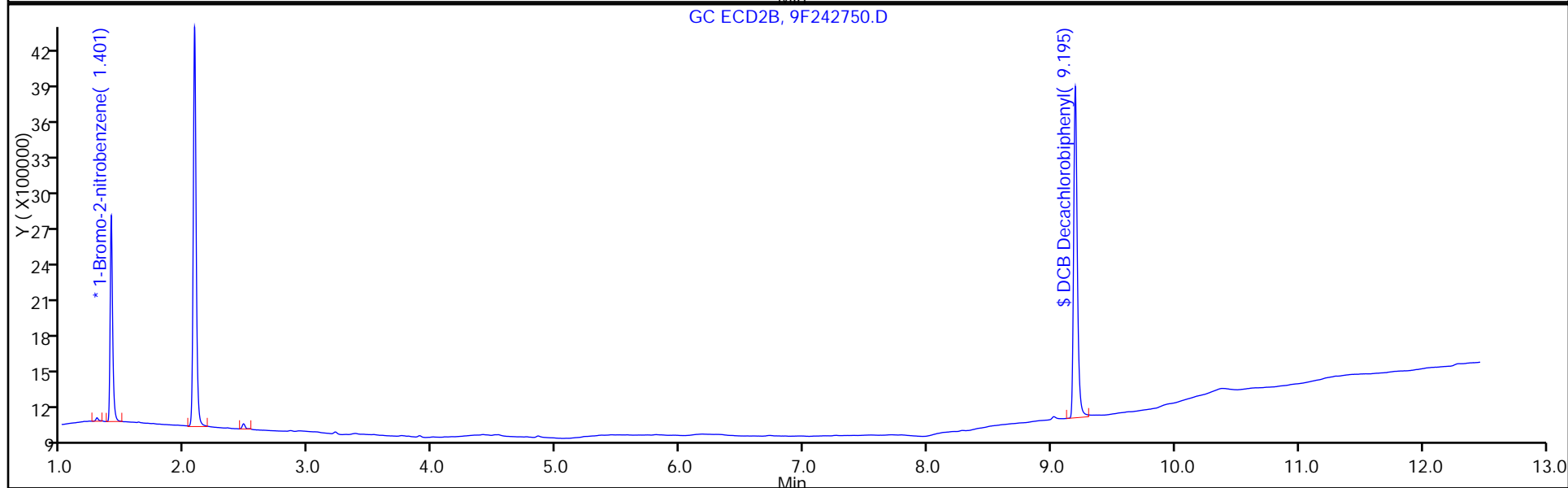
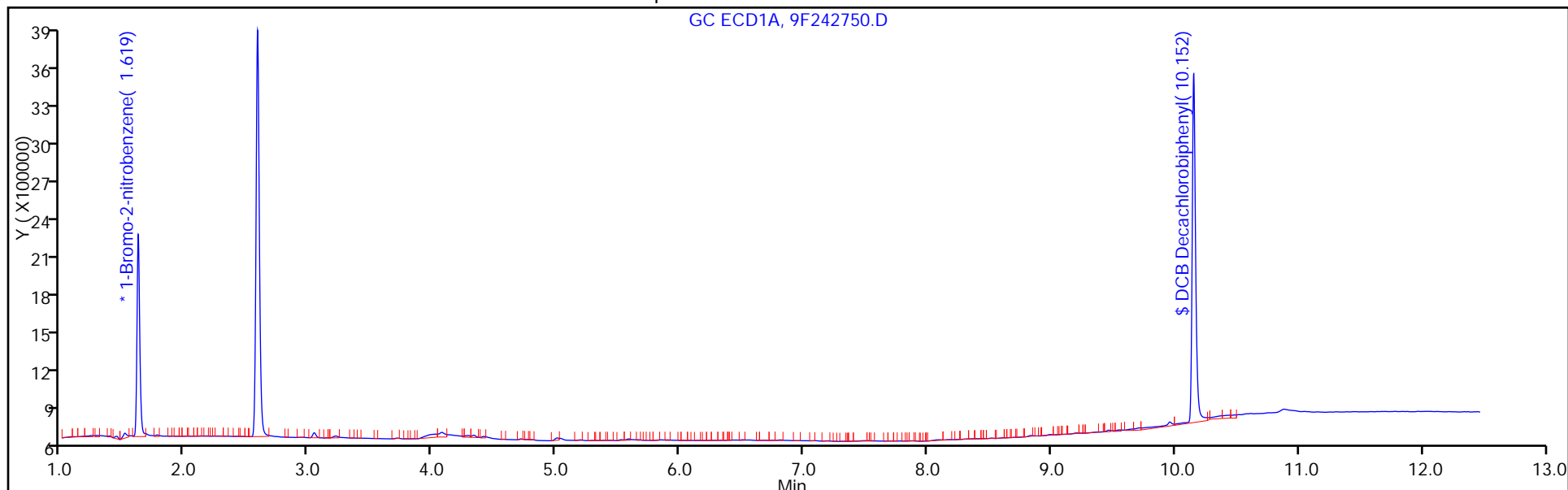
Injection Vol: 1.0 ul

Dil. Factor: 1.0000

ALS Bottle#: 16

Method: 8082-ISTD

Limit Group: GC 8082A PCB ISTD



FORM I  
PCBS ORGANICS ANALYSIS DATA SHEET

Lab Name: TestAmerica Edison Job No.: 460-118325-1  
 SDG No.: \_\_\_\_\_  
 Client Sample ID: PRA-P21N-8.25 Lab Sample ID: 460-118325-24  
 Matrix: Solid Lab File ID: 9F242750.D  
 Analysis Method: 8082A Date Collected: 08/08/2016 11:30  
 Extraction Method: 3546 Date Extracted: 08/11/2016 00:03  
 Sample wt/vol: 15.0301(g) Date Analyzed: 08/11/2016 12:11  
 Con. Extract Vol.: 10 (mL) Dilution Factor: 1  
 Injection Volume: 1 (uL) GC Column: CLP-1 ID: 0.53 (mm)  
 % Moisture: 10.7 GPC Cleanup: (Y/N) N  
 Analysis Batch No.: 384008 Units: ug/Kg

CAS NO.	COMPOUND NAME	RESULT	Q	RL	MDL
12674-11-2	Aroclor 1016	10	U	75	10
11104-28-2	Aroclor 1221	10	U	75	10
11141-16-5	Aroclor 1232	10	U	75	10
53469-21-9	Aroclor 1242	10	U	75	10
12672-29-6	Aroclor 1248	10	U	75	10
11097-69-1	Aroclor 1254	10	U	75	10
11096-82-5	Aroclor 1260	10	U	75	10
37324-23-5	Aroclor 1262	10	U	75	10
11100-14-4	Aroclor 1268	10	U	75	10

CAS NO.	SURROGATE	%REC	Q	LIMITS
2051-24-3	DCB Decachlorobiphenyl	115		47-150



TestAmerica Edison  
Target Compound Quantitation Report

Data File: \\ChromNA\Edison\ChromData\CPESTGC9\20160810-44310.b\9F242750.D  
 Lims ID: 460-118325-A-24-A  
 Client ID: PRA-P21N-8.25  
 Sample Type: Client  
 Inject. Date: 11-Aug-2016 12:11:42 ALS Bottle#: 16 Worklist Smp#: 16  
 Injection Vol: 1.0 ul Dil. Factor: 1.0000  
 Sample Info: 460-0044310-016  
 Operator ID: Instrument ID: CPESTGC9  
 Method: \\ChromNA\Edison\ChromData\CPESTGC9\20160810-44310.b\8082-ISTD.m  
 Limit Group: GC 8082A PCB ISTD  
 Last Update: 11-Aug-2016 15:53:02 Calib Date: 12-May-2016 14:29:29  
 Integrator: Falcon  
 Quant Method: Internal Standard Quant By: Initial Calibration  
 Last ICal File: \\ChromNA\Edison\ChromData\CPESTGC9\20160512-40924.b\9F001892.D  
 Column 1 : Det: GC ECD1A  
 Column 2 : Det: GC ECD2B  
 Process Host: XAWRK020

First Level Reviewer: patelji Date: 11-Aug-2016 12:30:05

Col	RT (min.)	Exp RT (min.)	Dlt RT (min.)	Response	OnCol Amt ug/l	Flags
-----	-----------	---------------	---------------	----------	----------------	-------

\* 13 1-Bromo-2-nitrobenzene

1	1.619	1.613	0.006	2477681	20.0	
2	1.401	1.399	0.002	2354112	20.0	
RPD = 0.00						

\$ 11 DCB Decachlorobiphenyl

1	10.152	10.113	0.039	5286971	59.8	a
2	9.195	9.177	0.018	5635101	57.4	a
RPD = 3.95						

Reagents:

SGPCBISTD\_00006 Amount Added: 20.00 Units: uL Run Reagent

TestAmerica Edison

Data File: \\ChromNA\Edison\ChromData\CPESTGC9\20160810-44310.b\9F242750.D

Injection Date: 11-Aug-2016 12:11:42

Instrument ID: CPESTGC9

Operator ID:

Lims ID: 460-118325-A-24-A

Lab Sample ID: 460-118325-24

Worklist Smp#: 16

Client ID: PRA-P21N-8.25

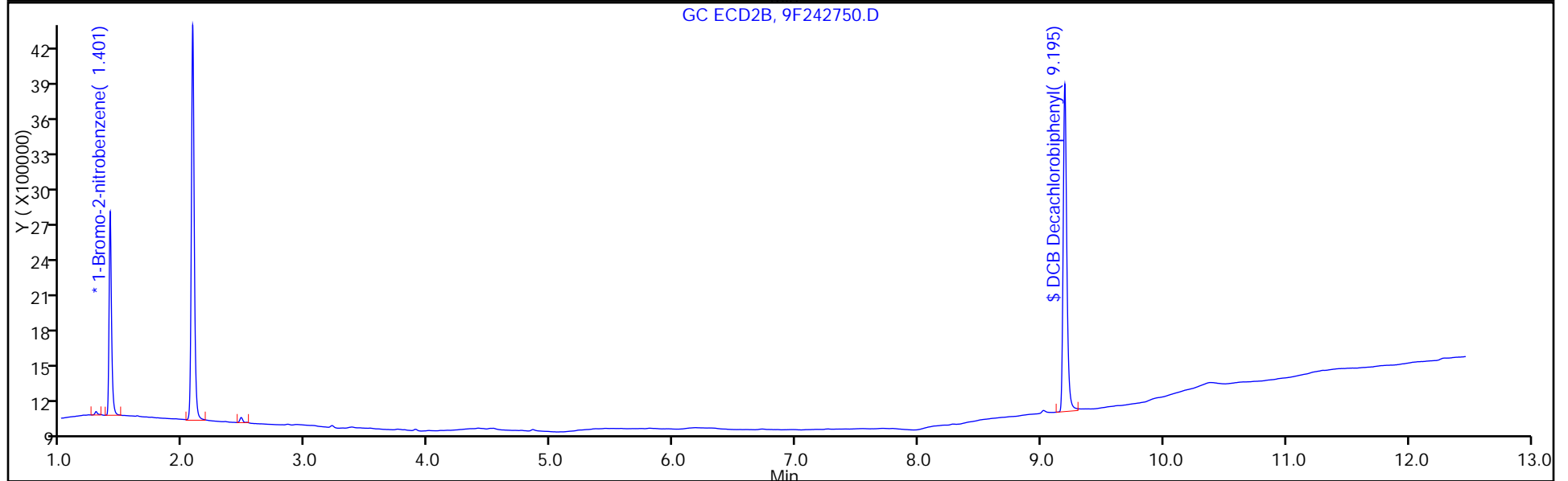
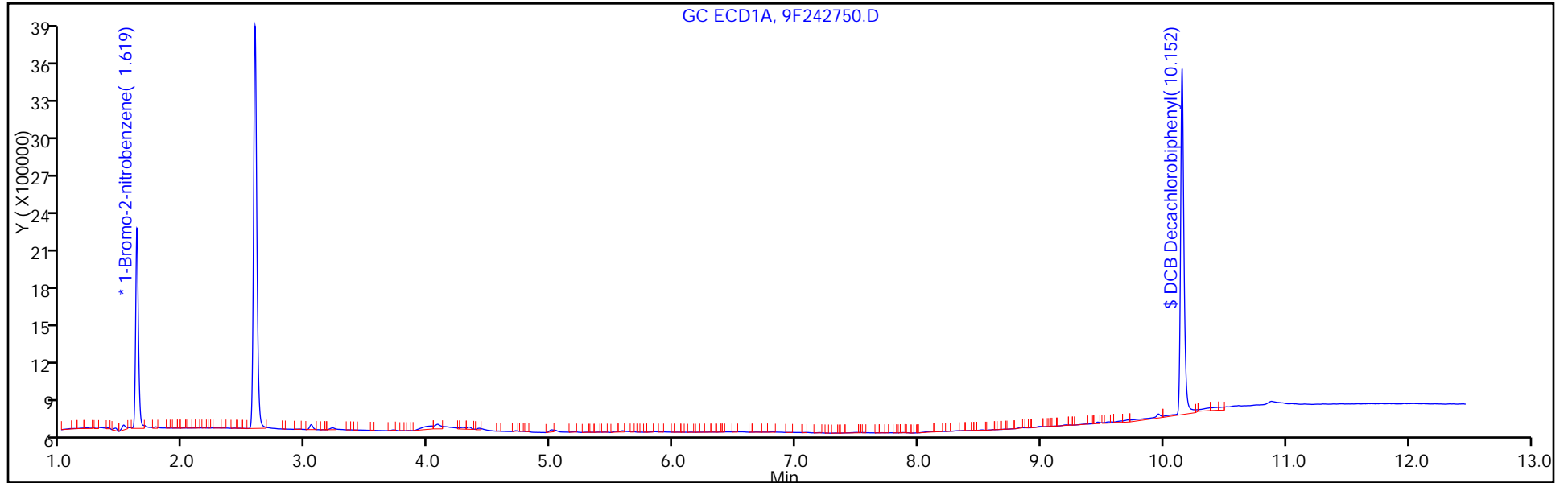
Injection Vol: 1.0 ul

Dil. Factor: 1.0000

ALS Bottle#: 16

Method: 8082-ISTD

Limit Group: GC 8082A PCB ISTD



FORM I  
PCBS ORGANICS ANALYSIS DATA SHEET

Lab Name: TestAmerica Edison Job No.: 460-118325-1  
 SDG No.: \_\_\_\_\_  
 Client Sample ID: PRA-P21N-10.75 Lab Sample ID: 460-118325-25  
 Matrix: Solid Lab File ID: 9F242749.D  
 Analysis Method: 8082A Date Collected: 08/08/2016 11:32  
 Extraction Method: 3546 Date Extracted: 08/11/2016 00:03  
 Sample wt/vol: 15.0067(g) Date Analyzed: 08/11/2016 11:53  
 Con. Extract Vol.: 10 (mL) Dilution Factor: 1  
 Injection Volume: 1 (uL) GC Column: CLP-2 ID: 0.53 (mm)  
 % Moisture: 11.1 GPC Cleanup: (Y/N) N  
 Analysis Batch No.: 384008 Units: ug/Kg

CAS NO.	SURROGATE	%REC	Q	LIMITS
2051-24-3	DCB Decachlorobiphenyl	113		47-150

TestAmerica Edison  
Target Compound Quantitation Report

Data File: \\ChromNA\Edison\ChromData\CPESTGC9\20160810-44310.b\9F242749.D  
 Lims ID: 460-118325-A-25-A  
 Client ID: PRA-P21N-10.75  
 Sample Type: Client  
 Inject. Date: 11-Aug-2016 11:53:44 ALS Bottle#: 15 Worklist Smp#: 15  
 Injection Vol: 1.0 ul Dil. Factor: 1.0000  
 Sample Info: 460-0044310-015  
 Operator ID: Instrument ID: CPESTGC9  
 Method: \\ChromNA\Edison\ChromData\CPESTGC9\20160810-44310.b\8082-ISTD.m  
 Limit Group: GC 8082A PCB ISTD  
 Last Update: 11-Aug-2016 15:53:02 Calib Date: 12-May-2016 14:29:29  
 Integrator: Falcon  
 Quant Method: Internal Standard Quant By: Initial Calibration  
 Last ICal File: \\ChromNA\Edison\ChromData\CPESTGC9\20160512-40924.b\9F001892.D  
 Column 1 : Det: GC ECD1A  
 Column 2 : Det: GC ECD2B  
 Process Host: XAWRK020

First Level Reviewer: patelji Date: 11-Aug-2016 12:23:51

Col	RT (min.)	Exp RT (min.)	Dlt RT (min.)	Response	OnCol Amt ug/l	Flags
-----	-----------	---------------	---------------	----------	----------------	-------

\* 13 1-Bromo-2-nitrobenzene  
 1 1.619 1.613 0.006 2626200 20.0  
 2 1.401 1.399 0.002 2451830 20.0  
 RPD = 0.00

\$ 11 DCB Decachlorobiphenyl  
 1 10.156 10.113 0.043 5301484 56.5 a  
 2 9.196 9.177 0.019 5716057 55.9 a  
 RPD = 1.04

Reagents:

SGPCBISTD\_00006 Amount Added: 20.00 Units: uL Run Reagent

TestAmerica Edison

Data File: \\ChromNA\Edison\ChromData\CPESTGC9\20160810-44310.b\9F242749.D

Injection Date: 11-Aug-2016 11:53:44

Instrument ID: CPESTGC9

Operator ID:

Lims ID: 460-118325-A-25-A

Lab Sample ID: 460-118325-25

Worklist Smp#: 15

Client ID: PRA-P21N-10.75

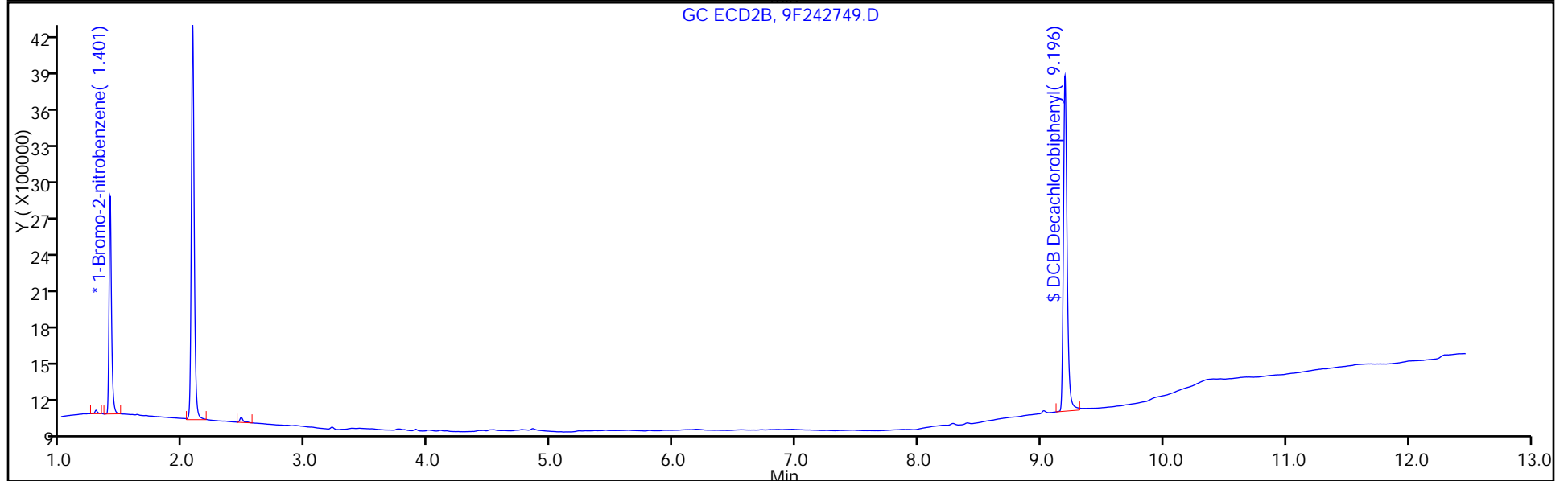
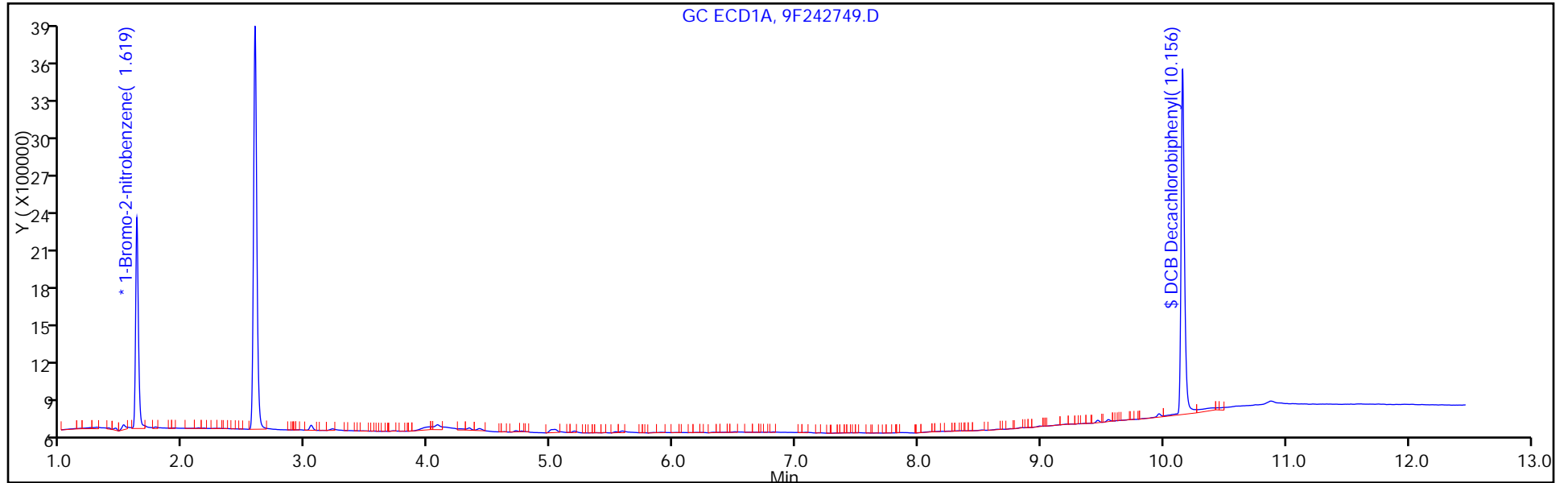
Injection Vol: 1.0 ul

Dil. Factor: 1.0000

ALS Bottle#: 15

Method: 8082-ISTD

Limit Group: GC 8082A PCB ISTD



FORM I  
PCBS ORGANICS ANALYSIS DATA SHEET

Lab Name: TestAmerica Edison Job No.: 460-118325-1  
 SDG No.: \_\_\_\_\_  
 Client Sample ID: PRA-P21N-10.75 Lab Sample ID: 460-118325-25  
 Matrix: Solid Lab File ID: 9F242749.D  
 Analysis Method: 8082A Date Collected: 08/08/2016 11:32  
 Extraction Method: 3546 Date Extracted: 08/11/2016 00:03  
 Sample wt/vol: 15.0067(g) Date Analyzed: 08/11/2016 11:53  
 Con. Extract Vol.: 10 (mL) Dilution Factor: 1  
 Injection Volume: 1 (uL) GC Column: CLP-1 ID: 0.53 (mm)  
 % Moisture: 11.1 GPC Cleanup: (Y/N) N  
 Analysis Batch No.: 384008 Units: ug/Kg

CAS NO.	COMPOUND NAME	RESULT	Q	RL	MDL
12674-11-2	Aroclor 1016	10	U	75	10
11104-28-2	Aroclor 1221	10	U	75	10
11141-16-5	Aroclor 1232	10	U	75	10
53469-21-9	Aroclor 1242	10	U	75	10
12672-29-6	Aroclor 1248	10	U	75	10
11097-69-1	Aroclor 1254	10	U	75	10
11096-82-5	Aroclor 1260	10	U	75	10
37324-23-5	Aroclor 1262	10	U	75	10
11100-14-4	Aroclor 1268	10	U	75	10

CAS NO.	SURROGATE	%REC	Q	LIMITS
2051-24-3	DCB Decachlorobiphenyl	112		47-150

TestAmerica Edison  
Target Compound Quantitation Report

Data File: \\ChromNA\Edison\ChromData\CPESTGC9\20160810-44310.b\9F242749.D  
 Lims ID: 460-118325-A-25-A  
 Client ID: PRA-P21N-10.75  
 Sample Type: Client  
 Inject. Date: 11-Aug-2016 11:53:44 ALS Bottle#: 15 Worklist Smp#: 15  
 Injection Vol: 1.0 ul Dil. Factor: 1.0000  
 Sample Info: 460-0044310-015  
 Operator ID: Instrument ID: CPESTGC9  
 Method: \\ChromNA\Edison\ChromData\CPESTGC9\20160810-44310.b\8082-ISTD.m  
 Limit Group: GC 8082A PCB ISTD  
 Last Update: 11-Aug-2016 15:53:02 Calib Date: 12-May-2016 14:29:29  
 Integrator: Falcon  
 Quant Method: Internal Standard Quant By: Initial Calibration  
 Last ICal File: \\ChromNA\Edison\ChromData\CPESTGC9\20160512-40924.b\9F001892.D  
 Column 1 : Det: GC ECD1A  
 Column 2 : Det: GC ECD2B  
 Process Host: XAWRK020

First Level Reviewer: patelji Date: 11-Aug-2016 12:23:51

Col	RT (min.)	Exp RT (min.)	Dlt RT (min.)	Response	OnCol Amt ug/l	Flags
-----	-----------	---------------	---------------	----------	----------------	-------

\* 13 1-Bromo-2-nitrobenzene

1	1.619	1.613	0.006	2626200	20.0	
2	1.401	1.399	0.002	2451830	20.0	
						RPD = 0.00

\$ 11 DCB Decachlorobiphenyl

1	10.156	10.113	0.043	5301484	56.5	a
2	9.196	9.177	0.019	5716057	55.9	a
						RPD = 1.04

Reagents:

SGPCBISTD\_00006 Amount Added: 20.00 Units: uL Run Reagent

TestAmerica Edison

Data File: \\ChromNA\Edison\ChromData\CPESTGC9\20160810-44310.b\9F242749.D

Injection Date: 11-Aug-2016 11:53:44

Instrument ID: CPESTGC9

Operator ID:

Lims ID: 460-118325-A-25-A

Lab Sample ID: 460-118325-25

Worklist Smp#: 15

Client ID: PRA-P21N-10.75

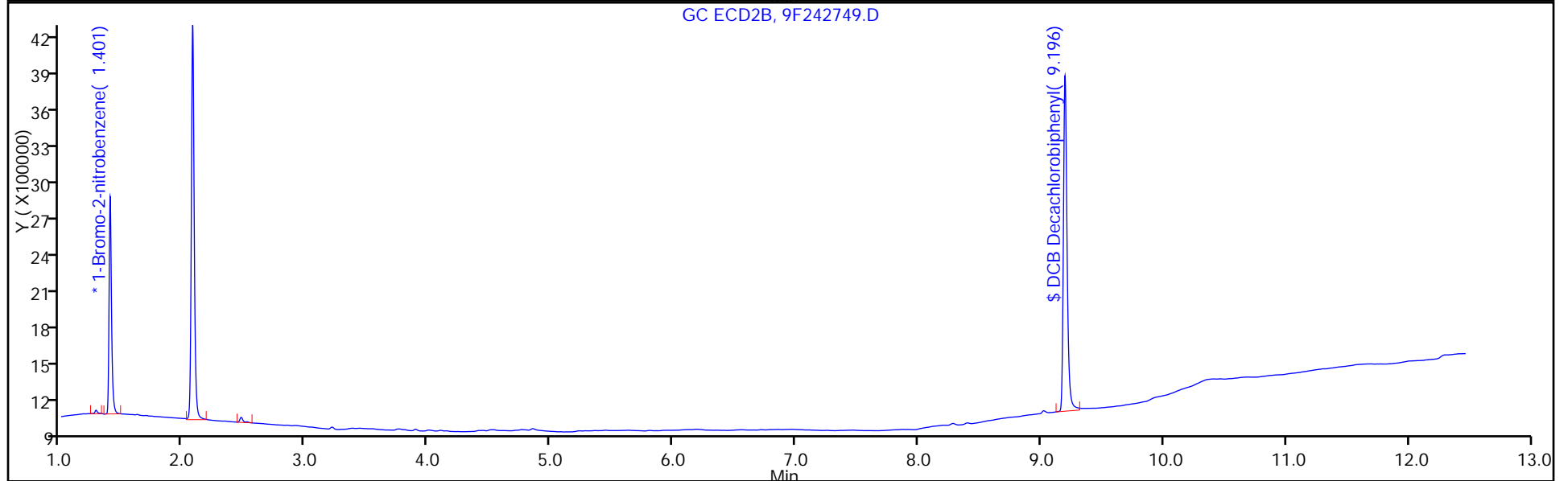
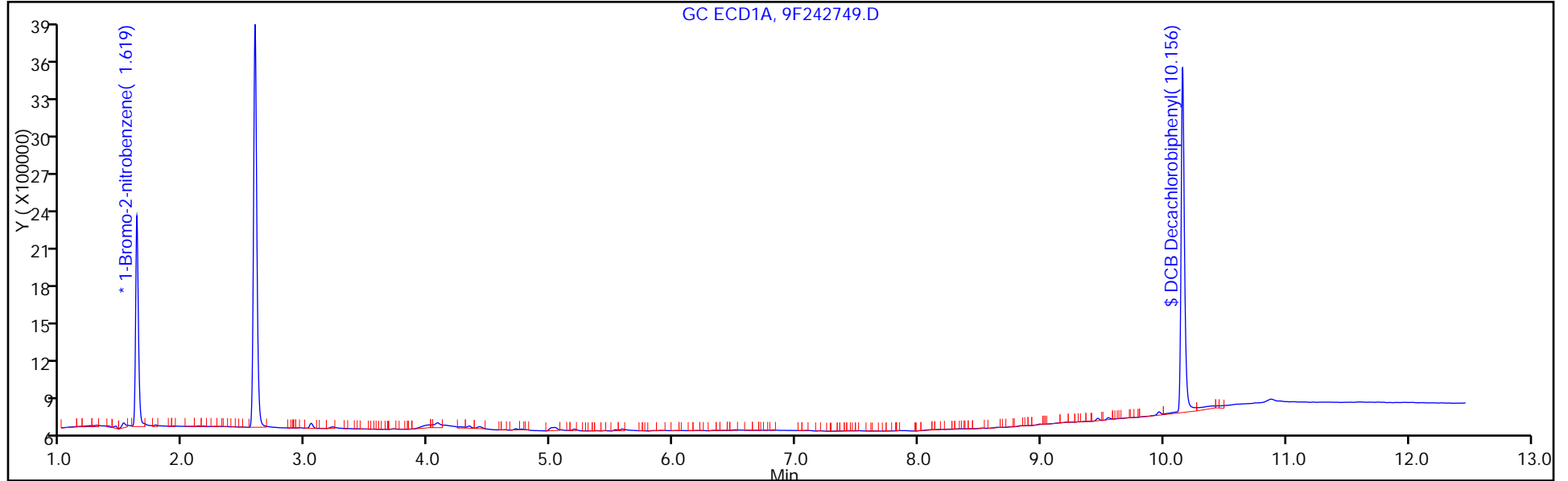
Injection Vol: 1.0 ul

Dil. Factor: 1.0000

ALS Bottle#: 15

Method: 8082-ISTD

Limit Group: GC 8082A PCB ISTD





FORM I  
PCBS ORGANICS ANALYSIS DATA SHEET

Lab Name: TestAmerica Edison Job No.: 460-118325-1  
 SDG No.: \_\_\_\_\_  
 Client Sample ID: PRA-P25E2-3.75 Lab Sample ID: 460-118325-27  
 Matrix: Solid Lab File ID: 9F242748.D  
 Analysis Method: 8082A Date Collected: 08/08/2016 11:06  
 Extraction Method: 3546 Date Extracted: 08/11/2016 00:03  
 Sample wt/vol: 15.0080(g) Date Analyzed: 08/11/2016 11:35  
 Con. Extract Vol.: 10(mL) Dilution Factor: 1  
 Injection Volume: 1(uL) GC Column: CLP-2 ID: 0.53(mm)  
 % Moisture: 5.5 GPC Cleanup: (Y/N) N  
 Analysis Batch No.: 384008 Units: ug/Kg

CAS NO.	COMPOUND NAME	RESULT	Q	RL	MDL
12672-29-6	Aroclor 1248	720		71	9.4
11096-82-5	Aroclor 1260	130		71	9.7

CAS NO.	SURROGATE	%REC	Q	LIMITS
2051-24-3	DCB Decachlorobiphenyl	108		47-150

TestAmerica Edison  
Target Compound Quantitation Report

Data File: \\ChromNA\Edison\ChromData\CPESTGC9\20160810-44310.b\9F242748.D  
 Lims ID: 460-118325-A-27-A  
 Client ID: PRA-P25E2-3.75  
 Sample Type: Client  
 Inject. Date: 11-Aug-2016 11:35:46 ALS Bottle#: 14 Worklist Smp#: 14  
 Injection Vol: 1.0 ul Dil. Factor: 1.0000  
 Sample Info: 460-0044310-014  
 Operator ID: Instrument ID: CPESTGC9  
 Method: \\ChromNA\Edison\ChromData\CPESTGC9\20160810-44310.b\8082-ISTD.m  
 Limit Group: GC 8082A PCB ISTD  
 Last Update: 11-Aug-2016 15:53:02 Calib Date: 12-May-2016 14:29:29  
 Integrator: Falcon  
 Quant Method: Internal Standard Quant By: Initial Calibration  
 Last ICal File: \\ChromNA\Edison\ChromData\CPESTGC9\20160512-40924.b\9F001892.D  
 Column 1 : Det: GC ECD1A  
 Column 2 : Det: GC ECD2B  
 Process Host: XAWRK020

First Level Reviewer: patelji Date: 11-Aug-2016 11:49:44

Col	RT (min.)	Exp RT (min.)	Dlt RT (min.)	Response	OnCol Amt ug/l	Flags
-----	-----------	---------------	---------------	----------	----------------	-------

\* 13 1-Bromo-2-nitrobenzene

1	1.617	1.613	0.004	2649025	20.0	
2	1.399	1.399	0.000	2592259	20.0	
					RPD = 0.00	

6 PCB-1248

1	0.000	3.709	-3.709	0	0	M
1	4.281	4.276	0.005	7500395	1616.0	
1	4.711	4.709	0.002	2629390	903.8	
1	4.761	4.758	0.003	3174663	1110.9	
1	5.192	5.190	0.002	4690280	1125.6	
1	5.522	5.520	0.002	3526937	873.0	
1	5.577	5.574	0.003	4580181	958.2	
1	6.871	6.869	0.002	1078914	538.6	
Average of Peak Amounts =					1018.0	
2	0.000	2.845	-2.845	0	0	
2	3.370	3.362	0.008	7141726	1498.2	M
2	3.763	3.746	0.017	4876741	946.5	M
2	4.096	4.092	0.004	2985981	1013.8	M
2	4.520	4.496	0.024	7465689	897.4	M
2	4.755	4.751	0.004	2944436	774.8	M
2	5.221	5.218	0.003	1263400	488.7	M
2	5.912	5.905	0.007	673087	409.5	M
Average of Peak Amounts =					861.3	
					RPD = 16.68	

Data File: \\ChromNA\Edison\ChromData\CPESTGC9\20160810-44310.b\9F242748.D

Col	RT (min.)	Exp RT (min.)	Dlt RT (min.)	Response	OnCol Amt ug/l	Flags
-----	-----------	---------------	---------------	----------	----------------	-------

8 PCB-1260

1	0.000	6.548	-6.548	0	0	
1	0.000	6.803	-6.803	0	0	
1	7.185	7.172	0.013	1591499	207.6	
1	8.080	8.067	0.013	1085502	190.7	
1	8.518	8.509	0.009	1038313	185.4	
1	8.830	8.819	0.011	2170774	193.0	
1	9.195	9.180	0.015	1421130	172.2	M
1	9.700	9.678	0.022	599164	177.4	

Average of Peak Amounts = 187.7

2	0.000	5.437	-5.437	0	0	
2	6.178	6.170	0.008	1977018	200.9	M
2	6.350	6.342	0.008	1078236	178.7	M
2	6.720	6.711	0.009	1070376	175.7	M
2	7.245	7.235	0.010	2473459	166.9	M
2	7.780	7.766	0.014	1141670	163.8	M
2	7.965	7.951	0.014	694294	144.3	M
2	8.725	8.716	0.009	637444	153.3	

Average of Peak Amounts = 169.1

RPD = 10.45

\$ 11 DCB Decachlorobiphenyl

M

1	10.144	10.113	0.031	5118534	54.1	M
2	9.191	9.177	0.014	5562011	51.5	a

RPD = 4.97

QC Flag Legend

Review Flags

M - Manually Integrated

Reagents:

SGPCBISTD\_00006

Amount Added: 20.00

Units: uL

Run Reagent

TestAmerica Edison

Data File: \\ChromNA\Edison\ChromData\CPESTGC9\20160810-44310.b\9F242748.D

Injection Date: 11-Aug-2016 11:35:46

Instrument ID: CPESTGC9

Operator ID:

Lims ID: 460-118325-A-27-A

Lab Sample ID: 460-118325-27

Worklist Smp#: 14

Client ID: PRA-P25E2-3.75

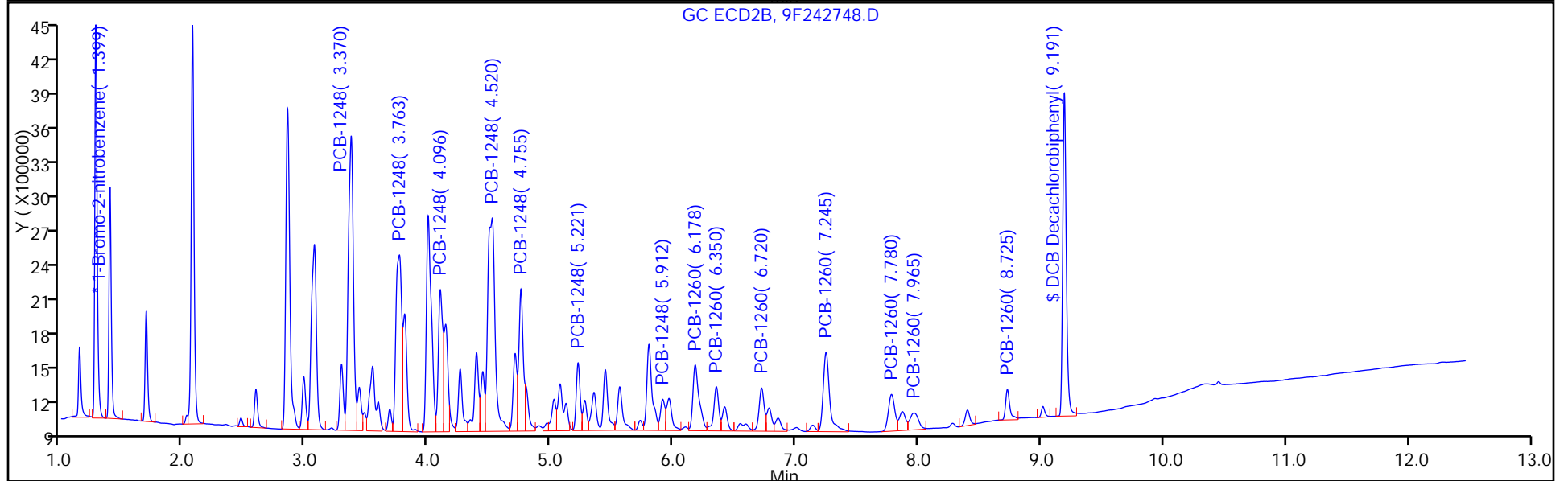
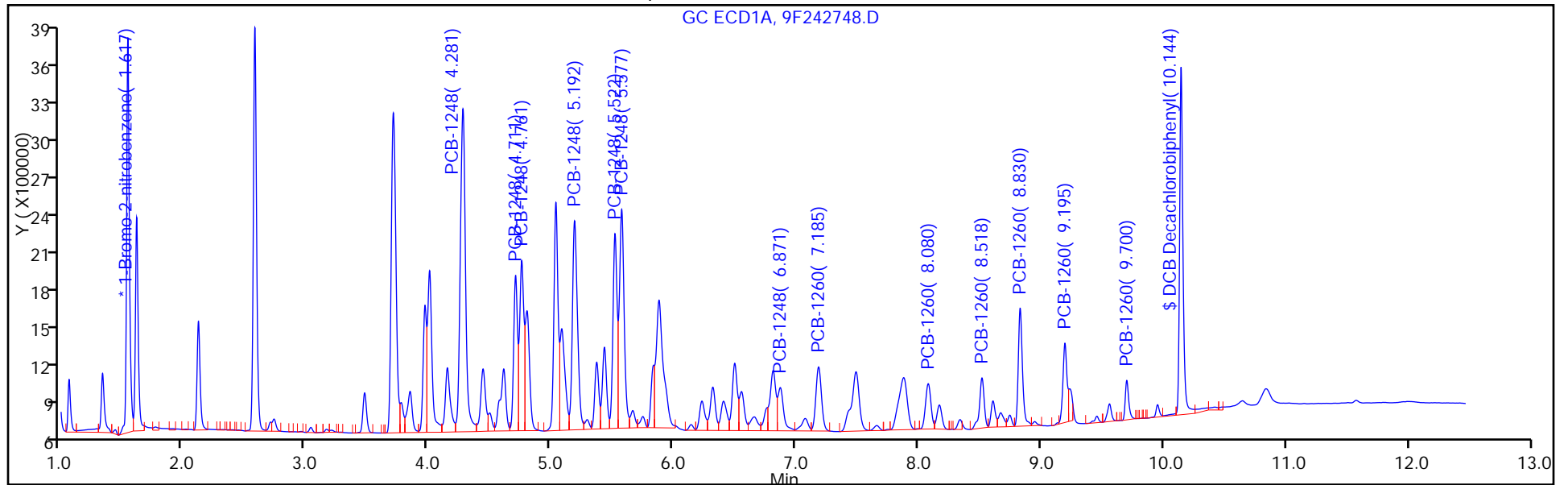
Injection Vol: 1.0 ul

Dil. Factor: 1.0000

ALS Bottle#: 14

Method: 8082-ISTD

Limit Group: GC 8082A PCB ISTD



TestAmerica Edison

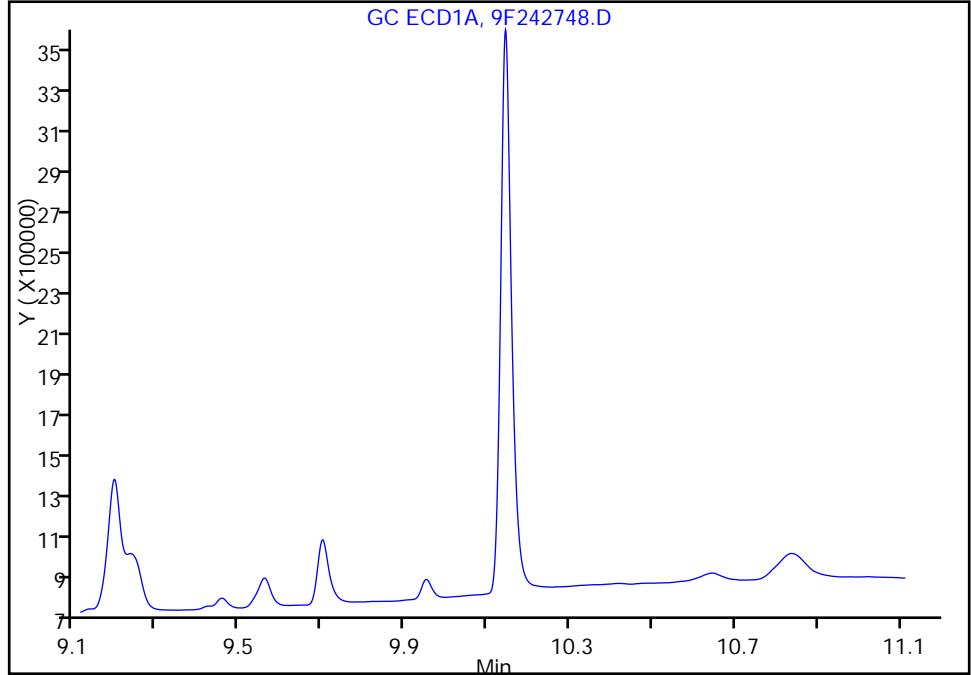
Data File: \\ChromNA\Edison\ChromData\CPESTGC9\20160810-44310.b\9F242748.D  
Injection Date: 11-Aug-2016 11:35:46 Instrument ID: CPESTGC9  
Lims ID: 460-118325-A-27-A Lab Sample ID: 460-118325-27  
Client ID: PRA-P25E2-3.75  
Operator ID: ALS Bottle#: 14 Worklist Smp#: 14  
Injection Vol: 1.0 ul Dil. Factor: 1.0000  
Method: 8082-ISTD Limit Group: GC 8082A PCB ISTD  
Column: Detector GC ECD1A

**\$ 11 DCB Decachlorobiphenyl, CAS: 2051-24-3**

Signal: 1

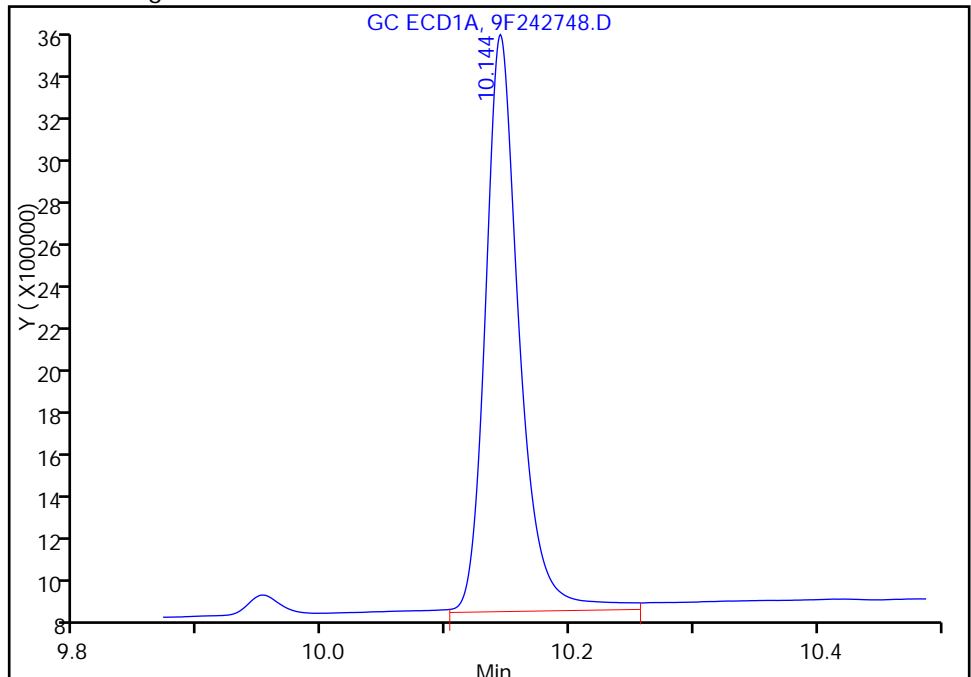
Not Detected  
Expected RT: 10.11

Processing Integration Results



Manual Integration Results

RT: 10.14  
Area: 5118534  
Amount: 54.107224  
Amount Units: ug/l



Reviewer: patelji, 11-Aug-2016 12:25:22  
Audit Action: Assigned Compound ID

Audit Reason: Peak not integrated

TestAmerica Edison

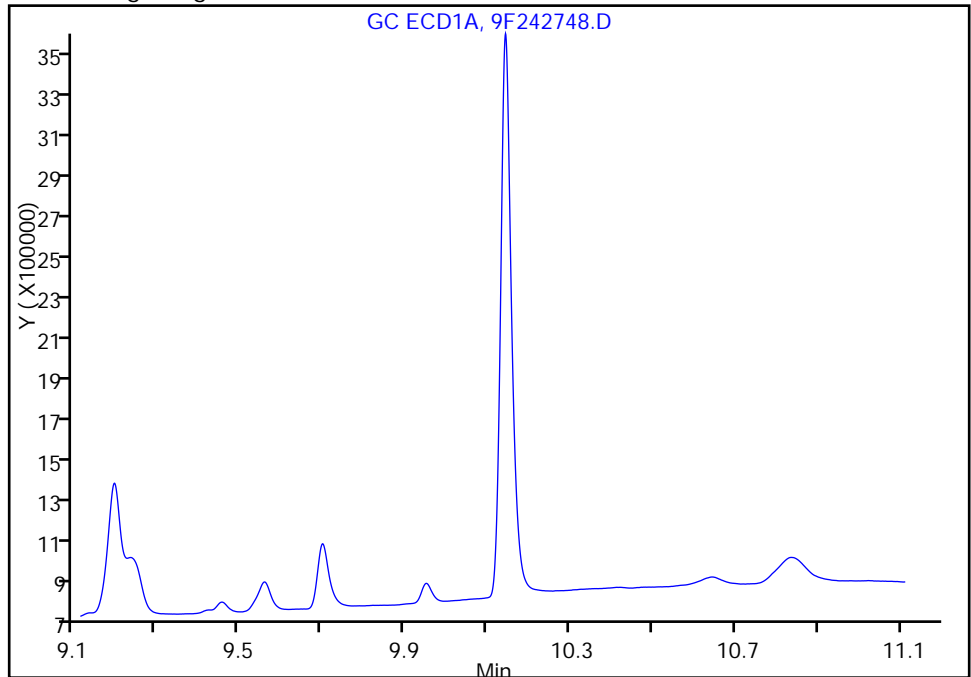
Data File: \\ChromNA\Edison\ChromData\CPESTGC9\20160810-44310.b\9F242748.D  
Injection Date: 11-Aug-2016 11:35:46 Instrument ID: CPESTGC9  
Lims ID: 460-118325-A-27-A Lab Sample ID: 460-118325-27  
Client ID: PRA-P25E2-3.75  
Operator ID: ALS Bottle#: 14 Worklist Smp#: 14  
Injection Vol: 1.0 ul Dil. Factor: 1.0000  
Method: 8082-ISTD Limit Group: GC 8082A PCB ISTD  
Column: Detector GC ECD1A

**\$ 11 DCB Decachlorobiphenyl, CAS: 2051-24-3**

Signal: 1

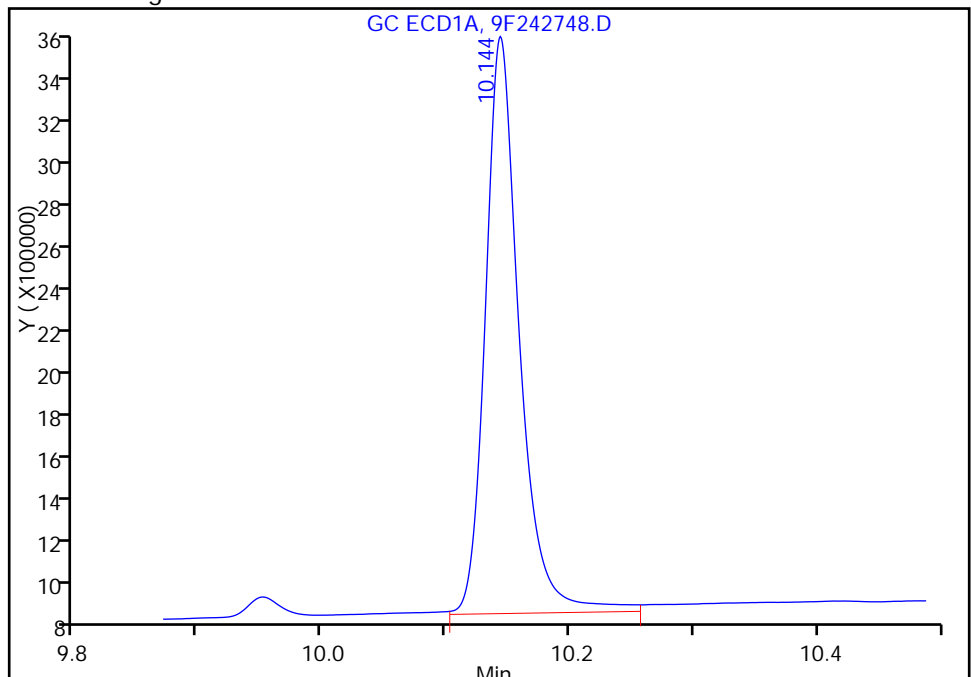
Not Detected  
Expected RT: 10.11

Processing Integration Results



Manual Integration Results

RT: 10.14  
Area: 5118534  
Amount: 54.107224  
Amount Units: ug/l



Reviewer: patelji, 11-Aug-2016 12:25:22

Audit Action: Split an Integrated Peak

Audit Reason: Peak not integrated

FORM I  
PCBS ORGANICS ANALYSIS DATA SHEET

Lab Name: TestAmerica Edison Job No.: 460-118325-1  
 SDG No.: \_\_\_\_\_  
 Client Sample ID: PRA-P25E2-3.75 Lab Sample ID: 460-118325-27  
 Matrix: Solid Lab File ID: 9F242748.D  
 Analysis Method: 8082A Date Collected: 08/08/2016 11:06  
 Extraction Method: 3546 Date Extracted: 08/11/2016 00:03  
 Sample wt/vol: 15.0080(g) Date Analyzed: 08/11/2016 11:35  
 Con. Extract Vol.: 10(mL) Dilution Factor: 1  
 Injection Volume: 1(uL) GC Column: CLP-1 ID: 0.53(mm)  
 % Moisture: 5.5 GPC Cleanup: (Y/N) N  
 Analysis Batch No.: 384008 Units: ug/Kg

CAS NO.	COMPOUND NAME	RESULT	Q	RL	MDL
12674-11-2	Aroclor 1016	9.4	U	71	9.4
11104-28-2	Aroclor 1221	9.4	U	71	9.4
11141-16-5	Aroclor 1232	9.4	U	71	9.4
53469-21-9	Aroclor 1242	9.4	U	71	9.4
11097-69-1	Aroclor 1254	9.7	U	71	9.7
37324-23-5	Aroclor 1262	9.7	U	71	9.7
11100-14-4	Aroclor 1268	9.7	U	71	9.7

CAS NO.	SURROGATE	%REC	Q	LIMITS
2051-24-3	DCB Decachlorobiphenyl	103		47-150

TestAmerica Edison  
Target Compound Quantitation Report

Data File: \\ChromNA\Edison\ChromData\CPESTGC9\20160810-44310.b\9F242748.D  
 Lims ID: 460-118325-A-27-A  
 Client ID: PRA-P25E2-3.75  
 Sample Type: Client  
 Inject. Date: 11-Aug-2016 11:35:46 ALS Bottle#: 14 Worklist Smp#: 14  
 Injection Vol: 1.0 ul Dil. Factor: 1.0000  
 Sample Info: 460-0044310-014  
 Operator ID: Instrument ID: CPESTGC9  
 Method: \\ChromNA\Edison\ChromData\CPESTGC9\20160810-44310.b\8082-ISTD.m  
 Limit Group: GC 8082A PCB ISTD  
 Last Update: 11-Aug-2016 15:53:02 Calib Date: 12-May-2016 14:29:29  
 Integrator: Falcon  
 Quant Method: Internal Standard Quant By: Initial Calibration  
 Last ICal File: \\ChromNA\Edison\ChromData\CPESTGC9\20160512-40924.b\9F001892.D  
 Column 1 : Det: GC ECD1A  
 Column 2 : Det: GC ECD2B  
 Process Host: XAWRK020

First Level Reviewer: patelji Date: 11-Aug-2016 11:49:44

Col	RT (min.)	Exp RT (min.)	Dlt RT (min.)	Response	OnCol Amt ug/l	Flags
-----	-----------	---------------	---------------	----------	----------------	-------

\* 13 1-Bromo-2-nitrobenzene

1	1.617	1.613	0.004	2649025	20.0	
2	1.399	1.399	0.000	2592259	20.0	
					RPD = 0.00	

6 PCB-1248

1	0.000	3.709	-3.709	0	0	M
1	4.281	4.276	0.005	7500395	1616.0	
1	4.711	4.709	0.002	2629390	903.8	
1	4.761	4.758	0.003	3174663	1110.9	
1	5.192	5.190	0.002	4690280	1125.6	
1	5.522	5.520	0.002	3526937	873.0	
1	5.577	5.574	0.003	4580181	958.2	
1	6.871	6.869	0.002	1078914	538.6	
Average of Peak Amounts =					1018.0	
2	0.000	2.845	-2.845	0	0	
2	3.370	3.362	0.008	7141726	1498.2	M
2	3.763	3.746	0.017	4876741	946.5	M
2	4.096	4.092	0.004	2985981	1013.8	M
2	4.520	4.496	0.024	7465689	897.4	M
2	4.755	4.751	0.004	2944436	774.8	M
2	5.221	5.218	0.003	1263400	488.7	M
2	5.912	5.905	0.007	673087	409.5	M
Average of Peak Amounts =					861.3	
					RPD = 16.68	



Col	RT (min.)	Exp RT (min.)	Dlt RT (min.)	Response	OnCol Amt ug/l	Flags
-----	-----------	---------------	---------------	----------	----------------	-------

8 PCB-1260

1	0.000	6.548	-6.548	0	0	
1	0.000	6.803	-6.803	0	0	
1	7.185	7.172	0.013	1591499	207.6	
1	8.080	8.067	0.013	1085502	190.7	
1	8.518	8.509	0.009	1038313	185.4	
1	8.830	8.819	0.011	2170774	193.0	
1	9.195	9.180	0.015	1421130	172.2	M
1	9.700	9.678	0.022	599164	177.4	

Average of Peak Amounts = 187.7

2	0.000	5.437	-5.437	0	0	
2	6.178	6.170	0.008	1977018	200.9	M
2	6.350	6.342	0.008	1078236	178.7	M
2	6.720	6.711	0.009	1070376	175.7	M
2	7.245	7.235	0.010	2473459	166.9	M
2	7.780	7.766	0.014	1141670	163.8	M
2	7.965	7.951	0.014	694294	144.3	M
2	8.725	8.716	0.009	637444	153.3	

Average of Peak Amounts = 169.1

RPD = 10.45

\$ 11 DCB Decachlorobiphenyl

M

1	10.144	10.113	0.031	5118534	54.1	M
2	9.191	9.177	0.014	5562011	51.5	a

RPD = 4.97

QC Flag Legend

Review Flags

M - Manually Integrated

Reagents:

SGPCBISTD\_00006

Amount Added: 20.00

Units: uL

Run Reagent

TestAmerica Edison

Data File: \\ChromNA\Edison\ChromData\CPESTGC9\20160810-44310.b\9F242748.D

Injection Date: 11-Aug-2016 11:35:46

Instrument ID: CPESTGC9

Operator ID:

Lims ID: 460-118325-A-27-A

Lab Sample ID: 460-118325-27

Worklist Smp#: 14

Client ID: PRA-P25E2-3.75

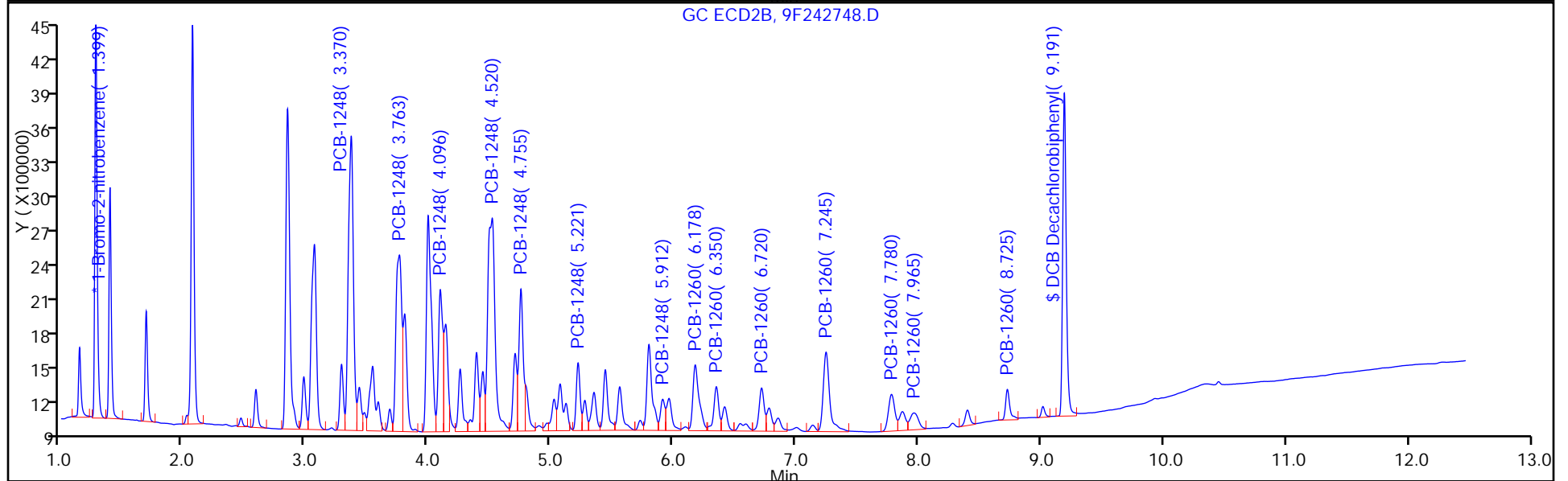
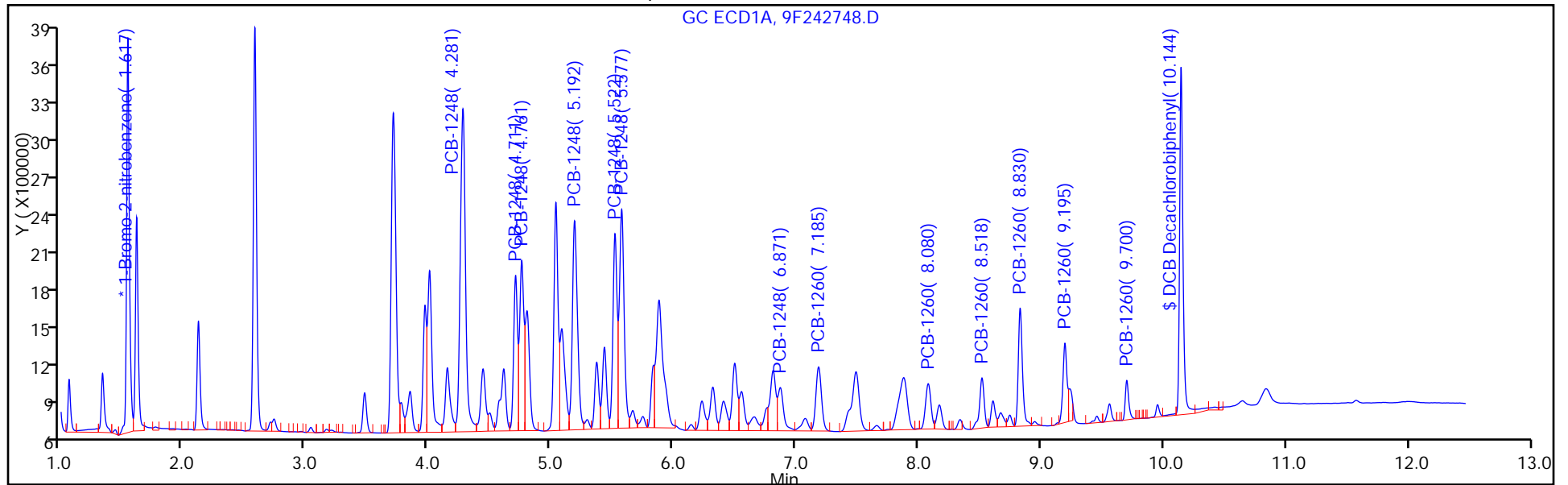
Injection Vol: 1.0 ul

Dil. Factor: 1.0000

ALS Bottle#: 14

Method: 8082-ISTD

Limit Group: GC 8082A PCB ISTD



TestAmerica Edison

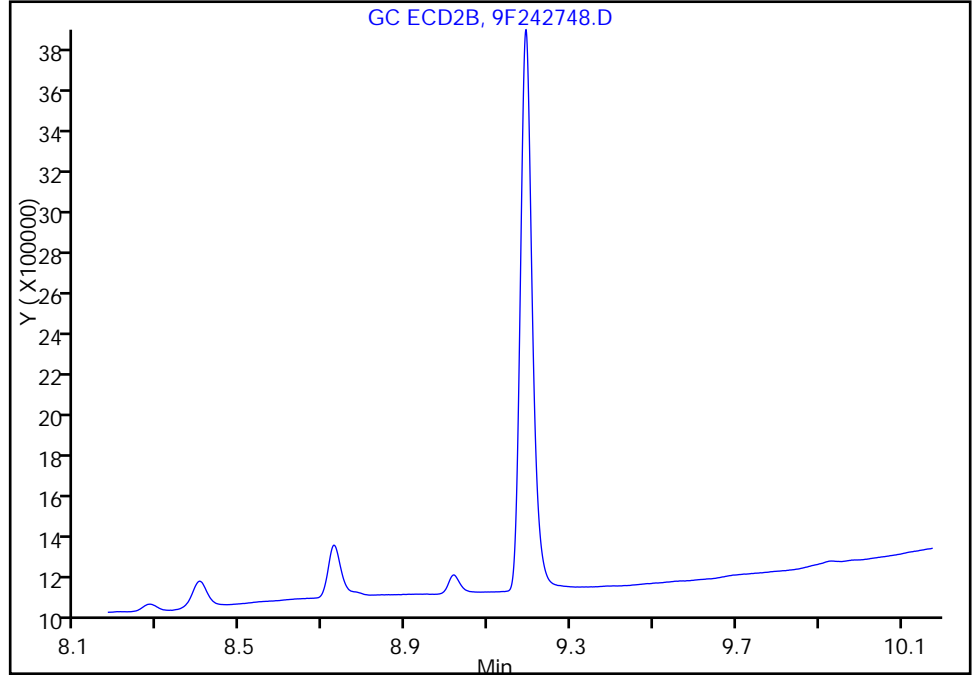
Data File: \\ChromNA\Edison\ChromData\CPESTGC9\20160810-44310.b\9F242748.D  
Injection Date: 11-Aug-2016 11:35:46 Instrument ID: CPESTGC9  
Lims ID: 460-118325-A-27-A Lab Sample ID: 460-118325-27  
Client ID: PRA-P25E2-3.75  
Operator ID: ALS Bottle#: 14 Worklist Smp#: 14  
Injection Vol: 1.0 ul Dil. Factor: 1.0000  
Method: 8082-ISTD Limit Group: GC 8082A PCB ISTD  
Column: Detector GC ECD2B

**\$ 11 DCB Decachlorobiphenyl, CAS: 2051-24-3**

Signal: 2

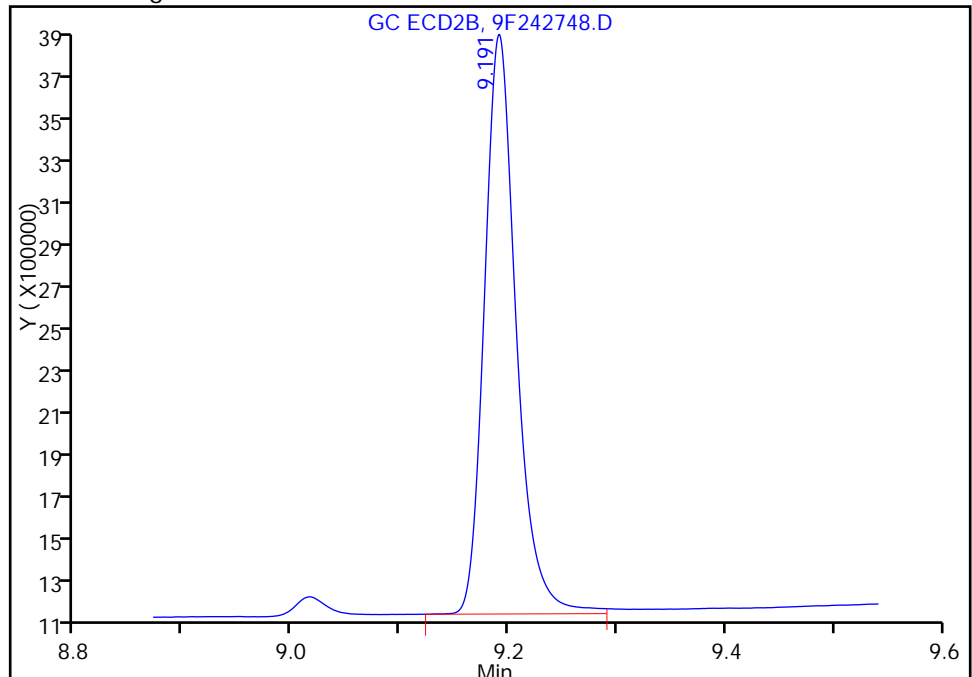
Not Detected  
Expected RT: 9.18

Processing Integration Results



Manual Integration Results

RT: 9.19  
Area: 5562011  
Amount: 51.485169  
Amount Units: ug/l



Reviewer: patelji, 11-Aug-2016 12:25:22  
Audit Action: Assigned Compound ID

Audit Reason: Peak not integrated

TestAmerica Edison

Data File: \\ChromNA\Edison\ChromData\CPESTGC9\20160810-44310.b\9F242748.D

Injection Date: 11-Aug-2016 11:35:46

Instrument ID: CPESTGC9

Lims ID: 460-118325-A-27-A

Lab Sample ID: 460-118325-27

Client ID: PRA-P25E2-3.75

Operator ID:

ALS Bottle#: 14

Worklist Smp#: 14

Injection Vol: 1.0 ul

Dil. Factor: 1.0000

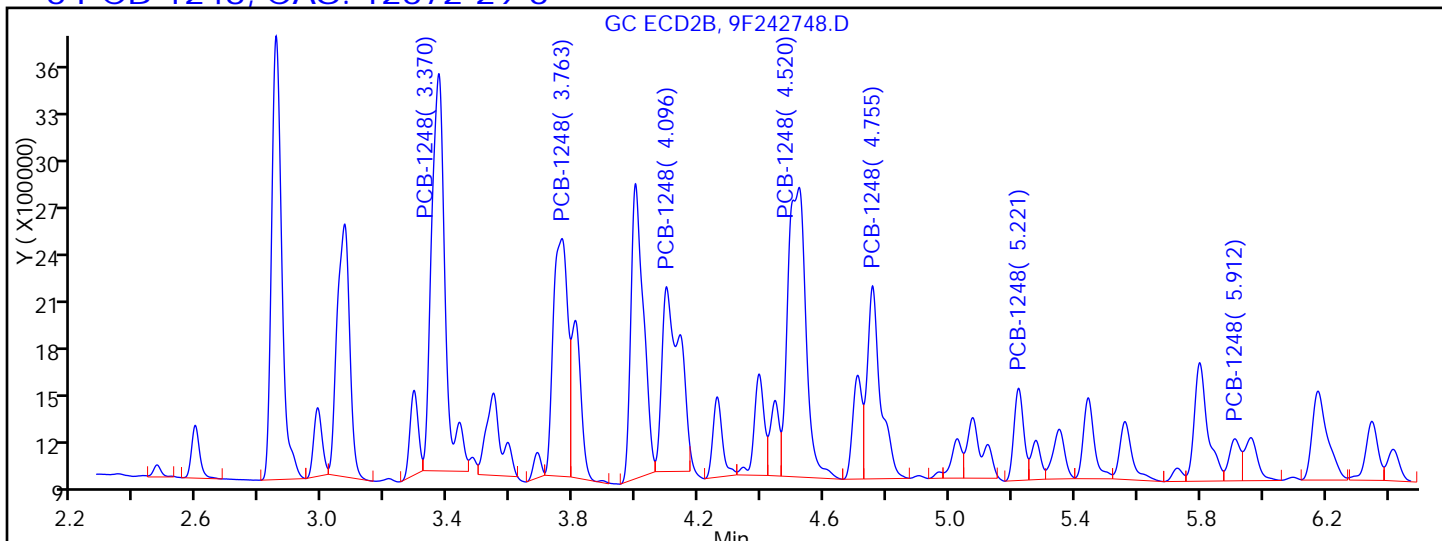
Method: 8082-ISTD

Limit Group: GC 8082A PCB ISTD

Column:

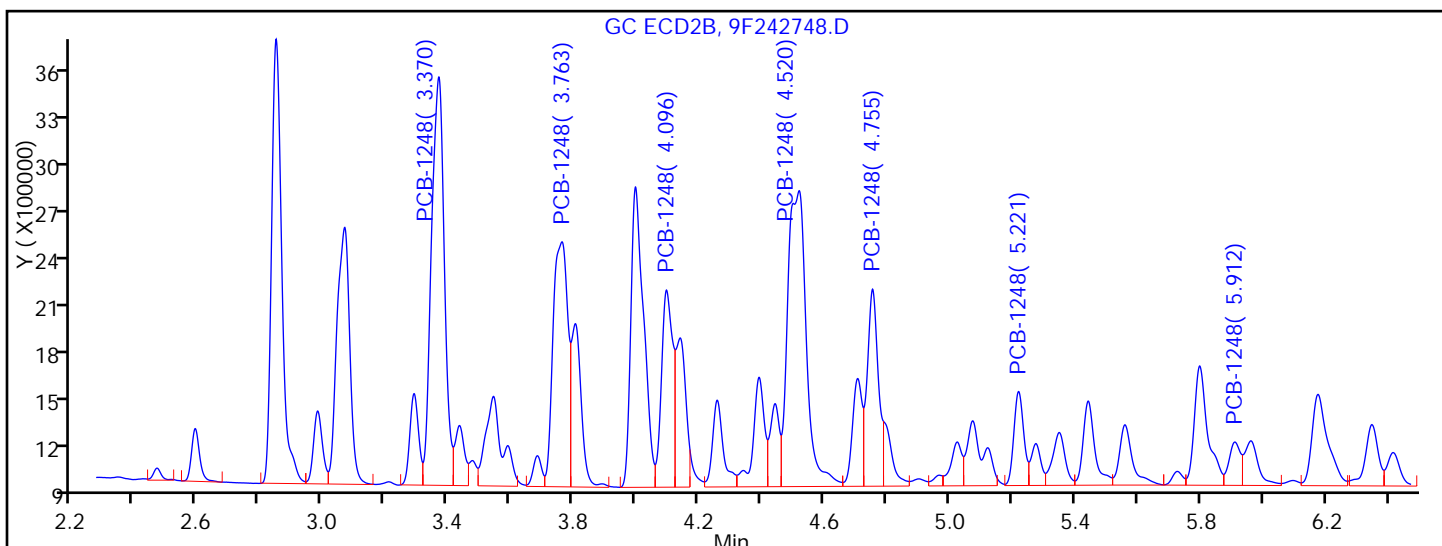
Detector GC ECD2B

6 PCB-1248, CAS: 12672-29-6



Processing Integration Results

RT = 2.850	Response = 6108419	
RT = 3.370	Response = 7314797	M
RT = 3.763	Response = 4650559	M
RT = 4.096	Response = 4468324	M
RT = 4.520	Response = 7066394	M
RT = 4.755	Response = 3453854	M
RT = 5.221	Response = 1214304	M
RT = 5.912	Response = 644564	M



Manual Integration Results

RT = 0.000	Response = 0	
RT = 3.370	Response = 7141726	M
RT = 3.763	Response = 4876741	M
RT = 4.096	Response = 2985981	M
RT = 4.520	Response = 7465689	M
RT = 4.755	Response = 2944436	M

FORM I  
PCBS ORGANICS ANALYSIS DATA SHEET

Lab Name: TestAmerica Edison Job No.: 460-118325-1  
 SDG No.: \_\_\_\_\_  
 Client Sample ID: PRA-P7S-4.25 Lab Sample ID: 460-118325-28  
 Matrix: Solid Lab File ID: 9F242761.D  
 Analysis Method: 8082A Date Collected: 08/08/2016 15:01  
 Extraction Method: 3546 Date Extracted: 08/11/2016 00:03  
 Sample wt/vol: 15.0227(g) Date Analyzed: 08/11/2016 15:10  
 Con. Extract Vol.: 10(mL) Dilution Factor: 10  
 Injection Volume: 1(uL) GC Column: CLP-2 ID: 0.53(mm)  
 % Moisture: 4.6 GPC Cleanup: (Y/N) N  
 Analysis Batch No.: 384008 Units: ug/Kg

CAS NO.	COMPOUND NAME	RESULT	Q	RL	MDL
53469-21-9	Aroclor 1242	7400		700	93

CAS NO.	SURROGATE	%REC	Q	LIMITS
2051-24-3	DCB Decachlorobiphenyl	146		47-150

TestAmerica Edison  
Target Compound Quantitation Report

Data File: \\ChromNA\Edison\ChromData\CPESTGC9\20160810-44310.b\9F242761.D  
 Lims ID: 460-118325-A-28-A  
 Client ID: PRA-P7S-4.25  
 Sample Type: Client  
 Inject. Date: 11-Aug-2016 15:10:59 ALS Bottle#: 27 Worklist Smp#: 27  
 Injection Vol: 1.0 ul Dil. Factor: 10.0000  
 Sample Info:  
 Operator ID: Instrument ID: CPESTGC9  
 Method: \\ChromNA\Edison\ChromData\CPESTGC9\20160810-44310.b\8082-ISTD.m  
 Limit Group: GC 8082A PCB ISTD  
 Last Update: 11-Aug-2016 15:53:02 Calib Date: 12-May-2016 14:29:29  
 Integrator: Falcon  
 Quant Method: Internal Standard Quant By: Initial Calibration  
 Last ICal File: \\ChromNA\Edison\ChromData\CPESTGC9\20160512-40924.b\9F001892.D  
 Column 1 : Det: GC ECD1A  
 Column 2 : Det: GC ECD2B  
 Process Host: XAWRK020

First Level Reviewer: patelji Date: 11-Aug-2016 15:28:04

Col	RT (min.)	Exp RT (min.)	Dlt RT (min.)	Response	OnCol Amt ug/l	Flags
-----	-----------	---------------	---------------	----------	----------------	-------

* 13 1-Bromo-2-nitrobenzene						M
1	1.617	1.613	0.004	2825661	20.0	M
2	1.402	1.399	0.003	3216075	20.0	M
RPD = 0.00						
4 PCB-1242						M
1	3.200	3.209	-0.009	1353454	563.9	
1	3.710	3.722	-0.012	5775979	1167.5	
1	4.007	4.018	-0.011	2462997	1199.7	
1	4.278	4.288	-0.010	9293488	1130.3	
1	4.449	4.459	-0.010	3867703	1014.6	
1	5.191	5.201	-0.010	4065992	1155.9	
1	5.521	5.531	-0.010	3127014	1089.6	
1	5.576	5.581	-0.005	4044512	1187.2	
Average of Peak Amounts =						1063.6
2	2.466	2.474	-0.008	1252296	568.8	
2	2.852	2.863	-0.011	5123967	1206.6	M
2	3.072	3.084	-0.012	3498475	1292.9	M
2	3.372	3.384	-0.012	9200030	1114.1	M
2	3.525	3.537	-0.012	3743430	994.1	M
2	4.001	4.015	-0.014	4142273	1128.5	M
2	4.522	4.514	0.008	6222950	1025.8	M
2	4.757	4.776	-0.019	2756410	1136.4	M
Average of Peak Amounts =						1058.4
RPD = 0.49						

Data File: \\ChromNA\Edison\ChromData\CPESTGC9\20160810-44310.b\9F242761.D

Col	RT (min.)	Exp RT (min.)	Dlt RT (min.)	Response	OnCol Amt ug/l	Flags
-----	-----------	---------------	---------------	----------	----------------	-------

\$ 11 DCB Decachlorobiphenyl						M
1	10.141	10.113	0.028	738146	7.32	M
2	9.192	9.177	0.015	767594	5.73	
					RPD = 24.35	

**QC Flag Legend**

Review Flags

M - Manually Integrated

**Reagents:**

SGPCBISTD\_00006                      Amount Added: 20.00                      Units: uL                      Run Reagent

TestAmerica Edison

Data File: \\ChromNA\Edison\ChromData\CPESTGC9\20160810-44310.b\9F242761.D

Injection Date: 11-Aug-2016 15:10:59

Instrument ID: CPESTGC9

Operator ID:

Lims ID: 460-118325-A-28-A

Lab Sample ID: 460-118325-28

Worklist Smp#: 27

Client ID: PRA-P7S-4.25

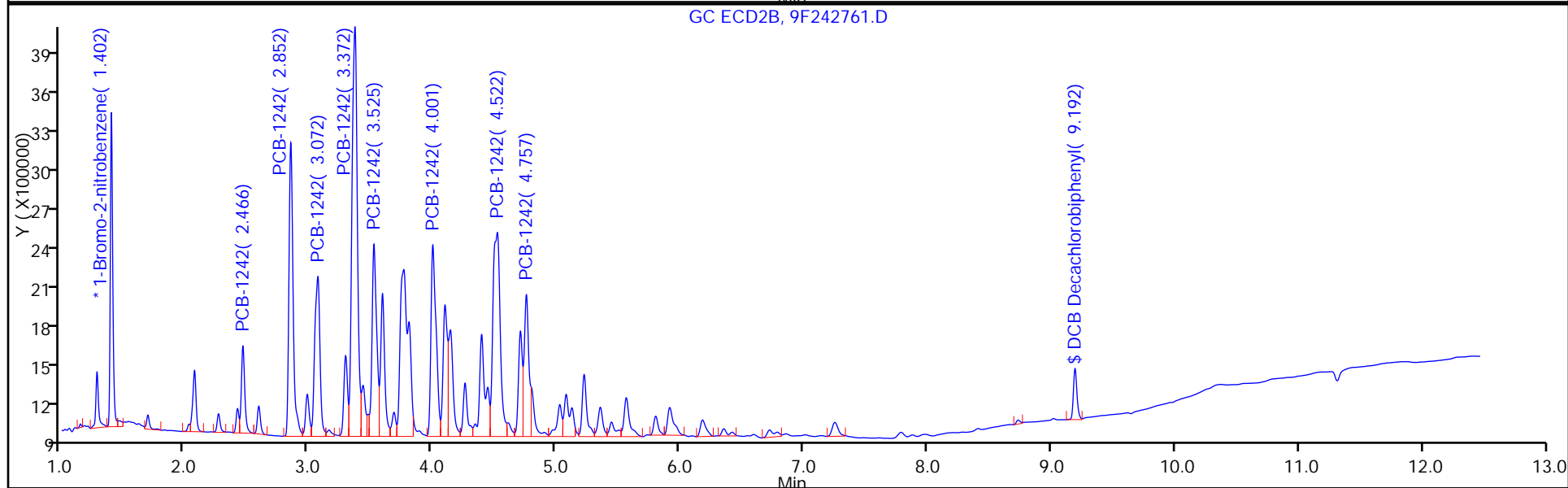
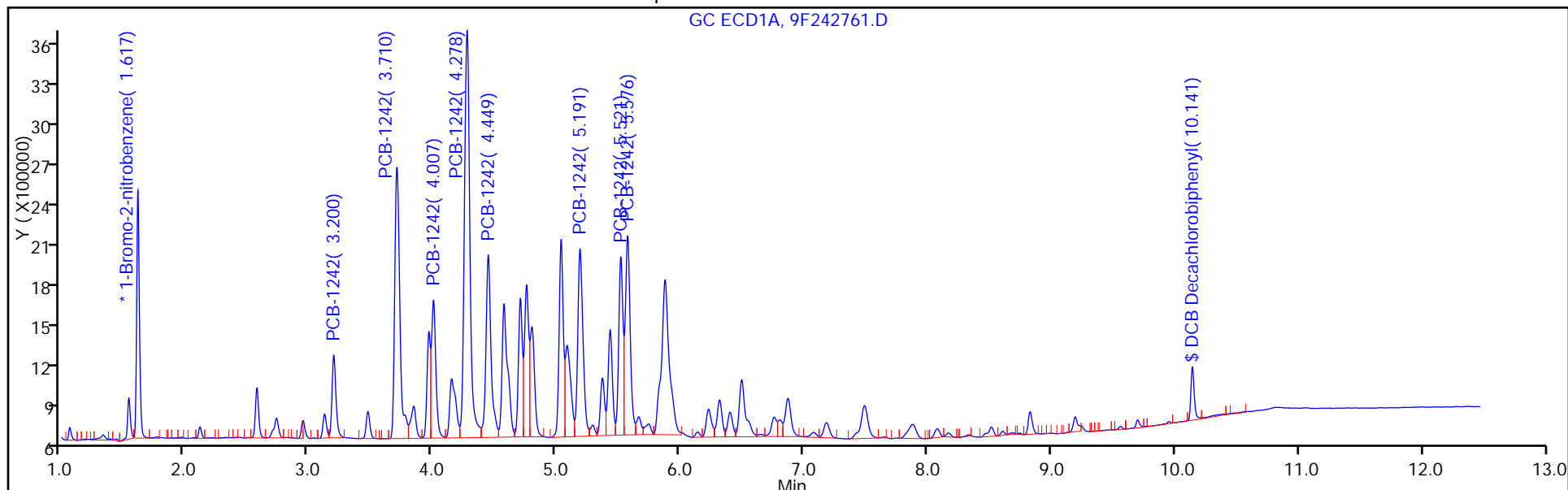
Injection Vol: 1.0 ul

Dil. Factor: 10.0000

ALS Bottle#: 27

Method: 8082-ISTD

Limit Group: GC 8082A PCB ISTD





TestAmerica Edison

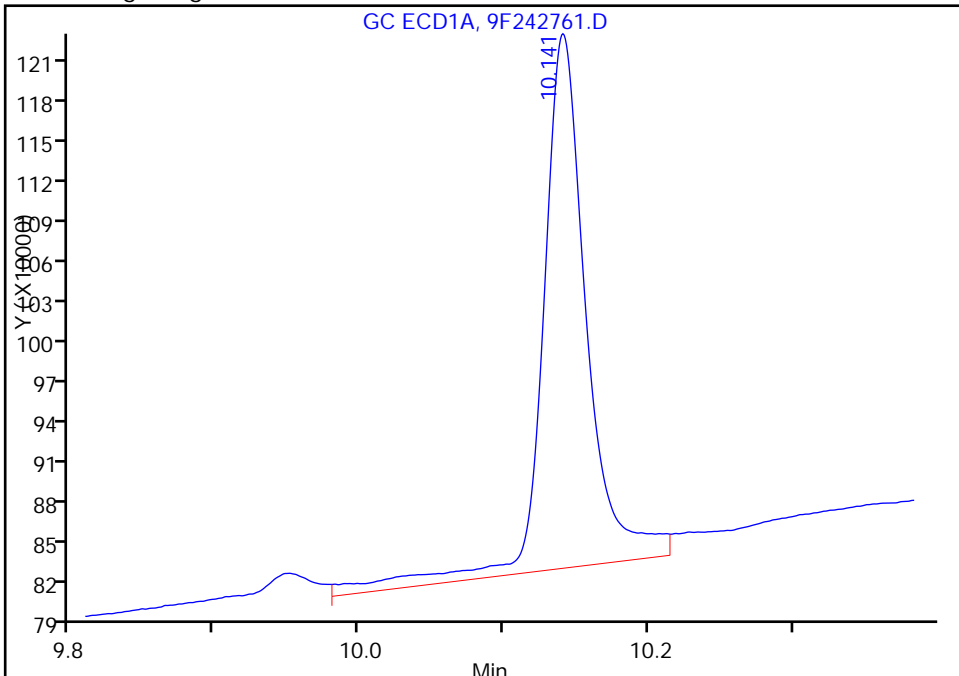
Data File: \\ChromNA\Edison\ChromData\CPESTGC9\20160810-44310.b\9F242761.D  
Injection Date: 11-Aug-2016 15:10:59 Instrument ID: CPESTGC9  
Lims ID: 460-118325-A-28-A Lab Sample ID: 460-118325-28  
Client ID: PRA-P7S-4.25  
Operator ID: ALS Bottle#: 27 Worklist Smp#: 27  
Injection Vol: 1.0 ul Dil. Factor: 10.0000  
Method: 8082-ISTD Limit Group: GC 8082A PCB ISTD  
Column: Detector GC ECD1A

**\$ 11 DCB Decachlorobiphenyl, CAS: 2051-24-3**

Signal: 1

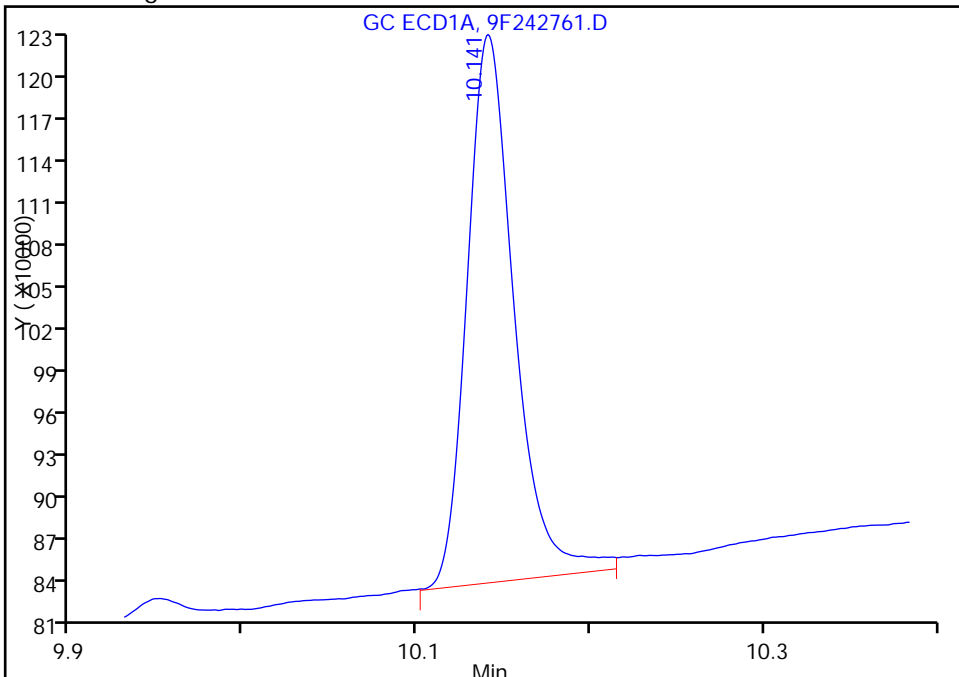
RT: 10.14  
Area: 844245  
Amount: 8.110037  
Amount Units: ug/l

Processing Integration Results



RT: 10.14  
Area: 738146  
Amount: 7.315061  
Amount Units: ug/l

Manual Integration Results



Reviewer: patelji, 11-Aug-2016 15:28:04  
Audit Action: Assigned New Baseline

Audit Reason: Peak not integrated

TestAmerica Edison

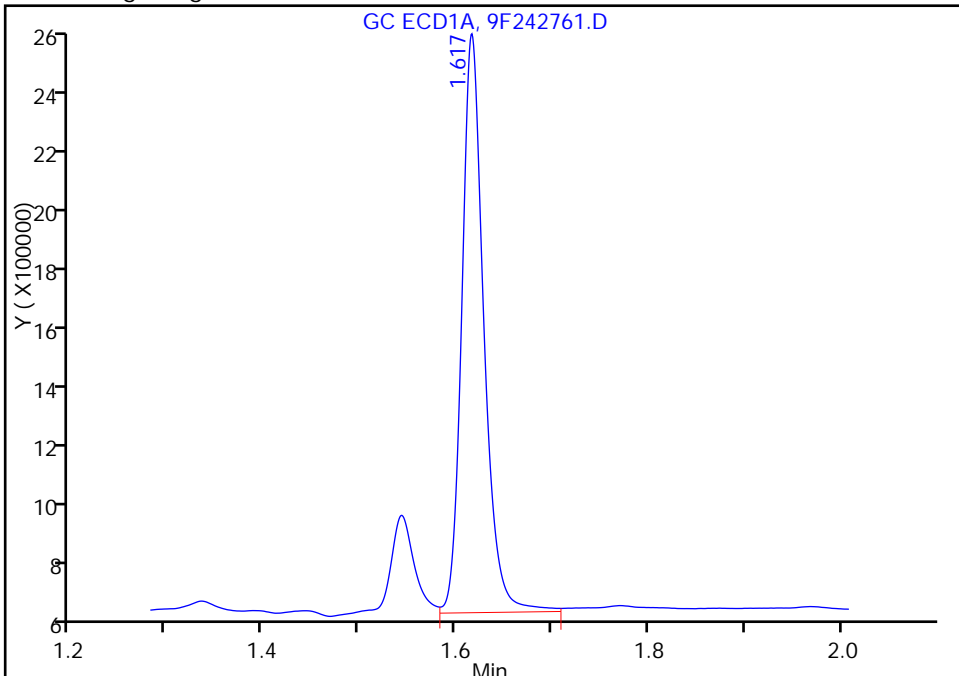
Data File: \\ChromNA\Edison\ChromData\CPESTGC9\20160810-44310.b\9F242761.D  
Injection Date: 11-Aug-2016 15:10:59 Instrument ID: CPESTGC9  
Lims ID: 460-118325-A-28-A Lab Sample ID: 460-118325-28  
Client ID: PRA-P7S-4.25  
Operator ID: ALS Bottle#: 27 Worklist Smp#: 27  
Injection Vol: 1.0 ul Dil. Factor: 10.0000  
Method: 8082-ISTD Limit Group: GC 8082A PCB ISTD  
Column: Detector GC ECD1A

\* 13 1-Bromo-2-nitrobenzene, CAS: 577-19-5

Signal: 1

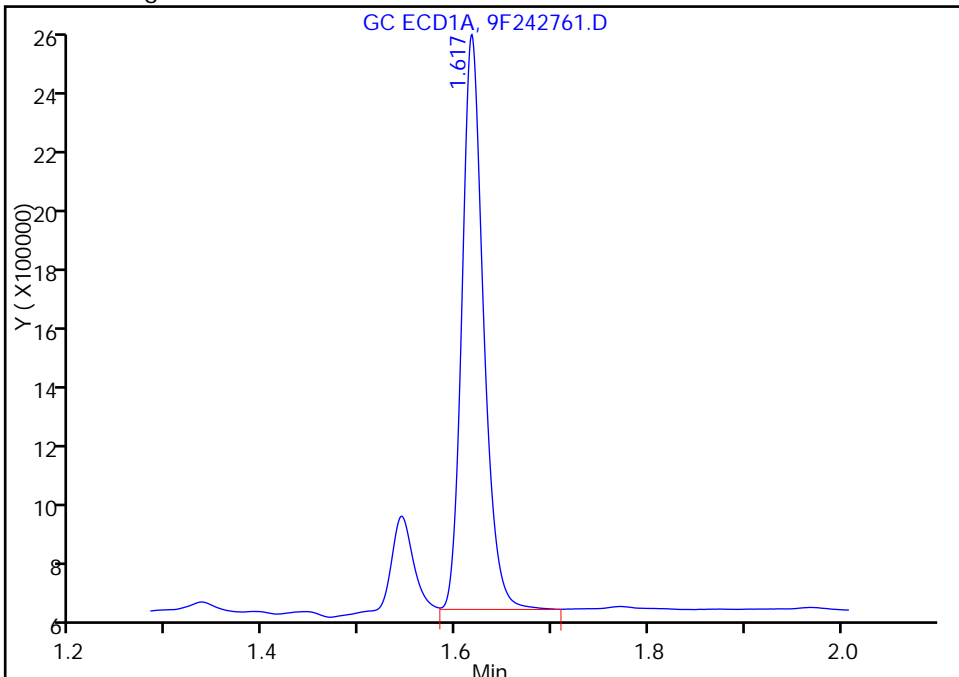
RT: 1.62  
Area: 2915019  
Amount: 20.000000  
Amount Units: ug/l

Processing Integration Results



RT: 1.62  
Area: 2825661  
Amount: 20.000000  
Amount Units: ug/l

Manual Integration Results



Reviewer: patelji, 11-Aug-2016 15:28:04  
Audit Action: Assigned New Baseline

Audit Reason: Peak not integrated

FORM I  
PCBS ORGANICS ANALYSIS DATA SHEET

Lab Name: TestAmerica Edison Job No.: 460-118325-1  
 SDG No.: \_\_\_\_\_  
 Client Sample ID: PRA-P7S-4.25 Lab Sample ID: 460-118325-28  
 Matrix: Solid Lab File ID: 9F242761.D  
 Analysis Method: 8082A Date Collected: 08/08/2016 15:01  
 Extraction Method: 3546 Date Extracted: 08/11/2016 00:03  
 Sample wt/vol: 15.0227(g) Date Analyzed: 08/11/2016 15:10  
 Con. Extract Vol.: 10 (mL) Dilution Factor: 10  
 Injection Volume: 1 (uL) GC Column: CLP-1 ID: 0.53 (mm)  
 % Moisture: 4.6 GPC Cleanup: (Y/N) N  
 Analysis Batch No.: 384008 Units: ug/Kg

CAS NO.	COMPOUND NAME	RESULT	Q	RL	MDL
12674-11-2	Aroclor 1016	93	U	700	93
11104-28-2	Aroclor 1221	93	U	700	93
11141-16-5	Aroclor 1232	93	U	700	93
12672-29-6	Aroclor 1248	93	U	700	93
11097-69-1	Aroclor 1254	96	U	700	96
11096-82-5	Aroclor 1260	96	U	700	96
37324-23-5	Aroclor 1262	96	U	700	96
11100-14-4	Aroclor 1268	96	U	700	96

CAS NO.	SURROGATE	%REC	Q	LIMITS
2051-24-3	DCB Decachlorobiphenyl	115		47-150

TestAmerica Edison  
Target Compound Quantitation Report

Data File: \\ChromNA\Edison\ChromData\CPESTGC9\20160810-44310.b\9F242761.D  
 Lims ID: 460-118325-A-28-A  
 Client ID: PRA-P7S-4.25  
 Sample Type: Client  
 Inject. Date: 11-Aug-2016 15:10:59 ALS Bottle#: 27 Worklist Smp#: 27  
 Injection Vol: 1.0 ul Dil. Factor: 10.0000  
 Sample Info:  
 Operator ID: Instrument ID: CPESTGC9  
 Method: \\ChromNA\Edison\ChromData\CPESTGC9\20160810-44310.b\8082-ISTD.m  
 Limit Group: GC 8082A PCB ISTD  
 Last Update: 11-Aug-2016 15:53:02 Calib Date: 12-May-2016 14:29:29  
 Integrator: Falcon  
 Quant Method: Internal Standard Quant By: Initial Calibration  
 Last ICal File: \\ChromNA\Edison\ChromData\CPESTGC9\20160512-40924.b\9F001892.D

Column 1 : Det: GC ECD1A  
 Column 2 : Det: GC ECD2B  
 Process Host: XAWRK020

First Level Reviewer: patelji Date: 11-Aug-2016 15:28:04

Col	RT (min.)	Exp RT (min.)	Dlt RT (min.)	Response	OnCol Amt ug/l	Flags
-----	-----------	---------------	---------------	----------	----------------	-------

\* 13 1-Bromo-2-nitrobenzene M  
 1 1.617 1.613 0.004 2825661 20.0 M  
 2 1.402 1.399 0.003 3216075 20.0 M

RPD = 0.00

4 PCB-1242 M

1 3.200 3.209 -0.009 1353454 563.9  
 1 3.710 3.722 -0.012 5775979 1167.5  
 1 4.007 4.018 -0.011 2462997 1199.7  
 1 4.278 4.288 -0.010 9293488 1130.3  
 1 4.449 4.459 -0.010 3867703 1014.6  
 1 5.191 5.201 -0.010 4065992 1155.9  
 1 5.521 5.531 -0.010 3127014 1089.6  
 1 5.576 5.581 -0.005 4044512 1187.2

Average of Peak Amounts = 1063.6

2 2.466 2.474 -0.008 1252296 568.8  
 2 2.852 2.863 -0.011 5123967 1206.6 M  
 2 3.072 3.084 -0.012 3498475 1292.9 M  
 2 3.372 3.384 -0.012 9200030 1114.1 M  
 2 3.525 3.537 -0.012 3743430 994.1 M  
 2 4.001 4.015 -0.014 4142273 1128.5 M  
 2 4.522 4.514 0.008 6222950 1025.8 M  
 2 4.757 4.776 -0.019 2756410 1136.4 M

Average of Peak Amounts = 1058.4

RPD = 0.49

Data File: \\ChromNA\Edison\ChromData\CPESTGC9\20160810-44310.b\9F242761.D

Col	RT (min.)	Exp RT (min.)	Dlt RT (min.)	Response	OnCol Amt ug/l	Flags
-----	-----------	---------------	---------------	----------	----------------	-------

\$ 11 DCB Decachlorobiphenyl						M
1	10.141	10.113	0.028	738146	7.32	M
2	9.192	9.177	0.015	767594	5.73	
					RPD = 24.35	

**QC Flag Legend**

Review Flags

M - Manually Integrated

**Reagents:**

SGPCBISTD\_00006                      Amount Added: 20.00                      Units: uL                      Run Reagent

TestAmerica Edison

Data File: \\ChromNA\Edison\ChromData\CPESTGC9\20160810-44310.b\9F242761.D

Injection Date: 11-Aug-2016 15:10:59

Instrument ID: CPESTGC9

Operator ID:

Lims ID: 460-118325-A-28-A

Lab Sample ID: 460-118325-28

Worklist Smp#: 27

Client ID: PRA-P7S-4.25

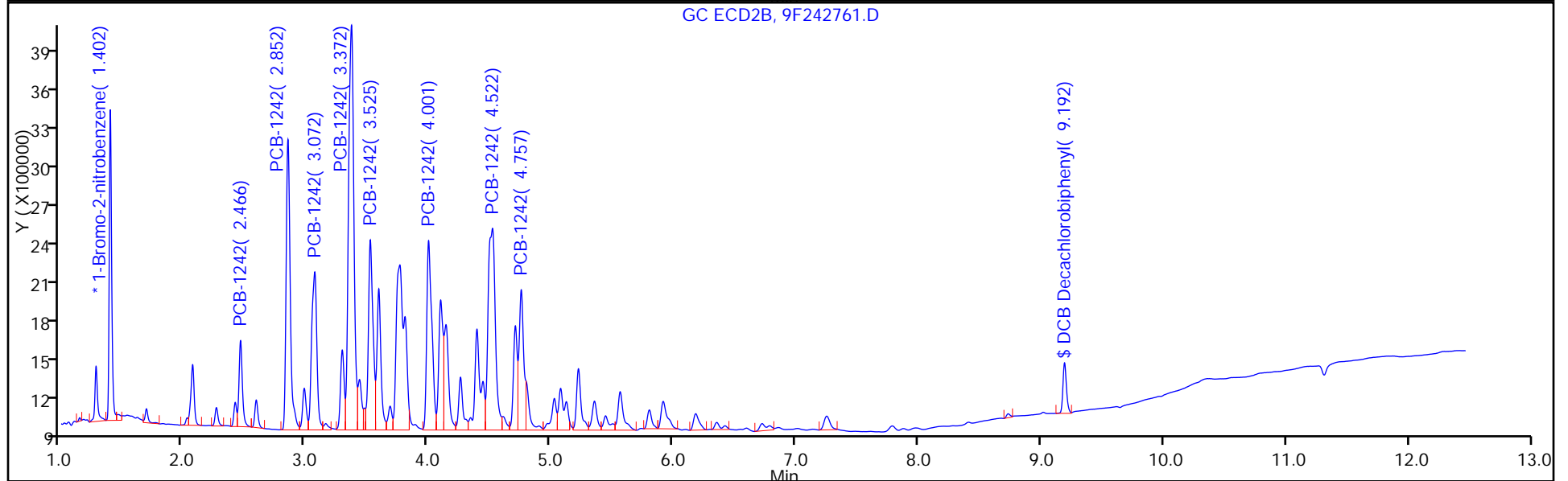
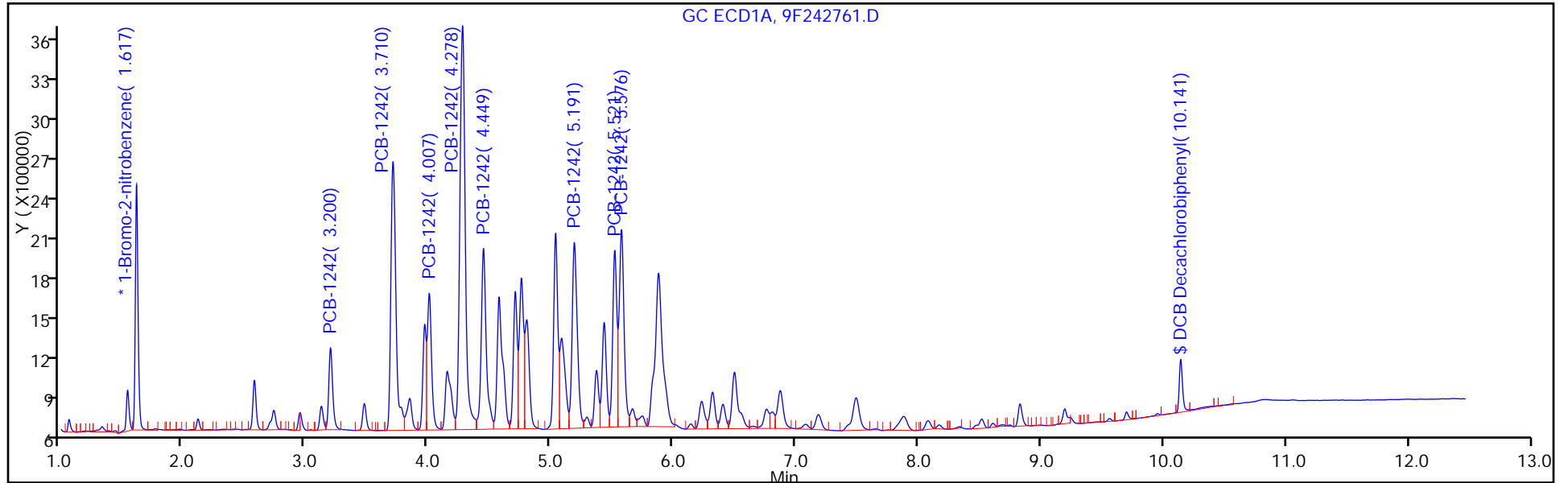
Injection Vol: 1.0 ul

Dil. Factor: 10.0000

ALS Bottle#: 27

Method: 8082-ISTD

Limit Group: GC 8082A PCB ISTD



TestAmerica Edison

Data File: \\ChromNA\Edison\ChromData\CPESTGC9\20160810-44310.b\9F242761.D

Injection Date: 11-Aug-2016 15:10:59

Instrument ID: CPESTGC9

Lims ID: 460-118325-A-28-A

Lab Sample ID: 460-118325-28

Client ID: PRA-P7S-4.25

Operator ID:

ALS Bottle#: 27

Worklist Smp#: 27

Injection Vol: 1.0 ul

Dil. Factor: 10.0000

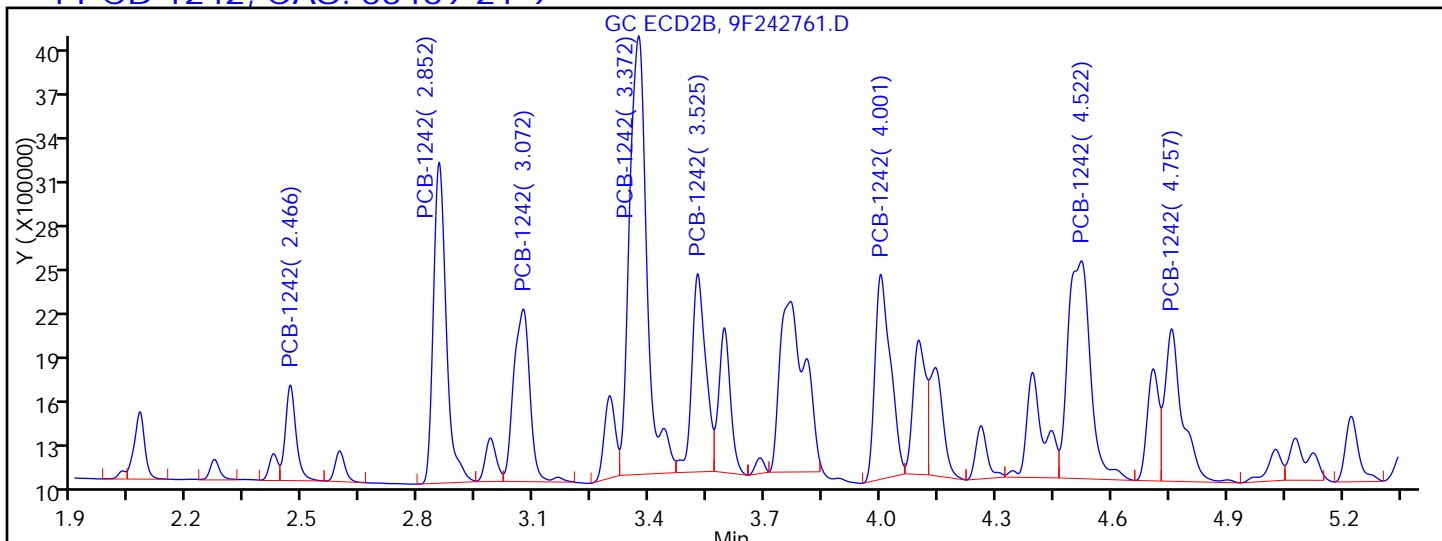
Method: 8082-ISTD

Limit Group: GC 8082A PCB ISTD

Column:

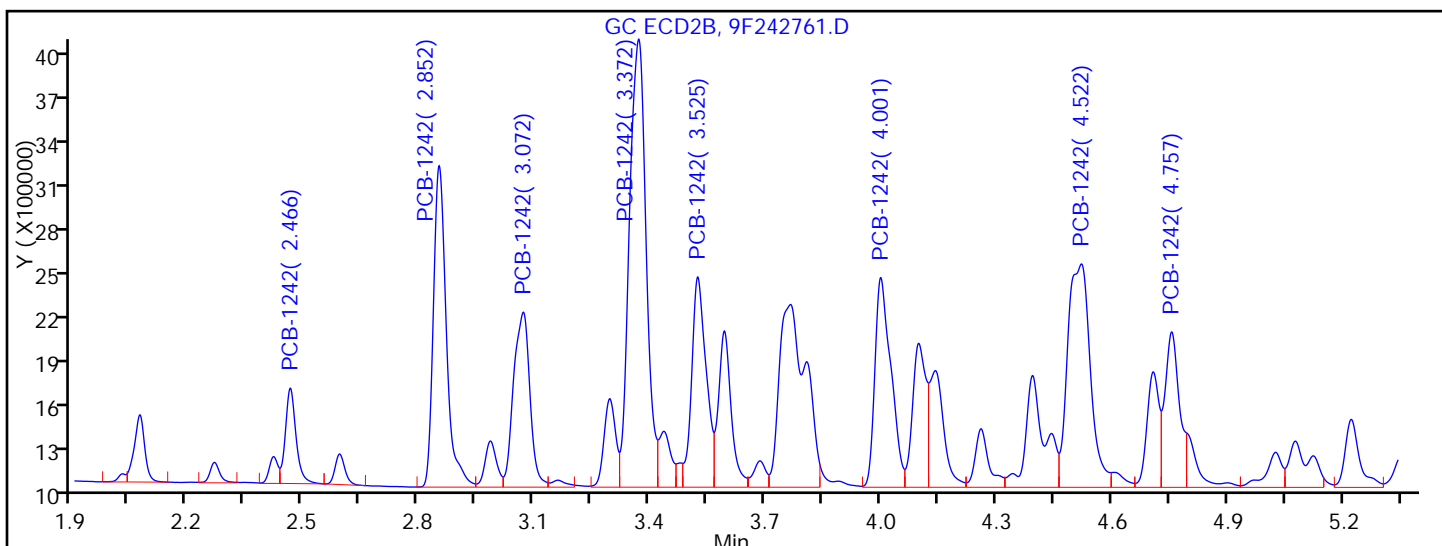
Detector: GC ECD2B

4 PCB-1242, CAS: 53469-21-9



Processing Integration Results

RT = 2.466	Response = 1252296	
RT = 2.852	Response = 5045034	M
RT = 3.072	Response = 3442118	M
RT = 3.372	Response = 9413147	M
RT = 3.525	Response = 3418321	M
RT = 4.001	Response = 3885935	M
RT = 4.522	Response = 6047943	M
RT = 4.757	Response = 3276764	M



Manual Integration Results

RT = 2.466	Response = 1252296	
RT = 2.852	Response = 5123967	M
RT = 3.072	Response = 3498475	M
RT = 3.372	Response = 9200030	M
RT = 3.525	Response = 3743430	M
RT = 4.001	Response = 4142273	M

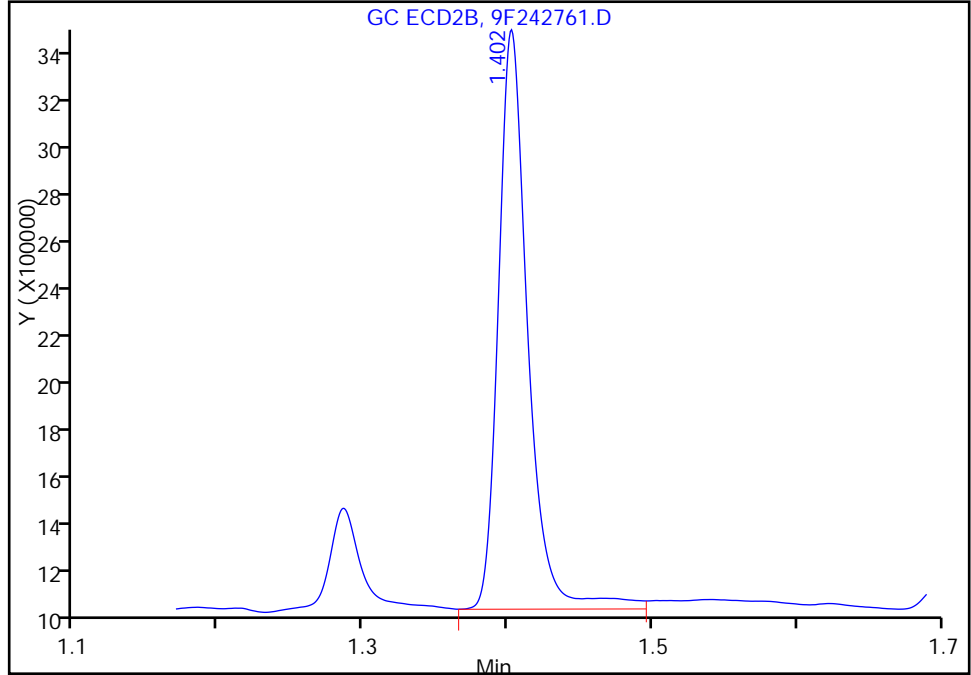
TestAmerica Edison

Data File: \\ChromNA\Edison\ChromData\CPESTGC9\20160810-44310.b\9F242761.D  
Injection Date: 11-Aug-2016 15:10:59 Instrument ID: CPESTGC9  
Lims ID: 460-118325-A-28-A Lab Sample ID: 460-118325-28  
Client ID: PRA-P7S-4.25  
Operator ID: ALS Bottle#: 27 Worklist Smp#: 27  
Injection Vol: 1.0 ul Dil. Factor: 10.0000  
Method: 8082-ISTD Limit Group: GC 8082A PCB ISTD  
Column: Detector GC ECD2B

\* 13 1-Bromo-2-nitrobenzene, CAS: 577-19-5  
Signal: 2

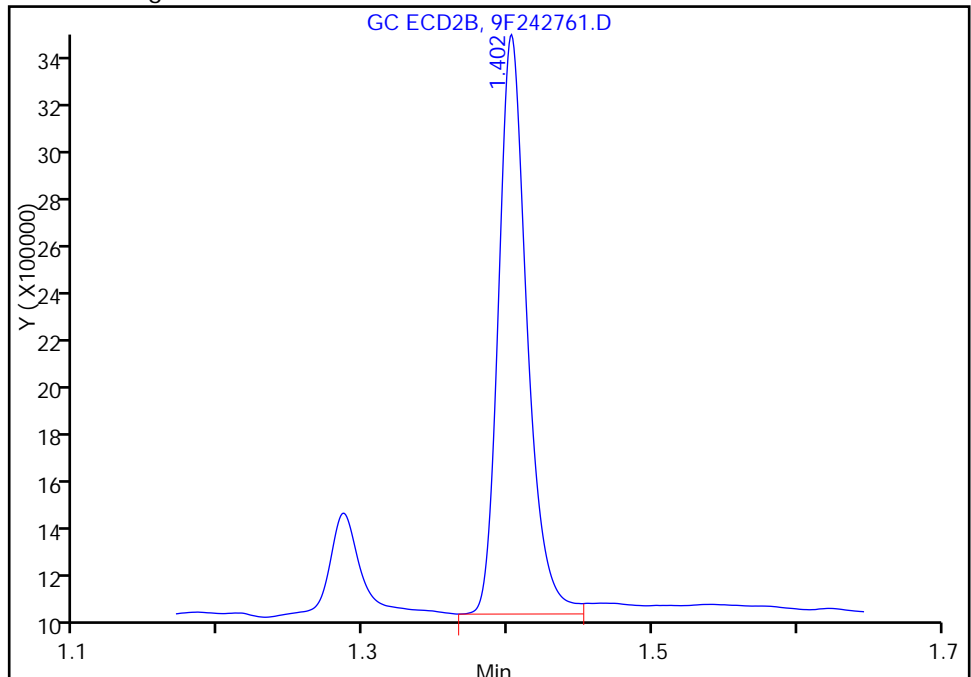
RT: 1.40  
Area: 3318360  
Amount: 20.000000  
Amount Units: ug/l

Processing Integration Results



RT: 1.40  
Area: 3216075  
Amount: 20.000000  
Amount Units: ug/l

Manual Integration Results



Reviewer: patelji, 11-Aug-2016 15:28:04  
Audit Action: Split an Integrated Peak

Audit Reason: Peak not integrated



FORM I  
PCBS ORGANICS ANALYSIS DATA SHEET

Lab Name: TestAmerica Edison Job No.: 460-118325-1  
 SDG No.: \_\_\_\_\_  
 Client Sample ID: PRA-P7W-4.25 Lab Sample ID: 460-118325-29  
 Matrix: Solid Lab File ID: 9F242766.D  
 Analysis Method: 8082A Date Collected: 08/08/2016 15:15  
 Extraction Method: 3546 Date Extracted: 08/11/2016 00:03  
 Sample wt/vol: 15.0155(g) Date Analyzed: 08/11/2016 16:52  
 Con. Extract Vol.: 10(mL) Dilution Factor: 1  
 Injection Volume: 1(uL) GC Column: CLP-2 ID: 0.53(mm)  
 % Moisture: 8.5 GPC Cleanup: (Y/N) N  
 Analysis Batch No.: 384332 Units: ug/Kg

CAS NO.	COMPOUND NAME	RESULT	Q	RL	MDL
12672-29-6	Aroclor 1248	110		73	9.7

CAS NO.	SURROGATE	%REC	Q	LIMITS
2051-24-3	DCB Decachlorobiphenyl	105		47-150

TestAmerica Edison  
Target Compound Quantitation Report

Data File: \\ChromNA\Edison\ChromData\CPESTGC9\20160811-44370.b\9F242766.D  
 Lims ID: 460-118325-A-29-A  
 Client ID: PRA-P7W-4.25  
 Sample Type: Client  
 Inject. Date: 11-Aug-2016 16:52:46 ALS Bottle#: 32 Worklist Smp#: 3  
 Injection Vol: 1.0 ul Dil. Factor: 1.0000  
 Sample Info: 460-0044370-003  
 Operator ID: Instrument ID: CPESTGC9  
 Method: \\ChromNA\Edison\ChromData\CPESTGC9\20160811-44370.b\8082-ISTD.m  
 Limit Group: GC 8082A PCB ISTD  
 Last Update: 12-Aug-2016 10:14:23 Calib Date: 12-May-2016 14:29:29  
 Integrator: Falcon  
 Quant Method: Internal Standard Quant By: Initial Calibration  
 Last ICal File: \\ChromNA\Edison\ChromData\CPESTGC9\20160512-40924.b\9F001892.D  
 Column 1 : Det: GC ECD1A  
 Column 2 : Det: GC ECD2B  
 Process Host: XAWRK014

First Level Reviewer: patelji Date: 12-Aug-2016 06:55:18

Col	RT (min.)	Exp RT (min.)	Dlt RT (min.)	Response	OnCol Amt ug/l	Flags
-----	-----------	---------------	---------------	----------	----------------	-------

\* 13 1-Bromo-2-nitrobenzene

1	1.618	1.619	-0.001	2654074	20.0	
2	1.399	1.398	0.001	2501584	20.0	
					RPD = 0.00	

6 PCB-1248

1	0.000	3.709	-3.709	0	0	M
1	4.284	4.276	0.008	413452	88.9	M
1	4.711	4.709	0.002	556680	191.0	M
1	4.761	4.758	0.003	471113	164.5	M
1	5.191	5.190	0.001	525243	125.8	M
1	5.526	5.520	0.006	584423	144.4	M
1	5.579	5.574	0.005	1007934	210.5	M
1	6.876	6.869	0.007	219456	109.4	M
Average of Peak Amounts =					147.8	
2	0.000	2.845	-2.845	0	0	
2	0.000	3.362	-3.362	0	0	
2	3.748	3.746	0.002	861313	173.2	M
2	4.096	4.092	0.004	277030	97.5	M
2	4.527	4.496	0.031	1263198	157.3	M
2	4.758	4.751	0.007	499898	136.3	M
2	5.223	5.218	0.005	267273	107.1	M
2	0.000	5.905	-5.905	0	0	
Average of Peak Amounts =					134.3	
					RPD = 9.56	

Data File: \\ChromNA\Edison\ChromData\CPESTGC9\20160811-44370.b\9F242766.D

Col	RT (min.)	Exp RT (min.)	Dlt RT (min.)	Response	OnCol Amt ug/l	Flags
-----	-----------	---------------	---------------	----------	----------------	-------

\$ 11 DCB Decachlorobiphenyl

1	10.144	10.165	-0.021	4996066	52.7	a
2	9.191	9.200	-0.009	5161206	49.5	a

RPD = 6.27

### QC Flag Legend

Review Flags

M - Manually Integrated

### Reagents:

SGPCBISTD\_00006

Amount Added: 20.00

Units: uL

Run Reagent

TestAmerica Edison

Data File: \\ChromNA\Edison\ChromData\CPESTGC9\20160811-44370.b\9F242766.D

Injection Date: 11-Aug-2016 16:52:46

Instrument ID: CPESTGC9

Operator ID:

Lims ID: 460-118325-A-29-A

Lab Sample ID: 460-118325-29

Worklist Smp#: 3

Client ID: PRA-P7W-4.25

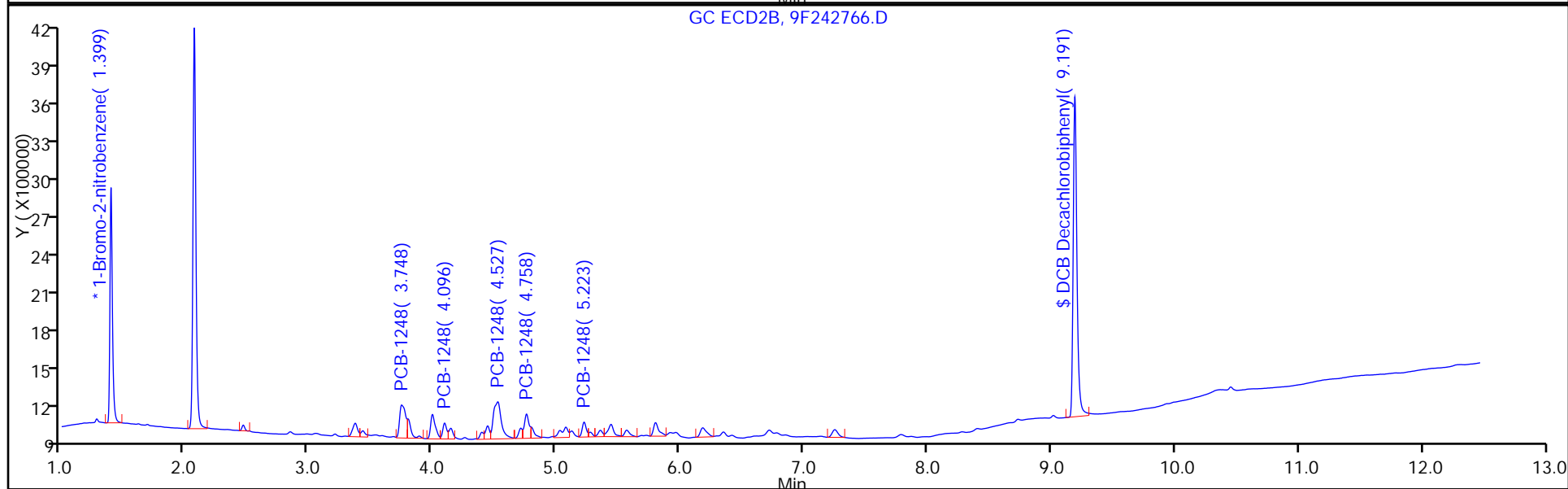
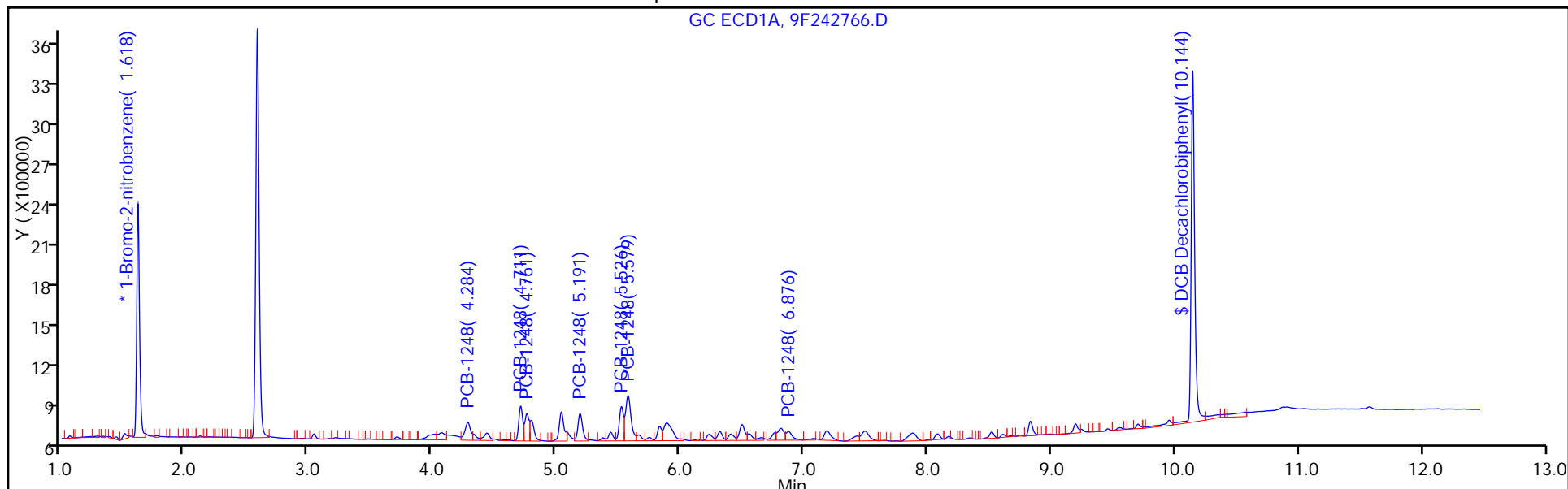
Injection Vol: 1.0 ul

Dil. Factor: 1.0000

ALS Bottle#: 32

Method: 8082-ISTD

Limit Group: GC 8082A PCB ISTD



TestAmerica Edison

Data File: \\ChromNA\Edison\ChromData\CPESTGC9\20160811-44370.b\9F242766.D

Injection Date: 11-Aug-2016 16:52:46

Instrument ID: CPESTGC9

Lims ID: 460-118325-A-29-A

Lab Sample ID: 460-118325-29

Client ID: PRA-P7W-4.25

Operator ID:

ALS Bottle#: 32

Worklist Smp#: 3

Injection Vol: 1.0 ul

Dil. Factor: 1.0000

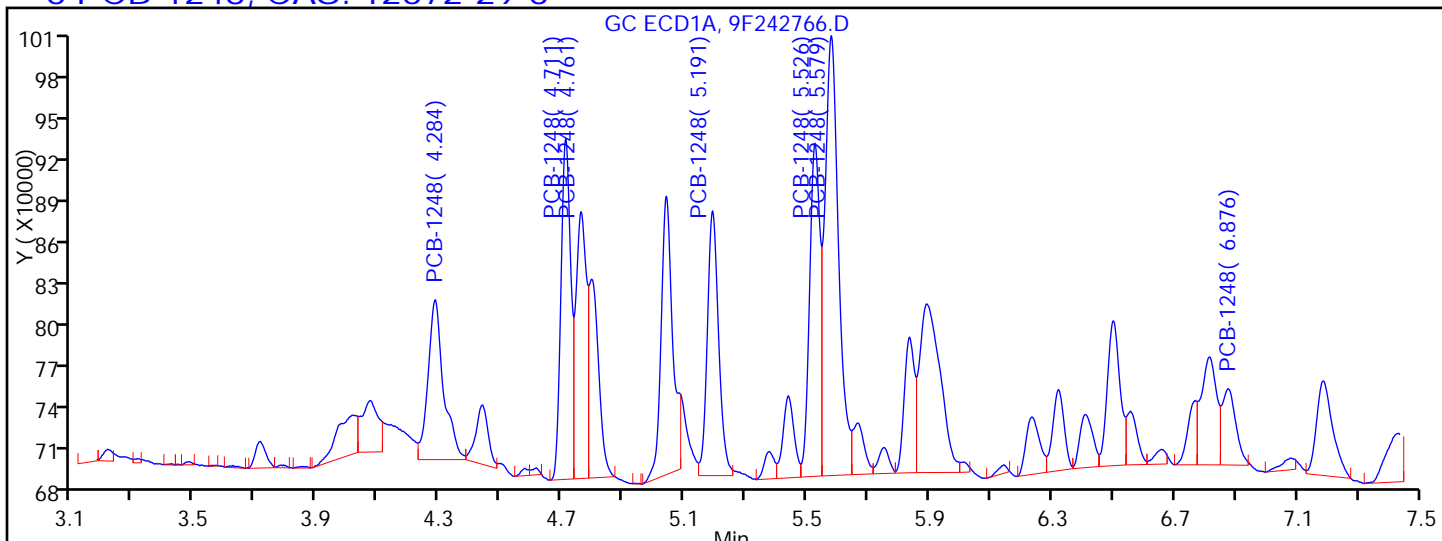
Method: 8082-ISTD

Limit Group: GC 8082A PCB ISTD

Column:

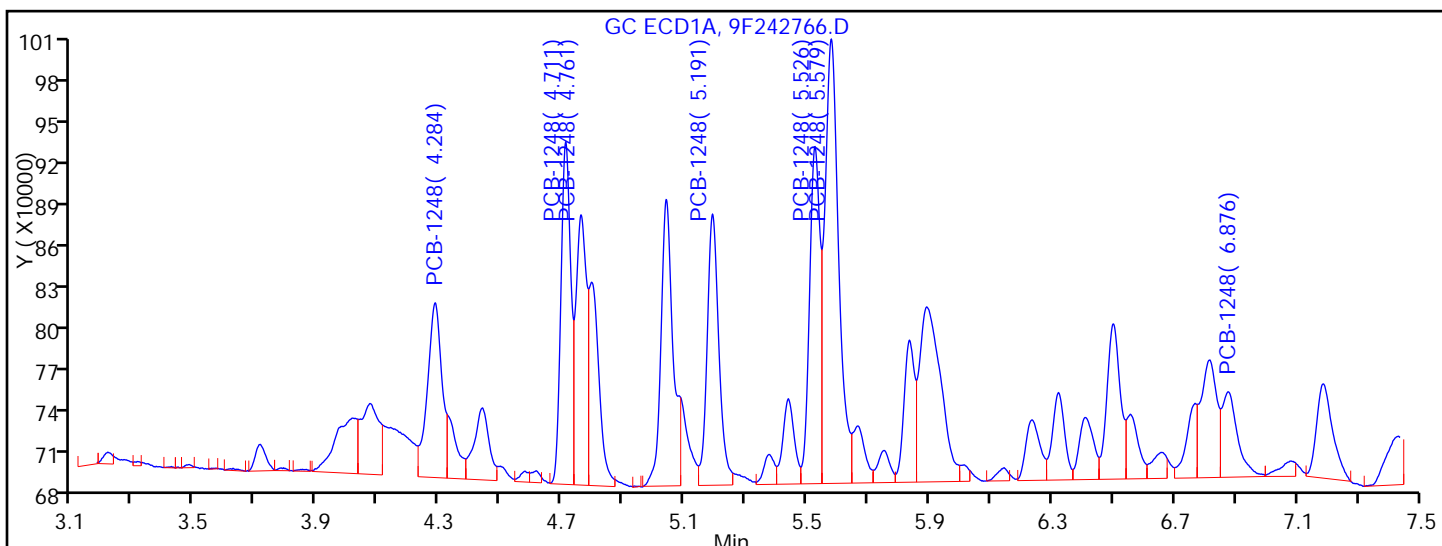
Detector GC ECD1A

6 PCB-1248, CAS: 12672-29-6



Processing Integration Results

RT = 3.713	Response = 46269	
RT = 4.284	Response = 408779	M
RT = 4.711	Response = 550598	M
RT = 4.761	Response = 463331	M
RT = 5.191	Response = 492651	M
RT = 5.526	Response = 571438	M
RT = 5.579	Response = 986117	M
RT = 6.876	Response = 171721	M



Manual Integration Results

RT = 0.000	Response = 0	
RT = 4.284	Response = 413452	M
RT = 4.711	Response = 556680	M
RT = 4.761	Response = 471113	M
RT = 5.191	Response = 525243	M
RT = 5.526	Response = 584423	M

FORM I  
PCBS ORGANICS ANALYSIS DATA SHEET

Lab Name: TestAmerica Edison Job No.: 460-118325-1  
 SDG No.: \_\_\_\_\_  
 Client Sample ID: PRA-P7W-4.25 Lab Sample ID: 460-118325-29  
 Matrix: Solid Lab File ID: 9F242766.D  
 Analysis Method: 8082A Date Collected: 08/08/2016 15:15  
 Extraction Method: 3546 Date Extracted: 08/11/2016 00:03  
 Sample wt/vol: 15.0155(g) Date Analyzed: 08/11/2016 16:52  
 Con. Extract Vol.: 10 (mL) Dilution Factor: 1  
 Injection Volume: 1 (uL) GC Column: CLP-1 ID: 0.53 (mm)  
 % Moisture: 8.5 GPC Cleanup: (Y/N) N  
 Analysis Batch No.: 384332 Units: ug/Kg

CAS NO.	COMPOUND NAME	RESULT	Q	RL	MDL
12674-11-2	Aroclor 1016	9.7	U	73	9.7
11104-28-2	Aroclor 1221	9.7	U	73	9.7
11141-16-5	Aroclor 1232	9.7	U	73	9.7
53469-21-9	Aroclor 1242	9.7	U	73	9.7
11097-69-1	Aroclor 1254	10	U	73	10
11096-82-5	Aroclor 1260	10	U	73	10
37324-23-5	Aroclor 1262	10	U	73	10
11100-14-4	Aroclor 1268	10	U	73	10

CAS NO.	SURROGATE	%REC	Q	LIMITS
2051-24-3	DCB Decachlorobiphenyl	99		47-150

TestAmerica Edison  
Target Compound Quantitation Report

Data File: \\ChromNA\Edison\ChromData\CPESTGC9\20160811-44370.b\9F242766.D  
 Lims ID: 460-118325-A-29-A  
 Client ID: PRA-P7W-4.25  
 Sample Type: Client  
 Inject. Date: 11-Aug-2016 16:52:46 ALS Bottle#: 32 Worklist Smp#: 3  
 Injection Vol: 1.0 ul Dil. Factor: 1.0000  
 Sample Info: 460-0044370-003  
 Operator ID: Instrument ID: CPESTGC9  
 Method: \\ChromNA\Edison\ChromData\CPESTGC9\20160811-44370.b\8082-ISTD.m  
 Limit Group: GC 8082A PCB ISTD  
 Last Update: 12-Aug-2016 10:14:23 Calib Date: 12-May-2016 14:29:29  
 Integrator: Falcon  
 Quant Method: Internal Standard Quant By: Initial Calibration  
 Last ICal File: \\ChromNA\Edison\ChromData\CPESTGC9\20160512-40924.b\9F001892.D  
 Column 1 : Det: GC ECD1A  
 Column 2 : Det: GC ECD2B  
 Process Host: XAWRK014

First Level Reviewer: patelji Date: 12-Aug-2016 06:55:18

Col	RT (min.)	Exp RT (min.)	Dlt RT (min.)	Response	OnCol Amt ug/l	Flags
-----	-----------	---------------	---------------	----------	----------------	-------

\* 13 1-Bromo-2-nitrobenzene

1	1.618	1.619	-0.001	2654074	20.0	
2	1.399	1.398	0.001	2501584	20.0	
					RPD = 0.00	

6 PCB-1248

1	0.000	3.709	-3.709	0	0	M
1	4.284	4.276	0.008	413452	88.9	M
1	4.711	4.709	0.002	556680	191.0	M
1	4.761	4.758	0.003	471113	164.5	M
1	5.191	5.190	0.001	525243	125.8	M
1	5.526	5.520	0.006	584423	144.4	M
1	5.579	5.574	0.005	1007934	210.5	M
1	6.876	6.869	0.007	219456	109.4	M
Average of Peak Amounts =					147.8	
2	0.000	2.845	-2.845	0	0	
2	0.000	3.362	-3.362	0	0	
2	3.748	3.746	0.002	861313	173.2	M
2	4.096	4.092	0.004	277030	97.5	M
2	4.527	4.496	0.031	1263198	157.3	M
2	4.758	4.751	0.007	499898	136.3	M
2	5.223	5.218	0.005	267273	107.1	M
2	0.000	5.905	-5.905	0	0	
Average of Peak Amounts =					134.3	
					RPD = 9.56	

Col	RT (min.)	Exp RT (min.)	Dlt RT (min.)	Response	OnCol Amt ug/l	Flags
-----	-----------	---------------	---------------	----------	----------------	-------

\$ 11 DCB Decachlorobiphenyl

1	10.144	10.165	-0.021	4996066	52.7	a
2	9.191	9.200	-0.009	5161206	49.5	a

RPD = 6.27

### QC Flag Legend

Review Flags

M - Manually Integrated

### Reagents:

SGPCBISTD\_00006

Amount Added: 20.00

Units: uL

Run Reagent



TestAmerica Edison

Data File: \\ChromNA\Edison\ChromData\CPESTGC9\20160811-44370.b\9F242766.D

Injection Date: 11-Aug-2016 16:52:46

Instrument ID: CPESTGC9

Operator ID:

Lims ID: 460-118325-A-29-A

Lab Sample ID: 460-118325-29

Worklist Smp#: 3

Client ID: PRA-P7W-4.25

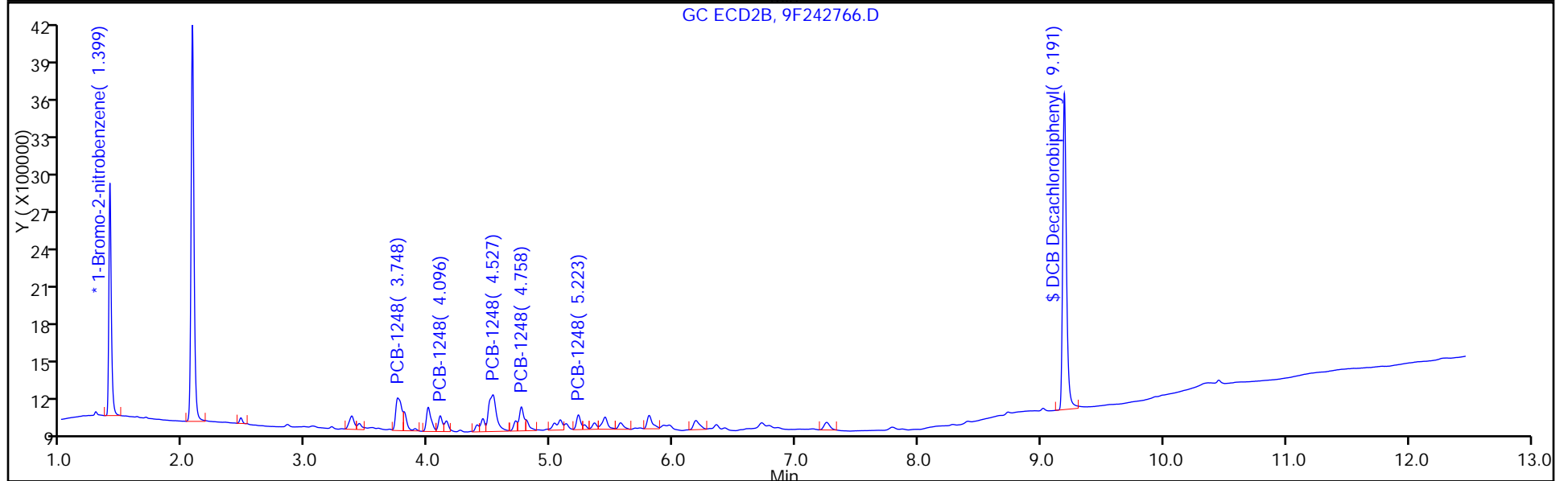
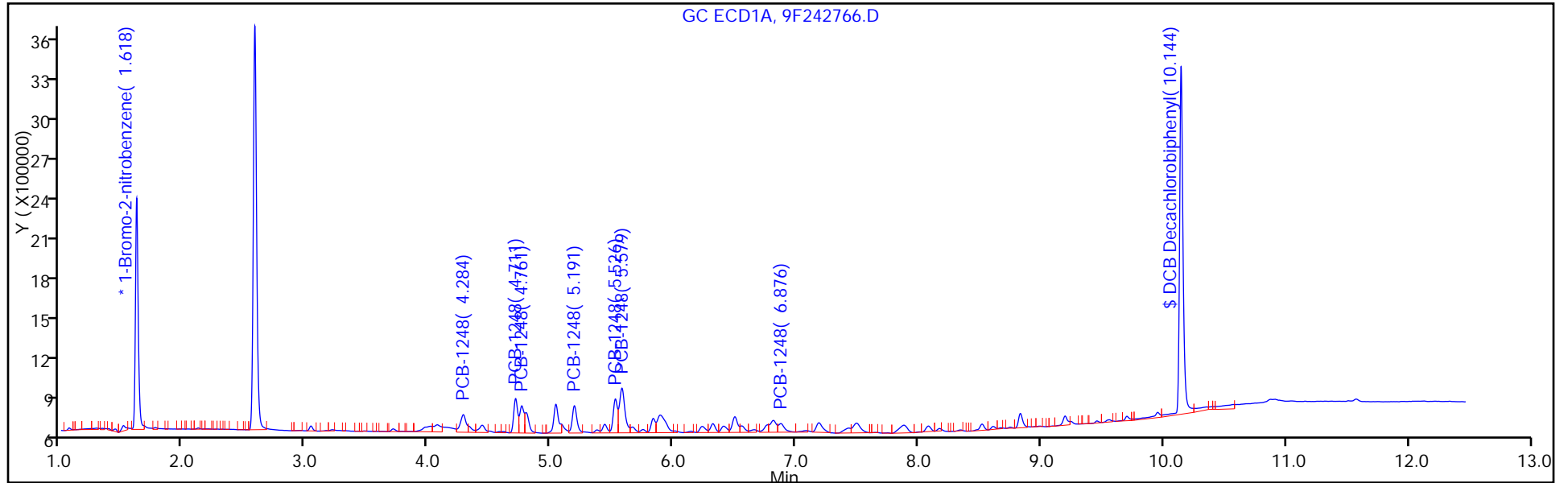
Injection Vol: 1.0 ul

Dil. Factor: 1.0000

ALS Bottle#: 32

Method: 8082-ISTD

Limit Group: GC 8082A PCB ISTD



TestAmerica Edison

Data File: \\ChromNA\Edison\ChromData\CPESTGC9\20160811-44370.b\9F242766.D

Injection Date: 11-Aug-2016 16:52:46

Instrument ID: CPESTGC9

Lims ID: 460-118325-A-29-A

Lab Sample ID: 460-118325-29

Client ID: PRA-P7W-4.25

Operator ID:

ALS Bottle#: 32 Worklist Smp#: 3

Injection Vol: 1.0 ul

Dil. Factor: 1.0000

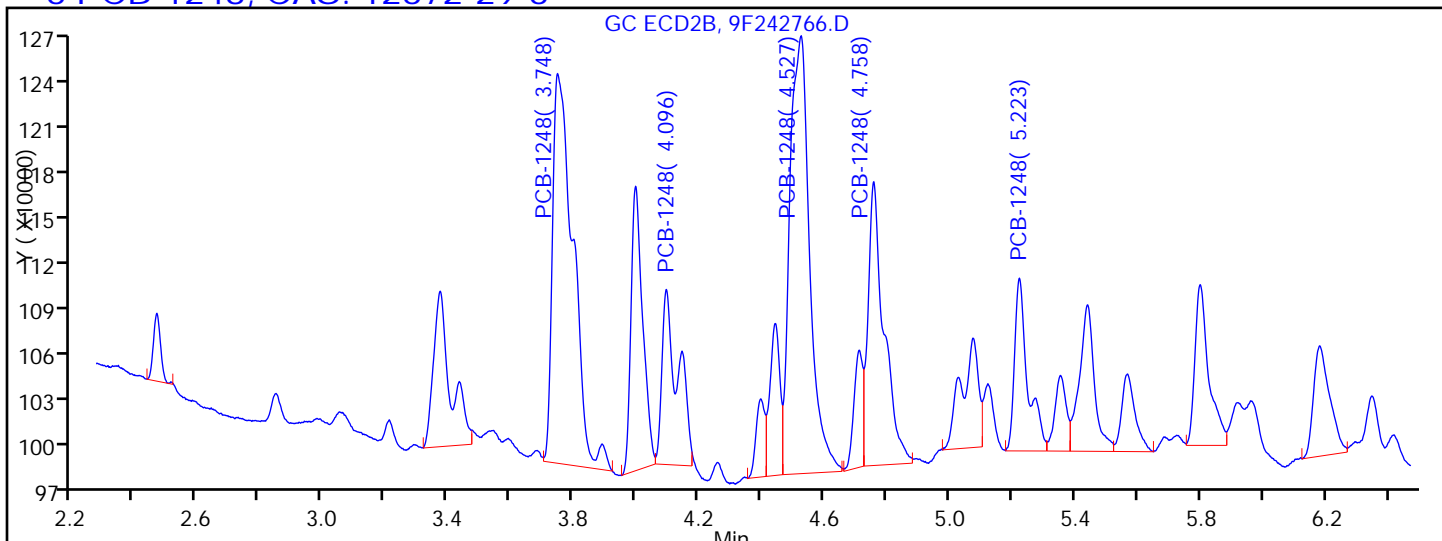
Method: 8082-ISTD

Limit Group: GC 8082A PCB ISTD

Column:

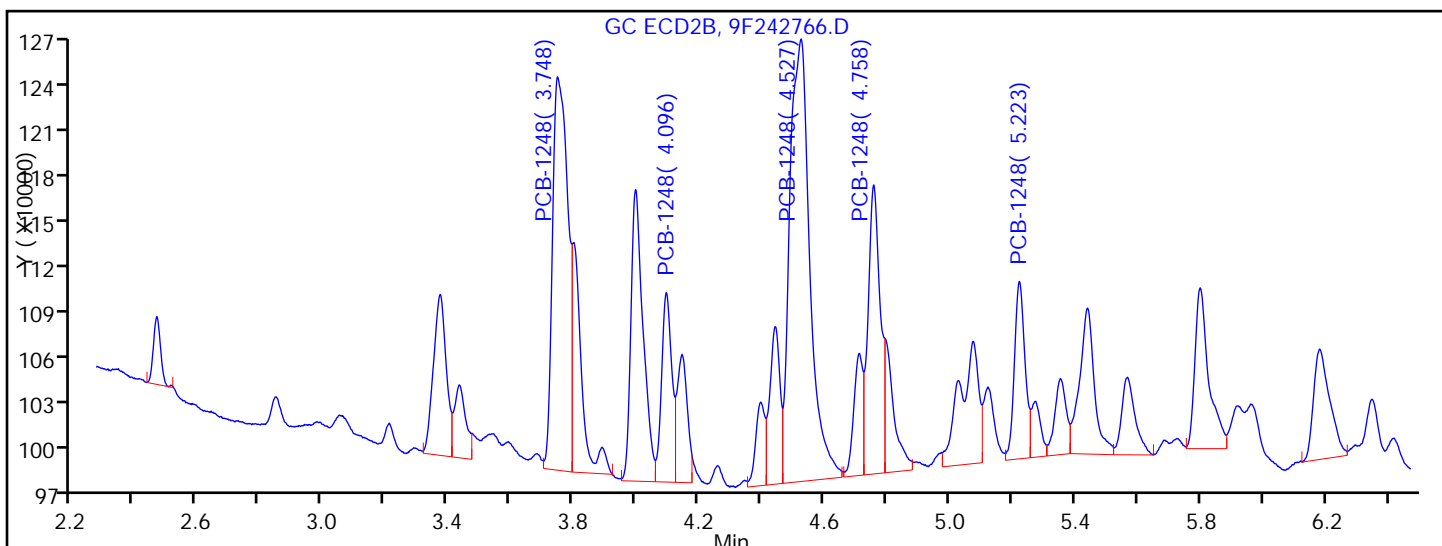
Detector GC ECD2B

6 PCB-1248, CAS: 12672-29-6



Processing Integration Results

RT = 0.000	Response = 0	
RT = 3.373	Response = 371406	M
RT = 3.748	Response = 1139205	M
RT = 4.096	Response = 397217	M
RT = 4.527	Response = 1233745	M
RT = 4.758	Response = 640157	M
RT = 5.223	Response = 322702	M
RT = 0.000	Response = 0	



Manual Integration Results

RT = 0.000	Response = 0	
RT = 0.000	Response = 0	M
RT = 3.748	Response = 861313	M
RT = 4.096	Response = 277030	M
RT = 4.527	Response = 1263198	M
RT = 4.758	Response = 499898	M

FORM I  
PCBS ORGANICS ANALYSIS DATA SHEET

Lab Name: TestAmerica Edison Job No.: 460-118325-1  
 SDG No.: \_\_\_\_\_  
 Client Sample ID: PRA-P7N-4.25 Lab Sample ID: 460-118325-30  
 Matrix: Solid Lab File ID: 9F242765.D  
 Analysis Method: 8082A Date Collected: 08/08/2016 15:30  
 Extraction Method: 3546 Date Extracted: 08/11/2016 00:03  
 Sample wt/vol: 15.0062(g) Date Analyzed: 08/11/2016 16:34  
 Con. Extract Vol.: 10(mL) Dilution Factor: 1  
 Injection Volume: 1(uL) GC Column: CLP-2 ID: 0.53(mm)  
 % Moisture: 3.6 GPC Cleanup: (Y/N) N  
 Analysis Batch No.: 384332 Units: ug/Kg

CAS NO.	SURROGATE	%REC	Q	LIMITS
2051-24-3	DCB Decachlorobiphenyl	124		47-150

TestAmerica Edison  
Target Compound Quantitation Report

Data File: \\ChromNA\Edison\ChromData\CPESTGC9\20160811-44370.b\9F242765.D  
 Lims ID: 460-118325-A-30-A  
 Client ID: PRA-P7N-4.25  
 Sample Type: Client  
 Inject. Date: 11-Aug-2016 16:34:46 ALS Bottle#: 31 Worklist Smp#: 2  
 Injection Vol: 1.0 ul Dil. Factor: 1.0000  
 Sample Info: 460-0044370-002  
 Operator ID: Instrument ID: CPESTGC9  
 Method: \\ChromNA\Edison\ChromData\CPESTGC9\20160811-44370.b\8082-ISTD.m  
 Limit Group: GC 8082A PCB ISTD  
 Last Update: 12-Aug-2016 10:14:23 Calib Date: 12-May-2016 14:29:29  
 Integrator: Falcon  
 Quant Method: Internal Standard Quant By: Initial Calibration  
 Last ICal File: \\ChromNA\Edison\ChromData\CPESTGC9\20160512-40924.b\9F001892.D

Column 1 : Det: GC ECD1A  
 Column 2 : Det: GC ECD2B  
 Process Host: XAWRK014

Col	RT (min.)	Exp RT (min.)	Dlt RT (min.)	Response	OnCol Amt ug/l	Flags
-----	-----------	---------------	---------------	----------	----------------	-------

\* 13 1-Bromo-2-nitrobenzene

1	1.620	1.619	0.001	2332939	20.0	
2	1.399	1.398	0.001	2439549	20.0	
						RPD = 0.00

\$ 11 DCB Decachlorobiphenyl

1	10.161	10.165	-0.004	5157969	61.9	
2	9.197	9.200	-0.003	5630061	55.4	
						RPD = 11.14

Reagents:

SGPCBISTD\_00006 Amount Added: 20.00 Units: uL Run Reagent

TestAmerica Edison

Data File: \\ChromNA\Edison\ChromData\CPESTGC9\20160811-44370.b\9F242765.D

Injection Date: 11-Aug-2016 16:34:46

Instrument ID: CPESTGC9

Operator ID:

Lims ID: 460-118325-A-30-A

Lab Sample ID: 460-118325-30

Worklist Smp#: 2

Client ID: PRA-P7N-4.25

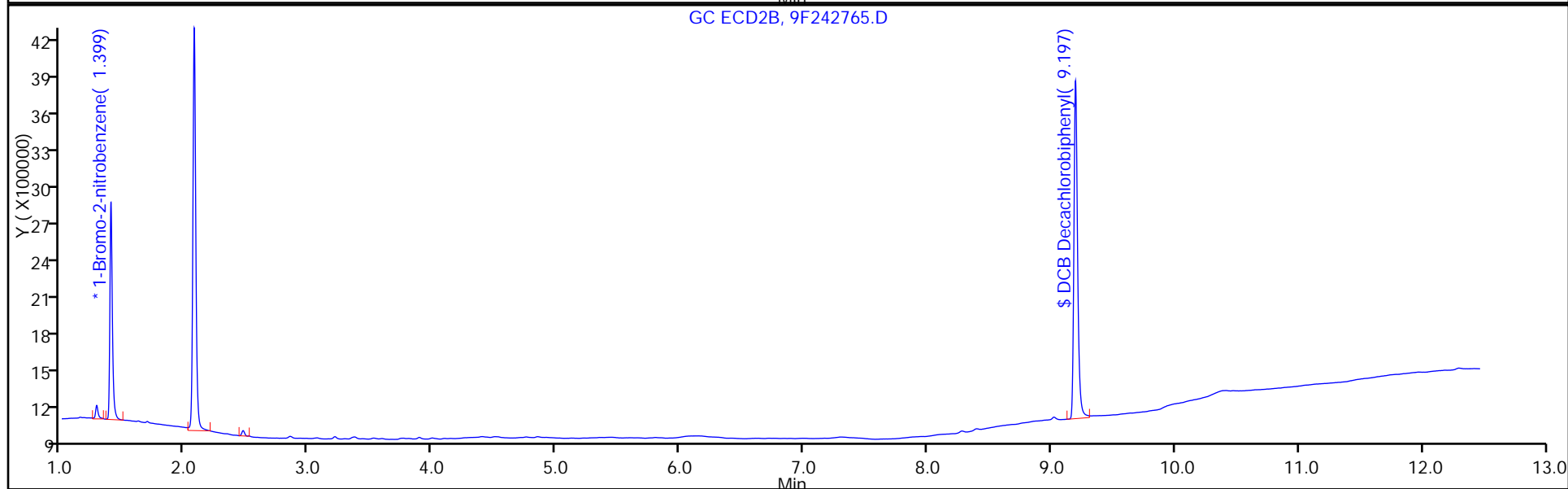
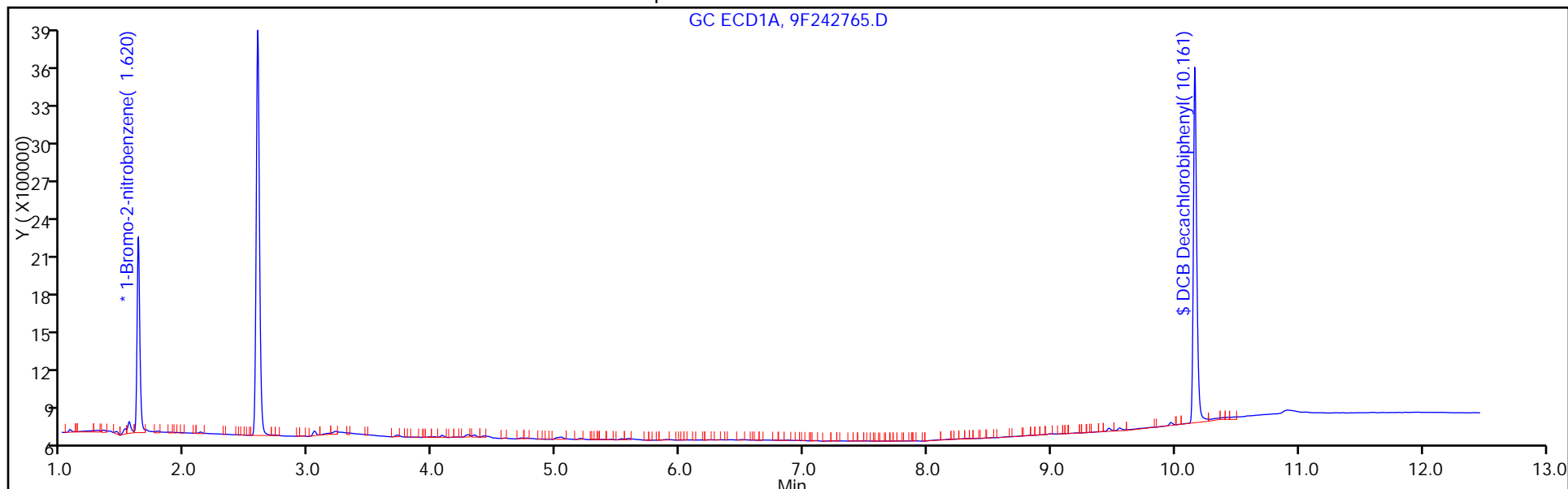
Injection Vol: 1.0 ul

Dil. Factor: 1.0000

ALS Bottle#: 31

Method: 8082-ISTD

Limit Group: GC 8082A PCB ISTD



FORM I  
PCBS ORGANICS ANALYSIS DATA SHEET

Lab Name: TestAmerica Edison Job No.: 460-118325-1  
 SDG No.: \_\_\_\_\_  
 Client Sample ID: PRA-P7N-4.25 Lab Sample ID: 460-118325-30  
 Matrix: Solid Lab File ID: 9F242765.D  
 Analysis Method: 8082A Date Collected: 08/08/2016 15:30  
 Extraction Method: 3546 Date Extracted: 08/11/2016 00:03  
 Sample wt/vol: 15.0062(g) Date Analyzed: 08/11/2016 16:34  
 Con. Extract Vol.: 10(mL) Dilution Factor: 1  
 Injection Volume: 1(uL) GC Column: CLP-1 ID: 0.53(mm)  
 % Moisture: 3.6 GPC Cleanup: (Y/N) N  
 Analysis Batch No.: 384332 Units: ug/Kg

CAS NO.	COMPOUND NAME	RESULT	Q	RL	MDL
12674-11-2	Aroclor 1016	9.2	U	69	9.2
11104-28-2	Aroclor 1221	9.2	U	69	9.2
11141-16-5	Aroclor 1232	9.2	U	69	9.2
53469-21-9	Aroclor 1242	9.2	U	69	9.2
12672-29-6	Aroclor 1248	9.2	U	69	9.2
11097-69-1	Aroclor 1254	9.5	U	69	9.5
11096-82-5	Aroclor 1260	9.5	U	69	9.5
37324-23-5	Aroclor 1262	9.5	U	69	9.5
11100-14-4	Aroclor 1268	9.5	U	69	9.5

CAS NO.	SURROGATE	%REC	Q	LIMITS
2051-24-3	DCB Decachlorobiphenyl	111		47-150

TestAmerica Edison  
Target Compound Quantitation Report

Data File: \\ChromNA\Edison\ChromData\CPESTGC9\20160811-44370.b\9F242765.D  
 Lims ID: 460-118325-A-30-A  
 Client ID: PRA-P7N-4.25  
 Sample Type: Client  
 Inject. Date: 11-Aug-2016 16:34:46 ALS Bottle#: 31 Worklist Smp#: 2  
 Injection Vol: 1.0 ul Dil. Factor: 1.0000  
 Sample Info: 460-0044370-002  
 Operator ID: Instrument ID: CPESTGC9  
 Method: \\ChromNA\Edison\ChromData\CPESTGC9\20160811-44370.b\8082-ISTD.m  
 Limit Group: GC 8082A PCB ISTD  
 Last Update: 12-Aug-2016 10:14:23 Calib Date: 12-May-2016 14:29:29  
 Integrator: Falcon  
 Quant Method: Internal Standard Quant By: Initial Calibration  
 Last ICal File: \\ChromNA\Edison\ChromData\CPESTGC9\20160512-40924.b\9F001892.D

Column 1 : Det: GC ECD1A  
 Column 2 : Det: GC ECD2B  
 Process Host: XAWRK014

Col	RT (min.)	Exp RT (min.)	Dlt RT (min.)	Response	OnCol Amt ug/l	Flags
-----	-----------	---------------	---------------	----------	----------------	-------

\* 13 1-Bromo-2-nitrobenzene

1	1.620	1.619	0.001	2332939	20.0	
2	1.399	1.398	0.001	2439549	20.0	
						RPD = 0.00

\$ 11 DCB Decachlorobiphenyl

1	10.161	10.165	-0.004	5157969	61.9	
2	9.197	9.200	-0.003	5630061	55.4	
						RPD = 11.14

Reagents:

SGPCBISTD\_00006 Amount Added: 20.00 Units: uL Run Reagent

TestAmerica Edison

Data File: \\ChromNA\Edison\ChromData\CPESTGC9\20160811-44370.b\9F242765.D

Injection Date: 11-Aug-2016 16:34:46

Instrument ID: CPESTGC9

Operator ID:

Lims ID: 460-118325-A-30-A

Lab Sample ID: 460-118325-30

Worklist Smp#: 2

Client ID: PRA-P7N-4.25

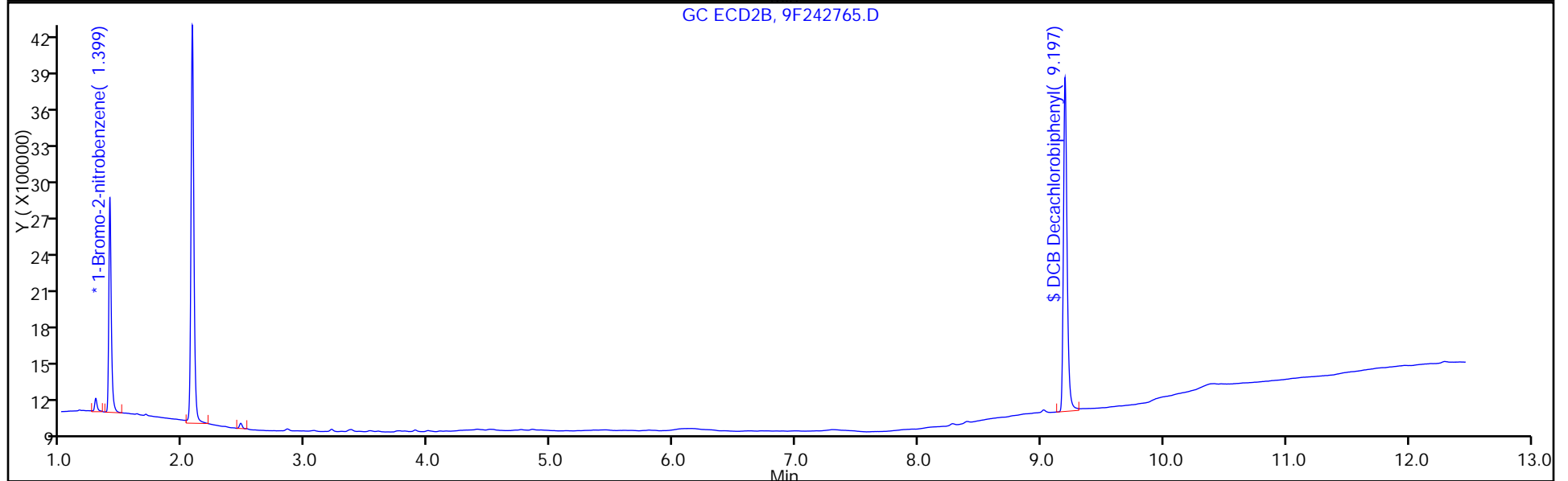
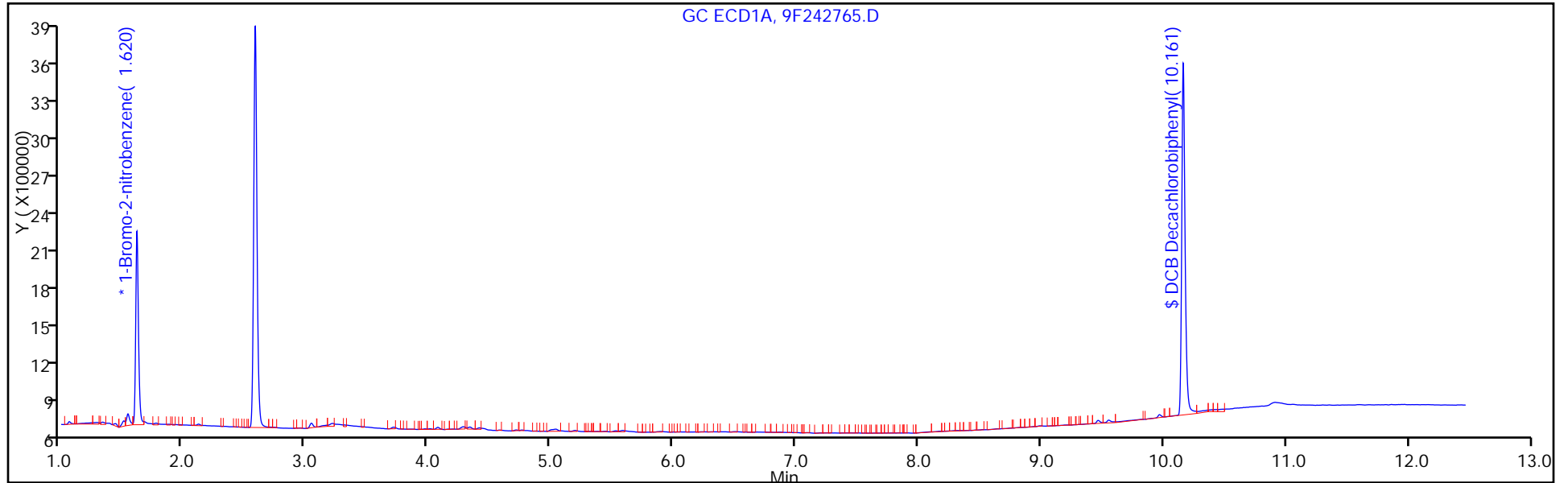
Injection Vol: 1.0 ul

Dil. Factor: 1.0000

ALS Bottle#: 31

Method: 8082-ISTD

Limit Group: GC 8082A PCB ISTD





FORM VI  
PCBS BY INTERNAL STANDARD - INITIAL CALIBRATION DATA  
CURVE EVALUATION

Lab Name: TestAmerica Edison Job No.: 460-118325-1 Analy Batch No.: 367709

SDG No.: \_\_\_\_\_

Instrument ID: CPESTGC9 GC Column: CLP-2 ID: 0.53 (mm) Heated Purge: (Y/N) N

Calibration Start Date: 05/12/2016 10:14 Calibration End Date: 05/12/2016 11:53 Calibration ID: 55694

Calibration Files:

LEVEL:	LAB SAMPLE ID:	LAB FILE ID:
Level 1	IC 460-367709/2	9F001880.D
Level 2	IC 460-367709/3	9F001881.D
Level 3	IC 460-367709/4	9F001882.D
Level 4	IC 460-367709/5	9F001883.D
Level 5	IC 460-367709/6	9F001884.D

ANALYTE	RRF					CURVE TYPE	COEFFICIENT			#	MIN RRF	%RSD	#	MAX %RSD	R^2 OR COD	#	MIN R^2 OR COD
	LVL 1	LVL 2	LVL 3	LVL 4	LVL 5		B	M1	M2								
PCB-1016 Peak 1	0.0196	0.0187	0.0173	0.0177	0.0176	Ave		0.0182			5.2	20.0				0.9900	
PCB-1016 Peak 2	0.0398	0.0388	0.0356	0.0363	0.0364	Ave		0.0374			4.9	20.0				0.9900	
PCB-1016 Peak 3	0.0188	0.0179	0.0149	0.0152	0.0163	Ave		0.0166			10.2	20.0				0.9900	
PCB-1016 Peak 4	0.0721	0.0648	0.0599	0.0617	0.0675	Ave		0.0652			7.4	20.0				0.9900	
PCB-1016 Peak 5	0.0317	0.0308	0.0279	0.0285	0.0303	Ave		0.0299			5.4	20.0				0.9900	
PCB-1016 Peak 6	0.0193	0.0168	0.0150	0.0152	0.0158	Ave		0.0165			10.7	20.0				0.9900	
PCB-1016 Peak 7	0.0285	0.0231	0.0217	0.0221	0.0239	Ave		0.0238			11.5	20.0				0.9900	
PCB-1016 Peak 8	0.0270	0.0257	0.0247	0.0254	0.0273	Ave		0.0260			4.2	20.0				0.9900	
PCB-1260 Peak 1	0.0256	0.0229	0.0220	0.0225	0.0249	Ave		0.0236			6.7	20.0				0.9900	
PCB-1260 Peak 2	0.0548	0.0476	0.0447	0.0452	0.0495	Ave		0.0484			8.4	20.0				0.9900	
PCB-1260 Peak 3	0.0748	0.0546	0.0511	0.0517	0.0572	Ave		0.0579			16.9	20.0				0.9900	
PCB-1260 Peak 4	0.0495	0.0416	0.0393	0.0401	0.0443	Ave		0.0430			9.6	20.0				0.9900	
PCB-1260 Peak 5	0.0462	0.0413	0.0389	0.0401	0.0449	Ave		0.0423			7.4	20.0				0.9900	
PCB-1260 Peak 6	0.0992	0.0817	0.0764	0.0785	0.0889	Ave		0.0849			10.9	20.0				0.9900	
PCB-1260 Peak 7	0.0731	0.0598	0.0562	0.0580	0.0645	Ave		0.0623			10.9	20.0				0.9900	
PCB-1260 Peak 8	0.0291	0.0245	0.0234	0.0240	0.0266	Ave		0.0255			9.1	20.0				0.9900	
Tetrachloro-m-xylene	0.8689	0.8644	0.7940	0.7934	0.8275	Ave		0.8297			4.4	20.0				0.9900	
DCB Decachlorobiphenyl	0.9247	0.7083	0.6305	0.6112	0.6964	Ave		0.7142			17.5	20.0				0.9900	

Note: The m1 coefficient is the same as Ave RRF for an Ave curve type.

FORM VI  
PCBS BY INTERNAL STANDARD - INITIAL CALIBRATION DATA  
RESPONSE AND CONCENTRATION

Lab Name: TestAmerica Edison Job No.: 460-118325-1 Analy Batch No.: 367709

SDG No.: \_\_\_\_\_

Instrument ID: CPESTGC9 GC Column: CLP-2 ID: 0.53 (mm) Heated Purge: (Y/N) N

Calibration Start Date: 05/12/2016 10:14 Calibration End Date: 05/12/2016 11:53 Calibration ID: 55694

Calibration Files:

LEVEL:	LAB SAMPLE ID:	LAB FILE ID:
Level 1	IC 460-367709/2	9F001880.D
Level 2	IC 460-367709/3	9F001881.D
Level 3	IC 460-367709/4	9F001882.D
Level 4	IC 460-367709/5	9F001883.D
Level 5	IC 460-367709/6	9F001884.D

ANALYTE	IS REF	CURVE TYPE	RESPONSE					CONCENTRATION (UG/L)				
			LVL 1	LVL 2	LVL 3	LVL 4	LVL 5	LVL 1	LVL 2	LVL 3	LVL 4	LVL 5
PCB-1016 Peak 1	BNB	Ave	145541	1595369	2924115	4369736	6155311	50.0	500	1000	1500	2500
PCB-1016 Peak 2	BNB	Ave	295880	3309803	6004627	8959256	12678388	50.0	500	1000	1500	2500
PCB-1016 Peak 3	BNB	Ave	139486	1526780	2519160	3743966	5687774	50.0	500	1000	1500	2500
PCB-1016 Peak 4	BNB	Ave	536157	5522433	10108992	15248808	23551614	50.0	500	1000	1500	2500
PCB-1016 Peak 5	BNB	Ave	235853	2628581	4712190	7047286	10582390	50.0	500	1000	1500	2500
PCB-1016 Peak 6	BNB	Ave	143617	1436666	2537118	3767776	5513465	50.0	500	1000	1500	2500
PCB-1016 Peak 7	BNB	Ave	211655	1966187	3661187	5454281	8344979	50.0	500	1000	1500	2500
PCB-1016 Peak 8	BNB	Ave	200511	2194391	4167289	6284163	9519974	50.0	500	1000	1500	2500
PCB-1260 Peak 1	BNB	Ave	190526	1951506	3718492	5566734	8682406	50.0	500	1000	1500	2500
PCB-1260 Peak 2	BNB	Ave	407387	4056846	7549602	11169719	17248720	50.0	500	1000	1500	2500
PCB-1260 Peak 3	BNB	Ave	555852	4657312	8628437	12780758	19940336	50.0	500	1000	1500	2500
PCB-1260 Peak 4	BNB	Ave	368076	3550456	6628004	9904597	15454420	50.0	500	1000	1500	2500
PCB-1260 Peak 5	BNB	Ave	343289	3524230	6563297	9897151	15657966	50.0	500	1000	1500	2500
PCB-1260 Peak 6	BNB	Ave	736946	6963669	12889307	19406860	31010518	50.0	500	1000	1500	2500
PCB-1260 Peak 7	BNB	Ave	543036	5102647	9478610	14338368	22497806	50.0	500	1000	1500	2500
PCB-1260 Peak 8	BNB	Ave	215968	2087900	3951876	5922048	9261706	50.0	500	1000	1500	2500
Tetrachloro-m-xylene	BNB	Ave	1614359	7370188	13403637	19604800	23087417	12.5	50.0	100	150	200
DCB Decachlorobiphenyl	BNB	Ave	1717969	6039647	10643250	15101165	19430254	12.5	50.0	100	150	200

Curve Type Legend:

Ave = Average ISTD

TestAmerica Edison  
Target Compound Quantitation Report

Data File: \\ChromNA\Edison\ChromData\CPESTGC9\20160512-40924.b\9F001880.D  
 Lims ID: IC PCB 1  
 Client ID:  
 Sample Type: IC Calib Level: 1  
 Inject. Date: 12-May-2016 10:14:48 ALS Bottle#: 2 Worklist Smp#: 2  
 Injection Vol: 1.0 ul Dil. Factor: 1.0000  
 Sample Info:  
 Operator ID: Instrument ID: CPESTGC9  
 Sublist: chrom-8082-ISTD\*sub1  
 Method: \\ChromNA\Edison\ChromData\CPESTGC9\20160512-40924.b\8082-ISTD.m  
 Limit Group: GC 8082A PCB ISTD  
 Last Update: 12-May-2016 15:20:49 Calib Date: 12-May-2016 14:29:29  
 Integrator: Falcon  
 Quant Method: Internal Standard Quant By: Initial Calibration  
 Last ICal File: \\ChromNA\Edison\ChromData\CPESTGC9\20160512-40924.b\9F001892.D  
 Column 1 : Det: GC ECD1A  
 Column 2 : Det: GC ECD2B  
 Process Host: XAWRK004

First Level Reviewer: patelji Date: 12-May-2016 11:17:51

Col	RT (min.)	Exp RT (min.)	Dlt RT (min.)	Response	Cal Amt ug/l	OnCol Amt ug/l	Flags
-----	-----------	---------------	---------------	----------	--------------	----------------	-------

* 13 1-Bromo-2-nitrobenzene							M
1	1.625	1.624	0.001	2972583	20.0	20.0	
2	1.407	1.410	-0.003	3247370	20.0	20.0	M
RPD = 0.00							
\$ 2 Tetrachloro-m-xylene							M
1	2.596	2.593	0.003	1614359	12.5	13.1	
2	2.084	2.087	-0.003	1649418	12.5	13.3	M
RPD = 1.68							

Col	RT (min.)	Exp RT (min.)	Dlt RT (min.)	Response	Cal Amt ug/l	OnCol Amt ug/l	Flags
-----	-----------	---------------	---------------	----------	--------------	----------------	-------

5 PCB-1016

							M
1	3.219	3.216	0.003	145541	50.0	53.8	
1	3.731	3.728	0.003	295880	50.0	53.3	M
1	4.033	4.025	0.008	139486	50.0	56.5	M
1	4.299	4.296	0.003	536157	50.0	55.3	M
1	4.469	4.467	0.002	235853	50.0	53.1	M
1	4.731	4.727	0.004	143617	50.0	58.7	M
1	5.059	5.057	0.002	211655	50.0	59.7	M
1	5.213	5.210	0.003	200511	50.0	51.8	M

Average of Peak Amounts = 55.3

2	2.476	2.477	-0.001	142670	50.0	51.8	M
2	2.865	2.866	-0.001	274152	50.0	52.8	M
2	3.086	3.087	-0.001	175662	50.0	51.5	M
2	3.384	3.387	-0.003	583539	50.0	55.3	M
2	3.538	3.541	-0.003	233794	50.0	49.4	M
2	3.608	3.611	-0.003	131574	50.0	45.2	M
2	4.016	4.020	-0.004	230242	50.0	50.2	M
2	4.113	4.118	-0.005	96771	50.0	41.3	M

Average of Peak Amounts = 49.7

RPD = 10.69

8 PCB-1260

							M
1	6.586	6.582	0.004	190526	50.0	54.3	
1	6.844	6.840	0.004	407387	50.0	56.7	M
1	7.216	7.212	0.004	555852	50.0	64.6	
1	8.113	8.108	0.005	368076	50.0	57.6	M
1	8.547	8.541	0.006	343289	50.0	54.6	
1	8.859	8.849	0.010	736946	50.0	58.4	
1	9.231	9.216	0.015	543036	50.0	58.6	M
1	9.749	9.724	0.025	215968	50.0	57.0	

Average of Peak Amounts = 57.7

2	5.466	5.469	-0.003	404536	50.0	57.7	M
2	6.203	6.206	-0.003	653350	50.0	53.0	
2	6.379	6.382	-0.003	358051	50.0	47.4	M
2	6.751	6.754	-0.003	455665	50.0	59.7	M
2	7.284	7.285	-0.001	1029322	50.0	55.4	M
2	7.820	7.824	-0.004	462009	50.0	52.9	M
2	0.000	8.013	-8.013	0	50.0	0	
2	8.757	8.752	0.005	269940	50.0	51.8	

Average of Peak Amounts = 54.0

RPD = 6.72

\$ 11 DCB Decachlorobiphenyl

							M
1	10.207	10.172	0.035	1717969	12.5	16.2	M
2	9.231	9.217	0.014	2097610	12.5	15.5	M

RPD = 4.32

S 12 Polychlorinated biphenyls, Total

1						113.0	
---	--	--	--	--	--	-------	--

### QC Flag Legend

#### Review Flags

M - Manually Integrated

### Reagents:

SG1660(LVI)L1\_00009

Amount Added: 1.00

Units: mL

SGPCBISTD\_00006

Amount Added: 20.00

Units: uL

Run Reagent

TestAmerica Edison

Data File: \\ChromNA\Edison\ChromData\CPESTGC9\20160512-40924.b\9F001880.D

Injection Date: 12-May-2016 10:14:48

Instrument ID: CPESTGC9

Operator ID:

Lims ID: IC PCB 1

Worklist Smp#: 2

Client ID:

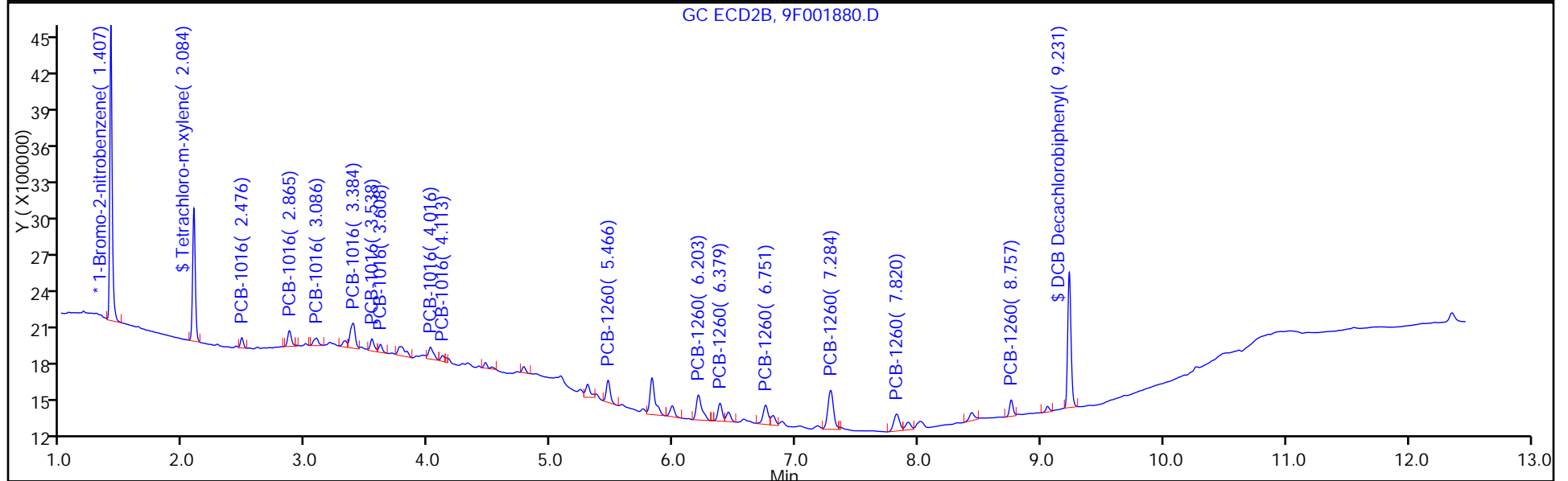
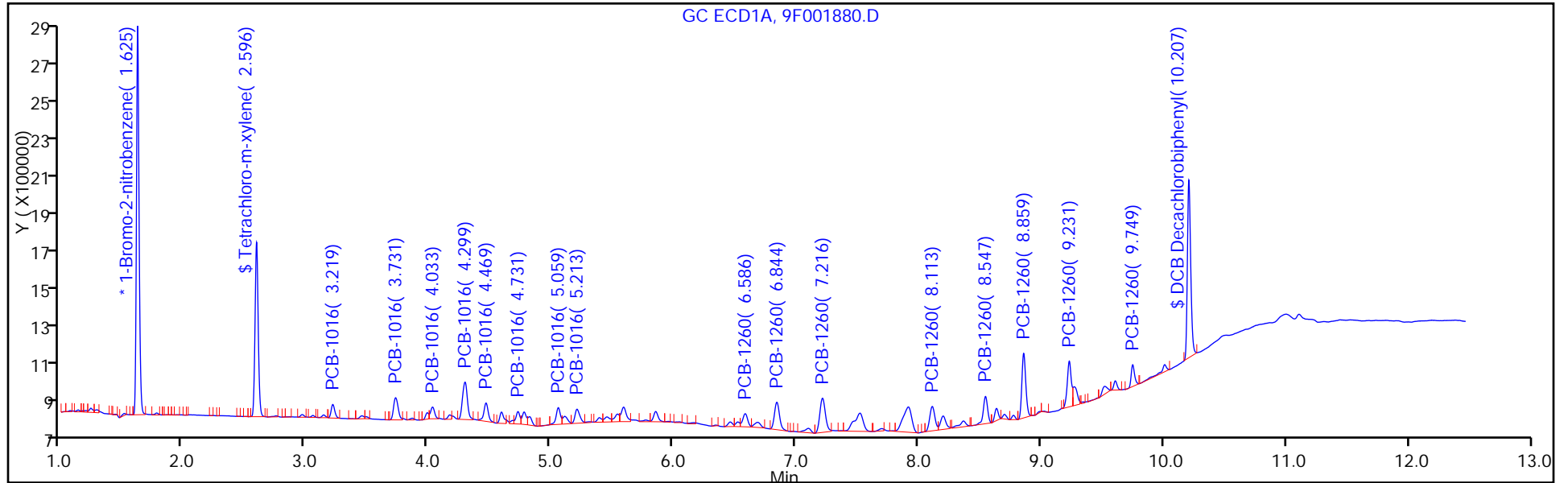
Injection Vol: 1.0 ul

Dil. Factor: 1.0000

ALS Bottle#: 2

Method: 8082-ISTD

Limit Group: GC 8082A PCB ISTD



TestAmerica Edison  
Target Compound Quantitation Report

Data File: \\ChromNA\Edison\ChromData\CPESTGC9\20160512-40924.b\9F001881.D  
 Lims ID: IC PCB 2  
 Client ID:  
 Sample Type: IC Calib Level: 2  
 Inject. Date: 12-May-2016 10:32:48 ALS Bottle#: 3 Worklist Smp#: 3  
 Injection Vol: 1.0 ul Dil. Factor: 1.0000  
 Sample Info:  
 Operator ID: Instrument ID: CPESTGC9  
 Sublist: chrom-8082-ISTD\*sub1  
 Method: \\ChromNA\Edison\ChromData\CPESTGC9\20160512-40924.b\8082-ISTD.m  
 Limit Group: GC 8082A PCB ISTD  
 Last Update: 12-May-2016 15:21:03 Calib Date: 12-May-2016 14:29:29  
 Integrator: Falcon  
 Quant Method: Internal Standard Quant By: Initial Calibration  
 Last ICal File: \\ChromNA\Edison\ChromData\CPESTGC9\20160512-40924.b\9F001892.D  
 Column 1 : Det: GC ECD1A  
 Column 2 : Det: GC ECD2B  
 Process Host: XAWRK004

First Level Reviewer: patelji Date: 12-May-2016 10:50:14

Col	RT (min.)	Exp RT (min.)	Dlt RT (min.)	Response	Cal Amt ug/l	OnCol Amt ug/l	Flags
-----	-----------	---------------	---------------	----------	--------------	----------------	-------

* 13 1-Bromo-2-nitrobenzene							M
1	1.623	1.624	-0.001	3410733	20.0	20.0	M
2	1.407	1.410	-0.003	3337301	20.0	20.0	M
RPD = 0.00							
\$ 2 Tetrachloro-m-xylene							M
1	2.593	2.593	0.000	7370188	50.0	52.1	
2	2.086	2.087	-0.001	6750713	50.0	53.0	M
RPD = 1.77							

Col	RT (min.)	Exp RT (min.)	Dlt RT (min.)	Response	Cal Amt ug/l	OnCol Amt ug/l	Flags
-----	-----------	---------------	---------------	----------	--------------	----------------	-------

5 PCB-1016

							M
1	3.215	3.216	-0.001	1595369	500.0	514.3	
1	3.728	3.728	0.000	3309803	500.0	519.4	M
1	4.024	4.025	-0.001	1526780	500.0	538.9	M
1	4.294	4.296	-0.002	5522433	500.0	496.6	M
1	4.466	4.467	-0.001	2628581	500.0	516.0	M
1	4.727	4.727	0.000	1436666	500.0	512.0	M
1	5.056	5.057	-0.001	1966187	500.0	483.5	M
1	5.208	5.210	-0.002	2194391	500.0	494.4	M

Average of Peak Amounts = 509.4

2	2.476	2.477	-0.001	1488247	500.0	525.5	M
2	2.865	2.866	-0.001	2768680	500.0	519.3	M
2	3.086	3.087	-0.001	1740535	500.0	496.8	M
2	3.386	3.387	-0.001	5797158	500.0	534.2	M
2	3.539	3.541	-0.002	2894717	500.0	595.0	M
2	3.608	3.611	-0.003	1910107	500.0	638.3	M
2	4.018	4.020	-0.002	2617412	500.0	555.6	M
2	4.116	4.118	-0.002	1344834	500.0	557.9	M

Average of Peak Amounts = 552.8

RPD = 8.18

8 PCB-1260

							M
1	6.581	6.582	-0.001	1951506	500.0	485.0	M
1	6.839	6.840	-0.001	4056846	500.0	491.9	M
1	7.211	7.212	-0.001	4657312	500.0	471.8	M
1	8.108	8.108	0.000	3550456	500.0	484.5	M
1	8.542	8.541	0.001	3524230	500.0	488.9	M
1	8.852	8.849	0.003	6963669	500.0	480.8	M
1	9.221	9.216	0.005	5102647	500.0	480.1	M
1	9.733	9.724	0.009	2087900	500.0	480.2	

Average of Peak Amounts = 482.9

2	5.468	5.469	-0.001	3716605	500.0	515.5	M
2	6.204	6.206	-0.002	6548906	500.0	516.8	M
2	6.380	6.382	-0.002	4156593	500.0	535.0	M
2	6.752	6.754	-0.002	3975975	500.0	506.8	M
2	7.283	7.285	-0.002	10000594	500.0	524.2	
2	7.822	7.824	-0.002	4729185	500.0	527.2	
2	8.012	8.013	-0.001	3326716	500.0	537.2	
2	8.754	8.752	0.002	2748973	500.0	513.4	M

Average of Peak Amounts = 522.0

RPD = 7.78

\$ 11 DCB Decachlorobiphenyl

							M
1	10.184	10.172	0.012	6039647	50.0	49.6	
2	9.222	9.217	0.005	7326448	50.0	52.7	M

RPD = 6.05

S 12 Polychlorinated biphenyls, Total

1						992.3	
---	--	--	--	--	--	-------	--



### QC Flag Legend

#### Review Flags

M - Manually Integrated

### Reagents:

SG1660L2\_00022

Amount Added: 1.00

Units: mL

SGPCBISTD\_00006

Amount Added: 20.00

Units: uL

Run Reagent

TestAmerica Edison

Data File: \\ChromNA\Edison\ChromData\CPESTGC9\20160512-40924.b\9F001881.D

Injection Date: 12-May-2016 10:32:48

Instrument ID: CPESTGC9

Operator ID:

Lims ID: IC PCB 2

Worklist Smp#: 3

Client ID:

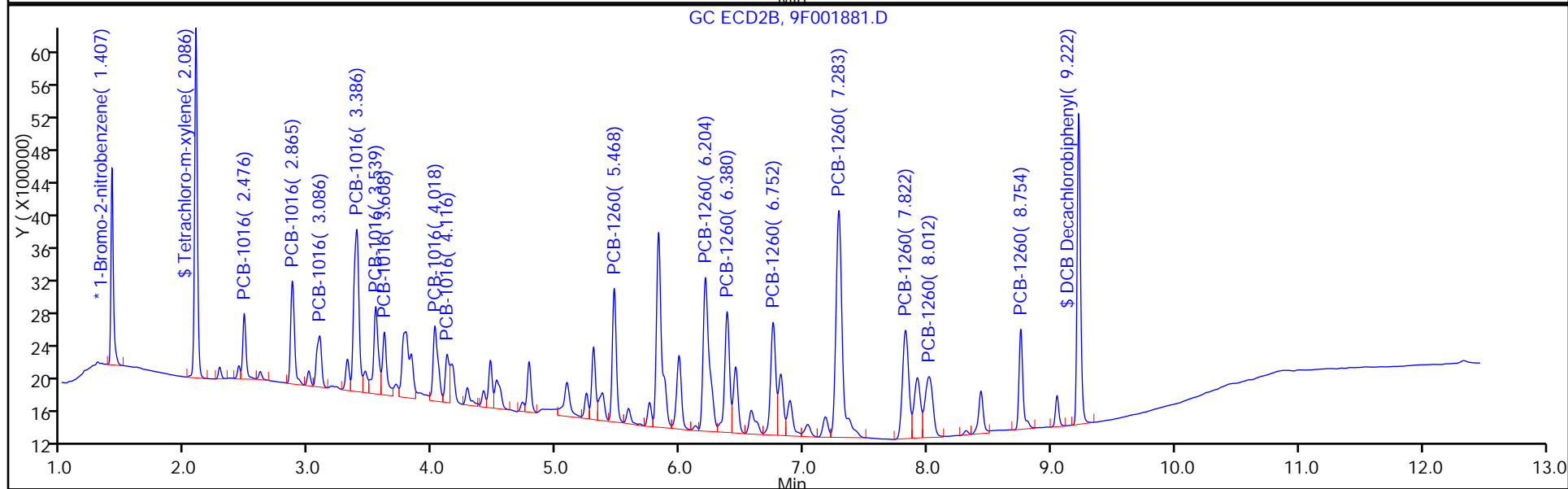
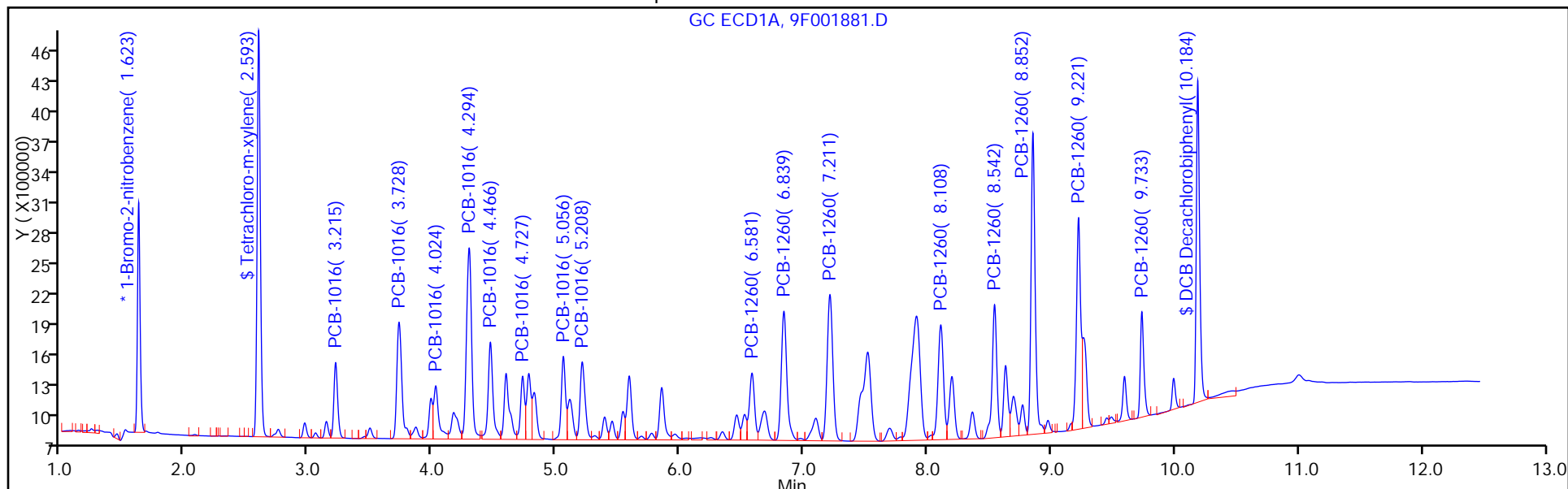
Injection Vol: 1.0 ul

Dil. Factor: 1.0000

ALS Bottle#: 3

Method: 8082-ISTD

Limit Group: GC 8082A PCB ISTD



TestAmerica Edison  
Target Compound Quantitation Report

Data File: \\ChromNA\Edison\ChromData\CPESTGC9\20160512-40924.b\9F001882.D  
 Lims ID: IC PCB 3  
 Client ID:  
 Sample Type: ICRT Calib Level: 3  
 Inject. Date: 12-May-2016 10:50:51 ALS Bottle#: 4 Worklist Smp#: 4  
 Injection Vol: 1.0 ul Dil. Factor: 1.0000  
 Sample Info:  
 Operator ID: Instrument ID: CPESTGC9  
 Sublist: chrom-8082-ISTD\*sub1  
 Method: \\ChromNA\Edison\ChromData\CPESTGC9\20160512-40924.b\8082-ISTD.m  
 Limit Group: GC 8082A PCB ISTD  
 Last Update: 12-May-2016 15:21:13 Calib Date: 12-May-2016 14:29:29  
 Integrator: Falcon  
 Quant Method: Internal Standard Quant By: Initial Calibration  
 Last ICal File: \\ChromNA\Edison\ChromData\CPESTGC9\20160512-40924.b\9F001892.D  
 Column 1 : Det: GC ECD1A  
 Column 2 : Det: GC ECD2B  
 Process Host: XAWRK004

First Level Reviewer: patelji Date: 12-May-2016 11:17:29

Col	RT (min.)	Exp RT (min.)	Dlt RT (min.)	Response	Cal Amt ug/l	OnCol Amt ug/l	Flags
-----	-----------	---------------	---------------	----------	--------------	----------------	-------

* 13 1-Bromo-2-nitrobenzene							M
1	1.623	1.623	0.000	3376020	20.0	20.0	M
2	1.408	1.408	0.000	3568353	20.0	20.0	
RPD = 0.00							
\$ 2 Tetrachloro-m-xylene							M
1	2.593	2.593	0.000	13403637	100.0	95.7	M
2	2.087	2.087	0.000	11968377	100.0	87.9	M
RPD = 8.49							

Col	RT (min.)	Exp RT (min.)	Dlt RT (min.)	Response	Cal Amt ug/l	OnCol Amt ug/l	Flags
-----	-----------	---------------	---------------	----------	--------------	----------------	-------

5 PCB-1016

1	3.216	3.216	0.000	2924115	1000.0	952.3	
1	3.728	3.728	0.000	6004627	1000.0	952.1	M
1	4.025	4.025	0.000	2519160	1000.0	898.4	M
1	4.296	4.296	0.000	10108992	1000.0	918.4	M
1	4.467	4.467	0.000	4712190	1000.0	934.6	M
1	4.727	4.727	0.000	2537118	1000.0	913.6	M
1	5.057	5.057	0.000	3661187	1000.0	909.5	M
1	5.210	5.210	0.000	4167289	1000.0	948.5	M

Average of Peak Amounts = 928.4

2	2.477	2.477	0.000	2665895	1000.0	880.3	M
2	2.866	2.866	0.000	4958047	1000.0	869.7	
2	3.087	3.087	0.000	3370555	1000.0	899.7	M
2	3.387	3.387	0.000	10097178	1000.0	870.1	M
2	3.541	3.541	0.000	4469017	1000.0	859.1	M
2	3.611	3.611	0.000	2715679	1000.0	848.8	M
2	4.020	4.020	0.000	4410039	1000.0	875.6	M
2	4.118	4.118	0.000	2533958	1000.0	983.2	M

Average of Peak Amounts = 885.8

RPD = 4.70

8 PCB-1260

1	6.582	6.582	0.000	3718492	1000.0	933.6	M
1	6.840	6.840	0.000	7549602	1000.0	924.9	M
1	7.212	7.212	0.000	8628437	1000.0	883.0	M
1	8.108	8.108	0.000	6628004	1000.0	913.9	
1	8.541	8.541	0.000	6563297	1000.0	919.8	
1	8.849	8.849	0.000	12889307	1000.0	899.1	
1	9.216	9.216	0.000	9478610	1000.0	901.0	M
1	9.724	9.724	0.000	3951876	1000.0	918.2	

Average of Peak Amounts = 911.7

2	5.469	5.469	0.000	6979606	1000.0	905.4	M
2	6.206	6.206	0.000	13004344	1000.0	959.8	M
2	6.382	6.382	0.000	8044868	1000.0	968.4	M
2	6.754	6.754	0.000	7587017	1000.0	904.5	M
2	7.285	7.285	0.000	18435917	1000.0	903.7	M
2	7.824	7.824	0.000	8825536	1000.0	920.1	M
2	8.013	8.013	0.000	6108355	1000.0	922.5	M
2	8.752	8.752	0.000	5247204	1000.0	916.5	

Average of Peak Amounts = 925.1

RPD = 1.46

\$ 11 DCB Decachlorobiphenyl

1	10.172	10.172	0.000	10643250	100.0	88.3	M
2	9.217	9.217	0.000	13096920	100.0	88.1	

RPD = 0.24

### QC Flag Legend

#### Review Flags

M - Manually Integrated

### Reagents:

SG1660L3\_00028

Amount Added: 1.00

Units: mL

SGPCBISTD\_00006

Amount Added: 20.00

Units: uL

Run Reagent

TestAmerica Edison

Data File: \\ChromNA\Edison\ChromData\CPESTGC9\20160512-40924.b\9F001882.D

Injection Date: 12-May-2016 10:50:51

Instrument ID: CPESTGC9

Operator ID:

Lims ID: IC PCB 3

Worklist Smp#: 4

Client ID:

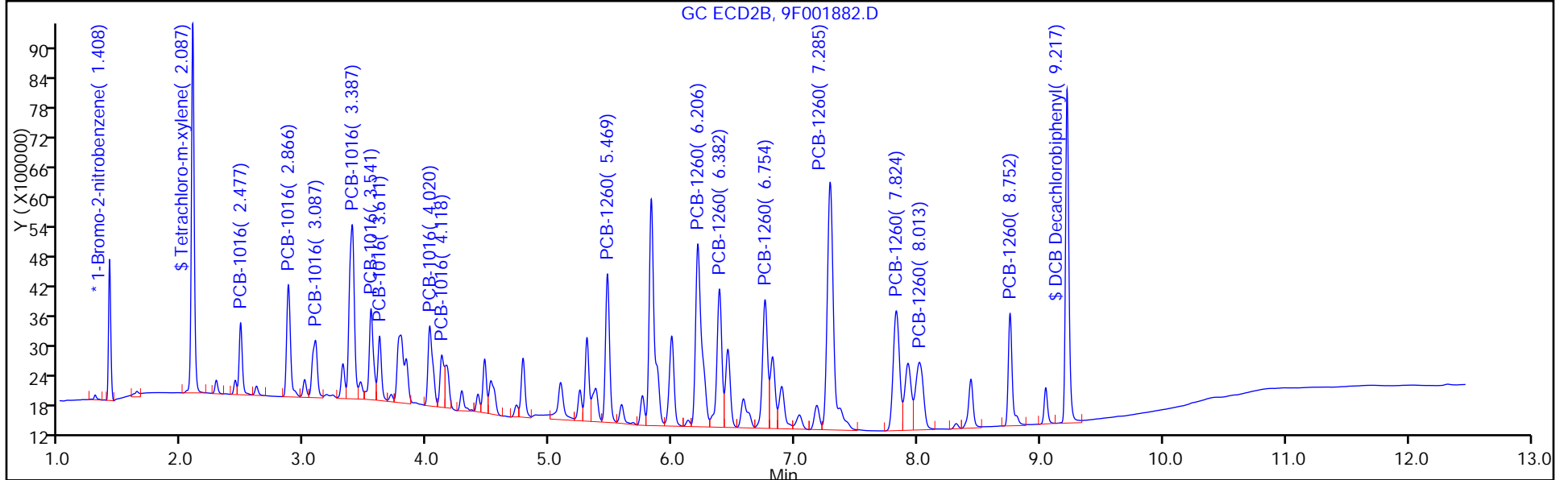
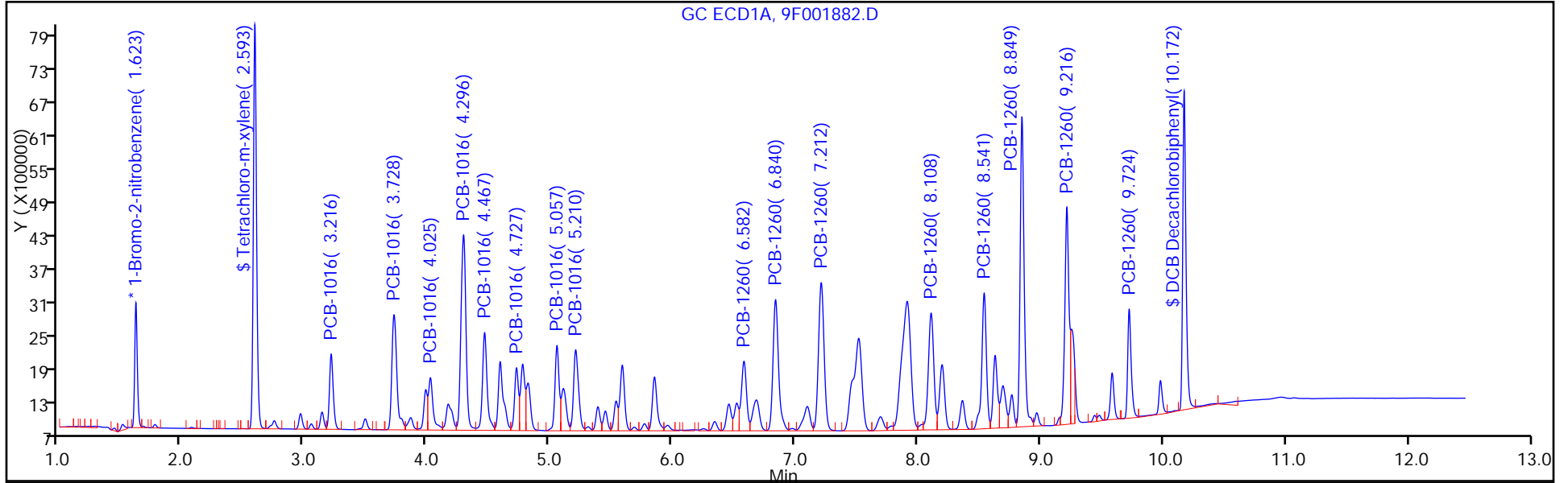
Injection Vol: 1.0 ul

Dil. Factor: 1.0000

ALS Bottle#: 4

Method: 8082-ISTD

Limit Group: GC 8082A PCB ISTD



TestAmerica Edison  
Target Compound Quantitation Report

Data File: \\ChromNA\Edison\ChromData\CPESTGC9\20160512-40924.b\9F001883.D  
 Lims ID: IC PCB 4  
 Client ID:  
 Sample Type: IC Calib Level: 4  
 Inject. Date: 12-May-2016 11:08:53 ALS Bottle#: 5 Worklist Smp#: 5  
 Injection Vol: 1.0 ul Dil. Factor: 1.0000  
 Sample Info:  
 Operator ID: Instrument ID: CPESTGC9  
 Sublist: chrom-8082-ISTD\*sub1  
 Method: \\ChromNA\Edison\ChromData\CPESTGC9\20160512-40924.b\8082-ISTD.m  
 Limit Group: GC 8082A PCB ISTD  
 Last Update: 12-May-2016 15:21:22 Calib Date: 12-May-2016 14:29:29  
 Integrator: Falcon  
 Quant Method: Internal Standard Quant By: Initial Calibration  
 Last ICal File: \\ChromNA\Edison\ChromData\CPESTGC9\20160512-40924.b\9F001892.D  
 Column 1 : Det: GC ECD1A  
 Column 2 : Det: GC ECD2B  
 Process Host: XAWRK004

First Level Reviewer: patelji Date: 12-May-2016 11:31:02

Col	RT (min.)	Exp RT (min.)	Dlt RT (min.)	Response	Cal Amt ug/l	OnCol Amt ug/l	Flags
-----	-----------	---------------	---------------	----------	--------------	----------------	-------

* 13 1-Bromo-2-nitrobenzene							M
1	1.624	1.623	0.001	3294505	20.0	20.0	M
2	1.409	1.408	0.001	3368276	20.0	20.0	M
RPD = 0.00							
\$ 2 Tetrachloro-m-xylene							M
1	2.594	2.593	0.001	19604800	150.0	143.5	
2	2.088	2.087	0.001	18362842	150.0	142.9	M
RPD = 0.38							

Col	RT (min.)	Exp RT (min.)	Dlt RT (min.)	Response	Cal Amt ug/l	OnCol Amt ug/l	Flags
-----	-----------	---------------	---------------	----------	--------------	----------------	-------

5 PCB-1016

							M
1	3.216	3.216	0.000	4369736	1500.0	1458.3	
1	3.729	3.728	0.001	8959256	1500.0	1455.7	M
1	4.026	4.025	0.001	3743966	1500.0	1368.2	M
1	4.296	4.296	0.000	15248808	1500.0	1419.6	M
1	4.467	4.467	0.000	7047286	1500.0	1432.3	M
1	4.728	4.727	0.001	3767776	1500.0	1390.3	M
1	5.058	5.057	0.001	5454281	1500.0	1388.5	M
1	5.210	5.210	0.000	6284163	1500.0	1465.8	M

Average of Peak Amounts = 1422.3

2	2.478	2.477	0.001	4332530	1500.0	1515.7	
2	2.867	2.866	0.001	8047032	1500.0	1495.3	M
2	3.088	3.087	0.001	5294700	1500.0	1497.3	M
2	3.388	3.387	0.001	15267330	1500.0	1393.8	M
2	3.541	3.541	0.000	6893182	1500.0	1403.9	M
2	3.611	3.611	0.000	4182972	1500.0	1385.1	M
2	4.020	4.020	0.000	6831748	1500.0	1437.0	M
2	4.119	4.118	0.001	3654893	1500.0	1502.3	M

Average of Peak Amounts = 1453.8

RPD = 2.19

8 PCB-1260

							M
1	6.582	6.582	0.000	5566734	1500.0	1432.2	M
1	6.840	6.840	0.000	11169719	1500.0	1402.2	M
1	7.212	7.212	0.000	12780758	1500.0	1340.3	M
1	8.108	8.108	0.000	9904597	1500.0	1399.4	
1	8.542	8.541	0.001	9897151	1500.0	1421.3	
1	8.850	8.849	0.001	19406860	1500.0	1387.2	
1	9.217	9.216	0.001	14338368	1500.0	1396.7	M
1	9.726	9.724	0.002	5922048	1500.0	1410.0	

Average of Peak Amounts = 1398.7

2	5.469	5.469	0.000	10236516	1500.0	1406.8	M
2	6.206	6.206	0.000	18837770	1500.0	1472.9	M
2	6.381	6.382	-0.001	11733006	1500.0	1496.3	M
2	6.754	6.754	0.000	11049030	1500.0	1395.5	M
2	7.285	7.285	0.000	27865186	1500.0	1447.1	M
2	7.825	7.824	0.001	12905522	1500.0	1425.4	
2	8.012	8.013	-0.001	9100459	1500.0	1456.1	
2	8.753	8.752	0.001	7933293	1500.0	1468.0	

Average of Peak Amounts = 1446.0

RPD = 3.33

\$ 11 DCB Decachlorobiphenyl

							M
1	10.175	10.172	0.003	15101165	150.0	128.4	M
2	9.219	9.217	0.002	18159335	150.0	129.4	M

RPD = 0.78

S 12 Polychlorinated biphenyls, Total

1						2821.0	
---	--	--	--	--	--	--------	--



### QC Flag Legend

#### Review Flags

M - Manually Integrated

### Reagents:

SG1660L4\_00021

Amount Added: 1.00

Units: mL

SGPCBISTD\_00006

Amount Added: 20.00

Units: uL

Run Reagent

TestAmerica Edison

Data File: \\ChromNA\Edison\ChromData\CPESTGC9\20160512-40924.b\9F001883.D

Injection Date: 12-May-2016 11:08:53

Instrument ID: CPESTGC9

Operator ID:

Lims ID: IC PCB 4

Worklist Smp#: 5

Client ID:

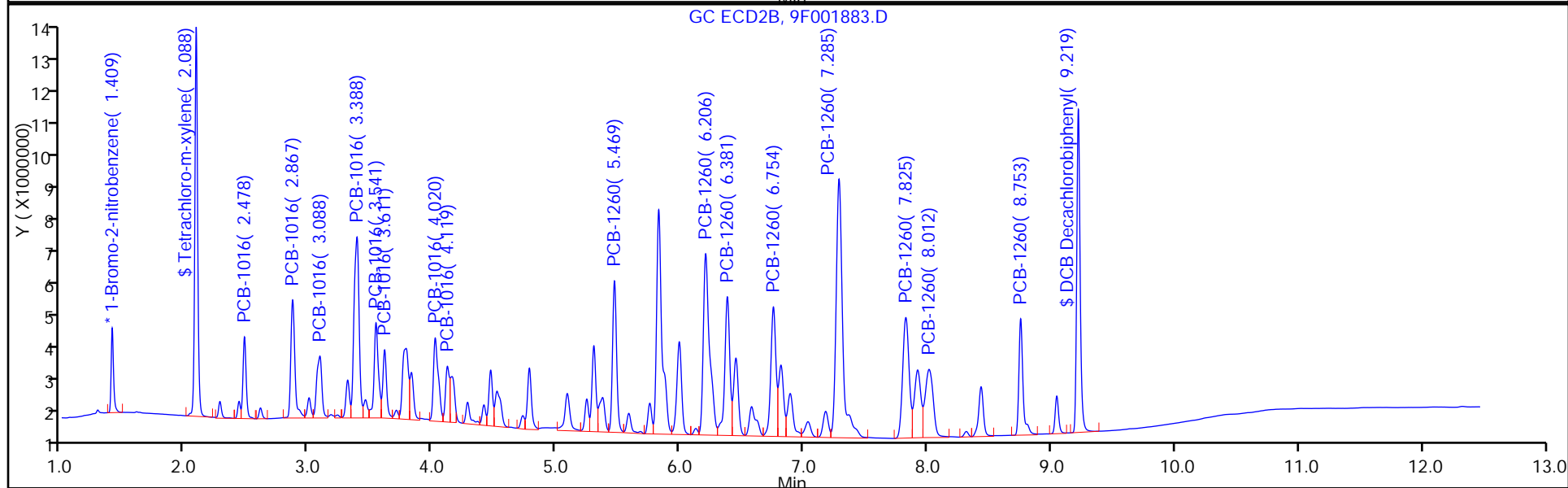
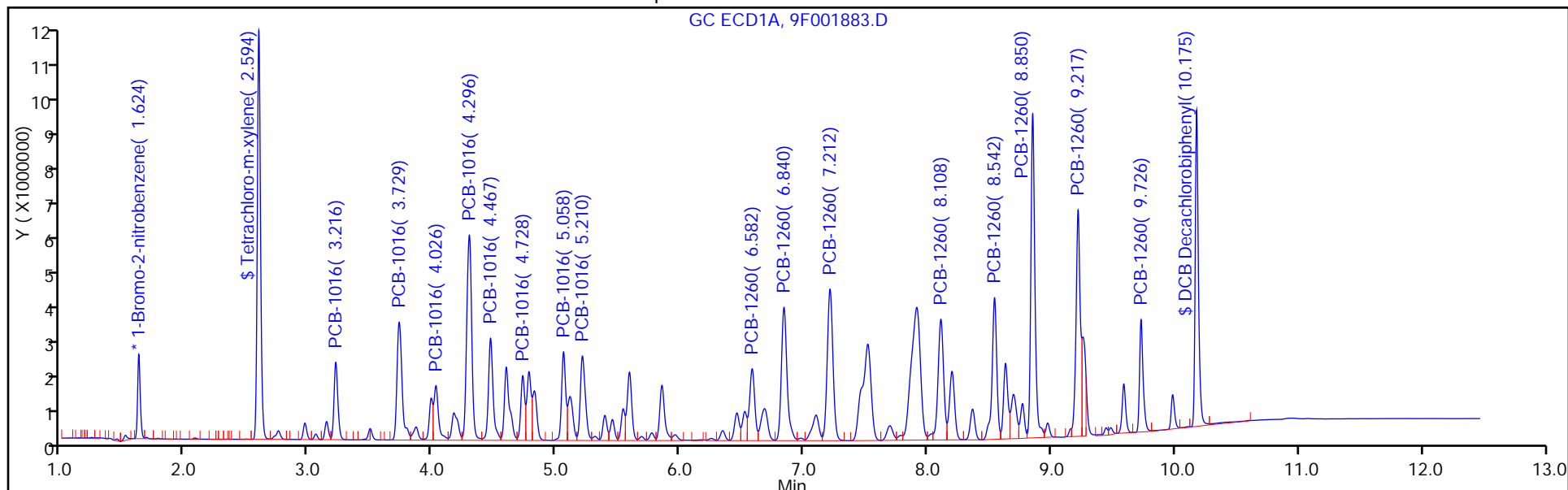
Injection Vol: 1.0 ul

Dil. Factor: 1.0000

ALS Bottle#: 5

Method: 8082-ISTD

Limit Group: GC 8082A PCB ISTD



TestAmerica Edison  
Target Compound Quantitation Report

Data File: \\ChromNA\Edison\ChromData\CPESTGC9\20160512-40924.b\9F001884.D  
 Lims ID: IC PCB 5  
 Client ID:  
 Sample Type: IC Calib Level: 5  
 Inject. Date: 12-May-2016 11:53:46 ALS Bottle#: 6 Worklist Smp#: 6  
 Injection Vol: 1.0 ul Dil. Factor: 1.0000  
 Sample Info: 460-0040924-006  
 Operator ID: Instrument ID: CPESTGC9  
 Sublist: chrom-8082-ISTD\*sub1  
 Method: \\ChromNA\Edison\ChromData\CPESTGC9\20160512-40924.b\8082-ISTD.m  
 Limit Group: GC 8082A PCB ISTD  
 Last Update: 12-May-2016 15:21:35 Calib Date: 12-May-2016 14:29:29  
 Integrator: Falcon  
 Quant Method: Internal Standard Quant By: Initial Calibration  
 Last ICal File: \\ChromNA\Edison\ChromData\CPESTGC9\20160512-40924.b\9F001892.D  
 Column 1 : Det: GC ECD1A  
 Column 2 : Det: GC ECD2B  
 Process Host: XAWRK004

First Level Reviewer: patelji Date: 12-May-2016 12:13:35

Col	RT (min.)	Exp RT (min.)	Dlt RT (min.)	Response	Cal Amt ug/l	OnCol Amt ug/l	Flags
-----	-----------	---------------	---------------	----------	--------------	----------------	-------

* 13 1-Bromo-2-nitrobenzene							M
1	1.626	1.623	0.003	2790017	20.0	20.0	
2	1.409	1.408	0.001	2912960	20.0	20.0	M
RPD = 0.00							
\$ 2 Tetrachloro-m-xylene							
1	2.598	2.593	0.005	23087417	200.0	199.5	
2	2.087	2.087	0.000	23173590	200.0	208.5	
RPD = 4.43							

Col	RT (min.)	Exp RT (min.)	Dlt RT (min.)	Response	Cal Amt ug/l	OnCol Amt ug/l	Flags
-----	-----------	---------------	---------------	----------	--------------	----------------	-------

5 PCB-1016

							M
1	3.219	3.216	0.003	6155311	2500.0	2425.7	
1	3.733	3.728	0.005	12678388	2500.0	2432.4	M
1	4.029	4.025	0.004	5687774	2500.0	2454.4	M
1	4.300	4.296	0.004	23551614	2500.0	2589.0	M
1	4.471	4.467	0.004	10582390	2500.0	2539.7	M
1	4.731	4.727	0.004	5513465	2500.0	2402.2	M
1	5.061	5.057	0.004	8344979	2500.0	2508.6	M
1	5.214	5.210	0.004	9519974	2500.0	2622.0	M

Average of Peak Amounts = 2496.8

2	2.477	2.477	0.000	6321901	2500.0	2557.3	
2	2.866	2.866	0.000	12079146	2500.0	2595.4	M
2	3.086	3.087	-0.001	8241089	2500.0	2694.8	M
2	3.386	3.387	-0.001	24327282	2500.0	2568.1	M
2	3.539	3.541	-0.002	10903573	2500.0	2567.8	M
2	3.609	3.611	-0.002	6838644	2500.0	2618.4	M
2	4.019	4.020	-0.001	10798811	2500.0	2626.4	M
2	4.117	4.118	-0.001	5650740	2500.0	2685.7	M

Average of Peak Amounts = 2614.2

RPD = 4.60

8 PCB-1260

							M
1	6.586	6.582	0.004	8682406	2500.0	2637.7	M
1	6.844	6.840	0.004	17248720	2500.0	2556.9	M
1	7.216	7.212	0.004	19940336	2500.0	2469.3	M
1	8.112	8.108	0.004	15454420	2500.0	2578.4	
1	8.547	8.541	0.006	15657966	2500.0	2655.3	M
1	8.858	8.849	0.009	31010518	2500.0	2617.4	M
1	9.229	9.216	0.013	22497806	2500.0	2587.8	M
1	9.744	9.724	0.020	9261706	2500.0	2603.9	

Average of Peak Amounts = 2588.3

2	5.467	5.469	-0.002	15299719	2500.0	2431.2	M
2	6.204	6.206	-0.002	26680357	2500.0	2412.2	M
2	6.380	6.382	-0.002	17239840	2500.0	2542.2	M
2	6.752	6.754	-0.002	16391658	2500.0	2393.9	M
2	7.282	7.285	-0.003	40568730	2500.0	2436.1	M
2	7.822	7.824	-0.002	19903783	2500.0	2541.9	
2	8.010	8.013	-0.003	13949576	2500.0	2580.8	
2	8.757	8.752	0.005	12173148	2500.0	2604.6	M

Average of Peak Amounts = 2492.9

RPD = 3.76

\$ 11 DCB Decachlorobiphenyl

							M
1	10.200	10.172	0.028	19430254	200.0	195.0	M
2	9.229	9.217	0.012	23388934	200.0	192.7	M

RPD = 1.21

S 12 Polychlorinated biphenyls, Total

1						5085.1	
---	--	--	--	--	--	--------	--

**QC Flag Legend**

Review Flags

M - Manually Integrated

**Reagents:**

SG1660L5\_00021

Amount Added: 1.00

Units: mL

SGPCBISTD\_00006

Amount Added: 20.00

Units: uL

Run Reagent

TestAmerica Edison

Data File: \\ChromNA\Edison\ChromData\CPESTGC9\20160512-40924.b\9F001884.D

Injection Date: 12-May-2016 11:53:46

Instrument ID: CPESTGC9

Operator ID:

Lims ID: IC PCB 5

Worklist Smp#: 6

Client ID:

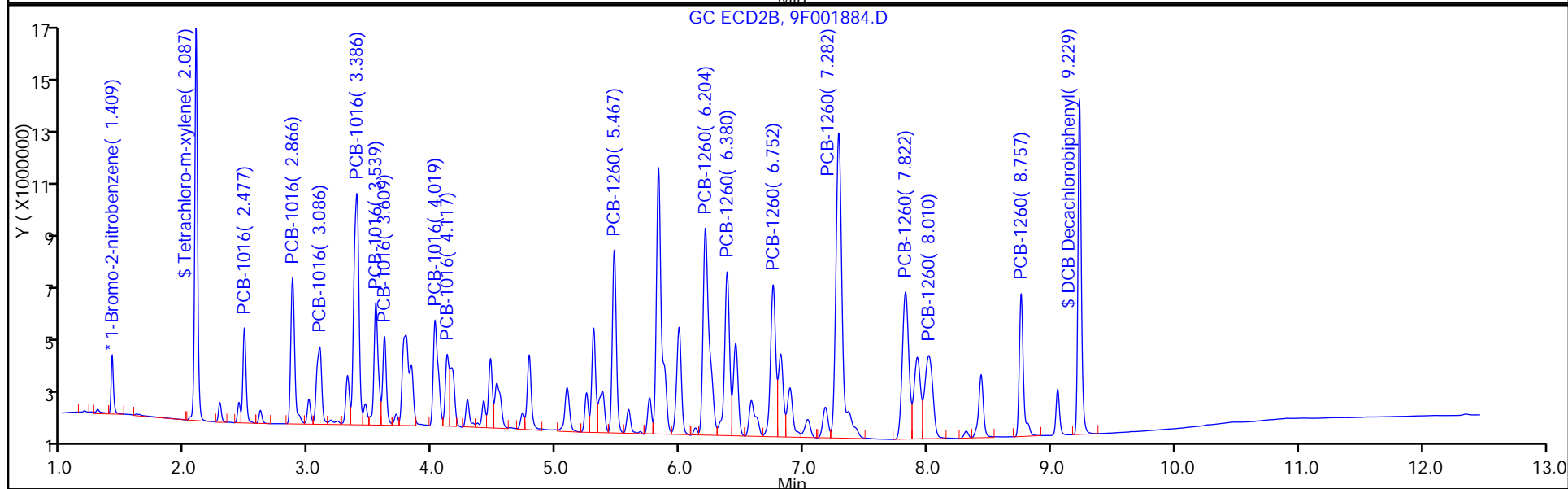
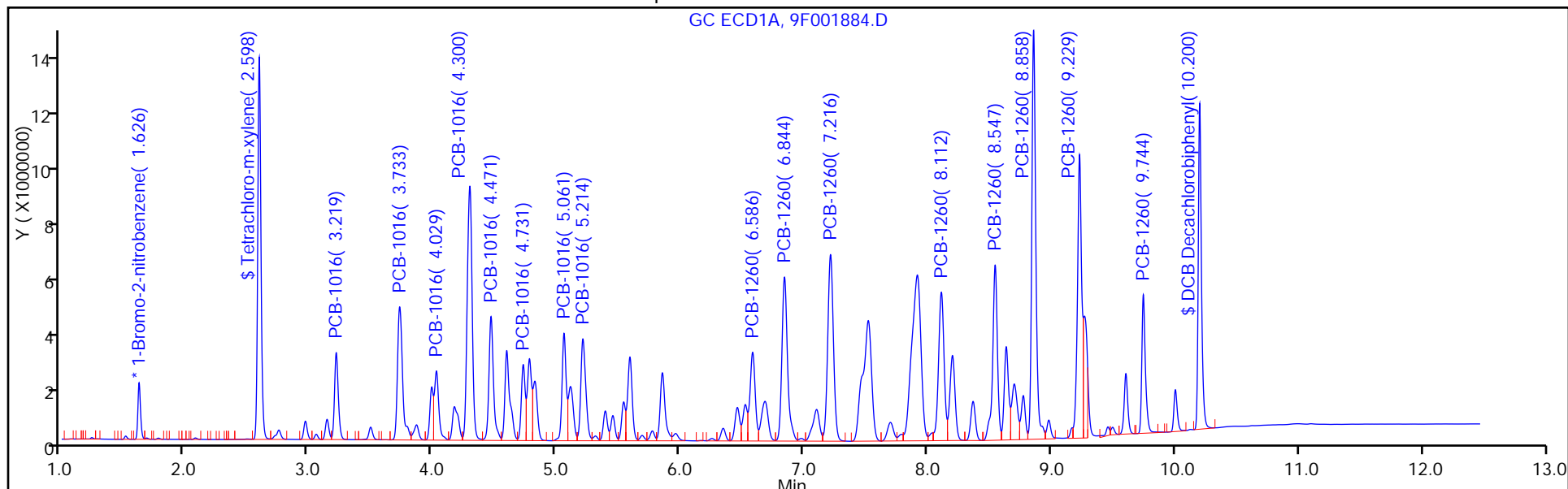
Injection Vol: 1.0 ul

Dil. Factor: 1.0000

ALS Bottle#: 6

Method: 8082-ISTD

Limit Group: GC 8082A PCB ISTD



FORM VI  
PCBS BY INTERNAL STANDARD - INITIAL CALIBRATION DATA  
CURVE EVALUATION

Lab Name: TestAmerica Edison Job No.: 460-118325-1 Analy Batch No.: 367709

SDG No.: \_\_\_\_\_

Instrument ID: CPESTGC9 GC Column: CLP-1 ID: 0.53 (mm) Heated Purge: (Y/N) N

Calibration Start Date: 05/12/2016 10:14 Calibration End Date: 05/12/2016 11:53 Calibration ID: 55695

Calibration Files:

LEVEL:	LAB SAMPLE ID:	LAB FILE ID:
Level 1	IC 460-367709/2	9F001880.D
Level 2	IC 460-367709/3	9F001881.D
Level 3	IC 460-367709/4	9F001882.D
Level 4	IC 460-367709/5	9F001883.D
Level 5	IC 460-367709/6	9F001884.D

ANALYTE	RRF					CURVE TYPE	COEFFICIENT			#	MIN RRF	%RSD	#	MAX %RSD	R^2 OR COD	#	MIN R^2 OR COD
	LVL 1	LVL 2	LVL 3	LVL 4	LVL 5		B	M1	M2								
PCB-1016 Peak 1	0.0176	0.0178	0.0149	0.0172	0.0174	Ave		0.0170			6.9		20.0				0.9900
PCB-1016 Peak 2	0.0338	0.0332	0.0278	0.0319	0.0332	Ave		0.0320			7.6		20.0				0.9900
PCB-1016 Peak 3	0.0216	0.0209	0.0189	0.0210	0.0226	Ave		0.0210			6.5		20.0				0.9900
PCB-1016 Peak 4	0.0719	0.0695	0.0566	0.0604	0.0668	Ave		0.0650			9.8		20.0				0.9900
PCB-1016 Peak 5	0.0288	0.0347	0.0250	0.0273	0.0299	Ave		0.0292			12.3		20.0				0.9900
PCB-1016 Peak 6	0.0162	0.0229	0.0152	0.0166	0.0188	Ave		0.0179			17.1		20.0				0.9900
PCB-1016 Peak 7	0.0284	0.0314	0.0247	0.0270	0.0297	Ave		0.0282			9.0		20.0				0.9900
PCB-1016 Peak 8	0.0119	0.0161	0.0142	0.0145	0.0155	Ave		0.0144			11.2		20.0				0.9900
PCB-1260 Peak 1	0.0498	0.0445	0.0391	0.0405	0.0420	Ave		0.0432			9.7		20.0				0.9900
PCB-1260 Peak 2	0.0805	0.0785	0.0729	0.0746	0.0733	Ave		0.0759			4.4		20.0				0.9900
PCB-1260 Peak 3	0.0441	0.0498	0.0451	0.0464	0.0473	Ave		0.0466			4.7		20.0				0.9900
PCB-1260 Peak 4	0.0561	0.0477	0.0425	0.0437	0.0450	Ave		0.0470			11.6		20.0				0.9900
PCB-1260 Peak 5	0.1268	0.1199	0.1033	0.1103	0.1114	Ave		0.1143			8.0		20.0				0.9900
PCB-1260 Peak 6	0.0569	0.0567	0.0495	0.0511	0.0547	Ave		0.0538			6.2		20.0				0.9900
PCB-1260 Peak 7	+++++	0.0399	0.0342	0.0360	0.0383	Ave		0.0371			6.7		20.0				0.9900
PCB-1260 Peak 8	0.0333	0.0329	0.0294	0.0314	0.0334	Ave		0.0321			5.3		20.0				0.9900
Tetrachloro-m-xylene	0.8127	0.8091	0.6708	0.7269	0.7955	Ave		0.7630			8.1		20.0				0.9900
DCB Decachlorobiphenyl	1.0335	0.8781	0.7341	0.7188	0.8029	Ave		0.8335			15.4		20.0				0.9900

Note: The m1 coefficient is the same as Ave RRF for an Ave curve type.

FORM VI  
PCBS BY INTERNAL STANDARD - INITIAL CALIBRATION DATA  
RESPONSE AND CONCENTRATION

Lab Name: TestAmerica Edison Job No.: 460-118325-1 Analy Batch No.: 367709

SDG No.: \_\_\_\_\_

Instrument ID: CPESTGC9 GC Column: CLP-1 ID: 0.53 (mm) Heated Purge: (Y/N) N

Calibration Start Date: 05/12/2016 10:14 Calibration End Date: 05/12/2016 11:53 Calibration ID: 55695

Calibration Files:

LEVEL:	LAB SAMPLE ID:	LAB FILE ID:
Level 1	IC 460-367709/2	9F001880.D
Level 2	IC 460-367709/3	9F001881.D
Level 3	IC 460-367709/4	9F001882.D
Level 4	IC 460-367709/5	9F001883.D
Level 5	IC 460-367709/6	9F001884.D

ANALYTE	IS REF	CURVE TYPE	RESPONSE					CONCENTRATION (UG/L)				
			LVL 1	LVL 2	LVL 3	LVL 4	LVL 5	LVL 1	LVL 2	LVL 3	LVL 4	LVL 5
PCB-1016 Peak 1	BNB	Ave	142670	1488247	2665895	4332530	6321901	50.0	500	1000	1500	2500
PCB-1016 Peak 2	BNB	Ave	274152	2768680	4958047	8047032	12079146	50.0	500	1000	1500	2500
PCB-1016 Peak 3	BNB	Ave	175662	1740535	3370555	5294700	8241089	50.0	500	1000	1500	2500
PCB-1016 Peak 4	BNB	Ave	583539	5797158	10097178	15267330	24327282	50.0	500	1000	1500	2500
PCB-1016 Peak 5	BNB	Ave	233794	2894717	4469017	6893182	10903573	50.0	500	1000	1500	2500
PCB-1016 Peak 6	BNB	Ave	131574	1910107	2715679	4182972	6838644	50.0	500	1000	1500	2500
PCB-1016 Peak 7	BNB	Ave	230242	2617412	4410039	6831748	10798811	50.0	500	1000	1500	2500
PCB-1016 Peak 8	BNB	Ave	96771	1344834	2533958	3654893	5650740	50.0	500	1000	1500	2500
PCB-1260 Peak 1	BNB	Ave	404536	3716605	6979606	10236516	15299719	50.0	500	1000	1500	2500
PCB-1260 Peak 2	BNB	Ave	653350	6548906	13004344	18837770	26680357	50.0	500	1000	1500	2500
PCB-1260 Peak 3	BNB	Ave	358051	4156593	8044868	11733006	17239840	50.0	500	1000	1500	2500
PCB-1260 Peak 4	BNB	Ave	455665	3975975	7587017	11049030	16391658	50.0	500	1000	1500	2500
PCB-1260 Peak 5	BNB	Ave	1029322	10000594	18435917	27865186	40568730	50.0	500	1000	1500	2500
PCB-1260 Peak 6	BNB	Ave	462009	4729185	8825536	12905522	19903783	50.0	500	1000	1500	2500
PCB-1260 Peak 7	BNB	Ave	++++	3326716	6108355	9100459	13949576	++++	500	1000	1500	2500
PCB-1260 Peak 8	BNB	Ave	269940	2748973	5247204	7933293	12173148	50.0	500	1000	1500	2500
Tetrachloro-m-xylene	BNB	Ave	1649418	6750713	11968377	18362842	23173590	12.5	50.0	100	150	200
DCB Decachlorobiphenyl	BNB	Ave	2097610	7326448	13096920	18159335	23388934	12.5	50.0	100	150	200

Curve Type Legend:

Ave = Average ISTD



TestAmerica Edison  
Target Compound Quantitation Report

Data File: \\ChromNA\Edison\ChromData\CPESTGC9\20160512-40924.b\9F001880.D  
 Lims ID: IC PCB 1  
 Client ID:  
 Sample Type: IC Calib Level: 1  
 Inject. Date: 12-May-2016 10:14:48 ALS Bottle#: 2 Worklist Smp#: 2  
 Injection Vol: 1.0 ul Dil. Factor: 1.0000  
 Sample Info:  
 Operator ID: Instrument ID: CPESTGC9  
 Sublist: chrom-8082-ISTD\*sub1  
 Method: \\ChromNA\Edison\ChromData\CPESTGC9\20160512-40924.b\8082-ISTD.m  
 Limit Group: GC 8082A PCB ISTD  
 Last Update: 12-May-2016 15:20:49 Calib Date: 12-May-2016 14:29:29  
 Integrator: Falcon  
 Quant Method: Internal Standard Quant By: Initial Calibration  
 Last ICal File: \\ChromNA\Edison\ChromData\CPESTGC9\20160512-40924.b\9F001892.D  
 Column 1 : Det: GC ECD1A  
 Column 2 : Det: GC ECD2B  
 Process Host: XAWRK004

First Level Reviewer: patelji Date: 12-May-2016 11:17:51

Col	RT (min.)	Exp RT (min.)	Dlt RT (min.)	Response	Cal Amt ug/l	OnCol Amt ug/l	Flags
-----	-----------	---------------	---------------	----------	--------------	----------------	-------

* 13 1-Bromo-2-nitrobenzene							M
1	1.625	1.624	0.001	2972583	20.0	20.0	
2	1.407	1.410	-0.003	3247370	20.0	20.0	M
RPD = 0.00							
\$ 2 Tetrachloro-m-xylene							M
1	2.596	2.593	0.003	1614359	12.5	13.1	
2	2.084	2.087	-0.003	1649418	12.5	13.3	M
RPD = 1.68							

Col	RT (min.)	Exp RT (min.)	Dlt RT (min.)	Response	Cal Amt ug/l	OnCol Amt ug/l	Flags
-----	-----------	---------------	---------------	----------	--------------	----------------	-------

5 PCB-1016

							M
1	3.219	3.216	0.003	145541	50.0	53.8	
1	3.731	3.728	0.003	295880	50.0	53.3	M
1	4.033	4.025	0.008	139486	50.0	56.5	M
1	4.299	4.296	0.003	536157	50.0	55.3	M
1	4.469	4.467	0.002	235853	50.0	53.1	M
1	4.731	4.727	0.004	143617	50.0	58.7	M
1	5.059	5.057	0.002	211655	50.0	59.7	M
1	5.213	5.210	0.003	200511	50.0	51.8	M

Average of Peak Amounts = 55.3

2	2.476	2.477	-0.001	142670	50.0	51.8	M
2	2.865	2.866	-0.001	274152	50.0	52.8	M
2	3.086	3.087	-0.001	175662	50.0	51.5	M
2	3.384	3.387	-0.003	583539	50.0	55.3	M
2	3.538	3.541	-0.003	233794	50.0	49.4	M
2	3.608	3.611	-0.003	131574	50.0	45.2	M
2	4.016	4.020	-0.004	230242	50.0	50.2	M
2	4.113	4.118	-0.005	96771	50.0	41.3	M

Average of Peak Amounts = 49.7

RPD = 10.69

8 PCB-1260

							M
1	6.586	6.582	0.004	190526	50.0	54.3	
1	6.844	6.840	0.004	407387	50.0	56.7	M
1	7.216	7.212	0.004	555852	50.0	64.6	
1	8.113	8.108	0.005	368076	50.0	57.6	M
1	8.547	8.541	0.006	343289	50.0	54.6	
1	8.859	8.849	0.010	736946	50.0	58.4	
1	9.231	9.216	0.015	543036	50.0	58.6	M
1	9.749	9.724	0.025	215968	50.0	57.0	

Average of Peak Amounts = 57.7

2	5.466	5.469	-0.003	404536	50.0	57.7	M
2	6.203	6.206	-0.003	653350	50.0	53.0	
2	6.379	6.382	-0.003	358051	50.0	47.4	M
2	6.751	6.754	-0.003	455665	50.0	59.7	M
2	7.284	7.285	-0.001	1029322	50.0	55.4	M
2	7.820	7.824	-0.004	462009	50.0	52.9	M
2	0.000	8.013	-8.013	0	50.0	0	
2	8.757	8.752	0.005	269940	50.0	51.8	

Average of Peak Amounts = 54.0

RPD = 6.72

\$ 11 DCB Decachlorobiphenyl

							M
1	10.207	10.172	0.035	1717969	12.5	16.2	M
2	9.231	9.217	0.014	2097610	12.5	15.5	M

RPD = 4.32

S 12 Polychlorinated biphenyls, Total

1						113.0	
---	--	--	--	--	--	-------	--

### QC Flag Legend

#### Review Flags

M - Manually Integrated

### Reagents:

SG1660(LVI)L1\_00009

Amount Added: 1.00

Units: mL

SGPCBISTD\_00006

Amount Added: 20.00

Units: uL

Run Reagent

TestAmerica Edison

Data File: \\ChromNA\Edison\ChromData\CPESTGC9\20160512-40924.b\9F001880.D

Injection Date: 12-May-2016 10:14:48

Instrument ID: CPESTGC9

Operator ID:

Lims ID: IC PCB 1

Worklist Smp#: 2

Client ID:

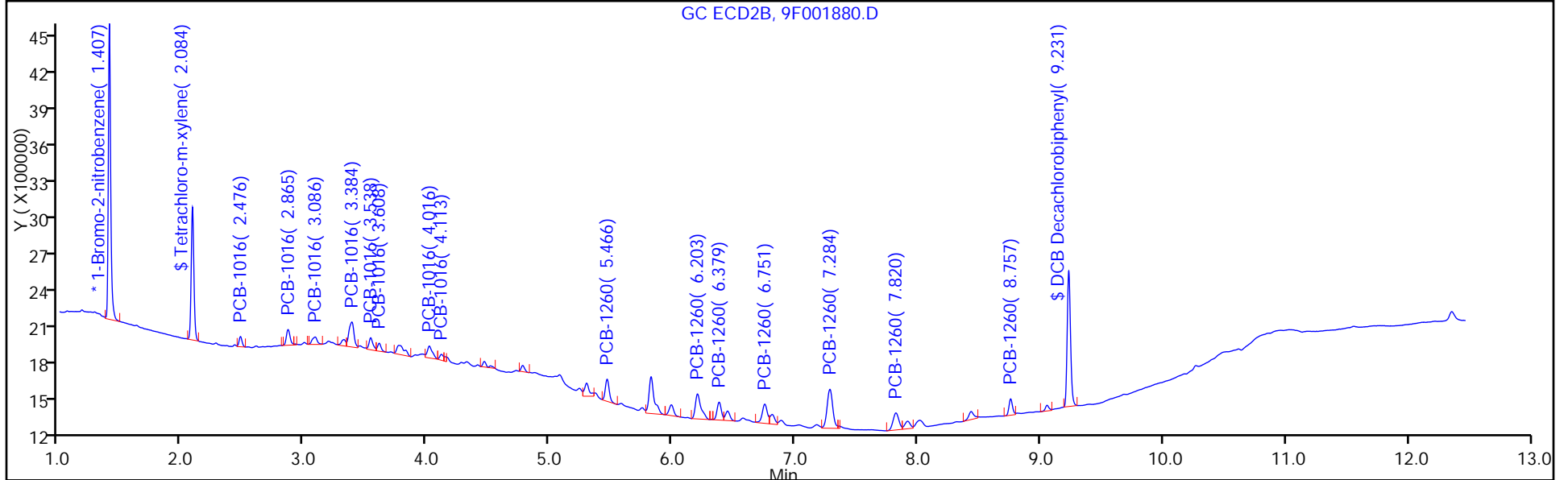
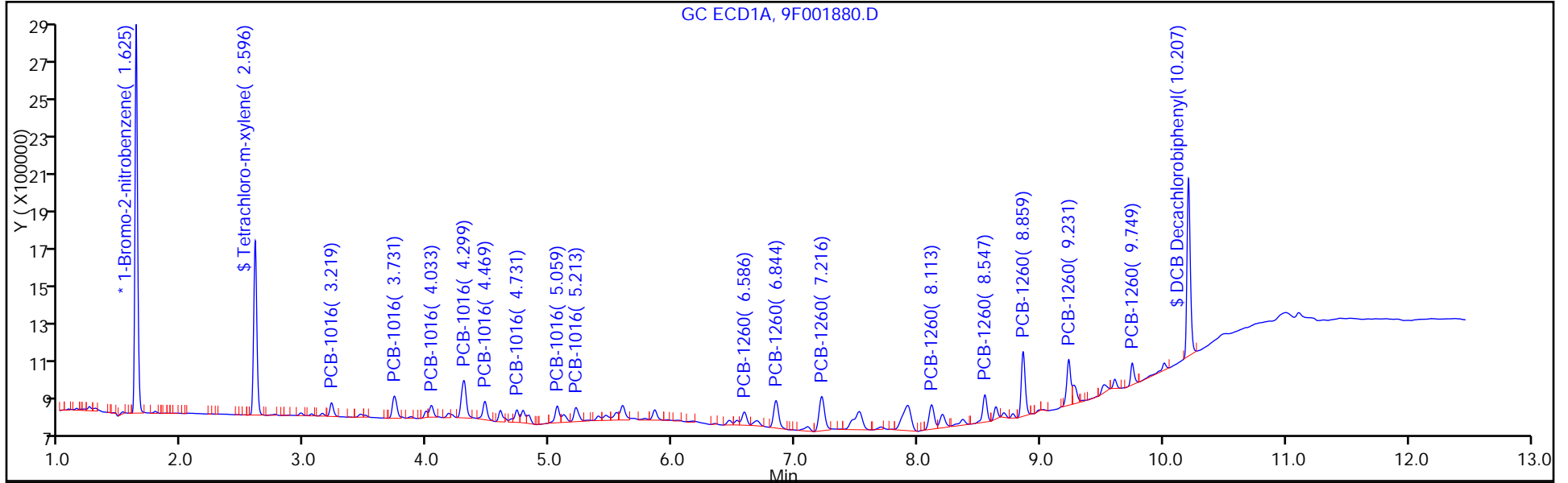
Injection Vol: 1.0 ul

Dil. Factor: 1.0000

ALS Bottle#: 2

Method: 8082-ISTD

Limit Group: GC 8082A PCB ISTD



TestAmerica Edison  
Target Compound Quantitation Report

Data File: \\ChromNA\Edison\ChromData\CPESTGC9\20160512-40924.b\9F001881.D  
 Lims ID: IC PCB 2  
 Client ID:  
 Sample Type: IC Calib Level: 2  
 Inject. Date: 12-May-2016 10:32:48 ALS Bottle#: 3 Worklist Smp#: 3  
 Injection Vol: 1.0 ul Dil. Factor: 1.0000  
 Sample Info:  
 Operator ID: Instrument ID: CPESTGC9  
 Sublist: chrom-8082-ISTD\*sub1  
 Method: \\ChromNA\Edison\ChromData\CPESTGC9\20160512-40924.b\8082-ISTD.m  
 Limit Group: GC 8082A PCB ISTD  
 Last Update: 12-May-2016 15:21:03 Calib Date: 12-May-2016 14:29:29  
 Integrator: Falcon  
 Quant Method: Internal Standard Quant By: Initial Calibration  
 Last ICal File: \\ChromNA\Edison\ChromData\CPESTGC9\20160512-40924.b\9F001892.D  
 Column 1 : Det: GC ECD1A  
 Column 2 : Det: GC ECD2B  
 Process Host: XAWRK004

First Level Reviewer: patelji Date: 12-May-2016 10:50:14

Col	RT (min.)	Exp RT (min.)	Dlt RT (min.)	Response	Cal Amt ug/l	OnCol Amt ug/l	Flags
-----	-----------	---------------	---------------	----------	--------------	----------------	-------

* 13 1-Bromo-2-nitrobenzene							M
1	1.623	1.624	-0.001	3410733	20.0	20.0	M
2	1.407	1.410	-0.003	3337301	20.0	20.0	M
RPD = 0.00							
\$ 2 Tetrachloro-m-xylene							M
1	2.593	2.593	0.000	7370188	50.0	52.1	
2	2.086	2.087	-0.001	6750713	50.0	53.0	M
RPD = 1.77							

Col	RT (min.)	Exp RT (min.)	Dlt RT (min.)	Response	Cal Amt ug/l	OnCol Amt ug/l	Flags
-----	-----------	---------------	---------------	----------	--------------	----------------	-------

5 PCB-1016

							M
1	3.215	3.216	-0.001	1595369	500.0	514.3	
1	3.728	3.728	0.000	3309803	500.0	519.4	M
1	4.024	4.025	-0.001	1526780	500.0	538.9	M
1	4.294	4.296	-0.002	5522433	500.0	496.6	M
1	4.466	4.467	-0.001	2628581	500.0	516.0	M
1	4.727	4.727	0.000	1436666	500.0	512.0	M
1	5.056	5.057	-0.001	1966187	500.0	483.5	M
1	5.208	5.210	-0.002	2194391	500.0	494.4	M

Average of Peak Amounts = 509.4

2	2.476	2.477	-0.001	1488247	500.0	525.5	M
2	2.865	2.866	-0.001	2768680	500.0	519.3	M
2	3.086	3.087	-0.001	1740535	500.0	496.8	M
2	3.386	3.387	-0.001	5797158	500.0	534.2	M
2	3.539	3.541	-0.002	2894717	500.0	595.0	M
2	3.608	3.611	-0.003	1910107	500.0	638.3	M
2	4.018	4.020	-0.002	2617412	500.0	555.6	M
2	4.116	4.118	-0.002	1344834	500.0	557.9	M

Average of Peak Amounts = 552.8

RPD = 8.18

8 PCB-1260

							M
1	6.581	6.582	-0.001	1951506	500.0	485.0	M
1	6.839	6.840	-0.001	4056846	500.0	491.9	M
1	7.211	7.212	-0.001	4657312	500.0	471.8	M
1	8.108	8.108	0.000	3550456	500.0	484.5	M
1	8.542	8.541	0.001	3524230	500.0	488.9	M
1	8.852	8.849	0.003	6963669	500.0	480.8	M
1	9.221	9.216	0.005	5102647	500.0	480.1	M
1	9.733	9.724	0.009	2087900	500.0	480.2	

Average of Peak Amounts = 482.9

2	5.468	5.469	-0.001	3716605	500.0	515.5	M
2	6.204	6.206	-0.002	6548906	500.0	516.8	M
2	6.380	6.382	-0.002	4156593	500.0	535.0	M
2	6.752	6.754	-0.002	3975975	500.0	506.8	M
2	7.283	7.285	-0.002	10000594	500.0	524.2	
2	7.822	7.824	-0.002	4729185	500.0	527.2	
2	8.012	8.013	-0.001	3326716	500.0	537.2	
2	8.754	8.752	0.002	2748973	500.0	513.4	M

Average of Peak Amounts = 522.0

RPD = 7.78

\$ 11 DCB Decachlorobiphenyl

							M
1	10.184	10.172	0.012	6039647	50.0	49.6	
2	9.222	9.217	0.005	7326448	50.0	52.7	M

RPD = 6.05

S 12 Polychlorinated biphenyls, Total

1						992.3	
---	--	--	--	--	--	-------	--

**QC Flag Legend**

Review Flags

M - Manually Integrated

**Reagents:**

SG1660L2_00022	Amount Added: 1.00	Units: mL	
SGPCBISTD_00006	Amount Added: 20.00	Units: uL	Run Reagent

TestAmerica Edison

Data File: \\ChromNA\Edison\ChromData\CPESTGC9\20160512-40924.b\9F001881.D

Injection Date: 12-May-2016 10:32:48

Instrument ID: CPESTGC9

Operator ID:

Lims ID: IC PCB 2

Worklist Smp#: 3

Client ID:

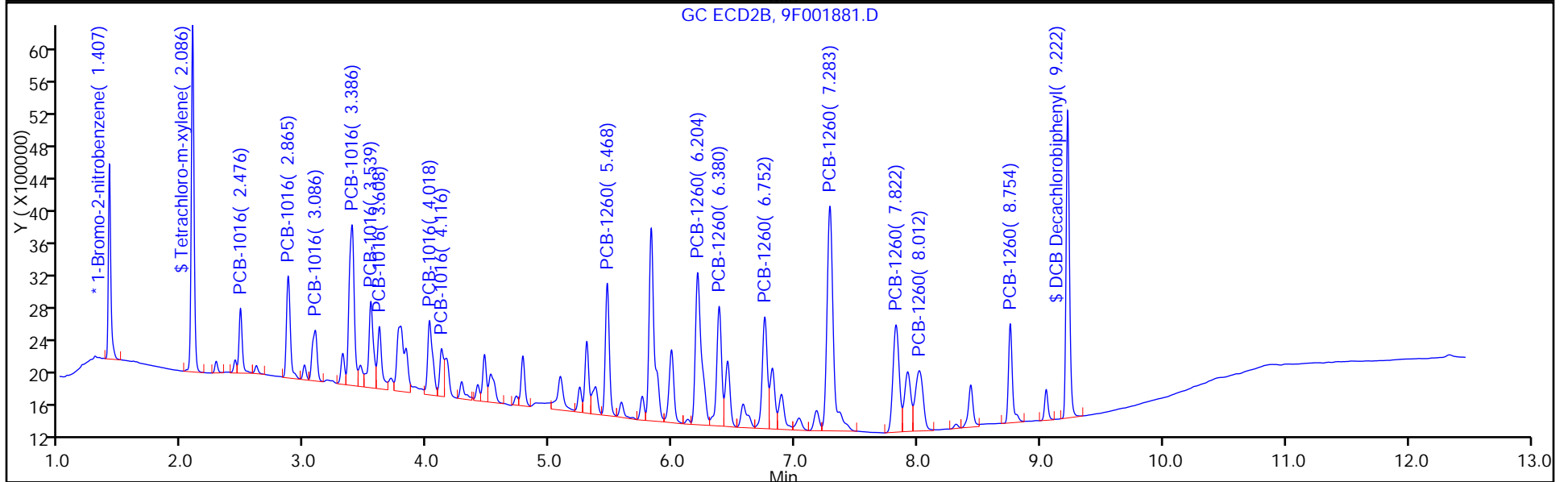
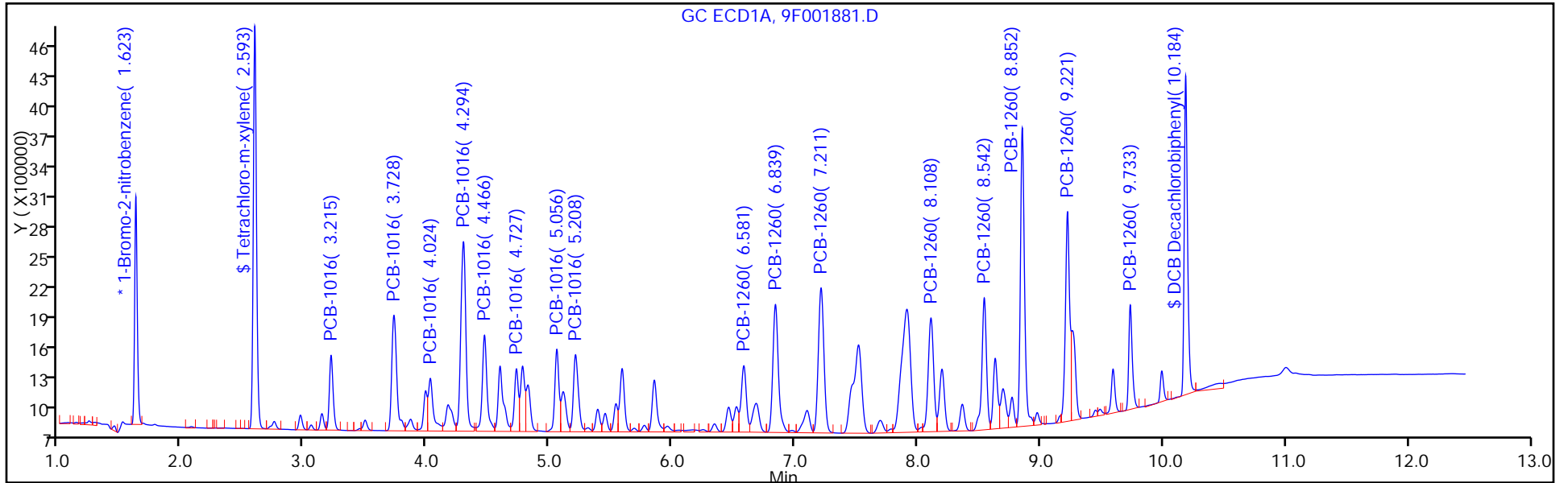
Injection Vol: 1.0 ul

Dil. Factor: 1.0000

ALS Bottle#: 3

Method: 8082-ISTD

Limit Group: GC 8082A PCB ISTD





TestAmerica Edison  
Target Compound Quantitation Report

Data File: \\ChromNA\Edison\ChromData\CPESTGC9\20160512-40924.b\9F001882.D  
 Lims ID: IC PCB 3  
 Client ID:  
 Sample Type: ICRT Calib Level: 3  
 Inject. Date: 12-May-2016 10:50:51 ALS Bottle#: 4 Worklist Smp#: 4  
 Injection Vol: 1.0 ul Dil. Factor: 1.0000  
 Sample Info:  
 Operator ID: Instrument ID: CPESTGC9  
 Sublist: chrom-8082-ISTD\*sub1  
 Method: \\ChromNA\Edison\ChromData\CPESTGC9\20160512-40924.b\8082-ISTD.m  
 Limit Group: GC 8082A PCB ISTD  
 Last Update: 12-May-2016 15:21:13 Calib Date: 12-May-2016 14:29:29  
 Integrator: Falcon  
 Quant Method: Internal Standard Quant By: Initial Calibration  
 Last ICal File: \\ChromNA\Edison\ChromData\CPESTGC9\20160512-40924.b\9F001892.D  
 Column 1 : Det: GC ECD1A  
 Column 2 : Det: GC ECD2B  
 Process Host: XAWRK004

First Level Reviewer: patelji Date: 12-May-2016 11:17:29

Col	RT (min.)	Exp RT (min.)	Dlt RT (min.)	Response	Cal Amt ug/l	OnCol Amt ug/l	Flags
-----	-----------	---------------	---------------	----------	--------------	----------------	-------

* 13 1-Bromo-2-nitrobenzene							M
1	1.623	1.623	0.000	3376020	20.0	20.0	M
2	1.408	1.408	0.000	3568353	20.0	20.0	
RPD = 0.00							
\$ 2 Tetrachloro-m-xylene							M
1	2.593	2.593	0.000	13403637	100.0	95.7	M
2	2.087	2.087	0.000	11968377	100.0	87.9	M
RPD = 8.49							

Col	RT (min.)	Exp RT (min.)	Dlt RT (min.)	Response	Cal Amt ug/l	OnCol Amt ug/l	Flags
-----	-----------	---------------	---------------	----------	--------------	----------------	-------

5 PCB-1016

							M
1	3.216	3.216	0.000	2924115	1000.0	952.3	
1	3.728	3.728	0.000	6004627	1000.0	952.1	M
1	4.025	4.025	0.000	2519160	1000.0	898.4	M
1	4.296	4.296	0.000	10108992	1000.0	918.4	M
1	4.467	4.467	0.000	4712190	1000.0	934.6	M
1	4.727	4.727	0.000	2537118	1000.0	913.6	M
1	5.057	5.057	0.000	3661187	1000.0	909.5	M
1	5.210	5.210	0.000	4167289	1000.0	948.5	M

Average of Peak Amounts = 928.4

2	2.477	2.477	0.000	2665895	1000.0	880.3	M
2	2.866	2.866	0.000	4958047	1000.0	869.7	
2	3.087	3.087	0.000	3370555	1000.0	899.7	M
2	3.387	3.387	0.000	10097178	1000.0	870.1	M
2	3.541	3.541	0.000	4469017	1000.0	859.1	M
2	3.611	3.611	0.000	2715679	1000.0	848.8	M
2	4.020	4.020	0.000	4410039	1000.0	875.6	M
2	4.118	4.118	0.000	2533958	1000.0	983.2	M

Average of Peak Amounts = 885.8

RPD = 4.70

8 PCB-1260

							M
1	6.582	6.582	0.000	3718492	1000.0	933.6	M
1	6.840	6.840	0.000	7549602	1000.0	924.9	M
1	7.212	7.212	0.000	8628437	1000.0	883.0	M
1	8.108	8.108	0.000	6628004	1000.0	913.9	
1	8.541	8.541	0.000	6563297	1000.0	919.8	
1	8.849	8.849	0.000	12889307	1000.0	899.1	
1	9.216	9.216	0.000	9478610	1000.0	901.0	M
1	9.724	9.724	0.000	3951876	1000.0	918.2	

Average of Peak Amounts = 911.7

2	5.469	5.469	0.000	6979606	1000.0	905.4	M
2	6.206	6.206	0.000	13004344	1000.0	959.8	M
2	6.382	6.382	0.000	8044868	1000.0	968.4	M
2	6.754	6.754	0.000	7587017	1000.0	904.5	M
2	7.285	7.285	0.000	18435917	1000.0	903.7	M
2	7.824	7.824	0.000	8825536	1000.0	920.1	M
2	8.013	8.013	0.000	6108355	1000.0	922.5	M
2	8.752	8.752	0.000	5247204	1000.0	916.5	

Average of Peak Amounts = 925.1

RPD = 1.46

\$ 11 DCB Decachlorobiphenyl

							M
1	10.172	10.172	0.000	10643250	100.0	88.3	M
2	9.217	9.217	0.000	13096920	100.0	88.1	

RPD = 0.24

### QC Flag Legend

Review Flags

M - Manually Integrated

### Reagents:

SG1660L3\_00028

Amount Added: 1.00

Units: mL

SGPCBISTD\_00006

Amount Added: 20.00

Units: uL

Run Reagent

TestAmerica Edison

Data File: \\ChromNA\Edison\ChromData\CPESTGC9\20160512-40924.b\9F001882.D

Injection Date: 12-May-2016 10:50:51

Instrument ID: CPESTGC9

Operator ID:

Lims ID: IC PCB 3

Worklist Smp#: 4

Client ID:

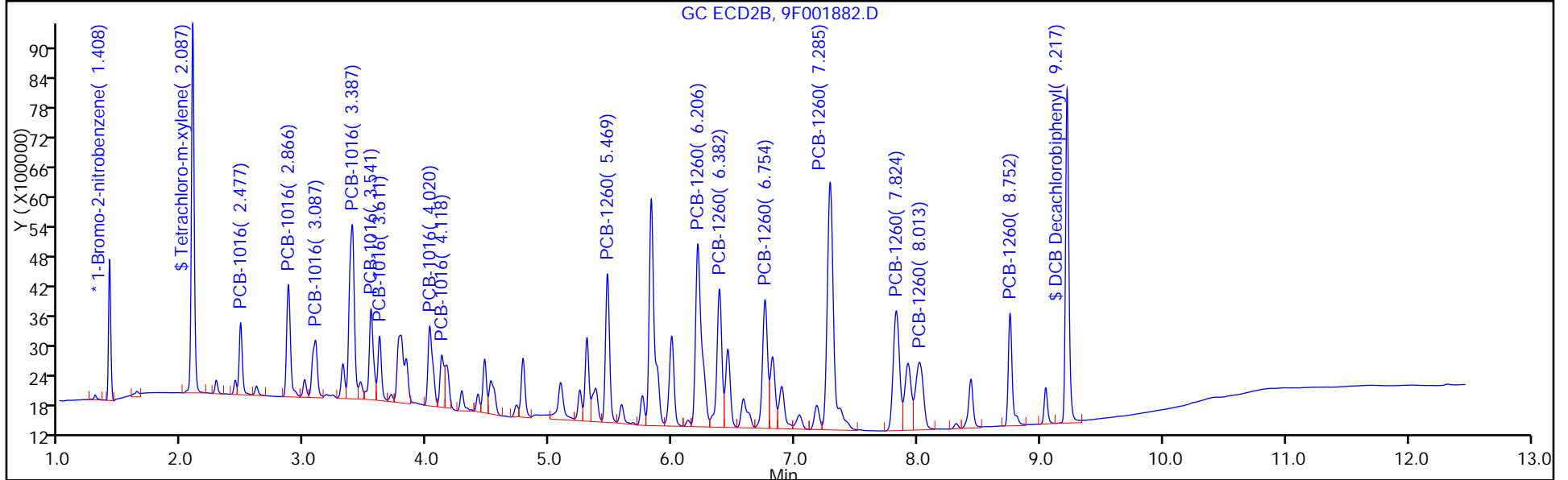
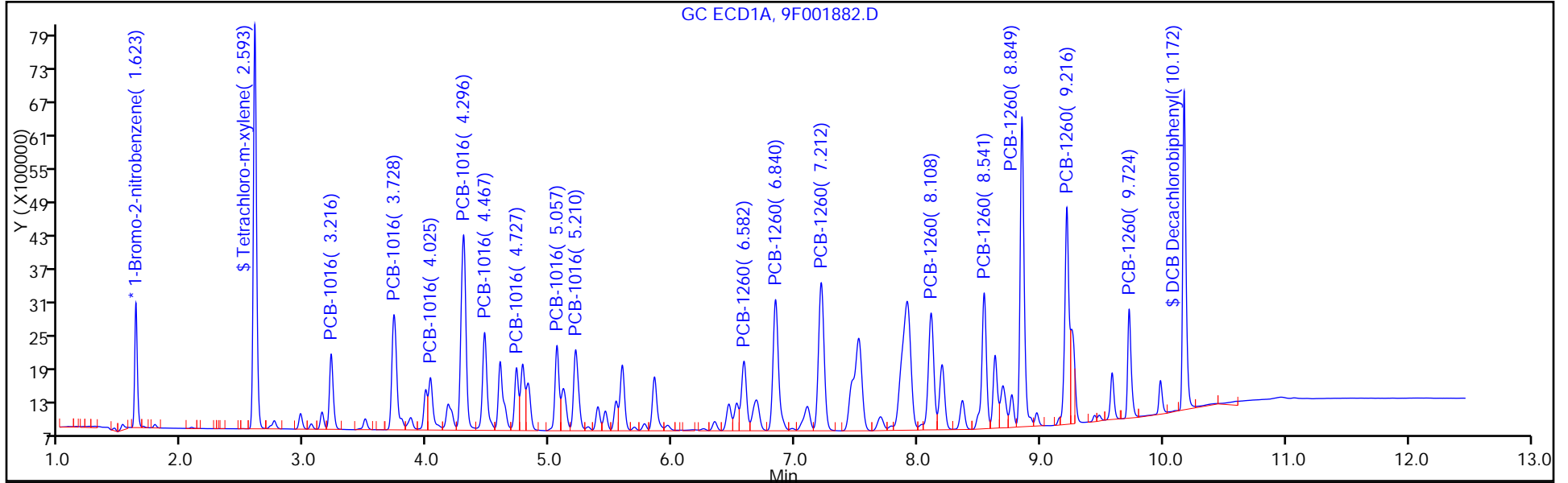
Injection Vol: 1.0 ul

Dil. Factor: 1.0000

ALS Bottle#: 4

Method: 8082-ISTD

Limit Group: GC 8082A PCB ISTD



TestAmerica Edison  
Target Compound Quantitation Report

Data File: \\ChromNA\Edison\ChromData\CPESTGC9\20160512-40924.b\9F001883.D  
 Lims ID: IC PCB 4  
 Client ID:  
 Sample Type: IC Calib Level: 4  
 Inject. Date: 12-May-2016 11:08:53 ALS Bottle#: 5 Worklist Smp#: 5  
 Injection Vol: 1.0 ul Dil. Factor: 1.0000  
 Sample Info:  
 Operator ID: Instrument ID: CPESTGC9  
 Sublist: chrom-8082-ISTD\*sub1  
 Method: \\ChromNA\Edison\ChromData\CPESTGC9\20160512-40924.b\8082-ISTD.m  
 Limit Group: GC 8082A PCB ISTD  
 Last Update: 12-May-2016 15:21:22 Calib Date: 12-May-2016 14:29:29  
 Integrator: Falcon  
 Quant Method: Internal Standard Quant By: Initial Calibration  
 Last ICal File: \\ChromNA\Edison\ChromData\CPESTGC9\20160512-40924.b\9F001892.D  
 Column 1 : Det: GC ECD1A  
 Column 2 : Det: GC ECD2B  
 Process Host: XAWRK004

First Level Reviewer: patelji Date: 12-May-2016 11:31:02

Col	RT (min.)	Exp RT (min.)	Dlt RT (min.)	Response	Cal Amt ug/l	OnCol Amt ug/l	Flags
-----	-----------	---------------	---------------	----------	--------------	----------------	-------

* 13 1-Bromo-2-nitrobenzene							M
1	1.624	1.623	0.001	3294505	20.0	20.0	M
2	1.409	1.408	0.001	3368276	20.0	20.0	M
RPD = 0.00							
\$ 2 Tetrachloro-m-xylene							M
1	2.594	2.593	0.001	19604800	150.0	143.5	
2	2.088	2.087	0.001	18362842	150.0	142.9	M
RPD = 0.38							

Col	RT (min.)	Exp RT (min.)	Dlt RT (min.)	Response	Cal Amt ug/l	OnCol Amt ug/l	Flags
-----	-----------	---------------	---------------	----------	--------------	----------------	-------

5 PCB-1016

							M
1	3.216	3.216	0.000	4369736	1500.0	1458.3	
1	3.729	3.728	0.001	8959256	1500.0	1455.7	M
1	4.026	4.025	0.001	3743966	1500.0	1368.2	M
1	4.296	4.296	0.000	15248808	1500.0	1419.6	M
1	4.467	4.467	0.000	7047286	1500.0	1432.3	M
1	4.728	4.727	0.001	3767776	1500.0	1390.3	M
1	5.058	5.057	0.001	5454281	1500.0	1388.5	M
1	5.210	5.210	0.000	6284163	1500.0	1465.8	M

Average of Peak Amounts = 1422.3

2	2.478	2.477	0.001	4332530	1500.0	1515.7	
2	2.867	2.866	0.001	8047032	1500.0	1495.3	M
2	3.088	3.087	0.001	5294700	1500.0	1497.3	M
2	3.388	3.387	0.001	15267330	1500.0	1393.8	M
2	3.541	3.541	0.000	6893182	1500.0	1403.9	M
2	3.611	3.611	0.000	4182972	1500.0	1385.1	M
2	4.020	4.020	0.000	6831748	1500.0	1437.0	M
2	4.119	4.118	0.001	3654893	1500.0	1502.3	M

Average of Peak Amounts = 1453.8

RPD = 2.19

8 PCB-1260

							M
1	6.582	6.582	0.000	5566734	1500.0	1432.2	M
1	6.840	6.840	0.000	11169719	1500.0	1402.2	M
1	7.212	7.212	0.000	12780758	1500.0	1340.3	M
1	8.108	8.108	0.000	9904597	1500.0	1399.4	
1	8.542	8.541	0.001	9897151	1500.0	1421.3	
1	8.850	8.849	0.001	19406860	1500.0	1387.2	
1	9.217	9.216	0.001	14338368	1500.0	1396.7	M
1	9.726	9.724	0.002	5922048	1500.0	1410.0	

Average of Peak Amounts = 1398.7

2	5.469	5.469	0.000	10236516	1500.0	1406.8	M
2	6.206	6.206	0.000	18837770	1500.0	1472.9	M
2	6.381	6.382	-0.001	11733006	1500.0	1496.3	M
2	6.754	6.754	0.000	11049030	1500.0	1395.5	M
2	7.285	7.285	0.000	27865186	1500.0	1447.1	M
2	7.825	7.824	0.001	12905522	1500.0	1425.4	
2	8.012	8.013	-0.001	9100459	1500.0	1456.1	
2	8.753	8.752	0.001	7933293	1500.0	1468.0	

Average of Peak Amounts = 1446.0

RPD = 3.33

\$ 11 DCB Decachlorobiphenyl

							M
1	10.175	10.172	0.003	15101165	150.0	128.4	M
2	9.219	9.217	0.002	18159335	150.0	129.4	M

RPD = 0.78

S 12 Polychlorinated biphenyls, Total

1						2821.0	
---	--	--	--	--	--	--------	--

### QC Flag Legend

#### Review Flags

M - Manually Integrated

### Reagents:

SG1660L4\_00021

Amount Added: 1.00

Units: mL

SGPCBISTD\_00006

Amount Added: 20.00

Units: uL

Run Reagent

TestAmerica Edison

Data File: \\ChromNA\Edison\ChromData\CPESTGC9\20160512-40924.b\9F001883.D

Injection Date: 12-May-2016 11:08:53

Instrument ID: CPESTGC9

Operator ID:

Lims ID: IC PCB 4

Worklist Smp#: 5

Client ID:

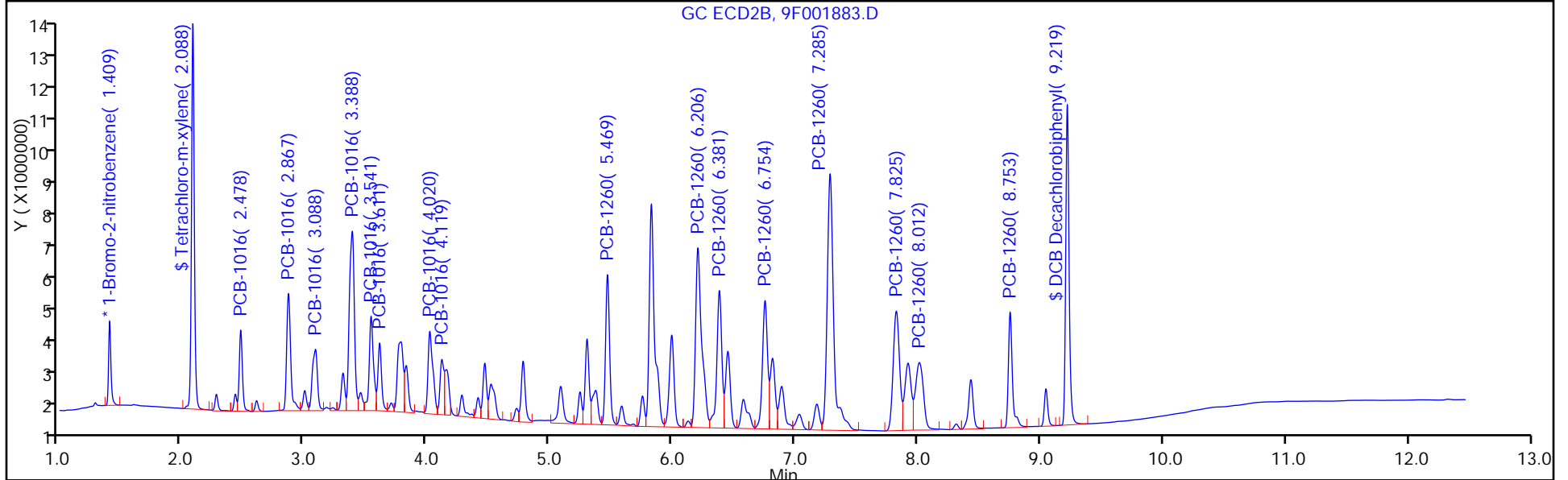
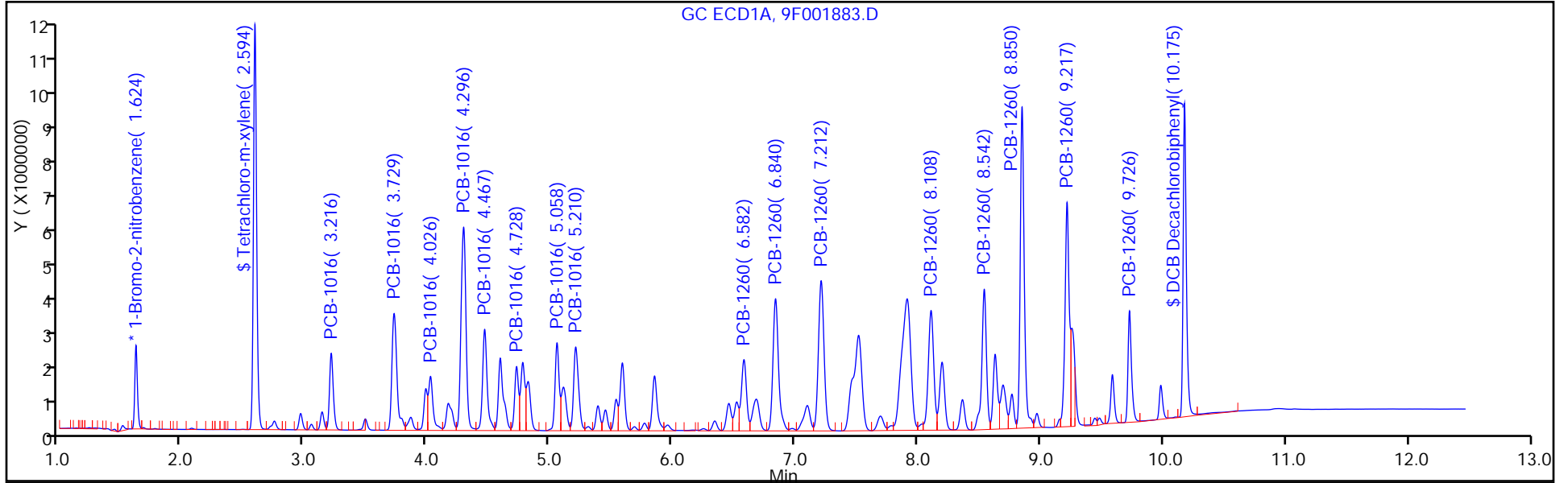
Injection Vol: 1.0 ul

Dil. Factor: 1.0000

ALS Bottle#: 5

Method: 8082-ISTD

Limit Group: GC 8082A PCB ISTD





TestAmerica Edison  
Target Compound Quantitation Report

Data File: \\ChromNA\Edison\ChromData\CPESTGC9\20160512-40924.b\9F001884.D  
 Lims ID: IC PCB 5  
 Client ID:  
 Sample Type: IC Calib Level: 5  
 Inject. Date: 12-May-2016 11:53:46 ALS Bottle#: 6 Worklist Smp#: 6  
 Injection Vol: 1.0 ul Dil. Factor: 1.0000  
 Sample Info: 460-0040924-006  
 Operator ID: Instrument ID: CPESTGC9  
 Sublist: chrom-8082-ISTD\*sub1  
 Method: \\ChromNA\Edison\ChromData\CPESTGC9\20160512-40924.b\8082-ISTD.m  
 Limit Group: GC 8082A PCB ISTD  
 Last Update: 12-May-2016 15:21:35 Calib Date: 12-May-2016 14:29:29  
 Integrator: Falcon  
 Quant Method: Internal Standard Quant By: Initial Calibration  
 Last ICal File: \\ChromNA\Edison\ChromData\CPESTGC9\20160512-40924.b\9F001892.D  
 Column 1 : Det: GC ECD1A  
 Column 2 : Det: GC ECD2B  
 Process Host: XAWRK004

First Level Reviewer: patelji Date: 12-May-2016 12:13:35

Col	RT (min.)	Exp RT (min.)	Dlt RT (min.)	Response	Cal Amt ug/l	OnCol Amt ug/l	Flags
-----	-----------	---------------	---------------	----------	--------------	----------------	-------

* 13 1-Bromo-2-nitrobenzene							M
1	1.626	1.623	0.003	2790017	20.0	20.0	
2	1.409	1.408	0.001	2912960	20.0	20.0	M
RPD = 0.00							
\$ 2 Tetrachloro-m-xylene							
1	2.598	2.593	0.005	23087417	200.0	199.5	
2	2.087	2.087	0.000	23173590	200.0	208.5	
RPD = 4.43							

Col	RT (min.)	Exp RT (min.)	Dlt RT (min.)	Response	Cal Amt ug/l	OnCol Amt ug/l	Flags
-----	-----------	---------------	---------------	----------	--------------	----------------	-------

5 PCB-1016

							M
1	3.219	3.216	0.003	6155311	2500.0	2425.7	
1	3.733	3.728	0.005	12678388	2500.0	2432.4	M
1	4.029	4.025	0.004	5687774	2500.0	2454.4	M
1	4.300	4.296	0.004	23551614	2500.0	2589.0	M
1	4.471	4.467	0.004	10582390	2500.0	2539.7	M
1	4.731	4.727	0.004	5513465	2500.0	2402.2	M
1	5.061	5.057	0.004	8344979	2500.0	2508.6	M
1	5.214	5.210	0.004	9519974	2500.0	2622.0	M

Average of Peak Amounts = 2496.8

2	2.477	2.477	0.000	6321901	2500.0	2557.3	
2	2.866	2.866	0.000	12079146	2500.0	2595.4	M
2	3.086	3.087	-0.001	8241089	2500.0	2694.8	M
2	3.386	3.387	-0.001	24327282	2500.0	2568.1	M
2	3.539	3.541	-0.002	10903573	2500.0	2567.8	M
2	3.609	3.611	-0.002	6838644	2500.0	2618.4	M
2	4.019	4.020	-0.001	10798811	2500.0	2626.4	M
2	4.117	4.118	-0.001	5650740	2500.0	2685.7	M

Average of Peak Amounts = 2614.2

RPD = 4.60

8 PCB-1260

							M
1	6.586	6.582	0.004	8682406	2500.0	2637.7	M
1	6.844	6.840	0.004	17248720	2500.0	2556.9	M
1	7.216	7.212	0.004	19940336	2500.0	2469.3	M
1	8.112	8.108	0.004	15454420	2500.0	2578.4	
1	8.547	8.541	0.006	15657966	2500.0	2655.3	M
1	8.858	8.849	0.009	31010518	2500.0	2617.4	M
1	9.229	9.216	0.013	22497806	2500.0	2587.8	M
1	9.744	9.724	0.020	9261706	2500.0	2603.9	

Average of Peak Amounts = 2588.3

2	5.467	5.469	-0.002	15299719	2500.0	2431.2	M
2	6.204	6.206	-0.002	26680357	2500.0	2412.2	M
2	6.380	6.382	-0.002	17239840	2500.0	2542.2	M
2	6.752	6.754	-0.002	16391658	2500.0	2393.9	M
2	7.282	7.285	-0.003	40568730	2500.0	2436.1	M
2	7.822	7.824	-0.002	19903783	2500.0	2541.9	
2	8.010	8.013	-0.003	13949576	2500.0	2580.8	
2	8.757	8.752	0.005	12173148	2500.0	2604.6	M

Average of Peak Amounts = 2492.9

RPD = 3.76

\$ 11 DCB Decachlorobiphenyl

							M
1	10.200	10.172	0.028	19430254	200.0	195.0	M
2	9.229	9.217	0.012	23388934	200.0	192.7	M

RPD = 1.21

S 12 Polychlorinated biphenyls, Total

1						5085.1	
---	--	--	--	--	--	--------	--

### QC Flag Legend

#### Review Flags

M - Manually Integrated

### Reagents:

SG1660L5\_00021

Amount Added: 1.00

Units: mL

SGPCBISTD\_00006

Amount Added: 20.00

Units: uL

Run Reagent

TestAmerica Edison

Data File: \\ChromNA\Edison\ChromData\CPESTGC9\20160512-40924.b\9F001884.D

Injection Date: 12-May-2016 11:53:46

Instrument ID: CPESTGC9

Operator ID:

Lims ID: IC PCB 5

Worklist Smp#: 6

Client ID:

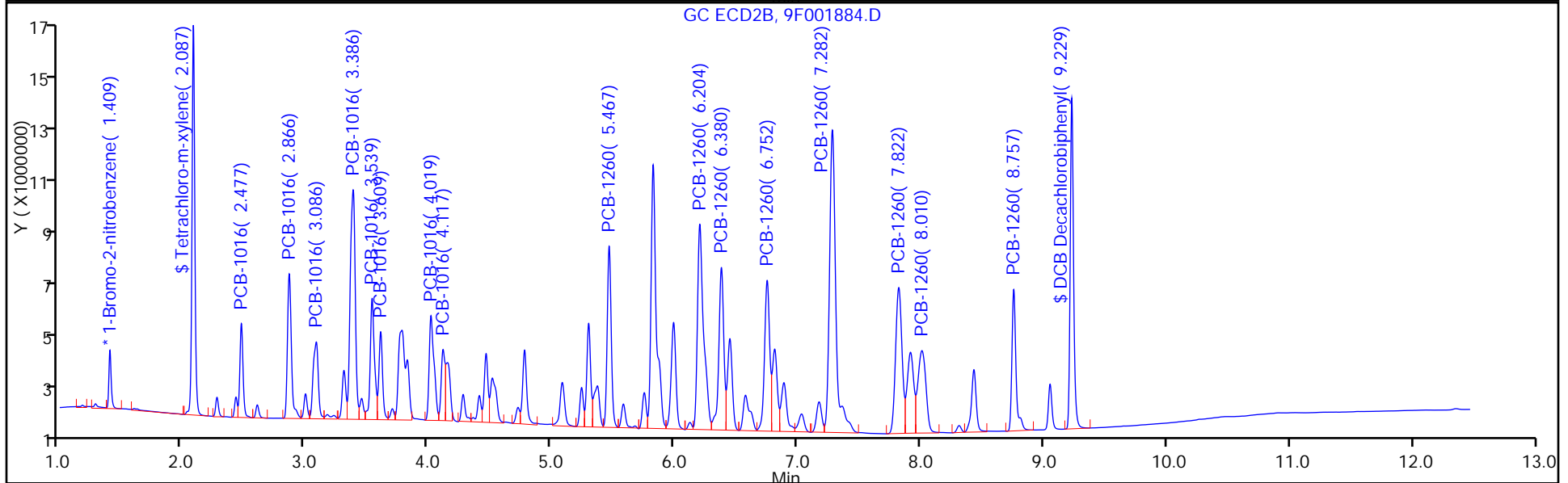
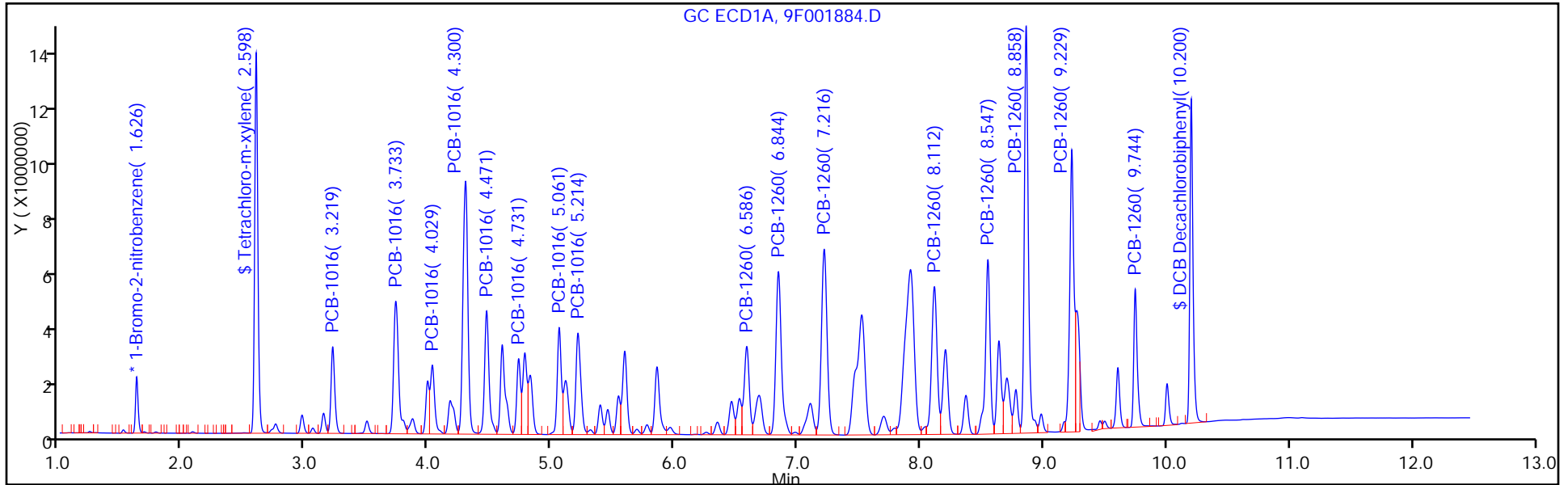
Injection Vol: 1.0 ul

Dil. Factor: 1.0000

ALS Bottle#: 6

Method: 8082-ISTD

Limit Group: GC 8082A PCB ISTD



FORM VI  
PCBS BY INTERNAL STANDARD - INITIAL CALIBRATION DATA  
CURVE EVALUATION

Lab Name: TestAmerica Edison Job No.: 460-118325-1 Analy Batch No.: 367709

SDG No.: \_\_\_\_\_

Instrument ID: CPESTGC9 GC Column: CLP-2 ID: 0.53 (mm) Heated Purge: (Y/N) N

Calibration Start Date: 05/12/2016 12:41 Calibration End Date: 05/12/2016 12:41 Calibration ID: 55700

Calibration Files:

LEVEL:	LAB SAMPLE ID:	LAB FILE ID:
Level 1	IC 460-367709/8	9F001886.D

ANALYTE	RRF				CURVE TYPE	COEFFICIENT			#	MIN RRF	%RSD	#	MAX %RSD	R^2 OR COD	#	MIN R^2 OR COD
	LVL 1					B	M1	M2								
PCB-1221 Peak 1	0.0082				Ave		0.0082						20.0			0.9900
PCB-1221 Peak 2	0.0104				Ave		0.0104						20.0			0.9900
PCB-1221 Peak 3	0.0071				Ave		0.0071						20.0			0.9900
PCB-1221 Peak 4	0.0250				Ave		0.0250						20.0			0.9900
PCB-1221 Peak 5	0.0039				Ave		0.0039						20.0			0.9900
PCB-1221 Peak 6	0.0046				Ave		0.0046						20.0			0.9900
PCB-1221 Peak 7	0.0025				Ave		0.0025						20.0			0.9900
PCB-1221 Peak 8	0.0013				Ave		0.0013						20.0			0.9900

Note: The m1 coefficient is the same as Ave RRF for an Ave curve type.

FORM VI  
 PCBS BY INTERNAL STANDARD - INITIAL CALIBRATION DATA  
 RESPONSE AND CONCENTRATION

Lab Name: TestAmerica Edison Job No.: 460-118325-1 Analy Batch No.: 367709

SDG No.: \_\_\_\_\_

Instrument ID: CPESTGC9 GC Column: CLP-2 ID: 0.53 (mm) Heated Purge: (Y/N) N

Calibration Start Date: 05/12/2016 12:41 Calibration End Date: 05/12/2016 12:41 Calibration ID: 55700

Calibration Files:

LEVEL:	LAB SAMPLE ID:	LAB FILE ID:
Level 1	IC 460-367709/8	9F001886.D

ANALYTE	IS REF	CURVE TYPE	RESPONSE					CONCENTRATION (UG/L)					
			LVL 1						LVL 1				
PCB-1221 Peak 1	BNB	Ave	1253530						1000				
PCB-1221 Peak 2	BNB	Ave	1578654						1000				
PCB-1221 Peak 3	BNB	Ave	1075627						1000				
PCB-1221 Peak 4	BNB	Ave	3809804						1000				
PCB-1221 Peak 5	BNB	Ave	600867						1000				
PCB-1221 Peak 6	BNB	Ave	700061						1000				
PCB-1221 Peak 7	BNB	Ave	381560						1000				
PCB-1221 Peak 8	BNB	Ave	196424						1000				

Curve Type Legend:

Ave = Average ISTD

TestAmerica Edison  
Target Compound Quantitation Report

Data File: \\ChromNA\Edison\ChromData\CPESTGC9\20160512-40924.b\9F001886.D  
 Lims ID: IC 1221  
 Client ID:  
 Sample Type: IC Calib Level: 3  
 Inject. Date: 12-May-2016 12:41:14 ALS Bottle#: 8 Worklist Smp#: 8  
 Injection Vol: 1.0 ul Dil. Factor: 1.0000  
 Sample Info: 460-0040924-008  
 Operator ID: Instrument ID: CPESTGC9  
 Sublist: chrom-8082-ISTD\*sub2  
 Method: \\ChromNA\Edison\ChromData\CPESTGC9\20160512-40924.b\8082-ISTD.m  
 Limit Group: GC 8082A PCB ISTD  
 Last Update: 12-May-2016 15:21:55 Calib Date: 12-May-2016 14:29:29  
 Integrator: Falcon  
 Quant Method: Internal Standard Quant By: Initial Calibration  
 Last ICal File: \\ChromNA\Edison\ChromData\CPESTGC9\20160512-40924.b\9F001892.D  
 Column 1 : Det: GC ECD1A  
 Column 2 : Det: GC ECD2B  
 Process Host: XAWRK004

First Level Reviewer: patelji Date: 12-May-2016 13:50:05

Col	RT (min.)	Exp RT (min.)	Dlt RT (min.)	Response	Cal Amt ug/l	OnCol Amt ug/l	Flags
-----	-----------	---------------	---------------	----------	--------------	----------------	-------

* 13 1-Bromo-2-nitrobenzene							M
1	1.626	1.626	0.000	3043405	20.0	20.0	
2	1.407	1.407	0.000	3237245	20.0	20.0	M

RPD = 0.00

1 PCB-1221							M
1	2.081	2.081	0.000	1253530	1000.0	1000.0	a
1	2.970	2.970	0.000	1578654	1000.0	1000.0	a
1	3.145	3.145	0.000	1075627	1000.0	1000.0	a
1	3.220	3.220	0.000	3809804	1000.0	1000.0	a
1	3.795	3.795	0.000	600867	1000.0	1000.0	a
1	4.299	4.299	0.000	700061	1000.0	1000.0	M
1	4.471	4.471	0.000	381560	1000.0	1000.0	M
1	4.596	4.596	0.000	196424	1000.0	1000.0	M

Average of Peak Amounts = 1000.0

2	1.606	1.606	0.000	1029221	1000.0	1000.0	M
2	2.278	2.278	0.000	1463695	1000.0	1000.0	a
2	2.432	2.432	0.000	883624	1000.0	1000.0	a
2	2.476	2.476	0.000	3731421	1000.0	1000.0	a
2	2.866	2.866	0.000	360802	1000.0	1000.0	a
2	2.999	2.999	0.000	547966	1000.0	1000.0	a
2	3.386	3.386	0.000	711694	1000.0	1000.0	M
2	3.538	3.538	0.000	312378	1000.0	1000.0	M

Average of Peak Amounts = 1000.0

RPD = 0.00

### QC Flag Legend

#### Review Flags

M - Manually Integrated

### Reagents:

SG1221L3\_00025

Amount Added: 1.00

Units: mL

SGPCBISTD\_00006

Amount Added: 20.00

Units: uL

Run Reagent



TestAmerica Edison

Data File: \\ChromNA\Edison\ChromData\CPESTGC9\20160512-40924.b\9F001886.D

Injection Date: 12-May-2016 12:41:14

Instrument ID: CPESTGC9

Operator ID:

Lims ID: IC 1221

Worklist Smp#: 8

Client ID:

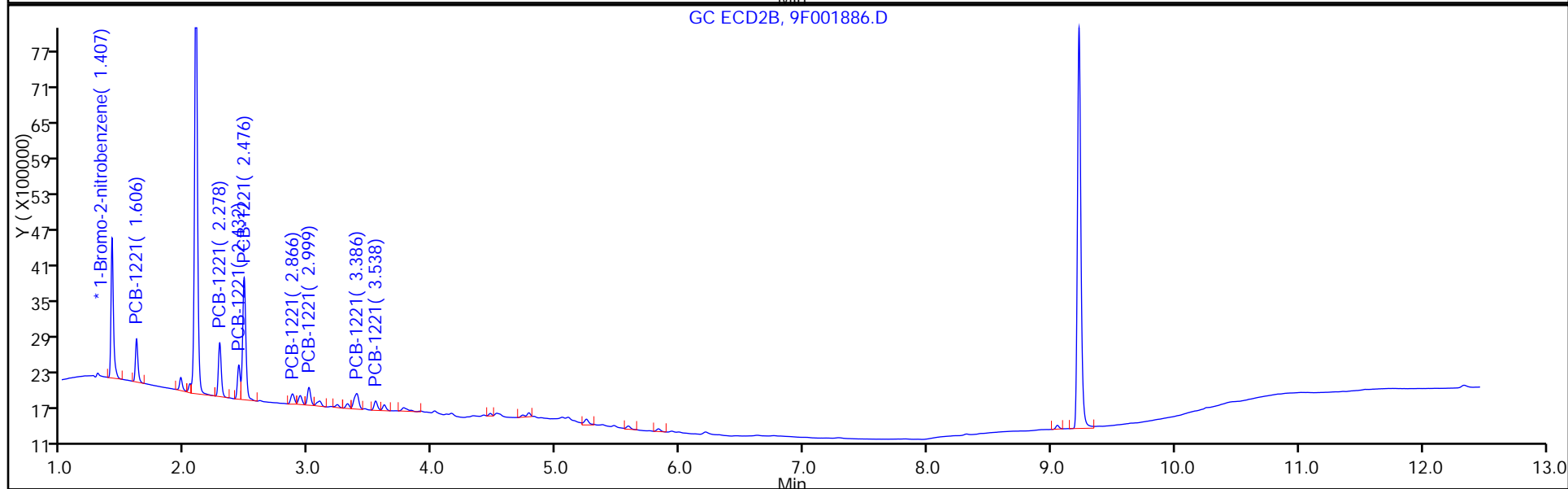
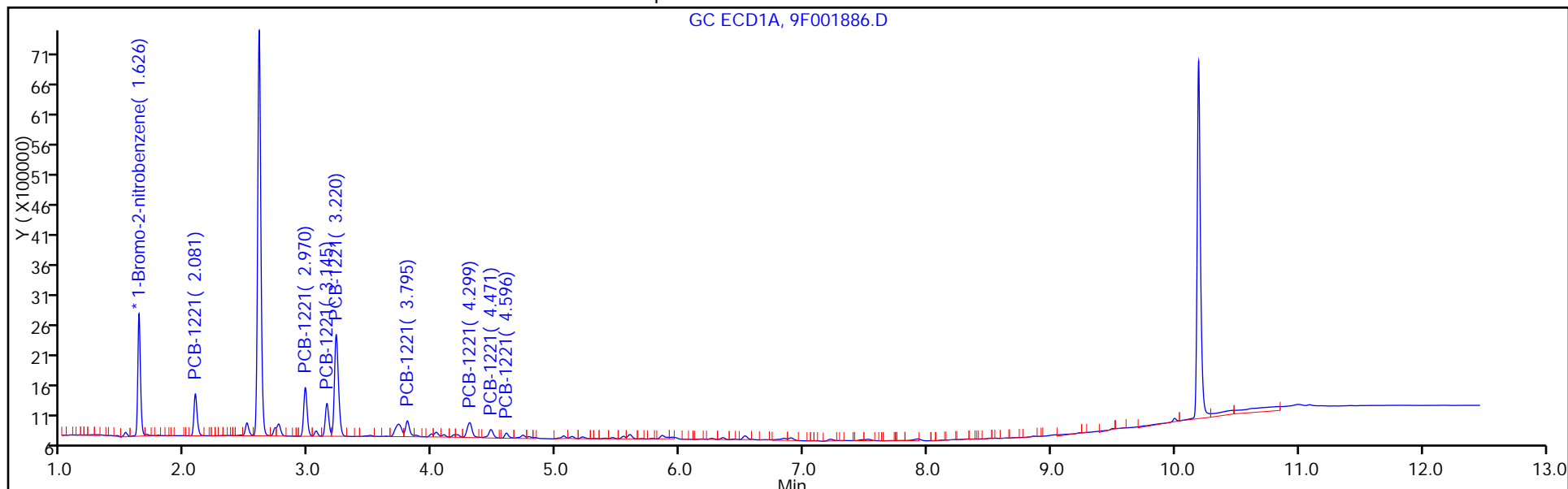
Injection Vol: 1.0 ul

Dil. Factor: 1.0000

ALS Bottle#: 8

Method: 8082-ISTD

Limit Group: GC 8082A PCB ISTD



FORM VI  
PCBS BY INTERNAL STANDARD - INITIAL CALIBRATION DATA  
CURVE EVALUATION

Lab Name: TestAmerica Edison Job No.: 460-118325-1 Analy Batch No.: 367709

SDG No.: \_\_\_\_\_

Instrument ID: CPESTGC9 GC Column: CLP-1 ID: 0.53 (mm) Heated Purge: (Y/N) N

Calibration Start Date: 05/12/2016 12:41 Calibration End Date: 05/12/2016 12:41 Calibration ID: 55701

Calibration Files:

LEVEL:	LAB SAMPLE ID:	LAB FILE ID:
Level 1	IC 460-367709/8	9F001886.D

ANALYTE	RRF				CURVE TYPE	COEFFICIENT			#	MIN RRF	%RSD	#	MAX %RSD	R^2 OR COD	#	MIN R^2 OR COD
	LVL 1					B	M1	M2								
PCB-1221 Peak 1	0.0064				Ave		0.0064						20.0			0.9900
PCB-1221 Peak 2	0.0090				Ave		0.0090						20.0			0.9900
PCB-1221 Peak 3	0.0055				Ave		0.0055						20.0			0.9900
PCB-1221 Peak 4	0.0231				Ave		0.0231						20.0			0.9900
PCB-1221 Peak 5	0.0022				Ave		0.0022						20.0			0.9900
PCB-1221 Peak 6	0.0034				Ave		0.0034						20.0			0.9900
PCB-1221 Peak 7	0.0044				Ave		0.0044						20.0			0.9900
PCB-1221 Peak 8	0.0019				Ave		0.0019						20.0			0.9900

Note: The m1 coefficient is the same as Ave RRF for an Ave curve type.

FORM VI  
PCBS BY INTERNAL STANDARD - INITIAL CALIBRATION DATA  
RESPONSE AND CONCENTRATION

Lab Name: TestAmerica Edison Job No.: 460-118325-1 Analy Batch No.: 367709

SDG No.: \_\_\_\_\_

Instrument ID: CPESTGC9 GC Column: CLP-1 ID: 0.53 (mm) Heated Purge: (Y/N) N

Calibration Start Date: 05/12/2016 12:41 Calibration End Date: 05/12/2016 12:41 Calibration ID: 55701

Calibration Files:

LEVEL:	LAB SAMPLE ID:	LAB FILE ID:
Level 1	IC 460-367709/8	9F001886.D

ANALYTE	IS REF	CURVE TYPE	RESPONSE					CONCENTRATION (UG/L)					
			LVL 1						LVL 1				
PCB-1221 Peak 1	BNB	Ave	1029221						1000				
PCB-1221 Peak 2	BNB	Ave	1463695						1000				
PCB-1221 Peak 3	BNB	Ave	883624						1000				
PCB-1221 Peak 4	BNB	Ave	3731421						1000				
PCB-1221 Peak 5	BNB	Ave	360802						1000				
PCB-1221 Peak 6	BNB	Ave	547966						1000				
PCB-1221 Peak 7	BNB	Ave	711694						1000				
PCB-1221 Peak 8	BNB	Ave	312378						1000				

Curve Type Legend:

Ave = Average ISTD

TestAmerica Edison  
Target Compound Quantitation Report

Data File: \\ChromNA\Edison\ChromData\CPESTGC9\20160512-40924.b\9F001886.D  
 Lims ID: IC 1221  
 Client ID:  
 Sample Type: IC Calib Level: 3  
 Inject. Date: 12-May-2016 12:41:14 ALS Bottle#: 8 Worklist Smp#: 8  
 Injection Vol: 1.0 ul Dil. Factor: 1.0000  
 Sample Info: 460-0040924-008  
 Operator ID: Instrument ID: CPESTGC9  
 Sublist: chrom-8082-ISTD\*sub2  
 Method: \\ChromNA\Edison\ChromData\CPESTGC9\20160512-40924.b\8082-ISTD.m  
 Limit Group: GC 8082A PCB ISTD  
 Last Update: 12-May-2016 15:21:55 Calib Date: 12-May-2016 14:29:29  
 Integrator: Falcon  
 Quant Method: Internal Standard Quant By: Initial Calibration  
 Last ICal File: \\ChromNA\Edison\ChromData\CPESTGC9\20160512-40924.b\9F001892.D  
 Column 1 : Det: GC ECD1A  
 Column 2 : Det: GC ECD2B  
 Process Host: XAWRK004

First Level Reviewer: patelji Date: 12-May-2016 13:50:05

Col	RT (min.)	Exp RT (min.)	Dlt RT (min.)	Response	Cal Amt ug/l	OnCol Amt ug/l	Flags
-----	-----------	---------------	---------------	----------	--------------	----------------	-------

* 13 1-Bromo-2-nitrobenzene							M
1	1.626	1.626	0.000	3043405	20.0	20.0	
2	1.407	1.407	0.000	3237245	20.0	20.0	M
						RPD = 0.00	
1 PCB-1221							M
1	2.081	2.081	0.000	1253530	1000.0	1000.0	a
1	2.970	2.970	0.000	1578654	1000.0	1000.0	a
1	3.145	3.145	0.000	1075627	1000.0	1000.0	a
1	3.220	3.220	0.000	3809804	1000.0	1000.0	a
1	3.795	3.795	0.000	600867	1000.0	1000.0	a
1	4.299	4.299	0.000	700061	1000.0	1000.0	M
1	4.471	4.471	0.000	381560	1000.0	1000.0	M
1	4.596	4.596	0.000	196424	1000.0	1000.0	M
Average of Peak Amounts =						1000.0	
2	1.606	1.606	0.000	1029221	1000.0	1000.0	M
2	2.278	2.278	0.000	1463695	1000.0	1000.0	a
2	2.432	2.432	0.000	883624	1000.0	1000.0	a
2	2.476	2.476	0.000	3731421	1000.0	1000.0	a
2	2.866	2.866	0.000	360802	1000.0	1000.0	a
2	2.999	2.999	0.000	547966	1000.0	1000.0	a
2	3.386	3.386	0.000	711694	1000.0	1000.0	M
2	3.538	3.538	0.000	312378	1000.0	1000.0	M
Average of Peak Amounts =						1000.0	
						RPD = 0.00	

### QC Flag Legend

#### Review Flags

M - Manually Integrated

### Reagents:

SG1221L3\_00025

Amount Added: 1.00

Units: mL

SGPCBISTD\_00006

Amount Added: 20.00

Units: uL

Run Reagent

TestAmerica Edison

Data File: \\ChromNA\Edison\ChromData\CPESTGC9\20160512-40924.b\9F001886.D

Injection Date: 12-May-2016 12:41:14

Instrument ID: CPESTGC9

Operator ID:

Lims ID: IC 1221

Worklist Smp#: 8

Client ID:

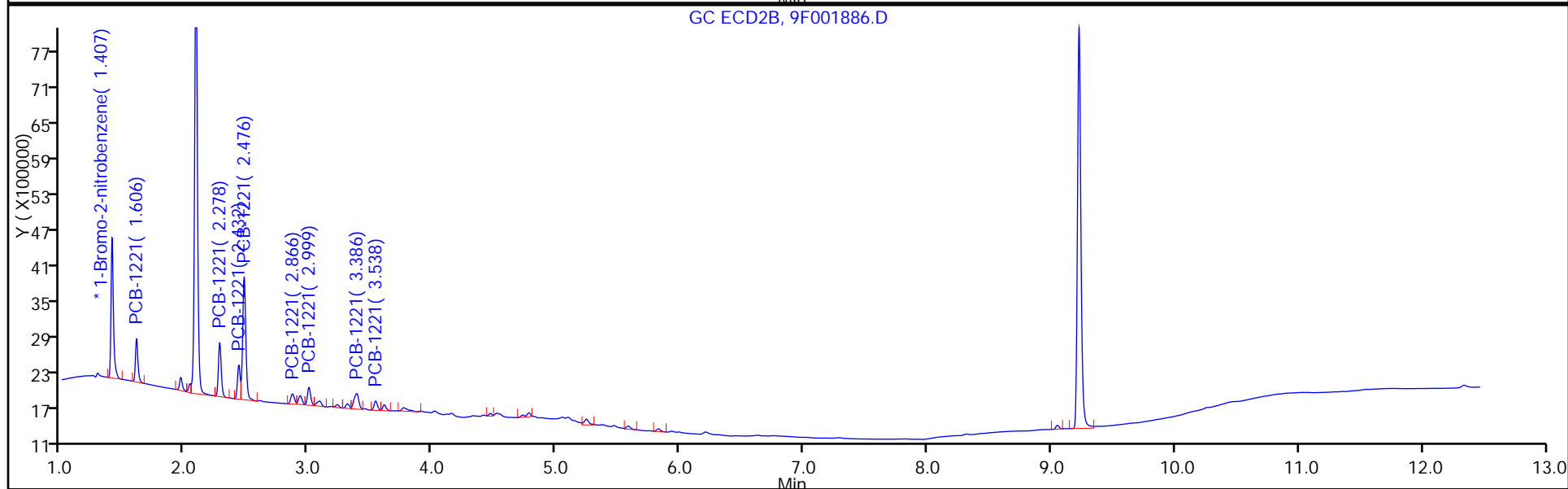
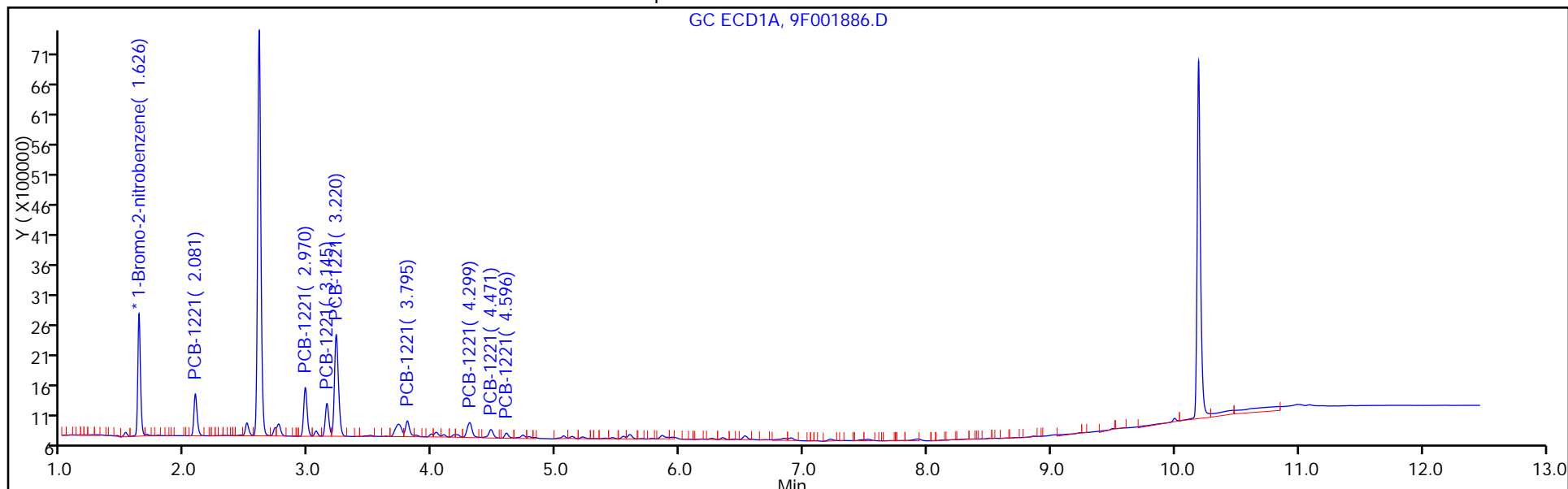
Injection Vol: 1.0 ul

Dil. Factor: 1.0000

ALS Bottle#: 8

Method: 8082-ISTD

Limit Group: GC 8082A PCB ISTD



FORM VI  
 PCBS BY INTERNAL STANDARD - INITIAL CALIBRATION DATA  
 CURVE EVALUATION

Lab Name: TestAmerica Edison Job No.: 460-118325-1 Analy Batch No.: 367709

SDG No.: \_\_\_\_\_

Instrument ID: CPESTGC9 GC Column: CLP-2 ID: 0.53 (mm) Heated Purge: (Y/N) N

Calibration Start Date: 05/12/2016 12:59 Calibration End Date: 05/12/2016 12:59 Calibration ID: 55706

Calibration Files:

LEVEL:	LAB SAMPLE ID:	LAB FILE ID:
Level 1	IC 460-367709/9	9F001887.D

ANALYTE	RRF				CURVE TYPE	COEFFICIENT			#	MIN RRF	%RSD	#	MAX %RSD	R^2 OR COD	#	MIN R^2 OR COD
	LVL 1					B	M1	M2								
PCB-1232 Peak 1	0.0230				Ave		0.0230						20.0			0.9900
PCB-1232 Peak 2	0.0194				Ave		0.0194						20.0			0.9900
PCB-1232 Peak 3	0.0094				Ave		0.0094						20.0			0.9900
PCB-1232 Peak 4	0.0320				Ave		0.0320						20.0			0.9900
PCB-1232 Peak 5	0.0151				Ave		0.0151						20.0			0.9900
PCB-1232 Peak 6	0.0107				Ave		0.0107						20.0			0.9900
PCB-1232 Peak 7	0.0097				Ave		0.0097						20.0			0.9900
PCB-1232 Peak 8	0.0113				Ave		0.0113						20.0			0.9900

Note: The m1 coefficient is the same as Ave RRF for an Ave curve type.

FORM VI  
PCBS BY INTERNAL STANDARD - INITIAL CALIBRATION DATA  
RESPONSE AND CONCENTRATION

Lab Name: TestAmerica Edison Job No.: 460-118325-1 Analy Batch No.: 367709

SDG No.: \_\_\_\_\_

Instrument ID: CPESTGC9 GC Column: CLP-2 ID: 0.53 (mm) Heated Purge: (Y/N) N

Calibration Start Date: 05/12/2016 12:59 Calibration End Date: 05/12/2016 12:59 Calibration ID: 55706

Calibration Files:

LEVEL:	LAB SAMPLE ID:	LAB FILE ID:
Level 1	IC 460-367709/9	9F001887.D

ANALYTE	IS REF	CURVE TYPE	RESPONSE					CONCENTRATION (UG/L)					
			LVL 1						LVL 1				
PCB-1232 Peak 1	BNB	Ave	3780044						1000				
PCB-1232 Peak 2	BNB	Ave	3193175						1000				
PCB-1232 Peak 3	BNB	Ave	1543150						1000				
PCB-1232 Peak 4	BNB	Ave	5251334						1000				
PCB-1232 Peak 5	BNB	Ave	2483680						1000				
PCB-1232 Peak 6	BNB	Ave	1765958						1000				
PCB-1232 Peak 7	BNB	Ave	1590210						1000				
PCB-1232 Peak 8	BNB	Ave	1861464						1000				

Curve Type Legend:

Ave = Average ISTD



TestAmerica Edison  
Target Compound Quantitation Report

Data File: \\ChromNA\Edison\ChromData\CPESTGC9\20160512-40924.b\9F001887.D  
 Lims ID: IC 1232  
 Client ID:  
 Sample Type: IC Calib Level: 3  
 Inject. Date: 12-May-2016 12:59:16 ALS Bottle#: 9 Worklist Smp#: 9  
 Injection Vol: 1.0 ul Dil. Factor: 1.0000  
 Sample Info: 460-0040924-009  
 Operator ID: Instrument ID: CPESTGC9  
 Sublist: chrom-8082-ISTD\*sub3  
 Method: \\ChromNA\Edison\ChromData\CPESTGC9\20160512-40924.b\8082-ISTD.m  
 Limit Group: GC 8082A PCB ISTD  
 Last Update: 12-May-2016 15:22:03 Calib Date: 12-May-2016 14:29:29  
 Integrator: Falcon  
 Quant Method: Internal Standard Quant By: Initial Calibration  
 Last ICal File: \\ChromNA\Edison\ChromData\CPESTGC9\20160512-40924.b\9F001892.D  
 Column 1 : Det: GC ECD1A  
 Column 2 : Det: GC ECD2B  
 Process Host: XAWRK004

First Level Reviewer: patelji Date: 12-May-2016 13:45:19

Col	RT (min.)	Exp RT (min.)	Dlt RT (min.)	Response	Cal Amt ug/l	OnCol Amt ug/l	Flags
-----	-----------	---------------	---------------	----------	--------------	----------------	-------

* 13 1-Bromo-2-nitrobenzene							M
1	1.623	1.623	0.000	3286649	20.0	20.0	M
2	1.408	1.408	0.000	3173814	20.0	20.0	M

RPD = 0.00

3 PCB-1232							M
1	3.215	3.215	0.000	3780044	1000.0	1000.0	a
1	3.727	3.727	0.000	3193175	1000.0	1000.0	M
1	4.024	4.024	0.000	1543150	1000.0	1000.0	M
1	4.294	4.294	0.000	5251334	1000.0	1000.0	M
1	4.466	4.466	0.000	2483680	1000.0	1000.0	M
1	5.056	5.056	0.000	1765958	1000.0	1000.0	M
1	5.538	5.538	0.000	1590210	1000.0	1000.0	M
1	5.594	5.594	0.000	1861464	1000.0	1000.0	M

Average of Peak Amounts = 1000.0

2	2.476	2.476	0.000	3650253	1000.0	1000.0	a
2	2.866	2.866	0.000	2725211	1000.0	1000.0	M
2	3.086	3.086	0.000	1838610	1000.0	1000.0	M
2	3.386	3.386	0.000	5530016	1000.0	1000.0	M
2	3.539	3.539	0.000	2682294	1000.0	1000.0	M
2	4.019	4.019	0.000	2232099	1000.0	1000.0	M
2	4.541	4.541	0.000	3308880	1000.0	1000.0	M
2	4.775	4.775	0.000	1255924	1000.0	1000.0	M

Average of Peak Amounts = 1000.0

RPD = 0.00

### QC Flag Legend

#### Review Flags

M - Manually Integrated

### Reagents:

SG1232L3\_00024

Amount Added: 1.00

Units: mL

SGPCBISTD\_00006

Amount Added: 20.00

Units: uL

Run Reagent

TestAmerica Edison

Data File: \\ChromNA\Edison\ChromData\CPESTGC9\20160512-40924.b\9F001887.D

Injection Date: 12-May-2016 12:59:16

Instrument ID: CPESTGC9

Operator ID:

Lims ID: IC 1232

Worklist Smp#: 9

Client ID:

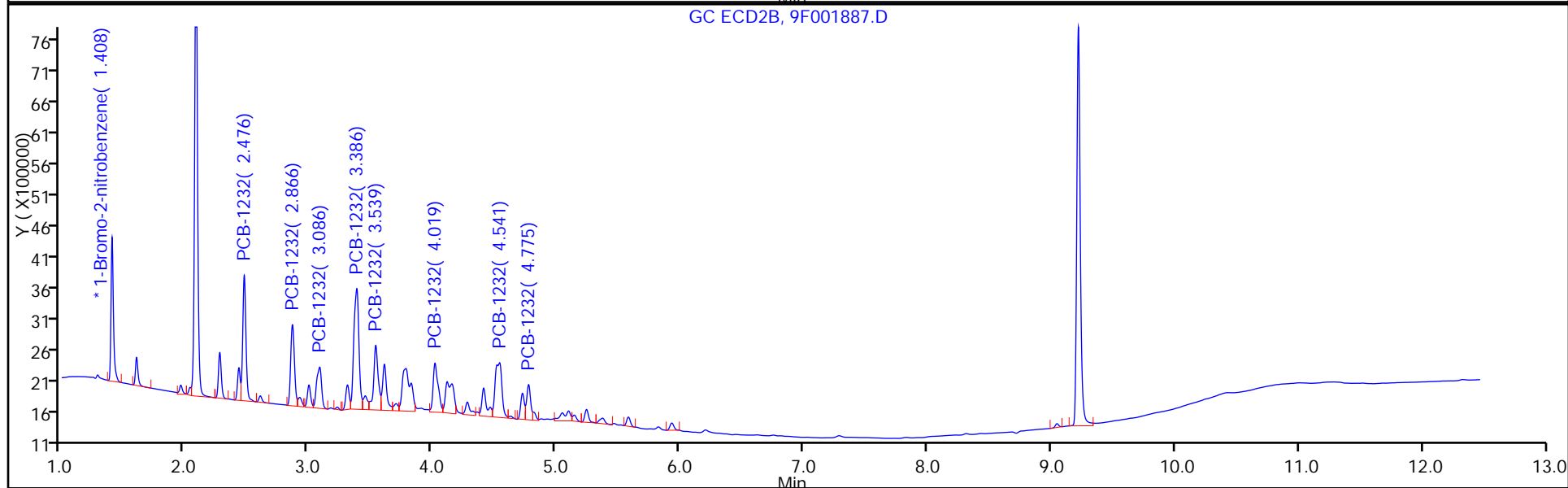
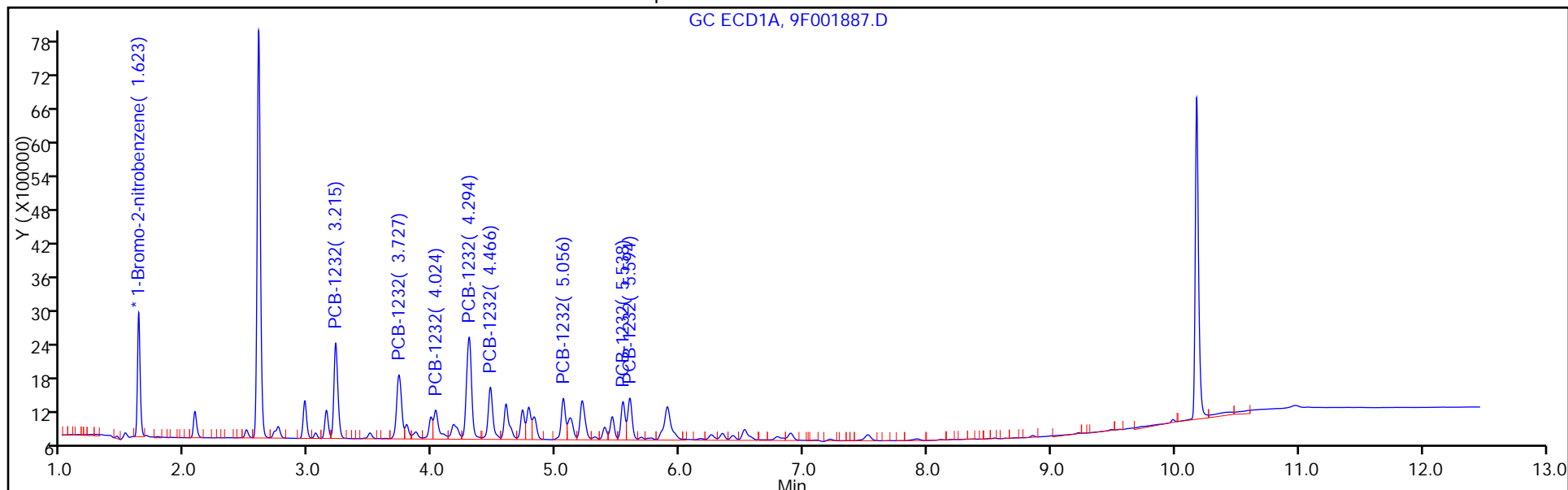
Injection Vol: 1.0 ul

Dil. Factor: 1.0000

ALS Bottle#: 9

Method: 8082-ISTD

Limit Group: GC 8082A PCB ISTD



FORM VI  
PCBS BY INTERNAL STANDARD - INITIAL CALIBRATION DATA  
CURVE EVALUATION

Lab Name: TestAmerica Edison Job No.: 460-118325-1 Analy Batch No.: 367709

SDG No.: \_\_\_\_\_

Instrument ID: CPESTGC9 GC Column: CLP-1 ID: 0.53 (mm) Heated Purge: (Y/N) N

Calibration Start Date: 05/12/2016 12:59 Calibration End Date: 05/12/2016 12:59 Calibration ID: 55707

Calibration Files:

LEVEL:	LAB SAMPLE ID:	LAB FILE ID:
Level 1	IC 460-367709/9	9F001887.D

ANALYTE	RRF				CURVE TYPE	COEFFICIENT			#	MIN RRF	%RSD	#	MAX %RSD	R^2 OR COD	#	MIN R^2 OR COD
	LVL 1					B	M1	M2								
PCB-1232 Peak 1	0.0230				Ave		0.0230						20.0			0.9900
PCB-1232 Peak 2	0.0172				Ave		0.0172						20.0			0.9900
PCB-1232 Peak 3	0.0116				Ave		0.0116						20.0			0.9900
PCB-1232 Peak 4	0.0348				Ave		0.0348						20.0			0.9900
PCB-1232 Peak 5	0.0169				Ave		0.0169						20.0			0.9900
PCB-1232 Peak 6	0.0141				Ave		0.0141						20.0			0.9900
PCB-1232 Peak 7	0.0209				Ave		0.0209						20.0			0.9900
PCB-1232 Peak 8	0.0079				Ave		0.0079						20.0			0.9900

Note: The m1 coefficient is the same as Ave RRF for an Ave curve type.

FORM VI  
PCBS BY INTERNAL STANDARD - INITIAL CALIBRATION DATA  
RESPONSE AND CONCENTRATION

Lab Name: TestAmerica Edison Job No.: 460-118325-1 Analy Batch No.: 367709

SDG No.: \_\_\_\_\_

Instrument ID: CPESTGC9 GC Column: CLP-1 ID: 0.53 (mm) Heated Purge: (Y/N) N

Calibration Start Date: 05/12/2016 12:59 Calibration End Date: 05/12/2016 12:59 Calibration ID: 55707

Calibration Files:

LEVEL:	LAB SAMPLE ID:	LAB FILE ID:
Level 1	IC 460-367709/9	9F001887.D

ANALYTE	IS REF	CURVE TYPE	RESPONSE					CONCENTRATION (UG/L)					
			LVL 1						LVL 1				
PCB-1232 Peak 1	BNB	Ave	3650253						1000				
PCB-1232 Peak 2	BNB	Ave	2725211						1000				
PCB-1232 Peak 3	BNB	Ave	1838610						1000				
PCB-1232 Peak 4	BNB	Ave	5530016						1000				
PCB-1232 Peak 5	BNB	Ave	2682294						1000				
PCB-1232 Peak 6	BNB	Ave	2232099						1000				
PCB-1232 Peak 7	BNB	Ave	3308880						1000				
PCB-1232 Peak 8	BNB	Ave	1255924						1000				

Curve Type Legend:

Ave = Average ISTD

TestAmerica Edison  
Target Compound Quantitation Report

Data File: \\ChromNA\Edison\ChromData\CPESTGC9\20160512-40924.b\9F001887.D  
 Lims ID: IC 1232  
 Client ID:  
 Sample Type: IC Calib Level: 3  
 Inject. Date: 12-May-2016 12:59:16 ALS Bottle#: 9 Worklist Smp#: 9  
 Injection Vol: 1.0 ul Dil. Factor: 1.0000  
 Sample Info: 460-0040924-009  
 Operator ID: Instrument ID: CPESTGC9  
 Sublist: chrom-8082-ISTD\*sub3  
 Method: \\ChromNA\Edison\ChromData\CPESTGC9\20160512-40924.b\8082-ISTD.m  
 Limit Group: GC 8082A PCB ISTD  
 Last Update: 12-May-2016 15:22:03 Calib Date: 12-May-2016 14:29:29  
 Integrator: Falcon  
 Quant Method: Internal Standard Quant By: Initial Calibration  
 Last ICal File: \\ChromNA\Edison\ChromData\CPESTGC9\20160512-40924.b\9F001892.D  
 Column 1 : Det: GC ECD1A  
 Column 2 : Det: GC ECD2B  
 Process Host: XAWRK004

First Level Reviewer: patelji Date: 12-May-2016 13:45:19

Col	RT (min.)	Exp RT (min.)	Dlt RT (min.)	Response	Cal Amt ug/l	OnCol Amt ug/l	Flags
-----	-----------	---------------	---------------	----------	--------------	----------------	-------

* 13 1-Bromo-2-nitrobenzene							M
1	1.623	1.623	0.000	3286649	20.0	20.0	M
2	1.408	1.408	0.000	3173814	20.0	20.0	M

RPD = 0.00

3 PCB-1232							M
1	3.215	3.215	0.000	3780044	1000.0	1000.0	a
1	3.727	3.727	0.000	3193175	1000.0	1000.0	M
1	4.024	4.024	0.000	1543150	1000.0	1000.0	M
1	4.294	4.294	0.000	5251334	1000.0	1000.0	M
1	4.466	4.466	0.000	2483680	1000.0	1000.0	M
1	5.056	5.056	0.000	1765958	1000.0	1000.0	M
1	5.538	5.538	0.000	1590210	1000.0	1000.0	M
1	5.594	5.594	0.000	1861464	1000.0	1000.0	M

Average of Peak Amounts = 1000.0

2	2.476	2.476	0.000	3650253	1000.0	1000.0	a
2	2.866	2.866	0.000	2725211	1000.0	1000.0	M
2	3.086	3.086	0.000	1838610	1000.0	1000.0	M
2	3.386	3.386	0.000	5530016	1000.0	1000.0	M
2	3.539	3.539	0.000	2682294	1000.0	1000.0	M
2	4.019	4.019	0.000	2232099	1000.0	1000.0	M
2	4.541	4.541	0.000	3308880	1000.0	1000.0	M
2	4.775	4.775	0.000	1255924	1000.0	1000.0	M

Average of Peak Amounts = 1000.0

RPD = 0.00

### QC Flag Legend

#### Review Flags

M - Manually Integrated

### Reagents:

SG1232L3\_00024

Amount Added: 1.00

Units: mL

SGPCBISTD\_00006

Amount Added: 20.00

Units: uL

Run Reagent

TestAmerica Edison

Data File: \\ChromNA\Edison\ChromData\CPESTGC9\20160512-40924.b\9F001887.D

Injection Date: 12-May-2016 12:59:16

Instrument ID: CPESTGC9

Operator ID:

Lims ID: IC 1232

Worklist Smp#: 9

Client ID:

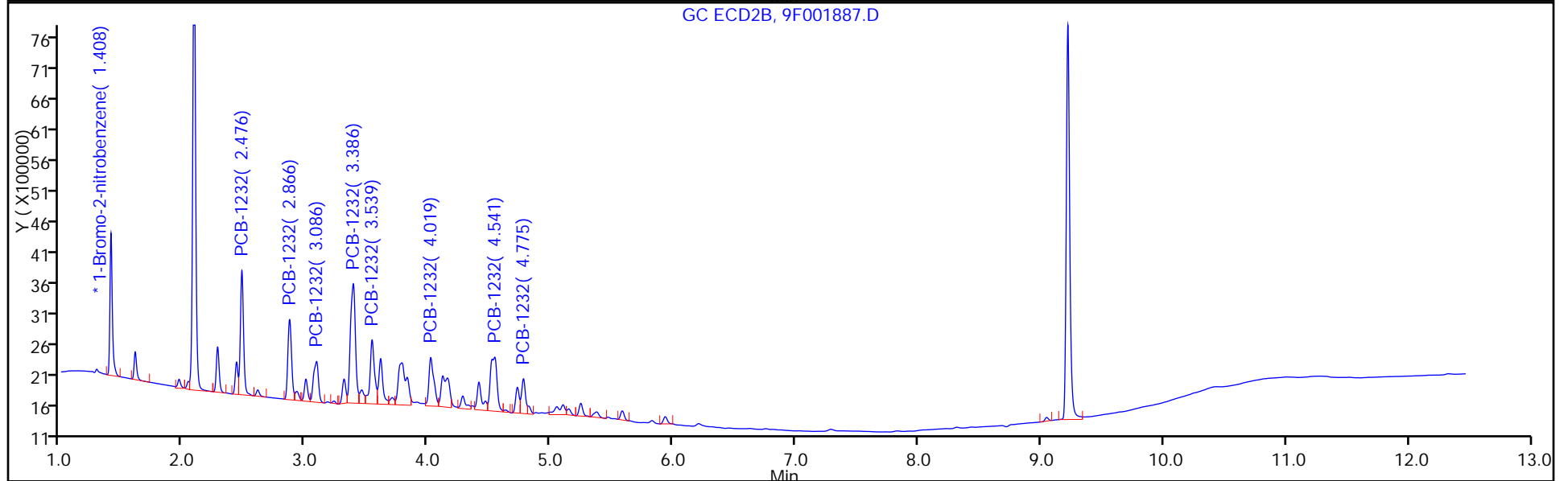
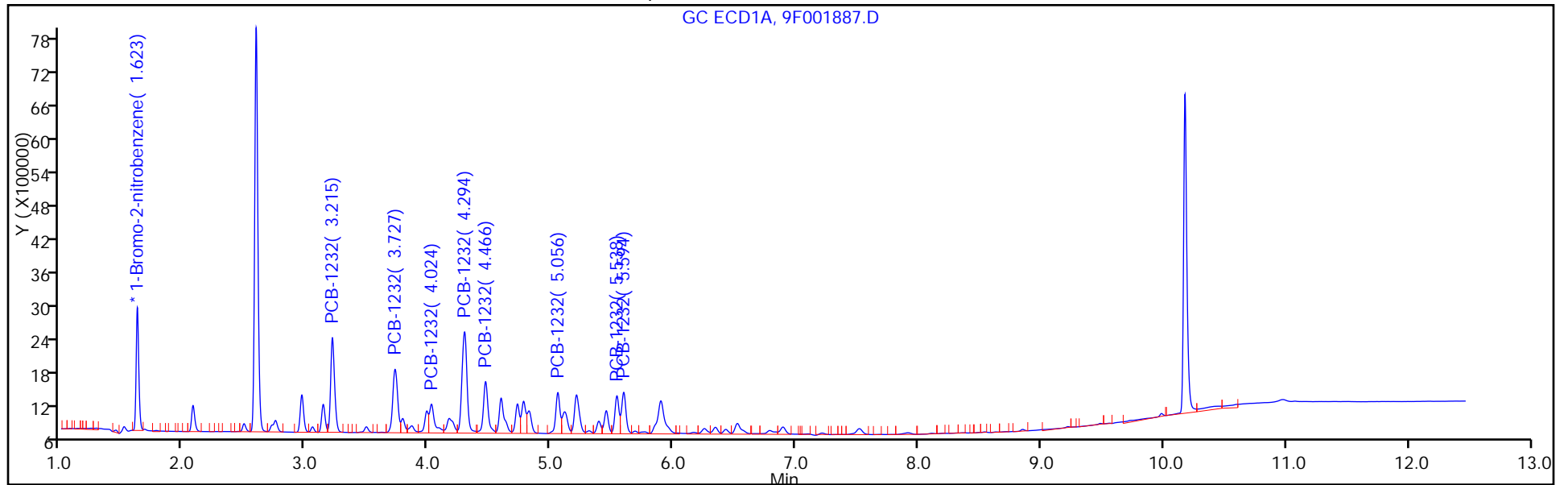
Injection Vol: 1.0 ul

Dil. Factor: 1.0000

ALS Bottle#: 9

Method: 8082-ISTD

Limit Group: GC 8082A PCB ISTD





FORM VI  
PCBS BY INTERNAL STANDARD - INITIAL CALIBRATION DATA  
CURVE EVALUATION

Lab Name: TestAmerica Edison Job No.: 460-118325-1 Analy Batch No.: 367709

SDG No.: \_\_\_\_\_

Instrument ID: CPESTGC9 GC Column: CLP-2 ID: 0.53 (mm) Heated Purge: (Y/N) N

Calibration Start Date: 05/12/2016 13:17 Calibration End Date: 05/12/2016 13:17 Calibration ID: 55712

Calibration Files:

LEVEL:	LAB SAMPLE ID:	LAB FILE ID:
Level 1	IC 460-367709/10	9F001888.D

ANALYTE	RRF				CURVE TYPE	COEFFICIENT			#	MIN RRF	%RSD	#	MAX %RSD	R^2 OR COD	#	MIN R^2 OR COD
	LVL 1					B	M1	M2								
PCB-1242 Peak 1	0.0170				Ave		0.0170						20.0			0.9900
PCB-1242 Peak 2	0.0350				Ave		0.0350						20.0			0.9900
PCB-1242 Peak 3	0.0145				Ave		0.0145						20.0			0.9900
PCB-1242 Peak 4	0.0582				Ave		0.0582						20.0			0.9900
PCB-1242 Peak 5	0.0270				Ave		0.0270						20.0			0.9900
PCB-1242 Peak 6	0.0249				Ave		0.0249						20.0			0.9900
PCB-1242 Peak 7	0.0203				Ave		0.0203						20.0			0.9900
PCB-1242 Peak 8	0.0241				Ave		0.0241						20.0			0.9900

Note: The m1 coefficient is the same as Ave RRF for an Ave curve type.

FORM VI  
PCBS BY INTERNAL STANDARD - INITIAL CALIBRATION DATA  
RESPONSE AND CONCENTRATION

Lab Name: TestAmerica Edison Job No.: 460-118325-1 Analy Batch No.: 367709

SDG No.: \_\_\_\_\_

Instrument ID: CPESTGC9 GC Column: CLP-2 ID: 0.53 (mm) Heated Purge: (Y/N) N

Calibration Start Date: 05/12/2016 13:17 Calibration End Date: 05/12/2016 13:17 Calibration ID: 55712

Calibration Files:

LEVEL:	LAB SAMPLE ID:	LAB FILE ID:
Level 1	IC 460-367709/10	9F001888.D

ANALYTE	IS REF	CURVE TYPE	RESPONSE					CONCENTRATION (UG/L)					
			LVL 1						LVL 1				
PCB-1242 Peak 1	BNB	Ave	2897555						1000				
PCB-1242 Peak 2	BNB	Ave	5972306						1000				
PCB-1242 Peak 3	BNB	Ave	2478362						1000				
PCB-1242 Peak 4	BNB	Ave	9925764						1000				
PCB-1242 Peak 5	BNB	Ave	4602033						1000				
PCB-1242 Peak 6	BNB	Ave	4246622						1000				
PCB-1242 Peak 7	BNB	Ave	3464440						1000				
PCB-1242 Peak 8	BNB	Ave	4112778						1000				

Curve Type Legend:

Ave = Average ISTD

TestAmerica Edison  
Target Compound Quantitation Report

Data File: \\ChromNA\Edison\ChromData\CPESTGC9\20160512-40924.b\9F001888.D  
 Lims ID: IC 1242  
 Client ID:  
 Sample Type: IC Calib Level: 3  
 Inject. Date: 12-May-2016 13:17:20 ALS Bottle#: 10 Worklist Smp#: 10  
 Injection Vol: 1.0 ul Dil. Factor: 1.0000  
 Sample Info: 460-0040924-010  
 Operator ID: Instrument ID: CPESTGC9  
 Sublist: chrom-8082-ISTD\*sub4  
 Method: \\ChromNA\Edison\ChromData\CPESTGC9\20160512-40924.b\8082-ISTD.m  
 Limit Group: GC 8082A PCB ISTD  
 Last Update: 12-May-2016 15:22:09 Calib Date: 12-May-2016 14:29:29  
 Integrator: Falcon  
 Quant Method: Internal Standard Quant By: Initial Calibration  
 Last ICal File: \\ChromNA\Edison\ChromData\CPESTGC9\20160512-40924.b\9F001892.D  
 Column 1 : Det: GC ECD1A  
 Column 2 : Det: GC ECD2B  
 Process Host: XAWRK004

First Level Reviewer: patelji Date: 12-May-2016 13:39:36

Col	RT (min.)	Exp RT (min.)	Dlt RT (min.)	Response	Cal Amt ug/l	OnCol Amt ug/l	Flags
-----	-----------	---------------	---------------	----------	--------------	----------------	-------

* 13 1-Bromo-2-nitrobenzene							M
1	1.624	1.624	0.000	3411220	20.0	20.0	M
2	1.409	1.409	0.000	3782023	20.0	20.0	M

RPD = 0.00

4 PCB-1242							M
1	3.215	3.215	0.000	2897555	1000.0	1000.0	a
1	3.728	3.728	0.000	5972306	1000.0	1000.0	M
1	4.025	4.025	0.000	2478362	1000.0	1000.0	M
1	4.295	4.295	0.000	9925764	1000.0	1000.0	M
1	4.466	4.466	0.000	4602033	1000.0	1000.0	M
1	5.210	5.210	0.000	4246622	1000.0	1000.0	M
1	5.539	5.539	0.000	3464440	1000.0	1000.0	M
1	5.595	5.595	0.000	4112778	1000.0	1000.0	M

Average of Peak Amounts = 1000.0

2	2.477	2.477	0.000	2589130	1000.0	1000.0	M
2	2.866	2.866	0.000	4994026	1000.0	1000.0	M
2	3.087	3.087	0.000	3182135	1000.0	1000.0	M
2	3.386	3.386	0.000	9710696	1000.0	1000.0	M
2	3.540	3.540	0.000	4428430	1000.0	1000.0	M
2	4.019	4.019	0.000	4316359	1000.0	1000.0	M
2	4.543	4.543	0.000	7133657	1000.0	1000.0	M
2	4.776	4.776	0.000	2852460	1000.0	1000.0	M

Average of Peak Amounts = 1000.0

RPD = 0.00

**QC Flag Legend**

Review Flags

M - Manually Integrated

**Reagents:**

SG1242L3\_00026

Amount Added: 1.00

Units: mL

SGPCBISTD\_00006

Amount Added: 20.00

Units: uL

Run Reagent

TestAmerica Edison

Data File: \\ChromNA\Edison\ChromData\CPESTGC9\20160512-40924.b\9F001888.D

Injection Date: 12-May-2016 13:17:20

Instrument ID: CPESTGC9

Operator ID:

Lims ID: IC 1242

Worklist Smp#: 10

Client ID:

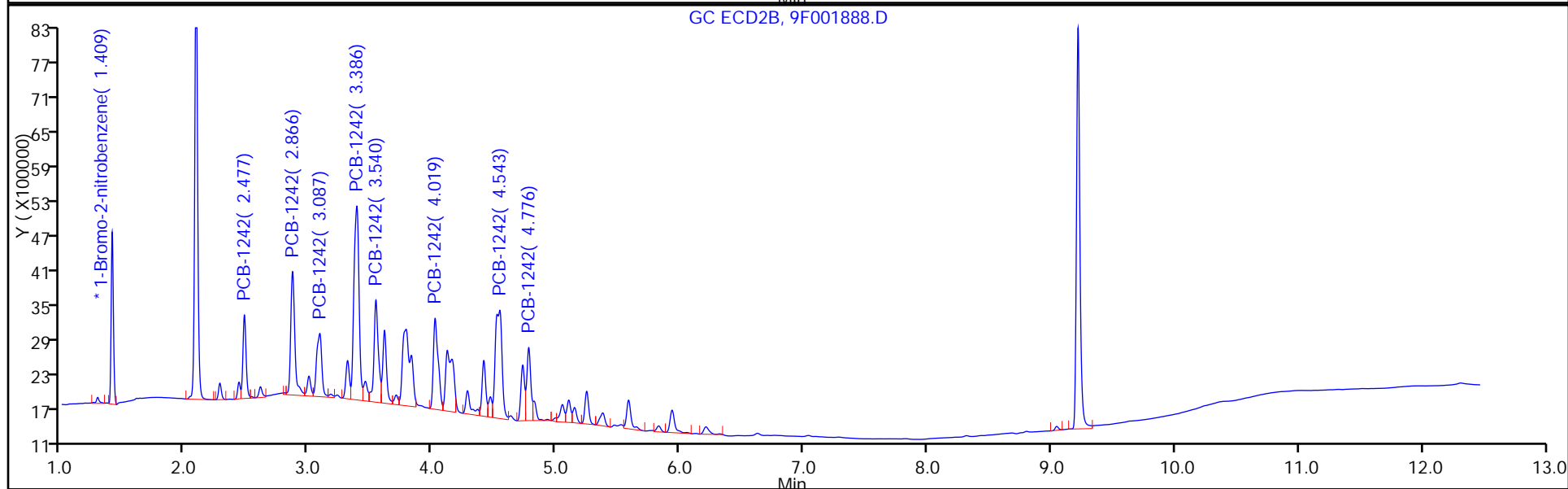
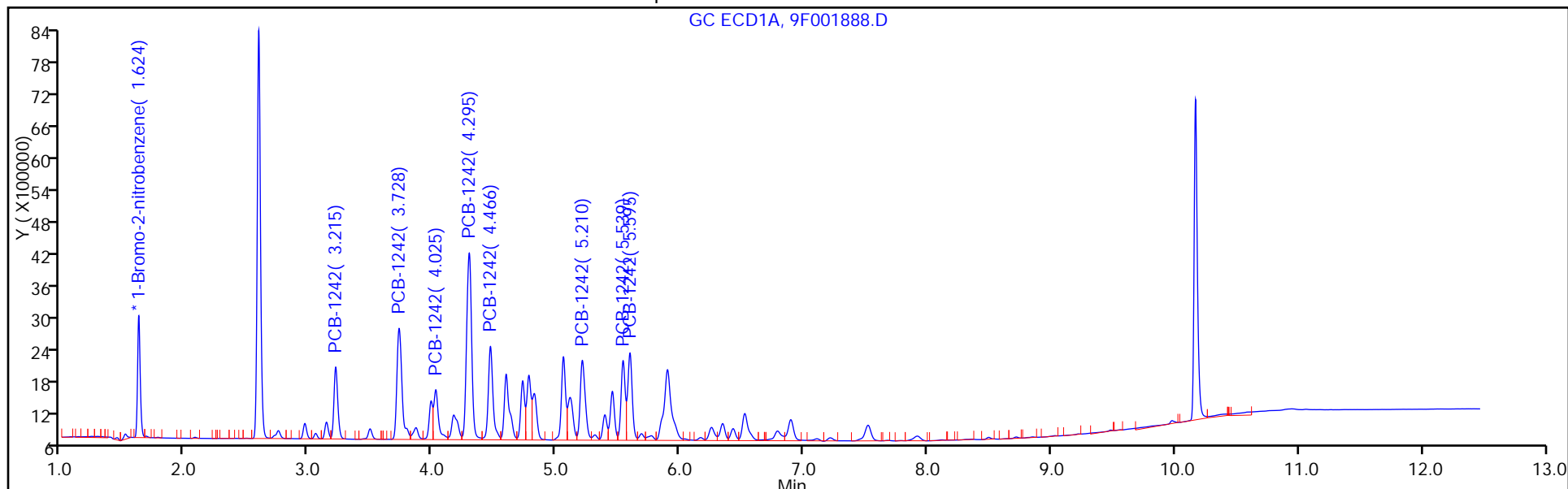
Injection Vol: 1.0 ul

Dil. Factor: 1.0000

ALS Bottle#: 10

Method: 8082-ISTD

Limit Group: GC 8082A PCB ISTD



FORM VI  
PCBS BY INTERNAL STANDARD - INITIAL CALIBRATION DATA  
CURVE EVALUATION

Lab Name: TestAmerica Edison Job No.: 460-118325-1 Analy Batch No.: 367709

SDG No.: \_\_\_\_\_

Instrument ID: CPESTGC9 GC Column: CLP-1 ID: 0.53 (mm) Heated Purge: (Y/N) N

Calibration Start Date: 05/12/2016 13:17 Calibration End Date: 05/12/2016 13:17 Calibration ID: 55713

Calibration Files:

LEVEL:	LAB SAMPLE ID:	LAB FILE ID:
Level 1	IC 460-367709/10	9F001888.D

ANALYTE	RRF				CURVE TYPE	COEFFICIENT			#	MIN RRF	%RSD	#	MAX %RSD	R^2 OR COD	#	MIN R^2 OR COD
	LVL 1					B	M1	M2								
PCB-1242 Peak 1	0.0137				Ave		0.0137						20.0			0.9900
PCB-1242 Peak 2	0.0264				Ave		0.0264						20.0			0.9900
PCB-1242 Peak 3	0.0168				Ave		0.0168						20.0			0.9900
PCB-1242 Peak 4	0.0514				Ave		0.0514						20.0			0.9900
PCB-1242 Peak 5	0.0234				Ave		0.0234						20.0			0.9900
PCB-1242 Peak 6	0.0228				Ave		0.0228						20.0			0.9900
PCB-1242 Peak 7	0.0377				Ave		0.0377						20.0			0.9900
PCB-1242 Peak 8	0.0151				Ave		0.0151						20.0			0.9900

Note: The m1 coefficient is the same as Ave RRF for an Ave curve type.

FORM VI  
PCBS BY INTERNAL STANDARD - INITIAL CALIBRATION DATA  
RESPONSE AND CONCENTRATION

Lab Name: TestAmerica Edison Job No.: 460-118325-1 Analy Batch No.: 367709

SDG No.: \_\_\_\_\_

Instrument ID: CPESTGC9 GC Column: CLP-1 ID: 0.53 (mm) Heated Purge: (Y/N) N

Calibration Start Date: 05/12/2016 13:17 Calibration End Date: 05/12/2016 13:17 Calibration ID: 55713

Calibration Files:

LEVEL:	LAB SAMPLE ID:	LAB FILE ID:
Level 1	IC 460-367709/10	9F001888.D

ANALYTE	IS REF	CURVE TYPE	RESPONSE					CONCENTRATION (UG/L)					
			LVL 1						LVL 1				
PCB-1242 Peak 1	BNB	Ave	2589130						1000				
PCB-1242 Peak 2	BNB	Ave	4994026						1000				
PCB-1242 Peak 3	BNB	Ave	3182135						1000				
PCB-1242 Peak 4	BNB	Ave	9710696						1000				
PCB-1242 Peak 5	BNB	Ave	4428430						1000				
PCB-1242 Peak 6	BNB	Ave	4316359						1000				
PCB-1242 Peak 7	BNB	Ave	7133657						1000				
PCB-1242 Peak 8	BNB	Ave	2852460						1000				

Curve Type Legend:

Ave = Average ISTD

TestAmerica Edison  
Target Compound Quantitation Report

Data File: \\ChromNA\Edison\ChromData\CPESTGC9\20160512-40924.b\9F001888.D  
 Lims ID: IC 1242  
 Client ID:  
 Sample Type: IC Calib Level: 3  
 Inject. Date: 12-May-2016 13:17:20 ALS Bottle#: 10 Worklist Smp#: 10  
 Injection Vol: 1.0 ul Dil. Factor: 1.0000  
 Sample Info: 460-0040924-010  
 Operator ID: Instrument ID: CPESTGC9  
 Sublist: chrom-8082-ISTD\*sub4  
 Method: \\ChromNA\Edison\ChromData\CPESTGC9\20160512-40924.b\8082-ISTD.m  
 Limit Group: GC 8082A PCB ISTD  
 Last Update: 12-May-2016 15:22:09 Calib Date: 12-May-2016 14:29:29  
 Integrator: Falcon  
 Quant Method: Internal Standard Quant By: Initial Calibration  
 Last ICal File: \\ChromNA\Edison\ChromData\CPESTGC9\20160512-40924.b\9F001892.D  
 Column 1 : Det: GC ECD1A  
 Column 2 : Det: GC ECD2B  
 Process Host: XAWRK004

First Level Reviewer: patelji Date: 12-May-2016 13:39:36

Col	RT (min.)	Exp RT (min.)	Dlt RT (min.)	Response	Cal Amt ug/l	OnCol Amt ug/l	Flags
-----	-----------	---------------	---------------	----------	--------------	----------------	-------

* 13 1-Bromo-2-nitrobenzene							M
1	1.624	1.624	0.000	3411220	20.0	20.0	M
2	1.409	1.409	0.000	3782023	20.0	20.0	M

RPD = 0.00

4 PCB-1242							M
1	3.215	3.215	0.000	2897555	1000.0	1000.0	a
1	3.728	3.728	0.000	5972306	1000.0	1000.0	M
1	4.025	4.025	0.000	2478362	1000.0	1000.0	M
1	4.295	4.295	0.000	9925764	1000.0	1000.0	M
1	4.466	4.466	0.000	4602033	1000.0	1000.0	M
1	5.210	5.210	0.000	4246622	1000.0	1000.0	M
1	5.539	5.539	0.000	3464440	1000.0	1000.0	M
1	5.595	5.595	0.000	4112778	1000.0	1000.0	M

Average of Peak Amounts = 1000.0

2	2.477	2.477	0.000	2589130	1000.0	1000.0	M
2	2.866	2.866	0.000	4994026	1000.0	1000.0	M
2	3.087	3.087	0.000	3182135	1000.0	1000.0	M
2	3.386	3.386	0.000	9710696	1000.0	1000.0	M
2	3.540	3.540	0.000	4428430	1000.0	1000.0	M
2	4.019	4.019	0.000	4316359	1000.0	1000.0	M
2	4.543	4.543	0.000	7133657	1000.0	1000.0	M
2	4.776	4.776	0.000	2852460	1000.0	1000.0	M

Average of Peak Amounts = 1000.0

RPD = 0.00



**QC Flag Legend**

Review Flags

M - Manually Integrated

**Reagents:**

SG1242L3\_00026

Amount Added: 1.00

Units: mL

SGPCBISTD\_00006

Amount Added: 20.00

Units: uL

Run Reagent

TestAmerica Edison

Data File: \\ChromNA\Edison\ChromData\CPESTGC9\20160512-40924.b\9F001888.D

Injection Date: 12-May-2016 13:17:20

Instrument ID: CPESTGC9

Operator ID:

Lims ID: IC 1242

Worklist Smp#: 10

Client ID:

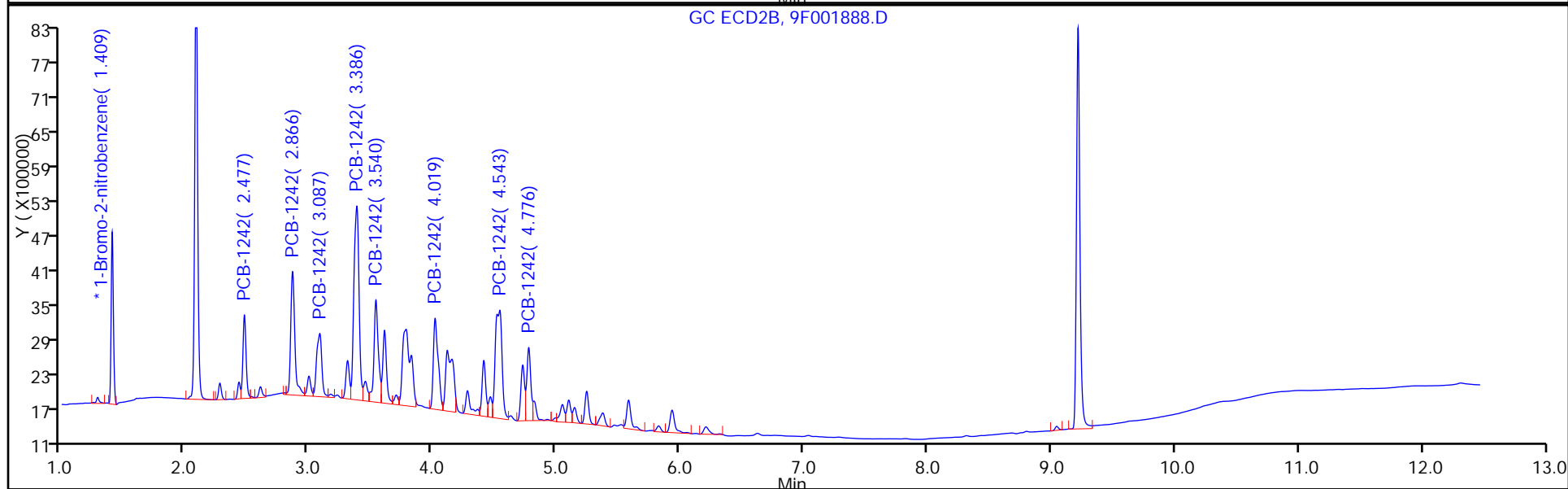
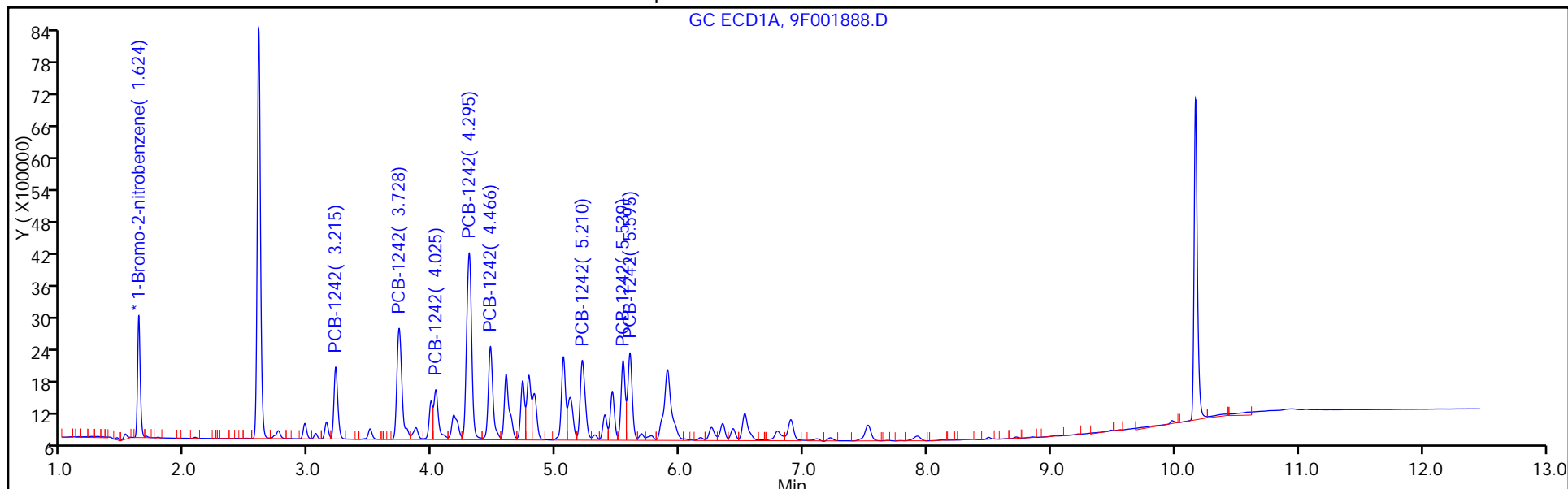
Injection Vol: 1.0 ul

Dil. Factor: 1.0000

ALS Bottle#: 10

Method: 8082-ISTD

Limit Group: GC 8082A PCB ISTD



FORM VI  
PCBS BY INTERNAL STANDARD - INITIAL CALIBRATION DATA  
CURVE EVALUATION

Lab Name: TestAmerica Edison Job No.: 460-118325-1 Analy Batch No.: 367709

SDG No.: \_\_\_\_\_

Instrument ID: CPESTGC9 GC Column: CLP-2 ID: 0.53 (mm) Heated Purge: (Y/N) N

Calibration Start Date: 05/12/2016 13:35 Calibration End Date: 05/12/2016 13:35 Calibration ID: 55718

Calibration Files:

LEVEL:	LAB SAMPLE ID:	LAB FILE ID:
Level 1	IC 460-367709/11	9F001889.D

ANALYTE	RRF				CURVE TYPE	COEFFICIENT			#	MIN RRF	%RSD	#	MAX %RSD	R <sup>2</sup> OR COD	#	MIN R <sup>2</sup> OR COD
	LVL 1					B	M1	M2								
PCB-1248 Peak 1	0.0168				Ave		0.0168						20.0			0.9900
PCB-1248 Peak 2	0.0350				Ave		0.0350						20.0			0.9900
PCB-1248 Peak 3	0.0220				Ave		0.0220						20.0			0.9900
PCB-1248 Peak 4	0.0216				Ave		0.0216						20.0			0.9900
PCB-1248 Peak 5	0.0315				Ave		0.0315						20.0			0.9900
PCB-1248 Peak 6	0.0305				Ave		0.0305						20.0			0.9900
PCB-1248 Peak 7	0.0361				Ave		0.0361						20.0			0.9900
PCB-1248 Peak 8	0.0151				Ave		0.0151						20.0			0.9900

Note: The m1 coefficient is the same as Ave RRF for an Ave curve type.

FORM VI  
PCBS BY INTERNAL STANDARD - INITIAL CALIBRATION DATA  
RESPONSE AND CONCENTRATION

Lab Name: TestAmerica Edison Job No.: 460-118325-1 Analy Batch No.: 367709

SDG No.: \_\_\_\_\_

Instrument ID: CPESTGC9 GC Column: CLP-2 ID: 0.53 (mm) Heated Purge: (Y/N) N

Calibration Start Date: 05/12/2016 13:35 Calibration End Date: 05/12/2016 13:35 Calibration ID: 55718

Calibration Files:

LEVEL:	LAB SAMPLE ID:	LAB FILE ID:
Level 1	IC 460-367709/11	9F001889.D

ANALYTE	IS REF	CURVE TYPE	RESPONSE					CONCENTRATION (UG/L)				
			LVL 1					LVL 1				
PCB-1248 Peak 1	BNB	Ave	2916975					1000				
PCB-1248 Peak 2	BNB	Ave	6101457					1000				
PCB-1248 Peak 3	BNB	Ave	3824662					1000				
PCB-1248 Peak 4	BNB	Ave	3756826					1000				
PCB-1248 Peak 5	BNB	Ave	5477682					1000				
PCB-1248 Peak 6	BNB	Ave	5311029					1000				
PCB-1248 Peak 7	BNB	Ave	6283639					1000				
PCB-1248 Peak 8	BNB	Ave	2633157					1000				

Curve Type Legend:

Ave = Average ISTD

TestAmerica Edison  
Target Compound Quantitation Report

Data File: \\ChromNA\Edison\ChromData\CPESTGC9\20160512-40924.b\9F001889.D  
 Lims ID: IC 1248  
 Client ID:  
 Sample Type: IC Calib Level: 3  
 Inject. Date: 12-May-2016 13:35:21 ALS Bottle#: 11 Worklist Smp#: 11  
 Injection Vol: 1.0 ul Dil. Factor: 1.0000  
 Sample Info: 460-0040924-011  
 Operator ID: Instrument ID: CPESTGC9  
 Sublist: chrom-8082-ISTD\*sub5  
 Method: \\ChromNA\Edison\ChromData\CPESTGC9\20160512-40924.b\8082-ISTD.m  
 Limit Group: GC 8082A PCB ISTD  
 Last Update: 12-May-2016 15:22:18 Calib Date: 12-May-2016 14:29:29  
 Integrator: Falcon  
 Quant Method: Internal Standard Quant By: Initial Calibration  
 Last ICal File: \\ChromNA\Edison\ChromData\CPESTGC9\20160512-40924.b\9F001892.D  
 Column 1 : Det: GC ECD1A  
 Column 2 : Det: GC ECD2B  
 Process Host: XAWRK004

First Level Reviewer: patelji Date: 12-May-2016 13:59:00

Col	RT (min.)	Exp RT (min.)	Dlt RT (min.)	Response	Cal Amt ug/l	OnCol Amt ug/l	Flags
-----	-----------	---------------	---------------	----------	--------------	----------------	-------

* 13 1-Bromo-2-nitrobenzene							M
1	1.624	1.624	0.000	3482365	20.0	20.0	M
2	1.409	1.409	0.000	3427554	20.0	20.0	

RPD = 0.00

6 PCB-1248							M
1	3.726	3.726	0.000	2916975	1000.0	1000.0	M
1	4.294	4.294	0.000	6101457	1000.0	1000.0	M
1	4.728	4.728	0.000	3824662	1000.0	1000.0	M
1	4.778	4.778	0.000	3756826	1000.0	1000.0	M
1	5.209	5.209	0.000	5477682	1000.0	1000.0	M
1	5.539	5.539	0.000	5311029	1000.0	1000.0	M
1	5.594	5.594	0.000	6283639	1000.0	1000.0	M
1	6.895	6.895	0.000	2633157	1000.0	1000.0	M

Average of Peak Amounts = 1000.0

2	2.866	2.866	0.000	2490297	1000.0	1000.0	M
2	3.384	3.384	0.000	6302896	1000.0	1000.0	M
2	3.770	3.770	0.000	6812415	1000.0	1000.0	M
2	4.118	4.118	0.000	3894500	1000.0	1000.0	M
2	4.520	4.520	0.000	10999621	1000.0	1000.0	M
2	4.777	4.777	0.000	5024836	1000.0	1000.0	M
2	5.245	5.245	0.000	3418433	1000.0	1000.0	M
2	5.935	5.935	0.000	2173399	1000.0	1000.0	M

Average of Peak Amounts = 1000.0

RPD = 0.00

### QC Flag Legend

#### Review Flags

M - Manually Integrated

### Reagents:

SG1248L3\_00025

Amount Added: 1.00

Units: mL

SGPCBISTD\_00006

Amount Added: 20.00

Units: uL

Run Reagent

TestAmerica Edison

Data File: \\ChromNA\Edison\ChromData\CPESTGC9\20160512-40924.b\9F001889.D

Injection Date: 12-May-2016 13:35:21

Instrument ID: CPESTGC9

Operator ID:

Lims ID: IC 1248

Worklist Smp#: 11

Client ID:

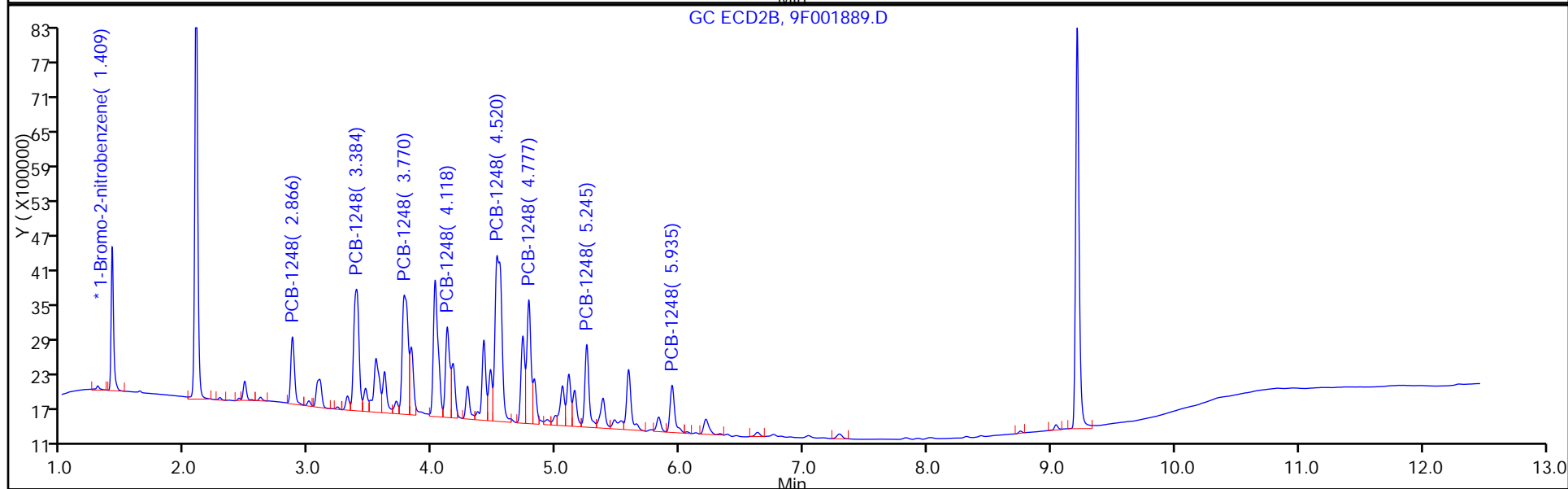
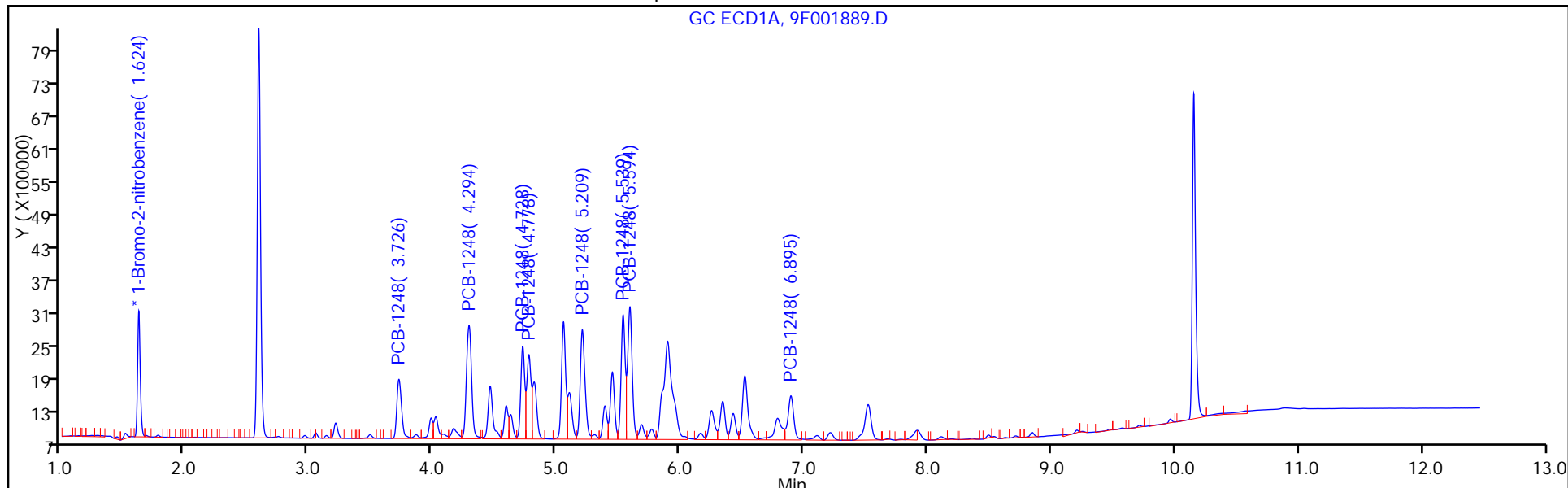
Injection Vol: 1.0 ul

Dil. Factor: 1.0000

ALS Bottle#: 11

Method: 8082-ISTD

Limit Group: GC 8082A PCB ISTD



FORM VI  
PCBS BY INTERNAL STANDARD - INITIAL CALIBRATION DATA  
CURVE EVALUATION

Lab Name: TestAmerica Edison Job No.: 460-118325-1 Analy Batch No.: 367709

SDG No.: \_\_\_\_\_

Instrument ID: CPESTGC9 GC Column: CLP-1 ID: 0.53 (mm) Heated Purge: (Y/N) N

Calibration Start Date: 05/12/2016 13:35 Calibration End Date: 05/12/2016 13:35 Calibration ID: 55719

Calibration Files:

LEVEL:	LAB SAMPLE ID:	LAB FILE ID:
Level 1	IC 460-367709/11	9F001889.D

ANALYTE	RRF				CURVE TYPE	COEFFICIENT			#	MIN RRF	%RSD	#	MAX %RSD	R^2 OR COD	#	MIN R^2 OR COD
	LVL 1					B	M1	M2								
PCB-1248 Peak 1	0.0145				Ave		0.0145						20.0			0.9900
PCB-1248 Peak 2	0.0368				Ave		0.0368						20.0			0.9900
PCB-1248 Peak 3	0.0398				Ave		0.0398						20.0			0.9900
PCB-1248 Peak 4	0.0227				Ave		0.0227						20.0			0.9900
PCB-1248 Peak 5	0.0642				Ave		0.0642						20.0			0.9900
PCB-1248 Peak 6	0.0293				Ave		0.0293						20.0			0.9900
PCB-1248 Peak 7	0.0199				Ave		0.0199						20.0			0.9900
PCB-1248 Peak 8	0.0127				Ave		0.0127						20.0			0.9900

Note: The m1 coefficient is the same as Ave RRF for an Ave curve type.



FORM VI  
 PCBS BY INTERNAL STANDARD - INITIAL CALIBRATION DATA  
 RESPONSE AND CONCENTRATION

Lab Name: TestAmerica Edison Job No.: 460-118325-1 Analy Batch No.: 367709

SDG No.: \_\_\_\_\_

Instrument ID: CPESTGC9 GC Column: CLP-1 ID: 0.53 (mm) Heated Purge: (Y/N) N

Calibration Start Date: 05/12/2016 13:35 Calibration End Date: 05/12/2016 13:35 Calibration ID: 55719

Calibration Files:

LEVEL:	LAB SAMPLE ID:	LAB FILE ID:
Level 1	IC 460-367709/11	9F001889.D

ANALYTE	IS REF	CURVE TYPE	RESPONSE					CONCENTRATION (UG/L)				
			LVL 1					LVL 1				
PCB-1248 Peak 1	BNB	Ave	2490297					1000				
PCB-1248 Peak 2	BNB	Ave	6302896					1000				
PCB-1248 Peak 3	BNB	Ave	6812415					1000				
PCB-1248 Peak 4	BNB	Ave	3894500					1000				
PCB-1248 Peak 5	BNB	Ave	10999621					1000				
PCB-1248 Peak 6	BNB	Ave	5024836					1000				
PCB-1248 Peak 7	BNB	Ave	3418433					1000				
PCB-1248 Peak 8	BNB	Ave	2173399					1000				

Curve Type Legend:

Ave = Average ISTD

TestAmerica Edison  
Target Compound Quantitation Report

Data File: \\ChromNA\Edison\ChromData\CPESTGC9\20160512-40924.b\9F001889.D  
 Lims ID: IC 1248  
 Client ID:  
 Sample Type: IC Calib Level: 3  
 Inject. Date: 12-May-2016 13:35:21 ALS Bottle#: 11 Worklist Smp#: 11  
 Injection Vol: 1.0 ul Dil. Factor: 1.0000  
 Sample Info: 460-0040924-011  
 Operator ID: Instrument ID: CPESTGC9  
 Sublist: chrom-8082-ISTD\*sub5  
 Method: \\ChromNA\Edison\ChromData\CPESTGC9\20160512-40924.b\8082-ISTD.m  
 Limit Group: GC 8082A PCB ISTD  
 Last Update: 12-May-2016 15:22:18 Calib Date: 12-May-2016 14:29:29  
 Integrator: Falcon  
 Quant Method: Internal Standard Quant By: Initial Calibration  
 Last ICal File: \\ChromNA\Edison\ChromData\CPESTGC9\20160512-40924.b\9F001892.D  
 Column 1 : Det: GC ECD1A  
 Column 2 : Det: GC ECD2B  
 Process Host: XAWRK004

First Level Reviewer: patelji Date: 12-May-2016 13:59:00

Col	RT (min.)	Exp RT (min.)	Dlt RT (min.)	Response	Cal Amt ug/l	OnCol Amt ug/l	Flags
-----	-----------	---------------	---------------	----------	--------------	----------------	-------

* 13 1-Bromo-2-nitrobenzene							M
1	1.624	1.624	0.000	3482365	20.0	20.0	M
2	1.409	1.409	0.000	3427554	20.0	20.0	

RPD = 0.00

6 PCB-1248							M
1	3.726	3.726	0.000	2916975	1000.0	1000.0	M
1	4.294	4.294	0.000	6101457	1000.0	1000.0	M
1	4.728	4.728	0.000	3824662	1000.0	1000.0	M
1	4.778	4.778	0.000	3756826	1000.0	1000.0	M
1	5.209	5.209	0.000	5477682	1000.0	1000.0	M
1	5.539	5.539	0.000	5311029	1000.0	1000.0	M
1	5.594	5.594	0.000	6283639	1000.0	1000.0	M
1	6.895	6.895	0.000	2633157	1000.0	1000.0	M

Average of Peak Amounts = 1000.0

2	2.866	2.866	0.000	2490297	1000.0	1000.0	M
2	3.384	3.384	0.000	6302896	1000.0	1000.0	M
2	3.770	3.770	0.000	6812415	1000.0	1000.0	M
2	4.118	4.118	0.000	3894500	1000.0	1000.0	M
2	4.520	4.520	0.000	10999621	1000.0	1000.0	M
2	4.777	4.777	0.000	5024836	1000.0	1000.0	M
2	5.245	5.245	0.000	3418433	1000.0	1000.0	M
2	5.935	5.935	0.000	2173399	1000.0	1000.0	M

Average of Peak Amounts = 1000.0

RPD = 0.00

**QC Flag Legend**

Review Flags

M - Manually Integrated

**Reagents:**

SG1248L3\_00025

Amount Added: 1.00

Units: mL

SGPCBISTD\_00006

Amount Added: 20.00

Units: uL

Run Reagent

TestAmerica Edison

Data File: \\ChromNA\Edison\ChromData\CPESTGC9\20160512-40924.b\9F001889.D

Injection Date: 12-May-2016 13:35:21

Instrument ID: CPESTGC9

Operator ID:

Lims ID: IC 1248

Worklist Smp#: 11

Client ID:

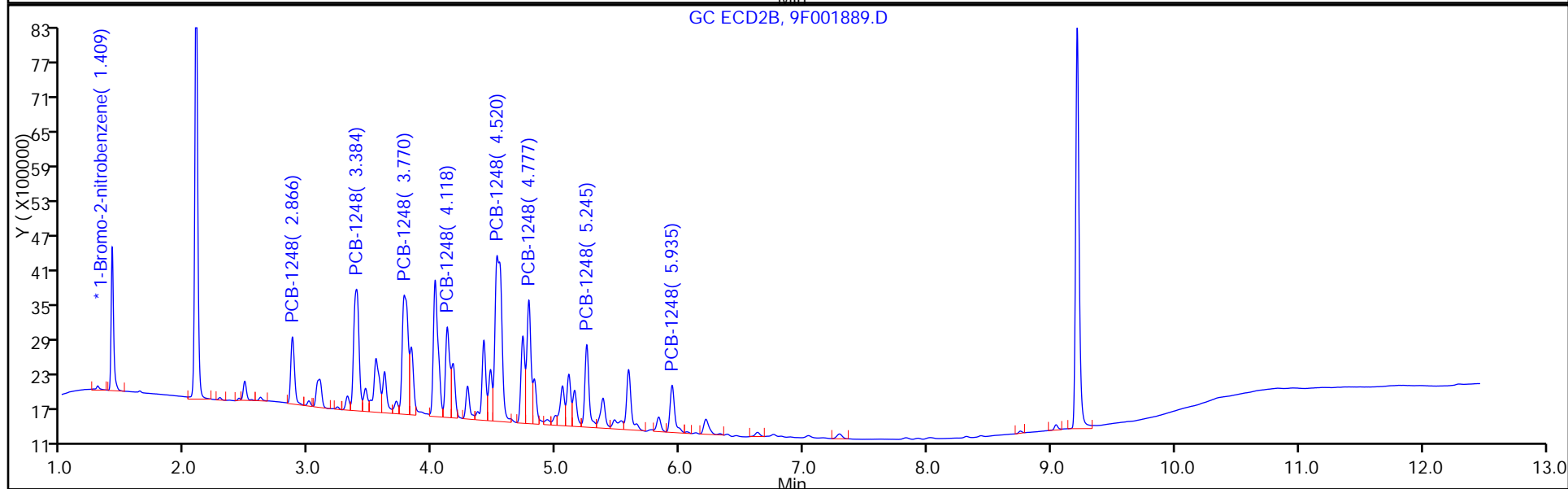
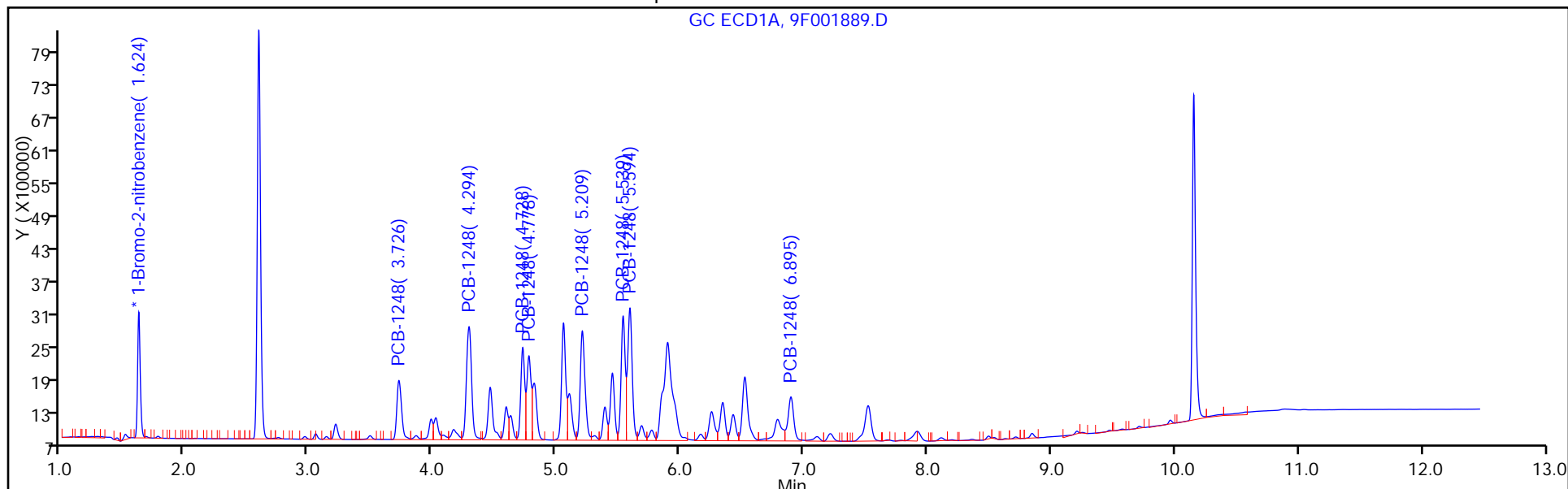
Injection Vol: 1.0 ul

Dil. Factor: 1.0000

ALS Bottle#: 11

Method: 8082-ISTD

Limit Group: GC 8082A PCB ISTD



FORM VI  
PCBS BY INTERNAL STANDARD - INITIAL CALIBRATION DATA  
CURVE EVALUATION

Lab Name: TestAmerica Edison Job No.: 460-118325-1 Analy Batch No.: 367709

SDG No.: \_\_\_\_\_

Instrument ID: CPESTGC9 GC Column: CLP-2 ID: 0.53 (mm) Heated Purge: (Y/N) N

Calibration Start Date: 05/12/2016 13:53 Calibration End Date: 05/12/2016 13:53 Calibration ID: 55724

Calibration Files:

LEVEL:	LAB SAMPLE ID:	LAB FILE ID:
Level 1	IC 460-367709/12	9F001890.D

ANALYTE	RRF				CURVE TYPE	COEFFICIENT			#	MIN RRF	%RSD	#	MAX %RSD	R^2 OR COD	#	MIN R^2 OR COD
	LVL 1					B	M1	M2								
PCB-1254 Peak 1	0.0129				Ave		0.0129						20.0			0.9900
PCB-1254 Peak 2	0.0349				Ave		0.0349						20.0			0.9900
PCB-1254 Peak 3	0.0401				Ave		0.0401						20.0			0.9900
PCB-1254 Peak 4	0.0309				Ave		0.0309						20.0			0.9900
PCB-1254 Peak 5	0.0636				Ave		0.0636						20.0			0.9900
PCB-1254 Peak 6	0.0471				Ave		0.0471						20.0			0.9900
PCB-1254 Peak 7	0.0379				Ave		0.0379						20.0			0.9900
PCB-1254 Peak 8	0.0624				Ave		0.0624						20.0			0.9900

Note: The m1 coefficient is the same as Ave RRF for an Ave curve type.

FORM VI  
PCBS BY INTERNAL STANDARD - INITIAL CALIBRATION DATA  
RESPONSE AND CONCENTRATION

Lab Name: TestAmerica Edison Job No.: 460-118325-1 Analy Batch No.: 367709

SDG No.: \_\_\_\_\_

Instrument ID: CPESTGC9 GC Column: CLP-2 ID: 0.53 (mm) Heated Purge: (Y/N) N

Calibration Start Date: 05/12/2016 13:53 Calibration End Date: 05/12/2016 13:53 Calibration ID: 55724

Calibration Files:

LEVEL:	LAB SAMPLE ID:	LAB FILE ID:
Level 1	IC 460-367709/12	9F001890.D

ANALYTE	IS REF	CURVE TYPE	RESPONSE					CONCENTRATION (UG/L)					
			LVL 1						LVL 1				
PCB-1254 Peak 1	BNB	Ave	2242354						1000				
PCB-1254 Peak 2	BNB	Ave	6041621						1000				
PCB-1254 Peak 3	BNB	Ave	6943843						1000				
PCB-1254 Peak 4	BNB	Ave	5357296						1000				
PCB-1254 Peak 5	BNB	Ave	11028067						1000				
PCB-1254 Peak 6	BNB	Ave	8165762						1000				
PCB-1254 Peak 7	BNB	Ave	6574850						1000				
PCB-1254 Peak 8	BNB	Ave	10821922						1000				

Curve Type Legend:

Ave = Average ISTD

TestAmerica Edison  
Target Compound Quantitation Report

Data File: \\ChromNA\Edison\ChromData\CPESTGC9\20160512-40924.b\9F001890.D  
 Lims ID: IC 1254  
 Client ID:  
 Sample Type: IC Calib Level: 3  
 Inject. Date: 12-May-2016 13:53:24 ALS Bottle#: 12 Worklist Smp#: 12  
 Injection Vol: 1.0 ul Dil. Factor: 1.0000  
 Sample Info: 460-0040924-012  
 Operator ID: Instrument ID: CPESTGC9  
 Sublist: chrom-8082-ISTD\*sub6  
 Method: \\ChromNA\Edison\ChromData\CPESTGC9\20160512-40924.b\8082-ISTD.m  
 Limit Group: GC 8082A PCB ISTD  
 Last Update: 12-May-2016 15:22:28 Calib Date: 12-May-2016 14:29:29  
 Integrator: Falcon  
 Quant Method: Internal Standard Quant By: Initial Calibration  
 Last ICal File: \\ChromNA\Edison\ChromData\CPESTGC9\20160512-40924.b\9F001892.D  
 Column 1 : Det: GC ECD1A  
 Column 2 : Det: GC ECD2B  
 Process Host: XAWRK004

First Level Reviewer: patelji Date: 12-May-2016 14:23:13

Col	RT (min.)	Exp RT (min.)	Dlt RT (min.)	Response	Cal Amt ug/l	OnCol Amt ug/l	Flags
-----	-----------	---------------	---------------	----------	--------------	----------------	-------

* 13 1-Bromo-2-nitrobenzene							M
1	1.624	1.624	0.000	3466322	20.0	20.0	M
2	1.409	1.409	0.000	3463379	20.0	20.0	M

RPD = 0.00

7 PCB-1254							M
1	5.058	5.058	0.000	2242354	1000.0	1000.0	a
1	5.590	5.590	0.000	6041621	1000.0	1000.0	a
1	5.853	5.853	0.000	6943843	1000.0	1000.0	a
1	6.346	6.346	0.000	5357296	1000.0	1000.0	a
1	6.524	6.524	0.000	11028067	1000.0	1000.0	a
1	6.896	6.896	0.000	8165762	1000.0	1000.0	a
1	7.518	7.518	0.000	6574850	1000.0	1000.0	M
1	7.919	7.919	0.000	10821922	1000.0	1000.0	a

Average of Peak Amounts = 1000.0

2	4.019	4.019	0.000	1906805	1000.0	1000.0	M
2	4.469	4.469	0.000	4748146	1000.0	1000.0	M
2	4.781	4.781	0.000	6918061	1000.0	1000.0	M
2	5.100	5.100	0.000	5411524	1000.0	1000.0	M
2	5.246	5.246	0.000	8844516	1000.0	1000.0	M
2	5.584	5.584	0.000	8339719	1000.0	1000.0	M
2	5.828	5.828	0.000	6939754	1000.0	1000.0	M
2	6.208	6.208	0.000	10233843	1000.0	1000.0	M

Average of Peak Amounts = 1000.0

RPD = 0.00

### QC Flag Legend

Review Flags

M - Manually Integrated

### Reagents:

SG1254L3\_00027

Amount Added: 1.00

Units: mL

SGPCBISTD\_00006

Amount Added: 20.00

Units: uL

Run Reagent



TestAmerica Edison

Data File: \\ChromNA\Edison\ChromData\CPESTGC9\20160512-40924.b\9F001890.D

Injection Date: 12-May-2016 13:53:24

Instrument ID: CPESTGC9

Operator ID:

Lims ID: IC 1254

Worklist Smp#: 12

Client ID:

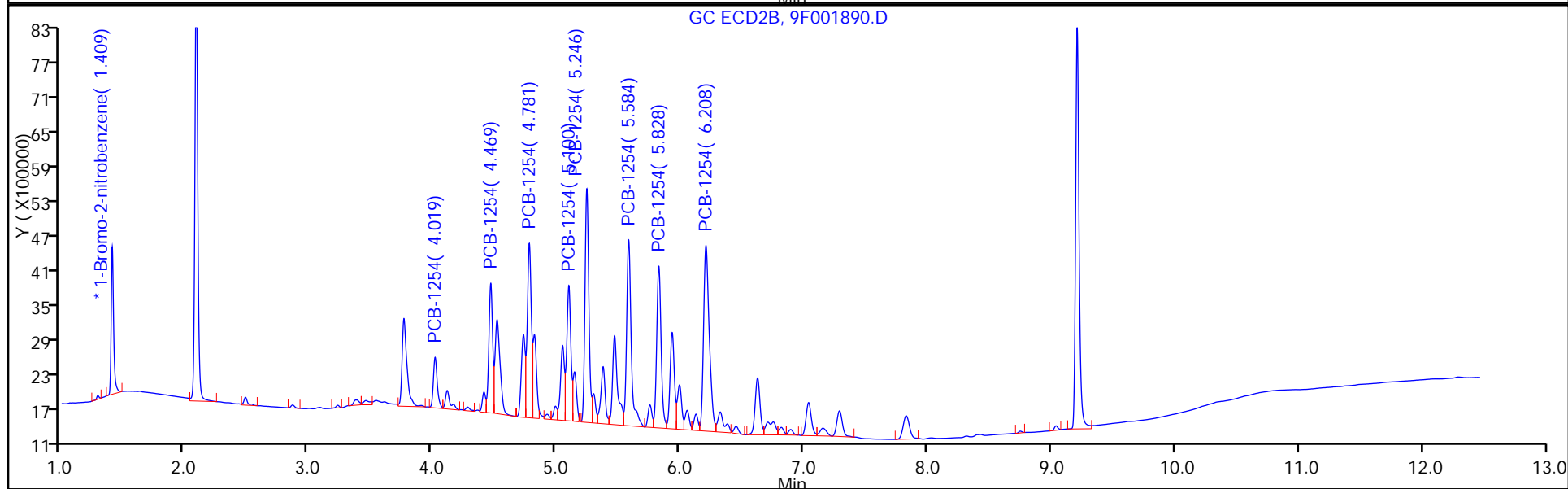
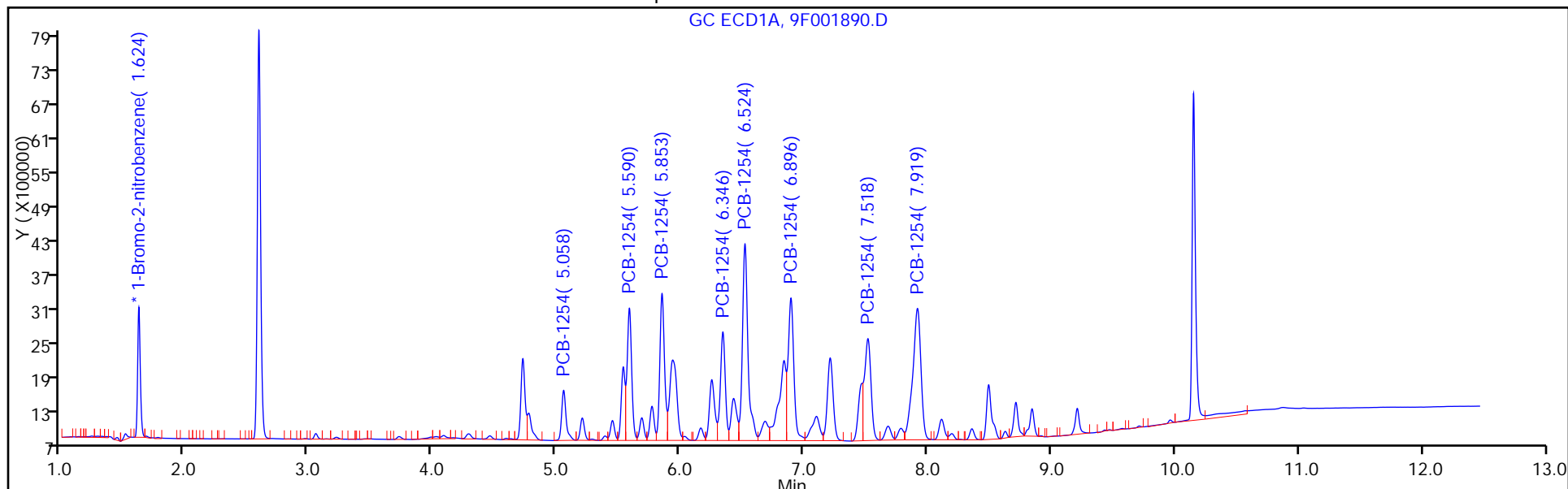
Injection Vol: 1.0 ul

Dil. Factor: 1.0000

ALS Bottle#: 12

Method: 8082-ISTD

Limit Group: GC 8082A PCB ISTD



FORM VI  
PCBS BY INTERNAL STANDARD - INITIAL CALIBRATION DATA  
CURVE EVALUATION

Lab Name: TestAmerica Edison Job No.: 460-118325-1 Analy Batch No.: 367709

SDG No.: \_\_\_\_\_

Instrument ID: CPESTGC9 GC Column: CLP-1 ID: 0.53 (mm) Heated Purge: (Y/N) N

Calibration Start Date: 05/12/2016 13:53 Calibration End Date: 05/12/2016 13:53 Calibration ID: 55725

Calibration Files:

LEVEL:	LAB SAMPLE ID:	LAB FILE ID:
Level 1	IC 460-367709/12	9F001890.D

ANALYTE	RRF				CURVE TYPE	COEFFICIENT			#	MIN RRF	%RSD	#	MAX %RSD	R^2 OR COD	#	MIN R^2 OR COD
	LVL 1					B	M1	M2								
PCB-1254 Peak 1	0.0110				Ave		0.0110						20.0			0.9900
PCB-1254 Peak 2	0.0274				Ave		0.0274						20.0			0.9900
PCB-1254 Peak 3	0.0399				Ave		0.0399						20.0			0.9900
PCB-1254 Peak 4	0.0312				Ave		0.0312						20.0			0.9900
PCB-1254 Peak 5	0.0511				Ave		0.0511						20.0			0.9900
PCB-1254 Peak 6	0.0482				Ave		0.0482						20.0			0.9900
PCB-1254 Peak 7	0.0401				Ave		0.0401						20.0			0.9900
PCB-1254 Peak 8	0.0591				Ave		0.0591						20.0			0.9900

Note: The m1 coefficient is the same as Ave RRF for an Ave curve type.

FORM VI  
PCBS BY INTERNAL STANDARD - INITIAL CALIBRATION DATA  
RESPONSE AND CONCENTRATION

Lab Name: TestAmerica Edison Job No.: 460-118325-1 Analy Batch No.: 367709

SDG No.: \_\_\_\_\_

Instrument ID: CPESTGC9 GC Column: CLP-1 ID: 0.53 (mm) Heated Purge: (Y/N) N

Calibration Start Date: 05/12/2016 13:53 Calibration End Date: 05/12/2016 13:53 Calibration ID: 55725

Calibration Files:

LEVEL:	LAB SAMPLE ID:	LAB FILE ID:
Level 1	IC 460-367709/12	9F001890.D

ANALYTE	IS REF	CURVE TYPE	RESPONSE					CONCENTRATION (UG/L)					
			LVL 1						LVL 1				
PCB-1254 Peak 1	BNB	Ave	1906805						1000				
PCB-1254 Peak 2	BNB	Ave	4748146						1000				
PCB-1254 Peak 3	BNB	Ave	6918061						1000				
PCB-1254 Peak 4	BNB	Ave	5411524						1000				
PCB-1254 Peak 5	BNB	Ave	8844516						1000				
PCB-1254 Peak 6	BNB	Ave	8339719						1000				
PCB-1254 Peak 7	BNB	Ave	6939754						1000				
PCB-1254 Peak 8	BNB	Ave	10233843						1000				

Curve Type Legend:

Ave = Average ISTD

TestAmerica Edison  
Target Compound Quantitation Report

Data File: \\ChromNA\Edison\ChromData\CPESTGC9\20160512-40924.b\9F001890.D  
 Lims ID: IC 1254  
 Client ID:  
 Sample Type: IC Calib Level: 3  
 Inject. Date: 12-May-2016 13:53:24 ALS Bottle#: 12 Worklist Smp#: 12  
 Injection Vol: 1.0 ul Dil. Factor: 1.0000  
 Sample Info: 460-0040924-012  
 Operator ID: Instrument ID: CPESTGC9  
 Sublist: chrom-8082-ISTD\*sub6  
 Method: \\ChromNA\Edison\ChromData\CPESTGC9\20160512-40924.b\8082-ISTD.m  
 Limit Group: GC 8082A PCB ISTD  
 Last Update: 12-May-2016 15:22:28 Calib Date: 12-May-2016 14:29:29  
 Integrator: Falcon  
 Quant Method: Internal Standard Quant By: Initial Calibration  
 Last ICal File: \\ChromNA\Edison\ChromData\CPESTGC9\20160512-40924.b\9F001892.D  
 Column 1 : Det: GC ECD1A  
 Column 2 : Det: GC ECD2B  
 Process Host: XAWRK004

First Level Reviewer: patelji Date: 12-May-2016 14:23:13

Col	RT (min.)	Exp RT (min.)	Dlt RT (min.)	Response	Cal Amt ug/l	OnCol Amt ug/l	Flags
-----	-----------	---------------	---------------	----------	--------------	----------------	-------

* 13 1-Bromo-2-nitrobenzene							M
1	1.624	1.624	0.000	3466322	20.0	20.0	M
2	1.409	1.409	0.000	3463379	20.0	20.0	M

RPD = 0.00

7 PCB-1254							M
1	5.058	5.058	0.000	2242354	1000.0	1000.0	a
1	5.590	5.590	0.000	6041621	1000.0	1000.0	a
1	5.853	5.853	0.000	6943843	1000.0	1000.0	a
1	6.346	6.346	0.000	5357296	1000.0	1000.0	a
1	6.524	6.524	0.000	11028067	1000.0	1000.0	a
1	6.896	6.896	0.000	8165762	1000.0	1000.0	a
1	7.518	7.518	0.000	6574850	1000.0	1000.0	M
1	7.919	7.919	0.000	10821922	1000.0	1000.0	a

Average of Peak Amounts = 1000.0

2	4.019	4.019	0.000	1906805	1000.0	1000.0	M
2	4.469	4.469	0.000	4748146	1000.0	1000.0	M
2	4.781	4.781	0.000	6918061	1000.0	1000.0	M
2	5.100	5.100	0.000	5411524	1000.0	1000.0	M
2	5.246	5.246	0.000	8844516	1000.0	1000.0	M
2	5.584	5.584	0.000	8339719	1000.0	1000.0	M
2	5.828	5.828	0.000	6939754	1000.0	1000.0	M
2	6.208	6.208	0.000	10233843	1000.0	1000.0	M

Average of Peak Amounts = 1000.0

RPD = 0.00

### QC Flag Legend

#### Review Flags

M - Manually Integrated

### Reagents:

SG1254L3\_00027

Amount Added: 1.00

Units: mL

SGPCBISTD\_00006

Amount Added: 20.00

Units: uL

Run Reagent

TestAmerica Edison

Data File: \\ChromNA\Edison\ChromData\CPESTGC9\20160512-40924.b\9F001890.D

Injection Date: 12-May-2016 13:53:24

Instrument ID: CPESTGC9

Operator ID:

Lims ID: IC 1254

Worklist Smp#: 12

Client ID:

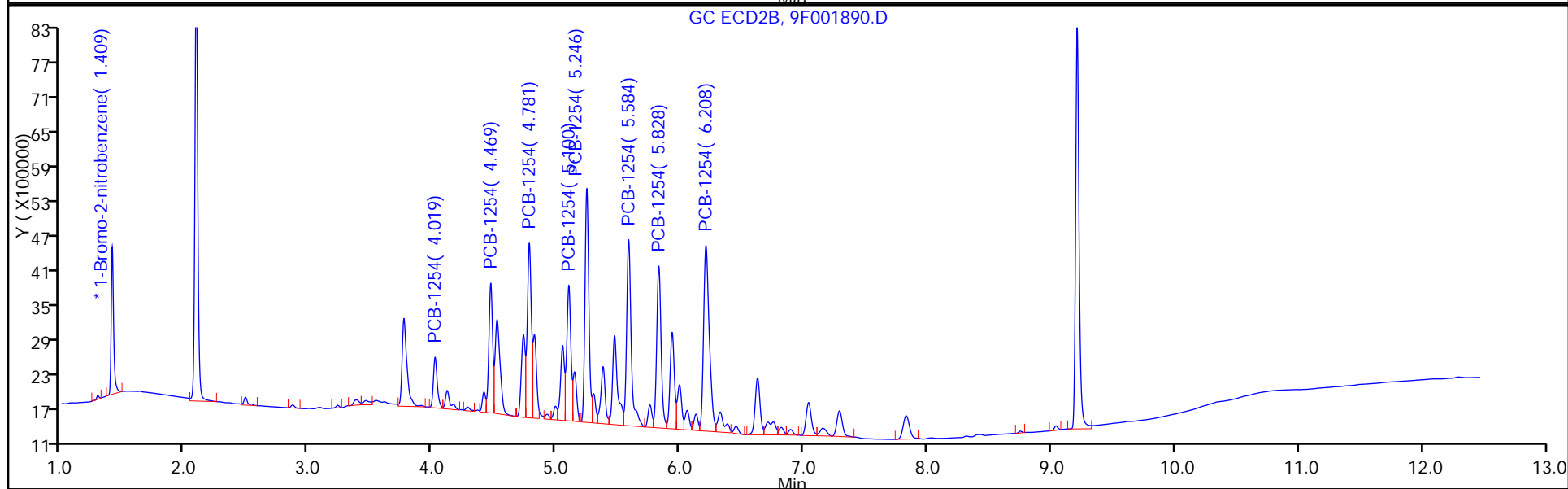
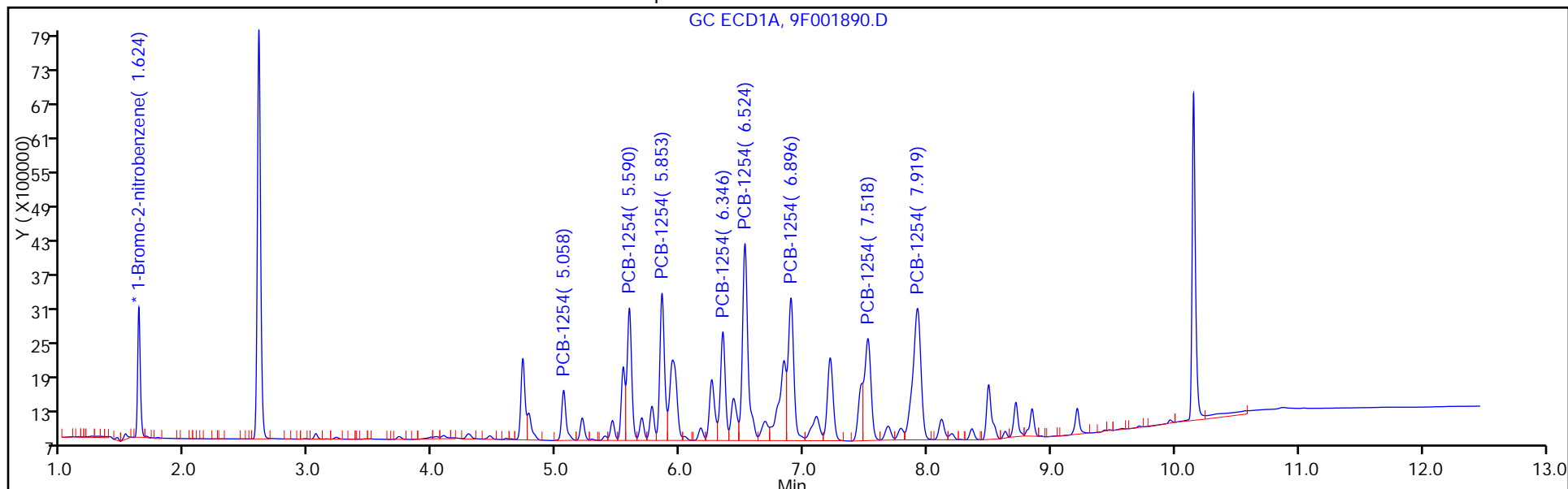
Injection Vol: 1.0 ul

Dil. Factor: 1.0000

ALS Bottle#: 12

Method: 8082-ISTD

Limit Group: GC 8082A PCB ISTD



FORM VI  
PCBS BY INTERNAL STANDARD - INITIAL CALIBRATION DATA  
CURVE EVALUATION

Lab Name: TestAmerica Edison Job No.: 460-118325-1 Analy Batch No.: 367709

SDG No.: \_\_\_\_\_

Instrument ID: CPESTGC9 GC Column: CLP-2 ID: 0.53 (mm) Heated Purge: (Y/N) N

Calibration Start Date: 05/12/2016 14:11 Calibration End Date: 05/12/2016 14:11 Calibration ID: 55730

Calibration Files:

LEVEL:	LAB SAMPLE ID:	LAB FILE ID:
Level 1	IC 460-367709/13	9F001891.D

ANALYTE	RRF				CURVE TYPE	COEFFICIENT			#	MIN RRF	%RSD	#	MAX %RSD	R <sup>2</sup> OR COD	#	MIN R <sup>2</sup> OR COD
	LVL 1					B	M1	M2								
PCB-1262 Peak 1	0.0403				Ave		0.0403						20.0			0.9900
PCB-1262 Peak 2	0.0464				Ave		0.0464						20.0			0.9900
PCB-1262 Peak 3	0.0655				Ave		0.0655						20.0			0.9900
PCB-1262 Peak 4	0.0516				Ave		0.0516						20.0			0.9900
PCB-1262 Peak 5	0.0974				Ave		0.0974						20.0			0.9900
PCB-1262 Peak 6	0.0169				Ave		0.0169						20.0			0.9900
PCB-1262 Peak 7	0.0380				Ave		0.0380						20.0			0.9900
PCB-1262 Peak 8	0.0149				Ave		0.0149						20.0			0.9900

Note: The m1 coefficient is the same as Ave RRF for an Ave curve type.

FORM VI  
 PCBS BY INTERNAL STANDARD - INITIAL CALIBRATION DATA  
 RESPONSE AND CONCENTRATION

Lab Name: TestAmerica Edison Job No.: 460-118325-1 Analy Batch No.: 367709

SDG No.: \_\_\_\_\_

Instrument ID: CPESTGC9 GC Column: CLP-2 ID: 0.53 (mm) Heated Purge: (Y/N) N

Calibration Start Date: 05/12/2016 14:11 Calibration End Date: 05/12/2016 14:11 Calibration ID: 55730

Calibration Files:

LEVEL:	LAB SAMPLE ID:	LAB FILE ID:
Level 1	IC 460-367709/13	9F001891.D

ANALYTE	IS REF	CURVE TYPE	RESPONSE					CONCENTRATION (UG/L)				
			LVL 1					LVL 1				
PCB-1262 Peak 1	BNB	Ave	6831300					1000				
PCB-1262 Peak 2	BNB	Ave	7877614					1000				
PCB-1262 Peak 3	BNB	Ave	11119292					1000				
PCB-1262 Peak 4	BNB	Ave	8746872					1000				
PCB-1262 Peak 5	BNB	Ave	16514569					1000				
PCB-1262 Peak 6	BNB	Ave	2859801					1000				
PCB-1262 Peak 7	BNB	Ave	6452627					1000				
PCB-1262 Peak 8	BNB	Ave	2520808					1000				

Curve Type Legend:

Ave = Average ISTD



TestAmerica Edison  
Target Compound Quantitation Report

Data File: \\ChromNA\Edison\ChromData\CPESTGC9\20160512-40924.b\9F001891.D  
 Lims ID: IC 1262  
 Client ID:  
 Sample Type: IC Calib Level: 3  
 Inject. Date: 12-May-2016 14:11:26 ALS Bottle#: 13 Worklist Smp#: 13  
 Injection Vol: 1.0 ul Dil. Factor: 1.0000  
 Sample Info: 460-0040924-013  
 Operator ID: Instrument ID: CPESTGC9  
 Sublist: chrom-8082-ISTD\*sub7  
 Method: \\ChromNA\Edison\ChromData\CPESTGC9\20160512-40924.b\8082-ISTD.m  
 Limit Group: GC 8082A PCB ISTD  
 Last Update: 12-May-2016 15:22:35 Calib Date: 12-May-2016 14:29:29  
 Integrator: Falcon  
 Quant Method: Internal Standard Quant By: Initial Calibration  
 Last ICal File: \\ChromNA\Edison\ChromData\CPESTGC9\20160512-40924.b\9F001892.D  
 Column 1 : Det: GC ECD1A  
 Column 2 : Det: GC ECD2B  
 Process Host: XAWRK004

First Level Reviewer: patelji Date: 12-May-2016 14:27:50

Col	RT (min.)	Exp RT (min.)	Dlt RT (min.)	Response	Cal Amt ug/l	OnCol Amt ug/l	Flags
-----	-----------	---------------	---------------	----------	--------------	----------------	-------

\* 13 1-Bromo-2-nitrobenzene

1	1.624	1.624	0.000	3392790	20.0	20.0	
2	1.410	1.410	0.000	3412529	20.0	20.0	
						RPD = 0.00	

9 PCB-1262

1	6.841	6.841	0.000	6831300	1000.0	1000.0	a
1	7.213	7.213	0.000	7877614	1000.0	1000.0	a
1	8.109	8.109	0.000	11119292	1000.0	1000.0	M
1	8.542	8.542	0.000	8746872	1000.0	1000.0	a
1	8.848	8.848	0.000	16514569	1000.0	1000.0	M
1	9.579	9.579	0.000	2859801	1000.0	1000.0	M
1	9.717	9.717	0.000	6452627	1000.0	1000.0	M
1	9.970	9.970	0.000	2520808	1000.0	1000.0	a
						Average of Peak Amounts =	1000.0
2	5.470	5.470	0.000	6162878	1000.0	1000.0	a
2	6.754	6.754	0.000	10545861	1000.0	1000.0	M
2	7.287	7.287	0.000	24485796	1000.0	1000.0	M
2	7.826	7.826	0.000	7636060	1000.0	1000.0	a
2	8.012	8.012	0.000	10862935	1000.0	1000.0	M
2	8.433	8.433	0.000	3738716	1000.0	1000.0	M
2	8.752	8.752	0.000	8093884	1000.0	1000.0	a
2	9.042	9.042	0.000	3080980	1000.0	1000.0	a
						Average of Peak Amounts =	1000.0
						RPD = 0.00	

### QC Flag Legend

#### Review Flags

M - Manually Integrated

### Reagents:

SG1262L3\_00023

Amount Added: 1.00

Units: mL

SGPCBISTD\_00006

Amount Added: 20.00

Units: uL

Run Reagent

TestAmerica Edison

Data File: \\ChromNA\Edison\ChromData\CPESTGC9\20160512-40924.b\9F001891.D

Injection Date: 12-May-2016 14:11:26

Instrument ID: CPESTGC9

Operator ID:

Lims ID: IC 1262

Worklist Smp#: 13

Client ID:

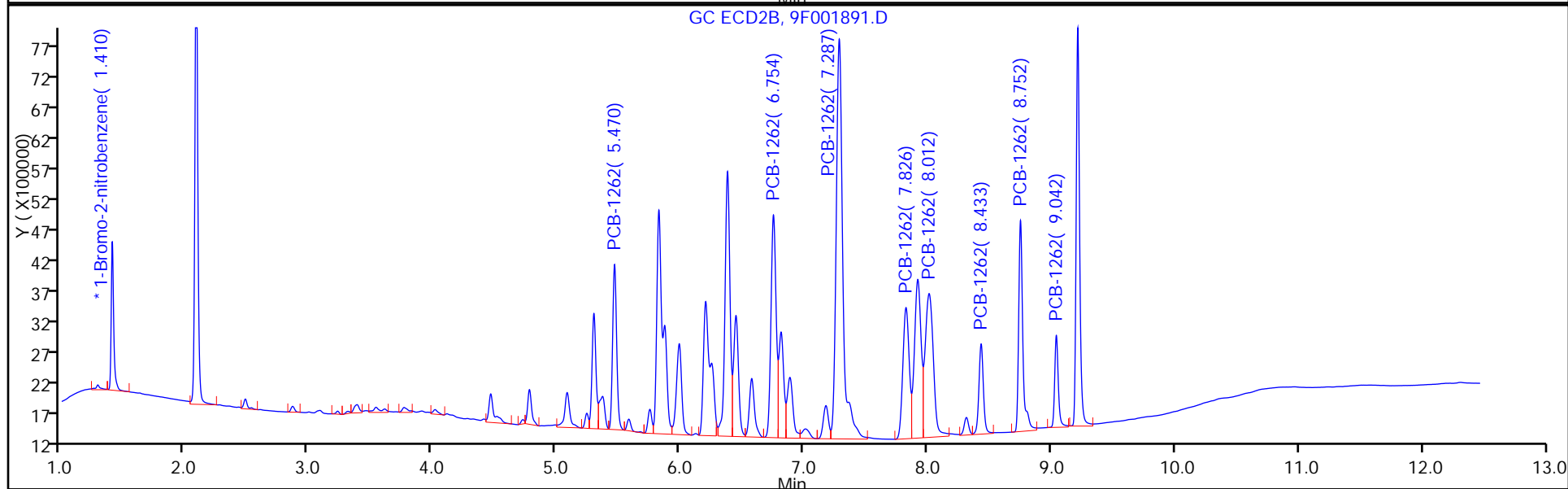
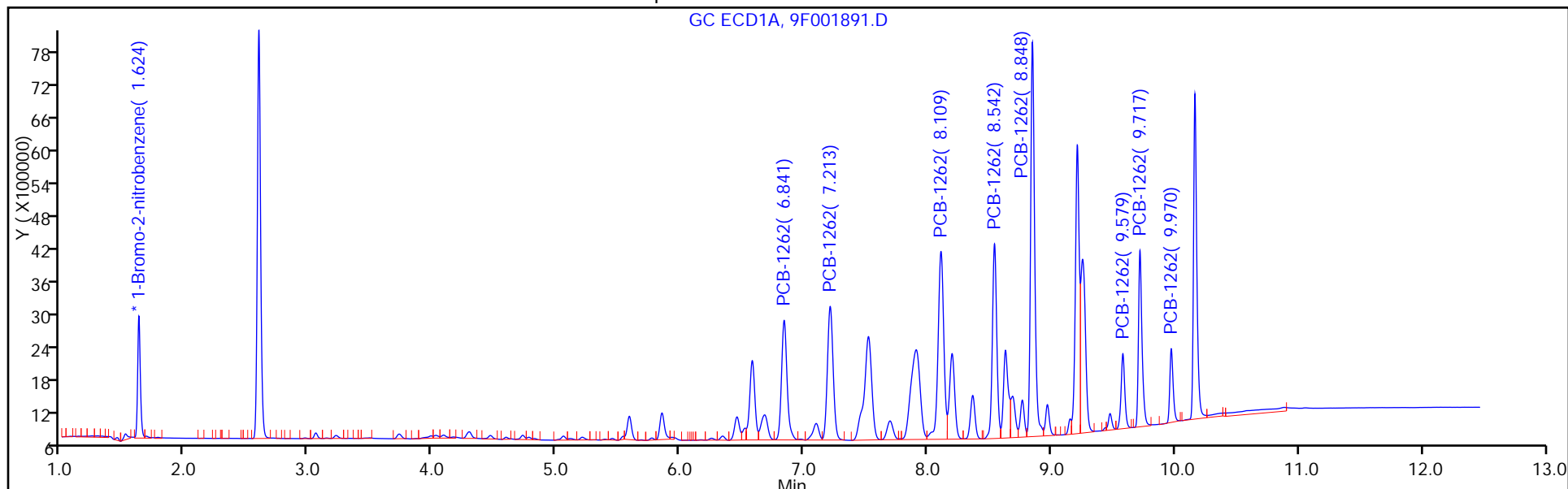
Injection Vol: 1.0 ul

Dil. Factor: 1.0000

ALS Bottle#: 13

Method: 8082-ISTD

Limit Group: GC 8082A PCB ISTD



FORM VI  
 PCBS BY INTERNAL STANDARD - INITIAL CALIBRATION DATA  
 CURVE EVALUATION

Lab Name: TestAmerica Edison Job No.: 460-118325-1 Analy Batch No.: 367709

SDG No.: \_\_\_\_\_

Instrument ID: CPESTGC9 GC Column: CLP-1 ID: 0.53 (mm) Heated Purge: (Y/N) N

Calibration Start Date: 05/12/2016 14:11 Calibration End Date: 05/12/2016 14:11 Calibration ID: 55731

Calibration Files:

LEVEL:	LAB SAMPLE ID:	LAB FILE ID:
Level 1	IC 460-367709/13	9F001891.D

ANALYTE	RRF				CURVE TYPE	COEFFICIENT			#	MIN RRF	%RSD	#	MAX %RSD	R^2 OR COD	#	MIN R^2 OR COD
	LVL 1					B	M1	M2								
PCB-1262 Peak 1	0.0361				Ave		0.0361						20.0			0.9900
PCB-1262 Peak 2	0.0618				Ave		0.0618						20.0			0.9900
PCB-1262 Peak 3	0.1435				Ave		0.1435						20.0			0.9900
PCB-1262 Peak 4	0.0448				Ave		0.0448						20.0			0.9900
PCB-1262 Peak 5	0.0637				Ave		0.0637						20.0			0.9900
PCB-1262 Peak 6	0.0219				Ave		0.0219						20.0			0.9900
PCB-1262 Peak 7	0.0474				Ave		0.0474						20.0			0.9900
PCB-1262 Peak 8	0.0181				Ave		0.0181						20.0			0.9900

Note: The m1 coefficient is the same as Ave RRF for an Ave curve type.

FORM VI  
 PCBS BY INTERNAL STANDARD - INITIAL CALIBRATION DATA  
 RESPONSE AND CONCENTRATION

Lab Name: TestAmerica Edison Job No.: 460-118325-1 Analy Batch No.: 367709

SDG No.: \_\_\_\_\_

Instrument ID: CPESTGC9 GC Column: CLP-1 ID: 0.53 (mm) Heated Purge: (Y/N) N

Calibration Start Date: 05/12/2016 14:11 Calibration End Date: 05/12/2016 14:11 Calibration ID: 55731

Calibration Files:

LEVEL:	LAB SAMPLE ID:	LAB FILE ID:
Level 1	IC 460-367709/13	9F001891.D

ANALYTE	IS REF	CURVE TYPE	RESPONSE					CONCENTRATION (UG/L)				
			LVL 1					LVL 1				
PCB-1262 Peak 1	BNB	Ave	6162878					1000				
PCB-1262 Peak 2	BNB	Ave	10545861					1000				
PCB-1262 Peak 3	BNB	Ave	24485796					1000				
PCB-1262 Peak 4	BNB	Ave	7636060					1000				
PCB-1262 Peak 5	BNB	Ave	10862935					1000				
PCB-1262 Peak 6	BNB	Ave	3738716					1000				
PCB-1262 Peak 7	BNB	Ave	8093884					1000				
PCB-1262 Peak 8	BNB	Ave	3080980					1000				

Curve Type Legend:

Ave = Average ISTD

TestAmerica Edison  
Target Compound Quantitation Report

Data File: \\ChromNA\Edison\ChromData\CPESTGC9\20160512-40924.b\9F001891.D  
 Lims ID: IC 1262  
 Client ID:  
 Sample Type: IC Calib Level: 3  
 Inject. Date: 12-May-2016 14:11:26 ALS Bottle#: 13 Worklist Smp#: 13  
 Injection Vol: 1.0 ul Dil. Factor: 1.0000  
 Sample Info: 460-0040924-013  
 Operator ID: Instrument ID: CPESTGC9  
 Sublist: chrom-8082-ISTD\*sub7  
 Method: \\ChromNA\Edison\ChromData\CPESTGC9\20160512-40924.b\8082-ISTD.m  
 Limit Group: GC 8082A PCB ISTD  
 Last Update: 12-May-2016 15:22:35 Calib Date: 12-May-2016 14:29:29  
 Integrator: Falcon  
 Quant Method: Internal Standard Quant By: Initial Calibration  
 Last ICal File: \\ChromNA\Edison\ChromData\CPESTGC9\20160512-40924.b\9F001892.D  
 Column 1 : Det: GC ECD1A  
 Column 2 : Det: GC ECD2B  
 Process Host: XAWRK004

First Level Reviewer: patelji Date: 12-May-2016 14:27:50

Col	RT (min.)	Exp RT (min.)	Dlt RT (min.)	Response	Cal Amt ug/l	OnCol Amt ug/l	Flags
-----	-----------	---------------	---------------	----------	--------------	----------------	-------

\* 13 1-Bromo-2-nitrobenzene

1	1.624	1.624	0.000	3392790	20.0	20.0	
2	1.410	1.410	0.000	3412529	20.0	20.0	
						RPD = 0.00	

9 PCB-1262

1	6.841	6.841	0.000	6831300	1000.0	1000.0	a
1	7.213	7.213	0.000	7877614	1000.0	1000.0	a
1	8.109	8.109	0.000	11119292	1000.0	1000.0	M
1	8.542	8.542	0.000	8746872	1000.0	1000.0	a
1	8.848	8.848	0.000	16514569	1000.0	1000.0	M
1	9.579	9.579	0.000	2859801	1000.0	1000.0	M
1	9.717	9.717	0.000	6452627	1000.0	1000.0	M
1	9.970	9.970	0.000	2520808	1000.0	1000.0	a
						Average of Peak Amounts =	1000.0
2	5.470	5.470	0.000	6162878	1000.0	1000.0	a
2	6.754	6.754	0.000	10545861	1000.0	1000.0	M
2	7.287	7.287	0.000	24485796	1000.0	1000.0	M
2	7.826	7.826	0.000	7636060	1000.0	1000.0	a
2	8.012	8.012	0.000	10862935	1000.0	1000.0	M
2	8.433	8.433	0.000	3738716	1000.0	1000.0	M
2	8.752	8.752	0.000	8093884	1000.0	1000.0	a
2	9.042	9.042	0.000	3080980	1000.0	1000.0	a
						Average of Peak Amounts =	1000.0
						RPD = 0.00	

### QC Flag Legend

Review Flags

M - Manually Integrated

### Reagents:

SG1262L3\_00023

Amount Added: 1.00

Units: mL

SGPCBISTD\_00006

Amount Added: 20.00

Units: uL

Run Reagent

TestAmerica Edison

Data File: \\ChromNA\Edison\ChromData\CPESTGC9\20160512-40924.b\9F001891.D

Injection Date: 12-May-2016 14:11:26

Instrument ID: CPESTGC9

Operator ID:

Lims ID: IC 1262

Worklist Smp#: 13

Client ID:

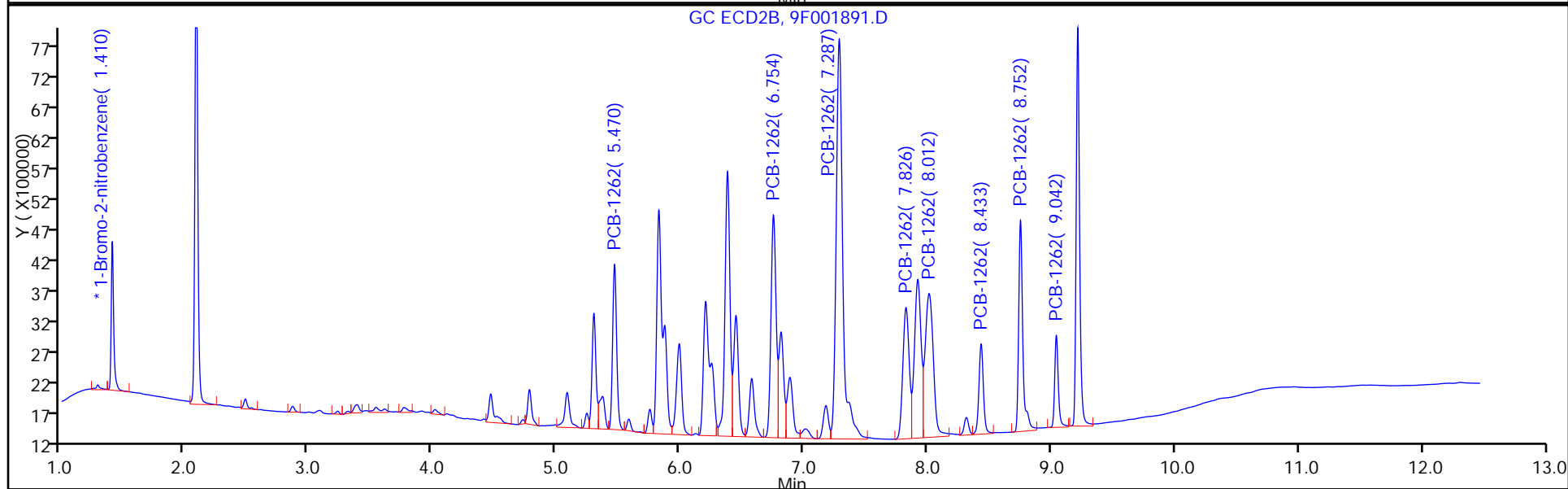
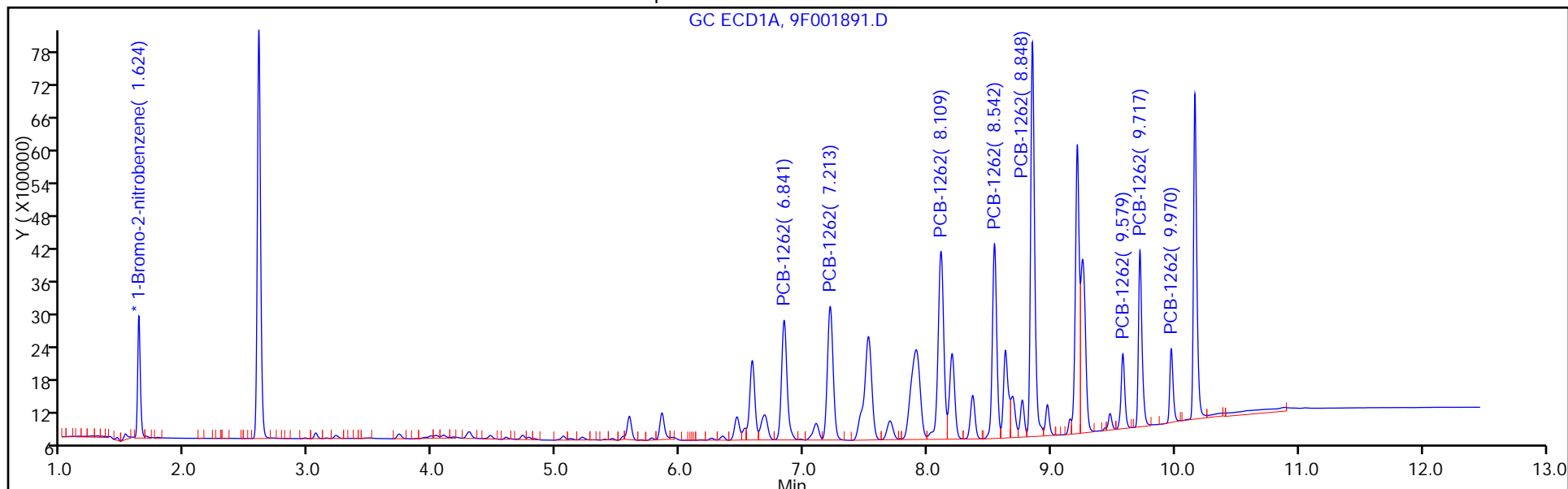
Injection Vol: 1.0 ul

Dil. Factor: 1.0000

ALS Bottle#: 13

Method: 8082-ISTD

Limit Group: GC 8082A PCB ISTD





FORM VI  
PCBS BY INTERNAL STANDARD - INITIAL CALIBRATION DATA  
CURVE EVALUATION

Lab Name: TestAmerica Edison Job No.: 460-118325-1 Analy Batch No.: 367709

SDG No.: \_\_\_\_\_

Instrument ID: CPESTGC9 GC Column: CLP-2 ID: 0.53 (mm) Heated Purge: (Y/N) N

Calibration Start Date: 05/12/2016 14:29 Calibration End Date: 05/12/2016 14:29 Calibration ID: 55736

Calibration Files:

LEVEL:	LAB SAMPLE ID:	LAB FILE ID:
Level 1	IC 460-367709/14	9F001892.D

ANALYTE	RRF				CURVE TYPE	COEFFICIENT			#	MIN RRF	%RSD	#	MAX %RSD	R^2 OR COD	#	MIN R^2 OR COD
	LVL 1					B	M1	M2								
PCB-1268 Peak 1	0.0236				Ave		0.0236						20.0			0.9900
PCB-1268 Peak 2	0.0281				Ave		0.0281						20.0			0.9900
PCB-1268 Peak 3	0.0880				Ave		0.0880						20.0			0.9900
PCB-1268 Peak 4	0.1037				Ave		0.1037						20.0			0.9900
PCB-1268 Peak 5	0.0772				Ave		0.0772						20.0			0.9900
PCB-1268 Peak 6	0.0250				Ave		0.0250						20.0			0.9900
PCB-1268 Peak 7	0.0350				Ave		0.0350						20.0			0.9900
PCB-1268 Peak 8	0.2093				Ave		0.2093						20.0			0.9900

Note: The m1 coefficient is the same as Ave RRF for an Ave curve type.

FORM VI  
PCBS BY INTERNAL STANDARD - INITIAL CALIBRATION DATA  
RESPONSE AND CONCENTRATION

Lab Name: TestAmerica Edison Job No.: 460-118325-1 Analy Batch No.: 367709

SDG No.: \_\_\_\_\_

Instrument ID: CPESTGC9 GC Column: CLP-2 ID: 0.53 (mm) Heated Purge: (Y/N) N

Calibration Start Date: 05/12/2016 14:29 Calibration End Date: 05/12/2016 14:29 Calibration ID: 55736

Calibration Files:

LEVEL:	LAB SAMPLE ID:	LAB FILE ID:
Level 1	IC 460-367709/14	9F001892.D

ANALYTE	IS REF	CURVE TYPE	RESPONSE					CONCENTRATION (UG/L)					
			LVL 1						LVL 1				
PCB-1268 Peak 1	BNB	Ave	4012068						1000				
PCB-1268 Peak 2	BNB	Ave	4772449						1000				
PCB-1268 Peak 3	BNB	Ave	14960284						1000				
PCB-1268 Peak 4	BNB	Ave	17619446						1000				
PCB-1268 Peak 5	BNB	Ave	13114972						1000				
PCB-1268 Peak 6	BNB	Ave	4250884						1000				
PCB-1268 Peak 7	BNB	Ave	5954381						1000				
PCB-1268 Peak 8	BNB	Ave	35567927						1000				

Curve Type Legend:

Ave = Average ISTD

TestAmerica Edison  
Target Compound Quantitation Report

Data File: \\ChromNA\Edison\ChromData\CPESTGC9\20160512-40924.b\9F001892.D  
 Lims ID: IC 1268  
 Client ID:  
 Sample Type: IC Calib Level: 3  
 Inject. Date: 12-May-2016 14:29:29 ALS Bottle#: 14 Worklist Smp#: 14  
 Injection Vol: 1.0 ul Dil. Factor: 1.0000  
 Sample Info: 460-0040924-014  
 Operator ID: Instrument ID: CPESTGC9  
 Sublist: chrom-8082-ISTD\*sub8  
 Method: \\ChromNA\Edison\ChromData\CPESTGC9\20160512-40924.b\8082-ISTD.m  
 Limit Group: GC 8082A PCB ISTD  
 Last Update: 12-May-2016 15:22:41 Calib Date: 12-May-2016 14:29:29  
 Integrator: Falcon  
 Quant Method: Internal Standard Quant By: Initial Calibration  
 Last ICal File: \\ChromNA\Edison\ChromData\CPESTGC9\20160512-40924.b\9F001892.D  
 Column 1 : Det: GC ECD1A  
 Column 2 : Det: GC ECD2B  
 Process Host: XAWRK004

First Level Reviewer: patelji Date: 12-May-2016 14:55:54

Col	RT (min.)	Exp RT (min.)	Dlt RT (min.)	Response	Cal Amt ug/l	OnCol Amt ug/l	Flags
-----	-----------	---------------	---------------	----------	--------------	----------------	-------

\* 13 1-Bromo-2-nitrobenzene

1	1.624	1.624	0.000	3399016	20.0	20.0	
2	1.410	1.410	0.000	3598741	20.0	20.0	

RPD = 0.00

10 PCB-1268

1	8.109	8.109	0.000	4012068	1000.0	1000.0	M
1	8.544	8.544	0.000	4772449	1000.0	1000.0	M
1	9.206	9.206	0.000	14960284	1000.0	1000.0	M
1	9.247	9.247	0.000	17619446	1000.0	1000.0	M
1	9.471	9.471	0.000	13114972	1000.0	1000.0	M
1	9.555	9.555	0.000	4250884	1000.0	1000.0	M
1	9.712	9.712	0.000	5954381	1000.0	1000.0	a
1	9.964	9.964	0.000	35567927	1000.0	1000.0	M
Average of Peak Amounts =						1000.0	
2	6.750	6.750	0.000	6241548	1000.0	1000.0	M
2	7.281	7.281	0.000	3938427	1000.0	1000.0	a
2	7.921	7.921	0.000	23391935	1000.0	1000.0	a
2	8.003	8.003	0.000	23615222	1000.0	1000.0	a
2	8.313	8.313	0.000	17724210	1000.0	1000.0	M
2	8.426	8.426	0.000	5690182	1000.0	1000.0	M
2	8.751	8.751	0.000	7976826	1000.0	1000.0	M
2	9.038	9.038	0.000	42067017	1000.0	1000.0	a
Average of Peak Amounts =						1000.0	

RPD = 0.00

**QC Flag Legend**

Review Flags

M - Manually Integrated

**Reagents:**

SG1268L3\_00024

Amount Added: 1.00

Units: mL

SGPCBISTD\_00006

Amount Added: 20.00

Units: uL

Run Reagent

TestAmerica Edison

Data File: \\ChromNA\Edison\ChromData\CPESTGC9\20160512-40924.b\9F001892.D

Injection Date: 12-May-2016 14:29:29

Instrument ID: CPESTGC9

Operator ID:

Lims ID: IC 1268

Worklist Smp#: 14

Client ID:

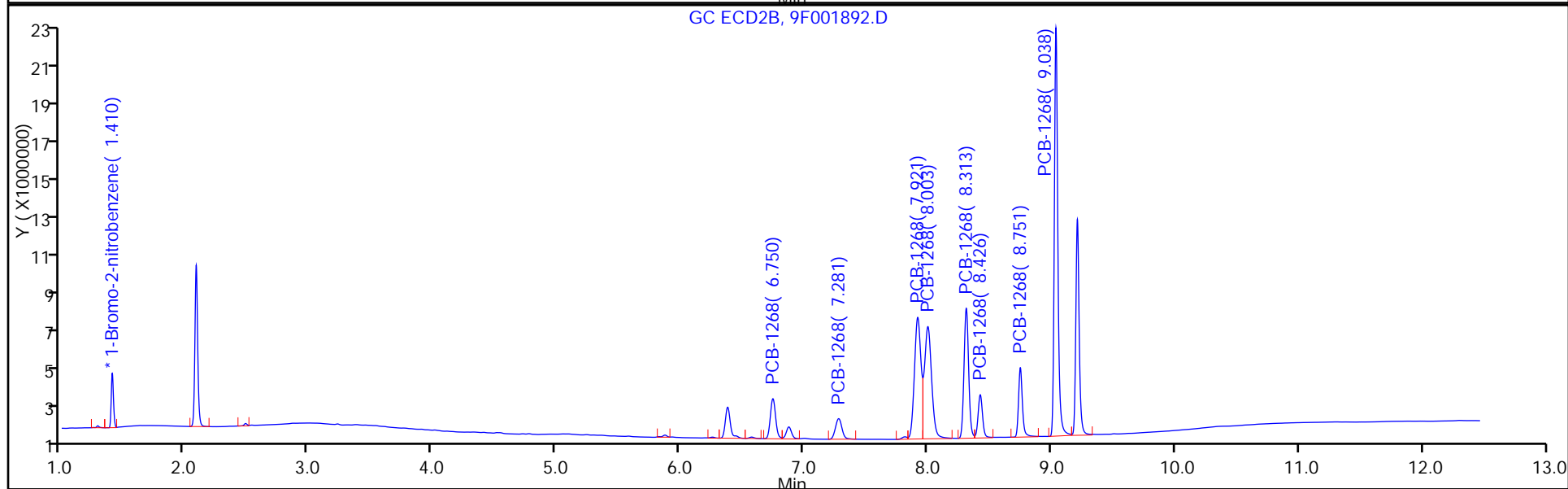
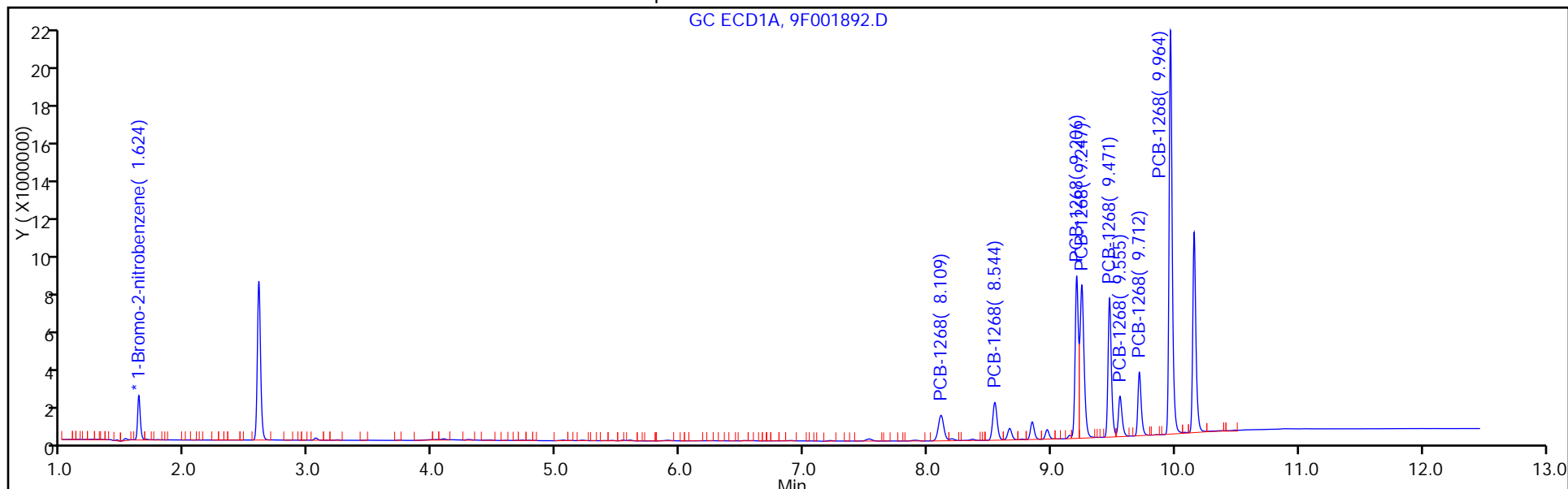
Injection Vol: 1.0 ul

Dil. Factor: 1.0000

ALS Bottle#: 14

Method: 8082-ISTD

Limit Group: GC 8082A PCB ISTD



FORM VI  
PCBS BY INTERNAL STANDARD - INITIAL CALIBRATION DATA  
CURVE EVALUATION

Lab Name: TestAmerica Edison Job No.: 460-118325-1 Analy Batch No.: 367709

SDG No.: \_\_\_\_\_

Instrument ID: CPESTGC9 GC Column: CLP-1 ID: 0.53 (mm) Heated Purge: (Y/N) N

Calibration Start Date: 05/12/2016 14:29 Calibration End Date: 05/12/2016 14:29 Calibration ID: 55737

Calibration Files:

LEVEL:	LAB SAMPLE ID:	LAB FILE ID:
Level 1	IC 460-367709/14	9F001892.D

ANALYTE	RRF				CURVE TYPE	COEFFICIENT			#	MIN RRF	%RSD	#	MAX %RSD	R^2 OR COD	#	MIN R^2 OR COD
	LVL 1					B	M1	M2								
PCB-1268 Peak 1	0.0347				Ave		0.0347						20.0			0.9900
PCB-1268 Peak 2	0.0219				Ave		0.0219						20.0			0.9900
PCB-1268 Peak 3	0.1300				Ave		0.1300						20.0			0.9900
PCB-1268 Peak 4	0.1312				Ave		0.1312						20.0			0.9900
PCB-1268 Peak 5	0.0985				Ave		0.0985						20.0			0.9900
PCB-1268 Peak 6	0.0316				Ave		0.0316						20.0			0.9900
PCB-1268 Peak 7	0.0443				Ave		0.0443						20.0			0.9900
PCB-1268 Peak 8	0.2338				Ave		0.2338						20.0			0.9900

Note: The m1 coefficient is the same as Ave RRF for an Ave curve type.

FORM VI  
PCBS BY INTERNAL STANDARD - INITIAL CALIBRATION DATA  
RESPONSE AND CONCENTRATION

Lab Name: TestAmerica Edison Job No.: 460-118325-1 Analy Batch No.: 367709

SDG No.: \_\_\_\_\_

Instrument ID: CPESTGC9 GC Column: CLP-1 ID: 0.53 (mm) Heated Purge: (Y/N) N

Calibration Start Date: 05/12/2016 14:29 Calibration End Date: 05/12/2016 14:29 Calibration ID: 55737

Calibration Files:

LEVEL:	LAB SAMPLE ID:	LAB FILE ID:
Level 1	IC 460-367709/14	9F001892.D

ANALYTE	IS REF	CURVE TYPE	RESPONSE					CONCENTRATION (UG/L)					
			LVL 1						LVL 1				
PCB-1268 Peak 1	BNB	Ave	6241548						1000				
PCB-1268 Peak 2	BNB	Ave	3938427						1000				
PCB-1268 Peak 3	BNB	Ave	23391935						1000				
PCB-1268 Peak 4	BNB	Ave	23615222						1000				
PCB-1268 Peak 5	BNB	Ave	17724210						1000				
PCB-1268 Peak 6	BNB	Ave	5690182						1000				
PCB-1268 Peak 7	BNB	Ave	7976826						1000				
PCB-1268 Peak 8	BNB	Ave	42067017						1000				

Curve Type Legend:

Ave = Average ISTD

TestAmerica Edison  
Target Compound Quantitation Report

Data File: \\ChromNA\Edison\ChromData\CPESTGC9\20160512-40924.b\9F001892.D  
 Lims ID: IC 1268  
 Client ID:  
 Sample Type: IC Calib Level: 3  
 Inject. Date: 12-May-2016 14:29:29 ALS Bottle#: 14 Worklist Smp#: 14  
 Injection Vol: 1.0 ul Dil. Factor: 1.0000  
 Sample Info: 460-0040924-014  
 Operator ID: Instrument ID: CPESTGC9  
 Sublist: chrom-8082-ISTD\*sub8  
 Method: \\ChromNA\Edison\ChromData\CPESTGC9\20160512-40924.b\8082-ISTD.m  
 Limit Group: GC 8082A PCB ISTD  
 Last Update: 12-May-2016 15:22:41 Calib Date: 12-May-2016 14:29:29  
 Integrator: Falcon  
 Quant Method: Internal Standard Quant By: Initial Calibration  
 Last ICal File: \\ChromNA\Edison\ChromData\CPESTGC9\20160512-40924.b\9F001892.D  
 Column 1 : Det: GC ECD1A  
 Column 2 : Det: GC ECD2B  
 Process Host: XAWRK004

First Level Reviewer: patelji Date: 12-May-2016 14:55:54

Col	RT (min.)	Exp RT (min.)	Dlt RT (min.)	Response	Cal Amt ug/l	OnCol Amt ug/l	Flags
-----	-----------	---------------	---------------	----------	--------------	----------------	-------

\* 13 1-Bromo-2-nitrobenzene

1	1.624	1.624	0.000	3399016	20.0	20.0	
2	1.410	1.410	0.000	3598741	20.0	20.0	

RPD = 0.00

10 PCB-1268

1	8.109	8.109	0.000	4012068	1000.0	1000.0	M
1	8.544	8.544	0.000	4772449	1000.0	1000.0	M
1	9.206	9.206	0.000	14960284	1000.0	1000.0	M
1	9.247	9.247	0.000	17619446	1000.0	1000.0	M
1	9.471	9.471	0.000	13114972	1000.0	1000.0	M
1	9.555	9.555	0.000	4250884	1000.0	1000.0	M
1	9.712	9.712	0.000	5954381	1000.0	1000.0	a
1	9.964	9.964	0.000	35567927	1000.0	1000.0	M

Average of Peak Amounts = 1000.0

2	6.750	6.750	0.000	6241548	1000.0	1000.0	M
2	7.281	7.281	0.000	3938427	1000.0	1000.0	a
2	7.921	7.921	0.000	23391935	1000.0	1000.0	a
2	8.003	8.003	0.000	23615222	1000.0	1000.0	a
2	8.313	8.313	0.000	17724210	1000.0	1000.0	M
2	8.426	8.426	0.000	5690182	1000.0	1000.0	M
2	8.751	8.751	0.000	7976826	1000.0	1000.0	M
2	9.038	9.038	0.000	42067017	1000.0	1000.0	a

Average of Peak Amounts = 1000.0

RPD = 0.00



### QC Flag Legend

#### Review Flags

M - Manually Integrated

### Reagents:

SG1268L3\_00024

Amount Added: 1.00

Units: mL

SGPCBISTD\_00006

Amount Added: 20.00

Units: uL

Run Reagent

TestAmerica Edison

Data File: \\ChromNA\Edison\ChromData\CPESTGC9\20160512-40924.b\9F001892.D

Injection Date: 12-May-2016 14:29:29

Instrument ID: CPESTGC9

Operator ID:

Lims ID: IC 1268

Worklist Smp#: 14

Client ID:

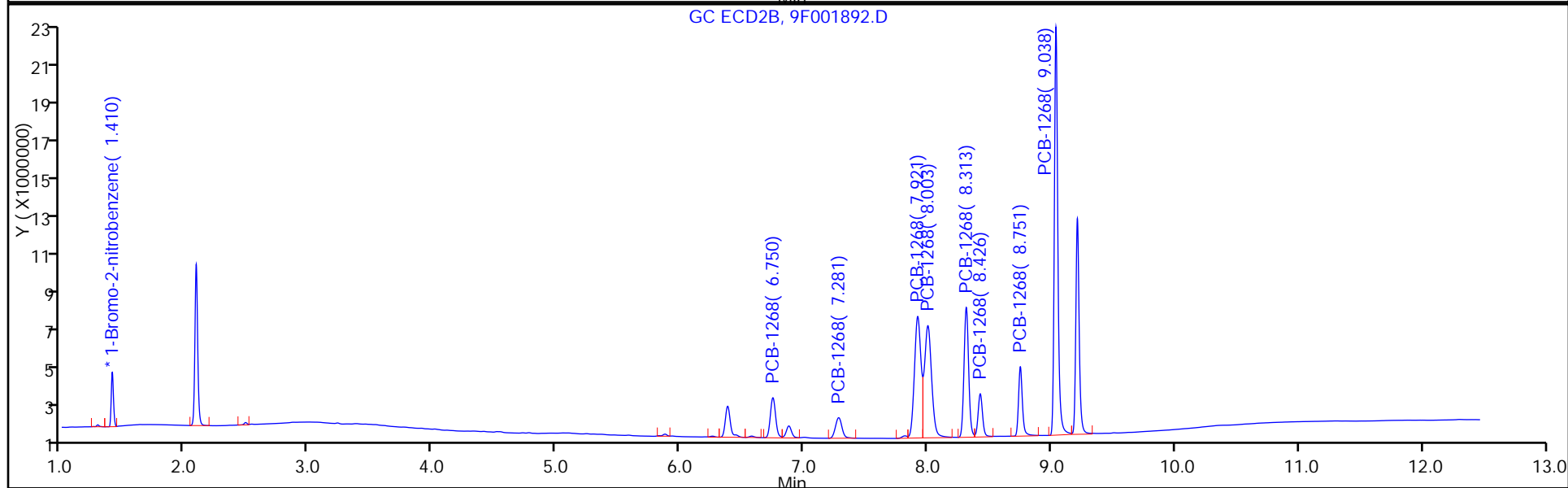
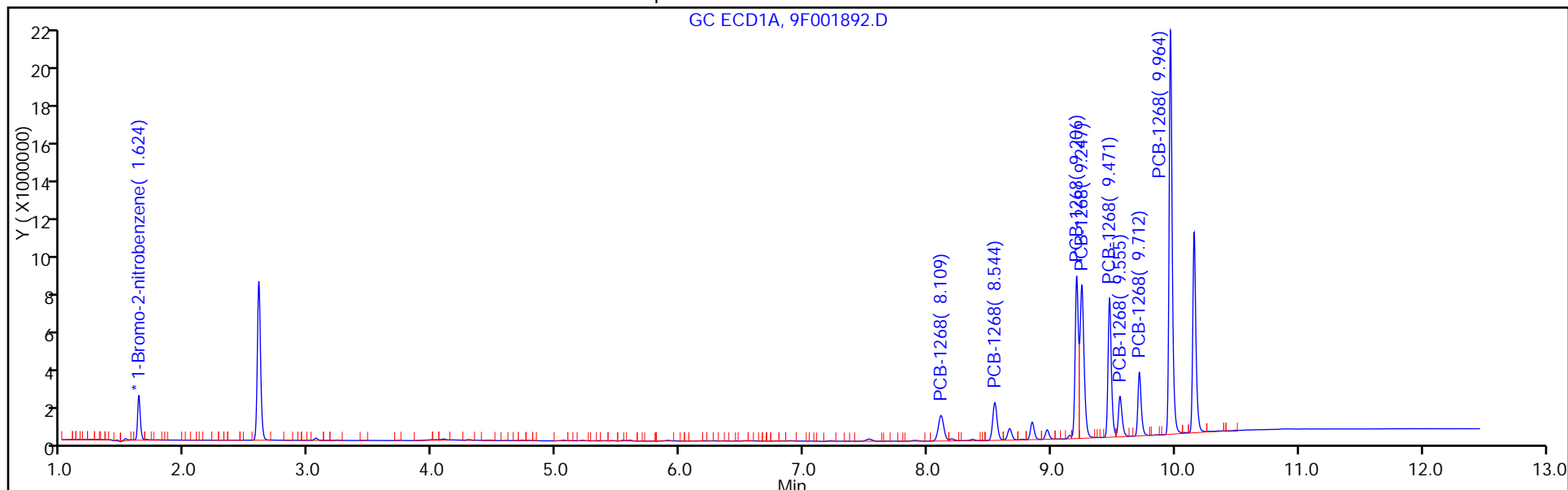
Injection Vol: 1.0 ul

Dil. Factor: 1.0000

ALS Bottle#: 14

Method: 8082-ISTD

Limit Group: GC 8082A PCB ISTD



FORM VII  
PCBS CONTINUING CALIBRATION DATA

Lab Name: TestAmerica Edison Job No.: 460-118325-1  
 SDG No.: \_\_\_\_\_  
 Lab Sample ID: CCVIS 460-384008/2 Calibration Date: 08/11/2016 07:43  
 Instrument ID: CPESTGC9 Calib Start Date: 05/12/2016 10:14  
 GC Column: CLP-2 ID: 0.53 (mm) Calib End Date: 05/12/2016 11:53  
 Lab File ID: 9F242736.D Conc. Units: ug/L

ANALYTE	CURVE TYPE	AVE RRF	RRF	MIN RRF	CALC AMOUNT	SPIKE AMOUNT	%D	MAX %D
PCB-1016 Peak 1	Ave	0.0182	0.0174		955	1000	-4.5	20.0
PCB-1016 Peak 2	Ave	0.0374	0.0350		937	1000	-6.3	20.0
PCB-1016 Peak 3	Ave	0.0166	0.0155		935	1000	-6.5	20.0
PCB-1016 Peak 4	Ave	0.0652	0.0625		959	1000	-4.1	20.0
PCB-1016 Peak 5	Ave	0.0299	0.0278		931	1000	-6.9	20.0
PCB-1016 Peak 6	Ave	0.0165	0.0148		899	1000	-10.1	20.0
PCB-1016 Peak 7	Ave	0.0238	0.0216		907	1000	-9.3	20.0
PCB-1016 Peak 8	Ave	0.0260	0.0247		949	1000	-5.1	20.0
PCB-1260 Peak 1	Ave	0.0236	0.0218		925	1000	-7.5	20.0
PCB-1260 Peak 2	Ave	0.0484	0.0445		921	1000	-7.9	20.0
PCB-1260 Peak 3	Ave	0.0579	0.0519		897	1000	-10.3	20.0
PCB-1260 Peak 4	Ave	0.0430	0.0401		934	1000	-6.6	20.0
PCB-1260 Peak 5	Ave	0.0423	0.0396		937	1000	-6.3	20.0
PCB-1260 Peak 6	Ave	0.0849	0.0814		958	1000	-4.2	20.0
PCB-1260 Peak 7	Ave	0.0623	0.0576		925	1000	-7.5	20.0
PCB-1260 Peak 8	Ave	0.0255	0.0253		992	1000	-0.8	20.0
Tetrachloro-m-xylene	Ave	0.8297	0.8341		101	100	0.5	20.0
DCB Decachlorobiphenyl	Ave	0.7142	0.6609		92.5	100	-7.5	20.0

FORM VII  
PCBS CONTINUING CALIBRATION RETENTION TIME SUMMARY

Lab Name: TestAmerica Edison Job No.: 460-118325-1  
 SDG No.: \_\_\_\_\_  
 Lab Sample ID: CCVIS 460-384008/2 Calibration Date: 08/11/2016 07:43  
 Instrument ID: CPESTGC9 Calib Start Date: 05/12/2016 10:14  
 GC Column: CLP-2 ID: 0.53(mm) Calib End Date: 05/12/2016 11:53  
 Lab File ID: 9F242736.D

Analyte	RT	RT WINDOW	
		FROM	TO
PCB-1016 Peak 1	3.20	3.17	3.23
PCB-1016 Peak 2	3.71	3.64	3.78
PCB-1016 Peak 3	4.00	3.93	4.07
PCB-1016 Peak 4	4.27	4.20	4.34
PCB-1016 Peak 5	4.44	4.37	4.51
PCB-1016 Peak 6	4.70	4.63	4.77
PCB-1016 Peak 7	5.03	4.96	5.10
PCB-1016 Peak 8	5.18	5.11	5.25
PCB-1260 Peak 1	6.55	6.52	6.58
PCB-1260 Peak 2	6.80	6.73	6.87
PCB-1260 Peak 3	7.17	7.10	7.24
PCB-1260 Peak 4	8.07	8.00	8.14
PCB-1260 Peak 5	8.51	8.44	8.58
PCB-1260 Peak 6	8.82	8.75	8.89
PCB-1260 Peak 7	9.18	9.11	9.25
PCB-1260 Peak 8	9.68	9.61	9.75
Tetrachloro-m-xylene	2.58	2.55	2.61
DCB Decachlorobiphenyl	10.11	10.08	10.14

TestAmerica Edison  
Target Compound Quantitation Report

Data File: \\ChromNA\Edison\ChromData\CPESTGC9\20160810-44310.b\9F242736.D  
 Lims ID: CCVIS  
 Client ID:  
 Sample Type: CCVIS  
 Inject. Date: 11-Aug-2016 07:43:51 ALS Bottle#: 2 Worklist Smp#: 2  
 Injection Vol: 1.0 ul Dil. Factor: 1.0000  
 Sample Info: CCVIS  
 Operator ID: Instrument ID: CPESTGC9  
 Sublist: chrom-8082-ISTD\*sub1  
 Method: \\ChromNA\Edison\ChromData\CPESTGC9\20160810-44310.b\8082-ISTD.m  
 Limit Group: GC 8082A PCB ISTD  
 Last Update: 11-Aug-2016 13:29:55 Calib Date: 12-May-2016 14:29:29  
 Integrator: Falcon  
 Quant Method: Internal Standard Quant By: Initial Calibration  
 Last ICal File: \\ChromNA\Edison\ChromData\CPESTGC9\20160512-40924.b\9F001892.D  
 Column 1 : Det: GC ECD1A  
 Column 2 : Det: GC ECD2B  
 Process Host: XAWRK020

First Level Reviewer: patelji Date: 11-Aug-2016 08:14:28

Col	RT (min.)	Exp RT (min.)	Dlt RT (min.)	Response	Cal Amt ug/l	OnCol Amt ug/l	Flags
-----	-----------	---------------	---------------	----------	--------------	----------------	-------

* 13 1-Bromo-2-nitrobenzene							M
1	1.613	1.613	0.000	2585016	20.0	20.0	M
2	1.399	1.399	0.000	2417232	20.0	20.0	M
RPD = 0.00							
\$ 2 Tetrachloro-m-xylene							
1	2.575	2.575	0.000	10781091	100.0	100.5	
2	2.071	2.071	0.000	9931926	100.0	107.7	
RPD = 6.88							

Col	RT (min.)	Exp RT (min.)	Dlt RT (min.)	Response	Cal Amt ug/l	OnCol Amt ug/l	Flags
-----	-----------	---------------	---------------	----------	--------------	----------------	-------

5 PCB-1016

							M
1	3.195	3.195	0.000	2245803	1000.0	955.2	
1	3.705	3.705	0.000	4525419	1000.0	937.1	M
1	4.001	4.001	0.000	2007589	1000.0	935.0	
1	4.271	4.271	0.000	8079478	1000.0	958.6	
1	4.442	4.442	0.000	3593692	1000.0	930.9	
1	4.702	4.702	0.000	1910710	1000.0	898.5	
1	5.031	5.031	0.000	2796019	1000.0	907.2	
1	5.184	5.184	0.000	3192950	1000.0	949.2	

Average of Peak Amounts = 934.0

2	2.460	2.460	0.000	2165758	1000.0	1055.7	
2	2.846	2.846	0.000	4271028	1000.0	1105.9	M
2	3.066	3.066	0.000	2827880	1000.0	1114.4	M
2	3.365	3.365	0.000	8217613	1000.0	1045.4	M
2	3.517	3.517	0.000	3726533	1000.0	1057.6	M
2	3.587	3.587	0.000	2284467	1000.0	1054.0	M
2	3.994	3.994	0.000	3292566	1000.0	965.0	
2	4.092	4.092	0.000	1945601	1000.0	1114.4	M

Average of Peak Amounts = 1064.1

RPD = 13.02

8 PCB-1260

							M
1	6.548	6.548	0.000	2819926	1000.0	924.6	
1	6.803	6.803	0.000	5754656	1000.0	920.7	
1	7.172	7.172	0.000	6711688	1000.0	897.1	
1	8.067	8.067	0.000	5187073	1000.0	934.0	
1	8.509	8.509	0.000	5119945	1000.0	937.1	M
1	8.819	8.819	0.000	10519541	1000.0	958.3	M
1	9.180	9.180	0.000	7450292	1000.0	924.9	M
1	9.678	9.678	0.000	3269074	1000.0	992.0	M

Average of Peak Amounts = 936.1

2	5.437	5.437	0.000	5289942	1000.0	1013.0	M
2	6.170	6.170	0.000	9033398	1000.0	984.2	M
2	6.342	6.342	0.000	5397402	1000.0	959.1	M
2	6.711	6.711	0.000	5462550	1000.0	961.4	M
2	7.235	7.235	0.000	12368526	1000.0	895.0	M
2	7.766	7.766	0.000	6032494	1000.0	928.4	M
2	7.951	7.951	0.000	3912501	1000.0	872.3	M
2	8.716	8.716	0.000	3468673	1000.0	894.4	

Average of Peak Amounts = 938.5

RPD = 0.25

\$ 11 DCB Decachlorobiphenyl

							M
1	10.113	10.113	0.000	8542158	100.0	92.5	M
2	9.177	9.177	0.000	9499354	100.0	94.3	M

RPD = 1.89

### QC Flag Legend

Review Flags

M - Manually Integrated

### Reagents:

SG1660L3\_00029

Amount Added: 1.00

Units: ml

SGPCBISTD\_00006

Amount Added: 20.00

Units: uL

Run Reagent

TestAmerica Edison

Data File: \\ChromNA\Edison\ChromData\CPESTGC9\20160810-44310.b\9F242736.D

Injection Date: 11-Aug-2016 07:43:51

Instrument ID: CPESTGC9

Operator ID:

Lims ID: CCVIS

Worklist Smp#: 2

Client ID:

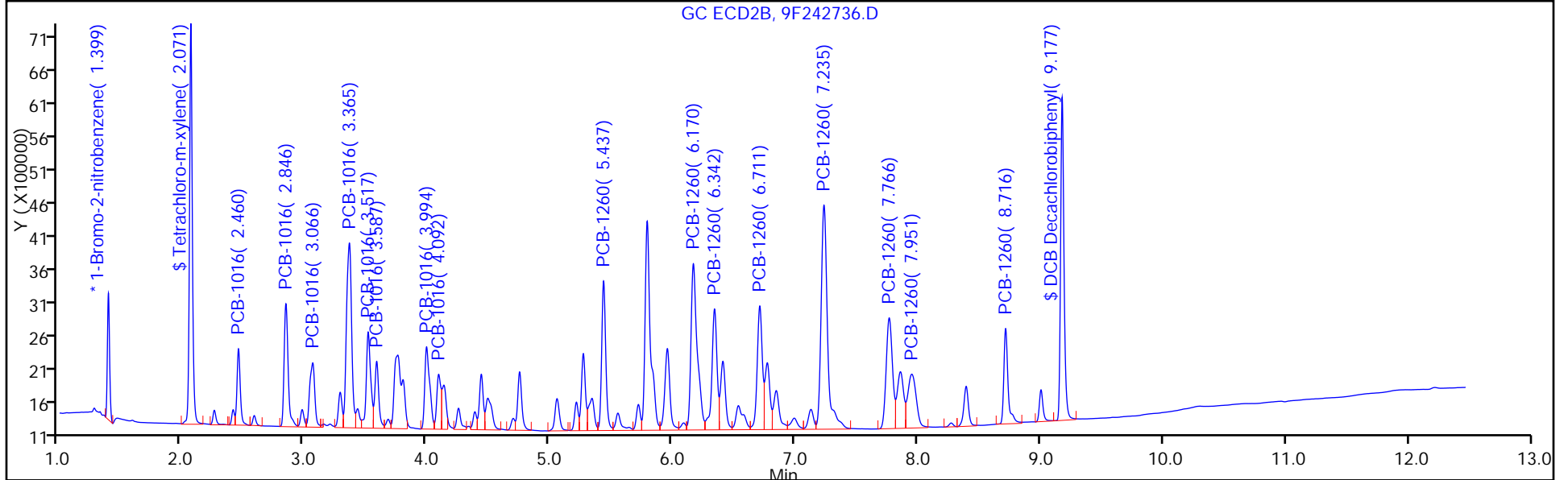
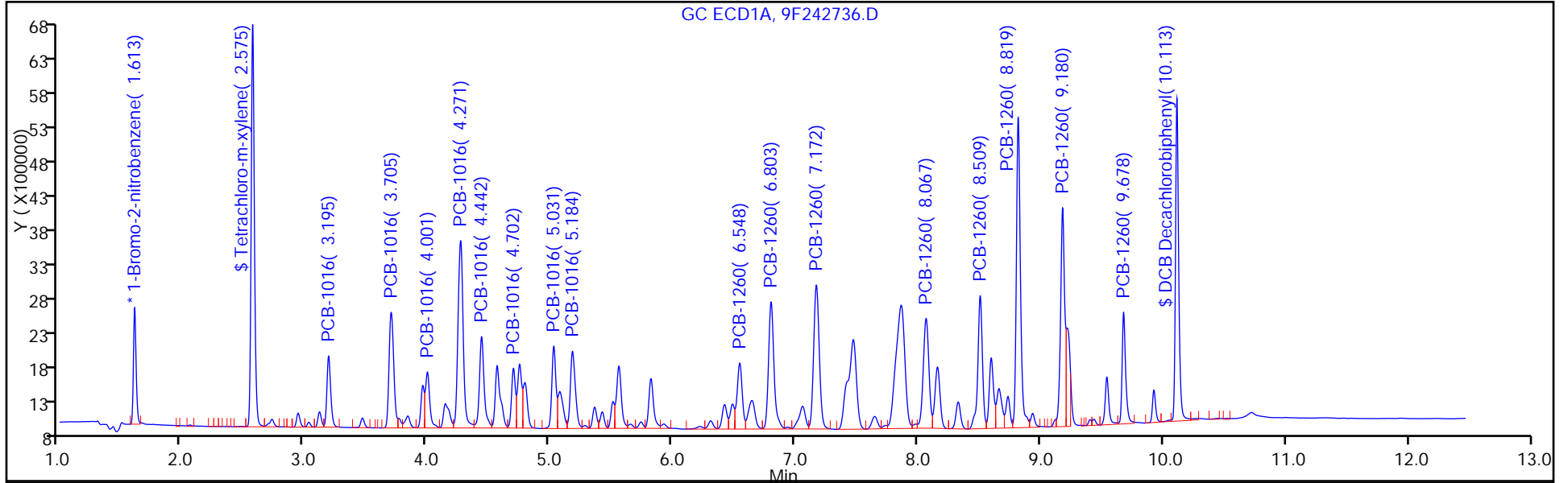
Injection Vol: 1.0 ul

Dil. Factor: 1.0000

ALS Bottle#: 2

Method: 8082-ISTD

Limit Group: GC 8082A PCB ISTD





FORM VII  
PCBS CONTINUING CALIBRATION DATA

Lab Name: TestAmerica Edison Job No.: 460-118325-1  
 SDG No.: \_\_\_\_\_  
 Lab Sample ID: CCVIS 460-384008/2 Calibration Date: 08/11/2016 07:43  
 Instrument ID: CPESTGC9 Calib Start Date: 05/12/2016 10:14  
 GC Column: CLP-1 ID: 0.53(mm) Calib End Date: 05/12/2016 11:53  
 Lab File ID: 9F242736.D Conc. Units: ug/L

ANALYTE	CURVE TYPE	AVE RRF	RRF	MIN RRF	CALC AMOUNT	SPIKE AMOUNT	%D	MAX %D
PCB-1016 Peak 1	Ave	0.0170	0.0179		1060	1000	5.6	20.0
PCB-1016 Peak 2	Ave	0.0320	0.0353		1110	1000	10.6	20.0
PCB-1016 Peak 3	Ave	0.0210	0.0234		1110	1000	11.4	20.0
PCB-1016 Peak 4	Ave	0.0650	0.0680		1050	1000	4.5	20.0
PCB-1016 Peak 5	Ave	0.0292	0.0308		1060	1000	5.8	20.0
PCB-1016 Peak 6	Ave	0.0179	0.0189		1050	1000	5.4	20.0
PCB-1016 Peak 7	Ave	0.0282	0.0272		965	1000	-3.5	20.0
PCB-1016 Peak 8	Ave	0.0144	0.0161		1110	1000	11.4	20.0
PCB-1260 Peak 1	Ave	0.0432	0.0438		1010	1000	1.3	20.0
PCB-1260 Peak 2	Ave	0.0759	0.0747		984	1000	-1.6	20.0
PCB-1260 Peak 3	Ave	0.0466	0.0447		959	1000	-4.1	20.0
PCB-1260 Peak 4	Ave	0.0470	0.0452		961	1000	-3.9	20.0
PCB-1260 Peak 5	Ave	0.1143	0.1023		895	1000	-10.5	20.0
PCB-1260 Peak 6	Ave	0.0538	0.0499		928	1000	-7.2	20.0
PCB-1260 Peak 7	Ave	0.0371	0.0324		872	1000	-12.8	20.0
PCB-1260 Peak 8	Ave	0.0321	0.0287		894	1000	-10.6	20.0
Tetrachloro-m-xylene	Ave	0.7630	0.8218		108	100	7.7	20.0
DCB Decachlorobiphenyl	Ave	0.8335	0.7860		94.3	100	-5.7	20.0

FORM VII  
PCBS CONTINUING CALIBRATION RETENTION TIME SUMMARY

Lab Name: TestAmerica Edison Job No.: 460-118325-1  
 SDG No.: \_\_\_\_\_  
 Lab Sample ID: CCVIS 460-384008/2 Calibration Date: 08/11/2016 07:43  
 Instrument ID: CPESTGC9 Calib Start Date: 05/12/2016 10:14  
 GC Column: CLP-1 ID: 0.53(mm) Calib End Date: 05/12/2016 11:53  
 Lab File ID: 9F242736.D

Analyte	RT	RT WINDOW	
		FROM	TO
PCB-1016 Peak 1	2.46	2.39	2.53
PCB-1016 Peak 2	2.85	2.78	2.92
PCB-1016 Peak 3	3.07	3.00	3.14
PCB-1016 Peak 4	3.37	3.30	3.44
PCB-1016 Peak 5	3.52	3.45	3.59
PCB-1016 Peak 6	3.59	3.52	3.66
PCB-1016 Peak 7	3.99	3.92	4.06
PCB-1016 Peak 8	4.09	4.02	4.16
PCB-1260 Peak 1	5.44	5.37	5.51
PCB-1260 Peak 2	6.17	6.10	6.24
PCB-1260 Peak 3	6.34	6.27	6.41
PCB-1260 Peak 4	6.71	6.64	6.78
PCB-1260 Peak 5	7.24	7.17	7.31
PCB-1260 Peak 6	7.77	7.70	7.84
PCB-1260 Peak 7	7.95	7.88	8.02
PCB-1260 Peak 8	8.72	8.65	8.79
Tetrachloro-m-xylene	2.07	2.02	2.12
DCB Decachlorobiphenyl	9.18	9.08	9.28

TestAmerica Edison  
Target Compound Quantitation Report

Data File: \\ChromNA\Edison\ChromData\CPESTGC9\20160810-44310.b\9F242736.D  
 Lims ID: CCVIS  
 Client ID:  
 Sample Type: CCVIS  
 Inject. Date: 11-Aug-2016 07:43:51 ALS Bottle#: 2 Worklist Smp#: 2  
 Injection Vol: 1.0 ul Dil. Factor: 1.0000  
 Sample Info: CCVIS  
 Operator ID: Instrument ID: CPESTGC9  
 Sublist: chrom-8082-ISTD\*sub1  
 Method: \\ChromNA\Edison\ChromData\CPESTGC9\20160810-44310.b\8082-ISTD.m  
 Limit Group: GC 8082A PCB ISTD  
 Last Update: 11-Aug-2016 13:29:55 Calib Date: 12-May-2016 14:29:29  
 Integrator: Falcon  
 Quant Method: Internal Standard Quant By: Initial Calibration  
 Last ICal File: \\ChromNA\Edison\ChromData\CPESTGC9\20160512-40924.b\9F001892.D  
 Column 1 : Det: GC ECD1A  
 Column 2 : Det: GC ECD2B  
 Process Host: XAWRK020

First Level Reviewer: patelji Date: 11-Aug-2016 08:14:28

Col	RT (min.)	Exp RT (min.)	Dlt RT (min.)	Response	Cal Amt ug/l	OnCol Amt ug/l	Flags
-----	-----------	---------------	---------------	----------	--------------	----------------	-------

* 13 1-Bromo-2-nitrobenzene							M
1	1.613	1.613	0.000	2585016	20.0	20.0	M
2	1.399	1.399	0.000	2417232	20.0	20.0	M
RPD = 0.00							
\$ 2 Tetrachloro-m-xylene							
1	2.575	2.575	0.000	10781091	100.0	100.5	
2	2.071	2.071	0.000	9931926	100.0	107.7	
RPD = 6.88							

Col	RT (min.)	Exp RT (min.)	Dlt RT (min.)	Response	Cal Amt ug/l	OnCol Amt ug/l	Flags
-----	-----------	---------------	---------------	----------	--------------	----------------	-------

5 PCB-1016

							M
1	3.195	3.195	0.000	2245803	1000.0	955.2	
1	3.705	3.705	0.000	4525419	1000.0	937.1	M
1	4.001	4.001	0.000	2007589	1000.0	935.0	
1	4.271	4.271	0.000	8079478	1000.0	958.6	
1	4.442	4.442	0.000	3593692	1000.0	930.9	
1	4.702	4.702	0.000	1910710	1000.0	898.5	
1	5.031	5.031	0.000	2796019	1000.0	907.2	
1	5.184	5.184	0.000	3192950	1000.0	949.2	

Average of Peak Amounts = 934.0

2	2.460	2.460	0.000	2165758	1000.0	1055.7	
2	2.846	2.846	0.000	4271028	1000.0	1105.9	M
2	3.066	3.066	0.000	2827880	1000.0	1114.4	M
2	3.365	3.365	0.000	8217613	1000.0	1045.4	M
2	3.517	3.517	0.000	3726533	1000.0	1057.6	M
2	3.587	3.587	0.000	2284467	1000.0	1054.0	M
2	3.994	3.994	0.000	3292566	1000.0	965.0	
2	4.092	4.092	0.000	1945601	1000.0	1114.4	M

Average of Peak Amounts = 1064.1

RPD = 13.02

8 PCB-1260

							M
1	6.548	6.548	0.000	2819926	1000.0	924.6	
1	6.803	6.803	0.000	5754656	1000.0	920.7	
1	7.172	7.172	0.000	6711688	1000.0	897.1	
1	8.067	8.067	0.000	5187073	1000.0	934.0	
1	8.509	8.509	0.000	5119945	1000.0	937.1	M
1	8.819	8.819	0.000	10519541	1000.0	958.3	M
1	9.180	9.180	0.000	7450292	1000.0	924.9	M
1	9.678	9.678	0.000	3269074	1000.0	992.0	M

Average of Peak Amounts = 936.1

2	5.437	5.437	0.000	5289942	1000.0	1013.0	M
2	6.170	6.170	0.000	9033398	1000.0	984.2	M
2	6.342	6.342	0.000	5397402	1000.0	959.1	M
2	6.711	6.711	0.000	5462550	1000.0	961.4	M
2	7.235	7.235	0.000	12368526	1000.0	895.0	M
2	7.766	7.766	0.000	6032494	1000.0	928.4	M
2	7.951	7.951	0.000	3912501	1000.0	872.3	M
2	8.716	8.716	0.000	3468673	1000.0	894.4	

Average of Peak Amounts = 938.5

RPD = 0.25

\$ 11 DCB Decachlorobiphenyl

							M
1	10.113	10.113	0.000	8542158	100.0	92.5	M
2	9.177	9.177	0.000	9499354	100.0	94.3	M

RPD = 1.89

### QC Flag Legend

#### Review Flags

M - Manually Integrated

### Reagents:

SG1660L3\_00029

Amount Added: 1.00

Units: ml

SGPCBISTD\_00006

Amount Added: 20.00

Units: uL

Run Reagent

TestAmerica Edison

Data File: \\ChromNA\Edison\ChromData\CPESTGC9\20160810-44310.b\9F242736.D

Injection Date: 11-Aug-2016 07:43:51

Instrument ID: CPESTGC9

Operator ID:

Lims ID: CCVIS

Worklist Smp#: 2

Client ID:

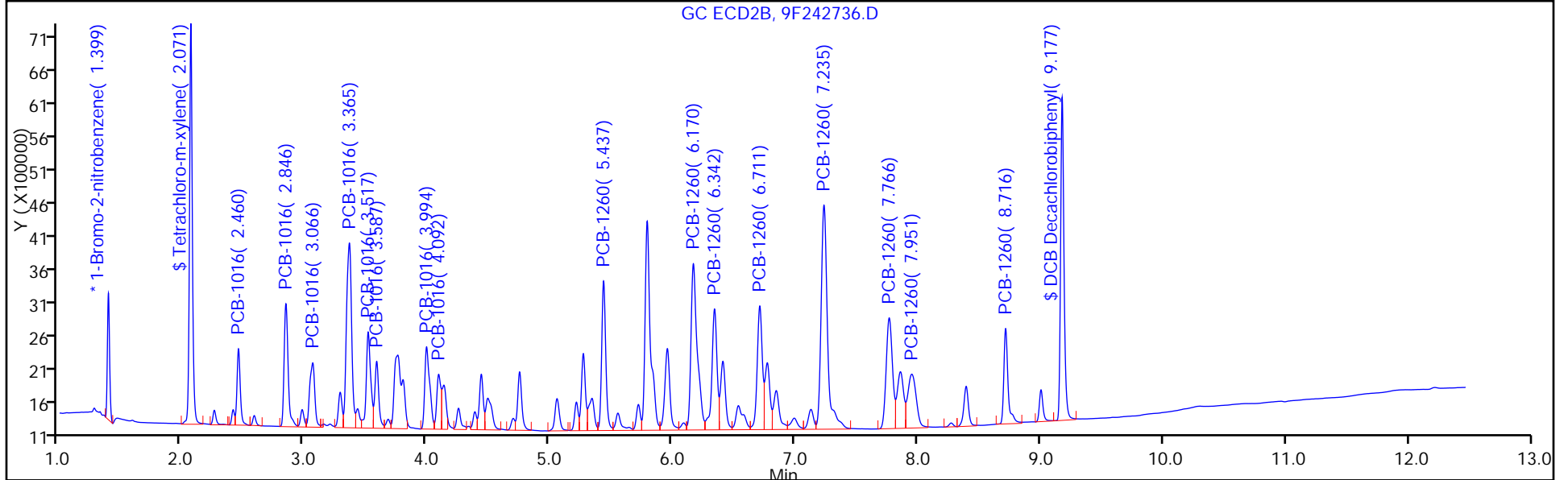
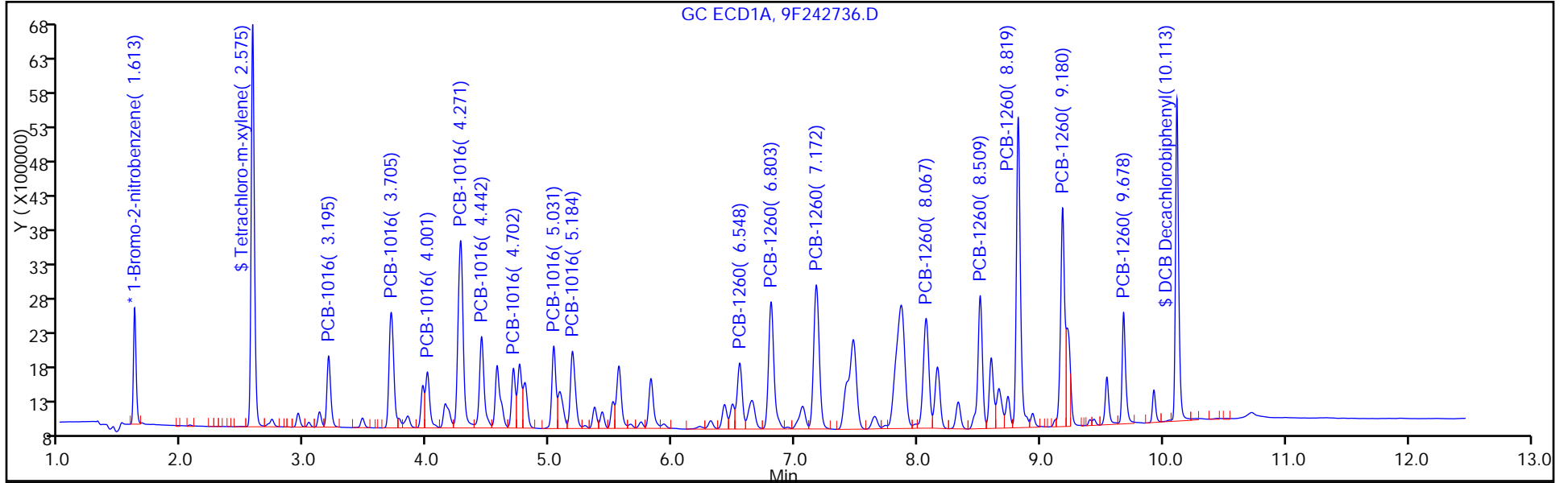
Injection Vol: 1.0 ul

Dil. Factor: 1.0000

ALS Bottle#: 2

Method: 8082-ISTD

Limit Group: GC 8082A PCB ISTD



FORM VII  
PCBS CONTINUING CALIBRATION DATA

Lab Name: TestAmerica Edison Job No.: 460-118325-1  
 SDG No.: \_\_\_\_\_  
 Lab Sample ID: CCVIS 460-384008/12 Calibration Date: 08/11/2016 11:00  
 Instrument ID: CPESTGC9 Calib Start Date: 05/12/2016 10:14  
 GC Column: CLP-2 ID: 0.53 (mm) Calib End Date: 05/12/2016 11:53  
 Lab File ID: 9F242746.D Conc. Units: ug/L

ANALYTE	CURVE TYPE	AVE RRF	RRF	MIN RRF	CALC AMOUNT	SPIKE AMOUNT	%D	MAX %D
PCB-1016 Peak 1	Ave	0.0182	0.0193		1060	1000	6.2	20.0
PCB-1016 Peak 2	Ave	0.0374	0.0379		1010	1000	1.3	20.0
PCB-1016 Peak 3	Ave	0.0166	0.0156		940	1000	-6.0	20.0
PCB-1016 Peak 4	Ave	0.0652	0.0691		1060	1000	5.9	20.0
PCB-1016 Peak 5	Ave	0.0299	0.0315		1050	1000	5.4	20.0
PCB-1016 Peak 6	Ave	0.0165	0.0168		1020	1000	2.0	20.0
PCB-1016 Peak 7	Ave	0.0238	0.0246		1030	1000	3.0	20.0
PCB-1016 Peak 8	Ave	0.0260	0.0284		1090	1000	9.1	20.0
PCB-1260 Peak 1	Ave	0.0236	0.0253		1070	1000	7.2	20.0
PCB-1260 Peak 2	Ave	0.0484	0.0511		1060	1000	5.8	20.0
PCB-1260 Peak 3	Ave	0.0579	0.0589		1020	1000	1.7	20.0
PCB-1260 Peak 4	Ave	0.0430	0.0476		1110	1000	10.8	20.0
PCB-1260 Peak 5	Ave	0.0423	0.0450		1060	1000	6.5	20.0
PCB-1260 Peak 6	Ave	0.0849	0.0907		1070	1000	6.8	20.0
PCB-1260 Peak 7	Ave	0.0623	0.0664		1070	1000	6.6	20.0
PCB-1260 Peak 8	Ave	0.0255	0.0275		1080	1000	8.0	20.0
Tetrachloro-m-xylene	Ave	0.8297	0.8919		108	100	7.5	20.0
DCB Decachlorobiphenyl	Ave	0.7142	0.7330		103	100	2.6	20.0

FORM VII  
PCBS CONTINUING CALIBRATION RETENTION TIME SUMMARY

Lab Name: TestAmerica Edison Job No.: 460-118325-1  
 SDG No.: \_\_\_\_\_  
 Lab Sample ID: CCVIS 460-384008/12 Calibration Date: 08/11/2016 11:00  
 Instrument ID: CPESTGC9 Calib Start Date: 05/12/2016 10:14  
 GC Column: CLP-2 ID: 0.53 (mm) Calib End Date: 05/12/2016 11:53  
 Lab File ID: 9F242746.D

Analyte	RT	RT WINDOW	
		FROM	TO
PCB-1016 Peak 1	3.21	3.17	3.23
PCB-1016 Peak 2	3.72	3.64	3.78
PCB-1016 Peak 3	4.01	3.93	4.07
PCB-1016 Peak 4	4.29	4.20	4.34
PCB-1016 Peak 5	4.46	4.37	4.51
PCB-1016 Peak 6	4.72	4.63	4.77
PCB-1016 Peak 7	5.05	4.96	5.10
PCB-1016 Peak 8	5.20	5.11	5.25
PCB-1260 Peak 1	6.56	6.52	6.58
PCB-1260 Peak 2	6.82	6.73	6.87
PCB-1260 Peak 3	7.19	7.10	7.24
PCB-1260 Peak 4	8.08	8.00	8.14
PCB-1260 Peak 5	8.53	8.44	8.58
PCB-1260 Peak 6	8.84	8.75	8.89
PCB-1260 Peak 7	9.21	9.11	9.25
PCB-1260 Peak 8	9.72	9.61	9.75
Tetrachloro-m-xylene	2.59	2.55	2.61
DCB Decachlorobiphenyl	10.17	10.08	10.14



TestAmerica Edison  
Target Compound Quantitation Report

Data File: \\ChromNA\Edison\ChromData\CPESTGC9\20160810-44310.b\9F242746.D  
 Lims ID: CCV  
 Client ID:  
 Sample Type: CCV  
 Inject. Date: 11-Aug-2016 11:00:20 ALS Bottle#: 12 Worklist Smp#: 12  
 Injection Vol: 1.0 ul Dil. Factor: 1.0000  
 Sample Info: 460-0044310-012  
 Operator ID: Instrument ID: CPESTGC9  
 Sublist: chrom-8082-ISTD\*sub1  
 Method: \\ChromNA\Edison\ChromData\CPESTGC9\20160810-44310.b\8082-ISTD.m  
 Limit Group: GC 8082A PCB ISTD  
 Last Update: 11-Aug-2016 16:23:15 Calib Date: 12-May-2016 14:29:29  
 Integrator: Falcon  
 Quant Method: Internal Standard Quant By: Initial Calibration  
 Last ICal File: \\ChromNA\Edison\ChromData\CPESTGC9\20160512-40924.b\9F001892.D  
 Column 1 : Det: GC ECD1A  
 Column 2 : Det: GC ECD2B  
 Process Host: XAWRK020

First Level Reviewer: patelji Date: 11-Aug-2016 11:54:55

Col	RT (min.)	Exp RT (min.)	Dlt RT (min.)	Response	Cal Amt ug/l	OnCol Amt ug/l	Flags
-----	-----------	---------------	---------------	----------	--------------	----------------	-------

* 13 1-Bromo-2-nitrobenzene							M
1	1.621	1.613	0.008	2294993	20.0	20.0	M
2	1.400	1.399	0.001	2512678	20.0	20.0	M
RPD = 0.00							
\$ 2 Tetrachloro-m-xylene							M
1	2.586	2.575	0.011	10234890	100.0	107.5	M
2	2.074	2.071	0.003	9875608	100.0	103.0	
RPD = 4.26							

Col	RT (min.)	Exp RT (min.)	Dlt RT (min.)	Response	Cal Amt ug/l	OnCol Amt ug/l	Flags
-----	-----------	---------------	---------------	----------	--------------	----------------	-------

5 PCB-1016

							M
1	3.207	3.195	0.012	2217646	1000.0	1062.4	
1	3.718	3.705	0.013	4342750	1000.0	1012.9	M
1	4.014	4.001	0.013	1792631	1000.0	940.4	
1	4.286	4.271	0.015	7926225	1000.0	1059.3	M
1	4.456	4.442	0.014	3611761	1000.0	1053.8	M
1	4.716	4.702	0.014	1925053	1000.0	1019.7	M
1	5.045	5.031	0.014	2819328	1000.0	1030.3	
1	5.197	5.184	0.013	3259056	1000.0	1091.2	

Average of Peak Amounts = 1033.8

2	2.463	2.460	0.003	2122134	1000.0	995.2	
2	2.851	2.846	0.005	4182785	1000.0	1041.9	M
2	3.070	3.066	0.004	2752851	1000.0	1043.6	M
2	3.370	3.365	0.005	7975614	1000.0	976.1	M
2	3.523	3.517	0.006	3531306	1000.0	964.1	M
2	3.592	3.587	0.005	2184124	1000.0	969.5	M
2	3.999	3.994	0.005	3679300	1000.0	1037.4	M
2	4.098	4.092	0.006	2073113	1000.0	1142.3	M

Average of Peak Amounts = 1021.3

RPD = 1.22

8 PCB-1260

							M
1	6.562	6.548	0.014	2903839	1000.0	1072.5	
1	6.819	6.803	0.016	5868062	1000.0	1057.5	
1	7.189	7.172	0.017	6754489	1000.0	1016.9	
1	8.084	8.067	0.017	5462509	1000.0	1107.9	
1	8.525	8.509	0.016	5165048	1000.0	1064.8	
1	8.839	8.819	0.020	10405408	1000.0	1067.7	
1	9.210	9.180	0.030	7620893	1000.0	1065.7	M
1	9.723	9.678	0.045	3159259	1000.0	1079.8	

Average of Peak Amounts = 1066.6

2	5.444	5.437	0.007	5398850	1000.0	994.6	M
2	6.176	6.170	0.006	9011288	1000.0	944.5	M
2	6.349	6.342	0.007	5379012	1000.0	919.5	M
2	6.719	6.711	0.008	5402949	1000.0	914.8	M
2	7.244	7.235	0.009	12535222	1000.0	872.6	M
2	7.778	7.766	0.012	5917459	1000.0	876.1	M
2	7.961	7.951	0.010	3945687	1000.0	846.3	M
2	8.731	8.716	0.015	3472591	1000.0	861.4	

Average of Peak Amounts = 903.7

RPD = 16.53

\$ 11 DCB Decachlorobiphenyl

							M
1	10.173	10.113	0.060	8411535	100.0	102.6	M
2	9.204	9.177	0.027	9304241	100.0	88.9	

RPD = 14.39

S 12 Polychlorinated biphenyls, Total

1						2100.3	
---	--	--	--	--	--	--------	--

### QC Flag Legend

#### Review Flags

M - Manually Integrated

### Reagents:

SG1660L3\_00029

Amount Added: 1.00

Units: mL

SGPCBISTD\_00006

Amount Added: 20.00

Units: uL

Run Reagent

TestAmerica Edison

Data File: \\ChromNA\Edison\ChromData\CPESTGC9\20160810-44310.b\9F242746.D

Injection Date: 11-Aug-2016 11:00:20

Instrument ID: CPESTGC9

Operator ID:

Lims ID: CCV

Worklist Smp#: 12

Client ID:

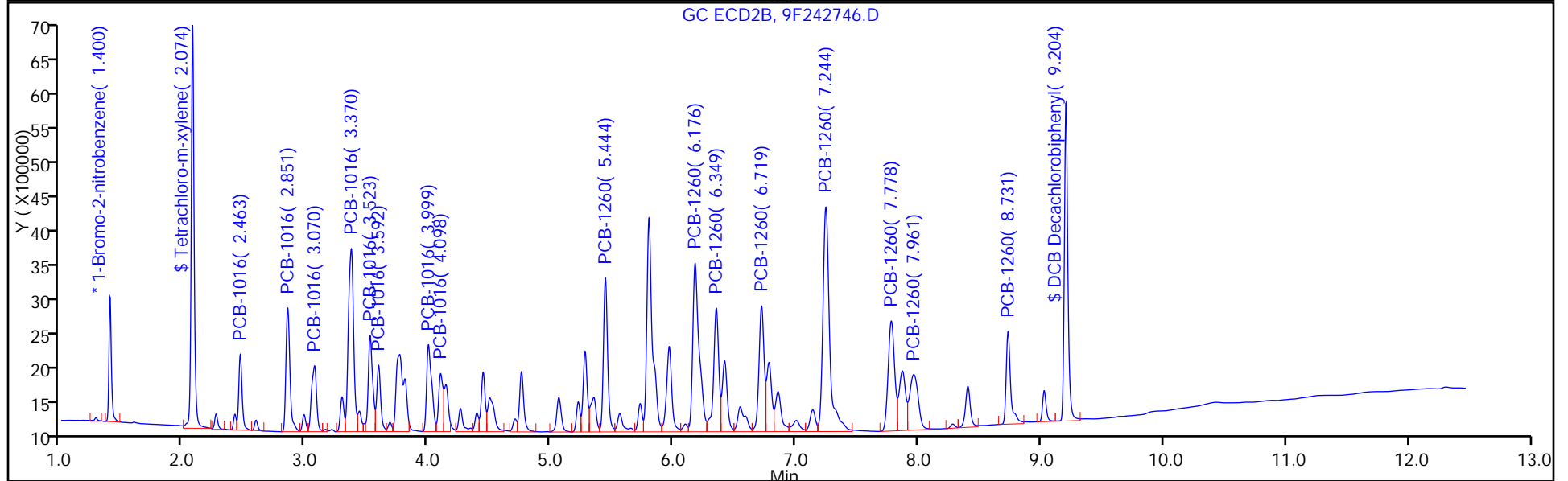
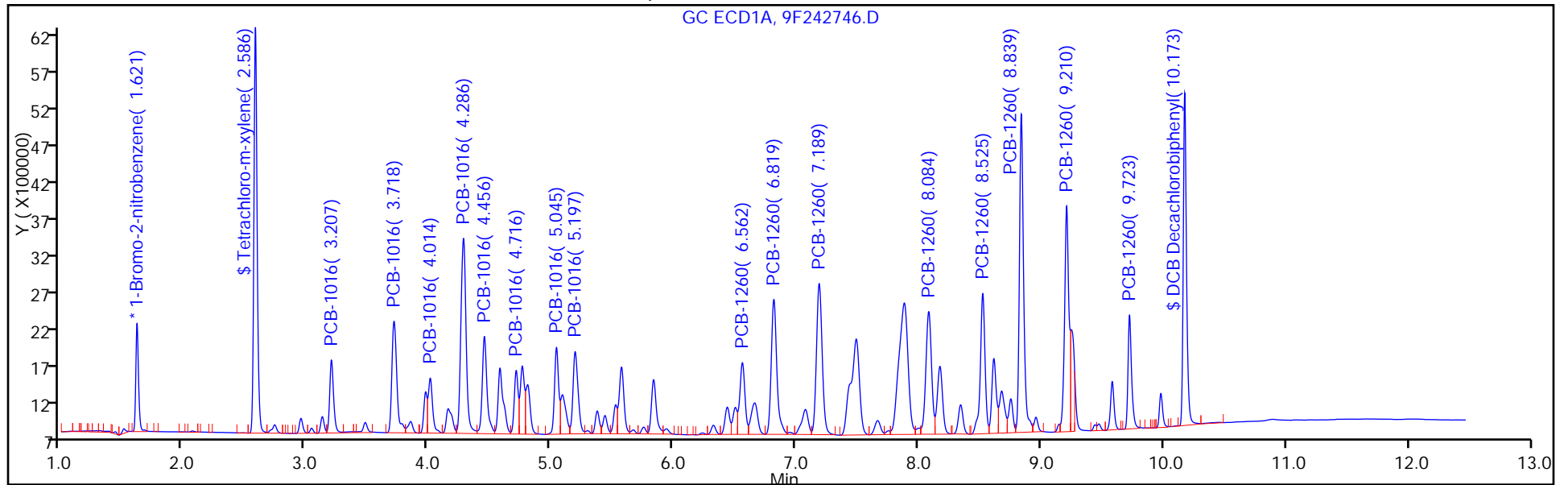
Injection Vol: 1.0 ul

Dil. Factor: 1.0000

ALS Bottle#: 12

Method: 8082-ISTD

Limit Group: GC 8082A PCB ISTD



FORM VII  
PCBS CONTINUING CALIBRATION DATA

Lab Name: TestAmerica Edison Job No.: 460-118325-1  
 SDG No.: \_\_\_\_\_  
 Lab Sample ID: CCVIS 460-384008/12 Calibration Date: 08/11/2016 11:00  
 Instrument ID: CPESTGC9 Calib Start Date: 05/12/2016 10:14  
 GC Column: CLP-1 ID: 0.53(mm) Calib End Date: 05/12/2016 11:53  
 Lab File ID: 9F242746.D Conc. Units: ug/L

ANALYTE	CURVE TYPE	AVE RRF	RRF	MIN RRF	CALC AMOUNT	SPIKE AMOUNT	%D	MAX %D
PCB-1016 Peak 1	Ave	0.0170	0.0169		995	1000	-0.5	20.0
PCB-1016 Peak 2	Ave	0.0320	0.0333		1040	1000	4.2	20.0
PCB-1016 Peak 3	Ave	0.0210	0.0219		1040	1000	4.4	20.0
PCB-1016 Peak 4	Ave	0.0650	0.0635		976	1000	-2.4	20.0
PCB-1016 Peak 5	Ave	0.0292	0.0281		964	1000	-3.6	20.0
PCB-1016 Peak 6	Ave	0.0179	0.0174		969	1000	-3.1	20.0
PCB-1016 Peak 7	Ave	0.0282	0.0293		1040	1000	3.7	20.0
PCB-1016 Peak 8	Ave	0.0144	0.0165		1140	1000	14.2	20.0
PCB-1260 Peak 1	Ave	0.0432	0.0430		995	1000	-0.5	20.0
PCB-1260 Peak 2	Ave	0.0759	0.0717		945	1000	-5.5	20.0
PCB-1260 Peak 3	Ave	0.0466	0.0428		920	1000	-8.0	20.0
PCB-1260 Peak 4	Ave	0.0470	0.0430		915	1000	-8.5	20.0
PCB-1260 Peak 5	Ave	0.1143	0.0998		873	1000	-12.7	20.0
PCB-1260 Peak 6	Ave	0.0538	0.0471		876	1000	-12.4	20.0
PCB-1260 Peak 7	Ave	0.0371	0.0314		846	1000	-15.4	20.0
PCB-1260 Peak 8	Ave	0.0321	0.0276		861	1000	-13.9	20.0
Tetrachloro-m-xylene	Ave	0.7630	0.7861		103	100	3.0	20.0
DCB Decachlorobiphenyl	Ave	0.8335	0.7406		88.9	100	-11.1	20.0

FORM VII  
PCBS CONTINUING CALIBRATION RETENTION TIME SUMMARY

Lab Name: TestAmerica Edison Job No.: 460-118325-1  
 SDG No.: \_\_\_\_\_  
 Lab Sample ID: CCVIS 460-384008/12 Calibration Date: 08/11/2016 11:00  
 Instrument ID: CPESTGC9 Calib Start Date: 05/12/2016 10:14  
 GC Column: CLP-1 ID: 0.53 (mm) Calib End Date: 05/12/2016 11:53  
 Lab File ID: 9F242746.D

Analyte	RT	RT WINDOW	
		FROM	TO
PCB-1016 Peak 1	2.46	2.39	2.53
PCB-1016 Peak 2	2.85	2.78	2.92
PCB-1016 Peak 3	3.07	3.00	3.14
PCB-1016 Peak 4	3.37	3.30	3.44
PCB-1016 Peak 5	3.52	3.45	3.59
PCB-1016 Peak 6	3.59	3.52	3.66
PCB-1016 Peak 7	4.00	3.92	4.06
PCB-1016 Peak 8	4.10	4.02	4.16
PCB-1260 Peak 1	5.44	5.37	5.51
PCB-1260 Peak 2	6.18	6.10	6.24
PCB-1260 Peak 3	6.35	6.27	6.41
PCB-1260 Peak 4	6.72	6.64	6.78
PCB-1260 Peak 5	7.24	7.17	7.31
PCB-1260 Peak 6	7.78	7.70	7.84
PCB-1260 Peak 7	7.96	7.88	8.02
PCB-1260 Peak 8	8.73	8.65	8.79
Tetrachloro-m-xylene	2.07	2.02	2.12
DCB Decachlorobiphenyl	9.20	9.08	9.28

TestAmerica Edison  
Target Compound Quantitation Report

Data File: \\ChromNA\Edison\ChromData\CPESTGC9\20160810-44310.b\9F242746.D  
 Lims ID: CCV  
 Client ID:  
 Sample Type: CCV  
 Inject. Date: 11-Aug-2016 11:00:20 ALS Bottle#: 12 Worklist Smp#: 12  
 Injection Vol: 1.0 ul Dil. Factor: 1.0000  
 Sample Info: 460-0044310-012  
 Operator ID: Instrument ID: CPESTGC9  
 Sublist: chrom-8082-ISTD\*sub1  
 Method: \\ChromNA\Edison\ChromData\CPESTGC9\20160810-44310.b\8082-ISTD.m  
 Limit Group: GC 8082A PCB ISTD  
 Last Update: 11-Aug-2016 16:23:15 Calib Date: 12-May-2016 14:29:29  
 Integrator: Falcon  
 Quant Method: Internal Standard Quant By: Initial Calibration  
 Last ICal File: \\ChromNA\Edison\ChromData\CPESTGC9\20160512-40924.b\9F001892.D  
 Column 1 : Det: GC ECD1A  
 Column 2 : Det: GC ECD2B  
 Process Host: XAWRK020

First Level Reviewer: patelji Date: 11-Aug-2016 11:54:55

Col	RT (min.)	Exp RT (min.)	Dlt RT (min.)	Response	Cal Amt ug/l	OnCol Amt ug/l	Flags
-----	-----------	---------------	---------------	----------	--------------	----------------	-------

* 13 1-Bromo-2-nitrobenzene							M
1	1.621	1.613	0.008	2294993	20.0	20.0	M
2	1.400	1.399	0.001	2512678	20.0	20.0	M
RPD = 0.00							
\$ 2 Tetrachloro-m-xylene							M
1	2.586	2.575	0.011	10234890	100.0	107.5	M
2	2.074	2.071	0.003	9875608	100.0	103.0	
RPD = 4.26							

Col	RT (min.)	Exp RT (min.)	Dlt RT (min.)	Response	Cal Amt ug/l	OnCol Amt ug/l	Flags
-----	-----------	---------------	---------------	----------	--------------	----------------	-------

5 PCB-1016

							M
1	3.207	3.195	0.012	2217646	1000.0	1062.4	
1	3.718	3.705	0.013	4342750	1000.0	1012.9	M
1	4.014	4.001	0.013	1792631	1000.0	940.4	
1	4.286	4.271	0.015	7926225	1000.0	1059.3	M
1	4.456	4.442	0.014	3611761	1000.0	1053.8	M
1	4.716	4.702	0.014	1925053	1000.0	1019.7	M
1	5.045	5.031	0.014	2819328	1000.0	1030.3	
1	5.197	5.184	0.013	3259056	1000.0	1091.2	

Average of Peak Amounts = 1033.8

2	2.463	2.460	0.003	2122134	1000.0	995.2	
2	2.851	2.846	0.005	4182785	1000.0	1041.9	M
2	3.070	3.066	0.004	2752851	1000.0	1043.6	M
2	3.370	3.365	0.005	7975614	1000.0	976.1	M
2	3.523	3.517	0.006	3531306	1000.0	964.1	M
2	3.592	3.587	0.005	2184124	1000.0	969.5	M
2	3.999	3.994	0.005	3679300	1000.0	1037.4	M
2	4.098	4.092	0.006	2073113	1000.0	1142.3	M

Average of Peak Amounts = 1021.3

RPD = 1.22

8 PCB-1260

							M
1	6.562	6.548	0.014	2903839	1000.0	1072.5	
1	6.819	6.803	0.016	5868062	1000.0	1057.5	
1	7.189	7.172	0.017	6754489	1000.0	1016.9	
1	8.084	8.067	0.017	5462509	1000.0	1107.9	
1	8.525	8.509	0.016	5165048	1000.0	1064.8	
1	8.839	8.819	0.020	10405408	1000.0	1067.7	
1	9.210	9.180	0.030	7620893	1000.0	1065.7	M
1	9.723	9.678	0.045	3159259	1000.0	1079.8	

Average of Peak Amounts = 1066.6

2	5.444	5.437	0.007	5398850	1000.0	994.6	M
2	6.176	6.170	0.006	9011288	1000.0	944.5	M
2	6.349	6.342	0.007	5379012	1000.0	919.5	M
2	6.719	6.711	0.008	5402949	1000.0	914.8	M
2	7.244	7.235	0.009	12535222	1000.0	872.6	M
2	7.778	7.766	0.012	5917459	1000.0	876.1	M
2	7.961	7.951	0.010	3945687	1000.0	846.3	M
2	8.731	8.716	0.015	3472591	1000.0	861.4	

Average of Peak Amounts = 903.7

RPD = 16.53

\$ 11 DCB Decachlorobiphenyl

							M
1	10.173	10.113	0.060	8411535	100.0	102.6	M
2	9.204	9.177	0.027	9304241	100.0	88.9	

RPD = 14.39

S 12 Polychlorinated biphenyls, Total

1						2100.3	
---	--	--	--	--	--	--------	--



**QC Flag Legend**

Review Flags

M - Manually Integrated

**Reagents:**

SG1660L3\_00029

Amount Added: 1.00

Units: mL

SGPCBISTD\_00006

Amount Added: 20.00

Units: uL

Run Reagent

TestAmerica Edison

Data File: \\ChromNA\Edison\ChromData\CPESTGC9\20160810-44310.b\9F242746.D

Injection Date: 11-Aug-2016 11:00:20

Instrument ID: CPESTGC9

Operator ID:

Lims ID: CCV

Worklist Smp#: 12

Client ID:

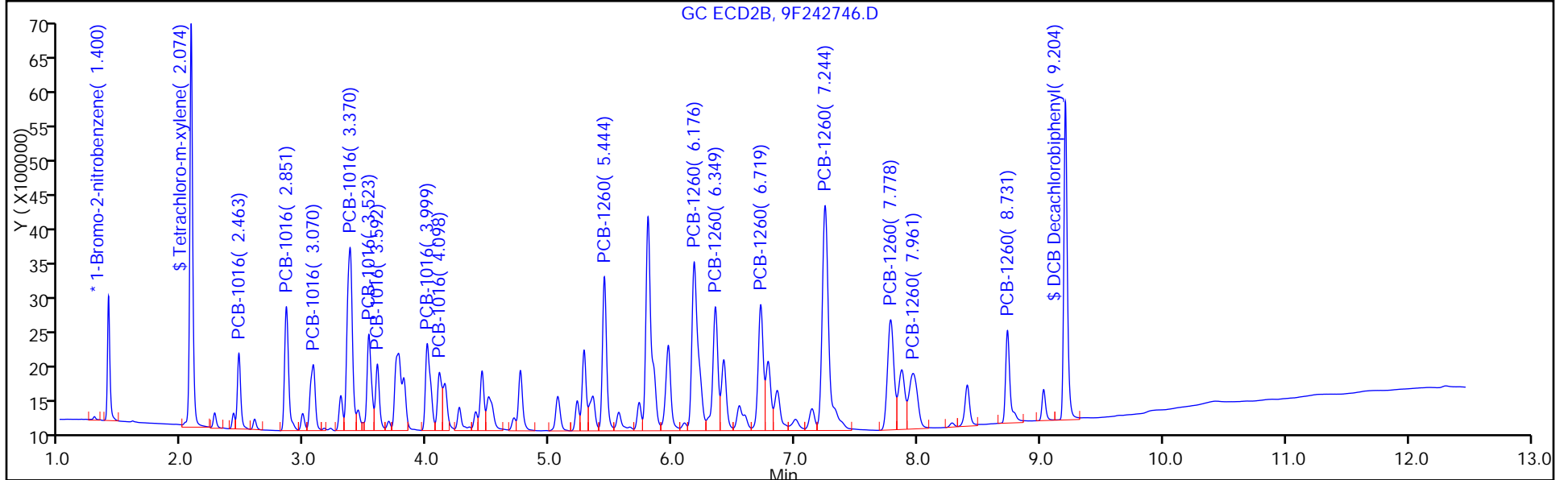
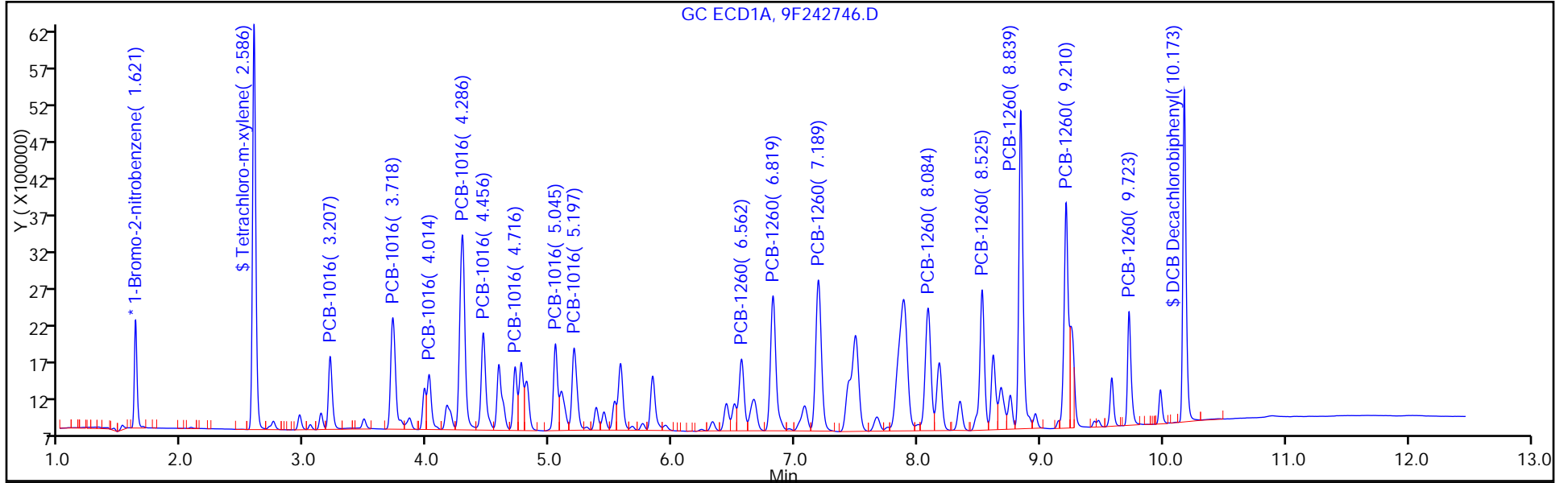
Injection Vol: 1.0 ul

Dil. Factor: 1.0000

ALS Bottle#: 12

Method: 8082-ISTD

Limit Group: GC 8082A PCB ISTD



FORM VII  
PCBS CONTINUING CALIBRATION DATA

Lab Name: TestAmerica Edison Job No.: 460-118325-1  
 SDG No.: \_\_\_\_\_  
 Lab Sample ID: CCV 460-384008/28 Calibration Date: 08/11/2016 15:28  
 Instrument ID: CPESTGC9 Calib Start Date: 05/12/2016 10:14  
 GC Column: CLP-2 ID: 0.53 (mm) Calib End Date: 05/12/2016 11:53  
 Lab File ID: 9F242762.D Conc. Units: ug/L

ANALYTE	CURVE TYPE	AVE RRF	RRF	MIN RRF	CALC AMOUNT	SPIKE AMOUNT	%D	MAX %D
Tetrachloro-m-xylene	Ave	0.8297	0.8585		103	100	3.5	20.0
DCB Decachlorobiphenyl	Ave	0.7142	0.7146		100	100	0.0	20.0

FORM VII  
PCBS CONTINUING CALIBRATION RETENTION TIME SUMMARY

Lab Name: TestAmerica Edison Job No.: 460-118325-1  
 SDG No.: \_\_\_\_\_  
 Lab Sample ID: CCV 460-384008/28 Calibration Date: 08/11/2016 15:28  
 Instrument ID: CPESTGC9 Calib Start Date: 05/12/2016 10:14  
 GC Column: CLP-2 ID: 0.53 (mm) Calib End Date: 05/12/2016 11:53  
 Lab File ID: 9F242762.D

Analyte	RT	RT WINDOW	
		FROM	TO
Tetrachloro-m-xylene	2.59	2.55	2.61
DCB Decachlorobiphenyl	10.15	10.08	10.14

TestAmerica Edison  
Target Compound Quantitation Report

Data File: \\ChromNA\Edison\ChromData\CPESTGC9\20160810-44310.b\9F242762.D  
 Lims ID: CCV AR1242  
 Client ID:  
 Sample Type: CCV  
 Inject. Date: 11-Aug-2016 15:28:59 ALS Bottle#: 28 Worklist Smp#: 28  
 Injection Vol: 1.0 ul Dil. Factor: 1.0000  
 Sample Info:  
 Operator ID: Instrument ID: CPESTGC9  
 Sublist: chrom-8082-ISTD\*sub4  
 Method: \\ChromNA\Edison\ChromData\CPESTGC9\20160810-44310.b\8082-ISTD.m  
 Limit Group: GC 8082A PCB ISTD  
 Last Update: 11-Aug-2016 15:53:42 Calib Date: 12-May-2016 14:29:29  
 Integrator: Falcon  
 Quant Method: Internal Standard Quant By: Initial Calibration  
 Last ICal File: \\ChromNA\Edison\ChromData\CPESTGC9\20160512-40924.b\9F001892.D  
 Column 1 : Det: GC ECD1A  
 Column 2 : Det: GC ECD2B  
 Process Host: XAWRK020

First Level Reviewer: patelji Date: 11-Aug-2016 15:49:06

Col	RT (min.)	Exp RT (min.)	Dlt RT (min.)	Response	Cal Amt ug/l	OnCol Amt ug/l	Flags
-----	-----------	---------------	---------------	----------	--------------	----------------	-------

* 13 1-Bromo-2-nitrobenzene							M
1	1.619	1.613	0.006	2402769	20.0	20.0	M
2	1.402	1.399	0.003	2376615	20.0	20.0	
RPD = 0.00							
\$ 2 Tetrachloro-m-xylene							
1	2.585	2.575	0.010	10314053	100.0	103.5	
2	2.076	2.071	0.005	9282658	100.0	102.4	
RPD = 1.07							

Col	RT (min.)	Exp RT (min.)	Dlt RT (min.)	Response	Cal Amt ug/l	OnCol Amt ug/l	Flags
-----	-----------	---------------	---------------	----------	--------------	----------------	-------

4 PCB-1242							M
1	3.205	3.209	-0.004	1987108	1000.0	973.6	
1	3.716	3.722	-0.006	4165757	1000.0	990.3	
1	4.012	4.018	-0.006	1834503	1000.0	1050.9	
1	4.284	4.288	-0.004	6800365	1000.0	972.7	
1	4.454	4.459	-0.005	3186401	1000.0	983.0	
1	5.196	5.201	-0.005	2943956	1000.0	984.2	
1	5.527	5.531	-0.004	2251418	1000.0	922.6	
1	5.582	5.581	0.001	2968574	1000.0	1024.7	
Average of Peak Amounts =						987.7	
2	2.465	2.474	-0.009	1851507	1000.0	1138.0	
2	2.852	2.863	-0.011	3525426	1000.0	1123.4	M
2	3.071	3.084	-0.013	2274629	1000.0	1137.5	M
2	3.372	3.384	-0.012	6195927	1000.0	1015.4	M
2	3.526	3.537	-0.011	2786710	1000.0	1001.4	M
2	4.002	4.015	-0.013	2753207	1000.0	1015.0	
2	4.526	4.514	0.012	4672507	1000.0	1042.3	M
2	4.760	4.776	-0.016	1953535	1000.0	1089.9	M
Average of Peak Amounts =						1070.4	
						RPD = 8.03	

\$ 11 DCB Decachlorobiphenyl

1	10.149	10.113	0.036	8584902	100.0	100.1	a
2	9.194	9.177	0.017	9199066	100.0	92.9	a
						RPD = 7.44	

S 12 Polychlorinated biphenyls, Total

1						987.7	
---	--	--	--	--	--	-------	--

QC Flag Legend

Review Flags

M - Manually Integrated

Reagents:

SG1242L3_00027	Amount Added: 1.00	Units: mL	
SGPCBISTD_00006	Amount Added: 20.00	Units: uL	Run Reagent

TestAmerica Edison

Data File: \\ChromNA\Edison\ChromData\CPESTGC9\20160810-44310.b\9F242762.D

Injection Date: 11-Aug-2016 15:28:59

Instrument ID: CPESTGC9

Operator ID:

Lims ID: CCV AR1242

Worklist Smp#: 28

Client ID:

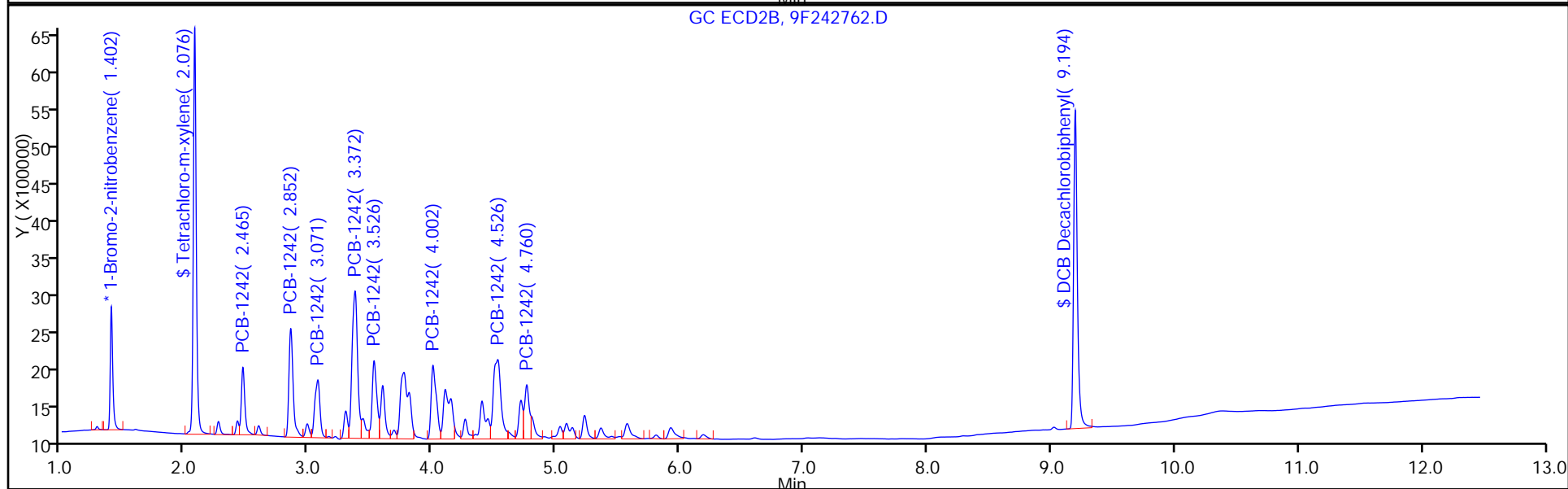
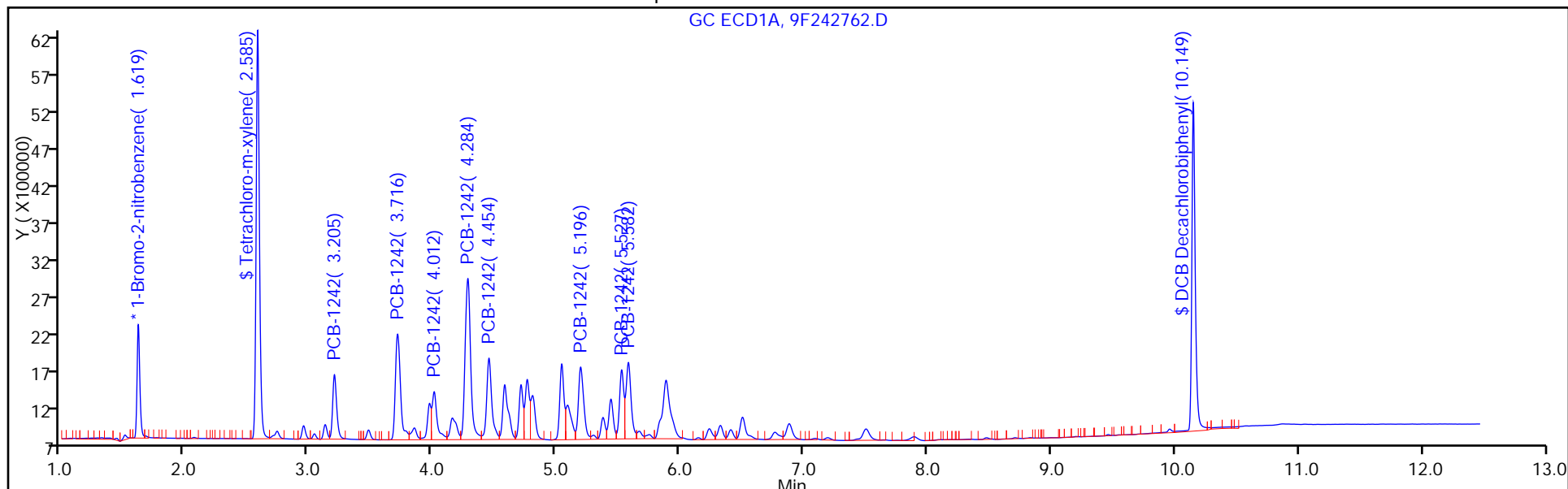
Injection Vol: 1.0 ul

Dil. Factor: 1.0000

ALS Bottle#: 28

Method: 8082-ISTD

Limit Group: GC 8082A PCB ISTD



FORM VII  
PCBS CONTINUING CALIBRATION DATA

Lab Name: TestAmerica Edison Job No.: 460-118325-1  
 SDG No.: \_\_\_\_\_  
 Lab Sample ID: CCV 460-384008/28 Calibration Date: 08/11/2016 15:28  
 Instrument ID: CPESTGC9 Calib Start Date: 05/12/2016 13:17  
 GC Column: CLP-2 ID: 0.53 (mm) Calib End Date: 05/12/2016 13:17  
 Lab File ID: 9F242762.D Conc. Units: ug/L

ANALYTE	CURVE TYPE	AVE RRF	RRF	MIN RRF	CALC AMOUNT	SPIKE AMOUNT	%D	MAX %D
PCB-1242 Peak 1	Ave	0.0170	0.0165		974	1000	-2.6	20.0
PCB-1242 Peak 2	Ave	0.0350	0.0347		990	1000	-1.0	20.0
PCB-1242 Peak 3	Ave	0.0145	0.0153		1050	1000	5.1	20.0
PCB-1242 Peak 4	Ave	0.0582	0.0566		973	1000	-2.7	20.0
PCB-1242 Peak 5	Ave	0.0270	0.0265		983	1000	-1.7	20.0
PCB-1242 Peak 6	Ave	0.0249	0.0245		984	1000	-1.6	20.0
PCB-1242 Peak 7	Ave	0.0203	0.0187		923	1000	-7.7	20.0
PCB-1242 Peak 8	Ave	0.0241	0.0247		1020	1000	2.5	20.0



FORM VII  
PCBS CONTINUING CALIBRATION RETENTION TIME SUMMARY

Lab Name: TestAmerica Edison Job No.: 460-118325-1  
 SDG No.: \_\_\_\_\_  
 Lab Sample ID: CCV 460-384008/28 Calibration Date: 08/11/2016 15:28  
 Instrument ID: CPESTGC9 Calib Start Date: 05/12/2016 13:17  
 GC Column: CLP-2 ID: 0.53 (mm) Calib End Date: 05/12/2016 13:17  
 Lab File ID: 9F242762.D

Analyte	RT	RT WINDOW	
		FROM	TO
PCB-1242 Peak 1	3.21	3.18	3.24
PCB-1242 Peak 2	3.72	3.65	3.79
PCB-1242 Peak 3	4.01	3.95	4.09
PCB-1242 Peak 4	4.28	4.22	4.36
PCB-1242 Peak 5	4.45	4.39	4.53
PCB-1242 Peak 6	5.20	5.13	5.27
PCB-1242 Peak 7	5.53	5.46	5.60
PCB-1242 Peak 8	5.58	5.51	5.65

TestAmerica Edison  
Target Compound Quantitation Report

Data File: \\ChromNA\Edison\ChromData\CPESTGC9\20160810-44310.b\9F242762.D  
 Lims ID: CCV AR1242  
 Client ID:  
 Sample Type: CCV  
 Inject. Date: 11-Aug-2016 15:28:59 ALS Bottle#: 28 Worklist Smp#: 28  
 Injection Vol: 1.0 ul Dil. Factor: 1.0000  
 Sample Info:  
 Operator ID: Instrument ID: CPESTGC9  
 Sublist: chrom-8082-ISTD\*sub4  
 Method: \\ChromNA\Edison\ChromData\CPESTGC9\20160810-44310.b\8082-ISTD.m  
 Limit Group: GC 8082A PCB ISTD  
 Last Update: 11-Aug-2016 15:53:42 Calib Date: 12-May-2016 14:29:29  
 Integrator: Falcon  
 Quant Method: Internal Standard Quant By: Initial Calibration  
 Last ICal File: \\ChromNA\Edison\ChromData\CPESTGC9\20160512-40924.b\9F001892.D  
 Column 1 : Det: GC ECD1A  
 Column 2 : Det: GC ECD2B  
 Process Host: XAWRK020

First Level Reviewer: patelji Date: 11-Aug-2016 15:49:06

Col	RT (min.)	Exp RT (min.)	Dlt RT (min.)	Response	Cal Amt ug/l	OnCol Amt ug/l	Flags
-----	-----------	---------------	---------------	----------	--------------	----------------	-------

* 13 1-Bromo-2-nitrobenzene							M
1	1.619	1.613	0.006	2402769	20.0	20.0	M
2	1.402	1.399	0.003	2376615	20.0	20.0	
RPD = 0.00							
\$ 2 Tetrachloro-m-xylene							
1	2.585	2.575	0.010	10314053	100.0	103.5	
2	2.076	2.071	0.005	9282658	100.0	102.4	
RPD = 1.07							

Col	RT (min.)	Exp RT (min.)	Dlt RT (min.)	Response	Cal Amt ug/l	OnCol Amt ug/l	Flags
-----	-----------	---------------	---------------	----------	--------------	----------------	-------

4 PCB-1242

M

1	3.205	3.209	-0.004	1987108	1000.0	973.6	
1	3.716	3.722	-0.006	4165757	1000.0	990.3	
1	4.012	4.018	-0.006	1834503	1000.0	1050.9	
1	4.284	4.288	-0.004	6800365	1000.0	972.7	
1	4.454	4.459	-0.005	3186401	1000.0	983.0	
1	5.196	5.201	-0.005	2943956	1000.0	984.2	
1	5.527	5.531	-0.004	2251418	1000.0	922.6	
1	5.582	5.581	0.001	2968574	1000.0	1024.7	

Average of Peak Amounts = 987.7

2	2.465	2.474	-0.009	1851507	1000.0	1138.0	
2	2.852	2.863	-0.011	3525426	1000.0	1123.4	M
2	3.071	3.084	-0.013	2274629	1000.0	1137.5	M
2	3.372	3.384	-0.012	6195927	1000.0	1015.4	M
2	3.526	3.537	-0.011	2786710	1000.0	1001.4	M
2	4.002	4.015	-0.013	2753207	1000.0	1015.0	
2	4.526	4.514	0.012	4672507	1000.0	1042.3	M
2	4.760	4.776	-0.016	1953535	1000.0	1089.9	M

Average of Peak Amounts = 1070.4

RPD = 8.03

\$ 11 DCB Decachlorobiphenyl

1	10.149	10.113	0.036	8584902	100.0	100.1	a
2	9.194	9.177	0.017	9199066	100.0	92.9	a

RPD = 7.44

S 12 Polychlorinated biphenyls, Total

1						987.7	
---	--	--	--	--	--	-------	--

QC Flag Legend

Review Flags

M - Manually Integrated

Reagents:

SG1242L3\_00027

Amount Added: 1.00

Units: mL

SGPCBISTD\_00006

Amount Added: 20.00

Units: uL

Run Reagent

TestAmerica Edison

Data File: \\ChromNA\Edison\ChromData\CPESTGC9\20160810-44310.b\9F242762.D

Injection Date: 11-Aug-2016 15:28:59

Instrument ID: CPESTGC9

Operator ID:

Lims ID: CCV AR1242

Worklist Smp#: 28

Client ID:

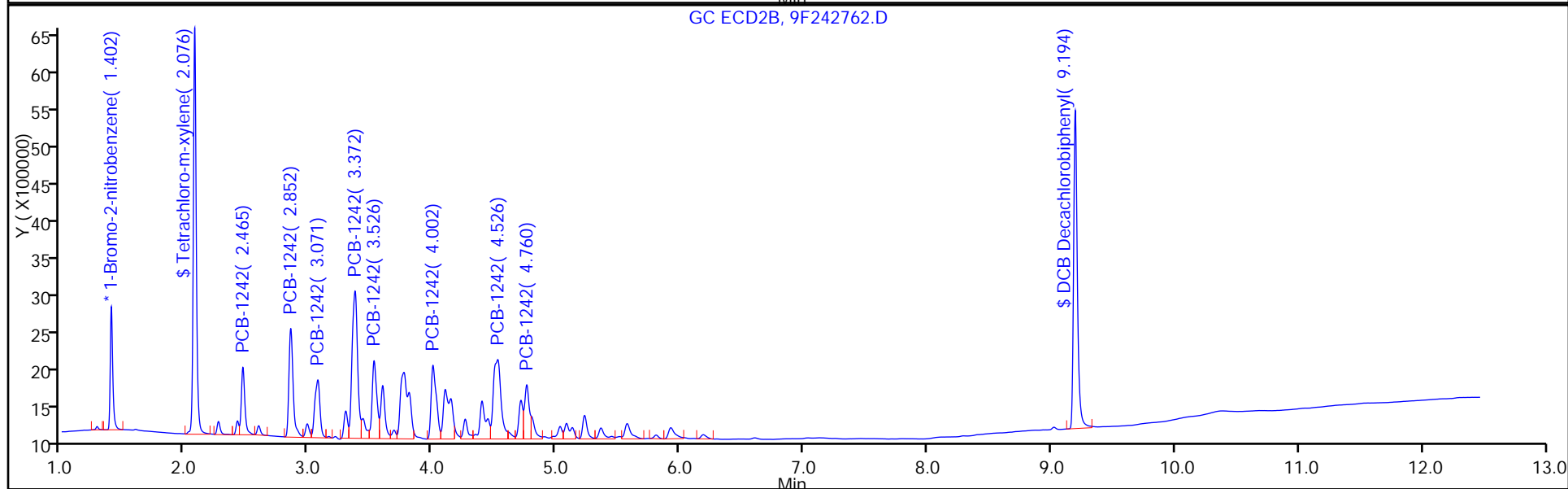
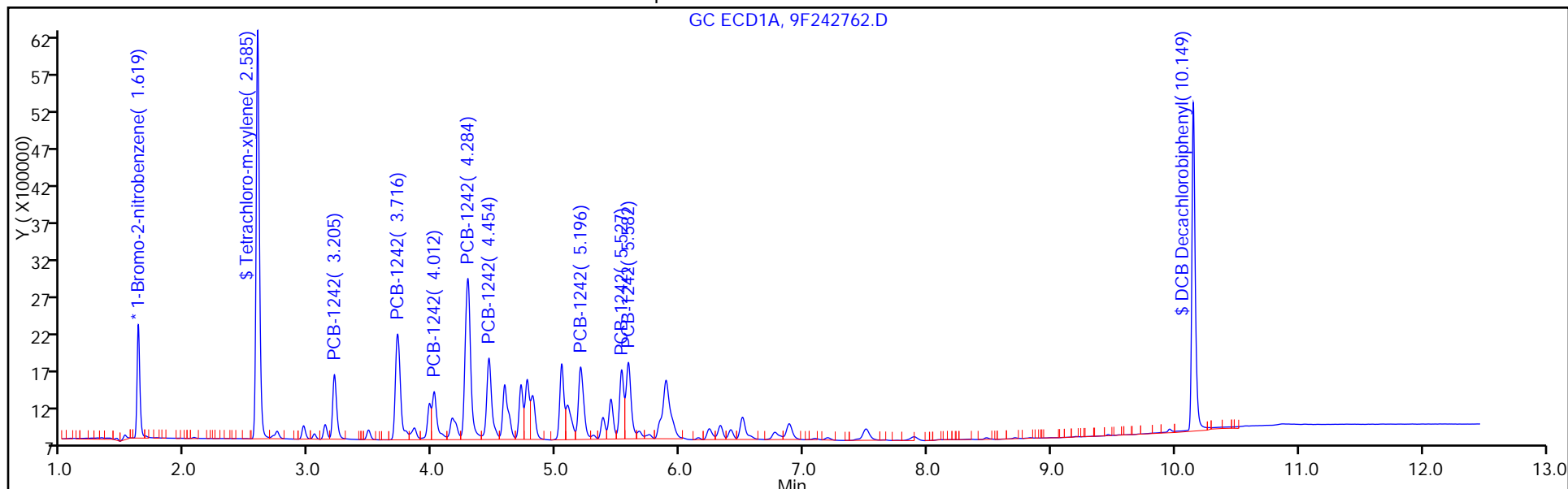
Injection Vol: 1.0 ul

Dil. Factor: 1.0000

ALS Bottle#: 28

Method: 8082-ISTD

Limit Group: GC 8082A PCB ISTD



FORM VII  
PCBS CONTINUING CALIBRATION DATA

Lab Name: TestAmerica Edison Job No.: 460-118325-1  
 SDG No.: \_\_\_\_\_  
 Lab Sample ID: CCV 460-384008/28 Calibration Date: 08/11/2016 15:28  
 Instrument ID: CPESTGC9 Calib Start Date: 05/12/2016 10:14  
 GC Column: CLP-1 ID: 0.53 (mm) Calib End Date: 05/12/2016 11:53  
 Lab File ID: 9F242762.D Conc. Units: ug/L

ANALYTE	CURVE TYPE	AVE RRF	RRF	MIN RRF	CALC AMOUNT	SPIKE AMOUNT	%D	MAX %D
Tetrachloro-m-xylene	Ave	0.7630	0.7812		102	100	2.4	20.0
DCB Decachlorobiphenyl	Ave	0.8335	0.7741		92.9	100	-7.1	20.0

FORM VII  
PCBS CONTINUING CALIBRATION RETENTION TIME SUMMARY

Lab Name: TestAmerica Edison Job No.: 460-118325-1  
 SDG No.: \_\_\_\_\_  
 Lab Sample ID: CCV 460-384008/28 Calibration Date: 08/11/2016 15:28  
 Instrument ID: CPESTGC9 Calib Start Date: 05/12/2016 10:14  
 GC Column: CLP-1 ID: 0.53 (mm) Calib End Date: 05/12/2016 11:53  
 Lab File ID: 9F242762.D

Analyte	RT	RT WINDOW	
		FROM	TO
Tetrachloro-m-xylene	2.08	2.02	2.12
DCB Decachlorobiphenyl	9.19	9.08	9.28

TestAmerica Edison  
Target Compound Quantitation Report

Data File: \\ChromNA\Edison\ChromData\CPESTGC9\20160810-44310.b\9F242762.D  
 Lims ID: CCV AR1242  
 Client ID:  
 Sample Type: CCV  
 Inject. Date: 11-Aug-2016 15:28:59 ALS Bottle#: 28 Worklist Smp#: 28  
 Injection Vol: 1.0 ul Dil. Factor: 1.0000  
 Sample Info:  
 Operator ID: Instrument ID: CPESTGC9  
 Sublist: chrom-8082-ISTD\*sub4  
 Method: \\ChromNA\Edison\ChromData\CPESTGC9\20160810-44310.b\8082-ISTD.m  
 Limit Group: GC 8082A PCB ISTD  
 Last Update: 11-Aug-2016 15:53:42 Calib Date: 12-May-2016 14:29:29  
 Integrator: Falcon  
 Quant Method: Internal Standard Quant By: Initial Calibration  
 Last ICal File: \\ChromNA\Edison\ChromData\CPESTGC9\20160512-40924.b\9F001892.D  
 Column 1 : Det: GC ECD1A  
 Column 2 : Det: GC ECD2B  
 Process Host: XAWRK020

First Level Reviewer: patelji Date: 11-Aug-2016 15:49:06

Col	RT (min.)	Exp RT (min.)	Dlt RT (min.)	Response	Cal Amt ug/l	OnCol Amt ug/l	Flags
-----	-----------	---------------	---------------	----------	--------------	----------------	-------

* 13 1-Bromo-2-nitrobenzene							M
1	1.619	1.613	0.006	2402769	20.0	20.0	M
2	1.402	1.399	0.003	2376615	20.0	20.0	
RPD = 0.00							
\$ 2 Tetrachloro-m-xylene							
1	2.585	2.575	0.010	10314053	100.0	103.5	
2	2.076	2.071	0.005	9282658	100.0	102.4	
RPD = 1.07							

Col	RT (min.)	Exp RT (min.)	Dlt RT (min.)	Response	Cal Amt ug/l	OnCol Amt ug/l	Flags
-----	-----------	---------------	---------------	----------	--------------	----------------	-------

4 PCB-1242							M
1	3.205	3.209	-0.004	1987108	1000.0	973.6	
1	3.716	3.722	-0.006	4165757	1000.0	990.3	
1	4.012	4.018	-0.006	1834503	1000.0	1050.9	
1	4.284	4.288	-0.004	6800365	1000.0	972.7	
1	4.454	4.459	-0.005	3186401	1000.0	983.0	
1	5.196	5.201	-0.005	2943956	1000.0	984.2	
1	5.527	5.531	-0.004	2251418	1000.0	922.6	
1	5.582	5.581	0.001	2968574	1000.0	1024.7	
Average of Peak Amounts =						987.7	
2	2.465	2.474	-0.009	1851507	1000.0	1138.0	
2	2.852	2.863	-0.011	3525426	1000.0	1123.4	M
2	3.071	3.084	-0.013	2274629	1000.0	1137.5	M
2	3.372	3.384	-0.012	6195927	1000.0	1015.4	M
2	3.526	3.537	-0.011	2786710	1000.0	1001.4	M
2	4.002	4.015	-0.013	2753207	1000.0	1015.0	
2	4.526	4.514	0.012	4672507	1000.0	1042.3	M
2	4.760	4.776	-0.016	1953535	1000.0	1089.9	M
Average of Peak Amounts =						1070.4	
						RPD = 8.03	

\$ 11 DCB Decachlorobiphenyl

1	10.149	10.113	0.036	8584902	100.0	100.1	a
2	9.194	9.177	0.017	9199066	100.0	92.9	a
						RPD = 7.44	

S 12 Polychlorinated biphenyls, Total

1						987.7	
---	--	--	--	--	--	-------	--

QC Flag Legend

Review Flags

M - Manually Integrated

Reagents:

SG1242L3_00027	Amount Added: 1.00	Units: mL	
SGPCBISTD_00006	Amount Added: 20.00	Units: uL	Run Reagent



TestAmerica Edison

Data File: \\ChromNA\Edison\ChromData\CPESTGC9\20160810-44310.b\9F242762.D

Injection Date: 11-Aug-2016 15:28:59

Instrument ID: CPESTGC9

Operator ID:

Lims ID: CCV AR1242

Worklist Smp#: 28

Client ID:

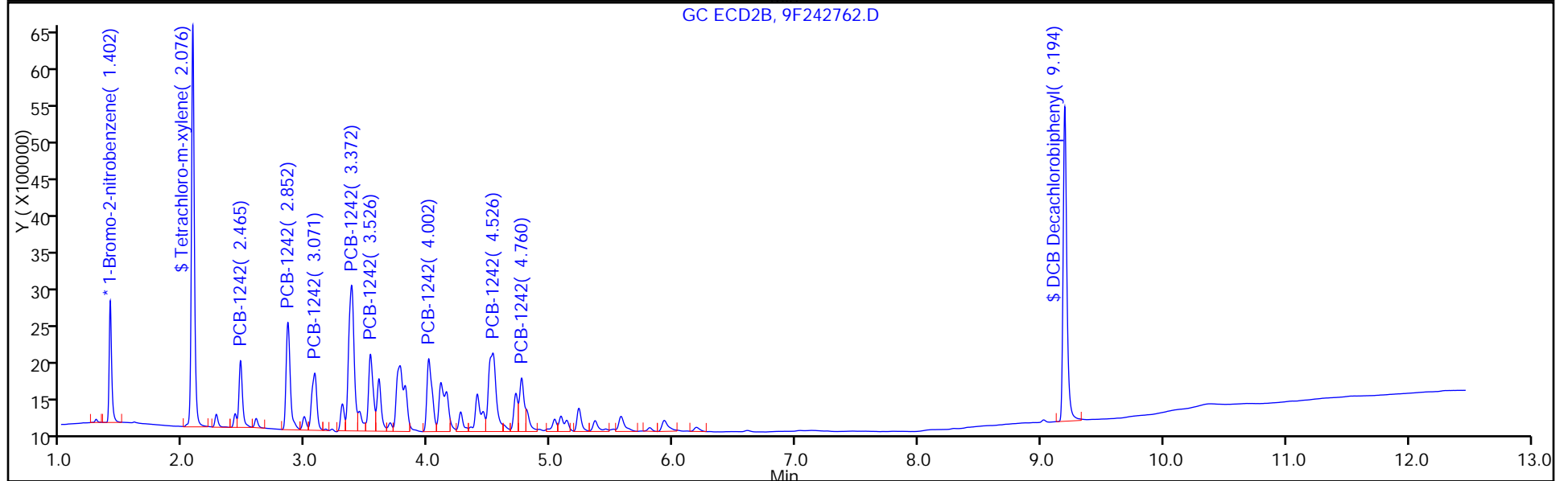
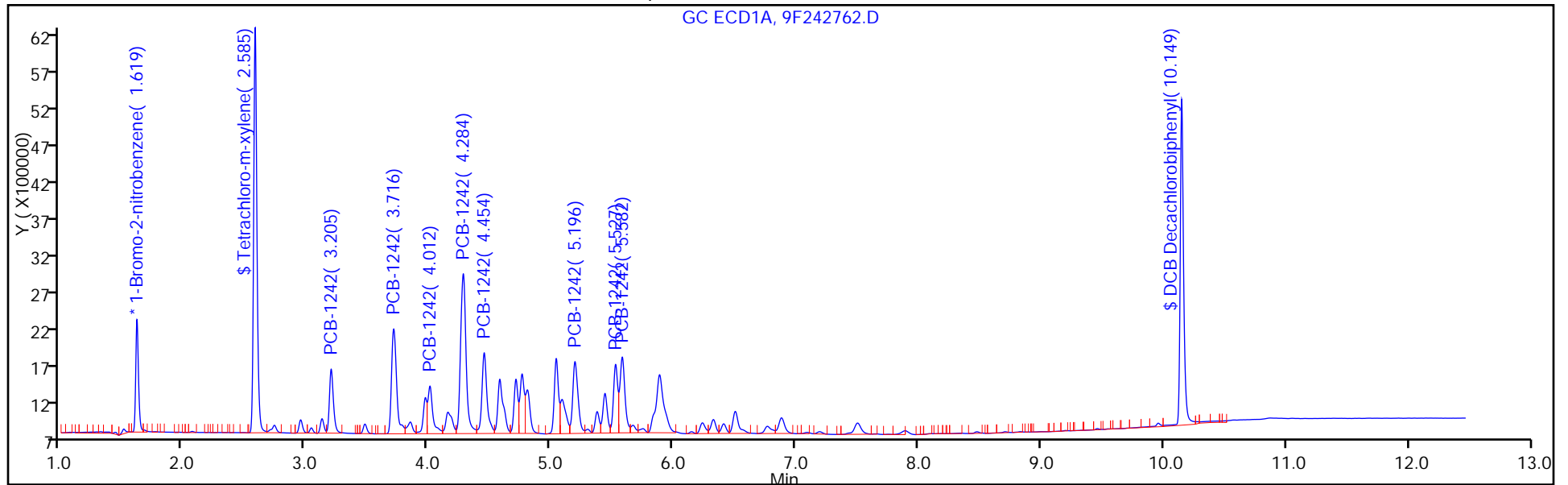
Injection Vol: 1.0 ul

Dil. Factor: 1.0000

ALS Bottle#: 28

Method: 8082-ISTD

Limit Group: GC 8082A PCB ISTD



FORM VII  
PCBS CONTINUING CALIBRATION DATA

Lab Name: TestAmerica Edison Job No.: 460-118325-1  
 SDG No.: \_\_\_\_\_  
 Lab Sample ID: CCV 460-384008/28 Calibration Date: 08/11/2016 15:28  
 Instrument ID: CPESTGC9 Calib Start Date: 05/12/2016 13:17  
 GC Column: CLP-1 ID: 0.53 (mm) Calib End Date: 05/12/2016 13:17  
 Lab File ID: 9F242762.D Conc. Units: ug/L

ANALYTE	CURVE TYPE	AVE RRF	RRF	MIN RRF	CALC AMOUNT	SPIKE AMOUNT	%D	MAX %D
PCB-1242 Peak 1	Ave	0.0137	0.0156		1140	1000	13.8	20.0
PCB-1242 Peak 2	Ave	0.0264	0.0297		1120	1000	12.3	20.0
PCB-1242 Peak 3	Ave	0.0168	0.0191		1140	1000	13.8	20.0
PCB-1242 Peak 4	Ave	0.0514	0.0521		1020	1000	1.5	20.0
PCB-1242 Peak 5	Ave	0.0234	0.0235		1000	1000	0.1	20.0
PCB-1242 Peak 6	Ave	0.0228	0.0232		1020	1000	1.5	20.0
PCB-1242 Peak 7	Ave	0.0377	0.0393		1040	1000	4.2	20.0
PCB-1242 Peak 8	Ave	0.0151	0.0164		1090	1000	9.0	20.0

FORM VII  
PCBS CONTINUING CALIBRATION RETENTION TIME SUMMARY

Lab Name: TestAmerica Edison Job No.: 460-118325-1  
 SDG No.: \_\_\_\_\_  
 Lab Sample ID: CCV 460-384008/28 Calibration Date: 08/11/2016 15:28  
 Instrument ID: CPESTGC9 Calib Start Date: 05/12/2016 13:17  
 GC Column: CLP-1 ID: 0.53(mm) Calib End Date: 05/12/2016 13:17  
 Lab File ID: 9F242762.D

Analyte	RT	RT WINDOW	
		FROM	TO
PCB-1242 Peak 1	2.47	2.40	2.54
PCB-1242 Peak 2	2.85	2.79	2.93
PCB-1242 Peak 3	3.07	3.01	3.15
PCB-1242 Peak 4	3.37	3.31	3.45
PCB-1242 Peak 5	3.53	3.47	3.61
PCB-1242 Peak 6	4.00	3.95	4.09
PCB-1242 Peak 7	4.53	4.44	4.58
PCB-1242 Peak 8	4.76	4.71	4.85

TestAmerica Edison  
Target Compound Quantitation Report

Data File: \\ChromNA\Edison\ChromData\CPESTGC9\20160810-44310.b\9F242762.D  
 Lims ID: CCV AR1242  
 Client ID:  
 Sample Type: CCV  
 Inject. Date: 11-Aug-2016 15:28:59 ALS Bottle#: 28 Worklist Smp#: 28  
 Injection Vol: 1.0 ul Dil. Factor: 1.0000  
 Sample Info:  
 Operator ID: Instrument ID: CPESTGC9  
 Sublist: chrom-8082-ISTD\*sub4  
 Method: \\ChromNA\Edison\ChromData\CPESTGC9\20160810-44310.b\8082-ISTD.m  
 Limit Group: GC 8082A PCB ISTD  
 Last Update: 11-Aug-2016 15:53:42 Calib Date: 12-May-2016 14:29:29  
 Integrator: Falcon  
 Quant Method: Internal Standard Quant By: Initial Calibration  
 Last ICal File: \\ChromNA\Edison\ChromData\CPESTGC9\20160512-40924.b\9F001892.D  
 Column 1 : Det: GC ECD1A  
 Column 2 : Det: GC ECD2B  
 Process Host: XAWRK020

First Level Reviewer: patelji Date: 11-Aug-2016 15:49:06

Col	RT (min.)	Exp RT (min.)	Dlt RT (min.)	Response	Cal Amt ug/l	OnCol Amt ug/l	Flags
-----	-----------	---------------	---------------	----------	--------------	----------------	-------

* 13 1-Bromo-2-nitrobenzene							M
1	1.619	1.613	0.006	2402769	20.0	20.0	M
2	1.402	1.399	0.003	2376615	20.0	20.0	
RPD = 0.00							
\$ 2 Tetrachloro-m-xylene							
1	2.585	2.575	0.010	10314053	100.0	103.5	
2	2.076	2.071	0.005	9282658	100.0	102.4	
RPD = 1.07							

Col	RT (min.)	Exp RT (min.)	Dlt RT (min.)	Response	Cal Amt ug/l	OnCol Amt ug/l	Flags
-----	-----------	---------------	---------------	----------	--------------	----------------	-------

4 PCB-1242

							M
1	3.205	3.209	-0.004	1987108	1000.0	973.6	
1	3.716	3.722	-0.006	4165757	1000.0	990.3	
1	4.012	4.018	-0.006	1834503	1000.0	1050.9	
1	4.284	4.288	-0.004	6800365	1000.0	972.7	
1	4.454	4.459	-0.005	3186401	1000.0	983.0	
1	5.196	5.201	-0.005	2943956	1000.0	984.2	
1	5.527	5.531	-0.004	2251418	1000.0	922.6	
1	5.582	5.581	0.001	2968574	1000.0	1024.7	

Average of Peak Amounts = 987.7

2	2.465	2.474	-0.009	1851507	1000.0	1138.0	
2	2.852	2.863	-0.011	3525426	1000.0	1123.4	M
2	3.071	3.084	-0.013	2274629	1000.0	1137.5	M
2	3.372	3.384	-0.012	6195927	1000.0	1015.4	M
2	3.526	3.537	-0.011	2786710	1000.0	1001.4	M
2	4.002	4.015	-0.013	2753207	1000.0	1015.0	
2	4.526	4.514	0.012	4672507	1000.0	1042.3	M
2	4.760	4.776	-0.016	1953535	1000.0	1089.9	M

Average of Peak Amounts = 1070.4

RPD = 8.03

\$ 11 DCB Decachlorobiphenyl

1	10.149	10.113	0.036	8584902	100.0	100.1	a
2	9.194	9.177	0.017	9199066	100.0	92.9	a

RPD = 7.44

S 12 Polychlorinated biphenyls, Total

1						987.7	
---	--	--	--	--	--	-------	--

QC Flag Legend

Review Flags

M - Manually Integrated

Reagents:

SG1242L3\_00027

Amount Added: 1.00

Units: mL

SGPCBISTD\_00006

Amount Added: 20.00

Units: uL

Run Reagent

TestAmerica Edison

Data File: \\ChromNA\Edison\ChromData\CPESTGC9\20160810-44310.b\9F242762.D

Injection Date: 11-Aug-2016 15:28:59

Instrument ID: CPESTGC9

Operator ID:

Lims ID: CCV AR1242

Worklist Smp#: 28

Client ID:

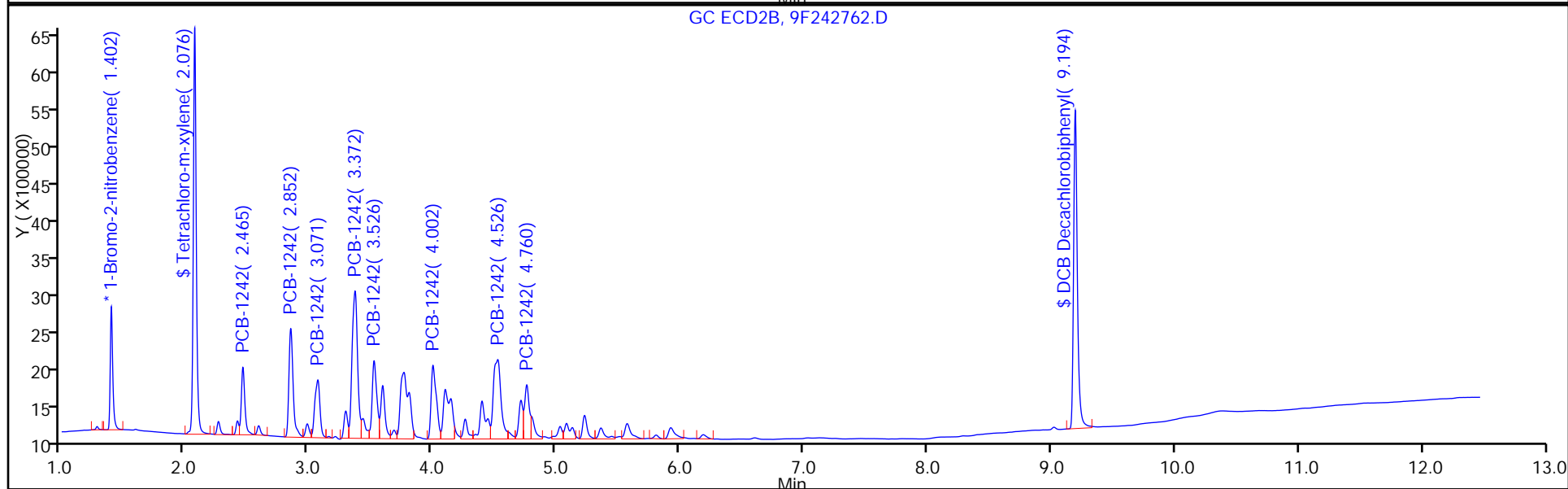
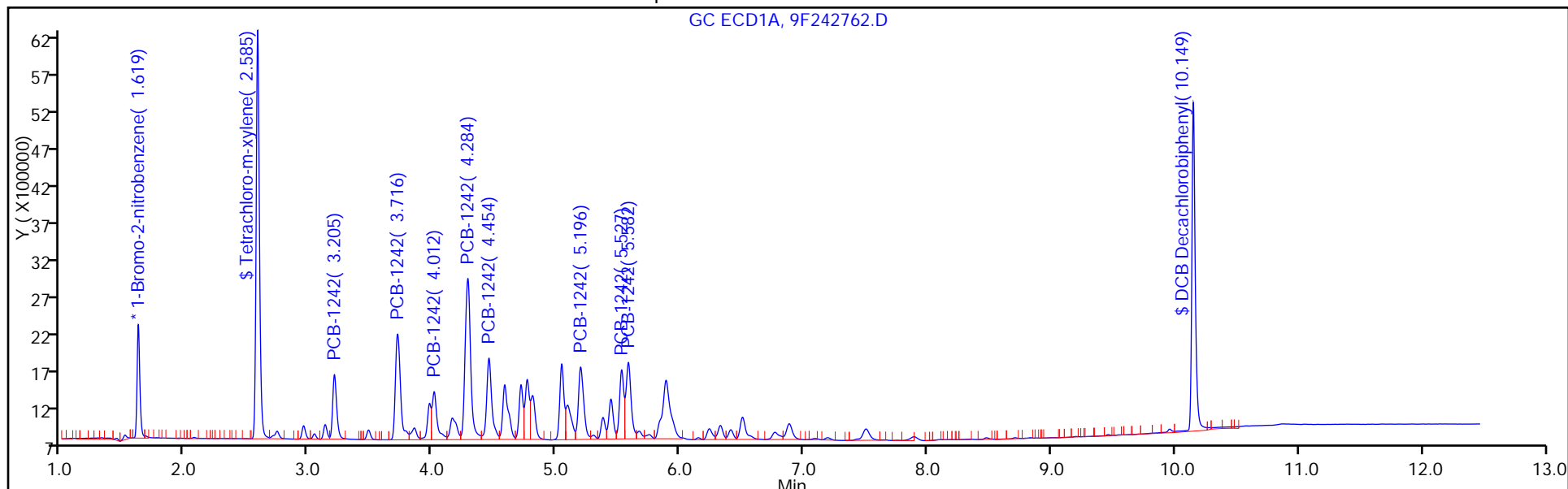
Injection Vol: 1.0 ul

Dil. Factor: 1.0000

ALS Bottle#: 28

Method: 8082-ISTD

Limit Group: GC 8082A PCB ISTD



FORM VII  
PCBS CONTINUING CALIBRATION DATA

Lab Name: TestAmerica Edison Job No.: 460-118325-1  
 SDG No.: \_\_\_\_\_  
 Lab Sample ID: CCV 460-384008/29 Calibration Date: 08/11/2016 15:44  
 Instrument ID: CPESTGC9 Calib Start Date: 05/12/2016 10:14  
 GC Column: CLP-2 ID: 0.53 (mm) Calib End Date: 05/12/2016 11:53  
 Lab File ID: 9F242763.D Conc. Units: ug/L

ANALYTE	CURVE TYPE	AVE RRF	RRF	MIN RRF	CALC AMOUNT	SPIKE AMOUNT	%D	MAX %D
Tetrachloro-m-xylene	Ave	0.8297	0.8565		103	100	3.2	20.0
DCB Decachlorobiphenyl	Ave	0.7142	0.6856		96.0	100	-4.0	20.0

FORM VII  
PCBS CONTINUING CALIBRATION RETENTION TIME SUMMARY

Lab Name: TestAmerica Edison Job No.: 460-118325-1  
 SDG No.: \_\_\_\_\_  
 Lab Sample ID: CCV 460-384008/29 Calibration Date: 08/11/2016 15:44  
 Instrument ID: CPESTGC9 Calib Start Date: 05/12/2016 10:14  
 GC Column: CLP-2 ID: 0.53 (mm) Calib End Date: 05/12/2016 11:53  
 Lab File ID: 9F242763.D

Analyte	RT	RT WINDOW	
		FROM	TO
Tetrachloro-m-xylene	2.58	2.55	2.61
DCB Decachlorobiphenyl	10.13	10.08	10.14



TestAmerica Edison  
Target Compound Quantitation Report

Data File: \\ChromNA\Edison\ChromData\CPESTGC9\20160810-44310.b\9F242763.D  
 Lims ID: CCV AR1248  
 Client ID:  
 Sample Type: CCV  
 Inject. Date: 11-Aug-2016 15:44:18 ALS Bottle#: 29 Worklist Smp#: 29  
 Injection Vol: 1.0 ul Dil. Factor: 1.0000  
 Sample Info:  
 Operator ID: Instrument ID: CPESTGC9  
 Sublist: chrom-8082-ISTD\*sub5  
 Method: \\ChromNA\Edison\ChromData\CPESTGC9\20160810-44310.b\8082-ISTD.m  
 Limit Group: GC 8082A PCB ISTD  
 Last Update: 11-Aug-2016 16:01:28 Calib Date: 12-May-2016 14:29:29  
 Integrator: Falcon  
 Quant Method: Internal Standard Quant By: Initial Calibration  
 Last ICal File: \\ChromNA\Edison\ChromData\CPESTGC9\20160512-40924.b\9F001892.D  
 Column 1 : Det: GC ECD1A  
 Column 2 : Det: GC ECD2B  
 Process Host: XAWRK020

First Level Reviewer: patelji Date: 11-Aug-2016 16:00:54

Col	RT (min.)	Exp RT (min.)	Dlt RT (min.)	Response	Cal Amt ug/l	OnCol Amt ug/l	Flags
-----	-----------	---------------	---------------	----------	--------------	----------------	-------

* 13 1-Bromo-2-nitrobenzene							M
1	1.616	1.613	0.003	2751465	20.0	20.0	M
2	1.403	1.399	0.004	2708451	20.0	20.0	M
RPD = 0.00							
\$ 2 Tetrachloro-m-xylene							
1	2.578	2.575	0.003	11782696	100.0	103.2	
2	2.077	2.071	0.006	10488225	100.0	101.5	
RPD = 1.69							

Col	RT (min.)	Exp RT (min.)	Dlt RT (min.)	Response	Cal Amt ug/l	OnCol Amt ug/l	Flags
-----	-----------	---------------	---------------	----------	--------------	----------------	-------

6 PCB-1248							M
1	3.707	3.709	-0.002	2384702	1000.0	1034.7	
1	4.275	4.276	-0.001	4856295	1000.0	1007.4	M
1	4.708	4.709	-0.001	2979351	1000.0	985.9	M
1	4.758	4.758	0.000	2975050	1000.0	1002.3	M
1	5.189	5.190	-0.001	4397933	1000.0	1016.2	M
1	5.522	5.520	0.002	4067929	1000.0	969.4	M
1	5.575	5.574	0.001	5358941	1000.0	1079.4	M
1	6.876	6.869	0.007	1899517	1000.0	913.0	M
Average of Peak Amounts =						1001.0	
2	2.852	2.845	0.007	2082732	1000.0	1058.4	M
2	3.370	3.362	0.008	4555689	1000.0	914.7	M
2	3.753	3.746	0.007	5156161	1000.0	957.8	M
2	4.100	4.092	0.008	2633801	1000.0	855.8	M
2	4.506	4.496	0.010	8014328	1000.0	922.0	M
2	4.759	4.751	0.008	3605836	1000.0	908.1	M
2	5.226	5.218	0.008	2379855	1000.0	881.0	M
2	5.923	5.905	0.018	1526749	1000.0	889.0	M
Average of Peak Amounts =						923.4	
						RPD = 8.07	

\$ 11 DCB Decachlorobiphenyl

1	10.133	10.113	0.020	9431482	100.0	96.0	
2	9.188	9.177	0.011	10107770	100.0	89.5	
						RPD = 6.94	

S 12 Polychlorinated biphenyls, Total

1						1001.0	
---	--	--	--	--	--	--------	--

QC Flag Legend

Review Flags

M - Manually Integrated

Reagents:

SG1248L3_00026	Amount Added: 1.00	Units: mL	
SGPCBISTD_00006	Amount Added: 20.00	Units: uL	Run Reagent

TestAmerica Edison

Data File: \\ChromNA\Edison\ChromData\CPESTGC9\20160810-44310.b\9F242763.D

Injection Date: 11-Aug-2016 15:44:18

Instrument ID: CPESTGC9

Operator ID:

Lims ID: CCV AR1248

Worklist Smp#: 29

Client ID:

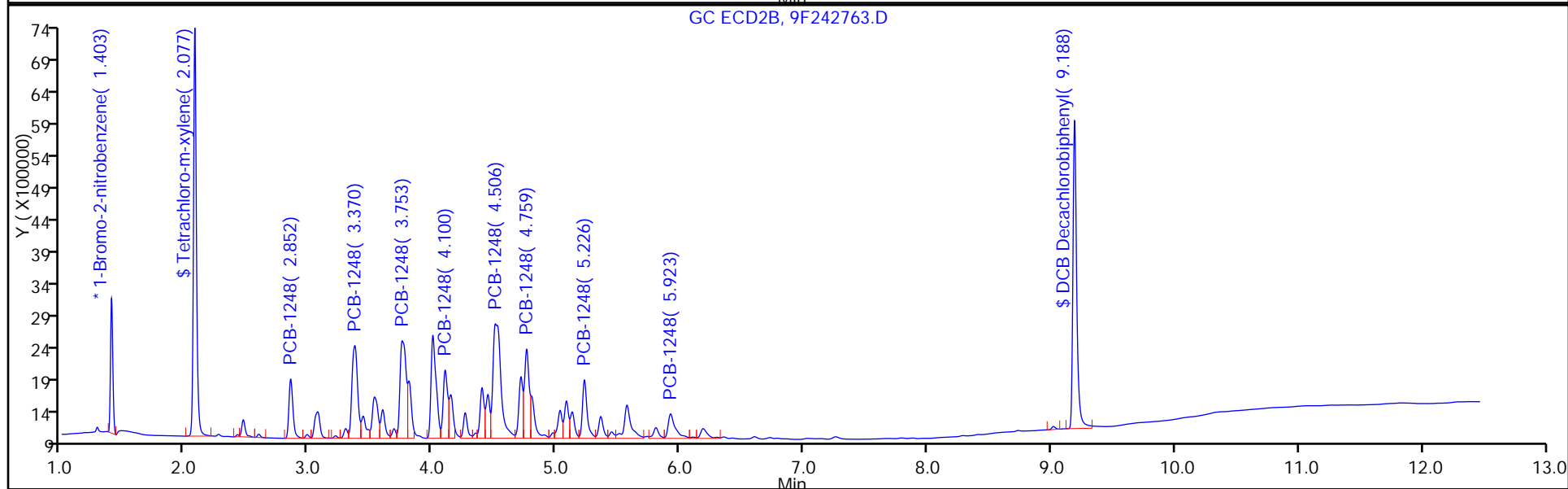
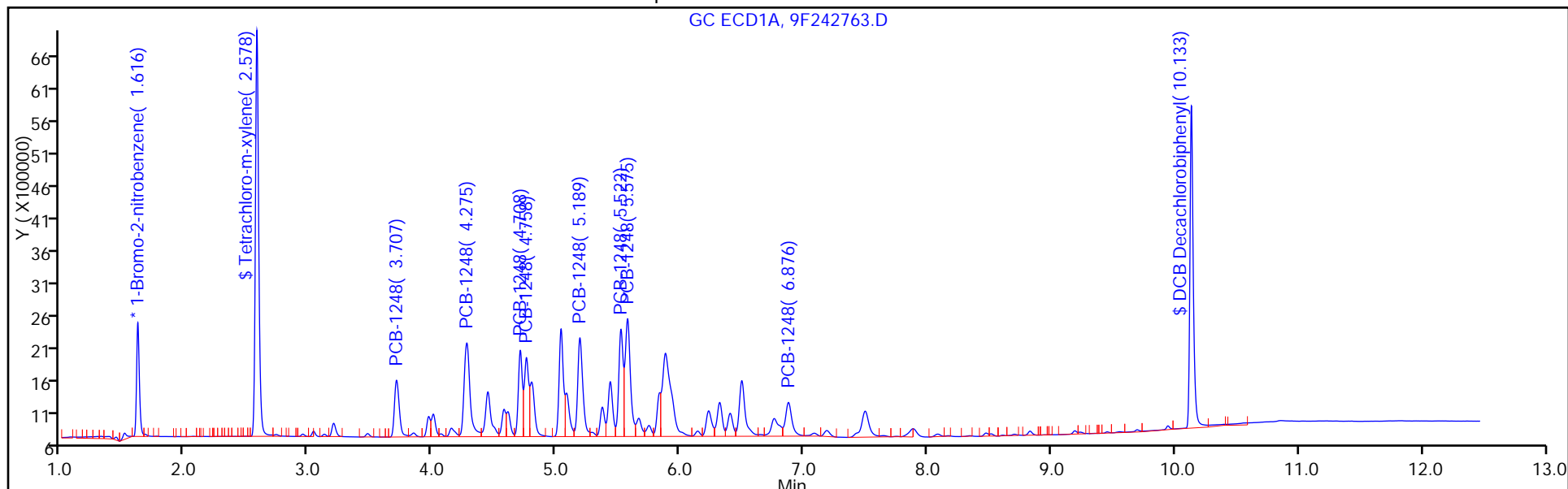
Injection Vol: 1.0 ul

Dil. Factor: 1.0000

ALS Bottle#: 29

Method: 8082-ISTD

Limit Group: GC 8082A PCB ISTD



FORM VII  
PCBS CONTINUING CALIBRATION DATA

Lab Name: TestAmerica Edison Job No.: 460-118325-1  
 SDG No.: \_\_\_\_\_  
 Lab Sample ID: CCV 460-384008/29 Calibration Date: 08/11/2016 15:44  
 Instrument ID: CPESTGC9 Calib Start Date: 05/12/2016 13:35  
 GC Column: CLP-2 ID: 0.53 (mm) Calib End Date: 05/12/2016 13:35  
 Lab File ID: 9F242763.D Conc. Units: ug/L

ANALYTE	CURVE TYPE	AVE RRF	RRF	MIN RRF	CALC AMOUNT	SPIKE AMOUNT	%D	MAX %D
PCB-1248 Peak 1	Ave	0.0168	0.0173		1030	1000	3.5	20.0
PCB-1248 Peak 2	Ave	0.0350	0.0353		1010	1000	0.7	20.0
PCB-1248 Peak 3	Ave	0.0220	0.0217		986	1000	-1.4	20.0
PCB-1248 Peak 4	Ave	0.0216	0.0216		1000	1000	0.2	20.0
PCB-1248 Peak 5	Ave	0.0315	0.0320		1020	1000	1.6	20.0
PCB-1248 Peak 6	Ave	0.0305	0.0296		969	1000	-3.1	20.0
PCB-1248 Peak 7	Ave	0.0361	0.0390		1080	1000	7.9	20.0
PCB-1248 Peak 8	Ave	0.0151	0.0138		913	1000	-8.7	20.0

FORM VII  
PCBS CONTINUING CALIBRATION RETENTION TIME SUMMARY

Lab Name: TestAmerica Edison Job No.: 460-118325-1  
 SDG No.: \_\_\_\_\_  
 Lab Sample ID: CCV 460-384008/29 Calibration Date: 08/11/2016 15:44  
 Instrument ID: CPESTGC9 Calib Start Date: 05/12/2016 13:35  
 GC Column: CLP-2 ID: 0.53 (mm) Calib End Date: 05/12/2016 13:35  
 Lab File ID: 9F242763.D

Analyte	RT	RT WINDOW	
		FROM	TO
PCB-1248 Peak 1	3.71	3.68	3.74
PCB-1248 Peak 2	4.28	4.21	4.35
PCB-1248 Peak 3	4.71	4.64	4.78
PCB-1248 Peak 4	4.76	4.69	4.83
PCB-1248 Peak 5	5.19	5.12	5.26
PCB-1248 Peak 6	5.52	5.45	5.59
PCB-1248 Peak 7	5.58	5.50	5.64
PCB-1248 Peak 8	6.88	6.80	6.94

TestAmerica Edison  
Target Compound Quantitation Report

Data File: \\ChromNA\Edison\ChromData\CPESTGC9\20160810-44310.b\9F242763.D  
 Lims ID: CCV AR1248  
 Client ID:  
 Sample Type: CCV  
 Inject. Date: 11-Aug-2016 15:44:18 ALS Bottle#: 29 Worklist Smp#: 29  
 Injection Vol: 1.0 ul Dil. Factor: 1.0000  
 Sample Info:  
 Operator ID: Instrument ID: CPESTGC9  
 Sublist: chrom-8082-ISTD\*sub5  
 Method: \\ChromNA\Edison\ChromData\CPESTGC9\20160810-44310.b\8082-ISTD.m  
 Limit Group: GC 8082A PCB ISTD  
 Last Update: 11-Aug-2016 16:01:28 Calib Date: 12-May-2016 14:29:29  
 Integrator: Falcon  
 Quant Method: Internal Standard Quant By: Initial Calibration  
 Last ICal File: \\ChromNA\Edison\ChromData\CPESTGC9\20160512-40924.b\9F001892.D  
 Column 1 : Det: GC ECD1A  
 Column 2 : Det: GC ECD2B  
 Process Host: XAWRK020

First Level Reviewer: patelji Date: 11-Aug-2016 16:00:54

Col	RT (min.)	Exp RT (min.)	Dlt RT (min.)	Response	Cal Amt ug/l	OnCol Amt ug/l	Flags
-----	-----------	---------------	---------------	----------	--------------	----------------	-------

* 13 1-Bromo-2-nitrobenzene							M
1	1.616	1.613	0.003	2751465	20.0	20.0	M
2	1.403	1.399	0.004	2708451	20.0	20.0	M
RPD = 0.00							
\$ 2 Tetrachloro-m-xylene							
1	2.578	2.575	0.003	11782696	100.0	103.2	
2	2.077	2.071	0.006	10488225	100.0	101.5	
RPD = 1.69							

Col	RT (min.)	Exp RT (min.)	Dlt RT (min.)	Response	Cal Amt ug/l	OnCol Amt ug/l	Flags
-----	-----------	---------------	---------------	----------	--------------	----------------	-------

6 PCB-1248							M
1	3.707	3.709	-0.002	2384702	1000.0	1034.7	
1	4.275	4.276	-0.001	4856295	1000.0	1007.4	M
1	4.708	4.709	-0.001	2979351	1000.0	985.9	M
1	4.758	4.758	0.000	2975050	1000.0	1002.3	M
1	5.189	5.190	-0.001	4397933	1000.0	1016.2	M
1	5.522	5.520	0.002	4067929	1000.0	969.4	M
1	5.575	5.574	0.001	5358941	1000.0	1079.4	M
1	6.876	6.869	0.007	1899517	1000.0	913.0	M
Average of Peak Amounts =						1001.0	
2	2.852	2.845	0.007	2082732	1000.0	1058.4	M
2	3.370	3.362	0.008	4555689	1000.0	914.7	M
2	3.753	3.746	0.007	5156161	1000.0	957.8	M
2	4.100	4.092	0.008	2633801	1000.0	855.8	M
2	4.506	4.496	0.010	8014328	1000.0	922.0	M
2	4.759	4.751	0.008	3605836	1000.0	908.1	M
2	5.226	5.218	0.008	2379855	1000.0	881.0	M
2	5.923	5.905	0.018	1526749	1000.0	889.0	M
Average of Peak Amounts =						923.4	
						RPD = 8.07	

\$ 11 DCB Decachlorobiphenyl

1	10.133	10.113	0.020	9431482	100.0	96.0	
2	9.188	9.177	0.011	10107770	100.0	89.5	
						RPD = 6.94	

S 12 Polychlorinated biphenyls, Total

1						1001.0	
---	--	--	--	--	--	--------	--

QC Flag Legend

Review Flags

M - Manually Integrated

Reagents:

SG1248L3_00026	Amount Added: 1.00	Units: mL	
SGPCBISTD_00006	Amount Added: 20.00	Units: uL	Run Reagent

TestAmerica Edison

Data File: \\ChromNA\Edison\ChromData\CPESTGC9\20160810-44310.b\9F242763.D

Injection Date: 11-Aug-2016 15:44:18

Instrument ID: CPESTGC9

Operator ID:

Lims ID: CCV AR1248

Worklist Smp#: 29

Client ID:

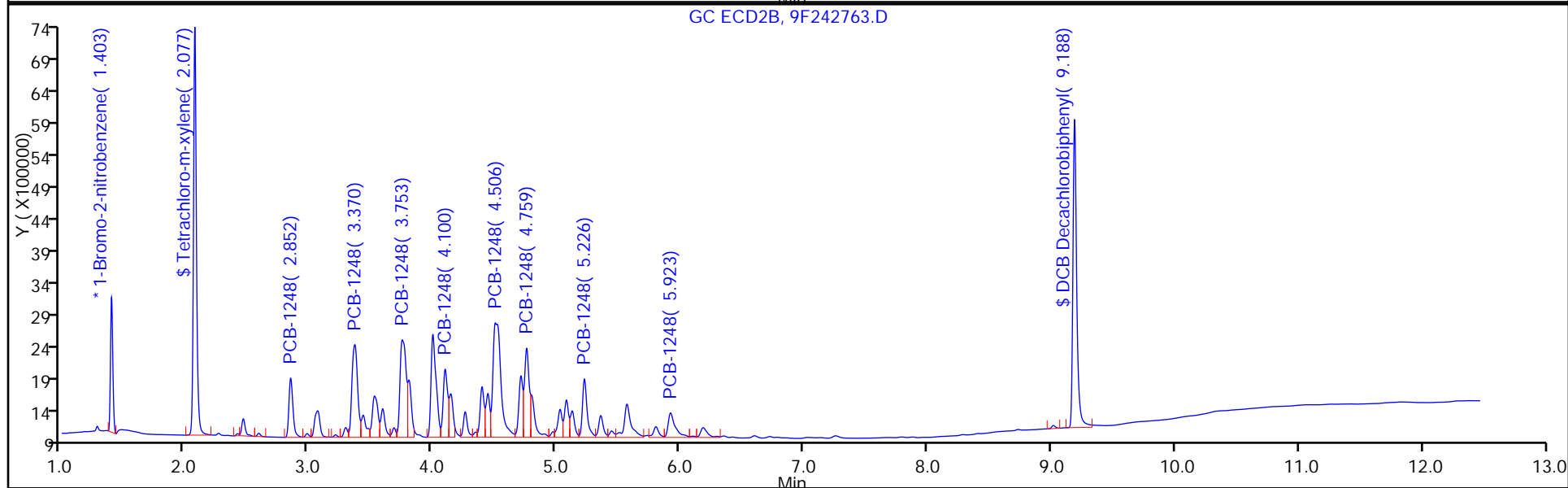
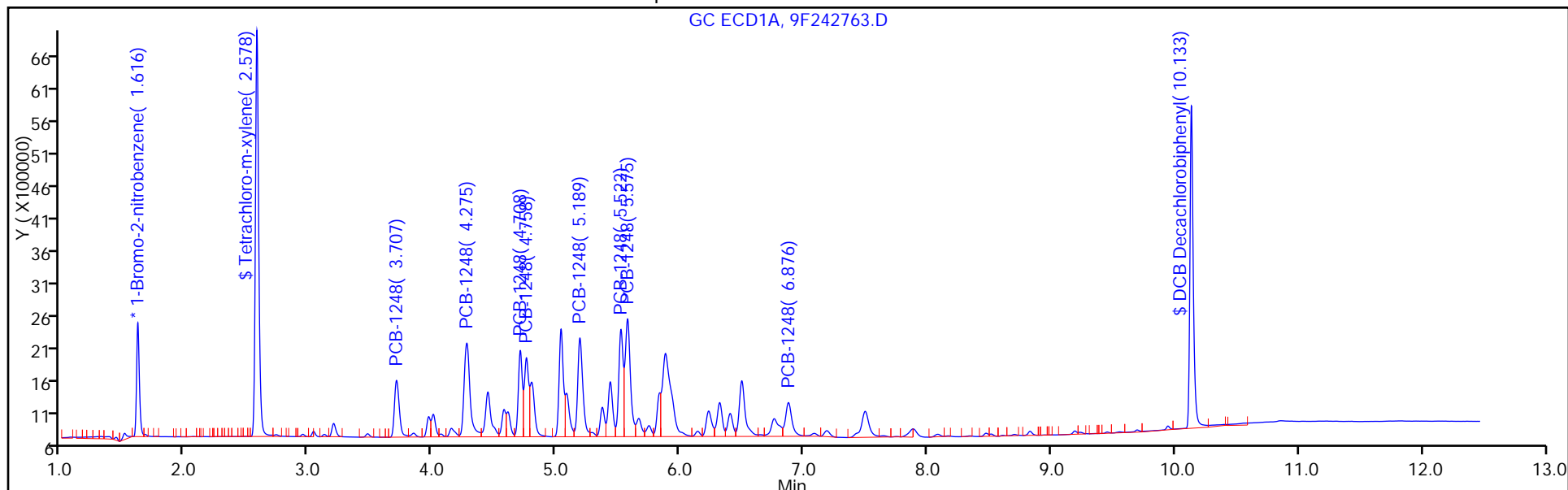
Injection Vol: 1.0 ul

Dil. Factor: 1.0000

ALS Bottle#: 29

Method: 8082-ISTD

Limit Group: GC 8082A PCB ISTD





FORM VII  
PCBS CONTINUING CALIBRATION DATA

Lab Name: TestAmerica Edison Job No.: 460-118325-1  
 SDG No.: \_\_\_\_\_  
 Lab Sample ID: CCV 460-384008/29 Calibration Date: 08/11/2016 15:44  
 Instrument ID: CPESTGC9 Calib Start Date: 05/12/2016 10:14  
 GC Column: CLP-1 ID: 0.53 (mm) Calib End Date: 05/12/2016 11:53  
 Lab File ID: 9F242763.D Conc. Units: ug/L

ANALYTE	CURVE TYPE	AVE RRF	RRF	MIN RRF	CALC AMOUNT	SPIKE AMOUNT	%D	MAX %D
Tetrachloro-m-xylene	Ave	0.7630	0.7745		102	100	1.5	20.0
DCB Decachlorobiphenyl	Ave	0.8335	0.7464		89.5	100	-10.5	20.0

FORM VII  
PCBS CONTINUING CALIBRATION RETENTION TIME SUMMARY

Lab Name: TestAmerica Edison Job No.: 460-118325-1  
 SDG No.: \_\_\_\_\_  
 Lab Sample ID: CCV 460-384008/29 Calibration Date: 08/11/2016 15:44  
 Instrument ID: CPESTGC9 Calib Start Date: 05/12/2016 10:14  
 GC Column: CLP-1 ID: 0.53 (mm) Calib End Date: 05/12/2016 11:53  
 Lab File ID: 9F242763.D

Analyte	RT	RT WINDOW	
		FROM	TO
Tetrachloro-m-xylene	2.08	2.02	2.12
DCB Decachlorobiphenyl	9.19	9.08	9.28

TestAmerica Edison  
Target Compound Quantitation Report

Data File: \\ChromNA\Edison\ChromData\CPESTGC9\20160810-44310.b\9F242763.D  
 Lims ID: CCV AR1248  
 Client ID:  
 Sample Type: CCV  
 Inject. Date: 11-Aug-2016 15:44:18 ALS Bottle#: 29 Worklist Smp#: 29  
 Injection Vol: 1.0 ul Dil. Factor: 1.0000  
 Sample Info:  
 Operator ID: Instrument ID: CPESTGC9  
 Sublist: chrom-8082-ISTD\*sub5  
 Method: \\ChromNA\Edison\ChromData\CPESTGC9\20160810-44310.b\8082-ISTD.m  
 Limit Group: GC 8082A PCB ISTD  
 Last Update: 11-Aug-2016 16:01:28 Calib Date: 12-May-2016 14:29:29  
 Integrator: Falcon  
 Quant Method: Internal Standard Quant By: Initial Calibration  
 Last ICal File: \\ChromNA\Edison\ChromData\CPESTGC9\20160512-40924.b\9F001892.D  
 Column 1 : Det: GC ECD1A  
 Column 2 : Det: GC ECD2B  
 Process Host: XAWRK020

First Level Reviewer: patelji Date: 11-Aug-2016 16:00:54

Col	RT (min.)	Exp RT (min.)	Dlt RT (min.)	Response	Cal Amt ug/l	OnCol Amt ug/l	Flags
-----	-----------	---------------	---------------	----------	--------------	----------------	-------

* 13 1-Bromo-2-nitrobenzene							M
1	1.616	1.613	0.003	2751465	20.0	20.0	M
2	1.403	1.399	0.004	2708451	20.0	20.0	M
RPD = 0.00							
\$ 2 Tetrachloro-m-xylene							
1	2.578	2.575	0.003	11782696	100.0	103.2	
2	2.077	2.071	0.006	10488225	100.0	101.5	
RPD = 1.69							

Col	RT (min.)	Exp RT (min.)	Dlt RT (min.)	Response	Cal Amt ug/l	OnCol Amt ug/l	Flags
-----	-----------	---------------	---------------	----------	--------------	----------------	-------

6 PCB-1248							M
1	3.707	3.709	-0.002	2384702	1000.0	1034.7	
1	4.275	4.276	-0.001	4856295	1000.0	1007.4	M
1	4.708	4.709	-0.001	2979351	1000.0	985.9	M
1	4.758	4.758	0.000	2975050	1000.0	1002.3	M
1	5.189	5.190	-0.001	4397933	1000.0	1016.2	M
1	5.522	5.520	0.002	4067929	1000.0	969.4	M
1	5.575	5.574	0.001	5358941	1000.0	1079.4	M
1	6.876	6.869	0.007	1899517	1000.0	913.0	M
Average of Peak Amounts =						1001.0	
2	2.852	2.845	0.007	2082732	1000.0	1058.4	M
2	3.370	3.362	0.008	4555689	1000.0	914.7	M
2	3.753	3.746	0.007	5156161	1000.0	957.8	M
2	4.100	4.092	0.008	2633801	1000.0	855.8	M
2	4.506	4.496	0.010	8014328	1000.0	922.0	M
2	4.759	4.751	0.008	3605836	1000.0	908.1	M
2	5.226	5.218	0.008	2379855	1000.0	881.0	M
2	5.923	5.905	0.018	1526749	1000.0	889.0	M
Average of Peak Amounts =						923.4	
						RPD = 8.07	

\$ 11 DCB Decachlorobiphenyl

1	10.133	10.113	0.020	9431482	100.0	96.0	
2	9.188	9.177	0.011	10107770	100.0	89.5	
						RPD = 6.94	

S 12 Polychlorinated biphenyls, Total

1						1001.0	
---	--	--	--	--	--	--------	--

QC Flag Legend

Review Flags

M - Manually Integrated

Reagents:

SG1248L3_00026	Amount Added: 1.00	Units: mL	
SGPCBISTD_00006	Amount Added: 20.00	Units: uL	Run Reagent

TestAmerica Edison

Data File: \\ChromNA\Edison\ChromData\CPESTGC9\20160810-44310.b\9F242763.D

Injection Date: 11-Aug-2016 15:44:18

Instrument ID: CPESTGC9

Operator ID:

Lims ID: CCV AR1248

Worklist Smp#: 29

Client ID:

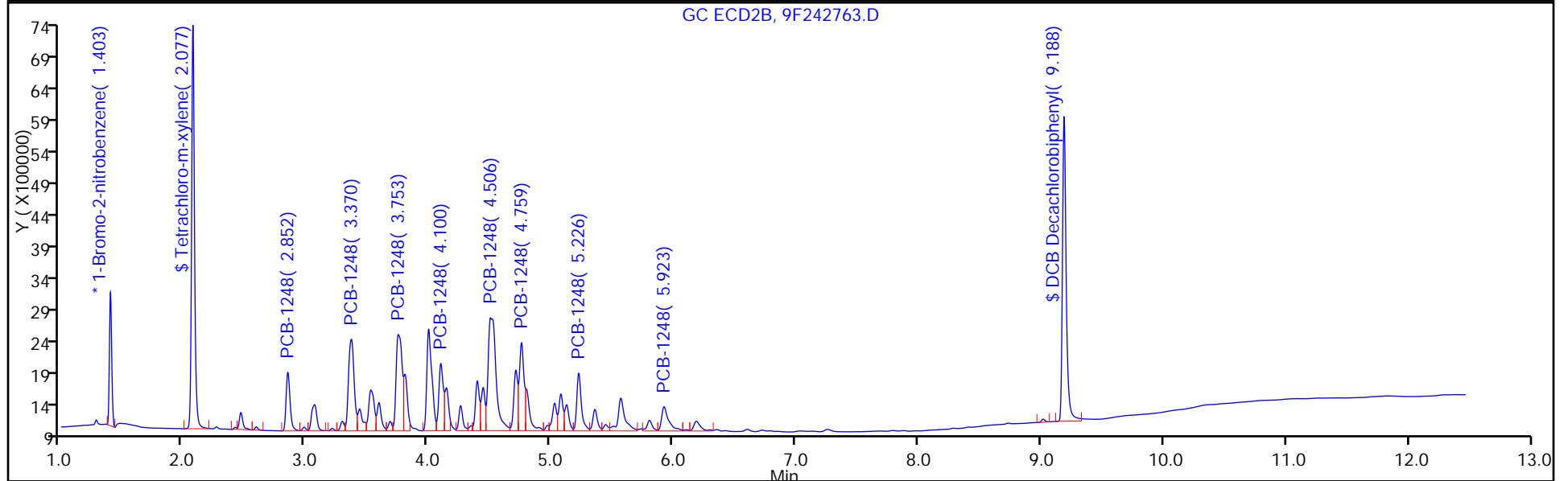
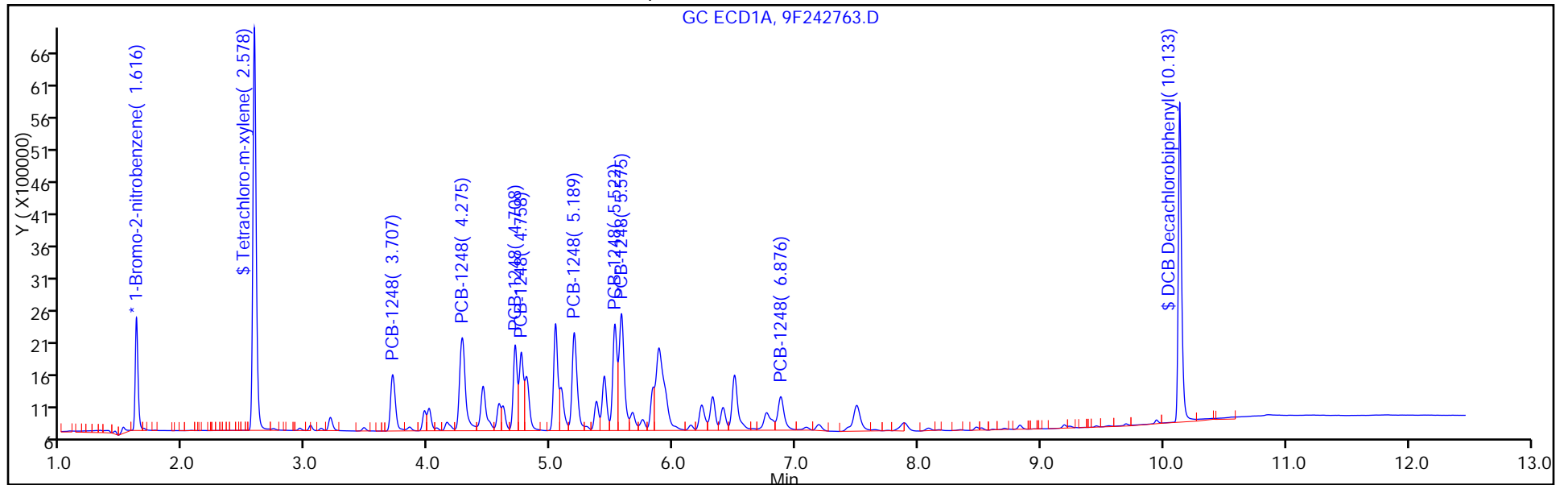
Injection Vol: 1.0 ul

Dil. Factor: 1.0000

ALS Bottle#: 29

Method: 8082-ISTD

Limit Group: GC 8082A PCB ISTD



FORM VII  
PCBS CONTINUING CALIBRATION DATA

Lab Name: TestAmerica Edison Job No.: 460-118325-1  
 SDG No.: \_\_\_\_\_  
 Lab Sample ID: CCV 460-384008/29 Calibration Date: 08/11/2016 15:44  
 Instrument ID: CPESTGC9 Calib Start Date: 05/12/2016 13:35  
 GC Column: CLP-1 ID: 0.53 (mm) Calib End Date: 05/12/2016 13:35  
 Lab File ID: 9F242763.D Conc. Units: ug/L

ANALYTE	CURVE TYPE	AVE RRF	RRF	MIN RRF	CALC AMOUNT	SPIKE AMOUNT	%D	MAX %D
PCB-1248 Peak 1	Ave	0.0145	0.0154		1060	1000	5.8	20.0
PCB-1248 Peak 2	Ave	0.0368	0.0336		915	1000	-8.5	20.0
PCB-1248 Peak 3	Ave	0.0398	0.0381		958	1000	-4.2	20.0
PCB-1248 Peak 4	Ave	0.0227	0.0195		856	1000	-14.4	20.0
PCB-1248 Peak 5	Ave	0.0642	0.0592		922	1000	-7.8	20.0
PCB-1248 Peak 6	Ave	0.0293	0.0266		908	1000	-9.2	20.0
PCB-1248 Peak 7	Ave	0.0199	0.0176		881	1000	-11.9	20.0
PCB-1248 Peak 8	Ave	0.0127	0.0113		889	1000	-11.1	20.0

FORM VII  
PCBS CONTINUING CALIBRATION RETENTION TIME SUMMARY

Lab Name: TestAmerica Edison Job No.: 460-118325-1  
 SDG No.: \_\_\_\_\_  
 Lab Sample ID: CCV 460-384008/29 Calibration Date: 08/11/2016 15:44  
 Instrument ID: CPESTGC9 Calib Start Date: 05/12/2016 13:35  
 GC Column: CLP-1 ID: 0.53 (mm) Calib End Date: 05/12/2016 13:35  
 Lab File ID: 9F242763.D

Analyte	RT	RT WINDOW	
		FROM	TO
PCB-1248 Peak 1	2.85	2.78	2.92
PCB-1248 Peak 2	3.37	3.29	3.43
PCB-1248 Peak 3	3.75	3.68	3.82
PCB-1248 Peak 4	4.10	4.02	4.16
PCB-1248 Peak 5	4.51	4.43	4.57
PCB-1248 Peak 6	4.76	4.68	4.82
PCB-1248 Peak 7	5.23	5.15	5.29
PCB-1248 Peak 8	5.92	5.84	5.98

TestAmerica Edison  
Target Compound Quantitation Report

Data File: \\ChromNA\Edison\ChromData\CPESTGC9\20160810-44310.b\9F242763.D  
 Lims ID: CCV AR1248  
 Client ID:  
 Sample Type: CCV  
 Inject. Date: 11-Aug-2016 15:44:18 ALS Bottle#: 29 Worklist Smp#: 29  
 Injection Vol: 1.0 ul Dil. Factor: 1.0000  
 Sample Info:  
 Operator ID: Instrument ID: CPESTGC9  
 Sublist: chrom-8082-ISTD\*sub5  
 Method: \\ChromNA\Edison\ChromData\CPESTGC9\20160810-44310.b\8082-ISTD.m  
 Limit Group: GC 8082A PCB ISTD  
 Last Update: 11-Aug-2016 16:01:28 Calib Date: 12-May-2016 14:29:29  
 Integrator: Falcon  
 Quant Method: Internal Standard Quant By: Initial Calibration  
 Last ICal File: \\ChromNA\Edison\ChromData\CPESTGC9\20160512-40924.b\9F001892.D  
 Column 1 : Det: GC ECD1A  
 Column 2 : Det: GC ECD2B  
 Process Host: XAWRK020

First Level Reviewer: patelji Date: 11-Aug-2016 16:00:54

Col	RT (min.)	Exp RT (min.)	Dlt RT (min.)	Response	Cal Amt ug/l	OnCol Amt ug/l	Flags
-----	-----------	---------------	---------------	----------	--------------	----------------	-------

* 13 1-Bromo-2-nitrobenzene							M
1	1.616	1.613	0.003	2751465	20.0	20.0	M
2	1.403	1.399	0.004	2708451	20.0	20.0	M
RPD = 0.00							
\$ 2 Tetrachloro-m-xylene							
1	2.578	2.575	0.003	11782696	100.0	103.2	
2	2.077	2.071	0.006	10488225	100.0	101.5	
RPD = 1.69							



Col	RT (min.)	Exp RT (min.)	Dlt RT (min.)	Response	Cal Amt ug/l	OnCol Amt ug/l	Flags
-----	-----------	---------------	---------------	----------	--------------	----------------	-------

6 PCB-1248							M
1	3.707	3.709	-0.002	2384702	1000.0	1034.7	
1	4.275	4.276	-0.001	4856295	1000.0	1007.4	M
1	4.708	4.709	-0.001	2979351	1000.0	985.9	M
1	4.758	4.758	0.000	2975050	1000.0	1002.3	M
1	5.189	5.190	-0.001	4397933	1000.0	1016.2	M
1	5.522	5.520	0.002	4067929	1000.0	969.4	M
1	5.575	5.574	0.001	5358941	1000.0	1079.4	M
1	6.876	6.869	0.007	1899517	1000.0	913.0	M
Average of Peak Amounts =						1001.0	
2	2.852	2.845	0.007	2082732	1000.0	1058.4	M
2	3.370	3.362	0.008	4555689	1000.0	914.7	M
2	3.753	3.746	0.007	5156161	1000.0	957.8	M
2	4.100	4.092	0.008	2633801	1000.0	855.8	M
2	4.506	4.496	0.010	8014328	1000.0	922.0	M
2	4.759	4.751	0.008	3605836	1000.0	908.1	M
2	5.226	5.218	0.008	2379855	1000.0	881.0	M
2	5.923	5.905	0.018	1526749	1000.0	889.0	M
Average of Peak Amounts =						923.4	
						RPD = 8.07	

\$ 11 DCB Decachlorobiphenyl

1	10.133	10.113	0.020	9431482	100.0	96.0	
2	9.188	9.177	0.011	10107770	100.0	89.5	
						RPD = 6.94	

S 12 Polychlorinated biphenyls, Total

1						1001.0	
---	--	--	--	--	--	--------	--

QC Flag Legend

Review Flags

M - Manually Integrated

Reagents:

SG1248L3_00026	Amount Added: 1.00	Units: mL	
SGPCBISTD_00006	Amount Added: 20.00	Units: uL	Run Reagent

TestAmerica Edison

Data File: \\ChromNA\Edison\ChromData\CPESTGC9\20160810-44310.b\9F242763.D

Injection Date: 11-Aug-2016 15:44:18

Instrument ID: CPESTGC9

Operator ID:

Lims ID: CCV AR1248

Worklist Smp#: 29

Client ID:

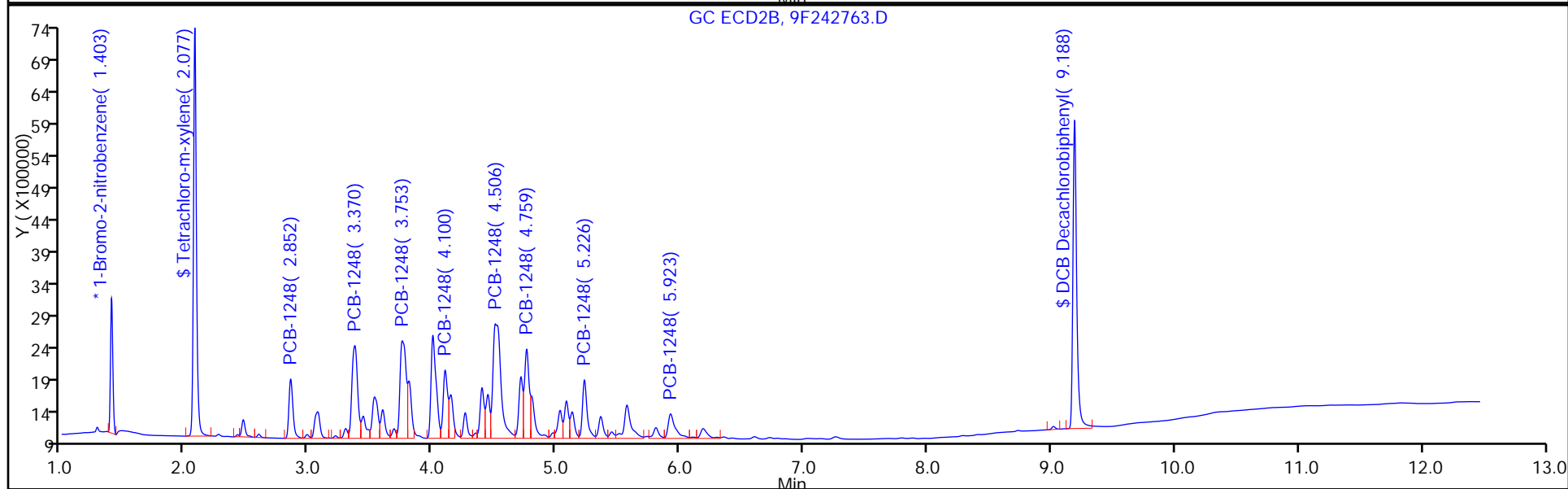
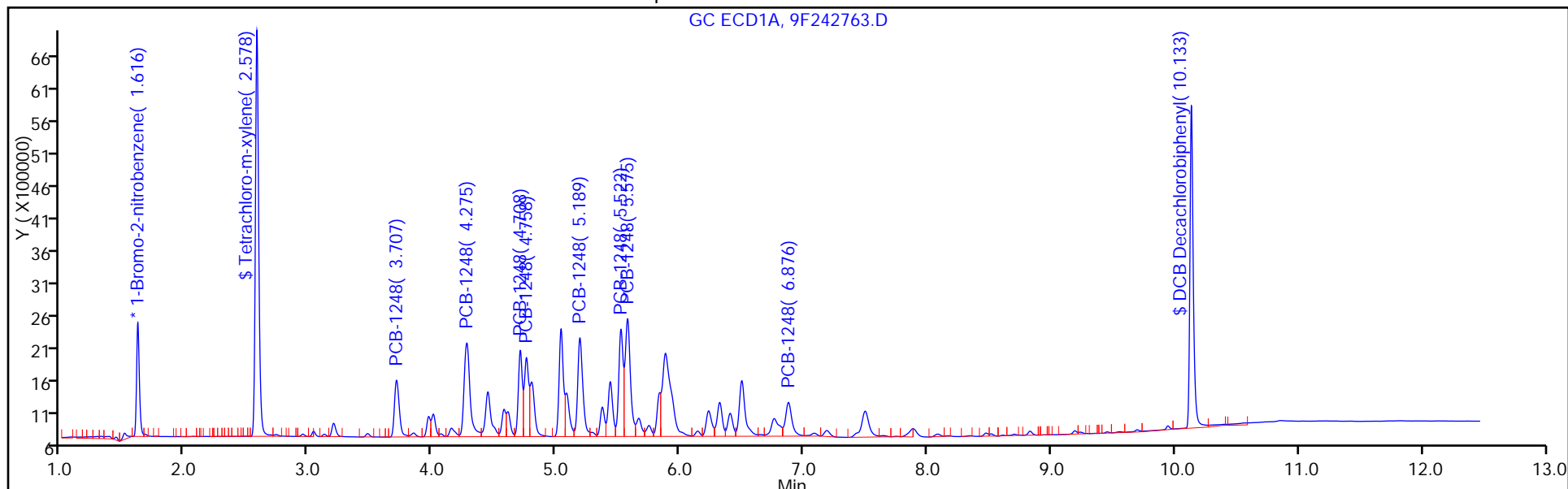
Injection Vol: 1.0 ul

Dil. Factor: 1.0000

ALS Bottle#: 29

Method: 8082-ISTD

Limit Group: GC 8082A PCB ISTD



FORM VII  
PCBS CONTINUING CALIBRATION DATA

Lab Name: TestAmerica Edison Job No.: 460-118325-1  
 SDG No.: \_\_\_\_\_  
 Lab Sample ID: CCVIS 460-384332/1 Calibration Date: 08/11/2016 16:11  
 Instrument ID: CPESTGC9 Calib Start Date: 05/12/2016 10:14  
 GC Column: CLP-2 ID: 0.53 (mm) Calib End Date: 05/12/2016 11:53  
 Lab File ID: 9F242764.D Conc. Units: ug/L

ANALYTE	CURVE TYPE	AVE RRF	RRF	MIN RRF	CALC AMOUNT	SPIKE AMOUNT	%D	MAX %D
PCB-1016 Peak 1	Ave	0.0182	0.0185		1020	1000	1.6	20.0
PCB-1016 Peak 2	Ave	0.0374	0.0384		1030	1000	2.8	20.0
PCB-1016 Peak 3	Ave	0.0166	0.0161		968	1000	-3.2	20.0
PCB-1016 Peak 4	Ave	0.0652	0.0682		1050	1000	4.6	20.0
PCB-1016 Peak 5	Ave	0.0299	0.0302		1010	1000	1.2	20.0
PCB-1016 Peak 6	Ave	0.0165	0.0163		993	1000	-0.7	20.0
PCB-1016 Peak 7	Ave	0.0238	0.0250		1050	1000	5.0	20.0
PCB-1016 Peak 8	Ave	0.0260	0.0291		1120	1000	11.6	20.0
PCB-1260 Peak 1	Ave	0.0236	0.0268		1130	1000	13.5	20.0
PCB-1260 Peak 2	Ave	0.0484	0.0535		1110	1000	10.6	20.0
PCB-1260 Peak 3	Ave	0.0579	0.0615		1060	1000	6.2	20.0
PCB-1260 Peak 4	Ave	0.0430	0.0497		1160	1000	15.6	20.0
PCB-1260 Peak 5	Ave	0.0423	0.0468		1110	1000	10.7	20.0
PCB-1260 Peak 6	Ave	0.0849	0.0942		1110	1000	10.9	20.0
PCB-1260 Peak 7	Ave	0.0623	0.0662		1060	1000	6.2	20.0
PCB-1260 Peak 8	Ave	0.0255	0.0287		1120	1000	12.5	20.0
Tetrachloro-m-xylene	Ave	0.8297	0.8502		102	100	2.5	20.0
DCB Decachlorobiphenyl	Ave	0.7142	0.7591		106	100	6.3	20.0

FORM VII  
PCBS CONTINUING CALIBRATION RETENTION TIME SUMMARY

Lab Name: TestAmerica Edison Job No.: 460-118325-1  
 SDG No.: \_\_\_\_\_  
 Lab Sample ID: CCVIS 460-384332/1 Calibration Date: 08/11/2016 16:11  
 Instrument ID: CPESTGC9 Calib Start Date: 05/12/2016 10:14  
 GC Column: CLP-2 ID: 0.53 (mm) Calib End Date: 05/12/2016 11:53  
 Lab File ID: 9F242764.D

Analyte	RT	RT WINDOW	
		FROM	TO
PCB-1016 Peak 1	3.21	3.18	3.24
PCB-1016 Peak 2	3.72	3.65	3.79
PCB-1016 Peak 3	4.02	3.95	4.09
PCB-1016 Peak 4	4.29	4.22	4.36
PCB-1016 Peak 5	4.46	4.39	4.53
PCB-1016 Peak 6	4.72	4.65	4.79
PCB-1016 Peak 7	5.05	4.98	5.12
PCB-1016 Peak 8	5.20	5.13	5.27
PCB-1260 Peak 1	6.57	6.54	6.60
PCB-1260 Peak 2	6.82	6.75	6.89
PCB-1260 Peak 3	7.19	7.12	7.26
PCB-1260 Peak 4	8.09	8.02	8.16
PCB-1260 Peak 5	8.53	8.46	8.60
PCB-1260 Peak 6	8.84	8.77	8.91
PCB-1260 Peak 7	9.21	9.14	9.28
PCB-1260 Peak 8	9.72	9.65	9.79
Tetrachloro-m-xylene	2.59	2.56	2.62
DCB Decachlorobiphenyl	10.17	10.14	10.20

TestAmerica Edison  
Target Compound Quantitation Report

Data File: \\ChromNA\Edison\ChromData\CPESTGC9\20160811-44370.b\9F242764.D  
 Lims ID: CCVIS  
 Client ID:  
 Sample Type: CCVIS  
 Inject. Date: 11-Aug-2016 16:11:05 ALS Bottle#: 30 Worklist Smp#: 1  
 Injection Vol: 1.0 ul Dil. Factor: 1.0000  
 Sample Info:  
 Operator ID: Instrument ID: CPESTGC9  
 Sublist: chrom-8082-ISTD\*sub1  
 Method: \\ChromNA\Edison\ChromData\CPESTGC9\20160811-44370.b\8082-ISTD.m  
 Limit Group: GC 8082A PCB ISTD  
 Last Update: 12-Aug-2016 10:14:23 Calib Date: 12-May-2016 14:29:29  
 Integrator: Falcon  
 Quant Method: Internal Standard Quant By: Initial Calibration  
 Last ICal File: \\ChromNA\Edison\ChromData\CPESTGC9\20160512-40924.b\9F001892.D  
 Column 1 : Det: GC ECD1A  
 Column 2 : Det: GC ECD2B  
 Process Host: XAWRK014

First Level Reviewer: patelji Date: 11-Aug-2016 16:33:28

Col	RT (min.)	Exp RT (min.)	Dlt RT (min.)	Response	Cal Amt ug/l	OnCol Amt ug/l	Flags
-----	-----------	---------------	---------------	----------	--------------	----------------	-------

* 13 1-Bromo-2-nitrobenzene							M
1	1.619	1.619	0.000	2314815	20.0	20.0	M
2	1.398	1.398	0.000	2562184	20.0	20.0	
						RPD = 0.00	
\$ 2 Tetrachloro-m-xylene							M
1	2.587	2.587	0.000	9839724	100.0	102.5	
2	2.072	2.072	0.000	9448418	100.0	96.7	M
						RPD = 5.84	

Col	RT (min.)	Exp RT (min.)	Dlt RT (min.)	Response	Cal Amt ug/l	OnCol Amt ug/l	Flags
-----	-----------	---------------	---------------	----------	--------------	----------------	-------

5 PCB-1016

1	3.207	3.207	0.000	2139092	1000.0	1016.0	
1	3.718	3.718	0.000	4445152	1000.0	1027.9	
1	4.015	4.015	0.000	1860551	1000.0	967.7	
1	4.287	4.287	0.000	7892218	1000.0	1045.7	
1	4.457	4.457	0.000	3498842	1000.0	1012.1	
1	4.717	4.717	0.000	1891697	1000.0	993.4	
1	5.046	5.046	0.000	2896945	1000.0	1049.6	
1	5.198	5.198	0.000	3362222	1000.0	1116.1	

Average of Peak Amounts = 1028.6

2	2.462	2.462	0.000	2130181	1000.0	979.7	
2	2.848	2.848	0.000	4199439	1000.0	1025.9	M
2	3.068	3.068	0.000	2795335	1000.0	1039.2	M
2	3.368	3.368	0.000	7942674	1000.0	953.2	M
2	3.522	3.522	0.000	3539790	1000.0	947.7	M
2	3.592	3.592	0.000	2244207	1000.0	976.9	M
2	3.999	3.999	0.000	3786024	1000.0	1046.9	M
2	0.000	4.097	-4.097	0	1000.0	0	

Average of Peak Amounts = 995.6

RPD = 3.25

8 PCB-1260

1	6.566	6.566	0.000	3099516	1000.0	1134.9	M
1	6.822	6.822	0.000	6188321	1000.0	1105.7	
1	7.192	7.192	0.000	7114529	1000.0	1061.9	
1	8.087	8.087	0.000	5749258	1000.0	1156.1	
1	8.526	8.526	0.000	5415934	1000.0	1107.0	
1	8.839	8.839	0.000	10902618	1000.0	1109.1	
1	9.207	9.207	0.000	7660803	1000.0	1062.1	M
1	9.718	9.718	0.000	3318958	1000.0	1124.7	

Average of Peak Amounts = 1107.7

2	5.444	5.444	0.000	5846296	1000.0	1056.2	M
2	6.177	6.177	0.000	9896977	1000.0	1017.3	M
2	6.350	6.350	0.000	5913951	1000.0	991.5	M
2	6.719	6.719	0.000	5865421	1000.0	973.9	M
2	7.245	7.245	0.000	13504673	1000.0	921.9	M
2	7.779	7.779	0.000	6082784	1000.0	883.2	M
2	7.961	7.961	0.000	4171270	1000.0	877.4	M
2	8.731	8.731	0.000	3634756	1000.0	884.2	

Average of Peak Amounts = 950.7

RPD = 15.25

\$ 11 DCB Decachlorobiphenyl

1	10.165	10.165	0.000	8786073	100.0	106.3	a
2	9.200	9.200	0.000	9582525	100.0	89.7	

RPD = 16.88

### QC Flag Legend

#### Review Flags

M - Manually Integrated

### Reagents:

SG1660L3\_00029

Amount Added: 1.00

Units: ml

SGPCBISTD\_00006

Amount Added: 20.00

Units: uL

Run Reagent

TestAmerica Edison

Data File: \\ChromNA\Edison\ChromData\CPESTGC9\20160811-44370.b\9F242764.D

Injection Date: 11-Aug-2016 16:11:05

Instrument ID: CPESTGC9

Operator ID:

Lims ID: CCVIS

Worklist Smp#: 1

Client ID:

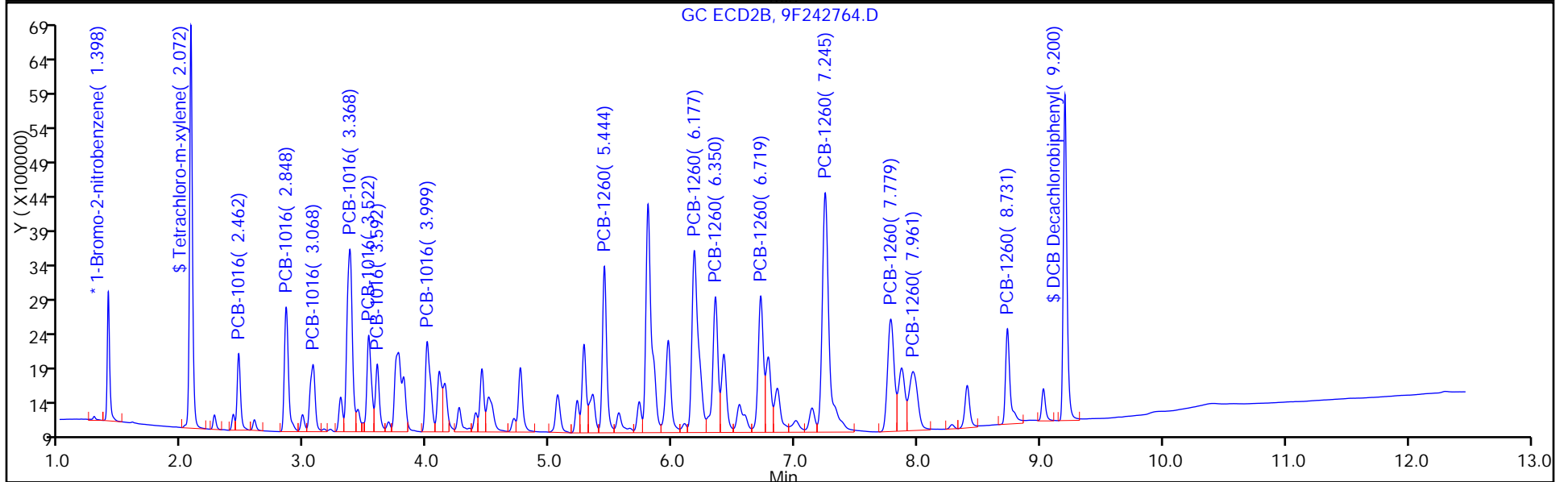
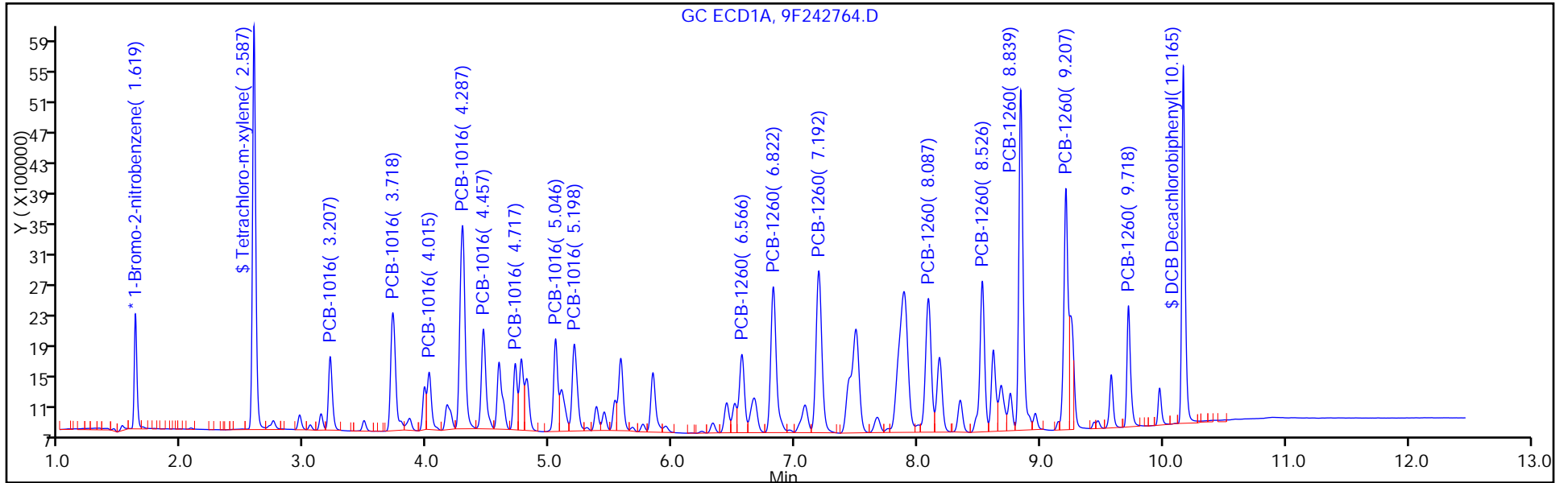
Injection Vol: 1.0 ul

Dil. Factor: 1.0000

ALS Bottle#: 30

Method: 8082-ISTD

Limit Group: GC 8082A PCB ISTD





FORM VII  
PCBS CONTINUING CALIBRATION DATA

Lab Name: TestAmerica Edison Job No.: 460-118325-1  
 SDG No.: \_\_\_\_\_  
 Lab Sample ID: CCVIS 460-384332/1 Calibration Date: 08/11/2016 16:11  
 Instrument ID: CPESTGC9 Calib Start Date: 05/12/2016 10:14  
 GC Column: CLP-1 ID: 0.53(mm) Calib End Date: 05/12/2016 11:53  
 Lab File ID: 9F242764.D Conc. Units: ug/L

ANALYTE	CURVE TYPE	AVE RRF	RRF	MIN RRF	CALC AMOUNT	SPIKE AMOUNT	%D	MAX %D
PCB-1016 Peak 8	Ave	0.0144	0.0174		0.0980	1000	20.7*	20.0
PCB-1016 Peak 1	Ave	0.0170	0.0166		980	1000	-2.0	20.0
PCB-1016 Peak 2	Ave	0.0320	0.0328		1030	1000	2.6	20.0
PCB-1016 Peak 3	Ave	0.0210	0.0218		1040	1000	3.9	20.0
PCB-1016 Peak 4	Ave	0.0650	0.0620		953	1000	-4.7	20.0
PCB-1016 Peak 5	Ave	0.0292	0.0276		948	1000	-5.2	20.0
PCB-1016 Peak 6	Ave	0.0179	0.0175		977	1000	-2.3	20.0
PCB-1016 Peak 7	Ave	0.0282	0.0296		1050	1000	4.7	20.0
PCB-1260 Peak 1	Ave	0.0432	0.0456		1060	1000	5.6	20.0
PCB-1260 Peak 2	Ave	0.0759	0.0773		1020	1000	1.7	20.0
PCB-1260 Peak 3	Ave	0.0466	0.0462		991	1000	-0.9	20.0
PCB-1260 Peak 4	Ave	0.0470	0.0458		974	1000	-2.6	20.0
PCB-1260 Peak 5	Ave	0.1143	0.1054		922	1000	-7.8	20.0
PCB-1260 Peak 6	Ave	0.0538	0.0475		883	1000	-11.7	20.0
PCB-1260 Peak 7	Ave	0.0371	0.0326		877	1000	-12.3	20.0
PCB-1260 Peak 8	Ave	0.0321	0.0284		884	1000	-11.6	20.0
Tetrachloro-m-xylene	Ave	0.7630	0.7375		96.7	100	-3.3	20.0
DCB Decachlorobiphenyl	Ave	0.8335	0.7480		89.7	100	-10.3	20.0

FORM VII  
PCBS CONTINUING CALIBRATION RETENTION TIME SUMMARY

Lab Name: TestAmerica Edison Job No.: 460-118325-1  
 SDG No.: \_\_\_\_\_  
 Lab Sample ID: CCVIS 460-384332/1 Calibration Date: 08/11/2016 16:11  
 Instrument ID: CPESTGC9 Calib Start Date: 05/12/2016 10:14  
 GC Column: CLP-1 ID: 0.53(mm) Calib End Date: 05/12/2016 11:53  
 Lab File ID: 9F242764.D

Analyte	RT	RT WINDOW	
		FROM	TO
PCB-1016 Peak 8	0.00	4.03	4.17
PCB-1016 Peak 1	2.46	2.39	2.53
PCB-1016 Peak 2	2.85	2.78	2.92
PCB-1016 Peak 3	3.07	3.00	3.14
PCB-1016 Peak 4	3.37	3.30	3.44
PCB-1016 Peak 5	3.52	3.45	3.59
PCB-1016 Peak 6	3.59	3.52	3.66
PCB-1016 Peak 7	4.00	3.93	4.07
PCB-1260 Peak 1	5.44	5.37	5.51
PCB-1260 Peak 2	6.18	6.11	6.25
PCB-1260 Peak 3	6.35	6.28	6.42
PCB-1260 Peak 4	6.72	6.65	6.79
PCB-1260 Peak 5	7.25	7.18	7.32
PCB-1260 Peak 6	7.78	7.71	7.85
PCB-1260 Peak 7	7.96	7.89	8.03
PCB-1260 Peak 8	8.73	8.66	8.80
Tetrachloro-m-xylene	2.07	2.02	2.12
DCB Decachlorobiphenyl	9.20	9.10	9.30

TestAmerica Edison  
Target Compound Quantitation Report

Data File: \\ChromNA\Edison\ChromData\CPESTGC9\20160811-44370.b\9F242764.D  
 Lims ID: CCVIS  
 Client ID:  
 Sample Type: CCVIS  
 Inject. Date: 11-Aug-2016 16:11:05 ALS Bottle#: 30 Worklist Smp#: 1  
 Injection Vol: 1.0 ul Dil. Factor: 1.0000  
 Sample Info:  
 Operator ID: Instrument ID: CPESTGC9  
 Sublist: chrom-8082-ISTD\*sub1  
 Method: \\ChromNA\Edison\ChromData\CPESTGC9\20160811-44370.b\8082-ISTD.m  
 Limit Group: GC 8082A PCB ISTD  
 Last Update: 12-Aug-2016 10:14:23 Calib Date: 12-May-2016 14:29:29  
 Integrator: Falcon  
 Quant Method: Internal Standard Quant By: Initial Calibration  
 Last ICal File: \\ChromNA\Edison\ChromData\CPESTGC9\20160512-40924.b\9F001892.D  
 Column 1 : Det: GC ECD1A  
 Column 2 : Det: GC ECD2B  
 Process Host: XAWRK014

First Level Reviewer: patelji Date: 11-Aug-2016 16:33:28

Col	RT (min.)	Exp RT (min.)	Dlt RT (min.)	Response	Cal Amt ug/l	OnCol Amt ug/l	Flags
-----	-----------	---------------	---------------	----------	--------------	----------------	-------

* 13 1-Bromo-2-nitrobenzene							M
1	1.619	1.619	0.000	2314815	20.0	20.0	M
2	1.398	1.398	0.000	2562184	20.0	20.0	
						RPD = 0.00	
\$ 2 Tetrachloro-m-xylene							M
1	2.587	2.587	0.000	9839724	100.0	102.5	
2	2.072	2.072	0.000	9448418	100.0	96.7	M
						RPD = 5.84	

Col	RT (min.)	Exp RT (min.)	Dlt RT (min.)	Response	Cal Amt ug/l	OnCol Amt ug/l	Flags
-----	-----------	---------------	---------------	----------	--------------	----------------	-------

5 PCB-1016

1	3.207	3.207	0.000	2139092	1000.0	1016.0	
1	3.718	3.718	0.000	4445152	1000.0	1027.9	
1	4.015	4.015	0.000	1860551	1000.0	967.7	
1	4.287	4.287	0.000	7892218	1000.0	1045.7	
1	4.457	4.457	0.000	3498842	1000.0	1012.1	
1	4.717	4.717	0.000	1891697	1000.0	993.4	
1	5.046	5.046	0.000	2896945	1000.0	1049.6	
1	5.198	5.198	0.000	3362222	1000.0	1116.1	

Average of Peak Amounts = 1028.6

2	2.462	2.462	0.000	2130181	1000.0	979.7	
2	2.848	2.848	0.000	4199439	1000.0	1025.9	M
2	3.068	3.068	0.000	2795335	1000.0	1039.2	M
2	3.368	3.368	0.000	7942674	1000.0	953.2	M
2	3.522	3.522	0.000	3539790	1000.0	947.7	M
2	3.592	3.592	0.000	2244207	1000.0	976.9	M
2	3.999	3.999	0.000	3786024	1000.0	1046.9	M
2	0.000	4.097	-4.097	0	1000.0	0	

Average of Peak Amounts = 995.6

RPD = 3.25

8 PCB-1260

1	6.566	6.566	0.000	3099516	1000.0	1134.9	M
1	6.822	6.822	0.000	6188321	1000.0	1105.7	
1	7.192	7.192	0.000	7114529	1000.0	1061.9	
1	8.087	8.087	0.000	5749258	1000.0	1156.1	
1	8.526	8.526	0.000	5415934	1000.0	1107.0	
1	8.839	8.839	0.000	10902618	1000.0	1109.1	
1	9.207	9.207	0.000	7660803	1000.0	1062.1	M
1	9.718	9.718	0.000	3318958	1000.0	1124.7	

Average of Peak Amounts = 1107.7

2	5.444	5.444	0.000	5846296	1000.0	1056.2	M
2	6.177	6.177	0.000	9896977	1000.0	1017.3	M
2	6.350	6.350	0.000	5913951	1000.0	991.5	M
2	6.719	6.719	0.000	5865421	1000.0	973.9	M
2	7.245	7.245	0.000	13504673	1000.0	921.9	M
2	7.779	7.779	0.000	6082784	1000.0	883.2	M
2	7.961	7.961	0.000	4171270	1000.0	877.4	M
2	8.731	8.731	0.000	3634756	1000.0	884.2	

Average of Peak Amounts = 950.7

RPD = 15.25

\$ 11 DCB Decachlorobiphenyl

1	10.165	10.165	0.000	8786073	100.0	106.3	a
2	9.200	9.200	0.000	9582525	100.0	89.7	

RPD = 16.88

### QC Flag Legend

#### Review Flags

M - Manually Integrated

### Reagents:

SG1660L3\_00029

Amount Added: 1.00

Units: ml

SGPCBISTD\_00006

Amount Added: 20.00

Units: uL

Run Reagent

TestAmerica Edison

Data File: \\ChromNA\Edison\ChromData\CPESTGC9\20160811-44370.b\9F242764.D

Injection Date: 11-Aug-2016 16:11:05

Instrument ID: CPESTGC9

Operator ID:

Lims ID: CCVIS

Worklist Smp#: 1

Client ID:

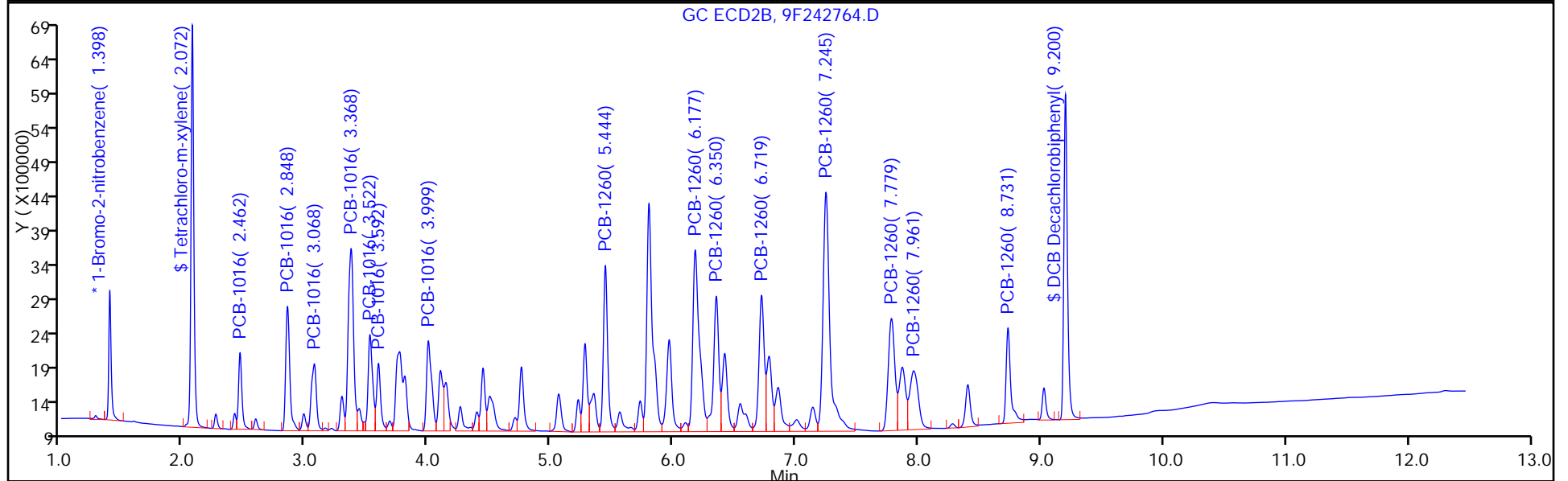
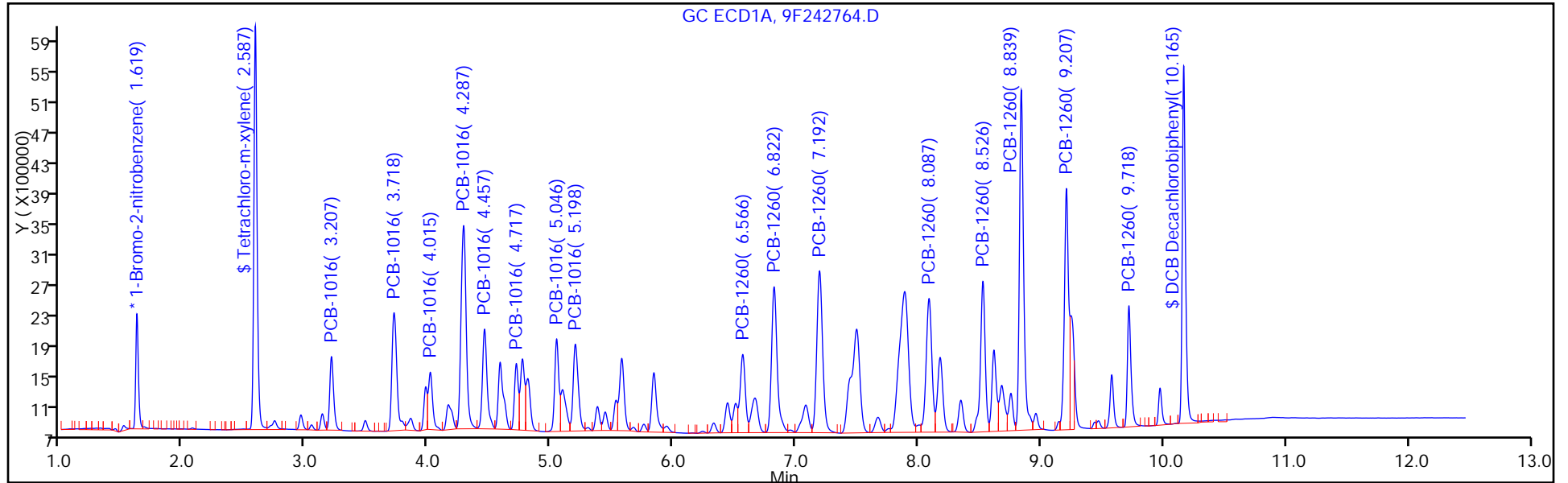
Injection Vol: 1.0 ul

Dil. Factor: 1.0000

ALS Bottle#: 30

Method: 8082-ISTD

Limit Group: GC 8082A PCB ISTD



FORM VII  
PCBS CONTINUING CALIBRATION DATA

Lab Name: TestAmerica Edison Job No.: 460-118325-1  
 SDG No.: \_\_\_\_\_  
 Lab Sample ID: CCV 460-384332/19 Calibration Date: 08/11/2016 21:40  
 Instrument ID: CPESTGC9 Calib Start Date: 05/12/2016 10:14  
 GC Column: CLP-2 ID: 0.53 (mm) Calib End Date: 05/12/2016 11:53  
 Lab File ID: 9F242782.D Conc. Units: ug/L

ANALYTE	CURVE TYPE	AVE RRF	RRF	MIN RRF	CALC AMOUNT	SPIKE AMOUNT	%D	MAX %D
Tetrachloro-m-xylene	Ave	0.8297	0.8981		108	100	8.2	20.0
DCB Decachlorobiphenyl	Ave	0.7142	0.7327		103	100	2.6	20.0

FORM VII  
PCBS CONTINUING CALIBRATION RETENTION TIME SUMMARY

Lab Name: TestAmerica Edison Job No.: 460-118325-1  
 SDG No.: \_\_\_\_\_  
 Lab Sample ID: CCV 460-384332/19 Calibration Date: 08/11/2016 21:40  
 Instrument ID: CPESTGC9 Calib Start Date: 05/12/2016 10:14  
 GC Column: CLP-2 ID: 0.53 (mm) Calib End Date: 05/12/2016 11:53  
 Lab File ID: 9F242782.D

Analyte	RT	RT WINDOW	
		FROM	TO
Tetrachloro-m-xylene	2.58	2.56	2.62
DCB Decachlorobiphenyl	10.11	10.14	10.20



TestAmerica Edison  
Target Compound Quantitation Report

Data File: \\ChromNA\Edison\ChromData\CPESTGC9\20160811-44370.b\9F242782.D  
 Lims ID: CCV AR1248  
 Client ID:  
 Sample Type: CCV  
 Inject. Date: 11-Aug-2016 21:40:24 ALS Bottle#: 48 Worklist Smp#: 19  
 Injection Vol: 1.0 ul Dil. Factor: 1.0000  
 Sample Info: 460-0044370-019  
 Operator ID: Instrument ID: CPESTGC9  
 Sublist: chrom-8082-ISTD\*sub5  
 Method: \\ChromNA\Edison\ChromData\CPESTGC9\20160811-44370.b\8082-ISTD.m  
 Limit Group: GC 8082A PCB ISTD  
 Last Update: 12-Aug-2016 10:15:07 Calib Date: 12-May-2016 14:29:29  
 Integrator: Falcon  
 Quant Method: Internal Standard Quant By: Initial Calibration  
 Last ICal File: \\ChromNA\Edison\ChromData\CPESTGC9\20160512-40924.b\9F001892.D  
 Column 1 : Det: GC ECD1A  
 Column 2 : Det: GC ECD2B  
 Process Host: XAWRK014

First Level Reviewer: patelji Date: 12-Aug-2016 07:28:28

Col	RT (min.)	Exp RT (min.)	Dlt RT (min.)	Response	Cal Amt ug/l	OnCol Amt ug/l	Flags
-----	-----------	---------------	---------------	----------	--------------	----------------	-------

\* 13 1-Bromo-2-nitrobenzene

1	1.619	1.619	0.000	2448062	20.0	20.0	
2	1.401	1.398	0.003	2394346	20.0	20.0	
						RPD = 0.00	

\$ 2 Tetrachloro-m-xylene

1	2.584	2.587	-0.003	10992379	100.0	108.2	
2	2.075	2.072	0.003	10037488	100.0	109.9	
						RPD = 1.51	

Col	RT (min.)	Exp RT (min.)	Dlt RT (min.)	Response	Cal Amt ug/l	OnCol Amt ug/l	Flags
-----	-----------	---------------	---------------	----------	--------------	----------------	-------

6 PCB-1248							M
1	3.714	3.709	0.005	2245001	1000.0	1094.8	
1	4.283	4.276	0.007	4543272	1000.0	1059.2	
1	4.714	4.709	0.005	2826365	1000.0	1051.2	
1	4.764	4.758	0.006	2822658	1000.0	1068.8	
1	5.196	5.190	0.006	4235155	1000.0	1099.8	M
1	5.528	5.520	0.008	3842872	1000.0	1029.3	
1	5.581	5.574	0.007	5129541	1000.0	1161.2	
1	6.882	6.869	0.013	1948270	1000.0	1052.5	
Average of Peak Amounts =						1077.1	
2	2.851	2.845	0.006	2048199	1000.0	1177.4	M
2	3.370	3.362	0.008	4091971	1000.0	929.4	M
2	3.754	3.746	0.008	4803967	1000.0	1009.5	M
2	4.101	4.092	0.009	2658177	1000.0	977.1	M
2	4.508	4.496	0.012	7775575	1000.0	1011.9	M
2	4.760	4.751	0.009	3632646	1000.0	1034.9	M
2	5.228	5.218	0.010	2316526	1000.0	970.1	M
2	5.923	5.905	0.018	1355824	1000.0	893.0	M
Average of Peak Amounts =						1000.4	
						RPD = 7.38	

\$ 11 DCB Decachlorobiphenyl

1	10.109	10.165	-0.056	8968749	100.0	102.6	
2	9.179	9.200	-0.021	9694530	100.0	97.2	
						RPD = 5.44	

S 12 Polychlorinated biphenyls, Total

1						1077.1	
---	--	--	--	--	--	--------	--

QC Flag Legend

Review Flags

M - Manually Integrated

Reagents:

SG1248L3_00026	Amount Added: 1.00	Units: mL	
SGPCBISTD_00006	Amount Added: 20.00	Units: uL	Run Reagent

TestAmerica Edison

Data File: \\ChromNA\Edison\ChromData\CPESTGC9\20160811-44370.b\9F242782.D

Injection Date: 11-Aug-2016 21:40:24

Instrument ID: CPESTGC9

Operator ID:

Lims ID: CCV AR1248

Worklist Smp#: 19

Client ID:

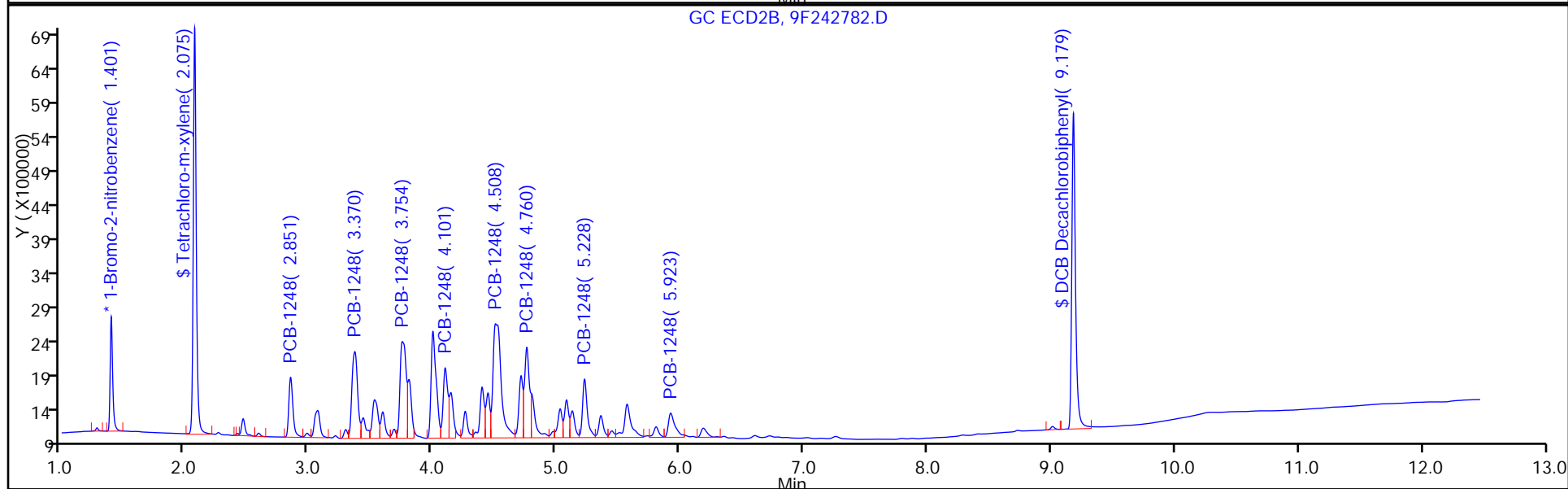
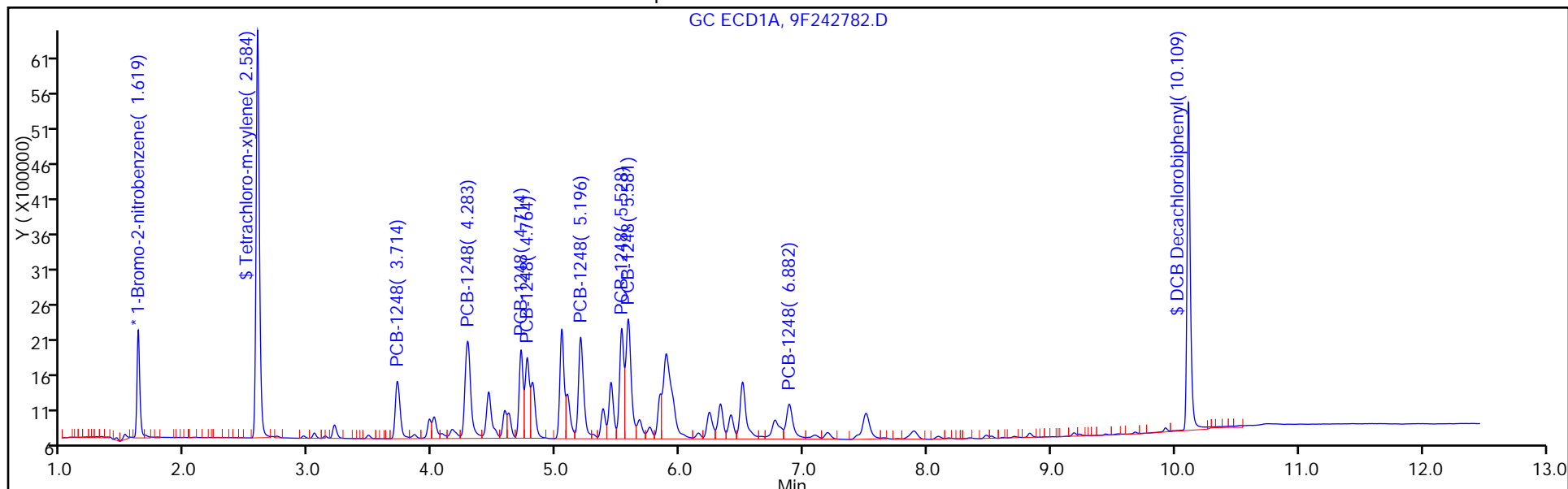
Injection Vol: 1.0 ul

Dil. Factor: 1.0000

ALS Bottle#: 48

Method: 8082-ISTD

Limit Group: GC 8082A PCB ISTD



FORM VII  
PCBS CONTINUING CALIBRATION DATA

Lab Name: TestAmerica Edison Job No.: 460-118325-1  
 SDG No.: \_\_\_\_\_  
 Lab Sample ID: CCV 460-384332/19 Calibration Date: 08/11/2016 21:40  
 Instrument ID: CPESTGC9 Calib Start Date: 05/12/2016 13:35  
 GC Column: CLP-2 ID: 0.53 (mm) Calib End Date: 05/12/2016 13:35  
 Lab File ID: 9F242782.D Conc. Units: ug/L

ANALYTE	CURVE TYPE	AVE RRF	RRF	MIN RRF	CALC AMOUNT	SPIKE AMOUNT	%D	MAX %D
PCB-1248 Peak 1	Ave	0.0168	0.0183		1090	1000	9.5	20.0
PCB-1248 Peak 2	Ave	0.0350	0.0371		1060	1000	5.9	20.0
PCB-1248 Peak 3	Ave	0.0220	0.0231		1050	1000	5.1	20.0
PCB-1248 Peak 4	Ave	0.0216	0.0231		1070	1000	6.9	20.0
PCB-1248 Peak 5	Ave	0.0315	0.0346		1100	1000	10.0	20.0
PCB-1248 Peak 6	Ave	0.0305	0.0314		1030	1000	2.9	20.0
PCB-1248 Peak 7	Ave	0.0361	0.0419		1160	1000	16.1	20.0
PCB-1248 Peak 8	Ave	0.0151	0.0159		1050	1000	5.3	20.0

FORM VII  
PCBS CONTINUING CALIBRATION RETENTION TIME SUMMARY

Lab Name: TestAmerica Edison Job No.: 460-118325-1  
 SDG No.: \_\_\_\_\_  
 Lab Sample ID: CCV 460-384332/19 Calibration Date: 08/11/2016 21:40  
 Instrument ID: CPESTGC9 Calib Start Date: 05/12/2016 13:35  
 GC Column: CLP-2 ID: 0.53 (mm) Calib End Date: 05/12/2016 13:35  
 Lab File ID: 9F242782.D

Analyte	RT	RT WINDOW	
		FROM	TO
PCB-1248 Peak 1	3.71	3.68	3.74
PCB-1248 Peak 2	4.28	4.21	4.35
PCB-1248 Peak 3	4.71	4.64	4.78
PCB-1248 Peak 4	4.76	4.69	4.83
PCB-1248 Peak 5	5.20	5.12	5.26
PCB-1248 Peak 6	5.53	5.45	5.59
PCB-1248 Peak 7	5.58	5.50	5.64
PCB-1248 Peak 8	6.88	6.80	6.94

TestAmerica Edison  
Target Compound Quantitation Report

Data File: \\ChromNA\Edison\ChromData\CPESTGC9\20160811-44370.b\9F242782.D  
 Lims ID: CCV AR1248  
 Client ID:  
 Sample Type: CCV  
 Inject. Date: 11-Aug-2016 21:40:24 ALS Bottle#: 48 Worklist Smp#: 19  
 Injection Vol: 1.0 ul Dil. Factor: 1.0000  
 Sample Info: 460-0044370-019  
 Operator ID: Instrument ID: CPESTGC9  
 Sublist: chrom-8082-ISTD\*sub5  
 Method: \\ChromNA\Edison\ChromData\CPESTGC9\20160811-44370.b\8082-ISTD.m  
 Limit Group: GC 8082A PCB ISTD  
 Last Update: 12-Aug-2016 10:15:07 Calib Date: 12-May-2016 14:29:29  
 Integrator: Falcon  
 Quant Method: Internal Standard Quant By: Initial Calibration  
 Last ICal File: \\ChromNA\Edison\ChromData\CPESTGC9\20160512-40924.b\9F001892.D  
 Column 1 : Det: GC ECD1A  
 Column 2 : Det: GC ECD2B  
 Process Host: XAWRK014

First Level Reviewer: patelji Date: 12-Aug-2016 07:28:28

Col	RT (min.)	Exp RT (min.)	Dlt RT (min.)	Response	Cal Amt ug/l	OnCol Amt ug/l	Flags
-----	-----------	---------------	---------------	----------	--------------	----------------	-------

\* 13 1-Bromo-2-nitrobenzene

1	1.619	1.619	0.000	2448062	20.0	20.0	
2	1.401	1.398	0.003	2394346	20.0	20.0	
						RPD = 0.00	

\$ 2 Tetrachloro-m-xylene

1	2.584	2.587	-0.003	10992379	100.0	108.2	
2	2.075	2.072	0.003	10037488	100.0	109.9	
						RPD = 1.51	

Col	RT (min.)	Exp RT (min.)	Dlt RT (min.)	Response	Cal Amt ug/l	OnCol Amt ug/l	Flags
-----	-----------	---------------	---------------	----------	--------------	----------------	-------

6 PCB-1248							M
1	3.714	3.709	0.005	2245001	1000.0	1094.8	
1	4.283	4.276	0.007	4543272	1000.0	1059.2	
1	4.714	4.709	0.005	2826365	1000.0	1051.2	
1	4.764	4.758	0.006	2822658	1000.0	1068.8	
1	5.196	5.190	0.006	4235155	1000.0	1099.8	M
1	5.528	5.520	0.008	3842872	1000.0	1029.3	
1	5.581	5.574	0.007	5129541	1000.0	1161.2	
1	6.882	6.869	0.013	1948270	1000.0	1052.5	
Average of Peak Amounts =						1077.1	
2	2.851	2.845	0.006	2048199	1000.0	1177.4	M
2	3.370	3.362	0.008	4091971	1000.0	929.4	M
2	3.754	3.746	0.008	4803967	1000.0	1009.5	M
2	4.101	4.092	0.009	2658177	1000.0	977.1	M
2	4.508	4.496	0.012	7775575	1000.0	1011.9	M
2	4.760	4.751	0.009	3632646	1000.0	1034.9	M
2	5.228	5.218	0.010	2316526	1000.0	970.1	M
2	5.923	5.905	0.018	1355824	1000.0	893.0	M
Average of Peak Amounts =						1000.4	
						RPD = 7.38	

\$ 11 DCB Decachlorobiphenyl

1	10.109	10.165	-0.056	8968749	100.0	102.6	
2	9.179	9.200	-0.021	9694530	100.0	97.2	
						RPD = 5.44	

S 12 Polychlorinated biphenyls, Total

1						1077.1	
---	--	--	--	--	--	--------	--

QC Flag Legend

Review Flags

M - Manually Integrated

Reagents:

SG1248L3_00026	Amount Added: 1.00	Units: mL	
SGPCBISTD_00006	Amount Added: 20.00	Units: uL	Run Reagent

TestAmerica Edison

Data File: \\ChromNA\Edison\ChromData\CPESTGC9\20160811-44370.b\9F242782.D

Injection Date: 11-Aug-2016 21:40:24

Instrument ID: CPESTGC9

Operator ID:

Lims ID: CCV AR1248

Worklist Smp#: 19

Client ID:

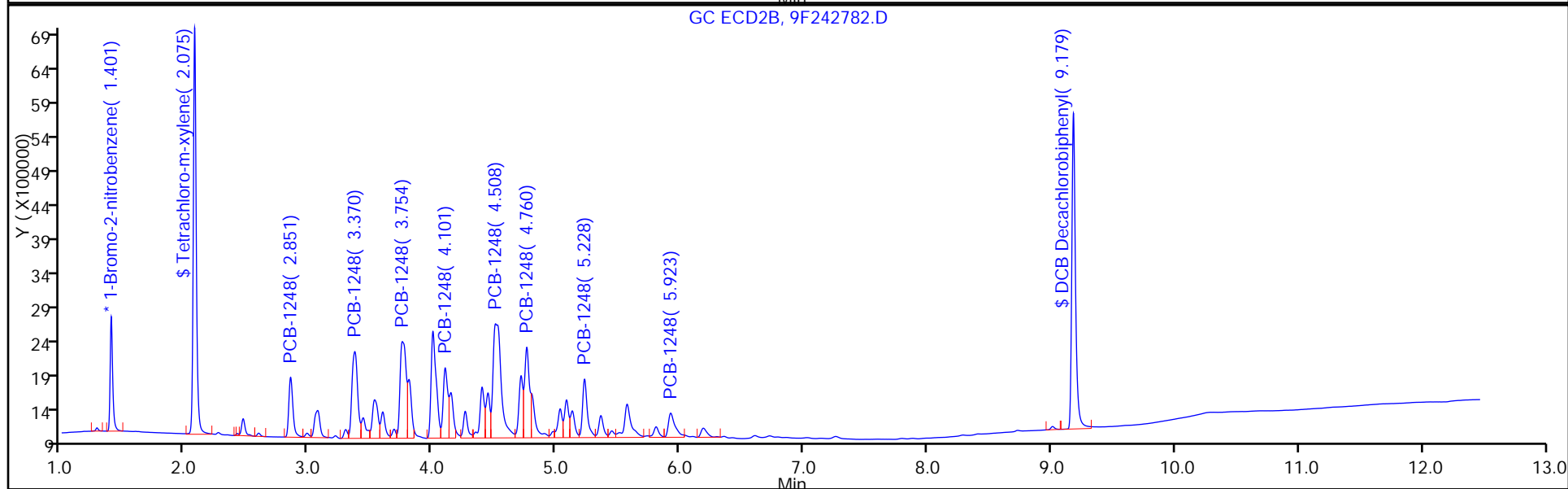
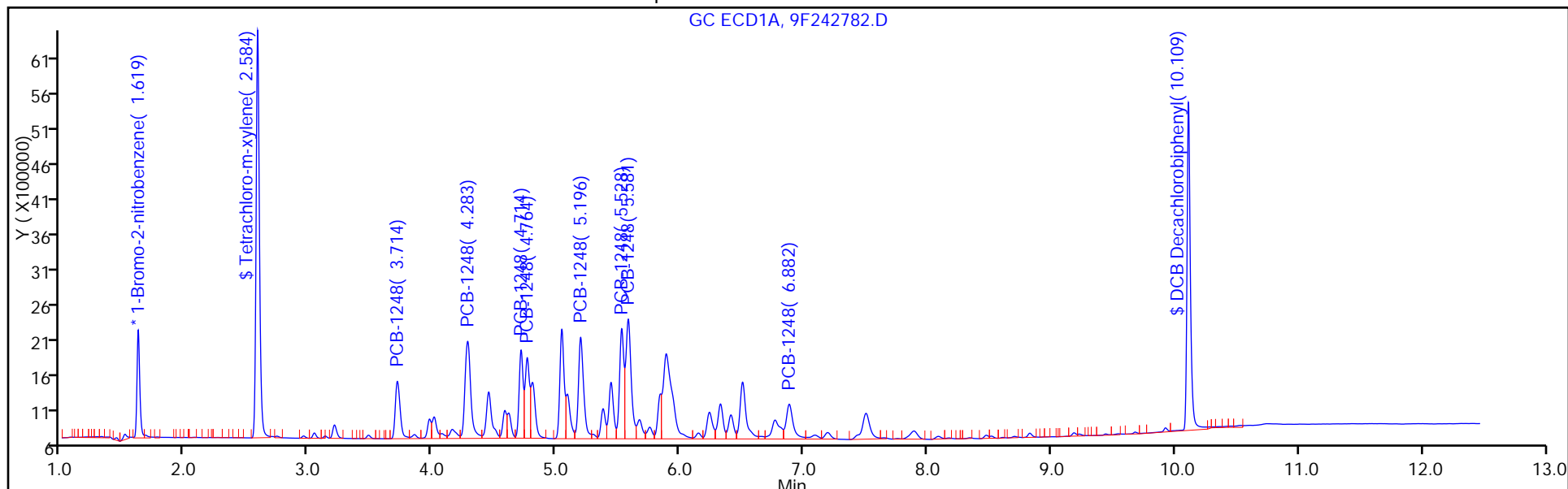
Injection Vol: 1.0 ul

Dil. Factor: 1.0000

ALS Bottle#: 48

Method: 8082-ISTD

Limit Group: GC 8082A PCB ISTD





FORM VII  
PCBS CONTINUING CALIBRATION DATA

Lab Name: TestAmerica Edison Job No.: 460-118325-1  
 SDG No.: \_\_\_\_\_  
 Lab Sample ID: CCV 460-384332/19 Calibration Date: 08/11/2016 21:40  
 Instrument ID: CPESTGC9 Calib Start Date: 05/12/2016 10:14  
 GC Column: CLP-1 ID: 0.53 (mm) Calib End Date: 05/12/2016 11:53  
 Lab File ID: 9F242782.D Conc. Units: ug/L

ANALYTE	CURVE TYPE	AVE RRF	RRF	MIN RRF	CALC AMOUNT	SPIKE AMOUNT	%D	MAX %D
Tetrachloro-m-xylene	Ave	0.7630	0.8384		110	100	9.9	20.0
DCB Decachlorobiphenyl	Ave	0.8335	0.8098		97.2	100	-2.8	20.0

FORM VII  
PCBS CONTINUING CALIBRATION RETENTION TIME SUMMARY

Lab Name: TestAmerica Edison Job No.: 460-118325-1  
 SDG No.: \_\_\_\_\_  
 Lab Sample ID: CCV 460-384332/19 Calibration Date: 08/11/2016 21:40  
 Instrument ID: CPESTGC9 Calib Start Date: 05/12/2016 10:14  
 GC Column: CLP-1 ID: 0.53 (mm) Calib End Date: 05/12/2016 11:53  
 Lab File ID: 9F242782.D

Analyte	RT	RT WINDOW	
		FROM	TO
Tetrachloro-m-xylene	2.08	2.02	2.12
DCB Decachlorobiphenyl	9.18	9.10	9.30

TestAmerica Edison  
Target Compound Quantitation Report

Data File: \\ChromNA\Edison\ChromData\CPESTGC9\20160811-44370.b\9F242782.D  
 Lims ID: CCV AR1248  
 Client ID:  
 Sample Type: CCV  
 Inject. Date: 11-Aug-2016 21:40:24 ALS Bottle#: 48 Worklist Smp#: 19  
 Injection Vol: 1.0 ul Dil. Factor: 1.0000  
 Sample Info: 460-0044370-019  
 Operator ID: Instrument ID: CPESTGC9  
 Sublist: chrom-8082-ISTD\*sub5  
 Method: \\ChromNA\Edison\ChromData\CPESTGC9\20160811-44370.b\8082-ISTD.m  
 Limit Group: GC 8082A PCB ISTD  
 Last Update: 12-Aug-2016 10:15:07 Calib Date: 12-May-2016 14:29:29  
 Integrator: Falcon  
 Quant Method: Internal Standard Quant By: Initial Calibration  
 Last ICal File: \\ChromNA\Edison\ChromData\CPESTGC9\20160512-40924.b\9F001892.D  
 Column 1 : Det: GC ECD1A  
 Column 2 : Det: GC ECD2B  
 Process Host: XAWRK014

First Level Reviewer: patelji Date: 12-Aug-2016 07:28:28

Col	RT (min.)	Exp RT (min.)	Dlt RT (min.)	Response	Cal Amt ug/l	OnCol Amt ug/l	Flags
-----	-----------	---------------	---------------	----------	--------------	----------------	-------

\* 13 1-Bromo-2-nitrobenzene

1	1.619	1.619	0.000	2448062	20.0	20.0	
2	1.401	1.398	0.003	2394346	20.0	20.0	
						RPD = 0.00	

\$ 2 Tetrachloro-m-xylene

1	2.584	2.587	-0.003	10992379	100.0	108.2	
2	2.075	2.072	0.003	10037488	100.0	109.9	
						RPD = 1.51	

Col	RT (min.)	Exp RT (min.)	Dlt RT (min.)	Response	Cal Amt ug/l	OnCol Amt ug/l	Flags
-----	-----------	---------------	---------------	----------	--------------	----------------	-------

6 PCB-1248							M
1	3.714	3.709	0.005	2245001	1000.0	1094.8	
1	4.283	4.276	0.007	4543272	1000.0	1059.2	
1	4.714	4.709	0.005	2826365	1000.0	1051.2	
1	4.764	4.758	0.006	2822658	1000.0	1068.8	
1	5.196	5.190	0.006	4235155	1000.0	1099.8	M
1	5.528	5.520	0.008	3842872	1000.0	1029.3	
1	5.581	5.574	0.007	5129541	1000.0	1161.2	
1	6.882	6.869	0.013	1948270	1000.0	1052.5	
Average of Peak Amounts =						1077.1	
2	2.851	2.845	0.006	2048199	1000.0	1177.4	M
2	3.370	3.362	0.008	4091971	1000.0	929.4	M
2	3.754	3.746	0.008	4803967	1000.0	1009.5	M
2	4.101	4.092	0.009	2658177	1000.0	977.1	M
2	4.508	4.496	0.012	7775575	1000.0	1011.9	M
2	4.760	4.751	0.009	3632646	1000.0	1034.9	M
2	5.228	5.218	0.010	2316526	1000.0	970.1	M
2	5.923	5.905	0.018	1355824	1000.0	893.0	M
Average of Peak Amounts =						1000.4	
						RPD = 7.38	

\$ 11 DCB Decachlorobiphenyl

1	10.109	10.165	-0.056	8968749	100.0	102.6	
2	9.179	9.200	-0.021	9694530	100.0	97.2	
						RPD = 5.44	

S 12 Polychlorinated biphenyls, Total

1						1077.1	
---	--	--	--	--	--	--------	--

QC Flag Legend

Review Flags

M - Manually Integrated

Reagents:

SG1248L3_00026	Amount Added: 1.00	Units: mL	
SGPCBISTD_00006	Amount Added: 20.00	Units: uL	Run Reagent

TestAmerica Edison

Data File: \\ChromNA\Edison\ChromData\CPESTGC9\20160811-44370.b\9F242782.D

Injection Date: 11-Aug-2016 21:40:24

Instrument ID: CPESTGC9

Operator ID:

Lims ID: CCV AR1248

Worklist Smp#: 19

Client ID:

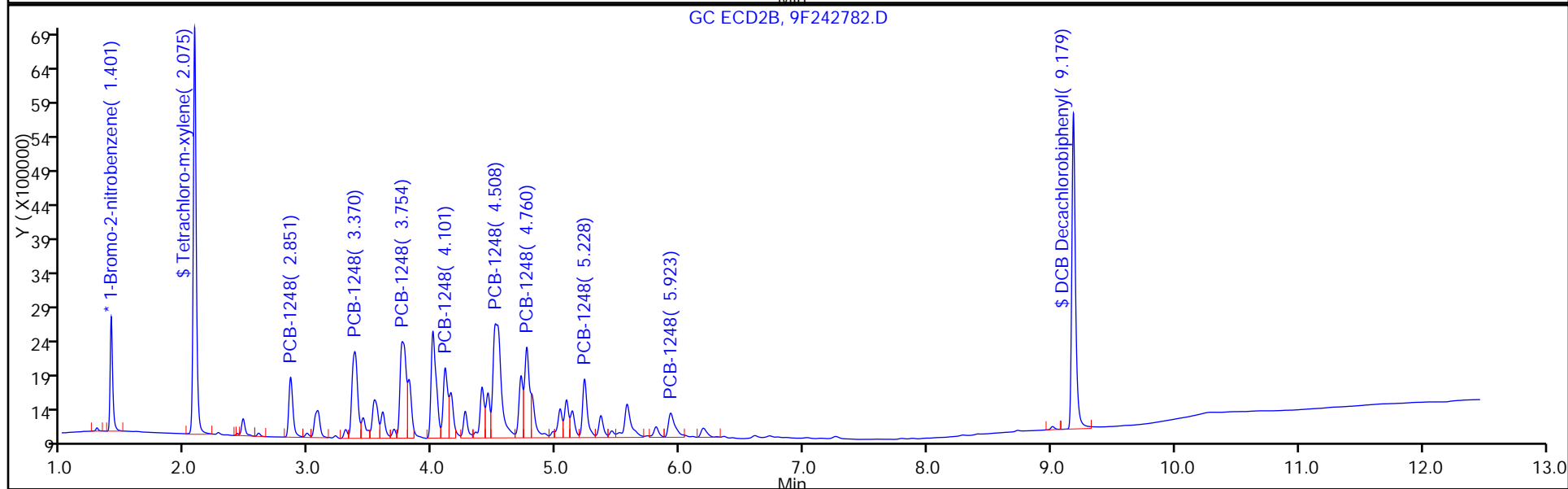
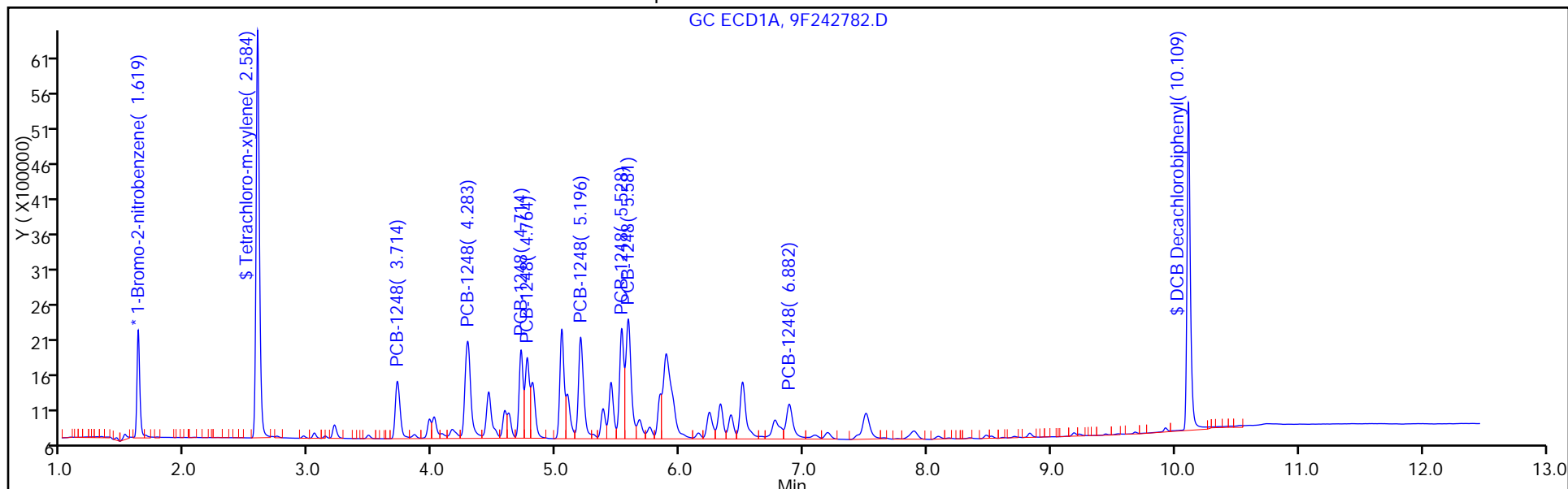
Injection Vol: 1.0 ul

Dil. Factor: 1.0000

ALS Bottle#: 48

Method: 8082-ISTD

Limit Group: GC 8082A PCB ISTD



FORM VII  
PCBS CONTINUING CALIBRATION DATA

Lab Name: TestAmerica Edison Job No.: 460-118325-1  
 SDG No.: \_\_\_\_\_  
 Lab Sample ID: CCV 460-384332/19 Calibration Date: 08/11/2016 21:40  
 Instrument ID: CPESTGC9 Calib Start Date: 05/12/2016 13:35  
 GC Column: CLP-1 ID: 0.53 (mm) Calib End Date: 05/12/2016 13:35  
 Lab File ID: 9F242782.D Conc. Units: ug/L

ANALYTE	CURVE TYPE	AVE RRF	RRF	MIN RRF	CALC AMOUNT	SPIKE AMOUNT	%D	MAX %D
PCB-1248 Peak 1	Ave	0.0145	0.0171		1180	1000	17.7	20.0
PCB-1248 Peak 2	Ave	0.0368	0.0342		929	1000	-7.1	20.0
PCB-1248 Peak 3	Ave	0.0398	0.0401		1010	1000	0.9	20.0
PCB-1248 Peak 4	Ave	0.0227	0.0222		977	1000	-2.3	20.0
PCB-1248 Peak 5	Ave	0.0642	0.0650		1010	1000	1.2	20.0
PCB-1248 Peak 6	Ave	0.0293	0.0303		1030	1000	3.5	20.0
PCB-1248 Peak 7	Ave	0.0199	0.0194		970	1000	-3.0	20.0
PCB-1248 Peak 8	Ave	0.0127	0.0113		893	1000	-10.7	20.0

FORM VII  
PCBS CONTINUING CALIBRATION RETENTION TIME SUMMARY

Lab Name: TestAmerica Edison Job No.: 460-118325-1  
 SDG No.: \_\_\_\_\_  
 Lab Sample ID: CCV 460-384332/19 Calibration Date: 08/11/2016 21:40  
 Instrument ID: CPESTGC9 Calib Start Date: 05/12/2016 13:35  
 GC Column: CLP-1 ID: 0.53 (mm) Calib End Date: 05/12/2016 13:35  
 Lab File ID: 9F242782.D

Analyte	RT	RT WINDOW	
		FROM	TO
PCB-1248 Peak 1	2.85	2.78	2.92
PCB-1248 Peak 2	3.37	3.29	3.43
PCB-1248 Peak 3	3.75	3.68	3.82
PCB-1248 Peak 4	4.10	4.02	4.16
PCB-1248 Peak 5	4.51	4.43	4.57
PCB-1248 Peak 6	4.76	4.68	4.82
PCB-1248 Peak 7	5.23	5.15	5.29
PCB-1248 Peak 8	5.92	5.84	5.98

TestAmerica Edison  
Target Compound Quantitation Report

Data File: \\ChromNA\Edison\ChromData\CPESTGC9\20160811-44370.b\9F242782.D  
 Lims ID: CCV AR1248  
 Client ID:  
 Sample Type: CCV  
 Inject. Date: 11-Aug-2016 21:40:24 ALS Bottle#: 48 Worklist Smp#: 19  
 Injection Vol: 1.0 ul Dil. Factor: 1.0000  
 Sample Info: 460-0044370-019  
 Operator ID: Instrument ID: CPESTGC9  
 Sublist: chrom-8082-ISTD\*sub5  
 Method: \\ChromNA\Edison\ChromData\CPESTGC9\20160811-44370.b\8082-ISTD.m  
 Limit Group: GC 8082A PCB ISTD  
 Last Update: 12-Aug-2016 10:15:07 Calib Date: 12-May-2016 14:29:29  
 Integrator: Falcon  
 Quant Method: Internal Standard Quant By: Initial Calibration  
 Last ICal File: \\ChromNA\Edison\ChromData\CPESTGC9\20160512-40924.b\9F001892.D  
 Column 1 : Det: GC ECD1A  
 Column 2 : Det: GC ECD2B  
 Process Host: XAWRK014

First Level Reviewer: patelji Date: 12-Aug-2016 07:28:28

Col	RT (min.)	Exp RT (min.)	Dlt RT (min.)	Response	Cal Amt ug/l	OnCol Amt ug/l	Flags
-----	-----------	---------------	---------------	----------	--------------	----------------	-------

\* 13 1-Bromo-2-nitrobenzene

1	1.619	1.619	0.000	2448062	20.0	20.0	
2	1.401	1.398	0.003	2394346	20.0	20.0	
						RPD = 0.00	

\$ 2 Tetrachloro-m-xylene

1	2.584	2.587	-0.003	10992379	100.0	108.2	
2	2.075	2.072	0.003	10037488	100.0	109.9	
						RPD = 1.51	



Col	RT (min.)	Exp RT (min.)	Dlt RT (min.)	Response	Cal Amt ug/l	OnCol Amt ug/l	Flags
-----	-----------	---------------	---------------	----------	--------------	----------------	-------

6 PCB-1248							M
1	3.714	3.709	0.005	2245001	1000.0	1094.8	
1	4.283	4.276	0.007	4543272	1000.0	1059.2	
1	4.714	4.709	0.005	2826365	1000.0	1051.2	
1	4.764	4.758	0.006	2822658	1000.0	1068.8	
1	5.196	5.190	0.006	4235155	1000.0	1099.8	M
1	5.528	5.520	0.008	3842872	1000.0	1029.3	
1	5.581	5.574	0.007	5129541	1000.0	1161.2	
1	6.882	6.869	0.013	1948270	1000.0	1052.5	
Average of Peak Amounts =						1077.1	
2	2.851	2.845	0.006	2048199	1000.0	1177.4	M
2	3.370	3.362	0.008	4091971	1000.0	929.4	M
2	3.754	3.746	0.008	4803967	1000.0	1009.5	M
2	4.101	4.092	0.009	2658177	1000.0	977.1	M
2	4.508	4.496	0.012	7775575	1000.0	1011.9	M
2	4.760	4.751	0.009	3632646	1000.0	1034.9	M
2	5.228	5.218	0.010	2316526	1000.0	970.1	M
2	5.923	5.905	0.018	1355824	1000.0	893.0	M
Average of Peak Amounts =						1000.4	
						RPD = 7.38	

\$ 11 DCB Decachlorobiphenyl

1	10.109	10.165	-0.056	8968749	100.0	102.6	
2	9.179	9.200	-0.021	9694530	100.0	97.2	
						RPD = 5.44	

S 12 Polychlorinated biphenyls, Total

1						1077.1	
---	--	--	--	--	--	--------	--

QC Flag Legend

Review Flags

M - Manually Integrated

Reagents:

SG1248L3_00026	Amount Added: 1.00	Units: mL	
SGPCBISTD_00006	Amount Added: 20.00	Units: uL	Run Reagent

TestAmerica Edison

Data File: \\ChromNA\Edison\ChromData\CPESTGC9\20160811-44370.b\9F242782.D

Injection Date: 11-Aug-2016 21:40:24

Instrument ID: CPESTGC9

Operator ID:

Lims ID: CCV AR1248

Worklist Smp#: 19

Client ID:

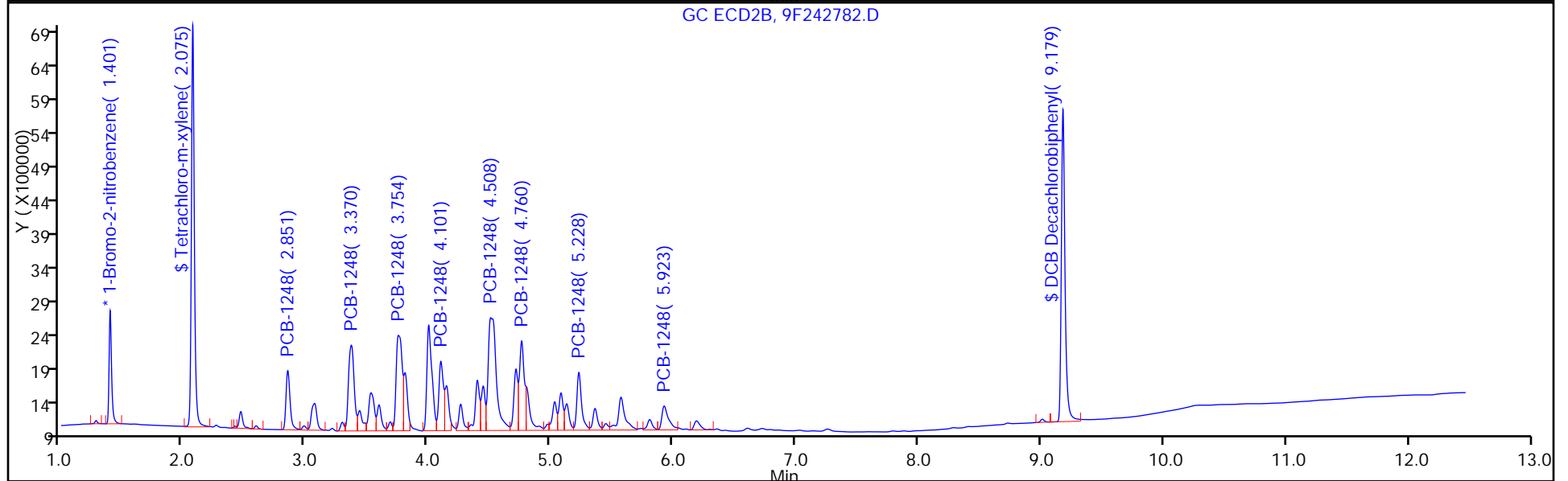
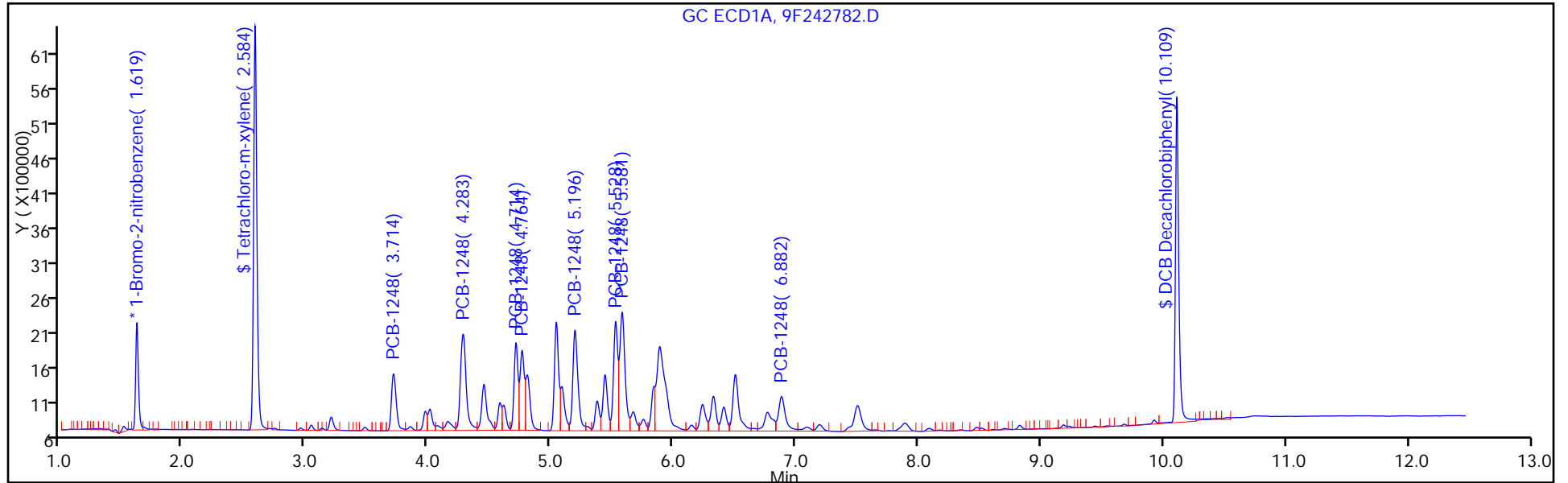
Injection Vol: 1.0 ul

Dil. Factor: 1.0000

ALS Bottle#: 48

Method: 8082-ISTD

Limit Group: GC 8082A PCB ISTD



FORM VII  
PCBS CONTINUING CALIBRATION DATA

Lab Name: TestAmerica Edison Job No.: 460-118325-1  
 SDG No.: \_\_\_\_\_  
 Lab Sample ID: CCVIS 460-384452/3 Calibration Date: 08/12/2016 06:09  
 Instrument ID: CPESTGC9 Calib Start Date: 05/12/2016 10:14  
 GC Column: CLP-2 ID: 0.53 (mm) Calib End Date: 05/12/2016 11:53  
 Lab File ID: 9F242789.D Conc. Units: ug/L

ANALYTE	CURVE TYPE	AVE RRF	RRF	MIN RRF	CALC AMOUNT	SPIKE AMOUNT	%D	MAX %D
PCB-1016 Peak 1	Ave	0.0182	0.0187		1030	1000	2.9	20.0
PCB-1016 Peak 2	Ave	0.0374	0.0394		1060	1000	5.5	20.0
PCB-1016 Peak 3	Ave	0.0166	0.0171		1030	1000	3.2	20.0
PCB-1016 Peak 4	Ave	0.0652	0.0707		1080	1000	8.5	20.0
PCB-1016 Peak 5	Ave	0.0299	0.0330		1110	1000	10.6	20.0
PCB-1016 Peak 6	Ave	0.0165	0.0172		1040	1000	4.4	20.0
PCB-1016 Peak 7	Ave	0.0238	0.0250		1050	1000	5.0	20.0
PCB-1016 Peak 8	Ave	0.0260	0.0305		1170	1000	17.1	20.0
PCB-1260 Peak 1	Ave	0.0236	0.0269		1140	1000	14.1	20.0
PCB-1260 Peak 2	Ave	0.0484	0.0532		1100	1000	10.0	20.0
PCB-1260 Peak 3	Ave	0.0579	0.0607		1050	1000	4.8	20.0
PCB-1260 Peak 4	Ave	0.0430	0.0492		1150	1000	14.6	20.0
PCB-1260 Peak 5	Ave	0.0423	0.0455		1080	1000	7.7	20.0
PCB-1260 Peak 6	Ave	0.0849	0.0904		1060	1000	6.5	20.0
PCB-1260 Peak 7	Ave	0.0623	0.0625		1000	1000	0.3	20.0
PCB-1260 Peak 8	Ave	0.0255	0.0268		1050	1000	5.0	20.0
Tetrachloro-m-xylene	Ave	0.8297	0.8898		107	100	7.2	20.0
DCB Decachlorobiphenyl	Ave	0.7142	0.7121		99.7	100	-0.3	20.0

FORM VII  
PCBS CONTINUING CALIBRATION RETENTION TIME SUMMARY

Lab Name: TestAmerica Edison Job No.: 460-118325-1  
 SDG No.: \_\_\_\_\_  
 Lab Sample ID: CCVIS 460-384452/3 Calibration Date: 08/12/2016 06:09  
 Instrument ID: CPESTGC9 Calib Start Date: 05/12/2016 10:14  
 GC Column: CLP-2 ID: 0.53 (mm) Calib End Date: 05/12/2016 11:53  
 Lab File ID: 9F242789.D

Analyte	RT	RT WINDOW	
		FROM	TO
PCB-1016 Peak 1	3.21	3.18	3.24
PCB-1016 Peak 2	3.72	3.65	3.79
PCB-1016 Peak 3	4.01	3.94	4.08
PCB-1016 Peak 4	4.28	4.21	4.35
PCB-1016 Peak 5	4.45	4.38	4.52
PCB-1016 Peak 6	4.71	4.64	4.78
PCB-1016 Peak 7	5.04	4.97	5.11
PCB-1016 Peak 8	5.20	5.13	5.27
PCB-1260 Peak 1	6.56	6.53	6.59
PCB-1260 Peak 2	6.82	6.75	6.89
PCB-1260 Peak 3	7.19	7.12	7.26
PCB-1260 Peak 4	8.08	8.01	8.15
PCB-1260 Peak 5	8.52	8.45	8.59
PCB-1260 Peak 6	8.83	8.76	8.90
PCB-1260 Peak 7	9.19	9.12	9.26
PCB-1260 Peak 8	9.68	9.61	9.75
Tetrachloro-m-xylene	2.58	2.55	2.61
DCB Decachlorobiphenyl	10.11	10.08	10.14

TestAmerica Edison  
Target Compound Quantitation Report

Data File: \\ChromNA\Edison\ChromData\CPESTGC9\20160812-44397.b\9F242789.D  
 Lims ID: CCVIS  
 Client ID:  
 Sample Type: CCVIS  
 Inject. Date: 12-Aug-2016 06:09:23 ALS Bottle#: 3 Worklist Smp#: 3  
 Injection Vol: 1.0 ul Dil. Factor: 1.0000  
 Sample Info:  
 Operator ID: Instrument ID: CPESTGC9  
 Sublist: chrom-8082-ISTD\*sub1  
 Method: \\ChromNA\Edison\ChromData\CPESTGC9\20160812-44397.b\8082-ISTD.m  
 Limit Group: GC 8082A PCB ISTD  
 Last Update: 12-Aug-2016 12:49:11 Calib Date: 12-May-2016 14:29:29  
 Integrator: Falcon  
 Quant Method: Internal Standard Quant By: Initial Calibration  
 Last ICal File: \\ChromNA\Edison\ChromData\CPESTGC9\20160512-40924.b\9F001892.D  
 Column 1 : Det: GC ECD1A  
 Column 2 : Det: GC ECD2B  
 Process Host: XAWRK014

First Level Reviewer: patelji Date: 12-Aug-2016 07:17:25

Col	RT (min.)	Exp RT (min.)	Dlt RT (min.)	Response	Cal Amt ug/l	OnCol Amt ug/l	Flags
-----	-----------	---------------	---------------	----------	--------------	----------------	-------

\* 13 1-Bromo-2-nitrobenzene

1	1.619	1.619	0.000	2331302	20.0	20.0	
2	1.398	1.398	0.000	2535060	20.0	20.0	
						RPD = 0.00	

\$ 2 Tetrachloro-m-xylene

1	2.584	2.584	0.000	10371832	100.0	107.2	
2	2.070	2.070	0.000	10008203	100.0	103.5	
						RPD = 3.57	

Col	RT (min.)	Exp RT (min.)	Dlt RT (min.)	Response	Cal Amt ug/l	OnCol Amt ug/l	Flags
-----	-----------	---------------	---------------	----------	--------------	----------------	-------

5 PCB-1016

M

1	3.205	3.205	0.000	2182403	1000.0	1029.3	
1	3.716	3.716	0.000	4596232	1000.0	1055.3	
1	4.011	4.011	0.000	1997845	1000.0	1031.7	
1	4.284	4.284	0.000	8245393	1000.0	1084.8	
1	4.454	4.454	0.000	3850330	1000.0	1105.9	
1	4.714	4.714	0.000	2002120	1000.0	1044.0	
1	5.043	5.043	0.000	2918798	1000.0	1050.1	
1	5.196	5.196	0.000	3552175	1000.0	1170.9	

Average of Peak Amounts = 1071.5

2	2.460	2.460	0.000	2232947	1000.0	1037.9	
2	2.847	2.847	0.000	4367779	1000.0	1078.4	M
2	3.066	3.066	0.000	2901908	1000.0	1090.4	M
2	3.367	3.367	0.000	7854088	1000.0	952.7	M
2	3.521	3.521	0.000	3624651	1000.0	980.8	M
2	3.590	3.590	0.000	2349469	1000.0	1033.7	M
2	3.996	3.996	0.000	3791537	1000.0	1059.6	M
2	4.096	4.096	0.000	2162984	1000.0	1181.3	M

Average of Peak Amounts = 1051.8

RPD = 1.85

8 PCB-1260

M

1	6.560	6.560	0.000	3138068	1000.0	1140.9	
1	6.816	6.816	0.000	6199573	1000.0	1099.8	
1	7.187	7.187	0.000	7071324	1000.0	1048.0	
1	8.081	8.081	0.000	5739397	1000.0	1146.0	
1	8.518	8.518	0.000	5308185	1000.0	1077.3	
1	8.826	8.826	0.000	10540488	1000.0	1064.7	
1	9.185	9.185	0.000	7284539	1000.0	1002.8	M
1	9.679	9.679	0.000	3120554	1000.0	1050.0	

Average of Peak Amounts = 1078.7

2	5.441	5.441	0.000	5659634	1000.0	1033.4	M
2	6.174	6.174	0.000	9445581	1000.0	981.3	M
2	6.346	6.346	0.000	5718670	1000.0	969.0	M
2	6.716	6.716	0.000	5631910	1000.0	945.1	M
2	7.241	7.241	0.000	13539552	1000.0	934.2	M
2	7.775	7.775	0.000	6125119	1000.0	898.8	
2	7.958	7.958	0.000	4406434	1000.0	936.8	
2	8.721	8.721	0.000	3624765	1000.0	891.2	

Average of Peak Amounts = 948.7

RPD = 12.82

\$ 11 DCB Decachlorobiphenyl

1	10.109	10.109	0.000	8300518	100.0	99.7	
2	9.177	9.177	0.000	9675795	100.0	91.6	

RPD = 8.49

### QC Flag Legend

#### Review Flags

M - Manually Integrated

### Reagents:

SG1660L3\_00029

Amount Added: 1.00

Units: ml

SGPCBISTD\_00006

Amount Added: 20.00

Units: uL

Run Reagent

TestAmerica Edison

Data File: \\ChromNA\Edison\ChromData\CPESTGC9\20160812-44397.b\9F242789.D

Injection Date: 12-Aug-2016 06:09:23

Instrument ID: CPESTGC9

Operator ID:

Lims ID: CCVIS

Worklist Smp#: 3

Client ID:

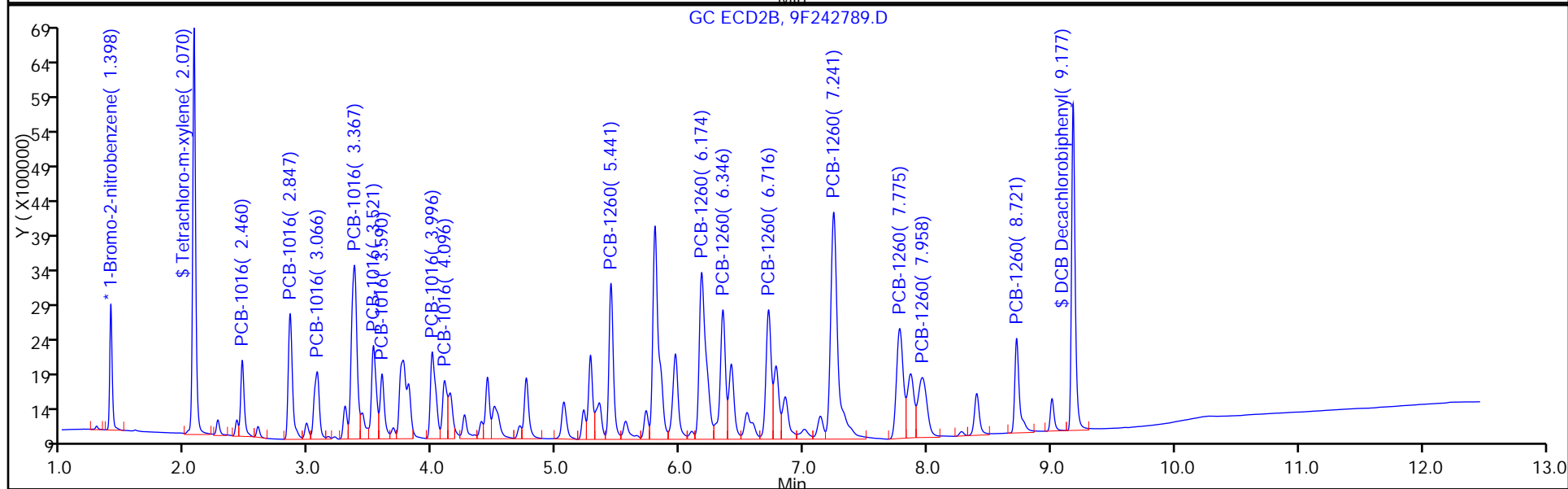
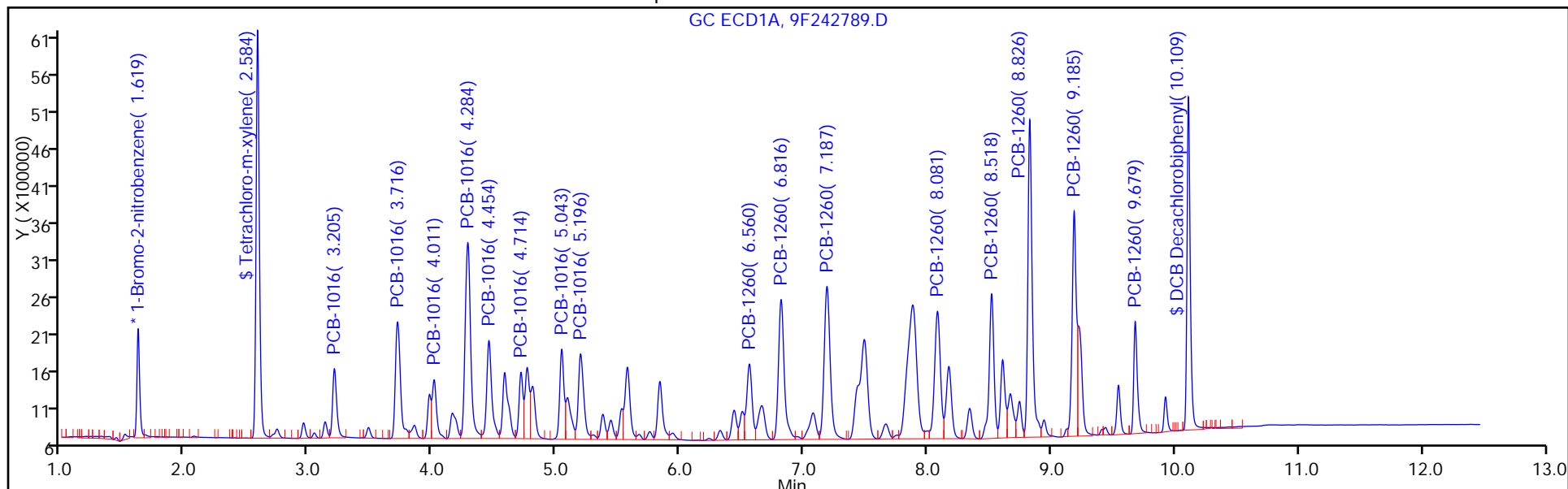
Injection Vol: 1.0 ul

Dil. Factor: 1.0000

ALS Bottle#: 3

Method: 8082-ISTD

Limit Group: GC 8082A PCB ISTD





FORM VII  
PCBS CONTINUING CALIBRATION DATA

Lab Name: TestAmerica Edison Job No.: 460-118325-1  
 SDG No.: \_\_\_\_\_  
 Lab Sample ID: CCVIS 460-384452/3 Calibration Date: 08/12/2016 06:09  
 Instrument ID: CPESTGC9 Calib Start Date: 05/12/2016 10:14  
 GC Column: CLP-1 ID: 0.53(mm) Calib End Date: 05/12/2016 11:53  
 Lab File ID: 9F242789.D Conc. Units: ug/L

ANALYTE	CURVE TYPE	AVE RRF	RRF	MIN RRF	CALC AMOUNT	SPIKE AMOUNT	%D	MAX %D
PCB-1016 Peak 1	Ave	0.0170	0.0176		1040	1000	3.8	20.0
PCB-1016 Peak 2	Ave	0.0320	0.0345		1080	1000	7.8	20.0
PCB-1016 Peak 3	Ave	0.0210	0.0229		1090	1000	9.0	20.0
PCB-1016 Peak 4	Ave	0.0650	0.0620		953	1000	-4.7	20.0
PCB-1016 Peak 5	Ave	0.0292	0.0286		981	1000	-1.9	20.0
PCB-1016 Peak 6	Ave	0.0179	0.0185		1030	1000	3.4	20.0
PCB-1016 Peak 7	Ave	0.0282	0.0299		1060	1000	6.0	20.0
PCB-1016 Peak 8	Ave	0.0144	0.0171		1180	1000	18.1	20.0
PCB-1260 Peak 1	Ave	0.0432	0.0447		1030	1000	3.3	20.0
PCB-1260 Peak 2	Ave	0.0759	0.0745		981	1000	-1.9	20.0
PCB-1260 Peak 3	Ave	0.0466	0.0451		969	1000	-3.1	20.0
PCB-1260 Peak 4	Ave	0.0470	0.0444		945	1000	-5.5	20.0
PCB-1260 Peak 5	Ave	0.1143	0.1068		934	1000	-6.6	20.0
PCB-1260 Peak 6	Ave	0.0538	0.0483		899	1000	-10.1	20.0
PCB-1260 Peak 7	Ave	0.0371	0.0348		937	1000	-6.3	20.0
PCB-1260 Peak 8	Ave	0.0321	0.0286		891	1000	-10.9	20.0
Tetrachloro-m-xylene	Ave	0.7630	0.7896		103	100	3.5	20.0
DCB Decachlorobiphenyl	Ave	0.8335	0.7634		91.6	100	-8.4	20.0

FORM VII  
PCBS CONTINUING CALIBRATION RETENTION TIME SUMMARY

Lab Name: TestAmerica Edison Job No.: 460-118325-1  
 SDG No.: \_\_\_\_\_  
 Lab Sample ID: CCVIS 460-384452/3 Calibration Date: 08/12/2016 06:09  
 Instrument ID: CPESTGC9 Calib Start Date: 05/12/2016 10:14  
 GC Column: CLP-1 ID: 0.53 (mm) Calib End Date: 05/12/2016 11:53  
 Lab File ID: 9F242789.D

Analyte	RT	RT WINDOW	
		FROM	TO
PCB-1016 Peak 1	2.46	2.39	2.53
PCB-1016 Peak 2	2.85	2.78	2.92
PCB-1016 Peak 3	3.07	3.00	3.14
PCB-1016 Peak 4	3.37	3.30	3.44
PCB-1016 Peak 5	3.52	3.45	3.59
PCB-1016 Peak 6	3.59	3.52	3.66
PCB-1016 Peak 7	4.00	3.93	4.07
PCB-1016 Peak 8	4.10	4.03	4.17
PCB-1260 Peak 1	5.44	5.37	5.51
PCB-1260 Peak 2	6.17	6.10	6.24
PCB-1260 Peak 3	6.35	6.28	6.42
PCB-1260 Peak 4	6.72	6.65	6.79
PCB-1260 Peak 5	7.24	7.17	7.31
PCB-1260 Peak 6	7.78	7.71	7.85
PCB-1260 Peak 7	7.96	7.89	8.03
PCB-1260 Peak 8	8.72	8.65	8.79
Tetrachloro-m-xylene	2.07	2.02	2.12
DCB Decachlorobiphenyl	9.18	9.08	9.28

TestAmerica Edison  
Target Compound Quantitation Report

Data File: \\ChromNA\Edison\ChromData\CPESTGC9\20160812-44397.b\9F242789.D  
 Lims ID: CCVIS  
 Client ID:  
 Sample Type: CCVIS  
 Inject. Date: 12-Aug-2016 06:09:23 ALS Bottle#: 3 Worklist Smp#: 3  
 Injection Vol: 1.0 ul Dil. Factor: 1.0000  
 Sample Info:  
 Operator ID: Instrument ID: CPESTGC9  
 Sublist: chrom-8082-ISTD\*sub1  
 Method: \\ChromNA\Edison\ChromData\CPESTGC9\20160812-44397.b\8082-ISTD.m  
 Limit Group: GC 8082A PCB ISTD  
 Last Update: 12-Aug-2016 12:49:11 Calib Date: 12-May-2016 14:29:29  
 Integrator: Falcon  
 Quant Method: Internal Standard Quant By: Initial Calibration  
 Last ICal File: \\ChromNA\Edison\ChromData\CPESTGC9\20160512-40924.b\9F001892.D  
 Column 1 : Det: GC ECD1A  
 Column 2 : Det: GC ECD2B  
 Process Host: XAWRK014

First Level Reviewer: patelji Date: 12-Aug-2016 07:17:25

Col	RT (min.)	Exp RT (min.)	Dlt RT (min.)	Response	Cal Amt ug/l	OnCol Amt ug/l	Flags
-----	-----------	---------------	---------------	----------	--------------	----------------	-------

\* 13 1-Bromo-2-nitrobenzene

1	1.619	1.619	0.000	2331302	20.0	20.0	
2	1.398	1.398	0.000	2535060	20.0	20.0	
						RPD = 0.00	

\$ 2 Tetrachloro-m-xylene

1	2.584	2.584	0.000	10371832	100.0	107.2	
2	2.070	2.070	0.000	10008203	100.0	103.5	
						RPD = 3.57	

Col	RT (min.)	Exp RT (min.)	Dlt RT (min.)	Response	Cal Amt ug/l	OnCol Amt ug/l	Flags
-----	-----------	---------------	---------------	----------	--------------	----------------	-------

5 PCB-1016

M

1	3.205	3.205	0.000	2182403	1000.0	1029.3	
1	3.716	3.716	0.000	4596232	1000.0	1055.3	
1	4.011	4.011	0.000	1997845	1000.0	1031.7	
1	4.284	4.284	0.000	8245393	1000.0	1084.8	
1	4.454	4.454	0.000	3850330	1000.0	1105.9	
1	4.714	4.714	0.000	2002120	1000.0	1044.0	
1	5.043	5.043	0.000	2918798	1000.0	1050.1	
1	5.196	5.196	0.000	3552175	1000.0	1170.9	

Average of Peak Amounts = 1071.5

2	2.460	2.460	0.000	2232947	1000.0	1037.9	
2	2.847	2.847	0.000	4367779	1000.0	1078.4	M
2	3.066	3.066	0.000	2901908	1000.0	1090.4	M
2	3.367	3.367	0.000	7854088	1000.0	952.7	M
2	3.521	3.521	0.000	3624651	1000.0	980.8	M
2	3.590	3.590	0.000	2349469	1000.0	1033.7	M
2	3.996	3.996	0.000	3791537	1000.0	1059.6	M
2	4.096	4.096	0.000	2162984	1000.0	1181.3	M

Average of Peak Amounts = 1051.8

RPD = 1.85

8 PCB-1260

M

1	6.560	6.560	0.000	3138068	1000.0	1140.9	
1	6.816	6.816	0.000	6199573	1000.0	1099.8	
1	7.187	7.187	0.000	7071324	1000.0	1048.0	
1	8.081	8.081	0.000	5739397	1000.0	1146.0	
1	8.518	8.518	0.000	5308185	1000.0	1077.3	
1	8.826	8.826	0.000	10540488	1000.0	1064.7	
1	9.185	9.185	0.000	7284539	1000.0	1002.8	M
1	9.679	9.679	0.000	3120554	1000.0	1050.0	

Average of Peak Amounts = 1078.7

2	5.441	5.441	0.000	5659634	1000.0	1033.4	M
2	6.174	6.174	0.000	9445581	1000.0	981.3	M
2	6.346	6.346	0.000	5718670	1000.0	969.0	M
2	6.716	6.716	0.000	5631910	1000.0	945.1	M
2	7.241	7.241	0.000	13539552	1000.0	934.2	M
2	7.775	7.775	0.000	6125119	1000.0	898.8	
2	7.958	7.958	0.000	4406434	1000.0	936.8	
2	8.721	8.721	0.000	3624765	1000.0	891.2	

Average of Peak Amounts = 948.7

RPD = 12.82

\$ 11 DCB Decachlorobiphenyl

1	10.109	10.109	0.000	8300518	100.0	99.7	
2	9.177	9.177	0.000	9675795	100.0	91.6	

RPD = 8.49

### QC Flag Legend

Review Flags

M - Manually Integrated

### Reagents:

SG1660L3\_00029

Amount Added: 1.00

Units: ml

SGPCBISTD\_00006

Amount Added: 20.00

Units: uL

Run Reagent

TestAmerica Edison

Data File: \\ChromNA\Edison\ChromData\CPESTGC9\20160812-44397.b\9F242789.D

Injection Date: 12-Aug-2016 06:09:23

Instrument ID: CPESTGC9

Operator ID:

Lims ID: CCVIS

Worklist Smp#: 3

Client ID:

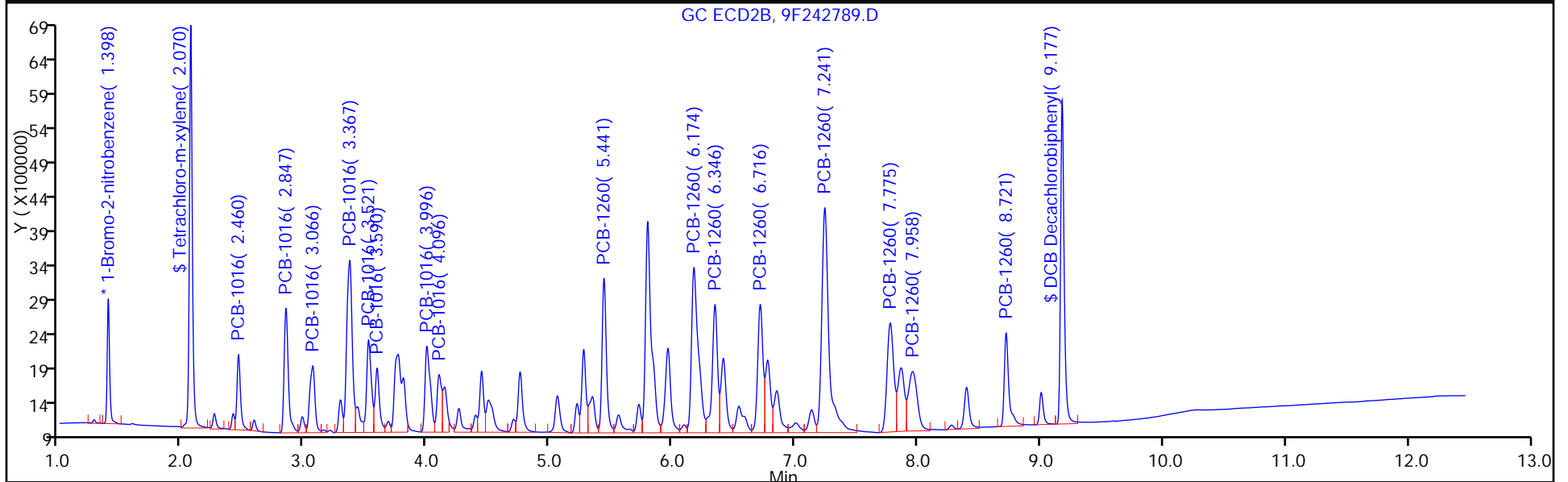
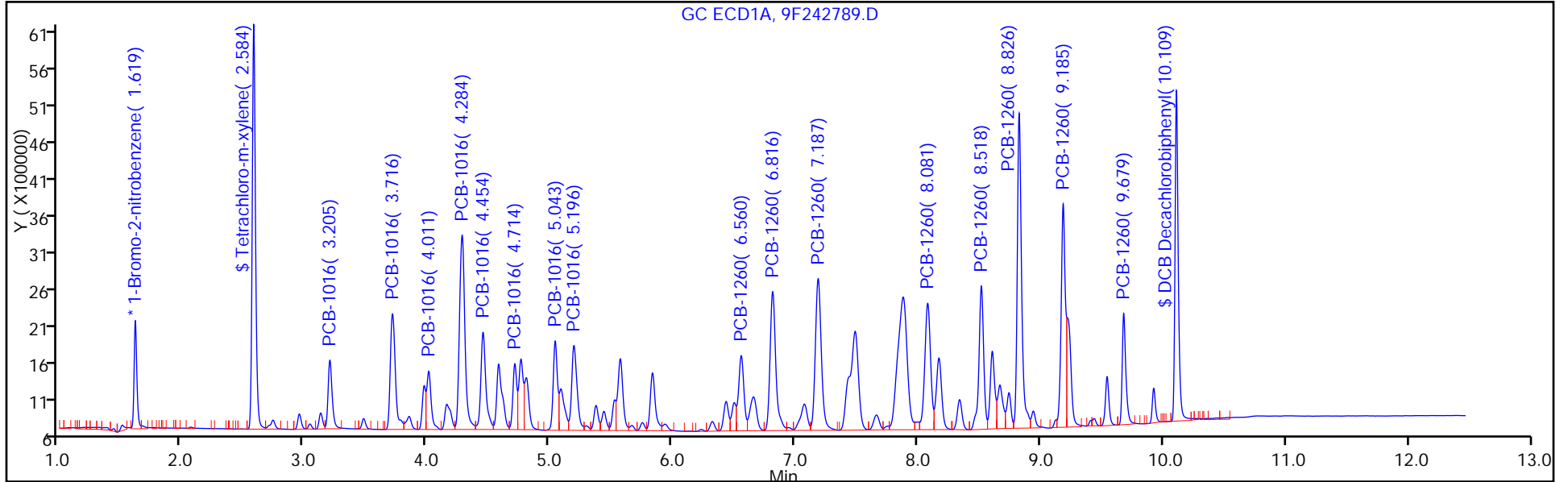
Injection Vol: 1.0 ul

Dil. Factor: 1.0000

ALS Bottle#: 3

Method: 8082-ISTD

Limit Group: GC 8082A PCB ISTD



FORM VII  
PCBS CONTINUING CALIBRATION DATA

Lab Name: TestAmerica Edison Job No.: 460-118325-1  
 SDG No.: \_\_\_\_\_  
 Lab Sample ID: CCV 460-384452/12 Calibration Date: 08/12/2016 09:15  
 Instrument ID: CPESTGC9 Calib Start Date: 05/12/2016 10:14  
 GC Column: CLP-2 ID: 0.53 (mm) Calib End Date: 05/12/2016 11:53  
 Lab File ID: 9F242798.D Conc. Units: ug/L

ANALYTE	CURVE TYPE	AVE RRF	RRF	MIN RRF	CALC AMOUNT	SPIKE AMOUNT	%D	MAX %D
Tetrachloro-m-xylene	Ave	0.8297	0.8417		101	100	1.4	20.0
DCB Decachlorobiphenyl	Ave	0.7142	0.6805		95.3	100	-4.7	20.0

FORM VII  
PCBS CONTINUING CALIBRATION RETENTION TIME SUMMARY

Lab Name: TestAmerica Edison Job No.: 460-118325-1  
 SDG No.: \_\_\_\_\_  
 Lab Sample ID: CCV 460-384452/12 Calibration Date: 08/12/2016 09:15  
 Instrument ID: CPESTGC9 Calib Start Date: 05/12/2016 10:14  
 GC Column: CLP-2 ID: 0.53 (mm) Calib End Date: 05/12/2016 11:53  
 Lab File ID: 9F242798.D

Analyte	RT	RT WINDOW	
		FROM	TO
Tetrachloro-m-xylene	2.58	2.55	2.61
DCB Decachlorobiphenyl	10.14	10.08	10.14



TestAmerica Edison  
Target Compound Quantitation Report

Data File: \\ChromNA\Edison\ChromData\CPESTGC9\20160812-44397.b\9F242798.D  
 Lims ID: CCV AR1242  
 Client ID:  
 Sample Type: CCV  
 Inject. Date: 12-Aug-2016 09:15:57 ALS Bottle#: 12 Worklist Smp#: 12  
 Injection Vol: 1.0 ul Dil. Factor: 1.0000  
 Sample Info: 460-0044397-012  
 Operator ID: Instrument ID: CPESTGC9  
 Sublist: chrom-8082-ISTD\*sub4  
 Method: \\ChromNA\Edison\ChromData\CPESTGC9\20160812-44397.b\8082-ISTD.m  
 Limit Group: GC 8082A PCB ISTD  
 Last Update: 12-Aug-2016 12:49:54 Calib Date: 12-May-2016 14:29:29  
 Integrator: Falcon  
 Quant Method: Internal Standard Quant By: Initial Calibration  
 Last ICal File: \\ChromNA\Edison\ChromData\CPESTGC9\20160512-40924.b\9F001892.D  
 Column 1 : Det: GC ECD1A  
 Column 2 : Det: GC ECD2B  
 Process Host: XAWRK014

First Level Reviewer: patelji Date: 12-Aug-2016 10:29:41

Col	RT (min.)	Exp RT (min.)	Dlt RT (min.)	Response	Cal Amt ug/l	OnCol Amt ug/l	Flags
-----	-----------	---------------	---------------	----------	--------------	----------------	-------

* 13 1-Bromo-2-nitrobenzene							M
1	1.619	1.619	0.000	2540118	20.0	20.0	M
2	1.400	1.398	0.002	2567478	20.0	20.0	
RPD = 0.00							
\$ 2 Tetrachloro-m-xylene							
1	2.584	2.584	0.000	10689812	100.0	101.4	
2	2.074	2.070	0.004	10044727	100.0	102.5	
RPD = 1.08							

Col	RT (min.)	Exp RT (min.)	Dlt RT (min.)	Response	Cal Amt ug/l	OnCol Amt ug/l	Flags
-----	-----------	---------------	---------------	----------	--------------	----------------	-------

4 PCB-1242							M
1	3.204	3.209	-0.005	2052572	1000.0	951.3	
1	3.715	3.722	-0.007	4258579	1000.0	957.6	
1	4.010	4.018	-0.008	1876885	1000.0	1017.0	
1	4.284	4.288	-0.004	6962233	1000.0	942.0	
1	4.454	4.459	-0.005	3303352	1000.0	964.0	
1	5.196	5.201	-0.005	3080160	1000.0	974.1	
1	5.529	5.531	-0.002	2229667	1000.0	864.3	
1	5.583	5.581	0.002	3047930	1000.0	995.2	
Average of Peak Amounts =						958.2	
2	2.464	2.474	-0.010	1983374	1000.0	1128.4	
2	2.851	2.863	-0.012	3872950	1000.0	1142.4	M
2	3.071	3.084	-0.013	2564675	1000.0	1187.2	M
2	3.373	3.384	-0.011	6406440	1000.0	971.8	M
2	3.527	3.537	-0.010	2794862	1000.0	929.7	M
2	4.002	4.015	-0.013	2900525	1000.0	989.9	M
2	4.529	4.514	0.015	4593516	1000.0	948.5	M
2	4.762	4.776	-0.014	1921141	1000.0	992.1	M
Average of Peak Amounts =						1036.2	
						RPD = 7.83	

\$ 11 DCB Decachlorobiphenyl

1	10.135	10.109	0.026	8643018	100.0	95.3	
2	9.189	9.177	0.012	9637200	100.0	90.1	
						RPD = 5.62	

S 12 Polychlorinated biphenyls, Total

1						958.2	
---	--	--	--	--	--	-------	--

QC Flag Legend

Review Flags

M - Manually Integrated

Reagents:

SG1242L3_00027	Amount Added: 1.00	Units: mL	
SGPCBISTD_00006	Amount Added: 20.00	Units: uL	Run Reagent

TestAmerica Edison

Data File: \\ChromNA\Edison\ChromData\CPESTGC9\20160812-44397.b\9F242798.D

Injection Date: 12-Aug-2016 09:15:57

Instrument ID: CPESTGC9

Operator ID:

Lims ID: CCV AR1242

Worklist Smp#: 12

Client ID:

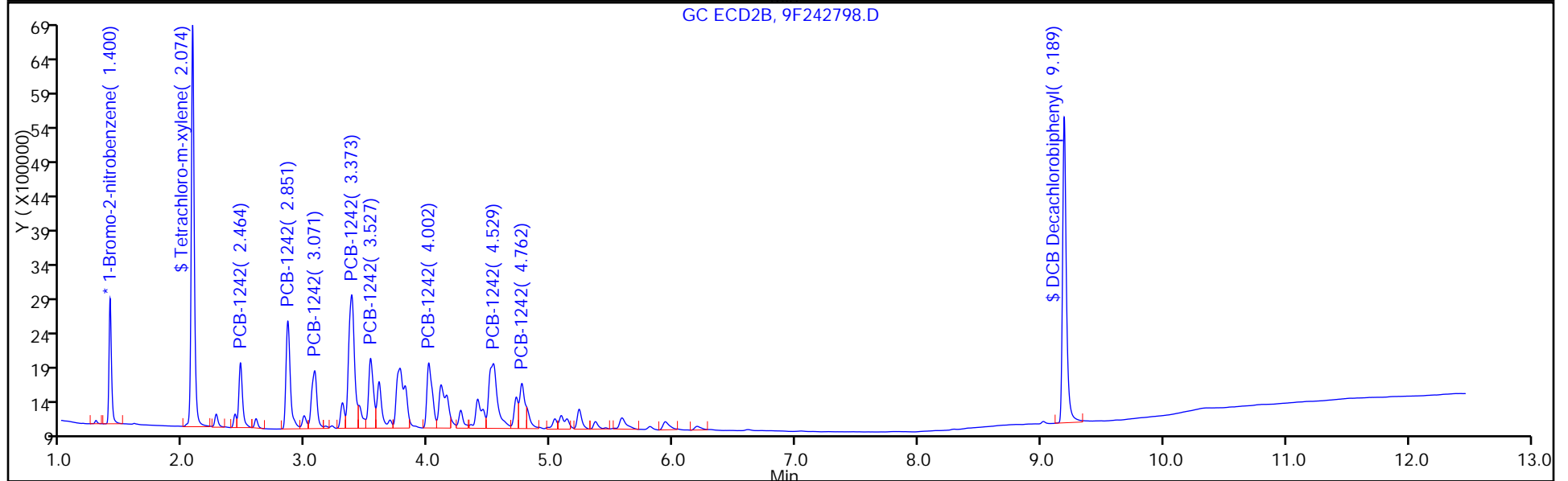
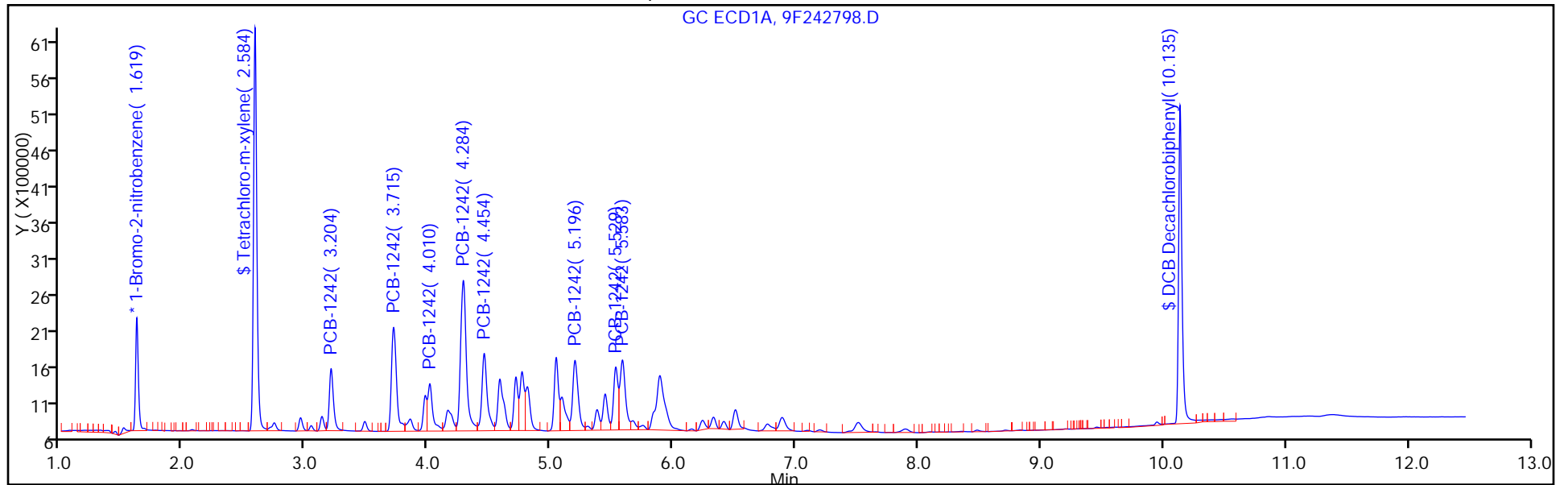
Injection Vol: 1.0 ul

Dil. Factor: 1.0000

ALS Bottle#: 12

Method: 8082-ISTD

Limit Group: GC 8082A PCB ISTD



FORM VII  
PCBS CONTINUING CALIBRATION DATA

Lab Name: TestAmerica Edison Job No.: 460-118325-1  
 SDG No.: \_\_\_\_\_  
 Lab Sample ID: CCV 460-384452/12 Calibration Date: 08/12/2016 09:15  
 Instrument ID: CPESTGC9 Calib Start Date: 05/12/2016 13:17  
 GC Column: CLP-2 ID: 0.53 (mm) Calib End Date: 05/12/2016 13:17  
 Lab File ID: 9F242798.D Conc. Units: ug/L

ANALYTE	CURVE TYPE	AVE RRF	RRF	MIN RRF	CALC AMOUNT	SPIKE AMOUNT	%D	MAX %D
PCB-1242 Peak 1	Ave	0.0170	0.0162		951	1000	-4.9	20.0
PCB-1242 Peak 2	Ave	0.0350	0.0335		958	1000	-4.2	20.0
PCB-1242 Peak 3	Ave	0.0145	0.0148		1020	1000	1.7	20.0
PCB-1242 Peak 4	Ave	0.0582	0.0548		942	1000	-5.8	20.0
PCB-1242 Peak 5	Ave	0.0270	0.0260		964	1000	-3.6	20.0
PCB-1242 Peak 6	Ave	0.0249	0.0243		974	1000	-2.6	20.0
PCB-1242 Peak 7	Ave	0.0203	0.0176		864	1000	-13.6	20.0
PCB-1242 Peak 8	Ave	0.0241	0.0240		995	1000	-0.5	20.0

FORM VII  
PCBS CONTINUING CALIBRATION RETENTION TIME SUMMARY

Lab Name: TestAmerica Edison Job No.: 460-118325-1  
 SDG No.: \_\_\_\_\_  
 Lab Sample ID: CCV 460-384452/12 Calibration Date: 08/12/2016 09:15  
 Instrument ID: CPESTGC9 Calib Start Date: 05/12/2016 13:17  
 GC Column: CLP-2 ID: 0.53 (mm) Calib End Date: 05/12/2016 13:17  
 Lab File ID: 9F242798.D

Analyte	RT	RT WINDOW	
		FROM	TO
PCB-1242 Peak 1	3.20	3.18	3.24
PCB-1242 Peak 2	3.72	3.65	3.79
PCB-1242 Peak 3	4.01	3.95	4.09
PCB-1242 Peak 4	4.28	4.22	4.36
PCB-1242 Peak 5	4.45	4.39	4.53
PCB-1242 Peak 6	5.20	5.13	5.27
PCB-1242 Peak 7	5.53	5.46	5.60
PCB-1242 Peak 8	5.58	5.51	5.65

TestAmerica Edison  
Target Compound Quantitation Report

Data File: \\ChromNA\Edison\ChromData\CPESTGC9\20160812-44397.b\9F242798.D  
 Lims ID: CCV AR1242  
 Client ID:  
 Sample Type: CCV  
 Inject. Date: 12-Aug-2016 09:15:57 ALS Bottle#: 12 Worklist Smp#: 12  
 Injection Vol: 1.0 ul Dil. Factor: 1.0000  
 Sample Info: 460-0044397-012  
 Operator ID: Instrument ID: CPESTGC9  
 Sublist: chrom-8082-ISTD\*sub4  
 Method: \\ChromNA\Edison\ChromData\CPESTGC9\20160812-44397.b\8082-ISTD.m  
 Limit Group: GC 8082A PCB ISTD  
 Last Update: 12-Aug-2016 12:49:54 Calib Date: 12-May-2016 14:29:29  
 Integrator: Falcon  
 Quant Method: Internal Standard Quant By: Initial Calibration  
 Last ICal File: \\ChromNA\Edison\ChromData\CPESTGC9\20160512-40924.b\9F001892.D  
 Column 1 : Det: GC ECD1A  
 Column 2 : Det: GC ECD2B  
 Process Host: XAWRK014

First Level Reviewer: patelji Date: 12-Aug-2016 10:29:41

Col	RT (min.)	Exp RT (min.)	Dlt RT (min.)	Response	Cal Amt ug/l	OnCol Amt ug/l	Flags
-----	-----------	---------------	---------------	----------	--------------	----------------	-------

* 13 1-Bromo-2-nitrobenzene							M
1	1.619	1.619	0.000	2540118	20.0	20.0	M
2	1.400	1.398	0.002	2567478	20.0	20.0	
							RPD = 0.00
\$ 2 Tetrachloro-m-xylene							
1	2.584	2.584	0.000	10689812	100.0	101.4	
2	2.074	2.070	0.004	10044727	100.0	102.5	
							RPD = 1.08

Col	RT (min.)	Exp RT (min.)	Dlt RT (min.)	Response	Cal Amt ug/l	OnCol Amt ug/l	Flags
-----	-----------	---------------	---------------	----------	--------------	----------------	-------

4 PCB-1242							M
1	3.204	3.209	-0.005	2052572	1000.0	951.3	
1	3.715	3.722	-0.007	4258579	1000.0	957.6	
1	4.010	4.018	-0.008	1876885	1000.0	1017.0	
1	4.284	4.288	-0.004	6962233	1000.0	942.0	
1	4.454	4.459	-0.005	3303352	1000.0	964.0	
1	5.196	5.201	-0.005	3080160	1000.0	974.1	
1	5.529	5.531	-0.002	2229667	1000.0	864.3	
1	5.583	5.581	0.002	3047930	1000.0	995.2	
Average of Peak Amounts =						958.2	
2	2.464	2.474	-0.010	1983374	1000.0	1128.4	
2	2.851	2.863	-0.012	3872950	1000.0	1142.4	M
2	3.071	3.084	-0.013	2564675	1000.0	1187.2	M
2	3.373	3.384	-0.011	6406440	1000.0	971.8	M
2	3.527	3.537	-0.010	2794862	1000.0	929.7	M
2	4.002	4.015	-0.013	2900525	1000.0	989.9	M
2	4.529	4.514	0.015	4593516	1000.0	948.5	M
2	4.762	4.776	-0.014	1921141	1000.0	992.1	M
Average of Peak Amounts =						1036.2	
						RPD = 7.83	

\$ 11 DCB Decachlorobiphenyl

1	10.135	10.109	0.026	8643018	100.0	95.3	
2	9.189	9.177	0.012	9637200	100.0	90.1	
						RPD = 5.62	

S 12 Polychlorinated biphenyls, Total

1						958.2	
---	--	--	--	--	--	-------	--

QC Flag Legend

Review Flags

M - Manually Integrated

Reagents:

SG1242L3_00027	Amount Added: 1.00	Units: mL	
SGPCBISTD_00006	Amount Added: 20.00	Units: uL	Run Reagent

TestAmerica Edison

Data File: \\ChromNA\Edison\ChromData\CPESTGC9\20160812-44397.b\9F242798.D

Injection Date: 12-Aug-2016 09:15:57

Instrument ID: CPESTGC9

Operator ID:

Lims ID: CCV AR1242

Worklist Smp#: 12

Client ID:

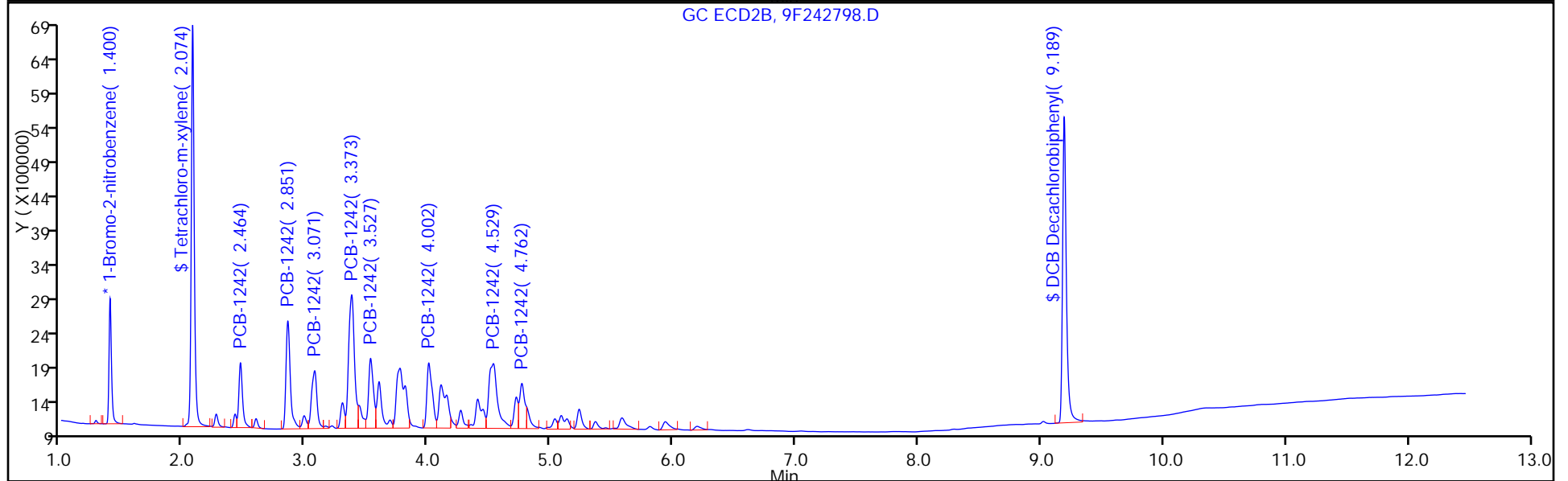
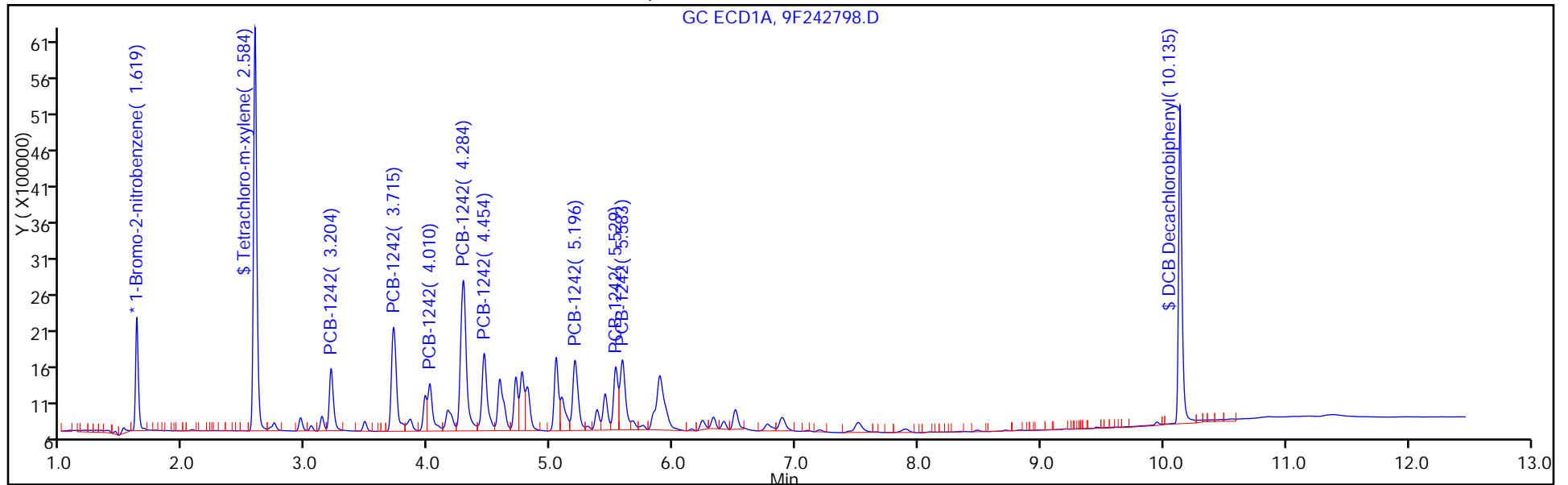
Injection Vol: 1.0 ul

Dil. Factor: 1.0000

ALS Bottle#: 12

Method: 8082-ISTD

Limit Group: GC 8082A PCB ISTD





FORM VII  
PCBS CONTINUING CALIBRATION DATA

Lab Name: TestAmerica Edison Job No.: 460-118325-1  
 SDG No.: \_\_\_\_\_  
 Lab Sample ID: CCV 460-384452/12 Calibration Date: 08/12/2016 09:15  
 Instrument ID: CPESTGC9 Calib Start Date: 05/12/2016 10:14  
 GC Column: CLP-1 ID: 0.53 (mm) Calib End Date: 05/12/2016 11:53  
 Lab File ID: 9F242798.D Conc. Units: ug/L

ANALYTE	CURVE TYPE	AVE RRF	RRF	MIN RRF	CALC AMOUNT	SPIKE AMOUNT	%D	MAX %D
Tetrachloro-m-xylene	Ave	0.7630	0.7825		103	100	2.5	20.0
DCB Decachlorobiphenyl	Ave	0.8335	0.7507		90.1	100	-9.9	20.0

FORM VII  
PCBS CONTINUING CALIBRATION RETENTION TIME SUMMARY

Lab Name: TestAmerica Edison Job No.: 460-118325-1  
 SDG No.: \_\_\_\_\_  
 Lab Sample ID: CCV 460-384452/12 Calibration Date: 08/12/2016 09:15  
 Instrument ID: CPESTGC9 Calib Start Date: 05/12/2016 10:14  
 GC Column: CLP-1 ID: 0.53 (mm) Calib End Date: 05/12/2016 11:53  
 Lab File ID: 9F242798.D

Analyte	RT	RT WINDOW	
		FROM	TO
Tetrachloro-m-xylene	2.07	2.02	2.12
DCB Decachlorobiphenyl	9.19	9.08	9.28

TestAmerica Edison  
Target Compound Quantitation Report

Data File: \\ChromNA\Edison\ChromData\CPESTGC9\20160812-44397.b\9F242798.D  
 Lims ID: CCV AR1242  
 Client ID:  
 Sample Type: CCV  
 Inject. Date: 12-Aug-2016 09:15:57 ALS Bottle#: 12 Worklist Smp#: 12  
 Injection Vol: 1.0 ul Dil. Factor: 1.0000  
 Sample Info: 460-0044397-012  
 Operator ID: Instrument ID: CPESTGC9  
 Sublist: chrom-8082-ISTD\*sub4  
 Method: \\ChromNA\Edison\ChromData\CPESTGC9\20160812-44397.b\8082-ISTD.m  
 Limit Group: GC 8082A PCB ISTD  
 Last Update: 12-Aug-2016 12:49:54 Calib Date: 12-May-2016 14:29:29  
 Integrator: Falcon  
 Quant Method: Internal Standard Quant By: Initial Calibration  
 Last ICal File: \\ChromNA\Edison\ChromData\CPESTGC9\20160512-40924.b\9F001892.D  
 Column 1 : Det: GC ECD1A  
 Column 2 : Det: GC ECD2B  
 Process Host: XAWRK014

First Level Reviewer: patelji Date: 12-Aug-2016 10:29:41

Col	RT (min.)	Exp RT (min.)	Dlt RT (min.)	Response	Cal Amt ug/l	OnCol Amt ug/l	Flags
-----	-----------	---------------	---------------	----------	--------------	----------------	-------

* 13 1-Bromo-2-nitrobenzene							M
1	1.619	1.619	0.000	2540118	20.0	20.0	M
2	1.400	1.398	0.002	2567478	20.0	20.0	
RPD = 0.00							
\$ 2 Tetrachloro-m-xylene							
1	2.584	2.584	0.000	10689812	100.0	101.4	
2	2.074	2.070	0.004	10044727	100.0	102.5	
RPD = 1.08							

Col	RT (min.)	Exp RT (min.)	Dlt RT (min.)	Response	Cal Amt ug/l	OnCol Amt ug/l	Flags
-----	-----------	---------------	---------------	----------	--------------	----------------	-------

4 PCB-1242							M
1	3.204	3.209	-0.005	2052572	1000.0	951.3	
1	3.715	3.722	-0.007	4258579	1000.0	957.6	
1	4.010	4.018	-0.008	1876885	1000.0	1017.0	
1	4.284	4.288	-0.004	6962233	1000.0	942.0	
1	4.454	4.459	-0.005	3303352	1000.0	964.0	
1	5.196	5.201	-0.005	3080160	1000.0	974.1	
1	5.529	5.531	-0.002	2229667	1000.0	864.3	
1	5.583	5.581	0.002	3047930	1000.0	995.2	
Average of Peak Amounts =						958.2	
2	2.464	2.474	-0.010	1983374	1000.0	1128.4	
2	2.851	2.863	-0.012	3872950	1000.0	1142.4	M
2	3.071	3.084	-0.013	2564675	1000.0	1187.2	M
2	3.373	3.384	-0.011	6406440	1000.0	971.8	M
2	3.527	3.537	-0.010	2794862	1000.0	929.7	M
2	4.002	4.015	-0.013	2900525	1000.0	989.9	M
2	4.529	4.514	0.015	4593516	1000.0	948.5	M
2	4.762	4.776	-0.014	1921141	1000.0	992.1	M
Average of Peak Amounts =						1036.2	
						RPD = 7.83	

\$ 11 DCB Decachlorobiphenyl

1	10.135	10.109	0.026	8643018	100.0	95.3	
2	9.189	9.177	0.012	9637200	100.0	90.1	
						RPD = 5.62	

S 12 Polychlorinated biphenyls, Total

1						958.2	
---	--	--	--	--	--	-------	--

QC Flag Legend

Review Flags

M - Manually Integrated

Reagents:

SG1242L3_00027	Amount Added: 1.00	Units: mL	
SGPCBISTD_00006	Amount Added: 20.00	Units: uL	Run Reagent

TestAmerica Edison

Data File: \\ChromNA\Edison\ChromData\CPESTGC9\20160812-44397.b\9F242798.D

Injection Date: 12-Aug-2016 09:15:57

Instrument ID: CPESTGC9

Operator ID:

Lims ID: CCV AR1242

Worklist Smp#: 12

Client ID:

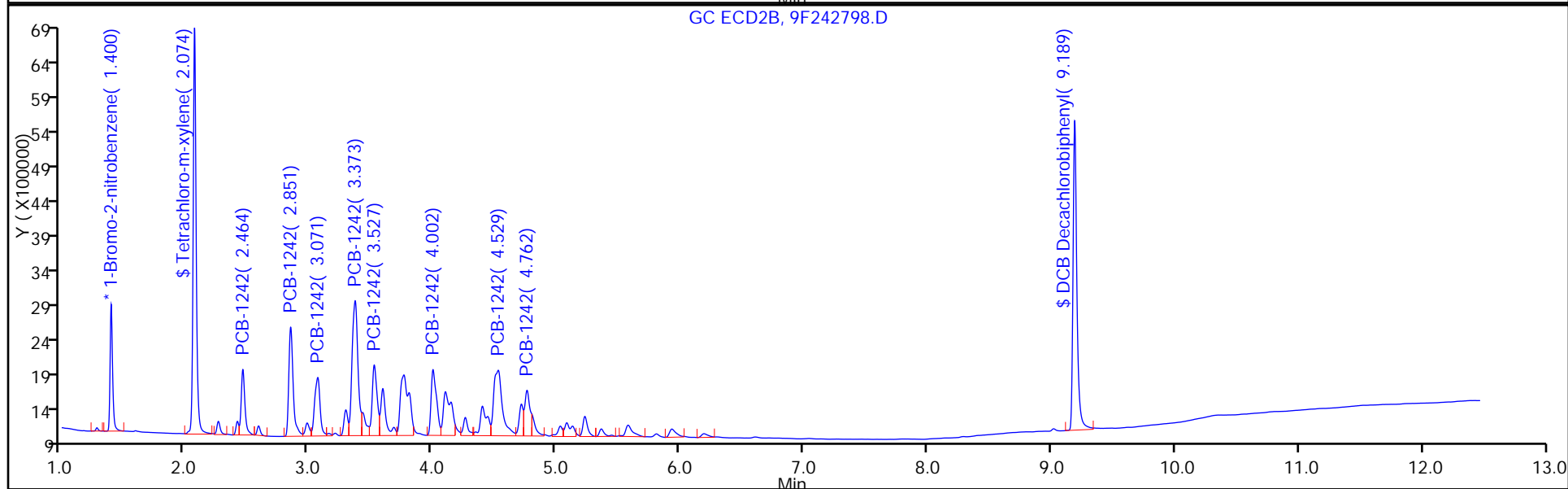
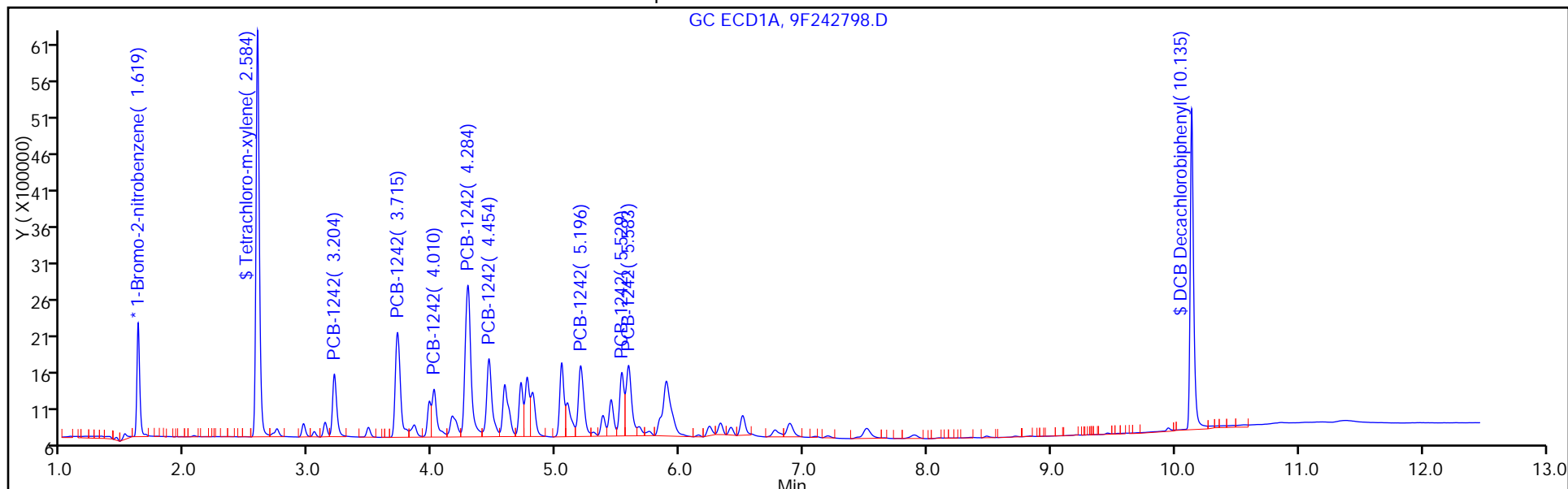
Injection Vol: 1.0 ul

Dil. Factor: 1.0000

ALS Bottle#: 12

Method: 8082-ISTD

Limit Group: GC 8082A PCB ISTD



FORM VII  
PCBS CONTINUING CALIBRATION DATA

Lab Name: TestAmerica Edison Job No.: 460-118325-1  
 SDG No.: \_\_\_\_\_  
 Lab Sample ID: CCV 460-384452/12 Calibration Date: 08/12/2016 09:15  
 Instrument ID: CPESTGC9 Calib Start Date: 05/12/2016 13:17  
 GC Column: CLP-1 ID: 0.53 (mm) Calib End Date: 05/12/2016 13:17  
 Lab File ID: 9F242798.D Conc. Units: ug/L

ANALYTE	CURVE TYPE	AVE RRF	RRF	MIN RRF	CALC AMOUNT	SPIKE AMOUNT	%D	MAX %D
PCB-1242 Peak 1	Ave	0.0137	0.0155		1130	1000	12.8	20.0
PCB-1242 Peak 2	Ave	0.0264	0.0302		1140	1000	14.2	20.0
PCB-1242 Peak 3	Ave	0.0168	0.0200		1190	1000	18.7	20.0
PCB-1242 Peak 4	Ave	0.0514	0.0499		972	1000	-2.8	20.0
PCB-1242 Peak 5	Ave	0.0234	0.0218		930	1000	-7.0	20.0
PCB-1242 Peak 6	Ave	0.0228	0.0226		990	1000	-1.0	20.0
PCB-1242 Peak 7	Ave	0.0377	0.0358		949	1000	-5.1	20.0
PCB-1242 Peak 8	Ave	0.0151	0.0150		992	1000	-0.8	20.0

FORM VII  
PCBS CONTINUING CALIBRATION RETENTION TIME SUMMARY

Lab Name: TestAmerica Edison Job No.: 460-118325-1  
 SDG No.: \_\_\_\_\_  
 Lab Sample ID: CCV 460-384452/12 Calibration Date: 08/12/2016 09:15  
 Instrument ID: CPESTGC9 Calib Start Date: 05/12/2016 13:17  
 GC Column: CLP-1 ID: 0.53(mm) Calib End Date: 05/12/2016 13:17  
 Lab File ID: 9F242798.D

Analyte	RT	RT WINDOW	
		FROM	TO
PCB-1242 Peak 1	2.46	2.40	2.54
PCB-1242 Peak 2	2.85	2.79	2.93
PCB-1242 Peak 3	3.07	3.01	3.15
PCB-1242 Peak 4	3.37	3.31	3.45
PCB-1242 Peak 5	3.53	3.47	3.61
PCB-1242 Peak 6	4.00	3.95	4.09
PCB-1242 Peak 7	4.53	4.44	4.58
PCB-1242 Peak 8	4.76	4.71	4.85

TestAmerica Edison  
Target Compound Quantitation Report

Data File: \\ChromNA\Edison\ChromData\CPESTGC9\20160812-44397.b\9F242798.D  
 Lims ID: CCV AR1242  
 Client ID:  
 Sample Type: CCV  
 Inject. Date: 12-Aug-2016 09:15:57 ALS Bottle#: 12 Worklist Smp#: 12  
 Injection Vol: 1.0 ul Dil. Factor: 1.0000  
 Sample Info: 460-0044397-012  
 Operator ID: Instrument ID: CPESTGC9  
 Sublist: chrom-8082-ISTD\*sub4  
 Method: \\ChromNA\Edison\ChromData\CPESTGC9\20160812-44397.b\8082-ISTD.m  
 Limit Group: GC 8082A PCB ISTD  
 Last Update: 12-Aug-2016 12:49:54 Calib Date: 12-May-2016 14:29:29  
 Integrator: Falcon  
 Quant Method: Internal Standard Quant By: Initial Calibration  
 Last ICal File: \\ChromNA\Edison\ChromData\CPESTGC9\20160512-40924.b\9F001892.D  
 Column 1 : Det: GC ECD1A  
 Column 2 : Det: GC ECD2B  
 Process Host: XAWRK014

First Level Reviewer: patelji Date: 12-Aug-2016 10:29:41

Col	RT (min.)	Exp RT (min.)	Dlt RT (min.)	Response	Cal Amt ug/l	OnCol Amt ug/l	Flags
-----	-----------	---------------	---------------	----------	--------------	----------------	-------

* 13 1-Bromo-2-nitrobenzene							M
1	1.619	1.619	0.000	2540118	20.0	20.0	M
2	1.400	1.398	0.002	2567478	20.0	20.0	
							RPD = 0.00
\$ 2 Tetrachloro-m-xylene							
1	2.584	2.584	0.000	10689812	100.0	101.4	
2	2.074	2.070	0.004	10044727	100.0	102.5	
							RPD = 1.08



Col	RT (min.)	Exp RT (min.)	Dlt RT (min.)	Response	Cal Amt ug/l	OnCol Amt ug/l	Flags
-----	-----------	---------------	---------------	----------	--------------	----------------	-------

4 PCB-1242							M
1	3.204	3.209	-0.005	2052572	1000.0	951.3	
1	3.715	3.722	-0.007	4258579	1000.0	957.6	
1	4.010	4.018	-0.008	1876885	1000.0	1017.0	
1	4.284	4.288	-0.004	6962233	1000.0	942.0	
1	4.454	4.459	-0.005	3303352	1000.0	964.0	
1	5.196	5.201	-0.005	3080160	1000.0	974.1	
1	5.529	5.531	-0.002	2229667	1000.0	864.3	
1	5.583	5.581	0.002	3047930	1000.0	995.2	
Average of Peak Amounts =						958.2	
2	2.464	2.474	-0.010	1983374	1000.0	1128.4	
2	2.851	2.863	-0.012	3872950	1000.0	1142.4	M
2	3.071	3.084	-0.013	2564675	1000.0	1187.2	M
2	3.373	3.384	-0.011	6406440	1000.0	971.8	M
2	3.527	3.537	-0.010	2794862	1000.0	929.7	M
2	4.002	4.015	-0.013	2900525	1000.0	989.9	M
2	4.529	4.514	0.015	4593516	1000.0	948.5	M
2	4.762	4.776	-0.014	1921141	1000.0	992.1	M
Average of Peak Amounts =						1036.2	
						RPD = 7.83	

\$ 11 DCB Decachlorobiphenyl

1	10.135	10.109	0.026	8643018	100.0	95.3	
2	9.189	9.177	0.012	9637200	100.0	90.1	
						RPD = 5.62	

S 12 Polychlorinated biphenyls, Total

1						958.2	
---	--	--	--	--	--	-------	--

QC Flag Legend

Review Flags

M - Manually Integrated

Reagents:

SG1242L3_00027	Amount Added: 1.00	Units: mL	
SGPCBISTD_00006	Amount Added: 20.00	Units: uL	Run Reagent

TestAmerica Edison

Data File: \\ChromNA\Edison\ChromData\CPESTGC9\20160812-44397.b\9F242798.D

Injection Date: 12-Aug-2016 09:15:57

Instrument ID: CPESTGC9

Operator ID:

Lims ID: CCV AR1242

Worklist Smp#: 12

Client ID:

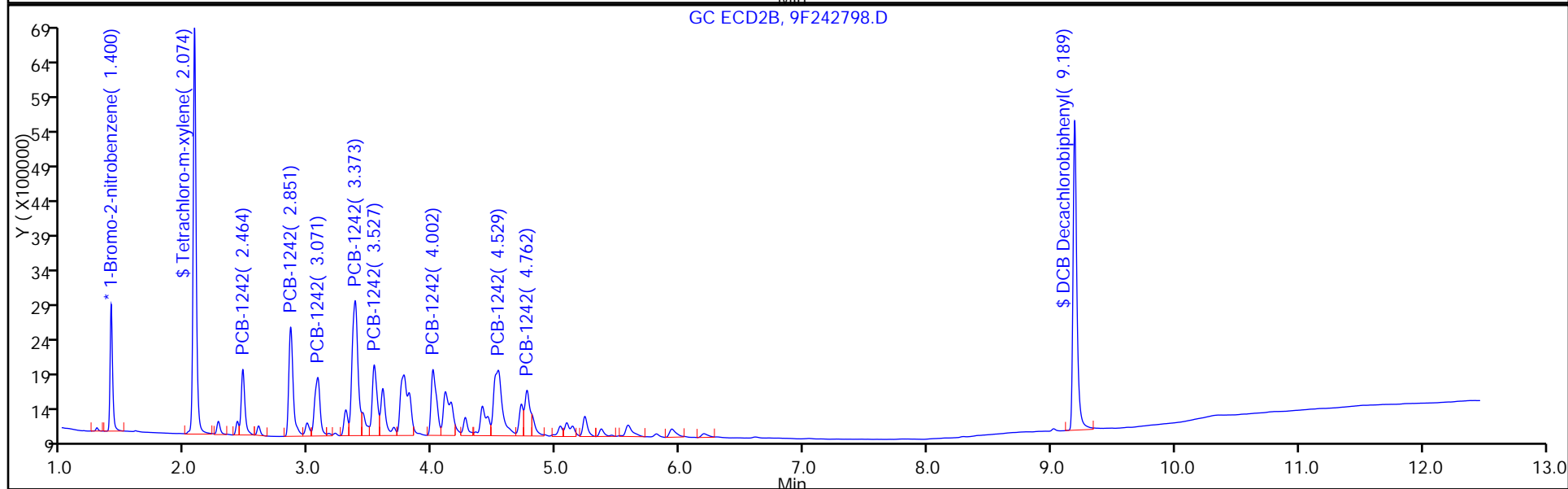
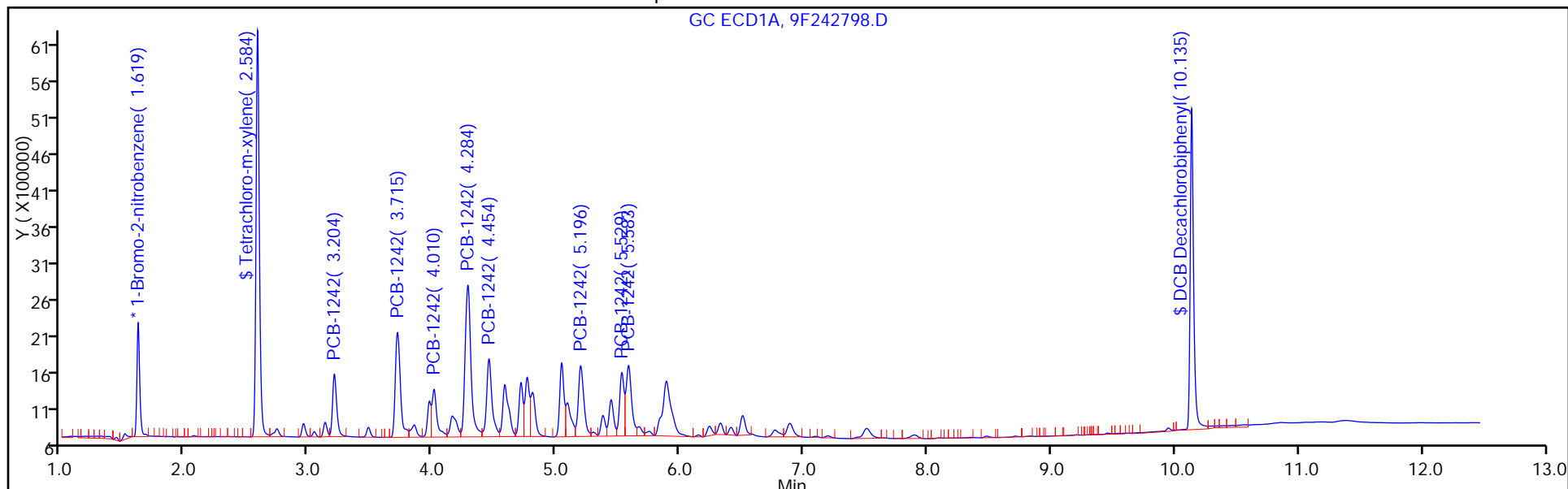
Injection Vol: 1.0 ul

Dil. Factor: 1.0000

ALS Bottle#: 12

Method: 8082-ISTD

Limit Group: GC 8082A PCB ISTD



FORM I  
PCBS ORGANICS ANALYSIS DATA SHEET

Lab Name: TestAmerica Edison Job No.: 460-118325-1  
 SDG No.: \_\_\_\_\_  
 Client Sample ID: \_\_\_\_\_ Lab Sample ID: MB 460-384175/1-A  
 Matrix: Solid Lab File ID: 9F242737.D  
 Analysis Method: 8082A Date Collected: \_\_\_\_\_  
 Extraction Method: 3546 Date Extracted: 08/11/2016 00:03  
 Sample wt/vol: 15.0000 (g) Date Analyzed: 08/11/2016 08:17  
 Con. Extract Vol.: 10 (mL) Dilution Factor: 1  
 Injection Volume: 1 (uL) GC Column: CLP-2 ID: 0.53 (mm)  
 % Moisture: \_\_\_\_\_ GPC Cleanup: (Y/N) N  
 Analysis Batch No.: 384008 Units: ug/Kg

CAS NO.	SURROGATE	%REC	Q	LIMITS
2051-24-3	DCB Decachlorobiphenyl	114		47-150

TestAmerica Edison  
Target Compound Quantitation Report

Data File: \\ChromNA\Edison\ChromData\CPESTGC9\20160810-44310.b\9F242737.D  
 Lims ID: MB 460-384175/1-A  
 Client ID:  
 Sample Type: MB  
 Inject. Date: 11-Aug-2016 08:17:08 ALS Bottle#: 3 Worklist Smp#: 3  
 Injection Vol: 1.0 ul Dil. Factor: 1.0000  
 Sample Info: 460-0044310-003  
 Operator ID: Instrument ID: CPESTGC9  
 Method: \\ChromNA\Edison\ChromData\CPESTGC9\20160810-44310.b\8082-ISTD.m  
 Limit Group: GC 8082A PCB ISTD  
 Last Update: 11-Aug-2016 13:29:55 Calib Date: 12-May-2016 14:29:29  
 Integrator: Falcon  
 Quant Method: Internal Standard Quant By: Initial Calibration  
 Last ICal File: \\ChromNA\Edison\ChromData\CPESTGC9\20160512-40924.b\9F001892.D  
 Column 1 : Det: GC ECD1A  
 Column 2 : Det: GC ECD2B  
 Process Host: XAWRK020

First Level Reviewer: patelji Date: 11-Aug-2016 10:30:27

Col	RT (min.)	Exp RT (min.)	Dlt RT (min.)	Response	Cal Amt ug/l	OnCol Amt ug/l	Flags
-----	-----------	---------------	---------------	----------	--------------	----------------	-------

\* 13 1-Bromo-2-nitrobenzene

1	1.618	1.613	0.005	2477582	20.0	20.0	
2	1.397	1.399	-0.002	2599796	20.0	20.0	
						RPD = 0.00	

\$ 2 Tetrachloro-m-xylene

1	2.584	2.575	0.009	5293809	50.0	51.5	
2	2.069	2.071	-0.002	5208375	50.0	52.5	
						RPD = 1.93	

Col	RT (min.)	Exp RT (min.)	Dlt RT (min.)	Response	Cal Amt ug/l	OnCol Amt ug/l	Flags
-----	-----------	---------------	---------------	----------	--------------	----------------	-------

\$ 11 DCB Decachlorobiphenyl

1	10.152	10.113	0.039	5050878	50.0	57.1	a
2	9.191	9.177	0.014	5576924	50.0	51.5	a

RPD = 10.34

**Reagents:**

SGPCBISTD\_00006

Amount Added: 20.00

Units: uL

Run Reagent

TestAmerica Edison

Data File: \\ChromNA\Edison\ChromData\CPESTGC9\20160810-44310.b\9F242737.D

Injection Date: 11-Aug-2016 08:17:08

Instrument ID: CPESTGC9

Operator ID:

Lims ID: MB 460-384175/1-A

Worklist Smp#: 3

Client ID:

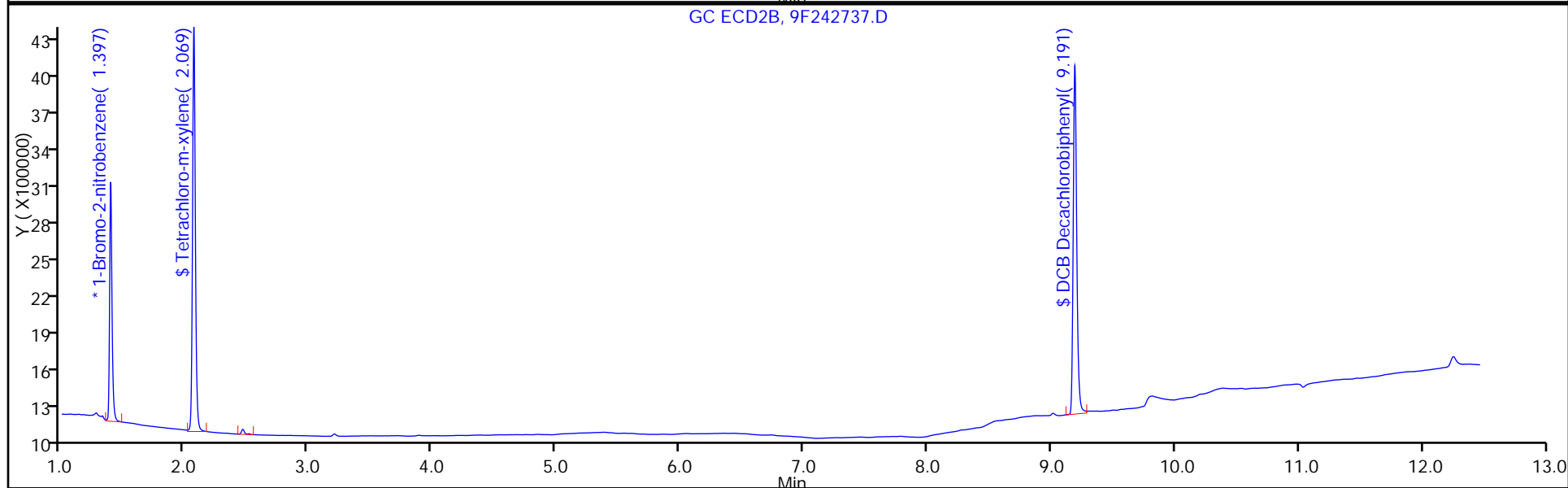
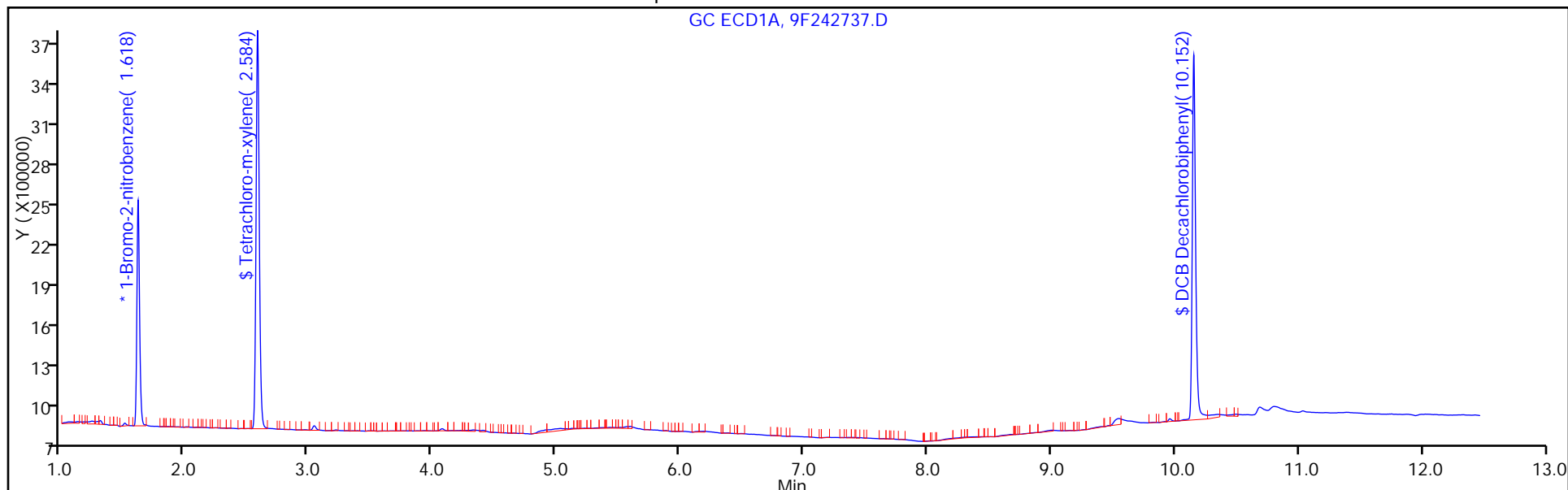
Injection Vol: 1.0 ul

Dil. Factor: 1.0000

ALS Bottle#: 3

Method: 8082-ISTD

Limit Group: GC 8082A PCB ISTD



FORM I  
PCBS ORGANICS ANALYSIS DATA SHEET

Lab Name: TestAmerica Edison Job No.: 460-118325-1  
 SDG No.: \_\_\_\_\_  
 Client Sample ID: \_\_\_\_\_ Lab Sample ID: MB 460-384175/1-A  
 Matrix: Solid Lab File ID: 9F242737.D  
 Analysis Method: 8082A Date Collected: \_\_\_\_\_  
 Extraction Method: 3546 Date Extracted: 08/11/2016 00:03  
 Sample wt/vol: 15.0000 (g) Date Analyzed: 08/11/2016 08:17  
 Con. Extract Vol.: 10 (mL) Dilution Factor: 1  
 Injection Volume: 1 (uL) GC Column: CLP-1 ID: 0.53 (mm)  
 % Moisture: \_\_\_\_\_ GPC Cleanup: (Y/N) N  
 Analysis Batch No.: 384008 Units: ug/Kg

CAS NO.	COMPOUND NAME	RESULT	Q	RL	MDL
12674-11-2	Aroclor 1016	8.9	U	67	8.9
11104-28-2	Aroclor 1221	8.9	U	67	8.9
11141-16-5	Aroclor 1232	8.9	U	67	8.9
53469-21-9	Aroclor 1242	8.9	U	67	8.9
12672-29-6	Aroclor 1248	8.9	U	67	8.9
11097-69-1	Aroclor 1254	9.2	U	67	9.2
11096-82-5	Aroclor 1260	9.2	U	67	9.2
37324-23-5	Aroclor 1262	9.2	U	67	9.2
11100-14-4	Aroclor 1268	9.2	U	67	9.2

CAS NO.	SURROGATE	%REC	Q	LIMITS
2051-24-3	DCB Decachlorobiphenyl	103		47-150

TestAmerica Edison  
Target Compound Quantitation Report

Data File: \\ChromNA\Edison\ChromData\CPESTGC9\20160810-44310.b\9F242737.D  
 Lims ID: MB 460-384175/1-A  
 Client ID:  
 Sample Type: MB  
 Inject. Date: 11-Aug-2016 08:17:08 ALS Bottle#: 3 Worklist Smp#: 3  
 Injection Vol: 1.0 ul Dil. Factor: 1.0000  
 Sample Info: 460-0044310-003  
 Operator ID: Instrument ID: CPESTGC9  
 Method: \\ChromNA\Edison\ChromData\CPESTGC9\20160810-44310.b\8082-ISTD.m  
 Limit Group: GC 8082A PCB ISTD  
 Last Update: 11-Aug-2016 13:29:55 Calib Date: 12-May-2016 14:29:29  
 Integrator: Falcon  
 Quant Method: Internal Standard Quant By: Initial Calibration  
 Last ICal File: \\ChromNA\Edison\ChromData\CPESTGC9\20160512-40924.b\9F001892.D  
 Column 1 : Det: GC ECD1A  
 Column 2 : Det: GC ECD2B  
 Process Host: XAWRK020

First Level Reviewer: patelji Date: 11-Aug-2016 10:30:27

Col	RT (min.)	Exp RT (min.)	Dlt RT (min.)	Response	Cal Amt ug/l	OnCol Amt ug/l	Flags
-----	-----------	---------------	---------------	----------	--------------	----------------	-------

\* 13 1-Bromo-2-nitrobenzene

1	1.618	1.613	0.005	2477582	20.0	20.0	
2	1.397	1.399	-0.002	2599796	20.0	20.0	
							RPD = 0.00

\$ 2 Tetrachloro-m-xylene

1	2.584	2.575	0.009	5293809	50.0	51.5	
2	2.069	2.071	-0.002	5208375	50.0	52.5	
							RPD = 1.93



Col	RT (min.)	Exp RT (min.)	Dlt RT (min.)	Response	Cal Amt ug/l	OnCol Amt ug/l	Flags
-----	-----------	---------------	---------------	----------	--------------	----------------	-------

\$ 11 DCB Decachlorobiphenyl

1	10.152	10.113	0.039	5050878	50.0	57.1	a
2	9.191	9.177	0.014	5576924	50.0	51.5	a

RPD = 10.34

**Reagents:**

SGPCBISTD\_00006

Amount Added: 20.00

Units: uL

Run Reagent

TestAmerica Edison

Data File: \\ChromNA\Edison\ChromData\CPESTGC9\20160810-44310.b\9F242737.D

Injection Date: 11-Aug-2016 08:17:08

Instrument ID: CPESTGC9

Operator ID:

Lims ID: MB 460-384175/1-A

Worklist Smp#: 3

Client ID:

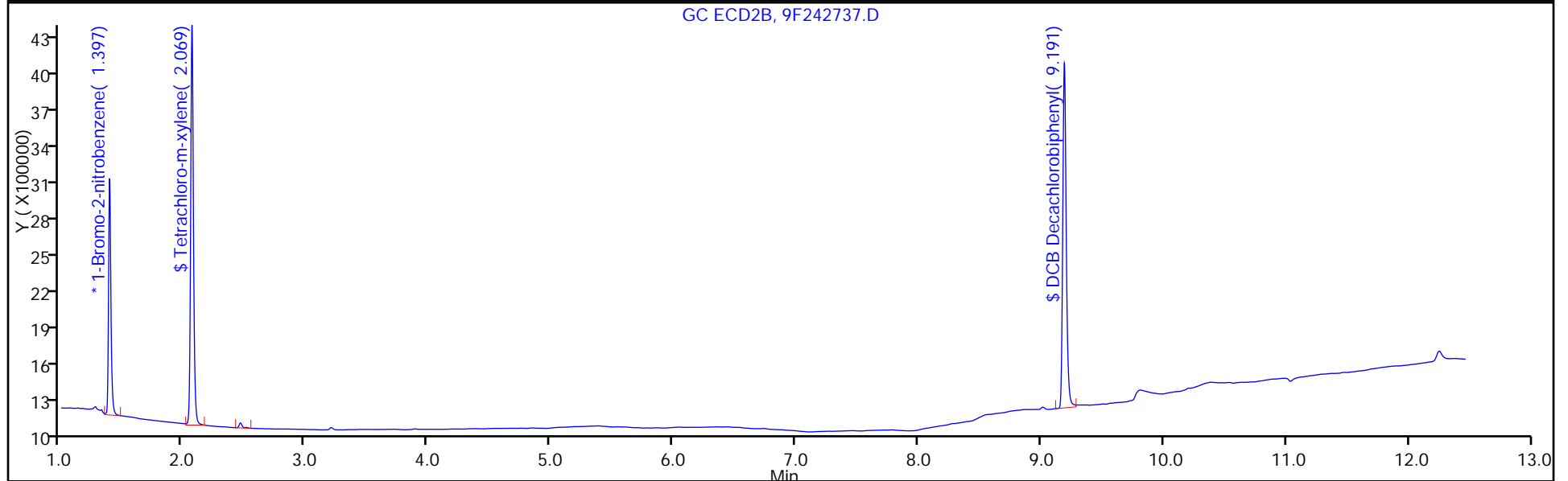
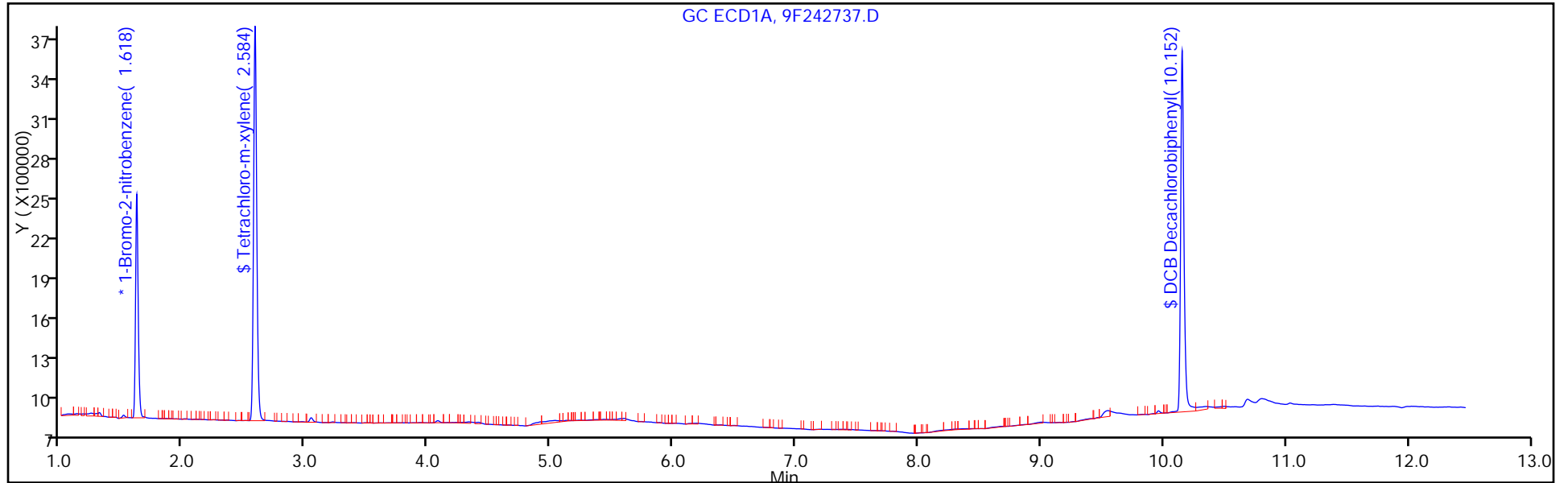
Injection Vol: 1.0 ul

Dil. Factor: 1.0000

ALS Bottle#: 3

Method: 8082-ISTD

Limit Group: GC 8082A PCB ISTD



FORM I  
PCBS ORGANICS ANALYSIS DATA SHEET

Lab Name: TestAmerica Edison Job No.: 460-118325-1  
 SDG No.: \_\_\_\_\_  
 Client Sample ID: \_\_\_\_\_ Lab Sample ID: LCS 460-384175/2-A  
 Matrix: Solid Lab File ID: 9F242745.D  
 Analysis Method: 8082A Date Collected: \_\_\_\_\_  
 Extraction Method: 3546 Date Extracted: 08/11/2016 00:03  
 Sample wt/vol: 15.0000 (g) Date Analyzed: 08/11/2016 10:37  
 Con. Extract Vol.: 10 (mL) Dilution Factor: 1  
 Injection Volume: 1 (uL) GC Column: CLP-2 ID: 0.53 (mm)  
 % Moisture: \_\_\_\_\_ GPC Cleanup: (Y/N) N  
 Analysis Batch No.: 384008 Units: ug/Kg

CAS NO.	SURROGATE	%REC	Q	LIMITS
2051-24-3	DCB Decachlorobiphenyl	102		47-150

TestAmerica Edison  
Target Compound Quantitation Report

Data File: \\ChromNA\Edison\ChromData\CPESTGC9\20160810-44310.b\9F242745.D  
 Lims ID: LCS 460-384175/2-A  
 Client ID:  
 Sample Type: LCS  
 Inject. Date: 11-Aug-2016 10:37:52 ALS Bottle#: 11 Worklist Smp#: 11  
 Injection Vol: 1.0 ul Dil. Factor: 1.0000  
 Sample Info: 460-0044310-011  
 Operator ID: Instrument ID: CPESTGC9  
 Method: \\ChromNA\Edison\ChromData\CPESTGC9\20160810-44310.b\8082-ISTD.m  
 Limit Group: GC 8082A PCB ISTD  
 Last Update: 11-Aug-2016 13:29:55 Calib Date: 12-May-2016 14:29:29  
 Integrator: Falcon  
 Quant Method: Internal Standard Quant By: Initial Calibration  
 Last ICal File: \\ChromNA\Edison\ChromData\CPESTGC9\20160512-40924.b\9F001892.D  
 Column 1 : Det: GC ECD1A  
 Column 2 : Det: GC ECD2B  
 Process Host: XAWRK020

First Level Reviewer: patelji Date: 11-Aug-2016 12:29:49

Col	RT (min.)	Exp RT (min.)	Dlt RT (min.)	Response	Cal Amt ug/l	OnCol Amt ug/l	Flags
-----	-----------	---------------	---------------	----------	--------------	----------------	-------

* 13 1-Bromo-2-nitrobenzene							M
1	1.614	1.613	0.001	3236415	20.0	20.0	
2	1.403	1.399	0.004	2784017	20.0	20.0	M
							RPD = 0.00
\$ 2 Tetrachloro-m-xylene							
1	2.576	2.575	0.001	6991613	50.0	52.1	
2	2.076	2.071	0.005	6519882	50.0	61.4	
							RPD = 16.41

Col	RT (min.)	Exp RT (min.)	Dlt RT (min.)	Response	Cal Amt ug/l	OnCol Amt ug/l	Flags
-----	-----------	---------------	---------------	----------	--------------	----------------	-------

5 PCB-1016

							M
1	3.197	3.195	0.002	1748183	500.0	593.9	
1	3.707	3.705	0.002	3736764	500.0	618.0	
1	4.002	4.001	0.001	1613304	500.0	600.1	
1	4.274	4.271	0.003	6151986	500.0	583.0	
1	4.445	4.442	0.003	2878414	500.0	595.5	
1	4.705	4.702	0.003	1492688	500.0	560.7	
1	5.034	5.031	0.003	2174434	500.0	563.5	
1	5.187	5.184	0.003	2556295	500.0	607.0	

Average of Peak Amounts = 590.2

2	2.465	2.460	0.005	1671751	500.0	707.6	M
2	2.852	2.846	0.006	3220691	500.0	724.1	M
2	3.071	3.066	0.005	2170286	500.0	742.6	M
2	3.371	3.365	0.006	6178471	500.0	682.4	M
2	3.524	3.517	0.007	2750363	500.0	677.7	M
2	3.593	3.587	0.006	1692401	500.0	678.0	M
2	3.999	3.994	0.005	2695404	500.0	685.9	M
2	0.000	4.092	-4.092	0	500.0	0	

Average of Peak Amounts = 699.7

RPD = 16.98

8 PCB-1260

							M
1	6.552	6.548	0.004	2223086	500.0	582.2	
1	6.807	6.803	0.004	4571244	500.0	584.2	
1	7.178	7.172	0.006	5278423	500.0	563.5	
1	8.073	8.067	0.006	4015842	500.0	577.6	
1	8.513	8.509	0.004	3799722	500.0	555.5	
1	8.824	8.819	0.005	7739476	500.0	563.1	
1	9.187	9.180	0.007	5553183	500.0	550.6	M
1	9.688	9.678	0.010	2322635	500.0	562.9	

Average of Peak Amounts = 567.5

2	5.443	5.437	0.006	3904444	500.0	649.2	M
2	6.177	6.170	0.007	6325679	500.0	598.4	M
2	6.349	6.342	0.007	3827533	500.0	590.5	M
2	6.718	6.711	0.007	3728888	500.0	569.8	M
2	7.244	7.235	0.009	8911193	500.0	559.9	M
2	7.778	7.766	0.012	4284673	500.0	572.5	
2	7.962	7.951	0.011	2867126	500.0	555.0	
2	8.722	8.716	0.006	2537747	500.0	568.1	

Average of Peak Amounts = 582.9

RPD = 2.69

\$ 11 DCB Decachlorobiphenyl

1	10.128	10.113	0.015	5894916	50.0	51.0	
2	9.185	9.177	0.008	6636858	50.0	57.2	

RPD = 11.46

**QC Flag Legend**

Review Flags

M - Manually Integrated

**Reagents:**

SGPCBISTD\_00006

Amount Added: 20.00

Units: uL

Run Reagent

TestAmerica Edison

Data File: \\ChromNA\Edison\ChromData\CPESTGC9\20160810-44310.b\9F242745.D

Injection Date: 11-Aug-2016 10:37:52

Instrument ID: CPESTGC9

Operator ID:

Lims ID: LCS 460-384175/2-A

Worklist Smp#: 11

Client ID:

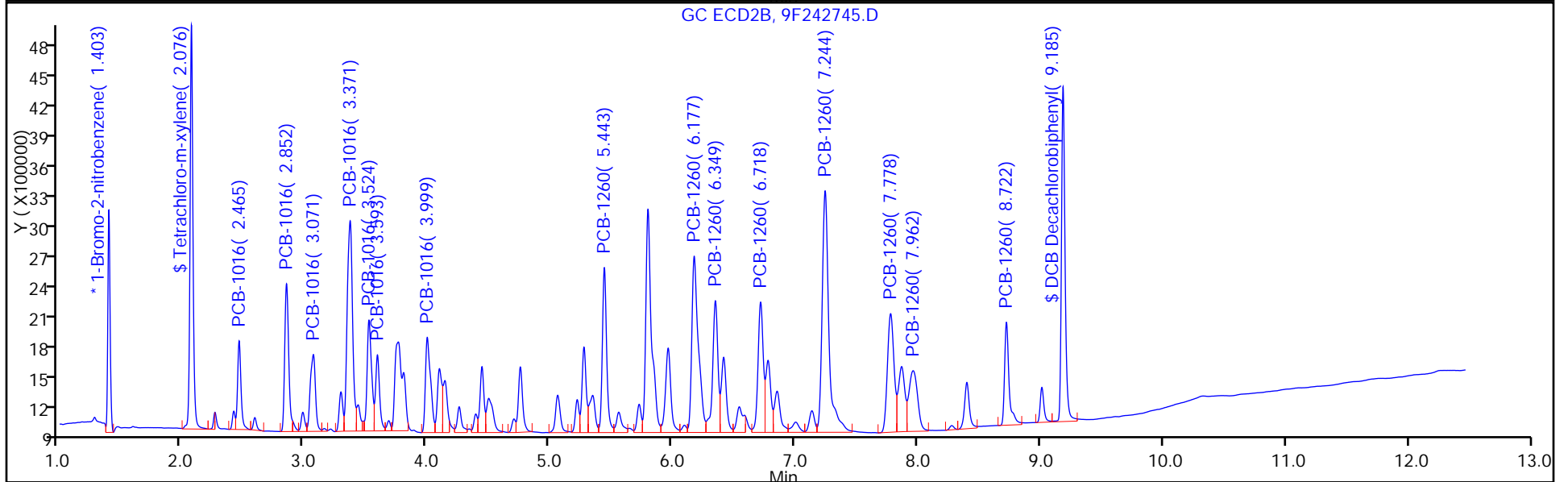
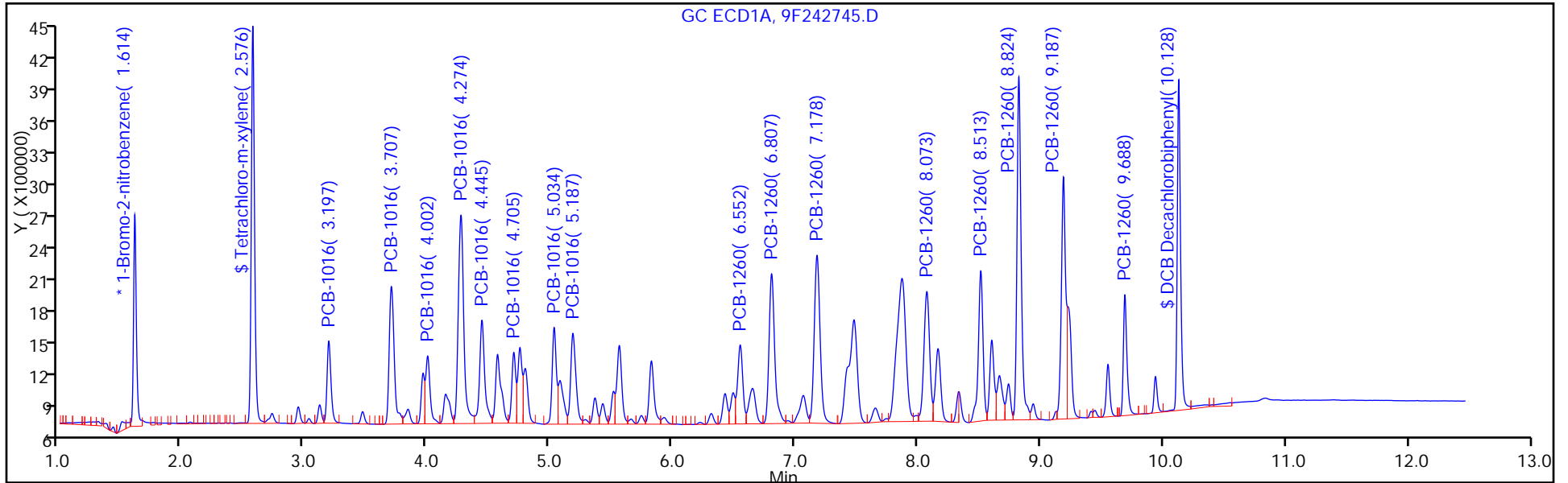
Injection Vol: 1.0 ul

Dil. Factor: 1.0000

ALS Bottle#: 11

Method: 8082-ISTD

Limit Group: GC 8082A PCB ISTD



TestAmerica Edison

Data File: \\ChromNA\Edison\ChromData\CPESTGC9\20160810-44310.b\9F242745.D

Injection Date: 11-Aug-2016 10:37:52

Instrument ID: CPESTGC9

Lims ID: LCS 460-384175/2-A

Client ID:

Operator ID:

ALS Bottle#: 11

Worklist Smp#: 11

Injection Vol: 1.0 ul

Dil. Factor: 1.0000

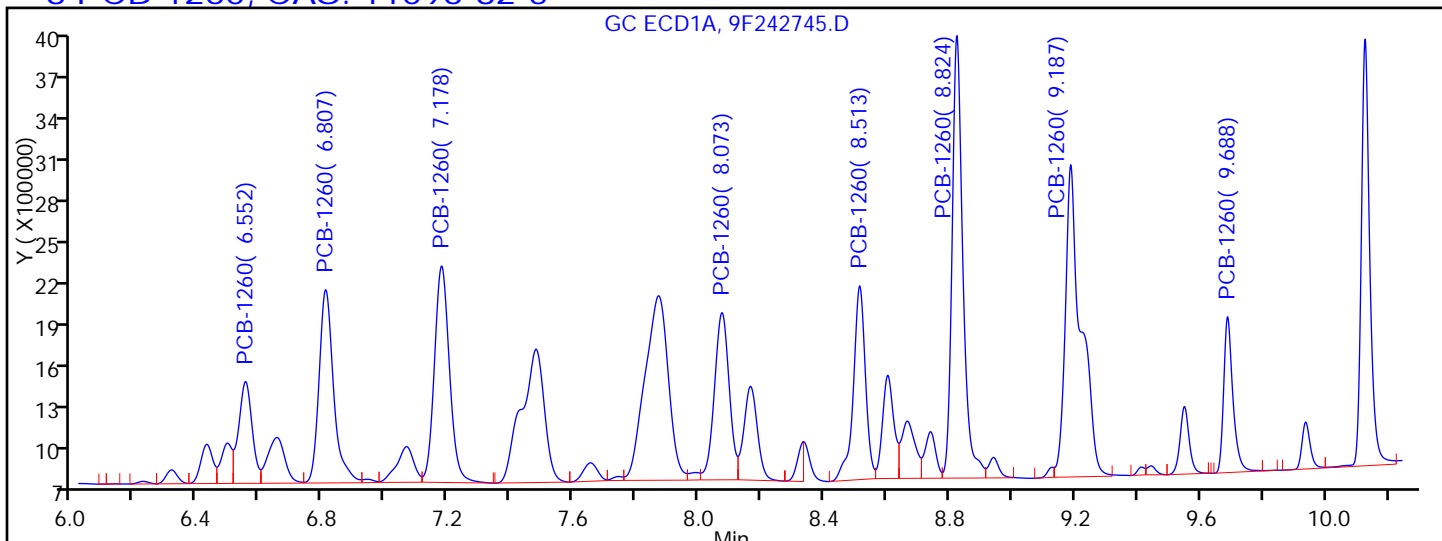
Method: 8082-ISTD

Limit Group: GC 8082A PCB ISTD

Column:

Detector: GC ECD1A

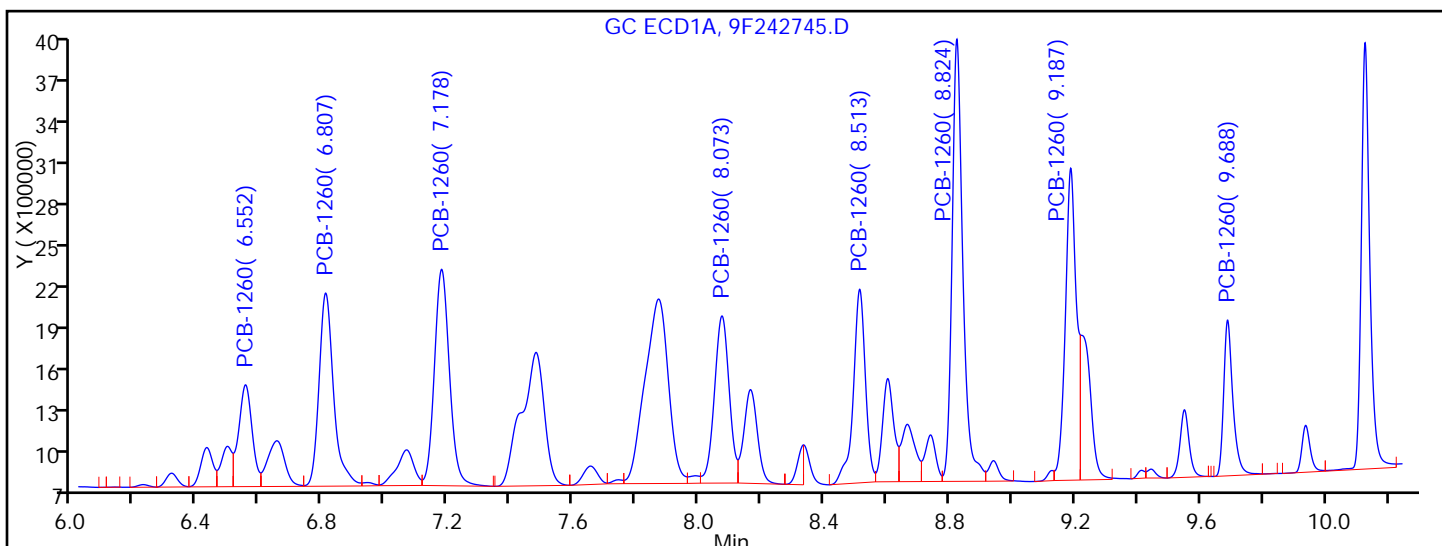
8 PCB-1260, CAS: 11096-82-5



Processing Integration Results

RT = 6.552	Response = 2223086
RT = 6.807	Response = 4571244
RT = 7.178	Response = 5278423
RT = 8.073	Response = 4015842
RT = 8.513	Response = 3799722
RT = 8.824	Response = 7739476
RT = 9.187	Response = 7935126
RT = 9.688	Response = 2322635

M



Manual Integration Results

RT = 6.552	Response = 2223086
RT = 6.807	Response = 4571244
RT = 7.178	Response = 5278423
RT = 8.073	Response = 4015842
RT = 8.513	Response = 3799722
RT = 8.824	Response = 7739476



FORM I  
PCBS ORGANICS ANALYSIS DATA SHEET

Lab Name: TestAmerica Edison Job No.: 460-118325-1  
 SDG No.: \_\_\_\_\_  
 Client Sample ID: \_\_\_\_\_ Lab Sample ID: LCS 460-384175/2-A  
 Matrix: Solid Lab File ID: 9F242745.D  
 Analysis Method: 8082A Date Collected: \_\_\_\_\_  
 Extraction Method: 3546 Date Extracted: 08/11/2016 00:03  
 Sample wt/vol: 15.0000 (g) Date Analyzed: 08/11/2016 10:37  
 Con. Extract Vol.: 10 (mL) Dilution Factor: 1  
 Injection Volume: 1 (uL) GC Column: CLP-1 ID: 0.53 (mm)  
 % Moisture: \_\_\_\_\_ GPC Cleanup: (Y/N) N  
 Analysis Batch No.: 384008 Units: ug/Kg

CAS NO.	COMPOUND NAME	RESULT	Q	RL	MDL
12674-11-2	Aroclor 1016	466		67	8.9
11096-82-5	Aroclor 1260	389		67	9.2

CAS NO.	SURROGATE	%REC	Q	LIMITS
2051-24-3	DCB Decachlorobiphenyl	114		47-150

TestAmerica Edison  
Target Compound Quantitation Report

Data File: \\ChromNA\Edison\ChromData\CPESTGC9\20160810-44310.b\9F242745.D  
 Lims ID: LCS 460-384175/2-A  
 Client ID:  
 Sample Type: LCS  
 Inject. Date: 11-Aug-2016 10:37:52 ALS Bottle#: 11 Worklist Smp#: 11  
 Injection Vol: 1.0 ul Dil. Factor: 1.0000  
 Sample Info: 460-0044310-011  
 Operator ID: Instrument ID: CPESTGC9  
 Method: \\ChromNA\Edison\ChromData\CPESTGC9\20160810-44310.b\8082-ISTD.m  
 Limit Group: GC 8082A PCB ISTD  
 Last Update: 11-Aug-2016 13:29:55 Calib Date: 12-May-2016 14:29:29  
 Integrator: Falcon  
 Quant Method: Internal Standard Quant By: Initial Calibration  
 Last ICal File: \\ChromNA\Edison\ChromData\CPESTGC9\20160512-40924.b\9F001892.D  
 Column 1 : Det: GC ECD1A  
 Column 2 : Det: GC ECD2B  
 Process Host: XAWRK020

First Level Reviewer: patelji Date: 11-Aug-2016 12:29:49

Col	RT (min.)	Exp RT (min.)	Dlt RT (min.)	Response	Cal Amt ug/l	OnCol Amt ug/l	Flags
-----	-----------	---------------	---------------	----------	--------------	----------------	-------

* 13 1-Bromo-2-nitrobenzene							M
1	1.614	1.613	0.001	3236415	20.0	20.0	
2	1.403	1.399	0.004	2784017	20.0	20.0	M
							RPD = 0.00
\$ 2 Tetrachloro-m-xylene							
1	2.576	2.575	0.001	6991613	50.0	52.1	
2	2.076	2.071	0.005	6519882	50.0	61.4	
							RPD = 16.41

Col	RT (min.)	Exp RT (min.)	Dlt RT (min.)	Response	Cal Amt ug/l	OnCol Amt ug/l	Flags
-----	-----------	---------------	---------------	----------	--------------	----------------	-------

5 PCB-1016

							M
1	3.197	3.195	0.002	1748183	500.0	593.9	
1	3.707	3.705	0.002	3736764	500.0	618.0	
1	4.002	4.001	0.001	1613304	500.0	600.1	
1	4.274	4.271	0.003	6151986	500.0	583.0	
1	4.445	4.442	0.003	2878414	500.0	595.5	
1	4.705	4.702	0.003	1492688	500.0	560.7	
1	5.034	5.031	0.003	2174434	500.0	563.5	
1	5.187	5.184	0.003	2556295	500.0	607.0	

Average of Peak Amounts = 590.2

2	2.465	2.460	0.005	1671751	500.0	707.6	M
2	2.852	2.846	0.006	3220691	500.0	724.1	M
2	3.071	3.066	0.005	2170286	500.0	742.6	M
2	3.371	3.365	0.006	6178471	500.0	682.4	M
2	3.524	3.517	0.007	2750363	500.0	677.7	M
2	3.593	3.587	0.006	1692401	500.0	678.0	M
2	3.999	3.994	0.005	2695404	500.0	685.9	M
2	0.000	4.092	-4.092	0	500.0	0	

Average of Peak Amounts = 699.7

RPD = 16.98

8 PCB-1260

							M
1	6.552	6.548	0.004	2223086	500.0	582.2	
1	6.807	6.803	0.004	4571244	500.0	584.2	
1	7.178	7.172	0.006	5278423	500.0	563.5	
1	8.073	8.067	0.006	4015842	500.0	577.6	
1	8.513	8.509	0.004	3799722	500.0	555.5	
1	8.824	8.819	0.005	7739476	500.0	563.1	
1	9.187	9.180	0.007	5553183	500.0	550.6	M
1	9.688	9.678	0.010	2322635	500.0	562.9	

Average of Peak Amounts = 567.5

2	5.443	5.437	0.006	3904444	500.0	649.2	M
2	6.177	6.170	0.007	6325679	500.0	598.4	M
2	6.349	6.342	0.007	3827533	500.0	590.5	M
2	6.718	6.711	0.007	3728888	500.0	569.8	M
2	7.244	7.235	0.009	8911193	500.0	559.9	M
2	7.778	7.766	0.012	4284673	500.0	572.5	
2	7.962	7.951	0.011	2867126	500.0	555.0	
2	8.722	8.716	0.006	2537747	500.0	568.1	

Average of Peak Amounts = 582.9

RPD = 2.69

\$ 11 DCB Decachlorobiphenyl

1	10.128	10.113	0.015	5894916	50.0	51.0	
2	9.185	9.177	0.008	6636858	50.0	57.2	

RPD = 11.46

**QC Flag Legend**

Review Flags

M - Manually Integrated

**Reagents:**

SGPCBISTD\_00006

Amount Added: 20.00

Units: uL

Run Reagent

TestAmerica Edison

Data File: \\ChromNA\Edison\ChromData\CPESTGC9\20160810-44310.b\9F242745.D

Injection Date: 11-Aug-2016 10:37:52

Instrument ID: CPESTGC9

Operator ID:

Lims ID: LCS 460-384175/2-A

Worklist Smp#: 11

Client ID:

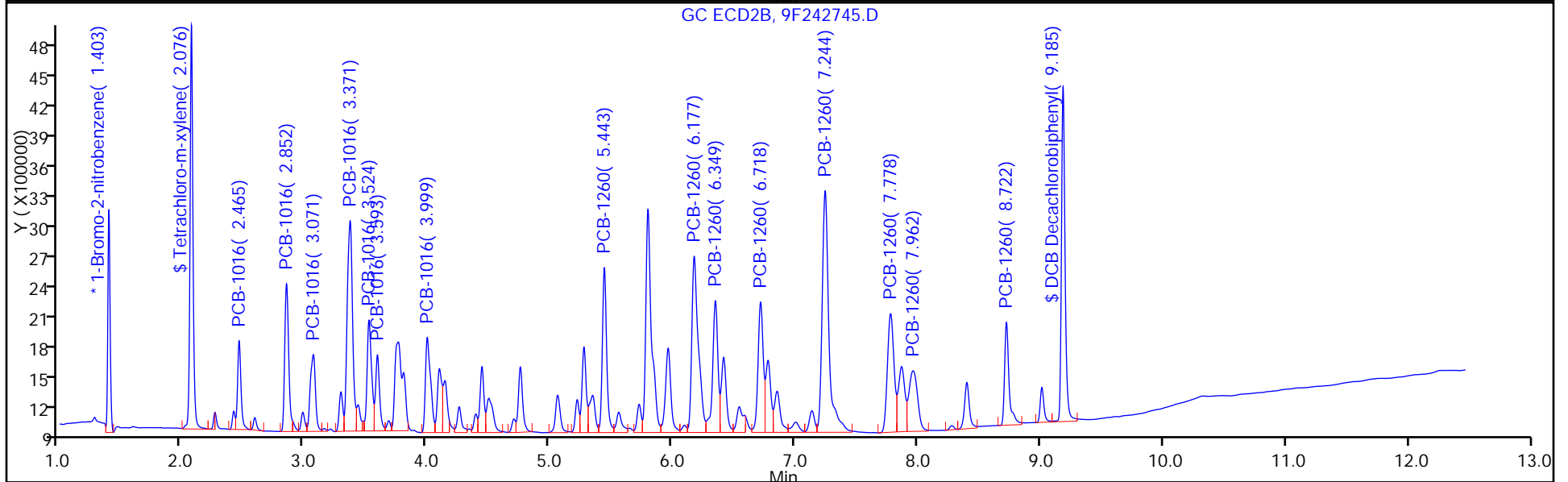
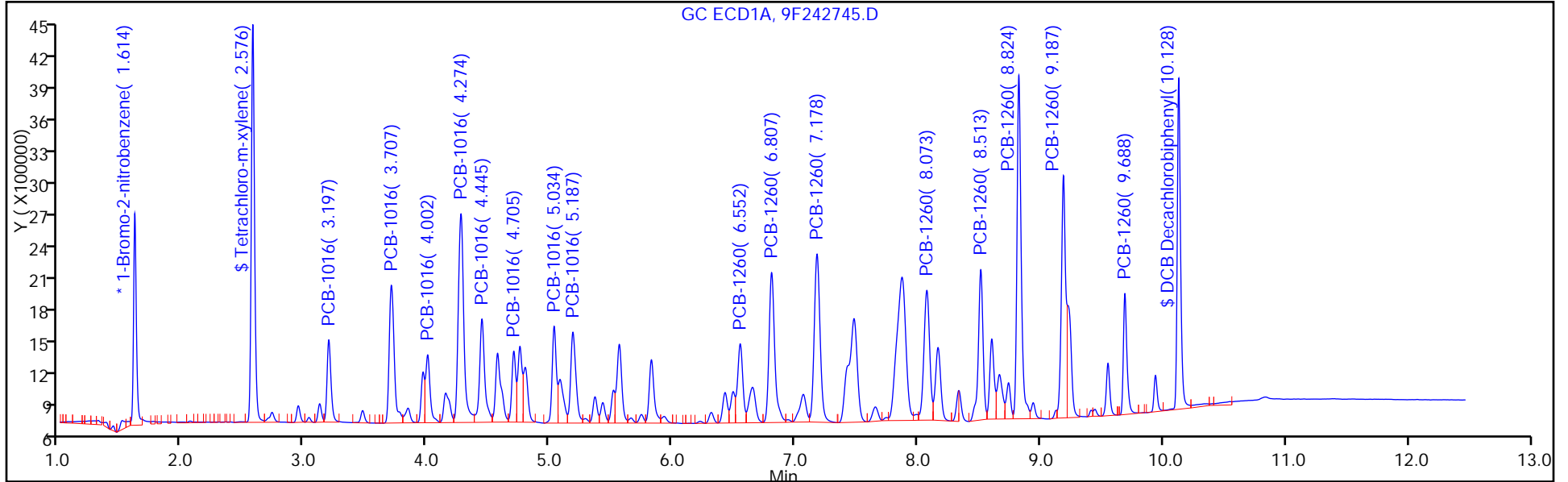
Injection Vol: 1.0 ul

Dil. Factor: 1.0000

ALS Bottle#: 11

Method: 8082-ISTD

Limit Group: GC 8082A PCB ISTD



TestAmerica Edison

Data File: \\ChromNA\Edison\ChromData\CPESTGC9\20160810-44310.b\9F242745.D

Injection Date: 11-Aug-2016 10:37:52

Instrument ID: CPESTGC9

Lims ID: LCS 460-384175/2-A

Client ID:

Operator ID:

ALS Bottle#: 11

Worklist Smp#: 11

Injection Vol: 1.0 ul

Dil. Factor: 1.0000

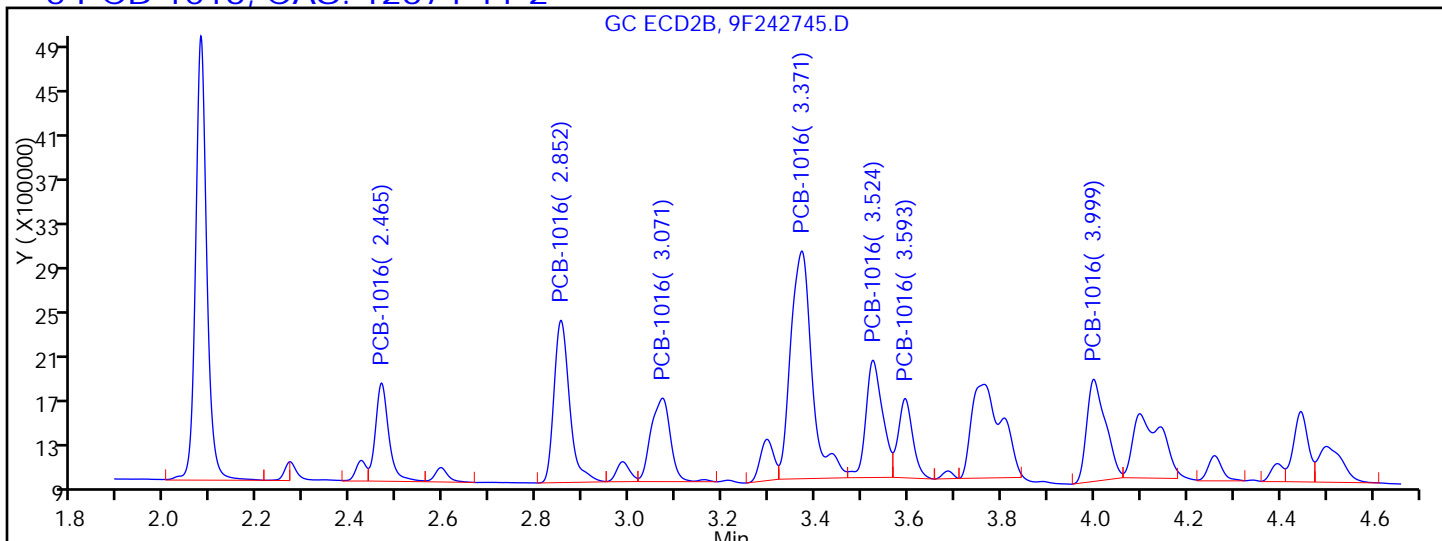
Method: 8082-ISTD

Limit Group: GC 8082A PCB ISTD

Column:

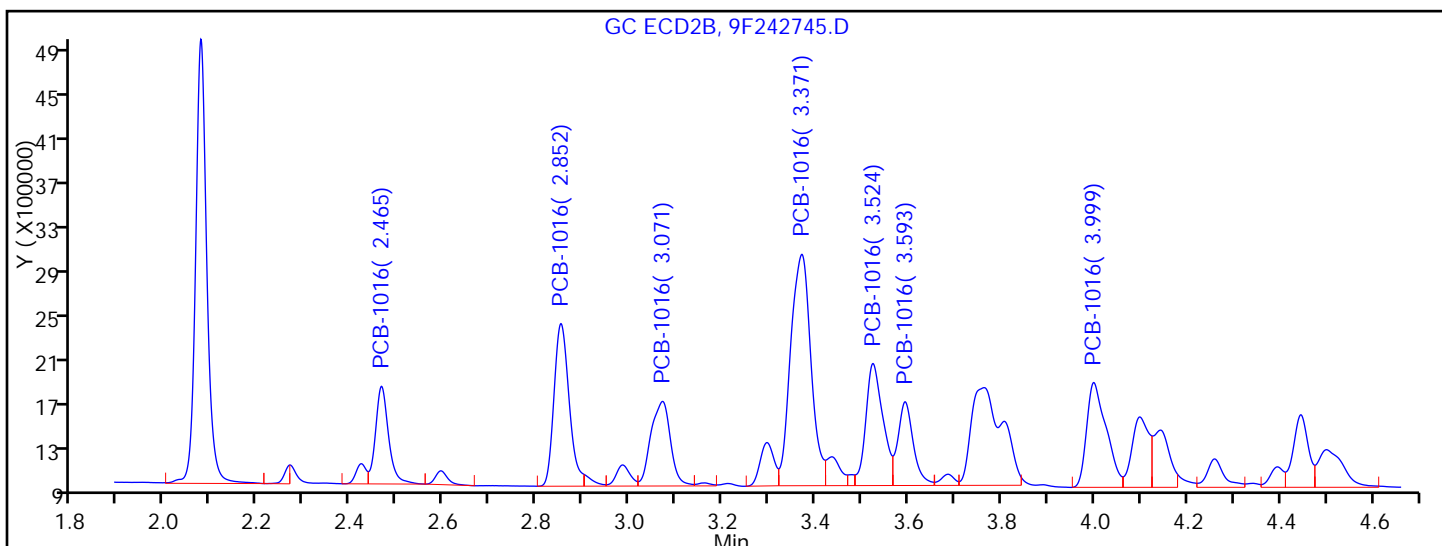
Detector: GC ECD2B

5 PCB-1016, CAS: 12674-11-2



Processing Integration Results

RT = 2.465	Response = 1712782	M
RT = 2.852	Response = 3306806	M
RT = 3.071	Response = 2127535	M
RT = 3.371	Response = 6398654	M
RT = 3.524	Response = 2595923	M
RT = 3.593	Response = 1503607	M
RT = 3.999	Response = 2514899	M
RT = 4.098	Response = 2399395	M



Manual Integration Results

RT = 2.465	Response = 1671751	M
RT = 2.852	Response = 3220691	M
RT = 3.071	Response = 2170286	M
RT = 3.371	Response = 6178471	M
RT = 3.524	Response = 2750363	M
RT = 3.593	Response = 1692401	M

TestAmerica Edison

Data File: \\ChromNA\Edison\ChromData\CPESTGC9\20160810-44310.b\9F242745.D

Injection Date: 11-Aug-2016 10:37:52

Instrument ID: CPESTGC9

Lims ID: LCS 460-384175/2-A

Client ID:

Operator ID:

ALS Bottle#: 11

Worklist Smp#: 11

Injection Vol: 1.0 ul

Dil. Factor: 1.0000

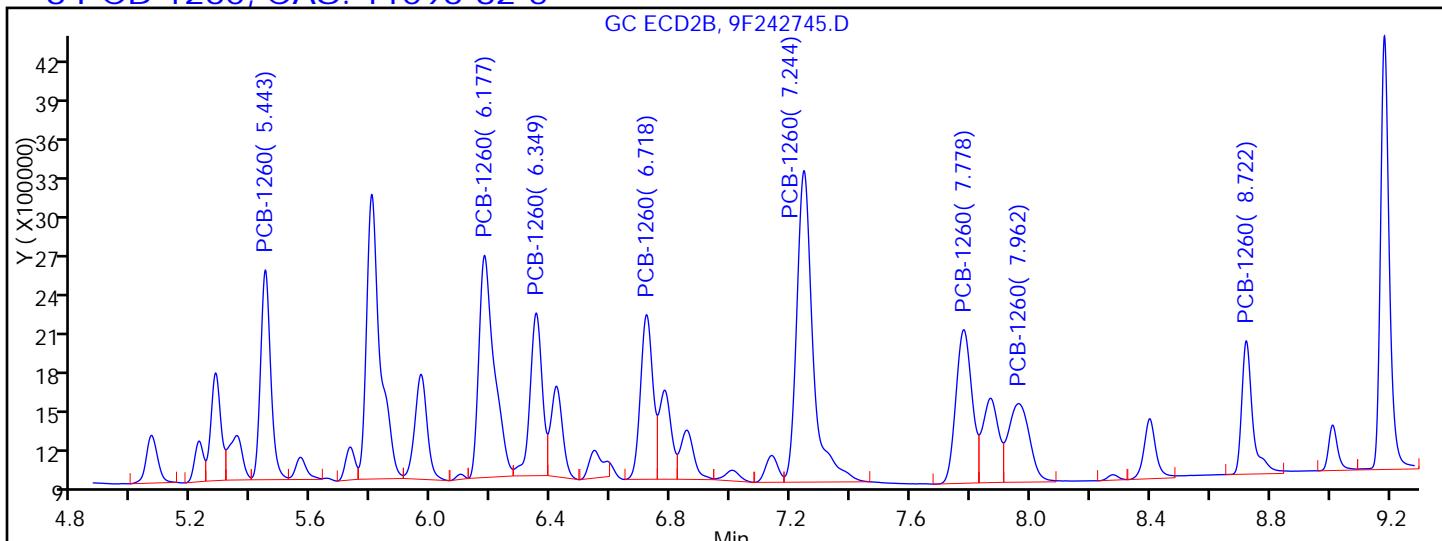
Method: 8082-ISTD

Limit Group: GC 8082A PCB ISTD

Column:

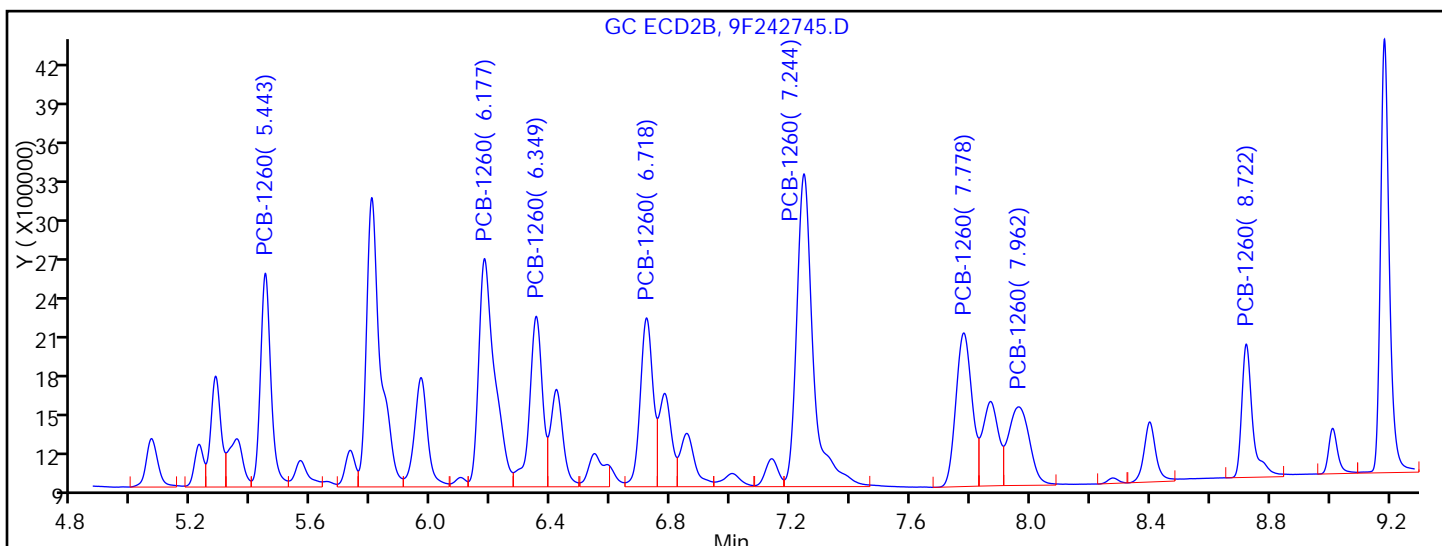
Detector: GC ECD2B

8 PCB-1260, CAS: 11096-82-5



Processing Integration Results

RT = 5.443	Response = 3680791	M
RT = 6.177	Response = 5897384	M
RT = 6.349	Response = 3428154	M
RT = 6.718	Response = 3528385	M
RT = 7.244	Response = 8739047	M
RT = 7.778	Response = 4284673	
RT = 7.962	Response = 2867126	
RT = 8.722	Response = 2537747	



Manual Integration Results

RT = 5.443	Response = 3904444	M
RT = 6.177	Response = 6325679	M
RT = 6.349	Response = 3827533	M
RT = 6.718	Response = 3728888	M
RT = 7.244	Response = 8911193	M
RT = 7.778	Response = 4284673	

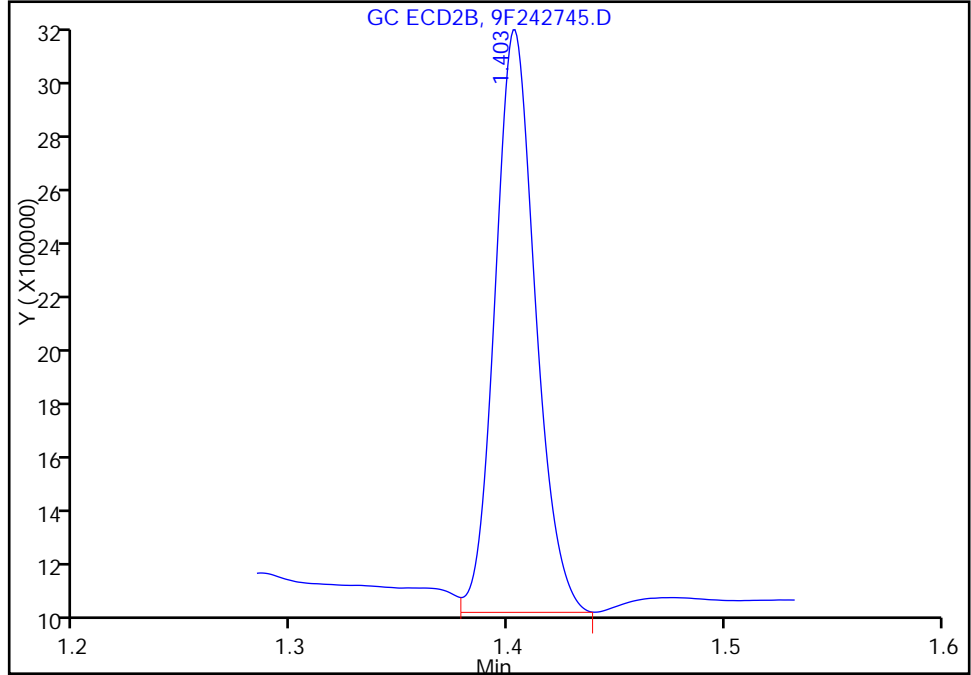
TestAmerica Edison

Data File: \\ChromNA\Edison\ChromData\CPESTGC9\20160810-44310.b\9F242745.D  
Injection Date: 11-Aug-2016 10:37:52 Instrument ID: CPESTGC9  
Lims ID: LCS 460-384175/2-A  
Client ID:  
Operator ID: ALS Bottle#: 11 Worklist Smp#: 11  
Injection Vol: 1.0 ul Dil. Factor: 1.0000  
Method: 8082-ISTD Limit Group: GC 8082A PCB ISTD  
Column: Detector GC ECD2B

\* 13 1-Bromo-2-nitrobenzene, CAS: 577-19-5  
Signal: 2

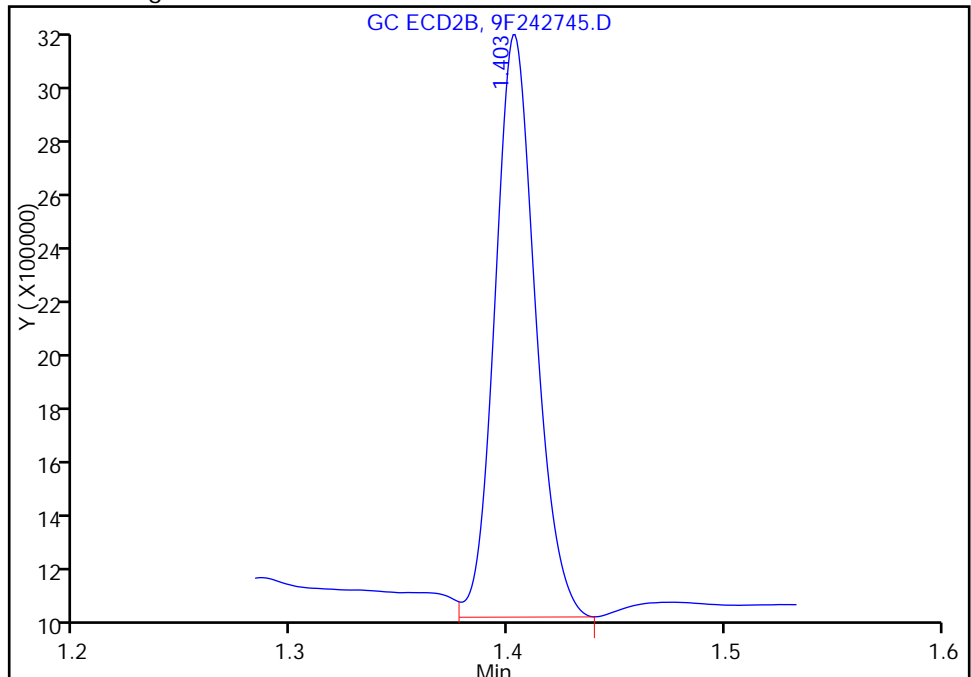
RT: 1.40  
Area: 2718273  
Amount: 20.000000  
Amount Units: ug/l

Processing Integration Results



RT: 1.40  
Area: 2784017  
Amount: 20.000000  
Amount Units: ug/l

Manual Integration Results



Reviewer: patelji, 11-Aug-2016 12:29:49  
Audit Action: Manually Integrated

Audit Reason: Peak not integrated



FORM I  
PCBS ORGANICS ANALYSIS DATA SHEET

Lab Name: TestAmerica Edison Job No.: 460-118325-1  
 SDG No.: \_\_\_\_\_  
 Client Sample ID: PRA-S13-1.25 MS Lab Sample ID: 460-118325-5 MS  
 Matrix: Solid Lab File ID: 9F242740.D  
 Analysis Method: 8082A Date Collected: 08/08/2016 13:53  
 Extraction Method: 3546 Date Extracted: 08/11/2016 00:03  
 Sample wt/vol: 15.0015(g) Date Analyzed: 08/11/2016 09:11  
 Con. Extract Vol.: 10 (mL) Dilution Factor: 1  
 Injection Volume: 1 (uL) GC Column: CLP-2 ID: 0.53 (mm)  
 % Moisture: 6.9 GPC Cleanup: (Y/N) N  
 Analysis Batch No.: 384008 Units: ug/Kg

CAS NO.	COMPOUND NAME	RESULT	Q	RL	MDL
11096-82-5	Aroclor 1260	452		72	9.9

CAS NO.	SURROGATE	%REC	Q	LIMITS
2051-24-3	DCB Decachlorobiphenyl	106		47-150

FORM I  
PCBS ORGANICS ANALYSIS DATA SHEET

Lab Name: TestAmerica Edison Job No.: 460-118325-1  
 SDG No.: \_\_\_\_\_  
 Client Sample ID: PRA-S13-1.25 MS Lab Sample ID: 460-118325-5 MS  
 Matrix: Solid Lab File ID: 9F242740.D  
 Analysis Method: 8082A Date Collected: 08/08/2016 13:53  
 Extraction Method: 3546 Date Extracted: 08/11/2016 00:03  
 Sample wt/vol: 15.0015(g) Date Analyzed: 08/11/2016 09:11  
 Con. Extract Vol.: 10 (mL) Dilution Factor: 1  
 Injection Volume: 1 (uL) GC Column: CLP-1 ID: 0.53 (mm)  
 % Moisture: 6.9 GPC Cleanup: (Y/N) N  
 Analysis Batch No.: 384008 Units: ug/Kg

CAS NO.	COMPOUND NAME	RESULT	Q	RL	MDL
12674-11-2	Aroclor 1016	477		72	9.6
11104-28-2	Aroclor 1221	9.6	U	72	9.6
11141-16-5	Aroclor 1232	9.6	U	72	9.6
53469-21-9	Aroclor 1242	9.6	U	72	9.6
12672-29-6	Aroclor 1248	9.6	U	72	9.6
11097-69-1	Aroclor 1254	9.9	U	72	9.9
37324-23-5	Aroclor 1262	9.9	U	72	9.9
11100-14-4	Aroclor 1268	9.9	U	72	9.9

CAS NO.	SURROGATE	%REC	Q	LIMITS
2051-24-3	DCB Decachlorobiphenyl	109		47-150

FORM I  
PCBS ORGANICS ANALYSIS DATA SHEET

Lab Name: TestAmerica Edison Job No.: 460-118325-1  
 SDG No.: \_\_\_\_\_  
 Client Sample ID: PRA-S13-1.25 MSD Lab Sample ID: 460-118325-5 MSD  
 Matrix: Solid Lab File ID: 9F242741.D  
 Analysis Method: 8082A Date Collected: 08/08/2016 13:53  
 Extraction Method: 3546 Date Extracted: 08/11/2016 00:03  
 Sample wt/vol: 15.0088(g) Date Analyzed: 08/11/2016 09:28  
 Con. Extract Vol.: 10(mL) Dilution Factor: 1  
 Injection Volume: 1(uL) GC Column: CLP-2 ID: 0.53(mm)  
 % Moisture: 6.9 GPC Cleanup: (Y/N) N  
 Analysis Batch No.: 384008 Units: ug/Kg

CAS NO.	COMPOUND NAME	RESULT	Q	RL	MDL
11096-82-5	Aroclor 1260	470		72	9.9

CAS NO.	SURROGATE	%REC	Q	LIMITS
2051-24-3	DCB Decachlorobiphenyl	108		47-150

FORM I  
PCBS ORGANICS ANALYSIS DATA SHEET

Lab Name: TestAmerica Edison Job No.: 460-118325-1  
 SDG No.: \_\_\_\_\_  
 Client Sample ID: PRA-S13-1.25 MSD Lab Sample ID: 460-118325-5 MSD  
 Matrix: Solid Lab File ID: 9F242741.D  
 Analysis Method: 8082A Date Collected: 08/08/2016 13:53  
 Extraction Method: 3546 Date Extracted: 08/11/2016 00:03  
 Sample wt/vol: 15.0088(g) Date Analyzed: 08/11/2016 09:28  
 Con. Extract Vol.: 10 (mL) Dilution Factor: 1  
 Injection Volume: 1 (uL) GC Column: CLP-1 ID: 0.53 (mm)  
 % Moisture: 6.9 GPC Cleanup: (Y/N) N  
 Analysis Batch No.: 384008 Units: ug/Kg

CAS NO.	COMPOUND NAME	RESULT	Q	RL	MDL
12674-11-2	Aroclor 1016	479		72	9.6
11104-28-2	Aroclor 1221	9.6	U	72	9.6
11141-16-5	Aroclor 1232	9.6	U	72	9.6
53469-21-9	Aroclor 1242	9.6	U	72	9.6
12672-29-6	Aroclor 1248	9.6	U	72	9.6
11097-69-1	Aroclor 1254	9.9	U	72	9.9
37324-23-5	Aroclor 1262	9.9	U	72	9.9
11100-14-4	Aroclor 1268	9.9	U	72	9.9

CAS NO.	SURROGATE	%REC	Q	LIMITS
2051-24-3	DCB Decachlorobiphenyl	107		47-150

PCBS ANALYSIS RUN LOG

Lab Name: TestAmerica Edison Job No.: 460-118325-1

SDG No.: \_\_\_\_\_

Instrument ID: CPESTGC9 Start Date: 05/12/2016 09:42

Analysis Batch Number: 367709 End Date: 05/12/2016 14:29

LAB SAMPLE ID	CLIENT SAMPLE ID	DATE ANALYZED	DILUTION FACTOR	LAB FILE ID	COLUMN ID
ZZZZZ		05/12/2016 09:42	1		CLP-2 0.53 (mm)
ZZZZZ		05/12/2016 09:42	1		CLP-1 0.53 (mm)
IC 460-367709/2		05/12/2016 10:14	1	9F001880.D	CLP-2 0.53 (mm)
IC 460-367709/2		05/12/2016 10:14	1	9F001880.D	CLP-1 0.53 (mm)
IC 460-367709/3		05/12/2016 10:32	1	9F001881.D	CLP-2 0.53 (mm)
IC 460-367709/3		05/12/2016 10:32	1	9F001881.D	CLP-1 0.53 (mm)
IC 460-367709/4 ICRT		05/12/2016 10:50	1	9F001882.D	CLP-2 0.53 (mm)
IC 460-367709/4 ICRT		05/12/2016 10:50	1	9F001882.D	CLP-1 0.53 (mm)
IC 460-367709/5		05/12/2016 11:08	1	9F001883.D	CLP-2 0.53 (mm)
IC 460-367709/5		05/12/2016 11:08	1	9F001883.D	CLP-1 0.53 (mm)
IC 460-367709/6		05/12/2016 11:53	1	9F001884.D	CLP-2 0.53 (mm)
IC 460-367709/6		05/12/2016 11:53	1	9F001884.D	CLP-1 0.53 (mm)
ICV 460-367709/7		05/12/2016 12:13	1		CLP-2 0.53 (mm)
ICV 460-367709/7		05/12/2016 12:13	1		CLP-1 0.53 (mm)
IC 460-367709/8		05/12/2016 12:41	1	9F001886.D	CLP-2 0.53 (mm)
IC 460-367709/8		05/12/2016 12:41	1	9F001886.D	CLP-1 0.53 (mm)
IC 460-367709/9		05/12/2016 12:59	1	9F001887.D	CLP-2 0.53 (mm)
IC 460-367709/9		05/12/2016 12:59	1	9F001887.D	CLP-1 0.53 (mm)
IC 460-367709/10		05/12/2016 13:17	1	9F001888.D	CLP-2 0.53 (mm)
IC 460-367709/10		05/12/2016 13:17	1	9F001888.D	CLP-1 0.53 (mm)
IC 460-367709/11		05/12/2016 13:35	1	9F001889.D	CLP-2 0.53 (mm)
IC 460-367709/11		05/12/2016 13:35	1	9F001889.D	CLP-1 0.53 (mm)
IC 460-367709/12		05/12/2016 13:53	1	9F001890.D	CLP-2 0.53 (mm)
IC 460-367709/12		05/12/2016 13:53	1	9F001890.D	CLP-1 0.53 (mm)
IC 460-367709/13		05/12/2016 14:11	1	9F001891.D	CLP-2 0.53 (mm)
IC 460-367709/13		05/12/2016 14:11	1	9F001891.D	CLP-1 0.53 (mm)
IC 460-367709/14		05/12/2016 14:29	1	9F001892.D	CLP-2 0.53 (mm)
IC 460-367709/14		05/12/2016 14:29	1	9F001892.D	CLP-1 0.53 (mm)

PCBS ANALYSIS RUN LOG

Lab Name: TestAmerica Edison Job No.: 460-118325-1

SDG No.: \_\_\_\_\_

Instrument ID: CPESTGC9 Start Date: 08/11/2016 07:27

Analysis Batch Number: 384008 End Date: 08/11/2016 15:44

LAB SAMPLE ID	CLIENT SAMPLE ID	DATE ANALYZED	DILUTION FACTOR	LAB FILE ID	COLUMN ID
ZZZZZ		08/11/2016 07:27	1		CLP-2 0.53 (mm)
ZZZZZ		08/11/2016 07:27	1		CLP-1 0.53 (mm)
CCVIS 460-384008/2		08/11/2016 07:43	1	9F242736.D	CLP-2 0.53 (mm)
CCVIS 460-384008/2		08/11/2016 07:43	1	9F242736.D	CLP-1 0.53 (mm)
MB 460-384175/1-A		08/11/2016 08:17	1	9F242737.D	CLP-2 0.53 (mm)
MB 460-384175/1-A		08/11/2016 08:17	1	9F242737.D	CLP-1 0.53 (mm)
ZZZZZ		08/11/2016 08:35	1		CLP-2 0.53 (mm)
ZZZZZ		08/11/2016 08:35	1		CLP-1 0.53 (mm)
460-118325-5		08/11/2016 08:53	1	9F242739.D	CLP-2 0.53 (mm)
460-118325-5		08/11/2016 08:53	1	9F242739.D	CLP-1 0.53 (mm)
460-118325-5 MS		08/11/2016 09:11	1	9F242740.D	CLP-2 0.53 (mm)
460-118325-5 MS		08/11/2016 09:11	1	9F242740.D	CLP-1 0.53 (mm)
460-118325-5 MSD		08/11/2016 09:28	1	9F242741.D	CLP-2 0.53 (mm)
460-118325-5 MSD		08/11/2016 09:28	1	9F242741.D	CLP-1 0.53 (mm)
ZZZZZ		08/11/2016 09:46	1		CLP-2 0.53 (mm)
ZZZZZ		08/11/2016 09:46	1		CLP-1 0.53 (mm)
ZZZZZ		08/11/2016 10:04	1		CLP-2 0.53 (mm)
ZZZZZ		08/11/2016 10:04	1		CLP-1 0.53 (mm)
ZZZZZ		08/11/2016 10:22	1		CLP-2 0.53 (mm)
ZZZZZ		08/11/2016 10:22	1		CLP-1 0.53 (mm)
LCS 460-384175/2-A		08/11/2016 10:37	1	9F242745.D	CLP-2 0.53 (mm)
LCS 460-384175/2-A		08/11/2016 10:37	1	9F242745.D	CLP-1 0.53 (mm)
CCVIS 460-384008/12		08/11/2016 11:00	1	9F242746.D	CLP-2 0.53 (mm)
CCVIS 460-384008/12		08/11/2016 11:00	1	9F242746.D	CLP-1 0.53 (mm)
ZZZZZ		08/11/2016 11:18	1		CLP-2 0.53 (mm)
ZZZZZ		08/11/2016 11:18	1		CLP-1 0.53 (mm)
460-118325-27		08/11/2016 11:35	1	9F242748.D	CLP-2 0.53 (mm)
460-118325-27		08/11/2016 11:35	1	9F242748.D	CLP-1 0.53 (mm)
460-118325-25		08/11/2016 11:53	1	9F242749.D	CLP-2 0.53 (mm)
460-118325-25		08/11/2016 11:53	1	9F242749.D	CLP-1 0.53 (mm)
460-118325-24		08/11/2016 12:11	1	9F242750.D	CLP-2 0.53 (mm)
460-118325-24		08/11/2016 12:11	1	9F242750.D	CLP-1 0.53 (mm)
460-118325-22		08/11/2016 12:29	1	9F242751.D	CLP-2 0.53 (mm)
460-118325-22		08/11/2016 12:29	1	9F242751.D	CLP-1 0.53 (mm)
460-118325-21		08/11/2016 12:47	1	9F242752.D	CLP-2 0.53 (mm)
460-118325-21		08/11/2016 12:47	1	9F242752.D	CLP-1 0.53 (mm)
460-118325-19		08/11/2016 13:05	1	9F242753.D	CLP-2 0.53 (mm)
460-118325-19		08/11/2016 13:05	1	9F242753.D	CLP-1 0.53 (mm)
460-118325-18		08/11/2016 13:19	1	9F242754.D	CLP-2 0.53 (mm)
460-118325-18		08/11/2016 13:19	1	9F242754.D	CLP-1 0.53 (mm)
460-118325-15		08/11/2016 13:37	1	9F242755.D	CLP-2 0.53 (mm)
460-118325-15		08/11/2016 13:37	1	9F242755.D	CLP-1 0.53 (mm)
ZZZZZ		08/11/2016 13:52	1		CLP-2 0.53 (mm)
ZZZZZ		08/11/2016 13:52	1		CLP-1 0.53 (mm)
ZZZZZ		08/11/2016 14:07	1		CLP-2 0.53 (mm)

PCBS ANALYSIS RUN LOG

Lab Name: TestAmerica Edison Job No.: 460-118325-1

SDG No.: \_\_\_\_\_

Instrument ID: CPESTGC9 Start Date: 08/11/2016 07:27

Analysis Batch Number: 384008 End Date: 08/11/2016 15:44

LAB SAMPLE ID	CLIENT SAMPLE ID	DATE ANALYZED	DILUTION FACTOR	LAB FILE ID	COLUMN ID
ZZZZZ		08/11/2016 14:07	1		CLP-1 0.53 (mm)
ZZZZZ		08/11/2016 14:25	1		CLP-2 0.53 (mm)
ZZZZZ		08/11/2016 14:25	1		CLP-1 0.53 (mm)
ZZZZZ		08/11/2016 14:40	1		CLP-2 0.53 (mm)
ZZZZZ		08/11/2016 14:40	1		CLP-1 0.53 (mm)
ZZZZZ		08/11/2016 14:55	1		CLP-2 0.53 (mm)
ZZZZZ		08/11/2016 14:55	1		CLP-1 0.53 (mm)
460-118325-28		08/11/2016 15:10	10	9F242761.D	CLP-2 0.53 (mm)
460-118325-28		08/11/2016 15:10	10	9F242761.D	CLP-1 0.53 (mm)
CCV 460-384008/28		08/11/2016 15:28	1	9F242762.D	CLP-2 0.53 (mm)
CCV 460-384008/28		08/11/2016 15:28	1	9F242762.D	CLP-1 0.53 (mm)
CCV 460-384008/29		08/11/2016 15:44	1	9F242763.D	CLP-2 0.53 (mm)
CCV 460-384008/29		08/11/2016 15:44	1	9F242763.D	CLP-1 0.53 (mm)

PCBS ANALYSIS RUN LOG

Lab Name: TestAmerica Edison Job No.: 460-118325-1

SDG No.: \_\_\_\_\_

Instrument ID: CPESTGC9 Start Date: 08/11/2016 16:11

Analysis Batch Number: 384332 End Date: 08/11/2016 22:34

LAB SAMPLE ID	CLIENT SAMPLE ID	DATE ANALYZED	DILUTION FACTOR	LAB FILE ID	COLUMN ID
CCVIS 460-384332/1		08/11/2016 16:11	1	9F242764.D	CLP-2 0.53 (mm)
CCVIS 460-384332/1		08/11/2016 16:11	1	9F242764.D	CLP-1 0.53 (mm)
460-118325-30		08/11/2016 16:34	1	9F242765.D	CLP-2 0.53 (mm)
460-118325-30		08/11/2016 16:34	1	9F242765.D	CLP-1 0.53 (mm)
460-118325-29		08/11/2016 16:52	1	9F242766.D	CLP-2 0.53 (mm)
460-118325-29		08/11/2016 16:52	1	9F242766.D	CLP-1 0.53 (mm)
460-118325-13		08/11/2016 17:10	1	9F242767.D	CLP-2 0.53 (mm)
460-118325-13		08/11/2016 17:10	1	9F242767.D	CLP-1 0.53 (mm)
460-118325-10		08/11/2016 17:28	1	9F242768.D	CLP-2 0.53 (mm)
460-118325-10		08/11/2016 17:28	1	9F242768.D	CLP-1 0.53 (mm)
460-118325-7		08/11/2016 17:46	1	9F242769.D	CLP-2 0.53 (mm)
460-118325-7		08/11/2016 17:46	1	9F242769.D	CLP-1 0.53 (mm)
460-118325-3		08/11/2016 18:04	1	9F242770.D	CLP-2 0.53 (mm)
460-118325-3		08/11/2016 18:04	1	9F242770.D	CLP-1 0.53 (mm)
ZZZZZ		08/11/2016 18:22	1		CLP-2 0.53 (mm)
ZZZZZ		08/11/2016 18:22	1		CLP-1 0.53 (mm)
ZZZZZ		08/11/2016 18:40	1		CLP-2 0.53 (mm)
ZZZZZ		08/11/2016 18:40	1		CLP-1 0.53 (mm)
ZZZZZ		08/11/2016 18:58	1		CLP-2 0.53 (mm)
ZZZZZ		08/11/2016 18:58	1		CLP-1 0.53 (mm)
ZZZZZ		08/11/2016 19:16	1		CLP-2 0.53 (mm)
ZZZZZ		08/11/2016 19:16	1		CLP-1 0.53 (mm)
ZZZZZ		08/11/2016 19:34	1		CLP-2 0.53 (mm)
ZZZZZ		08/11/2016 19:34	1		CLP-1 0.53 (mm)
ZZZZZ		08/11/2016 19:52	1		CLP-2 0.53 (mm)
ZZZZZ		08/11/2016 19:52	1		CLP-1 0.53 (mm)
ZZZZZ		08/11/2016 20:10	1		CLP-2 0.53 (mm)
ZZZZZ		08/11/2016 20:10	1		CLP-1 0.53 (mm)
ZZZZZ		08/11/2016 20:28	1		CLP-2 0.53 (mm)
ZZZZZ		08/11/2016 20:28	1		CLP-1 0.53 (mm)
ZZZZZ		08/11/2016 21:04	1		CLP-2 0.53 (mm)
ZZZZZ		08/11/2016 21:04	1		CLP-1 0.53 (mm)
ZZZZZ		08/11/2016 21:22	1		CLP-2 0.53 (mm)
ZZZZZ		08/11/2016 21:22	1		CLP-1 0.53 (mm)
CCV 460-384332/19		08/11/2016 21:40	1	9F242782.D	CLP-2 0.53 (mm)
CCV 460-384332/19		08/11/2016 21:40	1	9F242782.D	CLP-1 0.53 (mm)
ZZZZZ		08/11/2016 21:58	1		CLP-2 0.53 (mm)
ZZZZZ		08/11/2016 21:58	1		CLP-1 0.53 (mm)
ZZZZZ		08/11/2016 22:16	1		CLP-2 0.53 (mm)
ZZZZZ		08/11/2016 22:16	1		CLP-1 0.53 (mm)
ZZZZZ		08/11/2016 22:34	1		CLP-2 0.53 (mm)
ZZZZZ		08/11/2016 22:34	1		CLP-1 0.53 (mm)



PCBS ANALYSIS RUN LOG

Lab Name: TestAmerica Edison Job No.: 460-118325-1

SDG No.: \_\_\_\_\_

Instrument ID: CPESTGC9 Start Date: 08/12/2016 05:26

Analysis Batch Number: 384452 End Date: 08/12/2016 17:02

LAB SAMPLE ID	CLIENT SAMPLE ID	DATE ANALYZED	DILUTION FACTOR	LAB FILE ID	COLUMN ID
ZZZZZ		08/12/2016 05:26	1		CLP-2 0.53 (mm)
ZZZZZ		08/12/2016 05:26	1		CLP-1 0.53 (mm)
ZZZZZ		08/12/2016 05:44	1		CLP-2 0.53 (mm)
ZZZZZ		08/12/2016 05:44	1		CLP-1 0.53 (mm)
CCVIS 460-384452/3		08/12/2016 06:09	1	9F242789.D	CLP-2 0.53 (mm)
CCVIS 460-384452/3		08/12/2016 06:09	1	9F242789.D	CLP-1 0.53 (mm)
ZZZZZ		08/12/2016 06:51	1		CLP-2 0.53 (mm)
ZZZZZ		08/12/2016 06:51	1		CLP-1 0.53 (mm)
ZZZZZ		08/12/2016 07:09	1		CLP-2 0.53 (mm)
ZZZZZ		08/12/2016 07:09	1		CLP-1 0.53 (mm)
ZZZZZ		08/12/2016 07:27	1		CLP-2 0.53 (mm)
ZZZZZ		08/12/2016 07:27	1		CLP-1 0.53 (mm)
ZZZZZ		08/12/2016 07:45	1		CLP-2 0.53 (mm)
ZZZZZ		08/12/2016 07:45	1		CLP-1 0.53 (mm)
ZZZZZ		08/12/2016 07:59	1		CLP-2 0.53 (mm)
ZZZZZ		08/12/2016 07:59	1		CLP-1 0.53 (mm)
ZZZZZ		08/12/2016 08:22	1		CLP-2 0.53 (mm)
ZZZZZ		08/12/2016 08:22	1		CLP-1 0.53 (mm)
ZZZZZ		08/12/2016 08:40	1		CLP-2 0.53 (mm)
ZZZZZ		08/12/2016 08:40	1		CLP-1 0.53 (mm)
460-118325-1 DL		08/12/2016 08:57	50	9F242797.D	CLP-2 0.53 (mm)
460-118325-1 DL		08/12/2016 08:57	50	9F242797.D	CLP-1 0.53 (mm)
CCV 460-384452/12		08/12/2016 09:15	1	9F242798.D	CLP-2 0.53 (mm)
CCV 460-384452/12		08/12/2016 09:15	1	9F242798.D	CLP-1 0.53 (mm)
ZZZZZ		08/12/2016 09:33	1		CLP-2 0.53 (mm)
ZZZZZ		08/12/2016 09:33	1		CLP-1 0.53 (mm)
ZZZZZ		08/12/2016 09:51	1		CLP-2 0.53 (mm)
ZZZZZ		08/12/2016 09:51	1		CLP-1 0.53 (mm)
ZZZZZ		08/12/2016 10:07	1		CLP-2 0.53 (mm)
ZZZZZ		08/12/2016 10:07	1		CLP-1 0.53 (mm)
ZZZZZ		08/12/2016 10:25	1		CLP-2 0.53 (mm)
ZZZZZ		08/12/2016 10:25	1		CLP-1 0.53 (mm)
ZZZZZ		08/12/2016 10:43	1		CLP-2 0.53 (mm)
ZZZZZ		08/12/2016 10:43	1		CLP-1 0.53 (mm)
ZZZZZ		08/12/2016 11:01	1		CLP-2 0.53 (mm)
ZZZZZ		08/12/2016 11:01	1		CLP-1 0.53 (mm)
ZZZZZ		08/12/2016 11:17	1		CLP-2 0.53 (mm)
ZZZZZ		08/12/2016 11:17	1		CLP-1 0.53 (mm)
ZZZZZ		08/12/2016 11:35	1		CLP-2 0.53 (mm)
ZZZZZ		08/12/2016 11:35	1		CLP-1 0.53 (mm)
ZZZZZ		08/12/2016 11:53	1		CLP-2 0.53 (mm)
ZZZZZ		08/12/2016 11:53	1		CLP-1 0.53 (mm)
CCVIS 460-384452/22		08/12/2016 12:08	1		CLP-2 0.53 (mm)
CCVIS 460-384452/22		08/12/2016 12:08	1		CLP-1 0.53 (mm)
ZZZZZ		08/12/2016 12:27	1		CLP-2 0.53 (mm)

PCBS ANALYSIS RUN LOG

Lab Name: TestAmerica Edison Job No.: 460-118325-1

SDG No.: \_\_\_\_\_

Instrument ID: CPESTGC9 Start Date: 08/12/2016 05:26

Analysis Batch Number: 384452 End Date: 08/12/2016 17:02

LAB SAMPLE ID	CLIENT SAMPLE ID	DATE ANALYZED	DILUTION FACTOR	LAB FILE ID	COLUMN ID
ZZZZZ		08/12/2016 12:27	1		CLP-1 0.53 (mm)
ZZZZZ		08/12/2016 12:45	1		CLP-2 0.53 (mm)
ZZZZZ		08/12/2016 12:45	1		CLP-1 0.53 (mm)
ZZZZZ		08/12/2016 13:00	1		CLP-2 0.53 (mm)
ZZZZZ		08/12/2016 13:00	1		CLP-1 0.53 (mm)
CCV 460-384452/26		08/12/2016 13:18	1		CLP-2 0.53 (mm)
CCV 460-384452/26		08/12/2016 13:18	1		CLP-1 0.53 (mm)
CCV 460-384452/27		08/12/2016 13:33	1		CLP-2 0.53 (mm)
CCV 460-384452/27		08/12/2016 13:33	1		CLP-1 0.53 (mm)
ZZZZZ		08/12/2016 13:51	2000		CLP-2 0.53 (mm)
ZZZZZ		08/12/2016 13:51	2000		CLP-1 0.53 (mm)
ZZZZZ		08/12/2016 14:20	200		CLP-2 0.53 (mm)
ZZZZZ		08/12/2016 14:20	200		CLP-1 0.53 (mm)
ZZZZZ		08/12/2016 14:35	2		CLP-2 0.53 (mm)
ZZZZZ		08/12/2016 14:35	2		CLP-1 0.53 (mm)
ZZZZZ		08/12/2016 15:00	100		CLP-2 0.53 (mm)
ZZZZZ		08/12/2016 15:00	100		CLP-1 0.53 (mm)
ZZZZZ		08/12/2016 15:15	10		CLP-2 0.53 (mm)
ZZZZZ		08/12/2016 15:15	10		CLP-1 0.53 (mm)
ZZZZZ		08/12/2016 15:32	10		CLP-2 0.53 (mm)
ZZZZZ		08/12/2016 15:32	10		CLP-1 0.53 (mm)
ZZZZZ		08/12/2016 15:50	1		CLP-2 0.53 (mm)
ZZZZZ		08/12/2016 15:50	1		CLP-1 0.53 (mm)
ZZZZZ		08/12/2016 16:08	1		CLP-2 0.53 (mm)
ZZZZZ		08/12/2016 16:08	1		CLP-1 0.53 (mm)
ZZZZZ		08/12/2016 16:26	1		CLP-2 0.53 (mm)
ZZZZZ		08/12/2016 16:26	1		CLP-1 0.53 (mm)
ZZZZZ		08/12/2016 16:44	1		CLP-2 0.53 (mm)
ZZZZZ		08/12/2016 16:44	1		CLP-1 0.53 (mm)
ZZZZZ		08/12/2016 17:02	1		CLP-2 0.53 (mm)
ZZZZZ		08/12/2016 17:02	1		CLP-1 0.53 (mm)

PCBS BATCH WORKSHEET

Lab Name: TestAmerica Edison Job No.: 460-118325-1

SDG No.: \_\_\_\_\_

Batch Number: 384175 Batch Start Date: 08/10/16 23:57 Batch Analyst: Alinea, Archilles R

Batch Method: 3546 Batch End Date: \_\_\_\_\_

Lab Sample ID	Client Sample ID	Method Chain	Basis	InitialAmount	FinalAmount	OP_PCBSP 00032	OPPSTPCBSURR 00008		
MB 460-384175/1		3546, 8082A		15.0000 g	10 mL		50 uL		
LCS 460-384175/2		3546, 8082A		15.0000 g	10 mL	50 uL	50 uL		
460-118325-A-5 MS	PRA-S13-1.25	3546, 8082A	T	15.0015 g	10 mL	50 uL	50 uL		
460-118325-A-5 MSD	PRA-S13-1.25	3546, 8082A	T	15.0088 g	10 mL	50 uL	50 uL		
460-118325-A-1	PRA-C116W-6.25	3546, 8082A	T	15.0033 g	10 mL		50 uL		
460-118325-A-3	PRA-S70-1.25	3546, 8082A	T	15.0043 g	10 mL		50 uL		
460-118325-A-5	PRA-S13-1.25	3546, 8082A	T	15.0050 g	10 mL		50 uL		
460-118325-A-7	DUP1_20160808	3546, 8082A	T	15.0067 g	10 mL		50 uL		
460-118325-A-10	PRA-P25E3-3.75	3546, 8082A	T	15.0070 g	10 mL		50 uL		
460-118325-A-13	PRA-P25E-8.25	3546, 8082A	T	15.0093 g	10 mL		50 uL		
460-118325-A-15	PRA-P25E1-3.75	3546, 8082A	T	15.0083 g	10 mL		50 uL		
460-118325-A-18	PRA-P21SE-8.25	3546, 8082A	T	15.0040 g	10 mL		50 uL		
460-118325-A-19	PRA-P21SE-10.75	3546, 8082A	T	15.0075 g	10 mL		50 uL		
460-118325-A-21	PRA-P21-8.25	3546, 8082A	T	15.0014 g	10 mL		50 uL		
460-118325-A-22	PRA-P21-10.75	3546, 8082A	T	15.0056 g	10 mL		50 uL		
460-118325-A-24	PRA-P21N-8.25	3546, 8082A	T	15.0301 g	10 mL		50 uL		
460-118325-A-25	PRA-P21N-10.75	3546, 8082A	T	15.0067 g	10 mL		50 uL		
460-118325-A-27	PRA-P25E2-3.75	3546, 8082A	T	15.0080 g	10 mL		50 uL		
460-118325-A-28	PRA-P7S-4.25	3546, 8082A	T	15.0227 g	10 mL		50 uL		
460-118325-A-29	PRA-P7W-4.25	3546, 8082A	T	15.0155 g	10 mL		50 uL		
460-118325-A-30	PRA-P7N-4.25	3546, 8082A	T	15.0062 g	10 mL		50 uL		

The pound sign (#) in the amount added field denotes that the reagent was used undiluted. All calculations are performed using the stated concentration for this reagent.

PCBS BATCH WORKSHEET

Lab Name: TestAmerica Edison Job No.: 460-118325-1

SDG No.: \_\_\_\_\_

Batch Number: 384175 Batch Start Date: 08/10/16 23:57 Batch Analyst: Alinea, Archilles R

Batch Method: 3546 Batch End Date: \_\_\_\_\_

Batch Notes	
Acid used for Clean Up ID	143508
Balance ID	A1
Batch Comment	PCB-SOIL
Analyst ID - Concentration	archie
Exchange Solvent ID	143600
Exchange Solvent Name	hexane
Final Concentrator Volume	10 mL
Hexane ID	143600
MeCl2 / Acetone ID	131643
Microwave Start Time	4am
Microwave Stop Time	4:30am
Na2SO4 ID	433101 ( Silica Sand Lot #523501 )
Person's name who did the prep	archie
Analyst ID - Spike Analyst	archie
TBA ID	( SW3665 ) LOT# 1826
Water Bath Temperature	n-evap temp. uncorrected 37c

Basis	Basis Description
T	Total/NA

The pound sign (#) in the amount added field denotes that the reagent was used undiluted. All calculations are performed using the stated concentration for this reagent.

# GENERAL CHEMISTRY

COVER PAGE  
GENERAL CHEMISTRY

Lab Name: TestAmerica Edison

Job Number: 460-118325-1

SDG No.: \_\_\_\_\_

Project: McCandless

Client Sample ID	Lab Sample ID
PRA-C116W-6.25	460-118325-1
PRA-S70-1.25	460-118325-3
PRA-S13-1.25	460-118325-5
DUP1_20160808	460-118325-7
PRA-P25E3-3.75	460-118325-10
PRA-P25E-8.25	460-118325-13
PRA-P25E1-3.75	460-118325-15
PRA-P21SE-8.25	460-118325-18
PRA-P21SE-10.75	460-118325-19
PRA-P21-8.25	460-118325-21
PRA-P21-10.75	460-118325-22
PRA-P21N-8.25	460-118325-24
PRA-P21N-10.75	460-118325-25
PRA-P25E2-3.75	460-118325-27
PRA-P7S-4.25	460-118325-28
PRA-P7W-4.25	460-118325-29
PRA-P7N-4.25	460-118325-30

Comments:

9-IN  
DETECTION LIMITS  
GENERAL CHEMISTRY

Lab Name: TestAmerica Edison

Job Number: 460-118325-1

SDG Number: \_\_\_\_\_

Matrix: Solid

Instrument ID: NOEQUIP

Method: Moisture

RL Date: 02/15/2007 17:07

Analyte	Wavelength/ Mass	RL (%)	
Percent Moisture		1	
Percent Solids		1	

9-IN  
CALIBRATION BLANK DETECTION LIMITS  
GENERAL CHEMISTRY

Lab Name: TestAmerica Edison

Job Number: 460-118325-1

SDG Number: \_\_\_\_\_

Matrix: Solid

Instrument ID: NOEQUIP

Method: Moisture

XRL Date: 01/01/2007 16:49

Analyte	Wavelength/ Mass	XRL (%)	
Percent Moisture		1	
Percent Solids		1	







GENERAL CHEMISTRY BATCH WORKSHEET

Lab Name: TestAmerica Edison Job No.: 460-118325-1

SDG No.: \_\_\_\_\_

Batch Number: 384357 Batch Start Date: 08/11/16 18:45 Batch Analyst: Wisnewski, Kelly R

Batch Method: Moisture Batch End Date: \_\_\_\_\_

Lab Sample ID	Client Sample ID	Method Chain	Basis	DISH#	DishWeight	SampleMassWet	SampleMassDry		
460-118325-A-1	PRA-C116W-6.25	Moisture	T	267	1.00 g	8.22 g	7.40 g		
460-118325-A-3	PRA-S70-1.25	Moisture	T	268	1.00 g	9.22 g	8.70 g		
460-118325-A-5	PRA-S13-1.25	Moisture	T	269	1.01 g	8.93 g	8.38 g		
460-118325-A-5	PRA-S13-1.25	Moisture	T	270	1.01 g	8.93 g	8.38 g		
MS 460-118325-A-5	PRA-S13-1.25	Moisture	T	271	1.01 g	8.93 g	8.38 g		
MSD 460-118325-A-7	DUP1_20160808	Moisture	T	272	1.03 g	7.70 g	7.38 g		
460-118325-A-10	PRA-P25E3-3.75	Moisture	T	273	1.03 g	7.05 g	6.43 g		
460-118325-A-10	PRA-P25E3-3.75	Moisture	T	274	1.02 g	7.27 g	6.67 g		
DU									

Batch Notes	
Balance ID	104 No Unit
Date samples were placed in the oven	08/11/2016
Oven Temp In	105 Degrees C
Time samples were place in the oven	1906
Date samples were removed from oven	8/12/16
Oven Temp Out	105 Degrees C
Time Samples were removed from oven	0854
Oven ID	3
Thermometer ID	117021
Uncorrected In Temperature	105 Celsius
Uncorrected Out Temperature	105 Celsius

Basis	Basis Description
T	Total/NA

The pound sign (#) in the amount added field denotes that the reagent was used undiluted. All calculations are performed using the stated concentration for this reagent.

Moisture

GENERAL CHEMISTRY BATCH WORKSHEET

Lab Name: TestAmerica Edison Job No.: 460-118325-1

SDG No.: \_\_\_\_\_

Batch Number: 384359 Batch Start Date: 08/11/16 19:06 Batch Analyst: Wisnewski, Kelly R

Batch Method: Moisture Batch End Date: \_\_\_\_\_

Lab Sample ID	Client Sample ID	Method Chain	Basis	DISH#	DishWeight	SampleMassWet	SampleMassDry		
460-118325-A-13	PRA-P25E-8.25	Moisture	T	276	1.02 g	9.05 g	8.04 g		
460-118325-A-15	PRA-P25E1-3.75	Moisture	T	277	1.03 g	7.79 g	7.31 g		
460-118325-A-18	PRA-P21SE-8.25	Moisture	T	278	1.00 g	7.52 g	6.62 g		
460-118325-A-19	PRA-P21SE-10.75	Moisture	T	279	1.00 g	7.84 g	7.09 g		
460-118325-A-21	PRA-P21-8.25	Moisture	T	280	1.00 g	8.28 g	7.37 g		
460-118325-A-22	PRA-P21-10.75	Moisture	T	281	1.02 g	7.40 g	6.56 g		
460-118325-A-24	PRA-P21N-8.25	Moisture	T	282	1.01 g	8.36 g	7.57 g		
460-118325-A-25	PRA-P21N-10.75	Moisture	T	283	1.03 g	8.34 g	7.53 g		
460-118325-A-27	PRA-P25E2-3.75	Moisture	T	284	1.02 g	7.57 g	7.21 g		
460-118325-A-28	PRA-P7S-4.25	Moisture	T	285	1.03 g	7.13 g	6.85 g		
460-118325-A-29	PRA-P7W-4.25	Moisture	T	286	1.02 g	8.56 g	7.92 g		
460-118325-A-30	PRA-P7N-4.25	Moisture	T	287	1.02 g	7.49 g	7.26 g		
460-118354-B-15 DU		Moisture	T	296	1.01 g	9.59 g	9.55 g		

Batch Notes	
Balance ID	104 No Unit
Date samples were placed in the oven	08/11/2016
Oven Temp In	105 Degrees C
Time samples were place in the oven	1927
Date samples were removed from oven	8/12/16
Oven Temp Out	105 Degrees C
Time Samples were removed from oven	0855
Oven ID	3
Thermometer ID	117021
Uncorrected In Temperature	105 Celsius
Uncorrected Out Temperature	105 Celsius

Basis	Basis Description
T	Total/NA

The pound sign (#) in the amount added field denotes that the reagent was used undiluted. All calculations are performed using the stated concentration for this reagent.

Moisture

# Shipping and Receiving Documents

# TestAmerica

THE LEADER IN ENVIRONMENTAL TESTING

Name (for report and invoice)

Tim Fisher

Company: Antea Group

Address: 500 Summit Lake Dr. Suite 100

City: Vauhalla State: NY

Phone: Fax:

451-SJSC

777 New Durham Road  
Edison, New Jersey 08817  
Phone: (732) 549-3900 Fax: (732) 549-3679

## CHAIN OF CUSTODY / ANALYSIS REQUEST

Page 1 of 4

Samplers Name (Printed) **Jaroleme**

P.O.# **Chris Costantino andrew.musicko**

Site/Project Identification

**Mc Conkiss**

State (Location of site): NJ:  NY:  Other:

Regulatory Program: **SRP**

Analysis Turnaround Time

Standard

Rush Charges Authorized For:

2 Week

1 Week

Other

ANALYSIS REQUESTED (ENTER IN CAPITAL LETTERS)

**PCBs**

460-118325 Chain of Custody

LAB USE ONLY

Project No:

Job No: **118325**

Sample Numbers

**-1**

**-2**

**-3**

**-4**

**-5**

**-6**

**-7**

**-8**

**-9**

**-10**

**-11**

**-12**

**-13**

**-14**

**-15**

**-16**

**-17**

**-18**

**-19**

**-20**

**-21**

**-22**

**-23**

**-24**

**-25**

**-26**

**-27**

**-28**

**-29**

**-30**

**-31**

**-32**

**-33**

**-34**

**-35**

**-36**

**-37**

**-38**

**-39**

**-40**

5-Day

RUSH

Preservation Used: 1 = ICE, 2 = HCl, 3 = H<sub>2</sub>SO<sub>4</sub>, 4 = HNO<sub>3</sub>, 5 = NaOH

Soil: **1**

Water: **1**

6 = Other, 7 = Other

### Special Instructions

Relinquished by

Antea Group

Date / Time: 8/8/16 11:00

Received by: 1) Jaroleme

Company: Antea Group

Date / Time: 8/16/16 18:30

Received by: 2) Jaroleme

Company: Antea Group

Date / Time: 8/16/19/10

Received by: 3) Jaroleme

Company: Antea Group

Date / Time: 8/16/16

Received by: 4) Jaroleme

Company: Antea Group

Date / Time: 8/8/16

Received by: Jaroleme

Company: Antea Group

Water Metals Filtered (Yes/No)?

Company: JA

Company: JA

Company: JA

Company: JA

Laboratory Certifications: New Jersey (12028), New York (11452), Pennsylvania (68-522), Connecticut (PH-0200), Rhode Island (132).

Massachusetts (M-NJ312), North Carolina (No. 578)

TAL - 0016 (0814)

1910

JR7 - noes 101











# Login Sample Receipt Checklist

Client: Antea USA, Inc.

Job Number: 460-118325-1

**Login Number: 118325**

**List Source: TestAmerica Edison**

**List Number: 1**

**Creator: Lysy, Susan**

Question	Answer	Comment
Radioactivity wasn't checked or is $\leq$ background as measured by a survey meter.	N/A	
The cooler's custody seal, if present, is intact.	N/A	Not present
Sample custody seals, if present, are intact.	N/A	
The cooler or samples do not appear to have been compromised or tampered with.	True	
Samples were received on ice.	True	
Cooler Temperature is acceptable.	True	
Cooler Temperature is recorded.	True	1.1°C IR#7
COC is present.	True	
COC is filled out in ink and legible.	True	
COC is filled out with all pertinent information.	True	
Is the Field Sampler's name present on COC?	True	
There are no discrepancies between the containers received and the COC.	True	
Samples are received within Holding Time (excluding tests with immediate HTs)	True	
Sample containers have legible labels.	True	
Containers are not broken or leaking.	True	
Sample collection date/times are provided.	True	
Appropriate sample containers are used.	True	
Sample bottles are completely filled.	True	
Sample Preservation Verified.	True	
There is sufficient vol. for all requested analyses, incl. any requested MS/MSDs	True	
Containers requiring zero headspace have no headspace or bubble is $<6\text{mm}$ (1/4").	N/A	
Multiphasic samples are not present.	N/A	
Samples do not require splitting or compositing.	N/A	
Residual Chlorine Checked.	N/A	No analysis requiring residual chlorine check assigned.