

ANALYTICAL REPORT

Job Number: 460-118423-1

Job Description: McCandless

For:

Antea USA, Inc.

500 Summit Lake Drive

Suite 150

Valhalla, NY 10595

Attention: Timothy Fisher



Approved for release.
Grace Chang
Project Manager II
8/19/2016 4:48 PM

Grace Chang, Project Manager II
777 New Durham Road, Edison, NJ, 08817
(732)593-2579
grace.chang@testamericainc.com
08/19/2016

The test results in this report meet all NELAP requirements unless specified within the case narrative. Pursuant to NELAP, this report may not be reproduced, except in full, without the written approval of the laboratory. All questions regarding this report should be directed to the TestAmerica Edison Project Manager.

TestAmerica Edison Certifications and Approvals: Connecticut: CTDOH #PH-0200, New Jersey: NJDEP (NELAP) #12028, New York: NYDOH (NELAP) #11452, NYDOH (ELAP) #11452, Pennsylvania: PADEP (NELAP) 68-00522 and Rhode Island: RIDOH LAO00132

TestAmerica Laboratories, Inc.

TestAmerica Edison 777 New Durham Road, Edison, NJ 08817
Tel (732) 549-3900 Fax (732) 549-3679 www.testamericainc.com

Table of Contents

Cover Title Page	1
Data Summaries	4
Report Narrative	4
Sample Summary	7
Detection Summary	8
Method Summary	11
Client Sample Results	12
Surrogate Summary	23
QC Sample Results	25
Definitions	32
QC Association	33
Chronicle	37
Certification Summary	44
Organic Sample Data	45
GC Semi VOA	45
8082A	45
8082A QC Summary	46
8082A Sample Data	127
Standards Data	437
8082A ICAL Data	437
8082A CCAL Data	779
Raw QC Data	1107
8082A Blank Data	1107
8082A LCS/LCSD Data	1169
8082A MS/MSD Data	1278
8082A Run Logs	1286

Table of Contents

8082A Prep Data	1306
Inorganic Sample Data	1317
General Chemistry Data	1317
Gen Chem Cover Page	1318
Gen Chem MDL	1319
Gen Chem Analysis Run Log	1321
Gen Chem Prep Data	1324
Shipping and Receiving Documents	1327
Client Chain of Custody	1328
Sample Receipt Checklist	1334

CASE NARRATIVE

Client: Antea USA, Inc.

Project: McCandless

Report Number: 460-118423-1

This case narrative is in the form of an exception report, where only the anomalies related to this report, method specific performance and/or QA/QC issues are discussed. If there are no issues to report, this narrative will include a statement that documents that there are no relevant data issues.

It should be noted that samples with elevated Reporting Limits (RLs) as a result of a dilution may not be able to satisfy customer reporting limits in some cases. Such increases in the RLs are unavoidable but acceptable consequence of sample dilution that enables quantification of target analytes or interferences which exceed the calibration range of the instrument.

Calculations are performed before rounding to avoid round-off errors in calculated results.

All holding times were met and proper preservation noted for the methods performed on these samples, unless otherwise detailed in the individual sections below.

RECEIPT

The samples were received on 8/9/2016 3:25 PM; the samples arrived in good condition, properly preserved and, where required, on ice. The temperature of the cooler at receipt was 3.7° C.

Receipt Exceptions

The Chain-of-Custody (COC) was incomplete as received and/or improperly completed.

*COC lists 1 container for Sample#15; 2 containers were received.

*COC lists Sample#15 as solid; it is a water/aqueous sample.

The following sample was listed on the Chain of Custody (COC); however, no sample containers were received: 460-118423-16.

The following sample were submitted for analysis; however, they were not listed on the Chain-of-Custody (COC): 460-118423-17, 460-118423-18 and 460-118423-19. Updated COC was submitted by client on 8/15/2016 to activate these samples for PCB/SPLP.

Note: All samples which require thermal preservation are considered acceptable if the arrival temperature is within 2C of the required temperature or method specified range. For samples with a specified temperature of 4C, samples with a temperature ranging from just above freezing temperature of water to 6C shall be acceptable. Samples that are hand delivered immediately following collection may not meet these criteria, however they will be deemed acceptable according to NELAC standards, if there is evidence that the chilling process has begun, such as arrival on ice, etc.

SPLP POLYCHLORINATED BIPHENYLS (PCBS)

Samples PMP-7-10.25 (460-118423-1), PRA-P24-5.25 (460-118423-3), PRA-P24-12.75 (460-118423-4), D1-8.25 (460-118423-5), PMP-2-8.25 (460-118423-8), PMP-2-10.75 (460-118423-9), E-131-7.25 (460-118423-10), PMP-15-7.75 (460-118423-11), PMP-17-8.25 (460-118423-12), PMP-19-8.25 (460-118423-13) and PMP-13-7.75 (460-118423-19) were analyzed for SPLP polychlorinated biphenyls (PCBs) in accordance with EPA SW-846 Methods 1312/8082. The samples were leached on 08/15/2016 and 08/17/2016, prepared on 08/16/2016 and 08/18/2016 and analyzed on 08/17/2016, 08/18/2016 and 08/19/2016.

DCB Decachlorobiphenyl failed the surrogate recovery criteria low for PRA-P24-5.25 (460-118423-3). Refer to the QC report for details.

Samples PMP-7-10.25 (460-118423-1)[5X], PRA-P24-5.25 (460-118423-3)[125X], PMP-2-8.25 (460-118423-8)[10X], PMP-2-10.75 (460-118423-9)[2X], E-131-7.25 (460-118423-10)[2X], PMP-15-7.75 (460-118423-11)[20X], PMP-17-8.25 (460-118423-12)[5X] and PMP-13-7.75 (460-118423-19)[10X] required dilution prior to analysis. The reporting limits have been adjusted accordingly.

No other difficulties were encountered during the SPLP PCBs analysis.

All other quality control parameters were within the acceptance limits.

POLYCHLORINATED BIPHENYLS

Samples PMP-7-10.25 (460-118423-1), PRA-P3NNW-0.5 (460-118423-2), PRA-P24-5.25 (460-118423-3), PRA-P24-12.75 (460-118423-4), D1-8.25 (460-118423-5), PRA-E4-10.25 (460-118423-6), DUP1_20160809 (460-118423-7), PMP-2-8.25 (460-118423-8), PMP-2-10.75 (460-118423-9), E-131-7.25 (460-118423-10), PMP-15-7.75 (460-118423-11), PMP-17-8.25 (460-118423-12), PMP-19-8.25 (460-118423-13), PRA-P33-7.75 (460-118423-14), PMP-17-DUP-8.25 (460-118423-17), PMP-13-4.25

(460-118423-18) and PMP-13-7.75 (460-118423-19) were analyzed for polychlorinated biphenyls in accordance with EPA SW-846 Method 8082A. The samples were prepared on 08/11/2016 and 08/16/2016 and analyzed on 08/12/2016, 08/16/2016 and 08/18/2016.

DCB Decachlorobiphenyl failed the surrogate recovery criteria low for PMP-7-10.25 (460-118423-1). DCB Decachlorobiphenyl failed the surrogate recovery criteria high for E-131-7.25 (460-118423-10). DCB Decachlorobiphenyl failed the surrogate recovery criteria low for PMP-15-7.75 (460-118423-11). DCB Decachlorobiphenyl failed the surrogate recovery criteria low for PMP-17-8.25 (460-118423-12). DCB Decachlorobiphenyl failed the surrogate recovery criteria high for PMP-17-DUP-8.25 (460-118423-17). DCB Decachlorobiphenyl failed the surrogate recovery criteria low for PMP-13-7.75 (460-118423-19). DCB Decachlorobiphenyl failed the surrogate recovery criteria high for PRA-E4-10.25 (460-118423-6). DCB Decachlorobiphenyl failed the surrogate recovery criteria low for PMP-2-8.25 (460-118423-8). Refer to the QC report for details.

Aroclor 1016 failed the recovery criteria high for the MS of sample PRA-P33-7.75MS (460-118423-14) in batch 460-384453.

Aroclor 1016 failed the recovery criteria high for the MSD of sample PRA-P33-7.75MSD (460-118423-14) in batch 460-384453.

Refer to the QC report for details.

Aroclor 1016 failed the recovery criteria high for the MSD of sample PRA-P33-7.75MSD (460-118423-14) in batch 460-384453.

Refer to the QC report for details.

Samples PMP-7-10.25 (460-118423-1)[100X], PRA-P24-5.25 (460-118423-3)[2000X], PRA-P24-12.75 (460-118423-4)[10X], D1-8.25 (460-118423-5)[2X], PRA-E4-10.25 (460-118423-6)[25X], DUP1_20160809 (460-118423-7)[50X], PMP-2-8.25 (460-118423-8)[200X], PMP-2-10.75 (460-118423-9)[2X], E-131-7.25 (460-118423-10)[50X], PMP-15-7.75 (460-118423-11)[100X], PMP-17-8.25 (460-118423-12)[50X], PMP-19-8.25 (460-118423-13)[10X], PMP-17-DUP-8.25 (460-118423-17)[20X] and PMP-13-7.75 (460-118423-19) [100X] required dilution prior to analysis. The reporting limits have been adjusted accordingly.

Method(s) 8082A: The following samples were diluted to bring the concentration of target analytes within the calibration range: 460-118423-7, 460-118423-10 and 460-118423-12 at 50.0, 50.0, 50.0, 50.0, 50.0 and 50.0. Elevated reporting limits (RLs) are provided.

The following sample was diluted to bring the concentration of target analytes within the calibration range: 460-118423-11 at 100.0 and 100.0. Elevated reporting limits (RLs) are provided.

The following sample was diluted to bring the concentration of target analytes within the calibration range: 460-118423-9 at 2.0 and 2.0. Elevated reporting limits (RLs) are provided.

The following sample was diluted to bring the concentration of target analytes within the calibration range: 460-118423-6 at 25.0 and 25.0. Elevated reporting limits (RLs) are provided.

The following sample was diluted to bring the concentration of target analytes within the calibration range: 460-118423-3 at 2000.0 and 2000.0. Elevated reporting limits (RLs) are provided.

The following sample was diluted to bring the concentration of target analytes within the calibration range: 460-118423-8 at 200.0 and 200.0. Elevated reporting limits (RLs) are provided.

The following sample was diluted to bring the concentration of target analytes within the calibration range: 460-118423-5 at 2.0 and 2.0. Elevated reporting limits (RLs) are provided.

The following sample was diluted to bring the concentration of target analytes within the calibration range: 460-118423-1 at 100.0 and 100.0. Elevated reporting limits (RLs) are provided.

The following samples were diluted to bring the concentration of target analytes within the calibration range: 460-118423-4 and 460-118423-13 at 10.0, 10.0, 10.0 and 10.0. Elevated reporting limits (RLs) are provided.

The laboratory control sample duplicate recoveries for batch 384461 was outside control limits in Aroclor 1260. But the associated laboratory control sample (LCS) recovery met acceptance criteria. The data have been qualified and reported. LCSD 460-384461/3-A

The following sample was diluted to bring the concentration of target analytes within the calibration range: 460-118423-19 at 100.0 and 100.0. Elevated reporting limits (RLs) are provided.

The following sample was diluted to bring the concentration of target analytes within the calibration range: 460-118423-17 at 20.0 and 20.0. Elevated reporting limits (RLs) are provided.

The following sample was diluted to bring the concentration of target analytes within the calibration range: 460-118423-1 at 5.0 and 5.0. Elevated reporting limits (RLs) are provided.

The following sample was diluted to bring the concentration of target analytes within the calibration range: 460-118423-12 at 5.0 and 5.0. Elevated reporting limits (RLs) are provided.

The following sample was diluted to bring the concentration of target analytes within the calibration range: 460-118423-8 at 10.0 and 10.0. Elevated reporting limits (RLs) are provided.

The following samples were diluted to bring the concentration of target analytes within the calibration range: 460-118423-9 and 460-118423-10 at 2.0, 2.0, 2.0 and 2.0. Elevated reporting limits (RLs) are provided.

The following sample was diluted to bring the concentration of target analytes within the calibration range: 460-118423-11 at 20.0 and 20.0. Elevated reporting limits (RLs) are provided.

The following sample was diluted to bring the concentration of target analytes within the calibration range: 460-118423-3 at 125.0 and 125.0. Elevated reporting limits (RLs) are provided.

The following sample was diluted to bring the concentration of target analytes within the calibration range: 460-118423-19 at 10.0 and 10.0. Elevated reporting limits (RLs) are provided.

No other difficulties were encountered during the PCBs analysis.

All other quality control parameters were within the acceptance limits.

POLYCHLORINATED BIPHENYLS (PCBS)

Sample FB_20160809 (460-118423-15) was analyzed for polychlorinated biphenyls (PCBs) in accordance with EPA SW-846 Method 8082A. The samples were prepared on 08/12/2016 and analyzed on 08/13/2016.

Aroclor 1260 failed the recovery criteria low for LCSD 460-384461/3-A. Refer to the QC report for details.

No other difficulties were encountered during the PCBs analysis.

All other quality control parameters were within the acceptance limits.

PERCENT SOLIDS/PERCENT MOISTURE

Samples PMP-7-10.25 (460-118423-1), PRA-P3NNW-0.5 (460-118423-2), PRA-P24-5.25 (460-118423-3), PRA-P24-12.75 (460-118423-4), D1-8.25 (460-118423-5), PRA-E4-10.25 (460-118423-6), DUP1_20160809 (460-118423-7), PMP-2-8.25 (460-118423-8), PMP-2-10.75 (460-118423-9), E-131-7.25 (460-118423-10), PMP-15-7.75 (460-118423-11), PMP-17-8.25 (460-118423-12), PMP-19-8.25 (460-118423-13), PRA-P33-7.75 (460-118423-14), PMP-17-DUP-8.25 (460-118423-17), PMP-13-4.25 (460-118423-18) and PMP-13-7.75 (460-118423-19) were analyzed for percent solids/percent moisture in accordance with EPA Method CLPISM01.2 (Exhibit D) Modified. The samples were analyzed on 08/12/2016 and 08/16/2016.

Percent Moisture exceeded the RPD limit for the duplicate of sample 460-118544-3. Refer to the QC report for details.

No other difficulties were encountered during the %solids/moisture analysis.

All other quality control parameters were within the acceptance limits.

Sample Summary

Client: Antea USA, Inc.
Project/Site: McCandless

TestAmerica Job ID: 460-118423-1

Lab Sample ID	Client Sample ID	Matrix	Collected	Received
460-118423-1	PMP-7-10.25	Solid	08/09/16 08:22	08/09/16 15:25
460-118423-2	PRA-P3NNW-0.5	Solid	08/09/16 08:33	08/09/16 15:25
460-118423-3	PRA-P24-5.25	Solid	08/09/16 09:10	08/09/16 15:25
460-118423-4	PRA-P24-12.75	Solid	08/09/16 09:15	08/09/16 15:25
460-118423-5	D1-8.25	Solid	08/09/16 09:27	08/09/16 15:25
460-118423-6	PRA-E4-10.25	Solid	08/09/16 09:52	08/09/16 15:25
460-118423-7	DUP1_20160809	Solid	08/09/16 00:00	08/09/16 15:25
460-118423-8	PMP-2-8.25	Solid	08/09/16 10:20	08/09/16 15:25
460-118423-9	PMP-2-10.75	Solid	08/09/16 10:25	08/09/16 15:25
460-118423-10	E-131-7.25	Solid	08/09/16 11:00	08/09/16 15:25
460-118423-11	PMP-15-7.75	Solid	08/09/16 11:15	08/09/16 15:25
460-118423-12	PMP-17-8.25	Solid	08/09/16 11:30	08/09/16 15:25
460-118423-13	PMP-19-8.25	Solid	08/09/16 11:43	08/09/16 15:25
460-118423-14	PRA-P33-7.75	Solid	08/09/16 11:55	08/09/16 15:25
460-118423-15	FB_20160809	Water	08/09/16 12:41	08/09/16 15:25
460-118423-17	PMP-17-DUP-8.25	Solid	08/09/16 11:30	08/09/16 15:25
460-118423-18	PMP-13-4.25	Solid	08/09/16 10:45	08/09/16 15:25
460-118423-19	PMP-13-7.75	Solid	08/09/16 10:50	08/09/16 15:25

Detection Summary

Client: Antea USA, Inc.
Project/Site: McCandless

TestAmerica Job ID: 460-118423-1

Client Sample ID: PMP-7-10.25

Lab Sample ID: 460-118423-1

Analyte	Result	Qualifier	RL	MDL	Unit	Dil Fac	D	Method	Prep Type
Aroclor 1242 - DL	99000	D	7500	990	ug/Kg	100	☼	8082A	Total/NA
Aroclor 1242 - DL	13	D	2.0	0.49	ug/L	5		8082A	SPLP East
Polychlorinated biphenyls, Total - DL	13	D	2.0	0.49	ug/L	5		8082A	SPLP East

Client Sample ID: PRA-P3NNW-0.5

Lab Sample ID: 460-118423-2

Analyte	Result	Qualifier	RL	MDL	Unit	Dil Fac	D	Method	Prep Type
Aroclor 1248	420		74	9.9	ug/Kg	1	☼	8082A	Total/NA

Client Sample ID: PRA-P24-5.25

Lab Sample ID: 460-118423-3

Analyte	Result	Qualifier	RL	MDL	Unit	Dil Fac	D	Method	Prep Type
Aroclor 1242 - DL	1500000	D	150000	19000	ug/Kg	2000	☼	8082A	Total/NA
Aroclor 1242 - DL	460	D	50	12	ug/L	125		8082A	SPLP East
Polychlorinated biphenyls, Total - DL	460	D	50	12	ug/L	125		8082A	SPLP East

Client Sample ID: PRA-P24-12.75

Lab Sample ID: 460-118423-4

Analyte	Result	Qualifier	RL	MDL	Unit	Dil Fac	D	Method	Prep Type
Aroclor 1242 - DL	9600	D	760	100	ug/Kg	10	☼	8082A	Total/NA
Aroclor 1242	4.2		0.40	0.098	ug/L	1		8082A	SPLP East
Polychlorinated biphenyls, Total	4.2		0.40	0.098	ug/L	1		8082A	SPLP East

Client Sample ID: D1-8.25

Lab Sample ID: 460-118423-5

Analyte	Result	Qualifier	RL	MDL	Unit	Dil Fac	D	Method	Prep Type
Aroclor 1242 - DL	1600	D	140	18	ug/Kg	2	☼	8082A	Total/NA
Aroclor 1262 - DL	1700	D	140	19	ug/Kg	2	☼	8082A	Total/NA
Aroclor 1242	0.58		0.40	0.098	ug/L	1		8082A	SPLP East
Aroclor-1262	0.31	J	0.40	0.084	ug/L	1		8082A	SPLP East
Polychlorinated biphenyls, Total	0.89		0.40	0.098	ug/L	1		8082A	SPLP East

Client Sample ID: PRA-E4-10.25

Lab Sample ID: 460-118423-6

Analyte	Result	Qualifier	RL	MDL	Unit	Dil Fac	D	Method	Prep Type
Aroclor 1242 - DL	22000	D	1900	250	ug/Kg	25	☼	8082A	Total/NA
Aroclor 1260 - DL	6300	D	1900	260	ug/Kg	25	☼	8082A	Total/NA

Client Sample ID: DUP1_20160809

Lab Sample ID: 460-118423-7

Analyte	Result	Qualifier	RL	MDL	Unit	Dil Fac	D	Method	Prep Type
Aroclor 1242 - DL	30000	D	3800	500	ug/Kg	50	☼	8082A	Total/NA
Aroclor 1260 - DL	8600	D	3800	520	ug/Kg	50	☼	8082A	Total/NA

Client Sample ID: PMP-2-8.25

Lab Sample ID: 460-118423-8

Analyte	Result	Qualifier	RL	MDL	Unit	Dil Fac	D	Method	Prep Type
Aroclor 1242 - DL	200000	D	14000	1900	ug/Kg	200	☼	8082A	Total/NA
Aroclor 1260 - DL	41000	D	14000	1900	ug/Kg	200	☼	8082A	Total/NA
Aroclor 1242 - DL	42	D	4.0	0.98	ug/L	10		8082A	SPLP East

This Detection Summary does not include radiochemical test results.

TestAmerica Edison

Detection Summary

Client: Antea USA, Inc.
Project/Site: McCandless

TestAmerica Job ID: 460-118423-1

Client Sample ID: PMP-2-8.25 (Continued)

Lab Sample ID: 460-118423-8

Analyte	Result	Qualifier	RL	MDL	Unit	Dil Fac	D	Method	Prep Type
Aroclor 1260 - DL	6.8	D	4.0	0.84	ug/L	10		8082A	SPLP East
Polychlorinated biphenyls, Total - DL	49	D	4.0	0.98	ug/L	10		8082A	SPLP East

Client Sample ID: PMP-2-10.75

Lab Sample ID: 460-118423-9

Analyte	Result	Qualifier	RL	MDL	Unit	Dil Fac	D	Method	Prep Type
Aroclor 1242 - DL	2600	D	160	21	ug/Kg	2	☼	8082A	Total/NA
Aroclor 1260 - DL	520	D	160	21	ug/Kg	2	☼	8082A	Total/NA
Aroclor 1242 - DL	6.9	D	0.80	0.20	ug/L	2		8082A	SPLP East
Aroclor 1260 - DL	1.0	D	0.80	0.17	ug/L	2		8082A	SPLP East
Polychlorinated biphenyls, Total - DL	7.9	D	0.80	0.20	ug/L	2		8082A	SPLP East

Client Sample ID: E-131-7.25

Lab Sample ID: 460-118423-10

Analyte	Result	Qualifier	RL	MDL	Unit	Dil Fac	D	Method	Prep Type
Aroclor 1242 - DL	33000	D	3500	460	ug/Kg	50	☼	8082A	Total/NA
Aroclor 1242 - DL	5.4	D	0.80	0.20	ug/L	2		8082A	SPLP East
Polychlorinated biphenyls, Total - DL	5.4	D	0.80	0.20	ug/L	2		8082A	SPLP East

Client Sample ID: PMP-15-7.75

Lab Sample ID: 460-118423-11

Analyte	Result	Qualifier	RL	MDL	Unit	Dil Fac	D	Method	Prep Type
Aroclor 1242 - DL	120000	D	7300	970	ug/Kg	100	☼	8082A	Total/NA
Aroclor 1242 - DL	70	D	8.0	2.0	ug/L	20		8082A	SPLP East
Polychlorinated biphenyls, Total - DL	70	D	8.0	2.0	ug/L	20		8082A	SPLP East

Client Sample ID: PMP-17-8.25

Lab Sample ID: 460-118423-12

Analyte	Result	Qualifier	RL	MDL	Unit	Dil Fac	D	Method	Prep Type
Aroclor 1242 - DL	68000	D	3600	470	ug/Kg	50	☼	8082A	Total/NA
Aroclor 1242 - DL	17	D	2.0	0.49	ug/L	5		8082A	SPLP East
Polychlorinated biphenyls, Total - DL	17	D	2.0	0.49	ug/L	5		8082A	SPLP East

Client Sample ID: PMP-19-8.25

Lab Sample ID: 460-118423-13

Analyte	Result	Qualifier	RL	MDL	Unit	Dil Fac	D	Method	Prep Type
Aroclor 1242 - DL	9600	D	700	93	ug/Kg	10	☼	8082A	Total/NA
Aroclor 1242	3.8		0.40	0.098	ug/L	1		8082A	SPLP East
Polychlorinated biphenyls, Total	3.8		0.40	0.098	ug/L	1		8082A	SPLP East

Client Sample ID: PRA-P33-7.75

Lab Sample ID: 460-118423-14

Analyte	Result	Qualifier	RL	MDL	Unit	Dil Fac	D	Method	Prep Type
Aroclor 1242	160		75	9.9	ug/Kg	1	☼	8082A	Total/NA

Client Sample ID: FB_20160809

Lab Sample ID: 460-118423-15

No Detections.

Client Sample ID: PMP-17-DUP-8.25

Lab Sample ID: 460-118423-17

This Detection Summary does not include radiochemical test results.

TestAmerica Edison

Detection Summary

Client: Antea USA, Inc.
Project/Site: McCandless

TestAmerica Job ID: 460-118423-1

Client Sample ID: PMP-17-DUP-8.25 (Continued)

Lab Sample ID: 460-118423-17

Analyte	Result	Qualifier	RL	MDL	Unit	Dil Fac	D	Method	Prep Type
Aroclor 1242 - DL	21000	D	1500	210	ug/Kg	20	☼	8082A	Total/NA

Client Sample ID: PMP-13-4.25

Lab Sample ID: 460-118423-18

No Detections.

Client Sample ID: PMP-13-7.75

Lab Sample ID: 460-118423-19

Analyte	Result	Qualifier	RL	MDL	Unit	Dil Fac	D	Method	Prep Type
Aroclor 1242 - DL	130000	D	7100	940	ug/Kg	100	☼	8082A	Total/NA
Aroclor 1242 - DL	45	D	4.0	0.98	ug/L	10		8082A	SPLP East
Polychlorinated biphenyls, Total - DL	45	D	4.0	0.98	ug/L	10		8082A	SPLP East

This Detection Summary does not include radiochemical test results.

Method Summary

Client: Antea USA, Inc.
Project/Site: McCandless

TestAmerica Job ID: 460-118423-1

Method	Method Description	Protocol	Laboratory
8082A	Polychlorinated Biphenyls (PCBs) by Gas Chromatography	SW846	TAL EDI
Moisture	Percent Moisture	EPA	TAL EDI

Protocol References:

EPA = US Environmental Protection Agency

SW846 = "Test Methods For Evaluating Solid Waste, Physical/Chemical Methods", Third Edition, November 1986 And Its Updates.

Laboratory References:

TAL EDI = TestAmerica Edison, 777 New Durham Road, Edison, NJ 08817, TEL (732)549-3900

Client Sample Results

Client: Antea USA, Inc.
Project/Site: McCandless

TestAmerica Job ID: 460-118423-1

Client Sample ID: PMP-7-10.25

Lab Sample ID: 460-118423-1

Date Collected: 08/09/16 08:22

Matrix: Solid

Date Received: 08/09/16 15:25

Percent Solids: 89.7

Method: 8082A - Polychlorinated Biphenyls (PCBs) by Gas Chromatography - DL

Analyte	Result	Qualifier	RL	MDL	Unit	D	Prepared	Analyzed	Dil Fac
Aroclor 1016	990	U	7500	990	ug/Kg	☼	08/11/16 23:07	08/12/16 15:00	100
Aroclor 1221	990	U	7500	990	ug/Kg	☼	08/11/16 23:07	08/12/16 15:00	100
Aroclor 1232	990	U	7500	990	ug/Kg	☼	08/11/16 23:07	08/12/16 15:00	100
Aroclor 1242	99000	D	7500	990	ug/Kg	☼	08/11/16 23:07	08/12/16 15:00	100
Aroclor 1248	990	U	7500	990	ug/Kg	☼	08/11/16 23:07	08/12/16 15:00	100
Aroclor 1254	1000	U	7500	1000	ug/Kg	☼	08/11/16 23:07	08/12/16 15:00	100
Aroclor 1260	1000	U	7500	1000	ug/Kg	☼	08/11/16 23:07	08/12/16 15:00	100
Aroclor 1262	1000	U	7500	1000	ug/Kg	☼	08/11/16 23:07	08/12/16 15:00	100
Aroclor 1268	1000	U	7500	1000	ug/Kg	☼	08/11/16 23:07	08/12/16 15:00	100
Surrogate	%Recovery	Qualifier	Limits				Prepared	Analyzed	Dil Fac
DCB Decachlorobiphenyl	0	D X	35 - 150				08/11/16 23:07	08/12/16 15:00	100
DCB Decachlorobiphenyl	0	D X	35 - 150				08/11/16 23:07	08/12/16 15:00	100

Method: 8082A - Polychlorinated Biphenyls (PCBs) by Gas Chromatography - SPLP East - DL

Analyte	Result	Qualifier	RL	MDL	Unit	D	Prepared	Analyzed	Dil Fac
Aroclor 1016	0.49	U	2.0	0.49	ug/L		08/16/16 14:21	08/18/16 11:14	5
Aroclor 1221	0.49	U	2.0	0.49	ug/L		08/16/16 14:21	08/18/16 11:14	5
Aroclor 1232	0.49	U	2.0	0.49	ug/L		08/16/16 14:21	08/18/16 11:14	5
Aroclor 1242	13	D	2.0	0.49	ug/L		08/16/16 14:21	08/18/16 11:14	5
Aroclor 1248	0.49	U	2.0	0.49	ug/L		08/16/16 14:21	08/18/16 11:14	5
Aroclor 1254	0.42	U	2.0	0.42	ug/L		08/16/16 14:21	08/18/16 11:14	5
Aroclor 1260	0.42	U	2.0	0.42	ug/L		08/16/16 14:21	08/18/16 11:14	5
Aroclor-1262	0.42	U	2.0	0.42	ug/L		08/16/16 14:21	08/18/16 11:14	5
Aroclor 1268	0.42	U	2.0	0.42	ug/L		08/16/16 14:21	08/18/16 11:14	5
Polychlorinated biphenyls, Total	13	D	2.0	0.49	ug/L		08/16/16 14:21	08/18/16 11:14	5
Surrogate	%Recovery	Qualifier	Limits				Prepared	Analyzed	Dil Fac
DCB Decachlorobiphenyl	99	D	10 - 150				08/16/16 14:21	08/18/16 11:14	5
DCB Decachlorobiphenyl	110	D	10 - 150				08/16/16 14:21	08/18/16 11:14	5

Client Sample ID: PRA-P3NNW-0.5

Lab Sample ID: 460-118423-2

Date Collected: 08/09/16 08:33

Matrix: Solid

Date Received: 08/09/16 15:25

Percent Solids: 90.2

Method: 8082A - Polychlorinated Biphenyls (PCBs) by Gas Chromatography

Analyte	Result	Qualifier	RL	MDL	Unit	D	Prepared	Analyzed	Dil Fac
Aroclor 1016	9.9	U	74	9.9	ug/Kg	☼	08/11/16 23:07	08/12/16 09:38	1
Aroclor 1221	9.9	U	74	9.9	ug/Kg	☼	08/11/16 23:07	08/12/16 09:38	1
Aroclor 1232	9.9	U	74	9.9	ug/Kg	☼	08/11/16 23:07	08/12/16 09:38	1
Aroclor 1242	9.9	U	74	9.9	ug/Kg	☼	08/11/16 23:07	08/12/16 09:38	1
Aroclor 1248	420		74	9.9	ug/Kg	☼	08/11/16 23:07	08/12/16 09:38	1
Aroclor 1254	10	U	74	10	ug/Kg	☼	08/11/16 23:07	08/12/16 09:38	1
Aroclor 1260	10	U	74	10	ug/Kg	☼	08/11/16 23:07	08/12/16 09:38	1
Aroclor 1262	10	U	74	10	ug/Kg	☼	08/11/16 23:07	08/12/16 09:38	1
Aroclor 1268	10	U	74	10	ug/Kg	☼	08/11/16 23:07	08/12/16 09:38	1
Surrogate	%Recovery	Qualifier	Limits				Prepared	Analyzed	Dil Fac
DCB Decachlorobiphenyl	119		35 - 150				08/11/16 23:07	08/12/16 09:38	1
DCB Decachlorobiphenyl	112		35 - 150				08/11/16 23:07	08/12/16 09:38	1

TestAmerica Edison

Client Sample Results

Client: Antea USA, Inc.
Project/Site: McCandless

TestAmerica Job ID: 460-118423-1

Client Sample ID: PRA-P24-5.25

Lab Sample ID: 460-118423-3

Date Collected: 08/09/16 09:10

Matrix: Solid

Date Received: 08/09/16 15:25

Percent Solids: 91.5

Method: 8082A - Polychlorinated Biphenyls (PCBs) by Gas Chromatography - DL

Analyte	Result	Qualifier	RL	MDL	Unit	D	Prepared	Analyzed	Dil Fac
Aroclor 1016	19000	U	150000	19000	ug/Kg	☼	08/11/16 23:07	08/12/16 13:51	2000
Aroclor 1221	19000	U	150000	19000	ug/Kg	☼	08/11/16 23:07	08/12/16 13:51	2000
Aroclor 1232	19000	U	150000	19000	ug/Kg	☼	08/11/16 23:07	08/12/16 13:51	2000
Aroclor 1242	1500000	D	150000	19000	ug/Kg	☼	08/11/16 23:07	08/12/16 13:51	2000
Aroclor 1248	19000	U	150000	19000	ug/Kg	☼	08/11/16 23:07	08/12/16 13:51	2000
Aroclor 1254	20000	U	150000	20000	ug/Kg	☼	08/11/16 23:07	08/12/16 13:51	2000
Aroclor 1260	20000	U	150000	20000	ug/Kg	☼	08/11/16 23:07	08/12/16 13:51	2000
Aroclor 1262	20000	U	150000	20000	ug/Kg	☼	08/11/16 23:07	08/12/16 13:51	2000
Aroclor 1268	20000	U	150000	20000	ug/Kg	☼	08/11/16 23:07	08/12/16 13:51	2000
Surrogate	%Recovery	Qualifier	Limits				Prepared	Analyzed	Dil Fac
DCB Decachlorobiphenyl	0	D X	35 - 150				08/11/16 23:07	08/12/16 13:51	2000
DCB Decachlorobiphenyl	0	D X	35 - 150				08/11/16 23:07	08/12/16 13:51	2000

Method: 8082A - Polychlorinated Biphenyls (PCBs) by Gas Chromatography - SPLP East - DL

Analyte	Result	Qualifier	RL	MDL	Unit	D	Prepared	Analyzed	Dil Fac
Aroclor 1016	12	U	50	12	ug/L		08/16/16 14:21	08/18/16 13:42	125
Aroclor 1221	12	U	50	12	ug/L		08/16/16 14:21	08/18/16 13:42	125
Aroclor 1232	12	U	50	12	ug/L		08/16/16 14:21	08/18/16 13:42	125
Aroclor 1242	460	D	50	12	ug/L		08/16/16 14:21	08/18/16 13:42	125
Aroclor 1248	12	U	50	12	ug/L		08/16/16 14:21	08/18/16 13:42	125
Aroclor 1254	11	U	50	11	ug/L		08/16/16 14:21	08/18/16 13:42	125
Aroclor 1260	11	U	50	11	ug/L		08/16/16 14:21	08/18/16 13:42	125
Aroclor-1262	11	U	50	11	ug/L		08/16/16 14:21	08/18/16 13:42	125
Aroclor 1268	11	U	50	11	ug/L		08/16/16 14:21	08/18/16 13:42	125
Polychlorinated biphenyls, Total	460	D	50	12	ug/L		08/16/16 14:21	08/18/16 13:42	125
Surrogate	%Recovery	Qualifier	Limits				Prepared	Analyzed	Dil Fac
DCB Decachlorobiphenyl	0	D X	10 - 150				08/16/16 14:21	08/18/16 13:42	125
DCB Decachlorobiphenyl	0	D X	10 - 150				08/16/16 14:21	08/18/16 13:42	125

Client Sample ID: PRA-P24-12.75

Lab Sample ID: 460-118423-4

Date Collected: 08/09/16 09:15

Matrix: Solid

Date Received: 08/09/16 15:25

Percent Solids: 88.0

Method: 8082A - Polychlorinated Biphenyls (PCBs) by Gas Chromatography - DL

Analyte	Result	Qualifier	RL	MDL	Unit	D	Prepared	Analyzed	Dil Fac
Aroclor 1016	100	U	760	100	ug/Kg	☼	08/11/16 23:07	08/12/16 15:15	10
Aroclor 1221	100	U	760	100	ug/Kg	☼	08/11/16 23:07	08/12/16 15:15	10
Aroclor 1232	100	U	760	100	ug/Kg	☼	08/11/16 23:07	08/12/16 15:15	10
Aroclor 1242	9600	D	760	100	ug/Kg	☼	08/11/16 23:07	08/12/16 15:15	10
Aroclor 1248	100	U	760	100	ug/Kg	☼	08/11/16 23:07	08/12/16 15:15	10
Aroclor 1254	100	U	760	100	ug/Kg	☼	08/11/16 23:07	08/12/16 15:15	10
Aroclor 1260	100	U	760	100	ug/Kg	☼	08/11/16 23:07	08/12/16 15:15	10
Aroclor 1262	100	U	760	100	ug/Kg	☼	08/11/16 23:07	08/12/16 15:15	10
Aroclor 1268	100	U	760	100	ug/Kg	☼	08/11/16 23:07	08/12/16 15:15	10
Surrogate	%Recovery	Qualifier	Limits				Prepared	Analyzed	Dil Fac
DCB Decachlorobiphenyl	136	D	35 - 150				08/11/16 23:07	08/12/16 15:15	10
DCB Decachlorobiphenyl	114	D	35 - 150				08/11/16 23:07	08/12/16 15:15	10

Client Sample Results

Client: Antea USA, Inc.
Project/Site: McCandless

TestAmerica Job ID: 460-118423-1

Client Sample ID: PRA-P24-12.75

Lab Sample ID: 460-118423-4

Date Collected: 08/09/16 09:15

Matrix: Solid

Date Received: 08/09/16 15:25

Method: 8082A - Polychlorinated Biphenyls (PCBs) by Gas Chromatography - SPLP East

Analyte	Result	Qualifier	RL	MDL	Unit	D	Prepared	Analyzed	Dil Fac
Aroclor 1016	0.098	U	0.40	0.098	ug/L		08/16/16 14:21	08/17/16 11:25	1
Aroclor 1221	0.098	U	0.40	0.098	ug/L		08/16/16 14:21	08/17/16 11:25	1
Aroclor 1232	0.098	U	0.40	0.098	ug/L		08/16/16 14:21	08/17/16 11:25	1
Aroclor 1242	4.2		0.40	0.098	ug/L		08/16/16 14:21	08/17/16 11:25	1
Aroclor 1248	0.098	U	0.40	0.098	ug/L		08/16/16 14:21	08/17/16 11:25	1
Aroclor 1254	0.084	U	0.40	0.084	ug/L		08/16/16 14:21	08/17/16 11:25	1
Aroclor 1260	0.084	U	0.40	0.084	ug/L		08/16/16 14:21	08/17/16 11:25	1
Aroclor-1262	0.084	U	0.40	0.084	ug/L		08/16/16 14:21	08/17/16 11:25	1
Aroclor 1268	0.084	U	0.40	0.084	ug/L		08/16/16 14:21	08/17/16 11:25	1
Polychlorinated biphenyls, Total	4.2		0.40	0.098	ug/L		08/16/16 14:21	08/17/16 11:25	1

Surrogate	%Recovery	Qualifier	Limits	Prepared	Analyzed	Dil Fac
DCB Decachlorobiphenyl	113		10 - 150	08/16/16 14:21	08/17/16 11:25	1
DCB Decachlorobiphenyl	102		10 - 150	08/16/16 14:21	08/17/16 11:25	1

Client Sample ID: D1-8.25

Lab Sample ID: 460-118423-5

Date Collected: 08/09/16 09:27

Matrix: Solid

Date Received: 08/09/16 15:25

Percent Solids: 97.6

Method: 8082A - Polychlorinated Biphenyls (PCBs) by Gas Chromatography - DL

Analyte	Result	Qualifier	RL	MDL	Unit	D	Prepared	Analyzed	Dil Fac
Aroclor 1016	18	U	140	18	ug/Kg	☼	08/11/16 23:07	08/12/16 14:35	2
Aroclor 1221	18	U	140	18	ug/Kg	☼	08/11/16 23:07	08/12/16 14:35	2
Aroclor 1232	18	U	140	18	ug/Kg	☼	08/11/16 23:07	08/12/16 14:35	2
Aroclor 1242	1600	D	140	18	ug/Kg	☼	08/11/16 23:07	08/12/16 14:35	2
Aroclor 1248	18	U	140	18	ug/Kg	☼	08/11/16 23:07	08/12/16 14:35	2
Aroclor 1254	19	U	140	19	ug/Kg	☼	08/11/16 23:07	08/12/16 14:35	2
Aroclor 1260	19	U	140	19	ug/Kg	☼	08/11/16 23:07	08/12/16 14:35	2
Aroclor 1262	1700	D	140	19	ug/Kg	☼	08/11/16 23:07	08/12/16 14:35	2
Aroclor 1268	19	U	140	19	ug/Kg	☼	08/11/16 23:07	08/12/16 14:35	2

Surrogate	%Recovery	Qualifier	Limits	Prepared	Analyzed	Dil Fac
DCB Decachlorobiphenyl	110	D	35 - 150	08/11/16 23:07	08/12/16 14:35	2
DCB Decachlorobiphenyl	121	D	35 - 150	08/11/16 23:07	08/12/16 14:35	2

Method: 8082A - Polychlorinated Biphenyls (PCBs) by Gas Chromatography - SPLP East

Analyte	Result	Qualifier	RL	MDL	Unit	D	Prepared	Analyzed	Dil Fac
Aroclor 1016	0.098	U	0.40	0.098	ug/L		08/16/16 14:21	08/17/16 11:43	1
Aroclor 1221	0.098	U	0.40	0.098	ug/L		08/16/16 14:21	08/17/16 11:43	1
Aroclor 1232	0.098	U	0.40	0.098	ug/L		08/16/16 14:21	08/17/16 11:43	1
Aroclor 1242	0.58		0.40	0.098	ug/L		08/16/16 14:21	08/17/16 11:43	1
Aroclor 1248	0.098	U	0.40	0.098	ug/L		08/16/16 14:21	08/17/16 11:43	1
Aroclor 1254	0.084	U	0.40	0.084	ug/L		08/16/16 14:21	08/17/16 11:43	1
Aroclor 1260	0.084	U	0.40	0.084	ug/L		08/16/16 14:21	08/17/16 11:43	1
Aroclor-1262	0.31	J	0.40	0.084	ug/L		08/16/16 14:21	08/17/16 11:43	1
Aroclor 1268	0.084	U	0.40	0.084	ug/L		08/16/16 14:21	08/17/16 11:43	1
Polychlorinated biphenyls, Total	0.89		0.40	0.098	ug/L		08/16/16 14:21	08/17/16 11:43	1

Surrogate	%Recovery	Qualifier	Limits	Prepared	Analyzed	Dil Fac
DCB Decachlorobiphenyl	82		10 - 150	08/16/16 14:21	08/17/16 11:43	1
DCB Decachlorobiphenyl	92		10 - 150	08/16/16 14:21	08/17/16 11:43	1

TestAmerica Edison

Client Sample Results

Client: Antea USA, Inc.
Project/Site: McCandless

TestAmerica Job ID: 460-118423-1

Client Sample ID: PRA-E4-10.25

Lab Sample ID: 460-118423-6

Date Collected: 08/09/16 09:52

Matrix: Solid

Date Received: 08/09/16 15:25

Percent Solids: 89.0

Method: 8082A - Polychlorinated Biphenyls (PCBs) by Gas Chromatography - DL

Analyte	Result	Qualifier	RL	MDL	Unit	D	Prepared	Analyzed	Dil Fac
Aroclor 1016	250	U	1900	250	ug/Kg	☼	08/11/16 23:07	08/12/16 15:57	25
Aroclor 1221	250	U	1900	250	ug/Kg	☼	08/11/16 23:07	08/12/16 15:57	25
Aroclor 1232	250	U	1900	250	ug/Kg	☼	08/11/16 23:07	08/12/16 15:57	25
Aroclor 1242	22000	D	1900	250	ug/Kg	☼	08/11/16 23:07	08/12/16 15:57	25
Aroclor 1248	250	U	1900	250	ug/Kg	☼	08/11/16 23:07	08/12/16 15:57	25
Aroclor 1254	260	U	1900	260	ug/Kg	☼	08/11/16 23:07	08/12/16 15:57	25
Aroclor 1260	6300	D	1900	260	ug/Kg	☼	08/11/16 23:07	08/12/16 15:57	25
Aroclor 1262	260	U	1900	260	ug/Kg	☼	08/11/16 23:07	08/12/16 15:57	25
Aroclor 1268	260	U	1900	260	ug/Kg	☼	08/11/16 23:07	08/12/16 15:57	25
Surrogate	%Recovery	Qualifier	Limits				Prepared	Analyzed	Dil Fac
DCB Decachlorobiphenyl	140	D	35 - 150				08/11/16 23:07	08/12/16 15:57	25
DCB Decachlorobiphenyl	171	D X	35 - 150				08/11/16 23:07	08/12/16 15:57	25

Client Sample ID: DUP1_20160809

Lab Sample ID: 460-118423-7

Date Collected: 08/09/16 00:00

Matrix: Solid

Date Received: 08/09/16 15:25

Percent Solids: 89.1

Method: 8082A - Polychlorinated Biphenyls (PCBs) by Gas Chromatography - DL

Analyte	Result	Qualifier	RL	MDL	Unit	D	Prepared	Analyzed	Dil Fac
Aroclor 1016	500	U	3800	500	ug/Kg	☼	08/11/16 23:07	08/12/16 15:43	50
Aroclor 1221	500	U	3800	500	ug/Kg	☼	08/11/16 23:07	08/12/16 15:43	50
Aroclor 1232	500	U	3800	500	ug/Kg	☼	08/11/16 23:07	08/12/16 15:43	50
Aroclor 1242	30000	D	3800	500	ug/Kg	☼	08/11/16 23:07	08/12/16 15:43	50
Aroclor 1248	500	U	3800	500	ug/Kg	☼	08/11/16 23:07	08/12/16 15:43	50
Aroclor 1254	520	U	3800	520	ug/Kg	☼	08/11/16 23:07	08/12/16 15:43	50
Aroclor 1260	8600	D	3800	520	ug/Kg	☼	08/11/16 23:07	08/12/16 15:43	50
Aroclor 1262	520	U	3800	520	ug/Kg	☼	08/11/16 23:07	08/12/16 15:43	50
Aroclor 1268	520	U	3800	520	ug/Kg	☼	08/11/16 23:07	08/12/16 15:43	50
Surrogate	%Recovery	Qualifier	Limits				Prepared	Analyzed	Dil Fac
DCB Decachlorobiphenyl	136	D	35 - 150				08/11/16 23:07	08/12/16 15:43	50
DCB Decachlorobiphenyl	148	D	35 - 150				08/11/16 23:07	08/12/16 15:43	50

Client Sample ID: PMP-2-8.25

Lab Sample ID: 460-118423-8

Date Collected: 08/09/16 10:20

Matrix: Solid

Date Received: 08/09/16 15:25

Percent Solids: 94.8

Method: 8082A - Polychlorinated Biphenyls (PCBs) by Gas Chromatography - DL

Analyte	Result	Qualifier	RL	MDL	Unit	D	Prepared	Analyzed	Dil Fac
Aroclor 1016	1900	U	14000	1900	ug/Kg	☼	08/11/16 23:07	08/12/16 14:20	200
Aroclor 1221	1900	U	14000	1900	ug/Kg	☼	08/11/16 23:07	08/12/16 14:20	200
Aroclor 1232	1900	U	14000	1900	ug/Kg	☼	08/11/16 23:07	08/12/16 14:20	200
Aroclor 1242	200000	D	14000	1900	ug/Kg	☼	08/11/16 23:07	08/12/16 14:20	200
Aroclor 1248	1900	U	14000	1900	ug/Kg	☼	08/11/16 23:07	08/12/16 14:20	200
Aroclor 1254	1900	U	14000	1900	ug/Kg	☼	08/11/16 23:07	08/12/16 14:20	200
Aroclor 1260	41000	D	14000	1900	ug/Kg	☼	08/11/16 23:07	08/12/16 14:20	200
Aroclor 1262	1900	U	14000	1900	ug/Kg	☼	08/11/16 23:07	08/12/16 14:20	200
Aroclor 1268	1900	U	14000	1900	ug/Kg	☼	08/11/16 23:07	08/12/16 14:20	200

Client Sample Results

Client: Antea USA, Inc.
Project/Site: McCandless

TestAmerica Job ID: 460-118423-1

Client Sample ID: PMP-2-8.25

Lab Sample ID: 460-118423-8

Date Collected: 08/09/16 10:20

Matrix: Solid

Date Received: 08/09/16 15:25

Percent Solids: 94.8

Surrogate	%Recovery	Qualifier	Limits	Prepared	Analyzed	Dil Fac
DCB Decachlorobiphenyl	0	D X	35 - 150	08/11/16 23:07	08/12/16 14:20	200
DCB Decachlorobiphenyl	0	D X	35 - 150	08/11/16 23:07	08/12/16 14:20	200

Method: 8082A - Polychlorinated Biphenyls (PCBs) by Gas Chromatography - SPLP East - DL

Analyte	Result	Qualifier	RL	MDL	Unit	D	Prepared	Analyzed	Dil Fac
Aroclor 1016	0.98	U	4.0	0.98	ug/L		08/16/16 14:21	08/18/16 11:44	10
Aroclor 1221	0.98	U	4.0	0.98	ug/L		08/16/16 14:21	08/18/16 11:44	10
Aroclor 1232	0.98	U	4.0	0.98	ug/L		08/16/16 14:21	08/18/16 11:44	10
Aroclor 1242	42	D	4.0	0.98	ug/L		08/16/16 14:21	08/18/16 11:44	10
Aroclor 1248	0.98	U	4.0	0.98	ug/L		08/16/16 14:21	08/18/16 11:44	10
Aroclor 1254	0.84	U	4.0	0.84	ug/L		08/16/16 14:21	08/18/16 11:44	10
Aroclor 1260	6.8	D	4.0	0.84	ug/L		08/16/16 14:21	08/18/16 11:44	10
Aroclor-1262	0.84	U	4.0	0.84	ug/L		08/16/16 14:21	08/18/16 11:44	10
Aroclor 1268	0.84	U	4.0	0.84	ug/L		08/16/16 14:21	08/18/16 11:44	10
Polychlorinated biphenyls, Total	49	D	4.0	0.98	ug/L		08/16/16 14:21	08/18/16 11:44	10

Surrogate	%Recovery	Qualifier	Limits	Prepared	Analyzed	Dil Fac
DCB Decachlorobiphenyl	123	D	10 - 150	08/16/16 14:21	08/18/16 11:44	10

Client Sample ID: PMP-2-10.75

Lab Sample ID: 460-118423-9

Date Collected: 08/09/16 10:25

Matrix: Solid

Date Received: 08/09/16 15:25

Percent Solids: 86.2

Method: 8082A - Polychlorinated Biphenyls (PCBs) by Gas Chromatography - DL

Analyte	Result	Qualifier	RL	MDL	Unit	D	Prepared	Analyzed	Dil Fac
Aroclor 1016	21	U	160	21	ug/Kg	☼	08/11/16 23:07	08/12/16 15:28	2
Aroclor 1221	21	U	160	21	ug/Kg	☼	08/11/16 23:07	08/12/16 15:28	2
Aroclor 1232	21	U	160	21	ug/Kg	☼	08/11/16 23:07	08/12/16 15:28	2
Aroclor 1242	2600	D	160	21	ug/Kg	☼	08/11/16 23:07	08/12/16 15:28	2
Aroclor 1248	21	U	160	21	ug/Kg	☼	08/11/16 23:07	08/12/16 15:28	2
Aroclor 1254	21	U	160	21	ug/Kg	☼	08/11/16 23:07	08/12/16 15:28	2
Aroclor 1260	520	D	160	21	ug/Kg	☼	08/11/16 23:07	08/12/16 15:28	2
Aroclor 1262	21	U	160	21	ug/Kg	☼	08/11/16 23:07	08/12/16 15:28	2
Aroclor 1268	21	U	160	21	ug/Kg	☼	08/11/16 23:07	08/12/16 15:28	2

Surrogate	%Recovery	Qualifier	Limits	Prepared	Analyzed	Dil Fac
DCB Decachlorobiphenyl	113	D	35 - 150	08/11/16 23:07	08/12/16 15:28	2
DCB Decachlorobiphenyl	115	D	35 - 150	08/11/16 23:07	08/12/16 15:28	2

Method: 8082A - Polychlorinated Biphenyls (PCBs) by Gas Chromatography - SPLP East - DL

Analyte	Result	Qualifier	RL	MDL	Unit	D	Prepared	Analyzed	Dil Fac
Aroclor 1016	0.20	U	0.80	0.20	ug/L		08/16/16 14:21	08/18/16 11:59	2
Aroclor 1221	0.20	U	0.80	0.20	ug/L		08/16/16 14:21	08/18/16 11:59	2
Aroclor 1232	0.20	U	0.80	0.20	ug/L		08/16/16 14:21	08/18/16 11:59	2
Aroclor 1242	6.9	D	0.80	0.20	ug/L		08/16/16 14:21	08/18/16 11:59	2
Aroclor 1248	0.20	U	0.80	0.20	ug/L		08/16/16 14:21	08/18/16 11:59	2
Aroclor 1254	0.17	U	0.80	0.17	ug/L		08/16/16 14:21	08/18/16 11:59	2
Aroclor 1260	1.0	D	0.80	0.17	ug/L		08/16/16 14:21	08/18/16 11:59	2
Aroclor-1262	0.17	U	0.80	0.17	ug/L		08/16/16 14:21	08/18/16 11:59	2
Aroclor 1268	0.17	U	0.80	0.17	ug/L		08/16/16 14:21	08/18/16 11:59	2
Polychlorinated biphenyls, Total	7.9	D	0.80	0.20	ug/L		08/16/16 14:21	08/18/16 11:59	2

TestAmerica Edison

Client Sample Results

Client: Antea USA, Inc.
Project/Site: McCandless

TestAmerica Job ID: 460-118423-1

Client Sample ID: PMP-2-10.75

Lab Sample ID: 460-118423-9

Date Collected: 08/09/16 10:25

Matrix: Solid

Date Received: 08/09/16 15:25

Surrogate	%Recovery	Qualifier	Limits	Prepared	Analyzed	Dil Fac
DCB Decachlorobiphenyl	76	D	10 - 150	08/16/16 14:21	08/18/16 11:59	2

Client Sample ID: E-131-7.25

Lab Sample ID: 460-118423-10

Date Collected: 08/09/16 11:00

Matrix: Solid

Date Received: 08/09/16 15:25

Percent Solids: 96.8

Method: 8082A - Polychlorinated Biphenyls (PCBs) by Gas Chromatography - DL

Analyte	Result	Qualifier	RL	MDL	Unit	D	Prepared	Analyzed	Dil Fac
Aroclor 1016	460	U	3500	460	ug/Kg	☼	08/11/16 23:07	08/12/16 15:13	50
Aroclor 1221	460	U	3500	460	ug/Kg	☼	08/11/16 23:07	08/12/16 15:13	50
Aroclor 1232	460	U	3500	460	ug/Kg	☼	08/11/16 23:07	08/12/16 15:13	50
Aroclor 1242	33000	D	3500	460	ug/Kg	☼	08/11/16 23:07	08/12/16 15:13	50
Aroclor 1248	460	U	3500	460	ug/Kg	☼	08/11/16 23:07	08/12/16 15:13	50
Aroclor 1254	470	U	3500	470	ug/Kg	☼	08/11/16 23:07	08/12/16 15:13	50
Aroclor 1260	470	U	3500	470	ug/Kg	☼	08/11/16 23:07	08/12/16 15:13	50
Aroclor 1262	470	U	3500	470	ug/Kg	☼	08/11/16 23:07	08/12/16 15:13	50
Aroclor 1268	470	U	3500	470	ug/Kg	☼	08/11/16 23:07	08/12/16 15:13	50

Surrogate	%Recovery	Qualifier	Limits	Prepared	Analyzed	Dil Fac
DCB Decachlorobiphenyl	135	D	35 - 150	08/11/16 23:07	08/12/16 15:13	50
DCB Decachlorobiphenyl	156	D X	35 - 150	08/11/16 23:07	08/12/16 15:13	50

Method: 8082A - Polychlorinated Biphenyls (PCBs) by Gas Chromatography - SPL East - DL

Analyte	Result	Qualifier	RL	MDL	Unit	D	Prepared	Analyzed	Dil Fac
Aroclor 1016	0.20	U	0.80	0.20	ug/L		08/16/16 14:21	08/18/16 12:14	2
Aroclor 1221	0.20	U	0.80	0.20	ug/L		08/16/16 14:21	08/18/16 12:14	2
Aroclor 1232	0.20	U	0.80	0.20	ug/L		08/16/16 14:21	08/18/16 12:14	2
Aroclor 1242	5.4	D	0.80	0.20	ug/L		08/16/16 14:21	08/18/16 12:14	2
Aroclor 1248	0.20	U	0.80	0.20	ug/L		08/16/16 14:21	08/18/16 12:14	2
Aroclor 1254	0.17	U	0.80	0.17	ug/L		08/16/16 14:21	08/18/16 12:14	2
Aroclor 1260	0.17	U	0.80	0.17	ug/L		08/16/16 14:21	08/18/16 12:14	2
Aroclor-1262	0.17	U	0.80	0.17	ug/L		08/16/16 14:21	08/18/16 12:14	2
Aroclor 1268	0.17	U	0.80	0.17	ug/L		08/16/16 14:21	08/18/16 12:14	2
Polychlorinated biphenyls, Total	5.4	D	0.80	0.20	ug/L		08/16/16 14:21	08/18/16 12:14	2

Surrogate	%Recovery	Qualifier	Limits	Prepared	Analyzed	Dil Fac
DCB Decachlorobiphenyl	95	D	10 - 150	08/16/16 14:21	08/18/16 12:14	2
DCB Decachlorobiphenyl	107	D	10 - 150	08/16/16 14:21	08/18/16 12:14	2

Client Sample ID: PMP-15-7.75

Lab Sample ID: 460-118423-11

Date Collected: 08/09/16 11:15

Matrix: Solid

Date Received: 08/09/16 15:25

Percent Solids: 91.7

Method: 8082A - Polychlorinated Biphenyls (PCBs) by Gas Chromatography - DL

Analyte	Result	Qualifier	RL	MDL	Unit	D	Prepared	Analyzed	Dil Fac
Aroclor 1016	970	U	7300	970	ug/Kg	☼	08/11/16 23:07	08/12/16 14:59	100
Aroclor 1221	970	U	7300	970	ug/Kg	☼	08/11/16 23:07	08/12/16 14:59	100
Aroclor 1232	970	U	7300	970	ug/Kg	☼	08/11/16 23:07	08/12/16 14:59	100
Aroclor 1242	120000	D	7300	970	ug/Kg	☼	08/11/16 23:07	08/12/16 14:59	100
Aroclor 1248	970	U	7300	970	ug/Kg	☼	08/11/16 23:07	08/12/16 14:59	100
Aroclor 1254	1000	U	7300	1000	ug/Kg	☼	08/11/16 23:07	08/12/16 14:59	100

TestAmerica Edison

Client Sample Results

Client: Antea USA, Inc.
Project/Site: McCandless

TestAmerica Job ID: 460-118423-1

Client Sample ID: PMP-15-7.75

Lab Sample ID: 460-118423-11

Date Collected: 08/09/16 11:15

Matrix: Solid

Date Received: 08/09/16 15:25

Percent Solids: 91.7

Method: 8082A - Polychlorinated Biphenyls (PCBs) by Gas Chromatography - DL (Continued)

Analyte	Result	Qualifier	RL	MDL	Unit	D	Prepared	Analyzed	Dil Fac
Aroclor 1260	1000	U	7300	1000	ug/Kg	☼	08/11/16 23:07	08/12/16 14:59	100
Aroclor 1262	1000	U	7300	1000	ug/Kg	☼	08/11/16 23:07	08/12/16 14:59	100
Aroclor 1268	1000	U	7300	1000	ug/Kg	☼	08/11/16 23:07	08/12/16 14:59	100
Surrogate	%Recovery	Qualifier	Limits				Prepared	Analyzed	Dil Fac
DCB Decachlorobiphenyl	0	D X	35 - 150				08/11/16 23:07	08/12/16 14:59	100
DCB Decachlorobiphenyl	0	D X	35 - 150				08/11/16 23:07	08/12/16 14:59	100

Method: 8082A - Polychlorinated Biphenyls (PCBs) by Gas Chromatography - SPLP East - DL

Analyte	Result	Qualifier	RL	MDL	Unit	D	Prepared	Analyzed	Dil Fac
Aroclor 1016	2.0	U	8.0	2.0	ug/L		08/16/16 14:21	08/18/16 12:29	20
Aroclor 1221	2.0	U	8.0	2.0	ug/L		08/16/16 14:21	08/18/16 12:29	20
Aroclor 1232	2.0	U	8.0	2.0	ug/L		08/16/16 14:21	08/18/16 12:29	20
Aroclor 1242	70	D	8.0	2.0	ug/L		08/16/16 14:21	08/18/16 12:29	20
Aroclor 1248	2.0	U	8.0	2.0	ug/L		08/16/16 14:21	08/18/16 12:29	20
Aroclor 1254	1.7	U	8.0	1.7	ug/L		08/16/16 14:21	08/18/16 12:29	20
Aroclor 1260	1.7	U	8.0	1.7	ug/L		08/16/16 14:21	08/18/16 12:29	20
Aroclor-1262	1.7	U	8.0	1.7	ug/L		08/16/16 14:21	08/18/16 12:29	20
Aroclor 1268	1.7	U	8.0	1.7	ug/L		08/16/16 14:21	08/18/16 12:29	20
Polychlorinated biphenyls, Total	70	D	8.0	2.0	ug/L		08/16/16 14:21	08/18/16 12:29	20
Surrogate	%Recovery	Qualifier	Limits				Prepared	Analyzed	Dil Fac
DCB Decachlorobiphenyl	116	D	10 - 150				08/16/16 14:21	08/18/16 12:29	20
DCB Decachlorobiphenyl	132	D	10 - 150				08/16/16 14:21	08/18/16 12:29	20

Client Sample ID: PMP-17-8.25

Lab Sample ID: 460-118423-12

Date Collected: 08/09/16 11:30

Matrix: Solid

Date Received: 08/09/16 15:25

Percent Solids: 94.0

Method: 8082A - Polychlorinated Biphenyls (PCBs) by Gas Chromatography - DL

Analyte	Result	Qualifier	RL	MDL	Unit	D	Prepared	Analyzed	Dil Fac
Aroclor 1016	470	U	3600	470	ug/Kg	☼	08/11/16 23:07	08/12/16 14:44	50
Aroclor 1221	470	U	3600	470	ug/Kg	☼	08/11/16 23:07	08/12/16 14:44	50
Aroclor 1232	470	U	3600	470	ug/Kg	☼	08/11/16 23:07	08/12/16 14:44	50
Aroclor 1242	68000	D	3600	470	ug/Kg	☼	08/11/16 23:07	08/12/16 14:44	50
Aroclor 1248	470	U	3600	470	ug/Kg	☼	08/11/16 23:07	08/12/16 14:44	50
Aroclor 1254	490	U	3600	490	ug/Kg	☼	08/11/16 23:07	08/12/16 14:44	50
Aroclor 1260	490	U	3600	490	ug/Kg	☼	08/11/16 23:07	08/12/16 14:44	50
Aroclor 1262	490	U	3600	490	ug/Kg	☼	08/11/16 23:07	08/12/16 14:44	50
Aroclor 1268	490	U	3600	490	ug/Kg	☼	08/11/16 23:07	08/12/16 14:44	50
Surrogate	%Recovery	Qualifier	Limits				Prepared	Analyzed	Dil Fac
DCB Decachlorobiphenyl	0	D X	35 - 150				08/11/16 23:07	08/12/16 14:44	50
DCB Decachlorobiphenyl	0	D X	35 - 150				08/11/16 23:07	08/12/16 14:44	50

Method: 8082A - Polychlorinated Biphenyls (PCBs) by Gas Chromatography - SPLP East - DL

Analyte	Result	Qualifier	RL	MDL	Unit	D	Prepared	Analyzed	Dil Fac
Aroclor 1016	0.49	U	2.0	0.49	ug/L		08/16/16 14:21	08/18/16 12:44	5
Aroclor 1221	0.49	U	2.0	0.49	ug/L		08/16/16 14:21	08/18/16 12:44	5
Aroclor 1232	0.49	U	2.0	0.49	ug/L		08/16/16 14:21	08/18/16 12:44	5
Aroclor 1242	17	D	2.0	0.49	ug/L		08/16/16 14:21	08/18/16 12:44	5

TestAmerica Edison

Client Sample Results

Client: Antea USA, Inc.
Project/Site: McCandless

TestAmerica Job ID: 460-118423-1

Client Sample ID: PMP-17-8.25

Lab Sample ID: 460-118423-12

Date Collected: 08/09/16 11:30

Matrix: Solid

Date Received: 08/09/16 15:25

Method: 8082A - Polychlorinated Biphenyls (PCBs) by Gas Chromatography - SPLP East - DL (Continued)

Analyte	Result	Qualifier	RL	MDL	Unit	D	Prepared	Analyzed	Dil Fac
Aroclor 1248	0.49	U	2.0	0.49	ug/L		08/16/16 14:21	08/18/16 12:44	5
Aroclor 1254	0.42	U	2.0	0.42	ug/L		08/16/16 14:21	08/18/16 12:44	5
Aroclor 1260	0.42	U	2.0	0.42	ug/L		08/16/16 14:21	08/18/16 12:44	5
Aroclor-1262	0.42	U	2.0	0.42	ug/L		08/16/16 14:21	08/18/16 12:44	5
Aroclor 1268	0.42	U	2.0	0.42	ug/L		08/16/16 14:21	08/18/16 12:44	5
Polychlorinated biphenyls, Total	17	D	2.0	0.49	ug/L		08/16/16 14:21	08/18/16 12:44	5

Surrogate	%Recovery	Qualifier	Limits	Prepared	Analyzed	Dil Fac
DCB Decachlorobiphenyl	106	D	10 - 150	08/16/16 14:21	08/18/16 12:44	5
DCB Decachlorobiphenyl	113	D	10 - 150	08/16/16 14:21	08/18/16 12:44	5

Client Sample ID: PMP-19-8.25

Lab Sample ID: 460-118423-13

Date Collected: 08/09/16 11:43

Matrix: Solid

Date Received: 08/09/16 15:25

Percent Solids: 95.5

Method: 8082A - Polychlorinated Biphenyls (PCBs) by Gas Chromatography - DL

Analyte	Result	Qualifier	RL	MDL	Unit	D	Prepared	Analyzed	Dil Fac
Aroclor 1016	93	U	700	93	ug/Kg	☼	08/11/16 23:07	08/12/16 15:32	10
Aroclor 1221	93	U	700	93	ug/Kg	☼	08/11/16 23:07	08/12/16 15:32	10
Aroclor 1232	93	U	700	93	ug/Kg	☼	08/11/16 23:07	08/12/16 15:32	10
Aroclor 1242	9600	D	700	93	ug/Kg	☼	08/11/16 23:07	08/12/16 15:32	10
Aroclor 1248	93	U	700	93	ug/Kg	☼	08/11/16 23:07	08/12/16 15:32	10
Aroclor 1254	96	U	700	96	ug/Kg	☼	08/11/16 23:07	08/12/16 15:32	10
Aroclor 1260	96	U	700	96	ug/Kg	☼	08/11/16 23:07	08/12/16 15:32	10
Aroclor 1262	96	U	700	96	ug/Kg	☼	08/11/16 23:07	08/12/16 15:32	10
Aroclor 1268	96	U	700	96	ug/Kg	☼	08/11/16 23:07	08/12/16 15:32	10

Surrogate	%Recovery	Qualifier	Limits	Prepared	Analyzed	Dil Fac
DCB Decachlorobiphenyl	150	D	35 - 150	08/11/16 23:07	08/12/16 15:32	10
DCB Decachlorobiphenyl	124	D	35 - 150	08/11/16 23:07	08/12/16 15:32	10

Method: 8082A - Polychlorinated Biphenyls (PCBs) by Gas Chromatography - SPLP East

Analyte	Result	Qualifier	RL	MDL	Unit	D	Prepared	Analyzed	Dil Fac
Aroclor 1016	0.098	U	0.40	0.098	ug/L		08/16/16 14:24	08/17/16 13:31	1
Aroclor 1221	0.098	U	0.40	0.098	ug/L		08/16/16 14:24	08/17/16 13:31	1
Aroclor 1232	0.098	U	0.40	0.098	ug/L		08/16/16 14:24	08/17/16 13:31	1
Aroclor 1242	3.8		0.40	0.098	ug/L		08/16/16 14:24	08/17/16 13:31	1
Aroclor 1248	0.098	U	0.40	0.098	ug/L		08/16/16 14:24	08/17/16 13:31	1
Aroclor 1254	0.084	U	0.40	0.084	ug/L		08/16/16 14:24	08/17/16 13:31	1
Aroclor 1260	0.084	U	0.40	0.084	ug/L		08/16/16 14:24	08/17/16 13:31	1
Aroclor-1262	0.084	U	0.40	0.084	ug/L		08/16/16 14:24	08/17/16 13:31	1
Aroclor 1268	0.084	U	0.40	0.084	ug/L		08/16/16 14:24	08/17/16 13:31	1
Polychlorinated biphenyls, Total	3.8		0.40	0.098	ug/L		08/16/16 14:24	08/17/16 13:31	1

Surrogate	%Recovery	Qualifier	Limits	Prepared	Analyzed	Dil Fac
DCB Decachlorobiphenyl	120		10 - 150	08/16/16 14:24	08/17/16 13:31	1
DCB Decachlorobiphenyl	108		10 - 150	08/16/16 14:24	08/17/16 13:31	1

Client Sample Results

Client: Antea USA, Inc.
Project/Site: McCandless

TestAmerica Job ID: 460-118423-1

Client Sample ID: PRA-P33-7.75

Lab Sample ID: 460-118423-14

Date Collected: 08/09/16 11:55

Matrix: Solid

Date Received: 08/09/16 15:25

Percent Solids: 89.4

Method: 8082A - Polychlorinated Biphenyls (PCBs) by Gas Chromatography

Analyte	Result	Qualifier	RL	MDL	Unit	D	Prepared	Analyzed	Dil Fac
Aroclor 1016	9.9	U F1	75	9.9	ug/Kg	☼	08/11/16 23:07	08/12/16 08:18	1
Aroclor 1221	9.9	U	75	9.9	ug/Kg	☼	08/11/16 23:07	08/12/16 08:18	1
Aroclor 1232	9.9	U	75	9.9	ug/Kg	☼	08/11/16 23:07	08/12/16 08:18	1
Aroclor 1242	160		75	9.9	ug/Kg	☼	08/11/16 23:07	08/12/16 08:18	1
Aroclor 1248	9.9	U	75	9.9	ug/Kg	☼	08/11/16 23:07	08/12/16 08:18	1
Aroclor 1254	10	U	75	10	ug/Kg	☼	08/11/16 23:07	08/12/16 08:18	1
Aroclor 1260	10	U	75	10	ug/Kg	☼	08/11/16 23:07	08/12/16 08:18	1
Aroclor 1262	10	U	75	10	ug/Kg	☼	08/11/16 23:07	08/12/16 08:18	1
Aroclor 1268	10	U	75	10	ug/Kg	☼	08/11/16 23:07	08/12/16 08:18	1
Surrogate	%Recovery	Qualifier	Limits				Prepared	Analyzed	Dil Fac
DCB Decachlorobiphenyl	120		35 - 150				08/11/16 23:07	08/12/16 08:18	1
DCB Decachlorobiphenyl	135		35 - 150				08/11/16 23:07	08/12/16 08:18	1

Client Sample ID: FB_20160809

Lab Sample ID: 460-118423-15

Date Collected: 08/09/16 12:41

Matrix: Water

Date Received: 08/09/16 15:25

Method: 8082A - Polychlorinated Biphenyls (PCBs) by Gas Chromatography

Analyte	Result	Qualifier	RL	MDL	Unit	D	Prepared	Analyzed	Dil Fac
Aroclor 1016	0.098	U	0.40	0.098	ug/L		08/12/16 07:54	08/13/16 20:05	1
Aroclor 1221	0.098	U	0.40	0.098	ug/L		08/12/16 07:54	08/13/16 20:05	1
Aroclor 1232	0.098	U	0.40	0.098	ug/L		08/12/16 07:54	08/13/16 20:05	1
Aroclor 1242	0.098	U	0.40	0.098	ug/L		08/12/16 07:54	08/13/16 20:05	1
Aroclor 1248	0.098	U	0.40	0.098	ug/L		08/12/16 07:54	08/13/16 20:05	1
Aroclor 1254	0.084	U	0.40	0.084	ug/L		08/12/16 07:54	08/13/16 20:05	1
Aroclor 1260	0.084	U *	0.40	0.084	ug/L		08/12/16 07:54	08/13/16 20:05	1
Aroclor 1262	0.084	U	0.40	0.084	ug/L		08/12/16 07:54	08/13/16 20:05	1
Aroclor 1268	0.084	U	0.40	0.084	ug/L		08/12/16 07:54	08/13/16 20:05	1
Surrogate	%Recovery	Qualifier	Limits				Prepared	Analyzed	Dil Fac
DCB Decachlorobiphenyl	105		10 - 150				08/12/16 07:54	08/13/16 20:05	1
DCB Decachlorobiphenyl	98		10 - 150				08/12/16 07:54	08/13/16 20:05	1

Client Sample ID: PMP-17-DUP-8.25

Lab Sample ID: 460-118423-17

Date Collected: 08/09/16 11:30

Matrix: Solid

Date Received: 08/09/16 15:25

Percent Solids: 86.5

Method: 8082A - Polychlorinated Biphenyls (PCBs) by Gas Chromatography - DL

Analyte	Result	Qualifier	RL	MDL	Unit	D	Prepared	Analyzed	Dil Fac
Aroclor 1016	210	U	1500	210	ug/Kg	☼	08/16/16 02:37	08/18/16 09:44	20
Aroclor 1221	210	U	1500	210	ug/Kg	☼	08/16/16 02:37	08/18/16 09:44	20
Aroclor 1232	210	U	1500	210	ug/Kg	☼	08/16/16 02:37	08/18/16 09:44	20
Aroclor 1242	21000	D	1500	210	ug/Kg	☼	08/16/16 02:37	08/18/16 09:44	20
Aroclor 1248	210	U	1500	210	ug/Kg	☼	08/16/16 02:37	08/18/16 09:44	20
Aroclor 1254	210	U	1500	210	ug/Kg	☼	08/16/16 02:37	08/18/16 09:44	20
Aroclor 1260	210	U	1500	210	ug/Kg	☼	08/16/16 02:37	08/18/16 09:44	20
Aroclor 1262	210	U	1500	210	ug/Kg	☼	08/16/16 02:37	08/18/16 09:44	20
Aroclor 1268	210	U	1500	210	ug/Kg	☼	08/16/16 02:37	08/18/16 09:44	20

Client Sample Results

Client: Antea USA, Inc.
Project/Site: McCandless

TestAmerica Job ID: 460-118423-1

Client Sample ID: PMP-17-DUP-8.25

Lab Sample ID: 460-118423-17

Date Collected: 08/09/16 11:30

Matrix: Solid

Date Received: 08/09/16 15:25

Percent Solids: 86.5

Surrogate	%Recovery	Qualifier	Limits	Prepared	Analyzed	Dil Fac
DCB Decachlorobiphenyl	137	D	35 - 150	08/16/16 02:37	08/18/16 09:44	20
DCB Decachlorobiphenyl	151	D X	35 - 150	08/16/16 02:37	08/18/16 09:44	20

Client Sample ID: PMP-13-4.25

Lab Sample ID: 460-118423-18

Date Collected: 08/09/16 10:45

Matrix: Solid

Date Received: 08/09/16 15:25

Percent Solids: 93.7

Method: 8082A - Polychlorinated Biphenyls (PCBs) by Gas Chromatography

Analyte	Result	Qualifier	RL	MDL	Unit	D	Prepared	Analyzed	Dil Fac
Aroclor 1016	9.5	U	71	9.5	ug/Kg	☼	08/16/16 02:37	08/16/16 21:45	1
Aroclor 1221	9.5	U	71	9.5	ug/Kg	☼	08/16/16 02:37	08/16/16 21:45	1
Aroclor 1232	9.5	U	71	9.5	ug/Kg	☼	08/16/16 02:37	08/16/16 21:45	1
Aroclor 1242	9.5	U	71	9.5	ug/Kg	☼	08/16/16 02:37	08/16/16 21:45	1
Aroclor 1248	9.5	U	71	9.5	ug/Kg	☼	08/16/16 02:37	08/16/16 21:45	1
Aroclor 1254	9.8	U	71	9.8	ug/Kg	☼	08/16/16 02:37	08/16/16 21:45	1
Aroclor 1260	9.8	U	71	9.8	ug/Kg	☼	08/16/16 02:37	08/16/16 21:45	1
Aroclor 1262	9.8	U	71	9.8	ug/Kg	☼	08/16/16 02:37	08/16/16 21:45	1
Aroclor 1268	9.8	U	71	9.8	ug/Kg	☼	08/16/16 02:37	08/16/16 21:45	1

Surrogate	%Recovery	Qualifier	Limits	Prepared	Analyzed	Dil Fac
DCB Decachlorobiphenyl	116		35 - 150	08/16/16 02:37	08/16/16 21:45	1
DCB Decachlorobiphenyl	117		35 - 150	08/16/16 02:37	08/16/16 21:45	1

Client Sample ID: PMP-13-7.75

Lab Sample ID: 460-118423-19

Date Collected: 08/09/16 10:50

Matrix: Solid

Date Received: 08/09/16 15:25

Percent Solids: 94.1

Method: 8082A - Polychlorinated Biphenyls (PCBs) by Gas Chromatography - DL

Analyte	Result	Qualifier	RL	MDL	Unit	D	Prepared	Analyzed	Dil Fac
Aroclor 1016	940	U	7100	940	ug/Kg	☼	08/16/16 02:37	08/18/16 09:29	100
Aroclor 1221	940	U	7100	940	ug/Kg	☼	08/16/16 02:37	08/18/16 09:29	100
Aroclor 1232	940	U	7100	940	ug/Kg	☼	08/16/16 02:37	08/18/16 09:29	100
Aroclor 1242	130000	D	7100	940	ug/Kg	☼	08/16/16 02:37	08/18/16 09:29	100
Aroclor 1248	940	U	7100	940	ug/Kg	☼	08/16/16 02:37	08/18/16 09:29	100
Aroclor 1254	980	U	7100	980	ug/Kg	☼	08/16/16 02:37	08/18/16 09:29	100
Aroclor 1260	980	U	7100	980	ug/Kg	☼	08/16/16 02:37	08/18/16 09:29	100
Aroclor 1262	980	U	7100	980	ug/Kg	☼	08/16/16 02:37	08/18/16 09:29	100
Aroclor 1268	980	U	7100	980	ug/Kg	☼	08/16/16 02:37	08/18/16 09:29	100

Surrogate	%Recovery	Qualifier	Limits	Prepared	Analyzed	Dil Fac
DCB Decachlorobiphenyl	0	D X	35 - 150	08/16/16 02:37	08/18/16 09:29	100
DCB Decachlorobiphenyl	0	D X	35 - 150	08/16/16 02:37	08/18/16 09:29	100

Method: 8082A - Polychlorinated Biphenyls (PCBs) by Gas Chromatography - SPL East - DL

Analyte	Result	Qualifier	RL	MDL	Unit	D	Prepared	Analyzed	Dil Fac
Aroclor 1016	0.98	U	4.0	0.98	ug/L		08/18/16 19:11	08/19/16 11:51	10
Aroclor 1221	0.98	U	4.0	0.98	ug/L		08/18/16 19:11	08/19/16 11:51	10
Aroclor 1232	0.98	U	4.0	0.98	ug/L		08/18/16 19:11	08/19/16 11:51	10
Aroclor 1242	45	D	4.0	0.98	ug/L		08/18/16 19:11	08/19/16 11:51	10
Aroclor 1248	0.98	U	4.0	0.98	ug/L		08/18/16 19:11	08/19/16 11:51	10
Aroclor 1254	0.84	U	4.0	0.84	ug/L		08/18/16 19:11	08/19/16 11:51	10

TestAmerica Edison

Client Sample Results

Client: Antea USA, Inc.
Project/Site: McCandless

TestAmerica Job ID: 460-118423-1

Client Sample ID: PMP-13-7.75

Lab Sample ID: 460-118423-19

Date Collected: 08/09/16 10:50

Matrix: Solid

Date Received: 08/09/16 15:25

Method: 8082A - Polychlorinated Biphenyls (PCBs) by Gas Chromatography - SPLP East - DL (Continued)

Analyte	Result	Qualifier	RL	MDL	Unit	D	Prepared	Analyzed	Dil Fac
Aroclor 1260	0.84	U	4.0	0.84	ug/L		08/18/16 19:11	08/19/16 11:51	10
Aroclor-1262	0.84	U	4.0	0.84	ug/L		08/18/16 19:11	08/19/16 11:51	10
Aroclor 1268	0.84	U	4.0	0.84	ug/L		08/18/16 19:11	08/19/16 11:51	10
Polychlorinated biphenyls, Total	45	D	4.0	0.98	ug/L		08/18/16 19:11	08/19/16 11:51	10

Surrogate	%Recovery	Qualifier	Limits	Prepared	Analyzed	Dil Fac
DCB Decachlorobiphenyl	95	D	10 - 150	08/18/16 19:11	08/19/16 11:51	10
DCB Decachlorobiphenyl	103	D	10 - 150	08/18/16 19:11	08/19/16 11:51	10

Surrogate Summary

Client: Antea USA, Inc.
Project/Site: McCandless

TestAmerica Job ID: 460-118423-1

Method: 8082A - Polychlorinated Biphenyls (PCBs) by Gas Chromatography

Matrix: Solid

Prep Type: Total/NA

Lab Sample ID	Client Sample ID	Percent Surrogate Recovery (Acceptance Limits)	
		DCB1 (35-150)	DCB2 (35-150)
460-118423-1 - DL	PMP-7-10.25	0 D X	0 D X
460-118423-2	PRA-P3NNW-0.5	119	112
460-118423-3 - DL	PRA-P24-5.25	0 D X	0 D X
460-118423-4 - DL	PRA-P24-12.75	136 D	114 D
460-118423-5 - DL	D1-8.25	110 D	121 D
460-118423-6 - DL	PRA-E4-10.25	140 D	171 D X
460-118423-7 - DL	DUP1_20160809	136 D	148 D
460-118423-8 - DL	PMP-2-8.25	0 D X	0 D X
460-118423-9 - DL	PMP-2-10.75	113 D	115 D
460-118423-10 - DL	E-131-7.25	135 D	156 D X
460-118423-11 - DL	PMP-15-7.75	0 D X	0 D X
460-118423-12 - DL	PMP-17-8.25	0 D X	0 D X
460-118423-13 - DL	PMP-19-8.25	150 D	124 D
460-118423-14	PRA-P33-7.75	120	135
460-118423-14 MS	PRA-P33-7.75	119	126
460-118423-14 MSD	PRA-P33-7.75	126	121
460-118423-17 - DL	PMP-17-DUP-8.25	137 D	151 D X
460-118423-18	PMP-13-4.25	116	117
460-118423-19 - DL	PMP-13-7.75	0 D X	0 D X
460-118641-A-1-A MS	Matrix Spike	72	66
460-118641-A-1-B MSD	Matrix Spike Duplicate	122	119
LCS 460-384405/2-A	Lab Control Sample	115	132
LCS 460-385005/2-A	Lab Control Sample	124	120
MB 460-384405/1-A	Method Blank	127	150
MB 460-385005/1-A	Method Blank	130	117

Surrogate Legend

DCB = DCB Decachlorobiphenyl

Method: 8082A - Polychlorinated Biphenyls (PCBs) by Gas Chromatography

Matrix: Solid

Prep Type: Total/NA

Lab Sample ID	Client Sample ID	Percent Surrogate Recovery (Acceptance Limits)	
		DCB1 (10-150)	DCB2 (10-150)
LCS 460-385130/2-A	Lab Control Sample	106	100
LCS 460-385630/2-A	Lab Control Sample	111	122
LCSD 460-385130/3-A	Lab Control Sample Dup	91	92
LCSD 460-385630/3-A	Lab Control Sample Dup	122	129
MB 460-385130/1-A	Method Blank	106	93
MB 460-385630/1-A	Method Blank	110	120

Surrogate Legend

DCB = DCB Decachlorobiphenyl

Surrogate Summary

Client: Antea USA, Inc.
Project/Site: McCandless

TestAmerica Job ID: 460-118423-1

Method: 8082A - Polychlorinated Biphenyls (PCBs) by Gas Chromatography

Matrix: Solid

Prep Type: SPLP East

Lab Sample ID	Client Sample ID	Percent Surrogate Recovery (Acceptance Limits)	
		DCB1 (10-150)	DCB2 (10-150)
460-118423-1 - DL	PMP-7-10.25	99 D	110 D
460-118423-3 - DL	PRA-P24-5.25	0 D X	0 D X
460-118423-4	PRA-P24-12.75	113	102
460-118423-5	D1-8.25	82	92
460-118423-8 - DL	PMP-2-8.25		123 D
460-118423-9 - DL	PMP-2-10.75		76 D
460-118423-10 - DL	E-131-7.25	95 D	107 D
460-118423-11 - DL	PMP-15-7.75	116 D	132 D
460-118423-12 - DL	PMP-17-8.25	106 D	113 D
460-118423-13	PMP-19-8.25	120	108
460-118423-19 - DL	PMP-13-7.75	95 D	103 D
LB 460-384959/1-B	Method Blank	103	105
LB 460-385394/1-B	Method Blank	111	131

Surrogate Legend

DCB = DCB Decachlorobiphenyl

Method: 8082A - Polychlorinated Biphenyls (PCBs) by Gas Chromatography

Matrix: Water

Prep Type: Total/NA

Lab Sample ID	Client Sample ID	Percent Surrogate Recovery (Acceptance Limits)	
		DCB1 (10-150)	DCB2 (10-150)
460-118423-15	FB_20160809	105	98
LCS 460-384461/2-A	Lab Control Sample	81	72
LCS 460-384461/3-A	Lab Control Sample Dup	72	71
MB 460-384461/1-A	Method Blank	108	100

Surrogate Legend

DCB = DCB Decachlorobiphenyl

QC Sample Results

Client: Antea USA, Inc.
Project/Site: McCandless

TestAmerica Job ID: 460-118423-1

Method: 8082A - Polychlorinated Biphenyls (PCBs) by Gas Chromatography

Lab Sample ID: MB 460-384405/1-A
Matrix: Solid
Analysis Batch: 384453

Client Sample ID: Method Blank
Prep Type: Total/NA
Prep Batch: 384405

Analyte	MB MB		RL	MDL	Unit	D	Prepared	Analyzed	Dil Fac
	Result	Qualifier							
Aroclor 1016	8.9	U	67	8.9	ug/Kg		08/11/16 23:07	08/12/16 07:46	1
Aroclor 1221	8.9	U	67	8.9	ug/Kg		08/11/16 23:07	08/12/16 07:46	1
Aroclor 1232	8.9	U	67	8.9	ug/Kg		08/11/16 23:07	08/12/16 07:46	1
Aroclor 1242	8.9	U	67	8.9	ug/Kg		08/11/16 23:07	08/12/16 07:46	1
Aroclor 1248	8.9	U	67	8.9	ug/Kg		08/11/16 23:07	08/12/16 07:46	1
Aroclor 1254	9.2	U	67	9.2	ug/Kg		08/11/16 23:07	08/12/16 07:46	1
Aroclor 1260	9.2	U	67	9.2	ug/Kg		08/11/16 23:07	08/12/16 07:46	1
Aroclor 1262	9.2	U	67	9.2	ug/Kg		08/11/16 23:07	08/12/16 07:46	1
Aroclor 1268	9.2	U	67	9.2	ug/Kg		08/11/16 23:07	08/12/16 07:46	1

Surrogate	MB MB		Limits	Prepared	Analyzed	Dil Fac
	%Recovery	Qualifier				
DCB Decachlorobiphenyl	127		35 - 150	08/11/16 23:07	08/12/16 07:46	1
DCB Decachlorobiphenyl	150		35 - 150	08/11/16 23:07	08/12/16 07:46	1

Lab Sample ID: LCS 460-384405/2-A
Matrix: Solid
Analysis Batch: 384453

Client Sample ID: Lab Control Sample
Prep Type: Total/NA
Prep Batch: 384405

Analyte	Spike Added	LCS LCS		Unit	D	%Rec	Limits
		Result	Qualifier				
Aroclor 1016	333	403		ug/Kg		121	77 - 150
Aroclor 1016	333	440		ug/Kg		132	77 - 150
Aroclor 1260	333	423		ug/Kg		127	79 - 150
Aroclor 1260	333	445		ug/Kg		133	79 - 150

Surrogate	LCS LCS		Limits
	%Recovery	Qualifier	
DCB Decachlorobiphenyl	115		35 - 150
DCB Decachlorobiphenyl	132		35 - 150

Lab Sample ID: 460-118423-14 MS
Matrix: Solid
Analysis Batch: 384453

Client Sample ID: PRA-P33-7.75
Prep Type: Total/NA
Prep Batch: 384405

Analyte	Sample Result	Sample Qualifier	Spike Added	MS MS		Unit	D	%Rec	Limits
				Result	Qualifier				
Aroclor 1016	9.9	U F1	373	668	F1	ug/Kg	☼	179	77 - 150
Aroclor 1016	9.9	U F1	373	590	F1	ug/Kg	☼	158	77 - 150
Aroclor 1260	10	U	373	542		ug/Kg	☼	146	79 - 150
Aroclor 1260	10	U	373	527		ug/Kg	☼	142	79 - 150

Surrogate	MS MS		Limits
	%Recovery	Qualifier	
DCB Decachlorobiphenyl	119		35 - 150
DCB Decachlorobiphenyl	126		35 - 150

QC Sample Results

Client: Antea USA, Inc.
Project/Site: McCandless

TestAmerica Job ID: 460-118423-1

Method: 8082A - Polychlorinated Biphenyls (PCBs) by Gas Chromatography (Continued)

Lab Sample ID: 460-118423-14 MSD

Matrix: Solid

Analysis Batch: 384453

Client Sample ID: PRA-P33-7.75

Prep Type: Total/NA

Prep Batch: 384405

Analyte	Sample	Sample	Spike	MSD	MSD	Unit	D	%Rec	Limits	RPD	Limit
	Result	Qualifier	Added	Result	Qualifier						
Aroclor 1016	9.9	U F1	373	692	F1	ug/Kg	☼	186	77 - 150	3	30
Aroclor 1016	9.9	U F1	373	571	F1	ug/Kg	☼	153	77 - 150	3	30
Aroclor 1260	10	U	373	547		ug/Kg	☼	147	79 - 150	1	30
Aroclor 1260	10	U	373	495		ug/Kg	☼	133	79 - 150	6	30

Surrogate	MSD	MSD	Limits
	%Recovery	Qualifier	
DCB Decachlorobiphenyl	126		35 - 150
DCB Decachlorobiphenyl	121		35 - 150

Lab Sample ID: MB 460-384461/1-A

Matrix: Water

Analysis Batch: 384645

Client Sample ID: Method Blank

Prep Type: Total/NA

Prep Batch: 384461

Analyte	MB	MB	RL	MDL	Unit	D	Prepared	Analyzed	Dil Fac
	Result	Qualifier							
Aroclor 1016	0.098	U	0.40	0.098	ug/L		08/12/16 07:53	08/13/16 18:17	1
Aroclor 1221	0.098	U	0.40	0.098	ug/L		08/12/16 07:53	08/13/16 18:17	1
Aroclor 1232	0.098	U	0.40	0.098	ug/L		08/12/16 07:53	08/13/16 18:17	1
Aroclor 1242	0.098	U	0.40	0.098	ug/L		08/12/16 07:53	08/13/16 18:17	1
Aroclor 1248	0.098	U	0.40	0.098	ug/L		08/12/16 07:53	08/13/16 18:17	1
Aroclor 1254	0.084	U	0.40	0.084	ug/L		08/12/16 07:53	08/13/16 18:17	1
Aroclor 1260	0.084	U	0.40	0.084	ug/L		08/12/16 07:53	08/13/16 18:17	1
Aroclor 1262	0.084	U	0.40	0.084	ug/L		08/12/16 07:53	08/13/16 18:17	1
Aroclor 1268	0.084	U	0.40	0.084	ug/L		08/12/16 07:53	08/13/16 18:17	1

Surrogate	MB	MB	Limits	Prepared	Analyzed	Dil Fac
	%Recovery	Qualifier				
DCB Decachlorobiphenyl	108		10 - 150	08/12/16 07:53	08/13/16 18:17	1
DCB Decachlorobiphenyl	100		10 - 150	08/12/16 07:53	08/13/16 18:17	1

Lab Sample ID: LCS 460-384461/2-A

Matrix: Water

Analysis Batch: 384645

Client Sample ID: Lab Control Sample

Prep Type: Total/NA

Prep Batch: 384461

Analyte	Spike	LCS	LCS	Unit	D	%Rec	Limits
		Result	Qualifier				
Aroclor 1016	4.00	4.67		ug/L		117	77 - 150
Aroclor 1016	4.00	4.40		ug/L		110	77 - 150
Aroclor 1260	4.00	3.50		ug/L		87	80 - 150
Aroclor 1260	4.00	3.22		ug/L		81	80 - 150

Surrogate	LCS	LCS	Limits
	%Recovery	Qualifier	
DCB Decachlorobiphenyl	81		10 - 150
DCB Decachlorobiphenyl	72		10 - 150

QC Sample Results

Client: Antea USA, Inc.
Project/Site: McCandless

TestAmerica Job ID: 460-118423-1

Method: 8082A - Polychlorinated Biphenyls (PCBs) by Gas Chromatography (Continued)

Lab Sample ID: LCSD 460-384461/3-A
Matrix: Water
Analysis Batch: 384645

Client Sample ID: Lab Control Sample Dup
Prep Type: Total/NA
Prep Batch: 384461

Analyte	Spike Added	LCSD Result	LCSD Qualifier	Unit	D	%Rec	Limits	RPD	RPD
									Limit
Aroclor 1016	4.00	4.16		ug/L		104	77 - 150	6	30
Aroclor 1016	4.00	4.30		ug/L		107	77 - 150	8	30
Aroclor 1260	4.00	3.14	*	ug/L		78	80 - 150	11	30
Aroclor 1260	4.00	2.98	*	ug/L		74	80 - 150	8	30

Surrogate	LCSD	LCSD	Limits
	%Recovery	Qualifier	
DCB Decachlorobiphenyl	72		10 - 150
DCB Decachlorobiphenyl	71		10 - 150

Lab Sample ID: MB 460-385005/1-A
Matrix: Solid
Analysis Batch: 385136

Client Sample ID: Method Blank
Prep Type: Total/NA
Prep Batch: 385005

Analyte	MB	MB	RL	MDL	Unit	D	Prepared	Analyzed	Dil Fac
	Result	Qualifier							
Aroclor 1016	8.9	U	67	8.9	ug/Kg		08/16/16 02:37	08/16/16 15:10	1
Aroclor 1221	8.9	U	67	8.9	ug/Kg		08/16/16 02:37	08/16/16 15:10	1
Aroclor 1232	8.9	U	67	8.9	ug/Kg		08/16/16 02:37	08/16/16 15:10	1
Aroclor 1242	8.9	U	67	8.9	ug/Kg		08/16/16 02:37	08/16/16 15:10	1
Aroclor 1248	8.9	U	67	8.9	ug/Kg		08/16/16 02:37	08/16/16 15:10	1
Aroclor 1254	9.2	U	67	9.2	ug/Kg		08/16/16 02:37	08/16/16 15:10	1
Aroclor 1260	9.2	U	67	9.2	ug/Kg		08/16/16 02:37	08/16/16 15:10	1
Aroclor 1262	9.2	U	67	9.2	ug/Kg		08/16/16 02:37	08/16/16 15:10	1
Aroclor 1268	9.2	U	67	9.2	ug/Kg		08/16/16 02:37	08/16/16 15:10	1

Surrogate	MB	MB	Limits	Prepared	Analyzed	Dil Fac
	%Recovery	Qualifier				
DCB Decachlorobiphenyl	130		35 - 150	08/16/16 02:37	08/16/16 15:10	1
DCB Decachlorobiphenyl	117		35 - 150	08/16/16 02:37	08/16/16 15:10	1

Lab Sample ID: LCS 460-385005/2-A
Matrix: Solid
Analysis Batch: 385136

Client Sample ID: Lab Control Sample
Prep Type: Total/NA
Prep Batch: 385005

Analyte	Spike Added	LCS Result	LCS Qualifier	Unit	D	%Rec	Limits
Aroclor 1016	333	433		ug/Kg		130	77 - 150
Aroclor 1016	333	439		ug/Kg		132	77 - 150
Aroclor 1260	333	434		ug/Kg		130	79 - 150
Aroclor 1260	333	382		ug/Kg		115	79 - 150

Surrogate	LCS	LCS	Limits
	%Recovery	Qualifier	
DCB Decachlorobiphenyl	124		35 - 150
DCB Decachlorobiphenyl	120		35 - 150

QC Sample Results

Client: Antea USA, Inc.
Project/Site: McCandless

TestAmerica Job ID: 460-118423-1

Method: 8082A - Polychlorinated Biphenyls (PCBs) by Gas Chromatography (Continued)

Lab Sample ID: 460-118641-A-1-A MS
Matrix: Solid
Analysis Batch: 385136

Client Sample ID: Matrix Spike
Prep Type: Total/NA
Prep Batch: 385005
%Rec.

Analyte	Sample Result	Sample Qualifier	Spike Added	MS Result	MS Qualifier	Unit	D	%Rec	Limits
Aroclor 1016	11	U	404	549		ug/Kg	☼	136	77 - 150
Aroclor 1016	11	U	404	537		ug/Kg	☼	133	77 - 150
Aroclor 1260	11	U	404	541		ug/Kg	☼	134	79 - 150
Aroclor 1260	11	U	404	472		ug/Kg	☼	117	79 - 150

Surrogate	MS %Recovery	MS Qualifier	Limits
DCB Decachlorobiphenyl	72		35 - 150
DCB Decachlorobiphenyl	66		35 - 150

Lab Sample ID: 460-118641-A-1-B MSD
Matrix: Solid
Analysis Batch: 385136

Client Sample ID: Matrix Spike Duplicate
Prep Type: Total/NA
Prep Batch: 385005
%Rec.

Analyte	Sample Result	Sample Qualifier	Spike Added	MSD Result	MSD Qualifier	Unit	D	%Rec	Limits	RPD	Limit
Aroclor 1016	11	U	404	524		ug/Kg	☼	130	77 - 150	5	30
Aroclor 1016	11	U	404	519		ug/Kg	☼	128	77 - 150	3	30
Aroclor 1260	11	U	404	534		ug/Kg	☼	132	79 - 150	1	30
Aroclor 1260	11	U	404	497		ug/Kg	☼	123	79 - 150	5	30

Surrogate	MSD %Recovery	MSD Qualifier	Limits
DCB Decachlorobiphenyl	122		35 - 150
DCB Decachlorobiphenyl	119		35 - 150

Lab Sample ID: MB 460-385130/1-A
Matrix: Solid
Analysis Batch: 385145

Client Sample ID: Method Blank
Prep Type: Total/NA
Prep Batch: 385130

Analyte	MB Result	MB Qualifier	RL	MDL	Unit	D	Prepared	Analyzed	Dil Fac
Aroclor 1016	0.098	U	0.40	0.098	ug/L		08/16/16 14:21	08/17/16 09:39	1
Aroclor 1221	0.098	U	0.40	0.098	ug/L		08/16/16 14:21	08/17/16 09:39	1
Aroclor 1232	0.098	U	0.40	0.098	ug/L		08/16/16 14:21	08/17/16 09:39	1
Aroclor 1242	0.098	U	0.40	0.098	ug/L		08/16/16 14:21	08/17/16 09:39	1
Aroclor 1248	0.098	U	0.40	0.098	ug/L		08/16/16 14:21	08/17/16 09:39	1
Aroclor 1254	0.084	U	0.40	0.084	ug/L		08/16/16 14:21	08/17/16 09:39	1
Aroclor 1260	0.084	U	0.40	0.084	ug/L		08/16/16 14:21	08/17/16 09:39	1
Aroclor-1262	0.084	U	0.40	0.084	ug/L		08/16/16 14:21	08/17/16 09:39	1
Aroclor 1268	0.084	U	0.40	0.084	ug/L		08/16/16 14:21	08/17/16 09:39	1
Polychlorinated biphenyls, Total	0.098	U	0.40	0.098	ug/L		08/16/16 14:21	08/17/16 09:39	1

Surrogate	MB %Recovery	MB Qualifier	Limits	Prepared	Analyzed	Dil Fac
DCB Decachlorobiphenyl	106		10 - 150	08/16/16 14:21	08/17/16 09:39	1
DCB Decachlorobiphenyl	93		10 - 150	08/16/16 14:21	08/17/16 09:39	1

QC Sample Results

Client: Antea USA, Inc.
Project/Site: McCandless

TestAmerica Job ID: 460-118423-1

Method: 8082A - Polychlorinated Biphenyls (PCBs) by Gas Chromatography (Continued)

Lab Sample ID: LCS 460-385130/2-A
Matrix: Solid
Analysis Batch: 385145

Client Sample ID: Lab Control Sample
Prep Type: Total/NA
Prep Batch: 385130
%Rec.

Analyte	Spike Added	LCS Result	LCS Qualifier	Unit	D	%Rec	Limits
Aroclor 1016	4.00	5.42		ug/L		136	77 - 150
Aroclor 1016	4.00	5.50		ug/L		138	77 - 150
Aroclor 1260	4.00	5.04		ug/L		126	80 - 150
Aroclor 1260	4.00	4.42		ug/L		111	80 - 150

Surrogate	LCS %Recovery	LCS Qualifier	Limits
DCB Decachlorobiphenyl	106		10 - 150
DCB Decachlorobiphenyl	100		10 - 150

Lab Sample ID: LCSD 460-385130/3-A
Matrix: Solid
Analysis Batch: 385145

Client Sample ID: Lab Control Sample Dup
Prep Type: Total/NA
Prep Batch: 385130
%Rec.

Analyte	Spike Added	LCSD Result	LCSD Qualifier	Unit	D	%Rec	Limits	RPD	RPD Limit
Aroclor 1016	4.00	4.88		ug/L		122	77 - 150	11	30
Aroclor 1016	4.00	5.00		ug/L		125	77 - 150	10	30
Aroclor 1260	4.00	4.45		ug/L		111	80 - 150	13	30
Aroclor 1260	4.00	4.03		ug/L		101	80 - 150	9	30

Surrogate	LCSD %Recovery	LCSD Qualifier	Limits
DCB Decachlorobiphenyl	91		10 - 150
DCB Decachlorobiphenyl	92		10 - 150

Lab Sample ID: MB 460-385630/1-A
Matrix: Solid
Analysis Batch: 385710

Client Sample ID: Method Blank
Prep Type: Total/NA
Prep Batch: 385630

Analyte	MB Result	MB Qualifier	RL	MDL	Unit	D	Prepared	Analyzed	Dil Fac
Aroclor 1016	0.098	U	0.40	0.098	ug/L		08/18/16 19:11	08/19/16 10:22	1
Aroclor 1221	0.098	U	0.40	0.098	ug/L		08/18/16 19:11	08/19/16 10:22	1
Aroclor 1232	0.098	U	0.40	0.098	ug/L		08/18/16 19:11	08/19/16 10:22	1
Aroclor 1242	0.098	U	0.40	0.098	ug/L		08/18/16 19:11	08/19/16 10:22	1
Aroclor 1248	0.098	U	0.40	0.098	ug/L		08/18/16 19:11	08/19/16 10:22	1
Aroclor 1254	0.084	U	0.40	0.084	ug/L		08/18/16 19:11	08/19/16 10:22	1
Aroclor 1260	0.084	U	0.40	0.084	ug/L		08/18/16 19:11	08/19/16 10:22	1
Aroclor-1262	0.084	U	0.40	0.084	ug/L		08/18/16 19:11	08/19/16 10:22	1
Aroclor 1268	0.084	U	0.40	0.084	ug/L		08/18/16 19:11	08/19/16 10:22	1
Polychlorinated biphenyls, Total	0.098	U	0.40	0.098	ug/L		08/18/16 19:11	08/19/16 10:22	1

Surrogate	MB %Recovery	MB Qualifier	Limits	Prepared	Analyzed	Dil Fac
DCB Decachlorobiphenyl	110		10 - 150	08/18/16 19:11	08/19/16 10:22	1
DCB Decachlorobiphenyl	120		10 - 150	08/18/16 19:11	08/19/16 10:22	1

QC Sample Results

Client: Antea USA, Inc.
Project/Site: McCandless

TestAmerica Job ID: 460-118423-1

Method: 8082A - Polychlorinated Biphenyls (PCBs) by Gas Chromatography (Continued)

Lab Sample ID: LCS 460-385630/2-A
Matrix: Solid
Analysis Batch: 385710

Client Sample ID: Lab Control Sample
Prep Type: Total/NA
Prep Batch: 385630
%Rec.

Analyte	Spike Added	LCS Result	LCS Qualifier	Unit	D	%Rec	Limits
Aroclor 1016	4.00	4.25		ug/L		106	77 - 150
Aroclor 1016	4.00	4.77		ug/L		119	77 - 150
Aroclor 1260	4.00	4.36		ug/L		109	80 - 150
Aroclor 1260	4.00	4.81		ug/L		120	80 - 150

Surrogate	LCS %Recovery	LCS Qualifier	Limits
DCB Decachlorobiphenyl	111		10 - 150
DCB Decachlorobiphenyl	122		10 - 150

Lab Sample ID: LCSD 460-385630/3-A
Matrix: Solid
Analysis Batch: 385710

Client Sample ID: Lab Control Sample Dup
Prep Type: Total/NA
Prep Batch: 385630
%Rec.

Analyte	Spike Added	LCSD Result	LCSD Qualifier	Unit	D	%Rec	Limits	RPD	Limit
Aroclor 1016	4.00	4.70		ug/L		118	77 - 150	10	30
Aroclor 1016	4.00	5.59		ug/L		140	77 - 150	16	30
Aroclor 1260	4.00	4.97		ug/L		124	80 - 150	13	30
Aroclor 1260	4.00	5.25		ug/L		131	80 - 150	9	30

Surrogate	LCSD %Recovery	LCSD Qualifier	Limits
DCB Decachlorobiphenyl	122		10 - 150
DCB Decachlorobiphenyl	129		10 - 150

Lab Sample ID: LB 460-384959/1-B
Matrix: Solid
Analysis Batch: 385145

Client Sample ID: Method Blank
Prep Type: SPLP East
Prep Batch: 385130

Analyte	LB Result	LB Qualifier	RL	MDL	Unit	D	Prepared	Analyzed	Dil Fac
Aroclor 1016	0.098	U	0.40	0.098	ug/L		08/16/16 14:21	08/17/16 10:33	1
Aroclor 1221	0.098	U	0.40	0.098	ug/L		08/16/16 14:21	08/17/16 10:33	1
Aroclor 1232	0.098	U	0.40	0.098	ug/L		08/16/16 14:21	08/17/16 10:33	1
Aroclor 1242	0.098	U	0.40	0.098	ug/L		08/16/16 14:21	08/17/16 10:33	1
Aroclor 1248	0.098	U	0.40	0.098	ug/L		08/16/16 14:21	08/17/16 10:33	1
Aroclor 1254	0.084	U	0.40	0.084	ug/L		08/16/16 14:21	08/17/16 10:33	1
Aroclor 1260	0.084	U	0.40	0.084	ug/L		08/16/16 14:21	08/17/16 10:33	1
Aroclor-1262	0.084	U	0.40	0.084	ug/L		08/16/16 14:21	08/17/16 10:33	1
Aroclor 1268	0.084	U	0.40	0.084	ug/L		08/16/16 14:21	08/17/16 10:33	1
Polychlorinated biphenyls, Total	0.098	U	0.40	0.098	ug/L		08/16/16 14:21	08/17/16 10:33	1

Surrogate	LB %Recovery	LB Qualifier	Limits	Prepared	Analyzed	Dil Fac
DCB Decachlorobiphenyl	103		10 - 150	08/16/16 14:21	08/17/16 10:33	1
DCB Decachlorobiphenyl	105		10 - 150	08/16/16 14:21	08/17/16 10:33	1

QC Sample Results

Client: Antea USA, Inc.
Project/Site: McCandless

TestAmerica Job ID: 460-118423-1

Method: 8082A - Polychlorinated Biphenyls (PCBs) by Gas Chromatography (Continued)

Lab Sample ID: LB 460-385394/1-B
Matrix: Solid
Analysis Batch: 385710

Client Sample ID: Method Blank
Prep Type: SPLP East
Prep Batch: 385630

Analyte	LB LB		RL	MDL	Unit	D	Prepared	Analyzed	Dil Fac
	Result	Qualifier							
Aroclor 1016	0.098	U	0.40	0.098	ug/L		08/18/16 19:11	08/19/16 11:22	1
Aroclor 1221	0.098	U	0.40	0.098	ug/L		08/18/16 19:11	08/19/16 11:22	1
Aroclor 1232	0.098	U	0.40	0.098	ug/L		08/18/16 19:11	08/19/16 11:22	1
Aroclor 1242	0.098	U	0.40	0.098	ug/L		08/18/16 19:11	08/19/16 11:22	1
Aroclor 1248	0.098	U	0.40	0.098	ug/L		08/18/16 19:11	08/19/16 11:22	1
Aroclor 1254	0.084	U	0.40	0.084	ug/L		08/18/16 19:11	08/19/16 11:22	1
Aroclor 1260	0.084	U	0.40	0.084	ug/L		08/18/16 19:11	08/19/16 11:22	1
Aroclor-1262	0.084	U	0.40	0.084	ug/L		08/18/16 19:11	08/19/16 11:22	1
Aroclor 1268	0.084	U	0.40	0.084	ug/L		08/18/16 19:11	08/19/16 11:22	1
Polychlorinated biphenyls, Total	0.098	U	0.40	0.098	ug/L		08/18/16 19:11	08/19/16 11:22	1

Surrogate	LB LB		Limits	Prepared	Analyzed	Dil Fac
	%Recovery	Qualifier				
DCB Decachlorobiphenyl	111		10 - 150	08/18/16 19:11	08/19/16 11:22	1
DCB Decachlorobiphenyl	131		10 - 150	08/18/16 19:11	08/19/16 11:22	1

Definitions/Glossary

Client: Antea USA, Inc.
Project/Site: McCandless

TestAmerica Job ID: 460-118423-1

Qualifiers

GC Semi VOA

Qualifier	Qualifier Description
D	Sample results are obtained from a dilution; the surrogate or matrix spike recoveries reported are calculated from diluted samples.
X	Surrogate is outside control limits
U	Indicates the analyte was analyzed for but not detected.
F1	MS and/or MSD Recovery is outside acceptance limits.
*	LCS or LCSD is outside acceptance limits.
J	Result is less than the RL but greater than or equal to the MDL and the concentration is an approximate value.

Glossary

Abbreviation	These commonly used abbreviations may or may not be present in this report.
α	Listed under the "D" column to designate that the result is reported on a dry weight basis
%R	Percent Recovery
CFL	Contains Free Liquid
CNF	Contains no Free Liquid
DER	Duplicate error ratio (normalized absolute difference)
Dil Fac	Dilution Factor
DL, RA, RE, IN	Indicates a Dilution, Re-analysis, Re-extraction, or additional Initial metals/anion analysis of the sample
DLC	Decision level concentration
MDA	Minimum detectable activity
EDL	Estimated Detection Limit
MDC	Minimum detectable concentration
MDL	Method Detection Limit
ML	Minimum Level (Dioxin)
NC	Not Calculated
ND	Not detected at the reporting limit (or MDL or EDL if shown)
PQL	Practical Quantitation Limit
QC	Quality Control
RER	Relative error ratio
RL	Reporting Limit or Requested Limit (Radiochemistry)
RPD	Relative Percent Difference, a measure of the relative difference between two points
TEF	Toxicity Equivalent Factor (Dioxin)
TEQ	Toxicity Equivalent Quotient (Dioxin)

QC Association Summary

Client: Antea USA, Inc.
Project/Site: McCandless

TestAmerica Job ID: 460-118423-1

GC Semi VOA

Prep Batch: 384405

Lab Sample ID	Client Sample ID	Prep Type	Matrix	Method	Prep Batch
460-118423-1 - DL	PMP-7-10.25	Total/NA	Solid	3546	
460-118423-2	PRA-P3NNW-0.5	Total/NA	Solid	3546	
460-118423-3 - DL	PRA-P24-5.25	Total/NA	Solid	3546	
460-118423-4 - DL	PRA-P24-12.75	Total/NA	Solid	3546	
460-118423-5 - DL	D1-8.25	Total/NA	Solid	3546	
460-118423-6 - DL	PRA-E4-10.25	Total/NA	Solid	3546	
460-118423-7 - DL	DUP1_20160809	Total/NA	Solid	3546	
460-118423-8 - DL	PMP-2-8.25	Total/NA	Solid	3546	
460-118423-9 - DL	PMP-2-10.75	Total/NA	Solid	3546	
460-118423-10 - DL	E-131-7.25	Total/NA	Solid	3546	
460-118423-11 - DL	PMP-15-7.75	Total/NA	Solid	3546	
460-118423-12 - DL	PMP-17-8.25	Total/NA	Solid	3546	
460-118423-13 - DL	PMP-19-8.25	Total/NA	Solid	3546	
460-118423-14	PRA-P33-7.75	Total/NA	Solid	3546	
MB 460-384405/1-A	Method Blank	Total/NA	Solid	3546	
LCS 460-384405/2-A	Lab Control Sample	Total/NA	Solid	3546	
460-118423-14 MS	PRA-P33-7.75	Total/NA	Solid	3546	
460-118423-14 MSD	PRA-P33-7.75	Total/NA	Solid	3546	

Analysis Batch: 384449

Lab Sample ID	Client Sample ID	Prep Type	Matrix	Method	Prep Batch
460-118423-6 - DL	PRA-E4-10.25	Total/NA	Solid	8082A	384405
460-118423-7 - DL	DUP1_20160809	Total/NA	Solid	8082A	384405
460-118423-9 - DL	PMP-2-10.75	Total/NA	Solid	8082A	384405
460-118423-10 - DL	E-131-7.25	Total/NA	Solid	8082A	384405
460-118423-11 - DL	PMP-15-7.75	Total/NA	Solid	8082A	384405
460-118423-12 - DL	PMP-17-8.25	Total/NA	Solid	8082A	384405

Analysis Batch: 384452

Lab Sample ID	Client Sample ID	Prep Type	Matrix	Method	Prep Batch
460-118423-1 - DL	PMP-7-10.25	Total/NA	Solid	8082A	384405
460-118423-3 - DL	PRA-P24-5.25	Total/NA	Solid	8082A	384405
460-118423-4 - DL	PRA-P24-12.75	Total/NA	Solid	8082A	384405
460-118423-5 - DL	D1-8.25	Total/NA	Solid	8082A	384405
460-118423-8 - DL	PMP-2-8.25	Total/NA	Solid	8082A	384405
460-118423-13 - DL	PMP-19-8.25	Total/NA	Solid	8082A	384405

Analysis Batch: 384453

Lab Sample ID	Client Sample ID	Prep Type	Matrix	Method	Prep Batch
460-118423-2	PRA-P3NNW-0.5	Total/NA	Solid	8082A	384405
460-118423-14	PRA-P33-7.75	Total/NA	Solid	8082A	384405
MB 460-384405/1-A	Method Blank	Total/NA	Solid	8082A	384405
LCS 460-384405/2-A	Lab Control Sample	Total/NA	Solid	8082A	384405
460-118423-14 MS	PRA-P33-7.75	Total/NA	Solid	8082A	384405
460-118423-14 MSD	PRA-P33-7.75	Total/NA	Solid	8082A	384405

Prep Batch: 384461

Lab Sample ID	Client Sample ID	Prep Type	Matrix	Method	Prep Batch
460-118423-15	FB_20160809	Total/NA	Water	3510C	
MB 460-384461/1-A	Method Blank	Total/NA	Water	3510C	
LCS 460-384461/2-A	Lab Control Sample	Total/NA	Water	3510C	

QC Association Summary

Client: Antea USA, Inc.
Project/Site: McCandless

TestAmerica Job ID: 460-118423-1

GC Semi VOA (Continued)

Prep Batch: 384461 (Continued)

Lab Sample ID	Client Sample ID	Prep Type	Matrix	Method	Prep Batch
LCSD 460-384461/3-A	Lab Control Sample Dup	Total/NA	Water	3510C	

Analysis Batch: 384645

Lab Sample ID	Client Sample ID	Prep Type	Matrix	Method	Prep Batch
460-118423-15	FB_20160809	Total/NA	Water	8082A	384461
MB 460-384461/1-A	Method Blank	Total/NA	Water	8082A	384461
LCS 460-384461/2-A	Lab Control Sample	Total/NA	Water	8082A	384461
LCSD 460-384461/3-A	Lab Control Sample Dup	Total/NA	Water	8082A	384461

Leach Batch: 384959

Lab Sample ID	Client Sample ID	Prep Type	Matrix	Method	Prep Batch
460-118423-1 - DL	PMP-7-10.25	SPLP East	Solid	1312	
460-118423-3 - DL	PRA-P24-5.25	SPLP East	Solid	1312	
460-118423-4	PRA-P24-12.75	SPLP East	Solid	1312	
460-118423-5	D1-8.25	SPLP East	Solid	1312	
460-118423-8 - DL	PMP-2-8.25	SPLP East	Solid	1312	
460-118423-9 - DL	PMP-2-10.75	SPLP East	Solid	1312	
460-118423-10 - DL	E-131-7.25	SPLP East	Solid	1312	
460-118423-11 - DL	PMP-15-7.75	SPLP East	Solid	1312	
460-118423-12 - DL	PMP-17-8.25	SPLP East	Solid	1312	
460-118423-13	PMP-19-8.25	SPLP East	Solid	1312	
LB 460-384959/1-B	Method Blank	SPLP East	Solid	1312	

Prep Batch: 385005

Lab Sample ID	Client Sample ID	Prep Type	Matrix	Method	Prep Batch
460-118423-17 - DL	PMP-17-DUP-8.25	Total/NA	Solid	3546	
460-118423-18	PMP-13-4.25	Total/NA	Solid	3546	
460-118423-19 - DL	PMP-13-7.75	Total/NA	Solid	3546	
MB 460-385005/1-A	Method Blank	Total/NA	Solid	3546	
LCS 460-385005/2-A	Lab Control Sample	Total/NA	Solid	3546	
460-118641-A-1-A MS	Matrix Spike	Total/NA	Solid	3546	
460-118641-A-1-B MSD	Matrix Spike Duplicate	Total/NA	Solid	3546	

Prep Batch: 385130

Lab Sample ID	Client Sample ID	Prep Type	Matrix	Method	Prep Batch
460-118423-1 - DL	PMP-7-10.25	SPLP East	Solid	3510C	384959
460-118423-3 - DL	PRA-P24-5.25	SPLP East	Solid	3510C	384959
460-118423-4	PRA-P24-12.75	SPLP East	Solid	3510C	384959
460-118423-5	D1-8.25	SPLP East	Solid	3510C	384959
460-118423-8 - DL	PMP-2-8.25	SPLP East	Solid	3510C	384959
460-118423-9 - DL	PMP-2-10.75	SPLP East	Solid	3510C	384959
460-118423-10 - DL	E-131-7.25	SPLP East	Solid	3510C	384959
460-118423-11 - DL	PMP-15-7.75	SPLP East	Solid	3510C	384959
460-118423-12 - DL	PMP-17-8.25	SPLP East	Solid	3510C	384959
460-118423-13	PMP-19-8.25	SPLP East	Solid	3510C	384959
LB 460-384959/1-B	Method Blank	SPLP East	Solid	3510C	384959
MB 460-385130/1-A	Method Blank	Total/NA	Solid	3510C	
LCS 460-385130/2-A	Lab Control Sample	Total/NA	Solid	3510C	
LCSD 460-385130/3-A	Lab Control Sample Dup	Total/NA	Solid	3510C	

QC Association Summary

Client: Antea USA, Inc.
Project/Site: McCandless

TestAmerica Job ID: 460-118423-1

GC Semi VOA (Continued)

Analysis Batch: 385136

Lab Sample ID	Client Sample ID	Prep Type	Matrix	Method	Prep Batch
460-118423-18	PMP-13-4.25	Total/NA	Solid	8082A	385005
MB 460-385005/1-A	Method Blank	Total/NA	Solid	8082A	385005
LCS 460-385005/2-A	Lab Control Sample	Total/NA	Solid	8082A	385005
460-118641-A-1-A MS	Matrix Spike	Total/NA	Solid	8082A	385005
460-118641-A-1-B MSD	Matrix Spike Duplicate	Total/NA	Solid	8082A	385005

Analysis Batch: 385145

Lab Sample ID	Client Sample ID	Prep Type	Matrix	Method	Prep Batch
460-118423-4	PRA-P24-12.75	SPLP East	Solid	8082A	385130
460-118423-5	D1-8.25	SPLP East	Solid	8082A	385130
460-118423-13	PMP-19-8.25	SPLP East	Solid	8082A	385130
LB 460-384959/1-B	Method Blank	SPLP East	Solid	8082A	385130
MB 460-385130/1-A	Method Blank	Total/NA	Solid	8082A	385130
LCS 460-385130/2-A	Lab Control Sample	Total/NA	Solid	8082A	385130
LCSD 460-385130/3-A	Lab Control Sample Dup	Total/NA	Solid	8082A	385130

Leach Batch: 385394

Lab Sample ID	Client Sample ID	Prep Type	Matrix	Method	Prep Batch
460-118423-19 - DL	PMP-13-7.75	SPLP East	Solid	1312	
LB 460-385394/1-B	Method Blank	SPLP East	Solid	1312	

Analysis Batch: 385460

Lab Sample ID	Client Sample ID	Prep Type	Matrix	Method	Prep Batch
460-118423-17 - DL	PMP-17-DUP-8.25	Total/NA	Solid	8082A	385005
460-118423-19 - DL	PMP-13-7.75	Total/NA	Solid	8082A	385005

Analysis Batch: 385556

Lab Sample ID	Client Sample ID	Prep Type	Matrix	Method	Prep Batch
460-118423-1 - DL	PMP-7-10.25	SPLP East	Solid	8082A	385130
460-118423-3 - DL	PRA-P24-5.25	SPLP East	Solid	8082A	385130
460-118423-8 - DL	PMP-2-8.25	SPLP East	Solid	8082A	385130
460-118423-9 - DL	PMP-2-10.75	SPLP East	Solid	8082A	385130
460-118423-10 - DL	E-131-7.25	SPLP East	Solid	8082A	385130
460-118423-11 - DL	PMP-15-7.75	SPLP East	Solid	8082A	385130
460-118423-12 - DL	PMP-17-8.25	SPLP East	Solid	8082A	385130

Prep Batch: 385630

Lab Sample ID	Client Sample ID	Prep Type	Matrix	Method	Prep Batch
460-118423-19 - DL	PMP-13-7.75	SPLP East	Solid	3510C	385394
LB 460-385394/1-B	Method Blank	SPLP East	Solid	3510C	385394
MB 460-385630/1-A	Method Blank	Total/NA	Solid	3510C	
LCS 460-385630/2-A	Lab Control Sample	Total/NA	Solid	3510C	
LCSD 460-385630/3-A	Lab Control Sample Dup	Total/NA	Solid	3510C	

Analysis Batch: 385710

Lab Sample ID	Client Sample ID	Prep Type	Matrix	Method	Prep Batch
460-118423-19 - DL	PMP-13-7.75	SPLP East	Solid	8082A	385630
LB 460-385394/1-B	Method Blank	SPLP East	Solid	8082A	385630
MB 460-385630/1-A	Method Blank	Total/NA	Solid	8082A	385630
LCS 460-385630/2-A	Lab Control Sample	Total/NA	Solid	8082A	385630
LCSD 460-385630/3-A	Lab Control Sample Dup	Total/NA	Solid	8082A	385630

TestAmerica Edison

QC Association Summary

Client: Antea USA, Inc.
Project/Site: McCandless

TestAmerica Job ID: 460-118423-1

General Chemistry

Analysis Batch: 384501

Lab Sample ID	Client Sample ID	Prep Type	Matrix	Method	Prep Batch
460-118423-1	PMP-7-10.25	Total/NA	Solid	Moisture	
460-118423-2	PRA-P3NNW-0.5	Total/NA	Solid	Moisture	
460-118423-3	PRA-P24-5.25	Total/NA	Solid	Moisture	
460-118423-4	PRA-P24-12.75	Total/NA	Solid	Moisture	
460-118423-5	D1-8.25	Total/NA	Solid	Moisture	
460-118423-6	PRA-E4-10.25	Total/NA	Solid	Moisture	
460-118423-7	DUP1_20160809	Total/NA	Solid	Moisture	
460-118423-8	PMP-2-8.25	Total/NA	Solid	Moisture	
460-118423-9	PMP-2-10.75	Total/NA	Solid	Moisture	
460-118423-10	E-131-7.25	Total/NA	Solid	Moisture	
460-118423-11	PMP-15-7.75	Total/NA	Solid	Moisture	
460-118423-12	PMP-17-8.25	Total/NA	Solid	Moisture	
460-118423-12 DU	PMP-17-8.25	Total/NA	Solid	Moisture	

Analysis Batch: 384512

Lab Sample ID	Client Sample ID	Prep Type	Matrix	Method	Prep Batch
460-118423-13	PMP-19-8.25	Total/NA	Solid	Moisture	
460-118423-14	PRA-P33-7.75	Total/NA	Solid	Moisture	
460-118423-14 MS	PRA-P33-7.75	Total/NA	Solid	Moisture	
460-118423-14 MSD	PRA-P33-7.75	Total/NA	Solid	Moisture	
460-118544-A-3 DU	Duplicate	Total/NA	Solid	Moisture	

Analysis Batch: 385095

Lab Sample ID	Client Sample ID	Prep Type	Matrix	Method	Prep Batch
460-118423-17	PMP-17-DUP-8.25	Total/NA	Solid	Moisture	
460-118423-18	PMP-13-4.25	Total/NA	Solid	Moisture	
460-118423-19	PMP-13-7.75	Total/NA	Solid	Moisture	
460-118466-A-5 DU	Duplicate	Total/NA	Solid	Moisture	

Lab Chronicle

Client: Antea USA, Inc.
Project/Site: McCandless

TestAmerica Job ID: 460-118423-1

Client Sample ID: PMP-7-10.25

Date Collected: 08/09/16 08:22

Date Received: 08/09/16 15:25

Lab Sample ID: 460-118423-1

Matrix: Solid

Prep Type	Batch Type	Batch Method	Run	Dilution Factor	Batch Number	Prepared or Analyzed	Analyst	Lab
SPLP East	Leach	1312	DL		384959	08/15/16 17:00	YAH	TAL EDI
SPLP East	Prep	3510C	DL		385130	08/16/16 14:21	HAW	TAL EDI
SPLP East	Analysis	8082A	DL	5	385556	08/18/16 11:14	JHP	TAL EDI
Total/NA	Analysis	Moisture		1	384501	08/12/16 11:15	RWC	TAL EDI

Client Sample ID: PMP-7-10.25

Date Collected: 08/09/16 08:22

Date Received: 08/09/16 15:25

Lab Sample ID: 460-118423-1

Matrix: Solid

Percent Solids: 89.7

Prep Type	Batch Type	Batch Method	Run	Dilution Factor	Batch Number	Prepared or Analyzed	Analyst	Lab
Total/NA	Prep	3546	DL		384405	08/11/16 23:07	ARA	TAL EDI
Total/NA	Analysis	8082A	DL	100	384452	08/12/16 15:00	JHP	TAL EDI

Client Sample ID: PRA-P3NNW-0.5

Date Collected: 08/09/16 08:33

Date Received: 08/09/16 15:25

Lab Sample ID: 460-118423-2

Matrix: Solid

Prep Type	Batch Type	Batch Method	Run	Dilution Factor	Batch Number	Prepared or Analyzed	Analyst	Lab
Total/NA	Analysis	Moisture		1	384501	08/12/16 11:15	RWC	TAL EDI

Client Sample ID: PRA-P3NNW-0.5

Date Collected: 08/09/16 08:33

Date Received: 08/09/16 15:25

Lab Sample ID: 460-118423-2

Matrix: Solid

Percent Solids: 90.2

Prep Type	Batch Type	Batch Method	Run	Dilution Factor	Batch Number	Prepared or Analyzed	Analyst	Lab
Total/NA	Prep	3546			384405	08/11/16 23:07	ARA	TAL EDI
Total/NA	Analysis	8082A		1	384453	08/12/16 09:38	JHP	TAL EDI

Client Sample ID: PRA-P24-5.25

Date Collected: 08/09/16 09:10

Date Received: 08/09/16 15:25

Lab Sample ID: 460-118423-3

Matrix: Solid

Prep Type	Batch Type	Batch Method	Run	Dilution Factor	Batch Number	Prepared or Analyzed	Analyst	Lab
SPLP East	Leach	1312	DL		384959	08/15/16 17:00	YAH	TAL EDI
SPLP East	Prep	3510C	DL		385130	08/16/16 14:21	HAW	TAL EDI
SPLP East	Analysis	8082A	DL	125	385556	08/18/16 13:42	JHP	TAL EDI
Total/NA	Analysis	Moisture		1	384501	08/12/16 11:15	RWC	TAL EDI

Lab Chronicle

Client: Antea USA, Inc.
Project/Site: McCandless

TestAmerica Job ID: 460-118423-1

Client Sample ID: PRA-P24-5.25

Lab Sample ID: 460-118423-3

Date Collected: 08/09/16 09:10

Matrix: Solid

Date Received: 08/09/16 15:25

Percent Solids: 91.5

Prep Type	Batch Type	Batch Method	Run	Dilution Factor	Batch Number	Prepared or Analyzed	Analyst	Lab
Total/NA	Prep	3546	DL		384405	08/11/16 23:07	ARA	TAL EDI
Total/NA	Analysis	8082A	DL	2000	384452	08/12/16 13:51	JHP	TAL EDI

Client Sample ID: PRA-P24-12.75

Lab Sample ID: 460-118423-4

Date Collected: 08/09/16 09:15

Matrix: Solid

Date Received: 08/09/16 15:25

Prep Type	Batch Type	Batch Method	Run	Dilution Factor	Batch Number	Prepared or Analyzed	Analyst	Lab
SPLP East	Leach	1312			384959	08/15/16 17:00	YAH	TAL EDI
SPLP East	Prep	3510C			385130	08/16/16 14:21	HAW	TAL EDI
SPLP East	Analysis	8082A		1	385145	08/17/16 11:25	JHP	TAL EDI
Total/NA	Analysis	Moisture		1	384501	08/12/16 11:15	RWC	TAL EDI

Client Sample ID: PRA-P24-12.75

Lab Sample ID: 460-118423-4

Date Collected: 08/09/16 09:15

Matrix: Solid

Date Received: 08/09/16 15:25

Percent Solids: 88.0

Prep Type	Batch Type	Batch Method	Run	Dilution Factor	Batch Number	Prepared or Analyzed	Analyst	Lab
Total/NA	Prep	3546	DL		384405	08/11/16 23:07	ARA	TAL EDI
Total/NA	Analysis	8082A	DL	10	384452	08/12/16 15:15	JHP	TAL EDI

Client Sample ID: D1-8.25

Lab Sample ID: 460-118423-5

Date Collected: 08/09/16 09:27

Matrix: Solid

Date Received: 08/09/16 15:25

Prep Type	Batch Type	Batch Method	Run	Dilution Factor	Batch Number	Prepared or Analyzed	Analyst	Lab
SPLP East	Leach	1312			384959	08/15/16 17:00	YAH	TAL EDI
SPLP East	Prep	3510C			385130	08/16/16 14:21	HAW	TAL EDI
SPLP East	Analysis	8082A		1	385145	08/17/16 11:43	JHP	TAL EDI
Total/NA	Analysis	Moisture		1	384501	08/12/16 11:15	RWC	TAL EDI

Client Sample ID: D1-8.25

Lab Sample ID: 460-118423-5

Date Collected: 08/09/16 09:27

Matrix: Solid

Date Received: 08/09/16 15:25

Percent Solids: 97.6

Prep Type	Batch Type	Batch Method	Run	Dilution Factor	Batch Number	Prepared or Analyzed	Analyst	Lab
Total/NA	Prep	3546	DL		384405	08/11/16 23:07	ARA	TAL EDI
Total/NA	Analysis	8082A	DL	2	384452	08/12/16 14:35	JHP	TAL EDI

Lab Chronicle

Client: Antea USA, Inc.
Project/Site: McCandless

TestAmerica Job ID: 460-118423-1

Client Sample ID: PRA-E4-10.25

Lab Sample ID: 460-118423-6

Date Collected: 08/09/16 09:52

Matrix: Solid

Date Received: 08/09/16 15:25

Prep Type	Batch Type	Batch Method	Run	Dilution Factor	Batch Number	Prepared or Analyzed	Analyst	Lab
Total/NA	Analysis	Moisture		1	384501	08/12/16 11:15	RWC	TAL EDI

Client Sample ID: PRA-E4-10.25

Lab Sample ID: 460-118423-6

Date Collected: 08/09/16 09:52

Matrix: Solid

Date Received: 08/09/16 15:25

Percent Solids: 89.0

Prep Type	Batch Type	Batch Method	Run	Dilution Factor	Batch Number	Prepared or Analyzed	Analyst	Lab
Total/NA	Prep	3546	DL		384405	08/11/16 23:07	ARA	TAL EDI
Total/NA	Analysis	8082A	DL	25	384449	08/12/16 15:57	JHP	TAL EDI

Client Sample ID: DUP1_20160809

Lab Sample ID: 460-118423-7

Date Collected: 08/09/16 00:00

Matrix: Solid

Date Received: 08/09/16 15:25

Prep Type	Batch Type	Batch Method	Run	Dilution Factor	Batch Number	Prepared or Analyzed	Analyst	Lab
Total/NA	Analysis	Moisture		1	384501	08/12/16 11:15	RWC	TAL EDI

Client Sample ID: DUP1_20160809

Lab Sample ID: 460-118423-7

Date Collected: 08/09/16 00:00

Matrix: Solid

Date Received: 08/09/16 15:25

Percent Solids: 89.1

Prep Type	Batch Type	Batch Method	Run	Dilution Factor	Batch Number	Prepared or Analyzed	Analyst	Lab
Total/NA	Prep	3546	DL		384405	08/11/16 23:07	ARA	TAL EDI
Total/NA	Analysis	8082A	DL	50	384449	08/12/16 15:43	JHP	TAL EDI

Client Sample ID: PMP-2-8.25

Lab Sample ID: 460-118423-8

Date Collected: 08/09/16 10:20

Matrix: Solid

Date Received: 08/09/16 15:25

Prep Type	Batch Type	Batch Method	Run	Dilution Factor	Batch Number	Prepared or Analyzed	Analyst	Lab
SPLP East	Leach	1312	DL		384959	08/15/16 17:00	YAH	TAL EDI
SPLP East	Prep	3510C	DL		385130	08/16/16 14:21	HAW	TAL EDI
SPLP East	Analysis	8082A	DL	10	385556	08/18/16 11:44	JHP	TAL EDI
Total/NA	Analysis	Moisture		1	384501	08/12/16 11:15	RWC	TAL EDI

Client Sample ID: PMP-2-8.25

Lab Sample ID: 460-118423-8

Date Collected: 08/09/16 10:20

Matrix: Solid

Date Received: 08/09/16 15:25

Percent Solids: 94.8

Prep Type	Batch Type	Batch Method	Run	Dilution Factor	Batch Number	Prepared or Analyzed	Analyst	Lab
Total/NA	Prep	3546	DL		384405	08/11/16 23:07	ARA	TAL EDI
Total/NA	Analysis	8082A	DL	200	384452	08/12/16 14:20	JHP	TAL EDI

Lab Chronicle

Client: Antea USA, Inc.
Project/Site: McCandless

TestAmerica Job ID: 460-118423-1

Client Sample ID: PMP-2-10.75

Lab Sample ID: 460-118423-9

Date Collected: 08/09/16 10:25

Matrix: Solid

Date Received: 08/09/16 15:25

Prep Type	Batch Type	Batch Method	Run	Dilution Factor	Batch Number	Prepared or Analyzed	Analyst	Lab
SPLP East	Leach	1312	DL		384959	08/15/16 17:00	YAH	TAL EDI
SPLP East	Prep	3510C	DL		385130	08/16/16 14:21	HAW	TAL EDI
SPLP East	Analysis	8082A	DL	2	385556	08/18/16 11:59	JHP	TAL EDI
Total/NA	Analysis	Moisture		1	384501	08/12/16 11:15	RWC	TAL EDI

Client Sample ID: PMP-2-10.75

Lab Sample ID: 460-118423-9

Date Collected: 08/09/16 10:25

Matrix: Solid

Date Received: 08/09/16 15:25

Percent Solids: 86.2

Prep Type	Batch Type	Batch Method	Run	Dilution Factor	Batch Number	Prepared or Analyzed	Analyst	Lab
Total/NA	Prep	3546	DL		384405	08/11/16 23:07	ARA	TAL EDI
Total/NA	Analysis	8082A	DL	2	384449	08/12/16 15:28	JHP	TAL EDI

Client Sample ID: E-131-7.25

Lab Sample ID: 460-118423-10

Date Collected: 08/09/16 11:00

Matrix: Solid

Date Received: 08/09/16 15:25

Prep Type	Batch Type	Batch Method	Run	Dilution Factor	Batch Number	Prepared or Analyzed	Analyst	Lab
SPLP East	Leach	1312	DL		384959	08/15/16 17:00	YAH	TAL EDI
SPLP East	Prep	3510C	DL		385130	08/16/16 14:21	HAW	TAL EDI
SPLP East	Analysis	8082A	DL	2	385556	08/18/16 12:14	JHP	TAL EDI
Total/NA	Analysis	Moisture		1	384501	08/12/16 11:15	RWC	TAL EDI

Client Sample ID: E-131-7.25

Lab Sample ID: 460-118423-10

Date Collected: 08/09/16 11:00

Matrix: Solid

Date Received: 08/09/16 15:25

Percent Solids: 96.8

Prep Type	Batch Type	Batch Method	Run	Dilution Factor	Batch Number	Prepared or Analyzed	Analyst	Lab
Total/NA	Prep	3546	DL		384405	08/11/16 23:07	ARA	TAL EDI
Total/NA	Analysis	8082A	DL	50	384449	08/12/16 15:13	JHP	TAL EDI

Client Sample ID: PMP-15-7.75

Lab Sample ID: 460-118423-11

Date Collected: 08/09/16 11:15

Matrix: Solid

Date Received: 08/09/16 15:25

Prep Type	Batch Type	Batch Method	Run	Dilution Factor	Batch Number	Prepared or Analyzed	Analyst	Lab
SPLP East	Leach	1312	DL		384959	08/15/16 17:00	YAH	TAL EDI
SPLP East	Prep	3510C	DL		385130	08/16/16 14:21	HAW	TAL EDI
SPLP East	Analysis	8082A	DL	20	385556	08/18/16 12:29	JHP	TAL EDI
Total/NA	Analysis	Moisture		1	384501	08/12/16 11:15	RWC	TAL EDI

Lab Chronicle

Client: Antea USA, Inc.
Project/Site: McCandless

TestAmerica Job ID: 460-118423-1

Client Sample ID: PMP-15-7.75

Lab Sample ID: 460-118423-11

Date Collected: 08/09/16 11:15

Matrix: Solid

Date Received: 08/09/16 15:25

Percent Solids: 91.7

Prep Type	Batch Type	Batch Method	Run	Dilution Factor	Batch Number	Prepared or Analyzed	Analyst	Lab
Total/NA	Prep	3546	DL		384405	08/11/16 23:07	ARA	TAL EDI
Total/NA	Analysis	8082A	DL	100	384449	08/12/16 14:59	JHP	TAL EDI

Client Sample ID: PMP-17-8.25

Lab Sample ID: 460-118423-12

Date Collected: 08/09/16 11:30

Matrix: Solid

Date Received: 08/09/16 15:25

Prep Type	Batch Type	Batch Method	Run	Dilution Factor	Batch Number	Prepared or Analyzed	Analyst	Lab
SPLP East	Leach	1312	DL		384959	08/15/16 17:00	YAH	TAL EDI
SPLP East	Prep	3510C	DL		385130	08/16/16 14:21	HAW	TAL EDI
SPLP East	Analysis	8082A	DL	5	385556	08/18/16 12:44	JHP	TAL EDI
Total/NA	Analysis	Moisture		1	384501	08/12/16 11:15	RWC	TAL EDI

Client Sample ID: PMP-17-8.25

Lab Sample ID: 460-118423-12

Date Collected: 08/09/16 11:30

Matrix: Solid

Date Received: 08/09/16 15:25

Percent Solids: 94.0

Prep Type	Batch Type	Batch Method	Run	Dilution Factor	Batch Number	Prepared or Analyzed	Analyst	Lab
Total/NA	Prep	3546	DL		384405	08/11/16 23:07	ARA	TAL EDI
Total/NA	Analysis	8082A	DL	50	384449	08/12/16 14:44	JHP	TAL EDI

Client Sample ID: PMP-19-8.25

Lab Sample ID: 460-118423-13

Date Collected: 08/09/16 11:43

Matrix: Solid

Date Received: 08/09/16 15:25

Prep Type	Batch Type	Batch Method	Run	Dilution Factor	Batch Number	Prepared or Analyzed	Analyst	Lab
SPLP East	Leach	1312			384959	08/15/16 17:00	YAH	TAL EDI
SPLP East	Prep	3510C			385130	08/16/16 14:24	HAW	TAL EDI
SPLP East	Analysis	8082A		1	385145	08/17/16 13:31	JHP	TAL EDI
Total/NA	Analysis	Moisture		1	384512	08/12/16 11:55	RWC	TAL EDI

Client Sample ID: PMP-19-8.25

Lab Sample ID: 460-118423-13

Date Collected: 08/09/16 11:43

Matrix: Solid

Date Received: 08/09/16 15:25

Percent Solids: 95.5

Prep Type	Batch Type	Batch Method	Run	Dilution Factor	Batch Number	Prepared or Analyzed	Analyst	Lab
Total/NA	Prep	3546	DL		384405	08/11/16 23:07	ARA	TAL EDI
Total/NA	Analysis	8082A	DL	10	384452	08/12/16 15:32	JHP	TAL EDI

Lab Chronicle

Client: Antea USA, Inc.
Project/Site: McCandless

TestAmerica Job ID: 460-118423-1

Client Sample ID: PRA-P33-7.75

Date Collected: 08/09/16 11:55

Date Received: 08/09/16 15:25

Lab Sample ID: 460-118423-14

Matrix: Solid

Prep Type	Batch Type	Batch Method	Run	Dilution Factor	Batch Number	Prepared or Analyzed	Analyst	Lab
Total/NA	Analysis	Moisture		1	384512	08/12/16 11:55	RWC	TAL EDI

Client Sample ID: PRA-P33-7.75

Date Collected: 08/09/16 11:55

Date Received: 08/09/16 15:25

Lab Sample ID: 460-118423-14

Matrix: Solid

Percent Solids: 89.4

Prep Type	Batch Type	Batch Method	Run	Dilution Factor	Batch Number	Prepared or Analyzed	Analyst	Lab
Total/NA	Prep	3546			384405	08/11/16 23:07	ARA	TAL EDI
Total/NA	Analysis	8082A		1	384453	08/12/16 08:18	JHP	TAL EDI

Client Sample ID: FB_20160809

Date Collected: 08/09/16 12:41

Date Received: 08/09/16 15:25

Lab Sample ID: 460-118423-15

Matrix: Water

Prep Type	Batch Type	Batch Method	Run	Dilution Factor	Batch Number	Prepared or Analyzed	Analyst	Lab
Total/NA	Prep	3510C			384461	08/12/16 07:54	HAW	TAL EDI
Total/NA	Analysis	8082A		1	384645	08/13/16 20:05	JHP	TAL EDI

Client Sample ID: PMP-17-DUP-8.25

Date Collected: 08/09/16 11:30

Date Received: 08/09/16 15:25

Lab Sample ID: 460-118423-17

Matrix: Solid

Prep Type	Batch Type	Batch Method	Run	Dilution Factor	Batch Number	Prepared or Analyzed	Analyst	Lab
Total/NA	Analysis	Moisture		1	385095	08/16/16 11:36	RWC	TAL EDI

Client Sample ID: PMP-17-DUP-8.25

Date Collected: 08/09/16 11:30

Date Received: 08/09/16 15:25

Lab Sample ID: 460-118423-17

Matrix: Solid

Percent Solids: 86.5

Prep Type	Batch Type	Batch Method	Run	Dilution Factor	Batch Number	Prepared or Analyzed	Analyst	Lab
Total/NA	Prep	3546	DL		385005	08/16/16 02:37	ARA	TAL EDI
Total/NA	Analysis	8082A	DL	20	385460	08/18/16 09:44	JHP	TAL EDI

Client Sample ID: PMP-13-4.25

Date Collected: 08/09/16 10:45

Date Received: 08/09/16 15:25

Lab Sample ID: 460-118423-18

Matrix: Solid

Prep Type	Batch Type	Batch Method	Run	Dilution Factor	Batch Number	Prepared or Analyzed	Analyst	Lab
Total/NA	Analysis	Moisture		1	385095	08/16/16 11:36	RWC	TAL EDI

Lab Chronicle

Client: Antea USA, Inc.
Project/Site: McCandless

TestAmerica Job ID: 460-118423-1

Client Sample ID: PMP-13-4.25

Lab Sample ID: 460-118423-18

Date Collected: 08/09/16 10:45

Matrix: Solid

Date Received: 08/09/16 15:25

Percent Solids: 93.7

Prep Type	Batch Type	Batch Method	Run	Dilution Factor	Batch Number	Prepared or Analyzed	Analyst	Lab
Total/NA	Prep	3546			385005	08/16/16 02:37	ARA	TAL EDI
Total/NA	Analysis	8082A		1	385136	08/16/16 21:45	JHP	TAL EDI

Client Sample ID: PMP-13-7.75

Lab Sample ID: 460-118423-19

Date Collected: 08/09/16 10:50

Matrix: Solid

Date Received: 08/09/16 15:25

Prep Type	Batch Type	Batch Method	Run	Dilution Factor	Batch Number	Prepared or Analyzed	Analyst	Lab
SPLP East	Leach	1312	DL		385394	08/17/16 17:00	YAH	TAL EDI
SPLP East	Prep	3510C	DL		385630	08/18/16 19:11	RAR	TAL EDI
SPLP East	Analysis	8082A	DL	10	385710	08/19/16 11:51	JHP	TAL EDI
Total/NA	Analysis	Moisture		1	385095	08/16/16 11:36	RWC	TAL EDI

Client Sample ID: PMP-13-7.75

Lab Sample ID: 460-118423-19

Date Collected: 08/09/16 10:50

Matrix: Solid

Date Received: 08/09/16 15:25

Percent Solids: 94.1

Prep Type	Batch Type	Batch Method	Run	Dilution Factor	Batch Number	Prepared or Analyzed	Analyst	Lab
Total/NA	Prep	3546	DL		385005	08/16/16 02:37	ARA	TAL EDI
Total/NA	Analysis	8082A	DL	100	385460	08/18/16 09:29	JHP	TAL EDI

Laboratory References:

TAL EDI = TestAmerica Edison, 777 New Durham Road, Edison, NJ 08817, TEL (732)549-3900

Certification Summary

Client: Antea USA, Inc.
Project/Site: McCandless

TestAmerica Job ID: 460-118423-1

Laboratory: TestAmerica Edison

Unless otherwise noted, all analytes for this laboratory were covered under each certification below.

Authority	Program	EPA Region	Certification ID	Expiration Date
New Jersey	NELAP	2	12028	06-30-17

The following analytes are included in this report, but certification is not offered by the governing authority:

Analysis Method	Prep Method	Matrix	Analyte
8082A	3510C	Solid	Polychlorinated biphenyls, Total
Moisture		Solid	Percent Moisture
Moisture		Solid	Percent Solids

8082A

**Polychlorinated Biphenyls (PCBs) by
Gas Chromatography**

FORM II
PCBS SURROGATE RECOVERY

Lab Name: TestAmerica Edison

Job No.: 460-118423-1

SDG No.: _____

Matrix: Solid

Level: Low

GC Column (1): CLP-1 ID: 0.53 (mm)

GC Column (2): CLP-2 ID: 0.53 (mm)

Client Sample ID	Lab Sample ID	DCBP1 #	DCBP2 #
PMP-7-10.25 DL	460-118423-1 DL	0 D X	0 D X
PRA-P3NNW-0.5	460-118423-2	112	119
PRA-P24-5.25 DL	460-118423-3 DL	0 D X	0 D X
PRA-P24-12.75 DL	460-118423-4 DL	114 D	136 D
D1-8.25 DL	460-118423-5 DL	121 D	110 D
PRA-E4-10.25 DL	460-118423-6 DL	171 D X	140 D
DUPI_20160809 DL	460-118423-7 DL	148 D	136 D
PMP-2-8.25 DL	460-118423-8 DL	0 D X	0 D X
PMP-2-10.75 DL	460-118423-9 DL	115 D	113 D
E-131-7.25 DL	460-118423-10 DL	156 D X	135 D
PMP-15-7.75 DL	460-118423-11 DL	0 D X	0 D X
PMP-17-8.25 DL	460-118423-12 DL	0 D X	0 D X
PMP-19-8.25 DL	460-118423-13 DL	124 D	150 D
PRA-P33-7.75	460-118423-14	135	120
PMP-17-DUP-8.25 DL	460-118423-17 DL	151 D X	137 D
PMP-13-4.25	460-118423-18	117	116
PMP-13-7.75 DL	460-118423-19 DL	0 D X	0 D X
	MB 460-384405/1-A	150	127
	MB 460-385005/1-A	117	130
	LCS 460-384405/2-A	132	115
	LCS 460-385005/2-A	120	124
PRA-P33-7.75 MS	460-118423-14 MS	126	119
	460-118641-A-1-A MS	66	72
PRA-P33-7.75 MSD	460-118423-14 MSD	121	126
	460-118641-A-1-B MSD	119	122

DCBP = DCB Decachlorobiphenyl

QC LIMITS
35-150

Column to be used to flag recovery values

FORM II 8082A

FORM II
PCBS SURROGATE RECOVERY

Lab Name: TestAmerica Edison

Job No.: 460-118423-1

SDG No.: _____

Matrix: Solid (SPLP East)

Level: Low

GC Column (1): CLP-1 ID: 0.53 (mm)

GC Column (2): CLP-2 ID: 0.53 (mm)

Client Sample ID	Lab Sample ID	DCBP1 #	DCBP2 #
PMP-7-10.25 DL	460-118423-1 DL	110 D	99 D
PRA-P24-5.25 DL	460-118423-3 DL	0 D X	0 D X
PRA-P24-12.75	460-118423-4	102	113
D1-8.25	460-118423-5	92	82
PMP-2-8.25 DL	460-118423-8 DL	123 D	
PMP-2-10.75 DL	460-118423-9 DL	76 D	
E-131-7.25 DL	460-118423-10 DL	107 D	95 D
PMP-15-7.75 DL	460-118423-11 DL	132 D	116 D
PMP-17-8.25 DL	460-118423-12 DL	113 D	106 D
PMP-19-8.25	460-118423-13	108	120
PMP-13-7.75 DL	460-118423-19 DL	103 D	95 D
	MB 460-385130/1-A	93	106
	MB 460-385630/1-A	120	110
	LB 460-384959/1-B	105	103
	LB 460-385394/1-B	131	111
	LCS 460-385130/2-A	100	106
	LCS 460-385630/2-A	122	111
	LCSD 460-385130/3-A	92	91
	LCSD 460-385630/3-A	129	122

DCBP = DCB Decachlorobiphenyl

QC LIMITS
10-150

Column to be used to flag recovery values

FORM II
PCBS SURROGATE RECOVERY

Lab Name: TestAmerica Edison Job No.: 460-118423-1

SDG No.: _____

Matrix: Water Level: Low

GC Column (1): CLP-1 ID: 0.53 (mm) GC Column (2): CLP-2 ID: 0.53 (mm)

Client Sample ID	Lab Sample ID	DCBP1 #	DCBP2 #
FB_20160809	460-118423-15	98	105
	MB 460-384461/1-A	100	108
	LCS 460-384461/2-A	72	81
	LCSD 460-384461/3-A	71	72

DCBP = DCB Decachlorobiphenyl

QC LIMITS
10-150

Column to be used to flag recovery values

FORM II 8082A

FORM III
PCBS LAB CONTROL SAMPLE RECOVERY

Lab Name: TestAmerica Edison Job No.: 460-118423-1

SDG No.: _____

Matrix: Solid Level: Low Lab File ID: 8F013344.D

Lab ID: LCS 460-384405/2-A Client ID: _____

COMPOUND	SPIKE ADDED (ug/Kg)	LCS CONCENTRATION (ug/Kg)	LCS % REC	QC LIMITS REC	#
Aroclor 1016	333	403	121	77-150	
Aroclor 1016	333	440	132	77-150	
Aroclor 1260	333	423	127	79-150	
Aroclor 1260	333	445	133	79-150	

Column to be used to flag recovery and RPD values

FORM III
PCBS LAB CONTROL SAMPLE RECOVERY

Lab Name: TestAmerica Edison Job No.: 460-118423-1

SDG No.: _____

Matrix: Water Level: Low Lab File ID: 9F242859.D

Lab ID: LCS 460-384461/2-A Client ID: _____

COMPOUND	SPIKE ADDED (ug/L)	LCS CONCENTRATION (ug/L)	LCS % REC	QC LIMITS REC	#
Aroclor 1016	4.00	4.67	117	77-150	
Aroclor 1016	4.00	4.40	110	77-150	
Aroclor 1260	4.00	3.50	87	80-150	
Aroclor 1260	4.00	3.22	81	80-150	

Column to be used to flag recovery and RPD values

FORM III
PCBS LAB CONTROL SAMPLE RECOVERY

Lab Name: TestAmerica Edison Job No.: 460-118423-1

SDG No.: _____

Matrix: Solid Level: Low Lab File ID: 9F242960.D

Lab ID: LCS 460-385005/2-A Client ID: _____

COMPOUND	SPIKE ADDED (ug/Kg)	LCS CONCENTRATION (ug/Kg)	LCS % REC	QC LIMITS REC	#
Aroclor 1016	333	433	130	77-150	
Aroclor 1016	333	439	132	77-150	
Aroclor 1260	333	434	130	79-150	
Aroclor 1260	333	382	115	79-150	

Column to be used to flag recovery and RPD values

FORM III
PCBS LAB CONTROL SAMPLE RECOVERY

Lab Name: TestAmerica Edison Job No.: 460-118423-1

SDG No.: _____

Matrix: Water Level: Low Lab File ID: 9F242992.D

Lab ID: LCS 460-385130/2-A Client ID: _____

COMPOUND	SPIKE ADDED (ug/L)	LCS CONCENTRATION (ug/L)	LCS % REC	QC LIMITS REC	#
Aroclor 1016	4.00	5.42	136	77-150	
Aroclor 1016	4.00	5.50	138	77-150	
Aroclor 1260	4.00	5.04	126	80-150	
Aroclor 1260	4.00	4.42	111	80-150	

Column to be used to flag recovery and RPD values

FORM III
PCBS LAB CONTROL SAMPLE RECOVERY

Lab Name: TestAmerica Edison Job No.: 460-118423-1

SDG No.: _____

Matrix: Water Level: Low Lab File ID: T1331949.D

Lab ID: LCS 460-385630/2-A Client ID: _____

COMPOUND	SPIKE ADDED (ug/L)	LCS CONCENTRATION (ug/L)	LCS % REC	QC LIMITS REC	#
Aroclor 1016	4.00	4.25	106	77-150	
Aroclor 1016	4.00	4.77	119	77-150	
Aroclor 1260	4.00	4.36	109	80-150	
Aroclor 1260	4.00	4.81	120	80-150	

Column to be used to flag recovery and RPD values

FORM III
PCBS LAB CONTROL SAMPLE DUPLICATE RECOVERY

Lab Name: TestAmerica Edison Job No.: 460-118423-1

SDG No.: _____

Matrix: Water Level: Low Lab File ID: 9F242860.D

Lab ID: LCSD 460-384461/3-A Client ID: _____

COMPOUND	SPIKE ADDED (ug/L)	LCSD CONCENTRATION (ug/L)	LCSD % REC	% RPD	QC LIMITS		#
					RPD	REC	
Aroclor 1016	4.00	4.16	104	6	30	77-150	
Aroclor 1016	4.00	4.30	107	8	30	77-150	
Aroclor 1260	4.00	3.14	78	11	30	80-150	*
Aroclor 1260	4.00	2.98	74	8	30	80-150	*

Column to be used to flag recovery and RPD values

FORM III
PCBS LAB CONTROL SAMPLE DUPLICATE RECOVERY

Lab Name: TestAmerica Edison Job No.: 460-118423-1

SDG No.: _____

Matrix: Water Level: Low Lab File ID: 9F242993.D

Lab ID: LCSD 460-385130/3-A Client ID: _____

COMPOUND	SPIKE ADDED (ug/L)	LCSD CONCENTRATION (ug/L)	LCSD % REC	% RPD	QC LIMITS		#
					RPD	REC	
Aroclor 1016	4.00	4.88	122	11	30	77-150	
Aroclor 1016	4.00	5.00	125	10	30	77-150	
Aroclor 1260	4.00	4.45	111	13	30	80-150	
Aroclor 1260	4.00	4.03	101	9	30	80-150	

Column to be used to flag recovery and RPD values

FORM III
PCBS LAB CONTROL SAMPLE DUPLICATE RECOVERY

Lab Name: TestAmerica Edison Job No.: 460-118423-1
 SDG No.: _____
 Matrix: Water Level: Low Lab File ID: T1331950.D
 Lab ID: LCSD 460-385630/3-A Client ID: _____

COMPOUND	SPIKE ADDED (ug/L)	LCSD CONCENTRATION (ug/L)	LCSD % REC	% RPD	QC LIMITS		#
					RPD	REC	
Aroclor 1016	4.00	4.70	118	10	30	77-150	
Aroclor 1016	4.00	5.59	140	16	30	77-150	
Aroclor 1260	4.00	4.97	124	13	30	80-150	
Aroclor 1260	4.00	5.25	131	9	30	80-150	

Column to be used to flag recovery and RPD values

FORM III
PCBS MATRIX SPIKE RECOVERY

Lab Name: TestAmerica Edison Job No.: 460-118423-1
 SDG No.: _____
 Matrix: Solid Level: Low Lab File ID: 8F013329.D
 Lab ID: 460-118423-14 MS Client ID: PRA-P33-7.75 MS

COMPOUND	SPIKE ADDED (ug/Kg)	SAMPLE CONCENTRATION (ug/Kg)	MS CONCENTRATION (ug/Kg)	MS % REC	QC LIMITS REC	#
Aroclor 1016	373	9.9 U	668	179	77-150	F1
Aroclor 1016	373	9.9 U	590	158	77-150	F1
Aroclor 1260	373	10 U	542	146	79-150	
Aroclor 1260	373	10 U	527	142	79-150	

Column to be used to flag recovery and RPD values

FORM III
PCBS MATRIX SPIKE RECOVERY

Lab Name: TestAmerica Edison Job No.: 460-118423-1
 SDG No.: _____
 Matrix: Solid Level: Low Lab File ID: 9F242962.D
 Lab ID: 460-118641-A-1-A MS Client ID: _____

COMPOUND	SPIKE ADDED (ug/Kg)	SAMPLE CONCENTRATION (ug/Kg)	MS CONCENTRATION (ug/Kg)	MS % REC	QC LIMITS REC	#
Aroclor 1016	404	11 U	549	136	77-150	
Aroclor 1016	404	11 U	537	133	77-150	
Aroclor 1260	404	11 U	541	134	79-150	
Aroclor 1260	404	11 U	472	117	79-150	

Column to be used to flag recovery and RPD values

FORM III
PCBS MATRIX SPIKE DUPLICATE RECOVERY

Lab Name: TestAmerica Edison Job No.: 460-118423-1

SDG No.: _____

Matrix: Solid Level: Low Lab File ID: 8F013330.D

Lab ID: 460-118423-14 MSD Client ID: PRA-P33-7.75 MSD

COMPOUND	SPIKE ADDED (ug/Kg)	MSD CONCENTRATION (ug/Kg)	MSD % REC	% RPD	QC LIMITS		#
					RPD	REC	
Aroclor 1016	373	692	186	3	30	77-150	F1
Aroclor 1016	373	571	153	3	30	77-150	F1
Aroclor 1260	373	547	147	1	30	79-150	
Aroclor 1260	373	495	133	6	30	79-150	

Column to be used to flag recovery and RPD values

FORM III
PCBS MATRIX SPIKE DUPLICATE RECOVERY

Lab Name: TestAmerica Edison Job No.: 460-118423-1

SDG No.: _____

Matrix: Solid Level: Low Lab File ID: 9F242963.D

Lab ID: 460-118641-A-1-B MSD Client ID: _____

COMPOUND	SPIKE ADDED (ug/Kg)	MSD CONCENTRATION (ug/Kg)	MSD % REC	% RPD	QC LIMITS		#
					RPD	REC	
Aroclor 1016	404	524	130	5	30	77-150	
Aroclor 1016	404	519	128	3	30	77-150	
Aroclor 1260	404	534	132	1	30	79-150	
Aroclor 1260	404	497	123	5	30	79-150	

Column to be used to flag recovery and RPD values

FORM IV
PCBS METHOD BLANK SUMMARY

Lab Name: TestAmerica Edison Job No.: 460-118423-1
 SDG No.: _____
 Lab Sample ID: MB 460-384405/1-A
 Matrix: Solid Date Extracted: 08/11/2016 23:07
 Lab File ID:(1) 8F013326.D Lab File ID:(2) 8F013326.D
 Date Analyzed:(1) 08/12/2016 07:46 Date Analyzed:(2) 08/12/2016 07:46
 Instrument ID:(1) CPESTGC8 Instrument ID:(2) CPESTGC8
 GC Column:(1) CLP-1 ID: 0.53(mm) GC Column:(2) CLP-2 ID: 0.53(mm)

THIS METHOD BLANK APPLIES TO THE FOLLOWING SAMPLES:

CLIENT SAMPLE ID	LAB SAMPLE ID	DATE ANALYZED 1	DATE ANALYZED 2
PRA-P33-7.75	460-118423-14	08/12/2016 08:18	08/12/2016 08:18
PRA-P33-7.75 MS	460-118423-14 MS	08/12/2016 08:34	08/12/2016 08:34
PRA-P33-7.75 MSD	460-118423-14 MSD	08/12/2016 08:50	08/12/2016 08:50
PRA-P3NNW-0.5	460-118423-2	08/12/2016 09:38	08/12/2016 09:38
	LCS 460-384405/2-A	08/12/2016 12:36	08/12/2016 12:36
PRA-P24-5.25 DL	460-118423-3 DL	08/12/2016 13:51	08/12/2016 13:51
PMP-2-8.25 DL	460-118423-8 DL	08/12/2016 14:20	08/12/2016 14:20
D1-8.25 DL	460-118423-5 DL	08/12/2016 14:35	08/12/2016 14:35
PMP-17-8.25 DL	460-118423-12 DL	08/12/2016 14:44	08/12/2016 14:44
PMP-15-7.75 DL	460-118423-11 DL	08/12/2016 14:59	08/12/2016 14:59
PMP-7-10.25 DL	460-118423-1 DL	08/12/2016 15:00	08/12/2016 15:00
E-131-7.25 DL	460-118423-10 DL	08/12/2016 15:13	08/12/2016 15:13
PRA-P24-12.75 DL	460-118423-4 DL	08/12/2016 15:15	08/12/2016 15:15
PMP-2-10.75 DL	460-118423-9 DL	08/12/2016 15:28	08/12/2016 15:28
PMP-19-8.25 DL	460-118423-13 DL	08/12/2016 15:32	08/12/2016 15:32
DUP1_20160809 DL	460-118423-7 DL	08/12/2016 15:43	08/12/2016 15:43
PRA-E4-10.25 DL	460-118423-6 DL	08/12/2016 15:57	08/12/2016 15:57

FORM IV
PCBS METHOD BLANK SUMMARY

Lab Name: TestAmerica Edison Job No.: 460-118423-1
 SDG No.: _____
 Lab Sample ID: MB 460-384461/1-A
 Matrix: Water Date Extracted: 08/12/2016 07:53
 Lab File ID: (1) 9F242858.D Lab File ID: (2) 9F242858.D
 Date Analyzed: (1) 08/13/2016 18:17 Date Analyzed: (2) 08/13/2016 18:17
 Instrument ID: (1) CPESTGC9 Instrument ID: (2) CPESTGC9
 GC Column: (1) CLP-1 ID: 0.53(mm) GC Column: (2) CLP-2 ID: 0.53(mm)

THIS METHOD BLANK APPLIES TO THE FOLLOWING SAMPLES:

CLIENT SAMPLE ID	LAB SAMPLE ID	DATE ANALYZED 1		DATE ANALYZED 2	
	LCS 460-384461/2-A	08/13/2016	18:35	08/13/2016	18:35
	LCSD 460-384461/3-A	08/13/2016	18:53	08/13/2016	18:53
FB_20160809	460-118423-15	08/13/2016	20:05	08/13/2016	20:05

FORM IV
PCBS METHOD BLANK SUMMARY

Lab Name: TestAmerica Edison Job No.: 460-118423-1
 SDG No.: _____
 Lab Sample ID: MB 460-385005/1-A
 Matrix: Solid Date Extracted: 08/16/2016 02:37
 Lab File ID: (1) 9F242959.D Lab File ID: (2) 9F242959.D
 Date Analyzed: (1) 08/16/2016 15:10 Date Analyzed: (2) 08/16/2016 15:10
 Instrument ID: (1) CPESTGC9 Instrument ID: (2) CPESTGC9
 GC Column: (1) CLP-1 ID: 0.53(mm) GC Column: (2) CLP-2 ID: 0.53(mm)

THIS METHOD BLANK APPLIES TO THE FOLLOWING SAMPLES:

CLIENT SAMPLE ID	LAB SAMPLE ID	DATE	
		ANALYZED 1	ANALYZED 2
	LCS 460-385005/2-A	08/16/2016 15:28	08/16/2016 15:28
	460-118641-A-1-A MS	08/16/2016 16:04	08/16/2016 16:04
	460-118641-A-1-B MSD	08/16/2016 16:21	08/16/2016 16:21
PMP-13-4.25	460-118423-18	08/16/2016 21:45	08/16/2016 21:45
PMP-13-7.75 DL	460-118423-19 DL	08/18/2016 09:29	08/18/2016 09:29
PMP-17-DUP-8.25 DL	460-118423-17 DL	08/18/2016 09:44	08/18/2016 09:44

FORM IV
PCBS METHOD BLANK SUMMARY

Lab Name: TestAmerica Edison Job No.: 460-118423-1
 SDG No.: _____
 Lab Sample ID: MB 460-385130/1-A
 Matrix: Water Date Extracted: 08/16/2016 14:21
 Lab File ID: (1) 9F242991.D Lab File ID: (2) 9F242991.D
 Date Analyzed: (1) 08/17/2016 09:39 Date Analyzed: (2) 08/17/2016 09:39
 Instrument ID: (1) CPESTGC9 Instrument ID: (2) CPESTGC9
 GC Column: (1) CLP-1 ID: 0.53(mm) GC Column: (2) CLP-2 ID: 0.53(mm)

THIS METHOD BLANK APPLIES TO THE FOLLOWING SAMPLES:

CLIENT SAMPLE ID	LAB SAMPLE ID	DATE		DATE	
		ANALYZED 1		ANALYZED 2	
	LCS 460-385130/2-A	08/17/2016	09:57	08/17/2016	09:57
	LCSD 460-385130/3-A	08/17/2016	10:15	08/17/2016	10:15
	LB 460-384959/1-B	08/17/2016	10:33	08/17/2016	10:33
PRA-P24-12.75	460-118423-4	08/17/2016	11:25	08/17/2016	11:25
D1-8.25	460-118423-5	08/17/2016	11:43	08/17/2016	11:43
PMP-19-8.25	460-118423-13	08/17/2016	13:31	08/17/2016	13:31
PMP-7-10.25 DL	460-118423-1 DL	08/18/2016	11:14	08/18/2016	11:14
PMP-2-8.25 DL	460-118423-8 DL	08/18/2016	11:44	08/18/2016	11:44
PMP-2-10.75 DL	460-118423-9 DL	08/18/2016	11:59	08/18/2016	11:59
E-131-7.25 DL	460-118423-10 DL	08/18/2016	12:14	08/18/2016	12:14
PMP-15-7.75 DL	460-118423-11 DL	08/18/2016	12:29	08/18/2016	12:29
PMP-17-8.25 DL	460-118423-12 DL	08/18/2016	12:44	08/18/2016	12:44
PRA-P24-5.25 DL	460-118423-3 DL	08/18/2016	13:42	08/18/2016	13:42

FORM IV
PCBS METHOD BLANK SUMMARY

Lab Name: TestAmerica Edison Job No.: 460-118423-1
 SDG No.: _____
 Lab Sample ID: MB 460-385630/1-A
 Matrix: Water Date Extracted: 08/18/2016 19:11
 Lab File ID: (1) T1331948.D Lab File ID: (2) T1331948.D
 Date Analyzed: (1) 08/19/2016 10:22 Date Analyzed: (2) 08/19/2016 10:22
 Instrument ID: (1) CPESTGC11 Instrument ID: (2) CPESTGC11
 GC Column: (1) CLP-1 ID: 0.53(mm) GC Column: (2) CLP-2 ID: 0.53(mm)

THIS METHOD BLANK APPLIES TO THE FOLLOWING SAMPLES:

CLIENT SAMPLE ID	LAB SAMPLE ID	DATE ANALYZED 1	DATE ANALYZED 2
	LCS 460-385630/2-A	08/19/2016 10:37	08/19/2016 10:37
	LCSD 460-385630/3-A	08/19/2016 10:52	08/19/2016 10:52
	LB 460-385394/1-B	08/19/2016 11:22	08/19/2016 11:22
PMP-13-7.75 DL	460-118423-19 DL	08/19/2016 11:51	08/19/2016 11:51

FORM VIII
PCBS INTERNAL STANDARD AREA AND RETENTION TIME SUMMARY

Lab Name: TestAmerica Edison Job No.: 460-118423-1
 SDG No.: _____
 Sample No.: IC 460-374290/4 Date Analyzed: 06/17/2016 17:18
 Instrument ID: CPESTGC11 GC Column: CLP-2 ID: 0.53 (mm)
 Lab File ID (Standard): T1329659.D Heated Purge: (Y/N) N
 Calibration ID: 56313

	DCBP		AREA #	RT #	AREA #	RT #
	AREA #	RT #				
INITIAL CALIBRATION SURROGATE	171272113	10.54				
UPPER LIMIT		10.61				
LOWER LIMIT		10.47				
LAB SAMPLE ID	CLIENT SAMPLE ID					

Column used to flag values outside QC limits

FORM VIII
PCBS INTERNAL STANDARD AREA AND RETENTION TIME SUMMARY

Lab Name: TestAmerica Edison Job No.: 460-118423-1
 SDG No.: _____
 Sample No.: IC 460-374290/4 Date Analyzed: 06/17/2016 17:18
 Instrument ID: CPESTGC11 GC Column: CLP-1 ID: 0.53 (mm)
 Lab File ID (Standard): T1329659.D Heated Purge: (Y/N) N
 Calibration ID: 56314

	DCBP		AREA #	RT #	AREA #	RT #
	AREA #	RT #				
INITIAL CALIBRATION SURROGATE	200322733	9.07				
UPPER LIMIT		9.14				
LOWER LIMIT		9.00				
LAB SAMPLE ID	CLIENT SAMPLE ID					

Column used to flag values outside QC limits

FORM VIII
PCBS INTERNAL STANDARD AREA AND RETENTION TIME SUMMARY

Lab Name: TestAmerica Edison Job No.: 460-118423-1
 SDG No.: _____
 Sample No.: CCVIS 460-384449/28 Date Analyzed: 08/12/2016 14:02
 Instrument ID: CPESTGC11 GC Column: CLP-2 ID: 0.53 (mm)
 Lab File ID (Standard): T1331719.D Heated Purge: (Y/N) N
 Calibration ID: 56355

	BNB		AREA #	RT #	AREA #	RT #	AREA #	RT #
	AREA #	RT #						
12/24 HOUR STD	44934162	1.52						
UPPER LIMIT	89868324	1.59						
LOWER LIMIT	22467081	1.45						
LAB SAMPLE ID	CLIENT SAMPLE ID							
CCV 460-384449/29		43439371	1.52					
460-118423-12 DL	PMP-17-8.25 DL	41767211	1.52					
460-118423-11 DL	PMP-15-7.75 DL	41041571	1.52					
460-118423-10 DL	E-131-7.25 DL	41957003	1.52					
460-118423-9 DL	PMP-2-10.75 DL	40425270	1.52					
460-118423-7 DL	DUP1_20160809 DL	41309489	1.52					
460-118423-6 DL	PRA-E4-10.25 DL	39571083	1.52					

BNB = 1-Bromo-2-nitrobenzene

Area Limit = 50%-200% of internal standard area
 RT Limit = ± 0.07 minutes of internal standard RT

Column used to flag values outside QC limits

FORM VIII
PCBS INTERNAL STANDARD AREA AND RETENTION TIME SUMMARY

Lab Name: TestAmerica Edison Job No.: 460-118423-1
 SDG No.: _____
 Sample No.: CCVIS 460-384449/28 Date Analyzed: 08/12/2016 14:02
 Instrument ID: CPESTGC11 GC Column: CLP-1 ID: 0.53 (mm)
 Lab File ID (Standard): T1331719.D Heated Purge: (Y/N) N
 Calibration ID: 56356

	BNB		AREA #	RT #	AREA #	RT #	AREA #	RT #
	AREA #	RT #						
12/24 HOUR STD	45774191	1.35						
UPPER LIMIT	91548382	1.42						
LOWER LIMIT	22887096	1.28						
LAB SAMPLE ID	CLIENT SAMPLE ID							
CCV 460-384449/29		45795262	1.35					
460-118423-12 DL	PMP-17-8.25 DL	43743268	1.35					
460-118423-11 DL	PMP-15-7.75 DL	42020934	1.35					
460-118423-10 DL	E-131-7.25 DL	42339053	1.35					
460-118423-9 DL	PMP-2-10.75 DL	41804779	1.35					
460-118423-7 DL	DUP1_20160809 DL	42600757	1.35					
460-118423-6 DL	PRA-E4-10.25 DL	40988013	1.35					

BNB = 1-Bromo-2-nitrobenzene

Area Limit = 50%-200% of internal standard area
 RT Limit = ± 0.07 minutes of internal standard RT

Column used to flag values outside QC limits

FORM VIII
PCBS INTERNAL STANDARD AREA AND RETENTION TIME SUMMARY

Lab Name: TestAmerica Edison Job No.: 460-118423-1
 SDG No.: _____
 Sample No.: CCVIS 460-385460/2 Date Analyzed: 08/18/2016 05:06
 Instrument ID: CPESTGC11 GC Column: CLP-2 ID: 0.53 (mm)
 Lab File ID (Standard): T1331885.D Heated Purge: (Y/N) N
 Calibration ID: 56355

	BNB		AREA #	RT #	AREA #	RT #
	AREA #	RT #				
12/24 HOUR STD	43348154	1.52				
UPPER LIMIT	86696308	1.59				
LOWER LIMIT	21674077	1.45				
LAB SAMPLE ID	CLIENT SAMPLE ID					
460-118423-19 DL	PMP-13-7.75 DL	40914279	1.52			
460-118423-17 DL	PMP-17-DUP-8.25 DL	39847227	1.52			
CCV 460-385460/20		44861638	1.52			

BNB = 1-Bromo-2-nitrobenzene

Area Limit = 50%-200% of internal standard area
 RT Limit = ± 0.07 minutes of internal standard RT

Column used to flag values outside QC limits

FORM VIII
PCBS INTERNAL STANDARD AREA AND RETENTION TIME SUMMARY

Lab Name: TestAmerica Edison Job No.: 460-118423-1
 SDG No.: _____
 Sample No.: CCVIS 460-385460/2 Date Analyzed: 08/18/2016 05:06
 Instrument ID: CPESTGC11 GC Column: CLP-1 ID: 0.53 (mm)
 Lab File ID (Standard): T1331885.D Heated Purge: (Y/N) N
 Calibration ID: 56356

	BNB					
	AREA #	RT #	AREA #	RT #	AREA #	RT #
12/24 HOUR STD	44314711	1.35				
UPPER LIMIT	88629422	1.42				
LOWER LIMIT	22157356	1.28				
LAB SAMPLE ID	CLIENT SAMPLE ID					
460-118423-19 DL	PMP-13-7.75 DL	41893281	1.35			
460-118423-17 DL	PMP-17-DUP-8.25 DL	42162899	1.35			
CCV 460-385460/20		46582375	1.35			

BNB = 1-Bromo-2-nitrobenzene

Area Limit = 50%-200% of internal standard area
 RT Limit = ± 0.07 minutes of internal standard RT

Column used to flag values outside QC limits

FORM VIII
PCBS INTERNAL STANDARD AREA AND RETENTION TIME SUMMARY

Lab Name: TestAmerica Edison Job No.: 460-118423-1
 SDG No.: _____
 Sample No.: CCVIS 460-385556/1 Date Analyzed: 08/18/2016 10:31
 Instrument ID: CPESTGC11 GC Column: CLP-2 ID: 0.53 (mm)
 Lab File ID (Standard): T1331904.D Heated Purge: (Y/N) N
 Calibration ID: 56355

	BNB		AREA #	RT #	AREA #	RT #	AREA #	RT #
	AREA #	RT #						
12/24 HOUR STD	42478129	1.52						
UPPER LIMIT	84956258	1.59						
LOWER LIMIT	21239065	1.45						
LAB SAMPLE ID	CLIENT SAMPLE ID							
CCV 460-385556/2		44643437	1.52					
460-118423-1 DL	PMP-7-10.25 DL	40615301	1.52					
460-118423-8 DL	PMP-2-8.25 DL	41475247	1.52					
460-118423-9 DL	PMP-2-10.75 DL	57742695	1.52					
460-118423-10 DL	E-131-7.25 DL	45583712	1.52					
460-118423-11 DL	PMP-15-7.75 DL	41091775	1.52					
460-118423-12 DL	PMP-17-8.25 DL	43497013	1.52					
460-118423-3 DL	PRA-P24-5.25 DL	48399444	1.52					

BNB = 1-Bromo-2-nitrobenzene

Area Limit = 50%-200% of internal standard area
 RT Limit = ± 0.07 minutes of internal standard RT

Column used to flag values outside QC limits

FORM VIII
PCBS INTERNAL STANDARD AREA AND RETENTION TIME SUMMARY

Lab Name: TestAmerica Edison Job No.: 460-118423-1
 SDG No.: _____
 Sample No.: CCVIS 460-385556/1 Date Analyzed: 08/18/2016 10:31
 Instrument ID: CPESTGC11 GC Column: CLP-1 ID: 0.53 (mm)
 Lab File ID (Standard): T1331904.D Heated Purge: (Y/N) N
 Calibration ID: 56356

	BNB		AREA #	RT #	AREA #	RT #
	AREA #	RT #				
12/24 HOUR STD	44352276	1.35				
UPPER LIMIT	88704552	1.42				
LOWER LIMIT	22176138	1.28				
LAB SAMPLE ID	CLIENT SAMPLE ID					
CCV 460-385556/2		46465189	1.35			
460-118423-1 DL	PMP-7-10.25 DL	41985271	1.35			
460-118423-8 DL	PMP-2-8.25 DL	40411999	1.35			
460-118423-9 DL	PMP-2-10.75 DL	62584677	1.35			
460-118423-10 DL	E-131-7.25 DL	46044447	1.35			
460-118423-11 DL	PMP-15-7.75 DL	41082650	1.35			
460-118423-12 DL	PMP-17-8.25 DL	45127895	1.35			
460-118423-3 DL	PRA-P24-5.25 DL	46003815	1.35			

BNB = 1-Bromo-2-nitrobenzene

Area Limit = 50%-200% of internal standard area
 RT Limit = ± 0.07 minutes of internal standard RT

Column used to flag values outside QC limits

FORM VIII
PCBS INTERNAL STANDARD AREA AND RETENTION TIME SUMMARY

Lab Name: TestAmerica Edison Job No.: 460-118423-1
 SDG No.: _____
 Sample No.: CCVIS 460-385710/2 Date Analyzed: 08/19/2016 05:52
 Instrument ID: CPESTGC11 GC Column: CLP-2 ID: 0.53 (mm)
 Lab File ID (Standard): T1331936.D Heated Purge: (Y/N) N
 Calibration ID: 56355

	BNB		AREA #	RT #	AREA #	RT #	AREA #	RT #
	AREA #	RT #						
12/24 HOUR STD	44159861	1.52						
UPPER LIMIT	88319722	1.59						
LOWER LIMIT	22079931	1.45						
LAB SAMPLE ID	CLIENT SAMPLE ID							
MB 460-385630/1-A		40772251	1.52					
LCS 460-385630/2-A		41959549	1.52					
LCSD 460-385630/3-A		38370133	1.52					
LB 460-385394/1-B		43101835	1.52					
CCV 460-385710/19		61699151	1.52					
460-118423-19 DL	PMP-13-7.75 DL	42043162	1.52					

BNB = 1-Bromo-2-nitrobenzene

Area Limit = 50%-200% of internal standard area
 RT Limit = ± 0.07 minutes of internal standard RT

Column used to flag values outside QC limits

FORM VIII
PCBS INTERNAL STANDARD AREA AND RETENTION TIME SUMMARY

Lab Name: TestAmerica Edison Job No.: 460-118423-1
 SDG No.: _____
 Sample No.: CCVIS 460-385710/2 Date Analyzed: 08/19/2016 05:52
 Instrument ID: CPESTGC11 GC Column: CLP-1 ID: 0.53 (mm)
 Lab File ID (Standard): T1331936.D Heated Purge: (Y/N) N
 Calibration ID: 56356

	BNB		AREA #	RT #	AREA #	RT #
	AREA #	RT #				
12/24 HOUR STD	46245702	1.35				
UPPER LIMIT	92491404	1.42				
LOWER LIMIT	23122851	1.28				
LAB SAMPLE ID	CLIENT SAMPLE ID					
MB 460-385630/1-A		41745265	1.35			
LCS 460-385630/2-A		42817486	1.35			
LCSD 460-385630/3-A		40381438	1.35			
LB 460-385394/1-B		40675459	1.35			
CCV 460-385710/19		62219914	1.35			
460-118423-19 DL	PMP-13-7.75 DL	42760447	1.35			

BNB = 1-Bromo-2-nitrobenzene

Area Limit = 50%-200% of internal standard area
 RT Limit = ± 0.07 minutes of internal standard RT

Column used to flag values outside QC limits

FORM VIII
PCBS INTERNAL STANDARD AREA AND RETENTION TIME SUMMARY

Lab Name: TestAmerica Edison Job No.: 460-118423-1
 SDG No.: _____
 Sample No.: CCVIS 460-384453/2 Date Analyzed: 08/12/2016 06:54
 Instrument ID: CPESTGC8 GC Column: CLP-2 ID: 0.53 (mm)
 Lab File ID (Standard): 8F013325.D Heated Purge: (Y/N) N
 Calibration ID: 56267

		BNB					
		AREA #	RT #	AREA #	RT #	AREA #	RT #
12/24 HOUR STD		5500922	1.63				
UPPER LIMIT		11001844	1.70				
LOWER LIMIT		2750461	1.56				
LAB SAMPLE ID	CLIENT SAMPLE ID						
MB 460-384405/1-A		4798543	1.63				
460-118423-14	PRA-P33-7.75	4693235	1.63				
460-118423-14 MS	PRA-P33-7.75 MS	5107964	1.63				
460-118423-14 MSD	PRA-P33-7.75 MSD	4707931	1.63				
460-118423-2	PRA-P3NNW-0.5	4857751	1.63				
LCS 460-384405/2-A		5702672	1.63				
CCV 460-384453/22		5444153	1.63				
CCV 460-384453/23		5474840	1.63				

BNB = 1-Bromo-2-nitrobenzene

Area Limit = 50%-200% of internal standard area
 RT Limit = ± 0.07 minutes of internal standard RT

Column used to flag values outside QC limits

FORM VIII
PCBS INTERNAL STANDARD AREA AND RETENTION TIME SUMMARY

Lab Name: TestAmerica Edison Job No.: 460-118423-1
 SDG No.: _____
 Sample No.: CCVIS 460-384453/2 Date Analyzed: 08/12/2016 06:54
 Instrument ID: CPESTGC8 GC Column: CLP-1 ID: 0.53 (mm)
 Lab File ID (Standard): 8F013325.D Heated Purge: (Y/N) N
 Calibration ID: 56268

		BNB					
		AREA #	RT #	AREA #	RT #	AREA #	RT #
12/24 HOUR STD		6211928	1.37				
UPPER LIMIT		12423856	1.44				
LOWER LIMIT		3105964	1.30				
LAB SAMPLE ID	CLIENT SAMPLE ID						
MB 460-384405/1-A		5161718	1.37				
460-118423-14	PRA-P33-7.75	5639394	1.37				
460-118423-14 MS	PRA-P33-7.75 MS	6531958	1.37				
460-118423-14 MSD	PRA-P33-7.75 MSD	6460466	1.37				
460-118423-2	PRA-P3NNW-0.5	6576197	1.37				
LCS 460-384405/2-A		6469641	1.37				
CCV 460-384453/22		6587360	1.37				
CCV 460-384453/23		6247242	1.37				

BNB = 1-Bromo-2-nitrobenzene

Area Limit = 50%-200% of internal standard area
 RT Limit = ± 0.07 minutes of internal standard RT

Column used to flag values outside QC limits

FORM VIII
PCBS INTERNAL STANDARD AREA AND RETENTION TIME SUMMARY

Lab Name: TestAmerica Edison Job No.: 460-118423-1
 SDG No.: _____
 Sample No.: IC 460-367709/4 Date Analyzed: 05/12/2016 10:50
 Instrument ID: CPESTGC9 GC Column: CLP-2 ID: 0.53 (mm)
 Lab File ID (Standard): 9F001882.D Heated Purge: (Y/N) N
 Calibration ID: 55694

	DCBP		AREA #	RT #	AREA #	RT #
	AREA #	RT #				
INITIAL CALIBRATION SURROGATE	10643250	10.17				
UPPER LIMIT		10.24				
LOWER LIMIT		10.10				
LAB SAMPLE ID	CLIENT SAMPLE ID					

Column used to flag values outside QC limits

FORM VIII
PCBS INTERNAL STANDARD AREA AND RETENTION TIME SUMMARY

Lab Name: TestAmerica Edison Job No.: 460-118423-1
 SDG No.: _____
 Sample No.: IC 460-367709/4 Date Analyzed: 05/12/2016 10:50
 Instrument ID: CPESTGC9 GC Column: CLP-1 ID: 0.53 (mm)
 Lab File ID (Standard): 9F001882.D Heated Purge: (Y/N) N
 Calibration ID: 55695

	DCBP					
	AREA #	RT #	AREA #	RT #	AREA #	RT #
INITIAL CALIBRATION SURROGATE	13096920	9.22				
UPPER LIMIT		9.29				
LOWER LIMIT		9.15				
LAB SAMPLE ID	CLIENT SAMPLE ID					

Column used to flag values outside QC limits

FORM VIII
PCBS INTERNAL STANDARD AREA AND RETENTION TIME SUMMARY

Lab Name: TestAmerica Edison Job No.: 460-118423-1
 SDG No.: _____
 Sample No.: CCVIS 460-384452/22 Date Analyzed: 08/12/2016 12:08
 Instrument ID: CPESTGC9 GC Column: CLP-2 ID: 0.53 (mm)
 Lab File ID (Standard): 9F242808.D Heated Purge: (Y/N) N
 Calibration ID: 55736

	BNB					
	AREA #	RT #	AREA #	RT #	AREA #	RT #
12/24 HOUR STD	3055300	1.62				
UPPER LIMIT	6110600	1.69				
LOWER LIMIT	1527650	1.55				
LAB SAMPLE ID	CLIENT SAMPLE ID					
CCV 460-384452/27		2898866	1.62			
460-118423-3 DL	PRA-P24-5.25 DL	2546138	1.62			
460-118423-8 DL	PMP-2-8.25 DL	2243852	1.62			
460-118423-5 DL	D1-8.25 DL	3309178	1.61			
460-118423-1 DL	PMP-7-10.25 DL	2242917	1.62			
460-118423-4 DL	PRA-P24-12.75 DL	2976927	1.61			
460-118423-13 DL	PMP-19-8.25 DL	2372959	1.62			

BNB = 1-Bromo-2-nitrobenzene

Area Limit = 50%-200% of internal standard area
 RT Limit = ± 0.07 minutes of internal standard RT

Column used to flag values outside QC limits

FORM VIII
PCBS INTERNAL STANDARD AREA AND RETENTION TIME SUMMARY

Lab Name: TestAmerica Edison Job No.: 460-118423-1
 SDG No.: _____
 Sample No.: CCVIS 460-384452/22 Date Analyzed: 08/12/2016 12:08
 Instrument ID: CPESTGC9 GC Column: CLP-1 ID: 0.53 (mm)
 Lab File ID (Standard): 9F242808.D Heated Purge: (Y/N) N
 Calibration ID: 55737

	BNB					
	AREA #	RT #	AREA #	RT #	AREA #	RT #
12/24 HOUR STD	2790159	1.41				
UPPER LIMIT	5580318	1.48				
LOWER LIMIT	1395080	1.34				
LAB SAMPLE ID	CLIENT SAMPLE ID					
CCV 460-384452/27		2598088	1.40			
460-118423-3 DL	PRA-P24-5.25 DL	2238132	1.40			
460-118423-8 DL	PMP-2-8.25 DL	2287471	1.40			
460-118423-5 DL	D1-8.25 DL	2877199	1.40			
460-118423-1 DL	PMP-7-10.25 DL	2205661	1.40			
460-118423-4 DL	PRA-P24-12.75 DL	3142332	1.40			
460-118423-13 DL	PMP-19-8.25 DL	2699302	1.40			

BNB = 1-Bromo-2-nitrobenzene

Area Limit = 50%-200% of internal standard area
 RT Limit = ± 0.07 minutes of internal standard RT

Column used to flag values outside QC limits

FORM VIII
PCBS INTERNAL STANDARD AREA AND RETENTION TIME SUMMARY

Lab Name: TestAmerica Edison Job No.: 460-118423-1
 SDG No.: _____
 Sample No.: CCVIS 460-384645/33 Date Analyzed: 08/13/2016 17:59
 Instrument ID: CPESTGC9 GC Column: CLP-2 ID: 0.53 (mm)
 Lab File ID (Standard): 9F242857.D Heated Purge: (Y/N) N
 Calibration ID: 55736

	BNB		AREA #	RT #	AREA #	RT #	AREA #	RT #
	AREA #	RT #						
12/24 HOUR STD	2715536	1.62						
UPPER LIMIT	5431072	1.69						
LOWER LIMIT	1357768	1.55						
LAB SAMPLE ID	CLIENT SAMPLE ID							
MB 460-384461/1-A		2504772	1.62					
LCS 460-384461/2-A		2235601	1.62					
LCSD 460-384461/3-A		2443769	1.62					
460-118423-15	FB_20160809	2303105	1.62					

BNB = 1-Bromo-2-nitrobenzene

Area Limit = 50%-200% of internal standard area
 RT Limit = ± 0.07 minutes of internal standard RT

Column used to flag values outside QC limits

FORM VIII
PCBS INTERNAL STANDARD AREA AND RETENTION TIME SUMMARY

Lab Name: TestAmerica Edison Job No.: 460-118423-1
 SDG No.: _____
 Sample No.: CCVIS 460-384645/33 Date Analyzed: 08/13/2016 17:59
 Instrument ID: CPESTGC9 GC Column: CLP-1 ID: 0.53 (mm)
 Lab File ID (Standard): 9F242857.D Heated Purge: (Y/N) N
 Calibration ID: 55737

	BNB					
	AREA #	RT #	AREA #	RT #	AREA #	RT #
12/24 HOUR STD	2569030	1.40				
UPPER LIMIT	5138060	1.47				
LOWER LIMIT	1284515	1.33				
LAB SAMPLE ID	CLIENT SAMPLE ID					
MB 460-384461/1-A		2555707	1.40			
LCS 460-384461/2-A		2304845	1.40			
LCSD 460-384461/3-A		2343397	1.40			
460-118423-15	FB_20160809	2241447	1.40			

BNB = 1-Bromo-2-nitrobenzene

Area Limit = 50%-200% of internal standard area
 RT Limit = ± 0.07 minutes of internal standard RT

Column used to flag values outside QC limits

FORM VIII
PCBS INTERNAL STANDARD AREA AND RETENTION TIME SUMMARY

Lab Name: TestAmerica Edison Job No.: 460-118423-1
 SDG No.: _____
 Sample No.: CCVIS 460-385136/1 Date Analyzed: 08/16/2016 14:24
 Instrument ID: CPESTGC9 GC Column: CLP-2 ID: 0.53 (mm)
 Lab File ID (Standard): 9F242957.D Heated Purge: (Y/N) N
 Calibration ID: 55736

	BNB		AREA #	RT #	AREA #	RT #	AREA #	RT #
	AREA #	RT #						
12/24 HOUR STD	2508274	1.62						
UPPER LIMIT	5016548	1.69						
LOWER LIMIT	1254137	1.55						
LAB SAMPLE ID	CLIENT SAMPLE ID							
MB 460-385005/1-A		2295476	1.62					
LCS 460-385005/2-A		2371316	1.62					
460-118641-A-1-A MS		2184279	1.62					
460-118641-A-1-B MSD		2368581	1.62					
460-118423-18	PMP-13-4.25	2548878	1.62					

BNB = 1-Bromo-2-nitrobenzene

Area Limit = 50%-200% of internal standard area
 RT Limit = ± 0.07 minutes of internal standard RT

Column used to flag values outside QC limits

FORM VIII
PCBS INTERNAL STANDARD AREA AND RETENTION TIME SUMMARY

Lab Name: TestAmerica Edison Job No.: 460-118423-1
 SDG No.: _____
 Sample No.: CCVIS 460-385136/1 Date Analyzed: 08/16/2016 14:24
 Instrument ID: CPESTGC9 GC Column: CLP-1 ID: 0.53 (mm)
 Lab File ID (Standard): 9F242957.D Heated Purge: (Y/N) N
 Calibration ID: 55737

	BNB		AREA #	RT #	AREA #	RT #	AREA #	RT #
	AREA #	RT #						
12/24 HOUR STD	2502549	1.40						
UPPER LIMIT	5005098	1.47						
LOWER LIMIT	1251275	1.33						
LAB SAMPLE ID	CLIENT SAMPLE ID							
MB 460-385005/1-A		2387845	1.40					
LCS 460-385005/2-A		2274293	1.40					
460-118641-A-1-A MS		2108933	1.40					
460-118641-A-1-B MSD		2246746	1.40					
460-118423-18	PMP-13-4.25	2348746	1.40					

BNB = 1-Bromo-2-nitrobenzene

Area Limit = 50%-200% of internal standard area
 RT Limit = ± 0.07 minutes of internal standard RT

Column used to flag values outside QC limits

FORM VIII
PCBS INTERNAL STANDARD AREA AND RETENTION TIME SUMMARY

Lab Name: TestAmerica Edison Job No.: 460-118423-1
 SDG No.: _____
 Sample No.: CCVIS 460-385145/2 Date Analyzed: 08/17/2016 06:49
 Instrument ID: CPESTGC9 GC Column: CLP-2 ID: 0.53 (mm)
 Lab File ID (Standard): 9F242990.D Heated Purge: (Y/N) N
 Calibration ID: 55736

		BNB					
		AREA #	RT #	AREA #	RT #	AREA #	RT #
12/24 HOUR STD		2700997	1.62				
UPPER LIMIT		5401994	1.69				
LOWER LIMIT		1350499	1.55				
LAB SAMPLE ID	CLIENT SAMPLE ID						
MB 460-385130/1-A		1875080	1.62				
LCS 460-385130/2-A		2042448	1.62				
LCSD 460-385130/3-A		2177831	1.62				
LB 460-384959/1-B		2360082	1.62				
460-118423-4	PRA-P24-12.75	1908297	1.62				
460-118423-5	D1-8.25	2530684	1.62				
460-118423-13	PMP-19-8.25	2029320	1.62				
CCV 460-385145/18		2887755	1.62				
CCV 460-385145/21		2974917	1.62				

BNB = 1-Bromo-2-nitrobenzene

Area Limit = 50%-200% of internal standard area
 RT Limit = ± 0.07 minutes of internal standard RT

Column used to flag values outside QC limits

FORM VIII
PCBS INTERNAL STANDARD AREA AND RETENTION TIME SUMMARY

Lab Name: TestAmerica Edison Job No.: 460-118423-1
 SDG No.: _____
 Sample No.: CCVIS 460-385145/2 Date Analyzed: 08/17/2016 06:49
 Instrument ID: CPESTGC9 GC Column: CLP-1 ID: 0.53 (mm)
 Lab File ID (Standard): 9F242990.D Heated Purge: (Y/N) N
 Calibration ID: 55737

		BNB					
		AREA #	RT #	AREA #	RT #	AREA #	RT #
12/24 HOUR STD		2610003	1.40				
UPPER LIMIT		5220006	1.47				
LOWER LIMIT		1305002	1.33				
LAB SAMPLE ID	CLIENT SAMPLE ID						
MB 460-385130/1-A		1996307	1.40				
LCS 460-385130/2-A		2070786	1.40				
LCSD 460-385130/3-A		2106919	1.40				
LB 460-384959/1-B		2246646	1.40				
460-118423-4	PRA-P24-12.75	1934254	1.41				
460-118423-5	D1-8.25	2158315	1.40				
460-118423-13	PMP-19-8.25	2047748	1.40				
CCV 460-385145/18		3020734	1.40				
CCV 460-385145/21		2773812	1.40				

BNB = 1-Bromo-2-nitrobenzene

Area Limit = 50%-200% of internal standard area
 RT Limit = ± 0.07 minutes of internal standard RT

Column used to flag values outside QC limits

FORM X
IDENTIFICATION SUMMARY

Lab Name: TestAmerica Edison Job No.: 460-118423-1
 SDG No.: _____
 Client Sample ID: PMP-7-10.25 DL Lab Sample ID: 460-118423-1 DL
 Instrument ID (1): CPESTGC9 Instrument ID (2): CPESTGC9
 Date Analyzed (1): 08/12/2016 15:00 Date Analyzed (2): 08/12/2016 15:00
 GC Column (1): CLP-1 ID: 0.53(mm) GC Column (2): CLP-2 ID: 0.53(mm)

ANALYTE	COL	PEAK	RT	RT WINDOW		CONCENTRATION		RPD
				FROM	TO	PEAK	MEAN	
Aroclor 1242	1	1	2.46	2.40	2.54	97100	99000	18.0
		2	2.85	2.79	2.93	103000		
		3	3.07	3.01	3.15	107000		
		4	3.37	3.31	3.45	97700		
		5	3.52	3.47	3.61	100000		
		6	4.00	3.95	4.09	98700		
		7	4.52	4.44	4.58	89300		
		8	4.76	4.71	4.85	103000		
	2	1	3.21	3.18	3.24	84800	83000	
		2	3.72	3.65	3.79	75500		
		3	4.01	3.95	4.09	80300		
		4	4.29	4.22	4.36	85400		
		5	4.46	4.39	4.53	85300		
		6	5.20	5.13	5.27	83300		
		7	5.53	5.46	5.60	78700		
		8	5.58	5.51	5.65	90000		

FORM X
IDENTIFICATION SUMMARY

Lab Name: TestAmerica Edison Job No.: 460-118423-1
 SDG No.: _____
 Client Sample ID: PMP-7-10.25 DL Lab Sample ID: 460-118423-1 DL
 Instrument ID (1): CPESTGC11 Instrument ID (2): CPESTGC11
 Date Analyzed (1): 08/18/2016 11:14 Date Analyzed (2): 08/18/2016 11:14
 GC Column (1): CLP-1 ID: 0.53(mm) GC Column (2): CLP-2 ID: 0.53(mm)

ANALYTE	COL	PEAK	RT	RT WINDOW		CONCENTRATION		RPD
				FROM	TO	PEAK	MEAN	
Aroclor 1242	1	1	2.33	2.30	2.36	20.0	13	0.1
		2	2.68	2.65	2.71	16.4		
		3	2.88	2.86	2.92	17.7		
		4	3.15	3.13	3.19	8.29		
		5	3.29	3.27	3.33	11.0		
		6	3.73	3.70	3.76	10.9		
		7	4.18	4.16	4.22	7.34		
		8	4.42	4.39	4.45	8.67		
	2	1	2.98	2.95	3.01	19.8	13	
		2	3.45	3.42	3.48	15.5		
		3	3.72	3.69	3.75	19.6		
		4	3.96	3.94	4.00	8.49		
		5	4.12	4.09	4.15	10.8		
		6	4.80	4.77	4.83	9.53		
		7	5.10	5.07	5.13	7.55		
		8	5.15	5.12	5.18	8.96		

FORM X
IDENTIFICATION SUMMARY

Lab Name: TestAmerica Edison Job No.: 460-118423-1
 SDG No.: _____
 Client Sample ID: PRA-P3NNW-0.5 Lab Sample ID: 460-118423-2
 Instrument ID (1): CPESTGC8 Instrument ID (2): CPESTGC8
 Date Analyzed (1): 08/12/2016 09:38 Date Analyzed (2): 08/12/2016 09:38
 GC Column (1): CLP-1 ID: 0.53(mm) GC Column (2): CLP-2 ID: 0.53(mm)

ANALYTE	COL	PEAK	RT	RT WINDOW		CONCENTRATION		RPD
				FROM	TO	PEAK	MEAN	
Aroclor 1248	1	1	2.78	2.75	2.81	267	420	5.0
		2	3.29	3.26	3.32	697		
		3	3.67	3.65	3.71	410		
		4	4.00	3.98	4.04	481		
		5	4.42	4.39	4.45	416		
		6	4.65	4.63	4.69	453		
		7	5.11	5.09	5.15	306		
		8	5.78	5.76	5.82	325		
	2	1	3.73	3.71	3.77	215	400	
		2	4.29	4.27	4.33	642		
		3	4.72	4.70	4.76	361		
		4	4.77	4.75	4.81	415		
		5	5.20	5.18	5.24	476		
		6	5.53	5.52	5.58	251		
		7	5.59	5.57	5.63	487		
		8	6.89	6.88	6.94	345		

FORM X
IDENTIFICATION SUMMARY

Lab Name: TestAmerica Edison Job No.: 460-118423-1
 SDG No.: _____
 Client Sample ID: PRA-P24-5.25 DL Lab Sample ID: 460-118423-3 DL
 Instrument ID (1): CPESTGC9 Instrument ID (2): CPESTGC9
 Date Analyzed (1): 08/12/2016 13:51 Date Analyzed (2): 08/12/2016 13:51
 GC Column (1): CLP-1 ID: 0.53 (mm) GC Column (2): CLP-2 ID: 0.53 (mm)

ANALYTE	COL	PEAK	RT	RT WINDOW		CONCENTRATION		RPD
				FROM	TO	PEAK	MEAN	
Aroclor 1242	1	1	2.47	2.40	2.54	1570000	1500000	23.3
		2	2.85	2.79	2.93	1590000		
		3	3.07	3.01	3.15	1580000		
		4	3.37	3.31	3.45	1330000		
		5	3.53	3.47	3.61	1290000		
		6	4.00	3.95	4.09	1350000		
		7	4.53	4.44	4.58	1250000		
		8	4.76	4.71	4.85	1770000		
	2	1	3.21	3.18	3.24	1220000	1200000	
		2	3.72	3.65	3.79	1180000		
		3	4.01	3.95	4.09	1250000		
		4	4.29	4.22	4.36	1150000		
		5	4.46	4.39	4.53	1180000		
		6	5.20	5.13	5.27	1160000		
		7	5.53	5.46	5.60	980000		
		8	5.59	5.51	5.65	1180000		

FORM X
IDENTIFICATION SUMMARY

Lab Name: TestAmerica Edison Job No.: 460-118423-1
 SDG No.: _____
 Client Sample ID: PRA-P24-5.25 DL Lab Sample ID: 460-118423-3 DL
 Instrument ID (1): CPESTGC11 Instrument ID (2): CPESTGC11
 Date Analyzed (1): 08/18/2016 13:42 Date Analyzed (2): 08/18/2016 13:42
 GC Column (1): CLP-1 ID: 0.53 (mm) GC Column (2): CLP-2 ID: 0.53 (mm)

ANALYTE	COL	PEAK	RT	RT WINDOW		CONCENTRATION		RPD
				FROM	TO	PEAK	MEAN	
Aroclor 1242	1	1	2.33	2.30	2.36	469	460	16.6
		2	2.68	2.65	2.71	516		
		3	2.88	2.86	2.92	546		
		4	3.16	3.13	3.19	397		
		5	3.30	3.27	3.33	463		
		6	3.73	3.70	3.76	467		
		7	4.19	4.16	4.22	384		
		8	4.42	4.39	4.45	420		
	2	1	2.97	2.95	3.01	408	390	
		2	3.44	3.42	3.48	425		
		3	3.71	3.69	3.75	488		
		4	3.96	3.94	4.00	335		
		5	4.11	4.09	4.15	390		
		6	4.79	4.77	4.83	380		
		7	5.09	5.07	5.13	339		
		8	5.14	5.12	5.18	335		

FORM X
IDENTIFICATION SUMMARY

Lab Name: TestAmerica Edison Job No.: 460-118423-1
 SDG No.: _____
 Client Sample ID: PRA-P24-12.75 Lab Sample ID: 460-118423-4
 Instrument ID (1): CPESTGC9 Instrument ID (2): CPESTGC9
 Date Analyzed (1): 08/17/2016 11:25 Date Analyzed (2): 08/17/2016 11:25
 GC Column (1): CLP-1 ID: 0.53(mm) GC Column (2): CLP-2 ID: 0.53(mm)

ANALYTE	COL	PEAK	RT	RT WINDOW		CONCENTRATION		RPD
				FROM	TO	PEAK	MEAN	
Aroclor 1242	1	1	2.47	2.40	2.54	5.92	4.2	7.4
		2	2.85	2.79	2.93	7.33		
		3	3.08	3.01	3.15	8.50		
		4	3.37	3.31	3.45	2.10		
		5	3.53	3.47	3.61	3.03		
		6	4.00	3.95	4.09	3.14		
		7	4.51	4.44	4.58	1.35		
		8	4.76	4.71	4.85	2.10		
	2	1	3.21	3.18	3.24	5.19	3.9	
		2	3.72	3.65	3.79	6.14		
		3	4.01	3.95	4.09	8.45		
		4	4.28	4.22	4.36	2.25		
		5	4.46	4.39	4.53	3.30		
		6	5.20	5.13	5.27	2.47		
		7	5.53	5.46	5.60	1.54		
		8	5.58	5.51	5.65	1.71		

FORM X
IDENTIFICATION SUMMARY

Lab Name: TestAmerica Edison Job No.: 460-118423-1
 SDG No.: _____
 Client Sample ID: PRA-P24-12.75 DL Lab Sample ID: 460-118423-4 DL
 Instrument ID (1): CPESTGC9 Instrument ID (2): CPESTGC9
 Date Analyzed (1): 08/12/2016 15:15 Date Analyzed (2): 08/12/2016 15:15
 GC Column (1): CLP-1 ID: 0.53(mm) GC Column (2): CLP-2 ID: 0.53(mm)

ANALYTE	COL	PEAK	RT	RT WINDOW		CONCENTRATION		RPD
				FROM	TO	PEAK	MEAN	
Aroclor 1242	1	1	2.46	2.40	2.54	8470	9600	4.5
		2	2.85	2.79	2.93	10100		
		3	3.07	3.01	3.15	11100		
		4	3.37	3.31	3.45	9730		
		5	3.52	3.47	3.61	9920		
		6	4.00	3.95	4.09	9570		
		7	4.53	4.44	4.58	9260		
		8	4.76	4.71	4.85	8740		
	2	1	3.20	3.18	3.24	7920	9200	
		2	3.71	3.65	3.79	9180		
		3	4.00	3.95	4.09	9860		
		4	4.28	4.22	4.36	9310		
		5	4.45	4.39	4.53	9240		
		6	5.19	5.13	5.27	9560		
		7	5.52	5.46	5.60	8590		
		8	5.58	5.51	5.65	9890		

FORM X
IDENTIFICATION SUMMARY

Lab Name: TestAmerica Edison Job No.: 460-118423-1
 SDG No.: _____
 Client Sample ID: D1-8.25 Lab Sample ID: 460-118423-5
 Instrument ID (1): CPESTGC9 Instrument ID (2): CPESTGC9
 Date Analyzed (1): 08/17/2016 11:43 Date Analyzed (2): 08/17/2016 11:43
 GC Column (1): CLP-1 ID: 0.53(mm) GC Column (2): CLP-2 ID: 0.53(mm)

ANALYTE	COL	PEAK	RT	RT WINDOW		CONCENTRATION		RPD	
				FROM	TO	PEAK	MEAN		
Aroclor 1242	1	2	2.85	2.79	2.93	0.810	0.58	23.2	
		3	3.07	3.01	3.15	1.05			
		4	3.37	3.31	3.45	0.242			
		5	3.54	3.47	3.61	0.324			
		6	4.00	3.95	4.09	0.492			
		2	1	3.21	3.18	3.24			0.574
	2	2	3.71	3.65	3.79	0.577			
	3	3	4.01	3.95	4.09	0.882			
	4	4	4.28	4.22	4.36	0.242			
	5	5	4.45	4.39	4.53	0.320			
	6	6	5.19	5.13	5.27	0.299			
	8	8	5.58	5.51	5.65	0.342			
	1	1	5.45	5.37	5.51	0.287	0.31		1.6
	2	2	6.72	6.64	6.78	0.208			
3	3	7.25	7.16	7.30	0.424				
5	5	7.97	7.88	8.02	0.254				
6	6	8.41	8.33	8.47	0.231				
7	7	8.73	8.66	8.80	0.353				
8	8	9.02	8.97	9.11	0.441				
2	1	6.82	6.77	6.83	0.136	0.31			
2	2	7.19	7.10	7.24	0.260				
3	3	8.08	7.99	8.13	0.353				
4	4	8.52	8.44	8.58	0.190				
5	5	8.83	8.76	8.90	0.474				
6	6	9.56	9.52	9.66	0.301				
7	7	9.70	9.67	9.81	0.423				
8	8	9.95	9.93	10.07	0.335				

FORM X
IDENTIFICATION SUMMARY

Lab Name: TestAmerica Edison Job No.: 460-118423-1
 SDG No.: _____
 Client Sample ID: D1-8.25 DL Lab Sample ID: 460-118423-5 DL
 Instrument ID (1): CPESTGC9 Instrument ID (2): CPESTGC9
 Date Analyzed (1): 08/12/2016 14:35 Date Analyzed (2): 08/12/2016 14:35
 GC Column (1): CLP-1 ID: 0.53 (mm) GC Column (2): CLP-2 ID: 0.53 (mm)

ANALYTE	COL	PEAK	RT	RT WINDOW		CONCENTRATION		RPD
				FROM	TO	PEAK	MEAN	
Aroclor 1242	1	1	2.47	2.40	2.54	1320	1600	17.7
		2	2.85	2.79	2.93	1360		
		3	3.07	3.01	3.15	1610		
		4	3.37	3.31	3.45	1680		
		5	3.53	3.47	3.61	1360		
		6	4.00	3.95	4.09	1990		
		7	4.50	4.44	4.58	2040		
	2	1	3.19	3.18	3.24	860	1400	
		2	3.70	3.65	3.79	959		
		3	4.00	3.95	4.09	957		
		4	4.27	4.22	4.36	1380		
		5	4.44	4.39	4.53	1090		
		6	5.19	5.13	5.27	1690		
		7	5.52	5.46	5.60	1740		
		8	5.57	5.51	5.65	2200		
Aroclor 1262	1	1	5.44	5.37	5.51	1590	1700	1.4
		2	6.72	6.64	6.78	1050		
		3	7.24	7.16	7.30	1660		
		5	7.96	7.88	8.02	1750		
		6	8.41	8.33	8.47	1610		
		7	8.74	8.66	8.80	2030		
		8	9.05	8.97	9.11	2110		
		2	1	6.81	6.77	6.83		
	2		7.18	7.10	7.24	2080		
	3		8.07	7.99	8.13	1300		
	4		8.52	8.44	8.58	1110		
	5		8.85	8.76	8.90	1850		
	6		9.62	9.52	9.66	1520		
	7		9.76	9.67	9.81	1930		
	8		10.03	9.93	10.07	2010		

FORM X
IDENTIFICATION SUMMARY

Lab Name: TestAmerica Edison Job No.: 460-118423-1
 SDG No.: _____
 Client Sample ID: PRA-E4-10.25 DL Lab Sample ID: 460-118423-6 DL
 Instrument ID (1): CPESTGC11 Instrument ID (2): CPESTGC11
 Date Analyzed (1): 08/12/2016 15:57 Date Analyzed (2): 08/12/2016 15:57
 GC Column (1): CLP-1 ID: 0.53(mm) GC Column (2): CLP-2 ID: 0.53(mm)

ANALYTE	COL	PEAK	RT	RT WINDOW		CONCENTRATION		RPD
				FROM	TO	PEAK	MEAN	
Aroclor 1242	1	1	2.33	2.30	2.36	19700	22000	9.0
		2	2.69	2.65	2.71	21500		
		3	2.89	2.86	2.92	21400		
		4	3.16	3.13	3.19	21600		
		5	3.30	3.27	3.33	21900		
		6	3.73	3.70	3.76	21000		
		7	4.19	4.16	4.22	20000		
		8	4.42	4.39	4.45	25300		
	2	1	2.97	2.95	3.01	19000	20000	
		2	3.44	3.42	3.48	19900		
		3	3.71	3.69	3.75	20100		
		4	3.96	3.94	4.00	20100		
		5	4.11	4.09	4.15	20100		
		6	4.79	4.77	4.83	18800		
		7	5.09	5.07	5.13	18300		
		8	5.14	5.12	5.18	21200		
Aroclor 1260	1	1	5.05	5.02	5.08	6860	6300	1.9
		2	5.66	5.63	5.69	6490		
		3	5.81	5.78	5.84	6160		
		4	6.11	6.08	6.14	6130		
		5	6.55	6.52	6.58	6130		
		6	6.96	6.93	6.99	6170		
		7	7.10	7.07	7.13	6070		
		8	8.05	8.02	8.08	6070		
	2	1	5.96	5.94	6.00	6910	6100	
		2	6.17	6.16	6.22	6450		
		3	6.48	6.46	6.52	6240		
		4	7.18	7.17	7.23	6090		
		5	7.68	7.67	7.73	6100		
		6	8.18	8.16	8.22	5890		
		7	8.90	8.89	8.95	5750		
		8	9.96	9.92	9.98	5720		

FORM X
IDENTIFICATION SUMMARY

Lab Name: TestAmerica Edison Job No.: 460-118423-1
 SDG No.: _____
 Client Sample ID: DUP1_20160809 DL Lab Sample ID: 460-118423-7 DL
 Instrument ID (1): CPESTGC11 Instrument ID (2): CPESTGC11
 Date Analyzed (1): 08/12/2016 15:43 Date Analyzed (2): 08/12/2016 15:43
 GC Column (1): CLP-1 ID: 0.53(mm) GC Column (2): CLP-2 ID: 0.53(mm)

ANALYTE	COL	PEAK	RT	RT WINDOW		CONCENTRATION		RPD
				FROM	TO	PEAK	MEAN	
Aroclor 1242	1	1	2.33	2.30	2.36	26600	30000	8.2
		2	2.69	2.65	2.71	29500		
		3	2.89	2.86	2.92	29600		
		4	3.16	3.13	3.19	29700		
		5	3.30	3.27	3.33	30200		
		6	3.73	3.70	3.76	29000		
		7	4.19	4.16	4.22	27300		
		8	4.42	4.39	4.45	34500		
	2	1	2.97	2.95	3.01	25600	27000	
		2	3.44	3.42	3.48	27200		
		3	3.71	3.69	3.75	27200		
		4	3.96	3.94	4.00	27800		
		5	4.11	4.09	4.15	27800		
		6	4.79	4.77	4.83	26700		
		7	5.09	5.07	5.13	25900		
		8	5.14	5.12	5.18	29600		
Aroclor 1260	1	1	5.05	5.02	5.08	9490	8600	3.0
		2	5.66	5.63	5.69	8980		
		3	5.81	5.78	5.84	8650		
		4	6.11	6.08	6.14	8480		
		5	6.55	6.52	6.58	8440		
		6	6.96	6.93	6.99	8510		
		7	7.10	7.07	7.13	8270		
		8	8.05	8.02	8.08	8170		
	2	1	5.96	5.94	6.00	9510	8400	
		2	6.17	6.16	6.22	9550		
		3	6.48	6.46	6.52	8500		
		4	7.18	7.17	7.23	8140		
		5	7.68	7.67	7.73	7470		
		6	8.17	8.16	8.22	8100		
		7	8.90	8.89	8.95	7940		
		8	9.95	9.92	9.98	7700		

FORM X
IDENTIFICATION SUMMARY

Lab Name: TestAmerica Edison Job No.: 460-118423-1
 SDG No.: _____
 Client Sample ID: PMP-2-8.25 DL Lab Sample ID: 460-118423-8 DL
 Instrument ID (1): CPESTGC9 Instrument ID (2): CPESTGC9
 Date Analyzed (1): 08/12/2016 14:20 Date Analyzed (2): 08/12/2016 14:20
 GC Column (1): CLP-1 ID: 0.53 (mm) GC Column (2): CLP-2 ID: 0.53 (mm)

ANALYTE	COL	PEAK	RT	RT WINDOW		CONCENTRATION		RPD
				FROM	TO	PEAK	MEAN	
Aroclor 1242	1	1	2.46	2.40	2.54	171000	200000	19.3
		2	2.85	2.79	2.93	199000		
		3	3.07	3.01	3.15	210000		
		4	3.37	3.31	3.45	191000		
		5	3.52	3.47	3.61	189000		
		6	4.00	3.95	4.09	204000		
		7	4.52	4.44	4.58	182000		
		8	4.76	4.71	4.85	279000		
	2	1	3.21	3.18	3.24	146000	170000	
		2	3.72	3.65	3.79	151000		
		3	4.01	3.95	4.09	164000		
		4	4.29	4.22	4.36	174000		
		5	4.46	4.39	4.53	173000		
		6	5.20	5.13	5.27	173000		
		7	5.53	5.46	5.60	164000		
		8	5.58	5.51	5.65	195000		
Aroclor 1260	1	1	5.44	5.38	5.52	44000	33000	22.1
		2	6.18	6.11	6.25	36200		
		3	6.35	6.28	6.42	33500		
		4	6.72	6.65	6.79	32800		
		5	7.25	7.18	7.32	31800		
		6	7.78	7.71	7.85	28600		
		7	7.97	7.90	8.04	27800		
		8	8.75	8.67	8.81	29100		
	2	1	6.56	6.52	6.58	47400	41000	
		2	6.82	6.74	6.88	49200		
		3	7.19	7.11	7.25	40500		
		4	8.09	8.00	8.14	40500		
		5	8.54	8.45	8.59	39300		
		6	8.86	8.77	8.91	39800		
		7	9.25	9.16	9.30	35500		
		8	9.79	9.69	9.83	37000		

FORM X
IDENTIFICATION SUMMARY

Lab Name: TestAmerica Edison Job No.: 460-118423-1
 SDG No.: _____
 Client Sample ID: PMP-2-8.25 DL Lab Sample ID: 460-118423-8 DL
 Instrument ID (1): CPESTGC11 Instrument ID (2): CPESTGC11
 Date Analyzed (1): 08/18/2016 11:44 Date Analyzed (2): 08/18/2016 11:44
 GC Column (1): CLP-1 ID: 0.53(mm) GC Column (2): CLP-2 ID: 0.53(mm)

ANALYTE	COL	PEAK	RT	RT WINDOW		CONCENTRATION		RPD
				FROM	TO	PEAK	MEAN	
Aroclor 1242	1	1	2.33	2.30	2.36	42.1	42	12.3
		2	2.68	2.65	2.71	47.5		
		3	2.89	2.86	2.92	50.7		
		4	3.16	3.13	3.19	34.5		
		5	3.30	3.27	3.33	40.4		
		6	3.73	3.70	3.76	42.5		
		7	4.18	4.16	4.22	34.0		
		8	4.42	4.39	4.45	41.8		
	2	1	2.97	2.95	3.01	39.3	37	
		2	3.44	3.42	3.48	40.8		
		3	3.71	3.69	3.75	48.6		
		4	3.96	3.94	4.00	30.9		
		5	4.11	4.09	4.15	35.9		
		6	4.79	4.77	4.83	35.5		
		7	5.09	5.07	5.13	31.1		
		8	5.14	5.12	5.18	32.9		
Aroclor 1260	1	1	5.05	5.02	5.08	8.63	6.8	13.6
		2	5.66	5.63	5.69	6.74		
		3	5.80	5.77	5.83	6.93		
		4	6.11	6.08	6.14	6.76		
		5	6.54	6.51	6.57	6.48		
		6	6.96	6.93	6.99	6.38		
		7	7.10	7.07	7.13	6.46		
		8	8.05	8.01	8.07	6.36		
	2	1	5.95	5.93	5.99	6.99	6.0	
		2	6.17	6.14	6.20	6.67		
		3	6.48	6.45	6.51	5.50		
		4	7.17	7.15	7.21	5.77		
		5	7.68	7.65	7.71	5.74		
		6	8.17	8.14	8.20	5.50		
		7	8.90	8.87	8.93	5.62		

FORM X
IDENTIFICATION SUMMARY

Lab Name: TestAmerica Edison Job No.: 460-118423-1
 SDG No.: _____
 Client Sample ID: PMP-2-10.75 DL Lab Sample ID: 460-118423-9 DL
 Instrument ID (1): CPESTGC11 Instrument ID (2): CPESTGC11
 Date Analyzed (1): 08/12/2016 15:28 Date Analyzed (2): 08/12/2016 15:28
 GC Column (1): CLP-1 ID: 0.53(mm) GC Column (2): CLP-2 ID: 0.53(mm)

ANALYTE	COL	PEAK	RT	RT WINDOW		CONCENTRATION		RPD
				FROM	TO	PEAK	MEAN	
Aroclor 1242	1	1	2.33	2.30	2.36	2140	2600	9.3
		2	2.69	2.65	2.71	2560		
		3	2.89	2.86	2.92	2690		
		4	3.16	3.13	3.19	2580		
		5	3.30	3.27	3.33	2510		
		6	3.73	3.70	3.76	2790		
		7	4.19	4.16	4.22	2730		
		8	4.42	4.39	4.45	3070		
	2	1	2.97	2.95	3.01	2020	2400	
		2	3.44	3.42	3.48	2330		
		3	3.71	3.69	3.75	2360		
		4	3.96	3.94	4.00	2380		
		5	4.11	4.09	4.15	2280		
		6	4.79	4.77	4.83	2540		
		7	5.09	5.07	5.13	2540		
		8	5.14	5.12	5.18	2760		
Aroclor 1260	1	1	5.05	5.02	5.08	540	510	2.5
		2	5.66	5.63	5.69	531		
		3	5.81	5.78	5.84	422		
		4	6.11	6.08	6.14	491		
		5	6.55	6.52	6.58	530		
		6	6.96	6.93	6.99	533		
		7	7.10	7.07	7.13	519		
		8	8.05	8.02	8.08	521		
	2	1	5.96	5.94	6.00	620	520	
		2	6.17	6.16	6.22	559		
		3	6.48	6.46	6.52	538		
		4	7.18	7.17	7.23	518		
		5	7.68	7.67	7.73	471		
		6	8.18	8.16	8.22	502		
		7	8.90	8.89	8.95	492		
		8	9.96	9.92	9.98	491		

FORM X
IDENTIFICATION SUMMARY

Lab Name: TestAmerica Edison Job No.: 460-118423-1
 SDG No.: _____
 Client Sample ID: PMP-2-10.75 DL Lab Sample ID: 460-118423-9 DL
 Instrument ID (1): CPESTGC11 Instrument ID (2): CPESTGC11
 Date Analyzed (1): 08/18/2016 11:59 Date Analyzed (2): 08/18/2016 11:59
 GC Column (1): CLP-1 ID: 0.53(mm) GC Column (2): CLP-2 ID: 0.53(mm)

ANALYTE	COL	PEAK	RT	RT WINDOW		CONCENTRATION		RPD
				FROM	TO	PEAK	MEAN	
Aroclor 1242	1	1	2.33	2.30	2.36	9.13	6.9	3.4
		2	2.68	2.65	2.71	8.54		
		3	2.89	2.86	2.92	9.51		
		4	3.16	3.13	3.19	4.64		
		5	3.30	3.27	3.33	6.03		
		6	3.73	3.70	3.76	6.58		
		7	4.18	4.16	4.22	4.58		
		8	4.42	4.39	4.45	6.11		
	2	1	2.97	2.95	3.01	8.80	6.7	
		2	3.44	3.42	3.48	8.02		
		3	3.71	3.69	3.75	10.7		
		4	3.96	3.94	4.00	4.51		
		5	4.11	4.09	4.15	5.65		
		6	4.79	4.77	4.83	5.67		
		7	5.09	5.07	5.13	4.57		
		8	5.14	5.12	5.18	5.40		
Aroclor 1260	1	1	5.05	5.02	5.08	1.30	1.0	2.9
		2	5.66	5.63	5.69	1.03		
		3	5.81	5.77	5.83	0.949		
		4	6.11	6.08	6.14	1.10		
		5	6.54	6.51	6.57	0.820		
		6	6.96	6.93	6.99	1.01		
		7	7.10	7.07	7.13	0.911		
		8	8.05	8.01	8.07	0.905		
	2	1	5.95	5.93	5.99	1.29	1.0	
		2	6.17	6.14	6.20	1.24		
		3	6.48	6.45	6.51	0.891		
		4	7.17	7.15	7.21	0.968		
		5	7.68	7.65	7.71	1.02		
		6	8.17	8.14	8.20	0.850		
		7	8.89	8.87	8.93	0.965		

FORM X
IDENTIFICATION SUMMARY

Lab Name: TestAmerica Edison Job No.: 460-118423-1
 SDG No.: _____
 Client Sample ID: E-131-7.25 DL Lab Sample ID: 460-118423-10 DL
 Instrument ID (1): CPESTGC11 Instrument ID (2): CPESTGC11
 Date Analyzed (1): 08/12/2016 15:13 Date Analyzed (2): 08/12/2016 15:13
 GC Column (1): CLP-1 ID: 0.53(mm) GC Column (2): CLP-2 ID: 0.53(mm)

ANALYTE	COL	PEAK	RT	RT WINDOW		CONCENTRATION		RPD
				FROM	TO	PEAK	MEAN	
Aroclor 1242	1	1	2.33	2.30	2.36	29200	33000	10.1
		2	2.69	2.65	2.71	33700		
		3	2.89	2.86	2.92	34100		
		4	3.16	3.13	3.19	33500		
		5	3.30	3.27	3.33	34200		
		6	3.73	3.70	3.76	32900		
		7	4.19	4.16	4.22	31400		
		8	4.42	4.39	4.45	32400		
	2	1	2.97	2.95	3.01	27300	30000	
		2	3.44	3.42	3.48	30100		
		3	3.71	3.69	3.75	30100		
		4	3.96	3.94	4.00	30600		
		5	4.11	4.09	4.15	30500		
		6	4.79	4.77	4.83	29300		
		7	5.09	5.07	5.13	28600		
		8	5.14	5.12	5.18	29700		

FORM X
IDENTIFICATION SUMMARY

Lab Name: TestAmerica Edison Job No.: 460-118423-1
 SDG No.: _____
 Client Sample ID: E-131-7.25 DL Lab Sample ID: 460-118423-10 DL
 Instrument ID (1): CPESTGC11 Instrument ID (2): CPESTGC11
 Date Analyzed (1): 08/18/2016 12:14 Date Analyzed (2): 08/18/2016 12:14
 GC Column (1): CLP-1 ID: 0.53(mm) GC Column (2): CLP-2 ID: 0.53(mm)

ANALYTE	COL	PEAK	RT	RT WINDOW		CONCENTRATION		RPD
				FROM	TO	PEAK	MEAN	
Aroclor 1242	1	1	2.33	2.30	2.36	8.19	5.4	9.3
		2	2.68	2.65	2.71	6.50		
		3	2.88	2.86	2.92	7.25		
		4	3.16	3.13	3.19	4.26		
		5	3.29	3.27	3.33	4.81		
		6	3.73	3.70	3.76	4.62		
		7	4.18	4.16	4.22	3.40		
		8	4.42	4.39	4.45	4.08		
	2	1	2.97	2.95	3.01	7.34	4.9	
		2	3.44	3.42	3.48	5.74		
		3	3.71	3.69	3.75	7.17		
		4	3.95	3.94	4.00	4.01		
		5	4.11	4.09	4.15	4.27		
		6	4.79	4.77	4.83	3.78		
		7	5.09	5.07	5.13	3.44		
		8	5.13	5.12	5.18	3.54		

FORM X
IDENTIFICATION SUMMARY

Lab Name: TestAmerica Edison Job No.: 460-118423-1
 SDG No.: _____
 Client Sample ID: PMP-15-7.75 DL Lab Sample ID: 460-118423-11 DL
 Instrument ID (1): CPESTGC11 Instrument ID (2): CPESTGC11
 Date Analyzed (1): 08/12/2016 14:59 Date Analyzed (2): 08/12/2016 14:59
 GC Column (1): CLP-1 ID: 0.53(mm) GC Column (2): CLP-2 ID: 0.53(mm)

ANALYTE	COL	PEAK	RT	RT WINDOW		CONCENTRATION		RPD
				FROM	TO	PEAK	MEAN	
Aroclor 1242	1	1	2.33	2.30	2.36	93200	120000	9.2
		2	2.69	2.65	2.71	126000		
		3	2.89	2.86	2.92	128000		
		4	3.16	3.13	3.19	126000		
		5	3.30	3.27	3.33	124000		
		6	3.73	3.70	3.76	124000		
		7	4.19	4.16	4.22	121000		
		8	4.42	4.39	4.45	124000		
	2	1	2.97	2.95	3.01	88300	110000	
		2	3.44	3.42	3.48	114000		
		3	3.71	3.69	3.75	115000		
		4	3.96	3.94	4.00	116000		
		5	4.12	4.09	4.15	111000		
		6	4.79	4.77	4.83	112000		
		7	5.09	5.07	5.13	111000		
		8	5.14	5.12	5.18	114000		

FORM X
IDENTIFICATION SUMMARY

Lab Name: TestAmerica Edison Job No.: 460-118423-1
 SDG No.: _____
 Client Sample ID: PMP-15-7.75 DL Lab Sample ID: 460-118423-11 DL
 Instrument ID (1): CPESTGC11 Instrument ID (2): CPESTGC11
 Date Analyzed (1): 08/18/2016 12:29 Date Analyzed (2): 08/18/2016 12:29
 GC Column (1): CLP-1 ID: 0.53 (mm) GC Column (2): CLP-2 ID: 0.53 (mm)

ANALYTE	COL	PEAK	RT	RT WINDOW		CONCENTRATION		RPD
				FROM	TO	PEAK	MEAN	
Aroclor 1242	1	1	2.33	2.30	2.36	56.9	70	11.9
		2	2.68	2.65	2.71	77.9		
		3	2.88	2.86	2.92	80.4		
		4	3.16	3.13	3.19	65.3		
		5	3.30	3.27	3.33	69.6		
		6	3.73	3.70	3.76	74.1		
		7	4.18	4.16	4.22	64.8		
		8	4.42	4.39	4.45	71.2		
	2	1	2.97	2.95	3.01	52.5	62	
		2	3.44	3.42	3.48	68.0		
		3	3.71	3.69	3.75	72.7		
		4	3.95	3.94	4.00	58.2		
		5	4.11	4.09	4.15	60.1		
		6	4.79	4.77	4.83	63.9		
		7	5.09	5.07	5.13	60.4		
		8	5.13	5.12	5.18	61.3		

FORM X
IDENTIFICATION SUMMARY

Lab Name: TestAmerica Edison Job No.: 460-118423-1
 SDG No.: _____
 Client Sample ID: PMP-17-8.25 DL Lab Sample ID: 460-118423-12 DL
 Instrument ID (1): CPESTGC11 Instrument ID (2): CPESTGC11
 Date Analyzed (1): 08/12/2016 14:44 Date Analyzed (2): 08/12/2016 14:44
 GC Column (1): CLP-1 ID: 0.53 (mm) GC Column (2): CLP-2 ID: 0.53 (mm)

ANALYTE	COL	PEAK	RT	RT WINDOW		CONCENTRATION		RPD
				FROM	TO	PEAK	MEAN	
Aroclor 1242	1	1	2.33	2.30	2.36	58000	68000	5.3
		2	2.68	2.65	2.71	68600		
		3	2.89	2.86	2.92	68900		
		4	3.16	3.13	3.19	69400		
		5	3.30	3.27	3.33	68700		
		6	3.73	3.70	3.76	69600		
		7	4.19	4.16	4.22	68900		
		8	4.42	4.39	4.45	72000		
	2	1	2.98	2.95	3.01	55100	65000	
		2	3.45	3.42	3.48	63700		
		3	3.72	3.69	3.75	64300		
		4	3.97	3.94	4.00	68000		
		5	4.12	4.09	4.15	66300		
		6	4.80	4.77	4.83	66000		
		7	5.10	5.07	5.13	65200		
		8	5.15	5.12	5.18	67600		

FORM X
IDENTIFICATION SUMMARY

Lab Name: TestAmerica Edison Job No.: 460-118423-1
 SDG No.: _____
 Client Sample ID: PMP-17-8.25 DL Lab Sample ID: 460-118423-12 DL
 Instrument ID (1): CPESTGC11 Instrument ID (2): CPESTGC11
 Date Analyzed (1): 08/18/2016 12:44 Date Analyzed (2): 08/18/2016 12:44
 GC Column (1): CLP-1 ID: 0.53(mm) GC Column (2): CLP-2 ID: 0.53(mm)

ANALYTE	COL	PEAK	RT	RT WINDOW		CONCENTRATION		RPD
				FROM	TO	PEAK	MEAN	
Aroclor 1242	1	1	2.33	2.30	2.36	16.4	17	5.3
		2	2.68	2.65	2.71	21.0		
		3	2.88	2.86	2.92	22.0		
		4	3.16	3.13	3.19	14.6		
		5	3.29	3.27	3.33	16.8		
		6	3.73	3.70	3.76	18.1		
		7	4.18	4.16	4.22	13.8		
		8	4.42	4.39	4.45	15.7		
	2	1	2.97	2.95	3.01	15.9	16	
		2	3.44	3.42	3.48	19.0		
		3	3.71	3.69	3.75	22.5		
		4	3.95	3.94	4.00	14.1		
		5	4.11	4.09	4.15	15.6		
		6	4.79	4.77	4.83	15.9		
		7	5.09	5.07	5.13	14.1		
		8	5.13	5.12	5.18	14.3		

FORM X
IDENTIFICATION SUMMARY

Lab Name: TestAmerica Edison Job No.: 460-118423-1
 SDG No.: _____
 Client Sample ID: PMP-19-8.25 Lab Sample ID: 460-118423-13
 Instrument ID (1): CPESTGC9 Instrument ID (2): CPESTGC9
 Date Analyzed (1): 08/17/2016 13:31 Date Analyzed (2): 08/17/2016 13:31
 GC Column (1): CLP-1 ID: 0.53(mm) GC Column (2): CLP-2 ID: 0.53(mm)

ANALYTE	COL	PEAK	RT	RT WINDOW		CONCENTRATION		RPD
				FROM	TO	PEAK	MEAN	
Aroclor 1242	1	1	2.47	2.40	2.54	6.22	3.8	9.7
		2	2.85	2.79	2.93	5.15		
		3	3.07	3.01	3.15	6.19		
		4	3.37	3.31	3.45	2.46		
		5	3.52	3.47	3.61	2.75		
		6	4.00	3.95	4.09	3.35		
		7	4.50	4.44	4.58	1.67		
		8	4.75	4.71	4.85	2.56		
	2	1	3.20	3.18	3.24	6.38	3.4	
		2	3.71	3.65	3.79	4.19		
		3	4.01	3.95	4.09	5.95		
		4	4.28	4.22	4.36	2.33		
		5	4.45	4.39	4.53	3.08		
		6	5.19	5.13	5.27	2.56		
		7	5.52	5.46	5.60	1.59		
		8	5.58	5.51	5.65	1.45		

FORM X
IDENTIFICATION SUMMARY

Lab Name: TestAmerica Edison Job No.: 460-118423-1
 SDG No.: _____
 Client Sample ID: PMP-19-8.25 DL Lab Sample ID: 460-118423-13 DL
 Instrument ID (1): CPESTGC9 Instrument ID (2): CPESTGC9
 Date Analyzed (1): 08/12/2016 15:32 Date Analyzed (2): 08/12/2016 15:32
 GC Column (1): CLP-1 ID: 0.53(mm) GC Column (2): CLP-2 ID: 0.53(mm)

ANALYTE	COL	PEAK	RT	RT WINDOW		CONCENTRATION		RPD
				FROM	TO	PEAK	MEAN	
Aroclor 1242	1	1	2.46	2.40	2.54	6760	9600	1.0
		2	2.85	2.79	2.93	10400		
		3	3.07	3.01	3.15	11100		
		4	3.37	3.31	3.45	9890		
		5	3.52	3.47	3.61	9330		
		6	4.00	3.95	4.09	9920		
		7	4.52	4.44	4.58	9300		
		8	4.75	4.71	4.85	10200		
	2	1	3.20	3.18	3.24	6480	9500	
		2	3.71	3.65	3.79	9760		
		3	4.01	3.95	4.09	10000		
		4	4.28	4.22	4.36	10100		
		5	4.45	4.39	4.53	9720		
		6	5.19	5.13	5.27	9930		
		7	5.52	5.46	5.60	9670		
		8	5.58	5.51	5.65	10400		

FORM X
IDENTIFICATION SUMMARY

Lab Name: TestAmerica Edison Job No.: 460-118423-1
 SDG No.: _____
 Client Sample ID: PRA-P33-7.75 Lab Sample ID: 460-118423-14
 Instrument ID (1): CPESTGC8 Instrument ID (2): CPESTGC8
 Date Analyzed (1): 08/12/2016 08:18 Date Analyzed (2): 08/12/2016 08:18
 GC Column (1): CLP-1 ID: 0.53(mm) GC Column (2): CLP-2 ID: 0.53(mm)

ANALYTE	COL	PEAK	RT	RT WINDOW		CONCENTRATION		RPD
				FROM	TO	PEAK	MEAN	
Aroclor 1242	1	1	2.40	2.38	2.44	162	160	6.7
		2	2.78	2.76	2.82	193		
		3	2.99	2.97	3.03	158		
		4	3.28	3.26	3.32	161		
		5	3.43	3.42	3.48	160		
		6	3.90	3.89	3.95	157		
		7	4.42	4.40	4.46	162		
		8	4.65	4.63	4.69	164		
	2	1	3.21	3.19	3.25	275	150	
		2	3.72	3.71	3.77	143		
		3	4.02	4.00	4.06	130		
		4	4.29	4.27	4.33	150		
		5	4.46	4.44	4.50	156		
		6	5.20	5.18	5.24	120		
		7	5.53	5.51	5.57	130		
		8	5.58	5.57	5.63	128		

FORM X
IDENTIFICATION SUMMARY

Lab Name: TestAmerica Edison Job No.: 460-118423-1
 SDG No.: _____
 Client Sample ID: PRA-P33-7.75 MS Lab Sample ID: 460-118423-14 MS
 Instrument ID (1): CPESTGC8 Instrument ID (2): CPESTGC8
 Date Analyzed (1): 08/12/2016 08:34 Date Analyzed (2): 08/12/2016 08:34
 GC Column (1): CLP-1 ID: 0.53(mm) GC Column (2): CLP-2 ID: 0.53(mm)

ANALYTE	COL	PEAK	RT	RT WINDOW		CONCENTRATION		RPD
				FROM	TO	PEAK	MEAN	
Aroclor 1016	1	1	2.40	2.36	2.42	557	590	12.3
		2	2.78	2.74	2.80	600		
		3	2.99	2.95	3.01	589		
		4	3.28	3.25	3.31	588		
		5	3.43	3.40	3.46	598		
		6	3.50	3.47	3.53	605		
		7	3.91	3.87	3.93	618		
		8	4.34	4.31	4.37	567		
	2	1	3.21	3.19	3.25	737	668	
		2	3.72	3.70	3.76	636		
		3	4.01	3.99	4.05	606		
		4	4.29	4.27	4.33	659		
		5	4.46	4.44	4.50	679		
		6	5.05	5.03	5.09	650		
		7	5.20	5.18	5.24	643		
		8	5.58	5.56	5.62	733		
Aroclor 1260	1	1	5.33	5.30	5.36	546	527	2.8
		2	6.04	6.01	6.07	550		
		3	6.21	6.18	6.24	528		
		4	6.57	6.54	6.60	497		
		5	7.07	7.04	7.10	518		
		6	7.58	7.55	7.61	515		
		7	7.76	7.73	7.79	545		
		8	8.63	8.62	8.68	519		
	2	1	6.57	6.56	6.62	536	542	
		2	6.83	6.82	6.88	566		
		3	7.21	7.19	7.25	550		
		4	8.10	8.09	8.15	556		
		5	8.53	8.52	8.58	547		
		6	8.84	8.85	8.91	545		
		7	9.21	9.25	9.31	529		
		8	9.73	9.81	9.87	509		

FORM X
IDENTIFICATION SUMMARY

Lab Name: TestAmerica Edison Job No.: 460-118423-1
 SDG No.: _____
 Client Sample ID: PRA-P33-7.75 MSD Lab Sample ID: 460-118423-14 MSD
 Instrument ID (1): CPESTGC8 Instrument ID (2): CPESTGC8
 Date Analyzed (1): 08/12/2016 08:50 Date Analyzed (2): 08/12/2016 08:50
 GC Column (1): CLP-1 ID: 0.53 (mm) GC Column (2): CLP-2 ID: 0.53 (mm)

ANALYTE	COL	PEAK	RT	RT WINDOW		CONCENTRATION		RPD
				FROM	TO	PEAK	MEAN	
Aroclor 1016	1	1	2.40	2.36	2.42	536	571	19.1
		2	2.78	2.74	2.80	591		
		3	2.99	2.95	3.01	572		
		4	3.28	3.25	3.31	572		
		5	3.43	3.40	3.46	580		
		6	3.50	3.47	3.53	585		
		7	3.91	3.87	3.93	593		
		8	4.34	4.31	4.37	541		
	2	1	3.21	3.19	3.25	788	692	
		2	3.72	3.70	3.76	647		
		3	4.02	3.99	4.05	611		
		4	4.29	4.27	4.33	677		
		5	4.46	4.44	4.50	711		
		6	5.05	5.03	5.09	687		
		7	5.20	5.18	5.24	662		
		8	5.58	5.56	5.62	751		
Aroclor 1260	1	1	5.33	5.30	5.36	516	495	10.0
		2	6.04	6.01	6.07	510		
		3	6.21	6.18	6.24	480		
		4	6.57	6.54	6.60	444		
		5	7.07	7.04	7.10	484		
		6	7.58	7.55	7.61	489		
		7	7.76	7.73	7.79	528		
		8	8.63	8.62	8.68	506		
	2	1	6.57	6.56	6.62	542	547	
		2	6.83	6.82	6.88	577		
		3	7.21	7.19	7.25	567		
		4	8.10	8.09	8.15	548		
		5	8.53	8.52	8.58	535		
		6	8.84	8.85	8.91	545		
		7	9.21	9.25	9.31	543		
		8	9.74	9.81	9.87	517		

FORM X
IDENTIFICATION SUMMARY

Lab Name: TestAmerica Edison Job No.: 460-118423-1
 SDG No.: _____
 Client Sample ID: PMP-17-DUP-8.25 DL Lab Sample ID: 460-118423-17 DL
 Instrument ID (1): CPESTGC11 Instrument ID (2): CPESTGC11
 Date Analyzed (1): 08/18/2016 09:44 Date Analyzed (2): 08/18/2016 09:44
 GC Column (1): CLP-1 ID: 0.53(mm) GC Column (2): CLP-2 ID: 0.53(mm)

ANALYTE	COL	PEAK	RT	RT WINDOW		CONCENTRATION		RPD
				FROM	TO	PEAK	MEAN	
Aroclor 1242	1	1	2.33	2.30	2.36	19000	21000	7.6
		2	2.68	2.65	2.71	21100		
		3	2.88	2.86	2.92	21200		
		4	3.16	3.13	3.19	21200		
		5	3.30	3.27	3.33	21100		
		6	3.73	3.70	3.76	20800		
		7	4.18	4.16	4.22	20200		
		8	4.42	4.39	4.45	21100		
	2	1	2.97	2.95	3.01	18100	19000	
		2	3.44	3.42	3.48	19500		
		3	3.71	3.69	3.75	19500		
		4	3.96	3.94	4.00	19900		
		5	4.11	4.09	4.15	19700		
		6	4.79	4.77	4.83	19000		
		7	5.09	5.07	5.13	18700		
		8	5.13	5.12	5.18	19300		

FORM X
IDENTIFICATION SUMMARY

Lab Name: TestAmerica Edison Job No.: 460-118423-1
 SDG No.: _____
 Client Sample ID: PMP-13-7.75 DL Lab Sample ID: 460-118423-19 DL
 Instrument ID (1): CPESTGC11 Instrument ID (2): CPESTGC11
 Date Analyzed (1): 08/18/2016 09:29 Date Analyzed (2): 08/18/2016 09:29
 GC Column (1): CLP-1 ID: 0.53(mm) GC Column (2): CLP-2 ID: 0.53(mm)

ANALYTE	COL	PEAK	RT	RT WINDOW		CONCENTRATION		RPD
				FROM	TO	PEAK	MEAN	
Aroclor 1242	1	1	2.33	2.30	2.36	114000	130000	11.5
		2	2.68	2.65	2.71	133000		
		3	2.88	2.86	2.92	135000		
		4	3.16	3.13	3.19	133000		
		5	3.29	3.27	3.33	132000		
		6	3.73	3.70	3.76	130000		
		7	4.18	4.16	4.22	127000		
		8	4.42	4.39	4.45	130000		
	2	1	2.97	2.95	3.01	105000	120000	
		2	3.44	3.42	3.48	117000		
		3	3.71	3.69	3.75	117000		
		4	3.96	3.94	4.00	119000		
		5	4.11	4.09	4.15	118000		
		6	4.79	4.77	4.83	115000		
		7	5.09	5.07	5.13	113000		
		8	5.14	5.12	5.18	116000		

FORM X
IDENTIFICATION SUMMARY

Lab Name: TestAmerica Edison Job No.: 460-118423-1
 SDG No.: _____
 Client Sample ID: PMP-13-7.75 DL Lab Sample ID: 460-118423-19 DL
 Instrument ID (1): CPESTGC11 Instrument ID (2): CPESTGC11
 Date Analyzed (1): 08/19/2016 11:51 Date Analyzed (2): 08/19/2016 11:51
 GC Column (1): CLP-1 ID: 0.53(mm) GC Column (2): CLP-2 ID: 0.53(mm)

ANALYTE	COL	PEAK	RT	RT WINDOW		CONCENTRATION		RPD
				FROM	TO	PEAK	MEAN	
Aroclor 1242	1	1	2.33	2.30	2.36	54.9	45	9.6
		2	2.68	2.65	2.71	52.7		
		3	2.88	2.86	2.92	57.2		
		4	3.15	3.13	3.19	38.6		
		5	3.29	3.27	3.33	44.7		
		6	3.73	3.70	3.76	42.2		
		7	4.18	4.16	4.22	33.8		
		8	4.41	4.39	4.45	37.2		
	2	1	2.97	2.95	3.01	50.9	41	
		2	3.44	3.42	3.48	47.1		
		3	3.71	3.69	3.75	54.3		
		4	3.95	3.94	4.00	34.9		
		5	4.11	4.09	4.15	39.6		
		6	4.79	4.77	4.83	36.9		
		7	5.09	5.07	5.13	32.3		
		8	5.13	5.12	5.18	32.1		

FORM X
IDENTIFICATION SUMMARY

Lab Name: TestAmerica Edison Job No.: 460-118423-1
 SDG No.: _____
 Client Sample ID: _____ Lab Sample ID: LCS 460-384405/2-A
 Instrument ID (1): CPESTGC8 Instrument ID (2): CPESTGC8
 Date Analyzed (1): 08/12/2016 12:36 Date Analyzed (2): 08/12/2016 12:36
 GC Column (1): CLP-1 ID: 0.53 (mm) GC Column (2): CLP-2 ID: 0.53 (mm)

ANALYTE	COL	PEAK	RT	RT WINDOW		CONCENTRATION		RPD
				FROM	TO	PEAK	MEAN	
Aroclor 1016	1	1	2.39	2.36	2.42	421	440	8.9
		2	2.77	2.74	2.80	433		
		3	2.99	2.95	3.01	432		
		4	3.28	3.25	3.31	431		
		5	3.43	3.40	3.46	436		
		6	3.50	3.47	3.53	437		
		7	3.90	3.87	3.93	450		
		8	4.34	4.31	4.37	482		
	2	1	3.21	3.19	3.25	404	403	
		2	3.73	3.70	3.76	402		
		3	4.02	3.99	4.05	384		
		4	4.29	4.27	4.33	412		
		5	4.46	4.44	4.50	424		
		6	5.05	5.03	5.09	378		
		7	5.20	5.18	5.24	385		
		8	5.59	5.56	5.62	432		
Aroclor 1260	1	1	5.33	5.30	5.36	470	445	5.0
		2	6.04	6.01	6.07	458		
		3	6.21	6.18	6.24	428		
		4	6.57	6.54	6.60	401		
		5	7.07	7.04	7.10	441		
		6	7.58	7.55	7.61	432		
		7	7.76	7.73	7.79	475		
		8	8.64	8.62	8.68	452		
	2	1	6.58	6.56	6.62	395	423	
		2	6.84	6.82	6.88	414		
		3	7.21	7.19	7.25	419		
		4	8.11	8.09	8.15	444		
		5	8.54	8.52	8.58	441		
		6	8.86	8.85	8.91	433		
		7	9.25	9.25	9.31	431		
		8	9.80	9.81	9.87	406		

FORM X
IDENTIFICATION SUMMARY

Lab Name: TestAmerica Edison Job No.: 460-118423-1
 SDG No.: _____
 Client Sample ID: _____ Lab Sample ID: LCS 460-384461/2-A
 Instrument ID (1): CPESTGC9 Instrument ID (2): CPESTGC9
 Date Analyzed (1): 08/13/2016 18:35 Date Analyzed (2): 08/13/2016 18:35
 GC Column (1): CLP-1 ID: 0.53 (mm) GC Column (2): CLP-2 ID: 0.53 (mm)

ANALYTE	COL	PEAK	RT	RT WINDOW		CONCENTRATION		RPD
				FROM	TO	PEAK	MEAN	
Aroclor 1016	1	1	2.47	2.39	2.53	4.52	4.40	5.9
		2	2.85	2.78	2.92	4.99		
		4	3.38	3.30	3.44	3.93		
		5	3.53	3.45	3.59	3.98		
		6	3.60	3.52	3.66	4.27		
		7	4.00	3.92	4.06	4.25		
		8	4.10	4.02	4.16	4.87		
		2	1	3.21	3.17	3.23		
	2		3.72	3.64	3.78	4.71		
	3		4.01	3.94	4.08	4.65		
	4		4.29	4.21	4.35	4.42		
	5		4.46	4.38	4.52	4.66		
	6		4.72	4.64	4.78	4.37		
	7		5.04	4.97	5.11	4.23		
	8		5.20	5.12	5.26	4.82		
	Aroclor 1260	1	1	5.45	5.37	5.51	3.65	
2			6.19	6.10	6.24	3.25		
3			6.36	6.27	6.41	3.08		
5			7.25	7.17	7.31	2.96		
7			7.97	7.88	8.02	3.17		
2		1	6.56	6.52	6.58	3.96	3.50	
		2	6.82	6.74	6.88	3.83		
		3	7.19	7.11	7.25	3.57		
		4	8.08	8.00	8.14	3.58		
		5	8.52	8.45	8.59	3.42		
		6	8.83	8.76	8.90	3.35		
		7	9.18	9.13	9.27	3.06		
		8	9.68	9.63	9.77	3.23		

FORM X
IDENTIFICATION SUMMARY

Lab Name: TestAmerica Edison Job No.: 460-118423-1
 SDG No.: _____
 Client Sample ID: _____ Lab Sample ID: LCSD 460-384461/3-A
 Instrument ID (1): CPESTGC9 Instrument ID (2): CPESTGC9
 Date Analyzed (1): 08/13/2016 18:53 Date Analyzed (2): 08/13/2016 18:53
 GC Column (1): CLP-1 ID: 0.53 (mm) GC Column (2): CLP-2 ID: 0.53 (mm)

ANALYTE	COL	PEAK	RT	RT WINDOW		CONCENTRATION		RPD
				FROM	TO	PEAK	MEAN	
Aroclor 1016	1	1	2.47	2.39	2.53	4.51	4.30	3.2
		2	2.85	2.78	2.92	4.83		
		4	3.38	3.30	3.44	3.83		
		5	3.53	3.45	3.59	3.91		
		6	3.60	3.52	3.66	4.14		
		7	4.00	3.92	4.06	4.09		
		8	4.11	4.02	4.16	4.75		
		2	1	3.21	3.17	3.23		
	2		3.72	3.64	3.78	4.19		
	3		4.01	3.94	4.08	4.04		
	4		4.29	4.21	4.35	3.92		
	5		4.46	4.38	4.52	4.13		
	6		4.72	4.64	4.78	3.91		
	7		5.04	4.97	5.11	3.80		
	8		5.20	5.12	5.26	4.26		
	Aroclor 1260	1	1	5.45	5.37	5.51	3.51	
2			6.19	6.10	6.24	3.14		
3			6.36	6.27	6.41	2.97		
5			7.26	7.17	7.31	2.68		
7			7.97	7.88	8.02	2.59		
2		1	6.56	6.52	6.58	3.52	3.14	
		2	6.82	6.74	6.88	3.41		
		3	7.19	7.11	7.25	3.18		
		4	8.08	8.00	8.14	3.21		
		5	8.52	8.45	8.59	3.06		
		6	8.83	8.76	8.90	3.01		
		7	9.19	9.13	9.27	2.78		
		8	9.69	9.63	9.77	2.91		

FORM X
IDENTIFICATION SUMMARY

Lab Name: TestAmerica Edison Job No.: 460-118423-1
 SDG No.: _____
 Client Sample ID: _____ Lab Sample ID: LCS 460-385005/2-A
 Instrument ID (1): CPESTGC9 Instrument ID (2): CPESTGC9
 Date Analyzed (1): 08/16/2016 15:28 Date Analyzed (2): 08/16/2016 15:28
 GC Column (1): CLP-1 ID: 0.53 (mm) GC Column (2): CLP-2 ID: 0.53 (mm)

ANALYTE	COL	PEAK	RT	RT WINDOW		CONCENTRATION		RPD
				FROM	TO	PEAK	MEAN	
Aroclor 1016	1	1	2.47	2.40	2.54	469	439	1.3
		2	2.85	2.78	2.92	507		
		3	3.07	3.00	3.14	504		
		4	3.38	3.31	3.45	379		
		5	3.53	3.46	3.60	387		
		6	3.60	3.53	3.67	400		
		7	4.01	3.93	4.07	424		
	2	1	3.21	3.18	3.24	435	433	
		2	3.72	3.65	3.79	442		
		3	4.01	3.95	4.09	472		
		4	4.29	4.22	4.36	415		
		5	4.46	4.39	4.53	443		
		6	4.72	4.65	4.79	414		
		7	5.05	4.98	5.12	388		
		8	5.20	5.13	5.27	456		
Aroclor 1260	1	1	5.45	5.38	5.52	462	382	12.5
		2	6.19	6.11	6.25	400		
		3	6.36	6.28	6.42	391		
		4	6.73	6.65	6.79	361		
		5	7.26	7.18	7.32	378		
		6	7.81	7.72	7.86	267		
		7	7.98	7.90	8.04	412		
		8	8.74	8.67	8.81	388		
	2	1	6.56	6.54	6.60	464	434	
		2	6.82	6.75	6.89	445		
		3	7.19	7.13	7.27	428		
		4	8.09	8.02	8.16	451		
		5	8.53	8.46	8.60	414		
		6	8.84	8.78	8.92	433		
		7	9.21	9.15	9.29	393		
8		9.73	9.68	9.82	441			

FORM X
IDENTIFICATION SUMMARY

Lab Name: TestAmerica Edison Job No.: 460-118423-1
 SDG No.: _____
 Client Sample ID: _____ Lab Sample ID: 460-118641-A-1-A MS
 Instrument ID (1): CPESTGC9 Instrument ID (2): CPESTGC9
 Date Analyzed (1): 08/16/2016 16:04 Date Analyzed (2): 08/16/2016 16:04
 GC Column (1): CLP-1 ID: 0.53(mm) GC Column (2): CLP-2 ID: 0.53(mm)

ANALYTE	COL	PEAK	RT	RT WINDOW		CONCENTRATION		RPD
				FROM	TO	PEAK	MEAN	
Aroclor 1016	1	1	2.47	2.40	2.54	591	537	2.1
		2	2.85	2.78	2.92	603		
		3	3.07	3.00	3.14	598		
		4	3.37	3.31	3.45	489		
		5	3.53	3.46	3.60	465		
		6	3.59	3.53	3.67	436		
		7	4.00	3.93	4.07	544		
		8	4.10	4.03	4.17	572		
	2	1	3.21	3.18	3.24	522	549	
		2	3.72	3.65	3.79	540		
		3	4.01	3.95	4.09	597		
		4	4.28	4.22	4.36	539		
		5	4.45	4.39	4.53	552		
		6	4.71	4.65	4.79	536		
		7	5.04	4.98	5.12	542		
		8	5.19	5.13	5.27	561		
Aroclor 1260	1	1	5.44	5.38	5.52	552	472	13.6
		2	6.18	6.11	6.25	508		
		3	6.35	6.28	6.42	493		
		4	6.72	6.65	6.79	495		
		5	7.24	7.18	7.32	455		
		6	7.78	7.72	7.86	434		
		7	7.97	7.90	8.04	412		
		8	8.73	8.67	8.81	426		
	2	1	6.56	6.54	6.60	556	541	
		2	6.81	6.75	6.89	555		
		3	7.18	7.13	7.27	544		
		4	8.08	8.02	8.16	582		
		5	8.52	8.46	8.60	551		
		6	8.84	8.78	8.92	541		
		7	9.21	9.15	9.29	510		
		8	9.73	9.68	9.82	488		

FORM X
IDENTIFICATION SUMMARY

Lab Name: TestAmerica Edison Job No.: 460-118423-1
 SDG No.: _____
 Client Sample ID: _____ Lab Sample ID: 460-118641-A-1-B MSD
 Instrument ID (1): CPESTGC9 Instrument ID (2): CPESTGC9
 Date Analyzed (1): 08/16/2016 16:21 Date Analyzed (2): 08/16/2016 16:21
 GC Column (1): CLP-1 ID: 0.53(mm) GC Column (2): CLP-2 ID: 0.53(mm)

ANALYTE	COL	PEAK	RT	RT WINDOW		CONCENTRATION		RPD
				FROM	TO	PEAK	MEAN	
Aroclor 1016	1	1	2.47	2.40	2.54	566	519	1.0
		2	2.85	2.78	2.92	582		
		3	3.07	3.00	3.14	579		
		4	3.37	3.31	3.45	476		
		5	3.53	3.46	3.60	446		
		6	3.60	3.53	3.67	413		
		7	4.00	3.93	4.07	526		
		8	4.10	4.03	4.17	563		
	2	1	3.21	3.18	3.24	528	524	
		2	3.72	3.65	3.79	528		
		3	4.01	3.95	4.09	563		
		4	4.28	4.22	4.36	517		
		5	4.45	4.39	4.53	516		
		6	4.71	4.65	4.79	501		
		7	5.04	4.98	5.12	520		
		8	5.19	5.13	5.27	518		
Aroclor 1260	1	1	5.44	5.38	5.52	543	497	7.2
		2	6.18	6.11	6.25	505		
		3	6.35	6.28	6.42	488		
		4	6.72	6.65	6.79	498		
		5	7.25	7.18	7.32	478		
		6	7.78	7.72	7.86	482		
		7	7.96	7.90	8.04	490		
		8	8.73	8.67	8.81	489		
	2	1	6.56	6.54	6.60	534	534	
		2	6.81	6.75	6.89	533		
		3	7.19	7.13	7.27	524		
		4	8.08	8.02	8.16	553		
		5	8.52	8.46	8.60	526		
		6	8.84	8.78	8.92	529		
		7	9.21	9.15	9.29	530		
		8	9.72	9.68	9.82	540		

FORM X
IDENTIFICATION SUMMARY

Lab Name: TestAmerica Edison Job No.: 460-118423-1
 SDG No.: _____
 Client Sample ID: _____ Lab Sample ID: LCS 460-385130/2-A
 Instrument ID (1): CPESTGC9 Instrument ID (2): CPESTGC9
 Date Analyzed (1): 08/17/2016 09:57 Date Analyzed (2): 08/17/2016 09:57
 GC Column (1): CLP-1 ID: 0.53 (mm) GC Column (2): CLP-2 ID: 0.53 (mm)

ANALYTE	COL	PEAK	RT	RT WINDOW		CONCENTRATION		RPD
				FROM	TO	PEAK	MEAN	
Aroclor 1016	1	1	2.46	2.39	2.53	5.38	5.50	1.5
		2	2.85	2.78	2.92	6.10		
		4	3.37	3.30	3.44	5.15		
		5	3.52	3.45	3.59	5.29		
		6	3.59	3.52	3.66	5.60		
		7	4.00	3.93	4.07	5.50		
		2	1	3.20	3.17	3.23		
	2	2	3.71	3.64	3.78	5.48		
	3	4.01	3.94	4.08	5.56			
	4	4.28	4.21	4.35	5.16			
	5	4.45	4.38	4.52	5.49			
	6	4.71	4.64	4.78	5.28			
	7	5.04	4.97	5.11	5.25			
	8	5.19	5.12	5.26	5.30			
	Aroclor 1260	1	1	5.44	5.37	5.51	5.20	
2			6.18	6.10	6.24	4.63		
3			6.35	6.27	6.41	4.52		
4			6.72	6.64	6.78	4.07		
5			7.25	7.17	7.31	4.23		
6			7.78	7.70	7.84	3.67		
7			7.96	7.89	8.03	4.60		
8			8.73	8.65	8.79	4.44		
2		1	6.56	6.52	6.58	5.44	5.04	
2		6.81	6.74	6.88	5.13			
3		7.18	7.11	7.25	4.95			
4		8.08	8.00	8.14	5.24			
5		8.52	8.44	8.58	4.96			
6		8.83	8.75	8.89	5.00			
7		9.20	9.12	9.26	4.59			
8	9.70	9.61	9.75	5.03				

FORM X
IDENTIFICATION SUMMARY

Lab Name: TestAmerica Edison Job No.: 460-118423-1
 SDG No.: _____
 Client Sample ID: _____ Lab Sample ID: LCSD 460-385130/3-A
 Instrument ID (1): CPESTGC9 Instrument ID (2): CPESTGC9
 Date Analyzed (1): 08/17/2016 10:15 Date Analyzed (2): 08/17/2016 10:15
 GC Column (1): CLP-1 ID: 0.53 (mm) GC Column (2): CLP-2 ID: 0.53 (mm)

ANALYTE	COL	PEAK	RT	RT WINDOW		CONCENTRATION		RPD
				FROM	TO	PEAK	MEAN	
Aroclor 1016	1	1	2.47	2.39	2.53	4.97	5.00	2.4
		2	2.85	2.78	2.92	5.60		
		4	3.37	3.30	3.44	4.61		
		5	3.53	3.45	3.59	4.84		
		6	3.60	3.52	3.66	5.13		
		7	4.00	3.93	4.07	4.85		
		2	1	3.21	3.17	3.23		
	2	2	3.72	3.64	3.78	4.78		
	3	3	4.01	3.94	4.08	4.86		
	4	4	4.29	4.21	4.35	4.53		
	5	5	4.46	4.38	4.52	4.80		
	6	6	4.71	4.64	4.78	4.61		
	7	7	5.04	4.97	5.11	4.54		
	8	8	5.20	5.12	5.26	5.42		
	Aroclor 1260	1	1	5.45	5.37	5.51	4.79	
2			6.19	6.10	6.24	4.18		
3			6.35	6.27	6.41	4.15		
4			6.72	6.64	6.78	3.72		
5			7.25	7.17	7.31	3.80		
6			7.79	7.70	7.84	3.28		
7			7.97	7.89	8.03	4.32		
8			8.73	8.65	8.79	4.02		
2		1	6.56	6.52	6.58	4.75	4.45	
		2	6.82	6.74	6.88	4.52		
		3	7.19	7.11	7.25	4.36		
		4	8.08	8.00	8.14	4.58		
		5	8.52	8.44	8.58	4.34		
		6	8.83	8.75	8.89	4.38		
		7	9.19	9.12	9.26	4.24		
	8	9.69	9.61	9.75	4.40			

FORM X
IDENTIFICATION SUMMARY

Lab Name: TestAmerica Edison Job No.: 460-118423-1
 SDG No.: _____
 Client Sample ID: _____ Lab Sample ID: LCS 460-385630/2-A
 Instrument ID (1): CPESTGC11 Instrument ID (2): CPESTGC11
 Date Analyzed (1): 08/19/2016 10:37 Date Analyzed (2): 08/19/2016 10:37
 GC Column (1): CLP-1 ID: 0.53(mm) GC Column (2): CLP-2 ID: 0.53(mm)

ANALYTE	COL	PEAK	RT	RT WINDOW		CONCENTRATION		RPD
				FROM	TO	PEAK	MEAN	
Aroclor 1016	1	1	2.33	2.30	2.36	4.89	4.77	11.4
		2	2.68	2.65	2.71	4.81		
		3	2.88	2.85	2.91	4.80		
		4	3.16	3.13	3.19	4.57		
		5	3.29	3.27	3.33	4.71		
		6	3.36	3.33	3.39	4.62		
		7	3.73	3.70	3.76	4.71		
		8	3.82	3.79	3.85	5.03		
	2	1	2.97	2.94	3.00	4.98	4.25	
		2	3.44	3.41	3.47	3.93		
		3	3.71	3.68	3.74	3.98		
		4	3.96	3.93	3.99	4.07		
		5	4.11	4.08	4.14	4.12		
		6	4.35	4.32	4.38	4.36		
		7	4.65	4.62	4.68	4.24		
		8	4.79	4.76	4.82	4.35		
Aroclor 1260	1	1	5.04	5.01	5.07	4.94	4.81	9.8
		2	5.66	5.63	5.69	5.03		
		3	5.80	5.77	5.83	4.65		
		4	6.11	6.08	6.14	4.80		
		5	6.54	6.51	6.57	4.83		
		6	6.95	6.93	6.99	4.86		
		7	7.09	7.07	7.13	4.69		
		8	8.04	8.02	8.08	4.67		
	2	1	5.96	5.93	5.99	4.41	4.36	
		2	6.17	6.14	6.20	4.41		
		3	6.48	6.45	6.51	4.35		
		4	7.17	7.15	7.21	4.34		
		5	7.68	7.65	7.71	4.45		
		6	8.17	8.14	8.20	4.36		
		7	8.89	8.87	8.93	4.30		
		8	9.95	9.91	9.97	4.26		

FORM X
IDENTIFICATION SUMMARY

Lab Name: TestAmerica Edison Job No.: 460-118423-1
 SDG No.: _____
 Client Sample ID: _____ Lab Sample ID: LCSD 460-385630/3-A
 Instrument ID (1): CPESTGC11 Instrument ID (2): CPESTGC11
 Date Analyzed (1): 08/19/2016 10:52 Date Analyzed (2): 08/19/2016 10:52
 GC Column (1): CLP-1 ID: 0.53(mm) GC Column (2): CLP-2 ID: 0.53(mm)

ANALYTE	COL	PEAK	RT	RT WINDOW		CONCENTRATION		RPD
				FROM	TO	PEAK	MEAN	
Aroclor 1016	1	1	2.33	2.30	2.36	7.59	5.59	17.3
		2	2.68	2.65	2.71	5.28		
		3	2.88	2.85	2.91	6.20		
		4	3.16	3.13	3.19	5.01		
		5	3.29	3.27	3.33	5.10		
		6	3.36	3.33	3.39	4.96		
		7	3.73	3.70	3.76	5.13		
		8	3.82	3.79	3.85	5.46		
	2	1	2.97	2.94	3.00	4.54	4.70	
		2	3.44	3.41	3.47	4.44		
		3	3.71	3.68	3.74	4.46		
		4	3.95	3.93	3.99	4.63		
		5	4.11	4.08	4.14	4.69		
		6	4.35	4.32	4.38	5.00		
		7	4.65	4.62	4.68	4.86		
		8	4.79	4.76	4.82	4.99		
Aroclor 1260	1	1	5.04	5.01	5.07	5.41	5.25	5.6
		2	5.66	5.63	5.69	5.44		
		3	5.80	5.77	5.83	5.08		
		4	6.11	6.08	6.14	5.20		
		5	6.54	6.51	6.57	5.46		
		6	6.95	6.93	6.99	5.24		
		7	7.09	7.07	7.13	5.07		
		8	8.04	8.02	8.08	5.13		
	2	1	5.95	5.93	5.99	5.06	4.97	
		2	6.16	6.14	6.20	5.03		
		3	6.47	6.45	6.51	4.96		
		4	7.17	7.15	7.21	4.93		
		5	7.67	7.65	7.71	5.01		
		6	8.17	8.14	8.20	4.92		
		7	8.89	8.87	8.93	4.95		
		8	9.95	9.91	9.97	4.86		

FORM I
PCBS ORGANICS ANALYSIS DATA SHEET

Lab Name: <u>TestAmerica Edison</u>	Job No.: <u>460-118423-1</u>
SDG No.: _____	
Client Sample ID: <u>PMP-7-10.25 DL</u>	Lab Sample ID: <u>460-118423-1 DL</u>
Matrix: <u>Solid</u>	Lab File ID: <u>9F242817.D</u>
Analysis Method: <u>8082A</u>	Date Collected: <u>08/09/2016 08:22</u>
Extraction Method: <u>3546</u>	Date Extracted: <u>08/11/2016 23:07</u>
Sample wt/vol: <u>15.0030 (g)</u>	Date Analyzed: <u>08/12/2016 15:00</u>
Con. Extract Vol.: <u>10 (mL)</u>	Dilution Factor: <u>100</u>
Injection Volume: <u>1 (uL)</u>	GC Column: <u>CLP-2</u> ID: <u>0.53 (mm)</u>
% Moisture: <u>10.3</u>	GPC Cleanup: (Y/N) <u>N</u>
Analysis Batch No.: <u>384452</u>	Units: <u>ug/Kg</u>

CAS NO.	SURROGATE	%REC	Q	LIMITS
2051-24-3	DCB Decachlorobiphenyl	0	<i>D X</i>	35-150

TestAmerica Edison
Target Compound Quantitation Report

Data File: \\ChromNA\Edison\ChromData\CPESTGC9\20160812-44397.b\9F242817.D
 Lims ID: 460-118423-A-1-A
 Client ID: PMP-7-10.25
 Sample Type: Client
 Inject. Date: 12-Aug-2016 15:00:12 ALS Bottle#: 31 Worklist Smp#: 31
 Injection Vol: 1.0 ul Dil. Factor: 100.0000
 Sample Info: 460-0044397-031
 Operator ID: Instrument ID: CPESTGC9
 Method: \\ChromNA\Edison\ChromData\CPESTGC9\20160812-44397.b\8082-ISTD.m
 Limit Group: GC 8082A PCB ISTD
 Last Update: 15-Aug-2016 10:50:46 Calib Date: 12-May-2016 14:29:29
 Integrator: Falcon
 Quant Method: Internal Standard Quant By: Initial Calibration
 Last ICal File: \\ChromNA\Edison\ChromData\CPESTGC9\20160512-40924.b\9F001892.D

Column 1 : Det: GC ECD1A
 Column 2 : Det: GC ECD2B
 Process Host: XAWRK053

First Level Reviewer: patelji Date: 12-Aug-2016 15:18:36

Col	RT (min.)	Exp RT (min.)	Dlt RT (min.)	Response	OnCol Amt ug/l	Flags
-----	-----------	---------------	---------------	----------	----------------	-------

* 13 1-Bromo-2-nitrobenzene

1	1.620	1.618	0.002	2242917	20.0	
2	1.399	1.410	-0.011	2205661	20.0	
					RPD = 0.00	

4 PCB-1242

1	3.207	3.209	-0.002	2174492	1141.4	M
1	3.718	3.722	-0.004	3988897	1015.8	M
1	4.014	4.018	-0.004	1760159	1080.1	M
1	4.286	4.288	-0.002	7493338	1148.2	M
1	4.456	4.459	-0.003	3473604	1148.0	M
1	5.197	5.201	-0.004	3130123	1121.0	M
1	5.528	5.531	-0.003	2411062	1058.5	M
1	5.584	5.581	0.003	3274664	1211.0	M
Average of Peak Amounts =					1115.5	
2	2.462	2.474	-0.012	1971639	1305.7	M
2	2.850	2.863	-0.013	4028619	1383.2	M
2	3.069	3.084	-0.015	2672733	1440.2	M
2	3.369	3.384	-0.015	7443360	1314.3	M
2	3.521	3.537	-0.016	3457687	1338.8	M
2	3.999	4.015	-0.016	3342490	1327.8	M
2	4.522	4.514	0.008	4996876	1201.1	M
2	4.756	4.776	-0.020	2298192	1381.5	M
Average of Peak Amounts =					1336.6	
					RPD = 18.03	

Col	RT (min.)	Exp RT (min.)	Dlt RT (min.)	Response	OnCol Amt ug/l	Flags
-----	-----------	---------------	---------------	----------	----------------	-------

S 12 Polychlorinated biphenyls, Total

1 1115.5

QC Flag Legend

Review Flags

M - Manually Integrated

Reagents:

SGPCBISTD_00006

Amount Added: 20.00

Units: uL

Run Reagent

TestAmerica Edison

Data File: \\ChromNA\Edison\ChromData\CPESTGC9\20160812-44397.b\9F242817.D

Injection Date: 12-Aug-2016 15:00:12

Instrument ID: CPESTGC9

Operator ID:

Lims ID: 460-118423-A-1-A

Lab Sample ID: 460-118423-1

Worklist Smp#: 31

Client ID: PMP-7-10.25

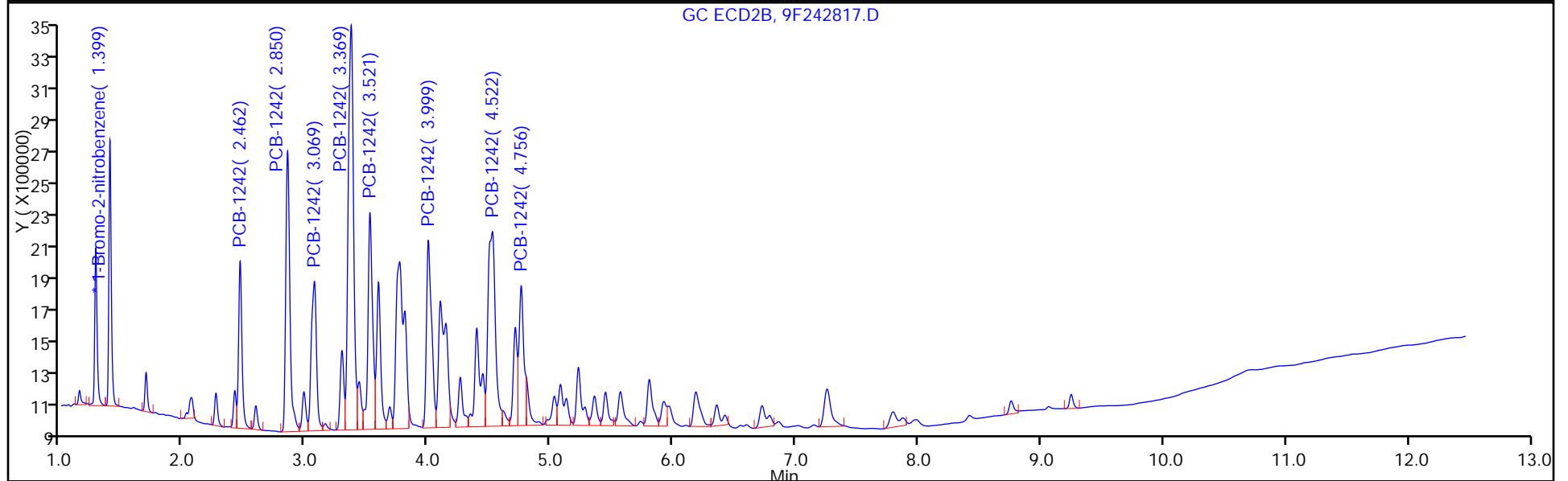
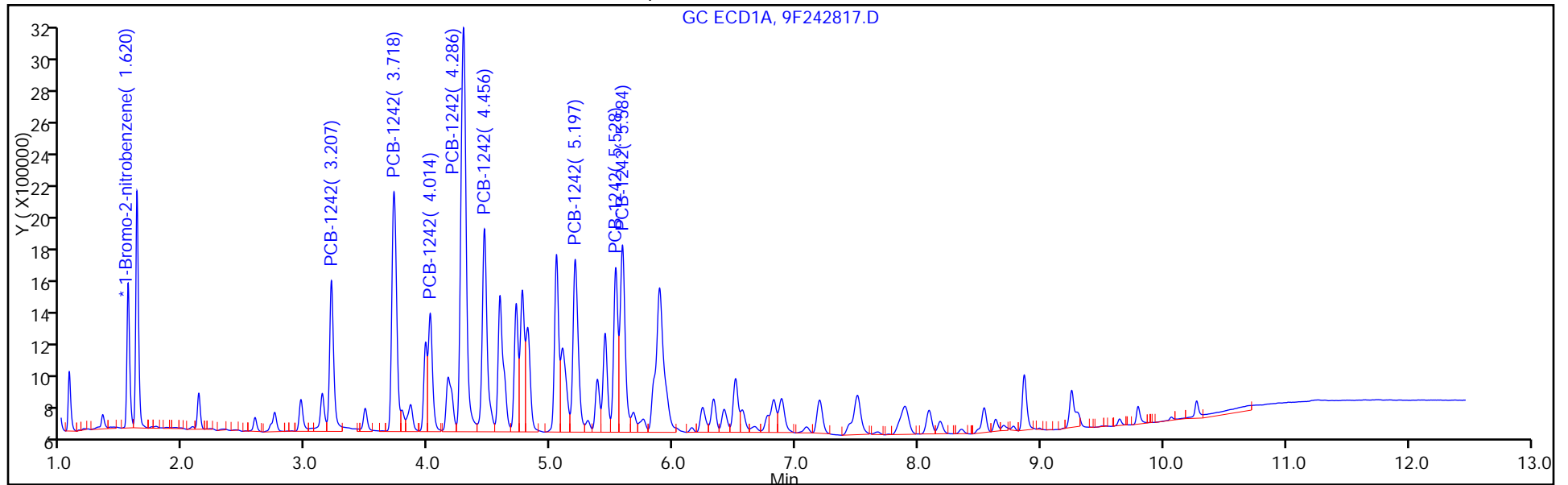
Injection Vol: 1.0 ul

Dil. Factor: 100.0000

ALS Bottle#: 31

Method: 8082-ISTD

Limit Group: GC 8082A PCB ISTD



TestAmerica Edison

Data File: \\ChromNA\Edison\ChromData\CPESTGC9\20160812-44397.b\9F242817.D

Injection Date: 12-Aug-2016 15:00:12

Instrument ID: CPESTGC9

Lims ID: 460-118423-A-1-A

Lab Sample ID: 460-118423-1

Client ID: PMP-7-10.25

Operator ID:

ALS Bottle#: 31

Worklist Smp#: 31

Injection Vol: 1.0 ul

Dil. Factor: 100.0000

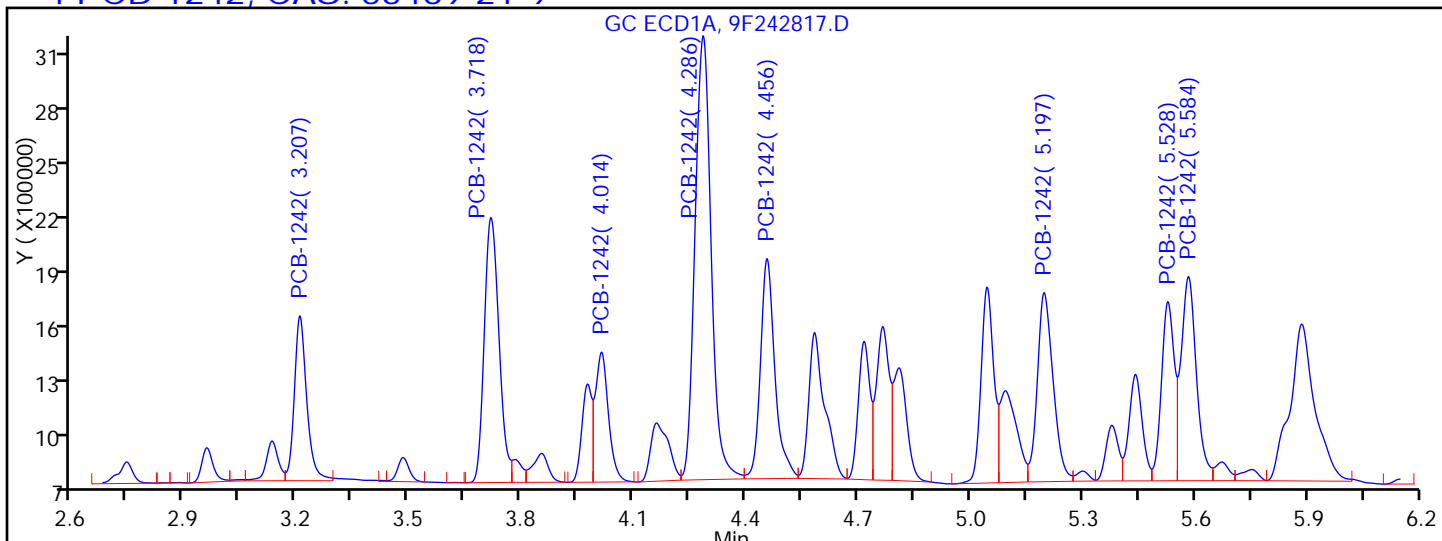
Method: 8082-ISTD

Limit Group: GC 8082A PCB ISTD

Column:

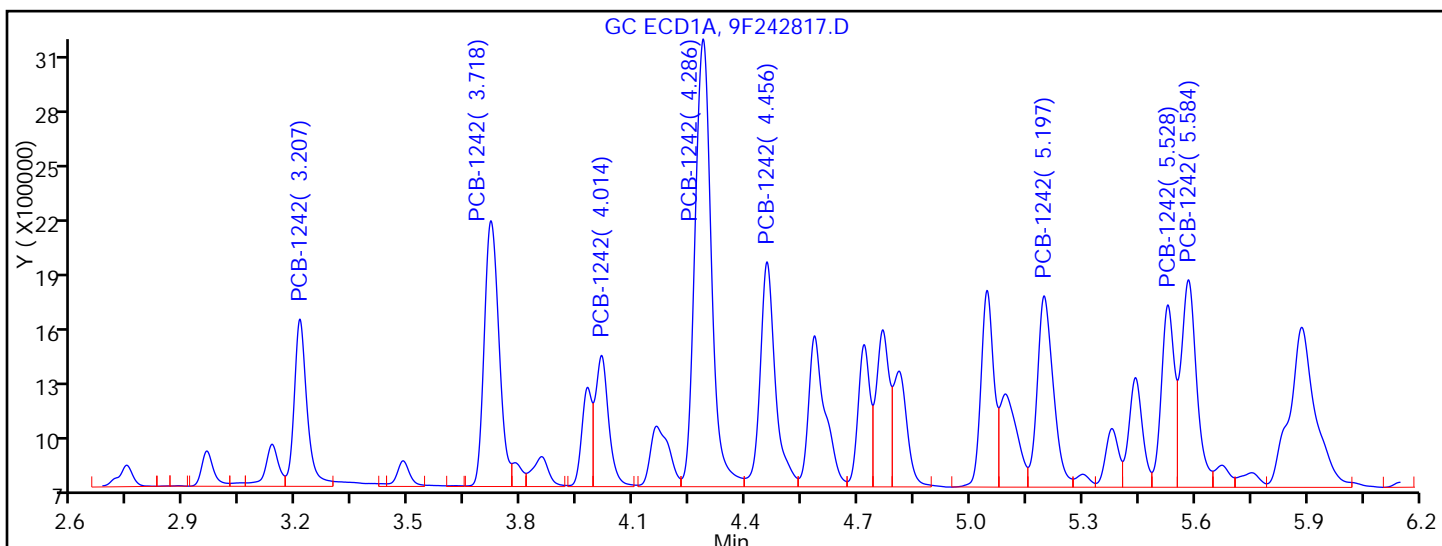
Detector: GC ECD1A

4 PCB-1242, CAS: 53469-21-9



Processing Integration Results

RT = 3.207	Response = 2073538	M
RT = 3.718	Response = 3958602	M
RT = 4.014	Response = 1709554	M
RT = 4.286	Response = 7272352	M
RT = 4.456	Response = 3240525	M
RT = 5.197	Response = 3037663	M
RT = 5.528	Response = 2338549	M
RT = 5.584	Response = 3170594	M



Manual Integration Results

RT = 3.207	Response = 2174492	M
RT = 3.718	Response = 3988897	M
RT = 4.014	Response = 1760159	M
RT = 4.286	Response = 7493338	M
RT = 4.456	Response = 3473604	M
RT = 5.197	Response = 3130123	M

FORM I
PCBS ORGANICS ANALYSIS DATA SHEET

Lab Name: TestAmerica Edison Job No.: 460-118423-1
 SDG No.: _____
 Client Sample ID: PMP-7-10.25 DL Lab Sample ID: 460-118423-1 DL
 Matrix: Solid Lab File ID: 9F242817.D
 Analysis Method: 8082A Date Collected: 08/09/2016 08:22
 Extraction Method: 3546 Date Extracted: 08/11/2016 23:07
 Sample wt/vol: 15.0030(g) Date Analyzed: 08/12/2016 15:00
 Con. Extract Vol.: 10 (mL) Dilution Factor: 100
 Injection Volume: 1 (uL) GC Column: CLP-1 ID: 0.53 (mm)
 % Moisture: 10.3 GPC Cleanup: (Y/N) N
 Analysis Batch No.: 384452 Units: ug/Kg

CAS NO.	COMPOUND NAME	RESULT	Q	RL	MDL
12674-11-2	Aroclor 1016	990	U	7500	990
11104-28-2	Aroclor 1221	990	U	7500	990
11141-16-5	Aroclor 1232	990	U	7500	990
53469-21-9	Aroclor 1242	99000	D	7500	990
12672-29-6	Aroclor 1248	990	U	7500	990
11097-69-1	Aroclor 1254	1000	U	7500	1000
11096-82-5	Aroclor 1260	1000	U	7500	1000
37324-23-5	Aroclor 1262	1000	U	7500	1000
11100-14-4	Aroclor 1268	1000	U	7500	1000

CAS NO.	SURROGATE	%REC	Q	LIMITS
2051-24-3	DCB Decachlorobiphenyl	0	D X	35-150

TestAmerica Edison
Target Compound Quantitation Report

Data File: \\ChromNA\Edison\ChromData\CPESTGC9\20160812-44397.b\9F242817.D
 Lims ID: 460-118423-A-1-A
 Client ID: PMP-7-10.25
 Sample Type: Client
 Inject. Date: 12-Aug-2016 15:00:12 ALS Bottle#: 31 Worklist Smp#: 31
 Injection Vol: 1.0 ul Dil. Factor: 100.0000
 Sample Info: 460-0044397-031
 Operator ID: Instrument ID: CPESTGC9
 Method: \\ChromNA\Edison\ChromData\CPESTGC9\20160812-44397.b\8082-ISTD.m
 Limit Group: GC 8082A PCB ISTD
 Last Update: 15-Aug-2016 10:50:46 Calib Date: 12-May-2016 14:29:29
 Integrator: Falcon
 Quant Method: Internal Standard Quant By: Initial Calibration
 Last ICal File: \\ChromNA\Edison\ChromData\CPESTGC9\20160512-40924.b\9F001892.D

Column 1 : Det: GC ECD1A
 Column 2 : Det: GC ECD2B
 Process Host: XAWRK053

First Level Reviewer: patelji Date: 12-Aug-2016 15:18:36

Col	RT (min.)	Exp RT (min.)	Dlt RT (min.)	Response	OnCol Amt ug/l	Flags
-----	-----------	---------------	---------------	----------	----------------	-------

* 13 1-Bromo-2-nitrobenzene

1	1.620	1.618	0.002	2242917	20.0	
2	1.399	1.410	-0.011	2205661	20.0	

RPD = 0.00

4 PCB-1242

1	3.207	3.209	-0.002	2174492	1141.4	M
1	3.718	3.722	-0.004	3988897	1015.8	M
1	4.014	4.018	-0.004	1760159	1080.1	M
1	4.286	4.288	-0.002	7493338	1148.2	M
1	4.456	4.459	-0.003	3473604	1148.0	M
1	5.197	5.201	-0.004	3130123	1121.0	M
1	5.528	5.531	-0.003	2411062	1058.5	M
1	5.584	5.581	0.003	3274664	1211.0	M
Average of Peak Amounts =					1115.5	
2	2.462	2.474	-0.012	1971639	1305.7	M
2	2.850	2.863	-0.013	4028619	1383.2	M
2	3.069	3.084	-0.015	2672733	1440.2	M
2	3.369	3.384	-0.015	7443360	1314.3	M
2	3.521	3.537	-0.016	3457687	1338.8	M
2	3.999	4.015	-0.016	3342490	1327.8	M
2	4.522	4.514	0.008	4996876	1201.1	M
2	4.756	4.776	-0.020	2298192	1381.5	M
Average of Peak Amounts =					1336.6	
RPD = 18.03						

Col	RT (min.)	Exp RT (min.)	Dlt RT (min.)	Response	OnCol Amt ug/l	Flags
-----	-----------	---------------	---------------	----------	----------------	-------

S 12 Polychlorinated biphenyls, Total
1

1115.5

QC Flag Legend

Review Flags

M - Manually Integrated

Reagents:

SGPCBISTD_00006

Amount Added: 20.00

Units: uL

Run Reagent

TestAmerica Edison

Data File: \\ChromNA\Edison\ChromData\CPESTGC9\20160812-44397.b\9F242817.D

Injection Date: 12-Aug-2016 15:00:12

Instrument ID: CPESTGC9

Operator ID:

Lims ID: 460-118423-A-1-A

Lab Sample ID: 460-118423-1

Worklist Smp#: 31

Client ID: PMP-7-10.25

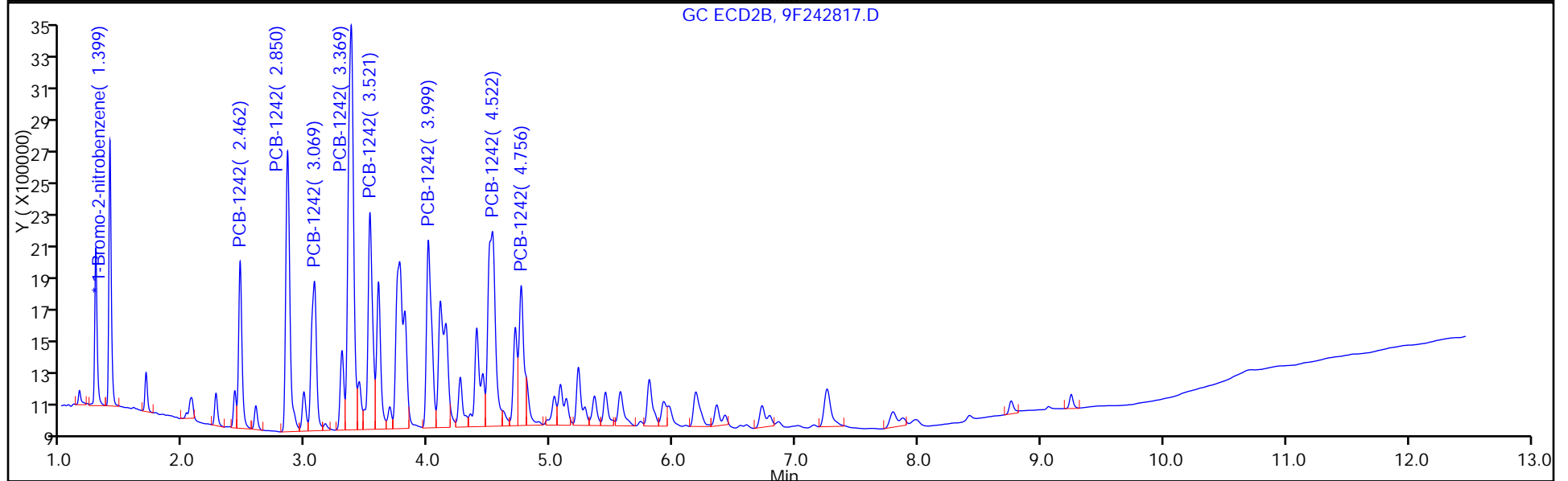
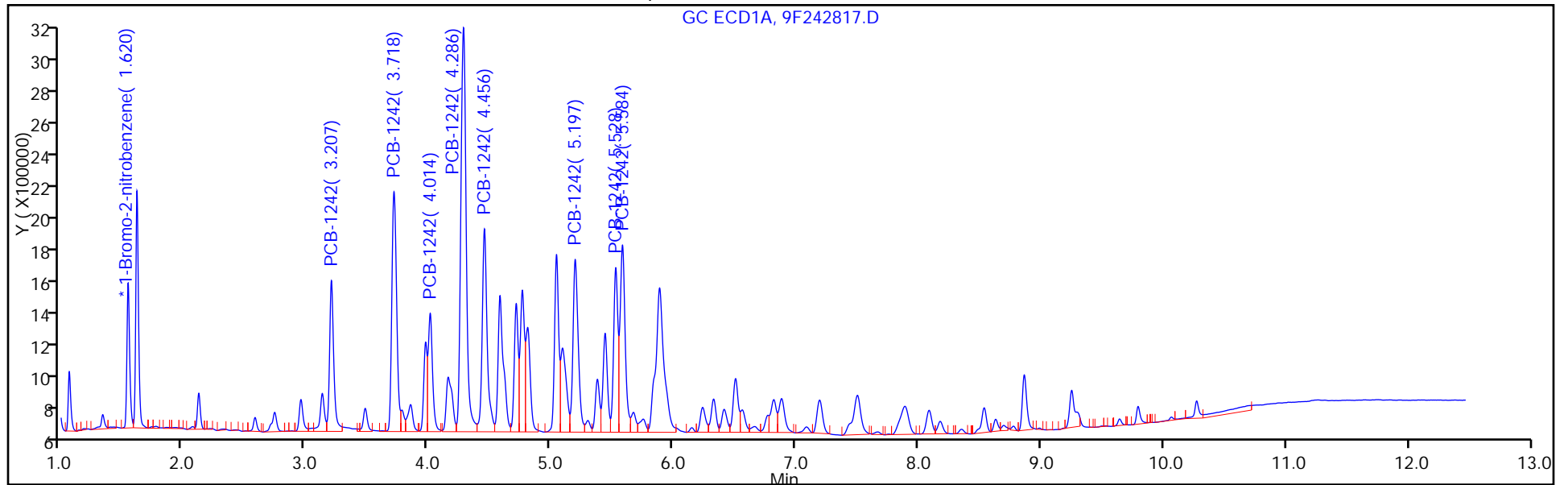
Injection Vol: 1.0 ul

Dil. Factor: 100.0000

ALS Bottle#: 31

Method: 8082-ISTD

Limit Group: GC 8082A PCB ISTD



TestAmerica Edison

Data File: \\ChromNA\Edison\ChromData\CPESTGC9\20160812-44397.b\9F242817.D

Injection Date: 12-Aug-2016 15:00:12

Instrument ID: CPESTGC9

Lims ID: 460-118423-A-1-A

Lab Sample ID: 460-118423-1

Client ID: PMP-7-10.25

Operator ID:

ALS Bottle#: 31 Worklist Smp#: 31

Injection Vol: 1.0 ul

Dil. Factor: 100.0000

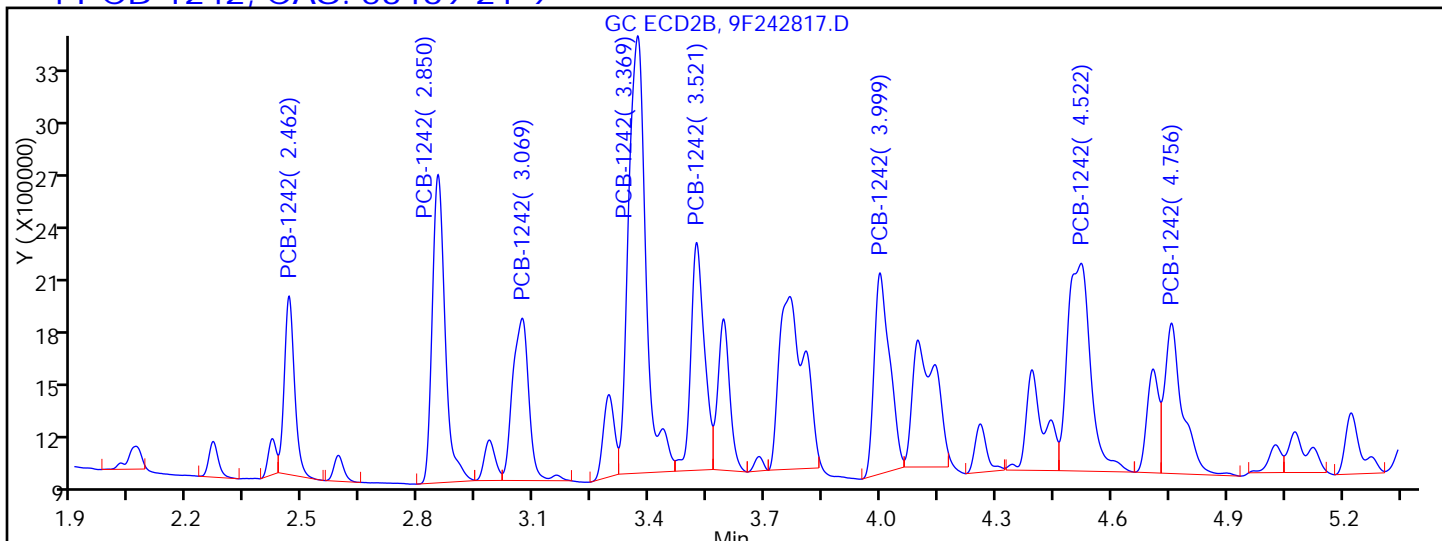
Method: 8082-ISTD

Limit Group: GC 8082A PCB ISTD

Column:

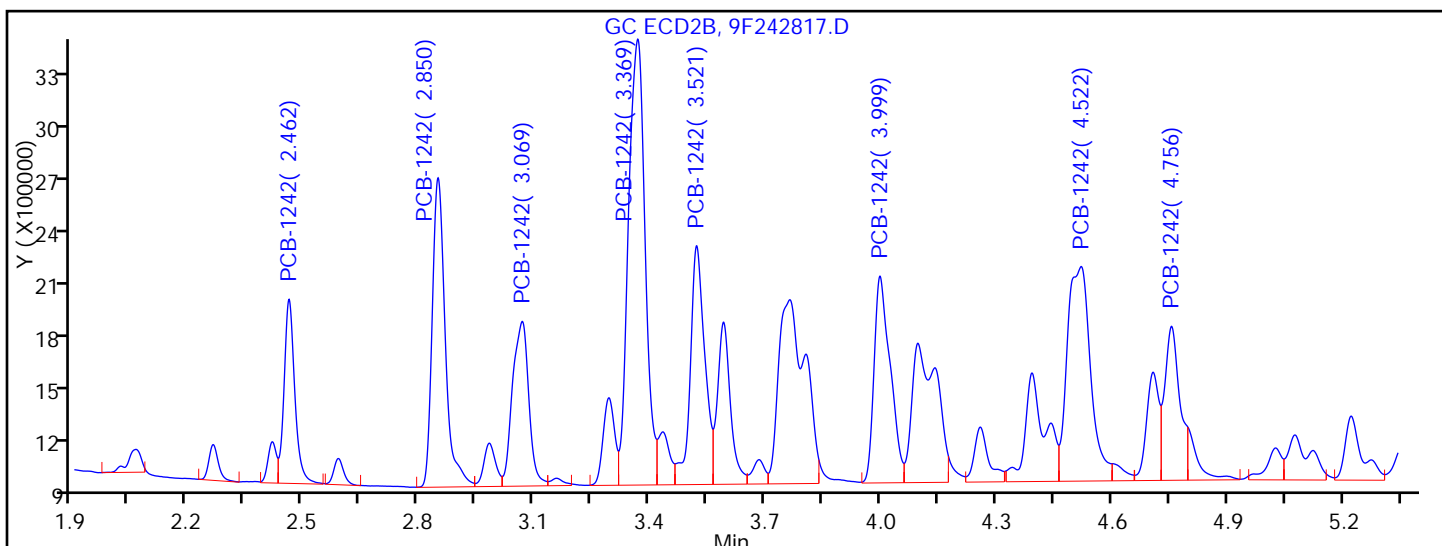
Detector: GC ECD2B

4 PCB-1242, CAS: 53469-21-9



Processing Integration Results

RT = 2.462	Response = 1819774	M
RT = 2.850	Response = 3951147	M
RT = 3.069	Response = 2636118	M
RT = 3.369	Response = 7616713	M
RT = 3.521	Response = 3094451	M
RT = 3.999	Response = 3100349	M
RT = 4.522	Response = 4789036	M
RT = 4.756	Response = 2648476	M



Manual Integration Results

RT = 2.462	Response = 1971639	M
RT = 2.850	Response = 4028619	M
RT = 3.069	Response = 2672733	M
RT = 3.369	Response = 7443360	M
RT = 3.521	Response = 3457687	M
RT = 3.999	Response = 3342490	M

FORM I
PCBS ORGANICS ANALYSIS DATA SHEET

Lab Name: TestAmerica Edison Job No.: 460-118423-1
 SDG No.: _____
 Client Sample ID: PMP-7-10.25 DL Lab Sample ID: 460-118423-1 DL
 Matrix: Solid (SPLP East) Lab File ID: T1331906.D
 Analysis Method: 8082A Date Collected: 08/09/2016 08:22
 Extraction Method: 3510C Date Extracted: 08/16/2016 14:21
 Sample wt/vol: 250 (mL) Date Analyzed: 08/18/2016 11:14
 Con. Extract Vol.: 1 (mL) Dilution Factor: 5
 Injection Volume: 1 (uL) GC Column: CLP-2 ID: 0.53 (mm)
 % Moisture: _____ GPC Cleanup: (Y/N) N
 Analysis Batch No.: 385556 Units: ug/L

CAS NO.	SURROGATE	%REC	Q	LIMITS
2051-24-3	DCB Decachlorobiphenyl	99	D	10-150

TestAmerica Edison
Target Compound Quantitation Report

Data File: \\ChromNA\Edison\ChromData\CPESTGC11\20160818-44617.b\T1331906.D
 Lims ID: 460-118423-A-1-C
 Client ID: PMP-7-10.25
 Sample Type: Client
 Inject. Date: 18-Aug-2016 11:14:48 ALS Bottle#: 3 Worklist Smp#: 3
 Injection Vol: 1.0 ul Dil. Factor: 5.0000
 Sample Info:
 Operator ID: Instrument ID: CPESTGC11
 Method: \\ChromNA\Edison\ChromData\CPESTGC11\20160818-44617.b\8082 ISTD.m
 Limit Group: GC 8082A PCB ISTD
 Last Update: 18-Aug-2016 14:58:26 Calib Date: 17-Jun-2016 19:43:54
 Integrator: Falcon
 Quant Method: Internal Standard Quant By: Initial Calibration
 Last ICal File: \\ChromNA\Edison\ChromData\CPESTGC11\20160617-42300.b\T1329669.D
 Column 1 : Det: GC ECD1A
 Column 2 : Det: GC ECD2B
 Process Host: XAWRK030

First Level Reviewer: patelji Date: 18-Aug-2016 11:47:40

Col	RT (min.)	Exp RT (min.)	Dlt RT (min.)	Response	OnCol Amt ug/l	Flags
-----	-----------	---------------	---------------	----------	----------------	-------

* 13 1-Bromo-2-nitrobenzene

1	1.523	1.520	0.003	40615301	20.0	
2	1.346	1.347	-0.001	41985271	20.0	

RPD = 0.00

4 PCB-1242

1	2.980	2.979	0.001	29018426	990.0	M
1	3.446	3.446	0.000	44547529	775.1	
1	3.718	3.717	0.001	22583989	980.0	
1	3.964	3.965	-0.001	49493142	424.7	
1	4.121	4.120	0.001	26321709	538.3	
1	4.798	4.798	0.000	21556037	476.3	
1	5.098	5.098	0.000	15358728	377.4	
1	5.148	5.146	0.002	20338386	448.1	
Average of Peak Amounts =					626.2	
2	2.325	2.330	-0.005	30341150	997.6	
2	2.679	2.684	-0.005	48845187	818.8	M
2	2.883	2.886	-0.003	35239044	884.9	M
2	3.151	3.158	-0.007	54374855	414.3	M
2	3.293	3.298	-0.005	30094826	552.2	M
2	3.728	3.733	-0.005	29864931	544.7	M
2	4.183	4.187	-0.004	31792086	367.0	M
2	4.417	4.420	-0.003	14674416	433.5	M
Average of Peak Amounts =					626.6	
RPD = 0.06						

Col	RT (min.)	Exp RT (min.)	Dlt RT (min.)	Response	OnCol Amt ug/l	Flags
-----	-----------	---------------	---------------	----------	----------------	-------

\$ 11 DCB Decachlorobiphenyl						M
1	10.518	10.502	0.016	28815834	19.8	M
2	8.990	8.986	0.004	44511007	22.0	
					RPD = 10.46	

S 12 Polychlorinated biphenyls, Total						
1					626.2	

QC Flag Legend

Review Flags

M - Manually Integrated

Reagents:

SGPCBISTD_00006 Amount Added: 20.00 Units: uL Run Reagent

TestAmerica Edison

Data File: \\ChromNA\Edison\ChromData\CPESTGC11\20160818-44617.b\T1331906.D

Injection Date: 18-Aug-2016 11:14:48

Instrument ID: CPESTGC11

Operator ID:

Lims ID: 460-118423-A-1-C

Lab Sample ID: 460-118423-1

Worklist Smp#: 3

Client ID: PMP-7-10.25

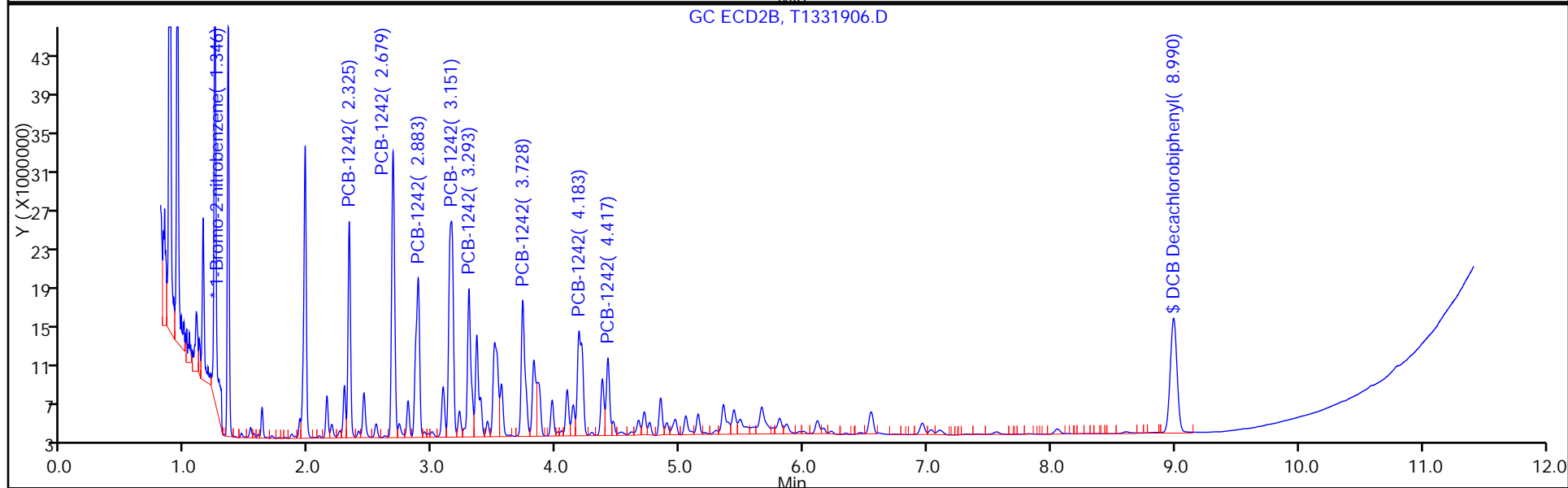
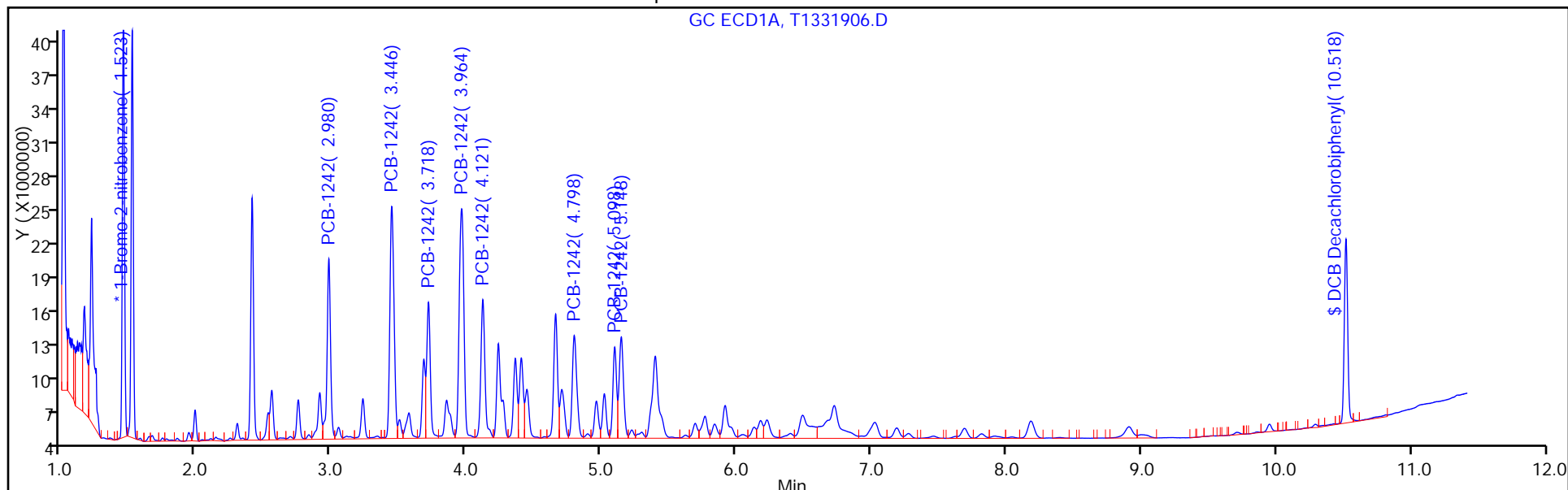
Injection Vol: 1.0 ul

Dil. Factor: 5.0000

ALS Bottle#: 3

Method: 8082 ISTD

Limit Group: GC 8082A PCB ISTD



TestAmerica Edison

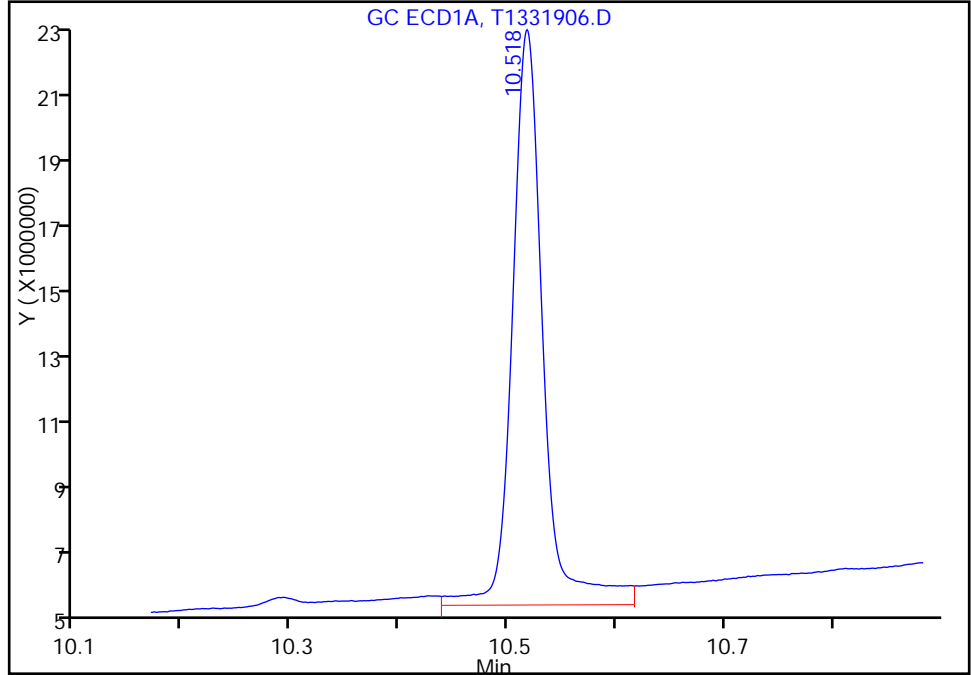
Data File: \\ChromNA\Edison\ChromData\CPESTGC11\20160818-44617.b\T1331906.D
Injection Date: 18-Aug-2016 11:14:48 Instrument ID: CPESTGC11
Lims ID: 460-118423-A-1-C Lab Sample ID: 460-118423-1
Client ID: PMP-7-10.25
Operator ID: ALS Bottle#: 3 Worklist Smp#: 3
Injection Vol: 1.0 ul Dil. Factor: 5.0000
Method: 8082 ISTD Limit Group: GC 8082A PCB ISTD
Column: Detector GC ECD1A

\$ 11 DCB Decachlorobiphenyl, CAS: 2051-24-3

Signal: 1

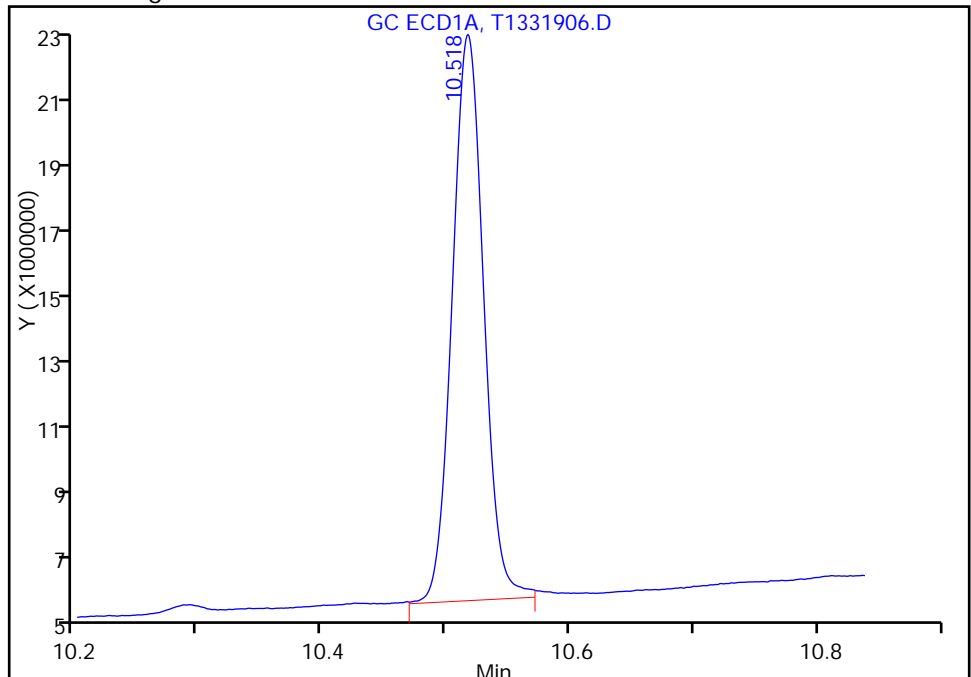
RT: 10.52
Area: 32955104
Amount: 22.685984
Amount Units: ug/l

Processing Integration Results



RT: 10.52
Area: 28815834
Amount: 19.836550
Amount Units: ug/l

Manual Integration Results



Reviewer: patelji, 18-Aug-2016 12:02:38
Audit Action: Assigned New Baseline

Audit Reason: Sample matrix interference

FORM I
PCBS ORGANICS ANALYSIS DATA SHEET

Lab Name: TestAmerica Edison Job No.: 460-118423-1
 SDG No.: _____
 Client Sample ID: PMP-7-10.25 DL Lab Sample ID: 460-118423-1 DL
 Matrix: Solid (SPLP East) Lab File ID: T1331906.D
 Analysis Method: 8082A Date Collected: 08/09/2016 08:22
 Extraction Method: 3510C Date Extracted: 08/16/2016 14:21
 Sample wt/vol: 250 (mL) Date Analyzed: 08/18/2016 11:14
 Con. Extract Vol.: 1 (mL) Dilution Factor: 5
 Injection Volume: 1 (uL) GC Column: CLP-1 ID: 0.53 (mm)
 % Moisture: _____ GPC Cleanup: (Y/N) N
 Analysis Batch No.: 385556 Units: ug/L

CAS NO.	COMPOUND NAME	RESULT	Q	RL	MDL
12674-11-2	Aroclor 1016	0.49	U	2.0	0.49
11104-28-2	Aroclor 1221	0.49	U	2.0	0.49
11141-16-5	Aroclor 1232	0.49	U	2.0	0.49
53469-21-9	Aroclor 1242	13	D	2.0	0.49
12672-29-6	Aroclor 1248	0.49	U	2.0	0.49
11097-69-1	Aroclor 1254	0.42	U	2.0	0.42
11096-82-5	Aroclor 1260	0.42	U	2.0	0.42
37324-23-5	Aroclor-1262	0.42	U	2.0	0.42
11100-14-4	Aroclor 1268	0.42	U	2.0	0.42
1336-36-3	Polychlorinated biphenyls, Total	13	D	2.0	0.49

CAS NO.	SURROGATE	%REC	Q	LIMITS
2051-24-3	DCB Decachlorobiphenyl	110	D	10-150

TestAmerica Edison
Target Compound Quantitation Report

Data File: \\ChromNA\Edison\ChromData\CPESTGC11\20160818-44617.b\T1331906.D
 Lims ID: 460-118423-A-1-C
 Client ID: PMP-7-10.25
 Sample Type: Client
 Inject. Date: 18-Aug-2016 11:14:48 ALS Bottle#: 3 Worklist Smp#: 3
 Injection Vol: 1.0 ul Dil. Factor: 5.0000
 Sample Info:
 Operator ID: Instrument ID: CPESTGC11
 Method: \\ChromNA\Edison\ChromData\CPESTGC11\20160818-44617.b\8082 ISTD.m
 Limit Group: GC 8082A PCB ISTD
 Last Update: 18-Aug-2016 14:58:26 Calib Date: 17-Jun-2016 19:43:54
 Integrator: Falcon
 Quant Method: Internal Standard Quant By: Initial Calibration
 Last ICal File: \\ChromNA\Edison\ChromData\CPESTGC11\20160617-42300.b\T1329669.D
 Column 1 : Det: GC ECD1A
 Column 2 : Det: GC ECD2B
 Process Host: XAWRK030

First Level Reviewer: patelji Date: 18-Aug-2016 11:47:40

Col	RT (min.)	Exp RT (min.)	Dlt RT (min.)	Response	OnCol Amt ug/l	Flags
-----	-----------	---------------	---------------	----------	----------------	-------

* 13 1-Bromo-2-nitrobenzene

1	1.523	1.520	0.003	40615301	20.0	
2	1.346	1.347	-0.001	41985271	20.0	
					RPD = 0.00	

4 PCB-1242

1	2.980	2.979	0.001	29018426	990.0	M
1	3.446	3.446	0.000	44547529	775.1	
1	3.718	3.717	0.001	22583989	980.0	
1	3.964	3.965	-0.001	49493142	424.7	
1	4.121	4.120	0.001	26321709	538.3	
1	4.798	4.798	0.000	21556037	476.3	
1	5.098	5.098	0.000	15358728	377.4	
1	5.148	5.146	0.002	20338386	448.1	
Average of Peak Amounts =					626.2	
2	2.325	2.330	-0.005	30341150	997.6	
2	2.679	2.684	-0.005	48845187	818.8	M
2	2.883	2.886	-0.003	35239044	884.9	M
2	3.151	3.158	-0.007	54374855	414.3	M
2	3.293	3.298	-0.005	30094826	552.2	M
2	3.728	3.733	-0.005	29864931	544.7	M
2	4.183	4.187	-0.004	31792086	367.0	M
2	4.417	4.420	-0.003	14674416	433.5	M
Average of Peak Amounts =					626.6	
					RPD = 0.06	

Col	RT (min.)	Exp RT (min.)	Dlt RT (min.)	Response	OnCol Amt ug/l	Flags
-----	-----------	---------------	---------------	----------	----------------	-------

\$ 11 DCB Decachlorobiphenyl						M
1	10.518	10.502	0.016	28815834	19.8	M
2	8.990	8.986	0.004	44511007	22.0	
					RPD = 10.46	

S 12 Polychlorinated biphenyls, Total						
1					626.2	

QC Flag Legend

Review Flags

M - Manually Integrated

Reagents:

SGPCBISTD_00006 Amount Added: 20.00 Units: uL Run Reagent

TestAmerica Edison

Data File: \\ChromNA\Edison\ChromData\CPESTGC11\20160818-44617.b\T1331906.D

Injection Date: 18-Aug-2016 11:14:48

Instrument ID: CPESTGC11

Operator ID:

Lims ID: 460-118423-A-1-C

Lab Sample ID: 460-118423-1

Worklist Smp#: 3

Client ID: PMP-7-10.25

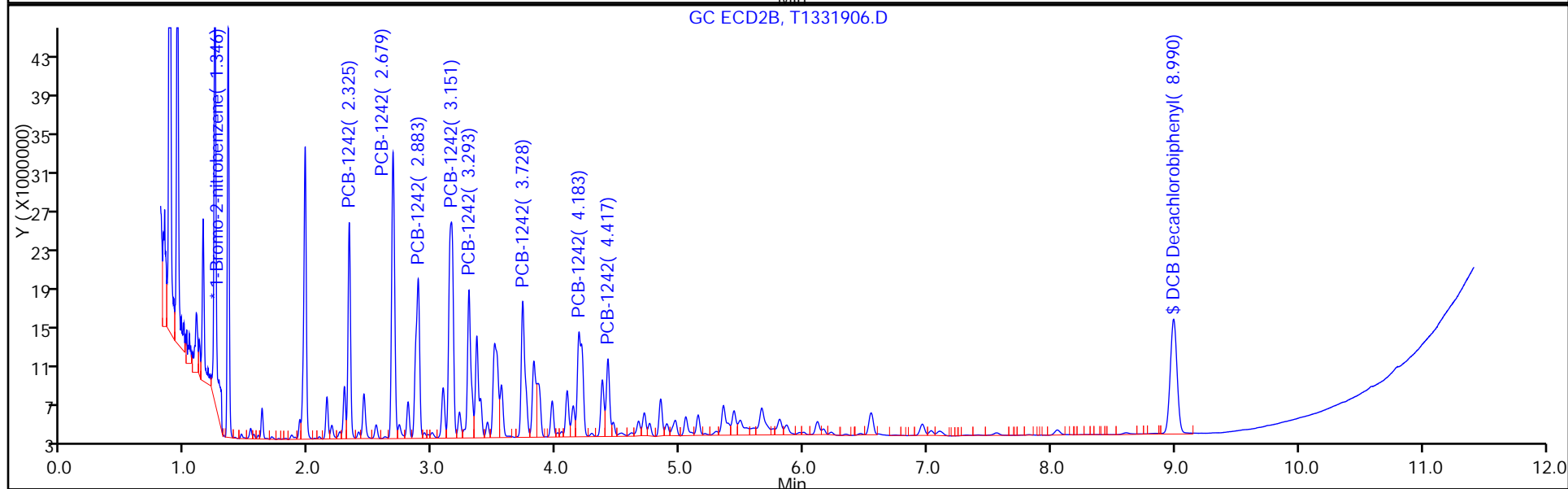
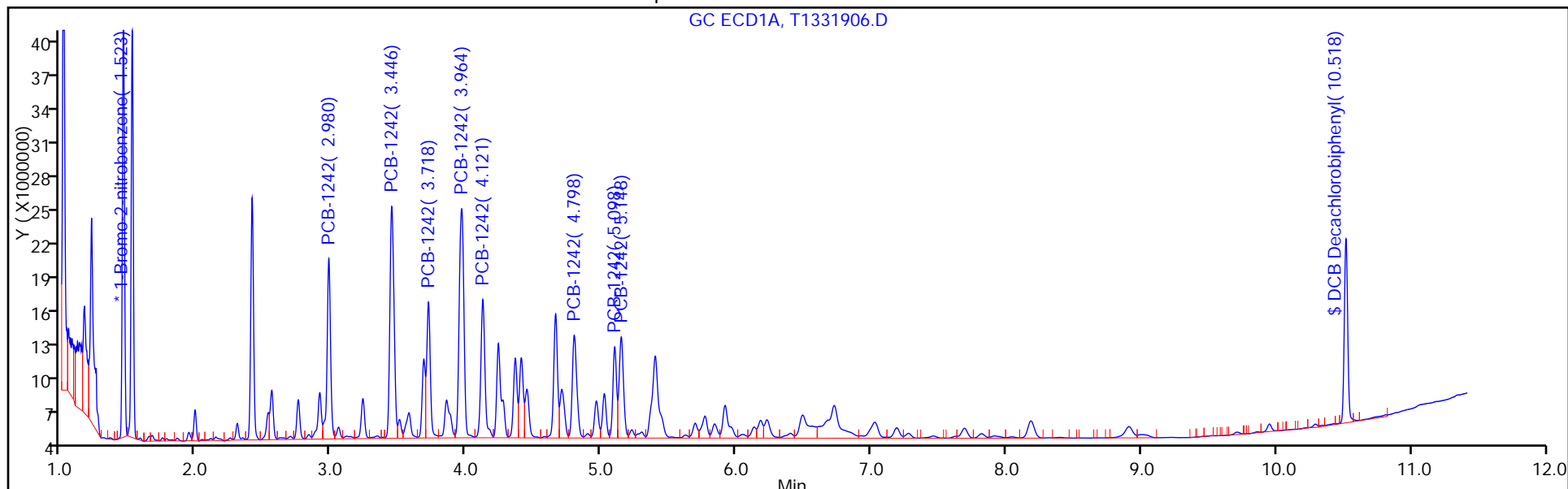
Injection Vol: 1.0 ul

Dil. Factor: 5.0000

ALS Bottle#: 3

Method: 8082 ISTD

Limit Group: GC 8082A PCB ISTD



TestAmerica Edison

Data File: \\ChromNA\Edison\ChromData\CPESTGC11\20160818-44617.b\T1331906.D

Injection Date: 18-Aug-2016 11:14:48

Instrument ID: CPESTGC11

Lims ID: 460-118423-A-1-C

Lab Sample ID: 460-118423-1

Client ID: PMP-7-10.25

Operator ID:

ALS Bottle#: 3 Worklist Smp#: 3

Injection Vol: 1.0 ul

Dil. Factor: 5.0000

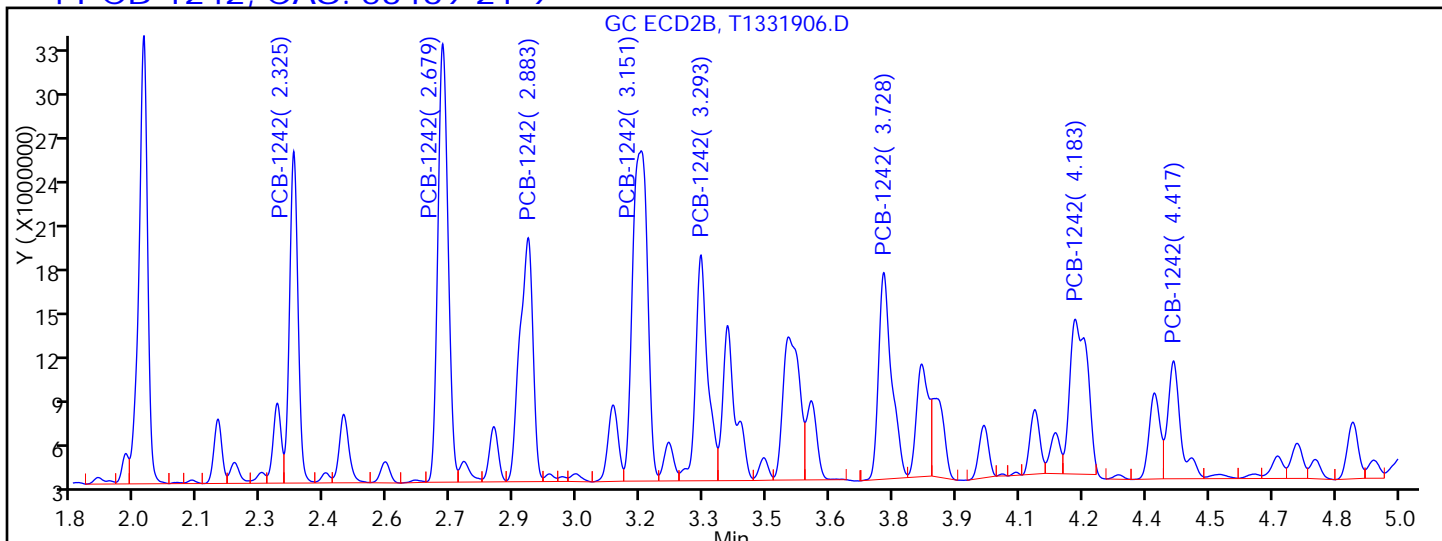
Method: 8082 ISTD

Limit Group: GC 8082A PCB ISTD

Column:

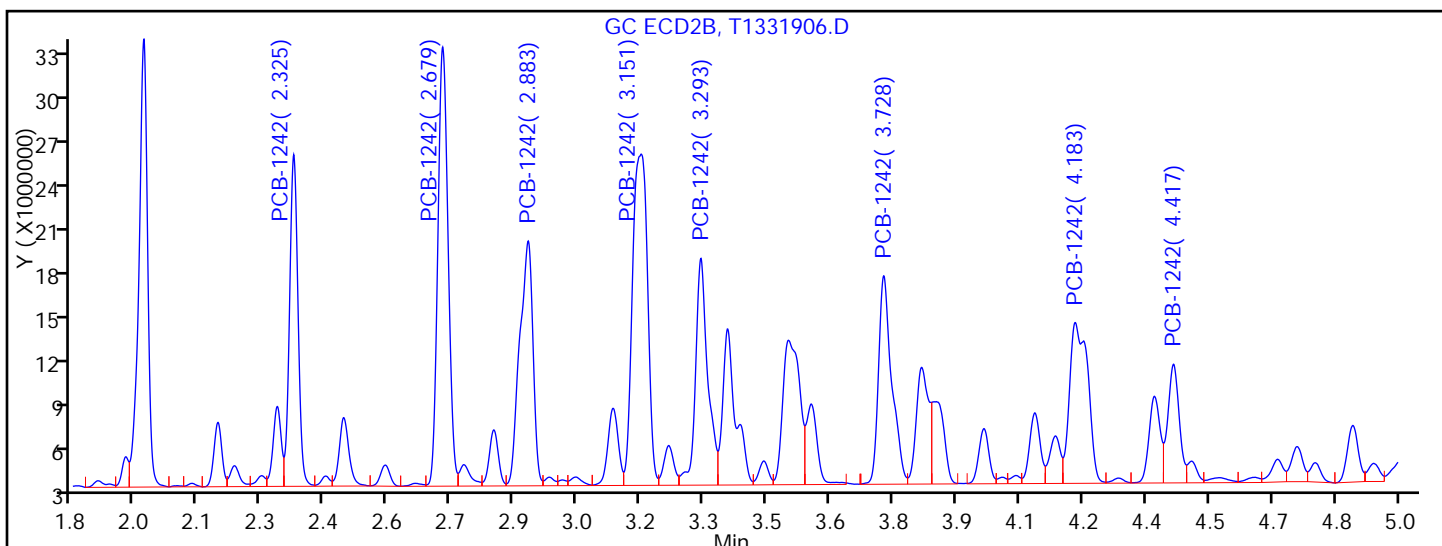
Detector: GC ECD2B

4 PCB-1242, CAS: 53469-21-9



Processing Integration Results

RT = 2.325	Response = 30341150	
RT = 2.679	Response = 48625365	M
RT = 2.883	Response = 34930262	M
RT = 3.151	Response = 54033385	M
RT = 3.293	Response = 29690092	M
RT = 3.728	Response = 29074957	M
RT = 4.183	Response = 29593169	M
RT = 4.417	Response = 16560403	M



Manual Integration Results

RT = 2.325	Response = 30341150	
RT = 2.679	Response = 48845187	M
RT = 2.883	Response = 35239044	M
RT = 3.151	Response = 54374855	M
RT = 3.293	Response = 30094826	M
RT = 3.728	Response = 29864931	M

FORM I
PCBS ORGANICS ANALYSIS DATA SHEET

Lab Name: <u>TestAmerica Edison</u>	Job No.: <u>460-118423-1</u>
SDG No.: _____	
Client Sample ID: <u>PRA-P3NNW-0.5</u>	Lab Sample ID: <u>460-118423-2</u>
Matrix: <u>Solid</u>	Lab File ID: <u>8F013333.D</u>
Analysis Method: <u>8082A</u>	Date Collected: <u>08/09/2016 08:33</u>
Extraction Method: <u>3546</u>	Date Extracted: <u>08/11/2016 23:07</u>
Sample wt/vol: <u>15.0017(g)</u>	Date Analyzed: <u>08/12/2016 09:38</u>
Con. Extract Vol.: <u>10 (mL)</u>	Dilution Factor: <u>1</u>
Injection Volume: <u>1 (uL)</u>	GC Column: <u>CLP-2</u> ID: <u>0.53 (mm)</u>
% Moisture: <u>9.8</u>	GPC Cleanup: (Y/N) <u>N</u>
Analysis Batch No.: <u>384453</u>	Units: <u>ug/Kg</u>

CAS NO.	SURROGATE	%REC	Q	LIMITS
2051-24-3	DCB Decachlorobiphenyl	119		35-150

TestAmerica Edison
Target Compound Quantitation Report

Data File: \\ChromNA\Edison\ChromData\CPESTGC8\20160812-44398.b\8F013333.D
 Lims ID: 460-118423-A-2-A
 Client ID: PRA-P3NNW-0.5
 Sample Type: Client
 Inject. Date: 12-Aug-2016 09:38:00 ALS Bottle#: 10 Worklist Smp#: 10
 Injection Vol: 1.0 ul Dil. Factor: 1.0000
 Sample Info: 460-0044398-010
 Operator ID: Instrument ID: CPESTGC8
 Method: \\ChromNA\Edison\ChromData\CPESTGC8\20160812-44398.b\8082ISTD.m
 Limit Group: GC 8082A PCB ISTD
 Last Update: 15-Aug-2016 10:52:32 Calib Date: 14-Jun-2016 13:12:05
 Integrator: Falcon
 Quant Method: Internal Standard Quant By: Initial Calibration
 Last ICal File: \\ChromNA\Edison\ChromData\CPESTGC8\20160614-42137.b\8F012089.D
 Column 1 : Det: GC ECD1A
 Column 2 : Det: GC ECD2B
 Process Host: XAWRK053

First Level Reviewer: patelji Date: 12-Aug-2016 10:11:30

Col	RT (min.)	Exp RT (min.)	Dlt RT (min.)	Response	OnCol Amt ug/l	Flags
-----	-----------	---------------	---------------	----------	----------------	-------

* 13 1-Bromo-2-nitrobenzene M

1	1.629	1.633	-0.004	4857751	20.0	
2	1.369	1.366	0.003	6576197	20.0	M

RPD = 0.00

6 PCB-1248 M

1	3.727	3.736	-0.009	1331846	290.7	
1	4.293	4.302	-0.009	9027862	868.4	
1	4.720	4.734	-0.014	2490595	489.0	
1	4.768	4.781	-0.013	3533026	562.0	M
1	5.200	5.214	-0.014	6107087	643.7	M
1	5.530	5.546	-0.016	2484809	340.1	M
1	5.586	5.599	-0.013	7627217	659.0	M
1	6.889	6.907	-0.018	1936778	466.4	M

Average of Peak Amounts = 539.9

2	2.780	2.781	-0.001	1649967	360.9	
2	3.287	3.289	-0.002	9953168	943.3	
2	3.674	3.679	-0.005	9391983	554.4	
2	4.001	4.008	-0.007	4391115	651.3	M
2	4.420	4.423	-0.003	11563922	563.6	M
2	4.650	4.657	-0.007	8056325	613.6	M
2	5.114	5.121	-0.007	2590392	413.9	M
2	5.780	5.789	-0.009	1959053	439.8	M

Average of Peak Amounts = 567.6

RPD = 5.00

Data File: \\ChromNA\Edison\ChromData\CPESTGC8\20160812-44398.b\8F013333.D

Col	RT (min.)	Exp RT (min.)	Dlt RT (min.)	Response	OnCol Amt ug/l	Flags
-----	-----------	---------------	---------------	----------	----------------	-------

\$ 11 DCB Decachlorobiphenyl M
 1 10.219 10.337 -0.118 13409984 59.5 a
 2 9.135 9.179 -0.044 14865906 56.0 M
 RPD = 6.14

QC Flag Legend

Review Flags

M - Manually Integrated

Reagents:

SGPCBISTD_00006 Amount Added: 20.00 Units: uL Run Reagent

TestAmerica Edison

Data File: \\ChromNA\Edison\ChromData\CPESTGC8\20160812-44398.b\8F013333.D

Injection Date: 12-Aug-2016 09:38:00

Instrument ID: CPESTGC8

Operator ID:

Lims ID: 460-118423-A-2-A

Lab Sample ID: 460-118423-2

Worklist Smp#: 10

Client ID: PRA-P3NNW-0.5

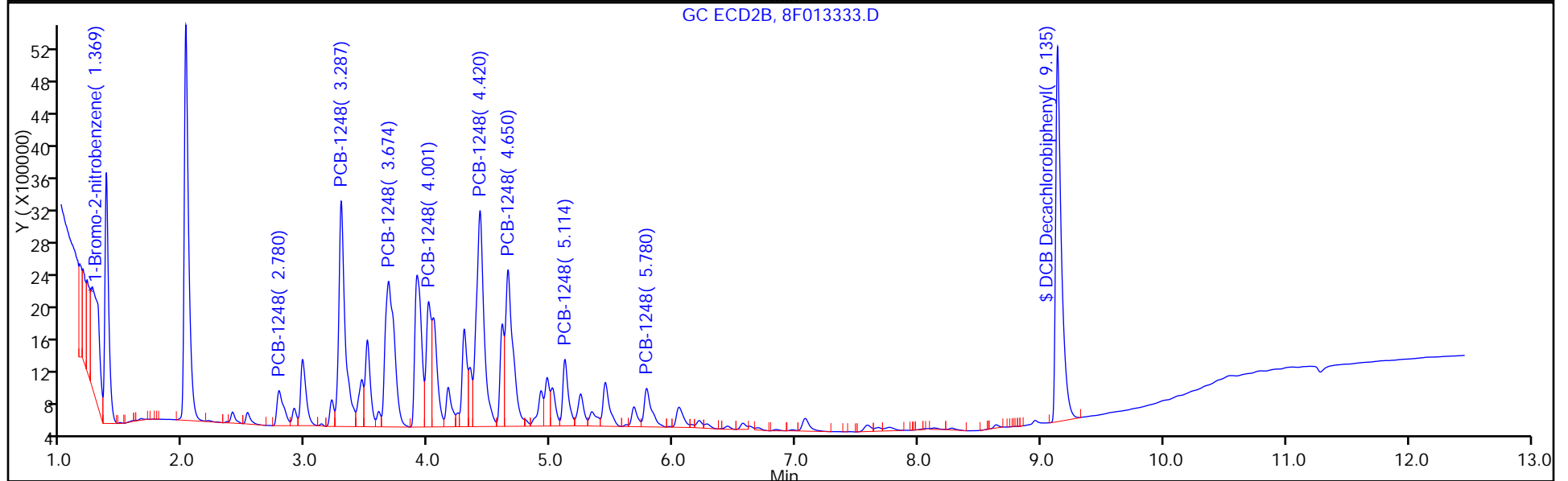
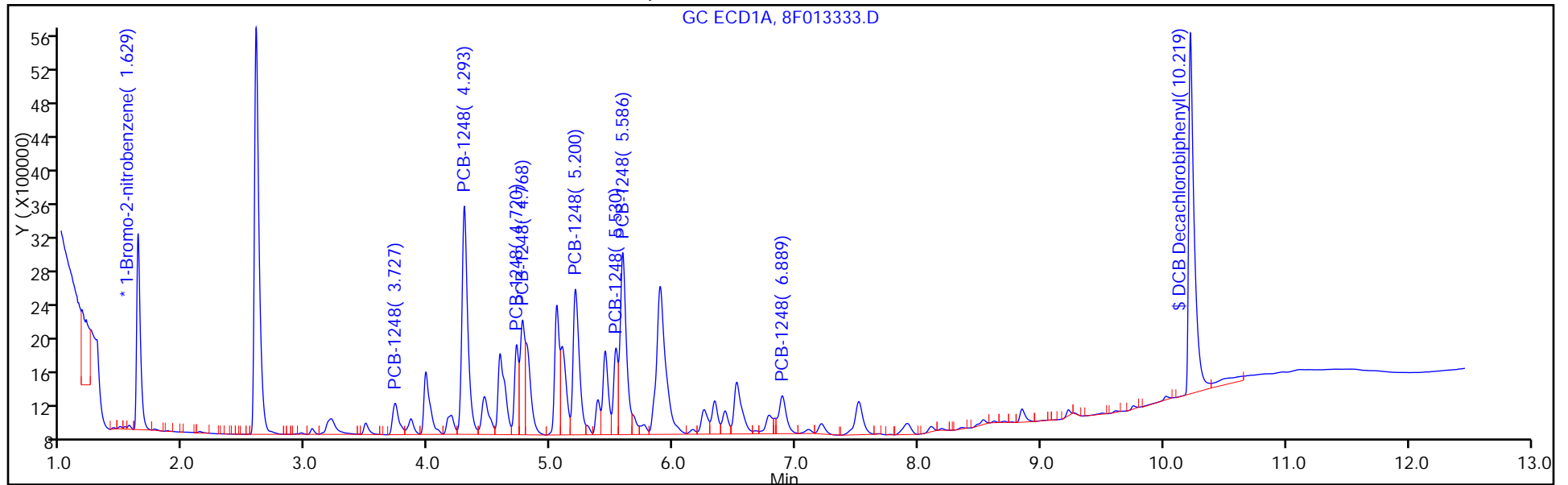
Injection Vol: 1.0 ul

Dil. Factor: 1.0000

ALS Bottle#: 10

Method: 8082ISTD

Limit Group: GC 8082A PCB ISTD



TestAmerica Edison

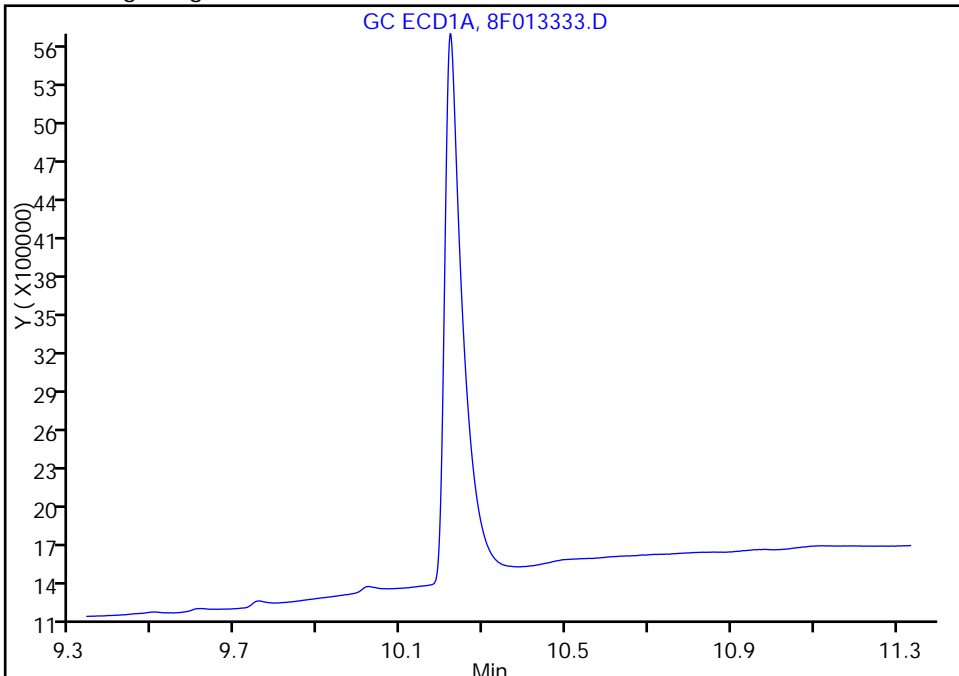
Data File: \\ChromNA\Edison\ChromData\CPESTGC8\20160812-44398.b\8F013333.D
Injection Date: 12-Aug-2016 09:38:00 Instrument ID: CPESTGC8
Lims ID: 460-118423-A-2-A Lab Sample ID: 460-118423-2
Client ID: PRA-P3NNW-0.5
Operator ID: ALS Bottle#: 10 Worklist Smp#: 10
Injection Vol: 1.0 ul Dil. Factor: 1.0000
Method: 8082ISTD Limit Group: GC 8082A PCB ISTD
Column: Detector GC ECD1A

\$ 11 DCB Decachlorobiphenyl, CAS: 2051-24-3

Signal: 1

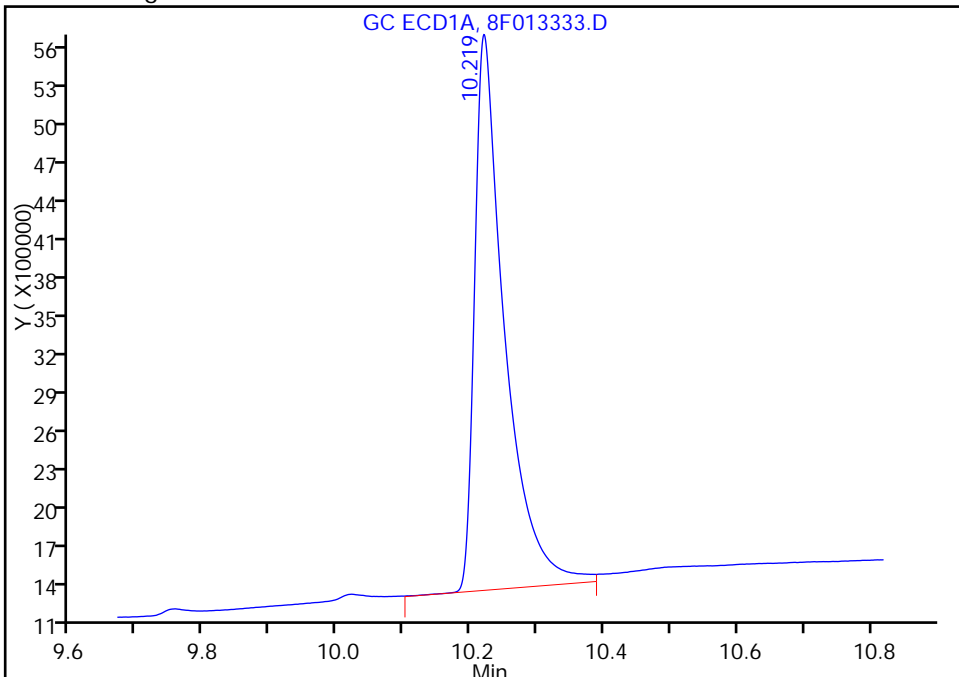
Not Detected
Expected RT: 10.34

Processing Integration Results



Manual Integration Results

RT: 10.22
Area: 13409984
Amount: 59.529920
Amount Units: ug/l



Reviewer: patelji, 12-Aug-2016 10:11:30
Audit Action: Assigned Compound ID

Audit Reason:

TestAmerica Edison

Data File: \\ChromNA\Edison\ChromData\CPESTGC8\20160812-44398.b\8F013333.D

Injection Date: 12-Aug-2016 09:38:00

Instrument ID: CPESTGC8

Lims ID: 460-118423-A-2-A

Lab Sample ID: 460-118423-2

Client ID: PRA-P3NNW-0.5

Operator ID:

ALS Bottle#: 10

Worklist Smp#: 10

Injection Vol: 1.0 ul

Dil. Factor: 1.0000

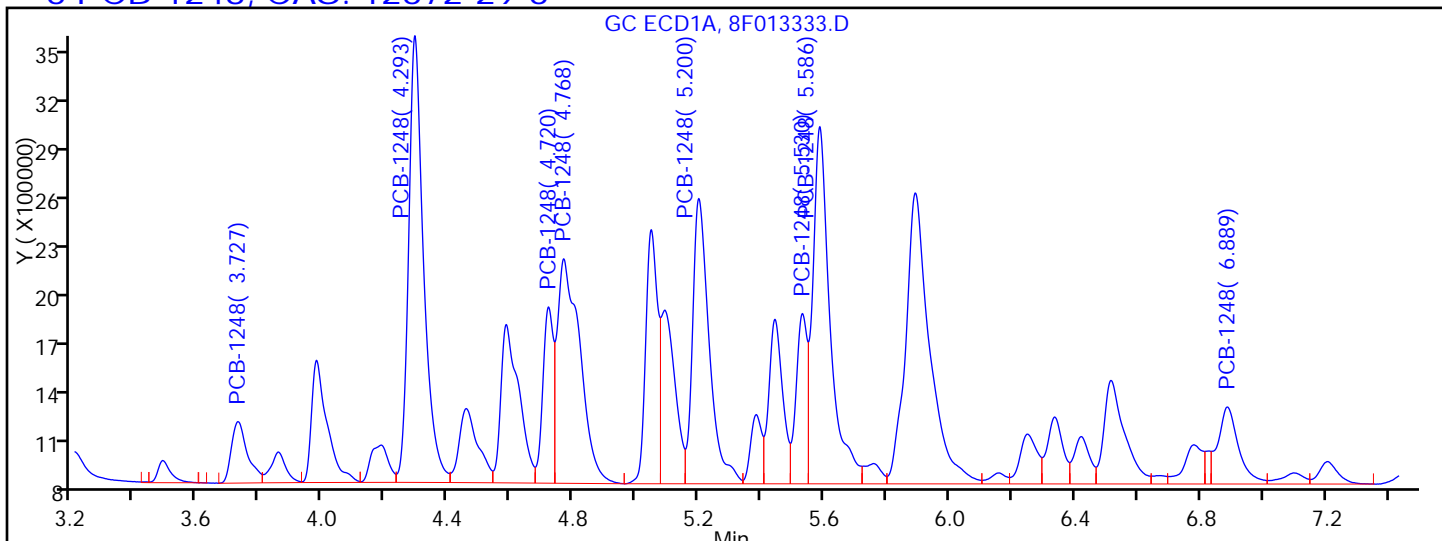
Method: 8082ISTD

Limit Group: GC 8082A PCB ISTD

Column:

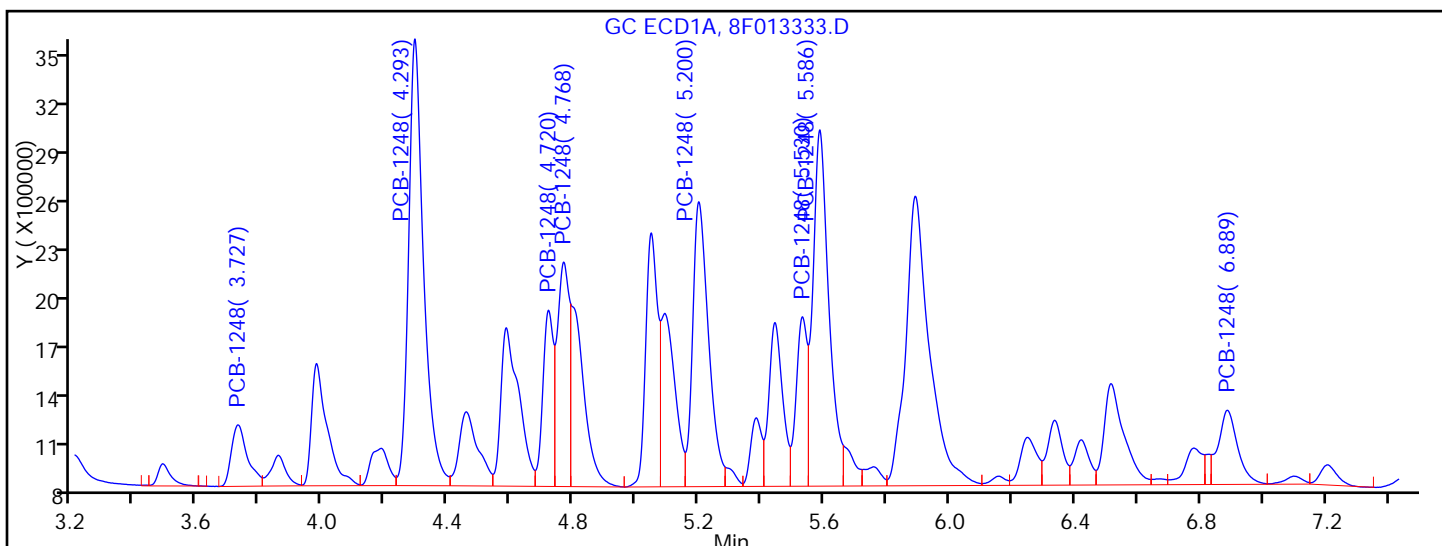
Detector: GC ECD1A

6 PCB-1248, CAS: 12672-29-6



Processing Integration Results

RT = 3.727	Response = 1331846	
RT = 4.293	Response = 9027862	
RT = 4.720	Response = 2490595	
RT = 4.768	Response = 6775333	M
RT = 5.200	Response = 6385533	M
RT = 5.530	Response = 2502406	M
RT = 5.586	Response = 8285713	M
RT = 6.889	Response = 2122452	M



Manual Integration Results

RT = 3.727	Response = 1331846	
RT = 4.293	Response = 9027862	
RT = 4.720	Response = 2490595	
RT = 4.768	Response = 3533026	M
RT = 5.200	Response = 6107087	M
RT = 5.530	Response = 2484809	M

FORM I
PCBS ORGANICS ANALYSIS DATA SHEET

Lab Name: TestAmerica Edison Job No.: 460-118423-1
 SDG No.: _____
 Client Sample ID: PRA-P3NNW-0.5 Lab Sample ID: 460-118423-2
 Matrix: Solid Lab File ID: 8F013333.D
 Analysis Method: 8082A Date Collected: 08/09/2016 08:33
 Extraction Method: 3546 Date Extracted: 08/11/2016 23:07
 Sample wt/vol: 15.0017(g) Date Analyzed: 08/12/2016 09:38
 Con. Extract Vol.: 10 (mL) Dilution Factor: 1
 Injection Volume: 1 (uL) GC Column: CLP-1 ID: 0.53 (mm)
 % Moisture: 9.8 GPC Cleanup: (Y/N) N
 Analysis Batch No.: 384453 Units: ug/Kg

CAS NO.	COMPOUND NAME	RESULT	Q	RL	MDL
12674-11-2	Aroclor 1016	9.9	U	74	9.9
11104-28-2	Aroclor 1221	9.9	U	74	9.9
11141-16-5	Aroclor 1232	9.9	U	74	9.9
53469-21-9	Aroclor 1242	9.9	U	74	9.9
12672-29-6	Aroclor 1248	420		74	9.9
11097-69-1	Aroclor 1254	10	U	74	10
11096-82-5	Aroclor 1260	10	U	74	10
37324-23-5	Aroclor 1262	10	U	74	10
11100-14-4	Aroclor 1268	10	U	74	10

CAS NO.	SURROGATE	%REC	Q	LIMITS
2051-24-3	DCB Decachlorobiphenyl	112		35-150

TestAmerica Edison
Target Compound Quantitation Report

Data File: \\ChromNA\Edison\ChromData\CPESTGC8\20160812-44398.b\8F013333.D
 Lims ID: 460-118423-A-2-A
 Client ID: PRA-P3NNW-0.5
 Sample Type: Client
 Inject. Date: 12-Aug-2016 09:38:00 ALS Bottle#: 10 Worklist Smp#: 10
 Injection Vol: 1.0 ul Dil. Factor: 1.0000
 Sample Info: 460-0044398-010
 Operator ID: Instrument ID: CPESTGC8
 Method: \\ChromNA\Edison\ChromData\CPESTGC8\20160812-44398.b\8082ISTD.m
 Limit Group: GC 8082A PCB ISTD
 Last Update: 15-Aug-2016 10:52:32 Calib Date: 14-Jun-2016 13:12:05
 Integrator: Falcon
 Quant Method: Internal Standard Quant By: Initial Calibration
 Last ICal File: \\ChromNA\Edison\ChromData\CPESTGC8\20160614-42137.b\8F012089.D
 Column 1 : Det: GC ECD1A
 Column 2 : Det: GC ECD2B
 Process Host: XAWRK053

First Level Reviewer: patelji Date: 12-Aug-2016 10:11:30

Col	RT (min.)	Exp RT (min.)	Dlt RT (min.)	Response	OnCol Amt ug/l	Flags
-----	-----------	---------------	---------------	----------	----------------	-------

* 13 1-Bromo-2-nitrobenzene M

1	1.629	1.633	-0.004	4857751	20.0	
2	1.369	1.366	0.003	6576197	20.0	M

RPD = 0.00

6 PCB-1248 M

1	3.727	3.736	-0.009	1331846	290.7	
1	4.293	4.302	-0.009	9027862	868.4	
1	4.720	4.734	-0.014	2490595	489.0	
1	4.768	4.781	-0.013	3533026	562.0	M
1	5.200	5.214	-0.014	6107087	643.7	M
1	5.530	5.546	-0.016	2484809	340.1	M
1	5.586	5.599	-0.013	7627217	659.0	M
1	6.889	6.907	-0.018	1936778	466.4	M

Average of Peak Amounts = 539.9

2	2.780	2.781	-0.001	1649967	360.9	
2	3.287	3.289	-0.002	9953168	943.3	
2	3.674	3.679	-0.005	9391983	554.4	
2	4.001	4.008	-0.007	4391115	651.3	M
2	4.420	4.423	-0.003	11563922	563.6	M
2	4.650	4.657	-0.007	8056325	613.6	M
2	5.114	5.121	-0.007	2590392	413.9	M
2	5.780	5.789	-0.009	1959053	439.8	M

Average of Peak Amounts = 567.6

RPD = 5.00

Data File: \\ChromNA\Edison\ChromData\CPESTGC8\20160812-44398.b\8F013333.D

Col	RT (min.)	Exp RT (min.)	Dlt RT (min.)	Response	OnCol Amt ug/l	Flags
-----	-----------	---------------	---------------	----------	----------------	-------

\$ 11 DCB Decachlorobiphenyl M
 1 10.219 10.337 -0.118 13409984 59.5 a
 2 9.135 9.179 -0.044 14865906 56.0 M
 RPD = 6.14

QC Flag Legend

Review Flags

M - Manually Integrated

Reagents:

SGPCBISTD_00006 Amount Added: 20.00 Units: uL Run Reagent

TestAmerica Edison

Data File: \\ChromNA\Edison\ChromData\CPESTGC8\20160812-44398.b\8F013333.D

Injection Date: 12-Aug-2016 09:38:00

Instrument ID: CPESTGC8

Operator ID:

Lims ID: 460-118423-A-2-A

Lab Sample ID: 460-118423-2

Worklist Smp#: 10

Client ID: PRA-P3NNW-0.5

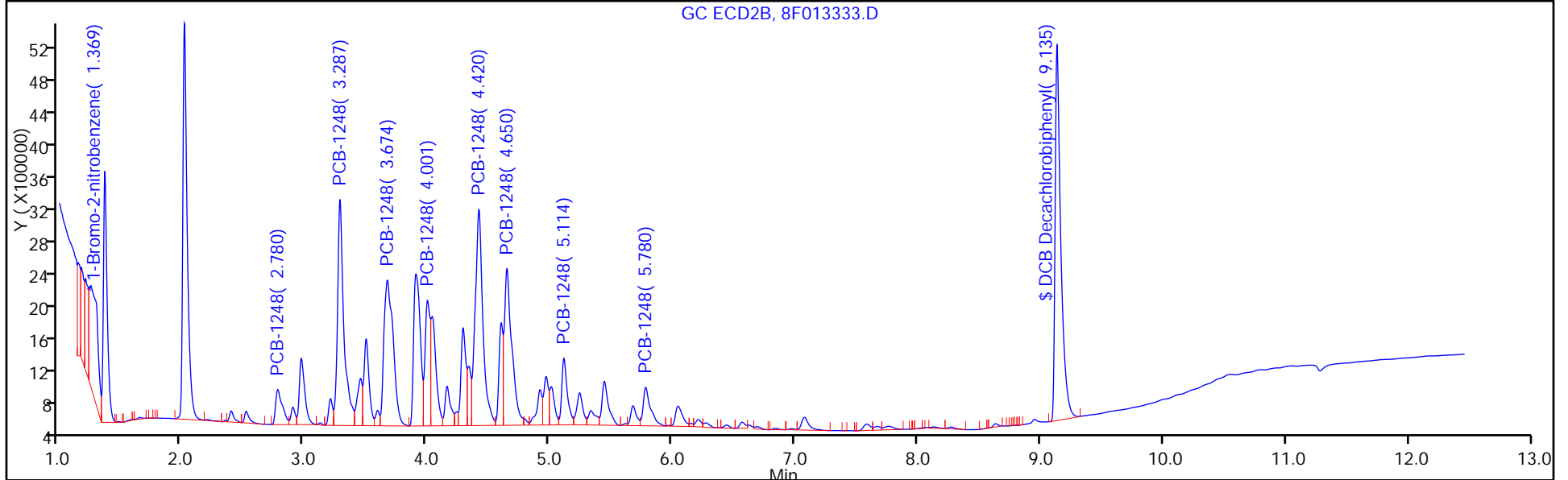
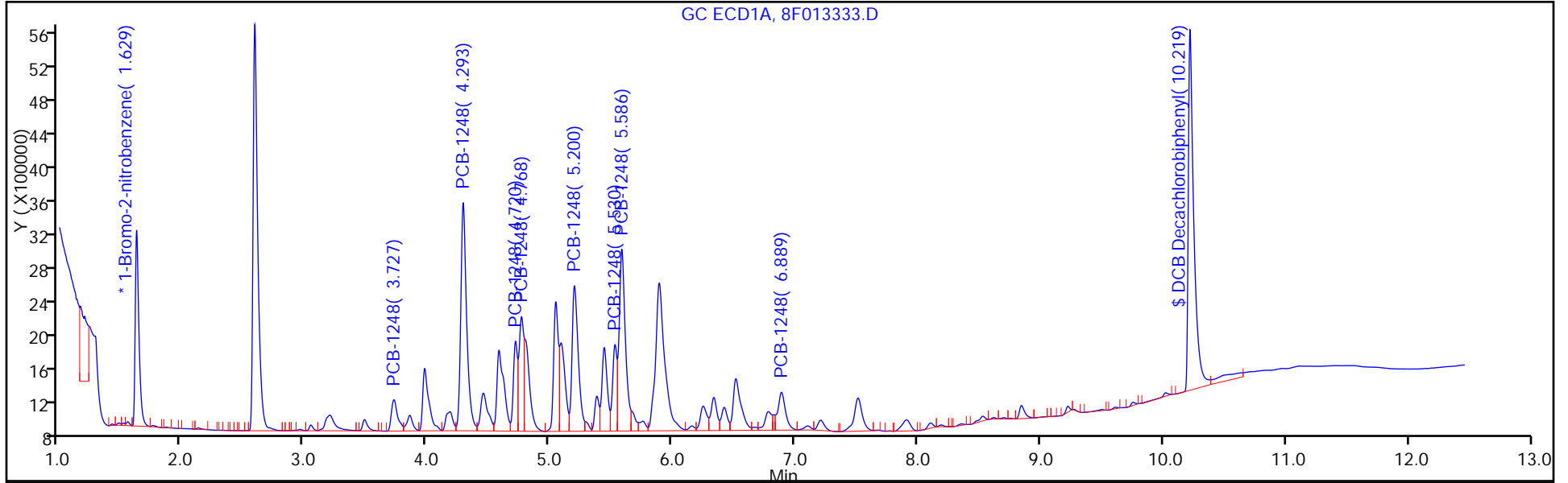
Injection Vol: 1.0 ul

Dil. Factor: 1.0000

ALS Bottle#: 10

Method: 8082ISTD

Limit Group: GC 8082A PCB ISTD



TestAmerica Edison

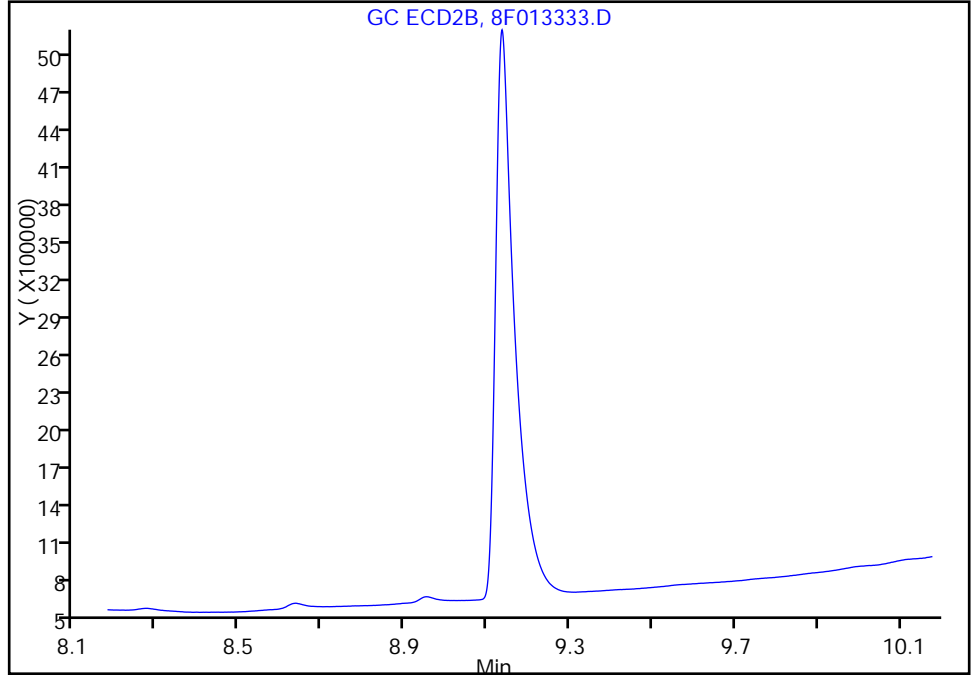
Data File: \\ChromNA\Edison\ChromData\CPESTGC8\20160812-44398.b\8F013333.D
Injection Date: 12-Aug-2016 09:38:00 Instrument ID: CPESTGC8
Lims ID: 460-118423-A-2-A Lab Sample ID: 460-118423-2
Client ID: PRA-P3NNW-0.5
Operator ID: ALS Bottle#: 10 Worklist Smp#: 10
Injection Vol: 1.0 ul Dil. Factor: 1.0000
Method: 8082ISTD Limit Group: GC 8082A PCB ISTD
Column: Detector GC ECD2B

\$ 11 DCB Decachlorobiphenyl, CAS: 2051-24-3

Signal: 2

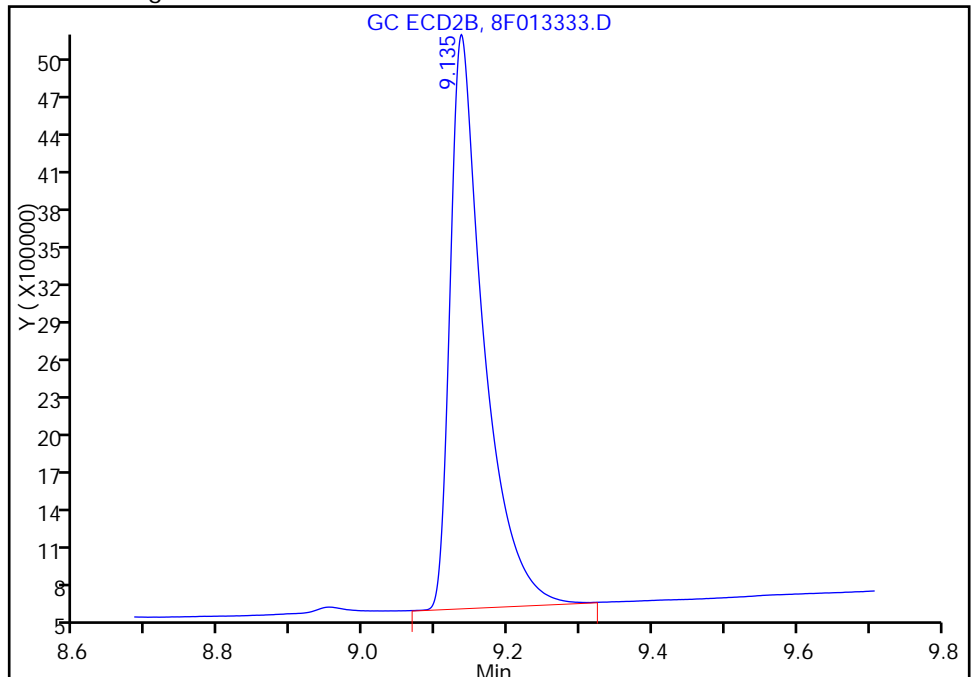
Not Detected
Expected RT: 9.18

Processing Integration Results



RT: 9.14
Area: 14865906
Amount: 55.984615
Amount Units: ug/l

Manual Integration Results



Reviewer: patelji, 12-Aug-2016 10:11:30
Audit Action: Assigned Compound ID

Audit Reason:

TestAmerica Edison

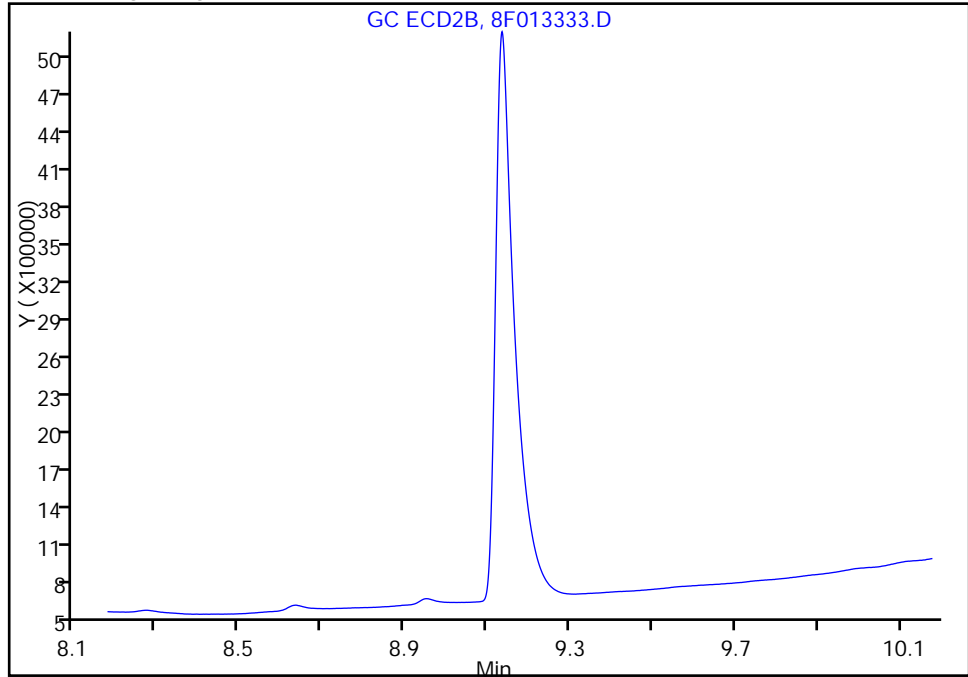
Data File: \\ChromNA\Edison\ChromData\CPESTGC8\20160812-44398.b\8F013333.D
Injection Date: 12-Aug-2016 09:38:00 Instrument ID: CPESTGC8
Lims ID: 460-118423-A-2-A Lab Sample ID: 460-118423-2
Client ID: PRA-P3NNW-0.5
Operator ID: ALS Bottle#: 10 Worklist Smp#: 10
Injection Vol: 1.0 ul Dil. Factor: 1.0000
Method: 8082ISTD Limit Group: GC 8082A PCB ISTD
Column: Detector GC ECD2B

\$ 11 DCB Decachlorobiphenyl, CAS: 2051-24-3

Signal: 2

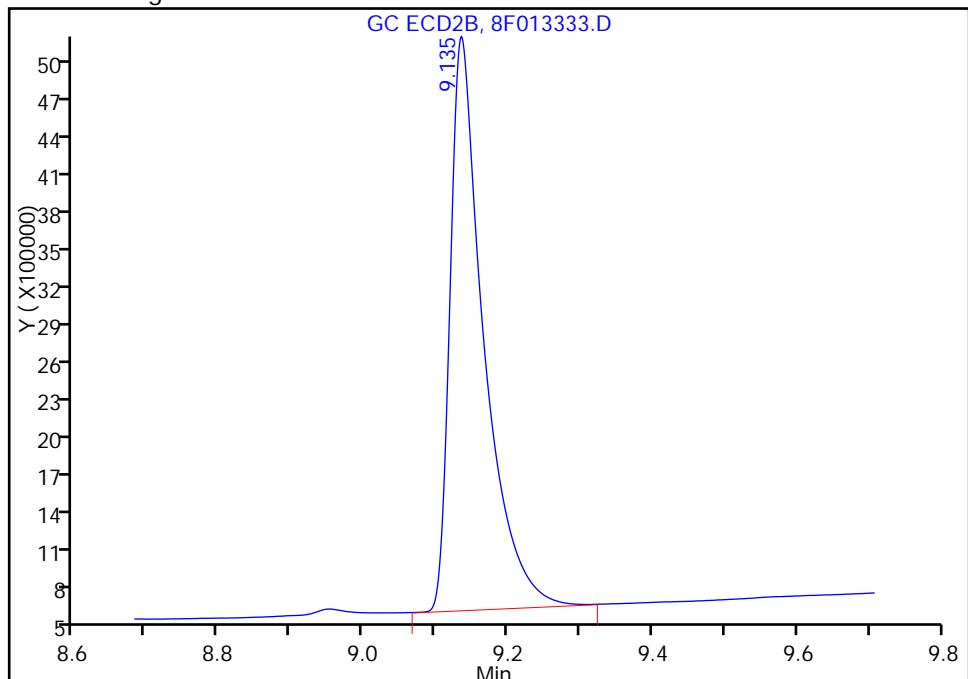
Not Detected
Expected RT: 9.18

Processing Integration Results



Manual Integration Results

RT: 9.14
Area: 14865906
Amount: 55.984615
Amount Units: ug/l



Reviewer: patelji, 12-Aug-2016 12:55:51

Audit Action: Manually Integrated

Audit Reason: Peak not integrated

TestAmerica Edison

Data File: \\ChromNA\Edison\ChromData\CPESTGC8\20160812-44398.b\8F013333.D

Injection Date: 12-Aug-2016 09:38:00

Instrument ID: CPESTGC8

Lims ID: 460-118423-A-2-A

Lab Sample ID: 460-118423-2

Client ID: PRA-P3NNW-0.5

Operator ID:

ALS Bottle#: 10

Worklist Smp#: 10

Injection Vol: 1.0 ul

Dil. Factor: 1.0000

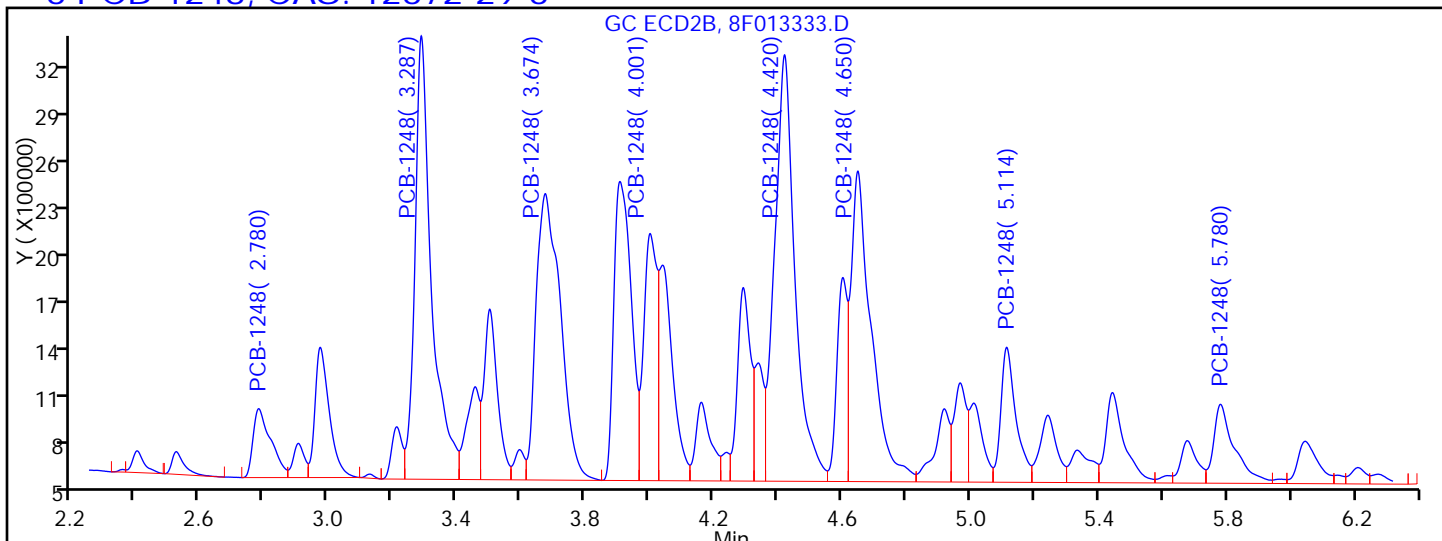
Method: 8082ISTD

Limit Group: GC 8082A PCB ISTD

Column:

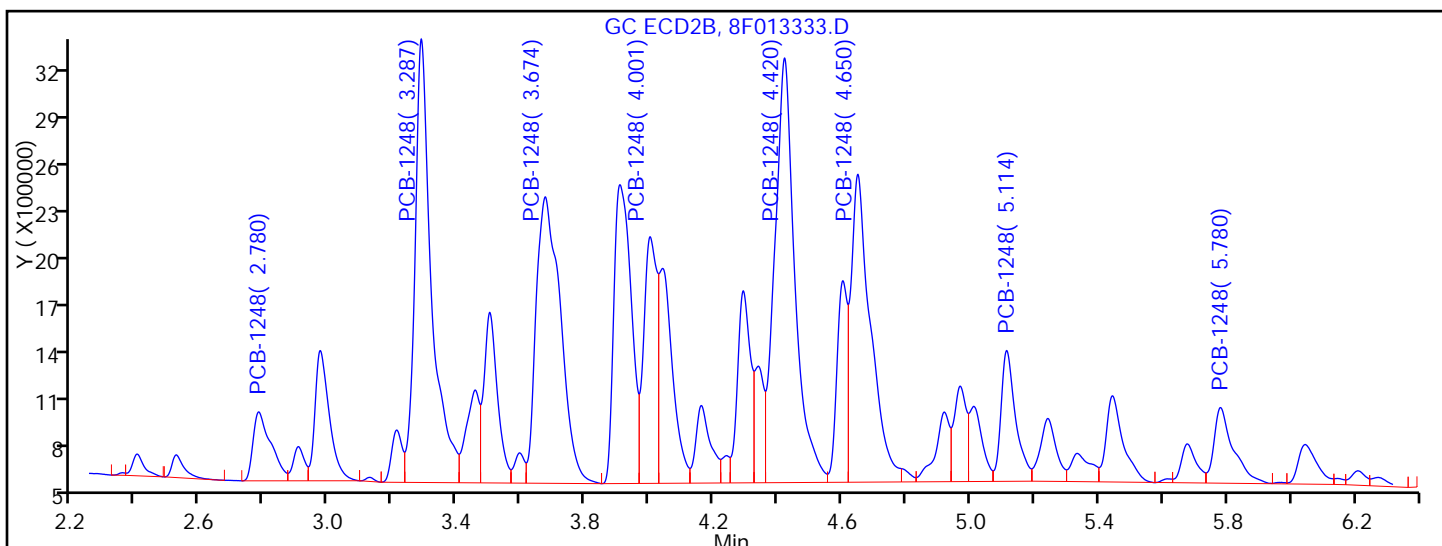
Detector: GC ECD2B

6 PCB-1248, CAS: 12672-29-6



Processing Integration Results

RT = 2.780	Response = 1649967	
RT = 3.287	Response = 9953168	
RT = 3.674	Response = 9391983	
RT = 4.001	Response = 4401930	M
RT = 4.420	Response = 11707709	M
RT = 4.650	Response = 8431979	M
RT = 5.114	Response = 2780331	M
RT = 5.780	Response = 2203994	M



Manual Integration Results

RT = 2.780	Response = 1649967	
RT = 3.287	Response = 9953168	
RT = 3.674	Response = 9391983	
RT = 4.001	Response = 4391115	M
RT = 4.420	Response = 11563922	M
RT = 4.650	Response = 8056325	M

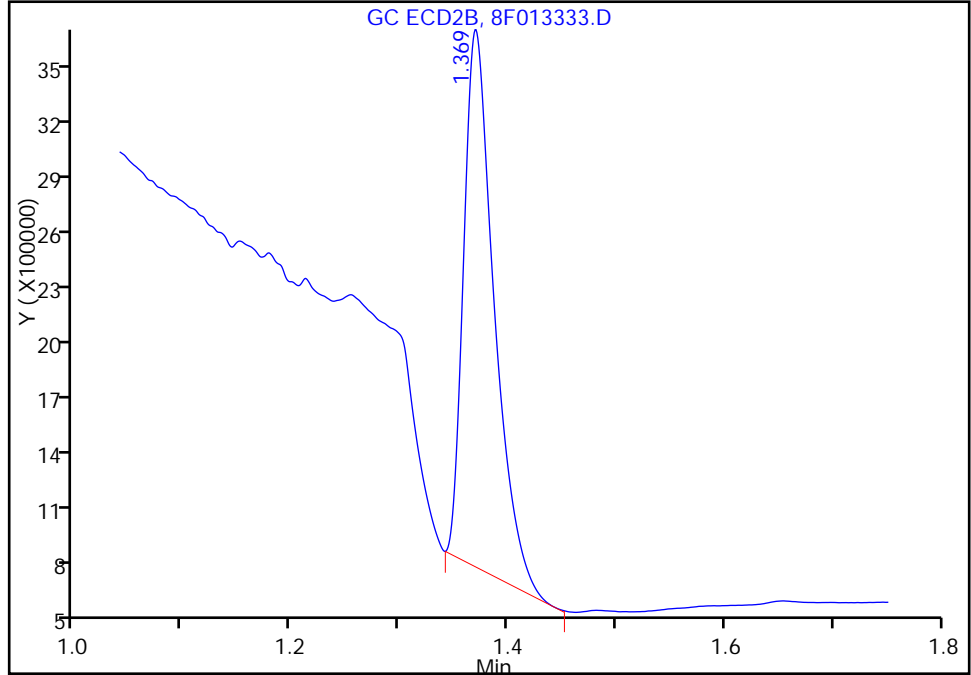
TestAmerica Edison

Data File: \\ChromNA\Edison\ChromData\CPESTGC8\20160812-44398.b\8F013333.D
Injection Date: 12-Aug-2016 09:38:00 Instrument ID: CPESTGC8
Lims ID: 460-118423-A-2-A Lab Sample ID: 460-118423-2
Client ID: PRA-P3NNW-0.5
Operator ID: ALS Bottle#: 10 Worklist Smp#: 10
Injection Vol: 1.0 ul Dil. Factor: 1.0000
Method: 8082ISTD Limit Group: GC 8082A PCB ISTD
Column: Detector GC ECD2B

* 13 1-Bromo-2-nitrobenzene, CAS: 577-19-5
Signal: 2

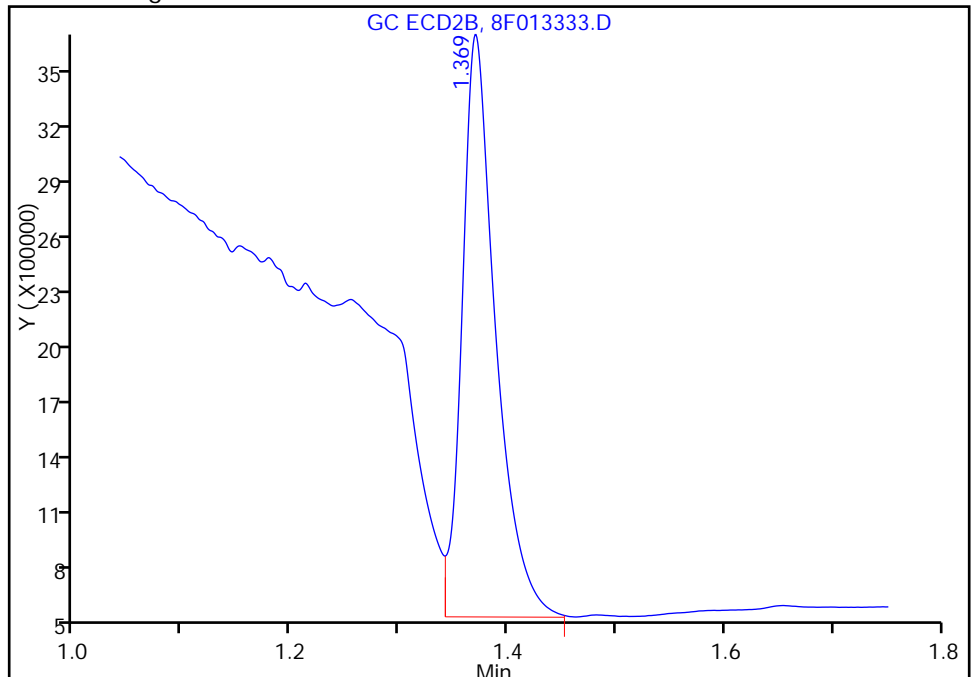
RT: 1.37
Area: 5520629
Amount: 20.000000
Amount Units: ug/l

Processing Integration Results



RT: 1.37
Area: 6576197
Amount: 20.000000
Amount Units: ug/l

Manual Integration Results



Reviewer: patelji, 12-Aug-2016 12:55:51
Audit Action: Assigned New Baseline

Audit Reason: Peak not integrated

FORM I
PCBS ORGANICS ANALYSIS DATA SHEET

Lab Name: TestAmerica Edison Job No.: 460-118423-1
 SDG No.: _____
 Client Sample ID: PRA-P24-5.25 DL Lab Sample ID: 460-118423-3 DL
 Matrix: Solid Lab File ID: 9F242814.D
 Analysis Method: 8082A Date Collected: 08/09/2016 09:10
 Extraction Method: 3546 Date Extracted: 08/11/2016 23:07
 Sample wt/vol: 15.0044(g) Date Analyzed: 08/12/2016 13:51
 Con. Extract Vol.: 10 (mL) Dilution Factor: 2000
 Injection Volume: 1 (uL) GC Column: CLP-2 ID: 0.53 (mm)
 % Moisture: 8.5 GPC Cleanup: (Y/N) N
 Analysis Batch No.: 384452 Units: ug/Kg

CAS NO.	SURROGATE	%REC	Q	LIMITS
2051-24-3	DCB Decachlorobiphenyl	0	D X	35-150

TestAmerica Edison
Target Compound Quantitation Report

Data File: \\ChromNA\Edison\ChromData\CPESTGC9\20160812-44397.b\9F242814.D
 Lims ID: 460-118423-A-3-A
 Client ID: PRA-P24-5.25
 Sample Type: Client
 Inject. Date: 12-Aug-2016 13:51:32 ALS Bottle#: 28 Worklist Smp#: 28
 Injection Vol: 1.0 ul Dil. Factor: 2000.0000
 Sample Info: 460-0044397-028
 Operator ID: Instrument ID: CPESTGC9
 Method: \\ChromNA\Edison\ChromData\CPESTGC9\20160812-44397.b\8082-ISTD.m
 Limit Group: GC 8082A PCB ISTD
 Last Update: 15-Aug-2016 10:50:46 Calib Date: 12-May-2016 14:29:29
 Integrator: Falcon
 Quant Method: Internal Standard Quant By: Initial Calibration
 Last ICal File: \\ChromNA\Edison\ChromData\CPESTGC9\20160512-40924.b\9F001892.D
 Column 1 : Det: GC ECD1A
 Column 2 : Det: GC ECD2B
 Process Host: XAWRK053

First Level Reviewer: patelji Date: 12-Aug-2016 14:17:53

Col	RT (min.)	Exp RT (min.)	Dlt RT (min.)	Response	OnCol Amt ug/l	Flags
-----	-----------	---------------	---------------	----------	----------------	-------

* 13 1-Bromo-2-nitrobenzene M

1	1.619	1.618	0.001	2546138	20.0	M
2	1.400	1.410	-0.010	2238132	20.0	M

RPD = 0.00

4 PCB-1242 M

1	3.205	3.209	-0.004	1804273	834.3	
1	3.715	3.722	-0.007	3620552	812.2	
1	4.011	4.018	-0.007	1586127	857.4	
1	4.285	4.288	-0.003	5824554	786.2	
1	4.455	4.459	-0.004	2793066	813.1	
1	5.196	5.201	-0.005	2512994	792.8	
1	5.530	5.531	-0.001	1738516	672.3	
1	5.585	5.581	0.004	2487918	810.5	

Average of Peak Amounts = 797.3

2	2.465	2.474	-0.009	1646660	1074.7	M
2	2.852	2.863	-0.011	3231496	1093.4	M
2	3.071	3.084	-0.013	2041665	1084.2	M
2	3.374	3.384	-0.010	5258174	915.0	M
2	3.527	3.537	-0.010	2321998	886.0	M
2	4.003	4.015	-0.012	2372485	928.8	M
2	4.531	4.514	0.017	3634531	860.9	M
2	4.763	4.776	-0.013	2049765	1214.3	M

Average of Peak Amounts = 1007.2

RPD = 23.26

Col	RT (min.)	Exp RT (min.)	Dlt RT (min.)	Response	OnCol Amt ug/l	Flags
-----	-----------	---------------	---------------	----------	----------------	-------

S 12 Polychlorinated biphenyls, Total

1 797.3

QC Flag Legend

Review Flags

M - Manually Integrated

Reagents:

SGPCBISTD_00006

Amount Added: 20.00

Units: uL

Run Reagent

TestAmerica Edison

Data File: \\ChromNA\Edison\ChromData\CPESTGC9\20160812-44397.b\9F242814.D

Injection Date: 12-Aug-2016 13:51:32

Instrument ID: CPESTGC9

Operator ID:

Lims ID: 460-118423-A-3-A

Lab Sample ID: 460-118423-3

Worklist Smp#: 28

Client ID: PRA-P24-5.25

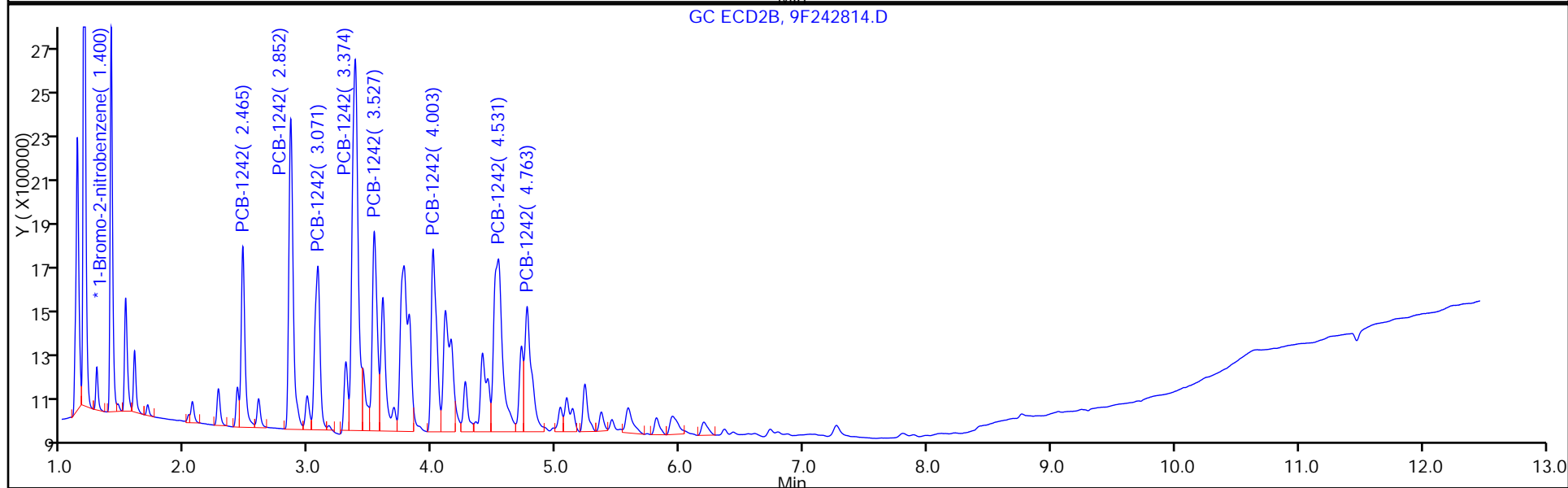
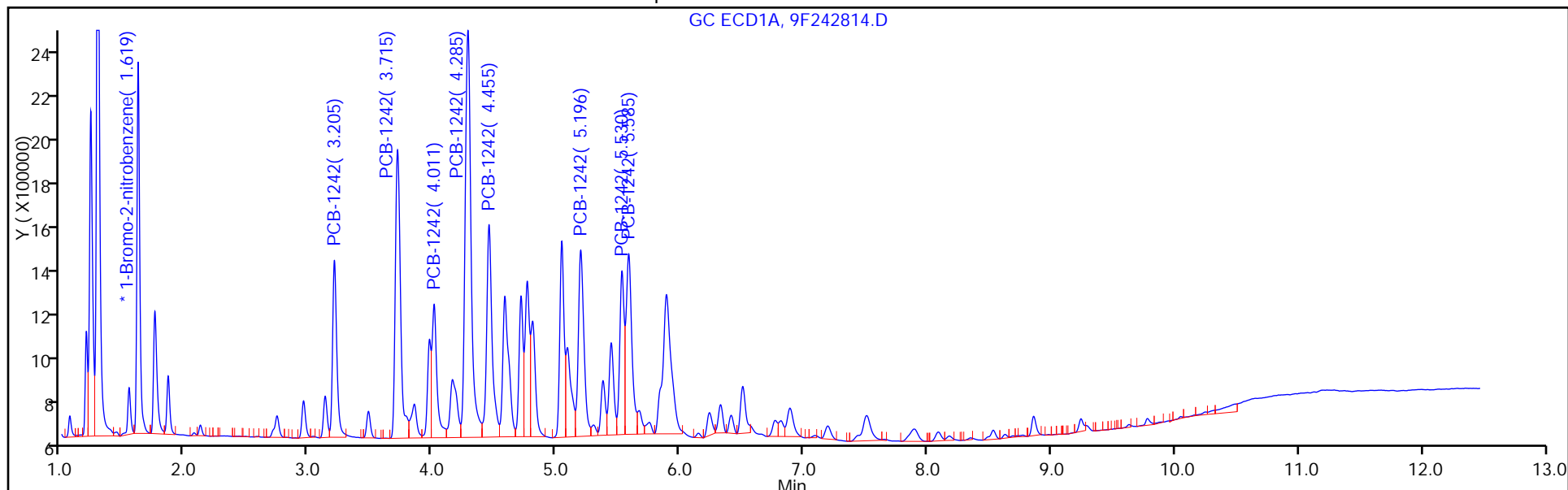
Injection Vol: 1.0 ul

Dil. Factor: 2000.0000

ALS Bottle#: 28

Method: 8082-ISTD

Limit Group: GC 8082A PCB ISTD



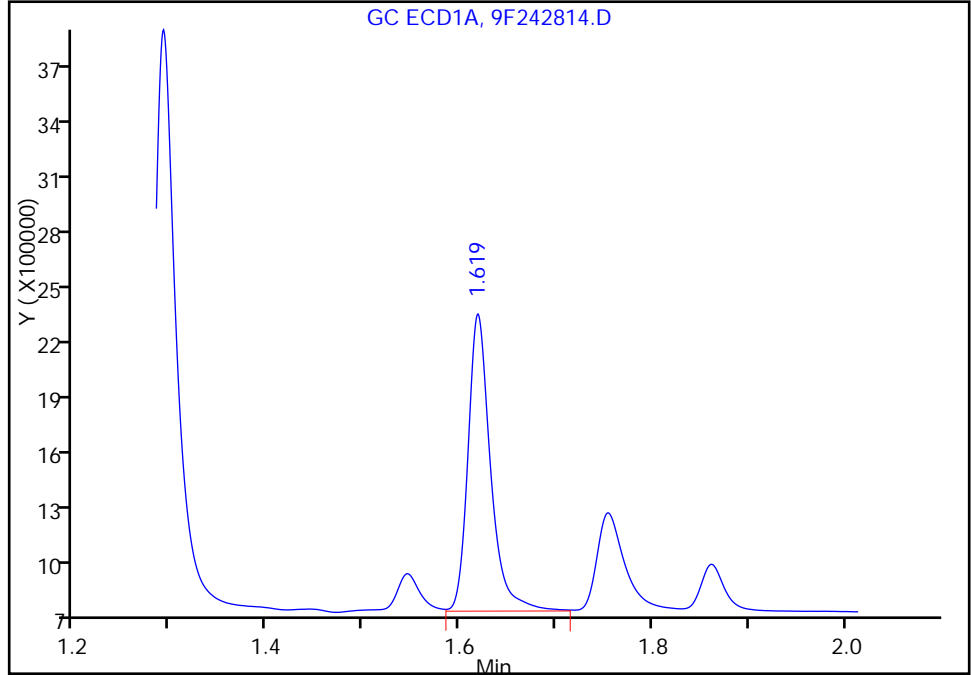
TestAmerica Edison

Data File: \\ChromNA\Edison\ChromData\CPESTGC9\20160812-44397.b\9F242814.D
Injection Date: 12-Aug-2016 13:51:32 Instrument ID: CPESTGC9
Lims ID: 460-118423-A-3-A Lab Sample ID: 460-118423-3
Client ID: PRA-P24-5.25
Operator ID: ALS Bottle#: 28 Worklist Smp#: 28
Injection Vol: 1.0 ul Dil. Factor: 2000.0000
Method: 8082-ISTD Limit Group: GC 8082A PCB ISTD
Column: Detector GC ECD1A

* 13 1-Bromo-2-nitrobenzene, CAS: 577-19-5
Signal: 1

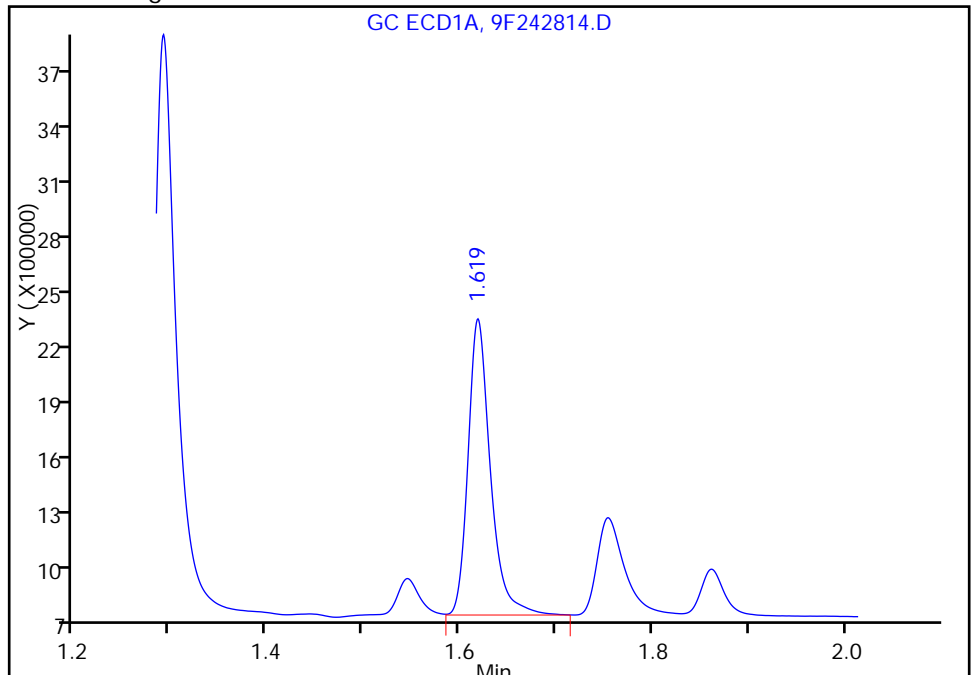
RT: 1.62
Area: 2583574
Amount: 20.000000
Amount Units: ug/l

Processing Integration Results



RT: 1.62
Area: 2546138
Amount: 20.000000
Amount Units: ug/l

Manual Integration Results



Reviewer: patelji, 12-Aug-2016 14:50:41
Audit Action: Assigned New Baseline

Audit Reason: Sample matrix interference

FORM I
PCBS ORGANICS ANALYSIS DATA SHEET

Lab Name: TestAmerica Edison Job No.: 460-118423-1
 SDG No.: _____
 Client Sample ID: PRA-P24-5.25 DL Lab Sample ID: 460-118423-3 DL
 Matrix: Solid Lab File ID: 9F242814.D
 Analysis Method: 8082A Date Collected: 08/09/2016 09:10
 Extraction Method: 3546 Date Extracted: 08/11/2016 23:07
 Sample wt/vol: 15.0044(g) Date Analyzed: 08/12/2016 13:51
 Con. Extract Vol.: 10 (mL) Dilution Factor: 2000
 Injection Volume: 1 (uL) GC Column: CLP-1 ID: 0.53 (mm)
 % Moisture: 8.5 GPC Cleanup: (Y/N) N
 Analysis Batch No.: 384452 Units: ug/Kg

CAS NO.	COMPOUND NAME	RESULT	Q	RL	MDL
12674-11-2	Aroclor 1016	19000	U	150000	19000
11104-28-2	Aroclor 1221	19000	U	150000	19000
11141-16-5	Aroclor 1232	19000	U	150000	19000
53469-21-9	Aroclor 1242	1500000	D	150000	19000
12672-29-6	Aroclor 1248	19000	U	150000	19000
11097-69-1	Aroclor 1254	20000	U	150000	20000
11096-82-5	Aroclor 1260	20000	U	150000	20000
37324-23-5	Aroclor 1262	20000	U	150000	20000
11100-14-4	Aroclor 1268	20000	U	150000	20000

CAS NO.	SURROGATE	%REC	Q	LIMITS
2051-24-3	DCB Decachlorobiphenyl	0	D X	35-150

TestAmerica Edison
Target Compound Quantitation Report

Data File: \\ChromNA\Edison\ChromData\CPESTGC9\20160812-44397.b\9F242814.D
 Lims ID: 460-118423-A-3-A
 Client ID: PRA-P24-5.25
 Sample Type: Client
 Inject. Date: 12-Aug-2016 13:51:32 ALS Bottle#: 28 Worklist Smp#: 28
 Injection Vol: 1.0 ul Dil. Factor: 2000.0000
 Sample Info: 460-0044397-028
 Operator ID: Instrument ID: CPESTGC9
 Method: \\ChromNA\Edison\ChromData\CPESTGC9\20160812-44397.b\8082-ISTD.m
 Limit Group: GC 8082A PCB ISTD
 Last Update: 15-Aug-2016 10:50:46 Calib Date: 12-May-2016 14:29:29
 Integrator: Falcon
 Quant Method: Internal Standard Quant By: Initial Calibration
 Last ICal File: \\ChromNA\Edison\ChromData\CPESTGC9\20160512-40924.b\9F001892.D
 Column 1 : Det: GC ECD1A
 Column 2 : Det: GC ECD2B
 Process Host: XAWRK053

First Level Reviewer: patelji Date: 12-Aug-2016 14:17:53

Col	RT (min.)	Exp RT (min.)	Dlt RT (min.)	Response	OnCol Amt ug/l	Flags
-----	-----------	---------------	---------------	----------	----------------	-------

* 13 1-Bromo-2-nitrobenzene M
 1 1.619 1.618 0.001 2546138 20.0 M
 2 1.400 1.410 -0.010 2238132 20.0 M

RPD = 0.00

4 PCB-1242 M

1 3.205 3.209 -0.004 1804273 834.3
 1 3.715 3.722 -0.007 3620552 812.2
 1 4.011 4.018 -0.007 1586127 857.4
 1 4.285 4.288 -0.003 5824554 786.2
 1 4.455 4.459 -0.004 2793066 813.1
 1 5.196 5.201 -0.005 2512994 792.8
 1 5.530 5.531 -0.001 1738516 672.3
 1 5.585 5.581 0.004 2487918 810.5

Average of Peak Amounts = 797.3

2 2.465 2.474 -0.009 1646660 1074.7 M
 2 2.852 2.863 -0.011 3231496 1093.4 M
 2 3.071 3.084 -0.013 2041665 1084.2 M
 2 3.374 3.384 -0.010 5258174 915.0 M
 2 3.527 3.537 -0.010 2321998 886.0 M
 2 4.003 4.015 -0.012 2372485 928.8 M
 2 4.531 4.514 0.017 3634531 860.9 M
 2 4.763 4.776 -0.013 2049765 1214.3 M

Average of Peak Amounts = 1007.2

RPD = 23.26

Col	RT (min.)	Exp RT (min.)	Dlt RT (min.)	Response	OnCol Amt ug/l	Flags
-----	-----------	---------------	---------------	----------	----------------	-------

S 12 Polychlorinated biphenyls, Total

1 797.3

QC Flag Legend

Review Flags

M - Manually Integrated

Reagents:

SGPCBISTD_00006

Amount Added: 20.00

Units: uL

Run Reagent

TestAmerica Edison

Data File: \\ChromNA\Edison\ChromData\CPESTGC9\20160812-44397.b\9F242814.D

Injection Date: 12-Aug-2016 13:51:32

Instrument ID: CPESTGC9

Operator ID:

Lims ID: 460-118423-A-3-A

Lab Sample ID: 460-118423-3

Worklist Smp#: 28

Client ID: PRA-P24-5.25

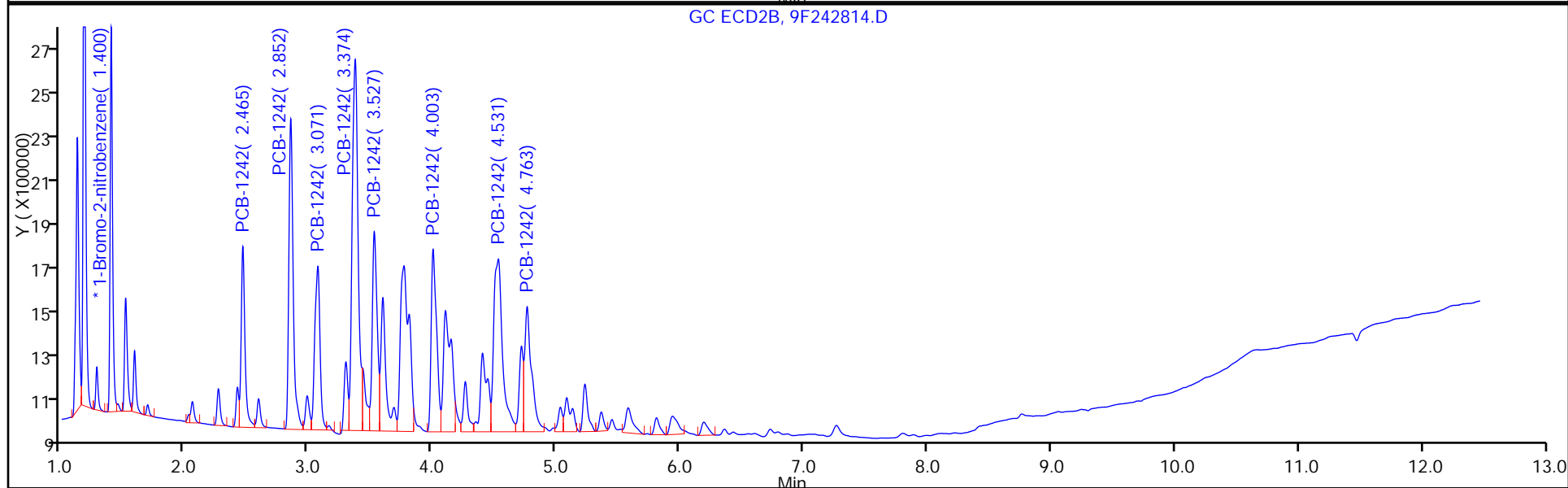
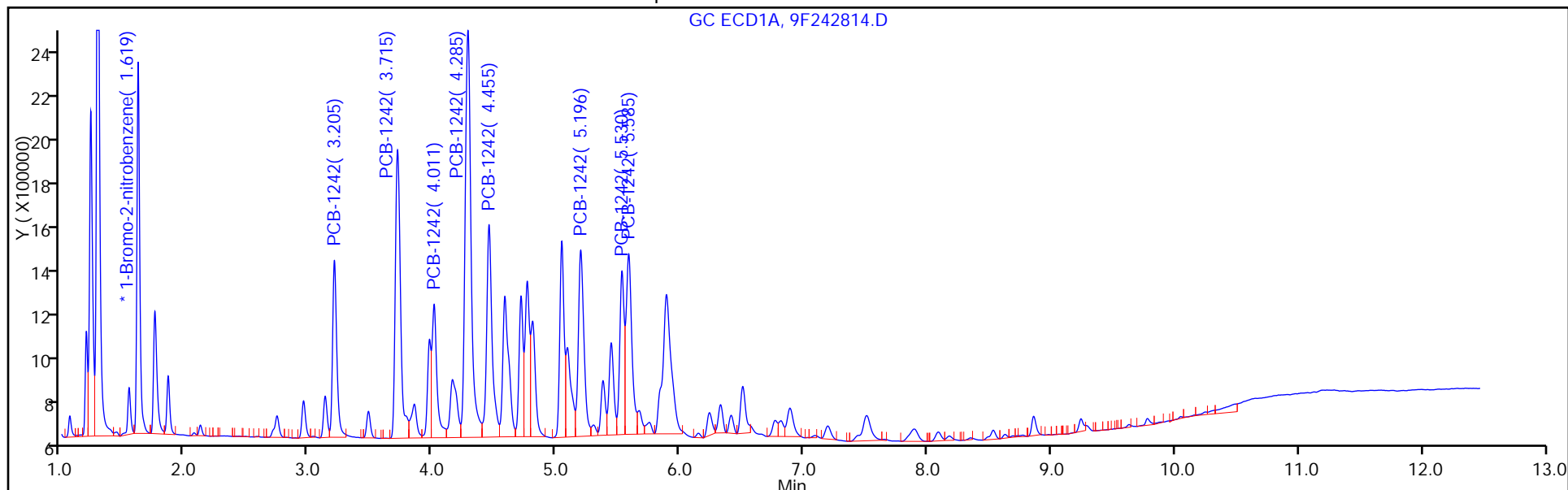
Injection Vol: 1.0 ul

Dil. Factor: 2000.0000

ALS Bottle#: 28

Method: 8082-ISTD

Limit Group: GC 8082A PCB ISTD



TestAmerica Edison

Data File: \\ChromNA\Edison\ChromData\CPESTGC9\20160812-44397.b\9F242814.D

Injection Date: 12-Aug-2016 13:51:32

Instrument ID: CPESTGC9

Lims ID: 460-118423-A-3-A

Lab Sample ID: 460-118423-3

Client ID: PRA-P24-5.25

Operator ID:

ALS Bottle#: 28

Worklist Smp#: 28

Injection Vol: 1.0 ul

Dil. Factor: 2000.0000

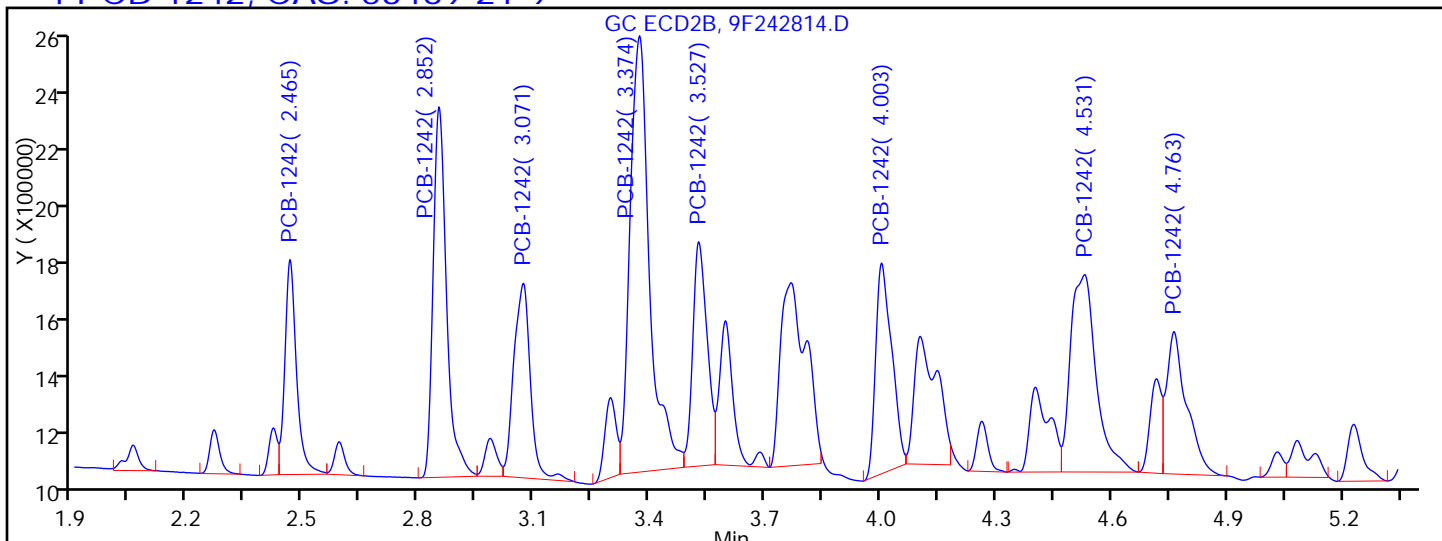
Method: 8082-ISTD

Limit Group: GC 8082A PCB ISTD

Column:

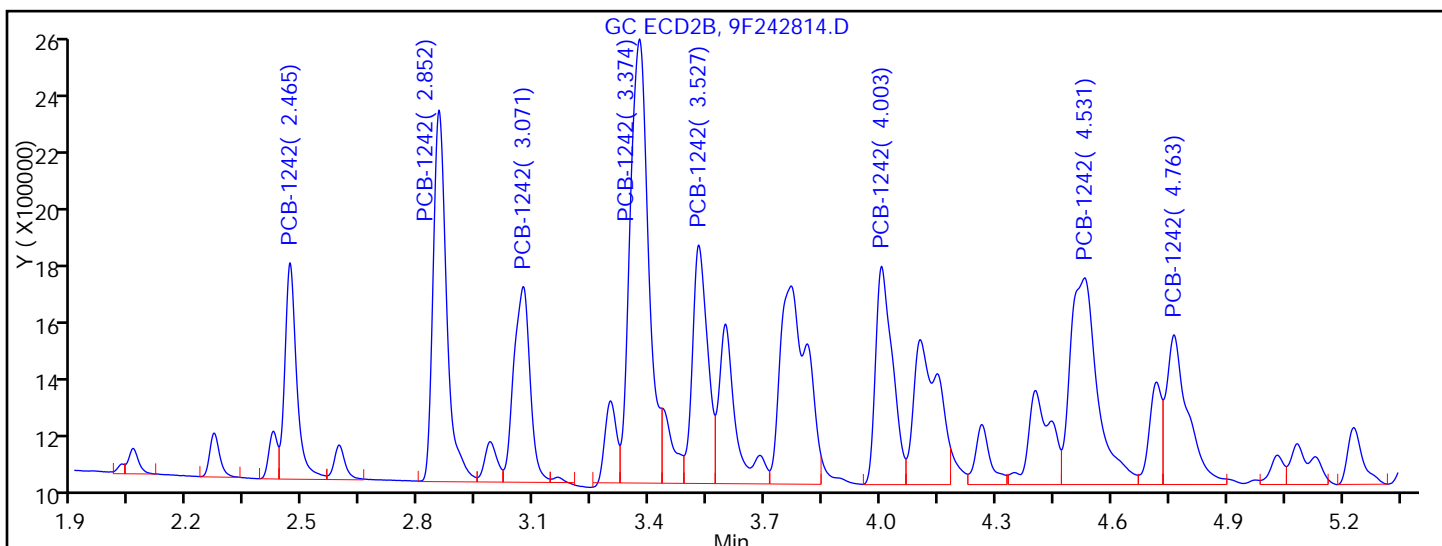
Detector: GC ECD2B

4 PCB-1242, CAS: 53469-21-9



Processing Integration Results

RT = 2.465	Response = 1603402	M
RT = 2.852	Response = 3184677	M
RT = 3.071	Response = 2066855	M
RT = 3.374	Response = 5473566	M
RT = 3.527	Response = 2075403	M
RT = 4.003	Response = 2164364	M
RT = 4.531	Response = 3241861	M
RT = 4.763	Response = 1820627	M



Manual Integration Results

RT = 2.465	Response = 1646660	M
RT = 2.852	Response = 3231496	M
RT = 3.071	Response = 2041665	M
RT = 3.374	Response = 5258174	M
RT = 3.527	Response = 2321998	M
RT = 4.003	Response = 2372485	M

TestAmerica Edison

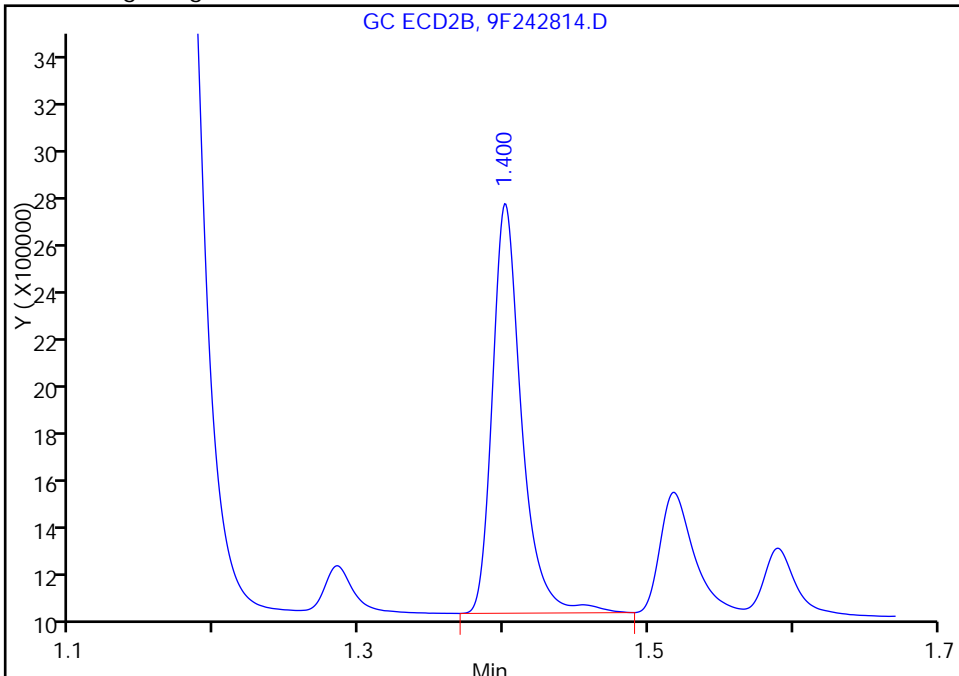
Data File: \\ChromNA\Edison\ChromData\CPESTGC9\20160812-44397.b\9F242814.D
Injection Date: 12-Aug-2016 13:51:32 Instrument ID: CPESTGC9
Lims ID: 460-118423-A-3-A Lab Sample ID: 460-118423-3
Client ID: PRA-P24-5.25
Operator ID: ALS Bottle#: 28 Worklist Smp#: 28
Injection Vol: 1.0 ul Dil. Factor: 2000.0000
Method: 8082-ISTD Limit Group: GC 8082A PCB ISTD
Column: Detector GC ECD2B

* 13 1-Bromo-2-nitrobenzene, CAS: 577-19-5

Signal: 2

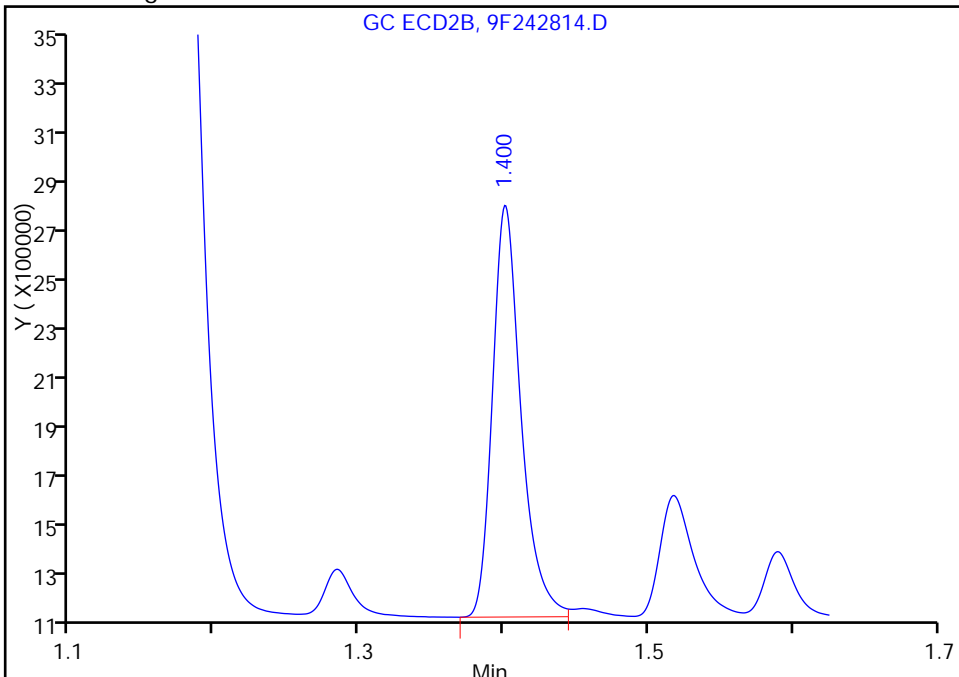
RT: 1.40
Area: 2284644
Amount: 20.000000
Amount Units: ug/l

Processing Integration Results



RT: 1.40
Area: 2238132
Amount: 20.000000
Amount Units: ug/l

Manual Integration Results



Reviewer: patelji, 12-Aug-2016 14:50:41
Audit Action: Split an Integrated Peak

Audit Reason: Sample matrix interference

FORM I
PCBS ORGANICS ANALYSIS DATA SHEET

Lab Name: TestAmerica Edison Job No.: 460-118423-1
 SDG No.: _____
 Client Sample ID: PRA-P24-5.25 DL Lab Sample ID: 460-118423-3 DL
 Matrix: Solid (SPLP East) Lab File ID: T1331915.D
 Analysis Method: 8082A Date Collected: 08/09/2016 09:10
 Extraction Method: 3510C Date Extracted: 08/16/2016 14:21
 Sample wt/vol: 250 (mL) Date Analyzed: 08/18/2016 13:42
 Con. Extract Vol.: 1 (mL) Dilution Factor: 125
 Injection Volume: 1 (uL) GC Column: CLP-2 ID: 0.53 (mm)
 % Moisture: _____ GPC Cleanup: (Y/N) N
 Analysis Batch No.: 385556 Units: ug/L

CAS NO.	SURROGATE	%REC	Q	LIMITS
2051-24-3	DCB Decachlorobiphenyl	0	D X	10-150

TestAmerica Edison
Target Compound Quantitation Report

Data File: \\ChromNA\Edison\ChromData\CPESTGC11\20160818-44617.b\T1331915.D
 Lims ID: 460-118423-A-3-C
 Client ID: PRA-P24-5.25
 Sample Type: Client
 Inject. Date: 18-Aug-2016 13:42:53 ALS Bottle#: 12 Worklist Smp#: 12
 Injection Vol: 1.0 ul Dil. Factor: 125.0000
 Sample Info: 460-0044617-012
 Operator ID: Instrument ID: CPESTGC11
 Method: \\ChromNA\Edison\ChromData\CPESTGC11\20160818-44617.b\8082 ISTD.m
 Limit Group: GC 8082A PCB ISTD
 Last Update: 18-Aug-2016 14:58:26 Calib Date: 17-Jun-2016 19:43:54
 Integrator: Falcon
 Quant Method: Internal Standard Quant By: Initial Calibration
 Last ICal File: \\ChromNA\Edison\ChromData\CPESTGC11\20160617-42300.b\T1329669.D
 Column 1 : Det: GC ECD1A
 Column 2 : Det: GC ECD2B
 Process Host: XAWRK030

First Level Reviewer: kapoors Date: 18-Aug-2016 13:59:51

Col	RT (min.)	Exp RT (min.)	Dlt RT (min.)	Response	OnCol Amt ug/l	Flags
-----	-----------	---------------	---------------	----------	----------------	-------

* 13 1-Bromo-2-nitrobenzene M						
1	1.518	1.520	-0.002	48399444	20.0	M
2	1.349	1.347	0.002	46003815	20.0	M
					RPD = 0.00	
4 PCB-1242 M						
1	2.972	2.979	-0.007	28470532	815.1	
1	3.437	3.446	-0.009	58154786	849.2	
1	3.708	3.717	-0.009	26813865	976.4	M
1	3.955	3.965	-0.010	93154568	670.7	M
1	4.112	4.120	-0.008	45450266	780.0	M
1	4.789	4.798	-0.009	41012781	760.5	M
1	5.089	5.098	-0.009	32917603	678.7	M
1	5.137	5.146	-0.009	36279302	670.7	M
Average of Peak Amounts =					775.2	
2	2.328	2.330	-0.002	31286876	938.8	M
2	2.682	2.684	-0.002	67427168	1031.5	M
2	2.884	2.886	-0.002	47618869	1091.3	M
2	3.155	3.158	-0.003	114249992	794.4	M
2	3.295	3.298	-0.003	55319940	926.3	M
2	3.731	3.733	-0.002	56125227	934.2	M
2	4.185	4.187	-0.002	72933902	768.5	M
2	4.418	4.420	-0.002	31130375	839.4	M
Average of Peak Amounts =					915.5	
					RPD = 16.61	

Col	RT (min.)	Exp RT (min.)	Dlt RT (min.)	Response	OnCol Amt ug/l	Flags
-----	-----------	---------------	---------------	----------	----------------	-------

S 12 Polychlorinated biphenyls, Total
1

775.2

QC Flag Legend

Review Flags

M - Manually Integrated

Reagents:

SGPCBISTD_00006

Amount Added: 20.00

Units: uL

Run Reagent

TestAmerica Edison

Data File: \\ChromNA\Edison\ChromData\CPESTGC11\20160818-44617.b\T1331915.D

Injection Date: 18-Aug-2016 13:42:53

Instrument ID: CPESTGC11

Operator ID:

Lims ID: 460-118423-A-3-C

Lab Sample ID: 460-118423-3

Worklist Smp#: 12

Client ID: PRA-P24-5.25

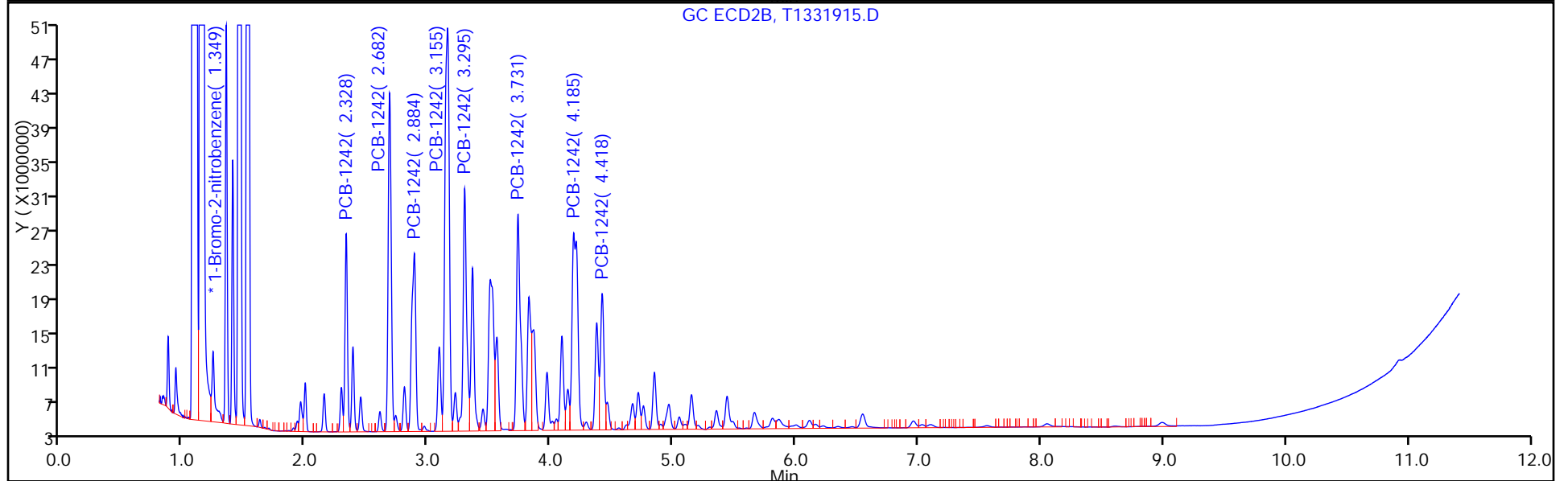
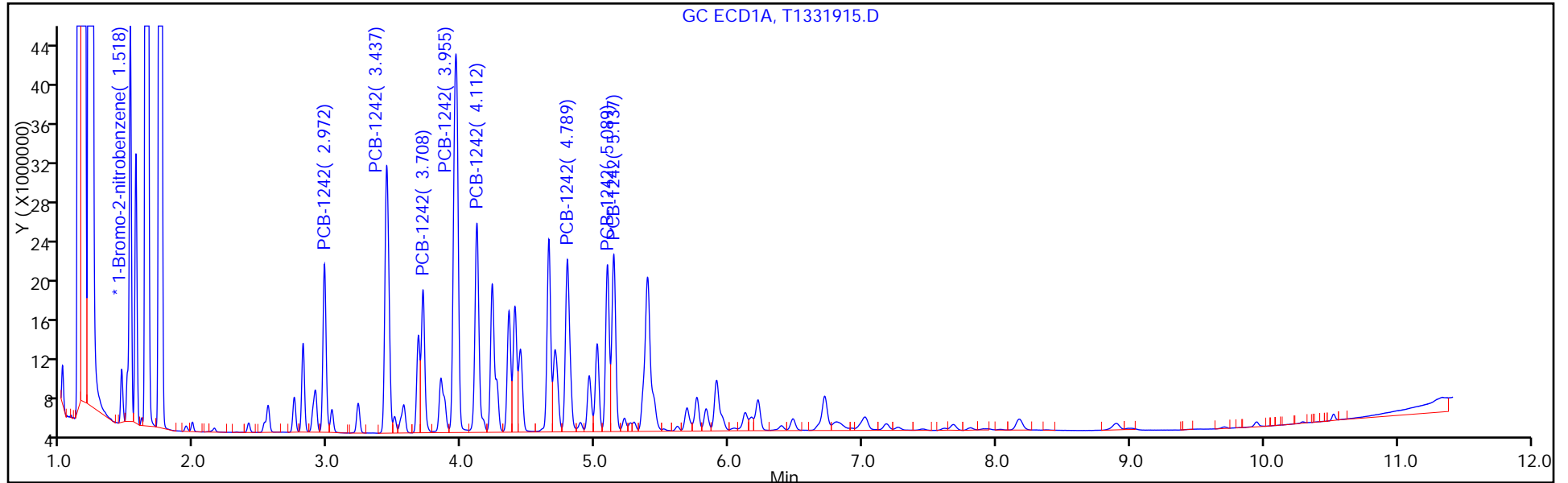
Injection Vol: 1.0 ul

Dil. Factor: 125.0000

ALS Bottle#: 12

Method: 8082 ISTD

Limit Group: GC 8082A PCB ISTD



TestAmerica Edison

Data File: \\ChromNA\Edison\ChromData\CPESTGC11\20160818-44617.b\T1331915.D

Injection Date: 18-Aug-2016 13:42:53

Instrument ID: CPESTGC11

Lims ID: 460-118423-A-3-C

Lab Sample ID: 460-118423-3

Client ID: PRA-P24-5.25

Operator ID:

ALS Bottle#: 12

Worklist Smp#: 12

Injection Vol: 1.0 ul

Dil. Factor: 125.0000

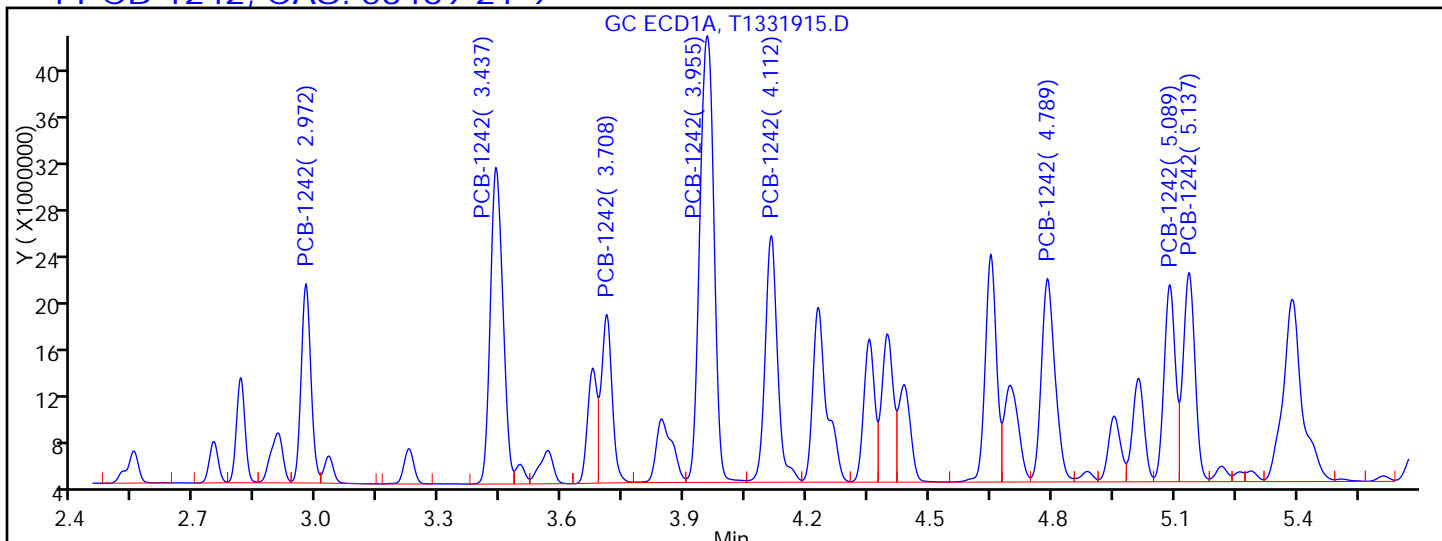
Method: 8082 ISTD

Limit Group: GC 8082A PCB ISTD

Column:

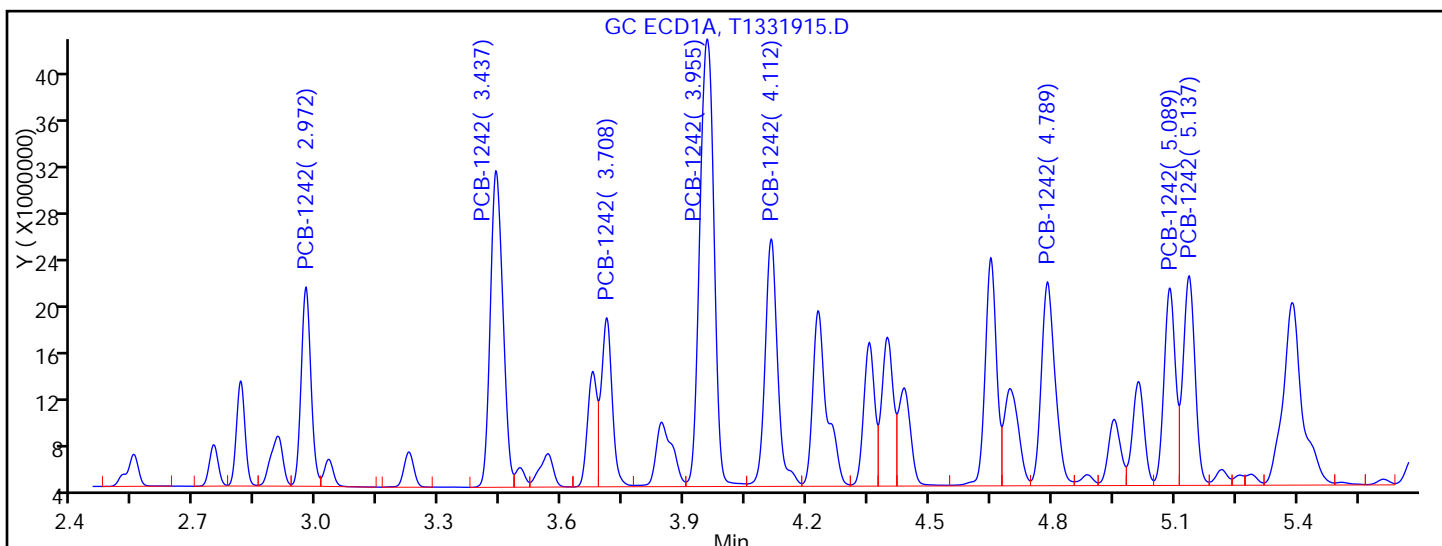
Detector GC ECD1A

4 PCB-1242, CAS: 53469-21-9



Processing Integration Results

RT = 2.972	Response = 28470532	
RT = 3.437	Response = 58154786	
RT = 3.708	Response = 26525798	M
RT = 3.955	Response = 92450968	M
RT = 4.112	Response = 44822545	M
RT = 4.789	Response = 40734179	M
RT = 5.089	Response = 32775867	M
RT = 5.137	Response = 36125586	M



Manual Integration Results

RT = 2.972	Response = 28470532	
RT = 3.437	Response = 58154786	
RT = 3.708	Response = 26813865	M
RT = 3.955	Response = 93154568	M
RT = 4.112	Response = 45450266	M
RT = 4.789	Response = 41012781	M

TestAmerica Edison

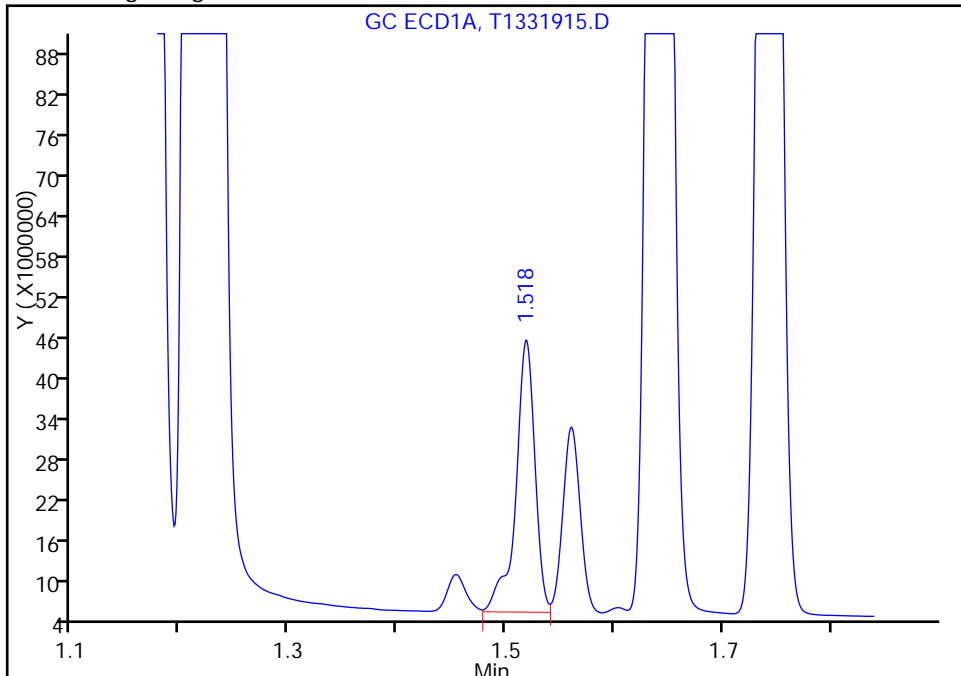
Data File: \\ChromNA\Edison\ChromData\CPESTGC11\20160818-44617.b\T1331915.D
Injection Date: 18-Aug-2016 13:42:53 Instrument ID: CPESTGC11
Lims ID: 460-118423-A-3-C Lab Sample ID: 460-118423-3
Client ID: PRA-P24-5.25
Operator ID: ALS Bottle#: 12 Worklist Smp#: 12
Injection Vol: 1.0 ul Dil. Factor: 125.0000
Method: 8082 ISTD Limit Group: GC 8082A PCB ISTD
Column: Detector GC ECD1A

* 13 1-Bromo-2-nitrobenzene, CAS: 577-19-5

Signal: 1

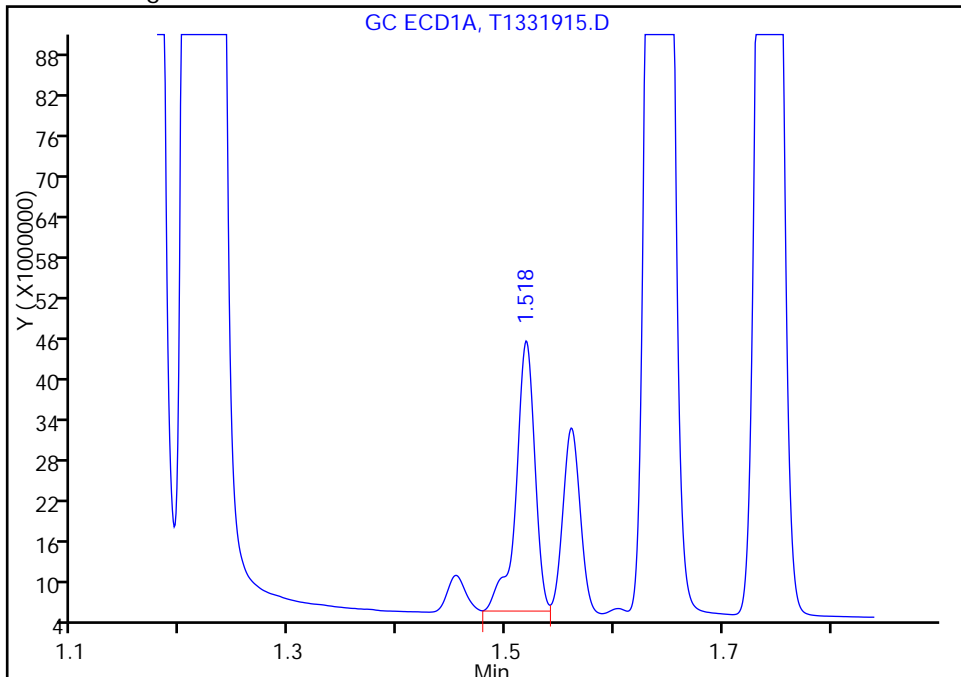
RT: 1.52
Area: 49443950
Amount: 20.000000
Amount Units: ug/l

Processing Integration Results



RT: 1.52
Area: 48399444
Amount: 20.000000
Amount Units: ug/l

Manual Integration Results



Reviewer: patelji, 18-Aug-2016 14:45:39
Audit Action: Assigned New Baseline

Audit Reason: Peak not integrated

FORM I
PCBS ORGANICS ANALYSIS DATA SHEET

Lab Name: TestAmerica Edison Job No.: 460-118423-1
 SDG No.: _____
 Client Sample ID: PRA-P24-5.25 DL Lab Sample ID: 460-118423-3 DL
 Matrix: Solid (SPLP East) Lab File ID: T1331915.D
 Analysis Method: 8082A Date Collected: 08/09/2016 09:10
 Extraction Method: 3510C Date Extracted: 08/16/2016 14:21
 Sample wt/vol: 250 (mL) Date Analyzed: 08/18/2016 13:42
 Con. Extract Vol.: 1 (mL) Dilution Factor: 125
 Injection Volume: 1 (uL) GC Column: CLP-1 ID: 0.53 (mm)
 % Moisture: _____ GPC Cleanup: (Y/N) N
 Analysis Batch No.: 385556 Units: ug/L

CAS NO.	COMPOUND NAME	RESULT	Q	RL	MDL
12674-11-2	Aroclor 1016	12	U	50	12
11104-28-2	Aroclor 1221	12	U	50	12
11141-16-5	Aroclor 1232	12	U	50	12
53469-21-9	Aroclor 1242	460	D	50	12
12672-29-6	Aroclor 1248	12	U	50	12
11097-69-1	Aroclor 1254	11	U	50	11
11096-82-5	Aroclor 1260	11	U	50	11
37324-23-5	Aroclor-1262	11	U	50	11
11100-14-4	Aroclor 1268	11	U	50	11
1336-36-3	Polychlorinated biphenyls, Total	460	D	50	12

CAS NO.	SURROGATE	%REC	Q	LIMITS
2051-24-3	DCB Decachlorobiphenyl	0	D X	10-150

TestAmerica Edison
Target Compound Quantitation Report

Data File: \\ChromNA\Edison\ChromData\CPESTGC11\20160818-44617.b\T1331915.D
 Lims ID: 460-118423-A-3-C
 Client ID: PRA-P24-5.25
 Sample Type: Client
 Inject. Date: 18-Aug-2016 13:42:53 ALS Bottle#: 12 Worklist Smp#: 12
 Injection Vol: 1.0 ul Dil. Factor: 125.0000
 Sample Info: 460-0044617-012
 Operator ID: Instrument ID: CPESTGC11
 Method: \\ChromNA\Edison\ChromData\CPESTGC11\20160818-44617.b\8082 ISTD.m
 Limit Group: GC 8082A PCB ISTD
 Last Update: 18-Aug-2016 14:58:26 Calib Date: 17-Jun-2016 19:43:54
 Integrator: Falcon
 Quant Method: Internal Standard Quant By: Initial Calibration
 Last ICal File: \\ChromNA\Edison\ChromData\CPESTGC11\20160617-42300.b\T1329669.D
 Column 1 : Det: GC ECD1A
 Column 2 : Det: GC ECD2B
 Process Host: XAWRK030

First Level Reviewer: kapoors Date: 18-Aug-2016 13:59:51

Col	RT (min.)	Exp RT (min.)	Dlt RT (min.)	Response	OnCol Amt ug/l	Flags
-----	-----------	---------------	---------------	----------	----------------	-------

* 13 1-Bromo-2-nitrobenzene							M
1	1.518	1.520	-0.002	48399444	20.0	M	
2	1.349	1.347	0.002	46003815	20.0	M	
					RPD = 0.00		
4 PCB-1242							M
1	2.972	2.979	-0.007	28470532	815.1		
1	3.437	3.446	-0.009	58154786	849.2		
1	3.708	3.717	-0.009	26813865	976.4	M	
1	3.955	3.965	-0.010	93154568	670.7	M	
1	4.112	4.120	-0.008	45450266	780.0	M	
1	4.789	4.798	-0.009	41012781	760.5	M	
1	5.089	5.098	-0.009	32917603	678.7	M	
1	5.137	5.146	-0.009	36279302	670.7	M	
Average of Peak Amounts =					775.2		
2	2.328	2.330	-0.002	31286876	938.8	M	
2	2.682	2.684	-0.002	67427168	1031.5	M	
2	2.884	2.886	-0.002	47618869	1091.3	M	
2	3.155	3.158	-0.003	114249992	794.4	M	
2	3.295	3.298	-0.003	55319940	926.3	M	
2	3.731	3.733	-0.002	56125227	934.2	M	
2	4.185	4.187	-0.002	72933902	768.5	M	
2	4.418	4.420	-0.002	31130375	839.4	M	
Average of Peak Amounts =					915.5		
					RPD = 16.61		

Col	RT (min.)	Exp RT (min.)	Dlt RT (min.)	Response	OnCol Amt ug/l	Flags
-----	-----------	---------------	---------------	----------	----------------	-------

S 12 Polychlorinated biphenyls, Total
1

775.2

QC Flag Legend

Review Flags

M - Manually Integrated

Reagents:

SGPCBISTD_00006

Amount Added: 20.00

Units: uL

Run Reagent

TestAmerica Edison

Data File: \\ChromNA\Edison\ChromData\CPESTGC11\20160818-44617.b\T1331915.D

Injection Date: 18-Aug-2016 13:42:53

Instrument ID: CPESTGC11

Operator ID:

Lims ID: 460-118423-A-3-C

Lab Sample ID: 460-118423-3

Worklist Smp#: 12

Client ID: PRA-P24-5.25

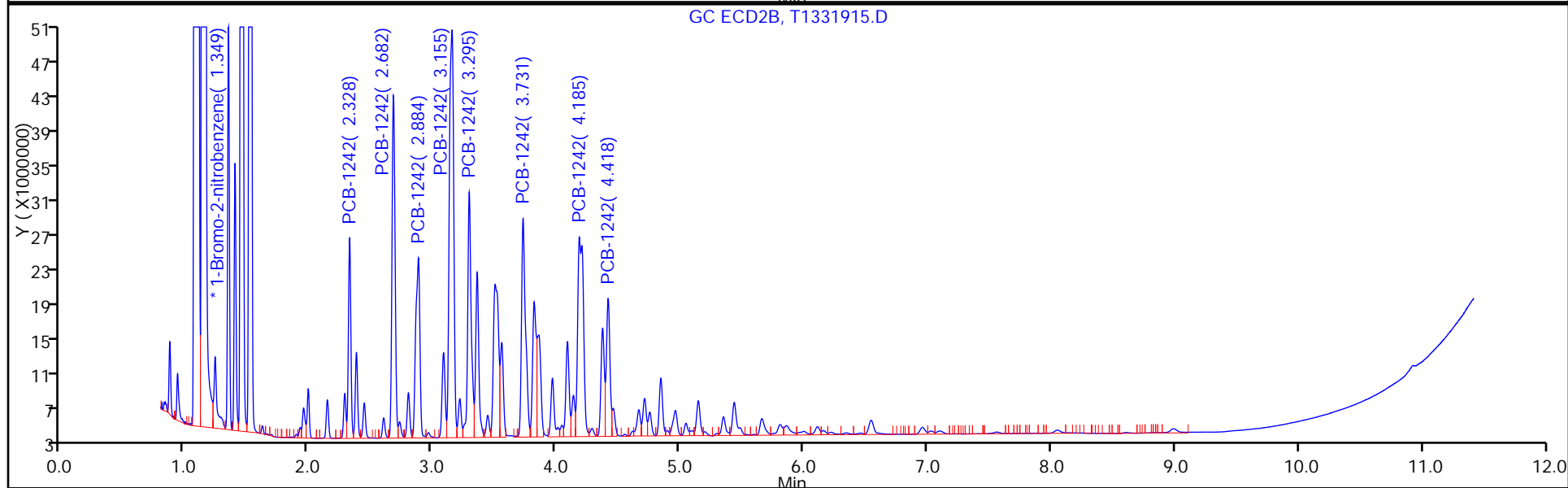
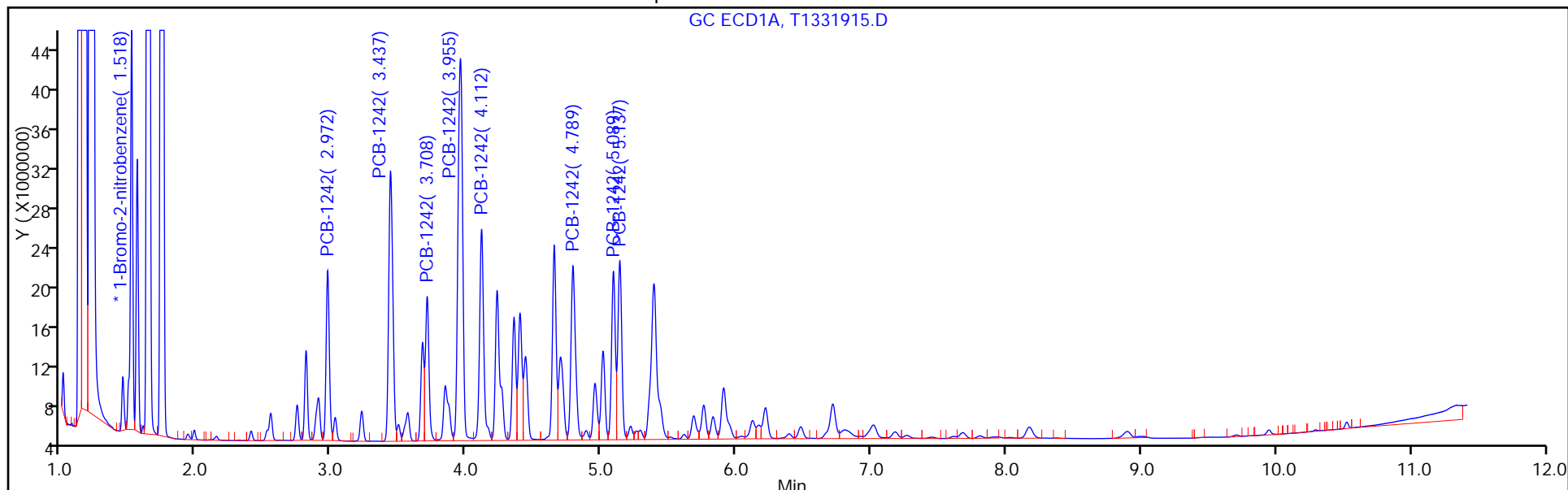
Injection Vol: 1.0 ul

Dil. Factor: 125.0000

ALS Bottle#: 12

Method: 8082 ISTD

Limit Group: GC 8082A PCB ISTD



TestAmerica Edison

Data File: \\ChromNA\Edison\ChromData\CPESTGC11\20160818-44617.b\T1331915.D

Injection Date: 18-Aug-2016 13:42:53

Instrument ID: CPESTGC11

Lims ID: 460-118423-A-3-C

Lab Sample ID: 460-118423-3

Client ID: PRA-P24-5.25

Operator ID:

ALS Bottle#: 12

Worklist Smp#: 12

Injection Vol: 1.0 ul

Dil. Factor: 125.0000

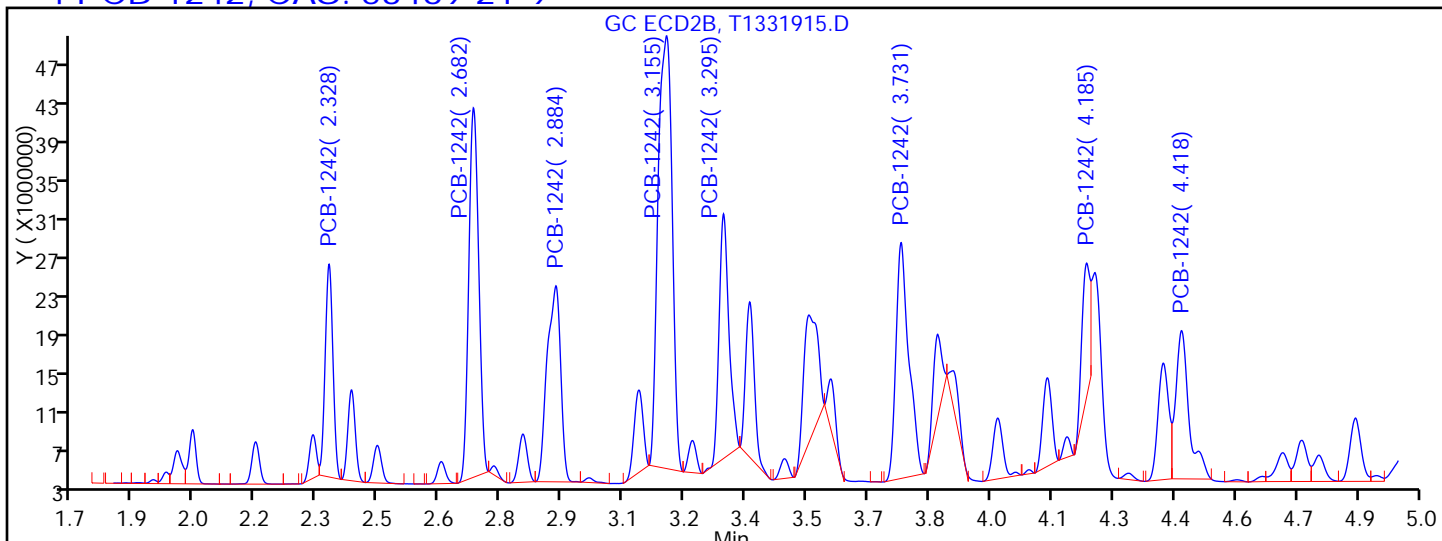
Method: 8082 ISTD

Limit Group: GC 8082A PCB ISTD

Column:

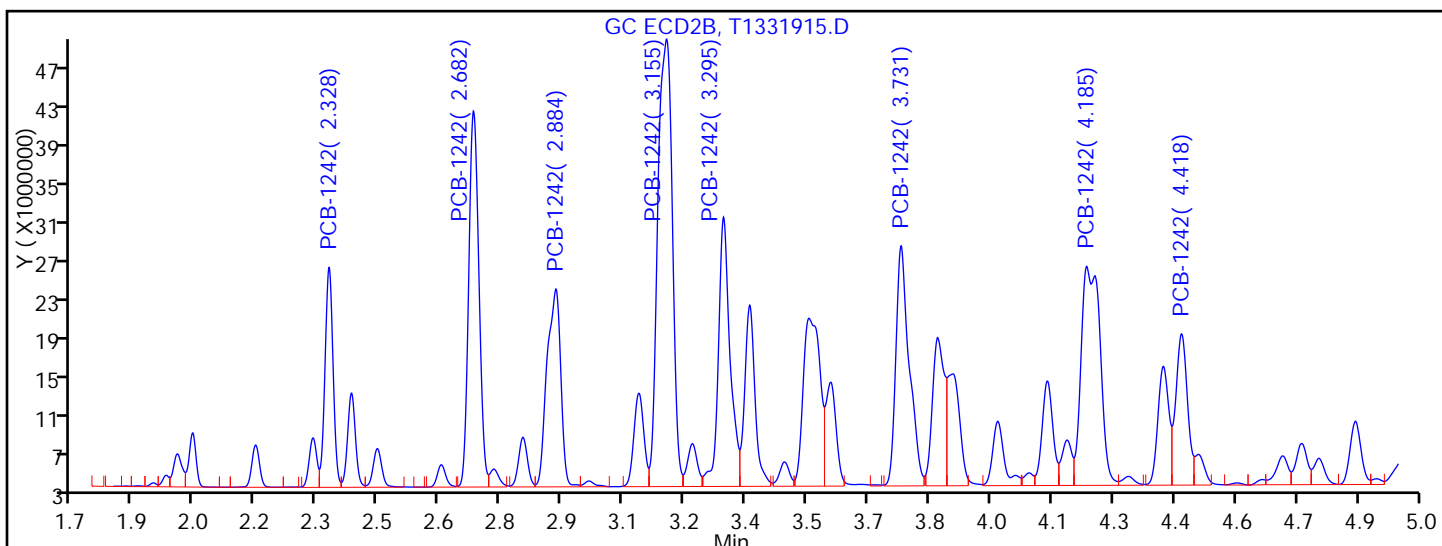
Detector: GC ECD2B

4 PCB-1242, CAS: 53469-21-9



Processing Integration Results

RT = 2.328	Response = 28993171	M
RT = 2.682	Response = 64397271	M
RT = 2.884	Response = 46356020	M
RT = 3.155	Response = 106566595	M
RT = 3.295	Response = 42354333	M
RT = 3.731	Response = 53142120	M
RT = 4.185	Response = 19378674	M
RT = 4.418	Response = 34588381	M



Manual Integration Results

RT = 2.328	Response = 31286876	M
RT = 2.682	Response = 67427168	M
RT = 2.884	Response = 47618869	M
RT = 3.155	Response = 114249992	M
RT = 3.295	Response = 55319940	M
RT = 3.731	Response = 56125227	M

TestAmerica Edison

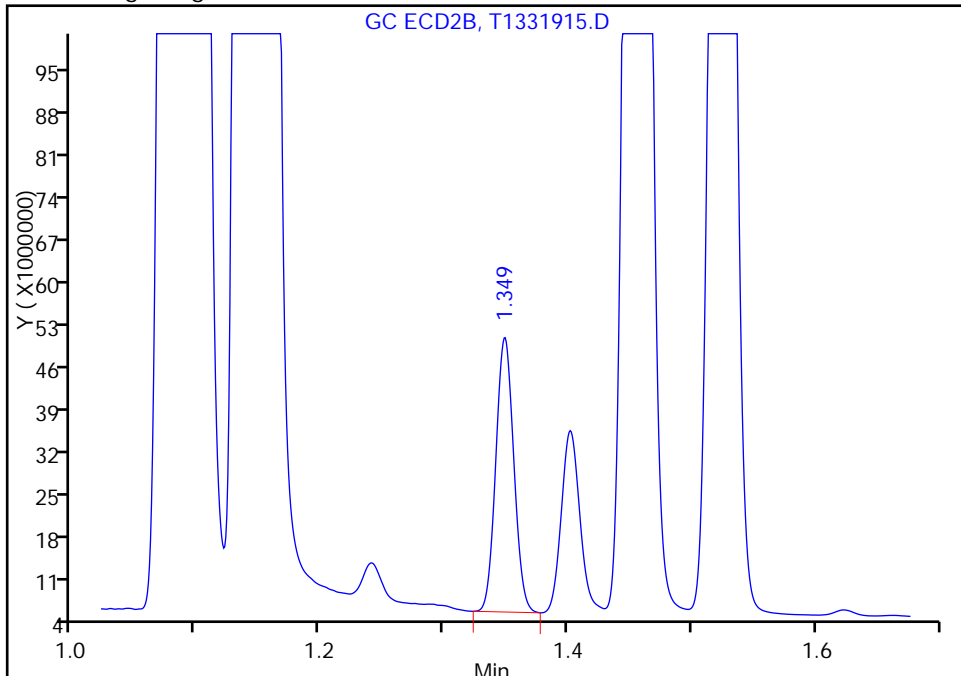
Data File: \\ChromNA\Edison\ChromData\CPESTGC11\20160818-44617.b\T1331915.D
Injection Date: 18-Aug-2016 13:42:53 Instrument ID: CPESTGC11
Lims ID: 460-118423-A-3-C Lab Sample ID: 460-118423-3
Client ID: PRA-P24-5.25
Operator ID: ALS Bottle#: 12 Worklist Smp#: 12
Injection Vol: 1.0 ul Dil. Factor: 125.0000
Method: 8082 ISTD Limit Group: GC 8082A PCB ISTD
Column: Detector GC ECD2B

* 13 1-Bromo-2-nitrobenzene, CAS: 577-19-5

Signal: 2

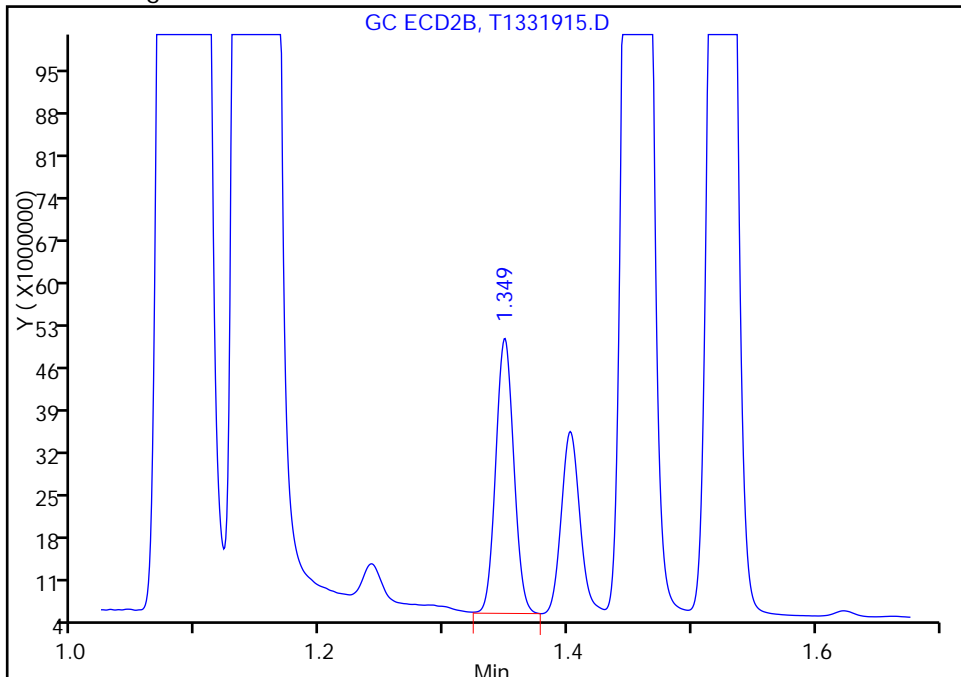
RT: 1.35
Area: 45749802
Amount: 20.000000
Amount Units: ug/l

Processing Integration Results



RT: 1.35
Area: 46003815
Amount: 20.000000
Amount Units: ug/l

Manual Integration Results



Reviewer: patelji, 18-Aug-2016 14:45:39
Audit Action: Assigned New Baseline

Audit Reason: Peak not integrated

FORM I
PCBS ORGANICS ANALYSIS DATA SHEET

Lab Name: TestAmerica Edison Job No.: 460-118423-1
 SDG No.: _____
 Client Sample ID: PRA-P24-12.75 DL Lab Sample ID: 460-118423-4 DL
 Matrix: Solid Lab File ID: 9F242818.D
 Analysis Method: 8082A Date Collected: 08/09/2016 09:15
 Extraction Method: 3546 Date Extracted: 08/11/2016 23:07
 Sample wt/vol: 15.0059(g) Date Analyzed: 08/12/2016 15:15
 Con. Extract Vol.: 10 (mL) Dilution Factor: 10
 Injection Volume: 1 (uL) GC Column: CLP-2 ID: 0.53 (mm)
 % Moisture: 12.0 GPC Cleanup: (Y/N) N
 Analysis Batch No.: 384452 Units: ug/Kg

CAS NO.	SURROGATE	%REC	Q	LIMITS
2051-24-3	DCB Decachlorobiphenyl	136	D	35-150

TestAmerica Edison
Target Compound Quantitation Report

Data File: \\ChromNA\Edison\ChromData\CPESTGC9\20160812-44397.b\9F242818.D
 Lims ID: 460-118423-A-4-A
 Client ID: PRA-P24-12.75
 Sample Type: Client
 Inject. Date: 12-Aug-2016 15:15:29 ALS Bottle#: 32 Worklist Smp#: 32
 Injection Vol: 1.0 ul Dil. Factor: 10.0000
 Sample Info:
 Operator ID: Instrument ID: CPESTGC9
 Method: \\ChromNA\Edison\ChromData\CPESTGC9\20160812-44397.b\8082-ISTD.m
 Limit Group: GC 8082A PCB ISTD
 Last Update: 15-Aug-2016 10:50:46 Calib Date: 12-May-2016 14:29:29
 Integrator: Falcon
 Quant Method: Internal Standard Quant By: Initial Calibration
 Last ICal File: \\ChromNA\Edison\ChromData\CPESTGC9\20160512-40924.b\9F001892.D
 Column 1 : Det: GC ECD1A
 Column 2 : Det: GC ECD2B
 Process Host: XAWRK053

First Level Reviewer: patelji Date: 12-Aug-2016 15:31:00

Col	RT (min.)	Exp RT (min.)	Dlt RT (min.)	Response	OnCol Amt ug/l	Flags
-----	-----------	---------------	---------------	----------	----------------	-------

* 13 1-Bromo-2-nitrobenzene						M
1	1.614	1.618	-0.004	2976927	20.0	M
2	1.401	1.410	-0.009	3142332	20.0	M
RPD = 0.00						
4 PCB-1242						M
1	3.197	3.209	-0.012	2643721	1045.5	
1	3.707	3.722	-0.015	6320461	1212.7	
1	4.003	4.018	-0.015	2815924	1302.0	
1	4.275	4.288	-0.013	10656959	1230.3	
1	4.446	4.459	-0.013	4899914	1220.1	
1	5.188	5.201	-0.013	4680808	1263.0	
1	5.520	5.531	-0.011	3429013	1134.2	
1	5.575	5.581	-0.006	4686329	1305.7	
Average of Peak Amounts =						1214.2
2	2.464	2.474	-0.010	2406402	1118.6	
2	2.850	2.863	-0.013	5512686	1328.6	
2	3.069	3.084	-0.015	3892701	1472.3	M
2	3.370	3.384	-0.014	10373571	1285.7	M
2	3.524	3.537	-0.013	4822643	1310.7	M
2	3.999	4.015	-0.016	4534258	1264.3	M
2	4.525	4.514	0.011	7250113	1223.2	M
2	4.758	4.776	-0.018	2734968	1154.0	M
Average of Peak Amounts =						1269.7
RPD = 4.47						

Data File: \\ChromNA\Edison\ChromData\CPESTGC9\20160812-44397.b\9F242818.D

Col	RT (min.)	Exp RT (min.)	Dlt RT (min.)	Response	OnCol Amt ug/l	Flags
-----	-----------	---------------	---------------	----------	----------------	-------

\$ 11 DCB Decachlorobiphenyl						M
1	10.160	10.219	-0.059	722872	6.80	M
2	9.201	9.225	-0.024	744835	5.69	M
					RPD = 17.81	

S 12 Polychlorinated biphenyls, Total						
1					1214.2	

QC Flag Legend

Review Flags

M - Manually Integrated

Reagents:

SGPCBISTD_00006 Amount Added: 20.00 Units: uL Run Reagent

TestAmerica Edison

Data File: \\ChromNA\Edison\ChromData\CPESTGC9\20160812-44397.b\9F242818.D

Injection Date: 12-Aug-2016 15:15:29

Instrument ID: CPESTGC9

Operator ID:

Lims ID: 460-118423-A-4-A

Lab Sample ID: 460-118423-4

Worklist Smp#: 32

Client ID: PRA-P24-12.75

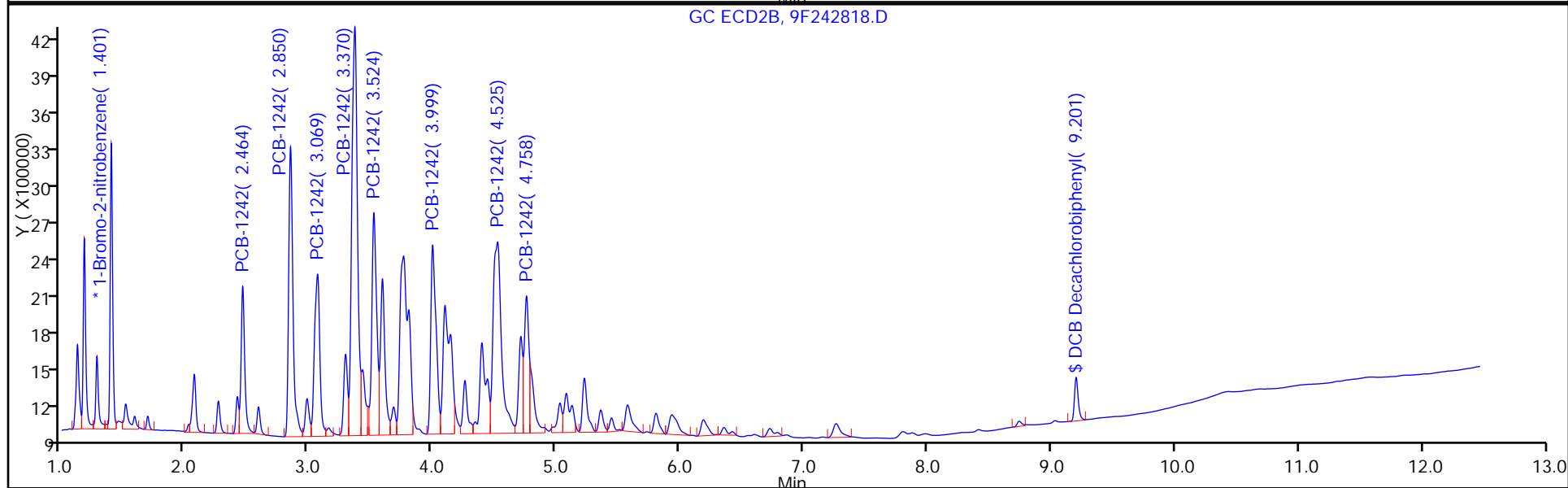
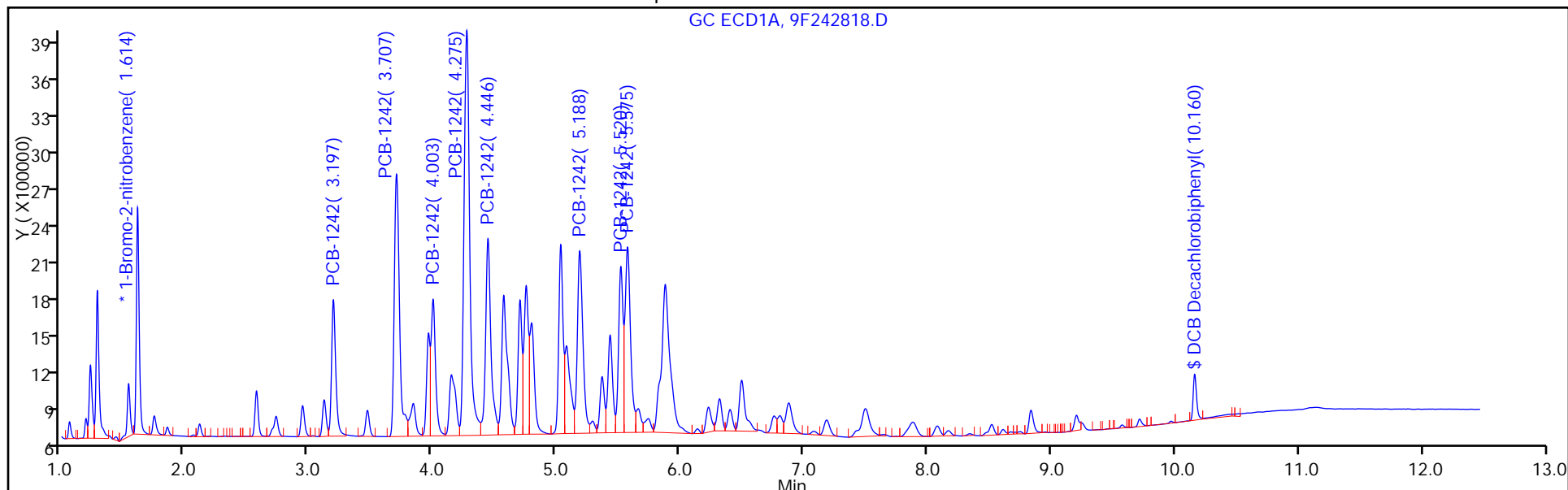
Injection Vol: 1.0 ul

Dil. Factor: 10.0000

ALS Bottle#: 32

Method: 8082-ISTD

Limit Group: GC 8082A PCB ISTD



TestAmerica Edison

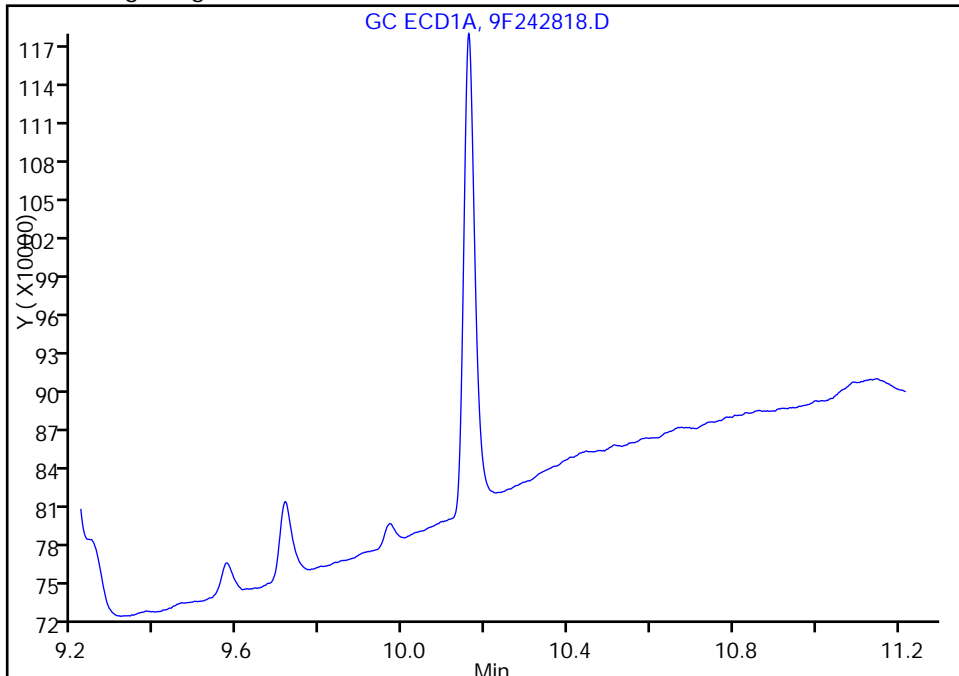
Data File: \\ChromNA\Edison\ChromData\CPESTGC9\20160812-44397.b\9F242818.D
Injection Date: 12-Aug-2016 15:15:29 Instrument ID: CPESTGC9
Lims ID: 460-118423-A-4-A Lab Sample ID: 460-118423-4
Client ID: PRA-P24-12.75
Operator ID: ALS Bottle#: 32 Worklist Smp#: 32
Injection Vol: 1.0 ul Dil. Factor: 10.0000
Method: 8082-ISTD Limit Group: GC 8082A PCB ISTD
Column: Detector GC ECD1A

\$ 11 DCB Decachlorobiphenyl, CAS: 2051-24-3

Signal: 1

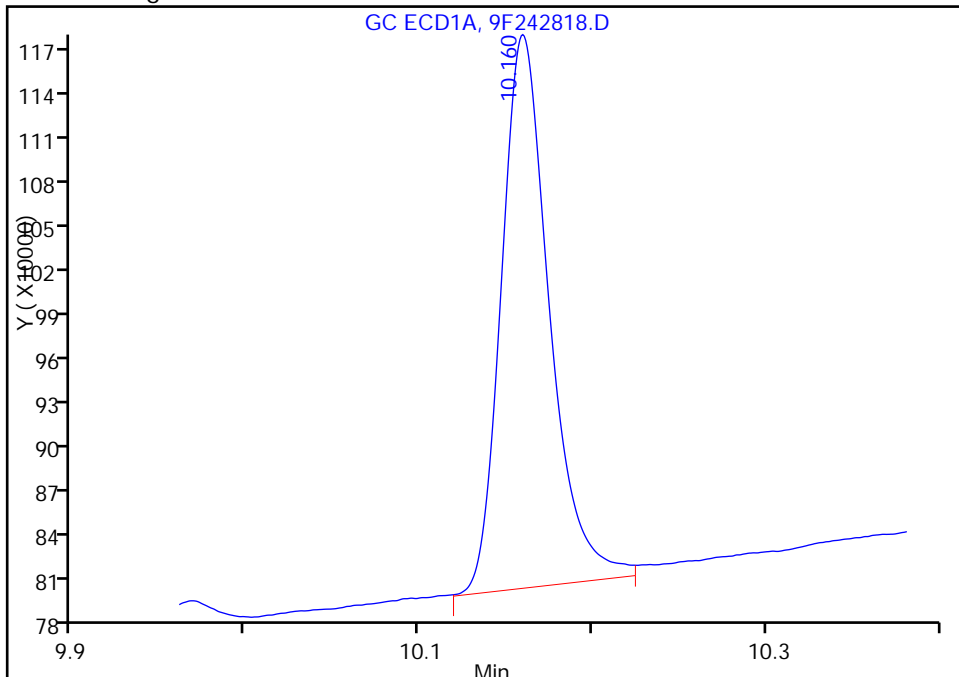
Not Detected
Expected RT: 10.22

Processing Integration Results



RT: 10.16
Area: 722872
Amount: 6.799687
Amount Units: ug/l

Manual Integration Results



Reviewer: patelji, 12-Aug-2016 15:31:00
Audit Action: Assigned Compound ID

Audit Reason: Peak not integrated

TestAmerica Edison

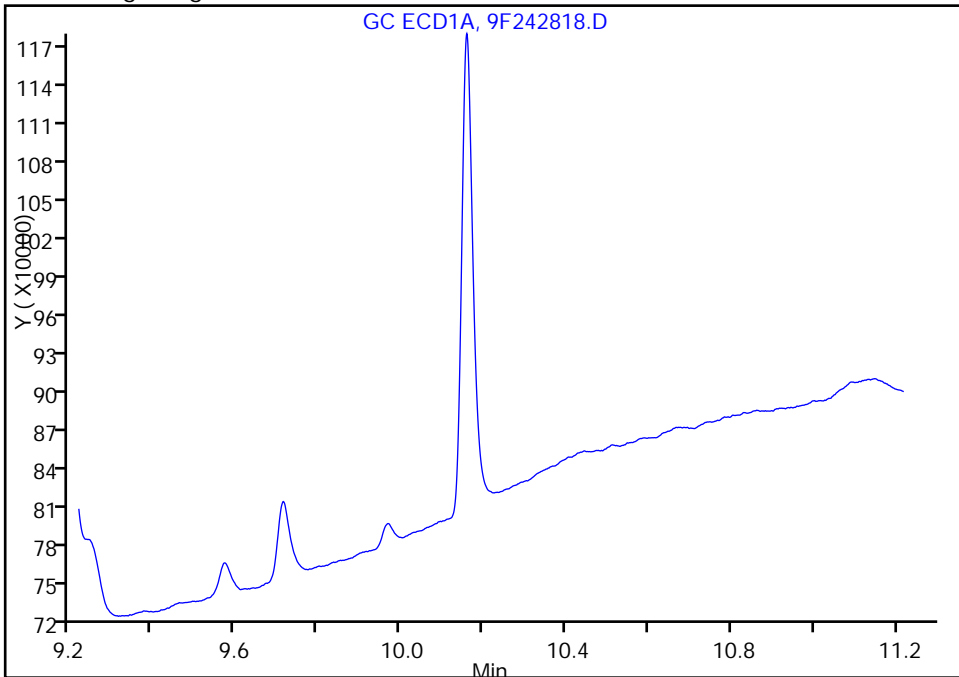
Data File: \\ChromNA\Edison\ChromData\CPESTGC9\20160812-44397.b\9F242818.D
Injection Date: 12-Aug-2016 15:15:29 Instrument ID: CPESTGC9
Lims ID: 460-118423-A-4-A Lab Sample ID: 460-118423-4
Client ID: PRA-P24-12.75
Operator ID: ALS Bottle#: 32 Worklist Smp#: 32
Injection Vol: 1.0 ul Dil. Factor: 10.0000
Method: 8082-ISTD Limit Group: GC 8082A PCB ISTD
Column: Detector GC ECD1A

\$ 11 DCB Decachlorobiphenyl, CAS: 2051-24-3

Signal: 1

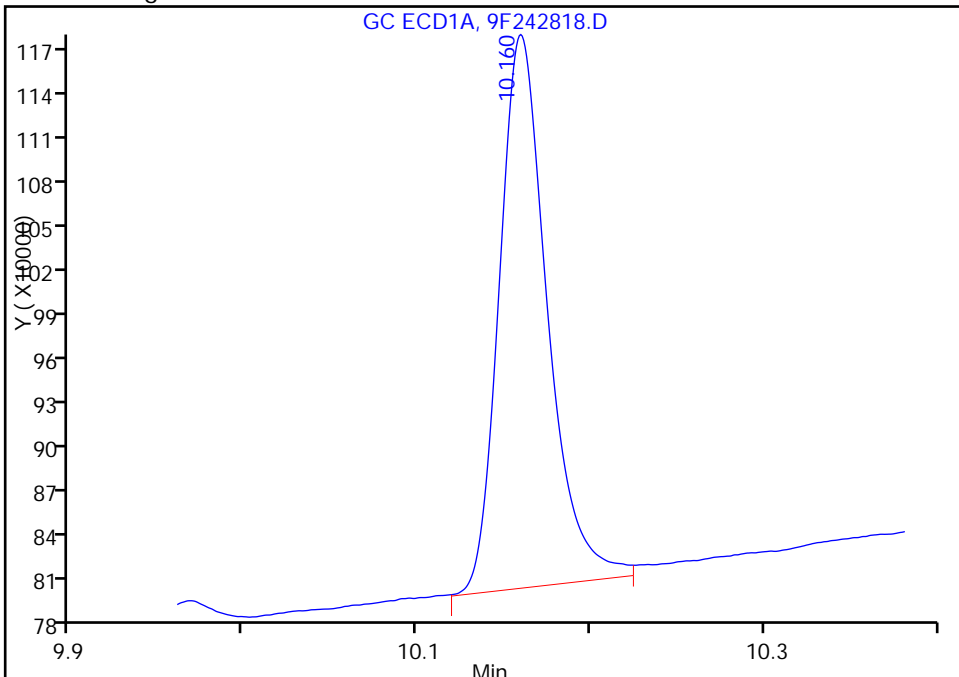
Not Detected
Expected RT: 10.22

Processing Integration Results



RT: 10.16
Area: 722872
Amount: 6.799687
Amount Units: ug/l

Manual Integration Results



Reviewer: patelji, 12-Aug-2016 15:31:00
Audit Action: Assigned New Baseline

Audit Reason: Peak not integrated

TestAmerica Edison

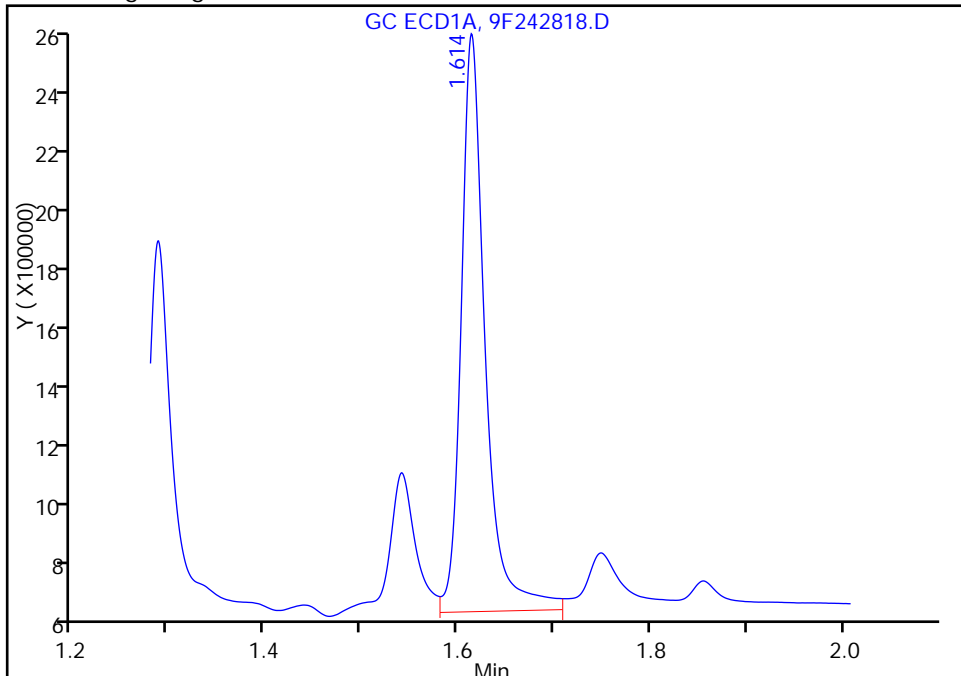
Data File: \\ChromNA\Edison\ChromData\CPESTGC9\20160812-44397.b\9F242818.D
Injection Date: 12-Aug-2016 15:15:29 Instrument ID: CPESTGC9
Lims ID: 460-118423-A-4-A Lab Sample ID: 460-118423-4
Client ID: PRA-P24-12.75
Operator ID: ALS Bottle#: 32 Worklist Smp#: 32
Injection Vol: 1.0 ul Dil. Factor: 10.0000
Method: 8082-ISTD Limit Group: GC 8082A PCB ISTD
Column: Detector GC ECD1A

* 13 1-Bromo-2-nitrobenzene, CAS: 577-19-5

Signal: 1

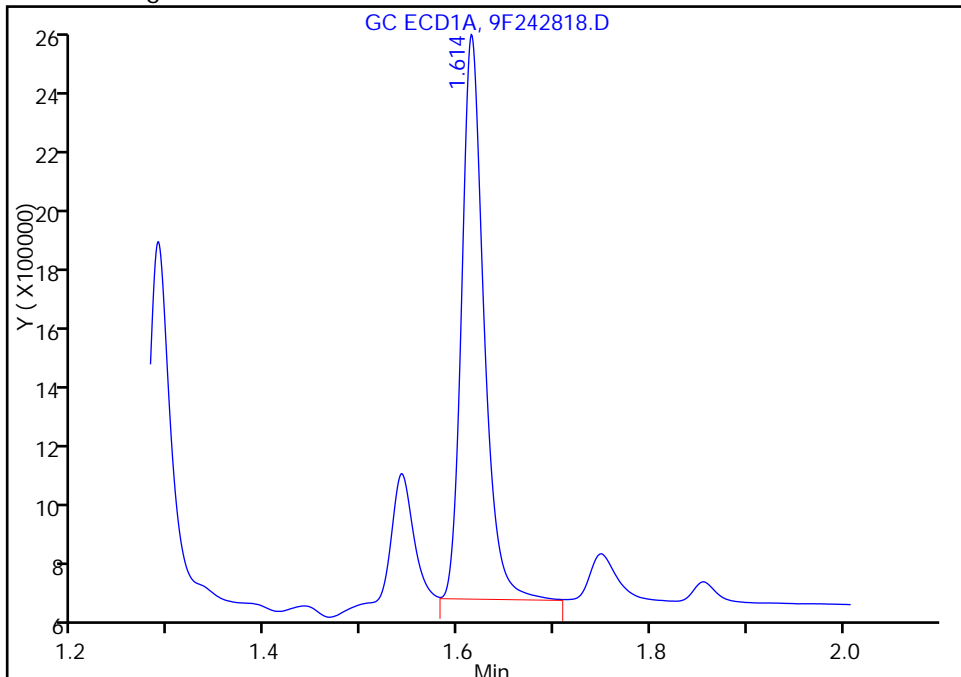
RT: 1.61
Area: 3286025
Amount: 20.000000
Amount Units: ug/l

Processing Integration Results



RT: 1.61
Area: 2976927
Amount: 20.000000
Amount Units: ug/l

Manual Integration Results



Reviewer: patelji, 12-Aug-2016 15:31:00
Audit Action: Assigned New Baseline

Audit Reason: Peak not integrated

FORM I
PCBS ORGANICS ANALYSIS DATA SHEET

Lab Name: TestAmerica Edison Job No.: 460-118423-1
 SDG No.: _____
 Client Sample ID: PRA-P24-12.75 DL Lab Sample ID: 460-118423-4 DL
 Matrix: Solid Lab File ID: 9F242818.D
 Analysis Method: 8082A Date Collected: 08/09/2016 09:15
 Extraction Method: 3546 Date Extracted: 08/11/2016 23:07
 Sample wt/vol: 15.0059(g) Date Analyzed: 08/12/2016 15:15
 Con. Extract Vol.: 10 (mL) Dilution Factor: 10
 Injection Volume: 1 (uL) GC Column: CLP-1 ID: 0.53 (mm)
 % Moisture: 12.0 GPC Cleanup: (Y/N) N
 Analysis Batch No.: 384452 Units: ug/Kg

CAS NO.	COMPOUND NAME	RESULT	Q	RL	MDL
12674-11-2	Aroclor 1016	100	U	760	100
11104-28-2	Aroclor 1221	100	U	760	100
11141-16-5	Aroclor 1232	100	U	760	100
53469-21-9	Aroclor 1242	9600	D	760	100
12672-29-6	Aroclor 1248	100	U	760	100
11097-69-1	Aroclor 1254	100	U	760	100
11096-82-5	Aroclor 1260	100	U	760	100
37324-23-5	Aroclor 1262	100	U	760	100
11100-14-4	Aroclor 1268	100	U	760	100

CAS NO.	SURROGATE	%REC	Q	LIMITS
2051-24-3	DCB Decachlorobiphenyl	114	D	35-150

TestAmerica Edison
Target Compound Quantitation Report

Data File: \\ChromNA\Edison\ChromData\CPESTGC9\20160812-44397.b\9F242818.D
 Lims ID: 460-118423-A-4-A
 Client ID: PRA-P24-12.75
 Sample Type: Client
 Inject. Date: 12-Aug-2016 15:15:29 ALS Bottle#: 32 Worklist Smp#: 32
 Injection Vol: 1.0 ul Dil. Factor: 10.0000
 Sample Info:
 Operator ID: Instrument ID: CPESTGC9
 Method: \\ChromNA\Edison\ChromData\CPESTGC9\20160812-44397.b\8082-ISTD.m
 Limit Group: GC 8082A PCB ISTD
 Last Update: 15-Aug-2016 10:50:46 Calib Date: 12-May-2016 14:29:29
 Integrator: Falcon
 Quant Method: Internal Standard Quant By: Initial Calibration
 Last ICal File: \\ChromNA\Edison\ChromData\CPESTGC9\20160512-40924.b\9F001892.D

Column 1 : Det: GC ECD1A
 Column 2 : Det: GC ECD2B
 Process Host: XAWRK053

First Level Reviewer: patelji Date: 12-Aug-2016 15:31:00

Col	RT (min.)	Exp RT (min.)	Dlt RT (min.)	Response	OnCol Amt ug/l	Flags
-----	-----------	---------------	---------------	----------	----------------	-------

* 13 1-Bromo-2-nitrobenzene M
 1 1.614 1.618 -0.004 2976927 20.0 M
 2 1.401 1.410 -0.009 3142332 20.0 M

RPD = 0.00

4 PCB-1242 M

1 3.197 3.209 -0.012 2643721 1045.5
 1 3.707 3.722 -0.015 6320461 1212.7
 1 4.003 4.018 -0.015 2815924 1302.0
 1 4.275 4.288 -0.013 10656959 1230.3
 1 4.446 4.459 -0.013 4899914 1220.1
 1 5.188 5.201 -0.013 4680808 1263.0
 1 5.520 5.531 -0.011 3429013 1134.2
 1 5.575 5.581 -0.006 4686329 1305.7

Average of Peak Amounts = 1214.2

2 2.464 2.474 -0.010 2406402 1118.6
 2 2.850 2.863 -0.013 5512686 1328.6
 2 3.069 3.084 -0.015 3892701 1472.3 M
 2 3.370 3.384 -0.014 10373571 1285.7 M
 2 3.524 3.537 -0.013 4822643 1310.7 M
 2 3.999 4.015 -0.016 4534258 1264.3 M
 2 4.525 4.514 0.011 7250113 1223.2 M
 2 4.758 4.776 -0.018 2734968 1154.0 M

Average of Peak Amounts = 1269.7

RPD = 4.47

Data File: \\ChromNA\Edison\ChromData\CPESTGC9\20160812-44397.b\9F242818.D

Col	RT (min.)	Exp RT (min.)	Dlt RT (min.)	Response	OnCol Amt ug/l	Flags
-----	-----------	---------------	---------------	----------	----------------	-------

\$ 11 DCB Decachlorobiphenyl						M
1	10.160	10.219	-0.059	722872	6.80	M
2	9.201	9.225	-0.024	744835	5.69	M
					RPD = 17.81	

S 12 Polychlorinated biphenyls, Total						
1					1214.2	

QC Flag Legend

Review Flags

M - Manually Integrated

Reagents:

SGPCBISTD_00006 Amount Added: 20.00 Units: uL Run Reagent

TestAmerica Edison

Data File: \\ChromNA\Edison\ChromData\CPESTGC9\20160812-44397.b\9F242818.D

Injection Date: 12-Aug-2016 15:15:29

Instrument ID: CPESTGC9

Operator ID:

Lims ID: 460-118423-A-4-A

Lab Sample ID: 460-118423-4

Worklist Smp#: 32

Client ID: PRA-P24-12.75

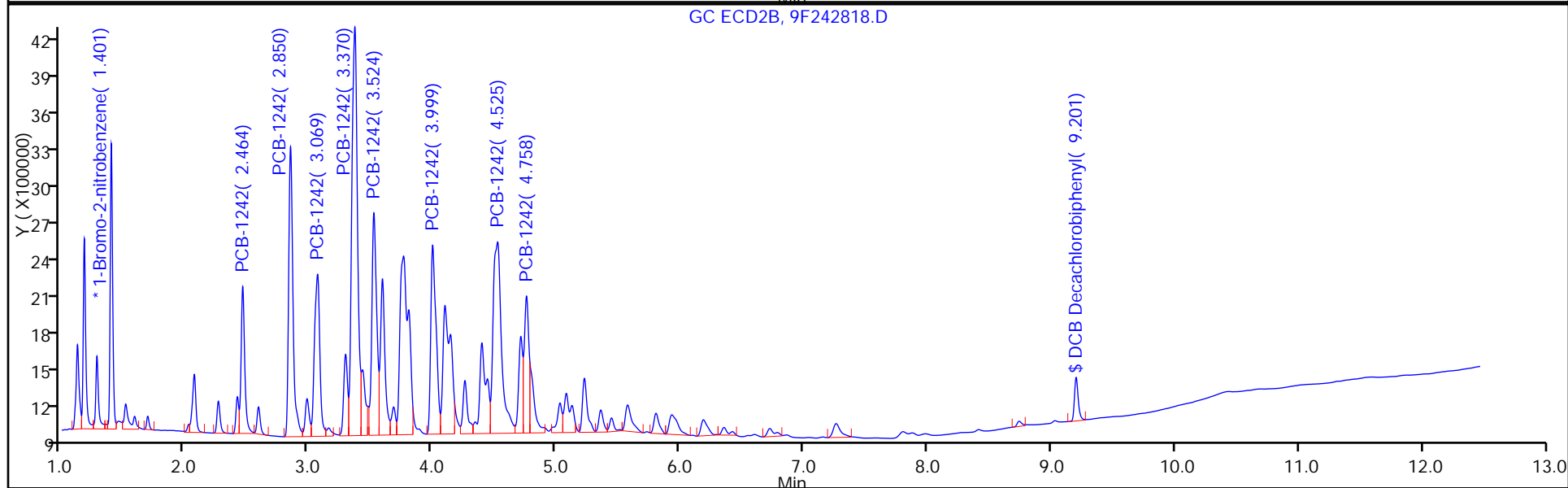
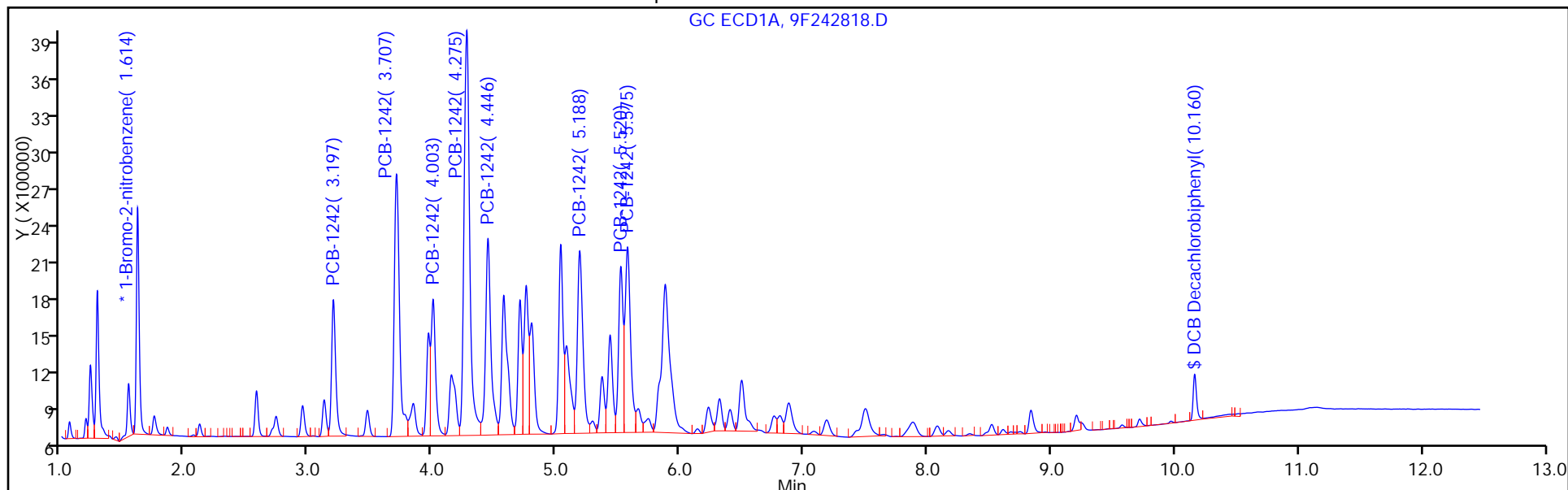
Injection Vol: 1.0 ul

Dil. Factor: 10.0000

ALS Bottle#: 32

Method: 8082-ISTD

Limit Group: GC 8082A PCB ISTD



TestAmerica Edison

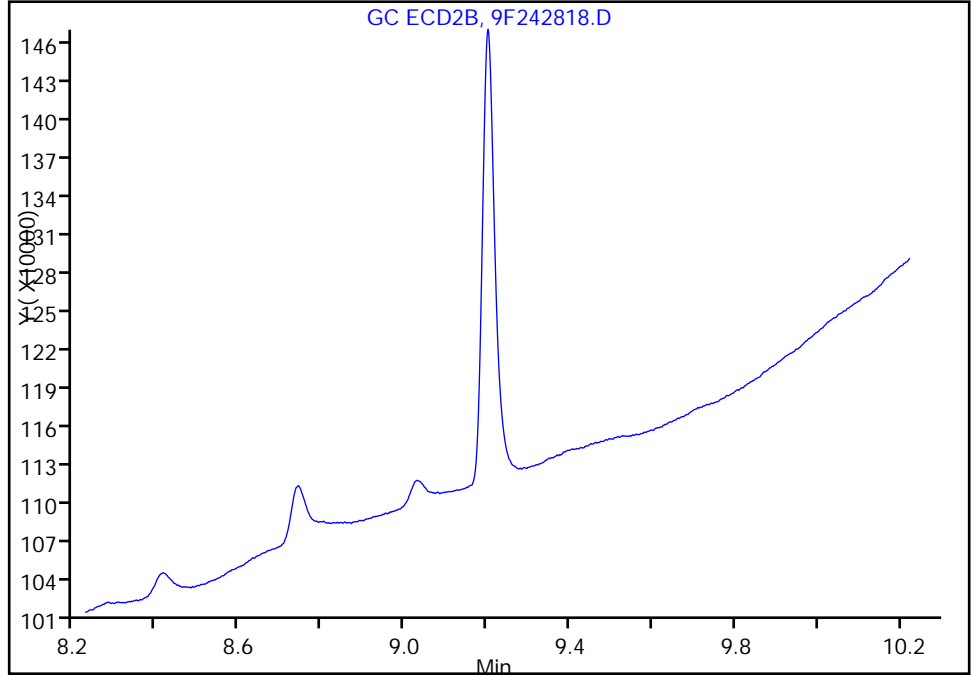
Data File: \\ChromNA\Edison\ChromData\CPESTGC9\20160812-44397.b\9F242818.D
Injection Date: 12-Aug-2016 15:15:29 Instrument ID: CPESTGC9
Lims ID: 460-118423-A-4-A Lab Sample ID: 460-118423-4
Client ID: PRA-P24-12.75
Operator ID: ALS Bottle#: 32 Worklist Smp#: 32
Injection Vol: 1.0 ul Dil. Factor: 10.0000
Method: 8082-ISTD Limit Group: GC 8082A PCB ISTD
Column: Detector GC ECD2B

\$ 11 DCB Decachlorobiphenyl, CAS: 2051-24-3

Signal: 2

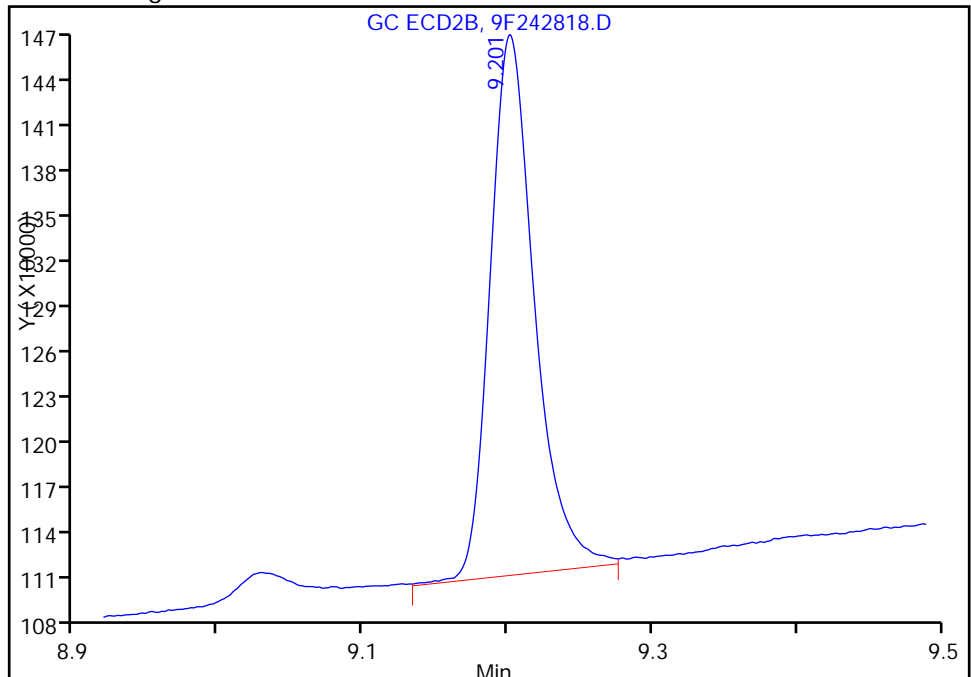
Not Detected
Expected RT: 9.22

Processing Integration Results



Manual Integration Results

RT: 9.20
Area: 744835
Amount: 5.687700
Amount Units: ug/l



Reviewer: patelji, 12-Aug-2016 15:31:00
Audit Action: Assigned Compound ID

Audit Reason: Peak not integrated

TestAmerica Edison

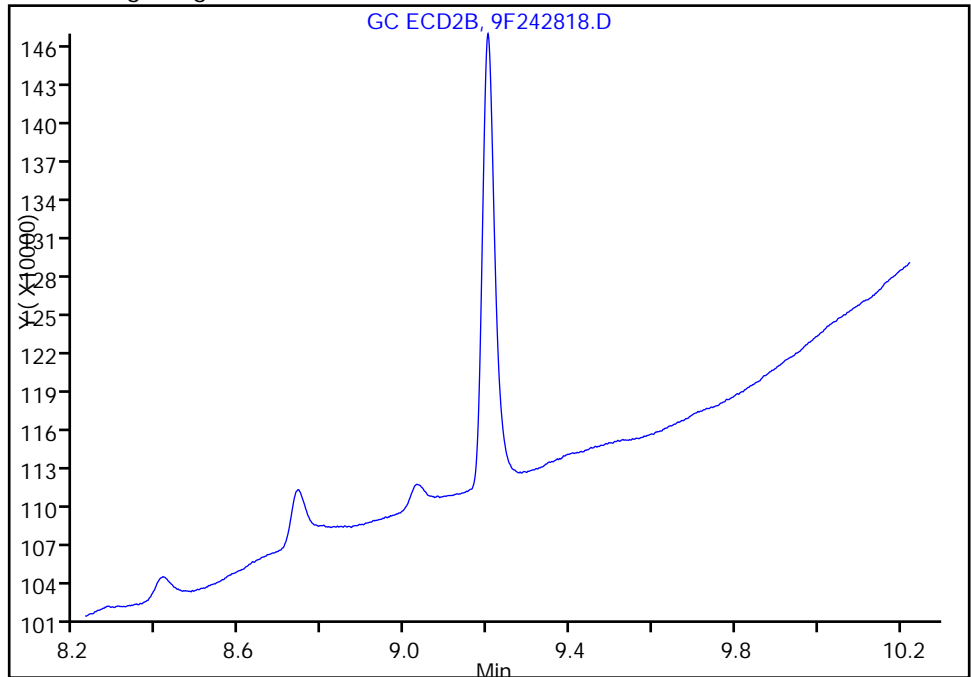
Data File: \\ChromNA\Edison\ChromData\CPESTGC9\20160812-44397.b\9F242818.D
Injection Date: 12-Aug-2016 15:15:29 Instrument ID: CPESTGC9
Lims ID: 460-118423-A-4-A Lab Sample ID: 460-118423-4
Client ID: PRA-P24-12.75
Operator ID: ALS Bottle#: 32 Worklist Smp#: 32
Injection Vol: 1.0 ul Dil. Factor: 10.0000
Method: 8082-ISTD Limit Group: GC 8082A PCB ISTD
Column: Detector GC ECD2B

\$ 11 DCB Decachlorobiphenyl, CAS: 2051-24-3

Signal: 2

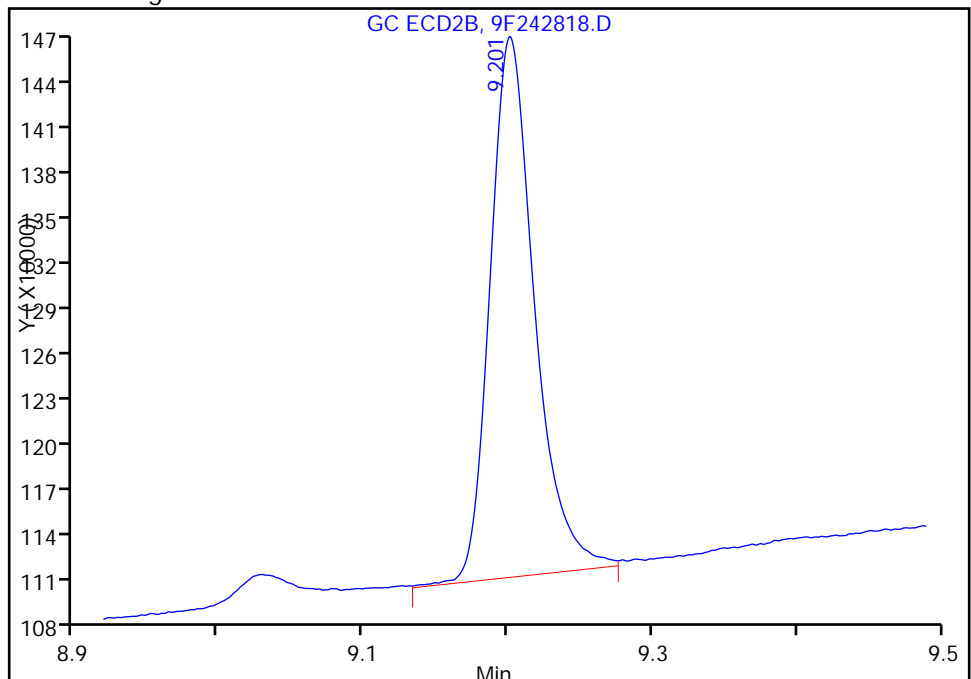
Not Detected
Expected RT: 9.22

Processing Integration Results



RT: 9.20
Area: 744835
Amount: 5.687700
Amount Units: ug/l

Manual Integration Results



Reviewer: patelji, 12-Aug-2016 15:31:00

Audit Action: Assigned New Baseline

Audit Reason: Peak not integrated

TestAmerica Edison

Data File: \\ChromNA\Edison\ChromData\CPESTGC9\20160812-44397.b\9F242818.D

Injection Date: 12-Aug-2016 15:15:29

Instrument ID: CPESTGC9

Lims ID: 460-118423-A-4-A

Lab Sample ID: 460-118423-4

Client ID: PRA-P24-12.75

Operator ID:

ALS Bottle#: 32

Worklist Smp#: 32

Injection Vol: 1.0 ul

Dil. Factor: 10.0000

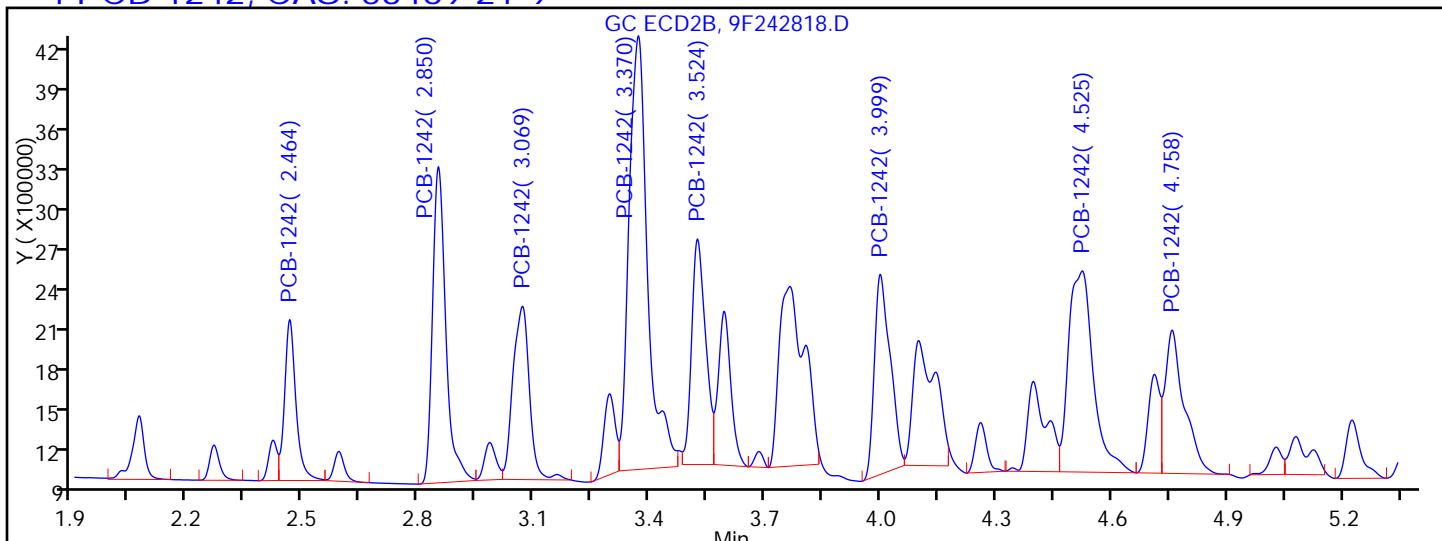
Method: 8082-ISTD

Limit Group: GC 8082A PCB ISTD

Column:

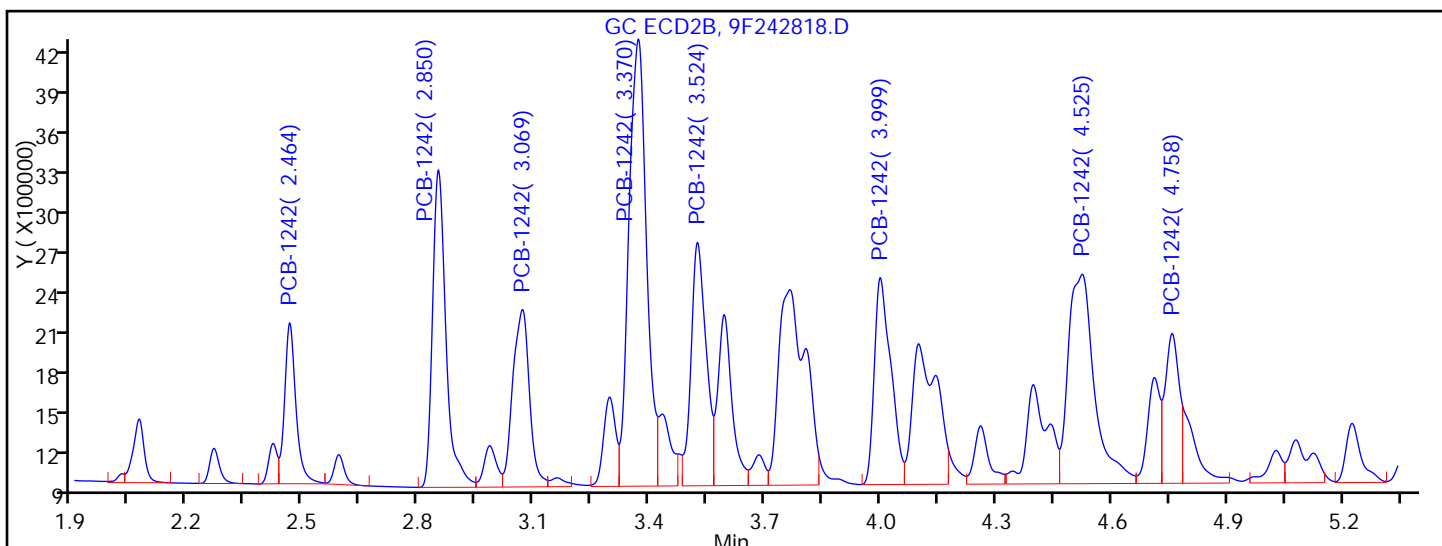
Detector: GC ECD2B

4 PCB-1242, CAS: 53469-21-9



Processing Integration Results

RT = 2.464	Response = 2406402	
RT = 2.850	Response = 5512686	
RT = 3.069	Response = 3762603	M
RT = 3.370	Response = 10653233	M
RT = 3.524	Response = 4180778	M
RT = 3.999	Response = 4153015	M
RT = 4.525	Response = 6549072	M
RT = 4.758	Response = 3586489	M



Manual Integration Results

RT = 2.464	Response = 2406402	
RT = 2.850	Response = 5512686	
RT = 3.069	Response = 3892701	M
RT = 3.370	Response = 10373571	M
RT = 3.524	Response = 4822643	M
RT = 3.999	Response = 4534258	M

TestAmerica Edison

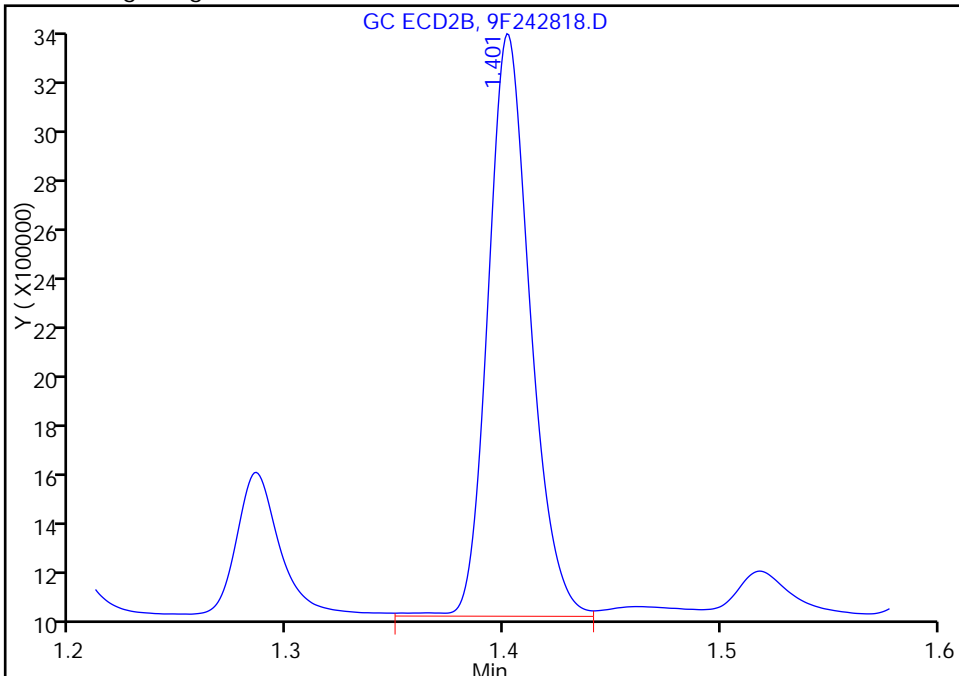
Data File: \\ChromNA\Edison\ChromData\CPESTGC9\20160812-44397.b\9F242818.D
Injection Date: 12-Aug-2016 15:15:29 Instrument ID: CPESTGC9
Lims ID: 460-118423-A-4-A Lab Sample ID: 460-118423-4
Client ID: PRA-P24-12.75
Operator ID: ALS Bottle#: 32 Worklist Smp#: 32
Injection Vol: 1.0 ul Dil. Factor: 10.0000
Method: 8082-ISTD Limit Group: GC 8082A PCB ISTD
Column: Detector GC ECD2B

* 13 1-Bromo-2-nitrobenzene, CAS: 577-19-5

Signal: 2

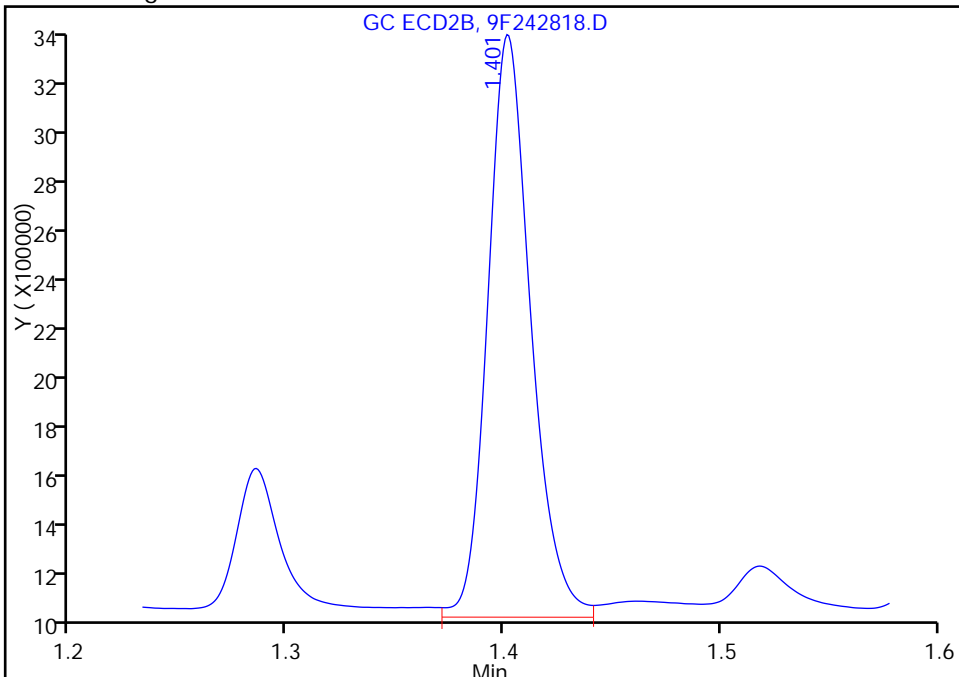
RT: 1.40
Area: 3052346
Amount: 20.000000
Amount Units: ug/l

Processing Integration Results



RT: 1.40
Area: 3142332
Amount: 20.000000
Amount Units: ug/l

Manual Integration Results



Reviewer: patelji, 12-Aug-2016 15:31:00
Audit Action: Assigned New Baseline

Audit Reason: Peak not integrated

FORM I
PCBS ORGANICS ANALYSIS DATA SHEET

Lab Name: TestAmerica Edison Job No.: 460-118423-1
 SDG No.: _____
 Client Sample ID: PRA-P24-12.75 Lab Sample ID: 460-118423-4
 Matrix: Solid (SPLP East) Lab File ID: 9F242997.D
 Analysis Method: 8082A Date Collected: 08/09/2016 09:15
 Extraction Method: 3510C Date Extracted: 08/16/2016 14:21
 Sample wt/vol: 250 (mL) Date Analyzed: 08/17/2016 11:25
 Con. Extract Vol.: 1 (mL) Dilution Factor: 1
 Injection Volume: 1 (uL) GC Column: CLP-2 ID: 0.53 (mm)
 % Moisture: _____ GPC Cleanup: (Y/N) N
 Analysis Batch No.: 385145 Units: ug/L

CAS NO.	SURROGATE	%REC	Q	LIMITS
2051-24-3	DCB Decachlorobiphenyl	113		10-150

TestAmerica Edison
Target Compound Quantitation Report

Data File: \\ChromNA\Edison\ChromData\CPESTGC9\20160816-44540.b\9F242997.D
 Lims ID: 460-118423-A-4-C
 Client ID: PRA-P24-12.75
 Sample Type: Client
 Inject. Date: 17-Aug-2016 11:25:51 ALS Bottle#: 9 Worklist Smp#: 9
 Injection Vol: 1.0 ul Dil. Factor: 1.0000
 Sample Info: 460-0044540-009
 Operator ID: Instrument ID: CPESTGC9
 Method: \\ChromNA\Edison\ChromData\CPESTGC9\20160816-44540.b\8082-ISTD.m
 Limit Group: GC 8082A PCB ISTD
 Last Update: 18-Aug-2016 13:07:11 Calib Date: 12-May-2016 14:29:29
 Integrator: Falcon
 Quant Method: Internal Standard Quant By: Initial Calibration
 Last ICal File: \\ChromNA\Edison\ChromData\CPESTGC9\20160512-40924.b\9F001892.D
 Column 1 : Det: GC ECD1A
 Column 2 : Det: GC ECD2B
 Process Host: XAWRK030

First Level Reviewer: kapoors Date: 17-Aug-2016 12:07:55

Col	RT (min.)	Exp RT (min.)	Dlt RT (min.)	Response	OnCol Amt ug/l	Flags
-----	-----------	---------------	---------------	----------	----------------	-------

* 13 1-Bromo-2-nitrobenzene						M
1	1.622	1.616	0.006	1908297	20.0	M
2	1.405	1.397	0.008	1934254	20.0	M
RPD = 0.00						
4 PCB-1242						M
1	3.206	3.209	-0.003	2104611	1298.4	
1	3.715	3.722	-0.007	5129716	1535.4	
1	4.013	4.018	-0.005	2930243	2113.5	M
1	4.282	4.288	-0.006	3123030	562.4	M
1	4.455	4.459	-0.004	2121168	823.9	M
1	5.195	5.201	-0.006	1468440	618.1	M
1	5.528	5.531	-0.003	748169	386.0	M
1	5.580	5.581	-0.001	984316	427.8	M
Average of Peak Amounts =						970.7
2	2.468	2.474	-0.006	1961027	1480.9	
2	2.853	2.863	-0.010	4682919	1833.5	M
2	3.075	3.084	-0.009	3456937	2124.1	M
2	3.372	3.384	-0.012	2605787	524.7	M
2	3.530	3.537	-0.007	1712966	756.3	M
2	4.003	4.015	-0.012	1732073	784.6	M
2	4.508	4.514	-0.006	1228886	336.8	
2	4.761	4.776	-0.015	765077	524.4	
Average of Peak Amounts =						1045.7
RPD =						7.44

Col	RT (min.)	Exp RT (min.)	Dlt RT (min.)	Response	OnCol Amt ug/l	Flags
-----	-----------	---------------	---------------	----------	----------------	-------

\$ 11 DCB Decachlorobiphenyl

1	10.140	10.116	0.024	7724197	113.3	a
2	9.191	9.178	0.013	8237322	102.2	a

RPD = 10.35

S 12 Polychlorinated biphenyls, Total

1					970.7	
---	--	--	--	--	-------	--

QC Flag Legend

Review Flags

M - Manually Integrated

Reagents:

SGPCBISTD_00006

Amount Added: 20.00

Units: uL

Run Reagent

TestAmerica Edison

Data File: \\ChromNA\Edison\ChromData\CPESTGC9\20160816-44540.b\9F242997.D

Injection Date: 17-Aug-2016 11:25:51

Instrument ID: CPESTGC9

Operator ID:

Lims ID: 460-118423-A-4-C

Lab Sample ID: 460-118423-4

Worklist Smp#: 9

Client ID: PRA-P24-12.75

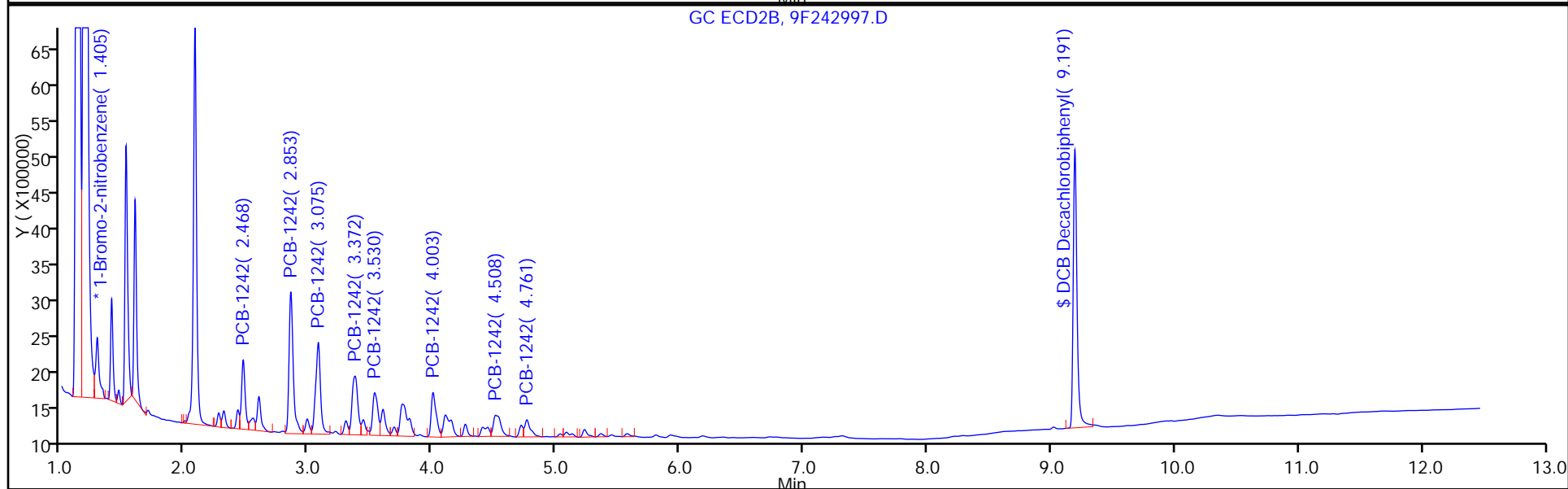
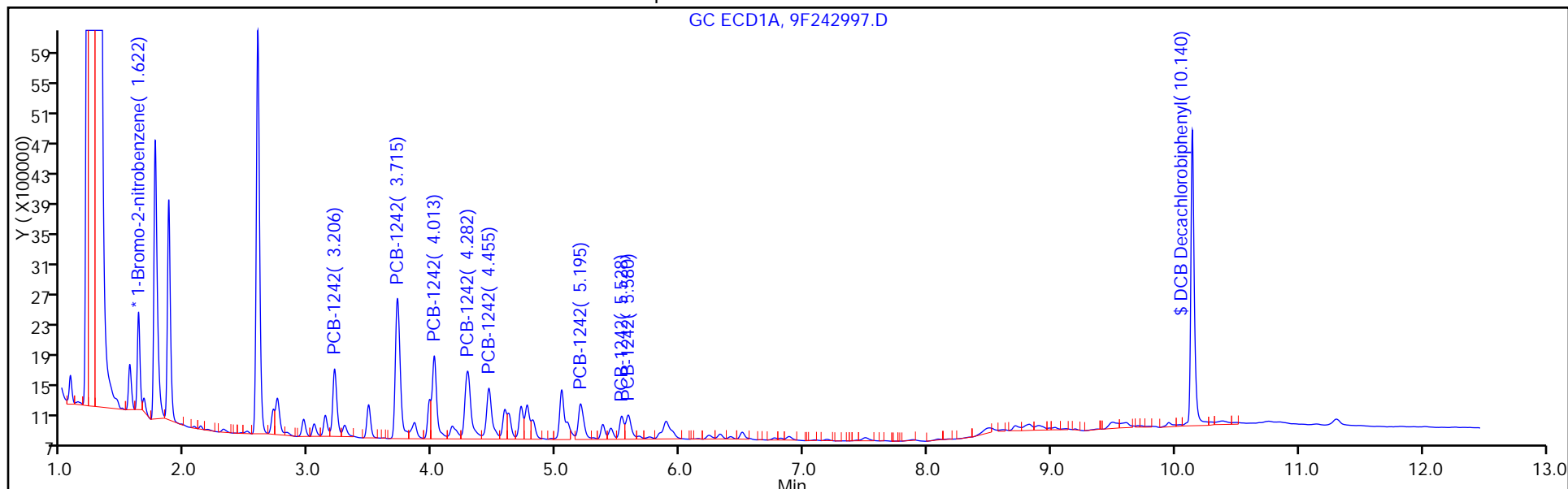
Injection Vol: 1.0 ul

Dil. Factor: 1.0000

ALS Bottle#: 9

Method: 8082-ISTD

Limit Group: GC 8082A PCB ISTD



TestAmerica Edison

Data File: \\ChromNA\Edison\ChromData\CPESTGC9\20160816-44540.b\9F242997.D

Injection Date: 17-Aug-2016 11:25:51

Instrument ID: CPESTGC9

Lims ID: 460-118423-A-4-C

Lab Sample ID: 460-118423-4

Client ID: PRA-P24-12.75

Operator ID:

ALS Bottle#: 9 Worklist Smp#: 9

Injection Vol: 1.0 ul

Dil. Factor: 1.0000

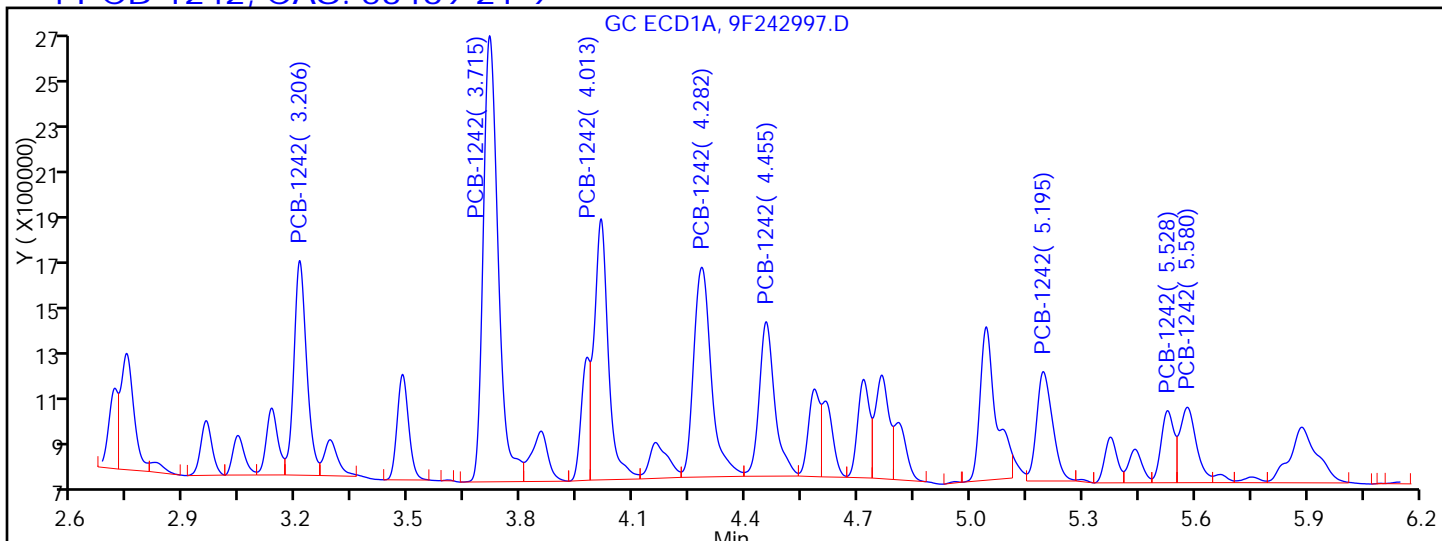
Method: 8082-ISTD

Limit Group: GC 8082A PCB ISTD

Column:

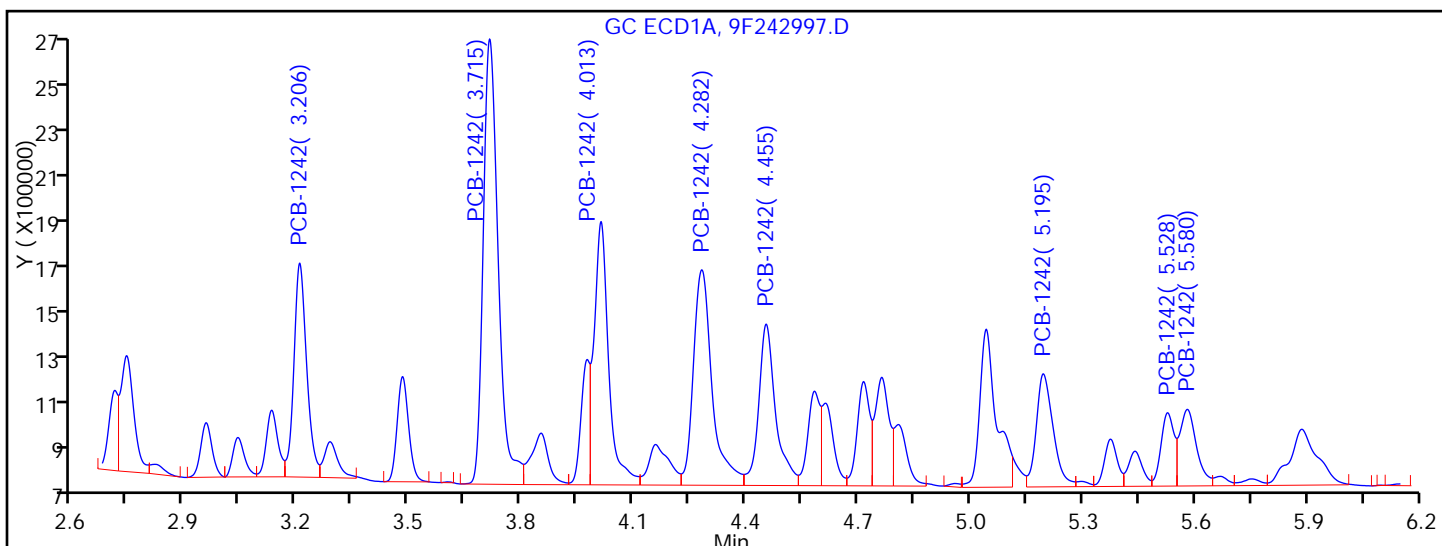
Detector: GC ECD1A

4 PCB-1242, CAS: 53469-21-9



Processing Integration Results

RT = 3.206	Response = 2104611	
RT = 3.715	Response = 5129716	
RT = 4.013	Response = 2814679	M
RT = 4.282	Response = 2849866	M
RT = 4.455	Response = 1851348	M
RT = 5.195	Response = 1338698	M
RT = 5.528	Response = 722739	M
RT = 5.580	Response = 951479	M



Manual Integration Results

RT = 3.206	Response = 2104611	
RT = 3.715	Response = 5129716	
RT = 4.013	Response = 2930243	M
RT = 4.282	Response = 3123030	M
RT = 4.455	Response = 2121168	M
RT = 5.195	Response = 1468440	M

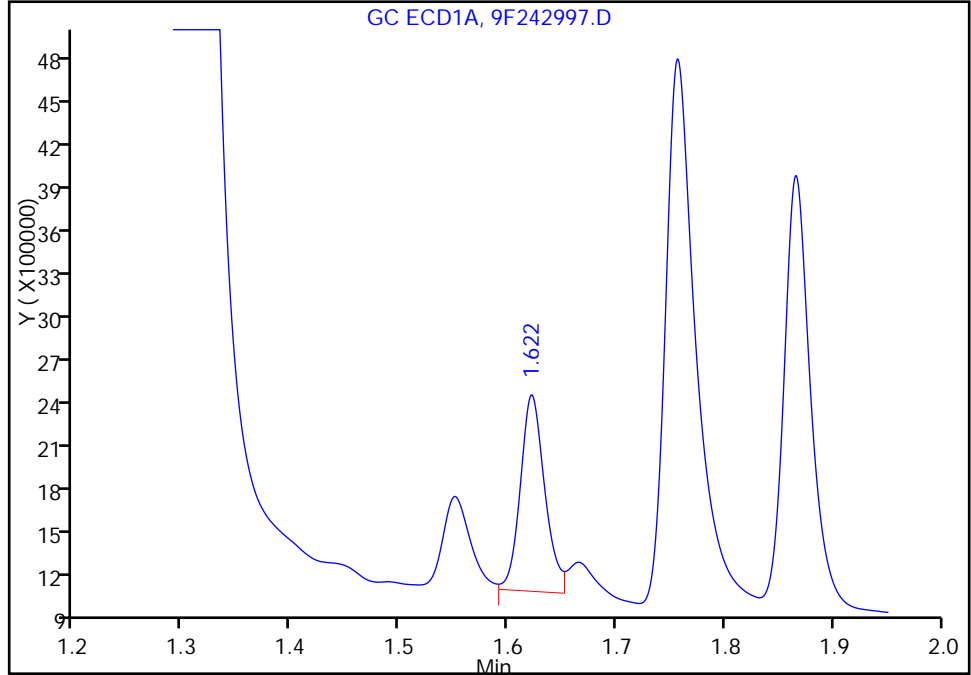
TestAmerica Edison

Data File: \\ChromNA\Edison\ChromData\CPESTGC9\20160816-44540.b\9F242997.D
Injection Date: 17-Aug-2016 11:25:51 Instrument ID: CPESTGC9
Lims ID: 460-118423-A-4-C Lab Sample ID: 460-118423-4
Client ID: PRA-P24-12.75
Operator ID: ALS Bottle#: 9 Worklist Smp#: 9
Injection Vol: 1.0 ul Dil. Factor: 1.0000
Method: 8082-ISTD Limit Group: GC 8082A PCB ISTD
Column: Detector GC ECD1A

* 13 1-Bromo-2-nitrobenzene, CAS: 577-19-5
Signal: 1

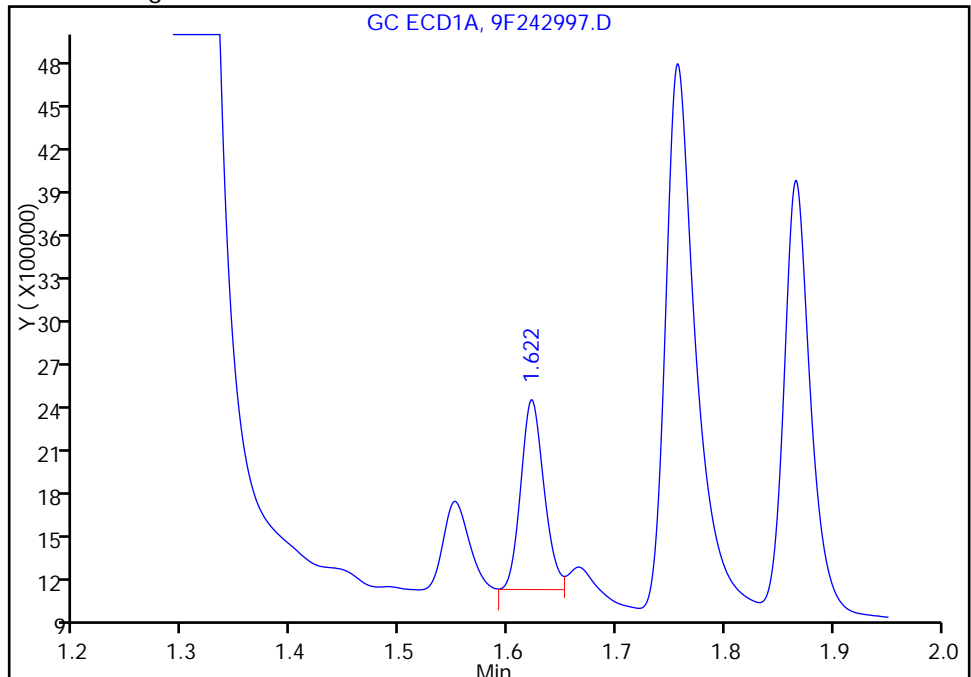
RT: 1.62
Area: 2070974
Amount: 20.000000
Amount Units: ug/l

Processing Integration Results



RT: 1.62
Area: 1908297
Amount: 20.000000
Amount Units: ug/l

Manual Integration Results



Reviewer: patelji, 18-Aug-2016 12:55:41
Audit Action: Assigned New Baseline

Audit Reason: Sample matrix interference

FORM I
PCBS ORGANICS ANALYSIS DATA SHEET

Lab Name: TestAmerica Edison Job No.: 460-118423-1
 SDG No.: _____
 Client Sample ID: PRA-P24-12.75 Lab Sample ID: 460-118423-4
 Matrix: Solid (SPLP East) Lab File ID: 9F242997.D
 Analysis Method: 8082A Date Collected: 08/09/2016 09:15
 Extraction Method: 3510C Date Extracted: 08/16/2016 14:21
 Sample wt/vol: 250 (mL) Date Analyzed: 08/17/2016 11:25
 Con. Extract Vol.: 1 (mL) Dilution Factor: 1
 Injection Volume: 1 (uL) GC Column: CLP-1 ID: 0.53 (mm)
 % Moisture: _____ GPC Cleanup: (Y/N) N
 Analysis Batch No.: 385145 Units: ug/L

CAS NO.	COMPOUND NAME	RESULT	Q	RL	MDL
12674-11-2	Aroclor 1016	0.098	U	0.40	0.098
11104-28-2	Aroclor 1221	0.098	U	0.40	0.098
11141-16-5	Aroclor 1232	0.098	U	0.40	0.098
53469-21-9	Aroclor 1242	4.2		0.40	0.098
12672-29-6	Aroclor 1248	0.098	U	0.40	0.098
11097-69-1	Aroclor 1254	0.084	U	0.40	0.084
11096-82-5	Aroclor 1260	0.084	U	0.40	0.084
37324-23-5	Aroclor-1262	0.084	U	0.40	0.084
11100-14-4	Aroclor 1268	0.084	U	0.40	0.084
1336-36-3	Polychlorinated biphenyls, Total	4.2		0.40	0.098

CAS NO.	SURROGATE	%REC	Q	LIMITS
2051-24-3	DCB Decachlorobiphenyl	102		10-150

TestAmerica Edison
Target Compound Quantitation Report

Data File: \\ChromNA\Edison\ChromData\CPESTGC9\20160816-44540.b\9F242997.D
 Lims ID: 460-118423-A-4-C
 Client ID: PRA-P24-12.75
 Sample Type: Client
 Inject. Date: 17-Aug-2016 11:25:51 ALS Bottle#: 9 Worklist Smp#: 9
 Injection Vol: 1.0 ul Dil. Factor: 1.0000
 Sample Info: 460-0044540-009
 Operator ID: Instrument ID: CPESTGC9
 Method: \\ChromNA\Edison\ChromData\CPESTGC9\20160816-44540.b\8082-ISTD.m
 Limit Group: GC 8082A PCB ISTD
 Last Update: 18-Aug-2016 13:07:11 Calib Date: 12-May-2016 14:29:29
 Integrator: Falcon
 Quant Method: Internal Standard Quant By: Initial Calibration
 Last ICal File: \\ChromNA\Edison\ChromData\CPESTGC9\20160512-40924.b\9F001892.D

Column 1 : Det: GC ECD1A
 Column 2 : Det: GC ECD2B
 Process Host: XAWRK030

First Level Reviewer: kapoors Date: 17-Aug-2016 12:07:55

Col	RT (min.)	Exp RT (min.)	Dlt RT (min.)	Response	OnCol Amt ug/l	Flags
-----	-----------	---------------	---------------	----------	----------------	-------

* 13 1-Bromo-2-nitrobenzene M
 1 1.622 1.616 0.006 1908297 20.0 M
 2 1.405 1.397 0.008 1934254 20.0 M

RPD = 0.00

4 PCB-1242 M
 1 3.206 3.209 -0.003 2104611 1298.4
 1 3.715 3.722 -0.007 5129716 1535.4
 1 4.013 4.018 -0.005 2930243 2113.5 M
 1 4.282 4.288 -0.006 3123030 562.4 M
 1 4.455 4.459 -0.004 2121168 823.9 M
 1 5.195 5.201 -0.006 1468440 618.1 M
 1 5.528 5.531 -0.003 748169 386.0 M
 1 5.580 5.581 -0.001 984316 427.8 M

Average of Peak Amounts = 970.7

2 2.468 2.474 -0.006 1961027 1480.9
 2 2.853 2.863 -0.010 4682919 1833.5 M
 2 3.075 3.084 -0.009 3456937 2124.1 M
 2 3.372 3.384 -0.012 2605787 524.7 M
 2 3.530 3.537 -0.007 1712966 756.3 M
 2 4.003 4.015 -0.012 1732073 784.6 M
 2 4.508 4.514 -0.006 1228886 336.8
 2 4.761 4.776 -0.015 765077 524.4

Average of Peak Amounts = 1045.7

RPD = 7.44

Col	RT (min.)	Exp RT (min.)	Dlt RT (min.)	Response	OnCol Amt ug/l	Flags
-----	-----------	---------------	---------------	----------	----------------	-------

\$ 11 DCB Decachlorobiphenyl

1	10.140	10.116	0.024	7724197	113.3	a
2	9.191	9.178	0.013	8237322	102.2	a

RPD = 10.35

S 12 Polychlorinated biphenyls, Total

1					970.7	
---	--	--	--	--	-------	--

QC Flag Legend

Review Flags

M - Manually Integrated

Reagents:

SGPCBISTD_00006

Amount Added: 20.00

Units: uL

Run Reagent

TestAmerica Edison

Data File: \\ChromNA\Edison\ChromData\CPESTGC9\20160816-44540.b\9F242997.D

Injection Date: 17-Aug-2016 11:25:51

Instrument ID: CPESTGC9

Operator ID:

Lims ID: 460-118423-A-4-C

Lab Sample ID: 460-118423-4

Worklist Smp#: 9

Client ID: PRA-P24-12.75

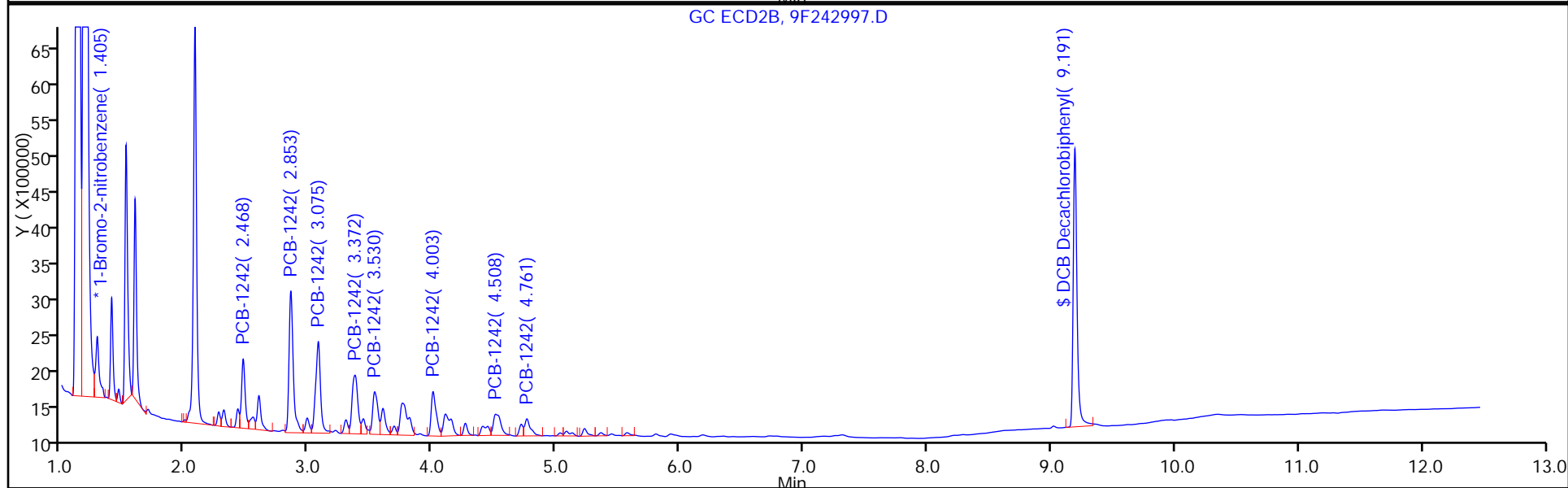
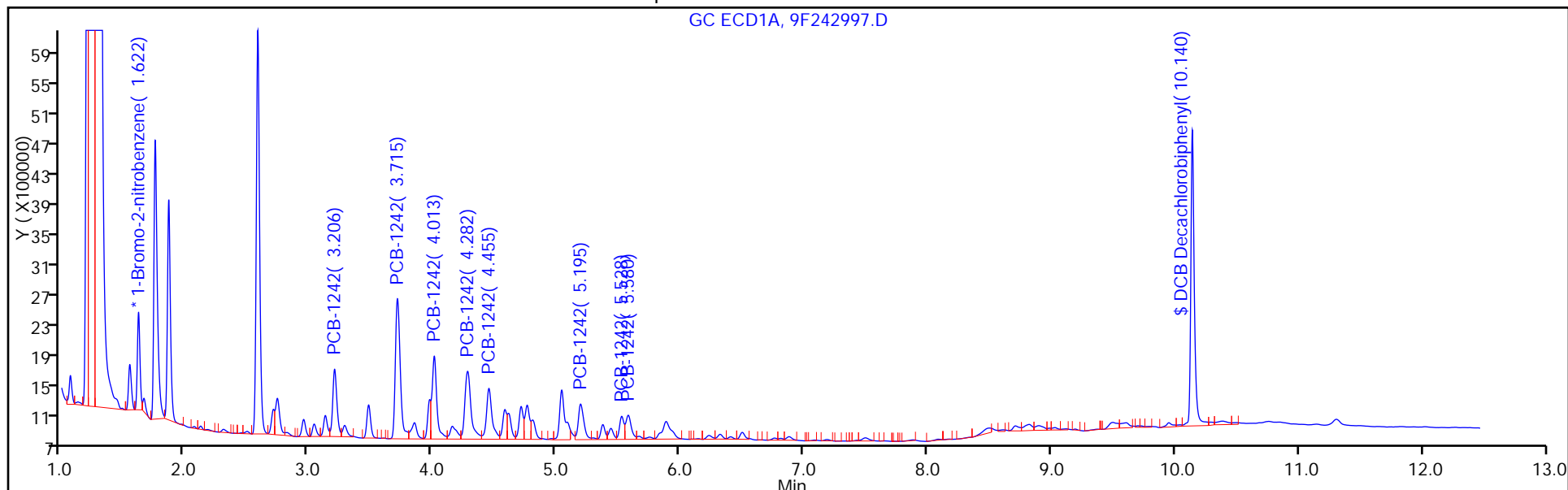
Injection Vol: 1.0 ul

Dil. Factor: 1.0000

ALS Bottle#: 9

Method: 8082-ISTD

Limit Group: GC 8082A PCB ISTD



TestAmerica Edison

Data File: \\ChromNA\Edison\ChromData\CPESTGC9\20160816-44540.b\9F242997.D

Injection Date: 17-Aug-2016 11:25:51

Instrument ID: CPESTGC9

Lims ID: 460-118423-A-4-C

Lab Sample ID: 460-118423-4

Client ID: PRA-P24-12.75

Operator ID:

ALS Bottle#: 9 Worklist Smp#: 9

Injection Vol: 1.0 ul

Dil. Factor: 1.0000

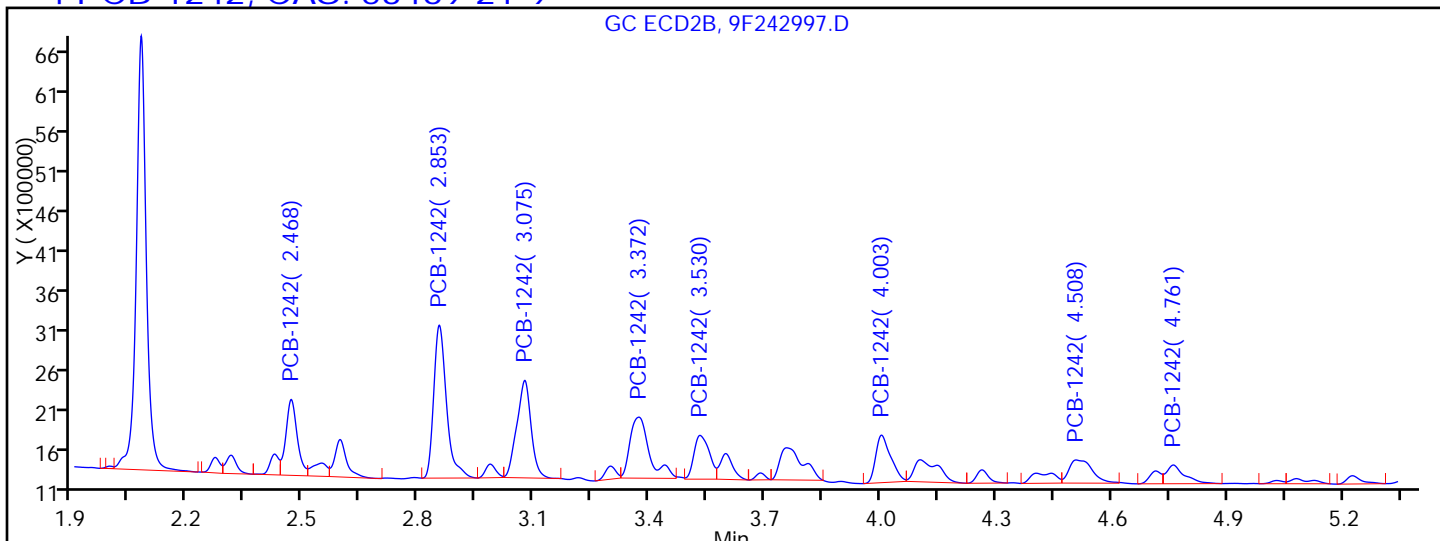
Method: 8082-ISTD

Limit Group: GC 8082A PCB ISTD

Column:

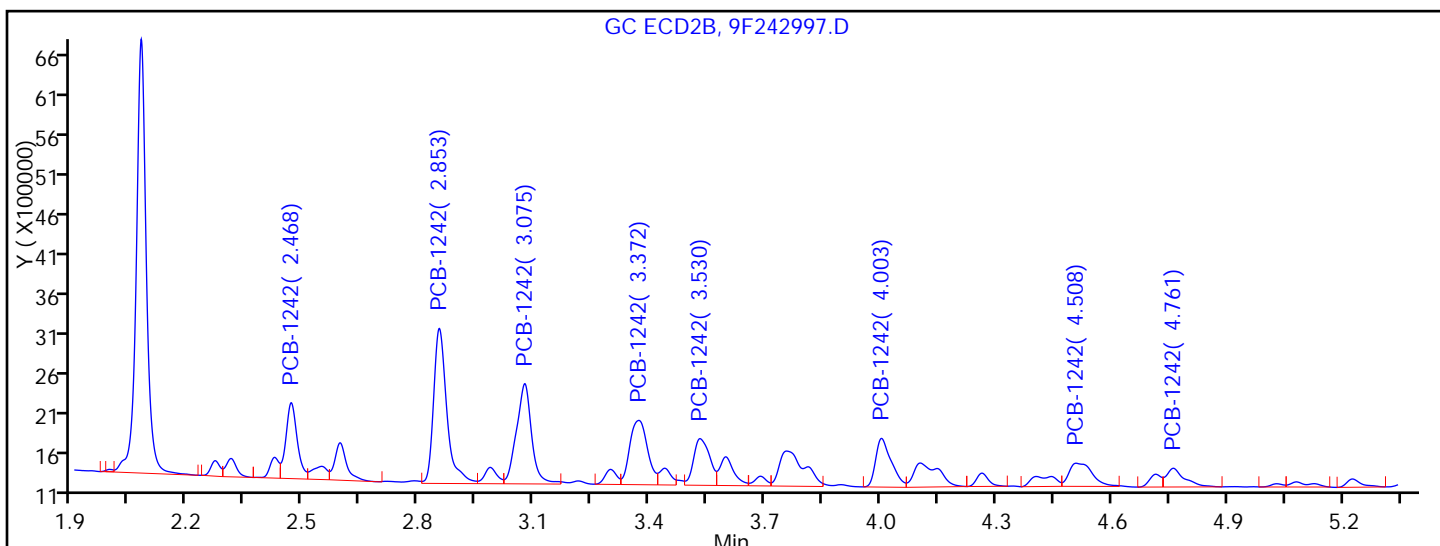
Detector: GC ECD2B

4 PCB-1242, CAS: 53469-21-9



Processing Integration Results

RT = 2.468	Response = 1961027	
RT = 2.853	Response = 4444700	M
RT = 3.075	Response = 3161105	M
RT = 3.372	Response = 2685055	M
RT = 3.530	Response = 1532221	M
RT = 4.003	Response = 1617369	M
RT = 4.508	Response = 1228886	
RT = 4.761	Response = 765077	



Manual Integration Results

RT = 2.468	Response = 1961027	
RT = 2.853	Response = 4682919	M
RT = 3.075	Response = 3456937	M
RT = 3.372	Response = 2605787	M
RT = 3.530	Response = 1712966	M
RT = 4.003	Response = 1732073	M

TestAmerica Edison

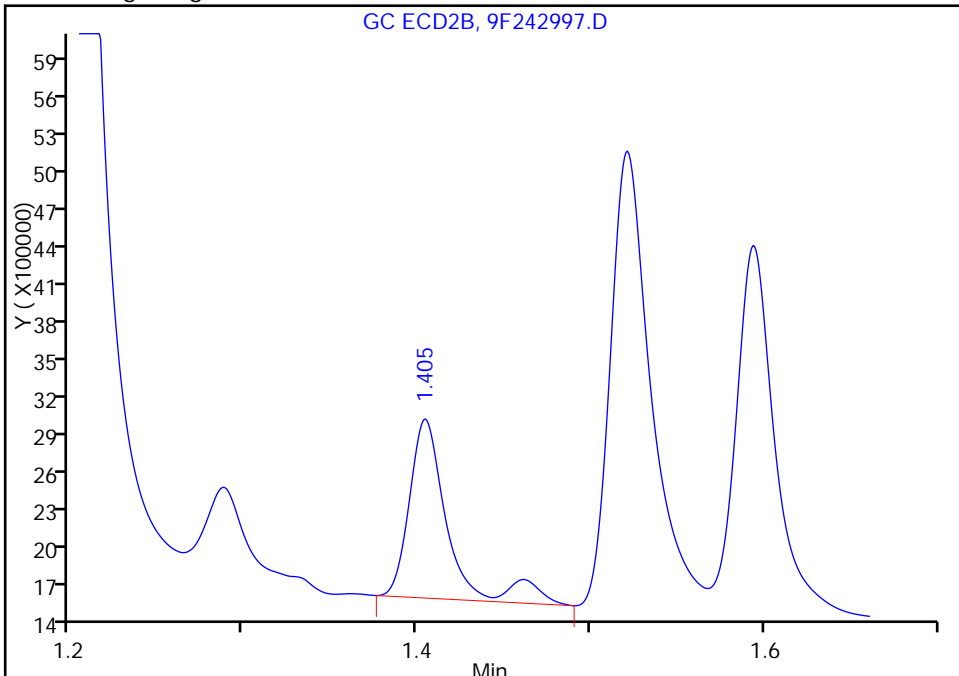
Data File: \\ChromNA\Edison\ChromData\CPESTGC9\20160816-44540.b\9F242997.D
Injection Date: 17-Aug-2016 11:25:51 Instrument ID: CPESTGC9
Lims ID: 460-118423-A-4-C Lab Sample ID: 460-118423-4
Client ID: PRA-P24-12.75
Operator ID: ALS Bottle#: 9 Worklist Smp#: 9
Injection Vol: 1.0 ul Dil. Factor: 1.0000
Method: 8082-ISTD Limit Group: GC 8082A PCB ISTD
Column: Detector GC ECD2B

* 13 1-Bromo-2-nitrobenzene, CAS: 577-19-5

Signal: 2

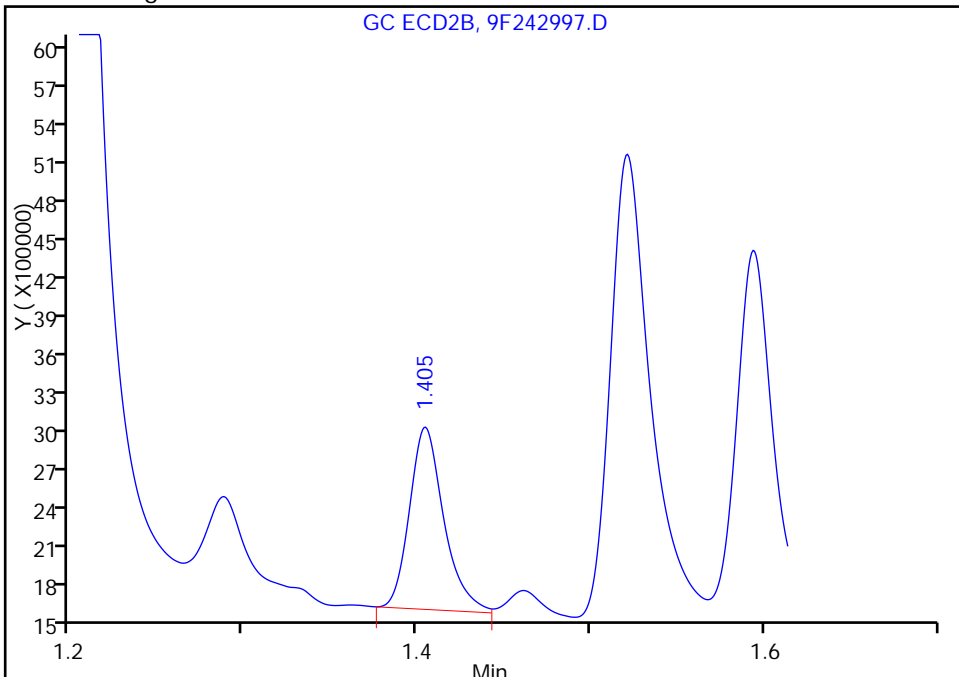
RT: 1.40
Area: 2172596
Amount: 20.000000
Amount Units: ug/l

Processing Integration Results



RT: 1.40
Area: 1934254
Amount: 20.000000
Amount Units: ug/l

Manual Integration Results



Reviewer: patelji, 18-Aug-2016 12:55:41
Audit Action: Split an Integrated Peak

Audit Reason: Sample matrix interference

FORM I
PCBS ORGANICS ANALYSIS DATA SHEET

Lab Name: TestAmerica Edison Job No.: 460-118423-1
 SDG No.: _____
 Client Sample ID: D1-8.25 DL Lab Sample ID: 460-118423-5 DL
 Matrix: Solid Lab File ID: 9F242816.D
 Analysis Method: 8082A Date Collected: 08/09/2016 09:27
 Extraction Method: 3546 Date Extracted: 08/11/2016 23:07
 Sample wt/vol: 15.0070 (g) Date Analyzed: 08/12/2016 14:35
 Con. Extract Vol.: 10 (mL) Dilution Factor: 2
 Injection Volume: 1 (uL) GC Column: CLP-2 ID: 0.53 (mm)
 % Moisture: 2.4 GPC Cleanup: (Y/N) N
 Analysis Batch No.: 384452 Units: ug/Kg

CAS NO.	SURROGATE	%REC	Q	LIMITS
2051-24-3	DCB Decachlorobiphenyl	110	D	35-150

TestAmerica Edison
Target Compound Quantitation Report

Data File: \\ChromNA\Edison\ChromData\CPESTGC9\20160812-44397.b\9F242816.D
 Lims ID: 460-118423-A-5-A
 Client ID: D1-8.25
 Sample Type: Client
 Inject. Date: 12-Aug-2016 14:35:38 ALS Bottle#: 30 Worklist Smp#: 30
 Injection Vol: 1.0 ul Dil. Factor: 2.0000
 Sample Info: 460-0044397-030
 Operator ID: Instrument ID: CPESTGC9
 Method: \\ChromNA\Edison\ChromData\CPESTGC9\20160812-44397.b\8082-ISTD.m
 Limit Group: GC 8082A PCB ISTD
 Last Update: 15-Aug-2016 10:50:46 Calib Date: 12-May-2016 14:29:29
 Integrator: Falcon
 Quant Method: Internal Standard Quant By: Initial Calibration
 Last ICal File: \\ChromNA\Edison\ChromData\CPESTGC9\20160512-40924.b\9F001892.D
 Column 1 : Det: GC ECD1A
 Column 2 : Det: GC ECD2B
 Process Host: XAWRK053

First Level Reviewer: patelji Date: 12-Aug-2016 14:54:21

Col	RT (min.)	Exp RT (min.)	Dlt RT (min.)	Response	OnCol Amt ug/l	Flags
-----	-----------	---------------	---------------	----------	----------------	-------

* 13 1-Bromo-2-nitrobenzene M
 1 1.614 1.618 -0.004 3309178 20.0
 2 1.404 1.410 -0.006 2877199 20.0 M
 RPD = 0.00

4 PCB-1242

1	3.194	3.209	-0.015	1768932	629.3	
1	3.704	3.722	-0.018	4066382	701.9	
1	4.000	4.018	-0.018	1684176	700.5	
1	4.272	4.288	-0.016	9693906	1006.8	
1	4.443	4.459	-0.016	3552730	795.8	
1	5.185	5.201	-0.016	5103453	1238.8	M
1	5.516	5.531	-0.015	4290049	1276.5	M
1	5.568	5.581	-0.013	6428485	1611.3	M
Average of Peak Amounts =					995.1	
2	2.467	2.474	-0.007	1899407	964.3	
2	2.851	2.863	-0.012	3780024	994.9	M
2	3.067	3.084	-0.017	2847561	1176.3	M
2	3.371	3.384	-0.013	9101433	1232.0	M
2	3.525	3.537	-0.012	3353070	995.3	M
2	3.999	4.015	-0.016	4788182	1458.2	M
2	4.502	4.514	-0.012	8105793	1493.6	M
2	0.000	4.776	-4.776	0	0	
Average of Peak Amounts =					1187.8	
					RPD = 17.66	

Col	RT (min.)	Exp RT (min.)	Dlt RT (min.)	Response	OnCol Amt ug/l	Flags
-----	-----------	---------------	---------------	----------	----------------	-------

9 PCB-1262						M
1	6.805	6.796	0.009	7385329	1108.4	M
1	7.176	7.165	0.011	11694838	1522.1	M
1	8.071	8.060	0.011	10325093	952.0	
1	8.521	8.511	0.010	6927592	812.0	
1	8.846	8.833	0.013	21783932	1352.4	
1	9.616	9.594	0.022	3109614	1114.8	
1	9.764	9.739	0.025	8890449	1412.6	
1	10.031	10.003	0.028	3621379	1472.9	
Average of Peak Amounts =					1218.4	
2	5.441	5.436	0.005	6061188	1166.5	M
2	6.716	6.709	0.007	6841526	769.4	M
2	7.242	7.234	0.008	25153454	1218.4	M
2	0.000	7.765	-7.765	0	0	
2	7.956	7.949	0.007	11735156	1281.3	
2	8.406	8.397	0.009	3709925	1176.9	
2	8.742	8.733	0.009	10140099	1485.9	
2	9.046	9.036	0.010	4017102	1546.4	
Average of Peak Amounts =					1235.0	
					RPD = 1.35	

\$ 11 DCB Decachlorobiphenyl						
1	10.235	10.219	0.016	3237491	27.4	
2	9.228	9.225	0.003	3620654	30.2	
					RPD = 9.72	

S 12 Polychlorinated biphenyls, Total						
1					2213.5	

QC Flag Legend

Review Flags

M - Manually Integrated

Reagents:

SGPCBISTD_00006 Amount Added: 20.00 Units: uL Run Reagent

TestAmerica Edison

Data File: \\ChromNA\Edison\ChromData\CPESTGC9\20160812-44397.b\9F242816.D

Injection Date: 12-Aug-2016 14:35:38

Instrument ID: CPESTGC9

Operator ID:

Lims ID: 460-118423-A-5-A

Lab Sample ID: 460-118423-5

Worklist Smp#: 30

Client ID: D1-8.25

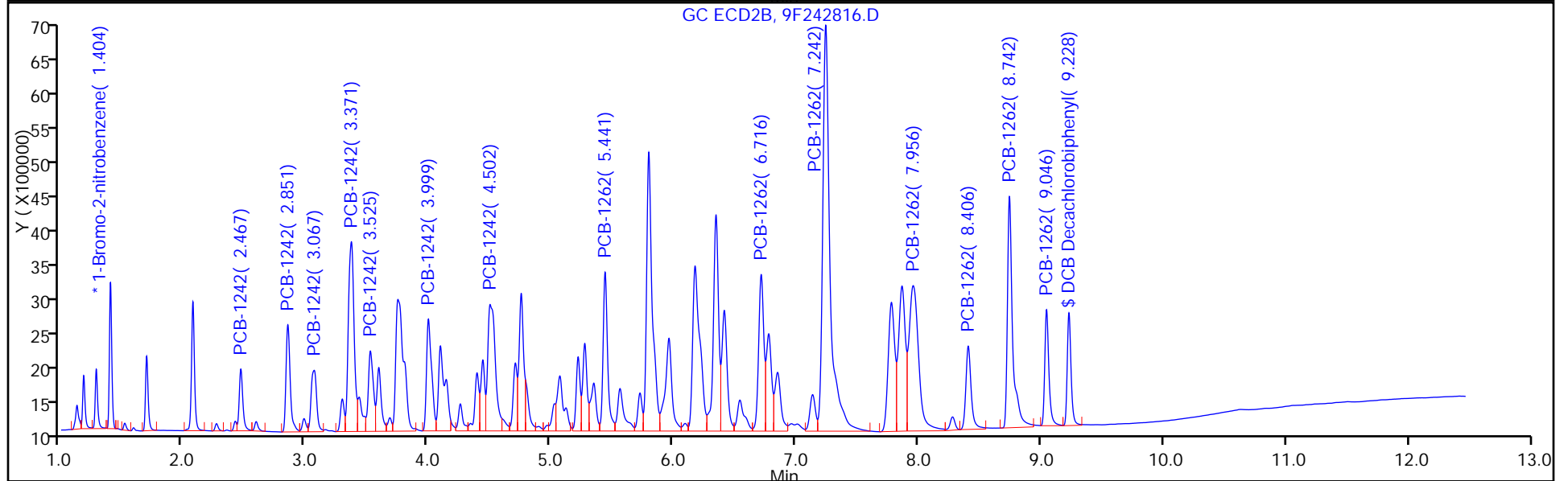
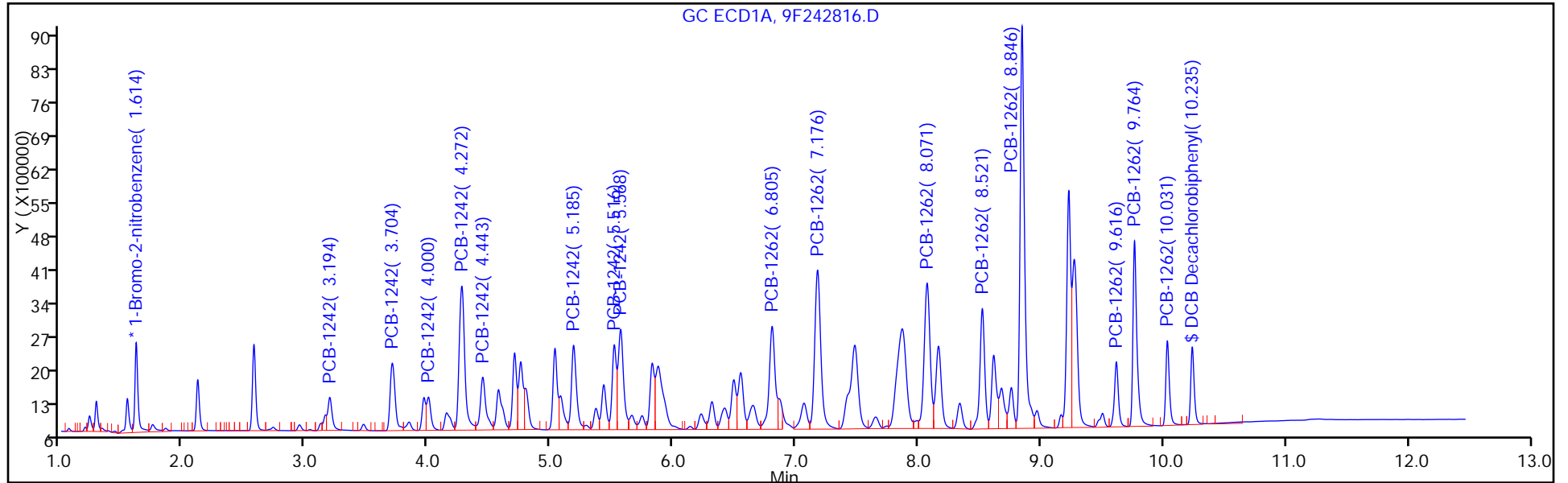
Injection Vol: 1.0 ul

Dil. Factor: 2.0000

ALS Bottle#: 30

Method: 8082-ISTD

Limit Group: GC 8082A PCB ISTD



TestAmerica Edison

Data File: \\ChromNA\Edison\ChromData\CPESTGC9\20160812-44397.b\9F242816.D

Injection Date: 12-Aug-2016 14:35:38

Instrument ID: CPESTGC9

Lims ID: 460-118423-A-5-A

Lab Sample ID: 460-118423-5

Client ID: D1-8.25

Operator ID:

ALS Bottle#: 30 Worklist Smp#: 30

Injection Vol: 1.0 ul

Dil. Factor: 2.0000

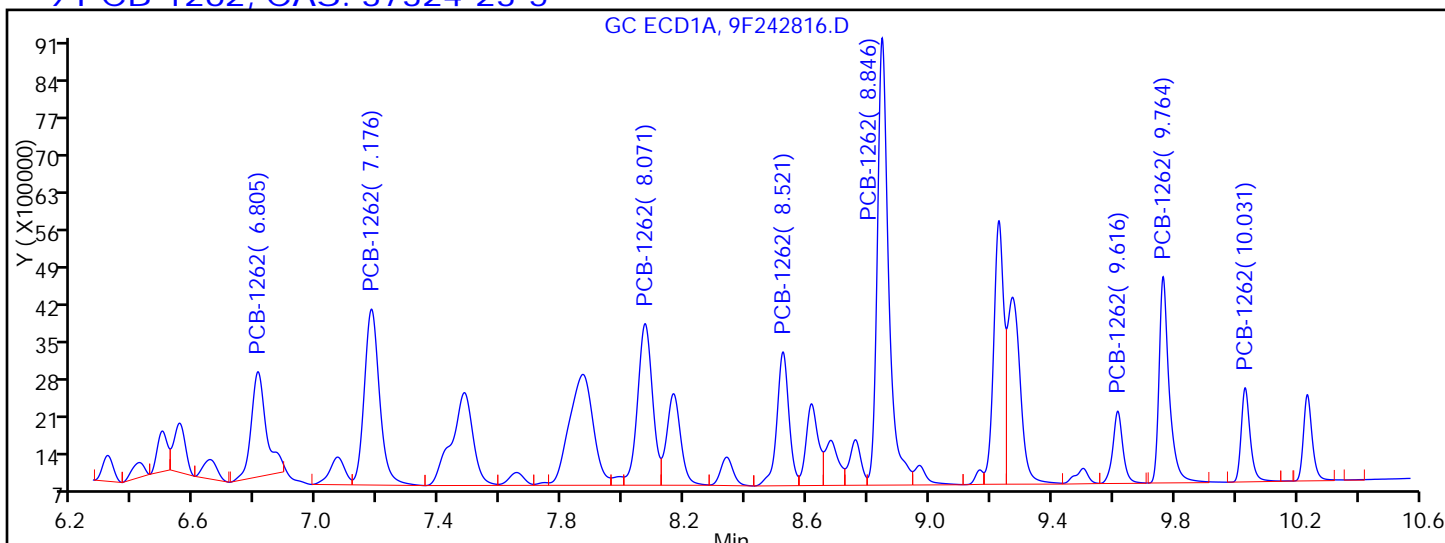
Method: 8082-ISTD

Limit Group: GC 8082A PCB ISTD

Column:

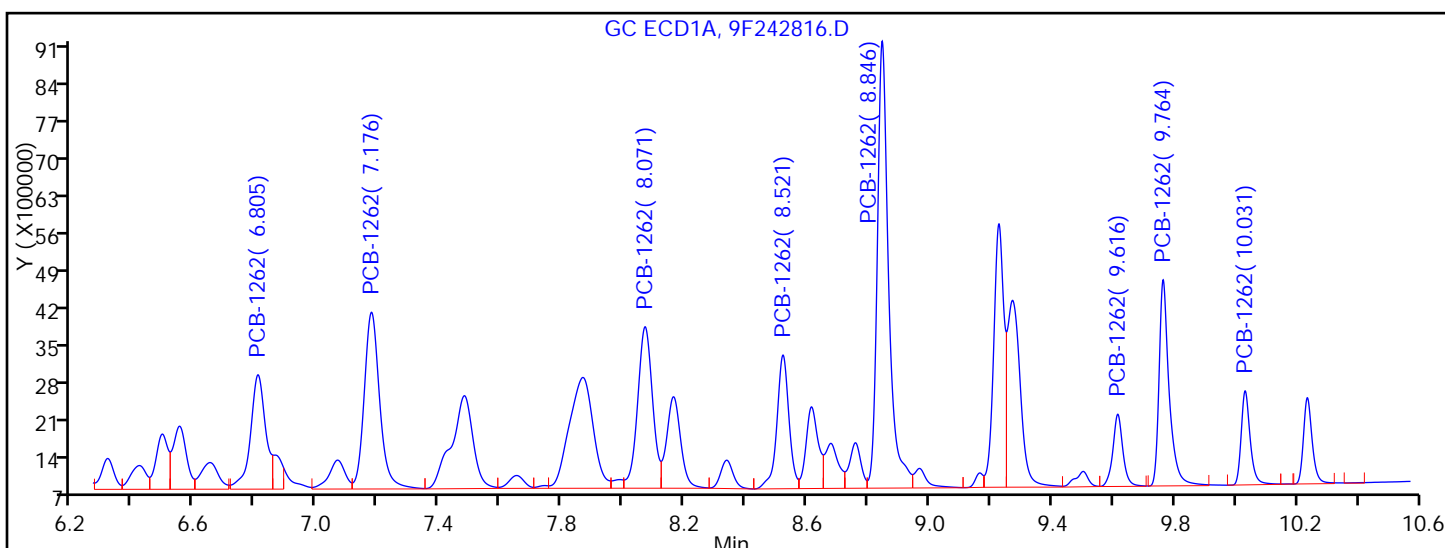
Detector GC ECD1A

9 PCB-1262, CAS: 37324-23-5



Processing Integration Results

RT = 6.805	Response = 6832016	M
RT = 7.176	Response = 11489916	M
RT = 8.071	Response = 10325093	
RT = 8.521	Response = 6927592	
RT = 8.846	Response = 21783932	
RT = 9.616	Response = 3109614	
RT = 9.764	Response = 8890449	
RT = 10.031	Response = 3621379	



Manual Integration Results

RT = 6.805	Response = 7385329	M
RT = 7.176	Response = 11694838	M
RT = 8.071	Response = 10325093	
RT = 8.521	Response = 6927592	
RT = 8.846	Response = 21783932	
RT = 9.616	Response = 3109614	

FORM I
PCBS ORGANICS ANALYSIS DATA SHEET

Lab Name: TestAmerica Edison Job No.: 460-118423-1
 SDG No.: _____
 Client Sample ID: D1-8.25 DL Lab Sample ID: 460-118423-5 DL
 Matrix: Solid Lab File ID: 9F242816.D
 Analysis Method: 8082A Date Collected: 08/09/2016 09:27
 Extraction Method: 3546 Date Extracted: 08/11/2016 23:07
 Sample wt/vol: 15.0070(g) Date Analyzed: 08/12/2016 14:35
 Con. Extract Vol.: 10(mL) Dilution Factor: 2
 Injection Volume: 1(uL) GC Column: CLP-1 ID: 0.53(mm)
 % Moisture: 2.4 GPC Cleanup: (Y/N) N
 Analysis Batch No.: 384452 Units: ug/Kg

CAS NO.	COMPOUND NAME	RESULT	Q	RL	MDL
12674-11-2	Aroclor 1016	18	U	140	18
11104-28-2	Aroclor 1221	18	U	140	18
11141-16-5	Aroclor 1232	18	U	140	18
53469-21-9	Aroclor 1242	1600	D	140	18
12672-29-6	Aroclor 1248	18	U	140	18
11097-69-1	Aroclor 1254	19	U	140	19
11096-82-5	Aroclor 1260	19	U	140	19
37324-23-5	Aroclor 1262	1700	D	140	19
11100-14-4	Aroclor 1268	19	U	140	19

CAS NO.	SURROGATE	%REC	Q	LIMITS
2051-24-3	DCB Decachlorobiphenyl	121	D	35-150

TestAmerica Edison
Target Compound Quantitation Report

Data File: \\ChromNA\Edison\ChromData\CPESTGC9\20160812-44397.b\9F242816.D
 Lims ID: 460-118423-A-5-A
 Client ID: D1-8.25
 Sample Type: Client
 Inject. Date: 12-Aug-2016 14:35:38 ALS Bottle#: 30 Worklist Smp#: 30
 Injection Vol: 1.0 ul Dil. Factor: 2.0000
 Sample Info: 460-0044397-030
 Operator ID: Instrument ID: CPESTGC9
 Method: \\ChromNA\Edison\ChromData\CPESTGC9\20160812-44397.b\8082-ISTD.m
 Limit Group: GC 8082A PCB ISTD
 Last Update: 15-Aug-2016 10:50:46 Calib Date: 12-May-2016 14:29:29
 Integrator: Falcon
 Quant Method: Internal Standard Quant By: Initial Calibration
 Last ICal File: \\ChromNA\Edison\ChromData\CPESTGC9\20160512-40924.b\9F001892.D
 Column 1 : Det: GC ECD1A
 Column 2 : Det: GC ECD2B
 Process Host: XAWRK053

First Level Reviewer: patelji Date: 12-Aug-2016 14:54:21

Col	RT (min.)	Exp RT (min.)	Dlt RT (min.)	Response	OnCol Amt ug/l	Flags
-----	-----------	---------------	---------------	----------	----------------	-------

* 13 1-Bromo-2-nitrobenzene M
 1 1.614 1.618 -0.004 3309178 20.0
 2 1.404 1.410 -0.006 2877199 20.0 M

RPD = 0.00

4 PCB-1242

1 3.194 3.209 -0.015 1768932 629.3
 1 3.704 3.722 -0.018 4066382 701.9
 1 4.000 4.018 -0.018 1684176 700.5
 1 4.272 4.288 -0.016 9693906 1006.8
 1 4.443 4.459 -0.016 3552730 795.8
 1 5.185 5.201 -0.016 5103453 1238.8 M
 1 5.516 5.531 -0.015 4290049 1276.5 M
 1 5.568 5.581 -0.013 6428485 1611.3 M

Average of Peak Amounts = 995.1

2 2.467 2.474 -0.007 1899407 964.3
 2 2.851 2.863 -0.012 3780024 994.9 M
 2 3.067 3.084 -0.017 2847561 1176.3 M
 2 3.371 3.384 -0.013 9101433 1232.0 M
 2 3.525 3.537 -0.012 3353070 995.3 M
 2 3.999 4.015 -0.016 4788182 1458.2 M
 2 4.502 4.514 -0.012 8105793 1493.6 M
 2 0.000 4.776 -4.776 0 0

Average of Peak Amounts = 1187.8

RPD = 17.66

Data File: \\ChromNA\Edison\ChromData\CPESTGC9\20160812-44397.b\9F242816.D

Col	RT (min.)	Exp RT (min.)	Dlt RT (min.)	Response	OnCol Amt ug/l	Flags
-----	-----------	---------------	---------------	----------	----------------	-------

9 PCB-1262						M
1	6.805	6.796	0.009	7385329	1108.4	M
1	7.176	7.165	0.011	11694838	1522.1	M
1	8.071	8.060	0.011	10325093	952.0	
1	8.521	8.511	0.010	6927592	812.0	
1	8.846	8.833	0.013	21783932	1352.4	
1	9.616	9.594	0.022	3109614	1114.8	
1	9.764	9.739	0.025	8890449	1412.6	
1	10.031	10.003	0.028	3621379	1472.9	

Average of Peak Amounts = 1218.4

2	5.441	5.436	0.005	6061188	1166.5	M
2	6.716	6.709	0.007	6841526	769.4	M
2	7.242	7.234	0.008	25153454	1218.4	M
2	0.000	7.765	-7.765	0	0	
2	7.956	7.949	0.007	11735156	1281.3	
2	8.406	8.397	0.009	3709925	1176.9	
2	8.742	8.733	0.009	10140099	1485.9	
2	9.046	9.036	0.010	4017102	1546.4	

Average of Peak Amounts = 1235.0

RPD = 1.35

\$ 11 DCB Decachlorobiphenyl

1	10.235	10.219	0.016	3237491	27.4	
2	9.228	9.225	0.003	3620654	30.2	

RPD = 9.72

S 12 Polychlorinated biphenyls, Total

1						2213.5
---	--	--	--	--	--	--------

QC Flag Legend

Review Flags

M - Manually Integrated

Reagents:

SGPCBISTD_00006

Amount Added: 20.00

Units: uL

Run Reagent

TestAmerica Edison

Data File: \\ChromNA\Edison\ChromData\CPESTGC9\20160812-44397.b\9F242816.D

Injection Date: 12-Aug-2016 14:35:38

Instrument ID: CPESTGC9

Operator ID:

Lims ID: 460-118423-A-5-A

Lab Sample ID: 460-118423-5

Worklist Smp#: 30

Client ID: D1-8.25

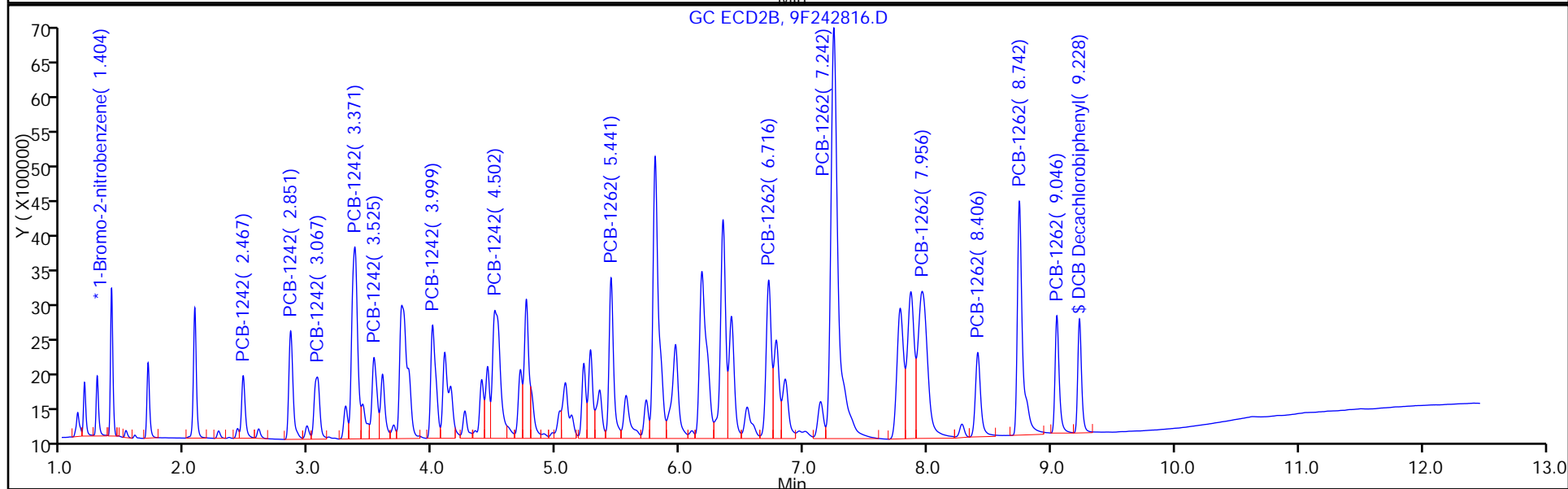
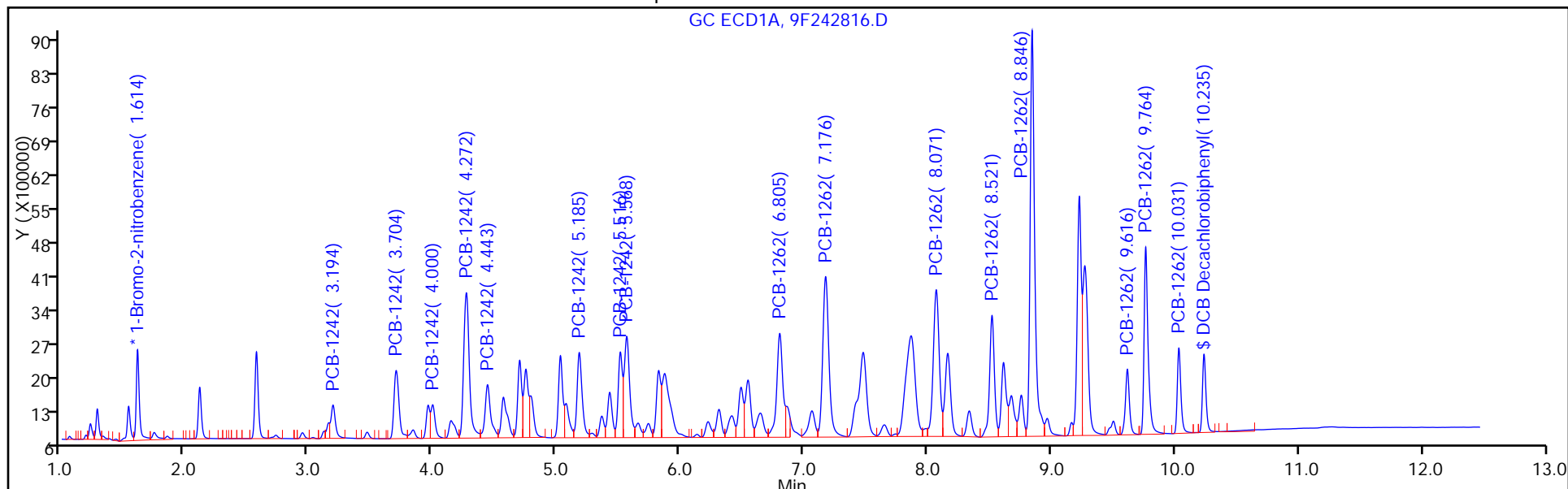
Injection Vol: 1.0 ul

Dil. Factor: 2.0000

ALS Bottle#: 30

Method: 8082-ISTD

Limit Group: GC 8082A PCB ISTD



TestAmerica Edison

Data File: \\ChromNA\Edison\ChromData\CPESTGC9\20160812-44397.b\9F242816.D

Injection Date: 12-Aug-2016 14:35:38

Instrument ID: CPESTGC9

Lims ID: 460-118423-A-5-A

Lab Sample ID: 460-118423-5

Client ID: D1-8.25

Operator ID:

ALS Bottle#: 30

Worklist Smp#: 30

Injection Vol: 1.0 ul

Dil. Factor: 2.0000

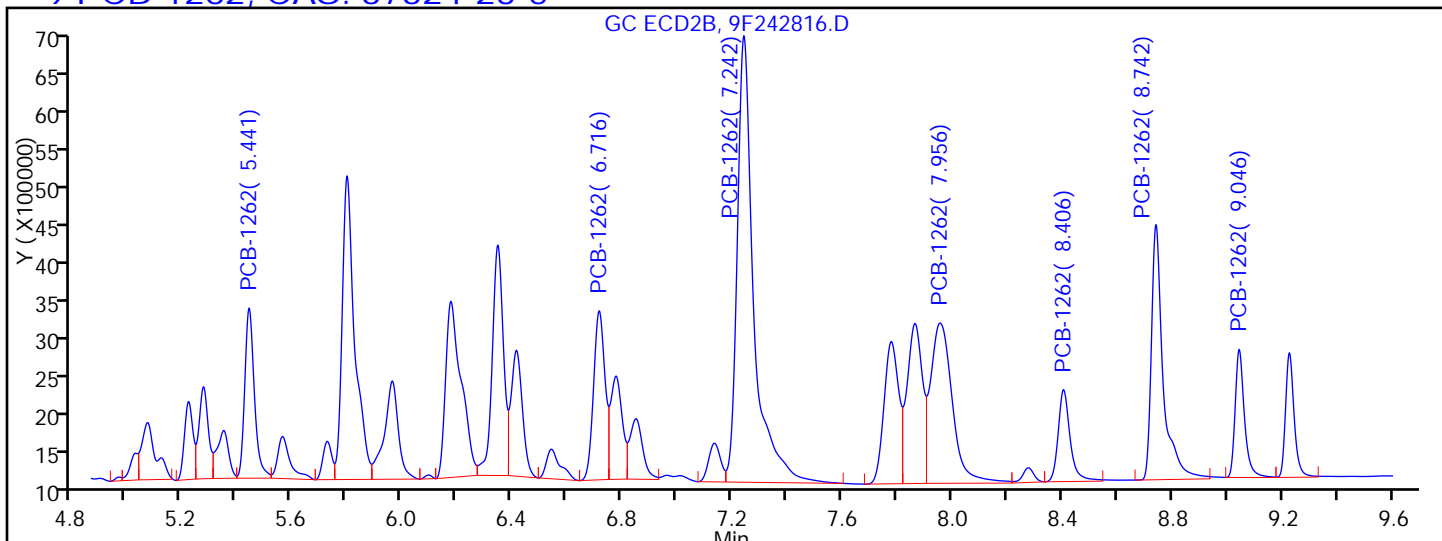
Method: 8082-ISTD

Limit Group: GC 8082A PCB ISTD

Column:

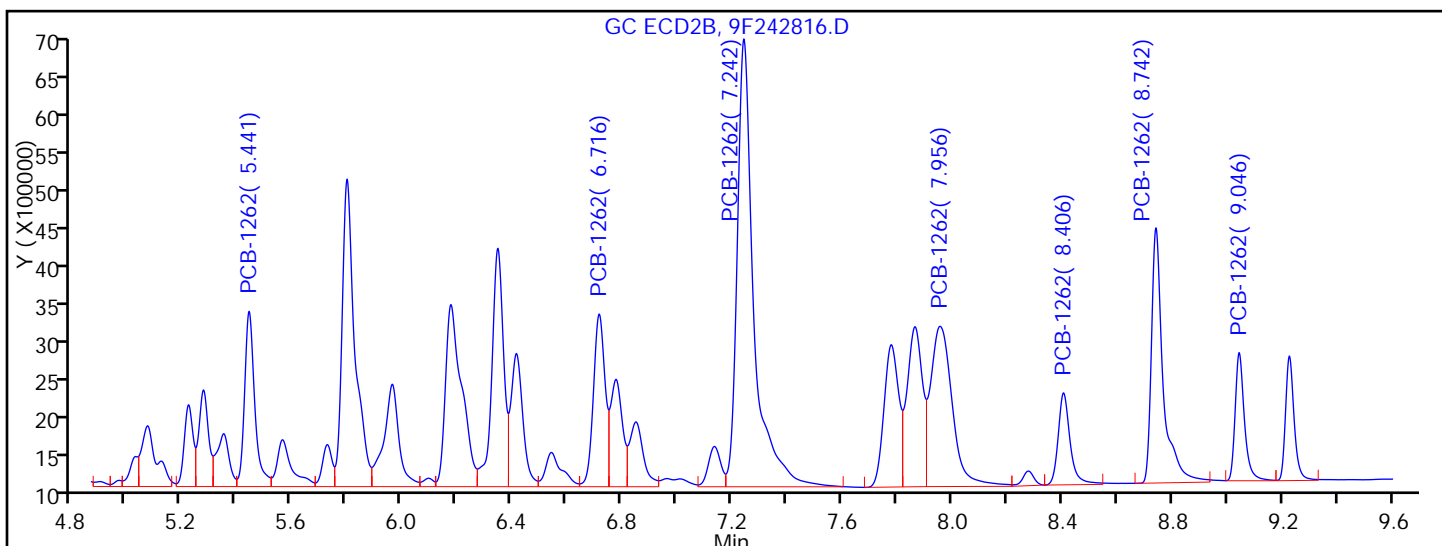
Detector GC ECD2B

9 PCB-1262, CAS: 37324-23-5



Processing Integration Results

RT = 5.441	Response = 5543908	M
RT = 6.716	Response = 6549373	M
RT = 7.242	Response = 24870688	M
RT = 7.779	Response = 7096866	
RT = 7.956	Response = 11735156	
RT = 8.406	Response = 3709925	
RT = 8.742	Response = 10140099	
RT = 9.046	Response = 4017102	



Manual Integration Results

RT = 5.441	Response = 6061188	M
RT = 6.716	Response = 6841526	M
RT = 7.242	Response = 25153454	M
RT = 0.000	Response = 0	
RT = 7.956	Response = 11735156	
RT = 8.406	Response = 3709925	

TestAmerica Edison

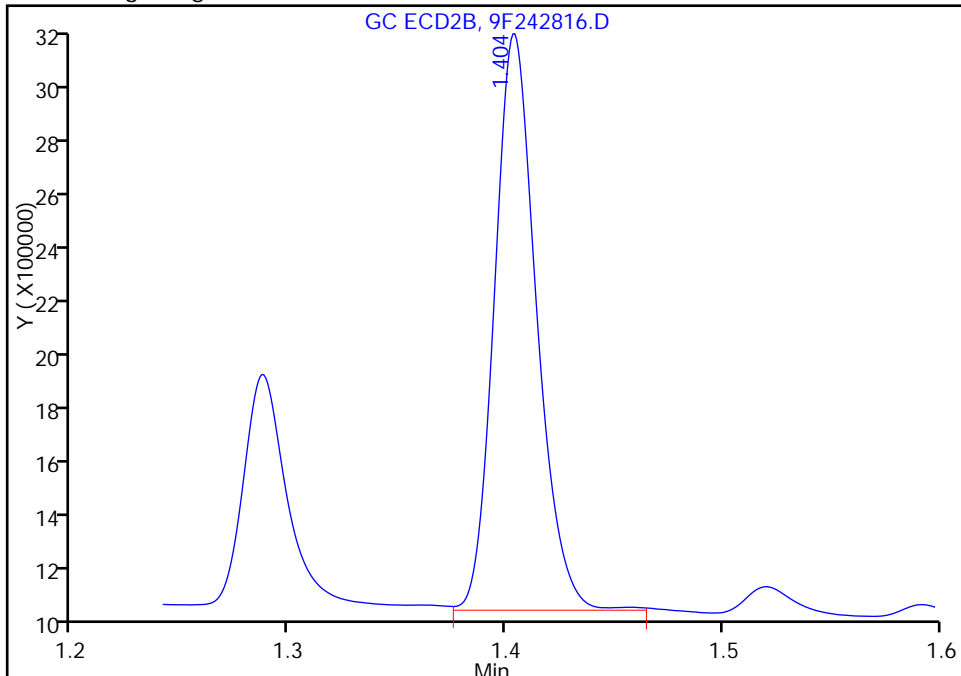
Data File: \\ChromNA\Edison\ChromData\CPESTGC9\20160812-44397.b\9F242816.D
Injection Date: 12-Aug-2016 14:35:38 Instrument ID: CPESTGC9
Lims ID: 460-118423-A-5-A Lab Sample ID: 460-118423-5
Client ID: D1-8.25
Operator ID: ALS Bottle#: 30 Worklist Smp#: 30
Injection Vol: 1.0 ul Dil. Factor: 2.0000
Method: 8082-ISTD Limit Group: GC 8082A PCB ISTD
Column: Detector GC ECD2B

* 13 1-Bromo-2-nitrobenzene, CAS: 577-19-5

Signal: 2

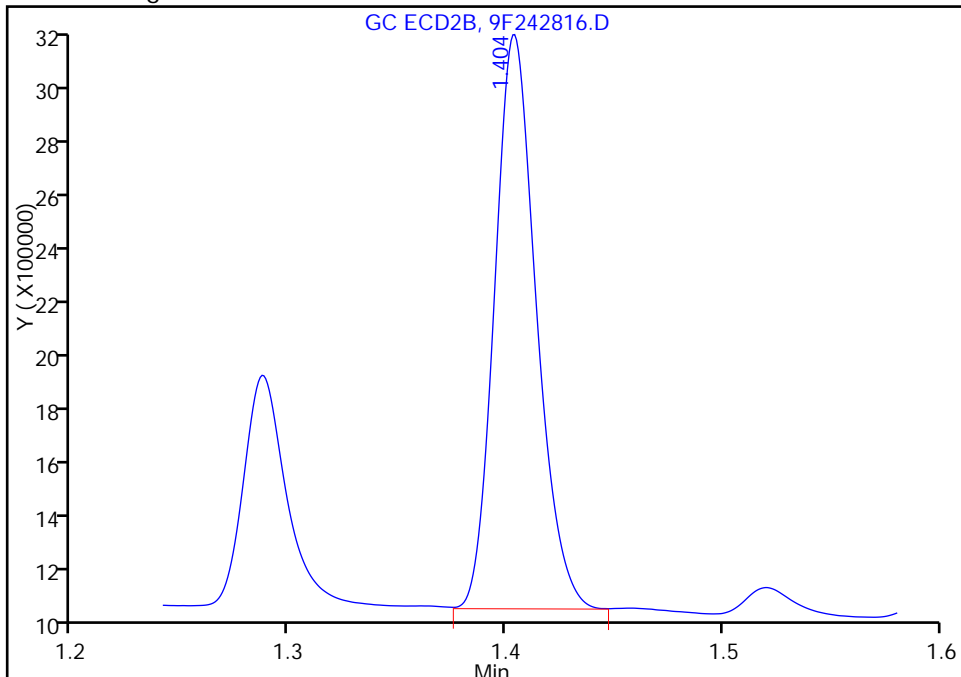
RT: 1.40
Area: 2922662
Amount: 20.000000
Amount Units: ug/l

Processing Integration Results



RT: 1.40
Area: 2877199
Amount: 20.000000
Amount Units: ug/l

Manual Integration Results



Reviewer: patelji, 12-Aug-2016 15:02:09
Audit Action: Assigned New Baseline

Audit Reason: Peak not integrated

FORM I
PCBS ORGANICS ANALYSIS DATA SHEET

Lab Name: TestAmerica Edison Job No.: 460-118423-1
 SDG No.: _____
 Client Sample ID: D1-8.25 Lab Sample ID: 460-118423-5
 Matrix: Solid (SPLP East) Lab File ID: 9F242998.D
 Analysis Method: 8082A Date Collected: 08/09/2016 09:27
 Extraction Method: 3510C Date Extracted: 08/16/2016 14:21
 Sample wt/vol: 250 (mL) Date Analyzed: 08/17/2016 11:43
 Con. Extract Vol.: 1 (mL) Dilution Factor: 1
 Injection Volume: 1 (uL) GC Column: CLP-2 ID: 0.53 (mm)
 % Moisture: _____ GPC Cleanup: (Y/N) N
 Analysis Batch No.: 385145 Units: ug/L

CAS NO.	SURROGATE	%REC	Q	LIMITS
2051-24-3	DCB Decachlorobiphenyl	82		10-150

TestAmerica Edison
Target Compound Quantitation Report

Data File: \\ChromNA\Edison\ChromData\CPESTGC9\20160816-44540.b\9F242998.D
 Lims ID: 460-118423-A-5-C
 Client ID: D1-8.25
 Sample Type: Client
 Inject. Date: 17-Aug-2016 11:43:49 ALS Bottle#: 10 Worklist Smp#: 10
 Injection Vol: 1.0 ul Dil. Factor: 1.0000
 Sample Info: 460-0044540-010
 Operator ID: Instrument ID: CPESTGC9
 Method: \\ChromNA\Edison\ChromData\CPESTGC9\20160816-44540.b\8082-ISTD.m
 Limit Group: GC 8082A PCB ISTD
 Last Update: 18-Aug-2016 13:07:11 Calib Date: 12-May-2016 14:29:29
 Integrator: Falcon
 Quant Method: Internal Standard Quant By: Initial Calibration
 Last ICal File: \\ChromNA\Edison\ChromData\CPESTGC9\20160512-40924.b\9F001892.D

Column 1 : Det: GC ECD1A
 Column 2 : Det: GC ECD2B
 Process Host: XAWRK030

First Level Reviewer: kapoors Date: 17-Aug-2016 13:13:25

Col	RT (min.)	Exp RT (min.)	Dlt RT (min.)	Response	OnCol Amt ug/l	Flags
-----	-----------	---------------	---------------	----------	----------------	-------

* 13 1-Bromo-2-nitrobenzene

1	1.621	1.616	0.005	2530684	20.0	
2	1.403	1.397	0.006	2158315	20.0	
					RPD = 0.00	

4 PCB-1242

1	3.206	3.209	-0.003	308367	143.5	M
1	3.714	3.722	-0.008	639518	144.3	M
1	4.014	4.018	-0.004	405409	220.5	M
1	4.281	4.288	-0.007	444604	60.4	M
1	4.451	4.459	-0.008	273532	80.1	M
1	5.193	5.201	-0.008	235187	74.7	M
1	0.000	5.531	-5.531	0	0	
1	5.584	5.581	0.003	260829	85.5	M
Average of Peak Amounts =					115.6	
2	0.000	2.474	-2.474	0	0	
2	2.852	2.863	-0.011	576877	202.4	M
2	3.074	3.084	-0.010	476037	262.1	M
2	3.369	3.384	-0.015	335841	60.6	M
2	3.542	3.537	0.005	204800	81.0	M
2	4.001	4.015	-0.014	303115	123.1	M
2	0.000	4.514	-4.514	0	0	
2	0.000	4.776	-4.776	0	0	
Average of Peak Amounts =					145.8	
					RPD = 23.17	

Col	RT (min.)	Exp RT (min.)	Dlt RT (min.)	Response	OnCol Amt ug/l	Flags
-----	-----------	---------------	---------------	----------	----------------	-------

9 PCB-1262

1	6.815	6.796	0.019	173379	34.0	M
1	7.188	7.165	0.023	381930	65.0	M
1	8.082	8.060	0.022	731185	88.2	M
1	8.521	8.511	0.010	309662	47.5	
1	8.834	8.833	0.001	1460251	118.5	
1	9.562	9.594	-0.032	160552	75.3	
1	9.702	9.739	-0.037	509316	105.8	
1	9.952	10.003	-0.051	157338	83.7	

Average of Peak Amounts = 77.2

2	5.450	5.436	0.014	279533	71.7	M
2	6.724	6.709	0.015	346713	52.0	M
2	7.254	7.234	0.020	1641896	106.0	M
2	0.000	7.765	-7.765	0	0	
2	7.966	7.949	0.017	437112	63.6	M
2	8.409	8.397	0.012	136365	57.7	
2	8.731	8.733	-0.002	451202	88.1	
2	9.020	9.036	-0.016	214913	110.3	

Average of Peak Amounts = 78.5

RPD = 1.60

\$ 11 DCB Decachlorobiphenyl

M

1	10.142	10.116	0.026	7403979	81.9	a
2	9.194	9.178	0.016	8279635	92.1	M

RPD = 11.64

S 12 Polychlorinated biphenyls, Total

1					192.8	
---	--	--	--	--	-------	--

QC Flag Legend

Review Flags

M - Manually Integrated

Reagents:

SGPCBISTD_00006

Amount Added: 20.00

Units: uL

Run Reagent

TestAmerica Edison

Data File: \\ChromNA\Edison\ChromData\CPESTGC9\20160816-44540.b\9F242998.D

Injection Date: 17-Aug-2016 11:43:49

Instrument ID: CPESTGC9

Operator ID:

Lims ID: 460-118423-A-5-C

Lab Sample ID: 460-118423-5

Worklist Smp#: 10

Client ID: D1-8.25

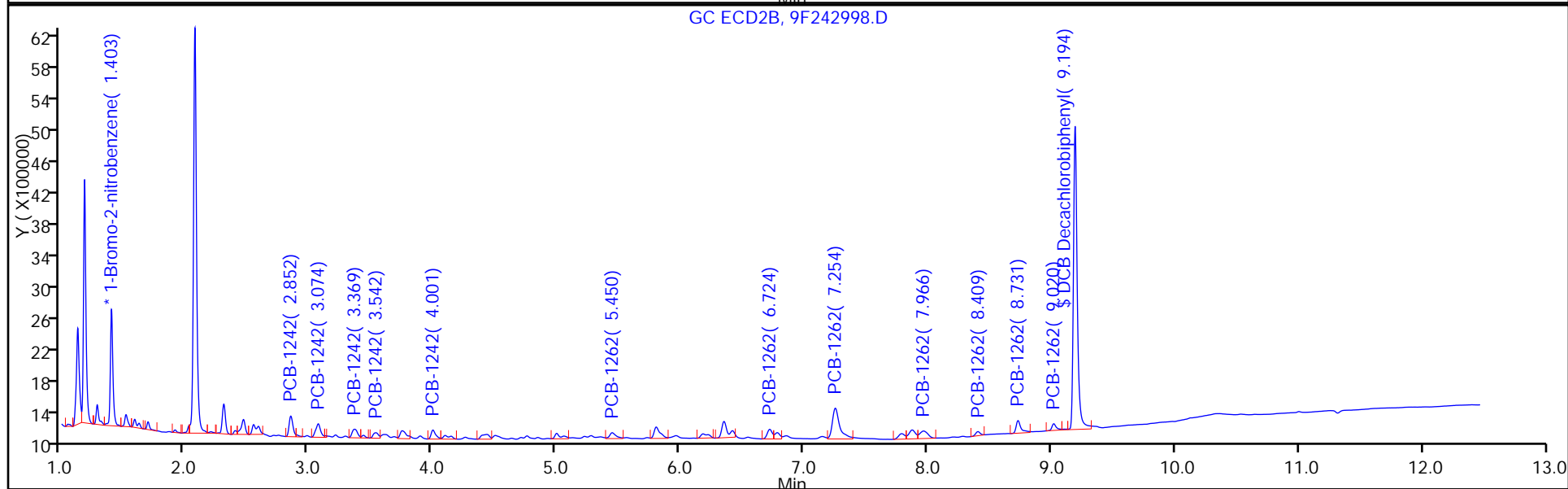
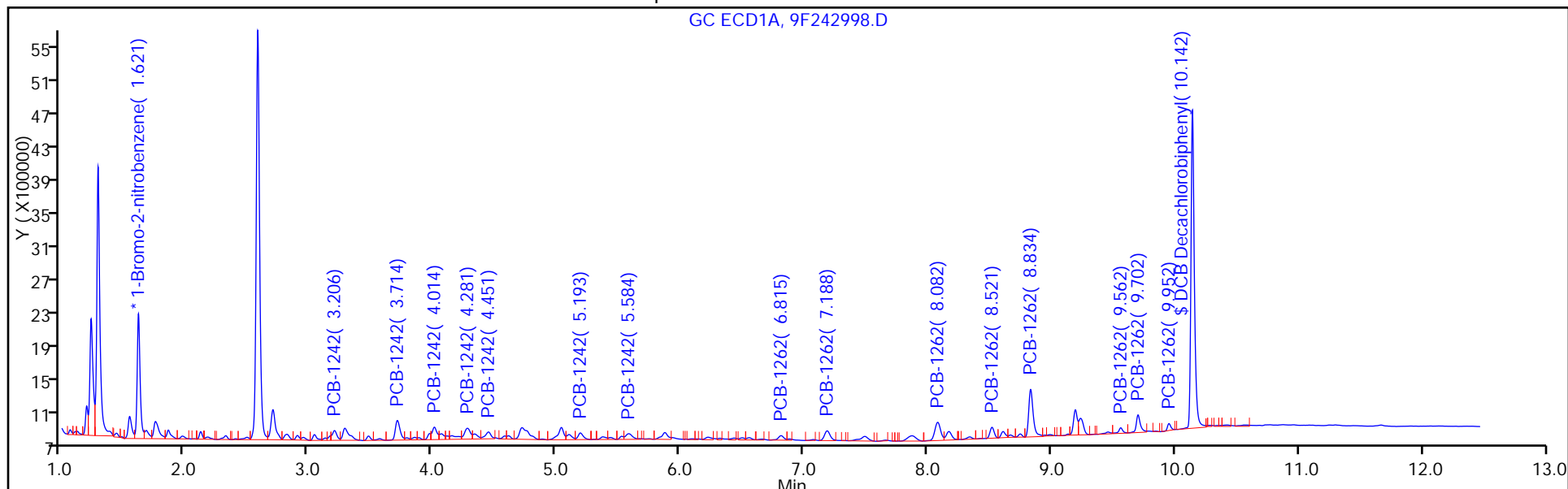
Injection Vol: 1.0 ul

Dil. Factor: 1.0000

ALS Bottle#: 10

Method: 8082-ISTD

Limit Group: GC 8082A PCB ISTD



TestAmerica Edison

Data File: \\ChromNA\Edison\ChromData\CPESTGC9\20160816-44540.b\9F242998.D

Injection Date: 17-Aug-2016 11:43:49

Instrument ID: CPESTGC9

Lims ID: 460-118423-A-5-C

Lab Sample ID: 460-118423-5

Client ID: D1-8.25

Operator ID:

ALS Bottle#: 10

Worklist Smp#: 10

Injection Vol: 1.0 ul

Dil. Factor: 1.0000

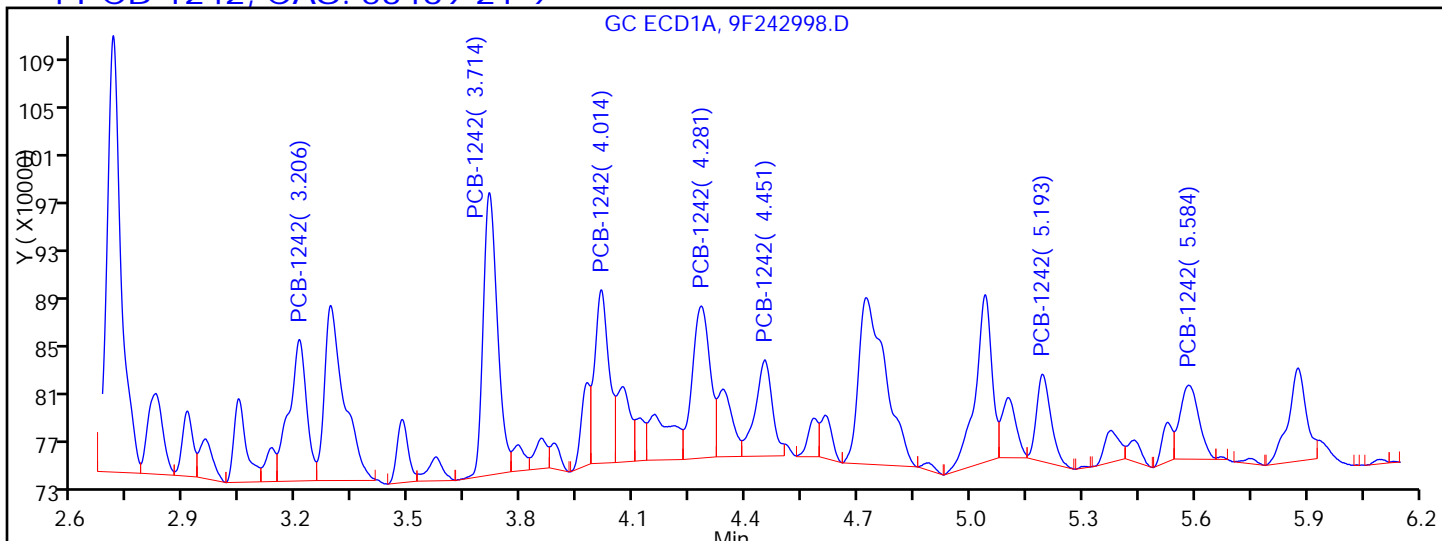
Method: 8082-ISTD

Limit Group: GC 8082A PCB ISTD

Column:

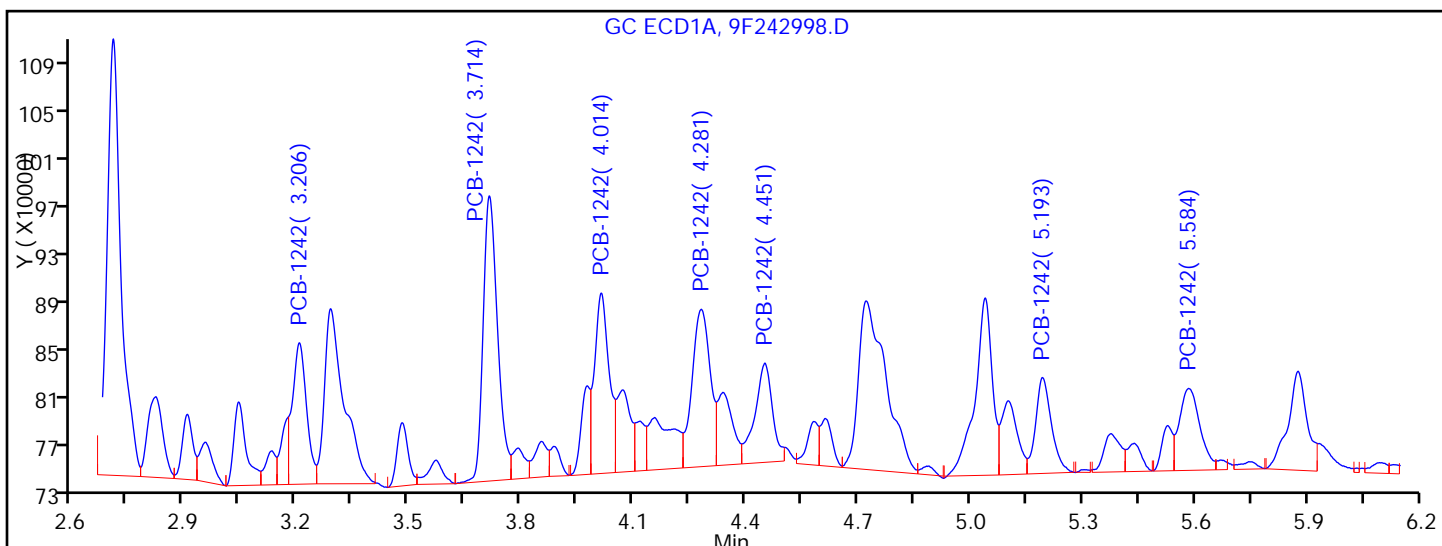
Detector GC ECD1A

4 PCB-1242, CAS: 53469-21-9



Processing Integration Results

RT = 3.206	Response = 383642	M
RT = 3.714	Response = 623605	M
RT = 4.014	Response = 382504	M
RT = 4.281	Response = 420890	M
RT = 4.451	Response = 255804	M
RT = 5.193	Response = 195598	M
RT = 5.528	Response = 63807	M
RT = 5.584	Response = 217406	M



Manual Integration Results

RT = 3.206	Response = 308367	M
RT = 3.714	Response = 639518	M
RT = 4.014	Response = 405409	M
RT = 4.281	Response = 444604	M
RT = 4.451	Response = 273532	M
RT = 5.193	Response = 235187	M

TestAmerica Edison

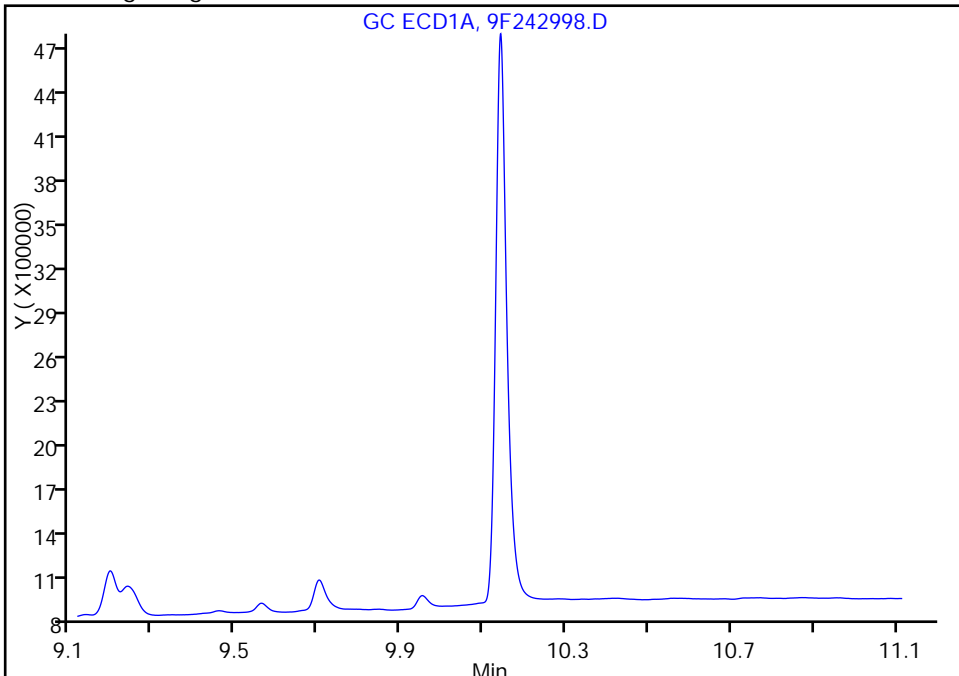
Data File: \\ChromNA\Edison\ChromData\CPESTGC9\20160816-44540.b\9F242998.D
Injection Date: 17-Aug-2016 11:43:49 Instrument ID: CPESTGC9
Lims ID: 460-118423-A-5-C Lab Sample ID: 460-118423-5
Client ID: D1-8.25
Operator ID: ALS Bottle#: 10 Worklist Smp#: 10
Injection Vol: 1.0 ul Dil. Factor: 1.0000
Method: 8082-ISTD Limit Group: GC 8082A PCB ISTD
Column: Detector GC ECD1A

\$ 11 DCB Decachlorobiphenyl, CAS: 2051-24-3

Signal: 1

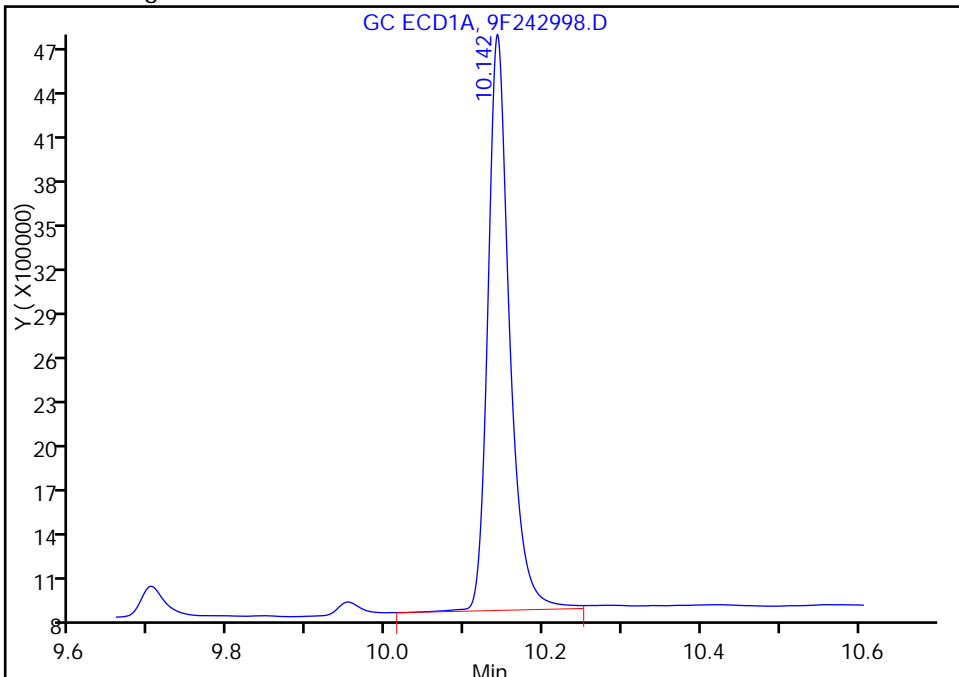
Not Detected
Expected RT: 10.12

Processing Integration Results



Manual Integration Results

RT: 10.14
Area: 7403979
Amount: 81.926231
Amount Units: ug/l



Reviewer: patelji, 18-Aug-2016 12:58:57
Audit Action: Assigned Compound ID

Audit Reason: Peak not integrated

FORM I
PCBS ORGANICS ANALYSIS DATA SHEET

Lab Name: TestAmerica Edison Job No.: 460-118423-1
 SDG No.: _____
 Client Sample ID: D1-8.25 Lab Sample ID: 460-118423-5
 Matrix: Solid (SPLP East) Lab File ID: 9F242998.D
 Analysis Method: 8082A Date Collected: 08/09/2016 09:27
 Extraction Method: 3510C Date Extracted: 08/16/2016 14:21
 Sample wt/vol: 250 (mL) Date Analyzed: 08/17/2016 11:43
 Con. Extract Vol.: 1 (mL) Dilution Factor: 1
 Injection Volume: 1 (uL) GC Column: CLP-1 ID: 0.53 (mm)
 % Moisture: _____ GPC Cleanup: (Y/N) N
 Analysis Batch No.: 385145 Units: ug/L

CAS NO.	COMPOUND NAME	RESULT	Q	RL	MDL
12674-11-2	Aroclor 1016	0.098	U	0.40	0.098
11104-28-2	Aroclor 1221	0.098	U	0.40	0.098
11141-16-5	Aroclor 1232	0.098	U	0.40	0.098
53469-21-9	Aroclor 1242	0.58		0.40	0.098
12672-29-6	Aroclor 1248	0.098	U	0.40	0.098
11097-69-1	Aroclor 1254	0.084	U	0.40	0.084
11096-82-5	Aroclor 1260	0.084	U	0.40	0.084
37324-23-5	Aroclor-1262	0.31	J	0.40	0.084
11100-14-4	Aroclor 1268	0.084	U	0.40	0.084
1336-36-3	Polychlorinated biphenyls, Total	0.89		0.40	0.098

CAS NO.	SURROGATE	%REC	Q	LIMITS
2051-24-3	DCB Decachlorobiphenyl	92		10-150

TestAmerica Edison
Target Compound Quantitation Report

Data File: \\ChromNA\Edison\ChromData\CPESTGC9\20160816-44540.b\9F242998.D
 Lims ID: 460-118423-A-5-C
 Client ID: D1-8.25
 Sample Type: Client
 Inject. Date: 17-Aug-2016 11:43:49 ALS Bottle#: 10 Worklist Smp#: 10
 Injection Vol: 1.0 ul Dil. Factor: 1.0000
 Sample Info: 460-0044540-010
 Operator ID: Instrument ID: CPESTGC9
 Method: \\ChromNA\Edison\ChromData\CPESTGC9\20160816-44540.b\8082-ISTD.m
 Limit Group: GC 8082A PCB ISTD
 Last Update: 18-Aug-2016 13:07:11 Calib Date: 12-May-2016 14:29:29
 Integrator: Falcon
 Quant Method: Internal Standard Quant By: Initial Calibration
 Last ICal File: \\ChromNA\Edison\ChromData\CPESTGC9\20160512-40924.b\9F001892.D

Column 1 : Det: GC ECD1A
 Column 2 : Det: GC ECD2B
 Process Host: XAWRK030

First Level Reviewer: kapoors Date: 17-Aug-2016 13:13:25

Col	RT (min.)	Exp RT (min.)	Dlt RT (min.)	Response	OnCol Amt ug/l	Flags
-----	-----------	---------------	---------------	----------	----------------	-------

* 13 1-Bromo-2-nitrobenzene

1	1.621	1.616	0.005	2530684	20.0	
2	1.403	1.397	0.006	2158315	20.0	
					RPD = 0.00	

4 PCB-1242

1	3.206	3.209	-0.003	308367	143.5	M
1	3.714	3.722	-0.008	639518	144.3	M
1	4.014	4.018	-0.004	405409	220.5	M
1	4.281	4.288	-0.007	444604	60.4	M
1	4.451	4.459	-0.008	273532	80.1	M
1	5.193	5.201	-0.008	235187	74.7	M
1	0.000	5.531	-5.531	0	0	
1	5.584	5.581	0.003	260829	85.5	M
Average of Peak Amounts =					115.6	
2	0.000	2.474	-2.474	0	0	
2	2.852	2.863	-0.011	576877	202.4	M
2	3.074	3.084	-0.010	476037	262.1	M
2	3.369	3.384	-0.015	335841	60.6	M
2	3.542	3.537	0.005	204800	81.0	M
2	4.001	4.015	-0.014	303115	123.1	M
2	0.000	4.514	-4.514	0	0	
2	0.000	4.776	-4.776	0	0	
Average of Peak Amounts =					145.8	
					RPD = 23.17	

Col	RT (min.)	Exp RT (min.)	Dlt RT (min.)	Response	OnCol Amt ug/l	Flags
-----	-----------	---------------	---------------	----------	----------------	-------

9 PCB-1262

1	6.815	6.796	0.019	173379	34.0	M
1	7.188	7.165	0.023	381930	65.0	M
1	8.082	8.060	0.022	731185	88.2	M
1	8.521	8.511	0.010	309662	47.5	
1	8.834	8.833	0.001	1460251	118.5	
1	9.562	9.594	-0.032	160552	75.3	
1	9.702	9.739	-0.037	509316	105.8	
1	9.952	10.003	-0.051	157338	83.7	

Average of Peak Amounts = 77.2

2	5.450	5.436	0.014	279533	71.7	M
2	6.724	6.709	0.015	346713	52.0	M
2	7.254	7.234	0.020	1641896	106.0	M
2	0.000	7.765	-7.765	0	0	
2	7.966	7.949	0.017	437112	63.6	M
2	8.409	8.397	0.012	136365	57.7	
2	8.731	8.733	-0.002	451202	88.1	
2	9.020	9.036	-0.016	214913	110.3	

Average of Peak Amounts = 78.5

RPD = 1.60

\$ 11 DCB Decachlorobiphenyl

M

1	10.142	10.116	0.026	7403979	81.9	a
2	9.194	9.178	0.016	8279635	92.1	M

RPD = 11.64

S 12 Polychlorinated biphenyls, Total

1					192.8	
---	--	--	--	--	-------	--

QC Flag Legend

Review Flags

M - Manually Integrated

Reagents:

SGPCBISTD_00006

Amount Added: 20.00

Units: uL

Run Reagent

TestAmerica Edison

Data File: \\ChromNA\Edison\ChromData\CPESTGC9\20160816-44540.b\9F242998.D

Injection Date: 17-Aug-2016 11:43:49

Instrument ID: CPESTGC9

Operator ID:

Lims ID: 460-118423-A-5-C

Lab Sample ID: 460-118423-5

Worklist Smp#: 10

Client ID: D1-8.25

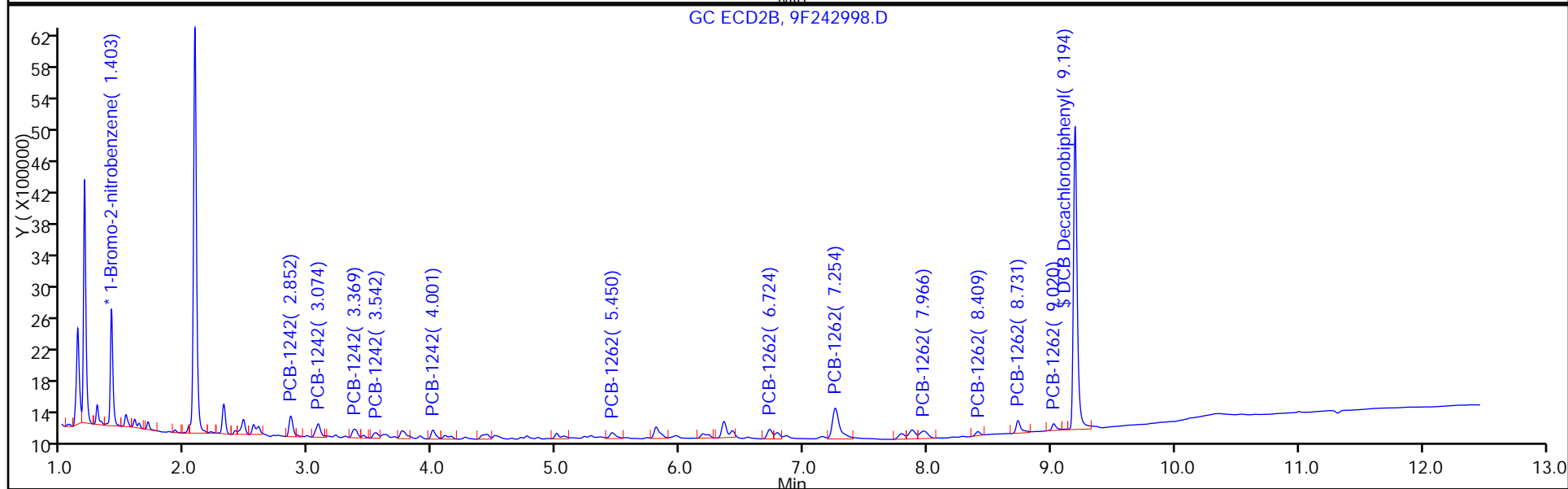
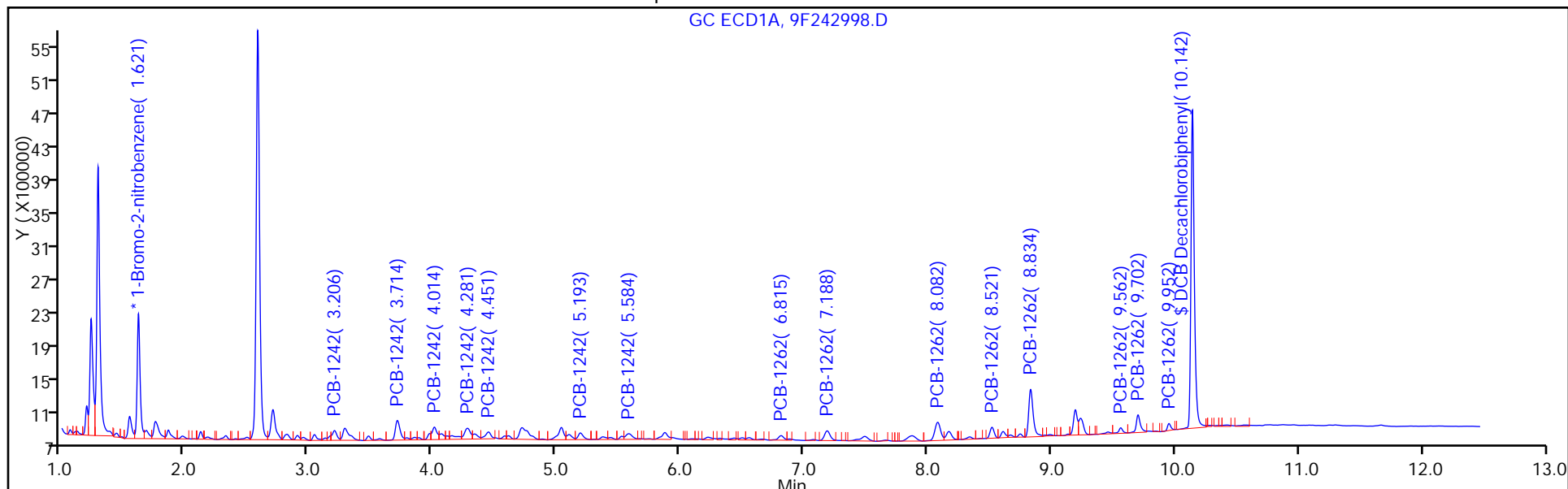
Injection Vol: 1.0 ul

Dil. Factor: 1.0000

ALS Bottle#: 10

Method: 8082-ISTD

Limit Group: GC 8082A PCB ISTD



TestAmerica Edison

Data File: \\ChromNA\Edison\ChromData\CPESTGC9\20160816-44540.b\9F242998.D

Injection Date: 17-Aug-2016 11:43:49

Instrument ID: CPESTGC9

Lims ID: 460-118423-A-5-C

Lab Sample ID: 460-118423-5

Client ID: D1-8.25

Operator ID:

ALS Bottle#: 10 Worklist Smp#: 10

Injection Vol: 1.0 ul

Dil. Factor: 1.0000

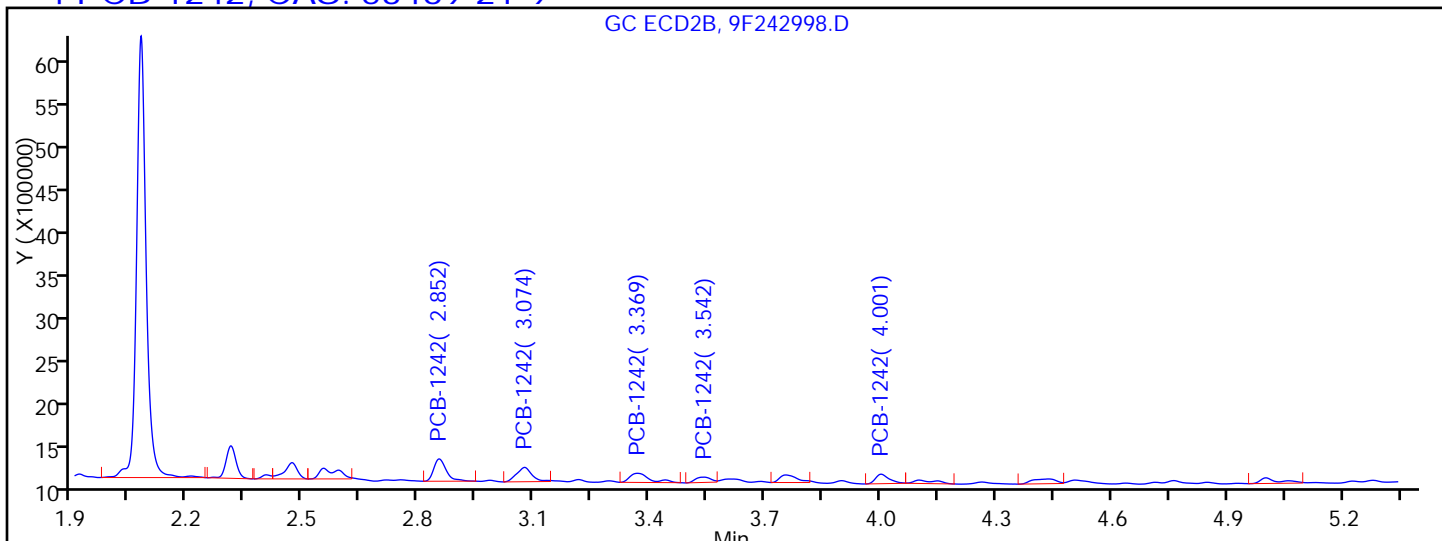
Method: 8082-ISTD

Limit Group: GC 8082A PCB ISTD

Column:

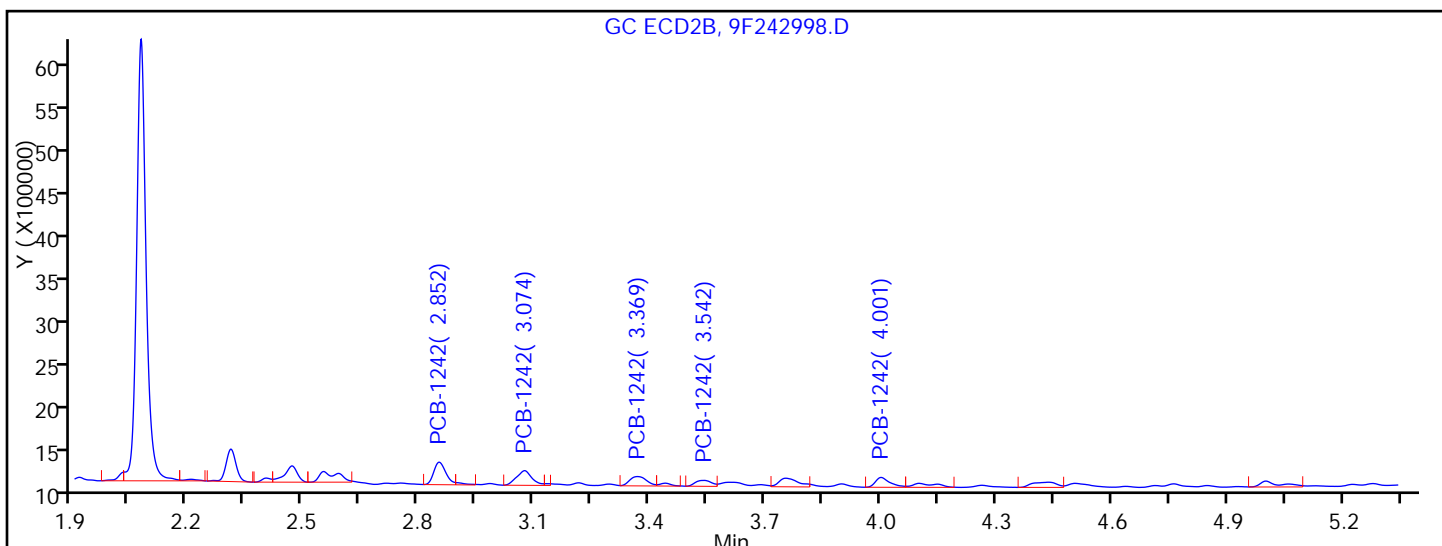
Detector GC ECD2B

4 PCB-1242, CAS: 53469-21-9



Processing Integration Results

RT = 2.469	Response = 444979	
RT = 2.852	Response = 591369	M
RT = 3.074	Response = 464097	M
RT = 3.369	Response = 380674	M
RT = 3.542	Response = 174356	M
RT = 4.001	Response = 273199	M
RT = 0.000	Response = 0	
RT = 0.000	Response = 0	



Manual Integration Results

RT = 0.000	Response = 0	
RT = 2.852	Response = 576877	M
RT = 3.074	Response = 476037	M
RT = 3.369	Response = 335841	M
RT = 3.542	Response = 204800	M
RT = 4.001	Response = 303115	M

TestAmerica Edison

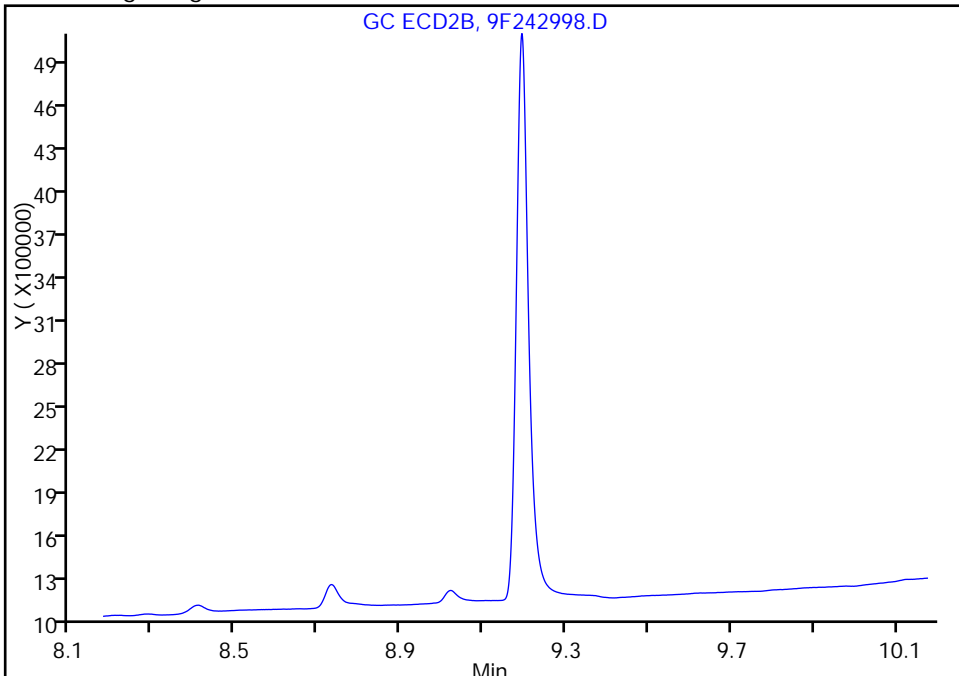
Data File: \\ChromNA\Edison\ChromData\CPESTGC9\20160816-44540.b\9F242998.D
Injection Date: 17-Aug-2016 11:43:49 Instrument ID: CPESTGC9
Lims ID: 460-118423-A-5-C Lab Sample ID: 460-118423-5
Client ID: D1-8.25
Operator ID: ALS Bottle#: 10 Worklist Smp#: 10
Injection Vol: 1.0 ul Dil. Factor: 1.0000
Method: 8082-ISTD Limit Group: GC 8082A PCB ISTD
Column: Detector GC ECD2B

\$ 11 DCB Decachlorobiphenyl, CAS: 2051-24-3

Signal: 2

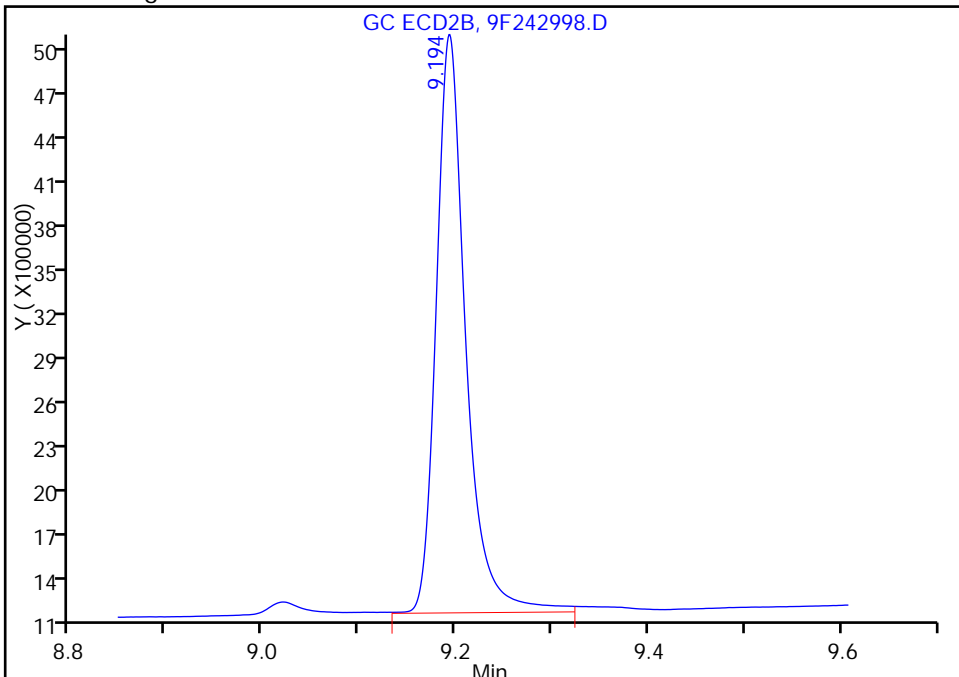
Not Detected
Expected RT: 9.18

Processing Integration Results



Manual Integration Results

RT: 9.19
Area: 8279635
Amount: 92.050267
Amount Units: ug/l



Reviewer: patelji, 18-Aug-2016 12:58:57
Audit Action: Assigned Compound ID

Audit Reason: Peak not integrated

TestAmerica Edison

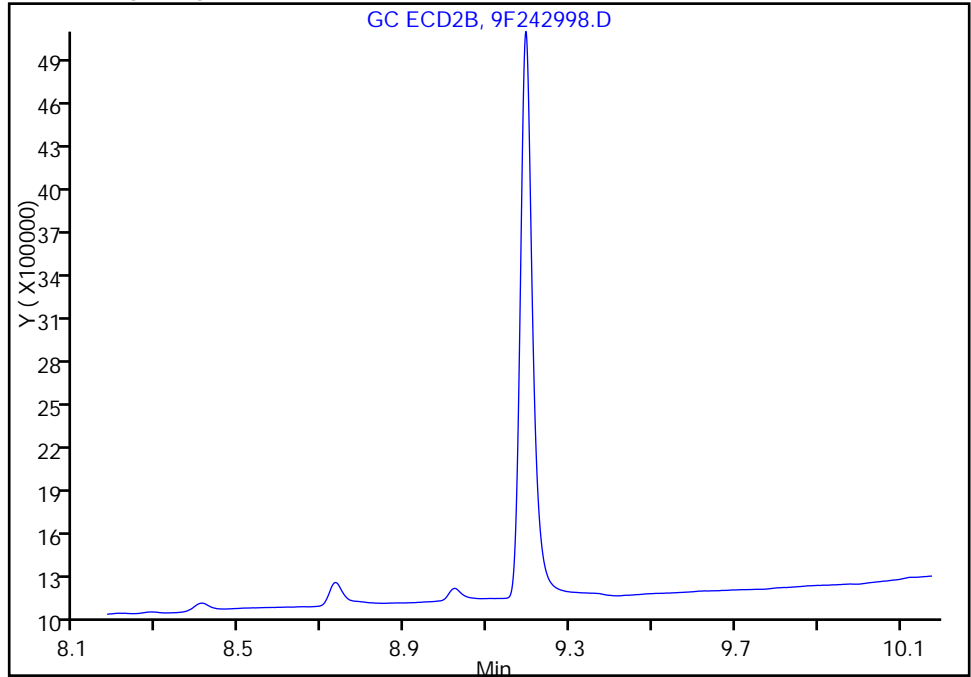
Data File: \\ChromNA\Edison\ChromData\CPESTGC9\20160816-44540.b\9F242998.D
Injection Date: 17-Aug-2016 11:43:49 Instrument ID: CPESTGC9
Lims ID: 460-118423-A-5-C Lab Sample ID: 460-118423-5
Client ID: D1-8.25
Operator ID: ALS Bottle#: 10 Worklist Smp#: 10
Injection Vol: 1.0 ul Dil. Factor: 1.0000
Method: 8082-ISTD Limit Group: GC 8082A PCB ISTD
Column: Detector GC ECD2B

\$ 11 DCB Decachlorobiphenyl, CAS: 2051-24-3

Signal: 2

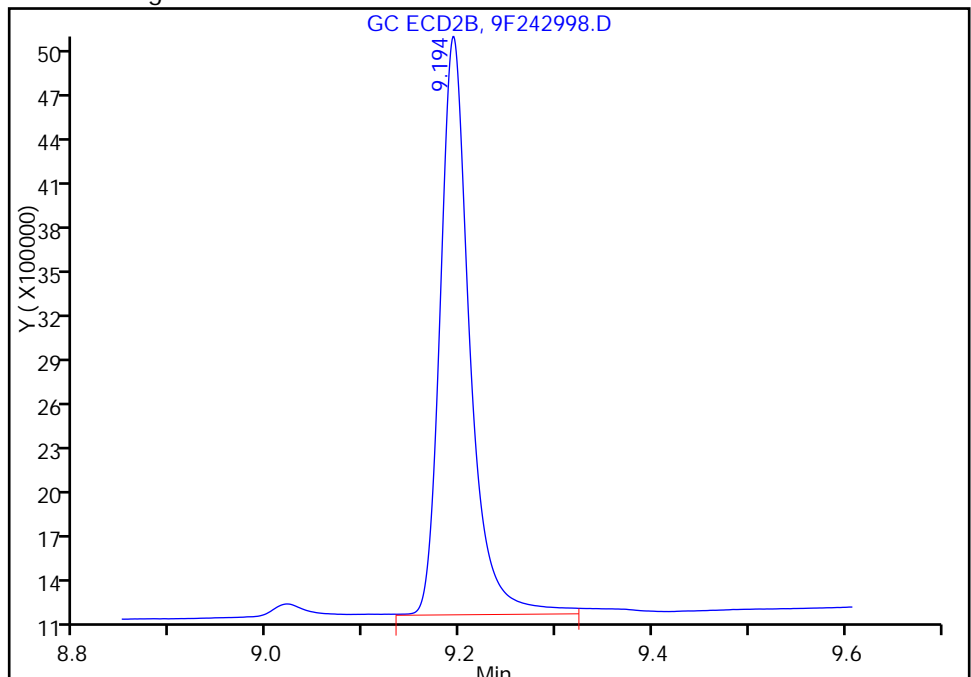
Not Detected
Expected RT: 9.18

Processing Integration Results



RT: 9.19
Area: 8279635
Amount: 92.050267
Amount Units: ug/l

Manual Integration Results



Reviewer: patelji, 18-Aug-2016 12:58:57

Audit Action: Split an Integrated Peak

Audit Reason: Peak not integrated

FORM I
PCBS ORGANICS ANALYSIS DATA SHEET

Lab Name: <u>TestAmerica Edison</u>	Job No.: <u>460-118423-1</u>
SDG No.: _____	
Client Sample ID: <u>PRA-E4-10.25 DL</u>	Lab Sample ID: <u>460-118423-6 DL</u>
Matrix: <u>Solid</u>	Lab File ID: <u>T1331726.D</u>
Analysis Method: <u>8082A</u>	Date Collected: <u>08/09/2016 09:52</u>
Extraction Method: <u>3546</u>	Date Extracted: <u>08/11/2016 23:07</u>
Sample wt/vol: <u>15.0131(g)</u>	Date Analyzed: <u>08/12/2016 15:57</u>
Con. Extract Vol.: <u>10 (mL)</u>	Dilution Factor: <u>25</u>
Injection Volume: <u>1 (uL)</u>	GC Column: <u>CLP-2</u> ID: <u>0.53 (mm)</u>
% Moisture: <u>11.0</u>	GPC Cleanup: (Y/N) <u>N</u>
Analysis Batch No.: <u>384449</u>	Units: <u>ug/Kg</u>

CAS NO.	SURROGATE	%REC	Q	LIMITS
2051-24-3	DCB Decachlorobiphenyl	140	D	35-150

TestAmerica Edison
Target Compound Quantitation Report

Data File: \\ChromNA\Edison\ChromData\CPESTGC11\20160812-44396.b\T1331726.D
 Lims ID: 460-118423-A-6-A
 Client ID: PRA-E4-10.25
 Sample Type: Client
 Inject. Date: 12-Aug-2016 15:57:37 ALS Bottle#: 35 Worklist Smp#: 35
 Injection Vol: 1.0 ul Dil. Factor: 25.0000
 Sample Info: 460-0044396-035
 Operator ID: Instrument ID: CPESTGC11
 Method: \\ChromNA\Edison\ChromData\CPESTGC11\20160812-44396.b\8082 ISTD.m
 Limit Group: GC 8082A PCB ISTD
 Last Update: 15-Aug-2016 10:18:11 Calib Date: 17-Jun-2016 19:43:54
 Integrator: Falcon
 Quant Method: Internal Standard Quant By: Initial Calibration
 Last ICal File: \\ChromNA\Edison\ChromData\CPESTGC11\20160617-42300.b\T1329669.D

Column 1 : Det: GC ECD1A
 Column 2 : Det: GC ECD2B
 Process Host: XAWRK053

First Level Reviewer: patelji Date: 12-Aug-2016 16:12:08

Col	RT (min.)	Exp RT (min.)	Dlt RT (min.)	Response	OnCol Amt ug/l	Flags
-----	-----------	---------------	---------------	----------	----------------	-------

* 13 1-Bromo-2-nitrobenzene

1	1.519	1.524	-0.005	39571083	20.0	
2	1.350	1.347	0.003	40988013	20.0	

RPD = 0.00

4 PCB-1242

1	2.973	2.979	-0.006	28944385	1013.6	M
1	3.438	3.446	-0.008	59426485	1061.3	
1	3.710	3.717	-0.007	24105929	1073.6	
1	3.957	3.965	-0.008	122318077	1077.2	
1	4.113	4.120	-0.007	51281190	1076.4	
1	4.791	4.798	-0.007	44314230	1005.0	
1	5.091	5.098	-0.007	38849682	979.7	
1	5.138	5.146	-0.008	50218779	1135.5	

Average of Peak Amounts = 1052.8

2	2.331	2.330	0.001	31325667	1055.0	
2	2.686	2.684	0.002	66939793	1149.4	
2	2.888	2.886	0.002	44446918	1143.2	
2	3.159	3.158	0.001	147739607	1153.0	M
2	3.298	3.298	0.000	62194103	1168.9	M
2	3.733	3.733	0.000	60231540	1125.2	M
2	4.187	4.187	0.000	90395574	1069.0	M
2	4.421	4.420	0.001	44721684	1353.4	M

Average of Peak Amounts = 1152.1

RPD = 9.01

Col	RT (min.)	Exp RT (min.)	Dlt RT (min.)	Response	OnCol Amt ug/l	Flags
-----	-----------	---------------	---------------	----------	----------------	-------

8 PCB-1260						M
1	5.957	5.972	-0.015	15469397	369.7	
1	6.172	6.185	-0.013	30366515	345.1	M
1	6.481	6.494	-0.013	34330071	333.8	
1	7.180	7.196	-0.016	26933787	325.7	
1	7.682	7.700	-0.018	29735338	326.1	
1	8.175	8.192	-0.017	60259468	314.7	
1	8.903	8.917	-0.014	44061892	307.3	
1	9.956	9.953	0.003	16213248	305.6	
Average of Peak Amounts =					328.5	
2	5.048	5.048	0.000	32609789	366.7	
2	5.663	5.663	0.000	53303364	347.0	
2	5.809	5.808	0.001	30823897	329.1	
2	6.113	6.112	0.001	31175176	327.8	
2	6.548	6.546	0.002	69099457	327.8	
2	6.961	6.961	0.000	35810056	330.0	
2	7.100	7.103	-0.003	20068200	324.4	
2	8.053	8.053	0.000	19755026	324.4	
Average of Peak Amounts =					334.6	
						RPD = 1.85
\$ 11 DCB Decachlorobiphenyl						M
1	10.551	10.517	0.034	3957957	2.80	M
2	8.997	8.996	0.001	6735079	3.41	a
						RPD = 19.89

QC Flag Legend

Review Flags

M - Manually Integrated

Reagents:

SGPCBISTD_00006

Amount Added: 20.00

Units: uL

Run Reagent

TestAmerica Edison

Data File: \\ChromNA\Edison\ChromData\CPESTGC11\20160812-44396.b\T1331726.D

Injection Date: 12-Aug-2016 15:57:37

Instrument ID: CPESTGC11

Operator ID:

Lims ID: 460-118423-A-6-A

Lab Sample ID: 460-118423-6

Worklist Smp#: 35

Client ID: PRA-E4-10.25

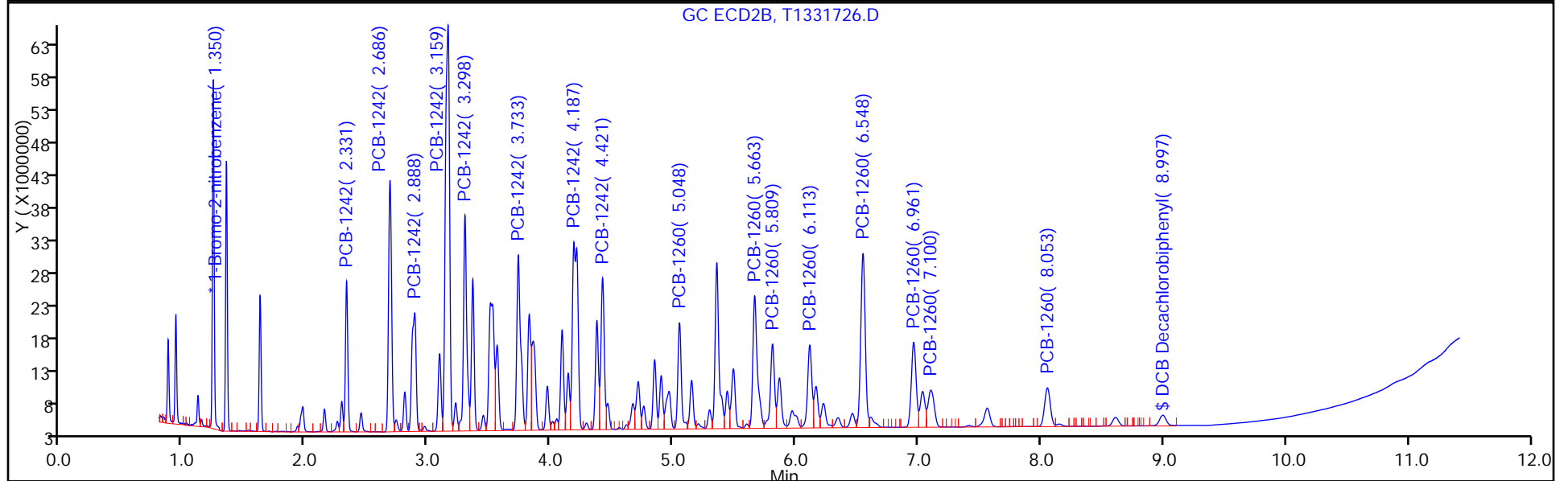
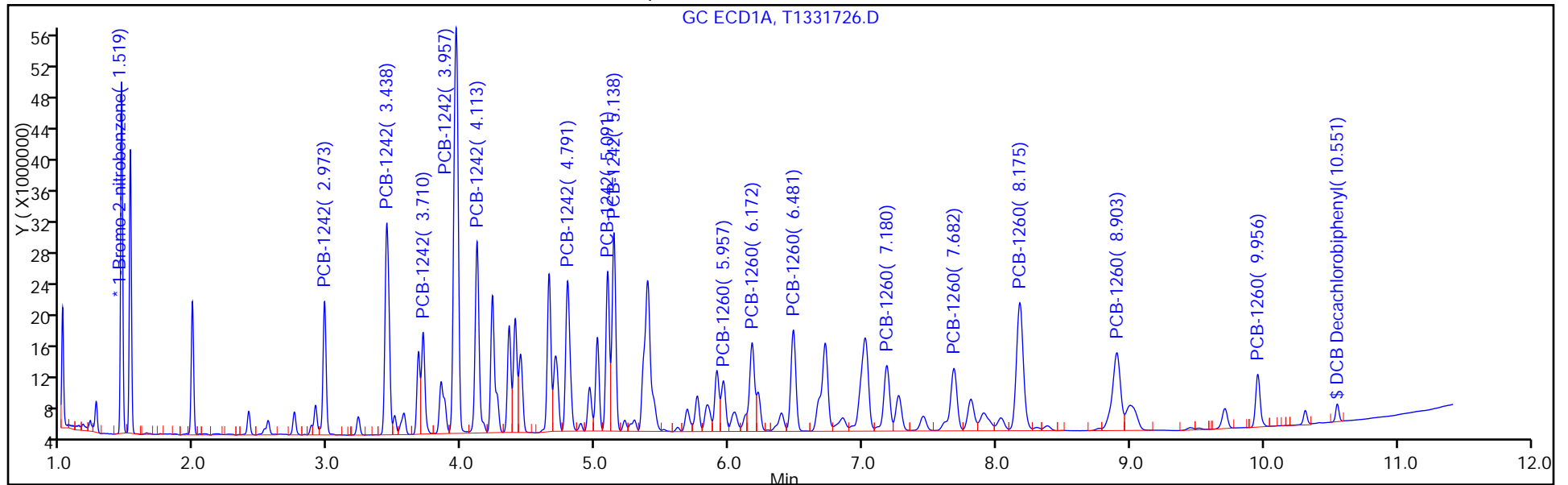
Injection Vol: 1.0 ul

Dil. Factor: 25.0000

ALS Bottle#: 35

Method: 8082 ISTD

Limit Group: GC 8082A PCB ISTD



TestAmerica Edison

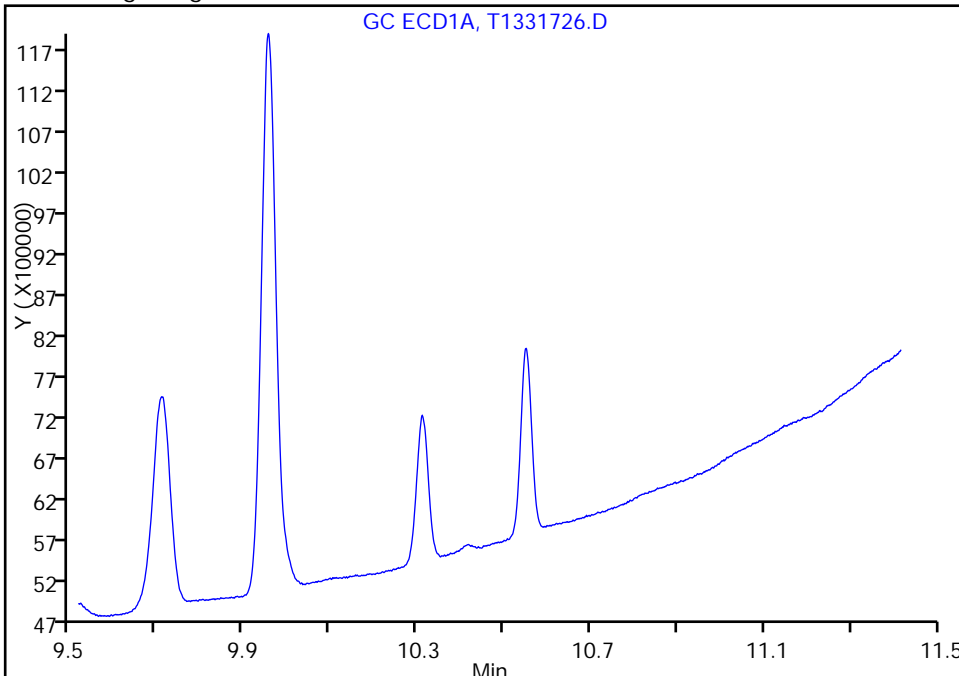
Data File: \\ChromNA\Edison\ChromData\CPESTGC11\20160812-44396.b\T1331726.D
Injection Date: 12-Aug-2016 15:57:37 Instrument ID: CPESTGC11
Lims ID: 460-118423-A-6-A Lab Sample ID: 460-118423-6
Client ID: PRA-E4-10.25
Operator ID: ALS Bottle#: 35 Worklist Smp#: 35
Injection Vol: 1.0 ul Dil. Factor: 25.0000
Method: 8082 ISTD Limit Group: GC 8082A PCB ISTD
Column: Detector GC ECD1A

\$ 11 DCB Decachlorobiphenyl, CAS: 2051-24-3

Signal: 1

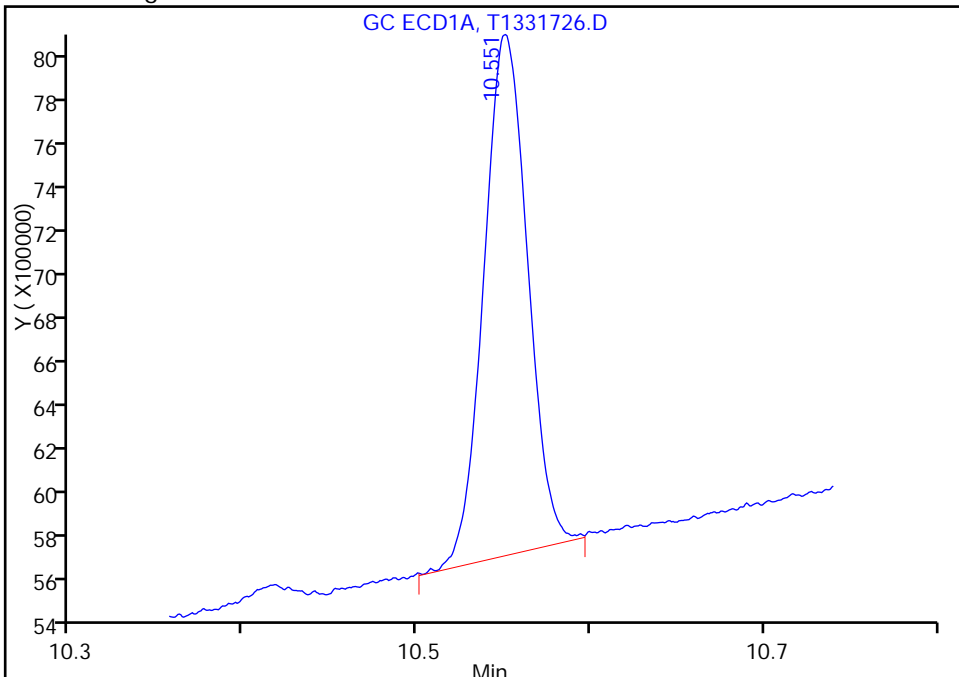
Not Detected
Expected RT: 10.52

Processing Integration Results



Manual Integration Results

RT: 10.55
Area: 3957957
Amount: 2.796519
Amount Units: ug/l



Reviewer: patelji, 12-Aug-2016 16:12:08
Audit Action: Assigned Compound ID

Audit Reason: Peak not integrated

TestAmerica Edison

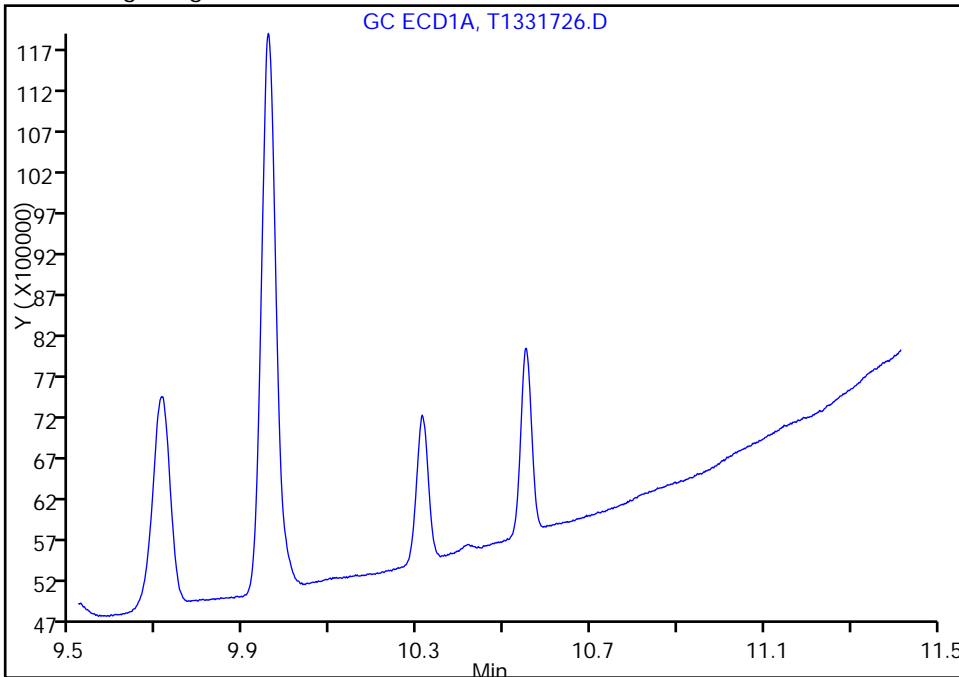
Data File: \\ChromNA\Edison\ChromData\CPESTGC11\20160812-44396.b\T1331726.D
Injection Date: 12-Aug-2016 15:57:37 Instrument ID: CPESTGC11
Lims ID: 460-118423-A-6-A Lab Sample ID: 460-118423-6
Client ID: PRA-E4-10.25
Operator ID: ALS Bottle#: 35 Worklist Smp#: 35
Injection Vol: 1.0 ul Dil. Factor: 25.0000
Method: 8082 ISTD Limit Group: GC 8082A PCB ISTD
Column: Detector GC ECD1A

\$ 11 DCB Decachlorobiphenyl, CAS: 2051-24-3

Signal: 1

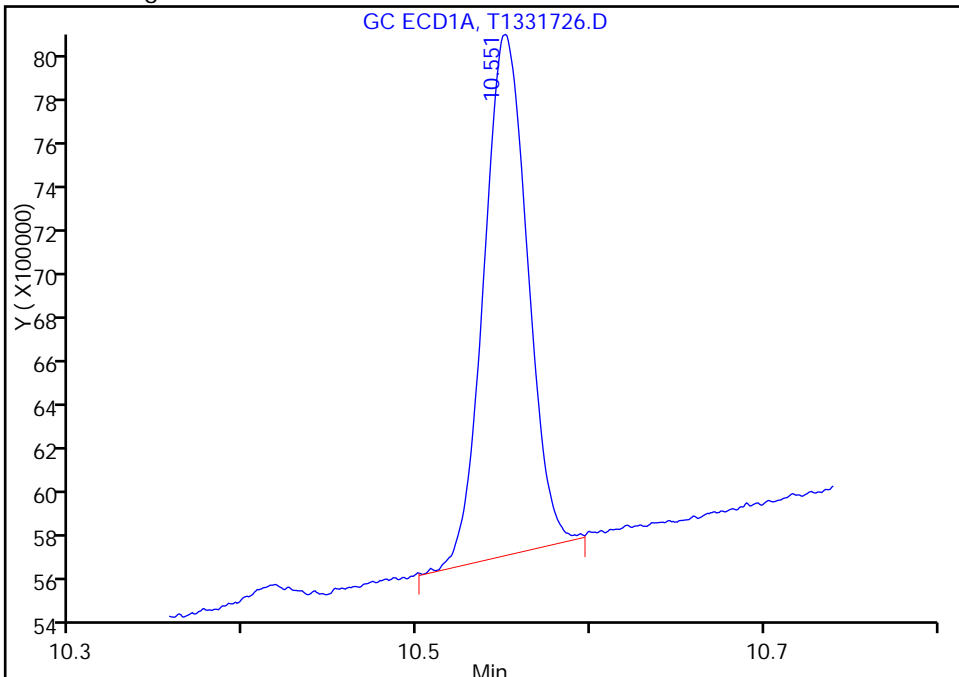
Not Detected
Expected RT: 10.52

Processing Integration Results



Manual Integration Results

RT: 10.55
Area: 3957957
Amount: 2.796519
Amount Units: ug/l



Reviewer: patelji, 12-Aug-2016 16:12:08

Audit Action: Manually Integrated

Audit Reason: Peak not integrated

TestAmerica Edison

Data File: \\ChromNA\Edison\ChromData\CPESTGC11\20160812-44396.b\T1331726.D

Injection Date: 12-Aug-2016 15:57:37

Instrument ID: CPESTGC11

Lims ID: 460-118423-A-6-A

Lab Sample ID: 460-118423-6

Client ID: PRA-E4-10.25

Operator ID:

ALS Bottle#:

35

Worklist Smp#:

35

Injection Vol: 1.0 ul

Dil. Factor:

25.0000

Method: 8082 ISTD

Limit Group:

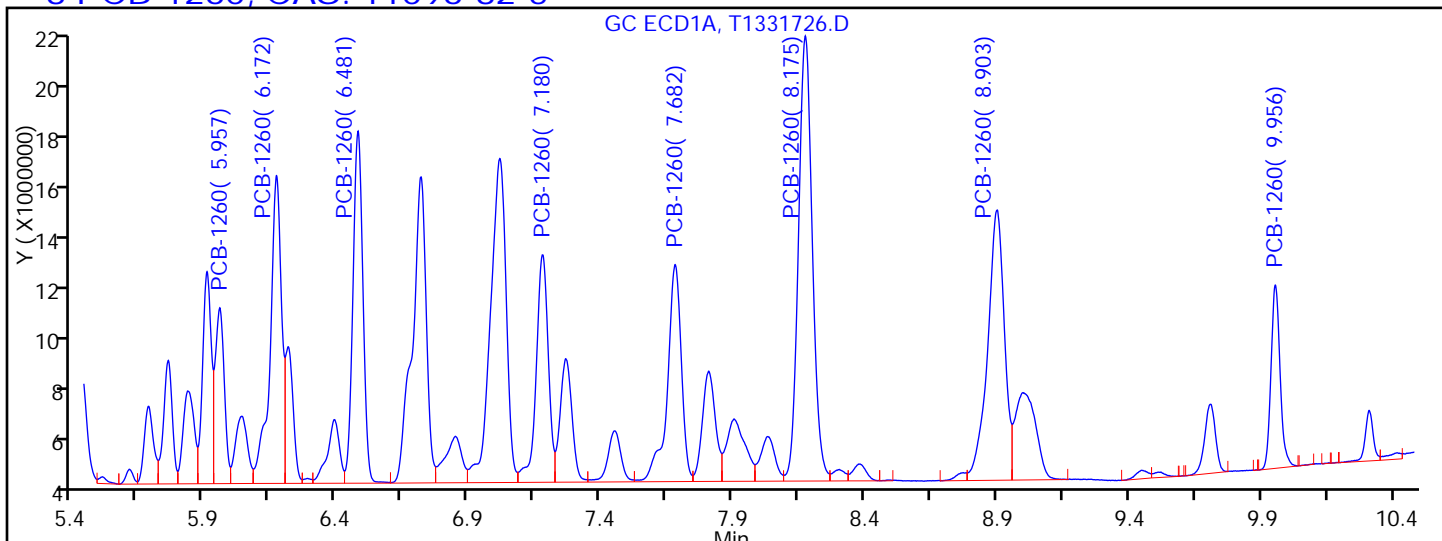
GC 8082A PCB ISTD

Column:

Detector

GC ECD1A

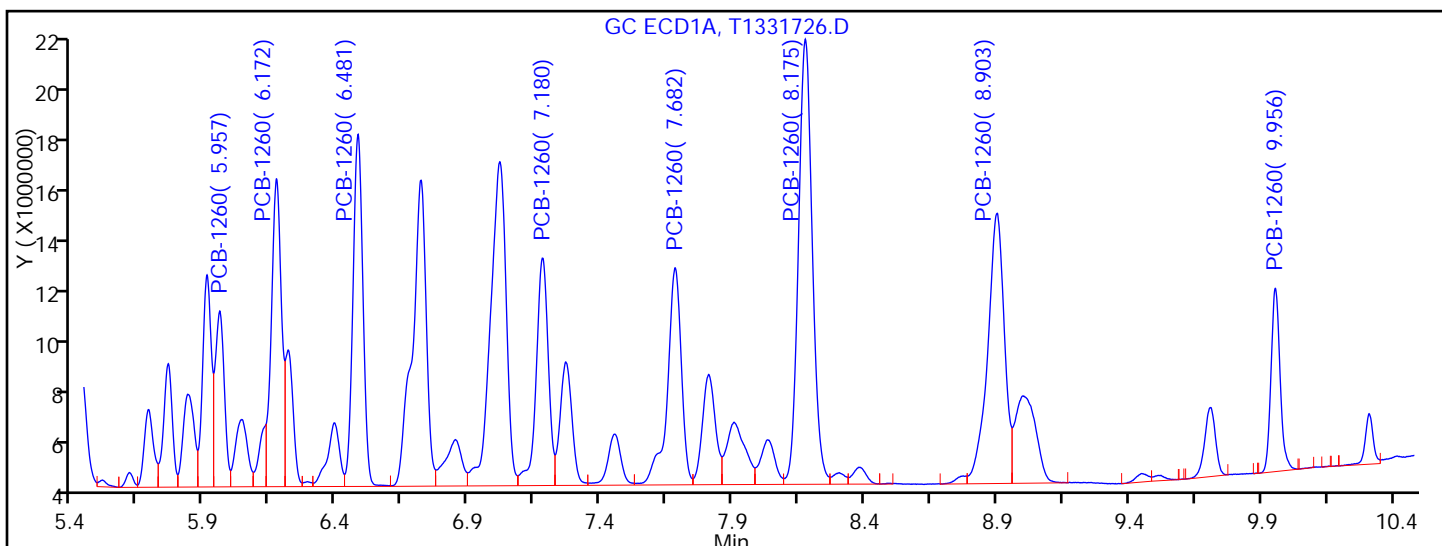
8 PCB-1260, CAS: 11096-82-5



Processing Integration Results

RT = 5.957	Response = 15469397
RT = 6.172	Response = 34568490
RT = 6.481	Response = 34330071
RT = 7.180	Response = 26933787
RT = 7.682	Response = 29735338
RT = 8.175	Response = 60259468
RT = 8.903	Response = 44061892
RT = 9.956	Response = 16213248

M



Manual Integration Results

RT = 5.957	Response = 15469397
RT = 6.172	Response = 30366515
RT = 6.481	Response = 34330071
RT = 7.180	Response = 26933787
RT = 7.682	Response = 29735338
RT = 8.175	Response = 60259468

M

FORM I
PCBS ORGANICS ANALYSIS DATA SHEET

Lab Name: TestAmerica Edison Job No.: 460-118423-1
 SDG No.: _____
 Client Sample ID: PRA-E4-10.25 DL Lab Sample ID: 460-118423-6 DL
 Matrix: Solid Lab File ID: T1331726.D
 Analysis Method: 8082A Date Collected: 08/09/2016 09:52
 Extraction Method: 3546 Date Extracted: 08/11/2016 23:07
 Sample wt/vol: 15.0131(g) Date Analyzed: 08/12/2016 15:57
 Con. Extract Vol.: 10 (mL) Dilution Factor: 25
 Injection Volume: 1 (uL) GC Column: CLP-1 ID: 0.53 (mm)
 % Moisture: 11.0 GPC Cleanup: (Y/N) N
 Analysis Batch No.: 384449 Units: ug/Kg

CAS NO.	COMPOUND NAME	RESULT	Q	RL	MDL
12674-11-2	Aroclor 1016	250	U	1900	250
11104-28-2	Aroclor 1221	250	U	1900	250
11141-16-5	Aroclor 1232	250	U	1900	250
53469-21-9	Aroclor 1242	22000	D	1900	250
12672-29-6	Aroclor 1248	250	U	1900	250
11097-69-1	Aroclor 1254	260	U	1900	260
11096-82-5	Aroclor 1260	6300	D	1900	260
37324-23-5	Aroclor 1262	260	U	1900	260
11100-14-4	Aroclor 1268	260	U	1900	260

CAS NO.	SURROGATE	%REC	Q	LIMITS
2051-24-3	DCB Decachlorobiphenyl	171	D X	35-150

TestAmerica Edison
Target Compound Quantitation Report

Data File: \\ChromNA\Edison\ChromData\CPESTGC11\20160812-44396.b\T1331726.D
 Lims ID: 460-118423-A-6-A
 Client ID: PRA-E4-10.25
 Sample Type: Client
 Inject. Date: 12-Aug-2016 15:57:37 ALS Bottle#: 35 Worklist Smp#: 35
 Injection Vol: 1.0 ul Dil. Factor: 25.0000
 Sample Info: 460-0044396-035
 Operator ID: Instrument ID: CPESTGC11
 Method: \\ChromNA\Edison\ChromData\CPESTGC11\20160812-44396.b\8082 ISTD.m
 Limit Group: GC 8082A PCB ISTD
 Last Update: 15-Aug-2016 10:18:11 Calib Date: 17-Jun-2016 19:43:54
 Integrator: Falcon
 Quant Method: Internal Standard Quant By: Initial Calibration
 Last ICal File: \\ChromNA\Edison\ChromData\CPESTGC11\20160617-42300.b\T1329669.D
 Column 1 : Det: GC ECD1A
 Column 2 : Det: GC ECD2B
 Process Host: XAWRK053

First Level Reviewer: patelji Date: 12-Aug-2016 16:12:08

Col	RT (min.)	Exp RT (min.)	Dlt RT (min.)	Response	OnCol Amt ug/l	Flags
-----	-----------	---------------	---------------	----------	----------------	-------

* 13 1-Bromo-2-nitrobenzene

1	1.519	1.524	-0.005	39571083	20.0	
2	1.350	1.347	0.003	40988013	20.0	
					RPD = 0.00	

4 PCB-1242

1	2.973	2.979	-0.006	28944385	1013.6	
1	3.438	3.446	-0.008	59426485	1061.3	
1	3.710	3.717	-0.007	24105929	1073.6	
1	3.957	3.965	-0.008	122318077	1077.2	
1	4.113	4.120	-0.007	51281190	1076.4	
1	4.791	4.798	-0.007	44314230	1005.0	
1	5.091	5.098	-0.007	38849682	979.7	
1	5.138	5.146	-0.008	50218779	1135.5	
					Average of Peak Amounts =	1052.8
2	2.331	2.330	0.001	31325667	1055.0	
2	2.686	2.684	0.002	66939793	1149.4	
2	2.888	2.886	0.002	44446918	1143.2	
2	3.159	3.158	0.001	147739607	1153.0	M
2	3.298	3.298	0.000	62194103	1168.9	M
2	3.733	3.733	0.000	60231540	1125.2	M
2	4.187	4.187	0.000	90395574	1069.0	M
2	4.421	4.420	0.001	44721684	1353.4	M
					Average of Peak Amounts =	1152.1
					RPD = 9.01	

Col	RT (min.)	Exp RT (min.)	Dlt RT (min.)	Response	OnCol Amt ug/l	Flags
-----	-----------	---------------	---------------	----------	----------------	-------

8 PCB-1260						M
1	5.957	5.972	-0.015	15469397	369.7	
1	6.172	6.185	-0.013	30366515	345.1	M
1	6.481	6.494	-0.013	34330071	333.8	
1	7.180	7.196	-0.016	26933787	325.7	
1	7.682	7.700	-0.018	29735338	326.1	
1	8.175	8.192	-0.017	60259468	314.7	
1	8.903	8.917	-0.014	44061892	307.3	
1	9.956	9.953	0.003	16213248	305.6	
Average of Peak Amounts =					328.5	
2	5.048	5.048	0.000	32609789	366.7	
2	5.663	5.663	0.000	53303364	347.0	
2	5.809	5.808	0.001	30823897	329.1	
2	6.113	6.112	0.001	31175176	327.8	
2	6.548	6.546	0.002	69099457	327.8	
2	6.961	6.961	0.000	35810056	330.0	
2	7.100	7.103	-0.003	20068200	324.4	
2	8.053	8.053	0.000	19755026	324.4	
Average of Peak Amounts =					334.6	
						RPD = 1.85
\$ 11 DCB Decachlorobiphenyl						M
1	10.551	10.517	0.034	3957957	2.80	M
2	8.997	8.996	0.001	6735079	3.41	a
						RPD = 19.89

QC Flag Legend

Review Flags

M - Manually Integrated

Reagents:

SGPCBISTD_00006

Amount Added: 20.00

Units: uL

Run Reagent

TestAmerica Edison

Data File: \\ChromNA\Edison\ChromData\CPESTGC11\20160812-44396.b\T1331726.D

Injection Date: 12-Aug-2016 15:57:37

Instrument ID: CPESTGC11

Operator ID:

Lims ID: 460-118423-A-6-A

Lab Sample ID: 460-118423-6

Worklist Smp#: 35

Client ID: PRA-E4-10.25

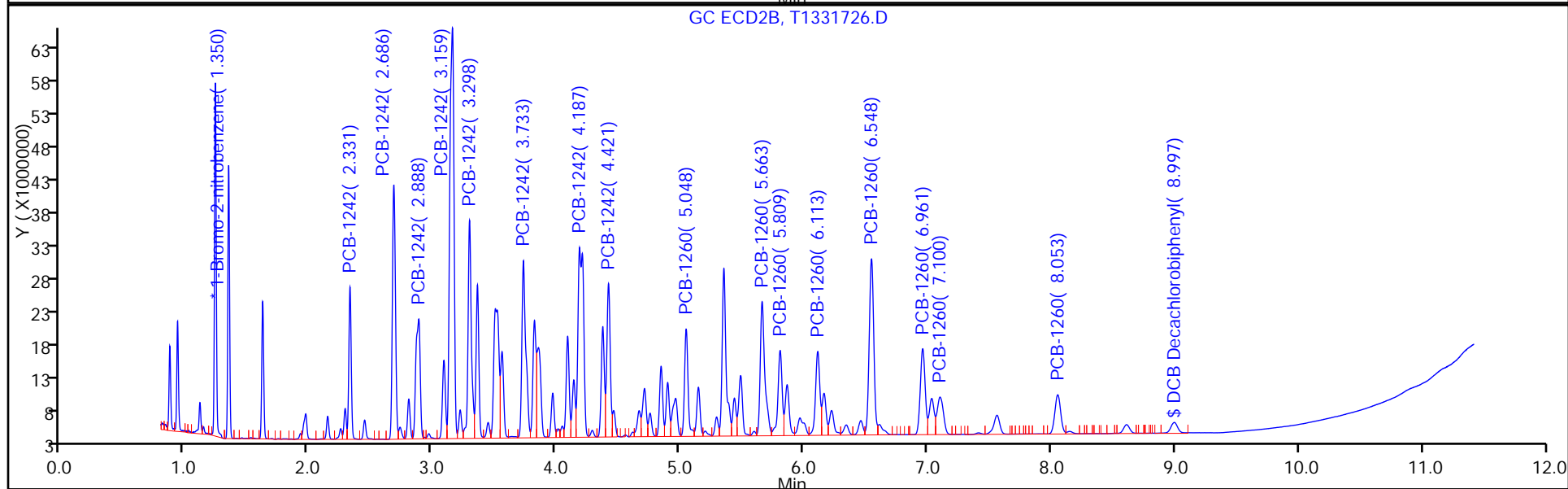
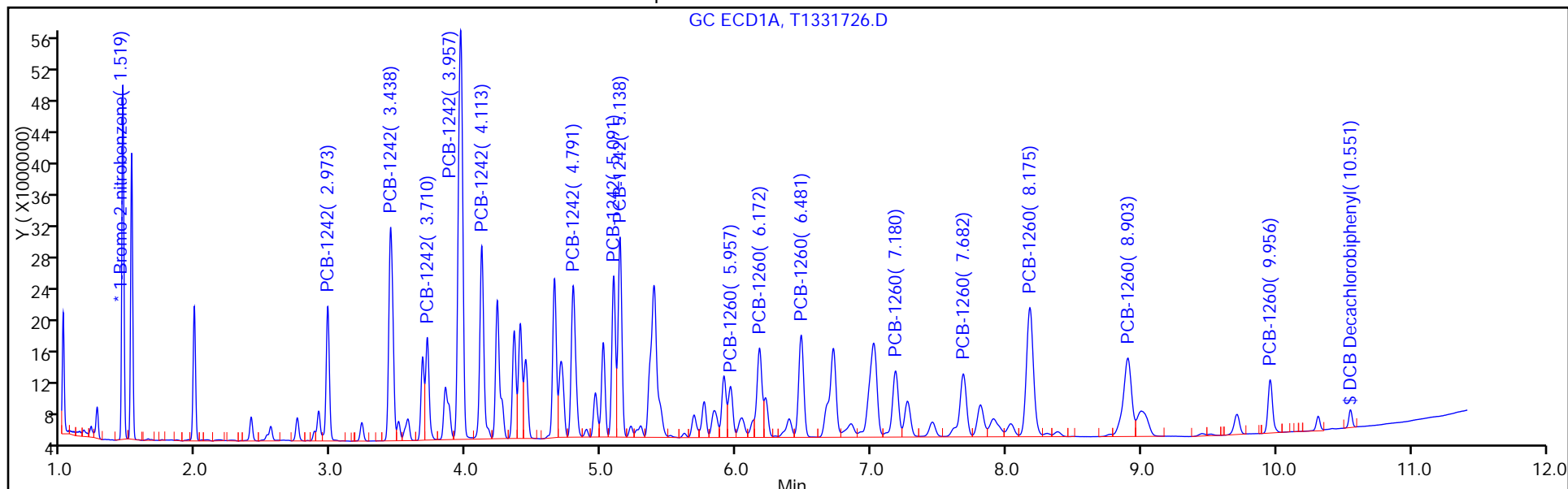
Injection Vol: 1.0 ul

Dil. Factor: 25.0000

ALS Bottle#: 35

Method: 8082 ISTD

Limit Group: GC 8082A PCB ISTD



TestAmerica Edison

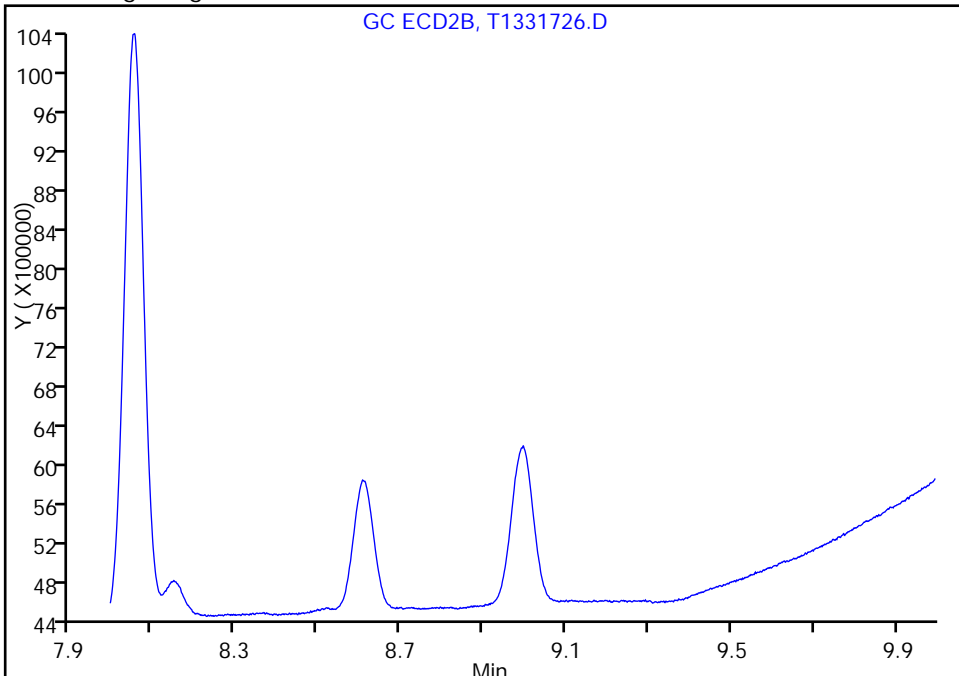
Data File: \\ChromNA\Edison\ChromData\CPESTGC11\20160812-44396.b\T1331726.D
Injection Date: 12-Aug-2016 15:57:37 Instrument ID: CPESTGC11
Lims ID: 460-118423-A-6-A Lab Sample ID: 460-118423-6
Client ID: PRA-E4-10.25
Operator ID: ALS Bottle#: 35 Worklist Smp#: 35
Injection Vol: 1.0 ul Dil. Factor: 25.0000
Method: 8082 ISTD Limit Group: GC 8082A PCB ISTD
Column: Detector GC ECD2B

\$ 11 DCB Decachlorobiphenyl, CAS: 2051-24-3

Signal: 2

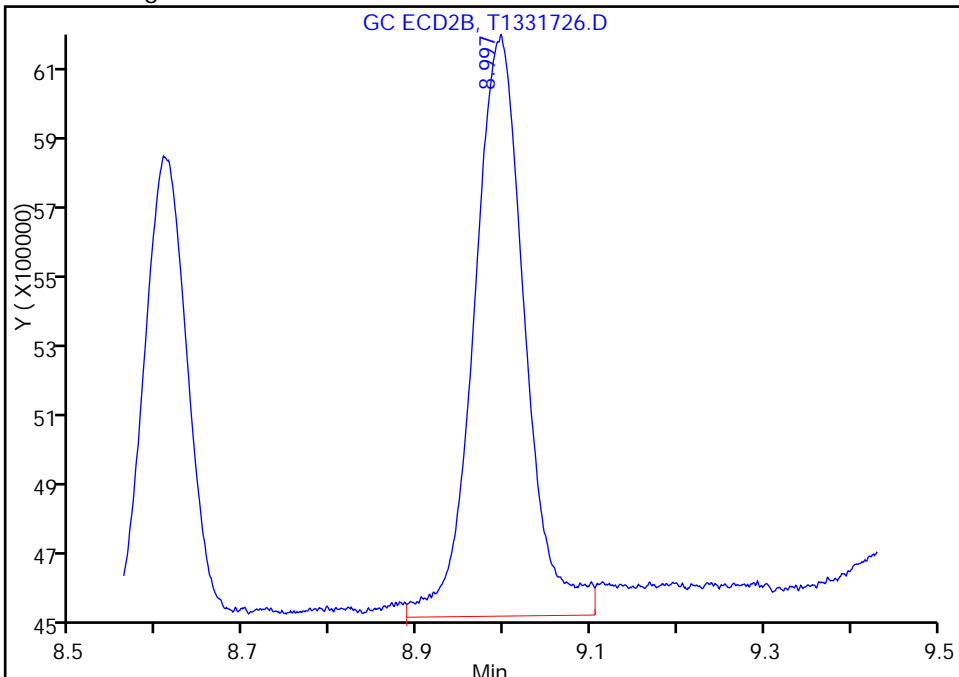
Not Detected
Expected RT: 9.00

Processing Integration Results



Manual Integration Results

RT: 9.00
Area: 6735079
Amount: 3.414043
Amount Units: ug/l



Reviewer: patelji, 12-Aug-2016 16:12:08
Audit Action: Assigned Compound ID

Audit Reason: Peak not integrated

TestAmerica Edison

Data File: \\ChromNA\Edison\ChromData\CPESTGC11\20160812-44396.b\T1331726.D

Injection Date: 12-Aug-2016 15:57:37

Instrument ID: CPESTGC11

Lims ID: 460-118423-A-6-A

Lab Sample ID: 460-118423-6

Client ID: PRA-E4-10.25

Operator ID:

ALS Bottle#:

35

Worklist Smp#:

35

Injection Vol: 1.0 ul

Dil. Factor:

25.0000

Method: 8082 ISTD

Limit Group:

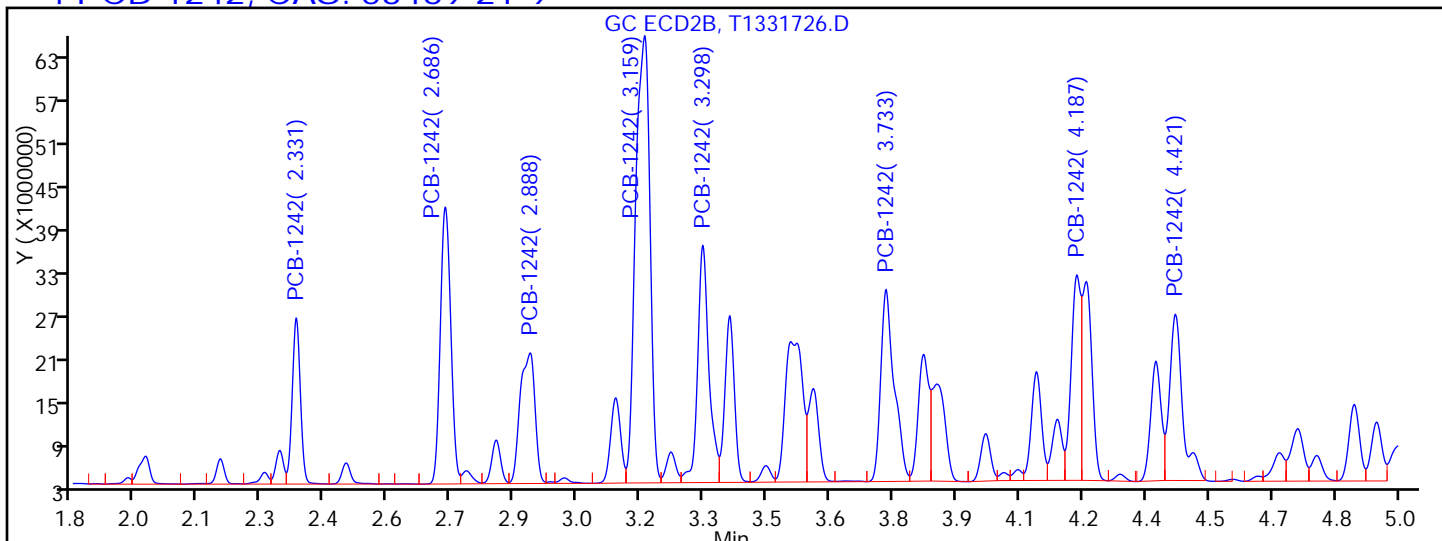
GC 8082A PCB ISTD

Column:

Detector

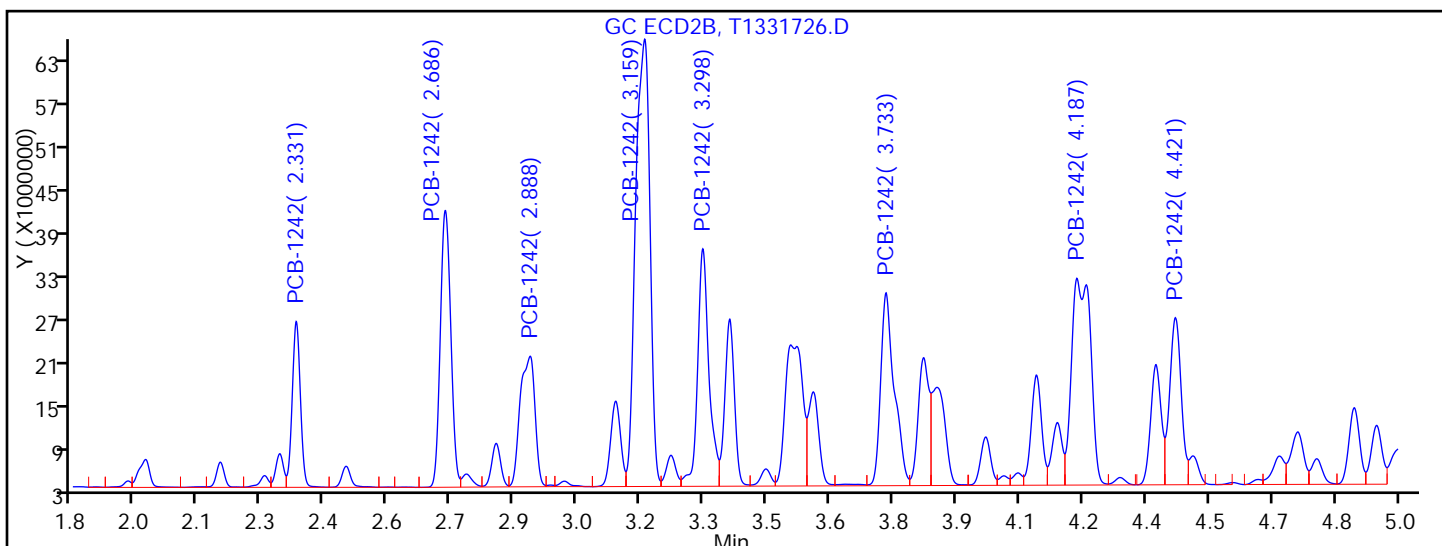
GC ECD2B

4 PCB-1242, CAS: 53469-21-9



Processing Integration Results

RT = 2.331	Response = 31325667	
RT = 2.686	Response = 66939793	
RT = 2.888	Response = 44446918	
RT = 3.159	Response = 147508227	M
RT = 3.298	Response = 61827452	M
RT = 3.733	Response = 59405987	M
RT = 4.187	Response = 45590217	M
RT = 4.421	Response = 50143112	M



Manual Integration Results

RT = 2.331	Response = 31325667	
RT = 2.686	Response = 66939793	
RT = 2.888	Response = 44446918	
RT = 3.159	Response = 147739607	M
RT = 3.298	Response = 62194103	M
RT = 3.733	Response = 60231540	M

FORM I
PCBS ORGANICS ANALYSIS DATA SHEET

Lab Name: TestAmerica Edison Job No.: 460-118423-1
 SDG No.: _____
 Client Sample ID: DUP1_20160809 DL Lab Sample ID: 460-118423-7 DL
 Matrix: Solid Lab File ID: T1331725.D
 Analysis Method: 8082A Date Collected: 08/09/2016 00:00
 Extraction Method: 3546 Date Extracted: 08/11/2016 23:07
 Sample wt/vol: 15.0088(g) Date Analyzed: 08/12/2016 15:43
 Con. Extract Vol.: 10 (mL) Dilution Factor: 50
 Injection Volume: 1 (uL) GC Column: CLP-2 ID: 0.53 (mm)
 % Moisture: 10.9 GPC Cleanup: (Y/N) N
 Analysis Batch No.: 384449 Units: ug/Kg

CAS NO.	SURROGATE	%REC	Q	LIMITS
2051-24-3	DCB Decachlorobiphenyl	136	D	35-150

TestAmerica Edison
Target Compound Quantitation Report

Data File: \\ChromNA\Edison\ChromData\CPESTGC11\20160812-44396.b\T1331725.D
 Lims ID: 460-118423-A-7-A
 Client ID: DUP1_20160809
 Sample Type: Client
 Inject. Date: 12-Aug-2016 15:43:06 ALS Bottle#: 34 Worklist Smp#: 34
 Injection Vol: 1.0 ul Dil. Factor: 50.0000
 Sample Info: 460-0044396-034
 Operator ID: Instrument ID: CPESTGC11
 Method: \\ChromNA\Edison\ChromData\CPESTGC11\20160812-44396.b\8082 ISTD.m
 Limit Group: GC 8082A PCB ISTD
 Last Update: 15-Aug-2016 10:18:11 Calib Date: 17-Jun-2016 19:43:54
 Integrator: Falcon
 Quant Method: Internal Standard Quant By: Initial Calibration
 Last ICal File: \\ChromNA\Edison\ChromData\CPESTGC11\20160617-42300.b\T1329669.D

Column 1 : Det: GC ECD1A
 Column 2 : Det: GC ECD2B
 Process Host: XAWRK053

First Level Reviewer: patelji Date: 12-Aug-2016 15:59:05

Col	RT (min.)	Exp RT (min.)	Dlt RT (min.)	Response	OnCol Amt ug/l	Flags
-----	-----------	---------------	---------------	----------	----------------	-------

* 13 1-Bromo-2-nitrobenzene

1	1.518	1.524	-0.006	41309489	20.0	
2	1.350	1.347	0.003	42600757	20.0	

RPD = 0.00

4 PCB-1242

1	2.972	2.979	-0.007	20418272	684.9	M
1	3.438	3.446	-0.008	42552287	728.0	
1	3.709	3.717	-0.008	17050850	727.4	
1	3.957	3.965	-0.008	88147044	743.6	
1	4.113	4.120	-0.007	36993705	743.8	
1	4.790	4.798	-0.008	32899382	714.8	
1	5.090	5.098	-0.008	28691420	693.1	M
1	5.138	5.146	-0.008	36504917	790.7	M

Average of Peak Amounts = 728.3

2	2.331	2.330	0.001	21927053	710.5	
2	2.685	2.684	0.001	47743787	788.8	
2	2.887	2.886	0.001	31963973	791.0	M
2	3.159	3.158	0.001	105892704	795.1	M
2	3.298	3.298	0.000	44637757	807.2	M
2	3.733	3.733	0.000	43202359	776.5	M
2	4.187	4.187	0.000	64194852	730.4	M
2	4.421	4.420	0.001	31712400	923.3	M

Average of Peak Amounts = 790.4

RPD = 8.18

Col	RT (min.)	Exp RT (min.)	Dlt RT (min.)	Response	OnCol Amt ug/l	Flags
-----	-----------	---------------	---------------	----------	----------------	-------

8 PCB-1260						M
1	5.955	5.972	-0.017	11115055	254.4	M
1	6.170	6.185	-0.015	23475633	255.5	M
1	6.479	6.494	-0.015	24424334	227.5	
1	7.179	7.196	-0.017	18809964	217.9	M
1	7.682	7.700	-0.018	19024653	199.8	M
1	8.174	8.192	-0.018	43299470	216.6	
1	8.900	8.917	-0.017	31813227	212.5	
1	9.954	9.953	0.001	11407154	206.0	
Average of Peak Amounts =					223.8	
2	5.048	5.048	0.000	23460196	253.8	
2	5.663	5.663	0.000	38352170	240.2	
2	5.808	5.808	0.000	22525131	231.4	
2	6.113	6.112	0.001	22431439	226.9	
2	6.548	6.546	0.002	49458061	225.7	
2	6.960	6.961	-0.001	25694242	227.8	
2	7.102	7.103	-0.001	14223756	221.2	
2	8.053	8.053	0.000	13828088	218.5	
Average of Peak Amounts =					230.7	
					RPD = 3.04	
\$ 11 DCB Decachlorobiphenyl						M
1	10.548	10.517	0.031	2010915	1.36	M
2	8.993	8.996	-0.003	3036964	1.48	M
					RPD = 8.45	

QC Flag Legend

Review Flags

M - Manually Integrated

Reagents:

SGPCBISTD_00006

Amount Added: 20.00

Units: uL

Run Reagent

TestAmerica Edison

Data File: \\ChromNA\Edison\ChromData\CPESTGC11\20160812-44396.b\T1331725.D

Injection Date: 12-Aug-2016 15:43:06

Instrument ID: CPESTGC11

Operator ID:

Lims ID: 460-118423-A-7-A

Lab Sample ID: 460-118423-7

Worklist Smp#: 34

Client ID: DUP1_20160809

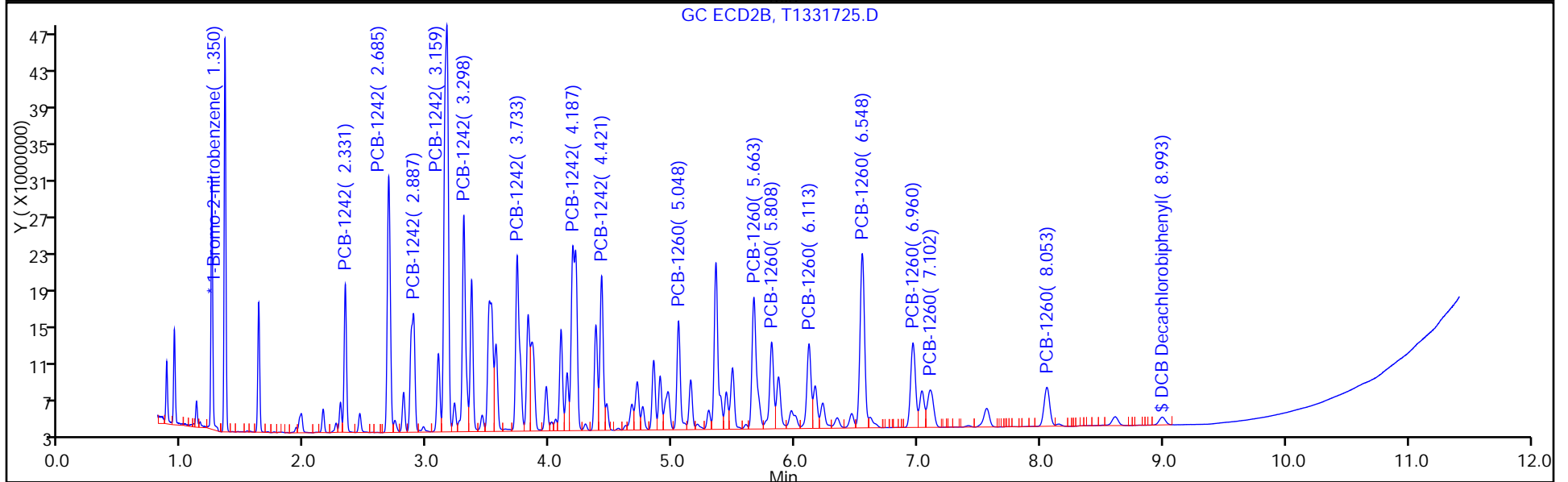
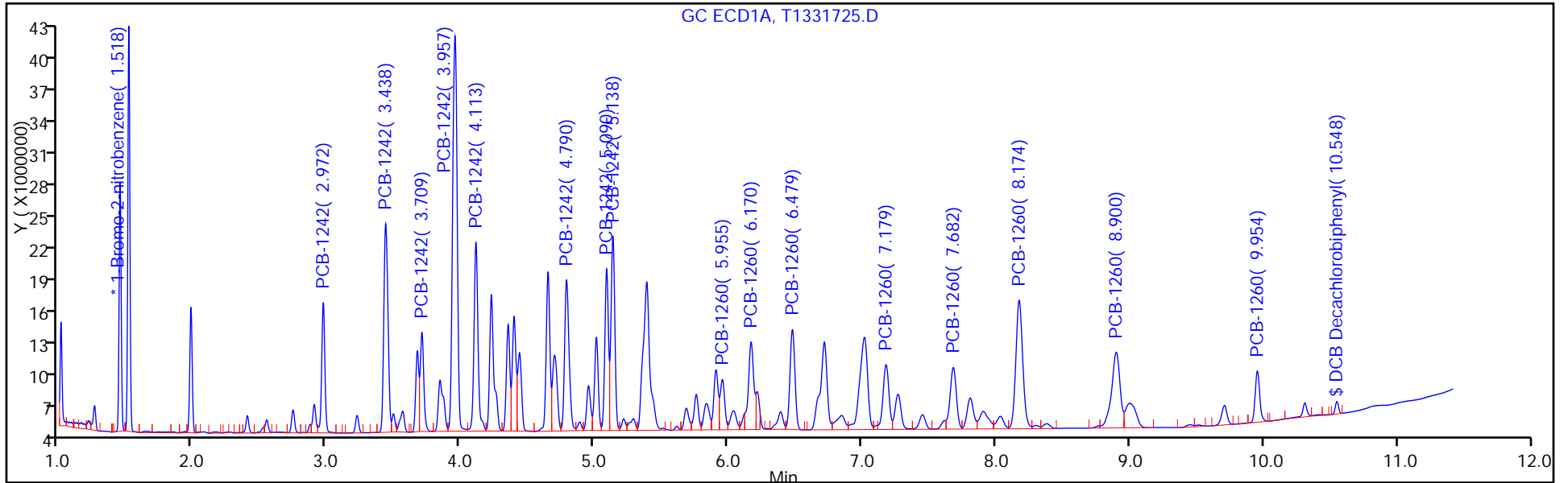
Injection Vol: 1.0 ul

Dil. Factor: 50.0000

ALS Bottle#: 34

Method: 8082 ISTD

Limit Group: GC 8082A PCB ISTD



TestAmerica Edison

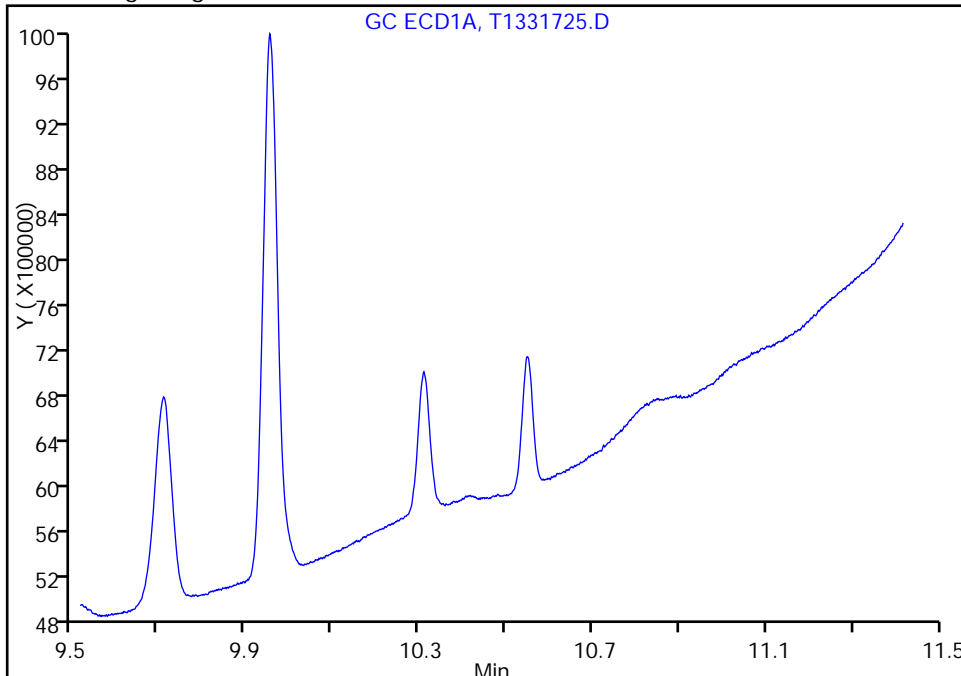
Data File: \\ChromNA\Edison\ChromData\CPESTGC11\20160812-44396.b\T1331725.D
Injection Date: 12-Aug-2016 15:43:06 Instrument ID: CPESTGC11
Lims ID: 460-118423-A-7-A Lab Sample ID: 460-118423-7
Client ID: DUP1_20160809
Operator ID: ALS Bottle#: 34 Worklist Smp#: 34
Injection Vol: 1.0 ul Dil. Factor: 50.0000
Method: 8082 ISTD Limit Group: GC 8082A PCB ISTD
Column: Detector GC ECD1A

\$ 11 DCB Decachlorobiphenyl, CAS: 2051-24-3

Signal: 1

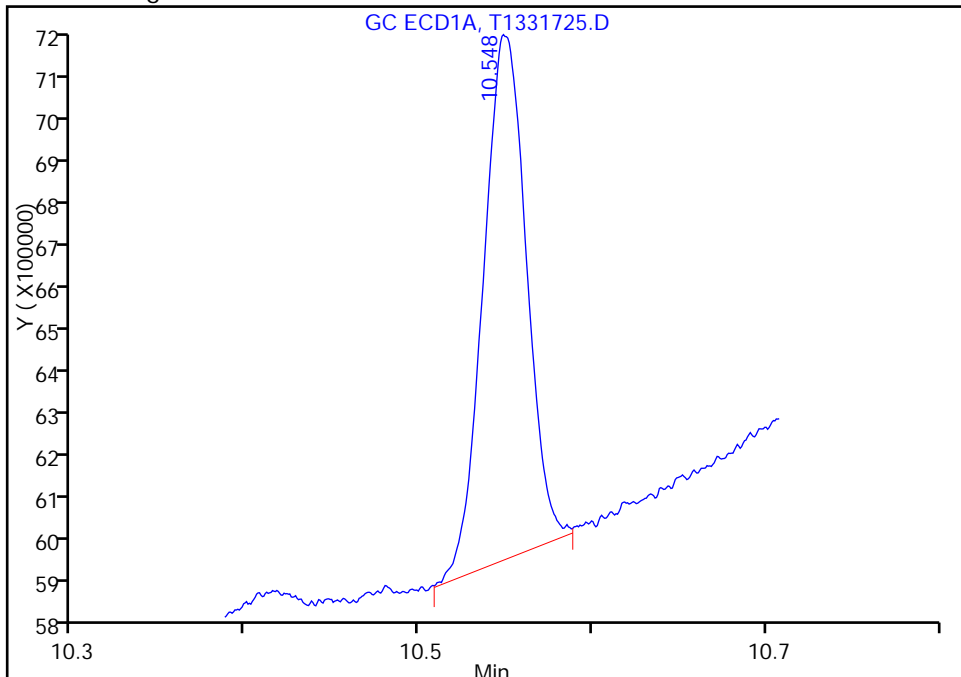
Not Detected
Expected RT: 10.52

Processing Integration Results



Manual Integration Results

RT: 10.55
Area: 2010915
Amount: 1.361033
Amount Units: ug/l



Reviewer: patelji, 12-Aug-2016 15:59:05
Audit Action: Assigned Compound ID

Audit Reason: Peak not integrated

TestAmerica Edison

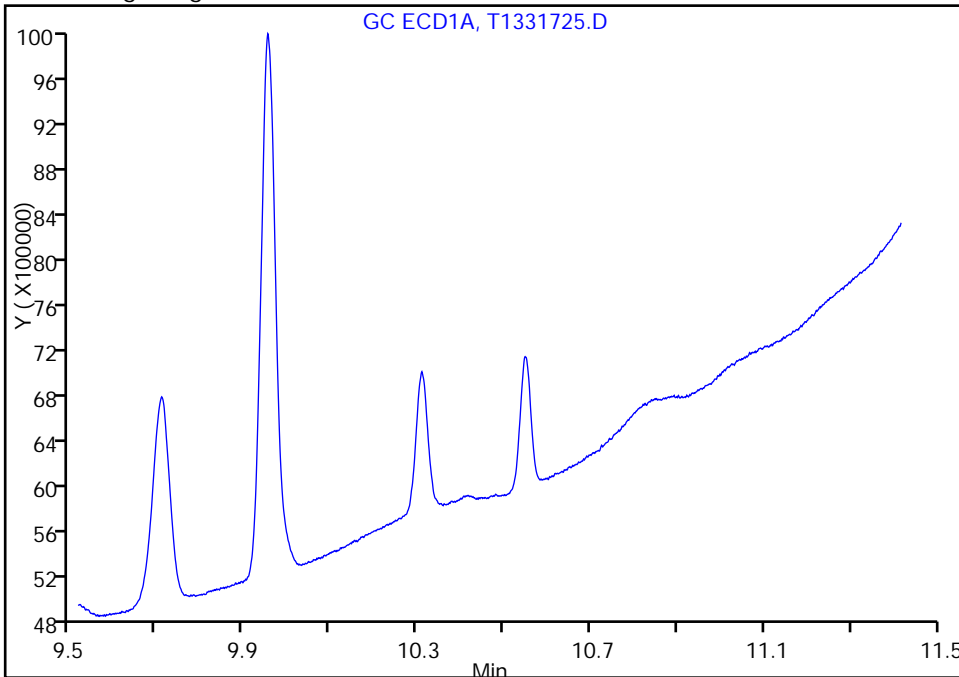
Data File: \\ChromNA\Edison\ChromData\CPESTGC11\20160812-44396.b\T1331725.D
Injection Date: 12-Aug-2016 15:43:06 Instrument ID: CPESTGC11
Lims ID: 460-118423-A-7-A Lab Sample ID: 460-118423-7
Client ID: DUP1_20160809
Operator ID: ALS Bottle#: 34 Worklist Smp#: 34
Injection Vol: 1.0 ul Dil. Factor: 50.0000
Method: 8082 ISTD Limit Group: GC 8082A PCB ISTD
Column: Detector GC ECD1A

\$ 11 DCB Decachlorobiphenyl, CAS: 2051-24-3

Signal: 1

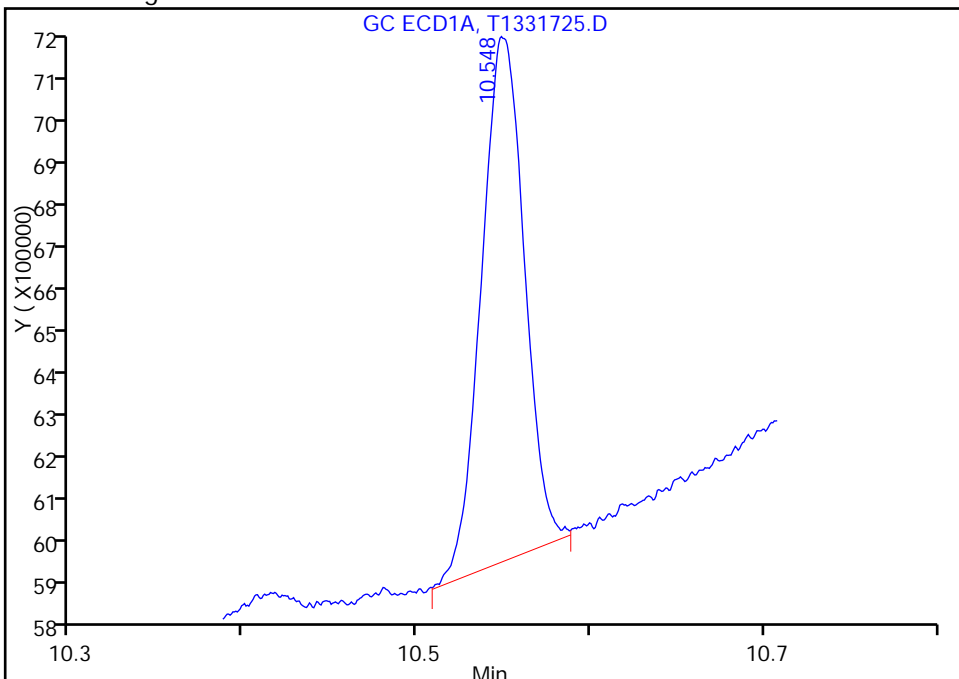
Not Detected
Expected RT: 10.52

Processing Integration Results



Manual Integration Results

RT: 10.55
Area: 2010915
Amount: 1.361033
Amount Units: ug/l



Reviewer: patelji, 12-Aug-2016 15:59:05

Audit Action: Manually Integrated

Audit Reason: Peak not integrated

TestAmerica Edison

Data File: \\ChromNA\Edison\ChromData\CPESTGC11\20160812-44396.b\T1331725.D

Injection Date: 12-Aug-2016 15:43:06

Instrument ID: CPESTGC11

Lims ID: 460-118423-A-7-A

Lab Sample ID: 460-118423-7

Client ID: DUP1_20160809

Operator ID:

ALS Bottle#: 34

Worklist Smp#: 34

Injection Vol: 1.0 ul

Dil. Factor: 50.0000

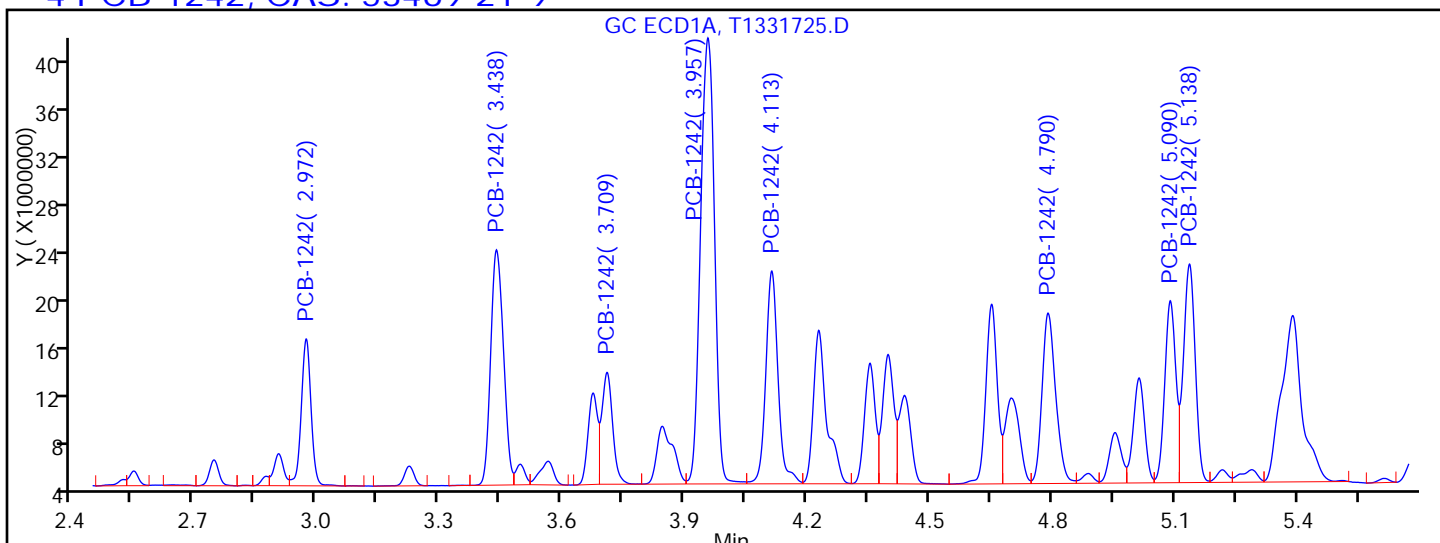
Method: 8082 ISTD

Limit Group: GC 8082A PCB ISTD

Column:

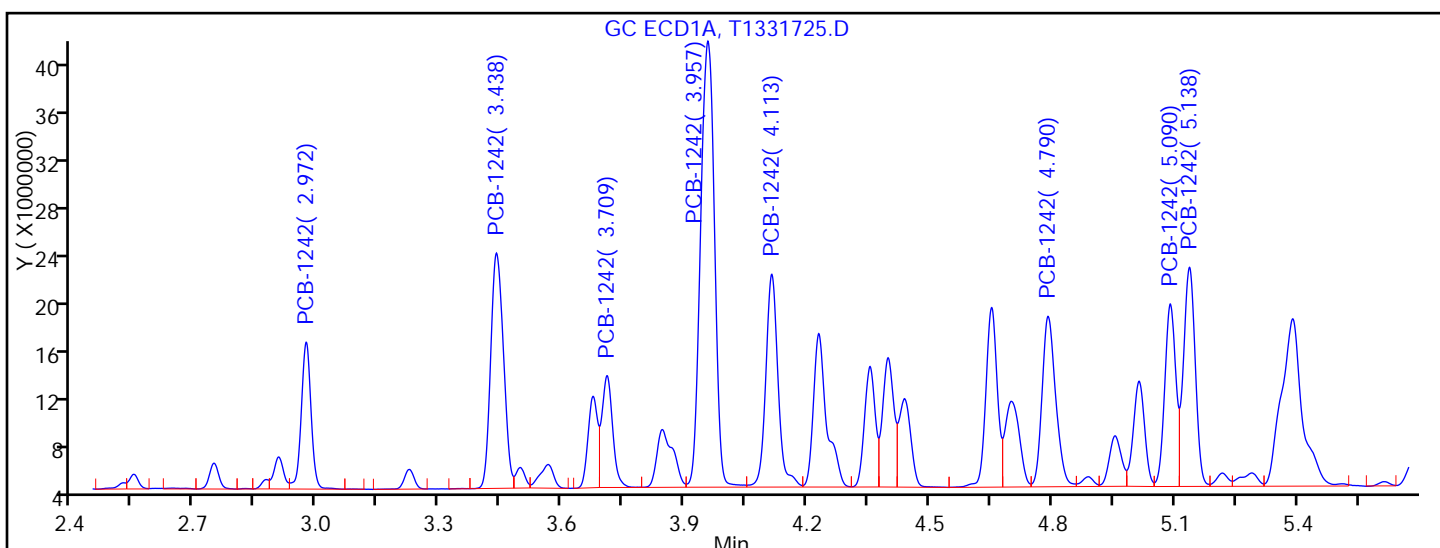
Detector GC ECD1A

4 PCB-1242, CAS: 53469-21-9



Processing Integration Results

RT = 2.972	Response = 20418272	
RT = 3.438	Response = 42552287	
RT = 3.709	Response = 17050850	
RT = 3.957	Response = 88147044	
RT = 4.113	Response = 36993705	
RT = 4.790	Response = 32899382	
RT = 5.090	Response = 28536964	M
RT = 5.138	Response = 36275865	M



Manual Integration Results

RT = 2.972	Response = 20418272
RT = 3.438	Response = 42552287
RT = 3.709	Response = 17050850
RT = 3.957	Response = 88147044
RT = 4.113	Response = 36993705
RT = 4.790	Response = 32899382

TestAmerica Edison

Data File: \\ChromNA\Edison\ChromData\CPESTGC11\20160812-44396.b\T1331725.D

Injection Date: 12-Aug-2016 15:43:06

Instrument ID: CPESTGC11

Lims ID: 460-118423-A-7-A

Lab Sample ID: 460-118423-7

Client ID: DUP1_20160809

Operator ID:

ALS Bottle#: 34

Worklist Smp#: 34

Injection Vol: 1.0 ul

Dil. Factor: 50.0000

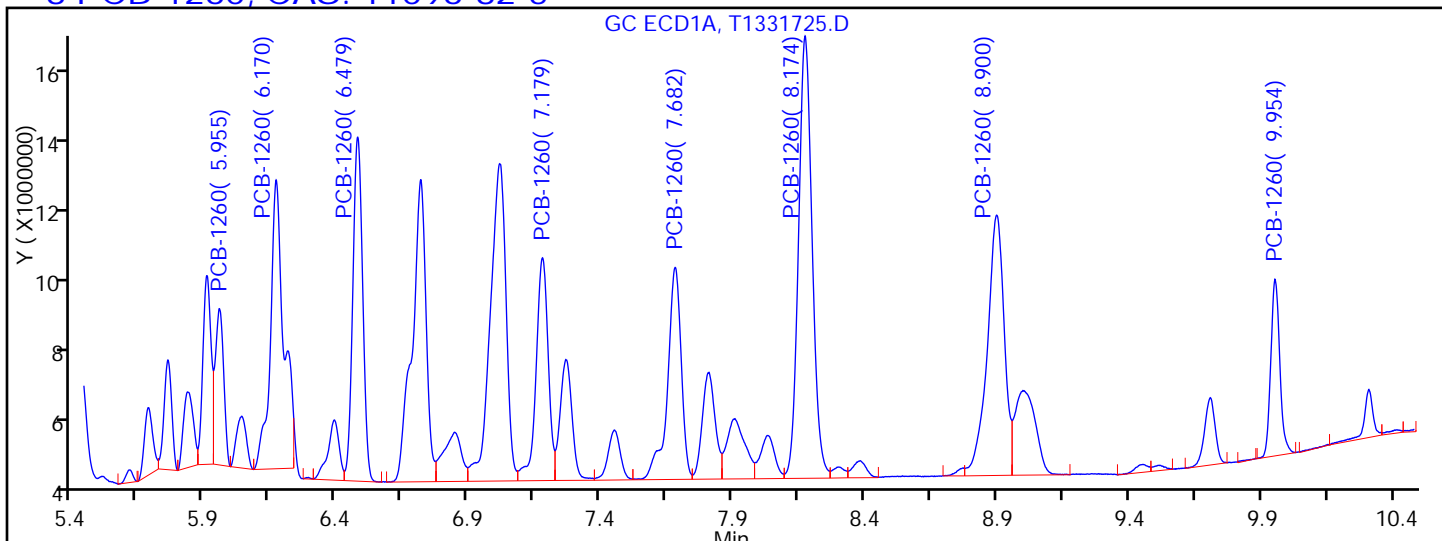
Method: 8082 ISTD

Limit Group: GC 8082A PCB ISTD

Column:

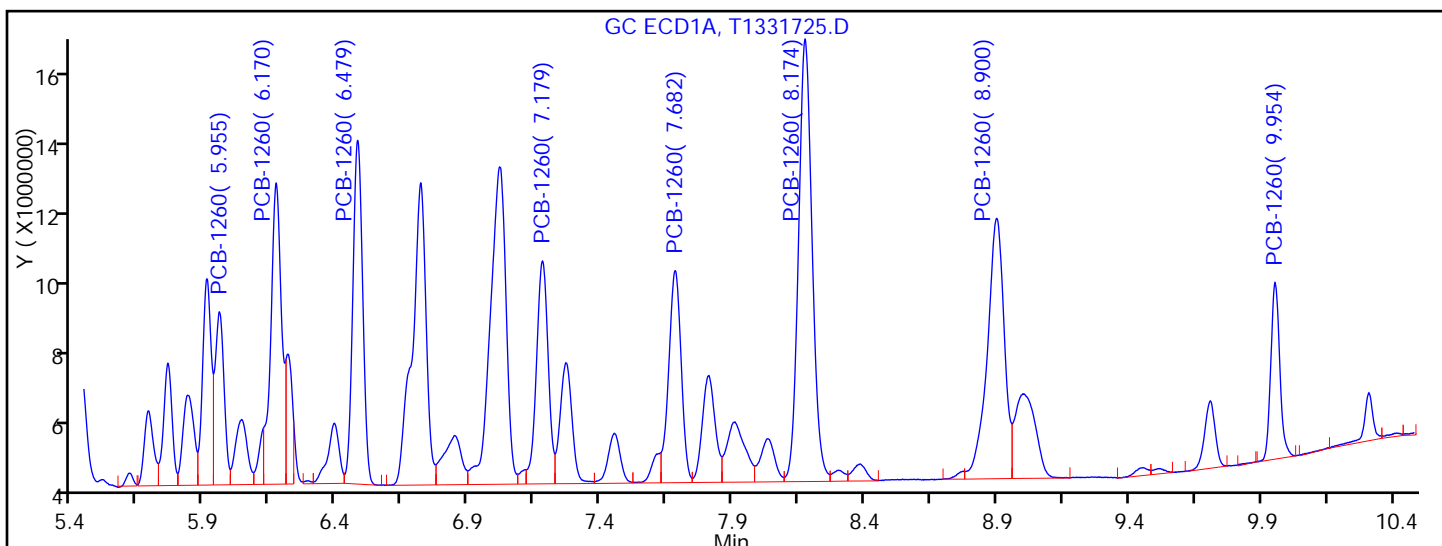
Detector: GC ECD1A

8 PCB-1260, CAS: 11096-82-5



Processing Integration Results

RT = 5.955	Response = 9413621	M
RT = 6.170	Response = 27700946	M
RT = 6.479	Response = 24424334	
RT = 7.179	Response = 19464930	M
RT = 7.682	Response = 20951906	M
RT = 8.174	Response = 43299470	
RT = 8.900	Response = 31813227	
RT = 9.954	Response = 11407154	



Manual Integration Results

RT = 5.955	Response = 11115055	M
RT = 6.170	Response = 23475633	M
RT = 6.479	Response = 24424334	
RT = 7.179	Response = 18809964	M
RT = 7.682	Response = 19024653	M
RT = 8.174	Response = 43299470	

FORM I
PCBS ORGANICS ANALYSIS DATA SHEET

Lab Name: TestAmerica Edison Job No.: 460-118423-1
 SDG No.: _____
 Client Sample ID: DUP1_20160809 DL Lab Sample ID: 460-118423-7 DL
 Matrix: Solid Lab File ID: T1331725.D
 Analysis Method: 8082A Date Collected: 08/09/2016 00:00
 Extraction Method: 3546 Date Extracted: 08/11/2016 23:07
 Sample wt/vol: 15.0088(g) Date Analyzed: 08/12/2016 15:43
 Con. Extract Vol.: 10 (mL) Dilution Factor: 50
 Injection Volume: 1 (uL) GC Column: CLP-1 ID: 0.53 (mm)
 % Moisture: 10.9 GPC Cleanup: (Y/N) N
 Analysis Batch No.: 384449 Units: ug/Kg

CAS NO.	COMPOUND NAME	RESULT	Q	RL	MDL
12674-11-2	Aroclor 1016	500	U	3800	500
11104-28-2	Aroclor 1221	500	U	3800	500
11141-16-5	Aroclor 1232	500	U	3800	500
53469-21-9	Aroclor 1242	30000	D	3800	500
12672-29-6	Aroclor 1248	500	U	3800	500
11097-69-1	Aroclor 1254	520	U	3800	520
11096-82-5	Aroclor 1260	8600	D	3800	520
37324-23-5	Aroclor 1262	520	U	3800	520
11100-14-4	Aroclor 1268	520	U	3800	520

CAS NO.	SURROGATE	%REC	Q	LIMITS
2051-24-3	DCB Decachlorobiphenyl	148	D	35-150

TestAmerica Edison
Target Compound Quantitation Report

Data File: \\ChromNA\Edison\ChromData\CPESTGC11\20160812-44396.b\T1331725.D
 Lims ID: 460-118423-A-7-A
 Client ID: DUP1_20160809
 Sample Type: Client
 Inject. Date: 12-Aug-2016 15:43:06 ALS Bottle#: 34 Worklist Smp#: 34
 Injection Vol: 1.0 ul Dil. Factor: 50.0000
 Sample Info: 460-0044396-034
 Operator ID: Instrument ID: CPESTGC11
 Method: \\ChromNA\Edison\ChromData\CPESTGC11\20160812-44396.b\8082 ISTD.m
 Limit Group: GC 8082A PCB ISTD
 Last Update: 15-Aug-2016 10:18:11 Calib Date: 17-Jun-2016 19:43:54
 Integrator: Falcon
 Quant Method: Internal Standard Quant By: Initial Calibration
 Last ICal File: \\ChromNA\Edison\ChromData\CPESTGC11\20160617-42300.b\T1329669.D

Column 1 : Det: GC ECD1A
 Column 2 : Det: GC ECD2B
 Process Host: XAWRK053

First Level Reviewer: patelji Date: 12-Aug-2016 15:59:05

Col	RT (min.)	Exp RT (min.)	Dlt RT (min.)	Response	OnCol Amt ug/l	Flags
-----	-----------	---------------	---------------	----------	----------------	-------

* 13 1-Bromo-2-nitrobenzene

1	1.518	1.524	-0.006	41309489	20.0	
2	1.350	1.347	0.003	42600757	20.0	

RPD = 0.00

4 PCB-1242

M

1	2.972	2.979	-0.007	20418272	684.9	
1	3.438	3.446	-0.008	42552287	728.0	
1	3.709	3.717	-0.008	17050850	727.4	
1	3.957	3.965	-0.008	88147044	743.6	
1	4.113	4.120	-0.007	36993705	743.8	
1	4.790	4.798	-0.008	32899382	714.8	
1	5.090	5.098	-0.008	28691420	693.1	M
1	5.138	5.146	-0.008	36504917	790.7	M

Average of Peak Amounts = 728.3

2	2.331	2.330	0.001	21927053	710.5	
2	2.685	2.684	0.001	47743787	788.8	
2	2.887	2.886	0.001	31963973	791.0	M
2	3.159	3.158	0.001	105892704	795.1	M
2	3.298	3.298	0.000	44637757	807.2	M
2	3.733	3.733	0.000	43202359	776.5	M
2	4.187	4.187	0.000	64194852	730.4	M
2	4.421	4.420	0.001	31712400	923.3	M

Average of Peak Amounts = 790.4

RPD = 8.18

Col	RT (min.)	Exp RT (min.)	Dlt RT (min.)	Response	OnCol Amt ug/l	Flags
-----	-----------	---------------	---------------	----------	----------------	-------

8 PCB-1260						M
1	5.955	5.972	-0.017	11115055	254.4	M
1	6.170	6.185	-0.015	23475633	255.5	M
1	6.479	6.494	-0.015	24424334	227.5	
1	7.179	7.196	-0.017	18809964	217.9	M
1	7.682	7.700	-0.018	19024653	199.8	M
1	8.174	8.192	-0.018	43299470	216.6	
1	8.900	8.917	-0.017	31813227	212.5	
1	9.954	9.953	0.001	11407154	206.0	
Average of Peak Amounts =					223.8	
2	5.048	5.048	0.000	23460196	253.8	
2	5.663	5.663	0.000	38352170	240.2	
2	5.808	5.808	0.000	22525131	231.4	
2	6.113	6.112	0.001	22431439	226.9	
2	6.548	6.546	0.002	49458061	225.7	
2	6.960	6.961	-0.001	25694242	227.8	
2	7.102	7.103	-0.001	14223756	221.2	
2	8.053	8.053	0.000	13828088	218.5	
Average of Peak Amounts =					230.7	
					RPD = 3.04	
\$ 11 DCB Decachlorobiphenyl						M
1	10.548	10.517	0.031	2010915	1.36	M
2	8.993	8.996	-0.003	3036964	1.48	M
					RPD = 8.45	

QC Flag Legend

Review Flags

M - Manually Integrated

Reagents:

SGPCBISTD_00006

Amount Added: 20.00

Units: uL

Run Reagent

TestAmerica Edison

Data File: \\ChromNA\Edison\ChromData\CPESTGC11\20160812-44396.b\T1331725.D

Injection Date: 12-Aug-2016 15:43:06

Instrument ID: CPESTGC11

Operator ID:

Lims ID: 460-118423-A-7-A

Lab Sample ID: 460-118423-7

Worklist Smp#: 34

Client ID: DUP1_20160809

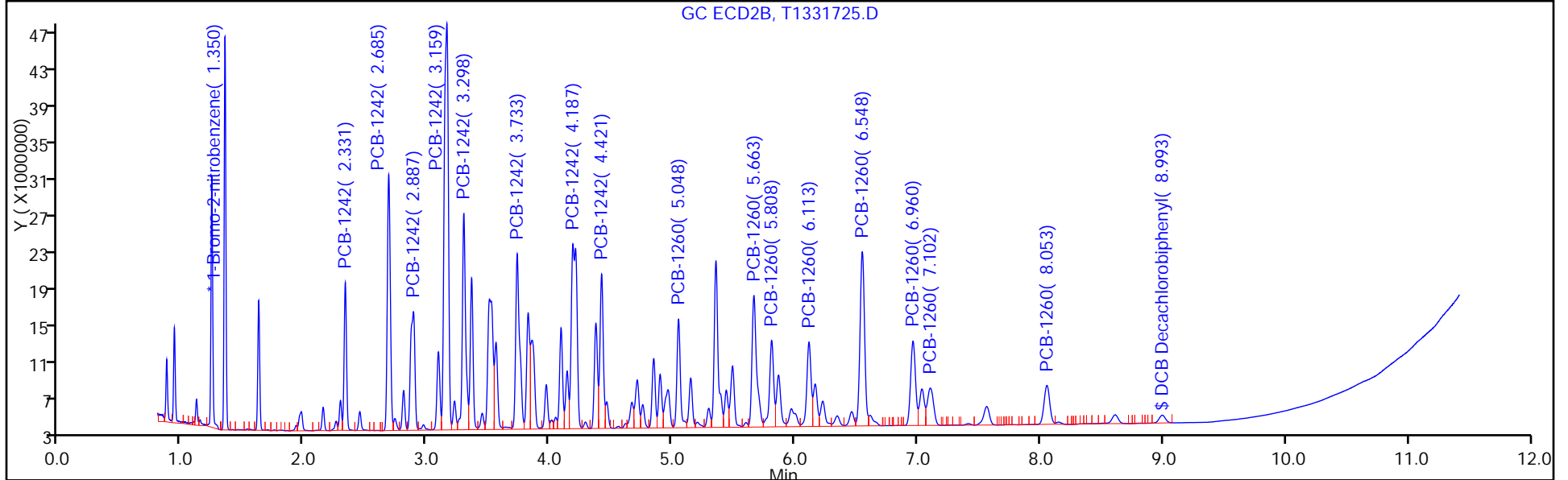
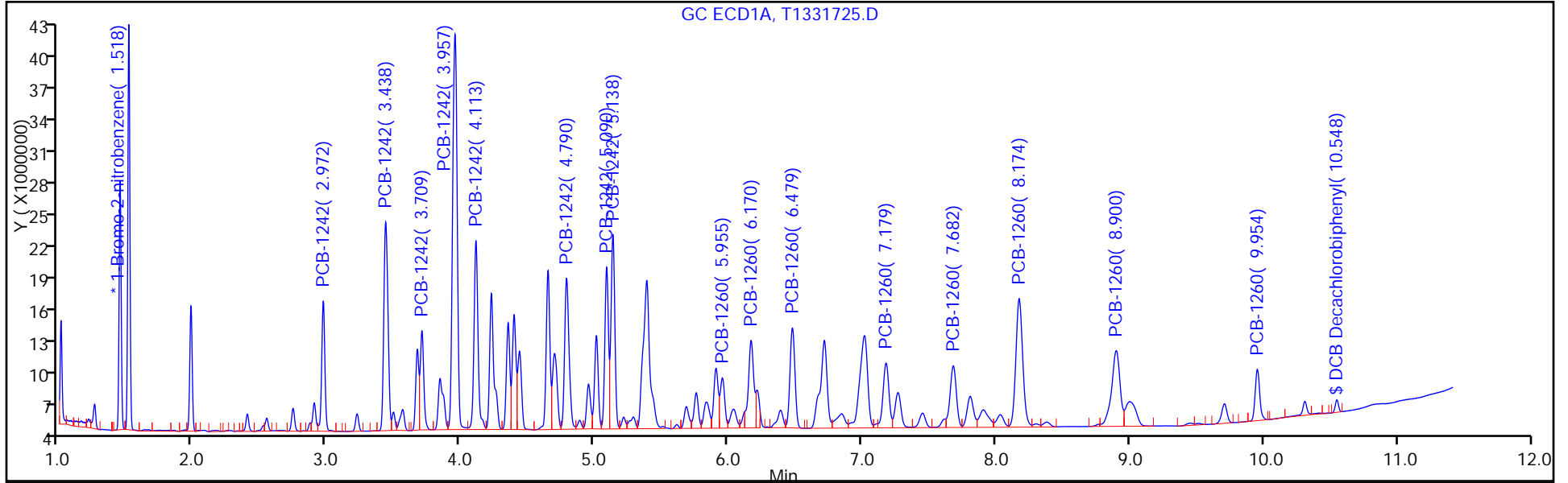
Injection Vol: 1.0 ul

Dil. Factor: 50.0000

ALS Bottle#: 34

Method: 8082 ISTD

Limit Group: GC 8082A PCB ISTD



TestAmerica Edison

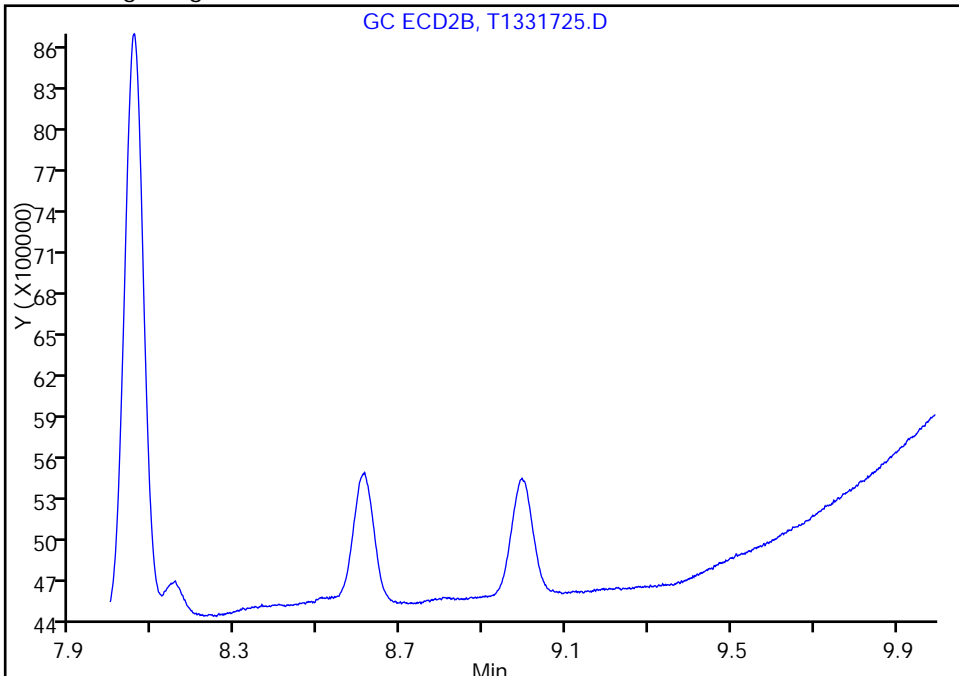
Data File: \\ChromNA\Edison\ChromData\CPESTGC11\20160812-44396.b\T1331725.D
Injection Date: 12-Aug-2016 15:43:06 Instrument ID: CPESTGC11
Lims ID: 460-118423-A-7-A Lab Sample ID: 460-118423-7
Client ID: DUP1_20160809
Operator ID: ALS Bottle#: 34 Worklist Smp#: 34
Injection Vol: 1.0 ul Dil. Factor: 50.0000
Method: 8082 ISTD Limit Group: GC 8082A PCB ISTD
Column: Detector GC ECD2B

\$ 11 DCB Decachlorobiphenyl, CAS: 2051-24-3

Signal: 2

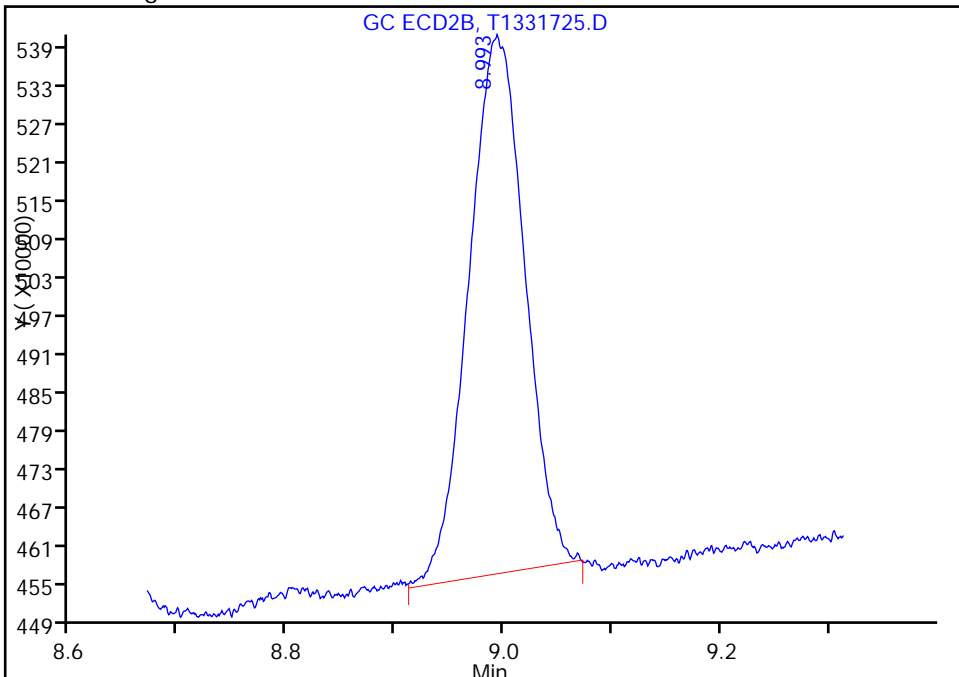
Processing Integration Results

Not Detected
Expected RT: 9.00



Manual Integration Results

RT: 8.99
Area: 3036964
Amount: 1.481172
Amount Units: ug/l



Reviewer: patelji, 12-Aug-2016 15:59:05
Audit Action: Assigned Compound ID

Audit Reason: Peak not integrated

TestAmerica Edison

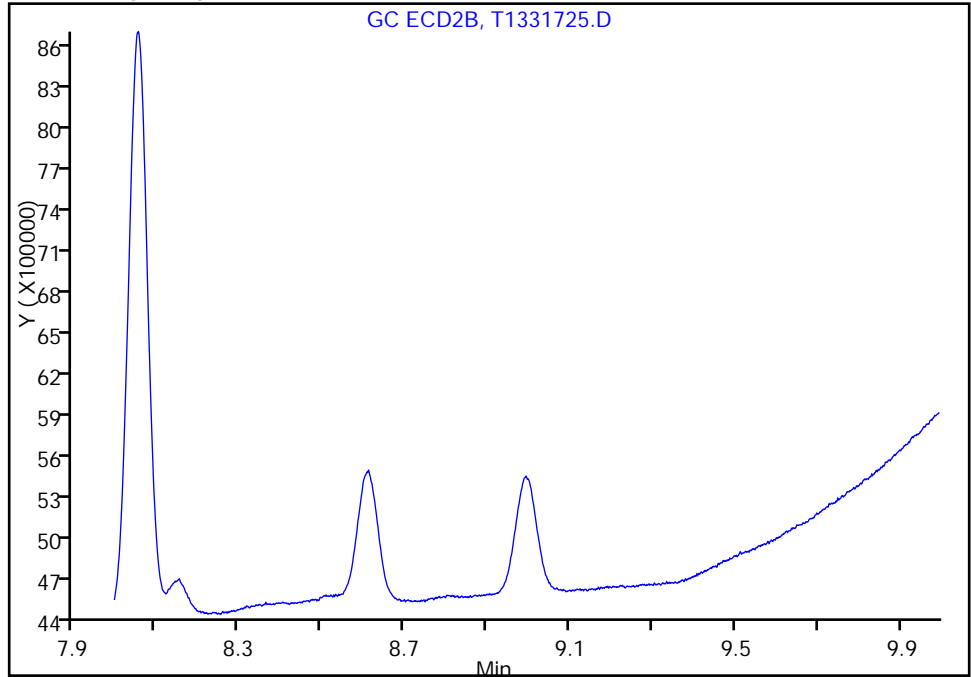
Data File: \\ChromNA\Edison\ChromData\CPESTGC11\20160812-44396.b\T1331725.D
Injection Date: 12-Aug-2016 15:43:06 Instrument ID: CPESTGC11
Lims ID: 460-118423-A-7-A Lab Sample ID: 460-118423-7
Client ID: DUP1_20160809
Operator ID: ALS Bottle#: 34 Worklist Smp#: 34
Injection Vol: 1.0 ul Dil. Factor: 50.0000
Method: 8082 ISTD Limit Group: GC 8082A PCB ISTD
Column: Detector GC ECD2B

\$ 11 DCB Decachlorobiphenyl, CAS: 2051-24-3

Signal: 2

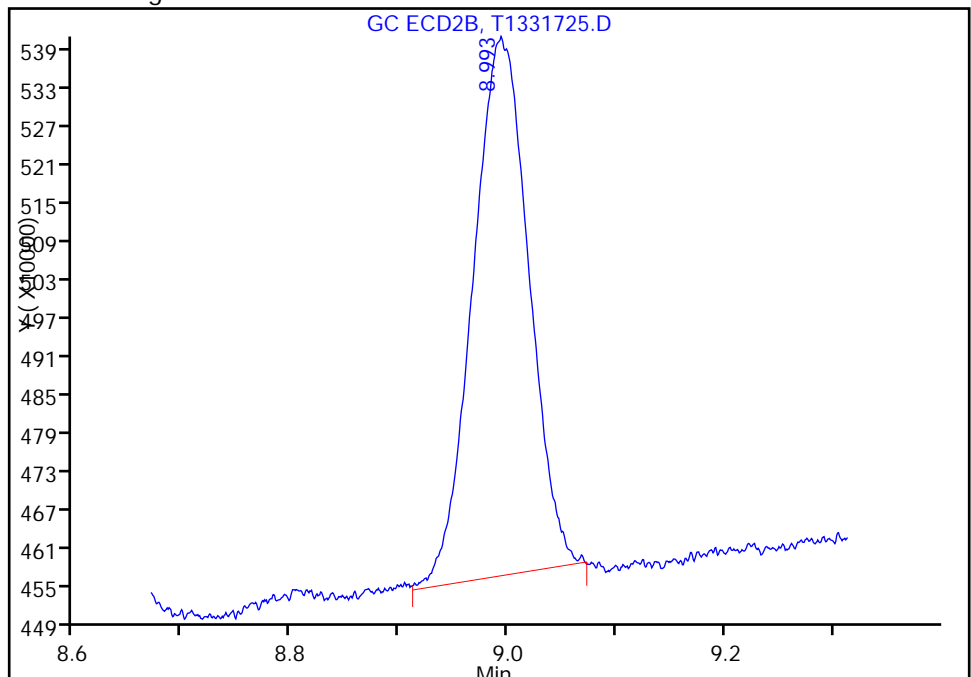
Not Detected
Expected RT: 9.00

Processing Integration Results



Manual Integration Results

RT: 8.99
Area: 3036964
Amount: 1.481172
Amount Units: ug/l



Reviewer: patelji, 12-Aug-2016 15:59:05

Audit Action: Manually Integrated

Audit Reason: Peak not integrated

TestAmerica Edison

Data File: \\ChromNA\Edison\ChromData\CPESTGC11\20160812-44396.b\T1331725.D

Injection Date: 12-Aug-2016 15:43:06

Instrument ID: CPESTGC11

Lims ID: 460-118423-A-7-A

Lab Sample ID: 460-118423-7

Client ID: DUP1_20160809

Operator ID:

ALS Bottle#: 34 Worklist Smp#: 34

Injection Vol: 1.0 ul

Dil. Factor: 50.0000

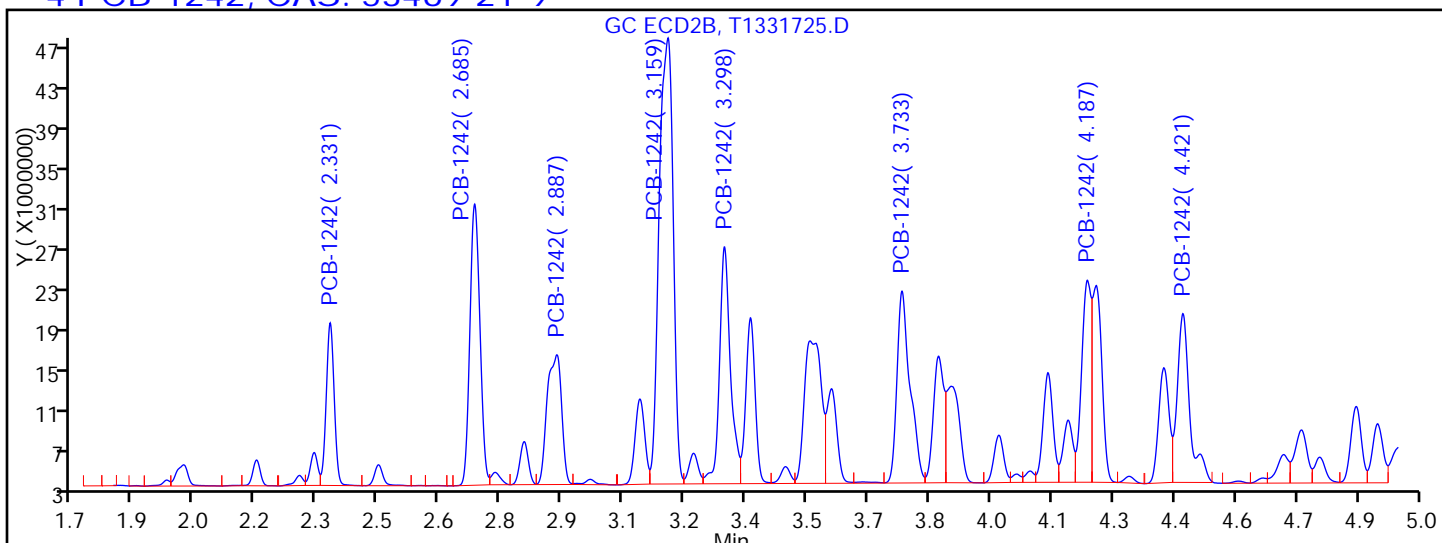
Method: 8082 ISTD

Limit Group: GC 8082A PCB ISTD

Column:

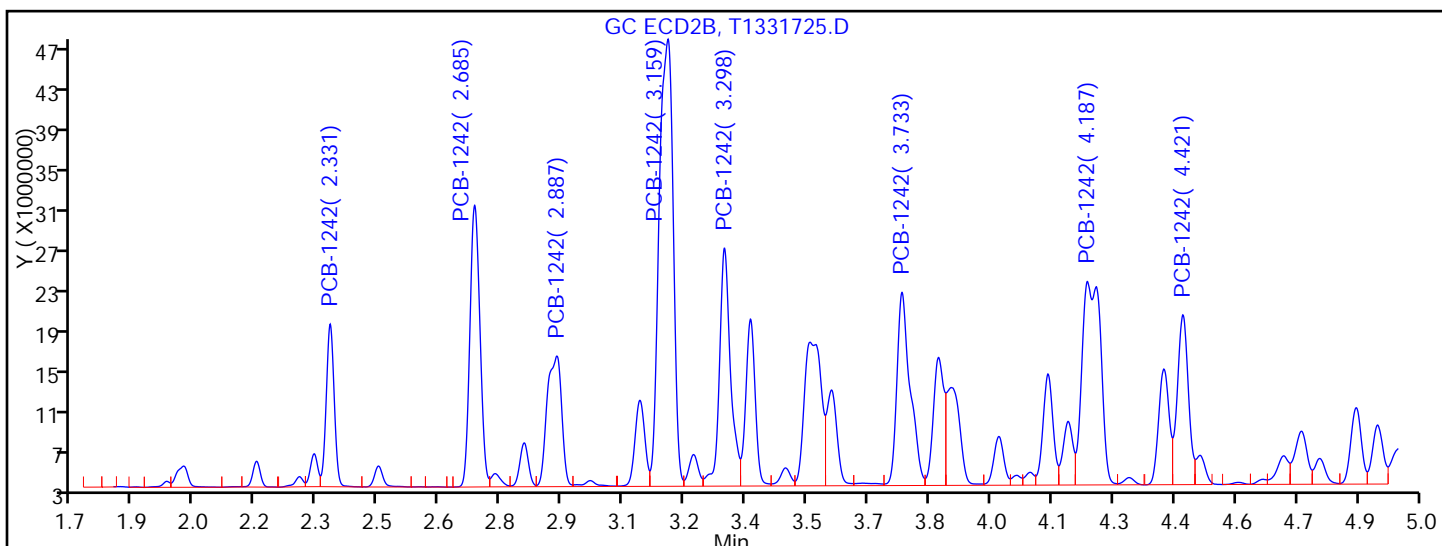
Detector: GC ECD2B

4 PCB-1242, CAS: 53469-21-9



Processing Integration Results

RT = 2.331	Response = 21927053	
RT = 2.685	Response = 47743787	
RT = 2.887	Response = 31498237	M
RT = 3.159	Response = 105371044	M
RT = 3.298	Response = 44022954	M
RT = 3.733	Response = 42420442	M
RT = 4.187	Response = 32556574	M
RT = 4.421	Response = 35739991	M



Manual Integration Results

RT = 2.331	Response = 21927053	
RT = 2.685	Response = 47743787	
RT = 2.887	Response = 31963973	M
RT = 3.159	Response = 105892704	M
RT = 3.298	Response = 44637757	M
RT = 3.733	Response = 43202359	M

FORM I
PCBS ORGANICS ANALYSIS DATA SHEET

Lab Name: TestAmerica Edison Job No.: 460-118423-1
 SDG No.: _____
 Client Sample ID: PMP-2-8.25 DL Lab Sample ID: 460-118423-8 DL
 Matrix: Solid Lab File ID: 9F242815.D
 Analysis Method: 8082A Date Collected: 08/09/2016 10:20
 Extraction Method: 3546 Date Extracted: 08/11/2016 23:07
 Sample wt/vol: 15.0039(g) Date Analyzed: 08/12/2016 14:20
 Con. Extract Vol.: 10 (mL) Dilution Factor: 200
 Injection Volume: 1 (uL) GC Column: CLP-2 ID: 0.53 (mm)
 % Moisture: 5.2 GPC Cleanup: (Y/N) N
 Analysis Batch No.: 384452 Units: ug/Kg

CAS NO.	COMPOUND NAME	RESULT	Q	RL	MDL
11096-82-5	Aroclor 1260	41000	D	14000	1900

CAS NO.	SURROGATE	%REC	Q	LIMITS
2051-24-3	DCB Decachlorobiphenyl	0	D X	35-150

TestAmerica Edison
Target Compound Quantitation Report

Data File: \\ChromNA\Edison\ChromData\CPESTGC9\20160812-44397.b\9F242815.D
 Lims ID: 460-118423-A-8-A
 Client ID: PMP-2-8.25
 Sample Type: Client
 Inject. Date: 12-Aug-2016 14:20:56 ALS Bottle#: 29 Worklist Smp#: 29
 Injection Vol: 1.0 ul Dil. Factor: 200.0000
 Sample Info: 460-0044397-029
 Operator ID: Instrument ID: CPESTGC9
 Method: \\ChromNA\Edison\ChromData\CPESTGC9\20160812-44397.b\8082-ISTD.m
 Limit Group: GC 8082A PCB ISTD
 Last Update: 15-Aug-2016 10:50:46 Calib Date: 12-May-2016 14:29:29
 Integrator: Falcon
 Quant Method: Internal Standard Quant By: Initial Calibration
 Last ICal File: \\ChromNA\Edison\ChromData\CPESTGC9\20160512-40924.b\9F001892.D
 Column 1 : Det: GC ECD1A
 Column 2 : Det: GC ECD2B
 Process Host: XAWRK053

First Level Reviewer: patelji Date: 12-Aug-2016 14:37:02

Col	RT (min.)	Exp RT (min.)	Dlt RT (min.)	Response	OnCol Amt ug/l	Flags
-----	-----------	---------------	---------------	----------	----------------	-------

* 13 1-Bromo-2-nitrobenzene						M
1	1.620	1.618	0.002	2243852	20.0	M
2	1.398	1.410	-0.012	2287471	20.0	M
RPD = 0.00						
4 PCB-1242						M
1	3.207	3.209	-0.002	1984762	1041.3	
1	3.718	3.722	-0.004	4212577	1072.3	M
1	4.014	4.018	-0.004	1897134	1163.7	M
1	4.286	4.288	-0.002	8070422	1236.1	M
1	4.456	4.459	-0.003	3720753	1229.1	M
1	5.197	5.201	-0.004	3429762	1227.8	M
1	5.529	5.531	-0.002	2653041	1164.2	M
1	5.583	5.581	0.002	3747343	1385.2	M
Average of Peak Amounts =						1190.0
2	2.461	2.474	-0.013	1901365	1214.2	M
2	2.847	2.863	-0.016	4270088	1413.7	M
2	3.066	3.084	-0.018	2875459	1494.0	M
2	3.367	3.384	-0.017	7968207	1356.7	M
2	3.520	3.537	-0.017	3597291	1343.1	M
2	3.996	4.015	-0.019	3794994	1453.7	M
2	4.520	4.514	0.006	5596386	1297.1	M
2	4.755	4.776	-0.021	3424455	1984.9	M
Average of Peak Amounts =						1444.7
RPD = 19.33						

Col	RT (min.)	Exp RT (min.)	Dlt RT (min.)	Response	OnCol Amt ug/l	Flags
-----	-----------	---------------	---------------	----------	----------------	-------

8 PCB-1260

1	6.562	6.552	0.010	891982	336.9	
1	6.820	6.807	0.013	1899370	350.1	
1	7.192	7.177	0.015	1870860	288.1	
1	8.086	8.072	0.014	1387066	287.7	
1	8.536	8.521	0.015	1325696	279.5	
1	8.863	8.844	0.019	2697662	283.1	
1	9.251	9.226	0.025	1763839	252.3	M
1	9.794	9.755	0.039	753504	263.4	a

Average of Peak Amounts = 292.6

2	5.442	5.447	-0.005	1546515	313.0	M
2	6.179	6.181	-0.002	2236923	257.5	M
2	6.351	6.352	-0.001	1268169	238.1	M
2	6.720	6.721	-0.001	1253252	233.1	M
2	7.248	7.247	0.001	2958552	226.2	M
2	7.784	7.783	0.001	1249503	203.2	
2	7.965	7.965	0.000	838799	197.6	
2	8.753	8.742	0.011	759450	206.9	

Average of Peak Amounts = 234.5

RPD = 22.08

S 12 Polychlorinated biphenyls, Total

1	1482.6	
---	--------	--

QC Flag Legend

Review Flags

M - Manually Integrated

Reagents:

SGPCBISTD_00006	Amount Added: 20.00	Units: uL	Run Reagent
-----------------	---------------------	-----------	-------------

TestAmerica Edison

Data File: \\ChromNA\Edison\ChromData\CPESTGC9\20160812-44397.b\9F242815.D

Injection Date: 12-Aug-2016 14:20:56

Instrument ID: CPESTGC9

Operator ID:

Lims ID: 460-118423-A-8-A

Lab Sample ID: 460-118423-8

Worklist Smp#: 29

Client ID: PMP-2-8.25

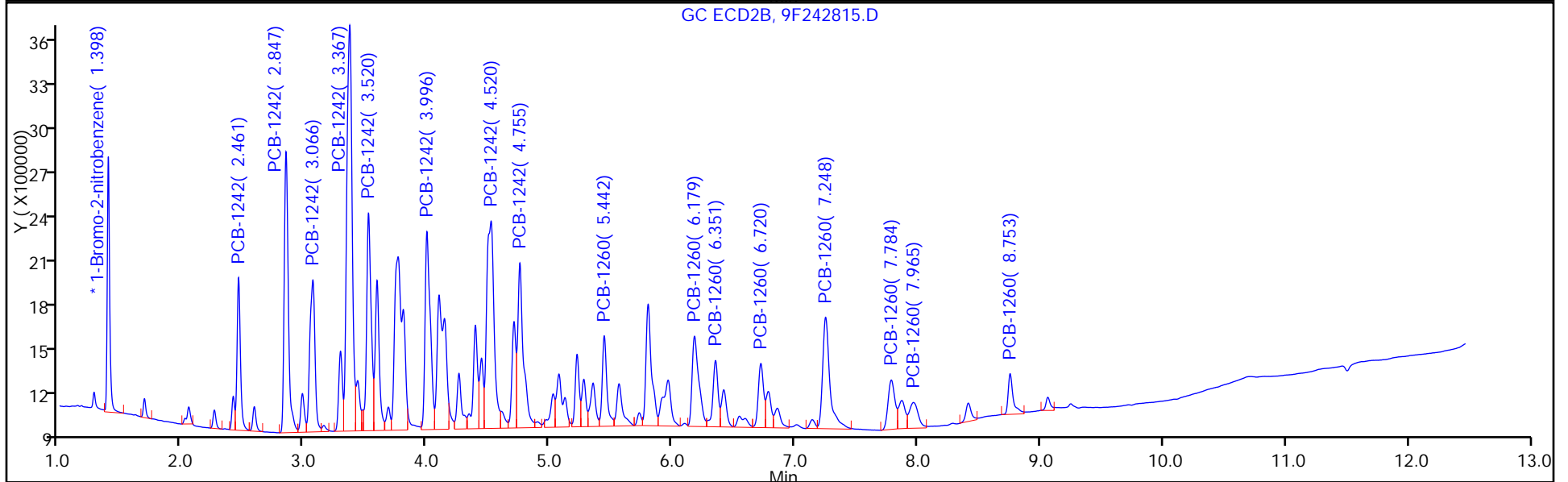
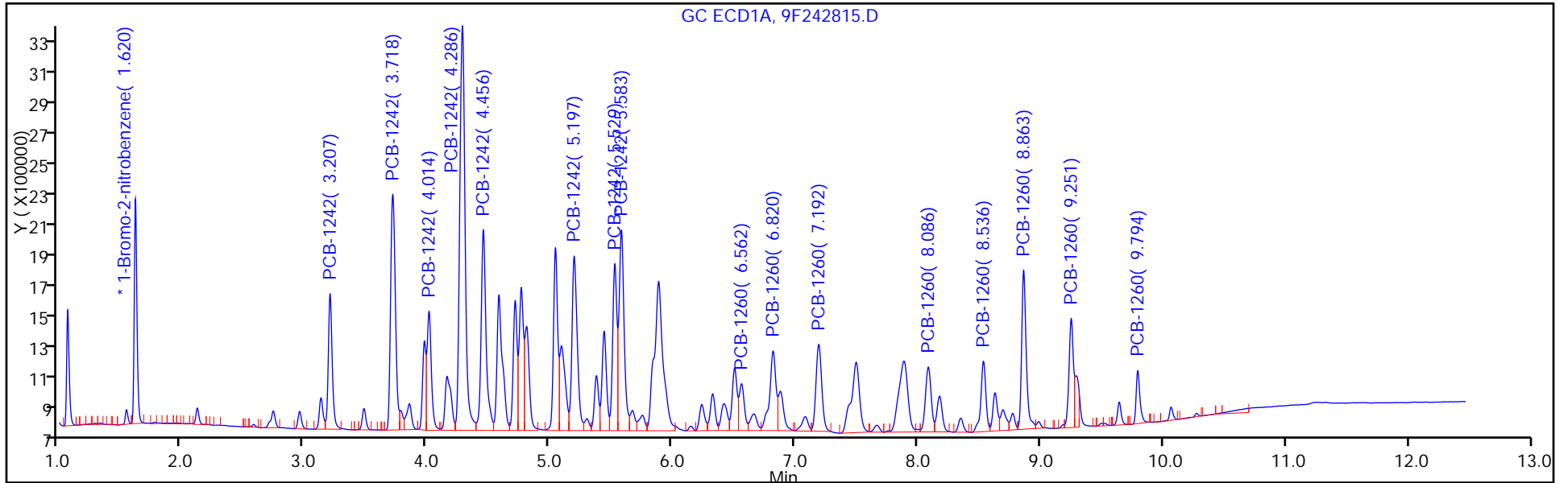
Injection Vol: 1.0 ul

Dil. Factor: 200.0000

ALS Bottle#: 29

Method: 8082-ISTD

Limit Group: GC 8082A PCB ISTD



TestAmerica Edison

Data File: \\ChromNA\Edison\ChromData\CPESTGC9\20160812-44397.b\9F242815.D

Injection Date: 12-Aug-2016 14:20:56

Instrument ID: CPESTGC9

Lims ID: 460-118423-A-8-A

Lab Sample ID: 460-118423-8

Client ID: PMP-2-8.25

Operator ID:

ALS Bottle#: 29

Worklist Smp#: 29

Injection Vol: 1.0 ul

Dil. Factor: 200.0000

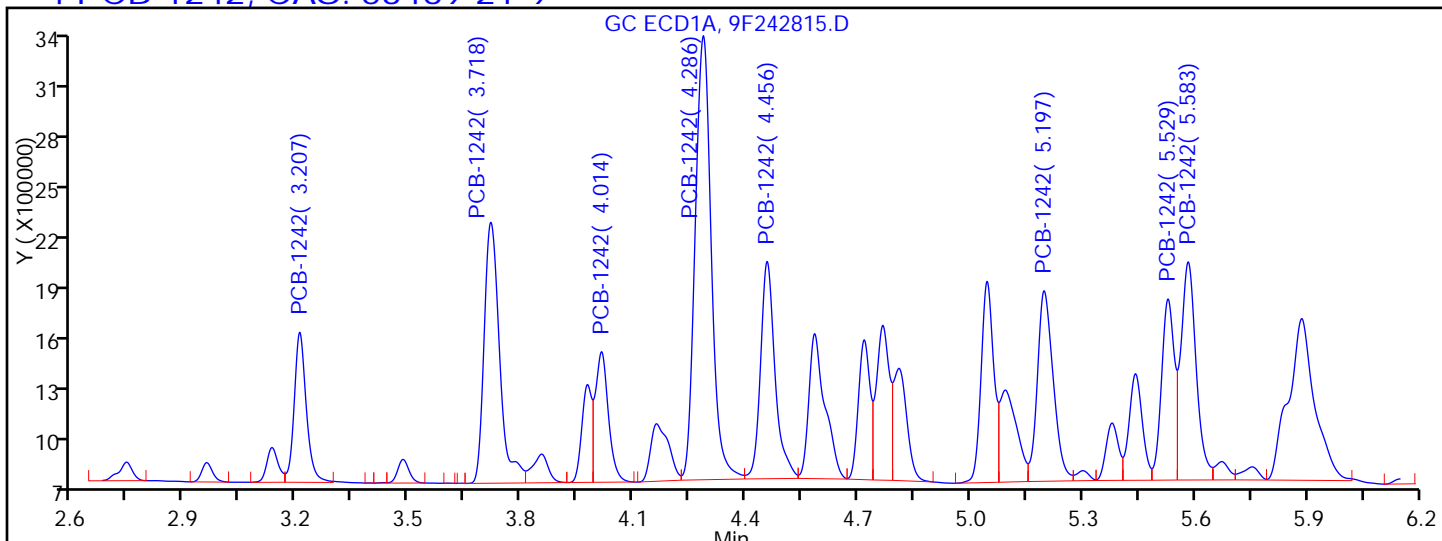
Method: 8082-ISTD

Limit Group: GC 8082A PCB ISTD

Column:

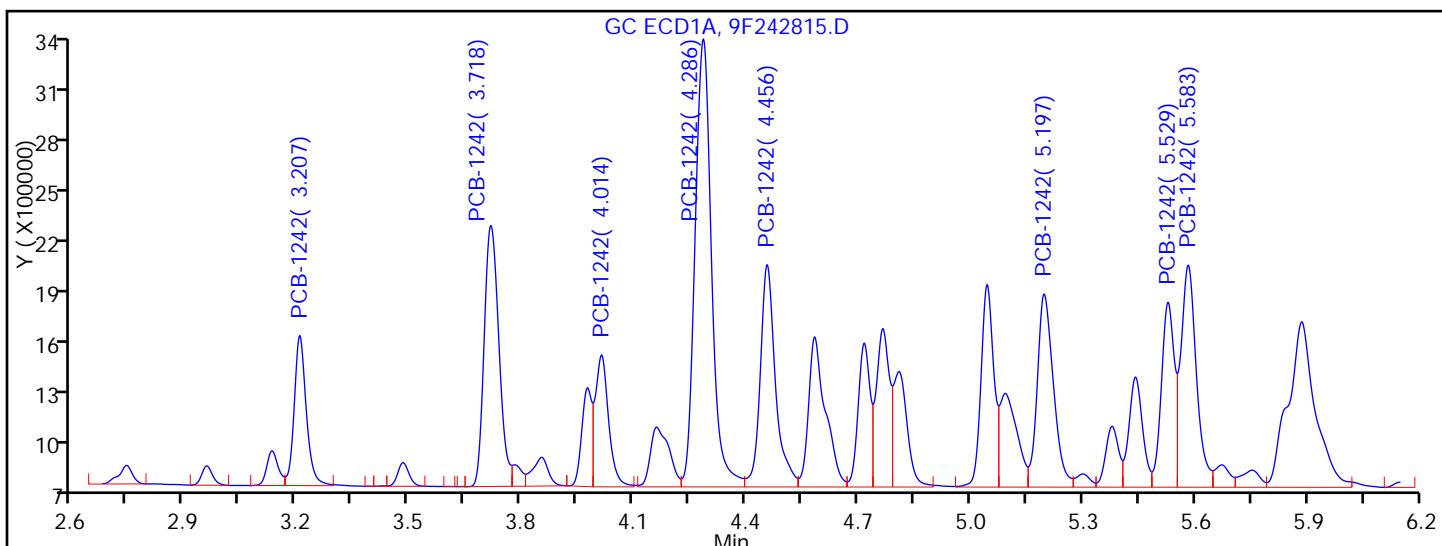
Detector GC ECD1A

4 PCB-1242, CAS: 53469-21-9



Processing Integration Results

RT = 3.207	Response = 1984762	
RT = 3.718	Response = 4437188	M
RT = 4.014	Response = 1842418	M
RT = 4.286	Response = 7828040	M
RT = 4.456	Response = 3468364	M
RT = 5.197	Response = 3314810	M
RT = 5.529	Response = 2560835	M
RT = 5.583	Response = 3614058	M



Manual Integration Results

RT = 3.207	Response = 1984762	
RT = 3.718	Response = 4212577	M
RT = 4.014	Response = 1897134	M
RT = 4.286	Response = 8070422	M
RT = 4.456	Response = 3720753	M
RT = 5.197	Response = 3429762	M

TestAmerica Edison

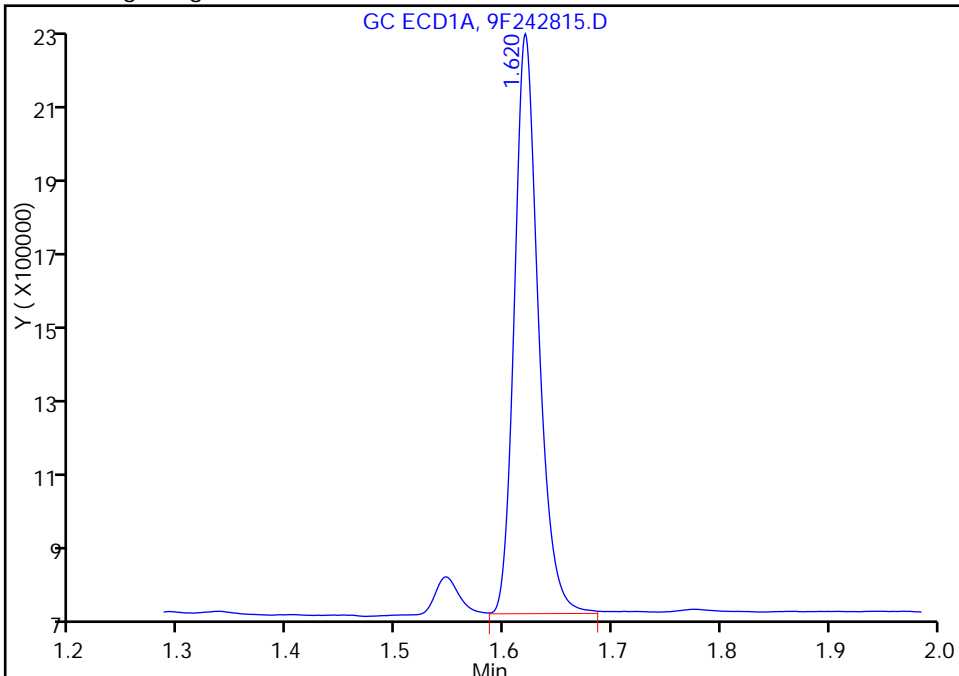
Data File: \\ChromNA\Edison\ChromData\CPESTGC9\20160812-44397.b\9F242815.D
Injection Date: 12-Aug-2016 14:20:56 Instrument ID: CPESTGC9
Lims ID: 460-118423-A-8-A Lab Sample ID: 460-118423-8
Client ID: PMP-2-8.25
Operator ID: ALS Bottle#: 29 Worklist Smp#: 29
Injection Vol: 1.0 ul Dil. Factor: 200.0000
Method: 8082-ISTD Limit Group: GC 8082A PCB ISTD
Column: Detector GC ECD1A

* 13 1-Bromo-2-nitrobenzene, CAS: 577-19-5

Signal: 1

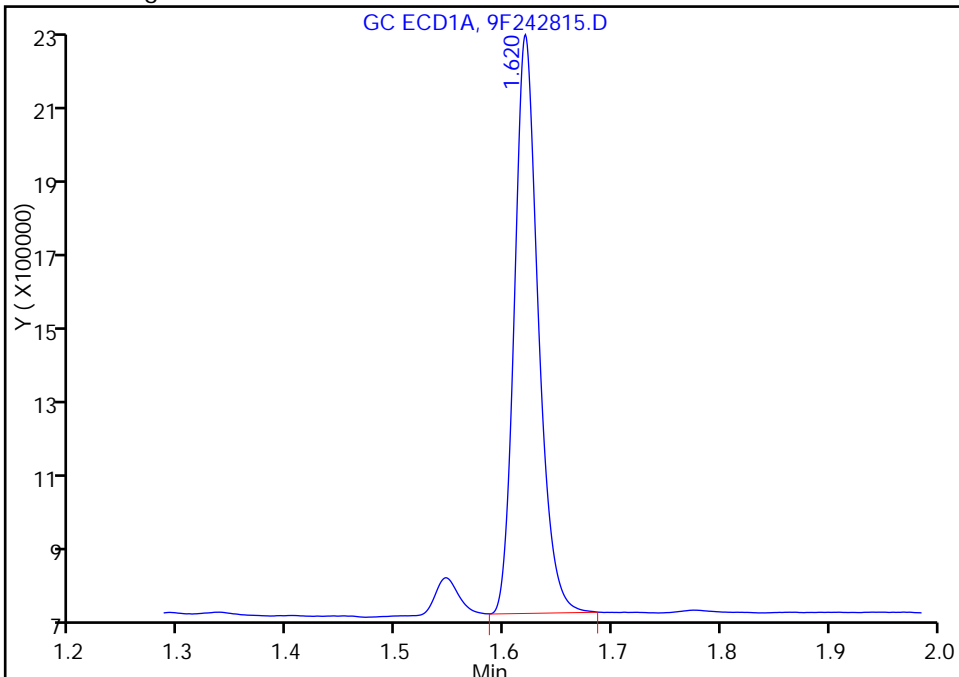
RT: 1.62
Area: 2264276
Amount: 20.000000
Amount Units: ug/l

Processing Integration Results



RT: 1.62
Area: 2243852
Amount: 20.000000
Amount Units: ug/l

Manual Integration Results



Reviewer: patelji, 12-Aug-2016 14:49:45
Audit Action: Assigned New Baseline

Audit Reason: Peak not integrated

FORM I
PCBS ORGANICS ANALYSIS DATA SHEET

Lab Name: TestAmerica Edison Job No.: 460-118423-1
 SDG No.: _____
 Client Sample ID: PMP-2-8.25 DL Lab Sample ID: 460-118423-8 DL
 Matrix: Solid Lab File ID: 9F242815.D
 Analysis Method: 8082A Date Collected: 08/09/2016 10:20
 Extraction Method: 3546 Date Extracted: 08/11/2016 23:07
 Sample wt/vol: 15.0039(g) Date Analyzed: 08/12/2016 14:20
 Con. Extract Vol.: 10 (mL) Dilution Factor: 200
 Injection Volume: 1 (uL) GC Column: CLP-1 ID: 0.53 (mm)
 % Moisture: 5.2 GPC Cleanup: (Y/N) N
 Analysis Batch No.: 384452 Units: ug/Kg

CAS NO.	COMPOUND NAME	RESULT	Q	RL	MDL
12674-11-2	Aroclor 1016	1900	U	14000	1900
11104-28-2	Aroclor 1221	1900	U	14000	1900
11141-16-5	Aroclor 1232	1900	U	14000	1900
53469-21-9	Aroclor 1242	200000	D	14000	1900
12672-29-6	Aroclor 1248	1900	U	14000	1900
11097-69-1	Aroclor 1254	1900	U	14000	1900
37324-23-5	Aroclor 1262	1900	U	14000	1900
11100-14-4	Aroclor 1268	1900	U	14000	1900

CAS NO.	SURROGATE	%REC	Q	LIMITS
2051-24-3	DCB Decachlorobiphenyl	0	D X	35-150

TestAmerica Edison
Target Compound Quantitation Report

Data File: \\ChromNA\Edison\ChromData\CPESTGC9\20160812-44397.b\9F242815.D
 Lims ID: 460-118423-A-8-A
 Client ID: PMP-2-8.25
 Sample Type: Client
 Inject. Date: 12-Aug-2016 14:20:56 ALS Bottle#: 29 Worklist Smp#: 29
 Injection Vol: 1.0 ul Dil. Factor: 200.0000
 Sample Info: 460-0044397-029
 Operator ID: Instrument ID: CPESTGC9
 Method: \\ChromNA\Edison\ChromData\CPESTGC9\20160812-44397.b\8082-ISTD.m
 Limit Group: GC 8082A PCB ISTD
 Last Update: 15-Aug-2016 10:50:46 Calib Date: 12-May-2016 14:29:29
 Integrator: Falcon
 Quant Method: Internal Standard Quant By: Initial Calibration
 Last ICal File: \\ChromNA\Edison\ChromData\CPESTGC9\20160512-40924.b\9F001892.D
 Column 1 : Det: GC ECD1A
 Column 2 : Det: GC ECD2B
 Process Host: XAWRK053

First Level Reviewer: patelji Date: 12-Aug-2016 14:37:02

Col	RT (min.)	Exp RT (min.)	Dlt RT (min.)	Response	OnCol Amt ug/l	Flags
-----	-----------	---------------	---------------	----------	----------------	-------

* 13 1-Bromo-2-nitrobenzene						M
1	1.620	1.618	0.002	2243852	20.0	M
2	1.398	1.410	-0.012	2287471	20.0	M
RPD = 0.00						
4 PCB-1242						M
1	3.207	3.209	-0.002	1984762	1041.3	
1	3.718	3.722	-0.004	4212577	1072.3	M
1	4.014	4.018	-0.004	1897134	1163.7	M
1	4.286	4.288	-0.002	8070422	1236.1	M
1	4.456	4.459	-0.003	3720753	1229.1	M
1	5.197	5.201	-0.004	3429762	1227.8	M
1	5.529	5.531	-0.002	2653041	1164.2	M
1	5.583	5.581	0.002	3747343	1385.2	M
Average of Peak Amounts =						1190.0
2	2.461	2.474	-0.013	1901365	1214.2	M
2	2.847	2.863	-0.016	4270088	1413.7	M
2	3.066	3.084	-0.018	2875459	1494.0	M
2	3.367	3.384	-0.017	7968207	1356.7	M
2	3.520	3.537	-0.017	3597291	1343.1	M
2	3.996	4.015	-0.019	3794994	1453.7	M
2	4.520	4.514	0.006	5596386	1297.1	M
2	4.755	4.776	-0.021	3424455	1984.9	M
Average of Peak Amounts =						1444.7
RPD = 19.33						

Col	RT (min.)	Exp RT (min.)	Dlt RT (min.)	Response	OnCol Amt ug/l	Flags
-----	-----------	---------------	---------------	----------	----------------	-------

8 PCB-1260

1	6.562	6.552	0.010	891982	336.9	
1	6.820	6.807	0.013	1899370	350.1	
1	7.192	7.177	0.015	1870860	288.1	
1	8.086	8.072	0.014	1387066	287.7	
1	8.536	8.521	0.015	1325696	279.5	
1	8.863	8.844	0.019	2697662	283.1	
1	9.251	9.226	0.025	1763839	252.3	M
1	9.794	9.755	0.039	753504	263.4	a

Average of Peak Amounts = 292.6

2	5.442	5.447	-0.005	1546515	313.0	M
2	6.179	6.181	-0.002	2236923	257.5	M
2	6.351	6.352	-0.001	1268169	238.1	M
2	6.720	6.721	-0.001	1253252	233.1	M
2	7.248	7.247	0.001	2958552	226.2	M
2	7.784	7.783	0.001	1249503	203.2	
2	7.965	7.965	0.000	838799	197.6	
2	8.753	8.742	0.011	759450	206.9	

Average of Peak Amounts = 234.5

RPD = 22.08

S 12 Polychlorinated biphenyls, Total

1	1482.6	
---	--------	--

QC Flag Legend

Review Flags

M - Manually Integrated

Reagents:

SGPCBISTD_00006	Amount Added: 20.00	Units: uL	Run Reagent
-----------------	---------------------	-----------	-------------

TestAmerica Edison

Data File: \\ChromNA\Edison\ChromData\CPESTGC9\20160812-44397.b\9F242815.D

Injection Date: 12-Aug-2016 14:20:56

Instrument ID: CPESTGC9

Operator ID:

Lims ID: 460-118423-A-8-A

Lab Sample ID: 460-118423-8

Worklist Smp#: 29

Client ID: PMP-2-8.25

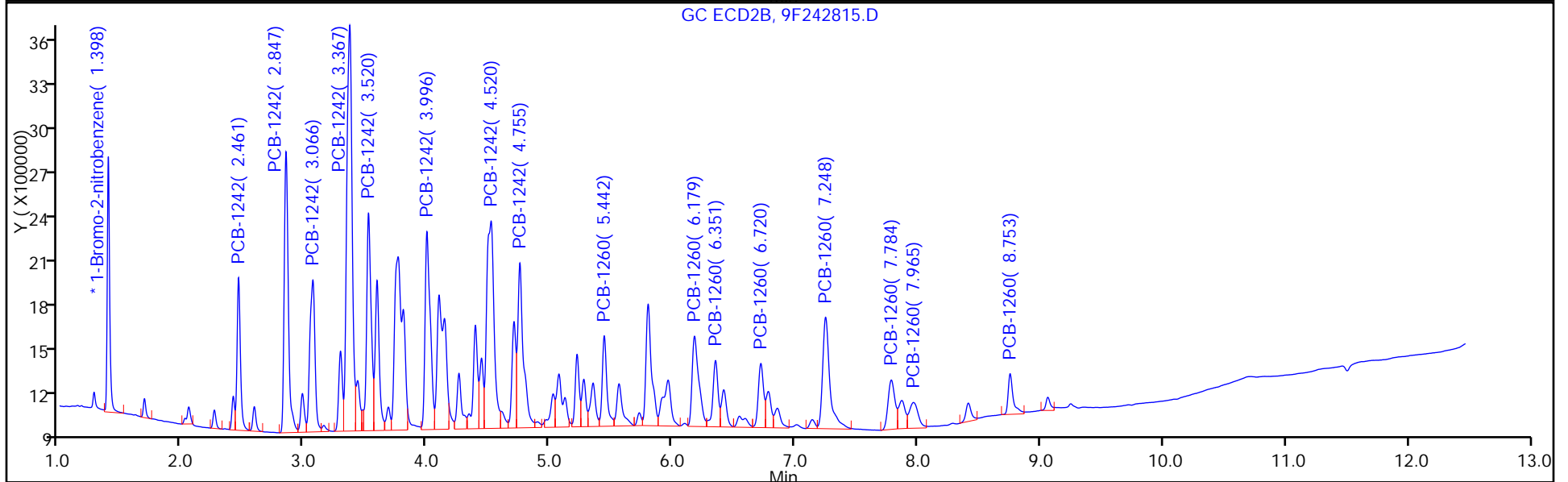
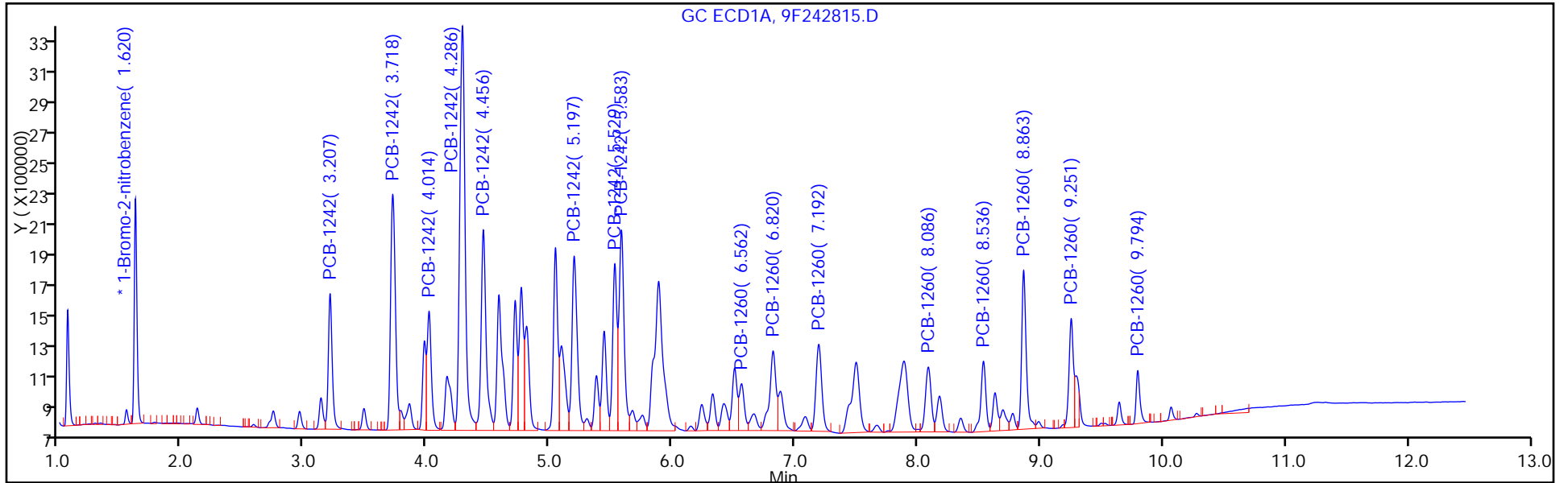
Injection Vol: 1.0 ul

Dil. Factor: 200.0000

ALS Bottle#: 29

Method: 8082-ISTD

Limit Group: GC 8082A PCB ISTD



TestAmerica Edison

Data File: \\ChromNA\Edison\ChromData\CPESTGC9\20160812-44397.b\9F242815.D

Injection Date: 12-Aug-2016 14:20:56

Instrument ID: CPESTGC9

Lims ID: 460-118423-A-8-A

Lab Sample ID: 460-118423-8

Client ID: PMP-2-8.25

Operator ID:

ALS Bottle#: 29 Worklist Smp#: 29

Injection Vol: 1.0 ul

Dil. Factor: 200.0000

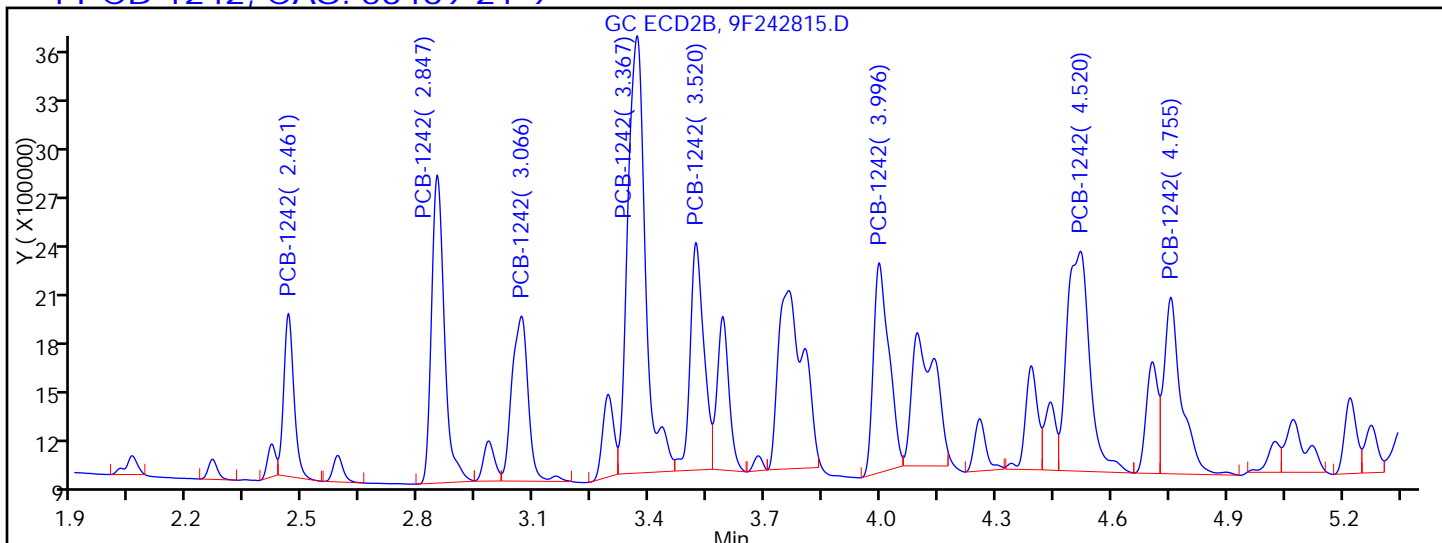
Method: 8082-ISTD

Limit Group: GC 8082A PCB ISTD

Column:

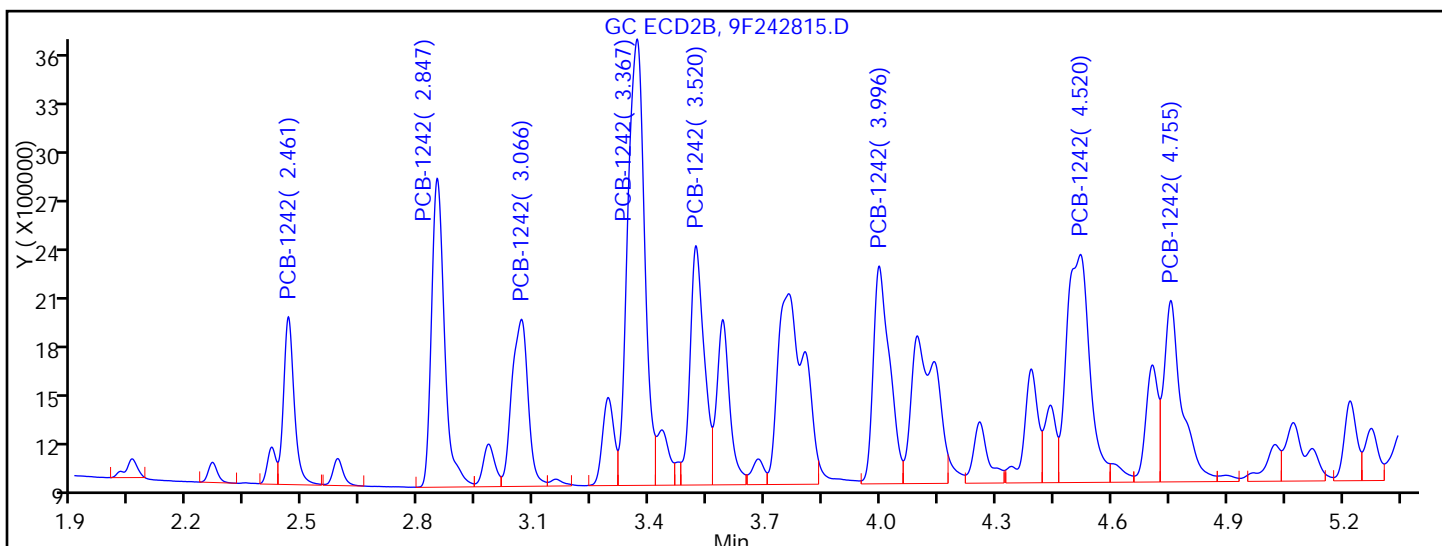
Detector: GC ECD2B

4 PCB-1242, CAS: 53469-21-9



Processing Integration Results

RT = 2.461	Response = 1758429	M
RT = 2.847	Response = 4198712	M
RT = 3.066	Response = 2848165	M
RT = 3.367	Response = 8207900	M
RT = 3.520	Response = 3318353	M
RT = 3.996	Response = 3456707	M
RT = 4.520	Response = 5349539	M
RT = 4.755	Response = 3226121	M



Manual Integration Results

RT = 2.461	Response = 1901365	M
RT = 2.847	Response = 4270088	M
RT = 3.066	Response = 2875459	M
RT = 3.367	Response = 7968207	M
RT = 3.520	Response = 3597291	M
RT = 3.996	Response = 3794994	M

TestAmerica Edison

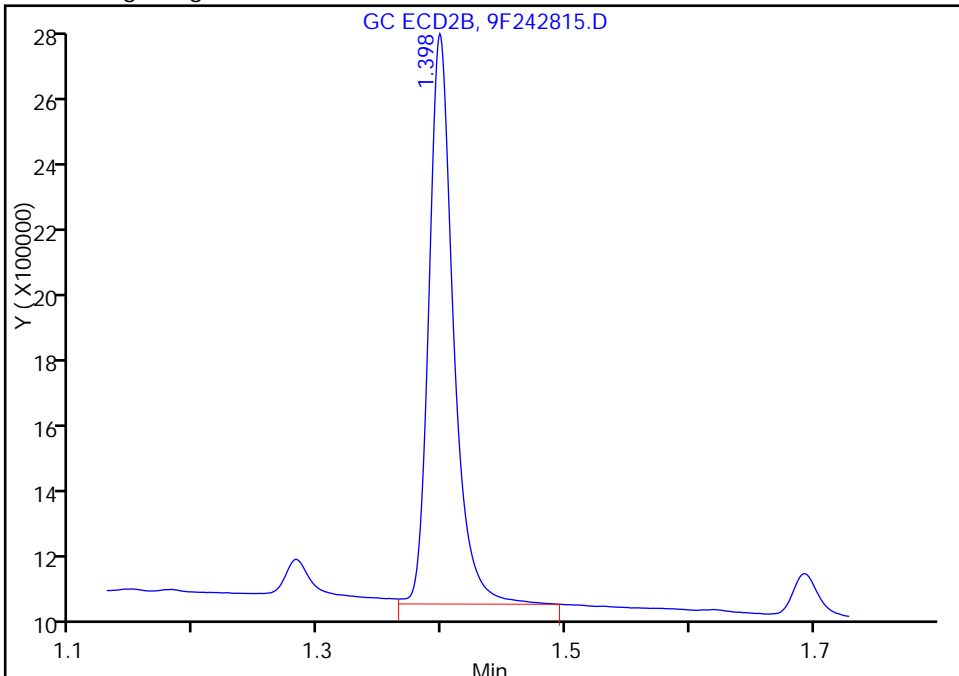
Data File: \\ChromNA\Edison\ChromData\CPESTGC9\20160812-44397.b\9F242815.D
Injection Date: 12-Aug-2016 14:20:56 Instrument ID: CPESTGC9
Lims ID: 460-118423-A-8-A Lab Sample ID: 460-118423-8
Client ID: PMP-2-8.25
Operator ID: ALS Bottle#: 29 Worklist Smp#: 29
Injection Vol: 1.0 ul Dil. Factor: 200.0000
Method: 8082-ISTD Limit Group: GC 8082A PCB ISTD
Column: Detector GC ECD2B

* 13 1-Bromo-2-nitrobenzene, CAS: 577-19-5

Signal: 2

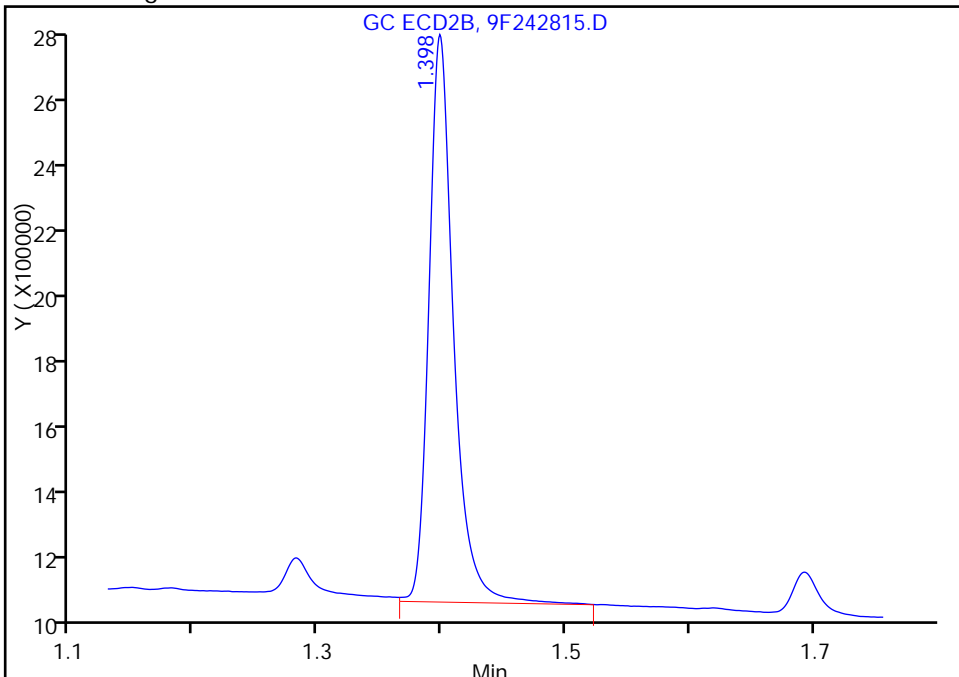
RT: 1.40
Area: 2277167
Amount: 20.000000
Amount Units: ug/l

Processing Integration Results



RT: 1.40
Area: 2287471
Amount: 20.000000
Amount Units: ug/l

Manual Integration Results



Reviewer: patelji, 12-Aug-2016 14:49:45
Audit Action: Manually Integrated

Audit Reason: Peak not integrated

FORM I
PCBS ORGANICS ANALYSIS DATA SHEET

Lab Name: TestAmerica Edison Job No.: 460-118423-1
 SDG No.: _____
 Client Sample ID: PMP-2-8.25 DL Lab Sample ID: 460-118423-8 DL
 Matrix: Solid (SPLP East) Lab File ID: T1331908.D
 Analysis Method: 8082A Date Collected: 08/09/2016 10:20
 Extraction Method: 3510C Date Extracted: 08/16/2016 14:21
 Sample wt/vol: 250 (mL) Date Analyzed: 08/18/2016 11:44
 Con. Extract Vol.: 1 (mL) Dilution Factor: 10
 Injection Volume: 1 (uL) GC Column: CLP-1 ID: 0.53 (mm)
 % Moisture: _____ GPC Cleanup: (Y/N) N
 Analysis Batch No.: 385556 Units: ug/L

CAS NO.	COMPOUND NAME	RESULT	Q	RL	MDL
12674-11-2	Aroclor 1016	0.98	U	4.0	0.98
11104-28-2	Aroclor 1221	0.98	U	4.0	0.98
11141-16-5	Aroclor 1232	0.98	U	4.0	0.98
53469-21-9	Aroclor 1242	42	D	4.0	0.98
12672-29-6	Aroclor 1248	0.98	U	4.0	0.98
11097-69-1	Aroclor 1254	0.84	U	4.0	0.84
11096-82-5	Aroclor 1260	6.8	D	4.0	0.84
37324-23-5	Aroclor-1262	0.84	U	4.0	0.84
11100-14-4	Aroclor 1268	0.84	U	4.0	0.84
1336-36-3	Polychlorinated biphenyls, Total	49	D	4.0	0.98

CAS NO.	SURROGATE	%REC	Q	LIMITS
2051-24-3	DCB Decachlorobiphenyl	123	D	10-150

TestAmerica Edison
Target Compound Quantitation Report

Data File: \\ChromNA\Edison\ChromData\CPESTGC11\20160818-44617.b\T1331908.D
 Lims ID: 460-118423-A-8-C
 Client ID: PMP-2-8.25
 Sample Type: Client
 Inject. Date: 18-Aug-2016 11:44:34 ALS Bottle#: 5 Worklist Smp#: 5
 Injection Vol: 1.0 ul Dil. Factor: 10.0000
 Sample Info: 460-0044617-005
 Operator ID: Instrument ID: CPESTGC11
 Method: \\ChromNA\Edison\ChromData\CPESTGC11\20160818-44617.b\8082 ISTD.m
 Limit Group: GC 8082A PCB ISTD
 Last Update: 18-Aug-2016 15:11:52 Calib Date: 17-Jun-2016 19:43:54
 Integrator: Falcon
 Quant Method: Internal Standard Quant By: Initial Calibration
 Last ICal File: \\ChromNA\Edison\ChromData\CPESTGC11\20160617-42300.b\T1329669.D
 Column 1 : Det: GC ECD1A
 Column 2 : Det: GC ECD2B
 Process Host: XAWRK030

First Level Reviewer: patelji Date: 18-Aug-2016 12:01:46

Col	RT (min.)	Exp RT (min.)	Dlt RT (min.)	Response	OnCol Amt ug/l	Flags
-----	-----------	---------------	---------------	----------	----------------	-------

* 13 1-Bromo-2-nitrobenzene

1	1.518	1.520	-0.002	41475247	20.0	
2	1.349	1.347	0.002	40411999	20.0	
					RPD = 0.00	

4 PCB-1242

1	2.971	2.979	-0.008	29388915	981.9	M
1	3.437	3.446	-0.009	59803687	1019.0	
1	3.708	3.717	-0.009	28591485	1214.9	M
1	3.955	3.965	-0.010	92057876	773.5	M
1	4.111	4.120	-0.009	44823439	897.6	M
1	4.789	4.798	-0.009	40975924	886.7	M
1	5.088	5.098	-0.010	32306296	777.3	M
1	5.136	5.146	-0.010	38171691	823.5	M
					Average of Peak Amounts =	921.8
2	2.328	2.330	-0.002	30802668	1052.2	
2	2.683	2.684	-0.001	68144023	1186.8	
2	2.885	2.886	-0.001	48570825	1267.1	
2	3.155	3.158	-0.003	109000962	862.8	
2	3.295	3.298	-0.003	53043303	1011.1	
2	3.729	3.733	-0.004	56095677	1062.9	M
2	4.184	4.187	-0.003	70878725	850.2	M
2	4.418	4.420	-0.002	34077556	1046.0	M
					Average of Peak Amounts =	1042.4
					RPD = 12.28	

Col	RT (min.)	Exp RT (min.)	Dlt RT (min.)	Response	OnCol Amt ug/l	Flags
-----	-----------	---------------	---------------	----------	----------------	-------

8 PCB-1260

1	5.951	5.959	-0.008	7662470	174.7	
1	6.167	6.171	-0.004	15378865	166.7	
1	6.475	6.479	-0.004	14815945	137.4	
1	7.174	7.178	-0.004	12500334	144.2	
1	7.676	7.679	-0.003	13716802	143.5	
1	8.169	8.173	-0.004	27570752	137.4	
1	8.896	8.898	-0.002	21124036	140.6	
1	0.000	9.939	-9.939	0	0	

Average of Peak Amounts = 149.2

2	5.046	5.045	0.001	18915735	215.7	M
2	5.660	5.659	0.001	25527306	168.5	M
2	5.804	5.804	0.000	15998383	173.2	M
2	6.108	6.108	0.000	15857817	169.1	M
2	6.542	6.541	0.001	33667386	162.0	M
2	6.958	6.955	0.003	17056260	159.4	
2	7.098	7.096	0.002	9854067	161.6	
2	8.047	8.044	0.003	9540648	158.9	

Average of Peak Amounts = 171.1

RPD = 13.63

\$ 11 DCB Decachlorobiphenyl M

1	10.505	10.502	0.003	16285576	11.0	
2	8.987	8.986	0.001	23940956	12.3	M

RPD = 11.43

S 12 Polychlorinated biphenyls, Total

1					1071.0	
---	--	--	--	--	--------	--

QC Flag Legend

Review Flags

M - Manually Integrated

Reagents:

SGPCBISTD_00006

Amount Added: 20.00

Units: uL

Run Reagent

TestAmerica Edison

Data File: \\ChromNA\Edison\ChromData\CPESTGC11\20160818-44617.b\T1331908.D

Injection Date: 18-Aug-2016 11:44:34

Instrument ID: CPESTGC11

Operator ID:

Lims ID: 460-118423-A-8-C

Lab Sample ID: 460-118423-8

Worklist Smp#: 5

Client ID: PMP-2-8.25

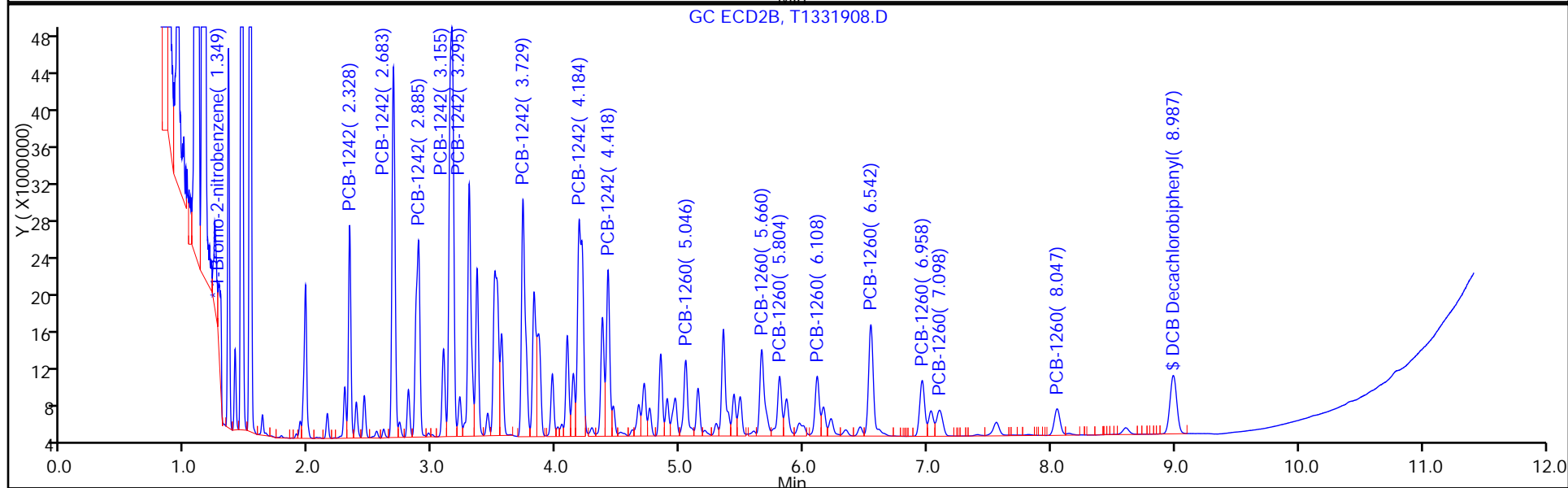
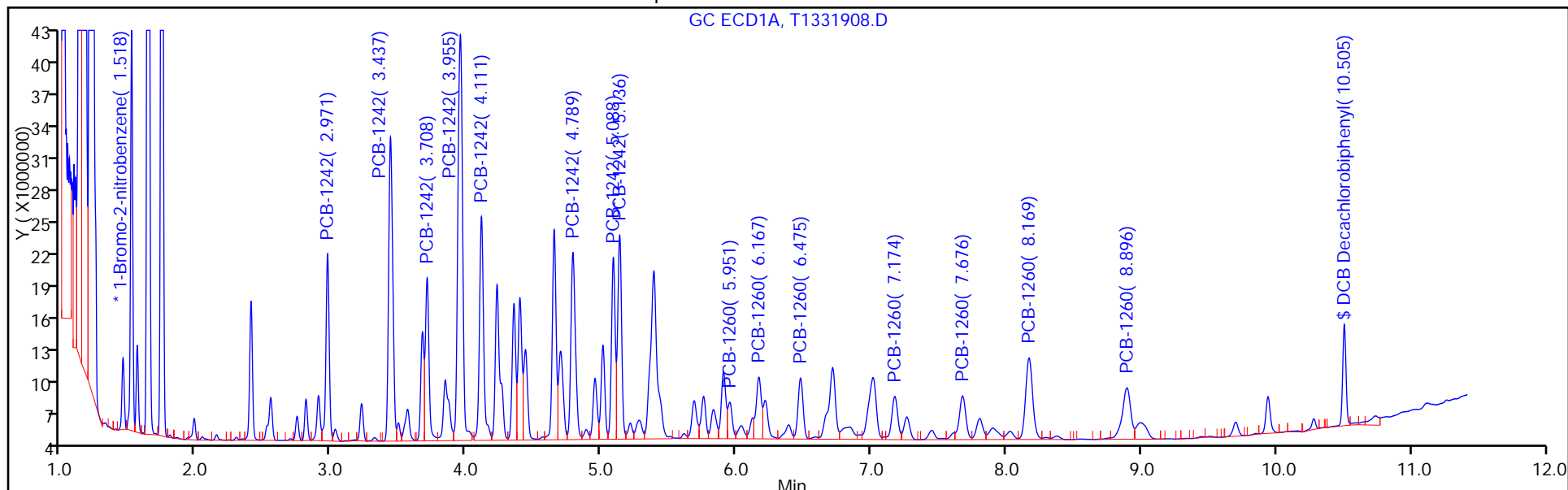
Injection Vol: 1.0 ul

Dil. Factor: 10.0000

ALS Bottle#: 5

Method: 8082 ISTD

Limit Group: GC 8082A PCB ISTD



TestAmerica Edison

Data File: \\ChromNA\Edison\ChromData\CPESTGC11\20160818-44617.b\T1331908.D

Injection Date: 18-Aug-2016 11:44:34

Instrument ID: CPESTGC11

Lims ID: 460-118423-A-8-C

Lab Sample ID: 460-118423-8

Client ID: PMP-2-8.25

Operator ID:

ALS Bottle#: 5

Worklist Smp#: 5

Injection Vol: 1.0 ul

Dil. Factor: 10.0000

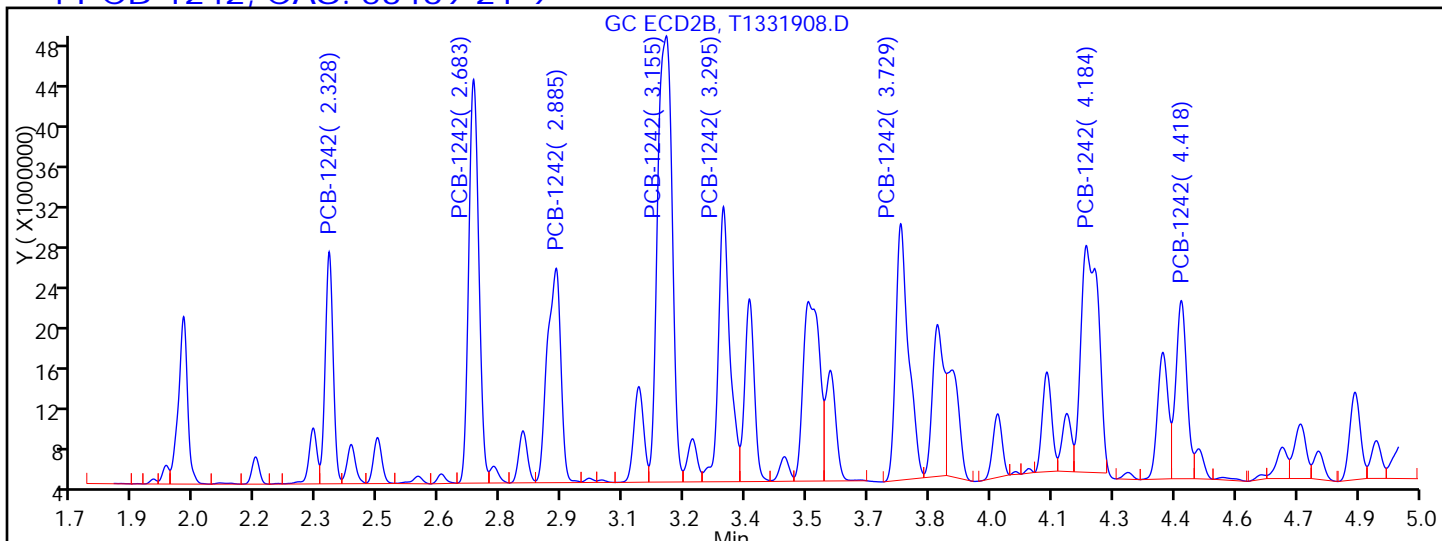
Method: 8082 ISTD

Limit Group: GC 8082A PCB ISTD

Column:

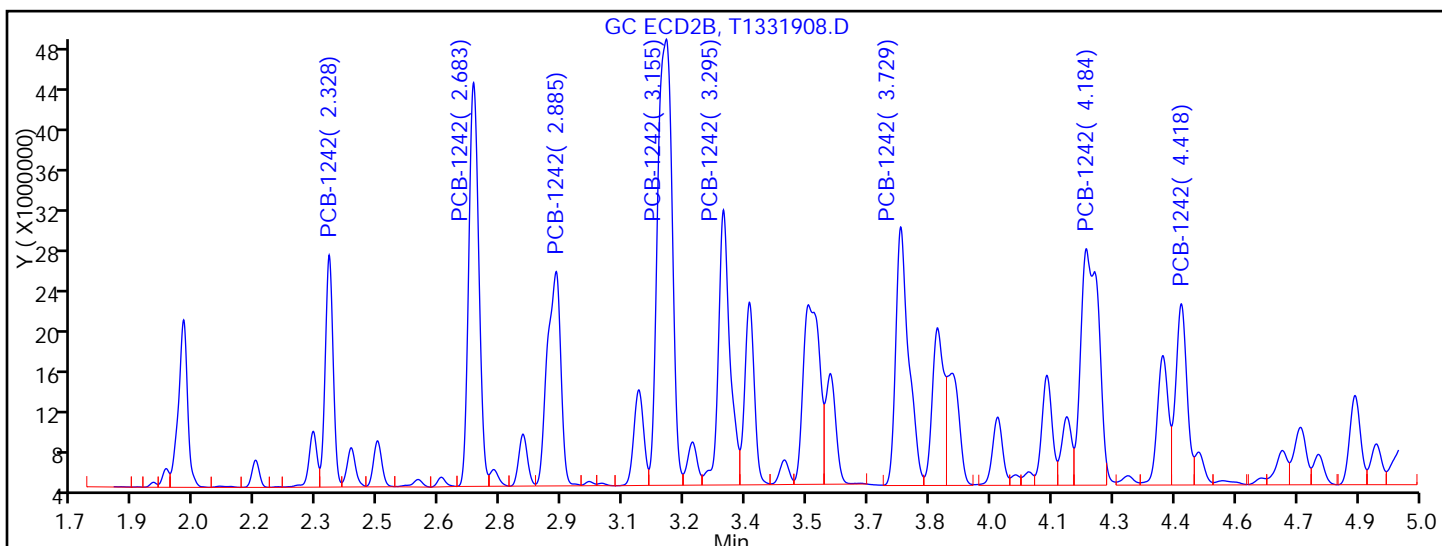
Detector: GC ECD2B

4 PCB-1242, CAS: 53469-21-9



Processing Integration Results

RT = 2.328	Response = 30802668	
RT = 2.683	Response = 68144023	
RT = 2.885	Response = 48570825	
RT = 3.155	Response = 109000962	
RT = 3.295	Response = 53043303	
RT = 3.729	Response = 54674478	M
RT = 4.184	Response = 66405728	M
RT = 4.418	Response = 33086003	M



Manual Integration Results

RT = 2.328	Response = 30802668	
RT = 2.683	Response = 68144023	
RT = 2.885	Response = 48570825	
RT = 3.155	Response = 109000962	
RT = 3.295	Response = 53043303	
RT = 3.729	Response = 56095677	M

TestAmerica Edison

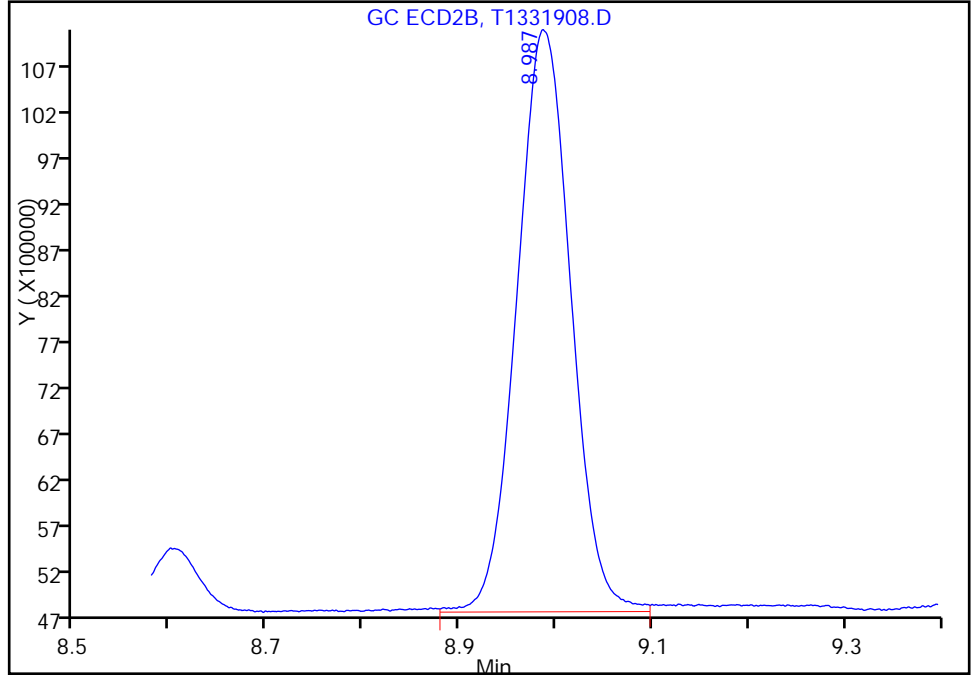
Data File: \\ChromNA\Edison\ChromData\CPESTGC11\20160818-44617.b\T1331908.D
Injection Date: 18-Aug-2016 11:44:34 Instrument ID: CPESTGC11
Lims ID: 460-118423-A-8-C Lab Sample ID: 460-118423-8
Client ID: PMP-2-8.25
Operator ID: ALS Bottle#: 5 Worklist Smp#: 5
Injection Vol: 1.0 ul Dil. Factor: 10.0000
Method: 8082 ISTD Limit Group: GC 8082A PCB ISTD
Column: Detector GC ECD2B

\$ 11 DCB Decachlorobiphenyl, CAS: 2051-24-3

Signal: 2

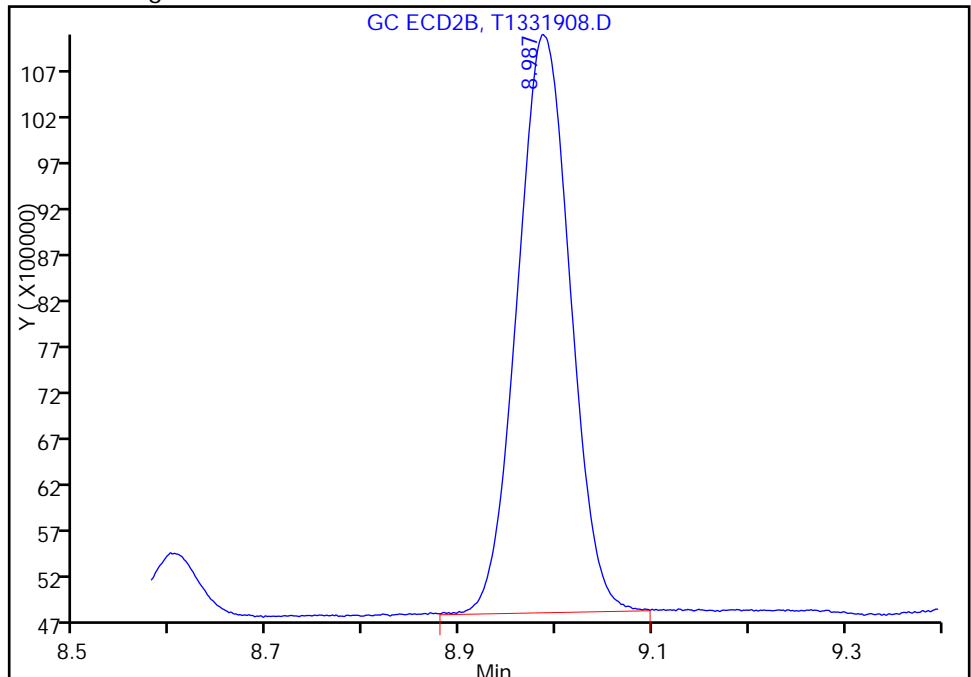
RT: 8.99
Area: 24498695
Amount: 12.595510
Amount Units: ug/l

Processing Integration Results



RT: 8.99
Area: 23940956
Amount: 12.308760
Amount Units: ug/l

Manual Integration Results



Reviewer: patelji, 18-Aug-2016 12:01:46
Audit Action: Assigned New Baseline

Audit Reason: Sample matrix interference

FORM I
PCBS ORGANICS ANALYSIS DATA SHEET

Lab Name: TestAmerica Edison Job No.: 460-118423-1
 SDG No.: _____
 Client Sample ID: PMP-2-10.75 DL Lab Sample ID: 460-118423-9 DL
 Matrix: Solid Lab File ID: T1331724.D
 Analysis Method: 8082A Date Collected: 08/09/2016 10:25
 Extraction Method: 3546 Date Extracted: 08/11/2016 23:07
 Sample wt/vol: 15.0047(g) Date Analyzed: 08/12/2016 15:28
 Con. Extract Vol.: 10 (mL) Dilution Factor: 2
 Injection Volume: 1 (uL) GC Column: CLP-2 ID: 0.53 (mm)
 % Moisture: 13.8 GPC Cleanup: (Y/N) N
 Analysis Batch No.: 384449 Units: ug/Kg

CAS NO.	COMPOUND NAME	RESULT	Q	RL	MDL
11096-82-5	Aroclor 1260	520	D	160	21

CAS NO.	SURROGATE	%REC	Q	LIMITS
2051-24-3	DCB Decachlorobiphenyl	113	D	35-150

TestAmerica Edison
Target Compound Quantitation Report

Data File: \\ChromNA\Edison\ChromData\CPESTGC11\20160812-44396.b\T1331724.D
 Lims ID: 460-118423-A-9-A
 Client ID: PMP-2-10.75
 Sample Type: Client
 Inject. Date: 12-Aug-2016 15:28:35 ALS Bottle#: 33 Worklist Smp#: 33
 Injection Vol: 1.0 ul Dil. Factor: 2.0000
 Sample Info: 460-0044396-033
 Operator ID: Instrument ID: CPESTGC11
 Method: \\ChromNA\Edison\ChromData\CPESTGC11\20160812-44396.b\8082 ISTD.m
 Limit Group: GC 8082A PCB ISTD
 Last Update: 15-Aug-2016 11:48:54 Calib Date: 17-Jun-2016 19:43:54
 Integrator: Falcon
 Quant Method: Internal Standard Quant By: Initial Calibration
 Last ICal File: \\ChromNA\Edison\ChromData\CPESTGC11\20160617-42300.b\T1329669.D
 Column 1 : Det: GC ECD1A
 Column 2 : Det: GC ECD2B
 Process Host: XAWRK053

First Level Reviewer: patelji Date: 12-Aug-2016 15:44:33

Col	RT (min.)	Exp RT (min.)	Dlt RT (min.)	Response	OnCol Amt ug/l	Flags
-----	-----------	---------------	---------------	----------	----------------	-------

* 13 1-Bromo-2-nitrobenzene

1	1.519	1.524	-0.005	40425270	20.0	
2	1.350	1.347	0.003	41804779	20.0	
					RPD = 0.00	

4 PCB-1242

1	2.972	2.979	-0.007	38170147	1308.4	M
1	3.440	3.446	-0.006	86122896	1505.6	
1	3.710	3.717	-0.007	34941041	1523.3	
1	3.957	3.965	-0.008	178485394	1538.6	
1	4.113	4.120	-0.007	71702615	1473.2	
1	4.791	4.798	-0.007	74091293	1644.9	
1	5.091	5.098	-0.007	66458749	1640.5	
1	5.138	5.146	-0.008	80632382	1784.7	
Average of Peak Amounts =					1552.4	
2	2.330	2.330	0.000	41819148	1380.9	
2	2.685	2.684	0.001	98502744	1658.3	M
2	2.886	2.886	0.000	68992853	1739.9	M
2	3.158	3.158	0.000	217714940	1665.8	M
2	3.297	3.298	-0.001	88001918	1621.6	M
2	3.731	3.733	-0.002	98620996	1806.4	M
2	4.186	4.187	-0.001	152328826	1766.3	M
2	4.420	4.420	0.000	66930082	1985.9	M
Average of Peak Amounts =					1703.1	
					RPD = 9.26	

Col	RT (min.)	Exp RT (min.)	Dlt RT (min.)	Response	OnCol Amt ug/l	Flags
-----	-----------	---------------	---------------	----------	----------------	-------

8 PCB-1260

1	5.955	5.972	-0.017	17143691	401.0	
1	6.171	6.185	-0.014	32475170	361.2	
1	6.481	6.494	-0.013	36550221	347.9	
1	7.180	7.196	-0.016	28283956	334.8	
1	7.682	7.700	-0.018	28350880	304.3	
1	8.176	8.192	-0.016	63518061	324.7	
1	8.901	8.917	-0.016	46598831	318.1	
1	9.959	9.953	0.006	17204876	317.4	

Average of Peak Amounts = 338.7

2	5.048	5.048	0.000	31688024	349.3	
2	5.661	5.663	-0.002	53802084	343.4	
2	5.807	5.808	-0.001	26093969	273.2	
2	6.111	6.112	-0.001	30770544	317.2	
2	6.545	6.546	-0.001	73727385	342.9	
2	6.960	6.961	-0.001	38141232	344.6	
2	7.099	7.103	-0.004	21180097	335.7	
2	8.051	8.053	-0.002	20916462	336.8	

Average of Peak Amounts = 330.4

RPD = 2.49

\$ 11 DCB Decachlorobiphenyl

1	10.557	10.517	0.040	40911093	28.3	
2	8.991	8.996	-0.005	57958340	28.8	

RPD = 1.79

S 12 Polychlorinated biphenyls, Total

1					1891.1	
---	--	--	--	--	--------	--

QC Flag Legend

Review Flags

M - Manually Integrated

Reagents:

SGPCBISTD_00006

Amount Added: 20.00

Units: uL

Run Reagent

TestAmerica Edison

Data File: \\ChromNA\Edison\ChromData\CPESTGC11\20160812-44396.b\T1331724.D

Injection Date: 12-Aug-2016 15:28:35

Instrument ID: CPESTGC11

Operator ID:

Lims ID: 460-118423-A-9-A

Lab Sample ID: 460-118423-9

Worklist Smp#: 33

Client ID: PMP-2-10.75

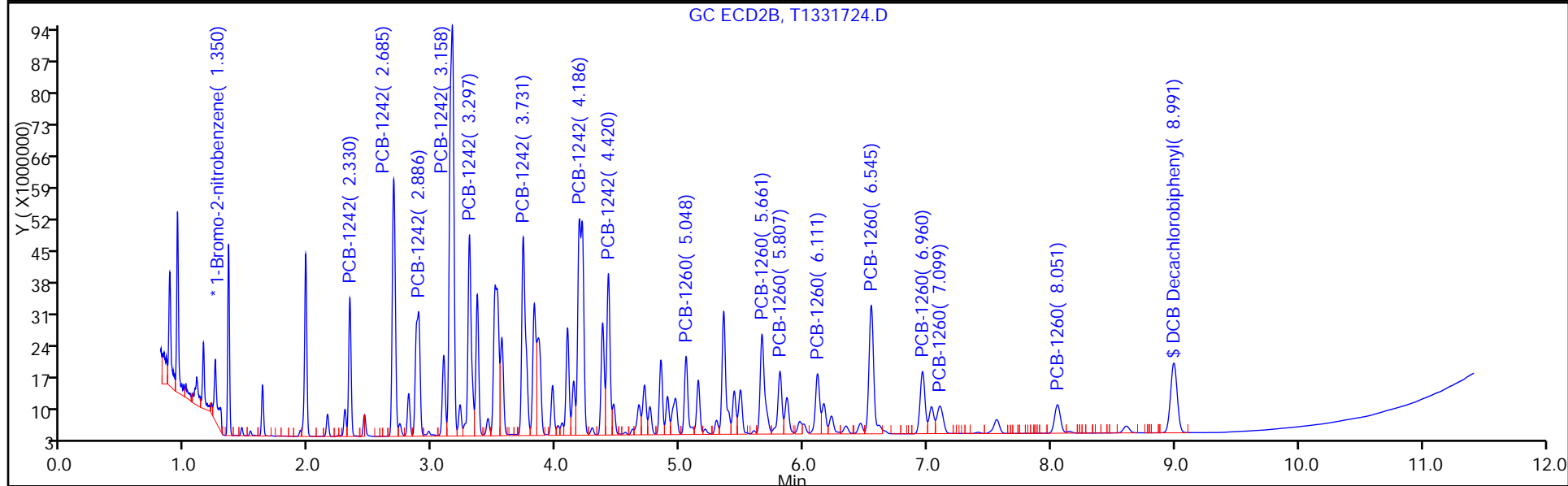
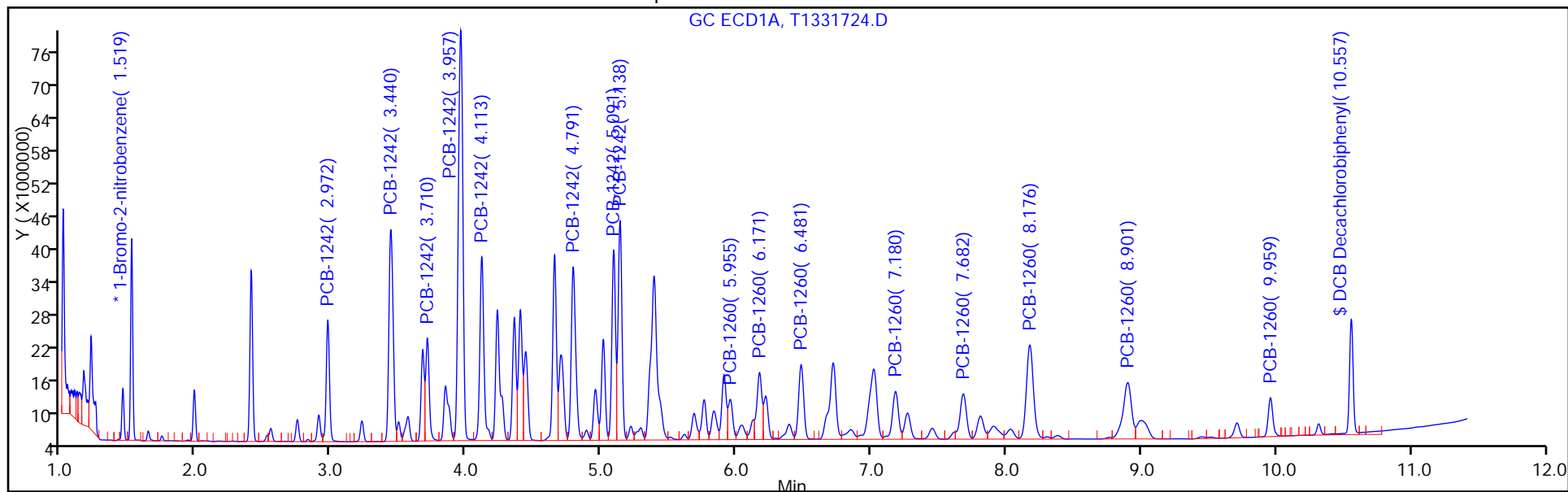
Injection Vol: 1.0 ul

Dil. Factor: 2.0000

ALS Bottle#: 33

Method: 8082 ISTD

Limit Group: GC 8082A PCB ISTD



FORM I
PCBS ORGANICS ANALYSIS DATA SHEET

Lab Name: TestAmerica Edison Job No.: 460-118423-1
 SDG No.: _____
 Client Sample ID: PMP-2-10.75 DL Lab Sample ID: 460-118423-9 DL
 Matrix: Solid Lab File ID: T1331724.D
 Analysis Method: 8082A Date Collected: 08/09/2016 10:25
 Extraction Method: 3546 Date Extracted: 08/11/2016 23:07
 Sample wt/vol: 15.0047(g) Date Analyzed: 08/12/2016 15:28
 Con. Extract Vol.: 10 (mL) Dilution Factor: 2
 Injection Volume: 1 (uL) GC Column: CLP-1 ID: 0.53 (mm)
 % Moisture: 13.8 GPC Cleanup: (Y/N) N
 Analysis Batch No.: 384449 Units: ug/Kg

CAS NO.	COMPOUND NAME	RESULT	Q	RL	MDL
12674-11-2	Aroclor 1016	21	U	160	21
11104-28-2	Aroclor 1221	21	U	160	21
11141-16-5	Aroclor 1232	21	U	160	21
53469-21-9	Aroclor 1242	2600	D	160	21
12672-29-6	Aroclor 1248	21	U	160	21
11097-69-1	Aroclor 1254	21	U	160	21
37324-23-5	Aroclor 1262	21	U	160	21
11100-14-4	Aroclor 1268	21	U	160	21

CAS NO.	SURROGATE	%REC	Q	LIMITS
2051-24-3	DCB Decachlorobiphenyl	115	D	35-150

TestAmerica Edison
Target Compound Quantitation Report

Data File: \\ChromNA\Edison\ChromData\CPESTGC11\20160812-44396.b\T1331724.D
 Lims ID: 460-118423-A-9-A
 Client ID: PMP-2-10.75
 Sample Type: Client
 Inject. Date: 12-Aug-2016 15:28:35 ALS Bottle#: 33 Worklist Smp#: 33
 Injection Vol: 1.0 ul Dil. Factor: 2.0000
 Sample Info: 460-0044396-033
 Operator ID: Instrument ID: CPESTGC11
 Method: \\ChromNA\Edison\ChromData\CPESTGC11\20160812-44396.b\8082 ISTD.m
 Limit Group: GC 8082A PCB ISTD
 Last Update: 15-Aug-2016 11:48:54 Calib Date: 17-Jun-2016 19:43:54
 Integrator: Falcon
 Quant Method: Internal Standard Quant By: Initial Calibration
 Last ICal File: \\ChromNA\Edison\ChromData\CPESTGC11\20160617-42300.b\T1329669.D
 Column 1 : Det: GC ECD1A
 Column 2 : Det: GC ECD2B
 Process Host: XAWRK053

First Level Reviewer: patelji Date: 12-Aug-2016 15:44:33

Col	RT (min.)	Exp RT (min.)	Dlt RT (min.)	Response	OnCol Amt ug/l	Flags
-----	-----------	---------------	---------------	----------	----------------	-------

* 13 1-Bromo-2-nitrobenzene

1	1.519	1.524	-0.005	40425270	20.0	
2	1.350	1.347	0.003	41804779	20.0	
					RPD = 0.00	

4 PCB-1242

1	2.972	2.979	-0.007	38170147	1308.4	M
1	3.440	3.446	-0.006	86122896	1505.6	
1	3.710	3.717	-0.007	34941041	1523.3	
1	3.957	3.965	-0.008	178485394	1538.6	
1	4.113	4.120	-0.007	71702615	1473.2	
1	4.791	4.798	-0.007	74091293	1644.9	
1	5.091	5.098	-0.007	66458749	1640.5	
1	5.138	5.146	-0.008	80632382	1784.7	
Average of Peak Amounts =					1552.4	
2	2.330	2.330	0.000	41819148	1380.9	
2	2.685	2.684	0.001	98502744	1658.3	M
2	2.886	2.886	0.000	68992853	1739.9	M
2	3.158	3.158	0.000	217714940	1665.8	M
2	3.297	3.298	-0.001	88001918	1621.6	M
2	3.731	3.733	-0.002	98620996	1806.4	M
2	4.186	4.187	-0.001	152328826	1766.3	M
2	4.420	4.420	0.000	66930082	1985.9	M
Average of Peak Amounts =					1703.1	
					RPD = 9.26	

Col	RT (min.)	Exp RT (min.)	Dlt RT (min.)	Response	OnCol Amt ug/l	Flags
-----	-----------	---------------	---------------	----------	----------------	-------

8 PCB-1260

1	5.955	5.972	-0.017	17143691	401.0	
1	6.171	6.185	-0.014	32475170	361.2	
1	6.481	6.494	-0.013	36550221	347.9	
1	7.180	7.196	-0.016	28283956	334.8	
1	7.682	7.700	-0.018	28350880	304.3	
1	8.176	8.192	-0.016	63518061	324.7	
1	8.901	8.917	-0.016	46598831	318.1	
1	9.959	9.953	0.006	17204876	317.4	

Average of Peak Amounts = 338.7

2	5.048	5.048	0.000	31688024	349.3	
2	5.661	5.663	-0.002	53802084	343.4	
2	5.807	5.808	-0.001	26093969	273.2	
2	6.111	6.112	-0.001	30770544	317.2	
2	6.545	6.546	-0.001	73727385	342.9	
2	6.960	6.961	-0.001	38141232	344.6	
2	7.099	7.103	-0.004	21180097	335.7	
2	8.051	8.053	-0.002	20916462	336.8	

Average of Peak Amounts = 330.4

RPD = 2.49

\$ 11 DCB Decachlorobiphenyl

1	10.557	10.517	0.040	40911093	28.3	
2	8.991	8.996	-0.005	57958340	28.8	

RPD = 1.79

S 12 Polychlorinated biphenyls, Total

1					1891.1	
---	--	--	--	--	--------	--

QC Flag Legend

Review Flags

M - Manually Integrated

Reagents:

SGPCBISTD_00006

Amount Added: 20.00

Units: uL

Run Reagent

TestAmerica Edison

Data File: \\ChromNA\Edison\ChromData\CPESTGC11\20160812-44396.b\T1331724.D

Injection Date: 12-Aug-2016 15:28:35

Instrument ID: CPESTGC11

Operator ID:

Lims ID: 460-118423-A-9-A

Lab Sample ID: 460-118423-9

Worklist Smp#: 33

Client ID: PMP-2-10.75

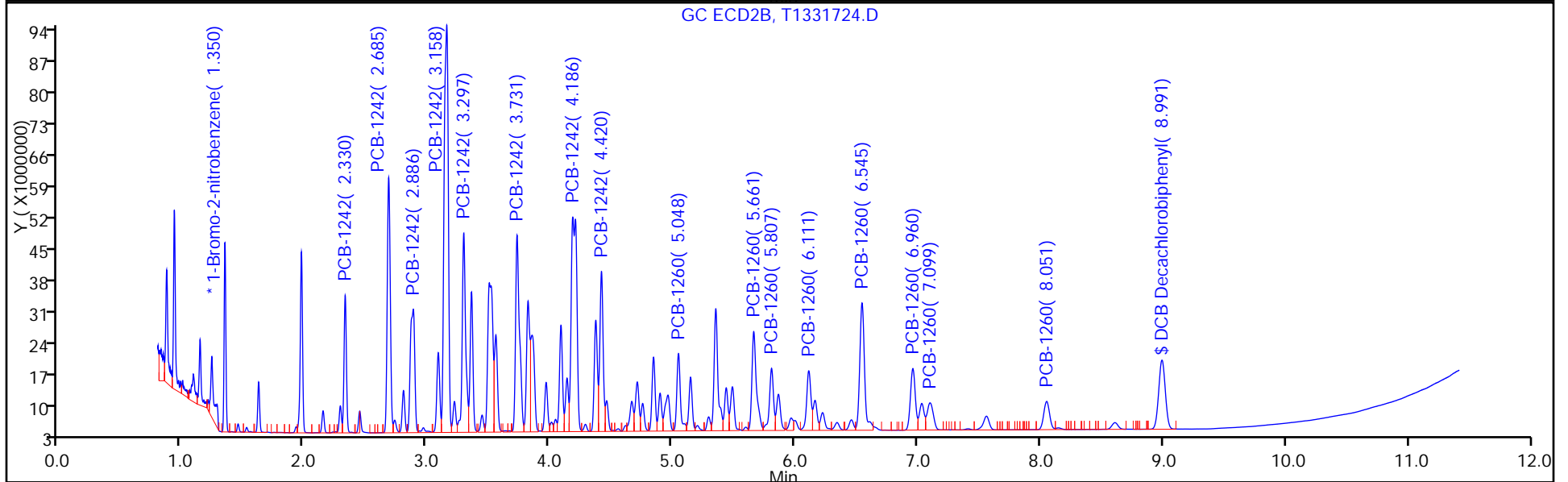
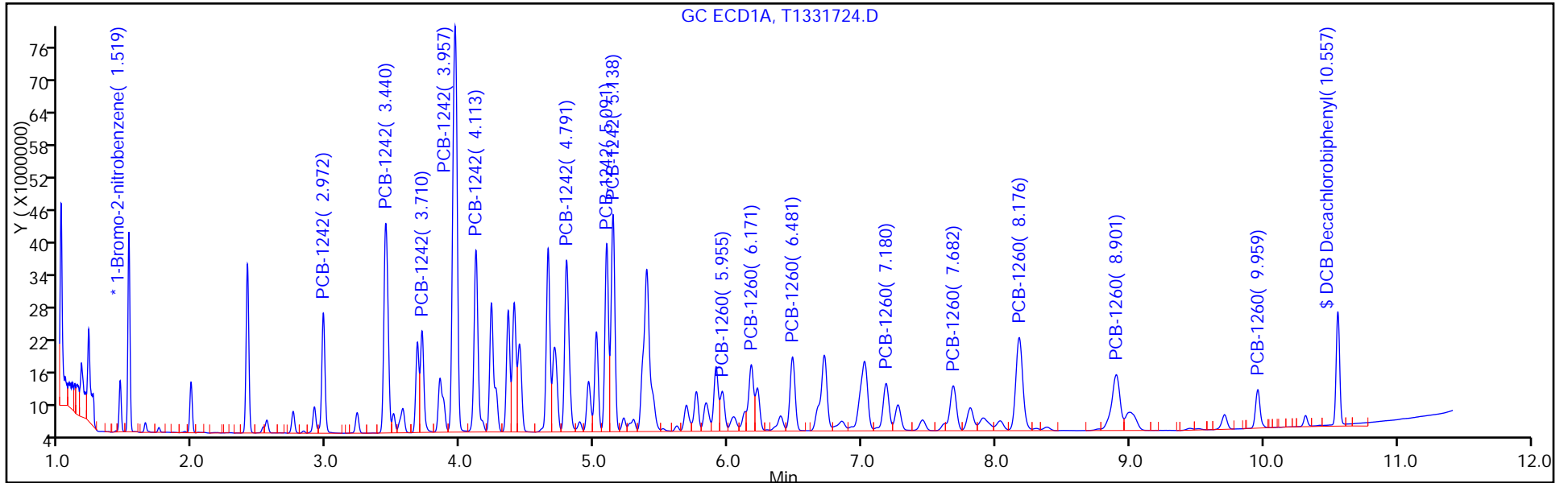
Injection Vol: 1.0 ul

Dil. Factor: 2.0000

ALS Bottle#: 33

Method: 8082 ISTD

Limit Group: GC 8082A PCB ISTD



TestAmerica Edison

Data File: \\ChromNA\Edison\ChromData\CPESTGC11\20160812-44396.b\T1331724.D

Injection Date: 12-Aug-2016 15:28:35

Instrument ID: CPESTGC11

Lims ID: 460-118423-A-9-A

Lab Sample ID: 460-118423-9

Client ID: PMP-2-10.75

Operator ID:

ALS Bottle#: 33 Worklist Smp#: 33

Injection Vol: 1.0 ul

Dil. Factor: 2.0000

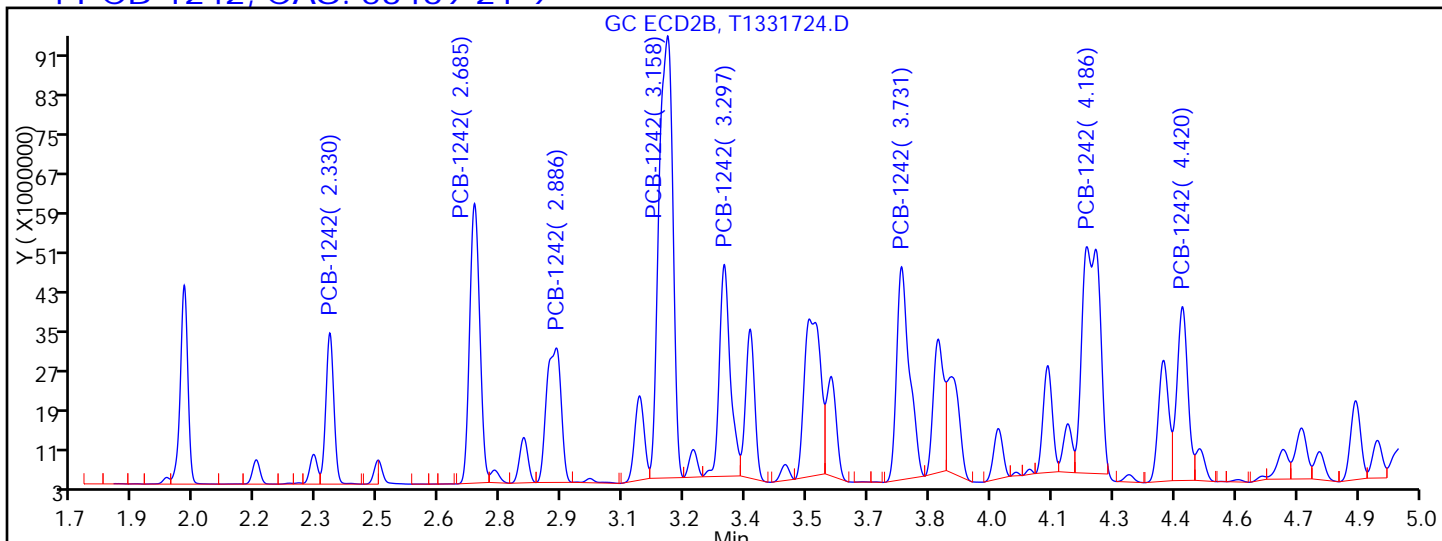
Method: 8082 ISTD

Limit Group: GC 8082A PCB ISTD

Column:

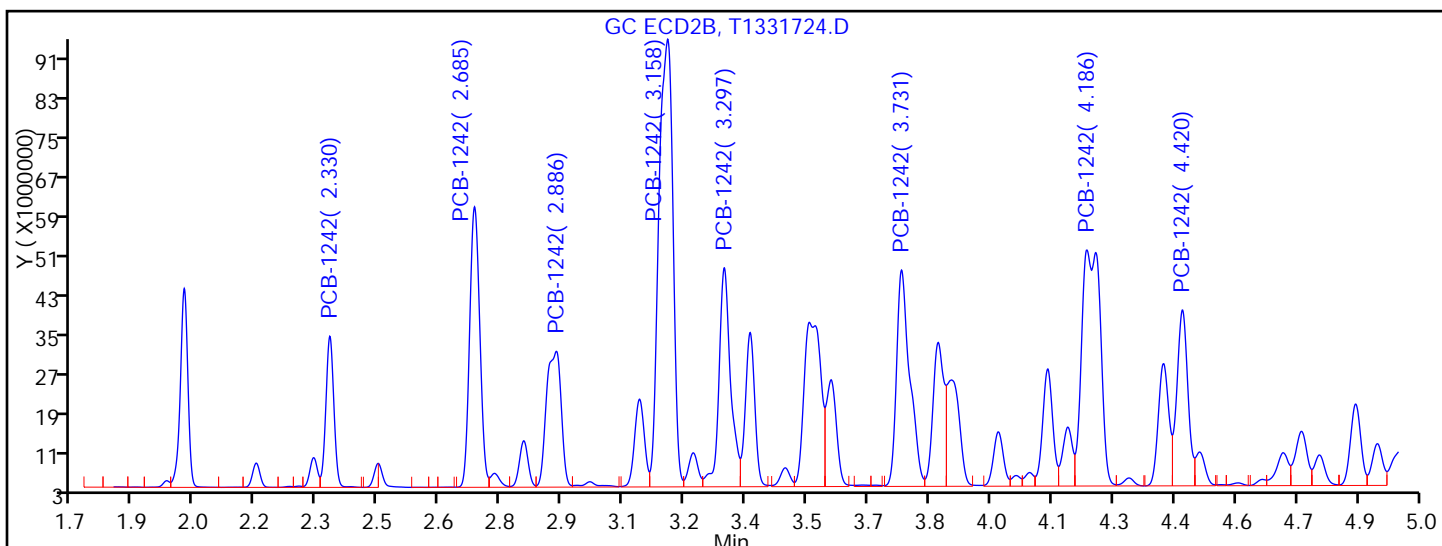
Detector GC ECD2B

4 PCB-1242, CAS: 53469-21-9



Processing Integration Results

RT = 2.330	Response = 41819148	
RT = 2.685	Response = 97659765	M
RT = 2.886	Response = 67414308	M
RT = 3.158	Response = 211968298	M
RT = 3.297	Response = 79946528	M
RT = 3.731	Response = 93955276	M
RT = 4.186	Response = 141915651	M
RT = 4.420	Response = 65537079	M



Manual Integration Results

RT = 2.330	Response = 41819148	
RT = 2.685	Response = 98502744	M
RT = 2.886	Response = 68992853	M
RT = 3.158	Response = 217714940	M
RT = 3.297	Response = 88001918	M
RT = 3.731	Response = 98620996	M

FORM I
PCBS ORGANICS ANALYSIS DATA SHEET

Lab Name: TestAmerica Edison Job No.: 460-118423-1
 SDG No.: _____
 Client Sample ID: PMP-2-10.75 DL Lab Sample ID: 460-118423-9 DL
 Matrix: Solid (SPLP East) Lab File ID: T1331909.D
 Analysis Method: 8082A Date Collected: 08/09/2016 10:25
 Extraction Method: 3510C Date Extracted: 08/16/2016 14:21
 Sample wt/vol: 250 (mL) Date Analyzed: 08/18/2016 11:59
 Con. Extract Vol.: 1 (mL) Dilution Factor: 2
 Injection Volume: 1 (uL) GC Column: CLP-2 ID: 0.53 (mm)
 % Moisture: _____ GPC Cleanup: (Y/N) N
 Analysis Batch No.: 385556 Units: ug/L

CAS NO.	COMPOUND NAME	RESULT	Q	RL	MDL
11096-82-5	Aroclor 1260	1.0	D	0.80	0.17

TestAmerica Edison
Target Compound Quantitation Report

Data File: \\ChromNA\Edison\ChromData\CPESTGC11\20160818-44617.b\T1331909.D
 Lims ID: 460-118423-A-9-C
 Client ID: PMP-2-10.75
 Sample Type: Client
 Inject. Date: 18-Aug-2016 11:59:28 ALS Bottle#: 6 Worklist Smp#: 6
 Injection Vol: 1.0 ul Dil. Factor: 2.0000
 Sample Info: 460-0044617-006
 Operator ID: Instrument ID: CPESTGC11
 Method: \\ChromNA\Edison\ChromData\CPESTGC11\20160818-44617.b\8082 ISTD.m
 Limit Group: GC 8082A PCB ISTD
 Last Update: 18-Aug-2016 15:11:52 Calib Date: 17-Jun-2016 19:43:54
 Integrator: Falcon
 Quant Method: Internal Standard Quant By: Initial Calibration
 Last ICal File: \\ChromNA\Edison\ChromData\CPESTGC11\20160617-42300.b\T1329669.D
 Column 1 : Det: GC ECD1A
 Column 2 : Det: GC ECD2B
 Process Host: XAWRK030

First Level Reviewer: patelji Date: 18-Aug-2016 12:24:25

Col	RT (min.)	Exp RT (min.)	Dlt RT (min.)	Response	OnCol Amt ug/l	Flags
-----	-----------	---------------	---------------	----------	----------------	-------

* 13 1-Bromo-2-nitrobenzene

1	1.522	1.520	0.002	57742695	20.0	
2	1.353	1.347	0.006	62584677	20.0	

RPD = 0.00

4 PCB-1242

1	2.973	2.979	-0.006	45841693	1100.1	
1	3.437	3.446	-0.009	81956102	1003.1	
1	3.708	3.717	-0.009	43736612	1334.9	
1	3.955	3.965	-0.010	93474621	564.1	
1	4.112	4.120	-0.008	49077840	705.9	
1	4.789	4.798	-0.009	45591460	708.6	
1	5.088	5.098	-0.010	33057255	571.3	
1	5.135	5.146	-0.011	43594798	675.5	
Average of Peak Amounts =					832.9	
2	2.330	2.330	0.000	51758211	1141.7	
2	2.683	2.684	-0.001	94925322	1067.5	
2	2.886	2.886	0.000	70582446	1189.0	
2	3.155	3.158	-0.003	113580873	580.5	M
2	3.296	3.298	-0.002	61271122	754.2	M
2	3.730	3.733	-0.003	67209237	822.3	M
2	4.184	4.187	-0.003	73952486	572.8	M
2	4.418	4.420	-0.002	38558851	764.2	M
Average of Peak Amounts =					861.5	

RPD = 3.37

Col	RT (min.)	Exp RT (min.)	Dlt RT (min.)	Response	OnCol Amt ug/l	Flags
-----	-----------	---------------	---------------	----------	----------------	-------

8 PCB-1260

1	5.951	5.959	-0.008	9838290	161.1	
1	6.167	6.171	-0.004	19930166	155.2	
1	6.475	6.479	-0.004	16722166	111.4	
1	7.173	7.178	-0.005	14597515	121.0	
1	7.677	7.679	-0.002	16988919	127.7	
1	8.167	8.173	-0.006	29691452	106.3	
1	8.893	8.898	-0.005	25229496	120.6	
1	0.000	9.939	-9.939	0	0	
Average of Peak Amounts =					129.0	
2	5.045	5.045	0.000	22122056	162.9	
2	5.660	5.659	0.001	30114841	128.4	M
2	5.805	5.804	0.001	16956150	118.6	M
2	6.109	6.108	0.001	19894237	137.0	M
2	6.543	6.541	0.002	33004525	102.5	M
2	6.957	6.955	0.002	20881441	126.0	
2	7.098	7.096	0.002	10760515	113.9	
2	8.046	8.044	0.002	10523431	113.2	
Average of Peak Amounts =					125.3	

RPD = 2.93

\$ 11 DCB Decachlorobiphenyl M

1	10.506	10.502	0.004	76197678	36.9	M
2	8.985	8.986	-0.001	114908868	38.1	

RPD = 3.34

S 12 Polychlorinated biphenyls, Total

1					962.0	
---	--	--	--	--	-------	--

QC Flag Legend

Review Flags

M - Manually Integrated

Reagents:

SGPCBISTD_00006

Amount Added: 20.00

Units: uL

Run Reagent

TestAmerica Edison

Data File: \\ChromNA\Edison\ChromData\CPESTGC11\20160818-44617.b\T1331909.D

Injection Date: 18-Aug-2016 11:59:28

Instrument ID: CPESTGC11

Operator ID:

Lims ID: 460-118423-A-9-C

Lab Sample ID: 460-118423-9

Worklist Smp#: 6

Client ID: PMP-2-10.75

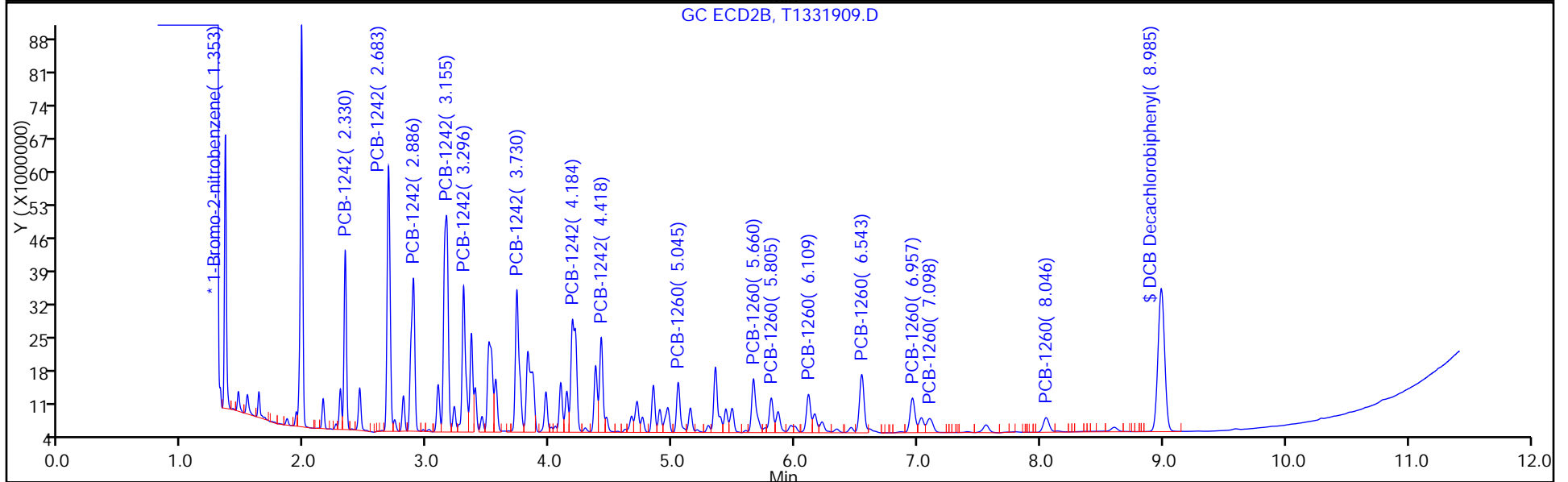
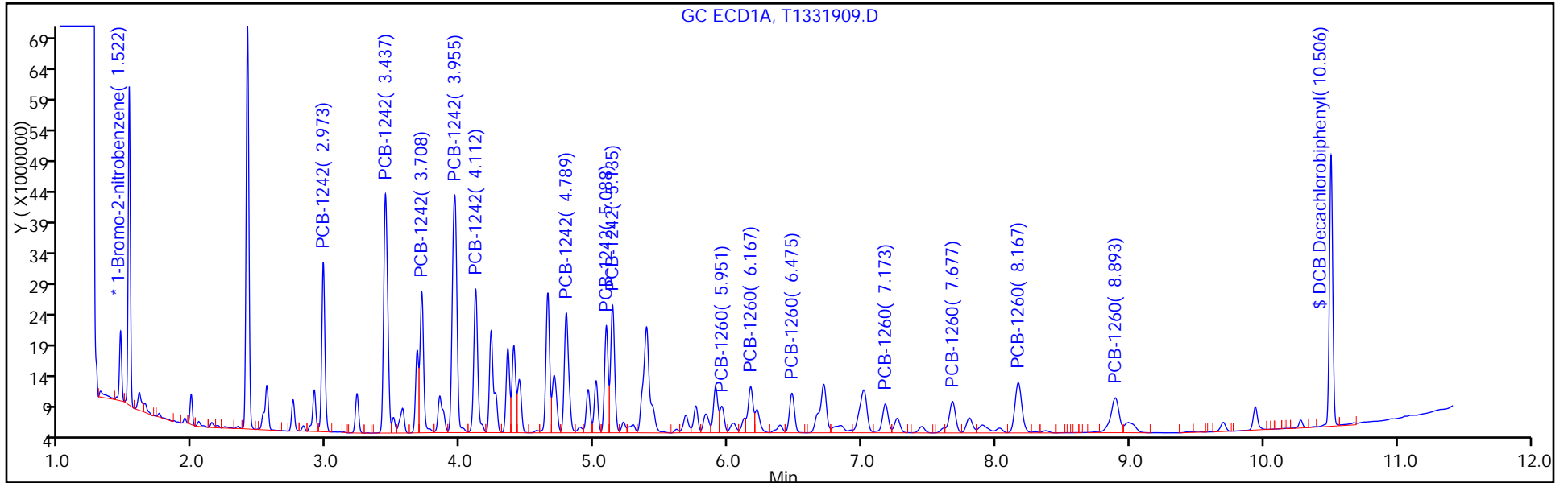
Injection Vol: 1.0 ul

Dil. Factor: 2.0000

ALS Bottle#: 6

Method: 8082 ISTD

Limit Group: GC 8082A PCB ISTD



TestAmerica Edison

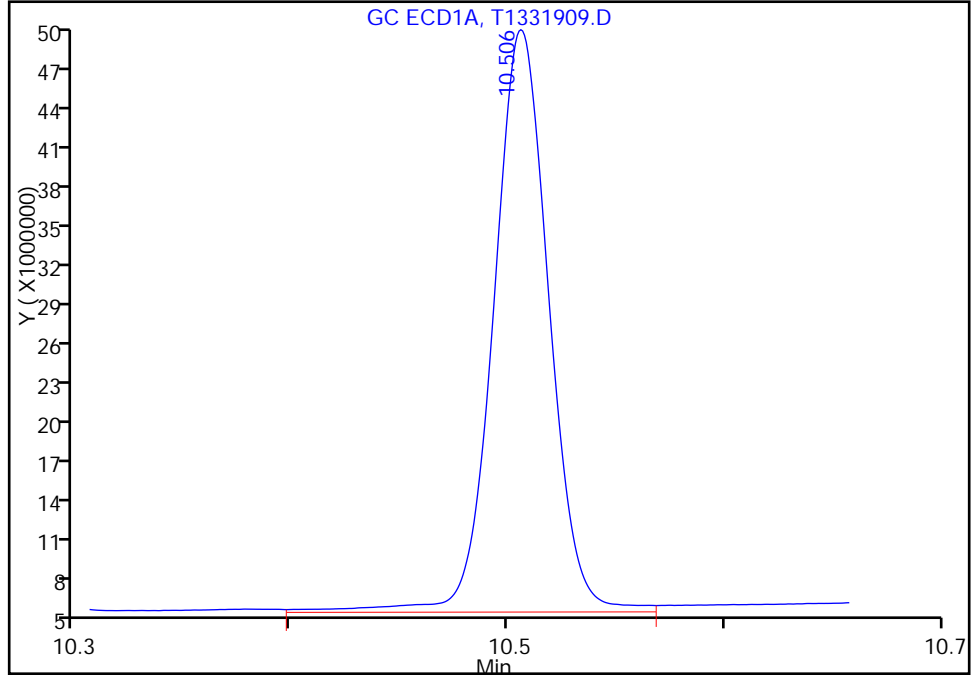
Data File: \\ChromNA\Edison\ChromData\CPESTGC11\20160818-44617.b\T1331909.D
Injection Date: 18-Aug-2016 11:59:28 Instrument ID: CPESTGC11
Lims ID: 460-118423-A-9-C Lab Sample ID: 460-118423-9
Client ID: PMP-2-10.75
Operator ID: ALS Bottle#: 6 Worklist Smp#: 6
Injection Vol: 1.0 ul Dil. Factor: 2.0000
Method: 8082 ISTD Limit Group: GC 8082A PCB ISTD
Column: Detector GC ECD1A

\$ 11 DCB Decachlorobiphenyl, CAS: 2051-24-3

Signal: 1

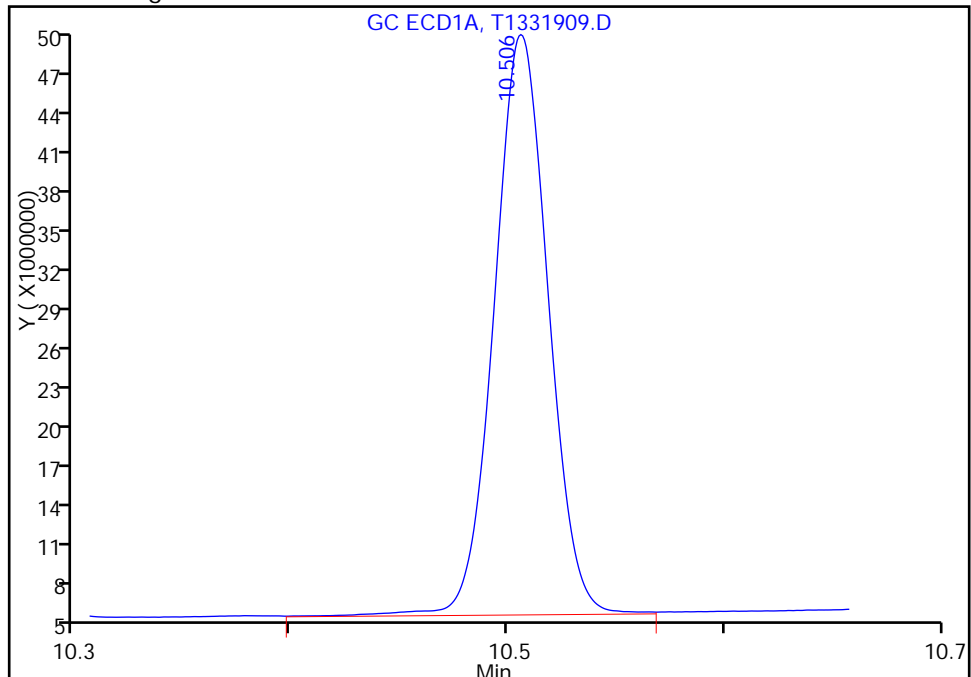
RT: 10.51
Area: 78806293
Amount: 38.158251
Amount Units: ug/l

Processing Integration Results



RT: 10.51
Area: 76197678
Amount: 36.895152
Amount Units: ug/l

Manual Integration Results



Reviewer: patelji, 18-Aug-2016 12:24:25
Audit Action: Assigned New Baseline

Audit Reason: Peak not integrated

FORM I
PCBS ORGANICS ANALYSIS DATA SHEET

Lab Name: TestAmerica Edison Job No.: 460-118423-1
 SDG No.: _____
 Client Sample ID: PMP-2-10.75 DL Lab Sample ID: 460-118423-9 DL
 Matrix: Solid (SPLP East) Lab File ID: T1331909.D
 Analysis Method: 8082A Date Collected: 08/09/2016 10:25
 Extraction Method: 3510C Date Extracted: 08/16/2016 14:21
 Sample wt/vol: 250(mL) Date Analyzed: 08/18/2016 11:59
 Con. Extract Vol.: 1(mL) Dilution Factor: 2
 Injection Volume: 1(uL) GC Column: CLP-1 ID: 0.53 (mm)
 % Moisture: _____ GPC Cleanup: (Y/N) N
 Analysis Batch No.: 385556 Units: ug/L

CAS NO.	COMPOUND NAME	RESULT	Q	RL	MDL
12674-11-2	Aroclor 1016	0.20	U	0.80	0.20
11104-28-2	Aroclor 1221	0.20	U	0.80	0.20
11141-16-5	Aroclor 1232	0.20	U	0.80	0.20
53469-21-9	Aroclor 1242	6.9	D	0.80	0.20
12672-29-6	Aroclor 1248	0.20	U	0.80	0.20
11097-69-1	Aroclor 1254	0.17	U	0.80	0.17
37324-23-5	Aroclor-1262	0.17	U	0.80	0.17
11100-14-4	Aroclor 1268	0.17	U	0.80	0.17
1336-36-3	Polychlorinated biphenyls, Total	7.9	D	0.80	0.20

CAS NO.	SURROGATE	%REC	Q	LIMITS
2051-24-3	DCB Decachlorobiphenyl	76	D	10-150

TestAmerica Edison
Target Compound Quantitation Report

Data File: \\ChromNA\Edison\ChromData\CPESTGC11\20160818-44617.b\T1331909.D
 Lims ID: 460-118423-A-9-C
 Client ID: PMP-2-10.75
 Sample Type: Client
 Inject. Date: 18-Aug-2016 11:59:28 ALS Bottle#: 6 Worklist Smp#: 6
 Injection Vol: 1.0 ul Dil. Factor: 2.0000
 Sample Info: 460-0044617-006
 Operator ID: Instrument ID: CPESTGC11
 Method: \\ChromNA\Edison\ChromData\CPESTGC11\20160818-44617.b\8082 ISTD.m
 Limit Group: GC 8082A PCB ISTD
 Last Update: 18-Aug-2016 15:11:52 Calib Date: 17-Jun-2016 19:43:54
 Integrator: Falcon
 Quant Method: Internal Standard Quant By: Initial Calibration
 Last ICal File: \\ChromNA\Edison\ChromData\CPESTGC11\20160617-42300.b\T1329669.D
 Column 1 : Det: GC ECD1A
 Column 2 : Det: GC ECD2B
 Process Host: XAWRK030

First Level Reviewer: patelji Date: 18-Aug-2016 12:24:25

Col	RT (min.)	Exp RT (min.)	Dlt RT (min.)	Response	OnCol Amt ug/l	Flags
-----	-----------	---------------	---------------	----------	----------------	-------

* 13 1-Bromo-2-nitrobenzene

1	1.522	1.520	0.002	57742695	20.0	
2	1.353	1.347	0.006	62584677	20.0	

RPD = 0.00

4 PCB-1242

1	2.973	2.979	-0.006	45841693	1100.1	
1	3.437	3.446	-0.009	81956102	1003.1	
1	3.708	3.717	-0.009	43736612	1334.9	
1	3.955	3.965	-0.010	93474621	564.1	
1	4.112	4.120	-0.008	49077840	705.9	
1	4.789	4.798	-0.009	45591460	708.6	
1	5.088	5.098	-0.010	33057255	571.3	
1	5.135	5.146	-0.011	43594798	675.5	
Average of Peak Amounts =					832.9	
2	2.330	2.330	0.000	51758211	1141.7	
2	2.683	2.684	-0.001	94925322	1067.5	
2	2.886	2.886	0.000	70582446	1189.0	
2	3.155	3.158	-0.003	113580873	580.5	M
2	3.296	3.298	-0.002	61271122	754.2	M
2	3.730	3.733	-0.003	67209237	822.3	M
2	4.184	4.187	-0.003	73952486	572.8	M
2	4.418	4.420	-0.002	38558851	764.2	M
Average of Peak Amounts =					861.5	
RPD = 3.37						

Col	RT (min.)	Exp RT (min.)	Dlt RT (min.)	Response	OnCol Amt ug/l	Flags
-----	-----------	---------------	---------------	----------	----------------	-------

8 PCB-1260

1	5.951	5.959	-0.008	9838290	161.1	
1	6.167	6.171	-0.004	19930166	155.2	
1	6.475	6.479	-0.004	16722166	111.4	
1	7.173	7.178	-0.005	14597515	121.0	
1	7.677	7.679	-0.002	16988919	127.7	
1	8.167	8.173	-0.006	29691452	106.3	
1	8.893	8.898	-0.005	25229496	120.6	
1	0.000	9.939	-9.939	0	0	

Average of Peak Amounts = 129.0

2	5.045	5.045	0.000	22122056	162.9	
2	5.660	5.659	0.001	30114841	128.4	M
2	5.805	5.804	0.001	16956150	118.6	M
2	6.109	6.108	0.001	19894237	137.0	M
2	6.543	6.541	0.002	33004525	102.5	M
2	6.957	6.955	0.002	20881441	126.0	
2	7.098	7.096	0.002	10760515	113.9	
2	8.046	8.044	0.002	10523431	113.2	

Average of Peak Amounts = 125.3

RPD = 2.93

\$ 11 DCB Decachlorobiphenyl M

1	10.506	10.502	0.004	76197678	36.9	M
2	8.985	8.986	-0.001	114908868	38.1	

RPD = 3.34

S 12 Polychlorinated biphenyls, Total

1					962.0	
---	--	--	--	--	-------	--

QC Flag Legend

Review Flags

M - Manually Integrated

Reagents:

SGPCBISTD_00006 Amount Added: 20.00 Units: uL Run Reagent

TestAmerica Edison

Data File: \\ChromNA\Edison\ChromData\CPESTGC11\20160818-44617.b\T1331909.D

Injection Date: 18-Aug-2016 11:59:28

Instrument ID: CPESTGC11

Operator ID:

Lims ID: 460-118423-A-9-C

Lab Sample ID: 460-118423-9

Worklist Smp#: 6

Client ID: PMP-2-10.75

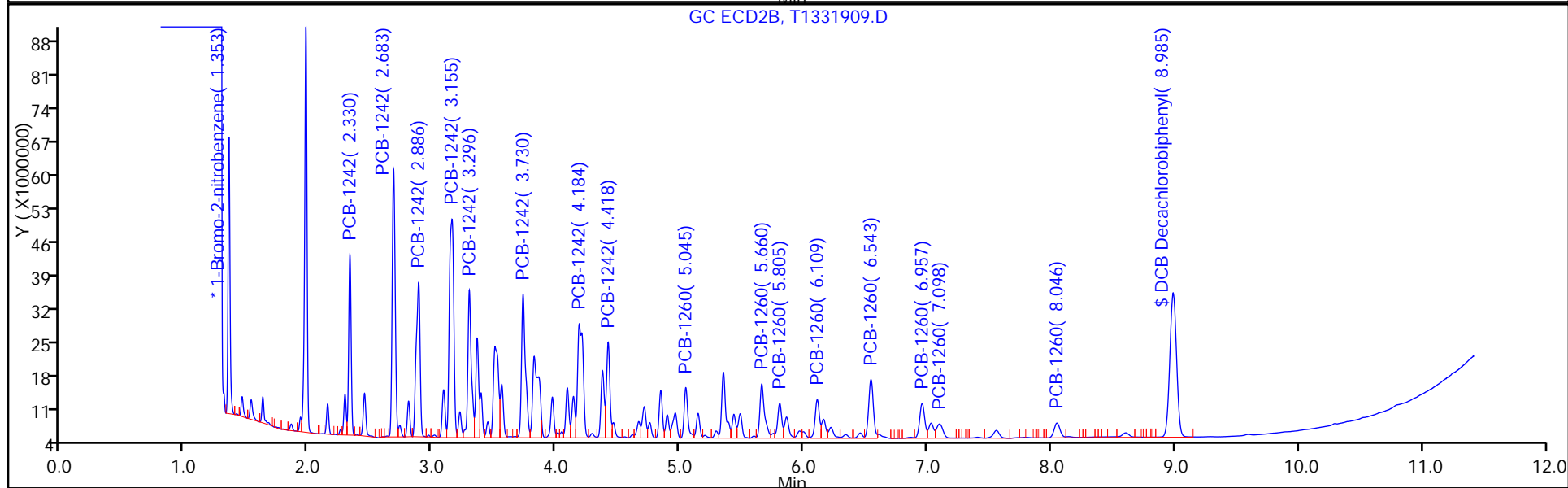
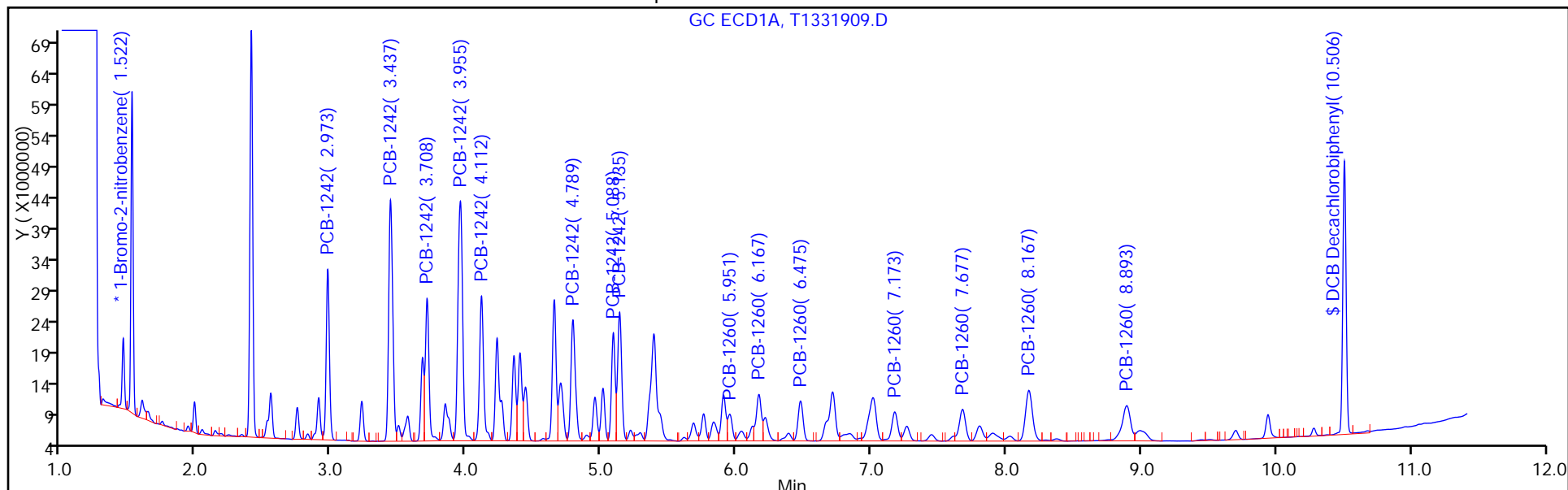
Injection Vol: 1.0 ul

Dil. Factor: 2.0000

ALS Bottle#: 6

Method: 8082 ISTD

Limit Group: GC 8082A PCB ISTD



TestAmerica Edison

Data File: \\ChromNA\Edison\ChromData\CPESTGC11\20160818-44617.b\T1331909.D

Injection Date: 18-Aug-2016 11:59:28

Instrument ID: CPESTGC11

Lims ID: 460-118423-A-9-C

Lab Sample ID: 460-118423-9

Client ID: PMP-2-10.75

Operator ID:

ALS Bottle#: 6

Worklist Smp#: 6

Injection Vol: 1.0 ul

Dil. Factor: 2.0000

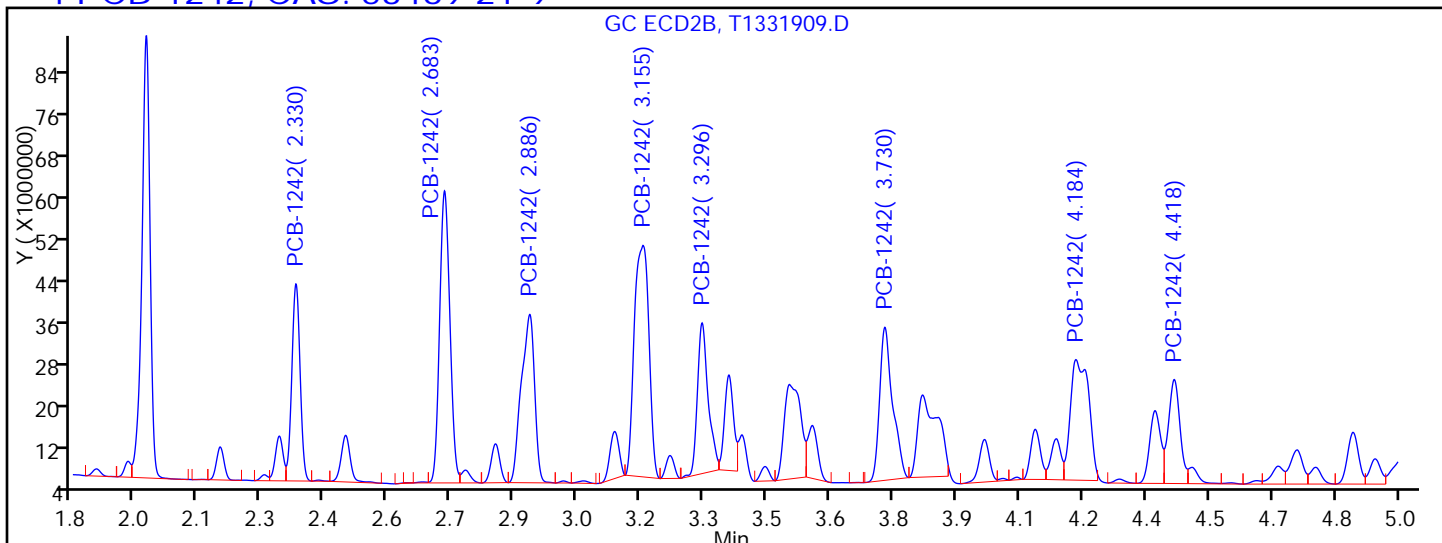
Method: 8082 ISTD

Limit Group: GC 8082A PCB ISTD

Column:

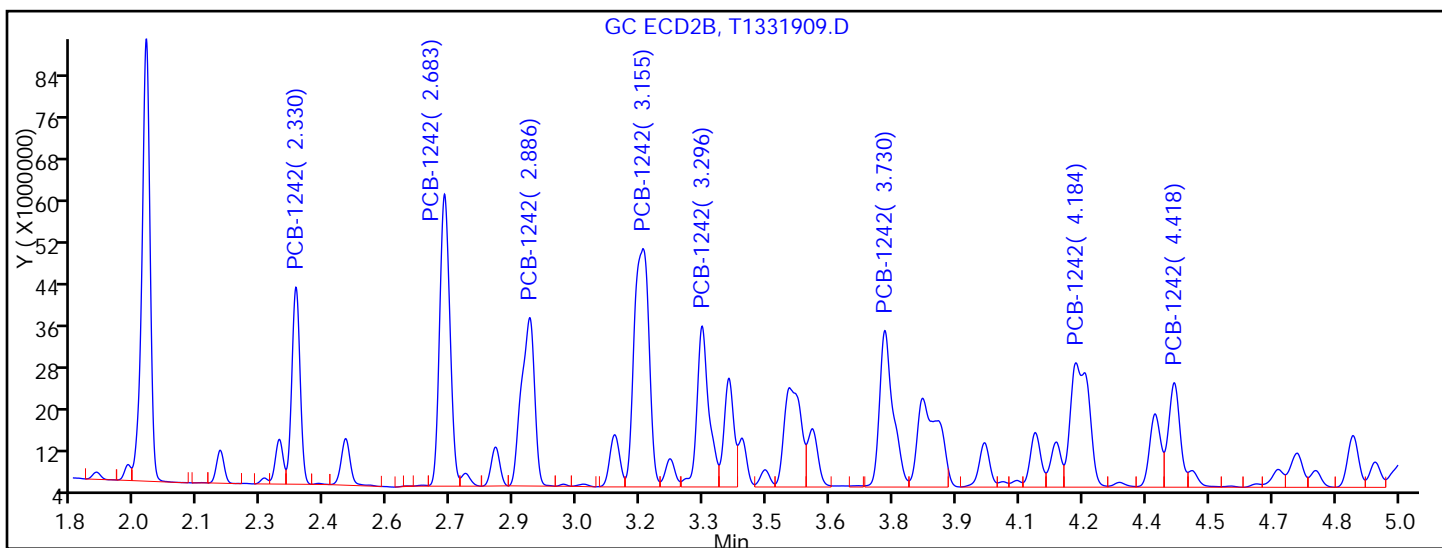
Detector: GC ECD2B

4 PCB-1242, CAS: 53469-21-9



Processing Integration Results

RT = 2.330	Response = 51758211	
RT = 2.683	Response = 94925322	
RT = 2.886	Response = 70582446	
RT = 3.155	Response = 107061456	M
RT = 3.296	Response = 51320604	M
RT = 3.730	Response = 62751524	M
RT = 4.184	Response = 69755844	M
RT = 4.418	Response = 38280800	M



Manual Integration Results

RT = 2.330	Response = 51758211	
RT = 2.683	Response = 94925322	
RT = 2.886	Response = 70582446	
RT = 3.155	Response = 113580873	M
RT = 3.296	Response = 61271122	M
RT = 3.730	Response = 67209237	M

FORM I
PCBS ORGANICS ANALYSIS DATA SHEET

Lab Name: TestAmerica Edison Job No.: 460-118423-1
 SDG No.: _____
 Client Sample ID: E-131-7.25 DL Lab Sample ID: 460-118423-10 DL
 Matrix: Solid Lab File ID: T1331723.D
 Analysis Method: 8082A Date Collected: 08/09/2016 11:00
 Extraction Method: 3546 Date Extracted: 08/11/2016 23:07
 Sample wt/vol: 15.0066(g) Date Analyzed: 08/12/2016 15:13
 Con. Extract Vol.: 10 (mL) Dilution Factor: 50
 Injection Volume: 1 (uL) GC Column: CLP-2 ID: 0.53 (mm)
 % Moisture: 3.2 GPC Cleanup: (Y/N) N
 Analysis Batch No.: 384449 Units: ug/Kg

CAS NO.	SURROGATE	%REC	Q	LIMITS
2051-24-3	DCB Decachlorobiphenyl	135	D	35-150

TestAmerica Edison
Target Compound Quantitation Report

Data File: \\ChromNA\Edison\ChromData\CPESTGC11\20160812-44396.b\T1331723.D
 Lims ID: 460-118423-A-10-A
 Client ID: E-131-7.25
 Sample Type: Client
 Inject. Date: 12-Aug-2016 15:13:43 ALS Bottle#: 32 Worklist Smp#: 32
 Injection Vol: 1.0 ul Dil. Factor: 50.0000
 Sample Info:
 Operator ID: Instrument ID: CPESTGC11
 Method: \\ChromNA\Edison\ChromData\CPESTGC11\20160812-44396.b\8082 ISTD.m
 Limit Group: GC 8082A PCB ISTD
 Last Update: 15-Aug-2016 10:18:11 Calib Date: 17-Jun-2016 19:43:54
 Integrator: Falcon
 Quant Method: Internal Standard Quant By: Initial Calibration
 Last ICal File: \\ChromNA\Edison\ChromData\CPESTGC11\20160617-42300.b\T1329669.D

Column 1 : Det: GC ECD1A
 Column 2 : Det: GC ECD2B
 Process Host: XAWRK053

First Level Reviewer: patelji Date: 12-Aug-2016 15:28:35

Col	RT (min.)	Exp RT (min.)	Dlt RT (min.)	Response	OnCol Amt ug/l	Flags
-----	-----------	---------------	---------------	----------	----------------	-------

* 13 1-Bromo-2-nitrobenzene

1	1.521	1.524	-0.003	41957003	20.0	
2	1.352	1.347	0.005	42339053	20.0	

RPD = 0.00

4 PCB-1242

1	2.973	2.979	-0.006	23994655	792.5	M
1	3.440	3.446	-0.006	51856648	873.5	
1	3.711	3.717	-0.006	20831267	875.0	
1	3.958	3.965	-0.007	107023574	888.9	
1	4.114	4.120	-0.006	44754652	886.0	
1	4.791	4.798	-0.007	39833060	852.0	
1	5.091	5.098	-0.007	34879901	829.6	
1	5.138	5.146	-0.008	40500288	863.7	
Average of Peak Amounts =					857.6	
2	2.332	2.330	0.002	26045504	849.2	
2	2.686	2.684	0.002	58924453	979.5	M
2	2.888	2.886	0.002	39734807	989.4	M
2	3.159	3.158	0.001	128647971	971.9	M
2	3.298	3.298	0.000	54541350	992.3	M
2	3.733	3.733	0.000	52805488	955.0	M
2	4.187	4.187	0.000	79763343	913.2	M
2	4.419	4.420	-0.001	32116706	940.9	M
Average of Peak Amounts =					948.9	

RPD = 10.11

Col	RT (min.)	Exp RT (min.)	Dlt RT (min.)	Response	OnCol Amt ug/l	Flags
-----	-----------	---------------	---------------	----------	----------------	-------

\$ 11 DCB Decachlorobiphenyl						M
1	10.557	10.517	0.040	2023310	1.35	M
2	8.992	8.996	-0.004	3185178	1.56	
					RPD = 14.75	

S 12 Polychlorinated biphenyls, Total						
1					857.6	

QC Flag Legend

Review Flags

M - Manually Integrated

Reagents:

SGPCBISTD_00006 Amount Added: 20.00 Units: uL Run Reagent

TestAmerica Edison

Data File: \\ChromNA\Edison\ChromData\CPESTGC11\20160812-44396.b\T1331723.D

Injection Date: 12-Aug-2016 15:13:43

Instrument ID: CPESTGC11

Operator ID:

Lims ID: 460-118423-A-10-A

Lab Sample ID: 460-118423-10

Worklist Smp#: 32

Client ID: E-131-7.25

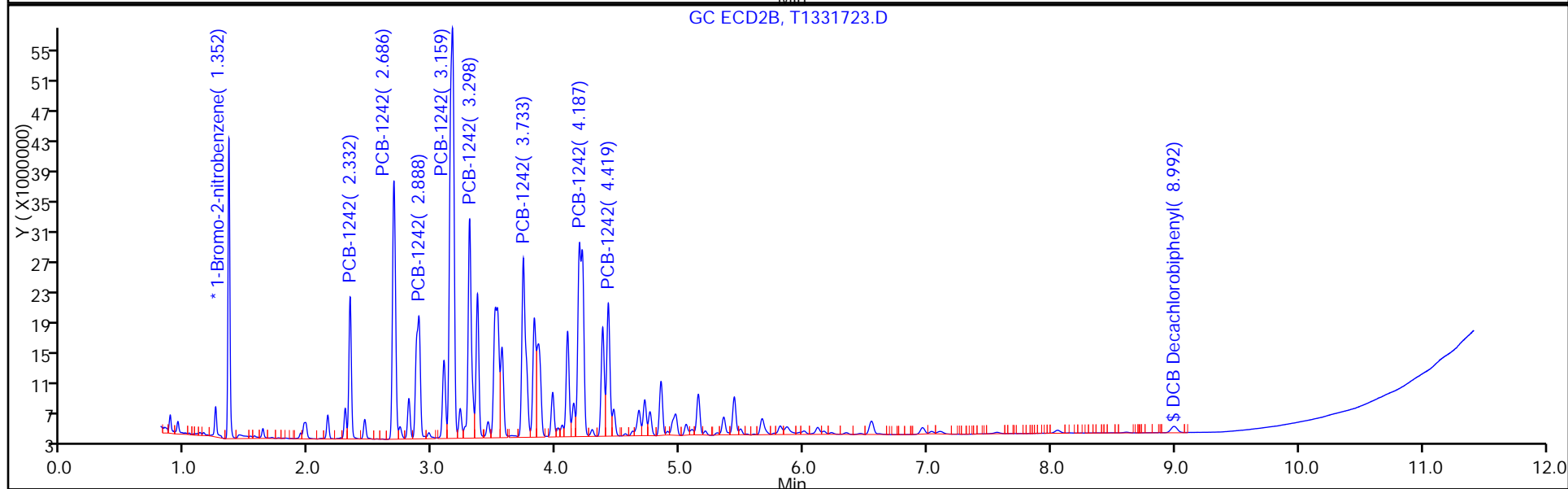
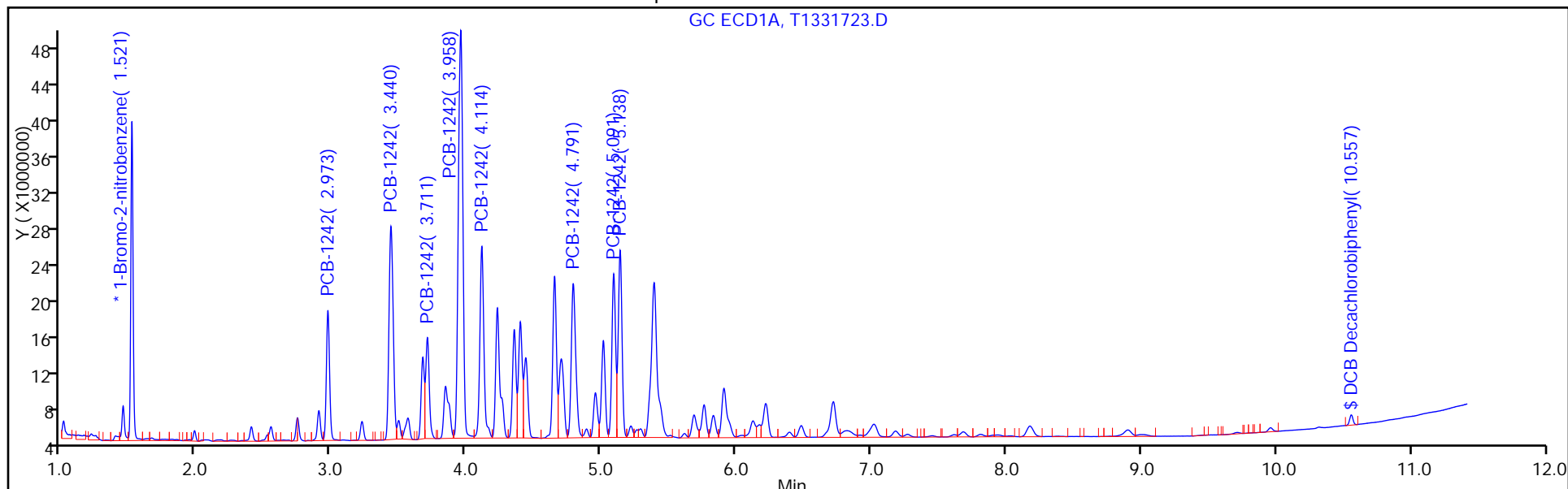
Injection Vol: 1.0 ul

Dil. Factor: 50.0000

ALS Bottle#: 32

Method: 8082 ISTD

Limit Group: GC 8082A PCB ISTD



TestAmerica Edison

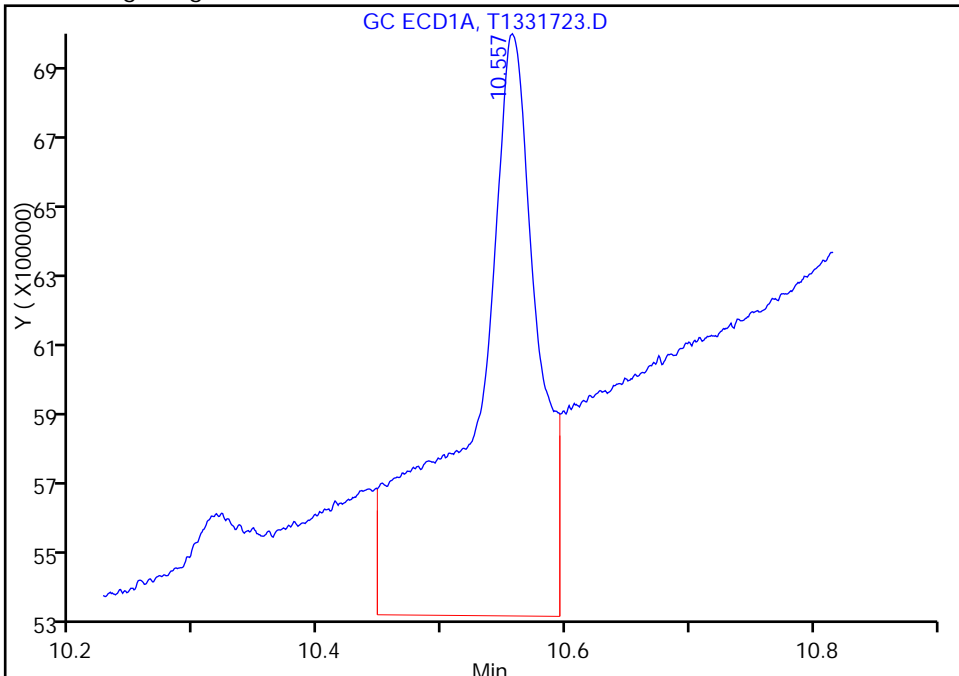
Data File: \\ChromNA\Edison\ChromData\CPESTGC11\20160812-44396.b\T1331723.D
Injection Date: 12-Aug-2016 15:13:43 Instrument ID: CPESTGC11
Lims ID: 460-118423-A-10-A Lab Sample ID: 460-118423-10
Client ID: E-131-7.25
Operator ID: ALS Bottle#: 32 Worklist Smp#: 32
Injection Vol: 1.0 ul Dil. Factor: 50.0000
Method: 8082 ISTD Limit Group: GC 8082A PCB ISTD
Column: Detector GC ECD1A

\$ 11 DCB Decachlorobiphenyl, CAS: 2051-24-3

Signal: 1

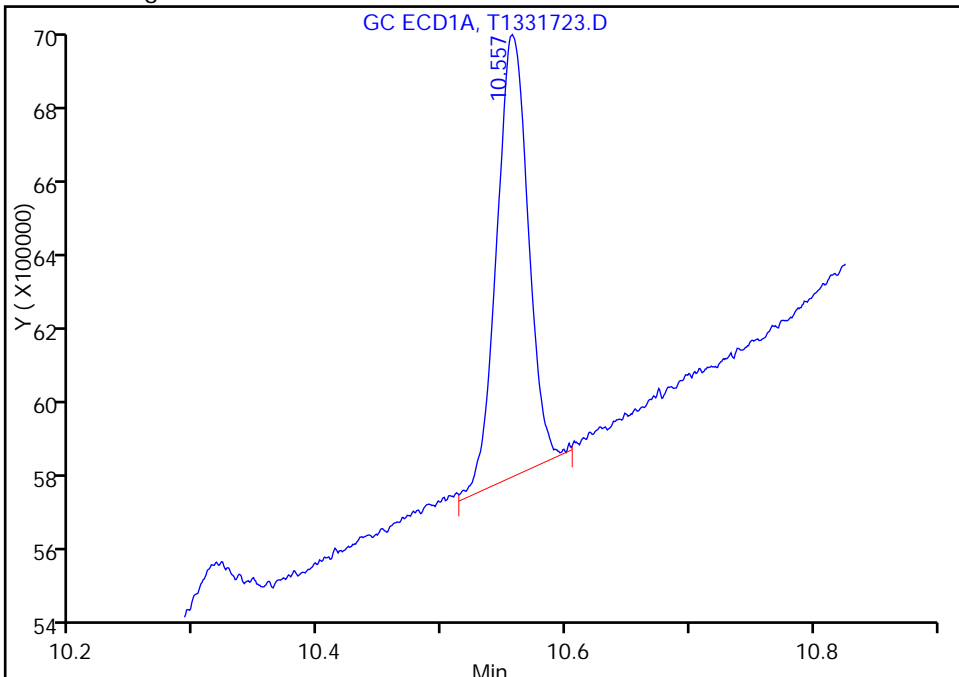
RT: 10.56
Area: 6124477
Amount: 4.081212
Amount Units: ug/l

Processing Integration Results



RT: 10.56
Area: 2023310
Amount: 1.348288
Amount Units: ug/l

Manual Integration Results



Reviewer: patelji, 12-Aug-2016 15:28:35
Audit Action: Manually Integrated

Audit Reason: Peak not integrated

FORM I
PCBS ORGANICS ANALYSIS DATA SHEET

Lab Name: TestAmerica Edison Job No.: 460-118423-1
 SDG No.: _____
 Client Sample ID: E-131-7.25 DL Lab Sample ID: 460-118423-10 DL
 Matrix: Solid Lab File ID: T1331723.D
 Analysis Method: 8082A Date Collected: 08/09/2016 11:00
 Extraction Method: 3546 Date Extracted: 08/11/2016 23:07
 Sample wt/vol: 15.0066(g) Date Analyzed: 08/12/2016 15:13
 Con. Extract Vol.: 10 (mL) Dilution Factor: 50
 Injection Volume: 1 (uL) GC Column: CLP-1 ID: 0.53 (mm)
 % Moisture: 3.2 GPC Cleanup: (Y/N) N
 Analysis Batch No.: 384449 Units: ug/Kg

CAS NO.	COMPOUND NAME	RESULT	Q	RL	MDL
12674-11-2	Aroclor 1016	460	U	3500	460
11104-28-2	Aroclor 1221	460	U	3500	460
11141-16-5	Aroclor 1232	460	U	3500	460
53469-21-9	Aroclor 1242	33000	D	3500	460
12672-29-6	Aroclor 1248	460	U	3500	460
11097-69-1	Aroclor 1254	470	U	3500	470
11096-82-5	Aroclor 1260	470	U	3500	470
37324-23-5	Aroclor 1262	470	U	3500	470
11100-14-4	Aroclor 1268	470	U	3500	470

CAS NO.	SURROGATE	%REC	Q	LIMITS
2051-24-3	DCB Decachlorobiphenyl	156	D X	35-150

TestAmerica Edison
Target Compound Quantitation Report

Data File: \\ChromNA\Edison\ChromData\CPESTGC11\20160812-44396.b\T1331723.D
 Lims ID: 460-118423-A-10-A
 Client ID: E-131-7.25
 Sample Type: Client
 Inject. Date: 12-Aug-2016 15:13:43 ALS Bottle#: 32 Worklist Smp#: 32
 Injection Vol: 1.0 ul Dil. Factor: 50.0000
 Sample Info:
 Operator ID: Instrument ID: CPESTGC11
 Method: \\ChromNA\Edison\ChromData\CPESTGC11\20160812-44396.b\8082 ISTD.m
 Limit Group: GC 8082A PCB ISTD
 Last Update: 15-Aug-2016 10:18:11 Calib Date: 17-Jun-2016 19:43:54
 Integrator: Falcon
 Quant Method: Internal Standard Quant By: Initial Calibration
 Last ICal File: \\ChromNA\Edison\ChromData\CPESTGC11\20160617-42300.b\T1329669.D
 Column 1 : Det: GC ECD1A
 Column 2 : Det: GC ECD2B
 Process Host: XAWRK053

First Level Reviewer: patelji Date: 12-Aug-2016 15:28:35

Col	RT (min.)	Exp RT (min.)	Dlt RT (min.)	Response	OnCol Amt ug/l	Flags
-----	-----------	---------------	---------------	----------	----------------	-------

* 13 1-Bromo-2-nitrobenzene

1	1.521	1.524	-0.003	41957003	20.0	
2	1.352	1.347	0.005	42339053	20.0	
					RPD = 0.00	

4 PCB-1242

1	2.973	2.979	-0.006	23994655	792.5	M
1	3.440	3.446	-0.006	51856648	873.5	
1	3.711	3.717	-0.006	20831267	875.0	
1	3.958	3.965	-0.007	107023574	888.9	
1	4.114	4.120	-0.006	44754652	886.0	
1	4.791	4.798	-0.007	39833060	852.0	
1	5.091	5.098	-0.007	34879901	829.6	
1	5.138	5.146	-0.008	40500288	863.7	
Average of Peak Amounts =					857.6	
2	2.332	2.330	0.002	26045504	849.2	
2	2.686	2.684	0.002	58924453	979.5	M
2	2.888	2.886	0.002	39734807	989.4	M
2	3.159	3.158	0.001	128647971	971.9	M
2	3.298	3.298	0.000	54541350	992.3	M
2	3.733	3.733	0.000	52805488	955.0	M
2	4.187	4.187	0.000	79763343	913.2	M
2	4.419	4.420	-0.001	32116706	940.9	M
Average of Peak Amounts =					948.9	
					RPD = 10.11	

Data File: \\ChromNA\Edison\ChromData\CPESTGC11\20160812-44396.b\T1331723.D

Col	RT (min.)	Exp RT (min.)	Dlt RT (min.)	Response	OnCol Amt ug/l	Flags
-----	-----------	---------------	---------------	----------	----------------	-------

\$ 11 DCB Decachlorobiphenyl						M
1	10.557	10.517	0.040	2023310	1.35	M
2	8.992	8.996	-0.004	3185178	1.56	
					RPD = 14.75	

S 12 Polychlorinated biphenyls, Total						
1					857.6	

QC Flag Legend

Review Flags

M - Manually Integrated

Reagents:

SGPCBISTD_00006 Amount Added: 20.00 Units: uL Run Reagent

TestAmerica Edison

Data File: \\ChromNA\Edison\ChromData\CPESTGC11\20160812-44396.b\T1331723.D

Injection Date: 12-Aug-2016 15:13:43

Instrument ID: CPESTGC11

Operator ID:

Lims ID: 460-118423-A-10-A

Lab Sample ID: 460-118423-10

Worklist Smp#: 32

Client ID: E-131-7.25

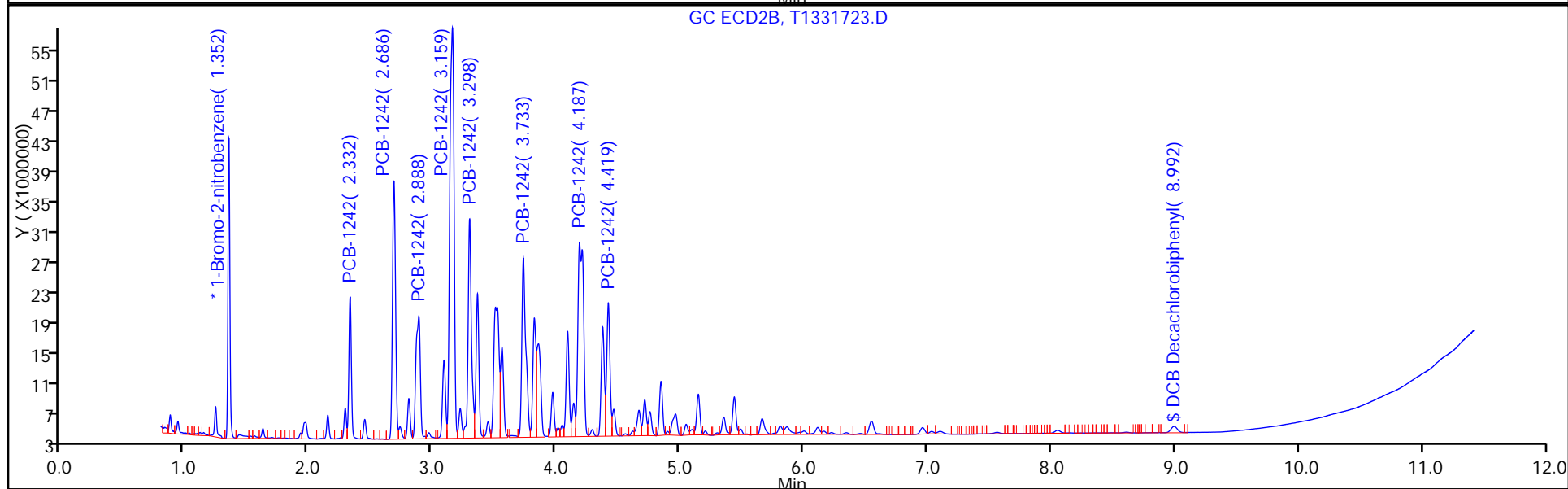
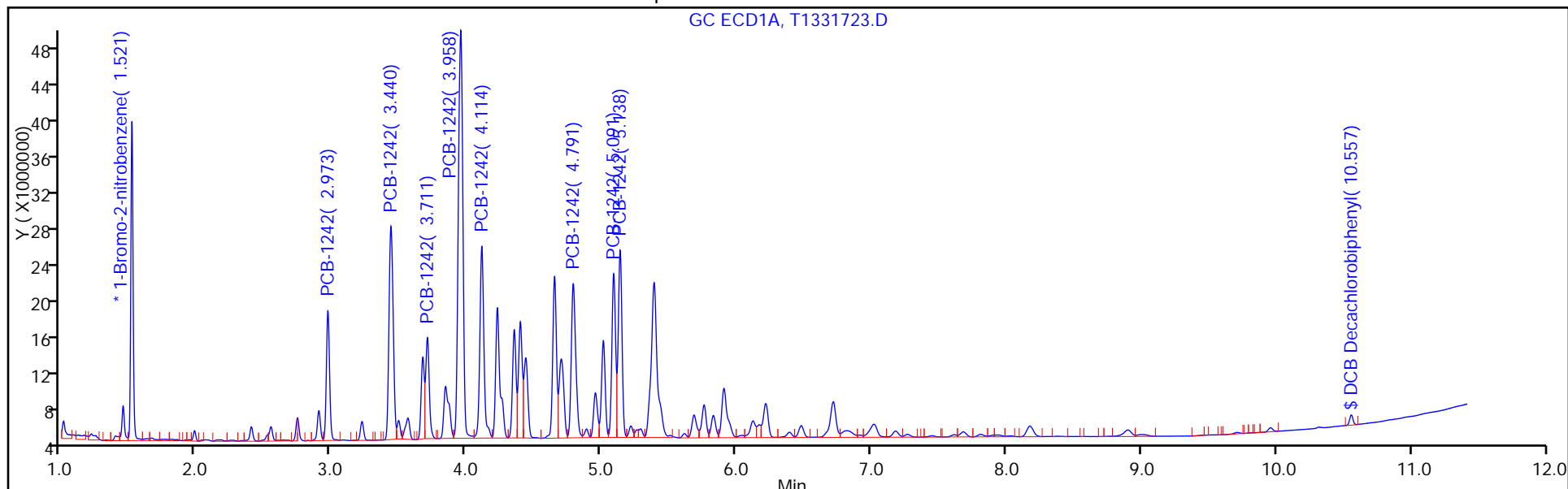
Injection Vol: 1.0 ul

Dil. Factor: 50.0000

ALS Bottle#: 32

Method: 8082 ISTD

Limit Group: GC 8082A PCB ISTD



TestAmerica Edison

Data File: \\ChromNA\Edison\ChromData\CPESTGC11\20160812-44396.b\T1331723.D

Injection Date: 12-Aug-2016 15:13:43

Instrument ID: CPESTGC11

Lims ID: 460-118423-A-10-A

Lab Sample ID: 460-118423-10

Client ID: E-131-7.25

Operator ID:

ALS Bottle#: 32

Worklist Smp#: 32

Injection Vol: 1.0 ul

Dil. Factor: 50.0000

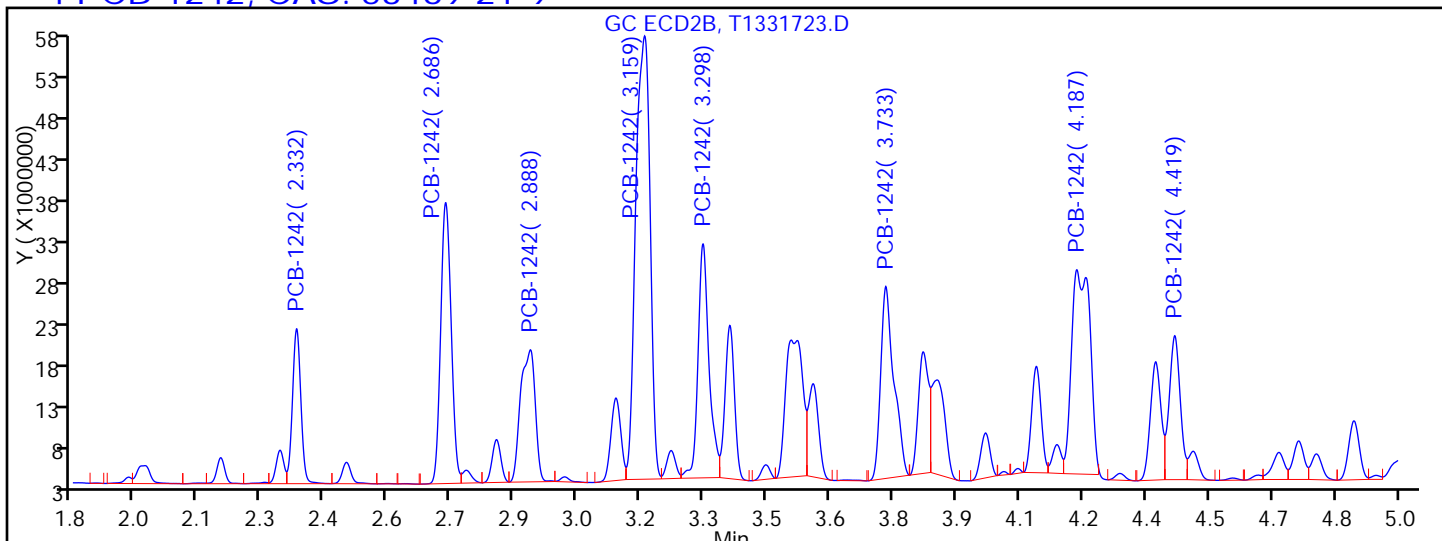
Method: 8082 ISTD

Limit Group: GC 8082A PCB ISTD

Column:

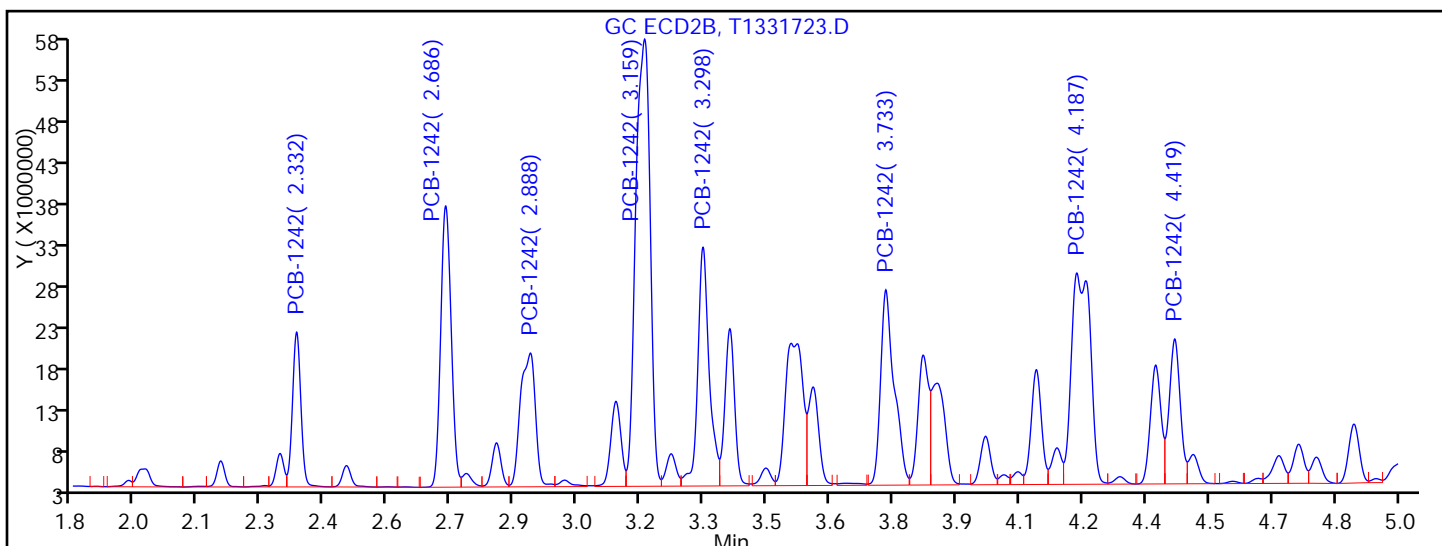
Detector: GC ECD2B

4 PCB-1242, CAS: 53469-21-9



Processing Integration Results

RT = 2.332	Response = 26045504	
RT = 2.686	Response = 58721554	M
RT = 2.888	Response = 38413479	M
RT = 3.159	Response = 126341413	M
RT = 3.298	Response = 51326987	M
RT = 3.733	Response = 50074904	M
RT = 4.187	Response = 75033335	M
RT = 4.419	Response = 31748036	M



Manual Integration Results

RT = 2.332	Response = 26045504	
RT = 2.686	Response = 58924453	M
RT = 2.888	Response = 39734807	M
RT = 3.159	Response = 128647971	M
RT = 3.298	Response = 54541350	M
RT = 3.733	Response = 52805488	M

FORM I
PCBS ORGANICS ANALYSIS DATA SHEET

Lab Name: TestAmerica Edison Job No.: 460-118423-1
 SDG No.: _____
 Client Sample ID: E-131-7.25 DL Lab Sample ID: 460-118423-10 DL
 Matrix: Solid (SPLP East) Lab File ID: T1331910.D
 Analysis Method: 8082A Date Collected: 08/09/2016 11:00
 Extraction Method: 3510C Date Extracted: 08/16/2016 14:21
 Sample wt/vol: 250 (mL) Date Analyzed: 08/18/2016 12:14
 Con. Extract Vol.: 1 (mL) Dilution Factor: 2
 Injection Volume: 1 (uL) GC Column: CLP-2 ID: 0.53 (mm)
 % Moisture: _____ GPC Cleanup: (Y/N) N
 Analysis Batch No.: 385556 Units: ug/L

CAS NO.	SURROGATE	%REC	Q	LIMITS
2051-24-3	DCB Decachlorobiphenyl	95	D	10-150

TestAmerica Edison
Target Compound Quantitation Report

Data File: \\ChromNA\Edison\ChromData\CPESTGC11\20160818-44617.b\T1331910.D
 Lims ID: 460-118423-A-10-C
 Client ID: E-131-7.25
 Sample Type: Client
 Inject. Date: 18-Aug-2016 12:14:22 ALS Bottle#: 7 Worklist Smp#: 7
 Injection Vol: 1.0 ul Dil. Factor: 2.0000
 Sample Info: 460-0044617-007
 Operator ID: Instrument ID: CPESTGC11
 Method: \\ChromNA\Edison\ChromData\CPESTGC11\20160818-44617.b\8082 ISTD.m
 Limit Group: GC 8082A PCB ISTD
 Last Update: 18-Aug-2016 14:58:26 Calib Date: 17-Jun-2016 19:43:54
 Integrator: Falcon
 Quant Method: Internal Standard Quant By: Initial Calibration
 Last ICal File: \\ChromNA\Edison\ChromData\CPESTGC11\20160617-42300.b\T1329669.D
 Column 1 : Det: GC ECD1A
 Column 2 : Det: GC ECD2B
 Process Host: XAWRK030

First Level Reviewer: patelji Date: 18-Aug-2016 12:39:09

Col	RT (min.)	Exp RT (min.)	Dlt RT (min.)	Response	OnCol Amt ug/l	Flags
-----	-----------	---------------	---------------	----------	----------------	-------

* 13 1-Bromo-2-nitrobenzene M

1	1.518	1.520	-0.002	45583712	20.0	
2	1.349	1.347	0.002	46044447	20.0	M

RPD = 0.00

4 PCB-1242 M

1	2.970	2.979	-0.009	30162476	916.9	
1	3.436	3.446	-0.010	46307383	717.9	
1	3.707	3.717	-0.010	23187656	896.5	
1	3.953	3.965	-0.012	65532046	501.0	
1	4.111	4.120	-0.009	29316257	534.2	
1	4.788	4.798	-0.010	24001816	472.6	M
1	5.087	5.098	-0.011	19627726	429.7	M
1	5.134	5.146	-0.012	22529569	442.2	M

Average of Peak Amounts = 613.9

2	2.328	2.330	-0.002	34132064	1023.3	
2	2.682	2.684	-0.002	53171726	812.7	M
2	2.884	2.886	-0.002	39584829	906.4	M
2	3.156	3.158	-0.002	76615346	532.2	M
2	3.294	3.298	-0.004	35926920	601.1	M
2	3.729	3.733	-0.004	34728667	577.5	M
2	4.183	4.187	-0.004	40409862	425.4	M
2	4.417	4.420	-0.003	18908975	509.4	M

Average of Peak Amounts = 673.5

RPD = 9.26

Col	RT (min.)	Exp RT (min.)	Dlt RT (min.)	Response	OnCol Amt ug/l	Flags
-----	-----------	---------------	---------------	----------	----------------	-------

\$ 11 DCB Decachlorobiphenyl

1	10.505	10.502	0.003	77747596	47.7
2	8.987	8.986	0.001	118483696	53.5

RPD = 11.42

S 12 Polychlorinated biphenyls, Total

1					613.9
---	--	--	--	--	-------

QC Flag Legend

Review Flags

M - Manually Integrated

Reagents:

SGPCBISTD_00006

Amount Added: 20.00

Units: uL

Run Reagent

TestAmerica Edison

Data File: \\ChromNA\Edison\ChromData\CPESTGC11\20160818-44617.b\T1331910.D

Injection Date: 18-Aug-2016 12:14:22

Instrument ID: CPESTGC11

Operator ID:

Lims ID: 460-118423-A-10-C

Lab Sample ID: 460-118423-10

Worklist Smp#: 7

Client ID: E-131-7.25

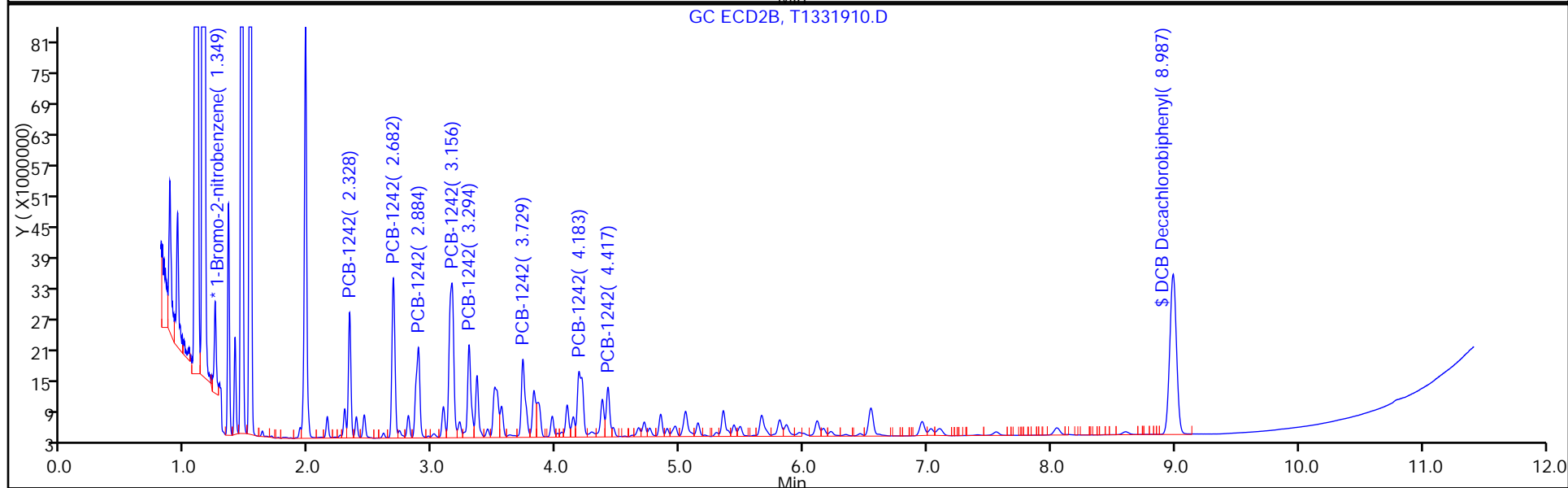
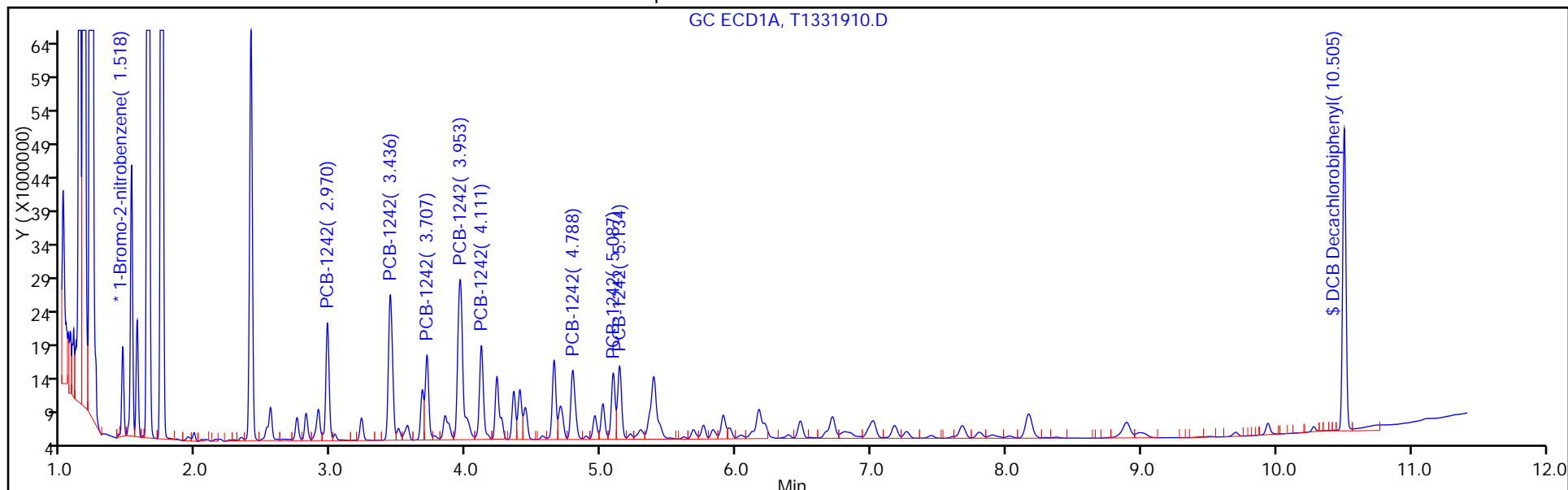
Injection Vol: 1.0 ul

Dil. Factor: 2.0000

ALS Bottle#: 7

Method: 8082 ISTD

Limit Group: GC 8082A PCB ISTD



TestAmerica Edison

Data File: \\ChromNA\Edison\ChromData\CPESTGC11\20160818-44617.b\T1331910.D

Injection Date: 18-Aug-2016 12:14:22

Instrument ID: CPESTGC11

Lims ID: 460-118423-A-10-C

Lab Sample ID: 460-118423-10

Client ID: E-131-7.25

Operator ID:

ALS Bottle#: 7 Worklist Smp#: 7

Injection Vol: 1.0 ul

Dil. Factor: 2.0000

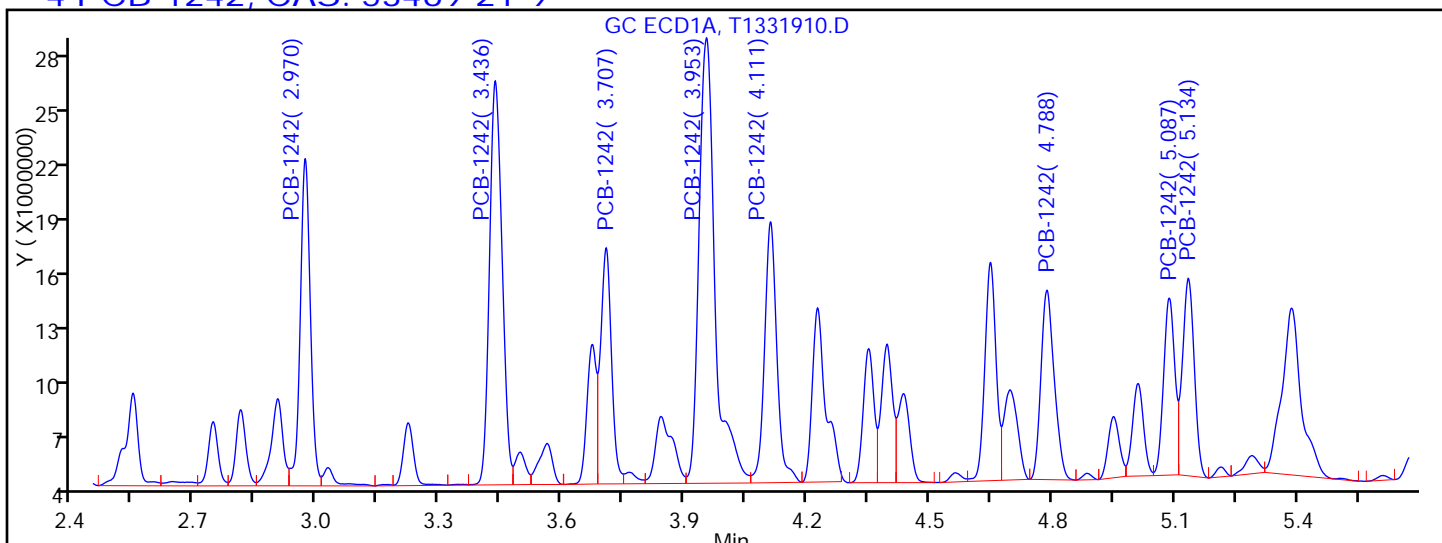
Method: 8082 ISTD

Limit Group: GC 8082A PCB ISTD

Column:

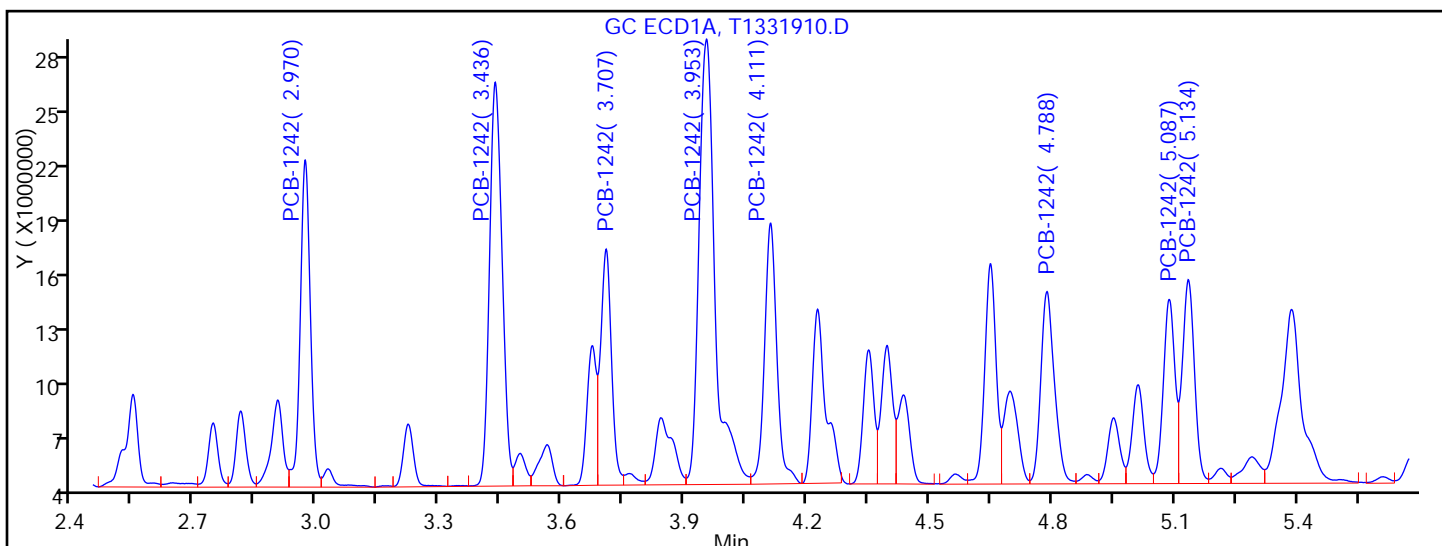
Detector GC ECD1A

4 PCB-1242, CAS: 53469-21-9



Processing Integration Results

RT = 2.970	Response = 30162476	
RT = 3.436	Response = 46307383	
RT = 3.707	Response = 23187656	
RT = 3.953	Response = 65532046	
RT = 4.111	Response = 29316257	
RT = 4.788	Response = 22941683	M
RT = 5.087	Response = 18224117	M
RT = 5.134	Response = 21154389	M



Manual Integration Results

RT = 2.970	Response = 30162476	
RT = 3.436	Response = 46307383	
RT = 3.707	Response = 23187656	
RT = 3.953	Response = 65532046	
RT = 4.111	Response = 29316257	
RT = 4.788	Response = 24001816	M

FORM I
PCBS ORGANICS ANALYSIS DATA SHEET

Lab Name: TestAmerica Edison Job No.: 460-118423-1
 SDG No.: _____
 Client Sample ID: E-131-7.25 DL Lab Sample ID: 460-118423-10 DL
 Matrix: Solid (SPLP East) Lab File ID: T1331910.D
 Analysis Method: 8082A Date Collected: 08/09/2016 11:00
 Extraction Method: 3510C Date Extracted: 08/16/2016 14:21
 Sample wt/vol: 250 (mL) Date Analyzed: 08/18/2016 12:14
 Con. Extract Vol.: 1 (mL) Dilution Factor: 2
 Injection Volume: 1 (uL) GC Column: CLP-1 ID: 0.53 (mm)
 % Moisture: _____ GPC Cleanup: (Y/N) N
 Analysis Batch No.: 385556 Units: ug/L

CAS NO.	COMPOUND NAME	RESULT	Q	RL	MDL
12674-11-2	Aroclor 1016	0.20	U	0.80	0.20
11104-28-2	Aroclor 1221	0.20	U	0.80	0.20
11141-16-5	Aroclor 1232	0.20	U	0.80	0.20
53469-21-9	Aroclor 1242	5.4	D	0.80	0.20
12672-29-6	Aroclor 1248	0.20	U	0.80	0.20
11097-69-1	Aroclor 1254	0.17	U	0.80	0.17
11096-82-5	Aroclor 1260	0.17	U	0.80	0.17
37324-23-5	Aroclor-1262	0.17	U	0.80	0.17
11100-14-4	Aroclor 1268	0.17	U	0.80	0.17
1336-36-3	Polychlorinated biphenyls, Total	5.4	D	0.80	0.20

CAS NO.	SURROGATE	%REC	Q	LIMITS
2051-24-3	DCB Decachlorobiphenyl	107	D	10-150

TestAmerica Edison
Target Compound Quantitation Report

Data File: \\ChromNA\Edison\ChromData\CPESTGC11\20160818-44617.b\T1331910.D
 Lims ID: 460-118423-A-10-C
 Client ID: E-131-7.25
 Sample Type: Client
 Inject. Date: 18-Aug-2016 12:14:22 ALS Bottle#: 7 Worklist Smp#: 7
 Injection Vol: 1.0 ul Dil. Factor: 2.0000
 Sample Info: 460-0044617-007
 Operator ID: Instrument ID: CPESTGC11
 Method: \\ChromNA\Edison\ChromData\CPESTGC11\20160818-44617.b\8082 ISTD.m
 Limit Group: GC 8082A PCB ISTD
 Last Update: 18-Aug-2016 14:58:26 Calib Date: 17-Jun-2016 19:43:54
 Integrator: Falcon
 Quant Method: Internal Standard Quant By: Initial Calibration
 Last ICal File: \\ChromNA\Edison\ChromData\CPESTGC11\20160617-42300.b\T1329669.D
 Column 1 : Det: GC ECD1A
 Column 2 : Det: GC ECD2B
 Process Host: XAWRK030

First Level Reviewer: patelji Date: 18-Aug-2016 12:39:09

Col	RT (min.)	Exp RT (min.)	Dlt RT (min.)	Response	OnCol Amt ug/l	Flags
-----	-----------	---------------	---------------	----------	----------------	-------

* 13 1-Bromo-2-nitrobenzene						M
1	1.518	1.520	-0.002	45583712	20.0	
2	1.349	1.347	0.002	46044447	20.0	M
RPD = 0.00						
4 PCB-1242						M
1	2.970	2.979	-0.009	30162476	916.9	
1	3.436	3.446	-0.010	46307383	717.9	
1	3.707	3.717	-0.010	23187656	896.5	
1	3.953	3.965	-0.012	65532046	501.0	
1	4.111	4.120	-0.009	29316257	534.2	
1	4.788	4.798	-0.010	24001816	472.6	M
1	5.087	5.098	-0.011	19627726	429.7	M
1	5.134	5.146	-0.012	22529569	442.2	M
Average of Peak Amounts =						613.9
2	2.328	2.330	-0.002	34132064	1023.3	
2	2.682	2.684	-0.002	53171726	812.7	M
2	2.884	2.886	-0.002	39584829	906.4	M
2	3.156	3.158	-0.002	76615346	532.2	M
2	3.294	3.298	-0.004	35926920	601.1	M
2	3.729	3.733	-0.004	34728667	577.5	M
2	4.183	4.187	-0.004	40409862	425.4	M
2	4.417	4.420	-0.003	18908975	509.4	M
Average of Peak Amounts =						673.5
RPD = 9.26						

Col	RT (min.)	Exp RT (min.)	Dlt RT (min.)	Response	OnCol Amt ug/l	Flags
-----	-----------	---------------	---------------	----------	----------------	-------

\$ 11 DCB Decachlorobiphenyl

1	10.505	10.502	0.003	77747596	47.7
2	8.987	8.986	0.001	118483696	53.5

RPD = 11.42

S 12 Polychlorinated biphenyls, Total

1					613.9
---	--	--	--	--	-------

QC Flag Legend

Review Flags

M - Manually Integrated

Reagents:

SGPCBISTD_00006

Amount Added: 20.00

Units: uL

Run Reagent

TestAmerica Edison

Data File: \\ChromNA\Edison\ChromData\CPESTGC11\20160818-44617.b\T1331910.D

Injection Date: 18-Aug-2016 12:14:22

Instrument ID: CPESTGC11

Operator ID:

Lims ID: 460-118423-A-10-C

Lab Sample ID: 460-118423-10

Worklist Smp#: 7

Client ID: E-131-7.25

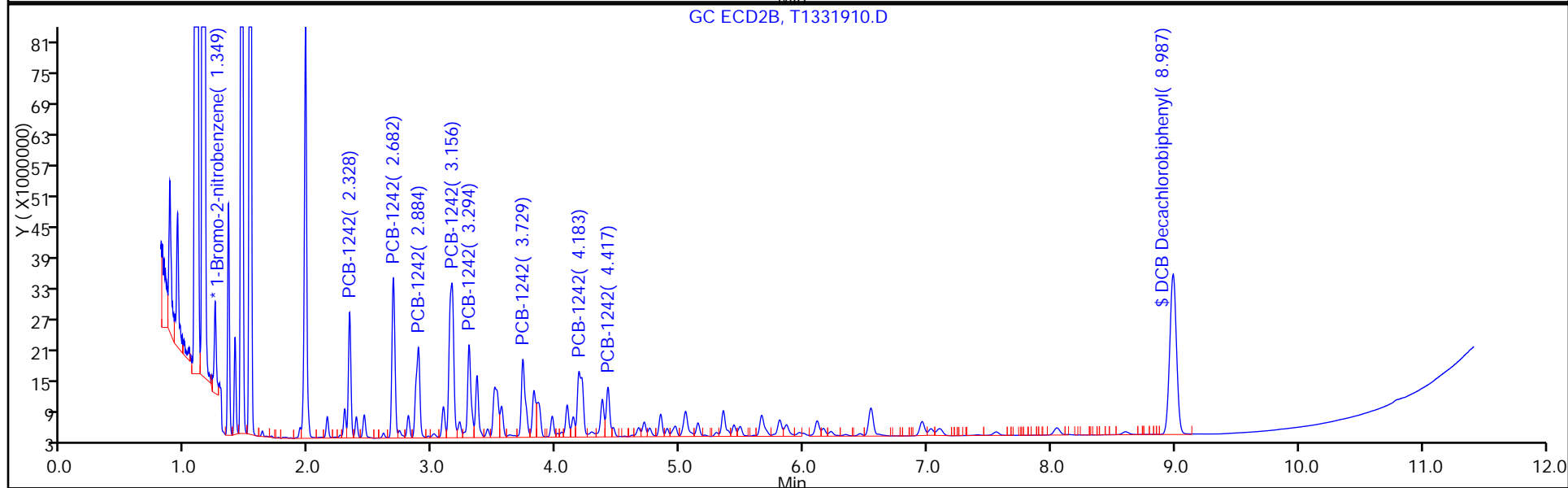
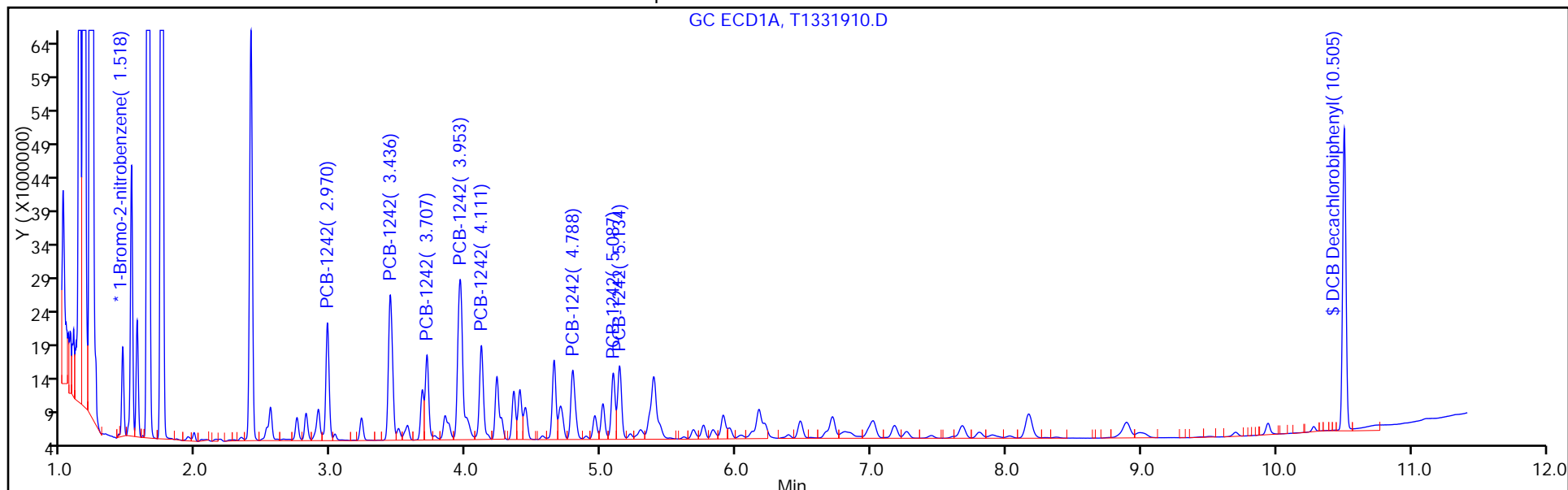
Injection Vol: 1.0 ul

Dil. Factor: 2.0000

ALS Bottle#: 7

Method: 8082 ISTD

Limit Group: GC 8082A PCB ISTD



TestAmerica Edison

Data File: \\ChromNA\Edison\ChromData\CPESTGC11\20160818-44617.b\T1331910.D

Injection Date: 18-Aug-2016 12:14:22

Instrument ID: CPESTGC11

Lims ID: 460-118423-A-10-C

Lab Sample ID: 460-118423-10

Client ID: E-131-7.25

Operator ID:

ALS Bottle#: 7 Worklist Smp#: 7

Injection Vol: 1.0 ul

Dil. Factor: 2.0000

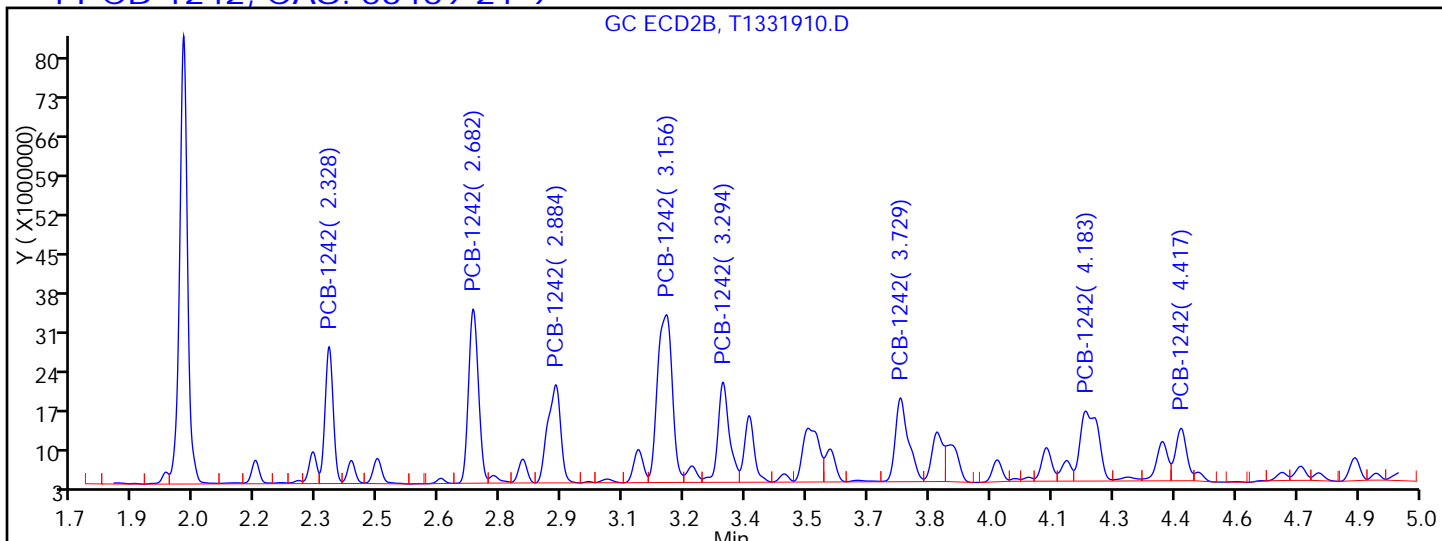
Method: 8082 ISTD

Limit Group: GC 8082A PCB ISTD

Column:

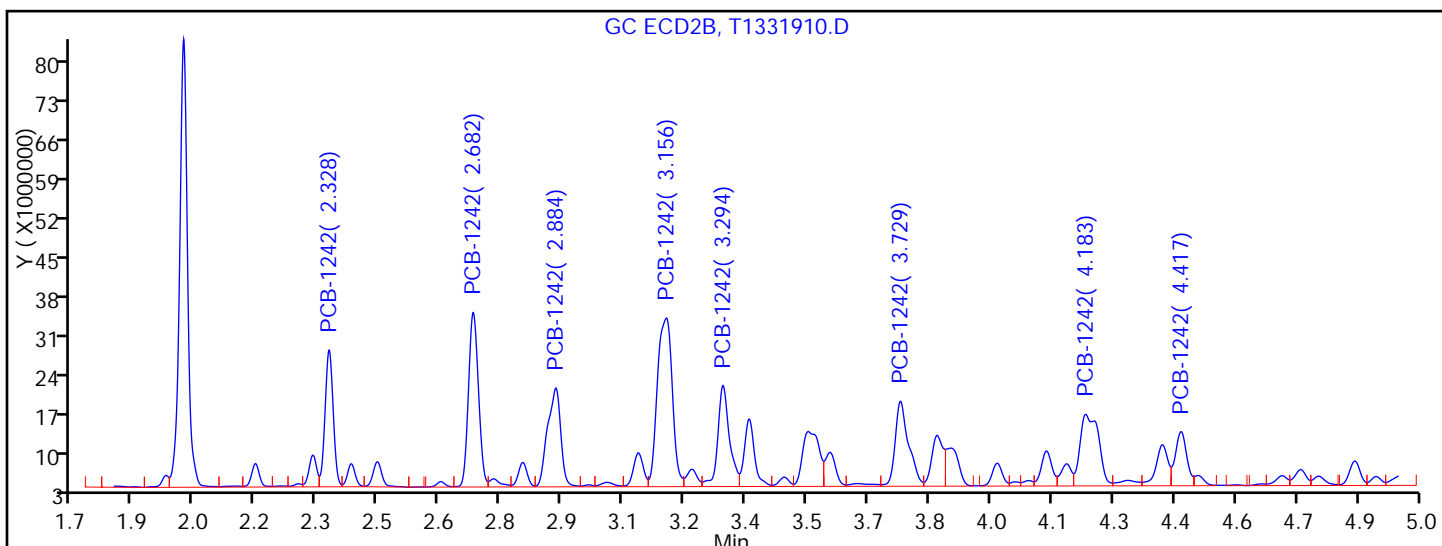
Detector: GC ECD2B

4 PCB-1242, CAS: 53469-21-9



Processing Integration Results

RT = 2.328	Response = 34132064	
RT = 2.682	Response = 52703303	M
RT = 2.884	Response = 38774527	M
RT = 3.156	Response = 75769360	M
RT = 3.294	Response = 34948739	M
RT = 3.729	Response = 33301260	M
RT = 4.183	Response = 38790835	M
RT = 4.417	Response = 17867912	M



Manual Integration Results

RT = 2.328	Response = 34132064	
RT = 2.682	Response = 53171726	M
RT = 2.884	Response = 39584829	M
RT = 3.156	Response = 76615346	M
RT = 3.294	Response = 35926920	M
RT = 3.729	Response = 34728667	M

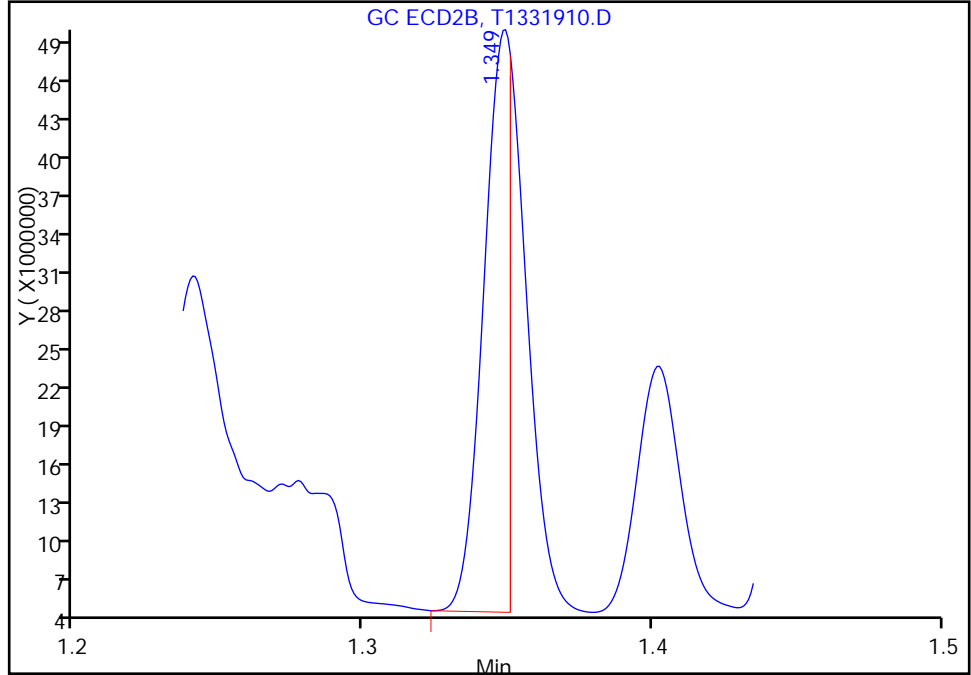
TestAmerica Edison

Data File: \\ChromNA\Edison\ChromData\CPESTGC11\20160818-44617.b\T1331910.D
Injection Date: 18-Aug-2016 12:14:22 Instrument ID: CPESTGC11
Lims ID: 460-118423-A-10-C Lab Sample ID: 460-118423-10
Client ID: E-131-7.25
Operator ID: ALS Bottle#: 7 Worklist Smp#: 7
Injection Vol: 1.0 ul Dil. Factor: 2.0000
Method: 8082 ISTD Limit Group: GC 8082A PCB ISTD
Column: Detector GC ECD2B

* 13 1-Bromo-2-nitrobenzene, CAS: 577-19-5
Signal: 2

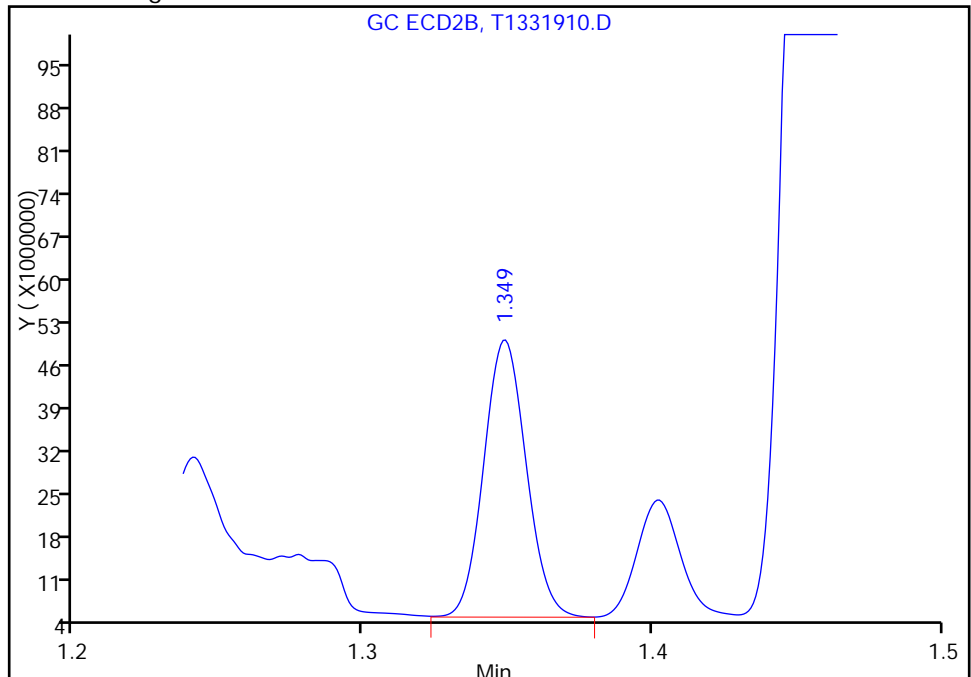
RT: 1.35
Area: 27407652
Amount: 20.000000
Amount Units: ug/l

Processing Integration Results



RT: 1.35
Area: 46044447
Amount: 20.000000
Amount Units: ug/l

Manual Integration Results



Reviewer: patelji, 18-Aug-2016 12:39:09
Audit Action: Manually Integrated

Audit Reason: Peak not integrated

FORM I
PCBS ORGANICS ANALYSIS DATA SHEET

Lab Name: TestAmerica Edison Job No.: 460-118423-1
 SDG No.: _____
 Client Sample ID: PMP-15-7.75 DL Lab Sample ID: 460-118423-11 DL
 Matrix: Solid Lab File ID: T1331722.D
 Analysis Method: 8082A Date Collected: 08/09/2016 11:15
 Extraction Method: 3546 Date Extracted: 08/11/2016 23:07
 Sample wt/vol: 15.0079(g) Date Analyzed: 08/12/2016 14:59
 Con. Extract Vol.: 10 (mL) Dilution Factor: 100
 Injection Volume: 1 (uL) GC Column: CLP-2 ID: 0.53 (mm)
 % Moisture: 8.3 GPC Cleanup: (Y/N) N
 Analysis Batch No.: 384449 Units: ug/Kg

CAS NO.	SURROGATE	%REC	Q	LIMITS
2051-24-3	DCB Decachlorobiphenyl	0	D X	35-150

TestAmerica Edison
Target Compound Quantitation Report

Data File: \\ChromNA\Edison\ChromData\CPESTGC11\20160812-44396.b\T1331722.D
 Lims ID: 460-118423-A-11-A
 Client ID: PMP-15-7.75
 Sample Type: Client
 Inject. Date: 12-Aug-2016 14:59:12 ALS Bottle#: 31 Worklist Smp#: 31
 Injection Vol: 1.0 ul Dil. Factor: 100.0000
 Sample Info: 460-0044396-031
 Operator ID: Instrument ID: CPESTGC11
 Method: \\ChromNA\Edison\ChromData\CPESTGC11\20160812-44396.b\8082 ISTD.m
 Limit Group: GC 8082A PCB ISTD
 Last Update: 15-Aug-2016 10:18:11 Calib Date: 17-Jun-2016 19:43:54
 Integrator: Falcon
 Quant Method: Internal Standard Quant By: Initial Calibration
 Last ICal File: \\ChromNA\Edison\ChromData\CPESTGC11\20160617-42300.b\T1329669.D
 Column 1 : Det: GC ECD1A
 Column 2 : Det: GC ECD2B
 Process Host: XAWRK053

First Level Reviewer: patelji Date: 12-Aug-2016 15:13:46

Col	RT (min.)	Exp RT (min.)	Dlt RT (min.)	Response	OnCol Amt ug/l	Flags
-----	-----------	---------------	---------------	----------	----------------	-------

* 13 1-Bromo-2-nitrobenzene

1	1.520	1.524	-0.004	41041571	20.0	
2	1.351	1.347	0.004	42020934	20.0	
					RPD = 0.00	

4 PCB-1242

1	2.973	2.979	-0.006	36012717	1215.9	M
1	3.442	3.446	-0.004	90851535	1564.4	
1	3.712	3.717	-0.005	36914021	1585.1	
1	3.958	3.965	-0.007	187718451	1593.9	
1	4.115	4.120	-0.005	75368089	1525.3	
1	4.792	4.798	-0.006	70765356	1547.4	
1	5.093	5.098	-0.005	62758697	1525.9	
1	5.141	5.146	-0.005	72232242	1574.8	
Average of Peak Amounts =					1516.6	
2	2.331	2.330	0.001	39056242	1283.1	
2	2.686	2.684	0.002	103848209	1739.3	M
2	2.887	2.886	0.001	70015684	1756.6	M
2	3.160	3.158	0.002	227835481	1734.3	M
2	3.298	3.298	0.000	92734039	1700.0	M
2	3.732	3.733	-0.001	93939119	1711.8	M
2	4.187	4.187	0.000	144732639	1669.6	M
2	4.420	4.420	0.000	57903328	1709.2	M
Average of Peak Amounts =					1663.0	
					RPD = 9.21	

Col	RT (min.)	Exp RT (min.)	Dlt RT (min.)	Response	OnCol Amt ug/l	Flags
-----	-----------	---------------	---------------	----------	----------------	-------

S 12 Polychlorinated biphenyls, Total
1

1516.6

QC Flag Legend

Review Flags

M - Manually Integrated

Reagents:

SGPCBISTD_00006

Amount Added: 20.00

Units: uL

Run Reagent

TestAmerica Edison

Data File: \\ChromNA\Edison\ChromData\CPESTGC11\20160812-44396.b\T1331722.D

Injection Date: 12-Aug-2016 14:59:12

Instrument ID: CPESTGC11

Operator ID:

Lims ID: 460-118423-A-11-A

Lab Sample ID: 460-118423-11

Worklist Smp#: 31

Client ID: PMP-15-7.75

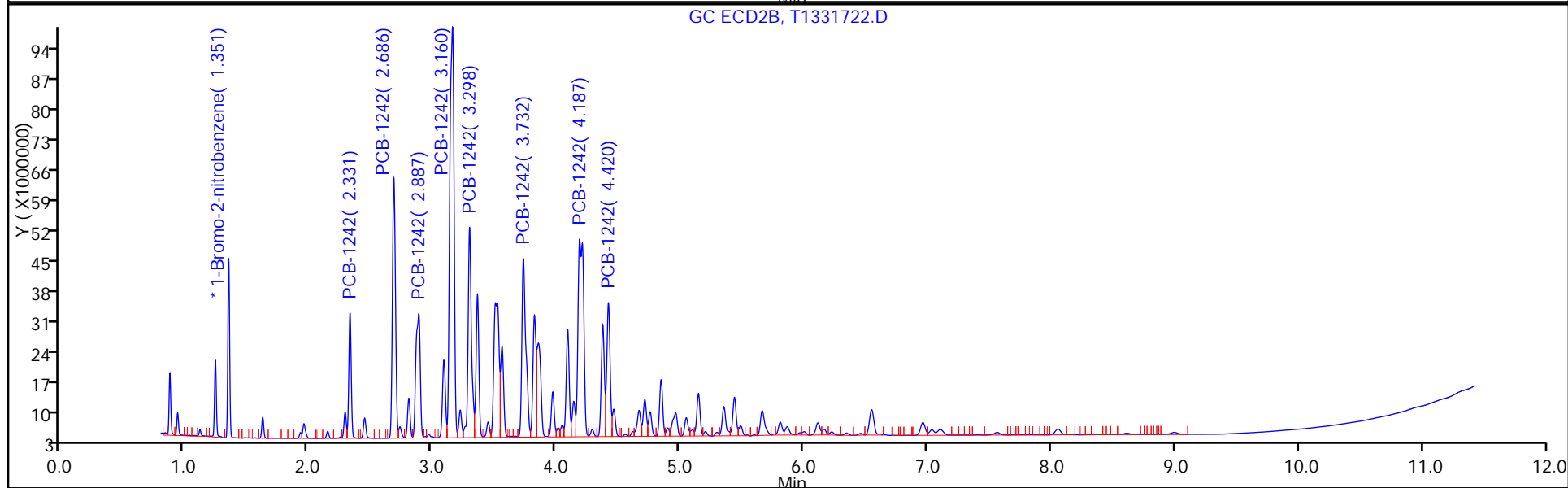
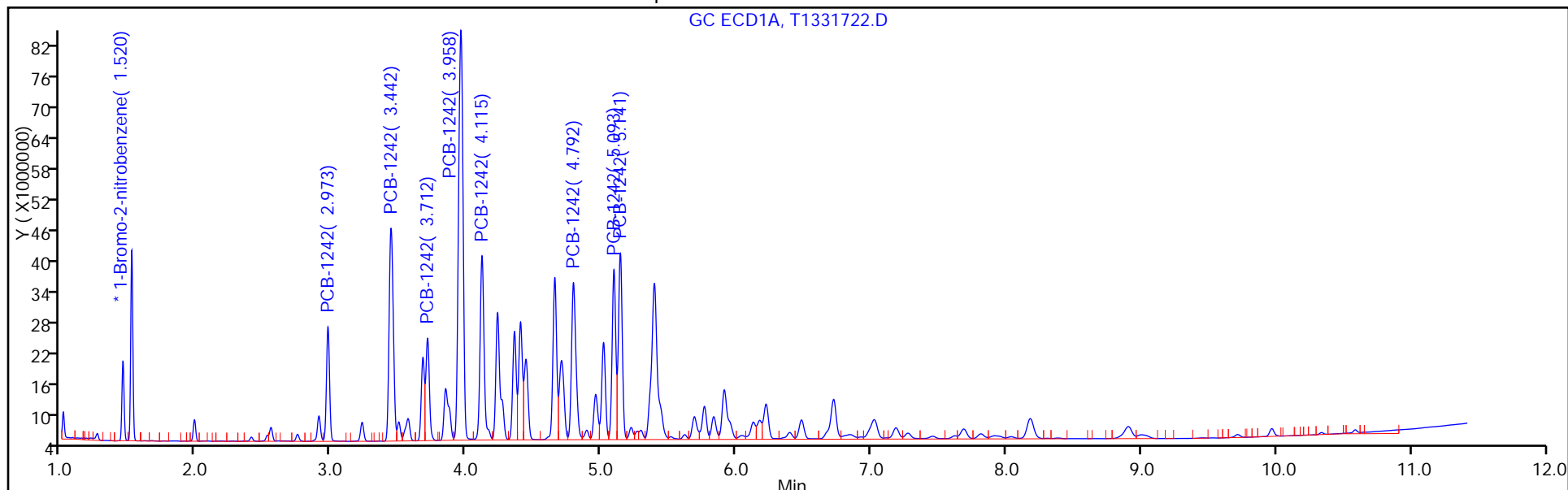
Injection Vol: 1.0 ul

Dil. Factor: 100.0000

ALS Bottle#: 31

Method: 8082 ISTD

Limit Group: GC 8082A PCB ISTD



FORM I
PCBS ORGANICS ANALYSIS DATA SHEET

Lab Name: TestAmerica Edison Job No.: 460-118423-1
 SDG No.: _____
 Client Sample ID: PMP-15-7.75 DL Lab Sample ID: 460-118423-11 DL
 Matrix: Solid Lab File ID: T1331722.D
 Analysis Method: 8082A Date Collected: 08/09/2016 11:15
 Extraction Method: 3546 Date Extracted: 08/11/2016 23:07
 Sample wt/vol: 15.0079(g) Date Analyzed: 08/12/2016 14:59
 Con. Extract Vol.: 10 (mL) Dilution Factor: 100
 Injection Volume: 1 (uL) GC Column: CLP-1 ID: 0.53 (mm)
 % Moisture: 8.3 GPC Cleanup: (Y/N) N
 Analysis Batch No.: 384449 Units: ug/Kg

CAS NO.	COMPOUND NAME	RESULT	Q	RL	MDL
12674-11-2	Aroclor 1016	970	U	7300	970
11104-28-2	Aroclor 1221	970	U	7300	970
11141-16-5	Aroclor 1232	970	U	7300	970
53469-21-9	Aroclor 1242	120000	D	7300	970
12672-29-6	Aroclor 1248	970	U	7300	970
11097-69-1	Aroclor 1254	1000	U	7300	1000
11096-82-5	Aroclor 1260	1000	U	7300	1000
37324-23-5	Aroclor 1262	1000	U	7300	1000
11100-14-4	Aroclor 1268	1000	U	7300	1000

CAS NO.	SURROGATE	%REC	Q	LIMITS
2051-24-3	DCB Decachlorobiphenyl	0	D X	35-150

TestAmerica Edison
Target Compound Quantitation Report

Data File: \\ChromNA\Edison\ChromData\CPESTGC11\20160812-44396.b\T1331722.D
 Lims ID: 460-118423-A-11-A
 Client ID: PMP-15-7.75
 Sample Type: Client
 Inject. Date: 12-Aug-2016 14:59:12 ALS Bottle#: 31 Worklist Smp#: 31
 Injection Vol: 1.0 ul Dil. Factor: 100.0000
 Sample Info: 460-0044396-031
 Operator ID: Instrument ID: CPESTGC11
 Method: \\ChromNA\Edison\ChromData\CPESTGC11\20160812-44396.b\8082 ISTD.m
 Limit Group: GC 8082A PCB ISTD
 Last Update: 15-Aug-2016 10:18:11 Calib Date: 17-Jun-2016 19:43:54
 Integrator: Falcon
 Quant Method: Internal Standard Quant By: Initial Calibration
 Last ICal File: \\ChromNA\Edison\ChromData\CPESTGC11\20160617-42300.b\T1329669.D

Column 1 : Det: GC ECD1A
 Column 2 : Det: GC ECD2B
 Process Host: XAWRK053

First Level Reviewer: patelji Date: 12-Aug-2016 15:13:46

Col	RT (min.)	Exp RT (min.)	Dlt RT (min.)	Response	OnCol Amt ug/l	Flags
-----	-----------	---------------	---------------	----------	----------------	-------

* 13 1-Bromo-2-nitrobenzene

1	1.520	1.524	-0.004	41041571	20.0	
2	1.351	1.347	0.004	42020934	20.0	

RPD = 0.00

4 PCB-1242

M

1	2.973	2.979	-0.006	36012717	1215.9	
1	3.442	3.446	-0.004	90851535	1564.4	
1	3.712	3.717	-0.005	36914021	1585.1	
1	3.958	3.965	-0.007	187718451	1593.9	
1	4.115	4.120	-0.005	75368089	1525.3	
1	4.792	4.798	-0.006	70765356	1547.4	
1	5.093	5.098	-0.005	62758697	1525.9	
1	5.141	5.146	-0.005	72232242	1574.8	

Average of Peak Amounts = 1516.6

2	2.331	2.330	0.001	39056242	1283.1	
2	2.686	2.684	0.002	103848209	1739.3	M
2	2.887	2.886	0.001	70015684	1756.6	M
2	3.160	3.158	0.002	227835481	1734.3	M
2	3.298	3.298	0.000	92734039	1700.0	M
2	3.732	3.733	-0.001	93939119	1711.8	M
2	4.187	4.187	0.000	144732639	1669.6	M
2	4.420	4.420	0.000	57903328	1709.2	M

Average of Peak Amounts = 1663.0

RPD = 9.21

Col	RT (min.)	Exp RT (min.)	Dlt RT (min.)	Response	OnCol Amt ug/l	Flags
-----	-----------	---------------	---------------	----------	----------------	-------

S 12 Polychlorinated biphenyls, Total
1

1516.6

QC Flag Legend

Review Flags

M - Manually Integrated

Reagents:

SGPCBISTD_00006

Amount Added: 20.00

Units: uL

Run Reagent

TestAmerica Edison

Data File: \\ChromNA\Edison\ChromData\CPESTGC11\20160812-44396.b\T1331722.D

Injection Date: 12-Aug-2016 14:59:12

Instrument ID: CPESTGC11

Operator ID:

Lims ID: 460-118423-A-11-A

Lab Sample ID: 460-118423-11

Worklist Smp#: 31

Client ID: PMP-15-7.75

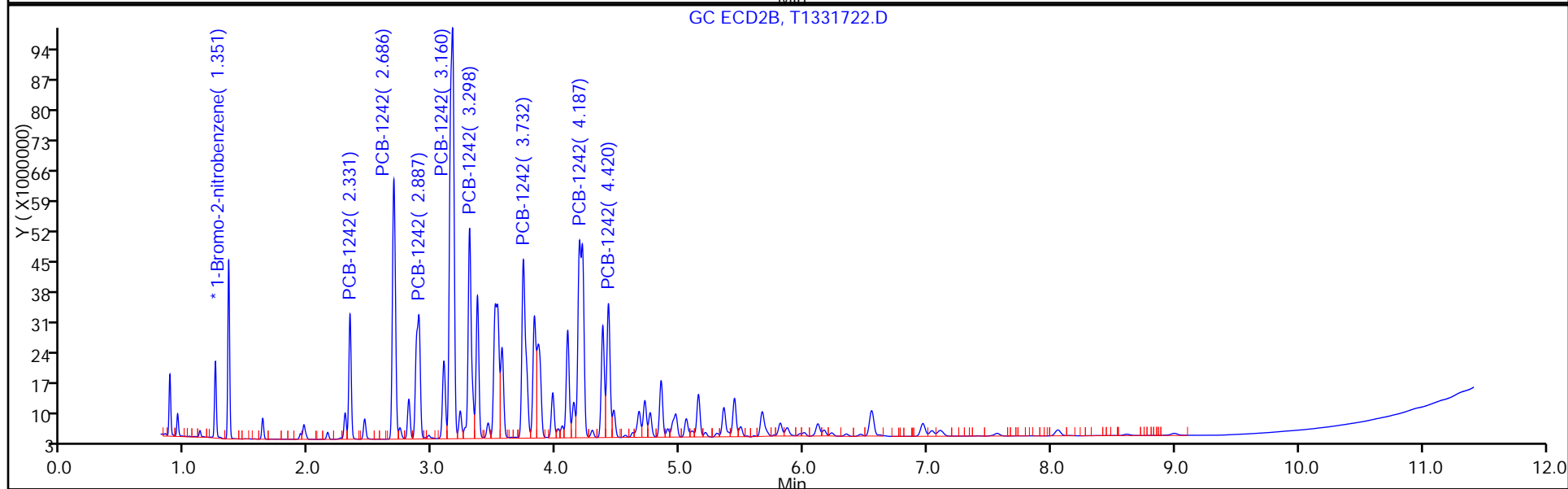
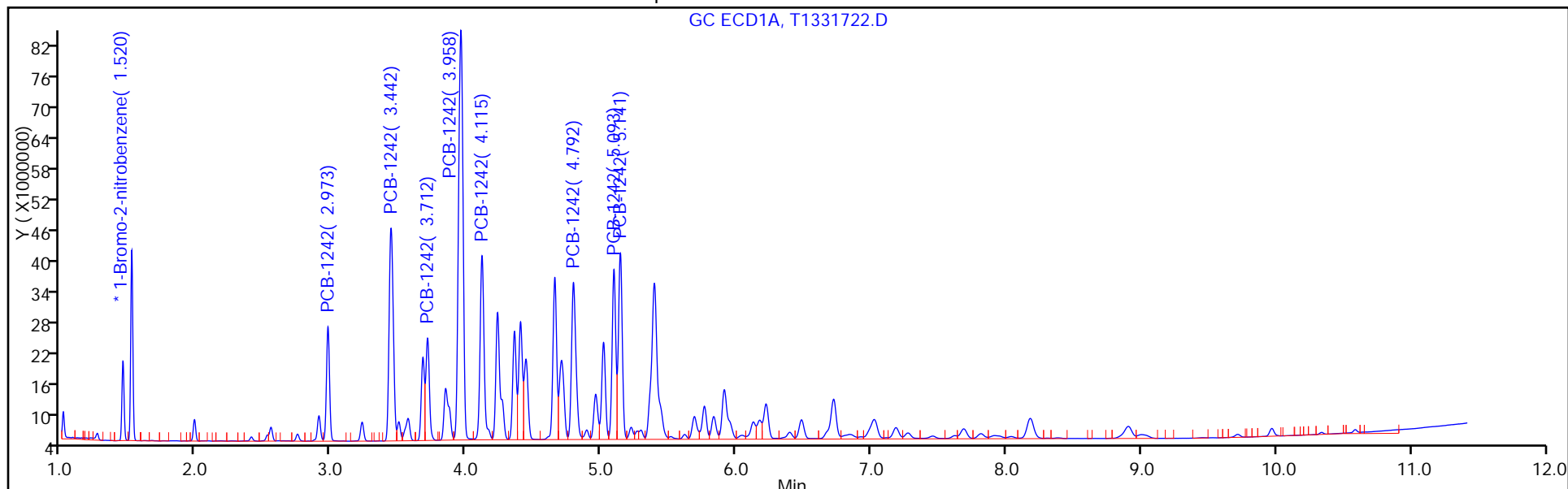
Injection Vol: 1.0 ul

Dil. Factor: 100.0000

ALS Bottle#: 31

Method: 8082 ISTD

Limit Group: GC 8082A PCB ISTD



TestAmerica Edison

Data File: \\ChromNA\Edison\ChromData\CPESTGC11\20160812-44396.b\T1331722.D

Injection Date: 12-Aug-2016 14:59:12

Instrument ID: CPESTGC11

Lims ID: 460-118423-A-11-A

Lab Sample ID: 460-118423-11

Client ID: PMP-15-7.75

Operator ID:

ALS Bottle#: 31 Worklist Smp#: 31

Injection Vol: 1.0 ul

Dil. Factor: 100.0000

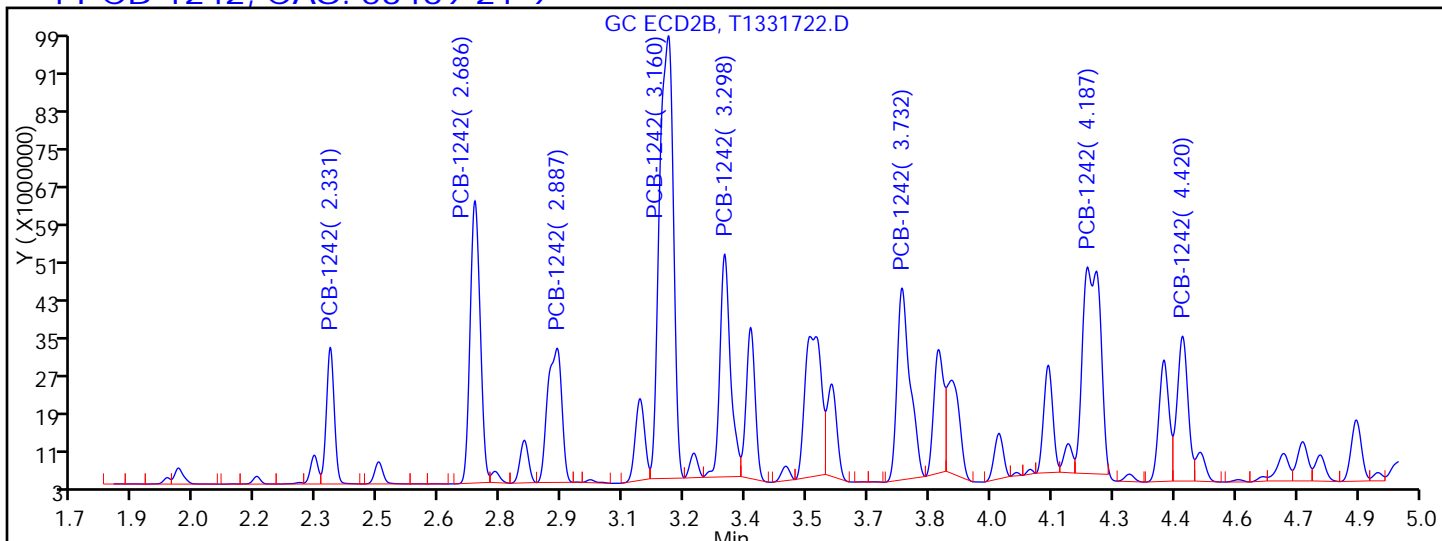
Method: 8082 ISTD

Limit Group: GC 8082A PCB ISTD

Column:

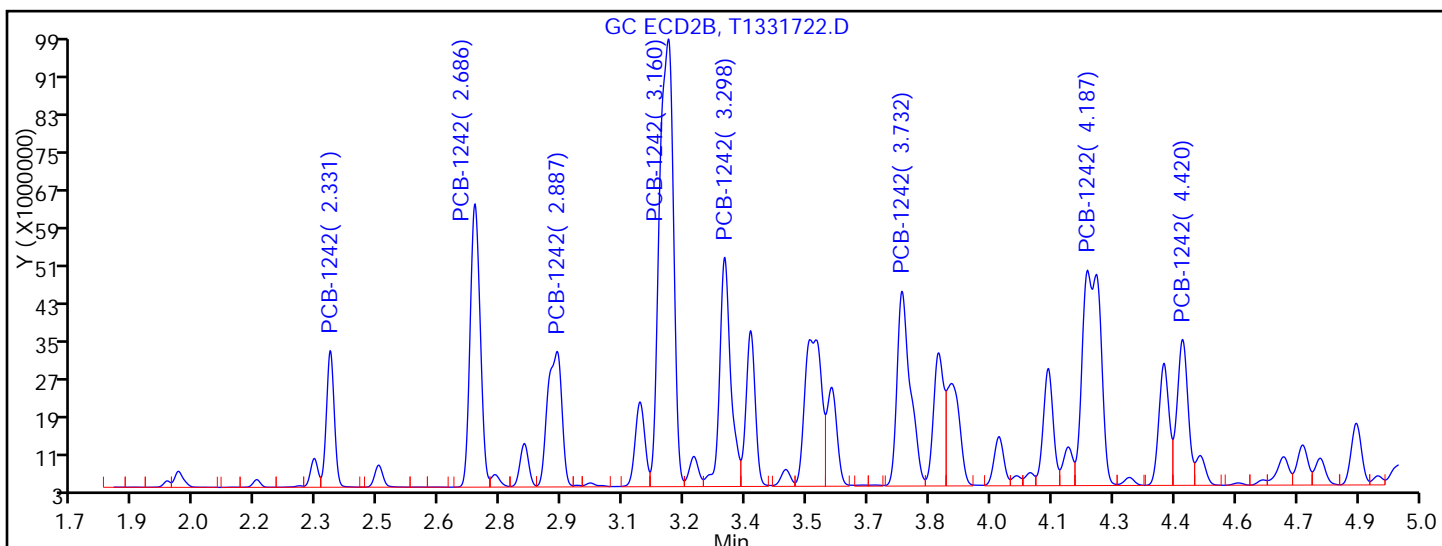
Detector GC ECD2B

4 PCB-1242, CAS: 53469-21-9



Processing Integration Results

RT = 2.331	Response = 39056242	
RT = 2.686	Response = 102991602	M
RT = 2.887	Response = 68561145	M
RT = 3.160	Response = 222462798	M
RT = 3.298	Response = 85327637	M
RT = 3.732	Response = 89620791	M
RT = 4.187	Response = 134646506	M
RT = 4.420	Response = 57206534	M



Manual Integration Results

RT = 2.331	Response = 39056242	
RT = 2.686	Response = 103848209	M
RT = 2.887	Response = 70015684	M
RT = 3.160	Response = 227835481	M
RT = 3.298	Response = 92734039	M
RT = 3.732	Response = 93939119	M

FORM I
PCBS ORGANICS ANALYSIS DATA SHEET

Lab Name: TestAmerica Edison Job No.: 460-118423-1
 SDG No.: _____
 Client Sample ID: PMP-15-7.75 DL Lab Sample ID: 460-118423-11 DL
 Matrix: Solid (SPLP East) Lab File ID: T1331911.D
 Analysis Method: 8082A Date Collected: 08/09/2016 11:15
 Extraction Method: 3510C Date Extracted: 08/16/2016 14:21
 Sample wt/vol: 250 (mL) Date Analyzed: 08/18/2016 12:29
 Con. Extract Vol.: 1 (mL) Dilution Factor: 20
 Injection Volume: 1 (uL) GC Column: CLP-2 ID: 0.53 (mm)
 % Moisture: _____ GPC Cleanup: (Y/N) N
 Analysis Batch No.: 385556 Units: ug/L

CAS NO.	SURROGATE	%REC	Q	LIMITS
2051-24-3	DCB Decachlorobiphenyl	116	D	10-150

TestAmerica Edison
Target Compound Quantitation Report

Data File: \\ChromNA\Edison\ChromData\CPESTGC11\20160818-44617.b\T1331911.D
 Lims ID: 460-118423-A-11-C
 Client ID: PMP-15-7.75
 Sample Type: Client
 Inject. Date: 18-Aug-2016 12:29:14 ALS Bottle#: 8 Worklist Smp#: 8
 Injection Vol: 1.0 ul Dil. Factor: 20.0000
 Sample Info: 460-0044617-008
 Operator ID: Instrument ID: CPESTGC11
 Method: \\ChromNA\Edison\ChromData\CPESTGC11\20160818-44617.b\8082 ISTD.m
 Limit Group: GC 8082A PCB ISTD
 Last Update: 18-Aug-2016 14:58:26 Calib Date: 17-Jun-2016 19:43:54
 Integrator: Falcon
 Quant Method: Internal Standard Quant By: Initial Calibration
 Last ICal File: \\ChromNA\Edison\ChromData\CPESTGC11\20160617-42300.b\T1329669.D
 Column 1 : Det: GC ECD1A
 Column 2 : Det: GC ECD2B
 Process Host: XAWRK030

First Level Reviewer: patelji Date: 18-Aug-2016 13:06:44

Col	RT (min.)	Exp RT (min.)	Dlt RT (min.)	Response	OnCol Amt ug/l	Flags
-----	-----------	---------------	---------------	----------	----------------	-------

* 13 1-Bromo-2-nitrobenzene

1	1.518	1.520	-0.002	41091775	20.0	
2	1.349	1.347	0.002	41082650	20.0	
					RPD = 0.00	

4 PCB-1242

1	2.970	2.979	-0.009	19466720	656.5	M
1	3.436	3.446	-0.010	49448960	850.5	
1	3.707	3.717	-0.010	21184856	908.6	
1	3.953	3.965	-0.012	85732768	727.1	
1	4.110	4.120	-0.010	37181708	751.6	
1	4.786	4.798	-0.012	36545744	798.2	
1	5.086	5.098	-0.012	31079440	754.7	
1	5.134	5.146	-0.012	35181851	766.1	
Average of Peak Amounts =					776.6	
2	2.328	2.330	-0.002	21154642	710.8	
2	2.682	2.684	-0.002	56841223	973.8	M
2	2.884	2.886	-0.002	39153803	1004.8	M
2	3.156	3.158	-0.002	104906217	816.8	M
2	3.295	3.298	-0.003	46377082	869.6	M
2	3.729	3.733	-0.004	49673626	925.8	M
2	4.183	4.187	-0.004	68674382	810.3	M
2	4.416	4.420	-0.004	29486990	890.3	M
Average of Peak Amounts =					875.3	
					RPD = 11.94	

Data File: \\ChromNA\Edison\ChromData\CPESTGC11\20160818-44617.b\T1331911.D

Col	RT (min.)	Exp RT (min.)	Dlt RT (min.)	Response	OnCol Amt ug/l	Flags
-----	-----------	---------------	---------------	----------	----------------	-------

\$ 11 DCB Decachlorobiphenyl						M
1	10.509	10.502	0.007	8533510	5.81	M
2	8.985	8.986	-0.001	13015566	6.58	
					RPD = 12.53	

S 12 Polychlorinated biphenyls, Total						
1					776.6	

QC Flag Legend

Review Flags

M - Manually Integrated

Reagents:

SGPCBISTD_00006 Amount Added: 20.00 Units: uL Run Reagent

TestAmerica Edison

Data File: \\ChromNA\Edison\ChromData\CPESTGC11\20160818-44617.b\T1331911.D

Injection Date: 18-Aug-2016 12:29:14

Instrument ID: CPESTGC11

Operator ID:

Lims ID: 460-118423-A-11-C

Lab Sample ID: 460-118423-11

Worklist Smp#: 8

Client ID: PMP-15-7.75

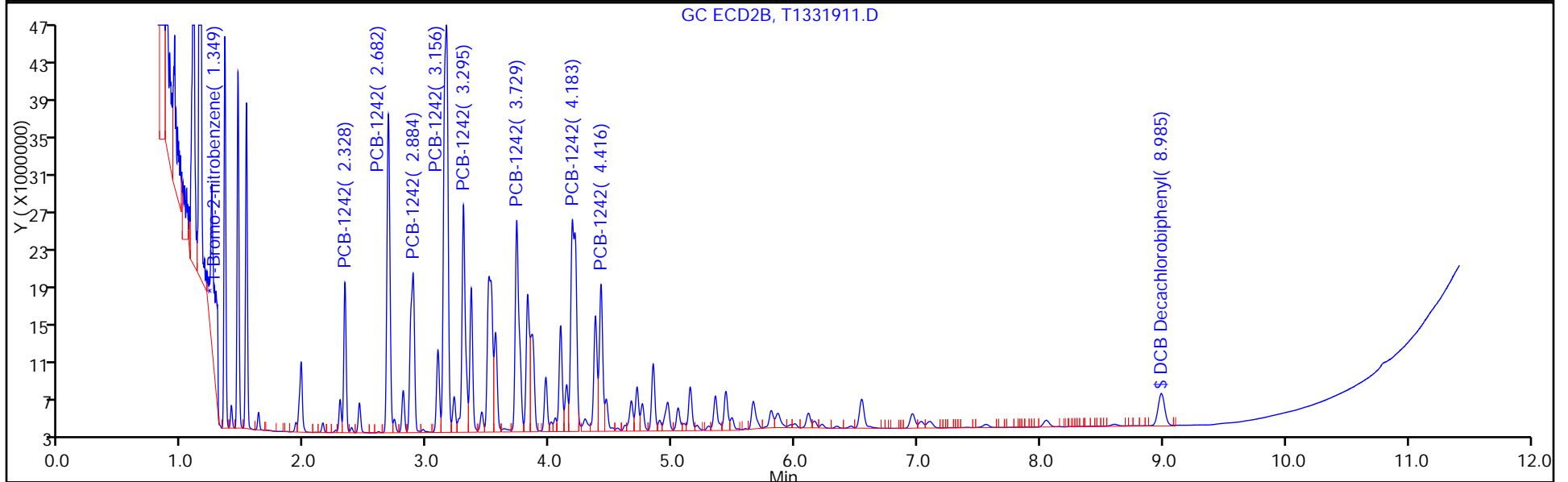
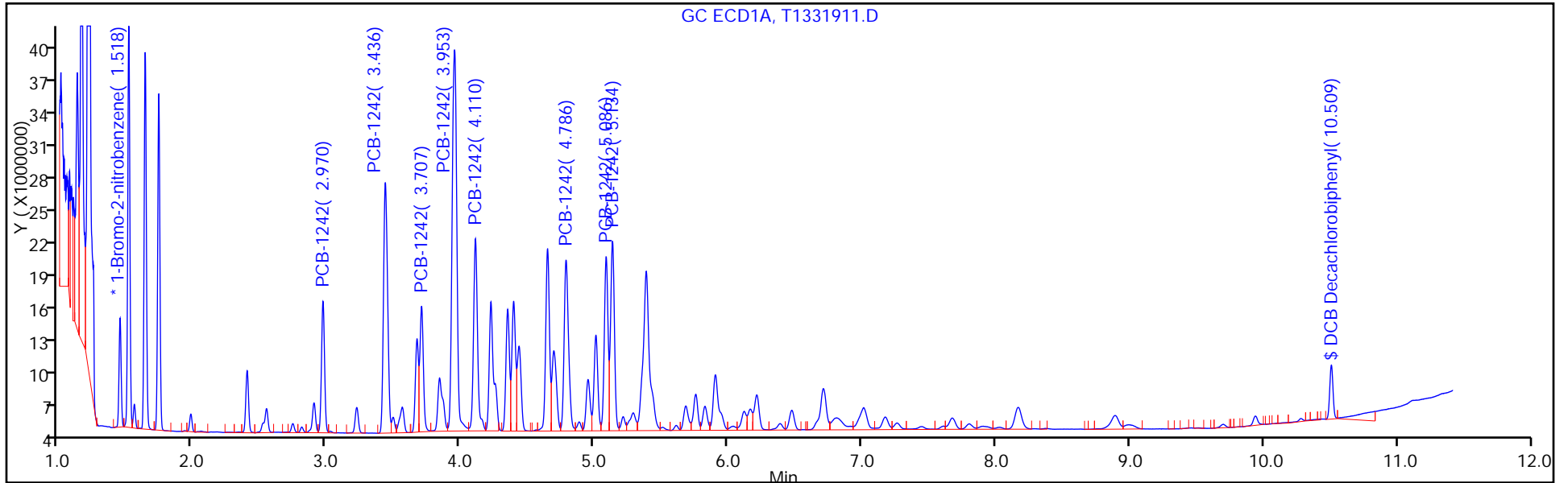
Injection Vol: 1.0 ul

Dil. Factor: 20.0000

ALS Bottle#: 8

Method: 8082 ISTD

Limit Group: GC 8082A PCB ISTD



TestAmerica Edison

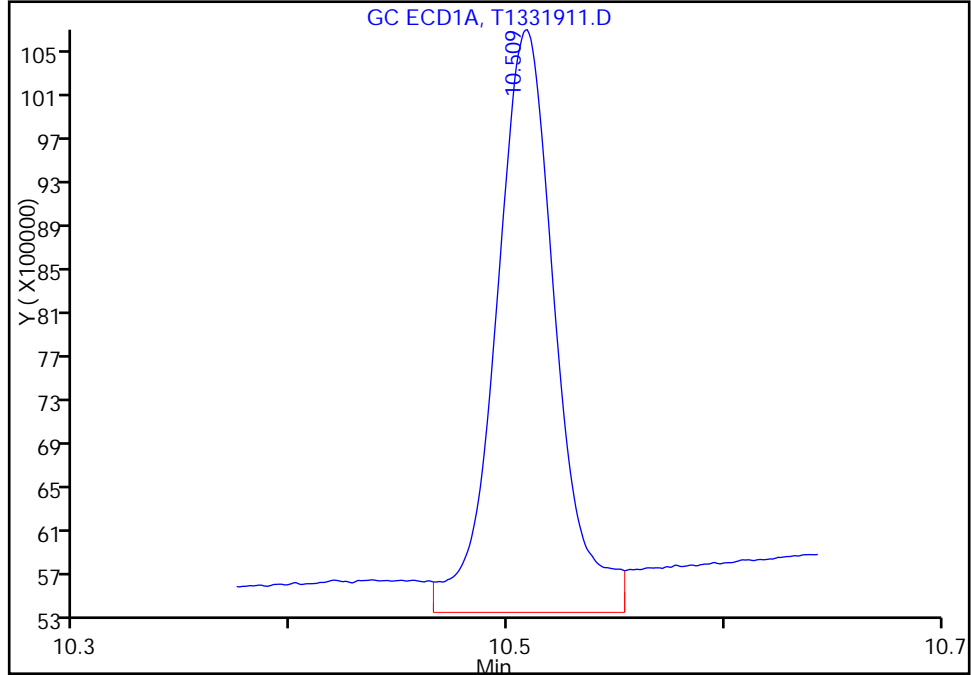
Data File: \\ChromNA\Edison\ChromData\CPESTGC11\20160818-44617.b\T1331911.D
Injection Date: 18-Aug-2016 12:29:14 Instrument ID: CPESTGC11
Lims ID: 460-118423-A-11-C Lab Sample ID: 460-118423-11
Client ID: PMP-15-7.75
Operator ID: ALS Bottle#: 8 Worklist Smp#: 8
Injection Vol: 1.0 ul Dil. Factor: 20.0000
Method: 8082 ISTD Limit Group: GC 8082A PCB ISTD
Column: Detector GC ECD1A

\$ 11 DCB Decachlorobiphenyl, CAS: 2051-24-3

Signal: 1

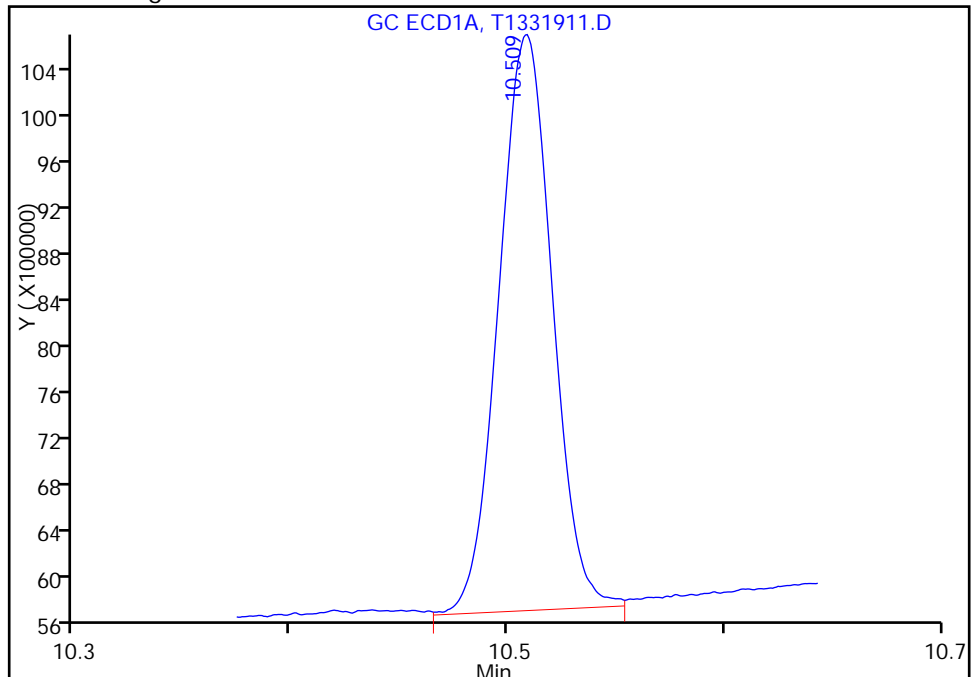
RT: 10.51
Area: 10061680
Amount: 6.846052
Amount Units: ug/l

Processing Integration Results



RT: 10.51
Area: 8533510
Amount: 5.806273
Amount Units: ug/l

Manual Integration Results



Reviewer: patelji, 18-Aug-2016 13:06:44
Audit Action: Assigned New Baseline

Audit Reason: Peak not integrated

FORM I
PCBS ORGANICS ANALYSIS DATA SHEET

Lab Name: TestAmerica Edison Job No.: 460-118423-1
 SDG No.: _____
 Client Sample ID: PMP-15-7.75 DL Lab Sample ID: 460-118423-11 DL
 Matrix: Solid (SPLP East) Lab File ID: T1331911.D
 Analysis Method: 8082A Date Collected: 08/09/2016 11:15
 Extraction Method: 3510C Date Extracted: 08/16/2016 14:21
 Sample wt/vol: 250 (mL) Date Analyzed: 08/18/2016 12:29
 Con. Extract Vol.: 1 (mL) Dilution Factor: 20
 Injection Volume: 1 (uL) GC Column: CLP-1 ID: 0.53 (mm)
 % Moisture: _____ GPC Cleanup: (Y/N) N
 Analysis Batch No.: 385556 Units: ug/L

CAS NO.	COMPOUND NAME	RESULT	Q	RL	MDL
12674-11-2	Aroclor 1016	2.0	U	8.0	2.0
11104-28-2	Aroclor 1221	2.0	U	8.0	2.0
11141-16-5	Aroclor 1232	2.0	U	8.0	2.0
53469-21-9	Aroclor 1242	70	D	8.0	2.0
12672-29-6	Aroclor 1248	2.0	U	8.0	2.0
11097-69-1	Aroclor 1254	1.7	U	8.0	1.7
11096-82-5	Aroclor 1260	1.7	U	8.0	1.7
37324-23-5	Aroclor-1262	1.7	U	8.0	1.7
11100-14-4	Aroclor 1268	1.7	U	8.0	1.7
1336-36-3	Polychlorinated biphenyls, Total	70	D	8.0	2.0

CAS NO.	SURROGATE	%REC	Q	LIMITS
2051-24-3	DCB Decachlorobiphenyl	132	D	10-150

TestAmerica Edison
Target Compound Quantitation Report

Data File: \\ChromNA\Edison\ChromData\CPESTGC11\20160818-44617.b\T1331911.D
 Lims ID: 460-118423-A-11-C
 Client ID: PMP-15-7.75
 Sample Type: Client
 Inject. Date: 18-Aug-2016 12:29:14 ALS Bottle#: 8 Worklist Smp#: 8
 Injection Vol: 1.0 ul Dil. Factor: 20.0000
 Sample Info: 460-0044617-008
 Operator ID: Instrument ID: CPESTGC11
 Method: \\ChromNA\Edison\ChromData\CPESTGC11\20160818-44617.b\8082 ISTD.m
 Limit Group: GC 8082A PCB ISTD
 Last Update: 18-Aug-2016 14:58:26 Calib Date: 17-Jun-2016 19:43:54
 Integrator: Falcon
 Quant Method: Internal Standard Quant By: Initial Calibration
 Last ICal File: \\ChromNA\Edison\ChromData\CPESTGC11\20160617-42300.b\T1329669.D
 Column 1 : Det: GC ECD1A
 Column 2 : Det: GC ECD2B
 Process Host: XAWRK030

First Level Reviewer: patelji Date: 18-Aug-2016 13:06:44

Col	RT (min.)	Exp RT (min.)	Dlt RT (min.)	Response	OnCol Amt ug/l	Flags
-----	-----------	---------------	---------------	----------	----------------	-------

* 13 1-Bromo-2-nitrobenzene

1	1.518	1.520	-0.002	41091775	20.0	
2	1.349	1.347	0.002	41082650	20.0	
					RPD = 0.00	

4 PCB-1242

1	2.970	2.979	-0.009	19466720	656.5	M
1	3.436	3.446	-0.010	49448960	850.5	
1	3.707	3.717	-0.010	21184856	908.6	
1	3.953	3.965	-0.012	85732768	727.1	
1	4.110	4.120	-0.010	37181708	751.6	
1	4.786	4.798	-0.012	36545744	798.2	
1	5.086	5.098	-0.012	31079440	754.7	
1	5.134	5.146	-0.012	35181851	766.1	
Average of Peak Amounts =					776.6	
2	2.328	2.330	-0.002	21154642	710.8	
2	2.682	2.684	-0.002	56841223	973.8	M
2	2.884	2.886	-0.002	39153803	1004.8	M
2	3.156	3.158	-0.002	104906217	816.8	M
2	3.295	3.298	-0.003	46377082	869.6	M
2	3.729	3.733	-0.004	49673626	925.8	M
2	4.183	4.187	-0.004	68674382	810.3	M
2	4.416	4.420	-0.004	29486990	890.3	M
Average of Peak Amounts =					875.3	
					RPD = 11.94	

Data File: \\ChromNA\Edison\ChromData\CPESTGC11\20160818-44617.b\T1331911.D

Col	RT (min.)	Exp RT (min.)	Dlt RT (min.)	Response	OnCol Amt ug/l	Flags
-----	-----------	---------------	---------------	----------	----------------	-------

\$ 11 DCB Decachlorobiphenyl						M
1	10.509	10.502	0.007	8533510	5.81	M
2	8.985	8.986	-0.001	13015566	6.58	
					RPD = 12.53	

S 12 Polychlorinated biphenyls, Total						
1					776.6	

QC Flag Legend

Review Flags

M - Manually Integrated

Reagents:

SGPCBISTD_00006 Amount Added: 20.00 Units: uL Run Reagent

TestAmerica Edison

Data File: \\ChromNA\Edison\ChromData\CPESTGC11\20160818-44617.b\T1331911.D

Injection Date: 18-Aug-2016 12:29:14

Instrument ID: CPESTGC11

Operator ID:

Lims ID: 460-118423-A-11-C

Lab Sample ID: 460-118423-11

Worklist Smp#: 8

Client ID: PMP-15-7.75

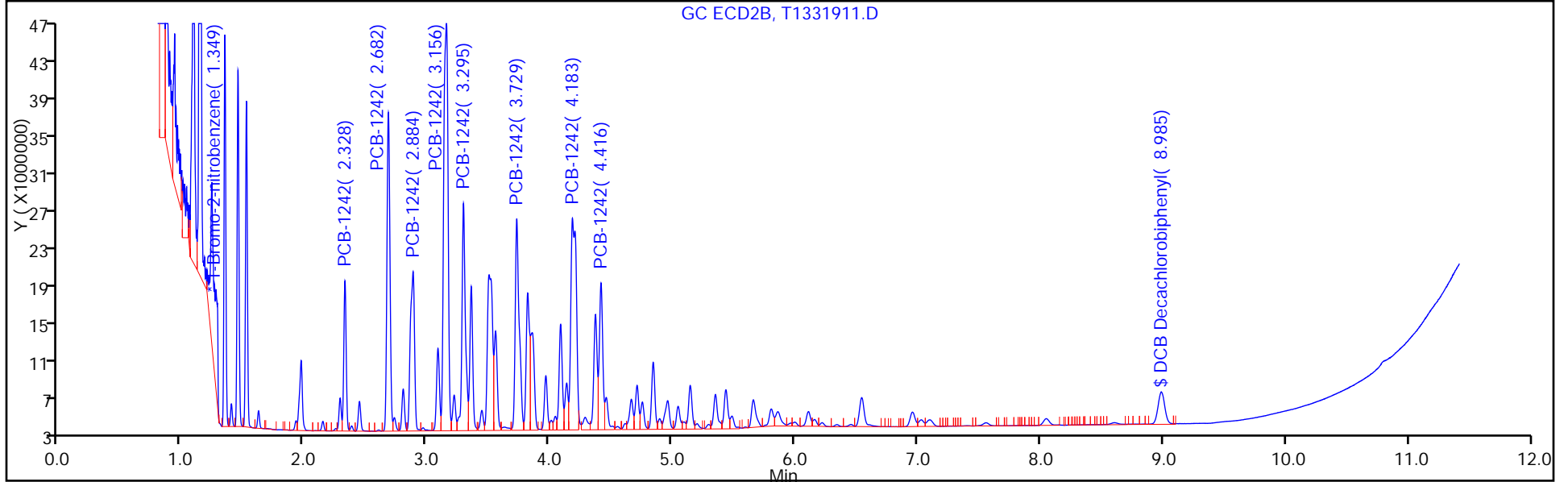
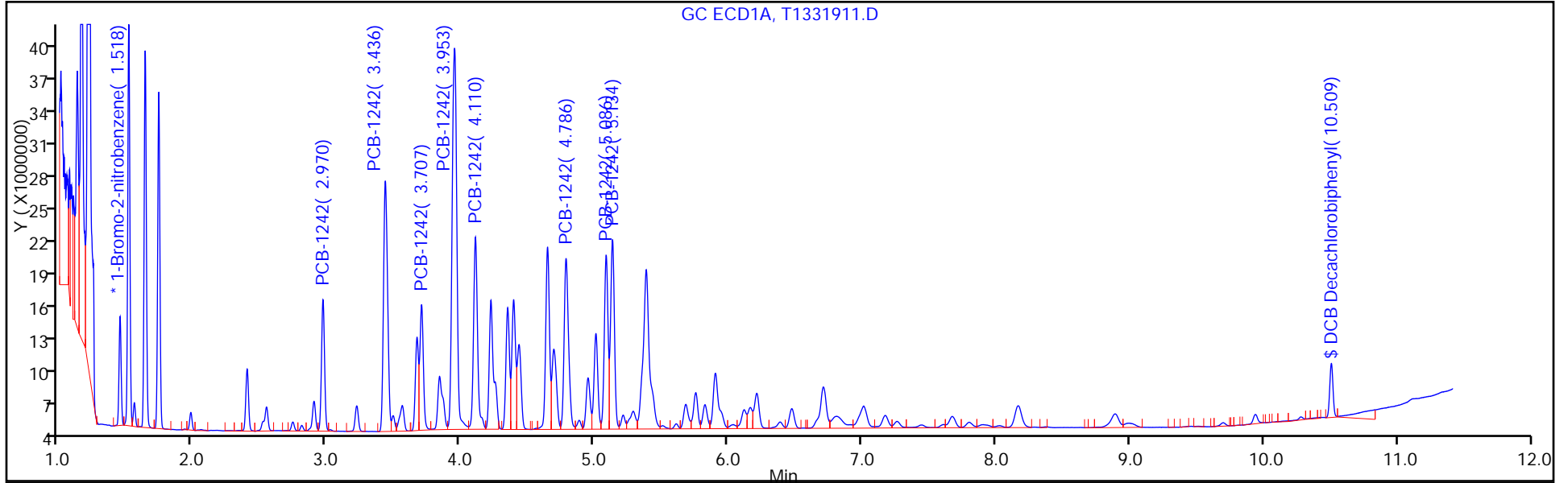
Injection Vol: 1.0 ul

Dil. Factor: 20.0000

ALS Bottle#: 8

Method: 8082 ISTD

Limit Group: GC 8082A PCB ISTD



TestAmerica Edison

Data File: \\ChromNA\Edison\ChromData\CPESTGC11\20160818-44617.b\T1331911.D

Injection Date: 18-Aug-2016 12:29:14

Instrument ID: CPESTGC11

Lims ID: 460-118423-A-11-C

Lab Sample ID: 460-118423-11

Client ID: PMP-15-7.75

Operator ID:

ALS Bottle#: 8 Worklist Smp#: 8

Injection Vol: 1.0 ul

Dil. Factor: 20.0000

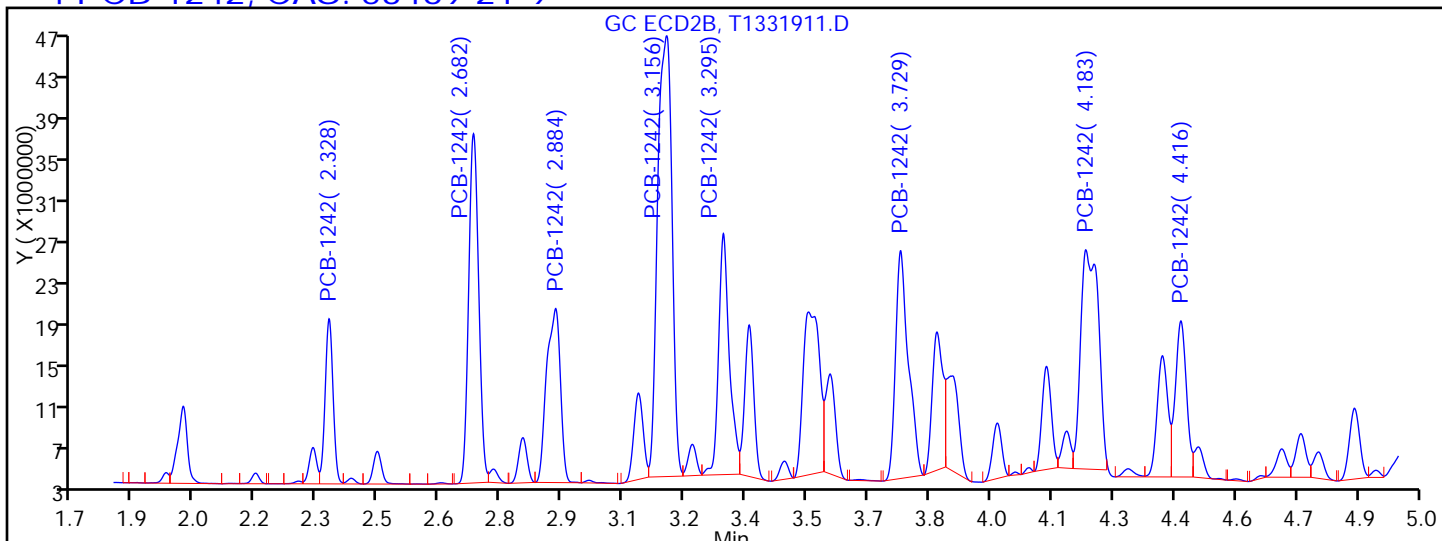
Method: 8082 ISTD

Limit Group: GC 8082A PCB ISTD

Column:

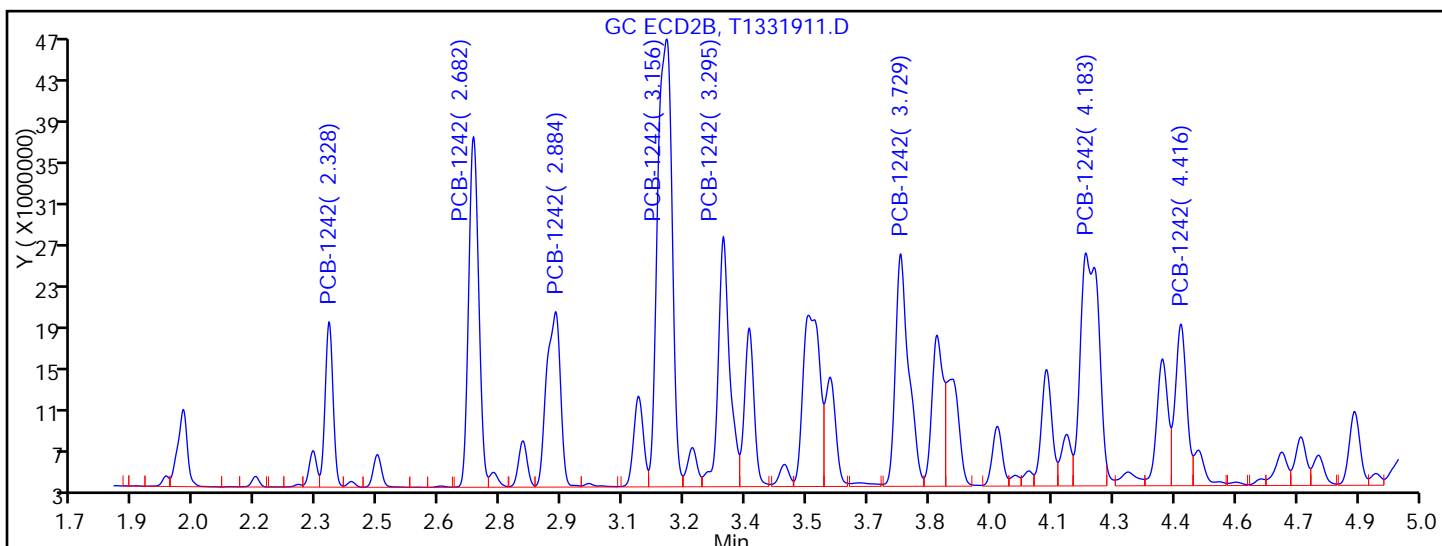
Detector GC ECD2B

4 PCB-1242, CAS: 53469-21-9



Processing Integration Results

RT = 2.328	Response = 21154642	
RT = 2.682	Response = 56388986	M
RT = 2.884	Response = 38355731	M
RT = 3.156	Response = 101576300	M
RT = 3.295	Response = 41789624	M
RT = 3.729	Response = 46849198	M
RT = 4.183	Response = 62420245	M
RT = 4.416	Response = 27846561	M



Manual Integration Results

RT = 2.328	Response = 21154642	
RT = 2.682	Response = 56841223	M
RT = 2.884	Response = 39153803	M
RT = 3.156	Response = 104906217	M
RT = 3.295	Response = 46377082	M
RT = 3.729	Response = 49673626	M

FORM I
PCBS ORGANICS ANALYSIS DATA SHEET

Lab Name: TestAmerica Edison Job No.: 460-118423-1
 SDG No.: _____
 Client Sample ID: PMP-17-8.25 DL Lab Sample ID: 460-118423-12 DL
 Matrix: Solid Lab File ID: T1331721.D
 Analysis Method: 8082A Date Collected: 08/09/2016 11:30
 Extraction Method: 3546 Date Extracted: 08/11/2016 23:07
 Sample wt/vol: 15.0063(g) Date Analyzed: 08/12/2016 14:44
 Con. Extract Vol.: 10 (mL) Dilution Factor: 50
 Injection Volume: 1 (uL) GC Column: CLP-2 ID: 0.53 (mm)
 % Moisture: 6.0 GPC Cleanup: (Y/N) N
 Analysis Batch No.: 384449 Units: ug/Kg

CAS NO.	SURROGATE	%REC	Q	LIMITS
2051-24-3	DCB Decachlorobiphenyl	0	D X	35-150

TestAmerica Edison
Target Compound Quantitation Report

Data File: \\ChromNA\Edison\ChromData\CPESTGC11\20160812-44396.b\T1331721.D
 Lims ID: 460-118423-A-12-A
 Client ID: PMP-17-8.25
 Sample Type: Client
 Inject. Date: 12-Aug-2016 14:44:41 ALS Bottle#: 30 Worklist Smp#: 30
 Injection Vol: 1.0 ul Dil. Factor: 50.0000
 Sample Info: 460-0044396-030
 Operator ID: Instrument ID: CPESTGC11
 Method: \\ChromNA\Edison\ChromData\CPESTGC11\20160812-44396.b\8082 ISTD.m
 Limit Group: GC 8082A PCB ISTD
 Last Update: 15-Aug-2016 10:18:11 Calib Date: 17-Jun-2016 19:43:54
 Integrator: Falcon
 Quant Method: Internal Standard Quant By: Initial Calibration
 Last ICal File: \\ChromNA\Edison\ChromData\CPESTGC11\20160617-42300.b\T1329669.D
 Column 1 : Det: GC ECD1A
 Column 2 : Det: GC ECD2B
 Process Host: XAWRK053

First Level Reviewer: patelji Date: 12-Aug-2016 15:00:09

Col	RT (min.)	Exp RT (min.)	Dlt RT (min.)	Response	OnCol Amt ug/l	Flags
-----	-----------	---------------	---------------	----------	----------------	-------

* 13 1-Bromo-2-nitrobenzene

1	1.524	1.524	0.000	41767211	20.0	
2	1.347	1.347	0.000	43743268	20.0	
					RPD = 0.00	

4 PCB-1242

1	2.982	2.979	0.003	46822543	1553.4	M
1	3.450	3.446	0.004	106180474	1796.6	
1	3.720	3.717	0.003	43016360	1815.1	
1	3.969	3.965	0.004	230011649	1919.1	
1	4.124	4.120	0.004	94007507	1869.4	
1	4.801	4.798	0.003	86613580	1861.1	
1	5.101	5.098	0.003	76930523	1838.0	
1	5.149	5.146	0.003	89047775	1907.7	
Average of Peak Amounts =					1820.0	
2	2.327	2.330	-0.003	51869890	1636.9	M
2	2.682	2.684	-0.002	120265736	1935.0	M
2	2.885	2.886	-0.001	80628858	1943.3	M
2	3.157	3.158	-0.001	267617729	1956.9	M
2	3.296	3.298	-0.002	109996754	1937.0	M
2	3.731	3.733	-0.002	112104097	1962.4	M
2	4.186	4.187	-0.001	175432621	1944.0	M
2	4.419	4.420	-0.001	71626738	2031.0	M
Average of Peak Amounts =					1918.3	
					RPD = 5.26	

Col	RT (min.)	Exp RT (min.)	Dlt RT (min.)	Response	OnCol Amt ug/l	Flags
-----	-----------	---------------	---------------	----------	----------------	-------

S 12 Polychlorinated biphenyls, Total
1

1820.0

QC Flag Legend

Review Flags

M - Manually Integrated

Reagents:

SGPCBISTD_00006

Amount Added: 20.00

Units: uL

Run Reagent

TestAmerica Edison

Data File: \\ChromNA\Edison\ChromData\CPESTGC11\20160812-44396.b\T1331721.D

Injection Date: 12-Aug-2016 14:44:41

Instrument ID: CPESTGC11

Operator ID:

Lims ID: 460-118423-A-12-A

Lab Sample ID: 460-118423-12

Worklist Smp#: 30

Client ID: PMP-17-8.25

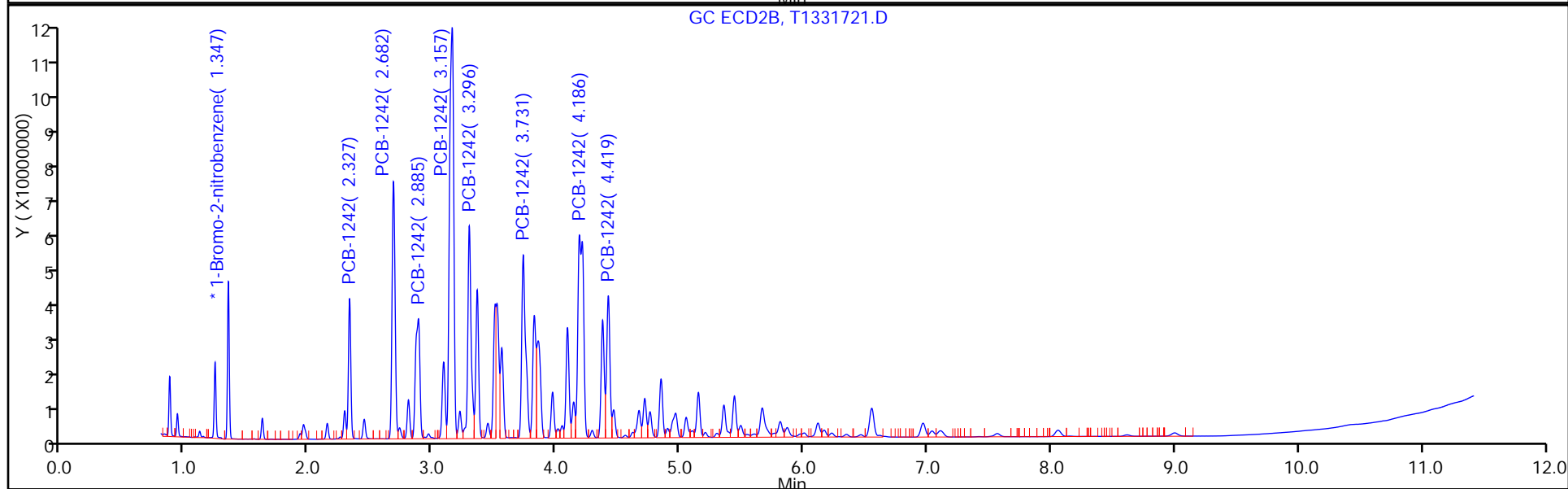
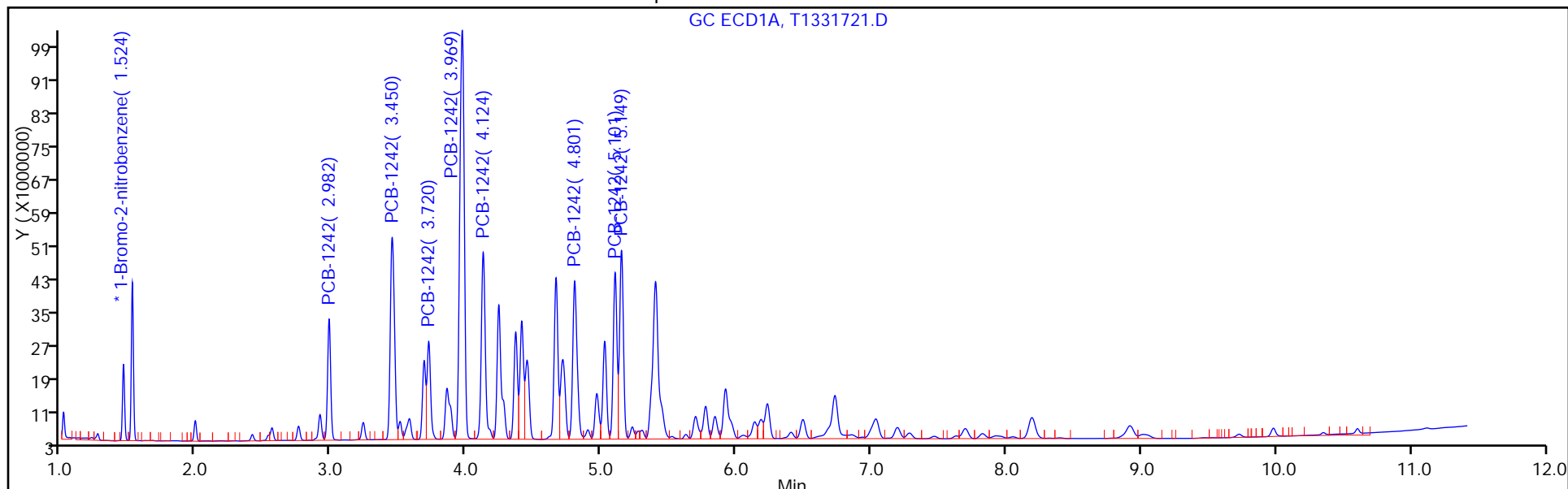
Injection Vol: 1.0 ul

Dil. Factor: 50.0000

ALS Bottle#: 30

Method: 8082 ISTD

Limit Group: GC 8082A PCB ISTD



FORM I
PCBS ORGANICS ANALYSIS DATA SHEET

Lab Name: TestAmerica Edison Job No.: 460-118423-1
 SDG No.: _____
 Client Sample ID: PMP-17-8.25 DL Lab Sample ID: 460-118423-12 DL
 Matrix: Solid Lab File ID: T1331721.D
 Analysis Method: 8082A Date Collected: 08/09/2016 11:30
 Extraction Method: 3546 Date Extracted: 08/11/2016 23:07
 Sample wt/vol: 15.0063(g) Date Analyzed: 08/12/2016 14:44
 Con. Extract Vol.: 10 (mL) Dilution Factor: 50
 Injection Volume: 1 (uL) GC Column: CLP-1 ID: 0.53 (mm)
 % Moisture: 6.0 GPC Cleanup: (Y/N) N
 Analysis Batch No.: 384449 Units: ug/Kg

CAS NO.	COMPOUND NAME	RESULT	Q	RL	MDL
12674-11-2	Aroclor 1016	470	U	3600	470
11104-28-2	Aroclor 1221	470	U	3600	470
11141-16-5	Aroclor 1232	470	U	3600	470
53469-21-9	Aroclor 1242	68000	D	3600	470
12672-29-6	Aroclor 1248	470	U	3600	470
11097-69-1	Aroclor 1254	490	U	3600	490
11096-82-5	Aroclor 1260	490	U	3600	490
37324-23-5	Aroclor 1262	490	U	3600	490
11100-14-4	Aroclor 1268	490	U	3600	490

CAS NO.	SURROGATE	%REC	Q	LIMITS
2051-24-3	DCB Decachlorobiphenyl	0	D X	35-150

TestAmerica Edison
Target Compound Quantitation Report

Data File: \\ChromNA\Edison\ChromData\CPESTGC11\20160812-44396.b\T1331721.D
 Lims ID: 460-118423-A-12-A
 Client ID: PMP-17-8.25
 Sample Type: Client
 Inject. Date: 12-Aug-2016 14:44:41 ALS Bottle#: 30 Worklist Smp#: 30
 Injection Vol: 1.0 ul Dil. Factor: 50.0000
 Sample Info: 460-0044396-030
 Operator ID: Instrument ID: CPESTGC11
 Method: \\ChromNA\Edison\ChromData\CPESTGC11\20160812-44396.b\8082 ISTD.m
 Limit Group: GC 8082A PCB ISTD
 Last Update: 15-Aug-2016 10:18:11 Calib Date: 17-Jun-2016 19:43:54
 Integrator: Falcon
 Quant Method: Internal Standard Quant By: Initial Calibration
 Last ICal File: \\ChromNA\Edison\ChromData\CPESTGC11\20160617-42300.b\T1329669.D
 Column 1 : Det: GC ECD1A
 Column 2 : Det: GC ECD2B
 Process Host: XAWRK053

First Level Reviewer: patelji Date: 12-Aug-2016 15:00:09

Col	RT (min.)	Exp RT (min.)	Dlt RT (min.)	Response	OnCol Amt ug/l	Flags
-----	-----------	---------------	---------------	----------	----------------	-------

* 13 1-Bromo-2-nitrobenzene

1	1.524	1.524	0.000	41767211	20.0	
2	1.347	1.347	0.000	43743268	20.0	
					RPD = 0.00	

4 PCB-1242

1	2.982	2.979	0.003	46822543	1553.4	M
1	3.450	3.446	0.004	106180474	1796.6	
1	3.720	3.717	0.003	43016360	1815.1	
1	3.969	3.965	0.004	230011649	1919.1	
1	4.124	4.120	0.004	94007507	1869.4	
1	4.801	4.798	0.003	86613580	1861.1	
1	5.101	5.098	0.003	76930523	1838.0	
1	5.149	5.146	0.003	89047775	1907.7	
Average of Peak Amounts =					1820.0	
2	2.327	2.330	-0.003	51869890	1636.9	M
2	2.682	2.684	-0.002	120265736	1935.0	M
2	2.885	2.886	-0.001	80628858	1943.3	M
2	3.157	3.158	-0.001	267617729	1956.9	M
2	3.296	3.298	-0.002	109996754	1937.0	M
2	3.731	3.733	-0.002	112104097	1962.4	M
2	4.186	4.187	-0.001	175432621	1944.0	M
2	4.419	4.420	-0.001	71626738	2031.0	M
Average of Peak Amounts =					1918.3	
					RPD = 5.26	

Col	RT (min.)	Exp RT (min.)	Dlt RT (min.)	Response	OnCol Amt ug/l	Flags
-----	-----------	---------------	---------------	----------	----------------	-------

S 12 Polychlorinated biphenyls, Total
1

1820.0

QC Flag Legend

Review Flags

M - Manually Integrated

Reagents:

SGPCBISTD_00006

Amount Added: 20.00

Units: uL

Run Reagent

TestAmerica Edison

Data File: \\ChromNA\Edison\ChromData\CPESTGC11\20160812-44396.b\T1331721.D

Injection Date: 12-Aug-2016 14:44:41

Instrument ID: CPESTGC11

Operator ID:

Lims ID: 460-118423-A-12-A

Lab Sample ID: 460-118423-12

Worklist Smp#: 30

Client ID: PMP-17-8.25

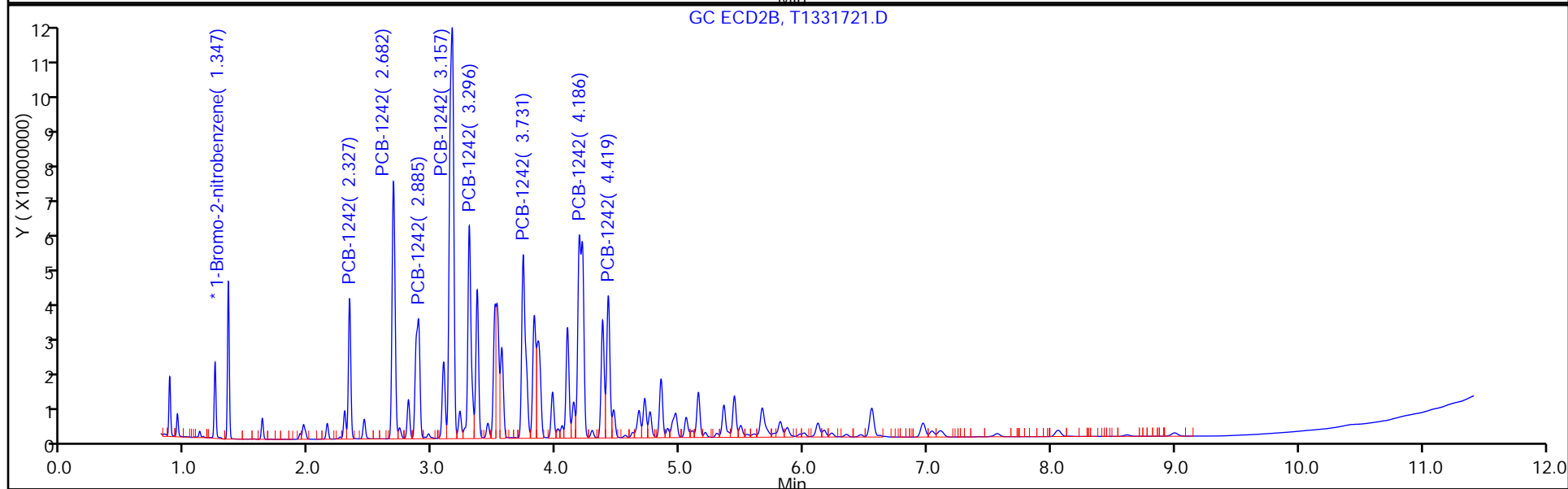
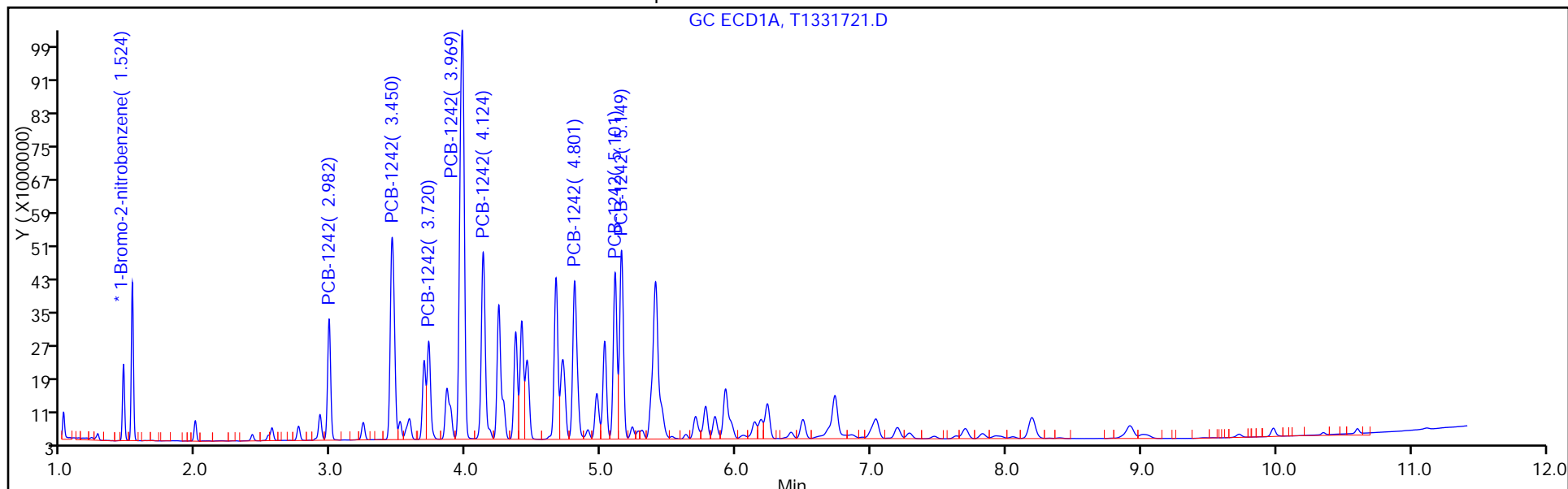
Injection Vol: 1.0 ul

Dil. Factor: 50.0000

ALS Bottle#: 30

Method: 8082 ISTD

Limit Group: GC 8082A PCB ISTD



TestAmerica Edison

Data File: \\ChromNA\Edison\ChromData\CPESTGC11\20160812-44396.b\T1331721.D

Injection Date: 12-Aug-2016 14:44:41

Instrument ID: CPESTGC11

Lims ID: 460-118423-A-12-A

Lab Sample ID: 460-118423-12

Client ID: PMP-17-8.25

Operator ID:

ALS Bottle#: 30 Worklist Smp#: 30

Injection Vol: 1.0 ul

Dil. Factor: 50.0000

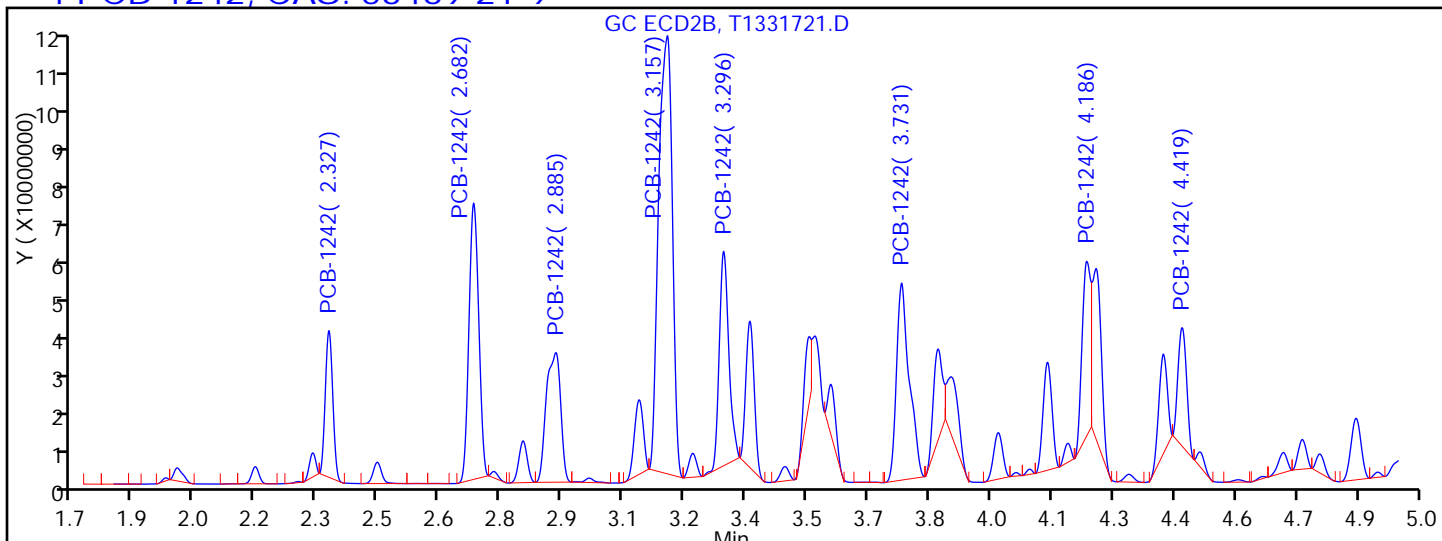
Method: 8082 ISTD

Limit Group: GC 8082A PCB ISTD

Column:

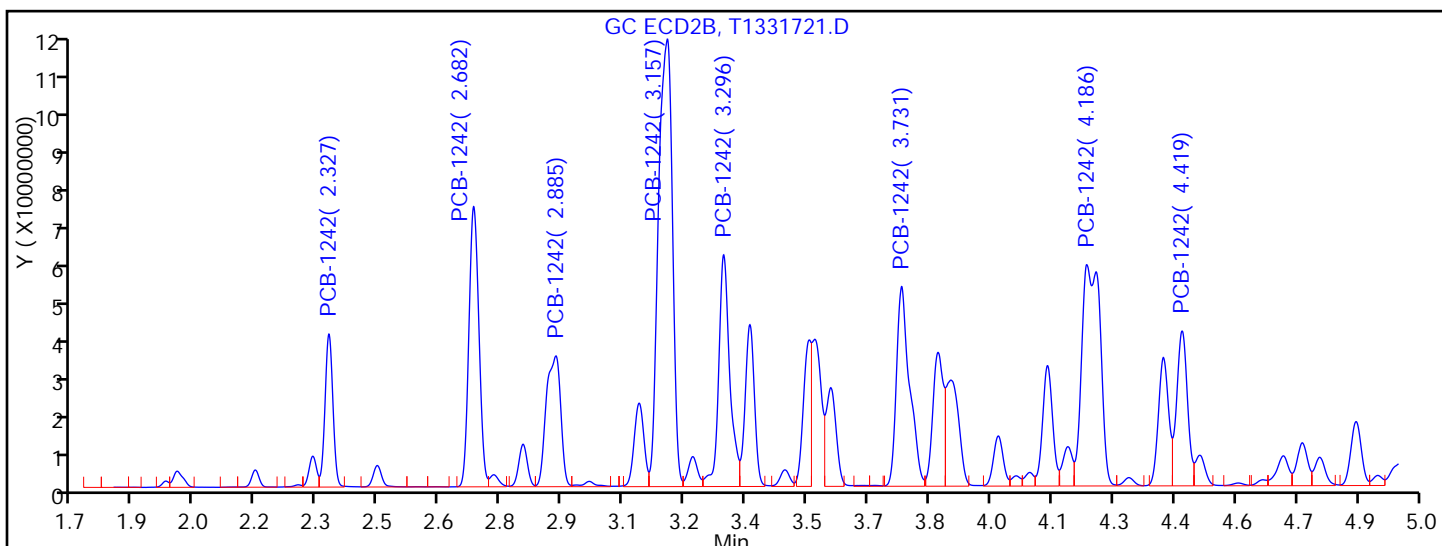
Detector: GC ECD2B

4 PCB-1242, CAS: 53469-21-9



Processing Integration Results

RT = 2.327	Response = 46941164	M
RT = 2.682	Response = 115684928	M
RT = 2.885	Response = 78978643	M
RT = 3.157	Response = 255223582	M
RT = 3.296	Response = 87945179	M
RT = 3.731	Response = 107184025	M
RT = 4.186	Response = 63513047	M
RT = 4.419	Response = 43840504	M



Manual Integration Results

RT = 2.327	Response = 51869890	M
RT = 2.682	Response = 120265736	M
RT = 2.885	Response = 80628858	M
RT = 3.157	Response = 267617729	M
RT = 3.296	Response = 109996754	M
RT = 3.731	Response = 112104097	M

FORM I
PCBS ORGANICS ANALYSIS DATA SHEET

Lab Name: TestAmerica Edison Job No.: 460-118423-1
 SDG No.: _____
 Client Sample ID: PMP-17-8.25 DL Lab Sample ID: 460-118423-12 DL
 Matrix: Solid (SPLP East) Lab File ID: T1331912.D
 Analysis Method: 8082A Date Collected: 08/09/2016 11:30
 Extraction Method: 3510C Date Extracted: 08/16/2016 14:21
 Sample wt/vol: 250 (mL) Date Analyzed: 08/18/2016 12:44
 Con. Extract Vol.: 1 (mL) Dilution Factor: 5
 Injection Volume: 1 (uL) GC Column: CLP-2 ID: 0.53 (mm)
 % Moisture: _____ GPC Cleanup: (Y/N) N
 Analysis Batch No.: 385556 Units: ug/L

CAS NO.	SURROGATE	%REC	Q	LIMITS
2051-24-3	DCB Decachlorobiphenyl	106	D	10-150

TestAmerica Edison
Target Compound Quantitation Report

Data File: \\ChromNA\Edison\ChromData\CPESTGC11\20160818-44617.b\T1331912.D
 Lims ID: 460-118423-A-12-C
 Client ID: PMP-17-8.25
 Sample Type: Client
 Inject. Date: 18-Aug-2016 12:44:09 ALS Bottle#: 9 Worklist Smp#: 9
 Injection Vol: 1.0 ul Dil. Factor: 5.0000
 Sample Info: 460-0044617-009
 Operator ID: Instrument ID: CPESTGC11
 Method: \\ChromNA\Edison\ChromData\CPESTGC11\20160818-44617.b\8082 ISTD.m
 Limit Group: GC 8082A PCB ISTD
 Last Update: 18-Aug-2016 14:58:26 Calib Date: 17-Jun-2016 19:43:54
 Integrator: Falcon
 Quant Method: Internal Standard Quant By: Initial Calibration
 Last ICal File: \\ChromNA\Edison\ChromData\CPESTGC11\20160617-42300.b\T1329669.D

Column 1 : Det: GC ECD1A
 Column 2 : Det: GC ECD2B
 Process Host: XAWRK030

First Level Reviewer: patelji Date: 18-Aug-2016 13:05:10

Col	RT (min.)	Exp RT (min.)	Dlt RT (min.)	Response	OnCol Amt ug/l	Flags
-----	-----------	---------------	---------------	----------	----------------	-------

* 13 1-Bromo-2-nitrobenzene

1	1.517	1.520	-0.003	43497013	20.0	
2	1.348	1.347	0.001	45127895	20.0	

RPD = 0.00

4 PCB-1242

1	2.970	2.979	-0.009	24897213	793.2	
1	3.436	3.446	-0.010	58477460	950.1	
1	3.707	3.717	-0.010	27788934	1125.9	
1	3.953	3.965	-0.012	87895270	704.2	
1	4.109	4.120	-0.011	40856489	780.2	
1	4.787	4.798	-0.011	38574920	795.9	
1	5.087	5.098	-0.011	30628980	702.7	
1	5.134	5.146	-0.012	34727159	714.4	

Average of Peak Amounts = 820.8

2	2.328	2.330	-0.002	26818549	820.4	
2	2.682	2.684	-0.002	67349199	1050.3	
2	2.884	2.886	-0.002	47122108	1100.9	
2	3.155	3.158	-0.003	103071135	730.6	
2	3.293	3.298	-0.005	49267659	841.0	
2	3.728	3.733	-0.005	53317846	904.7	
2	4.182	4.187	-0.005	64437462	692.1	
2	4.416	4.420	-0.004	28554143	784.8	

Average of Peak Amounts = 865.6

RPD = 5.31

Col	RT (min.)	Exp RT (min.)	Dlt RT (min.)	Response	OnCol Amt ug/l	Flags
-----	-----------	---------------	---------------	----------	----------------	-------

\$ 11 DCB Decachlorobiphenyl

1	10.512	10.502	0.010	33027781	21.2	
2	8.982	8.986	-0.004	48976826	22.5	
					RPD = 6.03	

S 12 Polychlorinated biphenyls, Total

1					820.8	
---	--	--	--	--	-------	--

Reagents:

SGPCBISTD_00006

Amount Added: 20.00

Units: uL

Run Reagent

TestAmerica Edison

Data File: \\ChromNA\Edison\ChromData\CPESTGC11\20160818-44617.b\T1331912.D

Injection Date: 18-Aug-2016 12:44:09

Instrument ID: CPESTGC11

Operator ID:

Lims ID: 460-118423-A-12-C

Lab Sample ID: 460-118423-12

Worklist Smp#: 9

Client ID: PMP-17-8.25

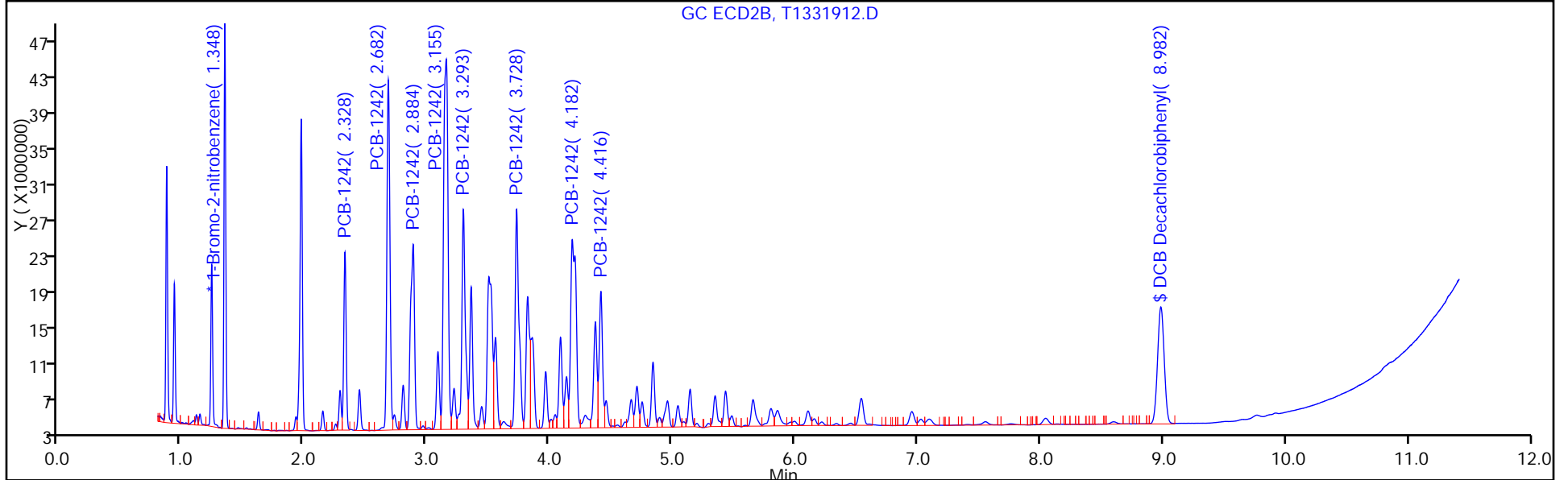
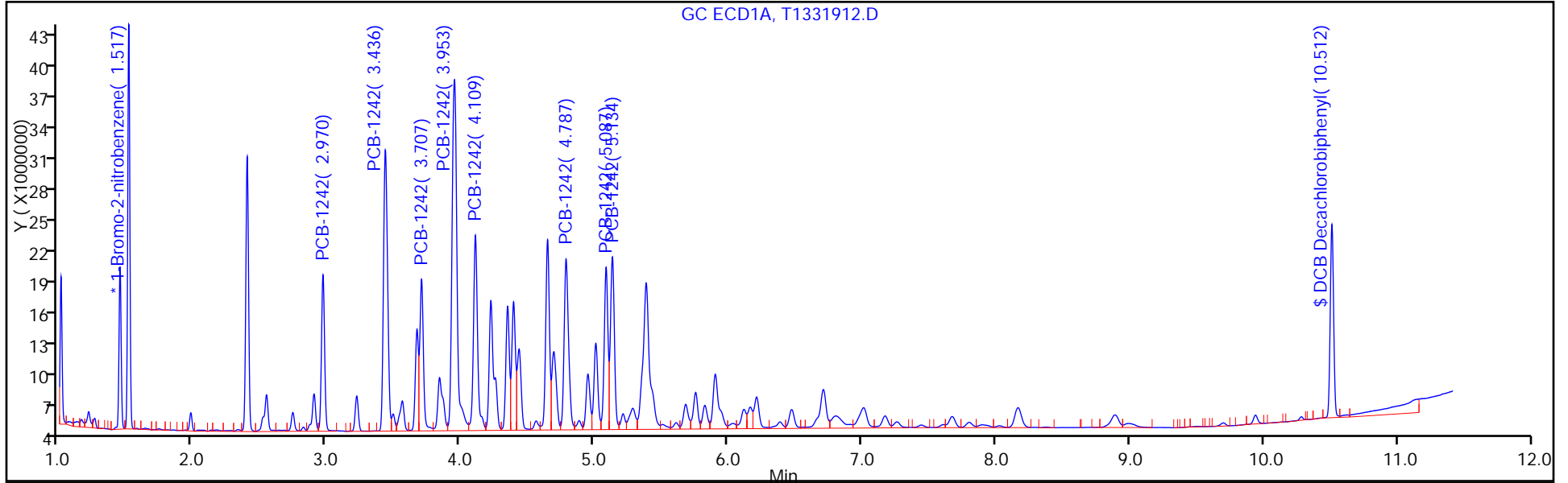
Injection Vol: 1.0 ul

Dil. Factor: 5.0000

ALS Bottle#: 9

Method: 8082 ISTD

Limit Group: GC 8082A PCB ISTD



FORM I
PCBS ORGANICS ANALYSIS DATA SHEET

Lab Name: TestAmerica Edison Job No.: 460-118423-1
 SDG No.: _____
 Client Sample ID: PMP-17-8.25 DL Lab Sample ID: 460-118423-12 DL
 Matrix: Solid (SPLP East) Lab File ID: T1331912.D
 Analysis Method: 8082A Date Collected: 08/09/2016 11:30
 Extraction Method: 3510C Date Extracted: 08/16/2016 14:21
 Sample wt/vol: 250 (mL) Date Analyzed: 08/18/2016 12:44
 Con. Extract Vol.: 1 (mL) Dilution Factor: 5
 Injection Volume: 1 (uL) GC Column: CLP-1 ID: 0.53 (mm)
 % Moisture: _____ GPC Cleanup: (Y/N) N
 Analysis Batch No.: 385556 Units: ug/L

CAS NO.	COMPOUND NAME	RESULT	Q	RL	MDL
12674-11-2	Aroclor 1016	0.49	U	2.0	0.49
11104-28-2	Aroclor 1221	0.49	U	2.0	0.49
11141-16-5	Aroclor 1232	0.49	U	2.0	0.49
53469-21-9	Aroclor 1242	17	D	2.0	0.49
12672-29-6	Aroclor 1248	0.49	U	2.0	0.49
11097-69-1	Aroclor 1254	0.42	U	2.0	0.42
11096-82-5	Aroclor 1260	0.42	U	2.0	0.42
37324-23-5	Aroclor-1262	0.42	U	2.0	0.42
11100-14-4	Aroclor 1268	0.42	U	2.0	0.42
1336-36-3	Polychlorinated biphenyls, Total	17	D	2.0	0.49

CAS NO.	SURROGATE	%REC	Q	LIMITS
2051-24-3	DCB Decachlorobiphenyl	113	D	10-150

TestAmerica Edison
Target Compound Quantitation Report

Data File: \\ChromNA\Edison\ChromData\CPESTGC11\20160818-44617.b\T1331912.D
 Lims ID: 460-118423-A-12-C
 Client ID: PMP-17-8.25
 Sample Type: Client
 Inject. Date: 18-Aug-2016 12:44:09 ALS Bottle#: 9 Worklist Smp#: 9
 Injection Vol: 1.0 ul Dil. Factor: 5.0000
 Sample Info: 460-0044617-009
 Operator ID: Instrument ID: CPESTGC11
 Method: \\ChromNA\Edison\ChromData\CPESTGC11\20160818-44617.b\8082 ISTD.m
 Limit Group: GC 8082A PCB ISTD
 Last Update: 18-Aug-2016 14:58:26 Calib Date: 17-Jun-2016 19:43:54
 Integrator: Falcon
 Quant Method: Internal Standard Quant By: Initial Calibration
 Last ICal File: \\ChromNA\Edison\ChromData\CPESTGC11\20160617-42300.b\T1329669.D
 Column 1 : Det: GC ECD1A
 Column 2 : Det: GC ECD2B
 Process Host: XAWRK030

First Level Reviewer: patelji Date: 18-Aug-2016 13:05:10

Col	RT (min.)	Exp RT (min.)	Dlt RT (min.)	Response	OnCol Amt ug/l	Flags
-----	-----------	---------------	---------------	----------	----------------	-------

* 13 1-Bromo-2-nitrobenzene

1	1.517	1.520	-0.003	43497013	20.0
2	1.348	1.347	0.001	45127895	20.0

RPD = 0.00

4 PCB-1242

1	2.970	2.979	-0.009	24897213	793.2
1	3.436	3.446	-0.010	58477460	950.1
1	3.707	3.717	-0.010	27788934	1125.9
1	3.953	3.965	-0.012	87895270	704.2
1	4.109	4.120	-0.011	40856489	780.2
1	4.787	4.798	-0.011	38574920	795.9
1	5.087	5.098	-0.011	30628980	702.7
1	5.134	5.146	-0.012	34727159	714.4
Average of Peak Amounts =					820.8
2	2.328	2.330	-0.002	26818549	820.4
2	2.682	2.684	-0.002	67349199	1050.3
2	2.884	2.886	-0.002	47122108	1100.9
2	3.155	3.158	-0.003	103071135	730.6
2	3.293	3.298	-0.005	49267659	841.0
2	3.728	3.733	-0.005	53317846	904.7
2	4.182	4.187	-0.005	64437462	692.1
2	4.416	4.420	-0.004	28554143	784.8
Average of Peak Amounts =					865.6
					RPD = 5.31

Col	RT (min.)	Exp RT (min.)	Dlt RT (min.)	Response	OnCol Amt ug/l	Flags
-----	--------------	------------------	------------------	----------	-------------------	-------

\$ 11 DCB Decachlorobiphenyl

1	10.512	10.502	0.010	33027781	21.2	
2	8.982	8.986	-0.004	48976826	22.5	
				RPD = 6.03		

S 12 Polychlorinated biphenyls, Total

1					820.8	
---	--	--	--	--	-------	--

Reagents:

SGPCBISTD_00006 Amount Added: 20.00 Units: uL Run Reagent

TestAmerica Edison

Data File: \\ChromNA\Edison\ChromData\CPESTGC11\20160818-44617.b\T1331912.D

Injection Date: 18-Aug-2016 12:44:09

Instrument ID: CPESTGC11

Operator ID:

Lims ID: 460-118423-A-12-C

Lab Sample ID: 460-118423-12

Worklist Smp#: 9

Client ID: PMP-17-8.25

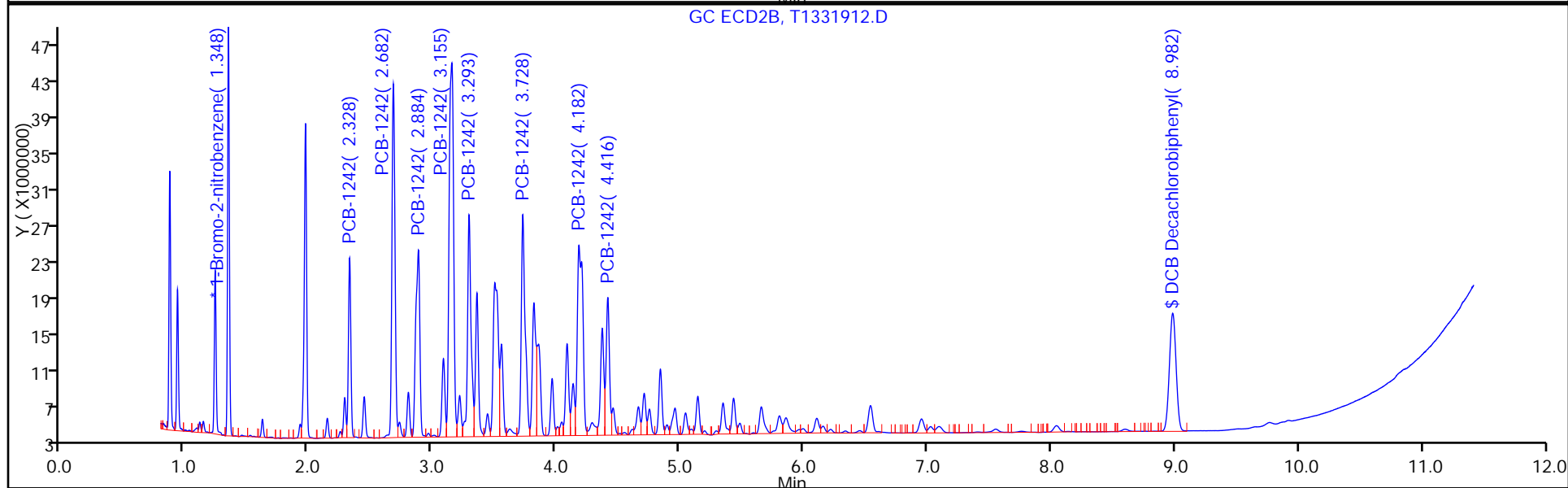
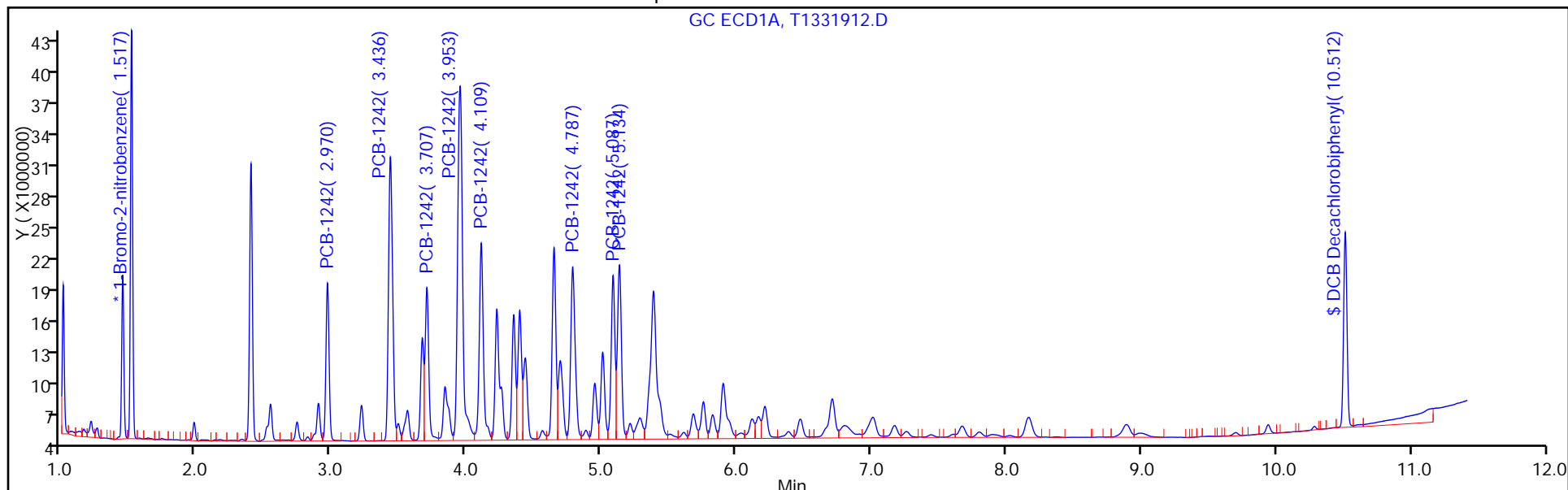
Injection Vol: 1.0 ul

Dil. Factor: 5.0000

ALS Bottle#: 9

Method: 8082 ISTD

Limit Group: GC 8082A PCB ISTD



FORM I
PCBS ORGANICS ANALYSIS DATA SHEET

Lab Name: TestAmerica Edison Job No.: 460-118423-1
 SDG No.: _____
 Client Sample ID: PMP-19-8.25 DL Lab Sample ID: 460-118423-13 DL
 Matrix: Solid Lab File ID: 9F242819.D
 Analysis Method: 8082A Date Collected: 08/09/2016 11:43
 Extraction Method: 3546 Date Extracted: 08/11/2016 23:07
 Sample wt/vol: 15.0113(g) Date Analyzed: 08/12/2016 15:32
 Con. Extract Vol.: 10 (mL) Dilution Factor: 10
 Injection Volume: 1 (uL) GC Column: CLP-2 ID: 0.53 (mm)
 % Moisture: 4.5 GPC Cleanup: (Y/N) N
 Analysis Batch No.: 384452 Units: ug/Kg

CAS NO.	SURROGATE	%REC	Q	LIMITS
2051-24-3	DCB Decachlorobiphenyl	150	D	35-150

TestAmerica Edison
Target Compound Quantitation Report

Data File: \\ChromNA\Edison\ChromData\CPESTGC9\20160812-44397.b\9F242819.D
 Lims ID: 460-118423-A-13-A
 Client ID: PMP-19-8.25
 Sample Type: Client
 Inject. Date: 12-Aug-2016 15:32:49 ALS Bottle#: 33 Worklist Smp#: 33
 Injection Vol: 1.0 ul Dil. Factor: 10.0000
 Sample Info: 460-0044397-033
 Operator ID: Instrument ID: CPESTGC9
 Method: \\ChromNA\Edison\ChromData\CPESTGC9\20160812-44397.b\8082-ISTD.m
 Limit Group: GC 8082A PCB ISTD
 Last Update: 15-Aug-2016 10:50:46 Calib Date: 12-May-2016 14:29:29
 Integrator: Falcon
 Quant Method: Internal Standard Quant By: Initial Calibration
 Last ICal File: \\ChromNA\Edison\ChromData\CPESTGC9\20160512-40924.b\9F001892.D
 Column 1 : Det: GC ECD1A
 Column 2 : Det: GC ECD2B
 Process Host: XAWRK053

First Level Reviewer: patelji Date: 12-Aug-2016 15:53:35

Col	RT (min.)	Exp RT (min.)	Dlt RT (min.)	Response	OnCol Amt ug/l	Flags
-----	-----------	---------------	---------------	----------	----------------	-------

* 13 1-Bromo-2-nitrobenzene						M
1	1.618	1.618	0.000	2372959	20.0	M
2	1.401	1.410	-0.009	2699302	20.0	M
RPD = 0.00						
4 PCB-1242						M
1	3.202	3.209	-0.007	1872029	928.8	
1	3.712	3.722	-0.010	5809749	1398.4	
1	4.008	4.018	-0.010	2473188	1434.5	
1	4.280	4.288	-0.008	10015684	1450.6	
1	4.450	4.459	-0.009	4458295	1392.6	
1	5.192	5.201	-0.009	4205807	1423.7	
1	5.522	5.531	-0.009	3338694	1385.4	
1	5.577	5.581	-0.004	4257455	1488.1	
Average of Peak Amounts =						1362.8
2	2.463	2.474	-0.011	1791495	969.5	
2	2.850	2.863	-0.013	5296302	1485.9	M
2	3.069	3.084	-0.015	3610486	1589.7	M
2	3.368	3.384	-0.016	9826681	1417.8	M
2	3.522	3.537	-0.015	4228481	1337.8	M
2	3.997	4.015	-0.018	4379601	1421.6	
2	4.520	4.514	0.006	6784064	1332.4	M
2	4.754	4.776	-0.022	2972356	1460.0	M
Average of Peak Amounts =						1376.9
RPD = 1.03						

Data File: \\ChromNA\Edison\ChromData\CPESTGC9\20160812-44397.b\9F242819.D

Col	RT (min.)	Exp RT (min.)	Dlt RT (min.)	Response	OnCol Amt ug/l	Flags
-----	-----------	---------------	---------------	----------	----------------	-------

\$ 11 DCB Decachlorobiphenyl						M
1	10.196	10.219	-0.023	635406	7.50	M
2	9.215	9.225	-0.010	699982	6.22	
					RPD = 18.60	

S 12 Polychlorinated biphenyls, Total						
1					1362.8	

QC Flag Legend

Review Flags

M - Manually Integrated

Reagents:

SGPCBISTD_00006 Amount Added: 20.00 Units: uL Run Reagent

TestAmerica Edison

Data File: \\ChromNA\Edison\ChromData\CPESTGC9\20160812-44397.b\9F242819.D

Injection Date: 12-Aug-2016 15:32:49

Instrument ID: CPESTGC9

Operator ID:

Lims ID: 460-118423-A-13-A

Lab Sample ID: 460-118423-13

Worklist Smp#: 33

Client ID: PMP-19-8.25

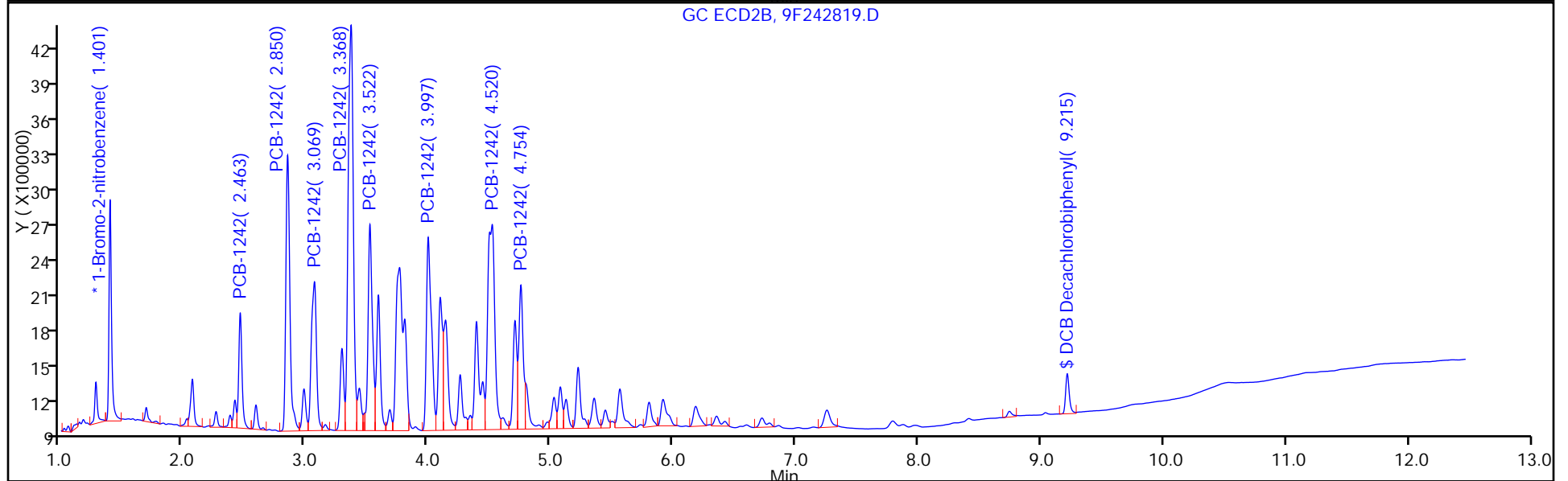
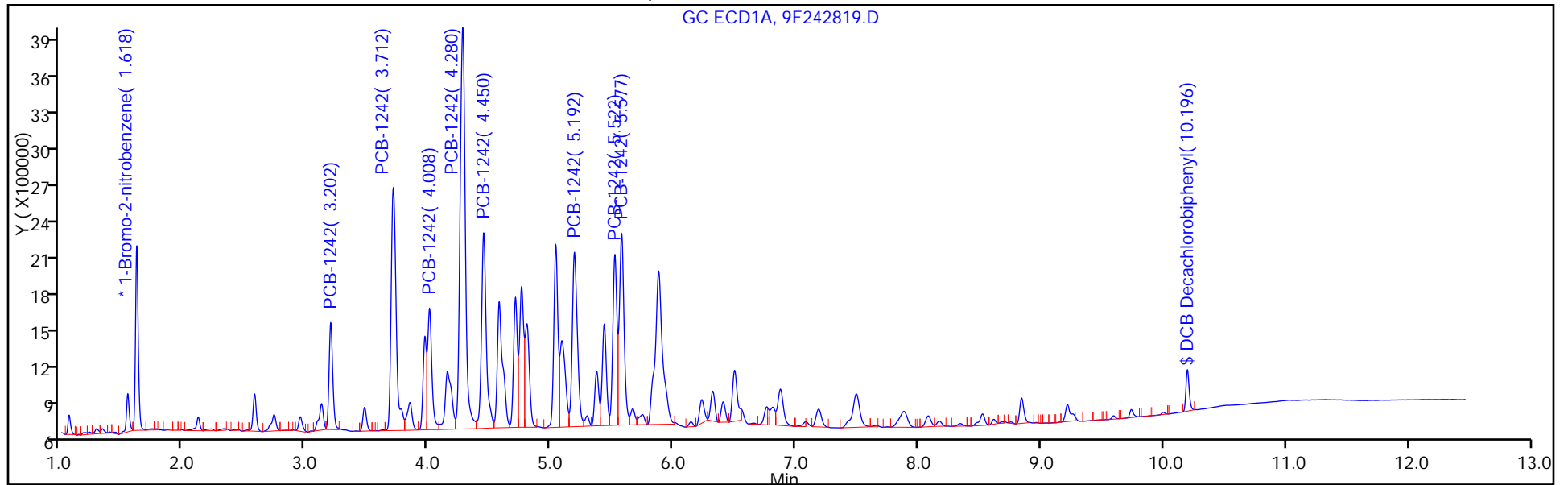
Injection Vol: 1.0 ul

Dil. Factor: 10.0000

ALS Bottle#: 33

Method: 8082-ISTD

Limit Group: GC 8082A PCB ISTD



TestAmerica Edison

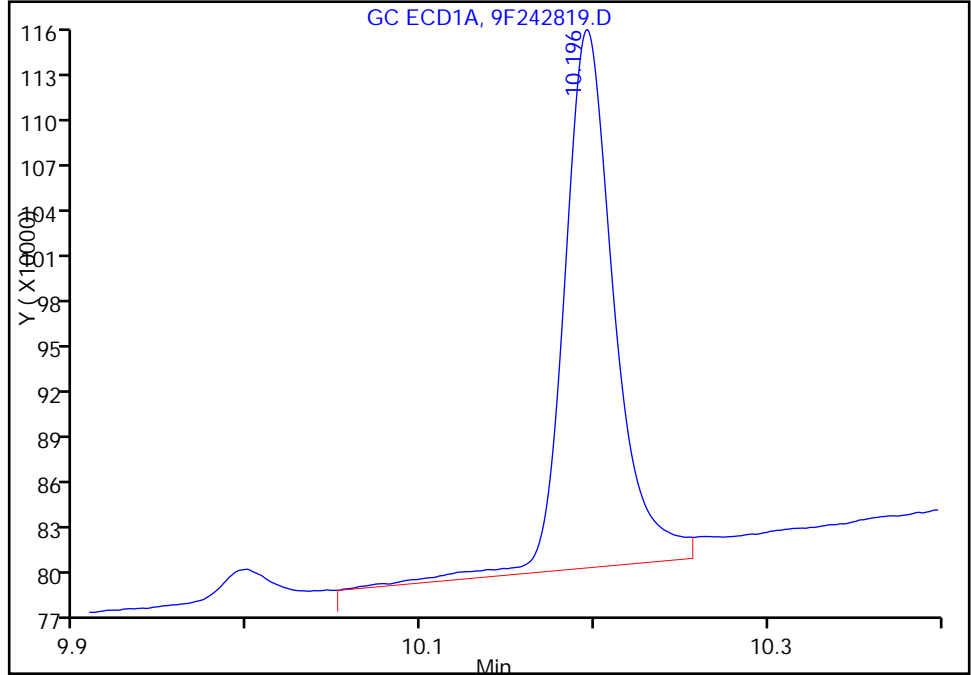
Data File: \\ChromNA\Edison\ChromData\CPESTGC9\20160812-44397.b\9F242819.D
Injection Date: 12-Aug-2016 15:32:49 Instrument ID: CPESTGC9
Lims ID: 460-118423-A-13-A Lab Sample ID: 460-118423-13
Client ID: PMP-19-8.25
Operator ID: ALS Bottle#: 33 Worklist Smp#: 33
Injection Vol: 1.0 ul Dil. Factor: 10.0000
Method: 8082-ISTD Limit Group: GC 8082A PCB ISTD
Column: Detector GC ECD1A

\$ 11 DCB Decachlorobiphenyl, CAS: 2051-24-3

Signal: 1

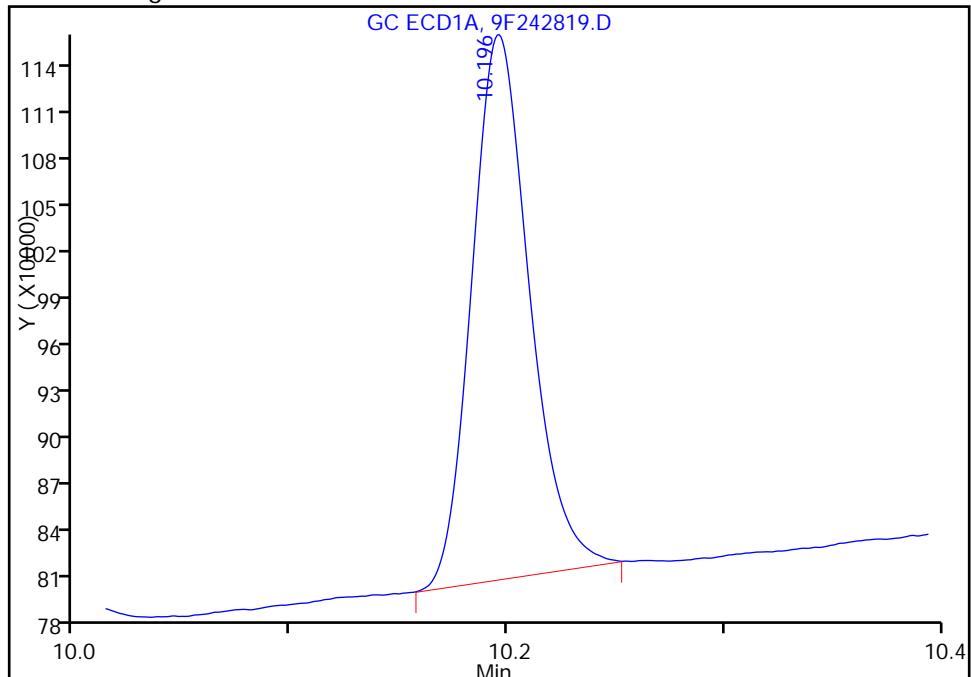
RT: 10.20
Area: 709460
Amount: 8.372081
Amount Units: ug/l

Processing Integration Results



RT: 10.20
Area: 635406
Amount: 7.498196
Amount Units: ug/l

Manual Integration Results



Reviewer: patelji, 12-Aug-2016 15:53:35
Audit Action: Manually Integrated

Audit Reason: Peak not integrated

TestAmerica Edison

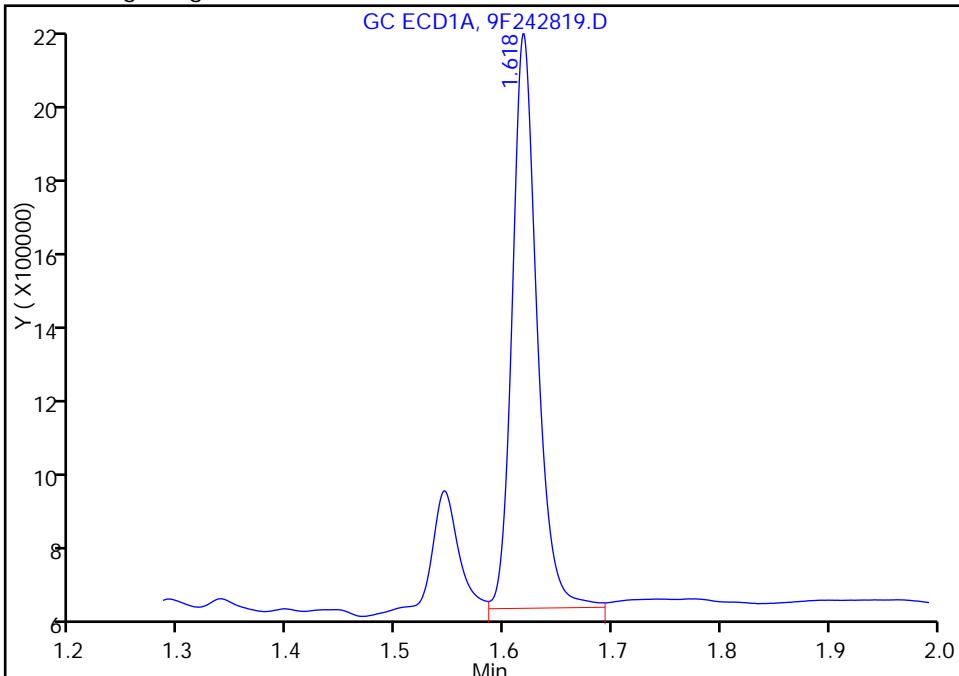
Data File: \\ChromNA\Edison\ChromData\CPESTGC9\20160812-44397.b\9F242819.D
Injection Date: 12-Aug-2016 15:32:49 Instrument ID: CPESTGC9
Lims ID: 460-118423-A-13-A Lab Sample ID: 460-118423-13
Client ID: PMP-19-8.25
Operator ID: ALS Bottle#: 33 Worklist Smp#: 33
Injection Vol: 1.0 ul Dil. Factor: 10.0000
Method: 8082-ISTD Limit Group: GC 8082A PCB ISTD
Column: Detector GC ECD1A

* 13 1-Bromo-2-nitrobenzene, CAS: 577-19-5

Signal: 1

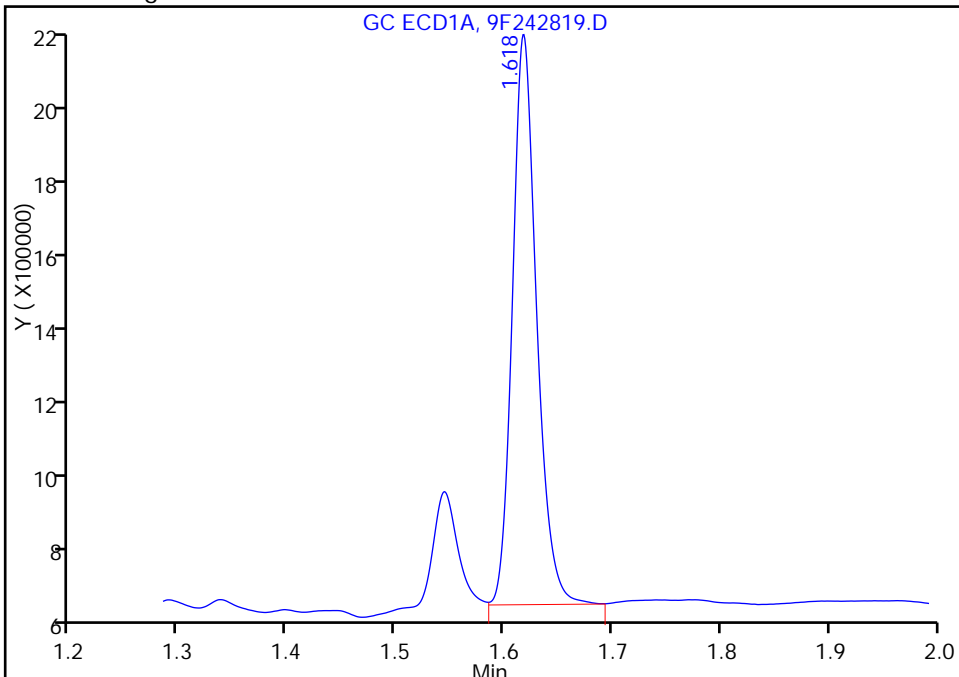
RT: 1.62
Area: 2448469
Amount: 20.000000
Amount Units: ug/l

Processing Integration Results



RT: 1.62
Area: 2372959
Amount: 20.000000
Amount Units: ug/l

Manual Integration Results



Reviewer: patelji, 12-Aug-2016 15:53:35
Audit Action: Assigned New Baseline

Audit Reason: Peak not integrated

FORM I
PCBS ORGANICS ANALYSIS DATA SHEET

Lab Name: TestAmerica Edison Job No.: 460-118423-1
 SDG No.: _____
 Client Sample ID: PMP-19-8.25 DL Lab Sample ID: 460-118423-13 DL
 Matrix: Solid Lab File ID: 9F242819.D
 Analysis Method: 8082A Date Collected: 08/09/2016 11:43
 Extraction Method: 3546 Date Extracted: 08/11/2016 23:07
 Sample wt/vol: 15.0113(g) Date Analyzed: 08/12/2016 15:32
 Con. Extract Vol.: 10 (mL) Dilution Factor: 10
 Injection Volume: 1 (uL) GC Column: CLP-1 ID: 0.53 (mm)
 % Moisture: 4.5 GPC Cleanup: (Y/N) N
 Analysis Batch No.: 384452 Units: ug/Kg

CAS NO.	COMPOUND NAME	RESULT	Q	RL	MDL
12674-11-2	Aroclor 1016	93	U	700	93
11104-28-2	Aroclor 1221	93	U	700	93
11141-16-5	Aroclor 1232	93	U	700	93
53469-21-9	Aroclor 1242	9600	D	700	93
12672-29-6	Aroclor 1248	93	U	700	93
11097-69-1	Aroclor 1254	96	U	700	96
11096-82-5	Aroclor 1260	96	U	700	96
37324-23-5	Aroclor 1262	96	U	700	96
11100-14-4	Aroclor 1268	96	U	700	96

CAS NO.	SURROGATE	%REC	Q	LIMITS
2051-24-3	DCB Decachlorobiphenyl	124	D	35-150

TestAmerica Edison
Target Compound Quantitation Report

Data File: \\ChromNA\Edison\ChromData\CPESTGC9\20160812-44397.b\9F242819.D
 Lims ID: 460-118423-A-13-A
 Client ID: PMP-19-8.25
 Sample Type: Client
 Inject. Date: 12-Aug-2016 15:32:49 ALS Bottle#: 33 Worklist Smp#: 33
 Injection Vol: 1.0 ul Dil. Factor: 10.0000
 Sample Info: 460-0044397-033
 Operator ID: Instrument ID: CPESTGC9
 Method: \\ChromNA\Edison\ChromData\CPESTGC9\20160812-44397.b\8082-ISTD.m
 Limit Group: GC 8082A PCB ISTD
 Last Update: 15-Aug-2016 10:50:46 Calib Date: 12-May-2016 14:29:29
 Integrator: Falcon
 Quant Method: Internal Standard Quant By: Initial Calibration
 Last ICal File: \\ChromNA\Edison\ChromData\CPESTGC9\20160512-40924.b\9F001892.D

Column 1 : Det: GC ECD1A
 Column 2 : Det: GC ECD2B
 Process Host: XAWRK053

First Level Reviewer: patelji Date: 12-Aug-2016 15:53:35

Col	RT (min.)	Exp RT (min.)	Dlt RT (min.)	Response	OnCol Amt ug/l	Flags
-----	-----------	---------------	---------------	----------	----------------	-------

* 13 1-Bromo-2-nitrobenzene M
 1 1.618 1.618 0.000 2372959 20.0 M
 2 1.401 1.410 -0.009 2699302 20.0 M

RPD = 0.00

4 PCB-1242 M

1 3.202 3.209 -0.007 1872029 928.8
 1 3.712 3.722 -0.010 5809749 1398.4
 1 4.008 4.018 -0.010 2473188 1434.5
 1 4.280 4.288 -0.008 10015684 1450.6
 1 4.450 4.459 -0.009 4458295 1392.6
 1 5.192 5.201 -0.009 4205807 1423.7
 1 5.522 5.531 -0.009 3338694 1385.4
 1 5.577 5.581 -0.004 4257455 1488.1

Average of Peak Amounts = 1362.8

2 2.463 2.474 -0.011 1791495 969.5
 2 2.850 2.863 -0.013 5296302 1485.9 M
 2 3.069 3.084 -0.015 3610486 1589.7 M
 2 3.368 3.384 -0.016 9826681 1417.8 M
 2 3.522 3.537 -0.015 4228481 1337.8 M
 2 3.997 4.015 -0.018 4379601 1421.6
 2 4.520 4.514 0.006 6784064 1332.4 M
 2 4.754 4.776 -0.022 2972356 1460.0 M

Average of Peak Amounts = 1376.9

RPD = 1.03

Data File: \\ChromNA\Edison\ChromData\CPESTGC9\20160812-44397.b\9F242819.D

Col	RT (min.)	Exp RT (min.)	Dlt RT (min.)	Response	OnCol Amt ug/l	Flags
-----	-----------	---------------	---------------	----------	----------------	-------

\$ 11 DCB Decachlorobiphenyl						M
1	10.196	10.219	-0.023	635406	7.50	M
2	9.215	9.225	-0.010	699982	6.22	
					RPD = 18.60	

S 12 Polychlorinated biphenyls, Total						
1					1362.8	

QC Flag Legend

Review Flags

M - Manually Integrated

Reagents:

SGPCBISTD_00006 Amount Added: 20.00 Units: uL Run Reagent

TestAmerica Edison

Data File: \\ChromNA\Edison\ChromData\CPESTGC9\20160812-44397.b\9F242819.D

Injection Date: 12-Aug-2016 15:32:49

Instrument ID: CPESTGC9

Operator ID:

Lims ID: 460-118423-A-13-A

Lab Sample ID: 460-118423-13

Worklist Smp#: 33

Client ID: PMP-19-8.25

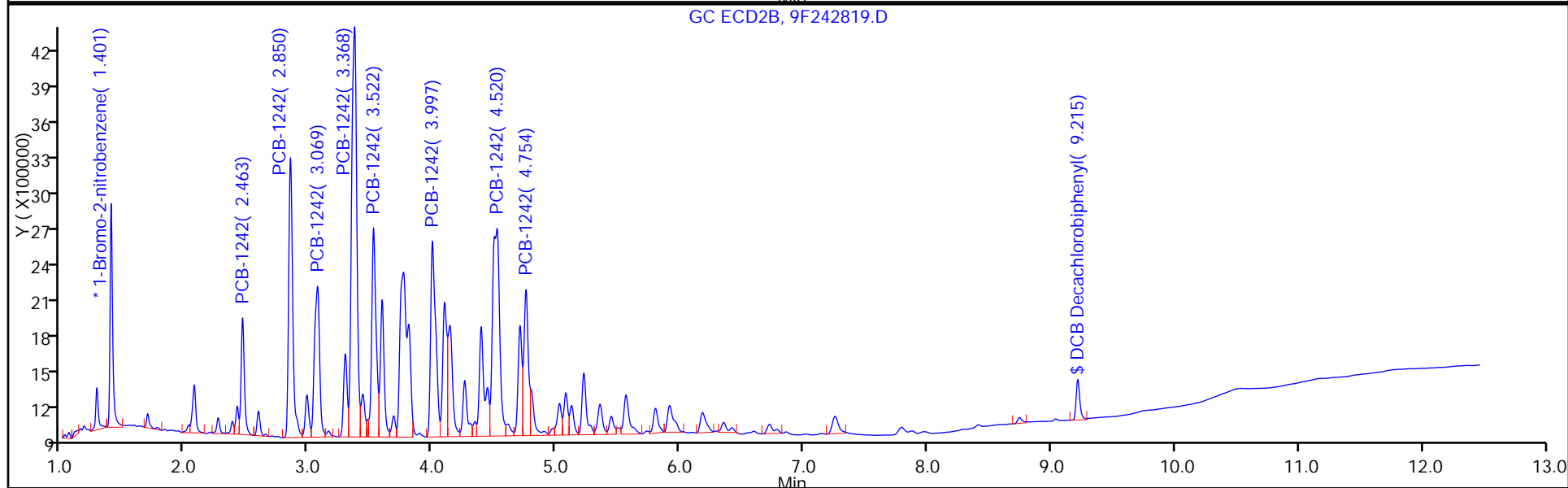
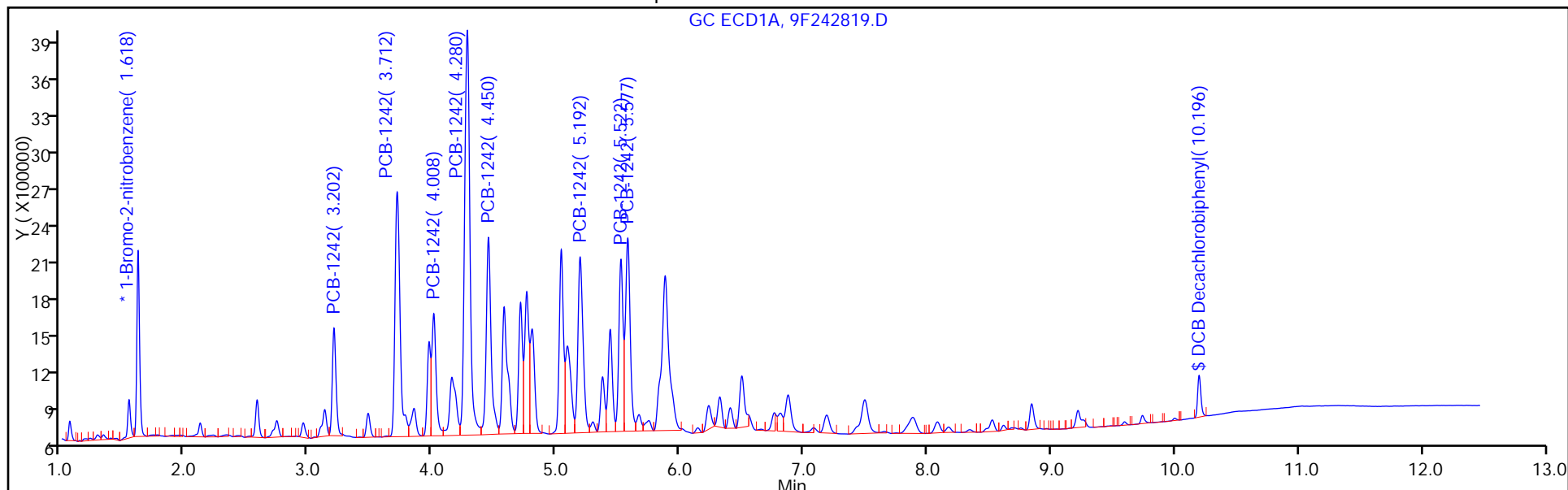
Injection Vol: 1.0 ul

Dil. Factor: 10.0000

ALS Bottle#: 33

Method: 8082-ISTD

Limit Group: GC 8082A PCB ISTD



TestAmerica Edison

Data File: \\ChromNA\Edison\ChromData\CPESTGC9\20160812-44397.b\9F242819.D

Injection Date: 12-Aug-2016 15:32:49

Instrument ID: CPESTGC9

Lims ID: 460-118423-A-13-A

Lab Sample ID: 460-118423-13

Client ID: PMP-19-8.25

Operator ID:

ALS Bottle#: 33

Worklist Smp#: 33

Injection Vol: 1.0 ul

Dil. Factor: 10.0000

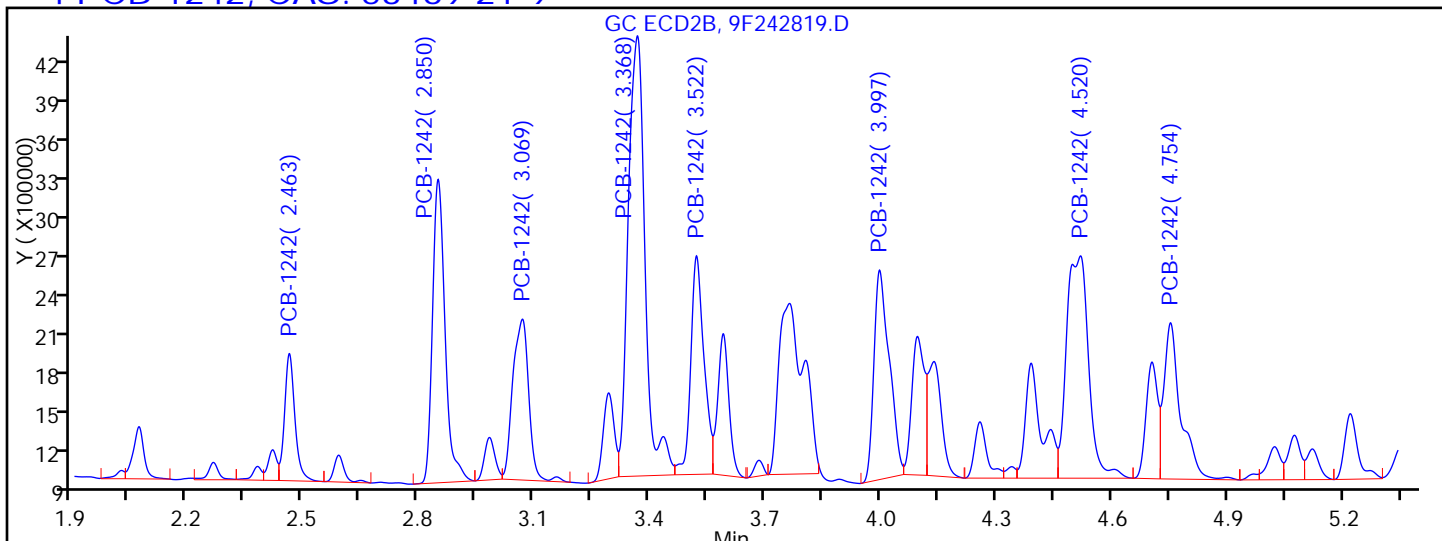
Method: 8082-ISTD

Limit Group: GC 8082A PCB ISTD

Column:

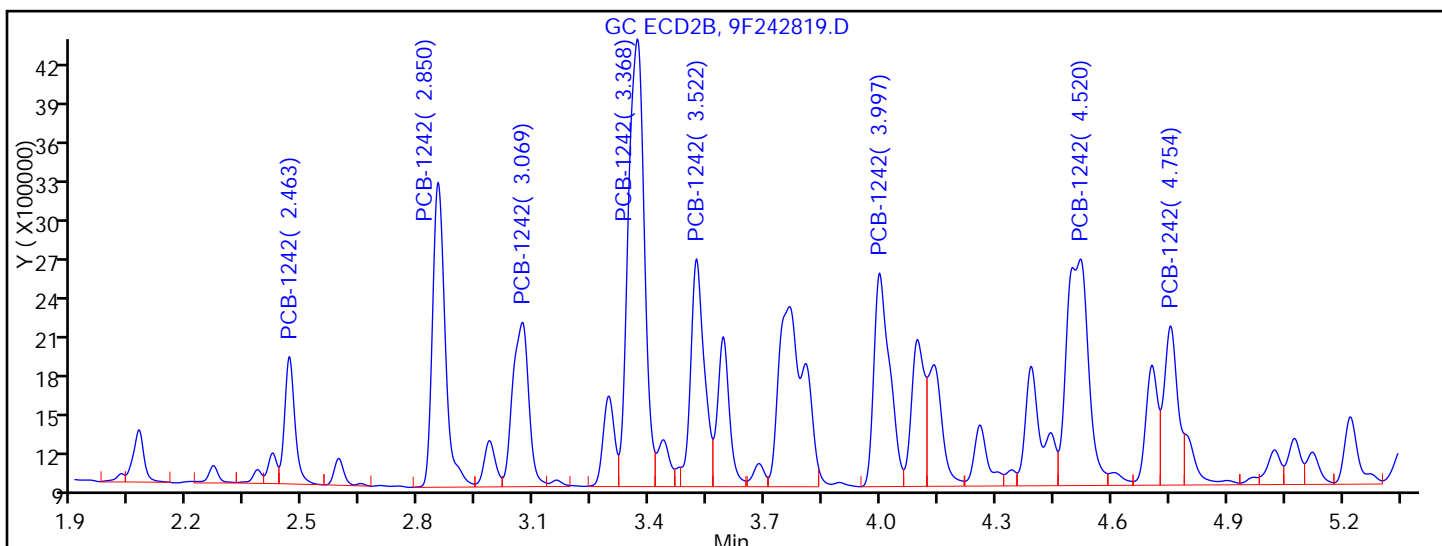
Detector: GC ECD2B

4 PCB-1242, CAS: 53469-21-9



Processing Integration Results

RT = 2.463	Response = 1791495	
RT = 2.850	Response = 5187985	M
RT = 3.069	Response = 3497474	M
RT = 3.368	Response = 10111196	M
RT = 3.522	Response = 3951001	M
RT = 3.997	Response = 4379601	
RT = 4.520	Response = 6686424	M
RT = 4.754	Response = 3578535	M



Manual Integration Results

RT = 2.463	Response = 1791495	
RT = 2.850	Response = 5296302	M
RT = 3.069	Response = 3610486	M
RT = 3.368	Response = 9826681	M
RT = 3.522	Response = 4228481	M
RT = 3.997	Response = 4379601	M

TestAmerica Edison

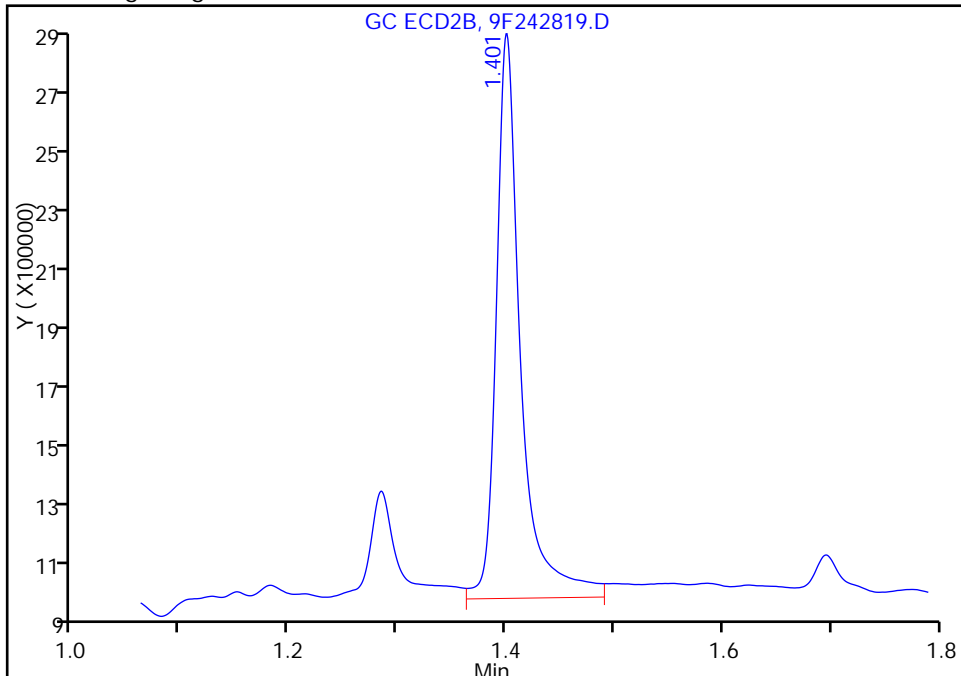
Data File: \\ChromNA\Edison\ChromData\CPESTGC9\20160812-44397.b\9F242819.D
Injection Date: 12-Aug-2016 15:32:49 Instrument ID: CPESTGC9
Lims ID: 460-118423-A-13-A Lab Sample ID: 460-118423-13
Client ID: PMP-19-8.25
Operator ID: ALS Bottle#: 33 Worklist Smp#: 33
Injection Vol: 1.0 ul Dil. Factor: 10.0000
Method: 8082-ISTD Limit Group: GC 8082A PCB ISTD
Column: Detector GC ECD2B

* 13 1-Bromo-2-nitrobenzene, CAS: 577-19-5

Signal: 2

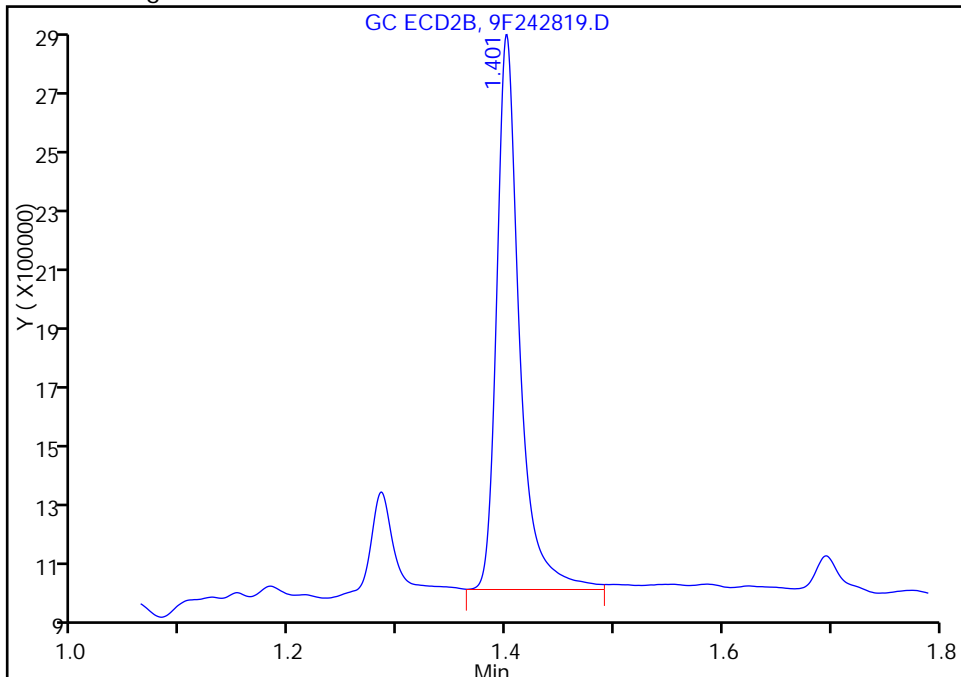
RT: 1.40
Area: 2935981
Amount: 20.000000
Amount Units: ug/l

Processing Integration Results



RT: 1.40
Area: 2699302
Amount: 20.000000
Amount Units: ug/l

Manual Integration Results



Reviewer: patelji, 12-Aug-2016 15:53:35
Audit Action: Assigned New Baseline

Audit Reason: Peak not integrated

FORM I
PCBS ORGANICS ANALYSIS DATA SHEET

Lab Name: TestAmerica Edison Job No.: 460-118423-1
 SDG No.: _____
 Client Sample ID: PMP-19-8.25 Lab Sample ID: 460-118423-13
 Matrix: Solid (SPLP East) Lab File ID: 9F243004.D
 Analysis Method: 8082A Date Collected: 08/09/2016 11:43
 Extraction Method: 3510C Date Extracted: 08/16/2016 14:24
 Sample wt/vol: 250 (mL) Date Analyzed: 08/17/2016 13:31
 Con. Extract Vol.: 1 (mL) Dilution Factor: 1
 Injection Volume: 1 (uL) GC Column: CLP-2 ID: 0.53 (mm)
 % Moisture: _____ GPC Cleanup: (Y/N) N
 Analysis Batch No.: 385145 Units: ug/L

CAS NO.	SURROGATE	%REC	Q	LIMITS
2051-24-3	DCB Decachlorobiphenyl	120		10-150

TestAmerica Edison
Target Compound Quantitation Report

Data File: \\ChromNA\Edison\ChromData\CPESTGC9\20160816-44540.b\9F243004.D
 Lims ID: 460-118423-A-13-C
 Client ID: PMP-19-8.25
 Sample Type: Client
 Inject. Date: 17-Aug-2016 13:31:41 ALS Bottle#: 16 Worklist Smp#: 16
 Injection Vol: 1.0 ul Dil. Factor: 1.0000
 Sample Info: 460-0044540-016
 Operator ID: Instrument ID: CPESTGC9
 Method: \\ChromNA\Edison\ChromData\CPESTGC9\20160816-44540.b\8082-ISTD.m
 Limit Group: GC 8082A PCB ISTD
 Last Update: 18-Aug-2016 13:07:11 Calib Date: 12-May-2016 14:29:29
 Integrator: Falcon
 Quant Method: Internal Standard Quant By: Initial Calibration
 Last ICal File: \\ChromNA\Edison\ChromData\CPESTGC9\20160512-40924.b\9F001892.D
 Column 1 : Det: GC ECD1A
 Column 2 : Det: GC ECD2B
 Process Host: XAWRK030

First Level Reviewer: patelji Date: 18-Aug-2016 12:59:56

Col	RT (min.)	Exp RT (min.)	Dlt RT (min.)	Response	OnCol Amt ug/l	Flags
-----	-----------	---------------	---------------	----------	----------------	-------

* 13 1-Bromo-2-nitrobenzene						M
1	1.620	1.616	0.004	2029320	20.0	
2	1.402	1.397	0.005	2047748	20.0	M
RPD = 0.00						
4 PCB-1242						M
1	3.204	3.209	-0.005	2750854	1595.9	
1	3.714	3.722	-0.008	3723305	1048.0	M
1	4.010	4.018	-0.008	2193625	1487.8	M
1	4.280	4.288	-0.008	3445854	583.6	M
1	4.449	4.459	-0.010	2107764	769.9	M
1	5.190	5.201	-0.011	1616216	639.8	M
1	5.523	5.531	-0.008	817075	396.4	M
1	5.577	5.581	-0.004	889227	363.4	M
Average of Peak Amounts =						860.6
2	2.465	2.474	-0.009	2180279	1555.3	M
2	2.850	2.863	-0.013	3483085	1288.1	M
2	3.073	3.084	-0.011	2667001	1547.9	M
2	3.370	3.384	-0.014	3232802	614.9	M
2	3.522	3.537	-0.015	1647739	687.2	M
2	3.998	4.015	-0.017	1957231	837.5	M
2	4.498	4.514	-0.016	1609135	416.6	M
2	4.754	4.776	-0.022	989251	640.5	M
Average of Peak Amounts =						948.5
RPD = 9.72						

Col	RT (min.)	Exp RT (min.)	Dlt RT (min.)	Response	OnCol Amt ug/l	Flags
-----	-----------	---------------	---------------	----------	----------------	-------

\$ 11 DCB Decachlorobiphenyl

1	10.159	10.116	0.043	8679856	119.8	a
2	9.198	9.178	0.020	9193660	107.7	a

RPD = 10.59

S 12 Polychlorinated biphenyls, Total

1					860.6	
---	--	--	--	--	-------	--

QC Flag Legend

Review Flags

M - Manually Integrated

Reagents:

SGPCBISTD_00006

Amount Added: 20.00

Units: uL

Run Reagent

TestAmerica Edison

Data File: \\ChromNA\Edison\ChromData\CPESTGC9\20160816-44540.b\9F243004.D

Injection Date: 17-Aug-2016 13:31:41

Instrument ID: CPESTGC9

Operator ID:

Lims ID: 460-118423-A-13-C

Lab Sample ID: 460-118423-13

Worklist Smp#: 16

Client ID: PMP-19-8.25

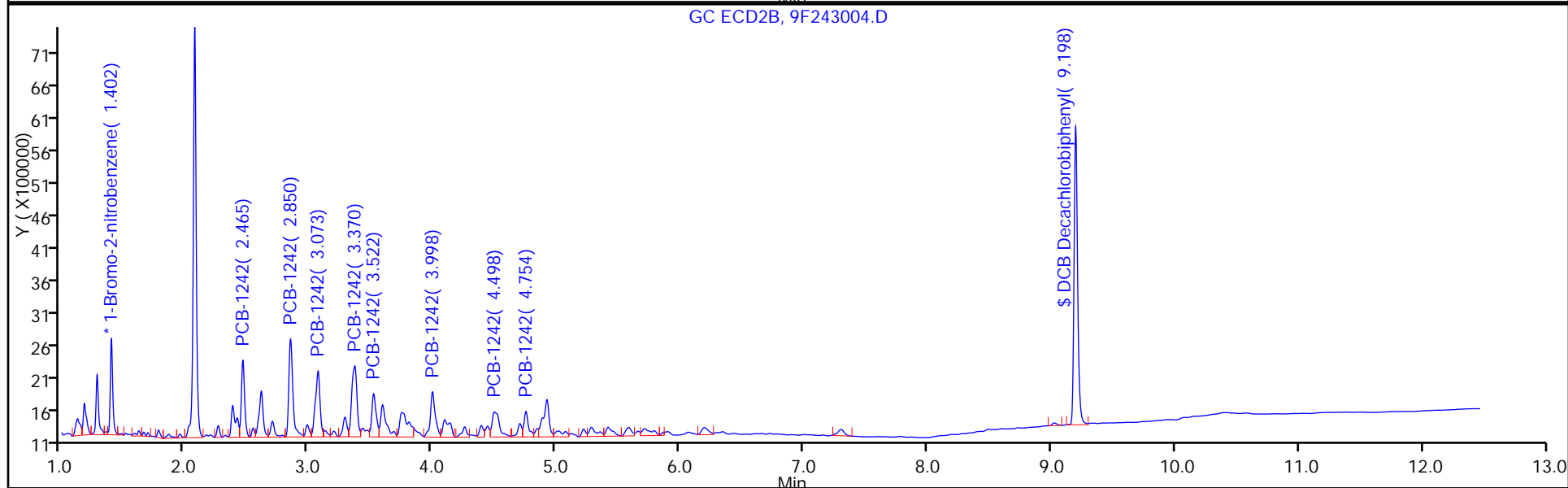
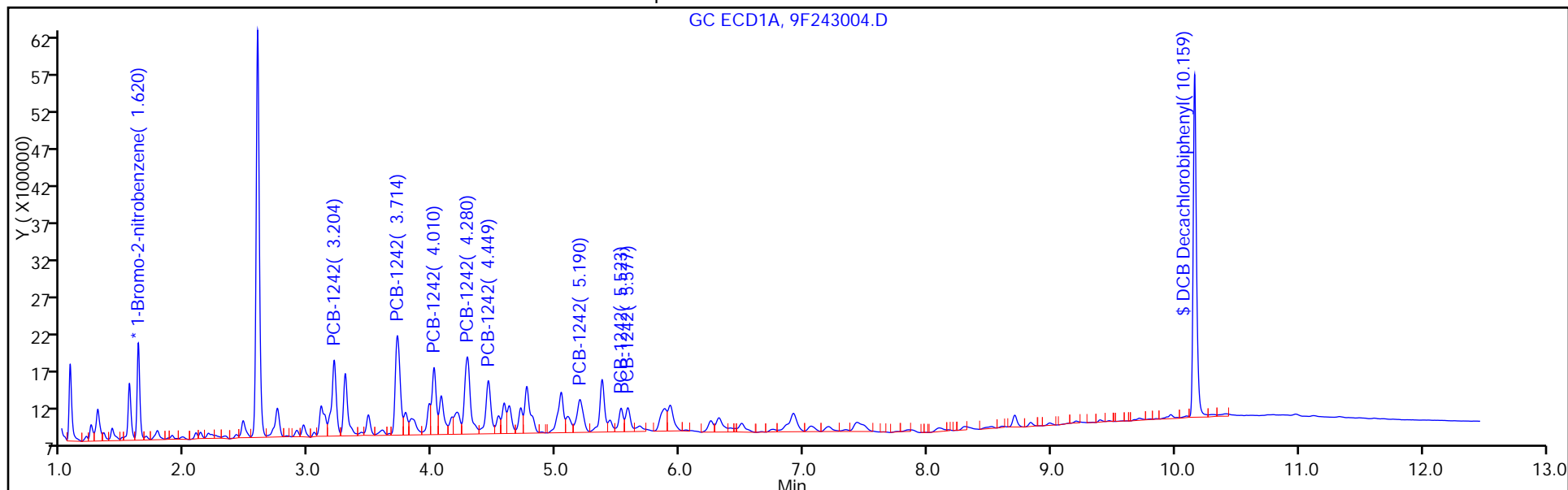
Injection Vol: 1.0 ul

Dil. Factor: 1.0000

ALS Bottle#: 16

Method: 8082-ISTD

Limit Group: GC 8082A PCB ISTD



TestAmerica Edison

Data File: \\ChromNA\Edison\ChromData\CPESTGC9\20160816-44540.b\9F243004.D

Injection Date: 17-Aug-2016 13:31:41

Instrument ID: CPESTGC9

Lims ID: 460-118423-A-13-C

Lab Sample ID: 460-118423-13

Client ID: PMP-19-8.25

Operator ID:

ALS Bottle#: 16

Worklist Smp#: 16

Injection Vol: 1.0 ul

Dil. Factor: 1.0000

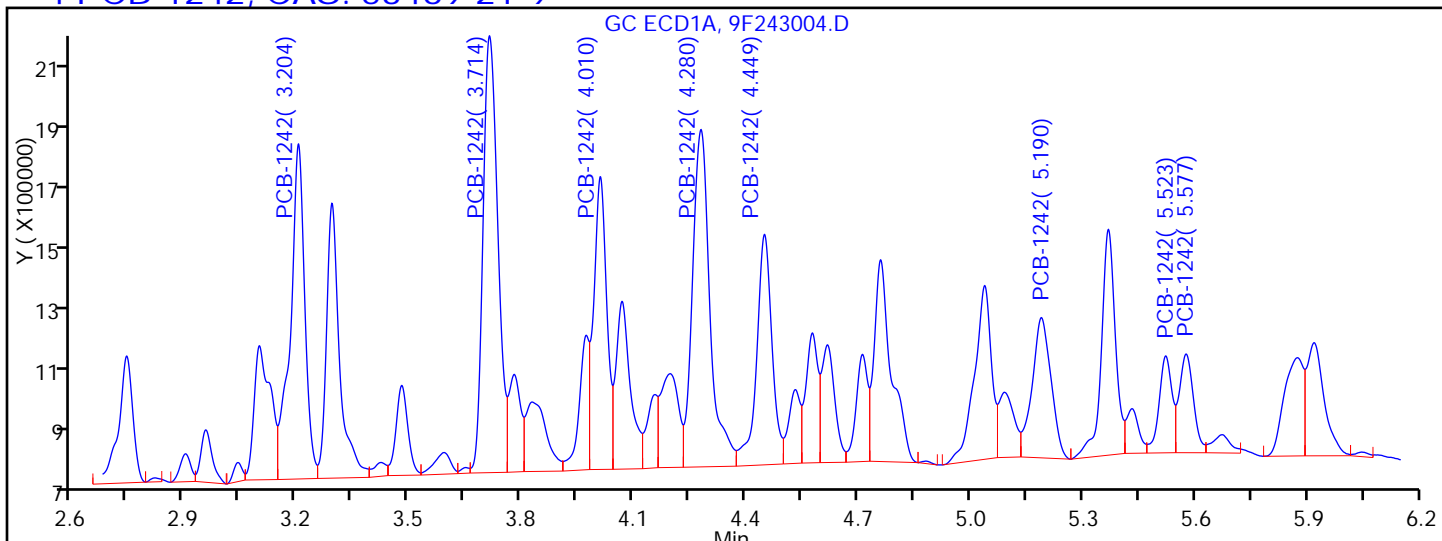
Method: 8082-ISTD

Limit Group: GC 8082A PCB ISTD

Column:

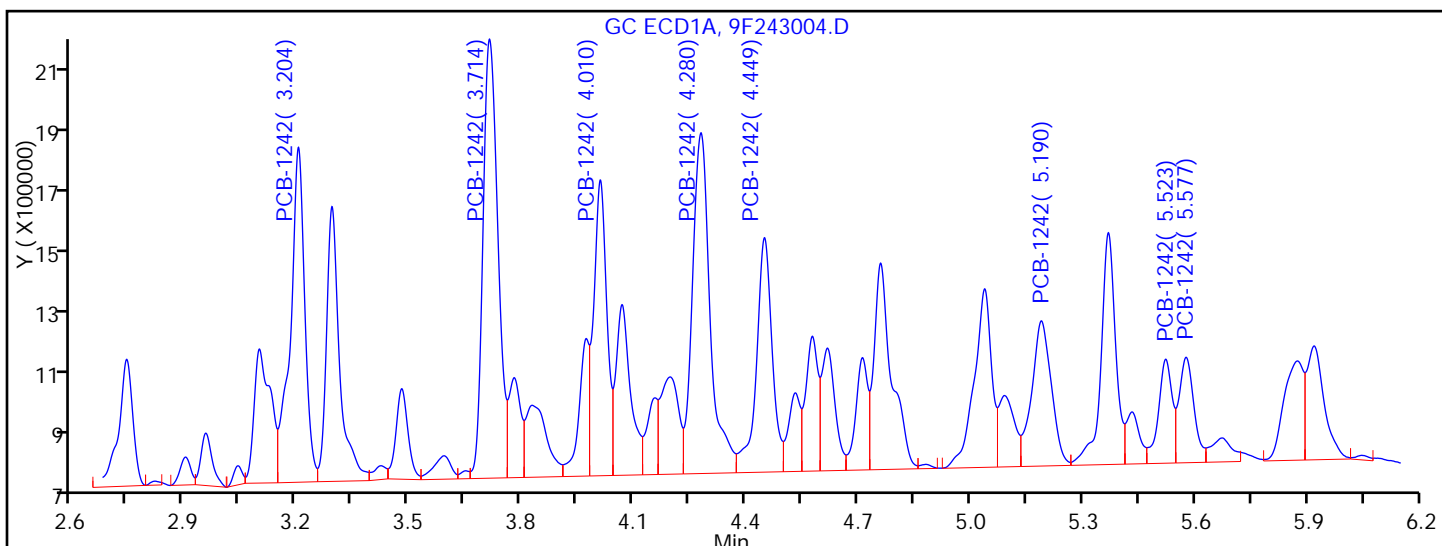
Detector GC ECD1A

4 PCB-1242, CAS: 53469-21-9



Processing Integration Results

RT = 3.204	Response = 2750854	
RT = 3.714	Response = 3681949	M
RT = 4.010	Response = 2158857	M
RT = 4.280	Response = 3358466	M
RT = 4.449	Response = 2017666	M
RT = 5.190	Response = 1503392	M
RT = 5.523	Response = 715630	M
RT = 5.577	Response = 790986	M



Manual Integration Results

RT = 3.204	Response = 2750854	
RT = 3.714	Response = 3723305	M
RT = 4.010	Response = 2193625	M
RT = 4.280	Response = 3445854	M
RT = 4.449	Response = 2107764	M
RT = 5.190	Response = 1616216	M

FORM I
PCBS ORGANICS ANALYSIS DATA SHEET

Lab Name: TestAmerica Edison Job No.: 460-118423-1
 SDG No.: _____
 Client Sample ID: PMP-19-8.25 Lab Sample ID: 460-118423-13
 Matrix: Solid (SPLP East) Lab File ID: 9F243004.D
 Analysis Method: 8082A Date Collected: 08/09/2016 11:43
 Extraction Method: 3510C Date Extracted: 08/16/2016 14:24
 Sample wt/vol: 250 (mL) Date Analyzed: 08/17/2016 13:31
 Con. Extract Vol.: 1 (mL) Dilution Factor: 1
 Injection Volume: 1 (uL) GC Column: CLP-1 ID: 0.53 (mm)
 % Moisture: _____ GPC Cleanup: (Y/N) N
 Analysis Batch No.: 385145 Units: ug/L

CAS NO.	COMPOUND NAME	RESULT	Q	RL	MDL
12674-11-2	Aroclor 1016	0.098	U	0.40	0.098
11104-28-2	Aroclor 1221	0.098	U	0.40	0.098
11141-16-5	Aroclor 1232	0.098	U	0.40	0.098
53469-21-9	Aroclor 1242	3.8		0.40	0.098
12672-29-6	Aroclor 1248	0.098	U	0.40	0.098
11097-69-1	Aroclor 1254	0.084	U	0.40	0.084
11096-82-5	Aroclor 1260	0.084	U	0.40	0.084
37324-23-5	Aroclor-1262	0.084	U	0.40	0.084
11100-14-4	Aroclor 1268	0.084	U	0.40	0.084
1336-36-3	Polychlorinated biphenyls, Total	3.8		0.40	0.098

CAS NO.	SURROGATE	%REC	Q	LIMITS
2051-24-3	DCB Decachlorobiphenyl	108		10-150

TestAmerica Edison
Target Compound Quantitation Report

Data File: \\ChromNA\Edison\ChromData\CPESTGC9\20160816-44540.b\9F243004.D
 Lims ID: 460-118423-A-13-C
 Client ID: PMP-19-8.25
 Sample Type: Client
 Inject. Date: 17-Aug-2016 13:31:41 ALS Bottle#: 16 Worklist Smp#: 16
 Injection Vol: 1.0 ul Dil. Factor: 1.0000
 Sample Info: 460-0044540-016
 Operator ID: Instrument ID: CPESTGC9
 Method: \\ChromNA\Edison\ChromData\CPESTGC9\20160816-44540.b\8082-ISTD.m
 Limit Group: GC 8082A PCB ISTD
 Last Update: 18-Aug-2016 13:07:11 Calib Date: 12-May-2016 14:29:29
 Integrator: Falcon
 Quant Method: Internal Standard Quant By: Initial Calibration
 Last ICal File: \\ChromNA\Edison\ChromData\CPESTGC9\20160512-40924.b\9F001892.D
 Column 1 : Det: GC ECD1A
 Column 2 : Det: GC ECD2B
 Process Host: XAWRK030

First Level Reviewer: patelji Date: 18-Aug-2016 12:59:56

Col	RT (min.)	Exp RT (min.)	Dlt RT (min.)	Response	OnCol Amt ug/l	Flags
-----	-----------	---------------	---------------	----------	----------------	-------

* 13 1-Bromo-2-nitrobenzene						M
1	1.620	1.616	0.004	2029320	20.0	
2	1.402	1.397	0.005	2047748	20.0	M
					RPD = 0.00	
4 PCB-1242						M
1	3.204	3.209	-0.005	2750854	1595.9	
1	3.714	3.722	-0.008	3723305	1048.0	M
1	4.010	4.018	-0.008	2193625	1487.8	M
1	4.280	4.288	-0.008	3445854	583.6	M
1	4.449	4.459	-0.010	2107764	769.9	M
1	5.190	5.201	-0.011	1616216	639.8	M
1	5.523	5.531	-0.008	817075	396.4	M
1	5.577	5.581	-0.004	889227	363.4	M
Average of Peak Amounts =					860.6	
2	2.465	2.474	-0.009	2180279	1555.3	M
2	2.850	2.863	-0.013	3483085	1288.1	M
2	3.073	3.084	-0.011	2667001	1547.9	M
2	3.370	3.384	-0.014	3232802	614.9	M
2	3.522	3.537	-0.015	1647739	687.2	M
2	3.998	4.015	-0.017	1957231	837.5	M
2	4.498	4.514	-0.016	1609135	416.6	M
2	4.754	4.776	-0.022	989251	640.5	M
Average of Peak Amounts =					948.5	
						RPD = 9.72

Col	RT (min.)	Exp RT (min.)	Dlt RT (min.)	Response	OnCol Amt ug/l	Flags
-----	-----------	---------------	---------------	----------	----------------	-------

\$ 11 DCB Decachlorobiphenyl

1	10.159	10.116	0.043	8679856	119.8	a
2	9.198	9.178	0.020	9193660	107.7	a

RPD = 10.59

S 12 Polychlorinated biphenyls, Total

1					860.6	
---	--	--	--	--	-------	--

QC Flag Legend

Review Flags

M - Manually Integrated

Reagents:

SGPCBISTD_00006

Amount Added: 20.00

Units: uL

Run Reagent

TestAmerica Edison

Data File: \\ChromNA\Edison\ChromData\CPESTGC9\20160816-44540.b\9F243004.D

Injection Date: 17-Aug-2016 13:31:41

Instrument ID: CPESTGC9

Operator ID:

Lims ID: 460-118423-A-13-C

Lab Sample ID: 460-118423-13

Worklist Smp#: 16

Client ID: PMP-19-8.25

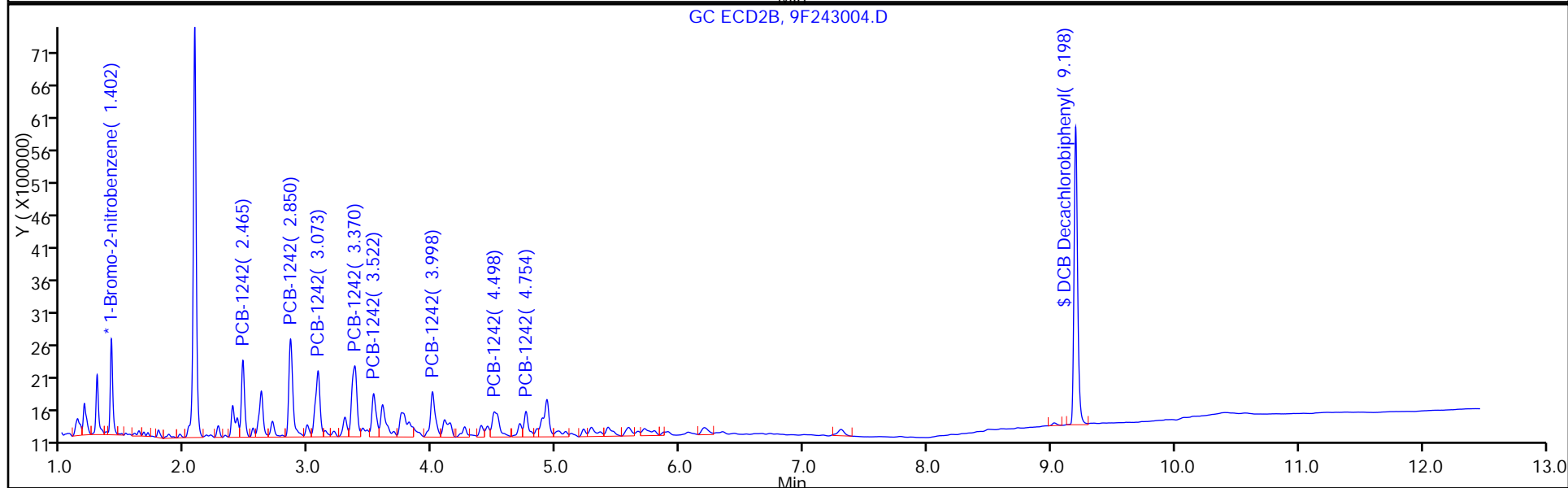
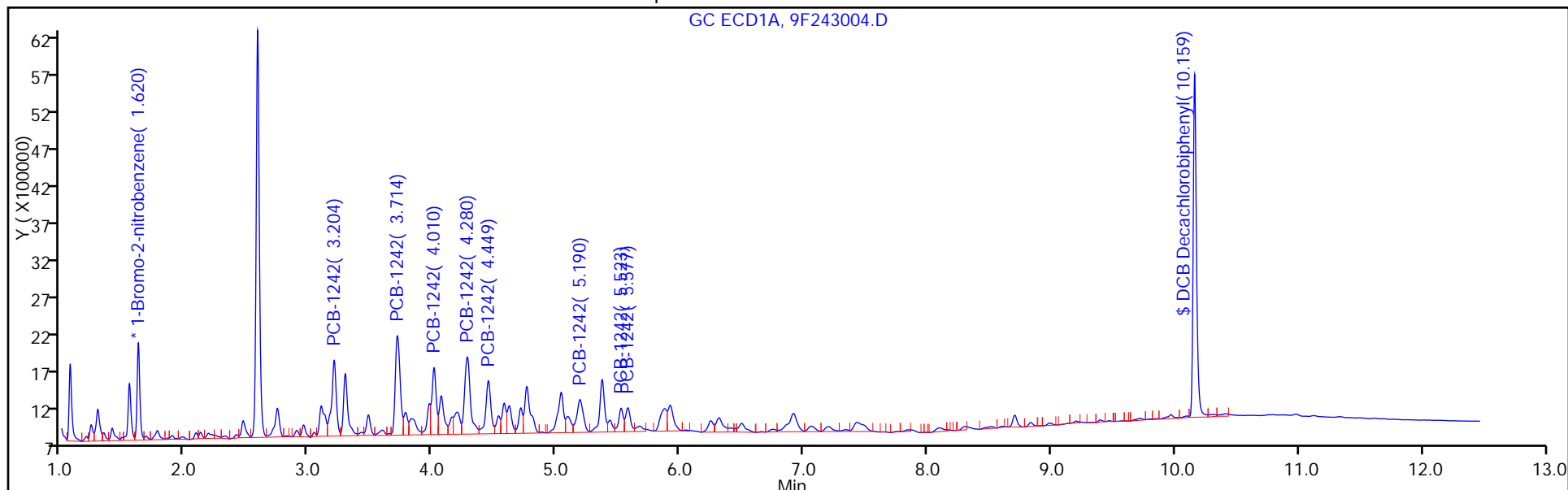
Injection Vol: 1.0 ul

Dil. Factor: 1.0000

ALS Bottle#: 16

Method: 8082-ISTD

Limit Group: GC 8082A PCB ISTD



TestAmerica Edison

Data File: \\ChromNA\Edison\ChromData\CPESTGC9\20160816-44540.b\9F243004.D

Injection Date: 17-Aug-2016 13:31:41

Instrument ID: CPESTGC9

Lims ID: 460-118423-A-13-C

Lab Sample ID: 460-118423-13

Client ID: PMP-19-8.25

Operator ID:

ALS Bottle#: 16

Worklist Smp#: 16

Injection Vol: 1.0 ul

Dil. Factor: 1.0000

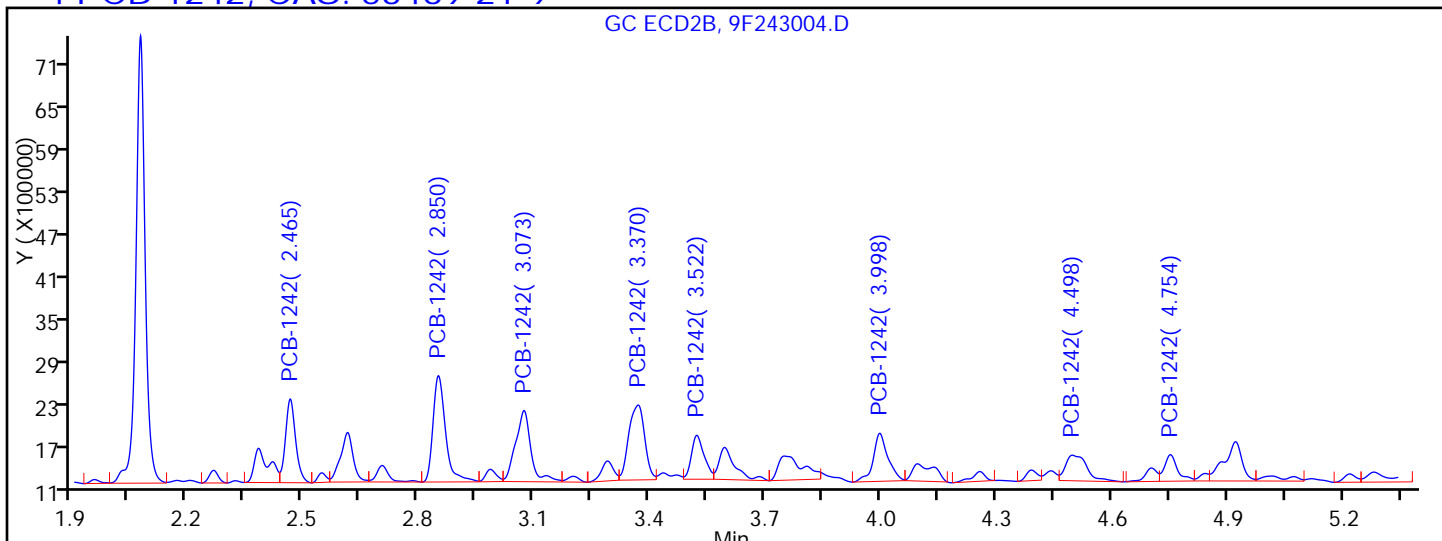
Method: 8082-ISTD

Limit Group: GC 8082A PCB ISTD

Column:

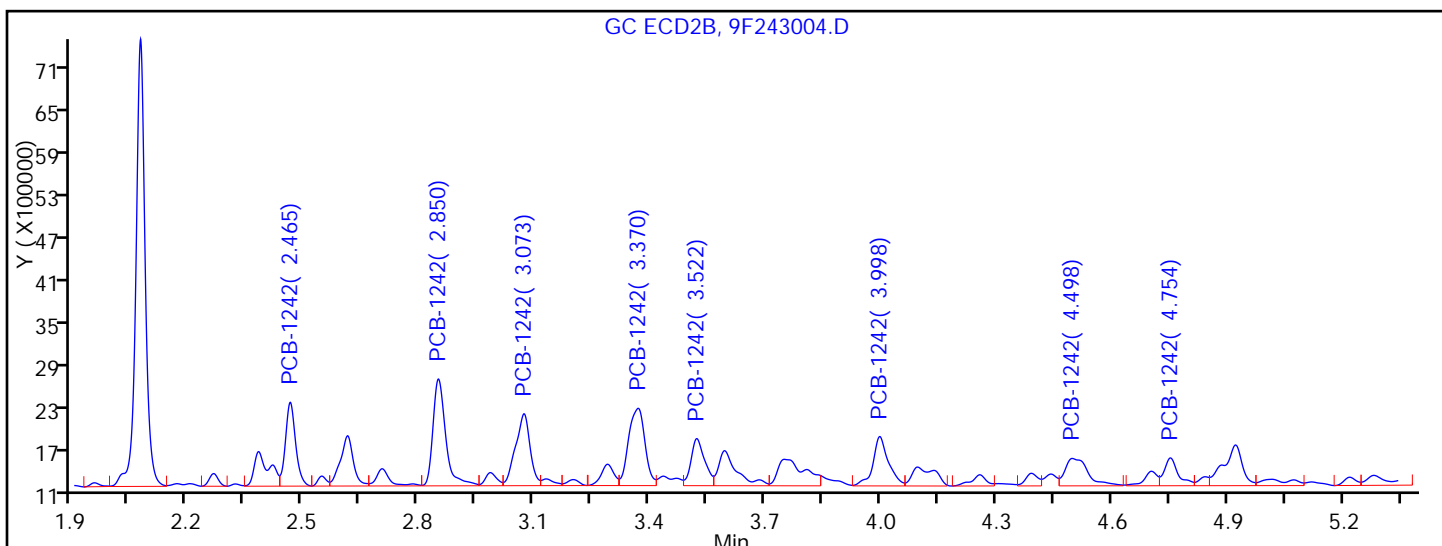
Detector: GC ECD2B

4 PCB-1242, CAS: 53469-21-9



Processing Integration Results

RT = 2.465	Response = 2169681	M
RT = 2.850	Response = 3403985	M
RT = 3.073	Response = 2789519	M
RT = 3.370	Response = 3035640	M
RT = 3.522	Response = 1435588	M
RT = 3.998	Response = 1805597	M
RT = 4.498	Response = 1409170	M
RT = 4.754	Response = 886755	M



Manual Integration Results

RT = 2.465	Response = 2180279	M
RT = 2.850	Response = 3483085	M
RT = 3.073	Response = 2667001	M
RT = 3.370	Response = 3232802	M
RT = 3.522	Response = 1647739	M
RT = 3.998	Response = 1957231	M

TestAmerica Edison

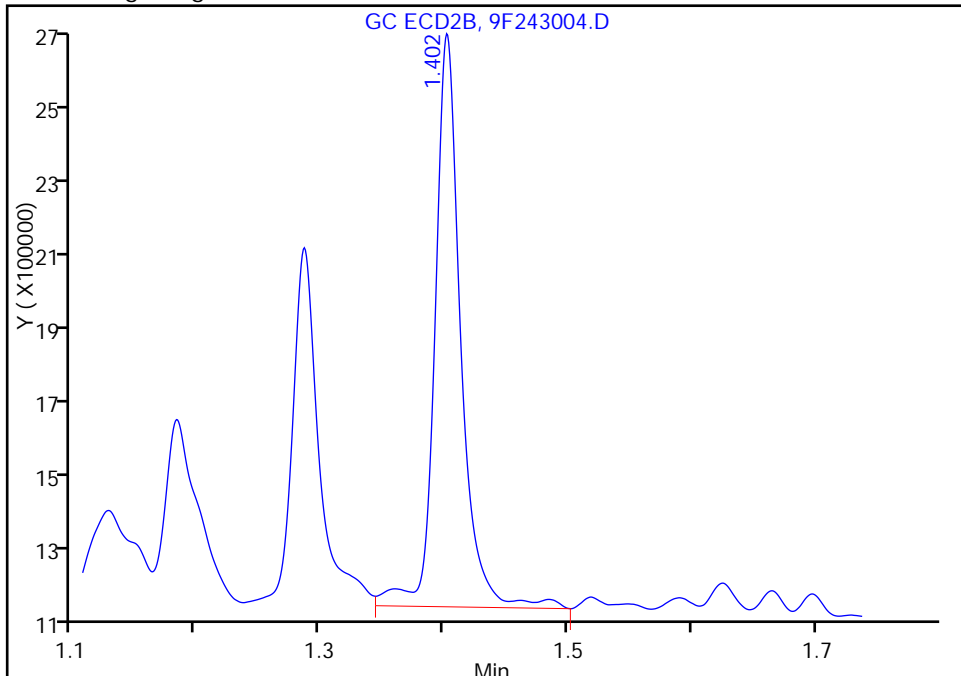
Data File: \\ChromNA\Edison\ChromData\CPESTGC9\20160816-44540.b\9F243004.D
Injection Date: 17-Aug-2016 13:31:41 Instrument ID: CPESTGC9
Lims ID: 460-118423-A-13-C Lab Sample ID: 460-118423-13
Client ID: PMP-19-8.25
Operator ID: ALS Bottle#: 16 Worklist Smp#: 16
Injection Vol: 1.0 ul Dil. Factor: 1.0000
Method: 8082-ISTD Limit Group: GC 8082A PCB ISTD
Column: Detector GC ECD2B

* 13 1-Bromo-2-nitrobenzene, CAS: 577-19-5

Signal: 2

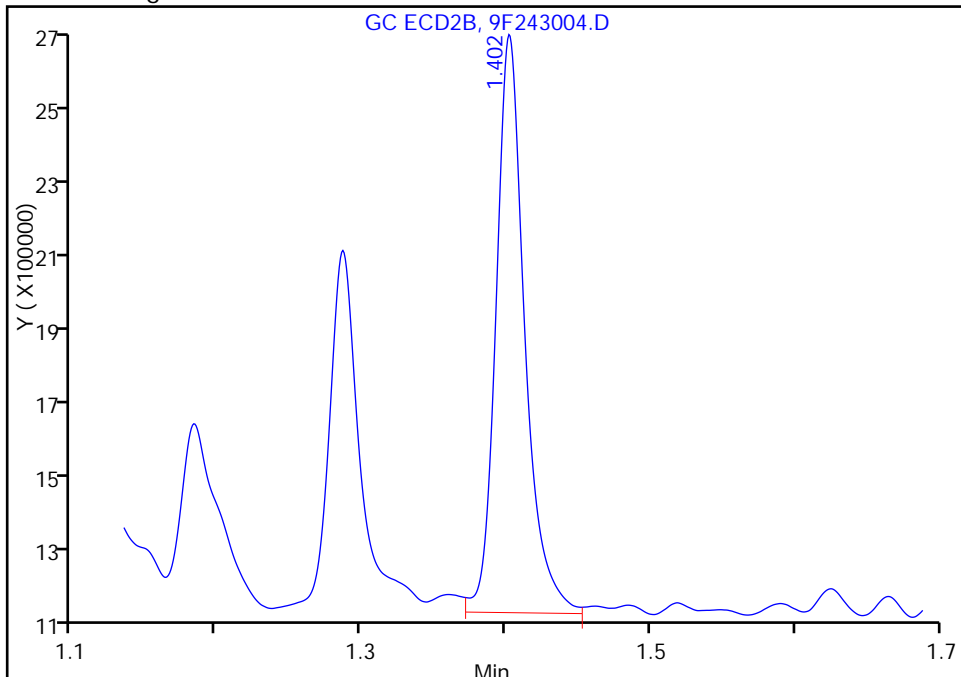
RT: 1.40
Area: 2156480
Amount: 20.000000
Amount Units: ug/l

Processing Integration Results



RT: 1.40
Area: 2047748
Amount: 20.000000
Amount Units: ug/l

Manual Integration Results



Reviewer: patelji, 18-Aug-2016 12:59:56
Audit Action: Split an Integrated Peak

Audit Reason: Peak not integrated

FORM I
PCBS ORGANICS ANALYSIS DATA SHEET

Lab Name: TestAmerica Edison Job No.: 460-118423-1
 SDG No.: _____
 Client Sample ID: PRA-P33-7.75 Lab Sample ID: 460-118423-14
 Matrix: Solid Lab File ID: 8F013328.D
 Analysis Method: 8082A Date Collected: 08/09/2016 11:55
 Extraction Method: 3546 Date Extracted: 08/11/2016 23:07
 Sample wt/vol: 15.0070 (g) Date Analyzed: 08/12/2016 08:18
 Con. Extract Vol.: 10 (mL) Dilution Factor: 1
 Injection Volume: 1 (uL) GC Column: CLP-2 ID: 0.53 (mm)
 % Moisture: 10.6 GPC Cleanup: (Y/N) N
 Analysis Batch No.: 384453 Units: ug/Kg

CAS NO.	SURROGATE	%REC	Q	LIMITS
2051-24-3	DCB Decachlorobiphenyl	120		35-150

TestAmerica Edison
Target Compound Quantitation Report

Data File: \\ChromNA\Edison\ChromData\CPESTGC8\20160812-44398.b\8F013328.D
 Lims ID: 460-118423-A-14-C
 Client ID: PRA-P33-7.75
 Sample Type: Client
 Inject. Date: 12-Aug-2016 08:18:24 ALS Bottle#: 5 Worklist Smp#: 5
 Injection Vol: 1.0 ul Dil. Factor: 1.0000
 Sample Info: 460-0044398-005
 Operator ID: Instrument ID: CPESTGC8
 Method: \\ChromNA\Edison\ChromData\CPESTGC8\20160812-44398.b\8082ISTD.m
 Limit Group: GC 8082A PCB ISTD
 Last Update: 15-Aug-2016 10:52:32 Calib Date: 14-Jun-2016 13:12:05
 Integrator: Falcon
 Quant Method: Internal Standard Quant By: Initial Calibration
 Last ICal File: \\ChromNA\Edison\ChromData\CPESTGC8\20160614-42137.b\8F012089.D
 Column 1 : Det: GC ECD1A
 Column 2 : Det: GC ECD2B
 Process Host: XAWRK053

First Level Reviewer: patelji Date: 12-Aug-2016 10:12:03

Col	RT (min.)	Exp RT (min.)	Dlt RT (min.)	Response	OnCol Amt ug/l	Flags
-----	-----------	---------------	---------------	----------	----------------	-------

* 13 1-Bromo-2-nitrobenzene M
 1 1.629 1.633 -0.004 4693235 20.0
 2 1.369 1.366 0.003 5639394 20.0 M
 RPD = 0.00

\$ 2 Tetrachloro-m-xylene
 1 2.591 2.599 -0.008 12212044 62.2
 2 2.017 2.014 0.003 11377259 51.4
 RPD = 19.16

Col	RT (min.)	Exp RT (min.)	Dlt RT (min.)	Response	OnCol Amt ug/l	Flags
-----	-----------	---------------	---------------	----------	----------------	-------

4 PCB-1242						M
1	3.207	3.221	-0.014	1660280	369.3	
1	3.722	3.735	-0.013	1757633	191.9	
1	4.015	4.026	-0.011	798333	175.1	M
1	4.287	4.299	-0.012	3342485	201.0	M
1	4.457	4.469	-0.012	1534573	209.4	M
1	5.199	5.211	-0.012	1128291	161.6	
1	5.530	5.541	-0.011	810005	174.5	
1	5.583	5.596	-0.013	1305611	171.6	M

Average of Peak Amounts = 206.8

2	2.396	2.407	-0.011	875555	217.6	
2	2.775	2.787	-0.012	1985977	259.4	
2	2.987	3.000	-0.013	1090157	212.6	
2	3.280	3.294	-0.014	3443803	216.3	M
2	3.432	3.445	-0.013	1293387	214.6	M
2	3.904	3.916	-0.012	1447051	210.6	M
2	4.415	4.427	-0.012	2518070	217.7	
2	4.648	4.660	-0.012	1414573	220.1	M

Average of Peak Amounts = 221.1

RPD = 6.70

\$ 11 DCB Decachlorobiphenyl						M
1	10.185	10.337	-0.152	13104660	60.2	M
2	9.120	9.179	-0.059	15406100	67.7	M

RPD = 11.64

S 12 Polychlorinated biphenyls, Total

1						206.8
---	--	--	--	--	--	-------

QC Flag Legend

Review Flags

M - Manually Integrated

Reagents:

SGPCBISTD_00006

Amount Added: 20.00

Units: uL

Run Reagent

TestAmerica Edison

Data File: \\ChromNA\Edison\ChromData\CPESTGC8\20160812-44398.b\8F013328.D

Injection Date: 12-Aug-2016 08:18:24

Instrument ID: CPESTGC8

Operator ID:

Lims ID: 460-118423-A-14-C

Lab Sample ID: 460-118423-14

Worklist Smp#: 5

Client ID: PRA-P33-7.75

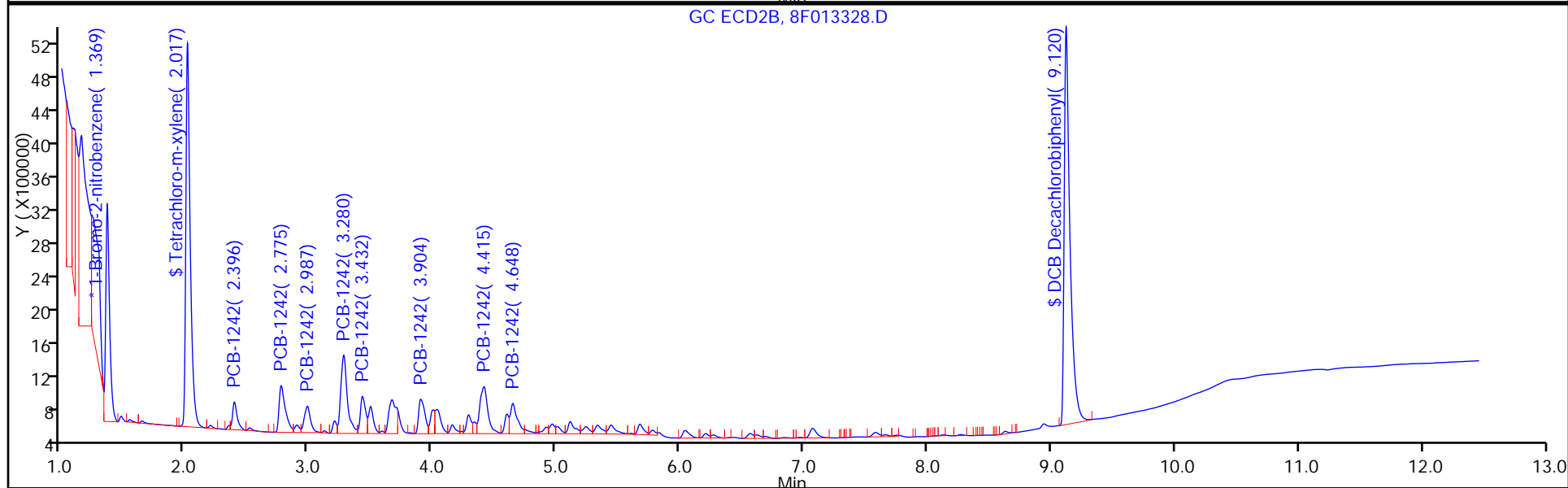
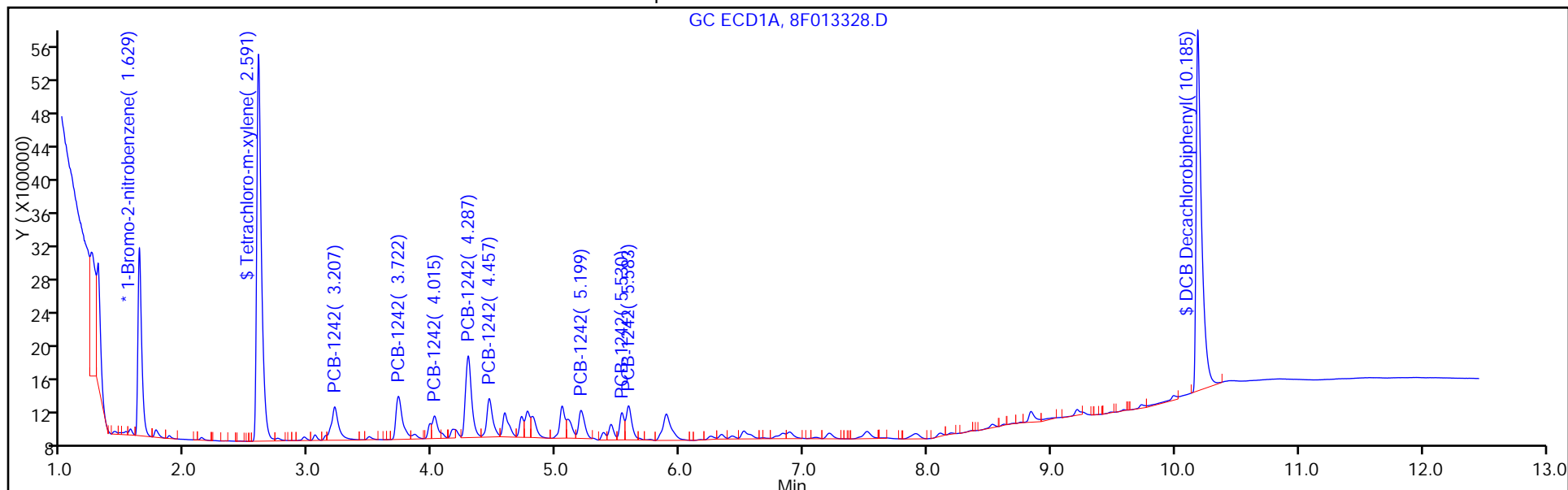
Injection Vol: 1.0 ul

Dil. Factor: 1.0000

ALS Bottle#: 5

Method: 8082ISTD

Limit Group: GC 8082A PCB ISTD



TestAmerica Edison

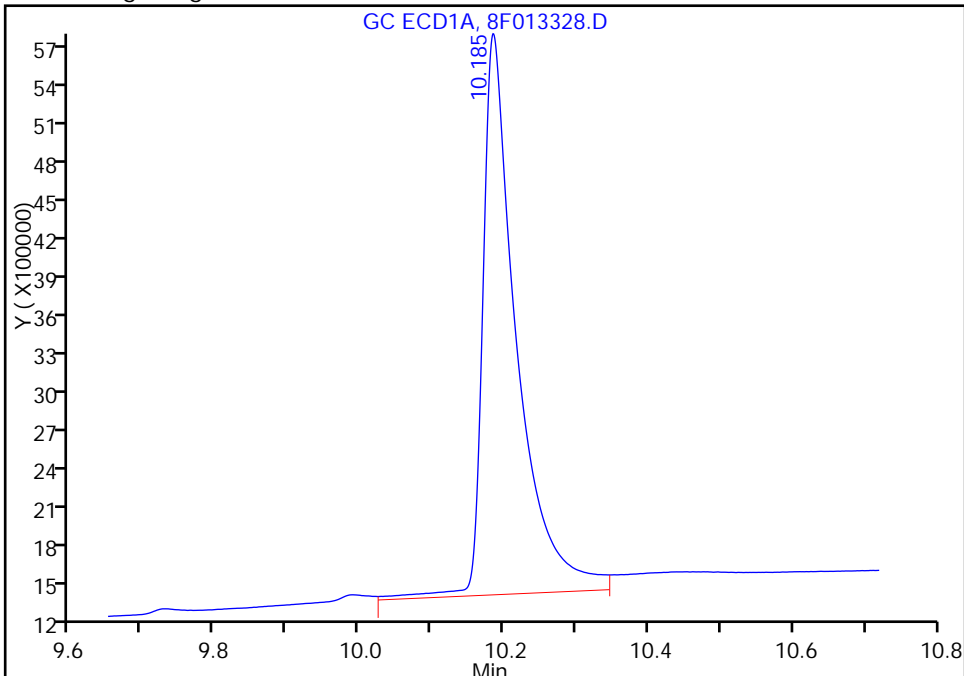
Data File: \\ChromNA\Edison\ChromData\CPESTGC8\20160812-44398.b\8F013328.D
Injection Date: 12-Aug-2016 08:18:24 Instrument ID: CPESTGC8
Lims ID: 460-118423-A-14-C Lab Sample ID: 460-118423-14
Client ID: PRA-P33-7.75
Operator ID: ALS Bottle#: 5 Worklist Smp#: 5
Injection Vol: 1.0 ul Dil. Factor: 1.0000
Method: 8082ISTD Limit Group: GC 8082A PCB ISTD
Column: Detector GC ECD1A

\$ 11 DCB Decachlorobiphenyl, CAS: 2051-24-3

Signal: 1

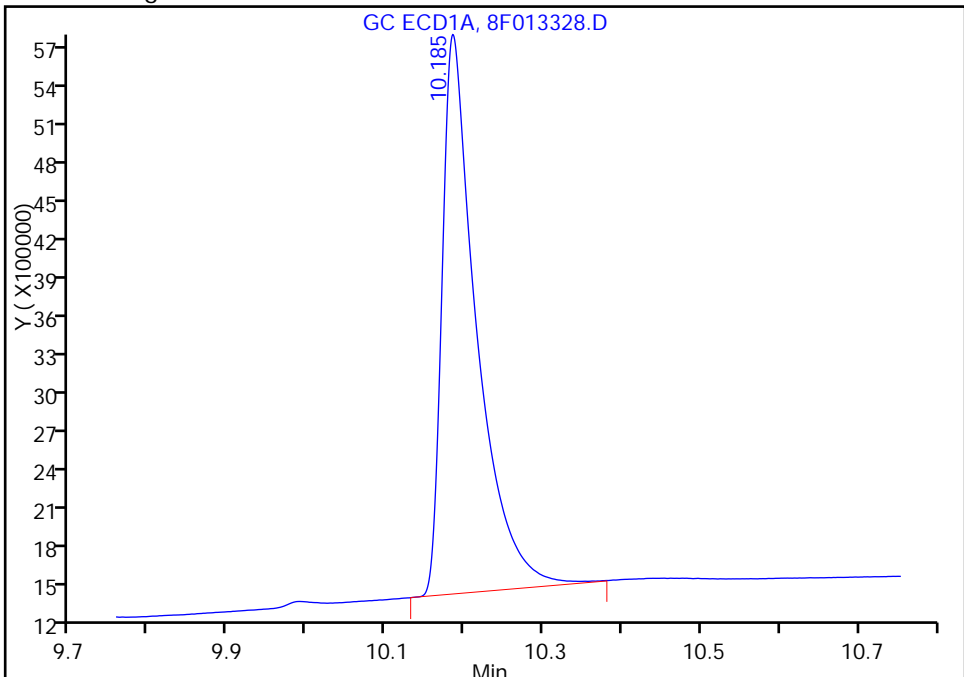
RT: 10.18
Area: 14220345
Amount: 65.340149
Amount Units: ug/l

Processing Integration Results



RT: 10.18
Area: 13104660
Amount: 60.213760
Amount Units: ug/l

Manual Integration Results



Reviewer: patelji, 12-Aug-2016 12:58:27
Audit Action: Manually Integrated

Audit Reason: Peak not integrated

TestAmerica Edison

Data File: \\ChromNA\Edison\ChromData\CPESTGC8\20160812-44398.b\8F013328.D

Injection Date: 12-Aug-2016 08:18:24

Instrument ID: CPESTGC8

Lims ID: 460-118423-A-14-C

Lab Sample ID: 460-118423-14

Client ID: PRA-P33-7.75

Operator ID:

ALS Bottle#: 5 Worklist Smp#: 5

Injection Vol: 1.0 ul

Dil. Factor: 1.0000

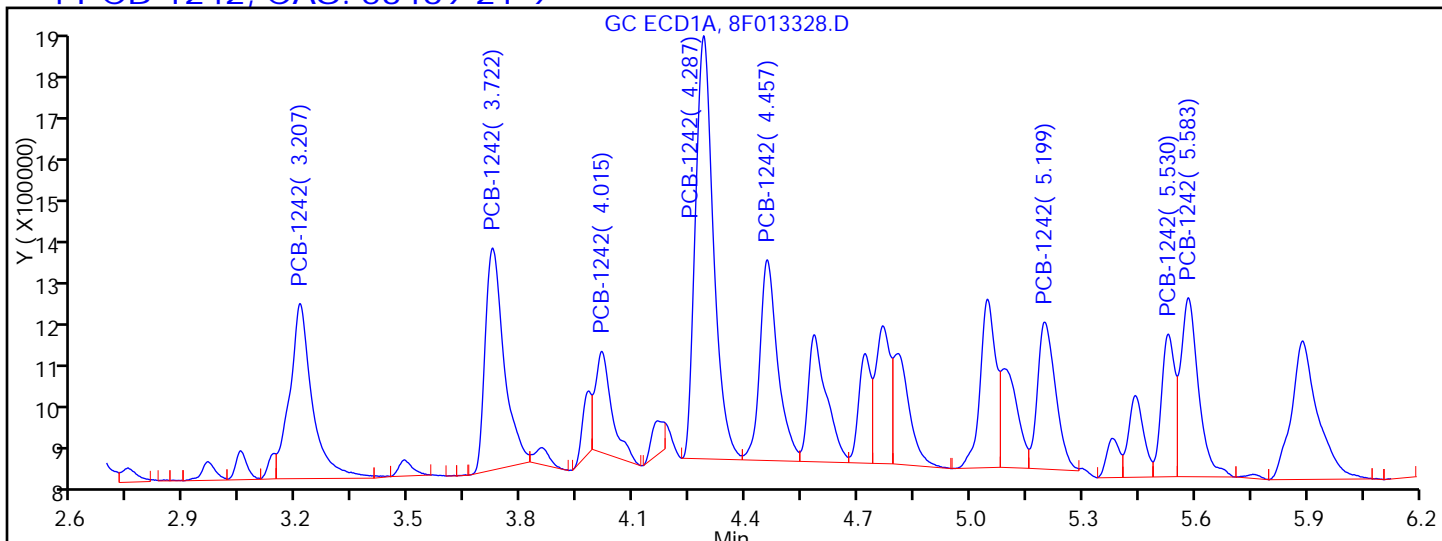
Method: 8082ISTD

Limit Group: GC 8082A PCB ISTD

Column:

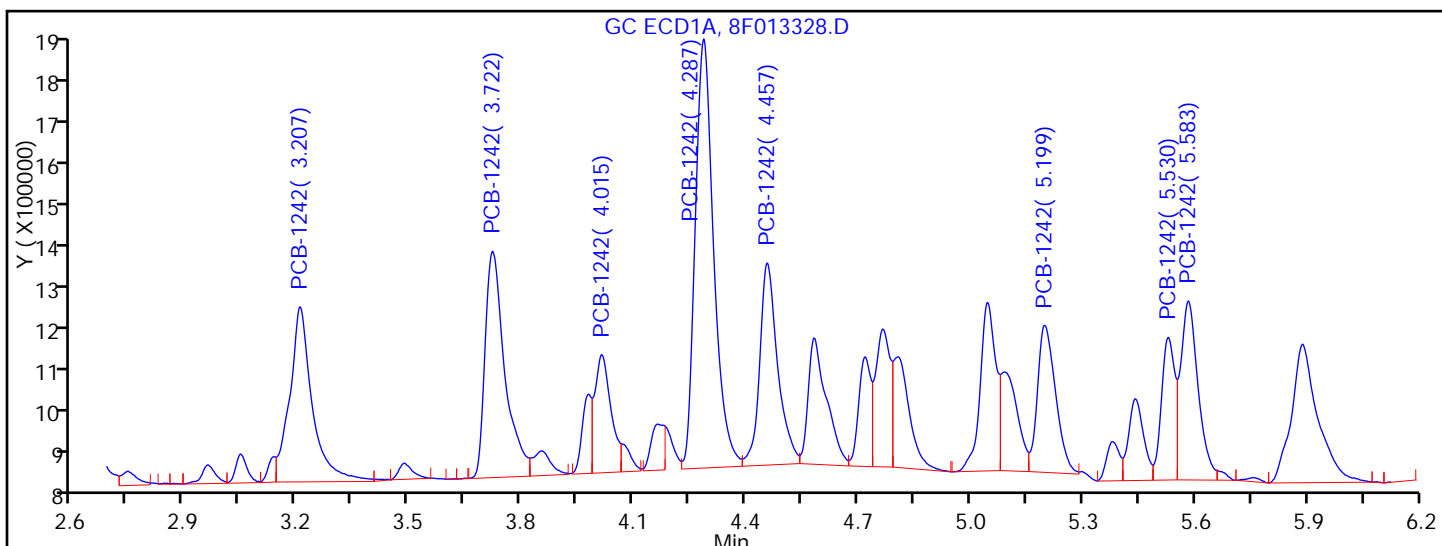
Detector GC ECD1A

4 PCB-1242, CAS: 53469-21-9



Processing Integration Results

RT = 3.207	Response = 1660280	
RT = 3.722	Response = 1757633	
RT = 4.015	Response = 707971	M
RT = 4.287	Response = 3224530	M
RT = 4.457	Response = 1513068	M
RT = 5.199	Response = 1128291	
RT = 5.530	Response = 810005	
RT = 5.583	Response = 1339046	M



Manual Integration Results

RT = 3.207	Response = 1660280	
RT = 3.722	Response = 1757633	
RT = 4.015	Response = 798333	M
RT = 4.287	Response = 3342485	M
RT = 4.457	Response = 1534573	M
RT = 5.199	Response = 1128291	

FORM I
PCBS ORGANICS ANALYSIS DATA SHEET

Lab Name: TestAmerica Edison Job No.: 460-118423-1
 SDG No.: _____
 Client Sample ID: PRA-P33-7.75 Lab Sample ID: 460-118423-14
 Matrix: Solid Lab File ID: 8F013328.D
 Analysis Method: 8082A Date Collected: 08/09/2016 11:55
 Extraction Method: 3546 Date Extracted: 08/11/2016 23:07
 Sample wt/vol: 15.0070(g) Date Analyzed: 08/12/2016 08:18
 Con. Extract Vol.: 10(mL) Dilution Factor: 1
 Injection Volume: 1(uL) GC Column: CLP-1 ID: 0.53(mm)
 % Moisture: 10.6 GPC Cleanup: (Y/N) N
 Analysis Batch No.: 384453 Units: ug/Kg

CAS NO.	COMPOUND NAME	RESULT	Q	RL	MDL
12674-11-2	Aroclor 1016	9.9	U F1	75	9.9
11104-28-2	Aroclor 1221	9.9	U	75	9.9
11141-16-5	Aroclor 1232	9.9	U	75	9.9
53469-21-9	Aroclor 1242	160		75	9.9
12672-29-6	Aroclor 1248	9.9	U	75	9.9
11097-69-1	Aroclor 1254	10	U	75	10
11096-82-5	Aroclor 1260	10	U	75	10
37324-23-5	Aroclor 1262	10	U	75	10
11100-14-4	Aroclor 1268	10	U	75	10

CAS NO.	SURROGATE	%REC	Q	LIMITS
2051-24-3	DCB Decachlorobiphenyl	135		35-150

TestAmerica Edison
Target Compound Quantitation Report

Data File: \\ChromNA\Edison\ChromData\CPESTGC8\20160812-44398.b\8F013328.D
 Lims ID: 460-118423-A-14-C
 Client ID: PRA-P33-7.75
 Sample Type: Client
 Inject. Date: 12-Aug-2016 08:18:24 ALS Bottle#: 5 Worklist Smp#: 5
 Injection Vol: 1.0 ul Dil. Factor: 1.0000
 Sample Info: 460-0044398-005
 Operator ID: Instrument ID: CPESTGC8
 Method: \\ChromNA\Edison\ChromData\CPESTGC8\20160812-44398.b\8082ISTD.m
 Limit Group: GC 8082A PCB ISTD
 Last Update: 15-Aug-2016 10:52:32 Calib Date: 14-Jun-2016 13:12:05
 Integrator: Falcon
 Quant Method: Internal Standard Quant By: Initial Calibration
 Last ICal File: \\ChromNA\Edison\ChromData\CPESTGC8\20160614-42137.b\8F012089.D
 Column 1 : Det: GC ECD1A
 Column 2 : Det: GC ECD2B
 Process Host: XAWRK053

First Level Reviewer: patelji Date: 12-Aug-2016 10:12:03

Col	RT (min.)	Exp RT (min.)	Dlt RT (min.)	Response	OnCol Amt ug/l	Flags
-----	-----------	---------------	---------------	----------	----------------	-------

* 13 1-Bromo-2-nitrobenzene						M
1	1.629	1.633	-0.004	4693235	20.0	
2	1.369	1.366	0.003	5639394	20.0	M
RPD = 0.00						
\$ 2 Tetrachloro-m-xylene						
1	2.591	2.599	-0.008	12212044	62.2	
2	2.017	2.014	0.003	11377259	51.4	
RPD = 19.16						

Col	RT (min.)	Exp RT (min.)	Dlt RT (min.)	Response	OnCol Amt ug/l	Flags
-----	-----------	---------------	---------------	----------	----------------	-------

4 PCB-1242						M
1	3.207	3.221	-0.014	1660280	369.3	
1	3.722	3.735	-0.013	1757633	191.9	
1	4.015	4.026	-0.011	798333	175.1	M
1	4.287	4.299	-0.012	3342485	201.0	M
1	4.457	4.469	-0.012	1534573	209.4	M
1	5.199	5.211	-0.012	1128291	161.6	
1	5.530	5.541	-0.011	810005	174.5	
1	5.583	5.596	-0.013	1305611	171.6	M

Average of Peak Amounts = 206.8

2	2.396	2.407	-0.011	875555	217.6	
2	2.775	2.787	-0.012	1985977	259.4	
2	2.987	3.000	-0.013	1090157	212.6	
2	3.280	3.294	-0.014	3443803	216.3	M
2	3.432	3.445	-0.013	1293387	214.6	M
2	3.904	3.916	-0.012	1447051	210.6	M
2	4.415	4.427	-0.012	2518070	217.7	
2	4.648	4.660	-0.012	1414573	220.1	M

Average of Peak Amounts = 221.1

RPD = 6.70

\$ 11 DCB Decachlorobiphenyl						M
1	10.185	10.337	-0.152	13104660	60.2	M
2	9.120	9.179	-0.059	15406100	67.7	M

RPD = 11.64

S 12 Polychlorinated biphenyls, Total

1						206.8
---	--	--	--	--	--	-------

QC Flag Legend

Review Flags

M - Manually Integrated

Reagents:

SGPCBISTD_00006

Amount Added: 20.00

Units: uL

Run Reagent

TestAmerica Edison

Data File: \\ChromNA\Edison\ChromData\CPESTGC8\20160812-44398.b\8F013328.D

Injection Date: 12-Aug-2016 08:18:24

Instrument ID: CPESTGC8

Operator ID:

Lims ID: 460-118423-A-14-C

Lab Sample ID: 460-118423-14

Worklist Smp#: 5

Client ID: PRA-P33-7.75

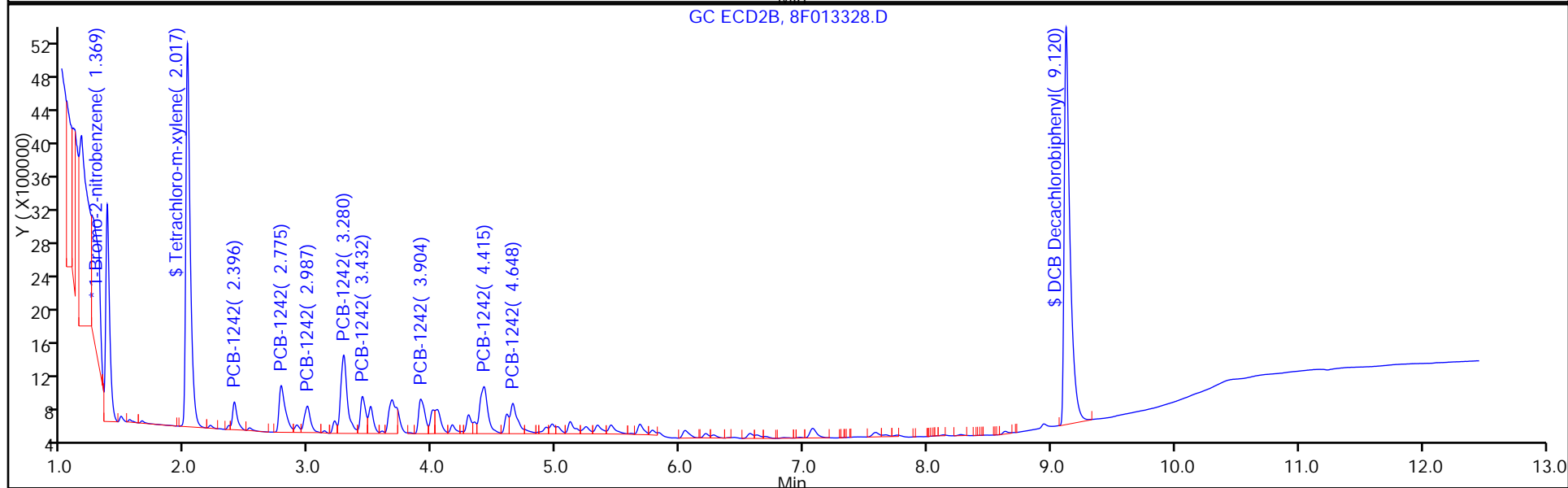
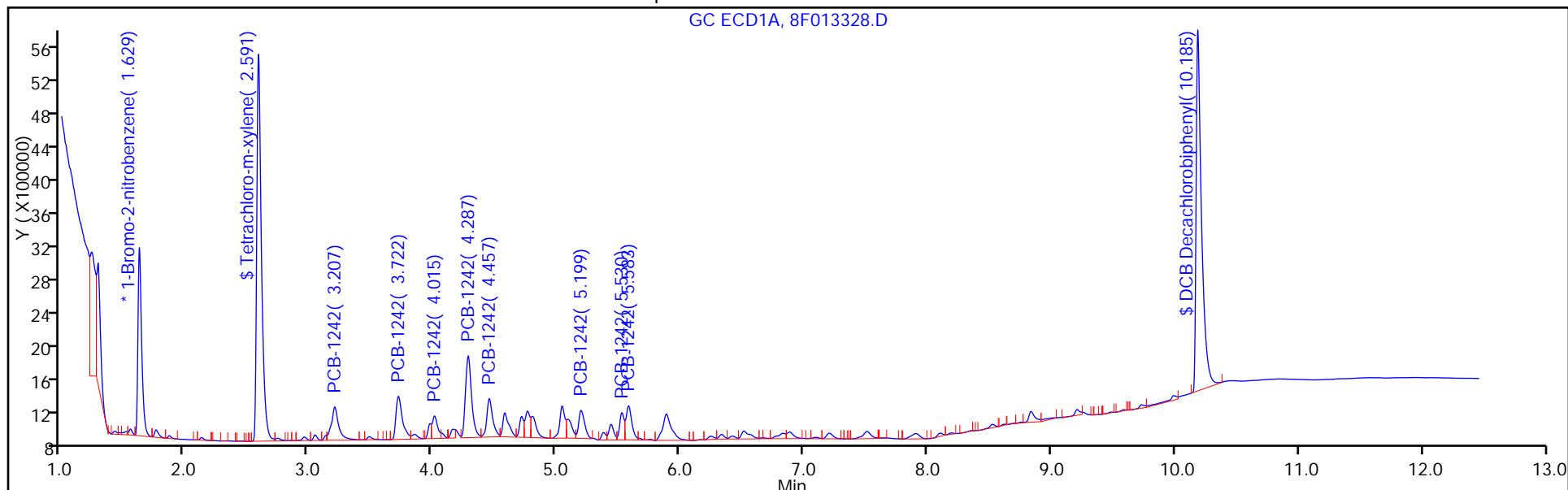
Injection Vol: 1.0 ul

Dil. Factor: 1.0000

ALS Bottle#: 5

Method: 8082ISTD

Limit Group: GC 8082A PCB ISTD



TestAmerica Edison

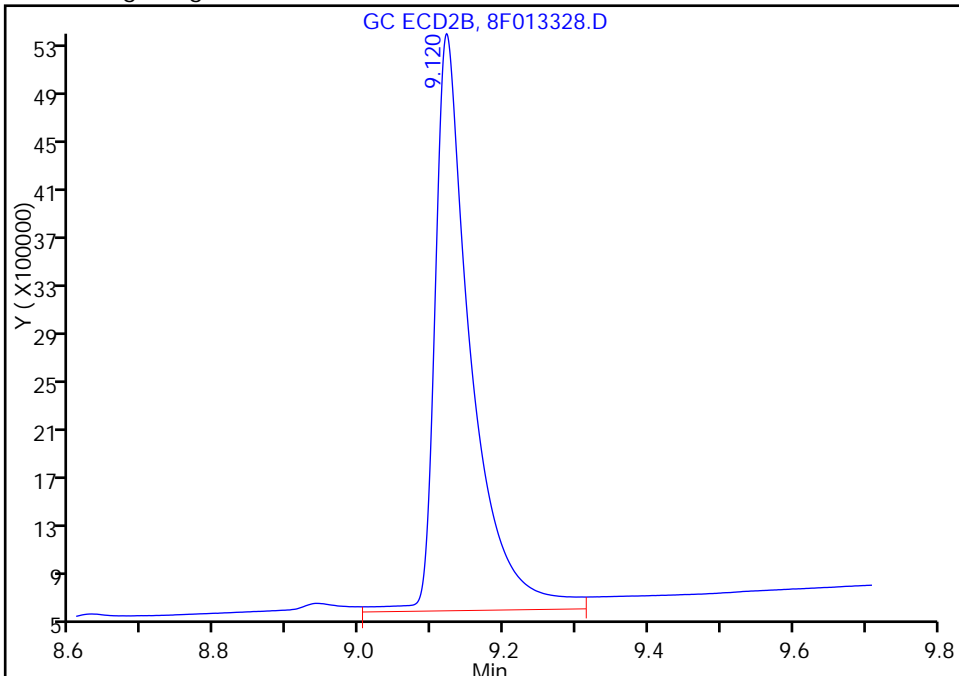
Data File: \\ChromNA\Edison\ChromData\CPESTGC8\20160812-44398.b\8F013328.D
Injection Date: 12-Aug-2016 08:18:24 Instrument ID: CPESTGC8
Lims ID: 460-118423-A-14-C Lab Sample ID: 460-118423-14
Client ID: PRA-P33-7.75
Operator ID: ALS Bottle#: 5 Worklist Smp#: 5
Injection Vol: 1.0 ul Dil. Factor: 1.0000
Method: 8082ISTD Limit Group: GC 8082A PCB ISTD
Column: Detector GC ECD2B

\$ 11 DCB Decachlorobiphenyl, CAS: 2051-24-3

Signal: 2

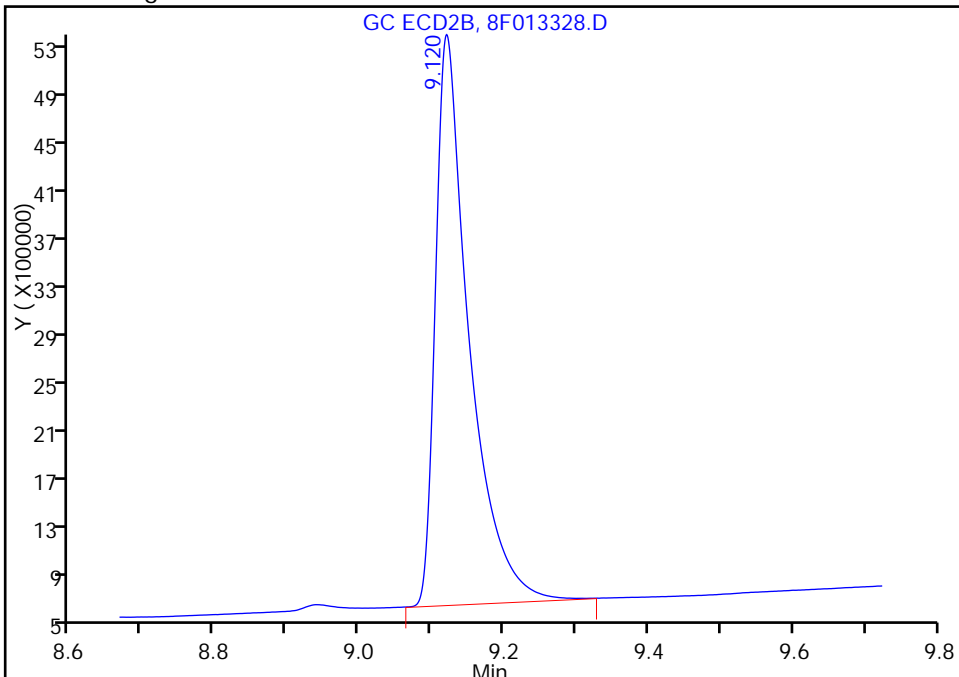
RT: 9.12
Area: 16573854
Amount: 90.861435
Amount Units: ug/l

Processing Integration Results



RT: 9.12
Area: 15406100
Amount: 67.656948
Amount Units: ug/l

Manual Integration Results



Reviewer: patelji, 12-Aug-2016 12:58:27
Audit Action: Manually Integrated

Audit Reason: Peak not integrated

TestAmerica Edison

Data File: \\ChromNA\Edison\ChromData\CPESTGC8\20160812-44398.b\8F013328.D

Injection Date: 12-Aug-2016 08:18:24

Instrument ID: CPESTGC8

Lims ID: 460-118423-A-14-C

Lab Sample ID: 460-118423-14

Client ID: PRA-P33-7.75

Operator ID:

ALS Bottle#: 5 Worklist Smp#: 5

Injection Vol: 1.0 ul

Dil. Factor: 1.0000

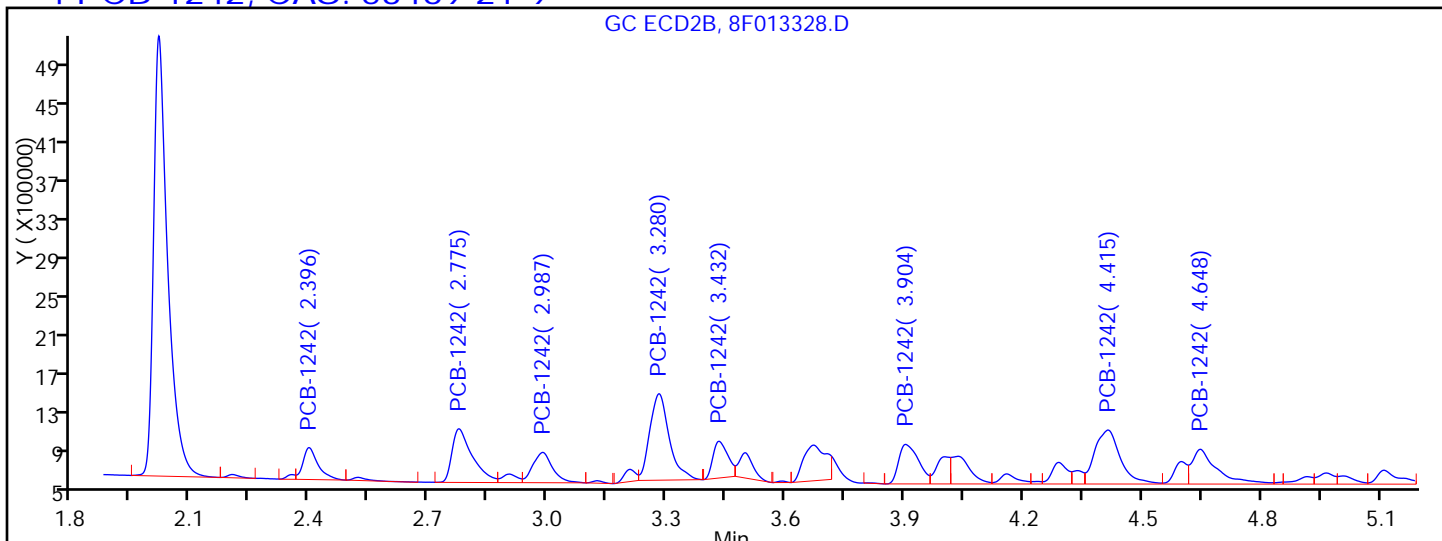
Method: 8082ISTD

Limit Group: GC 8082A PCB ISTD

Column:

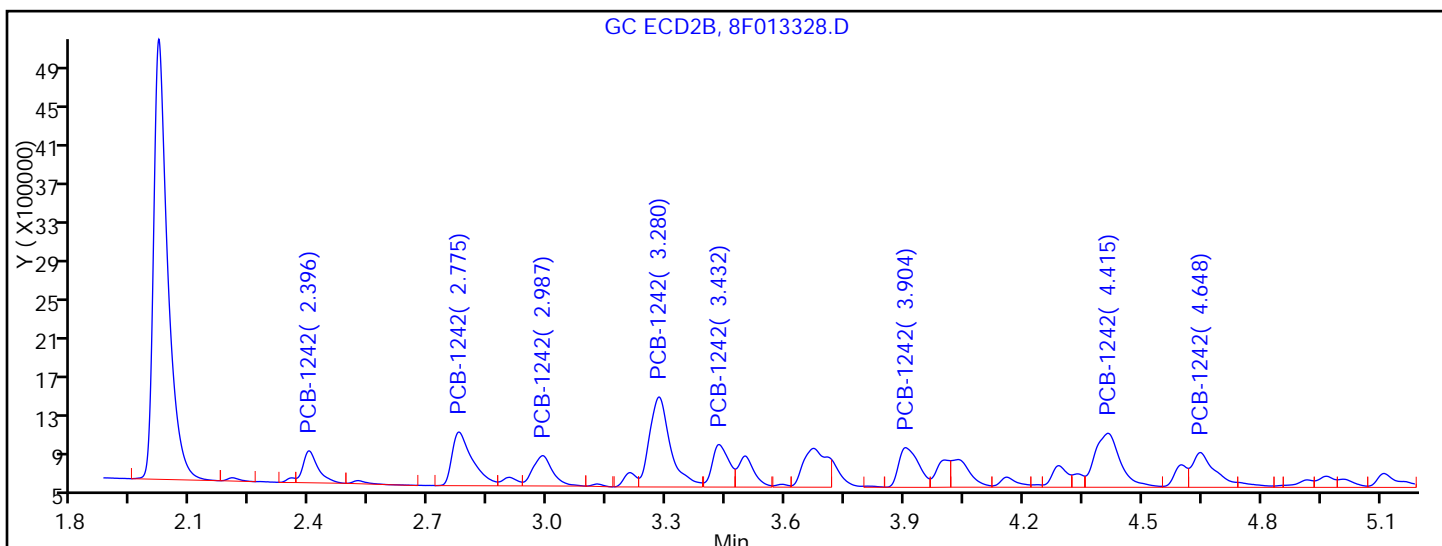
Detector GC ECD2B

4 PCB-1242, CAS: 53469-21-9



Processing Integration Results

RT = 2.396	Response = 875555	
RT = 2.775	Response = 1985977	
RT = 2.987	Response = 1090157	
RT = 3.280	Response = 3071643	M
RT = 3.432	Response = 1002737	M
RT = 3.904	Response = 1435604	M
RT = 4.415	Response = 2518070	
RT = 4.648	Response = 1569808	M



Manual Integration Results

RT = 2.396	Response = 875555	
RT = 2.775	Response = 1985977	
RT = 2.987	Response = 1090157	
RT = 3.280	Response = 3443803	M
RT = 3.432	Response = 1293387	M
RT = 3.904	Response = 1447051	M

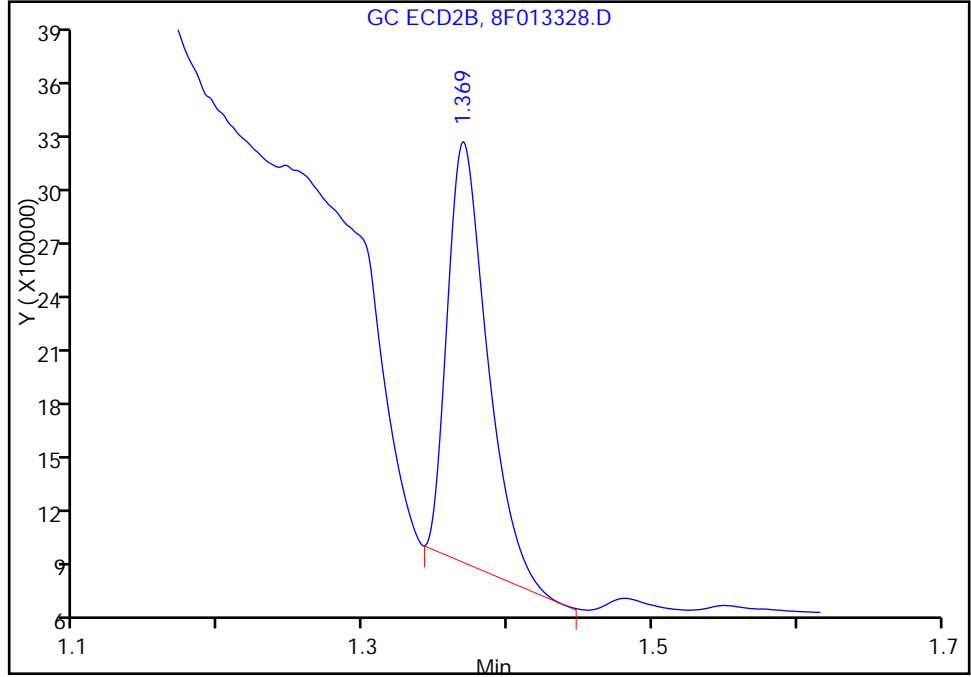
TestAmerica Edison

Data File: \\ChromNA\Edison\ChromData\CPESTGC8\20160812-44398.b\8F013328.D
Injection Date: 12-Aug-2016 08:18:24 Instrument ID: CPESTGC8
Lims ID: 460-118423-A-14-C Lab Sample ID: 460-118423-14
Client ID: PRA-P33-7.75
Operator ID: ALS Bottle#: 5 Worklist Smp#: 5
Injection Vol: 1.0 ul Dil. Factor: 1.0000
Method: 8082ISTD Limit Group: GC 8082A PCB ISTD
Column: Detector GC ECD2B

* 13 1-Bromo-2-nitrobenzene, CAS: 577-19-5
Signal: 2

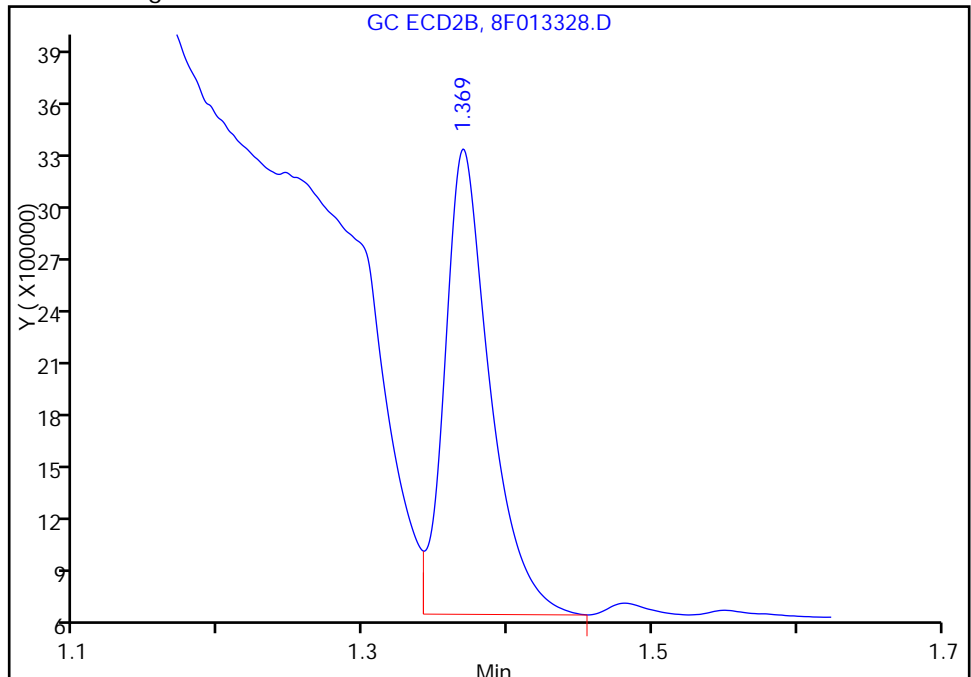
RT: 1.37
Area: 4517478
Amount: 20.000000
Amount Units: ug/l

Processing Integration Results



RT: 1.37
Area: 5639394
Amount: 20.000000
Amount Units: ug/l

Manual Integration Results



Reviewer: patelji, 12-Aug-2016 12:58:27
Audit Action: Manually Integrated

Audit Reason: Peak not integrated

FORM I
PCBS ORGANICS ANALYSIS DATA SHEET

Lab Name: TestAmerica Edison Job No.: 460-118423-1
 SDG No.: _____
 Client Sample ID: FB_20160809 Lab Sample ID: 460-118423-15
 Matrix: Water Lab File ID: 9F242864.D
 Analysis Method: 8082A Date Collected: 08/09/2016 12:41
 Extraction Method: 3510C Date Extracted: 08/12/2016 07:54
 Sample wt/vol: 250 (mL) Date Analyzed: 08/13/2016 20:05
 Con. Extract Vol.: 1 (mL) Dilution Factor: 1
 Injection Volume: 1 (uL) GC Column: CLP-2 ID: 0.53 (mm)
 % Moisture: _____ GPC Cleanup: (Y/N) N
 Analysis Batch No.: 384645 Units: ug/L

CAS NO.	SURROGATE	%REC	Q	LIMITS
2051-24-3	DCB Decachlorobiphenyl	105		10-150

TestAmerica Edison
Target Compound Quantitation Report

Data File: \\ChromNA\Edison\ChromData\CPESTGC9\20160813-44429.b\9F242864.D
 Lims ID: 460-118423-A-15-A
 Client ID: FB_20160809
 Sample Type: Client
 Inject. Date: 13-Aug-2016 20:05:16 ALS Bottle#: 40 Worklist Smp#: 40
 Injection Vol: 1.0 ul Dil. Factor: 1.0000
 Sample Info: 460-0044429-040
 Operator ID: Instrument ID: CPESTGC9
 Method: \\ChromNA\Edison\ChromData\CPESTGC9\20160813-44429.b\8082-ISTD.m
 Limit Group: GC 8082A PCB ISTD
 Last Update: 15-Aug-2016 13:05:20 Calib Date: 12-May-2016 14:29:29
 Integrator: Falcon
 Quant Method: Internal Standard Quant By: Initial Calibration
 Last ICal File: \\ChromNA\Edison\ChromData\CPESTGC9\20160512-40924.b\9F001892.D
 Column 1 : Det: GC ECD1A
 Column 2 : Det: GC ECD2B
 Process Host: XAWRK053

First Level Reviewer: patelji Date: 15-Aug-2016 07:31:55

Col	RT (min.)	Exp RT (min.)	Dlt RT (min.)	Response	OnCol Amt ug/l	Flags
-----	-----------	---------------	---------------	----------	----------------	-------

* 13 1-Bromo-2-nitrobenzene M
 1 1.621 1.615 0.006 2303105 20.0 M
 2 1.402 1.397 0.005 2241447 20.0 M
 RPD = 0.00

\$ 11 DCB Decachlorobiphenyl
 1 10.107 10.142 -0.035 8619352 104.8 a
 2 9.175 9.188 -0.013 9113105 97.6 a
 RPD = 7.16

QC Flag Legend

Review Flags

M - Manually Integrated

Reagents:

SGPCBISTD_00006 Amount Added: 20.00 Units: uL Run Reagent

TestAmerica Edison

Data File: \\ChromNA\Edison\ChromData\CPESTGC9\20160813-44429.b\9F242864.D

Injection Date: 13-Aug-2016 20:05:16

Instrument ID: CPESTGC9

Operator ID:

Lims ID: 460-118423-A-15-A

Lab Sample ID: 460-118423-15

Worklist Smp#: 40

Client ID: FB_20160809

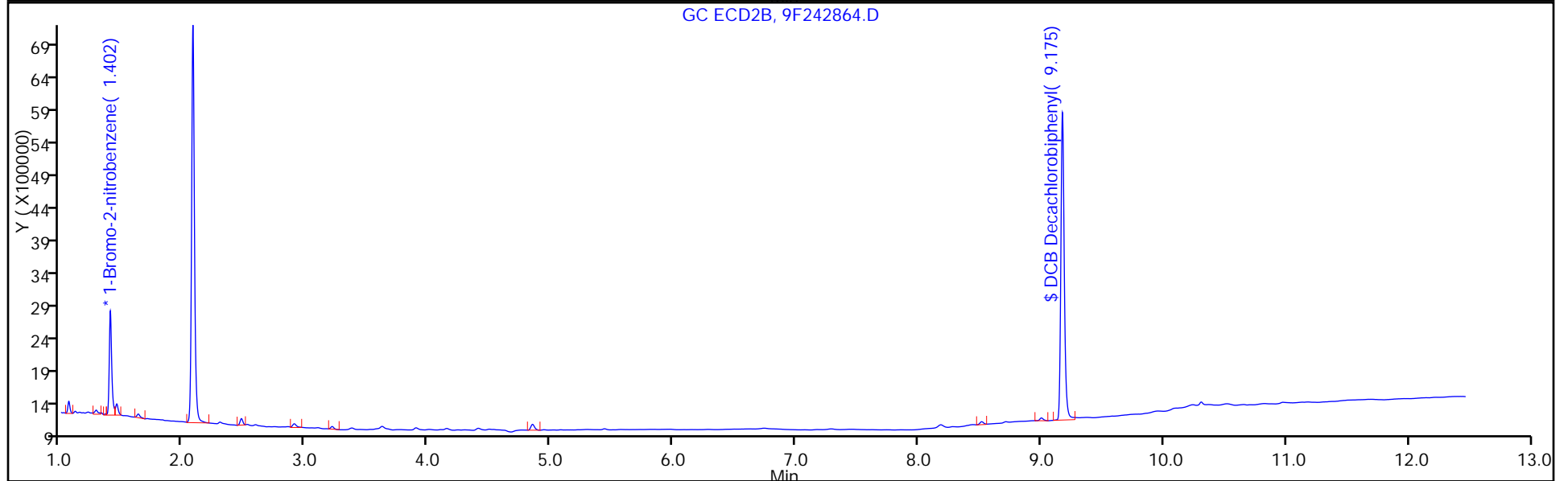
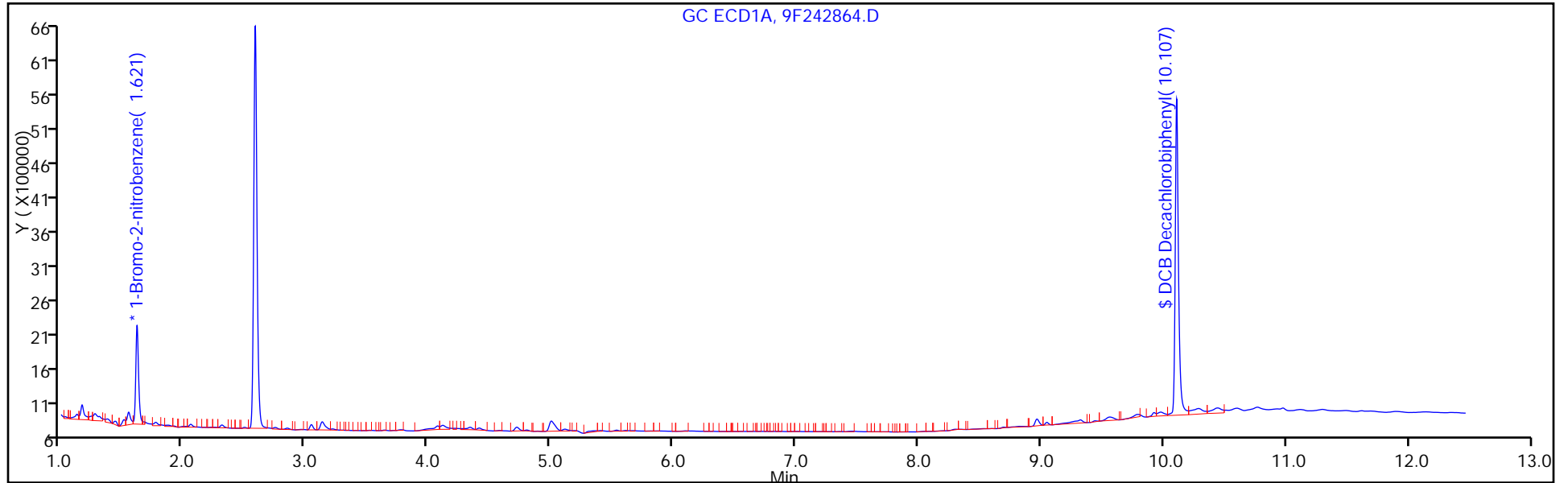
Injection Vol: 1.0 ul

Dil. Factor: 1.0000

ALS Bottle#: 40

Method: 8082-ISTD

Limit Group: GC 8082A PCB ISTD



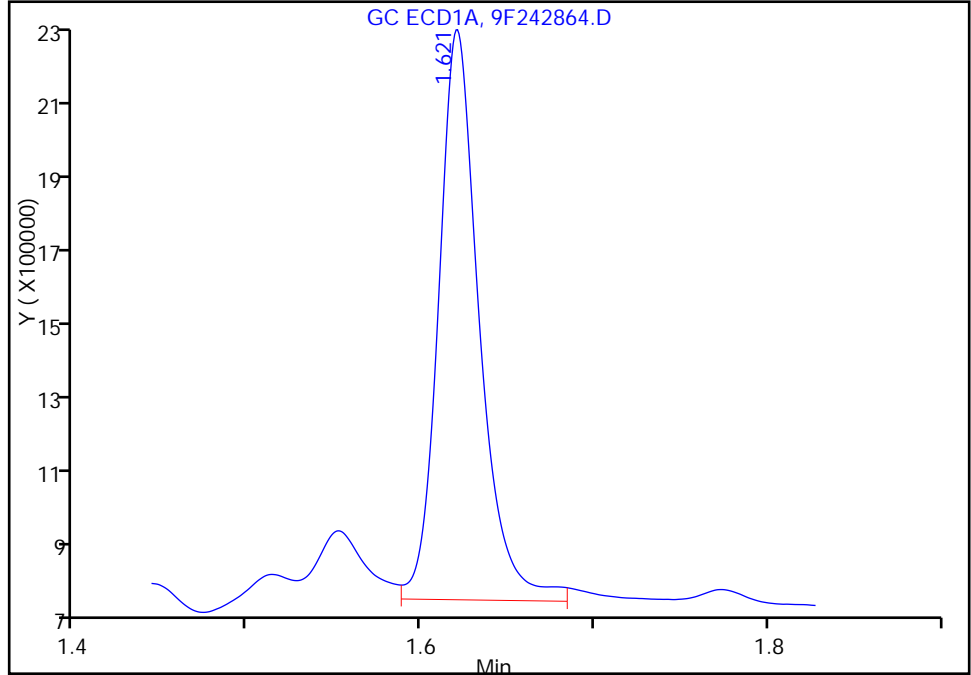
TestAmerica Edison

Data File: \\ChromNA\Edison\ChromData\CPESTGC9\20160813-44429.b\9F242864.D
Injection Date: 13-Aug-2016 20:05:16 Instrument ID: CPESTGC9
Lims ID: 460-118423-A-15-A Lab Sample ID: 460-118423-15
Client ID: FB_20160809
Operator ID: ALS Bottle#: 40 Worklist Smp#: 40
Injection Vol: 1.0 ul Dil. Factor: 1.0000
Method: 8082-ISTD Limit Group: GC 8082A PCB ISTD
Column: Detector GC ECD1A

* 13 1-Bromo-2-nitrobenzene, CAS: 577-19-5
Signal: 1

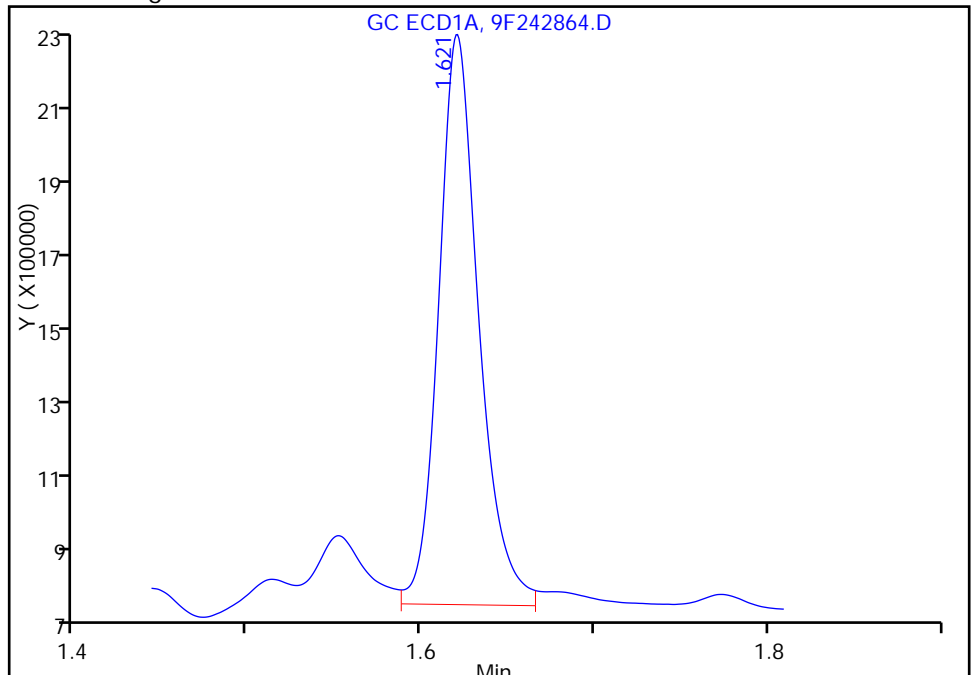
RT: 1.62
Area: 2342311
Amount: 20.000000
Amount Units: ug/l

Processing Integration Results



RT: 1.62
Area: 2303105
Amount: 20.000000
Amount Units: ug/l

Manual Integration Results



Reviewer: patelji, 15-Aug-2016 07:31:55
Audit Action: Split an Integrated Peak

Audit Reason: Peak not integrated

FORM I
PCBS ORGANICS ANALYSIS DATA SHEET

Lab Name: TestAmerica Edison Job No.: 460-118423-1
 SDG No.: _____
 Client Sample ID: FB_20160809 Lab Sample ID: 460-118423-15
 Matrix: Water Lab File ID: 9F242864.D
 Analysis Method: 8082A Date Collected: 08/09/2016 12:41
 Extraction Method: 3510C Date Extracted: 08/12/2016 07:54
 Sample wt/vol: 250(mL) Date Analyzed: 08/13/2016 20:05
 Con. Extract Vol.: 1(mL) Dilution Factor: 1
 Injection Volume: 1(uL) GC Column: CLP-1 ID: 0.53(mm)
 % Moisture: _____ GPC Cleanup: (Y/N) N
 Analysis Batch No.: 384645 Units: ug/L

CAS NO.	COMPOUND NAME	RESULT	Q	RL	MDL
12674-11-2	Aroclor 1016	0.098	U	0.40	0.098
11104-28-2	Aroclor 1221	0.098	U	0.40	0.098
11141-16-5	Aroclor 1232	0.098	U	0.40	0.098
53469-21-9	Aroclor 1242	0.098	U	0.40	0.098
12672-29-6	Aroclor 1248	0.098	U	0.40	0.098
11097-69-1	Aroclor 1254	0.084	U	0.40	0.084
11096-82-5	Aroclor 1260	0.084	U *	0.40	0.084
37324-23-5	Aroclor 1262	0.084	U	0.40	0.084
11100-14-4	Aroclor 1268	0.084	U	0.40	0.084

CAS NO.	SURROGATE	%REC	Q	LIMITS
2051-24-3	DCB Decachlorobiphenyl	98		10-150

TestAmerica Edison
Target Compound Quantitation Report

Data File: \\ChromNA\Edison\ChromData\CPESTGC9\20160813-44429.b\9F242864.D
 Lims ID: 460-118423-A-15-A
 Client ID: FB_20160809
 Sample Type: Client
 Inject. Date: 13-Aug-2016 20:05:16 ALS Bottle#: 40 Worklist Smp#: 40
 Injection Vol: 1.0 ul Dil. Factor: 1.0000
 Sample Info: 460-0044429-040
 Operator ID: Instrument ID: CPESTGC9
 Method: \\ChromNA\Edison\ChromData\CPESTGC9\20160813-44429.b\8082-ISTD.m
 Limit Group: GC 8082A PCB ISTD
 Last Update: 15-Aug-2016 13:05:20 Calib Date: 12-May-2016 14:29:29
 Integrator: Falcon
 Quant Method: Internal Standard Quant By: Initial Calibration
 Last ICal File: \\ChromNA\Edison\ChromData\CPESTGC9\20160512-40924.b\9F001892.D
 Column 1 : Det: GC ECD1A
 Column 2 : Det: GC ECD2B
 Process Host: XAWRK053

First Level Reviewer: patelji Date: 15-Aug-2016 07:31:55

Col	RT (min.)	Exp RT (min.)	Dlt RT (min.)	Response	OnCol Amt ug/l	Flags
-----	-----------	---------------	---------------	----------	----------------	-------

* 13 1-Bromo-2-nitrobenzene M
 1 1.621 1.615 0.006 2303105 20.0 M
 2 1.402 1.397 0.005 2241447 20.0 M
 RPD = 0.00

\$ 11 DCB Decachlorobiphenyl
 1 10.107 10.142 -0.035 8619352 104.8 a
 2 9.175 9.188 -0.013 9113105 97.6 a
 RPD = 7.16

QC Flag Legend

Review Flags

M - Manually Integrated

Reagents:

SGPCBISTD_00006 Amount Added: 20.00 Units: uL Run Reagent

TestAmerica Edison

Data File: \\ChromNA\Edison\ChromData\CPESTGC9\20160813-44429.b\9F242864.D

Injection Date: 13-Aug-2016 20:05:16

Instrument ID: CPESTGC9

Operator ID:

Lims ID: 460-118423-A-15-A

Lab Sample ID: 460-118423-15

Worklist Smp#: 40

Client ID: FB_20160809

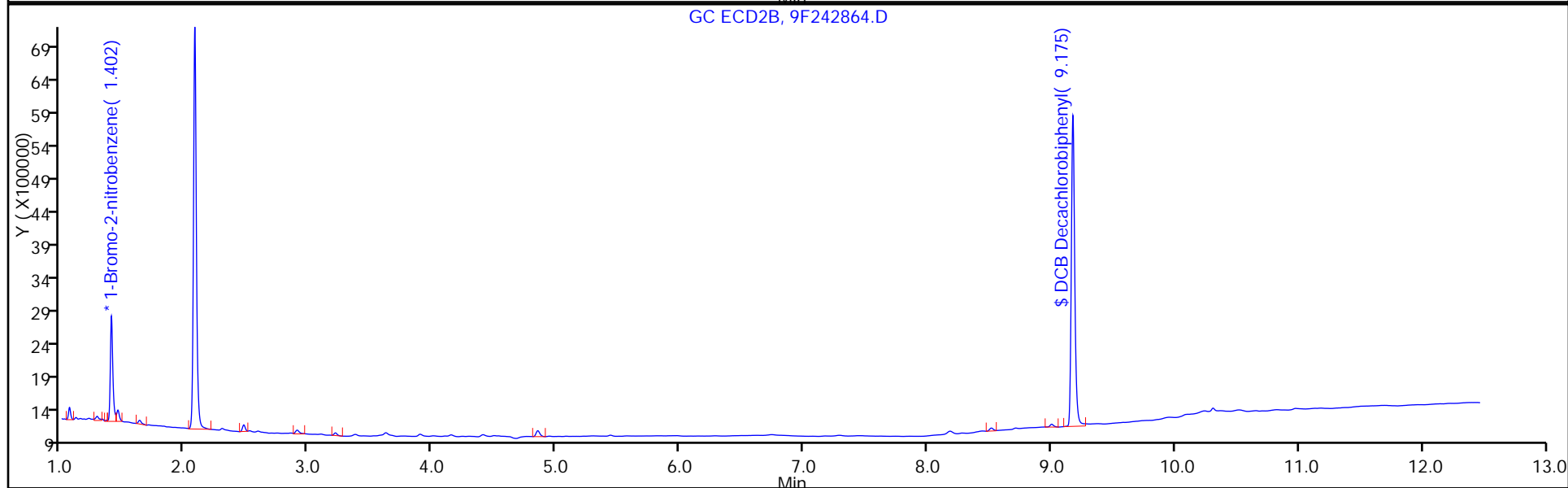
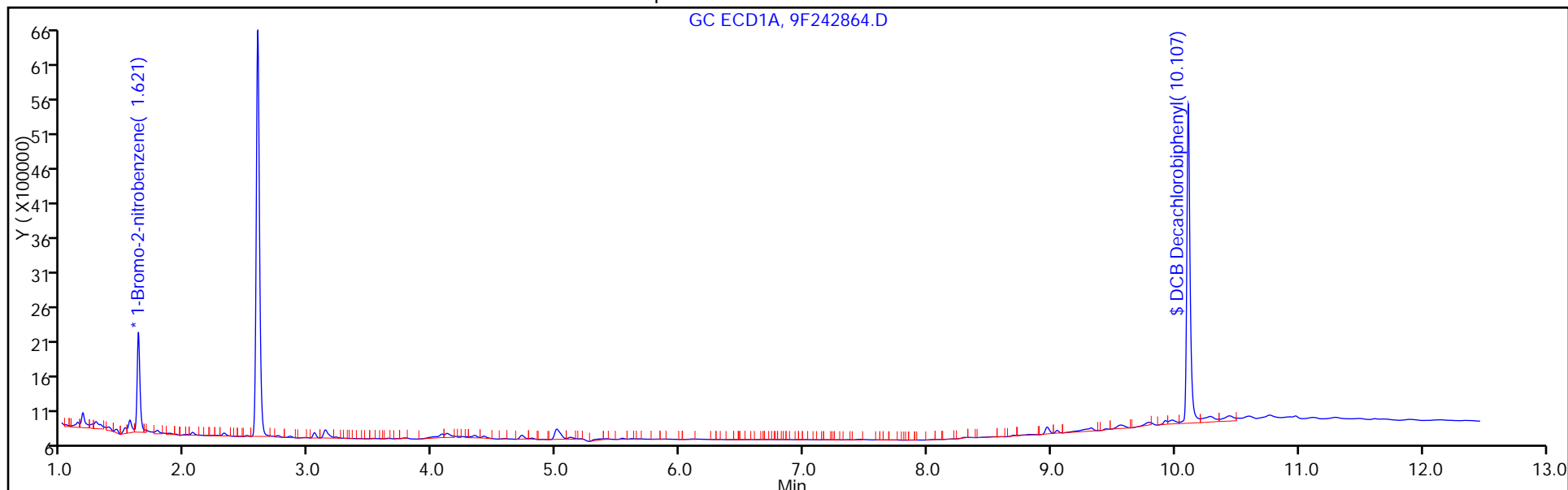
Injection Vol: 1.0 ul

Dil. Factor: 1.0000

ALS Bottle#: 40

Method: 8082-ISTD

Limit Group: GC 8082A PCB ISTD



TestAmerica Edison

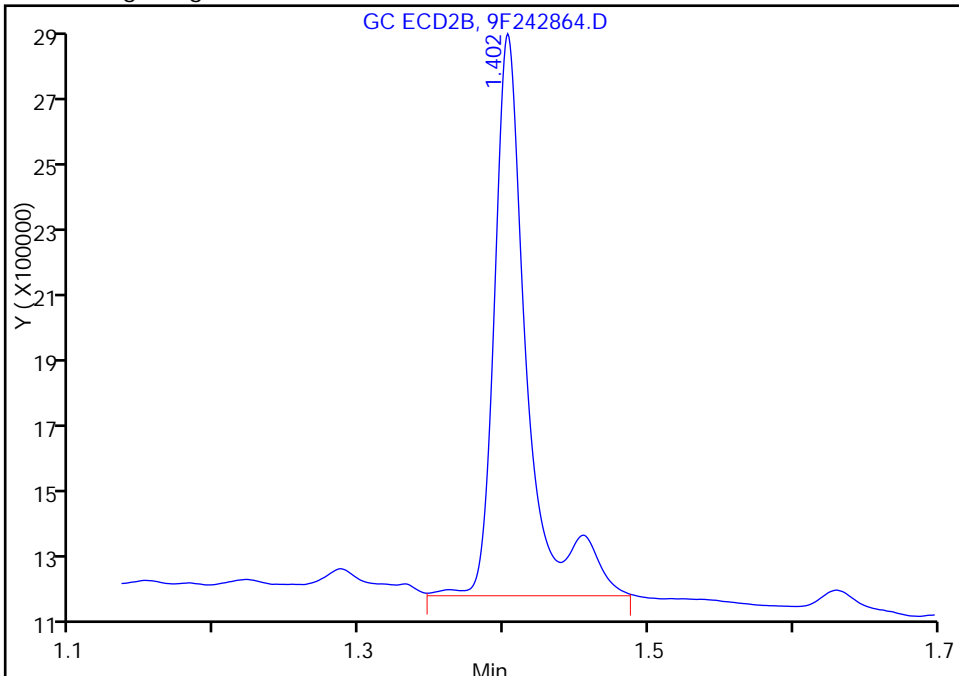
Data File: \\ChromNA\Edison\ChromData\CPESTGC9\20160813-44429.b\9F242864.D
Injection Date: 13-Aug-2016 20:05:16 Instrument ID: CPESTGC9
Lims ID: 460-118423-A-15-A Lab Sample ID: 460-118423-15
Client ID: FB_20160809
Operator ID: ALS Bottle#: 40 Worklist Smp#: 40
Injection Vol: 1.0 ul Dil. Factor: 1.0000
Method: 8082-ISTD Limit Group: GC 8082A PCB ISTD
Column: Detector GC ECD2B

* 13 1-Bromo-2-nitrobenzene, CAS: 577-19-5

Signal: 2

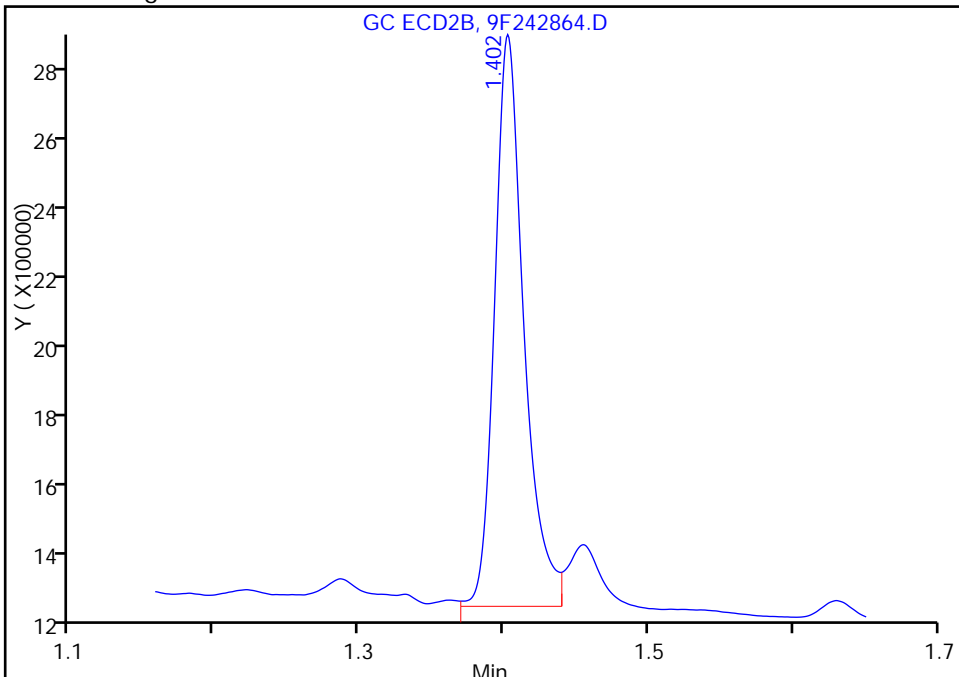
RT: 1.40
Area: 2516983
Amount: 20.000000
Amount Units: ug/l

Processing Integration Results



RT: 1.40
Area: 2241447
Amount: 20.000000
Amount Units: ug/l

Manual Integration Results



Reviewer: patelji, 15-Aug-2016 07:31:55
Audit Action: Split an Integrated Peak

Audit Reason: Peak not integrated

FORM I
PCBS ORGANICS ANALYSIS DATA SHEET

Lab Name: <u>TestAmerica Edison</u>	Job No.: <u>460-118423-1</u>
SDG No.: _____	
Client Sample ID: <u>PMP-17-DUP-8.25 DL</u>	Lab Sample ID: <u>460-118423-17 DL</u>
Matrix: <u>Solid</u>	Lab File ID: <u>T1331901.D</u>
Analysis Method: <u>8082A</u>	Date Collected: <u>08/09/2016 11:30</u>
Extraction Method: <u>3546</u>	Date Extracted: <u>08/16/2016 02:37</u>
Sample wt/vol: <u>15.0154(g)</u>	Date Analyzed: <u>08/18/2016 09:44</u>
Con. Extract Vol.: <u>10 (mL)</u>	Dilution Factor: <u>20</u>
Injection Volume: <u>1 (uL)</u>	GC Column: <u>CLP-2</u> ID: <u>0.53 (mm)</u>
% Moisture: <u>13.5</u>	GPC Cleanup: (Y/N) <u>N</u>
Analysis Batch No.: <u>385460</u>	Units: <u>ug/Kg</u>

CAS NO.	SURROGATE	%REC	Q	LIMITS
2051-24-3	DCB Decachlorobiphenyl	137	D	35-150

TestAmerica Edison
Target Compound Quantitation Report

Data File: \\ChromNA\Edison\ChromData\CPESTGC11\20160818-44594.b\T1331901.D
 Lims ID: 460-118423-A-17-A
 Client ID: PMP-17-DUP-8.25
 Sample Type: Client
 Inject. Date: 18-Aug-2016 09:44:11 ALS Bottle#: 19 Worklist Smp#: 18
 Injection Vol: 1.0 ul Dil. Factor: 20.0000
 Sample Info: 460-0044594-018
 Operator ID: Instrument ID: CPESTGC11
 Method: \\ChromNA\Edison\ChromData\CPESTGC11\20160818-44594.b\8082 ISTD.m
 Limit Group: GC 8082A PCB ISTD
 Last Update: 18-Aug-2016 10:39:54 Calib Date: 17-Jun-2016 19:43:54
 Integrator: Falcon
 Quant Method: Internal Standard Quant By: Initial Calibration
 Last ICal File: \\ChromNA\Edison\ChromData\CPESTGC11\20160617-42300.b\T1329669.D
 Column 1 : Det: GC ECD1A
 Column 2 : Det: GC ECD2B
 Process Host: XAWRK027

First Level Reviewer: patelji Date: 18-Aug-2016 10:10:13

Col	RT (min.)	Exp RT (min.)	Dlt RT (min.)	Response	OnCol Amt ug/l	Flags
-----	-----------	---------------	---------------	----------	----------------	-------

* 13 1-Bromo-2-nitrobenzene

1	1.518	1.523	-0.005	39847227	20.0	
2	1.349	1.346	0.003	42162899	20.0	

RPD = 0.00

4 PCB-1242

1	2.971	2.979	-0.008	33780910	1174.7	M
1	3.436	3.446	-0.010	71229712	1263.3	
1	3.708	3.717	-0.009	28587309	1264.4	
1	3.956	3.965	-0.009	147416598	1289.2	
1	4.111	4.120	-0.009	61317858	1278.1	
1	4.787	4.798	-0.011	54804336	1234.3	
1	5.088	5.098	-0.010	48405406	1212.2	
1	5.134	5.146	-0.012	55819191	1253.4	
Average of Peak Amounts =					1246.2	
2	2.328	2.330	-0.002	37673435	1233.5	M
2	2.682	2.684	-0.002	81938108	1367.7	M
2	2.884	2.886	-0.002	54945901	1373.9	M
2	3.156	3.158	-0.002	181401943	1376.2	M
2	3.295	3.298	-0.003	75028874	1370.8	M
2	3.730	3.733	-0.003	74468969	1352.4	M
2	4.183	4.187	-0.004	114201647	1312.9	M
2	4.416	4.420	-0.004	46519369	1368.5	M
Average of Peak Amounts =					1344.5	
RPD = 7.59						

Col	RT (min.)	Exp RT (min.)	Dlt RT (min.)	Response	OnCol Amt ug/l	Flags
-----	-----------	---------------	---------------	----------	----------------	-------

\$ 11 DCB Decachlorobiphenyl						M
1	10.500	10.520	-0.020	4874485	3.42	M
2	8.988	8.989	-0.001	7653572	3.77	M
RPD = 9.77						

QC Flag Legend

Review Flags

M - Manually Integrated

Reagents:

SGPCBISTD_00006 Amount Added: 20.00 Units: uL Run Reagent

TestAmerica Edison

Data File: \\ChromNA\Edison\ChromData\CPESTGC11\20160818-44594.b\T1331901.D

Injection Date: 18-Aug-2016 09:44:11

Instrument ID: CPESTGC11

Operator ID:

Lims ID: 460-118423-A-17-A

Lab Sample ID: 460-118423-17

Worklist Smp#: 18

Client ID: PMP-17-DUP-8.25

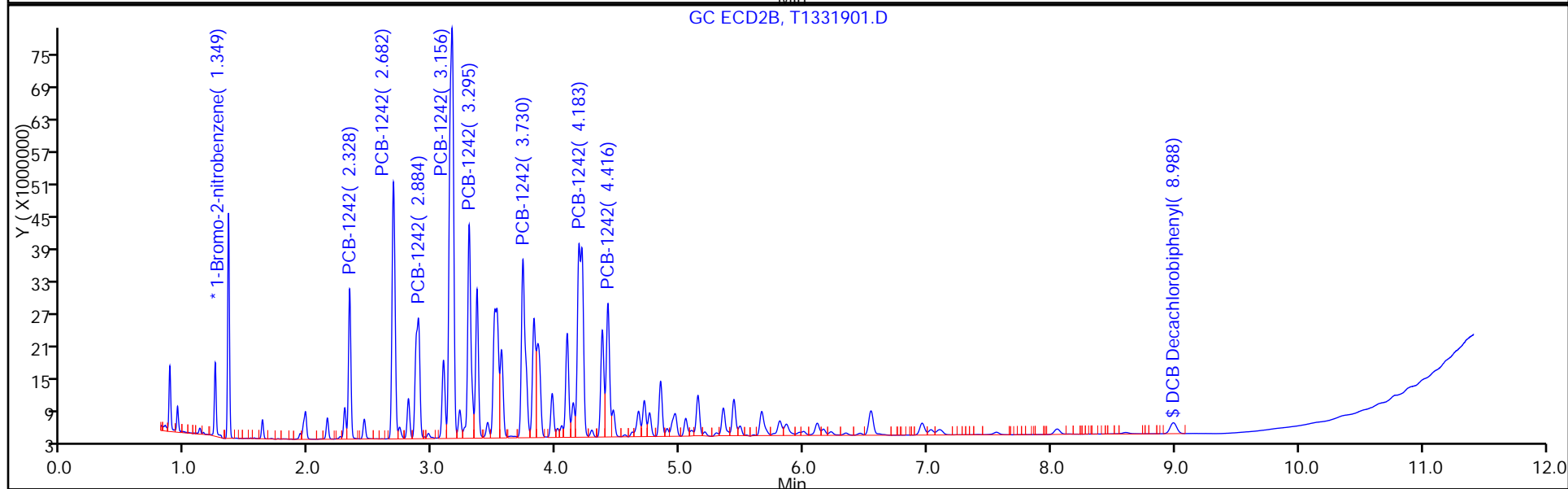
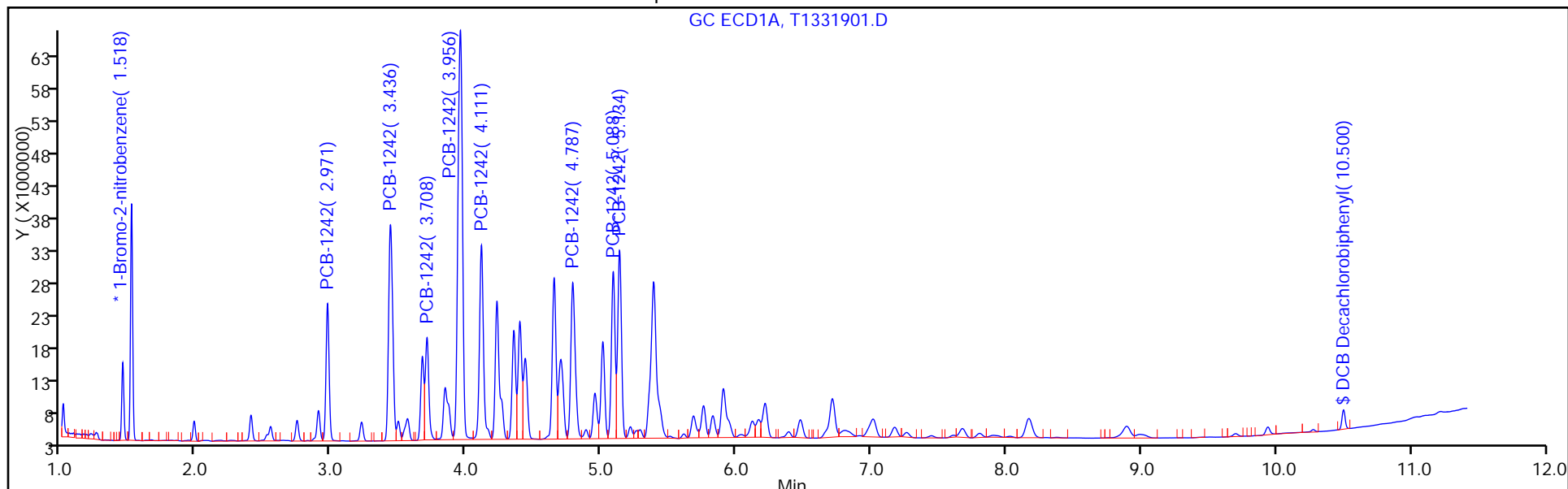
Injection Vol: 1.0 ul

Dil. Factor: 20.0000

ALS Bottle#: 19

Method: 8082 ISTD

Limit Group: GC 8082A PCB ISTD



TestAmerica Edison

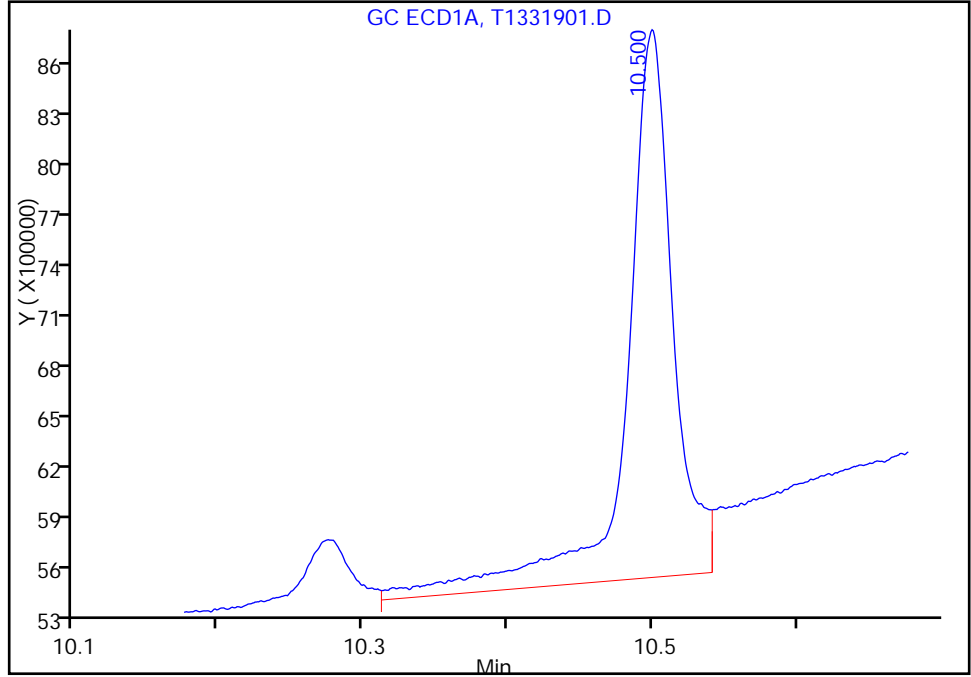
Data File: \\ChromNA\Edison\ChromData\CPESTGC11\20160818-44594.b\T1331901.D
Injection Date: 18-Aug-2016 09:44:11 Instrument ID: CPESTGC11
Lims ID: 460-118423-A-17-A Lab Sample ID: 460-118423-17
Client ID: PMP-17-DUP-8.25
Operator ID: ALS Bottle#: 19 Worklist Smp#: 18
Injection Vol: 1.0 ul Dil. Factor: 20.0000
Method: 8082 ISTD Limit Group: GC 8082A PCB ISTD
Column: Detector GC ECD1A

\$ 11 DCB Decachlorobiphenyl, CAS: 2051-24-3

Signal: 1

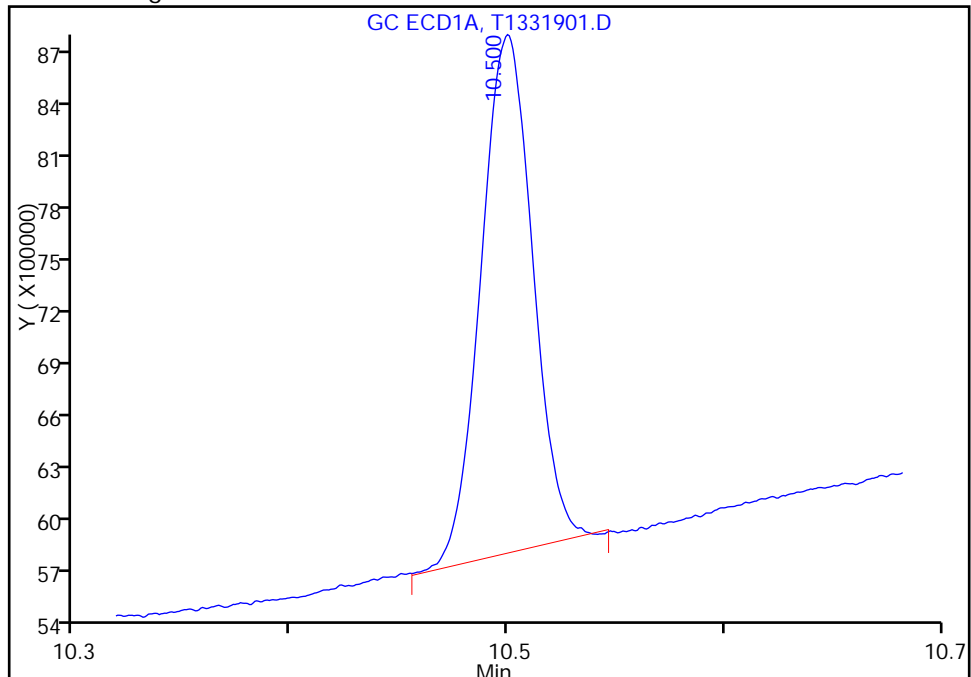
RT: 10.50
Area: 7310097
Amount: 5.129200
Amount Units: ug/l

Processing Integration Results



RT: 10.50
Area: 4874485
Amount: 3.420230
Amount Units: ug/l

Manual Integration Results



Reviewer: patelji, 18-Aug-2016 10:10:13
Audit Action: Manually Integrated

Audit Reason: Peak not integrated

FORM I
PCBS ORGANICS ANALYSIS DATA SHEET

Lab Name: TestAmerica Edison Job No.: 460-118423-1
 SDG No.: _____
 Client Sample ID: PMP-17-DUP-8.25 DL Lab Sample ID: 460-118423-17 DL
 Matrix: Solid Lab File ID: T1331901.D
 Analysis Method: 8082A Date Collected: 08/09/2016 11:30
 Extraction Method: 3546 Date Extracted: 08/16/2016 02:37
 Sample wt/vol: 15.0154(g) Date Analyzed: 08/18/2016 09:44
 Con. Extract Vol.: 10 (mL) Dilution Factor: 20
 Injection Volume: 1 (uL) GC Column: CLP-1 ID: 0.53 (mm)
 % Moisture: 13.5 GPC Cleanup: (Y/N) N
 Analysis Batch No.: 385460 Units: ug/Kg

CAS NO.	COMPOUND NAME	RESULT	Q	RL	MDL
12674-11-2	Aroclor 1016	210	U	1500	210
11104-28-2	Aroclor 1221	210	U	1500	210
11141-16-5	Aroclor 1232	210	U	1500	210
53469-21-9	Aroclor 1242	21000	D	1500	210
12672-29-6	Aroclor 1248	210	U	1500	210
11097-69-1	Aroclor 1254	210	U	1500	210
11096-82-5	Aroclor 1260	210	U	1500	210
37324-23-5	Aroclor 1262	210	U	1500	210
11100-14-4	Aroclor 1268	210	U	1500	210

CAS NO.	SURROGATE	%REC	Q	LIMITS
2051-24-3	DCB Decachlorobiphenyl	151	D X	35-150

TestAmerica Edison
Target Compound Quantitation Report

Data File: \\ChromNA\Edison\ChromData\CPESTGC11\20160818-44594.b\T1331901.D
 Lims ID: 460-118423-A-17-A
 Client ID: PMP-17-DUP-8.25
 Sample Type: Client
 Inject. Date: 18-Aug-2016 09:44:11 ALS Bottle#: 19 Worklist Smp#: 18
 Injection Vol: 1.0 ul Dil. Factor: 20.0000
 Sample Info: 460-0044594-018
 Operator ID: Instrument ID: CPESTGC11
 Method: \\ChromNA\Edison\ChromData\CPESTGC11\20160818-44594.b\8082 ISTD.m
 Limit Group: GC 8082A PCB ISTD
 Last Update: 18-Aug-2016 10:39:54 Calib Date: 17-Jun-2016 19:43:54
 Integrator: Falcon
 Quant Method: Internal Standard Quant By: Initial Calibration
 Last ICal File: \\ChromNA\Edison\ChromData\CPESTGC11\20160617-42300.b\T1329669.D
 Column 1 : Det: GC ECD1A
 Column 2 : Det: GC ECD2B
 Process Host: XAWRK027

First Level Reviewer: patelji Date: 18-Aug-2016 10:10:13

Col	RT (min.)	Exp RT (min.)	Dlt RT (min.)	Response	OnCol Amt ug/l	Flags
-----	-----------	---------------	---------------	----------	----------------	-------

* 13 1-Bromo-2-nitrobenzene

1	1.518	1.523	-0.005	39847227	20.0	
2	1.349	1.346	0.003	42162899	20.0	
					RPD = 0.00	

4 PCB-1242

1	2.971	2.979	-0.008	33780910	1174.7	M
1	3.436	3.446	-0.010	71229712	1263.3	
1	3.708	3.717	-0.009	28587309	1264.4	
1	3.956	3.965	-0.009	147416598	1289.2	
1	4.111	4.120	-0.009	61317858	1278.1	
1	4.787	4.798	-0.011	54804336	1234.3	
1	5.088	5.098	-0.010	48405406	1212.2	
1	5.134	5.146	-0.012	55819191	1253.4	
Average of Peak Amounts =					1246.2	
2	2.328	2.330	-0.002	37673435	1233.5	M
2	2.682	2.684	-0.002	81938108	1367.7	M
2	2.884	2.886	-0.002	54945901	1373.9	M
2	3.156	3.158	-0.002	181401943	1376.2	M
2	3.295	3.298	-0.003	75028874	1370.8	M
2	3.730	3.733	-0.003	74468969	1352.4	M
2	4.183	4.187	-0.004	114201647	1312.9	M
2	4.416	4.420	-0.004	46519369	1368.5	M
Average of Peak Amounts =					1344.5	
					RPD = 7.59	

Col	RT (min.)	Exp RT (min.)	Dlt RT (min.)	Response	OnCol Amt ug/l	Flags
-----	-----------	---------------	---------------	----------	----------------	-------

\$ 11 DCB Decachlorobiphenyl						M
1	10.500	10.520	-0.020	4874485	3.42	M
2	8.988	8.989	-0.001	7653572	3.77	M
RPD = 9.77						

QC Flag Legend

Review Flags

M - Manually Integrated

Reagents:

SGPCBISTD_00006 Amount Added: 20.00 Units: uL Run Reagent

TestAmerica Edison

Data File: \\ChromNA\Edison\ChromData\CPESTGC11\20160818-44594.b\T1331901.D

Injection Date: 18-Aug-2016 09:44:11

Instrument ID: CPESTGC11

Operator ID:

Lims ID: 460-118423-A-17-A

Lab Sample ID: 460-118423-17

Worklist Smp#: 18

Client ID: PMP-17-DUP-8.25

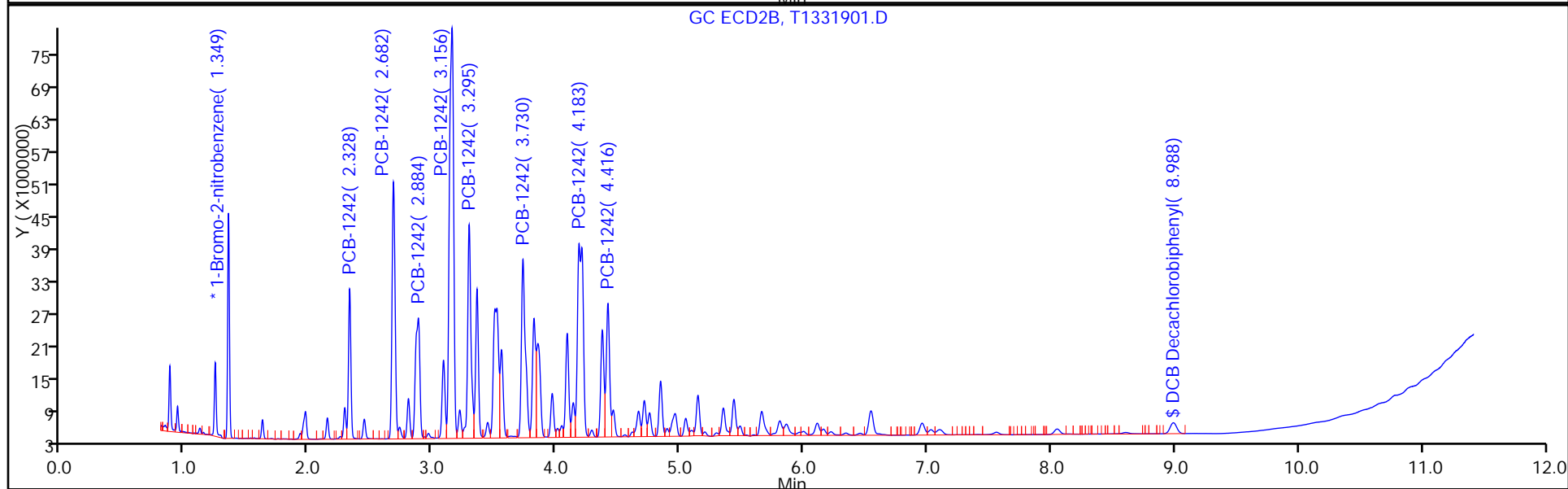
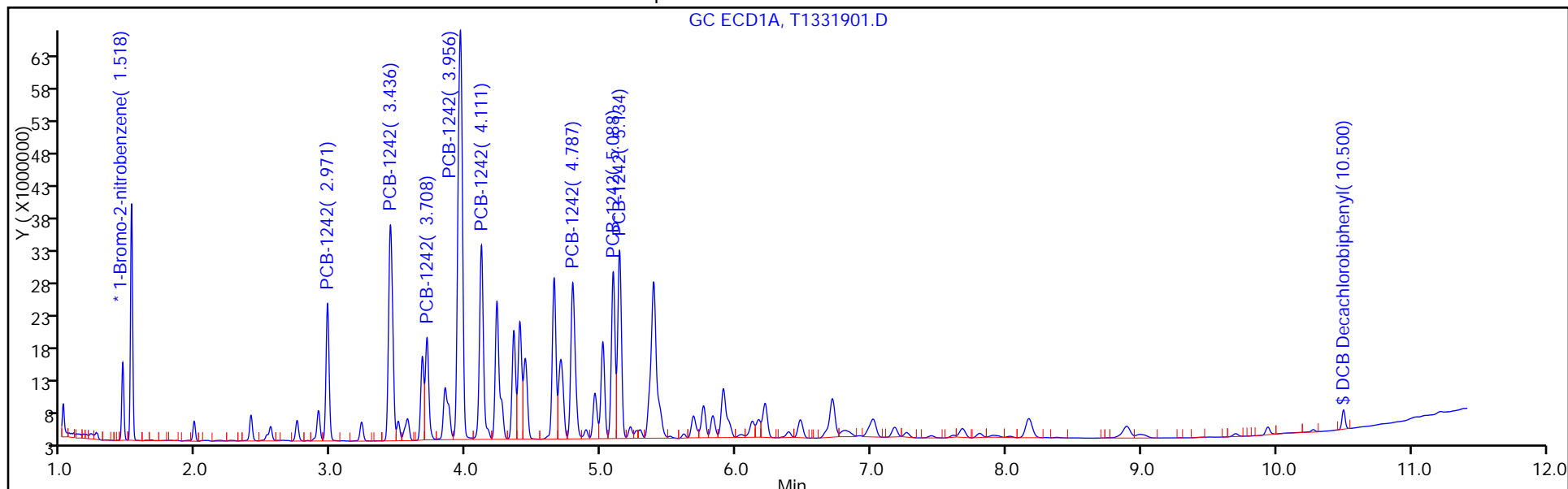
Injection Vol: 1.0 ul

Dil. Factor: 20.0000

ALS Bottle#: 19

Method: 8082 ISTD

Limit Group: GC 8082A PCB ISTD



TestAmerica Edison

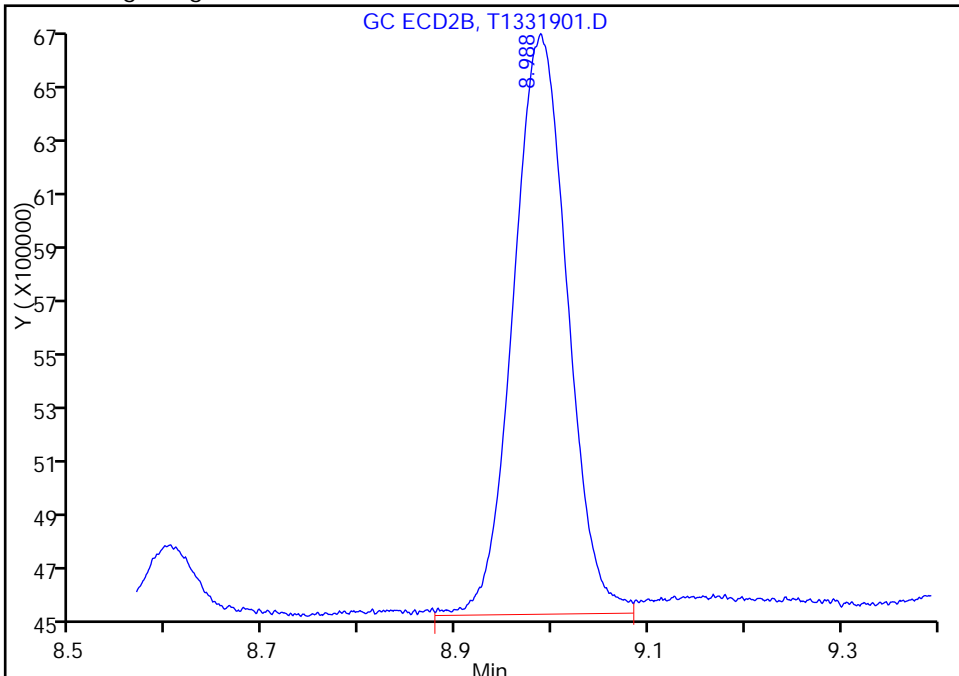
Data File: \\ChromNA\Edison\ChromData\CPESTGC11\20160818-44594.b\T1331901.D
Injection Date: 18-Aug-2016 09:44:11 Instrument ID: CPESTGC11
Lims ID: 460-118423-A-17-A Lab Sample ID: 460-118423-17
Client ID: PMP-17-DUP-8.25
Operator ID: ALS Bottle#: 19 Worklist Smp#: 18
Injection Vol: 1.0 ul Dil. Factor: 20.0000
Method: 8082 ISTD Limit Group: GC 8082A PCB ISTD
Column: Detector GC ECD2B

\$ 11 DCB Decachlorobiphenyl, CAS: 2051-24-3

Signal: 2

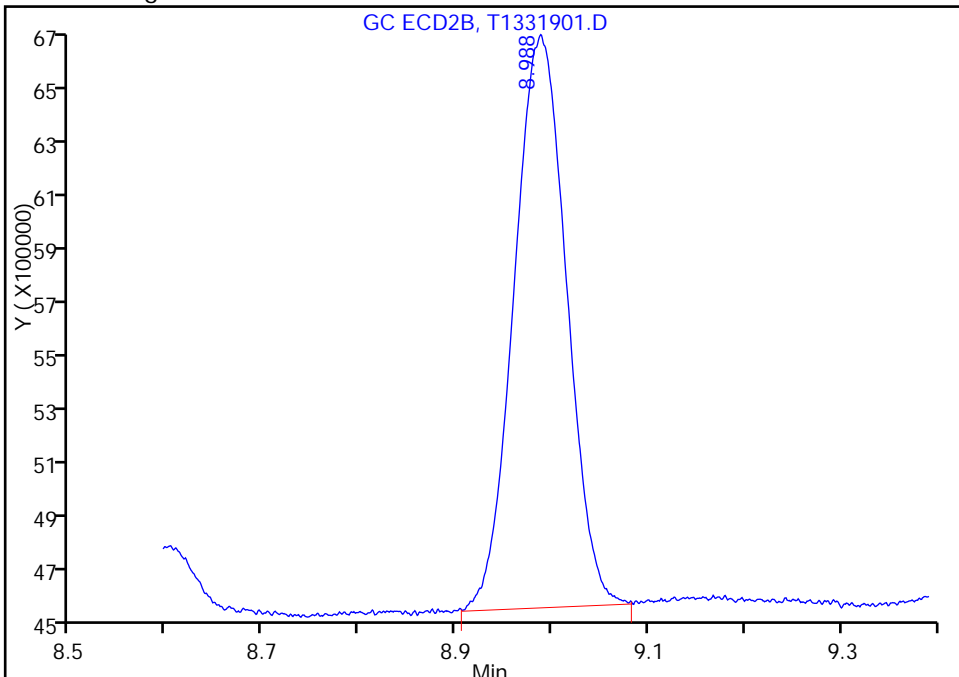
RT: 8.99
Area: 7965806
Amount: 3.925386
Amount Units: ug/l

Processing Integration Results



RT: 8.99
Area: 7653572
Amount: 3.771524
Amount Units: ug/l

Manual Integration Results



Reviewer: patelji, 18-Aug-2016 10:10:13
Audit Action: Manually Integrated

Audit Reason: Peak not integrated

TestAmerica Edison

Data File: \\ChromNA\Edison\ChromData\CPESTGC11\20160818-44594.b\T1331901.D

Injection Date: 18-Aug-2016 09:44:11

Instrument ID: CPESTGC11

Lims ID: 460-118423-A-17-A

Lab Sample ID: 460-118423-17

Client ID: PMP-17-DUP-8.25

Operator ID:

ALS Bottle#: 19 Worklist Smp#: 18

Injection Vol: 1.0 ul

Dil. Factor: 20.0000

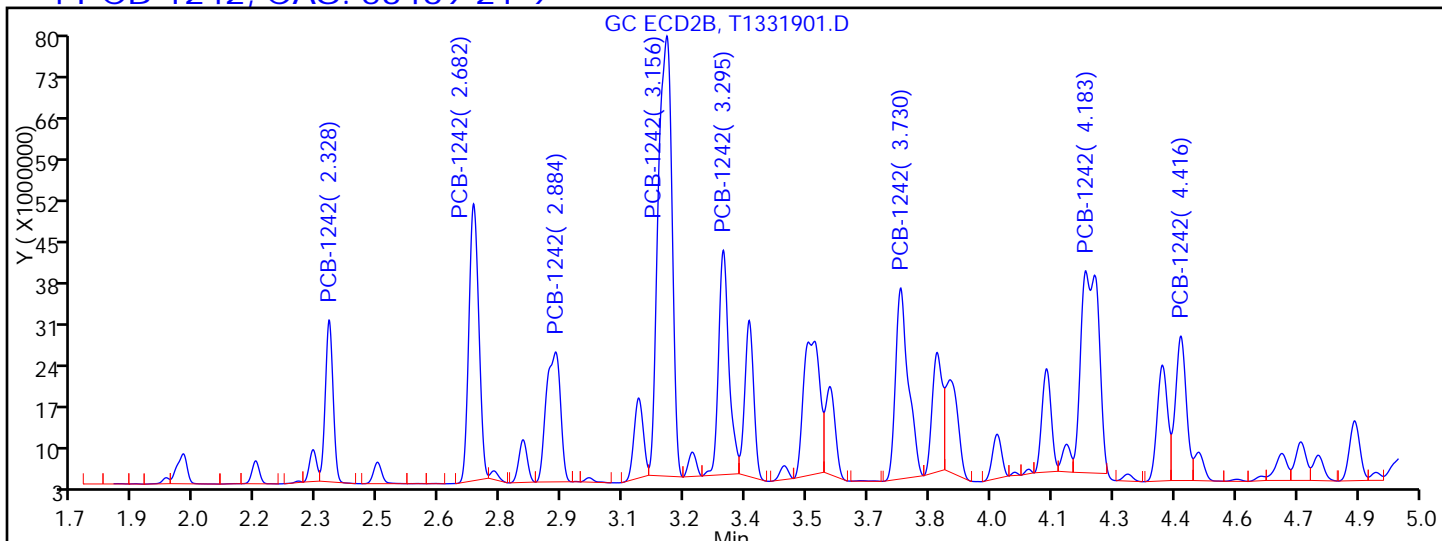
Method: 8082 ISTD

Limit Group: GC 8082A PCB ISTD

Column:

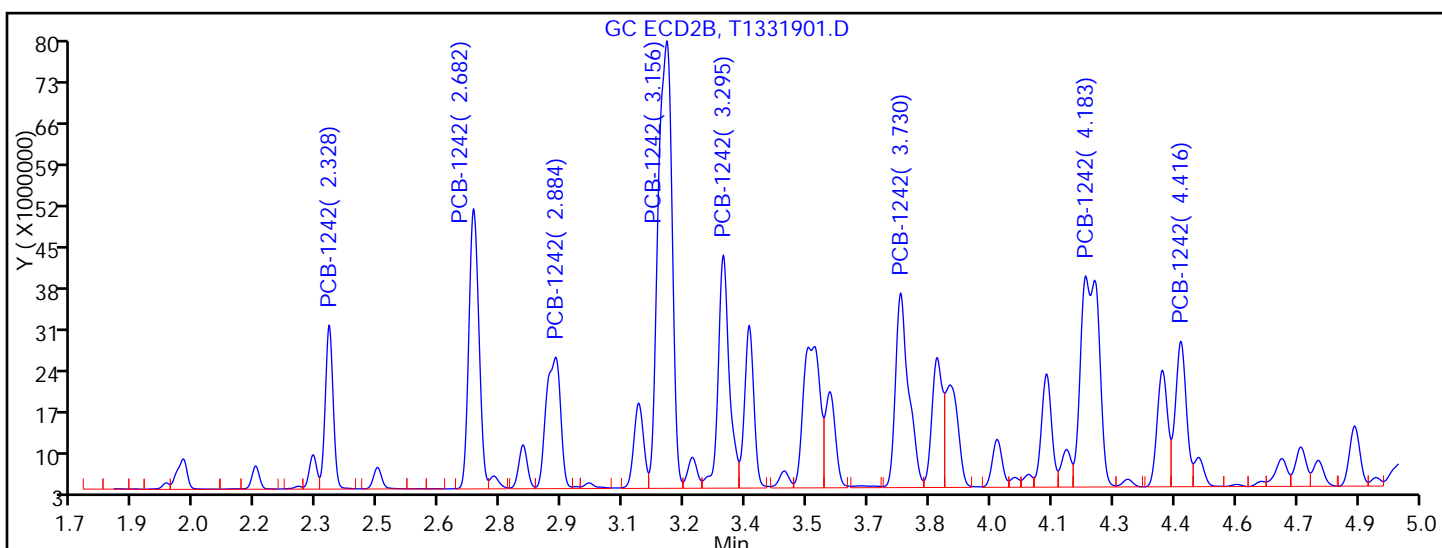
Detector GC ECD2B

4 PCB-1242, CAS: 53469-21-9



Processing Integration Results

RT = 2.328	Response = 36312350	M
RT = 2.682	Response = 79650647	M
RT = 2.884	Response = 53462899	M
RT = 3.156	Response = 175372693	M
RT = 3.295	Response = 67484159	M
RT = 3.730	Response = 70531518	M
RT = 4.183	Response = 105691309	M
RT = 4.416	Response = 45948892	M



Manual Integration Results

RT = 2.328	Response = 37673435	M
RT = 2.682	Response = 81938108	M
RT = 2.884	Response = 54945901	M
RT = 3.156	Response = 181401943	M
RT = 3.295	Response = 75028874	M
RT = 3.730	Response = 74468969	M

FORM I
PCBS ORGANICS ANALYSIS DATA SHEET

Lab Name: TestAmerica Edison Job No.: 460-118423-1
 SDG No.: _____
 Client Sample ID: PMP-13-4.25 Lab Sample ID: 460-118423-18
 Matrix: Solid Lab File ID: 9F242981.D
 Analysis Method: 8082A Date Collected: 08/09/2016 10:45
 Extraction Method: 3546 Date Extracted: 08/16/2016 02:37
 Sample wt/vol: 15.0083(g) Date Analyzed: 08/16/2016 21:45
 Con. Extract Vol.: 10 (mL) Dilution Factor: 1
 Injection Volume: 1 (uL) GC Column: CLP-2 ID: 0.53 (mm)
 % Moisture: 6.3 GPC Cleanup: (Y/N) N
 Analysis Batch No.: 385136 Units: ug/Kg

CAS NO.	SURROGATE	%REC	Q	LIMITS
2051-24-3	DCB Decachlorobiphenyl	116		35-150

TestAmerica Edison
Target Compound Quantitation Report

Data File: \\ChromNA\Edison\ChromData\CPESTGC9\20160816-44536.b\9F242981.D
 Lims ID: 460-118423-C-18-A
 Client ID: PMP-13-4.25
 Sample Type: Client
 Inject. Date: 16-Aug-2016 21:45:18 ALS Bottle#: 25 Worklist Smp#: 25
 Injection Vol: 1.0 ul Dil. Factor: 1.0000
 Sample Info: 460-0044536-025
 Operator ID: Instrument ID: CPESTGC9
 Method: \\ChromNA\Edison\ChromData\CPESTGC9\20160816-44536.b\8082-ISTD.m
 Limit Group: GC 8082A PCB ISTD
 Last Update: 18-Aug-2016 10:41:12 Calib Date: 12-May-2016 14:29:29
 Integrator: Falcon
 Quant Method: Internal Standard Quant By: Initial Calibration
 Last ICal File: \\ChromNA\Edison\ChromData\CPESTGC9\20160512-40924.b\9F001892.D
 Column 1 : Det: GC ECD1A
 Column 2 : Det: GC ECD2B
 Process Host: XAWRK027

First Level Reviewer: patelji Date: 18-Aug-2016 08:11:33

Col	RT (min.)	Exp RT (min.)	Dlt RT (min.)	Response	OnCol Amt ug/l	Flags
-----	-----------	---------------	---------------	----------	----------------	-------

* 13 1-Bromo-2-nitrobenzene
 1 1.621 1.623 -0.002 2548878 20.0
 2 1.404 1.401 0.003 2348746 20.0
 RPD = 0.00

\$ 11 DCB Decachlorobiphenyl
 1 10.090 10.203 -0.113 5267568 57.9 a
 2 9.175 9.217 -0.042 5719693 58.4 a
 RPD = 0.97

Reagents:

SGPCBISTD_00006 Amount Added: 20.00 Units: uL Run Reagent

TestAmerica Edison

Data File: \\ChromNA\Edison\ChromData\CPESTGC9\20160816-44536.b\9F242981.D

Injection Date: 16-Aug-2016 21:45:18

Instrument ID: CPESTGC9

Operator ID:

Lims ID: 460-118423-C-18-A

Lab Sample ID: 460-118423-18

Worklist Smp#: 25

Client ID: PMP-13-4.25

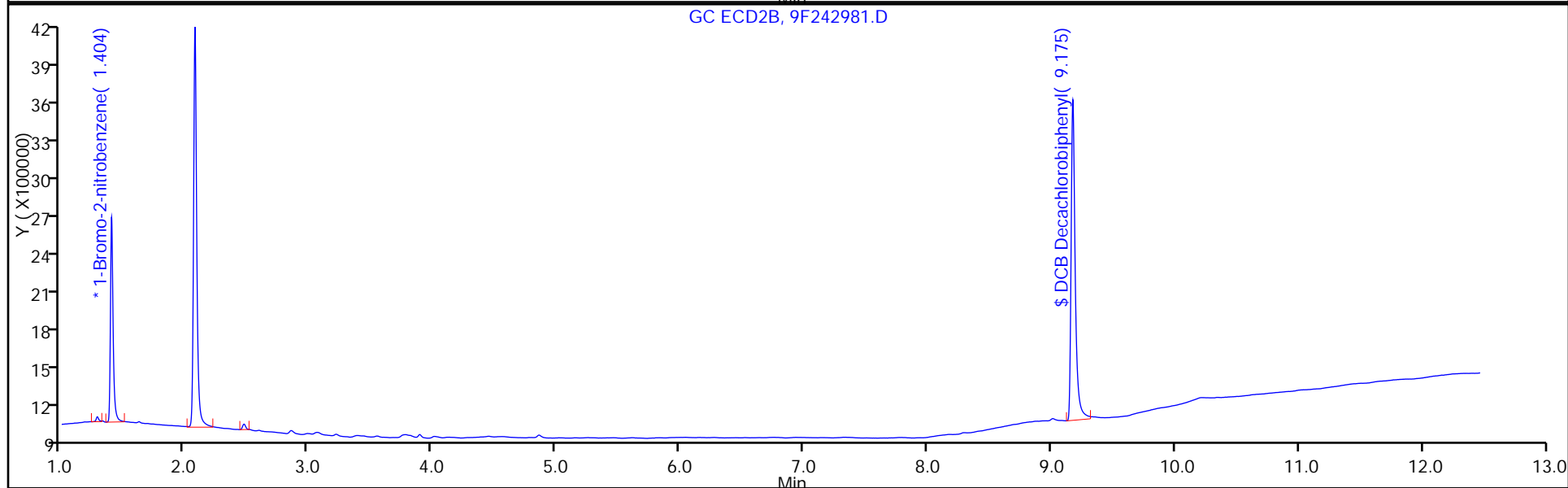
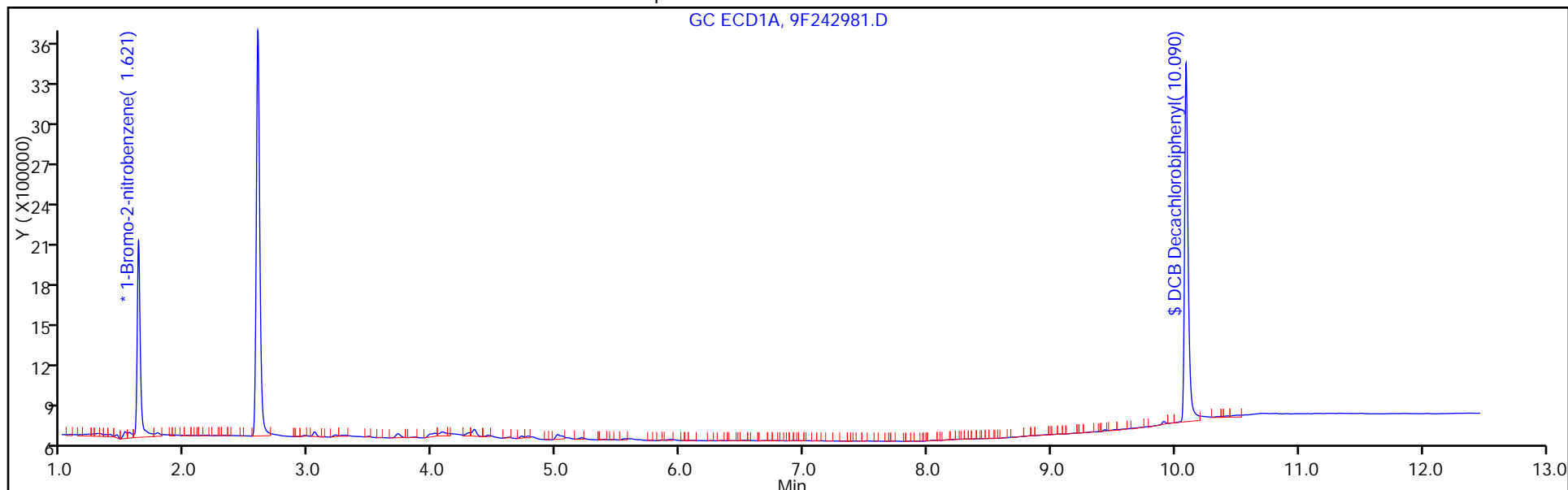
Injection Vol: 1.0 ul

Dil. Factor: 1.0000

ALS Bottle#: 25

Method: 8082-ISTD

Limit Group: GC 8082A PCB ISTD



FORM I
PCBS ORGANICS ANALYSIS DATA SHEET

Lab Name: TestAmerica Edison Job No.: 460-118423-1
 SDG No.: _____
 Client Sample ID: PMP-13-4.25 Lab Sample ID: 460-118423-18
 Matrix: Solid Lab File ID: 9F242981.D
 Analysis Method: 8082A Date Collected: 08/09/2016 10:45
 Extraction Method: 3546 Date Extracted: 08/16/2016 02:37
 Sample wt/vol: 15.0083(g) Date Analyzed: 08/16/2016 21:45
 Con. Extract Vol.: 10 (mL) Dilution Factor: 1
 Injection Volume: 1 (uL) GC Column: CLP-1 ID: 0.53 (mm)
 % Moisture: 6.3 GPC Cleanup: (Y/N) N
 Analysis Batch No.: 385136 Units: ug/Kg

CAS NO.	COMPOUND NAME	RESULT	Q	RL	MDL
12674-11-2	Aroclor 1016	9.5	U	71	9.5
11104-28-2	Aroclor 1221	9.5	U	71	9.5
11141-16-5	Aroclor 1232	9.5	U	71	9.5
53469-21-9	Aroclor 1242	9.5	U	71	9.5
12672-29-6	Aroclor 1248	9.5	U	71	9.5
11097-69-1	Aroclor 1254	9.8	U	71	9.8
11096-82-5	Aroclor 1260	9.8	U	71	9.8
37324-23-5	Aroclor 1262	9.8	U	71	9.8
11100-14-4	Aroclor 1268	9.8	U	71	9.8

CAS NO.	SURROGATE	%REC	Q	LIMITS
2051-24-3	DCB Decachlorobiphenyl	117		35-150

TestAmerica Edison
Target Compound Quantitation Report

Data File: \\ChromNA\Edison\ChromData\CPESTGC9\20160816-44536.b\9F242981.D
 Lims ID: 460-118423-C-18-A
 Client ID: PMP-13-4.25
 Sample Type: Client
 Inject. Date: 16-Aug-2016 21:45:18 ALS Bottle#: 25 Worklist Smp#: 25
 Injection Vol: 1.0 ul Dil. Factor: 1.0000
 Sample Info: 460-0044536-025
 Operator ID: Instrument ID: CPESTGC9
 Method: \\ChromNA\Edison\ChromData\CPESTGC9\20160816-44536.b\8082-ISTD.m
 Limit Group: GC 8082A PCB ISTD
 Last Update: 18-Aug-2016 10:41:12 Calib Date: 12-May-2016 14:29:29
 Integrator: Falcon
 Quant Method: Internal Standard Quant By: Initial Calibration
 Last ICal File: \\ChromNA\Edison\ChromData\CPESTGC9\20160512-40924.b\9F001892.D

Column 1 : Det: GC ECD1A
 Column 2 : Det: GC ECD2B
 Process Host: XAWRK027

First Level Reviewer: patelji Date: 18-Aug-2016 08:11:33

Col	RT (min.)	Exp RT (min.)	Dlt RT (min.)	Response	OnCol Amt ug/l	Flags
-----	-----------	---------------	---------------	----------	----------------	-------

* 13 1-Bromo-2-nitrobenzene

1	1.621	1.623	-0.002	2548878	20.0	
2	1.404	1.401	0.003	2348746	20.0	
						RPD = 0.00

\$ 11 DCB Decachlorobiphenyl

1	10.090	10.203	-0.113	5267568	57.9	a
2	9.175	9.217	-0.042	5719693	58.4	a
						RPD = 0.97

Reagents:

SGPCBISTD_00006 Amount Added: 20.00 Units: uL Run Reagent

TestAmerica Edison

Data File: \\ChromNA\Edison\ChromData\CPESTGC9\20160816-44536.b\9F242981.D

Injection Date: 16-Aug-2016 21:45:18

Instrument ID: CPESTGC9

Operator ID:

Lims ID: 460-118423-C-18-A

Lab Sample ID: 460-118423-18

Worklist Smp#: 25

Client ID: PMP-13-4.25

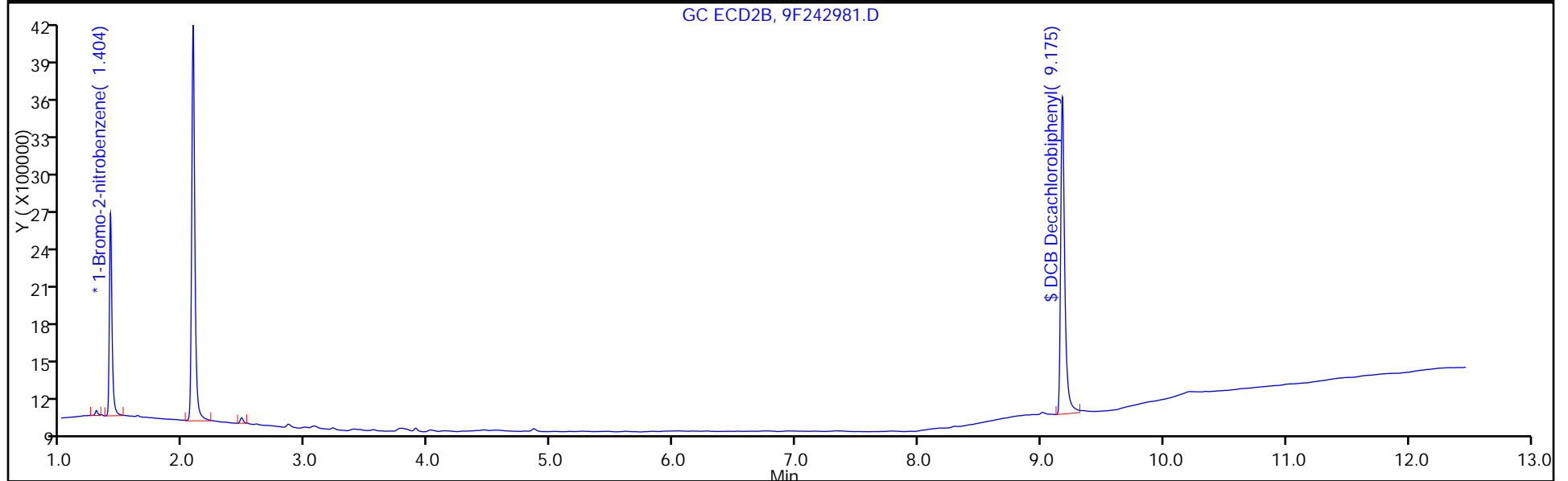
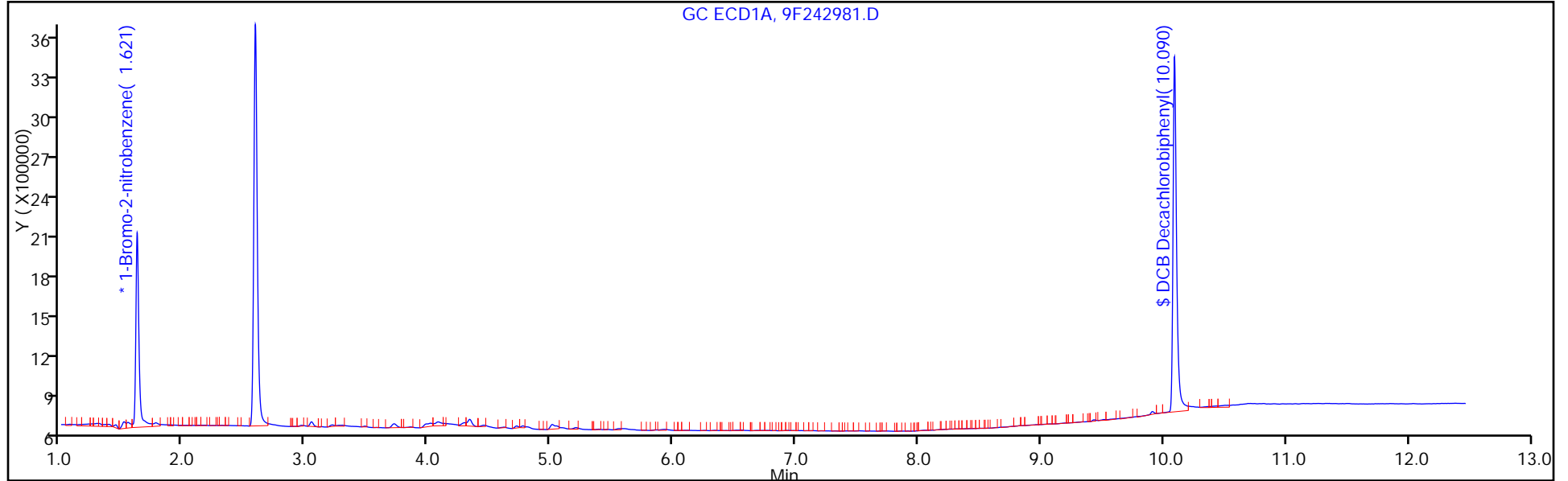
Injection Vol: 1.0 ul

Dil. Factor: 1.0000

ALS Bottle#: 25

Method: 8082-ISTD

Limit Group: GC 8082A PCB ISTD



FORM I
PCBS ORGANICS ANALYSIS DATA SHEET

Lab Name: TestAmerica Edison Job No.: 460-118423-1
 SDG No.: _____
 Client Sample ID: PMP-13-7.75 DL Lab Sample ID: 460-118423-19 DL
 Matrix: Solid Lab File ID: T1331900.D
 Analysis Method: 8082A Date Collected: 08/09/2016 10:50
 Extraction Method: 3546 Date Extracted: 08/16/2016 02:37
 Sample wt/vol: 15.0117(g) Date Analyzed: 08/18/2016 09:29
 Con. Extract Vol.: 10 (mL) Dilution Factor: 100
 Injection Volume: 1 (uL) GC Column: CLP-2 ID: 0.53 (mm)
 % Moisture: 5.9 GPC Cleanup: (Y/N) N
 Analysis Batch No.: 385460 Units: ug/Kg

CAS NO.	SURROGATE	%REC	Q	LIMITS
2051-24-3	DCB Decachlorobiphenyl	0	D X	35-150

TestAmerica Edison
Target Compound Quantitation Report

Data File: \\ChromNA\Edison\ChromData\CPESTGC11\20160818-44594.b\T1331900.D
 Lims ID: 460-118423-A-19-A
 Client ID: PMP-13-7.75
 Sample Type: Client
 Inject. Date: 18-Aug-2016 09:29:18 ALS Bottle#: 18 Worklist Smp#: 17
 Injection Vol: 1.0 ul Dil. Factor: 100.0000
 Sample Info: 460-0044594-017
 Operator ID: Instrument ID: CPESTGC11
 Method: \\ChromNA\Edison\ChromData\CPESTGC11\20160818-44594.b\8082 ISTD.m
 Limit Group: GC 8082A PCB ISTD
 Last Update: 18-Aug-2016 10:39:54 Calib Date: 17-Jun-2016 19:43:54
 Integrator: Falcon
 Quant Method: Internal Standard Quant By: Initial Calibration
 Last ICal File: \\ChromNA\Edison\ChromData\CPESTGC11\20160617-42300.b\T1329669.D
 Column 1 : Det: GC ECD1A
 Column 2 : Det: GC ECD2B
 Process Host: XAWRK027

First Level Reviewer: patelji Date: 18-Aug-2016 10:08:47

Col	RT (min.)	Exp RT (min.)	Dlt RT (min.)	Response	OnCol Amt ug/l	Flags
-----	-----------	---------------	---------------	----------	----------------	-------

* 13 1-Bromo-2-nitrobenzene

1	1.518	1.523	-0.005	40914279	20.0	
2	1.349	1.346	0.003	41893281	20.0	
					RPD = 0.00	

4 PCB-1242

1	2.970	2.979	-0.009	43964189	1489.0	M
1	3.435	3.446	-0.011	95658073	1652.3	
1	3.707	3.717	-0.010	38483813	1657.7	
1	3.955	3.965	-0.010	197204843	1679.7	
1	4.110	4.120	-0.010	82002850	1664.7	
1	4.787	4.798	-0.011	74236029	1628.4	
1	5.088	5.098	-0.010	65468522	1596.8	
1	5.135	5.146	-0.011	74941847	1638.9	
Average of Peak Amounts =					1625.9	
2	2.328	2.330	-0.002	48705014	1604.9	
2	2.682	2.684	-0.002	111673519	1876.1	M
2	2.884	2.886	-0.002	75750908	1906.3	M
2	3.155	3.158	-0.003	246784884	1884.3	M
2	3.294	3.298	-0.004	101450524	1865.4	M
2	3.730	3.733	-0.003	100630782	1839.3	M
2	4.183	4.187	-0.004	154939640	1792.7	M
2	4.417	4.420	-0.003	61897421	1832.7	M
Average of Peak Amounts =					1825.2	
					RPD = 11.55	

Col	RT (min.)	Exp RT (min.)	Dlt RT (min.)	Response	OnCol Amt ug/l	Flags
-----	-----------	---------------	---------------	----------	----------------	-------

S 12 Polychlorinated biphenyls, Total
1

1625.9

QC Flag Legend

Review Flags

M - Manually Integrated

Reagents:

SGPCBISTD_00006

Amount Added: 20.00

Units: uL

Run Reagent

TestAmerica Edison

Data File: \\ChromNA\Edison\ChromData\CPESTGC11\20160818-44594.b\T1331900.D

Injection Date: 18-Aug-2016 09:29:18

Instrument ID: CPESTGC11

Operator ID:

Lims ID: 460-118423-A-19-A

Lab Sample ID: 460-118423-19

Worklist Smp#: 17

Client ID: PMP-13-7.75

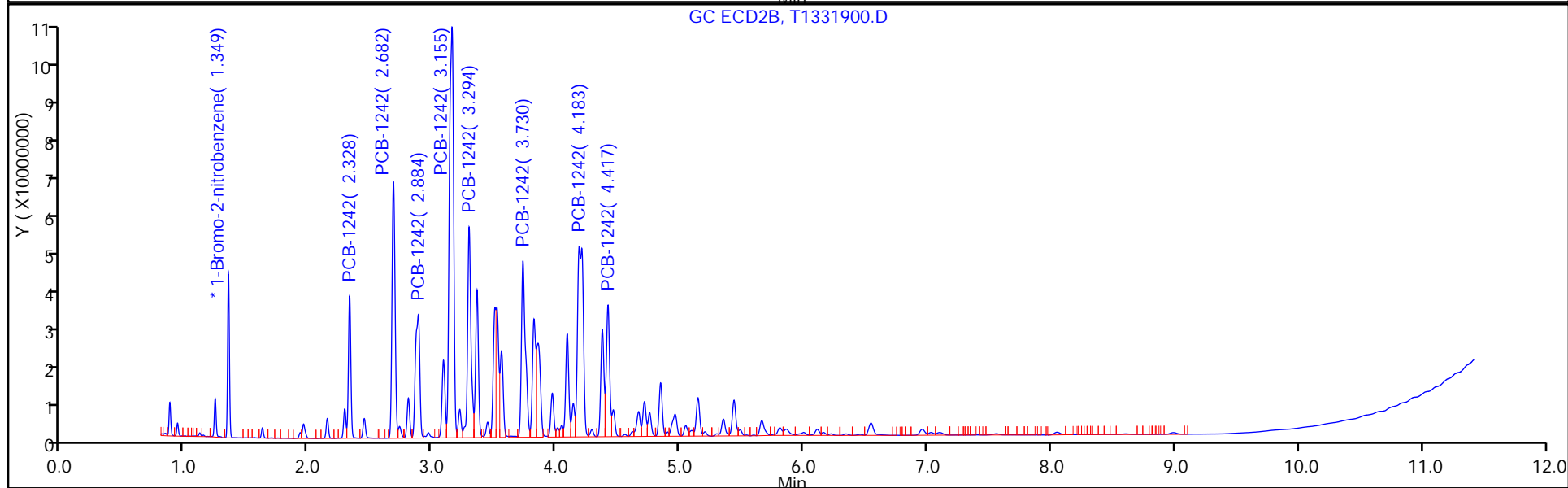
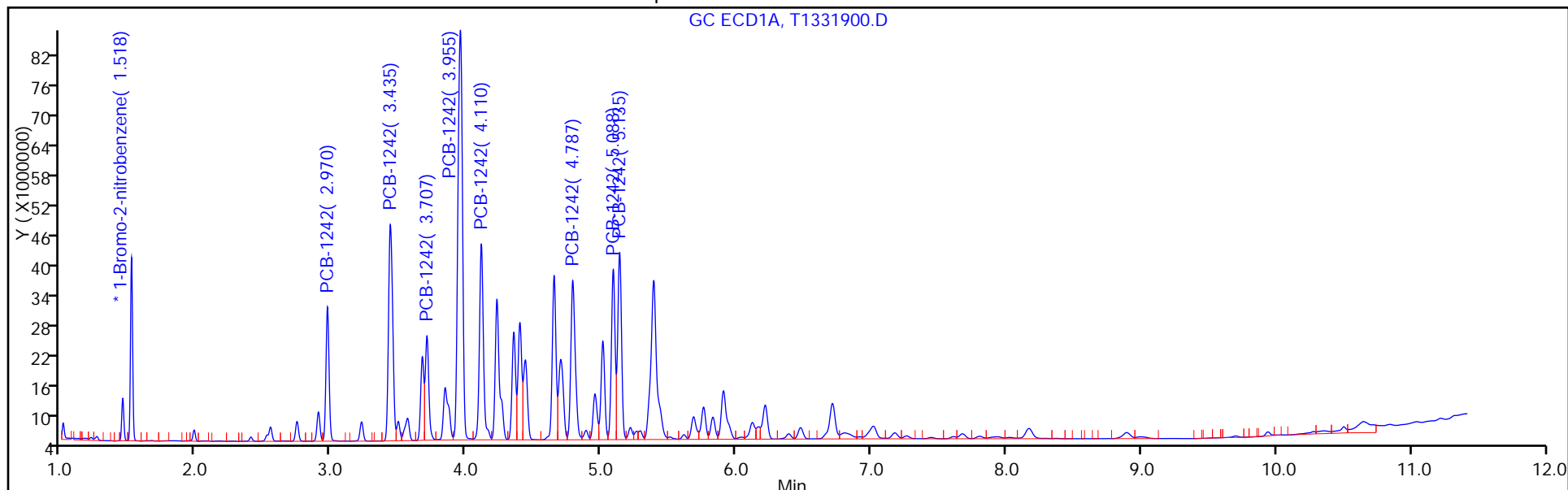
Injection Vol: 1.0 ul

Dil. Factor: 100.0000

ALS Bottle#: 18

Method: 8082 ISTD

Limit Group: GC 8082A PCB ISTD



FORM I
PCBS ORGANICS ANALYSIS DATA SHEET

Lab Name: TestAmerica Edison Job No.: 460-118423-1
 SDG No.: _____
 Client Sample ID: PMP-13-7.75 DL Lab Sample ID: 460-118423-19 DL
 Matrix: Solid Lab File ID: T1331900.D
 Analysis Method: 8082A Date Collected: 08/09/2016 10:50
 Extraction Method: 3546 Date Extracted: 08/16/2016 02:37
 Sample wt/vol: 15.0117(g) Date Analyzed: 08/18/2016 09:29
 Con. Extract Vol.: 10 (mL) Dilution Factor: 100
 Injection Volume: 1 (uL) GC Column: CLP-1 ID: 0.53 (mm)
 % Moisture: 5.9 GPC Cleanup: (Y/N) N
 Analysis Batch No.: 385460 Units: ug/Kg

CAS NO.	COMPOUND NAME	RESULT	Q	RL	MDL
12674-11-2	Aroclor 1016	940	U	7100	940
11104-28-2	Aroclor 1221	940	U	7100	940
11141-16-5	Aroclor 1232	940	U	7100	940
53469-21-9	Aroclor 1242	130000	D	7100	940
12672-29-6	Aroclor 1248	940	U	7100	940
11097-69-1	Aroclor 1254	980	U	7100	980
11096-82-5	Aroclor 1260	980	U	7100	980
37324-23-5	Aroclor 1262	980	U	7100	980
11100-14-4	Aroclor 1268	980	U	7100	980

CAS NO.	SURROGATE	%REC	Q	LIMITS
2051-24-3	DCB Decachlorobiphenyl	0	D X	35-150

TestAmerica Edison
Target Compound Quantitation Report

Data File: \\ChromNA\Edison\ChromData\CPESTGC11\20160818-44594.b\T1331900.D
 Lims ID: 460-118423-A-19-A
 Client ID: PMP-13-7.75
 Sample Type: Client
 Inject. Date: 18-Aug-2016 09:29:18 ALS Bottle#: 18 Worklist Smp#: 17
 Injection Vol: 1.0 ul Dil. Factor: 100.0000
 Sample Info: 460-0044594-017
 Operator ID: Instrument ID: CPESTGC11
 Method: \\ChromNA\Edison\ChromData\CPESTGC11\20160818-44594.b\8082 ISTD.m
 Limit Group: GC 8082A PCB ISTD
 Last Update: 18-Aug-2016 10:39:54 Calib Date: 17-Jun-2016 19:43:54
 Integrator: Falcon
 Quant Method: Internal Standard Quant By: Initial Calibration
 Last ICal File: \\ChromNA\Edison\ChromData\CPESTGC11\20160617-42300.b\T1329669.D
 Column 1 : Det: GC ECD1A
 Column 2 : Det: GC ECD2B
 Process Host: XAWRK027

First Level Reviewer: patelji Date: 18-Aug-2016 10:08:47

Col	RT (min.)	Exp RT (min.)	Dlt RT (min.)	Response	OnCol Amt ug/l	Flags
-----	-----------	---------------	---------------	----------	----------------	-------

* 13 1-Bromo-2-nitrobenzene

1	1.518	1.523	-0.005	40914279	20.0	
2	1.349	1.346	0.003	41893281	20.0	
					RPD = 0.00	

4 PCB-1242

1	2.970	2.979	-0.009	43964189	1489.0	M
1	3.435	3.446	-0.011	95658073	1652.3	
1	3.707	3.717	-0.010	38483813	1657.7	
1	3.955	3.965	-0.010	197204843	1679.7	
1	4.110	4.120	-0.010	82002850	1664.7	
1	4.787	4.798	-0.011	74236029	1628.4	
1	5.088	5.098	-0.010	65468522	1596.8	
1	5.135	5.146	-0.011	74941847	1638.9	
Average of Peak Amounts =					1625.9	
2	2.328	2.330	-0.002	48705014	1604.9	
2	2.682	2.684	-0.002	111673519	1876.1	M
2	2.884	2.886	-0.002	75750908	1906.3	M
2	3.155	3.158	-0.003	246784884	1884.3	M
2	3.294	3.298	-0.004	101450524	1865.4	M
2	3.730	3.733	-0.003	100630782	1839.3	M
2	4.183	4.187	-0.004	154939640	1792.7	M
2	4.417	4.420	-0.003	61897421	1832.7	M
Average of Peak Amounts =					1825.2	
					RPD = 11.55	

Col	RT (min.)	Exp RT (min.)	Dlt RT (min.)	Response	OnCol Amt ug/l	Flags
-----	-----------	---------------	---------------	----------	----------------	-------

S 12 Polychlorinated biphenyls, Total
1

1625.9

QC Flag Legend

Review Flags

M - Manually Integrated

Reagents:

SGPCBISTD_00006

Amount Added: 20.00

Units: uL

Run Reagent

TestAmerica Edison

Data File: \\ChromNA\Edison\ChromData\CPESTGC11\20160818-44594.b\T1331900.D

Injection Date: 18-Aug-2016 09:29:18

Instrument ID: CPESTGC11

Operator ID:

Lims ID: 460-118423-A-19-A

Lab Sample ID: 460-118423-19

Worklist Smp#: 17

Client ID: PMP-13-7.75

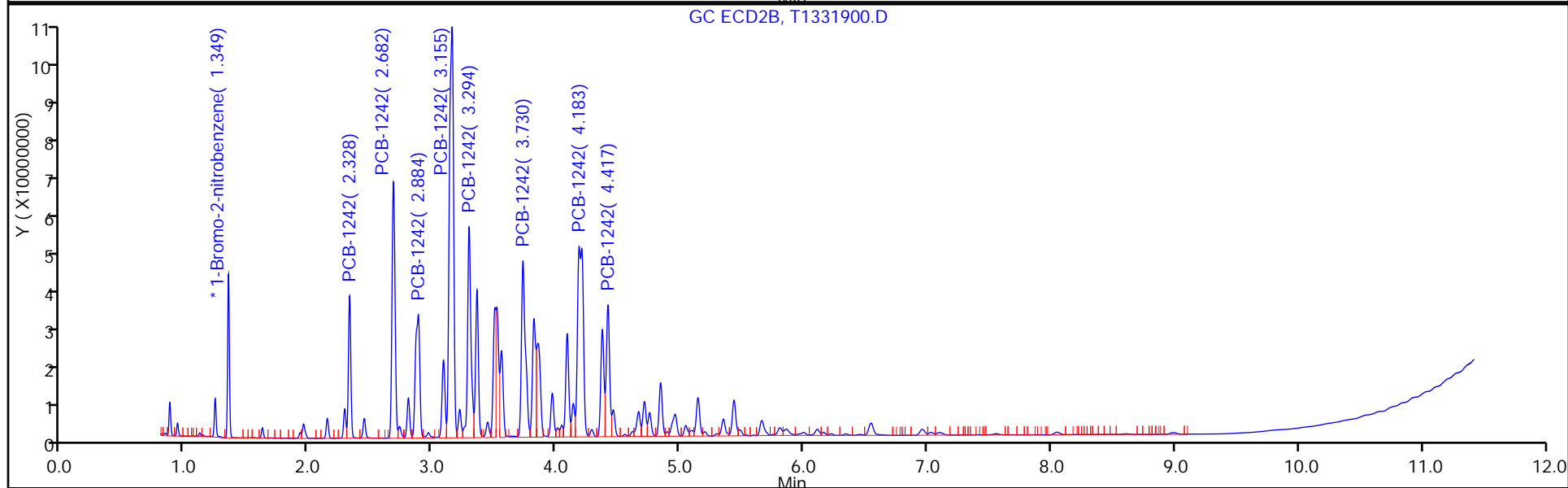
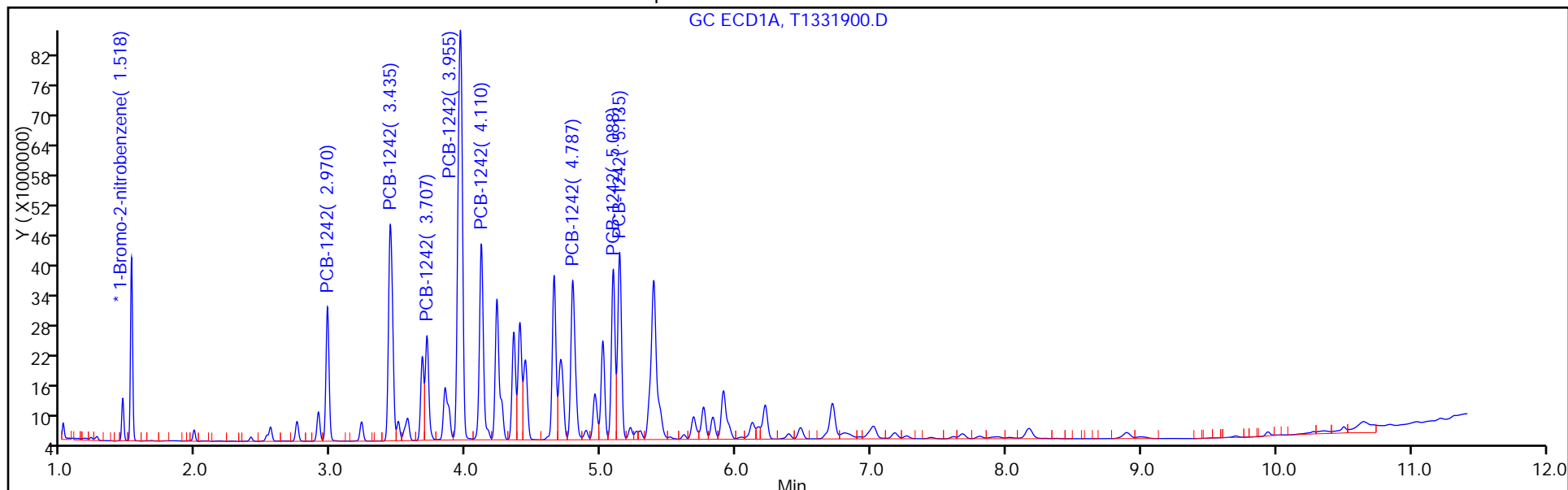
Injection Vol: 1.0 ul

Dil. Factor: 100.0000

ALS Bottle#: 18

Method: 8082 ISTD

Limit Group: GC 8082A PCB ISTD



TestAmerica Edison

Data File: \\ChromNA\Edison\ChromData\CPESTGC11\20160818-44594.b\T1331900.D

Injection Date: 18-Aug-2016 09:29:18

Instrument ID: CPESTGC11

Lims ID: 460-118423-A-19-A

Lab Sample ID: 460-118423-19

Client ID: PMP-13-7.75

Operator ID:

ALS Bottle#: 18 Worklist Smp#: 17

Injection Vol: 1.0 ul

Dil. Factor: 100.0000

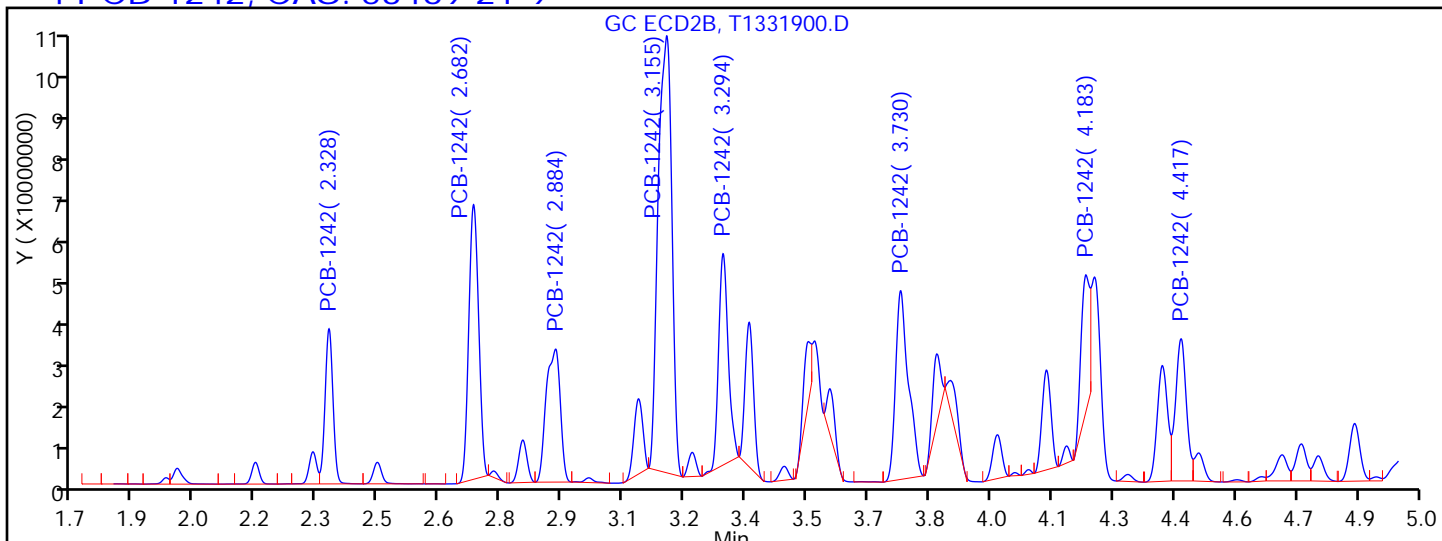
Method: 8082 ISTD

Limit Group: GC 8082A PCB ISTD

Column:

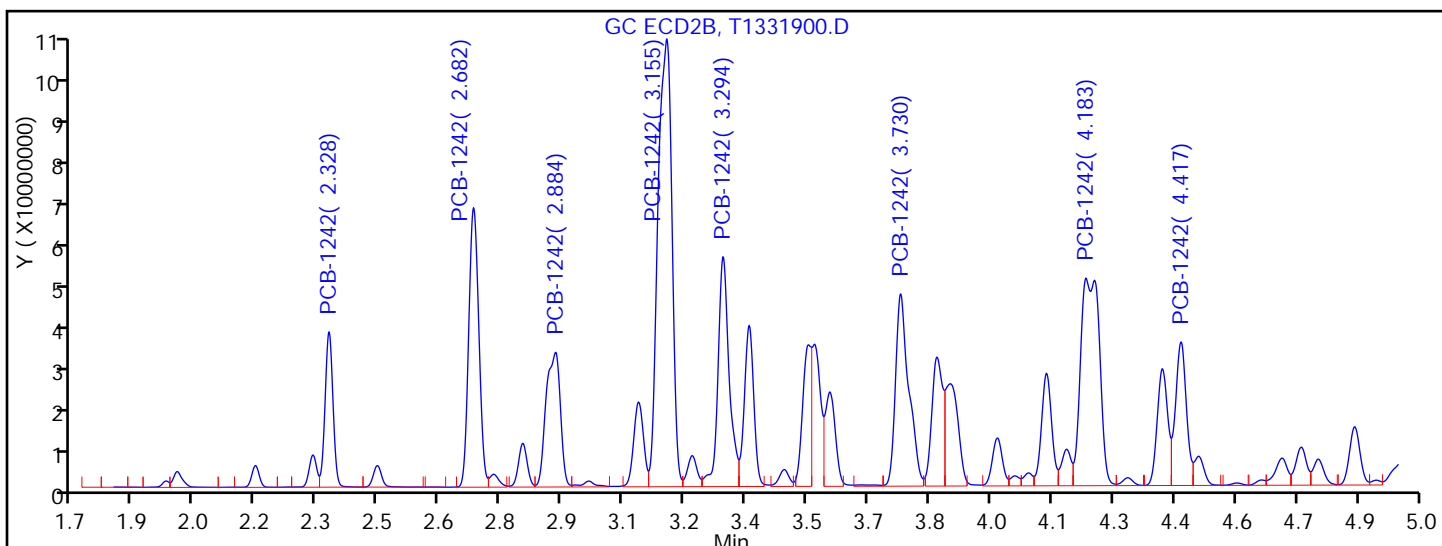
Detector GC ECD2B

4 PCB-1242, CAS: 53469-21-9



Processing Integration Results

RT = 2.328	Response = 48705014	
RT = 2.682	Response = 106951596	M
RT = 2.884	Response = 73698088	M
RT = 3.155	Response = 234128889	M
RT = 3.294	Response = 80290136	M
RT = 3.730	Response = 95279193	M
RT = 4.183	Response = 47430334	M
RT = 4.417	Response = 60946800	M



Manual Integration Results

RT = 2.328	Response = 48705014	
RT = 2.682	Response = 111673519	M
RT = 2.884	Response = 75750908	M
RT = 3.155	Response = 246784884	M
RT = 3.294	Response = 101450524	M
RT = 3.730	Response = 100630782	M

FORM I
PCBS ORGANICS ANALYSIS DATA SHEET

Lab Name: TestAmerica Edison Job No.: 460-118423-1
 SDG No.: _____
 Client Sample ID: PMP-13-7.75 DL Lab Sample ID: 460-118423-19 DL
 Matrix: Solid (SPLP East) Lab File ID: T1331954.D
 Analysis Method: 8082A Date Collected: 08/09/2016 10:50
 Extraction Method: 3510C Date Extracted: 08/18/2016 19:11
 Sample wt/vol: 250 (mL) Date Analyzed: 08/19/2016 11:51
 Con. Extract Vol.: 1 (mL) Dilution Factor: 10
 Injection Volume: 1 (uL) GC Column: CLP-2 ID: 0.53 (mm)
 % Moisture: _____ GPC Cleanup: (Y/N) N
 Analysis Batch No.: 385710 Units: ug/L

CAS NO.	SURROGATE	%REC	Q	LIMITS
2051-24-3	DCB Decachlorobiphenyl	95	D	10-150

TestAmerica Edison
Target Compound Quantitation Report

Data File: \\ChromNA\Edison\ChromData\CPESTGC11\20160819-44644.b\T1331954.D
 Lims ID: 460-118423-A-19-C
 Client ID: PMP-13-7.75
 Sample Type: Client
 Inject. Date: 19-Aug-2016 11:51:48 ALS Bottle#: 20 Worklist Smp#: 20
 Injection Vol: 1.0 ul Dil. Factor: 10.0000
 Sample Info: 460-0044644-020
 Operator ID: Instrument ID: CPESTGC11
 Method: \\ChromNA\Edison\ChromData\CPESTGC11\20160819-44644.b\8082 ISTD.m
 Limit Group: GC 8082A PCB ISTD
 Last Update: 19-Aug-2016 13:20:16 Calib Date: 17-Jun-2016 19:43:54
 Integrator: Falcon
 Quant Method: Internal Standard Quant By: Initial Calibration
 Last ICal File: \\ChromNA\Edison\ChromData\CPESTGC11\20160617-42300.b\T1329669.D

Column 1 : Det: GC ECD1A
 Column 2 : Det: GC ECD2B
 Process Host: XAWRK014

First Level Reviewer: patelji Date: 19-Aug-2016 12:08:28

Col	RT (min.)	Exp RT (min.)	Dlt RT (min.)	Response	OnCol Amt ug/l	Flags
-----	-----------	---------------	---------------	----------	----------------	-------

* 13 1-Bromo-2-nitrobenzene

1	1.517	1.520	-0.003	42043162	20.0	
2	1.348	1.350	-0.002	42760447	20.0	

RPD = 0.00

4 PCB-1242

1	2.969	2.979	-0.010	38618640	1272.8	M
1	3.435	3.446	-0.011	70070921	1177.8	
1	3.706	3.717	-0.011	32387371	1357.6	
1	3.953	3.965	-0.012	105206538	872.0	
1	4.109	4.120	-0.011	50069003	989.1	
1	4.786	4.798	-0.012	43230381	922.8	
1	5.086	5.098	-0.012	34008711	807.2	
1	5.133	5.146	-0.013	37680458	801.9	
Average of Peak Amounts =					1025.2	
2	2.327	2.330	-0.003	42534052	1373.1	
2	2.681	2.684	-0.003	80027860	1317.2	M
2	2.883	2.886	-0.003	58009164	1430.2	M
2	3.154	3.158	-0.004	128863525	964.0	M
2	3.292	3.298	-0.006	62067291	1118.1	M
2	3.726	3.733	-0.007	58862994	1054.1	M
2	4.181	4.187	-0.006	74627492	846.0	M
2	4.414	4.420	-0.006	32057099	929.9	M
Average of Peak Amounts =					1129.1	
RPD = 9.65						

Col	RT (min.)	Exp RT (min.)	Dlt RT (min.)	Response	OnCol Amt ug/l	Flags
-----	-----------	---------------	---------------	----------	----------------	-------

\$ 11 DCB Decachlorobiphenyl						M
1	10.543	10.514	0.029	14320205	9.52	M
2	8.981	8.983	-0.002	21136210	10.3	
					RPD = 7.55	

S 12 Polychlorinated biphenyls, Total						
1					1025.2	

QC Flag Legend

Review Flags

M - Manually Integrated

Reagents:

SGPCBISTD_00006 Amount Added: 20.00 Units: uL Run Reagent

TestAmerica Edison

Data File: \\ChromNA\Edison\ChromData\CPESTGC11\20160819-44644.b\T1331954.D

Injection Date: 19-Aug-2016 11:51:48

Instrument ID: CPESTGC11

Operator ID:

Lims ID: 460-118423-A-19-C

Lab Sample ID: 460-118423-19

Worklist Smp#: 20

Client ID: PMP-13-7.75

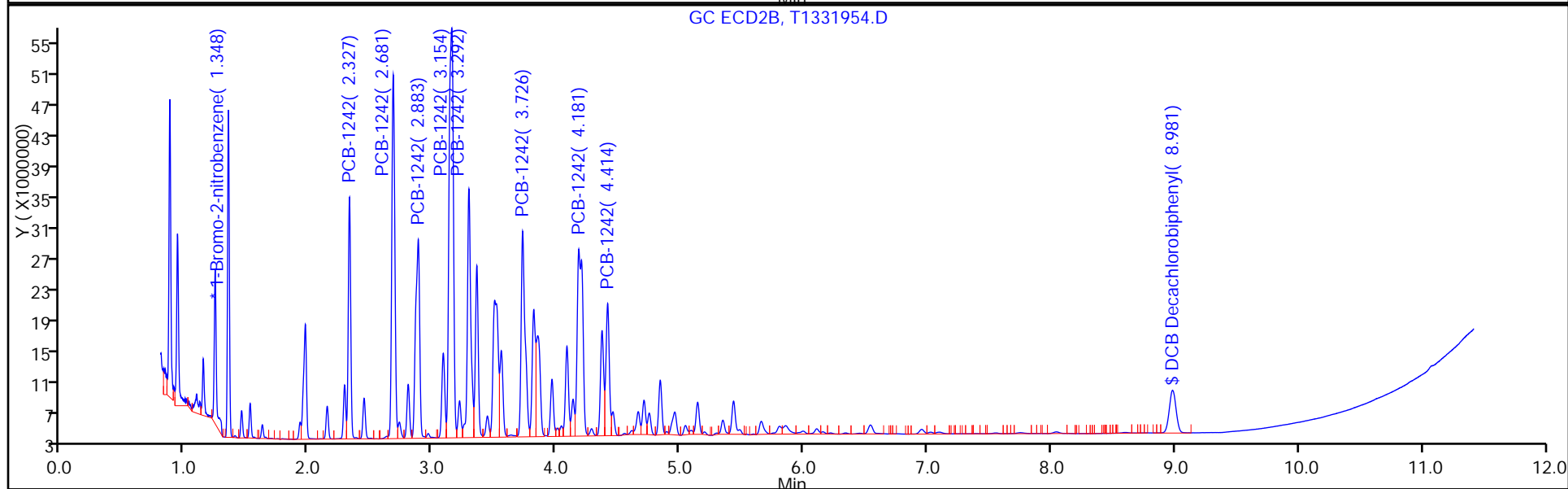
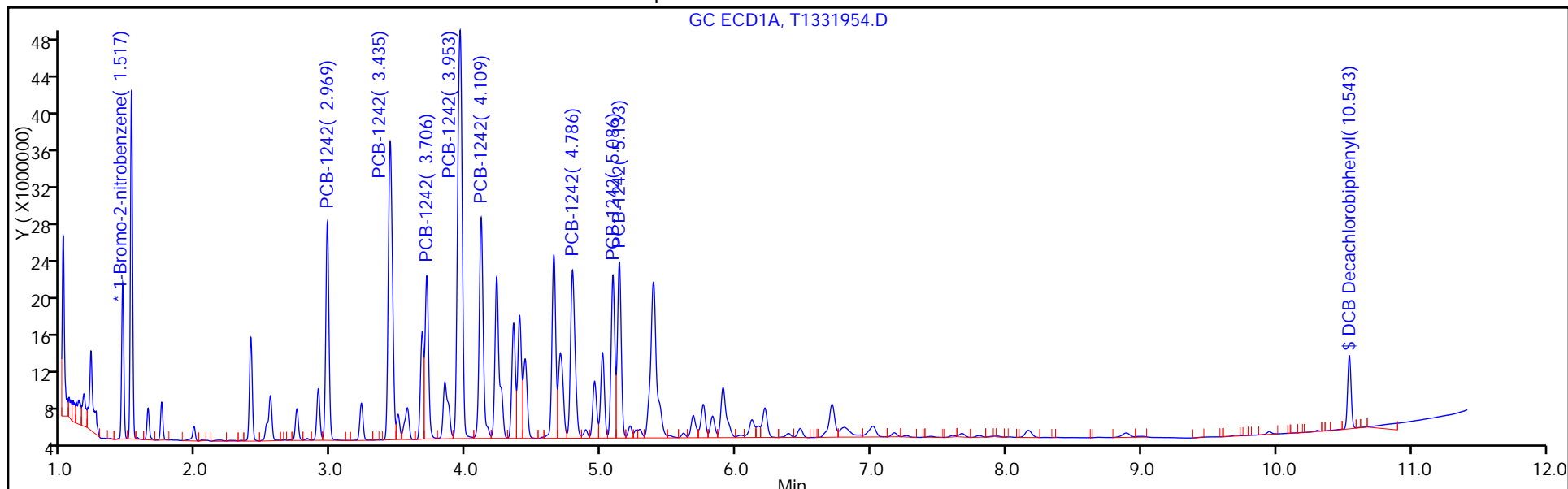
Injection Vol: 1.0 ul

Dil. Factor: 10.0000

ALS Bottle#: 20

Method: 8082 ISTD

Limit Group: GC 8082A PCB ISTD



TestAmerica Edison

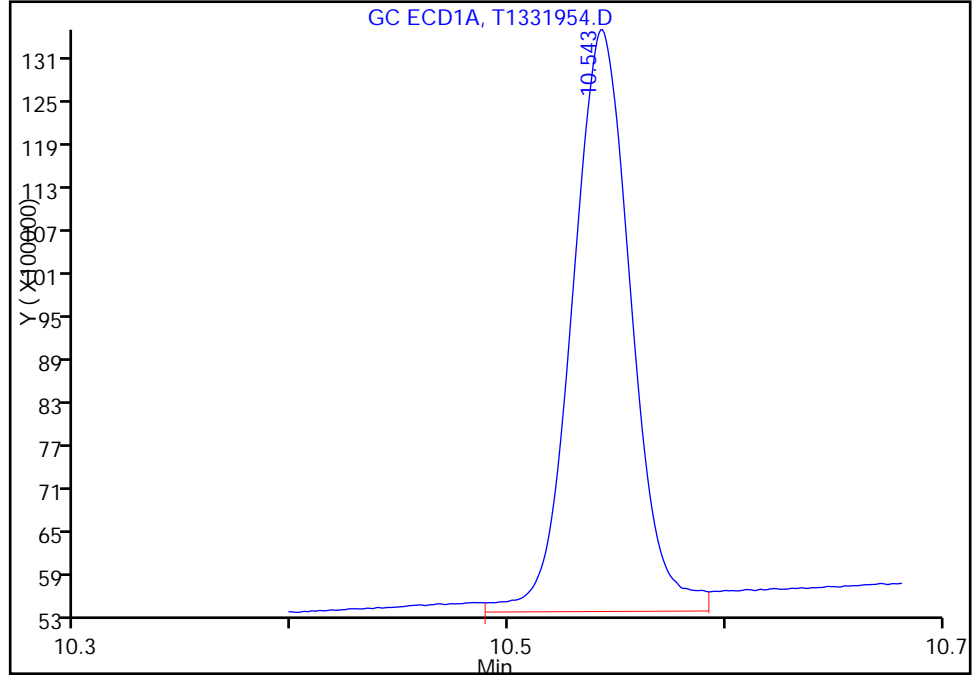
Data File: \\ChromNA\Edison\ChromData\CPESTGC11\20160819-44644.b\T1331954.D
Injection Date: 19-Aug-2016 11:51:48 Instrument ID: CPESTGC11
Lims ID: 460-118423-A-19-C Lab Sample ID: 460-118423-19
Client ID: PMP-13-7.75
Operator ID: ALS Bottle#: 20 Worklist Smp#: 20
Injection Vol: 1.0 ul Dil. Factor: 10.0000
Method: 8082 ISTD Limit Group: GC 8082A PCB ISTD
Column: Detector GC ECD1A

\$ 11 DCB Decachlorobiphenyl, CAS: 2051-24-3

Signal: 1

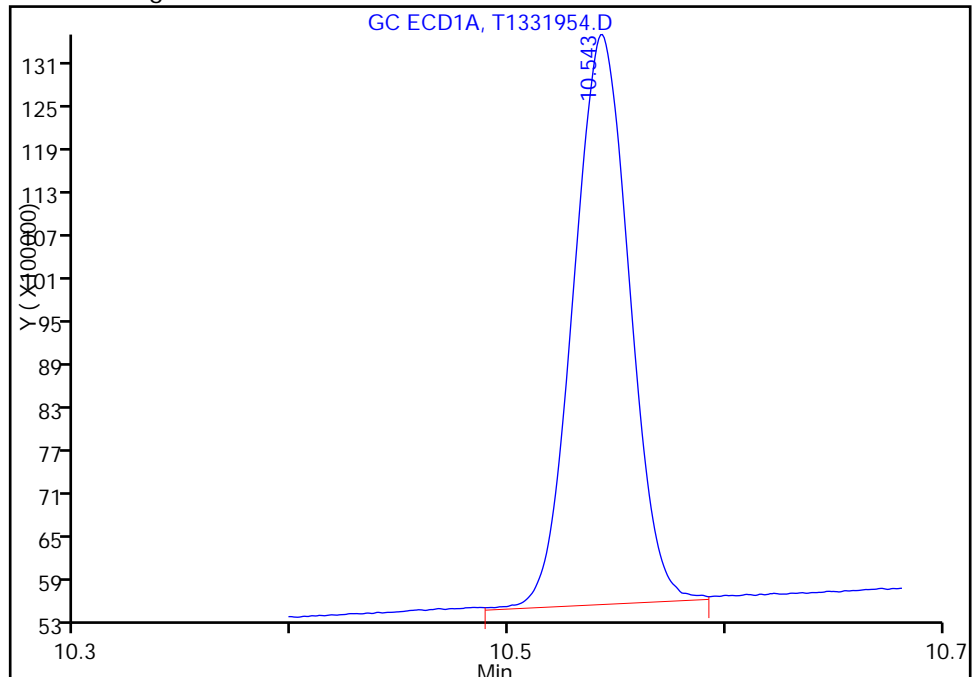
RT: 10.54
Area: 15322488
Amount: 10.189633
Amount Units: ug/l

Processing Integration Results



RT: 10.54
Area: 14320205
Amount: 9.523103
Amount Units: ug/l

Manual Integration Results



Reviewer: patelji, 19-Aug-2016 12:08:28
Audit Action: Assigned New Baseline

Audit Reason: Peak not integrated

FORM I
PCBS ORGANICS ANALYSIS DATA SHEET

Lab Name: TestAmerica Edison Job No.: 460-118423-1
 SDG No.: _____
 Client Sample ID: PMP-13-7.75 DL Lab Sample ID: 460-118423-19 DL
 Matrix: Solid (SPLP East) Lab File ID: T1331954.D
 Analysis Method: 8082A Date Collected: 08/09/2016 10:50
 Extraction Method: 3510C Date Extracted: 08/18/2016 19:11
 Sample wt/vol: 250 (mL) Date Analyzed: 08/19/2016 11:51
 Con. Extract Vol.: 1 (mL) Dilution Factor: 10
 Injection Volume: 1 (uL) GC Column: CLP-1 ID: 0.53 (mm)
 % Moisture: _____ GPC Cleanup: (Y/N) N
 Analysis Batch No.: 385710 Units: ug/L

CAS NO.	COMPOUND NAME	RESULT	Q	RL	MDL
12674-11-2	Aroclor 1016	0.98	U	4.0	0.98
11104-28-2	Aroclor 1221	0.98	U	4.0	0.98
11141-16-5	Aroclor 1232	0.98	U	4.0	0.98
53469-21-9	Aroclor 1242	45	D	4.0	0.98
12672-29-6	Aroclor 1248	0.98	U	4.0	0.98
11097-69-1	Aroclor 1254	0.84	U	4.0	0.84
11096-82-5	Aroclor 1260	0.84	U	4.0	0.84
37324-23-5	Aroclor-1262	0.84	U	4.0	0.84
11100-14-4	Aroclor 1268	0.84	U	4.0	0.84
1336-36-3	Polychlorinated biphenyls, Total	45	D	4.0	0.98

CAS NO.	SURROGATE	%REC	Q	LIMITS
2051-24-3	DCB Decachlorobiphenyl	103	D	10-150

TestAmerica Edison
Target Compound Quantitation Report

Data File: \\ChromNA\Edison\ChromData\CPESTGC11\20160819-44644.b\T1331954.D
 Lims ID: 460-118423-A-19-C
 Client ID: PMP-13-7.75
 Sample Type: Client
 Inject. Date: 19-Aug-2016 11:51:48 ALS Bottle#: 20 Worklist Smp#: 20
 Injection Vol: 1.0 ul Dil. Factor: 10.0000
 Sample Info: 460-0044644-020
 Operator ID: Instrument ID: CPESTGC11
 Method: \\ChromNA\Edison\ChromData\CPESTGC11\20160819-44644.b\8082 ISTD.m
 Limit Group: GC 8082A PCB ISTD
 Last Update: 19-Aug-2016 13:20:16 Calib Date: 17-Jun-2016 19:43:54
 Integrator: Falcon
 Quant Method: Internal Standard Quant By: Initial Calibration
 Last ICal File: \\ChromNA\Edison\ChromData\CPESTGC11\20160617-42300.b\T1329669.D

Column 1 : Det: GC ECD1A
 Column 2 : Det: GC ECD2B
 Process Host: XAWRK014

First Level Reviewer: patelji Date: 19-Aug-2016 12:08:28

Col	RT (min.)	Exp RT (min.)	Dlt RT (min.)	Response	OnCol Amt ug/l	Flags
-----	-----------	---------------	---------------	----------	----------------	-------

* 13 1-Bromo-2-nitrobenzene

1	1.517	1.520	-0.003	42043162	20.0	
2	1.348	1.350	-0.002	42760447	20.0	

RPD = 0.00

4 PCB-1242

1	2.969	2.979	-0.010	38618640	1272.8	M
1	3.435	3.446	-0.011	70070921	1177.8	
1	3.706	3.717	-0.011	32387371	1357.6	
1	3.953	3.965	-0.012	105206538	872.0	
1	4.109	4.120	-0.011	50069003	989.1	
1	4.786	4.798	-0.012	43230381	922.8	
1	5.086	5.098	-0.012	34008711	807.2	
1	5.133	5.146	-0.013	37680458	801.9	

Average of Peak Amounts = 1025.2

2	2.327	2.330	-0.003	42534052	1373.1	
2	2.681	2.684	-0.003	80027860	1317.2	M
2	2.883	2.886	-0.003	58009164	1430.2	M
2	3.154	3.158	-0.004	128863525	964.0	M
2	3.292	3.298	-0.006	62067291	1118.1	M
2	3.726	3.733	-0.007	58862994	1054.1	M
2	4.181	4.187	-0.006	74627492	846.0	M
2	4.414	4.420	-0.006	32057099	929.9	M

Average of Peak Amounts = 1129.1

RPD = 9.65

Col	RT (min.)	Exp RT (min.)	Dlt RT (min.)	Response	OnCol Amt ug/l	Flags
-----	-----------	---------------	---------------	----------	----------------	-------

\$ 11 DCB Decachlorobiphenyl						M
1	10.543	10.514	0.029	14320205	9.52	M
2	8.981	8.983	-0.002	21136210	10.3	
					RPD = 7.55	

S 12 Polychlorinated biphenyls, Total						
1					1025.2	

QC Flag Legend

Review Flags

M - Manually Integrated

Reagents:

SGPCBISTD_00006 Amount Added: 20.00 Units: uL Run Reagent

TestAmerica Edison

Data File: \\ChromNA\Edison\ChromData\CPESTGC11\20160819-44644.b\T1331954.D

Injection Date: 19-Aug-2016 11:51:48

Instrument ID: CPESTGC11

Operator ID:

Lims ID: 460-118423-A-19-C

Lab Sample ID: 460-118423-19

Worklist Smp#: 20

Client ID: PMP-13-7.75

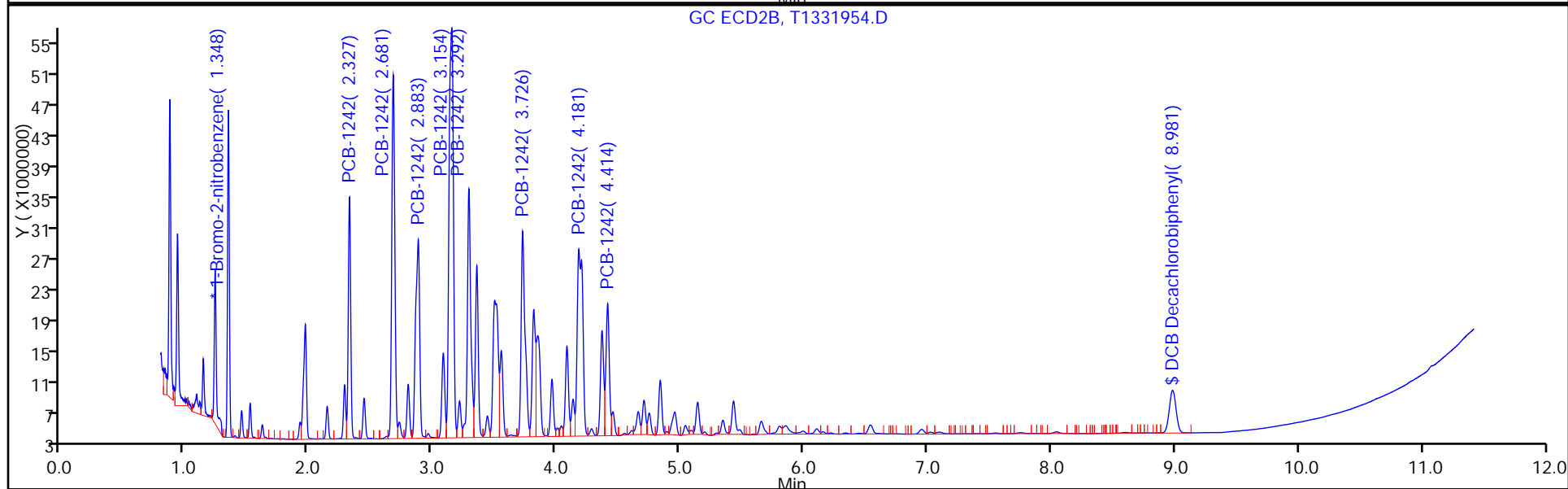
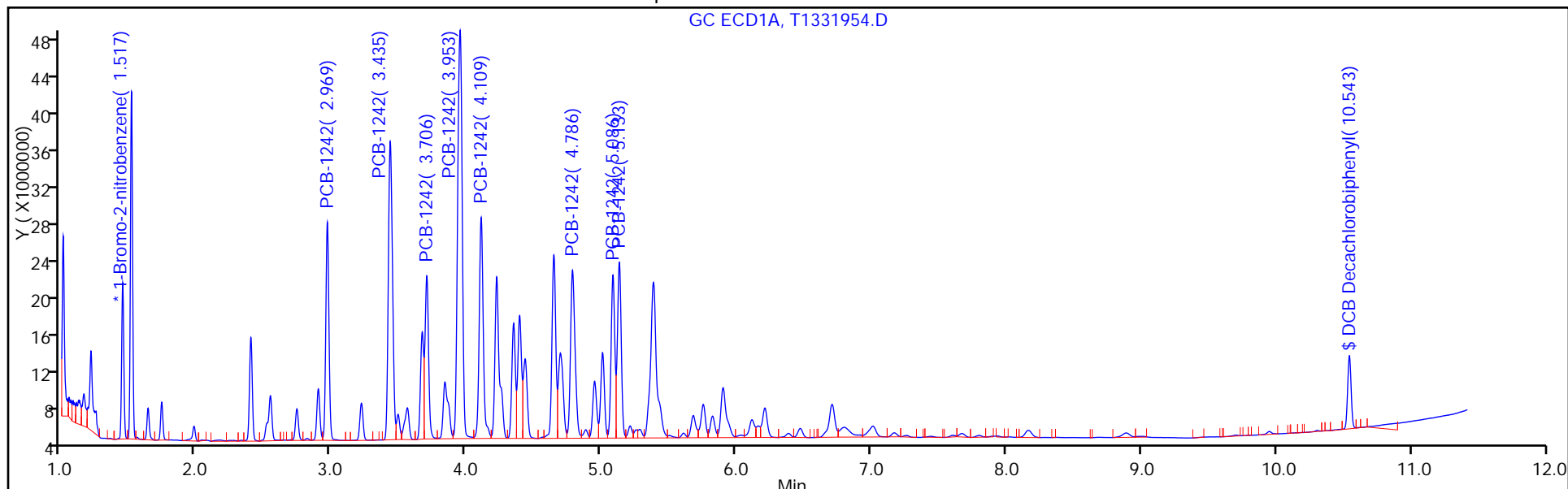
Injection Vol: 1.0 ul

Dil. Factor: 10.0000

ALS Bottle#: 20

Method: 8082 ISTD

Limit Group: GC 8082A PCB ISTD



TestAmerica Edison

Data File: \\ChromNA\Edison\ChromData\CPESTGC11\20160819-44644.b\T1331954.D

Injection Date: 19-Aug-2016 11:51:48

Instrument ID: CPESTGC11

Lims ID: 460-118423-A-19-C

Lab Sample ID: 460-118423-19

Client ID: PMP-13-7.75

Operator ID:

ALS Bottle#: 20 Worklist Smp#: 20

Injection Vol: 1.0 ul

Dil. Factor: 10.0000

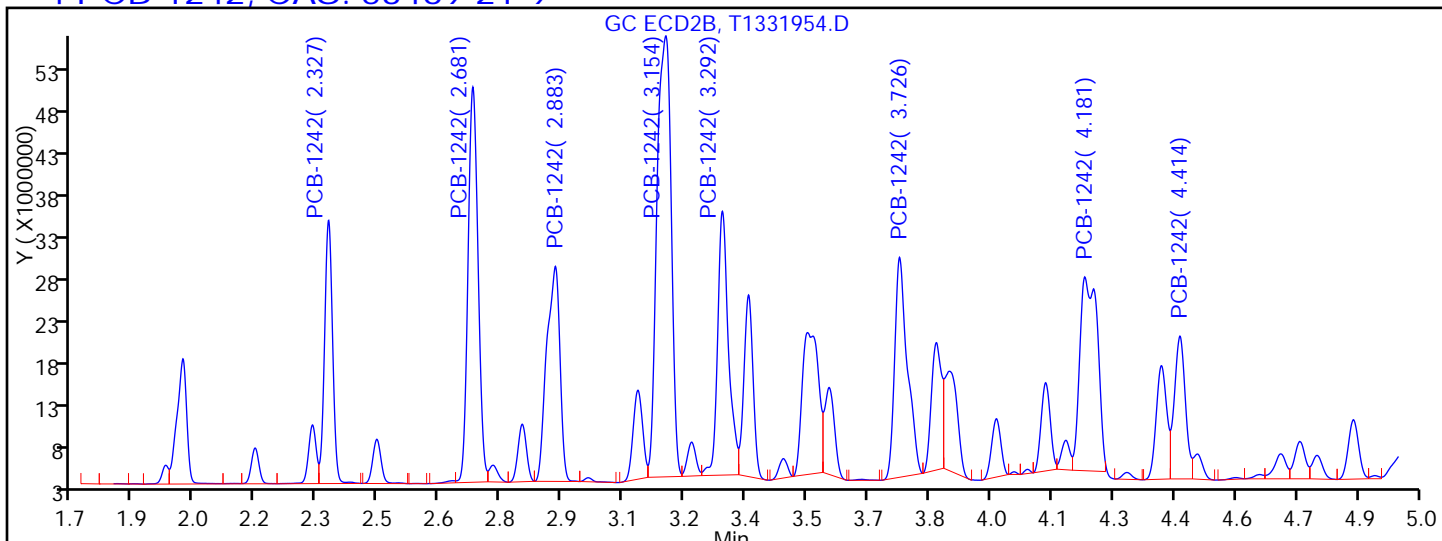
Method: 8082 ISTD

Limit Group: GC 8082A PCB ISTD

Column:

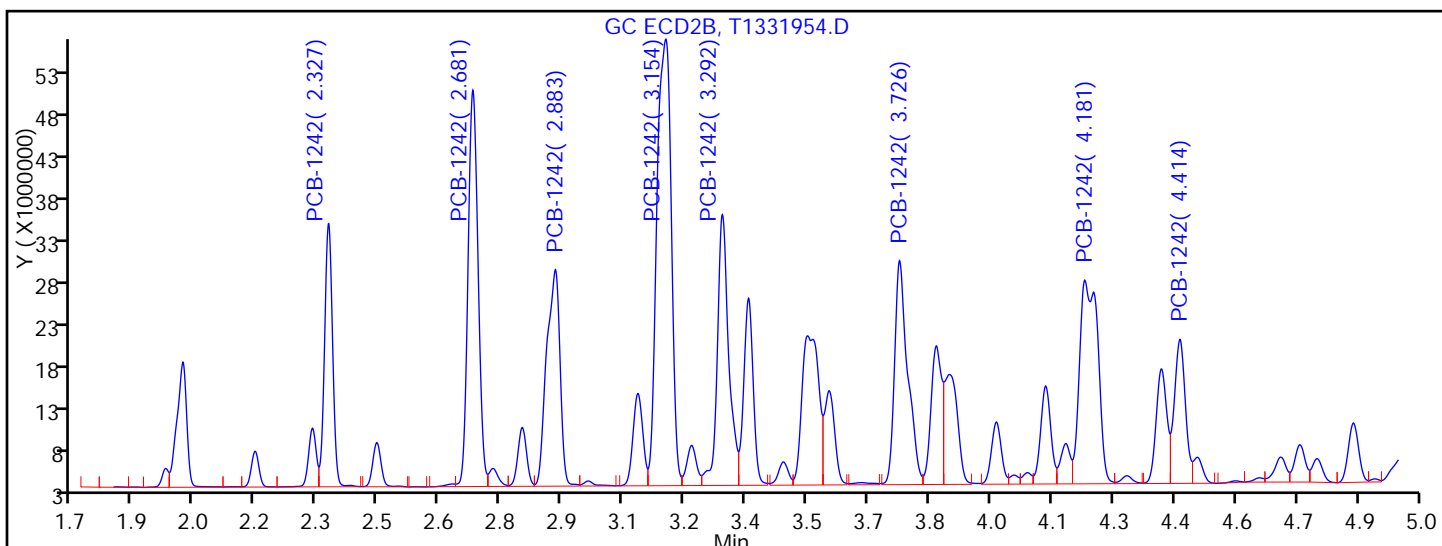
Detector: GC ECD2B

4 PCB-1242, CAS: 53469-21-9



Processing Integration Results

RT = 2.327	Response = 42534052	
RT = 2.681	Response = 79472355	M
RT = 2.883	Response = 56843977	M
RT = 3.154	Response = 125599608	M
RT = 3.292	Response = 57577554	M
RT = 3.726	Response = 55620865	M
RT = 4.181	Response = 68318264	M
RT = 4.414	Response = 31594334	M



Manual Integration Results

RT = 2.327	Response = 42534052	
RT = 2.681	Response = 80027860	M
RT = 2.883	Response = 58009164	M
RT = 3.154	Response = 128863525	M
RT = 3.292	Response = 62067291	M
RT = 3.726	Response = 58862994	M

FORM VI
PCBS BY INTERNAL STANDARD - INITIAL CALIBRATION DATA
CURVE EVALUATION

Lab Name: TestAmerica Edison Job No.: 460-118423-1 Analy Batch No.: 374290

SDG No.: _____

Instrument ID: CPESTGC11 GC Column: CLP-2 ID: 0.53 (mm) Heated Purge: (Y/N) N

Calibration Start Date: 06/17/2016 16:49 Calibration End Date: 06/17/2016 17:47 Calibration ID: 56313

Calibration Files:

LEVEL:	LAB SAMPLE ID:	LAB FILE ID:
Level 1	IC 460-374290/2	T1329657.D
Level 2	IC 460-374290/3	T1329658.D
Level 3	IC 460-374290/4	T1329659.D
Level 4	IC 460-374290/5	T1329660.D
Level 5	IC 460-374290/6	T1329661.D

ANALYTE	RRF					CURVE TYPE	COEFFICIENT			#	MIN RRF	%RSD	#	MAX %RSD	R^2 OR COD	#	MIN R^2 OR COD
	LVL 1	LVL 2	LVL 3	LVL 4	LVL 5		B	M1	M2								
PCB-1016 Peak 1	0.0183	0.0163	0.0156	0.0163	0.0156	Ave		0.0164			6.6	20.0				0.9900	
PCB-1016 Peak 2	0.0342	0.0327	0.0316	0.0322	0.0312	Ave		0.0323			3.6	20.0				0.9900	
PCB-1016 Peak 3	0.0174	0.0138	0.0125	0.0135	0.0133	Ave		0.0141			13.6	20.0				0.9900	
PCB-1016 Peak 4	0.0705	0.0658	0.0640	0.0658	0.0640	Ave		0.0660			4.0	20.0				0.9900	
PCB-1016 Peak 5	0.0308	0.0275	0.0267	0.0275	0.0267	Ave		0.0278			6.2	20.0				0.9900	
PCB-1016 Peak 6	0.0142	0.0146	0.0141	0.0146	0.0141	Ave		0.0143			1.8	20.0				0.9900	
PCB-1016 Peak 7	0.0241	0.0221	0.0216	0.0220	0.0213	Ave		0.0222			5.0	20.0				0.9900	
PCB-1016 Peak 8	0.0248	0.0246	0.0243	0.0249	0.0242	Ave		0.0246			1.3	20.0				0.9900	
PCB-1260 Peak 1	0.0207	0.0214	0.0214	0.0214	0.0209	Ave		0.0211			1.6	20.0				0.9900	
PCB-1260 Peak 2	0.0456	0.0446	0.0446	0.0444	0.0432	Ave		0.0445			1.9	20.0				0.9900	
PCB-1260 Peak 3	0.0533	0.0528	0.0521	0.0516	0.0500	Ave		0.0520			2.4	20.0				0.9900	
PCB-1260 Peak 4	0.0412	0.0433	0.0422	0.0418	0.0405	Ave		0.0418			2.5	20.0				0.9900	
PCB-1260 Peak 5	0.0469	0.0468	0.0464	0.0458	0.0445	Ave		0.0461			2.1	20.0				0.9900	
PCB-1260 Peak 6	0.0973	0.0989	0.0975	0.0963	0.0939	Ave		0.0968			1.9	20.0				0.9900	
PCB-1260 Peak 7	0.0756	0.0740	0.0717	0.0704	0.0706	Ave		0.0725			3.1	20.0				0.9900	
PCB-1260 Peak 8	0.0279	0.0271	0.0265	0.0265	0.0261	Ave		0.0268			2.6	20.0				0.9900	
Tetrachloro-m-xylene	0.8662	0.9111	0.8689	0.8775	0.8840	Ave		0.8815			2.0	20.0				0.9900	
DCB Decachlorobiphenyl	0.7260	0.7319	0.7194	0.6940	0.7053	Ave		0.7153			2.2	20.0				0.9900	

Note: The m1 coefficient is the same as Ave RRF for an Ave curve type.

FORM VI
PCBS BY INTERNAL STANDARD - INITIAL CALIBRATION DATA
RESPONSE AND CONCENTRATION

Lab Name: TestAmerica Edison Job No.: 460-118423-1 Analy Batch No.: 374290

SDG No.: _____

Instrument ID: CPESTGC11 GC Column: CLP-2 ID: 0.53 (mm) Heated Purge: (Y/N) N

Calibration Start Date: 06/17/2016 16:49 Calibration End Date: 06/17/2016 17:47 Calibration ID: 56313

Calibration Files:

LEVEL:	LAB SAMPLE ID:	LAB FILE ID:
Level 1	IC 460-374290/2	T1329657.D
Level 2	IC 460-374290/3	T1329658.D
Level 3	IC 460-374290/4	T1329659.D
Level 4	IC 460-374290/5	T1329660.D
Level 5	IC 460-374290/6	T1329661.D

ANALYTE	IS REF	CURVE TYPE	RESPONSE					CONCENTRATION (UG/L)				
			LVL 1	LVL 2	LVL 3	LVL 4	LVL 5	LVL 1	LVL 2	LVL 3	LVL 4	LVL 5
PCB-1016 Peak 1	BNB	Ave	2383471	19947747	37214464	58856970	94368056	50.0	500	1000	1500	2500
PCB-1016 Peak 2	BNB	Ave	4450942	39847649	75127788	116217693	188148070	50.0	500	1000	1500	2500
PCB-1016 Peak 3	BNB	Ave	2265887	16821854	29679246	48670211	80291841	50.0	500	1000	1500	2500
PCB-1016 Peak 4	BNB	Ave	9187173	80280216	152282244	237555906	386108517	50.0	500	1000	1500	2500
PCB-1016 Peak 5	BNB	Ave	4013840	33578572	63515995	99201310	160901993	50.0	500	1000	1500	2500
PCB-1016 Peak 6	BNB	Ave	1851014	17797798	33548865	52581109	84995899	50.0	500	1000	1500	2500
PCB-1016 Peak 7	BNB	Ave	3145812	26928358	51363153	79442295	128519270	50.0	500	1000	1500	2500
PCB-1016 Peak 8	BNB	Ave	3235444	30040601	57737690	89996046	146139896	50.0	500	1000	1500	2500
PCB-1260 Peak 1	BNB	Ave	2696008	26169828	50827089	77203552	125996858	50.0	500	1000	1500	2500
PCB-1260 Peak 2	BNB	Ave	5939775	54445319	106245724	160164329	260766285	50.0	500	1000	1500	2500
PCB-1260 Peak 3	BNB	Ave	6940606	64474128	124113120	186376539	302059609	50.0	500	1000	1500	2500
PCB-1260 Peak 4	BNB	Ave	5368130	52790602	100581197	150841048	244502543	50.0	500	1000	1500	2500
PCB-1260 Peak 5	BNB	Ave	6106642	57153947	110461120	165302329	268936894	50.0	500	1000	1500	2500
PCB-1260 Peak 6	BNB	Ave	12678163	120701616	232150751	347385866	566902787	50.0	500	1000	1500	2500
PCB-1260 Peak 7	BNB	Ave	9853674	90244352	170793787	254181707	426186386	50.0	500	1000	1500	2500
PCB-1260 Peak 8	BNB	Ave	3636685	33015803	63183426	95617467	157407607	50.0	500	1000	1500	2500
Tetrachloro-m-xylene	BNB	Ave	28223476	111178386	206845811	316646455	426956448	12.5	50.0	100	150	200
DCB Decachlorobiphenyl	BNB	Ave	23654358	89311814	171272113	250450560	340655792	12.5	50.0	100	150	200

Curve Type Legend:

Ave = Average ISTD

TestAmerica Edison
Target Compound Quantitation Report

Data File: \\ChromNA\Edison\ChromData\CPESTGC11\20160617-42300.b\T1329657.D
 Lims ID: IC PCB 1
 Client ID:
 Sample Type: IC Calib Level: 1
 Inject. Date: 17-Jun-2016 16:49:49 ALS Bottle#: 3 Worklist Smp#: 2
 Injection Vol: 1.0 ul Dil. Factor: 1.0000
 Sample Info: 460-0042300-002
 Operator ID: Instrument ID: CPESTGC11
 Sublist: chrom-8082 ISTD*sub2
 Method: \\ChromNA\Edison\ChromData\CPESTGC11\20160617-42300.b\8082 ISTD.m
 Limit Group: GC 8082A PCB ISTD
 Last Update: 19-Jun-2016 09:10:51 Calib Date: 17-Jun-2016 19:43:54
 Integrator: Falcon
 Quant Method: Internal Standard Quant By: Initial Calibration
 Last ICal File: \\ChromNA\Edison\ChromData\CPESTGC11\20160617-42300.b\T1329669.D
 Column 1 : Det: GC ECD1A
 Column 2 : Det: GC ECD2B
 Process Host: XAWRK008

First Level Reviewer: patelji Date: 19-Jun-2016 07:15:17

Col	RT (min.)	Exp RT (min.)	Dlt RT (min.)	Response	Cal Amt ug/l	OnCol Amt ug/l	Flags
-----	-----------	---------------	---------------	----------	--------------	----------------	-------

* 13 1-Bromo-2-nitrobenzene

1	1.533	1.534	-0.001	52132508	20.0	20.0	
2	1.367	1.368	-0.001	44247020	20.0	20.0	
						RPD = 0.00	

\$ 2 Tetrachloro-m-xylene

1	2.425	2.426	-0.001	28223476	12.5	12.3	
2	1.998	1.999	-0.001	23622105	12.5	11.9	
						RPD = 3.23	

Col	RT (min.)	Exp RT (min.)	Dlt RT (min.)	Response	Cal Amt ug/l	OnCol Amt ug/l	Flags
-----	-----------	---------------	---------------	----------	--------------	----------------	-------

5 PCB-1016

							M
1	2.997	2.998	-0.001	2383471	50.0	55.6	
1	3.466	3.465	0.001	4450942	50.0	52.8	
1	3.743	3.738	0.005	2265887	50.0	61.7	M
1	3.985	3.985	0.000	9187173	50.0	53.4	
1	4.142	4.142	0.000	4013840	50.0	55.3	M
1	4.382	4.384	-0.002	1851014	50.0	49.6	
1	4.682	4.684	-0.002	3145812	50.0	54.3	
1	4.822	4.822	0.000	3235444	50.0	50.5	M

Average of Peak Amounts = 54.2

2	2.360	2.360	0.000	1988791	50.0	54.2	
2	2.717	2.718	-0.001	3657353	50.0	51.0	
2	2.922	2.921	0.001	2367984	50.0	49.5	
2	3.193	3.194	-0.001	7940401	50.0	49.8	
2	3.332	3.333	-0.001	3200676	50.0	48.6	
2	3.397	3.397	0.000	2246628	50.0	55.3	
2	3.769	3.770	-0.001	3519821	50.0	52.8	
2	3.859	3.860	-0.001	1898528	50.0	51.0	

Average of Peak Amounts = 51.5

RPD = 5.02

8 PCB-1260

							M
1	5.996	5.996	0.000	2696008	50.0	48.9	
1	6.209	6.211	-0.002	5939775	50.0	51.2	
1	6.520	6.521	-0.001	6940606	50.0	51.2	M
1	7.225	7.228	-0.003	5368130	50.0	49.3	M
1	7.734	7.735	-0.001	6106642	50.0	50.8	
1	8.230	8.230	0.000	12678163	50.0	50.3	
1	8.962	8.960	0.002	9853674	50.0	52.2	
1	9.979	9.979	0.000	3636685	50.0	52.0	

Average of Peak Amounts = 50.7

2	5.090	5.091	-0.001	4924424	50.0	51.3	M
2	5.707	5.708	-0.001	8504377	50.0	51.3	M
2	5.855	5.855	0.000	5791258	50.0	57.3	M
2	6.161	6.162	-0.001	5479148	50.0	53.4	M
2	6.599	6.600	-0.001	11492180	50.0	50.5	M
2	7.017	7.019	-0.002	6090276	50.0	52.0	M
2	7.159	7.160	-0.001	3541594	50.0	53.0	M
2	8.120	8.119	0.001	3234769	50.0	49.2	

Average of Peak Amounts = 52.2

RPD = 2.92

\$ 11 DCB Decachlorobiphenyl

							M
1	10.541	10.542	-0.001	23654358	12.5	12.7	M
2	9.067	9.070	-0.003	28261365	12.5	13.3	

RPD = 4.50

S 12 Polychlorinated biphenyls, Total

1						104.9	
---	--	--	--	--	--	-------	--

QC Flag Legend

Review Flags

M - Manually Integrated

Reagents:

SG1660(LVI)L1_00009

Amount Added: 1.00

Units: mL

SGPCBISTD_00006

Amount Added: 20.00

Units: uL

Run Reagent

TestAmerica Edison

Data File: \\ChromNA\Edison\ChromData\CPESTGC11\20160617-42300.b\T1329657.D

Injection Date: 17-Jun-2016 16:49:49

Instrument ID: CPESTGC11

Operator ID:

Lims ID: IC PCB 1

Worklist Smp#: 2

Client ID:

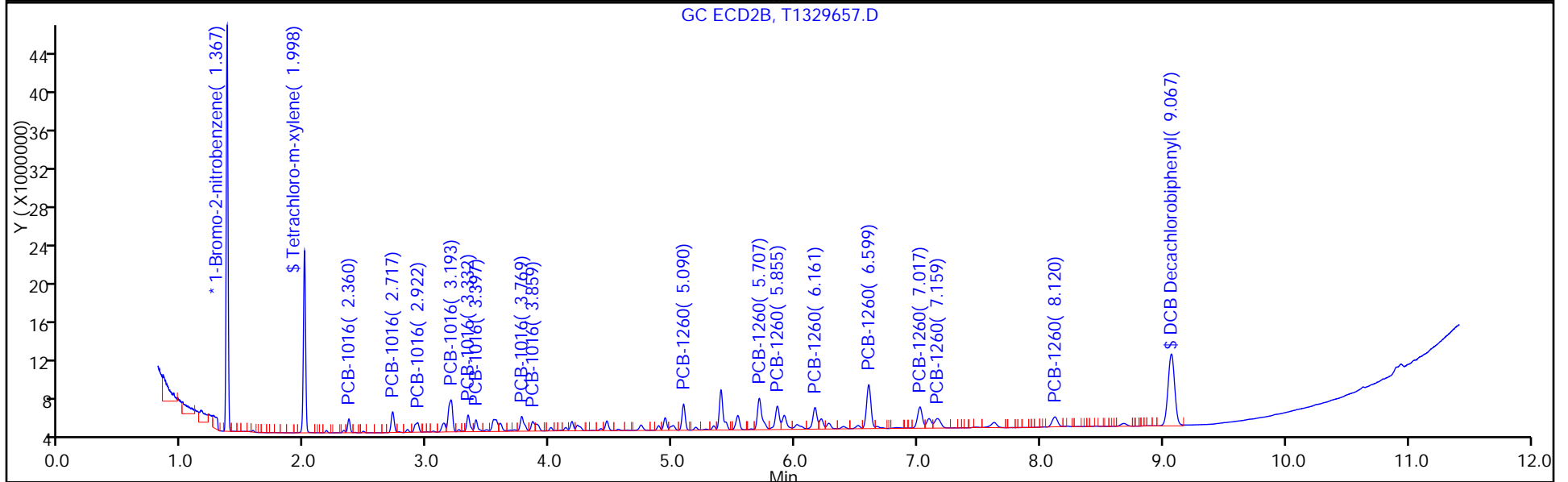
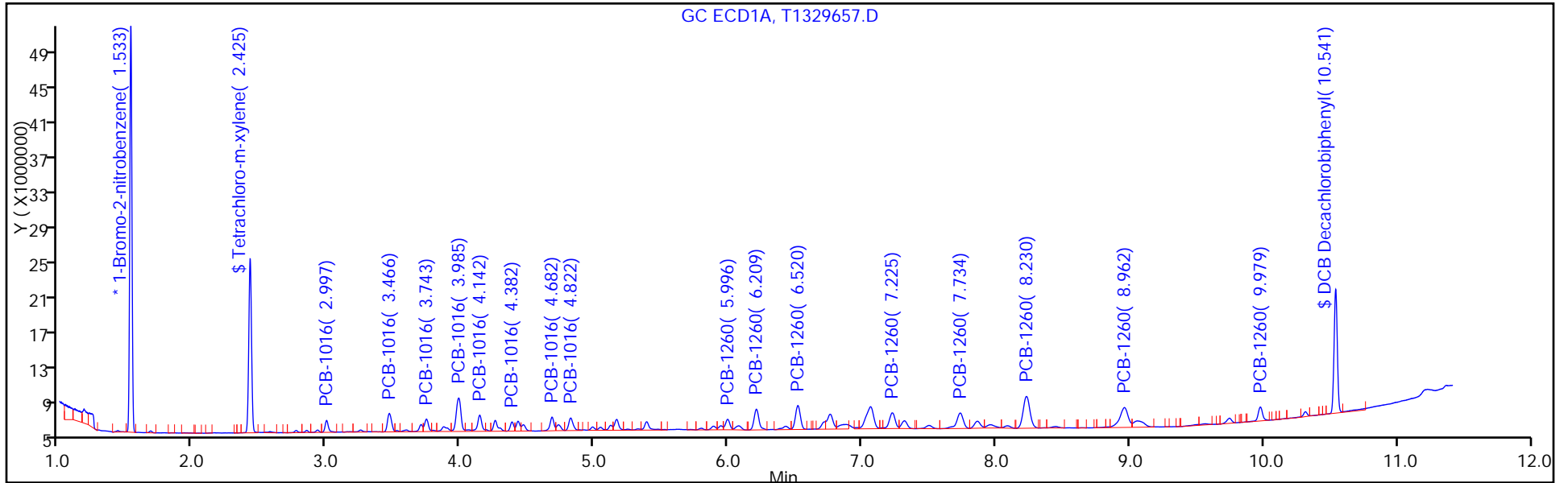
Injection Vol: 1.0 ul

Dil. Factor: 1.0000

ALS Bottle#: 3

Method: 8082 ISTD

Limit Group: GC 8082A PCB ISTD



TestAmerica Edison
Target Compound Quantitation Report

Data File: \\ChromNA\Edison\ChromData\CPESTGC11\20160617-42300.b\T1329658.D
 Lims ID: IC PCB 2
 Client ID:
 Sample Type: IC Calib Level: 2
 Inject. Date: 17-Jun-2016 17:04:19 ALS Bottle#: 4 Worklist Smp#: 3
 Injection Vol: 1.0 ul Dil. Factor: 1.0000
 Sample Info: 460-0042300-003
 Operator ID: Instrument ID: CPESTGC11
 Sublist: chrom-8082 ISTD*sub2
 Method: \\ChromNA\Edison\ChromData\CPESTGC11\20160617-42300.b\8082 ISTD.m
 Limit Group: GC 8082A PCB ISTD
 Last Update: 19-Jun-2016 09:11:00 Calib Date: 17-Jun-2016 19:43:54
 Integrator: Falcon
 Quant Method: Internal Standard Quant By: Initial Calibration
 Last ICal File: \\ChromNA\Edison\ChromData\CPESTGC11\20160617-42300.b\T1329669.D
 Column 1 : Det: GC ECD1A
 Column 2 : Det: GC ECD2B
 Process Host: XAWRK008

First Level Reviewer: patelji Date: 19-Jun-2016 07:15:11

Col	RT (min.)	Exp RT (min.)	Dlt RT (min.)	Response	Cal Amt ug/l	OnCol Amt ug/l	Flags
-----	-----------	---------------	---------------	----------	--------------	----------------	-------

* 13 1-Bromo-2-nitrobenzene

1	1.534	1.534	0.000	48810751	20.0	20.0	
2	1.367	1.368	-0.001	41476835	20.0	20.0	
						RPD = 0.00	

\$ 2 Tetrachloro-m-xylene

1	2.426	2.426	0.000	111178386	50.0	51.7	
2	1.998	1.999	-0.001	98412532	50.0	52.9	
						RPD = 2.25	

Col	RT (min.)	Exp RT (min.)	Dlt RT (min.)	Response	Cal Amt ug/l	OnCol Amt ug/l	Flags
-----	-----------	---------------	---------------	----------	--------------	----------------	-------

5 PCB-1016 M

1	2.997	2.998	-0.001	19947747	500.0	497.1	
1	3.466	3.465	0.001	39847649	500.0	504.8	M
1	3.738	3.738	0.000	16821854	500.0	489.4	M
1	3.985	3.985	0.000	80280216	500.0	498.4	M
1	4.142	4.142	0.000	33578572	500.0	494.4	M
1	4.383	4.384	-0.001	17797798	500.0	509.8	M
1	4.683	4.684	-0.001	26928358	500.0	496.7	M
1	4.821	4.822	-0.001	30040601	500.0	501.0	M

Average of Peak Amounts = 498.9

2	2.360	2.360	0.000	17601723	500.0	511.5	
2	2.717	2.718	-0.001	34892704	500.0	519.1	
2	2.921	2.921	0.000	23176089	500.0	516.4	
2	3.194	3.194	0.000	77741733	500.0	520.5	M
2	3.333	3.333	0.000	32344176	500.0	524.3	M
2	3.397	3.397	0.000	19359269	500.0	508.1	M
2	3.771	3.770	0.001	32387214	500.0	517.9	M
2	3.861	3.860	0.001	17647110	500.0	505.6	M

Average of Peak Amounts = 515.4

RPD = 3.25

8 PCB-1260 M

1	5.996	5.996	0.000	26169828	500.0	507.0	
1	6.211	6.211	0.000	54445319	500.0	501.6	
1	6.521	6.521	0.000	64474128	500.0	508.2	
1	7.226	7.228	-0.002	52790602	500.0	517.5	
1	7.735	7.735	0.000	57153947	500.0	508.1	
1	8.231	8.230	0.001	120701616	500.0	511.1	
1	8.962	8.960	0.002	90244352	500.0	510.3	
1	9.976	9.979	-0.003	33015803	500.0	504.5	

Average of Peak Amounts = 508.5

2	5.090	5.091	-0.001	47388823	500.0	526.6	M
2	5.707	5.708	-0.001	81964387	500.0	527.2	M
2	5.855	5.855	0.000	48990909	500.0	516.9	M
2	6.162	6.162	0.000	50430467	500.0	524.0	M
2	6.600	6.600	0.000	113178484	500.0	530.5	M
2	7.017	7.019	-0.002	57795127	500.0	526.3	
2	7.161	7.160	0.001	32722825	500.0	522.7	
2	8.119	8.119	0.000	33169855	500.0	538.3	

Average of Peak Amounts = 526.6

RPD = 3.48

\$ 11 DCB Decachlorobiphenyl M

1	10.535	10.542	-0.007	89311814	50.0	51.2	M
2	9.070	9.070	0.000	107515159	50.0	53.9	

RPD = 5.14

S 12 Polychlorinated biphenyls, Total

1						1007.5	
---	--	--	--	--	--	--------	--

QC Flag Legend

Review Flags

M - Manually Integrated

Reagents:

SG1660L2_00022

Amount Added: 1.00

Units: mL

SGPCBISTD_00006

Amount Added: 20.00

Units: uL

Run Reagent

TestAmerica Edison

Data File: \\ChromNA\Edison\ChromData\CPESTGC11\20160617-42300.b\T1329658.D

Injection Date: 17-Jun-2016 17:04:19

Instrument ID: CPESTGC11

Operator ID:

Lims ID: IC PCB 2

Worklist Smp#: 3

Client ID:

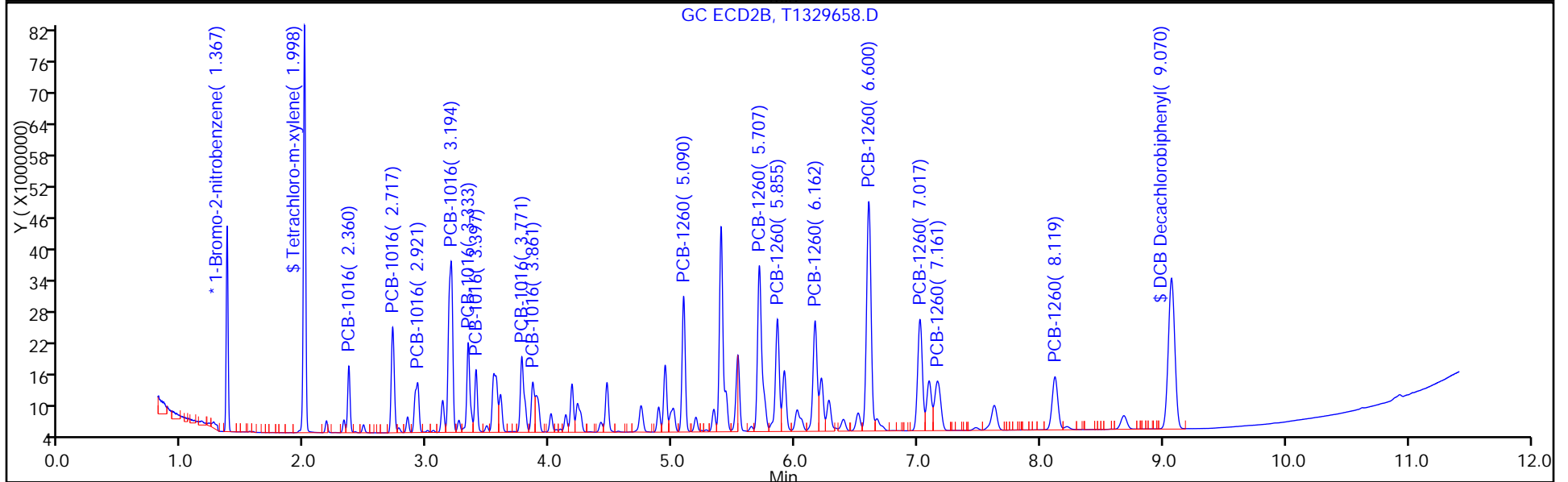
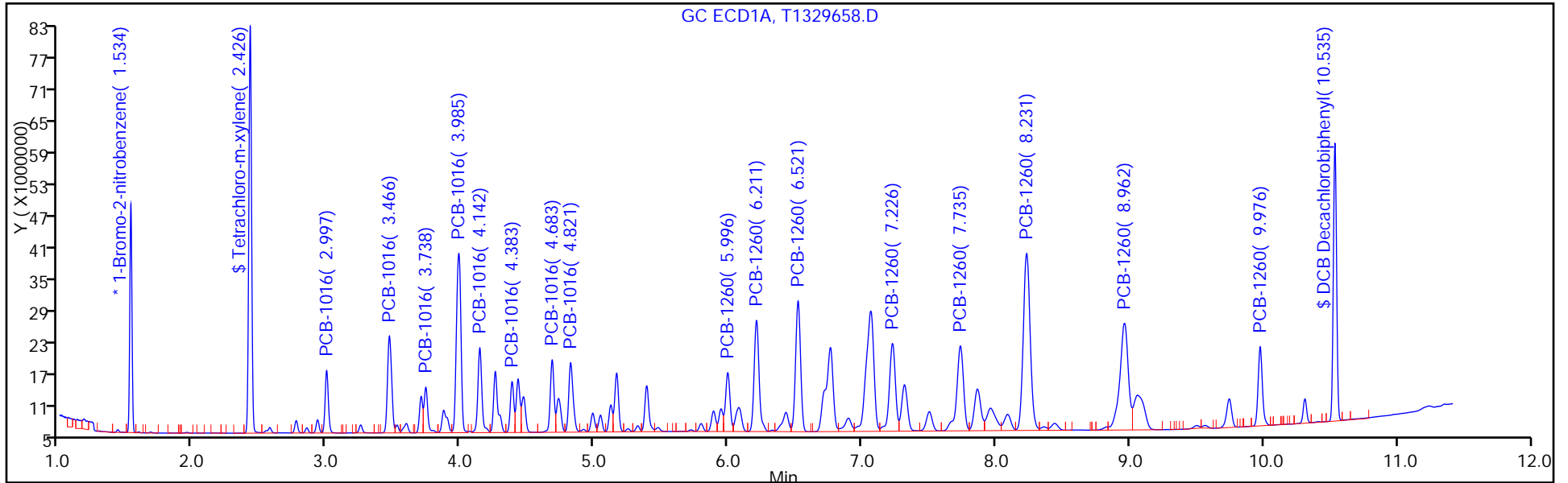
Injection Vol: 1.0 ul

Dil. Factor: 1.0000

ALS Bottle#: 4

Method: 8082 ISTD

Limit Group: GC 8082A PCB ISTD



TestAmerica Edison
Target Compound Quantitation Report

Data File: \\ChromNA\Edison\ChromData\CPESTGC11\20160617-42300.b\T1329659.D
 Lims ID: IC PCB 3
 Client ID:
 Sample Type: ICRT Calib Level: 3
 Inject. Date: 17-Jun-2016 17:18:51 ALS Bottle#: 5 Worklist Smp#: 4
 Injection Vol: 1.0 ul Dil. Factor: 1.0000
 Sample Info: 460-0042300-004
 Operator ID: Instrument ID: CPESTGC11
 Sublist: chrom-8082 ISTD*sub2
 Method: \\ChromNA\Edison\ChromData\CPESTGC11\20160617-42300.b\8082 ISTD.m
 Limit Group: GC 8082A PCB ISTD
 Last Update: 19-Jun-2016 09:11:10 Calib Date: 17-Jun-2016 19:43:54
 Integrator: Falcon
 Quant Method: Internal Standard Quant By: Initial Calibration
 Last ICal File: \\ChromNA\Edison\ChromData\CPESTGC11\20160617-42300.b\T1329669.D
 Column 1 : Det: GC ECD1A
 Column 2 : Det: GC ECD2B
 Process Host: XAWRK008

First Level Reviewer: patelji Date: 19-Jun-2016 07:14:07

Col	RT (min.)	Exp RT (min.)	Dlt RT (min.)	Response	Cal Amt ug/l	OnCol Amt ug/l	Flags
-----	-----------	---------------	---------------	----------	--------------	----------------	-------

* 13 1-Bromo-2-nitrobenzene

1	1.534	1.534	0.000	47612772	20.0	20.0	
2	1.367	1.367	0.000	41392687	20.0	20.0	
						RPD = 0.00	

\$ 2 Tetrachloro-m-xylene

1	2.426	2.426	0.000	206845811	100.0	98.6	
2	1.999	1.999	0.000	191717609	100.0	103.2	
						RPD = 4.57	

Col	RT (min.)	Exp RT (min.)	Dlt RT (min.)	Response	Cal Amt ug/l	OnCol Amt ug/l	Flags
-----	-----------	---------------	---------------	----------	--------------	----------------	-------

5 PCB-1016

M

1	2.998	2.998	0.000	37214464	1000.0	950.8	
1	3.465	3.465	0.000	75127788	1000.0	975.6	
1	3.738	3.738	0.000	29679246	1000.0	885.1	
1	3.985	3.985	0.000	152282244	1000.0	969.1	
1	4.142	4.142	0.000	63515995	1000.0	958.8	
1	4.384	4.384	0.000	33548865	1000.0	985.1	
1	4.684	4.684	0.000	51363153	1000.0	971.2	
1	4.822	4.822	0.000	57737690	1000.0	987.2	

Average of Peak Amounts = 960.4

2	2.360	2.360	0.000	34355594	1000.0	1000.3	
2	2.718	2.718	0.000	68566680	1000.0	1022.1	
2	2.921	2.921	0.000	45996304	1000.0	1027.0	M
2	3.194	3.194	0.000	152704226	1000.0	1024.5	M
2	3.333	3.333	0.000	63513802	1000.0	1031.6	M
2	3.397	3.397	0.000	37762753	1000.0	993.1	M
2	3.770	3.770	0.000	62884821	1000.0	1007.6	M
2	3.860	3.860	0.000	35788067	1000.0	1027.5	M

Average of Peak Amounts = 1016.7

RPD = 5.70

8 PCB-1260

M

1	5.996	5.996	0.000	50827089	1000.0	1009.5	
1	6.211	6.211	0.000	106245724	1000.0	1003.4	
1	6.521	6.521	0.000	124113120	1000.0	1003.0	
1	7.228	7.228	0.000	100581197	1000.0	1010.8	
1	7.735	7.735	0.000	110461120	1000.0	1006.7	
1	8.230	8.230	0.000	232150751	1000.0	1007.7	
1	8.960	8.960	0.000	170793787	1000.0	990.0	
1	9.979	9.979	0.000	63183426	1000.0	989.8	

Average of Peak Amounts = 1002.6

2	5.091	5.091	0.000	92114022	1000.0	1025.6	M
2	5.708	5.708	0.000	159150615	1000.0	1025.8	M
2	5.855	5.855	0.000	94149722	1000.0	995.4	M
2	6.162	6.162	0.000	97649532	1000.0	1016.7	M
2	6.600	6.600	0.000	218244310	1000.0	1025.1	M
2	7.019	7.019	0.000	111607561	1000.0	1018.4	M
2	7.160	7.160	0.000	63382803	1000.0	1014.5	M
2	8.119	8.119	0.000	62634427	1000.0	1018.6	M

Average of Peak Amounts = 1017.5

RPD = 1.48

\$ 11 DCB Decachlorobiphenyl

1	10.542	10.542	0.000	171272113	100.0	100.6	
2	9.070	9.070	0.000	200322733	100.0	100.6	

RPD = 0.02

QC Flag Legend

Review Flags

M - Manually Integrated

Reagents:

SG1660L3_00028

Amount Added: 1.00

Units: mL

SGPCBISTD_00006

Amount Added: 20.00

Units: uL

Run Reagent

TestAmerica Edison

Data File: \\ChromNA\Edison\ChromData\CPESTGC11\20160617-42300.b\T1329659.D

Injection Date: 17-Jun-2016 17:18:51

Instrument ID: CPESTGC11

Operator ID:

Lims ID: IC PCB 3

Worklist Smp#: 4

Client ID:

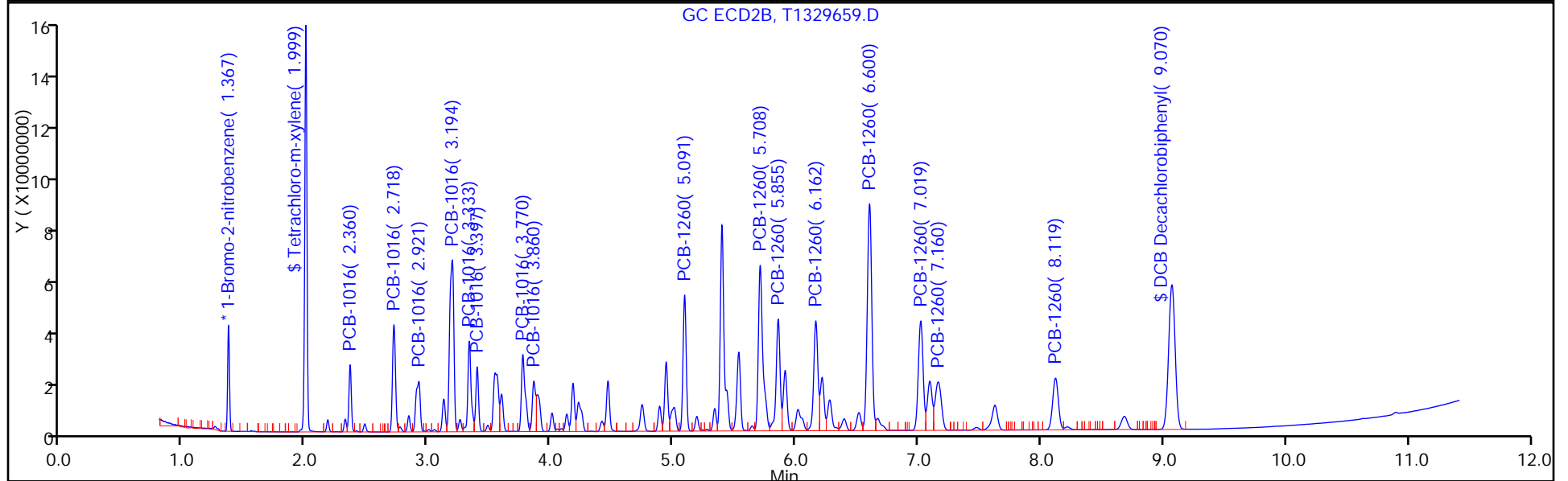
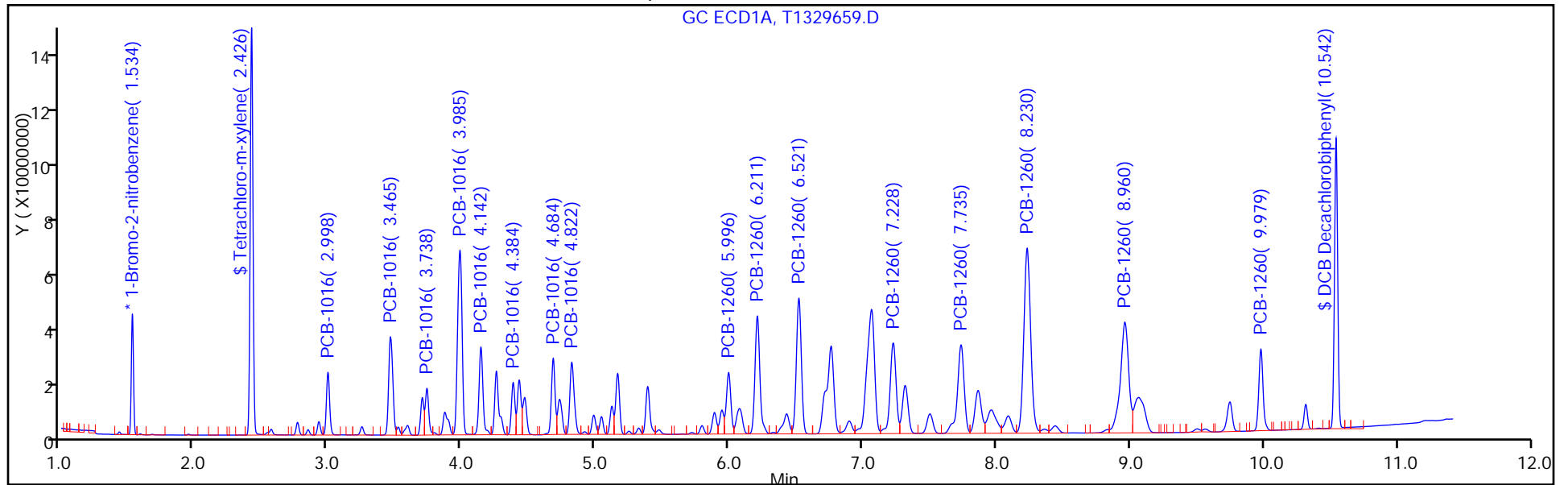
Injection Vol: 1.0 ul

Dil. Factor: 1.0000

ALS Bottle#: 5

Method: 8082 ISTD

Limit Group: GC 8082A PCB ISTD



TestAmerica Edison
Target Compound Quantitation Report

Data File: \\ChromNA\Edison\ChromData\CPESTGC11\20160617-42300.b\T1329660.D
 Lims ID: IC PCB 4
 Client ID:
 Sample Type: IC Calib Level: 4
 Inject. Date: 17-Jun-2016 17:33:23 ALS Bottle#: 6 Worklist Smp#: 5
 Injection Vol: 1.0 ul Dil. Factor: 1.0000
 Sample Info: 460-0042300-005
 Operator ID: Instrument ID: CPESTGC11
 Sublist: chrom-8082 ISTD*sub2
 Method: \\ChromNA\Edison\ChromData\CPESTGC11\20160617-42300.b\8082 ISTD.m
 Limit Group: GC 8082A PCB ISTD
 Last Update: 19-Jun-2016 09:11:18 Calib Date: 17-Jun-2016 19:43:54
 Integrator: Falcon
 Quant Method: Internal Standard Quant By: Initial Calibration
 Last ICal File: \\ChromNA\Edison\ChromData\CPESTGC11\20160617-42300.b\T1329669.D
 Column 1 : Det: GC ECD1A
 Column 2 : Det: GC ECD2B
 Process Host: XAWRK008

First Level Reviewer: patelji Date: 19-Jun-2016 07:15:27

Col	RT (min.)	Exp RT (min.)	Dlt RT (min.)	Response	Cal Amt ug/l	OnCol Amt ug/l	Flags
-----	-----------	---------------	---------------	----------	--------------	----------------	-------

* 13 1-Bromo-2-nitrobenzene

1	1.534	1.534	0.000	48114337	20.0	20.0	
2	1.367	1.367	0.000	44543070	20.0	20.0	
						RPD = 0.00	

\$ 2 Tetrachloro-m-xylene

1	2.426	2.426	0.000	316646455	150.0	149.3	
2	1.999	1.999	0.000	292476987	150.0	146.3	
						RPD = 2.06	

Col	RT (min.)	Exp RT (min.)	Dlt RT (min.)	Response	Cal Amt ug/l	OnCol Amt ug/l	Flags
-----	-----------	---------------	---------------	----------	--------------	----------------	-------

5 PCB-1016

							M
1	2.997	2.998	-0.001	58856970	1500.0	1488.0	
1	3.466	3.465	0.001	116217693	1500.0	1493.5	
1	3.739	3.738	0.001	48670211	1500.0	1436.4	M
1	3.986	3.985	0.001	237555906	1500.0	1496.0	M
1	4.142	4.142	0.000	99201310	1500.0	1481.9	M
1	4.384	4.384	0.000	52581109	1500.0	1527.8	M
1	4.683	4.684	-0.001	79442295	1500.0	1486.4	M
1	4.821	4.822	-0.001	89996046	1500.0	1522.7	M

Average of Peak Amounts = 1491.6

2	2.360	2.360	0.000	53669019	1500.0	1452.2	
2	2.717	2.718	-0.001	105872731	1500.0	1466.6	M
2	2.920	2.921	-0.001	71727205	1500.0	1488.3	M
2	3.194	3.194	0.000	236399127	1500.0	1473.8	M
2	3.332	3.333	-0.001	98100029	1500.0	1480.6	M
2	3.396	3.397	-0.001	58728292	1500.0	1435.2	M
2	3.771	3.770	0.001	97272346	1500.0	1448.3	M
2	3.860	3.860	0.000	55039601	1500.0	1468.5	M

Average of Peak Amounts = 1464.2

RPD = 1.85

8 PCB-1260

							M
1	5.996	5.996	0.000	77203552	1500.0	1517.4	M
1	6.211	6.211	0.000	160164329	1500.0	1496.8	M
1	6.521	6.521	0.000	186376539	1500.0	1490.4	M
1	7.226	7.228	-0.002	150841048	1500.0	1500.0	M
1	7.736	7.735	0.001	165302329	1500.0	1490.9	M
1	8.231	8.230	0.001	347385866	1500.0	1492.1	M
1	8.964	8.960	0.004	254181707	1500.0	1458.0	M
1	9.979	9.979	0.000	95617467	1500.0	1482.3	

Average of Peak Amounts = 1491.0

2	5.090	5.091	-0.001	139556499	1500.0	1443.9	M
2	5.707	5.708	-0.001	239956000	1500.0	1437.2	M
2	5.855	5.855	0.000	141095517	1500.0	1386.2	M
2	6.162	6.162	0.000	146837674	1500.0	1420.8	M
2	6.601	6.600	0.001	329230507	1500.0	1437.0	M
2	7.019	7.019	0.000	168116758	1500.0	1425.5	M
2	7.161	7.160	0.001	95473729	1500.0	1420.1	M
2	8.119	8.119	0.000	95699032	1500.0	1446.2	

Average of Peak Amounts = 1427.1

RPD = 4.38

\$ 11 DCB Decachlorobiphenyl

1	10.542	10.542	0.000	250450560	150.0	145.5	
2	9.070	9.070	0.000	295435713	150.0	137.8	

RPD = 5.46

S 12 Polychlorinated biphenyls, Total

1						2982.6	
---	--	--	--	--	--	--------	--

QC Flag Legend

Review Flags

M - Manually Integrated

Reagents:

SG1660L4_00021

Amount Added: 1.00

Units: mL

SGPCBISTD_00006

Amount Added: 20.00

Units: uL

Run Reagent

TestAmerica Edison

Data File: \\ChromNA\Edison\ChromData\CPESTGC11\20160617-42300.b\T1329660.D

Injection Date: 17-Jun-2016 17:33:23

Instrument ID: CPESTGC11

Operator ID:

Lims ID: IC PCB 4

Worklist Smp#: 5

Client ID:

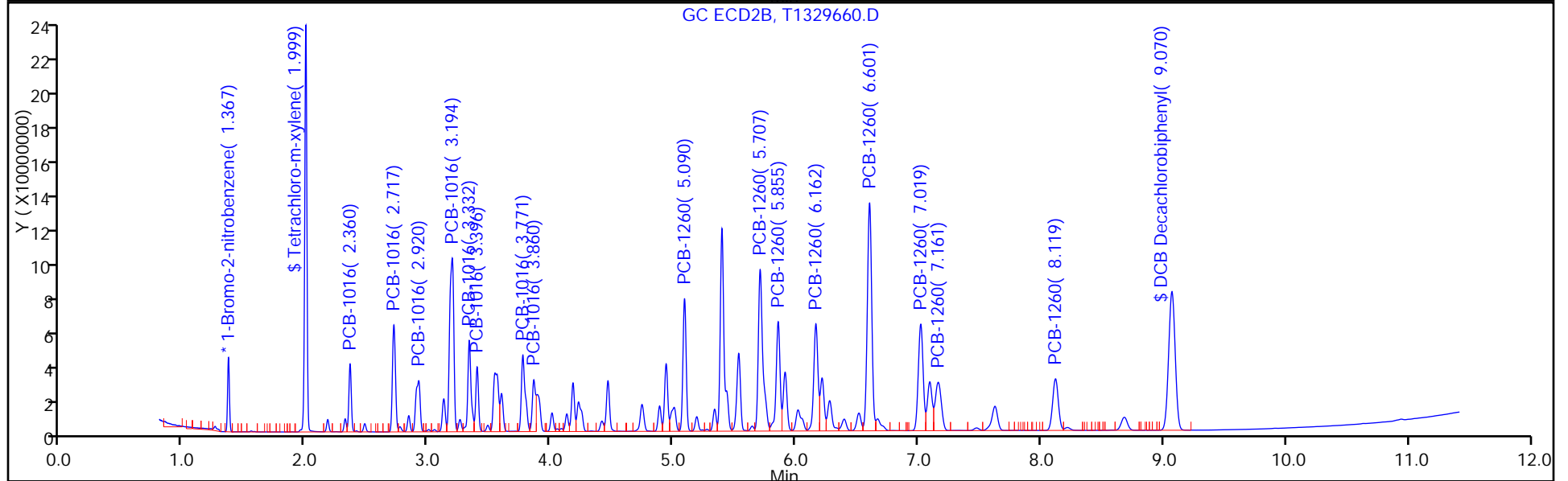
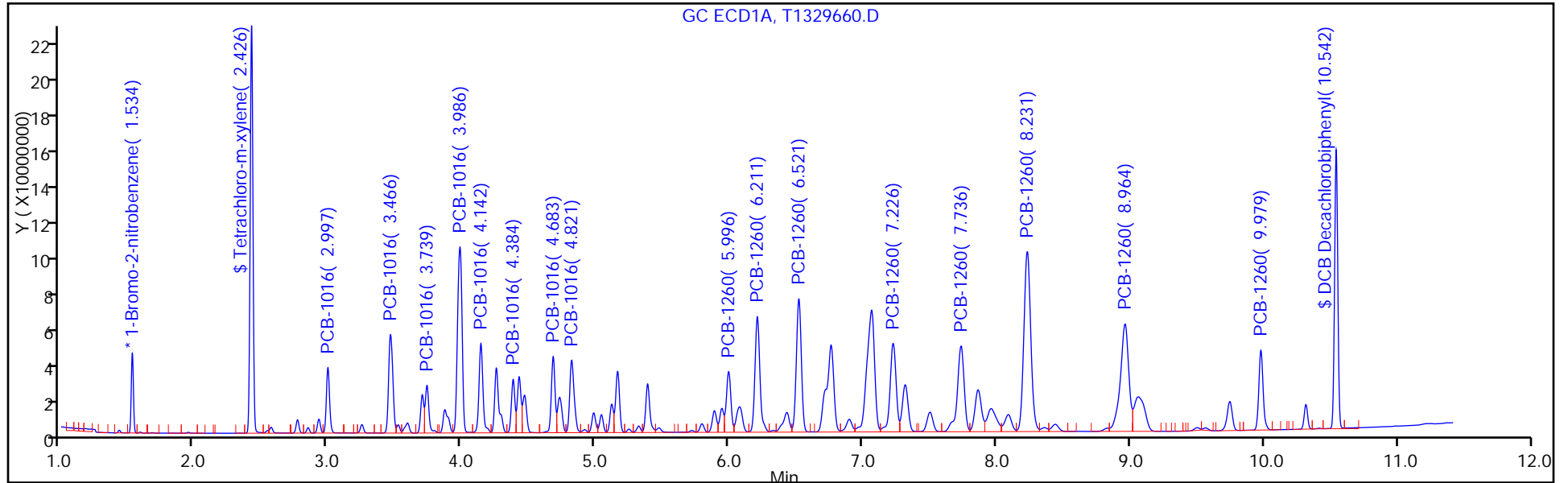
Injection Vol: 1.0 ul

Dil. Factor: 1.0000

ALS Bottle#: 6

Method: 8082 ISTD

Limit Group: GC 8082A PCB ISTD



TestAmerica Edison
Target Compound Quantitation Report

Data File: \\ChromNA\Edison\ChromData\CPESTGC11\20160617-42300.b\T1329661.D
 Lims ID: IC PCB 5
 Client ID:
 Sample Type: IC Calib Level: 5
 Inject. Date: 17-Jun-2016 17:47:54 ALS Bottle#: 7 Worklist Smp#: 6
 Injection Vol: 1.0 ul Dil. Factor: 1.0000
 Sample Info: 460-0042300-006
 Operator ID: Instrument ID: CPESTGC11
 Sublist: chrom-8082 ISTD*sub2
 Method: \\ChromNA\Edison\ChromData\CPESTGC11\20160617-42300.b\8082 ISTD.m
 Limit Group: GC 8082A PCB ISTD
 Last Update: 19-Jun-2016 09:11:24 Calib Date: 17-Jun-2016 19:43:54
 Integrator: Falcon
 Quant Method: Internal Standard Quant By: Initial Calibration
 Last ICal File: \\ChromNA\Edison\ChromData\CPESTGC11\20160617-42300.b\T1329669.D
 Column 1 : Det: GC ECD1A
 Column 2 : Det: GC ECD2B
 Process Host: XAWRK008

First Level Reviewer: patelji Date: 19-Jun-2016 07:15:36

Col	RT (min.)	Exp RT (min.)	Dlt RT (min.)	Response	Cal Amt ug/l	OnCol Amt ug/l	Flags
-----	-----------	---------------	---------------	----------	--------------	----------------	-------

* 13 1-Bromo-2-nitrobenzene

1	1.533	1.534	-0.001	48300680	20.0	20.0	
2	1.366	1.367	-0.001	45028249	20.0	20.0	
						RPD = 0.00	

\$ 2 Tetrachloro-m-xylene

1	2.426	2.426	0.000	426956448	200.0	200.6	M
2	1.998	1.999	-0.001	398057397	200.0	196.9	M
						RPD = 1.83	

Col	RT (min.)	Exp RT (min.)	Dlt RT (min.)	Response	Cal Amt ug/l	OnCol Amt ug/l	Flags
-----	-----------	---------------	---------------	----------	--------------	----------------	-------

5 PCB-1016

							M
1	2.997	2.998	-0.001	94368056	2500.0	2376.6	
1	3.466	3.465	0.001	188148070	2500.0	2408.5	
1	3.738	3.738	0.000	80291841	2500.0	2360.5	M
1	3.986	3.985	0.001	386108517	2500.0	2422.2	M
1	4.141	4.142	-0.001	160901993	2500.0	2394.3	M
1	4.383	4.384	-0.001	84995899	2500.0	2460.2	M
1	4.682	4.684	-0.002	128519270	2500.0	2395.4	M
1	4.821	4.822	-0.001	146139896	2500.0	2463.1	M

Average of Peak Amounts = 2410.1

2	2.359	2.360	-0.001	86409581	2500.0	2312.9	M
2	2.717	2.718	-0.001	171845426	2500.0	2354.8	M
2	2.920	2.921	-0.001	116753415	2500.0	2396.5	M
2	3.194	3.194	0.000	387264464	2500.0	2388.3	M
2	3.332	3.333	-0.001	160787056	2500.0	2400.6	M
2	3.396	3.397	-0.001	96036359	2500.0	2321.6	M
2	3.770	3.770	0.000	158885557	2500.0	2340.2	M
2	3.859	3.860	-0.001	91159231	2500.0	2406.0	M

Average of Peak Amounts = 2365.1

RPD = 1.88

8 PCB-1260

							M
1	5.996	5.996	0.000	125996858	2500.0	2466.9	M
1	6.211	6.211	0.000	260766285	2500.0	2427.6	M
1	6.521	6.521	0.000	302059609	2500.0	2406.2	M
1	7.226	7.228	-0.002	244502543	2500.0	2422.1	M
1	7.735	7.735	0.000	268936894	2500.0	2416.2	M
1	8.229	8.230	-0.001	566902787	2500.0	2425.6	M
1	8.961	8.960	0.001	426186386	2500.0	2435.2	
1	9.978	9.979	-0.001	157407607	2500.0	2430.8	

Average of Peak Amounts = 2428.8

2	5.090	5.091	-0.001	227869318	2500.0	2332.2	
2	5.707	5.708	-0.001	394937801	2500.0	2340.0	
2	5.856	5.855	0.001	231805091	2500.0	2252.8	
2	6.162	6.162	0.000	240471545	2500.0	2301.7	
2	6.600	6.600	0.000	547674887	2500.0	2364.7	
2	7.018	7.019	-0.001	279865744	2500.0	2347.5	
2	7.160	7.160	0.000	158480502	2500.0	2331.9	
2	8.118	8.119	-0.001	159946733	2500.0	2391.1	

Average of Peak Amounts = 2332.7

RPD = 4.04

\$ 11 DCB Decachlorobiphenyl

1	10.541	10.542	-0.001	340655792	200.0	197.2	
2	9.069	9.070	-0.001	406125262	200.0	187.4	

RPD = 5.09

S 12 Polychlorinated biphenyls, Total

1						4838.9	
---	--	--	--	--	--	--------	--

QC Flag Legend

Review Flags

M - Manually Integrated

Reagents:

SG1660L5_00021

Amount Added: 1.00

Units: mL

SGPCBISTD_00006

Amount Added: 20.00

Units: uL

Run Reagent

TestAmerica Edison

Data File: \\ChromNA\Edison\ChromData\CPESTGC11\20160617-42300.b\T1329661.D

Injection Date: 17-Jun-2016 17:47:54

Instrument ID: CPESTGC11

Operator ID:

Lims ID: IC PCB 5

Worklist Smp#: 6

Client ID:

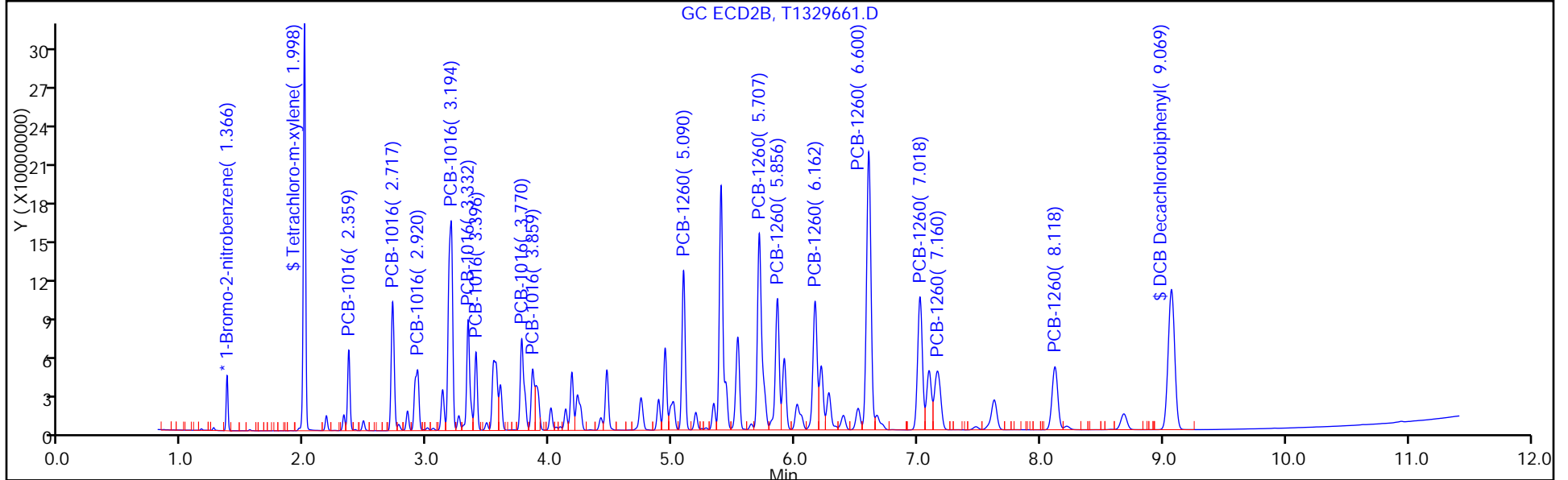
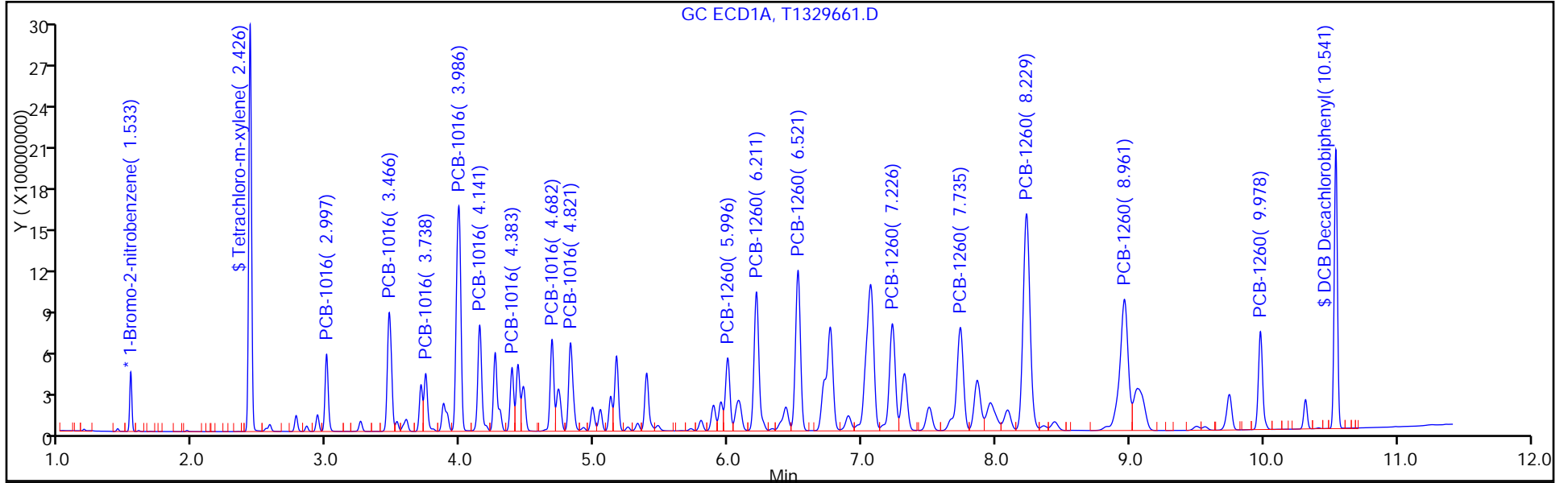
Injection Vol: 1.0 ul

Dil. Factor: 1.0000

ALS Bottle#: 7

Method: 8082 ISTD

Limit Group: GC 8082A PCB ISTD



FORM VI
PCBS BY INTERNAL STANDARD - INITIAL CALIBRATION DATA
CURVE EVALUATION

Lab Name: TestAmerica Edison Job No.: 460-118423-1 Analy Batch No.: 374290

SDG No.: _____

Instrument ID: CPESTGC11 GC Column: CLP-1 ID: 0.53 (mm) Heated Purge: (Y/N) N

Calibration Start Date: 06/17/2016 16:49 Calibration End Date: 06/17/2016 17:47 Calibration ID: 56314

Calibration Files:

LEVEL:	LAB SAMPLE ID:	LAB FILE ID:
Level 1	IC 460-374290/2	T1329657.D
Level 2	IC 460-374290/3	T1329658.D
Level 3	IC 460-374290/4	T1329659.D
Level 4	IC 460-374290/5	T1329660.D
Level 5	IC 460-374290/6	T1329661.D

ANALYTE	RRF					CURVE TYPE	COEFFICIENT			#	MIN RRF	%RSD	#	MAX %RSD	R^2 OR COD	#	MIN R^2 OR COD
	LVL 1	LVL 2	LVL 3	LVL 4	LVL 5		B	M1	M2								
PCB-1016 Peak 1	0.0180	0.0170	0.0166	0.0161	0.0154	Ave		0.0166			5.9	20.0				0.9900	
PCB-1016 Peak 2	0.0331	0.0337	0.0331	0.0317	0.0305	Ave		0.0324			3.9	20.0				0.9900	
PCB-1016 Peak 3	0.0214	0.0224	0.0222	0.0215	0.0207	Ave		0.0216			3.0	20.0				0.9900	
PCB-1016 Peak 4	0.0718	0.0750	0.0738	0.0708	0.0688	Ave		0.0720			3.4	20.0				0.9900	
PCB-1016 Peak 5	0.0289	0.0312	0.0307	0.0294	0.0286	Ave		0.0297			3.8	20.0				0.9900	
PCB-1016 Peak 6	0.0203	0.0187	0.0182	0.0176	0.0171	Ave		0.0184			6.8	20.0				0.9900	
PCB-1016 Peak 7	0.0318	0.0312	0.0304	0.0291	0.0282	Ave		0.0302			4.9	20.0				0.9900	
PCB-1016 Peak 8	0.0172	0.0170	0.0173	0.0165	0.0162	Ave		0.0168			2.8	20.0				0.9900	
PCB-1260 Peak 1	0.0445	0.0457	0.0445	0.0418	0.0405	Ave		0.0434			5.0	20.0				0.9900	
PCB-1260 Peak 2	0.0769	0.0790	0.0769	0.0718	0.0702	Ave		0.0750			5.0	20.0				0.9900	
PCB-1260 Peak 3	0.0524	0.0472	0.0455	0.0422	0.0412	Ave		0.0457			9.7	20.0				0.9900	
PCB-1260 Peak 4	0.0495	0.0486	0.0472	0.0440	0.0427	Ave		0.0464			6.4	20.0				0.9900	
PCB-1260 Peak 5	0.1039	0.1091	0.1055	0.0986	0.0973	Ave		0.1029			4.8	20.0				0.9900	
PCB-1260 Peak 6	0.0551	0.0557	0.0539	0.0503	0.0497	Ave		0.0530			5.2	20.0				0.9900	
PCB-1260 Peak 7	0.0320	0.0316	0.0306	0.0286	0.0282	Ave		0.0302			5.8	20.0				0.9900	
PCB-1260 Peak 8	0.0292	0.0320	0.0303	0.0286	0.0284	Ave		0.0297			4.9	20.0				0.9900	
Tetrachloro-m-xylene	0.8542	0.9491	0.9263	0.8755	0.8840	Ave		0.8978			4.3	20.0				0.9900	
DCB Decachlorobiphenyl	1.0219	1.0369	0.9679	0.8843	0.9019	Ave		0.9626			7.1	20.0				0.9900	

Note: The m1 coefficient is the same as Ave RRF for an Ave curve type.

FORM VI
PCBS BY INTERNAL STANDARD - INITIAL CALIBRATION DATA
RESPONSE AND CONCENTRATION

Lab Name: TestAmerica Edison Job No.: 460-118423-1 Analy Batch No.: 374290

SDG No.: _____

Instrument ID: CPESTGC11 GC Column: CLP-1 ID: 0.53 (mm) Heated Purge: (Y/N) N

Calibration Start Date: 06/17/2016 16:49 Calibration End Date: 06/17/2016 17:47 Calibration ID: 56314

Calibration Files:

LEVEL:	LAB SAMPLE ID:	LAB FILE ID:
Level 1	IC 460-374290/2	T1329657.D
Level 2	IC 460-374290/3	T1329658.D
Level 3	IC 460-374290/4	T1329659.D
Level 4	IC 460-374290/5	T1329660.D
Level 5	IC 460-374290/6	T1329661.D

ANALYTE	IS REF	CURVE TYPE	RESPONSE					CONCENTRATION (UG/L)				
			LVL 1	LVL 2	LVL 3	LVL 4	LVL 5	LVL 1	LVL 2	LVL 3	LVL 4	LVL 5
PCB-1016 Peak 1	BNB	Ave	1988791	17601723	34355594	53669019	86409581	50.0	500	1000	1500	2500
PCB-1016 Peak 2	BNB	Ave	3657353	34892704	68566680	105872731	171845426	50.0	500	1000	1500	2500
PCB-1016 Peak 3	BNB	Ave	2367984	23176089	45996304	71727205	116753415	50.0	500	1000	1500	2500
PCB-1016 Peak 4	BNB	Ave	7940401	77741733	152704226	236399127	387264464	50.0	500	1000	1500	2500
PCB-1016 Peak 5	BNB	Ave	3200676	32344176	63513802	98100029	160787056	50.0	500	1000	1500	2500
PCB-1016 Peak 6	BNB	Ave	2246628	19359269	37762753	58728292	96036359	50.0	500	1000	1500	2500
PCB-1016 Peak 7	BNB	Ave	3519821	32387214	62884821	97272346	158885557	50.0	500	1000	1500	2500
PCB-1016 Peak 8	BNB	Ave	1898528	17647110	35788067	55039601	91159231	50.0	500	1000	1500	2500
PCB-1260 Peak 1	BNB	Ave	4924424	47388823	92114022	139556499	227869318	50.0	500	1000	1500	2500
PCB-1260 Peak 2	BNB	Ave	8504377	81964387	159150615	239956000	394937801	50.0	500	1000	1500	2500
PCB-1260 Peak 3	BNB	Ave	5791258	48990909	94149722	141095517	231805091	50.0	500	1000	1500	2500
PCB-1260 Peak 4	BNB	Ave	5479148	50430467	97649532	146837674	240471545	50.0	500	1000	1500	2500
PCB-1260 Peak 5	BNB	Ave	11492180	113178484	218244310	329230507	547674887	50.0	500	1000	1500	2500
PCB-1260 Peak 6	BNB	Ave	6090276	57795127	111607561	168116758	279865744	50.0	500	1000	1500	2500
PCB-1260 Peak 7	BNB	Ave	3541594	32722825	63382803	95473729	158480502	50.0	500	1000	1500	2500
PCB-1260 Peak 8	BNB	Ave	3234769	33169855	62634427	95699032	159946733	50.0	500	1000	1500	2500
Tetrachloro-m-xylene	BNB	Ave	23622105	98412532	191717609	292476987	398057397	12.5	50.0	100	150	200
DCB Decachlorobiphenyl	BNB	Ave	28261365	107515159	200322733	295435713	406125262	12.5	50.0	100	150	200

Curve Type Legend:

Ave = Average ISTD

TestAmerica Edison
Target Compound Quantitation Report

Data File: \\ChromNA\Edison\ChromData\CPESTGC11\20160617-42300.b\T1329657.D
 Lims ID: IC PCB 1
 Client ID:
 Sample Type: IC Calib Level: 1
 Inject. Date: 17-Jun-2016 16:49:49 ALS Bottle#: 3 Worklist Smp#: 2
 Injection Vol: 1.0 ul Dil. Factor: 1.0000
 Sample Info: 460-0042300-002
 Operator ID: Instrument ID: CPESTGC11
 Sublist: chrom-8082 ISTD*sub2
 Method: \\ChromNA\Edison\ChromData\CPESTGC11\20160617-42300.b\8082 ISTD.m
 Limit Group: GC 8082A PCB ISTD
 Last Update: 19-Jun-2016 09:10:51 Calib Date: 17-Jun-2016 19:43:54
 Integrator: Falcon
 Quant Method: Internal Standard Quant By: Initial Calibration
 Last ICal File: \\ChromNA\Edison\ChromData\CPESTGC11\20160617-42300.b\T1329669.D
 Column 1 : Det: GC ECD1A
 Column 2 : Det: GC ECD2B
 Process Host: XAWRK008

First Level Reviewer: patelji Date: 19-Jun-2016 07:15:17

Col	RT (min.)	Exp RT (min.)	Dlt RT (min.)	Response	Cal Amt ug/l	OnCol Amt ug/l	Flags
-----	-----------	---------------	---------------	----------	--------------	----------------	-------

* 13 1-Bromo-2-nitrobenzene

1	1.533	1.534	-0.001	52132508	20.0	20.0	
2	1.367	1.368	-0.001	44247020	20.0	20.0	
						RPD = 0.00	

\$ 2 Tetrachloro-m-xylene

1	2.425	2.426	-0.001	28223476	12.5	12.3	
2	1.998	1.999	-0.001	23622105	12.5	11.9	
						RPD = 3.23	

Col	RT (min.)	Exp RT (min.)	Dlt RT (min.)	Response	Cal Amt ug/l	OnCol Amt ug/l	Flags
-----	-----------	---------------	---------------	----------	--------------	----------------	-------

5 PCB-1016

							M
1	2.997	2.998	-0.001	2383471	50.0	55.6	
1	3.466	3.465	0.001	4450942	50.0	52.8	
1	3.743	3.738	0.005	2265887	50.0	61.7	M
1	3.985	3.985	0.000	9187173	50.0	53.4	
1	4.142	4.142	0.000	4013840	50.0	55.3	M
1	4.382	4.384	-0.002	1851014	50.0	49.6	
1	4.682	4.684	-0.002	3145812	50.0	54.3	
1	4.822	4.822	0.000	3235444	50.0	50.5	M

Average of Peak Amounts = 54.2

2	2.360	2.360	0.000	1988791	50.0	54.2	
2	2.717	2.718	-0.001	3657353	50.0	51.0	
2	2.922	2.921	0.001	2367984	50.0	49.5	
2	3.193	3.194	-0.001	7940401	50.0	49.8	
2	3.332	3.333	-0.001	3200676	50.0	48.6	
2	3.397	3.397	0.000	2246628	50.0	55.3	
2	3.769	3.770	-0.001	3519821	50.0	52.8	
2	3.859	3.860	-0.001	1898528	50.0	51.0	

Average of Peak Amounts = 51.5

RPD = 5.02

8 PCB-1260

							M
1	5.996	5.996	0.000	2696008	50.0	48.9	
1	6.209	6.211	-0.002	5939775	50.0	51.2	
1	6.520	6.521	-0.001	6940606	50.0	51.2	M
1	7.225	7.228	-0.003	5368130	50.0	49.3	M
1	7.734	7.735	-0.001	6106642	50.0	50.8	
1	8.230	8.230	0.000	12678163	50.0	50.3	
1	8.962	8.960	0.002	9853674	50.0	52.2	
1	9.979	9.979	0.000	3636685	50.0	52.0	

Average of Peak Amounts = 50.7

2	5.090	5.091	-0.001	4924424	50.0	51.3	M
2	5.707	5.708	-0.001	8504377	50.0	51.3	M
2	5.855	5.855	0.000	5791258	50.0	57.3	M
2	6.161	6.162	-0.001	5479148	50.0	53.4	M
2	6.599	6.600	-0.001	11492180	50.0	50.5	M
2	7.017	7.019	-0.002	6090276	50.0	52.0	M
2	7.159	7.160	-0.001	3541594	50.0	53.0	M
2	8.120	8.119	0.001	3234769	50.0	49.2	

Average of Peak Amounts = 52.2

RPD = 2.92

\$ 11 DCB Decachlorobiphenyl

							M
1	10.541	10.542	-0.001	23654358	12.5	12.7	M
2	9.067	9.070	-0.003	28261365	12.5	13.3	

RPD = 4.50

S 12 Polychlorinated biphenyls, Total

1						104.9	
---	--	--	--	--	--	-------	--

QC Flag Legend

Review Flags

M - Manually Integrated

Reagents:

SG1660(LVI)L1_00009

Amount Added: 1.00

Units: mL

SGPCBISTD_00006

Amount Added: 20.00

Units: uL

Run Reagent

TestAmerica Edison

Data File: \\ChromNA\Edison\ChromData\CPESTGC11\20160617-42300.b\T1329657.D

Injection Date: 17-Jun-2016 16:49:49

Instrument ID: CPESTGC11

Operator ID:

Lims ID: IC PCB 1

Worklist Smp#: 2

Client ID:

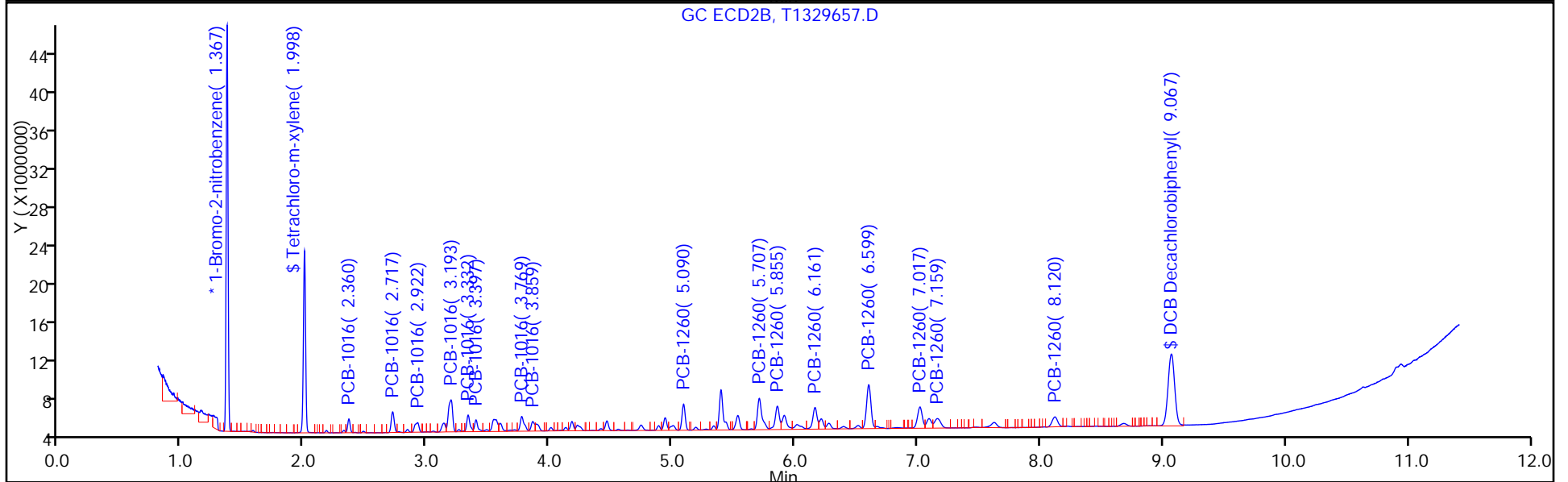
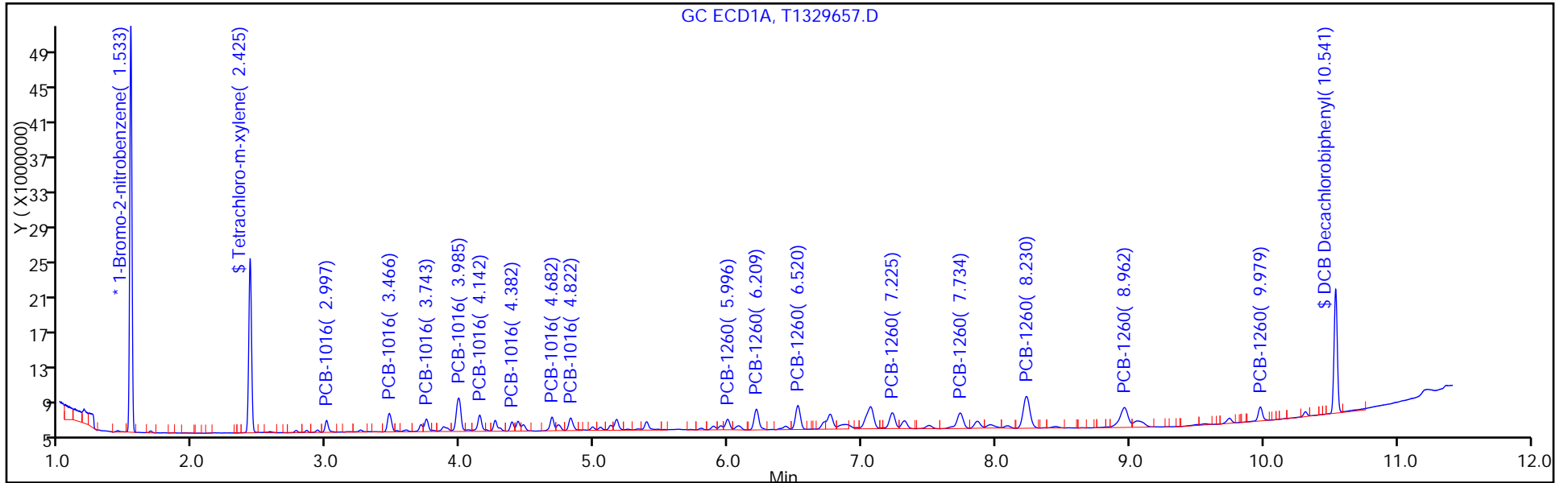
Injection Vol: 1.0 ul

Dil. Factor: 1.0000

ALS Bottle#: 3

Method: 8082 ISTD

Limit Group: GC 8082A PCB ISTD



TestAmerica Edison
Target Compound Quantitation Report

Data File: \\ChromNA\Edison\ChromData\CPESTGC11\20160617-42300.b\T1329658.D
 Lims ID: IC PCB 2
 Client ID:
 Sample Type: IC Calib Level: 2
 Inject. Date: 17-Jun-2016 17:04:19 ALS Bottle#: 4 Worklist Smp#: 3
 Injection Vol: 1.0 ul Dil. Factor: 1.0000
 Sample Info: 460-0042300-003
 Operator ID: Instrument ID: CPESTGC11
 Sublist: chrom-8082 ISTD*sub2
 Method: \\ChromNA\Edison\ChromData\CPESTGC11\20160617-42300.b\8082 ISTD.m
 Limit Group: GC 8082A PCB ISTD
 Last Update: 19-Jun-2016 09:11:00 Calib Date: 17-Jun-2016 19:43:54
 Integrator: Falcon
 Quant Method: Internal Standard Quant By: Initial Calibration
 Last ICal File: \\ChromNA\Edison\ChromData\CPESTGC11\20160617-42300.b\T1329669.D
 Column 1 : Det: GC ECD1A
 Column 2 : Det: GC ECD2B
 Process Host: XAWRK008

First Level Reviewer: patelji Date: 19-Jun-2016 07:15:11

Col	RT (min.)	Exp RT (min.)	Dlt RT (min.)	Response	Cal Amt ug/l	OnCol Amt ug/l	Flags
-----	-----------	---------------	---------------	----------	--------------	----------------	-------

* 13 1-Bromo-2-nitrobenzene

1	1.534	1.534	0.000	48810751	20.0	20.0	
2	1.367	1.368	-0.001	41476835	20.0	20.0	
						RPD = 0.00	

\$ 2 Tetrachloro-m-xylene

1	2.426	2.426	0.000	111178386	50.0	51.7	
2	1.998	1.999	-0.001	98412532	50.0	52.9	
						RPD = 2.25	

Col	RT (min.)	Exp RT (min.)	Dlt RT (min.)	Response	Cal Amt ug/l	OnCol Amt ug/l	Flags
-----	-----------	---------------	---------------	----------	--------------	----------------	-------

5 PCB-1016

							M
1	2.997	2.998	-0.001	19947747	500.0	497.1	
1	3.466	3.465	0.001	39847649	500.0	504.8	M
1	3.738	3.738	0.000	16821854	500.0	489.4	M
1	3.985	3.985	0.000	80280216	500.0	498.4	M
1	4.142	4.142	0.000	33578572	500.0	494.4	M
1	4.383	4.384	-0.001	17797798	500.0	509.8	M
1	4.683	4.684	-0.001	26928358	500.0	496.7	M
1	4.821	4.822	-0.001	30040601	500.0	501.0	M

Average of Peak Amounts = 498.9

2	2.360	2.360	0.000	17601723	500.0	511.5	
2	2.717	2.718	-0.001	34892704	500.0	519.1	
2	2.921	2.921	0.000	23176089	500.0	516.4	
2	3.194	3.194	0.000	77741733	500.0	520.5	M
2	3.333	3.333	0.000	32344176	500.0	524.3	M
2	3.397	3.397	0.000	19359269	500.0	508.1	M
2	3.771	3.770	0.001	32387214	500.0	517.9	M
2	3.861	3.860	0.001	17647110	500.0	505.6	M

Average of Peak Amounts = 515.4

RPD = 3.25

8 PCB-1260

							M
1	5.996	5.996	0.000	26169828	500.0	507.0	
1	6.211	6.211	0.000	54445319	500.0	501.6	
1	6.521	6.521	0.000	64474128	500.0	508.2	
1	7.226	7.228	-0.002	52790602	500.0	517.5	
1	7.735	7.735	0.000	57153947	500.0	508.1	
1	8.231	8.230	0.001	120701616	500.0	511.1	
1	8.962	8.960	0.002	90244352	500.0	510.3	
1	9.976	9.979	-0.003	33015803	500.0	504.5	

Average of Peak Amounts = 508.5

2	5.090	5.091	-0.001	47388823	500.0	526.6	M
2	5.707	5.708	-0.001	81964387	500.0	527.2	M
2	5.855	5.855	0.000	48990909	500.0	516.9	M
2	6.162	6.162	0.000	50430467	500.0	524.0	M
2	6.600	6.600	0.000	113178484	500.0	530.5	M
2	7.017	7.019	-0.002	57795127	500.0	526.3	
2	7.161	7.160	0.001	32722825	500.0	522.7	
2	8.119	8.119	0.000	33169855	500.0	538.3	

Average of Peak Amounts = 526.6

RPD = 3.48

\$ 11 DCB Decachlorobiphenyl

							M
1	10.535	10.542	-0.007	89311814	50.0	51.2	M
2	9.070	9.070	0.000	107515159	50.0	53.9	

RPD = 5.14

S 12 Polychlorinated biphenyls, Total

1						1007.5	
---	--	--	--	--	--	--------	--

QC Flag Legend

Review Flags

M - Manually Integrated

Reagents:

SG1660L2_00022

Amount Added: 1.00

Units: mL

SGPCBISTD_00006

Amount Added: 20.00

Units: uL

Run Reagent

TestAmerica Edison

Data File: \\ChromNA\Edison\ChromData\CPESTGC11\20160617-42300.b\T1329658.D

Injection Date: 17-Jun-2016 17:04:19

Instrument ID: CPESTGC11

Operator ID:

Lims ID: IC PCB 2

Worklist Smp#: 3

Client ID:

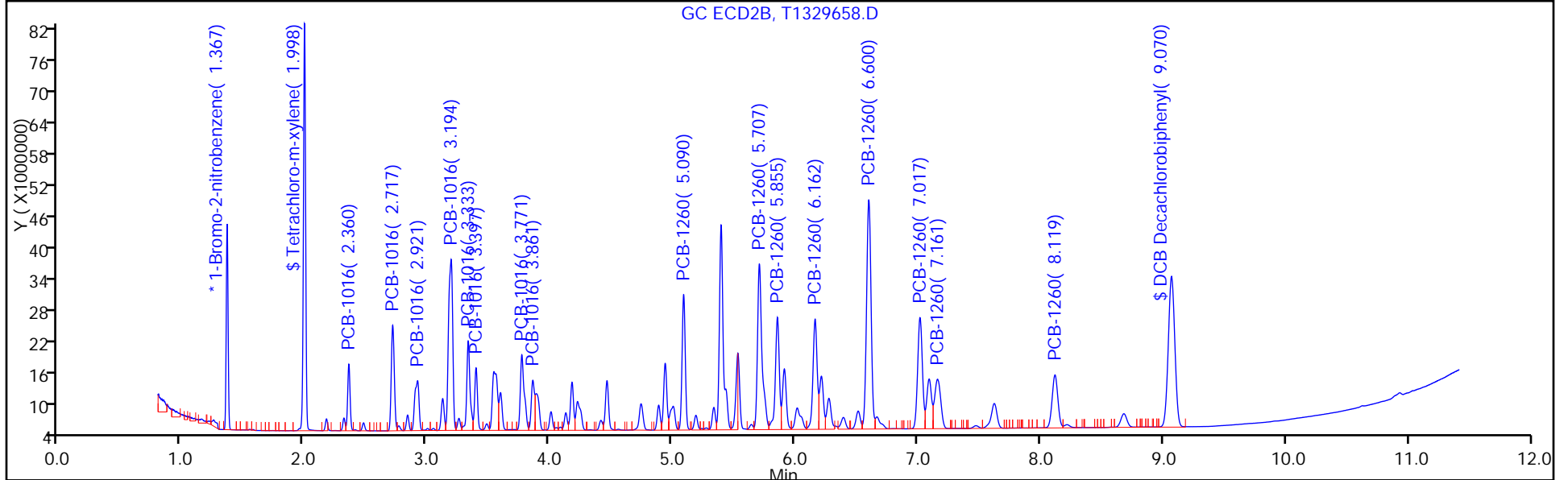
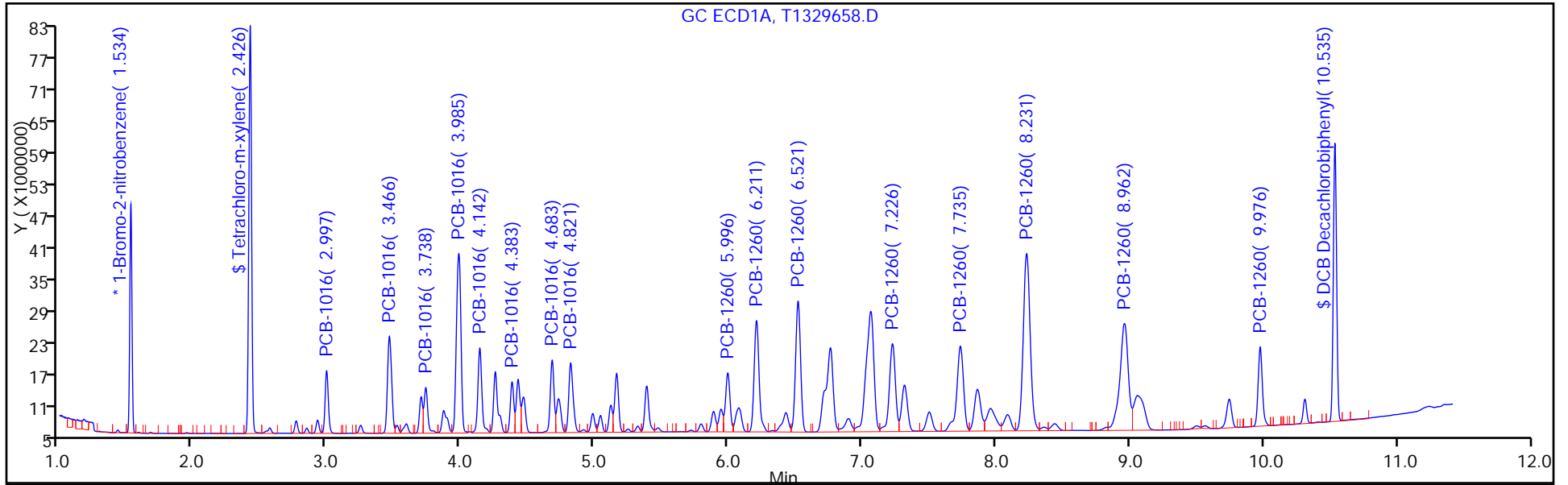
Injection Vol: 1.0 ul

Dil. Factor: 1.0000

ALS Bottle#: 4

Method: 8082 ISTD

Limit Group: GC 8082A PCB ISTD



TestAmerica Edison
Target Compound Quantitation Report

Data File: \\ChromNA\Edison\ChromData\CPESTGC11\20160617-42300.b\T1329659.D
 Lims ID: IC PCB 3
 Client ID:
 Sample Type: ICRT Calib Level: 3
 Inject. Date: 17-Jun-2016 17:18:51 ALS Bottle#: 5 Worklist Smp#: 4
 Injection Vol: 1.0 ul Dil. Factor: 1.0000
 Sample Info: 460-0042300-004
 Operator ID: Instrument ID: CPESTGC11
 Sublist: chrom-8082 ISTD*sub2
 Method: \\ChromNA\Edison\ChromData\CPESTGC11\20160617-42300.b\8082 ISTD.m
 Limit Group: GC 8082A PCB ISTD
 Last Update: 19-Jun-2016 09:11:10 Calib Date: 17-Jun-2016 19:43:54
 Integrator: Falcon
 Quant Method: Internal Standard Quant By: Initial Calibration
 Last ICal File: \\ChromNA\Edison\ChromData\CPESTGC11\20160617-42300.b\T1329669.D
 Column 1 : Det: GC ECD1A
 Column 2 : Det: GC ECD2B
 Process Host: XAWRK008

First Level Reviewer: patelji Date: 19-Jun-2016 07:14:07

Col	RT (min.)	Exp RT (min.)	Dlt RT (min.)	Response	Cal Amt ug/l	OnCol Amt ug/l	Flags
-----	-----------	---------------	---------------	----------	--------------	----------------	-------

* 13 1-Bromo-2-nitrobenzene

1	1.534	1.534	0.000	47612772	20.0	20.0	
2	1.367	1.367	0.000	41392687	20.0	20.0	
						RPD = 0.00	

\$ 2 Tetrachloro-m-xylene

1	2.426	2.426	0.000	206845811	100.0	98.6	
2	1.999	1.999	0.000	191717609	100.0	103.2	
						RPD = 4.57	

Col	RT (min.)	Exp RT (min.)	Dlt RT (min.)	Response	Cal Amt ug/l	OnCol Amt ug/l	Flags
-----	-----------	---------------	---------------	----------	--------------	----------------	-------

5 PCB-1016

M

1	2.998	2.998	0.000	37214464	1000.0	950.8	
1	3.465	3.465	0.000	75127788	1000.0	975.6	
1	3.738	3.738	0.000	29679246	1000.0	885.1	
1	3.985	3.985	0.000	152282244	1000.0	969.1	
1	4.142	4.142	0.000	63515995	1000.0	958.8	
1	4.384	4.384	0.000	33548865	1000.0	985.1	
1	4.684	4.684	0.000	51363153	1000.0	971.2	
1	4.822	4.822	0.000	57737690	1000.0	987.2	

Average of Peak Amounts = 960.4

2	2.360	2.360	0.000	34355594	1000.0	1000.3	
2	2.718	2.718	0.000	68566680	1000.0	1022.1	
2	2.921	2.921	0.000	45996304	1000.0	1027.0	M
2	3.194	3.194	0.000	152704226	1000.0	1024.5	M
2	3.333	3.333	0.000	63513802	1000.0	1031.6	M
2	3.397	3.397	0.000	37762753	1000.0	993.1	M
2	3.770	3.770	0.000	62884821	1000.0	1007.6	M
2	3.860	3.860	0.000	35788067	1000.0	1027.5	M

Average of Peak Amounts = 1016.7

RPD = 5.70

8 PCB-1260

M

1	5.996	5.996	0.000	50827089	1000.0	1009.5	
1	6.211	6.211	0.000	106245724	1000.0	1003.4	
1	6.521	6.521	0.000	124113120	1000.0	1003.0	
1	7.228	7.228	0.000	100581197	1000.0	1010.8	
1	7.735	7.735	0.000	110461120	1000.0	1006.7	
1	8.230	8.230	0.000	232150751	1000.0	1007.7	
1	8.960	8.960	0.000	170793787	1000.0	990.0	
1	9.979	9.979	0.000	63183426	1000.0	989.8	

Average of Peak Amounts = 1002.6

2	5.091	5.091	0.000	92114022	1000.0	1025.6	M
2	5.708	5.708	0.000	159150615	1000.0	1025.8	M
2	5.855	5.855	0.000	94149722	1000.0	995.4	M
2	6.162	6.162	0.000	97649532	1000.0	1016.7	M
2	6.600	6.600	0.000	218244310	1000.0	1025.1	M
2	7.019	7.019	0.000	111607561	1000.0	1018.4	M
2	7.160	7.160	0.000	63382803	1000.0	1014.5	M
2	8.119	8.119	0.000	62634427	1000.0	1018.6	M

Average of Peak Amounts = 1017.5

RPD = 1.48

\$ 11 DCB Decachlorobiphenyl

1	10.542	10.542	0.000	171272113	100.0	100.6	
2	9.070	9.070	0.000	200322733	100.0	100.6	

RPD = 0.02

QC Flag Legend

Review Flags

M - Manually Integrated

Reagents:

SG1660L3_00028

Amount Added: 1.00

Units: mL

SGPCBISTD_00006

Amount Added: 20.00

Units: uL

Run Reagent

TestAmerica Edison

Data File: \\ChromNA\Edison\ChromData\CPESTGC11\20160617-42300.b\T1329659.D

Injection Date: 17-Jun-2016 17:18:51

Instrument ID: CPESTGC11

Operator ID:

Lims ID: IC PCB 3

Worklist Smp#: 4

Client ID:

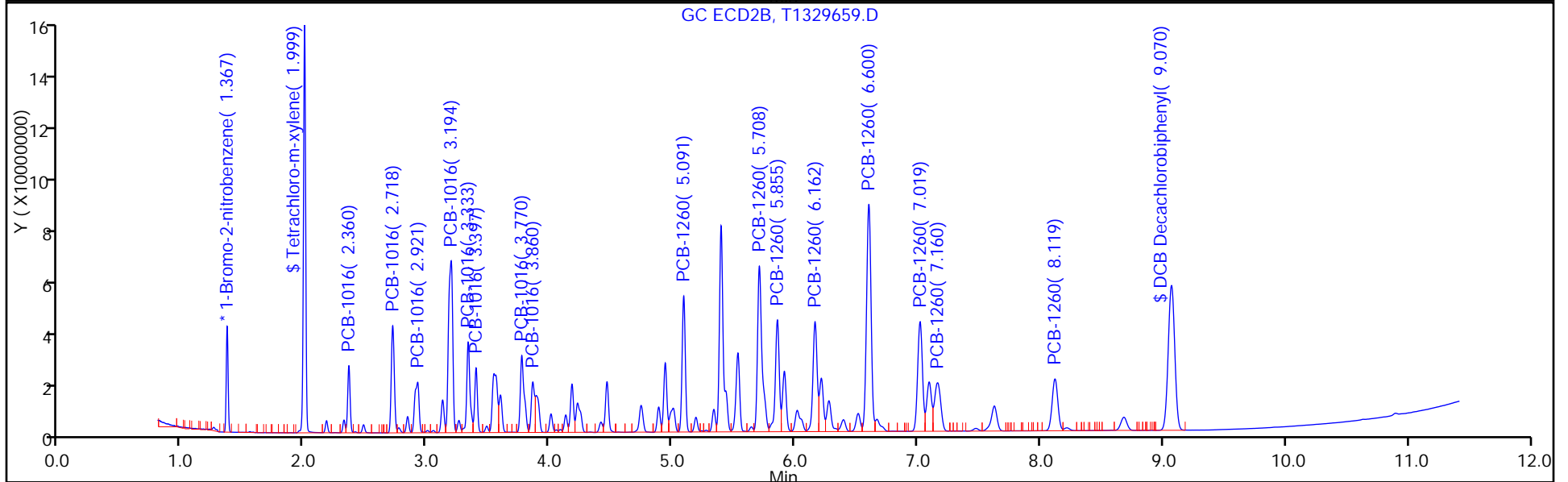
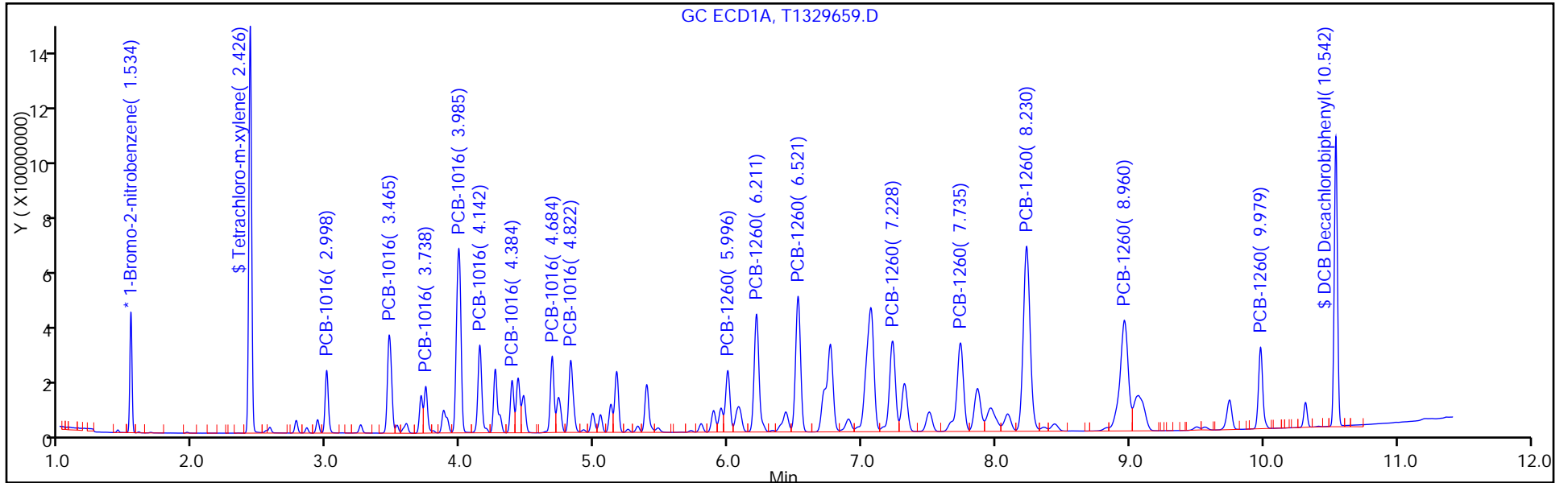
Injection Vol: 1.0 ul

Dil. Factor: 1.0000

ALS Bottle#: 5

Method: 8082 ISTD

Limit Group: GC 8082A PCB ISTD



TestAmerica Edison
Target Compound Quantitation Report

Data File: \\ChromNA\Edison\ChromData\CPESTGC11\20160617-42300.b\T1329660.D
 Lims ID: IC PCB 4
 Client ID:
 Sample Type: IC Calib Level: 4
 Inject. Date: 17-Jun-2016 17:33:23 ALS Bottle#: 6 Worklist Smp#: 5
 Injection Vol: 1.0 ul Dil. Factor: 1.0000
 Sample Info: 460-0042300-005
 Operator ID: Instrument ID: CPESTGC11
 Sublist: chrom-8082 ISTD*sub2
 Method: \\ChromNA\Edison\ChromData\CPESTGC11\20160617-42300.b\8082 ISTD.m
 Limit Group: GC 8082A PCB ISTD
 Last Update: 19-Jun-2016 09:11:18 Calib Date: 17-Jun-2016 19:43:54
 Integrator: Falcon
 Quant Method: Internal Standard Quant By: Initial Calibration
 Last ICal File: \\ChromNA\Edison\ChromData\CPESTGC11\20160617-42300.b\T1329669.D
 Column 1 : Det: GC ECD1A
 Column 2 : Det: GC ECD2B
 Process Host: XAWRK008

First Level Reviewer: patelji Date: 19-Jun-2016 07:15:27

Col	RT (min.)	Exp RT (min.)	Dlt RT (min.)	Response	Cal Amt ug/l	OnCol Amt ug/l	Flags
-----	-----------	---------------	---------------	----------	--------------	----------------	-------

* 13 1-Bromo-2-nitrobenzene

1	1.534	1.534	0.000	48114337	20.0	20.0	
2	1.367	1.367	0.000	44543070	20.0	20.0	
						RPD = 0.00	

\$ 2 Tetrachloro-m-xylene

1	2.426	2.426	0.000	316646455	150.0	149.3	
2	1.999	1.999	0.000	292476987	150.0	146.3	
						RPD = 2.06	

Col	RT (min.)	Exp RT (min.)	Dlt RT (min.)	Response	Cal Amt ug/l	OnCol Amt ug/l	Flags
-----	-----------	---------------	---------------	----------	--------------	----------------	-------

5 PCB-1016

							M
1	2.997	2.998	-0.001	58856970	1500.0	1488.0	
1	3.466	3.465	0.001	116217693	1500.0	1493.5	
1	3.739	3.738	0.001	48670211	1500.0	1436.4	M
1	3.986	3.985	0.001	237555906	1500.0	1496.0	M
1	4.142	4.142	0.000	99201310	1500.0	1481.9	M
1	4.384	4.384	0.000	52581109	1500.0	1527.8	M
1	4.683	4.684	-0.001	79442295	1500.0	1486.4	M
1	4.821	4.822	-0.001	89996046	1500.0	1522.7	M

Average of Peak Amounts = 1491.6

2	2.360	2.360	0.000	53669019	1500.0	1452.2	
2	2.717	2.718	-0.001	105872731	1500.0	1466.6	M
2	2.920	2.921	-0.001	71727205	1500.0	1488.3	M
2	3.194	3.194	0.000	236399127	1500.0	1473.8	M
2	3.332	3.333	-0.001	98100029	1500.0	1480.6	M
2	3.396	3.397	-0.001	58728292	1500.0	1435.2	M
2	3.771	3.770	0.001	97272346	1500.0	1448.3	M
2	3.860	3.860	0.000	55039601	1500.0	1468.5	M

Average of Peak Amounts = 1464.2

RPD = 1.85

8 PCB-1260

							M
1	5.996	5.996	0.000	77203552	1500.0	1517.4	M
1	6.211	6.211	0.000	160164329	1500.0	1496.8	M
1	6.521	6.521	0.000	186376539	1500.0	1490.4	M
1	7.226	7.228	-0.002	150841048	1500.0	1500.0	M
1	7.736	7.735	0.001	165302329	1500.0	1490.9	M
1	8.231	8.230	0.001	347385866	1500.0	1492.1	M
1	8.964	8.960	0.004	254181707	1500.0	1458.0	M
1	9.979	9.979	0.000	95617467	1500.0	1482.3	

Average of Peak Amounts = 1491.0

2	5.090	5.091	-0.001	139556499	1500.0	1443.9	M
2	5.707	5.708	-0.001	239956000	1500.0	1437.2	M
2	5.855	5.855	0.000	141095517	1500.0	1386.2	M
2	6.162	6.162	0.000	146837674	1500.0	1420.8	M
2	6.601	6.600	0.001	329230507	1500.0	1437.0	M
2	7.019	7.019	0.000	168116758	1500.0	1425.5	M
2	7.161	7.160	0.001	95473729	1500.0	1420.1	M
2	8.119	8.119	0.000	95699032	1500.0	1446.2	

Average of Peak Amounts = 1427.1

RPD = 4.38

\$ 11 DCB Decachlorobiphenyl

1	10.542	10.542	0.000	250450560	150.0	145.5	
2	9.070	9.070	0.000	295435713	150.0	137.8	

RPD = 5.46

S 12 Polychlorinated biphenyls, Total

1						2982.6	
---	--	--	--	--	--	--------	--

QC Flag Legend

Review Flags

M - Manually Integrated

Reagents:

SG1660L4_00021

Amount Added: 1.00

Units: mL

SGPCBISTD_00006

Amount Added: 20.00

Units: uL

Run Reagent

TestAmerica Edison

Data File: \\ChromNA\Edison\ChromData\CPESTGC11\20160617-42300.b\T1329660.D

Injection Date: 17-Jun-2016 17:33:23

Instrument ID: CPESTGC11

Operator ID:

Lims ID: IC PCB 4

Worklist Smp#: 5

Client ID:

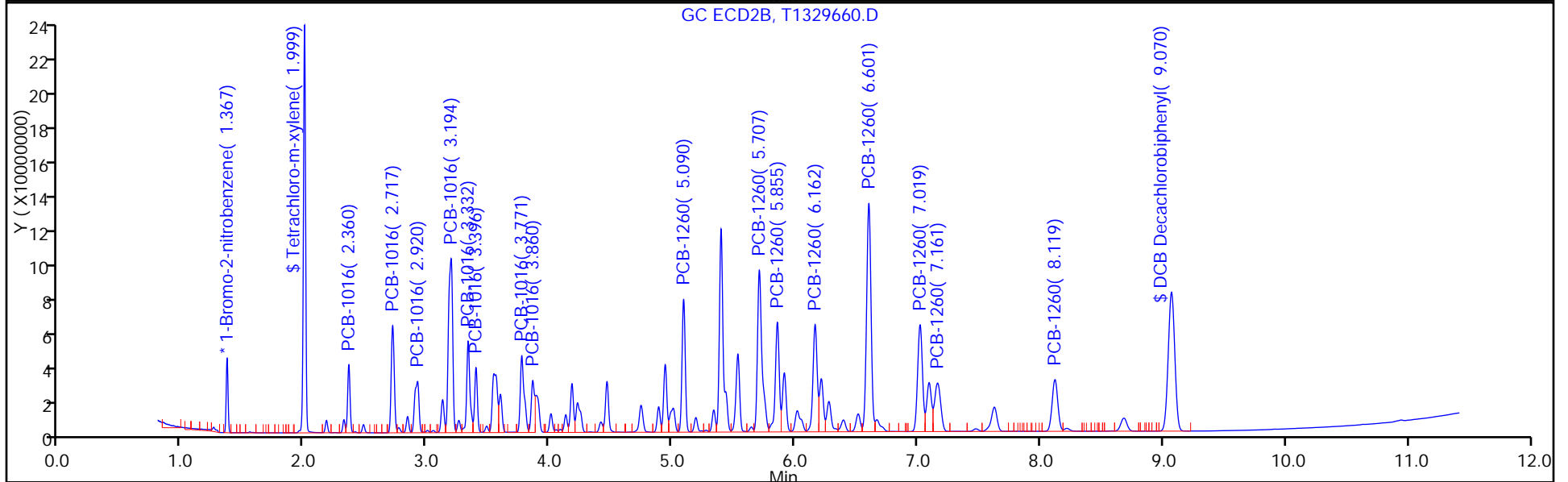
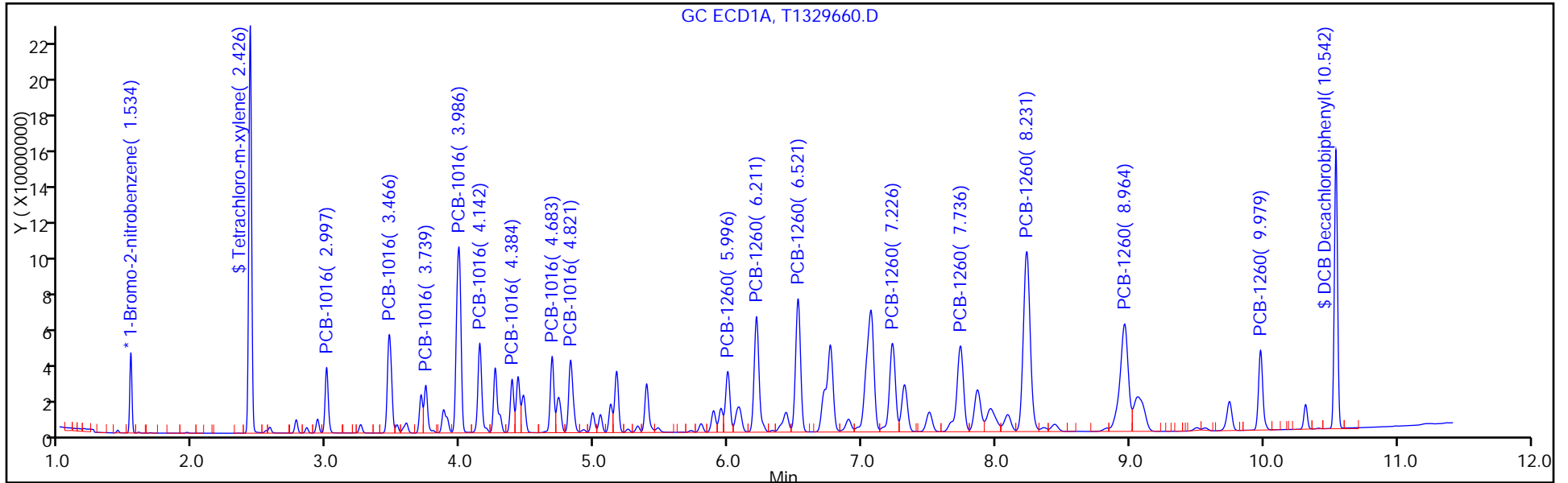
Injection Vol: 1.0 ul

Dil. Factor: 1.0000

ALS Bottle#: 6

Method: 8082 ISTD

Limit Group: GC 8082A PCB ISTD



TestAmerica Edison
Target Compound Quantitation Report

Data File: \\ChromNA\Edison\ChromData\CPESTGC11\20160617-42300.b\T1329661.D
 Lims ID: IC PCB 5
 Client ID:
 Sample Type: IC Calib Level: 5
 Inject. Date: 17-Jun-2016 17:47:54 ALS Bottle#: 7 Worklist Smp#: 6
 Injection Vol: 1.0 ul Dil. Factor: 1.0000
 Sample Info: 460-0042300-006
 Operator ID: Instrument ID: CPESTGC11
 Sublist: chrom-8082 ISTD*sub2
 Method: \\ChromNA\Edison\ChromData\CPESTGC11\20160617-42300.b\8082 ISTD.m
 Limit Group: GC 8082A PCB ISTD
 Last Update: 19-Jun-2016 09:11:24 Calib Date: 17-Jun-2016 19:43:54
 Integrator: Falcon
 Quant Method: Internal Standard Quant By: Initial Calibration
 Last ICal File: \\ChromNA\Edison\ChromData\CPESTGC11\20160617-42300.b\T1329669.D
 Column 1 : Det: GC ECD1A
 Column 2 : Det: GC ECD2B
 Process Host: XAWRK008

First Level Reviewer: patelji Date: 19-Jun-2016 07:15:36

Col	RT (min.)	Exp RT (min.)	Dlt RT (min.)	Response	Cal Amt ug/l	OnCol Amt ug/l	Flags
-----	-----------	---------------	---------------	----------	--------------	----------------	-------

* 13 1-Bromo-2-nitrobenzene

1	1.533	1.534	-0.001	48300680	20.0	20.0	
2	1.366	1.367	-0.001	45028249	20.0	20.0	
						RPD = 0.00	

\$ 2 Tetrachloro-m-xylene

1	2.426	2.426	0.000	426956448	200.0	200.6	M
2	1.998	1.999	-0.001	398057397	200.0	196.9	M
						RPD = 1.83	

Col	RT (min.)	Exp RT (min.)	Dlt RT (min.)	Response	Cal Amt ug/l	OnCol Amt ug/l	Flags
-----	-----------	---------------	---------------	----------	--------------	----------------	-------

5 PCB-1016 M

1	2.997	2.998	-0.001	94368056	2500.0	2376.6	
1	3.466	3.465	0.001	188148070	2500.0	2408.5	
1	3.738	3.738	0.000	80291841	2500.0	2360.5	M
1	3.986	3.985	0.001	386108517	2500.0	2422.2	M
1	4.141	4.142	-0.001	160901993	2500.0	2394.3	M
1	4.383	4.384	-0.001	84995899	2500.0	2460.2	M
1	4.682	4.684	-0.002	128519270	2500.0	2395.4	M
1	4.821	4.822	-0.001	146139896	2500.0	2463.1	M

Average of Peak Amounts = 2410.1

2	2.359	2.360	-0.001	86409581	2500.0	2312.9	M
2	2.717	2.718	-0.001	171845426	2500.0	2354.8	M
2	2.920	2.921	-0.001	116753415	2500.0	2396.5	M
2	3.194	3.194	0.000	387264464	2500.0	2388.3	M
2	3.332	3.333	-0.001	160787056	2500.0	2400.6	M
2	3.396	3.397	-0.001	96036359	2500.0	2321.6	M
2	3.770	3.770	0.000	158885557	2500.0	2340.2	M
2	3.859	3.860	-0.001	91159231	2500.0	2406.0	M

Average of Peak Amounts = 2365.1

RPD = 1.88

8 PCB-1260 M

1	5.996	5.996	0.000	125996858	2500.0	2466.9	M
1	6.211	6.211	0.000	260766285	2500.0	2427.6	M
1	6.521	6.521	0.000	302059609	2500.0	2406.2	M
1	7.226	7.228	-0.002	244502543	2500.0	2422.1	M
1	7.735	7.735	0.000	268936894	2500.0	2416.2	M
1	8.229	8.230	-0.001	566902787	2500.0	2425.6	M
1	8.961	8.960	0.001	426186386	2500.0	2435.2	
1	9.978	9.979	-0.001	157407607	2500.0	2430.8	

Average of Peak Amounts = 2428.8

2	5.090	5.091	-0.001	227869318	2500.0	2332.2	
2	5.707	5.708	-0.001	394937801	2500.0	2340.0	
2	5.856	5.855	0.001	231805091	2500.0	2252.8	
2	6.162	6.162	0.000	240471545	2500.0	2301.7	
2	6.600	6.600	0.000	547674887	2500.0	2364.7	
2	7.018	7.019	-0.001	279865744	2500.0	2347.5	
2	7.160	7.160	0.000	158480502	2500.0	2331.9	
2	8.118	8.119	-0.001	159946733	2500.0	2391.1	

Average of Peak Amounts = 2332.7

RPD = 4.04

\$ 11 DCB Decachlorobiphenyl

1	10.541	10.542	-0.001	340655792	200.0	197.2	
2	9.069	9.070	-0.001	406125262	200.0	187.4	

RPD = 5.09

S 12 Polychlorinated biphenyls, Total

1						4838.9	
---	--	--	--	--	--	--------	--

QC Flag Legend

Review Flags

M - Manually Integrated

Reagents:

SG1660L5_00021

Amount Added: 1.00

Units: mL

SGPCBISTD_00006

Amount Added: 20.00

Units: uL

Run Reagent

TestAmerica Edison

Data File: \\ChromNA\Edison\ChromData\CPESTGC11\20160617-42300.b\T1329661.D

Injection Date: 17-Jun-2016 17:47:54

Instrument ID: CPESTGC11

Operator ID:

Lims ID: IC PCB 5

Worklist Smp#: 6

Client ID:

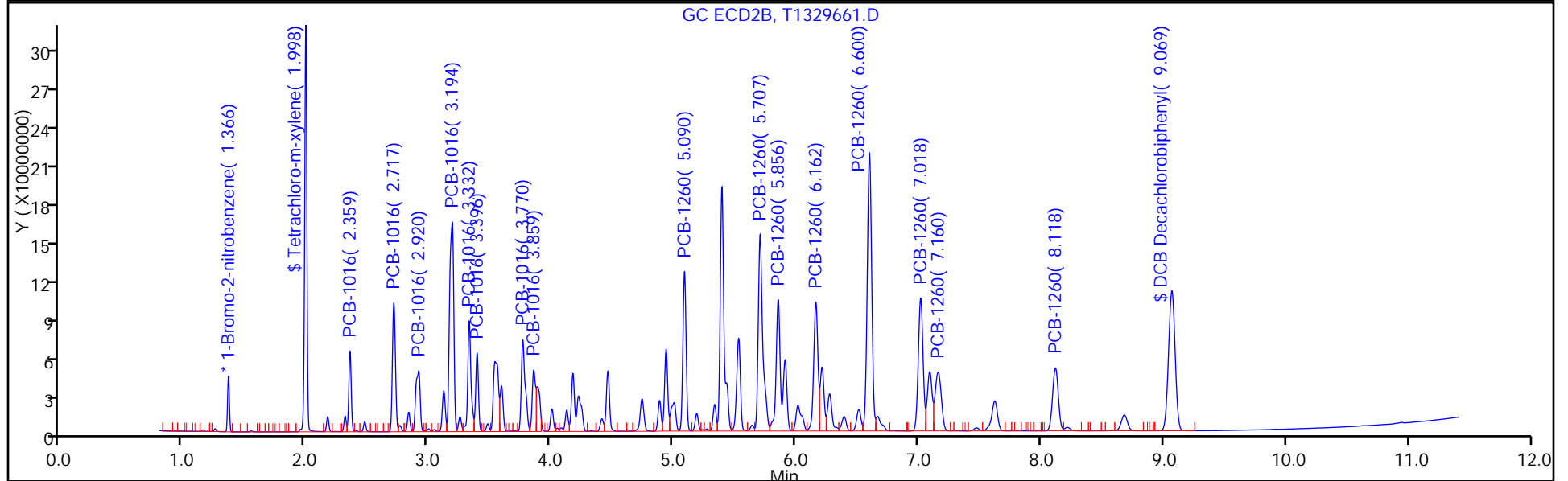
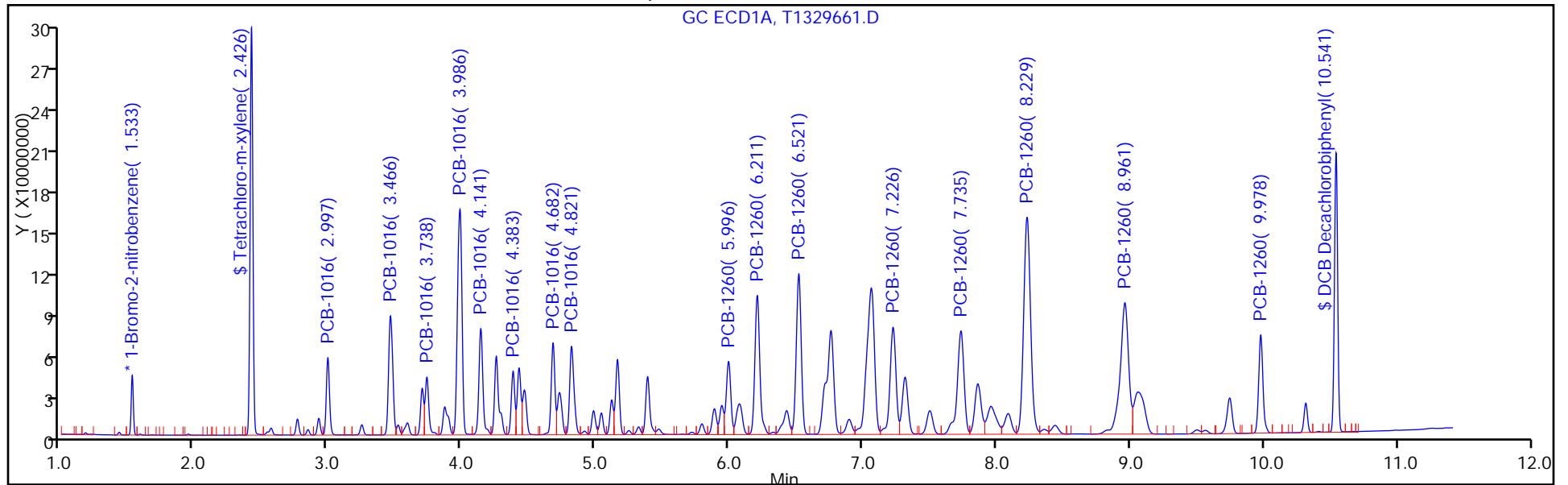
Injection Vol: 1.0 ul

Dil. Factor: 1.0000

ALS Bottle#: 7

Method: 8082 ISTD

Limit Group: GC 8082A PCB ISTD



FORM VI
PCBS BY INTERNAL STANDARD - INITIAL CALIBRATION DATA
CURVE EVALUATION

Lab Name: TestAmerica Edison Job No.: 460-118423-1 Analy Batch No.: 374290

SDG No.: _____

Instrument ID: CPESTGC11 GC Column: CLP-2 ID: 0.53 (mm) Heated Purge: (Y/N) N

Calibration Start Date: 06/17/2016 18:16 Calibration End Date: 06/17/2016 18:16 Calibration ID: 56319

Calibration Files:

LEVEL:	LAB SAMPLE ID:	LAB FILE ID:
Level 1	IC 460-374290/8	T1329663.D

ANALYTE	RRF				CURVE TYPE	COEFFICIENT			#	MIN RRF	%RSD	#	MAX %RSD	R^2 OR COD	#	MIN R^2 OR COD
	LVL 1					B	M1	M2								
PCB-1221 Peak 1	0.0065				Ave		0.0065						20.0			0.9900
PCB-1221 Peak 2	0.0094				Ave		0.0094						20.0			0.9900
PCB-1221 Peak 3	0.0061				Ave		0.0061						20.0			0.9900
PCB-1221 Peak 4	0.0226				Ave		0.0226						20.0			0.9900
PCB-1221 Peak 5	0.0032				Ave		0.0032						20.0			0.9900
PCB-1221 Peak 6	0.0046				Ave		0.0046						20.0			0.9900
PCB-1221 Peak 7	0.0023				Ave		0.0023						20.0			0.9900
PCB-1221 Peak 8	0.0013				Ave		0.0013						20.0			0.9900

Note: The m1 coefficient is the same as Ave RRF for an Ave curve type.

FORM VI
 PCBS BY INTERNAL STANDARD - INITIAL CALIBRATION DATA
 RESPONSE AND CONCENTRATION

Lab Name: TestAmerica Edison Job No.: 460-118423-1 Analy Batch No.: 374290

SDG No.: _____

Instrument ID: CPESTGC11 GC Column: CLP-2 ID: 0.53 (mm) Heated Purge: (Y/N) N

Calibration Start Date: 06/17/2016 18:16 Calibration End Date: 06/17/2016 18:16 Calibration ID: 56319

Calibration Files:

LEVEL:	LAB SAMPLE ID:	LAB FILE ID:
Level 1	IC 460-374290/8	T1329663.D

ANALYTE	IS REF	CURVE TYPE	RESPONSE					CONCENTRATION (UG/L)				
			LVL 1					LVL 1				
PCB-1221 Peak 1	BNB	Ave	15836393					1000				
PCB-1221 Peak 2	BNB	Ave	23088253					1000				
PCB-1221 Peak 3	BNB	Ave	14916343					1000				
PCB-1221 Peak 4	BNB	Ave	55421553					1000				
PCB-1221 Peak 5	BNB	Ave	7771076					1000				
PCB-1221 Peak 6	BNB	Ave	11261788					1000				
PCB-1221 Peak 7	BNB	Ave	5587738					1000				
PCB-1221 Peak 8	BNB	Ave	3128515					1000				

Curve Type Legend:

Ave = Average ISTD

TestAmerica Edison
Target Compound Quantitation Report

Data File: \\ChromNA\Edison\ChromData\CPESTGC11\20160617-42300.b\T1329663.D
 Lims ID: IC 1221
 Client ID:
 Sample Type: IC Calib Level: 3
 Inject. Date: 17-Jun-2016 18:16:53 ALS Bottle#: 9 Worklist Smp#: 8
 Injection Vol: 1.0 ul Dil. Factor: 1.0000
 Sample Info: 460-0042300-008
 Operator ID: Instrument ID: CPESTGC11
 Sublist: chrom-8082 ISTD*sub3
 Method: \\ChromNA\Edison\ChromData\CPESTGC11\20160617-42300.b\8082 ISTD.m
 Limit Group: GC 8082A PCB ISTD
 Last Update: 19-Jun-2016 09:11:41 Calib Date: 17-Jun-2016 19:43:54
 Integrator: Falcon
 Quant Method: Internal Standard Quant By: Initial Calibration
 Last ICal File: \\ChromNA\Edison\ChromData\CPESTGC11\20160617-42300.b\T1329669.D
 Column 1 : Det: GC ECD1A
 Column 2 : Det: GC ECD2B
 Process Host: XAWRK008

First Level Reviewer: patelji Date: 19-Jun-2016 07:55:54

Col	RT (min.)	Exp RT (min.)	Dlt RT (min.)	Response	Cal Amt ug/l	OnCol Amt ug/l	Flags
-----	-----------	---------------	---------------	----------	--------------	----------------	-------

* 13 1-Bromo-2-nitrobenzene

1	1.534	1.534	0.000	49057396	20.0	20.0	
2	1.367	1.367	0.000	43079790	20.0	20.0	
						RPD = 0.00	

1 PCB-1221

1	1.953	1.953	0.000	15836393	1000.0	1000.0	a
1	2.769	2.769	0.000	23088253	1000.0	1000.0	a
1	2.930	2.930	0.000	14916343	1000.0	1000.0	a
1	2.997	2.997	0.000	55421553	1000.0	1000.0	a
1	3.524	3.524	0.000	7771076	1000.0	1000.0	a
1	3.986	3.986	0.000	11261788	1000.0	1000.0	a
1	4.144	4.144	0.000	5587738	1000.0	1000.0	a
1	4.257	4.257	0.000	3128515	1000.0	1000.0	a
Average of Peak Amounts =						1000.0	
2	1.553	1.553	0.000	14025971	1000.0	1000.0	a
2	2.177	2.177	0.000	19947928	1000.0	1000.0	a
2	2.320	2.320	0.000	12488585	1000.0	1000.0	a
2	2.360	2.360	0.000	50139134	1000.0	1000.0	a
2	2.719	2.719	0.000	5025406	1000.0	1000.0	a
2	2.840	2.840	0.000	6991129	1000.0	1000.0	a
2	3.195	3.195	0.000	9438007	1000.0	1000.0	a
2	3.333	3.333	0.000	4289330	1000.0	1000.0	a
Average of Peak Amounts =						1000.0	
						RPD = 0.00	

Reagents:

SG1221L3_00025

Amount Added: 1.00

Units: mL

SGPCBISTD_00006

Amount Added: 20.00

Units: uL

Run Reagent

TestAmerica Edison

Data File: \\ChromNA\Edison\ChromData\CPESTGC11\20160617-42300.b\T1329663.D

Injection Date: 17-Jun-2016 18:16:53

Instrument ID: CPESTGC11

Operator ID:

Lims ID: IC 1221

Worklist Smp#: 8

Client ID:

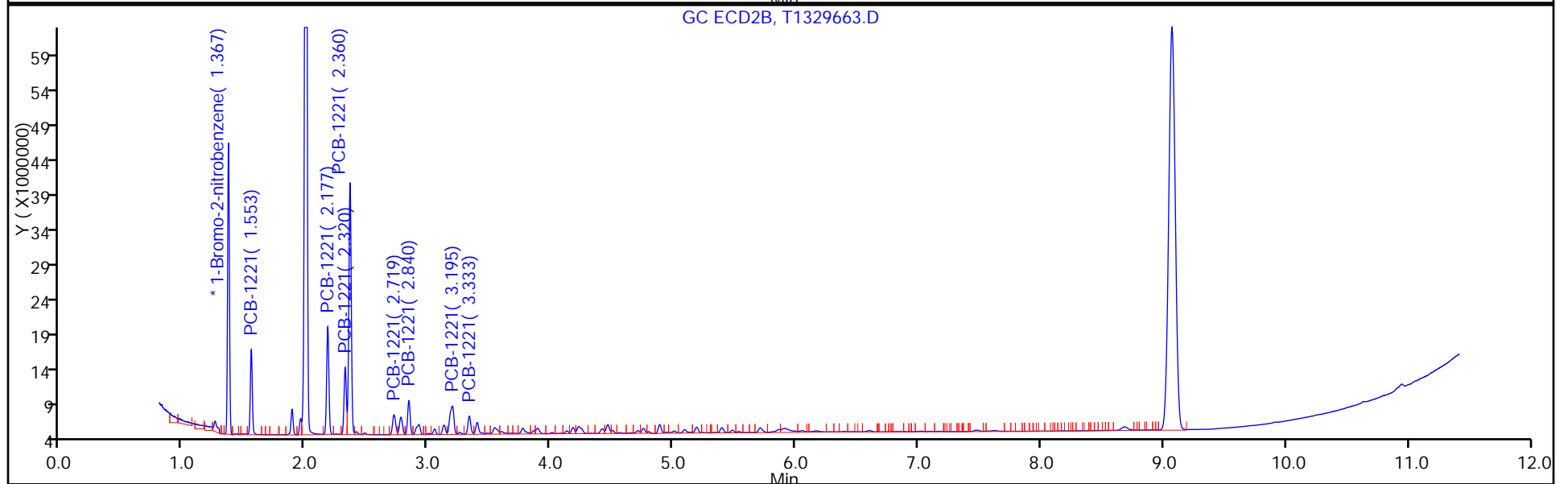
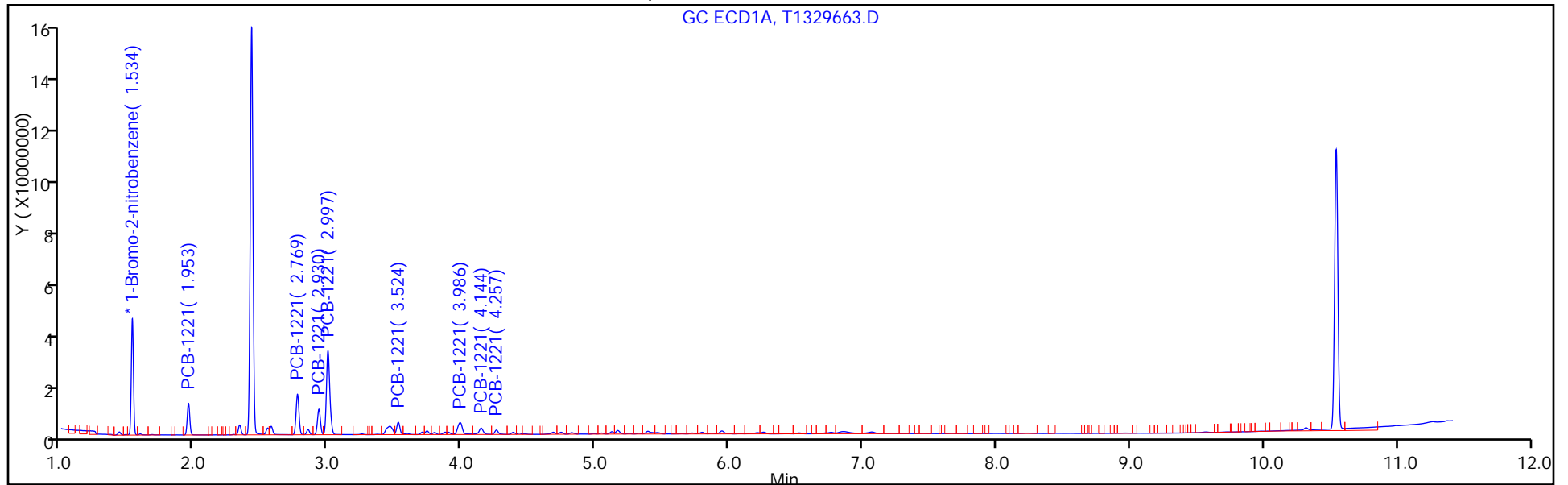
Injection Vol: 1.0 ul

Dil. Factor: 1.0000

ALS Bottle#: 9

Method: 8082 ISTD

Limit Group: GC 8082A PCB ISTD



FORM VI
PCBS BY INTERNAL STANDARD - INITIAL CALIBRATION DATA
CURVE EVALUATION

Lab Name: TestAmerica Edison Job No.: 460-118423-1 Analy Batch No.: 374290

SDG No.: _____

Instrument ID: CPESTGC11 GC Column: CLP-1 ID: 0.53 (mm) Heated Purge: (Y/N) N

Calibration Start Date: 06/17/2016 18:16 Calibration End Date: 06/17/2016 18:16 Calibration ID: 56320

Calibration Files:

LEVEL:	LAB SAMPLE ID:	LAB FILE ID:
Level 1	IC 460-374290/8	T1329663.D

ANALYTE	RRF					CURVE TYPE	COEFFICIENT			#	MIN RRF	%RSD	#	MAX %RSD	R^2 OR COD	#	MIN R^2 OR COD
	LVL 1						B	M1	M2								
PCB-1221 Peak 1	0.0065					Ave		0.0065					20.0				0.9900
PCB-1221 Peak 2	0.0093					Ave		0.0093					20.0				0.9900
PCB-1221 Peak 3	0.0058					Ave		0.0058					20.0				0.9900
PCB-1221 Peak 4	0.0233					Ave		0.0233					20.0				0.9900
PCB-1221 Peak 5	0.0023					Ave		0.0023					20.0				0.9900
PCB-1221 Peak 6	0.0032					Ave		0.0032					20.0				0.9900
PCB-1221 Peak 7	0.0044					Ave		0.0044					20.0				0.9900
PCB-1221 Peak 8	0.0020					Ave		0.0020					20.0				0.9900

Note: The m1 coefficient is the same as Ave RRF for an Ave curve type.

FORM VI
 PCBS BY INTERNAL STANDARD - INITIAL CALIBRATION DATA
 RESPONSE AND CONCENTRATION

Lab Name: TestAmerica Edison Job No.: 460-118423-1 Analy Batch No.: 374290

SDG No.: _____

Instrument ID: CPESTGC11 GC Column: CLP-1 ID: 0.53 (mm) Heated Purge: (Y/N) N

Calibration Start Date: 06/17/2016 18:16 Calibration End Date: 06/17/2016 18:16 Calibration ID: 56320

Calibration Files:

LEVEL:	LAB SAMPLE ID:	LAB FILE ID:
Level 1	IC 460-374290/8	T1329663.D

ANALYTE	IS REF	CURVE TYPE	RESPONSE					CONCENTRATION (UG/L)					
			LVL 1						LVL 1				
PCB-1221 Peak 1	BNB	Ave	14025971						1000				
PCB-1221 Peak 2	BNB	Ave	19947928						1000				
PCB-1221 Peak 3	BNB	Ave	12488585						1000				
PCB-1221 Peak 4	BNB	Ave	50139134						1000				
PCB-1221 Peak 5	BNB	Ave	5025406						1000				
PCB-1221 Peak 6	BNB	Ave	6991129						1000				
PCB-1221 Peak 7	BNB	Ave	9438007						1000				
PCB-1221 Peak 8	BNB	Ave	4289330						1000				

Curve Type Legend:

Ave = Average ISTD

TestAmerica Edison
Target Compound Quantitation Report

Data File: \\ChromNA\Edison\ChromData\CPESTGC11\20160617-42300.b\T1329663.D
 Lims ID: IC 1221
 Client ID:
 Sample Type: IC Calib Level: 3
 Inject. Date: 17-Jun-2016 18:16:53 ALS Bottle#: 9 Worklist Smp#: 8
 Injection Vol: 1.0 ul Dil. Factor: 1.0000
 Sample Info: 460-0042300-008
 Operator ID: Instrument ID: CPESTGC11
 Sublist: chrom-8082 ISTD*sub3
 Method: \\ChromNA\Edison\ChromData\CPESTGC11\20160617-42300.b\8082 ISTD.m
 Limit Group: GC 8082A PCB ISTD
 Last Update: 19-Jun-2016 09:11:41 Calib Date: 17-Jun-2016 19:43:54
 Integrator: Falcon
 Quant Method: Internal Standard Quant By: Initial Calibration
 Last ICal File: \\ChromNA\Edison\ChromData\CPESTGC11\20160617-42300.b\T1329669.D
 Column 1 : Det: GC ECD1A
 Column 2 : Det: GC ECD2B
 Process Host: XAWRK008

First Level Reviewer: patelji Date: 19-Jun-2016 07:55:54

Col	RT (min.)	Exp RT (min.)	Dlt RT (min.)	Response	Cal Amt ug/l	OnCol Amt ug/l	Flags
-----	-----------	---------------	---------------	----------	--------------	----------------	-------

* 13 1-Bromo-2-nitrobenzene

1	1.534	1.534	0.000	49057396	20.0	20.0	
2	1.367	1.367	0.000	43079790	20.0	20.0	
						RPD = 0.00	

1 PCB-1221

1	1.953	1.953	0.000	15836393	1000.0	1000.0	a
1	2.769	2.769	0.000	23088253	1000.0	1000.0	a
1	2.930	2.930	0.000	14916343	1000.0	1000.0	a
1	2.997	2.997	0.000	55421553	1000.0	1000.0	a
1	3.524	3.524	0.000	7771076	1000.0	1000.0	a
1	3.986	3.986	0.000	11261788	1000.0	1000.0	a
1	4.144	4.144	0.000	5587738	1000.0	1000.0	a
1	4.257	4.257	0.000	3128515	1000.0	1000.0	a
Average of Peak Amounts =						1000.0	
2	1.553	1.553	0.000	14025971	1000.0	1000.0	a
2	2.177	2.177	0.000	19947928	1000.0	1000.0	a
2	2.320	2.320	0.000	12488585	1000.0	1000.0	a
2	2.360	2.360	0.000	50139134	1000.0	1000.0	a
2	2.719	2.719	0.000	5025406	1000.0	1000.0	a
2	2.840	2.840	0.000	6991129	1000.0	1000.0	a
2	3.195	3.195	0.000	9438007	1000.0	1000.0	a
2	3.333	3.333	0.000	4289330	1000.0	1000.0	a
Average of Peak Amounts =						1000.0	
						RPD = 0.00	

Reagents:

SG1221L3_00025

Amount Added: 1.00

Units: mL

SGPCBISTD_00006

Amount Added: 20.00

Units: uL

Run Reagent

TestAmerica Edison

Data File: \\ChromNA\Edison\ChromData\CPESTGC11\20160617-42300.b\T1329663.D

Injection Date: 17-Jun-2016 18:16:53

Instrument ID: CPESTGC11

Operator ID:

Lims ID: IC 1221

Worklist Smp#: 8

Client ID:

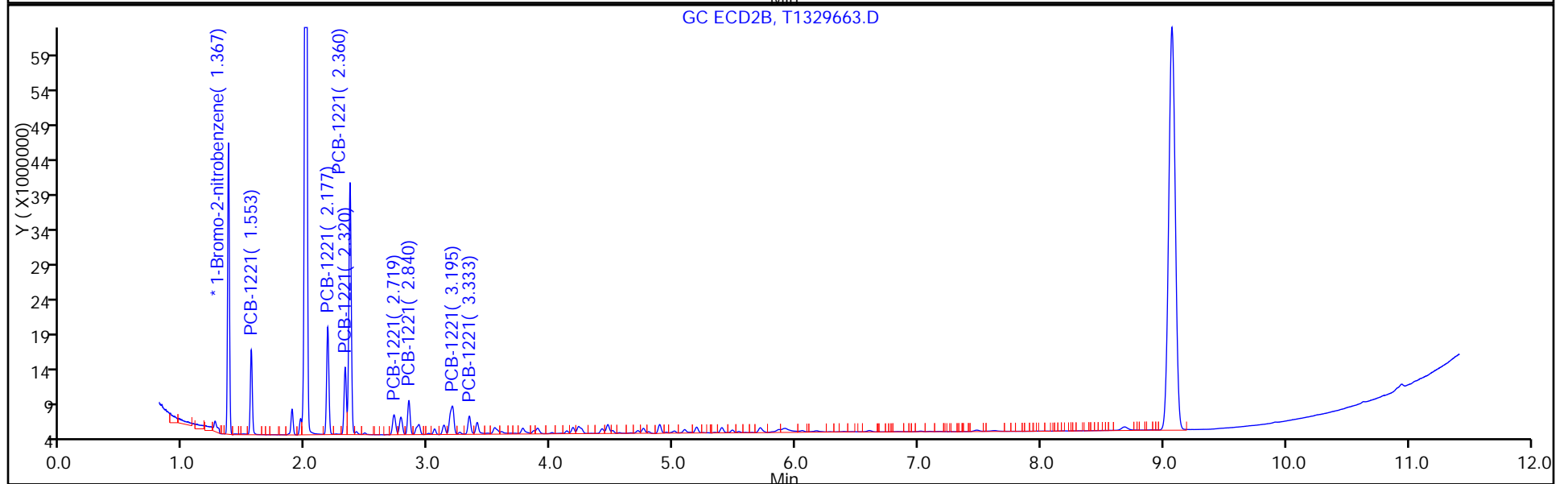
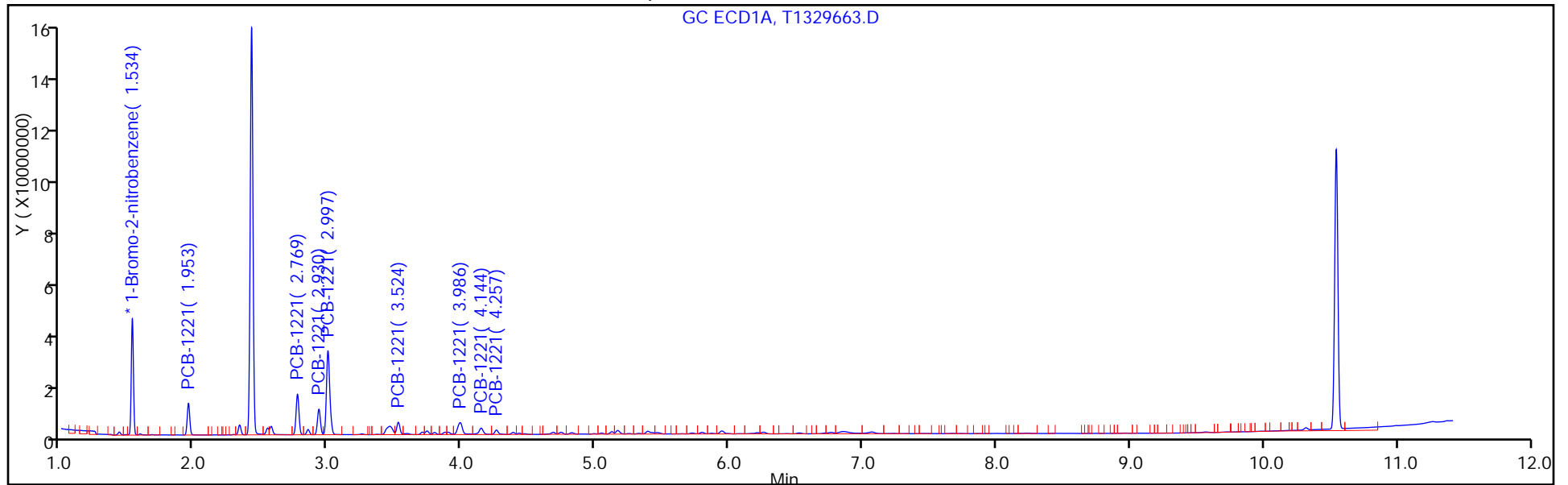
Injection Vol: 1.0 ul

Dil. Factor: 1.0000

ALS Bottle#: 9

Method: 8082 ISTD

Limit Group: GC 8082A PCB ISTD



FORM VI
PCBS BY INTERNAL STANDARD - INITIAL CALIBRATION DATA
CURVE EVALUATION

Lab Name: TestAmerica Edison Job No.: 460-118423-1 Analy Batch No.: 374290

SDG No.: _____

Instrument ID: CPESTGC11 GC Column: CLP-2 ID: 0.53 (mm) Heated Purge: (Y/N) N

Calibration Start Date: 06/17/2016 18:31 Calibration End Date: 06/17/2016 18:31 Calibration ID: 56325

Calibration Files:

LEVEL:	LAB SAMPLE ID:	LAB FILE ID:
Level 1	IC 460-374290/9	T1329664.D

ANALYTE	RRF				CURVE TYPE	COEFFICIENT			#	MIN RRF	%RSD	#	MAX %RSD	R^2 OR COD	#	MIN R^2 OR COD
	LVL 1					B	M1	M2								
PCB-1232 Peak 1	0.0210				Ave		0.0210						20.0			0.9900
PCB-1232 Peak 2	0.0169				Ave		0.0169						20.0			0.9900
PCB-1232 Peak 3	0.0064				Ave		0.0064						20.0			0.9900
PCB-1232 Peak 4	0.0323				Ave		0.0323						20.0			0.9900
PCB-1232 Peak 5	0.0136				Ave		0.0136						20.0			0.9900
PCB-1232 Peak 6	0.0102				Ave		0.0102						20.0			0.9900
PCB-1232 Peak 7	0.0100				Ave		0.0100						20.0			0.9900
PCB-1232 Peak 8	0.0113				Ave		0.0113						20.0			0.9900

Note: The m1 coefficient is the same as Ave RRF for an Ave curve type.

FORM VI
PCBS BY INTERNAL STANDARD - INITIAL CALIBRATION DATA
RESPONSE AND CONCENTRATION

Lab Name: TestAmerica Edison Job No.: 460-118423-1 Analy Batch No.: 374290

SDG No.: _____

Instrument ID: CPESTGC11 GC Column: CLP-2 ID: 0.53 (mm) Heated Purge: (Y/N) N

Calibration Start Date: 06/17/2016 18:31 Calibration End Date: 06/17/2016 18:31 Calibration ID: 56325

Calibration Files:

LEVEL:	LAB SAMPLE ID:	LAB FILE ID:
Level 1	IC 460-374290/9	T1329664.D

ANALYTE	IS REF	CURVE TYPE	RESPONSE					CONCENTRATION (UG/L)					
			LVL 1						LVL 1				
PCB-1232 Peak 1	BNB	Ave	48899297						1000				
PCB-1232 Peak 2	BNB	Ave	39454974						1000				
PCB-1232 Peak 3	BNB	Ave	14992024						1000				
PCB-1232 Peak 4	BNB	Ave	75406138						1000				
PCB-1232 Peak 5	BNB	Ave	31631999						1000				
PCB-1232 Peak 6	BNB	Ave	23802440						1000				
PCB-1232 Peak 7	BNB	Ave	23259576						1000				
PCB-1232 Peak 8	BNB	Ave	26463577						1000				

Curve Type Legend:

Ave = Average ISTD

TestAmerica Edison
Target Compound Quantitation Report

Data File: \\ChromNA\Edison\ChromData\CPESTGC11\20160617-42300.b\T1329664.D
 Lims ID: IC 1232
 Client ID:
 Sample Type: IC Calib Level: 3
 Inject. Date: 17-Jun-2016 18:31:23 ALS Bottle#: 10 Worklist Smp#: 9
 Injection Vol: 1.0 ul Dil. Factor: 1.0000
 Sample Info: 460-0042300-009
 Operator ID: Instrument ID: CPESTGC11
 Sublist: chrom-8082 ISTD*sub4
 Method: \\ChromNA\Edison\ChromData\CPESTGC11\20160617-42300.b\8082 ISTD.m
 Limit Group: GC 8082A PCB ISTD
 Last Update: 19-Jun-2016 09:11:47 Calib Date: 17-Jun-2016 19:43:54
 Integrator: Falcon
 Quant Method: Internal Standard Quant By: Initial Calibration
 Last ICal File: \\ChromNA\Edison\ChromData\CPESTGC11\20160617-42300.b\T1329669.D
 Column 1 : Det: GC ECD1A
 Column 2 : Det: GC ECD2B
 Process Host: XAWRK008

First Level Reviewer: patelji Date: 19-Jun-2016 07:59:31

Col	RT (min.)	Exp RT (min.)	Dlt RT (min.)	Response	Cal Amt ug/l	OnCol Amt ug/l	Flags
-----	-----------	---------------	---------------	----------	--------------	----------------	-------

* 13 1-Bromo-2-nitrobenzene

1	1.534	1.534	0.000	46662355	20.0	20.0	
2	1.368	1.368	0.000	41416689	20.0	20.0	
						RPD = 0.00	

3 PCB-1232

1	2.998	2.998	0.000	48899297	1000.0	1000.0	a
1	3.465	3.465	0.000	39454974	1000.0	1000.0	a
1	3.739	3.739	0.000	14992024	1000.0	1000.0	a
1	3.986	3.986	0.000	75406138	1000.0	1000.0	a
1	4.142	4.142	0.000	31631999	1000.0	1000.0	a
1	4.683	4.683	0.000	23802440	1000.0	1000.0	a
1	5.121	5.121	0.000	23259576	1000.0	1000.0	a
1	5.169	5.169	0.000	26463577	1000.0	1000.0	a
						Average of Peak Amounts =	1000.0
2	2.360	2.360	0.000	45103474	1000.0	1000.0	a
2	2.718	2.718	0.000	34140860	1000.0	1000.0	M
2	2.921	2.921	0.000	22896111	1000.0	1000.0	M
2	3.194	3.194	0.000	74849966	1000.0	1000.0	M
2	3.334	3.334	0.000	30842670	1000.0	1000.0	M
2	3.771	3.771	0.000	28528908	1000.0	1000.0	M
2	4.226	4.226	0.000	44087632	1000.0	1000.0	M
2	4.459	4.459	0.000	16628368	1000.0	1000.0	M
						Average of Peak Amounts =	1000.0
						RPD = 0.00	

QC Flag Legend

Review Flags

M - Manually Integrated

Reagents:

SG1232L3_00024

Amount Added: 1.00

Units: mL

SGPCBISTD_00006

Amount Added: 20.00

Units: uL

Run Reagent

TestAmerica Edison

Data File: \\ChromNA\Edison\ChromData\CPESTGC11\20160617-42300.b\T1329664.D

Injection Date: 17-Jun-2016 18:31:23

Instrument ID: CPESTGC11

Operator ID:

Lims ID: IC 1232

Worklist Smp#: 9

Client ID:

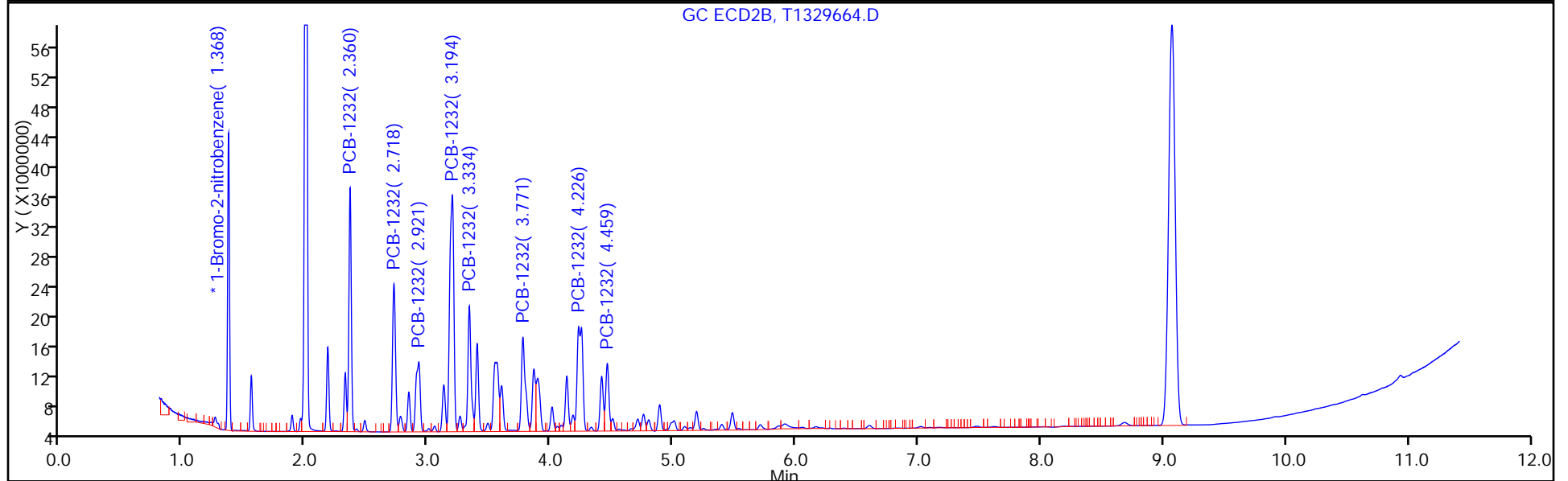
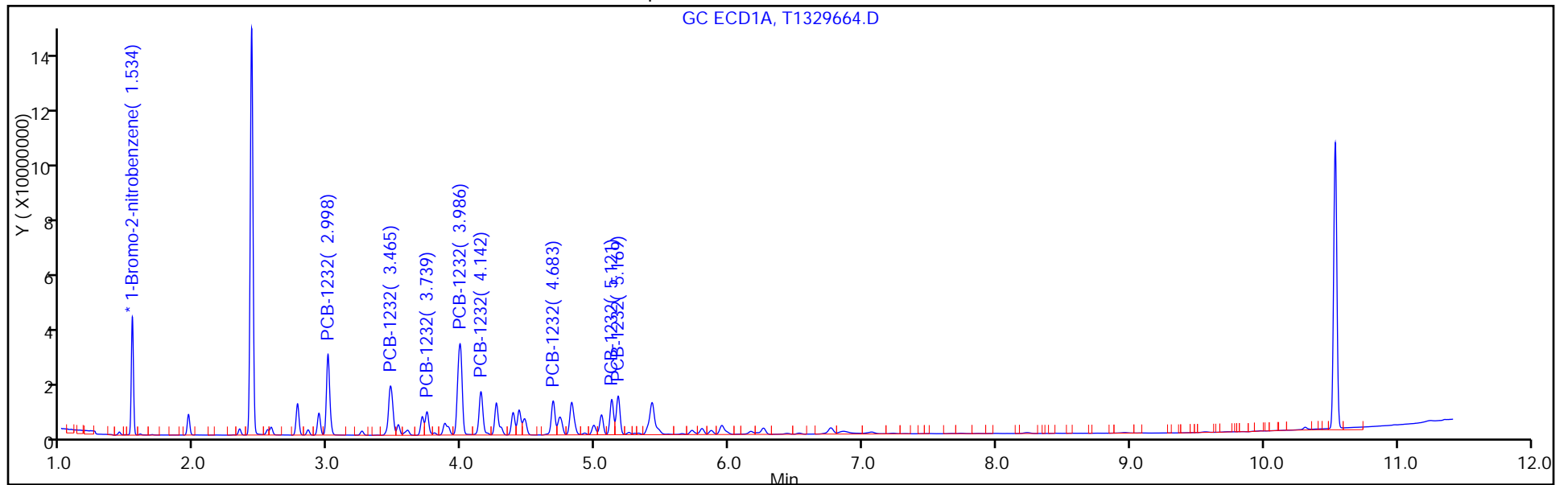
Injection Vol: 1.0 ul

Dil. Factor: 1.0000

ALS Bottle#: 10

Method: 8082 ISTD

Limit Group: GC 8082A PCB ISTD



FORM VI
PCBS BY INTERNAL STANDARD - INITIAL CALIBRATION DATA
CURVE EVALUATION

Lab Name: TestAmerica Edison Job No.: 460-118423-1 Analy Batch No.: 374290

SDG No.: _____

Instrument ID: CPESTGC11 GC Column: CLP-1 ID: 0.53 (mm) Heated Purge: (Y/N) N

Calibration Start Date: 06/17/2016 18:31 Calibration End Date: 06/17/2016 18:31 Calibration ID: 56326

Calibration Files:

LEVEL:	LAB SAMPLE ID:	LAB FILE ID:
Level 1	IC 460-374290/9	T1329664.D

ANALYTE	RRF				CURVE TYPE	COEFFICIENT			#	MIN RRF	%RSD	#	MAX %RSD	R^2 OR COD	#	MIN R^2 OR COD
	LVL 1					B	M1	M2								
PCB-1232 Peak 1	0.0218				Ave		0.0218						20.0			0.9900
PCB-1232 Peak 2	0.0165				Ave		0.0165						20.0			0.9900
PCB-1232 Peak 3	0.0111				Ave		0.0111						20.0			0.9900
PCB-1232 Peak 4	0.0361				Ave		0.0361						20.0			0.9900
PCB-1232 Peak 5	0.0149				Ave		0.0149						20.0			0.9900
PCB-1232 Peak 6	0.0138				Ave		0.0138						20.0			0.9900
PCB-1232 Peak 7	0.0213				Ave		0.0213						20.0			0.9900
PCB-1232 Peak 8	0.0080				Ave		0.0080						20.0			0.9900

Note: The m1 coefficient is the same as Ave RRF for an Ave curve type.

FORM VI
 PCBS BY INTERNAL STANDARD - INITIAL CALIBRATION DATA
 RESPONSE AND CONCENTRATION

Lab Name: TestAmerica Edison Job No.: 460-118423-1 Analy Batch No.: 374290

SDG No.: _____

Instrument ID: CPESTGC11 GC Column: CLP-1 ID: 0.53 (mm) Heated Purge: (Y/N) N

Calibration Start Date: 06/17/2016 18:31 Calibration End Date: 06/17/2016 18:31 Calibration ID: 56326

Calibration Files:

LEVEL:	LAB SAMPLE ID:	LAB FILE ID:
Level 1	IC 460-374290/9	T1329664.D

ANALYTE	IS REF	CURVE TYPE	RESPONSE					CONCENTRATION (UG/L)					
			LVL 1						LVL 1				
PCB-1232 Peak 1	BNB	Ave	45103474						1000				
PCB-1232 Peak 2	BNB	Ave	34140860						1000				
PCB-1232 Peak 3	BNB	Ave	22896111						1000				
PCB-1232 Peak 4	BNB	Ave	74849966						1000				
PCB-1232 Peak 5	BNB	Ave	30842670						1000				
PCB-1232 Peak 6	BNB	Ave	28528908						1000				
PCB-1232 Peak 7	BNB	Ave	44087632						1000				
PCB-1232 Peak 8	BNB	Ave	16628368						1000				

Curve Type Legend:

Ave = Average ISTD

TestAmerica Edison
Target Compound Quantitation Report

Data File: \\ChromNA\Edison\ChromData\CPESTGC11\20160617-42300.b\T1329664.D
 Lims ID: IC 1232
 Client ID:
 Sample Type: IC Calib Level: 3
 Inject. Date: 17-Jun-2016 18:31:23 ALS Bottle#: 10 Worklist Smp#: 9
 Injection Vol: 1.0 ul Dil. Factor: 1.0000
 Sample Info: 460-0042300-009
 Operator ID: Instrument ID: CPESTGC11
 Sublist: chrom-8082 ISTD*sub4
 Method: \\ChromNA\Edison\ChromData\CPESTGC11\20160617-42300.b\8082 ISTD.m
 Limit Group: GC 8082A PCB ISTD
 Last Update: 19-Jun-2016 09:11:47 Calib Date: 17-Jun-2016 19:43:54
 Integrator: Falcon
 Quant Method: Internal Standard Quant By: Initial Calibration
 Last ICal File: \\ChromNA\Edison\ChromData\CPESTGC11\20160617-42300.b\T1329669.D
 Column 1 : Det: GC ECD1A
 Column 2 : Det: GC ECD2B
 Process Host: XAWRK008

First Level Reviewer: patelji Date: 19-Jun-2016 07:59:31

Col	RT (min.)	Exp RT (min.)	Dlt RT (min.)	Response	Cal Amt ug/l	OnCol Amt ug/l	Flags
-----	-----------	---------------	---------------	----------	--------------	----------------	-------

* 13 1-Bromo-2-nitrobenzene

1	1.534	1.534	0.000	46662355	20.0	20.0	
2	1.368	1.368	0.000	41416689	20.0	20.0	
						RPD = 0.00	

3 PCB-1232

1	2.998	2.998	0.000	48899297	1000.0	1000.0	a
1	3.465	3.465	0.000	39454974	1000.0	1000.0	a
1	3.739	3.739	0.000	14992024	1000.0	1000.0	a
1	3.986	3.986	0.000	75406138	1000.0	1000.0	a
1	4.142	4.142	0.000	31631999	1000.0	1000.0	a
1	4.683	4.683	0.000	23802440	1000.0	1000.0	a
1	5.121	5.121	0.000	23259576	1000.0	1000.0	a
1	5.169	5.169	0.000	26463577	1000.0	1000.0	a
						Average of Peak Amounts =	1000.0
2	2.360	2.360	0.000	45103474	1000.0	1000.0	a
2	2.718	2.718	0.000	34140860	1000.0	1000.0	M
2	2.921	2.921	0.000	22896111	1000.0	1000.0	M
2	3.194	3.194	0.000	74849966	1000.0	1000.0	M
2	3.334	3.334	0.000	30842670	1000.0	1000.0	M
2	3.771	3.771	0.000	28528908	1000.0	1000.0	M
2	4.226	4.226	0.000	44087632	1000.0	1000.0	M
2	4.459	4.459	0.000	16628368	1000.0	1000.0	M
						Average of Peak Amounts =	1000.0
						RPD = 0.00	

QC Flag Legend

Review Flags

M - Manually Integrated

Reagents:

SG1232L3_00024

Amount Added: 1.00

Units: mL

SGPCBISTD_00006

Amount Added: 20.00

Units: uL

Run Reagent

TestAmerica Edison

Data File: \\ChromNA\Edison\ChromData\CPESTGC11\20160617-42300.b\T1329664.D

Injection Date: 17-Jun-2016 18:31:23

Instrument ID: CPESTGC11

Operator ID:

Lims ID: IC 1232

Worklist Smp#: 9

Client ID:

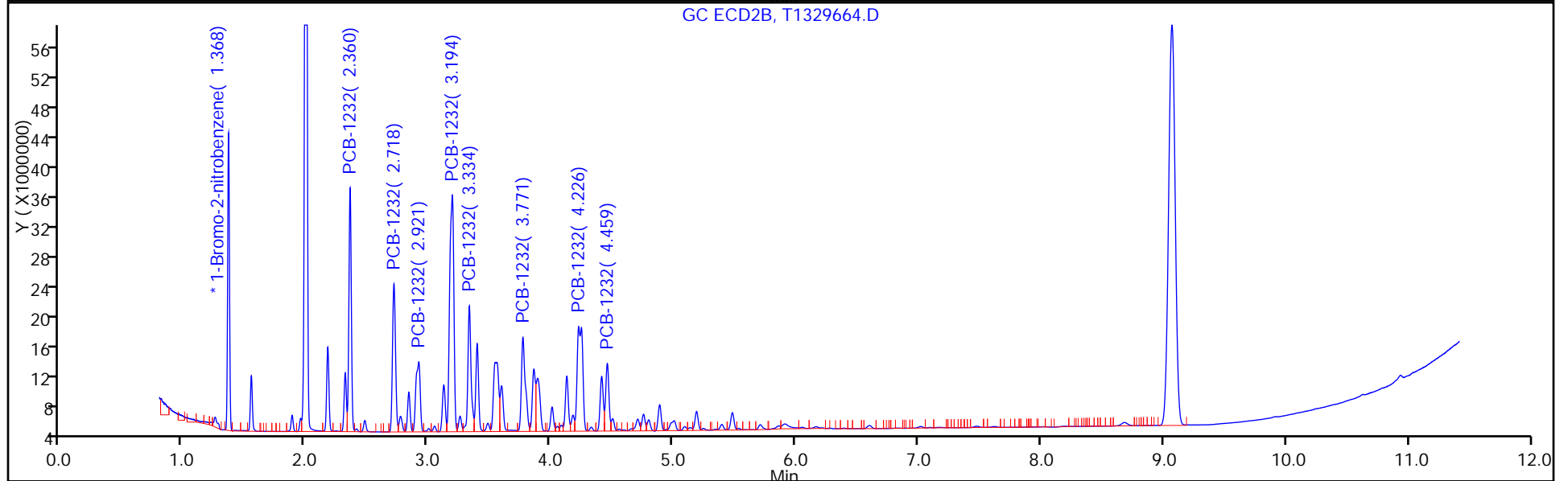
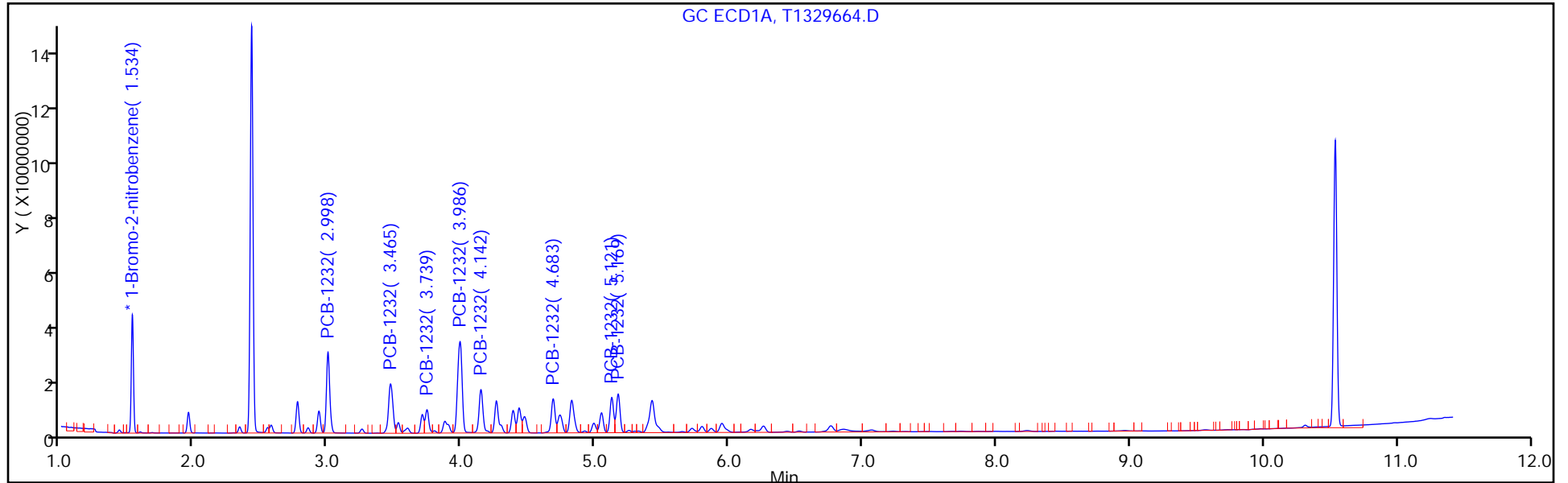
Injection Vol: 1.0 ul

Dil. Factor: 1.0000

ALS Bottle#: 10

Method: 8082 ISTD

Limit Group: GC 8082A PCB ISTD



FORM VI
PCBS BY INTERNAL STANDARD - INITIAL CALIBRATION DATA
CURVE EVALUATION

Lab Name: TestAmerica Edison Job No.: 460-118423-1 Analy Batch No.: 374290

SDG No.: _____

Instrument ID: CPESTGC11 GC Column: CLP-2 ID: 0.53 (mm) Heated Purge: (Y/N) N

Calibration Start Date: 06/17/2016 18:45 Calibration End Date: 06/17/2016 18:45 Calibration ID: 56331

Calibration Files:

LEVEL:	LAB SAMPLE ID:	LAB FILE ID:
Level 1	IC 460-374290/10	T1329665.D

ANALYTE	RRF					CURVE TYPE	COEFFICIENT			#	MIN RRF	%RSD	#	MAX %RSD	R^2 OR COD	#	MIN R^2 OR COD
	LVL 1						B	M1	M2								
PCB-1242 Peak 1	0.0144					Ave		0.0144					20.0				0.9900
PCB-1242 Peak 2	0.0283					Ave		0.0283					20.0				0.9900
PCB-1242 Peak 3	0.0113					Ave		0.0113					20.0				0.9900
PCB-1242 Peak 4	0.0574					Ave		0.0574					20.0				0.9900
PCB-1242 Peak 5	0.0241					Ave		0.0241					20.0				0.9900
PCB-1242 Peak 6	0.0223					Ave		0.0223					20.0				0.9900
PCB-1242 Peak 7	0.0200					Ave		0.0200					20.0				0.9900
PCB-1242 Peak 8	0.0224					Ave		0.0224					20.0				0.9900

Note: The m1 coefficient is the same as Ave RRF for an Ave curve type.

FORM VI
PCBS BY INTERNAL STANDARD - INITIAL CALIBRATION DATA
RESPONSE AND CONCENTRATION

Lab Name: TestAmerica Edison Job No.: 460-118423-1 Analy Batch No.: 374290

SDG No.: _____

Instrument ID: CPESTGC11 GC Column: CLP-2 ID: 0.53 (mm) Heated Purge: (Y/N) N

Calibration Start Date: 06/17/2016 18:45 Calibration End Date: 06/17/2016 18:45 Calibration ID: 56331

Calibration Files:

LEVEL:	LAB SAMPLE ID:	LAB FILE ID:
Level 1	IC 460-374290/10	T1329665.D

ANALYTE	IS REF	CURVE TYPE	RESPONSE					CONCENTRATION (UG/L)					
			LVL 1						LVL 1				
PCB-1242 Peak 1	BNB	Ave	37524106						1000				
PCB-1242 Peak 2	BNB	Ave	73575017						1000				
PCB-1242 Peak 3	BNB	Ave	29503886						1000				
PCB-1242 Peak 4	BNB	Ave	149210359						1000				
PCB-1242 Peak 5	BNB	Ave	62602682						1000				
PCB-1242 Peak 6	BNB	Ave	57937524						1000				
PCB-1242 Peak 7	BNB	Ave	52106940						1000				
PCB-1242 Peak 8	BNB	Ave	58111849						1000				

Curve Type Legend:

Ave = Average ISTD

TestAmerica Edison
Target Compound Quantitation Report

Data File: \\ChromNA\Edison\ChromData\CPESTGC11\20160617-42300.b\T1329665.D
 Lims ID: IC 1242
 Client ID:
 Sample Type: IC Calib Level: 3
 Inject. Date: 17-Jun-2016 18:45:54 ALS Bottle#: 11 Worklist Smp#: 10
 Injection Vol: 1.0 ul Dil. Factor: 1.0000
 Sample Info: 460-0042300-010
 Operator ID: Instrument ID: CPESTGC11
 Sublist: chrom-8082 ISTD*sub5
 Method: \\ChromNA\Edison\ChromData\CPESTGC11\20160617-42300.b\8082 ISTD.m
 Limit Group: GC 8082A PCB ISTD
 Last Update: 19-Jun-2016 09:11:53 Calib Date: 17-Jun-2016 19:43:54
 Integrator: Falcon
 Quant Method: Internal Standard Quant By: Initial Calibration
 Last ICal File: \\ChromNA\Edison\ChromData\CPESTGC11\20160617-42300.b\T1329669.D
 Column 1 : Det: GC ECD1A
 Column 2 : Det: GC ECD2B
 Process Host: XAWRK008

First Level Reviewer: patelji Date: 19-Jun-2016 08:01:14

Col	RT (min.)	Exp RT (min.)	Dlt RT (min.)	Response	Cal Amt ug/l	OnCol Amt ug/l	Flags
-----	-----------	---------------	---------------	----------	--------------	----------------	-------

* 13 1-Bromo-2-nitrobenzene

1	1.534	1.534	0.000	51996898	20.0	20.0	
2	1.367	1.367	0.000	47857031	20.0	20.0	

RPD = 0.00

4 PCB-1242

1	2.997	2.997	0.000	37524106	1000.0	1000.0	a
1	3.466	3.466	0.000	73575017	1000.0	1000.0	a
1	3.738	3.738	0.000	29503886	1000.0	1000.0	M
1	3.986	3.986	0.000	149210359	1000.0	1000.0	M
1	4.141	4.141	0.000	62602682	1000.0	1000.0	M
1	4.822	4.822	0.000	57937524	1000.0	1000.0	M
1	5.121	5.121	0.000	52106940	1000.0	1000.0	M
1	5.170	5.170	0.000	58111849	1000.0	1000.0	M

Average of Peak Amounts = 1000.0

2	2.360	2.360	0.000	34667503	1000.0	1000.0	a
2	2.717	2.717	0.000	67998895	1000.0	1000.0	a
2	2.921	2.921	0.000	45393572	1000.0	1000.0	M
2	3.194	3.194	0.000	149614498	1000.0	1000.0	M
2	3.333	3.333	0.000	62126228	1000.0	1000.0	M
2	3.771	3.771	0.000	62499833	1000.0	1000.0	M
2	4.226	4.226	0.000	98728952	1000.0	1000.0	M
2	4.460	4.460	0.000	38582618	1000.0	1000.0	M

Average of Peak Amounts = 1000.0

RPD = 0.00

QC Flag Legend

Review Flags

M - Manually Integrated

Reagents:

SG1242L3_00026

Amount Added: 1.00

Units: mL

SGPCBISTD_00006

Amount Added: 20.00

Units: uL

Run Reagent

TestAmerica Edison

Data File: \\ChromNA\Edison\ChromData\CPESTGC11\20160617-42300.b\T1329665.D

Injection Date: 17-Jun-2016 18:45:54

Instrument ID: CPESTGC11

Operator ID:

Lims ID: IC 1242

Worklist Smp#: 10

Client ID:

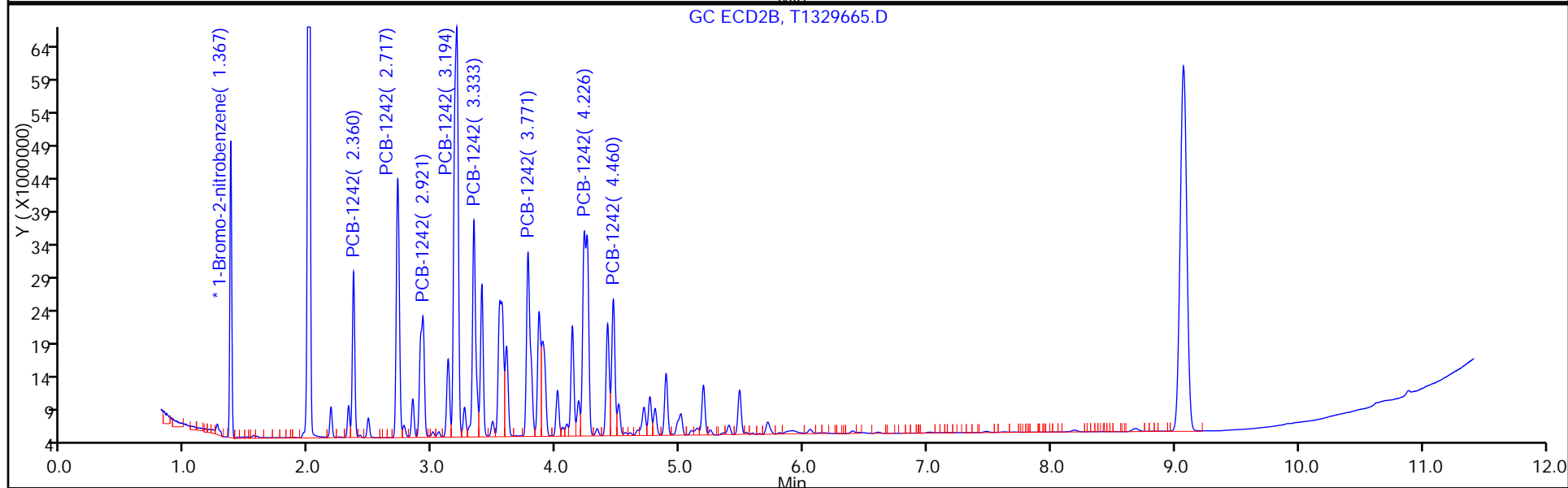
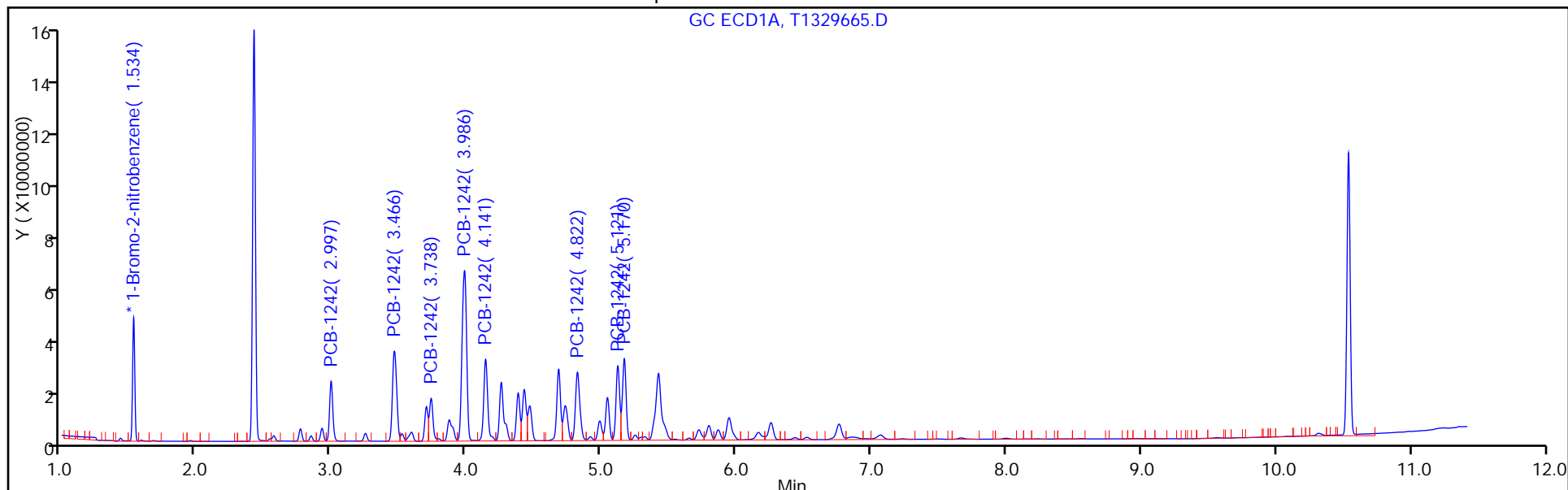
Injection Vol: 1.0 ul

Dil. Factor: 1.0000

ALS Bottle#: 11

Method: 8082 ISTD

Limit Group: GC 8082A PCB ISTD



FORM VI
PCBS BY INTERNAL STANDARD - INITIAL CALIBRATION DATA
CURVE EVALUATION

Lab Name: TestAmerica Edison Job No.: 460-118423-1 Analy Batch No.: 374290

SDG No.: _____

Instrument ID: CPESTGC11 GC Column: CLP-1 ID: 0.53 (mm) Heated Purge: (Y/N) N

Calibration Start Date: 06/17/2016 18:45 Calibration End Date: 06/17/2016 18:45 Calibration ID: 56332

Calibration Files:

LEVEL:	LAB SAMPLE ID:	LAB FILE ID:
Level 1	IC 460-374290/10	T1329665.D

ANALYTE	RRF				CURVE TYPE	COEFFICIENT			#	MIN RRF	%RSD	#	MAX %RSD	R^2 OR COD	#	MIN R^2 OR COD
	LVL 1					B	M1	M2								
PCB-1242 Peak 1	0.0145				Ave		0.0145						20.0			0.9900
PCB-1242 Peak 2	0.0284				Ave		0.0284						20.0			0.9900
PCB-1242 Peak 3	0.0190				Ave		0.0190						20.0			0.9900
PCB-1242 Peak 4	0.0625				Ave		0.0625						20.0			0.9900
PCB-1242 Peak 5	0.0260				Ave		0.0260						20.0			0.9900
PCB-1242 Peak 6	0.0261				Ave		0.0261						20.0			0.9900
PCB-1242 Peak 7	0.0413				Ave		0.0413						20.0			0.9900
PCB-1242 Peak 8	0.0161				Ave		0.0161						20.0			0.9900

Note: The m1 coefficient is the same as Ave RRF for an Ave curve type.

FORM VI
 PCBS BY INTERNAL STANDARD - INITIAL CALIBRATION DATA
 RESPONSE AND CONCENTRATION

Lab Name: TestAmerica Edison Job No.: 460-118423-1 Analy Batch No.: 374290

SDG No.: _____

Instrument ID: CPESTGC11 GC Column: CLP-1 ID: 0.53 (mm) Heated Purge: (Y/N) N

Calibration Start Date: 06/17/2016 18:45 Calibration End Date: 06/17/2016 18:45 Calibration ID: 56332

Calibration Files:

LEVEL:	LAB SAMPLE ID:	LAB FILE ID:
Level 1	IC 460-374290/10	T1329665.D

ANALYTE	IS REF	CURVE TYPE	RESPONSE					CONCENTRATION (UG/L)				
			LVL 1					LVL 1				
PCB-1242 Peak 1	BNB	Ave	34667503					1000				
PCB-1242 Peak 2	BNB	Ave	67998895					1000				
PCB-1242 Peak 3	BNB	Ave	45393572					1000				
PCB-1242 Peak 4	BNB	Ave	149614498					1000				
PCB-1242 Peak 5	BNB	Ave	62126228					1000				
PCB-1242 Peak 6	BNB	Ave	62499833					1000				
PCB-1242 Peak 7	BNB	Ave	98728952					1000				
PCB-1242 Peak 8	BNB	Ave	38582618					1000				

Curve Type Legend:

Ave = Average ISTD

TestAmerica Edison
Target Compound Quantitation Report

Data File: \\ChromNA\Edison\ChromData\CPESTGC11\20160617-42300.b\T1329665.D
 Lims ID: IC 1242
 Client ID:
 Sample Type: IC Calib Level: 3
 Inject. Date: 17-Jun-2016 18:45:54 ALS Bottle#: 11 Worklist Smp#: 10
 Injection Vol: 1.0 ul Dil. Factor: 1.0000
 Sample Info: 460-0042300-010
 Operator ID: Instrument ID: CPESTGC11
 Sublist: chrom-8082 ISTD*sub5
 Method: \\ChromNA\Edison\ChromData\CPESTGC11\20160617-42300.b\8082 ISTD.m
 Limit Group: GC 8082A PCB ISTD
 Last Update: 19-Jun-2016 09:11:53 Calib Date: 17-Jun-2016 19:43:54
 Integrator: Falcon
 Quant Method: Internal Standard Quant By: Initial Calibration
 Last ICal File: \\ChromNA\Edison\ChromData\CPESTGC11\20160617-42300.b\T1329669.D
 Column 1 : Det: GC ECD1A
 Column 2 : Det: GC ECD2B
 Process Host: XAWRK008

First Level Reviewer: patelji Date: 19-Jun-2016 08:01:14

Col	RT (min.)	Exp RT (min.)	Dlt RT (min.)	Response	Cal Amt ug/l	OnCol Amt ug/l	Flags
-----	-----------	---------------	---------------	----------	--------------	----------------	-------

* 13 1-Bromo-2-nitrobenzene

1	1.534	1.534	0.000	51996898	20.0	20.0	
2	1.367	1.367	0.000	47857031	20.0	20.0	

RPD = 0.00

4 PCB-1242

1	2.997	2.997	0.000	37524106	1000.0	1000.0	a
1	3.466	3.466	0.000	73575017	1000.0	1000.0	a
1	3.738	3.738	0.000	29503886	1000.0	1000.0	M
1	3.986	3.986	0.000	149210359	1000.0	1000.0	M
1	4.141	4.141	0.000	62602682	1000.0	1000.0	M
1	4.822	4.822	0.000	57937524	1000.0	1000.0	M
1	5.121	5.121	0.000	52106940	1000.0	1000.0	M
1	5.170	5.170	0.000	58111849	1000.0	1000.0	M

Average of Peak Amounts = 1000.0

2	2.360	2.360	0.000	34667503	1000.0	1000.0	a
2	2.717	2.717	0.000	67998895	1000.0	1000.0	a
2	2.921	2.921	0.000	45393572	1000.0	1000.0	M
2	3.194	3.194	0.000	149614498	1000.0	1000.0	M
2	3.333	3.333	0.000	62126228	1000.0	1000.0	M
2	3.771	3.771	0.000	62499833	1000.0	1000.0	M
2	4.226	4.226	0.000	98728952	1000.0	1000.0	M
2	4.460	4.460	0.000	38582618	1000.0	1000.0	M

Average of Peak Amounts = 1000.0

RPD = 0.00

QC Flag Legend

Review Flags

M - Manually Integrated

Reagents:

SG1242L3_00026

Amount Added: 1.00

Units: mL

SGPCBISTD_00006

Amount Added: 20.00

Units: uL

Run Reagent

TestAmerica Edison

Data File: \\ChromNA\Edison\ChromData\CPESTGC11\20160617-42300.b\T1329665.D

Injection Date: 17-Jun-2016 18:45:54

Instrument ID: CPESTGC11

Operator ID:

Lims ID: IC 1242

Worklist Smp#: 10

Client ID:

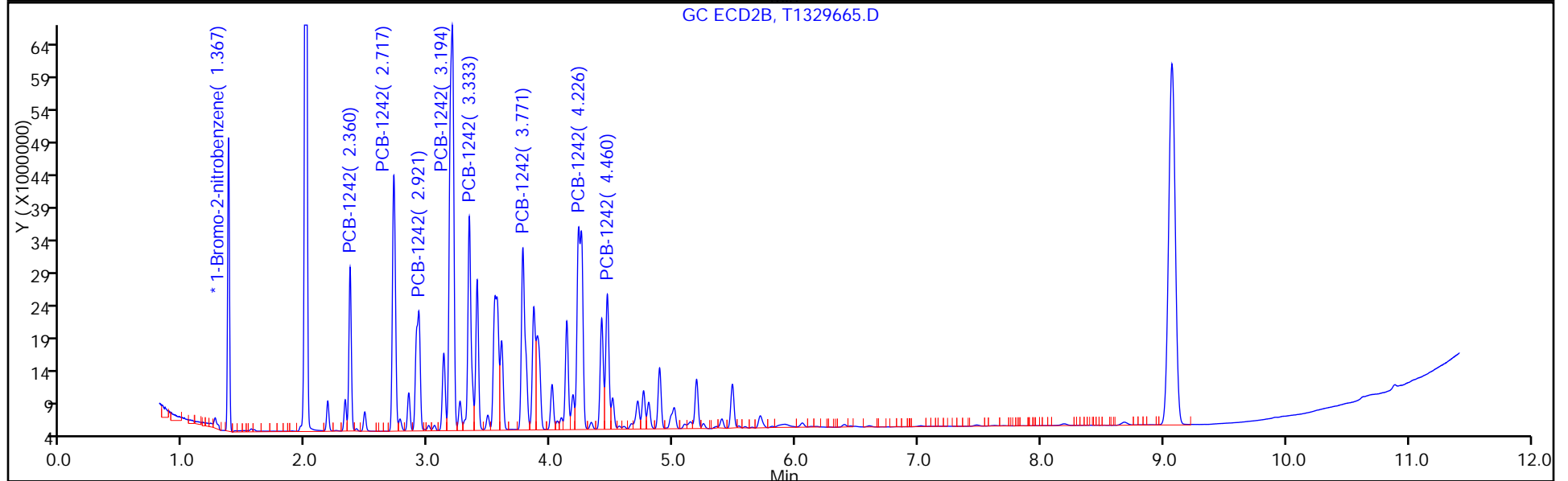
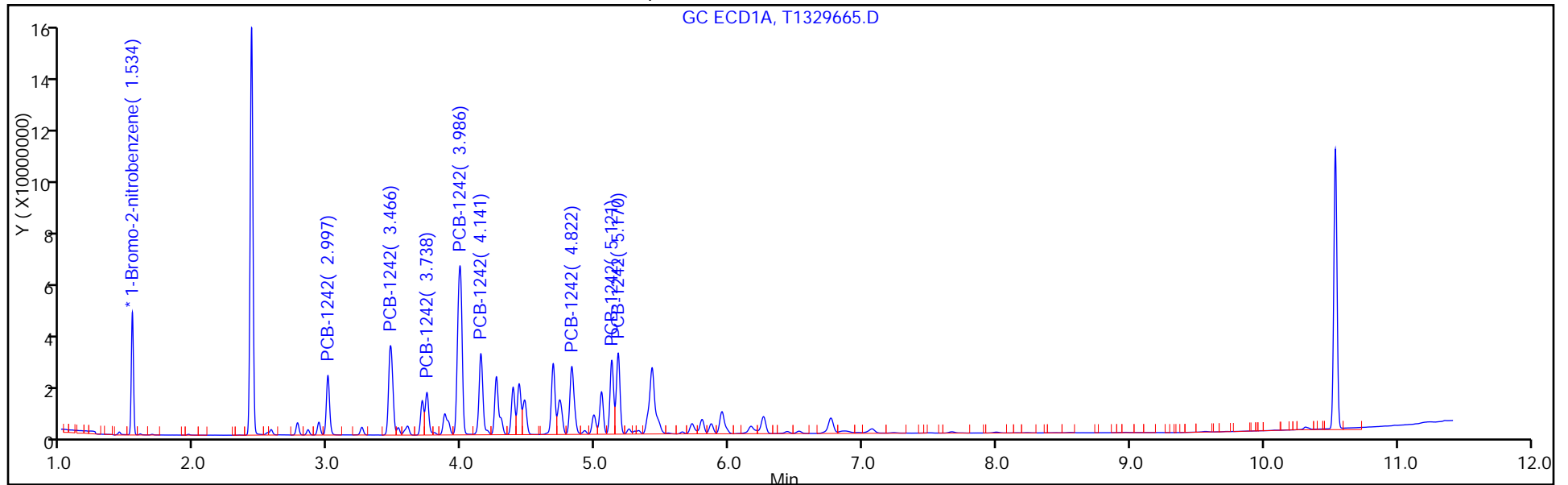
Injection Vol: 1.0 ul

Dil. Factor: 1.0000

ALS Bottle#: 11

Method: 8082 ISTD

Limit Group: GC 8082A PCB ISTD



FORM VI
PCBS BY INTERNAL STANDARD - INITIAL CALIBRATION DATA
CURVE EVALUATION

Lab Name: TestAmerica Edison Job No.: 460-118423-1 Analy Batch No.: 374290

SDG No.: _____

Instrument ID: CPESTGC11 GC Column: CLP-2 ID: 0.53 (mm) Heated Purge: (Y/N) N

Calibration Start Date: 06/17/2016 19:00 Calibration End Date: 06/17/2016 19:00 Calibration ID: 56337

Calibration Files:

LEVEL:	LAB SAMPLE ID:	LAB FILE ID:
Level 1	IC 460-374290/11	T1329666.D

ANALYTE	RRF				CURVE TYPE	COEFFICIENT			#	MIN RRF	%RSD	#	MAX %RSD	R^2 OR COD	#	MIN R^2 OR COD
	LVL 1					B	M1	M2								
PCB-1248 Peak 1	0.0138				Ave		0.0138						20.0			0.9900
PCB-1248 Peak 2	0.0344				Ave		0.0344						20.0			0.9900
PCB-1248 Peak 3	0.0205				Ave		0.0205						20.0			0.9900
PCB-1248 Peak 4	0.0187				Ave		0.0187						20.0			0.9900
PCB-1248 Peak 5	0.0295				Ave		0.0295						20.0			0.9900
PCB-1248 Peak 6	0.0315				Ave		0.0315						20.0			0.9900
PCB-1248 Peak 7	0.0343				Ave		0.0343						20.0			0.9900
PCB-1248 Peak 8	0.0133				Ave		0.0133						20.0			0.9900

Note: The m1 coefficient is the same as Ave RRF for an Ave curve type.

FORM VI
 PCBS BY INTERNAL STANDARD - INITIAL CALIBRATION DATA
 RESPONSE AND CONCENTRATION

Lab Name: TestAmerica Edison Job No.: 460-118423-1 Analy Batch No.: 374290

SDG No.: _____

Instrument ID: CPESTGC11 GC Column: CLP-2 ID: 0.53 (mm) Heated Purge: (Y/N) N

Calibration Start Date: 06/17/2016 19:00 Calibration End Date: 06/17/2016 19:00 Calibration ID: 56337

Calibration Files:

LEVEL:	LAB SAMPLE ID:	LAB FILE ID:
Level 1	IC 460-374290/11	T1329666.D

ANALYTE	IS REF	CURVE TYPE	RESPONSE					CONCENTRATION (UG/L)				
			LVL 1					LVL 1				
PCB-1248 Peak 1	BNB	Ave	36401836					1000				
PCB-1248 Peak 2	BNB	Ave	90751385					1000				
PCB-1248 Peak 3	BNB	Ave	54069708					1000				
PCB-1248 Peak 4	BNB	Ave	49197995					1000				
PCB-1248 Peak 5	BNB	Ave	77739389					1000				
PCB-1248 Peak 6	BNB	Ave	83134147					1000				
PCB-1248 Peak 7	BNB	Ave	90374853					1000				
PCB-1248 Peak 8	BNB	Ave	35127736					1000				

Curve Type Legend:

Ave = Average ISTD

TestAmerica Edison
Target Compound Quantitation Report

Data File: \\ChromNA\Edison\ChromData\CPESTGC11\20160617-42300.b\T1329666.D
 Lims ID: IC 1248
 Client ID:
 Sample Type: IC Calib Level: 3
 Inject. Date: 17-Jun-2016 19:00:24 ALS Bottle#: 12 Worklist Smp#: 11
 Injection Vol: 1.0 ul Dil. Factor: 1.0000
 Sample Info: 460-0042300-011
 Operator ID: Instrument ID: CPESTGC11
 Sublist: chrom-8082 ISTD*sub6
 Method: \\ChromNA\Edison\ChromData\CPESTGC11\20160617-42300.b\8082 ISTD.m
 Limit Group: GC 8082A PCB ISTD
 Last Update: 19-Jun-2016 09:11:59 Calib Date: 17-Jun-2016 19:43:54
 Integrator: Falcon
 Quant Method: Internal Standard Quant By: Initial Calibration
 Last ICal File: \\ChromNA\Edison\ChromData\CPESTGC11\20160617-42300.b\T1329669.D
 Column 1 : Det: GC ECD1A
 Column 2 : Det: GC ECD2B
 Process Host: XAWRK008

First Level Reviewer: patelji Date: 19-Jun-2016 08:03:48

Col	RT (min.)	Exp RT (min.)	Dlt RT (min.)	Response	Cal Amt ug/l	OnCol Amt ug/l	Flags
-----	-----------	---------------	---------------	----------	--------------	----------------	-------

* 13 1-Bromo-2-nitrobenzene

1	1.533	1.533	0.000	52727160	20.0	20.0	
2	1.367	1.367	0.000	47606303	20.0	20.0	

RPD = 0.00

6 PCB-1248

1	3.464	3.464	0.000	36401836	1000.0	1000.0	M
1	3.982	3.982	0.000	90751385	1000.0	1000.0	M
1	4.383	4.383	0.000	54069708	1000.0	1000.0	M
1	4.428	4.428	0.000	49197995	1000.0	1000.0	M
1	4.821	4.821	0.000	77739389	1000.0	1000.0	M
1	5.121	5.121	0.000	83134147	1000.0	1000.0	M
1	5.168	5.168	0.000	90374853	1000.0	1000.0	M
1	6.257	6.257	0.000	35127736	1000.0	1000.0	a

Average of Peak Amounts = 1000.0

2	2.716	2.716	0.000	32691681	1000.0	1000.0	M
2	3.186	3.186	0.000	89100591	1000.0	1000.0	M
2	3.542	3.542	0.000	92524692	1000.0	1000.0	M
2	3.859	3.859	0.000	54435580	1000.0	1000.0	M
2	4.226	4.226	0.000	151050511	1000.0	1000.0	M
2	4.460	4.460	0.000	66302401	1000.0	1000.0	M
2	4.886	4.886	0.000	41885424	1000.0	1000.0	M
2	5.481	5.481	0.000	28267581	1000.0	1000.0	M

Average of Peak Amounts = 1000.0

RPD = 0.00

QC Flag Legend

Review Flags

M - Manually Integrated

Reagents:

SG1248L3_00025

Amount Added: 1.00

Units: mL

SGPCBISTD_00006

Amount Added: 20.00

Units: uL

Run Reagent

TestAmerica Edison

Data File: \\ChromNA\Edison\ChromData\CPESTGC11\20160617-42300.b\T1329666.D

Injection Date: 17-Jun-2016 19:00:24

Instrument ID: CPESTGC11

Operator ID:

Lims ID: IC 1248

Worklist Smp#: 11

Client ID:

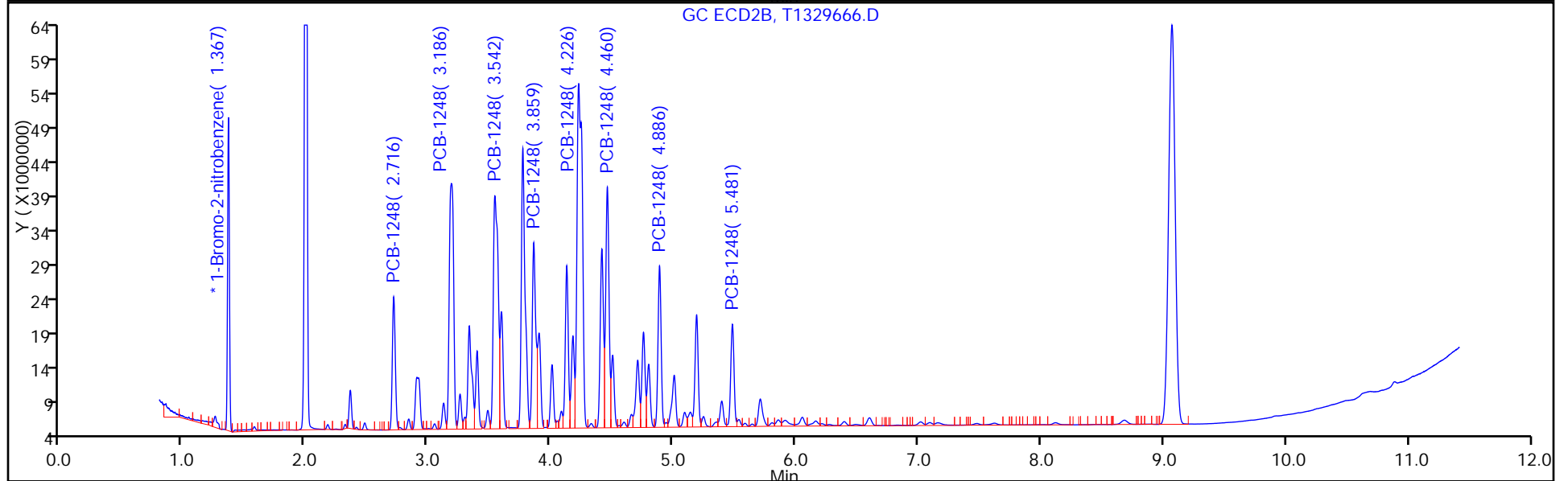
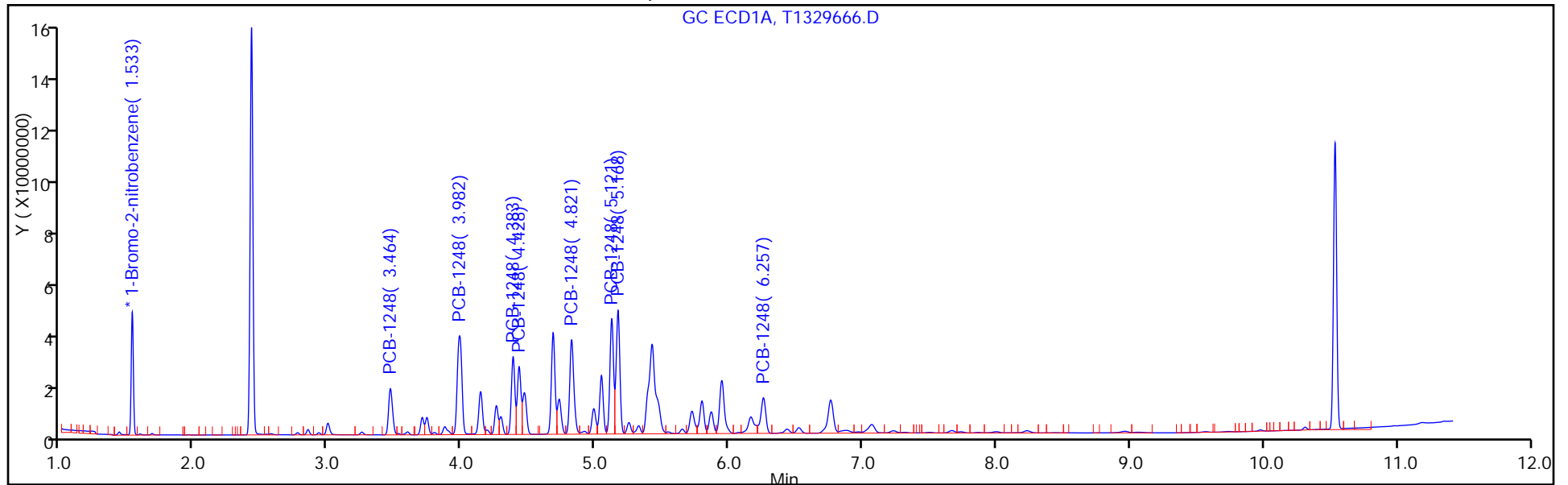
Injection Vol: 1.0 ul

Dil. Factor: 1.0000

ALS Bottle#: 12

Method: 8082 ISTD

Limit Group: GC 8082A PCB ISTD



FORM VI
PCBS BY INTERNAL STANDARD - INITIAL CALIBRATION DATA
CURVE EVALUATION

Lab Name: TestAmerica Edison Job No.: 460-118423-1 Analy Batch No.: 374290

SDG No.: _____

Instrument ID: CPESTGC11 GC Column: CLP-1 ID: 0.53 (mm) Heated Purge: (Y/N) N

Calibration Start Date: 06/17/2016 19:00 Calibration End Date: 06/17/2016 19:00 Calibration ID: 56338

Calibration Files:

LEVEL:	LAB SAMPLE ID:	LAB FILE ID:
Level 1	IC 460-374290/11	T1329666.D

ANALYTE	RRF				CURVE TYPE	COEFFICIENT			#	MIN RRF	%RSD	#	MAX %RSD	R^2 OR COD	#	MIN R^2 OR COD
	LVL 1					B	M1	M2								
PCB-1248 Peak 1	0.0137				Ave		0.0137						20.0			0.9900
PCB-1248 Peak 2	0.0374				Ave		0.0374						20.0			0.9900
PCB-1248 Peak 3	0.0389				Ave		0.0389						20.0			0.9900
PCB-1248 Peak 4	0.0229				Ave		0.0229						20.0			0.9900
PCB-1248 Peak 5	0.0635				Ave		0.0635						20.0			0.9900
PCB-1248 Peak 6	0.0279				Ave		0.0279						20.0			0.9900
PCB-1248 Peak 7	0.0176				Ave		0.0176						20.0			0.9900
PCB-1248 Peak 8	0.0119				Ave		0.0119						20.0			0.9900

Note: The m1 coefficient is the same as Ave RRF for an Ave curve type.

FORM VI
PCBS BY INTERNAL STANDARD - INITIAL CALIBRATION DATA
RESPONSE AND CONCENTRATION

Lab Name: TestAmerica Edison Job No.: 460-118423-1 Analy Batch No.: 374290

SDG No.: _____

Instrument ID: CPESTGC11 GC Column: CLP-1 ID: 0.53 (mm) Heated Purge: (Y/N) N

Calibration Start Date: 06/17/2016 19:00 Calibration End Date: 06/17/2016 19:00 Calibration ID: 56338

Calibration Files:

LEVEL:	LAB SAMPLE ID:	LAB FILE ID:
Level 1	IC 460-374290/11	T1329666.D

ANALYTE	IS REF	CURVE TYPE	RESPONSE					CONCENTRATION (UG/L)					
			LVL 1						LVL 1				
PCB-1248 Peak 1	BNB	Ave	32691681						1000				
PCB-1248 Peak 2	BNB	Ave	89100591						1000				
PCB-1248 Peak 3	BNB	Ave	92524692						1000				
PCB-1248 Peak 4	BNB	Ave	54435580						1000				
PCB-1248 Peak 5	BNB	Ave	151050511						1000				
PCB-1248 Peak 6	BNB	Ave	66302401						1000				
PCB-1248 Peak 7	BNB	Ave	41885424						1000				
PCB-1248 Peak 8	BNB	Ave	28267581						1000				

Curve Type Legend:

Ave = Average ISTD

TestAmerica Edison
Target Compound Quantitation Report

Data File: \\ChromNA\Edison\ChromData\CPESTGC11\20160617-42300.b\T1329666.D
 Lims ID: IC 1248
 Client ID:
 Sample Type: IC Calib Level: 3
 Inject. Date: 17-Jun-2016 19:00:24 ALS Bottle#: 12 Worklist Smp#: 11
 Injection Vol: 1.0 ul Dil. Factor: 1.0000
 Sample Info: 460-0042300-011
 Operator ID: Instrument ID: CPESTGC11
 Sublist: chrom-8082 ISTD*sub6
 Method: \\ChromNA\Edison\ChromData\CPESTGC11\20160617-42300.b\8082 ISTD.m
 Limit Group: GC 8082A PCB ISTD
 Last Update: 19-Jun-2016 09:11:59 Calib Date: 17-Jun-2016 19:43:54
 Integrator: Falcon
 Quant Method: Internal Standard Quant By: Initial Calibration
 Last ICal File: \\ChromNA\Edison\ChromData\CPESTGC11\20160617-42300.b\T1329669.D
 Column 1 : Det: GC ECD1A
 Column 2 : Det: GC ECD2B
 Process Host: XAWRK008

First Level Reviewer: patelji Date: 19-Jun-2016 08:03:48

Col	RT (min.)	Exp RT (min.)	Dlt RT (min.)	Response	Cal Amt ug/l	OnCol Amt ug/l	Flags
-----	-----------	---------------	---------------	----------	--------------	----------------	-------

* 13 1-Bromo-2-nitrobenzene

1	1.533	1.533	0.000	52727160	20.0	20.0	
2	1.367	1.367	0.000	47606303	20.0	20.0	

RPD = 0.00

6 PCB-1248

1	3.464	3.464	0.000	36401836	1000.0	1000.0	M
1	3.982	3.982	0.000	90751385	1000.0	1000.0	M
1	4.383	4.383	0.000	54069708	1000.0	1000.0	M
1	4.428	4.428	0.000	49197995	1000.0	1000.0	M
1	4.821	4.821	0.000	77739389	1000.0	1000.0	M
1	5.121	5.121	0.000	83134147	1000.0	1000.0	M
1	5.168	5.168	0.000	90374853	1000.0	1000.0	M
1	6.257	6.257	0.000	35127736	1000.0	1000.0	a

Average of Peak Amounts = 1000.0

2	2.716	2.716	0.000	32691681	1000.0	1000.0	M
2	3.186	3.186	0.000	89100591	1000.0	1000.0	M
2	3.542	3.542	0.000	92524692	1000.0	1000.0	M
2	3.859	3.859	0.000	54435580	1000.0	1000.0	M
2	4.226	4.226	0.000	151050511	1000.0	1000.0	M
2	4.460	4.460	0.000	66302401	1000.0	1000.0	M
2	4.886	4.886	0.000	41885424	1000.0	1000.0	M
2	5.481	5.481	0.000	28267581	1000.0	1000.0	M

Average of Peak Amounts = 1000.0

RPD = 0.00

QC Flag Legend

Review Flags

M - Manually Integrated

Reagents:

SG1248L3_00025

Amount Added: 1.00

Units: mL

SGPCBISTD_00006

Amount Added: 20.00

Units: uL

Run Reagent

TestAmerica Edison

Data File: \\ChromNA\Edison\ChromData\CPESTGC11\20160617-42300.b\T1329666.D

Injection Date: 17-Jun-2016 19:00:24

Instrument ID: CPESTGC11

Operator ID:

Lims ID: IC 1248

Worklist Smp#: 11

Client ID:

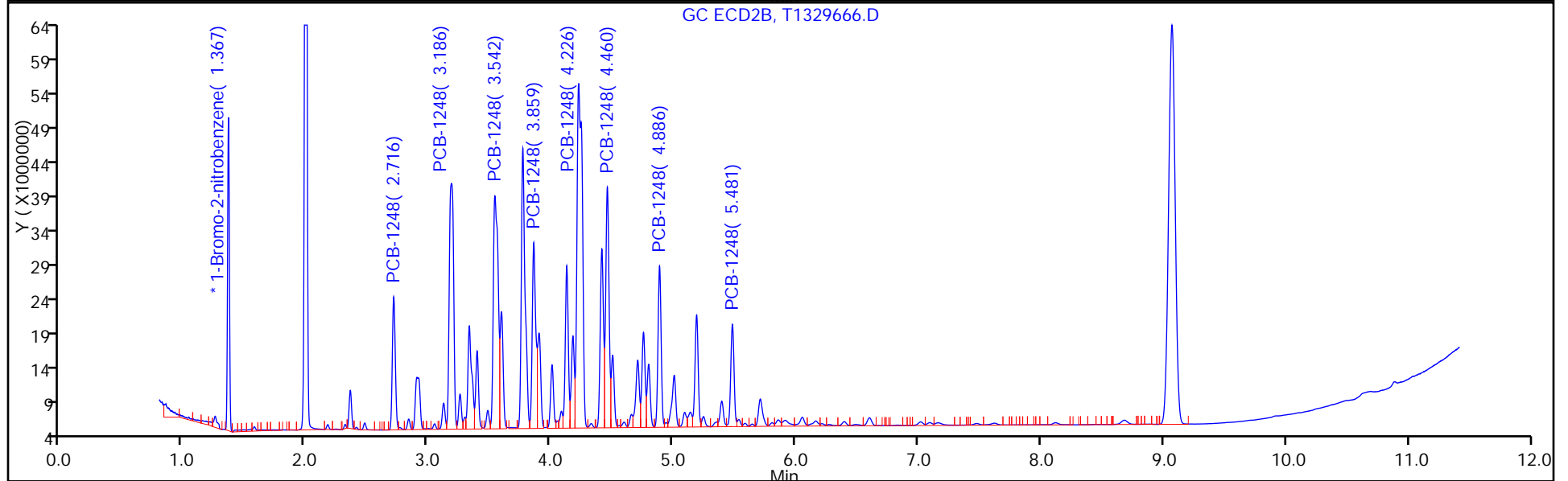
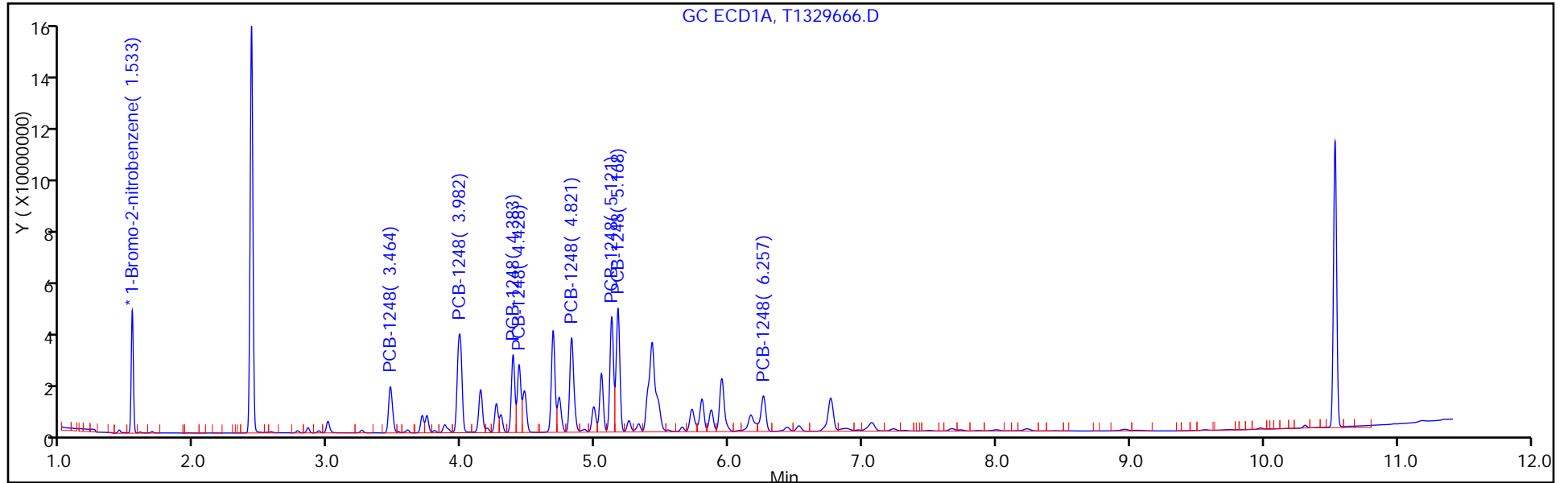
Injection Vol: 1.0 ul

Dil. Factor: 1.0000

ALS Bottle#: 12

Method: 8082 ISTD

Limit Group: GC 8082A PCB ISTD



FORM VI
PCBS BY INTERNAL STANDARD - INITIAL CALIBRATION DATA
CURVE EVALUATION

Lab Name: TestAmerica Edison Job No.: 460-118423-1 Analy Batch No.: 374290

SDG No.: _____

Instrument ID: CPESTGC11 GC Column: CLP-2 ID: 0.53 (mm) Heated Purge: (Y/N) N

Calibration Start Date: 06/17/2016 19:14 Calibration End Date: 06/17/2016 19:14 Calibration ID: 56343

Calibration Files:

LEVEL:	LAB SAMPLE ID:	LAB FILE ID:
Level 1	IC 460-374290/12	T1329667.D

ANALYTE	RRF				CURVE TYPE	COEFFICIENT			#	MIN RRF	%RSD	#	MAX %RSD	R^2 OR COD	#	MIN R^2 OR COD
	LVL 1					B	M1	M2								
PCB-1254 Peak 1	0.0117				Ave		0.0117						20.0			0.9900
PCB-1254 Peak 2	0.0330				Ave		0.0330						20.0			0.9900
PCB-1254 Peak 3	0.0386				Ave		0.0386						20.0			0.9900
PCB-1254 Peak 4	0.0300				Ave		0.0300						20.0			0.9900
PCB-1254 Peak 5	0.0609				Ave		0.0609						20.0			0.9900
PCB-1254 Peak 6	0.0434				Ave		0.0434						20.0			0.9900
PCB-1254 Peak 7	0.0382				Ave		0.0382						20.0			0.9900
PCB-1254 Peak 8	0.0585				Ave		0.0585						20.0			0.9900

Note: The m1 coefficient is the same as Ave RRF for an Ave curve type.

FORM VI
PCBS BY INTERNAL STANDARD - INITIAL CALIBRATION DATA
RESPONSE AND CONCENTRATION

Lab Name: TestAmerica Edison Job No.: 460-118423-1 Analy Batch No.: 374290

SDG No.: _____

Instrument ID: CPESTGC11 GC Column: CLP-2 ID: 0.53 (mm) Heated Purge: (Y/N) N

Calibration Start Date: 06/17/2016 19:14 Calibration End Date: 06/17/2016 19:14 Calibration ID: 56343

Calibration Files:

LEVEL:	LAB SAMPLE ID:	LAB FILE ID:
Level 1	IC 460-374290/12	T1329667.D

ANALYTE	IS REF	CURVE TYPE	RESPONSE					CONCENTRATION (UG/L)					
			LVL 1						LVL 1				
PCB-1254 Peak 1	BNB	Ave	29133108						1000				
PCB-1254 Peak 2	BNB	Ave	81867095						1000				
PCB-1254 Peak 3	BNB	Ave	95877038						1000				
PCB-1254 Peak 4	BNB	Ave	74380731						1000				
PCB-1254 Peak 5	BNB	Ave	151049862						1000				
PCB-1254 Peak 6	BNB	Ave	107636280						1000				
PCB-1254 Peak 7	BNB	Ave	94722298						1000				
PCB-1254 Peak 8	BNB	Ave	145227823						1000				

Curve Type Legend:

Ave = Average ISTD

TestAmerica Edison
Target Compound Quantitation Report

Data File: \\ChromNA\Edison\ChromData\CPESTGC11\20160617-42300.b\T1329667.D
 Lims ID: IC 1254
 Client ID:
 Sample Type: IC Calib Level: 3
 Inject. Date: 17-Jun-2016 19:14:55 ALS Bottle#: 13 Worklist Smp#: 12
 Injection Vol: 1.0 ul Dil. Factor: 1.0000
 Sample Info: 460-0042300-012
 Operator ID: Instrument ID: CPESTGC11
 Sublist: chrom-8082 ISTD*sub7
 Method: \\ChromNA\Edison\ChromData\CPESTGC11\20160617-42300.b\8082 ISTD.m
 Limit Group: GC 8082A PCB ISTD
 Last Update: 19-Jun-2016 09:12:05 Calib Date: 17-Jun-2016 19:43:54
 Integrator: Falcon
 Quant Method: Internal Standard Quant By: Initial Calibration
 Last ICal File: \\ChromNA\Edison\ChromData\CPESTGC11\20160617-42300.b\T1329669.D
 Column 1 : Det: GC ECD1A
 Column 2 : Det: GC ECD2B
 Process Host: XAWRK008

First Level Reviewer: patelji Date: 19-Jun-2016 08:05:54

Col	RT (min.)	Exp RT (min.)	Dlt RT (min.)	Response	Cal Amt ug/l	OnCol Amt ug/l	Flags
-----	-----------	---------------	---------------	----------	--------------	----------------	-------

* 13 1-Bromo-2-nitrobenzene

1	1.533	1.533	0.000	49619620	20.0	20.0	
2	1.367	1.367	0.000	44775479	20.0	20.0	

RPD = 0.00

7 PCB-1254

1	4.684	4.684	0.000	29133108	1000.0	1000.0	a
1	5.164	5.164	0.000	81867095	1000.0	1000.0	a
1	5.391	5.391	0.000	95877038	1000.0	1000.0	a
1	5.797	5.797	0.000	74380731	1000.0	1000.0	a
1	5.946	5.946	0.000	151049862	1000.0	1000.0	a
1	6.257	6.257	0.000	107636280	1000.0	1000.0	a
1	6.761	6.761	0.000	94722298	1000.0	1000.0	M
1	7.068	7.068	0.000	145227823	1000.0	1000.0	a

Average of Peak Amounts = 1000.0

2	3.769	3.769	0.000	26458336	1000.0	1000.0	M
2	4.180	4.180	0.000	70491895	1000.0	1000.0	M
2	4.465	4.465	0.000	98568806	1000.0	1000.0	M
2	4.755	4.755	0.000	76333301	1000.0	1000.0	M
2	4.887	4.887	0.000	131779144	1000.0	1000.0	M
2	5.189	5.189	0.000	103083589	1000.0	1000.0	M
2	5.395	5.395	0.000	91735193	1000.0	1000.0	M
2	5.709	5.709	0.000	138261384	1000.0	1000.0	M

Average of Peak Amounts = 1000.0

RPD = 0.00

QC Flag Legend

Review Flags

M - Manually Integrated

Reagents:

SG1254L3_00027

Amount Added: 1.00

Units: mL

SGPCBISTD_00006

Amount Added: 20.00

Units: uL

Run Reagent

TestAmerica Edison

Data File: \\ChromNA\Edison\ChromData\CPESTGC11\20160617-42300.b\T1329667.D

Injection Date: 17-Jun-2016 19:14:55

Instrument ID: CPESTGC11

Operator ID:

Lims ID: IC 1254

Worklist Smp#: 12

Client ID:

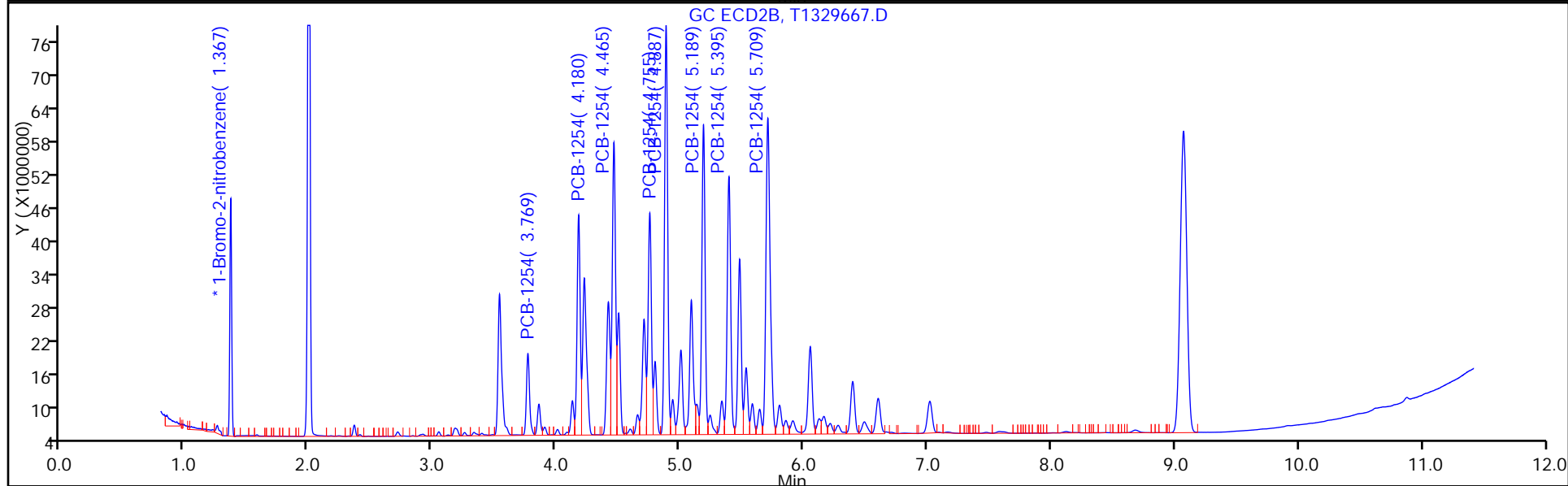
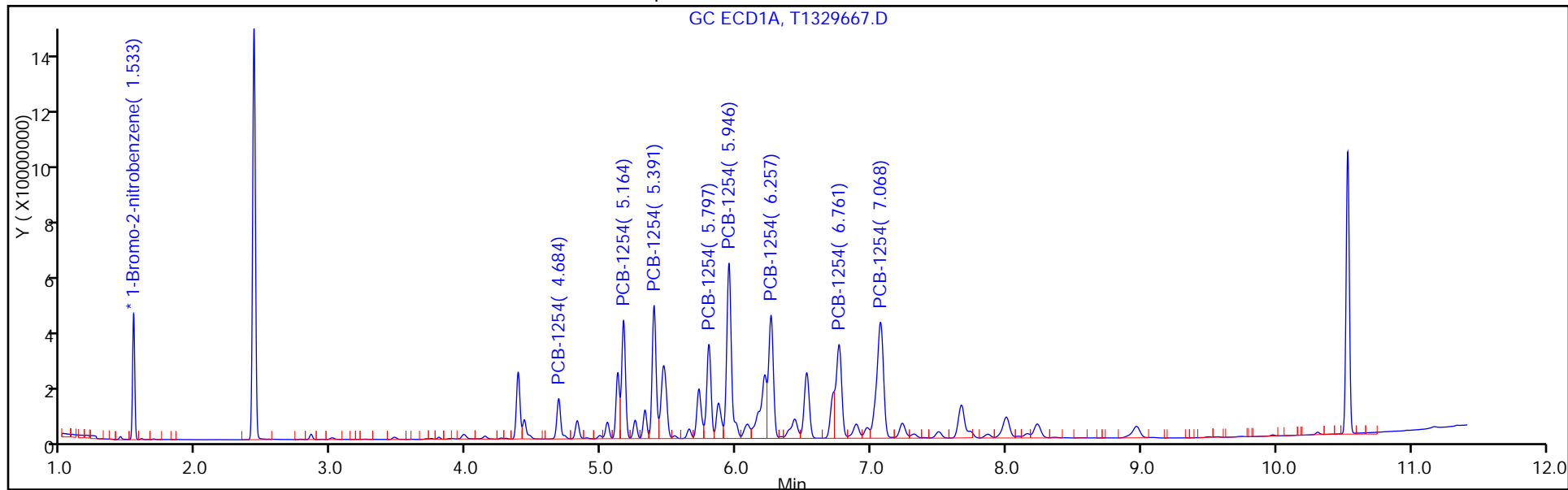
Injection Vol: 1.0 ul

Dil. Factor: 1.0000

ALS Bottle#: 13

Method: 8082 ISTD

Limit Group: GC 8082A PCB ISTD



FORM VI
PCBS BY INTERNAL STANDARD - INITIAL CALIBRATION DATA
CURVE EVALUATION

Lab Name: TestAmerica Edison Job No.: 460-118423-1 Analy Batch No.: 374290

SDG No.: _____

Instrument ID: CPESTGC11 GC Column: CLP-1 ID: 0.53 (mm) Heated Purge: (Y/N) N

Calibration Start Date: 06/17/2016 19:14 Calibration End Date: 06/17/2016 19:14 Calibration ID: 56344

Calibration Files:

LEVEL:	LAB SAMPLE ID:	LAB FILE ID:
Level 1	IC 460-374290/12	T1329667.D

ANALYTE	RRF				CURVE TYPE	COEFFICIENT			#	MIN RRF	%RSD	#	MAX %RSD	R^2 OR COD	#	MIN R^2 OR COD
	LVL 1					B	M1	M2								
PCB-1254 Peak 1	0.0118				Ave		0.0118						20.0			0.9900
PCB-1254 Peak 2	0.0315				Ave		0.0315						20.0			0.9900
PCB-1254 Peak 3	0.0440				Ave		0.0440						20.0			0.9900
PCB-1254 Peak 4	0.0341				Ave		0.0341						20.0			0.9900
PCB-1254 Peak 5	0.0589				Ave		0.0589						20.0			0.9900
PCB-1254 Peak 6	0.0460				Ave		0.0460						20.0			0.9900
PCB-1254 Peak 7	0.0410				Ave		0.0410						20.0			0.9900
PCB-1254 Peak 8	0.0618				Ave		0.0618						20.0			0.9900

Note: The m1 coefficient is the same as Ave RRF for an Ave curve type.

FORM VI
 PCBS BY INTERNAL STANDARD - INITIAL CALIBRATION DATA
 RESPONSE AND CONCENTRATION

Lab Name: TestAmerica Edison Job No.: 460-118423-1 Analy Batch No.: 374290

SDG No.: _____

Instrument ID: CPESTGC11 GC Column: CLP-1 ID: 0.53 (mm) Heated Purge: (Y/N) N

Calibration Start Date: 06/17/2016 19:14 Calibration End Date: 06/17/2016 19:14 Calibration ID: 56344

Calibration Files:

LEVEL:	LAB SAMPLE ID:	LAB FILE ID:
Level 1	IC 460-374290/12	T1329667.D

ANALYTE	IS REF	CURVE TYPE	RESPONSE					CONCENTRATION (UG/L)					
			LVL 1						LVL 1				
PCB-1254 Peak 1	BNB	Ave	26458336						1000				
PCB-1254 Peak 2	BNB	Ave	70491895						1000				
PCB-1254 Peak 3	BNB	Ave	98568806						1000				
PCB-1254 Peak 4	BNB	Ave	76333301						1000				
PCB-1254 Peak 5	BNB	Ave	131779144						1000				
PCB-1254 Peak 6	BNB	Ave	103083589						1000				
PCB-1254 Peak 7	BNB	Ave	91735193						1000				
PCB-1254 Peak 8	BNB	Ave	138261384						1000				

Curve Type Legend:

Ave = Average ISTD

TestAmerica Edison
Target Compound Quantitation Report

Data File: \\ChromNA\Edison\ChromData\CPESTGC11\20160617-42300.b\T1329667.D
 Lims ID: IC 1254
 Client ID:
 Sample Type: IC Calib Level: 3
 Inject. Date: 17-Jun-2016 19:14:55 ALS Bottle#: 13 Worklist Smp#: 12
 Injection Vol: 1.0 ul Dil. Factor: 1.0000
 Sample Info: 460-0042300-012
 Operator ID: Instrument ID: CPESTGC11
 Sublist: chrom-8082 ISTD*sub7
 Method: \\ChromNA\Edison\ChromData\CPESTGC11\20160617-42300.b\8082 ISTD.m
 Limit Group: GC 8082A PCB ISTD
 Last Update: 19-Jun-2016 09:12:05 Calib Date: 17-Jun-2016 19:43:54
 Integrator: Falcon
 Quant Method: Internal Standard Quant By: Initial Calibration
 Last ICal File: \\ChromNA\Edison\ChromData\CPESTGC11\20160617-42300.b\T1329669.D
 Column 1 : Det: GC ECD1A
 Column 2 : Det: GC ECD2B
 Process Host: XAWRK008

First Level Reviewer: patelji Date: 19-Jun-2016 08:05:54

Col	RT (min.)	Exp RT (min.)	Dlt RT (min.)	Response	Cal Amt ug/l	OnCol Amt ug/l	Flags
-----	-----------	---------------	---------------	----------	--------------	----------------	-------

* 13 1-Bromo-2-nitrobenzene

1	1.533	1.533	0.000	49619620	20.0	20.0	
2	1.367	1.367	0.000	44775479	20.0	20.0	

RPD = 0.00

7 PCB-1254

1	4.684	4.684	0.000	29133108	1000.0	1000.0	a
1	5.164	5.164	0.000	81867095	1000.0	1000.0	a
1	5.391	5.391	0.000	95877038	1000.0	1000.0	a
1	5.797	5.797	0.000	74380731	1000.0	1000.0	a
1	5.946	5.946	0.000	151049862	1000.0	1000.0	a
1	6.257	6.257	0.000	107636280	1000.0	1000.0	a
1	6.761	6.761	0.000	94722298	1000.0	1000.0	M
1	7.068	7.068	0.000	145227823	1000.0	1000.0	a

Average of Peak Amounts = 1000.0

2	3.769	3.769	0.000	26458336	1000.0	1000.0	M
2	4.180	4.180	0.000	70491895	1000.0	1000.0	M
2	4.465	4.465	0.000	98568806	1000.0	1000.0	M
2	4.755	4.755	0.000	76333301	1000.0	1000.0	M
2	4.887	4.887	0.000	131779144	1000.0	1000.0	M
2	5.189	5.189	0.000	103083589	1000.0	1000.0	M
2	5.395	5.395	0.000	91735193	1000.0	1000.0	M
2	5.709	5.709	0.000	138261384	1000.0	1000.0	M

Average of Peak Amounts = 1000.0

RPD = 0.00

QC Flag Legend

Review Flags

M - Manually Integrated

Reagents:

SG1254L3_00027

Amount Added: 1.00

Units: mL

SGPCBISTD_00006

Amount Added: 20.00

Units: uL

Run Reagent

TestAmerica Edison

Data File: \\ChromNA\Edison\ChromData\CPESTGC11\20160617-42300.b\T1329667.D

Injection Date: 17-Jun-2016 19:14:55

Instrument ID: CPESTGC11

Operator ID:

Lims ID: IC 1254

Worklist Smp#: 12

Client ID:

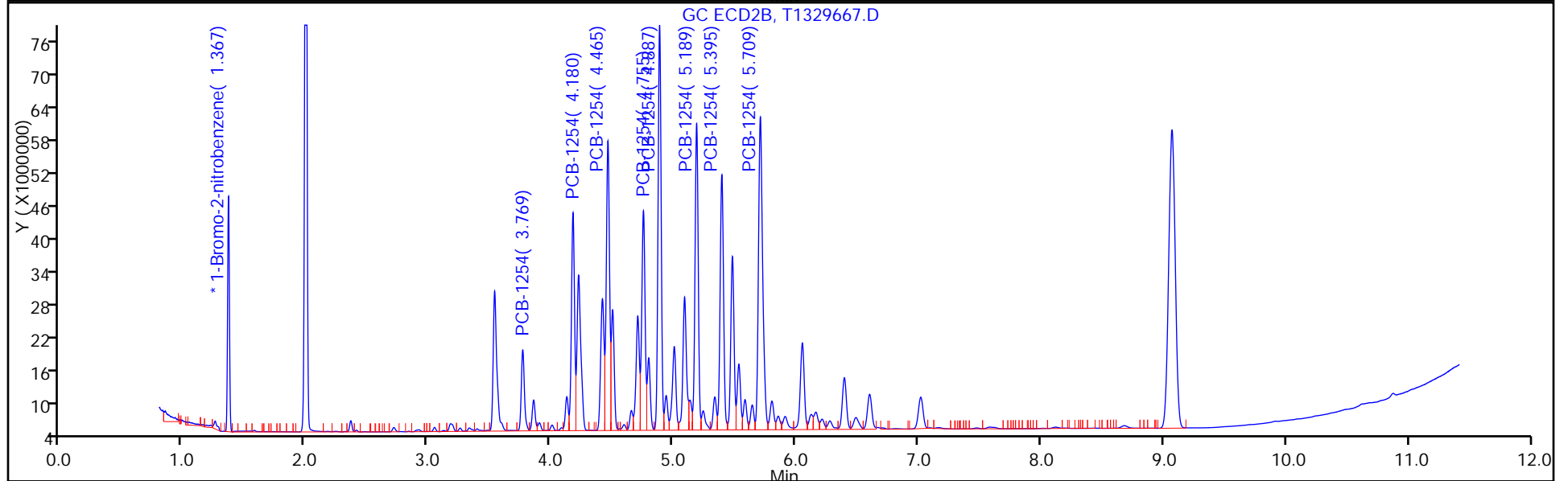
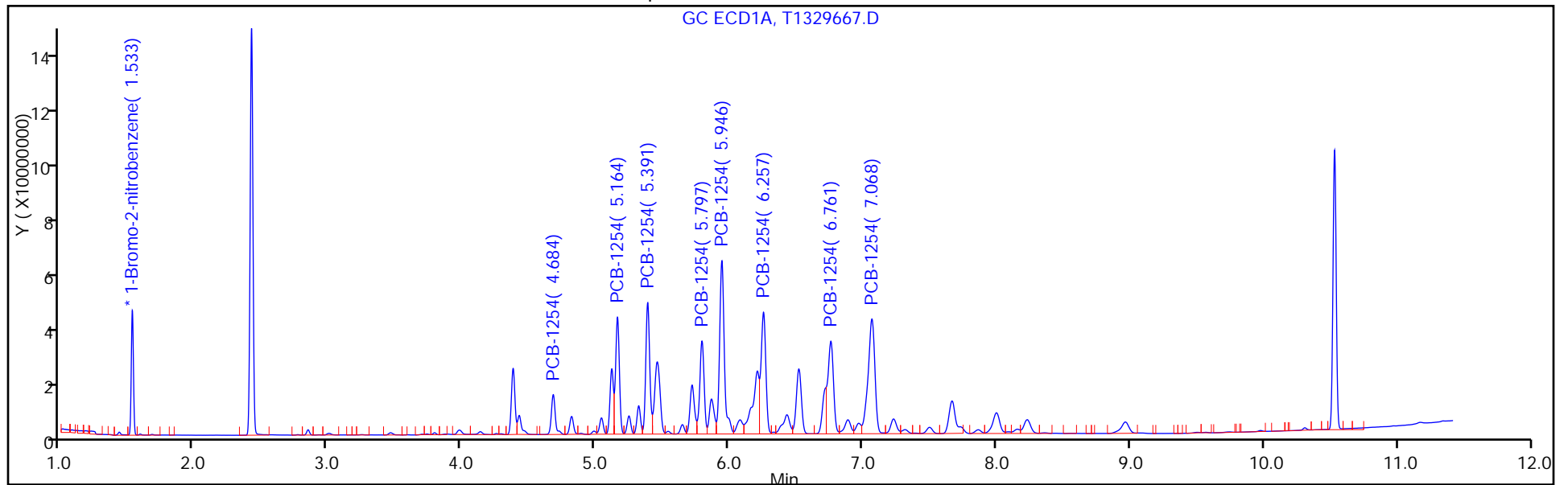
Injection Vol: 1.0 ul

Dil. Factor: 1.0000

ALS Bottle#: 13

Method: 8082 ISTD

Limit Group: GC 8082A PCB ISTD



FORM VI
PCBS BY INTERNAL STANDARD - INITIAL CALIBRATION DATA
CURVE EVALUATION

Lab Name: TestAmerica Edison Job No.: 460-118423-1 Analy Batch No.: 374290

SDG No.: _____

Instrument ID: CPESTGC11 GC Column: CLP-2 ID: 0.53 (mm) Heated Purge: (Y/N) N

Calibration Start Date: 06/17/2016 19:29 Calibration End Date: 06/17/2016 19:29 Calibration ID: 56349

Calibration Files:

LEVEL:	LAB SAMPLE ID:	LAB FILE ID:
Level 1	IC 460-374290/13	T1329668.D

ANALYTE	RRF				CURVE TYPE	COEFFICIENT			#	MIN RRF	%RSD	#	MAX %RSD	R^2 OR COD	#	MIN R^2 OR COD
	LVL 1					B	M1	M2								
PCB-1262 Peak 1	0.0361				Ave		0.0361						20.0			0.9900
PCB-1262 Peak 2	0.0419				Ave		0.0419						20.0			0.9900
PCB-1262 Peak 3	0.0620				Ave		0.0620						20.0			0.9900
PCB-1262 Peak 4	0.0568				Ave		0.0568						20.0			0.9900
PCB-1262 Peak 5	0.1148				Ave		0.1148						20.0			0.9900
PCB-1262 Peak 6	0.0182				Ave		0.0182						20.0			0.9900
PCB-1262 Peak 7	0.0412				Ave		0.0412						20.0			0.9900
PCB-1262 Peak 8	0.0142				Ave		0.0142						20.0			0.9900

Note: The m1 coefficient is the same as Ave RRF for an Ave curve type.

FORM VI
PCBS BY INTERNAL STANDARD - INITIAL CALIBRATION DATA
RESPONSE AND CONCENTRATION

Lab Name: TestAmerica Edison Job No.: 460-118423-1 Analy Batch No.: 374290

SDG No.: _____

Instrument ID: CPESTGC11 GC Column: CLP-2 ID: 0.53 (mm) Heated Purge: (Y/N) N

Calibration Start Date: 06/17/2016 19:29 Calibration End Date: 06/17/2016 19:29 Calibration ID: 56349

Calibration Files:

LEVEL:	LAB SAMPLE ID:	LAB FILE ID:
Level 1	IC 460-374290/13	T1329668.D

ANALYTE	IS REF	CURVE TYPE	RESPONSE					CONCENTRATION (UG/L)					
			LVL 1						LVL 1				
PCB-1262 Peak 1	BNB	Ave	89674640						1000				
PCB-1262 Peak 2	BNB	Ave	104035024						1000				
PCB-1262 Peak 3	BNB	Ave	154090069						1000				
PCB-1262 Peak 4	BNB	Ave	141181898						1000				
PCB-1262 Peak 5	BNB	Ave	285081371						1000				
PCB-1262 Peak 6	BNB	Ave	45130632						1000				
PCB-1262 Peak 7	BNB	Ave	102259307						1000				
PCB-1262 Peak 8	BNB	Ave	35317029						1000				

Curve Type Legend:

Ave = Average ISTD

TestAmerica Edison
Target Compound Quantitation Report

Data File: \\ChromNA\Edison\ChromData\CPESTGC11\20160617-42300.b\T1329668.D
 Lims ID: IC 1262
 Client ID:
 Sample Type: IC Calib Level: 3
 Inject. Date: 17-Jun-2016 19:29:21 ALS Bottle#: 14 Worklist Smp#: 13
 Injection Vol: 1.0 ul Dil. Factor: 1.0000
 Sample Info: 460-0042300-013
 Operator ID: Instrument ID: CPESTGC11
 Sublist: chrom-8082 ISTD*sub8
 Method: \\ChromNA\Edison\ChromData\CPESTGC11\20160617-42300.b\8082 ISTD.m
 Limit Group: GC 8082A PCB ISTD
 Last Update: 19-Jun-2016 09:12:14 Calib Date: 17-Jun-2016 19:43:54
 Integrator: Falcon
 Quant Method: Internal Standard Quant By: Initial Calibration
 Last ICal File: \\ChromNA\Edison\ChromData\CPESTGC11\20160617-42300.b\T1329669.D
 Column 1 : Det: GC ECD1A
 Column 2 : Det: GC ECD2B
 Process Host: XAWRK008

First Level Reviewer: patelji Date: 19-Jun-2016 08:07:42

Col	RT (min.)	Exp RT (min.)	Dlt RT (min.)	Response	Cal Amt ug/l	OnCol Amt ug/l	Flags
-----	-----------	---------------	---------------	----------	--------------	----------------	-------

* 13 1-Bromo-2-nitrobenzene

1	1.534	1.534	0.000	49668793	20.0	20.0	
2	1.368	1.368	0.000	45259079	20.0	20.0	
						RPD = 0.00	

9 PCB-1262

1	6.213	6.213	0.000	89674640	1000.0	1000.0	a
1	6.524	6.524	0.000	104035024	1000.0	1000.0	a
1	7.229	7.229	0.000	154090069	1000.0	1000.0	a
1	7.738	7.738	0.000	141181898	1000.0	1000.0	a
1	8.233	8.233	0.000	285081371	1000.0	1000.0	a
1	9.744	9.744	0.000	45130632	1000.0	1000.0	a
1	9.974	9.974	0.000	102259307	1000.0	1000.0	
1	10.306	10.306	0.000	35317029	1000.0	1000.0	
						Average of Peak Amounts =	1000.0
2	5.092	5.092	0.000	81745945	1000.0	1000.0	M
2	6.164	6.164	0.000	138403732	1000.0	1000.0	M
2	6.602	6.602	0.000	289513373	1000.0	1000.0	M
2	7.019	7.019	0.000	102630866	1000.0	1000.0	a
2	7.160	7.160	0.000	123711143	1000.0	1000.0	a
2	7.626	7.626	0.000	48287897	1000.0	1000.0	a
2	8.121	8.121	0.000	108064398	1000.0	1000.0	a
2	8.681	8.681	0.000	40912250	1000.0	1000.0	a
						Average of Peak Amounts =	1000.0
						RPD = 0.00	

QC Flag Legend

Review Flags

M - Manually Integrated

Reagents:

SG1262L3_00023

Amount Added: 1.00

Units: mL

SGPCBISTD_00006

Amount Added: 20.00

Units: uL

Run Reagent

TestAmerica Edison

Data File: \\ChromNA\Edison\ChromData\CPESTGC11\20160617-42300.b\T1329668.D

Injection Date: 17-Jun-2016 19:29:21

Instrument ID: CPESTGC11

Operator ID:

Lims ID: IC 1262

Worklist Smp#: 13

Client ID:

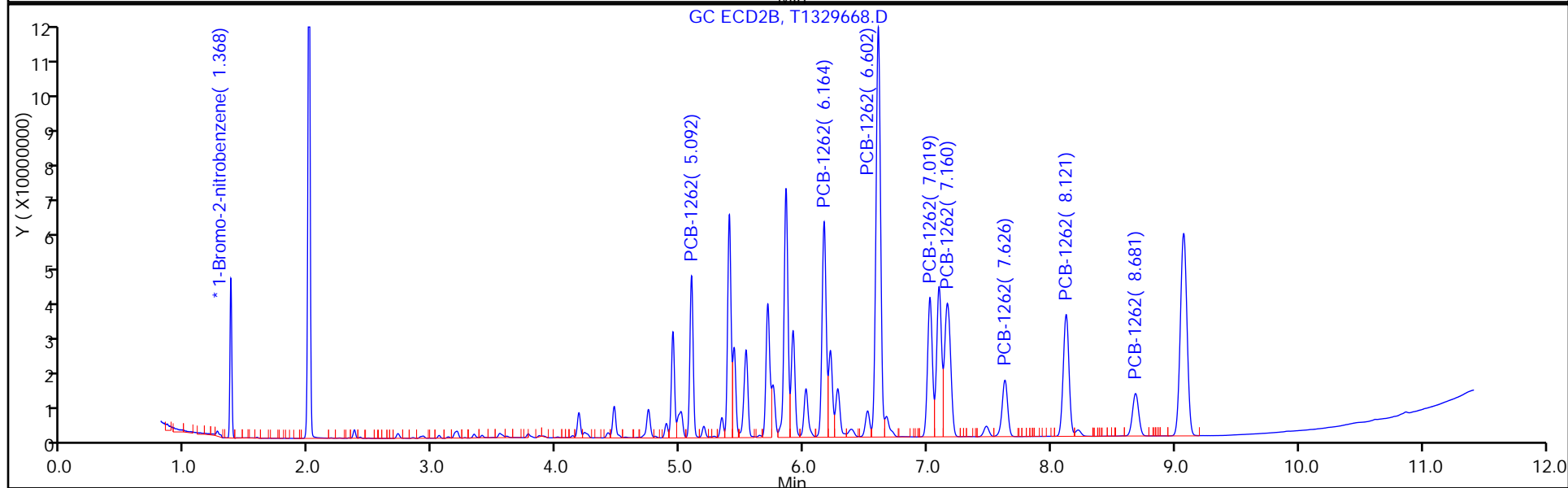
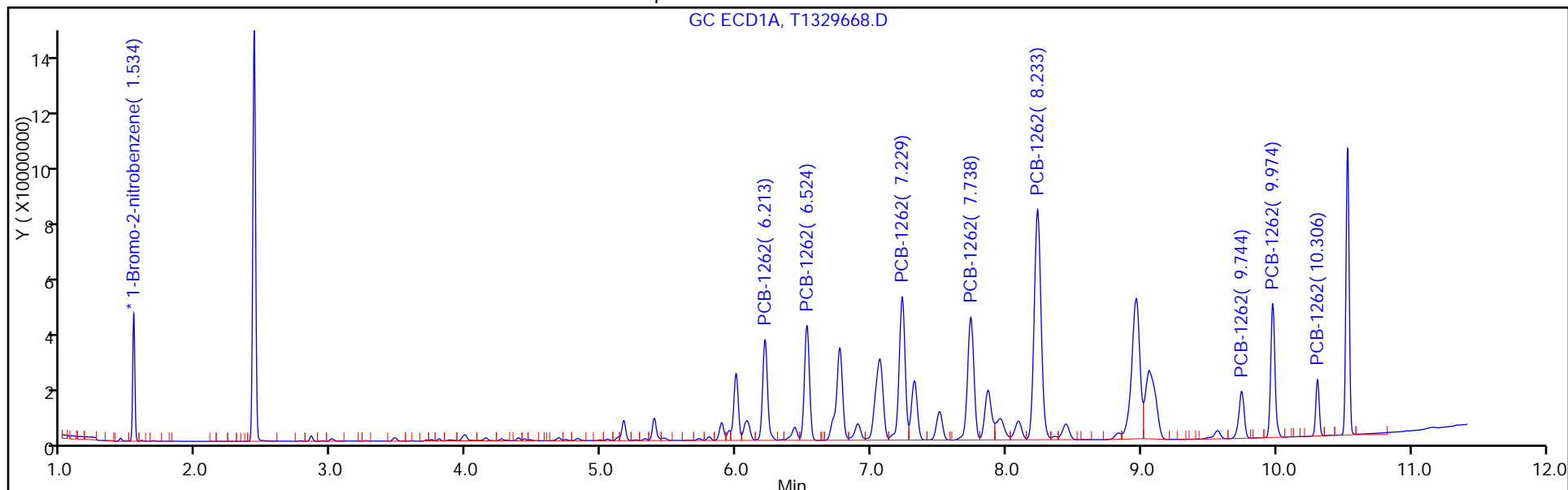
Injection Vol: 1.0 ul

Dil. Factor: 1.0000

ALS Bottle#: 14

Method: 8082 ISTD

Limit Group: GC 8082A PCB ISTD



FORM VI
PCBS BY INTERNAL STANDARD - INITIAL CALIBRATION DATA
CURVE EVALUATION

Lab Name: TestAmerica Edison Job No.: 460-118423-1 Analy Batch No.: 374290

SDG No.: _____

Instrument ID: CPESTGC11 GC Column: CLP-1 ID: 0.53 (mm) Heated Purge: (Y/N) N

Calibration Start Date: 06/17/2016 19:29 Calibration End Date: 06/17/2016 19:29 Calibration ID: 56350

Calibration Files:

LEVEL:	LAB SAMPLE ID:	LAB FILE ID:
Level 1	IC 460-374290/13	T1329668.D

ANALYTE	RRF					CURVE TYPE	COEFFICIENT			#	MIN RRF	%RSD	#	MAX %RSD	R^2 OR COD	#	MIN R^2 OR COD
	LVL 1						B	M1	M2								
PCB-1262 Peak 1	0.0361					Ave		0.0361					20.0				0.9900
PCB-1262 Peak 2	0.0612					Ave		0.0612					20.0				0.9900
PCB-1262 Peak 3	0.1279					Ave		0.1279					20.0				0.9900
PCB-1262 Peak 4	0.0454					Ave		0.0454					20.0				0.9900
PCB-1262 Peak 5	0.0547					Ave		0.0547					20.0				0.9900
PCB-1262 Peak 6	0.0213					Ave		0.0213					20.0				0.9900
PCB-1262 Peak 7	0.0478					Ave		0.0478					20.0				0.9900
PCB-1262 Peak 8	0.0181					Ave		0.0181					20.0				0.9900

Note: The m1 coefficient is the same as Ave RRF for an Ave curve type.

FORM VI
PCBS BY INTERNAL STANDARD - INITIAL CALIBRATION DATA
RESPONSE AND CONCENTRATION

Lab Name: TestAmerica Edison Job No.: 460-118423-1 Analy Batch No.: 374290

SDG No.: _____

Instrument ID: CPESTGC11 GC Column: CLP-1 ID: 0.53 (mm) Heated Purge: (Y/N) N

Calibration Start Date: 06/17/2016 19:29 Calibration End Date: 06/17/2016 19:29 Calibration ID: 56350

Calibration Files:

LEVEL:	LAB SAMPLE ID:	LAB FILE ID:
Level 1	IC 460-374290/13	T1329668.D

ANALYTE	IS REF	CURVE TYPE	RESPONSE					CONCENTRATION (UG/L)					
			LVL 1						LVL 1				
PCB-1262 Peak 1	BNB	Ave	81745945						1000				
PCB-1262 Peak 2	BNB	Ave	138403732						1000				
PCB-1262 Peak 3	BNB	Ave	289513373						1000				
PCB-1262 Peak 4	BNB	Ave	102630866						1000				
PCB-1262 Peak 5	BNB	Ave	123711143						1000				
PCB-1262 Peak 6	BNB	Ave	48287897						1000				
PCB-1262 Peak 7	BNB	Ave	108064398						1000				
PCB-1262 Peak 8	BNB	Ave	40912250						1000				

Curve Type Legend:

Ave = Average ISTD

TestAmerica Edison
Target Compound Quantitation Report

Data File: \\ChromNA\Edison\ChromData\CPESTGC11\20160617-42300.b\T1329668.D
 Lims ID: IC 1262
 Client ID:
 Sample Type: IC Calib Level: 3
 Inject. Date: 17-Jun-2016 19:29:21 ALS Bottle#: 14 Worklist Smp#: 13
 Injection Vol: 1.0 ul Dil. Factor: 1.0000
 Sample Info: 460-0042300-013
 Operator ID: Instrument ID: CPESTGC11
 Sublist: chrom-8082 ISTD*sub8
 Method: \\ChromNA\Edison\ChromData\CPESTGC11\20160617-42300.b\8082 ISTD.m
 Limit Group: GC 8082A PCB ISTD
 Last Update: 19-Jun-2016 09:12:14 Calib Date: 17-Jun-2016 19:43:54
 Integrator: Falcon
 Quant Method: Internal Standard Quant By: Initial Calibration
 Last ICal File: \\ChromNA\Edison\ChromData\CPESTGC11\20160617-42300.b\T1329669.D
 Column 1 : Det: GC ECD1A
 Column 2 : Det: GC ECD2B
 Process Host: XAWRK008

First Level Reviewer: patelji Date: 19-Jun-2016 08:07:42

Col	RT (min.)	Exp RT (min.)	Dlt RT (min.)	Response	Cal Amt ug/l	OnCol Amt ug/l	Flags
-----	-----------	---------------	---------------	----------	--------------	----------------	-------

* 13 1-Bromo-2-nitrobenzene

1	1.534	1.534	0.000	49668793	20.0	20.0	
2	1.368	1.368	0.000	45259079	20.0	20.0	
						RPD = 0.00	

9 PCB-1262

1	6.213	6.213	0.000	89674640	1000.0	1000.0	a
1	6.524	6.524	0.000	104035024	1000.0	1000.0	a
1	7.229	7.229	0.000	154090069	1000.0	1000.0	a
1	7.738	7.738	0.000	141181898	1000.0	1000.0	a
1	8.233	8.233	0.000	285081371	1000.0	1000.0	a
1	9.744	9.744	0.000	45130632	1000.0	1000.0	a
1	9.974	9.974	0.000	102259307	1000.0	1000.0	
1	10.306	10.306	0.000	35317029	1000.0	1000.0	
						Average of Peak Amounts =	1000.0
2	5.092	5.092	0.000	81745945	1000.0	1000.0	M
2	6.164	6.164	0.000	138403732	1000.0	1000.0	M
2	6.602	6.602	0.000	289513373	1000.0	1000.0	M
2	7.019	7.019	0.000	102630866	1000.0	1000.0	a
2	7.160	7.160	0.000	123711143	1000.0	1000.0	a
2	7.626	7.626	0.000	48287897	1000.0	1000.0	a
2	8.121	8.121	0.000	108064398	1000.0	1000.0	a
2	8.681	8.681	0.000	40912250	1000.0	1000.0	a
						Average of Peak Amounts =	1000.0
						RPD = 0.00	

QC Flag Legend

Review Flags

M - Manually Integrated

Reagents:

SG1262L3_00023

Amount Added: 1.00

Units: mL

SGPCBISTD_00006

Amount Added: 20.00

Units: uL

Run Reagent

TestAmerica Edison

Data File: \\ChromNA\Edison\ChromData\CPESTGC11\20160617-42300.b\T1329668.D

Injection Date: 17-Jun-2016 19:29:21

Instrument ID: CPESTGC11

Operator ID:

Lims ID: IC 1262

Worklist Smp#: 13

Client ID:

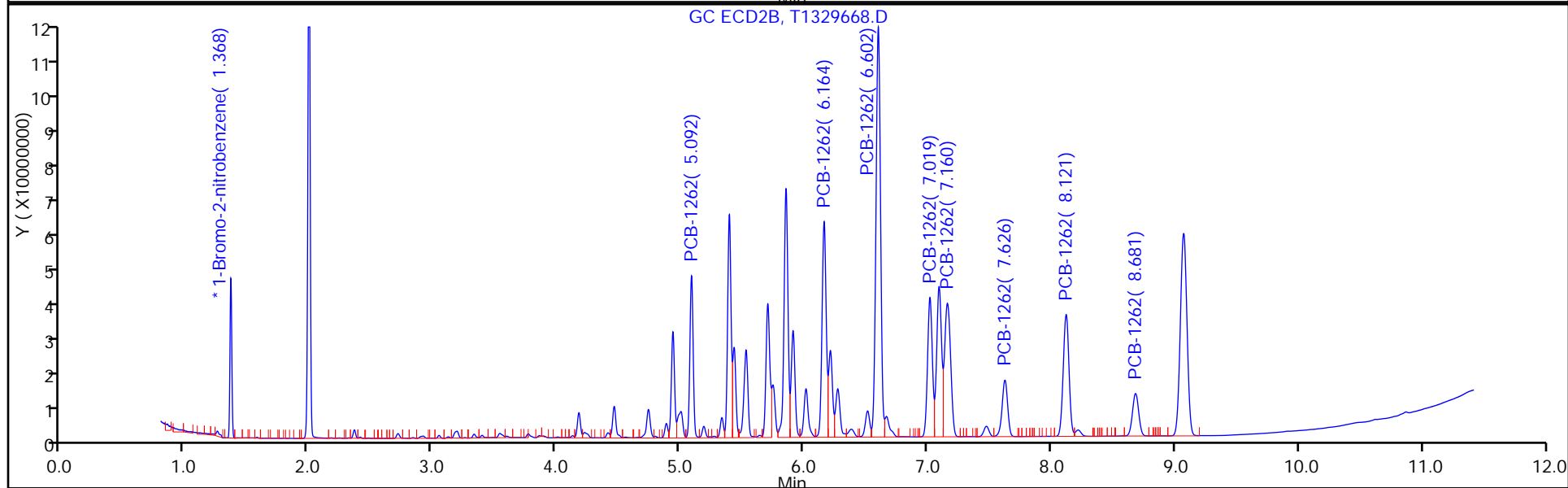
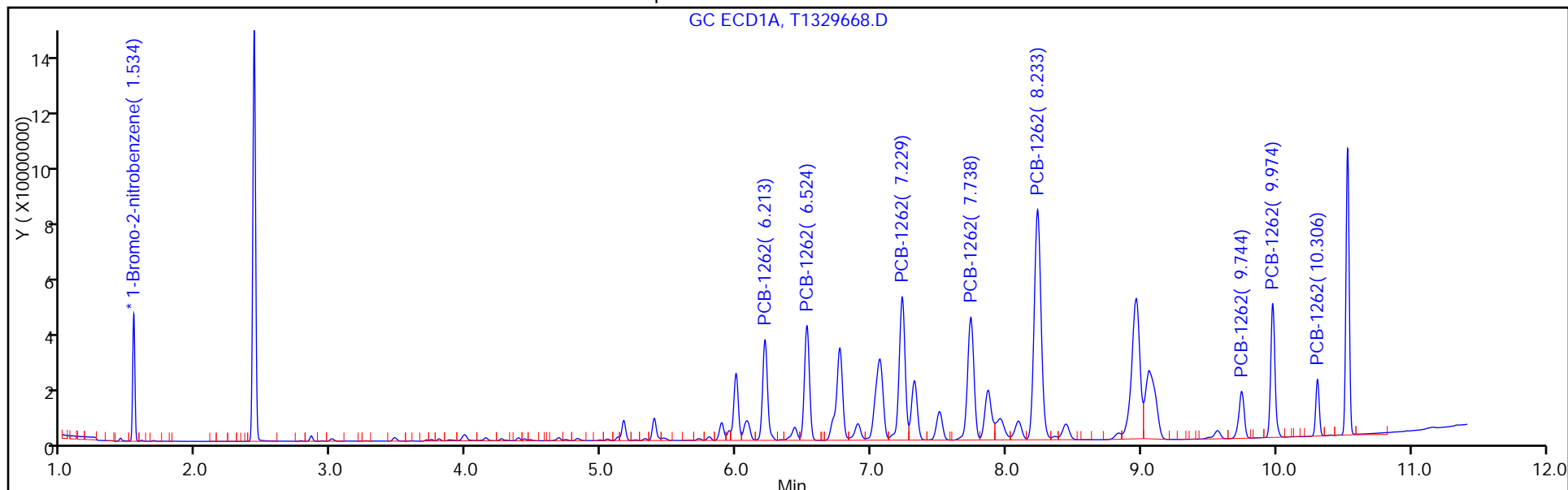
Injection Vol: 1.0 ul

Dil. Factor: 1.0000

ALS Bottle#: 14

Method: 8082 ISTD

Limit Group: GC 8082A PCB ISTD



FORM VI
PCBS BY INTERNAL STANDARD - INITIAL CALIBRATION DATA
CURVE EVALUATION

Lab Name: TestAmerica Edison Job No.: 460-118423-1 Analy Batch No.: 374290

SDG No.: _____

Instrument ID: CPESTGC11 GC Column: CLP-2 ID: 0.53 (mm) Heated Purge: (Y/N) N

Calibration Start Date: 06/17/2016 19:43 Calibration End Date: 06/17/2016 19:43 Calibration ID: 56355

Calibration Files:

LEVEL:	LAB SAMPLE ID:	LAB FILE ID:
Level 1	IC 460-374290/14	T1329669.D

ANALYTE	RRF				CURVE TYPE	COEFFICIENT			#	MIN RRF	%RSD	#	MAX %RSD	R^2 OR COD	#	MIN R^2 OR COD
	LVL 1					B	M1	M2								
PCB-1268 Peak 1	0.0215				Ave		0.0215						20.0			0.9900
PCB-1268 Peak 2	0.0279				Ave		0.0279						20.0			0.9900
PCB-1268 Peak 3	0.1192				Ave		0.1192						20.0			0.9900
PCB-1268 Peak 4	0.1132				Ave		0.1132						20.0			0.9900
PCB-1268 Peak 5	0.0941				Ave		0.0941						20.0			0.9900
PCB-1268 Peak 6	0.0260				Ave		0.0260						20.0			0.9900
PCB-1268 Peak 7	0.0391				Ave		0.0391						20.0			0.9900
PCB-1268 Peak 8	0.2629				Ave		0.2629						20.0			0.9900

Note: The m1 coefficient is the same as Ave RRF for an Ave curve type.

FORM VI
PCBS BY INTERNAL STANDARD - INITIAL CALIBRATION DATA
RESPONSE AND CONCENTRATION

Lab Name: TestAmerica Edison Job No.: 460-118423-1 Analy Batch No.: 374290

SDG No.: _____

Instrument ID: CPESTGC11 GC Column: CLP-2 ID: 0.53 (mm) Heated Purge: (Y/N) N

Calibration Start Date: 06/17/2016 19:43 Calibration End Date: 06/17/2016 19:43 Calibration ID: 56355

Calibration Files:

LEVEL:	LAB SAMPLE ID:	LAB FILE ID:
Level 1	IC 460-374290/14	T1329669.D

ANALYTE	IS REF	CURVE TYPE	RESPONSE					CONCENTRATION (UG/L)				
			LVL 1					LVL 1				
PCB-1268 Peak 1	BNB	Ave	52457685					1000				
PCB-1268 Peak 2	BNB	Ave	68085509					1000				
PCB-1268 Peak 3	BNB	Ave	291403355					1000				
PCB-1268 Peak 4	BNB	Ave	276694202					1000				
PCB-1268 Peak 5	BNB	Ave	230000843					1000				
PCB-1268 Peak 6	BNB	Ave	63648345					1000				
PCB-1268 Peak 7	BNB	Ave	95650107					1000				
PCB-1268 Peak 8	BNB	Ave	642543789					1000				

Curve Type Legend:

Ave = Average ISTD

TestAmerica Edison
Target Compound Quantitation Report

Data File: \\ChromNA\Edison\ChromData\CPESTGC11\20160617-42300.b\T1329669.D
 Lims ID: IC 1268
 Client ID:
 Sample Type: IC Calib Level: 3
 Inject. Date: 17-Jun-2016 19:43:54 ALS Bottle#: 15 Worklist Smp#: 14
 Injection Vol: 1.0 ul Dil. Factor: 1.0000
 Sample Info: 460-0042300-014
 Operator ID: Instrument ID: CPESTGC11
 Sublist: chrom-8082 ISTD*sub9
 Method: \\ChromNA\Edison\ChromData\CPESTGC11\20160617-42300.b\8082 ISTD.m
 Limit Group: GC 8082A PCB ISTD
 Last Update: 19-Jun-2016 09:12:20 Calib Date: 17-Jun-2016 19:43:54
 Integrator: Falcon
 Quant Method: Internal Standard Quant By: Initial Calibration
 Last ICal File: \\ChromNA\Edison\ChromData\CPESTGC11\20160617-42300.b\T1329669.D
 Column 1 : Det: GC ECD1A
 Column 2 : Det: GC ECD2B
 Process Host: XAWRK008

First Level Reviewer: patelji Date: 19-Jun-2016 08:09:04

Col	RT (min.)	Exp RT (min.)	Dlt RT (min.)	Response	Cal Amt ug/l	OnCol Amt ug/l	Flags
-----	-----------	---------------	---------------	----------	--------------	----------------	-------

* 13 1-Bromo-2-nitrobenzene

1	1.534	1.534	0.000	48876217	20.0	20.0	
2	1.368	1.368	0.000	45299420	20.0	20.0	
						RPD = 0.00	

10 PCB-1268

1	7.228	7.228	0.000	52457685	1000.0	1000.0	a
1	7.741	7.741	0.000	68085509	1000.0	1000.0	a
1	8.958	8.958	0.000	291403355	1000.0	1000.0	a
1	9.054	9.054	0.000	276694202	1000.0	1000.0	a
1	9.566	9.566	0.000	230000843	1000.0	1000.0	a
1	9.716	9.716	0.000	63648345	1000.0	1000.0	a
1	9.973	9.973	0.000	95650107	1000.0	1000.0	a
1	10.299	10.299	0.000	642543789	1000.0	1000.0	a
						Average of Peak Amounts =	1000.0
2	6.158	6.158	0.000	65956426	1000.0	1000.0	a
2	6.596	6.596	0.000	45181531	1000.0	1000.0	a
2	7.093	7.093	0.000	293338664	1000.0	1000.0	a
2	7.153	7.153	0.000	269759018	1000.0	1000.0	a
2	7.475	7.475	0.000	238832073	1000.0	1000.0	a
2	7.618	7.618	0.000	66742099	1000.0	1000.0	a
2	8.118	8.118	0.000	105420910	1000.0	1000.0	a
2	8.680	8.680	0.000	756916830	1000.0	1000.0	a
						Average of Peak Amounts =	1000.0
						RPD = 0.00	

Reagents:

SG1268L3_00024

Amount Added: 1.00

Units: mL

SGPCBISTD_00006

Amount Added: 20.00

Units: uL

Run Reagent

TestAmerica Edison

Data File: \\ChromNA\Edison\ChromData\CPESTGC11\20160617-42300.b\T1329669.D

Injection Date: 17-Jun-2016 19:43:54

Instrument ID: CPESTGC11

Operator ID:

Lims ID: IC 1268

Worklist Smp#: 14

Client ID:

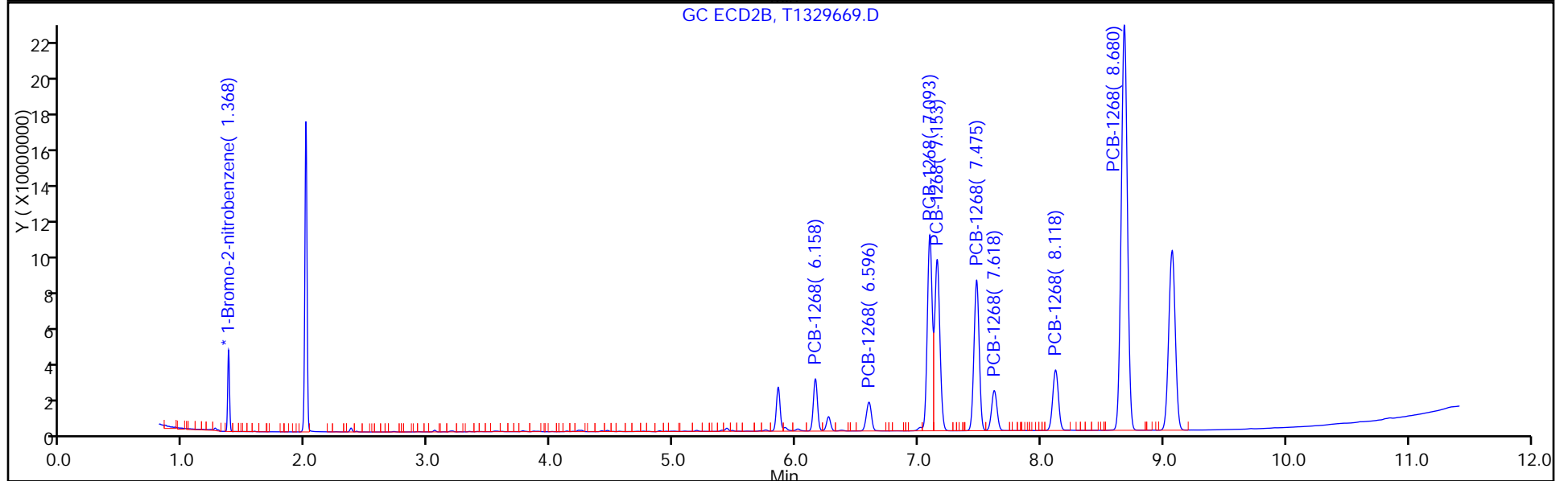
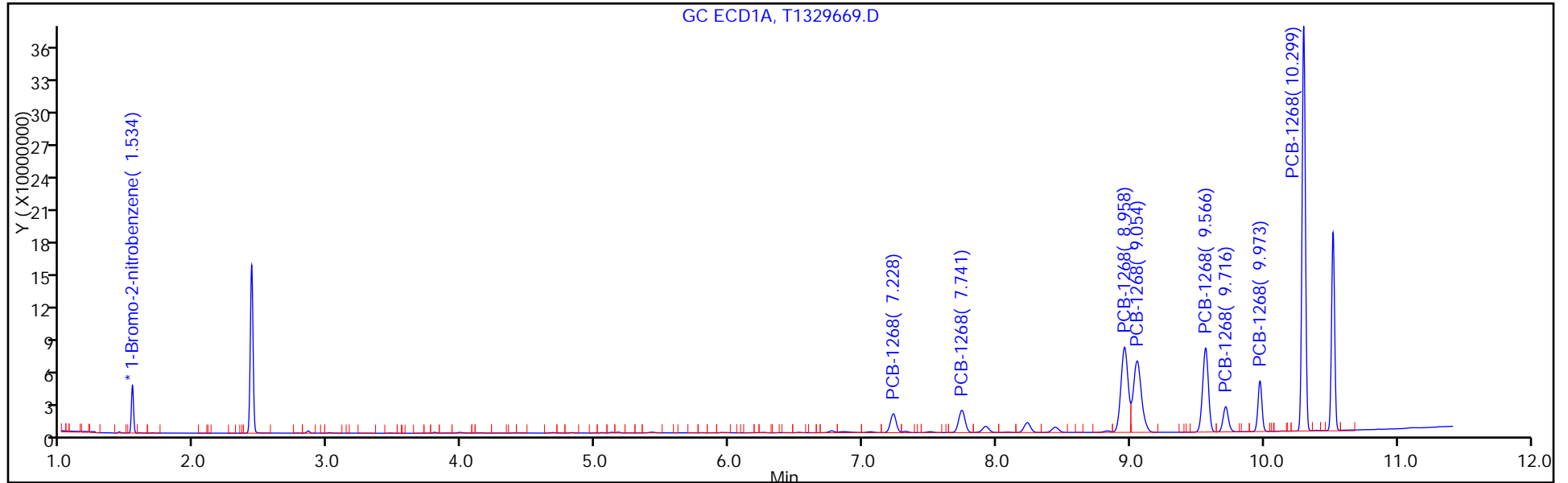
Injection Vol: 1.0 ul

Dil. Factor: 1.0000

ALS Bottle#: 15

Method: 8082 ISTD

Limit Group: GC 8082A PCB ISTD



FORM VI
PCBS BY INTERNAL STANDARD - INITIAL CALIBRATION DATA
CURVE EVALUATION

Lab Name: TestAmerica Edison Job No.: 460-118423-1 Analy Batch No.: 374290

SDG No.: _____

Instrument ID: CPESTGC11 GC Column: CLP-1 ID: 0.53 (mm) Heated Purge: (Y/N) N

Calibration Start Date: 06/17/2016 19:43 Calibration End Date: 06/17/2016 19:43 Calibration ID: 56356

Calibration Files:

LEVEL:	LAB SAMPLE ID:	LAB FILE ID:
Level 1	IC 460-374290/14	T1329669.D

ANALYTE	RRF				CURVE TYPE	COEFFICIENT			#	MIN RRF	%RSD	#	MAX %RSD	R^2 OR COD	#	MIN R^2 OR COD
	LVL 1					B	M1	M2								
PCB-1268 Peak 1	0.0291				Ave		0.0291						20.0			0.9900
PCB-1268 Peak 2	0.0199				Ave		0.0199						20.0			0.9900
PCB-1268 Peak 3	0.1295				Ave		0.1295						20.0			0.9900
PCB-1268 Peak 4	0.1191				Ave		0.1191						20.0			0.9900
PCB-1268 Peak 5	0.1054				Ave		0.1054						20.0			0.9900
PCB-1268 Peak 6	0.0295				Ave		0.0295						20.0			0.9900
PCB-1268 Peak 7	0.0465				Ave		0.0465						20.0			0.9900
PCB-1268 Peak 8	0.3342				Ave		0.3342						20.0			0.9900

Note: The m1 coefficient is the same as Ave RRF for an Ave curve type.

FORM VI
PCBS BY INTERNAL STANDARD - INITIAL CALIBRATION DATA
RESPONSE AND CONCENTRATION

Lab Name: TestAmerica Edison Job No.: 460-118423-1 Analy Batch No.: 374290

SDG No.: _____

Instrument ID: CPESTGC11 GC Column: CLP-1 ID: 0.53 (mm) Heated Purge: (Y/N) N

Calibration Start Date: 06/17/2016 19:43 Calibration End Date: 06/17/2016 19:43 Calibration ID: 56356

Calibration Files:

LEVEL:	LAB SAMPLE ID:	LAB FILE ID:
Level 1	IC 460-374290/14	T1329669.D

ANALYTE	IS REF	CURVE TYPE	RESPONSE					CONCENTRATION (UG/L)					
			LVL 1						LVL 1				
PCB-1268 Peak 1	BNB	Ave	65956426						1000				
PCB-1268 Peak 2	BNB	Ave	45181531						1000				
PCB-1268 Peak 3	BNB	Ave	293338664						1000				
PCB-1268 Peak 4	BNB	Ave	269759018						1000				
PCB-1268 Peak 5	BNB	Ave	238832073						1000				
PCB-1268 Peak 6	BNB	Ave	66742099						1000				
PCB-1268 Peak 7	BNB	Ave	105420910						1000				
PCB-1268 Peak 8	BNB	Ave	756916830						1000				

Curve Type Legend:

Ave = Average ISTD

TestAmerica Edison
Target Compound Quantitation Report

Data File: \\ChromNA\Edison\ChromData\CPESTGC11\20160617-42300.b\T1329669.D
 Lims ID: IC 1268
 Client ID:
 Sample Type: IC Calib Level: 3
 Inject. Date: 17-Jun-2016 19:43:54 ALS Bottle#: 15 Worklist Smp#: 14
 Injection Vol: 1.0 ul Dil. Factor: 1.0000
 Sample Info: 460-0042300-014
 Operator ID: Instrument ID: CPESTGC11
 Sublist: chrom-8082 ISTD*sub9
 Method: \\ChromNA\Edison\ChromData\CPESTGC11\20160617-42300.b\8082 ISTD.m
 Limit Group: GC 8082A PCB ISTD
 Last Update: 19-Jun-2016 09:12:20 Calib Date: 17-Jun-2016 19:43:54
 Integrator: Falcon
 Quant Method: Internal Standard Quant By: Initial Calibration
 Last ICal File: \\ChromNA\Edison\ChromData\CPESTGC11\20160617-42300.b\T1329669.D
 Column 1 : Det: GC ECD1A
 Column 2 : Det: GC ECD2B
 Process Host: XAWRK008

First Level Reviewer: patelji Date: 19-Jun-2016 08:09:04

Col	RT (min.)	Exp RT (min.)	Dlt RT (min.)	Response	Cal Amt ug/l	OnCol Amt ug/l	Flags
-----	-----------	---------------	---------------	----------	--------------	----------------	-------

* 13 1-Bromo-2-nitrobenzene

1	1.534	1.534	0.000	48876217	20.0	20.0	
2	1.368	1.368	0.000	45299420	20.0	20.0	

RPD = 0.00

10 PCB-1268

1	7.228	7.228	0.000	52457685	1000.0	1000.0	a
1	7.741	7.741	0.000	68085509	1000.0	1000.0	a
1	8.958	8.958	0.000	291403355	1000.0	1000.0	a
1	9.054	9.054	0.000	276694202	1000.0	1000.0	a
1	9.566	9.566	0.000	230000843	1000.0	1000.0	a
1	9.716	9.716	0.000	63648345	1000.0	1000.0	a
1	9.973	9.973	0.000	95650107	1000.0	1000.0	a
1	10.299	10.299	0.000	642543789	1000.0	1000.0	a

Average of Peak Amounts = 1000.0

2	6.158	6.158	0.000	65956426	1000.0	1000.0	a
2	6.596	6.596	0.000	45181531	1000.0	1000.0	a
2	7.093	7.093	0.000	293338664	1000.0	1000.0	a
2	7.153	7.153	0.000	269759018	1000.0	1000.0	a
2	7.475	7.475	0.000	238832073	1000.0	1000.0	a
2	7.618	7.618	0.000	66742099	1000.0	1000.0	a
2	8.118	8.118	0.000	105420910	1000.0	1000.0	a
2	8.680	8.680	0.000	756916830	1000.0	1000.0	a

Average of Peak Amounts = 1000.0

RPD = 0.00

Reagents:

SG1268L3_00024

Amount Added: 1.00

Units: mL

SGPCBISTD_00006

Amount Added: 20.00

Units: uL

Run Reagent

TestAmerica Edison

Data File: \\ChromNA\Edison\ChromData\CPESTGC11\20160617-42300.b\T1329669.D

Injection Date: 17-Jun-2016 19:43:54

Instrument ID: CPESTGC11

Operator ID:

Lims ID: IC 1268

Worklist Smp#: 14

Client ID:

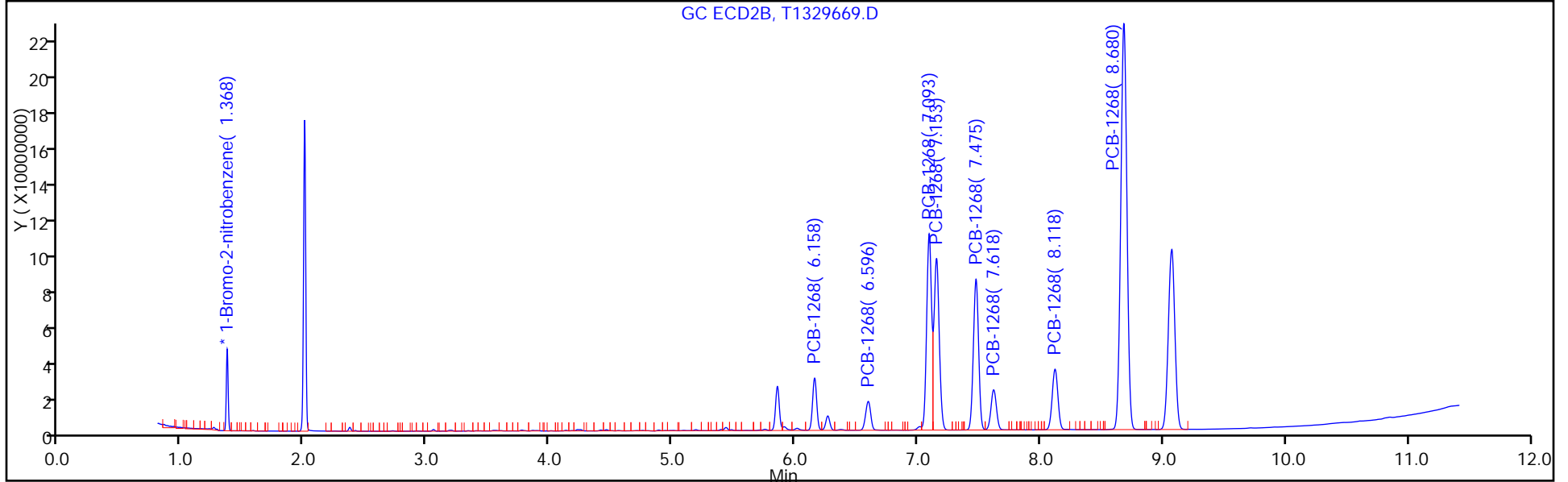
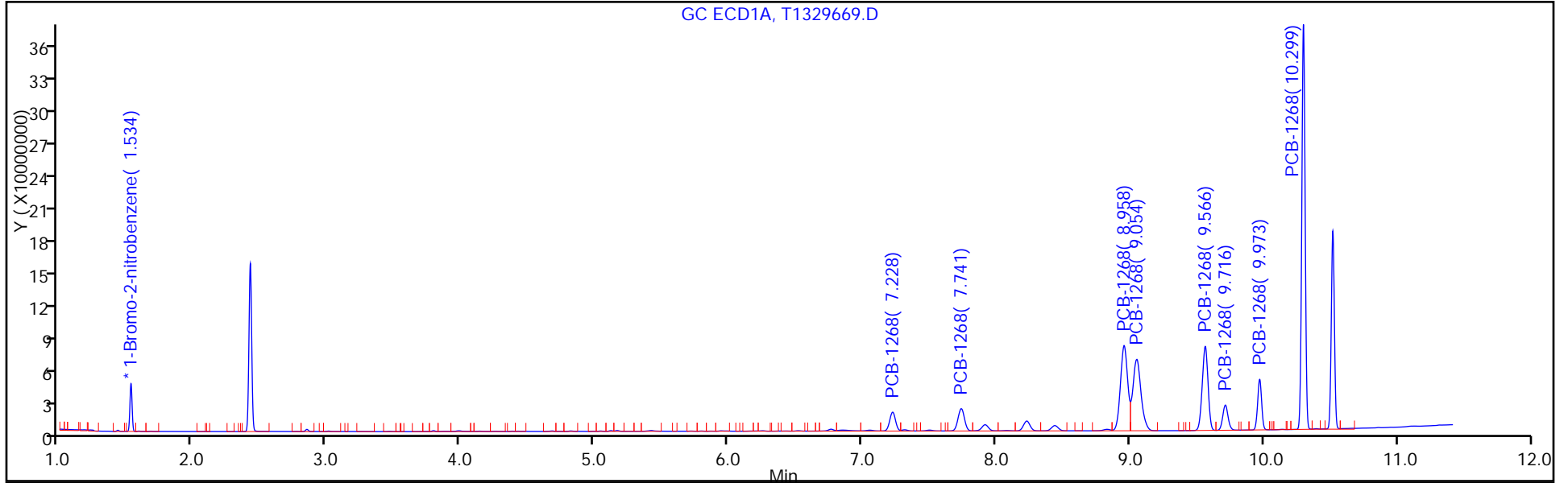
Injection Vol: 1.0 ul

Dil. Factor: 1.0000

ALS Bottle#: 15

Method: 8082 ISTD

Limit Group: GC 8082A PCB ISTD



FORM VI
PCBS BY INTERNAL STANDARD - INITIAL CALIBRATION DATA
CURVE EVALUATION

Lab Name: TestAmerica Edison Job No.: 460-118423-1 Analy Batch No.: 373506

SDG No.: _____

Instrument ID: CPESTGC8 GC Column: CLP-2 ID: 0.53 (mm) Heated Purge: (Y/N) N

Calibration Start Date: 06/14/2016 10:01 Calibration End Date: 06/14/2016 11:04 Calibration ID: 56225

Calibration Files:

LEVEL:	LAB SAMPLE ID:	LAB FILE ID:
Level 1	IC 460-373506/2	8F012077.D
Level 2	IC 460-373506/3	8F012078.D
Level 3	IC 460-373506/4	8F012079.D
Level 4	IC 460-373506/5	8F012080.D
Level 5	IC 460-373506/6	8F012081.D

ANALYTE	RRF					CURVE TYPE	COEFFICIENT			#	MIN RRF	%RSD	#	MAX %RSD	R^2 OR COD	#	MIN R^2 OR COD
	LVL 1	LVL 2	LVL 3	LVL 4	LVL 5		B	M1	M2								
PCB-1016 Peak 1	0.0195	0.0210	0.0170	0.0179	0.0199	Ave		0.0190			8.4	20.0				0.9900	
PCB-1016 Peak 2	0.0379	0.0448	0.0356	0.0363	0.0400	Ave		0.0389			9.5	20.0				0.9900	
PCB-1016 Peak 3	0.0226	0.0220	0.0178	0.0185	0.0210	Ave		0.0204			10.5	20.0				0.9900	
PCB-1016 Peak 4	0.0678	0.0794	0.0643	0.0669	0.0753	Ave		0.0707			9.0	20.0				0.9900	
PCB-1016 Peak 5	0.0299	0.0352	0.0283	0.0294	0.0330	Ave		0.0312			9.1	20.0				0.9900	
PCB-1016 Peak 6	0.0239	0.0255	0.0194	0.0200	0.0218	Ave		0.0221			11.5	20.0				0.9900	
PCB-1016 Peak 7	0.0268	0.0334	0.0272	0.0283	0.0314	Ave		0.0294			9.7	20.0				0.9900	
PCB-1016 Peak 8	0.0225	0.0239	0.0211	0.0219	0.0247	Ave		0.0228			6.4	20.0				0.9900	
PCB-1260 Peak 1	0.0295	0.0267	0.0222	0.0232	0.0268	Ave		0.0257			11.5	20.0				0.9900	
PCB-1260 Peak 2	0.0556	0.0562	0.0459	0.0477	0.0549	Ave		0.0520			9.3	20.0				0.9900	
PCB-1260 Peak 3	0.0657	0.0683	0.0549	0.0574	0.0654	Ave		0.0623			9.4	20.0				0.9900	
PCB-1260 Peak 4	0.0421	0.0455	0.0379	0.0388	0.0453	Ave		0.0419			8.5	20.0				0.9900	
PCB-1260 Peak 5	0.0367	0.0452	0.0375	0.0391	0.0452	Ave		0.0407			10.2	20.0				0.9900	
PCB-1260 Peak 6	0.1039	0.1107	0.0909	0.0943	0.1082	Ave		0.1016			8.5	20.0				0.9900	
PCB-1260 Peak 7	0.1007	0.1129	0.0929	0.0977	0.1095	Ave		0.1027			8.1	20.0				0.9900	
PCB-1260 Peak 8	0.0304	0.0336	0.0279	0.0295	0.0338	Ave		0.0310			8.4	20.0				0.9900	
Tetrachloro-m-xylene	0.7969	0.9314	0.7611	0.7798	0.9117	Ave		0.8362			9.5	20.0				0.9900	
DCB Decachlorobiphenyl	1.0184	1.0452	0.8152	0.8117	0.9466	Ave		0.9274			11.9	20.0				0.9900	

Note: The m1 coefficient is the same as Ave RRF for an Ave curve type.

FORM VI
PCBS BY INTERNAL STANDARD - INITIAL CALIBRATION DATA
RESPONSE AND CONCENTRATION

Lab Name: TestAmerica Edison Job No.: 460-118423-1 Analy Batch No.: 373506

SDG No.: _____

Instrument ID: CPESTGC8 GC Column: CLP-2 ID: 0.53 (mm) Heated Purge: (Y/N) N

Calibration Start Date: 06/14/2016 10:01 Calibration End Date: 06/14/2016 11:04 Calibration ID: 56225

Calibration Files:

LEVEL:	LAB SAMPLE ID:	LAB FILE ID:
Level 1	IC 460-373506/2	8F012077.D
Level 2	IC 460-373506/3	8F012078.D
Level 3	IC 460-373506/4	8F012079.D
Level 4	IC 460-373506/5	8F012080.D
Level 5	IC 460-373506/6	8F012081.D

ANALYTE	IS REF	CURVE TYPE	RESPONSE					CONCENTRATION (UG/L)				
			LVL 1	LVL 2	LVL 3	LVL 4	LVL 5	LVL 1	LVL 2	LVL 3	LVL 4	LVL 5
PCB-1016 Peak 1	BNB	Ave	257629	2599985	4936421	7562459	11905384	50.0	500	1000	1500	2500
PCB-1016 Peak 2	BNB	Ave	502236	5546226	10338791	15322754	23961696	50.0	500	1000	1500	2500
PCB-1016 Peak 3	BNB	Ave	299119	2716834	5171648	7803438	12619266	50.0	500	1000	1500	2500
PCB-1016 Peak 4	BNB	Ave	897750	9821522	18681996	28230577	45182231	50.0	500	1000	1500	2500
PCB-1016 Peak 5	BNB	Ave	396278	4350875	8235118	12423279	19767164	50.0	500	1000	1500	2500
PCB-1016 Peak 6	BNB	Ave	315921	3152554	5653300	8456629	13075233	50.0	500	1000	1500	2500
PCB-1016 Peak 7	BNB	Ave	354671	4131121	7919390	11962180	18825234	50.0	500	1000	1500	2500
PCB-1016 Peak 8	BNB	Ave	297943	2962255	6144283	9235619	14799684	50.0	500	1000	1500	2500
PCB-1260 Peak 1	BNB	Ave	390348	3301120	6464464	9797864	16066793	50.0	500	1000	1500	2500
PCB-1260 Peak 2	BNB	Ave	735861	6947781	13341340	20134364	32947168	50.0	500	1000	1500	2500
PCB-1260 Peak 3	BNB	Ave	870432	8449009	15961370	24219757	39237776	50.0	500	1000	1500	2500
PCB-1260 Peak 4	BNB	Ave	556965	5630561	11023010	16362482	27177924	50.0	500	1000	1500	2500
PCB-1260 Peak 5	BNB	Ave	485718	5590743	10896893	16511958	27102039	50.0	500	1000	1500	2500
PCB-1260 Peak 6	BNB	Ave	1375232	13689810	26413729	39818730	64898106	50.0	500	1000	1500	2500
PCB-1260 Peak 7	BNB	Ave	1333739	13967929	27006620	41260987	65665019	50.0	500	1000	1500	2500
PCB-1260 Peak 8	BNB	Ave	402913	4158277	8104160	12439703	20277361	50.0	500	1000	1500	2500
Tetrachloro-m-xylene	BNB	Ave	2637854	11522025	22127775	32921407	43744028	12.5	50.0	100	150	200
DCB Decachlorobiphenyl	BNB	Ave	3371198	12930543	23701895	34269264	45420003	12.5	50.0	100	150	200

Curve Type Legend:

Ave = Average ISTD

TestAmerica Edison
Target Compound Quantitation Report

Data File: \\ChromNA\Edison\ChromData\CPESTGC8\20160614-42137.b\8F012077.D
 Lims ID: IC PCB 1
 Client ID:
 Sample Type: IC Calib Level: 1
 Inject. Date: 14-Jun-2016 10:01:04 ALS Bottle#: 2 Worklist Smp#: 2
 Injection Vol: 1.0 ul Dil. Factor: 1.0000
 Sample Info: CCVIS
 Operator ID: Instrument ID: CPESTGC8
 Sublist: chrom-8082ISTD*sub1
 Method: \\ChromNA\Edison\ChromData\CPESTGC8\20160614-42137.b\8082ISTD.m
 Limit Group: GC 8082A PCB ISTD
 Last Update: 16-Jun-2016 12:18:01 Calib Date: 14-Jun-2016 13:12:05
 Integrator: Falcon
 Quant Method: Internal Standard Quant By: Initial Calibration
 Last ICal File: \\ChromNA\Edison\ChromData\CPESTGC8\20160614-42137.b\8F012089.D
 Column 1 : Det: GC ECD1A
 Column 2 : Det: GC ECD2B
 Process Host: XAWRK028

First Level Reviewer: patelji Date: 15-Jun-2016 10:34:59

Col	RT (min.)	Exp RT (min.)	Dlt RT (min.)	Response	Cal Amt ug/l	OnCol Amt ug/l	Flags
-----	-----------	---------------	---------------	----------	--------------	----------------	-------

* 13 1-Bromo-2-nitrobenzene							M
1	1.649	1.645	0.004	5296425	20.0	20.0	M
2	1.379	1.383	-0.004	7107513	20.0	20.0	M
RPD = 0.00							
\$ 2 Tetrachloro-m-xylene							
1	2.623	2.618	0.005	2637854	12.5	11.9	
2	2.032	2.038	-0.006	2986317	12.5	10.7	
RPD = 10.76							

Col	RT (min.)	Exp RT (min.)	Dlt RT (min.)	Response	Cal Amt ug/l	OnCol Amt ug/l	Flags
-----	-----------	---------------	---------------	----------	--------------	----------------	-------

5 PCB-1016

							M
1	3.247	3.241	0.006	257629	50.0	51.1	M
1	3.764	3.757	0.007	502236	50.0	48.7	M
1	4.062	4.050	0.012	299119	50.0	55.4	M
1	4.330	4.323	0.007	897750	50.0	47.9	M
1	4.500	4.494	0.006	396278	50.0	48.0	M
1	5.091	5.085	0.006	315921	50.0	53.9	M
1	5.246	5.239	0.007	354671	50.0	45.5	M
1	5.630	5.623	0.007	297943	50.0	49.3	M

Average of Peak Amounts = 50.0

2	2.414	2.418	-0.004	312298	50.0	53.6	M
2	2.794	2.800	-0.006	628534	50.0	56.0	M
2	3.009	3.014	-0.005	409873	50.0	54.2	M
2	3.303	3.309	-0.006	1193936	50.0	51.8	M
2	3.455	3.460	-0.005	433988	50.0	50.4	M
2	3.522	3.527	-0.005	300319	50.0	47.0	M
2	3.928	3.933	-0.005	454155	50.0	47.8	M
2	4.371	4.374	-0.003	244688	50.0	51.1	M

Average of Peak Amounts = 51.5

RPD = 2.95

8 PCB-1260

							M
1	6.634	6.626	0.008	390348	50.0	57.4	M
1	6.897	6.888	0.009	735861	50.0	53.4	M
1	7.277	7.266	0.011	870432	50.0	52.7	M
1	8.165	8.157	0.008	556965	50.0	50.2	M
1	8.594	8.582	0.012	485718	50.0	45.0	M
1	8.908	8.893	0.015	1375232	50.0	51.1	M
1	9.288	9.268	0.020	1333739	50.0	49.0	M
1	9.825	9.795	0.030	402913	50.0	49.0	M

Average of Peak Amounts = 51.0

2	5.362	5.363	-0.001	911699	50.0	55.5	M
2	6.078	6.079	-0.001	1374965	50.0	50.5	M
2	6.247	6.248	-0.001	814340	50.0	55.3	M
2	6.608	6.609	-0.001	930089	50.0	58.7	M
2	7.120	7.122	-0.002	1865890	50.0	50.0	M
2	7.635	7.638	-0.003	853910	50.0	47.8	
2	7.810	7.818	-0.008	506136	50.0	42.4	
2	8.673	8.667	0.006	434893	50.0	46.5	M

Average of Peak Amounts = 50.8

RPD = 0.27

\$ 11 DCB Decachlorobiphenyl

							M
1	10.303	10.264	0.039	3371198	12.5	13.7	M
2	9.181	9.165	0.016	3741407	12.5	13.0	M

RPD = 5.15

S 12 Polychlorinated biphenyls, Total

1						101.0	
---	--	--	--	--	--	-------	--

QC Flag Legend

Review Flags

M - Manually Integrated

Reagents:

SG1660(LVI)L1_00009

Amount Added: 1.00

Units: mL

SGPCBISTD_00006

Amount Added: 20.00

Units: uL

Run Reagent

TestAmerica Edison

Data File: \\ChromNA\Edison\ChromData\CPESTGC8\20160614-42137.b\8F012077.D

Injection Date: 14-Jun-2016 10:01:04

Instrument ID: CPESTGC8

Operator ID:

Lims ID: IC PCB 1

Worklist Smp#: 2

Client ID:

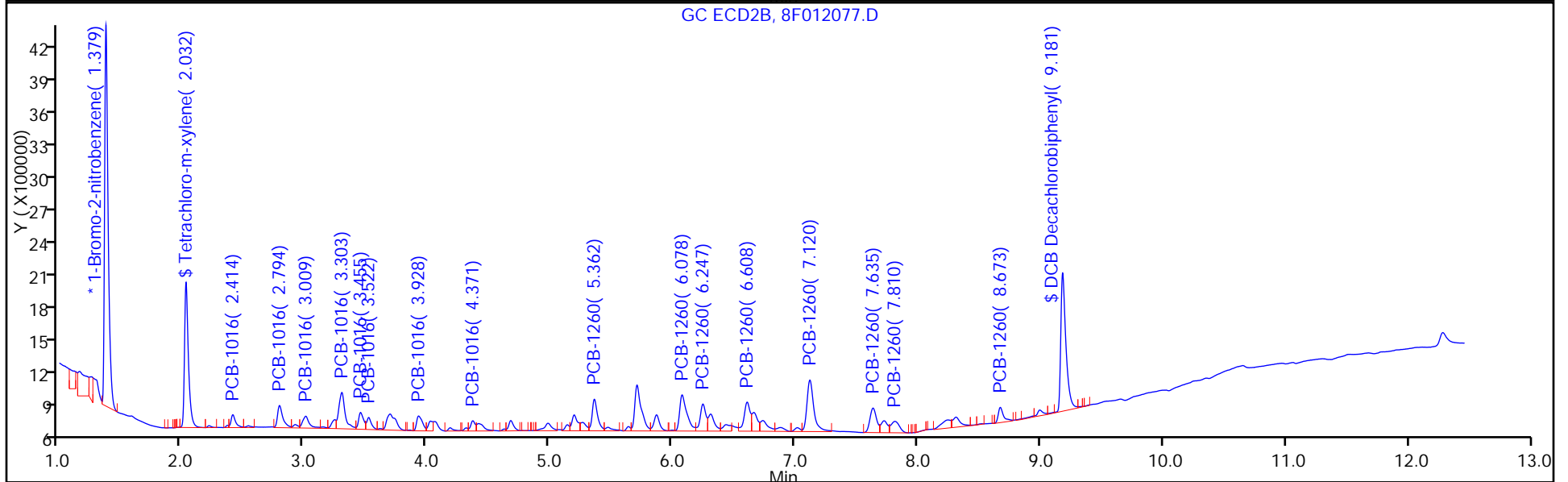
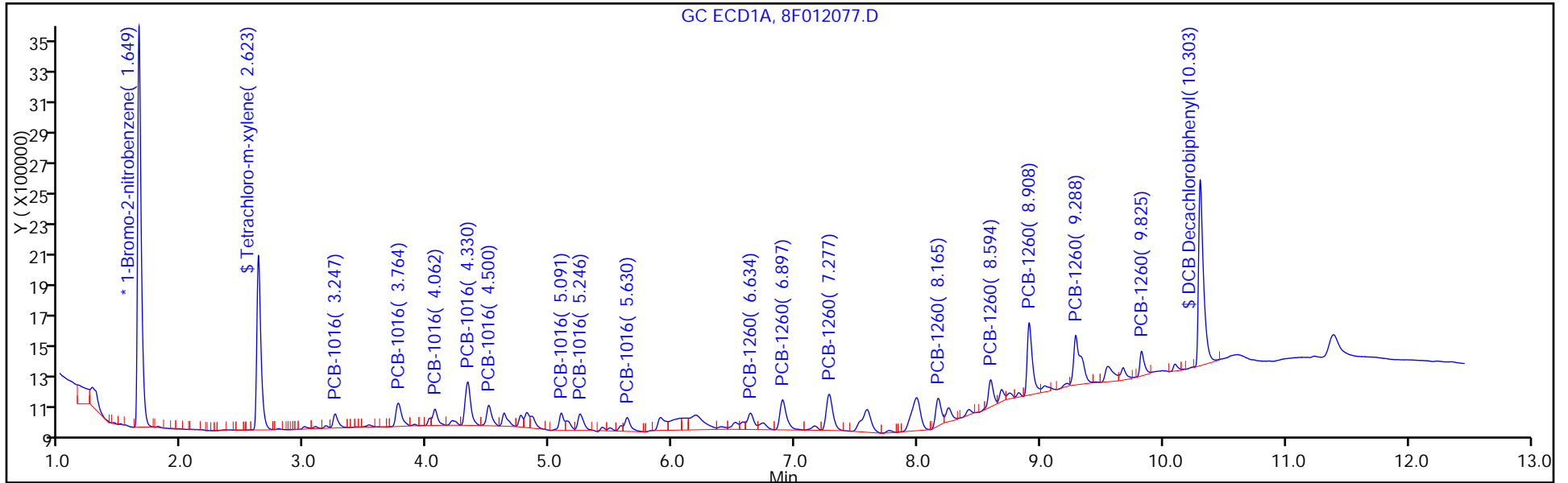
Injection Vol: 1.0 ul

Dil. Factor: 1.0000

ALS Bottle#: 2

Method: 8082ISTD

Limit Group: GC 8082A PCB ISTD



TestAmerica Edison
Target Compound Quantitation Report

Data File: \\ChromNA\Edison\ChromData\CPESTGC8\20160614-42137.b\8F012078.D
 Lims ID: IC PCB 2
 Client ID:
 Sample Type: IC Calib Level: 2
 Inject. Date: 14-Jun-2016 10:17:01 ALS Bottle#: 3 Worklist Smp#: 3
 Injection Vol: 1.0 ul Dil. Factor: 1.0000
 Sample Info:
 Operator ID: Instrument ID: CPESTGC8
 Sublist: chrom-8082ISTD*sub1
 Method: \\ChromNA\Edison\ChromData\CPESTGC8\20160614-42137.b\8082ISTD.m
 Limit Group: GC 8082A PCB ISTD
 Last Update: 16-Jun-2016 12:18:13 Calib Date: 14-Jun-2016 13:12:05
 Integrator: Falcon
 Quant Method: Internal Standard Quant By: Initial Calibration
 Last ICal File: \\ChromNA\Edison\ChromData\CPESTGC8\20160614-42137.b\8F012089.D
 Column 1 : Det: GC ECD1A
 Column 2 : Det: GC ECD2B
 Process Host: XAWRK028

First Level Reviewer: patelji Date: 15-Jun-2016 10:34:46

Col	RT (min.)	Exp RT (min.)	Dlt RT (min.)	Response	Cal Amt ug/l	OnCol Amt ug/l	Flags
-----	-----------	---------------	---------------	----------	--------------	----------------	-------

* 13 1-Bromo-2-nitrobenzene							M
1	1.644	1.645	-0.001	4948495	20.0	20.0	M
2	1.381	1.383	-0.002	6715505	20.0	20.0	M
RPD = 0.00							
\$ 2 Tetrachloro-m-xylene							M
1	2.618	2.618	0.000	11522025	50.0	55.7	
2	2.036	2.038	-0.002	11444854	50.0	43.4	M
RPD = 24.85							

Col	RT (min.)	Exp RT (min.)	Dlt RT (min.)	Response	Cal Amt ug/l	OnCol Amt ug/l	Flags
-----	-----------	---------------	---------------	----------	--------------	----------------	-------

5 PCB-1016

							M
1	3.239	3.241	-0.002	2599985	500.0	551.8	M
1	3.756	3.757	-0.001	5546226	500.0	576.0	M
1	4.049	4.050	-0.001	2716834	500.0	539.0	M
1	4.323	4.323	0.000	9821522	500.0	561.2	M
1	4.494	4.494	0.000	4350875	500.0	564.3	M
1	5.085	5.085	0.000	3152554	500.0	575.9	M
1	5.239	5.239	0.000	4131121	500.0	567.4	M
1	5.622	5.623	-0.001	2962255	500.0	524.5	M

Average of Peak Amounts = 557.5

2	2.416	2.418	-0.002	2652911	500.0	482.0	M
2	2.798	2.800	-0.002	5201043	500.0	490.5	M
2	3.012	3.014	-0.002	3425003	500.0	479.3	M
2	3.307	3.309	-0.002	10769420	500.0	494.5	M
2	3.458	3.460	-0.002	4083323	500.0	501.5	M
2	3.524	3.527	-0.003	2941989	500.0	487.6	M
2	3.931	3.933	-0.002	4542425	500.0	505.7	
2	4.372	4.374	-0.002	2258811	500.0	499.6	

Average of Peak Amounts = 492.6

RPD = 12.37

8 PCB-1260

							M
1	6.626	6.626	0.000	3301120	500.0	519.6	M
1	6.888	6.888	0.000	6947781	500.0	539.5	M
1	7.266	7.266	0.000	8449009	500.0	547.7	M
1	8.156	8.157	-0.001	5630561	500.0	543.0	M
1	8.579	8.582	-0.003	5590743	500.0	554.8	M
1	8.888	8.893	-0.005	13689810	500.0	544.7	M
1	9.259	9.268	-0.009	13967929	500.0	549.4	M
1	9.780	9.795	-0.015	4158277	500.0	541.5	M

Average of Peak Amounts = 542.5

2	5.362	5.363	-0.001	7886967	500.0	507.8	
2	6.078	6.079	-0.001	13139153	500.0	511.1	
2	6.247	6.248	-0.001	7061498	500.0	507.7	
2	6.608	6.609	-0.001	7251548	500.0	484.7	
2	7.119	7.122	-0.003	17058047	500.0	484.2	
2	7.636	7.638	-0.002	8333455	500.0	493.3	
2	7.815	7.818	-0.003	5564608	500.0	493.3	
2	8.663	8.667	-0.004	4343254	500.0	491.7	

Average of Peak Amounts = 496.7

RPD = 8.81

\$ 11 DCB Decachlorobiphenyl

							M
1	10.245	10.264	-0.019	12930543	50.0	56.3	
2	9.157	9.165	-0.008	13988834	50.0	51.6	M

RPD = 8.82

S 12 Polychlorinated biphenyls, Total

1						1100.0	
---	--	--	--	--	--	--------	--

QC Flag Legend

Review Flags

M - Manually Integrated

Reagents:

SG1660L2_00022

Amount Added: 1.00

Units: mL

SGPCBISTD_00006

Amount Added: 20.00

Units: uL

Run Reagent

TestAmerica Edison

Data File: \\ChromNA\Edison\ChromData\CPESTGC8\20160614-42137.b\8F012078.D

Injection Date: 14-Jun-2016 10:17:01

Instrument ID: CPESTGC8

Operator ID:

Lims ID: IC PCB 2

Worklist Smp#: 3

Client ID:

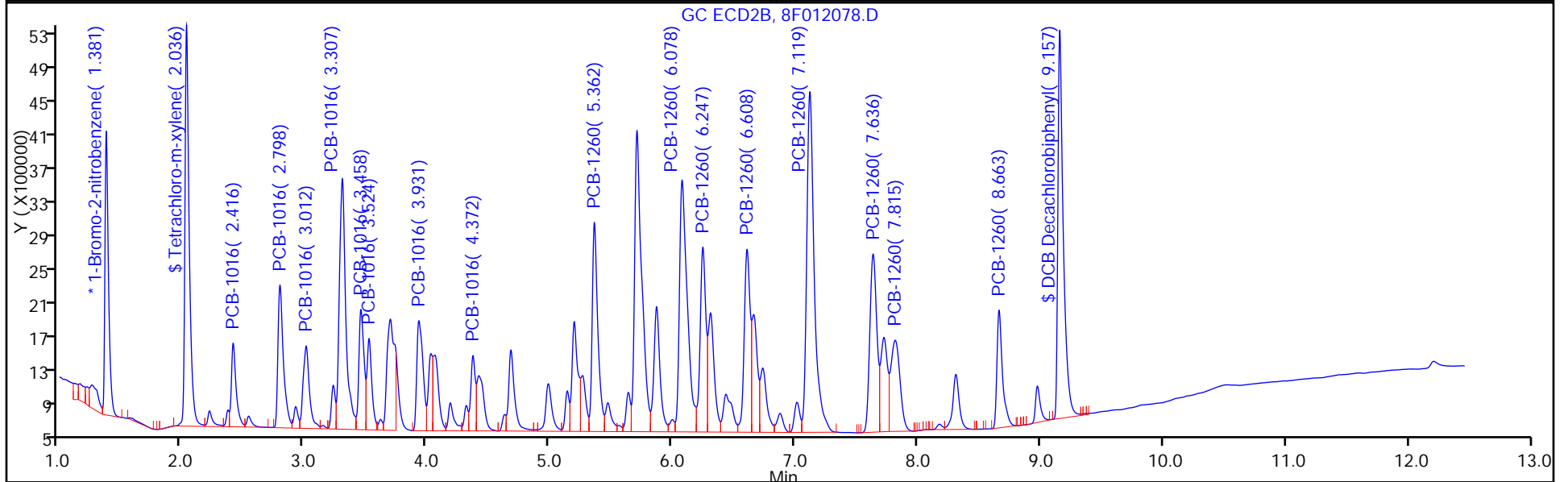
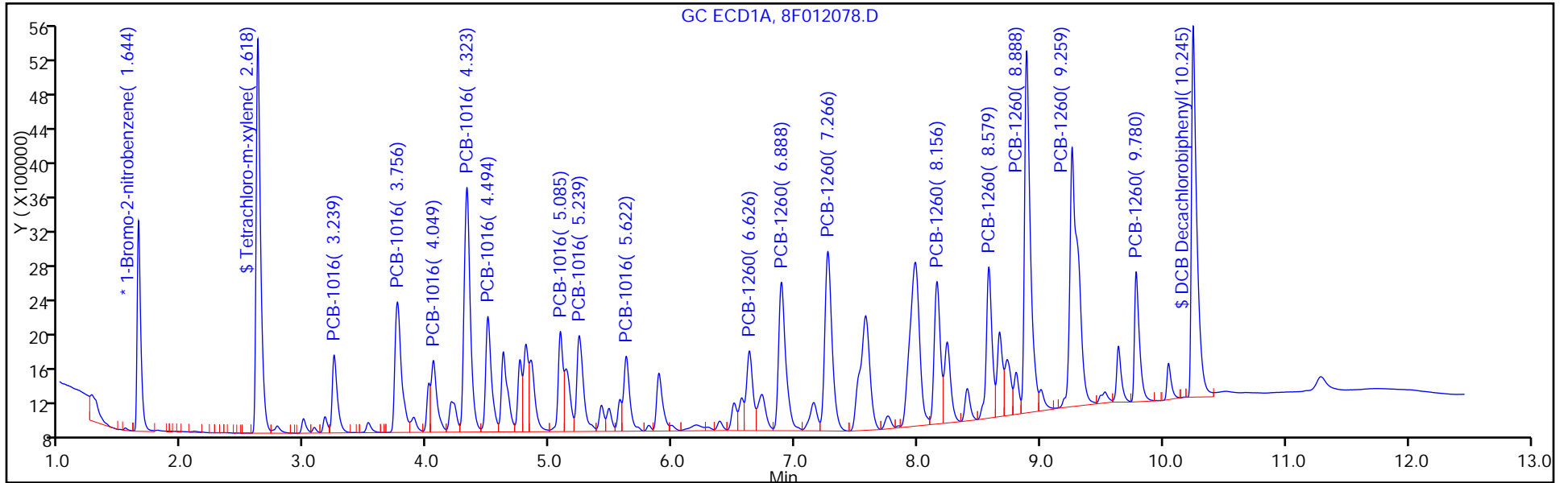
Injection Vol: 1.0 ul

Dil. Factor: 1.0000

ALS Bottle#: 3

Method: 8082ISTD

Limit Group: GC 8082A PCB ISTD



TestAmerica Edison
Target Compound Quantitation Report

Data File: \\ChromNA\Edison\ChromData\CPESTGC8\20160614-42137.b\8F012079.D
 Lims ID: IC PCB 3
 Client ID:
 Sample Type: ICIS Calib Level: 3
 Inject. Date: 14-Jun-2016 10:32:56 ALS Bottle#: 4 Worklist Smp#: 4
 Injection Vol: 1.0 ul Dil. Factor: 1.0000
 Sample Info: 460-0042137-004
 Operator ID: Instrument ID: CPESTGC8
 Sublist: chrom-8082ISTD*sub1
 Method: \\ChromNA\Edison\ChromData\CPESTGC8\20160614-42137.b\8082ISTD.m
 Limit Group: GC 8082A PCB ISTD
 Last Update: 16-Jun-2016 12:18:23 Calib Date: 14-Jun-2016 13:12:05
 Integrator: Falcon
 Quant Method: Internal Standard Quant By: Initial Calibration
 Last ICal File: \\ChromNA\Edison\ChromData\CPESTGC8\20160614-42137.b\8F012089.D
 Column 1 : Det: GC ECD1A
 Column 2 : Det: GC ECD2B
 Process Host: XAWRK028

First Level Reviewer: patelji Date: 15-Jun-2016 10:28:51

Col	RT (min.)	Exp RT (min.)	Dlt RT (min.)	Response	Cal Amt ug/l	OnCol Amt ug/l	Flags
-----	-----------	---------------	---------------	----------	--------------	----------------	-------

* 13 1-Bromo-2-nitrobenzene							M
1	1.644	1.644	0.000	5814695	20.0	20.0	M
2	1.382	1.382	0.000	6321071	20.0	20.0	
RPD = 0.00							
\$ 2 Tetrachloro-m-xylene							M
1	2.617	2.617	0.000	22127775	100.0	91.0	M
2	2.036	2.036	0.000	30309745	100.0	122.1	
RPD = 29.14							

Col	RT (min.)	Exp RT (min.)	Dlt RT (min.)	Response	Cal Amt ug/l	OnCol Amt ug/l	Flags
-----	-----------	---------------	---------------	----------	--------------	----------------	-------

5 PCB-1016

							M
1	3.239	3.239	0.000	4936421	1000.0	891.6	M
1	3.756	3.756	0.000	10338791	1000.0	913.8	M
1	4.049	4.049	0.000	5171648	1000.0	873.1	M
1	4.322	4.322	0.000	18681996	1000.0	908.5	M
1	4.493	4.493	0.000	8235118	1000.0	909.0	M
1	5.085	5.085	0.000	5653300	1000.0	878.9	M
1	5.238	5.238	0.000	7919390	1000.0	925.6	M
1	5.621	5.621	0.000	6144283	1000.0	925.8	M

Average of Peak Amounts = 903.3

2	2.416	2.416	0.000	5169724	1000.0	997.9	
2	2.798	2.798	0.000	9733967	1000.0	975.3	
2	3.012	3.012	0.000	6569824	1000.0	976.7	
2	3.307	3.307	0.000	20281378	1000.0	989.3	
2	3.458	3.458	0.000	7674645	1000.0	1001.5	
2	3.525	3.525	0.000	5694889	1000.0	1002.7	
2	3.931	3.931	0.000	8585265	1000.0	1015.5	
2	4.372	4.372	0.000	4282751	1000.0	1006.4	

Average of Peak Amounts = 995.6

RPD = 9.73

8 PCB-1260

							M
1	6.626	6.626	0.000	6464464	1000.0	865.9	M
1	6.886	6.886	0.000	13341340	1000.0	881.6	M
1	7.266	7.266	0.000	15961370	1000.0	880.6	
1	8.155	8.155	0.000	11023010	1000.0	904.6	M
1	8.579	8.579	0.000	10896893	1000.0	920.2	M
1	8.886	8.886	0.000	26413729	1000.0	894.4	M
1	9.259	9.259	0.000	27006620	1000.0	904.1	M
1	9.781	9.781	0.000	8104160	1000.0	898.1	M

Average of Peak Amounts = 893.7

2	5.363	5.363	0.000	14347856	1000.0	981.5	
2	6.078	6.078	0.000	24332258	1000.0	1005.5	
2	6.247	6.247	0.000	12797733	1000.0	977.6	
2	6.607	6.607	0.000	13735795	1000.0	975.4	
2	7.120	7.120	0.000	34168030	1000.0	1030.4	
2	7.636	7.636	0.000	16631799	1000.0	1045.9	
2	7.816	7.816	0.000	11278131	1000.0	1062.1	M
2	8.663	8.663	0.000	8485602	1000.0	1020.5	

Average of Peak Amounts = 1012.4

RPD = 12.45

\$ 11 DCB Decachlorobiphenyl

							M
1	10.247	10.247	0.000	23701895	100.0	87.9	M
2	9.157	9.157	0.000	25835110	100.0	101.2	

RPD = 14.09

QC Flag Legend

Review Flags

M - Manually Integrated

Reagents:

SG1660L3_00028

Amount Added: 1.00

Units: mL

SGPCBISTD_00006

Amount Added: 20.00

Units: uL

Run Reagent

TestAmerica Edison

Data File: \\ChromNA\Edison\ChromData\CPESTGC8\20160614-42137.b\8F012079.D

Injection Date: 14-Jun-2016 10:32:56

Instrument ID: CPESTGC8

Operator ID:

Lims ID: IC PCB 3

Worklist Smp#: 4

Client ID:

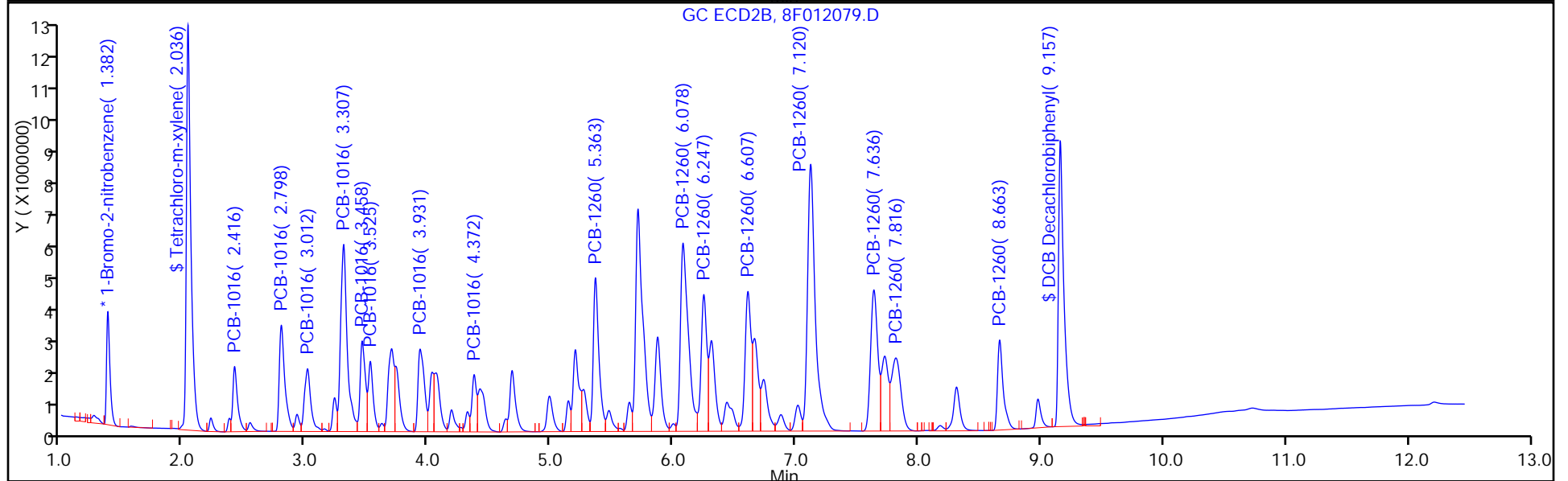
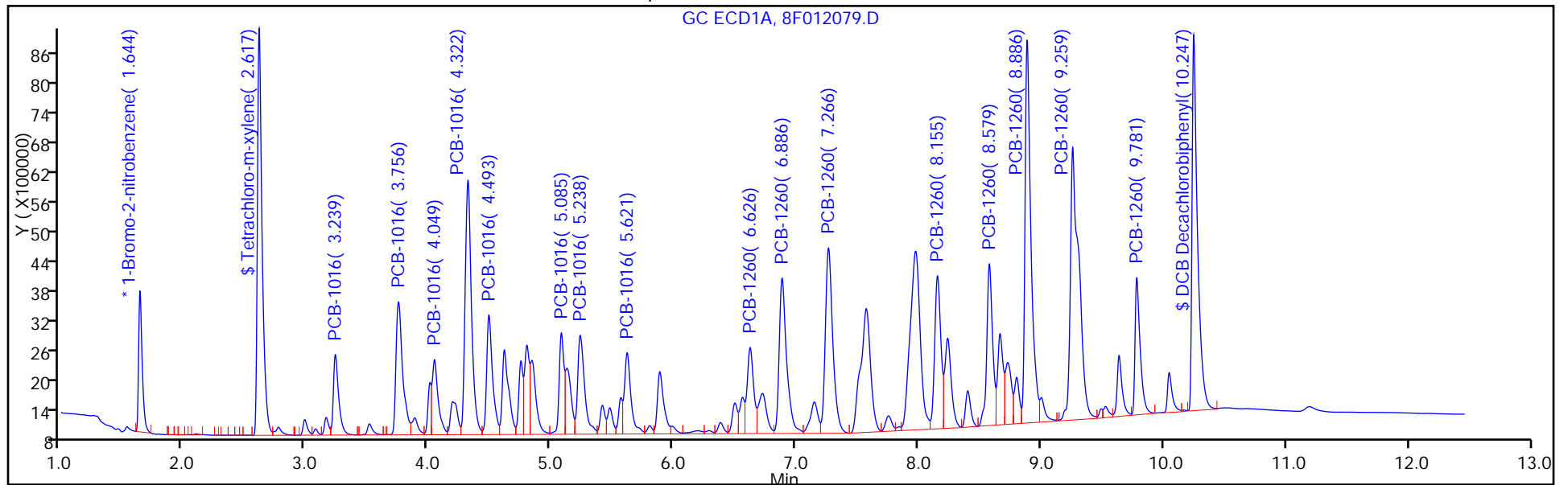
Injection Vol: 1.0 ul

Dil. Factor: 1.0000

ALS Bottle#: 4

Method: 8082ISTD

Limit Group: GC 8082A PCB ISTD



TestAmerica Edison
Target Compound Quantitation Report

Data File: \\ChromNA\Edison\ChromData\CPESTGC8\20160614-42137.b\8F012080.D
 Lims ID: IC PCB 4
 Client ID:
 Sample Type: IC Calib Level: 4
 Inject. Date: 14-Jun-2016 10:48:53 ALS Bottle#: 5 Worklist Smp#: 5
 Injection Vol: 1.0 ul Dil. Factor: 1.0000
 Sample Info: 460-0042137-005
 Operator ID: Instrument ID: CPESTGC8
 Sublist: chrom-8082ISTD*sub1
 Method: \\ChromNA\Edison\ChromData\CPESTGC8\20160614-42137.b\8082ISTD.m
 Limit Group: GC 8082A PCB ISTD
 Last Update: 16-Jun-2016 12:18:32 Calib Date: 14-Jun-2016 13:12:05
 Integrator: Falcon
 Quant Method: Internal Standard Quant By: Initial Calibration
 Last ICal File: \\ChromNA\Edison\ChromData\CPESTGC8\20160614-42137.b\8F012089.D
 Column 1 : Det: GC ECD1A
 Column 2 : Det: GC ECD2B
 Process Host: XAWRK028

First Level Reviewer: patelji Date: 15-Jun-2016 10:39:32

Col	RT (min.)	Exp RT (min.)	Dlt RT (min.)	Response	Cal Amt ug/l	OnCol Amt ug/l	Flags
-----	-----------	---------------	---------------	----------	--------------	----------------	-------

* 13 1-Bromo-2-nitrobenzene							M
1	1.644	1.644	0.000	5629080	20.0	20.0	M
2	1.381	1.382	-0.001	6150481	20.0	20.0	
						RPD = 0.00	
\$ 2 Tetrachloro-m-xylene							
1	2.617	2.617	0.000	32921407	150.0	139.9	
2	2.036	2.036	0.000	40233965	150.0	166.5	
						RPD = 17.39	

Col	RT (min.)	Exp RT (min.)	Dlt RT (min.)	Response	Cal Amt ug/l	OnCol Amt ug/l	Flags
-----	-----------	---------------	---------------	----------	--------------	----------------	-------

5 PCB-1016

							M
1	3.239	3.239	0.000	7562459	1500.0	1411.0	M
1	3.755	3.756	-0.001	15322754	1500.0	1399.0	M
1	4.048	4.049	-0.001	7803438	1500.0	1360.9	M
1	4.322	4.322	0.000	28230577	1500.0	1418.1	M
1	4.492	4.493	-0.001	12423279	1500.0	1416.5	M
1	5.085	5.085	0.000	8456629	1500.0	1358.1	M
1	5.238	5.238	0.000	11962180	1500.0	1444.2	M
1	5.621	5.621	0.000	9235619	1500.0	1437.5	M

Average of Peak Amounts = 1405.7

2	2.416	2.416	0.000	7829476	1500.0	1553.2	
2	2.798	2.798	0.000	14685030	1500.0	1512.2	
2	3.012	3.012	0.000	10133423	1500.0	1548.3	
2	3.306	3.307	-0.001	30894064	1500.0	1548.7	
2	3.458	3.458	0.000	11636252	1500.0	1560.5	
2	3.525	3.525	0.000	8862594	1500.0	1603.8	
2	3.931	3.931	0.000	12998483	1500.0	1580.1	
2	4.371	4.372	-0.001	6393100	1500.0	1543.9	

Average of Peak Amounts = 1556.3

RPD = 10.17

8 PCB-1260

1	6.625	6.626	-0.001	9797864	1500.0	1355.6	
1	6.886	6.886	0.000	20134364	1500.0	1374.4	
1	7.265	7.266	-0.001	24219757	1500.0	1380.3	
1	8.154	8.155	-0.001	16362482	1500.0	1387.1	
1	8.579	8.579	0.000	16511958	1500.0	1440.3	
1	8.887	8.886	0.001	39818730	1500.0	1392.8	
1	9.259	9.259	0.000	41260987	1500.0	1426.8	
1	9.782	9.781	0.001	12439703	1500.0	1424.0	

Average of Peak Amounts = 1397.7

2	5.362	5.363	-0.001	21104920	1500.0	1483.8	
2	6.077	6.078	-0.001	36072305	1500.0	1532.0	
2	6.246	6.247	-0.001	19015560	1500.0	1492.9	
2	6.607	6.607	0.000	20062227	1500.0	1464.1	
2	7.119	7.120	-0.001	50084750	1500.0	1552.3	
2	7.636	7.636	0.000	24202791	1500.0	1564.2	
2	7.816	7.816	0.000	16947965	1500.0	1640.3	
2	8.663	8.663	0.000	12839218	1500.0	1586.9	

Average of Peak Amounts = 1539.6

RPD = 9.66

\$ 11 DCB Decachlorobiphenyl

1	10.247	10.247	0.000	34269264	150.0	131.3	M
2	9.158	9.157	0.001	36340012	150.0	146.3	M

RPD = 10.84

S 12 Polychlorinated biphenyls, Total

1						2803.3	
---	--	--	--	--	--	--------	--

QC Flag Legend

Review Flags

M - Manually Integrated

Reagents:

SG1660L4_00021

Amount Added: 1.00

Units: mL

SGPCBISTD_00006

Amount Added: 20.00

Units: uL

Run Reagent

TestAmerica Edison

Data File: \\ChromNA\Edison\ChromData\CPESTGC8\20160614-42137.b\8F012080.D

Injection Date: 14-Jun-2016 10:48:53

Instrument ID: CPESTGC8

Operator ID:

Lims ID: IC PCB 4

Worklist Smp#: 5

Client ID:

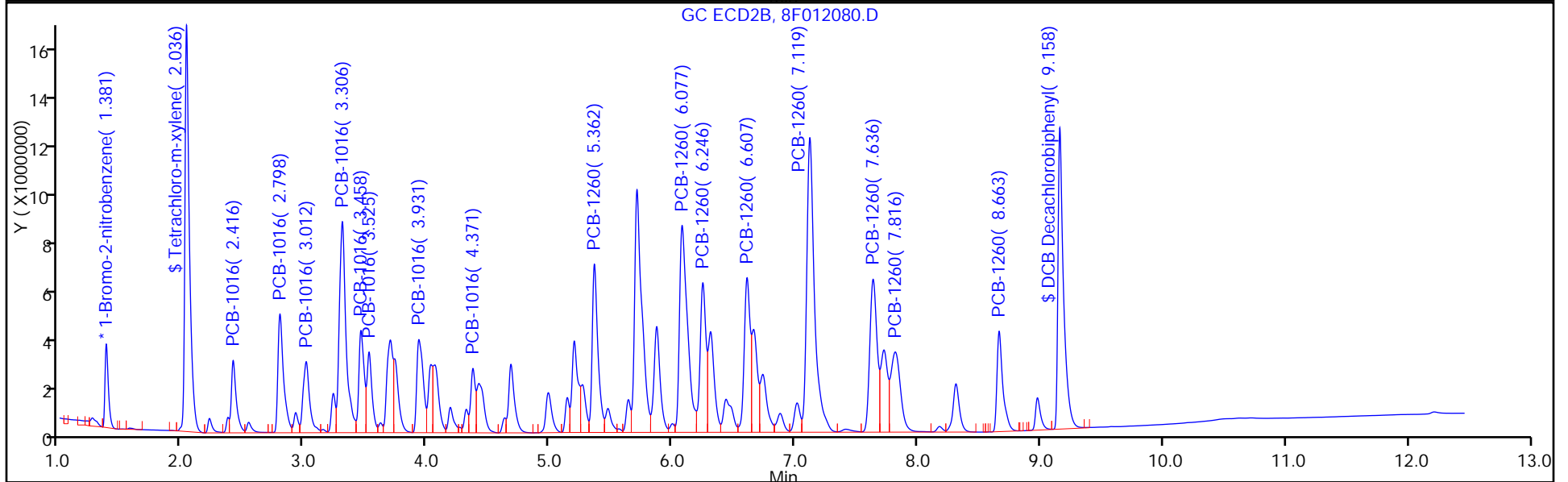
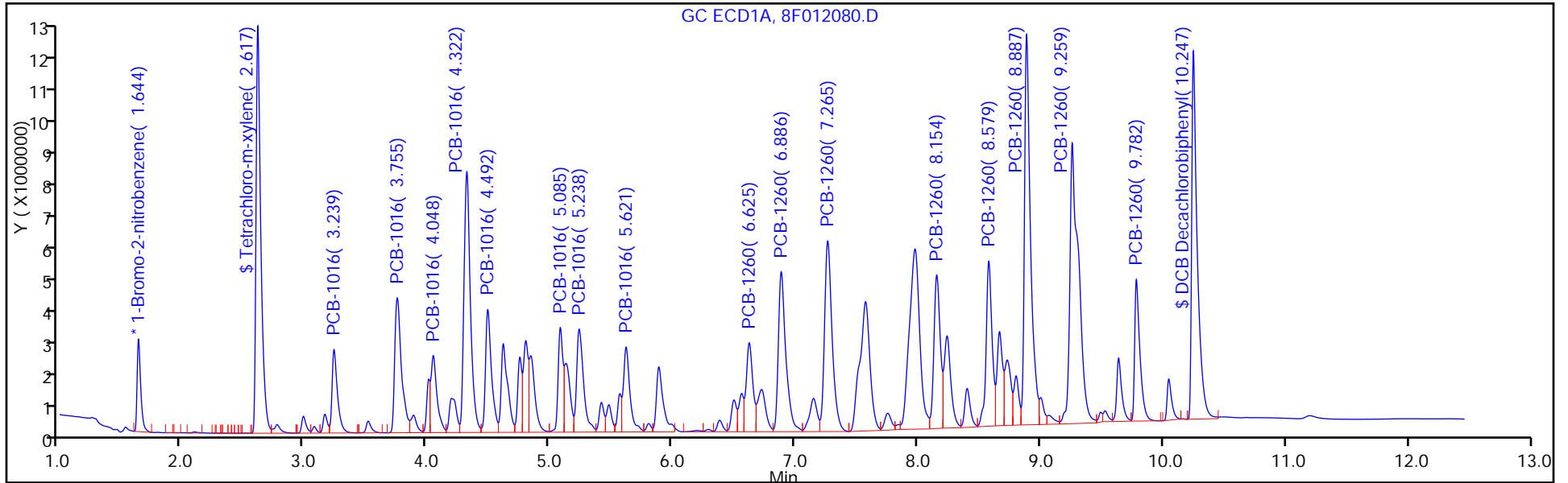
Injection Vol: 1.0 ul

Dil. Factor: 1.0000

ALS Bottle#: 5

Method: 8082ISTD

Limit Group: GC 8082A PCB ISTD



TestAmerica Edison
Target Compound Quantitation Report

Data File: \\ChromNA\Edison\ChromData\CPESTGC8\20160614-42137.b\8F012081.D
 Lims ID: IC PCB 5
 Client ID:
 Sample Type: IC Calib Level: 5
 Inject. Date: 14-Jun-2016 11:04:48 ALS Bottle#: 6 Worklist Smp#: 6
 Injection Vol: 1.0 ul Dil. Factor: 1.0000
 Sample Info: 460-0042137-006
 Operator ID: Instrument ID: CPESTGC8
 Sublist: chrom-8082ISTD*sub1
 Method: \\ChromNA\Edison\ChromData\CPESTGC8\20160614-42137.b\8082ISTD.m
 Limit Group: GC 8082A PCB ISTD
 Last Update: 16-Jun-2016 12:18:37 Calib Date: 14-Jun-2016 13:12:05
 Integrator: Falcon
 Quant Method: Internal Standard Quant By: Initial Calibration
 Last ICal File: \\ChromNA\Edison\ChromData\CPESTGC8\20160614-42137.b\8F012089.D
 Column 1 : Det: GC ECD1A
 Column 2 : Det: GC ECD2B
 Process Host: XAWRK028

First Level Reviewer: patelji Date: 15-Jun-2016 10:40:26

Col	RT (min.)	Exp RT (min.)	Dlt RT (min.)	Response	Cal Amt ug/l	OnCol Amt ug/l	Flags
-----	-----------	---------------	---------------	----------	--------------	----------------	-------

* 13 1-Bromo-2-nitrobenzene							M
1	1.646	1.644	0.002	4798013	20.0	20.0	M
2	1.384	1.382	0.002	6341753	20.0	20.0	M
							RPD = 0.00
\$ 2 Tetrachloro-m-xylene							
1	2.618	2.617	0.001	43744028	200.0	218.1	
2	2.038	2.036	0.002	47125980	200.0	189.2	
							RPD = 14.19

Col	RT (min.)	Exp RT (min.)	Dlt RT (min.)	Response	Cal Amt ug/l	OnCol Amt ug/l	Flags
-----	-----------	---------------	---------------	----------	--------------	----------------	-------

5 PCB-1016

							M
1	3.240	3.239	0.001	11905384	2500.0	2606.0	
1	3.756	3.756	0.000	23961696	2500.0	2566.7	
1	4.050	4.049	0.001	12619266	2500.0	2582.0	M
1	4.322	4.322	0.000	45182231	2500.0	2662.8	M
1	4.493	4.493	0.000	19767164	2500.0	2644.2	M
1	5.084	5.085	-0.001	13075233	2500.0	2463.5	M
1	5.238	5.238	0.000	18825234	2500.0	2666.5	M
1	5.622	5.621	0.001	14799684	2500.0	2702.6	M

Average of Peak Amounts = 2611.8

2	2.418	2.416	0.002	12091305	2500.0	2326.3	
2	2.799	2.798	0.001	22915354	2500.0	2288.5	
2	3.013	3.012	0.001	16004667	2500.0	2371.6	
2	3.307	3.307	0.000	49025401	2500.0	2383.6	
2	3.458	3.458	0.000	18218366	2500.0	2369.6	
2	3.526	3.525	0.001	14421632	2500.0	2531.0	
2	3.931	3.931	0.000	20445478	2500.0	2410.4	
2	4.372	4.372	0.000	10059753	2500.0	2356.1	

Average of Peak Amounts = 2379.6

RPD = 9.30

8 PCB-1260

							M
1	6.626	6.626	0.000	16066793	2500.0	2608.1	
1	6.887	6.886	0.001	32947168	2500.0	2638.6	
1	7.265	7.266	-0.001	39237776	2500.0	2623.4	
1	8.155	8.155	0.000	27177924	2500.0	2703.0	M
1	8.578	8.579	-0.001	27102039	2500.0	2773.6	M
1	8.887	8.886	0.001	64898106	2500.0	2663.2	M
1	9.259	9.259	0.000	65665019	2500.0	2663.9	M
1	9.782	9.781	0.001	20277361	2500.0	2723.2	

Average of Peak Amounts = 2674.6

2	5.362	5.363	-0.001	33158329	2500.0	2260.9	M
2	6.077	6.078	-0.001	57082277	2500.0	2351.1	M
2	6.247	6.247	0.000	29718013	2500.0	2262.8	M
2	6.607	6.607	0.000	31943147	2500.0	2260.9	M
2	7.120	7.120	0.000	80294092	2500.0	2413.5	M
2	7.637	7.636	0.001	38678937	2500.0	2424.3	
2	7.815	7.816	-0.001	26903022	2500.0	2525.2	
2	8.663	8.663	0.000	21020292	2500.0	2519.8	

Average of Peak Amounts = 2377.3

RPD = 11.77

\$ 11 DCB Decachlorobiphenyl

							M
1	10.246	10.247	-0.001	45420003	200.0	204.1	
2	9.157	9.157	0.000	48015553	200.0	187.5	M

RPD = 8.49

S 12 Polychlorinated biphenyls, Total

1						5286.4	
---	--	--	--	--	--	--------	--

QC Flag Legend

Review Flags

M - Manually Integrated

Reagents:

SG1660L5_00021

Amount Added: 1.00

Units: mL

SGPCBISTD_00006

Amount Added: 20.00

Units: uL

Run Reagent

TestAmerica Edison

Data File: \\ChromNA\Edison\ChromData\CPESTGC8\20160614-42137.b\8F012081.D

Injection Date: 14-Jun-2016 11:04:48

Instrument ID: CPESTGC8

Operator ID:

Lims ID: IC PCB 5

Worklist Smp#: 6

Client ID:

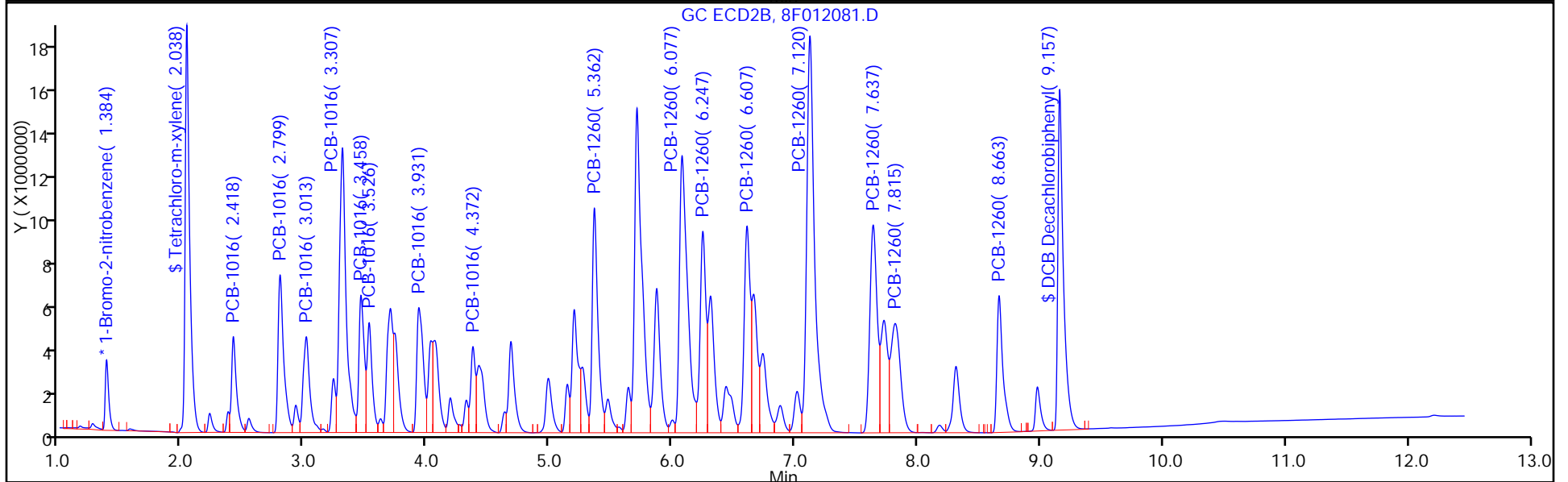
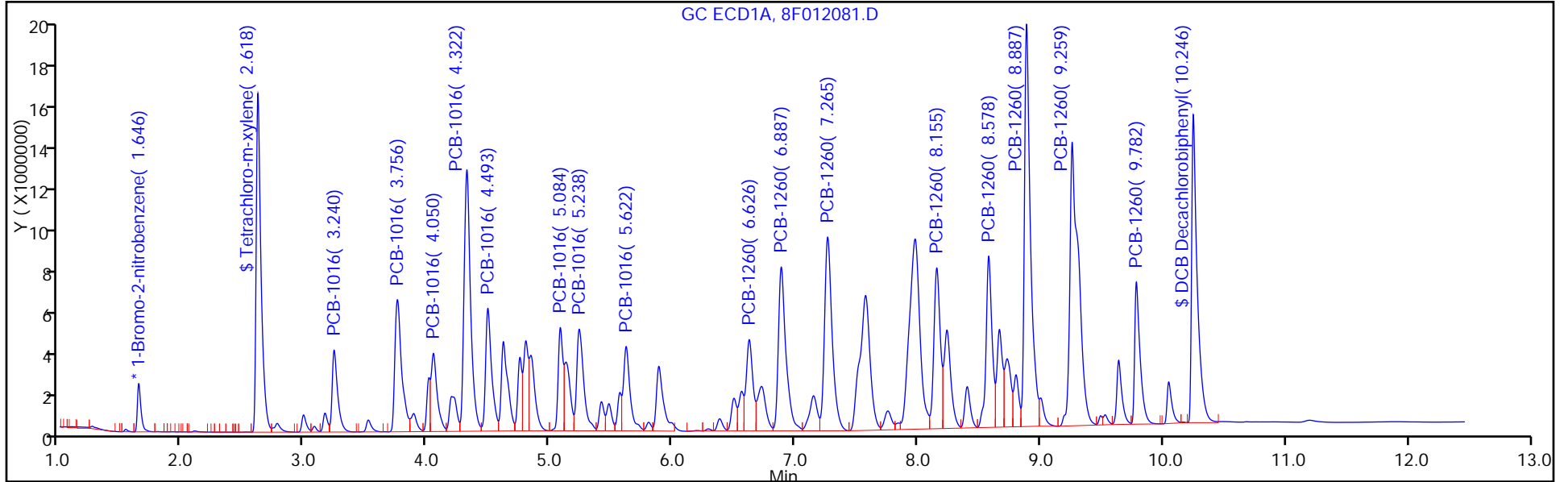
Injection Vol: 1.0 ul

Dil. Factor: 1.0000

ALS Bottle#: 6

Method: 8082ISTD

Limit Group: GC 8082A PCB ISTD



FORM VI
PCBS BY INTERNAL STANDARD - INITIAL CALIBRATION DATA
CURVE EVALUATION

Lab Name: TestAmerica Edison Job No.: 460-118423-1 Analy Batch No.: 373506

SDG No.: _____

Instrument ID: CPESTGC8 GC Column: CLP-1 ID: 0.53 (mm) Heated Purge: (Y/N) N

Calibration Start Date: 06/14/2016 10:01 Calibration End Date: 06/14/2016 11:04 Calibration ID: 56226

Calibration Files:

LEVEL:	LAB SAMPLE ID:	LAB FILE ID:
Level 1	IC 460-373506/2	8F012077.D
Level 2	IC 460-373506/3	8F012078.D
Level 3	IC 460-373506/4	8F012079.D
Level 4	IC 460-373506/5	8F012080.D
Level 5	IC 460-373506/6	8F012081.D

ANALYTE	RRF					CURVE TYPE	COEFFICIENT			#	MIN RRF	%RSD	#	MAX %RSD	R^2 OR COD	#	MIN R^2 OR COD
	LVL 1	LVL 2	LVL 3	LVL 4	LVL 5		B	M1	M2								
PCB-1016 Peak 1	0.0176	0.0158	0.0164	0.0170	0.0153	Ave		0.0164			5.6	20.0				0.9900	
PCB-1016 Peak 2	0.0354	0.0310	0.0308	0.0318	0.0289	Ave		0.0316			7.5	20.0				0.9900	
PCB-1016 Peak 3	0.0231	0.0204	0.0208	0.0220	0.0202	Ave		0.0213			5.7	20.0				0.9900	
PCB-1016 Peak 4	0.0672	0.0641	0.0642	0.0670	0.0618	Ave		0.0649			3.4	20.0				0.9900	
PCB-1016 Peak 5	0.0244	0.0243	0.0243	0.0252	0.0230	Ave		0.0242			3.3	20.0				0.9900	
PCB-1016 Peak 6	0.0169	0.0175	0.0180	0.0192	0.0182	Ave		0.0180			4.8	20.0				0.9900	
PCB-1016 Peak 7	0.0256	0.0271	0.0272	0.0282	0.0258	Ave		0.0267			4.0	20.0				0.9900	
PCB-1016 Peak 8	0.0138	0.0135	0.0136	0.0139	0.0127	Ave		0.0135			3.4	20.0				0.9900	
PCB-1260 Peak 1	0.0513	0.0470	0.0454	0.0458	0.0418	Ave		0.0463			7.4	20.0				0.9900	
PCB-1260 Peak 2	0.0774	0.0783	0.0770	0.0782	0.0720	Ave		0.0766			3.4	20.0				0.9900	
PCB-1260 Peak 3	0.0458	0.0421	0.0405	0.0412	0.0375	Ave		0.0414			7.3	20.0				0.9900	
PCB-1260 Peak 4	0.0523	0.0432	0.0435	0.0435	0.0403	Ave		0.0446			10.2	20.0				0.9900	
PCB-1260 Peak 5	0.1050	0.1016	0.1081	0.1086	0.1013	Ave		0.1049			3.3	20.0				0.9900	
PCB-1260 Peak 6	0.0481	0.0496	0.0526	0.0525	0.0488	Ave		0.0503			4.2	20.0				0.9900	
PCB-1260 Peak 7	0.0285	0.0331	0.0357	0.0367	0.0339	Ave		0.0336			9.5	20.0				0.9900	
PCB-1260 Peak 8	0.0245	0.0259	0.0268	0.0278	0.0265	Ave		0.0263			4.7	20.0				0.9900	
Tetrachloro-m-xylene	0.6723	0.6817	0.9590	0.8722	0.7431	Ave		0.7857			16.0	20.0				0.9900	
DCB Decachlorobiphenyl	0.8422	0.8332	0.8174	0.7878	0.7571	Ave		0.8076			4.3	20.0				0.9900	

Note: The m1 coefficient is the same as Ave RRF for an Ave curve type.

FORM VI
PCBS BY INTERNAL STANDARD - INITIAL CALIBRATION DATA
RESPONSE AND CONCENTRATION

Lab Name: TestAmerica Edison Job No.: 460-118423-1 Analy Batch No.: 373506

SDG No.: _____

Instrument ID: CPESTGC8 GC Column: CLP-1 ID: 0.53 (mm) Heated Purge: (Y/N) N

Calibration Start Date: 06/14/2016 10:01 Calibration End Date: 06/14/2016 11:04 Calibration ID: 56226

Calibration Files:

LEVEL:	LAB SAMPLE ID:	LAB FILE ID:
Level 1	IC 460-373506/2	8F012077.D
Level 2	IC 460-373506/3	8F012078.D
Level 3	IC 460-373506/4	8F012079.D
Level 4	IC 460-373506/5	8F012080.D
Level 5	IC 460-373506/6	8F012081.D

ANALYTE	IS REF	CURVE TYPE	RESPONSE					CONCENTRATION (UG/L)				
			LVL 1	LVL 2	LVL 3	LVL 4	LVL 5	LVL 1	LVL 2	LVL 3	LVL 4	LVL 5
PCB-1016 Peak 1	BNB	Ave	312298	2652911	5169724	7829476	12091305	50.0	500	1000	1500	2500
PCB-1016 Peak 2	BNB	Ave	628534	5201043	9733967	14685030	22915354	50.0	500	1000	1500	2500
PCB-1016 Peak 3	BNB	Ave	409873	3425003	6569824	10133423	16004667	50.0	500	1000	1500	2500
PCB-1016 Peak 4	BNB	Ave	1193936	10769420	20281378	30894064	49025401	50.0	500	1000	1500	2500
PCB-1016 Peak 5	BNB	Ave	433988	4083323	7674645	11636252	18218366	50.0	500	1000	1500	2500
PCB-1016 Peak 6	BNB	Ave	300319	2941989	5694889	8862594	14421632	50.0	500	1000	1500	2500
PCB-1016 Peak 7	BNB	Ave	454155	4542425	8585265	12998483	20445478	50.0	500	1000	1500	2500
PCB-1016 Peak 8	BNB	Ave	244688	2258811	4282751	6393100	10059753	50.0	500	1000	1500	2500
PCB-1260 Peak 1	BNB	Ave	911699	7886967	14347856	21104920	33158329	50.0	500	1000	1500	2500
PCB-1260 Peak 2	BNB	Ave	1374965	13139153	24332258	36072305	57082277	50.0	500	1000	1500	2500
PCB-1260 Peak 3	BNB	Ave	814340	7061498	12797733	19015560	29718013	50.0	500	1000	1500	2500
PCB-1260 Peak 4	BNB	Ave	930089	7251548	13735795	20062227	31943147	50.0	500	1000	1500	2500
PCB-1260 Peak 5	BNB	Ave	1865890	17058047	34168030	50084750	80294092	50.0	500	1000	1500	2500
PCB-1260 Peak 6	BNB	Ave	853910	8333455	16631799	24202791	38678937	50.0	500	1000	1500	2500
PCB-1260 Peak 7	BNB	Ave	506136	5564608	11278131	16947965	26903022	50.0	500	1000	1500	2500
PCB-1260 Peak 8	BNB	Ave	434893	4343254	8485602	12839218	21020292	50.0	500	1000	1500	2500
Tetrachloro-m-xylene	BNB	Ave	2986317	11444854	30309745	40233965	47125980	12.5	50.0	100	150	200
DCB Decachlorobiphenyl	BNB	Ave	3741407	13988834	25835110	36340012	48015553	12.5	50.0	100	150	200

Curve Type Legend:

Ave = Average ISTD

TestAmerica Edison
Target Compound Quantitation Report

Data File: \\ChromNA\Edison\ChromData\CPESTGC8\20160614-42137.b\8F012077.D
 Lims ID: IC PCB 1
 Client ID:
 Sample Type: IC Calib Level: 1
 Inject. Date: 14-Jun-2016 10:01:04 ALS Bottle#: 2 Worklist Smp#: 2
 Injection Vol: 1.0 ul Dil. Factor: 1.0000
 Sample Info: CCVIS
 Operator ID: Instrument ID: CPESTGC8
 Sublist: chrom-8082ISTD*sub1
 Method: \\ChromNA\Edison\ChromData\CPESTGC8\20160614-42137.b\8082ISTD.m
 Limit Group: GC 8082A PCB ISTD
 Last Update: 16-Jun-2016 12:18:01 Calib Date: 14-Jun-2016 13:12:05
 Integrator: Falcon
 Quant Method: Internal Standard Quant By: Initial Calibration
 Last ICal File: \\ChromNA\Edison\ChromData\CPESTGC8\20160614-42137.b\8F012089.D
 Column 1 : Det: GC ECD1A
 Column 2 : Det: GC ECD2B
 Process Host: XAWRK028

First Level Reviewer: patelji Date: 15-Jun-2016 10:34:59

Col	RT (min.)	Exp RT (min.)	Dlt RT (min.)	Response	Cal Amt ug/l	OnCol Amt ug/l	Flags
-----	-----------	---------------	---------------	----------	--------------	----------------	-------

* 13 1-Bromo-2-nitrobenzene							M
1	1.649	1.645	0.004	5296425	20.0	20.0	M
2	1.379	1.383	-0.004	7107513	20.0	20.0	M
RPD = 0.00							
\$ 2 Tetrachloro-m-xylene							
1	2.623	2.618	0.005	2637854	12.5	11.9	
2	2.032	2.038	-0.006	2986317	12.5	10.7	
RPD = 10.76							

Col	RT (min.)	Exp RT (min.)	Dlt RT (min.)	Response	Cal Amt ug/l	OnCol Amt ug/l	Flags
-----	-----------	---------------	---------------	----------	--------------	----------------	-------

5 PCB-1016

1	3.247	3.241	0.006	257629	50.0	51.1	M
1	3.764	3.757	0.007	502236	50.0	48.7	M
1	4.062	4.050	0.012	299119	50.0	55.4	M
1	4.330	4.323	0.007	897750	50.0	47.9	M
1	4.500	4.494	0.006	396278	50.0	48.0	M
1	5.091	5.085	0.006	315921	50.0	53.9	M
1	5.246	5.239	0.007	354671	50.0	45.5	M
1	5.630	5.623	0.007	297943	50.0	49.3	M

Average of Peak Amounts = 50.0

2	2.414	2.418	-0.004	312298	50.0	53.6	M
2	2.794	2.800	-0.006	628534	50.0	56.0	M
2	3.009	3.014	-0.005	409873	50.0	54.2	M
2	3.303	3.309	-0.006	1193936	50.0	51.8	M
2	3.455	3.460	-0.005	433988	50.0	50.4	M
2	3.522	3.527	-0.005	300319	50.0	47.0	M
2	3.928	3.933	-0.005	454155	50.0	47.8	M
2	4.371	4.374	-0.003	244688	50.0	51.1	M

Average of Peak Amounts = 51.5

RPD = 2.95

8 PCB-1260

1	6.634	6.626	0.008	390348	50.0	57.4	M
1	6.897	6.888	0.009	735861	50.0	53.4	M
1	7.277	7.266	0.011	870432	50.0	52.7	M
1	8.165	8.157	0.008	556965	50.0	50.2	M
1	8.594	8.582	0.012	485718	50.0	45.0	M
1	8.908	8.893	0.015	1375232	50.0	51.1	M
1	9.288	9.268	0.020	1333739	50.0	49.0	M
1	9.825	9.795	0.030	402913	50.0	49.0	M

Average of Peak Amounts = 51.0

2	5.362	5.363	-0.001	911699	50.0	55.5	M
2	6.078	6.079	-0.001	1374965	50.0	50.5	M
2	6.247	6.248	-0.001	814340	50.0	55.3	M
2	6.608	6.609	-0.001	930089	50.0	58.7	M
2	7.120	7.122	-0.002	1865890	50.0	50.0	M
2	7.635	7.638	-0.003	853910	50.0	47.8	
2	7.810	7.818	-0.008	506136	50.0	42.4	
2	8.673	8.667	0.006	434893	50.0	46.5	M

Average of Peak Amounts = 50.8

RPD = 0.27

\$ 11 DCB Decachlorobiphenyl

1	10.303	10.264	0.039	3371198	12.5	13.7	M
2	9.181	9.165	0.016	3741407	12.5	13.0	M

RPD = 5.15

S 12 Polychlorinated biphenyls, Total

1						101.0	
---	--	--	--	--	--	-------	--

QC Flag Legend

Review Flags

M - Manually Integrated

Reagents:

SG1660(LVI)L1_00009

Amount Added: 1.00

Units: mL

SGPCBISTD_00006

Amount Added: 20.00

Units: uL

Run Reagent

TestAmerica Edison

Data File: \\ChromNA\Edison\ChromData\CPESTGC8\20160614-42137.b\8F012077.D

Injection Date: 14-Jun-2016 10:01:04

Instrument ID: CPESTGC8

Operator ID:

Lims ID: IC PCB 1

Worklist Smp#: 2

Client ID:

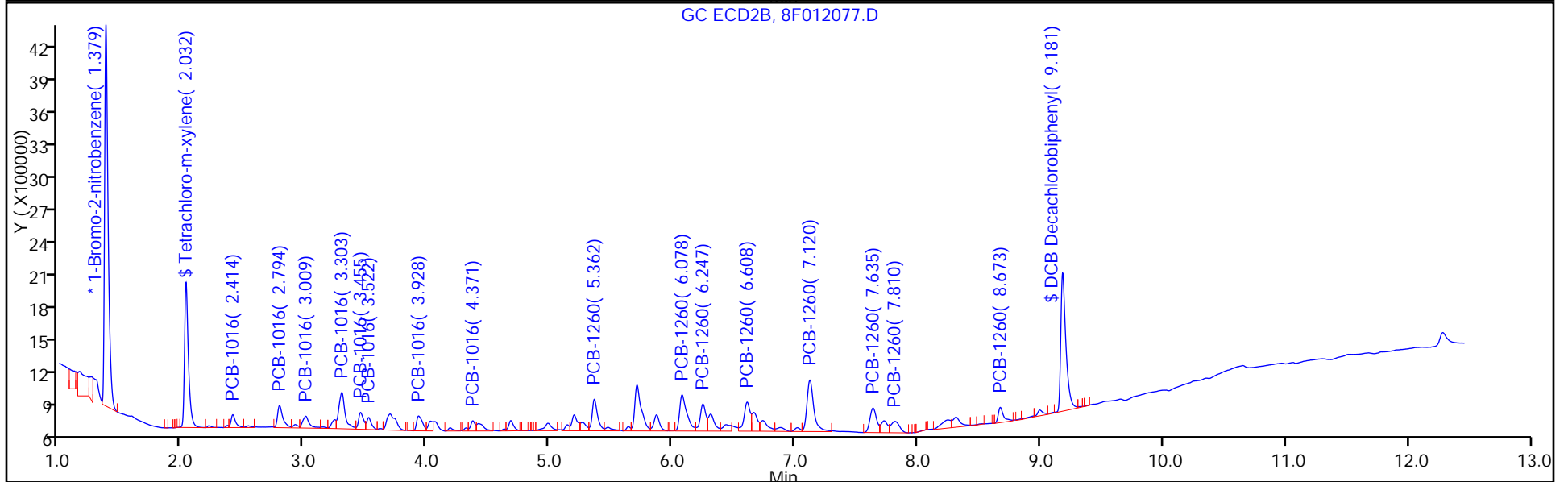
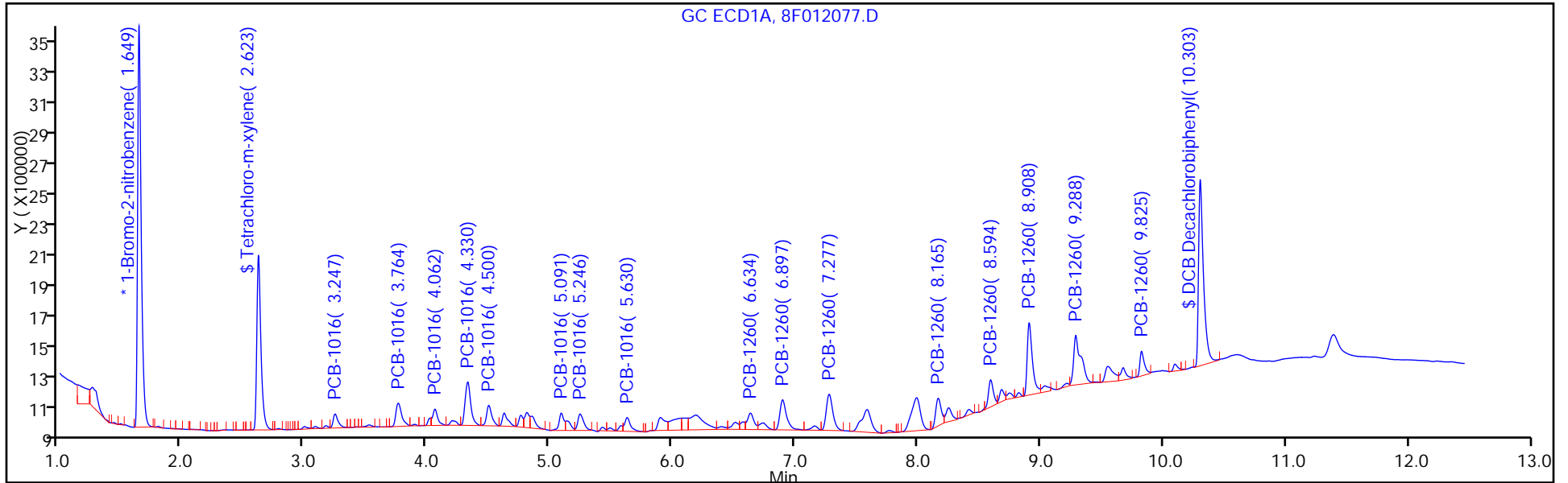
Injection Vol: 1.0 ul

Dil. Factor: 1.0000

ALS Bottle#: 2

Method: 8082ISTD

Limit Group: GC 8082A PCB ISTD



TestAmerica Edison
Target Compound Quantitation Report

Data File: \\ChromNA\Edison\ChromData\CPESTGC8\20160614-42137.b\8F012078.D
 Lims ID: IC PCB 2
 Client ID:
 Sample Type: IC Calib Level: 2
 Inject. Date: 14-Jun-2016 10:17:01 ALS Bottle#: 3 Worklist Smp#: 3
 Injection Vol: 1.0 ul Dil. Factor: 1.0000
 Sample Info:
 Operator ID: Instrument ID: CPESTGC8
 Sublist: chrom-8082ISTD*sub1
 Method: \\ChromNA\Edison\ChromData\CPESTGC8\20160614-42137.b\8082ISTD.m
 Limit Group: GC 8082A PCB ISTD
 Last Update: 16-Jun-2016 12:18:13 Calib Date: 14-Jun-2016 13:12:05
 Integrator: Falcon
 Quant Method: Internal Standard Quant By: Initial Calibration
 Last ICal File: \\ChromNA\Edison\ChromData\CPESTGC8\20160614-42137.b\8F012089.D
 Column 1 : Det: GC ECD1A
 Column 2 : Det: GC ECD2B
 Process Host: XAWRK028

First Level Reviewer: patelji Date: 15-Jun-2016 10:34:46

Col	RT (min.)	Exp RT (min.)	Dlt RT (min.)	Response	Cal Amt ug/l	OnCol Amt ug/l	Flags
-----	-----------	---------------	---------------	----------	--------------	----------------	-------

* 13 1-Bromo-2-nitrobenzene							M
1	1.644	1.645	-0.001	4948495	20.0	20.0	M
2	1.381	1.383	-0.002	6715505	20.0	20.0	M
RPD = 0.00							
\$ 2 Tetrachloro-m-xylene							M
1	2.618	2.618	0.000	11522025	50.0	55.7	
2	2.036	2.038	-0.002	11444854	50.0	43.4	M
RPD = 24.85							

Col	RT (min.)	Exp RT (min.)	Dlt RT (min.)	Response	Cal Amt ug/l	OnCol Amt ug/l	Flags
-----	-----------	---------------	---------------	----------	--------------	----------------	-------

5 PCB-1016

1	3.239	3.241	-0.002	2599985	500.0	551.8	M
1	3.756	3.757	-0.001	5546226	500.0	576.0	M
1	4.049	4.050	-0.001	2716834	500.0	539.0	M
1	4.323	4.323	0.000	9821522	500.0	561.2	M
1	4.494	4.494	0.000	4350875	500.0	564.3	M
1	5.085	5.085	0.000	3152554	500.0	575.9	M
1	5.239	5.239	0.000	4131121	500.0	567.4	M
1	5.622	5.623	-0.001	2962255	500.0	524.5	M

Average of Peak Amounts = 557.5

2	2.416	2.418	-0.002	2652911	500.0	482.0	M
2	2.798	2.800	-0.002	5201043	500.0	490.5	M
2	3.012	3.014	-0.002	3425003	500.0	479.3	M
2	3.307	3.309	-0.002	10769420	500.0	494.5	M
2	3.458	3.460	-0.002	4083323	500.0	501.5	M
2	3.524	3.527	-0.003	2941989	500.0	487.6	M
2	3.931	3.933	-0.002	4542425	500.0	505.7	
2	4.372	4.374	-0.002	2258811	500.0	499.6	

Average of Peak Amounts = 492.6

RPD = 12.37

8 PCB-1260

1	6.626	6.626	0.000	3301120	500.0	519.6	M
1	6.888	6.888	0.000	6947781	500.0	539.5	M
1	7.266	7.266	0.000	8449009	500.0	547.7	M
1	8.156	8.157	-0.001	5630561	500.0	543.0	M
1	8.579	8.582	-0.003	5590743	500.0	554.8	M
1	8.888	8.893	-0.005	13689810	500.0	544.7	M
1	9.259	9.268	-0.009	13967929	500.0	549.4	M
1	9.780	9.795	-0.015	4158277	500.0	541.5	M

Average of Peak Amounts = 542.5

2	5.362	5.363	-0.001	7886967	500.0	507.8	
2	6.078	6.079	-0.001	13139153	500.0	511.1	
2	6.247	6.248	-0.001	7061498	500.0	507.7	
2	6.608	6.609	-0.001	7251548	500.0	484.7	
2	7.119	7.122	-0.003	17058047	500.0	484.2	
2	7.636	7.638	-0.002	8333455	500.0	493.3	
2	7.815	7.818	-0.003	5564608	500.0	493.3	
2	8.663	8.667	-0.004	4343254	500.0	491.7	

Average of Peak Amounts = 496.7

RPD = 8.81

\$ 11 DCB Decachlorobiphenyl

1	10.245	10.264	-0.019	12930543	50.0	56.3	M
2	9.157	9.165	-0.008	13988834	50.0	51.6	M

RPD = 8.82

S 12 Polychlorinated biphenyls, Total

1						1100.0	
---	--	--	--	--	--	--------	--

QC Flag Legend

Review Flags

M - Manually Integrated

Reagents:

SG1660L2_00022

Amount Added: 1.00

Units: mL

SGPCBISTD_00006

Amount Added: 20.00

Units: uL

Run Reagent

TestAmerica Edison

Data File: \\ChromNA\Edison\ChromData\CPESTGC8\20160614-42137.b\8F012078.D

Injection Date: 14-Jun-2016 10:17:01

Instrument ID: CPESTGC8

Operator ID:

Lims ID: IC PCB 2

Worklist Smp#: 3

Client ID:

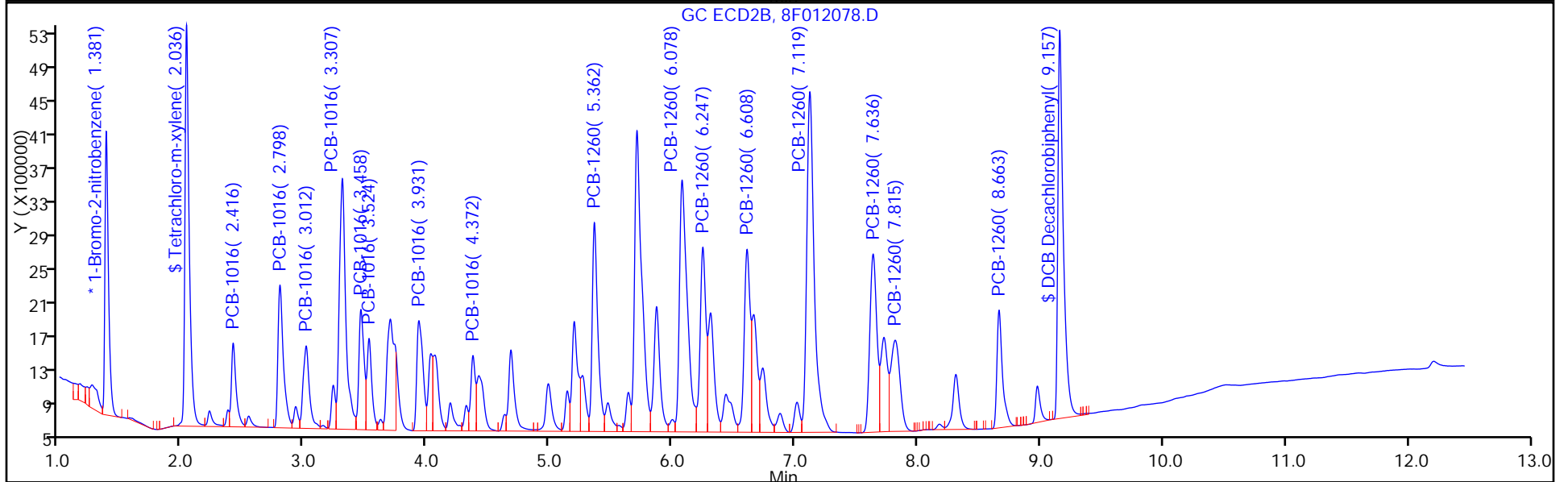
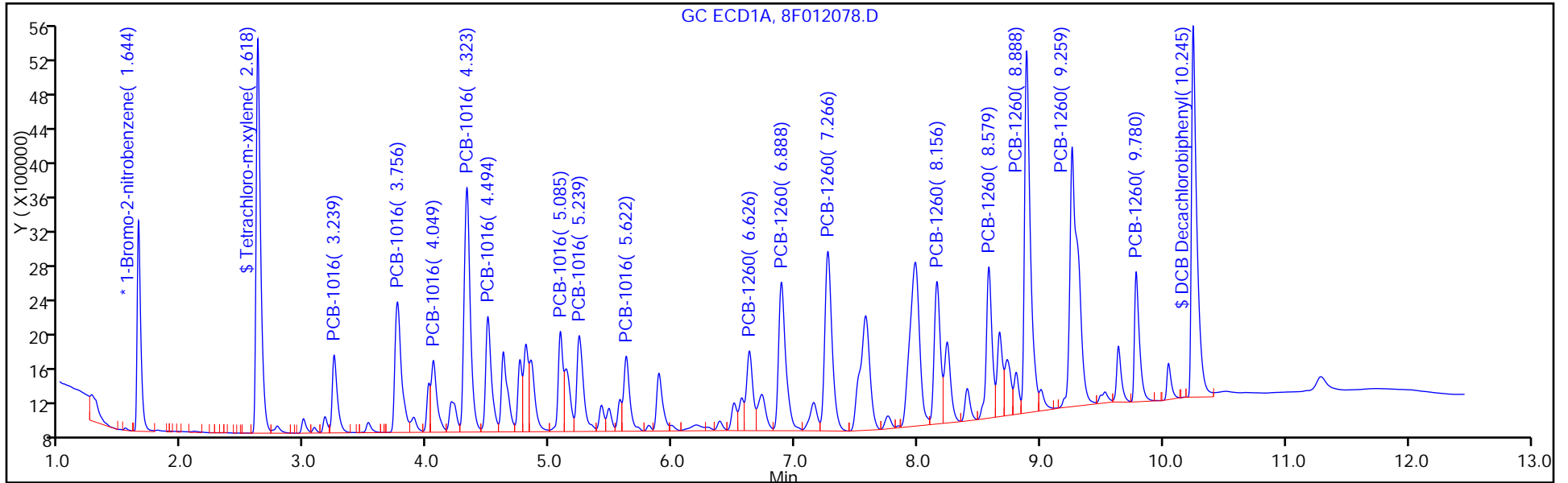
Injection Vol: 1.0 ul

Dil. Factor: 1.0000

ALS Bottle#: 3

Method: 8082ISTD

Limit Group: GC 8082A PCB ISTD



TestAmerica Edison
Target Compound Quantitation Report

Data File: \\ChromNA\Edison\ChromData\CPESTGC8\20160614-42137.b\8F012079.D
 Lims ID: IC PCB 3
 Client ID:
 Sample Type: ICIS Calib Level: 3
 Inject. Date: 14-Jun-2016 10:32:56 ALS Bottle#: 4 Worklist Smp#: 4
 Injection Vol: 1.0 ul Dil. Factor: 1.0000
 Sample Info: 460-0042137-004
 Operator ID: Instrument ID: CPESTGC8
 Sublist: chrom-8082ISTD*sub1
 Method: \\ChromNA\Edison\ChromData\CPESTGC8\20160614-42137.b\8082ISTD.m
 Limit Group: GC 8082A PCB ISTD
 Last Update: 16-Jun-2016 12:18:23 Calib Date: 14-Jun-2016 13:12:05
 Integrator: Falcon
 Quant Method: Internal Standard Quant By: Initial Calibration
 Last ICal File: \\ChromNA\Edison\ChromData\CPESTGC8\20160614-42137.b\8F012089.D
 Column 1 : Det: GC ECD1A
 Column 2 : Det: GC ECD2B
 Process Host: XAWRK028

First Level Reviewer: patelji Date: 15-Jun-2016 10:28:51

Col	RT (min.)	Exp RT (min.)	Dlt RT (min.)	Response	Cal Amt ug/l	OnCol Amt ug/l	Flags
-----	-----------	---------------	---------------	----------	--------------	----------------	-------

* 13 1-Bromo-2-nitrobenzene							M
1	1.644	1.644	0.000	5814695	20.0	20.0	M
2	1.382	1.382	0.000	6321071	20.0	20.0	
RPD = 0.00							
\$ 2 Tetrachloro-m-xylene							M
1	2.617	2.617	0.000	22127775	100.0	91.0	M
2	2.036	2.036	0.000	30309745	100.0	122.1	
RPD = 29.14							

Col	RT (min.)	Exp RT (min.)	Dlt RT (min.)	Response	Cal Amt ug/l	OnCol Amt ug/l	Flags
-----	-----------	---------------	---------------	----------	--------------	----------------	-------

5 PCB-1016

							M
1	3.239	3.239	0.000	4936421	1000.0	891.6	M
1	3.756	3.756	0.000	10338791	1000.0	913.8	M
1	4.049	4.049	0.000	5171648	1000.0	873.1	M
1	4.322	4.322	0.000	18681996	1000.0	908.5	M
1	4.493	4.493	0.000	8235118	1000.0	909.0	M
1	5.085	5.085	0.000	5653300	1000.0	878.9	M
1	5.238	5.238	0.000	7919390	1000.0	925.6	M
1	5.621	5.621	0.000	6144283	1000.0	925.8	M

Average of Peak Amounts = 903.3

2	2.416	2.416	0.000	5169724	1000.0	997.9	
2	2.798	2.798	0.000	9733967	1000.0	975.3	
2	3.012	3.012	0.000	6569824	1000.0	976.7	
2	3.307	3.307	0.000	20281378	1000.0	989.3	
2	3.458	3.458	0.000	7674645	1000.0	1001.5	
2	3.525	3.525	0.000	5694889	1000.0	1002.7	
2	3.931	3.931	0.000	8585265	1000.0	1015.5	
2	4.372	4.372	0.000	4282751	1000.0	1006.4	

Average of Peak Amounts = 995.6

RPD = 9.73

8 PCB-1260

							M
1	6.626	6.626	0.000	6464464	1000.0	865.9	M
1	6.886	6.886	0.000	13341340	1000.0	881.6	M
1	7.266	7.266	0.000	15961370	1000.0	880.6	
1	8.155	8.155	0.000	11023010	1000.0	904.6	M
1	8.579	8.579	0.000	10896893	1000.0	920.2	M
1	8.886	8.886	0.000	26413729	1000.0	894.4	M
1	9.259	9.259	0.000	27006620	1000.0	904.1	M
1	9.781	9.781	0.000	8104160	1000.0	898.1	M

Average of Peak Amounts = 893.7

2	5.363	5.363	0.000	14347856	1000.0	981.5	
2	6.078	6.078	0.000	24332258	1000.0	1005.5	
2	6.247	6.247	0.000	12797733	1000.0	977.6	
2	6.607	6.607	0.000	13735795	1000.0	975.4	
2	7.120	7.120	0.000	34168030	1000.0	1030.4	
2	7.636	7.636	0.000	16631799	1000.0	1045.9	
2	7.816	7.816	0.000	11278131	1000.0	1062.1	M
2	8.663	8.663	0.000	8485602	1000.0	1020.5	

Average of Peak Amounts = 1012.4

RPD = 12.45

\$ 11 DCB Decachlorobiphenyl

							M
1	10.247	10.247	0.000	23701895	100.0	87.9	M
2	9.157	9.157	0.000	25835110	100.0	101.2	

RPD = 14.09

QC Flag Legend

Review Flags

M - Manually Integrated

Reagents:

SG1660L3_00028

Amount Added: 1.00

Units: mL

SGPCBISTD_00006

Amount Added: 20.00

Units: uL

Run Reagent

TestAmerica Edison

Data File: \\ChromNA\Edison\ChromData\CPESTGC8\20160614-42137.b\8F012079.D

Injection Date: 14-Jun-2016 10:32:56

Instrument ID: CPESTGC8

Operator ID:

Lims ID: IC PCB 3

Worklist Smp#: 4

Client ID:

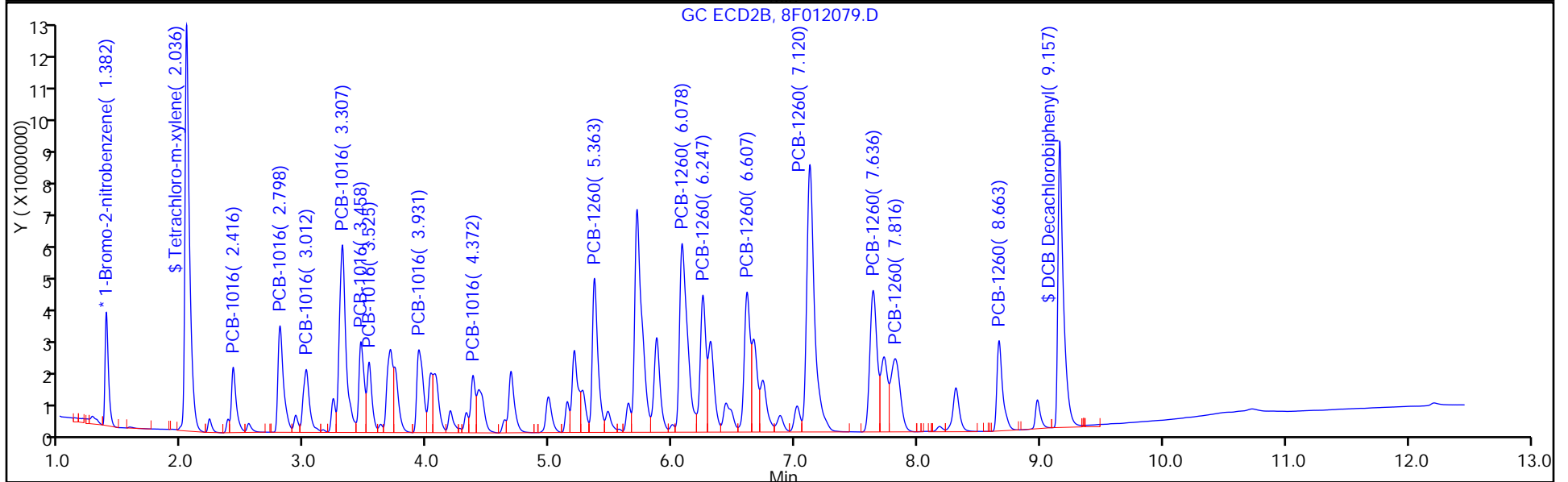
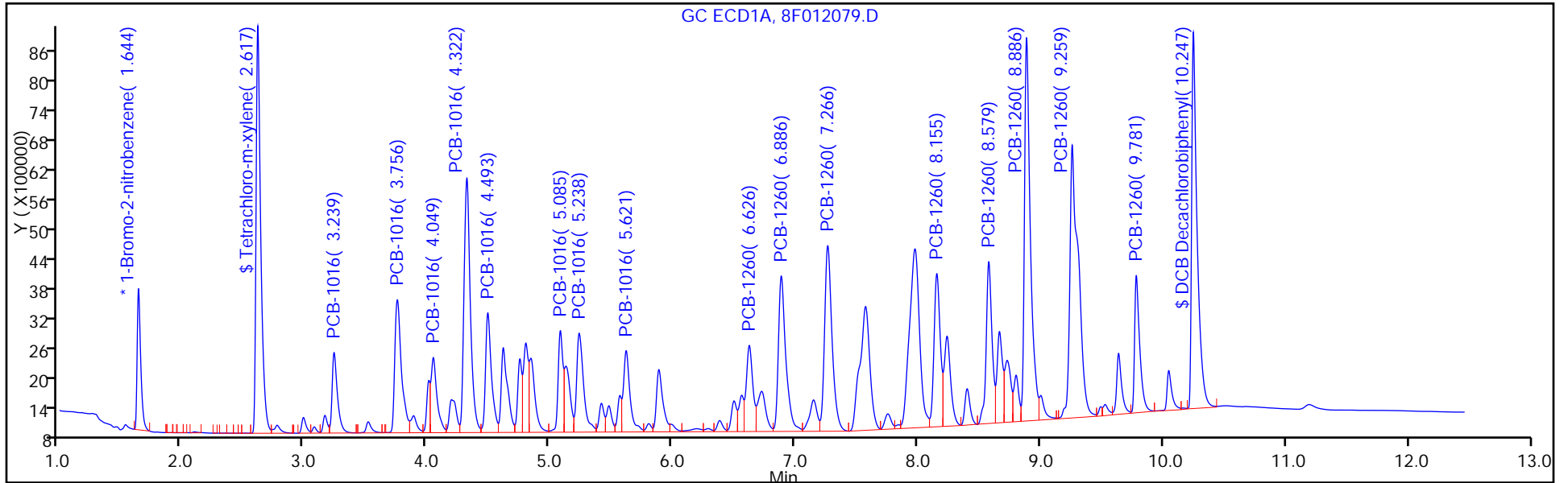
Injection Vol: 1.0 ul

Dil. Factor: 1.0000

ALS Bottle#: 4

Method: 8082ISTD

Limit Group: GC 8082A PCB ISTD



TestAmerica Edison
Target Compound Quantitation Report

Data File: \\ChromNA\Edison\ChromData\CPESTGC8\20160614-42137.b\8F012080.D
 Lims ID: IC PCB 4
 Client ID:
 Sample Type: IC Calib Level: 4
 Inject. Date: 14-Jun-2016 10:48:53 ALS Bottle#: 5 Worklist Smp#: 5
 Injection Vol: 1.0 ul Dil. Factor: 1.0000
 Sample Info: 460-0042137-005
 Operator ID: Instrument ID: CPESTGC8
 Sublist: chrom-8082ISTD*sub1
 Method: \\ChromNA\Edison\ChromData\CPESTGC8\20160614-42137.b\8082ISTD.m
 Limit Group: GC 8082A PCB ISTD
 Last Update: 16-Jun-2016 12:18:32 Calib Date: 14-Jun-2016 13:12:05
 Integrator: Falcon
 Quant Method: Internal Standard Quant By: Initial Calibration
 Last ICal File: \\ChromNA\Edison\ChromData\CPESTGC8\20160614-42137.b\8F012089.D
 Column 1 : Det: GC ECD1A
 Column 2 : Det: GC ECD2B
 Process Host: XAWRK028

First Level Reviewer: patelji Date: 15-Jun-2016 10:39:32

Col	RT (min.)	Exp RT (min.)	Dlt RT (min.)	Response	Cal Amt ug/l	OnCol Amt ug/l	Flags
-----	-----------	---------------	---------------	----------	--------------	----------------	-------

* 13 1-Bromo-2-nitrobenzene							M
1	1.644	1.644	0.000	5629080	20.0	20.0	M
2	1.381	1.382	-0.001	6150481	20.0	20.0	
RPD = 0.00							
\$ 2 Tetrachloro-m-xylene							
1	2.617	2.617	0.000	32921407	150.0	139.9	
2	2.036	2.036	0.000	40233965	150.0	166.5	
RPD = 17.39							

Col	RT (min.)	Exp RT (min.)	Dlt RT (min.)	Response	Cal Amt ug/l	OnCol Amt ug/l	Flags
-----	-----------	---------------	---------------	----------	--------------	----------------	-------

5 PCB-1016

							M
1	3.239	3.239	0.000	7562459	1500.0	1411.0	M
1	3.755	3.756	-0.001	15322754	1500.0	1399.0	M
1	4.048	4.049	-0.001	7803438	1500.0	1360.9	M
1	4.322	4.322	0.000	28230577	1500.0	1418.1	M
1	4.492	4.493	-0.001	12423279	1500.0	1416.5	M
1	5.085	5.085	0.000	8456629	1500.0	1358.1	M
1	5.238	5.238	0.000	11962180	1500.0	1444.2	M
1	5.621	5.621	0.000	9235619	1500.0	1437.5	M

Average of Peak Amounts = 1405.7

2	2.416	2.416	0.000	7829476	1500.0	1553.2	
2	2.798	2.798	0.000	14685030	1500.0	1512.2	
2	3.012	3.012	0.000	10133423	1500.0	1548.3	
2	3.306	3.307	-0.001	30894064	1500.0	1548.7	
2	3.458	3.458	0.000	11636252	1500.0	1560.5	
2	3.525	3.525	0.000	8862594	1500.0	1603.8	
2	3.931	3.931	0.000	12998483	1500.0	1580.1	
2	4.371	4.372	-0.001	6393100	1500.0	1543.9	

Average of Peak Amounts = 1556.3

RPD = 10.17

8 PCB-1260

1	6.625	6.626	-0.001	9797864	1500.0	1355.6	
1	6.886	6.886	0.000	20134364	1500.0	1374.4	
1	7.265	7.266	-0.001	24219757	1500.0	1380.3	
1	8.154	8.155	-0.001	16362482	1500.0	1387.1	
1	8.579	8.579	0.000	16511958	1500.0	1440.3	
1	8.887	8.886	0.001	39818730	1500.0	1392.8	
1	9.259	9.259	0.000	41260987	1500.0	1426.8	
1	9.782	9.781	0.001	12439703	1500.0	1424.0	

Average of Peak Amounts = 1397.7

2	5.362	5.363	-0.001	21104920	1500.0	1483.8	
2	6.077	6.078	-0.001	36072305	1500.0	1532.0	
2	6.246	6.247	-0.001	19015560	1500.0	1492.9	
2	6.607	6.607	0.000	20062227	1500.0	1464.1	
2	7.119	7.120	-0.001	50084750	1500.0	1552.3	
2	7.636	7.636	0.000	24202791	1500.0	1564.2	
2	7.816	7.816	0.000	16947965	1500.0	1640.3	
2	8.663	8.663	0.000	12839218	1500.0	1586.9	

Average of Peak Amounts = 1539.6

RPD = 9.66

\$ 11 DCB Decachlorobiphenyl

1	10.247	10.247	0.000	34269264	150.0	131.3	M
2	9.158	9.157	0.001	36340012	150.0	146.3	M

RPD = 10.84

S 12 Polychlorinated biphenyls, Total

1						2803.3	
---	--	--	--	--	--	--------	--

QC Flag Legend

Review Flags

M - Manually Integrated

Reagents:

SG1660L4_00021

Amount Added: 1.00

Units: mL

SGPCBISTD_00006

Amount Added: 20.00

Units: uL

Run Reagent

TestAmerica Edison

Data File: \\ChromNA\Edison\ChromData\CPESTGC8\20160614-42137.b\8F012080.D

Injection Date: 14-Jun-2016 10:48:53

Instrument ID: CPESTGC8

Operator ID:

Lims ID: IC PCB 4

Worklist Smp#: 5

Client ID:

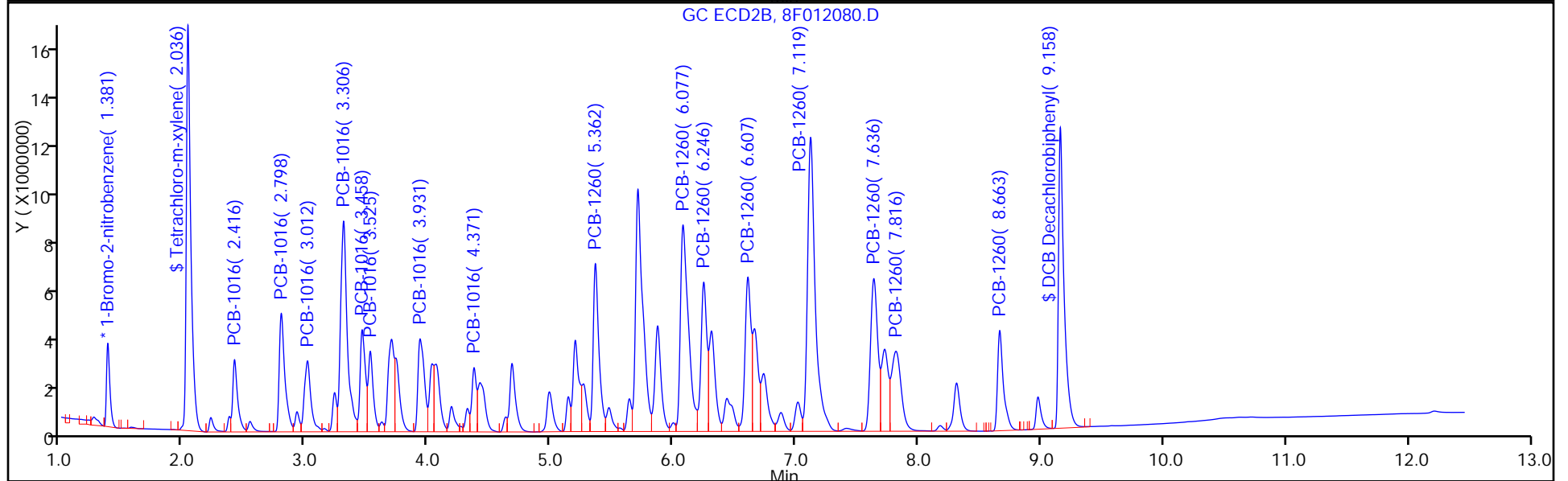
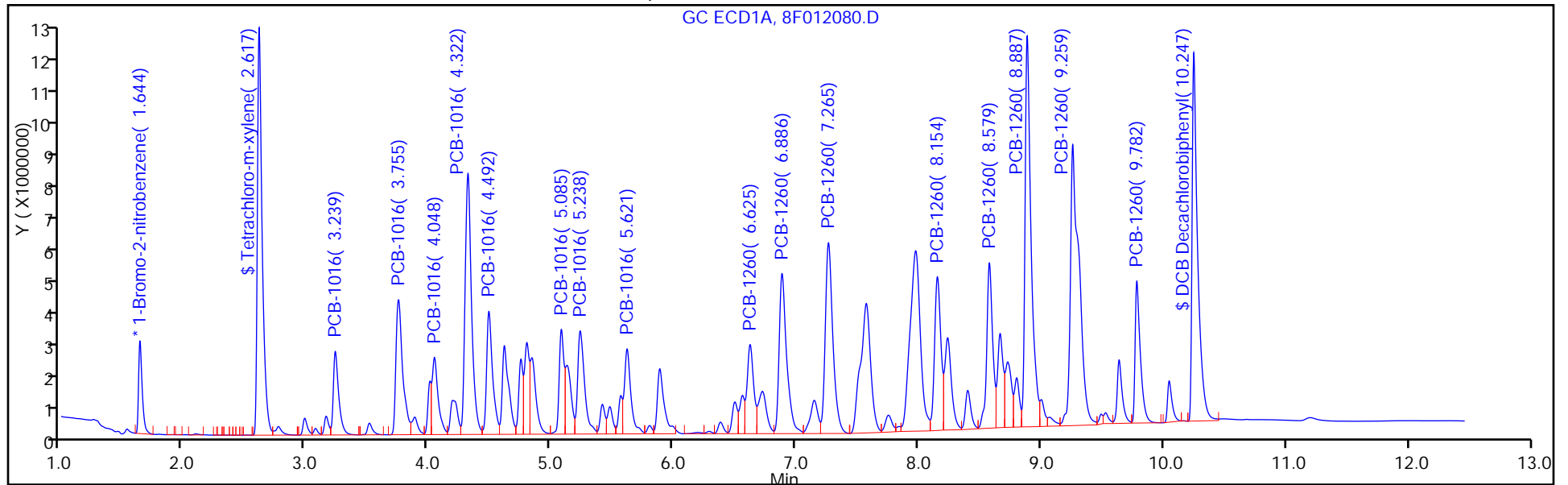
Injection Vol: 1.0 ul

Dil. Factor: 1.0000

ALS Bottle#: 5

Method: 8082ISTD

Limit Group: GC 8082A PCB ISTD



TestAmerica Edison
Target Compound Quantitation Report

Data File: \\ChromNA\Edison\ChromData\CPESTGC8\20160614-42137.b\8F012081.D
 Lims ID: IC PCB 5
 Client ID:
 Sample Type: IC Calib Level: 5
 Inject. Date: 14-Jun-2016 11:04:48 ALS Bottle#: 6 Worklist Smp#: 6
 Injection Vol: 1.0 ul Dil. Factor: 1.0000
 Sample Info: 460-0042137-006
 Operator ID: Instrument ID: CPESTGC8
 Sublist: chrom-8082ISTD*sub1
 Method: \\ChromNA\Edison\ChromData\CPESTGC8\20160614-42137.b\8082ISTD.m
 Limit Group: GC 8082A PCB ISTD
 Last Update: 16-Jun-2016 12:18:37 Calib Date: 14-Jun-2016 13:12:05
 Integrator: Falcon
 Quant Method: Internal Standard Quant By: Initial Calibration
 Last ICal File: \\ChromNA\Edison\ChromData\CPESTGC8\20160614-42137.b\8F012089.D
 Column 1 : Det: GC ECD1A
 Column 2 : Det: GC ECD2B
 Process Host: XAWRK028

First Level Reviewer: patelji Date: 15-Jun-2016 10:40:26

Col	RT (min.)	Exp RT (min.)	Dlt RT (min.)	Response	Cal Amt ug/l	OnCol Amt ug/l	Flags
-----	-----------	---------------	---------------	----------	--------------	----------------	-------

* 13 1-Bromo-2-nitrobenzene							M
1	1.646	1.644	0.002	4798013	20.0	20.0	M
2	1.384	1.382	0.002	6341753	20.0	20.0	M
							RPD = 0.00
\$ 2 Tetrachloro-m-xylene							
1	2.618	2.617	0.001	43744028	200.0	218.1	
2	2.038	2.036	0.002	47125980	200.0	189.2	
							RPD = 14.19

Col	RT (min.)	Exp RT (min.)	Dlt RT (min.)	Response	Cal Amt ug/l	OnCol Amt ug/l	Flags
-----	-----------	---------------	---------------	----------	--------------	----------------	-------

5 PCB-1016

							M
1	3.240	3.239	0.001	11905384	2500.0	2606.0	
1	3.756	3.756	0.000	23961696	2500.0	2566.7	
1	4.050	4.049	0.001	12619266	2500.0	2582.0	M
1	4.322	4.322	0.000	45182231	2500.0	2662.8	M
1	4.493	4.493	0.000	19767164	2500.0	2644.2	M
1	5.084	5.085	-0.001	13075233	2500.0	2463.5	M
1	5.238	5.238	0.000	18825234	2500.0	2666.5	M
1	5.622	5.621	0.001	14799684	2500.0	2702.6	M

Average of Peak Amounts = 2611.8

2	2.418	2.416	0.002	12091305	2500.0	2326.3	
2	2.799	2.798	0.001	22915354	2500.0	2288.5	
2	3.013	3.012	0.001	16004667	2500.0	2371.6	
2	3.307	3.307	0.000	49025401	2500.0	2383.6	
2	3.458	3.458	0.000	18218366	2500.0	2369.6	
2	3.526	3.525	0.001	14421632	2500.0	2531.0	
2	3.931	3.931	0.000	20445478	2500.0	2410.4	
2	4.372	4.372	0.000	10059753	2500.0	2356.1	

Average of Peak Amounts = 2379.6

RPD = 9.30

8 PCB-1260

							M
1	6.626	6.626	0.000	16066793	2500.0	2608.1	
1	6.887	6.886	0.001	32947168	2500.0	2638.6	
1	7.265	7.266	-0.001	39237776	2500.0	2623.4	
1	8.155	8.155	0.000	27177924	2500.0	2703.0	M
1	8.578	8.579	-0.001	27102039	2500.0	2773.6	M
1	8.887	8.886	0.001	64898106	2500.0	2663.2	M
1	9.259	9.259	0.000	65665019	2500.0	2663.9	M
1	9.782	9.781	0.001	20277361	2500.0	2723.2	

Average of Peak Amounts = 2674.6

2	5.362	5.363	-0.001	33158329	2500.0	2260.9	M
2	6.077	6.078	-0.001	57082277	2500.0	2351.1	M
2	6.247	6.247	0.000	29718013	2500.0	2262.8	M
2	6.607	6.607	0.000	31943147	2500.0	2260.9	M
2	7.120	7.120	0.000	80294092	2500.0	2413.5	M
2	7.637	7.636	0.001	38678937	2500.0	2424.3	
2	7.815	7.816	-0.001	26903022	2500.0	2525.2	
2	8.663	8.663	0.000	21020292	2500.0	2519.8	

Average of Peak Amounts = 2377.3

RPD = 11.77

\$ 11 DCB Decachlorobiphenyl

							M
1	10.246	10.247	-0.001	45420003	200.0	204.1	
2	9.157	9.157	0.000	48015553	200.0	187.5	M

RPD = 8.49

S 12 Polychlorinated biphenyls, Total

1						5286.4	
---	--	--	--	--	--	--------	--

QC Flag Legend

Review Flags

M - Manually Integrated

Reagents:

SG1660L5_00021

Amount Added: 1.00

Units: mL

SGPCBISTD_00006

Amount Added: 20.00

Units: uL

Run Reagent

TestAmerica Edison

Data File: \\ChromNA\Edison\ChromData\CPESTGC8\20160614-42137.b\8F012081.D

Injection Date: 14-Jun-2016 11:04:48

Instrument ID: CPESTGC8

Operator ID:

Lims ID: IC PCB 5

Worklist Smp#: 6

Client ID:

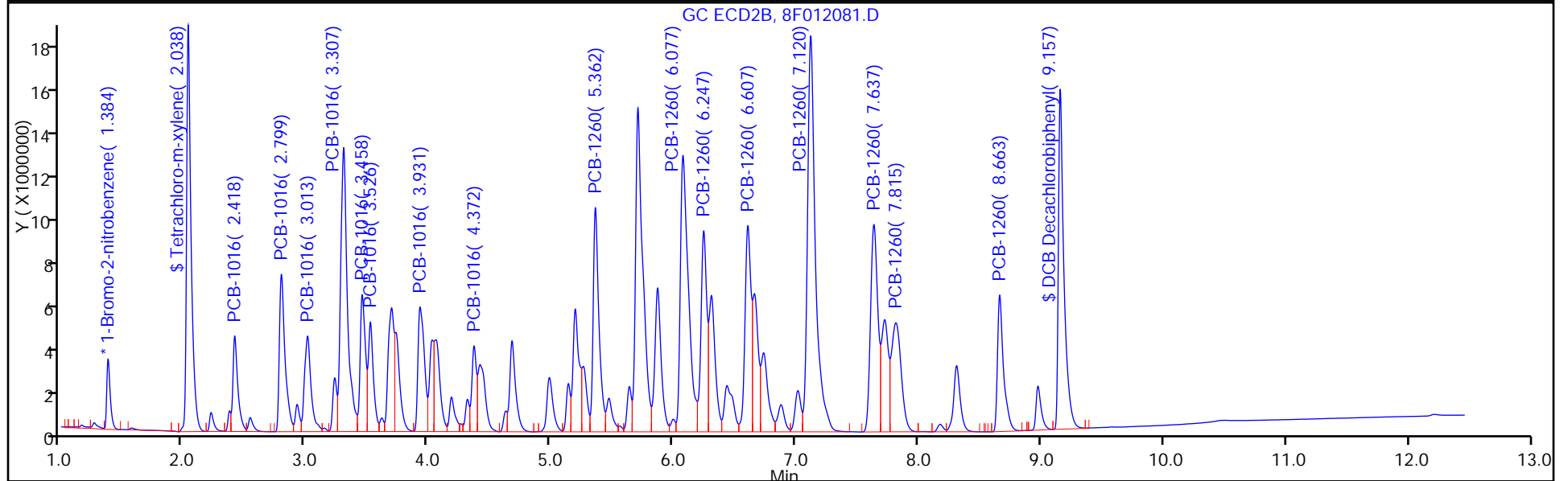
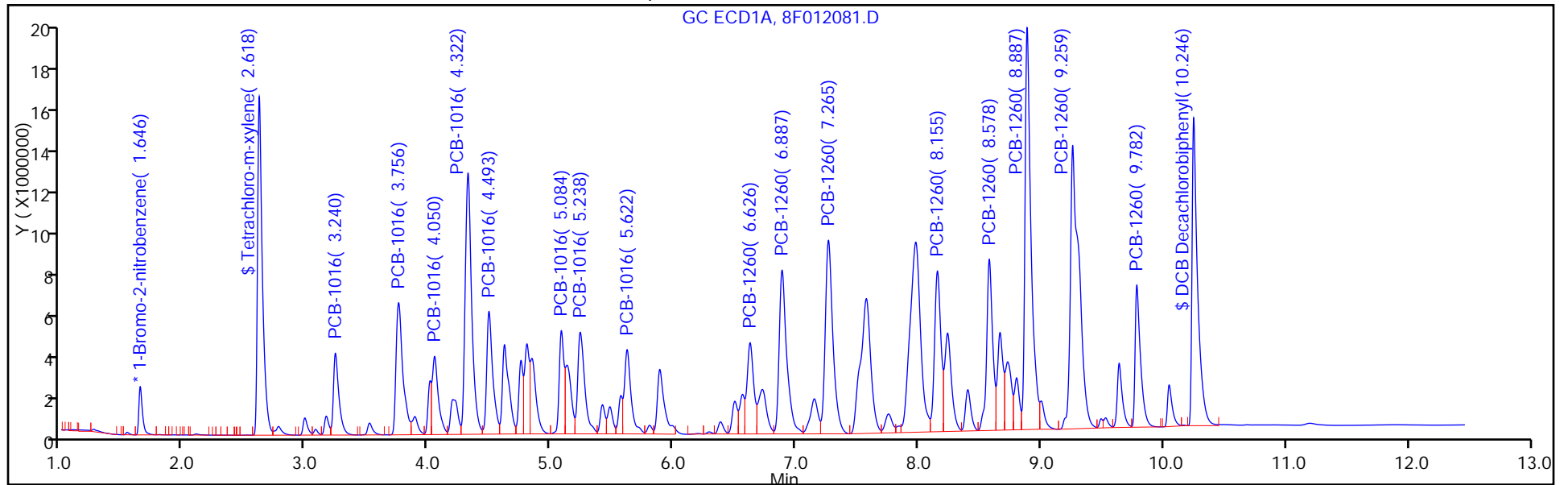
Injection Vol: 1.0 ul

Dil. Factor: 1.0000

ALS Bottle#: 6

Method: 8082ISTD

Limit Group: GC 8082A PCB ISTD



FORM VI
PCBS BY INTERNAL STANDARD - INITIAL CALIBRATION DATA
CURVE EVALUATION

Lab Name: TestAmerica Edison Job No.: 460-118423-1 Analy Batch No.: 373506

SDG No.: _____

Instrument ID: CPESTGC8 GC Column: CLP-2 ID: 0.53 (mm) Heated Purge: (Y/N) N

Calibration Start Date: 06/14/2016 11:36 Calibration End Date: 06/14/2016 11:36 Calibration ID: 56231

Calibration Files:

LEVEL:	LAB SAMPLE ID:	LAB FILE ID:
Level 1	IC 460-373506/8	8F012083.D

ANALYTE	RRF				CURVE TYPE	COEFFICIENT			#	MIN RRF	%RSD	#	MAX %RSD	R^2 OR COD	#	MIN R^2 OR COD
	LVL 1					B	M1	M2								
PCB-1221 Peak 1	0.0081				Ave		0.0081						20.0			0.9900
PCB-1221 Peak 2	0.0108				Ave		0.0108						20.0			0.9900
PCB-1221 Peak 3	0.0069				Ave		0.0069						20.0			0.9900
PCB-1221 Peak 4	0.0288				Ave		0.0288						20.0			0.9900
PCB-1221 Peak 5	0.0055				Ave		0.0055						20.0			0.9900
PCB-1221 Peak 6	0.0049				Ave		0.0049						20.0			0.9900
PCB-1221 Peak 7	0.0025				Ave		0.0025						20.0			0.9900
PCB-1221 Peak 8	0.0015				Ave		0.0015						20.0			0.9900

Note: The m1 coefficient is the same as Ave RRF for an Ave curve type.

FORM VI
 PCBS BY INTERNAL STANDARD - INITIAL CALIBRATION DATA
 RESPONSE AND CONCENTRATION

Lab Name: TestAmerica Edison Job No.: 460-118423-1 Analy Batch No.: 373506

SDG No.: _____

Instrument ID: CPESTGC8 GC Column: CLP-2 ID: 0.53 (mm) Heated Purge: (Y/N) N

Calibration Start Date: 06/14/2016 11:36 Calibration End Date: 06/14/2016 11:36 Calibration ID: 56231

Calibration Files:

LEVEL:	LAB SAMPLE ID:	LAB FILE ID:
Level 1	IC 460-373506/8	8F012083.D

ANALYTE	IS REF	CURVE TYPE	RESPONSE					CONCENTRATION (UG/L)				
			LVL 1					LVL 1				
PCB-1221 Peak 1	BNB	Ave	2109973					1000				
PCB-1221 Peak 2	BNB	Ave	2788537					1000				
PCB-1221 Peak 3	BNB	Ave	1794148					1000				
PCB-1221 Peak 4	BNB	Ave	7469515					1000				
PCB-1221 Peak 5	BNB	Ave	1424968					1000				
PCB-1221 Peak 6	BNB	Ave	1273599					1000				
PCB-1221 Peak 7	BNB	Ave	659576					1000				
PCB-1221 Peak 8	BNB	Ave	385754					1000				

Curve Type Legend:

Ave = Average ISTD

TestAmerica Edison
Target Compound Quantitation Report

Data File: \\ChromNA\Edison\ChromData\CPESTGC8\20160614-42137.b\8F012083.D
 Lims ID: IC 1221
 Client ID:
 Sample Type: IC Calib Level: 3
 Inject. Date: 14-Jun-2016 11:36:36 ALS Bottle#: 8 Worklist Smp#: 8
 Injection Vol: 1.0 ul Dil. Factor: 1.0000
 Sample Info: 460-0042137-008
 Operator ID: Instrument ID: CPESTGC8
 Sublist: chrom-8082ISTD*sub2
 Method: \\ChromNA\Edison\ChromData\CPESTGC8\20160614-42137.b\8082ISTD.m
 Limit Group: GC 8082A PCB ISTD
 Last Update: 16-Jun-2016 12:18:55 Calib Date: 14-Jun-2016 13:12:05
 Integrator: Falcon
 Quant Method: Internal Standard Quant By: Initial Calibration
 Last ICal File: \\ChromNA\Edison\ChromData\CPESTGC8\20160614-42137.b\8F012089.D
 Column 1 : Det: GC ECD1A
 Column 2 : Det: GC ECD2B
 Process Host: XAWRK028

First Level Reviewer: patelji Date: 15-Jun-2016 10:54:20

Col	RT (min.)	Exp RT (min.)	Dlt RT (min.)	Response	Cal Amt ug/l	OnCol Amt ug/l	Flags
-----	-----------	---------------	---------------	----------	--------------	----------------	-------

* 13 1-Bromo-2-nitrobenzene							M
1	1.647	1.647	0.000	5181350	20.0	20.0	M
2	1.384	1.384	0.000	5725627	20.0	20.0	

RPD = 0.00

1 PCB-1221							M
1	2.102	2.102	0.000	2109973	1000.0	1000.0	M
1	2.991	2.991	0.000	2788537	1000.0	1000.0	M
1	3.166	3.166	0.000	1794148	1000.0	1000.0	M
1	3.241	3.241	0.000	7469515	1000.0	1000.0	M
1	3.817	3.817	0.000	1424968	1000.0	1000.0	M
1	4.322	4.322	0.000	1273599	1000.0	1000.0	M
1	4.494	4.494	0.000	659576	1000.0	1000.0	M
1	4.618	4.618	0.000	385754	1000.0	1000.0	M

Average of Peak Amounts = 1000.0

2	1.574	1.574	0.000	2964367	1000.0	1000.0	M
2	2.226	2.226	0.000	2862753	1000.0	1000.0	M
2	2.377	2.377	0.000	1213701	1000.0	1000.0	M
2	2.418	2.418	0.000	7635337	1000.0	1000.0	M
2	2.802	2.802	0.000	670741	1000.0	1000.0	M
2	2.930	2.930	0.000	1108280	1000.0	1000.0	a
2	3.308	3.308	0.000	1312842	1000.0	1000.0	M
2	3.458	3.458	0.000	536709	1000.0	1000.0	M

Average of Peak Amounts = 1000.0

RPD = 0.00

QC Flag Legend

Review Flags

M - Manually Integrated

Reagents:

SG1221L3_00025

Amount Added: 1.00

Units: mL

SGPCBISTD_00006

Amount Added: 20.00

Units: uL

Run Reagent

TestAmerica Edison

Data File: \\ChromNA\Edison\ChromData\CPESTGC8\20160614-42137.b\8F012083.D

Injection Date: 14-Jun-2016 11:36:36

Instrument ID: CPESTGC8

Operator ID:

Lims ID: IC 1221

Worklist Smp#: 8

Client ID:

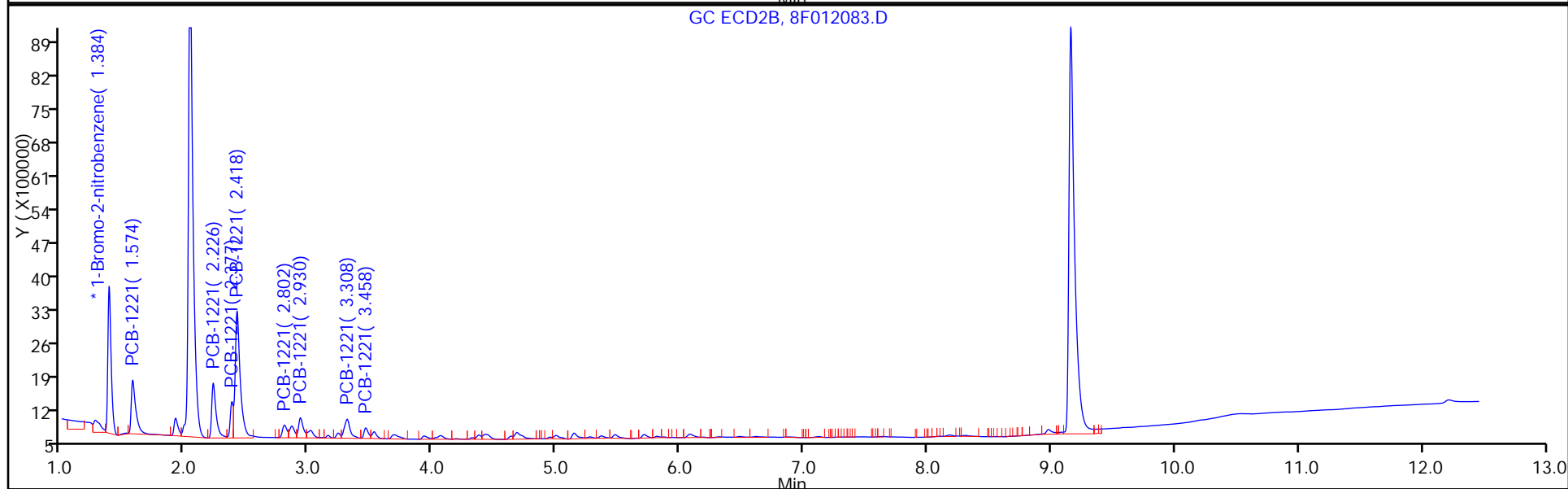
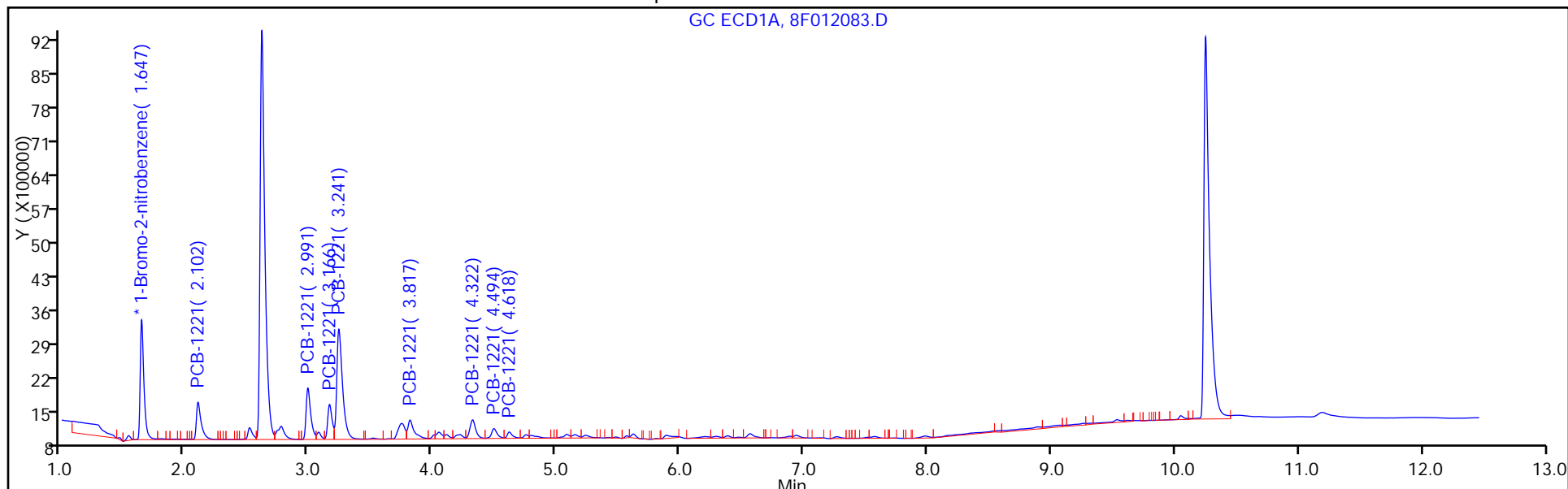
Injection Vol: 1.0 ul

Dil. Factor: 1.0000

ALS Bottle#: 8

Method: 8082ISTD

Limit Group: GC 8082A PCB ISTD



FORM VI
PCBS BY INTERNAL STANDARD - INITIAL CALIBRATION DATA
CURVE EVALUATION

Lab Name: TestAmerica Edison Job No.: 460-118423-1 Analy Batch No.: 373506

SDG No.: _____

Instrument ID: CPESTGC8 GC Column: CLP-1 ID: 0.53 (mm) Heated Purge: (Y/N) N

Calibration Start Date: 06/14/2016 11:36 Calibration End Date: 06/14/2016 11:36 Calibration ID: 56232

Calibration Files:

LEVEL:	LAB SAMPLE ID:	LAB FILE ID:
Level 1	IC 460-373506/8	8F012083.D

ANALYTE	RRF				CURVE TYPE	COEFFICIENT			#	MIN RRF	%RSD	#	MAX %RSD	R^2 OR COD	#	MIN R^2 OR COD
	LVL 1					B	M1	M2								
PCB-1221 Peak 1	0.0104				Ave		0.0104						20.0			0.9900
PCB-1221 Peak 2	0.0100				Ave		0.0100						20.0			0.9900
PCB-1221 Peak 3	0.0042				Ave		0.0042						20.0			0.9900
PCB-1221 Peak 4	0.0267				Ave		0.0267						20.0			0.9900
PCB-1221 Peak 5	0.0023				Ave		0.0023						20.0			0.9900
PCB-1221 Peak 6	0.0039				Ave		0.0039						20.0			0.9900
PCB-1221 Peak 7	0.0046				Ave		0.0046						20.0			0.9900
PCB-1221 Peak 8	0.0019				Ave		0.0019						20.0			0.9900

Note: The m1 coefficient is the same as Ave RRF for an Ave curve type.

FORM VI
PCBS BY INTERNAL STANDARD - INITIAL CALIBRATION DATA
RESPONSE AND CONCENTRATION

Lab Name: TestAmerica Edison Job No.: 460-118423-1 Analy Batch No.: 373506

SDG No.: _____

Instrument ID: CPESTGC8 GC Column: CLP-1 ID: 0.53 (mm) Heated Purge: (Y/N) N

Calibration Start Date: 06/14/2016 11:36 Calibration End Date: 06/14/2016 11:36 Calibration ID: 56232

Calibration Files:

LEVEL:	LAB SAMPLE ID:	LAB FILE ID:
Level 1	IC 460-373506/8	8F012083.D

ANALYTE	IS REF	CURVE TYPE	RESPONSE					CONCENTRATION (UG/L)					
			LVL 1						LVL 1				
PCB-1221 Peak 1	BNB	Ave	2964367						1000				
PCB-1221 Peak 2	BNB	Ave	2862753						1000				
PCB-1221 Peak 3	BNB	Ave	1213701						1000				
PCB-1221 Peak 4	BNB	Ave	7635337						1000				
PCB-1221 Peak 5	BNB	Ave	670741						1000				
PCB-1221 Peak 6	BNB	Ave	1108280						1000				
PCB-1221 Peak 7	BNB	Ave	1312842						1000				
PCB-1221 Peak 8	BNB	Ave	536709						1000				

Curve Type Legend:

Ave = Average ISTD

TestAmerica Edison
Target Compound Quantitation Report

Data File: \\ChromNA\Edison\ChromData\CPESTGC8\20160614-42137.b\8F012083.D
 Lims ID: IC 1221
 Client ID:
 Sample Type: IC Calib Level: 3
 Inject. Date: 14-Jun-2016 11:36:36 ALS Bottle#: 8 Worklist Smp#: 8
 Injection Vol: 1.0 ul Dil. Factor: 1.0000
 Sample Info: 460-0042137-008
 Operator ID: Instrument ID: CPESTGC8
 Sublist: chrom-8082ISTD*sub2
 Method: \\ChromNA\Edison\ChromData\CPESTGC8\20160614-42137.b\8082ISTD.m
 Limit Group: GC 8082A PCB ISTD
 Last Update: 16-Jun-2016 12:18:55 Calib Date: 14-Jun-2016 13:12:05
 Integrator: Falcon
 Quant Method: Internal Standard Quant By: Initial Calibration
 Last ICal File: \\ChromNA\Edison\ChromData\CPESTGC8\20160614-42137.b\8F012089.D
 Column 1 : Det: GC ECD1A
 Column 2 : Det: GC ECD2B
 Process Host: XAWRK028

First Level Reviewer: patelji Date: 15-Jun-2016 10:54:20

Col	RT (min.)	Exp RT (min.)	Dlt RT (min.)	Response	Cal Amt ug/l	OnCol Amt ug/l	Flags
-----	-----------	---------------	---------------	----------	--------------	----------------	-------

* 13 1-Bromo-2-nitrobenzene							M
1	1.647	1.647	0.000	5181350	20.0	20.0	M
2	1.384	1.384	0.000	5725627	20.0	20.0	

RPD = 0.00

1 PCB-1221							M
1	2.102	2.102	0.000	2109973	1000.0	1000.0	M
1	2.991	2.991	0.000	2788537	1000.0	1000.0	M
1	3.166	3.166	0.000	1794148	1000.0	1000.0	M
1	3.241	3.241	0.000	7469515	1000.0	1000.0	M
1	3.817	3.817	0.000	1424968	1000.0	1000.0	M
1	4.322	4.322	0.000	1273599	1000.0	1000.0	M
1	4.494	4.494	0.000	659576	1000.0	1000.0	M
1	4.618	4.618	0.000	385754	1000.0	1000.0	M

Average of Peak Amounts = 1000.0

2	1.574	1.574	0.000	2964367	1000.0	1000.0	M
2	2.226	2.226	0.000	2862753	1000.0	1000.0	M
2	2.377	2.377	0.000	1213701	1000.0	1000.0	M
2	2.418	2.418	0.000	7635337	1000.0	1000.0	M
2	2.802	2.802	0.000	670741	1000.0	1000.0	M
2	2.930	2.930	0.000	1108280	1000.0	1000.0	a
2	3.308	3.308	0.000	1312842	1000.0	1000.0	M
2	3.458	3.458	0.000	536709	1000.0	1000.0	M

Average of Peak Amounts = 1000.0

RPD = 0.00

QC Flag Legend

Review Flags

M - Manually Integrated

Reagents:

SG1221L3_00025

Amount Added: 1.00

Units: mL

SGPCBISTD_00006

Amount Added: 20.00

Units: uL

Run Reagent

TestAmerica Edison

Data File: \\ChromNA\Edison\ChromData\CPESTGC8\20160614-42137.b\8F012083.D

Injection Date: 14-Jun-2016 11:36:36

Instrument ID: CPESTGC8

Operator ID:

Lims ID: IC 1221

Worklist Smp#: 8

Client ID:

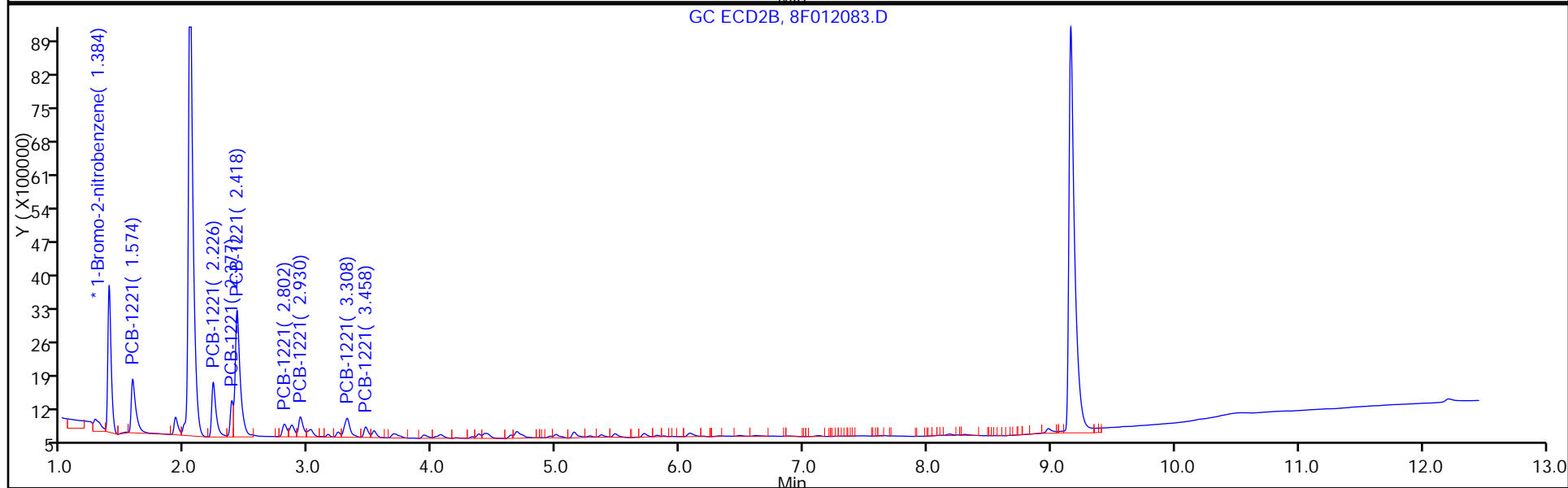
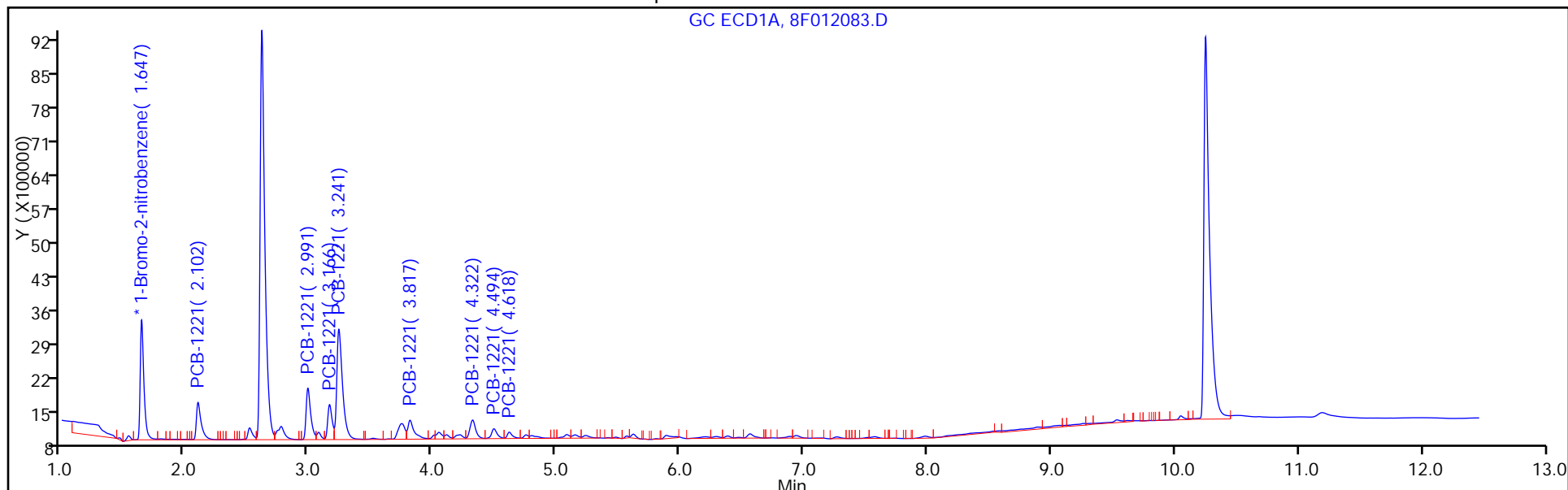
Injection Vol: 1.0 ul

Dil. Factor: 1.0000

ALS Bottle#: 8

Method: 8082ISTD

Limit Group: GC 8082A PCB ISTD



FORM VI
 PCBS BY INTERNAL STANDARD - INITIAL CALIBRATION DATA
 CURVE EVALUATION

Lab Name: TestAmerica Edison Job No.: 460-118423-1 Analy Batch No.: 373506

SDG No.: _____

Instrument ID: CPESTGC8 GC Column: CLP-2 ID: 0.53 (mm) Heated Purge: (Y/N) N

Calibration Start Date: 06/14/2016 11:52 Calibration End Date: 06/14/2016 11:52 Calibration ID: 56237

Calibration Files:

LEVEL:	LAB SAMPLE ID:	LAB FILE ID:
Level 1	IC 460-373506/9	8F012084.D

ANALYTE	RRF					CURVE TYPE	COEFFICIENT			#	MIN RRF	%RSD	#	MAX %RSD	R^2 OR COD	#	MIN R^2 OR COD
	LVL 1						B	M1	M2								
PCB-1232 Peak 1	0.0286					Ave		0.0286					20.0			0.9900	
PCB-1232 Peak 2	0.0275					Ave		0.0275					20.0			0.9900	
PCB-1232 Peak 3	0.0123					Ave		0.0123					20.0			0.9900	
PCB-1232 Peak 4	0.0420					Ave		0.0420					20.0			0.9900	
PCB-1232 Peak 5	0.0187					Ave		0.0187					20.0			0.9900	
PCB-1232 Peak 6	0.0123					Ave		0.0123					20.0			0.9900	
PCB-1232 Peak 7	0.0102					Ave		0.0102					20.0			0.9900	
PCB-1232 Peak 8	0.0156					Ave		0.0156					20.0			0.9900	

Note: The m1 coefficient is the same as Ave RRF for an Ave curve type.

FORM VI
PCBS BY INTERNAL STANDARD - INITIAL CALIBRATION DATA
RESPONSE AND CONCENTRATION

Lab Name: TestAmerica Edison Job No.: 460-118423-1 Analy Batch No.: 373506

SDG No.: _____

Instrument ID: CPESTGC8 GC Column: CLP-2 ID: 0.53 (mm) Heated Purge: (Y/N) N

Calibration Start Date: 06/14/2016 11:52 Calibration End Date: 06/14/2016 11:52 Calibration ID: 56237

Calibration Files:

LEVEL:	LAB SAMPLE ID:	LAB FILE ID:
Level 1	IC 460-373506/9	8F012084.D

ANALYTE	IS REF	CURVE TYPE	RESPONSE					CONCENTRATION (UG/L)					
			LVL 1						LVL 1				
PCB-1232 Peak 1	BNB	Ave	6622242						1000				
PCB-1232 Peak 2	BNB	Ave	6351661						1000				
PCB-1232 Peak 3	BNB	Ave	2848568						1000				
PCB-1232 Peak 4	BNB	Ave	9711240						1000				
PCB-1232 Peak 5	BNB	Ave	4334341						1000				
PCB-1232 Peak 6	BNB	Ave	2847703						1000				
PCB-1232 Peak 7	BNB	Ave	2348219						1000				
PCB-1232 Peak 8	BNB	Ave	3600892						1000				

Curve Type Legend:

Ave = Average ISTD

TestAmerica Edison
Target Compound Quantitation Report

Data File: \\ChromNA\Edison\ChromData\CPESTGC8\20160614-42137.b\8F012084.D
 Lims ID: IC 1232
 Client ID:
 Sample Type: IC Calib Level: 3
 Inject. Date: 14-Jun-2016 11:52:33 ALS Bottle#: 9 Worklist Smp#: 9
 Injection Vol: 1.0 ul Dil. Factor: 1.0000
 Sample Info: 460-0042137-009
 Operator ID: Instrument ID: CPESTGC8
 Sublist: chrom-8082ISTD*sub3
 Method: \\ChromNA\Edison\ChromData\CPESTGC8\20160614-42137.b\8082ISTD.m
 Limit Group: GC 8082A PCB ISTD
 Last Update: 16-Jun-2016 12:19:03 Calib Date: 14-Jun-2016 13:12:05
 Integrator: Falcon
 Quant Method: Internal Standard Quant By: Initial Calibration
 Last ICal File: \\ChromNA\Edison\ChromData\CPESTGC8\20160614-42137.b\8F012089.D
 Column 1 : Det: GC ECD1A
 Column 2 : Det: GC ECD2B
 Process Host: XAWRK028

First Level Reviewer: patelji Date: 15-Jun-2016 10:56:11

Col	RT (min.)	Exp RT (min.)	Dlt RT (min.)	Response	Cal Amt ug/l	OnCol Amt ug/l	Flags
-----	-----------	---------------	---------------	----------	--------------	----------------	-------

* 13 1-Bromo-2-nitrobenzene

1	1.646	1.646	0.000	4625317	20.0	20.0	
2	1.384	1.384	0.000	5623675	20.0	20.0	

RPD = 0.00

3 PCB-1232

1	3.241	3.241	0.000	6622242	1000.0	1000.0	M
1	3.756	3.756	0.000	6351661	1000.0	1000.0	M
1	4.049	4.049	0.000	2848568	1000.0	1000.0	M
1	4.323	4.323	0.000	9711240	1000.0	1000.0	M
1	4.494	4.494	0.000	4334341	1000.0	1000.0	M
1	5.085	5.085	0.000	2847703	1000.0	1000.0	M
1	5.571	5.571	0.000	2348219	1000.0	1000.0	M
1	5.626	5.626	0.000	3600892	1000.0	1000.0	M

Average of Peak Amounts = 1000.0

2	2.418	2.418	0.000	6579888	1000.0	1000.0	M
2	2.799	2.799	0.000	5342281	1000.0	1000.0	M
2	3.013	3.013	0.000	3383808	1000.0	1000.0	M
2	3.308	3.308	0.000	10243372	1000.0	1000.0	M
2	3.459	3.459	0.000	3877586	1000.0	1000.0	M
2	3.932	3.932	0.000	4017700	1000.0	1000.0	M
2	4.446	4.446	0.000	6535895	1000.0	1000.0	M
2	4.678	4.678	0.000	3353187	1000.0	1000.0	M

Average of Peak Amounts = 1000.0

RPD = 0.00

QC Flag Legend

Review Flags

M - Manually Integrated

Reagents:

SG1232L3_00024

Amount Added: 1.00

Units: mL

SGPCBISTD_00006

Amount Added: 20.00

Units: uL

Run Reagent

TestAmerica Edison

Data File: \\ChromNA\Edison\ChromData\CPESTGC8\20160614-42137.b\8F012084.D

Injection Date: 14-Jun-2016 11:52:33

Instrument ID: CPESTGC8

Operator ID:

Lims ID: IC 1232

Worklist Smp#: 9

Client ID:

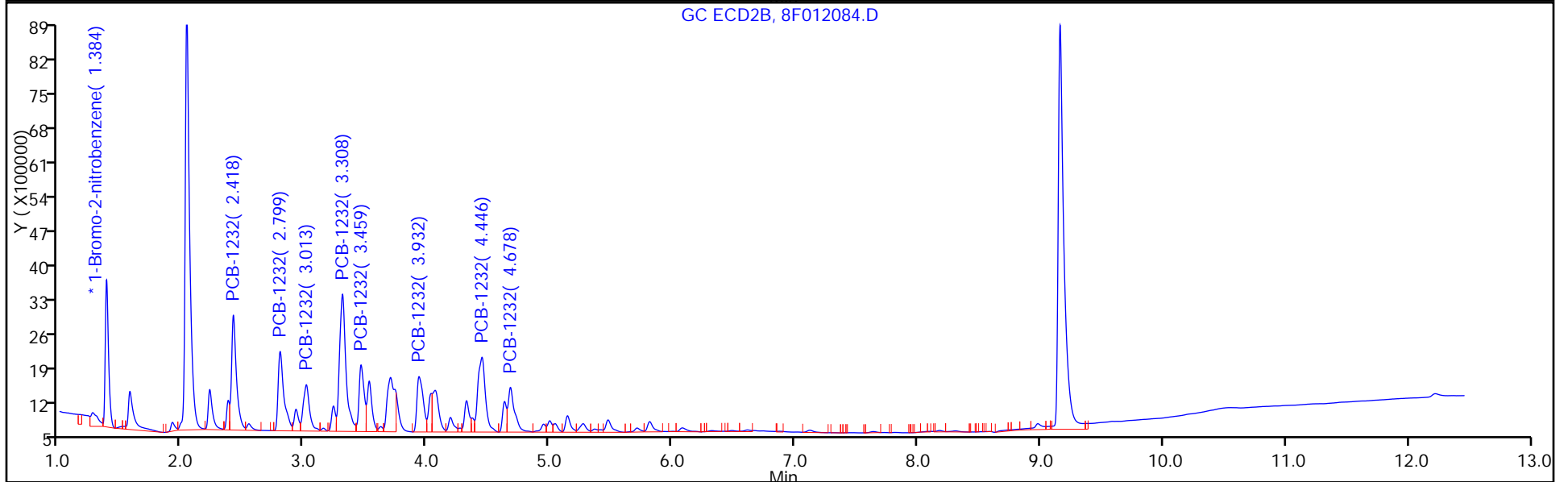
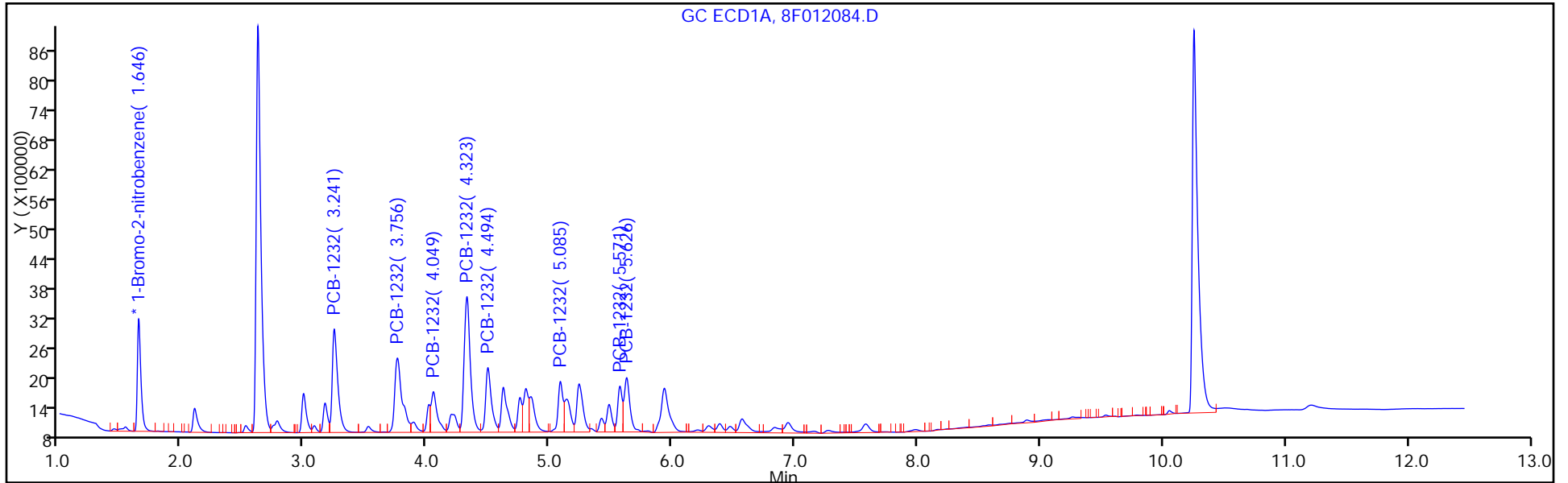
Injection Vol: 1.0 ul

Dil. Factor: 1.0000

ALS Bottle#: 9

Method: 8082ISTD

Limit Group: GC 8082A PCB ISTD



FORM VI
PCBS BY INTERNAL STANDARD - INITIAL CALIBRATION DATA
CURVE EVALUATION

Lab Name: TestAmerica Edison Job No.: 460-118423-1 Analy Batch No.: 373506

SDG No.: _____

Instrument ID: CPESTGC8 GC Column: CLP-1 ID: 0.53 (mm) Heated Purge: (Y/N) N

Calibration Start Date: 06/14/2016 11:52 Calibration End Date: 06/14/2016 11:52 Calibration ID: 56238

Calibration Files:

LEVEL:	LAB SAMPLE ID:	LAB FILE ID:
Level 1	IC 460-373506/9	8F012084.D

ANALYTE	RRF				CURVE TYPE	COEFFICIENT			#	MIN RRF	%RSD	#	MAX %RSD	R^2 OR COD	#	MIN R^2 OR COD
	LVL 1					B	M1	M2								
PCB-1232 Peak 1	0.0234				Ave		0.0234						20.0			0.9900
PCB-1232 Peak 2	0.0190				Ave		0.0190						20.0			0.9900
PCB-1232 Peak 3	0.0120				Ave		0.0120						20.0			0.9900
PCB-1232 Peak 4	0.0364				Ave		0.0364						20.0			0.9900
PCB-1232 Peak 5	0.0138				Ave		0.0138						20.0			0.9900
PCB-1232 Peak 6	0.0143				Ave		0.0143						20.0			0.9900
PCB-1232 Peak 7	0.0232				Ave		0.0232						20.0			0.9900
PCB-1232 Peak 8	0.0119				Ave		0.0119						20.0			0.9900

Note: The m1 coefficient is the same as Ave RRF for an Ave curve type.

FORM VI
PCBS BY INTERNAL STANDARD - INITIAL CALIBRATION DATA
RESPONSE AND CONCENTRATION

Lab Name: TestAmerica Edison Job No.: 460-118423-1 Analy Batch No.: 373506

SDG No.: _____

Instrument ID: CPESTGC8 GC Column: CLP-1 ID: 0.53 (mm) Heated Purge: (Y/N) N

Calibration Start Date: 06/14/2016 11:52 Calibration End Date: 06/14/2016 11:52 Calibration ID: 56238

Calibration Files:

LEVEL:	LAB SAMPLE ID:	LAB FILE ID:
Level 1	IC 460-373506/9	8F012084.D

ANALYTE	IS REF	CURVE TYPE	RESPONSE					CONCENTRATION (UG/L)					
			LVL 1						LVL 1				
PCB-1232 Peak 1	BNB	Ave	6579888						1000				
PCB-1232 Peak 2	BNB	Ave	5342281						1000				
PCB-1232 Peak 3	BNB	Ave	3383808						1000				
PCB-1232 Peak 4	BNB	Ave	10243372						1000				
PCB-1232 Peak 5	BNB	Ave	3877586						1000				
PCB-1232 Peak 6	BNB	Ave	4017700						1000				
PCB-1232 Peak 7	BNB	Ave	6535895						1000				
PCB-1232 Peak 8	BNB	Ave	3353187						1000				

Curve Type Legend:

Ave = Average ISTD

TestAmerica Edison
Target Compound Quantitation Report

Data File: \\ChromNA\Edison\ChromData\CPESTGC8\20160614-42137.b\8F012084.D
 Lims ID: IC 1232
 Client ID:
 Sample Type: IC Calib Level: 3
 Inject. Date: 14-Jun-2016 11:52:33 ALS Bottle#: 9 Worklist Smp#: 9
 Injection Vol: 1.0 ul Dil. Factor: 1.0000
 Sample Info: 460-0042137-009
 Operator ID: Instrument ID: CPESTGC8
 Sublist: chrom-8082ISTD*sub3
 Method: \\ChromNA\Edison\ChromData\CPESTGC8\20160614-42137.b\8082ISTD.m
 Limit Group: GC 8082A PCB ISTD
 Last Update: 16-Jun-2016 12:19:03 Calib Date: 14-Jun-2016 13:12:05
 Integrator: Falcon
 Quant Method: Internal Standard Quant By: Initial Calibration
 Last ICal File: \\ChromNA\Edison\ChromData\CPESTGC8\20160614-42137.b\8F012089.D
 Column 1 : Det: GC ECD1A
 Column 2 : Det: GC ECD2B
 Process Host: XAWRK028

First Level Reviewer: patelji Date: 15-Jun-2016 10:56:11

Col	RT (min.)	Exp RT (min.)	Dlt RT (min.)	Response	Cal Amt ug/l	OnCol Amt ug/l	Flags
-----	-----------	---------------	---------------	----------	--------------	----------------	-------

* 13 1-Bromo-2-nitrobenzene

1	1.646	1.646	0.000	4625317	20.0	20.0	
2	1.384	1.384	0.000	5623675	20.0	20.0	

RPD = 0.00

3 PCB-1232

1	3.241	3.241	0.000	6622242	1000.0	1000.0	M
1	3.756	3.756	0.000	6351661	1000.0	1000.0	M
1	4.049	4.049	0.000	2848568	1000.0	1000.0	M
1	4.323	4.323	0.000	9711240	1000.0	1000.0	M
1	4.494	4.494	0.000	4334341	1000.0	1000.0	M
1	5.085	5.085	0.000	2847703	1000.0	1000.0	M
1	5.571	5.571	0.000	2348219	1000.0	1000.0	M
1	5.626	5.626	0.000	3600892	1000.0	1000.0	M

Average of Peak Amounts = 1000.0

2	2.418	2.418	0.000	6579888	1000.0	1000.0	M
2	2.799	2.799	0.000	5342281	1000.0	1000.0	M
2	3.013	3.013	0.000	3383808	1000.0	1000.0	M
2	3.308	3.308	0.000	10243372	1000.0	1000.0	M
2	3.459	3.459	0.000	3877586	1000.0	1000.0	M
2	3.932	3.932	0.000	4017700	1000.0	1000.0	M
2	4.446	4.446	0.000	6535895	1000.0	1000.0	M
2	4.678	4.678	0.000	3353187	1000.0	1000.0	M

Average of Peak Amounts = 1000.0

RPD = 0.00

QC Flag Legend

Review Flags

M - Manually Integrated

Reagents:

SG1232L3_00024

Amount Added: 1.00

Units: mL

SGPCBISTD_00006

Amount Added: 20.00

Units: uL

Run Reagent

TestAmerica Edison

Data File: \\ChromNA\Edison\ChromData\CPESTGC8\20160614-42137.b\8F012084.D

Injection Date: 14-Jun-2016 11:52:33

Instrument ID: CPESTGC8

Operator ID:

Lims ID: IC 1232

Worklist Smp#: 9

Client ID:

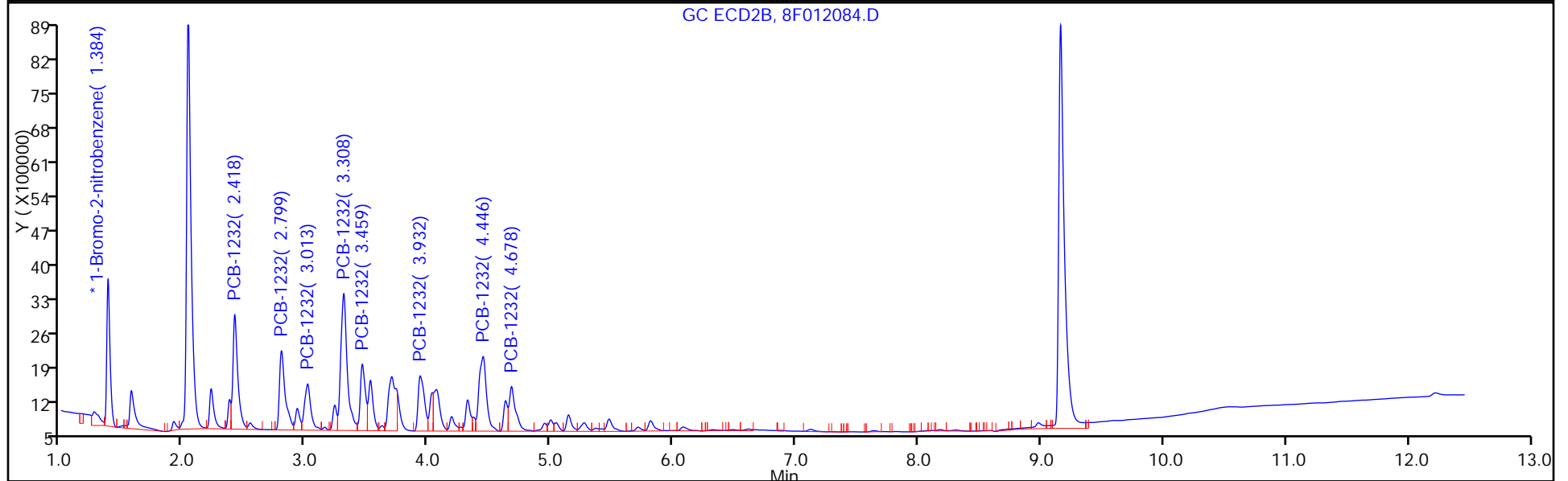
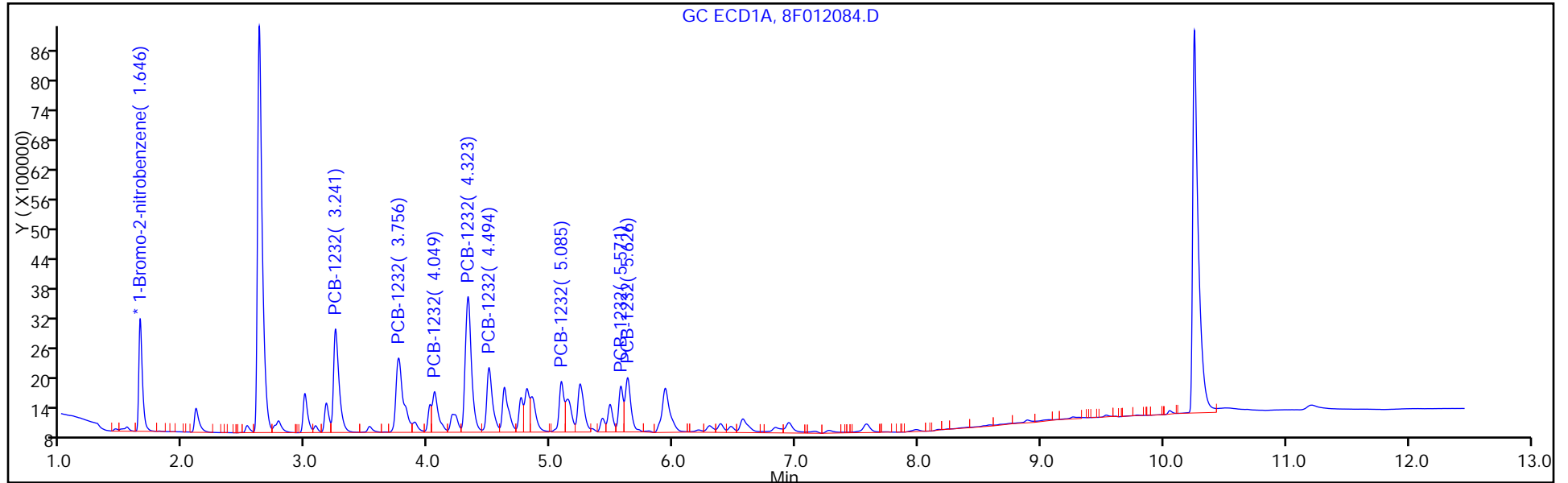
Injection Vol: 1.0 ul

Dil. Factor: 1.0000

ALS Bottle#: 9

Method: 8082ISTD

Limit Group: GC 8082A PCB ISTD



FORM VI
PCBS BY INTERNAL STANDARD - INITIAL CALIBRATION DATA
CURVE EVALUATION

Lab Name: TestAmerica Edison Job No.: 460-118423-1 Analy Batch No.: 373506

SDG No.: _____

Instrument ID: CPESTGC8 GC Column: CLP-2 ID: 0.53 (mm) Heated Purge: (Y/N) N

Calibration Start Date: 06/14/2016 12:08 Calibration End Date: 06/14/2016 12:08 Calibration ID: 56243

Calibration Files:

LEVEL:	LAB SAMPLE ID:	LAB FILE ID:
Level 1	IC 460-373506/10	8F012085.D

ANALYTE	RRF				CURVE TYPE	COEFFICIENT			#	MIN RRF	%RSD	#	MAX %RSD	R^2 OR COD	#	MIN R^2 OR COD
	LVL 1					B	M1	M2								
PCB-1242 Peak 1	0.0192				Ave		0.0192						20.0			0.9900
PCB-1242 Peak 2	0.0390				Ave		0.0390						20.0			0.9900
PCB-1242 Peak 3	0.0194				Ave		0.0194						20.0			0.9900
PCB-1242 Peak 4	0.0709				Ave		0.0709						20.0			0.9900
PCB-1242 Peak 5	0.0312				Ave		0.0312						20.0			0.9900
PCB-1242 Peak 6	0.0298				Ave		0.0298						20.0			0.9900
PCB-1242 Peak 7	0.0198				Ave		0.0198						20.0			0.9900
PCB-1242 Peak 8	0.0324				Ave		0.0324						20.0			0.9900

Note: The m1 coefficient is the same as Ave RRF for an Ave curve type.

FORM VI
 PCBS BY INTERNAL STANDARD - INITIAL CALIBRATION DATA
 RESPONSE AND CONCENTRATION

Lab Name: TestAmerica Edison Job No.: 460-118423-1 Analy Batch No.: 373506

SDG No.: _____

Instrument ID: CPESTGC8 GC Column: CLP-2 ID: 0.53 (mm) Heated Purge: (Y/N) N

Calibration Start Date: 06/14/2016 12:08 Calibration End Date: 06/14/2016 12:08 Calibration ID: 56243

Calibration Files:

LEVEL:	LAB SAMPLE ID:	LAB FILE ID:
Level 1	IC 460-373506/10	8F012085.D

ANALYTE	IS REF	CURVE TYPE	RESPONSE					CONCENTRATION (UG/L)					
			LVL 1						LVL 1				
PCB-1242 Peak 1	BNB	Ave	4964066						1000				
PCB-1242 Peak 2	BNB	Ave	10113394						1000				
PCB-1242 Peak 3	BNB	Ave	5034893						1000				
PCB-1242 Peak 4	BNB	Ave	18366317						1000				
PCB-1242 Peak 5	BNB	Ave	8092096						1000				
PCB-1242 Peak 6	BNB	Ave	7709149						1000				
PCB-1242 Peak 7	BNB	Ave	5125365						1000				
PCB-1242 Peak 8	BNB	Ave	8401835						1000				

Curve Type Legend:

Ave = Average ISTD

TestAmerica Edison
Target Compound Quantitation Report

Data File: \\ChromNA\Edison\ChromData\CPESTGC8\20160614-42137.b\8F012085.D
 Lims ID: IC 1242
 Client ID:
 Sample Type: IC Calib Level: 3
 Inject. Date: 14-Jun-2016 12:08:28 ALS Bottle#: 10 Worklist Smp#: 10
 Injection Vol: 1.0 ul Dil. Factor: 1.0000
 Sample Info: 460-0042137-010
 Operator ID: Instrument ID: CPESTGC8
 Sublist: chrom-8082ISTD*sub4
 Method: \\ChromNA\Edison\ChromData\CPESTGC8\20160614-42137.b\8082ISTD.m
 Limit Group: GC 8082A PCB ISTD
 Last Update: 16-Jun-2016 12:19:13 Calib Date: 14-Jun-2016 13:12:05
 Integrator: Falcon
 Quant Method: Internal Standard Quant By: Initial Calibration
 Last ICal File: \\ChromNA\Edison\ChromData\CPESTGC8\20160614-42137.b\8F012089.D
 Column 1 : Det: GC ECD1A
 Column 2 : Det: GC ECD2B
 Process Host: XAWRK028

First Level Reviewer: patelji Date: 15-Jun-2016 10:57:50

Col	RT (min.)	Exp RT (min.)	Dlt RT (min.)	Response	Cal Amt ug/l	OnCol Amt ug/l	Flags
-----	-----------	---------------	---------------	----------	--------------	----------------	-------

* 13 1-Bromo-2-nitrobenzene

1	1.648	1.648	0.000	5182490	20.0	20.0	
2	1.385	1.385	0.000	7051367	20.0	20.0	
						RPD = 0.00	

4 PCB-1242

1	3.241	3.241	0.000	4964066	1000.0	1000.0	a
1	3.757	3.757	0.000	10113394	1000.0	1000.0	a
1	4.050	4.050	0.000	5034893	1000.0	1000.0	a
1	4.323	4.323	0.000	18366317	1000.0	1000.0	a
1	4.494	4.494	0.000	8092096	1000.0	1000.0	a
1	5.238	5.238	0.000	7709149	1000.0	1000.0	a
1	5.571	5.571	0.000	5125365	1000.0	1000.0	a
1	5.626	5.626	0.000	8401835	1000.0	1000.0	a
						Average of Peak Amounts =	1000.0
2	2.419	2.419	0.000	5030545	1000.0	1000.0	M
2	2.800	2.800	0.000	9572689	1000.0	1000.0	M
2	3.014	3.014	0.000	6412288	1000.0	1000.0	M
2	3.308	3.308	0.000	19908727	1000.0	1000.0	M
2	3.460	3.460	0.000	7535118	1000.0	1000.0	M
2	3.933	3.933	0.000	8590104	1000.0	1000.0	M
2	4.445	4.445	0.000	14460990	1000.0	1000.0	M
2	4.678	4.678	0.000	8034774	1000.0	1000.0	M
						Average of Peak Amounts =	1000.0
						RPD = 0.00	

QC Flag Legend

Review Flags

M - Manually Integrated

Reagents:

SG1242L3_00026

Amount Added: 1.00

Units: mL

SGPCBISTD_00006

Amount Added: 20.00

Units: uL

Run Reagent

TestAmerica Edison

Data File: \\ChromNA\Edison\ChromData\CPESTGC8\20160614-42137.b\8F012085.D

Injection Date: 14-Jun-2016 12:08:28

Instrument ID: CPESTGC8

Operator ID:

Lims ID: IC 1242

Worklist Smp#: 10

Client ID:

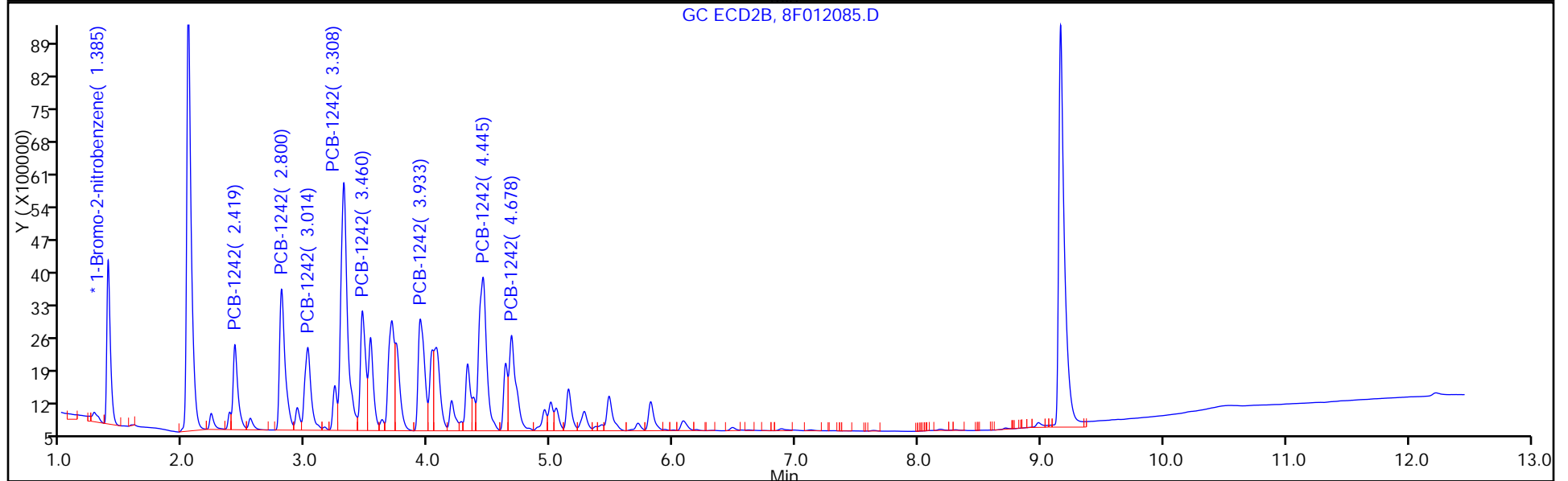
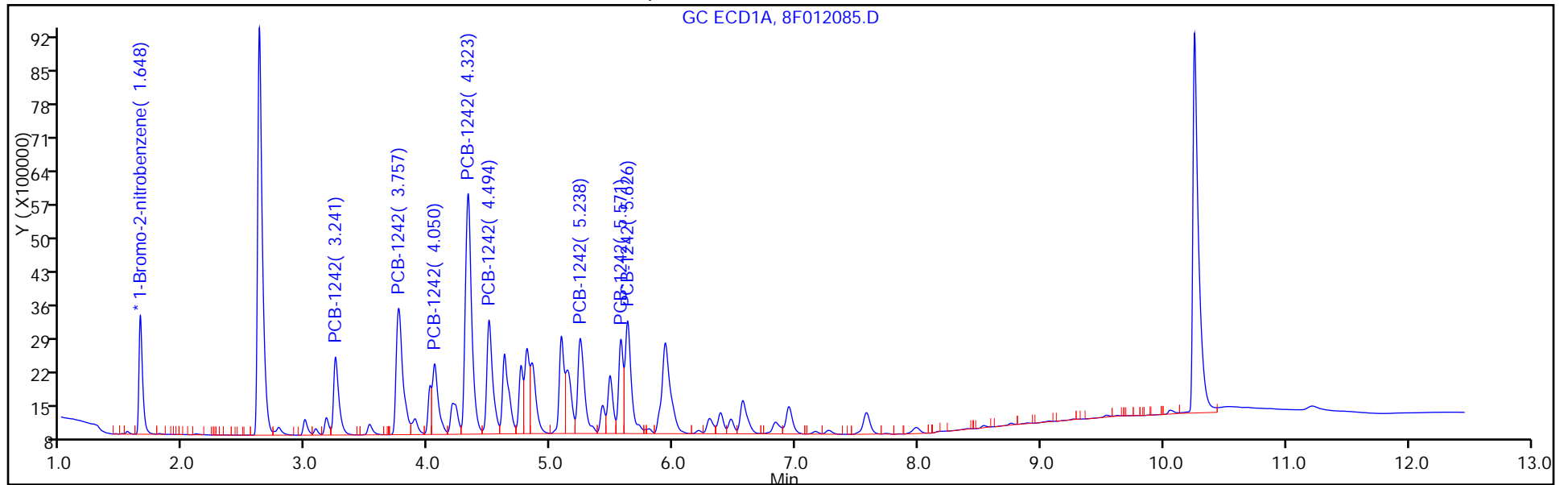
Injection Vol: 1.0 ul

Dil. Factor: 1.0000

ALS Bottle#: 10

Method: 8082ISTD

Limit Group: GC 8082A PCB ISTD



FORM VI
PCBS BY INTERNAL STANDARD - INITIAL CALIBRATION DATA
CURVE EVALUATION

Lab Name: TestAmerica Edison Job No.: 460-118423-1 Analy Batch No.: 373506

SDG No.: _____

Instrument ID: CPESTGC8 GC Column: CLP-1 ID: 0.53 (mm) Heated Purge: (Y/N) N

Calibration Start Date: 06/14/2016 12:08 Calibration End Date: 06/14/2016 12:08 Calibration ID: 56244

Calibration Files:

LEVEL:	LAB SAMPLE ID:	LAB FILE ID:
Level 1	IC 460-373506/10	8F012085.D

ANALYTE	RRF				CURVE TYPE	COEFFICIENT			#	MIN RRF	%RSD	#	MAX %RSD	R^2 OR COD	#	MIN R^2 OR COD
	LVL 1					B	M1	M2								
PCB-1242 Peak 1	0.0143				Ave		0.0143						20.0			0.9900
PCB-1242 Peak 2	0.0272				Ave		0.0272						20.0			0.9900
PCB-1242 Peak 3	0.0182				Ave		0.0182						20.0			0.9900
PCB-1242 Peak 4	0.0565				Ave		0.0565						20.0			0.9900
PCB-1242 Peak 5	0.0214				Ave		0.0214						20.0			0.9900
PCB-1242 Peak 6	0.0244				Ave		0.0244						20.0			0.9900
PCB-1242 Peak 7	0.0410				Ave		0.0410						20.0			0.9900
PCB-1242 Peak 8	0.0228				Ave		0.0228						20.0			0.9900

Note: The m1 coefficient is the same as Ave RRF for an Ave curve type.

FORM VI
 PCBS BY INTERNAL STANDARD - INITIAL CALIBRATION DATA
 RESPONSE AND CONCENTRATION

Lab Name: TestAmerica Edison Job No.: 460-118423-1 Analy Batch No.: 373506

SDG No.: _____

Instrument ID: CPESTGC8 GC Column: CLP-1 ID: 0.53 (mm) Heated Purge: (Y/N) N

Calibration Start Date: 06/14/2016 12:08 Calibration End Date: 06/14/2016 12:08 Calibration ID: 56244

Calibration Files:

LEVEL:	LAB SAMPLE ID:	LAB FILE ID:
Level 1	IC 460-373506/10	8F012085.D

ANALYTE	IS REF	CURVE TYPE	RESPONSE					CONCENTRATION (UG/L)					
			LVL 1						LVL 1				
PCB-1242 Peak 1	BNB	Ave	5030545						1000				
PCB-1242 Peak 2	BNB	Ave	9572689						1000				
PCB-1242 Peak 3	BNB	Ave	6412288						1000				
PCB-1242 Peak 4	BNB	Ave	19908727						1000				
PCB-1242 Peak 5	BNB	Ave	7535118						1000				
PCB-1242 Peak 6	BNB	Ave	8590104						1000				
PCB-1242 Peak 7	BNB	Ave	14460990						1000				
PCB-1242 Peak 8	BNB	Ave	8034774						1000				

Curve Type Legend:

Ave = Average ISTD

TestAmerica Edison
Target Compound Quantitation Report

Data File: \\ChromNA\Edison\ChromData\CPESTGC8\20160614-42137.b\8F012085.D
 Lims ID: IC 1242
 Client ID:
 Sample Type: IC Calib Level: 3
 Inject. Date: 14-Jun-2016 12:08:28 ALS Bottle#: 10 Worklist Smp#: 10
 Injection Vol: 1.0 ul Dil. Factor: 1.0000
 Sample Info: 460-0042137-010
 Operator ID: Instrument ID: CPESTGC8
 Sublist: chrom-8082ISTD*sub4
 Method: \\ChromNA\Edison\ChromData\CPESTGC8\20160614-42137.b\8082ISTD.m
 Limit Group: GC 8082A PCB ISTD
 Last Update: 16-Jun-2016 12:19:13 Calib Date: 14-Jun-2016 13:12:05
 Integrator: Falcon
 Quant Method: Internal Standard Quant By: Initial Calibration
 Last ICal File: \\ChromNA\Edison\ChromData\CPESTGC8\20160614-42137.b\8F012089.D
 Column 1 : Det: GC ECD1A
 Column 2 : Det: GC ECD2B
 Process Host: XAWRK028

First Level Reviewer: patelji Date: 15-Jun-2016 10:57:50

Col	RT (min.)	Exp RT (min.)	Dlt RT (min.)	Response	Cal Amt ug/l	OnCol Amt ug/l	Flags
-----	-----------	---------------	---------------	----------	--------------	----------------	-------

* 13 1-Bromo-2-nitrobenzene

1	1.648	1.648	0.000	5182490	20.0	20.0	
2	1.385	1.385	0.000	7051367	20.0	20.0	
						RPD = 0.00	

4 PCB-1242

1	3.241	3.241	0.000	4964066	1000.0	1000.0	a
1	3.757	3.757	0.000	10113394	1000.0	1000.0	a
1	4.050	4.050	0.000	5034893	1000.0	1000.0	a
1	4.323	4.323	0.000	18366317	1000.0	1000.0	a
1	4.494	4.494	0.000	8092096	1000.0	1000.0	a
1	5.238	5.238	0.000	7709149	1000.0	1000.0	a
1	5.571	5.571	0.000	5125365	1000.0	1000.0	a
1	5.626	5.626	0.000	8401835	1000.0	1000.0	a
						Average of Peak Amounts =	1000.0
2	2.419	2.419	0.000	5030545	1000.0	1000.0	M
2	2.800	2.800	0.000	9572689	1000.0	1000.0	M
2	3.014	3.014	0.000	6412288	1000.0	1000.0	M
2	3.308	3.308	0.000	19908727	1000.0	1000.0	M
2	3.460	3.460	0.000	7535118	1000.0	1000.0	M
2	3.933	3.933	0.000	8590104	1000.0	1000.0	M
2	4.445	4.445	0.000	14460990	1000.0	1000.0	M
2	4.678	4.678	0.000	8034774	1000.0	1000.0	M
						Average of Peak Amounts =	1000.0
						RPD = 0.00	

QC Flag Legend

Review Flags

M - Manually Integrated

Reagents:

SG1242L3_00026

Amount Added: 1.00

Units: mL

SGPCBISTD_00006

Amount Added: 20.00

Units: uL

Run Reagent

TestAmerica Edison

Data File: \\ChromNA\Edison\ChromData\CPESTGC8\20160614-42137.b\8F012085.D

Injection Date: 14-Jun-2016 12:08:28

Instrument ID: CPESTGC8

Operator ID:

Lims ID: IC 1242

Worklist Smp#: 10

Client ID:

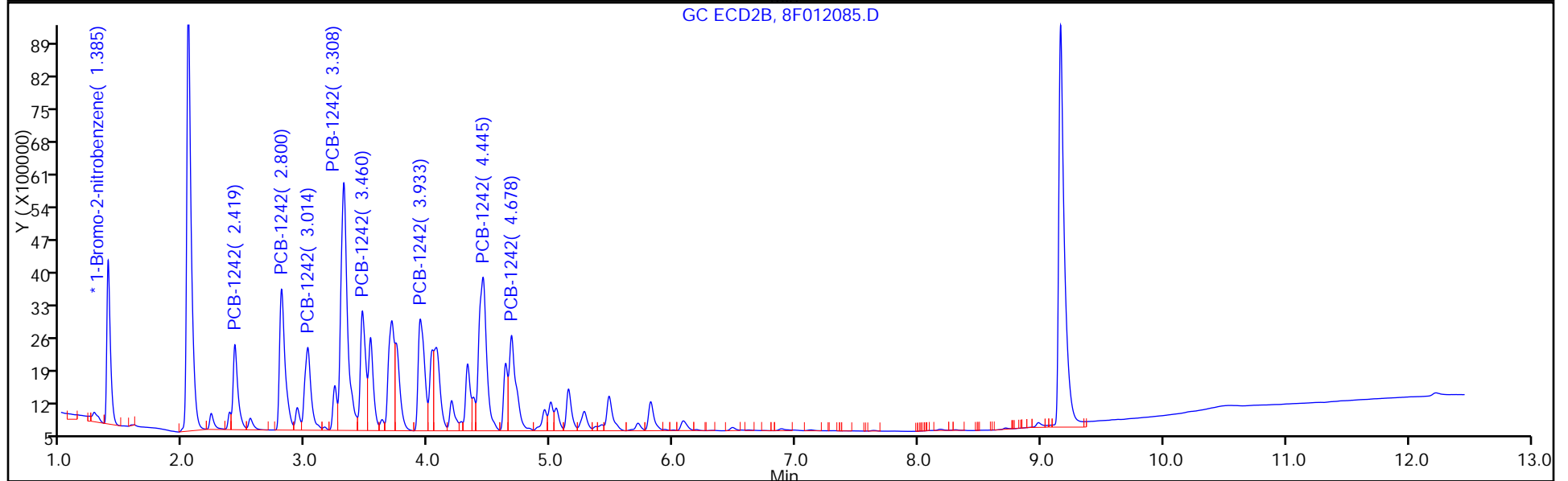
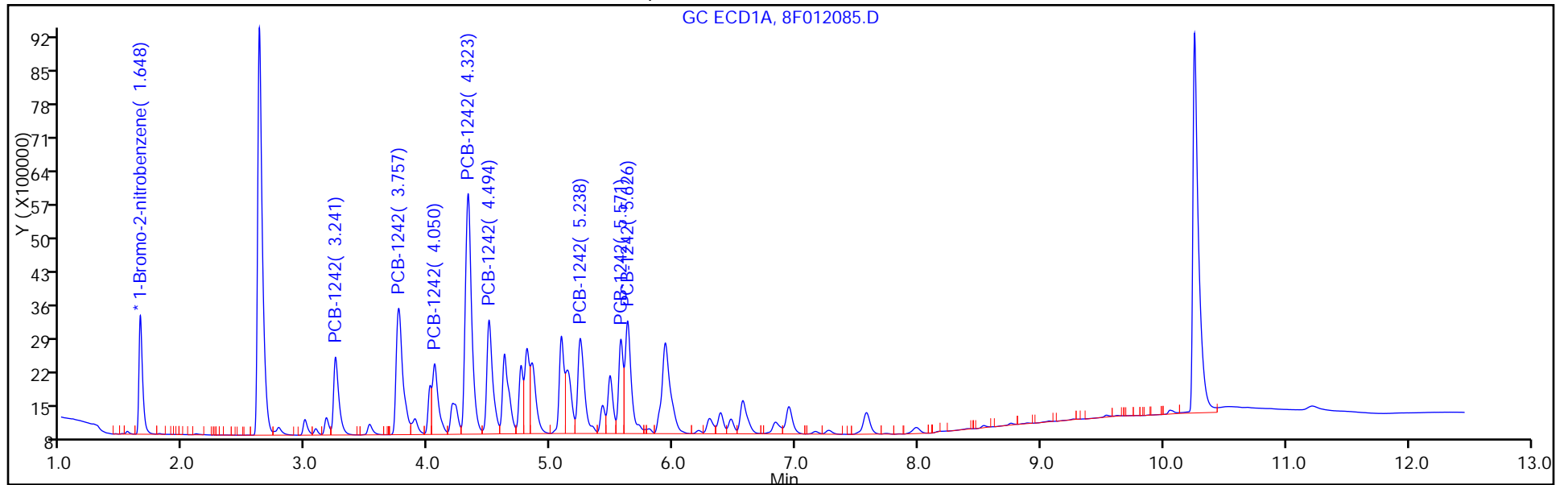
Injection Vol: 1.0 ul

Dil. Factor: 1.0000

ALS Bottle#: 10

Method: 8082ISTD

Limit Group: GC 8082A PCB ISTD



FORM VI
PCBS BY INTERNAL STANDARD - INITIAL CALIBRATION DATA
CURVE EVALUATION

Lab Name: TestAmerica Edison Job No.: 460-118423-1 Analy Batch No.: 373506

SDG No.: _____

Instrument ID: CPESTGC8 GC Column: CLP-2 ID: 0.53 (mm) Heated Purge: (Y/N) N

Calibration Start Date: 06/14/2016 12:24 Calibration End Date: 06/14/2016 12:24 Calibration ID: 56249

Calibration Files:

LEVEL:	LAB SAMPLE ID:	LAB FILE ID:
Level 1	IC 460-373506/11	8F012086.D

ANALYTE	RRF				CURVE TYPE	COEFFICIENT			#	MIN RRF	%RSD	#	MAX %RSD	R^2 OR COD	#	MIN R^2 OR COD
	LVL 1					B	M1	M2								
PCB-1248 Peak 1	0.0189				Ave		0.0189						20.0			0.9900
PCB-1248 Peak 2	0.0428				Ave		0.0428						20.0			0.9900
PCB-1248 Peak 3	0.0210				Ave		0.0210						20.0			0.9900
PCB-1248 Peak 4	0.0259				Ave		0.0259						20.0			0.9900
PCB-1248 Peak 5	0.0391				Ave		0.0391						20.0			0.9900
PCB-1248 Peak 6	0.0301				Ave		0.0301						20.0			0.9900
PCB-1248 Peak 7	0.0477				Ave		0.0477						20.0			0.9900
PCB-1248 Peak 8	0.0171				Ave		0.0171						20.0			0.9900

Note: The m1 coefficient is the same as Ave RRF for an Ave curve type.

FORM VI
 PCBS BY INTERNAL STANDARD - INITIAL CALIBRATION DATA
 RESPONSE AND CONCENTRATION

Lab Name: TestAmerica Edison Job No.: 460-118423-1 Analy Batch No.: 373506

SDG No.: _____

Instrument ID: CPESTGC8 GC Column: CLP-2 ID: 0.53 (mm) Heated Purge: (Y/N) N

Calibration Start Date: 06/14/2016 12:24 Calibration End Date: 06/14/2016 12:24 Calibration ID: 56249

Calibration Files:

LEVEL:	LAB SAMPLE ID:	LAB FILE ID:
Level 1	IC 460-373506/11	8F012086.D

ANALYTE	IS REF	CURVE TYPE	RESPONSE					CONCENTRATION (UG/L)				
			LVL 1					LVL 1				
PCB-1248 Peak 1	BNB	Ave	4997972					1000				
PCB-1248 Peak 2	BNB	Ave	11342236					1000				
PCB-1248 Peak 3	BNB	Ave	5556324					1000				
PCB-1248 Peak 4	BNB	Ave	6858812					1000				
PCB-1248 Peak 5	BNB	Ave	10350107					1000				
PCB-1248 Peak 6	BNB	Ave	7969563					1000				
PCB-1248 Peak 7	BNB	Ave	12627665					1000				
PCB-1248 Peak 8	BNB	Ave	4529999					1000				

Curve Type Legend:

Ave = Average ISTD

TestAmerica Edison
Target Compound Quantitation Report

Data File: \\ChromNA\Edison\ChromData\CPESTGC8\20160614-42137.b\8F012086.D
 Lims ID: IC 1248
 Client ID:
 Sample Type: IC Calib Level: 3
 Inject. Date: 14-Jun-2016 12:24:22 ALS Bottle#: 11 Worklist Smp#: 11
 Injection Vol: 1.0 ul Dil. Factor: 1.0000
 Sample Info: 460-0042137-011
 Operator ID: Instrument ID: CPESTGC8
 Sublist: chrom-8082ISTD*sub5
 Method: \\ChromNA\Edison\ChromData\CPESTGC8\20160614-42137.b\8082ISTD.m
 Limit Group: GC 8082A PCB ISTD
 Last Update: 16-Jun-2016 12:19:20 Calib Date: 14-Jun-2016 13:12:05
 Integrator: Falcon
 Quant Method: Internal Standard Quant By: Initial Calibration
 Last ICal File: \\ChromNA\Edison\ChromData\CPESTGC8\20160614-42137.b\8F012089.D
 Column 1 : Det: GC ECD1A
 Column 2 : Det: GC ECD2B
 Process Host: XAWRK028

First Level Reviewer: patelji Date: 15-Jun-2016 10:59:45

Col	RT (min.)	Exp RT (min.)	Dlt RT (min.)	Response	Cal Amt ug/l	OnCol Amt ug/l	Flags
-----	-----------	---------------	---------------	----------	--------------	----------------	-------

* 13 1-Bromo-2-nitrobenzene

1	1.646	1.646	0.000	5299623	20.0	20.0	
2	1.384	1.384	0.000	6835562	20.0	20.0	

RPD = 0.00

6 PCB-1248

1	3.754	3.754	0.000	4997972	1000.0	1000.0	M
1	4.322	4.322	0.000	11342236	1000.0	1000.0	M
1	4.755	4.755	0.000	5556324	1000.0	1000.0	M
1	4.804	4.804	0.000	6858812	1000.0	1000.0	M
1	5.239	5.239	0.000	10350107	1000.0	1000.0	M
1	5.571	5.571	0.000	7969563	1000.0	1000.0	M
1	5.625	5.625	0.000	12627665	1000.0	1000.0	M
1	6.942	6.942	0.000	4529999	1000.0	1000.0	M
Average of Peak Amounts =						1000.0	
2	2.799	2.799	0.000	4752529	1000.0	1000.0	a
2	3.308	3.308	0.000	10967114	1000.0	1000.0	a
2	3.698	3.698	0.000	17608773	1000.0	1000.0	a
2	4.028	4.028	0.000	7008025	1000.0	1000.0	M
2	4.444	4.444	0.000	21327848	1000.0	1000.0	M
2	4.679	4.679	0.000	13646478	1000.0	1000.0	M
2	5.143	5.143	0.000	6505394	1000.0	1000.0	M
2	5.814	5.814	0.000	4630393	1000.0	1000.0	M
Average of Peak Amounts =						1000.0	

RPD = 0.00

QC Flag Legend

Review Flags

M - Manually Integrated

Reagents:

SG1248L3_00025

Amount Added: 1.00

Units: mL

SGPCBISTD_00006

Amount Added: 20.00

Units: uL

Run Reagent

TestAmerica Edison

Data File: \\ChromNA\Edison\ChromData\CPESTGC8\20160614-42137.b\8F012086.D

Injection Date: 14-Jun-2016 12:24:22

Instrument ID: CPESTGC8

Operator ID:

Lims ID: IC 1248

Worklist Smp#: 11

Client ID:

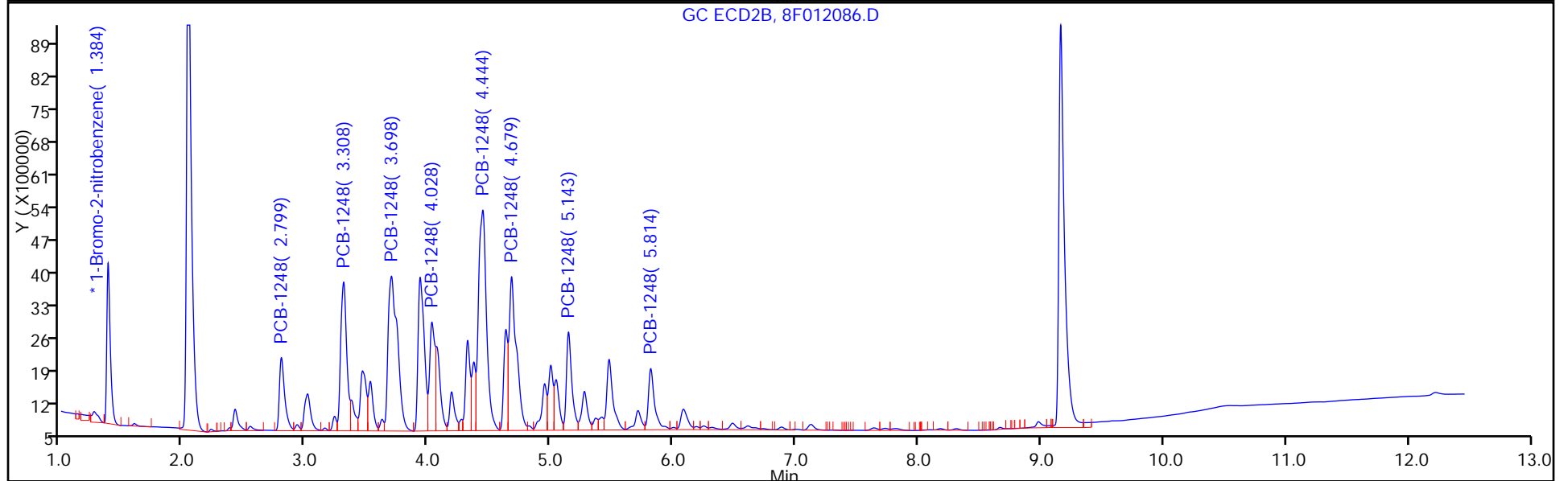
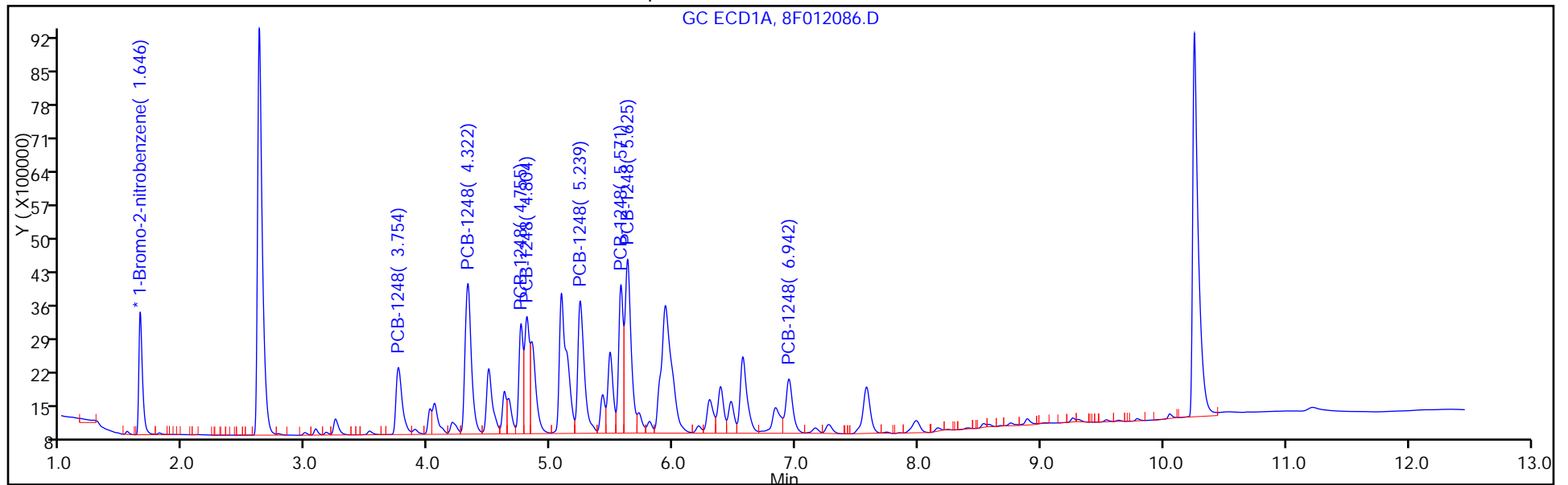
Injection Vol: 1.0 ul

Dil. Factor: 1.0000

ALS Bottle#: 11

Method: 8082ISTD

Limit Group: GC 8082A PCB ISTD



FORM VI
PCBS BY INTERNAL STANDARD - INITIAL CALIBRATION DATA
CURVE EVALUATION

Lab Name: TestAmerica Edison Job No.: 460-118423-1 Analy Batch No.: 373506

SDG No.: _____

Instrument ID: CPESTGC8 GC Column: CLP-1 ID: 0.53 (mm) Heated Purge: (Y/N) N

Calibration Start Date: 06/14/2016 12:24 Calibration End Date: 06/14/2016 12:24 Calibration ID: 56250

Calibration Files:

LEVEL:	LAB SAMPLE ID:	LAB FILE ID:
Level 1	IC 460-373506/11	8F012086.D

ANALYTE	RRF				CURVE TYPE	COEFFICIENT			#	MIN RRF	%RSD	#	MAX %RSD	R^2 OR COD	#	MIN R^2 OR COD
	LVL 1					B	M1	M2								
PCB-1248 Peak 1	0.0139				Ave		0.0139						20.0			0.9900
PCB-1248 Peak 2	0.0321				Ave		0.0321						20.0			0.9900
PCB-1248 Peak 3	0.0515				Ave		0.0515						20.0			0.9900
PCB-1248 Peak 4	0.0205				Ave		0.0205						20.0			0.9900
PCB-1248 Peak 5	0.0624				Ave		0.0624						20.0			0.9900
PCB-1248 Peak 6	0.0399				Ave		0.0399						20.0			0.9900
PCB-1248 Peak 7	0.0190				Ave		0.0190						20.0			0.9900
PCB-1248 Peak 8	0.0135				Ave		0.0135						20.0			0.9900

Note: The m1 coefficient is the same as Ave RRF for an Ave curve type.

FORM VI
 PCBS BY INTERNAL STANDARD - INITIAL CALIBRATION DATA
 RESPONSE AND CONCENTRATION

Lab Name: TestAmerica Edison Job No.: 460-118423-1 Analy Batch No.: 373506

SDG No.: _____

Instrument ID: CPESTGC8 GC Column: CLP-1 ID: 0.53 (mm) Heated Purge: (Y/N) N

Calibration Start Date: 06/14/2016 12:24 Calibration End Date: 06/14/2016 12:24 Calibration ID: 56250

Calibration Files:

LEVEL:	LAB SAMPLE ID:	LAB FILE ID:
Level 1	IC 460-373506/11	8F012086.D

ANALYTE	IS REF	CURVE TYPE	RESPONSE					CONCENTRATION (UG/L)					
			LVL 1						LVL 1				
PCB-1248 Peak 1	BNB	Ave	4752529						1000				
PCB-1248 Peak 2	BNB	Ave	10967114						1000				
PCB-1248 Peak 3	BNB	Ave	17608773						1000				
PCB-1248 Peak 4	BNB	Ave	7008025						1000				
PCB-1248 Peak 5	BNB	Ave	21327848						1000				
PCB-1248 Peak 6	BNB	Ave	13646478						1000				
PCB-1248 Peak 7	BNB	Ave	6505394						1000				
PCB-1248 Peak 8	BNB	Ave	4630393						1000				

Curve Type Legend:

Ave = Average ISTD

TestAmerica Edison
Target Compound Quantitation Report

Data File: \\ChromNA\Edison\ChromData\CPESTGC8\20160614-42137.b\8F012086.D
 Lims ID: IC 1248
 Client ID:
 Sample Type: IC Calib Level: 3
 Inject. Date: 14-Jun-2016 12:24:22 ALS Bottle#: 11 Worklist Smp#: 11
 Injection Vol: 1.0 ul Dil. Factor: 1.0000
 Sample Info: 460-0042137-011
 Operator ID: Instrument ID: CPESTGC8
 Sublist: chrom-8082ISTD*sub5
 Method: \\ChromNA\Edison\ChromData\CPESTGC8\20160614-42137.b\8082ISTD.m
 Limit Group: GC 8082A PCB ISTD
 Last Update: 16-Jun-2016 12:19:20 Calib Date: 14-Jun-2016 13:12:05
 Integrator: Falcon
 Quant Method: Internal Standard Quant By: Initial Calibration
 Last ICal File: \\ChromNA\Edison\ChromData\CPESTGC8\20160614-42137.b\8F012089.D
 Column 1 : Det: GC ECD1A
 Column 2 : Det: GC ECD2B
 Process Host: XAWRK028

First Level Reviewer: patelji Date: 15-Jun-2016 10:59:45

Col	RT (min.)	Exp RT (min.)	Dlt RT (min.)	Response	Cal Amt ug/l	OnCol Amt ug/l	Flags
-----	-----------	---------------	---------------	----------	--------------	----------------	-------

* 13 1-Bromo-2-nitrobenzene

1	1.646	1.646	0.000	5299623	20.0	20.0	
2	1.384	1.384	0.000	6835562	20.0	20.0	

RPD = 0.00

6 PCB-1248

1	3.754	3.754	0.000	4997972	1000.0	1000.0	M
1	4.322	4.322	0.000	11342236	1000.0	1000.0	M
1	4.755	4.755	0.000	5556324	1000.0	1000.0	M
1	4.804	4.804	0.000	6858812	1000.0	1000.0	M
1	5.239	5.239	0.000	10350107	1000.0	1000.0	M
1	5.571	5.571	0.000	7969563	1000.0	1000.0	M
1	5.625	5.625	0.000	12627665	1000.0	1000.0	M
1	6.942	6.942	0.000	4529999	1000.0	1000.0	M
Average of Peak Amounts =						1000.0	
2	2.799	2.799	0.000	4752529	1000.0	1000.0	a
2	3.308	3.308	0.000	10967114	1000.0	1000.0	a
2	3.698	3.698	0.000	17608773	1000.0	1000.0	a
2	4.028	4.028	0.000	7008025	1000.0	1000.0	M
2	4.444	4.444	0.000	21327848	1000.0	1000.0	M
2	4.679	4.679	0.000	13646478	1000.0	1000.0	M
2	5.143	5.143	0.000	6505394	1000.0	1000.0	M
2	5.814	5.814	0.000	4630393	1000.0	1000.0	M
Average of Peak Amounts =						1000.0	

RPD = 0.00

QC Flag Legend

Review Flags

M - Manually Integrated

Reagents:

SG1248L3_00025

Amount Added: 1.00

Units: mL

SGPCBISTD_00006

Amount Added: 20.00

Units: uL

Run Reagent

TestAmerica Edison

Data File: \\ChromNA\Edison\ChromData\CPESTGC8\20160614-42137.b\8F012086.D

Injection Date: 14-Jun-2016 12:24:22

Instrument ID: CPESTGC8

Operator ID:

Lims ID: IC 1248

Worklist Smp#: 11

Client ID:

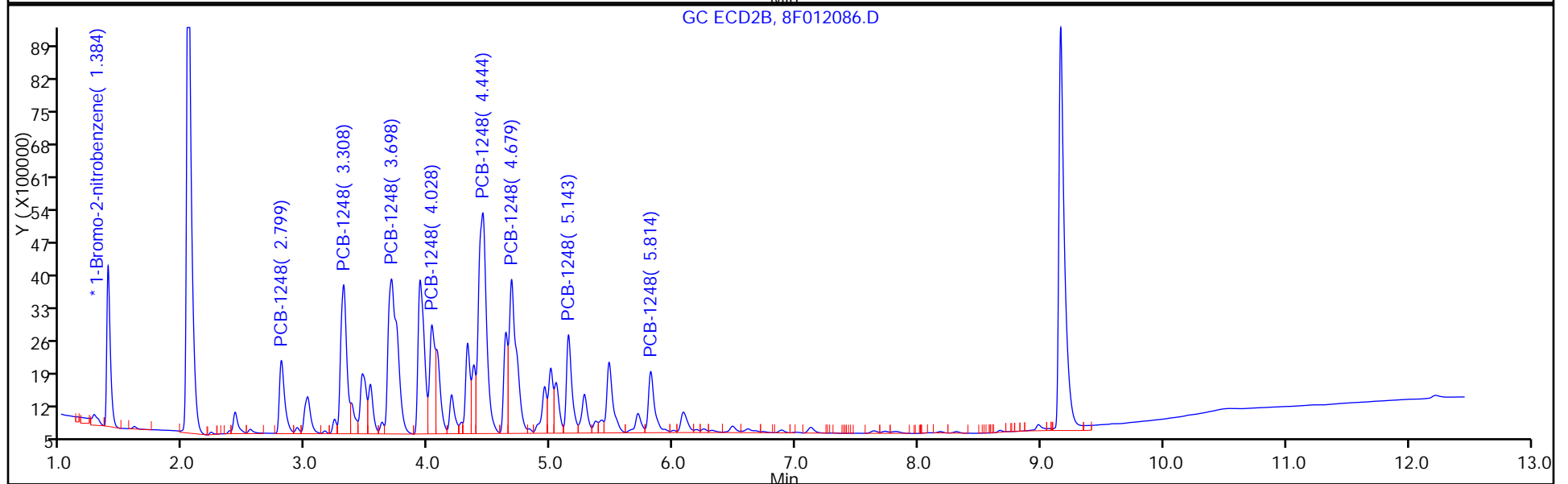
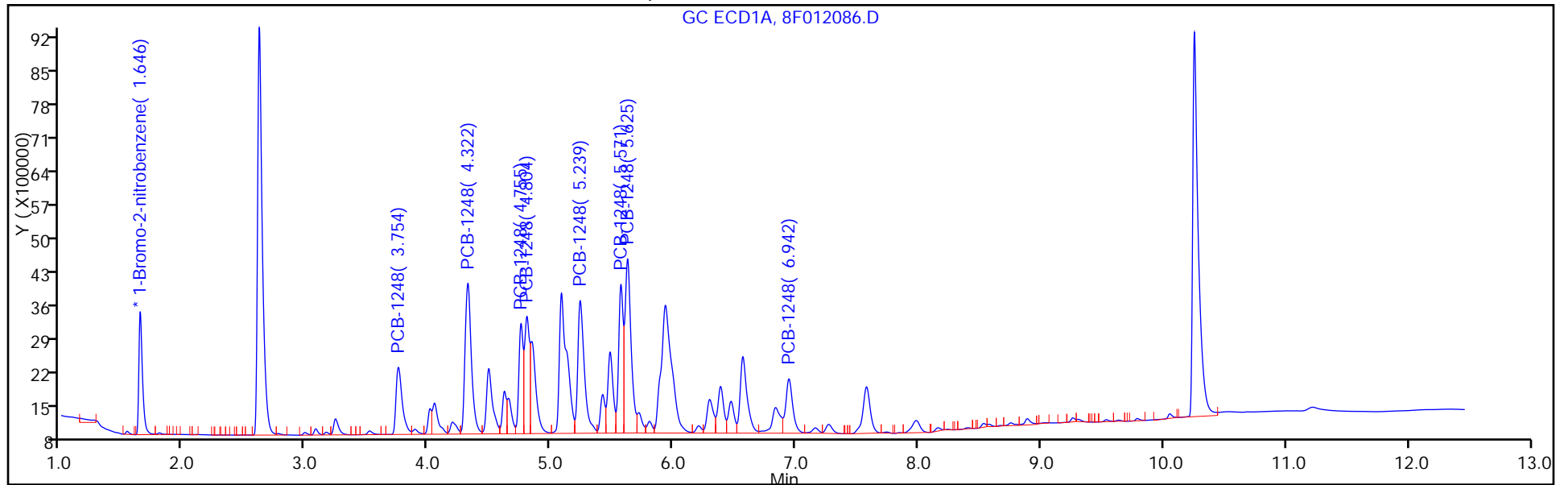
Injection Vol: 1.0 ul

Dil. Factor: 1.0000

ALS Bottle#: 11

Method: 8082ISTD

Limit Group: GC 8082A PCB ISTD



FORM VI
PCBS BY INTERNAL STANDARD - INITIAL CALIBRATION DATA
CURVE EVALUATION

Lab Name: TestAmerica Edison Job No.: 460-118423-1 Analy Batch No.: 373506

SDG No.: _____

Instrument ID: CPESTGC8 GC Column: CLP-2 ID: 0.53 (mm) Heated Purge: (Y/N) N

Calibration Start Date: 06/14/2016 12:40 Calibration End Date: 06/14/2016 12:40 Calibration ID: 56255

Calibration Files:

LEVEL:	LAB SAMPLE ID:	LAB FILE ID:
Level 1	IC 460-373506/12	8F012087.D

ANALYTE	RRF					CURVE TYPE	COEFFICIENT			#	MIN RRF	%RSD	#	MAX %RSD	R^2 OR COD	#	MIN R^2 OR COD
	LVL 1						B	M1	M2								
PCB-1254 Peak 1	0.0167					Ave		0.0167					20.0				0.9900
PCB-1254 Peak 2	0.0488					Ave		0.0488					20.0				0.9900
PCB-1254 Peak 3	0.0508					Ave		0.0508					20.0				0.9900
PCB-1254 Peak 4	0.0401					Ave		0.0401					20.0				0.9900
PCB-1254 Peak 5	0.0847					Ave		0.0847					20.0				0.9900
PCB-1254 Peak 6	0.0703					Ave		0.0703					20.0				0.9900
PCB-1254 Peak 7	0.0682					Ave		0.0682					20.0				0.9900
PCB-1254 Peak 8	0.0818					Ave		0.0818					20.0				0.9900

Note: The m1 coefficient is the same as Ave RRF for an Ave curve type.

FORM VI
 PCBS BY INTERNAL STANDARD - INITIAL CALIBRATION DATA
 RESPONSE AND CONCENTRATION

Lab Name: TestAmerica Edison Job No.: 460-118423-1 Analy Batch No.: 373506

SDG No.: _____

Instrument ID: CPESTGC8 GC Column: CLP-2 ID: 0.53 (mm) Heated Purge: (Y/N) N

Calibration Start Date: 06/14/2016 12:40 Calibration End Date: 06/14/2016 12:40 Calibration ID: 56255

Calibration Files:

LEVEL:	LAB SAMPLE ID:	LAB FILE ID:
Level 1	IC 460-373506/12	8F012087.D

ANALYTE	IS REF	CURVE TYPE	RESPONSE					CONCENTRATION (UG/L)					
			LVL 1						LVL 1				
PCB-1254 Peak 1	BNB	Ave	4109921						1000				
PCB-1254 Peak 2	BNB	Ave	11987003						1000				
PCB-1254 Peak 3	BNB	Ave	12485442						1000				
PCB-1254 Peak 4	BNB	Ave	9857617						1000				
PCB-1254 Peak 5	BNB	Ave	20807461						1000				
PCB-1254 Peak 6	BNB	Ave	17264770						1000				
PCB-1254 Peak 7	BNB	Ave	16759148						1000				
PCB-1254 Peak 8	BNB	Ave	20085940						1000				

Curve Type Legend:

Ave = Average ISTD

TestAmerica Edison
Target Compound Quantitation Report

Data File: \\ChromNA\Edison\ChromData\CPESTGC8\20160614-42137.b\8F012087.D
 Lims ID: IC 1254
 Client ID:
 Sample Type: IC Calib Level: 3
 Inject. Date: 14-Jun-2016 12:40:15 ALS Bottle#: 12 Worklist Smp#: 12
 Injection Vol: 1.0 ul Dil. Factor: 1.0000
 Sample Info: 460-0042137-012
 Operator ID: Instrument ID: CPESTGC8
 Sublist: chrom-8082ISTD*sub6
 Method: \\ChromNA\Edison\ChromData\CPESTGC8\20160614-42137.b\8082ISTD.m
 Limit Group: GC 8082A PCB ISTD
 Last Update: 16-Jun-2016 12:19:27 Calib Date: 14-Jun-2016 13:12:05
 Integrator: Falcon
 Quant Method: Internal Standard Quant By: Initial Calibration
 Last ICal File: \\ChromNA\Edison\ChromData\CPESTGC8\20160614-42137.b\8F012089.D
 Column 1 : Det: GC ECD1A
 Column 2 : Det: GC ECD2B
 Process Host: XAWRK028

First Level Reviewer: patelji Date: 15-Jun-2016 11:01:45

Col	RT (min.)	Exp RT (min.)	Dlt RT (min.)	Response	Cal Amt ug/l	OnCol Amt ug/l	Flags
-----	-----------	---------------	---------------	----------	--------------	----------------	-------

* 13 1-Bromo-2-nitrobenzene

1	1.647	1.647	0.000	4911404	20.0	20.0	
2	1.384	1.384	0.000	6722903	20.0	20.0	

RPD = 0.00

7 PCB-1254

1	5.086	5.086	0.000	4109921	1000.0	1000.0	a
1	5.622	5.622	0.000	11987003	1000.0	1000.0	a
1	5.889	5.889	0.000	12485442	1000.0	1000.0	a
1	6.385	6.385	0.000	9857617	1000.0	1000.0	a
1	6.566	6.566	0.000	20807461	1000.0	1000.0	a
1	6.942	6.942	0.000	17264770	1000.0	1000.0	a
1	7.574	7.574	0.000	16759148	1000.0	1000.0	M
1	7.982	7.982	0.000	20085940	1000.0	1000.0	M

Average of Peak Amounts = 1000.0

2	3.930	3.930	0.000	3981549	1000.0	1000.0	a
2	4.374	4.374	0.000	8775681	1000.0	1000.0	a
2	4.682	4.682	0.000	14112266	1000.0	1000.0	M
2	4.998	4.998	0.000	11407005	1000.0	1000.0	M
2	5.143	5.143	0.000	21119400	1000.0	1000.0	a
2	5.474	5.474	0.000	17609016	1000.0	1000.0	a
2	5.711	5.711	0.000	14927657	1000.0	1000.0	a
2	6.081	6.081	0.000	21831120	1000.0	1000.0	a

Average of Peak Amounts = 1000.0

RPD = 0.00

QC Flag Legend

Review Flags

M - Manually Integrated

Reagents:

SG1254L3_00027

Amount Added: 1.00

Units: mL

SGPCBISTD_00006

Amount Added: 20.00

Units: uL

Run Reagent

TestAmerica Edison

Data File: \\ChromNA\Edison\ChromData\CPESTGC8\20160614-42137.b\8F012087.D

Injection Date: 14-Jun-2016 12:40:15

Instrument ID: CPESTGC8

Operator ID:

Lims ID: IC 1254

Worklist Smp#: 12

Client ID:

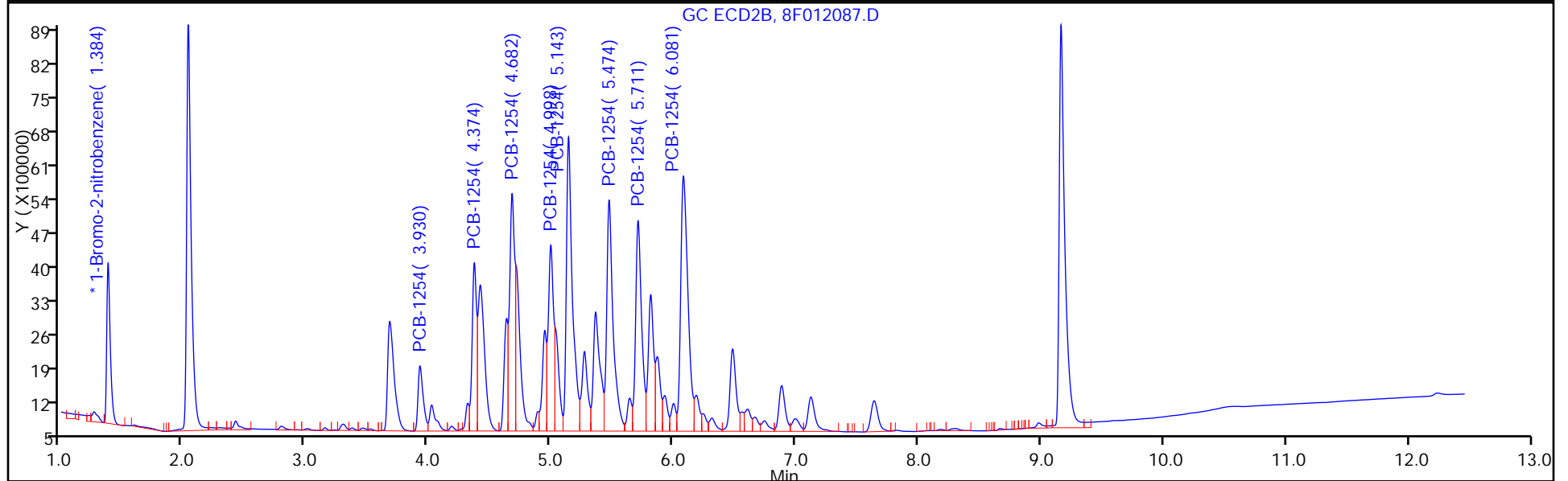
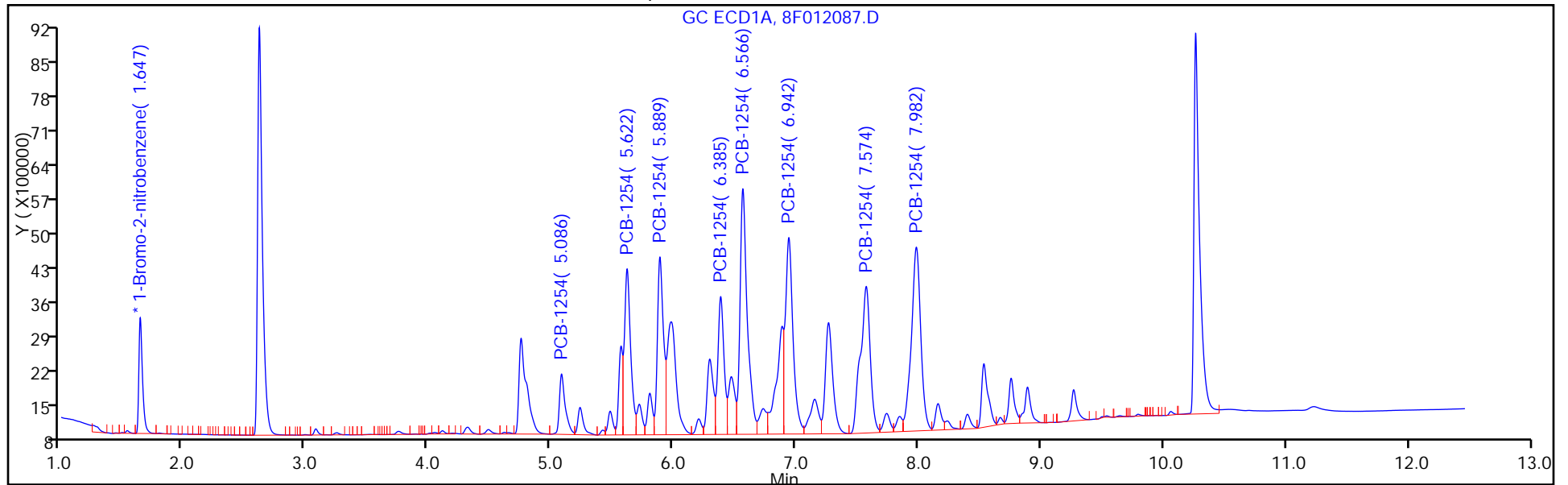
Injection Vol: 1.0 ul

Dil. Factor: 1.0000

ALS Bottle#: 12

Method: 8082ISTD

Limit Group: GC 8082A PCB ISTD



FORM VI
PCBS BY INTERNAL STANDARD - INITIAL CALIBRATION DATA
CURVE EVALUATION

Lab Name: TestAmerica Edison Job No.: 460-118423-1 Analy Batch No.: 373506

SDG No.: _____

Instrument ID: CPESTGC8 GC Column: CLP-1 ID: 0.53 (mm) Heated Purge: (Y/N) N

Calibration Start Date: 06/14/2016 12:40 Calibration End Date: 06/14/2016 12:40 Calibration ID: 56256

Calibration Files:

LEVEL:	LAB SAMPLE ID:	LAB FILE ID:
Level 1	IC 460-373506/12	8F012087.D

ANALYTE	RRF				CURVE TYPE	COEFFICIENT			#	MIN RRF	%RSD	#	MAX %RSD	R^2 OR COD	#	MIN R^2 OR COD
	LVL 1					B	M1	M2								
PCB-1254 Peak 1	0.0118				Ave		0.0118						20.0			0.9900
PCB-1254 Peak 2	0.0261				Ave		0.0261						20.0			0.9900
PCB-1254 Peak 3	0.0420				Ave		0.0420						20.0			0.9900
PCB-1254 Peak 4	0.0339				Ave		0.0339						20.0			0.9900
PCB-1254 Peak 5	0.0628				Ave		0.0628						20.0			0.9900
PCB-1254 Peak 6	0.0524				Ave		0.0524						20.0			0.9900
PCB-1254 Peak 7	0.0444				Ave		0.0444						20.0			0.9900
PCB-1254 Peak 8	0.0649				Ave		0.0649						20.0			0.9900

Note: The m1 coefficient is the same as Ave RRF for an Ave curve type.

FORM VI
PCBS BY INTERNAL STANDARD - INITIAL CALIBRATION DATA
RESPONSE AND CONCENTRATION

Lab Name: TestAmerica Edison Job No.: 460-118423-1 Analy Batch No.: 373506

SDG No.: _____

Instrument ID: CPESTGC8 GC Column: CLP-1 ID: 0.53 (mm) Heated Purge: (Y/N) N

Calibration Start Date: 06/14/2016 12:40 Calibration End Date: 06/14/2016 12:40 Calibration ID: 56256

Calibration Files:

LEVEL:	LAB SAMPLE ID:	LAB FILE ID:
Level 1	IC 460-373506/12	8F012087.D

ANALYTE	IS REF	CURVE TYPE	RESPONSE					CONCENTRATION (UG/L)					
			LVL 1						LVL 1				
PCB-1254 Peak 1	BNB	Ave	3981549						1000				
PCB-1254 Peak 2	BNB	Ave	8775681						1000				
PCB-1254 Peak 3	BNB	Ave	14112266						1000				
PCB-1254 Peak 4	BNB	Ave	11407005						1000				
PCB-1254 Peak 5	BNB	Ave	21119400						1000				
PCB-1254 Peak 6	BNB	Ave	17609016						1000				
PCB-1254 Peak 7	BNB	Ave	14927657						1000				
PCB-1254 Peak 8	BNB	Ave	21831120						1000				

Curve Type Legend:

Ave = Average ISTD

TestAmerica Edison
Target Compound Quantitation Report

Data File: \\ChromNA\Edison\ChromData\CPESTGC8\20160614-42137.b\8F012087.D
 Lims ID: IC 1254
 Client ID:
 Sample Type: IC Calib Level: 3
 Inject. Date: 14-Jun-2016 12:40:15 ALS Bottle#: 12 Worklist Smp#: 12
 Injection Vol: 1.0 ul Dil. Factor: 1.0000
 Sample Info: 460-0042137-012
 Operator ID: Instrument ID: CPESTGC8
 Sublist: chrom-8082ISTD*sub6
 Method: \\ChromNA\Edison\ChromData\CPESTGC8\20160614-42137.b\8082ISTD.m
 Limit Group: GC 8082A PCB ISTD
 Last Update: 16-Jun-2016 12:19:27 Calib Date: 14-Jun-2016 13:12:05
 Integrator: Falcon
 Quant Method: Internal Standard Quant By: Initial Calibration
 Last ICal File: \\ChromNA\Edison\ChromData\CPESTGC8\20160614-42137.b\8F012089.D
 Column 1 : Det: GC ECD1A
 Column 2 : Det: GC ECD2B
 Process Host: XAWRK028

First Level Reviewer: patelji Date: 15-Jun-2016 11:01:45

Col	RT (min.)	Exp RT (min.)	Dlt RT (min.)	Response	Cal Amt ug/l	OnCol Amt ug/l	Flags
-----	-----------	---------------	---------------	----------	--------------	----------------	-------

* 13 1-Bromo-2-nitrobenzene

1	1.647	1.647	0.000	4911404	20.0	20.0	
2	1.384	1.384	0.000	6722903	20.0	20.0	

RPD = 0.00

7 PCB-1254

1	5.086	5.086	0.000	4109921	1000.0	1000.0	a
1	5.622	5.622	0.000	11987003	1000.0	1000.0	a
1	5.889	5.889	0.000	12485442	1000.0	1000.0	a
1	6.385	6.385	0.000	9857617	1000.0	1000.0	a
1	6.566	6.566	0.000	20807461	1000.0	1000.0	a
1	6.942	6.942	0.000	17264770	1000.0	1000.0	a
1	7.574	7.574	0.000	16759148	1000.0	1000.0	M
1	7.982	7.982	0.000	20085940	1000.0	1000.0	M

Average of Peak Amounts = 1000.0

2	3.930	3.930	0.000	3981549	1000.0	1000.0	a
2	4.374	4.374	0.000	8775681	1000.0	1000.0	a
2	4.682	4.682	0.000	14112266	1000.0	1000.0	M
2	4.998	4.998	0.000	11407005	1000.0	1000.0	M
2	5.143	5.143	0.000	21119400	1000.0	1000.0	a
2	5.474	5.474	0.000	17609016	1000.0	1000.0	a
2	5.711	5.711	0.000	14927657	1000.0	1000.0	a
2	6.081	6.081	0.000	21831120	1000.0	1000.0	a

Average of Peak Amounts = 1000.0

RPD = 0.00

QC Flag Legend

Review Flags

M - Manually Integrated

Reagents:

SG1254L3_00027

Amount Added: 1.00

Units: mL

SGPCBISTD_00006

Amount Added: 20.00

Units: uL

Run Reagent

TestAmerica Edison

Data File: \\ChromNA\Edison\ChromData\CPESTGC8\20160614-42137.b\8F012087.D

Injection Date: 14-Jun-2016 12:40:15

Instrument ID: CPESTGC8

Operator ID:

Lims ID: IC 1254

Worklist Smp#: 12

Client ID:

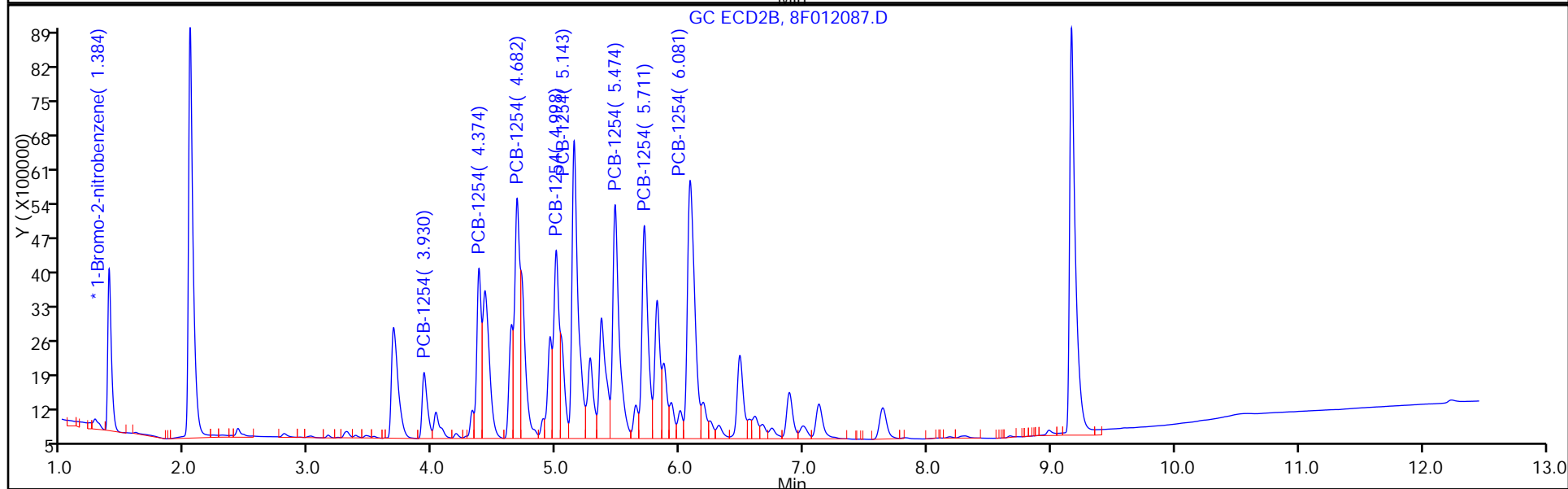
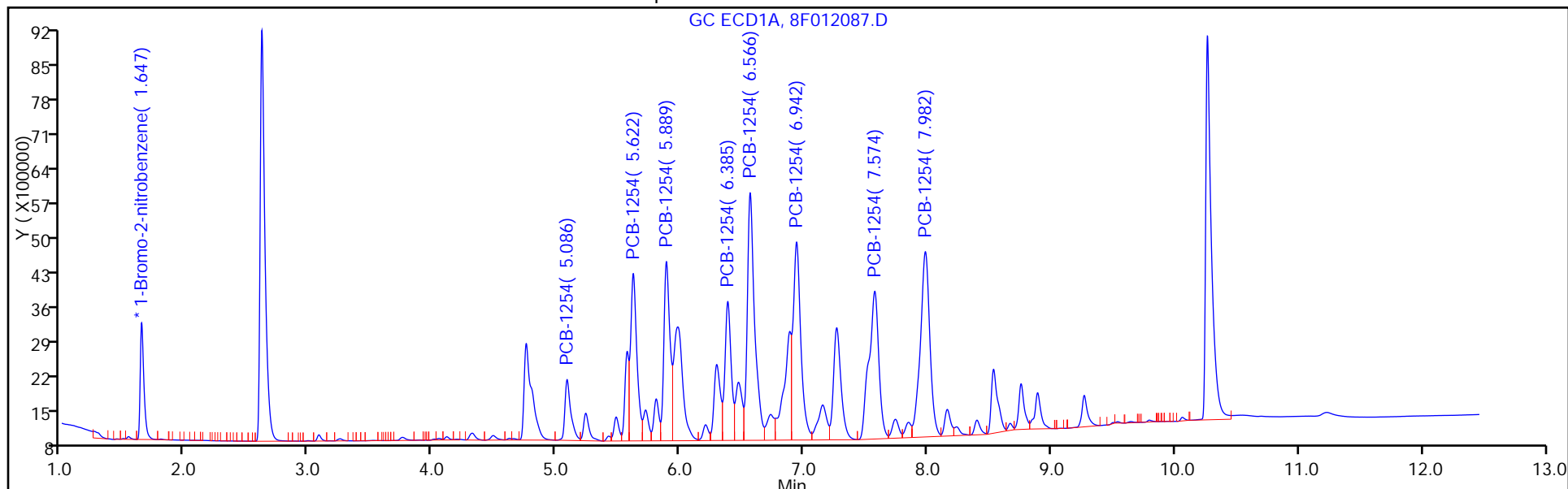
Injection Vol: 1.0 ul

Dil. Factor: 1.0000

ALS Bottle#: 12

Method: 8082ISTD

Limit Group: GC 8082A PCB ISTD



FORM VI
PCBS BY INTERNAL STANDARD - INITIAL CALIBRATION DATA
CURVE EVALUATION

Lab Name: TestAmerica Edison Job No.: 460-118423-1 Analy Batch No.: 373506

SDG No.: _____

Instrument ID: CPESTGC8 GC Column: CLP-2 ID: 0.53 (mm) Heated Purge: (Y/N) N

Calibration Start Date: 06/14/2016 12:56 Calibration End Date: 06/14/2016 12:56 Calibration ID: 56261

Calibration Files:

LEVEL:	LAB SAMPLE ID:	LAB FILE ID:
Level 1	IC 460-373506/13	8F012088.D

ANALYTE	RRF				CURVE TYPE	COEFFICIENT			#	MIN RRF	%RSD	#	MAX %RSD	R^2 OR COD	#	MIN R^2 OR COD
	LVL 1					B	M1	M2								
PCB-1262 Peak 1	0.0502				Ave		0.0502						20.0			0.9900
PCB-1262 Peak 2	0.0591				Ave		0.0591						20.0			0.9900
PCB-1262 Peak 3	0.0722				Ave		0.0722						20.0			0.9900
PCB-1262 Peak 4	0.0600				Ave		0.0600						20.0			0.9900
PCB-1262 Peak 5	0.1350				Ave		0.1350						20.0			0.9900
PCB-1262 Peak 6	0.0231				Ave		0.0231						20.0			0.9900
PCB-1262 Peak 7	0.0551				Ave		0.0551						20.0			0.9900
PCB-1262 Peak 8	0.0203				Ave		0.0203						20.0			0.9900

Note: The m1 coefficient is the same as Ave RRF for an Ave curve type.

FORM VI
 PCBS BY INTERNAL STANDARD - INITIAL CALIBRATION DATA
 RESPONSE AND CONCENTRATION

Lab Name: TestAmerica Edison Job No.: 460-118423-1 Analy Batch No.: 373506

SDG No.: _____

Instrument ID: CPESTGC8 GC Column: CLP-2 ID: 0.53 (mm) Heated Purge: (Y/N) N

Calibration Start Date: 06/14/2016 12:56 Calibration End Date: 06/14/2016 12:56 Calibration ID: 56261

Calibration Files:

LEVEL:	LAB SAMPLE ID:	LAB FILE ID:
Level 1	IC 460-373506/13	8F012088.D

ANALYTE	IS REF	CURVE TYPE	RESPONSE					CONCENTRATION (UG/L)				
			LVL 1					LVL 1				
PCB-1262 Peak 1	BNB	Ave	12769796					1000				
PCB-1262 Peak 2	BNB	Ave	15035759					1000				
PCB-1262 Peak 3	BNB	Ave	18355545					1000				
PCB-1262 Peak 4	BNB	Ave	15269341					1000				
PCB-1262 Peak 5	BNB	Ave	34344383					1000				
PCB-1262 Peak 6	BNB	Ave	5863832					1000				
PCB-1262 Peak 7	BNB	Ave	14024780					1000				
PCB-1262 Peak 8	BNB	Ave	5164674					1000				

Curve Type Legend:

Ave = Average ISTD

TestAmerica Edison
Target Compound Quantitation Report

Data File: \\ChromNA\Edison\ChromData\CPESTGC8\20160614-42137.b\8F012088.D
 Lims ID: IC 1262
 Client ID:
 Sample Type: IC Calib Level: 3
 Inject. Date: 14-Jun-2016 12:56:12 ALS Bottle#: 13 Worklist Smp#: 13
 Injection Vol: 1.0 ul Dil. Factor: 1.0000
 Sample Info: 460-0042137-013
 Operator ID: Instrument ID: CPESTGC8
 Sublist: chrom-8082ISTD*sub7
 Method: \\ChromNA\Edison\ChromData\CPESTGC8\20160614-42137.b\8082ISTD.m
 Limit Group: GC 8082A PCB ISTD
 Last Update: 16-Jun-2016 12:19:34 Calib Date: 14-Jun-2016 13:12:05
 Integrator: Falcon
 Quant Method: Internal Standard Quant By: Initial Calibration
 Last ICal File: \\ChromNA\Edison\ChromData\CPESTGC8\20160614-42137.b\8F012089.D
 Column 1 : Det: GC ECD1A
 Column 2 : Det: GC ECD2B
 Process Host: XAWRK028

First Level Reviewer: patelji Date: 15-Jun-2016 11:25:35

Col	RT (min.)	Exp RT (min.)	Dlt RT (min.)	Response	Cal Amt ug/l	OnCol Amt ug/l	Flags
-----	-----------	---------------	---------------	----------	--------------	----------------	-------

* 13 1-Bromo-2-nitrobenzene

1	1.647	1.647	0.000	5086760	20.0	20.0	
2	1.384	1.384	0.000	7039552	20.0	20.0	

RPD = 0.00

9 PCB-1262

1	6.888	6.888	0.000	12769796	1000.0	1000.0	a
1	7.267	7.267	0.000	15035759	1000.0	1000.0	a
1	8.156	8.156	0.000	18355545	1000.0	1000.0	a
1	8.583	8.583	0.000	15269341	1000.0	1000.0	a
1	8.894	8.894	0.000	34344383	1000.0	1000.0	a
1	9.652	9.652	0.000	5863832	1000.0	1000.0	a
1	9.799	9.799	0.000	14024780	1000.0	1000.0	a
1	10.067	10.067	0.000	5164674	1000.0	1000.0	a
Average of Peak Amounts =						1000.0	
2	5.364	5.364	0.000	13485555	1000.0	1000.0	a
2	6.609	6.609	0.000	19807472	1000.0	1000.0	a
2	7.121	7.121	0.000	44380159	1000.0	1000.0	a
2	7.638	7.638	0.000	14623432	1000.0	1000.0	a
2	7.815	7.815	0.000	21642172	1000.0	1000.0	a
2	8.314	8.314	0.000	7089465	1000.0	1000.0	a
2	8.668	8.668	0.000	14606954	1000.0	1000.0	a
2	8.984	8.984	0.000	5853040	1000.0	1000.0	a
Average of Peak Amounts =						1000.0	
							RPD = 0.00

Reagents:

SG1262L3_00023

Amount Added: 1.00

Units: mL

SGPCBISTD_00006

Amount Added: 20.00

Units: uL

Run Reagent

TestAmerica Edison

Data File: \\ChromNA\Edison\ChromData\CPESTGC8\20160614-42137.b\8F012088.D

Injection Date: 14-Jun-2016 12:56:12

Instrument ID: CPESTGC8

Operator ID:

Lims ID: IC 1262

Worklist Smp#: 13

Client ID:

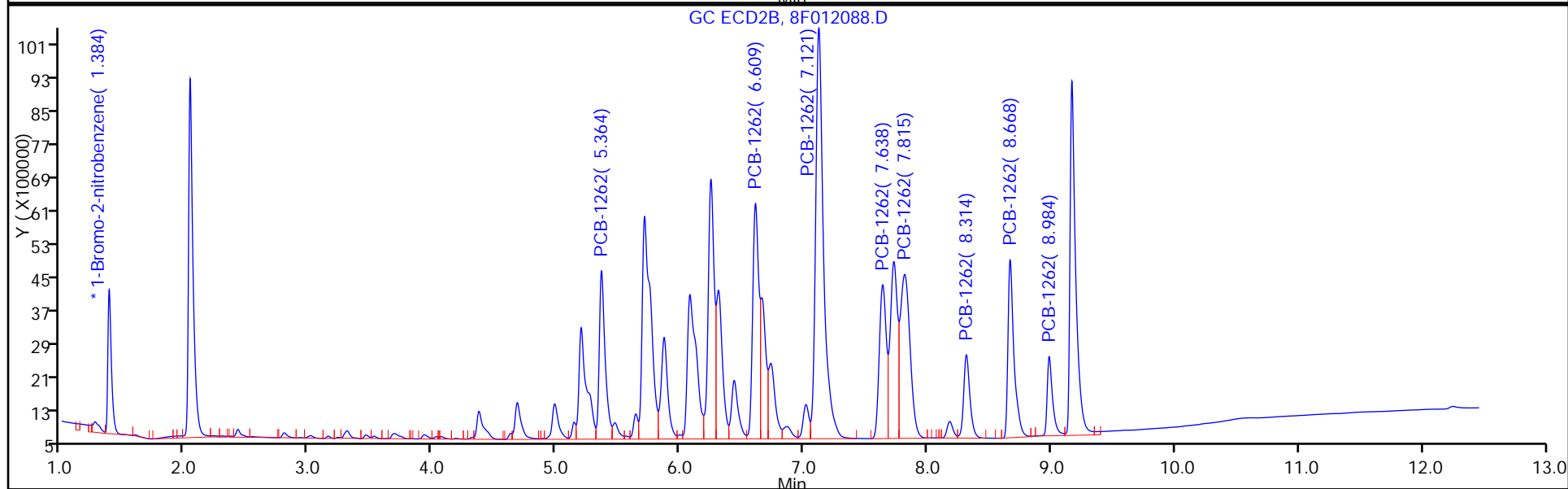
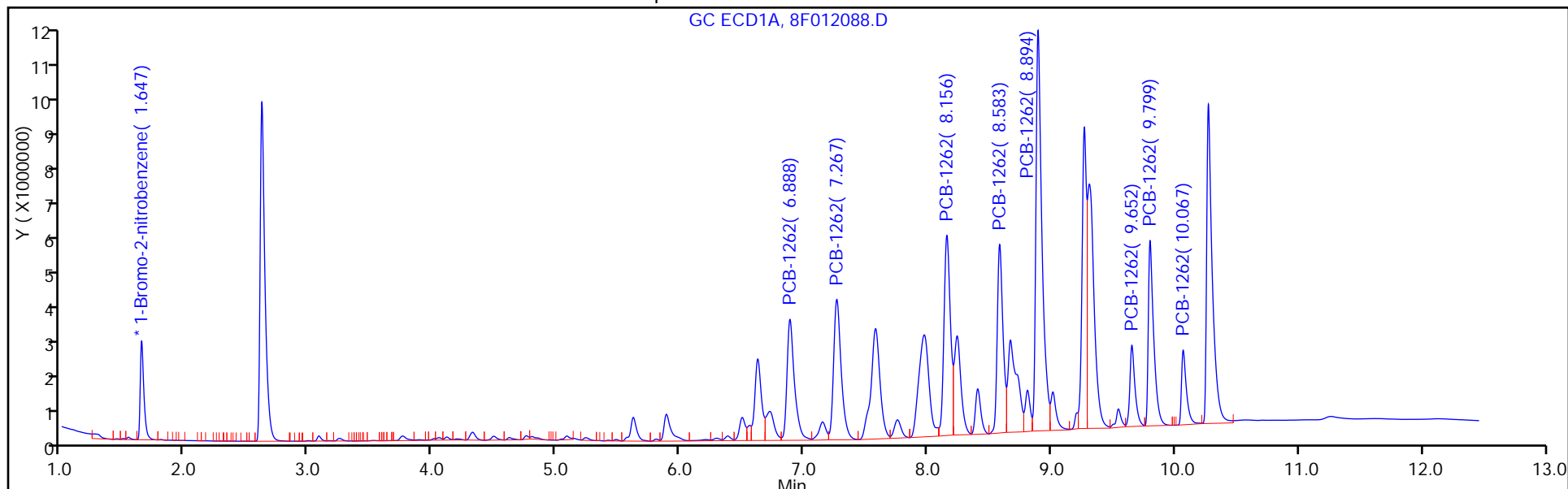
Injection Vol: 1.0 ul

Dil. Factor: 1.0000

ALS Bottle#: 13

Method: 8082ISTD

Limit Group: GC 8082A PCB ISTD



FORM VI
PCBS BY INTERNAL STANDARD - INITIAL CALIBRATION DATA
CURVE EVALUATION

Lab Name: TestAmerica Edison Job No.: 460-118423-1 Analy Batch No.: 373506

SDG No.: _____

Instrument ID: CPESTGC8 GC Column: CLP-1 ID: 0.53 (mm) Heated Purge: (Y/N) N

Calibration Start Date: 06/14/2016 12:56 Calibration End Date: 06/14/2016 12:56 Calibration ID: 56262

Calibration Files:

LEVEL:	LAB SAMPLE ID:	LAB FILE ID:
Level 1	IC 460-373506/13	8F012088.D

ANALYTE	RRF				CURVE TYPE	COEFFICIENT			#	MIN RRF	%RSD	#	MAX %RSD	R^2 OR COD	#	MIN R^2 OR COD
	LVL 1					B	M1	M2								
PCB-1262 Peak 1	0.0383				Ave		0.0383						20.0			0.9900
PCB-1262 Peak 2	0.0563				Ave		0.0563						20.0			0.9900
PCB-1262 Peak 3	0.1261				Ave		0.1261						20.0			0.9900
PCB-1262 Peak 4	0.0415				Ave		0.0415						20.0			0.9900
PCB-1262 Peak 5	0.0615				Ave		0.0615						20.0			0.9900
PCB-1262 Peak 6	0.0201				Ave		0.0201						20.0			0.9900
PCB-1262 Peak 7	0.0415				Ave		0.0415						20.0			0.9900
PCB-1262 Peak 8	0.0166				Ave		0.0166						20.0			0.9900

Note: The m1 coefficient is the same as Ave RRF for an Ave curve type.

FORM VI
 PCBS BY INTERNAL STANDARD - INITIAL CALIBRATION DATA
 RESPONSE AND CONCENTRATION

Lab Name: TestAmerica Edison Job No.: 460-118423-1 Analy Batch No.: 373506

SDG No.: _____

Instrument ID: CPESTGC8 GC Column: CLP-1 ID: 0.53 (mm) Heated Purge: (Y/N) N

Calibration Start Date: 06/14/2016 12:56 Calibration End Date: 06/14/2016 12:56 Calibration ID: 56262

Calibration Files:

LEVEL:	LAB SAMPLE ID:	LAB FILE ID:
Level 1	IC 460-373506/13	8F012088.D

ANALYTE	IS REF	CURVE TYPE	RESPONSE					CONCENTRATION (UG/L)				
			LVL 1					LVL 1				
PCB-1262 Peak 1	BNB	Ave	13485555					1000				
PCB-1262 Peak 2	BNB	Ave	19807472					1000				
PCB-1262 Peak 3	BNB	Ave	44380159					1000				
PCB-1262 Peak 4	BNB	Ave	14623432					1000				
PCB-1262 Peak 5	BNB	Ave	21642172					1000				
PCB-1262 Peak 6	BNB	Ave	7089465					1000				
PCB-1262 Peak 7	BNB	Ave	14606954					1000				
PCB-1262 Peak 8	BNB	Ave	5853040					1000				

Curve Type Legend:

Ave = Average ISTD

TestAmerica Edison
Target Compound Quantitation Report

Data File: \\ChromNA\Edison\ChromData\CPESTGC8\20160614-42137.b\8F012088.D
 Lims ID: IC 1262
 Client ID:
 Sample Type: IC Calib Level: 3
 Inject. Date: 14-Jun-2016 12:56:12 ALS Bottle#: 13 Worklist Smp#: 13
 Injection Vol: 1.0 ul Dil. Factor: 1.0000
 Sample Info: 460-0042137-013
 Operator ID: Instrument ID: CPESTGC8
 Sublist: chrom-8082ISTD*sub7
 Method: \\ChromNA\Edison\ChromData\CPESTGC8\20160614-42137.b\8082ISTD.m
 Limit Group: GC 8082A PCB ISTD
 Last Update: 16-Jun-2016 12:19:34 Calib Date: 14-Jun-2016 13:12:05
 Integrator: Falcon
 Quant Method: Internal Standard Quant By: Initial Calibration
 Last ICal File: \\ChromNA\Edison\ChromData\CPESTGC8\20160614-42137.b\8F012089.D
 Column 1 : Det: GC ECD1A
 Column 2 : Det: GC ECD2B
 Process Host: XAWRK028

First Level Reviewer: patelji Date: 15-Jun-2016 11:25:35

Col	RT (min.)	Exp RT (min.)	Dlt RT (min.)	Response	Cal Amt ug/l	OnCol Amt ug/l	Flags
-----	-----------	---------------	---------------	----------	--------------	----------------	-------

* 13 1-Bromo-2-nitrobenzene

1	1.647	1.647	0.000	5086760	20.0	20.0	
2	1.384	1.384	0.000	7039552	20.0	20.0	

RPD = 0.00

9 PCB-1262

1	6.888	6.888	0.000	12769796	1000.0	1000.0	a
1	7.267	7.267	0.000	15035759	1000.0	1000.0	a
1	8.156	8.156	0.000	18355545	1000.0	1000.0	a
1	8.583	8.583	0.000	15269341	1000.0	1000.0	a
1	8.894	8.894	0.000	34344383	1000.0	1000.0	a
1	9.652	9.652	0.000	5863832	1000.0	1000.0	a
1	9.799	9.799	0.000	14024780	1000.0	1000.0	a
1	10.067	10.067	0.000	5164674	1000.0	1000.0	a
Average of Peak Amounts =						1000.0	
2	5.364	5.364	0.000	13485555	1000.0	1000.0	a
2	6.609	6.609	0.000	19807472	1000.0	1000.0	a
2	7.121	7.121	0.000	44380159	1000.0	1000.0	a
2	7.638	7.638	0.000	14623432	1000.0	1000.0	a
2	7.815	7.815	0.000	21642172	1000.0	1000.0	a
2	8.314	8.314	0.000	7089465	1000.0	1000.0	a
2	8.668	8.668	0.000	14606954	1000.0	1000.0	a
2	8.984	8.984	0.000	5853040	1000.0	1000.0	a
Average of Peak Amounts =						1000.0	
							RPD = 0.00

Reagents:

SG1262L3_00023

Amount Added: 1.00

Units: mL

SGPCBISTD_00006

Amount Added: 20.00

Units: uL

Run Reagent

TestAmerica Edison

Data File: \\ChromNA\Edison\ChromData\CPESTGC8\20160614-42137.b\8F012088.D

Injection Date: 14-Jun-2016 12:56:12

Instrument ID: CPESTGC8

Operator ID:

Lims ID: IC 1262

Worklist Smp#: 13

Client ID:

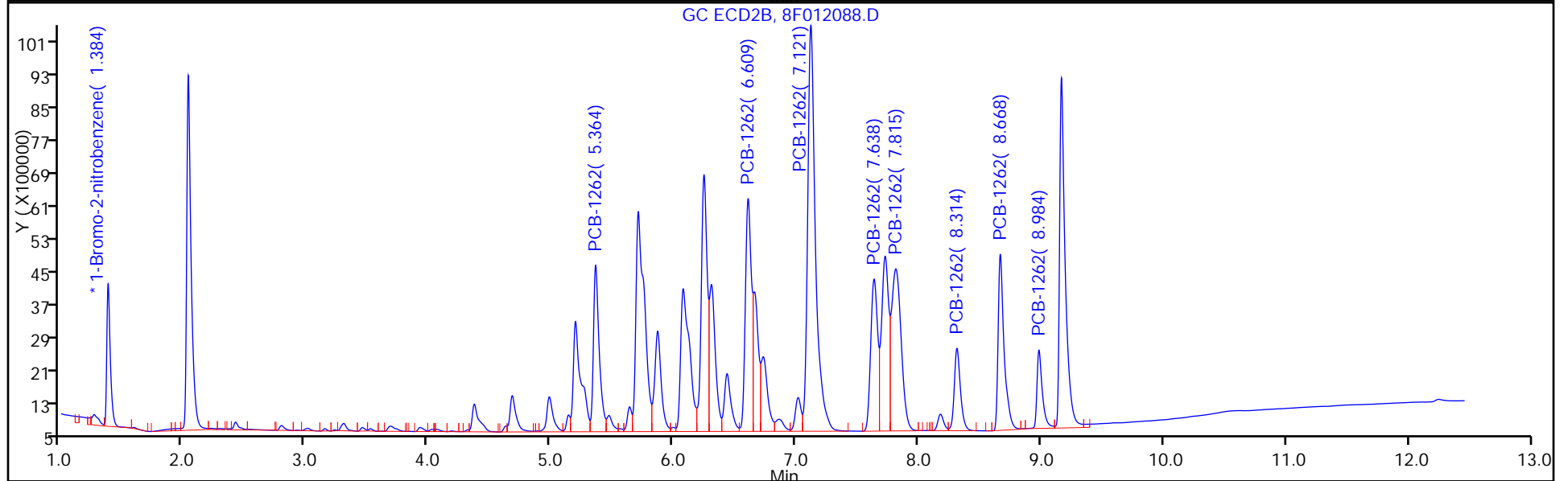
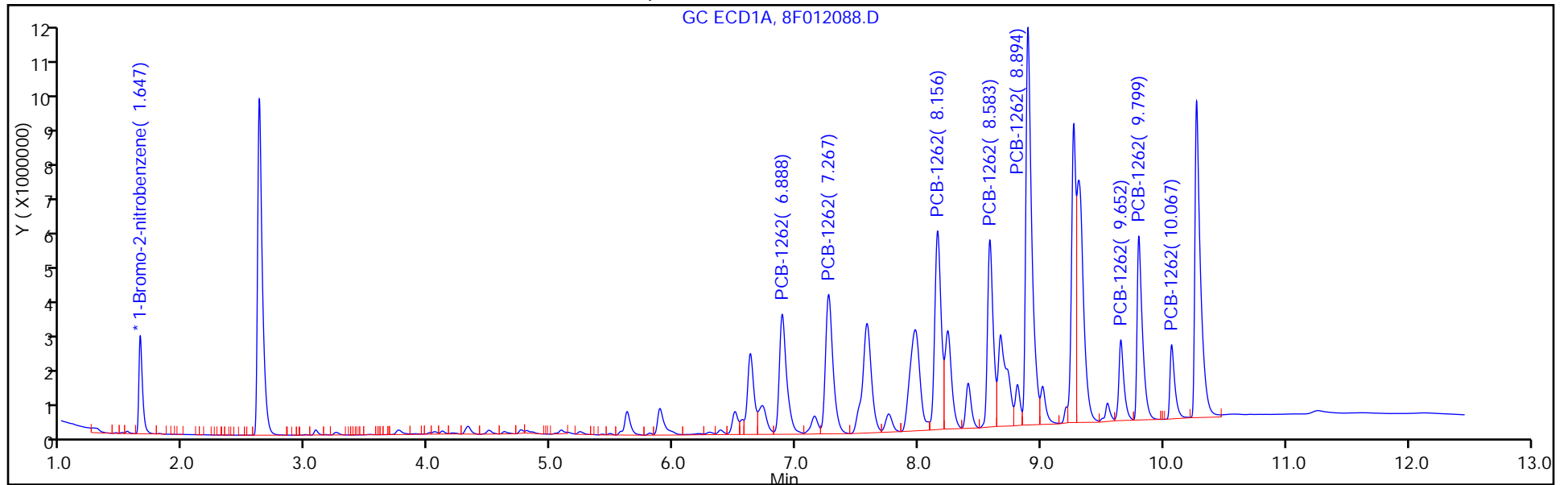
Injection Vol: 1.0 ul

Dil. Factor: 1.0000

ALS Bottle#: 13

Method: 8082ISTD

Limit Group: GC 8082A PCB ISTD



FORM VI
PCBS BY INTERNAL STANDARD - INITIAL CALIBRATION DATA
CURVE EVALUATION

Lab Name: TestAmerica Edison Job No.: 460-118423-1 Analy Batch No.: 373506

SDG No.: _____

Instrument ID: CPESTGC8 GC Column: CLP-2 ID: 0.53 (mm) Heated Purge: (Y/N) N

Calibration Start Date: 06/14/2016 13:12 Calibration End Date: 06/14/2016 13:12 Calibration ID: 56267

Calibration Files:

LEVEL:	LAB SAMPLE ID:	LAB FILE ID:
Level 1	IC 460-373506/14	8F012089.D

ANALYTE	RRF				CURVE TYPE	COEFFICIENT			#	MIN RRF	%RSD	#	MAX %RSD	R^2 OR COD	#	MIN R^2 OR COD
	LVL 1					B	M1	M2								
PCB-1268 Peak 1	0.0303				Ave		0.0303						20.0			0.9900
PCB-1268 Peak 2	0.0368				Ave		0.0368						20.0			0.9900
PCB-1268 Peak 3	0.0892				Ave		0.0892						20.0			0.9900
PCB-1268 Peak 4	0.1816				Ave		0.1816						20.0			0.9900
PCB-1268 Peak 5	0.1108				Ave		0.1108						20.0			0.9900
PCB-1268 Peak 6	0.0429				Ave		0.0429						20.0			0.9900
PCB-1268 Peak 7	0.0513				Ave		0.0513						20.0			0.9900
PCB-1268 Peak 8	0.3162				Ave		0.3162						20.0			0.9900

Note: The m1 coefficient is the same as Ave RRF for an Ave curve type.

FORM VI
PCBS BY INTERNAL STANDARD - INITIAL CALIBRATION DATA
RESPONSE AND CONCENTRATION

Lab Name: TestAmerica Edison Job No.: 460-118423-1 Analy Batch No.: 373506

SDG No.: _____

Instrument ID: CPESTGC8 GC Column: CLP-2 ID: 0.53 (mm) Heated Purge: (Y/N) N

Calibration Start Date: 06/14/2016 13:12 Calibration End Date: 06/14/2016 13:12 Calibration ID: 56267

Calibration Files:

LEVEL:	LAB SAMPLE ID:	LAB FILE ID:
Level 1	IC 460-373506/14	8F012089.D

ANALYTE	IS REF	CURVE TYPE	RESPONSE					CONCENTRATION (UG/L)					
			LVL 1						LVL 1				
PCB-1268 Peak 1	BNB	Ave	7948040						1000				
PCB-1268 Peak 2	BNB	Ave	9671261						1000				
PCB-1268 Peak 3	BNB	Ave	23422764						1000				
PCB-1268 Peak 4	BNB	Ave	47716728						1000				
PCB-1268 Peak 5	BNB	Ave	29103992						1000				
PCB-1268 Peak 6	BNB	Ave	11258212						1000				
PCB-1268 Peak 7	BNB	Ave	13471308						1000				
PCB-1268 Peak 8	BNB	Ave	83060268						1000				

Curve Type Legend:

Ave = Average ISTD

TestAmerica Edison
Target Compound Quantitation Report

Data File: \\ChromNA\Edison\ChromData\CPESTGC8\20160614-42137.b\8F012089.D
 Lims ID: IC 1268
 Client ID:
 Sample Type: IC Calib Level: 3
 Inject. Date: 14-Jun-2016 13:12:05 ALS Bottle#: 14 Worklist Smp#: 14
 Injection Vol: 1.0 ul Dil. Factor: 1.0000
 Sample Info: 460-0042137-014
 Operator ID: Instrument ID: CPESTGC8
 Sublist: chrom-8082ISTD*sub8
 Method: \\ChromNA\Edison\ChromData\CPESTGC8\20160614-42137.b\8082ISTD.m
 Limit Group: GC 8082A PCB ISTD
 Last Update: 16-Jun-2016 12:19:42 Calib Date: 14-Jun-2016 13:12:05
 Integrator: Falcon
 Quant Method: Internal Standard Quant By: Initial Calibration
 Last ICal File: \\ChromNA\Edison\ChromData\CPESTGC8\20160614-42137.b\8F012089.D
 Column 1 : Det: GC ECD1A
 Column 2 : Det: GC ECD2B
 Process Host: XAWRK028

First Level Reviewer: patelji Date: 16-Jun-2016 08:43:47

Col	RT (min.)	Exp RT (min.)	Dlt RT (min.)	Response	Cal Amt ug/l	OnCol Amt ug/l	Flags
-----	-----------	---------------	---------------	----------	--------------	----------------	-------

* 13 1-Bromo-2-nitrobenzene

1	1.646	1.646	0.000	5254217	20.0	20.0	
2	1.384	1.384	0.000	6989840	20.0	20.0	

RPD = 0.00

10 PCB-1268

1	8.156	8.156	0.000	7948040	1000.0	1000.0	M
1	8.585	8.585	0.000	9671261	1000.0	1000.0	M
1	9.261	9.261	0.000	23422764	1000.0	1000.0	M
1	9.302	9.302	0.000	47716728	1000.0	1000.0	M
1	9.538	9.538	0.000	29103992	1000.0	1000.0	M
1	9.624	9.624	0.000	11258212	1000.0	1000.0	M
1	9.791	9.791	0.000	13471308	1000.0	1000.0	M
1	10.057	10.057	0.000	83060268	1000.0	1000.0	a

Average of Peak Amounts = 1000.0

2	6.603	6.603	0.000	11385829	1000.0	1000.0	a
2	7.116	7.116	0.000	7384197	1000.0	1000.0	a
2	7.728	7.728	0.000	38089434	1000.0	1000.0	M
2	7.802	7.802	0.000	46398513	1000.0	1000.0	M
2	8.179	8.179	0.000	34228677	1000.0	1000.0	M
2	8.306	8.306	0.000	10887706	1000.0	1000.0	M
2	8.665	8.665	0.000	13746294	1000.0	1000.0	a
2	8.978	8.978	0.000	83500582	1000.0	1000.0	a

Average of Peak Amounts = 1000.0

RPD = 0.00

QC Flag Legend

Review Flags

M - Manually Integrated

Reagents:

SG1268L3_00024

Amount Added: 1.00

Units: mL

SGPCBISTD_00006

Amount Added: 20.00

Units: uL

Run Reagent

TestAmerica Edison

Data File: \\ChromNA\Edison\ChromData\CPESTGC8\20160614-42137.b\8F012089.D

Injection Date: 14-Jun-2016 13:12:05

Instrument ID: CPESTGC8

Operator ID:

Lims ID: IC 1268

Worklist Smp#: 14

Client ID:

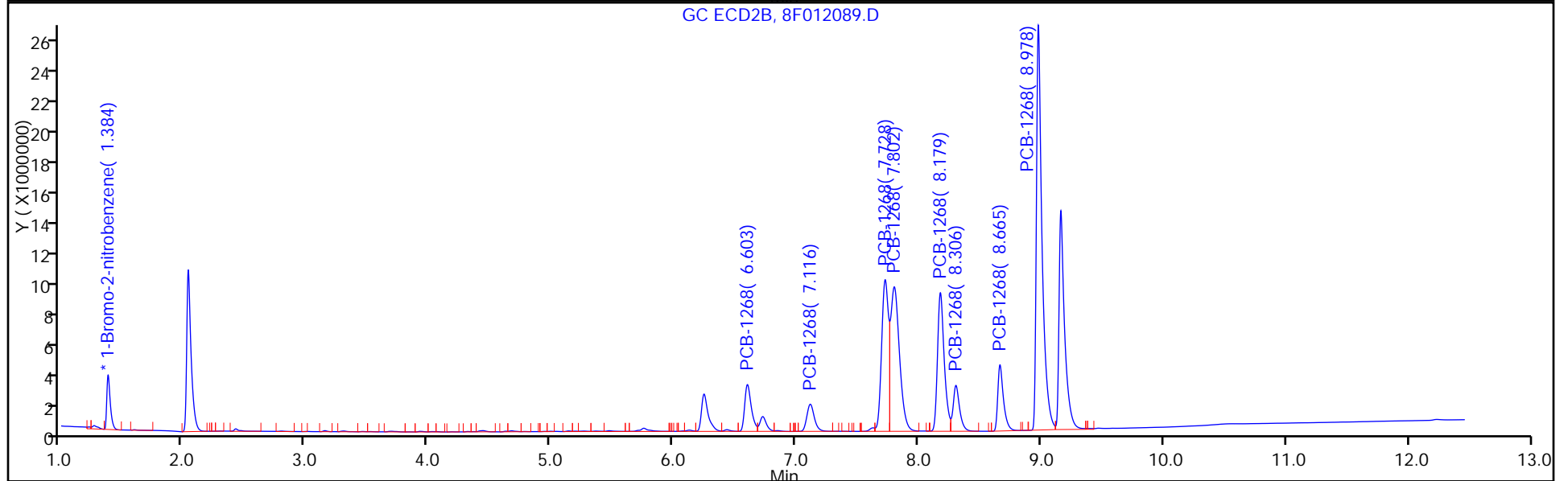
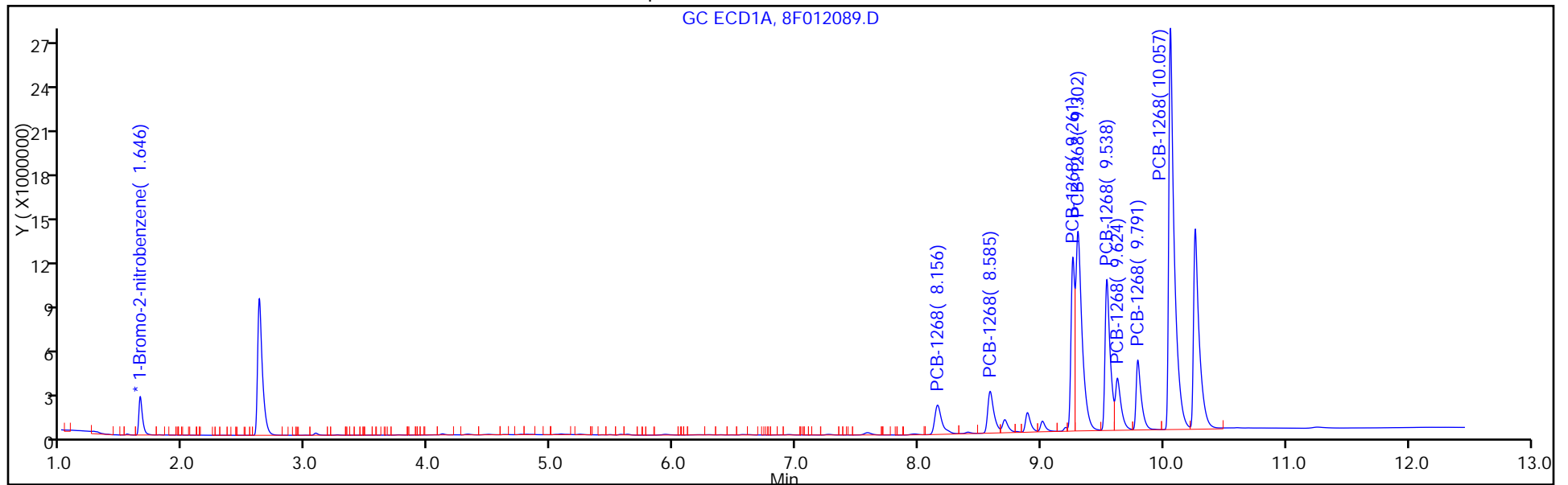
Injection Vol: 1.0 ul

Dil. Factor: 1.0000

ALS Bottle#: 14

Method: 8082ISTD

Limit Group: GC 8082A PCB ISTD



FORM VI
PCBS BY INTERNAL STANDARD - INITIAL CALIBRATION DATA
CURVE EVALUATION

Lab Name: TestAmerica Edison Job No.: 460-118423-1 Analy Batch No.: 373506

SDG No.: _____

Instrument ID: CPESTGC8 GC Column: CLP-1 ID: 0.53 (mm) Heated Purge: (Y/N) N

Calibration Start Date: 06/14/2016 13:12 Calibration End Date: 06/14/2016 13:12 Calibration ID: 56268

Calibration Files:

LEVEL:	LAB SAMPLE ID:	LAB FILE ID:
Level 1	IC 460-373506/14	8F012089.D

ANALYTE	RRF				CURVE TYPE	COEFFICIENT			#	MIN RRF	%RSD	#	MAX %RSD	R^2 OR COD	#	MIN R^2 OR COD
	LVL 1					B	M1	M2								
PCB-1268 Peak 1	0.0326				Ave		0.0326						20.0			0.9900
PCB-1268 Peak 2	0.0211				Ave		0.0211						20.0			0.9900
PCB-1268 Peak 3	0.1090				Ave		0.1090						20.0			0.9900
PCB-1268 Peak 4	0.1328				Ave		0.1328						20.0			0.9900
PCB-1268 Peak 5	0.0979				Ave		0.0979						20.0			0.9900
PCB-1268 Peak 6	0.0312				Ave		0.0312						20.0			0.9900
PCB-1268 Peak 7	0.0393				Ave		0.0393						20.0			0.9900
PCB-1268 Peak 8	0.2389				Ave		0.2389						20.0			0.9900

Note: The m1 coefficient is the same as Ave RRF for an Ave curve type.

FORM VI
 PCBS BY INTERNAL STANDARD - INITIAL CALIBRATION DATA
 RESPONSE AND CONCENTRATION

Lab Name: TestAmerica Edison Job No.: 460-118423-1 Analy Batch No.: 373506

SDG No.: _____

Instrument ID: CPESTGC8 GC Column: CLP-1 ID: 0.53 (mm) Heated Purge: (Y/N) N

Calibration Start Date: 06/14/2016 13:12 Calibration End Date: 06/14/2016 13:12 Calibration ID: 56268

Calibration Files:

LEVEL:	LAB SAMPLE ID:	LAB FILE ID:
Level 1	IC 460-373506/14	8F012089.D

ANALYTE	IS REF	CURVE TYPE	RESPONSE					CONCENTRATION (UG/L)				
			LVL 1					LVL 1				
PCB-1268 Peak 1	BNB	Ave	11385829					1000				
PCB-1268 Peak 2	BNB	Ave	7384197					1000				
PCB-1268 Peak 3	BNB	Ave	38089434					1000				
PCB-1268 Peak 4	BNB	Ave	46398513					1000				
PCB-1268 Peak 5	BNB	Ave	34228677					1000				
PCB-1268 Peak 6	BNB	Ave	10887706					1000				
PCB-1268 Peak 7	BNB	Ave	13746294					1000				
PCB-1268 Peak 8	BNB	Ave	83500582					1000				

Curve Type Legend:

Ave = Average ISTD

TestAmerica Edison
Target Compound Quantitation Report

Data File: \\ChromNA\Edison\ChromData\CPESTGC8\20160614-42137.b\8F012089.D
 Lims ID: IC 1268
 Client ID:
 Sample Type: IC Calib Level: 3
 Inject. Date: 14-Jun-2016 13:12:05 ALS Bottle#: 14 Worklist Smp#: 14
 Injection Vol: 1.0 ul Dil. Factor: 1.0000
 Sample Info: 460-0042137-014
 Operator ID: Instrument ID: CPESTGC8
 Sublist: chrom-8082ISTD*sub8
 Method: \\ChromNA\Edison\ChromData\CPESTGC8\20160614-42137.b\8082ISTD.m
 Limit Group: GC 8082A PCB ISTD
 Last Update: 16-Jun-2016 12:19:42 Calib Date: 14-Jun-2016 13:12:05
 Integrator: Falcon
 Quant Method: Internal Standard Quant By: Initial Calibration
 Last ICal File: \\ChromNA\Edison\ChromData\CPESTGC8\20160614-42137.b\8F012089.D
 Column 1 : Det: GC ECD1A
 Column 2 : Det: GC ECD2B
 Process Host: XAWRK028

First Level Reviewer: patelji Date: 16-Jun-2016 08:43:47

Col	RT (min.)	Exp RT (min.)	Dlt RT (min.)	Response	Cal Amt ug/l	OnCol Amt ug/l	Flags
-----	-----------	---------------	---------------	----------	--------------	----------------	-------

* 13 1-Bromo-2-nitrobenzene

1	1.646	1.646	0.000	5254217	20.0	20.0	
2	1.384	1.384	0.000	6989840	20.0	20.0	

RPD = 0.00

10 PCB-1268

1	8.156	8.156	0.000	7948040	1000.0	1000.0	M
1	8.585	8.585	0.000	9671261	1000.0	1000.0	M
1	9.261	9.261	0.000	23422764	1000.0	1000.0	M
1	9.302	9.302	0.000	47716728	1000.0	1000.0	M
1	9.538	9.538	0.000	29103992	1000.0	1000.0	M
1	9.624	9.624	0.000	11258212	1000.0	1000.0	M
1	9.791	9.791	0.000	13471308	1000.0	1000.0	M
1	10.057	10.057	0.000	83060268	1000.0	1000.0	a
Average of Peak Amounts =						1000.0	
2	6.603	6.603	0.000	11385829	1000.0	1000.0	a
2	7.116	7.116	0.000	7384197	1000.0	1000.0	a
2	7.728	7.728	0.000	38089434	1000.0	1000.0	M
2	7.802	7.802	0.000	46398513	1000.0	1000.0	M
2	8.179	8.179	0.000	34228677	1000.0	1000.0	M
2	8.306	8.306	0.000	10887706	1000.0	1000.0	M
2	8.665	8.665	0.000	13746294	1000.0	1000.0	a
2	8.978	8.978	0.000	83500582	1000.0	1000.0	a
Average of Peak Amounts =						1000.0	

RPD = 0.00

QC Flag Legend

Review Flags

M - Manually Integrated

Reagents:

SG1268L3_00024

Amount Added: 1.00

Units: mL

SGPCBISTD_00006

Amount Added: 20.00

Units: uL

Run Reagent

TestAmerica Edison

Data File: \\ChromNA\Edison\ChromData\CPESTGC8\20160614-42137.b\8F012089.D

Injection Date: 14-Jun-2016 13:12:05

Instrument ID: CPESTGC8

Operator ID:

Lims ID: IC 1268

Worklist Smp#: 14

Client ID:

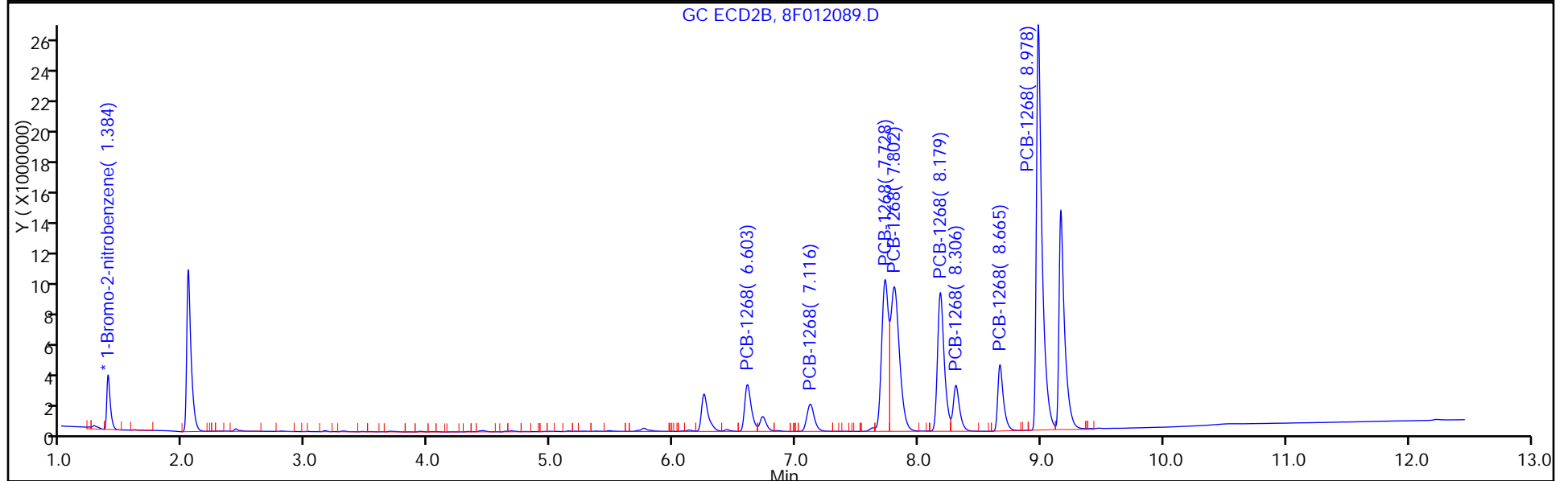
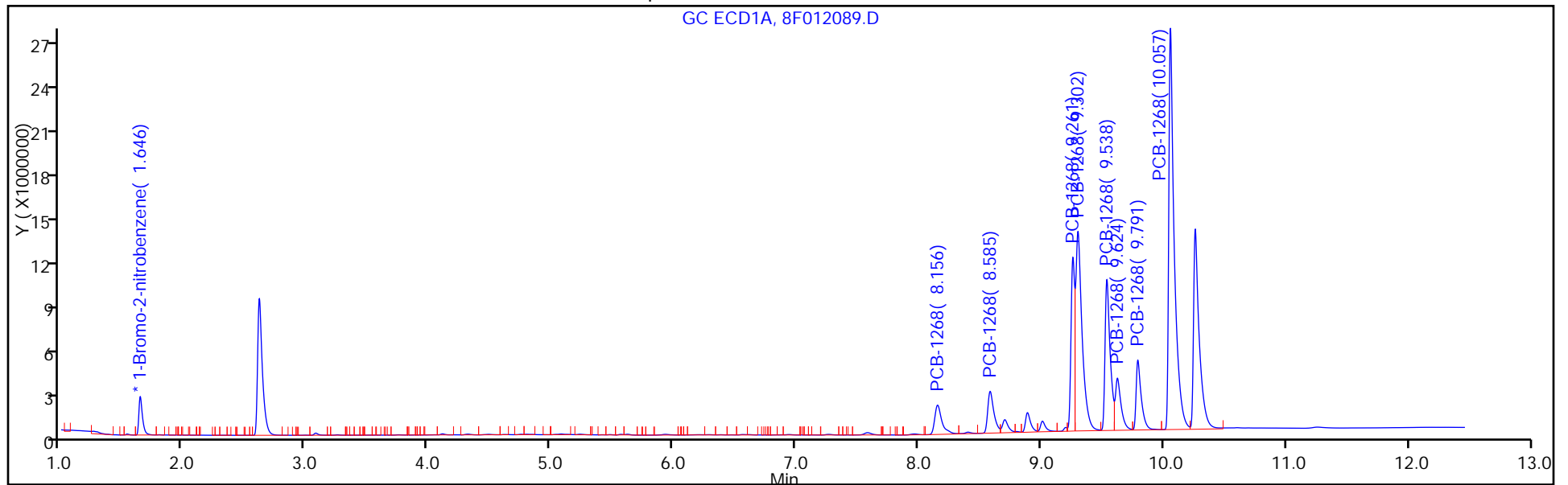
Injection Vol: 1.0 ul

Dil. Factor: 1.0000

ALS Bottle#: 14

Method: 8082ISTD

Limit Group: GC 8082A PCB ISTD



FORM VI
PCBS BY INTERNAL STANDARD - INITIAL CALIBRATION DATA
CURVE EVALUATION

Lab Name: TestAmerica Edison Job No.: 460-118423-1 Analy Batch No.: 367709

SDG No.: _____

Instrument ID: CPESTGC9 GC Column: CLP-2 ID: 0.53 (mm) Heated Purge: (Y/N) N

Calibration Start Date: 05/12/2016 10:14 Calibration End Date: 05/12/2016 11:53 Calibration ID: 55694

Calibration Files:

LEVEL:	LAB SAMPLE ID:	LAB FILE ID:
Level 1	IC 460-367709/2	9F001880.D
Level 2	IC 460-367709/3	9F001881.D
Level 3	IC 460-367709/4	9F001882.D
Level 4	IC 460-367709/5	9F001883.D
Level 5	IC 460-367709/6	9F001884.D

ANALYTE	RRF					CURVE TYPE	COEFFICIENT			#	MIN RRF	%RSD	#	MAX %RSD	R^2 OR COD	#	MIN R^2 OR COD
	LVL 1	LVL 2	LVL 3	LVL 4	LVL 5		B	M1	M2								
PCB-1016 Peak 1	0.0196	0.0187	0.0173	0.0177	0.0176	Ave		0.0182			5.2	20.0				0.9900	
PCB-1016 Peak 2	0.0398	0.0388	0.0356	0.0363	0.0364	Ave		0.0374			4.9	20.0				0.9900	
PCB-1016 Peak 3	0.0188	0.0179	0.0149	0.0152	0.0163	Ave		0.0166			10.2	20.0				0.9900	
PCB-1016 Peak 4	0.0721	0.0648	0.0599	0.0617	0.0675	Ave		0.0652			7.4	20.0				0.9900	
PCB-1016 Peak 5	0.0317	0.0308	0.0279	0.0285	0.0303	Ave		0.0299			5.4	20.0				0.9900	
PCB-1016 Peak 6	0.0193	0.0168	0.0150	0.0152	0.0158	Ave		0.0165			10.7	20.0				0.9900	
PCB-1016 Peak 7	0.0285	0.0231	0.0217	0.0221	0.0239	Ave		0.0238			11.5	20.0				0.9900	
PCB-1016 Peak 8	0.0270	0.0257	0.0247	0.0254	0.0273	Ave		0.0260			4.2	20.0				0.9900	
PCB-1260 Peak 1	0.0256	0.0229	0.0220	0.0225	0.0249	Ave		0.0236			6.7	20.0				0.9900	
PCB-1260 Peak 2	0.0548	0.0476	0.0447	0.0452	0.0495	Ave		0.0484			8.4	20.0				0.9900	
PCB-1260 Peak 3	0.0748	0.0546	0.0511	0.0517	0.0572	Ave		0.0579			16.9	20.0				0.9900	
PCB-1260 Peak 4	0.0495	0.0416	0.0393	0.0401	0.0443	Ave		0.0430			9.6	20.0				0.9900	
PCB-1260 Peak 5	0.0462	0.0413	0.0389	0.0401	0.0449	Ave		0.0423			7.4	20.0				0.9900	
PCB-1260 Peak 6	0.0992	0.0817	0.0764	0.0785	0.0889	Ave		0.0849			10.9	20.0				0.9900	
PCB-1260 Peak 7	0.0731	0.0598	0.0562	0.0580	0.0645	Ave		0.0623			10.9	20.0				0.9900	
PCB-1260 Peak 8	0.0291	0.0245	0.0234	0.0240	0.0266	Ave		0.0255			9.1	20.0				0.9900	
Tetrachloro-m-xylene	0.8689	0.8644	0.7940	0.7934	0.8275	Ave		0.8297			4.4	20.0				0.9900	
DCB Decachlorobiphenyl	0.9247	0.7083	0.6305	0.6112	0.6964	Ave		0.7142			17.5	20.0				0.9900	

Note: The m1 coefficient is the same as Ave RRF for an Ave curve type.

FORM VI
PCBS BY INTERNAL STANDARD - INITIAL CALIBRATION DATA
RESPONSE AND CONCENTRATION

Lab Name: TestAmerica Edison Job No.: 460-118423-1 Analy Batch No.: 367709

SDG No.: _____

Instrument ID: CPESTGC9 GC Column: CLP-2 ID: 0.53 (mm) Heated Purge: (Y/N) N

Calibration Start Date: 05/12/2016 10:14 Calibration End Date: 05/12/2016 11:53 Calibration ID: 55694

Calibration Files:

LEVEL:	LAB SAMPLE ID:	LAB FILE ID:
Level 1	IC 460-367709/2	9F001880.D
Level 2	IC 460-367709/3	9F001881.D
Level 3	IC 460-367709/4	9F001882.D
Level 4	IC 460-367709/5	9F001883.D
Level 5	IC 460-367709/6	9F001884.D

ANALYTE	IS REF	CURVE TYPE	RESPONSE					CONCENTRATION (UG/L)				
			LVL 1	LVL 2	LVL 3	LVL 4	LVL 5	LVL 1	LVL 2	LVL 3	LVL 4	LVL 5
PCB-1016 Peak 1	BNB	Ave	145541	1595369	2924115	4369736	6155311	50.0	500	1000	1500	2500
PCB-1016 Peak 2	BNB	Ave	295880	3309803	6004627	8959256	12678388	50.0	500	1000	1500	2500
PCB-1016 Peak 3	BNB	Ave	139486	1526780	2519160	3743966	5687774	50.0	500	1000	1500	2500
PCB-1016 Peak 4	BNB	Ave	536157	5522433	10108992	15248808	23551614	50.0	500	1000	1500	2500
PCB-1016 Peak 5	BNB	Ave	235853	2628581	4712190	7047286	10582390	50.0	500	1000	1500	2500
PCB-1016 Peak 6	BNB	Ave	143617	1436666	2537118	3767776	5513465	50.0	500	1000	1500	2500
PCB-1016 Peak 7	BNB	Ave	211655	1966187	3661187	5454281	8344979	50.0	500	1000	1500	2500
PCB-1016 Peak 8	BNB	Ave	200511	2194391	4167289	6284163	9519974	50.0	500	1000	1500	2500
PCB-1260 Peak 1	BNB	Ave	190526	1951506	3718492	5566734	8682406	50.0	500	1000	1500	2500
PCB-1260 Peak 2	BNB	Ave	407387	4056846	7549602	11169719	17248720	50.0	500	1000	1500	2500
PCB-1260 Peak 3	BNB	Ave	555852	4657312	8628437	12780758	19940336	50.0	500	1000	1500	2500
PCB-1260 Peak 4	BNB	Ave	368076	3550456	6628004	9904597	15454420	50.0	500	1000	1500	2500
PCB-1260 Peak 5	BNB	Ave	343289	3524230	6563297	9897151	15657966	50.0	500	1000	1500	2500
PCB-1260 Peak 6	BNB	Ave	736946	6963669	12889307	19406860	31010518	50.0	500	1000	1500	2500
PCB-1260 Peak 7	BNB	Ave	543036	5102647	9478610	14338368	22497806	50.0	500	1000	1500	2500
PCB-1260 Peak 8	BNB	Ave	215968	2087900	3951876	5922048	9261706	50.0	500	1000	1500	2500
Tetrachloro-m-xylene	BNB	Ave	1614359	7370188	13403637	19604800	23087417	12.5	50.0	100	150	200
DCB Decachlorobiphenyl	BNB	Ave	1717969	6039647	10643250	15101165	19430254	12.5	50.0	100	150	200

Curve Type Legend:

Ave = Average ISTD

TestAmerica Edison
Target Compound Quantitation Report

Data File: \\ChromNA\Edison\ChromData\CPESTGC9\20160512-40924.b\9F001880.D
 Lims ID: IC PCB 1
 Client ID:
 Sample Type: IC Calib Level: 1
 Inject. Date: 12-May-2016 10:14:48 ALS Bottle#: 2 Worklist Smp#: 2
 Injection Vol: 1.0 ul Dil. Factor: 1.0000
 Sample Info:
 Operator ID: Instrument ID: CPESTGC9
 Sublist: chrom-8082-ISTD*sub1
 Method: \\ChromNA\Edison\ChromData\CPESTGC9\20160512-40924.b\8082-ISTD.m
 Limit Group: GC 8082A PCB ISTD
 Last Update: 12-May-2016 15:20:49 Calib Date: 12-May-2016 14:29:29
 Integrator: Falcon
 Quant Method: Internal Standard Quant By: Initial Calibration
 Last ICal File: \\ChromNA\Edison\ChromData\CPESTGC9\20160512-40924.b\9F001892.D
 Column 1 : Det: GC ECD1A
 Column 2 : Det: GC ECD2B
 Process Host: XAWRK004

First Level Reviewer: patelji Date: 12-May-2016 11:17:51

Col	RT (min.)	Exp RT (min.)	Dlt RT (min.)	Response	Cal Amt ug/l	OnCol Amt ug/l	Flags
-----	-----------	---------------	---------------	----------	--------------	----------------	-------

* 13 1-Bromo-2-nitrobenzene							M
1	1.625	1.624	0.001	2972583	20.0	20.0	
2	1.407	1.410	-0.003	3247370	20.0	20.0	M
RPD = 0.00							
\$ 2 Tetrachloro-m-xylene							M
1	2.596	2.593	0.003	1614359	12.5	13.1	
2	2.084	2.087	-0.003	1649418	12.5	13.3	M
RPD = 1.68							

Col	RT (min.)	Exp RT (min.)	Dlt RT (min.)	Response	Cal Amt ug/l	OnCol Amt ug/l	Flags
-----	-----------	---------------	---------------	----------	--------------	----------------	-------

5 PCB-1016

							M
1	3.219	3.216	0.003	145541	50.0	53.8	
1	3.731	3.728	0.003	295880	50.0	53.3	M
1	4.033	4.025	0.008	139486	50.0	56.5	M
1	4.299	4.296	0.003	536157	50.0	55.3	M
1	4.469	4.467	0.002	235853	50.0	53.1	M
1	4.731	4.727	0.004	143617	50.0	58.7	M
1	5.059	5.057	0.002	211655	50.0	59.7	M
1	5.213	5.210	0.003	200511	50.0	51.8	M

Average of Peak Amounts = 55.3

2	2.476	2.477	-0.001	142670	50.0	51.8	M
2	2.865	2.866	-0.001	274152	50.0	52.8	M
2	3.086	3.087	-0.001	175662	50.0	51.5	M
2	3.384	3.387	-0.003	583539	50.0	55.3	M
2	3.538	3.541	-0.003	233794	50.0	49.4	M
2	3.608	3.611	-0.003	131574	50.0	45.2	M
2	4.016	4.020	-0.004	230242	50.0	50.2	M
2	4.113	4.118	-0.005	96771	50.0	41.3	M

Average of Peak Amounts = 49.7

RPD = 10.69

8 PCB-1260

							M
1	6.586	6.582	0.004	190526	50.0	54.3	
1	6.844	6.840	0.004	407387	50.0	56.7	M
1	7.216	7.212	0.004	555852	50.0	64.6	
1	8.113	8.108	0.005	368076	50.0	57.6	M
1	8.547	8.541	0.006	343289	50.0	54.6	
1	8.859	8.849	0.010	736946	50.0	58.4	
1	9.231	9.216	0.015	543036	50.0	58.6	M
1	9.749	9.724	0.025	215968	50.0	57.0	

Average of Peak Amounts = 57.7

2	5.466	5.469	-0.003	404536	50.0	57.7	M
2	6.203	6.206	-0.003	653350	50.0	53.0	
2	6.379	6.382	-0.003	358051	50.0	47.4	M
2	6.751	6.754	-0.003	455665	50.0	59.7	M
2	7.284	7.285	-0.001	1029322	50.0	55.4	M
2	7.820	7.824	-0.004	462009	50.0	52.9	M
2	0.000	8.013	-8.013	0	50.0	0	
2	8.757	8.752	0.005	269940	50.0	51.8	

Average of Peak Amounts = 54.0

RPD = 6.72

\$ 11 DCB Decachlorobiphenyl

							M
1	10.207	10.172	0.035	1717969	12.5	16.2	M
2	9.231	9.217	0.014	2097610	12.5	15.5	M

RPD = 4.32

S 12 Polychlorinated biphenyls, Total

1						113.0	
---	--	--	--	--	--	-------	--

QC Flag Legend

Review Flags

M - Manually Integrated

Reagents:

SG1660(LVI)L1_00009

Amount Added: 1.00

Units: mL

SGPCBISTD_00006

Amount Added: 20.00

Units: uL

Run Reagent

TestAmerica Edison

Data File: \\ChromNA\Edison\ChromData\CPESTGC9\20160512-40924.b\9F001880.D

Injection Date: 12-May-2016 10:14:48

Instrument ID: CPESTGC9

Operator ID:

Lims ID: IC PCB 1

Worklist Smp#: 2

Client ID:

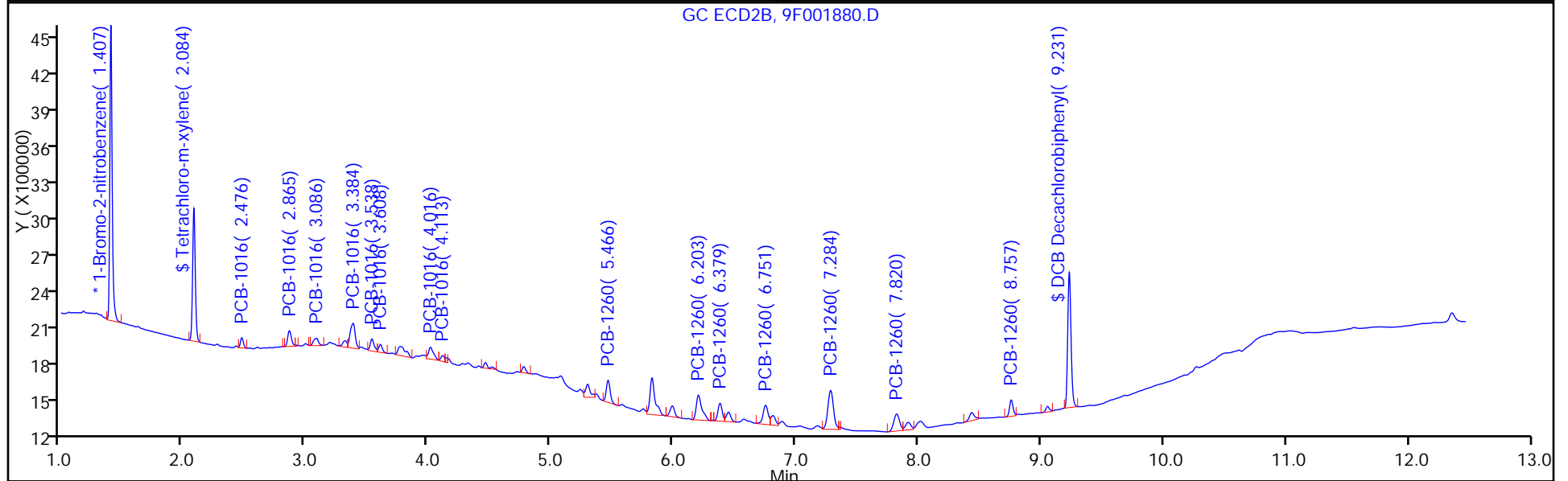
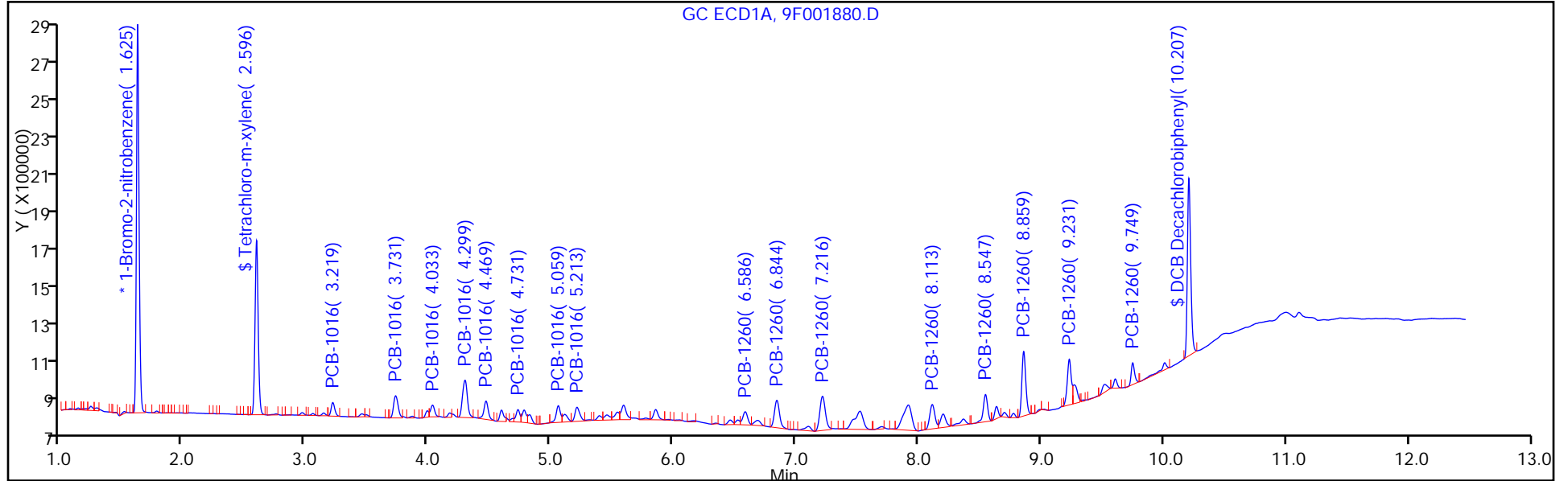
Injection Vol: 1.0 ul

Dil. Factor: 1.0000

ALS Bottle#: 2

Method: 8082-ISTD

Limit Group: GC 8082A PCB ISTD



TestAmerica Edison
Target Compound Quantitation Report

Data File: \\ChromNA\Edison\ChromData\CPESTGC9\20160512-40924.b\9F001881.D
 Lims ID: IC PCB 2
 Client ID:
 Sample Type: IC Calib Level: 2
 Inject. Date: 12-May-2016 10:32:48 ALS Bottle#: 3 Worklist Smp#: 3
 Injection Vol: 1.0 ul Dil. Factor: 1.0000
 Sample Info:
 Operator ID: Instrument ID: CPESTGC9
 Sublist: chrom-8082-ISTD*sub1
 Method: \\ChromNA\Edison\ChromData\CPESTGC9\20160512-40924.b\8082-ISTD.m
 Limit Group: GC 8082A PCB ISTD
 Last Update: 12-May-2016 15:21:03 Calib Date: 12-May-2016 14:29:29
 Integrator: Falcon
 Quant Method: Internal Standard Quant By: Initial Calibration
 Last ICal File: \\ChromNA\Edison\ChromData\CPESTGC9\20160512-40924.b\9F001892.D
 Column 1 : Det: GC ECD1A
 Column 2 : Det: GC ECD2B
 Process Host: XAWRK004

First Level Reviewer: patelji Date: 12-May-2016 10:50:14

Col	RT (min.)	Exp RT (min.)	Dlt RT (min.)	Response	Cal Amt ug/l	OnCol Amt ug/l	Flags
-----	-----------	---------------	---------------	----------	--------------	----------------	-------

* 13 1-Bromo-2-nitrobenzene							M
1	1.623	1.624	-0.001	3410733	20.0	20.0	M
2	1.407	1.410	-0.003	3337301	20.0	20.0	M
RPD = 0.00							
\$ 2 Tetrachloro-m-xylene							M
1	2.593	2.593	0.000	7370188	50.0	52.1	
2	2.086	2.087	-0.001	6750713	50.0	53.0	M
RPD = 1.77							

Col	RT (min.)	Exp RT (min.)	Dlt RT (min.)	Response	Cal Amt ug/l	OnCol Amt ug/l	Flags
-----	-----------	---------------	---------------	----------	--------------	----------------	-------

5 PCB-1016

							M
1	3.215	3.216	-0.001	1595369	500.0	514.3	
1	3.728	3.728	0.000	3309803	500.0	519.4	M
1	4.024	4.025	-0.001	1526780	500.0	538.9	M
1	4.294	4.296	-0.002	5522433	500.0	496.6	M
1	4.466	4.467	-0.001	2628581	500.0	516.0	M
1	4.727	4.727	0.000	1436666	500.0	512.0	M
1	5.056	5.057	-0.001	1966187	500.0	483.5	M
1	5.208	5.210	-0.002	2194391	500.0	494.4	M

Average of Peak Amounts = 509.4

2	2.476	2.477	-0.001	1488247	500.0	525.5	M
2	2.865	2.866	-0.001	2768680	500.0	519.3	M
2	3.086	3.087	-0.001	1740535	500.0	496.8	M
2	3.386	3.387	-0.001	5797158	500.0	534.2	M
2	3.539	3.541	-0.002	2894717	500.0	595.0	M
2	3.608	3.611	-0.003	1910107	500.0	638.3	M
2	4.018	4.020	-0.002	2617412	500.0	555.6	M
2	4.116	4.118	-0.002	1344834	500.0	557.9	M

Average of Peak Amounts = 552.8

RPD = 8.18

8 PCB-1260

							M
1	6.581	6.582	-0.001	1951506	500.0	485.0	M
1	6.839	6.840	-0.001	4056846	500.0	491.9	M
1	7.211	7.212	-0.001	4657312	500.0	471.8	M
1	8.108	8.108	0.000	3550456	500.0	484.5	M
1	8.542	8.541	0.001	3524230	500.0	488.9	M
1	8.852	8.849	0.003	6963669	500.0	480.8	M
1	9.221	9.216	0.005	5102647	500.0	480.1	M
1	9.733	9.724	0.009	2087900	500.0	480.2	

Average of Peak Amounts = 482.9

2	5.468	5.469	-0.001	3716605	500.0	515.5	M
2	6.204	6.206	-0.002	6548906	500.0	516.8	M
2	6.380	6.382	-0.002	4156593	500.0	535.0	M
2	6.752	6.754	-0.002	3975975	500.0	506.8	M
2	7.283	7.285	-0.002	10000594	500.0	524.2	
2	7.822	7.824	-0.002	4729185	500.0	527.2	
2	8.012	8.013	-0.001	3326716	500.0	537.2	
2	8.754	8.752	0.002	2748973	500.0	513.4	M

Average of Peak Amounts = 522.0

RPD = 7.78

\$ 11 DCB Decachlorobiphenyl

							M
1	10.184	10.172	0.012	6039647	50.0	49.6	
2	9.222	9.217	0.005	7326448	50.0	52.7	M

RPD = 6.05

S 12 Polychlorinated biphenyls, Total

1						992.3	
---	--	--	--	--	--	-------	--

QC Flag Legend

Review Flags

M - Manually Integrated

Reagents:

SG1660L2_00022

Amount Added: 1.00

Units: mL

SGPCBISTD_00006

Amount Added: 20.00

Units: uL

Run Reagent

TestAmerica Edison

Data File: \\ChromNA\Edison\ChromData\CPESTGC9\20160512-40924.b\9F001881.D

Injection Date: 12-May-2016 10:32:48

Instrument ID: CPESTGC9

Operator ID:

Lims ID: IC PCB 2

Worklist Smp#: 3

Client ID:

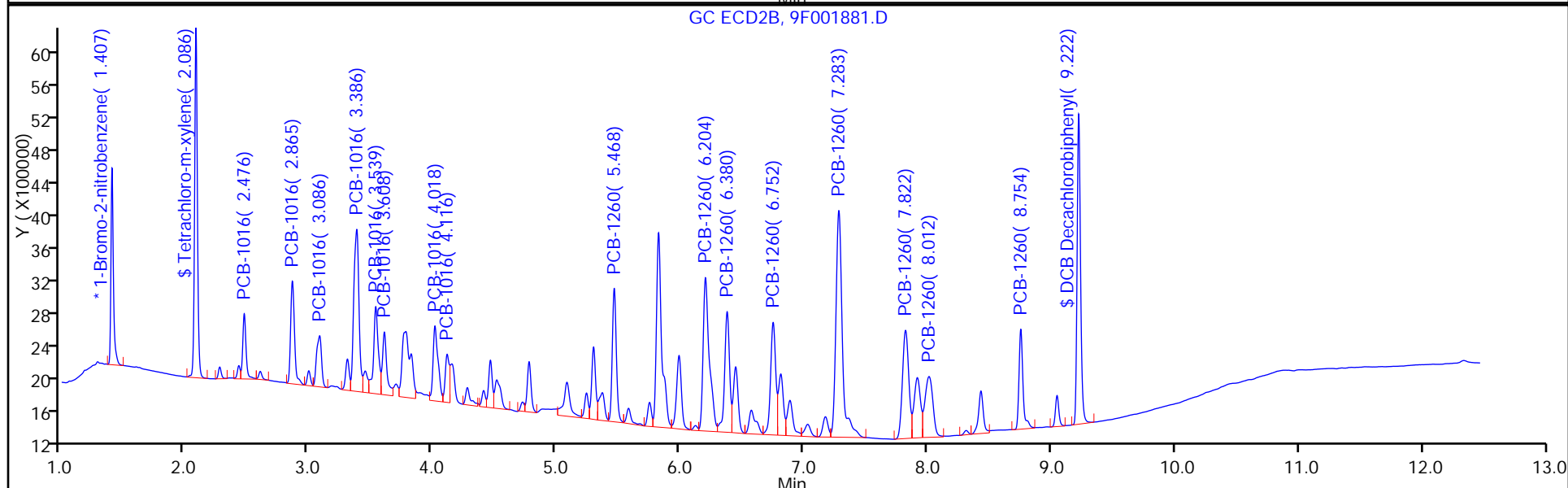
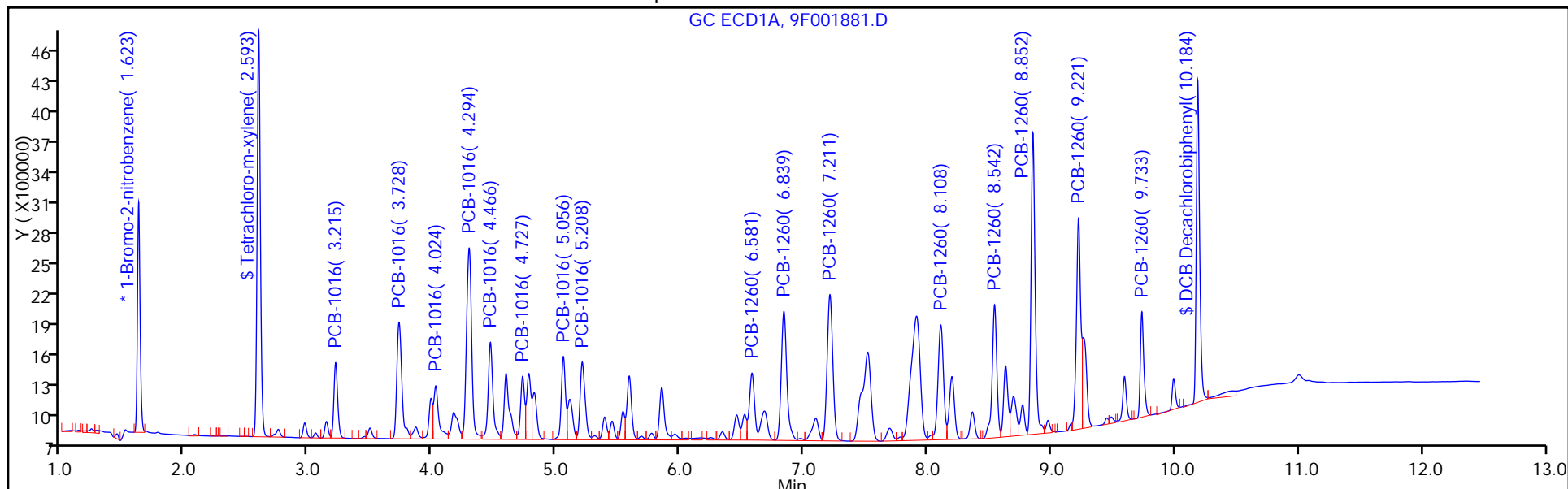
Injection Vol: 1.0 ul

Dil. Factor: 1.0000

ALS Bottle#: 3

Method: 8082-ISTD

Limit Group: GC 8082A PCB ISTD



TestAmerica Edison
Target Compound Quantitation Report

Data File: \\ChromNA\Edison\ChromData\CPESTGC9\20160512-40924.b\9F001882.D
 Lims ID: IC PCB 3
 Client ID:
 Sample Type: ICRT Calib Level: 3
 Inject. Date: 12-May-2016 10:50:51 ALS Bottle#: 4 Worklist Smp#: 4
 Injection Vol: 1.0 ul Dil. Factor: 1.0000
 Sample Info:
 Operator ID: Instrument ID: CPESTGC9
 Sublist: chrom-8082-ISTD*sub1
 Method: \\ChromNA\Edison\ChromData\CPESTGC9\20160512-40924.b\8082-ISTD.m
 Limit Group: GC 8082A PCB ISTD
 Last Update: 12-May-2016 15:21:13 Calib Date: 12-May-2016 14:29:29
 Integrator: Falcon
 Quant Method: Internal Standard Quant By: Initial Calibration
 Last ICal File: \\ChromNA\Edison\ChromData\CPESTGC9\20160512-40924.b\9F001892.D
 Column 1 : Det: GC ECD1A
 Column 2 : Det: GC ECD2B
 Process Host: XAWRK004

First Level Reviewer: patelji Date: 12-May-2016 11:17:29

Col	RT (min.)	Exp RT (min.)	Dlt RT (min.)	Response	Cal Amt ug/l	OnCol Amt ug/l	Flags
-----	-----------	---------------	---------------	----------	--------------	----------------	-------

* 13 1-Bromo-2-nitrobenzene							M
1	1.623	1.623	0.000	3376020	20.0	20.0	M
2	1.408	1.408	0.000	3568353	20.0	20.0	
RPD = 0.00							
\$ 2 Tetrachloro-m-xylene							M
1	2.593	2.593	0.000	13403637	100.0	95.7	M
2	2.087	2.087	0.000	11968377	100.0	87.9	M
RPD = 8.49							

Col	RT (min.)	Exp RT (min.)	Dlt RT (min.)	Response	Cal Amt ug/l	OnCol Amt ug/l	Flags
-----	-----------	---------------	---------------	----------	--------------	----------------	-------

5 PCB-1016

1	3.216	3.216	0.000	2924115	1000.0	952.3	
1	3.728	3.728	0.000	6004627	1000.0	952.1	M
1	4.025	4.025	0.000	2519160	1000.0	898.4	M
1	4.296	4.296	0.000	10108992	1000.0	918.4	M
1	4.467	4.467	0.000	4712190	1000.0	934.6	M
1	4.727	4.727	0.000	2537118	1000.0	913.6	M
1	5.057	5.057	0.000	3661187	1000.0	909.5	M
1	5.210	5.210	0.000	4167289	1000.0	948.5	M

Average of Peak Amounts = 928.4

2	2.477	2.477	0.000	2665895	1000.0	880.3	M
2	2.866	2.866	0.000	4958047	1000.0	869.7	
2	3.087	3.087	0.000	3370555	1000.0	899.7	M
2	3.387	3.387	0.000	10097178	1000.0	870.1	M
2	3.541	3.541	0.000	4469017	1000.0	859.1	M
2	3.611	3.611	0.000	2715679	1000.0	848.8	M
2	4.020	4.020	0.000	4410039	1000.0	875.6	M
2	4.118	4.118	0.000	2533958	1000.0	983.2	M

Average of Peak Amounts = 885.8

RPD = 4.70

8 PCB-1260

1	6.582	6.582	0.000	3718492	1000.0	933.6	M
1	6.840	6.840	0.000	7549602	1000.0	924.9	M
1	7.212	7.212	0.000	8628437	1000.0	883.0	M
1	8.108	8.108	0.000	6628004	1000.0	913.9	
1	8.541	8.541	0.000	6563297	1000.0	919.8	
1	8.849	8.849	0.000	12889307	1000.0	899.1	
1	9.216	9.216	0.000	9478610	1000.0	901.0	M
1	9.724	9.724	0.000	3951876	1000.0	918.2	

Average of Peak Amounts = 911.7

2	5.469	5.469	0.000	6979606	1000.0	905.4	M
2	6.206	6.206	0.000	13004344	1000.0	959.8	M
2	6.382	6.382	0.000	8044868	1000.0	968.4	M
2	6.754	6.754	0.000	7587017	1000.0	904.5	M
2	7.285	7.285	0.000	18435917	1000.0	903.7	M
2	7.824	7.824	0.000	8825536	1000.0	920.1	M
2	8.013	8.013	0.000	6108355	1000.0	922.5	M
2	8.752	8.752	0.000	5247204	1000.0	916.5	

Average of Peak Amounts = 925.1

RPD = 1.46

\$ 11 DCB Decachlorobiphenyl

1	10.172	10.172	0.000	10643250	100.0	88.3	M
2	9.217	9.217	0.000	13096920	100.0	88.1	

RPD = 0.24

QC Flag Legend

Review Flags

M - Manually Integrated

Reagents:

SG1660L3_00028

Amount Added: 1.00

Units: mL

SGPCBISTD_00006

Amount Added: 20.00

Units: uL

Run Reagent

TestAmerica Edison

Data File: \\ChromNA\Edison\ChromData\CPESTGC9\20160512-40924.b\9F001882.D

Injection Date: 12-May-2016 10:50:51

Instrument ID: CPESTGC9

Operator ID:

Lims ID: IC PCB 3

Worklist Smp#: 4

Client ID:

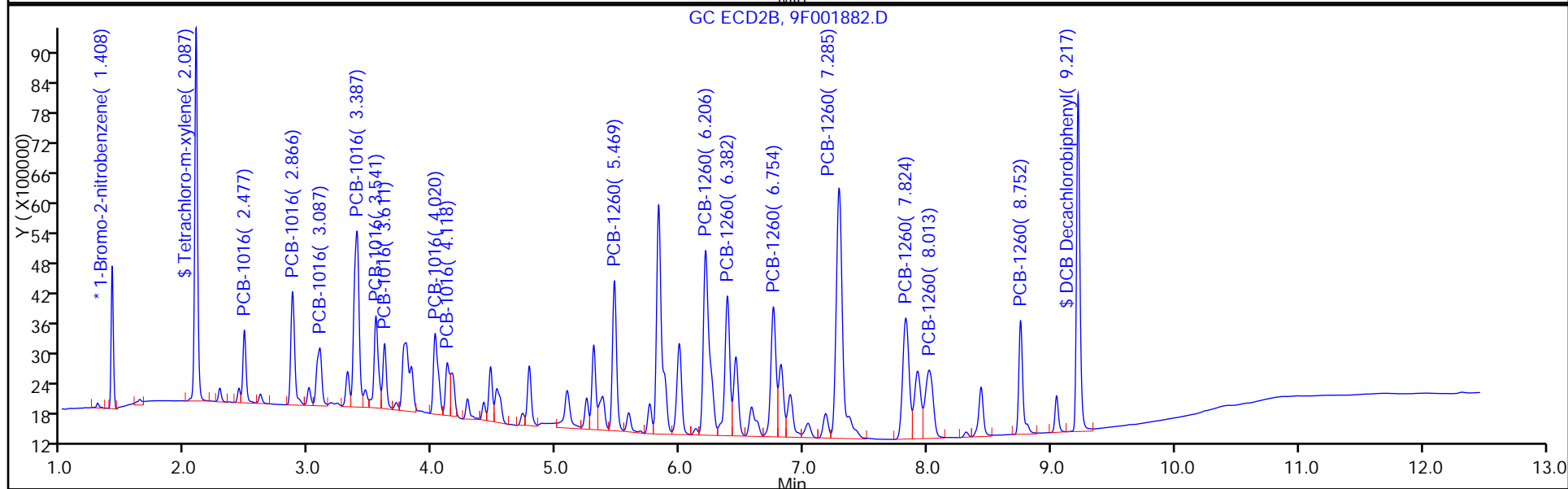
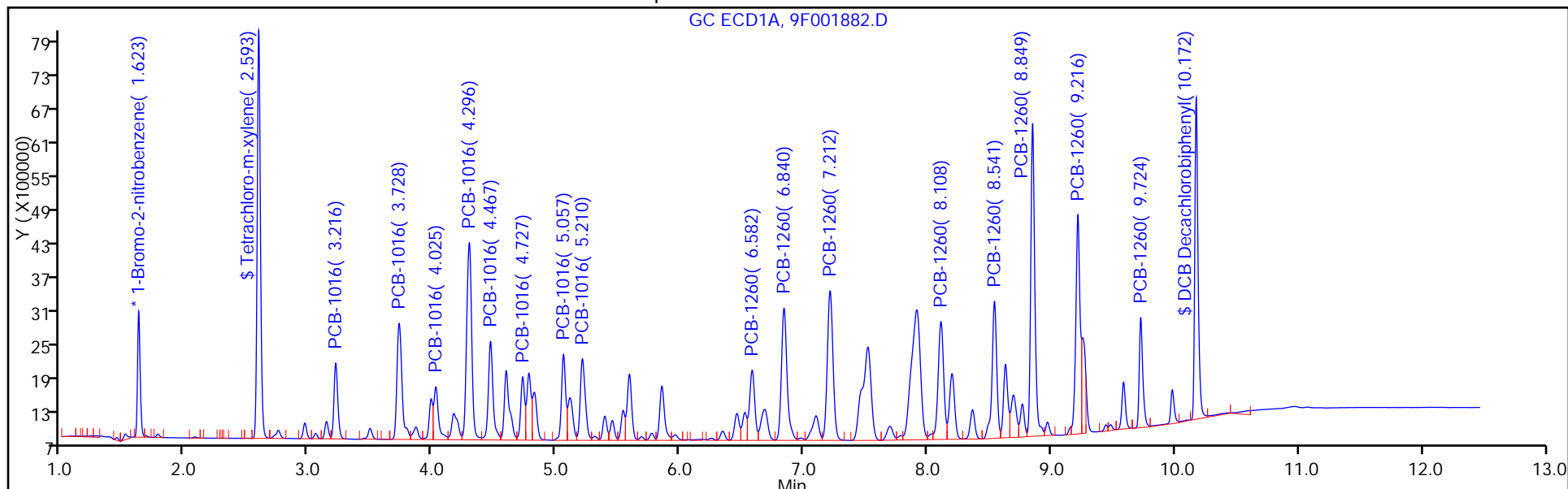
Injection Vol: 1.0 ul

Dil. Factor: 1.0000

ALS Bottle#: 4

Method: 8082-ISTD

Limit Group: GC 8082A PCB ISTD



TestAmerica Edison
Target Compound Quantitation Report

Data File: \\ChromNA\Edison\ChromData\CPESTGC9\20160512-40924.b\9F001883.D
 Lims ID: IC PCB 4
 Client ID:
 Sample Type: IC Calib Level: 4
 Inject. Date: 12-May-2016 11:08:53 ALS Bottle#: 5 Worklist Smp#: 5
 Injection Vol: 1.0 ul Dil. Factor: 1.0000
 Sample Info:
 Operator ID: Instrument ID: CPESTGC9
 Sublist: chrom-8082-ISTD*sub1
 Method: \\ChromNA\Edison\ChromData\CPESTGC9\20160512-40924.b\8082-ISTD.m
 Limit Group: GC 8082A PCB ISTD
 Last Update: 12-May-2016 15:21:22 Calib Date: 12-May-2016 14:29:29
 Integrator: Falcon
 Quant Method: Internal Standard Quant By: Initial Calibration
 Last ICal File: \\ChromNA\Edison\ChromData\CPESTGC9\20160512-40924.b\9F001892.D
 Column 1 : Det: GC ECD1A
 Column 2 : Det: GC ECD2B
 Process Host: XAWRK004

First Level Reviewer: patelji Date: 12-May-2016 11:31:02

Col	RT (min.)	Exp RT (min.)	Dlt RT (min.)	Response	Cal Amt ug/l	OnCol Amt ug/l	Flags
-----	-----------	---------------	---------------	----------	--------------	----------------	-------

* 13 1-Bromo-2-nitrobenzene							M
1	1.624	1.623	0.001	3294505	20.0	20.0	M
2	1.409	1.408	0.001	3368276	20.0	20.0	M
RPD = 0.00							
\$ 2 Tetrachloro-m-xylene							M
1	2.594	2.593	0.001	19604800	150.0	143.5	
2	2.088	2.087	0.001	18362842	150.0	142.9	M
RPD = 0.38							

Col	RT (min.)	Exp RT (min.)	Dlt RT (min.)	Response	Cal Amt ug/l	OnCol Amt ug/l	Flags
-----	-----------	---------------	---------------	----------	--------------	----------------	-------

5 PCB-1016

							M
1	3.216	3.216	0.000	4369736	1500.0	1458.3	
1	3.729	3.728	0.001	8959256	1500.0	1455.7	M
1	4.026	4.025	0.001	3743966	1500.0	1368.2	M
1	4.296	4.296	0.000	15248808	1500.0	1419.6	M
1	4.467	4.467	0.000	7047286	1500.0	1432.3	M
1	4.728	4.727	0.001	3767776	1500.0	1390.3	M
1	5.058	5.057	0.001	5454281	1500.0	1388.5	M
1	5.210	5.210	0.000	6284163	1500.0	1465.8	M

Average of Peak Amounts = 1422.3

2	2.478	2.477	0.001	4332530	1500.0	1515.7	
2	2.867	2.866	0.001	8047032	1500.0	1495.3	M
2	3.088	3.087	0.001	5294700	1500.0	1497.3	M
2	3.388	3.387	0.001	15267330	1500.0	1393.8	M
2	3.541	3.541	0.000	6893182	1500.0	1403.9	M
2	3.611	3.611	0.000	4182972	1500.0	1385.1	M
2	4.020	4.020	0.000	6831748	1500.0	1437.0	M
2	4.119	4.118	0.001	3654893	1500.0	1502.3	M

Average of Peak Amounts = 1453.8

RPD = 2.19

8 PCB-1260

							M
1	6.582	6.582	0.000	5566734	1500.0	1432.2	M
1	6.840	6.840	0.000	11169719	1500.0	1402.2	M
1	7.212	7.212	0.000	12780758	1500.0	1340.3	M
1	8.108	8.108	0.000	9904597	1500.0	1399.4	
1	8.542	8.541	0.001	9897151	1500.0	1421.3	
1	8.850	8.849	0.001	19406860	1500.0	1387.2	
1	9.217	9.216	0.001	14338368	1500.0	1396.7	M
1	9.726	9.724	0.002	5922048	1500.0	1410.0	

Average of Peak Amounts = 1398.7

2	5.469	5.469	0.000	10236516	1500.0	1406.8	M
2	6.206	6.206	0.000	18837770	1500.0	1472.9	M
2	6.381	6.382	-0.001	11733006	1500.0	1496.3	M
2	6.754	6.754	0.000	11049030	1500.0	1395.5	M
2	7.285	7.285	0.000	27865186	1500.0	1447.1	M
2	7.825	7.824	0.001	12905522	1500.0	1425.4	
2	8.012	8.013	-0.001	9100459	1500.0	1456.1	
2	8.753	8.752	0.001	7933293	1500.0	1468.0	

Average of Peak Amounts = 1446.0

RPD = 3.33

\$ 11 DCB Decachlorobiphenyl

							M
1	10.175	10.172	0.003	15101165	150.0	128.4	M
2	9.219	9.217	0.002	18159335	150.0	129.4	M

RPD = 0.78

S 12 Polychlorinated biphenyls, Total

1						2821.0	
---	--	--	--	--	--	--------	--

QC Flag Legend

Review Flags

M - Manually Integrated

Reagents:

SG1660L4_00021

Amount Added: 1.00

Units: mL

SGPCBISTD_00006

Amount Added: 20.00

Units: uL

Run Reagent

TestAmerica Edison

Data File: \\ChromNA\Edison\ChromData\CPESTGC9\20160512-40924.b\9F001883.D

Injection Date: 12-May-2016 11:08:53

Instrument ID: CPESTGC9

Operator ID:

Lims ID: IC PCB 4

Worklist Smp#: 5

Client ID:

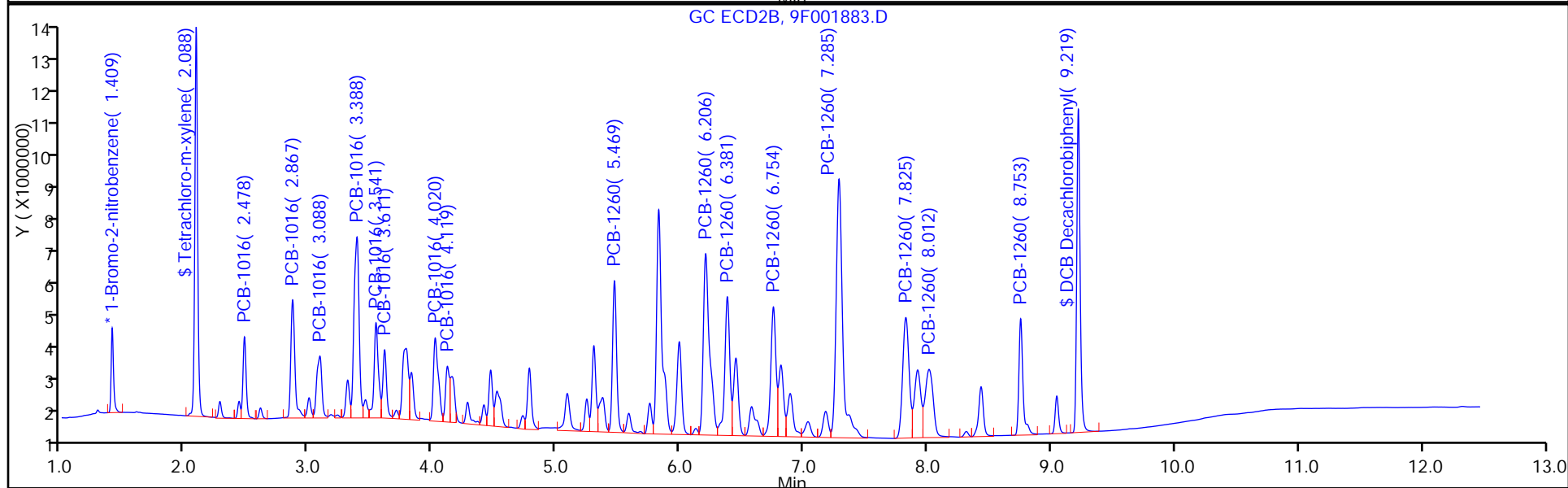
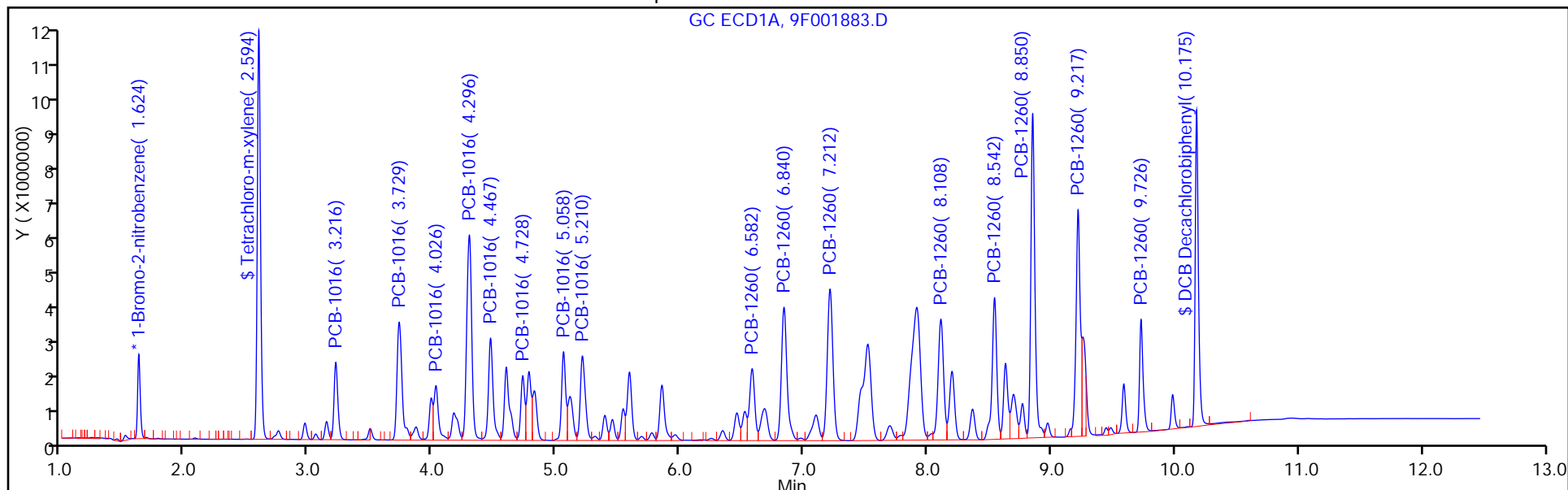
Injection Vol: 1.0 ul

Dil. Factor: 1.0000

ALS Bottle#: 5

Method: 8082-ISTD

Limit Group: GC 8082A PCB ISTD



TestAmerica Edison
Target Compound Quantitation Report

Data File: \\ChromNA\Edison\ChromData\CPESTGC9\20160512-40924.b\9F001884.D
 Lims ID: IC PCB 5
 Client ID:
 Sample Type: IC Calib Level: 5
 Inject. Date: 12-May-2016 11:53:46 ALS Bottle#: 6 Worklist Smp#: 6
 Injection Vol: 1.0 ul Dil. Factor: 1.0000
 Sample Info: 460-0040924-006
 Operator ID: Instrument ID: CPESTGC9
 Sublist: chrom-8082-ISTD*sub1
 Method: \\ChromNA\Edison\ChromData\CPESTGC9\20160512-40924.b\8082-ISTD.m
 Limit Group: GC 8082A PCB ISTD
 Last Update: 12-May-2016 15:21:35 Calib Date: 12-May-2016 14:29:29
 Integrator: Falcon
 Quant Method: Internal Standard Quant By: Initial Calibration
 Last ICal File: \\ChromNA\Edison\ChromData\CPESTGC9\20160512-40924.b\9F001892.D
 Column 1 : Det: GC ECD1A
 Column 2 : Det: GC ECD2B
 Process Host: XAWRK004

First Level Reviewer: patelji Date: 12-May-2016 12:13:35

Col	RT (min.)	Exp RT (min.)	Dlt RT (min.)	Response	Cal Amt ug/l	OnCol Amt ug/l	Flags
-----	-----------	---------------	---------------	----------	--------------	----------------	-------

* 13 1-Bromo-2-nitrobenzene							M
1	1.626	1.623	0.003	2790017	20.0	20.0	
2	1.409	1.408	0.001	2912960	20.0	20.0	M
RPD = 0.00							
\$ 2 Tetrachloro-m-xylene							
1	2.598	2.593	0.005	23087417	200.0	199.5	
2	2.087	2.087	0.000	23173590	200.0	208.5	
RPD = 4.43							

Col	RT (min.)	Exp RT (min.)	Dlt RT (min.)	Response	Cal Amt ug/l	OnCol Amt ug/l	Flags
-----	-----------	---------------	---------------	----------	--------------	----------------	-------

5 PCB-1016

							M
1	3.219	3.216	0.003	6155311	2500.0	2425.7	
1	3.733	3.728	0.005	12678388	2500.0	2432.4	M
1	4.029	4.025	0.004	5687774	2500.0	2454.4	M
1	4.300	4.296	0.004	23551614	2500.0	2589.0	M
1	4.471	4.467	0.004	10582390	2500.0	2539.7	M
1	4.731	4.727	0.004	5513465	2500.0	2402.2	M
1	5.061	5.057	0.004	8344979	2500.0	2508.6	M
1	5.214	5.210	0.004	9519974	2500.0	2622.0	M

Average of Peak Amounts = 2496.8

2	2.477	2.477	0.000	6321901	2500.0	2557.3	
2	2.866	2.866	0.000	12079146	2500.0	2595.4	M
2	3.086	3.087	-0.001	8241089	2500.0	2694.8	M
2	3.386	3.387	-0.001	24327282	2500.0	2568.1	M
2	3.539	3.541	-0.002	10903573	2500.0	2567.8	M
2	3.609	3.611	-0.002	6838644	2500.0	2618.4	M
2	4.019	4.020	-0.001	10798811	2500.0	2626.4	M
2	4.117	4.118	-0.001	5650740	2500.0	2685.7	M

Average of Peak Amounts = 2614.2

RPD = 4.60

8 PCB-1260

							M
1	6.586	6.582	0.004	8682406	2500.0	2637.7	M
1	6.844	6.840	0.004	17248720	2500.0	2556.9	M
1	7.216	7.212	0.004	19940336	2500.0	2469.3	M
1	8.112	8.108	0.004	15454420	2500.0	2578.4	
1	8.547	8.541	0.006	15657966	2500.0	2655.3	M
1	8.858	8.849	0.009	31010518	2500.0	2617.4	M
1	9.229	9.216	0.013	22497806	2500.0	2587.8	M
1	9.744	9.724	0.020	9261706	2500.0	2603.9	

Average of Peak Amounts = 2588.3

2	5.467	5.469	-0.002	15299719	2500.0	2431.2	M
2	6.204	6.206	-0.002	26680357	2500.0	2412.2	M
2	6.380	6.382	-0.002	17239840	2500.0	2542.2	M
2	6.752	6.754	-0.002	16391658	2500.0	2393.9	M
2	7.282	7.285	-0.003	40568730	2500.0	2436.1	M
2	7.822	7.824	-0.002	19903783	2500.0	2541.9	
2	8.010	8.013	-0.003	13949576	2500.0	2580.8	
2	8.757	8.752	0.005	12173148	2500.0	2604.6	M

Average of Peak Amounts = 2492.9

RPD = 3.76

\$ 11 DCB Decachlorobiphenyl

							M
1	10.200	10.172	0.028	19430254	200.0	195.0	M
2	9.229	9.217	0.012	23388934	200.0	192.7	M

RPD = 1.21

S 12 Polychlorinated biphenyls, Total

1						5085.1	
---	--	--	--	--	--	--------	--

QC Flag Legend

Review Flags

M - Manually Integrated

Reagents:

SG1660L5_00021

Amount Added: 1.00

Units: mL

SGPCBISTD_00006

Amount Added: 20.00

Units: uL

Run Reagent

TestAmerica Edison

Data File: \\ChromNA\Edison\ChromData\CPESTGC9\20160512-40924.b\9F001884.D

Injection Date: 12-May-2016 11:53:46

Instrument ID: CPESTGC9

Operator ID:

Lims ID: IC PCB 5

Worklist Smp#: 6

Client ID:

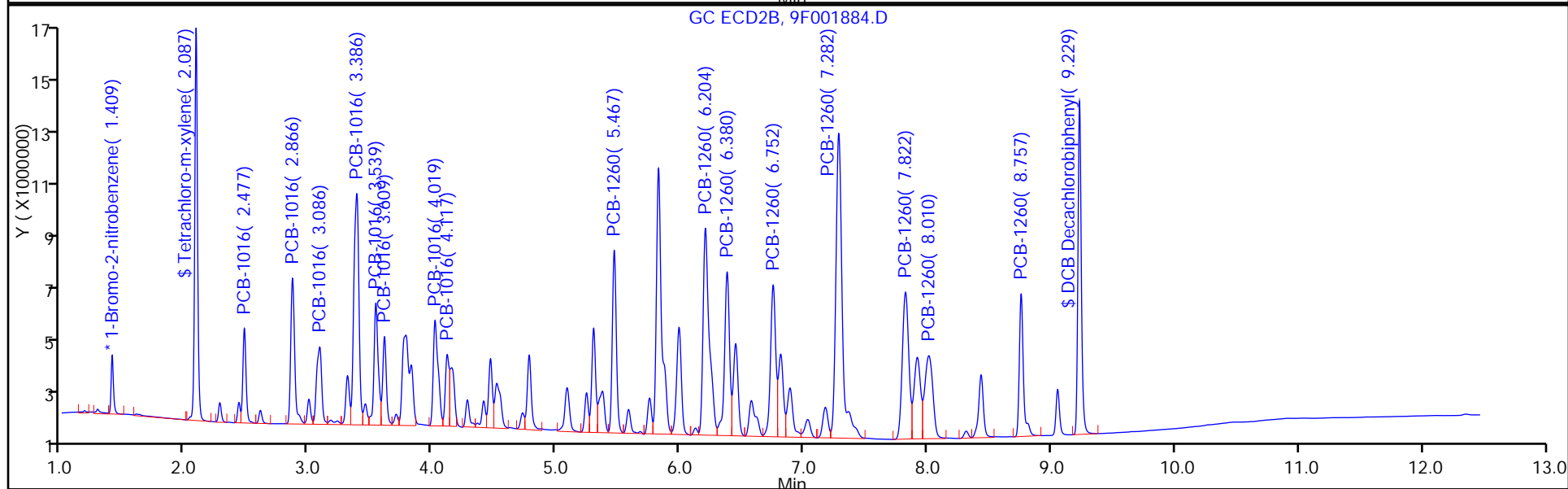
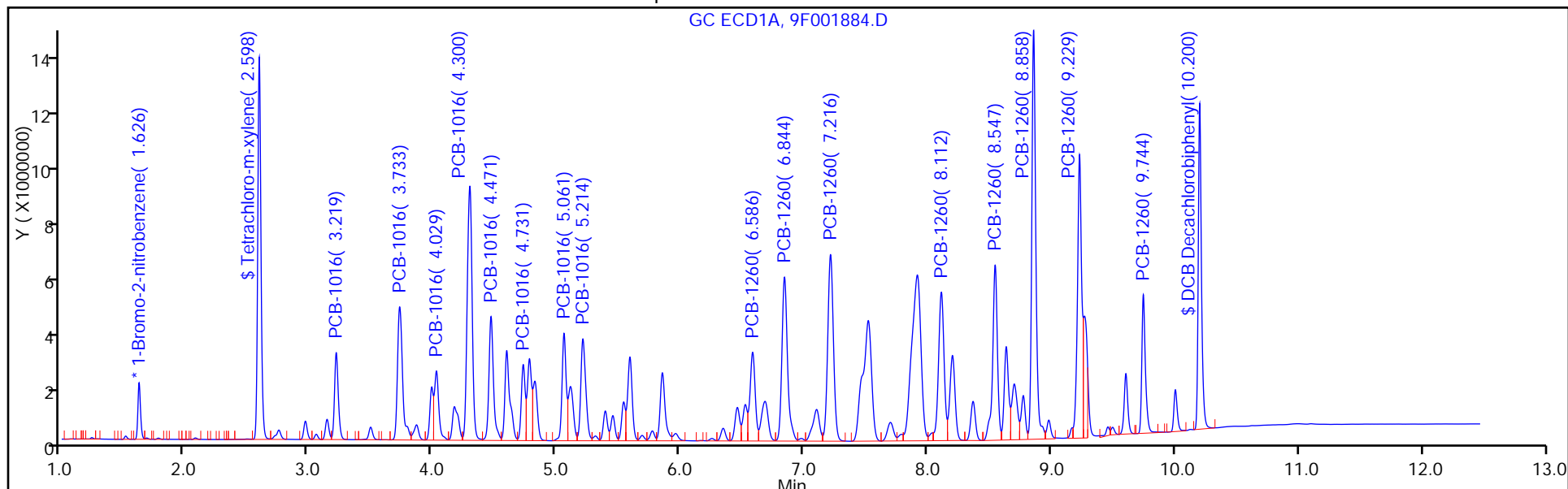
Injection Vol: 1.0 ul

Dil. Factor: 1.0000

ALS Bottle#: 6

Method: 8082-ISTD

Limit Group: GC 8082A PCB ISTD



FORM VI
PCBS BY INTERNAL STANDARD - INITIAL CALIBRATION DATA
CURVE EVALUATION

Lab Name: TestAmerica Edison Job No.: 460-118423-1 Analy Batch No.: 367709

SDG No.: _____

Instrument ID: CPESTGC9 GC Column: CLP-1 ID: 0.53 (mm) Heated Purge: (Y/N) N

Calibration Start Date: 05/12/2016 10:14 Calibration End Date: 05/12/2016 11:53 Calibration ID: 55695

Calibration Files:

LEVEL:	LAB SAMPLE ID:	LAB FILE ID:
Level 1	IC 460-367709/2	9F001880.D
Level 2	IC 460-367709/3	9F001881.D
Level 3	IC 460-367709/4	9F001882.D
Level 4	IC 460-367709/5	9F001883.D
Level 5	IC 460-367709/6	9F001884.D

ANALYTE	RRF					CURVE TYPE	COEFFICIENT			#	MIN RRF	%RSD	#	MAX %RSD	R^2 OR COD	#	MIN R^2 OR COD
	LVL 1	LVL 2	LVL 3	LVL 4	LVL 5		B	M1	M2								
PCB-1016 Peak 1	0.0176	0.0178	0.0149	0.0172	0.0174	Ave		0.0170			6.9		20.0				0.9900
PCB-1016 Peak 2	0.0338	0.0332	0.0278	0.0319	0.0332	Ave		0.0320			7.6		20.0				0.9900
PCB-1016 Peak 3	0.0216	0.0209	0.0189	0.0210	0.0226	Ave		0.0210			6.5		20.0				0.9900
PCB-1016 Peak 4	0.0719	0.0695	0.0566	0.0604	0.0668	Ave		0.0650			9.8		20.0				0.9900
PCB-1016 Peak 5	0.0288	0.0347	0.0250	0.0273	0.0299	Ave		0.0292			12.3		20.0				0.9900
PCB-1016 Peak 6	0.0162	0.0229	0.0152	0.0166	0.0188	Ave		0.0179			17.1		20.0				0.9900
PCB-1016 Peak 7	0.0284	0.0314	0.0247	0.0270	0.0297	Ave		0.0282			9.0		20.0				0.9900
PCB-1016 Peak 8	0.0119	0.0161	0.0142	0.0145	0.0155	Ave		0.0144			11.2		20.0				0.9900
PCB-1260 Peak 1	0.0498	0.0445	0.0391	0.0405	0.0420	Ave		0.0432			9.7		20.0				0.9900
PCB-1260 Peak 2	0.0805	0.0785	0.0729	0.0746	0.0733	Ave		0.0759			4.4		20.0				0.9900
PCB-1260 Peak 3	0.0441	0.0498	0.0451	0.0464	0.0473	Ave		0.0466			4.7		20.0				0.9900
PCB-1260 Peak 4	0.0561	0.0477	0.0425	0.0437	0.0450	Ave		0.0470			11.6		20.0				0.9900
PCB-1260 Peak 5	0.1268	0.1199	0.1033	0.1103	0.1114	Ave		0.1143			8.0		20.0				0.9900
PCB-1260 Peak 6	0.0569	0.0567	0.0495	0.0511	0.0547	Ave		0.0538			6.2		20.0				0.9900
PCB-1260 Peak 7	+++++	0.0399	0.0342	0.0360	0.0383	Ave		0.0371			6.7		20.0				0.9900
PCB-1260 Peak 8	0.0333	0.0329	0.0294	0.0314	0.0334	Ave		0.0321			5.3		20.0				0.9900
Tetrachloro-m-xylene	0.8127	0.8091	0.6708	0.7269	0.7955	Ave		0.7630			8.1		20.0				0.9900
DCB Decachlorobiphenyl	1.0335	0.8781	0.7341	0.7188	0.8029	Ave		0.8335			15.4		20.0				0.9900

Note: The m1 coefficient is the same as Ave RRF for an Ave curve type.

FORM VI
PCBS BY INTERNAL STANDARD - INITIAL CALIBRATION DATA
RESPONSE AND CONCENTRATION

Lab Name: TestAmerica Edison Job No.: 460-118423-1 Analy Batch No.: 367709

SDG No.: _____

Instrument ID: CPESTGC9 GC Column: CLP-1 ID: 0.53 (mm) Heated Purge: (Y/N) N

Calibration Start Date: 05/12/2016 10:14 Calibration End Date: 05/12/2016 11:53 Calibration ID: 55695

Calibration Files:

LEVEL:	LAB SAMPLE ID:	LAB FILE ID:
Level 1	IC 460-367709/2	9F001880.D
Level 2	IC 460-367709/3	9F001881.D
Level 3	IC 460-367709/4	9F001882.D
Level 4	IC 460-367709/5	9F001883.D
Level 5	IC 460-367709/6	9F001884.D

ANALYTE	IS REF	CURVE TYPE	RESPONSE					CONCENTRATION (UG/L)				
			LVL 1	LVL 2	LVL 3	LVL 4	LVL 5	LVL 1	LVL 2	LVL 3	LVL 4	LVL 5
PCB-1016 Peak 1	BNB	Ave	142670	1488247	2665895	4332530	6321901	50.0	500	1000	1500	2500
PCB-1016 Peak 2	BNB	Ave	274152	2768680	4958047	8047032	12079146	50.0	500	1000	1500	2500
PCB-1016 Peak 3	BNB	Ave	175662	1740535	3370555	5294700	8241089	50.0	500	1000	1500	2500
PCB-1016 Peak 4	BNB	Ave	583539	5797158	10097178	15267330	24327282	50.0	500	1000	1500	2500
PCB-1016 Peak 5	BNB	Ave	233794	2894717	4469017	6893182	10903573	50.0	500	1000	1500	2500
PCB-1016 Peak 6	BNB	Ave	131574	1910107	2715679	4182972	6838644	50.0	500	1000	1500	2500
PCB-1016 Peak 7	BNB	Ave	230242	2617412	4410039	6831748	10798811	50.0	500	1000	1500	2500
PCB-1016 Peak 8	BNB	Ave	96771	1344834	2533958	3654893	5650740	50.0	500	1000	1500	2500
PCB-1260 Peak 1	BNB	Ave	404536	3716605	6979606	10236516	15299719	50.0	500	1000	1500	2500
PCB-1260 Peak 2	BNB	Ave	653350	6548906	13004344	18837770	26680357	50.0	500	1000	1500	2500
PCB-1260 Peak 3	BNB	Ave	358051	4156593	8044868	11733006	17239840	50.0	500	1000	1500	2500
PCB-1260 Peak 4	BNB	Ave	455665	3975975	7587017	11049030	16391658	50.0	500	1000	1500	2500
PCB-1260 Peak 5	BNB	Ave	1029322	10000594	18435917	27865186	40568730	50.0	500	1000	1500	2500
PCB-1260 Peak 6	BNB	Ave	462009	4729185	8825536	12905522	19903783	50.0	500	1000	1500	2500
PCB-1260 Peak 7	BNB	Ave	++++	3326716	6108355	9100459	13949576	++++	500	1000	1500	2500
PCB-1260 Peak 8	BNB	Ave	269940	2748973	5247204	7933293	12173148	50.0	500	1000	1500	2500
Tetrachloro-m-xylene	BNB	Ave	1649418	6750713	11968377	18362842	23173590	12.5	50.0	100	150	200
DCB Decachlorobiphenyl	BNB	Ave	2097610	7326448	13096920	18159335	23388934	12.5	50.0	100	150	200

Curve Type Legend:

Ave = Average ISTD

TestAmerica Edison
Target Compound Quantitation Report

Data File: \\ChromNA\Edison\ChromData\CPESTGC9\20160512-40924.b\9F001880.D
 Lims ID: IC PCB 1
 Client ID:
 Sample Type: IC Calib Level: 1
 Inject. Date: 12-May-2016 10:14:48 ALS Bottle#: 2 Worklist Smp#: 2
 Injection Vol: 1.0 ul Dil. Factor: 1.0000
 Sample Info:
 Operator ID: Instrument ID: CPESTGC9
 Sublist: chrom-8082-ISTD*sub1
 Method: \\ChromNA\Edison\ChromData\CPESTGC9\20160512-40924.b\8082-ISTD.m
 Limit Group: GC 8082A PCB ISTD
 Last Update: 12-May-2016 15:20:49 Calib Date: 12-May-2016 14:29:29
 Integrator: Falcon
 Quant Method: Internal Standard Quant By: Initial Calibration
 Last ICal File: \\ChromNA\Edison\ChromData\CPESTGC9\20160512-40924.b\9F001892.D
 Column 1 : Det: GC ECD1A
 Column 2 : Det: GC ECD2B
 Process Host: XAWRK004

First Level Reviewer: patelji Date: 12-May-2016 11:17:51

Col	RT (min.)	Exp RT (min.)	Dlt RT (min.)	Response	Cal Amt ug/l	OnCol Amt ug/l	Flags
-----	-----------	---------------	---------------	----------	--------------	----------------	-------

* 13 1-Bromo-2-nitrobenzene							M
1	1.625	1.624	0.001	2972583	20.0	20.0	
2	1.407	1.410	-0.003	3247370	20.0	20.0	M
RPD = 0.00							
\$ 2 Tetrachloro-m-xylene							M
1	2.596	2.593	0.003	1614359	12.5	13.1	
2	2.084	2.087	-0.003	1649418	12.5	13.3	M
RPD = 1.68							

Col	RT (min.)	Exp RT (min.)	Dlt RT (min.)	Response	Cal Amt ug/l	OnCol Amt ug/l	Flags
-----	-----------	---------------	---------------	----------	--------------	----------------	-------

5 PCB-1016

							M
1	3.219	3.216	0.003	145541	50.0	53.8	
1	3.731	3.728	0.003	295880	50.0	53.3	M
1	4.033	4.025	0.008	139486	50.0	56.5	M
1	4.299	4.296	0.003	536157	50.0	55.3	M
1	4.469	4.467	0.002	235853	50.0	53.1	M
1	4.731	4.727	0.004	143617	50.0	58.7	M
1	5.059	5.057	0.002	211655	50.0	59.7	M
1	5.213	5.210	0.003	200511	50.0	51.8	M

Average of Peak Amounts = 55.3

2	2.476	2.477	-0.001	142670	50.0	51.8	M
2	2.865	2.866	-0.001	274152	50.0	52.8	M
2	3.086	3.087	-0.001	175662	50.0	51.5	M
2	3.384	3.387	-0.003	583539	50.0	55.3	M
2	3.538	3.541	-0.003	233794	50.0	49.4	M
2	3.608	3.611	-0.003	131574	50.0	45.2	M
2	4.016	4.020	-0.004	230242	50.0	50.2	M
2	4.113	4.118	-0.005	96771	50.0	41.3	M

Average of Peak Amounts = 49.7

RPD = 10.69

8 PCB-1260

							M
1	6.586	6.582	0.004	190526	50.0	54.3	
1	6.844	6.840	0.004	407387	50.0	56.7	M
1	7.216	7.212	0.004	555852	50.0	64.6	
1	8.113	8.108	0.005	368076	50.0	57.6	M
1	8.547	8.541	0.006	343289	50.0	54.6	
1	8.859	8.849	0.010	736946	50.0	58.4	
1	9.231	9.216	0.015	543036	50.0	58.6	M
1	9.749	9.724	0.025	215968	50.0	57.0	

Average of Peak Amounts = 57.7

2	5.466	5.469	-0.003	404536	50.0	57.7	M
2	6.203	6.206	-0.003	653350	50.0	53.0	
2	6.379	6.382	-0.003	358051	50.0	47.4	M
2	6.751	6.754	-0.003	455665	50.0	59.7	M
2	7.284	7.285	-0.001	1029322	50.0	55.4	M
2	7.820	7.824	-0.004	462009	50.0	52.9	M
2	0.000	8.013	-8.013	0	50.0	0	
2	8.757	8.752	0.005	269940	50.0	51.8	

Average of Peak Amounts = 54.0

RPD = 6.72

\$ 11 DCB Decachlorobiphenyl

							M
1	10.207	10.172	0.035	1717969	12.5	16.2	M
2	9.231	9.217	0.014	2097610	12.5	15.5	M

RPD = 4.32

S 12 Polychlorinated biphenyls, Total

1						113.0	
---	--	--	--	--	--	-------	--

QC Flag Legend

Review Flags

M - Manually Integrated

Reagents:

SG1660(LVI)L1_00009

Amount Added: 1.00

Units: mL

SGPCBISTD_00006

Amount Added: 20.00

Units: uL

Run Reagent

TestAmerica Edison

Data File: \\ChromNA\Edison\ChromData\CPESTGC9\20160512-40924.b\9F001880.D

Injection Date: 12-May-2016 10:14:48

Instrument ID: CPESTGC9

Operator ID:

Lims ID: IC PCB 1

Worklist Smp#: 2

Client ID:

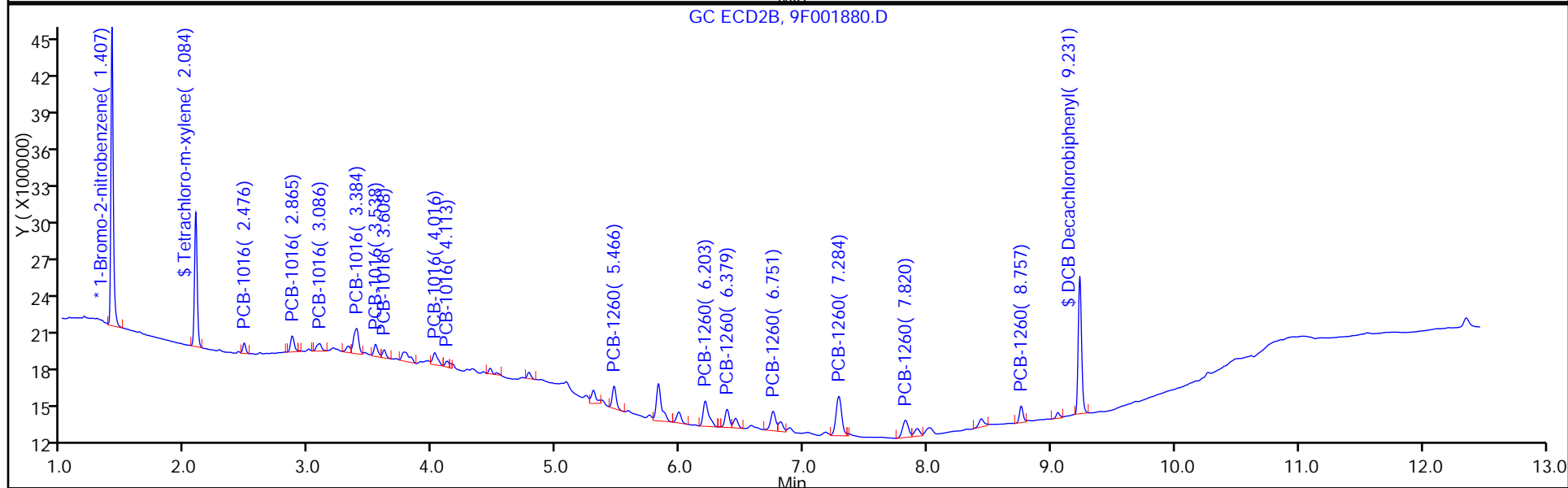
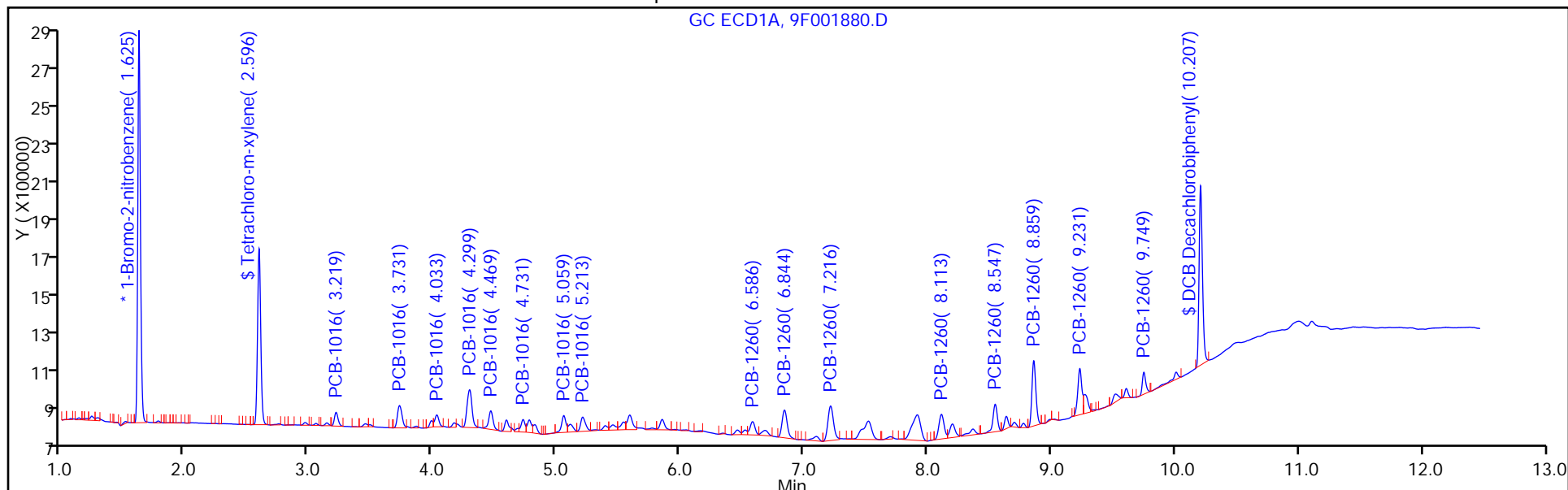
Injection Vol: 1.0 ul

Dil. Factor: 1.0000

ALS Bottle#: 2

Method: 8082-ISTD

Limit Group: GC 8082A PCB ISTD



TestAmerica Edison
Target Compound Quantitation Report

Data File: \\ChromNA\Edison\ChromData\CPESTGC9\20160512-40924.b\9F001881.D
 Lims ID: IC PCB 2
 Client ID:
 Sample Type: IC Calib Level: 2
 Inject. Date: 12-May-2016 10:32:48 ALS Bottle#: 3 Worklist Smp#: 3
 Injection Vol: 1.0 ul Dil. Factor: 1.0000
 Sample Info:
 Operator ID: Instrument ID: CPESTGC9
 Sublist: chrom-8082-ISTD*sub1
 Method: \\ChromNA\Edison\ChromData\CPESTGC9\20160512-40924.b\8082-ISTD.m
 Limit Group: GC 8082A PCB ISTD
 Last Update: 12-May-2016 15:21:03 Calib Date: 12-May-2016 14:29:29
 Integrator: Falcon
 Quant Method: Internal Standard Quant By: Initial Calibration
 Last ICal File: \\ChromNA\Edison\ChromData\CPESTGC9\20160512-40924.b\9F001892.D
 Column 1 : Det: GC ECD1A
 Column 2 : Det: GC ECD2B
 Process Host: XAWRK004

First Level Reviewer: patelji Date: 12-May-2016 10:50:14

Col	RT (min.)	Exp RT (min.)	Dlt RT (min.)	Response	Cal Amt ug/l	OnCol Amt ug/l	Flags
-----	-----------	---------------	---------------	----------	--------------	----------------	-------

* 13 1-Bromo-2-nitrobenzene							M
1	1.623	1.624	-0.001	3410733	20.0	20.0	M
2	1.407	1.410	-0.003	3337301	20.0	20.0	M
RPD = 0.00							
\$ 2 Tetrachloro-m-xylene							M
1	2.593	2.593	0.000	7370188	50.0	52.1	
2	2.086	2.087	-0.001	6750713	50.0	53.0	M
RPD = 1.77							

Col	RT (min.)	Exp RT (min.)	Dlt RT (min.)	Response	Cal Amt ug/l	OnCol Amt ug/l	Flags
-----	-----------	---------------	---------------	----------	--------------	----------------	-------

5 PCB-1016

							M
1	3.215	3.216	-0.001	1595369	500.0	514.3	
1	3.728	3.728	0.000	3309803	500.0	519.4	M
1	4.024	4.025	-0.001	1526780	500.0	538.9	M
1	4.294	4.296	-0.002	5522433	500.0	496.6	M
1	4.466	4.467	-0.001	2628581	500.0	516.0	M
1	4.727	4.727	0.000	1436666	500.0	512.0	M
1	5.056	5.057	-0.001	1966187	500.0	483.5	M
1	5.208	5.210	-0.002	2194391	500.0	494.4	M

Average of Peak Amounts = 509.4

2	2.476	2.477	-0.001	1488247	500.0	525.5	M
2	2.865	2.866	-0.001	2768680	500.0	519.3	M
2	3.086	3.087	-0.001	1740535	500.0	496.8	M
2	3.386	3.387	-0.001	5797158	500.0	534.2	M
2	3.539	3.541	-0.002	2894717	500.0	595.0	M
2	3.608	3.611	-0.003	1910107	500.0	638.3	M
2	4.018	4.020	-0.002	2617412	500.0	555.6	M
2	4.116	4.118	-0.002	1344834	500.0	557.9	M

Average of Peak Amounts = 552.8

RPD = 8.18

8 PCB-1260

							M
1	6.581	6.582	-0.001	1951506	500.0	485.0	M
1	6.839	6.840	-0.001	4056846	500.0	491.9	M
1	7.211	7.212	-0.001	4657312	500.0	471.8	M
1	8.108	8.108	0.000	3550456	500.0	484.5	M
1	8.542	8.541	0.001	3524230	500.0	488.9	M
1	8.852	8.849	0.003	6963669	500.0	480.8	M
1	9.221	9.216	0.005	5102647	500.0	480.1	M
1	9.733	9.724	0.009	2087900	500.0	480.2	

Average of Peak Amounts = 482.9

2	5.468	5.469	-0.001	3716605	500.0	515.5	M
2	6.204	6.206	-0.002	6548906	500.0	516.8	M
2	6.380	6.382	-0.002	4156593	500.0	535.0	M
2	6.752	6.754	-0.002	3975975	500.0	506.8	M
2	7.283	7.285	-0.002	10000594	500.0	524.2	
2	7.822	7.824	-0.002	4729185	500.0	527.2	
2	8.012	8.013	-0.001	3326716	500.0	537.2	
2	8.754	8.752	0.002	2748973	500.0	513.4	M

Average of Peak Amounts = 522.0

RPD = 7.78

\$ 11 DCB Decachlorobiphenyl

							M
1	10.184	10.172	0.012	6039647	50.0	49.6	
2	9.222	9.217	0.005	7326448	50.0	52.7	M

RPD = 6.05

S 12 Polychlorinated biphenyls, Total

1						992.3	
---	--	--	--	--	--	-------	--

QC Flag Legend

Review Flags

M - Manually Integrated

Reagents:

SG1660L2_00022

Amount Added: 1.00

Units: mL

SGPCBISTD_00006

Amount Added: 20.00

Units: uL

Run Reagent

TestAmerica Edison

Data File: \\ChromNA\Edison\ChromData\CPESTGC9\20160512-40924.b\9F001881.D

Injection Date: 12-May-2016 10:32:48

Instrument ID: CPESTGC9

Operator ID:

Lims ID: IC PCB 2

Worklist Smp#: 3

Client ID:

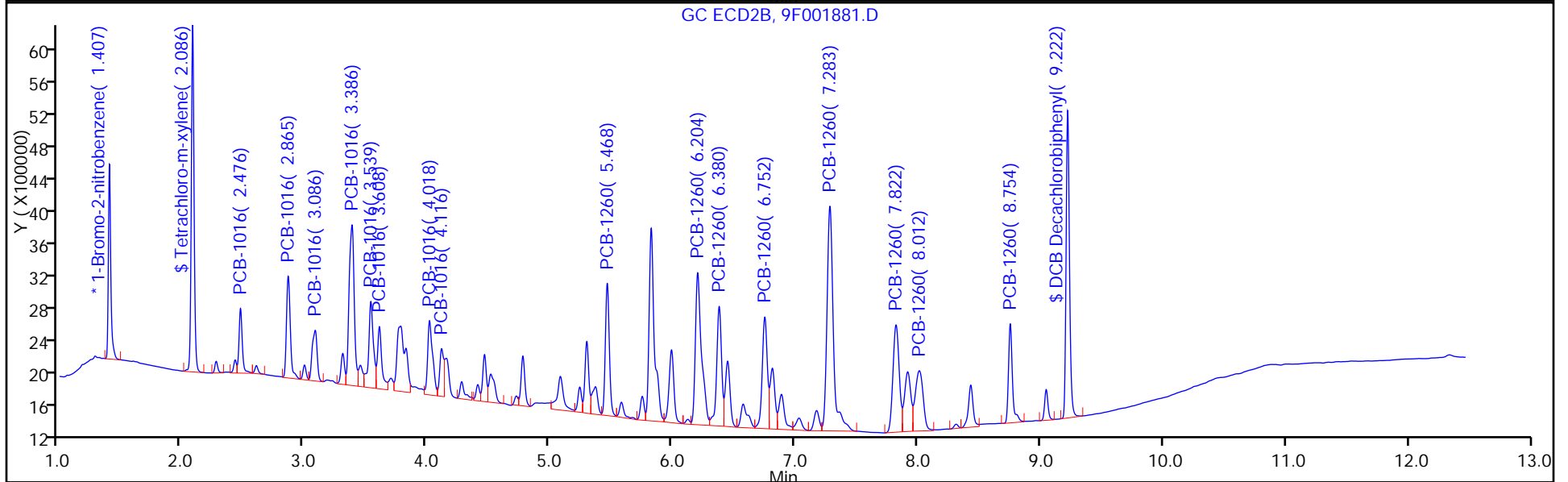
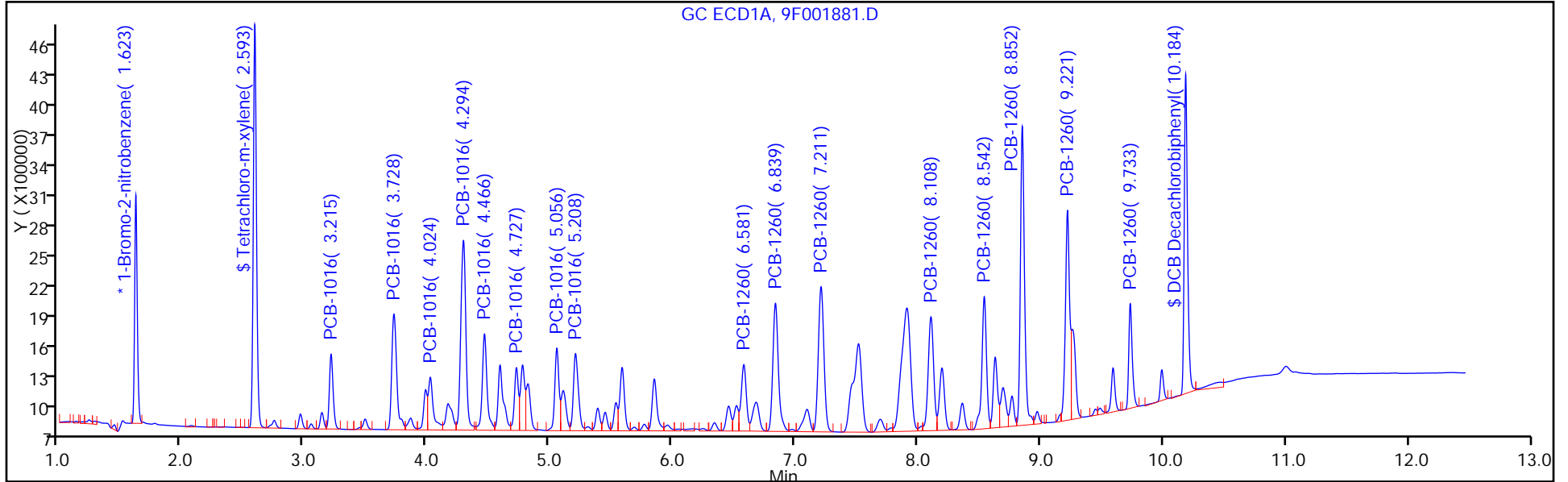
Injection Vol: 1.0 ul

Dil. Factor: 1.0000

ALS Bottle#: 3

Method: 8082-ISTD

Limit Group: GC 8082A PCB ISTD



TestAmerica Edison
Target Compound Quantitation Report

Data File: \\ChromNA\Edison\ChromData\CPESTGC9\20160512-40924.b\9F001882.D
 Lims ID: IC PCB 3
 Client ID:
 Sample Type: ICRT Calib Level: 3
 Inject. Date: 12-May-2016 10:50:51 ALS Bottle#: 4 Worklist Smp#: 4
 Injection Vol: 1.0 ul Dil. Factor: 1.0000
 Sample Info:
 Operator ID: Instrument ID: CPESTGC9
 Sublist: chrom-8082-ISTD*sub1
 Method: \\ChromNA\Edison\ChromData\CPESTGC9\20160512-40924.b\8082-ISTD.m
 Limit Group: GC 8082A PCB ISTD
 Last Update: 12-May-2016 15:21:13 Calib Date: 12-May-2016 14:29:29
 Integrator: Falcon
 Quant Method: Internal Standard Quant By: Initial Calibration
 Last ICal File: \\ChromNA\Edison\ChromData\CPESTGC9\20160512-40924.b\9F001892.D
 Column 1 : Det: GC ECD1A
 Column 2 : Det: GC ECD2B
 Process Host: XAWRK004

First Level Reviewer: patelji Date: 12-May-2016 11:17:29

Col	RT (min.)	Exp RT (min.)	Dlt RT (min.)	Response	Cal Amt ug/l	OnCol Amt ug/l	Flags
-----	-----------	---------------	---------------	----------	--------------	----------------	-------

* 13 1-Bromo-2-nitrobenzene							M
1	1.623	1.623	0.000	3376020	20.0	20.0	M
2	1.408	1.408	0.000	3568353	20.0	20.0	
RPD = 0.00							
\$ 2 Tetrachloro-m-xylene							M
1	2.593	2.593	0.000	13403637	100.0	95.7	M
2	2.087	2.087	0.000	11968377	100.0	87.9	M
RPD = 8.49							

Col	RT (min.)	Exp RT (min.)	Dlt RT (min.)	Response	Cal Amt ug/l	OnCol Amt ug/l	Flags
-----	-----------	---------------	---------------	----------	--------------	----------------	-------

5 PCB-1016

1	3.216	3.216	0.000	2924115	1000.0	952.3	
1	3.728	3.728	0.000	6004627	1000.0	952.1	M
1	4.025	4.025	0.000	2519160	1000.0	898.4	M
1	4.296	4.296	0.000	10108992	1000.0	918.4	M
1	4.467	4.467	0.000	4712190	1000.0	934.6	M
1	4.727	4.727	0.000	2537118	1000.0	913.6	M
1	5.057	5.057	0.000	3661187	1000.0	909.5	M
1	5.210	5.210	0.000	4167289	1000.0	948.5	M

Average of Peak Amounts = 928.4

2	2.477	2.477	0.000	2665895	1000.0	880.3	M
2	2.866	2.866	0.000	4958047	1000.0	869.7	
2	3.087	3.087	0.000	3370555	1000.0	899.7	M
2	3.387	3.387	0.000	10097178	1000.0	870.1	M
2	3.541	3.541	0.000	4469017	1000.0	859.1	M
2	3.611	3.611	0.000	2715679	1000.0	848.8	M
2	4.020	4.020	0.000	4410039	1000.0	875.6	M
2	4.118	4.118	0.000	2533958	1000.0	983.2	M

Average of Peak Amounts = 885.8

RPD = 4.70

8 PCB-1260

1	6.582	6.582	0.000	3718492	1000.0	933.6	M
1	6.840	6.840	0.000	7549602	1000.0	924.9	M
1	7.212	7.212	0.000	8628437	1000.0	883.0	M
1	8.108	8.108	0.000	6628004	1000.0	913.9	
1	8.541	8.541	0.000	6563297	1000.0	919.8	
1	8.849	8.849	0.000	12889307	1000.0	899.1	
1	9.216	9.216	0.000	9478610	1000.0	901.0	M
1	9.724	9.724	0.000	3951876	1000.0	918.2	

Average of Peak Amounts = 911.7

2	5.469	5.469	0.000	6979606	1000.0	905.4	M
2	6.206	6.206	0.000	13004344	1000.0	959.8	M
2	6.382	6.382	0.000	8044868	1000.0	968.4	M
2	6.754	6.754	0.000	7587017	1000.0	904.5	M
2	7.285	7.285	0.000	18435917	1000.0	903.7	M
2	7.824	7.824	0.000	8825536	1000.0	920.1	M
2	8.013	8.013	0.000	6108355	1000.0	922.5	M
2	8.752	8.752	0.000	5247204	1000.0	916.5	

Average of Peak Amounts = 925.1

RPD = 1.46

\$ 11 DCB Decachlorobiphenyl

1	10.172	10.172	0.000	10643250	100.0	88.3	M
2	9.217	9.217	0.000	13096920	100.0	88.1	

RPD = 0.24

QC Flag Legend

Review Flags

M - Manually Integrated

Reagents:

SG1660L3_00028

Amount Added: 1.00

Units: mL

SGPCBISTD_00006

Amount Added: 20.00

Units: uL

Run Reagent

TestAmerica Edison

Data File: \\ChromNA\Edison\ChromData\CPESTGC9\20160512-40924.b\9F001882.D

Injection Date: 12-May-2016 10:50:51

Instrument ID: CPESTGC9

Operator ID:

Lims ID: IC PCB 3

Worklist Smp#: 4

Client ID:

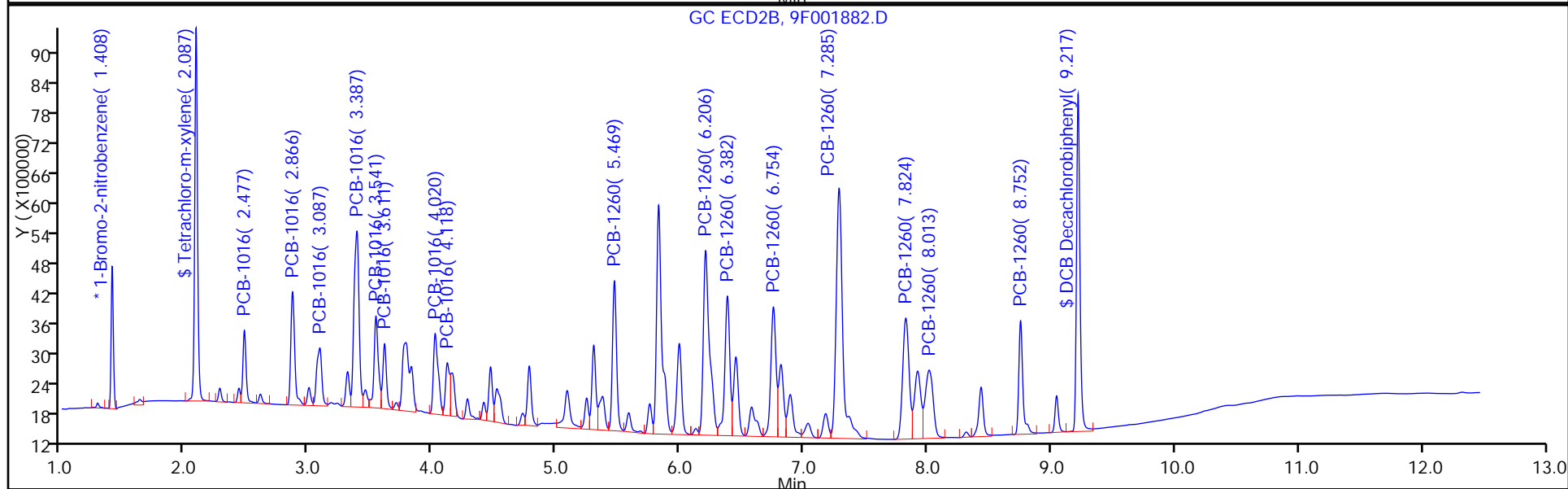
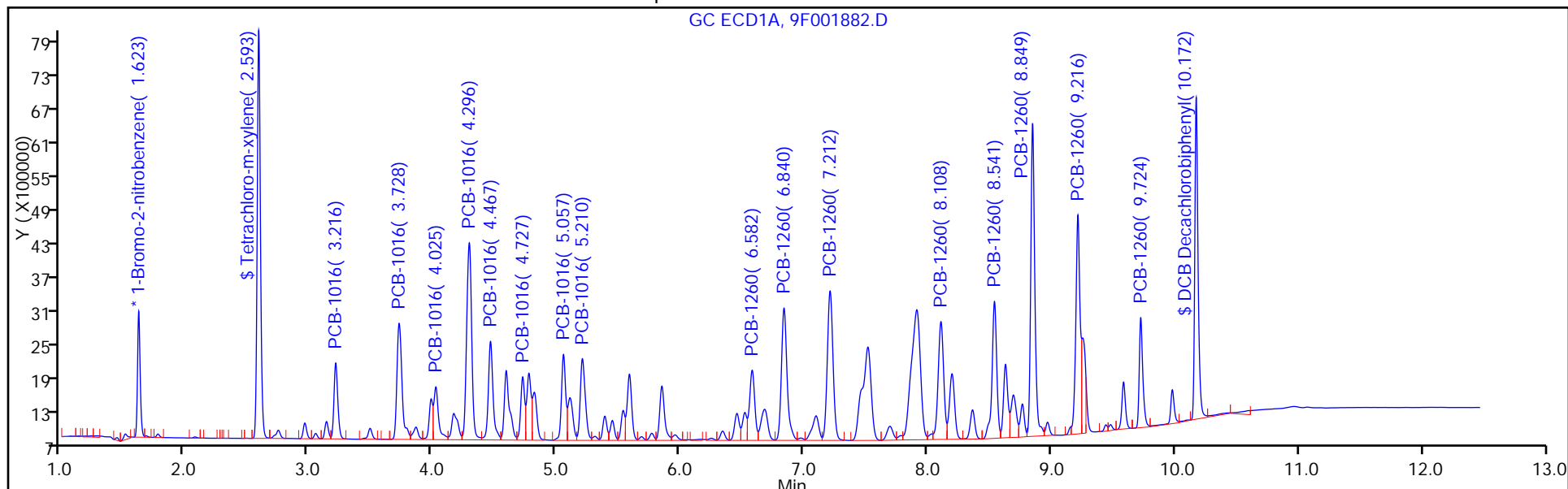
Injection Vol: 1.0 ul

Dil. Factor: 1.0000

ALS Bottle#: 4

Method: 8082-ISTD

Limit Group: GC 8082A PCB ISTD



TestAmerica Edison
Target Compound Quantitation Report

Data File: \\ChromNA\Edison\ChromData\CPESTGC9\20160512-40924.b\9F001883.D
 Lims ID: IC PCB 4
 Client ID:
 Sample Type: IC Calib Level: 4
 Inject. Date: 12-May-2016 11:08:53 ALS Bottle#: 5 Worklist Smp#: 5
 Injection Vol: 1.0 ul Dil. Factor: 1.0000
 Sample Info:
 Operator ID: Instrument ID: CPESTGC9
 Sublist: chrom-8082-ISTD*sub1
 Method: \\ChromNA\Edison\ChromData\CPESTGC9\20160512-40924.b\8082-ISTD.m
 Limit Group: GC 8082A PCB ISTD
 Last Update: 12-May-2016 15:21:22 Calib Date: 12-May-2016 14:29:29
 Integrator: Falcon
 Quant Method: Internal Standard Quant By: Initial Calibration
 Last ICal File: \\ChromNA\Edison\ChromData\CPESTGC9\20160512-40924.b\9F001892.D
 Column 1 : Det: GC ECD1A
 Column 2 : Det: GC ECD2B
 Process Host: XAWRK004

First Level Reviewer: patelji Date: 12-May-2016 11:31:02

Col	RT (min.)	Exp RT (min.)	Dlt RT (min.)	Response	Cal Amt ug/l	OnCol Amt ug/l	Flags
-----	-----------	---------------	---------------	----------	--------------	----------------	-------

* 13 1-Bromo-2-nitrobenzene							M
1	1.624	1.623	0.001	3294505	20.0	20.0	M
2	1.409	1.408	0.001	3368276	20.0	20.0	M
RPD = 0.00							
\$ 2 Tetrachloro-m-xylene							M
1	2.594	2.593	0.001	19604800	150.0	143.5	
2	2.088	2.087	0.001	18362842	150.0	142.9	M
RPD = 0.38							

Col	RT (min.)	Exp RT (min.)	Dlt RT (min.)	Response	Cal Amt ug/l	OnCol Amt ug/l	Flags
-----	-----------	---------------	---------------	----------	--------------	----------------	-------

5 PCB-1016

							M
1	3.216	3.216	0.000	4369736	1500.0	1458.3	
1	3.729	3.728	0.001	8959256	1500.0	1455.7	M
1	4.026	4.025	0.001	3743966	1500.0	1368.2	M
1	4.296	4.296	0.000	15248808	1500.0	1419.6	M
1	4.467	4.467	0.000	7047286	1500.0	1432.3	M
1	4.728	4.727	0.001	3767776	1500.0	1390.3	M
1	5.058	5.057	0.001	5454281	1500.0	1388.5	M
1	5.210	5.210	0.000	6284163	1500.0	1465.8	M

Average of Peak Amounts = 1422.3

2	2.478	2.477	0.001	4332530	1500.0	1515.7	
2	2.867	2.866	0.001	8047032	1500.0	1495.3	M
2	3.088	3.087	0.001	5294700	1500.0	1497.3	M
2	3.388	3.387	0.001	15267330	1500.0	1393.8	M
2	3.541	3.541	0.000	6893182	1500.0	1403.9	M
2	3.611	3.611	0.000	4182972	1500.0	1385.1	M
2	4.020	4.020	0.000	6831748	1500.0	1437.0	M
2	4.119	4.118	0.001	3654893	1500.0	1502.3	M

Average of Peak Amounts = 1453.8

RPD = 2.19

8 PCB-1260

							M
1	6.582	6.582	0.000	5566734	1500.0	1432.2	M
1	6.840	6.840	0.000	11169719	1500.0	1402.2	M
1	7.212	7.212	0.000	12780758	1500.0	1340.3	M
1	8.108	8.108	0.000	9904597	1500.0	1399.4	
1	8.542	8.541	0.001	9897151	1500.0	1421.3	
1	8.850	8.849	0.001	19406860	1500.0	1387.2	
1	9.217	9.216	0.001	14338368	1500.0	1396.7	M
1	9.726	9.724	0.002	5922048	1500.0	1410.0	

Average of Peak Amounts = 1398.7

2	5.469	5.469	0.000	10236516	1500.0	1406.8	M
2	6.206	6.206	0.000	18837770	1500.0	1472.9	M
2	6.381	6.382	-0.001	11733006	1500.0	1496.3	M
2	6.754	6.754	0.000	11049030	1500.0	1395.5	M
2	7.285	7.285	0.000	27865186	1500.0	1447.1	M
2	7.825	7.824	0.001	12905522	1500.0	1425.4	
2	8.012	8.013	-0.001	9100459	1500.0	1456.1	
2	8.753	8.752	0.001	7933293	1500.0	1468.0	

Average of Peak Amounts = 1446.0

RPD = 3.33

\$ 11 DCB Decachlorobiphenyl

							M
1	10.175	10.172	0.003	15101165	150.0	128.4	M
2	9.219	9.217	0.002	18159335	150.0	129.4	M

RPD = 0.78

S 12 Polychlorinated biphenyls, Total

1						2821.0	
---	--	--	--	--	--	--------	--

QC Flag Legend

Review Flags

M - Manually Integrated

Reagents:

SG1660L4_00021

Amount Added: 1.00

Units: mL

SGPCBISTD_00006

Amount Added: 20.00

Units: uL

Run Reagent

TestAmerica Edison

Data File: \\ChromNA\Edison\ChromData\CPESTGC9\20160512-40924.b\9F001883.D

Injection Date: 12-May-2016 11:08:53

Instrument ID: CPESTGC9

Operator ID:

Lims ID: IC PCB 4

Worklist Smp#: 5

Client ID:

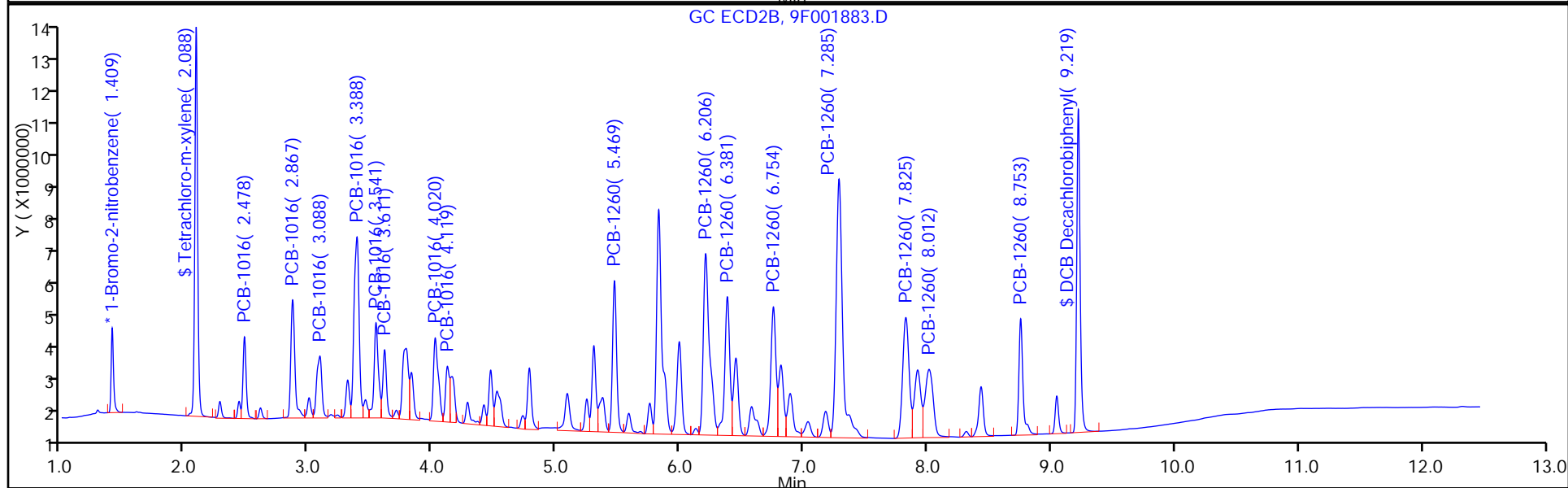
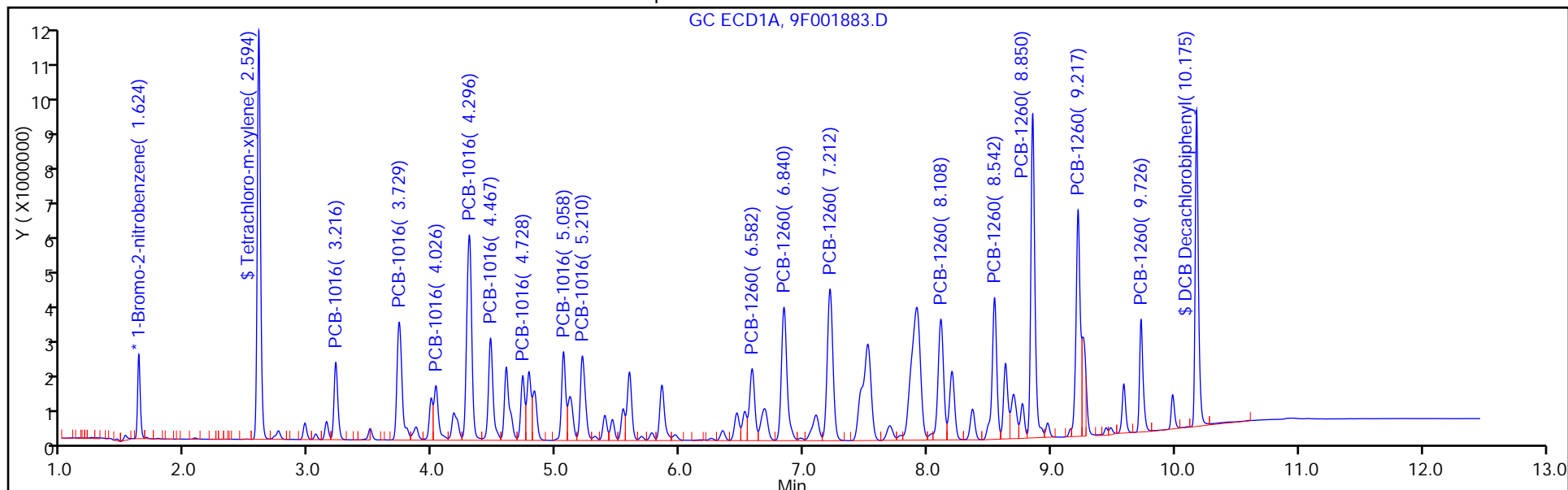
Injection Vol: 1.0 ul

Dil. Factor: 1.0000

ALS Bottle#: 5

Method: 8082-ISTD

Limit Group: GC 8082A PCB ISTD



TestAmerica Edison
Target Compound Quantitation Report

Data File: \\ChromNA\Edison\ChromData\CPESTGC9\20160512-40924.b\9F001884.D
 Lims ID: IC PCB 5
 Client ID:
 Sample Type: IC Calib Level: 5
 Inject. Date: 12-May-2016 11:53:46 ALS Bottle#: 6 Worklist Smp#: 6
 Injection Vol: 1.0 ul Dil. Factor: 1.0000
 Sample Info: 460-0040924-006
 Operator ID: Instrument ID: CPESTGC9
 Sublist: chrom-8082-ISTD*sub1
 Method: \\ChromNA\Edison\ChromData\CPESTGC9\20160512-40924.b\8082-ISTD.m
 Limit Group: GC 8082A PCB ISTD
 Last Update: 12-May-2016 15:21:35 Calib Date: 12-May-2016 14:29:29
 Integrator: Falcon
 Quant Method: Internal Standard Quant By: Initial Calibration
 Last ICal File: \\ChromNA\Edison\ChromData\CPESTGC9\20160512-40924.b\9F001892.D
 Column 1 : Det: GC ECD1A
 Column 2 : Det: GC ECD2B
 Process Host: XAWRK004

First Level Reviewer: patelji Date: 12-May-2016 12:13:35

Col	RT (min.)	Exp RT (min.)	Dlt RT (min.)	Response	Cal Amt ug/l	OnCol Amt ug/l	Flags
-----	-----------	---------------	---------------	----------	--------------	----------------	-------

* 13 1-Bromo-2-nitrobenzene							M
1	1.626	1.623	0.003	2790017	20.0	20.0	
2	1.409	1.408	0.001	2912960	20.0	20.0	M
							RPD = 0.00
\$ 2 Tetrachloro-m-xylene							
1	2.598	2.593	0.005	23087417	200.0	199.5	
2	2.087	2.087	0.000	23173590	200.0	208.5	
							RPD = 4.43

Col	RT (min.)	Exp RT (min.)	Dlt RT (min.)	Response	Cal Amt ug/l	OnCol Amt ug/l	Flags
-----	-----------	---------------	---------------	----------	--------------	----------------	-------

5 PCB-1016

							M
1	3.219	3.216	0.003	6155311	2500.0	2425.7	
1	3.733	3.728	0.005	12678388	2500.0	2432.4	M
1	4.029	4.025	0.004	5687774	2500.0	2454.4	M
1	4.300	4.296	0.004	23551614	2500.0	2589.0	M
1	4.471	4.467	0.004	10582390	2500.0	2539.7	M
1	4.731	4.727	0.004	5513465	2500.0	2402.2	M
1	5.061	5.057	0.004	8344979	2500.0	2508.6	M
1	5.214	5.210	0.004	9519974	2500.0	2622.0	M

Average of Peak Amounts = 2496.8

2	2.477	2.477	0.000	6321901	2500.0	2557.3	
2	2.866	2.866	0.000	12079146	2500.0	2595.4	M
2	3.086	3.087	-0.001	8241089	2500.0	2694.8	M
2	3.386	3.387	-0.001	24327282	2500.0	2568.1	M
2	3.539	3.541	-0.002	10903573	2500.0	2567.8	M
2	3.609	3.611	-0.002	6838644	2500.0	2618.4	M
2	4.019	4.020	-0.001	10798811	2500.0	2626.4	M
2	4.117	4.118	-0.001	5650740	2500.0	2685.7	M

Average of Peak Amounts = 2614.2

RPD = 4.60

8 PCB-1260

							M
1	6.586	6.582	0.004	8682406	2500.0	2637.7	M
1	6.844	6.840	0.004	17248720	2500.0	2556.9	M
1	7.216	7.212	0.004	19940336	2500.0	2469.3	M
1	8.112	8.108	0.004	15454420	2500.0	2578.4	
1	8.547	8.541	0.006	15657966	2500.0	2655.3	M
1	8.858	8.849	0.009	31010518	2500.0	2617.4	M
1	9.229	9.216	0.013	22497806	2500.0	2587.8	M
1	9.744	9.724	0.020	9261706	2500.0	2603.9	

Average of Peak Amounts = 2588.3

2	5.467	5.469	-0.002	15299719	2500.0	2431.2	M
2	6.204	6.206	-0.002	26680357	2500.0	2412.2	M
2	6.380	6.382	-0.002	17239840	2500.0	2542.2	M
2	6.752	6.754	-0.002	16391658	2500.0	2393.9	M
2	7.282	7.285	-0.003	40568730	2500.0	2436.1	M
2	7.822	7.824	-0.002	19903783	2500.0	2541.9	
2	8.010	8.013	-0.003	13949576	2500.0	2580.8	
2	8.757	8.752	0.005	12173148	2500.0	2604.6	M

Average of Peak Amounts = 2492.9

RPD = 3.76

\$ 11 DCB Decachlorobiphenyl

							M
1	10.200	10.172	0.028	19430254	200.0	195.0	M
2	9.229	9.217	0.012	23388934	200.0	192.7	M

RPD = 1.21

S 12 Polychlorinated biphenyls, Total

1						5085.1	
---	--	--	--	--	--	--------	--

QC Flag Legend

Review Flags

M - Manually Integrated

Reagents:

SG1660L5_00021

Amount Added: 1.00

Units: mL

SGPCBISTD_00006

Amount Added: 20.00

Units: uL

Run Reagent

TestAmerica Edison

Data File: \\ChromNA\Edison\ChromData\CPESTGC9\20160512-40924.b\9F001884.D

Injection Date: 12-May-2016 11:53:46

Instrument ID: CPESTGC9

Operator ID:

Lims ID: IC PCB 5

Worklist Smp#: 6

Client ID:

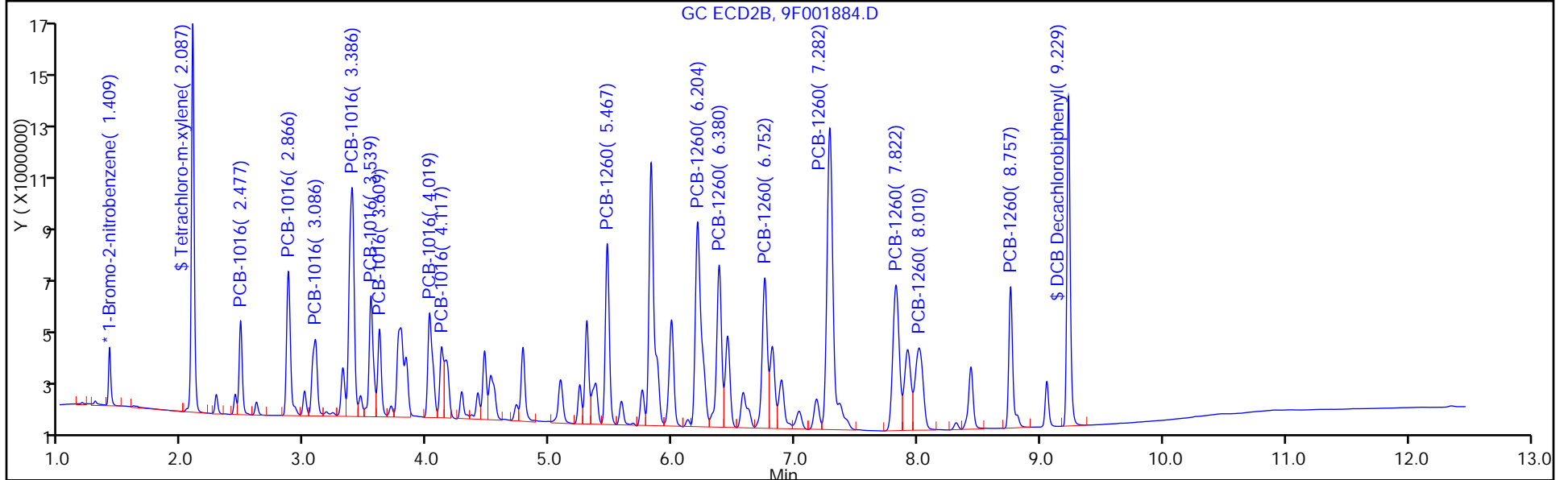
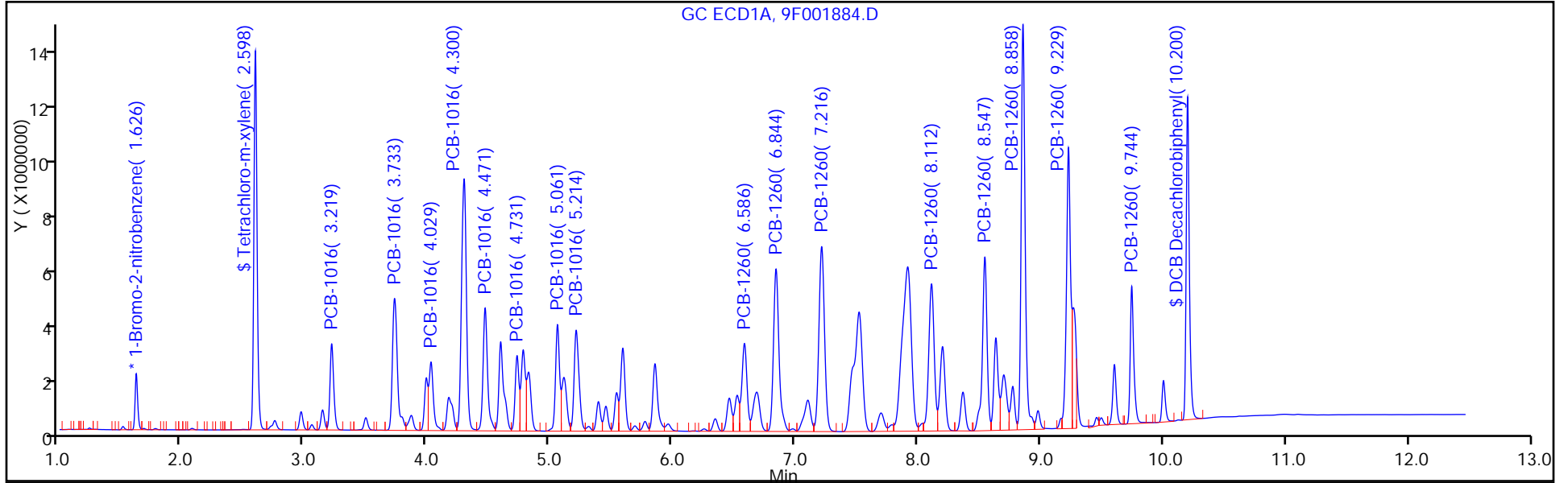
Injection Vol: 1.0 ul

Dil. Factor: 1.0000

ALS Bottle#: 6

Method: 8082-ISTD

Limit Group: GC 8082A PCB ISTD



FORM VI
PCBS BY INTERNAL STANDARD - INITIAL CALIBRATION DATA
CURVE EVALUATION

Lab Name: TestAmerica Edison Job No.: 460-118423-1 Analy Batch No.: 367709

SDG No.: _____

Instrument ID: CPESTGC9 GC Column: CLP-2 ID: 0.53 (mm) Heated Purge: (Y/N) N

Calibration Start Date: 05/12/2016 12:41 Calibration End Date: 05/12/2016 12:41 Calibration ID: 55700

Calibration Files:

LEVEL:	LAB SAMPLE ID:	LAB FILE ID:
Level 1	IC 460-367709/8	9F001886.D

ANALYTE	RRF				CURVE TYPE	COEFFICIENT			#	MIN RRF	%RSD	#	MAX %RSD	R^2 OR COD	#	MIN R^2 OR COD
	LVL 1					B	M1	M2								
PCB-1221 Peak 1	0.0082				Ave		0.0082						20.0			0.9900
PCB-1221 Peak 2	0.0104				Ave		0.0104						20.0			0.9900
PCB-1221 Peak 3	0.0071				Ave		0.0071						20.0			0.9900
PCB-1221 Peak 4	0.0250				Ave		0.0250						20.0			0.9900
PCB-1221 Peak 5	0.0039				Ave		0.0039						20.0			0.9900
PCB-1221 Peak 6	0.0046				Ave		0.0046						20.0			0.9900
PCB-1221 Peak 7	0.0025				Ave		0.0025						20.0			0.9900
PCB-1221 Peak 8	0.0013				Ave		0.0013						20.0			0.9900

Note: The m1 coefficient is the same as Ave RRF for an Ave curve type.

FORM VI
PCBS BY INTERNAL STANDARD - INITIAL CALIBRATION DATA
RESPONSE AND CONCENTRATION

Lab Name: TestAmerica Edison Job No.: 460-118423-1 Analy Batch No.: 367709

SDG No.: _____

Instrument ID: CPESTGC9 GC Column: CLP-2 ID: 0.53 (mm) Heated Purge: (Y/N) N

Calibration Start Date: 05/12/2016 12:41 Calibration End Date: 05/12/2016 12:41 Calibration ID: 55700

Calibration Files:

LEVEL:	LAB SAMPLE ID:	LAB FILE ID:
Level 1	IC 460-367709/8	9F001886.D

ANALYTE	IS REF	CURVE TYPE	RESPONSE					CONCENTRATION (UG/L)				
			LVL 1					LVL 1				
PCB-1221 Peak 1	BNB	Ave	1253530					1000				
PCB-1221 Peak 2	BNB	Ave	1578654					1000				
PCB-1221 Peak 3	BNB	Ave	1075627					1000				
PCB-1221 Peak 4	BNB	Ave	3809804					1000				
PCB-1221 Peak 5	BNB	Ave	600867					1000				
PCB-1221 Peak 6	BNB	Ave	700061					1000				
PCB-1221 Peak 7	BNB	Ave	381560					1000				
PCB-1221 Peak 8	BNB	Ave	196424					1000				

Curve Type Legend:

Ave = Average ISTD

TestAmerica Edison
Target Compound Quantitation Report

Data File: \\ChromNA\Edison\ChromData\CPESTGC9\20160512-40924.b\9F001886.D
 Lims ID: IC 1221
 Client ID:
 Sample Type: IC Calib Level: 3
 Inject. Date: 12-May-2016 12:41:14 ALS Bottle#: 8 Worklist Smp#: 8
 Injection Vol: 1.0 ul Dil. Factor: 1.0000
 Sample Info: 460-0040924-008
 Operator ID: Instrument ID: CPESTGC9
 Sublist: chrom-8082-ISTD*sub2
 Method: \\ChromNA\Edison\ChromData\CPESTGC9\20160512-40924.b\8082-ISTD.m
 Limit Group: GC 8082A PCB ISTD
 Last Update: 12-May-2016 15:21:55 Calib Date: 12-May-2016 14:29:29
 Integrator: Falcon
 Quant Method: Internal Standard Quant By: Initial Calibration
 Last ICal File: \\ChromNA\Edison\ChromData\CPESTGC9\20160512-40924.b\9F001892.D
 Column 1 : Det: GC ECD1A
 Column 2 : Det: GC ECD2B
 Process Host: XAWRK004

First Level Reviewer: patelji Date: 12-May-2016 13:50:05

Col	RT (min.)	Exp RT (min.)	Dlt RT (min.)	Response	Cal Amt ug/l	OnCol Amt ug/l	Flags
-----	-----------	---------------	---------------	----------	--------------	----------------	-------

* 13 1-Bromo-2-nitrobenzene							M
1	1.626	1.626	0.000	3043405	20.0	20.0	
2	1.407	1.407	0.000	3237245	20.0	20.0	M

RPD = 0.00

1 PCB-1221							M
1	2.081	2.081	0.000	1253530	1000.0	1000.0	a
1	2.970	2.970	0.000	1578654	1000.0	1000.0	a
1	3.145	3.145	0.000	1075627	1000.0	1000.0	a
1	3.220	3.220	0.000	3809804	1000.0	1000.0	a
1	3.795	3.795	0.000	600867	1000.0	1000.0	a
1	4.299	4.299	0.000	700061	1000.0	1000.0	M
1	4.471	4.471	0.000	381560	1000.0	1000.0	M
1	4.596	4.596	0.000	196424	1000.0	1000.0	M

Average of Peak Amounts = 1000.0

2	1.606	1.606	0.000	1029221	1000.0	1000.0	M
2	2.278	2.278	0.000	1463695	1000.0	1000.0	a
2	2.432	2.432	0.000	883624	1000.0	1000.0	a
2	2.476	2.476	0.000	3731421	1000.0	1000.0	a
2	2.866	2.866	0.000	360802	1000.0	1000.0	a
2	2.999	2.999	0.000	547966	1000.0	1000.0	a
2	3.386	3.386	0.000	711694	1000.0	1000.0	M
2	3.538	3.538	0.000	312378	1000.0	1000.0	M

Average of Peak Amounts = 1000.0

RPD = 0.00

QC Flag Legend

Review Flags

M - Manually Integrated

Reagents:

SG1221L3_00025

Amount Added: 1.00

Units: mL

SGPCBISTD_00006

Amount Added: 20.00

Units: uL

Run Reagent

TestAmerica Edison

Data File: \\ChromNA\Edison\ChromData\CPESTGC9\20160512-40924.b\9F001886.D

Injection Date: 12-May-2016 12:41:14

Instrument ID: CPESTGC9

Operator ID:

Lims ID: IC 1221

Worklist Smp#: 8

Client ID:

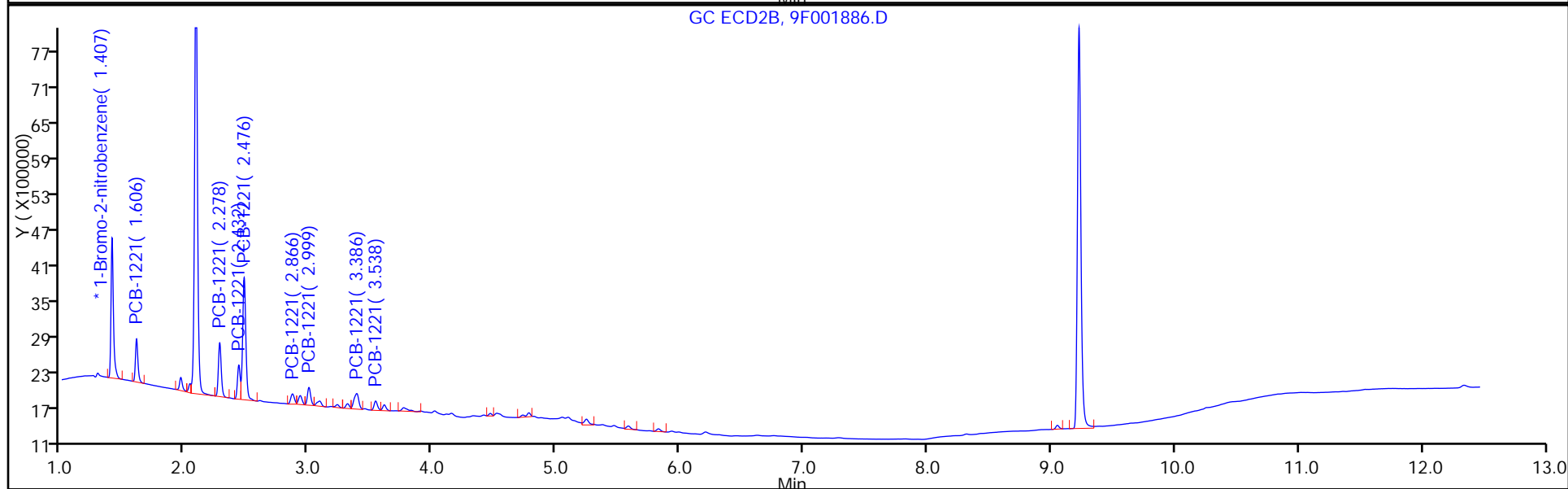
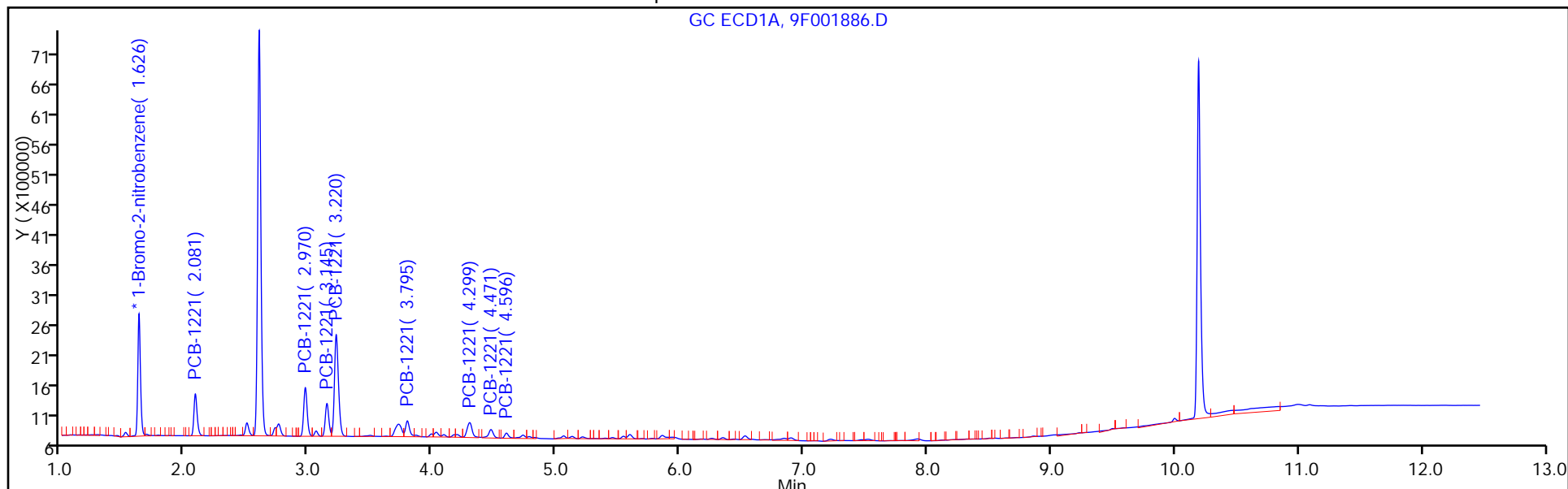
Injection Vol: 1.0 ul

Dil. Factor: 1.0000

ALS Bottle#: 8

Method: 8082-ISTD

Limit Group: GC 8082A PCB ISTD



FORM VI
PCBS BY INTERNAL STANDARD - INITIAL CALIBRATION DATA
CURVE EVALUATION

Lab Name: TestAmerica Edison Job No.: 460-118423-1 Analy Batch No.: 367709

SDG No.: _____

Instrument ID: CPESTGC9 GC Column: CLP-1 ID: 0.53 (mm) Heated Purge: (Y/N) N

Calibration Start Date: 05/12/2016 12:41 Calibration End Date: 05/12/2016 12:41 Calibration ID: 55701

Calibration Files:

LEVEL:	LAB SAMPLE ID:	LAB FILE ID:
Level 1	IC 460-367709/8	9F001886.D

ANALYTE	RRF				CURVE TYPE	COEFFICIENT			#	MIN RRF	%RSD	#	MAX %RSD	R^2 OR COD	#	MIN R^2 OR COD
	LVL 1					B	M1	M2								
PCB-1221 Peak 1	0.0064				Ave		0.0064						20.0			0.9900
PCB-1221 Peak 2	0.0090				Ave		0.0090						20.0			0.9900
PCB-1221 Peak 3	0.0055				Ave		0.0055						20.0			0.9900
PCB-1221 Peak 4	0.0231				Ave		0.0231						20.0			0.9900
PCB-1221 Peak 5	0.0022				Ave		0.0022						20.0			0.9900
PCB-1221 Peak 6	0.0034				Ave		0.0034						20.0			0.9900
PCB-1221 Peak 7	0.0044				Ave		0.0044						20.0			0.9900
PCB-1221 Peak 8	0.0019				Ave		0.0019						20.0			0.9900

Note: The m1 coefficient is the same as Ave RRF for an Ave curve type.

FORM VI
 PCBS BY INTERNAL STANDARD - INITIAL CALIBRATION DATA
 RESPONSE AND CONCENTRATION

Lab Name: TestAmerica Edison Job No.: 460-118423-1 Analy Batch No.: 367709

SDG No.: _____

Instrument ID: CPESTGC9 GC Column: CLP-1 ID: 0.53 (mm) Heated Purge: (Y/N) N

Calibration Start Date: 05/12/2016 12:41 Calibration End Date: 05/12/2016 12:41 Calibration ID: 55701

Calibration Files:

LEVEL:	LAB SAMPLE ID:	LAB FILE ID:
Level 1	IC 460-367709/8	9F001886.D

ANALYTE	IS REF	CURVE TYPE	RESPONSE					CONCENTRATION (UG/L)				
			LVL 1					LVL 1				
PCB-1221 Peak 1	BNB	Ave	1029221					1000				
PCB-1221 Peak 2	BNB	Ave	1463695					1000				
PCB-1221 Peak 3	BNB	Ave	883624					1000				
PCB-1221 Peak 4	BNB	Ave	3731421					1000				
PCB-1221 Peak 5	BNB	Ave	360802					1000				
PCB-1221 Peak 6	BNB	Ave	547966					1000				
PCB-1221 Peak 7	BNB	Ave	711694					1000				
PCB-1221 Peak 8	BNB	Ave	312378					1000				

Curve Type Legend:

Ave = Average ISTD

TestAmerica Edison
Target Compound Quantitation Report

Data File: \\ChromNA\Edison\ChromData\CPESTGC9\20160512-40924.b\9F001886.D
 Lims ID: IC 1221
 Client ID:
 Sample Type: IC Calib Level: 3
 Inject. Date: 12-May-2016 12:41:14 ALS Bottle#: 8 Worklist Smp#: 8
 Injection Vol: 1.0 ul Dil. Factor: 1.0000
 Sample Info: 460-0040924-008
 Operator ID: Instrument ID: CPESTGC9
 Sublist: chrom-8082-ISTD*sub2
 Method: \\ChromNA\Edison\ChromData\CPESTGC9\20160512-40924.b\8082-ISTD.m
 Limit Group: GC 8082A PCB ISTD
 Last Update: 12-May-2016 15:21:55 Calib Date: 12-May-2016 14:29:29
 Integrator: Falcon
 Quant Method: Internal Standard Quant By: Initial Calibration
 Last ICal File: \\ChromNA\Edison\ChromData\CPESTGC9\20160512-40924.b\9F001892.D
 Column 1 : Det: GC ECD1A
 Column 2 : Det: GC ECD2B
 Process Host: XAWRK004

First Level Reviewer: patelji Date: 12-May-2016 13:50:05

Col	RT (min.)	Exp RT (min.)	Dlt RT (min.)	Response	Cal Amt ug/l	OnCol Amt ug/l	Flags
-----	-----------	---------------	---------------	----------	--------------	----------------	-------

* 13 1-Bromo-2-nitrobenzene							M
1	1.626	1.626	0.000	3043405	20.0	20.0	
2	1.407	1.407	0.000	3237245	20.0	20.0	M

RPD = 0.00

1 PCB-1221							M
1	2.081	2.081	0.000	1253530	1000.0	1000.0	a
1	2.970	2.970	0.000	1578654	1000.0	1000.0	a
1	3.145	3.145	0.000	1075627	1000.0	1000.0	a
1	3.220	3.220	0.000	3809804	1000.0	1000.0	a
1	3.795	3.795	0.000	600867	1000.0	1000.0	a
1	4.299	4.299	0.000	700061	1000.0	1000.0	M
1	4.471	4.471	0.000	381560	1000.0	1000.0	M
1	4.596	4.596	0.000	196424	1000.0	1000.0	M

Average of Peak Amounts = 1000.0

2	1.606	1.606	0.000	1029221	1000.0	1000.0	M
2	2.278	2.278	0.000	1463695	1000.0	1000.0	a
2	2.432	2.432	0.000	883624	1000.0	1000.0	a
2	2.476	2.476	0.000	3731421	1000.0	1000.0	a
2	2.866	2.866	0.000	360802	1000.0	1000.0	a
2	2.999	2.999	0.000	547966	1000.0	1000.0	a
2	3.386	3.386	0.000	711694	1000.0	1000.0	M
2	3.538	3.538	0.000	312378	1000.0	1000.0	M

Average of Peak Amounts = 1000.0

RPD = 0.00

QC Flag Legend

Review Flags

M - Manually Integrated

Reagents:

SG1221L3_00025

Amount Added: 1.00

Units: mL

SGPCBISTD_00006

Amount Added: 20.00

Units: uL

Run Reagent

TestAmerica Edison

Data File: \\ChromNA\Edison\ChromData\CPESTGC9\20160512-40924.b\9F001886.D

Injection Date: 12-May-2016 12:41:14

Instrument ID: CPESTGC9

Operator ID:

Lims ID: IC 1221

Worklist Smp#: 8

Client ID:

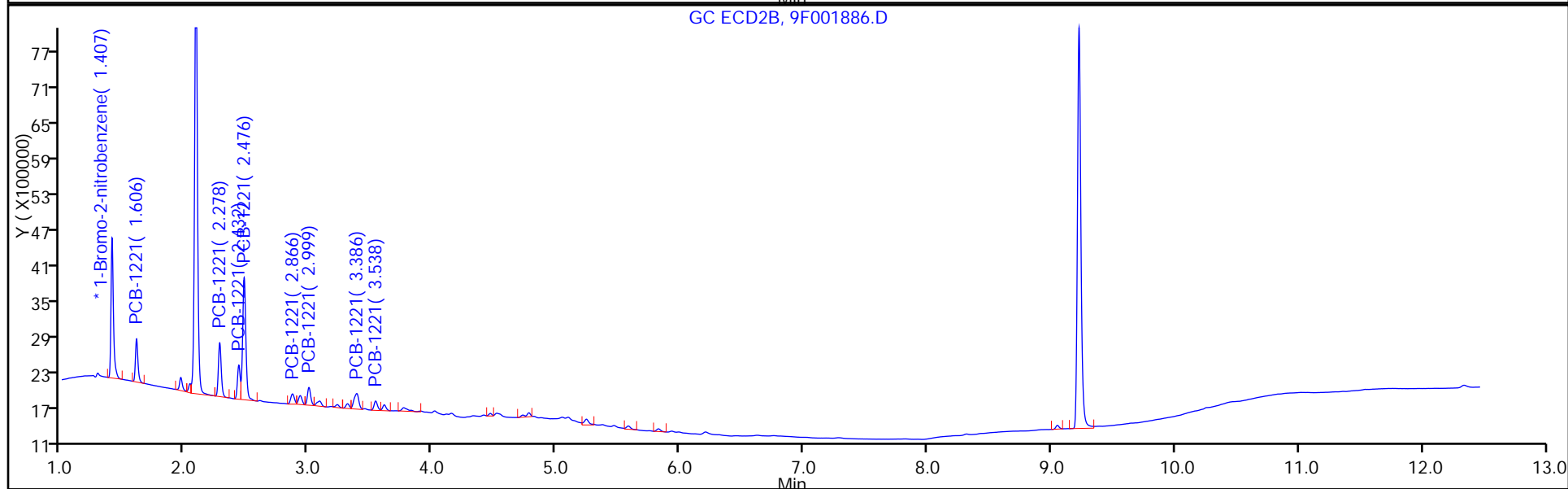
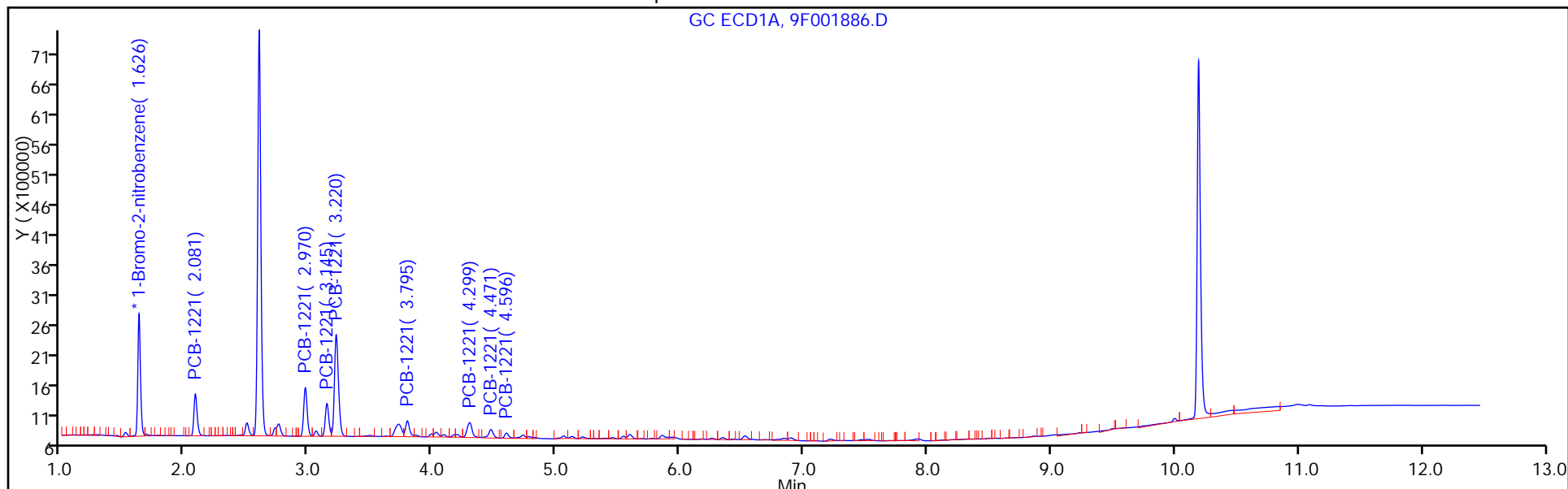
Injection Vol: 1.0 ul

Dil. Factor: 1.0000

ALS Bottle#: 8

Method: 8082-ISTD

Limit Group: GC 8082A PCB ISTD



FORM VI
PCBS BY INTERNAL STANDARD - INITIAL CALIBRATION DATA
CURVE EVALUATION

Lab Name: TestAmerica Edison Job No.: 460-118423-1 Analy Batch No.: 367709

SDG No.: _____

Instrument ID: CPESTGC9 GC Column: CLP-2 ID: 0.53 (mm) Heated Purge: (Y/N) N

Calibration Start Date: 05/12/2016 12:59 Calibration End Date: 05/12/2016 12:59 Calibration ID: 55706

Calibration Files:

LEVEL:	LAB SAMPLE ID:	LAB FILE ID:
Level 1	IC 460-367709/9	9F001887.D

ANALYTE	RRF				CURVE TYPE	COEFFICIENT			#	MIN RRF	%RSD	#	MAX %RSD	R^2 OR COD	#	MIN R^2 OR COD
	LVL 1					B	M1	M2								
PCB-1232 Peak 1	0.0230				Ave		0.0230						20.0			0.9900
PCB-1232 Peak 2	0.0194				Ave		0.0194						20.0			0.9900
PCB-1232 Peak 3	0.0094				Ave		0.0094						20.0			0.9900
PCB-1232 Peak 4	0.0320				Ave		0.0320						20.0			0.9900
PCB-1232 Peak 5	0.0151				Ave		0.0151						20.0			0.9900
PCB-1232 Peak 6	0.0107				Ave		0.0107						20.0			0.9900
PCB-1232 Peak 7	0.0097				Ave		0.0097						20.0			0.9900
PCB-1232 Peak 8	0.0113				Ave		0.0113						20.0			0.9900

Note: The m1 coefficient is the same as Ave RRF for an Ave curve type.

FORM VI
 PCBS BY INTERNAL STANDARD - INITIAL CALIBRATION DATA
 RESPONSE AND CONCENTRATION

Lab Name: TestAmerica Edison Job No.: 460-118423-1 Analy Batch No.: 367709

SDG No.: _____

Instrument ID: CPESTGC9 GC Column: CLP-2 ID: 0.53 (mm) Heated Purge: (Y/N) N

Calibration Start Date: 05/12/2016 12:59 Calibration End Date: 05/12/2016 12:59 Calibration ID: 55706

Calibration Files:

LEVEL:	LAB SAMPLE ID:	LAB FILE ID:
Level 1	IC 460-367709/9	9F001887.D

ANALYTE	IS REF	CURVE TYPE	RESPONSE					CONCENTRATION (UG/L)				
			LVL 1					LVL 1				
PCB-1232 Peak 1	BNB	Ave	3780044					1000				
PCB-1232 Peak 2	BNB	Ave	3193175					1000				
PCB-1232 Peak 3	BNB	Ave	1543150					1000				
PCB-1232 Peak 4	BNB	Ave	5251334					1000				
PCB-1232 Peak 5	BNB	Ave	2483680					1000				
PCB-1232 Peak 6	BNB	Ave	1765958					1000				
PCB-1232 Peak 7	BNB	Ave	1590210					1000				
PCB-1232 Peak 8	BNB	Ave	1861464					1000				

Curve Type Legend:

Ave = Average ISTD

TestAmerica Edison
Target Compound Quantitation Report

Data File: \\ChromNA\Edison\ChromData\CPESTGC9\20160512-40924.b\9F001887.D
 Lims ID: IC 1232
 Client ID:
 Sample Type: IC Calib Level: 3
 Inject. Date: 12-May-2016 12:59:16 ALS Bottle#: 9 Worklist Smp#: 9
 Injection Vol: 1.0 ul Dil. Factor: 1.0000
 Sample Info: 460-0040924-009
 Operator ID: Instrument ID: CPESTGC9
 Sublist: chrom-8082-ISTD*sub3
 Method: \\ChromNA\Edison\ChromData\CPESTGC9\20160512-40924.b\8082-ISTD.m
 Limit Group: GC 8082A PCB ISTD
 Last Update: 12-May-2016 15:22:03 Calib Date: 12-May-2016 14:29:29
 Integrator: Falcon
 Quant Method: Internal Standard Quant By: Initial Calibration
 Last ICal File: \\ChromNA\Edison\ChromData\CPESTGC9\20160512-40924.b\9F001892.D
 Column 1 : Det: GC ECD1A
 Column 2 : Det: GC ECD2B
 Process Host: XAWRK004

First Level Reviewer: patelji Date: 12-May-2016 13:45:19

Col	RT (min.)	Exp RT (min.)	Dlt RT (min.)	Response	Cal Amt ug/l	OnCol Amt ug/l	Flags
-----	-----------	---------------	---------------	----------	--------------	----------------	-------

* 13 1-Bromo-2-nitrobenzene							M
1	1.623	1.623	0.000	3286649	20.0	20.0	M
2	1.408	1.408	0.000	3173814	20.0	20.0	M

RPD = 0.00

3 PCB-1232							M
1	3.215	3.215	0.000	3780044	1000.0	1000.0	a
1	3.727	3.727	0.000	3193175	1000.0	1000.0	M
1	4.024	4.024	0.000	1543150	1000.0	1000.0	M
1	4.294	4.294	0.000	5251334	1000.0	1000.0	M
1	4.466	4.466	0.000	2483680	1000.0	1000.0	M
1	5.056	5.056	0.000	1765958	1000.0	1000.0	M
1	5.538	5.538	0.000	1590210	1000.0	1000.0	M
1	5.594	5.594	0.000	1861464	1000.0	1000.0	M

Average of Peak Amounts = 1000.0

2	2.476	2.476	0.000	3650253	1000.0	1000.0	a
2	2.866	2.866	0.000	2725211	1000.0	1000.0	M
2	3.086	3.086	0.000	1838610	1000.0	1000.0	M
2	3.386	3.386	0.000	5530016	1000.0	1000.0	M
2	3.539	3.539	0.000	2682294	1000.0	1000.0	M
2	4.019	4.019	0.000	2232099	1000.0	1000.0	M
2	4.541	4.541	0.000	3308880	1000.0	1000.0	M
2	4.775	4.775	0.000	1255924	1000.0	1000.0	M

Average of Peak Amounts = 1000.0

RPD = 0.00

QC Flag Legend

Review Flags

M - Manually Integrated

Reagents:

SG1232L3_00024

Amount Added: 1.00

Units: mL

SGPCBISTD_00006

Amount Added: 20.00

Units: uL

Run Reagent

TestAmerica Edison

Data File: \\ChromNA\Edison\ChromData\CPESTGC9\20160512-40924.b\9F001887.D

Injection Date: 12-May-2016 12:59:16

Instrument ID: CPESTGC9

Operator ID:

Lims ID: IC 1232

Worklist Smp#: 9

Client ID:

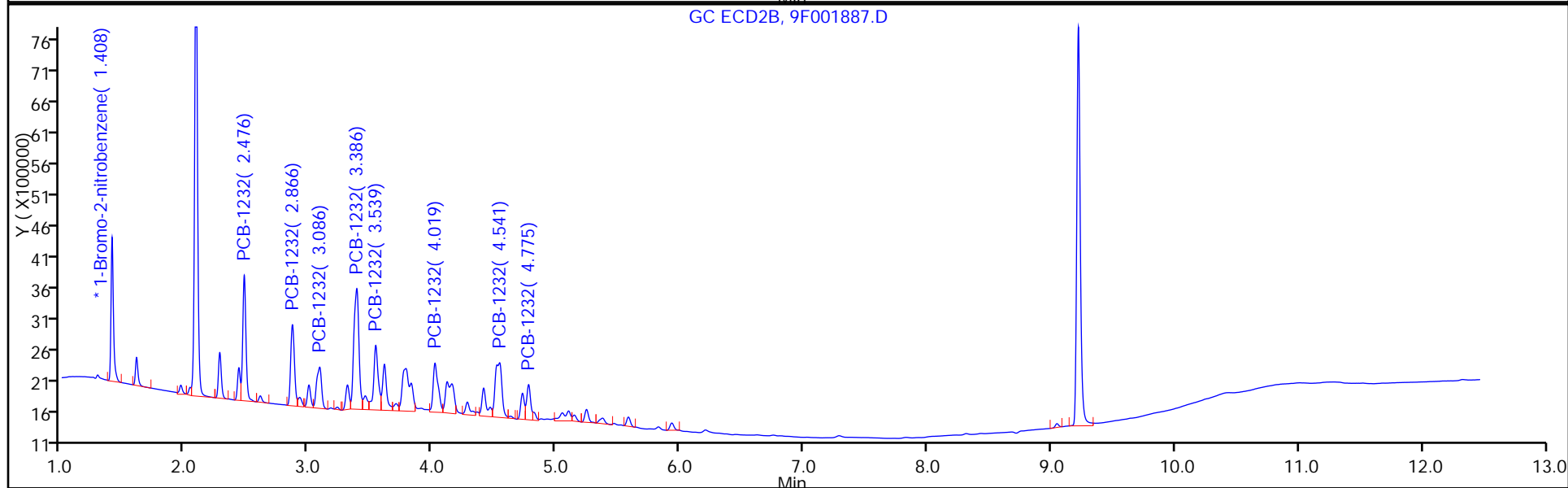
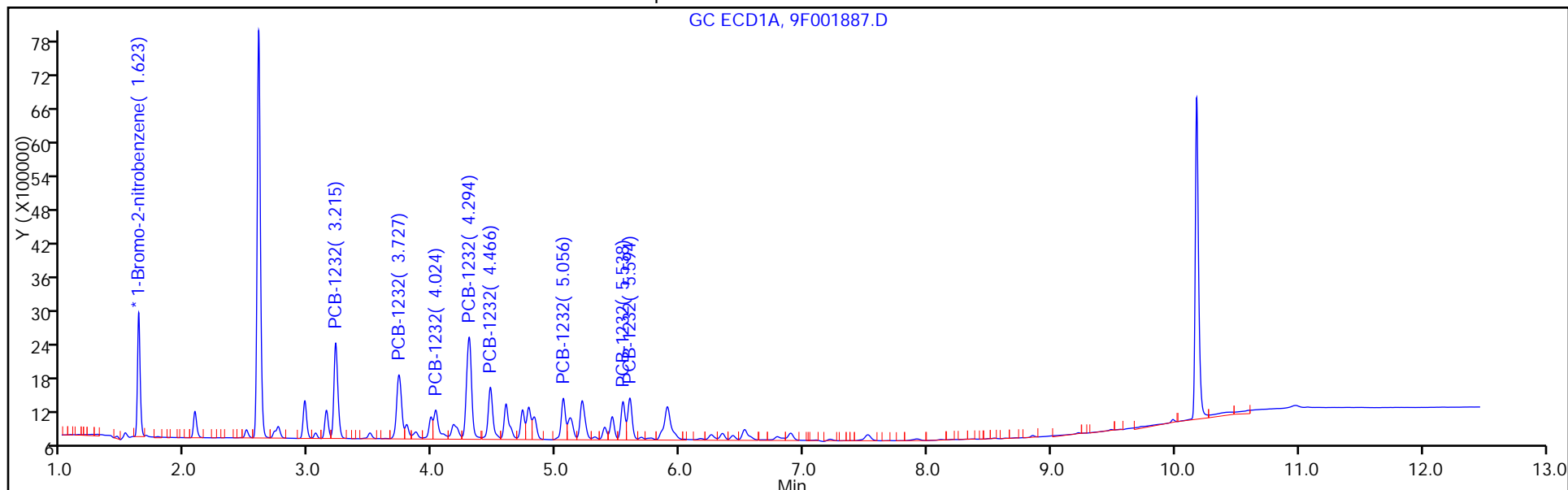
Injection Vol: 1.0 ul

Dil. Factor: 1.0000

ALS Bottle#: 9

Method: 8082-ISTD

Limit Group: GC 8082A PCB ISTD



FORM VI
PCBS BY INTERNAL STANDARD - INITIAL CALIBRATION DATA
CURVE EVALUATION

Lab Name: TestAmerica Edison Job No.: 460-118423-1 Analy Batch No.: 367709

SDG No.: _____

Instrument ID: CPESTGC9 GC Column: CLP-1 ID: 0.53 (mm) Heated Purge: (Y/N) N

Calibration Start Date: 05/12/2016 12:59 Calibration End Date: 05/12/2016 12:59 Calibration ID: 55707

Calibration Files:

LEVEL:	LAB SAMPLE ID:	LAB FILE ID:
Level 1	IC 460-367709/9	9F001887.D

ANALYTE	RRF				CURVE TYPE	COEFFICIENT			#	MIN RRF	%RSD	#	MAX %RSD	R^2 OR COD	#	MIN R^2 OR COD
	LVL 1					B	M1	M2								
PCB-1232 Peak 1	0.0230				Ave		0.0230						20.0			0.9900
PCB-1232 Peak 2	0.0172				Ave		0.0172						20.0			0.9900
PCB-1232 Peak 3	0.0116				Ave		0.0116						20.0			0.9900
PCB-1232 Peak 4	0.0348				Ave		0.0348						20.0			0.9900
PCB-1232 Peak 5	0.0169				Ave		0.0169						20.0			0.9900
PCB-1232 Peak 6	0.0141				Ave		0.0141						20.0			0.9900
PCB-1232 Peak 7	0.0209				Ave		0.0209						20.0			0.9900
PCB-1232 Peak 8	0.0079				Ave		0.0079						20.0			0.9900

Note: The m1 coefficient is the same as Ave RRF for an Ave curve type.

FORM VI
PCBS BY INTERNAL STANDARD - INITIAL CALIBRATION DATA
RESPONSE AND CONCENTRATION

Lab Name: TestAmerica Edison Job No.: 460-118423-1 Analy Batch No.: 367709

SDG No.: _____

Instrument ID: CPESTGC9 GC Column: CLP-1 ID: 0.53 (mm) Heated Purge: (Y/N) N

Calibration Start Date: 05/12/2016 12:59 Calibration End Date: 05/12/2016 12:59 Calibration ID: 55707

Calibration Files:

LEVEL:	LAB SAMPLE ID:	LAB FILE ID:
Level 1	IC 460-367709/9	9F001887.D

ANALYTE	IS REF	CURVE TYPE	RESPONSE					CONCENTRATION (UG/L)					
			LVL 1						LVL 1				
PCB-1232 Peak 1	BNB	Ave	3650253						1000				
PCB-1232 Peak 2	BNB	Ave	2725211						1000				
PCB-1232 Peak 3	BNB	Ave	1838610						1000				
PCB-1232 Peak 4	BNB	Ave	5530016						1000				
PCB-1232 Peak 5	BNB	Ave	2682294						1000				
PCB-1232 Peak 6	BNB	Ave	2232099						1000				
PCB-1232 Peak 7	BNB	Ave	3308880						1000				
PCB-1232 Peak 8	BNB	Ave	1255924						1000				

Curve Type Legend:

Ave = Average ISTD

TestAmerica Edison
Target Compound Quantitation Report

Data File: \\ChromNA\Edison\ChromData\CPESTGC9\20160512-40924.b\9F001887.D
 Lims ID: IC 1232
 Client ID:
 Sample Type: IC Calib Level: 3
 Inject. Date: 12-May-2016 12:59:16 ALS Bottle#: 9 Worklist Smp#: 9
 Injection Vol: 1.0 ul Dil. Factor: 1.0000
 Sample Info: 460-0040924-009
 Operator ID: Instrument ID: CPESTGC9
 Sublist: chrom-8082-ISTD*sub3
 Method: \\ChromNA\Edison\ChromData\CPESTGC9\20160512-40924.b\8082-ISTD.m
 Limit Group: GC 8082A PCB ISTD
 Last Update: 12-May-2016 15:22:03 Calib Date: 12-May-2016 14:29:29
 Integrator: Falcon
 Quant Method: Internal Standard Quant By: Initial Calibration
 Last ICal File: \\ChromNA\Edison\ChromData\CPESTGC9\20160512-40924.b\9F001892.D
 Column 1 : Det: GC ECD1A
 Column 2 : Det: GC ECD2B
 Process Host: XAWRK004

First Level Reviewer: patelji Date: 12-May-2016 13:45:19

Col	RT (min.)	Exp RT (min.)	Dlt RT (min.)	Response	Cal Amt ug/l	OnCol Amt ug/l	Flags
-----	-----------	---------------	---------------	----------	--------------	----------------	-------

* 13 1-Bromo-2-nitrobenzene							M
1	1.623	1.623	0.000	3286649	20.0	20.0	M
2	1.408	1.408	0.000	3173814	20.0	20.0	M

RPD = 0.00

3 PCB-1232							M
1	3.215	3.215	0.000	3780044	1000.0	1000.0	a
1	3.727	3.727	0.000	3193175	1000.0	1000.0	M
1	4.024	4.024	0.000	1543150	1000.0	1000.0	M
1	4.294	4.294	0.000	5251334	1000.0	1000.0	M
1	4.466	4.466	0.000	2483680	1000.0	1000.0	M
1	5.056	5.056	0.000	1765958	1000.0	1000.0	M
1	5.538	5.538	0.000	1590210	1000.0	1000.0	M
1	5.594	5.594	0.000	1861464	1000.0	1000.0	M

Average of Peak Amounts = 1000.0

2	2.476	2.476	0.000	3650253	1000.0	1000.0	a
2	2.866	2.866	0.000	2725211	1000.0	1000.0	M
2	3.086	3.086	0.000	1838610	1000.0	1000.0	M
2	3.386	3.386	0.000	5530016	1000.0	1000.0	M
2	3.539	3.539	0.000	2682294	1000.0	1000.0	M
2	4.019	4.019	0.000	2232099	1000.0	1000.0	M
2	4.541	4.541	0.000	3308880	1000.0	1000.0	M
2	4.775	4.775	0.000	1255924	1000.0	1000.0	M

Average of Peak Amounts = 1000.0

RPD = 0.00

QC Flag Legend

Review Flags

M - Manually Integrated

Reagents:

SG1232L3_00024

Amount Added: 1.00

Units: mL

SGPCBISTD_00006

Amount Added: 20.00

Units: uL

Run Reagent

TestAmerica Edison

Data File: \\ChromNA\Edison\ChromData\CPESTGC9\20160512-40924.b\9F001887.D

Injection Date: 12-May-2016 12:59:16

Instrument ID: CPESTGC9

Operator ID:

Lims ID: IC 1232

Worklist Smp#: 9

Client ID:

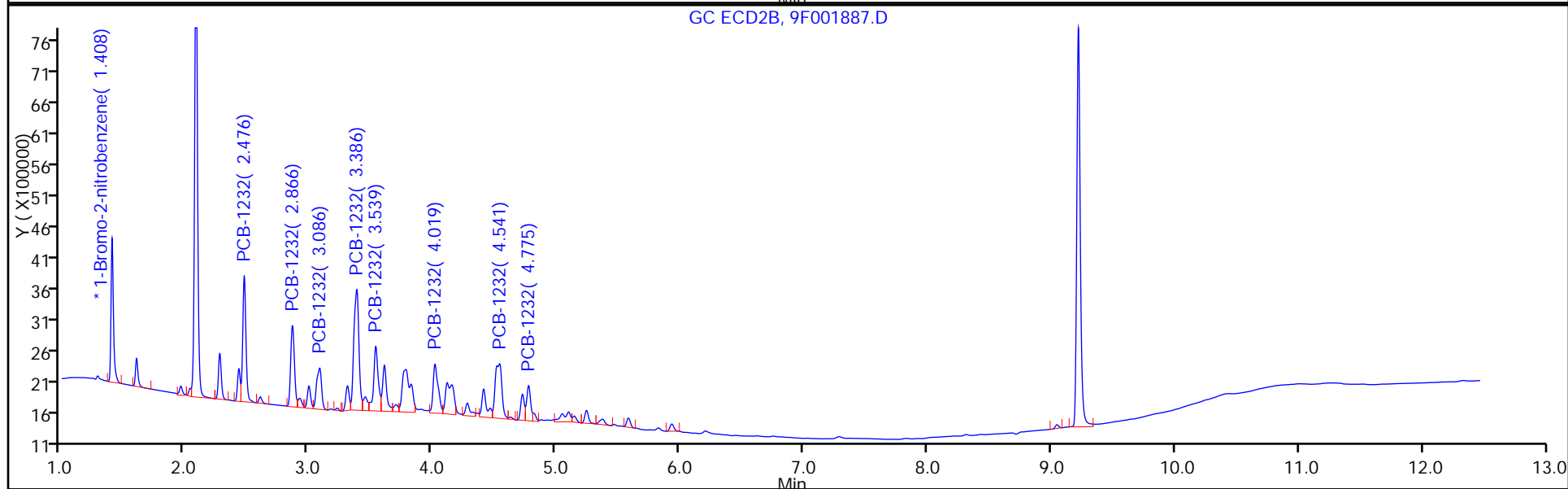
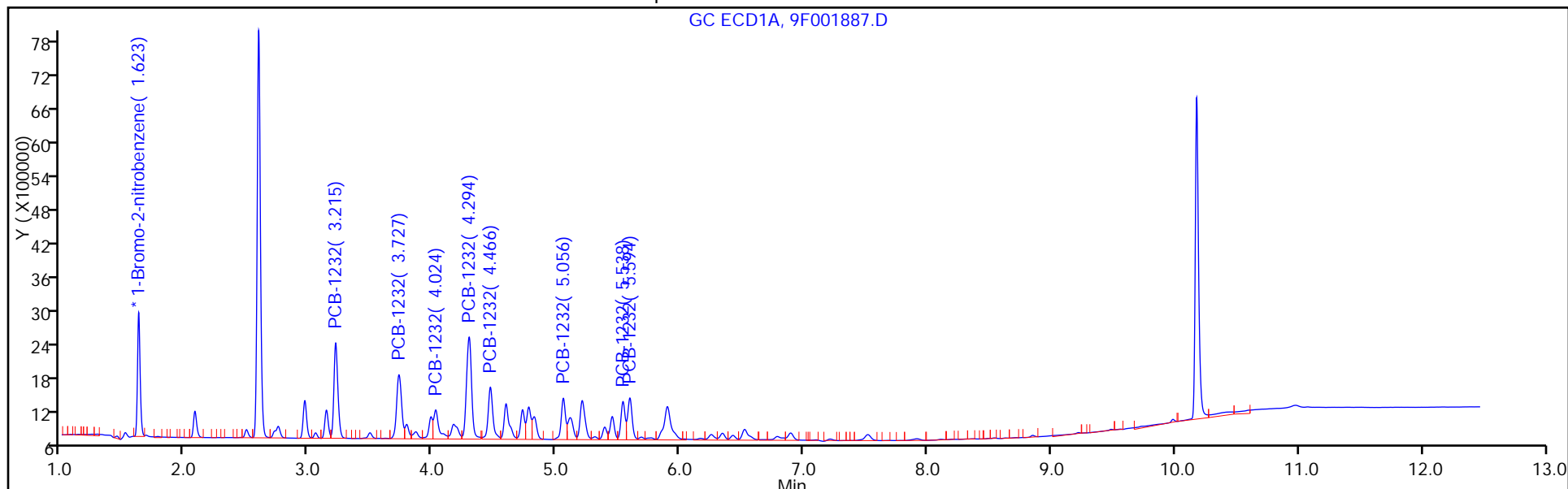
Injection Vol: 1.0 ul

Dil. Factor: 1.0000

ALS Bottle#: 9

Method: 8082-ISTD

Limit Group: GC 8082A PCB ISTD



FORM VI
PCBS BY INTERNAL STANDARD - INITIAL CALIBRATION DATA
CURVE EVALUATION

Lab Name: TestAmerica Edison Job No.: 460-118423-1 Analy Batch No.: 367709

SDG No.: _____

Instrument ID: CPESTGC9 GC Column: CLP-2 ID: 0.53 (mm) Heated Purge: (Y/N) N

Calibration Start Date: 05/12/2016 13:17 Calibration End Date: 05/12/2016 13:17 Calibration ID: 55712

Calibration Files:

LEVEL:	LAB SAMPLE ID:	LAB FILE ID:
Level 1	IC 460-367709/10	9F001888.D

ANALYTE	RRF				CURVE TYPE	COEFFICIENT			#	MIN RRF	%RSD	#	MAX %RSD	R^2 OR COD	#	MIN R^2 OR COD
	LVL 1					B	M1	M2								
PCB-1242 Peak 1	0.0170				Ave		0.0170						20.0			0.9900
PCB-1242 Peak 2	0.0350				Ave		0.0350						20.0			0.9900
PCB-1242 Peak 3	0.0145				Ave		0.0145						20.0			0.9900
PCB-1242 Peak 4	0.0582				Ave		0.0582						20.0			0.9900
PCB-1242 Peak 5	0.0270				Ave		0.0270						20.0			0.9900
PCB-1242 Peak 6	0.0249				Ave		0.0249						20.0			0.9900
PCB-1242 Peak 7	0.0203				Ave		0.0203						20.0			0.9900
PCB-1242 Peak 8	0.0241				Ave		0.0241						20.0			0.9900

Note: The m1 coefficient is the same as Ave RRF for an Ave curve type.

FORM VI
 PCBS BY INTERNAL STANDARD - INITIAL CALIBRATION DATA
 RESPONSE AND CONCENTRATION

Lab Name: TestAmerica Edison Job No.: 460-118423-1 Analy Batch No.: 367709

SDG No.: _____

Instrument ID: CPESTGC9 GC Column: CLP-2 ID: 0.53 (mm) Heated Purge: (Y/N) N

Calibration Start Date: 05/12/2016 13:17 Calibration End Date: 05/12/2016 13:17 Calibration ID: 55712

Calibration Files:

LEVEL:	LAB SAMPLE ID:	LAB FILE ID:
Level 1	IC 460-367709/10	9F001888.D

ANALYTE	IS REF	CURVE TYPE	RESPONSE					CONCENTRATION (UG/L)					
			LVL 1						LVL 1				
PCB-1242 Peak 1	BNB	Ave	2897555						1000				
PCB-1242 Peak 2	BNB	Ave	5972306						1000				
PCB-1242 Peak 3	BNB	Ave	2478362						1000				
PCB-1242 Peak 4	BNB	Ave	9925764						1000				
PCB-1242 Peak 5	BNB	Ave	4602033						1000				
PCB-1242 Peak 6	BNB	Ave	4246622						1000				
PCB-1242 Peak 7	BNB	Ave	3464440						1000				
PCB-1242 Peak 8	BNB	Ave	4112778						1000				

Curve Type Legend:

Ave = Average ISTD

TestAmerica Edison
Target Compound Quantitation Report

Data File: \\ChromNA\Edison\ChromData\CPESTGC9\20160512-40924.b\9F001888.D
 Lims ID: IC 1242
 Client ID:
 Sample Type: IC Calib Level: 3
 Inject. Date: 12-May-2016 13:17:20 ALS Bottle#: 10 Worklist Smp#: 10
 Injection Vol: 1.0 ul Dil. Factor: 1.0000
 Sample Info: 460-0040924-010
 Operator ID: Instrument ID: CPESTGC9
 Sublist: chrom-8082-ISTD*sub4
 Method: \\ChromNA\Edison\ChromData\CPESTGC9\20160512-40924.b\8082-ISTD.m
 Limit Group: GC 8082A PCB ISTD
 Last Update: 12-May-2016 15:22:09 Calib Date: 12-May-2016 14:29:29
 Integrator: Falcon
 Quant Method: Internal Standard Quant By: Initial Calibration
 Last ICal File: \\ChromNA\Edison\ChromData\CPESTGC9\20160512-40924.b\9F001892.D
 Column 1 : Det: GC ECD1A
 Column 2 : Det: GC ECD2B
 Process Host: XAWRK004

First Level Reviewer: patelji Date: 12-May-2016 13:39:36

Col	RT (min.)	Exp RT (min.)	Dlt RT (min.)	Response	Cal Amt ug/l	OnCol Amt ug/l	Flags
-----	-----------	---------------	---------------	----------	--------------	----------------	-------

* 13 1-Bromo-2-nitrobenzene							M
1	1.624	1.624	0.000	3411220	20.0	20.0	M
2	1.409	1.409	0.000	3782023	20.0	20.0	M

RPD = 0.00

4 PCB-1242							M
1	3.215	3.215	0.000	2897555	1000.0	1000.0	a
1	3.728	3.728	0.000	5972306	1000.0	1000.0	M
1	4.025	4.025	0.000	2478362	1000.0	1000.0	M
1	4.295	4.295	0.000	9925764	1000.0	1000.0	M
1	4.466	4.466	0.000	4602033	1000.0	1000.0	M
1	5.210	5.210	0.000	4246622	1000.0	1000.0	M
1	5.539	5.539	0.000	3464440	1000.0	1000.0	M
1	5.595	5.595	0.000	4112778	1000.0	1000.0	M

Average of Peak Amounts = 1000.0

2	2.477	2.477	0.000	2589130	1000.0	1000.0	M
2	2.866	2.866	0.000	4994026	1000.0	1000.0	M
2	3.087	3.087	0.000	3182135	1000.0	1000.0	M
2	3.386	3.386	0.000	9710696	1000.0	1000.0	M
2	3.540	3.540	0.000	4428430	1000.0	1000.0	M
2	4.019	4.019	0.000	4316359	1000.0	1000.0	M
2	4.543	4.543	0.000	7133657	1000.0	1000.0	M
2	4.776	4.776	0.000	2852460	1000.0	1000.0	M

Average of Peak Amounts = 1000.0

RPD = 0.00

QC Flag Legend

Review Flags

M - Manually Integrated

Reagents:

SG1242L3_00026

Amount Added: 1.00

Units: mL

SGPCBISTD_00006

Amount Added: 20.00

Units: uL

Run Reagent

TestAmerica Edison

Data File: \\ChromNA\Edison\ChromData\CPESTGC9\20160512-40924.b\9F001888.D

Injection Date: 12-May-2016 13:17:20

Instrument ID: CPESTGC9

Operator ID:

Lims ID: IC 1242

Worklist Smp#: 10

Client ID:

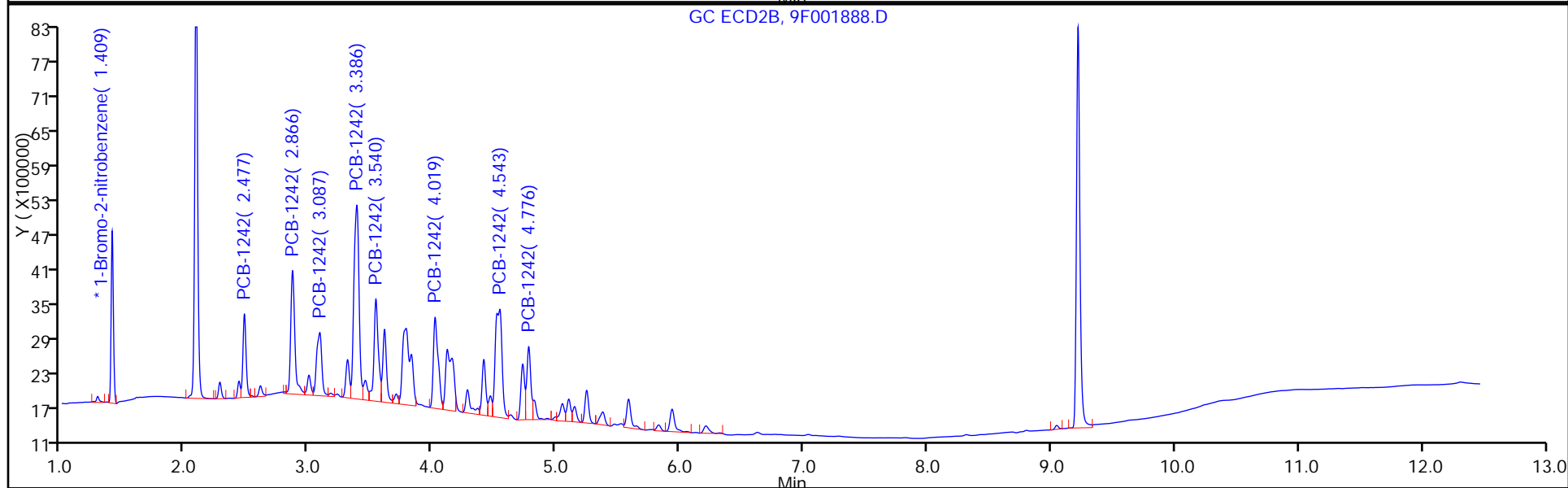
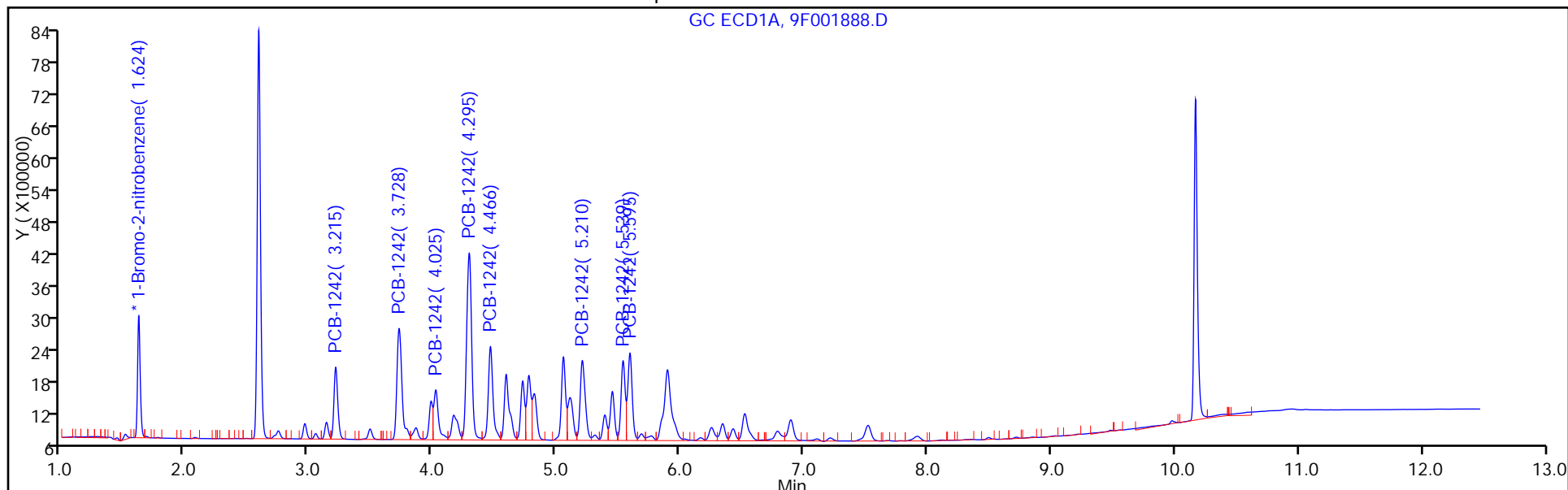
Injection Vol: 1.0 ul

Dil. Factor: 1.0000

ALS Bottle#: 10

Method: 8082-ISTD

Limit Group: GC 8082A PCB ISTD



FORM VI
PCBS BY INTERNAL STANDARD - INITIAL CALIBRATION DATA
CURVE EVALUATION

Lab Name: TestAmerica Edison Job No.: 460-118423-1 Analy Batch No.: 367709

SDG No.: _____

Instrument ID: CPESTGC9 GC Column: CLP-1 ID: 0.53 (mm) Heated Purge: (Y/N) N

Calibration Start Date: 05/12/2016 13:17 Calibration End Date: 05/12/2016 13:17 Calibration ID: 55713

Calibration Files:

LEVEL:	LAB SAMPLE ID:	LAB FILE ID:
Level 1	IC 460-367709/10	9F001888.D

ANALYTE	RRF				CURVE TYPE	COEFFICIENT			#	MIN RRF	%RSD	#	MAX %RSD	R^2 OR COD	#	MIN R^2 OR COD
	LVL 1					B	M1	M2								
PCB-1242 Peak 1	0.0137				Ave		0.0137						20.0			0.9900
PCB-1242 Peak 2	0.0264				Ave		0.0264						20.0			0.9900
PCB-1242 Peak 3	0.0168				Ave		0.0168						20.0			0.9900
PCB-1242 Peak 4	0.0514				Ave		0.0514						20.0			0.9900
PCB-1242 Peak 5	0.0234				Ave		0.0234						20.0			0.9900
PCB-1242 Peak 6	0.0228				Ave		0.0228						20.0			0.9900
PCB-1242 Peak 7	0.0377				Ave		0.0377						20.0			0.9900
PCB-1242 Peak 8	0.0151				Ave		0.0151						20.0			0.9900

Note: The m1 coefficient is the same as Ave RRF for an Ave curve type.

FORM VI
PCBS BY INTERNAL STANDARD - INITIAL CALIBRATION DATA
RESPONSE AND CONCENTRATION

Lab Name: TestAmerica Edison Job No.: 460-118423-1 Analy Batch No.: 367709

SDG No.: _____

Instrument ID: CPESTGC9 GC Column: CLP-1 ID: 0.53 (mm) Heated Purge: (Y/N) N

Calibration Start Date: 05/12/2016 13:17 Calibration End Date: 05/12/2016 13:17 Calibration ID: 55713

Calibration Files:

LEVEL:	LAB SAMPLE ID:	LAB FILE ID:
Level 1	IC 460-367709/10	9F001888.D

ANALYTE	IS REF	CURVE TYPE	RESPONSE					CONCENTRATION (UG/L)					
			LVL 1						LVL 1				
PCB-1242 Peak 1	BNB	Ave	2589130						1000				
PCB-1242 Peak 2	BNB	Ave	4994026						1000				
PCB-1242 Peak 3	BNB	Ave	3182135						1000				
PCB-1242 Peak 4	BNB	Ave	9710696						1000				
PCB-1242 Peak 5	BNB	Ave	4428430						1000				
PCB-1242 Peak 6	BNB	Ave	4316359						1000				
PCB-1242 Peak 7	BNB	Ave	7133657						1000				
PCB-1242 Peak 8	BNB	Ave	2852460						1000				

Curve Type Legend:

Ave = Average ISTD

TestAmerica Edison
Target Compound Quantitation Report

Data File: \\ChromNA\Edison\ChromData\CPESTGC9\20160512-40924.b\9F001888.D
 Lims ID: IC 1242
 Client ID:
 Sample Type: IC Calib Level: 3
 Inject. Date: 12-May-2016 13:17:20 ALS Bottle#: 10 Worklist Smp#: 10
 Injection Vol: 1.0 ul Dil. Factor: 1.0000
 Sample Info: 460-0040924-010
 Operator ID: Instrument ID: CPESTGC9
 Sublist: chrom-8082-ISTD*sub4
 Method: \\ChromNA\Edison\ChromData\CPESTGC9\20160512-40924.b\8082-ISTD.m
 Limit Group: GC 8082A PCB ISTD
 Last Update: 12-May-2016 15:22:09 Calib Date: 12-May-2016 14:29:29
 Integrator: Falcon
 Quant Method: Internal Standard Quant By: Initial Calibration
 Last ICal File: \\ChromNA\Edison\ChromData\CPESTGC9\20160512-40924.b\9F001892.D
 Column 1 : Det: GC ECD1A
 Column 2 : Det: GC ECD2B
 Process Host: XAWRK004

First Level Reviewer: patelji Date: 12-May-2016 13:39:36

Col	RT (min.)	Exp RT (min.)	Dlt RT (min.)	Response	Cal Amt ug/l	OnCol Amt ug/l	Flags
-----	-----------	---------------	---------------	----------	--------------	----------------	-------

* 13 1-Bromo-2-nitrobenzene							M
1	1.624	1.624	0.000	3411220	20.0	20.0	M
2	1.409	1.409	0.000	3782023	20.0	20.0	M

RPD = 0.00

4 PCB-1242							M
1	3.215	3.215	0.000	2897555	1000.0	1000.0	a
1	3.728	3.728	0.000	5972306	1000.0	1000.0	M
1	4.025	4.025	0.000	2478362	1000.0	1000.0	M
1	4.295	4.295	0.000	9925764	1000.0	1000.0	M
1	4.466	4.466	0.000	4602033	1000.0	1000.0	M
1	5.210	5.210	0.000	4246622	1000.0	1000.0	M
1	5.539	5.539	0.000	3464440	1000.0	1000.0	M
1	5.595	5.595	0.000	4112778	1000.0	1000.0	M

Average of Peak Amounts = 1000.0

2	2.477	2.477	0.000	2589130	1000.0	1000.0	M
2	2.866	2.866	0.000	4994026	1000.0	1000.0	M
2	3.087	3.087	0.000	3182135	1000.0	1000.0	M
2	3.386	3.386	0.000	9710696	1000.0	1000.0	M
2	3.540	3.540	0.000	4428430	1000.0	1000.0	M
2	4.019	4.019	0.000	4316359	1000.0	1000.0	M
2	4.543	4.543	0.000	7133657	1000.0	1000.0	M
2	4.776	4.776	0.000	2852460	1000.0	1000.0	M

Average of Peak Amounts = 1000.0

RPD = 0.00

QC Flag Legend

Review Flags

M - Manually Integrated

Reagents:

SG1242L3_00026

Amount Added: 1.00

Units: mL

SGPCBISTD_00006

Amount Added: 20.00

Units: uL

Run Reagent

TestAmerica Edison

Data File: \\ChromNA\Edison\ChromData\CPESTGC9\20160512-40924.b\9F001888.D

Injection Date: 12-May-2016 13:17:20

Instrument ID: CPESTGC9

Operator ID:

Lims ID: IC 1242

Worklist Smp#: 10

Client ID:

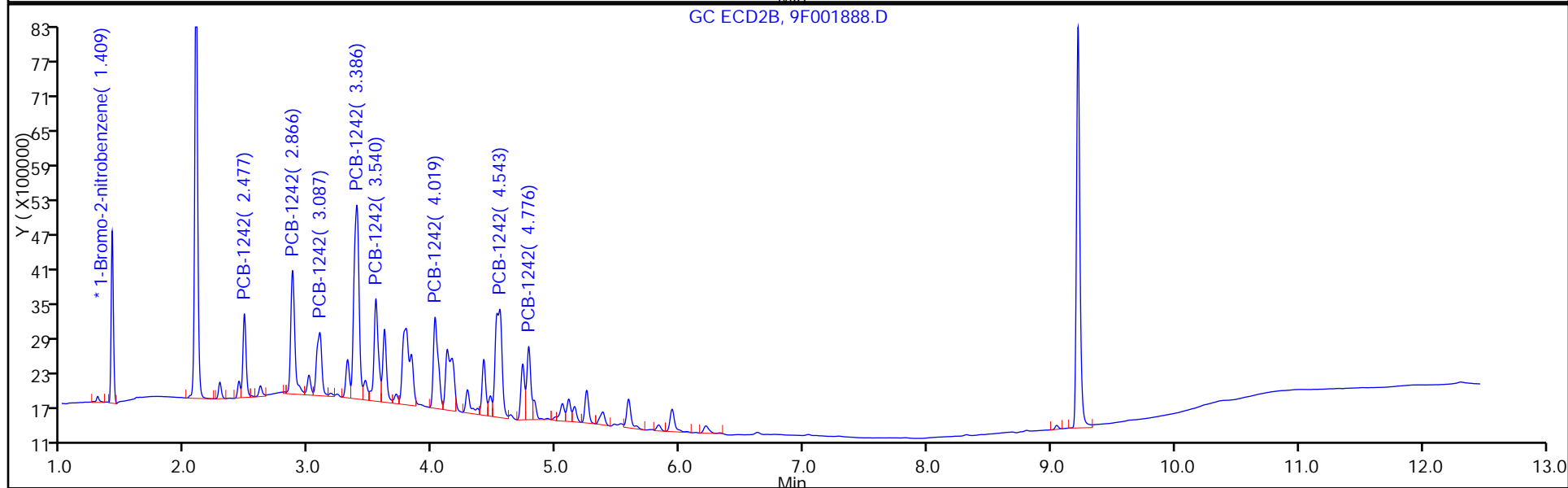
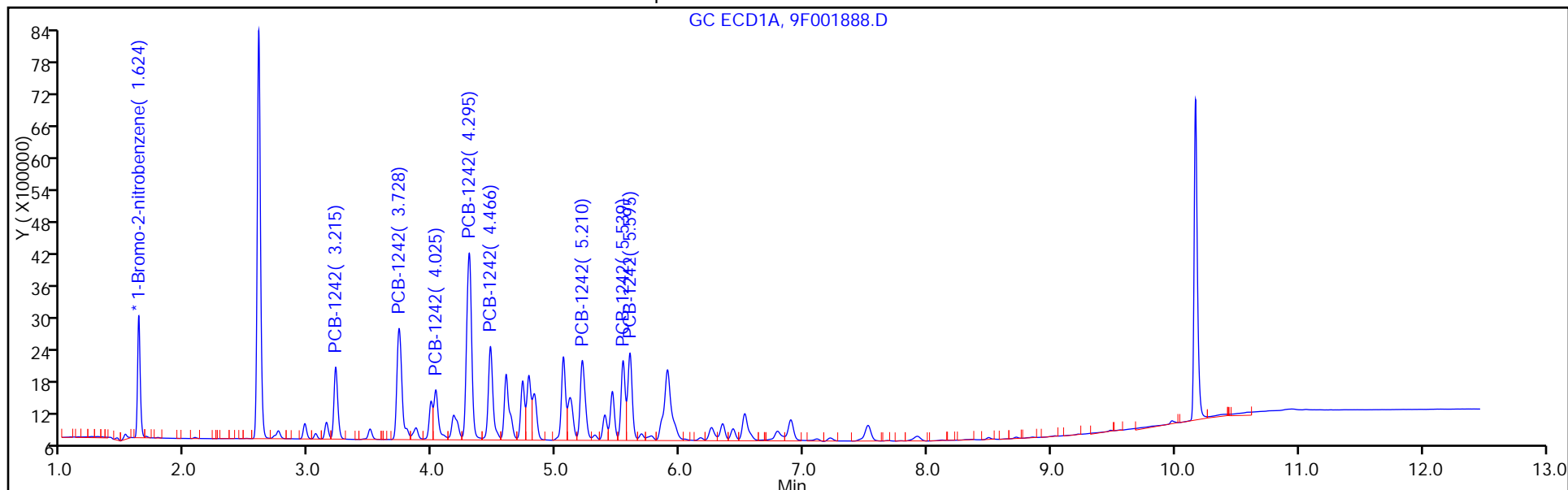
Injection Vol: 1.0 ul

Dil. Factor: 1.0000

ALS Bottle#: 10

Method: 8082-ISTD

Limit Group: GC 8082A PCB ISTD



FORM VI
PCBS BY INTERNAL STANDARD - INITIAL CALIBRATION DATA
CURVE EVALUATION

Lab Name: TestAmerica Edison Job No.: 460-118423-1 Analy Batch No.: 367709

SDG No.: _____

Instrument ID: CPESTGC9 GC Column: CLP-2 ID: 0.53 (mm) Heated Purge: (Y/N) N

Calibration Start Date: 05/12/2016 13:35 Calibration End Date: 05/12/2016 13:35 Calibration ID: 55718

Calibration Files:

LEVEL:	LAB SAMPLE ID:	LAB FILE ID:
Level 1	IC 460-367709/11	9F001889.D

ANALYTE	RRF				CURVE TYPE	COEFFICIENT			#	MIN RRF	%RSD	#	MAX %RSD	R^2 OR COD	#	MIN R^2 OR COD
	LVL 1					B	M1	M2								
PCB-1248 Peak 1	0.0168				Ave		0.0168						20.0			0.9900
PCB-1248 Peak 2	0.0350				Ave		0.0350						20.0			0.9900
PCB-1248 Peak 3	0.0220				Ave		0.0220						20.0			0.9900
PCB-1248 Peak 4	0.0216				Ave		0.0216						20.0			0.9900
PCB-1248 Peak 5	0.0315				Ave		0.0315						20.0			0.9900
PCB-1248 Peak 6	0.0305				Ave		0.0305						20.0			0.9900
PCB-1248 Peak 7	0.0361				Ave		0.0361						20.0			0.9900
PCB-1248 Peak 8	0.0151				Ave		0.0151						20.0			0.9900

Note: The m1 coefficient is the same as Ave RRF for an Ave curve type.

FORM VI
 PCBS BY INTERNAL STANDARD - INITIAL CALIBRATION DATA
 RESPONSE AND CONCENTRATION

Lab Name: TestAmerica Edison Job No.: 460-118423-1 Analy Batch No.: 367709

SDG No.: _____

Instrument ID: CPESTGC9 GC Column: CLP-2 ID: 0.53 (mm) Heated Purge: (Y/N) N

Calibration Start Date: 05/12/2016 13:35 Calibration End Date: 05/12/2016 13:35 Calibration ID: 55718

Calibration Files:

LEVEL:	LAB SAMPLE ID:	LAB FILE ID:
Level 1	IC 460-367709/11	9F001889.D

ANALYTE	IS REF	CURVE TYPE	RESPONSE					CONCENTRATION (UG/L)					
			LVL 1						LVL 1				
PCB-1248 Peak 1	BNB	Ave	2916975						1000				
PCB-1248 Peak 2	BNB	Ave	6101457						1000				
PCB-1248 Peak 3	BNB	Ave	3824662						1000				
PCB-1248 Peak 4	BNB	Ave	3756826						1000				
PCB-1248 Peak 5	BNB	Ave	5477682						1000				
PCB-1248 Peak 6	BNB	Ave	5311029						1000				
PCB-1248 Peak 7	BNB	Ave	6283639						1000				
PCB-1248 Peak 8	BNB	Ave	2633157						1000				

Curve Type Legend:

Ave = Average ISTD

TestAmerica Edison
Target Compound Quantitation Report

Data File: \\ChromNA\Edison\ChromData\CPESTGC9\20160512-40924.b\9F001889.D
 Lims ID: IC 1248
 Client ID:
 Sample Type: IC Calib Level: 3
 Inject. Date: 12-May-2016 13:35:21 ALS Bottle#: 11 Worklist Smp#: 11
 Injection Vol: 1.0 ul Dil. Factor: 1.0000
 Sample Info: 460-0040924-011
 Operator ID: Instrument ID: CPESTGC9
 Sublist: chrom-8082-ISTD*sub5
 Method: \\ChromNA\Edison\ChromData\CPESTGC9\20160512-40924.b\8082-ISTD.m
 Limit Group: GC 8082A PCB ISTD
 Last Update: 12-May-2016 15:22:18 Calib Date: 12-May-2016 14:29:29
 Integrator: Falcon
 Quant Method: Internal Standard Quant By: Initial Calibration
 Last ICal File: \\ChromNA\Edison\ChromData\CPESTGC9\20160512-40924.b\9F001892.D
 Column 1 : Det: GC ECD1A
 Column 2 : Det: GC ECD2B
 Process Host: XAWRK004

First Level Reviewer: patelji Date: 12-May-2016 13:59:00

Col	RT (min.)	Exp RT (min.)	Dlt RT (min.)	Response	Cal Amt ug/l	OnCol Amt ug/l	Flags
-----	-----------	---------------	---------------	----------	--------------	----------------	-------

* 13 1-Bromo-2-nitrobenzene							M
1	1.624	1.624	0.000	3482365	20.0	20.0	M
2	1.409	1.409	0.000	3427554	20.0	20.0	

RPD = 0.00

6 PCB-1248							M
1	3.726	3.726	0.000	2916975	1000.0	1000.0	M
1	4.294	4.294	0.000	6101457	1000.0	1000.0	M
1	4.728	4.728	0.000	3824662	1000.0	1000.0	M
1	4.778	4.778	0.000	3756826	1000.0	1000.0	M
1	5.209	5.209	0.000	5477682	1000.0	1000.0	M
1	5.539	5.539	0.000	5311029	1000.0	1000.0	M
1	5.594	5.594	0.000	6283639	1000.0	1000.0	M
1	6.895	6.895	0.000	2633157	1000.0	1000.0	M

Average of Peak Amounts = 1000.0

2	2.866	2.866	0.000	2490297	1000.0	1000.0	M
2	3.384	3.384	0.000	6302896	1000.0	1000.0	M
2	3.770	3.770	0.000	6812415	1000.0	1000.0	M
2	4.118	4.118	0.000	3894500	1000.0	1000.0	M
2	4.520	4.520	0.000	10999621	1000.0	1000.0	M
2	4.777	4.777	0.000	5024836	1000.0	1000.0	M
2	5.245	5.245	0.000	3418433	1000.0	1000.0	M
2	5.935	5.935	0.000	2173399	1000.0	1000.0	M

Average of Peak Amounts = 1000.0

RPD = 0.00

QC Flag Legend

Review Flags

M - Manually Integrated

Reagents:

SG1248L3_00025

Amount Added: 1.00

Units: mL

SGPCBISTD_00006

Amount Added: 20.00

Units: uL

Run Reagent

TestAmerica Edison

Data File: \\ChromNA\Edison\ChromData\CPESTGC9\20160512-40924.b\9F001889.D

Injection Date: 12-May-2016 13:35:21

Instrument ID: CPESTGC9

Operator ID:

Lims ID: IC 1248

Worklist Smp#: 11

Client ID:

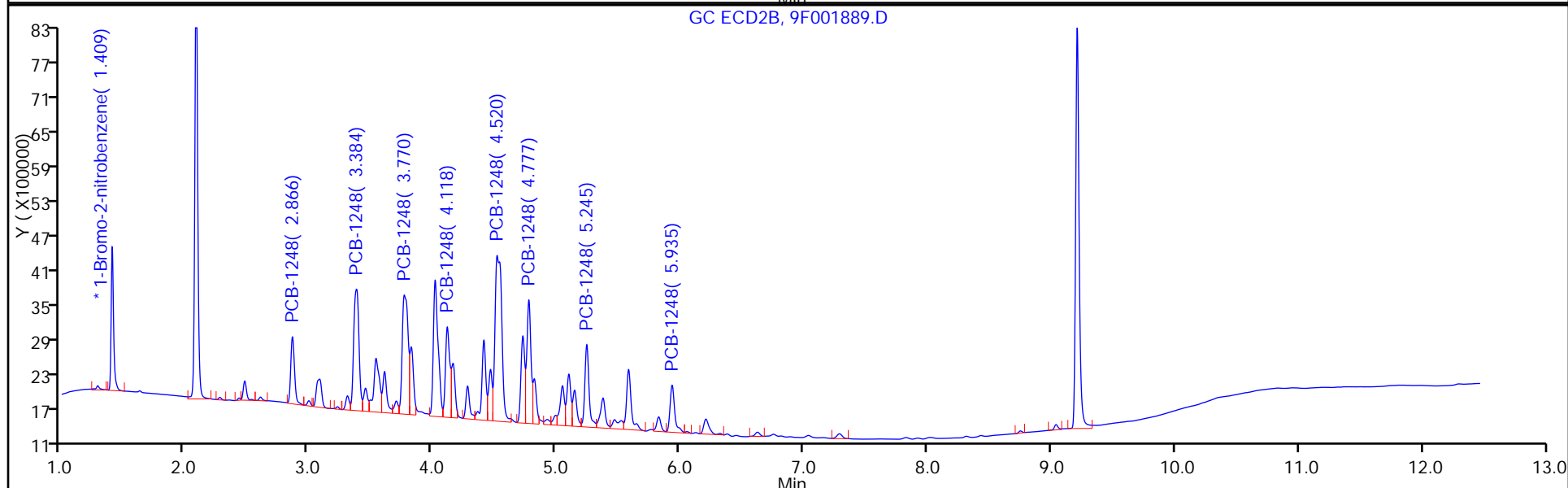
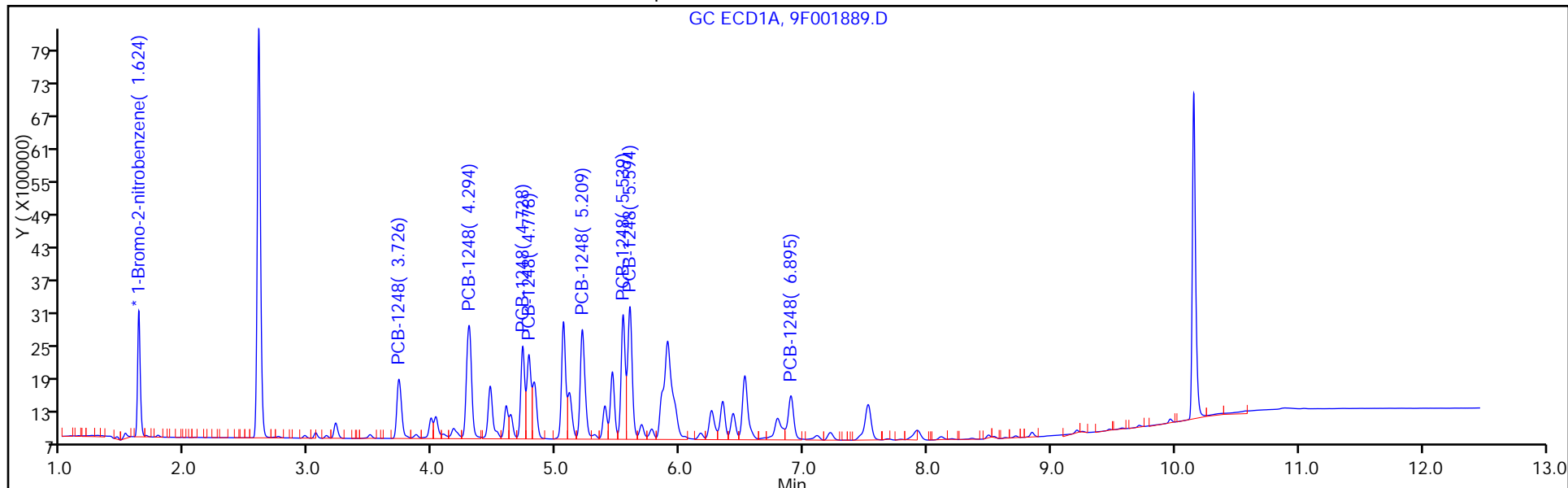
Injection Vol: 1.0 ul

Dil. Factor: 1.0000

ALS Bottle#: 11

Method: 8082-ISTD

Limit Group: GC 8082A PCB ISTD



FORM VI
PCBS BY INTERNAL STANDARD - INITIAL CALIBRATION DATA
CURVE EVALUATION

Lab Name: TestAmerica Edison Job No.: 460-118423-1 Analy Batch No.: 367709

SDG No.: _____

Instrument ID: CPESTGC9 GC Column: CLP-1 ID: 0.53 (mm) Heated Purge: (Y/N) N

Calibration Start Date: 05/12/2016 13:35 Calibration End Date: 05/12/2016 13:35 Calibration ID: 55719

Calibration Files:

LEVEL:	LAB SAMPLE ID:	LAB FILE ID:
Level 1	IC 460-367709/11	9F001889.D

ANALYTE	RRF				CURVE TYPE	COEFFICIENT			#	MIN RRF	%RSD	#	MAX %RSD	R^2 OR COD	#	MIN R^2 OR COD
	LVL 1					B	M1	M2								
PCB-1248 Peak 1	0.0145				Ave		0.0145						20.0			0.9900
PCB-1248 Peak 2	0.0368				Ave		0.0368						20.0			0.9900
PCB-1248 Peak 3	0.0398				Ave		0.0398						20.0			0.9900
PCB-1248 Peak 4	0.0227				Ave		0.0227						20.0			0.9900
PCB-1248 Peak 5	0.0642				Ave		0.0642						20.0			0.9900
PCB-1248 Peak 6	0.0293				Ave		0.0293						20.0			0.9900
PCB-1248 Peak 7	0.0199				Ave		0.0199						20.0			0.9900
PCB-1248 Peak 8	0.0127				Ave		0.0127						20.0			0.9900

Note: The m1 coefficient is the same as Ave RRF for an Ave curve type.

FORM VI
PCBS BY INTERNAL STANDARD - INITIAL CALIBRATION DATA
RESPONSE AND CONCENTRATION

Lab Name: TestAmerica Edison Job No.: 460-118423-1 Analy Batch No.: 367709

SDG No.: _____

Instrument ID: CPESTGC9 GC Column: CLP-1 ID: 0.53 (mm) Heated Purge: (Y/N) N

Calibration Start Date: 05/12/2016 13:35 Calibration End Date: 05/12/2016 13:35 Calibration ID: 55719

Calibration Files:

LEVEL:	LAB SAMPLE ID:	LAB FILE ID:
Level 1	IC 460-367709/11	9F001889.D

ANALYTE	IS REF	CURVE TYPE	RESPONSE					CONCENTRATION (UG/L)					
			LVL 1						LVL 1				
PCB-1248 Peak 1	BNB	Ave	2490297						1000				
PCB-1248 Peak 2	BNB	Ave	6302896						1000				
PCB-1248 Peak 3	BNB	Ave	6812415						1000				
PCB-1248 Peak 4	BNB	Ave	3894500						1000				
PCB-1248 Peak 5	BNB	Ave	10999621						1000				
PCB-1248 Peak 6	BNB	Ave	5024836						1000				
PCB-1248 Peak 7	BNB	Ave	3418433						1000				
PCB-1248 Peak 8	BNB	Ave	2173399						1000				

Curve Type Legend:

Ave = Average ISTD

TestAmerica Edison
Target Compound Quantitation Report

Data File: \\ChromNA\Edison\ChromData\CPESTGC9\20160512-40924.b\9F001889.D
 Lims ID: IC 1248
 Client ID:
 Sample Type: IC Calib Level: 3
 Inject. Date: 12-May-2016 13:35:21 ALS Bottle#: 11 Worklist Smp#: 11
 Injection Vol: 1.0 ul Dil. Factor: 1.0000
 Sample Info: 460-0040924-011
 Operator ID: Instrument ID: CPESTGC9
 Sublist: chrom-8082-ISTD*sub5
 Method: \\ChromNA\Edison\ChromData\CPESTGC9\20160512-40924.b\8082-ISTD.m
 Limit Group: GC 8082A PCB ISTD
 Last Update: 12-May-2016 15:22:18 Calib Date: 12-May-2016 14:29:29
 Integrator: Falcon
 Quant Method: Internal Standard Quant By: Initial Calibration
 Last ICal File: \\ChromNA\Edison\ChromData\CPESTGC9\20160512-40924.b\9F001892.D
 Column 1 : Det: GC ECD1A
 Column 2 : Det: GC ECD2B
 Process Host: XAWRK004

First Level Reviewer: patelji Date: 12-May-2016 13:59:00

Col	RT (min.)	Exp RT (min.)	Dlt RT (min.)	Response	Cal Amt ug/l	OnCol Amt ug/l	Flags
-----	-----------	---------------	---------------	----------	--------------	----------------	-------

* 13 1-Bromo-2-nitrobenzene							M
1	1.624	1.624	0.000	3482365	20.0	20.0	M
2	1.409	1.409	0.000	3427554	20.0	20.0	

RPD = 0.00

6 PCB-1248							M
1	3.726	3.726	0.000	2916975	1000.0	1000.0	M
1	4.294	4.294	0.000	6101457	1000.0	1000.0	M
1	4.728	4.728	0.000	3824662	1000.0	1000.0	M
1	4.778	4.778	0.000	3756826	1000.0	1000.0	M
1	5.209	5.209	0.000	5477682	1000.0	1000.0	M
1	5.539	5.539	0.000	5311029	1000.0	1000.0	M
1	5.594	5.594	0.000	6283639	1000.0	1000.0	M
1	6.895	6.895	0.000	2633157	1000.0	1000.0	M

Average of Peak Amounts = 1000.0

2	2.866	2.866	0.000	2490297	1000.0	1000.0	M
2	3.384	3.384	0.000	6302896	1000.0	1000.0	M
2	3.770	3.770	0.000	6812415	1000.0	1000.0	M
2	4.118	4.118	0.000	3894500	1000.0	1000.0	M
2	4.520	4.520	0.000	10999621	1000.0	1000.0	M
2	4.777	4.777	0.000	5024836	1000.0	1000.0	M
2	5.245	5.245	0.000	3418433	1000.0	1000.0	M
2	5.935	5.935	0.000	2173399	1000.0	1000.0	M

Average of Peak Amounts = 1000.0

RPD = 0.00

QC Flag Legend

Review Flags

M - Manually Integrated

Reagents:

SG1248L3_00025

Amount Added: 1.00

Units: mL

SGPCBISTD_00006

Amount Added: 20.00

Units: uL

Run Reagent

TestAmerica Edison

Data File: \\ChromNA\Edison\ChromData\CPESTGC9\20160512-40924.b\9F001889.D

Injection Date: 12-May-2016 13:35:21

Instrument ID: CPESTGC9

Operator ID:

Lims ID: IC 1248

Worklist Smp#: 11

Client ID:

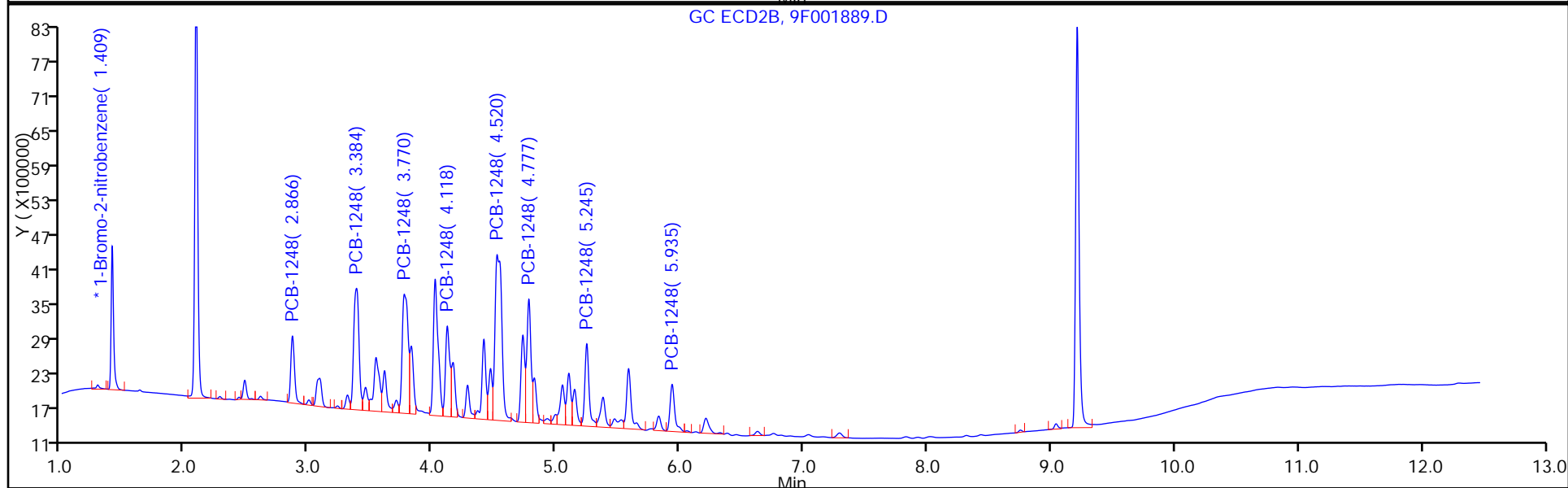
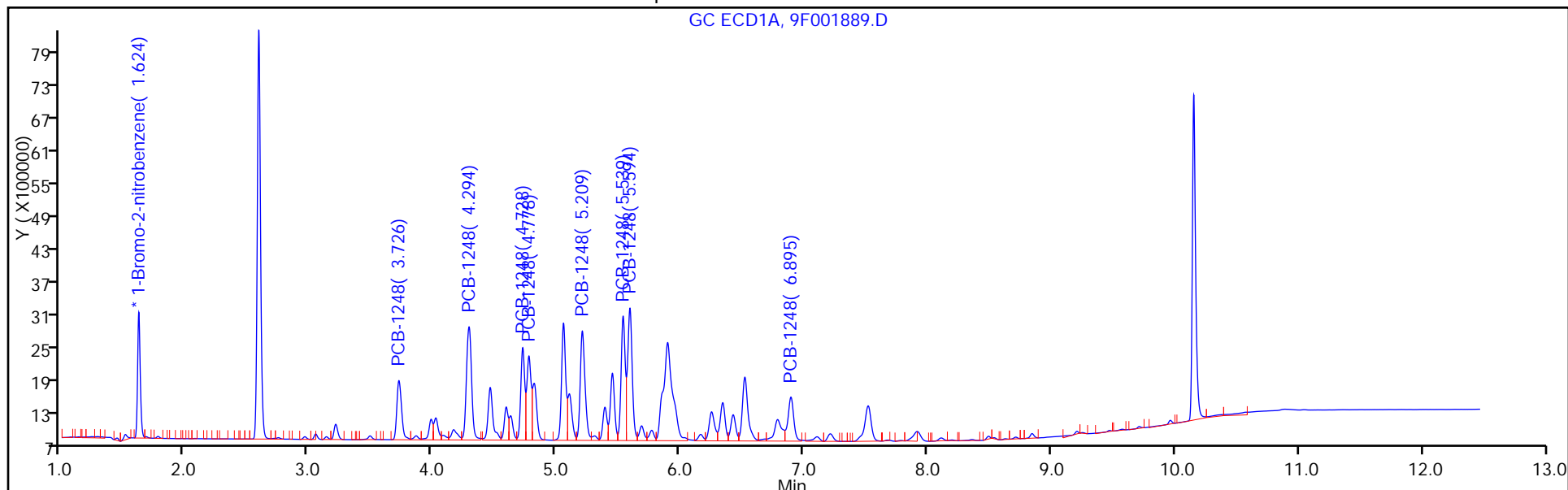
Injection Vol: 1.0 ul

Dil. Factor: 1.0000

ALS Bottle#: 11

Method: 8082-ISTD

Limit Group: GC 8082A PCB ISTD



FORM VI
PCBS BY INTERNAL STANDARD - INITIAL CALIBRATION DATA
CURVE EVALUATION

Lab Name: TestAmerica Edison Job No.: 460-118423-1 Analy Batch No.: 367709

SDG No.: _____

Instrument ID: CPESTGC9 GC Column: CLP-2 ID: 0.53 (mm) Heated Purge: (Y/N) N

Calibration Start Date: 05/12/2016 13:53 Calibration End Date: 05/12/2016 13:53 Calibration ID: 55724

Calibration Files:

LEVEL:	LAB SAMPLE ID:	LAB FILE ID:
Level 1	IC 460-367709/12	9F001890.D

ANALYTE	RRF				CURVE TYPE	COEFFICIENT			#	MIN RRF	%RSD	#	MAX %RSD	R^2 OR COD	#	MIN R^2 OR COD
	LVL 1					B	M1	M2								
PCB-1254 Peak 1	0.0129				Ave		0.0129						20.0			0.9900
PCB-1254 Peak 2	0.0349				Ave		0.0349						20.0			0.9900
PCB-1254 Peak 3	0.0401				Ave		0.0401						20.0			0.9900
PCB-1254 Peak 4	0.0309				Ave		0.0309						20.0			0.9900
PCB-1254 Peak 5	0.0636				Ave		0.0636						20.0			0.9900
PCB-1254 Peak 6	0.0471				Ave		0.0471						20.0			0.9900
PCB-1254 Peak 7	0.0379				Ave		0.0379						20.0			0.9900
PCB-1254 Peak 8	0.0624				Ave		0.0624						20.0			0.9900

Note: The m1 coefficient is the same as Ave RRF for an Ave curve type.

FORM VI
PCBS BY INTERNAL STANDARD - INITIAL CALIBRATION DATA
RESPONSE AND CONCENTRATION

Lab Name: TestAmerica Edison Job No.: 460-118423-1 Analy Batch No.: 367709

SDG No.: _____

Instrument ID: CPESTGC9 GC Column: CLP-2 ID: 0.53 (mm) Heated Purge: (Y/N) N

Calibration Start Date: 05/12/2016 13:53 Calibration End Date: 05/12/2016 13:53 Calibration ID: 55724

Calibration Files:

LEVEL:	LAB SAMPLE ID:	LAB FILE ID:
Level 1	IC 460-367709/12	9F001890.D

ANALYTE	IS REF	CURVE TYPE	RESPONSE					CONCENTRATION (UG/L)					
			LVL 1						LVL 1				
PCB-1254 Peak 1	BNB	Ave	2242354						1000				
PCB-1254 Peak 2	BNB	Ave	6041621						1000				
PCB-1254 Peak 3	BNB	Ave	6943843						1000				
PCB-1254 Peak 4	BNB	Ave	5357296						1000				
PCB-1254 Peak 5	BNB	Ave	11028067						1000				
PCB-1254 Peak 6	BNB	Ave	8165762						1000				
PCB-1254 Peak 7	BNB	Ave	6574850						1000				
PCB-1254 Peak 8	BNB	Ave	10821922						1000				

Curve Type Legend:

Ave = Average ISTD

TestAmerica Edison
Target Compound Quantitation Report

Data File: \\ChromNA\Edison\ChromData\CPESTGC9\20160512-40924.b\9F001890.D
 Lims ID: IC 1254
 Client ID:
 Sample Type: IC Calib Level: 3
 Inject. Date: 12-May-2016 13:53:24 ALS Bottle#: 12 Worklist Smp#: 12
 Injection Vol: 1.0 ul Dil. Factor: 1.0000
 Sample Info: 460-0040924-012
 Operator ID: Instrument ID: CPESTGC9
 Sublist: chrom-8082-ISTD*sub6
 Method: \\ChromNA\Edison\ChromData\CPESTGC9\20160512-40924.b\8082-ISTD.m
 Limit Group: GC 8082A PCB ISTD
 Last Update: 12-May-2016 15:22:28 Calib Date: 12-May-2016 14:29:29
 Integrator: Falcon
 Quant Method: Internal Standard Quant By: Initial Calibration
 Last ICal File: \\ChromNA\Edison\ChromData\CPESTGC9\20160512-40924.b\9F001892.D
 Column 1 : Det: GC ECD1A
 Column 2 : Det: GC ECD2B
 Process Host: XAWRK004

First Level Reviewer: patelji Date: 12-May-2016 14:23:13

Col	RT (min.)	Exp RT (min.)	Dlt RT (min.)	Response	Cal Amt ug/l	OnCol Amt ug/l	Flags
-----	-----------	---------------	---------------	----------	--------------	----------------	-------

* 13 1-Bromo-2-nitrobenzene							M
1	1.624	1.624	0.000	3466322	20.0	20.0	M
2	1.409	1.409	0.000	3463379	20.0	20.0	M

RPD = 0.00

7 PCB-1254							M
1	5.058	5.058	0.000	2242354	1000.0	1000.0	a
1	5.590	5.590	0.000	6041621	1000.0	1000.0	a
1	5.853	5.853	0.000	6943843	1000.0	1000.0	a
1	6.346	6.346	0.000	5357296	1000.0	1000.0	a
1	6.524	6.524	0.000	11028067	1000.0	1000.0	a
1	6.896	6.896	0.000	8165762	1000.0	1000.0	a
1	7.518	7.518	0.000	6574850	1000.0	1000.0	M
1	7.919	7.919	0.000	10821922	1000.0	1000.0	a

Average of Peak Amounts = 1000.0

2	4.019	4.019	0.000	1906805	1000.0	1000.0	M
2	4.469	4.469	0.000	4748146	1000.0	1000.0	M
2	4.781	4.781	0.000	6918061	1000.0	1000.0	M
2	5.100	5.100	0.000	5411524	1000.0	1000.0	M
2	5.246	5.246	0.000	8844516	1000.0	1000.0	M
2	5.584	5.584	0.000	8339719	1000.0	1000.0	M
2	5.828	5.828	0.000	6939754	1000.0	1000.0	M
2	6.208	6.208	0.000	10233843	1000.0	1000.0	M

Average of Peak Amounts = 1000.0

RPD = 0.00

QC Flag Legend

Review Flags

M - Manually Integrated

Reagents:

SG1254L3_00027

Amount Added: 1.00

Units: mL

SGPCBISTD_00006

Amount Added: 20.00

Units: uL

Run Reagent

TestAmerica Edison

Data File: \\ChromNA\Edison\ChromData\CPESTGC9\20160512-40924.b\9F001890.D

Injection Date: 12-May-2016 13:53:24

Instrument ID: CPESTGC9

Operator ID:

Lims ID: IC 1254

Worklist Smp#: 12

Client ID:

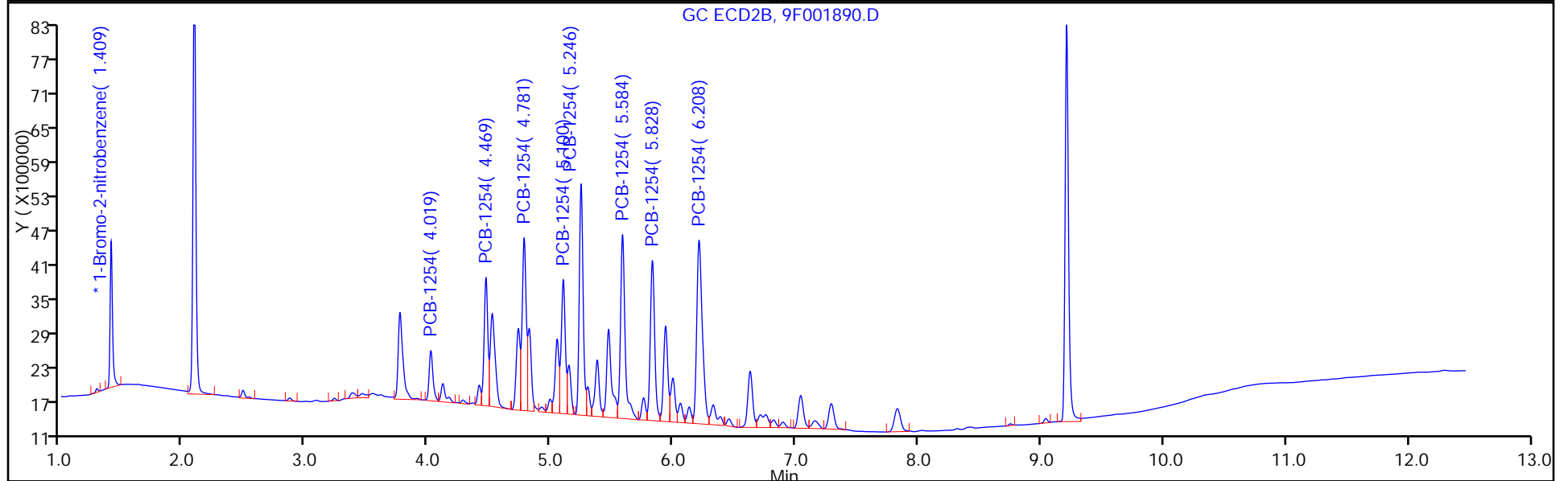
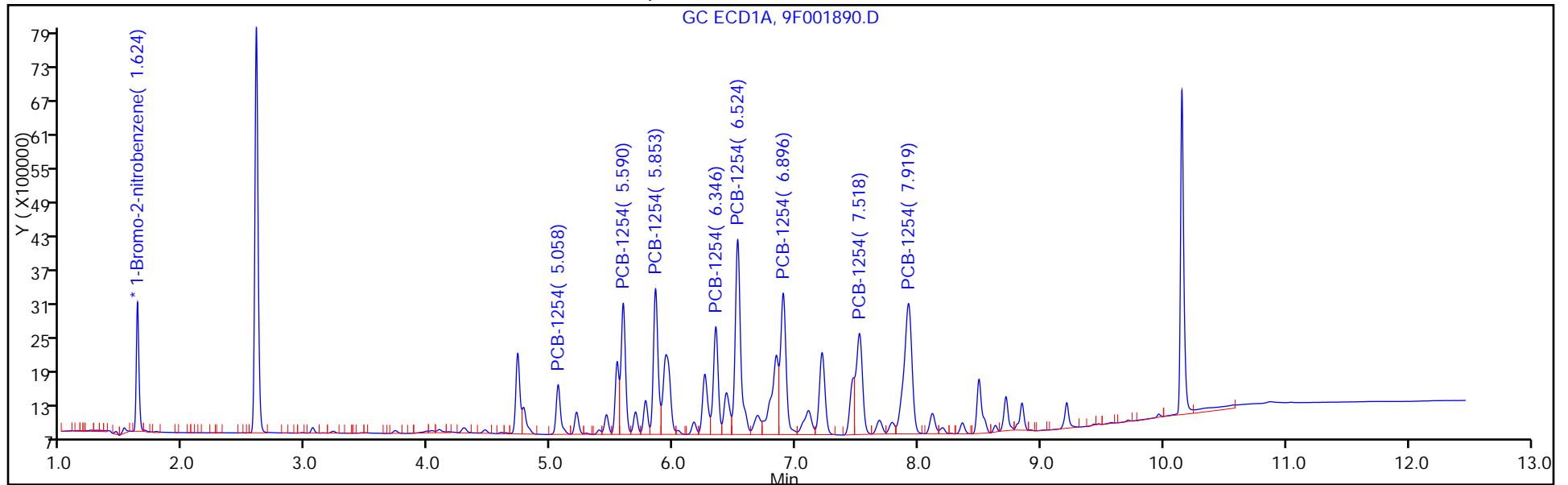
Injection Vol: 1.0 ul

Dil. Factor: 1.0000

ALS Bottle#: 12

Method: 8082-ISTD

Limit Group: GC 8082A PCB ISTD



FORM VI
PCBS BY INTERNAL STANDARD - INITIAL CALIBRATION DATA
CURVE EVALUATION

Lab Name: TestAmerica Edison Job No.: 460-118423-1 Analy Batch No.: 367709

SDG No.: _____

Instrument ID: CPESTGC9 GC Column: CLP-1 ID: 0.53 (mm) Heated Purge: (Y/N) N

Calibration Start Date: 05/12/2016 13:53 Calibration End Date: 05/12/2016 13:53 Calibration ID: 55725

Calibration Files:

LEVEL:	LAB SAMPLE ID:	LAB FILE ID:
Level 1	IC 460-367709/12	9F001890.D

ANALYTE	RRF				CURVE TYPE	COEFFICIENT			#	MIN RRF	%RSD	#	MAX %RSD	R^2 OR COD	#	MIN R^2 OR COD
	LVL 1					B	M1	M2								
PCB-1254 Peak 1	0.0110				Ave		0.0110						20.0			0.9900
PCB-1254 Peak 2	0.0274				Ave		0.0274						20.0			0.9900
PCB-1254 Peak 3	0.0399				Ave		0.0399						20.0			0.9900
PCB-1254 Peak 4	0.0312				Ave		0.0312						20.0			0.9900
PCB-1254 Peak 5	0.0511				Ave		0.0511						20.0			0.9900
PCB-1254 Peak 6	0.0482				Ave		0.0482						20.0			0.9900
PCB-1254 Peak 7	0.0401				Ave		0.0401						20.0			0.9900
PCB-1254 Peak 8	0.0591				Ave		0.0591						20.0			0.9900

Note: The m1 coefficient is the same as Ave RRF for an Ave curve type.

FORM VI
 PCBS BY INTERNAL STANDARD - INITIAL CALIBRATION DATA
 RESPONSE AND CONCENTRATION

Lab Name: TestAmerica Edison Job No.: 460-118423-1 Analy Batch No.: 367709

SDG No.: _____

Instrument ID: CPESTGC9 GC Column: CLP-1 ID: 0.53 (mm) Heated Purge: (Y/N) N

Calibration Start Date: 05/12/2016 13:53 Calibration End Date: 05/12/2016 13:53 Calibration ID: 55725

Calibration Files:

LEVEL:	LAB SAMPLE ID:	LAB FILE ID:
Level 1	IC 460-367709/12	9F001890.D

ANALYTE	IS REF	CURVE TYPE	RESPONSE					CONCENTRATION (UG/L)				
			LVL 1					LVL 1				
PCB-1254 Peak 1	BNB	Ave	1906805					1000				
PCB-1254 Peak 2	BNB	Ave	4748146					1000				
PCB-1254 Peak 3	BNB	Ave	6918061					1000				
PCB-1254 Peak 4	BNB	Ave	5411524					1000				
PCB-1254 Peak 5	BNB	Ave	8844516					1000				
PCB-1254 Peak 6	BNB	Ave	8339719					1000				
PCB-1254 Peak 7	BNB	Ave	6939754					1000				
PCB-1254 Peak 8	BNB	Ave	10233843					1000				

Curve Type Legend:

Ave = Average ISTD

TestAmerica Edison
Target Compound Quantitation Report

Data File: \\ChromNA\Edison\ChromData\CPESTGC9\20160512-40924.b\9F001890.D
 Lims ID: IC 1254
 Client ID:
 Sample Type: IC Calib Level: 3
 Inject. Date: 12-May-2016 13:53:24 ALS Bottle#: 12 Worklist Smp#: 12
 Injection Vol: 1.0 ul Dil. Factor: 1.0000
 Sample Info: 460-0040924-012
 Operator ID: Instrument ID: CPESTGC9
 Sublist: chrom-8082-ISTD*sub6
 Method: \\ChromNA\Edison\ChromData\CPESTGC9\20160512-40924.b\8082-ISTD.m
 Limit Group: GC 8082A PCB ISTD
 Last Update: 12-May-2016 15:22:28 Calib Date: 12-May-2016 14:29:29
 Integrator: Falcon
 Quant Method: Internal Standard Quant By: Initial Calibration
 Last ICal File: \\ChromNA\Edison\ChromData\CPESTGC9\20160512-40924.b\9F001892.D
 Column 1 : Det: GC ECD1A
 Column 2 : Det: GC ECD2B
 Process Host: XAWRK004

First Level Reviewer: patelji Date: 12-May-2016 14:23:13

Col	RT (min.)	Exp RT (min.)	Dlt RT (min.)	Response	Cal Amt ug/l	OnCol Amt ug/l	Flags
-----	-----------	---------------	---------------	----------	--------------	----------------	-------

* 13 1-Bromo-2-nitrobenzene							M
1	1.624	1.624	0.000	3466322	20.0	20.0	M
2	1.409	1.409	0.000	3463379	20.0	20.0	M

RPD = 0.00

7 PCB-1254							M
1	5.058	5.058	0.000	2242354	1000.0	1000.0	a
1	5.590	5.590	0.000	6041621	1000.0	1000.0	a
1	5.853	5.853	0.000	6943843	1000.0	1000.0	a
1	6.346	6.346	0.000	5357296	1000.0	1000.0	a
1	6.524	6.524	0.000	11028067	1000.0	1000.0	a
1	6.896	6.896	0.000	8165762	1000.0	1000.0	a
1	7.518	7.518	0.000	6574850	1000.0	1000.0	M
1	7.919	7.919	0.000	10821922	1000.0	1000.0	a

Average of Peak Amounts = 1000.0

2	4.019	4.019	0.000	1906805	1000.0	1000.0	M
2	4.469	4.469	0.000	4748146	1000.0	1000.0	M
2	4.781	4.781	0.000	6918061	1000.0	1000.0	M
2	5.100	5.100	0.000	5411524	1000.0	1000.0	M
2	5.246	5.246	0.000	8844516	1000.0	1000.0	M
2	5.584	5.584	0.000	8339719	1000.0	1000.0	M
2	5.828	5.828	0.000	6939754	1000.0	1000.0	M
2	6.208	6.208	0.000	10233843	1000.0	1000.0	M

Average of Peak Amounts = 1000.0

RPD = 0.00

QC Flag Legend

Review Flags

M - Manually Integrated

Reagents:

SG1254L3_00027

Amount Added: 1.00

Units: mL

SGPCBISTD_00006

Amount Added: 20.00

Units: uL

Run Reagent

TestAmerica Edison

Data File: \\ChromNA\Edison\ChromData\CPESTGC9\20160512-40924.b\9F001890.D

Injection Date: 12-May-2016 13:53:24

Instrument ID: CPESTGC9

Operator ID:

Lims ID: IC 1254

Worklist Smp#: 12

Client ID:

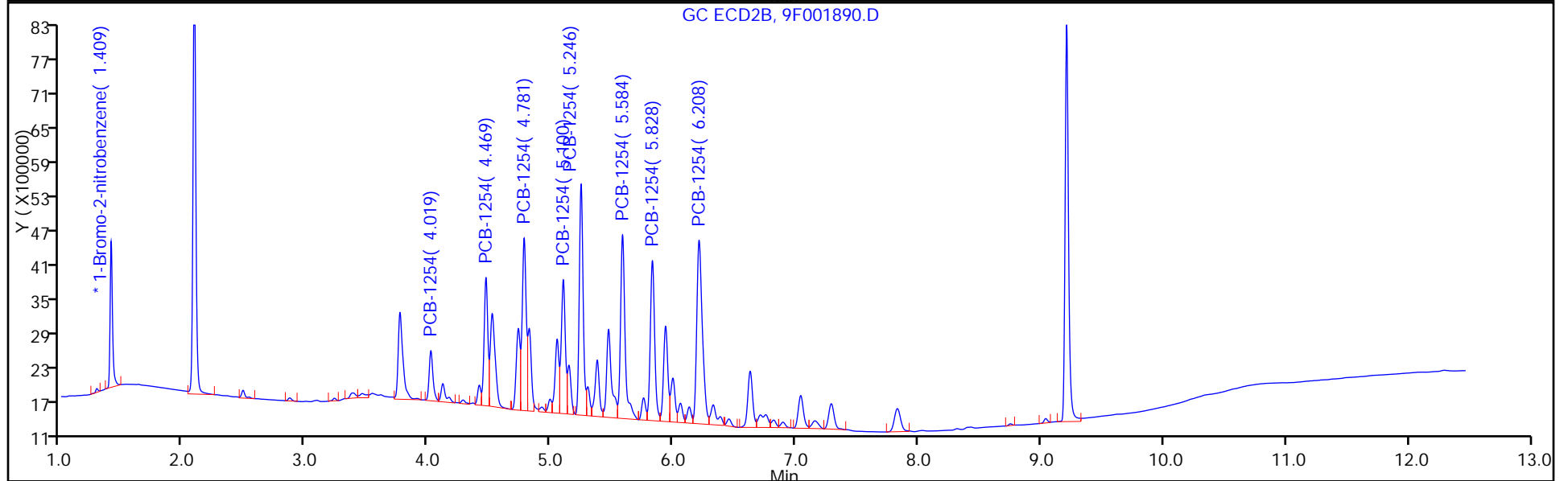
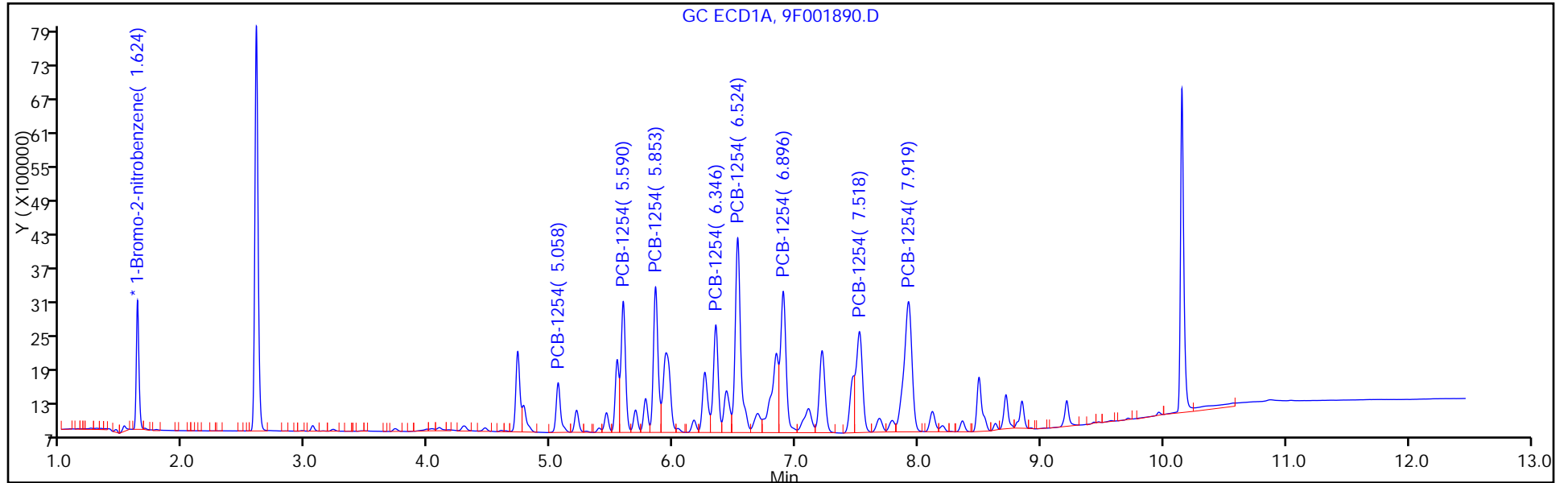
Injection Vol: 1.0 ul

Dil. Factor: 1.0000

ALS Bottle#: 12

Method: 8082-ISTD

Limit Group: GC 8082A PCB ISTD



FORM VI
PCBS BY INTERNAL STANDARD - INITIAL CALIBRATION DATA
CURVE EVALUATION

Lab Name: TestAmerica Edison Job No.: 460-118423-1 Analy Batch No.: 367709

SDG No.: _____

Instrument ID: CPESTGC9 GC Column: CLP-2 ID: 0.53 (mm) Heated Purge: (Y/N) N

Calibration Start Date: 05/12/2016 14:11 Calibration End Date: 05/12/2016 14:11 Calibration ID: 55730

Calibration Files:

LEVEL:	LAB SAMPLE ID:	LAB FILE ID:
Level 1	IC 460-367709/13	9F001891.D

ANALYTE	RRF				CURVE TYPE	COEFFICIENT			#	MIN RRF	%RSD	#	MAX %RSD	R^2 OR COD	#	MIN R^2 OR COD
	LVL 1					B	M1	M2								
PCB-1262 Peak 1	0.0403				Ave		0.0403						20.0			0.9900
PCB-1262 Peak 2	0.0464				Ave		0.0464						20.0			0.9900
PCB-1262 Peak 3	0.0655				Ave		0.0655						20.0			0.9900
PCB-1262 Peak 4	0.0516				Ave		0.0516						20.0			0.9900
PCB-1262 Peak 5	0.0974				Ave		0.0974						20.0			0.9900
PCB-1262 Peak 6	0.0169				Ave		0.0169						20.0			0.9900
PCB-1262 Peak 7	0.0380				Ave		0.0380						20.0			0.9900
PCB-1262 Peak 8	0.0149				Ave		0.0149						20.0			0.9900

Note: The m1 coefficient is the same as Ave RRF for an Ave curve type.

FORM VI
PCBS BY INTERNAL STANDARD - INITIAL CALIBRATION DATA
RESPONSE AND CONCENTRATION

Lab Name: TestAmerica Edison Job No.: 460-118423-1 Analy Batch No.: 367709

SDG No.: _____

Instrument ID: CPESTGC9 GC Column: CLP-2 ID: 0.53 (mm) Heated Purge: (Y/N) N

Calibration Start Date: 05/12/2016 14:11 Calibration End Date: 05/12/2016 14:11 Calibration ID: 55730

Calibration Files:

LEVEL:	LAB SAMPLE ID:	LAB FILE ID:
Level 1	IC 460-367709/13	9F001891.D

ANALYTE	IS REF	CURVE TYPE	RESPONSE					CONCENTRATION (UG/L)					
			LVL 1						LVL 1				
PCB-1262 Peak 1	BNB	Ave	6831300						1000				
PCB-1262 Peak 2	BNB	Ave	7877614						1000				
PCB-1262 Peak 3	BNB	Ave	11119292						1000				
PCB-1262 Peak 4	BNB	Ave	8746872						1000				
PCB-1262 Peak 5	BNB	Ave	16514569						1000				
PCB-1262 Peak 6	BNB	Ave	2859801						1000				
PCB-1262 Peak 7	BNB	Ave	6452627						1000				
PCB-1262 Peak 8	BNB	Ave	2520808						1000				

Curve Type Legend:

Ave = Average ISTD

TestAmerica Edison
Target Compound Quantitation Report

Data File: \\ChromNA\Edison\ChromData\CPESTGC9\20160512-40924.b\9F001891.D
 Lims ID: IC 1262
 Client ID:
 Sample Type: IC Calib Level: 3
 Inject. Date: 12-May-2016 14:11:26 ALS Bottle#: 13 Worklist Smp#: 13
 Injection Vol: 1.0 ul Dil. Factor: 1.0000
 Sample Info: 460-0040924-013
 Operator ID: Instrument ID: CPESTGC9
 Sublist: chrom-8082-ISTD*sub7
 Method: \\ChromNA\Edison\ChromData\CPESTGC9\20160512-40924.b\8082-ISTD.m
 Limit Group: GC 8082A PCB ISTD
 Last Update: 12-May-2016 15:22:35 Calib Date: 12-May-2016 14:29:29
 Integrator: Falcon
 Quant Method: Internal Standard Quant By: Initial Calibration
 Last ICal File: \\ChromNA\Edison\ChromData\CPESTGC9\20160512-40924.b\9F001892.D
 Column 1 : Det: GC ECD1A
 Column 2 : Det: GC ECD2B
 Process Host: XAWRK004

First Level Reviewer: patelji Date: 12-May-2016 14:27:50

Col	RT (min.)	Exp RT (min.)	Dlt RT (min.)	Response	Cal Amt ug/l	OnCol Amt ug/l	Flags
-----	-----------	---------------	---------------	----------	--------------	----------------	-------

* 13 1-Bromo-2-nitrobenzene

1	1.624	1.624	0.000	3392790	20.0	20.0	
2	1.410	1.410	0.000	3412529	20.0	20.0	

RPD = 0.00

9 PCB-1262

1	6.841	6.841	0.000	6831300	1000.0	1000.0	a
1	7.213	7.213	0.000	7877614	1000.0	1000.0	a
1	8.109	8.109	0.000	11119292	1000.0	1000.0	M
1	8.542	8.542	0.000	8746872	1000.0	1000.0	a
1	8.848	8.848	0.000	16514569	1000.0	1000.0	M
1	9.579	9.579	0.000	2859801	1000.0	1000.0	M
1	9.717	9.717	0.000	6452627	1000.0	1000.0	M
1	9.970	9.970	0.000	2520808	1000.0	1000.0	a

Average of Peak Amounts = 1000.0

2	5.470	5.470	0.000	6162878	1000.0	1000.0	a
2	6.754	6.754	0.000	10545861	1000.0	1000.0	M
2	7.287	7.287	0.000	24485796	1000.0	1000.0	M
2	7.826	7.826	0.000	7636060	1000.0	1000.0	a
2	8.012	8.012	0.000	10862935	1000.0	1000.0	M
2	8.433	8.433	0.000	3738716	1000.0	1000.0	M
2	8.752	8.752	0.000	8093884	1000.0	1000.0	a
2	9.042	9.042	0.000	3080980	1000.0	1000.0	a

Average of Peak Amounts = 1000.0

RPD = 0.00

QC Flag Legend

Review Flags

M - Manually Integrated

Reagents:

SG1262L3_00023

Amount Added: 1.00

Units: mL

SGPCBISTD_00006

Amount Added: 20.00

Units: uL

Run Reagent

TestAmerica Edison

Data File: \\ChromNA\Edison\ChromData\CPESTGC9\20160512-40924.b\9F001891.D

Injection Date: 12-May-2016 14:11:26

Instrument ID: CPESTGC9

Operator ID:

Lims ID: IC 1262

Worklist Smp#: 13

Client ID:

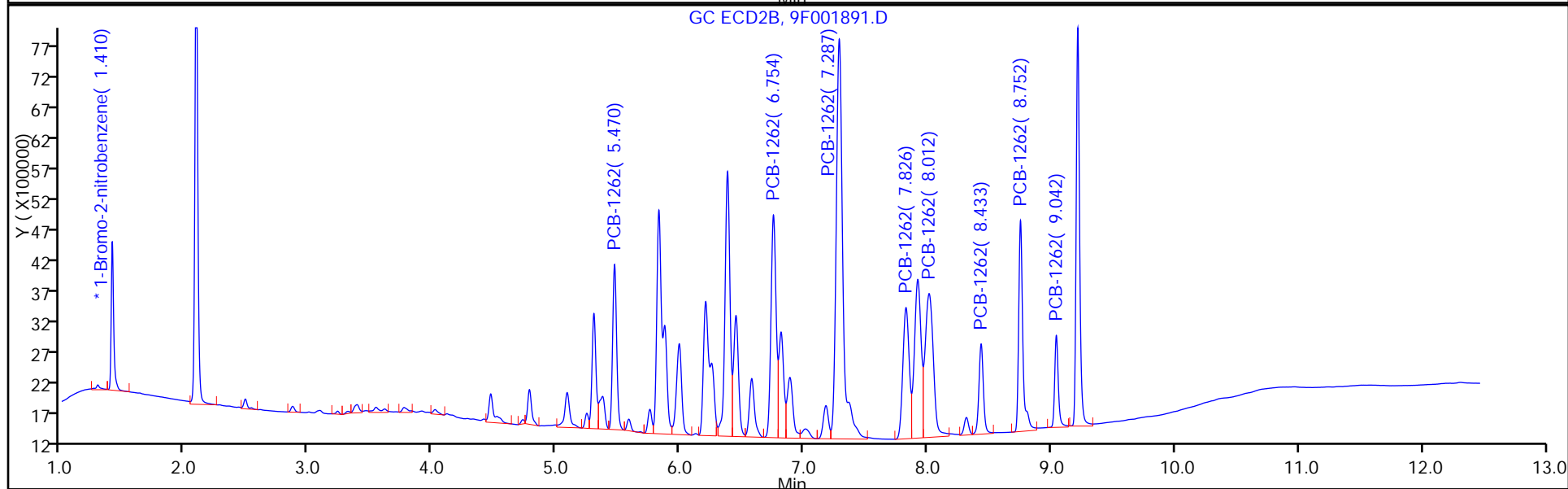
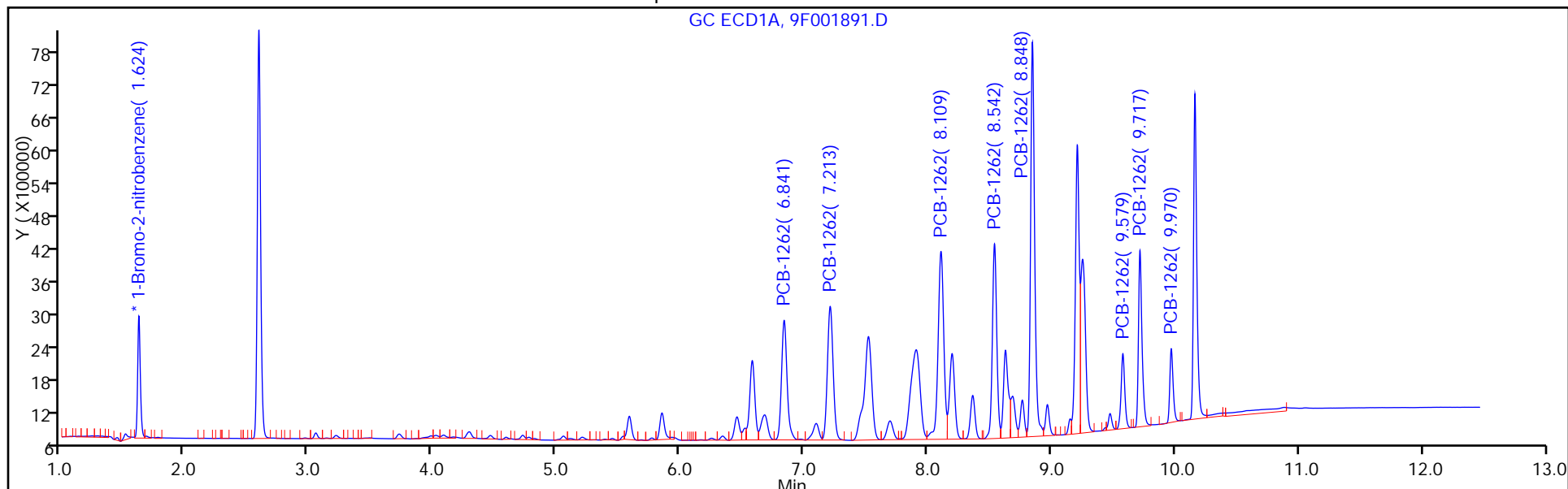
Injection Vol: 1.0 ul

Dil. Factor: 1.0000

ALS Bottle#: 13

Method: 8082-ISTD

Limit Group: GC 8082A PCB ISTD



FORM VI
PCBS BY INTERNAL STANDARD - INITIAL CALIBRATION DATA
CURVE EVALUATION

Lab Name: TestAmerica Edison Job No.: 460-118423-1 Analy Batch No.: 367709

SDG No.: _____

Instrument ID: CPESTGC9 GC Column: CLP-1 ID: 0.53 (mm) Heated Purge: (Y/N) N

Calibration Start Date: 05/12/2016 14:11 Calibration End Date: 05/12/2016 14:11 Calibration ID: 55731

Calibration Files:

LEVEL:	LAB SAMPLE ID:	LAB FILE ID:
Level 1	IC 460-367709/13	9F001891.D

ANALYTE	RRF				CURVE TYPE	COEFFICIENT			#	MIN RRF	%RSD	#	MAX %RSD	R^2 OR COD	#	MIN R^2 OR COD
	LVL 1					B	M1	M2								
PCB-1262 Peak 1	0.0361				Ave		0.0361						20.0			0.9900
PCB-1262 Peak 2	0.0618				Ave		0.0618						20.0			0.9900
PCB-1262 Peak 3	0.1435				Ave		0.1435						20.0			0.9900
PCB-1262 Peak 4	0.0448				Ave		0.0448						20.0			0.9900
PCB-1262 Peak 5	0.0637				Ave		0.0637						20.0			0.9900
PCB-1262 Peak 6	0.0219				Ave		0.0219						20.0			0.9900
PCB-1262 Peak 7	0.0474				Ave		0.0474						20.0			0.9900
PCB-1262 Peak 8	0.0181				Ave		0.0181						20.0			0.9900

Note: The m1 coefficient is the same as Ave RRF for an Ave curve type.

FORM VI
 PCBS BY INTERNAL STANDARD - INITIAL CALIBRATION DATA
 RESPONSE AND CONCENTRATION

Lab Name: TestAmerica Edison Job No.: 460-118423-1 Analy Batch No.: 367709

SDG No.: _____

Instrument ID: CPESTGC9 GC Column: CLP-1 ID: 0.53 (mm) Heated Purge: (Y/N) N

Calibration Start Date: 05/12/2016 14:11 Calibration End Date: 05/12/2016 14:11 Calibration ID: 55731

Calibration Files:

LEVEL:	LAB SAMPLE ID:	LAB FILE ID:
Level 1	IC 460-367709/13	9F001891.D

ANALYTE	IS REF	CURVE TYPE	RESPONSE					CONCENTRATION (UG/L)					
			LVL 1						LVL 1				
PCB-1262 Peak 1	BNB	Ave	6162878						1000				
PCB-1262 Peak 2	BNB	Ave	10545861						1000				
PCB-1262 Peak 3	BNB	Ave	24485796						1000				
PCB-1262 Peak 4	BNB	Ave	7636060						1000				
PCB-1262 Peak 5	BNB	Ave	10862935						1000				
PCB-1262 Peak 6	BNB	Ave	3738716						1000				
PCB-1262 Peak 7	BNB	Ave	8093884						1000				
PCB-1262 Peak 8	BNB	Ave	3080980						1000				

Curve Type Legend:

Ave = Average ISTD

TestAmerica Edison
Target Compound Quantitation Report

Data File: \\ChromNA\Edison\ChromData\CPESTGC9\20160512-40924.b\9F001891.D
 Lims ID: IC 1262
 Client ID:
 Sample Type: IC Calib Level: 3
 Inject. Date: 12-May-2016 14:11:26 ALS Bottle#: 13 Worklist Smp#: 13
 Injection Vol: 1.0 ul Dil. Factor: 1.0000
 Sample Info: 460-0040924-013
 Operator ID: Instrument ID: CPESTGC9
 Sublist: chrom-8082-ISTD*sub7
 Method: \\ChromNA\Edison\ChromData\CPESTGC9\20160512-40924.b\8082-ISTD.m
 Limit Group: GC 8082A PCB ISTD
 Last Update: 12-May-2016 15:22:35 Calib Date: 12-May-2016 14:29:29
 Integrator: Falcon
 Quant Method: Internal Standard Quant By: Initial Calibration
 Last ICal File: \\ChromNA\Edison\ChromData\CPESTGC9\20160512-40924.b\9F001892.D
 Column 1 : Det: GC ECD1A
 Column 2 : Det: GC ECD2B
 Process Host: XAWRK004

First Level Reviewer: patelji Date: 12-May-2016 14:27:50

Col	RT (min.)	Exp RT (min.)	Dlt RT (min.)	Response	Cal Amt ug/l	OnCol Amt ug/l	Flags
-----	-----------	---------------	---------------	----------	--------------	----------------	-------

* 13 1-Bromo-2-nitrobenzene

1	1.624	1.624	0.000	3392790	20.0	20.0	
2	1.410	1.410	0.000	3412529	20.0	20.0	

RPD = 0.00

9 PCB-1262

1	6.841	6.841	0.000	6831300	1000.0	1000.0	a
1	7.213	7.213	0.000	7877614	1000.0	1000.0	a
1	8.109	8.109	0.000	11119292	1000.0	1000.0	M
1	8.542	8.542	0.000	8746872	1000.0	1000.0	a
1	8.848	8.848	0.000	16514569	1000.0	1000.0	M
1	9.579	9.579	0.000	2859801	1000.0	1000.0	M
1	9.717	9.717	0.000	6452627	1000.0	1000.0	M
1	9.970	9.970	0.000	2520808	1000.0	1000.0	a
Average of Peak Amounts =						1000.0	
2	5.470	5.470	0.000	6162878	1000.0	1000.0	a
2	6.754	6.754	0.000	10545861	1000.0	1000.0	M
2	7.287	7.287	0.000	24485796	1000.0	1000.0	M
2	7.826	7.826	0.000	7636060	1000.0	1000.0	a
2	8.012	8.012	0.000	10862935	1000.0	1000.0	M
2	8.433	8.433	0.000	3738716	1000.0	1000.0	M
2	8.752	8.752	0.000	8093884	1000.0	1000.0	a
2	9.042	9.042	0.000	3080980	1000.0	1000.0	a

Average of Peak Amounts = 1000.0

RPD = 0.00

QC Flag Legend

Review Flags

M - Manually Integrated

Reagents:

SG1262L3_00023

Amount Added: 1.00

Units: mL

SGPCBISTD_00006

Amount Added: 20.00

Units: uL

Run Reagent

TestAmerica Edison

Data File: \\ChromNA\Edison\ChromData\CPESTGC9\20160512-40924.b\9F001891.D

Injection Date: 12-May-2016 14:11:26

Instrument ID: CPESTGC9

Operator ID:

Lims ID: IC 1262

Worklist Smp#: 13

Client ID:

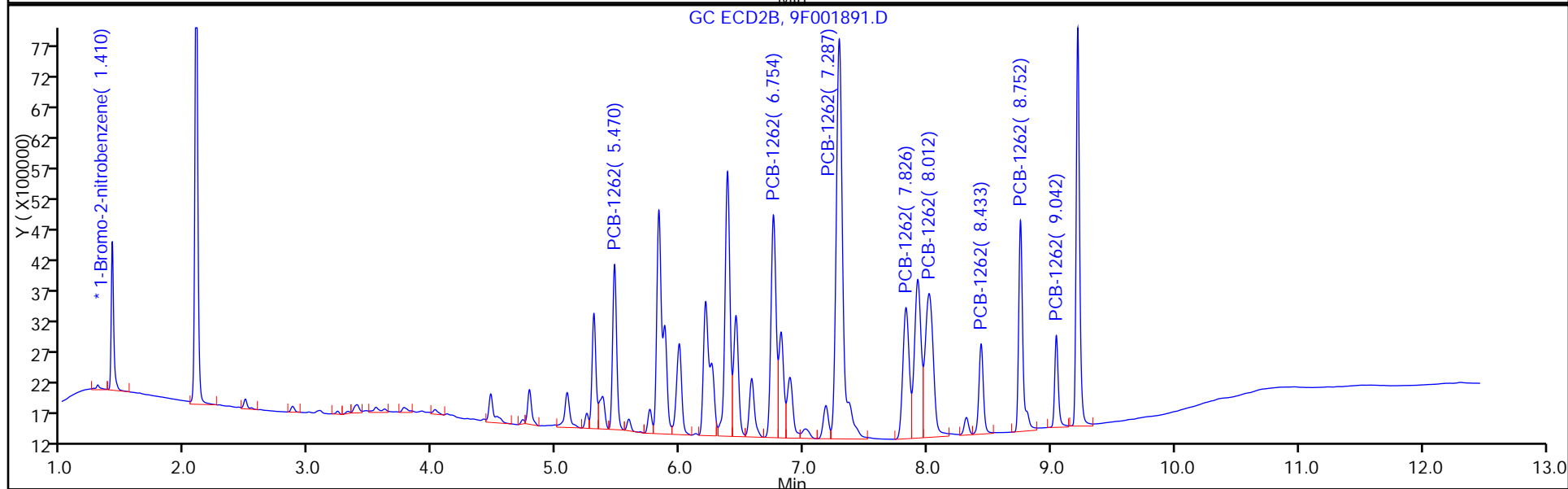
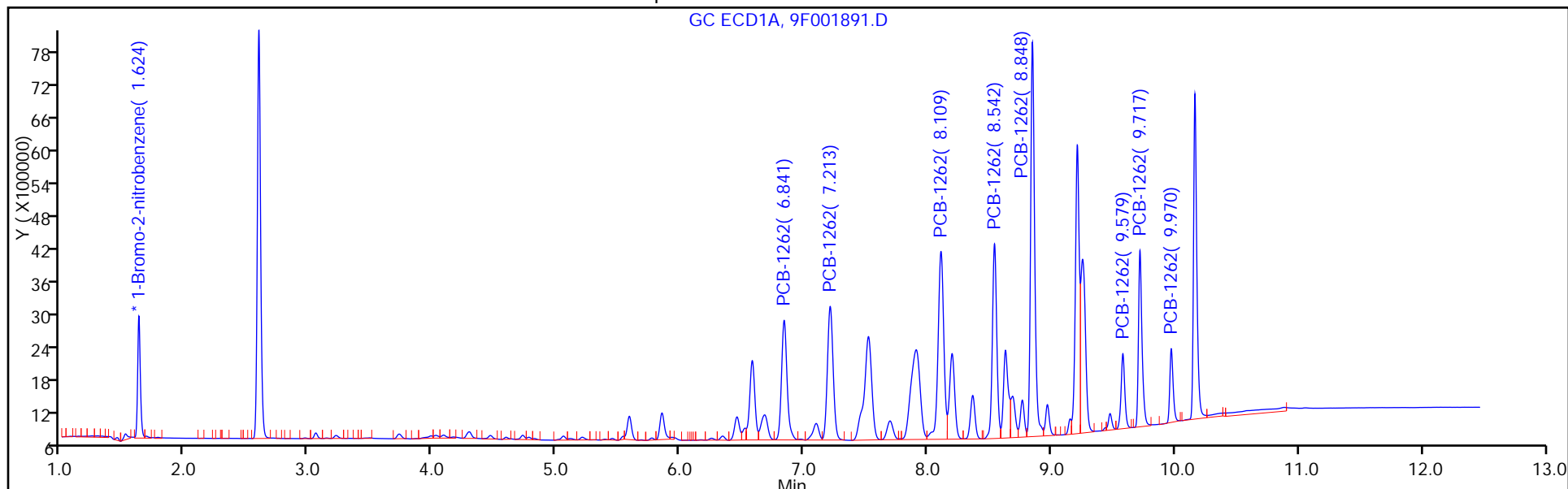
Injection Vol: 1.0 ul

Dil. Factor: 1.0000

ALS Bottle#: 13

Method: 8082-ISTD

Limit Group: GC 8082A PCB ISTD



FORM VI
PCBS BY INTERNAL STANDARD - INITIAL CALIBRATION DATA
CURVE EVALUATION

Lab Name: TestAmerica Edison Job No.: 460-118423-1 Analy Batch No.: 367709

SDG No.: _____

Instrument ID: CPESTGC9 GC Column: CLP-2 ID: 0.53 (mm) Heated Purge: (Y/N) N

Calibration Start Date: 05/12/2016 14:29 Calibration End Date: 05/12/2016 14:29 Calibration ID: 55736

Calibration Files:

LEVEL:	LAB SAMPLE ID:	LAB FILE ID:
Level 1	IC 460-367709/14	9F001892.D

ANALYTE	RRF				CURVE TYPE	COEFFICIENT			#	MIN RRF	%RSD	#	MAX %RSD	R^2 OR COD	#	MIN R^2 OR COD
	LVL 1					B	M1	M2								
PCB-1268 Peak 1	0.0236				Ave		0.0236						20.0			0.9900
PCB-1268 Peak 2	0.0281				Ave		0.0281						20.0			0.9900
PCB-1268 Peak 3	0.0880				Ave		0.0880						20.0			0.9900
PCB-1268 Peak 4	0.1037				Ave		0.1037						20.0			0.9900
PCB-1268 Peak 5	0.0772				Ave		0.0772						20.0			0.9900
PCB-1268 Peak 6	0.0250				Ave		0.0250						20.0			0.9900
PCB-1268 Peak 7	0.0350				Ave		0.0350						20.0			0.9900
PCB-1268 Peak 8	0.2093				Ave		0.2093						20.0			0.9900

Note: The m1 coefficient is the same as Ave RRF for an Ave curve type.

FORM VI
PCBS BY INTERNAL STANDARD - INITIAL CALIBRATION DATA
RESPONSE AND CONCENTRATION

Lab Name: TestAmerica Edison Job No.: 460-118423-1 Analy Batch No.: 367709

SDG No.: _____

Instrument ID: CPESTGC9 GC Column: CLP-2 ID: 0.53 (mm) Heated Purge: (Y/N) N

Calibration Start Date: 05/12/2016 14:29 Calibration End Date: 05/12/2016 14:29 Calibration ID: 55736

Calibration Files:

LEVEL:	LAB SAMPLE ID:	LAB FILE ID:
Level 1	IC 460-367709/14	9F001892.D

ANALYTE	IS REF	CURVE TYPE	RESPONSE					CONCENTRATION (UG/L)					
			LVL 1						LVL 1				
PCB-1268 Peak 1	BNB	Ave	4012068						1000				
PCB-1268 Peak 2	BNB	Ave	4772449						1000				
PCB-1268 Peak 3	BNB	Ave	14960284						1000				
PCB-1268 Peak 4	BNB	Ave	17619446						1000				
PCB-1268 Peak 5	BNB	Ave	13114972						1000				
PCB-1268 Peak 6	BNB	Ave	4250884						1000				
PCB-1268 Peak 7	BNB	Ave	5954381						1000				
PCB-1268 Peak 8	BNB	Ave	35567927						1000				

Curve Type Legend:

Ave = Average ISTD

TestAmerica Edison
Target Compound Quantitation Report

Data File: \\ChromNA\Edison\ChromData\CPESTGC9\20160512-40924.b\9F001892.D
 Lims ID: IC 1268
 Client ID:
 Sample Type: IC Calib Level: 3
 Inject. Date: 12-May-2016 14:29:29 ALS Bottle#: 14 Worklist Smp#: 14
 Injection Vol: 1.0 ul Dil. Factor: 1.0000
 Sample Info: 460-0040924-014
 Operator ID: Instrument ID: CPESTGC9
 Sublist: chrom-8082-ISTD*sub8
 Method: \\ChromNA\Edison\ChromData\CPESTGC9\20160512-40924.b\8082-ISTD.m
 Limit Group: GC 8082A PCB ISTD
 Last Update: 12-May-2016 15:22:41 Calib Date: 12-May-2016 14:29:29
 Integrator: Falcon
 Quant Method: Internal Standard Quant By: Initial Calibration
 Last ICal File: \\ChromNA\Edison\ChromData\CPESTGC9\20160512-40924.b\9F001892.D
 Column 1 : Det: GC ECD1A
 Column 2 : Det: GC ECD2B
 Process Host: XAWRK004

First Level Reviewer: patelji Date: 12-May-2016 14:55:54

Col	RT (min.)	Exp RT (min.)	Dlt RT (min.)	Response	Cal Amt ug/l	OnCol Amt ug/l	Flags
-----	-----------	---------------	---------------	----------	--------------	----------------	-------

* 13 1-Bromo-2-nitrobenzene

1	1.624	1.624	0.000	3399016	20.0	20.0	
2	1.410	1.410	0.000	3598741	20.0	20.0	

RPD = 0.00

10 PCB-1268

1	8.109	8.109	0.000	4012068	1000.0	1000.0	M
1	8.544	8.544	0.000	4772449	1000.0	1000.0	M
1	9.206	9.206	0.000	14960284	1000.0	1000.0	M
1	9.247	9.247	0.000	17619446	1000.0	1000.0	M
1	9.471	9.471	0.000	13114972	1000.0	1000.0	M
1	9.555	9.555	0.000	4250884	1000.0	1000.0	M
1	9.712	9.712	0.000	5954381	1000.0	1000.0	a
1	9.964	9.964	0.000	35567927	1000.0	1000.0	M

Average of Peak Amounts = 1000.0

2	6.750	6.750	0.000	6241548	1000.0	1000.0	M
2	7.281	7.281	0.000	3938427	1000.0	1000.0	a
2	7.921	7.921	0.000	23391935	1000.0	1000.0	a
2	8.003	8.003	0.000	23615222	1000.0	1000.0	a
2	8.313	8.313	0.000	17724210	1000.0	1000.0	M
2	8.426	8.426	0.000	5690182	1000.0	1000.0	M
2	8.751	8.751	0.000	7976826	1000.0	1000.0	M
2	9.038	9.038	0.000	42067017	1000.0	1000.0	a

Average of Peak Amounts = 1000.0

RPD = 0.00

QC Flag Legend

Review Flags

M - Manually Integrated

Reagents:

SG1268L3_00024

Amount Added: 1.00

Units: mL

SGPCBISTD_00006

Amount Added: 20.00

Units: uL

Run Reagent

TestAmerica Edison

Data File: \\ChromNA\Edison\ChromData\CPESTGC9\20160512-40924.b\9F001892.D

Injection Date: 12-May-2016 14:29:29

Instrument ID: CPESTGC9

Operator ID:

Lims ID: IC 1268

Worklist Smp#: 14

Client ID:

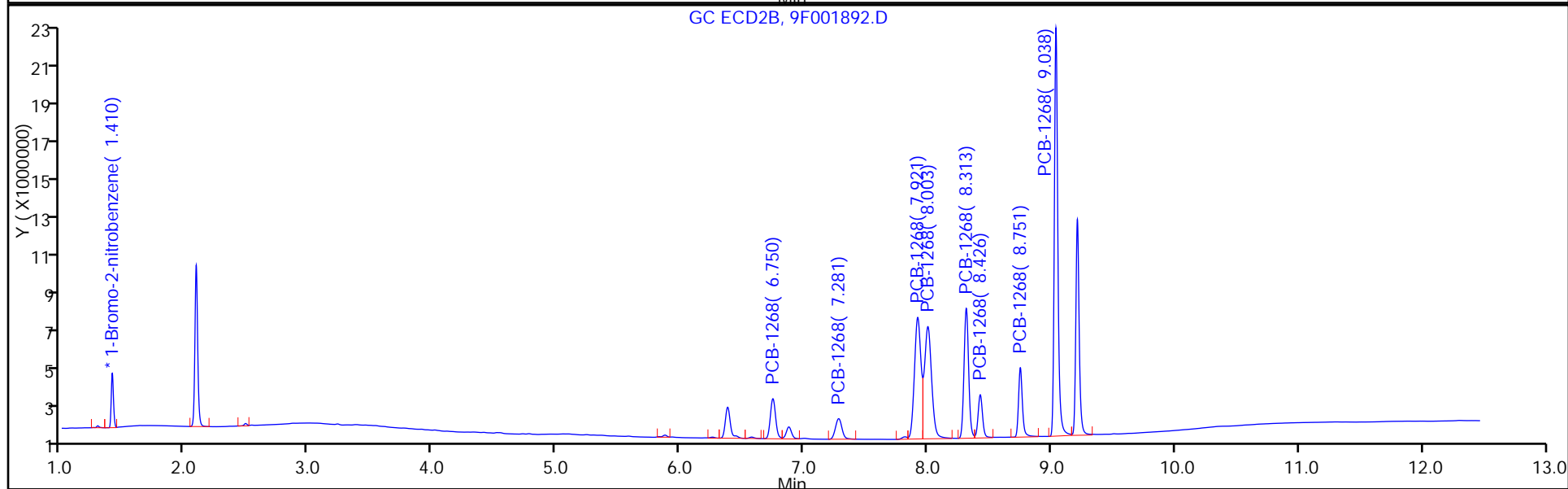
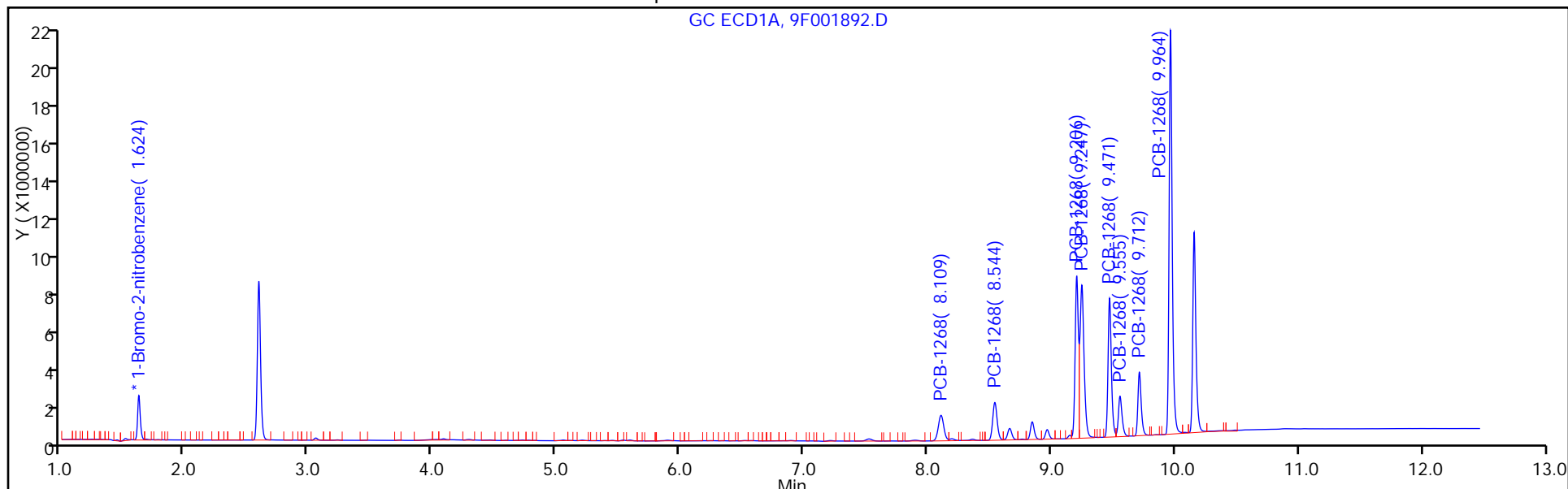
Injection Vol: 1.0 ul

Dil. Factor: 1.0000

ALS Bottle#: 14

Method: 8082-ISTD

Limit Group: GC 8082A PCB ISTD



FORM VI
PCBS BY INTERNAL STANDARD - INITIAL CALIBRATION DATA
CURVE EVALUATION

Lab Name: TestAmerica Edison Job No.: 460-118423-1 Analy Batch No.: 367709

SDG No.: _____

Instrument ID: CPESTGC9 GC Column: CLP-1 ID: 0.53 (mm) Heated Purge: (Y/N) N

Calibration Start Date: 05/12/2016 14:29 Calibration End Date: 05/12/2016 14:29 Calibration ID: 55737

Calibration Files:

LEVEL:	LAB SAMPLE ID:	LAB FILE ID:
Level 1	IC 460-367709/14	9F001892.D

ANALYTE	RRF				CURVE TYPE	COEFFICIENT			#	MIN RRF	%RSD	#	MAX %RSD	R^2 OR COD	#	MIN R^2 OR COD
	LVL 1					B	M1	M2								
PCB-1268 Peak 1	0.0347				Ave		0.0347						20.0			0.9900
PCB-1268 Peak 2	0.0219				Ave		0.0219						20.0			0.9900
PCB-1268 Peak 3	0.1300				Ave		0.1300						20.0			0.9900
PCB-1268 Peak 4	0.1312				Ave		0.1312						20.0			0.9900
PCB-1268 Peak 5	0.0985				Ave		0.0985						20.0			0.9900
PCB-1268 Peak 6	0.0316				Ave		0.0316						20.0			0.9900
PCB-1268 Peak 7	0.0443				Ave		0.0443						20.0			0.9900
PCB-1268 Peak 8	0.2338				Ave		0.2338						20.0			0.9900

Note: The m1 coefficient is the same as Ave RRF for an Ave curve type.

FORM VI
PCBS BY INTERNAL STANDARD - INITIAL CALIBRATION DATA
RESPONSE AND CONCENTRATION

Lab Name: TestAmerica Edison Job No.: 460-118423-1 Analy Batch No.: 367709

SDG No.: _____

Instrument ID: CPESTGC9 GC Column: CLP-1 ID: 0.53 (mm) Heated Purge: (Y/N) N

Calibration Start Date: 05/12/2016 14:29 Calibration End Date: 05/12/2016 14:29 Calibration ID: 55737

Calibration Files:

LEVEL:	LAB SAMPLE ID:	LAB FILE ID:
Level 1	IC 460-367709/14	9F001892.D

ANALYTE	IS REF	CURVE TYPE	RESPONSE					CONCENTRATION (UG/L)					
			LVL 1						LVL 1				
PCB-1268 Peak 1	BNB	Ave	6241548						1000				
PCB-1268 Peak 2	BNB	Ave	3938427						1000				
PCB-1268 Peak 3	BNB	Ave	23391935						1000				
PCB-1268 Peak 4	BNB	Ave	23615222						1000				
PCB-1268 Peak 5	BNB	Ave	17724210						1000				
PCB-1268 Peak 6	BNB	Ave	5690182						1000				
PCB-1268 Peak 7	BNB	Ave	7976826						1000				
PCB-1268 Peak 8	BNB	Ave	42067017						1000				

Curve Type Legend:

Ave = Average ISTD

TestAmerica Edison
Target Compound Quantitation Report

Data File: \\ChromNA\Edison\ChromData\CPESTGC9\20160512-40924.b\9F001892.D
 Lims ID: IC 1268
 Client ID:
 Sample Type: IC Calib Level: 3
 Inject. Date: 12-May-2016 14:29:29 ALS Bottle#: 14 Worklist Smp#: 14
 Injection Vol: 1.0 ul Dil. Factor: 1.0000
 Sample Info: 460-0040924-014
 Operator ID: Instrument ID: CPESTGC9
 Sublist: chrom-8082-ISTD*sub8
 Method: \\ChromNA\Edison\ChromData\CPESTGC9\20160512-40924.b\8082-ISTD.m
 Limit Group: GC 8082A PCB ISTD
 Last Update: 12-May-2016 15:22:41 Calib Date: 12-May-2016 14:29:29
 Integrator: Falcon
 Quant Method: Internal Standard Quant By: Initial Calibration
 Last ICal File: \\ChromNA\Edison\ChromData\CPESTGC9\20160512-40924.b\9F001892.D
 Column 1 : Det: GC ECD1A
 Column 2 : Det: GC ECD2B
 Process Host: XAWRK004

First Level Reviewer: patelji Date: 12-May-2016 14:55:54

Col	RT (min.)	Exp RT (min.)	Dlt RT (min.)	Response	Cal Amt ug/l	OnCol Amt ug/l	Flags
-----	-----------	---------------	---------------	----------	--------------	----------------	-------

* 13 1-Bromo-2-nitrobenzene

1	1.624	1.624	0.000	3399016	20.0	20.0	
2	1.410	1.410	0.000	3598741	20.0	20.0	

RPD = 0.00

10 PCB-1268

1	8.109	8.109	0.000	4012068	1000.0	1000.0	M
1	8.544	8.544	0.000	4772449	1000.0	1000.0	M
1	9.206	9.206	0.000	14960284	1000.0	1000.0	M
1	9.247	9.247	0.000	17619446	1000.0	1000.0	M
1	9.471	9.471	0.000	13114972	1000.0	1000.0	M
1	9.555	9.555	0.000	4250884	1000.0	1000.0	M
1	9.712	9.712	0.000	5954381	1000.0	1000.0	a
1	9.964	9.964	0.000	35567927	1000.0	1000.0	M

Average of Peak Amounts = 1000.0

2	6.750	6.750	0.000	6241548	1000.0	1000.0	M
2	7.281	7.281	0.000	3938427	1000.0	1000.0	a
2	7.921	7.921	0.000	23391935	1000.0	1000.0	a
2	8.003	8.003	0.000	23615222	1000.0	1000.0	a
2	8.313	8.313	0.000	17724210	1000.0	1000.0	M
2	8.426	8.426	0.000	5690182	1000.0	1000.0	M
2	8.751	8.751	0.000	7976826	1000.0	1000.0	M
2	9.038	9.038	0.000	42067017	1000.0	1000.0	a

Average of Peak Amounts = 1000.0

RPD = 0.00

QC Flag Legend

Review Flags

M - Manually Integrated

Reagents:

SG1268L3_00024

Amount Added: 1.00

Units: mL

SGPCBISTD_00006

Amount Added: 20.00

Units: uL

Run Reagent

TestAmerica Edison

Data File: \\ChromNA\Edison\ChromData\CPESTGC9\20160512-40924.b\9F001892.D

Injection Date: 12-May-2016 14:29:29

Instrument ID: CPESTGC9

Operator ID:

Lims ID: IC 1268

Worklist Smp#: 14

Client ID:

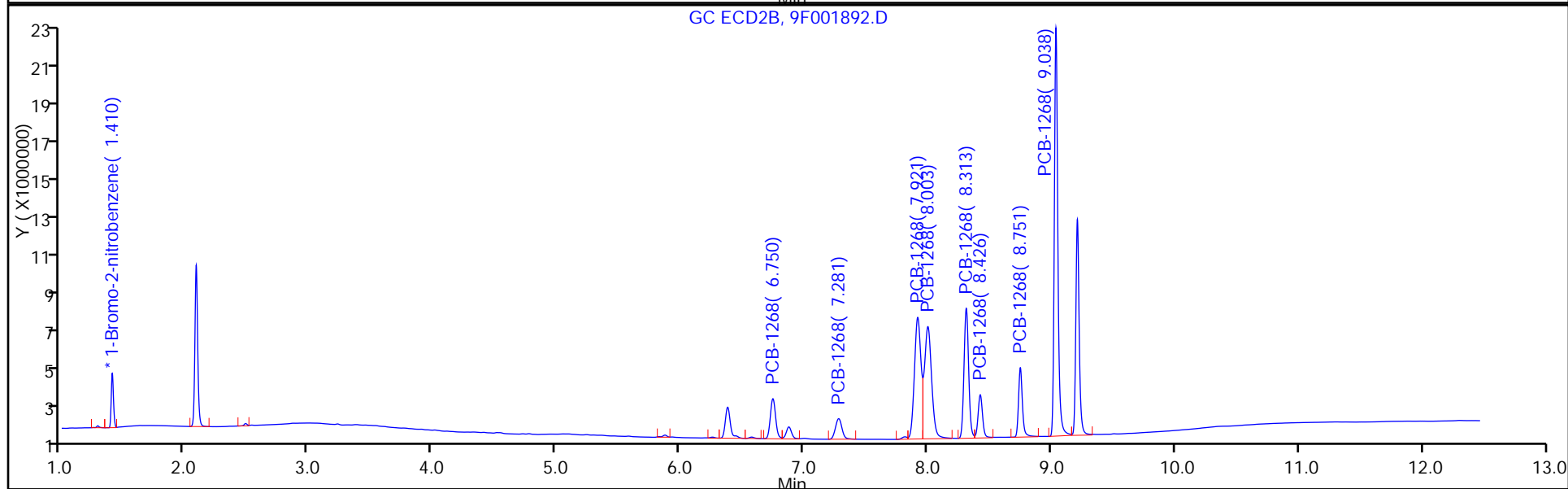
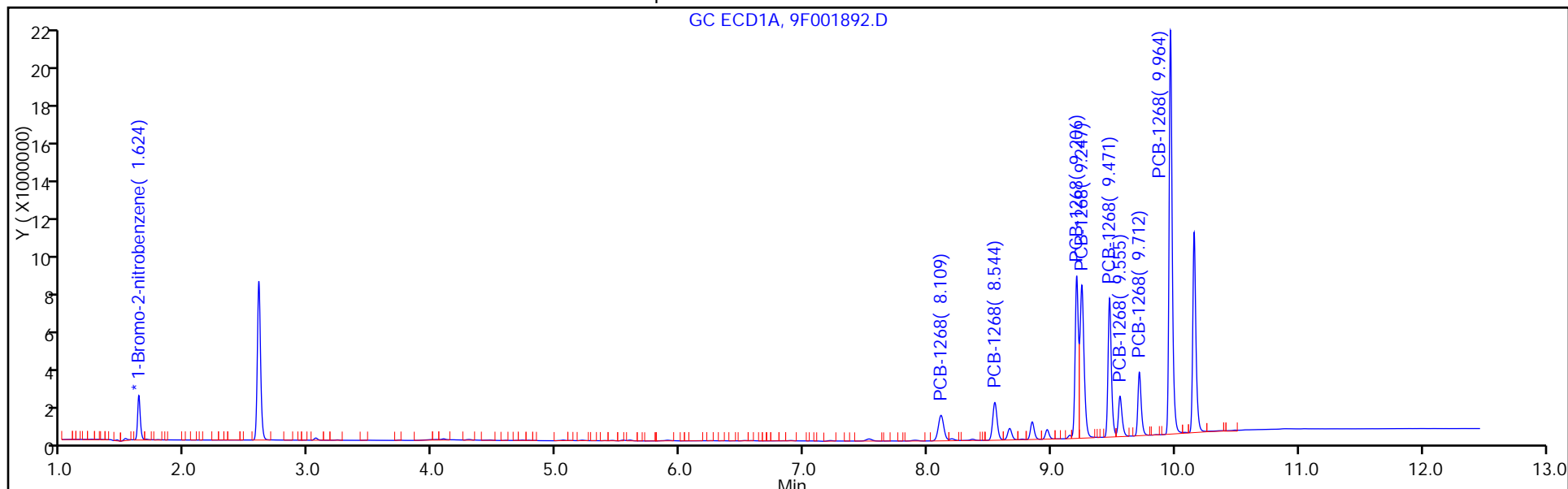
Injection Vol: 1.0 ul

Dil. Factor: 1.0000

ALS Bottle#: 14

Method: 8082-ISTD

Limit Group: GC 8082A PCB ISTD



FORM VII
PCBS CONTINUING CALIBRATION DATA

Lab Name: TestAmerica Edison Job No.: 460-118423-1
 SDG No.: _____
 Lab Sample ID: ICV 460-374290/7 Calibration Date: 06/17/2016 18:02
 Instrument ID: CPESTGC11 Calib Start Date: 06/17/2016 16:49
 GC Column: CLP-2 ID: 0.53 (mm) Calib End Date: 06/17/2016 17:47
 Lab File ID: T1329662.D Conc. Units: ug/L

ANALYTE	CURVE TYPE	AVE RRF	RRF	MIN RRF	CALC AMOUNT	SPIKE AMOUNT	%D	MAX %D
PCB-1016 Peak 1	Ave	0.0164	0.0162		986	1000	-1.4	20.0
PCB-1016 Peak 2	Ave	0.0323	0.0346		1070	1000	6.9	20.0
PCB-1016 Peak 3	Ave	0.0141	0.0137		974	1000	-2.6	20.0
PCB-1016 Peak 4	Ave	0.0660	0.0695		1050	1000	5.3	20.0
PCB-1016 Peak 5	Ave	0.0278	0.0288		1040	1000	3.6	20.0
PCB-1016 Peak 6	Ave	0.0143	0.0155		1080	1000	8.4	20.0
PCB-1016 Peak 7	Ave	0.0222	0.0228		1020	1000	2.4	20.0
PCB-1016 Peak 8	Ave	0.0246	0.0226		919	1000	-8.1	20.0
PCB-1260 Peak 1	Ave	0.0211	0.0206		974	1000	-2.6	20.0
PCB-1260 Peak 2	Ave	0.0445	0.0467		1050	1000	5.0	20.0
PCB-1260 Peak 3	Ave	0.0520	0.0533		1030	1000	2.5	20.0
PCB-1260 Peak 4	Ave	0.0418	0.0377		901	1000	-9.9	20.0
PCB-1260 Peak 5	Ave	0.0461	0.0443		961	1000	-3.9	20.0
PCB-1260 Peak 6	Ave	0.0968	0.0912		943	1000	-5.7	20.0
PCB-1260 Peak 7	Ave	0.0725	0.0695		959	1000	-4.1	20.0
PCB-1260 Peak 8	Ave	0.0268	0.0231		861	1000	-13.9	20.0

FORM VII
PCBS CONTINUING CALIBRATION RETENTION TIME SUMMARY

Lab Name: TestAmerica Edison Job No.: 460-118423-1
 SDG No.: _____
 Lab Sample ID: ICV 460-374290/7 Calibration Date: 06/17/2016 18:02
 Instrument ID: CPESTGC11 Calib Start Date: 06/17/2016 16:49
 GC Column: CLP-2 ID: 0.53 (mm) Calib End Date: 06/17/2016 17:47
 Lab File ID: T1329662.D

Analyte	RT	RT WINDOW	
		FROM	TO
PCB-1016 Peak 1	3.00	2.97	3.03
PCB-1016 Peak 2	3.47	3.44	3.50
PCB-1016 Peak 3	3.74	3.71	3.77
PCB-1016 Peak 4	3.99	3.96	4.02
PCB-1016 Peak 5	4.14	4.11	4.17
PCB-1016 Peak 6	4.38	4.35	4.41
PCB-1016 Peak 7	4.68	4.65	4.71
PCB-1016 Peak 8	4.82	4.79	4.85
PCB-1260 Peak 1	6.00	5.97	6.03
PCB-1260 Peak 2	6.21	6.18	6.24
PCB-1260 Peak 3	6.52	6.49	6.55
PCB-1260 Peak 4	7.23	7.20	7.26
PCB-1260 Peak 5	7.73	7.71	7.77
PCB-1260 Peak 6	8.23	8.20	8.26
PCB-1260 Peak 7	8.96	8.93	8.99
PCB-1260 Peak 8	9.98	9.95	10.01

TestAmerica Edison
Target Compound Quantitation Report

Data File: \\ChromNA\Edison\ChromData\CPESTGC11\20160617-42300.b\T1329662.D
 Lims ID: ICV
 Client ID:
 Sample Type: ICV
 Inject. Date: 17-Jun-2016 18:02:22 ALS Bottle#: 8 Worklist Smp#: 7
 Injection Vol: 1.0 ul Dil. Factor: 1.0000
 Sample Info: 460-0042300-007
 Operator ID: Instrument ID: CPESTGC11
 Sublist:

Method: \\ChromNA\Edison\ChromData\CPESTGC11\20160617-42300.b\8082 ISTD.m
 Limit Group: GC 8082A PCB ISTD
 Last Update: 19-Jun-2016 09:11:24 Calib Date: 17-Jun-2016 19:43:54
 Integrator: Falcon
 Quant Method: Internal Standard Quant By: Initial Calibration
 Last ICal File: \\ChromNA\Edison\ChromData\CPESTGC11\20160617-42300.b\T1329669.D

Column 1 : Det: GC ECD1A
 Column 2 : Det: GC ECD2B
 Process Host: XAWRK008

First Level Reviewer: patelji Date: 19-Jun-2016 07:15:51

Col	RT (min.)	Exp RT (min.)	Dlt RT (min.)	Response	Cal Amt ug/l	OnCol Amt ug/l	Flags
-----	-----------	---------------	---------------	----------	--------------	----------------	-------

* 13 1-Bromo-2-nitrobenzene M
 1 1.534 1.534 0.000 47837155 20.0 20.0
 2 1.367 1.367 0.000 41401410 20.0 20.0 M

RPD = 0.00

5 PCB-1016 M

1 2.997 2.998 -0.001 38768946 1000.0 985.8
 1 3.466 3.465 0.001 82720292 1000.0 1069.2
 1 3.739 3.738 0.001 32806436 1000.0 973.8
 1 3.985 3.985 0.000 166195021 1000.0 1052.7
 1 4.142 4.142 0.000 68964876 1000.0 1036.2
 1 4.384 4.384 0.000 37080461 1000.0 1083.7
 1 4.683 4.684 -0.001 54434962 1000.0 1024.4
 1 4.821 4.822 -0.001 53992949 1000.0 918.8

Average of Peak Amounts = 1018.1

2 2.360 2.360 0.000 33815992 1000.0 984.4
 2 2.717 2.718 -0.001 74744319 1000.0 1114.0
 2 2.920 2.921 -0.001 49986897 1000.0 1115.9
 2 3.195 3.194 0.001 166914488 1000.0 1119.6
 2 3.333 3.333 0.000 69786287 1000.0 1133.2
 2 3.397 3.397 0.000 41293237 1000.0 1085.7
 2 3.770 3.770 0.000 67501609 1000.0 1081.3
 2 3.860 3.860 0.000 36349734 1000.0 1043.4 M

Average of Peak Amounts = 1084.7

RPD = 6.34

Col	RT (min.)	Exp RT (min.)	Dlt RT (min.)	Response	Cal Amt ug/l	OnCol Amt ug/l	Flags
-----	-----------	---------------	---------------	----------	--------------	----------------	-------

8 PCB-1260							M
1	5.996	5.996	0.000	49256236	1000.0	973.7	
1	6.210	6.211	-0.001	111683003	1000.0	1049.8	
1	6.521	6.521	0.000	127496396	1000.0	1025.5	
1	7.225	7.228	-0.003	90112541	1000.0	901.3	
1	7.734	7.735	-0.001	105956793	1000.0	961.2	
1	8.228	8.230	-0.002	218179687	1000.0	942.6	
1	8.963	8.960	0.003	166147295	1000.0	958.6	
1	9.978	9.979	-0.001	55212855	1000.0	860.9	
Average of Peak Amounts =						959.2	
2	5.090	5.091	-0.001	96592775	1000.0	1075.2	M
2	5.708	5.708	0.000	177512496	1000.0	1143.9	M
2	5.855	5.855	0.000	85359198	1000.0	902.3	M
2	6.163	6.162	0.001	92577897	1000.0	963.7	M
2	6.600	6.600	0.000	207530422	1000.0	974.6	M
2	7.018	7.019	-0.001	116967266	1000.0	1067.1	
2	7.161	7.160	0.001	54307419	1000.0	869.1	
2	8.120	8.119	0.001	55167402	1000.0	897.0	
Average of Peak Amounts =						986.6	
RPD = 2.82							

QC Flag Legend

Review Flags

M - Manually Integrated

Reagents:

SGPCBICV_00018	Amount Added: 1.00	Units: mL	
SGPCBISTD_00006	Amount Added: 20.00	Units: uL	Run Reagent

TestAmerica Edison

Data File: \\ChromNA\Edison\ChromData\CPESTGC11\20160617-42300.b\T1329662.D

Injection Date: 17-Jun-2016 18:02:22

Instrument ID: CPESTGC11

Operator ID:

Lims ID: ICV

Worklist Smp#: 7

Client ID:

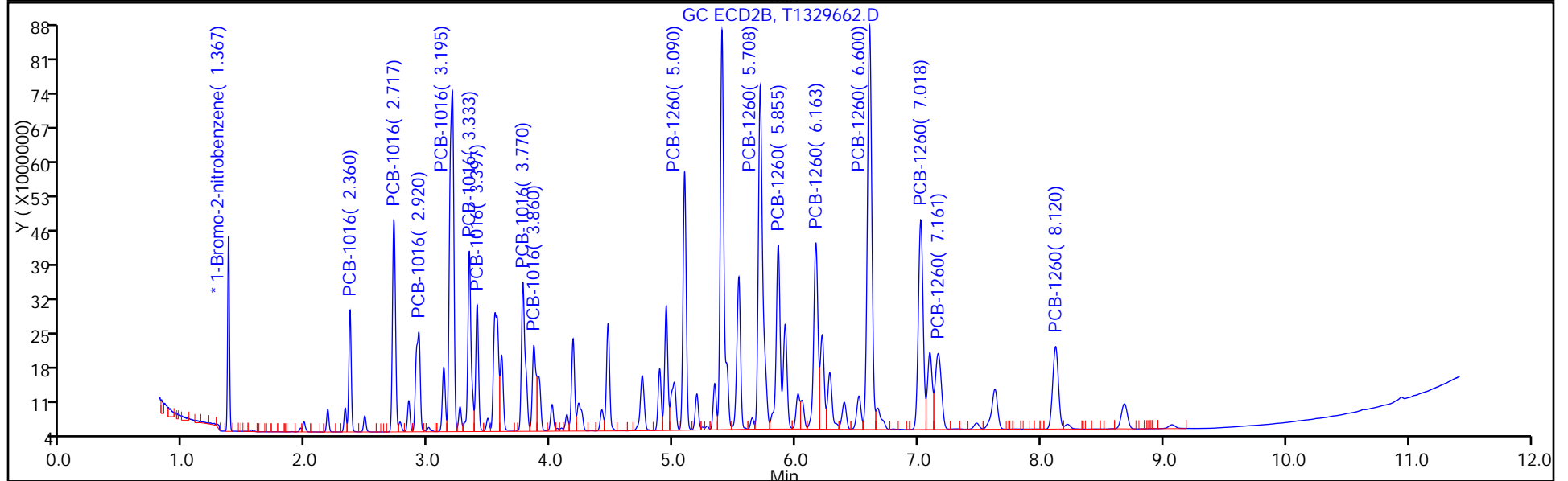
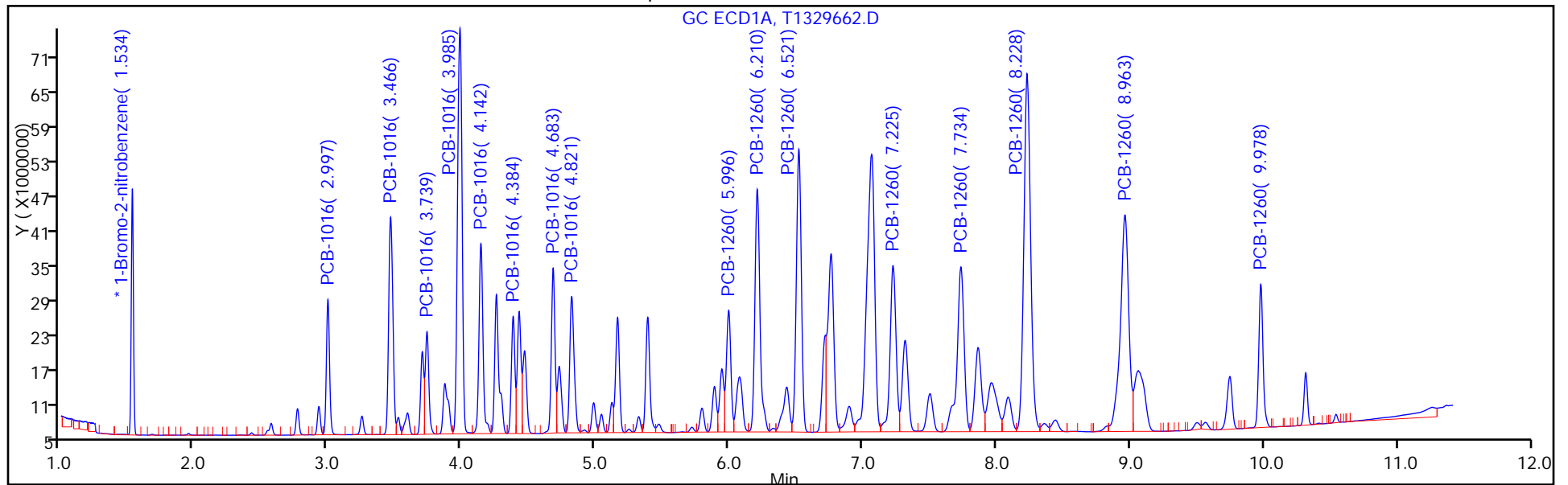
Injection Vol: 1.0 ul

Dil. Factor: 1.0000

ALS Bottle#: 8

Method: 8082 ISTD

Limit Group: GC 8082A PCB ISTD



FORM VII
PCBS CONTINUING CALIBRATION DATA

Lab Name: TestAmerica Edison Job No.: 460-118423-1
 SDG No.: _____
 Lab Sample ID: ICV 460-374290/7 Calibration Date: 06/17/2016 18:02
 Instrument ID: CPESTGC11 Calib Start Date: 06/17/2016 16:49
 GC Column: CLP-1 ID: 0.53 (mm) Calib End Date: 06/17/2016 17:47
 Lab File ID: T1329662.D Conc. Units: ug/L

ANALYTE	CURVE TYPE	AVE RRF	RRF	MIN RRF	CALC AMOUNT	SPIKE AMOUNT	%D	MAX %D
PCB-1016 Peak 1	Ave	0.0166	0.0163		984	1000	-1.6	20.0
PCB-1016 Peak 2	Ave	0.0324	0.0361		1110	1000	11.4	20.0
PCB-1016 Peak 3	Ave	0.0216	0.0242		1120	1000	11.6	20.0
PCB-1016 Peak 4	Ave	0.0720	0.0806		1120	1000	12.0	20.0
PCB-1016 Peak 5	Ave	0.0297	0.0337		1130	1000	13.3	20.0
PCB-1016 Peak 6	Ave	0.0184	0.0200		1090	1000	8.6	20.0
PCB-1016 Peak 7	Ave	0.0302	0.0326		1080	1000	8.1	20.0
PCB-1016 Peak 8	Ave	0.0168	0.0176		1040	1000	4.3	20.0
PCB-1260 Peak 1	Ave	0.0434	0.0467		1080	1000	7.5	20.0
PCB-1260 Peak 2	Ave	0.0750	0.0858		1140	1000	14.4	20.0
PCB-1260 Peak 3	Ave	0.0457	0.0412		902	1000	-9.8	20.0
PCB-1260 Peak 4	Ave	0.0464	0.0447		964	1000	-3.6	20.0
PCB-1260 Peak 5	Ave	0.1029	0.1003		975	1000	-2.5	20.0
PCB-1260 Peak 6	Ave	0.0530	0.0565		1070	1000	6.7	20.0
PCB-1260 Peak 7	Ave	0.0302	0.0262		869	1000	-13.1	20.0
PCB-1260 Peak 8	Ave	0.0297	0.0267		897	1000	-10.3	20.0

FORM VII
PCBS CONTINUING CALIBRATION RETENTION TIME SUMMARY

Lab Name: TestAmerica Edison Job No.: 460-118423-1
 SDG No.: _____
 Lab Sample ID: ICV 460-374290/7 Calibration Date: 06/17/2016 18:02
 Instrument ID: CPESTGC11 Calib Start Date: 06/17/2016 16:49
 GC Column: CLP-1 ID: 0.53 (mm) Calib End Date: 06/17/2016 17:47
 Lab File ID: T1329662.D

Analyte	RT	RT WINDOW	
		FROM	TO
PCB-1016 Peak 1	2.36	2.33	2.39
PCB-1016 Peak 2	2.72	2.69	2.75
PCB-1016 Peak 3	2.92	2.89	2.95
PCB-1016 Peak 4	3.20	3.16	3.22
PCB-1016 Peak 5	3.33	3.30	3.36
PCB-1016 Peak 6	3.40	3.37	3.43
PCB-1016 Peak 7	3.77	3.74	3.80
PCB-1016 Peak 8	3.86	3.83	3.89
PCB-1260 Peak 1	5.09	5.06	5.12
PCB-1260 Peak 2	5.71	5.68	5.74
PCB-1260 Peak 3	5.86	5.83	5.89
PCB-1260 Peak 4	6.16	6.13	6.19
PCB-1260 Peak 5	6.60	6.57	6.63
PCB-1260 Peak 6	7.02	6.99	7.05
PCB-1260 Peak 7	7.16	7.13	7.19
PCB-1260 Peak 8	8.12	8.09	8.15

TestAmerica Edison
Target Compound Quantitation Report

Data File: \\ChromNA\Edison\ChromData\CPESTGC11\20160617-42300.b\T1329662.D
 Lims ID: ICV
 Client ID:
 Sample Type: ICV
 Inject. Date: 17-Jun-2016 18:02:22 ALS Bottle#: 8 Worklist Smp#: 7
 Injection Vol: 1.0 ul Dil. Factor: 1.0000
 Sample Info: 460-0042300-007
 Operator ID: Instrument ID: CPESTGC11
 Sublist:

Method: \\ChromNA\Edison\ChromData\CPESTGC11\20160617-42300.b\8082 ISTD.m
 Limit Group: GC 8082A PCB ISTD
 Last Update: 19-Jun-2016 09:11:24 Calib Date: 17-Jun-2016 19:43:54
 Integrator: Falcon
 Quant Method: Internal Standard Quant By: Initial Calibration
 Last ICal File: \\ChromNA\Edison\ChromData\CPESTGC11\20160617-42300.b\T1329669.D

Column 1 : Det: GC ECD1A
 Column 2 : Det: GC ECD2B
 Process Host: XAWRK008

First Level Reviewer: patelji Date: 19-Jun-2016 07:15:51

Col	RT (min.)	Exp RT (min.)	Dlt RT (min.)	Response	Cal Amt ug/l	OnCol Amt ug/l	Flags
-----	-----------	---------------	---------------	----------	--------------	----------------	-------

* 13 1-Bromo-2-nitrobenzene M
 1 1.534 1.534 0.000 47837155 20.0 20.0
 2 1.367 1.367 0.000 41401410 20.0 20.0 M

RPD = 0.00

5 PCB-1016 M

1 2.997 2.998 -0.001 38768946 1000.0 985.8
 1 3.466 3.465 0.001 82720292 1000.0 1069.2
 1 3.739 3.738 0.001 32806436 1000.0 973.8
 1 3.985 3.985 0.000 166195021 1000.0 1052.7
 1 4.142 4.142 0.000 68964876 1000.0 1036.2
 1 4.384 4.384 0.000 37080461 1000.0 1083.7
 1 4.683 4.684 -0.001 54434962 1000.0 1024.4
 1 4.821 4.822 -0.001 53992949 1000.0 918.8

Average of Peak Amounts = 1018.1

2 2.360 2.360 0.000 33815992 1000.0 984.4
 2 2.717 2.718 -0.001 74744319 1000.0 1114.0
 2 2.920 2.921 -0.001 49986897 1000.0 1115.9
 2 3.195 3.194 0.001 166914488 1000.0 1119.6
 2 3.333 3.333 0.000 69786287 1000.0 1133.2
 2 3.397 3.397 0.000 41293237 1000.0 1085.7
 2 3.770 3.770 0.000 67501609 1000.0 1081.3
 2 3.860 3.860 0.000 36349734 1000.0 1043.4 M

Average of Peak Amounts = 1084.7

RPD = 6.34

Col	RT (min.)	Exp RT (min.)	Dlt RT (min.)	Response	Cal Amt ug/l	OnCol Amt ug/l	Flags
-----	-----------	---------------	---------------	----------	--------------	----------------	-------

8 PCB-1260							M
1	5.996	5.996	0.000	49256236	1000.0	973.7	
1	6.210	6.211	-0.001	111683003	1000.0	1049.8	
1	6.521	6.521	0.000	127496396	1000.0	1025.5	
1	7.225	7.228	-0.003	90112541	1000.0	901.3	
1	7.734	7.735	-0.001	105956793	1000.0	961.2	
1	8.228	8.230	-0.002	218179687	1000.0	942.6	
1	8.963	8.960	0.003	166147295	1000.0	958.6	
1	9.978	9.979	-0.001	55212855	1000.0	860.9	
Average of Peak Amounts =						959.2	
2	5.090	5.091	-0.001	96592775	1000.0	1075.2	M
2	5.708	5.708	0.000	177512496	1000.0	1143.9	M
2	5.855	5.855	0.000	85359198	1000.0	902.3	M
2	6.163	6.162	0.001	92577897	1000.0	963.7	M
2	6.600	6.600	0.000	207530422	1000.0	974.6	M
2	7.018	7.019	-0.001	116967266	1000.0	1067.1	
2	7.161	7.160	0.001	54307419	1000.0	869.1	
2	8.120	8.119	0.001	55167402	1000.0	897.0	
Average of Peak Amounts =						986.6	
RPD = 2.82							

QC Flag Legend

Review Flags

M - Manually Integrated

Reagents:

SGPCBICV_00018	Amount Added: 1.00	Units: mL	
SGPCBISTD_00006	Amount Added: 20.00	Units: uL	Run Reagent

TestAmerica Edison

Data File: \\ChromNA\Edison\ChromData\CPESTGC11\20160617-42300.b\T1329662.D

Injection Date: 17-Jun-2016 18:02:22

Instrument ID: CPESTGC11

Operator ID:

Lims ID: ICV

Worklist Smp#: 7

Client ID:

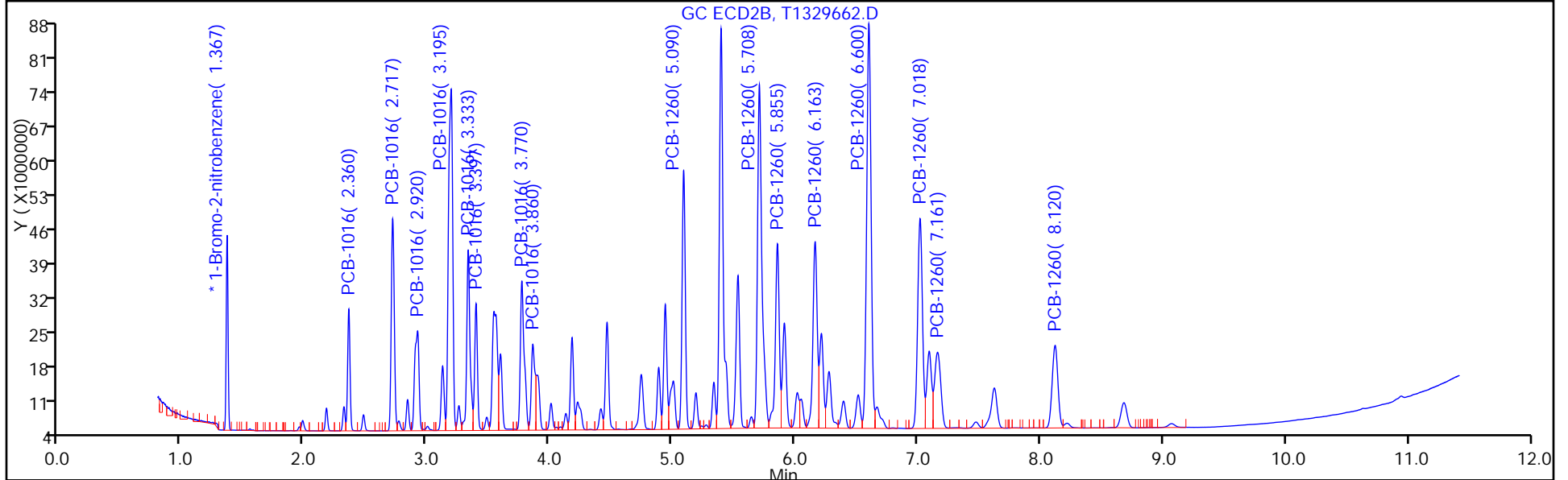
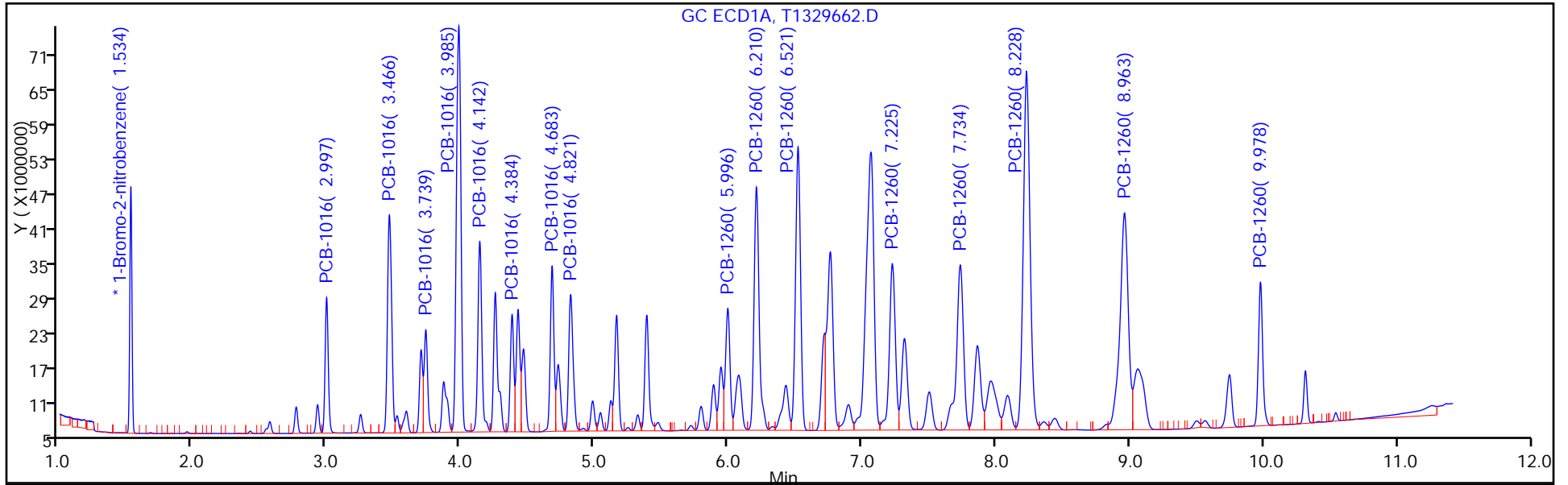
Injection Vol: 1.0 ul

Dil. Factor: 1.0000

ALS Bottle#: 8

Method: 8082 ISTD

Limit Group: GC 8082A PCB ISTD



FORM VII
PCBS CONTINUING CALIBRATION DATA

Lab Name: TestAmerica Edison Job No.: 460-118423-1
 SDG No.: _____
 Lab Sample ID: CCVIS 460-384449/28 Calibration Date: 08/12/2016 14:02
 Instrument ID: CPESTGC11 Calib Start Date: 06/17/2016 16:49
 GC Column: CLP-2 ID: 0.53 (mm) Calib End Date: 06/17/2016 17:47
 Lab File ID: T1331719.D Conc. Units: ug/L

ANALYTE	CURVE TYPE	AVE RRF	RRF	MIN RRF	CALC AMOUNT	SPIKE AMOUNT	%D	MAX %D
PCB-1016 Peak 1	Ave	0.0164	0.0153		929	1000	-7.1	20.0
PCB-1016 Peak 2	Ave	0.0323	0.0304		941	1000	-5.9	20.0
PCB-1016 Peak 3	Ave	0.0141	0.0127		899	1000	-10.1	20.0
PCB-1016 Peak 4	Ave	0.0660	0.0631		956	1000	-4.4	20.0
PCB-1016 Peak 5	Ave	0.0278	0.0264		947	1000	-5.3	20.0
PCB-1016 Peak 6	Ave	0.0143	0.0140		979	1000	-2.1	20.0
PCB-1016 Peak 7	Ave	0.0222	0.0214		961	1000	-3.9	20.0
PCB-1016 Peak 8	Ave	0.0246	0.0240		976	1000	-2.4	20.0
PCB-1260 Peak 1	Ave	0.0211	0.0207		979	1000	-2.1	20.0
PCB-1260 Peak 2	Ave	0.0445	0.0427		960	1000	-4.0	20.0
PCB-1260 Peak 3	Ave	0.0520	0.0488		938	1000	-6.2	20.0
PCB-1260 Peak 4	Ave	0.0418	0.0406		972	1000	-2.8	20.0
PCB-1260 Peak 5	Ave	0.0461	0.0445		966	1000	-3.4	20.0
PCB-1260 Peak 6	Ave	0.0968	0.0936		967	1000	-3.3	20.0
PCB-1260 Peak 7	Ave	0.0725	0.0693		957	1000	-4.3	20.0
PCB-1260 Peak 8	Ave	0.0268	0.0264		984	1000	-1.6	20.0
Tetrachloro-m-xylene	Ave	0.8815	0.8771		99.5	100	-0.5	20.0
DCB Decachlorobiphenyl	Ave	0.7153	0.7063		98.7	100	-1.3	20.0

FORM VII
PCBS CONTINUING CALIBRATION RETENTION TIME SUMMARY

Lab Name: TestAmerica Edison Job No.: 460-118423-1
 SDG No.: _____
 Lab Sample ID: CCVIS 460-384449/28 Calibration Date: 08/12/2016 14:02
 Instrument ID: CPESTGC11 Calib Start Date: 06/17/2016 16:49
 GC Column: CLP-2 ID: 0.53 (mm) Calib End Date: 06/17/2016 17:47
 Lab File ID: T1331719.D

Analyte	RT	RT WINDOW	
		FROM	TO
PCB-1016 Peak 1	2.97	2.95	3.01
PCB-1016 Peak 2	3.44	3.42	3.48
PCB-1016 Peak 3	3.71	3.69	3.75
PCB-1016 Peak 4	3.96	3.94	4.00
PCB-1016 Peak 5	4.11	4.10	4.16
PCB-1016 Peak 6	4.35	4.34	4.40
PCB-1016 Peak 7	4.65	4.63	4.69
PCB-1016 Peak 8	4.79	4.77	4.83
PCB-1260 Peak 1	5.96	5.94	6.00
PCB-1260 Peak 2	6.17	6.16	6.22
PCB-1260 Peak 3	6.48	6.46	6.52
PCB-1260 Peak 4	7.18	7.17	7.23
PCB-1260 Peak 5	7.68	7.67	7.73
PCB-1260 Peak 6	8.18	8.16	8.22
PCB-1260 Peak 7	8.90	8.89	8.95
PCB-1260 Peak 8	9.97	9.92	9.98
Tetrachloro-m-xylene	2.41	2.38	2.44
DCB Decachlorobiphenyl	10.59	10.49	10.55

TestAmerica Edison
Target Compound Quantitation Report

Data File: \\ChromNA\Edison\ChromData\CPESTGC11\20160812-44396.b\T1331719.D
 Lims ID: CCV
 Client ID:
 Sample Type: CCV
 Inject. Date: 12-Aug-2016 14:02:56 ALS Bottle#: 28 Worklist Smp#: 28
 Injection Vol: 1.0 ul Dil. Factor: 1.0000
 Sample Info: 460-0044396-028
 Operator ID: Instrument ID: CPESTGC11
 Sublist: chrom-8082 ISTD*sub2
 Method: \\ChromNA\Edison\ChromData\CPESTGC11\20160812-44396.b\8082 ISTD.m
 Limit Group: GC 8082A PCB ISTD
 Last Update: 15-Aug-2016 10:18:04 Calib Date: 17-Jun-2016 19:43:54
 Integrator: Falcon
 Quant Method: Internal Standard Quant By: Initial Calibration
 Last ICal File: \\ChromNA\Edison\ChromData\CPESTGC11\20160617-42300.b\T1329669.D
 Column 1 : Det: GC ECD1A
 Column 2 : Det: GC ECD2B
 Process Host: XAWRK053

First Level Reviewer: patelji Date: 12-Aug-2016 14:17:10

Col	RT (min.)	Exp RT (min.)	Dlt RT (min.)	Response	Cal Amt ug/l	OnCol Amt ug/l	Flags
-----	-----------	---------------	---------------	----------	--------------	----------------	-------

* 13 1-Bromo-2-nitrobenzene

1	1.518	1.524	-0.006	44934162	20.0	20.0	
2	1.350	1.347	0.003	45774191	20.0	20.0	
						RPD = 0.00	

\$ 2 Tetrachloro-m-xylene

1	2.405	2.414	-0.009	197067214	100.0	99.5	
2	1.974	1.970	0.004	224288445	100.0	109.2	
						RPD = 9.25	

Col	RT (min.)	Exp RT (min.)	Dlt RT (min.)	Response	Cal Amt ug/l	OnCol Amt ug/l	Flags
-----	-----------	---------------	---------------	----------	--------------	----------------	-------

5 PCB-1016

1	2.972	2.982	-0.010	34319828	1000.0	929.1	
1	3.439	3.451	-0.012	68353815	1000.0	940.6	
1	3.709	3.722	-0.013	28447376	1000.0	899.0	
1	3.956	3.969	-0.013	141777480	1000.0	956.0	
1	4.112	4.125	-0.013	59212846	1000.0	947.1	
1	4.354	4.366	-0.012	31450800	1000.0	978.5	
1	4.652	4.664	-0.012	47964630	1000.0	961.0	
1	4.791	4.802	-0.011	53870727	1000.0	976.0	

Average of Peak Amounts = 948.4

2	2.331	2.327	0.004	40197430	1000.0	1058.4	
2	2.685	2.682	0.003	79228119	1000.0	1068.0	
2	2.886	2.883	0.003	53039043	1000.0	1070.9	
2	3.159	3.157	0.002	176055968	1000.0	1068.1	
2	3.296	3.294	0.002	73847355	1000.0	1084.6	
2	3.361	3.359	0.002	44050429	1000.0	1047.5	
2	3.732	3.731	0.001	72645730	1000.0	1052.5	
2	3.821	3.820	0.001	41615662	1000.0	1080.5	

Average of Peak Amounts = 1066.3

RPD = 11.70

8 PCB-1260

1	5.958	5.972	-0.014	46503576	1000.0	978.7	
1	6.171	6.185	-0.014	95896598	1000.0	959.6	
1	6.479	6.494	-0.015	109557252	1000.0	938.1	
1	7.180	7.196	-0.016	91313329	1000.0	972.3	
1	7.681	7.700	-0.019	99979072	1000.0	965.5	
1	8.175	8.192	-0.017	210250530	1000.0	967.0	
1	8.901	8.917	-0.016	155762643	1000.0	956.7	
1	9.968	9.953	0.015	59296443	1000.0	984.3	

Average of Peak Amounts = 965.3

2	5.048	5.048	0.000	107163911	1000.0	1078.9	
2	5.661	5.663	-0.002	183352057	1000.0	1068.7	
2	5.807	5.808	-0.001	107727443	1000.0	1029.9	
2	6.111	6.112	-0.001	111921439	1000.0	1053.8	
2	6.546	6.546	0.000	252279794	1000.0	1071.5	
2	6.960	6.961	-0.001	128898494	1000.0	1063.6	
2	7.100	7.103	-0.003	74238544	1000.0	1074.5	
2	8.051	8.053	-0.002	72635733	1000.0	1068.2	

Average of Peak Amounts = 1063.6

RPD = 9.69

\$ 11 DCB Decachlorobiphenyl

1	10.592	10.517	0.075	158679272	100.0	98.7	a
2	8.992	8.996	-0.004	234316784	100.0	106.4	

RPD = 7.43

S 12 Polychlorinated biphenyls, Total

1						1913.7	
---	--	--	--	--	--	--------	--

Reagents:

SG1660L3_00029

Amount Added: 1.00

Units: mL

SGPCBISTD_00006

Amount Added: 20.00

Units: uL

Run Reagent

TestAmerica Edison

Data File: \\ChromNA\Edison\ChromData\CPESTGC11\20160812-44396.b\T1331719.D

Injection Date: 12-Aug-2016 14:02:56

Instrument ID: CPESTGC11

Operator ID:

Lims ID: CCV

Worklist Smp#: 28

Client ID:

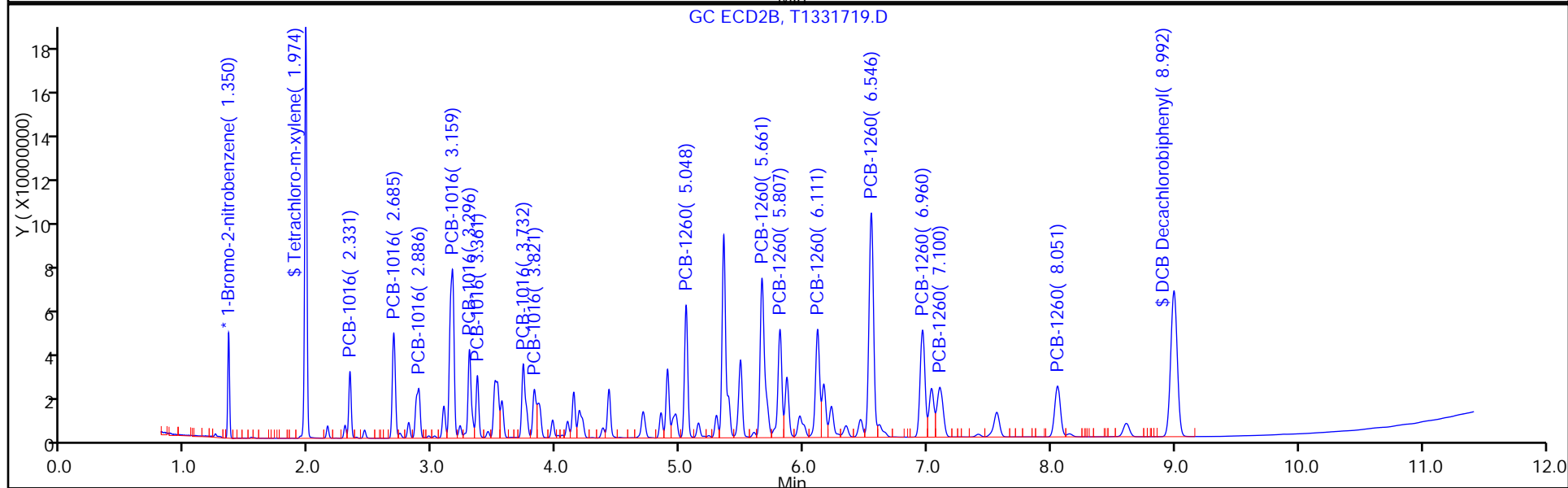
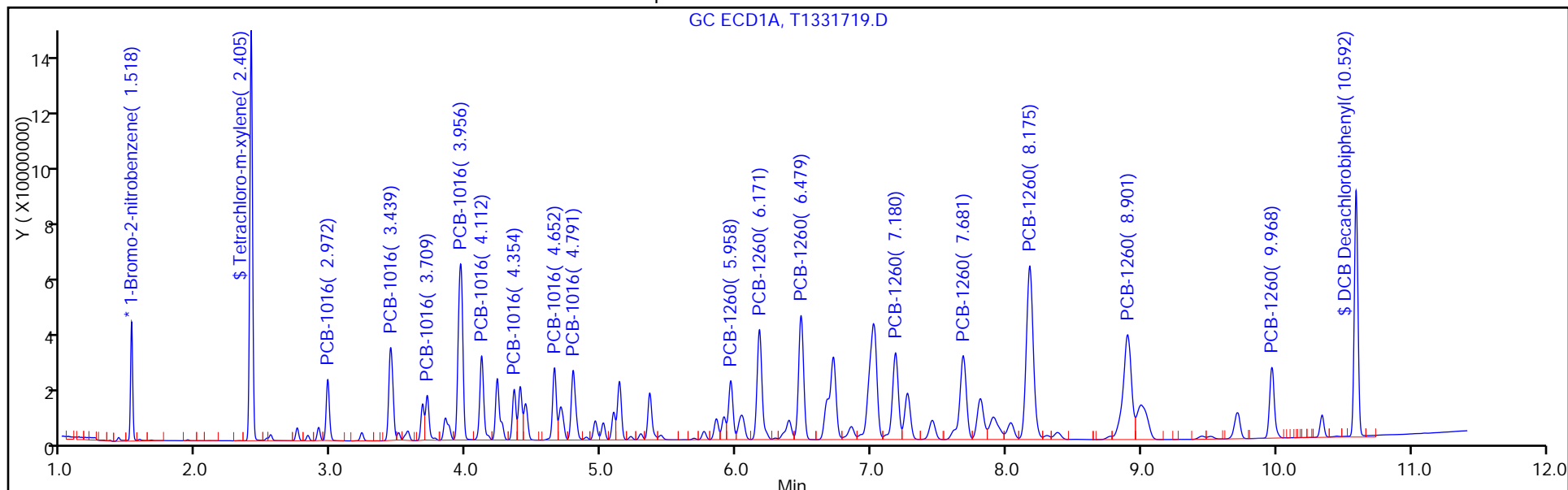
Injection Vol: 1.0 ul

Dil. Factor: 1.0000

ALS Bottle#: 28

Method: 8082 ISTD

Limit Group: GC 8082A PCB ISTD



FORM VII
PCBS CONTINUING CALIBRATION DATA

Lab Name: TestAmerica Edison Job No.: 460-118423-1
 SDG No.: _____
 Lab Sample ID: CCVIS 460-384449/28 Calibration Date: 08/12/2016 14:02
 Instrument ID: CPESTGC11 Calib Start Date: 06/17/2016 16:49
 GC Column: CLP-1 ID: 0.53 (mm) Calib End Date: 06/17/2016 17:47
 Lab File ID: T1331719.D Conc. Units: ug/L

ANALYTE	CURVE TYPE	AVE RRF	RRF	MIN RRF	CALC AMOUNT	SPIKE AMOUNT	%D	MAX %D
PCB-1016 Peak 1	Ave	0.0166	0.0176		1060	1000	5.8	20.0
PCB-1016 Peak 2	Ave	0.0324	0.0346		1070	1000	6.8	20.0
PCB-1016 Peak 3	Ave	0.0216	0.0232		1070	1000	7.1	20.0
PCB-1016 Peak 4	Ave	0.0720	0.0769		1070	1000	6.8	20.0
PCB-1016 Peak 5	Ave	0.0297	0.0323		1080	1000	8.5	20.0
PCB-1016 Peak 6	Ave	0.0184	0.0193		1050	1000	4.8	20.0
PCB-1016 Peak 7	Ave	0.0302	0.0317		1050	1000	5.3	20.0
PCB-1016 Peak 8	Ave	0.0168	0.0182		1080	1000	8.0	20.0
PCB-1260 Peak 1	Ave	0.0434	0.0468		1080	1000	7.9	20.0
PCB-1260 Peak 2	Ave	0.0750	0.0801		1070	1000	6.9	20.0
PCB-1260 Peak 3	Ave	0.0457	0.0471		1030	1000	3.0	20.0
PCB-1260 Peak 4	Ave	0.0464	0.0489		1050	1000	5.4	20.0
PCB-1260 Peak 5	Ave	0.1029	0.1102		1070	1000	7.2	20.0
PCB-1260 Peak 6	Ave	0.0530	0.0563		1060	1000	6.4	20.0
PCB-1260 Peak 7	Ave	0.0302	0.0324		1070	1000	7.5	20.0
PCB-1260 Peak 8	Ave	0.0297	0.0317		1070	1000	6.8	20.0
Tetrachloro-m-xylene	Ave	0.8978	0.9800		109	100	9.2	20.0
DCB Decachlorobiphenyl	Ave	0.9626	1.024		106	100	6.4	20.0

FORM VII
PCBS CONTINUING CALIBRATION RETENTION TIME SUMMARY

Lab Name: TestAmerica Edison Job No.: 460-118423-1
 SDG No.: _____
 Lab Sample ID: CCVIS 460-384449/28 Calibration Date: 08/12/2016 14:02
 Instrument ID: CPESTGC11 Calib Start Date: 06/17/2016 16:49
 GC Column: CLP-1 ID: 0.53(mm) Calib End Date: 06/17/2016 17:47
 Lab File ID: T1331719.D

Analyte	RT	RT WINDOW	
		FROM	TO
PCB-1016 Peak 1	2.33	2.30	2.36
PCB-1016 Peak 2	2.69	2.65	2.71
PCB-1016 Peak 3	2.89	2.85	2.91
PCB-1016 Peak 4	3.16	3.13	3.19
PCB-1016 Peak 5	3.30	3.26	3.32
PCB-1016 Peak 6	3.36	3.33	3.39
PCB-1016 Peak 7	3.73	3.70	3.76
PCB-1016 Peak 8	3.82	3.79	3.85
PCB-1260 Peak 1	5.05	5.02	5.08
PCB-1260 Peak 2	5.66	5.63	5.69
PCB-1260 Peak 3	5.81	5.78	5.84
PCB-1260 Peak 4	6.11	6.08	6.14
PCB-1260 Peak 5	6.55	6.52	6.58
PCB-1260 Peak 6	6.96	6.93	6.99
PCB-1260 Peak 7	7.10	7.07	7.13
PCB-1260 Peak 8	8.05	8.02	8.08
Tetrachloro-m-xylene	1.97	1.94	2.00
DCB Decachlorobiphenyl	8.99	8.90	9.10

TestAmerica Edison
Target Compound Quantitation Report

Data File: \\ChromNA\Edison\ChromData\CPESTGC11\20160812-44396.b\T1331719.D
 Lims ID: CCV
 Client ID:
 Sample Type: CCV
 Inject. Date: 12-Aug-2016 14:02:56 ALS Bottle#: 28 Worklist Smp#: 28
 Injection Vol: 1.0 ul Dil. Factor: 1.0000
 Sample Info: 460-0044396-028
 Operator ID: Instrument ID: CPESTGC11
 Sublist: chrom-8082 ISTD*sub2
 Method: \\ChromNA\Edison\ChromData\CPESTGC11\20160812-44396.b\8082 ISTD.m
 Limit Group: GC 8082A PCB ISTD
 Last Update: 15-Aug-2016 10:18:04 Calib Date: 17-Jun-2016 19:43:54
 Integrator: Falcon
 Quant Method: Internal Standard Quant By: Initial Calibration
 Last ICal File: \\ChromNA\Edison\ChromData\CPESTGC11\20160617-42300.b\T1329669.D
 Column 1 : Det: GC ECD1A
 Column 2 : Det: GC ECD2B
 Process Host: XAWRK053

First Level Reviewer: patelji Date: 12-Aug-2016 14:17:10

Col	RT (min.)	Exp RT (min.)	Dlt RT (min.)	Response	Cal Amt ug/l	OnCol Amt ug/l	Flags
-----	-----------	---------------	---------------	----------	--------------	----------------	-------

* 13 1-Bromo-2-nitrobenzene

1	1.518	1.524	-0.006	44934162	20.0	20.0	
2	1.350	1.347	0.003	45774191	20.0	20.0	
						RPD = 0.00	

\$ 2 Tetrachloro-m-xylene

1	2.405	2.414	-0.009	197067214	100.0	99.5	
2	1.974	1.970	0.004	224288445	100.0	109.2	
						RPD = 9.25	

Col	RT (min.)	Exp RT (min.)	Dlt RT (min.)	Response	Cal Amt ug/l	OnCol Amt ug/l	Flags
-----	-----------	---------------	---------------	----------	--------------	----------------	-------

5 PCB-1016

1	2.972	2.982	-0.010	34319828	1000.0	929.1	
1	3.439	3.451	-0.012	68353815	1000.0	940.6	
1	3.709	3.722	-0.013	28447376	1000.0	899.0	
1	3.956	3.969	-0.013	141777480	1000.0	956.0	
1	4.112	4.125	-0.013	59212846	1000.0	947.1	
1	4.354	4.366	-0.012	31450800	1000.0	978.5	
1	4.652	4.664	-0.012	47964630	1000.0	961.0	
1	4.791	4.802	-0.011	53870727	1000.0	976.0	

Average of Peak Amounts = 948.4

2	2.331	2.327	0.004	40197430	1000.0	1058.4	
2	2.685	2.682	0.003	79228119	1000.0	1068.0	
2	2.886	2.883	0.003	53039043	1000.0	1070.9	
2	3.159	3.157	0.002	176055968	1000.0	1068.1	
2	3.296	3.294	0.002	73847355	1000.0	1084.6	
2	3.361	3.359	0.002	44050429	1000.0	1047.5	
2	3.732	3.731	0.001	72645730	1000.0	1052.5	
2	3.821	3.820	0.001	41615662	1000.0	1080.5	

Average of Peak Amounts = 1066.3

RPD = 11.70

8 PCB-1260

1	5.958	5.972	-0.014	46503576	1000.0	978.7	
1	6.171	6.185	-0.014	95896598	1000.0	959.6	
1	6.479	6.494	-0.015	109557252	1000.0	938.1	
1	7.180	7.196	-0.016	91313329	1000.0	972.3	
1	7.681	7.700	-0.019	99979072	1000.0	965.5	
1	8.175	8.192	-0.017	210250530	1000.0	967.0	
1	8.901	8.917	-0.016	155762643	1000.0	956.7	
1	9.968	9.953	0.015	59296443	1000.0	984.3	

Average of Peak Amounts = 965.3

2	5.048	5.048	0.000	107163911	1000.0	1078.9	
2	5.661	5.663	-0.002	183352057	1000.0	1068.7	
2	5.807	5.808	-0.001	107727443	1000.0	1029.9	
2	6.111	6.112	-0.001	111921439	1000.0	1053.8	
2	6.546	6.546	0.000	252279794	1000.0	1071.5	
2	6.960	6.961	-0.001	128898494	1000.0	1063.6	
2	7.100	7.103	-0.003	74238544	1000.0	1074.5	
2	8.051	8.053	-0.002	72635733	1000.0	1068.2	

Average of Peak Amounts = 1063.6

RPD = 9.69

\$ 11 DCB Decachlorobiphenyl

1	10.592	10.517	0.075	158679272	100.0	98.7	a
2	8.992	8.996	-0.004	234316784	100.0	106.4	

RPD = 7.43

S 12 Polychlorinated biphenyls, Total

1						1913.7	
---	--	--	--	--	--	--------	--

Reagents:

SG1660L3_00029

Amount Added: 1.00

Units: mL

SGPCBISTD_00006

Amount Added: 20.00

Units: uL

Run Reagent

TestAmerica Edison

Data File: \\ChromNA\Edison\ChromData\CPESTGC11\20160812-44396.b\T1331719.D

Injection Date: 12-Aug-2016 14:02:56

Instrument ID: CPESTGC11

Operator ID:

Lims ID: CCV

Worklist Smp#: 28

Client ID:

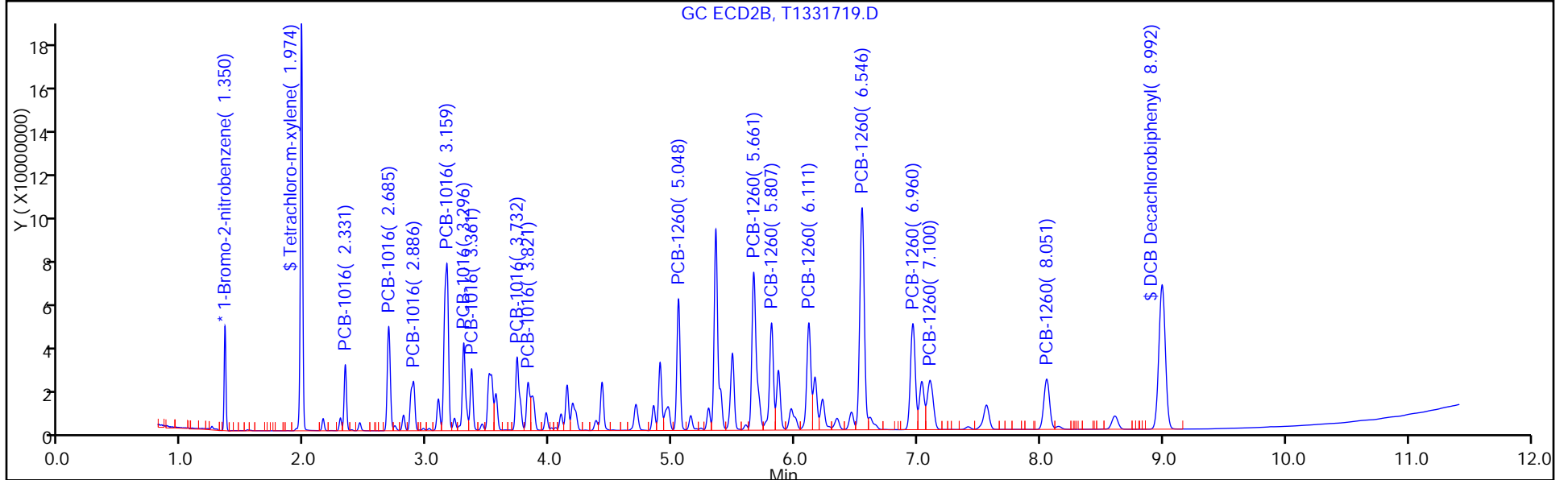
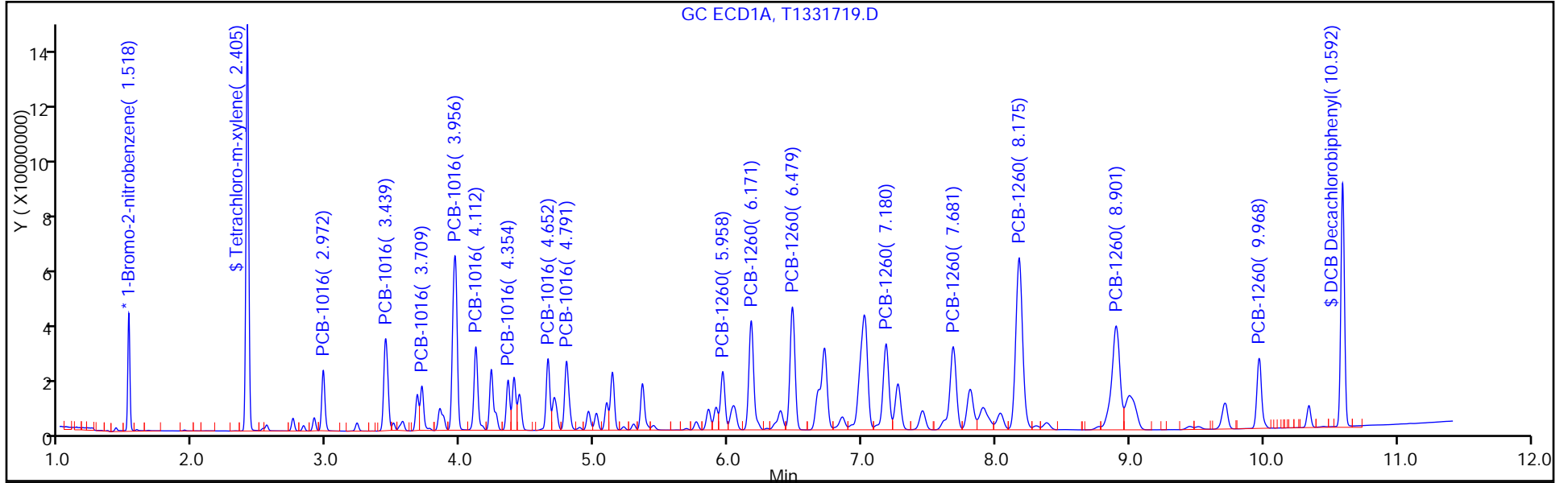
Injection Vol: 1.0 ul

Dil. Factor: 1.0000

ALS Bottle#: 28

Method: 8082 ISTD

Limit Group: GC 8082A PCB ISTD



FORM VII
PCBS CONTINUING CALIBRATION DATA

Lab Name: TestAmerica Edison Job No.: 460-118423-1
 SDG No.: _____
 Lab Sample ID: CCV 460-384449/29 Calibration Date: 08/12/2016 14:21
 Instrument ID: CPESTGC11 Calib Start Date: 06/17/2016 16:49
 GC Column: CLP-2 ID: 0.53 (mm) Calib End Date: 06/17/2016 17:47
 Lab File ID: T1331720.D Conc. Units: ug/L

ANALYTE	CURVE TYPE	AVE RRF	RRF	MIN RRF	CALC AMOUNT	SPIKE AMOUNT	%D	MAX %D
Tetrachloro-m-xylene	Ave	0.8815	0.8182		92.8	100	-7.2	20.0
DCB Decachlorobiphenyl	Ave	0.7153	0.6755		94.4	100	-5.6	20.0

FORM VII
PCBS CONTINUING CALIBRATION RETENTION TIME SUMMARY

Lab Name: TestAmerica Edison Job No.: 460-118423-1
 SDG No.: _____
 Lab Sample ID: CCV 460-384449/29 Calibration Date: 08/12/2016 14:21
 Instrument ID: CPESTGC11 Calib Start Date: 06/17/2016 16:49
 GC Column: CLP-2 ID: 0.53 (mm) Calib End Date: 06/17/2016 17:47
 Lab File ID: T1331720.D

Analyte	RT	RT WINDOW	
		FROM	TO
Tetrachloro-m-xylene	2.41	2.38	2.44
DCB Decachlorobiphenyl	10.59	10.49	10.55

TestAmerica Edison
Target Compound Quantitation Report

Data File: \\ChromNA\Edison\ChromData\CPESTGC11\20160812-44396.b\T1331720.D
 Lims ID: CCV AR1242
 Client ID:
 Sample Type: CCV
 Inject. Date: 12-Aug-2016 14:21:04 ALS Bottle#: 29 Worklist Smp#: 29
 Injection Vol: 1.0 ul Dil. Factor: 1.0000
 Sample Info: 460-0044396-029
 Operator ID: Instrument ID: CPESTGC11
 Sublist: chrom-8082 ISTD*sub5
 Method: \\ChromNA\Edison\ChromData\CPESTGC11\20160812-44396.b\8082 ISTD.m
 Limit Group: GC 8082A PCB ISTD
 Last Update: 15-Aug-2016 10:18:11 Calib Date: 17-Jun-2016 19:43:54
 Integrator: Falcon
 Quant Method: Internal Standard Quant By: Initial Calibration
 Last ICal File: \\ChromNA\Edison\ChromData\CPESTGC11\20160617-42300.b\T1329669.D
 Column 1 : Det: GC ECD1A
 Column 2 : Det: GC ECD2B
 Process Host: XAWRK053

First Level Reviewer: patelji Date: 12-Aug-2016 14:55:08

Col	RT (min.)	Exp RT (min.)	Dlt RT (min.)	Response	Cal Amt ug/l	OnCol Amt ug/l	Flags
-----	-----------	---------------	---------------	----------	--------------	----------------	-------

* 13 1-Bromo-2-nitrobenzene							M
1	1.523	1.524	-0.001	43439371	20.0	20.0	M
2	1.349	1.347	0.002	45795262	20.0	20.0	
RPD = 0.00							
\$ 2 Tetrachloro-m-xylene							
1	2.411	2.414	-0.003	177705020	100.0	92.8	
2	1.973	1.970	0.003	210107383	100.0	102.2	
RPD = 9.63							

Col	RT (min.)	Exp RT (min.)	Dlt RT (min.)	Response	Cal Amt ug/l	OnCol Amt ug/l	Flags
-----	-----------	---------------	---------------	----------	--------------	----------------	-------

4 PCB-1242							M
1	2.979	2.979	0.000	27524250	1000.0	878.0	M
1	3.446	3.446	0.000	53754632	1000.0	874.5	M
1	3.717	3.717	0.000	22168241	1000.0	899.4	M
1	3.965	3.965	0.000	113197246	1000.0	908.1	M
1	4.120	4.120	0.000	48041581	1000.0	918.6	M
1	4.798	4.798	0.000	44609057	1000.0	921.6	M
1	5.098	5.098	0.000	39970938	1000.0	918.2	M
1	5.146	5.146	0.000	44588180	1000.0	918.4	M

Average of Peak Amounts = 904.6

2	2.330	2.330	0.000	32403047	1000.0	976.8	
2	2.684	2.684	0.000	62060962	1000.0	953.8	
2	2.886	2.886	0.000	40315404	1000.0	928.1	
2	3.158	3.158	0.000	132665175	1000.0	926.6	
2	3.298	3.298	0.000	54974565	1000.0	924.7	
2	3.733	3.733	0.000	56498663	1000.0	944.7	
2	4.187	4.187	0.000	44354464	1000.0	469.5	
2	4.420	4.420	0.000	35321999	1000.0	956.7	

Average of Peak Amounts = 885.1

RPD = 2.18

\$ 11 DCB Decachlorobiphenyl

1	10.586	10.517	0.069	146725167	100.0	94.4	a
2	8.993	8.996	-0.003	214563186	100.0	97.3	a

RPD = 3.03

S 12 Polychlorinated biphenyls, Total

1						904.6	
---	--	--	--	--	--	-------	--

QC Flag Legend

Review Flags

M - Manually Integrated

Reagents:

SG1242L3_00027

Amount Added: 1.00

Units: mL

SGPCBISTD_00006

Amount Added: 20.00

Units: uL

Run Reagent

TestAmerica Edison

Data File: \\ChromNA\Edison\ChromData\CPESTGC11\20160812-44396.b\T1331720.D

Injection Date: 12-Aug-2016 14:21:04

Instrument ID: CPESTGC11

Operator ID:

Lims ID: CCV AR1242

Worklist Smp#: 29

Client ID:

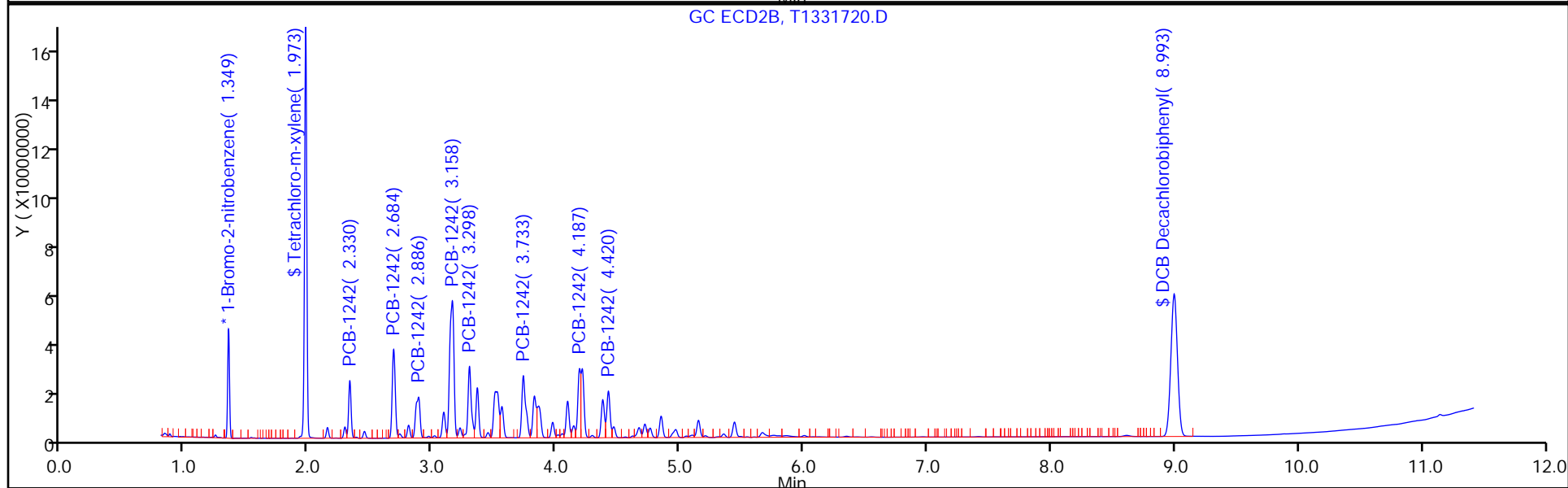
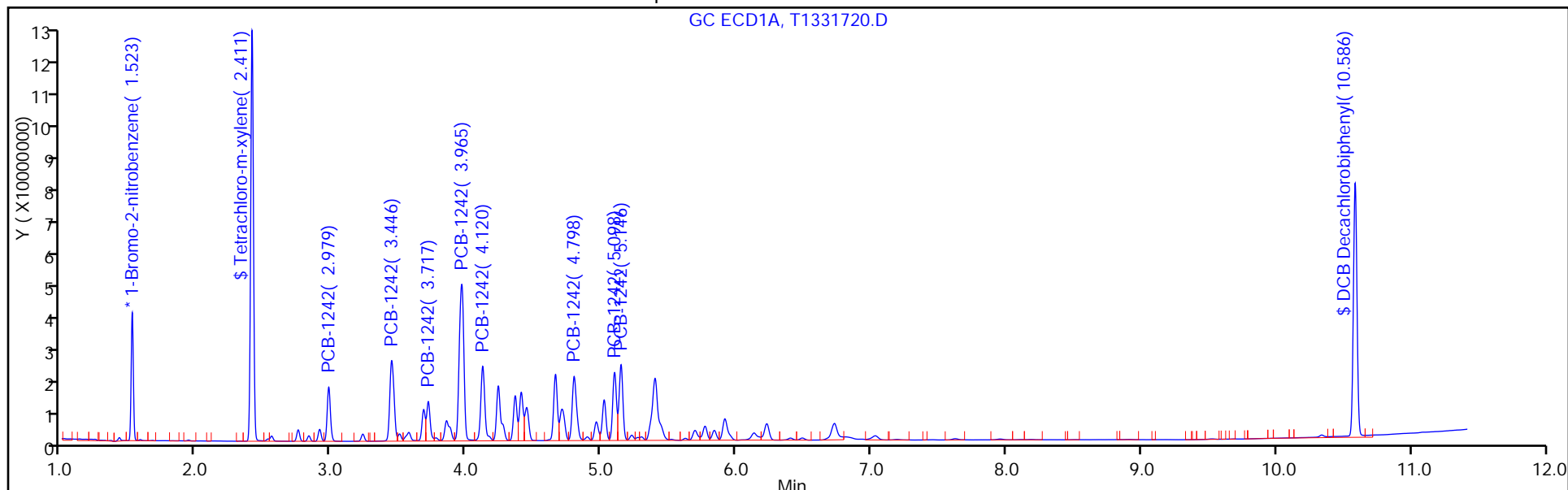
Injection Vol: 1.0 ul

Dil. Factor: 1.0000

ALS Bottle#: 29

Method: 8082 ISTD

Limit Group: GC 8082A PCB ISTD



FORM VII
PCBS CONTINUING CALIBRATION DATA

Lab Name: TestAmerica Edison Job No.: 460-118423-1
 SDG No.: _____
 Lab Sample ID: CCV 460-384449/29 Calibration Date: 08/12/2016 14:21
 Instrument ID: CPESTGC11 Calib Start Date: 06/17/2016 18:45
 GC Column: CLP-2 ID: 0.53 (mm) Calib End Date: 06/17/2016 18:45
 Lab File ID: T1331720.D Conc. Units: ug/L

ANALYTE	CURVE TYPE	AVE RRF	RRF	MIN RRF	CALC AMOUNT	SPIKE AMOUNT	%D	MAX %D
PCB-1242 Peak 1	Ave	0.0144	0.0127		878	1000	-12.2	20.0
PCB-1242 Peak 2	Ave	0.0283	0.0248		875	1000	-12.5	20.0
PCB-1242 Peak 3	Ave	0.0113	0.0102		899	1000	-10.1	20.0
PCB-1242 Peak 4	Ave	0.0574	0.0521		908	1000	-9.2	20.0
PCB-1242 Peak 5	Ave	0.0241	0.0221		919	1000	-8.1	20.0
PCB-1242 Peak 6	Ave	0.0223	0.0205		922	1000	-7.8	20.0
PCB-1242 Peak 7	Ave	0.0200	0.0184		918	1000	-8.2	20.0
PCB-1242 Peak 8	Ave	0.0224	0.0205		918	1000	-8.2	20.0

FORM VII
PCBS CONTINUING CALIBRATION RETENTION TIME SUMMARY

Lab Name: TestAmerica Edison Job No.: 460-118423-1
 SDG No.: _____
 Lab Sample ID: CCV 460-384449/29 Calibration Date: 08/12/2016 14:21
 Instrument ID: CPESTGC11 Calib Start Date: 06/17/2016 18:45
 GC Column: CLP-2 ID: 0.53(mm) Calib End Date: 06/17/2016 18:45
 Lab File ID: T1331720.D

Analyte	RT	RT WINDOW	
		FROM	TO
PCB-1242 Peak 1	2.98	2.95	3.01
PCB-1242 Peak 2	3.45	3.42	3.48
PCB-1242 Peak 3	3.72	3.69	3.75
PCB-1242 Peak 4	3.97	3.94	4.00
PCB-1242 Peak 5	4.12	4.09	4.15
PCB-1242 Peak 6	4.80	4.77	4.83
PCB-1242 Peak 7	5.10	5.07	5.13
PCB-1242 Peak 8	5.15	5.12	5.18

TestAmerica Edison
Target Compound Quantitation Report

Data File: \\ChromNA\Edison\ChromData\CPESTGC11\20160812-44396.b\T1331720.D
 Lims ID: CCV AR1242
 Client ID:
 Sample Type: CCV
 Inject. Date: 12-Aug-2016 14:21:04 ALS Bottle#: 29 Worklist Smp#: 29
 Injection Vol: 1.0 ul Dil. Factor: 1.0000
 Sample Info: 460-0044396-029
 Operator ID: Instrument ID: CPESTGC11
 Sublist: chrom-8082 ISTD*sub5
 Method: \\ChromNA\Edison\ChromData\CPESTGC11\20160812-44396.b\8082 ISTD.m
 Limit Group: GC 8082A PCB ISTD
 Last Update: 15-Aug-2016 10:18:11 Calib Date: 17-Jun-2016 19:43:54
 Integrator: Falcon
 Quant Method: Internal Standard Quant By: Initial Calibration
 Last ICal File: \\ChromNA\Edison\ChromData\CPESTGC11\20160617-42300.b\T1329669.D
 Column 1 : Det: GC ECD1A
 Column 2 : Det: GC ECD2B
 Process Host: XAWRK053

First Level Reviewer: patelji Date: 12-Aug-2016 14:55:08

Col	RT (min.)	Exp RT (min.)	Dlt RT (min.)	Response	Cal Amt ug/l	OnCol Amt ug/l	Flags
-----	-----------	---------------	---------------	----------	--------------	----------------	-------

* 13 1-Bromo-2-nitrobenzene							M
1	1.523	1.524	-0.001	43439371	20.0	20.0	M
2	1.349	1.347	0.002	45795262	20.0	20.0	
RPD = 0.00							
\$ 2 Tetrachloro-m-xylene							
1	2.411	2.414	-0.003	177705020	100.0	92.8	
2	1.973	1.970	0.003	210107383	100.0	102.2	
RPD = 9.63							

Col	RT (min.)	Exp RT (min.)	Dlt RT (min.)	Response	Cal Amt ug/l	OnCol Amt ug/l	Flags
-----	-----------	---------------	---------------	----------	--------------	----------------	-------

4 PCB-1242							M
1	2.979	2.979	0.000	27524250	1000.0	878.0	M
1	3.446	3.446	0.000	53754632	1000.0	874.5	M
1	3.717	3.717	0.000	22168241	1000.0	899.4	M
1	3.965	3.965	0.000	113197246	1000.0	908.1	M
1	4.120	4.120	0.000	48041581	1000.0	918.6	M
1	4.798	4.798	0.000	44609057	1000.0	921.6	M
1	5.098	5.098	0.000	39970938	1000.0	918.2	M
1	5.146	5.146	0.000	44588180	1000.0	918.4	M

Average of Peak Amounts = 904.6

2	2.330	2.330	0.000	32403047	1000.0	976.8	
2	2.684	2.684	0.000	62060962	1000.0	953.8	
2	2.886	2.886	0.000	40315404	1000.0	928.1	
2	3.158	3.158	0.000	132665175	1000.0	926.6	
2	3.298	3.298	0.000	54974565	1000.0	924.7	
2	3.733	3.733	0.000	56498663	1000.0	944.7	
2	4.187	4.187	0.000	44354464	1000.0	469.5	
2	4.420	4.420	0.000	35321999	1000.0	956.7	

Average of Peak Amounts = 885.1

RPD = 2.18

\$ 11 DCB Decachlorobiphenyl

1	10.586	10.517	0.069	146725167	100.0	94.4	a
2	8.993	8.996	-0.003	214563186	100.0	97.3	a

RPD = 3.03

S 12 Polychlorinated biphenyls, Total

1							904.6
---	--	--	--	--	--	--	-------

QC Flag Legend

Review Flags

M - Manually Integrated

Reagents:

SG1242L3_00027

Amount Added: 1.00

Units: mL

SGPCBISTD_00006

Amount Added: 20.00

Units: uL

Run Reagent

TestAmerica Edison

Data File: \\ChromNA\Edison\ChromData\CPESTGC11\20160812-44396.b\T1331720.D

Injection Date: 12-Aug-2016 14:21:04

Instrument ID: CPESTGC11

Operator ID:

Lims ID: CCV AR1242

Worklist Smp#: 29

Client ID:

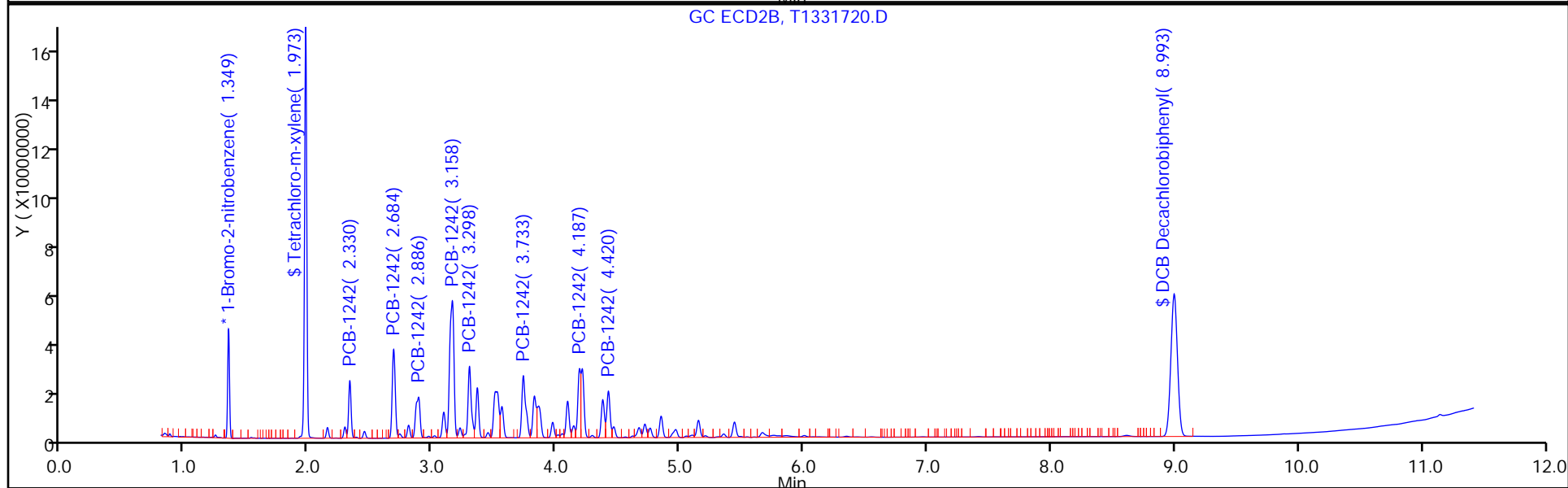
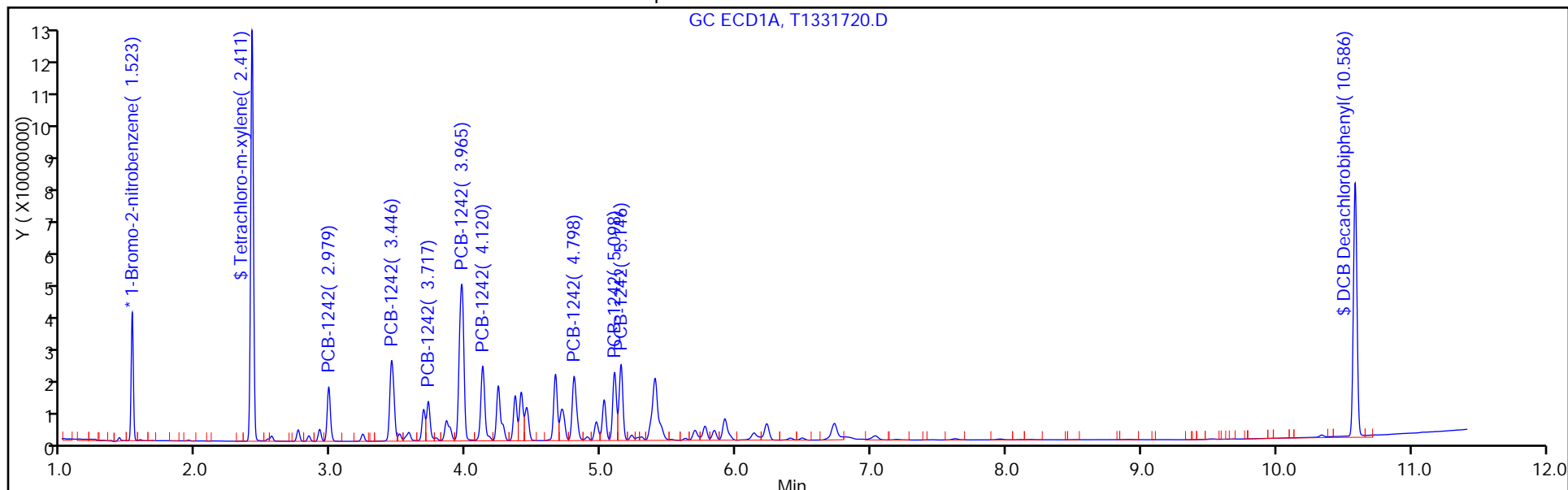
Injection Vol: 1.0 ul

Dil. Factor: 1.0000

ALS Bottle#: 29

Method: 8082 ISTD

Limit Group: GC 8082A PCB ISTD



FORM VII
PCBS CONTINUING CALIBRATION DATA

Lab Name: TestAmerica Edison Job No.: 460-118423-1
 SDG No.: _____
 Lab Sample ID: CCV 460-384449/29 Calibration Date: 08/12/2016 14:21
 Instrument ID: CPESTGC11 Calib Start Date: 06/17/2016 16:49
 GC Column: CLP-1 ID: 0.53 (mm) Calib End Date: 06/17/2016 17:47
 Lab File ID: T1331720.D Conc. Units: ug/L

ANALYTE	CURVE TYPE	AVE RRF	RRF	MIN RRF	CALC AMOUNT	SPIKE AMOUNT	%D	MAX %D
Tetrachloro-m-xylene	Ave	0.8978	0.9176		102	100	2.2	20.0
DCB Decachlorobiphenyl	Ave	0.9626	0.9371		97.3	100	-2.7	20.0

FORM VII
PCBS CONTINUING CALIBRATION RETENTION TIME SUMMARY

Lab Name: TestAmerica Edison Job No.: 460-118423-1
 SDG No.: _____
 Lab Sample ID: CCV 460-384449/29 Calibration Date: 08/12/2016 14:21
 Instrument ID: CPESTGC11 Calib Start Date: 06/17/2016 16:49
 GC Column: CLP-1 ID: 0.53 (mm) Calib End Date: 06/17/2016 17:47
 Lab File ID: T1331720.D

Analyte	RT	RT WINDOW	
		FROM	TO
Tetrachloro-m-xylene	1.97	1.94	2.00
DCB Decachlorobiphenyl	8.99	8.90	9.10

TestAmerica Edison
Target Compound Quantitation Report

Data File: \\ChromNA\Edison\ChromData\CPESTGC11\20160812-44396.b\T1331720.D
 Lims ID: CCV AR1242
 Client ID:
 Sample Type: CCV
 Inject. Date: 12-Aug-2016 14:21:04 ALS Bottle#: 29 Worklist Smp#: 29
 Injection Vol: 1.0 ul Dil. Factor: 1.0000
 Sample Info: 460-0044396-029
 Operator ID: Instrument ID: CPESTGC11
 Sublist: chrom-8082 ISTD*sub5
 Method: \\ChromNA\Edison\ChromData\CPESTGC11\20160812-44396.b\8082 ISTD.m
 Limit Group: GC 8082A PCB ISTD
 Last Update: 15-Aug-2016 10:18:11 Calib Date: 17-Jun-2016 19:43:54
 Integrator: Falcon
 Quant Method: Internal Standard Quant By: Initial Calibration
 Last ICal File: \\ChromNA\Edison\ChromData\CPESTGC11\20160617-42300.b\T1329669.D
 Column 1 : Det: GC ECD1A
 Column 2 : Det: GC ECD2B
 Process Host: XAWRK053

First Level Reviewer: patelji Date: 12-Aug-2016 14:55:08

Col	RT (min.)	Exp RT (min.)	Dlt RT (min.)	Response	Cal Amt ug/l	OnCol Amt ug/l	Flags
-----	-----------	---------------	---------------	----------	--------------	----------------	-------

* 13 1-Bromo-2-nitrobenzene							M
1	1.523	1.524	-0.001	43439371	20.0	20.0	M
2	1.349	1.347	0.002	45795262	20.0	20.0	
RPD = 0.00							
\$ 2 Tetrachloro-m-xylene							
1	2.411	2.414	-0.003	177705020	100.0	92.8	
2	1.973	1.970	0.003	210107383	100.0	102.2	
RPD = 9.63							

Col	RT (min.)	Exp RT (min.)	Dlt RT (min.)	Response	Cal Amt ug/l	OnCol Amt ug/l	Flags
-----	-----------	---------------	---------------	----------	--------------	----------------	-------

4 PCB-1242							M
1	2.979	2.979	0.000	27524250	1000.0	878.0	M
1	3.446	3.446	0.000	53754632	1000.0	874.5	M
1	3.717	3.717	0.000	22168241	1000.0	899.4	M
1	3.965	3.965	0.000	113197246	1000.0	908.1	M
1	4.120	4.120	0.000	48041581	1000.0	918.6	M
1	4.798	4.798	0.000	44609057	1000.0	921.6	M
1	5.098	5.098	0.000	39970938	1000.0	918.2	M
1	5.146	5.146	0.000	44588180	1000.0	918.4	M

Average of Peak Amounts = 904.6

2	2.330	2.330	0.000	32403047	1000.0	976.8	
2	2.684	2.684	0.000	62060962	1000.0	953.8	
2	2.886	2.886	0.000	40315404	1000.0	928.1	
2	3.158	3.158	0.000	132665175	1000.0	926.6	
2	3.298	3.298	0.000	54974565	1000.0	924.7	
2	3.733	3.733	0.000	56498663	1000.0	944.7	
2	4.187	4.187	0.000	44354464	1000.0	469.5	
2	4.420	4.420	0.000	35321999	1000.0	956.7	

Average of Peak Amounts = 885.1

RPD = 2.18

\$ 11 DCB Decachlorobiphenyl

1	10.586	10.517	0.069	146725167	100.0	94.4	a
2	8.993	8.996	-0.003	214563186	100.0	97.3	a

RPD = 3.03

S 12 Polychlorinated biphenyls, Total

1						904.6	
---	--	--	--	--	--	-------	--

QC Flag Legend

Review Flags

M - Manually Integrated

Reagents:

SG1242L3_00027

Amount Added: 1.00

Units: mL

SGPCBISTD_00006

Amount Added: 20.00

Units: uL

Run Reagent

TestAmerica Edison

Data File: \\ChromNA\Edison\ChromData\CPESTGC11\20160812-44396.b\T1331720.D

Injection Date: 12-Aug-2016 14:21:04

Instrument ID: CPESTGC11

Operator ID:

Lims ID: CCV AR1242

Worklist Smp#: 29

Client ID:

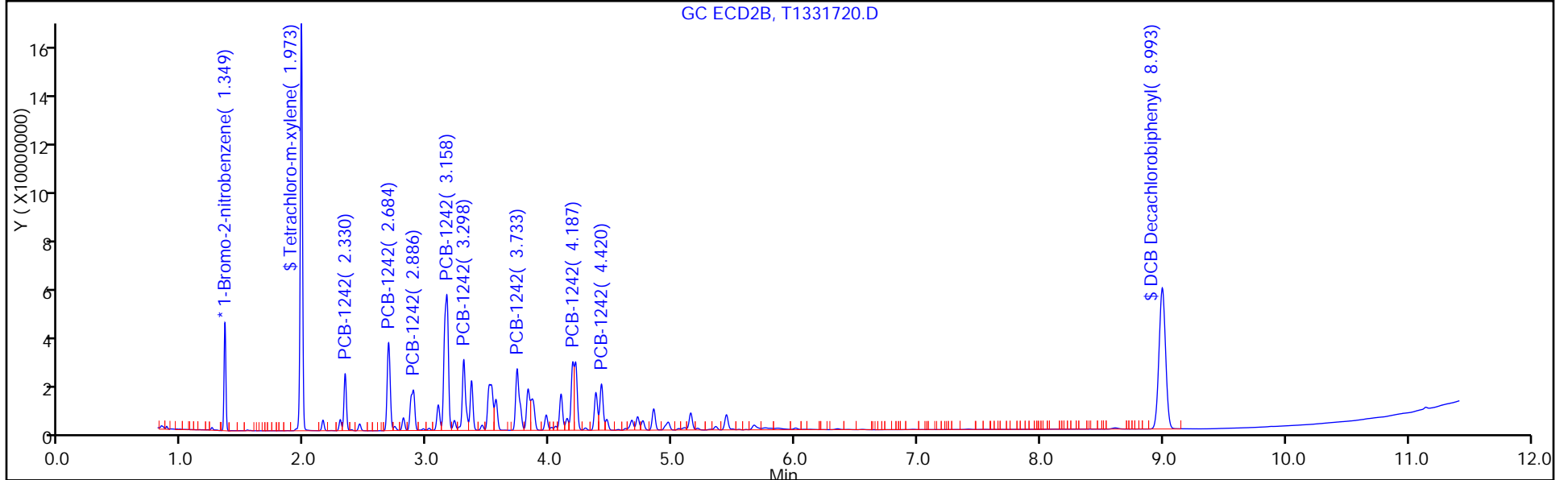
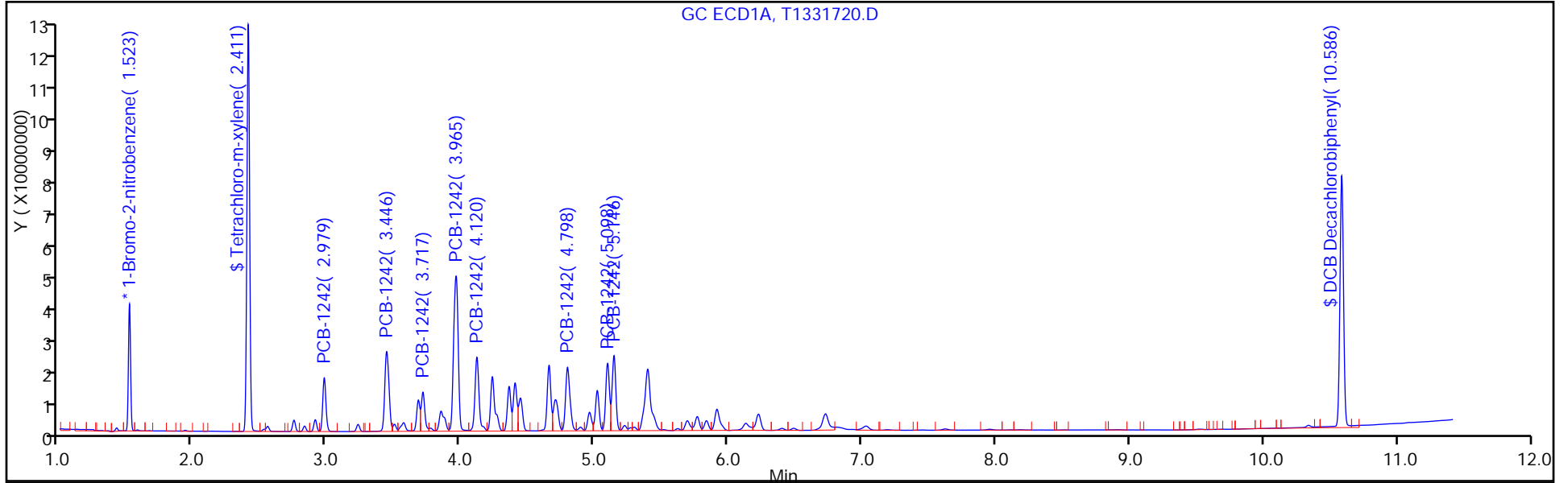
Injection Vol: 1.0 ul

Dil. Factor: 1.0000

ALS Bottle#: 29

Method: 8082 ISTD

Limit Group: GC 8082A PCB ISTD



FORM VII
PCBS CONTINUING CALIBRATION DATA

Lab Name: TestAmerica Edison Job No.: 460-118423-1
 SDG No.: _____
 Lab Sample ID: CCV 460-384449/29 Calibration Date: 08/12/2016 14:21
 Instrument ID: CPESTGC11 Calib Start Date: 06/17/2016 18:45
 GC Column: CLP-1 ID: 0.53 (mm) Calib End Date: 06/17/2016 18:45
 Lab File ID: T1331720.D Conc. Units: ug/L

ANALYTE	CURVE TYPE	AVE RRF	RRF	MIN RRF	CALC AMOUNT	SPIKE AMOUNT	%D	MAX %D
PCB-1242 Peak 1	Ave	0.0145	0.0142		977	1000	-2.3	20.0
PCB-1242 Peak 2	Ave	0.0284	0.0271		954	1000	-4.6	20.0
PCB-1242 Peak 3	Ave	0.0190	0.0176		928	1000	-7.2	20.0
PCB-1242 Peak 4	Ave	0.0625	0.0579		927	1000	-7.3	20.0
PCB-1242 Peak 5	Ave	0.0260	0.0240		925	1000	-7.5	20.0
PCB-1242 Peak 6	Ave	0.0261	0.0247		945	1000	-5.5	20.0
PCB-1242 Peak 7	Ave	0.0413	0.0194		469	1000	-53.1*	20.0
PCB-1242 Peak 8	Ave	0.0161	0.0154		957	1000	-4.3	20.0

FORM VII
PCBS CONTINUING CALIBRATION RETENTION TIME SUMMARY

Lab Name: TestAmerica Edison Job No.: 460-118423-1
 SDG No.: _____
 Lab Sample ID: CCV 460-384449/29 Calibration Date: 08/12/2016 14:21
 Instrument ID: CPESTGC11 Calib Start Date: 06/17/2016 18:45
 GC Column: CLP-1 ID: 0.53 (mm) Calib End Date: 06/17/2016 18:45
 Lab File ID: T1331720.D

Analyte	RT	RT WINDOW	
		FROM	TO
PCB-1242 Peak 1	2.33	2.30	2.36
PCB-1242 Peak 2	2.68	2.65	2.71
PCB-1242 Peak 3	2.89	2.86	2.92
PCB-1242 Peak 4	3.16	3.13	3.19
PCB-1242 Peak 5	3.30	3.27	3.33
PCB-1242 Peak 6	3.73	3.70	3.76
PCB-1242 Peak 7	4.19	4.16	4.22
PCB-1242 Peak 8	4.42	4.39	4.45

TestAmerica Edison
Target Compound Quantitation Report

Data File: \\ChromNA\Edison\ChromData\CPESTGC11\20160812-44396.b\T1331720.D
 Lims ID: CCV AR1242
 Client ID:
 Sample Type: CCV
 Inject. Date: 12-Aug-2016 14:21:04 ALS Bottle#: 29 Worklist Smp#: 29
 Injection Vol: 1.0 ul Dil. Factor: 1.0000
 Sample Info: 460-0044396-029
 Operator ID: Instrument ID: CPESTGC11
 Sublist: chrom-8082 ISTD*sub5
 Method: \\ChromNA\Edison\ChromData\CPESTGC11\20160812-44396.b\8082 ISTD.m
 Limit Group: GC 8082A PCB ISTD
 Last Update: 15-Aug-2016 10:18:11 Calib Date: 17-Jun-2016 19:43:54
 Integrator: Falcon
 Quant Method: Internal Standard Quant By: Initial Calibration
 Last ICal File: \\ChromNA\Edison\ChromData\CPESTGC11\20160617-42300.b\T1329669.D
 Column 1 : Det: GC ECD1A
 Column 2 : Det: GC ECD2B
 Process Host: XAWRK053

First Level Reviewer: patelji Date: 12-Aug-2016 14:55:08

Col	RT (min.)	Exp RT (min.)	Dlt RT (min.)	Response	Cal Amt ug/l	OnCol Amt ug/l	Flags
-----	-----------	---------------	---------------	----------	--------------	----------------	-------

* 13 1-Bromo-2-nitrobenzene							M
1	1.523	1.524	-0.001	43439371	20.0	20.0	M
2	1.349	1.347	0.002	45795262	20.0	20.0	
RPD = 0.00							
\$ 2 Tetrachloro-m-xylene							
1	2.411	2.414	-0.003	177705020	100.0	92.8	
2	1.973	1.970	0.003	210107383	100.0	102.2	
RPD = 9.63							

Col	RT (min.)	Exp RT (min.)	Dlt RT (min.)	Response	Cal Amt ug/l	OnCol Amt ug/l	Flags
-----	-----------	---------------	---------------	----------	--------------	----------------	-------

4 PCB-1242							M
1	2.979	2.979	0.000	27524250	1000.0	878.0	M
1	3.446	3.446	0.000	53754632	1000.0	874.5	M
1	3.717	3.717	0.000	22168241	1000.0	899.4	M
1	3.965	3.965	0.000	113197246	1000.0	908.1	M
1	4.120	4.120	0.000	48041581	1000.0	918.6	M
1	4.798	4.798	0.000	44609057	1000.0	921.6	M
1	5.098	5.098	0.000	39970938	1000.0	918.2	M
1	5.146	5.146	0.000	44588180	1000.0	918.4	M

Average of Peak Amounts = 904.6

2	2.330	2.330	0.000	32403047	1000.0	976.8	
2	2.684	2.684	0.000	62060962	1000.0	953.8	
2	2.886	2.886	0.000	40315404	1000.0	928.1	
2	3.158	3.158	0.000	132665175	1000.0	926.6	
2	3.298	3.298	0.000	54974565	1000.0	924.7	
2	3.733	3.733	0.000	56498663	1000.0	944.7	
2	4.187	4.187	0.000	44354464	1000.0	469.5	
2	4.420	4.420	0.000	35321999	1000.0	956.7	

Average of Peak Amounts = 885.1

RPD = 2.18

\$ 11 DCB Decachlorobiphenyl

1	10.586	10.517	0.069	146725167	100.0	94.4	a
2	8.993	8.996	-0.003	214563186	100.0	97.3	a

RPD = 3.03

S 12 Polychlorinated biphenyls, Total

1							904.6
---	--	--	--	--	--	--	-------

QC Flag Legend

Review Flags

M - Manually Integrated

Reagents:

SG1242L3_00027

Amount Added: 1.00

Units: mL

SGPCBISTD_00006

Amount Added: 20.00

Units: uL

Run Reagent

TestAmerica Edison

Data File: \\ChromNA\Edison\ChromData\CPESTGC11\20160812-44396.b\T1331720.D

Injection Date: 12-Aug-2016 14:21:04

Instrument ID: CPESTGC11

Operator ID:

Lims ID: CCV AR1242

Worklist Smp#: 29

Client ID:

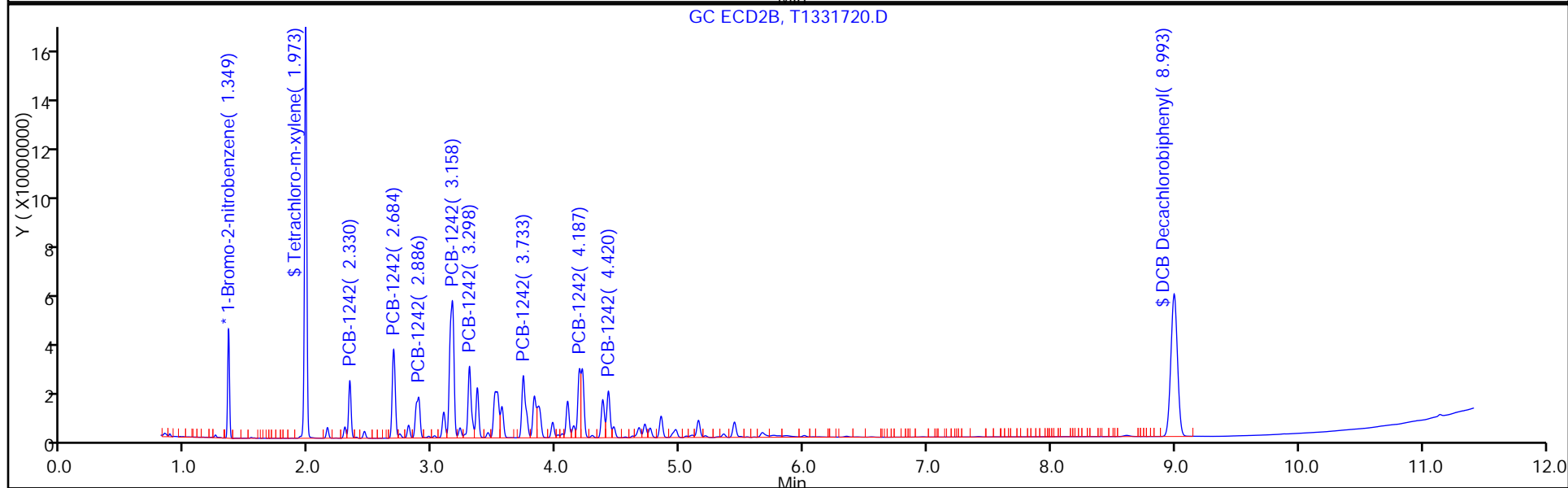
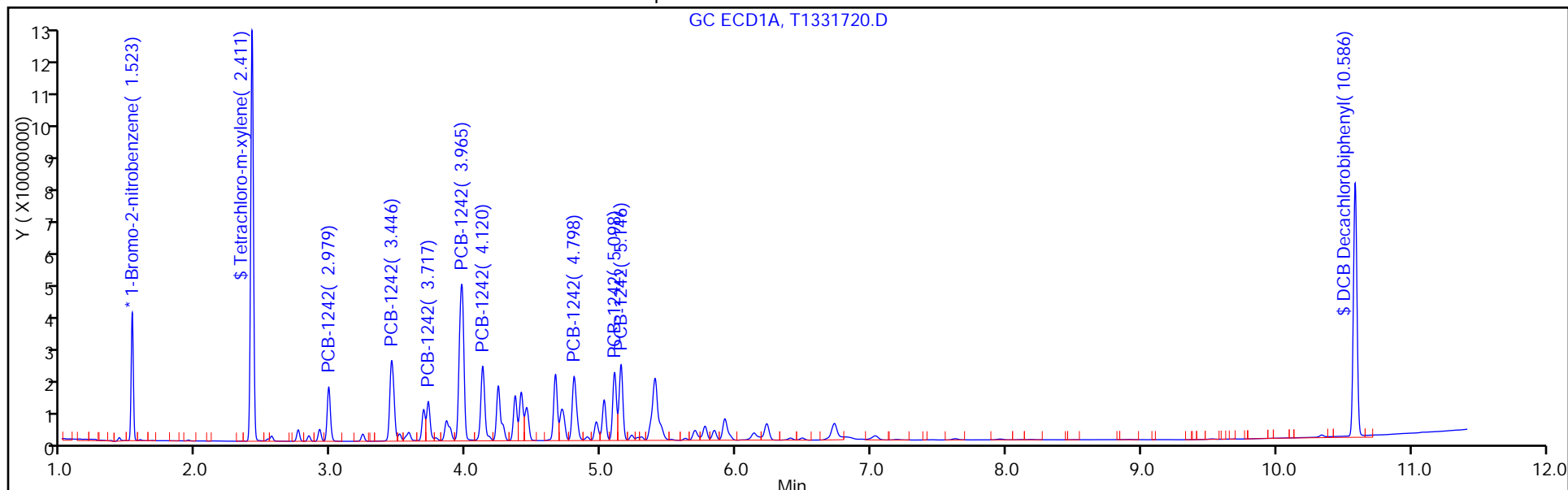
Injection Vol: 1.0 ul

Dil. Factor: 1.0000

ALS Bottle#: 29

Method: 8082 ISTD

Limit Group: GC 8082A PCB ISTD



FORM VII
PCBS CONTINUING CALIBRATION DATA

Lab Name: TestAmerica Edison Job No.: 460-118423-1
 SDG No.: _____
 Lab Sample ID: CCVIS 460-385460/2 Calibration Date: 08/18/2016 05:06
 Instrument ID: CPESTGC11 Calib Start Date: 06/17/2016 16:49
 GC Column: CLP-2 ID: 0.53(mm) Calib End Date: 06/17/2016 17:47
 Lab File ID: T1331885.D Conc. Units: ug/L

ANALYTE	CURVE TYPE	AVE RRF	RRF	MIN RRF	CALC AMOUNT	SPIKE AMOUNT	%D	MAX %D
PCB-1016 Peak 1	Ave	0.0164	0.0154		936	1000	-6.4	20.0
PCB-1016 Peak 2	Ave	0.0323	0.0307		948	1000	-5.2	20.0
PCB-1016 Peak 3	Ave	0.0141	0.0125		886	1000	-11.4	20.0
PCB-1016 Peak 4	Ave	0.0660	0.0656		993	1000	-0.7	20.0
PCB-1016 Peak 5	Ave	0.0278	0.0272		978	1000	-2.2	20.0
PCB-1016 Peak 6	Ave	0.0143	0.0147		1030	1000	2.8	20.0
PCB-1016 Peak 7	Ave	0.0222	0.0217		976	1000	-2.4	20.0
PCB-1016 Peak 8	Ave	0.0246	0.0243		988	1000	-1.2	20.0
PCB-1260 Peak 1	Ave	0.0211	0.0202		957	1000	-4.3	20.0
PCB-1260 Peak 2	Ave	0.0445	0.0474		1060	1000	6.5	20.0
PCB-1260 Peak 3	Ave	0.0520	0.0520		1000	1000	0.0	20.0
PCB-1260 Peak 4	Ave	0.0418	0.0358		857	1000	-14.3	20.0
PCB-1260 Peak 5	Ave	0.0461	0.0419		910	1000	-9.0	20.0
PCB-1260 Peak 6	Ave	0.0968	0.0848		876	1000	-12.4	20.0
PCB-1260 Peak 7	Ave	0.0725	0.0659		909	1000	-9.1	20.0
PCB-1260 Peak 8	Ave	0.0268	0.0215		802	1000	-19.8	20.0
Tetrachloro-m-xylene	Ave	0.8815	0.8654		98.2	100	-1.8	20.0
DCB Decachlorobiphenyl	Ave	0.7153	0.6626		92.6	100	-7.4	20.0

FORM VII
PCBS CONTINUING CALIBRATION RETENTION TIME SUMMARY

Lab Name: TestAmerica Edison Job No.: 460-118423-1
 SDG No.: _____
 Lab Sample ID: CCVIS 460-385460/2 Calibration Date: 08/18/2016 05:06
 Instrument ID: CPESTGC11 Calib Start Date: 06/17/2016 16:49
 GC Column: CLP-2 ID: 0.53(mm) Calib End Date: 06/17/2016 17:47
 Lab File ID: T1331885.D

Analyte	RT	RT WINDOW	
		FROM	TO
PCB-1016 Peak 1	2.98	2.95	3.01
PCB-1016 Peak 2	3.45	3.42	3.48
PCB-1016 Peak 3	3.72	3.69	3.75
PCB-1016 Peak 4	3.97	3.94	4.00
PCB-1016 Peak 5	4.12	4.09	4.15
PCB-1016 Peak 6	4.36	4.33	4.39
PCB-1016 Peak 7	4.66	4.63	4.69
PCB-1016 Peak 8	4.80	4.77	4.83
PCB-1260 Peak 1	5.97	5.94	6.00
PCB-1260 Peak 2	6.18	6.15	6.21
PCB-1260 Peak 3	6.49	6.46	6.52
PCB-1260 Peak 4	7.19	7.16	7.22
PCB-1260 Peak 5	7.69	7.66	7.72
PCB-1260 Peak 6	8.19	8.16	8.22
PCB-1260 Peak 7	8.91	8.88	8.94
PCB-1260 Peak 8	9.95	9.92	9.98
Tetrachloro-m-xylene	2.41	2.38	2.44
DCB Decachlorobiphenyl	10.52	10.49	10.55

TestAmerica Edison
Target Compound Quantitation Report

Data File: \\ChromNA\Edison\ChromData\CPESTGC11\20160818-44594.b\T1331885.D
 Lims ID: CCVIS
 Client ID:
 Sample Type: CCVIS
 Inject. Date: 18-Aug-2016 05:06:47 ALS Bottle#: 3 Worklist Smp#: 2
 Injection Vol: 1.0 ul Dil. Factor: 1.0000
 Sample Info:
 Operator ID: Instrument ID: CPESTGC11
 Sublist: chrom-8082 ISTD*sub2
 Method: \\ChromNA\Edison\ChromData\CPESTGC11\20160818-44594.b\8082 ISTD.m
 Limit Group: GC 8082A PCB ISTD
 Last Update: 18-Aug-2016 10:39:54 Calib Date: 17-Jun-2016 19:43:54
 Integrator: Falcon
 Quant Method: Internal Standard Quant By: Initial Calibration
 Last ICal File: \\ChromNA\Edison\ChromData\CPESTGC11\20160617-42300.b\T1329669.D
 Column 1 : Det: GC ECD1A
 Column 2 : Det: GC ECD2B
 Process Host: XAWRK027

First Level Reviewer: adoum Date: 18-Aug-2016 05:33:15

Col	RT (min.)	Exp RT (min.)	Dlt RT (min.)	Response	Cal Amt ug/l	OnCol Amt ug/l	Flags
-----	-----------	---------------	---------------	----------	--------------	----------------	-------

* 13 1-Bromo-2-nitrobenzene							M
1	1.523	1.523	0.000	43348154	20.0	20.0	M
2	1.346	1.346	0.000	44314711	20.0	20.0	
RPD = 0.00							
\$ 2 Tetrachloro-m-xylene							
1	2.413	2.413	0.000	187557264	100.0	98.2	
2	1.968	1.968	0.000	215687408	100.0	108.4	
RPD = 9.93							

Col	RT (min.)	Exp RT (min.)	Dlt RT (min.)	Response	Cal Amt ug/l	OnCol Amt ug/l	Flags
-----	-----------	---------------	---------------	----------	--------------	----------------	-------

5 PCB-1016

1	2.981	2.981	0.000	33357263	1000.0	936.1	
1	3.448	3.448	0.000	66493074	1000.0	948.4	
1	3.720	3.720	0.000	27045022	1000.0	885.9	
1	3.968	3.968	0.000	142097480	1000.0	993.3	
1	4.123	4.123	0.000	59003117	1000.0	978.3	
1	4.364	4.364	0.000	31881522	1000.0	1028.2	
1	4.662	4.662	0.000	46986379	1000.0	975.8	
1	4.800	4.800	0.000	52611986	1000.0	988.0	

Average of Peak Amounts = 966.8

2	2.324	2.324	0.000	37551142	1000.0	1021.3	
2	2.678	2.678	0.000	73293036	1000.0	1020.5	
2	2.880	2.880	0.000	48992777	1000.0	1021.8	
2	3.153	3.153	0.000	163818987	1000.0	1026.6	
2	3.292	3.292	0.000	68745809	1000.0	1042.9	
2	3.356	3.356	0.000	41294118	1000.0	1014.3	
2	3.728	3.728	0.000	69902206	1000.0	1046.1	
2	3.818	3.818	0.000	41287947	1000.0	1107.3	

Average of Peak Amounts = 1037.6

RPD = 7.07

8 PCB-1260

1	5.968	5.968	0.000	43852640	1000.0	956.7	
1	6.182	6.182	0.000	102644952	1000.0	1064.7	
1	6.490	6.490	0.000	112721025	1000.0	1000.5	
1	7.192	7.192	0.000	77648442	1000.0	857.1	
1	7.693	7.693	0.000	90882114	1000.0	909.8	
1	8.188	8.188	0.000	183717401	1000.0	875.9	
1	8.911	8.911	0.000	142840555	1000.0	909.4	
1	9.952	9.952	0.000	46630358	1000.0	802.4	

Average of Peak Amounts = 922.1

2	5.044	5.044	0.000	107268960	1000.0	1115.6	
2	5.658	5.658	0.000	196078734	1000.0	1180.5	
2	5.803	5.803	0.000	92119063	1000.0	909.7	
2	6.108	6.108	0.000	100270901	1000.0	975.2	
2	6.542	6.542	0.000	222241563	1000.0	975.0	
2	6.956	6.956	0.000	123740347	1000.0	1054.6	
2	7.098	7.098	0.000	57841963	1000.0	864.8	
2	8.048	8.048	0.000	58138584	1000.0	883.1	

Average of Peak Amounts = 994.8

RPD = 7.59

\$ 11 DCB Decachlorobiphenyl

1	10.520	10.520	0.000	143620556	100.0	92.6	
2	8.989	8.989	0.000	222595902	100.0	104.4	

RPD = 11.91

QC Flag Legend

Review Flags

M - Manually Integrated

Reagents:

SG1660L3_00029

Amount Added: 1.00

Units: mL

SGPCBISTD_00006

Amount Added: 20.00

Units: uL

Run Reagent

TestAmerica Edison

Data File: \\ChromNA\Edison\ChromData\CPESTGC11\20160818-44594.b\T1331885.D

Injection Date: 18-Aug-2016 05:06:47

Instrument ID: CPESTGC11

Operator ID:

Lims ID: CCVIS

Worklist Smp#: 2

Client ID:

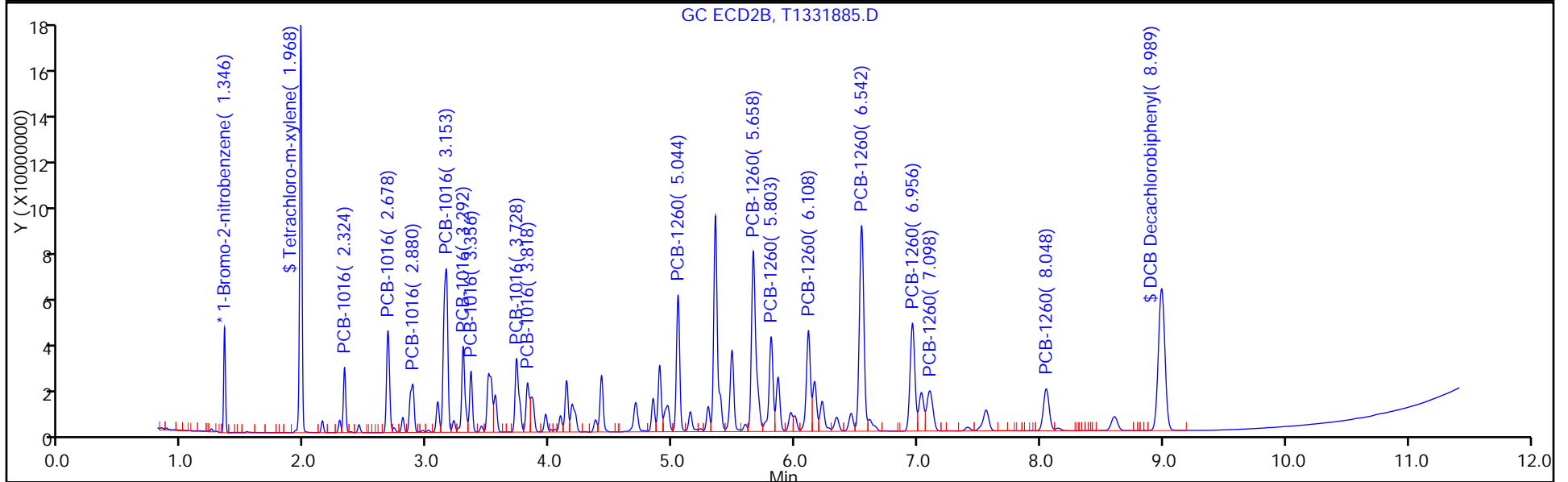
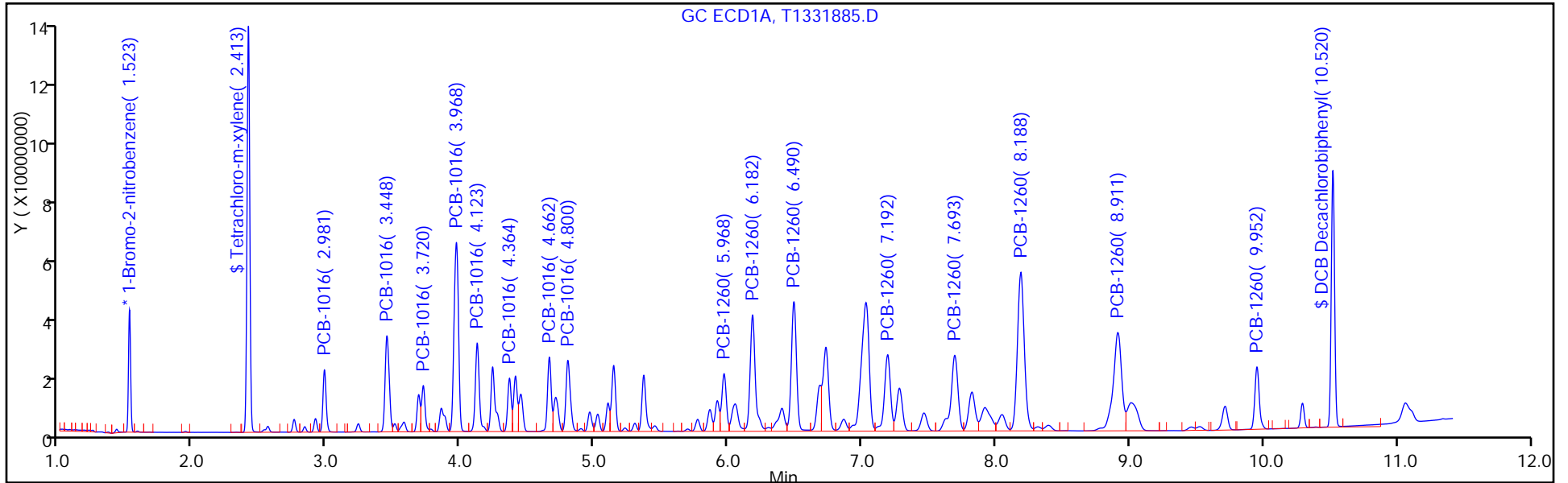
Injection Vol: 1.0 ul

Dil. Factor: 1.0000

ALS Bottle#: 3

Method: 8082 ISTD

Limit Group: GC 8082A PCB ISTD



FORM VII
PCBS CONTINUING CALIBRATION DATA

Lab Name: TestAmerica Edison Job No.: 460-118423-1
 SDG No.: _____
 Lab Sample ID: CCVIS 460-385460/2 Calibration Date: 08/18/2016 05:06
 Instrument ID: CPESTGC11 Calib Start Date: 06/17/2016 16:49
 GC Column: CLP-1 ID: 0.53(mm) Calib End Date: 06/17/2016 17:47
 Lab File ID: T1331885.D Conc. Units: ug/L

ANALYTE	CURVE TYPE	AVE RRF	RRF	MIN RRF	CALC AMOUNT	SPIKE AMOUNT	%D	MAX %D
PCB-1016 Peak 1	Ave	0.0166	0.0170		1020	1000	2.1	20.0
PCB-1016 Peak 2	Ave	0.0324	0.0331		1020	1000	2.1	20.0
PCB-1016 Peak 3	Ave	0.0216	0.0221		1020	1000	2.2	20.0
PCB-1016 Peak 4	Ave	0.0720	0.0739		1030	1000	2.7	20.0
PCB-1016 Peak 5	Ave	0.0297	0.0310		1040	1000	4.3	20.0
PCB-1016 Peak 6	Ave	0.0184	0.0186		1010	1000	1.4	20.0
PCB-1016 Peak 7	Ave	0.0302	0.0316		1050	1000	4.6	20.0
PCB-1016 Peak 8	Ave	0.0168	0.0186		1110	1000	10.7	20.0
PCB-1260 Peak 1	Ave	0.0434	0.0484		1120	1000	11.6	20.0
PCB-1260 Peak 2	Ave	0.0750	0.0885		1180	1000	18.0	20.0
PCB-1260 Peak 3	Ave	0.0457	0.0416		910	1000	-9.0	20.0
PCB-1260 Peak 4	Ave	0.0464	0.0453		975	1000	-2.5	20.0
PCB-1260 Peak 5	Ave	0.1029	0.1003		975	1000	-2.5	20.0
PCB-1260 Peak 6	Ave	0.0530	0.0559		1050	1000	5.5	20.0
PCB-1260 Peak 7	Ave	0.0302	0.0261		865	1000	-13.5	20.0
PCB-1260 Peak 8	Ave	0.0297	0.0262		883	1000	-11.7	20.0
Tetrachloro-m-xylene	Ave	0.8978	0.9734		108	100	8.4	20.0
DCB Decachlorobiphenyl	Ave	0.9626	1.005		104	100	4.4	20.0

FORM VII
PCBS CONTINUING CALIBRATION RETENTION TIME SUMMARY

Lab Name: TestAmerica Edison Job No.: 460-118423-1
 SDG No.: _____
 Lab Sample ID: CCVIS 460-385460/2 Calibration Date: 08/18/2016 05:06
 Instrument ID: CPESTGC11 Calib Start Date: 06/17/2016 16:49
 GC Column: CLP-1 ID: 0.53(mm) Calib End Date: 06/17/2016 17:47
 Lab File ID: T1331885.D

Analyte	RT	RT WINDOW	
		FROM	TO
PCB-1016 Peak 1	2.32	2.29	2.35
PCB-1016 Peak 2	2.68	2.65	2.71
PCB-1016 Peak 3	2.88	2.85	2.91
PCB-1016 Peak 4	3.15	3.12	3.18
PCB-1016 Peak 5	3.29	3.26	3.32
PCB-1016 Peak 6	3.36	3.33	3.39
PCB-1016 Peak 7	3.73	3.70	3.76
PCB-1016 Peak 8	3.82	3.79	3.85
PCB-1260 Peak 1	5.04	5.01	5.07
PCB-1260 Peak 2	5.66	5.63	5.69
PCB-1260 Peak 3	5.80	5.77	5.83
PCB-1260 Peak 4	6.11	6.08	6.14
PCB-1260 Peak 5	6.54	6.51	6.57
PCB-1260 Peak 6	6.96	6.93	6.99
PCB-1260 Peak 7	7.10	7.07	7.13
PCB-1260 Peak 8	8.05	8.02	8.08
Tetrachloro-m-xylene	1.97	1.94	2.00
DCB Decachlorobiphenyl	8.99	8.89	9.09

TestAmerica Edison
Target Compound Quantitation Report

Data File: \\ChromNA\Edison\ChromData\CPESTGC11\20160818-44594.b\T1331885.D
 Lims ID: CCVIS
 Client ID:
 Sample Type: CCVIS
 Inject. Date: 18-Aug-2016 05:06:47 ALS Bottle#: 3 Worklist Smp#: 2
 Injection Vol: 1.0 ul Dil. Factor: 1.0000
 Sample Info:
 Operator ID: Instrument ID: CPESTGC11
 Sublist: chrom-8082 ISTD*sub2
 Method: \\ChromNA\Edison\ChromData\CPESTGC11\20160818-44594.b\8082 ISTD.m
 Limit Group: GC 8082A PCB ISTD
 Last Update: 18-Aug-2016 10:39:54 Calib Date: 17-Jun-2016 19:43:54
 Integrator: Falcon
 Quant Method: Internal Standard Quant By: Initial Calibration
 Last ICal File: \\ChromNA\Edison\ChromData\CPESTGC11\20160617-42300.b\T1329669.D
 Column 1 : Det: GC ECD1A
 Column 2 : Det: GC ECD2B
 Process Host: XAWRK027

First Level Reviewer: adoum Date: 18-Aug-2016 05:33:15

Col	RT (min.)	Exp RT (min.)	Dlt RT (min.)	Response	Cal Amt ug/l	OnCol Amt ug/l	Flags
-----	-----------	---------------	---------------	----------	--------------	----------------	-------

* 13 1-Bromo-2-nitrobenzene							M
1	1.523	1.523	0.000	43348154	20.0	20.0	M
2	1.346	1.346	0.000	44314711	20.0	20.0	
RPD = 0.00							
\$ 2 Tetrachloro-m-xylene							
1	2.413	2.413	0.000	187557264	100.0	98.2	
2	1.968	1.968	0.000	215687408	100.0	108.4	
RPD = 9.93							

Col	RT (min.)	Exp RT (min.)	Dlt RT (min.)	Response	Cal Amt ug/l	OnCol Amt ug/l	Flags
-----	-----------	---------------	---------------	----------	--------------	----------------	-------

5 PCB-1016

1	2.981	2.981	0.000	33357263	1000.0	936.1	
1	3.448	3.448	0.000	66493074	1000.0	948.4	
1	3.720	3.720	0.000	27045022	1000.0	885.9	
1	3.968	3.968	0.000	142097480	1000.0	993.3	
1	4.123	4.123	0.000	59003117	1000.0	978.3	
1	4.364	4.364	0.000	31881522	1000.0	1028.2	
1	4.662	4.662	0.000	46986379	1000.0	975.8	
1	4.800	4.800	0.000	52611986	1000.0	988.0	

Average of Peak Amounts = 966.8

2	2.324	2.324	0.000	37551142	1000.0	1021.3	
2	2.678	2.678	0.000	73293036	1000.0	1020.5	
2	2.880	2.880	0.000	48992777	1000.0	1021.8	
2	3.153	3.153	0.000	163818987	1000.0	1026.6	
2	3.292	3.292	0.000	68745809	1000.0	1042.9	
2	3.356	3.356	0.000	41294118	1000.0	1014.3	
2	3.728	3.728	0.000	69902206	1000.0	1046.1	
2	3.818	3.818	0.000	41287947	1000.0	1107.3	

Average of Peak Amounts = 1037.6

RPD = 7.07

8 PCB-1260

1	5.968	5.968	0.000	43852640	1000.0	956.7	
1	6.182	6.182	0.000	102644952	1000.0	1064.7	
1	6.490	6.490	0.000	112721025	1000.0	1000.5	
1	7.192	7.192	0.000	77648442	1000.0	857.1	
1	7.693	7.693	0.000	90882114	1000.0	909.8	
1	8.188	8.188	0.000	183717401	1000.0	875.9	
1	8.911	8.911	0.000	142840555	1000.0	909.4	
1	9.952	9.952	0.000	46630358	1000.0	802.4	

Average of Peak Amounts = 922.1

2	5.044	5.044	0.000	107268960	1000.0	1115.6	
2	5.658	5.658	0.000	196078734	1000.0	1180.5	
2	5.803	5.803	0.000	92119063	1000.0	909.7	
2	6.108	6.108	0.000	100270901	1000.0	975.2	
2	6.542	6.542	0.000	222241563	1000.0	975.0	
2	6.956	6.956	0.000	123740347	1000.0	1054.6	
2	7.098	7.098	0.000	57841963	1000.0	864.8	
2	8.048	8.048	0.000	58138584	1000.0	883.1	

Average of Peak Amounts = 994.8

RPD = 7.59

\$ 11 DCB Decachlorobiphenyl

1	10.520	10.520	0.000	143620556	100.0	92.6	
2	8.989	8.989	0.000	222595902	100.0	104.4	

RPD = 11.91

QC Flag Legend

Review Flags

M - Manually Integrated

Reagents:

SG1660L3_00029

Amount Added: 1.00

Units: mL

SGPCBISTD_00006

Amount Added: 20.00

Units: uL

Run Reagent

TestAmerica Edison

Data File: \\ChromNA\Edison\ChromData\CPESTGC11\20160818-44594.b\T1331885.D

Injection Date: 18-Aug-2016 05:06:47

Instrument ID: CPESTGC11

Operator ID:

Lims ID: CCVIS

Worklist Smp#: 2

Client ID:

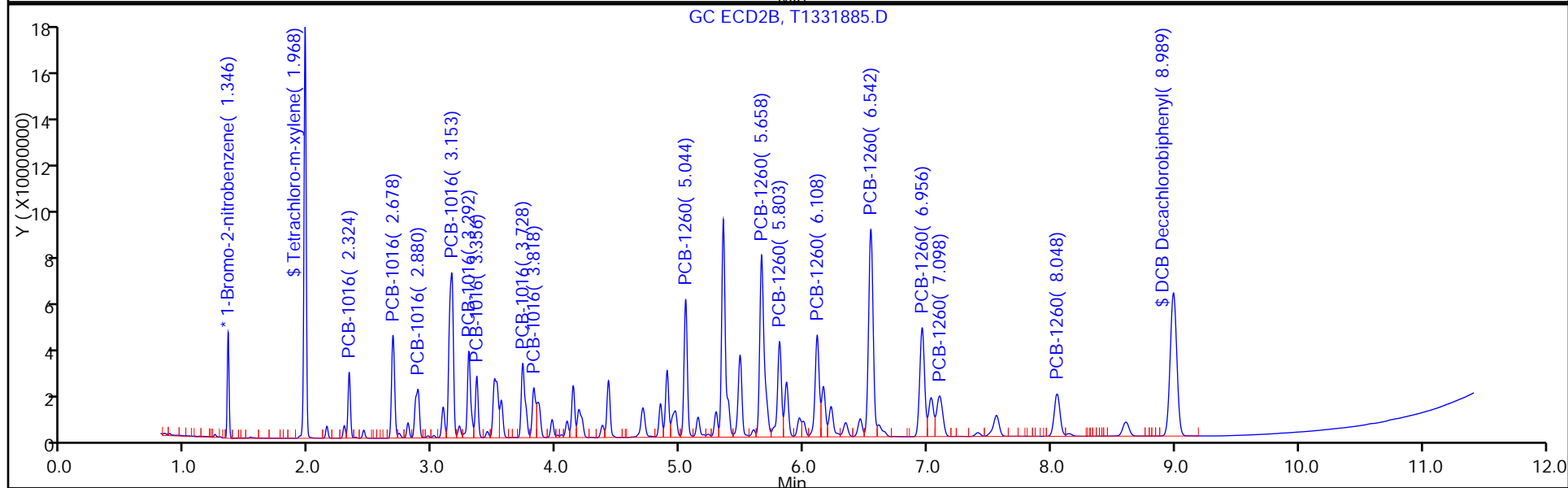
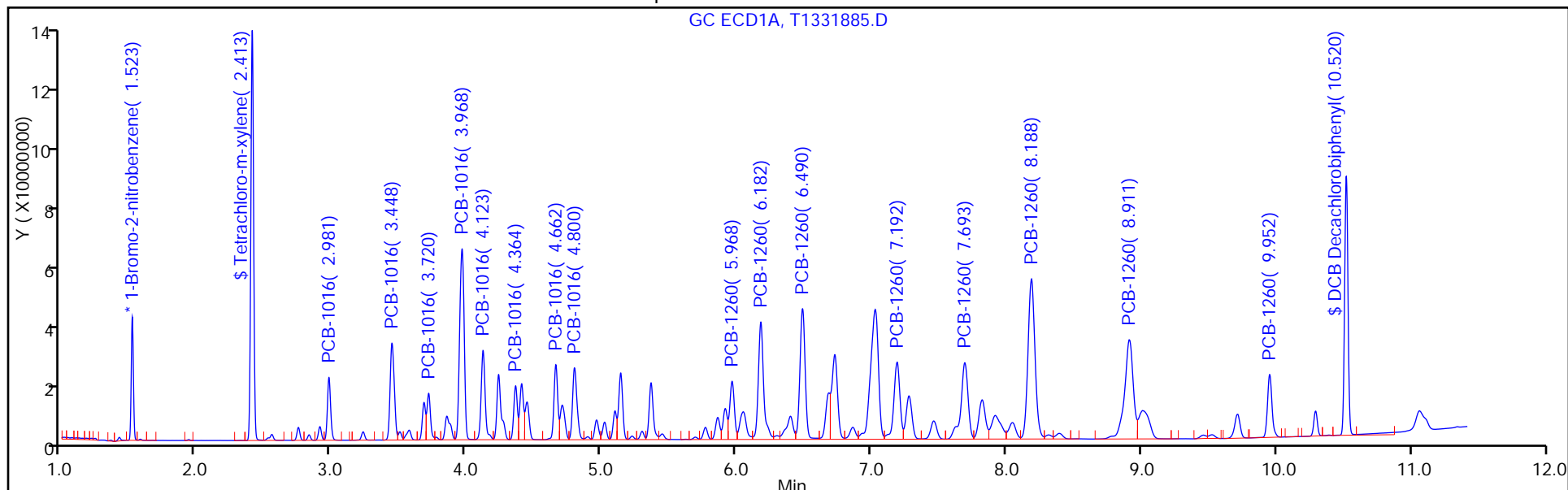
Injection Vol: 1.0 ul

Dil. Factor: 1.0000

ALS Bottle#: 3

Method: 8082 ISTD

Limit Group: GC 8082A PCB ISTD



FORM VII
PCBS CONTINUING CALIBRATION DATA

Lab Name: TestAmerica Edison Job No.: 460-118423-1
 SDG No.: _____
 Lab Sample ID: CCV 460-385460/20 Calibration Date: 08/18/2016 10:14
 Instrument ID: CPESTGC11 Calib Start Date: 06/17/2016 16:49
 GC Column: CLP-2 ID: 0.53 (mm) Calib End Date: 06/17/2016 17:47
 Lab File ID: T1331903.D Conc. Units: ug/L

ANALYTE	CURVE TYPE	AVE RRF	RRF	MIN RRF	CALC AMOUNT	SPIKE AMOUNT	%D	MAX %D
Tetrachloro-m-xylene	Ave	0.8815	0.8273		93.9	100	-6.1	20.0
DCB Decachlorobiphenyl	Ave	0.7153	0.6389		89.3	100	-10.7	20.0

FORM VII
PCBS CONTINUING CALIBRATION RETENTION TIME SUMMARY

Lab Name: TestAmerica Edison Job No.: 460-118423-1
 SDG No.: _____
 Lab Sample ID: CCV 460-385460/20 Calibration Date: 08/18/2016 10:14
 Instrument ID: CPESTGC11 Calib Start Date: 06/17/2016 16:49
 GC Column: CLP-2 ID: 0.53 (mm) Calib End Date: 06/17/2016 17:47
 Lab File ID: T1331903.D

Analyte	RT	RT WINDOW	
		FROM	TO
Tetrachloro-m-xylene	2.40	2.38	2.44
DCB Decachlorobiphenyl	10.50	10.49	10.55

TestAmerica Edison
Target Compound Quantitation Report

Data File: \\ChromNA\Edison\ChromData\CPESTGC11\20160818-44594.b\T1331903.D
 Lims ID: CCV AR1242
 Client ID:
 Sample Type: CCV
 Inject. Date: 18-Aug-2016 10:14:00 ALS Bottle#: 21 Worklist Smp#: 20
 Injection Vol: 1.0 ul Dil. Factor: 1.0000
 Sample Info: 460-0044594-020
 Operator ID: Instrument ID: CPESTGC11
 Sublist: chrom-8082 ISTD*sub5
 Method: \\ChromNA\Edison\ChromData\CPESTGC11\20160818-44594.b\8082 ISTD.m
 Limit Group: GC 8082A PCB ISTD
 Last Update: 18-Aug-2016 10:40:34 Calib Date: 17-Jun-2016 19:43:54
 Integrator: Falcon
 Quant Method: Internal Standard Quant By: Initial Calibration
 Last ICal File: \\ChromNA\Edison\ChromData\CPESTGC11\20160617-42300.b\T1329669.D
 Column 1 : Det: GC ECD1A
 Column 2 : Det: GC ECD2B
 Process Host: XAWRK027

First Level Reviewer: patelji Date: 18-Aug-2016 10:28:46

Col	RT (min.)	Exp RT (min.)	Dlt RT (min.)	Response	Cal Amt ug/l	OnCol Amt ug/l	Flags
-----	-----------	---------------	---------------	----------	--------------	----------------	-------

* 13 1-Bromo-2-nitrobenzene							M
1	1.518	1.523	-0.005	44861638	20.0	20.0	M
2	1.349	1.346	0.003	46582375	20.0	20.0	
RPD = 0.00							
\$ 2 Tetrachloro-m-xylene							
1	2.403	2.413	-0.010	185576891	100.0	93.9	
2	1.972	1.968	0.004	212495520	100.0	101.6	
RPD = 7.94							

Col	RT (min.)	Exp RT (min.)	Dlt RT (min.)	Response	Cal Amt ug/l	OnCol Amt ug/l	Flags
-----	-----------	---------------	---------------	----------	--------------	----------------	-------

4 PCB-1242							M
1	2.970	2.979	-0.009	28023333	1000.0	865.6	
1	3.436	3.446	-0.010	54736373	1000.0	862.3	
1	3.707	3.717	-0.010	22606298	1000.0	888.1	M
1	3.954	3.965	-0.011	113088863	1000.0	878.5	M
1	4.110	4.120	-0.010	48458453	1000.0	897.2	M
1	4.789	4.798	-0.009	44303264	1000.0	886.3	M
1	5.088	5.098	-0.010	39402762	1000.0	876.5	M
1	5.135	5.146	-0.011	43858411	1000.0	874.8	M
Average of Peak Amounts =						878.6	
2	2.328	2.330	-0.002	32670255	1000.0	968.2	
2	2.682	2.684	-0.002	63441659	1000.0	958.5	
2	2.884	2.886	-0.002	42456337	1000.0	960.9	M
2	3.155	3.158	-0.003	139511466	1000.0	958.0	M
2	3.295	3.298	-0.003	57873988	1000.0	957.0	M
2	3.730	3.733	-0.003	58518692	1000.0	961.9	M
2	4.184	4.187	-0.003	91123555	1000.0	948.2	M
2	4.417	4.420	-0.003	35654048	1000.0	949.4	
Average of Peak Amounts =						957.8	
						RPD = 8.62	

\$ 11 DCB Decachlorobiphenyl

1	10.501	10.520	-0.019	143313702	100.0	89.3	
2	8.985	8.989	-0.004	212029066	100.0	94.6	
						RPD = 5.71	

S 12 Polychlorinated biphenyls, Total

1						878.6	
---	--	--	--	--	--	-------	--

QC Flag Legend

Review Flags

M - Manually Integrated

Reagents:

SG1242L3_00027	Amount Added: 1.00	Units: mL	
SGPCBISTD_00006	Amount Added: 20.00	Units: uL	Run Reagent

TestAmerica Edison

Data File: \\ChromNA\Edison\ChromData\CPESTGC11\20160818-44594.b\T1331903.D

Injection Date: 18-Aug-2016 10:14:00

Instrument ID: CPESTGC11

Operator ID:

Lims ID: CCV AR1242

Worklist Smp#: 20

Client ID:

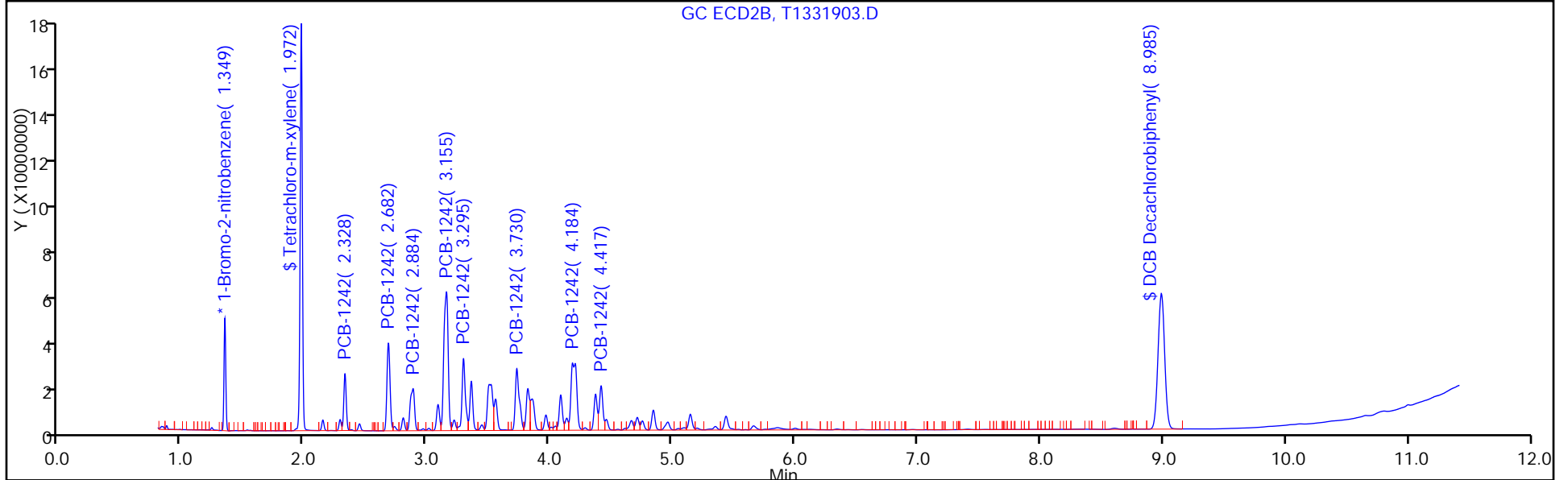
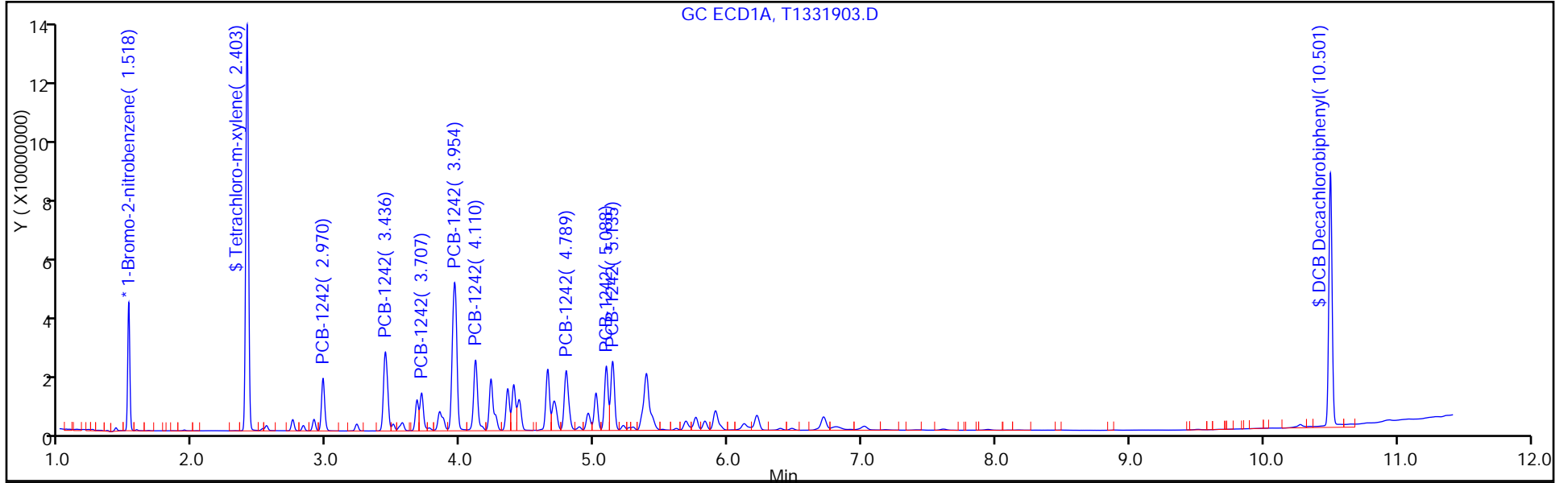
Injection Vol: 1.0 ul

Dil. Factor: 1.0000

ALS Bottle#: 21

Method: 8082 ISTD

Limit Group: GC 8082A PCB ISTD



FORM VII
PCBS CONTINUING CALIBRATION DATA

Lab Name: TestAmerica Edison Job No.: 460-118423-1
 SDG No.: _____
 Lab Sample ID: CCV 460-385460/20 Calibration Date: 08/18/2016 10:14
 Instrument ID: CPESTGC11 Calib Start Date: 06/17/2016 18:45
 GC Column: CLP-2 ID: 0.53 (mm) Calib End Date: 06/17/2016 18:45
 Lab File ID: T1331903.D Conc. Units: ug/L

ANALYTE	CURVE TYPE	AVE RRF	RRF	MIN RRF	CALC AMOUNT	SPIKE AMOUNT	%D	MAX %D
PCB-1242 Peak 1	Ave	0.0144	0.0125		866	1000	-13.4	20.0
PCB-1242 Peak 2	Ave	0.0283	0.0244		862	1000	-13.8	20.0
PCB-1242 Peak 3	Ave	0.0113	0.0101		888	1000	-11.2	20.0
PCB-1242 Peak 4	Ave	0.0574	0.0504		878	1000	-12.2	20.0
PCB-1242 Peak 5	Ave	0.0241	0.0216		897	1000	-10.3	20.0
PCB-1242 Peak 6	Ave	0.0223	0.0198		886	1000	-11.4	20.0
PCB-1242 Peak 7	Ave	0.0200	0.0176		876	1000	-12.4	20.0
PCB-1242 Peak 8	Ave	0.0224	0.0196		875	1000	-12.5	20.0

FORM VII
PCBS CONTINUING CALIBRATION RETENTION TIME SUMMARY

Lab Name: TestAmerica Edison Job No.: 460-118423-1
 SDG No.: _____
 Lab Sample ID: CCV 460-385460/20 Calibration Date: 08/18/2016 10:14
 Instrument ID: CPESTGC11 Calib Start Date: 06/17/2016 18:45
 GC Column: CLP-2 ID: 0.53 (mm) Calib End Date: 06/17/2016 18:45
 Lab File ID: T1331903.D

Analyte	RT	RT WINDOW	
		FROM	TO
PCB-1242 Peak 1	2.97	2.95	3.01
PCB-1242 Peak 2	3.44	3.42	3.48
PCB-1242 Peak 3	3.71	3.69	3.75
PCB-1242 Peak 4	3.95	3.94	4.00
PCB-1242 Peak 5	4.11	4.09	4.15
PCB-1242 Peak 6	4.79	4.77	4.83
PCB-1242 Peak 7	5.09	5.07	5.13
PCB-1242 Peak 8	5.14	5.12	5.18

TestAmerica Edison
Target Compound Quantitation Report

Data File: \\ChromNA\Edison\ChromData\CPESTGC11\20160818-44594.b\T1331903.D
 Lims ID: CCV AR1242
 Client ID:
 Sample Type: CCV
 Inject. Date: 18-Aug-2016 10:14:00 ALS Bottle#: 21 Worklist Smp#: 20
 Injection Vol: 1.0 ul Dil. Factor: 1.0000
 Sample Info: 460-0044594-020
 Operator ID: Instrument ID: CPESTGC11
 Sublist: chrom-8082 ISTD*sub5
 Method: \\ChromNA\Edison\ChromData\CPESTGC11\20160818-44594.b\8082 ISTD.m
 Limit Group: GC 8082A PCB ISTD
 Last Update: 18-Aug-2016 10:40:34 Calib Date: 17-Jun-2016 19:43:54
 Integrator: Falcon
 Quant Method: Internal Standard Quant By: Initial Calibration
 Last ICal File: \\ChromNA\Edison\ChromData\CPESTGC11\20160617-42300.b\T1329669.D
 Column 1 : Det: GC ECD1A
 Column 2 : Det: GC ECD2B
 Process Host: XAWRK027

First Level Reviewer: patelji Date: 18-Aug-2016 10:28:46

Col	RT (min.)	Exp RT (min.)	Dlt RT (min.)	Response	Cal Amt ug/l	OnCol Amt ug/l	Flags
-----	-----------	---------------	---------------	----------	--------------	----------------	-------

* 13 1-Bromo-2-nitrobenzene							M
1	1.518	1.523	-0.005	44861638	20.0	20.0	M
2	1.349	1.346	0.003	46582375	20.0	20.0	
							RPD = 0.00
\$ 2 Tetrachloro-m-xylene							
1	2.403	2.413	-0.010	185576891	100.0	93.9	
2	1.972	1.968	0.004	212495520	100.0	101.6	
							RPD = 7.94

Col	RT (min.)	Exp RT (min.)	Dlt RT (min.)	Response	Cal Amt ug/l	OnCol Amt ug/l	Flags
-----	-----------	---------------	---------------	----------	--------------	----------------	-------

4 PCB-1242							M
1	2.970	2.979	-0.009	28023333	1000.0	865.6	
1	3.436	3.446	-0.010	54736373	1000.0	862.3	
1	3.707	3.717	-0.010	22606298	1000.0	888.1	M
1	3.954	3.965	-0.011	113088863	1000.0	878.5	M
1	4.110	4.120	-0.010	48458453	1000.0	897.2	M
1	4.789	4.798	-0.009	44303264	1000.0	886.3	M
1	5.088	5.098	-0.010	39402762	1000.0	876.5	M
1	5.135	5.146	-0.011	43858411	1000.0	874.8	M
Average of Peak Amounts =						878.6	
2	2.328	2.330	-0.002	32670255	1000.0	968.2	
2	2.682	2.684	-0.002	63441659	1000.0	958.5	
2	2.884	2.886	-0.002	42456337	1000.0	960.9	M
2	3.155	3.158	-0.003	139511466	1000.0	958.0	M
2	3.295	3.298	-0.003	57873988	1000.0	957.0	M
2	3.730	3.733	-0.003	58518692	1000.0	961.9	M
2	4.184	4.187	-0.003	91123555	1000.0	948.2	M
2	4.417	4.420	-0.003	35654048	1000.0	949.4	
Average of Peak Amounts =						957.8	
						RPD = 8.62	

\$ 11 DCB Decachlorobiphenyl

1	10.501	10.520	-0.019	143313702	100.0	89.3	
2	8.985	8.989	-0.004	212029066	100.0	94.6	
						RPD = 5.71	

S 12 Polychlorinated biphenyls, Total

1						878.6	
---	--	--	--	--	--	-------	--

QC Flag Legend

Review Flags

M - Manually Integrated

Reagents:

SG1242L3_00027	Amount Added: 1.00	Units: mL	
SGPCBISTD_00006	Amount Added: 20.00	Units: uL	Run Reagent

TestAmerica Edison

Data File: \\ChromNA\Edison\ChromData\CPESTGC11\20160818-44594.b\T1331903.D

Injection Date: 18-Aug-2016 10:14:00

Instrument ID: CPESTGC11

Operator ID:

Lims ID: CCV AR1242

Worklist Smp#: 20

Client ID:

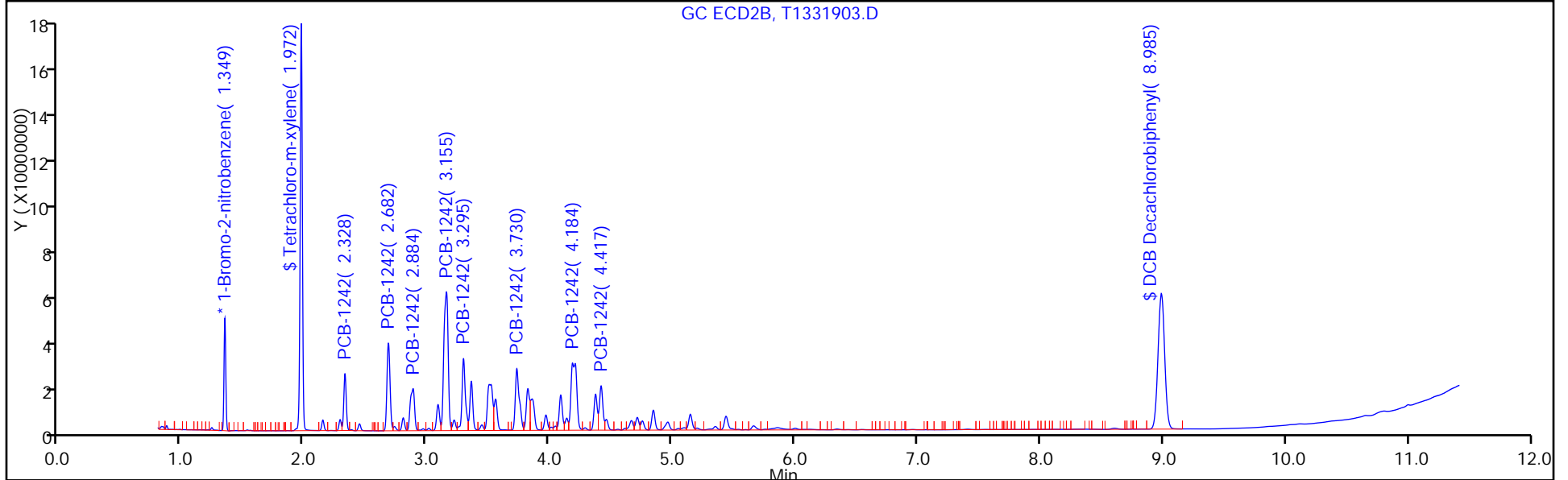
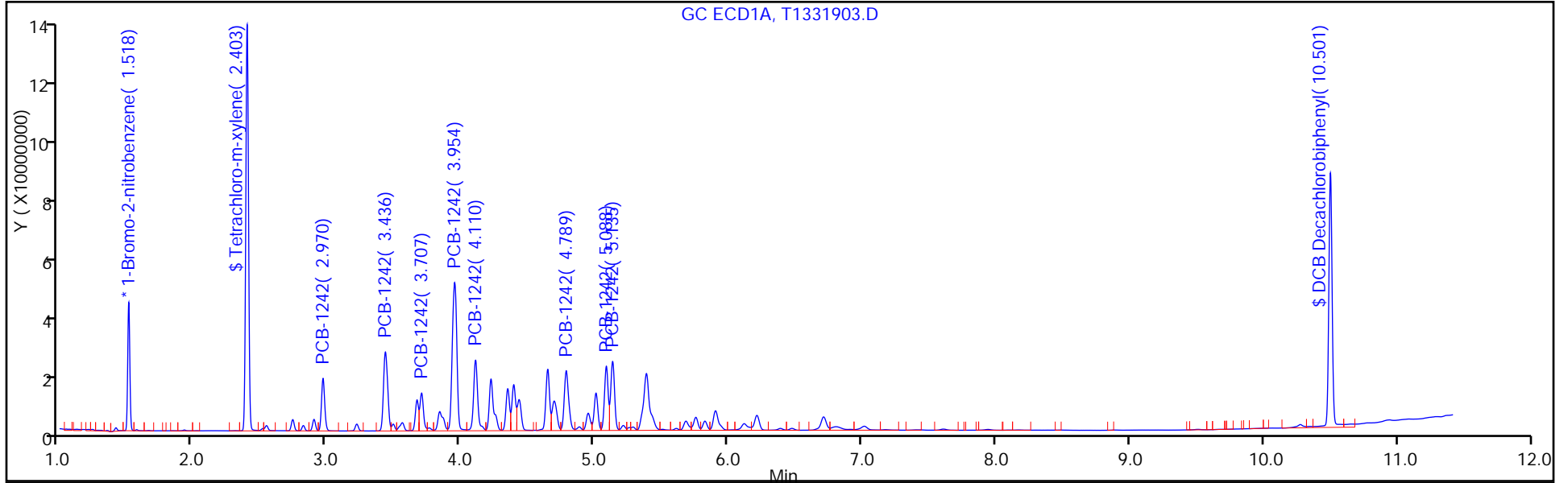
Injection Vol: 1.0 ul

Dil. Factor: 1.0000

ALS Bottle#: 21

Method: 8082 ISTD

Limit Group: GC 8082A PCB ISTD



FORM VII
PCBS CONTINUING CALIBRATION DATA

Lab Name: TestAmerica Edison Job No.: 460-118423-1
 SDG No.: _____
 Lab Sample ID: CCV 460-385460/20 Calibration Date: 08/18/2016 10:14
 Instrument ID: CPESTGC11 Calib Start Date: 06/17/2016 16:49
 GC Column: CLP-1 ID: 0.53 (mm) Calib End Date: 06/17/2016 17:47
 Lab File ID: T1331903.D Conc. Units: ug/L

ANALYTE	CURVE TYPE	AVE RRF	RRF	MIN RRF	CALC AMOUNT	SPIKE AMOUNT	%D	MAX %D
Tetrachloro-m-xylene	Ave	0.8978	0.9123		102	100	1.6	20.0
DCB Decachlorobiphenyl	Ave	0.9626	0.9103		94.6	100	-5.4	20.0

FORM VII
PCBS CONTINUING CALIBRATION RETENTION TIME SUMMARY

Lab Name: TestAmerica Edison Job No.: 460-118423-1
 SDG No.: _____
 Lab Sample ID: CCV 460-385460/20 Calibration Date: 08/18/2016 10:14
 Instrument ID: CPESTGC11 Calib Start Date: 06/17/2016 16:49
 GC Column: CLP-1 ID: 0.53 (mm) Calib End Date: 06/17/2016 17:47
 Lab File ID: T1331903.D

Analyte	RT	RT WINDOW	
		FROM	TO
Tetrachloro-m-xylene	1.97	1.94	2.00
DCB Decachlorobiphenyl	8.99	8.89	9.09

TestAmerica Edison
Target Compound Quantitation Report

Data File: \\ChromNA\Edison\ChromData\CPESTGC11\20160818-44594.b\T1331903.D
 Lims ID: CCV AR1242
 Client ID:
 Sample Type: CCV
 Inject. Date: 18-Aug-2016 10:14:00 ALS Bottle#: 21 Worklist Smp#: 20
 Injection Vol: 1.0 ul Dil. Factor: 1.0000
 Sample Info: 460-0044594-020
 Operator ID: Instrument ID: CPESTGC11
 Sublist: chrom-8082 ISTD*sub5
 Method: \\ChromNA\Edison\ChromData\CPESTGC11\20160818-44594.b\8082 ISTD.m
 Limit Group: GC 8082A PCB ISTD
 Last Update: 18-Aug-2016 10:40:34 Calib Date: 17-Jun-2016 19:43:54
 Integrator: Falcon
 Quant Method: Internal Standard Quant By: Initial Calibration
 Last ICal File: \\ChromNA\Edison\ChromData\CPESTGC11\20160617-42300.b\T1329669.D
 Column 1 : Det: GC ECD1A
 Column 2 : Det: GC ECD2B
 Process Host: XAWRK027

First Level Reviewer: patelji Date: 18-Aug-2016 10:28:46

Col	RT (min.)	Exp RT (min.)	Dlt RT (min.)	Response	Cal Amt ug/l	OnCol Amt ug/l	Flags
-----	-----------	---------------	---------------	----------	--------------	----------------	-------

* 13 1-Bromo-2-nitrobenzene							M
1	1.518	1.523	-0.005	44861638	20.0	20.0	M
2	1.349	1.346	0.003	46582375	20.0	20.0	
RPD = 0.00							
\$ 2 Tetrachloro-m-xylene							
1	2.403	2.413	-0.010	185576891	100.0	93.9	
2	1.972	1.968	0.004	212495520	100.0	101.6	
RPD = 7.94							

Col	RT (min.)	Exp RT (min.)	Dlt RT (min.)	Response	Cal Amt ug/l	OnCol Amt ug/l	Flags
-----	-----------	---------------	---------------	----------	--------------	----------------	-------

4 PCB-1242							M
1	2.970	2.979	-0.009	28023333	1000.0	865.6	
1	3.436	3.446	-0.010	54736373	1000.0	862.3	
1	3.707	3.717	-0.010	22606298	1000.0	888.1	M
1	3.954	3.965	-0.011	113088863	1000.0	878.5	M
1	4.110	4.120	-0.010	48458453	1000.0	897.2	M
1	4.789	4.798	-0.009	44303264	1000.0	886.3	M
1	5.088	5.098	-0.010	39402762	1000.0	876.5	M
1	5.135	5.146	-0.011	43858411	1000.0	874.8	M
Average of Peak Amounts =						878.6	
2	2.328	2.330	-0.002	32670255	1000.0	968.2	
2	2.682	2.684	-0.002	63441659	1000.0	958.5	
2	2.884	2.886	-0.002	42456337	1000.0	960.9	M
2	3.155	3.158	-0.003	139511466	1000.0	958.0	M
2	3.295	3.298	-0.003	57873988	1000.0	957.0	M
2	3.730	3.733	-0.003	58518692	1000.0	961.9	M
2	4.184	4.187	-0.003	91123555	1000.0	948.2	M
2	4.417	4.420	-0.003	35654048	1000.0	949.4	
Average of Peak Amounts =						957.8	
						RPD = 8.62	

\$ 11 DCB Decachlorobiphenyl

1	10.501	10.520	-0.019	143313702	100.0	89.3	
2	8.985	8.989	-0.004	212029066	100.0	94.6	
						RPD = 5.71	

S 12 Polychlorinated biphenyls, Total

1						878.6	
---	--	--	--	--	--	-------	--

QC Flag Legend

Review Flags

M - Manually Integrated

Reagents:

SG1242L3_00027	Amount Added: 1.00	Units: mL	
SGPCBISTD_00006	Amount Added: 20.00	Units: uL	Run Reagent

TestAmerica Edison

Data File: \\ChromNA\Edison\ChromData\CPESTGC11\20160818-44594.b\T1331903.D

Injection Date: 18-Aug-2016 10:14:00

Instrument ID: CPESTGC11

Operator ID:

Lims ID: CCV AR1242

Worklist Smp#: 20

Client ID:

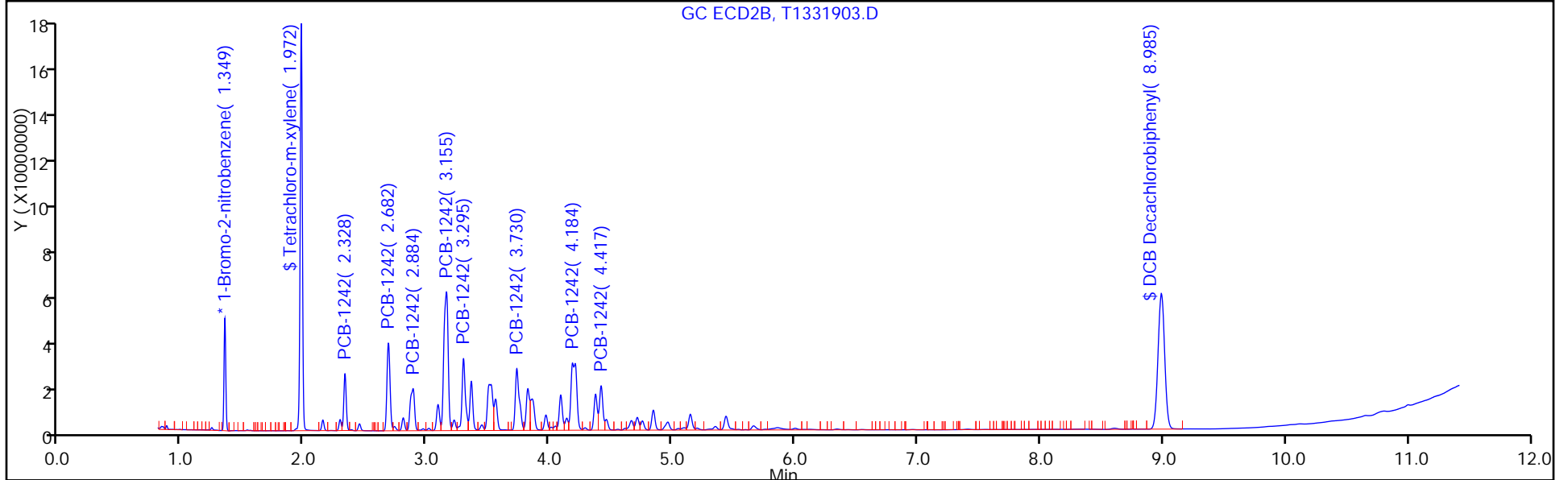
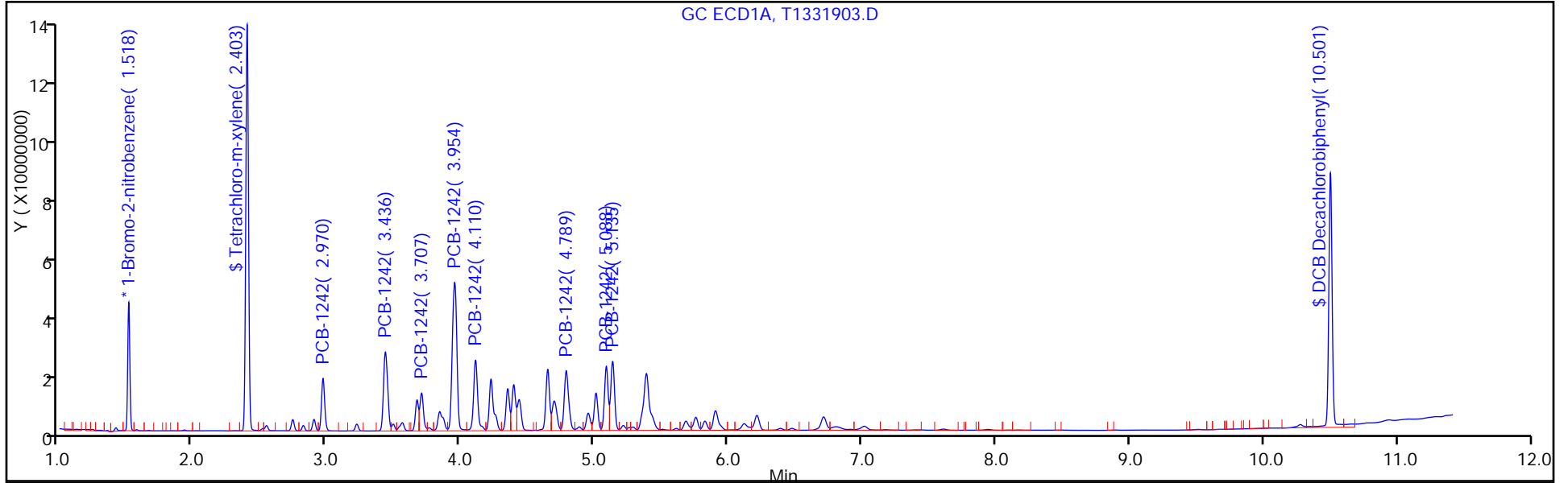
Injection Vol: 1.0 ul

Dil. Factor: 1.0000

ALS Bottle#: 21

Method: 8082 ISTD

Limit Group: GC 8082A PCB ISTD



FORM VII
PCBS CONTINUING CALIBRATION DATA

Lab Name: TestAmerica Edison Job No.: 460-118423-1
 SDG No.: _____
 Lab Sample ID: CCV 460-385460/20 Calibration Date: 08/18/2016 10:14
 Instrument ID: CPESTGC11 Calib Start Date: 06/17/2016 18:45
 GC Column: CLP-1 ID: 0.53 (mm) Calib End Date: 06/17/2016 18:45
 Lab File ID: T1331903.D Conc. Units: ug/L

ANALYTE	CURVE TYPE	AVE RRF	RRF	MIN RRF	CALC AMOUNT	SPIKE AMOUNT	%D	MAX %D
PCB-1242 Peak 1	Ave	0.0145	0.0140		968	1000	-3.2	20.0
PCB-1242 Peak 2	Ave	0.0284	0.0272		959	1000	-4.1	20.0
PCB-1242 Peak 3	Ave	0.0190	0.0182		961	1000	-3.9	20.0
PCB-1242 Peak 4	Ave	0.0625	0.0599		958	1000	-4.2	20.0
PCB-1242 Peak 5	Ave	0.0260	0.0249		957	1000	-4.3	20.0
PCB-1242 Peak 6	Ave	0.0261	0.0251		962	1000	-3.8	20.0
PCB-1242 Peak 7	Ave	0.0413	0.0391		948	1000	-5.2	20.0
PCB-1242 Peak 8	Ave	0.0161	0.0153		949	1000	-5.1	20.0

FORM VII
PCBS CONTINUING CALIBRATION RETENTION TIME SUMMARY

Lab Name: TestAmerica Edison Job No.: 460-118423-1
 SDG No.: _____
 Lab Sample ID: CCV 460-385460/20 Calibration Date: 08/18/2016 10:14
 Instrument ID: CPESTGC11 Calib Start Date: 06/17/2016 18:45
 GC Column: CLP-1 ID: 0.53 (mm) Calib End Date: 06/17/2016 18:45
 Lab File ID: T1331903.D

Analyte	RT	RT WINDOW	
		FROM	TO
PCB-1242 Peak 1	2.33	2.30	2.36
PCB-1242 Peak 2	2.68	2.65	2.71
PCB-1242 Peak 3	2.88	2.86	2.92
PCB-1242 Peak 4	3.16	3.13	3.19
PCB-1242 Peak 5	3.30	3.27	3.33
PCB-1242 Peak 6	3.73	3.70	3.76
PCB-1242 Peak 7	4.18	4.16	4.22
PCB-1242 Peak 8	4.42	4.39	4.45

TestAmerica Edison
Target Compound Quantitation Report

Data File: \\ChromNA\Edison\ChromData\CPESTGC11\20160818-44594.b\T1331903.D
 Lims ID: CCV AR1242
 Client ID:
 Sample Type: CCV
 Inject. Date: 18-Aug-2016 10:14:00 ALS Bottle#: 21 Worklist Smp#: 20
 Injection Vol: 1.0 ul Dil. Factor: 1.0000
 Sample Info: 460-0044594-020
 Operator ID: Instrument ID: CPESTGC11
 Sublist: chrom-8082 ISTD*sub5
 Method: \\ChromNA\Edison\ChromData\CPESTGC11\20160818-44594.b\8082 ISTD.m
 Limit Group: GC 8082A PCB ISTD
 Last Update: 18-Aug-2016 10:40:34 Calib Date: 17-Jun-2016 19:43:54
 Integrator: Falcon
 Quant Method: Internal Standard Quant By: Initial Calibration
 Last ICal File: \\ChromNA\Edison\ChromData\CPESTGC11\20160617-42300.b\T1329669.D
 Column 1 : Det: GC ECD1A
 Column 2 : Det: GC ECD2B
 Process Host: XAWRK027

First Level Reviewer: patelji Date: 18-Aug-2016 10:28:46

Col	RT (min.)	Exp RT (min.)	Dlt RT (min.)	Response	Cal Amt ug/l	OnCol Amt ug/l	Flags
-----	-----------	---------------	---------------	----------	--------------	----------------	-------

* 13 1-Bromo-2-nitrobenzene							M
1	1.518	1.523	-0.005	44861638	20.0	20.0	M
2	1.349	1.346	0.003	46582375	20.0	20.0	
RPD = 0.00							
\$ 2 Tetrachloro-m-xylene							
1	2.403	2.413	-0.010	185576891	100.0	93.9	
2	1.972	1.968	0.004	212495520	100.0	101.6	
RPD = 7.94							

Col	RT (min.)	Exp RT (min.)	Dlt RT (min.)	Response	Cal Amt ug/l	OnCol Amt ug/l	Flags
-----	-----------	---------------	---------------	----------	--------------	----------------	-------

4 PCB-1242							M
1	2.970	2.979	-0.009	28023333	1000.0	865.6	
1	3.436	3.446	-0.010	54736373	1000.0	862.3	
1	3.707	3.717	-0.010	22606298	1000.0	888.1	M
1	3.954	3.965	-0.011	113088863	1000.0	878.5	M
1	4.110	4.120	-0.010	48458453	1000.0	897.2	M
1	4.789	4.798	-0.009	44303264	1000.0	886.3	M
1	5.088	5.098	-0.010	39402762	1000.0	876.5	M
1	5.135	5.146	-0.011	43858411	1000.0	874.8	M
Average of Peak Amounts =						878.6	
2	2.328	2.330	-0.002	32670255	1000.0	968.2	
2	2.682	2.684	-0.002	63441659	1000.0	958.5	
2	2.884	2.886	-0.002	42456337	1000.0	960.9	M
2	3.155	3.158	-0.003	139511466	1000.0	958.0	M
2	3.295	3.298	-0.003	57873988	1000.0	957.0	M
2	3.730	3.733	-0.003	58518692	1000.0	961.9	M
2	4.184	4.187	-0.003	91123555	1000.0	948.2	M
2	4.417	4.420	-0.003	35654048	1000.0	949.4	
Average of Peak Amounts =						957.8	
						RPD = 8.62	

\$ 11 DCB Decachlorobiphenyl

1	10.501	10.520	-0.019	143313702	100.0	89.3	
2	8.985	8.989	-0.004	212029066	100.0	94.6	
						RPD = 5.71	

S 12 Polychlorinated biphenyls, Total

1						878.6	
---	--	--	--	--	--	-------	--

QC Flag Legend

Review Flags

M - Manually Integrated

Reagents:

SG1242L3_00027	Amount Added: 1.00	Units: mL	
SGPCBISTD_00006	Amount Added: 20.00	Units: uL	Run Reagent

TestAmerica Edison

Data File: \\ChromNA\Edison\ChromData\CPESTGC11\20160818-44594.b\T1331903.D

Injection Date: 18-Aug-2016 10:14:00

Instrument ID: CPESTGC11

Operator ID:

Lims ID: CCV AR1242

Worklist Smp#: 20

Client ID:

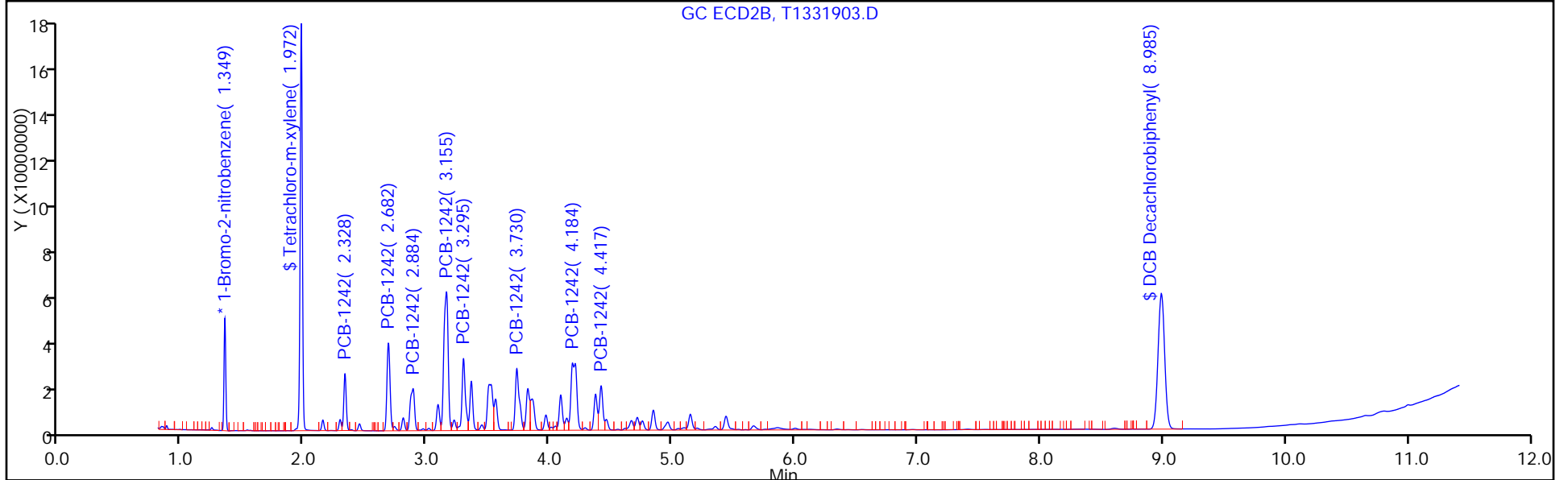
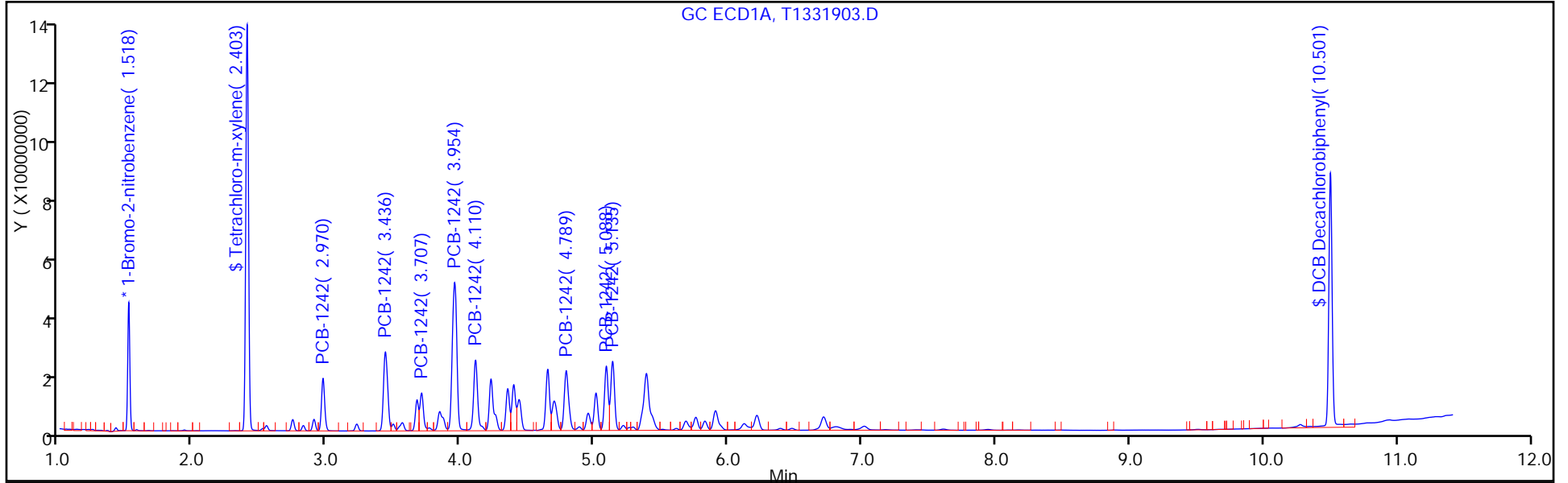
Injection Vol: 1.0 ul

Dil. Factor: 1.0000

ALS Bottle#: 21

Method: 8082 ISTD

Limit Group: GC 8082A PCB ISTD



FORM VII
PCBS CONTINUING CALIBRATION DATA

Lab Name: TestAmerica Edison Job No.: 460-118423-1
 SDG No.: _____
 Lab Sample ID: CCVIS 460-385556/1 Calibration Date: 08/18/2016 10:31
 Instrument ID: CPESTGC11 Calib Start Date: 06/17/2016 16:49
 GC Column: CLP-2 ID: 0.53 (mm) Calib End Date: 06/17/2016 17:47
 Lab File ID: T1331904.D Conc. Units: ug/L

ANALYTE	CURVE TYPE	AVE RRF	RRF	MIN RRF	CALC AMOUNT	SPIKE AMOUNT	%D	MAX %D
PCB-1260 Peak 8	Ave	0.0268	0.0209		0.0840	1000	-22.0*	20.0
PCB-1016 Peak 1	Ave	0.0164	0.0151		920	1000	-8.0	20.0
PCB-1016 Peak 2	Ave	0.0323	0.0295		911	1000	-8.9	20.0
PCB-1016 Peak 3	Ave	0.0141	0.0121		857	1000	-14.3	20.0
PCB-1016 Peak 4	Ave	0.0660	0.0624		945	1000	-5.5	20.0
PCB-1016 Peak 5	Ave	0.0278	0.0261		937	1000	-6.3	20.0
PCB-1016 Peak 6	Ave	0.0143	0.0141		985	1000	-1.5	20.0
PCB-1016 Peak 7	Ave	0.0222	0.0210		947	1000	-5.3	20.0
PCB-1016 Peak 8	Ave	0.0246	0.0239		973	1000	-2.7	20.0
PCB-1260 Peak 1	Ave	0.0211	0.0198		935	1000	-6.5	20.0
PCB-1260 Peak 2	Ave	0.0445	0.0444		998	1000	-0.2	20.0
PCB-1260 Peak 3	Ave	0.0520	0.0498		958	1000	-4.2	20.0
PCB-1260 Peak 4	Ave	0.0418	0.0354		846	1000	-15.4	20.0
PCB-1260 Peak 5	Ave	0.0461	0.0374		812	1000	-18.8	20.0
PCB-1260 Peak 6	Ave	0.0968	0.0839		867	1000	-13.3	20.0
PCB-1260 Peak 7	Ave	0.0725	0.0651		898	1000	-10.2	20.0
Tetrachloro-m-xylene	Ave	0.8815	0.8485		96.2	100	-3.8	20.0
DCB Decachlorobiphenyl	Ave	0.7153	0.6573		91.9	100	-8.1	20.0

FORM VII
PCBS CONTINUING CALIBRATION RETENTION TIME SUMMARY

Lab Name: TestAmerica Edison Job No.: 460-118423-1
 SDG No.: _____
 Lab Sample ID: CCVIS 460-385556/1 Calibration Date: 08/18/2016 10:31
 Instrument ID: CPESTGC11 Calib Start Date: 06/17/2016 16:49
 GC Column: CLP-2 ID: 0.53(mm) Calib End Date: 06/17/2016 17:47
 Lab File ID: T1331904.D

Analyte	RT	RT WINDOW	
		FROM	TO
PCB-1260 Peak 8	0.00	9.91	9.97
PCB-1016 Peak 1	2.97	2.94	3.00
PCB-1016 Peak 2	3.44	3.41	3.47
PCB-1016 Peak 3	3.71	3.68	3.74
PCB-1016 Peak 4	3.96	3.93	3.99
PCB-1016 Peak 5	4.12	4.09	4.15
PCB-1016 Peak 6	4.36	4.33	4.39
PCB-1016 Peak 7	4.65	4.62	4.68
PCB-1016 Peak 8	4.79	4.76	4.82
PCB-1260 Peak 1	5.96	5.93	5.99
PCB-1260 Peak 2	6.17	6.14	6.20
PCB-1260 Peak 3	6.48	6.45	6.51
PCB-1260 Peak 4	7.18	7.15	7.21
PCB-1260 Peak 5	7.68	7.65	7.71
PCB-1260 Peak 6	8.17	8.14	8.20
PCB-1260 Peak 7	8.90	8.87	8.93
Tetrachloro-m-xylene	2.41	2.38	2.44
DCB Decachlorobiphenyl	10.50	10.47	10.53

TestAmerica Edison
Target Compound Quantitation Report

Data File: \\ChromNA\Edison\ChromData\CPESTGC11\20160818-44617.b\T1331904.D
 Lims ID: CCVIS
 Client ID:
 Sample Type: CCVIS
 Inject. Date: 18-Aug-2016 10:31:32 ALS Bottle#: 1 Worklist Smp#: 1
 Injection Vol: 1.0 ul Dil. Factor: 1.0000
 Sample Info: CCVIS
 Operator ID: Instrument ID: CPESTGC11
 Sublist: chrom-8082 ISTD*sub2
 Method: \\ChromNA\Edison\ChromData\CPESTGC11\20160818-44617.b\8082 ISTD.m
 Limit Group: GC 8082A PCB ISTD
 Last Update: 18-Aug-2016 15:11:52 Calib Date: 17-Jun-2016 19:43:54
 Integrator: Falcon
 Quant Method: Internal Standard Quant By: Initial Calibration
 Last ICal File: \\ChromNA\Edison\ChromData\CPESTGC11\20160617-42300.b\T1329669.D
 Column 1 : Det: GC ECD1A
 Column 2 : Det: GC ECD2B
 Process Host: XAWRK030

First Level Reviewer: patelji Date: 18-Aug-2016 15:10:50

Col	RT (min.)	Exp RT (min.)	Dlt RT (min.)	Response	Cal Amt ug/l	OnCol Amt ug/l	Flags
-----	-----------	---------------	---------------	----------	--------------	----------------	-------

* 13 1-Bromo-2-nitrobenzene							M
1	1.520	1.520	0.000	42478129	20.0	20.0	M
2	1.347	1.347	0.000	44352276	20.0	20.0	
RPD = 0.00							
\$ 2 Tetrachloro-m-xylene							
1	2.407	2.407	0.000	180204391	100.0	96.2	
2	1.970	1.970	0.000	213594805	100.0	107.3	
RPD = 10.84							

Col	RT (min.)	Exp RT (min.)	Dlt RT (min.)	Response	Cal Amt ug/l	OnCol Amt ug/l	Flags
-----	-----------	---------------	---------------	----------	--------------	----------------	-------

5 PCB-1016

							M
1	2.974	2.974	0.000	32109350	1000.0	919.5	
1	3.441	3.441	0.000	62609086	1000.0	911.3	
1	3.712	3.712	0.000	25650210	1000.0	857.4	
1	3.960	3.960	0.000	132474069	1000.0	945.0	
1	4.115	4.115	0.000	55381639	1000.0	937.1	
1	4.356	4.356	0.000	29941926	1000.0	985.4	
1	4.654	4.654	0.000	44695678	1000.0	947.2	
1	4.792	4.792	0.000	50776645	1000.0	973.1	

Average of Peak Amounts = 934.5

2	2.326	2.326	0.000	38046165	1000.0	1033.9	
2	2.680	2.680	0.000	74384200	1000.0	1034.8	M
2	2.882	2.882	0.000	48841846	1000.0	1017.8	M
2	3.155	3.155	0.000	158665167	1000.0	993.4	M
2	3.294	3.294	0.000	67454582	1000.0	1022.5	M
2	3.358	3.358	0.000	40761544	1000.0	1000.4	M
2	3.729	3.729	0.000	67079530	1000.0	1003.0	M
2	3.819	3.819	0.000	38043093	1000.0	1019.4	M

Average of Peak Amounts = 1015.7

RPD = 8.32

8 PCB-1260

1	5.959	5.959	0.000	42009404	1000.0	935.2	
1	6.171	6.171	0.000	94285126	1000.0	998.0	
1	6.479	6.479	0.000	105818243	1000.0	958.5	
1	7.178	7.178	0.000	75070241	1000.0	845.6	
1	7.679	7.679	0.000	79500959	1000.0	812.2	
1	8.173	8.173	0.000	178233496	1000.0	867.2	
1	8.898	8.898	0.000	138262226	1000.0	898.3	
1	0.000	9.939	-9.939	0	1000.0	0	

Average of Peak Amounts = 902.1

2	5.045	5.045	0.000	103276570	1000.0	1073.1	M
2	5.659	5.659	0.000	191711425	1000.0	1153.2	M
2	5.804	5.804	0.000	93029851	1000.0	917.9	M
2	6.108	6.108	0.000	97896803	1000.0	951.3	M
2	6.541	6.541	0.000	228080435	1000.0	999.8	M
2	6.955	6.955	0.000	121096045	1000.0	1031.2	
2	7.096	7.096	0.000	57167985	1000.0	854.0	
2	8.044	8.044	0.000	57316541	1000.0	869.9	

Average of Peak Amounts = 981.3

RPD = 8.41

\$ 11 DCB Decachlorobiphenyl

1	10.502	10.502	0.000	139604792	100.0	91.9	M
2	8.986	8.986	0.000	221765301	100.0	103.9	

RPD = 12.26

QC Flag Legend

Review Flags

M - Manually Integrated

Reagents:

SG1660L3_00029

Amount Added: 1.00

Units: mL

SGPCBISTD_00006

Amount Added: 20.00

Units: uL

Run Reagent

TestAmerica Edison

Data File: \\ChromNA\Edison\ChromData\CPESTGC11\20160818-44617.b\T1331904.D

Injection Date: 18-Aug-2016 10:31:32

Instrument ID: CPESTGC11

Operator ID:

Lims ID: CCVIS

Worklist Smp#: 1

Client ID:

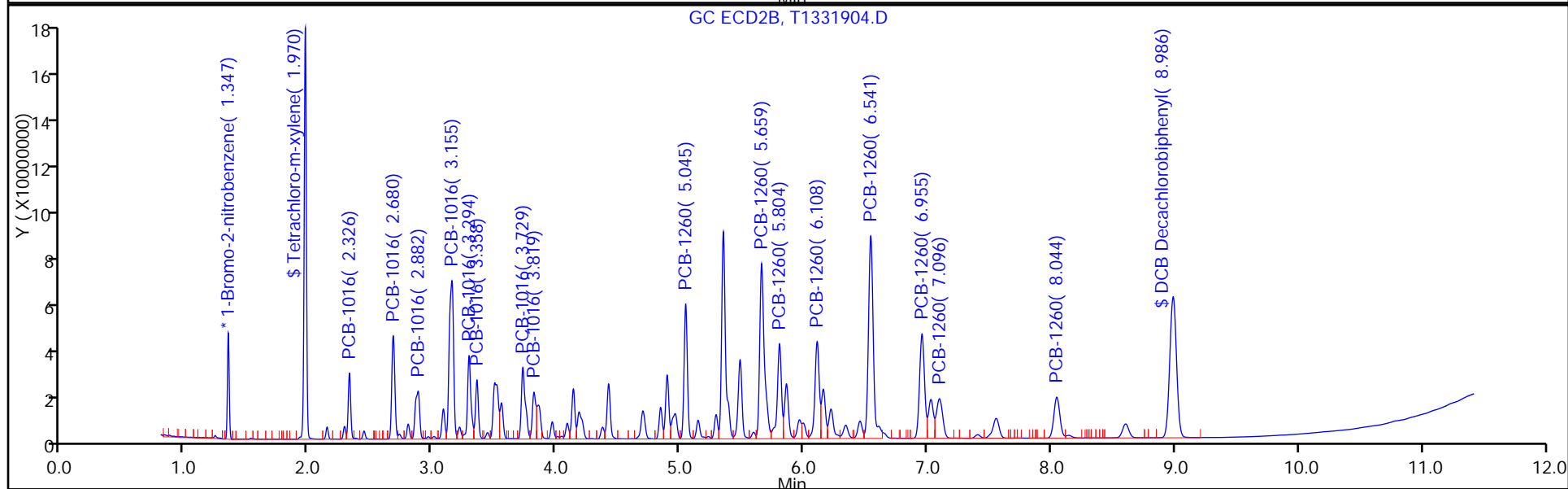
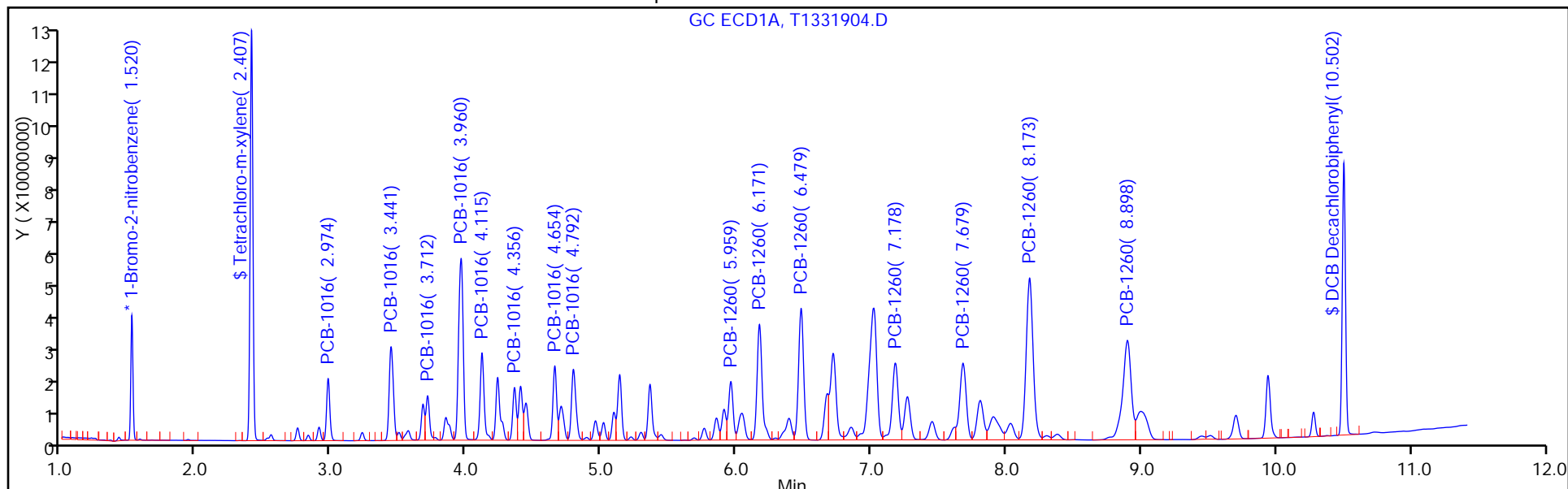
Injection Vol: 1.0 ul

Dil. Factor: 1.0000

ALS Bottle#: 1

Method: 8082 ISTD

Limit Group: GC 8082A PCB ISTD



FORM VII
PCBS CONTINUING CALIBRATION DATA

Lab Name: TestAmerica Edison Job No.: 460-118423-1
 SDG No.: _____
 Lab Sample ID: CCVIS 460-385556/1 Calibration Date: 08/18/2016 10:31
 Instrument ID: CPESTGC11 Calib Start Date: 06/17/2016 16:49
 GC Column: CLP-1 ID: 0.53 (mm) Calib End Date: 06/17/2016 17:47
 Lab File ID: T1331904.D Conc. Units: ug/L

ANALYTE	CURVE TYPE	AVE RRF	RRF	MIN RRF	CALC AMOUNT	SPIKE AMOUNT	%D	MAX %D
PCB-1016 Peak 1	Ave	0.0166	0.0172		1030	1000	3.4	20.0
PCB-1016 Peak 2	Ave	0.0324	0.0335		1030	1000	3.5	20.0
PCB-1016 Peak 3	Ave	0.0216	0.0220		1020	1000	1.8	20.0
PCB-1016 Peak 4	Ave	0.0720	0.0716		993	1000	-0.7	20.0
PCB-1016 Peak 5	Ave	0.0297	0.0304		1020	1000	2.2	20.0
PCB-1016 Peak 6	Ave	0.0184	0.0184		1000	1000	0.0	20.0
PCB-1016 Peak 7	Ave	0.0302	0.0303		1000	1000	0.3	20.0
PCB-1016 Peak 8	Ave	0.0168	0.0172		1020	1000	1.9	20.0
PCB-1260 Peak 1	Ave	0.0434	0.0466		1070	1000	7.3	20.0
PCB-1260 Peak 2	Ave	0.0750	0.0865		1150	1000	15.3	20.0
PCB-1260 Peak 3	Ave	0.0457	0.0420		918	1000	-8.2	20.0
PCB-1260 Peak 4	Ave	0.0464	0.0442		951	1000	-4.9	20.0
PCB-1260 Peak 5	Ave	0.1029	0.1029		1000	1000	-0.0	20.0
PCB-1260 Peak 6	Ave	0.0530	0.0546		1030	1000	3.1	20.0
PCB-1260 Peak 7	Ave	0.0302	0.0258		854	1000	-14.6	20.0
PCB-1260 Peak 8	Ave	0.0297	0.0259		870	1000	-13.0	20.0
Tetrachloro-m-xylene	Ave	0.8978	0.9632		107	100	7.3	20.0
DCB Decachlorobiphenyl	Ave	0.9626	1.000		104	100	3.9	20.0

FORM VII
PCBS CONTINUING CALIBRATION RETENTION TIME SUMMARY

Lab Name: TestAmerica Edison Job No.: 460-118423-1
 SDG No.: _____
 Lab Sample ID: CCVIS 460-385556/1 Calibration Date: 08/18/2016 10:31
 Instrument ID: CPESTGC11 Calib Start Date: 06/17/2016 16:49
 GC Column: CLP-1 ID: 0.53(mm) Calib End Date: 06/17/2016 17:47
 Lab File ID: T1331904.D

Analyte	RT	RT WINDOW	
		FROM	TO
PCB-1016 Peak 1	2.33	2.30	2.36
PCB-1016 Peak 2	2.68	2.65	2.71
PCB-1016 Peak 3	2.88	2.85	2.91
PCB-1016 Peak 4	3.16	3.13	3.19
PCB-1016 Peak 5	3.29	3.26	3.32
PCB-1016 Peak 6	3.36	3.33	3.39
PCB-1016 Peak 7	3.73	3.70	3.76
PCB-1016 Peak 8	3.82	3.79	3.85
PCB-1260 Peak 1	5.05	5.02	5.08
PCB-1260 Peak 2	5.66	5.63	5.69
PCB-1260 Peak 3	5.80	5.77	5.83
PCB-1260 Peak 4	6.11	6.08	6.14
PCB-1260 Peak 5	6.54	6.51	6.57
PCB-1260 Peak 6	6.96	6.93	6.99
PCB-1260 Peak 7	7.10	7.07	7.13
PCB-1260 Peak 8	8.04	8.01	8.07
Tetrachloro-m-xylene	1.97	1.94	2.00
DCB Decachlorobiphenyl	8.99	8.89	9.09

TestAmerica Edison
Target Compound Quantitation Report

Data File: \\ChromNA\Edison\ChromData\CPESTGC11\20160818-44617.b\T1331904.D
 Lims ID: CCVIS
 Client ID:
 Sample Type: CCVIS
 Inject. Date: 18-Aug-2016 10:31:32 ALS Bottle#: 1 Worklist Smp#: 1
 Injection Vol: 1.0 ul Dil. Factor: 1.0000
 Sample Info: CCVIS
 Operator ID: Instrument ID: CPESTGC11
 Sublist: chrom-8082 ISTD*sub2
 Method: \\ChromNA\Edison\ChromData\CPESTGC11\20160818-44617.b\8082 ISTD.m
 Limit Group: GC 8082A PCB ISTD
 Last Update: 18-Aug-2016 15:11:52 Calib Date: 17-Jun-2016 19:43:54
 Integrator: Falcon
 Quant Method: Internal Standard Quant By: Initial Calibration
 Last ICal File: \\ChromNA\Edison\ChromData\CPESTGC11\20160617-42300.b\T1329669.D
 Column 1 : Det: GC ECD1A
 Column 2 : Det: GC ECD2B
 Process Host: XAWRK030

First Level Reviewer: patelji Date: 18-Aug-2016 15:10:50

Col	RT (min.)	Exp RT (min.)	Dlt RT (min.)	Response	Cal Amt ug/l	OnCol Amt ug/l	Flags
-----	-----------	---------------	---------------	----------	--------------	----------------	-------

* 13 1-Bromo-2-nitrobenzene							M
1	1.520	1.520	0.000	42478129	20.0	20.0	M
2	1.347	1.347	0.000	44352276	20.0	20.0	
RPD = 0.00							
\$ 2 Tetrachloro-m-xylene							
1	2.407	2.407	0.000	180204391	100.0	96.2	
2	1.970	1.970	0.000	213594805	100.0	107.3	
RPD = 10.84							

Col	RT (min.)	Exp RT (min.)	Dlt RT (min.)	Response	Cal Amt ug/l	OnCol Amt ug/l	Flags
-----	-----------	---------------	---------------	----------	--------------	----------------	-------

5 PCB-1016

							M
1	2.974	2.974	0.000	32109350	1000.0	919.5	
1	3.441	3.441	0.000	62609086	1000.0	911.3	
1	3.712	3.712	0.000	25650210	1000.0	857.4	
1	3.960	3.960	0.000	132474069	1000.0	945.0	
1	4.115	4.115	0.000	55381639	1000.0	937.1	
1	4.356	4.356	0.000	29941926	1000.0	985.4	
1	4.654	4.654	0.000	44695678	1000.0	947.2	
1	4.792	4.792	0.000	50776645	1000.0	973.1	

Average of Peak Amounts = 934.5

2	2.326	2.326	0.000	38046165	1000.0	1033.9	
2	2.680	2.680	0.000	74384200	1000.0	1034.8	M
2	2.882	2.882	0.000	48841846	1000.0	1017.8	M
2	3.155	3.155	0.000	158665167	1000.0	993.4	M
2	3.294	3.294	0.000	67454582	1000.0	1022.5	M
2	3.358	3.358	0.000	40761544	1000.0	1000.4	M
2	3.729	3.729	0.000	67079530	1000.0	1003.0	M
2	3.819	3.819	0.000	38043093	1000.0	1019.4	M

Average of Peak Amounts = 1015.7

RPD = 8.32

8 PCB-1260

1	5.959	5.959	0.000	42009404	1000.0	935.2	
1	6.171	6.171	0.000	94285126	1000.0	998.0	
1	6.479	6.479	0.000	105818243	1000.0	958.5	
1	7.178	7.178	0.000	75070241	1000.0	845.6	
1	7.679	7.679	0.000	79500959	1000.0	812.2	
1	8.173	8.173	0.000	178233496	1000.0	867.2	
1	8.898	8.898	0.000	138262226	1000.0	898.3	
1	0.000	9.939	-9.939	0	1000.0	0	

Average of Peak Amounts = 902.1

2	5.045	5.045	0.000	103276570	1000.0	1073.1	M
2	5.659	5.659	0.000	191711425	1000.0	1153.2	M
2	5.804	5.804	0.000	93029851	1000.0	917.9	M
2	6.108	6.108	0.000	97896803	1000.0	951.3	M
2	6.541	6.541	0.000	228080435	1000.0	999.8	M
2	6.955	6.955	0.000	121096045	1000.0	1031.2	
2	7.096	7.096	0.000	57167985	1000.0	854.0	
2	8.044	8.044	0.000	57316541	1000.0	869.9	

Average of Peak Amounts = 981.3

RPD = 8.41

\$ 11 DCB Decachlorobiphenyl

							M
1	10.502	10.502	0.000	139604792	100.0	91.9	M
2	8.986	8.986	0.000	221765301	100.0	103.9	

RPD = 12.26

QC Flag Legend

Review Flags

M - Manually Integrated

Reagents:

SG1660L3_00029

Amount Added: 1.00

Units: mL

SGPCBISTD_00006

Amount Added: 20.00

Units: uL

Run Reagent

TestAmerica Edison

Data File: \\ChromNA\Edison\ChromData\CPESTGC11\20160818-44617.b\T1331904.D

Injection Date: 18-Aug-2016 10:31:32

Instrument ID: CPESTGC11

Operator ID:

Lims ID: CCVIS

Worklist Smp#: 1

Client ID:

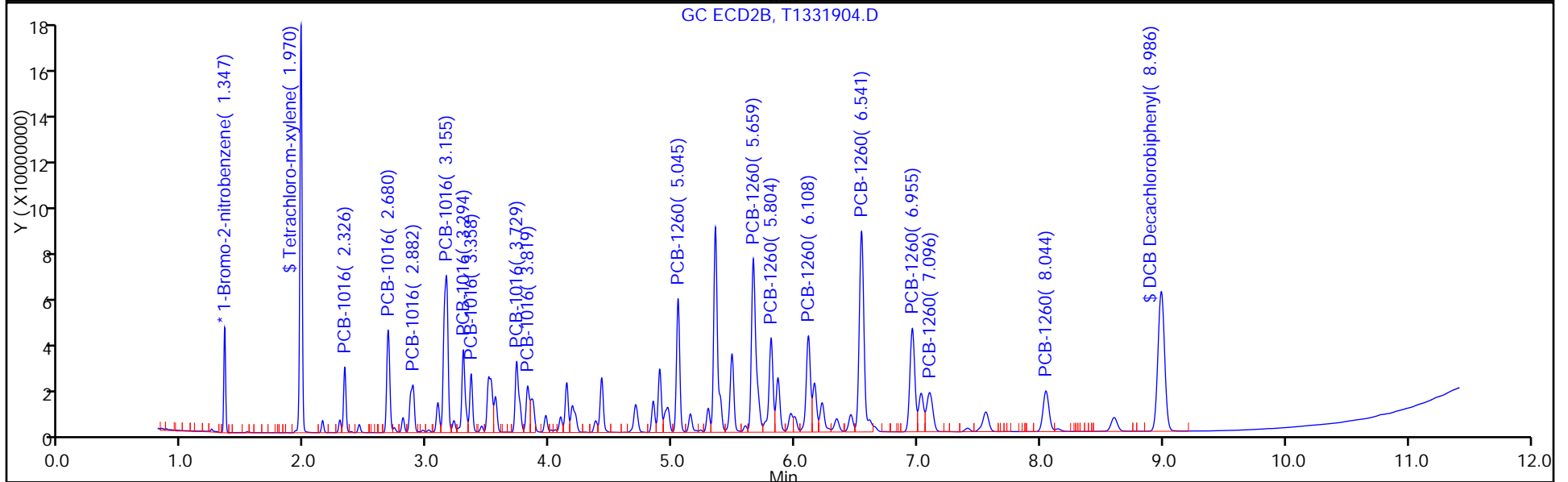
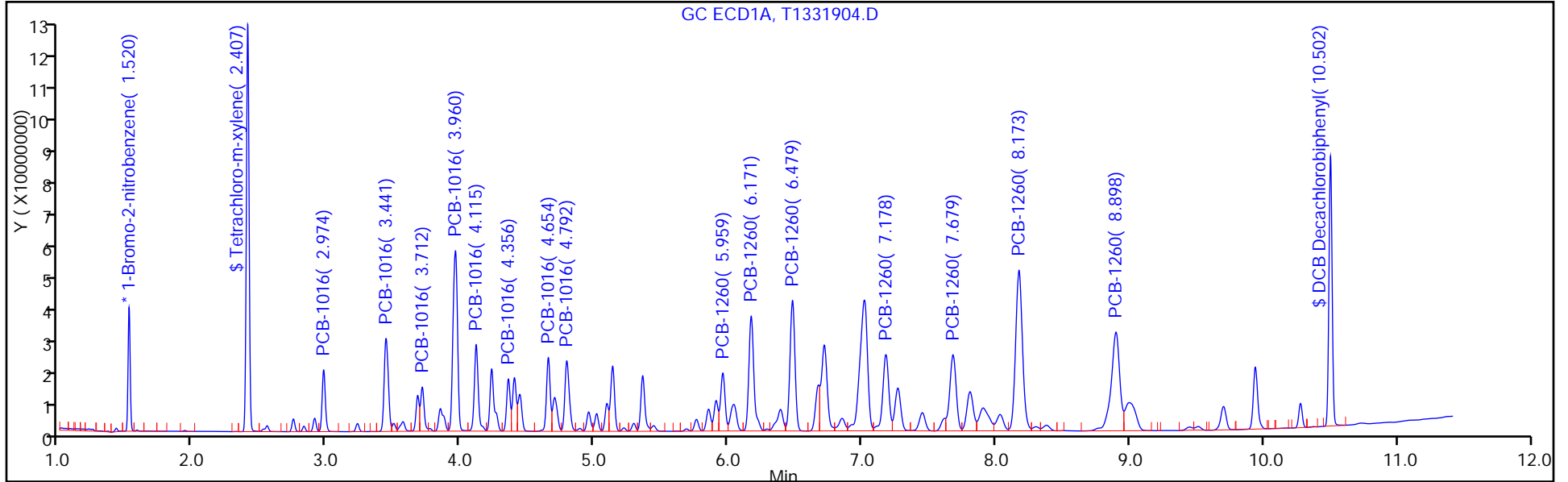
Injection Vol: 1.0 ul

Dil. Factor: 1.0000

ALS Bottle#: 1

Method: 8082 ISTD

Limit Group: GC 8082A PCB ISTD



FORM VII
PCBS CONTINUING CALIBRATION DATA

Lab Name: TestAmerica Edison Job No.: 460-118423-1
 SDG No.: _____
 Lab Sample ID: CCV 460-385556/2 Calibration Date: 08/18/2016 10:46
 Instrument ID: CPESTGC11 Calib Start Date: 06/17/2016 16:49
 GC Column: CLP-2 ID: 0.53 (mm) Calib End Date: 06/17/2016 17:47
 Lab File ID: T1331905.D Conc. Units: ug/L

ANALYTE	CURVE TYPE	AVE RRF	RRF	MIN RRF	CALC AMOUNT	SPIKE AMOUNT	%D	MAX %D
Tetrachloro-m-xylene	Ave	0.8815	0.8261		93.7	100	-6.3	20.0
DCB Decachlorobiphenyl	Ave	0.7153	0.6372		89.1	100	-10.9	20.0

FORM VII
PCBS CONTINUING CALIBRATION RETENTION TIME SUMMARY

Lab Name: TestAmerica Edison Job No.: 460-118423-1
 SDG No.: _____
 Lab Sample ID: CCV 460-385556/2 Calibration Date: 08/18/2016 10:46
 Instrument ID: CPESTGC11 Calib Start Date: 06/17/2016 16:49
 GC Column: CLP-2 ID: 0.53 (mm) Calib End Date: 06/17/2016 17:47
 Lab File ID: T1331905.D

Analyte	RT	RT WINDOW	
		FROM	TO
Tetrachloro-m-xylene	2.40	2.38	2.44
DCB Decachlorobiphenyl	10.50	10.47	10.53

TestAmerica Edison
Target Compound Quantitation Report

Data File: \\ChromNA\Edison\ChromData\CPESTGC11\20160818-44617.b\T1331905.D
 Lims ID: CCV AR1242
 Client ID:
 Sample Type: CCV
 Inject. Date: 18-Aug-2016 10:46:23 ALS Bottle#: 2 Worklist Smp#: 2
 Injection Vol: 1.0 ul Dil. Factor: 1.0000
 Sample Info:
 Operator ID: Instrument ID: CPESTGC11
 Sublist: chrom-8082 ISTD*sub5
 Method: \\ChromNA\Edison\ChromData\CPESTGC11\20160818-44617.b\8082 ISTD.m
 Limit Group: GC 8082A PCB ISTD
 Last Update: 18-Aug-2016 14:58:26 Calib Date: 17-Jun-2016 19:43:54
 Integrator: Falcon
 Quant Method: Internal Standard Quant By: Initial Calibration
 Last ICal File: \\ChromNA\Edison\ChromData\CPESTGC11\20160617-42300.b\T1329669.D
 Column 1 : Det: GC ECD1A
 Column 2 : Det: GC ECD2B
 Process Host: XAWRK030

First Level Reviewer: patelji Date: 18-Aug-2016 11:06:05

Col	RT (min.)	Exp RT (min.)	Dlt RT (min.)	Response	Cal Amt ug/l	OnCol Amt ug/l	Flags
-----	-----------	---------------	---------------	----------	--------------	----------------	-------

* 13 1-Bromo-2-nitrobenzene							M
1	1.519	1.520	-0.001	44643437	20.0	20.0	M
2	1.350	1.347	0.003	46465189	20.0	20.0	
RPD = 0.00							
\$ 2 Tetrachloro-m-xylene							
1	2.404	2.407	-0.003	184391034	100.0	93.7	
2	1.972	1.970	0.002	212900918	100.0	102.1	
RPD = 8.54							

Col	RT (min.)	Exp RT (min.)	Dlt RT (min.)	Response	Cal Amt ug/l	OnCol Amt ug/l	Flags
-----	-----------	---------------	---------------	----------	--------------	----------------	-------

4 PCB-1242							M
1	2.971	2.979	-0.008	28026370	1000.0	869.9	
1	3.438	3.446	-0.008	54789707	1000.0	867.3	
1	3.708	3.717	-0.009	21978545	1000.0	867.6	
1	3.956	3.965	-0.009	112754771	1000.0	880.1	
1	4.111	4.120	-0.009	47759344	1000.0	888.6	
1	4.790	4.798	-0.008	44480134	1000.0	894.2	
1	5.089	5.098	-0.009	39989086	1000.0	893.9	
1	5.136	5.146	-0.010	44884827	1000.0	899.6	
Average of Peak Amounts =						882.7	
2	2.329	2.330	-0.001	32914369	1000.0	977.9	M
2	2.683	2.684	-0.001	63834327	1000.0	966.9	M
2	2.884	2.886	-0.002	42568402	1000.0	965.9	M
2	3.156	3.158	-0.002	140541482	1000.0	967.5	M
2	3.296	3.298	-0.002	58494674	1000.0	969.7	M
2	3.731	3.733	-0.002	58965849	1000.0	971.7	M
2	4.206	4.187	0.019	92144947	1000.0	961.3	M
2	4.419	4.420	-0.001	36013985	1000.0	961.4	M
Average of Peak Amounts =						967.8	
						RPD = 9.20	

\$ 11 DCB Decachlorobiphenyl

1	10.501	10.502	-0.001	142242443	100.0	89.1	
2	8.986	8.986	0.000	222034266	100.0	99.3	
						RPD = 10.83	

S 12 Polychlorinated biphenyls, Total

1						882.7	
---	--	--	--	--	--	-------	--

QC Flag Legend

Review Flags

M - Manually Integrated

Reagents:

SG1242L3_00027	Amount Added: 1.00	Units: mL	
SGPCBISTD_00006	Amount Added: 20.00	Units: uL	Run Reagent

TestAmerica Edison

Data File: \\ChromNA\Edison\ChromData\CPESTGC11\20160818-44617.b\T1331905.D

Injection Date: 18-Aug-2016 10:46:23

Instrument ID: CPESTGC11

Operator ID:

Lims ID: CCV AR1242

Worklist Smp#: 2

Client ID:

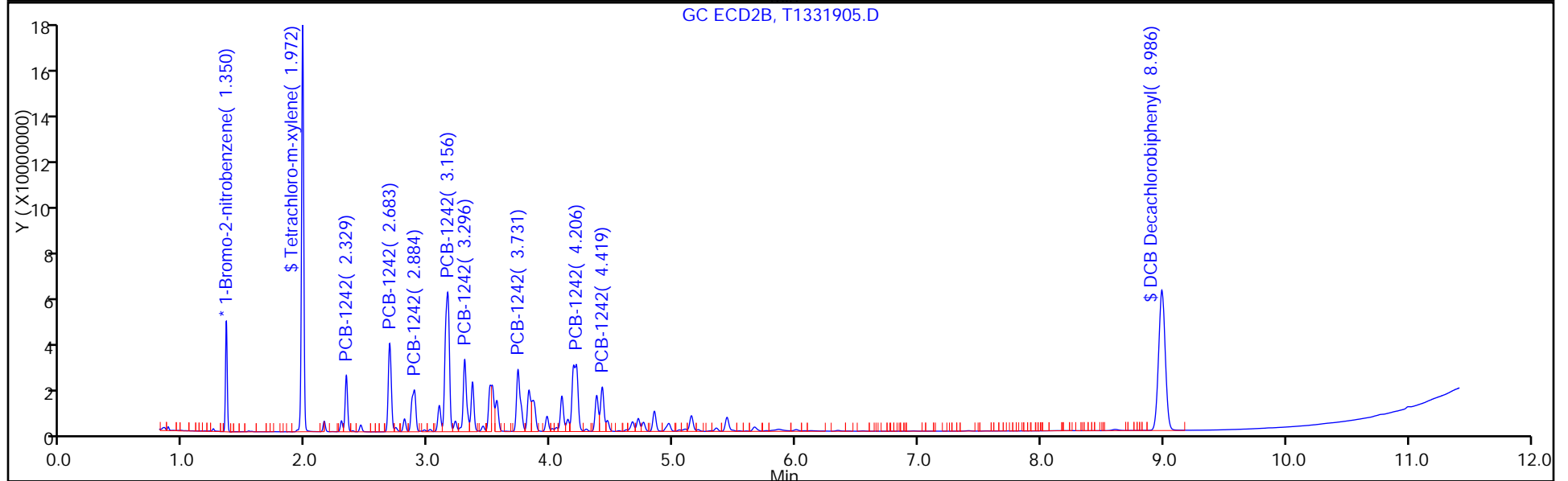
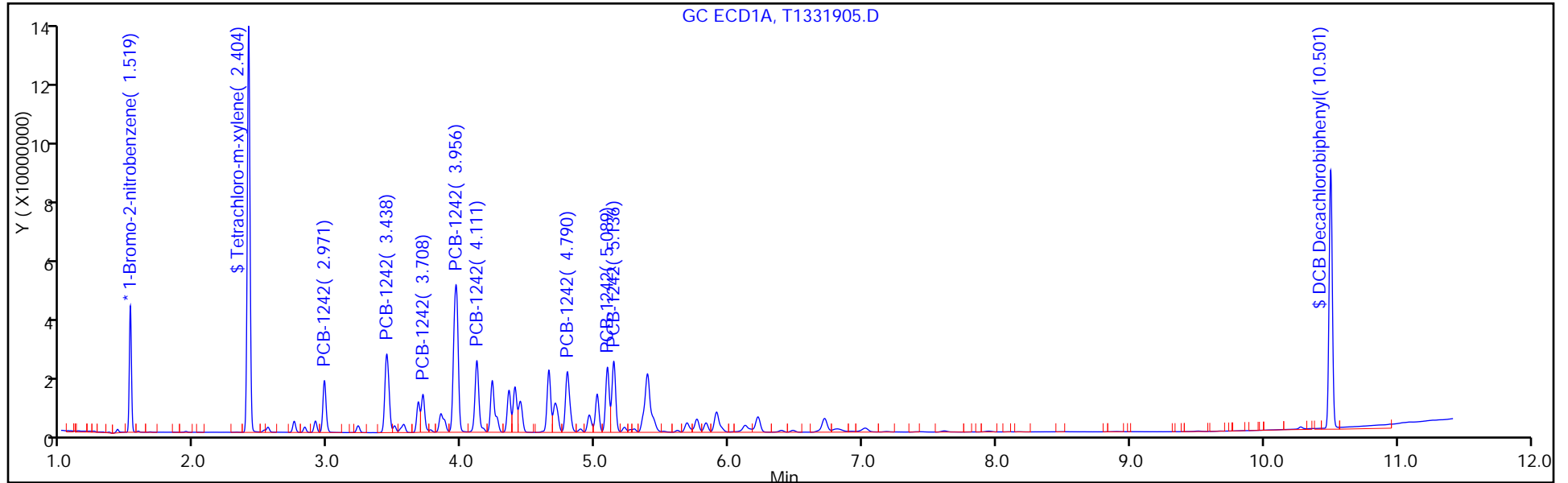
Injection Vol: 1.0 ul

Dil. Factor: 1.0000

ALS Bottle#: 2

Method: 8082 ISTD

Limit Group: GC 8082A PCB ISTD



FORM VII
PCBS CONTINUING CALIBRATION DATA

Lab Name: TestAmerica Edison Job No.: 460-118423-1
 SDG No.: _____
 Lab Sample ID: CCV 460-385556/2 Calibration Date: 08/18/2016 10:46
 Instrument ID: CPESTGC11 Calib Start Date: 06/17/2016 18:45
 GC Column: CLP-2 ID: 0.53 (mm) Calib End Date: 06/17/2016 18:45
 Lab File ID: T1331905.D Conc. Units: ug/L

ANALYTE	CURVE TYPE	AVE RRF	RRF	MIN RRF	CALC AMOUNT	SPIKE AMOUNT	%D	MAX %D
PCB-1242 Peak 1	Ave	0.0144	0.0126		870	1000	-13.0	20.0
PCB-1242 Peak 2	Ave	0.0283	0.0246		867	1000	-13.3	20.0
PCB-1242 Peak 3	Ave	0.0113	0.0099		868	1000	-13.2	20.0
PCB-1242 Peak 4	Ave	0.0574	0.0505		880	1000	-12.0	20.0
PCB-1242 Peak 5	Ave	0.0241	0.0214		889	1000	-11.1	20.0
PCB-1242 Peak 6	Ave	0.0223	0.0199		894	1000	-10.6	20.0
PCB-1242 Peak 7	Ave	0.0200	0.0179		894	1000	-10.6	20.0
PCB-1242 Peak 8	Ave	0.0224	0.0201		900	1000	-10.0	20.0

FORM VII
PCBS CONTINUING CALIBRATION RETENTION TIME SUMMARY

Lab Name: TestAmerica Edison Job No.: 460-118423-1
 SDG No.: _____
 Lab Sample ID: CCV 460-385556/2 Calibration Date: 08/18/2016 10:46
 Instrument ID: CPESTGC11 Calib Start Date: 06/17/2016 18:45
 GC Column: CLP-2 ID: 0.53(mm) Calib End Date: 06/17/2016 18:45
 Lab File ID: T1331905.D

Analyte	RT	RT WINDOW	
		FROM	TO
PCB-1242 Peak 1	2.97	2.95	3.01
PCB-1242 Peak 2	3.44	3.42	3.48
PCB-1242 Peak 3	3.71	3.69	3.75
PCB-1242 Peak 4	3.96	3.94	4.00
PCB-1242 Peak 5	4.11	4.09	4.15
PCB-1242 Peak 6	4.79	4.77	4.83
PCB-1242 Peak 7	5.09	5.07	5.13
PCB-1242 Peak 8	5.14	5.12	5.18

TestAmerica Edison
Target Compound Quantitation Report

Data File: \\ChromNA\Edison\ChromData\CPESTGC11\20160818-44617.b\T1331905.D
 Lims ID: CCV AR1242
 Client ID:
 Sample Type: CCV
 Inject. Date: 18-Aug-2016 10:46:23 ALS Bottle#: 2 Worklist Smp#: 2
 Injection Vol: 1.0 ul Dil. Factor: 1.0000
 Sample Info:
 Operator ID: Instrument ID: CPESTGC11
 Sublist: chrom-8082 ISTD*sub5
 Method: \\ChromNA\Edison\ChromData\CPESTGC11\20160818-44617.b\8082 ISTD.m
 Limit Group: GC 8082A PCB ISTD
 Last Update: 18-Aug-2016 14:58:26 Calib Date: 17-Jun-2016 19:43:54
 Integrator: Falcon
 Quant Method: Internal Standard Quant By: Initial Calibration
 Last ICal File: \\ChromNA\Edison\ChromData\CPESTGC11\20160617-42300.b\T1329669.D
 Column 1 : Det: GC ECD1A
 Column 2 : Det: GC ECD2B
 Process Host: XAWRK030

First Level Reviewer: patelji Date: 18-Aug-2016 11:06:05

Col	RT (min.)	Exp RT (min.)	Dlt RT (min.)	Response	Cal Amt ug/l	OnCol Amt ug/l	Flags
-----	-----------	---------------	---------------	----------	--------------	----------------	-------

* 13 1-Bromo-2-nitrobenzene							M
1	1.519	1.520	-0.001	44643437	20.0	20.0	M
2	1.350	1.347	0.003	46465189	20.0	20.0	
RPD = 0.00							
\$ 2 Tetrachloro-m-xylene							
1	2.404	2.407	-0.003	184391034	100.0	93.7	
2	1.972	1.970	0.002	212900918	100.0	102.1	
RPD = 8.54							

Col	RT (min.)	Exp RT (min.)	Dlt RT (min.)	Response	Cal Amt ug/l	OnCol Amt ug/l	Flags
-----	-----------	---------------	---------------	----------	--------------	----------------	-------

4 PCB-1242							M
1	2.971	2.979	-0.008	28026370	1000.0	869.9	
1	3.438	3.446	-0.008	54789707	1000.0	867.3	
1	3.708	3.717	-0.009	21978545	1000.0	867.6	
1	3.956	3.965	-0.009	112754771	1000.0	880.1	
1	4.111	4.120	-0.009	47759344	1000.0	888.6	
1	4.790	4.798	-0.008	44480134	1000.0	894.2	
1	5.089	5.098	-0.009	39989086	1000.0	893.9	
1	5.136	5.146	-0.010	44884827	1000.0	899.6	
Average of Peak Amounts =						882.7	
2	2.329	2.330	-0.001	32914369	1000.0	977.9	M
2	2.683	2.684	-0.001	63834327	1000.0	966.9	M
2	2.884	2.886	-0.002	42568402	1000.0	965.9	M
2	3.156	3.158	-0.002	140541482	1000.0	967.5	M
2	3.296	3.298	-0.002	58494674	1000.0	969.7	M
2	3.731	3.733	-0.002	58965849	1000.0	971.7	M
2	4.206	4.187	0.019	92144947	1000.0	961.3	M
2	4.419	4.420	-0.001	36013985	1000.0	961.4	M
Average of Peak Amounts =						967.8	
						RPD = 9.20	

\$ 11 DCB Decachlorobiphenyl

1	10.501	10.502	-0.001	142242443	100.0	89.1	
2	8.986	8.986	0.000	222034266	100.0	99.3	
						RPD = 10.83	

S 12 Polychlorinated biphenyls, Total

1						882.7	
---	--	--	--	--	--	-------	--

QC Flag Legend

Review Flags

M - Manually Integrated

Reagents:

SG1242L3_00027	Amount Added: 1.00	Units: mL	
SGPCBISTD_00006	Amount Added: 20.00	Units: uL	Run Reagent

TestAmerica Edison

Data File: \\ChromNA\Edison\ChromData\CPESTGC11\20160818-44617.b\T1331905.D

Injection Date: 18-Aug-2016 10:46:23

Instrument ID: CPESTGC11

Operator ID:

Lims ID: CCV AR1242

Worklist Smp#: 2

Client ID:

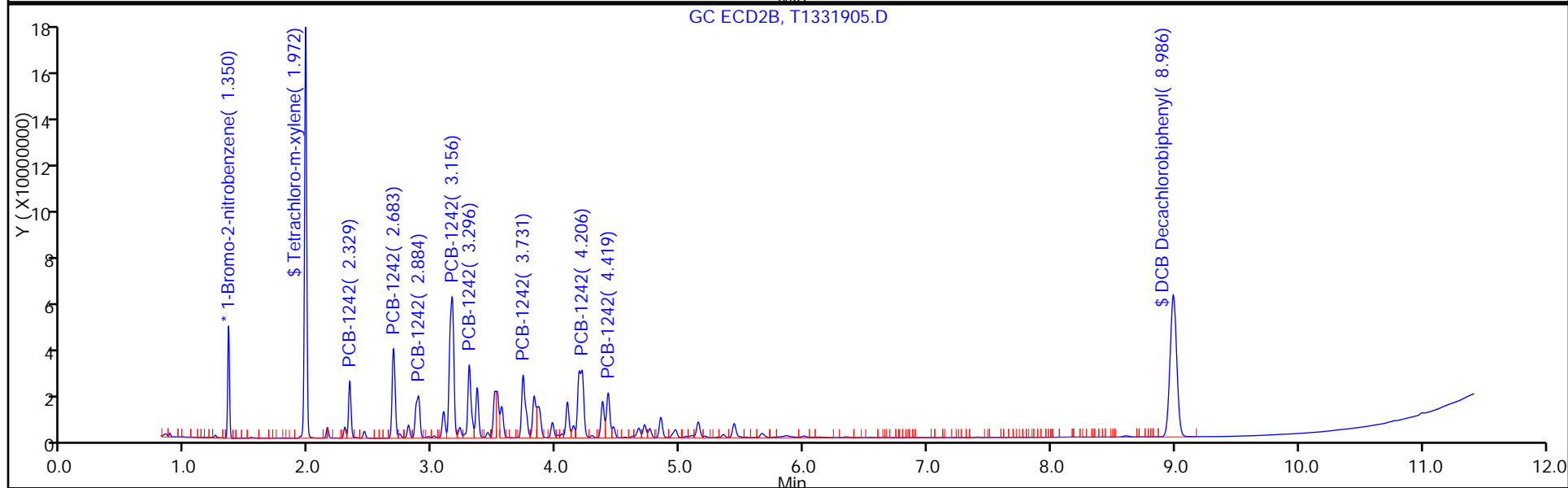
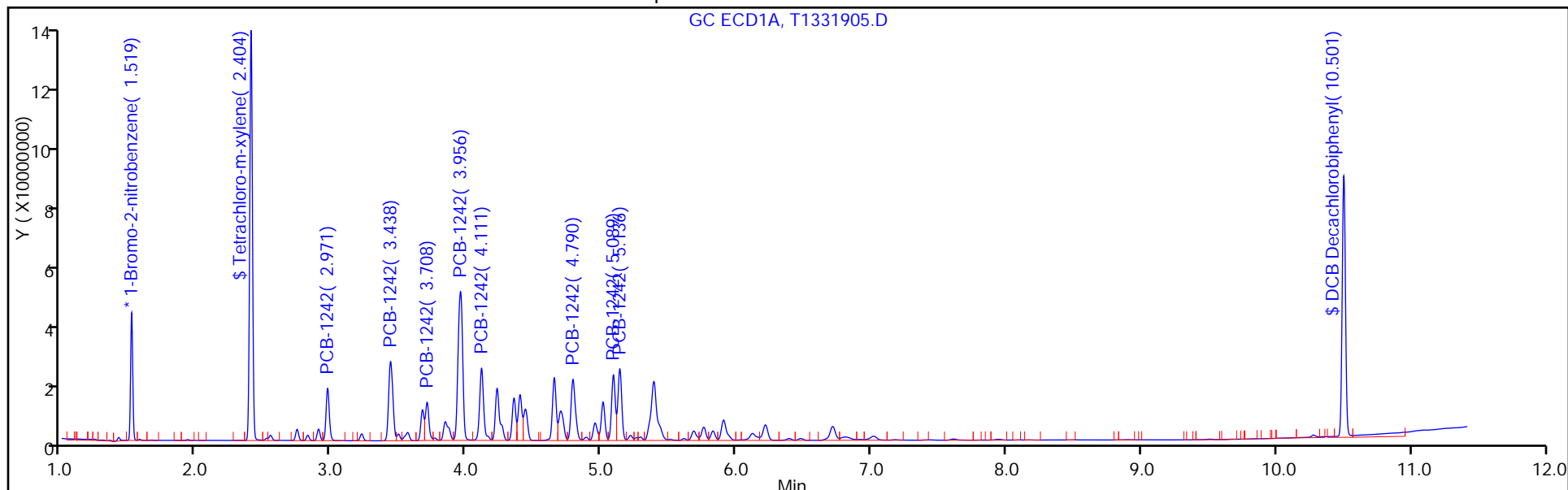
Injection Vol: 1.0 ul

Dil. Factor: 1.0000

ALS Bottle#: 2

Method: 8082 ISTD

Limit Group: GC 8082A PCB ISTD



FORM VII
PCBS CONTINUING CALIBRATION DATA

Lab Name: TestAmerica Edison Job No.: 460-118423-1
 SDG No.: _____
 Lab Sample ID: CCV 460-385556/2 Calibration Date: 08/18/2016 10:46
 Instrument ID: CPESTGC11 Calib Start Date: 06/17/2016 16:49
 GC Column: CLP-1 ID: 0.53 (mm) Calib End Date: 06/17/2016 17:47
 Lab File ID: T1331905.D Conc. Units: ug/L

ANALYTE	CURVE TYPE	AVE RRF	RRF	MIN RRF	CALC AMOUNT	SPIKE AMOUNT	%D	MAX %D
Tetrachloro-m-xylene	Ave	0.8978	0.9164		102	100	2.1	20.0
DCB Decachlorobiphenyl	Ave	0.9626	0.9557		99.3	100	-0.7	20.0

FORM VII
PCBS CONTINUING CALIBRATION RETENTION TIME SUMMARY

Lab Name: TestAmerica Edison Job No.: 460-118423-1
 SDG No.: _____
 Lab Sample ID: CCV 460-385556/2 Calibration Date: 08/18/2016 10:46
 Instrument ID: CPESTGC11 Calib Start Date: 06/17/2016 16:49
 GC Column: CLP-1 ID: 0.53 (mm) Calib End Date: 06/17/2016 17:47
 Lab File ID: T1331905.D

Analyte	RT	RT WINDOW	
		FROM	TO
Tetrachloro-m-xylene	1.97	1.94	2.00
DCB Decachlorobiphenyl	8.99	8.89	9.09

TestAmerica Edison
Target Compound Quantitation Report

Data File: \\ChromNA\Edison\ChromData\CPESTGC11\20160818-44617.b\T1331905.D
 Lims ID: CCV AR1242
 Client ID:
 Sample Type: CCV
 Inject. Date: 18-Aug-2016 10:46:23 ALS Bottle#: 2 Worklist Smp#: 2
 Injection Vol: 1.0 ul Dil. Factor: 1.0000
 Sample Info:
 Operator ID: Instrument ID: CPESTGC11
 Sublist: chrom-8082 ISTD*sub5
 Method: \\ChromNA\Edison\ChromData\CPESTGC11\20160818-44617.b\8082 ISTD.m
 Limit Group: GC 8082A PCB ISTD
 Last Update: 18-Aug-2016 14:58:26 Calib Date: 17-Jun-2016 19:43:54
 Integrator: Falcon
 Quant Method: Internal Standard Quant By: Initial Calibration
 Last ICal File: \\ChromNA\Edison\ChromData\CPESTGC11\20160617-42300.b\T1329669.D
 Column 1 : Det: GC ECD1A
 Column 2 : Det: GC ECD2B
 Process Host: XAWRK030

First Level Reviewer: patelji Date: 18-Aug-2016 11:06:05

Col	RT (min.)	Exp RT (min.)	Dlt RT (min.)	Response	Cal Amt ug/l	OnCol Amt ug/l	Flags
-----	-----------	---------------	---------------	----------	--------------	----------------	-------

* 13 1-Bromo-2-nitrobenzene							M
1	1.519	1.520	-0.001	44643437	20.0	20.0	M
2	1.350	1.347	0.003	46465189	20.0	20.0	
RPD = 0.00							
\$ 2 Tetrachloro-m-xylene							
1	2.404	2.407	-0.003	184391034	100.0	93.7	
2	1.972	1.970	0.002	212900918	100.0	102.1	
RPD = 8.54							

Col	RT (min.)	Exp RT (min.)	Dlt RT (min.)	Response	Cal Amt ug/l	OnCol Amt ug/l	Flags
-----	-----------	---------------	---------------	----------	--------------	----------------	-------

4 PCB-1242

							M
1	2.971	2.979	-0.008	28026370	1000.0	869.9	
1	3.438	3.446	-0.008	54789707	1000.0	867.3	
1	3.708	3.717	-0.009	21978545	1000.0	867.6	
1	3.956	3.965	-0.009	112754771	1000.0	880.1	
1	4.111	4.120	-0.009	47759344	1000.0	888.6	
1	4.790	4.798	-0.008	44480134	1000.0	894.2	
1	5.089	5.098	-0.009	39989086	1000.0	893.9	
1	5.136	5.146	-0.010	44884827	1000.0	899.6	

Average of Peak Amounts = 882.7

2	2.329	2.330	-0.001	32914369	1000.0	977.9	M
2	2.683	2.684	-0.001	63834327	1000.0	966.9	M
2	2.884	2.886	-0.002	42568402	1000.0	965.9	M
2	3.156	3.158	-0.002	140541482	1000.0	967.5	M
2	3.296	3.298	-0.002	58494674	1000.0	969.7	M
2	3.731	3.733	-0.002	58965849	1000.0	971.7	M
2	4.206	4.187	0.019	92144947	1000.0	961.3	M
2	4.419	4.420	-0.001	36013985	1000.0	961.4	M

Average of Peak Amounts = 967.8

RPD = 9.20

\$ 11 DCB Decachlorobiphenyl

1	10.501	10.502	-0.001	142242443	100.0	89.1	
2	8.986	8.986	0.000	222034266	100.0	99.3	

RPD = 10.83

S 12 Polychlorinated biphenyls, Total

1						882.7	
---	--	--	--	--	--	-------	--

QC Flag Legend

Review Flags

M - Manually Integrated

Reagents:

SG1242L3_00027

Amount Added: 1.00

Units: mL

SGPCBISTD_00006

Amount Added: 20.00

Units: uL

Run Reagent

TestAmerica Edison

Data File: \\ChromNA\Edison\ChromData\CPESTGC11\20160818-44617.b\T1331905.D

Injection Date: 18-Aug-2016 10:46:23

Instrument ID: CPESTGC11

Operator ID:

Lims ID: CCV AR1242

Worklist Smp#: 2

Client ID:

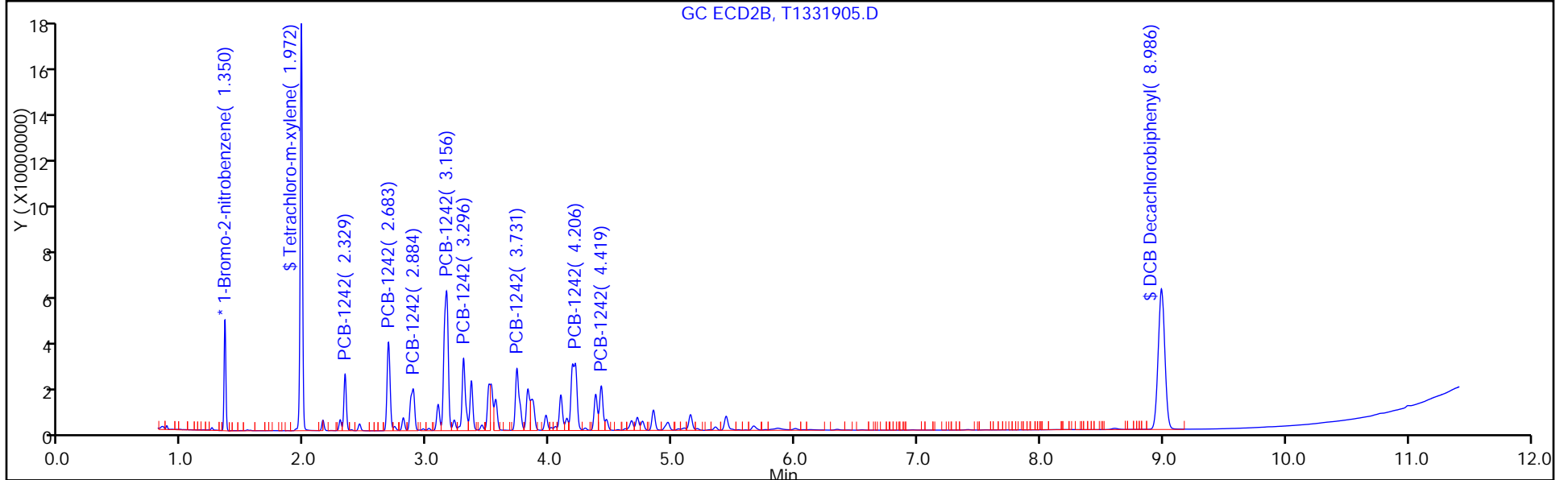
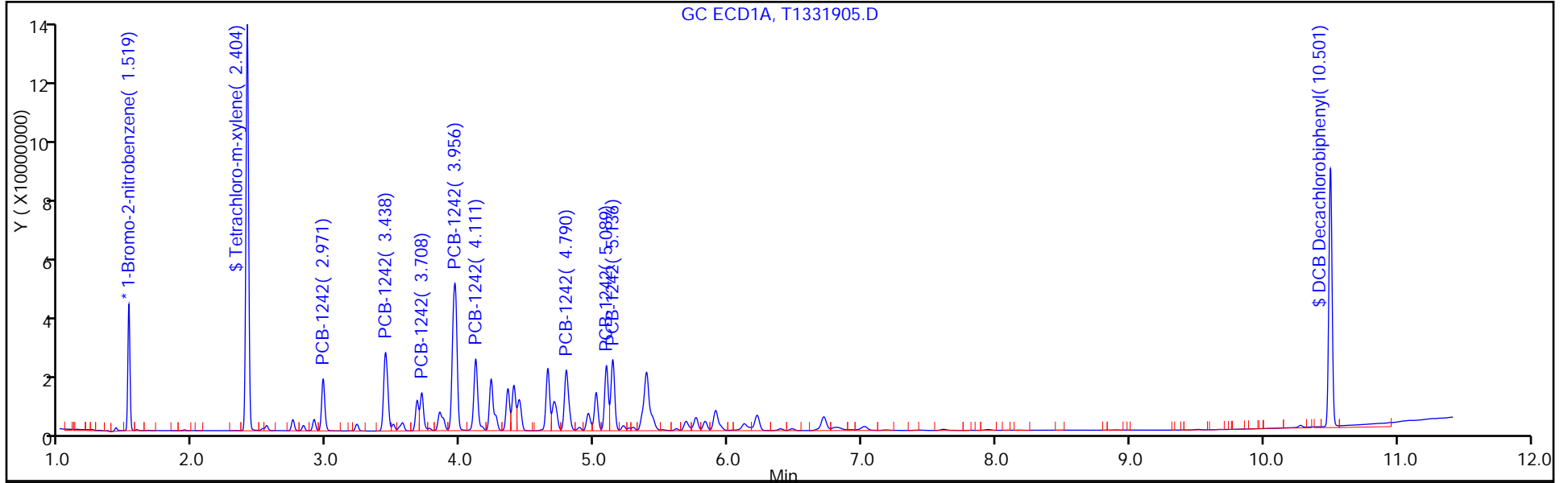
Injection Vol: 1.0 ul

Dil. Factor: 1.0000

ALS Bottle#: 2

Method: 8082 ISTD

Limit Group: GC 8082A PCB ISTD



FORM VII
PCBS CONTINUING CALIBRATION DATA

Lab Name: TestAmerica Edison Job No.: 460-118423-1
 SDG No.: _____
 Lab Sample ID: CCV 460-385556/2 Calibration Date: 08/18/2016 10:46
 Instrument ID: CPESTGC11 Calib Start Date: 06/17/2016 18:45
 GC Column: CLP-1 ID: 0.53 (mm) Calib End Date: 06/17/2016 18:45
 Lab File ID: T1331905.D Conc. Units: ug/L

ANALYTE	CURVE TYPE	AVE RRF	RRF	MIN RRF	CALC AMOUNT	SPIKE AMOUNT	%D	MAX %D
PCB-1242 Peak 1	Ave	0.0145	0.0142		978	1000	-2.2	20.0
PCB-1242 Peak 2	Ave	0.0284	0.0275		967	1000	-3.3	20.0
PCB-1242 Peak 3	Ave	0.0190	0.0183		966	1000	-3.4	20.0
PCB-1242 Peak 4	Ave	0.0625	0.0605		967	1000	-3.3	20.0
PCB-1242 Peak 5	Ave	0.0260	0.0252		970	1000	-3.0	20.0
PCB-1242 Peak 6	Ave	0.0261	0.0254		972	1000	-2.8	20.0
PCB-1242 Peak 7	Ave	0.0413	0.0397		961	1000	-3.9	20.0
PCB-1242 Peak 8	Ave	0.0161	0.0155		961	1000	-3.9	20.0

FORM VII
PCBS CONTINUING CALIBRATION RETENTION TIME SUMMARY

Lab Name: TestAmerica Edison Job No.: 460-118423-1
 SDG No.: _____
 Lab Sample ID: CCV 460-385556/2 Calibration Date: 08/18/2016 10:46
 Instrument ID: CPESTGC11 Calib Start Date: 06/17/2016 18:45
 GC Column: CLP-1 ID: 0.53 (mm) Calib End Date: 06/17/2016 18:45
 Lab File ID: T1331905.D

Analyte	RT	RT WINDOW	
		FROM	TO
PCB-1242 Peak 1	2.33	2.30	2.36
PCB-1242 Peak 2	2.68	2.65	2.71
PCB-1242 Peak 3	2.88	2.86	2.92
PCB-1242 Peak 4	3.16	3.13	3.19
PCB-1242 Peak 5	3.30	3.27	3.33
PCB-1242 Peak 6	3.73	3.70	3.76
PCB-1242 Peak 7	4.21	4.16	4.22
PCB-1242 Peak 8	4.42	4.39	4.45

TestAmerica Edison
Target Compound Quantitation Report

Data File: \\ChromNA\Edison\ChromData\CPESTGC11\20160818-44617.b\T1331905.D
 Lims ID: CCV AR1242
 Client ID:
 Sample Type: CCV
 Inject. Date: 18-Aug-2016 10:46:23 ALS Bottle#: 2 Worklist Smp#: 2
 Injection Vol: 1.0 ul Dil. Factor: 1.0000
 Sample Info:
 Operator ID: Instrument ID: CPESTGC11
 Sublist: chrom-8082 ISTD*sub5
 Method: \\ChromNA\Edison\ChromData\CPESTGC11\20160818-44617.b\8082 ISTD.m
 Limit Group: GC 8082A PCB ISTD
 Last Update: 18-Aug-2016 14:58:26 Calib Date: 17-Jun-2016 19:43:54
 Integrator: Falcon
 Quant Method: Internal Standard Quant By: Initial Calibration
 Last ICal File: \\ChromNA\Edison\ChromData\CPESTGC11\20160617-42300.b\T1329669.D
 Column 1 : Det: GC ECD1A
 Column 2 : Det: GC ECD2B
 Process Host: XAWRK030

First Level Reviewer: patelji Date: 18-Aug-2016 11:06:05

Col	RT (min.)	Exp RT (min.)	Dlt RT (min.)	Response	Cal Amt ug/l	OnCol Amt ug/l	Flags
-----	-----------	---------------	---------------	----------	--------------	----------------	-------

* 13 1-Bromo-2-nitrobenzene							M
1	1.519	1.520	-0.001	44643437	20.0	20.0	M
2	1.350	1.347	0.003	46465189	20.0	20.0	
							RPD = 0.00
\$ 2 Tetrachloro-m-xylene							
1	2.404	2.407	-0.003	184391034	100.0	93.7	
2	1.972	1.970	0.002	212900918	100.0	102.1	
							RPD = 8.54

Col	RT (min.)	Exp RT (min.)	Dlt RT (min.)	Response	Cal Amt ug/l	OnCol Amt ug/l	Flags
-----	-----------	---------------	---------------	----------	--------------	----------------	-------

4 PCB-1242

							M
1	2.971	2.979	-0.008	28026370	1000.0	869.9	
1	3.438	3.446	-0.008	54789707	1000.0	867.3	
1	3.708	3.717	-0.009	21978545	1000.0	867.6	
1	3.956	3.965	-0.009	112754771	1000.0	880.1	
1	4.111	4.120	-0.009	47759344	1000.0	888.6	
1	4.790	4.798	-0.008	44480134	1000.0	894.2	
1	5.089	5.098	-0.009	39989086	1000.0	893.9	
1	5.136	5.146	-0.010	44884827	1000.0	899.6	

Average of Peak Amounts = 882.7

2	2.329	2.330	-0.001	32914369	1000.0	977.9	M
2	2.683	2.684	-0.001	63834327	1000.0	966.9	M
2	2.884	2.886	-0.002	42568402	1000.0	965.9	M
2	3.156	3.158	-0.002	140541482	1000.0	967.5	M
2	3.296	3.298	-0.002	58494674	1000.0	969.7	M
2	3.731	3.733	-0.002	58965849	1000.0	971.7	M
2	4.206	4.187	0.019	92144947	1000.0	961.3	M
2	4.419	4.420	-0.001	36013985	1000.0	961.4	M

Average of Peak Amounts = 967.8

RPD = 9.20

\$ 11 DCB Decachlorobiphenyl

1	10.501	10.502	-0.001	142242443	100.0	89.1	
2	8.986	8.986	0.000	222034266	100.0	99.3	

RPD = 10.83

S 12 Polychlorinated biphenyls, Total

1						882.7	
---	--	--	--	--	--	-------	--

QC Flag Legend

Review Flags

M - Manually Integrated

Reagents:

SG1242L3_00027

Amount Added: 1.00

Units: mL

SGPCBISTD_00006

Amount Added: 20.00

Units: uL

Run Reagent

TestAmerica Edison

Data File: \\ChromNA\Edison\ChromData\CPESTGC11\20160818-44617.b\T1331905.D

Injection Date: 18-Aug-2016 10:46:23

Instrument ID: CPESTGC11

Operator ID:

Lims ID: CCV AR1242

Worklist Smp#: 2

Client ID:

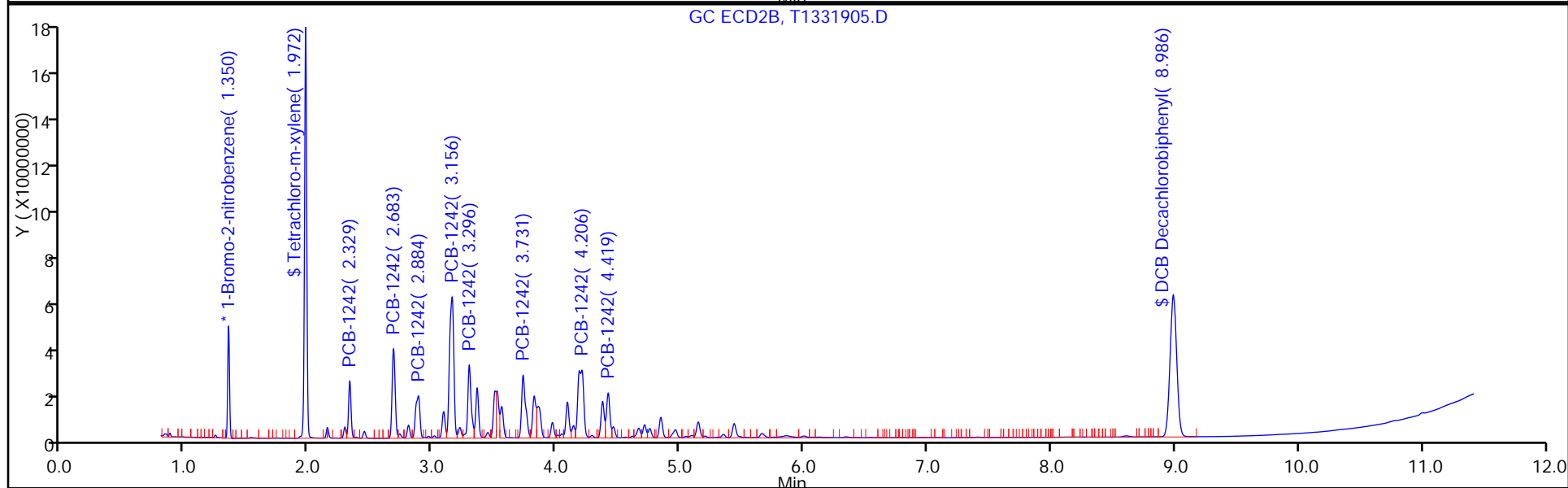
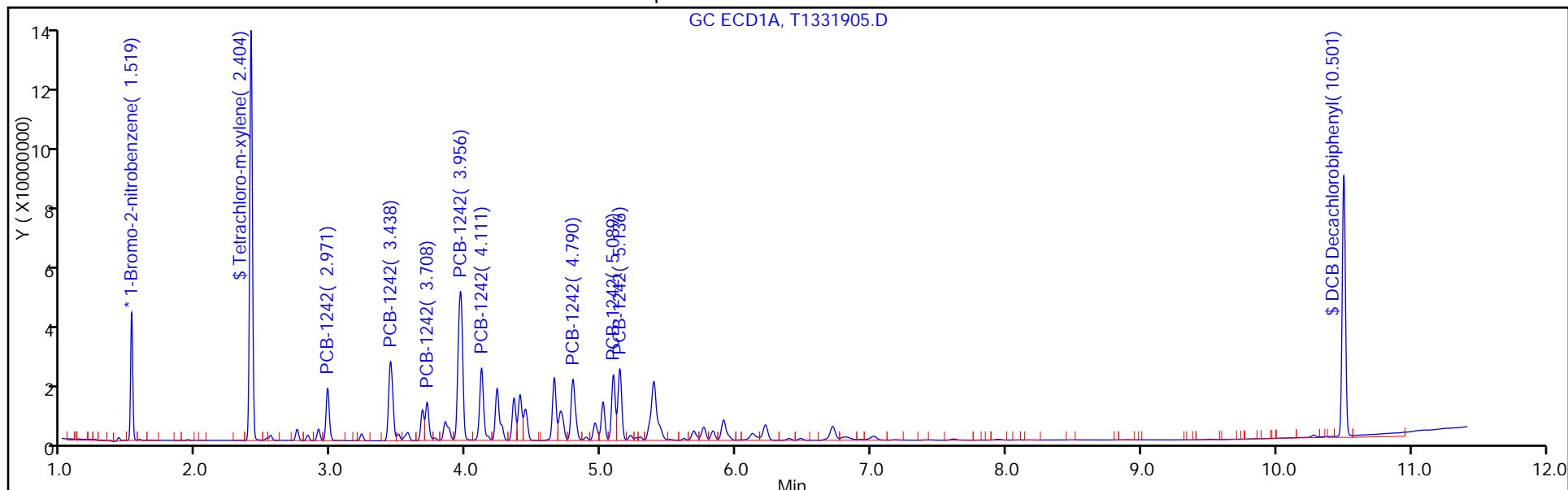
Injection Vol: 1.0 ul

Dil. Factor: 1.0000

ALS Bottle#: 2

Method: 8082 ISTD

Limit Group: GC 8082A PCB ISTD



FORM VII
PCBS CONTINUING CALIBRATION DATA

Lab Name: TestAmerica Edison Job No.: 460-118423-1
 SDG No.: _____
 Lab Sample ID: CCVIS 460-385710/2 Calibration Date: 08/19/2016 05:52
 Instrument ID: CPESTGC11 Calib Start Date: 06/17/2016 16:49
 GC Column: CLP-2 ID: 0.53 (mm) Calib End Date: 06/17/2016 17:47
 Lab File ID: T1331936.D Conc. Units: ug/L

ANALYTE	CURVE TYPE	AVE RRF	RRF	MIN RRF	CALC AMOUNT	SPIKE AMOUNT	%D	MAX %D
PCB-1260 Peak 8	Ave	0.0268	0.0201		0.0840	1000	-25.0*	20.0
PCB-1016 Peak 1	Ave	0.0164	0.0159		968	1000	-3.2	20.0
PCB-1016 Peak 2	Ave	0.0323	0.0313		967	1000	-3.3	20.0
PCB-1016 Peak 3	Ave	0.0141	0.0126		894	1000	-10.6	20.0
PCB-1016 Peak 4	Ave	0.0660	0.0641		971	1000	-2.9	20.0
PCB-1016 Peak 5	Ave	0.0278	0.0271		973	1000	-2.7	20.0
PCB-1016 Peak 6	Ave	0.0143	0.0146		1020	1000	1.8	20.0
PCB-1016 Peak 7	Ave	0.0222	0.0214		965	1000	-3.5	20.0
PCB-1016 Peak 8	Ave	0.0246	0.0244		993	1000	-0.7	20.0
PCB-1260 Peak 1	Ave	0.0211	0.0200		947	1000	-5.3	20.0
PCB-1260 Peak 2	Ave	0.0445	0.0444		998	1000	-0.2	20.0
PCB-1260 Peak 3	Ave	0.0520	0.0491		945	1000	-5.5	20.0
PCB-1260 Peak 4	Ave	0.0418	0.0350		837	1000	-16.3	20.0
PCB-1260 Peak 5	Ave	0.0461	0.0410		889	1000	-11.1	20.0
PCB-1260 Peak 6	Ave	0.0968	0.0831		858	1000	-14.2	20.0
PCB-1260 Peak 7	Ave	0.0725	0.0642		886	1000	-11.4	20.0
Tetrachloro-m-xylene	Ave	0.8815	0.8907		101	100	1.0	20.0
DCB Decachlorobiphenyl	Ave	0.7153	0.6401		89.5	100	-10.5	20.0

FORM VII
PCBS CONTINUING CALIBRATION RETENTION TIME SUMMARY

Lab Name: TestAmerica Edison Job No.: 460-118423-1
 SDG No.: _____
 Lab Sample ID: CCVIS 460-385710/2 Calibration Date: 08/19/2016 05:52
 Instrument ID: CPESTGC11 Calib Start Date: 06/17/2016 16:49
 GC Column: CLP-2 ID: 0.53(mm) Calib End Date: 06/17/2016 17:47
 Lab File ID: T1331936.D

Analyte	RT	RT WINDOW	
		FROM	TO
PCB-1260 Peak 8	0.00	9.91	9.97
PCB-1016 Peak 1	2.97	2.94	3.00
PCB-1016 Peak 2	3.44	3.41	3.47
PCB-1016 Peak 3	3.71	3.68	3.74
PCB-1016 Peak 4	3.96	3.93	3.99
PCB-1016 Peak 5	4.11	4.08	4.14
PCB-1016 Peak 6	4.35	4.32	4.38
PCB-1016 Peak 7	4.65	4.62	4.68
PCB-1016 Peak 8	4.79	4.76	4.82
PCB-1260 Peak 1	5.96	5.93	5.99
PCB-1260 Peak 2	6.17	6.14	6.20
PCB-1260 Peak 3	6.48	6.45	6.51
PCB-1260 Peak 4	7.18	7.15	7.21
PCB-1260 Peak 5	7.68	7.65	7.71
PCB-1260 Peak 6	8.17	8.14	8.20
PCB-1260 Peak 7	8.90	8.87	8.93
Tetrachloro-m-xylene	2.41	2.38	2.44
DCB Decachlorobiphenyl	10.51	10.48	10.54

TestAmerica Edison
Target Compound Quantitation Report

Data File: \\ChromNA\Edison\ChromData\CPESTGC11\20160819-44644.b\T1331936.D
 Lims ID: CCVIS
 Client ID:
 Sample Type: CCVIS
 Inject. Date: 19-Aug-2016 05:52:45 ALS Bottle#: 2 Worklist Smp#: 2
 Injection Vol: 1.0 ul Dil. Factor: 1.0000
 Sample Info:
 Operator ID: Instrument ID: CPESTGC11
 Sublist: chrom-8082 ISTD*sub2
 Method: \\ChromNA\Edison\ChromData\CPESTGC11\20160819-44644.b\8082 ISTD.m
 Limit Group: GC 8082A PCB ISTD
 Last Update: 19-Aug-2016 11:01:21 Calib Date: 17-Jun-2016 19:43:54
 Integrator: Falcon
 Quant Method: Internal Standard Quant By: Initial Calibration
 Last ICal File: \\ChromNA\Edison\ChromData\CPESTGC11\20160617-42300.b\T1329669.D
 Column 1 : Det: GC ECD1A
 Column 2 : Det: GC ECD2B
 Process Host: XAWRK014

First Level Reviewer: kapoors Date: 19-Aug-2016 07:05:11

Col	RT (min.)	Exp RT (min.)	Dlt RT (min.)	Response	Cal Amt ug/l	OnCol Amt ug/l	Flags
-----	-----------	---------------	---------------	----------	--------------	----------------	-------

* 13 1-Bromo-2-nitrobenzene							M
1	1.520	1.520	0.000	44159861	20.0	20.0	M
2	1.350	1.350	0.000	46245702	20.0	20.0	M
RPD = 0.00							
\$ 2 Tetrachloro-m-xylene							
1	2.405	2.405	0.000	196661845	100.0	101.0	
2	1.972	1.972	0.000	228616290	100.0	110.1	
RPD = 8.60							

Col	RT (min.)	Exp RT (min.)	Dlt RT (min.)	Response	Cal Amt ug/l	OnCol Amt ug/l	Flags
-----	-----------	---------------	---------------	----------	--------------	----------------	-------

5 PCB-1016

							M
1	2.972	2.972	0.000	35142662	1000.0	968.0	
1	3.440	3.440	0.000	69086538	1000.0	967.3	M
1	3.710	3.710	0.000	27792458	1000.0	893.7	M
1	3.958	3.958	0.000	141521284	1000.0	971.1	M
1	4.113	4.113	0.000	59808208	1000.0	973.4	M
1	4.354	4.354	0.000	32151715	1000.0	1017.9	M
1	4.652	4.652	0.000	47327752	1000.0	964.8	M
1	4.790	4.790	0.000	53890527	1000.0	993.4	M

Average of Peak Amounts = 968.7

2	2.329	2.329	0.000	40345640	1000.0	1051.5	
2	2.682	2.682	0.000	78599417	1000.0	1048.7	
2	2.884	2.884	0.000	52398302	1000.0	1047.2	
2	3.156	3.156	0.000	173694954	1000.0	1043.0	
2	3.295	3.295	0.000	72190516	1000.0	1049.4	
2	3.358	3.358	0.000	43046754	1000.0	1013.2	
2	3.729	3.729	0.000	72175674	1000.0	1035.1	
2	3.818	3.818	0.000	42048207	1000.0	1080.6	

Average of Peak Amounts = 1046.1

RPD = 7.68

8 PCB-1260

1	5.958	5.958	0.000	44201175	1000.0	946.6	M
1	6.170	6.170	0.000	98050433	1000.0	998.4	M
1	6.478	6.478	0.000	108504464	1000.0	945.4	M
1	7.176	7.176	0.000	77255146	1000.0	837.1	M
1	7.677	7.677	0.000	90506975	1000.0	889.4	
1	8.171	8.171	0.000	183403247	1000.0	858.3	
1	8.898	8.898	0.000	141731188	1000.0	885.8	
1	0.000	9.943	-9.943	0	1000.0	0	

Average of Peak Amounts = 908.7

2	5.044	5.044	0.000	105836275	1000.0	1054.7	
2	5.658	5.658	0.000	193920891	1000.0	1118.7	
2	5.802	5.802	0.000	91450461	1000.0	865.4	
2	6.107	6.107	0.000	97517948	1000.0	908.8	
2	6.541	6.541	0.000	217799109	1000.0	915.7	
2	6.955	6.955	0.000	122314708	1000.0	999.0	
2	7.096	7.096	0.000	57982785	1000.0	830.7	
2	8.045	8.045	0.000	57927755	1000.0	843.2	

Average of Peak Amounts = 942.0

RPD = 3.60

\$ 11 DCB Decachlorobiphenyl

							M
1	10.514	10.514	0.000	141338397	100.0	89.5	M
2	8.983	8.983	0.000	220325755	100.0	99.0	

RPD = 10.08

QC Flag Legend

Review Flags

M - Manually Integrated

Reagents:

SG1660L3_00029

Amount Added: 1.00

Units: mL

SGPCBISTD_00006

Amount Added: 20.00

Units: uL

Run Reagent

TestAmerica Edison

Data File: \\ChromNA\Edison\ChromData\CPESTGC11\20160819-44644.b\T1331936.D

Injection Date: 19-Aug-2016 05:52:45

Instrument ID: CPESTGC11

Operator ID:

Lims ID: CCVIS

Worklist Smp#: 2

Client ID:

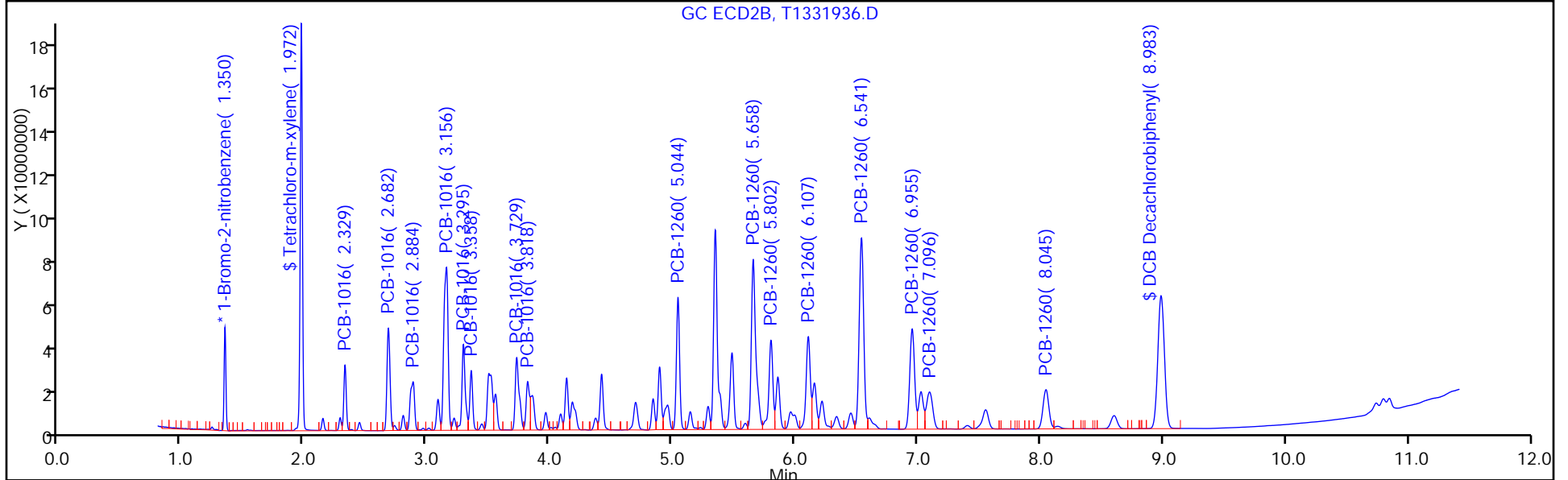
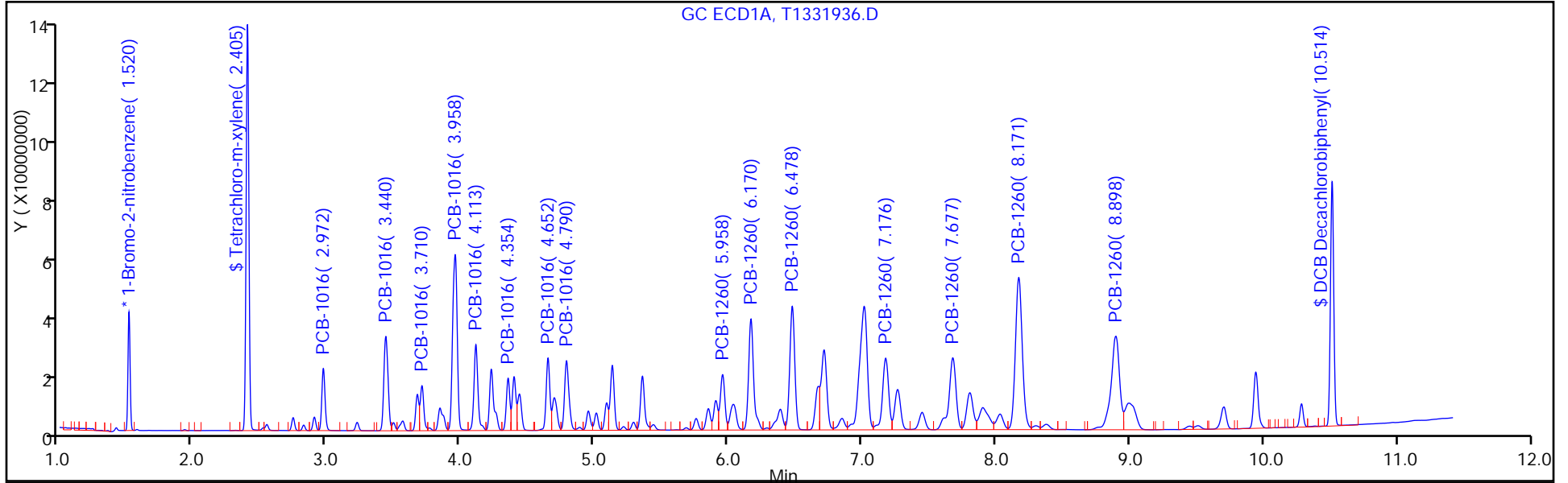
Injection Vol: 1.0 ul

Dil. Factor: 1.0000

ALS Bottle#: 2

Method: 8082 ISTD

Limit Group: GC 8082A PCB ISTD



FORM VII
PCBS CONTINUING CALIBRATION DATA

Lab Name: TestAmerica Edison Job No.: 460-118423-1
 SDG No.: _____
 Lab Sample ID: CCVIS 460-385710/2 Calibration Date: 08/19/2016 05:52
 Instrument ID: CPESTGC11 Calib Start Date: 06/17/2016 16:49
 GC Column: CLP-1 ID: 0.53 (mm) Calib End Date: 06/17/2016 17:47
 Lab File ID: T1331936.D Conc. Units: ug/L

ANALYTE	CURVE TYPE	AVE RRF	RRF	MIN RRF	CALC AMOUNT	SPIKE AMOUNT	%D	MAX %D
PCB-1016 Peak 1	Ave	0.0166	0.0175		1050	1000	5.1	20.0
PCB-1016 Peak 2	Ave	0.0324	0.0340		1050	1000	4.9	20.0
PCB-1016 Peak 3	Ave	0.0216	0.0227		1050	1000	4.7	20.0
PCB-1016 Peak 4	Ave	0.0720	0.0751		1040	1000	4.3	20.0
PCB-1016 Peak 5	Ave	0.0297	0.0312		1050	1000	4.9	20.0
PCB-1016 Peak 6	Ave	0.0184	0.0186		1010	1000	1.3	20.0
PCB-1016 Peak 7	Ave	0.0302	0.0312		1040	1000	3.5	20.0
PCB-1016 Peak 8	Ave	0.0168	0.0182		1080	1000	8.1	20.0
PCB-1260 Peak 1	Ave	0.0434	0.0458		1050	1000	5.5	20.0
PCB-1260 Peak 2	Ave	0.0750	0.0839		1120	1000	11.9	20.0
PCB-1260 Peak 3	Ave	0.0457	0.0396		865	1000	-13.5	20.0
PCB-1260 Peak 4	Ave	0.0464	0.0422		909	1000	-9.1	20.0
PCB-1260 Peak 5	Ave	0.1029	0.0942		916	1000	-8.4	20.0
PCB-1260 Peak 6	Ave	0.0530	0.0529		999	1000	-0.1	20.0
PCB-1260 Peak 7	Ave	0.0302	0.0251		831	1000	-16.9	20.0
PCB-1260 Peak 8	Ave	0.0297	0.0251		843	1000	-15.7	20.0
Tetrachloro-m-xylene	Ave	0.8978	0.9887		110	100	10.1	20.0
DCB Decachlorobiphenyl	Ave	0.9626	0.9529		99.0	100	-1.0	20.0

FORM VII
PCBS CONTINUING CALIBRATION RETENTION TIME SUMMARY

Lab Name: TestAmerica Edison Job No.: 460-118423-1
 SDG No.: _____
 Lab Sample ID: CCVIS 460-385710/2 Calibration Date: 08/19/2016 05:52
 Instrument ID: CPESTGC11 Calib Start Date: 06/17/2016 16:49
 GC Column: CLP-1 ID: 0.53(mm) Calib End Date: 06/17/2016 17:47
 Lab File ID: T1331936.D

Analyte	RT	RT WINDOW	
		FROM	TO
PCB-1016 Peak 1	2.33	2.30	2.36
PCB-1016 Peak 2	2.68	2.65	2.71
PCB-1016 Peak 3	2.88	2.85	2.91
PCB-1016 Peak 4	3.16	3.13	3.19
PCB-1016 Peak 5	3.30	3.27	3.33
PCB-1016 Peak 6	3.36	3.33	3.39
PCB-1016 Peak 7	3.73	3.70	3.76
PCB-1016 Peak 8	3.82	3.79	3.85
PCB-1260 Peak 1	5.04	5.01	5.07
PCB-1260 Peak 2	5.66	5.63	5.69
PCB-1260 Peak 3	5.80	5.77	5.83
PCB-1260 Peak 4	6.11	6.08	6.14
PCB-1260 Peak 5	6.54	6.51	6.57
PCB-1260 Peak 6	6.96	6.93	6.99
PCB-1260 Peak 7	7.10	7.07	7.13
PCB-1260 Peak 8	8.05	8.02	8.08
Tetrachloro-m-xylene	1.97	1.94	2.00
DCB Decachlorobiphenyl	8.98	8.88	9.08

TestAmerica Edison
Target Compound Quantitation Report

Data File: \\ChromNA\Edison\ChromData\CPESTGC11\20160819-44644.b\T1331936.D
 Lims ID: CCVIS
 Client ID:
 Sample Type: CCVIS
 Inject. Date: 19-Aug-2016 05:52:45 ALS Bottle#: 2 Worklist Smp#: 2
 Injection Vol: 1.0 ul Dil. Factor: 1.0000
 Sample Info:
 Operator ID: Instrument ID: CPESTGC11
 Sublist: chrom-8082 ISTD*sub2
 Method: \\ChromNA\Edison\ChromData\CPESTGC11\20160819-44644.b\8082 ISTD.m
 Limit Group: GC 8082A PCB ISTD
 Last Update: 19-Aug-2016 11:01:21 Calib Date: 17-Jun-2016 19:43:54
 Integrator: Falcon
 Quant Method: Internal Standard Quant By: Initial Calibration
 Last ICal File: \\ChromNA\Edison\ChromData\CPESTGC11\20160617-42300.b\T1329669.D
 Column 1 : Det: GC ECD1A
 Column 2 : Det: GC ECD2B
 Process Host: XAWRK014

First Level Reviewer: kapoors Date: 19-Aug-2016 07:05:11

Col	RT (min.)	Exp RT (min.)	Dlt RT (min.)	Response	Cal Amt ug/l	OnCol Amt ug/l	Flags
-----	-----------	---------------	---------------	----------	--------------	----------------	-------

* 13 1-Bromo-2-nitrobenzene							M
1	1.520	1.520	0.000	44159861	20.0	20.0	M
2	1.350	1.350	0.000	46245702	20.0	20.0	M
RPD = 0.00							
\$ 2 Tetrachloro-m-xylene							
1	2.405	2.405	0.000	196661845	100.0	101.0	
2	1.972	1.972	0.000	228616290	100.0	110.1	
RPD = 8.60							

Col	RT (min.)	Exp RT (min.)	Dlt RT (min.)	Response	Cal Amt ug/l	OnCol Amt ug/l	Flags
-----	-----------	---------------	---------------	----------	--------------	----------------	-------

5 PCB-1016

							M
1	2.972	2.972	0.000	35142662	1000.0	968.0	
1	3.440	3.440	0.000	69086538	1000.0	967.3	M
1	3.710	3.710	0.000	27792458	1000.0	893.7	M
1	3.958	3.958	0.000	141521284	1000.0	971.1	M
1	4.113	4.113	0.000	59808208	1000.0	973.4	M
1	4.354	4.354	0.000	32151715	1000.0	1017.9	M
1	4.652	4.652	0.000	47327752	1000.0	964.8	M
1	4.790	4.790	0.000	53890527	1000.0	993.4	M

Average of Peak Amounts = 968.7

2	2.329	2.329	0.000	40345640	1000.0	1051.5	
2	2.682	2.682	0.000	78599417	1000.0	1048.7	
2	2.884	2.884	0.000	52398302	1000.0	1047.2	
2	3.156	3.156	0.000	173694954	1000.0	1043.0	
2	3.295	3.295	0.000	72190516	1000.0	1049.4	
2	3.358	3.358	0.000	43046754	1000.0	1013.2	
2	3.729	3.729	0.000	72175674	1000.0	1035.1	
2	3.818	3.818	0.000	42048207	1000.0	1080.6	

Average of Peak Amounts = 1046.1

RPD = 7.68

8 PCB-1260

1	5.958	5.958	0.000	44201175	1000.0	946.6	M
1	6.170	6.170	0.000	98050433	1000.0	998.4	M
1	6.478	6.478	0.000	108504464	1000.0	945.4	M
1	7.176	7.176	0.000	77255146	1000.0	837.1	M
1	7.677	7.677	0.000	90506975	1000.0	889.4	
1	8.171	8.171	0.000	183403247	1000.0	858.3	
1	8.898	8.898	0.000	141731188	1000.0	885.8	
1	0.000	9.943	-9.943	0	1000.0	0	

Average of Peak Amounts = 908.7

2	5.044	5.044	0.000	105836275	1000.0	1054.7	
2	5.658	5.658	0.000	193920891	1000.0	1118.7	
2	5.802	5.802	0.000	91450461	1000.0	865.4	
2	6.107	6.107	0.000	97517948	1000.0	908.8	
2	6.541	6.541	0.000	217799109	1000.0	915.7	
2	6.955	6.955	0.000	122314708	1000.0	999.0	
2	7.096	7.096	0.000	57982785	1000.0	830.7	
2	8.045	8.045	0.000	57927755	1000.0	843.2	

Average of Peak Amounts = 942.0

RPD = 3.60

\$ 11 DCB Decachlorobiphenyl

							M
1	10.514	10.514	0.000	141338397	100.0	89.5	M
2	8.983	8.983	0.000	220325755	100.0	99.0	

RPD = 10.08

QC Flag Legend

Review Flags

M - Manually Integrated

Reagents:

SG1660L3_00029

Amount Added: 1.00

Units: mL

SGPCBISTD_00006

Amount Added: 20.00

Units: uL

Run Reagent

TestAmerica Edison

Data File: \\ChromNA\Edison\ChromData\CPESTGC11\20160819-44644.b\T1331936.D

Injection Date: 19-Aug-2016 05:52:45

Instrument ID: CPESTGC11

Operator ID:

Lims ID: CCVIS

Worklist Smp#: 2

Client ID:

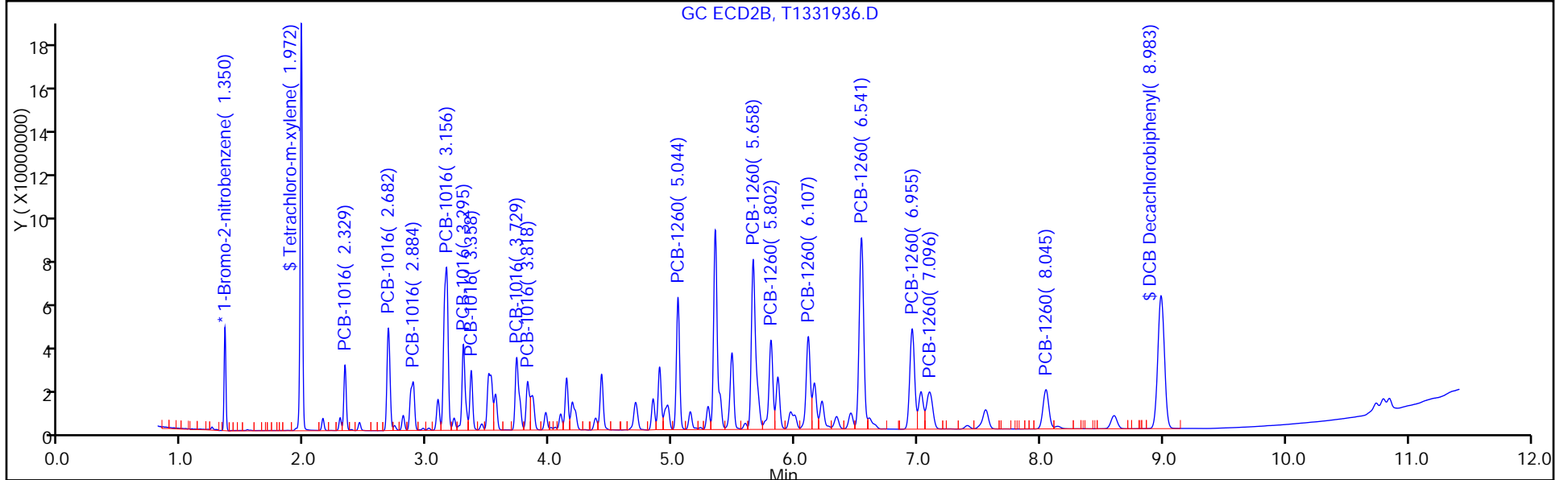
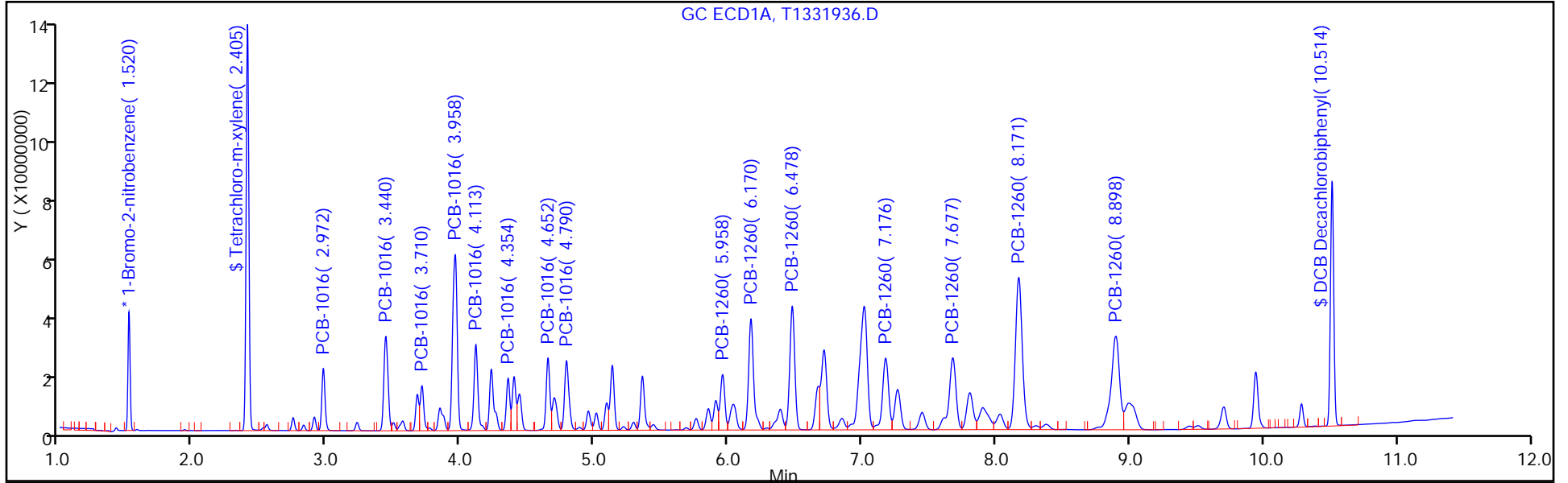
Injection Vol: 1.0 ul

Dil. Factor: 1.0000

ALS Bottle#: 2

Method: 8082 ISTD

Limit Group: GC 8082A PCB ISTD



FORM VII
PCBS CONTINUING CALIBRATION DATA

Lab Name: TestAmerica Edison Job No.: 460-118423-1
 SDG No.: _____
 Lab Sample ID: CCV 460-385710/19 Calibration Date: 08/19/2016 11:36
 Instrument ID: CPESTGC11 Calib Start Date: 06/17/2016 16:49
 GC Column: CLP-2 ID: 0.53 (mm) Calib End Date: 06/17/2016 17:47
 Lab File ID: T1331953.D Conc. Units: ug/L

ANALYTE	CURVE TYPE	AVE RRF	RRF	MIN RRF	CALC AMOUNT	SPIKE AMOUNT	%D	MAX %D
Tetrachloro-m-xylene	Ave	0.8815	0.8290		94.0	100	-6.0	20.0
DCB Decachlorobiphenyl	Ave	0.7153	0.6794		95.0	100	-5.0	20.0

FORM VII
PCBS CONTINUING CALIBRATION RETENTION TIME SUMMARY

Lab Name: TestAmerica Edison Job No.: 460-118423-1
 SDG No.: _____
 Lab Sample ID: CCV 460-385710/19 Calibration Date: 08/19/2016 11:36
 Instrument ID: CPESTGC11 Calib Start Date: 06/17/2016 16:49
 GC Column: CLP-2 ID: 0.53(mm) Calib End Date: 06/17/2016 17:47
 Lab File ID: T1331953.D

Analyte	RT	RT WINDOW	
		FROM	TO
Tetrachloro-m-xylene	2.40	2.38	2.44
DCB Decachlorobiphenyl	10.55	10.48	10.54

TestAmerica Edison
Target Compound Quantitation Report

Data File: \\ChromNA\Edison\ChromData\CPESTGC11\20160819-44644.b\T1331953.D
 Lims ID: CCV AR1242
 Client ID:
 Sample Type: CCV
 Inject. Date: 19-Aug-2016 11:36:55 ALS Bottle#: 19 Worklist Smp#: 19
 Injection Vol: 1.0 ul Dil. Factor: 1.0000
 Sample Info: 460-0044644-019
 Operator ID: Instrument ID: CPESTGC11
 Sublist: chrom-8082 ISTD*sub5
 Method: \\ChromNA\Edison\ChromData\CPESTGC11\20160819-44644.b\8082 ISTD.m
 Limit Group: GC 8082A PCB ISTD
 Last Update: 19-Aug-2016 13:20:16 Calib Date: 17-Jun-2016 19:43:54
 Integrator: Falcon
 Quant Method: Internal Standard Quant By: Initial Calibration
 Last ICal File: \\ChromNA\Edison\ChromData\CPESTGC11\20160617-42300.b\T1329669.D
 Column 1 : Det: GC ECD1A
 Column 2 : Det: GC ECD2B
 Process Host: XAWRK014

First Level Reviewer: patelji Date: 19-Aug-2016 11:53:30

Col	RT (min.)	Exp RT (min.)	Dlt RT (min.)	Response	Cal Amt ug/l	OnCol Amt ug/l	Flags
-----	-----------	---------------	---------------	----------	--------------	----------------	-------

* 13 1-Bromo-2-nitrobenzene

1	1.517	1.520	-0.003	61699151	20.0	20.0	
2	1.348	1.350	-0.002	62219914	20.0	20.0	
						RPD = 0.00	

\$ 2 Tetrachloro-m-xylene

1	2.402	2.405	-0.003	255736857	100.0	94.0	
2	1.971	1.972	-0.001	295096907	100.0	105.7	
						RPD = 11.63	

Col	RT (min.)	Exp RT (min.)	Dlt RT (min.)	Response	Cal Amt ug/l	OnCol Amt ug/l	Flags
-----	-----------	---------------	---------------	----------	--------------	----------------	-------

4 PCB-1242

M

1	2.969	2.979	-0.010	43162688	1000.0	969.4	
1	3.434	3.446	-0.012	84532582	1000.0	968.3	
1	3.706	3.717	-0.011	34136611	1000.0	975.1	
1	3.952	3.965	-0.013	173601275	1000.0	980.5	
1	4.109	4.120	-0.011	73808369	1000.0	993.6	
1	4.786	4.798	-0.012	68942356	1000.0	1002.8	
1	5.087	5.098	-0.011	61939628	1000.0	1001.8	
1	5.133	5.146	-0.013	69297500	1000.0	1005.0	

Average of Peak Amounts = 987.0

2	2.327	2.330	-0.003	50415249	1000.0	1118.6	M
2	2.681	2.684	-0.003	98575428	1000.0	1115.0	M
2	2.882	2.886	-0.004	66051474	1000.0	1119.2	M
2	3.154	3.158	-0.004	216974160	1000.0	1115.5	M
2	3.293	3.298	-0.005	90344241	1000.0	1118.5	M
2	3.727	3.733	-0.006	90799120	1000.0	1117.4	M
2	4.182	4.187	-0.005	141412015	1000.0	1101.7	M
2	4.415	4.420	-0.005	55758714	1000.0	1111.6	M

Average of Peak Amounts = 1114.7

RPD = 12.14

\$ 11 DCB Decachlorobiphenyl

1	10.546	10.514	0.032	209577249	100.0	95.0	a
2	8.980	8.983	-0.003	306322708	100.0	102.3	a

RPD = 7.42

S 12 Polychlorinated biphenyls, Total

1						987.0	
---	--	--	--	--	--	-------	--

QC Flag Legend

Review Flags

M - Manually Integrated

Reagents:

SG1242L3_00027

Amount Added: 1.00

Units: mL

SGPCBISTD_00006

Amount Added: 20.00

Units: uL

Run Reagent

TestAmerica Edison

Data File: \\ChromNA\Edison\ChromData\CPESTGC11\20160819-44644.b\T1331953.D

Injection Date: 19-Aug-2016 11:36:55

Instrument ID: CPESTGC11

Operator ID:

Lims ID: CCV AR1242

Worklist Smp#: 19

Client ID:

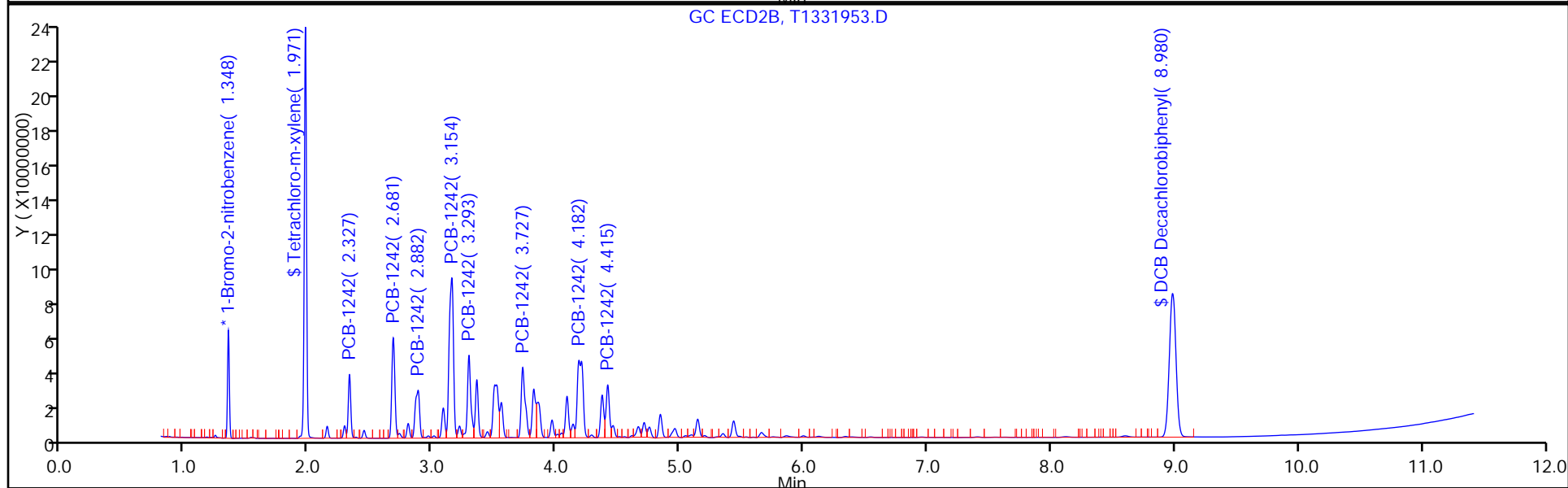
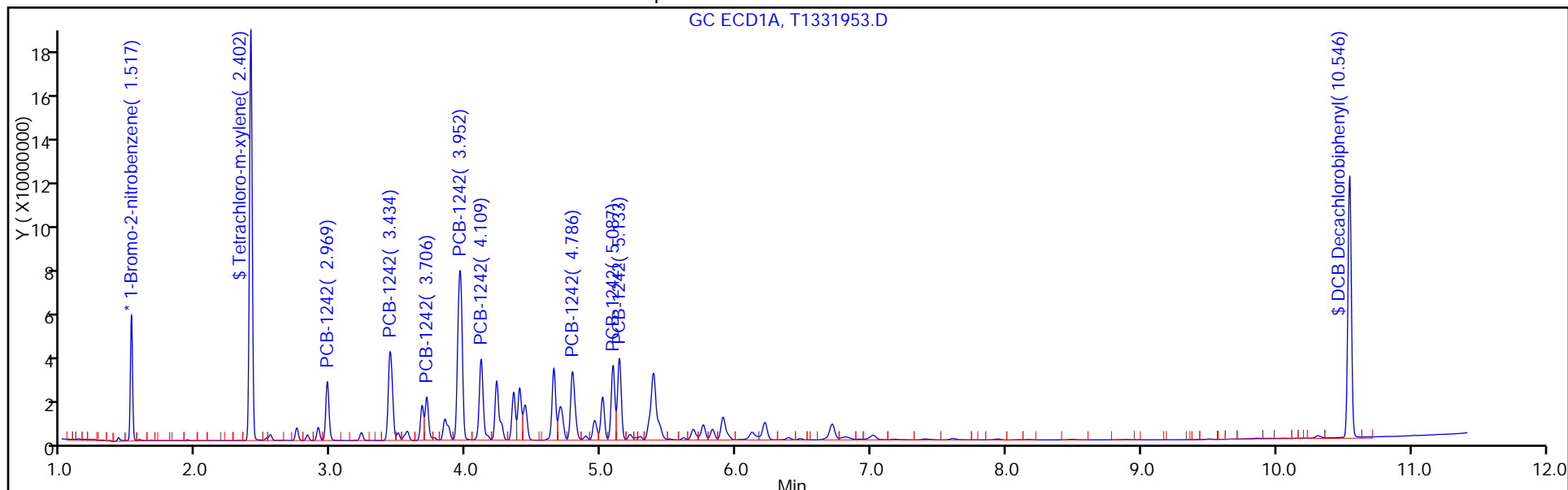
Injection Vol: 1.0 ul

Dil. Factor: 1.0000

ALS Bottle#: 19

Method: 8082 ISTD

Limit Group: GC 8082A PCB ISTD



FORM VII
PCBS CONTINUING CALIBRATION DATA

Lab Name: TestAmerica Edison Job No.: 460-118423-1
 SDG No.: _____
 Lab Sample ID: CCV 460-385710/19 Calibration Date: 08/19/2016 11:36
 Instrument ID: CPESTGC11 Calib Start Date: 06/17/2016 18:45
 GC Column: CLP-2 ID: 0.53 (mm) Calib End Date: 06/17/2016 18:45
 Lab File ID: T1331953.D Conc. Units: ug/L

ANALYTE	CURVE TYPE	AVE RRF	RRF	MIN RRF	CALC AMOUNT	SPIKE AMOUNT	%D	MAX %D
PCB-1242 Peak 1	Ave	0.0144	0.0140		969	1000	-3.1	20.0
PCB-1242 Peak 2	Ave	0.0283	0.0274		968	1000	-3.2	20.0
PCB-1242 Peak 3	Ave	0.0113	0.0111		975	1000	-2.5	20.0
PCB-1242 Peak 4	Ave	0.0574	0.0563		981	1000	-1.9	20.0
PCB-1242 Peak 5	Ave	0.0241	0.0239		994	1000	-0.6	20.0
PCB-1242 Peak 6	Ave	0.0223	0.0224		1000	1000	0.3	20.0
PCB-1242 Peak 7	Ave	0.0200	0.0201		1000	1000	0.2	20.0
PCB-1242 Peak 8	Ave	0.0224	0.0225		1000	1000	0.5	20.0

FORM VII
PCBS CONTINUING CALIBRATION RETENTION TIME SUMMARY

Lab Name: TestAmerica Edison Job No.: 460-118423-1
 SDG No.: _____
 Lab Sample ID: CCV 460-385710/19 Calibration Date: 08/19/2016 11:36
 Instrument ID: CPESTGC11 Calib Start Date: 06/17/2016 18:45
 GC Column: CLP-2 ID: 0.53 (mm) Calib End Date: 06/17/2016 18:45
 Lab File ID: T1331953.D

Analyte	RT	RT WINDOW	
		FROM	TO
PCB-1242 Peak 1	2.97	2.95	3.01
PCB-1242 Peak 2	3.43	3.42	3.48
PCB-1242 Peak 3	3.71	3.69	3.75
PCB-1242 Peak 4	3.95	3.94	4.00
PCB-1242 Peak 5	4.11	4.09	4.15
PCB-1242 Peak 6	4.79	4.77	4.83
PCB-1242 Peak 7	5.09	5.07	5.13
PCB-1242 Peak 8	5.13	5.12	5.18

TestAmerica Edison
Target Compound Quantitation Report

Data File: \\ChromNA\Edison\ChromData\CPESTGC11\20160819-44644.b\T1331953.D
 Lims ID: CCV AR1242
 Client ID:
 Sample Type: CCV
 Inject. Date: 19-Aug-2016 11:36:55 ALS Bottle#: 19 Worklist Smp#: 19
 Injection Vol: 1.0 ul Dil. Factor: 1.0000
 Sample Info: 460-0044644-019
 Operator ID: Instrument ID: CPESTGC11
 Sublist: chrom-8082 ISTD*sub5
 Method: \\ChromNA\Edison\ChromData\CPESTGC11\20160819-44644.b\8082 ISTD.m
 Limit Group: GC 8082A PCB ISTD
 Last Update: 19-Aug-2016 13:20:16 Calib Date: 17-Jun-2016 19:43:54
 Integrator: Falcon
 Quant Method: Internal Standard Quant By: Initial Calibration
 Last ICal File: \\ChromNA\Edison\ChromData\CPESTGC11\20160617-42300.b\T1329669.D
 Column 1 : Det: GC ECD1A
 Column 2 : Det: GC ECD2B
 Process Host: XAWRK014

First Level Reviewer: patelji Date: 19-Aug-2016 11:53:30

Col	RT (min.)	Exp RT (min.)	Dlt RT (min.)	Response	Cal Amt ug/l	OnCol Amt ug/l	Flags
-----	-----------	---------------	---------------	----------	--------------	----------------	-------

* 13 1-Bromo-2-nitrobenzene

1	1.517	1.520	-0.003	61699151	20.0	20.0	
2	1.348	1.350	-0.002	62219914	20.0	20.0	
						RPD = 0.00	

\$ 2 Tetrachloro-m-xylene

1	2.402	2.405	-0.003	255736857	100.0	94.0	
2	1.971	1.972	-0.001	295096907	100.0	105.7	
						RPD = 11.63	

Col	RT (min.)	Exp RT (min.)	Dlt RT (min.)	Response	Cal Amt ug/l	OnCol Amt ug/l	Flags
-----	-----------	---------------	---------------	----------	--------------	----------------	-------

4 PCB-1242

M

1	2.969	2.979	-0.010	43162688	1000.0	969.4	
1	3.434	3.446	-0.012	84532582	1000.0	968.3	
1	3.706	3.717	-0.011	34136611	1000.0	975.1	
1	3.952	3.965	-0.013	173601275	1000.0	980.5	
1	4.109	4.120	-0.011	73808369	1000.0	993.6	
1	4.786	4.798	-0.012	68942356	1000.0	1002.8	
1	5.087	5.098	-0.011	61939628	1000.0	1001.8	
1	5.133	5.146	-0.013	69297500	1000.0	1005.0	

Average of Peak Amounts = 987.0

2	2.327	2.330	-0.003	50415249	1000.0	1118.6	M
2	2.681	2.684	-0.003	98575428	1000.0	1115.0	M
2	2.882	2.886	-0.004	66051474	1000.0	1119.2	M
2	3.154	3.158	-0.004	216974160	1000.0	1115.5	M
2	3.293	3.298	-0.005	90344241	1000.0	1118.5	M
2	3.727	3.733	-0.006	90799120	1000.0	1117.4	M
2	4.182	4.187	-0.005	141412015	1000.0	1101.7	M
2	4.415	4.420	-0.005	55758714	1000.0	1111.6	M

Average of Peak Amounts = 1114.7

RPD = 12.14

\$ 11 DCB Decachlorobiphenyl

1	10.546	10.514	0.032	209577249	100.0	95.0	a
2	8.980	8.983	-0.003	306322708	100.0	102.3	a

RPD = 7.42

S 12 Polychlorinated biphenyls, Total

1						987.0	
---	--	--	--	--	--	-------	--

QC Flag Legend

Review Flags

M - Manually Integrated

Reagents:

SG1242L3_00027

Amount Added: 1.00

Units: mL

SGPCBISTD_00006

Amount Added: 20.00

Units: uL

Run Reagent

TestAmerica Edison

Data File: \\ChromNA\Edison\ChromData\CPESTGC11\20160819-44644.b\T1331953.D

Injection Date: 19-Aug-2016 11:36:55

Instrument ID: CPESTGC11

Operator ID:

Lims ID: CCV AR1242

Worklist Smp#: 19

Client ID:

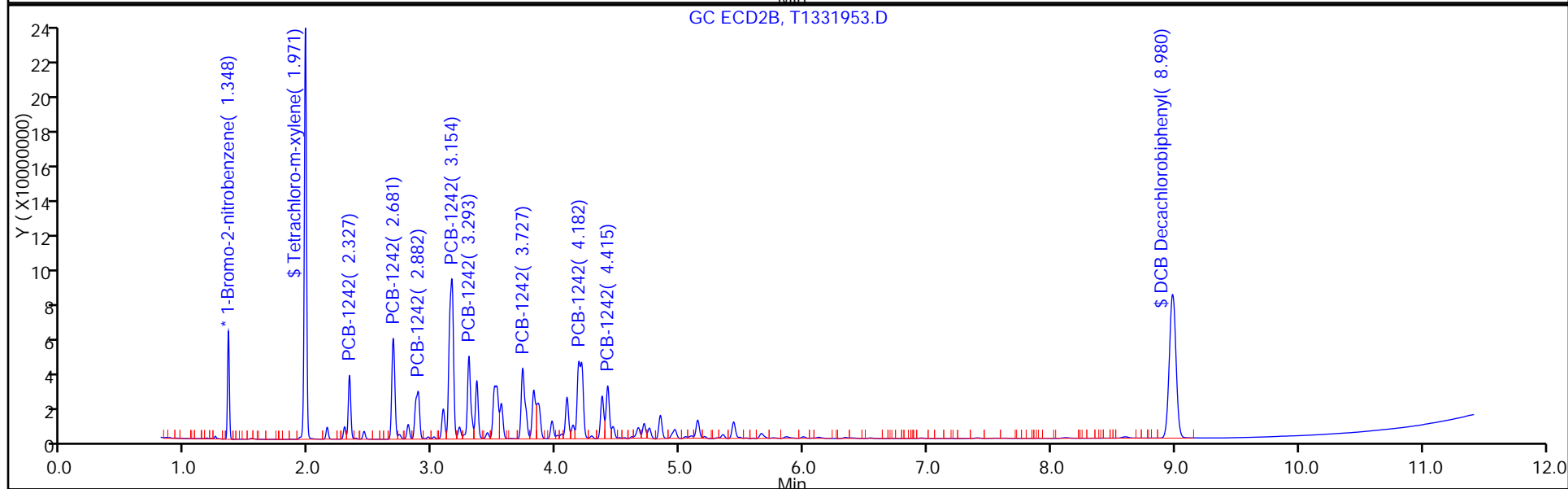
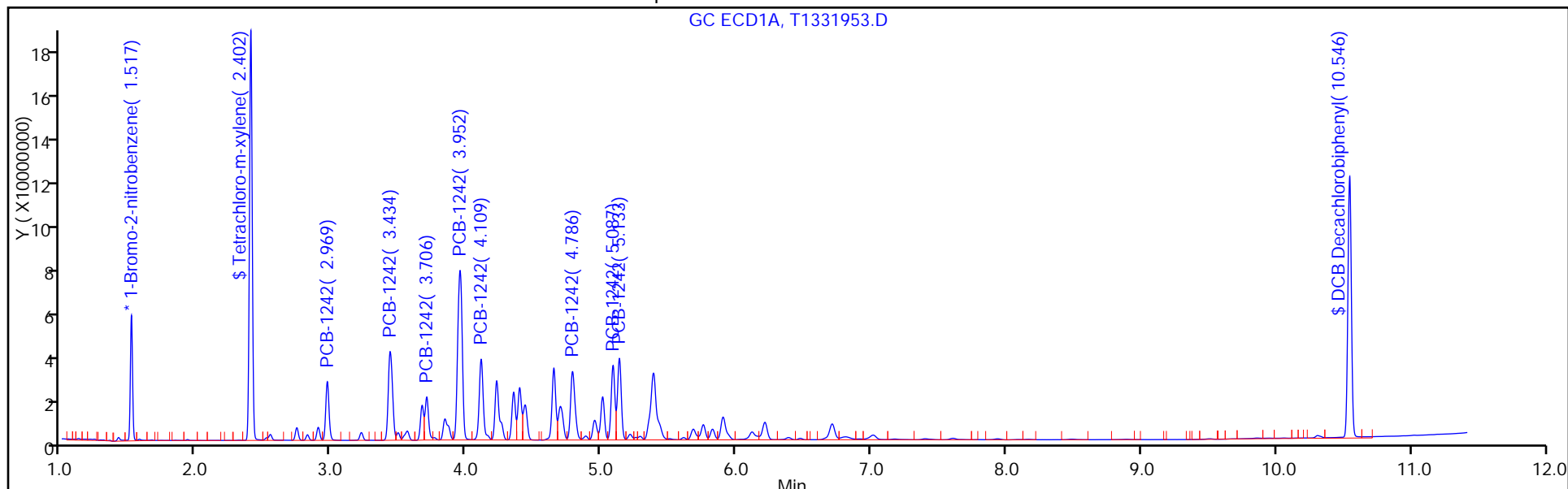
Injection Vol: 1.0 ul

Dil. Factor: 1.0000

ALS Bottle#: 19

Method: 8082 ISTD

Limit Group: GC 8082A PCB ISTD



FORM VII
PCBS CONTINUING CALIBRATION DATA

Lab Name: TestAmerica Edison Job No.: 460-118423-1
 SDG No.: _____
 Lab Sample ID: CCV 460-385710/19 Calibration Date: 08/19/2016 11:36
 Instrument ID: CPESTGC11 Calib Start Date: 06/17/2016 16:49
 GC Column: CLP-1 ID: 0.53 (mm) Calib End Date: 06/17/2016 17:47
 Lab File ID: T1331953.D Conc. Units: ug/L

ANALYTE	CURVE TYPE	AVE RRF	RRF	MIN RRF	CALC AMOUNT	SPIKE AMOUNT	%D	MAX %D
Tetrachloro-m-xylene	Ave	0.8978	0.9486		106	100	5.7	20.0
DCB Decachlorobiphenyl	Ave	0.9626	0.9847		102	100	2.3	20.0

FORM VII
PCBS CONTINUING CALIBRATION RETENTION TIME SUMMARY

Lab Name: TestAmerica Edison Job No.: 460-118423-1
 SDG No.: _____
 Lab Sample ID: CCV 460-385710/19 Calibration Date: 08/19/2016 11:36
 Instrument ID: CPESTGC11 Calib Start Date: 06/17/2016 16:49
 GC Column: CLP-1 ID: 0.53 (mm) Calib End Date: 06/17/2016 17:47
 Lab File ID: T1331953.D

Analyte	RT	RT WINDOW	
		FROM	TO
Tetrachloro-m-xylene	1.97	1.94	2.00
DCB Decachlorobiphenyl	8.98	8.88	9.08

TestAmerica Edison
Target Compound Quantitation Report

Data File: \\ChromNA\Edison\ChromData\CPESTGC11\20160819-44644.b\T1331953.D
 Lims ID: CCV AR1242
 Client ID:
 Sample Type: CCV
 Inject. Date: 19-Aug-2016 11:36:55 ALS Bottle#: 19 Worklist Smp#: 19
 Injection Vol: 1.0 ul Dil. Factor: 1.0000
 Sample Info: 460-0044644-019
 Operator ID: Instrument ID: CPESTGC11
 Sublist: chrom-8082 ISTD*sub5
 Method: \\ChromNA\Edison\ChromData\CPESTGC11\20160819-44644.b\8082 ISTD.m
 Limit Group: GC 8082A PCB ISTD
 Last Update: 19-Aug-2016 13:20:16 Calib Date: 17-Jun-2016 19:43:54
 Integrator: Falcon
 Quant Method: Internal Standard Quant By: Initial Calibration
 Last ICal File: \\ChromNA\Edison\ChromData\CPESTGC11\20160617-42300.b\T1329669.D
 Column 1 : Det: GC ECD1A
 Column 2 : Det: GC ECD2B
 Process Host: XAWRK014

First Level Reviewer: patelji Date: 19-Aug-2016 11:53:30

Col	RT (min.)	Exp RT (min.)	Dlt RT (min.)	Response	Cal Amt ug/l	OnCol Amt ug/l	Flags
-----	-----------	---------------	---------------	----------	--------------	----------------	-------

* 13 1-Bromo-2-nitrobenzene

1	1.517	1.520	-0.003	61699151	20.0	20.0	
2	1.348	1.350	-0.002	62219914	20.0	20.0	
						RPD = 0.00	

\$ 2 Tetrachloro-m-xylene

1	2.402	2.405	-0.003	255736857	100.0	94.0	
2	1.971	1.972	-0.001	295096907	100.0	105.7	
						RPD = 11.63	

Col	RT (min.)	Exp RT (min.)	Dlt RT (min.)	Response	Cal Amt ug/l	OnCol Amt ug/l	Flags
-----	-----------	---------------	---------------	----------	--------------	----------------	-------

4 PCB-1242

M

1	2.969	2.979	-0.010	43162688	1000.0	969.4	
1	3.434	3.446	-0.012	84532582	1000.0	968.3	
1	3.706	3.717	-0.011	34136611	1000.0	975.1	
1	3.952	3.965	-0.013	173601275	1000.0	980.5	
1	4.109	4.120	-0.011	73808369	1000.0	993.6	
1	4.786	4.798	-0.012	68942356	1000.0	1002.8	
1	5.087	5.098	-0.011	61939628	1000.0	1001.8	
1	5.133	5.146	-0.013	69297500	1000.0	1005.0	

Average of Peak Amounts = 987.0

2	2.327	2.330	-0.003	50415249	1000.0	1118.6	M
2	2.681	2.684	-0.003	98575428	1000.0	1115.0	M
2	2.882	2.886	-0.004	66051474	1000.0	1119.2	M
2	3.154	3.158	-0.004	216974160	1000.0	1115.5	M
2	3.293	3.298	-0.005	90344241	1000.0	1118.5	M
2	3.727	3.733	-0.006	90799120	1000.0	1117.4	M
2	4.182	4.187	-0.005	141412015	1000.0	1101.7	M
2	4.415	4.420	-0.005	55758714	1000.0	1111.6	M

Average of Peak Amounts = 1114.7

RPD = 12.14

\$ 11 DCB Decachlorobiphenyl

1	10.546	10.514	0.032	209577249	100.0	95.0	a
2	8.980	8.983	-0.003	306322708	100.0	102.3	a

RPD = 7.42

S 12 Polychlorinated biphenyls, Total

1						987.0	
---	--	--	--	--	--	-------	--

QC Flag Legend

Review Flags

M - Manually Integrated

Reagents:

SG1242L3_00027

Amount Added: 1.00

Units: mL

SGPCBISTD_00006

Amount Added: 20.00

Units: uL

Run Reagent

TestAmerica Edison

Data File: \\ChromNA\Edison\ChromData\CPESTGC11\20160819-44644.b\T1331953.D

Injection Date: 19-Aug-2016 11:36:55

Instrument ID: CPESTGC11

Operator ID:

Lims ID: CCV AR1242

Worklist Smp#: 19

Client ID:

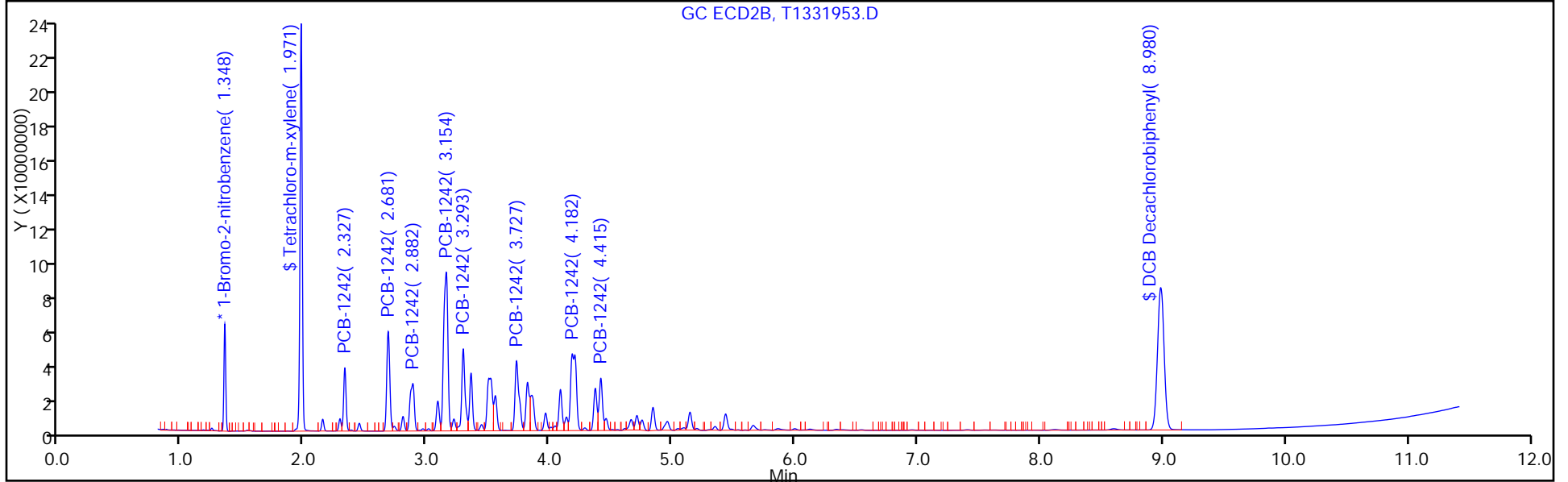
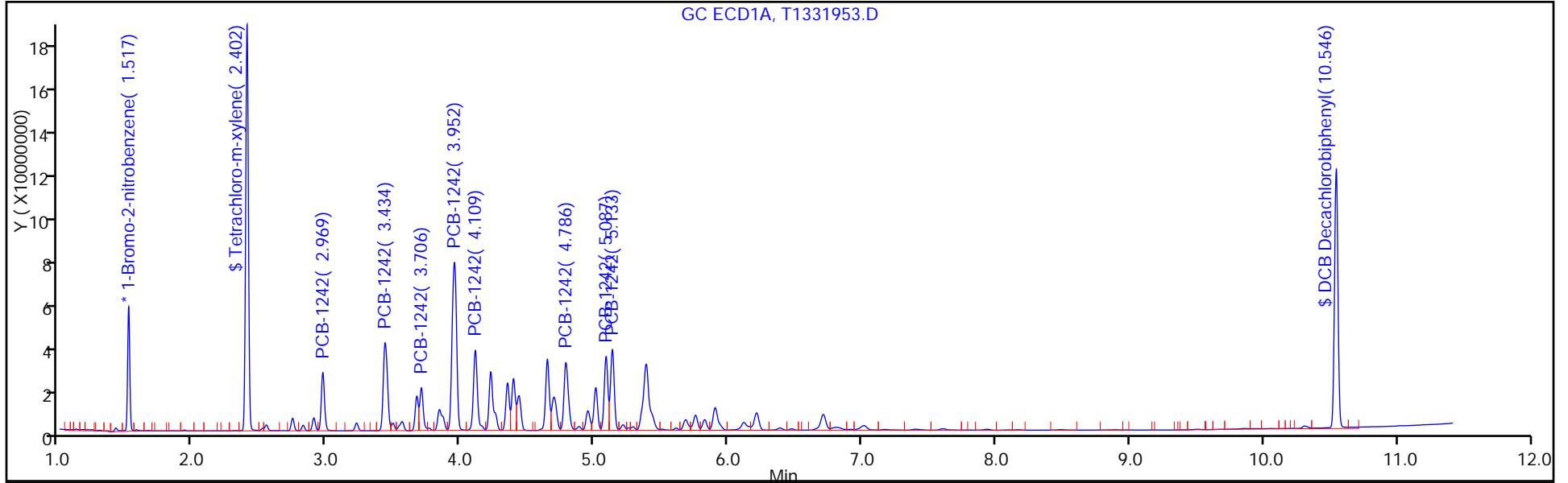
Injection Vol: 1.0 ul

Dil. Factor: 1.0000

ALS Bottle#: 19

Method: 8082 ISTD

Limit Group: GC 8082A PCB ISTD



FORM VII
PCBS CONTINUING CALIBRATION DATA

Lab Name: TestAmerica Edison Job No.: 460-118423-1
 SDG No.: _____
 Lab Sample ID: CCV 460-385710/19 Calibration Date: 08/19/2016 11:36
 Instrument ID: CPESTGC11 Calib Start Date: 06/17/2016 18:45
 GC Column: CLP-1 ID: 0.53 (mm) Calib End Date: 06/17/2016 18:45
 Lab File ID: T1331953.D Conc. Units: ug/L

ANALYTE	CURVE TYPE	AVE RRF	RRF	MIN RRF	CALC AMOUNT	SPIKE AMOUNT	%D	MAX %D
PCB-1242 Peak 1	Ave	0.0145	0.0162		1120	1000	11.9	20.0
PCB-1242 Peak 2	Ave	0.0284	0.0317		1120	1000	11.5	20.0
PCB-1242 Peak 3	Ave	0.0190	0.0212		1120	1000	11.9	20.0
PCB-1242 Peak 4	Ave	0.0625	0.0697		1120	1000	11.5	20.0
PCB-1242 Peak 5	Ave	0.0260	0.0290		1120	1000	11.9	20.0
PCB-1242 Peak 6	Ave	0.0261	0.0292		1120	1000	11.7	20.0
PCB-1242 Peak 7	Ave	0.0413	0.0455		1100	1000	10.2	20.0
PCB-1242 Peak 8	Ave	0.0161	0.0179		1110	1000	11.2	20.0

FORM VII
PCBS CONTINUING CALIBRATION RETENTION TIME SUMMARY

Lab Name: TestAmerica Edison Job No.: 460-118423-1
 SDG No.: _____
 Lab Sample ID: CCV 460-385710/19 Calibration Date: 08/19/2016 11:36
 Instrument ID: CPESTGC11 Calib Start Date: 06/17/2016 18:45
 GC Column: CLP-1 ID: 0.53 (mm) Calib End Date: 06/17/2016 18:45
 Lab File ID: T1331953.D

Analyte	RT	RT WINDOW	
		FROM	TO
PCB-1242 Peak 1	2.33	2.30	2.36
PCB-1242 Peak 2	2.68	2.65	2.71
PCB-1242 Peak 3	2.88	2.86	2.92
PCB-1242 Peak 4	3.15	3.13	3.19
PCB-1242 Peak 5	3.29	3.27	3.33
PCB-1242 Peak 6	3.73	3.70	3.76
PCB-1242 Peak 7	4.18	4.16	4.22
PCB-1242 Peak 8	4.42	4.39	4.45

TestAmerica Edison
Target Compound Quantitation Report

Data File: \\ChromNA\Edison\ChromData\CPESTGC11\20160819-44644.b\T1331953.D
 Lims ID: CCV AR1242
 Client ID:
 Sample Type: CCV
 Inject. Date: 19-Aug-2016 11:36:55 ALS Bottle#: 19 Worklist Smp#: 19
 Injection Vol: 1.0 ul Dil. Factor: 1.0000
 Sample Info: 460-0044644-019
 Operator ID: Instrument ID: CPESTGC11
 Sublist: chrom-8082 ISTD*sub5
 Method: \\ChromNA\Edison\ChromData\CPESTGC11\20160819-44644.b\8082 ISTD.m
 Limit Group: GC 8082A PCB ISTD
 Last Update: 19-Aug-2016 13:20:16 Calib Date: 17-Jun-2016 19:43:54
 Integrator: Falcon
 Quant Method: Internal Standard Quant By: Initial Calibration
 Last ICal File: \\ChromNA\Edison\ChromData\CPESTGC11\20160617-42300.b\T1329669.D
 Column 1 : Det: GC ECD1A
 Column 2 : Det: GC ECD2B
 Process Host: XAWRK014

First Level Reviewer: patelji Date: 19-Aug-2016 11:53:30

Col	RT (min.)	Exp RT (min.)	Dlt RT (min.)	Response	Cal Amt ug/l	OnCol Amt ug/l	Flags
-----	-----------	---------------	---------------	----------	--------------	----------------	-------

* 13 1-Bromo-2-nitrobenzene

1	1.517	1.520	-0.003	61699151	20.0	20.0	
2	1.348	1.350	-0.002	62219914	20.0	20.0	
						RPD = 0.00	

\$ 2 Tetrachloro-m-xylene

1	2.402	2.405	-0.003	255736857	100.0	94.0	
2	1.971	1.972	-0.001	295096907	100.0	105.7	
						RPD = 11.63	

Col	RT (min.)	Exp RT (min.)	Dlt RT (min.)	Response	Cal Amt ug/l	OnCol Amt ug/l	Flags
-----	-----------	---------------	---------------	----------	--------------	----------------	-------

4 PCB-1242

M

1	2.969	2.979	-0.010	43162688	1000.0	969.4	
1	3.434	3.446	-0.012	84532582	1000.0	968.3	
1	3.706	3.717	-0.011	34136611	1000.0	975.1	
1	3.952	3.965	-0.013	173601275	1000.0	980.5	
1	4.109	4.120	-0.011	73808369	1000.0	993.6	
1	4.786	4.798	-0.012	68942356	1000.0	1002.8	
1	5.087	5.098	-0.011	61939628	1000.0	1001.8	
1	5.133	5.146	-0.013	69297500	1000.0	1005.0	

Average of Peak Amounts = 987.0

2	2.327	2.330	-0.003	50415249	1000.0	1118.6	M
2	2.681	2.684	-0.003	98575428	1000.0	1115.0	M
2	2.882	2.886	-0.004	66051474	1000.0	1119.2	M
2	3.154	3.158	-0.004	216974160	1000.0	1115.5	M
2	3.293	3.298	-0.005	90344241	1000.0	1118.5	M
2	3.727	3.733	-0.006	90799120	1000.0	1117.4	M
2	4.182	4.187	-0.005	141412015	1000.0	1101.7	M
2	4.415	4.420	-0.005	55758714	1000.0	1111.6	M

Average of Peak Amounts = 1114.7

RPD = 12.14

\$ 11 DCB Decachlorobiphenyl

1	10.546	10.514	0.032	209577249	100.0	95.0	a
2	8.980	8.983	-0.003	306322708	100.0	102.3	a

RPD = 7.42

S 12 Polychlorinated biphenyls, Total

1						987.0	
---	--	--	--	--	--	-------	--

QC Flag Legend

Review Flags

M - Manually Integrated

Reagents:

SG1242L3_00027

Amount Added: 1.00

Units: mL

SGPCBISTD_00006

Amount Added: 20.00

Units: uL

Run Reagent

TestAmerica Edison

Data File: \\ChromNA\Edison\ChromData\CPESTGC11\20160819-44644.b\T1331953.D

Injection Date: 19-Aug-2016 11:36:55

Instrument ID: CPESTGC11

Operator ID:

Lims ID: CCV AR1242

Worklist Smp#: 19

Client ID:

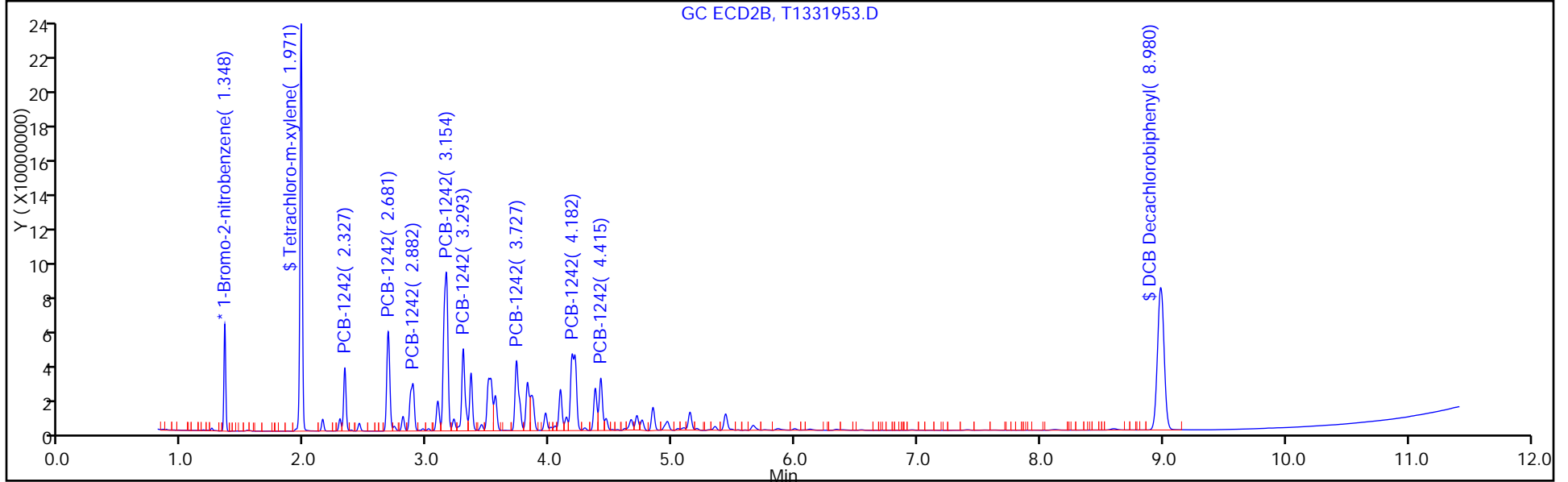
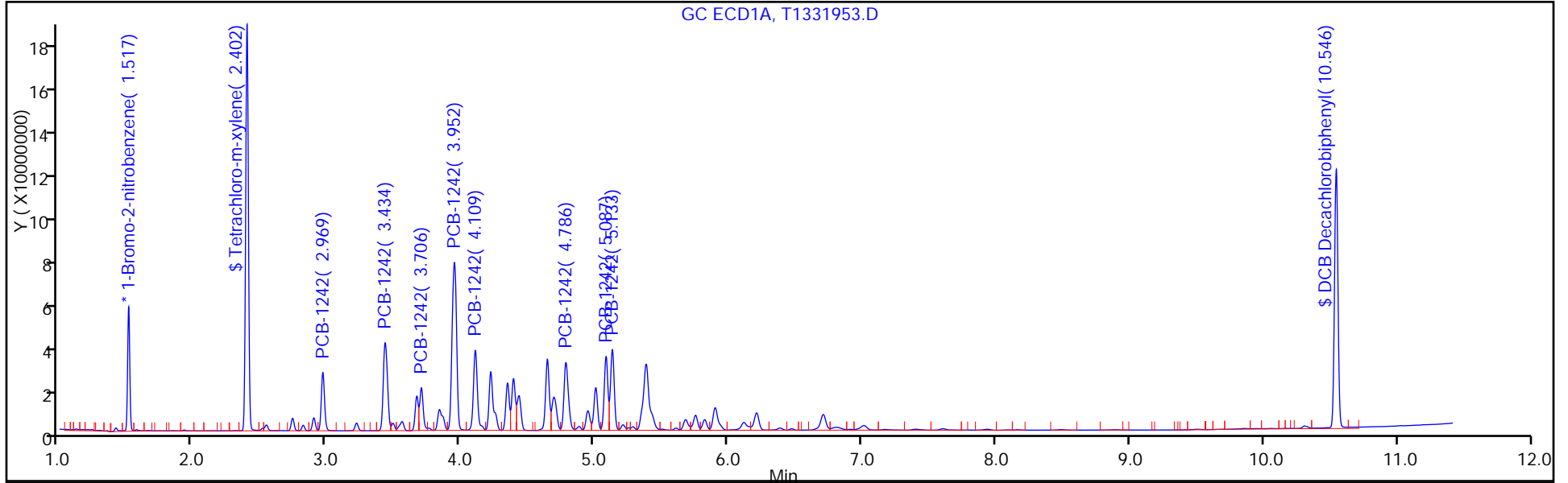
Injection Vol: 1.0 ul

Dil. Factor: 1.0000

ALS Bottle#: 19

Method: 8082 ISTD

Limit Group: GC 8082A PCB ISTD



FORM VII
PCBS CONTINUING CALIBRATION DATA

Lab Name: TestAmerica Edison Job No.: 460-118423-1
 SDG No.: _____
 Lab Sample ID: CCVIS 460-384453/2 Calibration Date: 08/12/2016 06:54
 Instrument ID: CPESTGC8 Calib Start Date: 06/14/2016 10:01
 GC Column: CLP-2 ID: 0.53(mm) Calib End Date: 06/14/2016 11:04
 Lab File ID: 8F013325.D Conc. Units: ug/L

ANALYTE	CURVE TYPE	AVE RRF	RRF	MIN RRF	CALC AMOUNT	SPIKE AMOUNT	%D	MAX %D
PCB-1016 Peak 1	Ave	0.0190	0.0196		1030	1000	2.9	20.0
PCB-1016 Peak 2	Ave	0.0389	0.0404		1040	1000	3.9	20.0
PCB-1016 Peak 3	Ave	0.0204	0.0205		1010	1000	0.5	20.0
PCB-1016 Peak 4	Ave	0.0707	0.0757		1070	1000	7.1	20.0
PCB-1016 Peak 5	Ave	0.0312	0.0336		1080	1000	7.8	20.0
PCB-1016 Peak 6	Ave	0.0221	0.0225		1020	1000	1.7	20.0
PCB-1016 Peak 7	Ave	0.0294	0.0311		1060	1000	5.6	20.0
PCB-1016 Peak 8	Ave	0.0228	0.0257		1120	1000	12.5	20.0
PCB-1260 Peak 1	Ave	0.0257	0.0266		1030	1000	3.5	20.0
PCB-1260 Peak 2	Ave	0.0520	0.0549		1050	1000	5.4	20.0
PCB-1260 Peak 3	Ave	0.0623	0.0651		1040	1000	4.5	20.0
PCB-1260 Peak 4	Ave	0.0419	0.0468		1120	1000	11.7	20.0
PCB-1260 Peak 5	Ave	0.0407	0.0432		1060	1000	6.1	20.0
PCB-1260 Peak 6	Ave	0.1016	0.1046		1030	1000	3.0	20.0
PCB-1260 Peak 7	Ave	0.1027	0.1021		993	1000	-0.7	20.0
PCB-1260 Peak 8	Ave	0.0310	0.0301		968	1000	-3.2	20.0
Tetrachloro-m-xylene	Ave	0.8362	0.8471		101	100	1.3	20.0
DCB Decachlorobiphenyl	Ave	0.9274	0.8733		94.2	100	-5.8	20.0

FORM VII
PCBS CONTINUING CALIBRATION RETENTION TIME SUMMARY

Lab Name: TestAmerica Edison Job No.: 460-118423-1
 SDG No.: _____
 Lab Sample ID: CCVIS 460-384453/2 Calibration Date: 08/12/2016 06:54
 Instrument ID: CPESTGC8 Calib Start Date: 06/14/2016 10:01
 GC Column: CLP-2 ID: 0.53 (mm) Calib End Date: 06/14/2016 11:04
 Lab File ID: 8F013325.D

Analyte	RT	RT WINDOW	
		FROM	TO
PCB-1016 Peak 1	3.21	3.18	3.24
PCB-1016 Peak 2	3.72	3.69	3.75
PCB-1016 Peak 3	4.02	3.99	4.05
PCB-1016 Peak 4	4.29	4.26	4.32
PCB-1016 Peak 5	4.46	4.43	4.49
PCB-1016 Peak 6	5.05	5.02	5.08
PCB-1016 Peak 7	5.20	5.17	5.23
PCB-1016 Peak 8	5.58	5.55	5.61
PCB-1260 Peak 1	6.58	6.55	6.61
PCB-1260 Peak 2	6.83	6.80	6.86
PCB-1260 Peak 3	7.21	7.18	7.24
PCB-1260 Peak 4	8.10	8.07	8.13
PCB-1260 Peak 5	8.53	8.50	8.56
PCB-1260 Peak 6	8.84	8.81	8.87
PCB-1260 Peak 7	9.21	9.18	9.24
PCB-1260 Peak 8	9.73	9.70	9.76
Tetrachloro-m-xylene	2.59	2.56	2.62
DCB Decachlorobiphenyl	10.19	10.16	10.22

TestAmerica Edison
Target Compound Quantitation Report

Data File: \\ChromNA\Edison\ChromData\CPESTGC8\20160812-44398.b\8F013325.D
 Lims ID: CCVIS
 Client ID:
 Sample Type: CCVIS
 Inject. Date: 12-Aug-2016 06:54:31 ALS Bottle#: 2 Worklist Smp#: 2
 Injection Vol: 1.0 ul Dil. Factor: 1.0000
 Sample Info:
 Operator ID: Instrument ID: CPESTGC8
 Sublist: chrom-8082ISTD*sub1
 Method: \\ChromNA\Edison\ChromData\CPESTGC8\20160812-44398.b\8082ISTD.m
 Limit Group: GC 8082A PCB ISTD
 Last Update: 12-Aug-2016 13:00:33 Calib Date: 14-Jun-2016 13:12:05
 Integrator: Falcon
 Quant Method: Internal Standard Quant By: Initial Calibration
 Last ICal File: \\ChromNA\Edison\ChromData\CPESTGC8\20160614-42137.b\8F012089.D
 Column 1 : Det: GC ECD1A
 Column 2 : Det: GC ECD2B
 Process Host: XAWRK014

First Level Reviewer: patelji Date: 12-Aug-2016 07:15:23

Col	RT (min.)	Exp RT (min.)	Dlt RT (min.)	Response	Cal Amt ug/l	OnCol Amt ug/l	Flags
-----	-----------	---------------	---------------	----------	--------------	----------------	-------

* 13 1-Bromo-2-nitrobenzene

1	1.628	1.628	0.000	5500922	20.0	20.0	
2	1.368	1.368	0.000	6211928	20.0	20.0	
						RPD = 0.00	

\$ 2 Tetrachloro-m-xylene

1	2.593	2.593	0.000	23298500	100.0	101.3	
2	2.017	2.017	0.000	22630405	100.0	92.7	
						RPD = 8.83	

Col	RT (min.)	Exp RT (min.)	Dlt RT (min.)	Response	Cal Amt ug/l	OnCol Amt ug/l	Flags
-----	-----------	---------------	---------------	----------	--------------	----------------	-------

5 PCB-1016

							M
1	3.211	3.211	0.000	5387408	1000.0	1028.6	
1	3.724	3.724	0.000	11122964	1000.0	1039.2	
1	4.016	4.016	0.000	5631854	1000.0	1005.1	
1	4.289	4.289	0.000	20828276	1000.0	1070.6	
1	4.459	4.459	0.000	9237300	1000.0	1077.8	
1	5.048	5.048	0.000	6189950	1000.0	1017.2	M
1	5.201	5.201	0.000	8548778	1000.0	1056.2	M
1	5.581	5.581	0.000	7061541	1000.0	1124.8	M

Average of Peak Amounts = 1052.4

2	2.394	2.394	0.000	5424769	1000.0	1065.5	
2	2.773	2.773	0.000	10605077	1000.0	1081.2	
2	2.987	2.987	0.000	7211430	1000.0	1090.9	
2	3.280	3.280	0.000	22118794	1000.0	1097.9	
2	3.431	3.431	0.000	8332267	1000.0	1106.4	
2	3.497	3.497	0.000	6465718	1000.0	1158.4	
2	3.903	3.903	0.000	9552678	1000.0	1149.8	
2	4.342	4.342	0.000	5003574	1000.0	1196.4	

Average of Peak Amounts = 1118.3

RPD = 6.07

8 PCB-1260

							M
1	6.577	6.577	0.000	7306826	1000.0	1034.5	
1	6.834	6.834	0.000	15089356	1000.0	1054.0	
1	7.208	7.208	0.000	17916119	1000.0	1044.8	
1	8.103	8.103	0.000	12877972	1000.0	1117.1	M
1	8.528	8.528	0.000	11887677	1000.0	1061.1	M
1	8.838	8.838	0.000	28764754	1000.0	1029.6	M
1	9.212	9.212	0.000	28068981	1000.0	993.2	a
1	9.732	9.732	0.000	8267936	1000.0	968.5	a

Average of Peak Amounts = 1037.9

2	5.330	5.330	0.000	14338130	1000.0	998.1	
2	6.038	6.038	0.000	24008169	1000.0	1009.5	
2	6.206	6.206	0.000	12778816	1000.0	993.3	
2	6.563	6.563	0.000	13384907	1000.0	967.2	
2	7.068	7.068	0.000	35253280	1000.0	1081.8	
2	7.576	7.576	0.000	17169845	1000.0	1098.7	M
2	7.753	7.753	0.000	12329277	1000.0	1181.5	M
2	8.624	8.624	0.000	9245119	1000.0	1131.4	

Average of Peak Amounts = 1057.7

RPD = 1.89

\$ 11 DCB Decachlorobiphenyl

							M
1	10.188	10.188	0.000	24018277	100.0	94.2	a
2	9.120	9.120	0.000	27270923	100.0	108.7	M

RPD = 14.36

QC Flag Legend

Review Flags

M - Manually Integrated

Reagents:

SG1660L3_00029

Amount Added: 1.00

Units: mL

SGPCBISTD_00006

Amount Added: 20.00

Units: uL

Run Reagent

TestAmerica Edison

Data File: \\ChromNA\Edison\ChromData\CPESTGC8\20160812-44398.b\8F013325.D

Injection Date: 12-Aug-2016 06:54:31

Instrument ID: CPESTGC8

Operator ID:

Lims ID: CCVIS

Worklist Smp#: 2

Client ID:

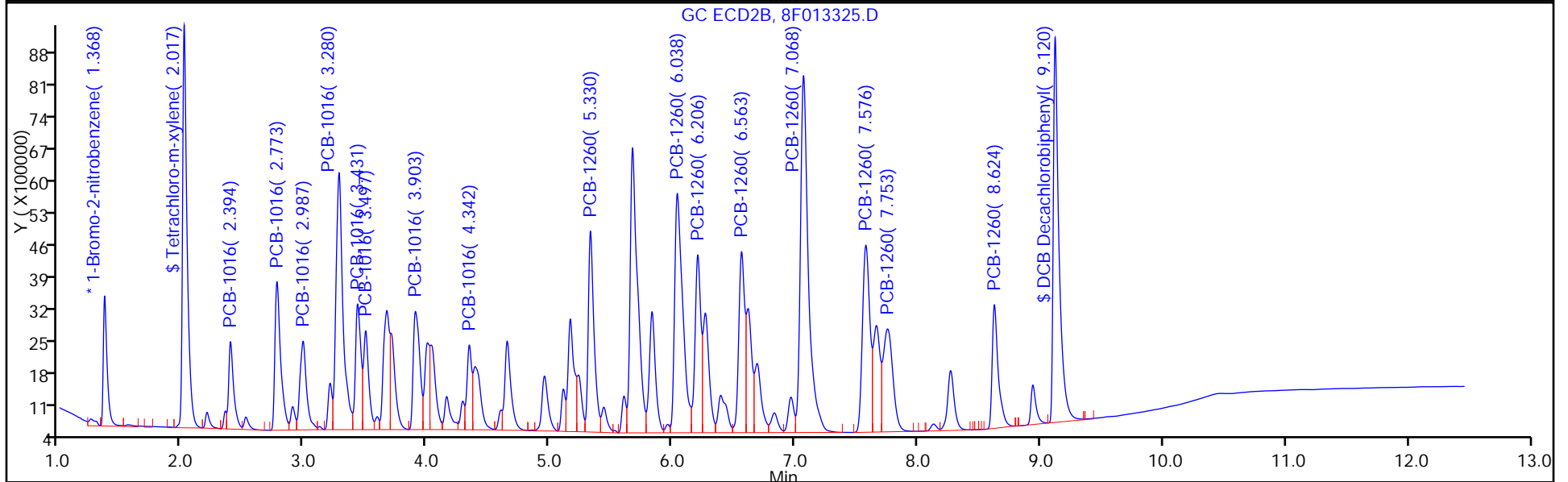
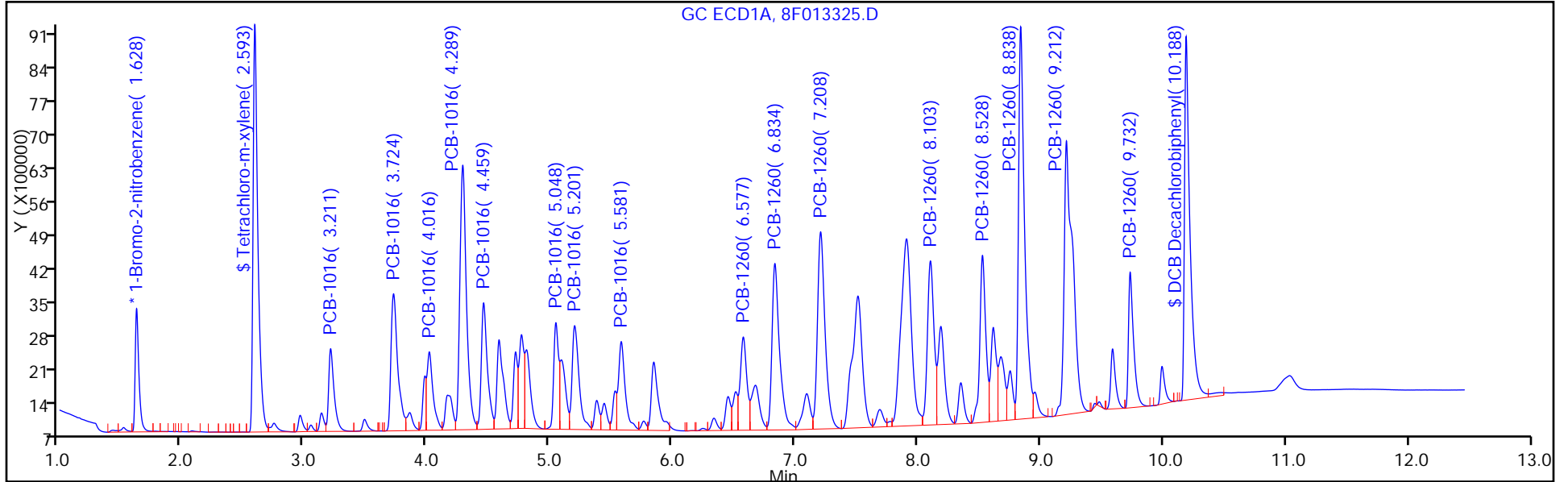
Injection Vol: 1.0 ul

Dil. Factor: 1.0000

ALS Bottle#: 2

Method: 8082ISTD

Limit Group: GC 8082A PCB ISTD



FORM VII
PCBS CONTINUING CALIBRATION DATA

Lab Name: TestAmerica Edison Job No.: 460-118423-1
 SDG No.: _____
 Lab Sample ID: CCVIS 460-384453/2 Calibration Date: 08/12/2016 06:54
 Instrument ID: CPESTGC8 Calib Start Date: 06/14/2016 10:01
 GC Column: CLP-1 ID: 0.53 (mm) Calib End Date: 06/14/2016 11:04
 Lab File ID: 8F013325.D Conc. Units: ug/L

ANALYTE	CURVE TYPE	AVE RRF	RRF	MIN RRF	CALC AMOUNT	SPIKE AMOUNT	%D	MAX %D
PCB-1016 Peak 1	Ave	0.0164	0.0175		1070	1000	6.5	20.0
PCB-1016 Peak 2	Ave	0.0316	0.0341		1080	1000	8.1	20.0
PCB-1016 Peak 3	Ave	0.0213	0.0232		1090	1000	9.1	20.0
PCB-1016 Peak 4	Ave	0.0649	0.0712		1100	1000	9.8	20.0
PCB-1016 Peak 5	Ave	0.0242	0.0268		1110	1000	10.6	20.0
PCB-1016 Peak 6	Ave	0.0180	0.0208		1160	1000	15.8	20.0
PCB-1016 Peak 7	Ave	0.0267	0.0308		1150	1000	15.0	20.0
PCB-1016 Peak 8	Ave	0.0135	0.0161		1200	1000	19.6	20.0
PCB-1260 Peak 1	Ave	0.0463	0.0462		998	1000	-0.2	20.0
PCB-1260 Peak 2	Ave	0.0766	0.0773		1010	1000	1.0	20.0
PCB-1260 Peak 3	Ave	0.0414	0.0411		993	1000	-0.7	20.0
PCB-1260 Peak 4	Ave	0.0446	0.0431		967	1000	-3.3	20.0
PCB-1260 Peak 5	Ave	0.1049	0.1135		1080	1000	8.2	20.0
PCB-1260 Peak 6	Ave	0.0503	0.0553		1100	1000	9.9	20.0
PCB-1260 Peak 7	Ave	0.0336	0.0397		1180	1000	18.1	20.0
PCB-1260 Peak 8	Ave	0.0263	0.0298		1130	1000	13.1	20.0
Tetrachloro-m-xylene	Ave	0.7857	0.7286		92.7	100	-7.3	20.0
DCB Decachlorobiphenyl	Ave	0.8076	0.8780		109	100	8.7	20.0

FORM VII
PCBS CONTINUING CALIBRATION RETENTION TIME SUMMARY

Lab Name: TestAmerica Edison Job No.: 460-118423-1
 SDG No.: _____
 Lab Sample ID: CCVIS 460-384453/2 Calibration Date: 08/12/2016 06:54
 Instrument ID: CPESTGC8 Calib Start Date: 06/14/2016 10:01
 GC Column: CLP-1 ID: 0.53 (mm) Calib End Date: 06/14/2016 11:04
 Lab File ID: 8F013325.D

Analyte	RT	RT WINDOW	
		FROM	TO
PCB-1016 Peak 1	2.39	2.36	2.42
PCB-1016 Peak 2	2.77	2.74	2.80
PCB-1016 Peak 3	2.99	2.96	3.02
PCB-1016 Peak 4	3.28	3.25	3.31
PCB-1016 Peak 5	3.43	3.40	3.46
PCB-1016 Peak 6	3.50	3.47	3.53
PCB-1016 Peak 7	3.90	3.87	3.93
PCB-1016 Peak 8	4.34	4.31	4.37
PCB-1260 Peak 1	5.33	5.30	5.36
PCB-1260 Peak 2	6.04	6.01	6.07
PCB-1260 Peak 3	6.21	6.18	6.24
PCB-1260 Peak 4	6.56	6.53	6.59
PCB-1260 Peak 5	7.07	7.04	7.10
PCB-1260 Peak 6	7.58	7.55	7.61
PCB-1260 Peak 7	7.75	7.72	7.78
PCB-1260 Peak 8	8.62	8.59	8.65
Tetrachloro-m-xylene	2.02	1.99	2.05
DCB Decachlorobiphenyl	9.12	9.09	9.15

TestAmerica Edison
Target Compound Quantitation Report

Data File: \\ChromNA\Edison\ChromData\CPESTGC8\20160812-44398.b\8F013325.D
 Lims ID: CCVIS
 Client ID:
 Sample Type: CCVIS
 Inject. Date: 12-Aug-2016 06:54:31 ALS Bottle#: 2 Worklist Smp#: 2
 Injection Vol: 1.0 ul Dil. Factor: 1.0000
 Sample Info:
 Operator ID: Instrument ID: CPESTGC8
 Sublist: chrom-8082ISTD*sub1
 Method: \\ChromNA\Edison\ChromData\CPESTGC8\20160812-44398.b\8082ISTD.m
 Limit Group: GC 8082A PCB ISTD
 Last Update: 12-Aug-2016 13:00:33 Calib Date: 14-Jun-2016 13:12:05
 Integrator: Falcon
 Quant Method: Internal Standard Quant By: Initial Calibration
 Last ICal File: \\ChromNA\Edison\ChromData\CPESTGC8\20160614-42137.b\8F012089.D
 Column 1 : Det: GC ECD1A
 Column 2 : Det: GC ECD2B
 Process Host: XAWRK014

First Level Reviewer: patelji Date: 12-Aug-2016 07:15:23

Col	RT (min.)	Exp RT (min.)	Dlt RT (min.)	Response	Cal Amt ug/l	OnCol Amt ug/l	Flags
-----	-----------	---------------	---------------	----------	--------------	----------------	-------

* 13 1-Bromo-2-nitrobenzene

1	1.628	1.628	0.000	5500922	20.0	20.0	
2	1.368	1.368	0.000	6211928	20.0	20.0	
						RPD = 0.00	

\$ 2 Tetrachloro-m-xylene

1	2.593	2.593	0.000	23298500	100.0	101.3	
2	2.017	2.017	0.000	22630405	100.0	92.7	
						RPD = 8.83	

Col	RT (min.)	Exp RT (min.)	Dlt RT (min.)	Response	Cal Amt ug/l	OnCol Amt ug/l	Flags
-----	-----------	---------------	---------------	----------	--------------	----------------	-------

5 PCB-1016

							M
1	3.211	3.211	0.000	5387408	1000.0	1028.6	
1	3.724	3.724	0.000	11122964	1000.0	1039.2	
1	4.016	4.016	0.000	5631854	1000.0	1005.1	
1	4.289	4.289	0.000	20828276	1000.0	1070.6	
1	4.459	4.459	0.000	9237300	1000.0	1077.8	
1	5.048	5.048	0.000	6189950	1000.0	1017.2	M
1	5.201	5.201	0.000	8548778	1000.0	1056.2	M
1	5.581	5.581	0.000	7061541	1000.0	1124.8	M

Average of Peak Amounts = 1052.4

2	2.394	2.394	0.000	5424769	1000.0	1065.5	
2	2.773	2.773	0.000	10605077	1000.0	1081.2	
2	2.987	2.987	0.000	7211430	1000.0	1090.9	
2	3.280	3.280	0.000	22118794	1000.0	1097.9	
2	3.431	3.431	0.000	8332267	1000.0	1106.4	
2	3.497	3.497	0.000	6465718	1000.0	1158.4	
2	3.903	3.903	0.000	9552678	1000.0	1149.8	
2	4.342	4.342	0.000	5003574	1000.0	1196.4	

Average of Peak Amounts = 1118.3

RPD = 6.07

8 PCB-1260

							M
1	6.577	6.577	0.000	7306826	1000.0	1034.5	
1	6.834	6.834	0.000	15089356	1000.0	1054.0	
1	7.208	7.208	0.000	17916119	1000.0	1044.8	
1	8.103	8.103	0.000	12877972	1000.0	1117.1	M
1	8.528	8.528	0.000	11887677	1000.0	1061.1	M
1	8.838	8.838	0.000	28764754	1000.0	1029.6	M
1	9.212	9.212	0.000	28068981	1000.0	993.2	a
1	9.732	9.732	0.000	8267936	1000.0	968.5	a

Average of Peak Amounts = 1037.9

2	5.330	5.330	0.000	14338130	1000.0	998.1	
2	6.038	6.038	0.000	24008169	1000.0	1009.5	
2	6.206	6.206	0.000	12778816	1000.0	993.3	
2	6.563	6.563	0.000	13384907	1000.0	967.2	
2	7.068	7.068	0.000	35253280	1000.0	1081.8	
2	7.576	7.576	0.000	17169845	1000.0	1098.7	M
2	7.753	7.753	0.000	12329277	1000.0	1181.5	M
2	8.624	8.624	0.000	9245119	1000.0	1131.4	

Average of Peak Amounts = 1057.7

RPD = 1.89

\$ 11 DCB Decachlorobiphenyl

							M
1	10.188	10.188	0.000	24018277	100.0	94.2	a
2	9.120	9.120	0.000	27270923	100.0	108.7	M

RPD = 14.36

QC Flag Legend

Review Flags

M - Manually Integrated

Reagents:

SG1660L3_00029

Amount Added: 1.00

Units: mL

SGPCBISTD_00006

Amount Added: 20.00

Units: uL

Run Reagent

TestAmerica Edison

Data File: \\ChromNA\Edison\ChromData\CPESTGC8\20160812-44398.b\8F013325.D

Injection Date: 12-Aug-2016 06:54:31

Instrument ID: CPESTGC8

Operator ID:

Lims ID: CCVIS

Worklist Smp#: 2

Client ID:

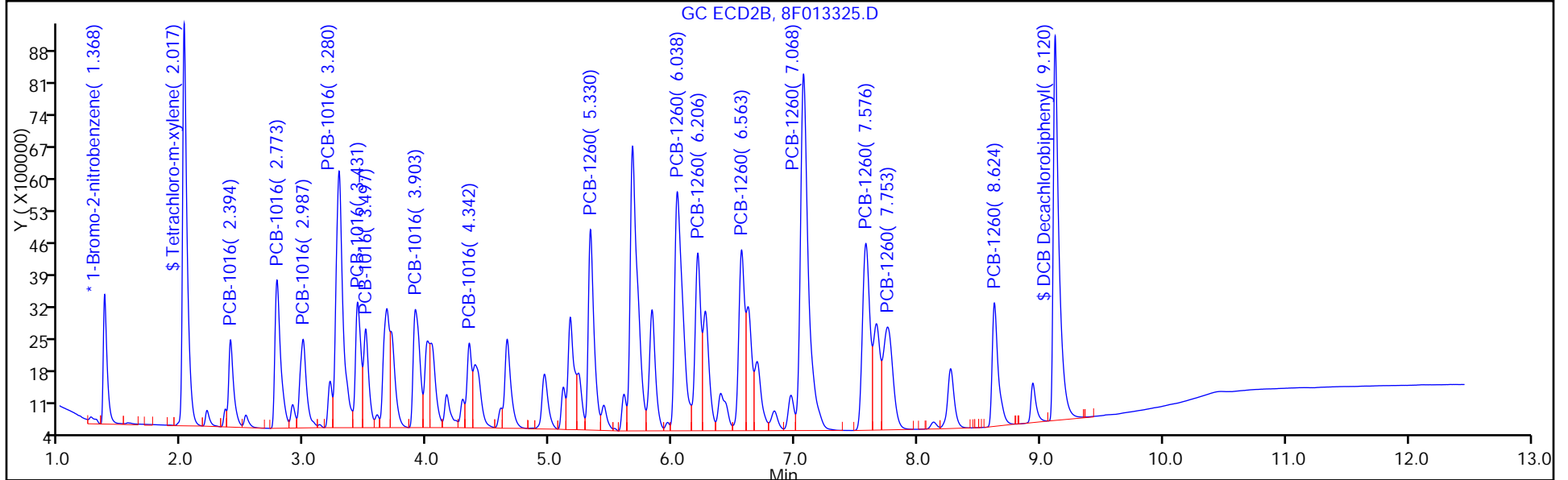
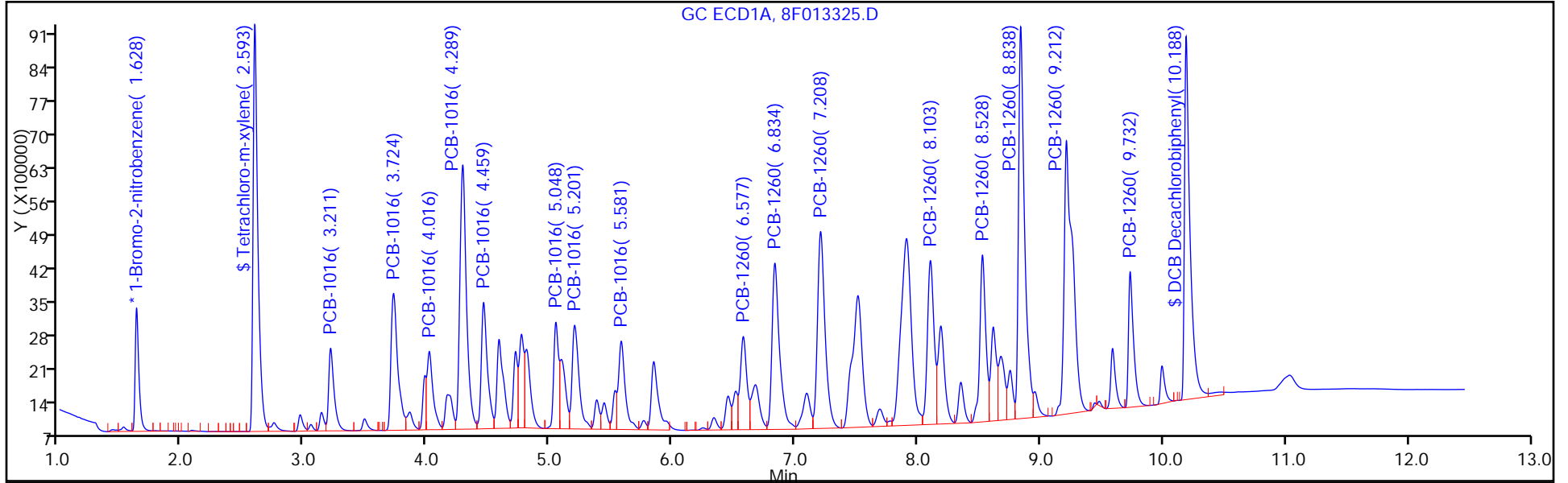
Injection Vol: 1.0 ul

Dil. Factor: 1.0000

ALS Bottle#: 2

Method: 8082ISTD

Limit Group: GC 8082A PCB ISTD



FORM VII
PCBS CONTINUING CALIBRATION DATA

Lab Name: TestAmerica Edison Job No.: 460-118423-1
 SDG No.: _____
 Lab Sample ID: CCV 460-384453/22 Calibration Date: 08/12/2016 13:01
 Instrument ID: CPESTGC8 Calib Start Date: 06/14/2016 10:01
 GC Column: CLP-2 ID: 0.53 (mm) Calib End Date: 06/14/2016 11:04
 Lab File ID: 8F013345.D Conc. Units: ug/L

ANALYTE	CURVE TYPE	AVE RRF	RRF	MIN RRF	CALC AMOUNT	SPIKE AMOUNT	%D	MAX %D
Tetrachloro-m-xylene	Ave	0.8362	0.8794		105	100	5.2	20.0
DCB Decachlorobiphenyl	Ave	0.9274	0.0001		104	100	-100.0*	20.0

FORM VII
PCBS CONTINUING CALIBRATION RETENTION TIME SUMMARY

Lab Name: TestAmerica Edison Job No.: 460-118423-1
 SDG No.: _____
 Lab Sample ID: CCV 460-384453/22 Calibration Date: 08/12/2016 13:01
 Instrument ID: CPESTGC8 Calib Start Date: 06/14/2016 10:01
 GC Column: CLP-2 ID: 0.53 (mm) Calib End Date: 06/14/2016 11:04
 Lab File ID: 8F013345.D

Analyte	RT	RT WINDOW	
		FROM	TO
Tetrachloro-m-xylene	2.60	2.57	2.63
DCB Decachlorobiphenyl	10.32	10.31	10.37

TestAmerica Edison
Target Compound Quantitation Report

Data File: \\ChromNA\Edison\ChromData\CPESTGC8\20160812-44398.b\8F013345.D
 Lims ID: CCV AR1242
 Client ID:
 Sample Type: CCV
 Inject. Date: 12-Aug-2016 13:01:01 ALS Bottle#: 22 Worklist Smp#: 22
 Injection Vol: 1.0 ul Dil. Factor: 1.0000
 Sample Info: 460-0044398-022
 Operator ID: Instrument ID: CPESTGC8
 Sublist: chrom-8082ISTD*sub4
 Method: \\ChromNA\Edison\ChromData\CPESTGC8\20160812-44398.b\8082ISTD.m
 Limit Group: GC 8082A PCB ISTD
 Last Update: 15-Aug-2016 10:51:37 Calib Date: 14-Jun-2016 13:12:05
 Integrator: Falcon
 Quant Method: Internal Standard Quant By: Initial Calibration
 Last ICal File: \\ChromNA\Edison\ChromData\CPESTGC8\20160614-42137.b\8F012089.D
 Column 1 : Det: GC ECD1A
 Column 2 : Det: GC ECD2B
 Process Host: XAWRK053

First Level Reviewer: patelji Date: 12-Aug-2016 13:16:04

Col	RT (min.)	Exp RT (min.)	Dlt RT (min.)	Response	Cal Amt ug/l	OnCol Amt ug/l	Flags
-----	-----------	---------------	---------------	----------	--------------	----------------	-------

* 13 1-Bromo-2-nitrobenzene							M
1	1.633	1.633	0.000	5444153	20.0	20.0	
2	1.366	1.366	0.000	6587360	20.0	20.0	M
RPD = 0.00							
\$ 2 Tetrachloro-m-xylene							
1	2.601	2.599	0.002	23936544	100.0	105.2	
2	2.014	2.014	0.000	25045426	100.0	96.8	
RPD = 8.30							

Col	RT (min.)	Exp RT (min.)	Dlt RT (min.)	Response	Cal Amt ug/l	OnCol Amt ug/l	Flags
-----	-----------	---------------	---------------	----------	--------------	----------------	-------

4 PCB-1242							M
1	3.219	3.221	-0.002	4667562	1000.0	895.1	
1	3.733	3.735	-0.002	9306800	1000.0	876.0	
1	4.026	4.026	0.000	4594133	1000.0	868.6	
1	4.298	4.299	-0.001	16775928	1000.0	869.5	
1	4.469	4.469	0.000	7249899	1000.0	852.9	
1	5.212	5.211	0.001	7407935	1000.0	914.7	
1	5.542	5.541	0.001	4964651	1000.0	922.1	
1	5.597	5.596	0.001	8824847	1000.0	999.9	
Average of Peak Amounts =						899.8	
2	2.392	2.407	-0.015	5135607	1000.0	1092.8	
2	2.772	2.787	-0.015	9576014	1000.0	1070.8	
2	2.986	3.000	-0.014	6390386	1000.0	1066.8	
2	3.280	3.294	-0.014	19359578	1000.0	1040.9	
2	3.432	3.445	-0.013	7277951	1000.0	1033.9	
2	3.903	3.916	-0.013	8302135	1000.0	1034.6	
2	4.416	4.427	-0.011	14401207	1000.0	1066.0	
2	4.648	4.660	-0.012	8216764	1000.0	1094.7	M
Average of Peak Amounts =						1062.6	
						RPD = 16.58	
\$ 11 DCB Decachlorobiphenyl							M
1	10.315	10.337	-0.022	26193976	100.0	103.8	a
2	9.170	9.179	-0.009	27683310	100.0	104.1	M
						RPD = 0.31	

S 12 Polychlorinated biphenyls, Total

1	899.8
---	-------

QC Flag Legend

Review Flags

M - Manually Integrated

Reagents:

SG1242L3_00027

Amount Added: 1.00

Units: ml

SGPCBISTD_00006

Amount Added: 20.00

Units: uL

Run Reagent

TestAmerica Edison

Data File: \\ChromNA\Edison\ChromData\CPESTGC8\20160812-44398.b\8F013345.D

Injection Date: 12-Aug-2016 13:01:01

Instrument ID: CPESTGC8

Operator ID:

Lims ID: CCV AR1242

Worklist Smp#: 22

Client ID:

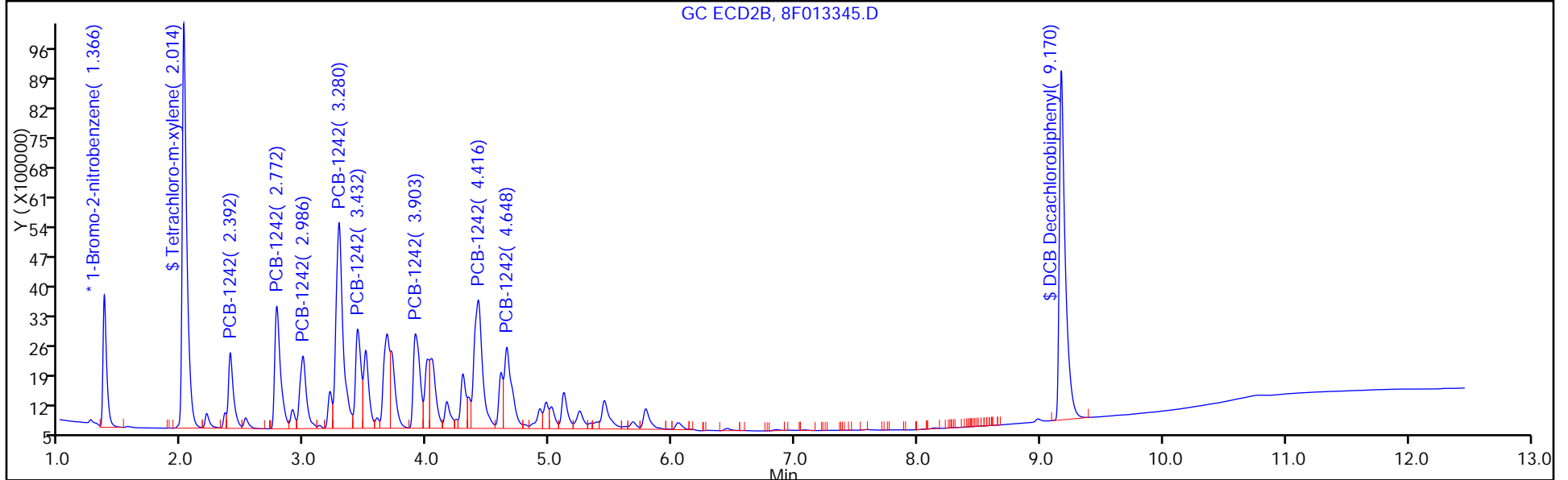
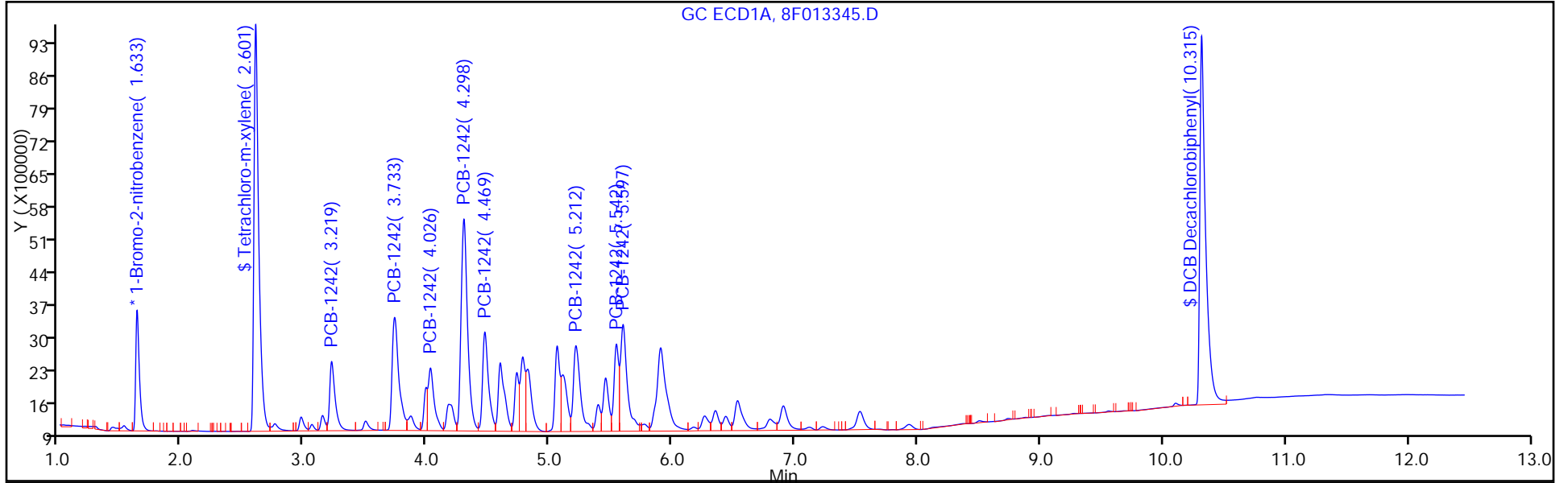
Injection Vol: 1.0 ul

Dil. Factor: 1.0000

ALS Bottle#: 22

Method: 8082ISTD

Limit Group: GC 8082A PCB ISTD



FORM VII
PCBS CONTINUING CALIBRATION DATA

Lab Name: TestAmerica Edison Job No.: 460-118423-1
 SDG No.: _____
 Lab Sample ID: CCV 460-384453/22 Calibration Date: 08/12/2016 13:01
 Instrument ID: CPESTGC8 Calib Start Date: 06/14/2016 12:08
 GC Column: CLP-2 ID: 0.53 (mm) Calib End Date: 06/14/2016 12:08
 Lab File ID: 8F013345.D Conc. Units: ug/L

ANALYTE	CURVE TYPE	AVE RRF	RRF	MIN RRF	CALC AMOUNT	SPIKE AMOUNT	%D	MAX %D
PCB-1242 Peak 1	Ave	0.0192	0.0172		895	1000	-10.5	20.0
PCB-1242 Peak 2	Ave	0.0390	0.0342		876	1000	-12.4	20.0
PCB-1242 Peak 3	Ave	0.0194	0.0169		869	1000	-13.1	20.0
PCB-1242 Peak 4	Ave	0.0709	0.0616		870	1000	-13.0	20.0
PCB-1242 Peak 5	Ave	0.0312	0.0266		853	1000	-14.7	20.0
PCB-1242 Peak 6	Ave	0.0298	0.0272		915	1000	-8.5	20.0
PCB-1242 Peak 7	Ave	0.0198	0.0182		922	1000	-7.8	20.0
PCB-1242 Peak 8	Ave	0.0324	0.0324		1000	1000	-0.0	20.0

FORM VII
PCBS CONTINUING CALIBRATION RETENTION TIME SUMMARY

Lab Name: TestAmerica Edison Job No.: 460-118423-1
 SDG No.: _____
 Lab Sample ID: CCV 460-384453/22 Calibration Date: 08/12/2016 13:01
 Instrument ID: CPESTGC8 Calib Start Date: 06/14/2016 12:08
 GC Column: CLP-2 ID: 0.53 (mm) Calib End Date: 06/14/2016 12:08
 Lab File ID: 8F013345.D

Analyte	RT	RT WINDOW	
		FROM	TO
PCB-1242 Peak 1	3.22	3.19	3.25
PCB-1242 Peak 2	3.73	3.71	3.77
PCB-1242 Peak 3	4.03	4.00	4.06
PCB-1242 Peak 4	4.30	4.27	4.33
PCB-1242 Peak 5	4.47	4.44	4.50
PCB-1242 Peak 6	5.21	5.18	5.24
PCB-1242 Peak 7	5.54	5.51	5.57
PCB-1242 Peak 8	5.60	5.57	5.63

TestAmerica Edison
Target Compound Quantitation Report

Data File: \\ChromNA\Edison\ChromData\CPESTGC8\20160812-44398.b\8F013345.D
 Lims ID: CCV AR1242
 Client ID:
 Sample Type: CCV
 Inject. Date: 12-Aug-2016 13:01:01 ALS Bottle#: 22 Worklist Smp#: 22
 Injection Vol: 1.0 ul Dil. Factor: 1.0000
 Sample Info: 460-0044398-022
 Operator ID: Instrument ID: CPESTGC8
 Sublist: chrom-8082ISTD*sub4
 Method: \\ChromNA\Edison\ChromData\CPESTGC8\20160812-44398.b\8082ISTD.m
 Limit Group: GC 8082A PCB ISTD
 Last Update: 15-Aug-2016 10:51:37 Calib Date: 14-Jun-2016 13:12:05
 Integrator: Falcon
 Quant Method: Internal Standard Quant By: Initial Calibration
 Last ICal File: \\ChromNA\Edison\ChromData\CPESTGC8\20160614-42137.b\8F012089.D
 Column 1 : Det: GC ECD1A
 Column 2 : Det: GC ECD2B
 Process Host: XAWRK053

First Level Reviewer: patelji Date: 12-Aug-2016 13:16:04

Col	RT (min.)	Exp RT (min.)	Dlt RT (min.)	Response	Cal Amt ug/l	OnCol Amt ug/l	Flags
-----	-----------	---------------	---------------	----------	--------------	----------------	-------

* 13 1-Bromo-2-nitrobenzene							M
1	1.633	1.633	0.000	5444153	20.0	20.0	
2	1.366	1.366	0.000	6587360	20.0	20.0	M
							RPD = 0.00
\$ 2 Tetrachloro-m-xylene							
1	2.601	2.599	0.002	23936544	100.0	105.2	
2	2.014	2.014	0.000	25045426	100.0	96.8	
							RPD = 8.30

Col	RT (min.)	Exp RT (min.)	Dlt RT (min.)	Response	Cal Amt ug/l	OnCol Amt ug/l	Flags
-----	-----------	---------------	---------------	----------	--------------	----------------	-------

4 PCB-1242							M
1	3.219	3.221	-0.002	4667562	1000.0	895.1	
1	3.733	3.735	-0.002	9306800	1000.0	876.0	
1	4.026	4.026	0.000	4594133	1000.0	868.6	
1	4.298	4.299	-0.001	16775928	1000.0	869.5	
1	4.469	4.469	0.000	7249899	1000.0	852.9	
1	5.212	5.211	0.001	7407935	1000.0	914.7	
1	5.542	5.541	0.001	4964651	1000.0	922.1	
1	5.597	5.596	0.001	8824847	1000.0	999.9	
Average of Peak Amounts =						899.8	
2	2.392	2.407	-0.015	5135607	1000.0	1092.8	
2	2.772	2.787	-0.015	9576014	1000.0	1070.8	
2	2.986	3.000	-0.014	6390386	1000.0	1066.8	
2	3.280	3.294	-0.014	19359578	1000.0	1040.9	
2	3.432	3.445	-0.013	7277951	1000.0	1033.9	
2	3.903	3.916	-0.013	8302135	1000.0	1034.6	
2	4.416	4.427	-0.011	14401207	1000.0	1066.0	
2	4.648	4.660	-0.012	8216764	1000.0	1094.7	M
Average of Peak Amounts =						1062.6	
						RPD = 16.58	
\$ 11 DCB Decachlorobiphenyl							M
1	10.315	10.337	-0.022	26193976	100.0	103.8	a
2	9.170	9.179	-0.009	27683310	100.0	104.1	M
						RPD = 0.31	

S 12 Polychlorinated biphenyls, Total

1						899.8	
---	--	--	--	--	--	-------	--

QC Flag Legend

Review Flags

M - Manually Integrated

Reagents:

SG1242L3_00027

Amount Added: 1.00

Units: ml

SGPCBISTD_00006

Amount Added: 20.00

Units: uL

Run Reagent

TestAmerica Edison

Data File: \\ChromNA\Edison\ChromData\CPESTGC8\20160812-44398.b\8F013345.D

Injection Date: 12-Aug-2016 13:01:01

Instrument ID: CPESTGC8

Operator ID:

Lims ID: CCV AR1242

Worklist Smp#: 22

Client ID:

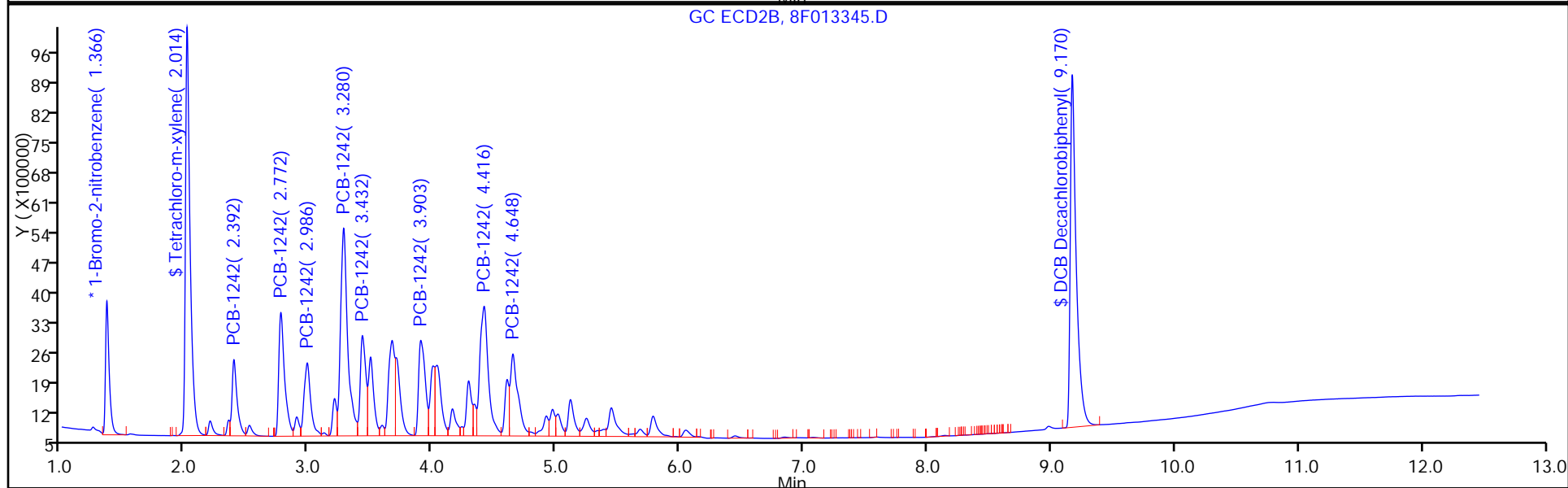
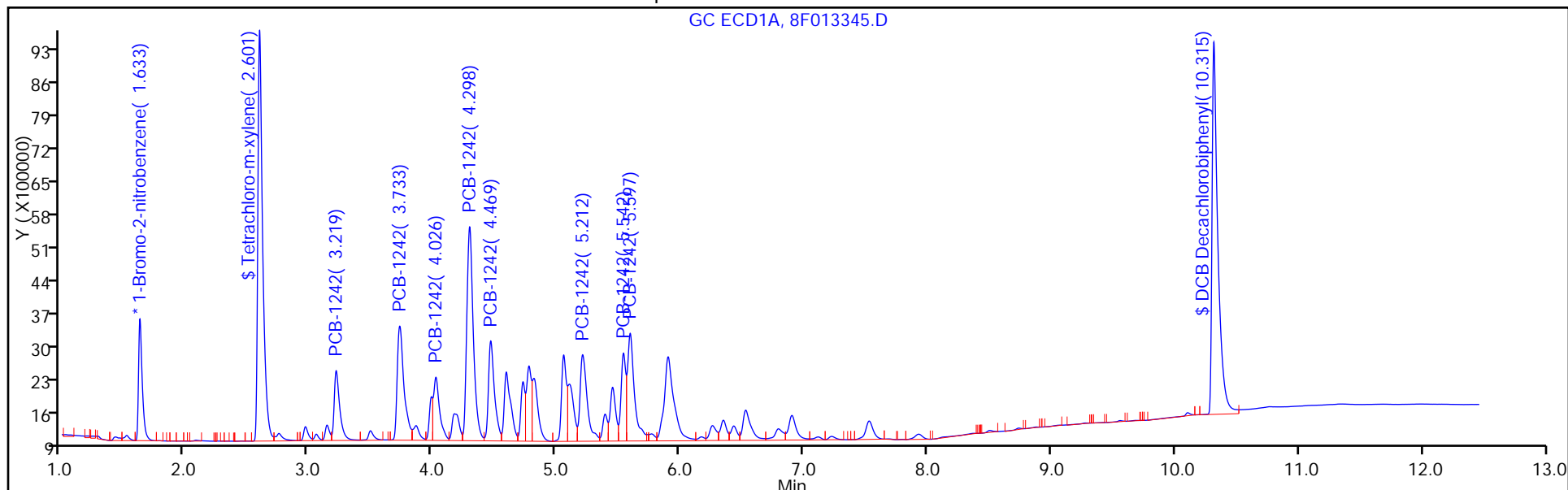
Injection Vol: 1.0 ul

Dil. Factor: 1.0000

ALS Bottle#: 22

Method: 8082ISTD

Limit Group: GC 8082A PCB ISTD



FORM VII
PCBS CONTINUING CALIBRATION DATA

Lab Name: TestAmerica Edison Job No.: 460-118423-1
 SDG No.: _____
 Lab Sample ID: CCV 460-384453/22 Calibration Date: 08/12/2016 13:01
 Instrument ID: CPESTGC8 Calib Start Date: 06/14/2016 10:01
 GC Column: CLP-1 ID: 0.53 (mm) Calib End Date: 06/14/2016 11:04
 Lab File ID: 8F013345.D Conc. Units: ug/L

ANALYTE	CURVE TYPE	AVE RRF	RRF	MIN RRF	CALC AMOUNT	SPIKE AMOUNT	%D	MAX %D
Tetrachloro-m-xylene	Ave	0.7857	0.7604		96.8	100	-3.2	20.0
DCB Decachlorobiphenyl	Ave	0.8076	0.0043		104	100	-99.5*	20.0

FORM VII
PCBS CONTINUING CALIBRATION RETENTION TIME SUMMARY

Lab Name: TestAmerica Edison Job No.: 460-118423-1
 SDG No.: _____
 Lab Sample ID: CCV 460-384453/22 Calibration Date: 08/12/2016 13:01
 Instrument ID: CPESTGC8 Calib Start Date: 06/14/2016 10:01
 GC Column: CLP-1 ID: 0.53 (mm) Calib End Date: 06/14/2016 11:04
 Lab File ID: 8F013345.D

Analyte	RT	RT WINDOW	
		FROM	TO
Tetrachloro-m-xylene	2.01	1.98	2.04
DCB Decachlorobiphenyl	9.17	9.15	9.21

TestAmerica Edison
Target Compound Quantitation Report

Data File: \\ChromNA\Edison\ChromData\CPESTGC8\20160812-44398.b\8F013345.D
 Lims ID: CCV AR1242
 Client ID:
 Sample Type: CCV
 Inject. Date: 12-Aug-2016 13:01:01 ALS Bottle#: 22 Worklist Smp#: 22
 Injection Vol: 1.0 ul Dil. Factor: 1.0000
 Sample Info: 460-0044398-022
 Operator ID: Instrument ID: CPESTGC8
 Sublist: chrom-8082ISTD*sub4
 Method: \\ChromNA\Edison\ChromData\CPESTGC8\20160812-44398.b\8082ISTD.m
 Limit Group: GC 8082A PCB ISTD
 Last Update: 15-Aug-2016 10:51:37 Calib Date: 14-Jun-2016 13:12:05
 Integrator: Falcon
 Quant Method: Internal Standard Quant By: Initial Calibration
 Last ICal File: \\ChromNA\Edison\ChromData\CPESTGC8\20160614-42137.b\8F012089.D
 Column 1 : Det: GC ECD1A
 Column 2 : Det: GC ECD2B
 Process Host: XAWRK053

First Level Reviewer: patelji Date: 12-Aug-2016 13:16:04

Col	RT (min.)	Exp RT (min.)	Dlt RT (min.)	Response	Cal Amt ug/l	OnCol Amt ug/l	Flags
-----	-----------	---------------	---------------	----------	--------------	----------------	-------

* 13 1-Bromo-2-nitrobenzene							M
1	1.633	1.633	0.000	5444153	20.0	20.0	
2	1.366	1.366	0.000	6587360	20.0	20.0	M
RPD = 0.00							
\$ 2 Tetrachloro-m-xylene							
1	2.601	2.599	0.002	23936544	100.0	105.2	
2	2.014	2.014	0.000	25045426	100.0	96.8	
RPD = 8.30							

Col	RT (min.)	Exp RT (min.)	Dlt RT (min.)	Response	Cal Amt ug/l	OnCol Amt ug/l	Flags
-----	-----------	---------------	---------------	----------	--------------	----------------	-------

4 PCB-1242							M
1	3.219	3.221	-0.002	4667562	1000.0	895.1	
1	3.733	3.735	-0.002	9306800	1000.0	876.0	
1	4.026	4.026	0.000	4594133	1000.0	868.6	
1	4.298	4.299	-0.001	16775928	1000.0	869.5	
1	4.469	4.469	0.000	7249899	1000.0	852.9	
1	5.212	5.211	0.001	7407935	1000.0	914.7	
1	5.542	5.541	0.001	4964651	1000.0	922.1	
1	5.597	5.596	0.001	8824847	1000.0	999.9	
Average of Peak Amounts =						899.8	
2	2.392	2.407	-0.015	5135607	1000.0	1092.8	
2	2.772	2.787	-0.015	9576014	1000.0	1070.8	
2	2.986	3.000	-0.014	6390386	1000.0	1066.8	
2	3.280	3.294	-0.014	19359578	1000.0	1040.9	
2	3.432	3.445	-0.013	7277951	1000.0	1033.9	
2	3.903	3.916	-0.013	8302135	1000.0	1034.6	
2	4.416	4.427	-0.011	14401207	1000.0	1066.0	
2	4.648	4.660	-0.012	8216764	1000.0	1094.7	M
Average of Peak Amounts =						1062.6	
						RPD = 16.58	
\$ 11 DCB Decachlorobiphenyl							M
1	10.315	10.337	-0.022	26193976	100.0	103.8	a
2	9.170	9.179	-0.009	27683310	100.0	104.1	M
						RPD = 0.31	

S 12 Polychlorinated biphenyls, Total

1	899.8
---	-------

QC Flag Legend

Review Flags

M - Manually Integrated

Reagents:

SG1242L3_00027	Amount Added: 1.00	Units: ml	
SGPCBISTD_00006	Amount Added: 20.00	Units: uL	Run Reagent

TestAmerica Edison

Data File: \\ChromNA\Edison\ChromData\CPESTGC8\20160812-44398.b\8F013345.D

Injection Date: 12-Aug-2016 13:01:01

Instrument ID: CPESTGC8

Operator ID:

Lims ID: CCV AR1242

Worklist Smp#: 22

Client ID:

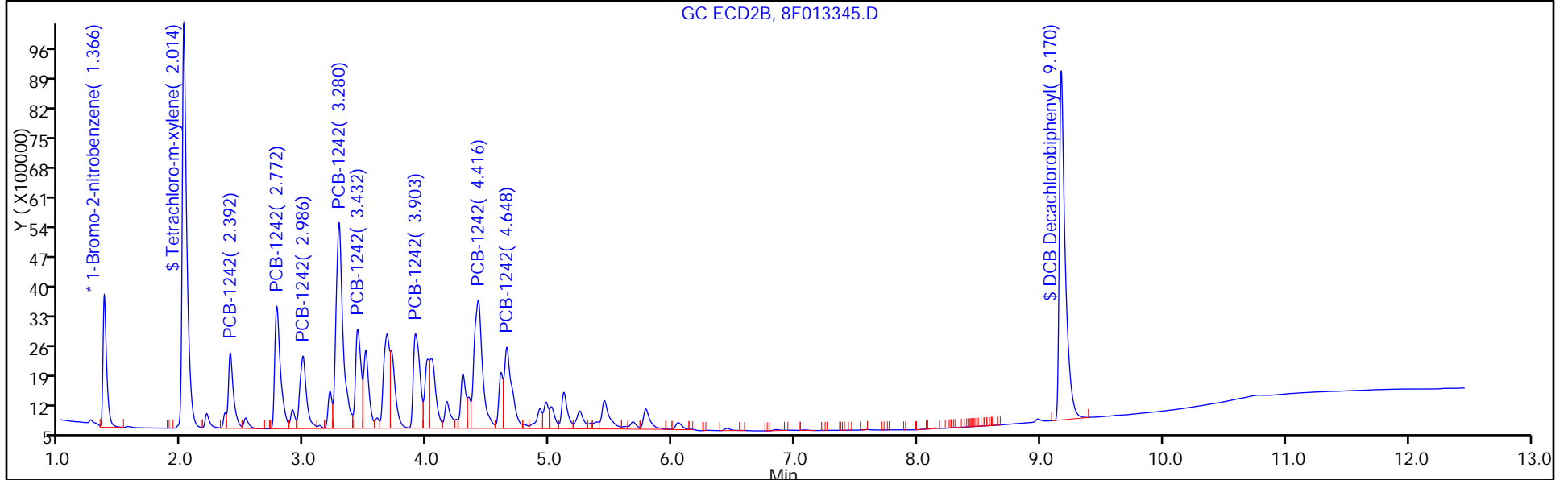
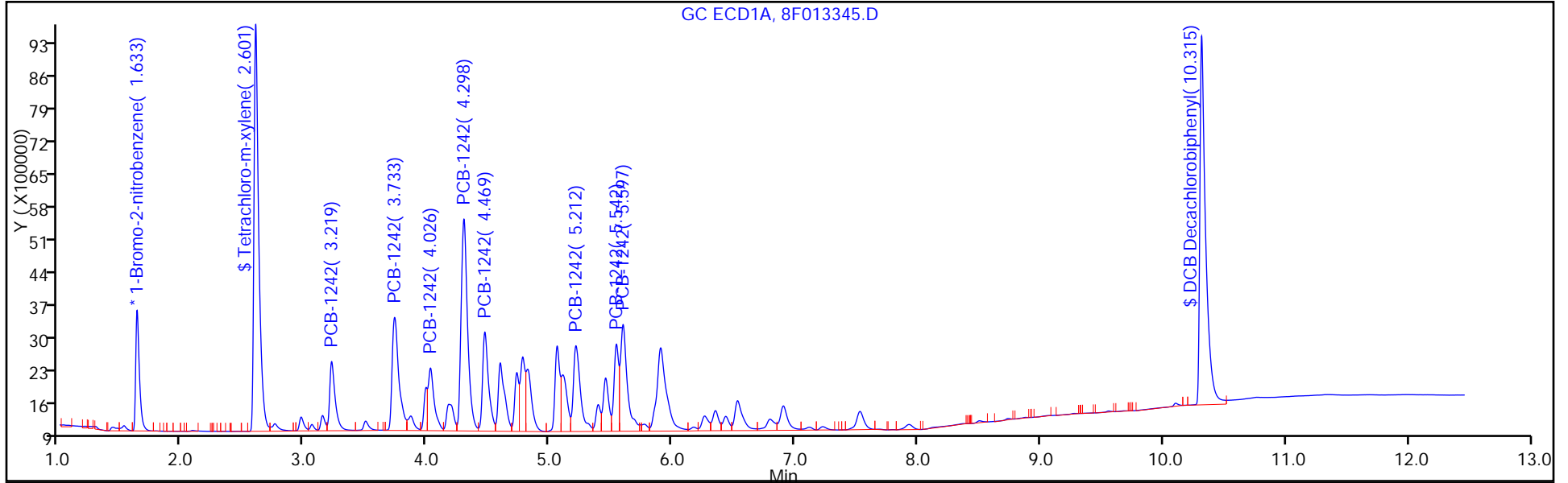
Injection Vol: 1.0 ul

Dil. Factor: 1.0000

ALS Bottle#: 22

Method: 8082ISTD

Limit Group: GC 8082A PCB ISTD



FORM VII
PCBS CONTINUING CALIBRATION DATA

Lab Name: TestAmerica Edison Job No.: 460-118423-1
 SDG No.: _____
 Lab Sample ID: CCV 460-384453/22 Calibration Date: 08/12/2016 13:01
 Instrument ID: CPESTGC8 Calib Start Date: 06/14/2016 12:08
 GC Column: CLP-1 ID: 0.53 (mm) Calib End Date: 06/14/2016 12:08
 Lab File ID: 8F013345.D Conc. Units: ug/L

ANALYTE	CURVE TYPE	AVE RRF	RRF	MIN RRF	CALC AMOUNT	SPIKE AMOUNT	%D	MAX %D
PCB-1242 Peak 1	Ave	0.0143	0.0156		1090	1000	9.3	20.0
PCB-1242 Peak 2	Ave	0.0272	0.0291		1070	1000	7.1	20.0
PCB-1242 Peak 3	Ave	0.0182	0.0194		1070	1000	6.7	20.0
PCB-1242 Peak 4	Ave	0.0565	0.0588		1040	1000	4.1	20.0
PCB-1242 Peak 5	Ave	0.0214	0.0221		1030	1000	3.4	20.0
PCB-1242 Peak 6	Ave	0.0244	0.0252		1030	1000	3.5	20.0
PCB-1242 Peak 7	Ave	0.0410	0.0437		1070	1000	6.6	20.0
PCB-1242 Peak 8	Ave	0.0228	0.0250		1090	1000	9.5	20.0

FORM VII
PCBS CONTINUING CALIBRATION RETENTION TIME SUMMARY

Lab Name: TestAmerica Edison Job No.: 460-118423-1
 SDG No.: _____
 Lab Sample ID: CCV 460-384453/22 Calibration Date: 08/12/2016 13:01
 Instrument ID: CPESTGC8 Calib Start Date: 06/14/2016 12:08
 GC Column: CLP-1 ID: 0.53 (mm) Calib End Date: 06/14/2016 12:08
 Lab File ID: 8F013345.D

Analyte	RT	RT WINDOW	
		FROM	TO
PCB-1242 Peak 1	2.39	2.38	2.44
PCB-1242 Peak 2	2.77	2.76	2.82
PCB-1242 Peak 3	2.99	2.97	3.03
PCB-1242 Peak 4	3.28	3.26	3.32
PCB-1242 Peak 5	3.43	3.42	3.48
PCB-1242 Peak 6	3.90	3.89	3.95
PCB-1242 Peak 7	4.42	4.40	4.46
PCB-1242 Peak 8	4.65	4.63	4.69

TestAmerica Edison
Target Compound Quantitation Report

Data File: \\ChromNA\Edison\ChromData\CPESTGC8\20160812-44398.b\8F013345.D
 Lims ID: CCV AR1242
 Client ID:
 Sample Type: CCV
 Inject. Date: 12-Aug-2016 13:01:01 ALS Bottle#: 22 Worklist Smp#: 22
 Injection Vol: 1.0 ul Dil. Factor: 1.0000
 Sample Info: 460-0044398-022
 Operator ID: Instrument ID: CPESTGC8
 Sublist: chrom-8082ISTD*sub4
 Method: \\ChromNA\Edison\ChromData\CPESTGC8\20160812-44398.b\8082ISTD.m
 Limit Group: GC 8082A PCB ISTD
 Last Update: 15-Aug-2016 10:51:37 Calib Date: 14-Jun-2016 13:12:05
 Integrator: Falcon
 Quant Method: Internal Standard Quant By: Initial Calibration
 Last ICal File: \\ChromNA\Edison\ChromData\CPESTGC8\20160614-42137.b\8F012089.D
 Column 1 : Det: GC ECD1A
 Column 2 : Det: GC ECD2B
 Process Host: XAWRK053

First Level Reviewer: patelji Date: 12-Aug-2016 13:16:04

Col	RT (min.)	Exp RT (min.)	Dlt RT (min.)	Response	Cal Amt ug/l	OnCol Amt ug/l	Flags
-----	-----------	---------------	---------------	----------	--------------	----------------	-------

* 13 1-Bromo-2-nitrobenzene							M
1	1.633	1.633	0.000	5444153	20.0	20.0	
2	1.366	1.366	0.000	6587360	20.0	20.0	M
RPD = 0.00							
\$ 2 Tetrachloro-m-xylene							
1	2.601	2.599	0.002	23936544	100.0	105.2	
2	2.014	2.014	0.000	25045426	100.0	96.8	
RPD = 8.30							

Col	RT (min.)	Exp RT (min.)	Dlt RT (min.)	Response	Cal Amt ug/l	OnCol Amt ug/l	Flags
-----	-----------	---------------	---------------	----------	--------------	----------------	-------

4 PCB-1242							M
1	3.219	3.221	-0.002	4667562	1000.0	895.1	
1	3.733	3.735	-0.002	9306800	1000.0	876.0	
1	4.026	4.026	0.000	4594133	1000.0	868.6	
1	4.298	4.299	-0.001	16775928	1000.0	869.5	
1	4.469	4.469	0.000	7249899	1000.0	852.9	
1	5.212	5.211	0.001	7407935	1000.0	914.7	
1	5.542	5.541	0.001	4964651	1000.0	922.1	
1	5.597	5.596	0.001	8824847	1000.0	999.9	
Average of Peak Amounts =						899.8	
2	2.392	2.407	-0.015	5135607	1000.0	1092.8	
2	2.772	2.787	-0.015	9576014	1000.0	1070.8	
2	2.986	3.000	-0.014	6390386	1000.0	1066.8	
2	3.280	3.294	-0.014	19359578	1000.0	1040.9	
2	3.432	3.445	-0.013	7277951	1000.0	1033.9	
2	3.903	3.916	-0.013	8302135	1000.0	1034.6	
2	4.416	4.427	-0.011	14401207	1000.0	1066.0	
2	4.648	4.660	-0.012	8216764	1000.0	1094.7	M
Average of Peak Amounts =						1062.6	
						RPD = 16.58	
\$ 11 DCB Decachlorobiphenyl							M
1	10.315	10.337	-0.022	26193976	100.0	103.8	a
2	9.170	9.179	-0.009	27683310	100.0	104.1	M
						RPD = 0.31	

S 12 Polychlorinated biphenyls, Total

1						899.8	
---	--	--	--	--	--	-------	--

QC Flag Legend

Review Flags

M - Manually Integrated

Reagents:

SG1242L3_00027	Amount Added: 1.00	Units: ml	
SGPCBISTD_00006	Amount Added: 20.00	Units: uL	Run Reagent

TestAmerica Edison

Data File: \\ChromNA\Edison\ChromData\CPESTGC8\20160812-44398.b\8F013345.D

Injection Date: 12-Aug-2016 13:01:01

Instrument ID: CPESTGC8

Operator ID:

Lims ID: CCV AR1242

Worklist Smp#: 22

Client ID:

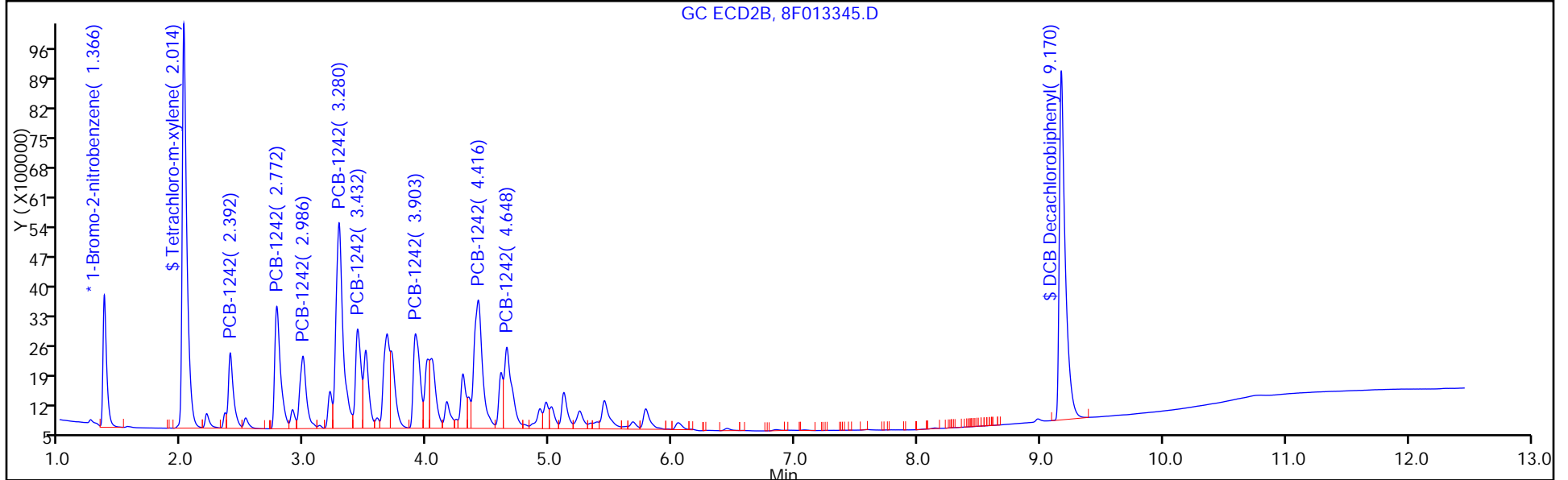
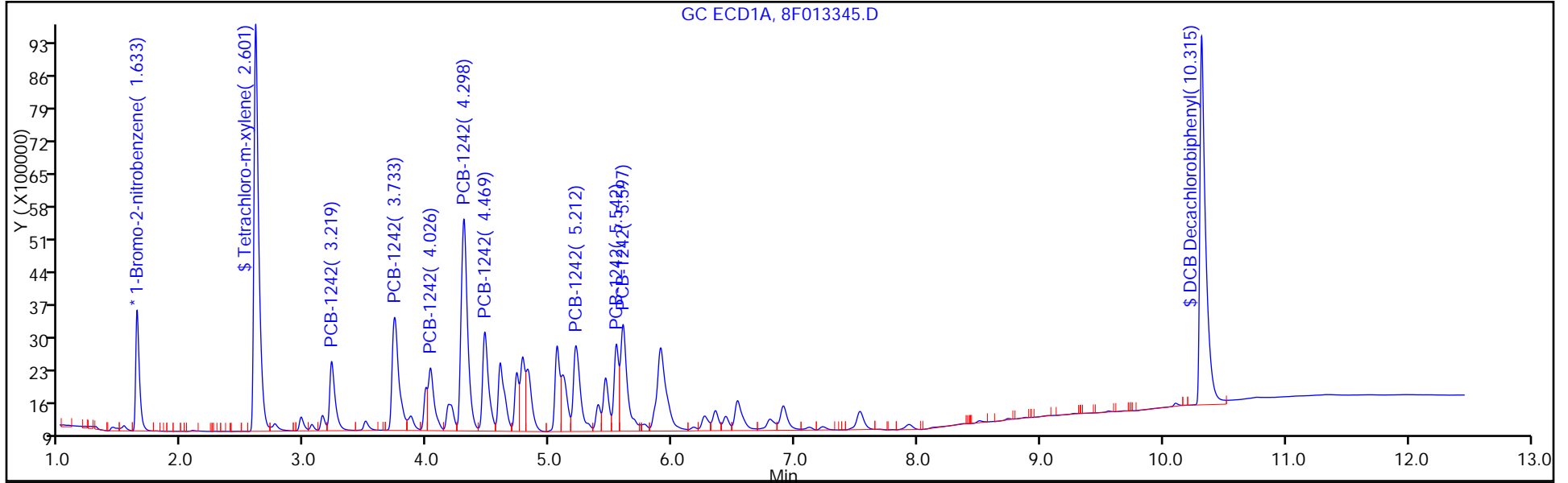
Injection Vol: 1.0 ul

Dil. Factor: 1.0000

ALS Bottle#: 22

Method: 8082ISTD

Limit Group: GC 8082A PCB ISTD



FORM VII
PCBS CONTINUING CALIBRATION DATA

Lab Name: TestAmerica Edison Job No.: 460-118423-1
 SDG No.: _____
 Lab Sample ID: CCV 460-384453/23 Calibration Date: 08/12/2016 13:18
 Instrument ID: CPESTGC8 Calib Start Date: 06/14/2016 10:01
 GC Column: CLP-2 ID: 0.53 (mm) Calib End Date: 06/14/2016 11:04
 Lab File ID: 8F013346.D Conc. Units: ug/L

ANALYTE	CURVE TYPE	AVE RRF	RRF	MIN RRF	CALC AMOUNT	SPIKE AMOUNT	%D	MAX %D
Tetrachloro-m-xylene	Ave	0.8362	0.9362		112	100	12.0	20.0
DCB Decachlorobiphenyl	Ave	0.9274	0.9918		107	100	6.9	20.0

FORM VII
PCBS CONTINUING CALIBRATION RETENTION TIME SUMMARY

Lab Name: TestAmerica Edison Job No.: 460-118423-1
 SDG No.: _____
 Lab Sample ID: CCV 460-384453/23 Calibration Date: 08/12/2016 13:18
 Instrument ID: CPESTGC8 Calib Start Date: 06/14/2016 10:01
 GC Column: CLP-2 ID: 0.53 (mm) Calib End Date: 06/14/2016 11:04
 Lab File ID: 8F013346.D

Analyte	RT	RT WINDOW	
		FROM	TO
Tetrachloro-m-xylene	2.60	2.57	2.63
DCB Decachlorobiphenyl	10.30	10.31	10.37

TestAmerica Edison
Target Compound Quantitation Report

Data File: \\ChromNA\Edison\ChromData\CPESTGC8\20160812-44398.b\8F013346.D
 Lims ID: CCV AR1248
 Client ID:
 Sample Type: CCV
 Inject. Date: 12-Aug-2016 13:18:46 ALS Bottle#: 23 Worklist Smp#: 23
 Injection Vol: 1.0 ul Dil. Factor: 1.0000
 Sample Info: 460-0044398-023
 Operator ID: Instrument ID: CPESTGC8
 Sublist: chrom-8082ISTD*sub5
 Method: \\ChromNA\Edison\ChromData\CPESTGC8\20160812-44398.b\8082ISTD.m
 Limit Group: GC 8082A PCB ISTD
 Last Update: 15-Aug-2016 10:51:46 Calib Date: 14-Jun-2016 13:12:05
 Integrator: Falcon
 Quant Method: Internal Standard Quant By: Initial Calibration
 Last ICal File: \\ChromNA\Edison\ChromData\CPESTGC8\20160614-42137.b\8F012089.D
 Column 1 : Det: GC ECD1A
 Column 2 : Det: GC ECD2B
 Process Host: XAWRK053

First Level Reviewer: patelji Date: 12-Aug-2016 13:40:30

Col	RT (min.)	Exp RT (min.)	Dlt RT (min.)	Response	Cal Amt ug/l	OnCol Amt ug/l	Flags
-----	-----------	---------------	---------------	----------	--------------	----------------	-------

* 13 1-Bromo-2-nitrobenzene							M
1	1.631	1.633	-0.002	5474840	20.0	20.0	
2	1.367	1.366	0.001	6247242	20.0	20.0	M
RPD = 0.00							
\$ 2 Tetrachloro-m-xylene							M
1	2.596	2.599	-0.003	25627265	100.0	112.0	
2	2.016	2.014	0.002	24455095	100.0	99.7	M
RPD = 11.64							

Col	RT (min.)	Exp RT (min.)	Dlt RT (min.)	Response	Cal Amt ug/l	OnCol Amt ug/l	Flags
-----	-----------	---------------	---------------	----------	--------------	----------------	-------

6 PCB-1248							M
1	3.726	3.736	-0.010	5080338	1000.0	983.9	M
1	4.291	4.302	-0.011	11651262	1000.0	994.4	M
1	4.724	4.734	-0.010	5389829	1000.0	939.0	M
1	4.771	4.781	-0.010	6746754	1000.0	952.2	M
1	5.205	5.214	-0.009	9978726	1000.0	933.3	M
1	5.536	5.546	-0.010	7997071	1000.0	971.3	M
1	5.589	5.599	-0.010	13386293	1000.0	1026.1	M
1	6.895	6.907	-0.012	5044839	1000.0	1078.0	M

Average of Peak Amounts = 984.8

2	2.771	2.781	-0.010	4949531	1000.0	1139.5	
2	3.279	3.289	-0.010	11278877	1000.0	1125.3	M
2	3.669	3.679	-0.010	18633522	1000.0	1157.8	M
2	3.999	4.008	-0.009	7259888	1000.0	1133.5	M
2	4.413	4.423	-0.010	22860233	1000.0	1172.8	M
2	4.648	4.657	-0.009	14935255	1000.0	1197.5	M
2	5.112	5.121	-0.009	7033873	1000.0	1183.1	M
2	5.780	5.789	-0.009	4186925	1000.0	989.4	M

Average of Peak Amounts = 1137.4

RPD = 14.38

\$ 11 DCB Decachlorobiphenyl							M
1	10.295	10.337	-0.042	27149515	100.0	106.9	a
2	9.163	9.179	-0.016	29915645	100.0	118.6	M

RPD = 10.34

S 12 Polychlorinated biphenyls, Total

1						984.8	
---	--	--	--	--	--	-------	--

QC Flag Legend

Review Flags

M - Manually Integrated

Reagents:

SG1248L3_00026	Amount Added: 1.00	Units: ml	
SGPCBISTD_00006	Amount Added: 20.00	Units: uL	Run Reagent

TestAmerica Edison

Data File: \\ChromNA\Edison\ChromData\CPESTGC8\20160812-44398.b\8F013346.D

Injection Date: 12-Aug-2016 13:18:46

Instrument ID: CPESTGC8

Operator ID:

Lims ID: CCV AR1248

Worklist Smp#: 23

Client ID:

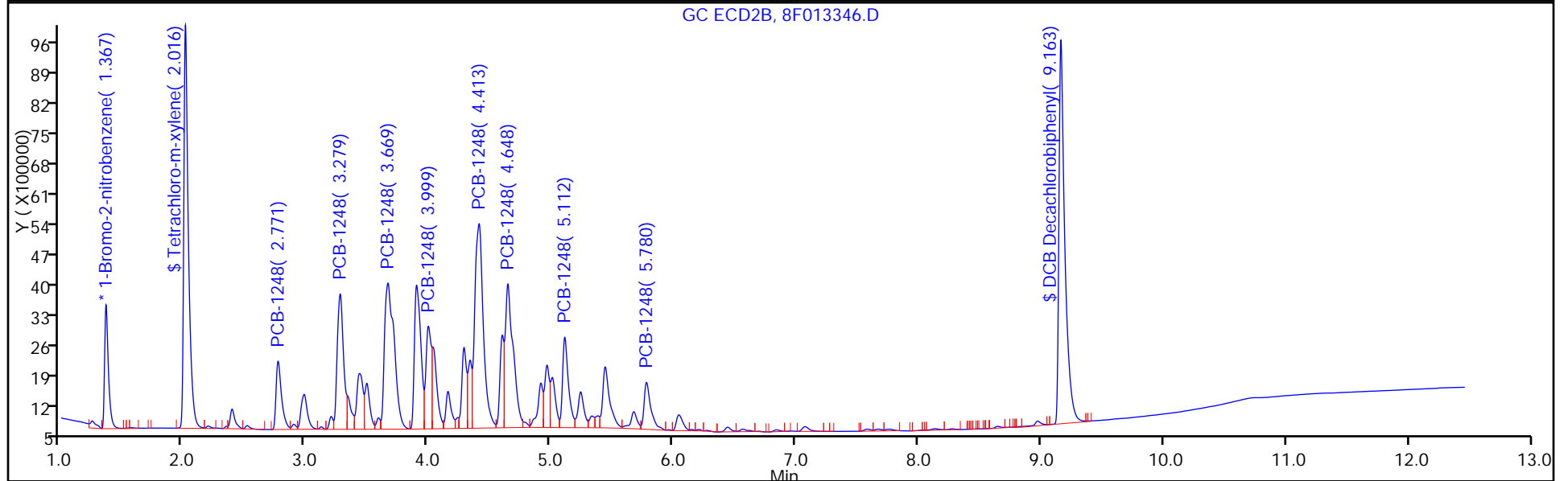
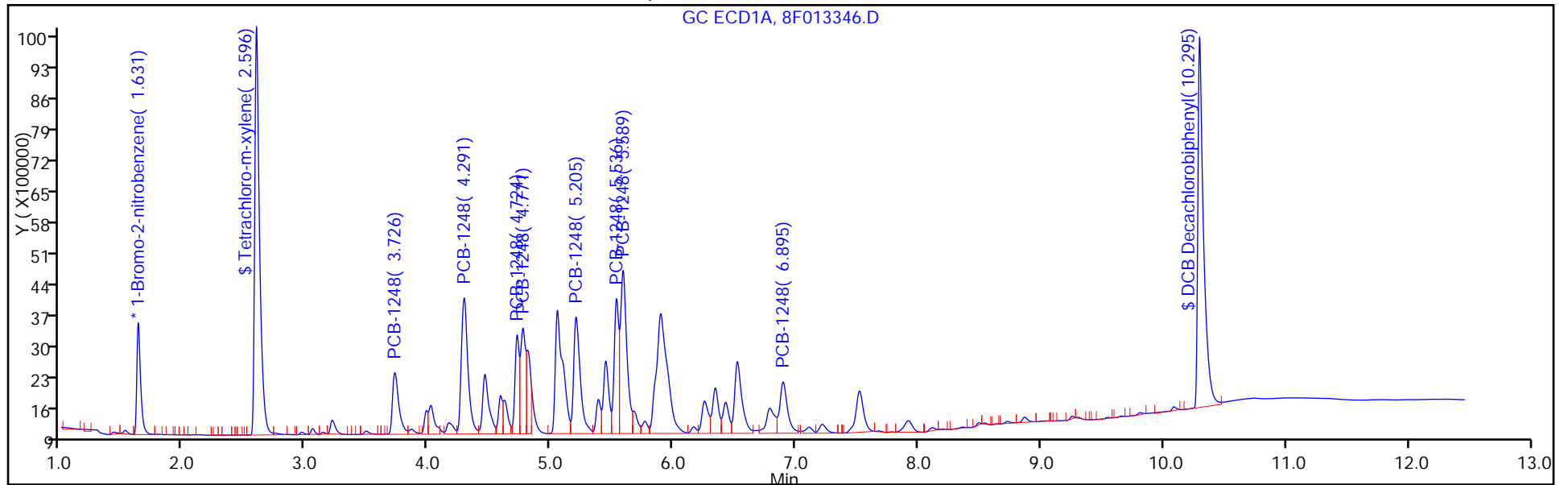
Injection Vol: 1.0 ul

Dil. Factor: 1.0000

ALS Bottle#: 23

Method: 8082ISTD

Limit Group: GC 8082A PCB ISTD



FORM VII
PCBS CONTINUING CALIBRATION DATA

Lab Name: TestAmerica Edison Job No.: 460-118423-1
 SDG No.: _____
 Lab Sample ID: CCV 460-384453/23 Calibration Date: 08/12/2016 13:18
 Instrument ID: CPESTGC8 Calib Start Date: 06/14/2016 12:24
 GC Column: CLP-2 ID: 0.53 (mm) Calib End Date: 06/14/2016 12:24
 Lab File ID: 8F013346.D Conc. Units: ug/L

ANALYTE	CURVE TYPE	AVE RRF	RRF	MIN RRF	CALC AMOUNT	SPIKE AMOUNT	%D	MAX %D
PCB-1248 Peak 1	Ave	0.0189	0.0186		984	1000	-1.6	20.0
PCB-1248 Peak 2	Ave	0.0428	0.0426		994	1000	-0.6	20.0
PCB-1248 Peak 3	Ave	0.0210	0.0197		939	1000	-6.1	20.0
PCB-1248 Peak 4	Ave	0.0259	0.0247		952	1000	-4.8	20.0
PCB-1248 Peak 5	Ave	0.0391	0.0365		933	1000	-6.7	20.0
PCB-1248 Peak 6	Ave	0.0301	0.0292		971	1000	-2.9	20.0
PCB-1248 Peak 7	Ave	0.0477	0.0489		1030	1000	2.6	20.0
PCB-1248 Peak 8	Ave	0.0171	0.0184		1080	1000	7.8	20.0

FORM VII
PCBS CONTINUING CALIBRATION RETENTION TIME SUMMARY

Lab Name: TestAmerica Edison Job No.: 460-118423-1
 SDG No.: _____
 Lab Sample ID: CCV 460-384453/23 Calibration Date: 08/12/2016 13:18
 Instrument ID: CPESTGC8 Calib Start Date: 06/14/2016 12:24
 GC Column: CLP-2 ID: 0.53(mm) Calib End Date: 06/14/2016 12:24
 Lab File ID: 8F013346.D

Analyte	RT	RT WINDOW	
		FROM	TO
PCB-1248 Peak 1	3.73	3.71	3.77
PCB-1248 Peak 2	4.29	4.27	4.33
PCB-1248 Peak 3	4.72	4.70	4.76
PCB-1248 Peak 4	4.77	4.75	4.81
PCB-1248 Peak 5	5.21	5.18	5.24
PCB-1248 Peak 6	5.54	5.52	5.58
PCB-1248 Peak 7	5.59	5.57	5.63
PCB-1248 Peak 8	6.90	6.88	6.94

TestAmerica Edison
Target Compound Quantitation Report

Data File: \\ChromNA\Edison\ChromData\CPESTGC8\20160812-44398.b\8F013346.D
 Lims ID: CCV AR1248
 Client ID:
 Sample Type: CCV
 Inject. Date: 12-Aug-2016 13:18:46 ALS Bottle#: 23 Worklist Smp#: 23
 Injection Vol: 1.0 ul Dil. Factor: 1.0000
 Sample Info: 460-0044398-023
 Operator ID: Instrument ID: CPESTGC8
 Sublist: chrom-8082ISTD*sub5
 Method: \\ChromNA\Edison\ChromData\CPESTGC8\20160812-44398.b\8082ISTD.m
 Limit Group: GC 8082A PCB ISTD
 Last Update: 15-Aug-2016 10:51:46 Calib Date: 14-Jun-2016 13:12:05
 Integrator: Falcon
 Quant Method: Internal Standard Quant By: Initial Calibration
 Last ICal File: \\ChromNA\Edison\ChromData\CPESTGC8\20160614-42137.b\8F012089.D
 Column 1 : Det: GC ECD1A
 Column 2 : Det: GC ECD2B
 Process Host: XAWRK053

First Level Reviewer: patelji Date: 12-Aug-2016 13:40:30

Col	RT (min.)	Exp RT (min.)	Dlt RT (min.)	Response	Cal Amt ug/l	OnCol Amt ug/l	Flags
-----	-----------	---------------	---------------	----------	--------------	----------------	-------

* 13 1-Bromo-2-nitrobenzene							M
1	1.631	1.633	-0.002	5474840	20.0	20.0	
2	1.367	1.366	0.001	6247242	20.0	20.0	M
RPD = 0.00							
\$ 2 Tetrachloro-m-xylene							M
1	2.596	2.599	-0.003	25627265	100.0	112.0	
2	2.016	2.014	0.002	24455095	100.0	99.7	M
RPD = 11.64							

Col	RT (min.)	Exp RT (min.)	Dlt RT (min.)	Response	Cal Amt ug/l	OnCol Amt ug/l	Flags
-----	-----------	---------------	---------------	----------	--------------	----------------	-------

6 PCB-1248							M
1	3.726	3.736	-0.010	5080338	1000.0	983.9	M
1	4.291	4.302	-0.011	11651262	1000.0	994.4	M
1	4.724	4.734	-0.010	5389829	1000.0	939.0	M
1	4.771	4.781	-0.010	6746754	1000.0	952.2	M
1	5.205	5.214	-0.009	9978726	1000.0	933.3	M
1	5.536	5.546	-0.010	7997071	1000.0	971.3	M
1	5.589	5.599	-0.010	13386293	1000.0	1026.1	M
1	6.895	6.907	-0.012	5044839	1000.0	1078.0	M

Average of Peak Amounts = 984.8

2	2.771	2.781	-0.010	4949531	1000.0	1139.5	
2	3.279	3.289	-0.010	11278877	1000.0	1125.3	M
2	3.669	3.679	-0.010	18633522	1000.0	1157.8	M
2	3.999	4.008	-0.009	7259888	1000.0	1133.5	M
2	4.413	4.423	-0.010	22860233	1000.0	1172.8	M
2	4.648	4.657	-0.009	14935255	1000.0	1197.5	M
2	5.112	5.121	-0.009	7033873	1000.0	1183.1	M
2	5.780	5.789	-0.009	4186925	1000.0	989.4	M

Average of Peak Amounts = 1137.4

RPD = 14.38

\$ 11 DCB Decachlorobiphenyl							M
1	10.295	10.337	-0.042	27149515	100.0	106.9	a
2	9.163	9.179	-0.016	29915645	100.0	118.6	M

RPD = 10.34

S 12 Polychlorinated biphenyls, Total

1						984.8	
---	--	--	--	--	--	-------	--

QC Flag Legend

Review Flags

M - Manually Integrated

Reagents:

SG1248L3_00026	Amount Added: 1.00	Units: ml	
SGPCBISTD_00006	Amount Added: 20.00	Units: uL	Run Reagent

TestAmerica Edison

Data File: \\ChromNA\Edison\ChromData\CPESTGC8\20160812-44398.b\8F013346.D

Injection Date: 12-Aug-2016 13:18:46

Instrument ID: CPESTGC8

Operator ID:

Lims ID: CCV AR1248

Worklist Smp#: 23

Client ID:

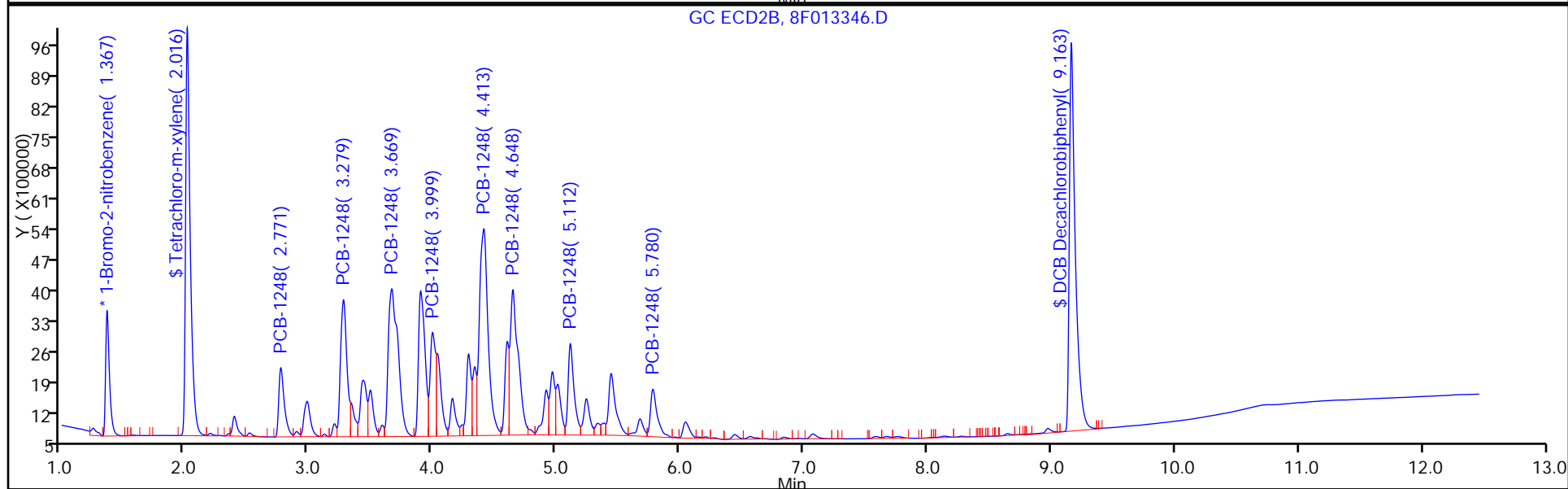
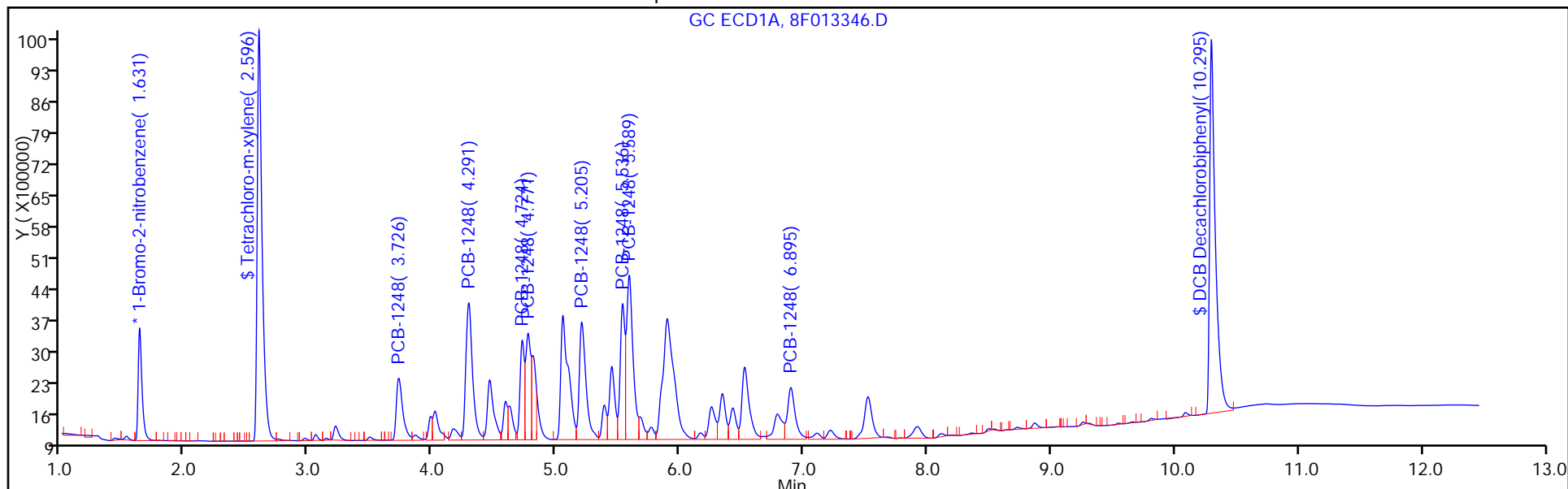
Injection Vol: 1.0 ul

Dil. Factor: 1.0000

ALS Bottle#: 23

Method: 8082ISTD

Limit Group: GC 8082A PCB ISTD



FORM VII
PCBS CONTINUING CALIBRATION DATA

Lab Name: TestAmerica Edison Job No.: 460-118423-1
 SDG No.: _____
 Lab Sample ID: CCV 460-384453/23 Calibration Date: 08/12/2016 13:18
 Instrument ID: CPESTGC8 Calib Start Date: 06/14/2016 10:01
 GC Column: CLP-1 ID: 0.53 (mm) Calib End Date: 06/14/2016 11:04
 Lab File ID: 8F013346.D Conc. Units: ug/L

ANALYTE	CURVE TYPE	AVE RRF	RRF	MIN RRF	CALC AMOUNT	SPIKE AMOUNT	%D	MAX %D
Tetrachloro-m-xylene	Ave	0.7857	0.7829		99.7	100	-0.3	20.0
DCB Decachlorobiphenyl	Ave	0.8076	0.9577		119	100	18.6	20.0

FORM VII
PCBS CONTINUING CALIBRATION RETENTION TIME SUMMARY

Lab Name: TestAmerica Edison Job No.: 460-118423-1
 SDG No.: _____
 Lab Sample ID: CCV 460-384453/23 Calibration Date: 08/12/2016 13:18
 Instrument ID: CPESTGC8 Calib Start Date: 06/14/2016 10:01
 GC Column: CLP-1 ID: 0.53 (mm) Calib End Date: 06/14/2016 11:04
 Lab File ID: 8F013346.D

Analyte	RT	RT WINDOW	
		FROM	TO
Tetrachloro-m-xylene	2.02	1.98	2.04
DCB Decachlorobiphenyl	9.16	9.15	9.21

TestAmerica Edison
Target Compound Quantitation Report

Data File: \\ChromNA\Edison\ChromData\CPESTGC8\20160812-44398.b\8F013346.D
 Lims ID: CCV AR1248
 Client ID:
 Sample Type: CCV
 Inject. Date: 12-Aug-2016 13:18:46 ALS Bottle#: 23 Worklist Smp#: 23
 Injection Vol: 1.0 ul Dil. Factor: 1.0000
 Sample Info: 460-0044398-023
 Operator ID: Instrument ID: CPESTGC8
 Sublist: chrom-8082ISTD*sub5
 Method: \\ChromNA\Edison\ChromData\CPESTGC8\20160812-44398.b\8082ISTD.m
 Limit Group: GC 8082A PCB ISTD
 Last Update: 15-Aug-2016 10:51:46 Calib Date: 14-Jun-2016 13:12:05
 Integrator: Falcon
 Quant Method: Internal Standard Quant By: Initial Calibration
 Last ICal File: \\ChromNA\Edison\ChromData\CPESTGC8\20160614-42137.b\8F012089.D
 Column 1 : Det: GC ECD1A
 Column 2 : Det: GC ECD2B
 Process Host: XAWRK053

First Level Reviewer: patelji Date: 12-Aug-2016 13:40:30

Col	RT (min.)	Exp RT (min.)	Dlt RT (min.)	Response	Cal Amt ug/l	OnCol Amt ug/l	Flags
-----	-----------	---------------	---------------	----------	--------------	----------------	-------

* 13 1-Bromo-2-nitrobenzene							M
1	1.631	1.633	-0.002	5474840	20.0	20.0	
2	1.367	1.366	0.001	6247242	20.0	20.0	M
RPD = 0.00							
\$ 2 Tetrachloro-m-xylene							M
1	2.596	2.599	-0.003	25627265	100.0	112.0	
2	2.016	2.014	0.002	24455095	100.0	99.7	M
RPD = 11.64							

Col	RT (min.)	Exp RT (min.)	Dlt RT (min.)	Response	Cal Amt ug/l	OnCol Amt ug/l	Flags
-----	-----------	---------------	---------------	----------	--------------	----------------	-------

6 PCB-1248							M
1	3.726	3.736	-0.010	5080338	1000.0	983.9	M
1	4.291	4.302	-0.011	11651262	1000.0	994.4	M
1	4.724	4.734	-0.010	5389829	1000.0	939.0	M
1	4.771	4.781	-0.010	6746754	1000.0	952.2	M
1	5.205	5.214	-0.009	9978726	1000.0	933.3	M
1	5.536	5.546	-0.010	7997071	1000.0	971.3	M
1	5.589	5.599	-0.010	13386293	1000.0	1026.1	M
1	6.895	6.907	-0.012	5044839	1000.0	1078.0	M

Average of Peak Amounts = 984.8

2	2.771	2.781	-0.010	4949531	1000.0	1139.5	
2	3.279	3.289	-0.010	11278877	1000.0	1125.3	M
2	3.669	3.679	-0.010	18633522	1000.0	1157.8	M
2	3.999	4.008	-0.009	7259888	1000.0	1133.5	M
2	4.413	4.423	-0.010	22860233	1000.0	1172.8	M
2	4.648	4.657	-0.009	14935255	1000.0	1197.5	M
2	5.112	5.121	-0.009	7033873	1000.0	1183.1	M
2	5.780	5.789	-0.009	4186925	1000.0	989.4	M

Average of Peak Amounts = 1137.4

RPD = 14.38

\$ 11 DCB Decachlorobiphenyl							M
1	10.295	10.337	-0.042	27149515	100.0	106.9	a
2	9.163	9.179	-0.016	29915645	100.0	118.6	M

RPD = 10.34

S 12 Polychlorinated biphenyls, Total

1						984.8	
---	--	--	--	--	--	-------	--

QC Flag Legend

Review Flags

M - Manually Integrated

Reagents:

SG1248L3_00026	Amount Added: 1.00	Units: ml	
SGPCBISTD_00006	Amount Added: 20.00	Units: uL	Run Reagent

TestAmerica Edison

Data File: \\ChromNA\Edison\ChromData\CPESTGC8\20160812-44398.b\8F013346.D

Injection Date: 12-Aug-2016 13:18:46

Instrument ID: CPESTGC8

Operator ID:

Lims ID: CCV AR1248

Worklist Smp#: 23

Client ID:

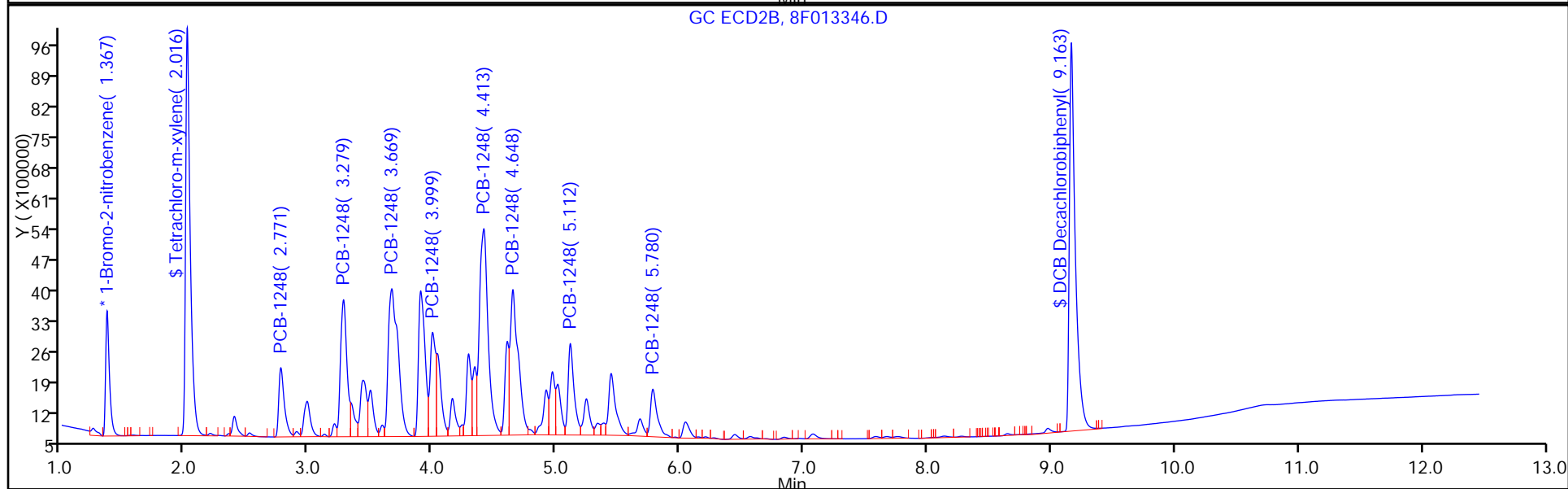
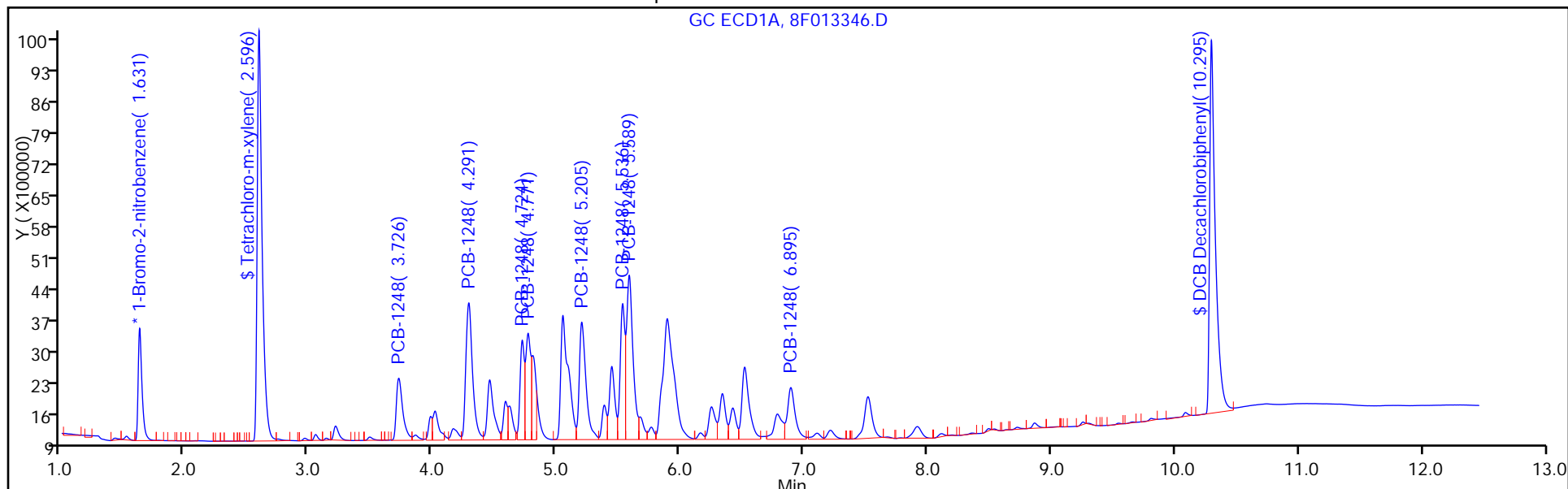
Injection Vol: 1.0 ul

Dil. Factor: 1.0000

ALS Bottle#: 23

Method: 8082ISTD

Limit Group: GC 8082A PCB ISTD



FORM VII
PCBS CONTINUING CALIBRATION DATA

Lab Name: TestAmerica Edison Job No.: 460-118423-1
 SDG No.: _____
 Lab Sample ID: CCV 460-384453/23 Calibration Date: 08/12/2016 13:18
 Instrument ID: CPESTGC8 Calib Start Date: 06/14/2016 12:24
 GC Column: CLP-1 ID: 0.53 (mm) Calib End Date: 06/14/2016 12:24
 Lab File ID: 8F013346.D Conc. Units: ug/L

ANALYTE	CURVE TYPE	AVE RRF	RRF	MIN RRF	CALC AMOUNT	SPIKE AMOUNT	%D	MAX %D
PCB-1248 Peak 1	Ave	0.0139	0.0159		1140	1000	14.0	20.0
PCB-1248 Peak 2	Ave	0.0321	0.0361		1130	1000	12.5	20.0
PCB-1248 Peak 3	Ave	0.0515	0.0597		1160	1000	15.8	20.0
PCB-1248 Peak 4	Ave	0.0205	0.0232		1130	1000	13.3	20.0
PCB-1248 Peak 5	Ave	0.0624	0.0732		1170	1000	17.3	20.0
PCB-1248 Peak 6	Ave	0.0399	0.0478		1200	1000	19.8	20.0
PCB-1248 Peak 7	Ave	0.0190	0.0225		1180	1000	18.3	20.0
PCB-1248 Peak 8	Ave	0.0135	0.0134		989	1000	-1.1	20.0

FORM VII
PCBS CONTINUING CALIBRATION RETENTION TIME SUMMARY

Lab Name: TestAmerica Edison Job No.: 460-118423-1
 SDG No.: _____
 Lab Sample ID: CCV 460-384453/23 Calibration Date: 08/12/2016 13:18
 Instrument ID: CPESTGC8 Calib Start Date: 06/14/2016 12:24
 GC Column: CLP-1 ID: 0.53 (mm) Calib End Date: 06/14/2016 12:24
 Lab File ID: 8F013346.D

Analyte	RT	RT WINDOW	
		FROM	TO
PCB-1248 Peak 1	2.77	2.75	2.81
PCB-1248 Peak 2	3.28	3.26	3.32
PCB-1248 Peak 3	3.67	3.65	3.71
PCB-1248 Peak 4	4.00	3.98	4.04
PCB-1248 Peak 5	4.41	4.39	4.45
PCB-1248 Peak 6	4.65	4.63	4.69
PCB-1248 Peak 7	5.11	5.09	5.15
PCB-1248 Peak 8	5.78	5.76	5.82

TestAmerica Edison
Target Compound Quantitation Report

Data File: \\ChromNA\Edison\ChromData\CPESTGC8\20160812-44398.b\8F013346.D
 Lims ID: CCV AR1248
 Client ID:
 Sample Type: CCV
 Inject. Date: 12-Aug-2016 13:18:46 ALS Bottle#: 23 Worklist Smp#: 23
 Injection Vol: 1.0 ul Dil. Factor: 1.0000
 Sample Info: 460-0044398-023
 Operator ID: Instrument ID: CPESTGC8
 Sublist: chrom-8082ISTD*sub5
 Method: \\ChromNA\Edison\ChromData\CPESTGC8\20160812-44398.b\8082ISTD.m
 Limit Group: GC 8082A PCB ISTD
 Last Update: 15-Aug-2016 10:51:46 Calib Date: 14-Jun-2016 13:12:05
 Integrator: Falcon
 Quant Method: Internal Standard Quant By: Initial Calibration
 Last ICal File: \\ChromNA\Edison\ChromData\CPESTGC8\20160614-42137.b\8F012089.D
 Column 1 : Det: GC ECD1A
 Column 2 : Det: GC ECD2B
 Process Host: XAWRK053

First Level Reviewer: patelji Date: 12-Aug-2016 13:40:30

Col	RT (min.)	Exp RT (min.)	Dlt RT (min.)	Response	Cal Amt ug/l	OnCol Amt ug/l	Flags
-----	-----------	---------------	---------------	----------	--------------	----------------	-------

* 13 1-Bromo-2-nitrobenzene							M
1	1.631	1.633	-0.002	5474840	20.0	20.0	
2	1.367	1.366	0.001	6247242	20.0	20.0	M
RPD = 0.00							
\$ 2 Tetrachloro-m-xylene							M
1	2.596	2.599	-0.003	25627265	100.0	112.0	
2	2.016	2.014	0.002	24455095	100.0	99.7	M
RPD = 11.64							

Col	RT (min.)	Exp RT (min.)	Dlt RT (min.)	Response	Cal Amt ug/l	OnCol Amt ug/l	Flags
-----	-----------	---------------	---------------	----------	--------------	----------------	-------

6 PCB-1248							M
1	3.726	3.736	-0.010	5080338	1000.0	983.9	M
1	4.291	4.302	-0.011	11651262	1000.0	994.4	M
1	4.724	4.734	-0.010	5389829	1000.0	939.0	M
1	4.771	4.781	-0.010	6746754	1000.0	952.2	M
1	5.205	5.214	-0.009	9978726	1000.0	933.3	M
1	5.536	5.546	-0.010	7997071	1000.0	971.3	M
1	5.589	5.599	-0.010	13386293	1000.0	1026.1	M
1	6.895	6.907	-0.012	5044839	1000.0	1078.0	M

Average of Peak Amounts = 984.8

2	2.771	2.781	-0.010	4949531	1000.0	1139.5	
2	3.279	3.289	-0.010	11278877	1000.0	1125.3	M
2	3.669	3.679	-0.010	18633522	1000.0	1157.8	M
2	3.999	4.008	-0.009	7259888	1000.0	1133.5	M
2	4.413	4.423	-0.010	22860233	1000.0	1172.8	M
2	4.648	4.657	-0.009	14935255	1000.0	1197.5	M
2	5.112	5.121	-0.009	7033873	1000.0	1183.1	M
2	5.780	5.789	-0.009	4186925	1000.0	989.4	M

Average of Peak Amounts = 1137.4

RPD = 14.38

\$ 11 DCB Decachlorobiphenyl							M
1	10.295	10.337	-0.042	27149515	100.0	106.9	a
2	9.163	9.179	-0.016	29915645	100.0	118.6	M

RPD = 10.34

S 12 Polychlorinated biphenyls, Total

1						984.8	
---	--	--	--	--	--	-------	--

QC Flag Legend

Review Flags

M - Manually Integrated

Reagents:

SG1248L3_00026	Amount Added: 1.00	Units: ml	
SGPCBISTD_00006	Amount Added: 20.00	Units: uL	Run Reagent

TestAmerica Edison

Data File: \\ChromNA\Edison\ChromData\CPESTGC8\20160812-44398.b\8F013346.D

Injection Date: 12-Aug-2016 13:18:46

Instrument ID: CPESTGC8

Operator ID:

Lims ID: CCV AR1248

Worklist Smp#: 23

Client ID:

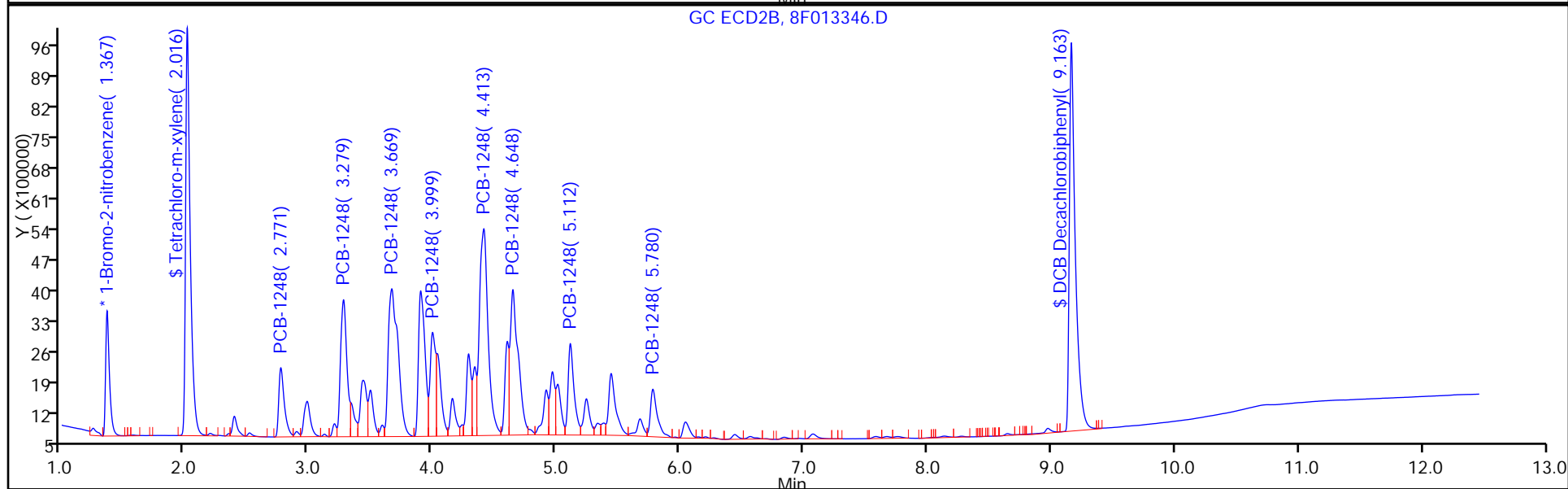
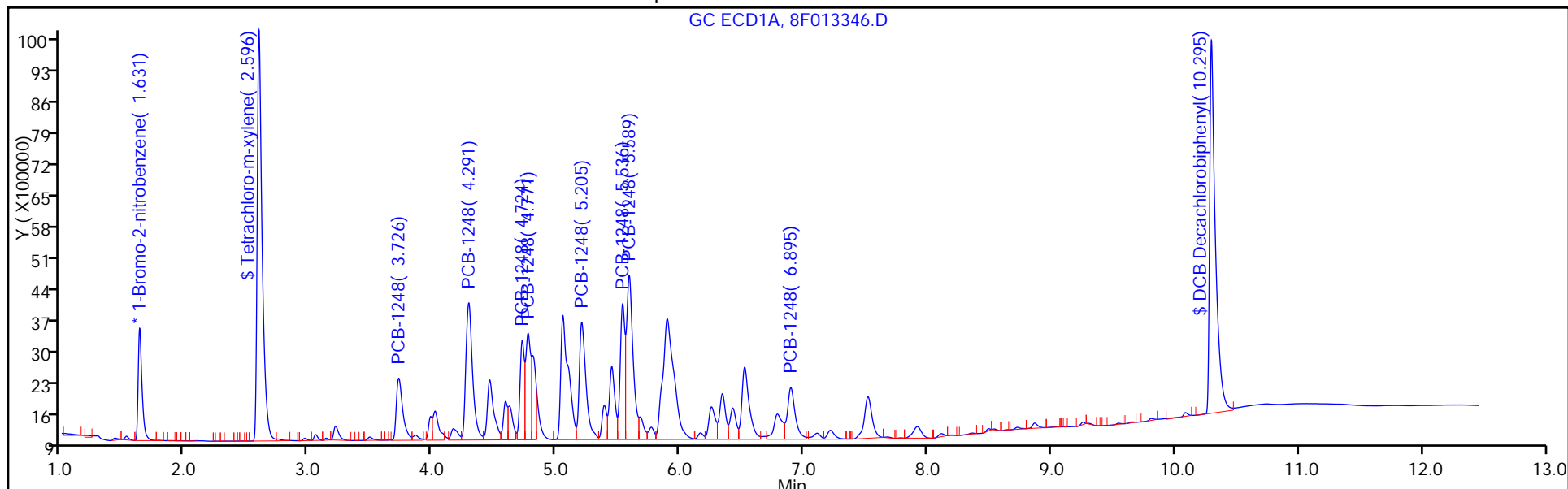
Injection Vol: 1.0 ul

Dil. Factor: 1.0000

ALS Bottle#: 23

Method: 8082ISTD

Limit Group: GC 8082A PCB ISTD



FORM VII
PCBS CONTINUING CALIBRATION DATA

Lab Name: TestAmerica Edison Job No.: 460-118423-1
 SDG No.: _____
 Lab Sample ID: ICV 460-367709/7 Calibration Date: 05/12/2016 12:13
 Instrument ID: CPESTGC9 Calib Start Date: 05/12/2016 10:14
 GC Column: CLP-2 ID: 0.53 (mm) Calib End Date: 05/12/2016 11:53
 Lab File ID: 9F001885.D Conc. Units: ug/L

ANALYTE	CURVE TYPE	AVE RRF	RRF	MIN RRF	CALC AMOUNT	SPIKE AMOUNT	%D	MAX %D
PCB-1016 Peak 1	Ave	0.0182	0.0196		1080	1000	7.5	20.0
PCB-1016 Peak 2	Ave	0.0374	0.0387		1040	1000	3.6	20.0
PCB-1016 Peak 3	Ave	0.0166	0.0161		970	1000	-3.0	20.0
PCB-1016 Peak 4	Ave	0.0652	0.0705		1080	1000	8.1	20.0
PCB-1016 Peak 5	Ave	0.0299	0.0312		1040	1000	4.5	20.0
PCB-1016 Peak 6	Ave	0.0165	0.0170		1030	1000	3.4	20.0
PCB-1016 Peak 7	Ave	0.0238	0.0247		1040	1000	3.7	20.0
PCB-1016 Peak 8	Ave	0.0260	0.0248		952	1000	-4.8	20.0
PCB-1260 Peak 1	Ave	0.0236	0.0239		1010	1000	1.2	20.0
PCB-1260 Peak 2	Ave	0.0484	0.0520		1080	1000	7.6	20.0
PCB-1260 Peak 3	Ave	0.0579	0.0585		1010	1000	1.0	20.0
PCB-1260 Peak 4	Ave	0.0430	0.0400		931	1000	-6.9	20.0
PCB-1260 Peak 5	Ave	0.0423	0.0419		991	1000	-0.9	20.0
PCB-1260 Peak 6	Ave	0.0849	0.0797		939	1000	-6.1	20.0
PCB-1260 Peak 7	Ave	0.0623	0.0605		971	1000	-2.9	20.0
PCB-1260 Peak 8	Ave	0.0255	0.0222		869	1000	-13.1	20.0

FORM VII
PCBS CONTINUING CALIBRATION RETENTION TIME SUMMARY

Lab Name: TestAmerica Edison Job No.: 460-118423-1
 SDG No.: _____
 Lab Sample ID: ICV 460-367709/7 Calibration Date: 05/12/2016 12:13
 Instrument ID: CPESTGC9 Calib Start Date: 05/12/2016 10:14
 GC Column: CLP-2 ID: 0.53 (mm) Calib End Date: 05/12/2016 11:53
 Lab File ID: 9F001885.D

Analyte	RT	RT WINDOW	
		FROM	TO
PCB-1016 Peak 1	3.22	3.19	3.25
PCB-1016 Peak 2	3.73	3.66	3.80
PCB-1016 Peak 3	4.03	3.96	4.10
PCB-1016 Peak 4	4.30	4.23	4.37
PCB-1016 Peak 5	4.47	4.40	4.54
PCB-1016 Peak 6	4.73	4.66	4.80
PCB-1016 Peak 7	5.06	4.99	5.13
PCB-1016 Peak 8	5.21	5.14	5.28
PCB-1260 Peak 1	6.58	6.55	6.61
PCB-1260 Peak 2	6.84	6.77	6.91
PCB-1260 Peak 3	7.21	7.14	7.28
PCB-1260 Peak 4	8.11	8.04	8.18
PCB-1260 Peak 5	8.55	8.47	8.61
PCB-1260 Peak 6	8.86	8.78	8.92
PCB-1260 Peak 7	9.23	9.15	9.29
PCB-1260 Peak 8	9.74	9.65	9.79

TestAmerica Edison
Target Compound Quantitation Report

Data File: \\ChromNA\Edison\ChromData\CPESTGC9\20160512-40924.b\9F001885.D
 Lims ID: ICV
 Client ID:
 Sample Type: ICV
 Inject. Date: 12-May-2016 12:13:32 ALS Bottle#: 7 Worklist Smp#: 7
 Injection Vol: 1.0 ul Dil. Factor: 1.0000
 Sample Info: 460-0040924-007
 Operator ID: Instrument ID: CPESTGC9
 Sublist:

Method: \\ChromNA\Edison\ChromData\CPESTGC9\20160512-40924.b\8082-ISTD.m
 Limit Group: GC 8082A PCB ISTD
 Last Update: 12-May-2016 15:45:09 Calib Date: 12-May-2016 14:29:29
 Integrator: Falcon
 Quant Method: Internal Standard Quant By: Initial Calibration
 Last ICal File: \\ChromNA\Edison\ChromData\CPESTGC9\20160512-40924.b\9F001892.D

Column 1 : Det: GC ECD1A
 Column 2 : Det: GC ECD2B
 Process Host: XAWRK004

First Level Reviewer: patelji Date: 12-May-2016 15:45:08

Col	RT (min.)	Exp RT (min.)	Dlt RT (min.)	Response	Cal Amt ug/l	OnCol Amt ug/l	Flags
-----	-----------	---------------	---------------	----------	--------------	----------------	-------

* 13 1-Bromo-2-nitrobenzene							M
1	1.625	1.624	0.001	3110430	20.0	20.0	M
2	1.408	1.410	-0.002	3299883	20.0	20.0	

RPD = 0.00

5 PCB-1016							M
1	3.217	3.216	0.001	3042302	1000.0	1075.4	
1	3.730	3.728	0.002	6019050	1000.0	1035.8	
1	4.027	4.025	0.002	2505347	1000.0	969.7	
1	4.297	4.296	0.001	10958974	1000.0	1080.6	
1	4.469	4.467	0.002	4853957	1000.0	1044.9	
1	4.729	4.727	0.002	2646629	1000.0	1034.4	
1	5.059	5.057	0.002	3846715	1000.0	1037.2	
1	5.211	5.210	0.001	3851512	1000.0	951.5	

Average of Peak Amounts = 1028.7

2	2.476	2.477	-0.001	2828958	1000.0	1010.2	
2	2.866	2.866	0.000	5797364	1000.0	1099.6	
2	3.086	3.087	-0.001	3723299	1000.0	1074.8	M
2	3.386	3.387	-0.001	11340953	1000.0	1056.8	M
2	3.541	3.541	0.000	5030265	1000.0	1045.7	M
2	3.610	3.611	-0.001	3055914	1000.0	1032.8	M
2	4.019	4.020	-0.001	4983722	1000.0	1070.0	M
2	4.117	4.118	-0.001	2485033	1000.0	1042.6	M

Average of Peak Amounts = 1054.1

RPD = 2.44

Col	RT (min.)	Exp RT (min.)	Dlt RT (min.)	Response	Cal Amt ug/l	OnCol Amt ug/l	Flags
-----	-----------	---------------	---------------	----------	--------------	----------------	-------

8 PCB-1260							M
1	6.584	6.582	0.002	3713466	1000.0	1011.9	
1	6.841	6.840	0.001	8092385	1000.0	1076.0	
1	7.213	7.212	0.001	9096484	1000.0	1010.4	
1	8.109	8.108	0.001	6221798	1000.0	931.1	
1	8.545	8.541	0.004	6514746	1000.0	991.0	
1	8.856	8.849	0.007	12400100	1000.0	938.8	
1	9.225	9.216	0.009	9414167	1000.0	971.3	M
1	9.740	9.724	0.016	3446572	1000.0	869.2	
Average of Peak Amounts =						975.0	
2	5.468	5.469	-0.001	7248692	1000.0	1016.8	M
2	6.206	6.206	0.000	13483954	1000.0	1076.2	M
2	6.381	6.382	-0.001	6973485	1000.0	907.7	M
2	6.753	6.754	-0.001	6898463	1000.0	889.4	M
2	7.285	7.285	0.000	17265619	1000.0	915.2	
2	7.824	7.824	0.000	9106899	1000.0	1026.7	
2	8.013	8.013	0.000	5401562	1000.0	882.2	
2	8.756	8.752	0.004	4851052	1000.0	916.2	
Average of Peak Amounts =						953.8	
RPD = 2.20							

QC Flag Legend

Review Flags

M - Manually Integrated

Reagents:

SGPCBICV_00018	Amount Added: 1.00	Units: mL	
SGPCBISTD_00006	Amount Added: 20.00	Units: uL	Run Reagent

TestAmerica Edison

Data File: \\ChromNA\Edison\ChromData\CPESTGC9\20160512-40924.b\9F001885.D

Injection Date: 12-May-2016 12:13:32

Instrument ID: CPESTGC9

Operator ID:

Lims ID: ICV

Worklist Smp#: 7

Client ID:

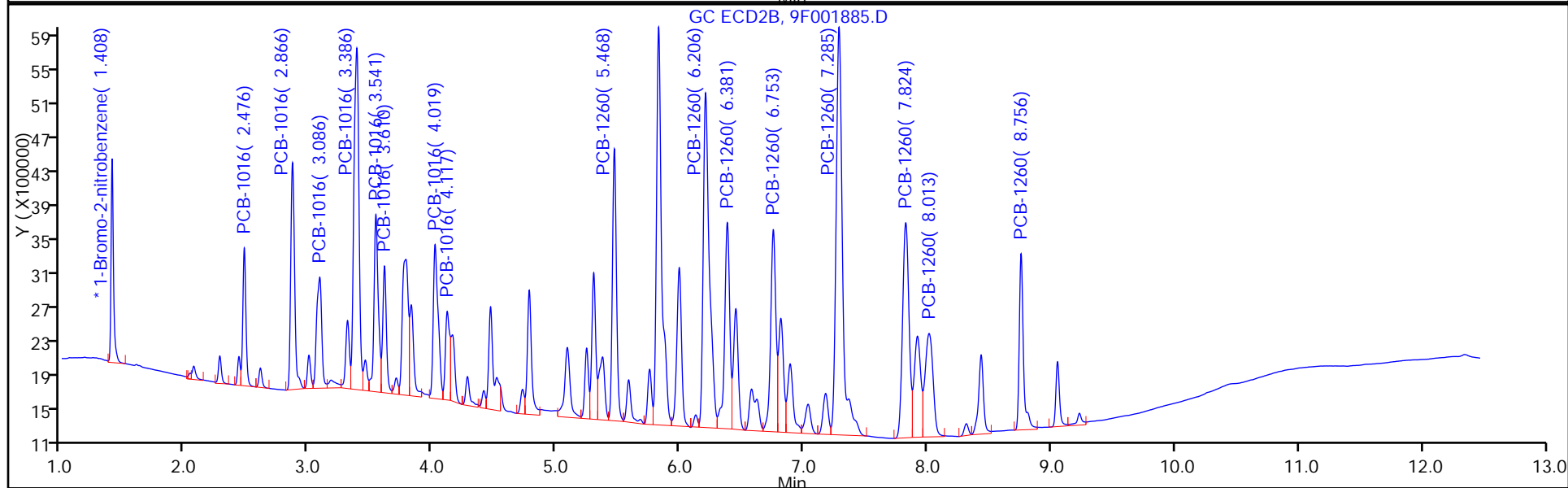
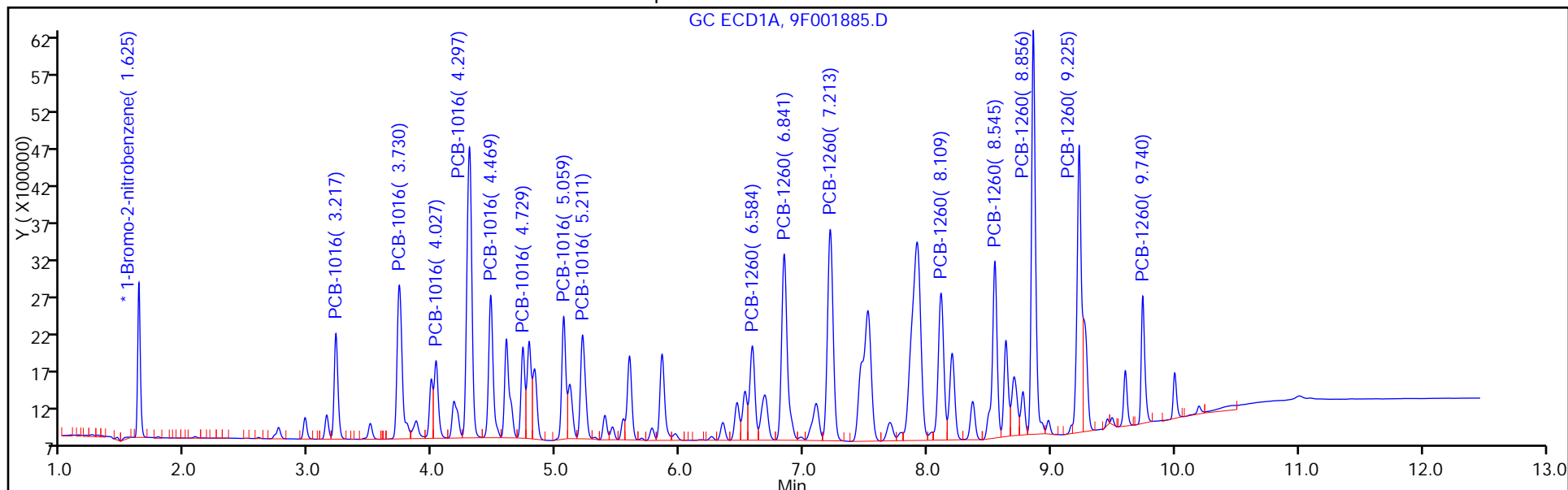
Injection Vol: 1.0 ul

Dil. Factor: 1.0000

ALS Bottle#: 7

Method: 8082-ISTD

Limit Group: GC 8082A PCB ISTD



FORM VII
PCBS CONTINUING CALIBRATION DATA

Lab Name: TestAmerica Edison Job No.: 460-118423-1
 SDG No.: _____
 Lab Sample ID: ICV 460-367709/7 Calibration Date: 05/12/2016 12:13
 Instrument ID: CPESTGC9 Calib Start Date: 05/12/2016 10:14
 GC Column: CLP-1 ID: 0.53 (mm) Calib End Date: 05/12/2016 11:53
 Lab File ID: 9F001885.D Conc. Units: ug/L

ANALYTE	CURVE TYPE	AVE RRF	RRF	MIN RRF	CALC AMOUNT	SPIKE AMOUNT	%D	MAX %D
PCB-1016 Peak 1	Ave	0.0170	0.0172		1010	1000	1.0	20.0
PCB-1016 Peak 2	Ave	0.0320	0.0351		1100	1000	10.0	20.0
PCB-1016 Peak 3	Ave	0.0210	0.0226		1070	1000	7.5	20.0
PCB-1016 Peak 4	Ave	0.0650	0.0687		1060	1000	5.7	20.0
PCB-1016 Peak 5	Ave	0.0292	0.0305		1050	1000	4.6	20.0
PCB-1016 Peak 6	Ave	0.0179	0.0185		1030	1000	3.3	20.0
PCB-1016 Peak 7	Ave	0.0282	0.0302		1070	1000	7.0	20.0
PCB-1016 Peak 8	Ave	0.0144	0.0151		1040	1000	4.3	20.0
PCB-1260 Peak 1	Ave	0.0432	0.0439		1020	1000	1.7	20.0
PCB-1260 Peak 2	Ave	0.0759	0.0817		1080	1000	7.6	20.0
PCB-1260 Peak 3	Ave	0.0466	0.0423		908	1000	-9.2	20.0
PCB-1260 Peak 4	Ave	0.0470	0.0418		889	1000	-11.1	20.0
PCB-1260 Peak 5	Ave	0.1143	0.1046		915	1000	-8.5	20.0
PCB-1260 Peak 6	Ave	0.0538	0.0552		1030	1000	2.7	20.0
PCB-1260 Peak 7	Ave	0.0371	0.0327		882	1000	-11.8	20.0
PCB-1260 Peak 8	Ave	0.0321	0.0294		916	1000	-8.4	20.0

FORM VII
PCBS CONTINUING CALIBRATION RETENTION TIME SUMMARY

Lab Name: TestAmerica Edison Job No.: 460-118423-1
 SDG No.: _____
 Lab Sample ID: ICV 460-367709/7 Calibration Date: 05/12/2016 12:13
 Instrument ID: CPESTGC9 Calib Start Date: 05/12/2016 10:14
 GC Column: CLP-1 ID: 0.53 (mm) Calib End Date: 05/12/2016 11:53
 Lab File ID: 9F001885.D

Analyte	RT	RT WINDOW	
		FROM	TO
PCB-1016 Peak 1	2.48	2.41	2.55
PCB-1016 Peak 2	2.87	2.80	2.94
PCB-1016 Peak 3	3.09	3.02	3.16
PCB-1016 Peak 4	3.39	3.32	3.46
PCB-1016 Peak 5	3.54	3.47	3.61
PCB-1016 Peak 6	3.61	3.54	3.68
PCB-1016 Peak 7	4.02	3.95	4.09
PCB-1016 Peak 8	4.12	4.05	4.19
PCB-1260 Peak 1	5.47	5.40	5.54
PCB-1260 Peak 2	6.21	6.14	6.28
PCB-1260 Peak 3	6.38	6.31	6.45
PCB-1260 Peak 4	6.75	6.68	6.82
PCB-1260 Peak 5	7.29	7.22	7.36
PCB-1260 Peak 6	7.82	7.75	7.89
PCB-1260 Peak 7	8.01	7.94	8.08
PCB-1260 Peak 8	8.76	8.68	8.82

TestAmerica Edison
Target Compound Quantitation Report

Data File: \\ChromNA\Edison\ChromData\CPESTGC9\20160512-40924.b\9F001885.D
 Lims ID: ICV
 Client ID:
 Sample Type: ICV
 Inject. Date: 12-May-2016 12:13:32 ALS Bottle#: 7 Worklist Smp#: 7
 Injection Vol: 1.0 ul Dil. Factor: 1.0000
 Sample Info: 460-0040924-007
 Operator ID: Instrument ID: CPESTGC9
 Sublist:

Method: \\ChromNA\Edison\ChromData\CPESTGC9\20160512-40924.b\8082-ISTD.m
 Limit Group: GC 8082A PCB ISTD
 Last Update: 12-May-2016 15:45:09 Calib Date: 12-May-2016 14:29:29
 Integrator: Falcon
 Quant Method: Internal Standard Quant By: Initial Calibration
 Last ICal File: \\ChromNA\Edison\ChromData\CPESTGC9\20160512-40924.b\9F001892.D

Column 1 : Det: GC ECD1A
 Column 2 : Det: GC ECD2B
 Process Host: XAWRK004

First Level Reviewer: patelji Date: 12-May-2016 15:45:08

Col	RT (min.)	Exp RT (min.)	Dlt RT (min.)	Response	Cal Amt ug/l	OnCol Amt ug/l	Flags
-----	-----------	---------------	---------------	----------	--------------	----------------	-------

* 13 1-Bromo-2-nitrobenzene							M
1	1.625	1.624	0.001	3110430	20.0	20.0	M
2	1.408	1.410	-0.002	3299883	20.0	20.0	

RPD = 0.00

5 PCB-1016							M
1	3.217	3.216	0.001	3042302	1000.0	1075.4	
1	3.730	3.728	0.002	6019050	1000.0	1035.8	
1	4.027	4.025	0.002	2505347	1000.0	969.7	
1	4.297	4.296	0.001	10958974	1000.0	1080.6	
1	4.469	4.467	0.002	4853957	1000.0	1044.9	
1	4.729	4.727	0.002	2646629	1000.0	1034.4	
1	5.059	5.057	0.002	3846715	1000.0	1037.2	
1	5.211	5.210	0.001	3851512	1000.0	951.5	

Average of Peak Amounts = 1028.7

2	2.476	2.477	-0.001	2828958	1000.0	1010.2	
2	2.866	2.866	0.000	5797364	1000.0	1099.6	
2	3.086	3.087	-0.001	3723299	1000.0	1074.8	M
2	3.386	3.387	-0.001	11340953	1000.0	1056.8	M
2	3.541	3.541	0.000	5030265	1000.0	1045.7	M
2	3.610	3.611	-0.001	3055914	1000.0	1032.8	M
2	4.019	4.020	-0.001	4983722	1000.0	1070.0	M
2	4.117	4.118	-0.001	2485033	1000.0	1042.6	M

Average of Peak Amounts = 1054.1

RPD = 2.44

Col	RT (min.)	Exp RT (min.)	Dlt RT (min.)	Response	Cal Amt ug/l	OnCol Amt ug/l	Flags
-----	-----------	---------------	---------------	----------	--------------	----------------	-------

8 PCB-1260							M
1	6.584	6.582	0.002	3713466	1000.0	1011.9	
1	6.841	6.840	0.001	8092385	1000.0	1076.0	
1	7.213	7.212	0.001	9096484	1000.0	1010.4	
1	8.109	8.108	0.001	6221798	1000.0	931.1	
1	8.545	8.541	0.004	6514746	1000.0	991.0	
1	8.856	8.849	0.007	12400100	1000.0	938.8	
1	9.225	9.216	0.009	9414167	1000.0	971.3	M
1	9.740	9.724	0.016	3446572	1000.0	869.2	
Average of Peak Amounts =						975.0	
2	5.468	5.469	-0.001	7248692	1000.0	1016.8	M
2	6.206	6.206	0.000	13483954	1000.0	1076.2	M
2	6.381	6.382	-0.001	6973485	1000.0	907.7	M
2	6.753	6.754	-0.001	6898463	1000.0	889.4	M
2	7.285	7.285	0.000	17265619	1000.0	915.2	
2	7.824	7.824	0.000	9106899	1000.0	1026.7	
2	8.013	8.013	0.000	5401562	1000.0	882.2	
2	8.756	8.752	0.004	4851052	1000.0	916.2	
Average of Peak Amounts =						953.8	
RPD = 2.20							

QC Flag Legend

Review Flags

M - Manually Integrated

Reagents:

SGPCBICV_00018

Amount Added: 1.00

Units: mL

SGPCBISTD_00006

Amount Added: 20.00

Units: uL

Run Reagent

TestAmerica Edison

Data File: \\ChromNA\Edison\ChromData\CPESTGC9\20160512-40924.b\9F001885.D

Injection Date: 12-May-2016 12:13:32

Instrument ID: CPESTGC9

Operator ID:

Lims ID: ICV

Worklist Smp#: 7

Client ID:

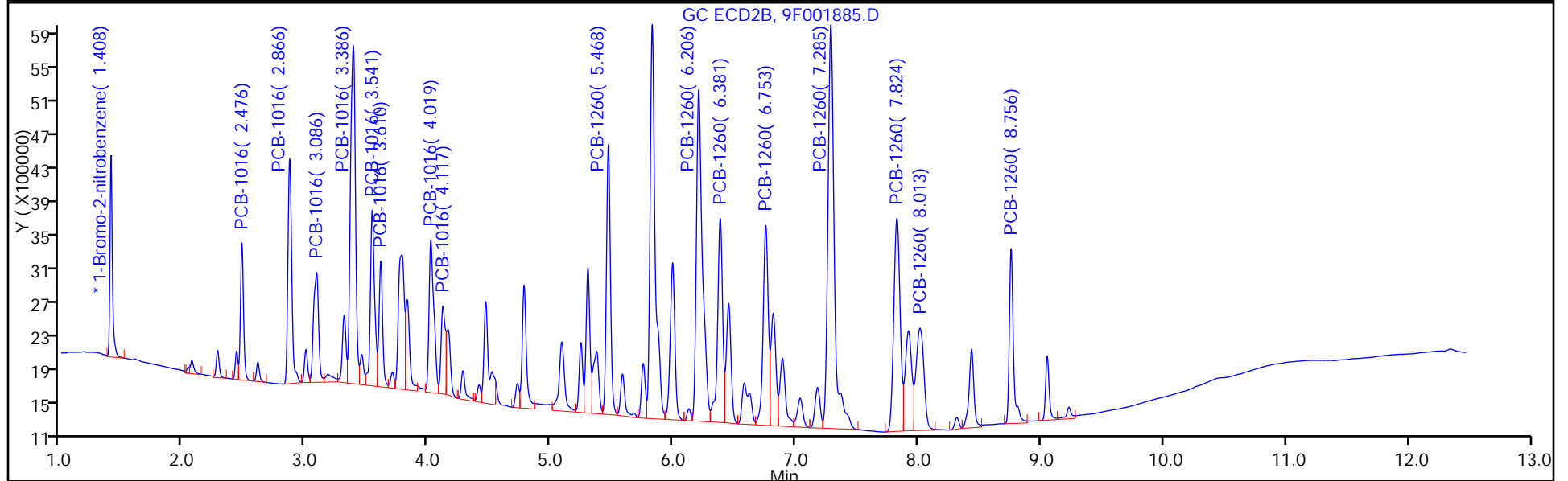
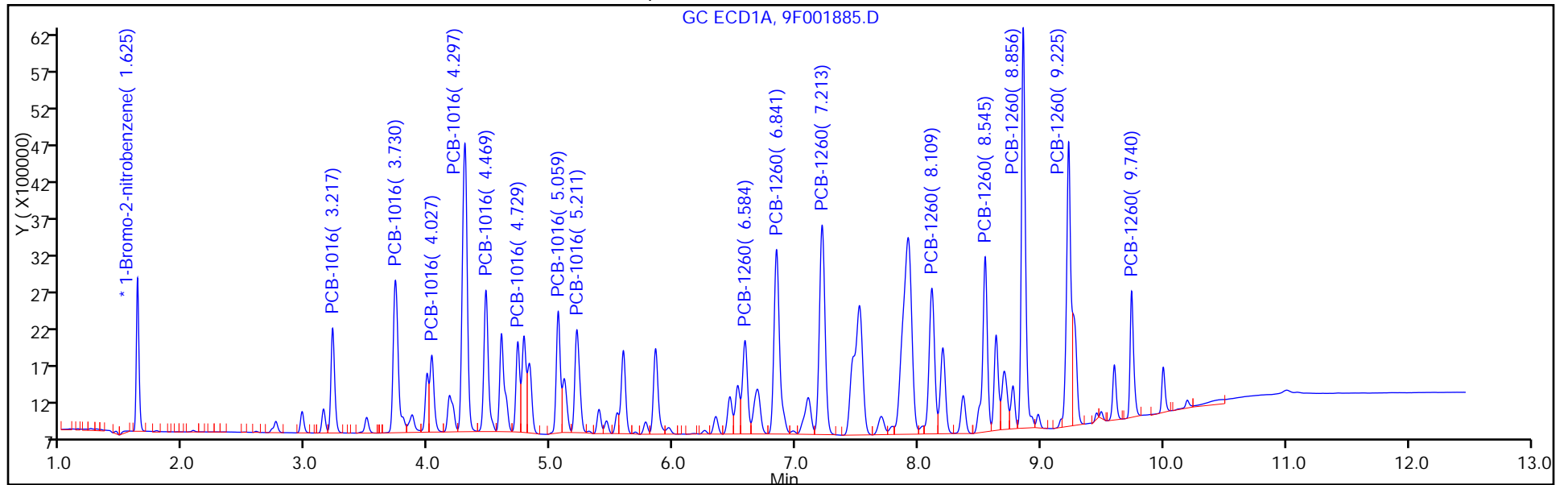
Injection Vol: 1.0 ul

Dil. Factor: 1.0000

ALS Bottle#: 7

Method: 8082-ISTD

Limit Group: GC 8082A PCB ISTD



FORM VII
PCBS CONTINUING CALIBRATION DATA

Lab Name: TestAmerica Edison Job No.: 460-118423-1
 SDG No.: _____
 Lab Sample ID: CCVIS 460-384452/22 Calibration Date: 08/12/2016 12:08
 Instrument ID: CPESTGC9 Calib Start Date: 05/12/2016 10:14
 GC Column: CLP-2 ID: 0.53 (mm) Calib End Date: 05/12/2016 11:53
 Lab File ID: 9F242808.D Conc. Units: ug/L

ANALYTE	CURVE TYPE	AVE RRF	RRF	MIN RRF	CALC AMOUNT	SPIKE AMOUNT	%D	MAX %D
PCB-1016 Peak 1	Ave	0.0182	0.0178		979	1000	-2.1	20.0
PCB-1016 Peak 2	Ave	0.0374	0.0367		981	1000	-1.9	20.0
PCB-1016 Peak 3	Ave	0.0166	0.0166		998	1000	-0.2	20.0
PCB-1016 Peak 4	Ave	0.0652	0.0650		997	1000	-0.3	20.0
PCB-1016 Peak 5	Ave	0.0299	0.0283		948	1000	-5.2	20.0
PCB-1016 Peak 6	Ave	0.0165	0.0149		905	1000	-9.5	20.0
PCB-1016 Peak 7	Ave	0.0238	0.0214		898	1000	-10.2	20.0
PCB-1016 Peak 8	Ave	0.0260	0.0264		1010	1000	1.3	20.0
PCB-1260 Peak 1	Ave	0.0236	0.0231		979	1000	-2.1	20.0
PCB-1260 Peak 2	Ave	0.0484	0.0465		962	1000	-3.8	20.0
PCB-1260 Peak 3	Ave	0.0579	0.0517		893	1000	-10.7	20.0
PCB-1260 Peak 4	Ave	0.0430	0.0417		971	1000	-2.9	20.0
PCB-1260 Peak 5	Ave	0.0423	0.0389		921	1000	-7.9	20.0
PCB-1260 Peak 6	Ave	0.0849	0.0787		927	1000	-7.3	20.0
PCB-1260 Peak 7	Ave	0.0623	0.0552		886	1000	-11.4	20.0
PCB-1260 Peak 8	Ave	0.0255	0.0245		961	1000	-3.9	20.0
Tetrachloro-m-xylene	Ave	0.8297	0.8047		97.0	100	-3.0	20.0
DCB Decachlorobiphenyl	Ave	0.7142	0.6463		90.5	100	-9.5	20.0

FORM VII
PCBS CONTINUING CALIBRATION RETENTION TIME SUMMARY

Lab Name: TestAmerica Edison Job No.: 460-118423-1
 SDG No.: _____
 Lab Sample ID: CCVIS 460-384452/22 Calibration Date: 08/12/2016 12:08
 Instrument ID: CPESTGC9 Calib Start Date: 05/12/2016 10:14
 GC Column: CLP-2 ID: 0.53 (mm) Calib End Date: 05/12/2016 11:53
 Lab File ID: 9F242808.D

Analyte	RT	RT WINDOW	
		FROM	TO
PCB-1016 Peak 1	3.20	3.17	3.23
PCB-1016 Peak 2	3.71	3.64	3.78
PCB-1016 Peak 3	4.00	3.93	4.07
PCB-1016 Peak 4	4.28	4.21	4.35
PCB-1016 Peak 5	4.45	4.38	4.52
PCB-1016 Peak 6	4.71	4.64	4.78
PCB-1016 Peak 7	5.03	4.96	5.10
PCB-1016 Peak 8	5.19	5.12	5.26
PCB-1260 Peak 1	6.55	6.52	6.58
PCB-1260 Peak 2	6.81	6.74	6.88
PCB-1260 Peak 3	7.18	7.11	7.25
PCB-1260 Peak 4	8.07	8.00	8.14
PCB-1260 Peak 5	8.52	8.45	8.59
PCB-1260 Peak 6	8.84	8.77	8.91
PCB-1260 Peak 7	9.23	9.16	9.30
PCB-1260 Peak 8	9.76	9.69	9.83
Tetrachloro-m-xylene	2.58	2.55	2.61
DCB Decachlorobiphenyl	10.22	10.19	10.25

TestAmerica Edison
Target Compound Quantitation Report

Data File: \\ChromNA\Edison\ChromData\CPESTGC9\20160812-44397.b\9F242808.D
 Lims ID: CCV
 Client ID:
 Sample Type: CCV
 Inject. Date: 12-Aug-2016 12:08:02 ALS Bottle#: 22 Worklist Smp#: 22
 Injection Vol: 1.0 ul Dil. Factor: 1.0000
 Sample Info: 460-0044397-022
 Operator ID: Instrument ID: CPESTGC9
 Sublist: chrom-8082-ISTD*sub1
 Method: \\ChromNA\Edison\ChromData\CPESTGC9\20160812-44397.b\8082-ISTD.m
 Limit Group: GC 8082A PCB ISTD
 Last Update: 12-Aug-2016 13:19:12 Calib Date: 12-May-2016 14:29:29
 Integrator: Falcon
 Quant Method: Internal Standard Quant By: Initial Calibration
 Last ICal File: \\ChromNA\Edison\ChromData\CPESTGC9\20160512-40924.b\9F001892.D
 Column 1 : Det: GC ECD1A
 Column 2 : Det: GC ECD2B
 Process Host: XAWRK014

First Level Reviewer: patelji Date: 12-Aug-2016 12:25:28

Col	RT (min.)	Exp RT (min.)	Dlt RT (min.)	Response	Cal Amt ug/l	OnCol Amt ug/l	Flags
-----	-----------	---------------	---------------	----------	--------------	----------------	-------

* 13 1-Bromo-2-nitrobenzene							M
1	1.618	1.618	0.000	3055300	20.0	20.0	M
2	1.410	1.410	0.000	2790159	20.0	20.0	M
RPD = 0.00							
\$ 2 Tetrachloro-m-xylene							
1	2.579	2.579	0.000	12293109	100.0	97.0	
2	2.084	2.084	0.000	11373479	100.0	106.8	
RPD = 9.67							

Col	RT (min.)	Exp RT (min.)	Dlt RT (min.)	Response	Cal Amt ug/l	OnCol Amt ug/l	Flags
-----	-----------	---------------	---------------	----------	--------------	----------------	-------

5 PCB-1016

1	3.198	3.198	0.000	2721493	1000.0	979.4	
1	3.707	3.707	0.000	5601627	1000.0	981.4	
1	4.003	4.003	0.000	2533377	1000.0	998.3	
1	4.277	4.277	0.000	9931191	1000.0	996.9	
1	4.447	4.447	0.000	4325900	1000.0	948.1	
1	4.705	4.705	0.000	2274855	1000.0	905.1	
1	5.034	5.034	0.000	3272425	1000.0	898.3	
1	5.187	5.187	0.000	4028536	1000.0	1013.2	

Average of Peak Amounts = 965.1

2	2.473	2.473	0.000	2698473	1000.0	1139.6	
2	2.858	2.858	0.000	5249165	1000.0	1177.5	
2	0.000	0.000	0.000	0	1000.0	0	
2	3.378	3.378	0.000	9361871	1000.0	1031.8	M
2	3.532	3.532	0.000	4229776	1000.0	1039.9	M
2	3.601	3.601	0.000	2772513	1000.0	1108.3	M
2	4.005	4.005	0.000	4061555	1000.0	1031.3	M
2	4.105	4.105	0.000	2323588	1000.0	1153.0	M

Average of Peak Amounts = 1097.3

RPD = 12.83

8 PCB-1260

1	6.552	6.552	0.000	3527909	1000.0	978.7	M
1	6.807	6.807	0.000	7104330	1000.0	961.7	
1	7.177	7.177	0.000	7896860	1000.0	893.0	
1	8.072	8.072	0.000	6370820	1000.0	970.6	
1	8.521	8.521	0.000	5945838	1000.0	920.7	
1	8.844	8.844	0.000	12021992	1000.0	926.6	
1	9.226	9.226	0.000	8437569	1000.0	886.3	M
1	9.755	9.755	0.000	3743995	1000.0	961.2	a

Average of Peak Amounts = 937.4

2	5.447	5.447	0.000	6020809	1000.0	998.9	M
2	6.181	6.181	0.000	9819699	1000.0	926.9	M
2	6.352	6.352	0.000	6072120	1000.0	934.8	M
2	6.721	6.721	0.000	5860408	1000.0	893.5	M
2	7.247	7.247	0.000	14165691	1000.0	888.1	M
2	7.783	7.783	0.000	6310661	1000.0	841.4	M
2	7.965	7.965	0.000	4709877	1000.0	909.7	M
2	8.742	8.742	0.000	4071944	1000.0	909.6	

Average of Peak Amounts = 912.9

RPD = 2.65

\$ 11 DCB Decachlorobiphenyl

1	10.219	10.219	0.000	9872863	100.0	90.5	a
2	9.225	9.225	0.000	11071308	100.0	95.2	a

RPD = 5.09

S 12 Polychlorinated biphenyls, Total

1						1902.4	
---	--	--	--	--	--	--------	--

QC Flag Legend

Review Flags

M - Manually Integrated

Reagents:

SG1660L3_00029

Amount Added: 1.00

Units: mL

SGPCBISTD_00006

Amount Added: 20.00

Units: uL

Run Reagent

TestAmerica Edison

Data File: \\ChromNA\Edison\ChromData\CPESTGC9\20160812-44397.b\9F242808.D

Injection Date: 12-Aug-2016 12:08:02

Instrument ID: CPESTGC9

Operator ID:

Lims ID: CCV

Worklist Smp#: 22

Client ID:

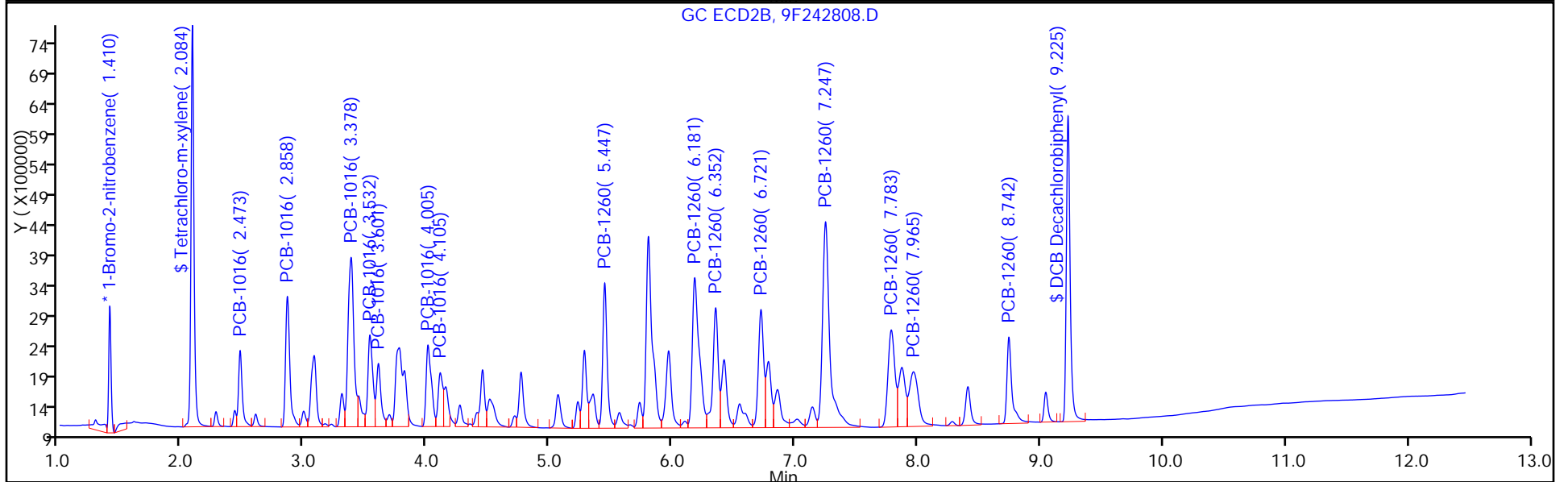
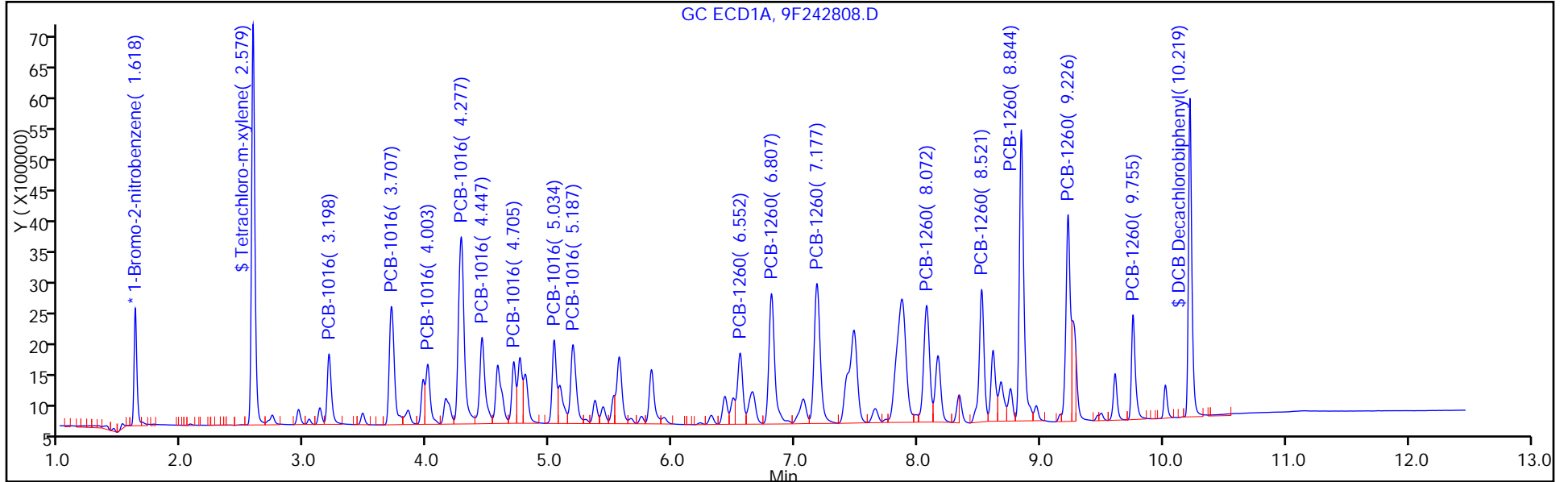
Injection Vol: 1.0 ul

Dil. Factor: 1.0000

ALS Bottle#: 22

Method: 8082-ISTD

Limit Group: GC 8082A PCB ISTD



FORM VII
PCBS CONTINUING CALIBRATION DATA

Lab Name: TestAmerica Edison Job No.: 460-118423-1
 SDG No.: _____
 Lab Sample ID: CCVIS 460-384452/22 Calibration Date: 08/12/2016 12:08
 Instrument ID: CPESTGC9 Calib Start Date: 05/12/2016 10:14
 GC Column: CLP-1 ID: 0.53(mm) Calib End Date: 05/12/2016 11:53
 Lab File ID: 9F242808.D Conc. Units: ug/L

ANALYTE	CURVE TYPE	AVE RRF	RRF	MIN RRF	CALC AMOUNT	SPIKE AMOUNT	%D	MAX %D
PCB-1016 Peak 3	Ave	0.0210	0.0255		0.0980	1000	21.6*	20.0
PCB-1016 Peak 1	Ave	0.0170	0.0193		1140	1000	14.0	20.0
PCB-1016 Peak 2	Ave	0.0320	0.0376		1180	1000	17.8	20.0
PCB-1016 Peak 4	Ave	0.0650	0.0671		1030	1000	3.2	20.0
PCB-1016 Peak 5	Ave	0.0292	0.0303		1040	1000	4.0	20.0
PCB-1016 Peak 6	Ave	0.0179	0.0199		1110	1000	10.8	20.0
PCB-1016 Peak 7	Ave	0.0282	0.0291		1030	1000	3.1	20.0
PCB-1016 Peak 8	Ave	0.0144	0.0167		1150	1000	15.3	20.0
PCB-1260 Peak 1	Ave	0.0432	0.0432		999	1000	-0.1	20.0
PCB-1260 Peak 2	Ave	0.0759	0.0704		927	1000	-7.3	20.0
PCB-1260 Peak 3	Ave	0.0466	0.0435		935	1000	-6.5	20.0
PCB-1260 Peak 4	Ave	0.0470	0.0420		894	1000	-10.6	20.0
PCB-1260 Peak 5	Ave	0.1143	0.1015		888	1000	-11.2	20.0
PCB-1260 Peak 6	Ave	0.0538	0.0452		841	1000	-15.9	20.0
PCB-1260 Peak 7	Ave	0.0371	0.0338		910	1000	-9.0	20.0
PCB-1260 Peak 8	Ave	0.0321	0.0292		910	1000	-9.0	20.0
Tetrachloro-m-xylene	Ave	0.7630	0.8153		107	100	6.8	20.0
DCB Decachlorobiphenyl	Ave	0.8335	0.7936		95.2	100	-4.8	20.0

FORM VII
PCBS CONTINUING CALIBRATION RETENTION TIME SUMMARY

Lab Name: TestAmerica Edison Job No.: 460-118423-1
 SDG No.: _____
 Lab Sample ID: CCVIS 460-384452/22 Calibration Date: 08/12/2016 12:08
 Instrument ID: CPESTGC9 Calib Start Date: 05/12/2016 10:14
 GC Column: CLP-1 ID: 0.53(mm) Calib End Date: 05/12/2016 11:53
 Lab File ID: 9F242808.D

Analyte	RT	RT WINDOW	
		FROM	TO
PCB-1016 Peak 3	0.00	0.00	0.07
PCB-1016 Peak 1	2.47	2.40	2.54
PCB-1016 Peak 2	2.86	2.79	2.93
PCB-1016 Peak 4	3.38	3.31	3.45
PCB-1016 Peak 5	3.53	3.46	3.60
PCB-1016 Peak 6	3.60	3.53	3.67
PCB-1016 Peak 7	4.01	3.94	4.08
PCB-1016 Peak 8	4.11	4.04	4.18
PCB-1260 Peak 1	5.45	5.38	5.52
PCB-1260 Peak 2	6.18	6.11	6.25
PCB-1260 Peak 3	6.35	6.28	6.42
PCB-1260 Peak 4	6.72	6.65	6.79
PCB-1260 Peak 5	7.25	7.18	7.32
PCB-1260 Peak 6	7.78	7.71	7.85
PCB-1260 Peak 7	7.97	7.90	8.04
PCB-1260 Peak 8	8.74	8.67	8.81
Tetrachloro-m-xylene	2.08	2.03	2.13
DCB Decachlorobiphenyl	9.23	9.13	9.33

TestAmerica Edison
Target Compound Quantitation Report

Data File: \\ChromNA\Edison\ChromData\CPESTGC9\20160812-44397.b\9F242808.D
 Lims ID: CCV
 Client ID:
 Sample Type: CCV
 Inject. Date: 12-Aug-2016 12:08:02 ALS Bottle#: 22 Worklist Smp#: 22
 Injection Vol: 1.0 ul Dil. Factor: 1.0000
 Sample Info: 460-0044397-022
 Operator ID: Instrument ID: CPESTGC9
 Sublist: chrom-8082-ISTD*sub1
 Method: \\ChromNA\Edison\ChromData\CPESTGC9\20160812-44397.b\8082-ISTD.m
 Limit Group: GC 8082A PCB ISTD
 Last Update: 12-Aug-2016 13:19:12 Calib Date: 12-May-2016 14:29:29
 Integrator: Falcon
 Quant Method: Internal Standard Quant By: Initial Calibration
 Last ICal File: \\ChromNA\Edison\ChromData\CPESTGC9\20160512-40924.b\9F001892.D
 Column 1 : Det: GC ECD1A
 Column 2 : Det: GC ECD2B
 Process Host: XAWRK014

First Level Reviewer: patelji Date: 12-Aug-2016 12:25:28

Col	RT (min.)	Exp RT (min.)	Dlt RT (min.)	Response	Cal Amt ug/l	OnCol Amt ug/l	Flags
-----	-----------	---------------	---------------	----------	--------------	----------------	-------

* 13 1-Bromo-2-nitrobenzene							M
1	1.618	1.618	0.000	3055300	20.0	20.0	M
2	1.410	1.410	0.000	2790159	20.0	20.0	M
RPD = 0.00							
\$ 2 Tetrachloro-m-xylene							
1	2.579	2.579	0.000	12293109	100.0	97.0	
2	2.084	2.084	0.000	11373479	100.0	106.8	
RPD = 9.67							

Col	RT (min.)	Exp RT (min.)	Dlt RT (min.)	Response	Cal Amt ug/l	OnCol Amt ug/l	Flags
-----	-----------	---------------	---------------	----------	--------------	----------------	-------

5 PCB-1016

1	3.198	3.198	0.000	2721493	1000.0	979.4	
1	3.707	3.707	0.000	5601627	1000.0	981.4	
1	4.003	4.003	0.000	2533377	1000.0	998.3	
1	4.277	4.277	0.000	9931191	1000.0	996.9	
1	4.447	4.447	0.000	4325900	1000.0	948.1	
1	4.705	4.705	0.000	2274855	1000.0	905.1	
1	5.034	5.034	0.000	3272425	1000.0	898.3	
1	5.187	5.187	0.000	4028536	1000.0	1013.2	

Average of Peak Amounts = 965.1

2	2.473	2.473	0.000	2698473	1000.0	1139.6	
2	2.858	2.858	0.000	5249165	1000.0	1177.5	
2	0.000	0.000	0.000	0	1000.0	0	
2	3.378	3.378	0.000	9361871	1000.0	1031.8	M
2	3.532	3.532	0.000	4229776	1000.0	1039.9	M
2	3.601	3.601	0.000	2772513	1000.0	1108.3	M
2	4.005	4.005	0.000	4061555	1000.0	1031.3	M
2	4.105	4.105	0.000	2323588	1000.0	1153.0	M

Average of Peak Amounts = 1097.3

RPD = 12.83

8 PCB-1260

1	6.552	6.552	0.000	3527909	1000.0	978.7	M
1	6.807	6.807	0.000	7104330	1000.0	961.7	
1	7.177	7.177	0.000	7896860	1000.0	893.0	
1	8.072	8.072	0.000	6370820	1000.0	970.6	
1	8.521	8.521	0.000	5945838	1000.0	920.7	
1	8.844	8.844	0.000	12021992	1000.0	926.6	
1	9.226	9.226	0.000	8437569	1000.0	886.3	M
1	9.755	9.755	0.000	3743995	1000.0	961.2	a

Average of Peak Amounts = 937.4

2	5.447	5.447	0.000	6020809	1000.0	998.9	M
2	6.181	6.181	0.000	9819699	1000.0	926.9	M
2	6.352	6.352	0.000	6072120	1000.0	934.8	M
2	6.721	6.721	0.000	5860408	1000.0	893.5	M
2	7.247	7.247	0.000	14165691	1000.0	888.1	M
2	7.783	7.783	0.000	6310661	1000.0	841.4	M
2	7.965	7.965	0.000	4709877	1000.0	909.7	M
2	8.742	8.742	0.000	4071944	1000.0	909.6	

Average of Peak Amounts = 912.9

RPD = 2.65

\$ 11 DCB Decachlorobiphenyl

1	10.219	10.219	0.000	9872863	100.0	90.5	a
2	9.225	9.225	0.000	11071308	100.0	95.2	a

RPD = 5.09

S 12 Polychlorinated biphenyls, Total

1						1902.4	
---	--	--	--	--	--	--------	--

QC Flag Legend

Review Flags

M - Manually Integrated

Reagents:

SG1660L3_00029

Amount Added: 1.00

Units: mL

SGPCBISTD_00006

Amount Added: 20.00

Units: uL

Run Reagent

TestAmerica Edison

Data File: \\ChromNA\Edison\ChromData\CPESTGC9\20160812-44397.b\9F242808.D

Injection Date: 12-Aug-2016 12:08:02

Instrument ID: CPESTGC9

Operator ID:

Lims ID: CCV

Worklist Smp#: 22

Client ID:

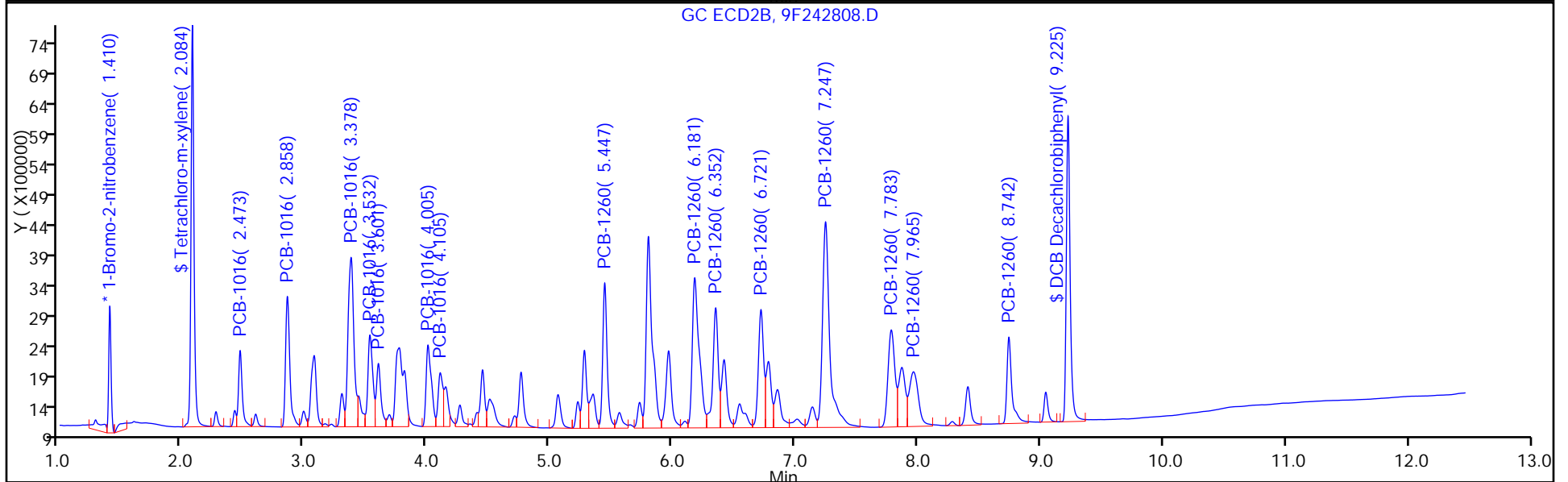
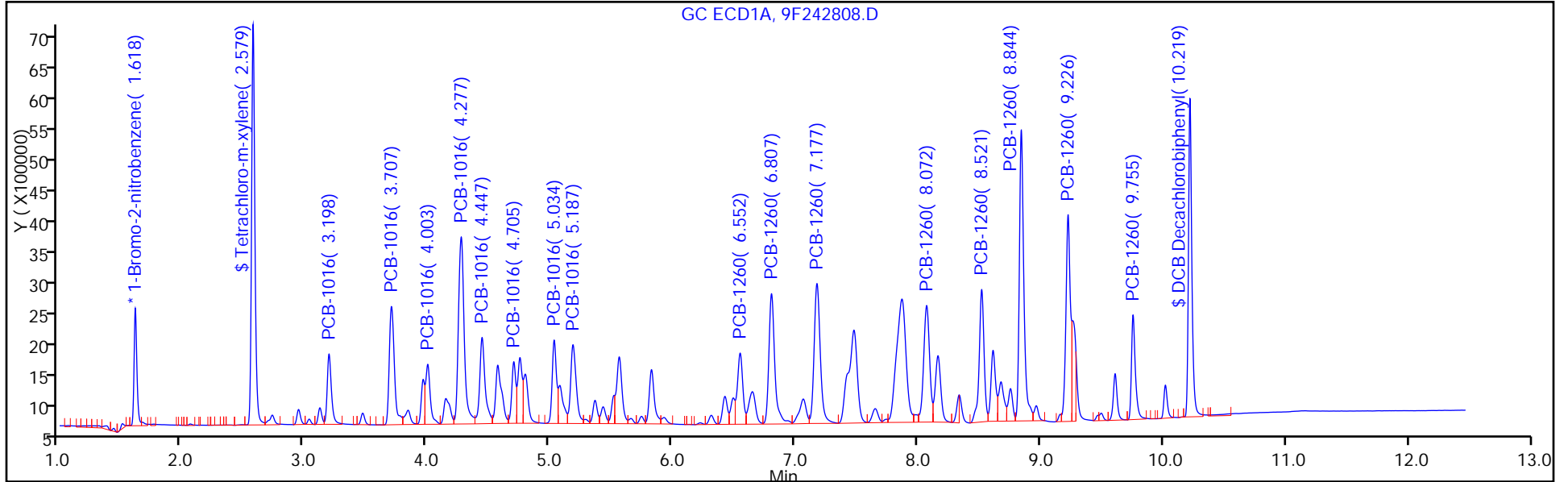
Injection Vol: 1.0 ul

Dil. Factor: 1.0000

ALS Bottle#: 22

Method: 8082-ISTD

Limit Group: GC 8082A PCB ISTD



FORM VII
PCBS CONTINUING CALIBRATION DATA

Lab Name: TestAmerica Edison Job No.: 460-118423-1
 SDG No.: _____
 Lab Sample ID: CCV 460-384452/27 Calibration Date: 08/12/2016 13:33
 Instrument ID: CPESTGC9 Calib Start Date: 05/12/2016 10:14
 GC Column: CLP-2 ID: 0.53 (mm) Calib End Date: 05/12/2016 11:53
 Lab File ID: 9F242813.D Conc. Units: ug/L

ANALYTE	CURVE TYPE	AVE RRF	RRF	MIN RRF	CALC AMOUNT	SPIKE AMOUNT	%D	MAX %D
Tetrachloro-m-xylene	Ave	0.8297	0.7702		92.8	100	-7.2	20.0
DCB Decachlorobiphenyl	Ave	0.7142	0.6187		86.6	100	-13.4	20.0

FORM VII
PCBS CONTINUING CALIBRATION RETENTION TIME SUMMARY

Lab Name: TestAmerica Edison Job No.: 460-118423-1
 SDG No.: _____
 Lab Sample ID: CCV 460-384452/27 Calibration Date: 08/12/2016 13:33
 Instrument ID: CPESTGC9 Calib Start Date: 05/12/2016 10:14
 GC Column: CLP-2 ID: 0.53 (mm) Calib End Date: 05/12/2016 11:53
 Lab File ID: 9F242813.D

Analyte	RT	RT WINDOW	
		FROM	TO
Tetrachloro-m-xylene	2.58	2.55	2.61
DCB Decachlorobiphenyl	10.23	10.19	10.25

TestAmerica Edison
Target Compound Quantitation Report

Data File: \\ChromNA\Edison\ChromData\CPESTGC9\20160812-44397.b\9F242813.D
 Lims ID: CCV AR1262
 Client ID:
 Sample Type: CCV
 Inject. Date: 12-Aug-2016 13:33:34 ALS Bottle#: 27 Worklist Smp#: 27
 Injection Vol: 1.0 ul Dil. Factor: 1.0000
 Sample Info: 460-0044397-027
 Operator ID: Instrument ID: CPESTGC9
 Sublist: chrom-8082-ISTD*sub7
 Method: \\ChromNA\Edison\ChromData\CPESTGC9\20160812-44397.b\8082-ISTD.m
 Limit Group: GC 8082A PCB ISTD
 Last Update: 15-Aug-2016 10:50:46 Calib Date: 12-May-2016 14:29:29
 Integrator: Falcon
 Quant Method: Internal Standard Quant By: Initial Calibration
 Last ICal File: \\ChromNA\Edison\ChromData\CPESTGC9\20160512-40924.b\9F001892.D
 Column 1 : Det: GC ECD1A
 Column 2 : Det: GC ECD2B
 Process Host: XAWRK053

First Level Reviewer: patelji Date: 12-Aug-2016 14:26:49

Col	RT (min.)	Exp RT (min.)	Dlt RT (min.)	Response	Cal Amt ug/l	OnCol Amt ug/l	Flags
-----	-----------	---------------	---------------	----------	--------------	----------------	-------

* 13 1-Bromo-2-nitrobenzene							M
1	1.616	1.618	-0.002	2898866	20.0	20.0	M
2	1.404	1.410	-0.006	2598088	20.0	20.0	M
RPD = 0.00							
\$ 2 Tetrachloro-m-xylene							
1	2.578	2.579	-0.001	11164156	100.0	92.8	
2	2.077	2.084	-0.007	9891757	100.0	99.8	
RPD = 7.22							

Col	RT (min.)	Exp RT (min.)	Dlt RT (min.)	Response	Cal Amt ug/l	OnCol Amt ug/l	Flags
-----	-----------	---------------	---------------	----------	--------------	----------------	-------

9 PCB-1262

1	6.811	6.796	0.015	5336505	1000.0	914.3	M
1	7.183	7.165	0.018	6236167	1000.0	926.5	M
1	8.076	8.060	0.016	8448342	1000.0	889.2	M
1	8.525	8.511	0.014	6622067	1000.0	886.1	
1	8.847	8.833	0.014	12993752	1000.0	920.9	M
1	9.613	9.594	0.019	2283767	1000.0	934.6	
1	9.761	9.739	0.022	5237420	1000.0	950.0	
1	10.026	10.003	0.023	2051412	1000.0	952.4	

Average of Peak Amounts = 921.8

2	5.447	5.436	0.011	4918001	1000.0	1048.2	M
2	6.721	6.709	0.012	7164899	1000.0	892.4	M
2	7.251	7.234	0.017	15738375	1000.0	844.2	M
2	0.000	7.765	-7.765	0	1000.0	0	
2	7.965	7.949	0.016	7709878	1000.0	932.2	M
2	8.411	8.397	0.014	2538485	1000.0	891.8	M
2	8.746	8.733	0.013	5909057	1000.0	958.9	M
2	9.046	9.036	0.010	2224239	1000.0	948.2	M

Average of Peak Amounts = 930.9

RPD = 0.98

\$ 11 DCB Decachlorobiphenyl

1	10.229	10.219	0.010	8967472	100.0	86.6	M
2	9.227	9.225	0.002	9888034	100.0	91.3	M

RPD = 5.28

S 12 Polychlorinated biphenyls, Total

1						921.8	
---	--	--	--	--	--	-------	--

QC Flag Legend

Review Flags

M - Manually Integrated

Reagents:

SG1262L3_00024

Amount Added: 1.00

Units: mL

SGPCBISTD_00006

Amount Added: 20.00

Units: uL

Run Reagent

TestAmerica Edison

Data File: \\ChromNA\Edison\ChromData\CPESTGC9\20160812-44397.b\9F242813.D

Injection Date: 12-Aug-2016 13:33:34

Instrument ID: CPESTGC9

Operator ID:

Lims ID: CCV AR1262

Worklist Smp#: 27

Client ID:

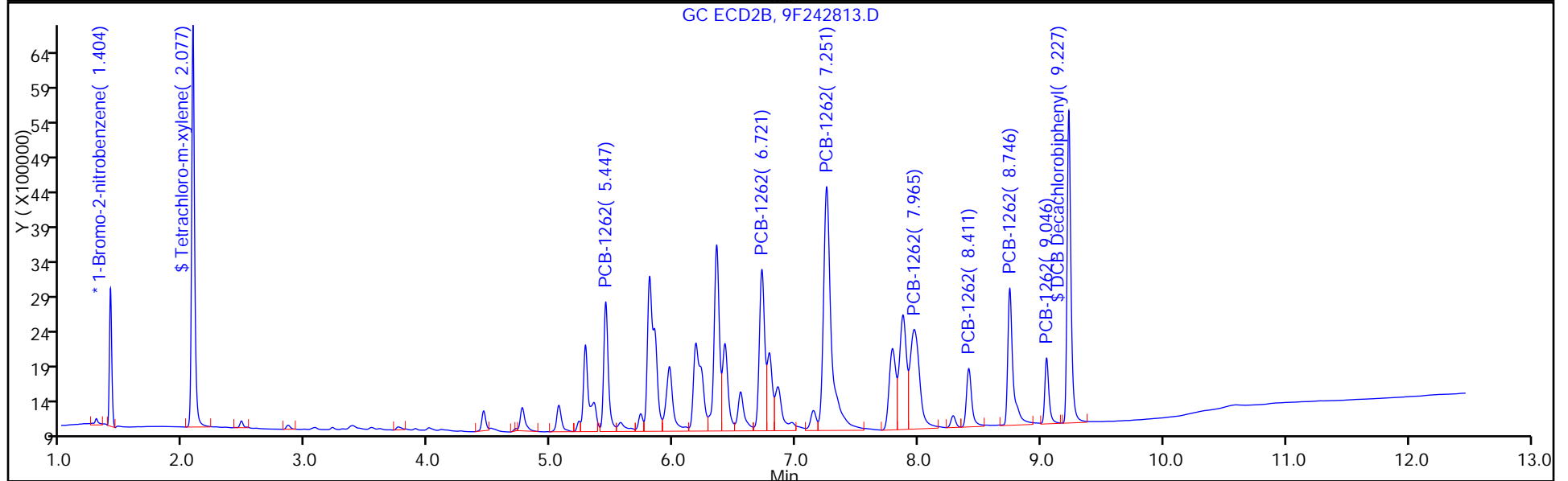
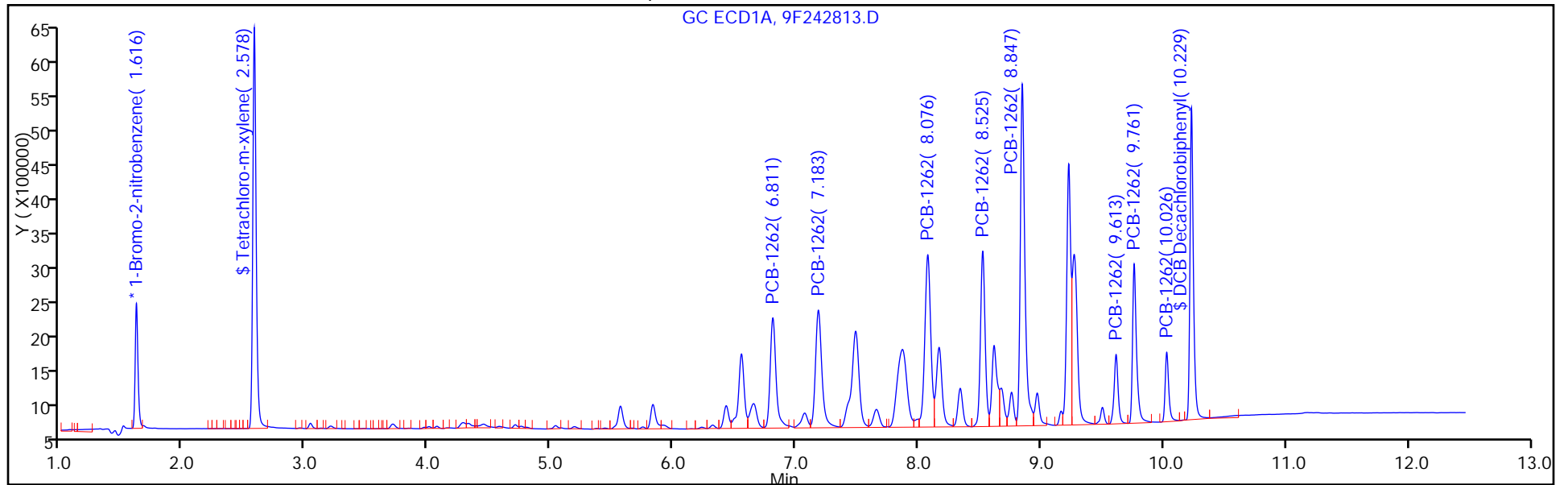
Injection Vol: 1.0 ul

Dil. Factor: 1.0000

ALS Bottle#: 27

Method: 8082-ISTD

Limit Group: GC 8082A PCB ISTD



FORM VII
PCBS CONTINUING CALIBRATION DATA

Lab Name: TestAmerica Edison Job No.: 460-118423-1
 SDG No.: _____
 Lab Sample ID: CCV 460-384452/27 Calibration Date: 08/12/2016 13:33
 Instrument ID: CPESTGC9 Calib Start Date: 05/12/2016 14:11
 GC Column: CLP-2 ID: 0.53 (mm) Calib End Date: 05/12/2016 14:11
 Lab File ID: 9F242813.D Conc. Units: ug/L

ANALYTE	CURVE TYPE	AVE RRF	RRF	MIN RRF	CALC AMOUNT	SPIKE AMOUNT	%D	MAX %D
PCB-1262 Peak 1	Ave	0.0403	0.0368		914	1000	-8.6	20.0
PCB-1262 Peak 2	Ave	0.0464	0.0430		927	1000	-7.3	20.0
PCB-1262 Peak 3	Ave	0.0655	0.0583		889	1000	-11.1	20.0
PCB-1262 Peak 4	Ave	0.0516	0.0457		886	1000	-11.4	20.0
PCB-1262 Peak 5	Ave	0.0974	0.0897		921	1000	-7.9	20.0
PCB-1262 Peak 6	Ave	0.0169	0.0158		935	1000	-6.5	20.0
PCB-1262 Peak 7	Ave	0.0380	0.0361		950	1000	-5.0	20.0
PCB-1262 Peak 8	Ave	0.0149	0.0142		952	1000	-4.8	20.0

FORM VII
PCBS CONTINUING CALIBRATION RETENTION TIME SUMMARY

Lab Name: TestAmerica Edison Job No.: 460-118423-1
 SDG No.: _____
 Lab Sample ID: CCV 460-384452/27 Calibration Date: 08/12/2016 13:33
 Instrument ID: CPESTGC9 Calib Start Date: 05/12/2016 14:11
 GC Column: CLP-2 ID: 0.53 (mm) Calib End Date: 05/12/2016 14:11
 Lab File ID: 9F242813.D

Analyte	RT	RT WINDOW	
		FROM	TO
PCB-1262 Peak 1	6.81	6.77	6.83
PCB-1262 Peak 2	7.18	7.10	7.24
PCB-1262 Peak 3	8.08	7.99	8.13
PCB-1262 Peak 4	8.53	8.44	8.58
PCB-1262 Peak 5	8.85	8.76	8.90
PCB-1262 Peak 6	9.61	9.52	9.66
PCB-1262 Peak 7	9.76	9.67	9.81
PCB-1262 Peak 8	10.03	9.93	10.07

TestAmerica Edison
Target Compound Quantitation Report

Data File: \\ChromNA\Edison\ChromData\CPESTGC9\20160812-44397.b\9F242813.D
 Lims ID: CCV AR1262
 Client ID:
 Sample Type: CCV
 Inject. Date: 12-Aug-2016 13:33:34 ALS Bottle#: 27 Worklist Smp#: 27
 Injection Vol: 1.0 ul Dil. Factor: 1.0000
 Sample Info: 460-0044397-027
 Operator ID: Instrument ID: CPESTGC9
 Sublist: chrom-8082-ISTD*sub7
 Method: \\ChromNA\Edison\ChromData\CPESTGC9\20160812-44397.b\8082-ISTD.m
 Limit Group: GC 8082A PCB ISTD
 Last Update: 15-Aug-2016 10:50:46 Calib Date: 12-May-2016 14:29:29
 Integrator: Falcon
 Quant Method: Internal Standard Quant By: Initial Calibration
 Last ICal File: \\ChromNA\Edison\ChromData\CPESTGC9\20160512-40924.b\9F001892.D
 Column 1 : Det: GC ECD1A
 Column 2 : Det: GC ECD2B
 Process Host: XAWRK053

First Level Reviewer: patelji Date: 12-Aug-2016 14:26:49

Col	RT (min.)	Exp RT (min.)	Dlt RT (min.)	Response	Cal Amt ug/l	OnCol Amt ug/l	Flags
-----	-----------	---------------	---------------	----------	--------------	----------------	-------

* 13 1-Bromo-2-nitrobenzene							M
1	1.616	1.618	-0.002	2898866	20.0	20.0	M
2	1.404	1.410	-0.006	2598088	20.0	20.0	M
RPD = 0.00							
\$ 2 Tetrachloro-m-xylene							
1	2.578	2.579	-0.001	11164156	100.0	92.8	
2	2.077	2.084	-0.007	9891757	100.0	99.8	
RPD = 7.22							

Col	RT (min.)	Exp RT (min.)	Dlt RT (min.)	Response	Cal Amt ug/l	OnCol Amt ug/l	Flags
-----	-----------	---------------	---------------	----------	--------------	----------------	-------

9 PCB-1262

1	6.811	6.796	0.015	5336505	1000.0	914.3	M
1	7.183	7.165	0.018	6236167	1000.0	926.5	M
1	8.076	8.060	0.016	8448342	1000.0	889.2	M
1	8.525	8.511	0.014	6622067	1000.0	886.1	
1	8.847	8.833	0.014	12993752	1000.0	920.9	M
1	9.613	9.594	0.019	2283767	1000.0	934.6	
1	9.761	9.739	0.022	5237420	1000.0	950.0	
1	10.026	10.003	0.023	2051412	1000.0	952.4	

Average of Peak Amounts = 921.8

2	5.447	5.436	0.011	4918001	1000.0	1048.2	M
2	6.721	6.709	0.012	7164899	1000.0	892.4	M
2	7.251	7.234	0.017	15738375	1000.0	844.2	M
2	0.000	7.765	-7.765	0	1000.0	0	
2	7.965	7.949	0.016	7709878	1000.0	932.2	M
2	8.411	8.397	0.014	2538485	1000.0	891.8	M
2	8.746	8.733	0.013	5909057	1000.0	958.9	M
2	9.046	9.036	0.010	2224239	1000.0	948.2	M

Average of Peak Amounts = 930.9

RPD = 0.98

\$ 11 DCB Decachlorobiphenyl

1	10.229	10.219	0.010	8967472	100.0	86.6	M
2	9.227	9.225	0.002	9888034	100.0	91.3	M

RPD = 5.28

S 12 Polychlorinated biphenyls, Total

1						921.8	
---	--	--	--	--	--	-------	--

QC Flag Legend

Review Flags

M - Manually Integrated

Reagents:

SG1262L3_00024

Amount Added: 1.00

Units: mL

SGPCBISTD_00006

Amount Added: 20.00

Units: uL

Run Reagent

TestAmerica Edison

Data File: \\ChromNA\Edison\ChromData\CPESTGC9\20160812-44397.b\9F242813.D

Injection Date: 12-Aug-2016 13:33:34

Instrument ID: CPESTGC9

Operator ID:

Lims ID: CCV AR1262

Worklist Smp#: 27

Client ID:

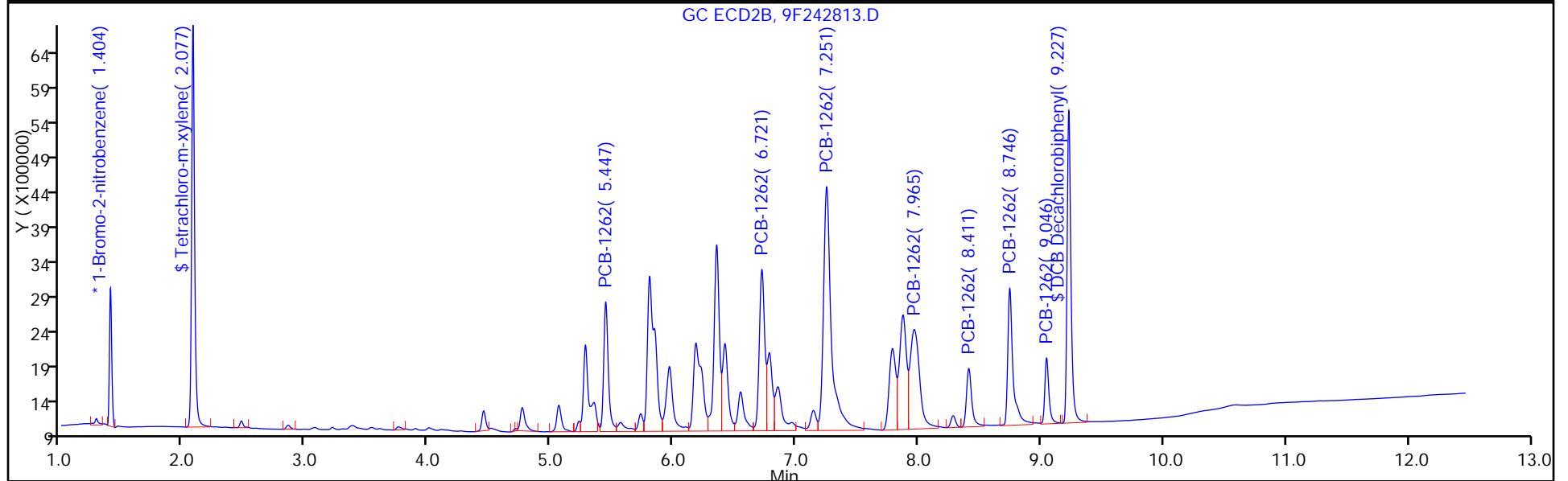
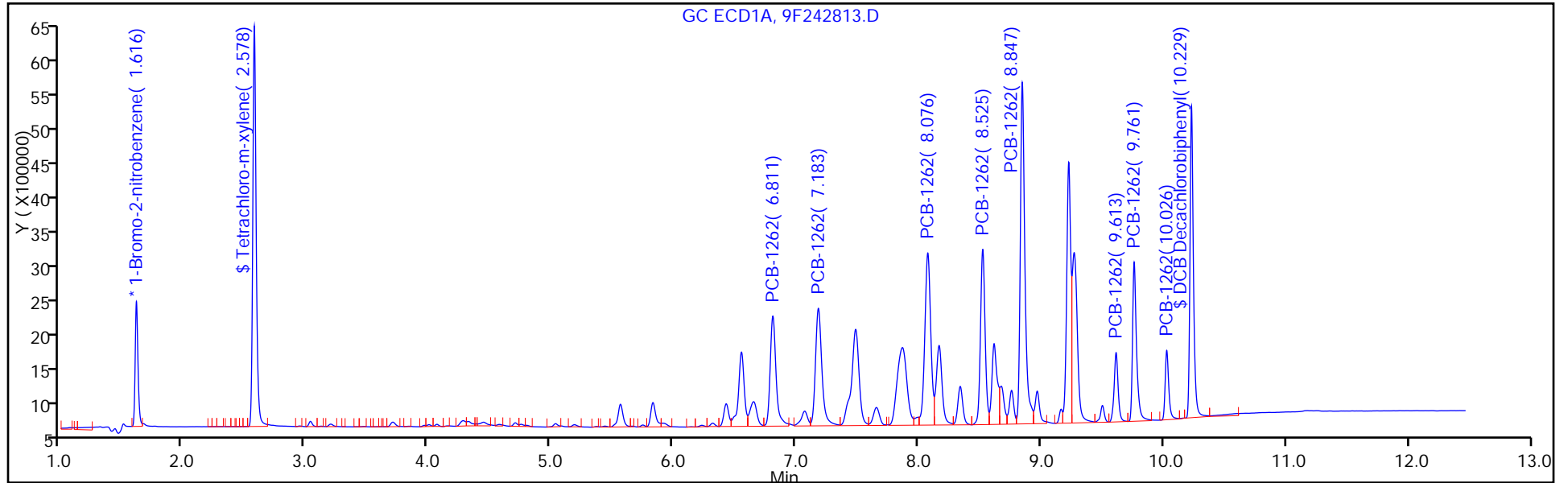
Injection Vol: 1.0 ul

Dil. Factor: 1.0000

ALS Bottle#: 27

Method: 8082-ISTD

Limit Group: GC 8082A PCB ISTD



FORM VII
PCBS CONTINUING CALIBRATION DATA

Lab Name: TestAmerica Edison Job No.: 460-118423-1
 SDG No.: _____
 Lab Sample ID: CCV 460-384452/27 Calibration Date: 08/12/2016 13:33
 Instrument ID: CPESTGC9 Calib Start Date: 05/12/2016 10:14
 GC Column: CLP-1 ID: 0.53 (mm) Calib End Date: 05/12/2016 11:53
 Lab File ID: 9F242813.D Conc. Units: ug/L

ANALYTE	CURVE TYPE	AVE RRF	RRF	MIN RRF	CALC AMOUNT	SPIKE AMOUNT	%D	MAX %D
Tetrachloro-m-xylene	Ave	0.7630	0.7615		99.8	100	-0.2	20.0
DCB Decachlorobiphenyl	Ave	0.8335	0.7612		91.3	100	-8.7	20.0

FORM VII
PCBS CONTINUING CALIBRATION RETENTION TIME SUMMARY

Lab Name: TestAmerica Edison Job No.: 460-118423-1
 SDG No.: _____
 Lab Sample ID: CCV 460-384452/27 Calibration Date: 08/12/2016 13:33
 Instrument ID: CPESTGC9 Calib Start Date: 05/12/2016 10:14
 GC Column: CLP-1 ID: 0.53 (mm) Calib End Date: 05/12/2016 11:53
 Lab File ID: 9F242813.D

Analyte	RT	RT WINDOW	
		FROM	TO
Tetrachloro-m-xylene	2.08	2.03	2.13
DCB Decachlorobiphenyl	9.23	9.13	9.33

TestAmerica Edison
Target Compound Quantitation Report

Data File: \\ChromNA\Edison\ChromData\CPESTGC9\20160812-44397.b\9F242813.D
 Lims ID: CCV AR1262
 Client ID:
 Sample Type: CCV
 Inject. Date: 12-Aug-2016 13:33:34 ALS Bottle#: 27 Worklist Smp#: 27
 Injection Vol: 1.0 ul Dil. Factor: 1.0000
 Sample Info: 460-0044397-027
 Operator ID: Instrument ID: CPESTGC9
 Sublist: chrom-8082-ISTD*sub7
 Method: \\ChromNA\Edison\ChromData\CPESTGC9\20160812-44397.b\8082-ISTD.m
 Limit Group: GC 8082A PCB ISTD
 Last Update: 15-Aug-2016 10:50:46 Calib Date: 12-May-2016 14:29:29
 Integrator: Falcon
 Quant Method: Internal Standard Quant By: Initial Calibration
 Last ICal File: \\ChromNA\Edison\ChromData\CPESTGC9\20160512-40924.b\9F001892.D
 Column 1 : Det: GC ECD1A
 Column 2 : Det: GC ECD2B
 Process Host: XAWRK053

First Level Reviewer: patelji Date: 12-Aug-2016 14:26:49

Col	RT (min.)	Exp RT (min.)	Dlt RT (min.)	Response	Cal Amt ug/l	OnCol Amt ug/l	Flags
-----	-----------	---------------	---------------	----------	--------------	----------------	-------

* 13 1-Bromo-2-nitrobenzene							M
1	1.616	1.618	-0.002	2898866	20.0	20.0	M
2	1.404	1.410	-0.006	2598088	20.0	20.0	M
RPD = 0.00							
\$ 2 Tetrachloro-m-xylene							
1	2.578	2.579	-0.001	11164156	100.0	92.8	
2	2.077	2.084	-0.007	9891757	100.0	99.8	
RPD = 7.22							

Col	RT (min.)	Exp RT (min.)	Dlt RT (min.)	Response	Cal Amt ug/l	OnCol Amt ug/l	Flags
-----	-----------	---------------	---------------	----------	--------------	----------------	-------

9 PCB-1262

1	6.811	6.796	0.015	5336505	1000.0	914.3	M
1	7.183	7.165	0.018	6236167	1000.0	926.5	M
1	8.076	8.060	0.016	8448342	1000.0	889.2	M
1	8.525	8.511	0.014	6622067	1000.0	886.1	
1	8.847	8.833	0.014	12993752	1000.0	920.9	M
1	9.613	9.594	0.019	2283767	1000.0	934.6	
1	9.761	9.739	0.022	5237420	1000.0	950.0	
1	10.026	10.003	0.023	2051412	1000.0	952.4	

Average of Peak Amounts = 921.8

2	5.447	5.436	0.011	4918001	1000.0	1048.2	M
2	6.721	6.709	0.012	7164899	1000.0	892.4	M
2	7.251	7.234	0.017	15738375	1000.0	844.2	M
2	0.000	7.765	-7.765	0	1000.0	0	
2	7.965	7.949	0.016	7709878	1000.0	932.2	M
2	8.411	8.397	0.014	2538485	1000.0	891.8	M
2	8.746	8.733	0.013	5909057	1000.0	958.9	M
2	9.046	9.036	0.010	2224239	1000.0	948.2	M

Average of Peak Amounts = 930.9

RPD = 0.98

\$ 11 DCB Decachlorobiphenyl

1	10.229	10.219	0.010	8967472	100.0	86.6	M
2	9.227	9.225	0.002	9888034	100.0	91.3	M

RPD = 5.28

S 12 Polychlorinated biphenyls, Total

1						921.8	
---	--	--	--	--	--	-------	--

QC Flag Legend

Review Flags

M - Manually Integrated

Reagents:

SG1262L3_00024

Amount Added: 1.00

Units: mL

SGPCBISTD_00006

Amount Added: 20.00

Units: uL

Run Reagent

TestAmerica Edison

Data File: \\ChromNA\Edison\ChromData\CPESTGC9\20160812-44397.b\9F242813.D

Injection Date: 12-Aug-2016 13:33:34

Instrument ID: CPESTGC9

Operator ID:

Lims ID: CCV AR1262

Worklist Smp#: 27

Client ID:

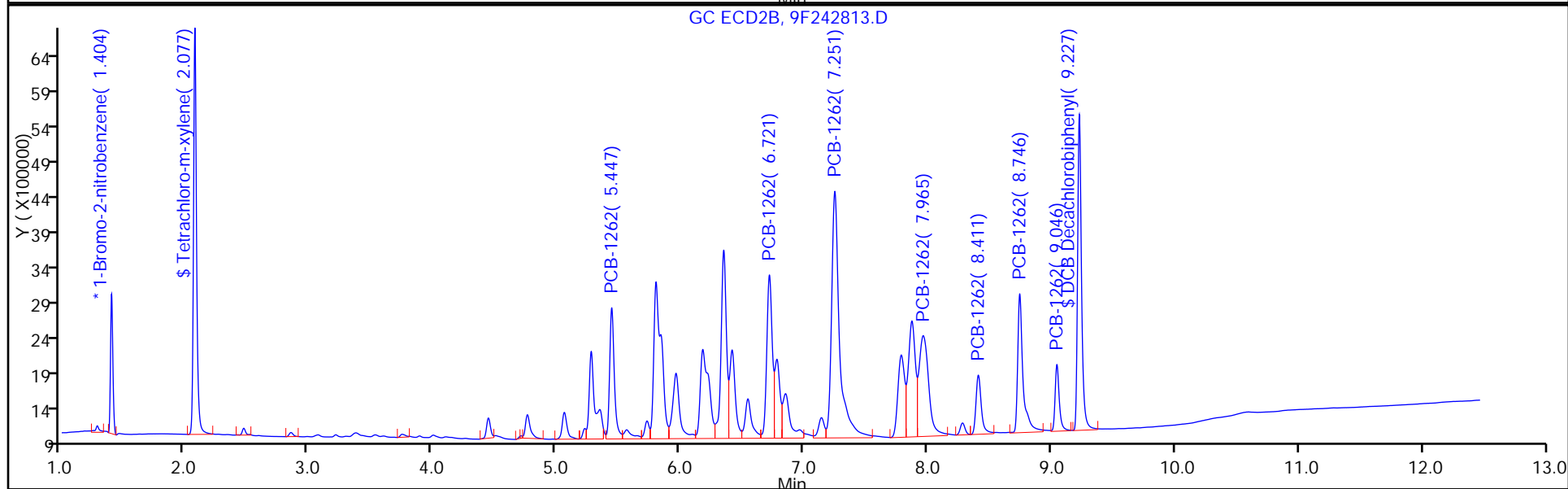
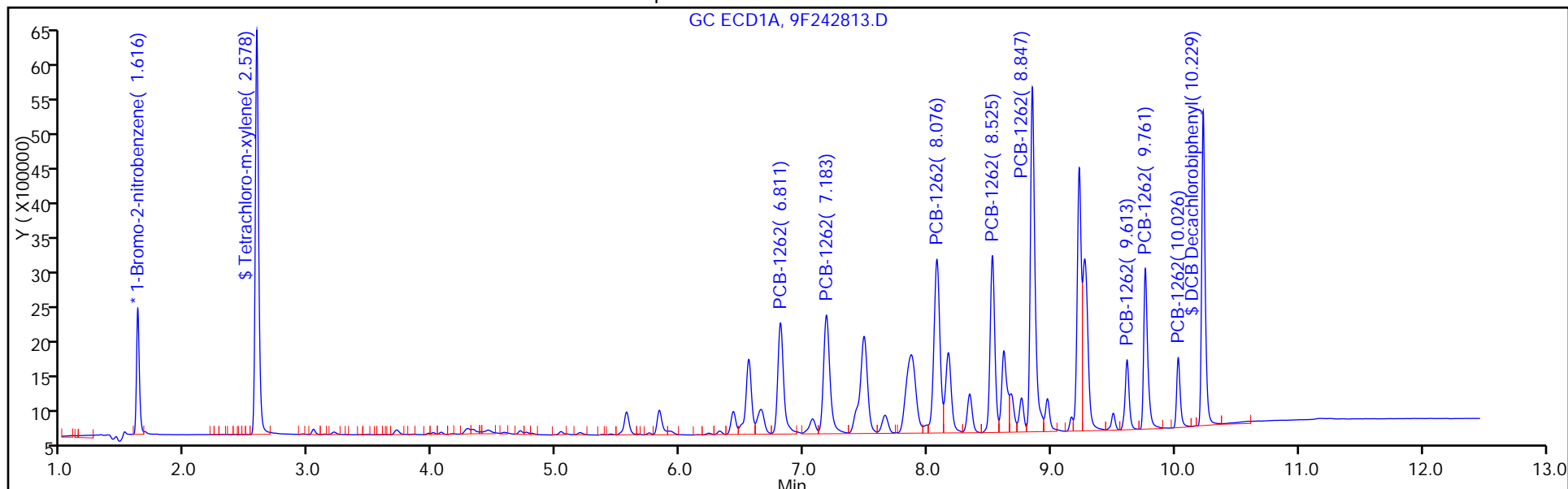
Injection Vol: 1.0 ul

Dil. Factor: 1.0000

ALS Bottle#: 27

Method: 8082-ISTD

Limit Group: GC 8082A PCB ISTD



FORM VII
PCBS CONTINUING CALIBRATION DATA

Lab Name: TestAmerica Edison Job No.: 460-118423-1
 SDG No.: _____
 Lab Sample ID: CCV 460-384452/27 Calibration Date: 08/12/2016 13:33
 Instrument ID: CPESTGC9 Calib Start Date: 05/12/2016 14:11
 GC Column: CLP-1 ID: 0.53 (mm) Calib End Date: 05/12/2016 14:11
 Lab File ID: 9F242813.D Conc. Units: ug/L

ANALYTE	CURVE TYPE	AVE RRF	RRF	MIN RRF	CALC AMOUNT	SPIKE AMOUNT	%D	MAX %D
PCB-1262 Peak 4	Ave	0.0448	0.0341		0.0840	1000	-23.9*	20.0
PCB-1262 Peak 1	Ave	0.0361	0.0379		1050	1000	4.8	20.0
PCB-1262 Peak 2	Ave	0.0618	0.0552		892	1000	-10.8	20.0
PCB-1262 Peak 3	Ave	0.1435	0.1212		844	1000	-15.6	20.0
PCB-1262 Peak 5	Ave	0.0637	0.0594		932	1000	-6.8	20.0
PCB-1262 Peak 6	Ave	0.0219	0.0195		892	1000	-10.8	20.0
PCB-1262 Peak 7	Ave	0.0474	0.0455		959	1000	-4.1	20.0
PCB-1262 Peak 8	Ave	0.0181	0.0171		948	1000	-5.2	20.0

FORM VII
PCBS CONTINUING CALIBRATION RETENTION TIME SUMMARY

Lab Name: TestAmerica Edison Job No.: 460-118423-1
 SDG No.: _____
 Lab Sample ID: CCV 460-384452/27 Calibration Date: 08/12/2016 13:33
 Instrument ID: CPESTGC9 Calib Start Date: 05/12/2016 14:11
 GC Column: CLP-1 ID: 0.53(mm) Calib End Date: 05/12/2016 14:11
 Lab File ID: 9F242813.D

Analyte	RT	RT WINDOW	
		FROM	TO
PCB-1262 Peak 4	0.00	7.70	7.84
PCB-1262 Peak 1	5.45	5.37	5.51
PCB-1262 Peak 2	6.72	6.64	6.78
PCB-1262 Peak 3	7.25	7.16	7.30
PCB-1262 Peak 5	7.97	7.88	8.02
PCB-1262 Peak 6	8.41	8.33	8.47
PCB-1262 Peak 7	8.75	8.66	8.80
PCB-1262 Peak 8	9.05	8.97	9.11

TestAmerica Edison
Target Compound Quantitation Report

Data File: \\ChromNA\Edison\ChromData\CPESTGC9\20160812-44397.b\9F242813.D
 Lims ID: CCV AR1262
 Client ID:
 Sample Type: CCV
 Inject. Date: 12-Aug-2016 13:33:34 ALS Bottle#: 27 Worklist Smp#: 27
 Injection Vol: 1.0 ul Dil. Factor: 1.0000
 Sample Info: 460-0044397-027
 Operator ID: Instrument ID: CPESTGC9
 Sublist: chrom-8082-ISTD*sub7
 Method: \\ChromNA\Edison\ChromData\CPESTGC9\20160812-44397.b\8082-ISTD.m
 Limit Group: GC 8082A PCB ISTD
 Last Update: 15-Aug-2016 10:50:46 Calib Date: 12-May-2016 14:29:29
 Integrator: Falcon
 Quant Method: Internal Standard Quant By: Initial Calibration
 Last ICal File: \\ChromNA\Edison\ChromData\CPESTGC9\20160512-40924.b\9F001892.D
 Column 1 : Det: GC ECD1A
 Column 2 : Det: GC ECD2B
 Process Host: XAWRK053

First Level Reviewer: patelji Date: 12-Aug-2016 14:26:49

Col	RT (min.)	Exp RT (min.)	Dlt RT (min.)	Response	Cal Amt ug/l	OnCol Amt ug/l	Flags
-----	-----------	---------------	---------------	----------	--------------	----------------	-------

* 13 1-Bromo-2-nitrobenzene							M
1	1.616	1.618	-0.002	2898866	20.0	20.0	M
2	1.404	1.410	-0.006	2598088	20.0	20.0	M
RPD = 0.00							
\$ 2 Tetrachloro-m-xylene							
1	2.578	2.579	-0.001	11164156	100.0	92.8	
2	2.077	2.084	-0.007	9891757	100.0	99.8	
RPD = 7.22							

Col	RT (min.)	Exp RT (min.)	Dlt RT (min.)	Response	Cal Amt ug/l	OnCol Amt ug/l	Flags
-----	-----------	---------------	---------------	----------	--------------	----------------	-------

9 PCB-1262

1	6.811	6.796	0.015	5336505	1000.0	914.3	M
1	7.183	7.165	0.018	6236167	1000.0	926.5	M
1	8.076	8.060	0.016	8448342	1000.0	889.2	M
1	8.525	8.511	0.014	6622067	1000.0	886.1	
1	8.847	8.833	0.014	12993752	1000.0	920.9	M
1	9.613	9.594	0.019	2283767	1000.0	934.6	
1	9.761	9.739	0.022	5237420	1000.0	950.0	
1	10.026	10.003	0.023	2051412	1000.0	952.4	

Average of Peak Amounts = 921.8

2	5.447	5.436	0.011	4918001	1000.0	1048.2	M
2	6.721	6.709	0.012	7164899	1000.0	892.4	M
2	7.251	7.234	0.017	15738375	1000.0	844.2	M
2	0.000	7.765	-7.765	0	1000.0	0	
2	7.965	7.949	0.016	7709878	1000.0	932.2	M
2	8.411	8.397	0.014	2538485	1000.0	891.8	M
2	8.746	8.733	0.013	5909057	1000.0	958.9	M
2	9.046	9.036	0.010	2224239	1000.0	948.2	M

Average of Peak Amounts = 930.9

RPD = 0.98

\$ 11 DCB Decachlorobiphenyl

1	10.229	10.219	0.010	8967472	100.0	86.6	M
2	9.227	9.225	0.002	9888034	100.0	91.3	M

RPD = 5.28

S 12 Polychlorinated biphenyls, Total

1						921.8	
---	--	--	--	--	--	-------	--

QC Flag Legend

Review Flags

M - Manually Integrated

Reagents:

SG1262L3_00024

Amount Added: 1.00

Units: mL

SGPCBISTD_00006

Amount Added: 20.00

Units: uL

Run Reagent

TestAmerica Edison

Data File: \\ChromNA\Edison\ChromData\CPESTGC9\20160812-44397.b\9F242813.D

Injection Date: 12-Aug-2016 13:33:34

Instrument ID: CPESTGC9

Operator ID:

Lims ID: CCV AR1262

Worklist Smp#: 27

Client ID:

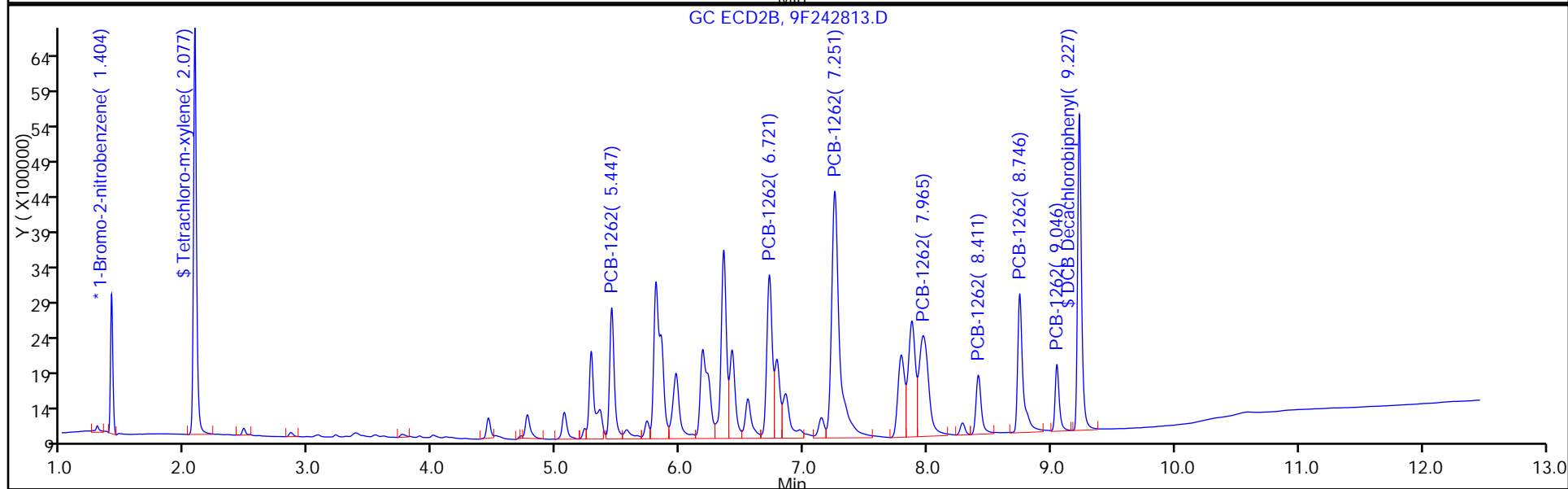
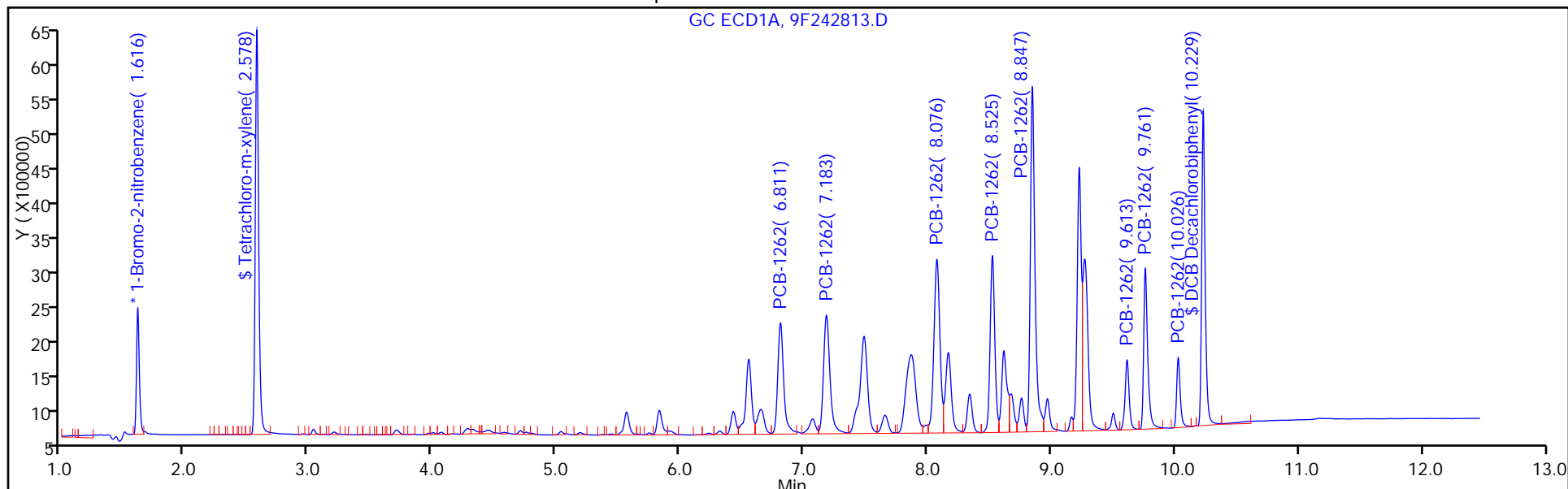
Injection Vol: 1.0 ul

Dil. Factor: 1.0000

ALS Bottle#: 27

Method: 8082-ISTD

Limit Group: GC 8082A PCB ISTD



FORM VII
PCBS CONTINUING CALIBRATION DATA

Lab Name: TestAmerica Edison Job No.: 460-118423-1
 SDG No.: _____
 Lab Sample ID: CCV 460-384645/7 Calibration Date: 08/13/2016 10:13
 Instrument ID: CPESTGC9 Calib Start Date: 05/12/2016 10:14
 GC Column: CLP-2 ID: 0.53 (mm) Calib End Date: 05/12/2016 11:53
 Lab File ID: 9F242831.D Conc. Units: ug/L

ANALYTE	CURVE TYPE	AVE RRF	RRF	MIN RRF	CALC AMOUNT	SPIKE AMOUNT	%D	MAX %D
Tetrachloro-m-xylene	Ave	0.8297	0.8571		103	100	3.3	20.0
DCB Decachlorobiphenyl	Ave	0.7142	0.6767		94.7	100	-5.3	20.0

FORM VII
PCBS CONTINUING CALIBRATION RETENTION TIME SUMMARY

Lab Name: TestAmerica Edison Job No.: 460-118423-1
 SDG No.: _____
 Lab Sample ID: CCV 460-384645/7 Calibration Date: 08/13/2016 10:13
 Instrument ID: CPESTGC9 Calib Start Date: 05/12/2016 10:14
 GC Column: CLP-2 ID: 0.53 (mm) Calib End Date: 05/12/2016 11:53
 Lab File ID: 9F242831.D

Analyte	RT	RT WINDOW	
		FROM	TO
Tetrachloro-m-xylene	2.58	2.55	2.61
DCB Decachlorobiphenyl	10.14	10.11	10.17

TestAmerica Edison
Target Compound Quantitation Report

Data File: \\ChromNA\Edison\ChromData\CPESTGC9\20160813-44429.b\9F242831.D
 Lims ID: CCV AR1248
 Client ID:
 Sample Type: CCV
 Inject. Date: 13-Aug-2016 10:13:36 ALS Bottle#: 7 Worklist Smp#: 7
 Injection Vol: 1.0 ul Dil. Factor: 1.0000
 Sample Info: 460-0044429-007
 Operator ID: Instrument ID: CPESTGC9
 Sublist: chrom-8082-ISTD*sub5
 Method: \\ChromNA\Edison\ChromData\CPESTGC9\20160813-44429.b\8082-ISTD.m
 Limit Group: GC 8082A PCB ISTD
 Last Update: 15-Aug-2016 12:59:26 Calib Date: 12-May-2016 14:29:29
 Integrator: Falcon
 Quant Method: Internal Standard Quant By: Initial Calibration
 Last ICal File: \\ChromNA\Edison\ChromData\CPESTGC9\20160512-40924.b\9F001892.D
 Column 1 : Det: GC ECD1A
 Column 2 : Det: GC ECD2B
 Process Host: XAWRK053

First Level Reviewer: patelji Date: 13-Aug-2016 10:28:47

Col	RT (min.)	Exp RT (min.)	Dlt RT (min.)	Response	Cal Amt ug/l	OnCol Amt ug/l	Flags
-----	-----------	---------------	---------------	----------	--------------	----------------	-------

* 13 1-Bromo-2-nitrobenzene							M
1	1.615	1.615	0.000	2815606	20.0	20.0	M
2	1.404	1.397	0.007	2623154	20.0	20.0	
RPD = 0.00							
\$ 2 Tetrachloro-m-xylene							
1	2.579	2.579	0.000	12066480	100.0	103.3	
2	2.078	2.069	0.009	10858180	100.0	108.5	
RPD = 4.90							

Col	RT (min.)	Exp RT (min.)	Dlt RT (min.)	Response	Cal Amt ug/l	OnCol Amt ug/l	Flags
-----	-----------	---------------	---------------	----------	--------------	----------------	-------

6 PCB-1248							M
1	3.707	3.707	0.000	2446911	1000.0	1037.5	
1	4.276	4.276	0.000	5104516	1000.0	1034.7	M
1	4.707	4.707	0.000	3012393	1000.0	974.1	M
1	4.757	4.757	0.000	3044946	1000.0	1002.4	M
1	5.190	5.190	0.000	4607727	1000.0	1040.4	M
1	5.523	5.523	0.000	3985115	1000.0	928.0	M
1	5.575	5.575	0.000	5479322	1000.0	1078.5	M
1	6.879	6.879	0.000	1829577	1000.0	859.4	M
Average of Peak Amounts =						994.4	
2	2.852	2.852	0.000	2154775	1000.0	1130.6	
2	3.372	3.372	0.000	4547484	1000.0	942.7	M
2	3.755	3.755	0.000	5178845	1000.0	993.3	M
2	4.102	4.102	0.000	2687438	1000.0	901.7	M
2	4.510	4.510	0.000	8147526	1000.0	967.9	M
2	4.762	4.762	0.000	3272680	1000.0	851.0	M
2	5.229	5.229	0.000	2526320	1000.0	965.7	M
2	5.930	5.930	0.000	1511793	1000.0	908.9	M
Average of Peak Amounts =						957.7	
						RPD = 3.76	

\$ 11 DCB Decachlorobiphenyl

1	10.138	10.142	-0.004	9526960	100.0	94.7	
2	9.190	9.188	0.002	10879738	100.0	99.5	
						RPD = 4.91	

S 12 Polychlorinated biphenyls, Total

1						994.4	
---	--	--	--	--	--	-------	--

QC Flag Legend

Review Flags

M - Manually Integrated

Reagents:

SG1248L3_00026	Amount Added: 1.00	Units: mL	
SGPCBISTD_00006	Amount Added: 20.00	Units: uL	Run Reagent

TestAmerica Edison

Data File: \\ChromNA\Edison\ChromData\CPESTGC9\20160813-44429.b\9F242831.D

Injection Date: 13-Aug-2016 10:13:36

Instrument ID: CPESTGC9

Operator ID:

Lims ID: CCV AR1248

Worklist Smp#: 7

Client ID:

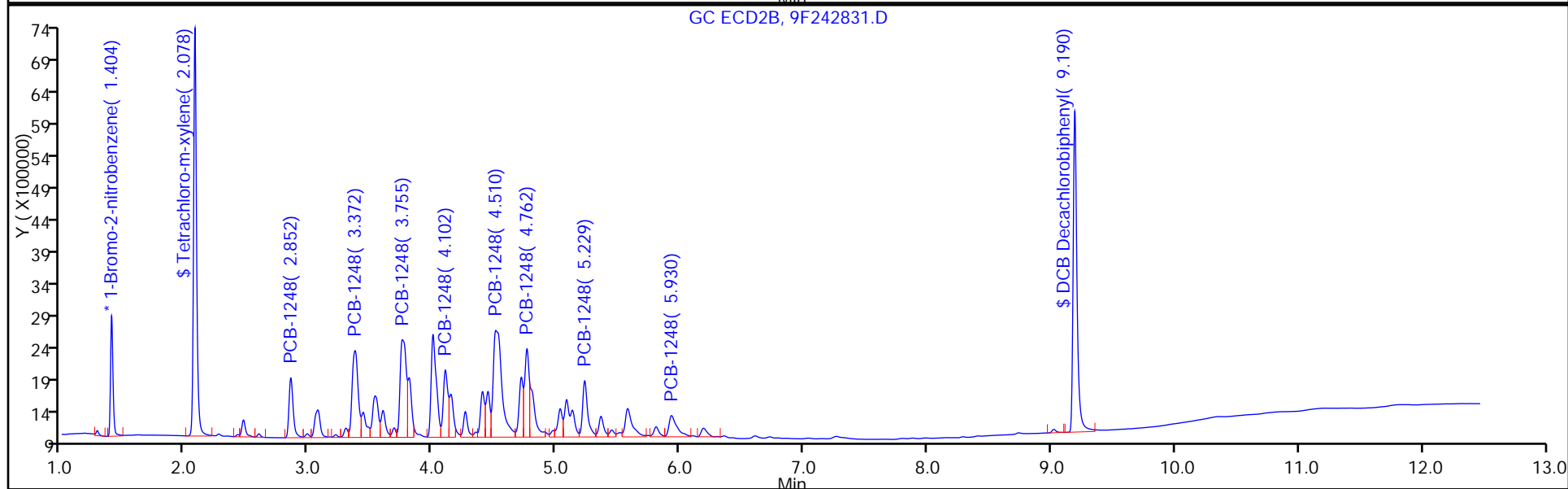
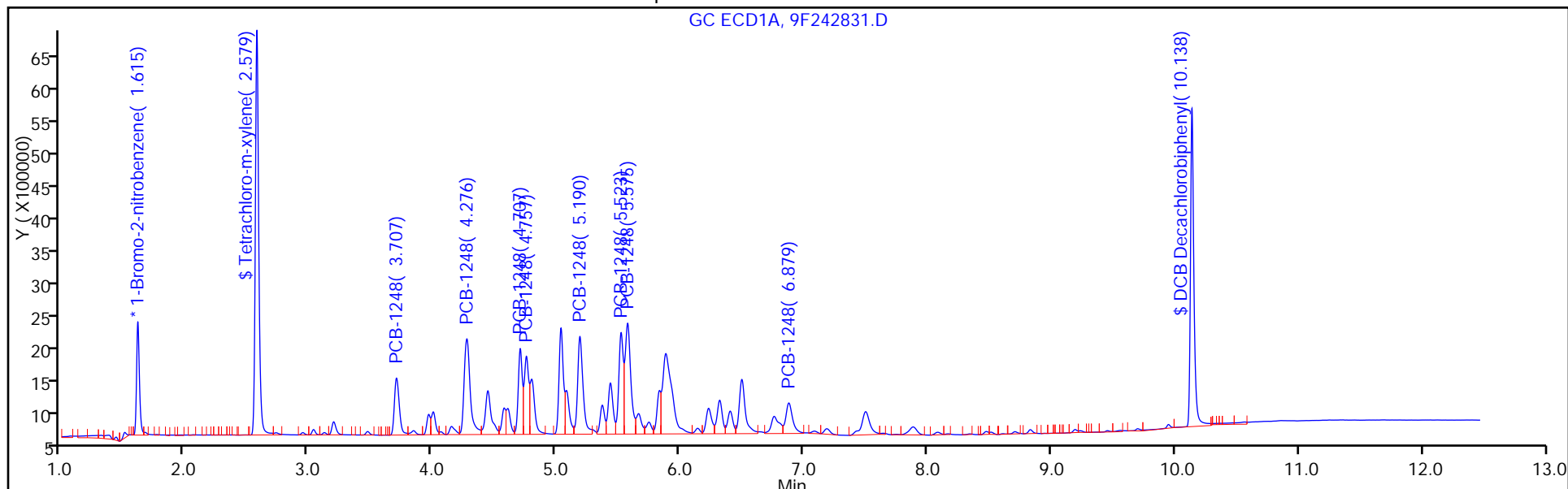
Injection Vol: 1.0 ul

Dil. Factor: 1.0000

ALS Bottle#: 7

Method: 8082-ISTD

Limit Group: GC 8082A PCB ISTD



FORM VII
PCBS CONTINUING CALIBRATION DATA

Lab Name: TestAmerica Edison Job No.: 460-118423-1
 SDG No.: _____
 Lab Sample ID: CCV 460-384645/7 Calibration Date: 08/13/2016 10:13
 Instrument ID: CPESTGC9 Calib Start Date: 05/12/2016 13:35
 GC Column: CLP-2 ID: 0.53 (mm) Calib End Date: 05/12/2016 13:35
 Lab File ID: 9F242831.D Conc. Units: ug/L

ANALYTE	CURVE TYPE	AVE RRF	RRF	MIN RRF	CALC AMOUNT	SPIKE AMOUNT	%D	MAX %D
PCB-1248 Peak 1	Ave	0.0168	0.0174		1040	1000	3.7	20.0
PCB-1248 Peak 2	Ave	0.0350	0.0363		1030	1000	3.5	20.0
PCB-1248 Peak 3	Ave	0.0220	0.0214		974	1000	-2.6	20.0
PCB-1248 Peak 4	Ave	0.0216	0.0216		1000	1000	0.2	20.0
PCB-1248 Peak 5	Ave	0.0315	0.0327		1040	1000	4.0	20.0
PCB-1248 Peak 6	Ave	0.0305	0.0283		928	1000	-7.2	20.0
PCB-1248 Peak 7	Ave	0.0361	0.0389		1080	1000	7.8	20.0
PCB-1248 Peak 8	Ave	0.0151	0.0130		859	1000	-14.1	20.0

FORM VII
PCBS CONTINUING CALIBRATION RETENTION TIME SUMMARY

Lab Name: TestAmerica Edison Job No.: 460-118423-1
 SDG No.: _____
 Lab Sample ID: CCV 460-384645/7 Calibration Date: 08/13/2016 10:13
 Instrument ID: CPESTGC9 Calib Start Date: 05/12/2016 13:35
 GC Column: CLP-2 ID: 0.53 (mm) Calib End Date: 05/12/2016 13:35
 Lab File ID: 9F242831.D

Analyte	RT	RT WINDOW	
		FROM	TO
PCB-1248 Peak 1	3.71	3.68	3.74
PCB-1248 Peak 2	4.28	4.21	4.35
PCB-1248 Peak 3	4.71	4.64	4.78
PCB-1248 Peak 4	4.76	4.69	4.83
PCB-1248 Peak 5	5.19	5.12	5.26
PCB-1248 Peak 6	5.52	5.45	5.59
PCB-1248 Peak 7	5.58	5.51	5.65
PCB-1248 Peak 8	6.88	6.81	6.95

TestAmerica Edison
Target Compound Quantitation Report

Data File: \\ChromNA\Edison\ChromData\CPESTGC9\20160813-44429.b\9F242831.D
 Lims ID: CCV AR1248
 Client ID:
 Sample Type: CCV
 Inject. Date: 13-Aug-2016 10:13:36 ALS Bottle#: 7 Worklist Smp#: 7
 Injection Vol: 1.0 ul Dil. Factor: 1.0000
 Sample Info: 460-0044429-007
 Operator ID: Instrument ID: CPESTGC9
 Sublist: chrom-8082-ISTD*sub5
 Method: \\ChromNA\Edison\ChromData\CPESTGC9\20160813-44429.b\8082-ISTD.m
 Limit Group: GC 8082A PCB ISTD
 Last Update: 15-Aug-2016 12:59:26 Calib Date: 12-May-2016 14:29:29
 Integrator: Falcon
 Quant Method: Internal Standard Quant By: Initial Calibration
 Last ICal File: \\ChromNA\Edison\ChromData\CPESTGC9\20160512-40924.b\9F001892.D
 Column 1 : Det: GC ECD1A
 Column 2 : Det: GC ECD2B
 Process Host: XAWRK053

First Level Reviewer: patelji Date: 13-Aug-2016 10:28:47

Col	RT (min.)	Exp RT (min.)	Dlt RT (min.)	Response	Cal Amt ug/l	OnCol Amt ug/l	Flags
-----	-----------	---------------	---------------	----------	--------------	----------------	-------

* 13 1-Bromo-2-nitrobenzene							M
1	1.615	1.615	0.000	2815606	20.0	20.0	M
2	1.404	1.397	0.007	2623154	20.0	20.0	
RPD = 0.00							
\$ 2 Tetrachloro-m-xylene							
1	2.579	2.579	0.000	12066480	100.0	103.3	
2	2.078	2.069	0.009	10858180	100.0	108.5	
RPD = 4.90							

Col	RT (min.)	Exp RT (min.)	Dlt RT (min.)	Response	Cal Amt ug/l	OnCol Amt ug/l	Flags
-----	-----------	---------------	---------------	----------	--------------	----------------	-------

6 PCB-1248							M
1	3.707	3.707	0.000	2446911	1000.0	1037.5	
1	4.276	4.276	0.000	5104516	1000.0	1034.7	M
1	4.707	4.707	0.000	3012393	1000.0	974.1	M
1	4.757	4.757	0.000	3044946	1000.0	1002.4	M
1	5.190	5.190	0.000	4607727	1000.0	1040.4	M
1	5.523	5.523	0.000	3985115	1000.0	928.0	M
1	5.575	5.575	0.000	5479322	1000.0	1078.5	M
1	6.879	6.879	0.000	1829577	1000.0	859.4	M
Average of Peak Amounts =						994.4	
2	2.852	2.852	0.000	2154775	1000.0	1130.6	
2	3.372	3.372	0.000	4547484	1000.0	942.7	M
2	3.755	3.755	0.000	5178845	1000.0	993.3	M
2	4.102	4.102	0.000	2687438	1000.0	901.7	M
2	4.510	4.510	0.000	8147526	1000.0	967.9	M
2	4.762	4.762	0.000	3272680	1000.0	851.0	M
2	5.229	5.229	0.000	2526320	1000.0	965.7	M
2	5.930	5.930	0.000	1511793	1000.0	908.9	M
Average of Peak Amounts =						957.7	
						RPD = 3.76	

\$ 11 DCB Decachlorobiphenyl

1	10.138	10.142	-0.004	9526960	100.0	94.7	
2	9.190	9.188	0.002	10879738	100.0	99.5	
						RPD = 4.91	

S 12 Polychlorinated biphenyls, Total

1						994.4	
---	--	--	--	--	--	-------	--

QC Flag Legend

Review Flags

M - Manually Integrated

Reagents:

SG1248L3_00026	Amount Added: 1.00	Units: mL	
SGPCBISTD_00006	Amount Added: 20.00	Units: uL	Run Reagent

TestAmerica Edison

Data File: \\ChromNA\Edison\ChromData\CPESTGC9\20160813-44429.b\9F242831.D

Injection Date: 13-Aug-2016 10:13:36

Instrument ID: CPESTGC9

Operator ID:

Lims ID: CCV AR1248

Worklist Smp#: 7

Client ID:

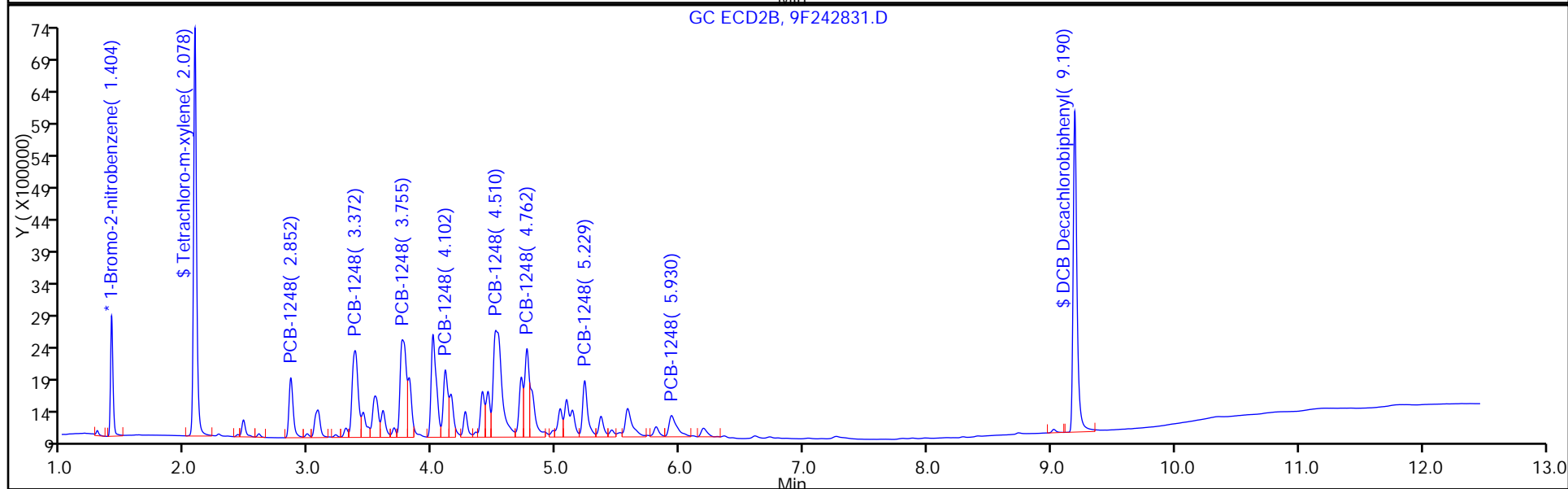
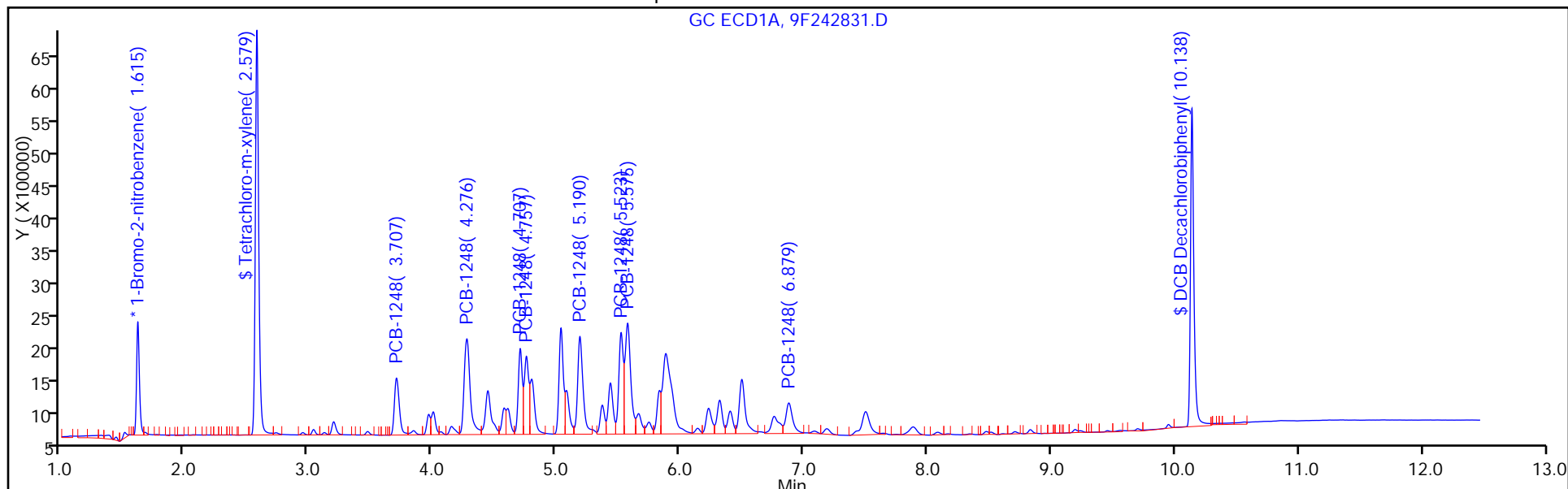
Injection Vol: 1.0 ul

Dil. Factor: 1.0000

ALS Bottle#: 7

Method: 8082-ISTD

Limit Group: GC 8082A PCB ISTD



FORM VII
PCBS CONTINUING CALIBRATION DATA

Lab Name: TestAmerica Edison Job No.: 460-118423-1
 SDG No.: _____
 Lab Sample ID: CCV 460-384645/7 Calibration Date: 08/13/2016 10:13
 Instrument ID: CPESTGC9 Calib Start Date: 05/12/2016 10:14
 GC Column: CLP-1 ID: 0.53 (mm) Calib End Date: 05/12/2016 11:53
 Lab File ID: 9F242831.D Conc. Units: ug/L

ANALYTE	CURVE TYPE	AVE RRF	RRF	MIN RRF	CALC AMOUNT	SPIKE AMOUNT	%D	MAX %D
Tetrachloro-m-xylene	Ave	0.7630	0.8279		109	100	8.5	20.0
DCB Decachlorobiphenyl	Ave	0.8335	0.8295		99.5	100	-0.5	20.0

FORM VII
PCBS CONTINUING CALIBRATION RETENTION TIME SUMMARY

Lab Name: TestAmerica Edison Job No.: 460-118423-1
 SDG No.: _____
 Lab Sample ID: CCV 460-384645/7 Calibration Date: 08/13/2016 10:13
 Instrument ID: CPESTGC9 Calib Start Date: 05/12/2016 10:14
 GC Column: CLP-1 ID: 0.53 (mm) Calib End Date: 05/12/2016 11:53
 Lab File ID: 9F242831.D

Analyte	RT	RT WINDOW	
		FROM	TO
Tetrachloro-m-xylene	2.08	2.02	2.12
DCB Decachlorobiphenyl	9.19	9.09	9.29

TestAmerica Edison
Target Compound Quantitation Report

Data File: \\ChromNA\Edison\ChromData\CPESTGC9\20160813-44429.b\9F242831.D
 Lims ID: CCV AR1248
 Client ID:
 Sample Type: CCV
 Inject. Date: 13-Aug-2016 10:13:36 ALS Bottle#: 7 Worklist Smp#: 7
 Injection Vol: 1.0 ul Dil. Factor: 1.0000
 Sample Info: 460-0044429-007
 Operator ID: Instrument ID: CPESTGC9
 Sublist: chrom-8082-ISTD*sub5
 Method: \\ChromNA\Edison\ChromData\CPESTGC9\20160813-44429.b\8082-ISTD.m
 Limit Group: GC 8082A PCB ISTD
 Last Update: 15-Aug-2016 12:59:26 Calib Date: 12-May-2016 14:29:29
 Integrator: Falcon
 Quant Method: Internal Standard Quant By: Initial Calibration
 Last ICal File: \\ChromNA\Edison\ChromData\CPESTGC9\20160512-40924.b\9F001892.D
 Column 1 : Det: GC ECD1A
 Column 2 : Det: GC ECD2B
 Process Host: XAWRK053

First Level Reviewer: patelji Date: 13-Aug-2016 10:28:47

Col	RT (min.)	Exp RT (min.)	Dlt RT (min.)	Response	Cal Amt ug/l	OnCol Amt ug/l	Flags
-----	-----------	---------------	---------------	----------	--------------	----------------	-------

* 13 1-Bromo-2-nitrobenzene							M
1	1.615	1.615	0.000	2815606	20.0	20.0	M
2	1.404	1.397	0.007	2623154	20.0	20.0	
							RPD = 0.00
\$ 2 Tetrachloro-m-xylene							
1	2.579	2.579	0.000	12066480	100.0	103.3	
2	2.078	2.069	0.009	10858180	100.0	108.5	
							RPD = 4.90

Col	RT (min.)	Exp RT (min.)	Dlt RT (min.)	Response	Cal Amt ug/l	OnCol Amt ug/l	Flags
-----	-----------	---------------	---------------	----------	--------------	----------------	-------

6 PCB-1248							M
1	3.707	3.707	0.000	2446911	1000.0	1037.5	
1	4.276	4.276	0.000	5104516	1000.0	1034.7	M
1	4.707	4.707	0.000	3012393	1000.0	974.1	M
1	4.757	4.757	0.000	3044946	1000.0	1002.4	M
1	5.190	5.190	0.000	4607727	1000.0	1040.4	M
1	5.523	5.523	0.000	3985115	1000.0	928.0	M
1	5.575	5.575	0.000	5479322	1000.0	1078.5	M
1	6.879	6.879	0.000	1829577	1000.0	859.4	M
Average of Peak Amounts =						994.4	
2	2.852	2.852	0.000	2154775	1000.0	1130.6	
2	3.372	3.372	0.000	4547484	1000.0	942.7	M
2	3.755	3.755	0.000	5178845	1000.0	993.3	M
2	4.102	4.102	0.000	2687438	1000.0	901.7	M
2	4.510	4.510	0.000	8147526	1000.0	967.9	M
2	4.762	4.762	0.000	3272680	1000.0	851.0	M
2	5.229	5.229	0.000	2526320	1000.0	965.7	M
2	5.930	5.930	0.000	1511793	1000.0	908.9	M
Average of Peak Amounts =						957.7	
						RPD = 3.76	

\$ 11 DCB Decachlorobiphenyl

1	10.138	10.142	-0.004	9526960	100.0	94.7	
2	9.190	9.188	0.002	10879738	100.0	99.5	
						RPD = 4.91	

S 12 Polychlorinated biphenyls, Total

1						994.4	
---	--	--	--	--	--	-------	--

QC Flag Legend

Review Flags

M - Manually Integrated

Reagents:

SG1248L3_00026	Amount Added: 1.00	Units: mL	
SGPCBISTD_00006	Amount Added: 20.00	Units: uL	Run Reagent

TestAmerica Edison

Data File: \\ChromNA\Edison\ChromData\CPESTGC9\20160813-44429.b\9F242831.D

Injection Date: 13-Aug-2016 10:13:36

Instrument ID: CPESTGC9

Operator ID:

Lims ID: CCV AR1248

Worklist Smp#: 7

Client ID:

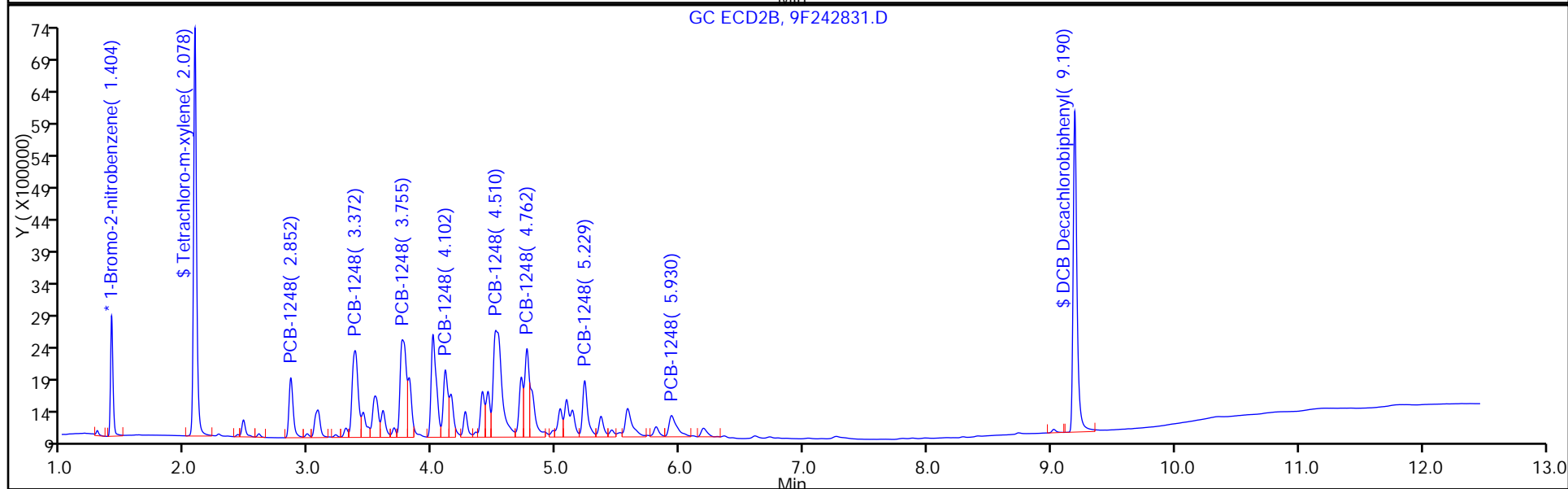
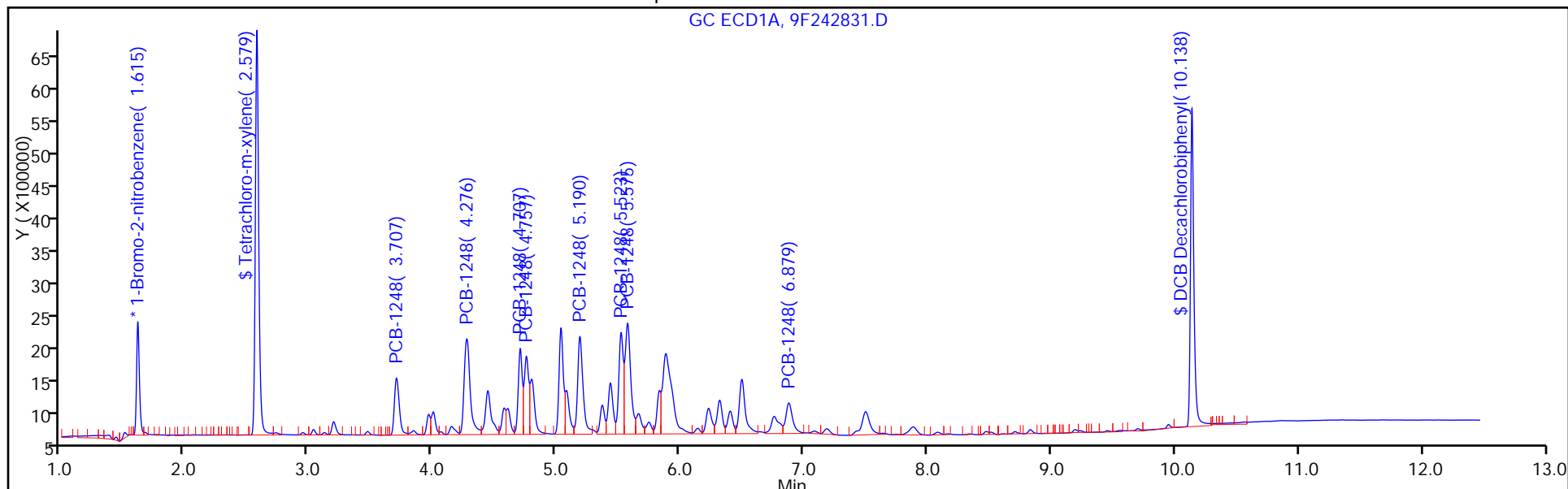
Injection Vol: 1.0 ul

Dil. Factor: 1.0000

ALS Bottle#: 7

Method: 8082-ISTD

Limit Group: GC 8082A PCB ISTD



FORM VII
PCBS CONTINUING CALIBRATION DATA

Lab Name: TestAmerica Edison Job No.: 460-118423-1
 SDG No.: _____
 Lab Sample ID: CCV 460-384645/7 Calibration Date: 08/13/2016 10:13
 Instrument ID: CPESTGC9 Calib Start Date: 05/12/2016 13:35
 GC Column: CLP-1 ID: 0.53 (mm) Calib End Date: 05/12/2016 13:35
 Lab File ID: 9F242831.D Conc. Units: ug/L

ANALYTE	CURVE TYPE	AVE RRF	RRF	MIN RRF	CALC AMOUNT	SPIKE AMOUNT	%D	MAX %D
PCB-1248 Peak 1	Ave	0.0145	0.0164		1130	1000	13.1	20.0
PCB-1248 Peak 2	Ave	0.0368	0.0347		943	1000	-5.7	20.0
PCB-1248 Peak 3	Ave	0.0398	0.0395		993	1000	-0.7	20.0
PCB-1248 Peak 4	Ave	0.0227	0.0205		902	1000	-9.8	20.0
PCB-1248 Peak 5	Ave	0.0642	0.0621		968	1000	-3.2	20.0
PCB-1248 Peak 6	Ave	0.0293	0.0250		851	1000	-14.9	20.0
PCB-1248 Peak 7	Ave	0.0199	0.0193		966	1000	-3.4	20.0
PCB-1248 Peak 8	Ave	0.0127	0.0115		909	1000	-9.1	20.0

FORM VII
PCBS CONTINUING CALIBRATION RETENTION TIME SUMMARY

Lab Name: TestAmerica Edison Job No.: 460-118423-1
 SDG No.: _____
 Lab Sample ID: CCV 460-384645/7 Calibration Date: 08/13/2016 10:13
 Instrument ID: CPESTGC9 Calib Start Date: 05/12/2016 13:35
 GC Column: CLP-1 ID: 0.53 (mm) Calib End Date: 05/12/2016 13:35
 Lab File ID: 9F242831.D

Analyte	RT	RT WINDOW	
		FROM	TO
PCB-1248 Peak 1	2.85	2.78	2.92
PCB-1248 Peak 2	3.37	3.30	3.44
PCB-1248 Peak 3	3.76	3.69	3.83
PCB-1248 Peak 4	4.10	4.03	4.17
PCB-1248 Peak 5	4.51	4.44	4.58
PCB-1248 Peak 6	4.76	4.69	4.83
PCB-1248 Peak 7	5.23	5.16	5.30
PCB-1248 Peak 8	5.93	5.86	6.00

TestAmerica Edison
Target Compound Quantitation Report

Data File: \\ChromNA\Edison\ChromData\CPESTGC9\20160813-44429.b\9F242831.D
 Lims ID: CCV AR1248
 Client ID:
 Sample Type: CCV
 Inject. Date: 13-Aug-2016 10:13:36 ALS Bottle#: 7 Worklist Smp#: 7
 Injection Vol: 1.0 ul Dil. Factor: 1.0000
 Sample Info: 460-0044429-007
 Operator ID: Instrument ID: CPESTGC9
 Sublist: chrom-8082-ISTD*sub5
 Method: \\ChromNA\Edison\ChromData\CPESTGC9\20160813-44429.b\8082-ISTD.m
 Limit Group: GC 8082A PCB ISTD
 Last Update: 15-Aug-2016 12:59:26 Calib Date: 12-May-2016 14:29:29
 Integrator: Falcon
 Quant Method: Internal Standard Quant By: Initial Calibration
 Last ICal File: \\ChromNA\Edison\ChromData\CPESTGC9\20160512-40924.b\9F001892.D
 Column 1 : Det: GC ECD1A
 Column 2 : Det: GC ECD2B
 Process Host: XAWRK053

First Level Reviewer: patelji Date: 13-Aug-2016 10:28:47

Col	RT (min.)	Exp RT (min.)	Dlt RT (min.)	Response	Cal Amt ug/l	OnCol Amt ug/l	Flags
-----	-----------	---------------	---------------	----------	--------------	----------------	-------

* 13 1-Bromo-2-nitrobenzene							M
1	1.615	1.615	0.000	2815606	20.0	20.0	M
2	1.404	1.397	0.007	2623154	20.0	20.0	
RPD = 0.00							
\$ 2 Tetrachloro-m-xylene							
1	2.579	2.579	0.000	12066480	100.0	103.3	
2	2.078	2.069	0.009	10858180	100.0	108.5	
RPD = 4.90							

Col	RT (min.)	Exp RT (min.)	Dlt RT (min.)	Response	Cal Amt ug/l	OnCol Amt ug/l	Flags
-----	-----------	---------------	---------------	----------	--------------	----------------	-------

6 PCB-1248							M
1	3.707	3.707	0.000	2446911	1000.0	1037.5	
1	4.276	4.276	0.000	5104516	1000.0	1034.7	M
1	4.707	4.707	0.000	3012393	1000.0	974.1	M
1	4.757	4.757	0.000	3044946	1000.0	1002.4	M
1	5.190	5.190	0.000	4607727	1000.0	1040.4	M
1	5.523	5.523	0.000	3985115	1000.0	928.0	M
1	5.575	5.575	0.000	5479322	1000.0	1078.5	M
1	6.879	6.879	0.000	1829577	1000.0	859.4	M
Average of Peak Amounts =						994.4	
2	2.852	2.852	0.000	2154775	1000.0	1130.6	
2	3.372	3.372	0.000	4547484	1000.0	942.7	M
2	3.755	3.755	0.000	5178845	1000.0	993.3	M
2	4.102	4.102	0.000	2687438	1000.0	901.7	M
2	4.510	4.510	0.000	8147526	1000.0	967.9	M
2	4.762	4.762	0.000	3272680	1000.0	851.0	M
2	5.229	5.229	0.000	2526320	1000.0	965.7	M
2	5.930	5.930	0.000	1511793	1000.0	908.9	M
Average of Peak Amounts =						957.7	
						RPD = 3.76	

\$ 11 DCB Decachlorobiphenyl

1	10.138	10.142	-0.004	9526960	100.0	94.7	
2	9.190	9.188	0.002	10879738	100.0	99.5	
						RPD = 4.91	

S 12 Polychlorinated biphenyls, Total

1						994.4	
---	--	--	--	--	--	-------	--

QC Flag Legend

Review Flags

M - Manually Integrated

Reagents:

SG1248L3_00026	Amount Added: 1.00	Units: mL	
SGPCBISTD_00006	Amount Added: 20.00	Units: uL	Run Reagent

TestAmerica Edison

Data File: \\ChromNA\Edison\ChromData\CPESTGC9\20160813-44429.b\9F242831.D

Injection Date: 13-Aug-2016 10:13:36

Instrument ID: CPESTGC9

Operator ID:

Lims ID: CCV AR1248

Worklist Smp#: 7

Client ID:

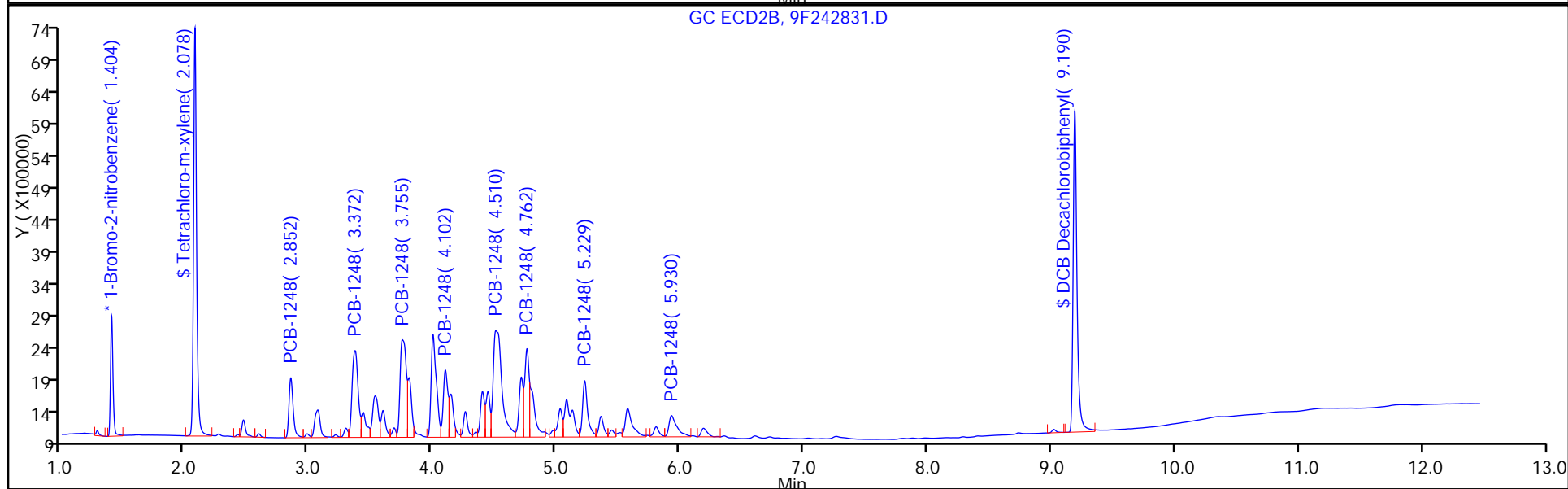
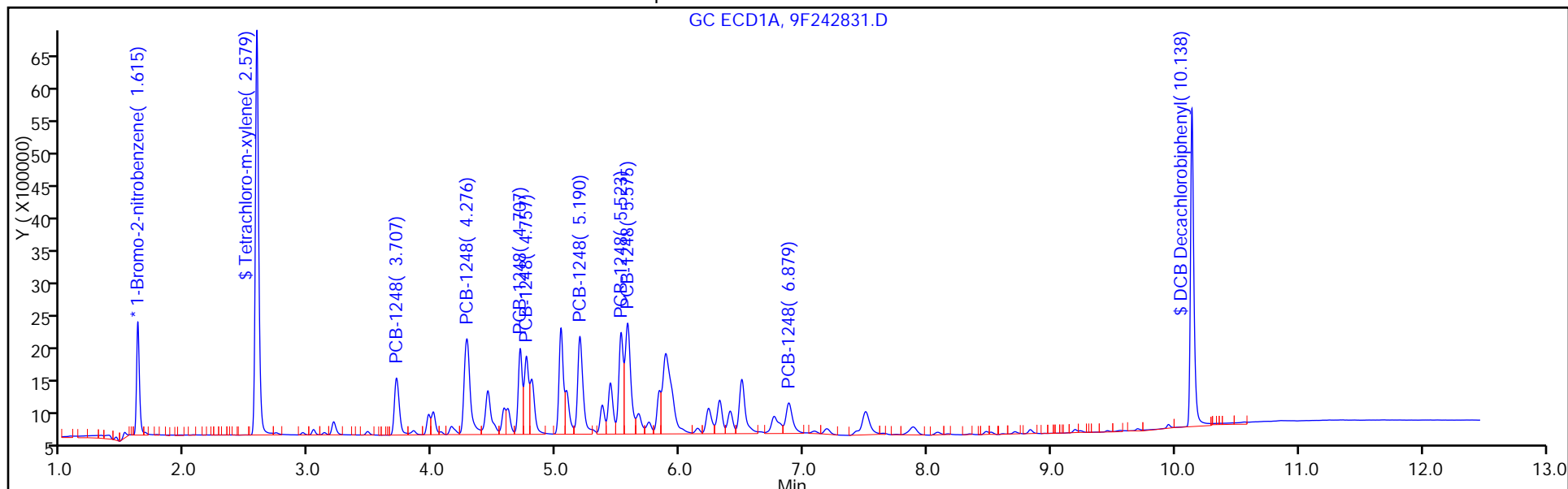
Injection Vol: 1.0 ul

Dil. Factor: 1.0000

ALS Bottle#: 7

Method: 8082-ISTD

Limit Group: GC 8082A PCB ISTD



FORM VII
PCBS CONTINUING CALIBRATION DATA

Lab Name: TestAmerica Edison Job No.: 460-118423-1
 SDG No.: _____
 Lab Sample ID: CCVIS 460-384645/33 Calibration Date: 08/13/2016 17:59
 Instrument ID: CPESTGC9 Calib Start Date: 05/12/2016 10:14
 GC Column: CLP-2 ID: 0.53 (mm) Calib End Date: 05/12/2016 11:53
 Lab File ID: 9F242857.D Conc. Units: ug/L

ANALYTE	CURVE TYPE	AVE RRF	RRF	MIN RRF	CALC AMOUNT	SPIKE AMOUNT	%D	MAX %D
PCB-1016 Peak 1	Ave	0.0182	0.0177		973	1000	-2.7	20.0
PCB-1016 Peak 2	Ave	0.0374	0.0365		978	1000	-2.2	20.0
PCB-1016 Peak 3	Ave	0.0166	0.0163		980	1000	-2.0	20.0
PCB-1016 Peak 4	Ave	0.0652	0.0605		928	1000	-7.2	20.0
PCB-1016 Peak 5	Ave	0.0299	0.0289		969	1000	-3.1	20.0
PCB-1016 Peak 6	Ave	0.0165	0.0150		914	1000	-8.6	20.0
PCB-1016 Peak 7	Ave	0.0238	0.0215		899	1000	-10.1	20.0
PCB-1016 Peak 8	Ave	0.0260	0.0270		1040	1000	3.7	20.0
PCB-1260 Peak 1	Ave	0.0236	0.0233		989	1000	-1.1	20.0
PCB-1260 Peak 2	Ave	0.0484	0.0468		967	1000	-3.3	20.0
PCB-1260 Peak 3	Ave	0.0579	0.0516		892	1000	-10.8	20.0
PCB-1260 Peak 4	Ave	0.0430	0.0418		973	1000	-2.7	20.0
PCB-1260 Peak 5	Ave	0.0423	0.0384		909	1000	-9.1	20.0
PCB-1260 Peak 6	Ave	0.0849	0.0793		934	1000	-6.6	20.0
PCB-1260 Peak 7	Ave	0.0623	0.0528		848	1000	-15.2	20.0
PCB-1260 Peak 8	Ave	0.0255	0.0244		956	1000	-4.4	20.0
Tetrachloro-m-xylene	Ave	0.8297	0.7954		95.9	100	-4.1	20.0
DCB Decachlorobiphenyl	Ave	0.7142	0.6481		90.7	100	-9.3	20.0

FORM VII
PCBS CONTINUING CALIBRATION RETENTION TIME SUMMARY

Lab Name: TestAmerica Edison Job No.: 460-118423-1
 SDG No.: _____
 Lab Sample ID: CCVIS 460-384645/33 Calibration Date: 08/13/2016 17:59
 Instrument ID: CPESTGC9 Calib Start Date: 05/12/2016 10:14
 GC Column: CLP-2 ID: 0.53 (mm) Calib End Date: 05/12/2016 11:53
 Lab File ID: 9F242857.D

Analyte	RT	RT WINDOW	
		FROM	TO
PCB-1016 Peak 1	3.21	3.17	3.23
PCB-1016 Peak 2	3.72	3.64	3.78
PCB-1016 Peak 3	4.01	3.94	4.08
PCB-1016 Peak 4	4.29	4.21	4.35
PCB-1016 Peak 5	4.46	4.38	4.52
PCB-1016 Peak 6	4.72	4.64	4.78
PCB-1016 Peak 7	5.05	4.97	5.11
PCB-1016 Peak 8	5.20	5.12	5.26
PCB-1260 Peak 1	6.56	6.52	6.58
PCB-1260 Peak 2	6.82	6.74	6.88
PCB-1260 Peak 3	7.19	7.11	7.25
PCB-1260 Peak 4	8.08	8.00	8.14
PCB-1260 Peak 5	8.52	8.45	8.59
PCB-1260 Peak 6	8.83	8.76	8.90
PCB-1260 Peak 7	9.19	9.13	9.27
PCB-1260 Peak 8	9.68	9.63	9.77
Tetrachloro-m-xylene	2.59	2.55	2.61
DCB Decachlorobiphenyl	10.11	10.11	10.17

TestAmerica Edison
Target Compound Quantitation Report

Data File: \\ChromNA\Edison\ChromData\CPESTGC9\20160813-44429.b\9F242857.D
 Lims ID: CCV
 Client ID:
 Sample Type: CCV
 Inject. Date: 13-Aug-2016 17:59:20 ALS Bottle#: 33 Worklist Smp#: 33
 Injection Vol: 1.0 ul Dil. Factor: 1.0000
 Sample Info: 460-0044429-033
 Operator ID: Instrument ID: CPESTGC9
 Sublist: chrom-8082-ISTD*sub1
 Method: \\ChromNA\Edison\ChromData\CPESTGC9\20160813-44429.b\8082-ISTD.m
 Limit Group: GC 8082A PCB ISTD
 Last Update: 15-Aug-2016 13:05:20 Calib Date: 12-May-2016 14:29:29
 Integrator: Falcon
 Quant Method: Internal Standard Quant By: Initial Calibration
 Last ICal File: \\ChromNA\Edison\ChromData\CPESTGC9\20160512-40924.b\9F001892.D
 Column 1 : Det: GC ECD1A
 Column 2 : Det: GC ECD2B
 Process Host: XAWRK053

First Level Reviewer: patelji Date: 15-Aug-2016 07:04:42

Col	RT (min.)	Exp RT (min.)	Dlt RT (min.)	Response	Cal Amt ug/l	OnCol Amt ug/l	Flags
-----	-----------	---------------	---------------	----------	--------------	----------------	-------

* 13 1-Bromo-2-nitrobenzene

1	1.620	1.615	0.005	2715536	20.0	20.0	
2	1.401	1.397	0.004	2569030	20.0	20.0	
						RPD = 0.00	

\$ 2 Tetrachloro-m-xylene

1	2.585	2.579	0.006	10800254	100.0	95.9	
2	2.076	2.069	0.007	10145599	100.0	103.5	
						RPD = 7.66	

Col	RT (min.)	Exp RT (min.)	Dlt RT (min.)	Response	Cal Amt ug/l	OnCol Amt ug/l	Flags
-----	-----------	---------------	---------------	----------	--------------	----------------	-------

5 PCB-1016

							M
1	3.207	3.200	0.007	2402688	1000.0	972.8	
1	3.717	3.710	0.007	4961696	1000.0	978.0	
1	4.012	4.006	0.006	2209536	1000.0	979.6	
1	4.287	4.279	0.008	8214637	1000.0	927.8	
1	4.457	4.449	0.008	3927785	1000.0	968.5	
1	4.715	4.708	0.007	2040796	1000.0	913.6	
1	5.045	5.037	0.008	2911781	1000.0	899.3	
1	5.198	5.190	0.008	3664784	1000.0	1037.1	

Average of Peak Amounts = 959.6

2	2.466	2.459	0.007	2292089	1000.0	1051.3	M
2	2.853	2.845	0.008	4435955	1000.0	1080.7	M
2	0.000	0.000	0.000	0	1000.0	0	
2	3.376	3.365	0.011	7551123	1000.0	903.8	M
2	3.529	3.519	0.010	3367929	1000.0	899.3	M
2	3.599	3.588	0.011	2249777	1000.0	976.7	M
2	4.004	3.994	0.010	3579020	1000.0	987.0	M
2	4.105	4.094	0.011	2068671	1000.0	1114.9	M

Average of Peak Amounts = 1002.0

RPD = 4.32

8 PCB-1260

							M
1	6.562	6.553	0.009	3168739	1000.0	989.1	
1	6.818	6.809	0.009	6350016	1000.0	967.1	
1	7.191	7.180	0.011	7010854	1000.0	892.0	
1	8.084	8.074	0.010	5673431	1000.0	972.5	
1	8.520	8.516	0.004	5218942	1000.0	909.3	
1	8.827	8.828	-0.001	10766503	1000.0	933.7	
1	9.185	9.195	-0.010	7174266	1000.0	847.8	M
1	9.679	9.701	-0.022	3309564	1000.0	956.0	

Average of Peak Amounts = 933.4

2	5.448	5.438	0.010	5507472	1000.0	992.3	M
2	6.184	6.171	0.013	9030690	1000.0	925.8	M
2	6.355	6.342	0.013	5591054	1000.0	934.8	M
2	6.724	6.712	0.012	5368065	1000.0	888.9	M
2	7.253	7.237	0.016	13132825	1000.0	894.2	M
2	7.790	7.772	0.018	5459379	1000.0	790.6	
2	7.971	7.952	0.019	4370294	1000.0	916.8	
2	8.726	8.722	0.004	3626462	1000.0	879.8	

Average of Peak Amounts = 902.9

RPD = 3.33

\$ 11 DCB Decachlorobiphenyl

1	10.108	10.142	-0.034	8799192	100.0	90.7	a
2	9.179	9.188	-0.009	9876151	100.0	92.2	a

RPD = 1.65

S 12 Polychlorinated biphenyls, Total

1						1893.0	
---	--	--	--	--	--	--------	--

QC Flag Legend

Review Flags

M - Manually Integrated

Reagents:

SG1660L3_00029

Amount Added: 1.00

Units: mL

SGPCBISTD_00006

Amount Added: 20.00

Units: uL

Run Reagent

TestAmerica Edison

Data File: \\ChromNA\Edison\ChromData\CPESTGC9\20160813-44429.b\9F242857.D

Injection Date: 13-Aug-2016 17:59:20

Instrument ID: CPESTGC9

Operator ID:

Lims ID: CCV

Worklist Smp#: 33

Client ID:

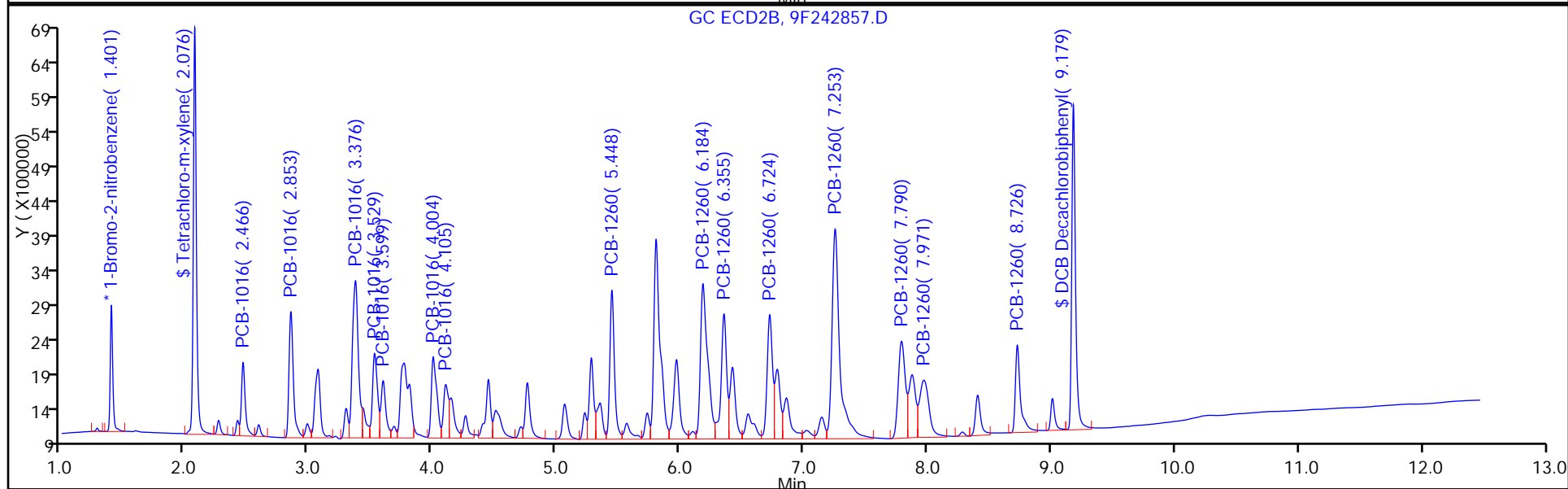
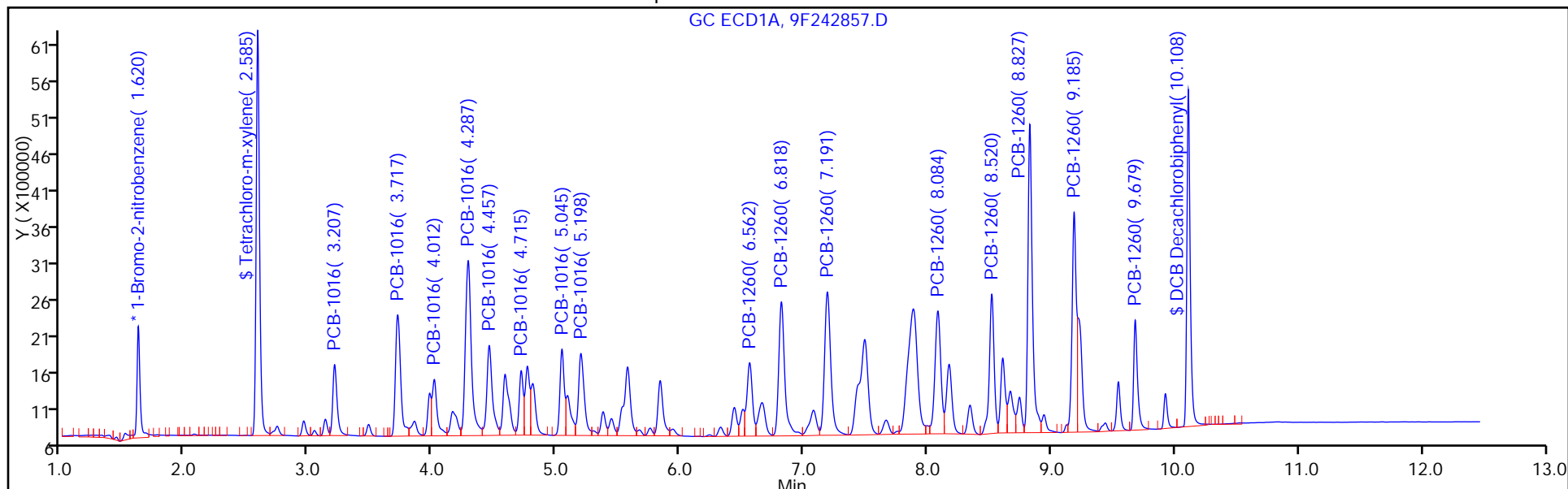
Injection Vol: 1.0 ul

Dil. Factor: 1.0000

ALS Bottle#: 33

Method: 8082-ISTD

Limit Group: GC 8082A PCB ISTD



FORM VII
PCBS CONTINUING CALIBRATION DATA

Lab Name: TestAmerica Edison Job No.: 460-118423-1
 SDG No.: _____
 Lab Sample ID: CCVIS 460-384645/33 Calibration Date: 08/13/2016 17:59
 Instrument ID: CPESTGC9 Calib Start Date: 05/12/2016 10:14
 GC Column: CLP-1 ID: 0.53(mm) Calib End Date: 05/12/2016 11:53
 Lab File ID: 9F242857.D Conc. Units: ug/L

ANALYTE	CURVE TYPE	AVE RRF	RRF	MIN RRF	CALC AMOUNT	SPIKE AMOUNT	%D	MAX %D
PCB-1016 Peak 3	Ave	0.0210	0.0000		0.0980	1000	-100.0*	20.0
PCB-1016 Peak 1	Ave	0.0170	0.0178		1050	1000	5.1	20.0
PCB-1016 Peak 2	Ave	0.0320	0.0345		1080	1000	8.1	20.0
PCB-1016 Peak 4	Ave	0.0650	0.0588		904	1000	-9.6	20.0
PCB-1016 Peak 5	Ave	0.0292	0.0262		899	1000	-10.1	20.0
PCB-1016 Peak 6	Ave	0.0179	0.0175		977	1000	-2.3	20.0
PCB-1016 Peak 7	Ave	0.0282	0.0279		987	1000	-1.3	20.0
PCB-1016 Peak 8	Ave	0.0144	0.0161		1110	1000	11.5	20.0
PCB-1260 Peak 1	Ave	0.0432	0.0429		992	1000	-0.8	20.0
PCB-1260 Peak 2	Ave	0.0759	0.0703		926	1000	-7.4	20.0
PCB-1260 Peak 3	Ave	0.0466	0.0435		935	1000	-6.5	20.0
PCB-1260 Peak 4	Ave	0.0470	0.0418		889	1000	-11.1	20.0
PCB-1260 Peak 5	Ave	0.1143	0.1022		894	1000	-10.6	20.0
PCB-1260 Peak 6	Ave	0.0538	0.0425		791	1000	-20.9*	20.0
PCB-1260 Peak 7	Ave	0.0371	0.0340		917	1000	-8.3	20.0
PCB-1260 Peak 8	Ave	0.0321	0.0282		880	1000	-12.0	20.0
Tetrachloro-m-xylene	Ave	0.7630	0.7898		104	100	3.5	20.0
DCB Decachlorobiphenyl	Ave	0.8335	0.7689		92.2	100	-7.8	20.0

FORM VII
PCBS CONTINUING CALIBRATION RETENTION TIME SUMMARY

Lab Name: TestAmerica Edison Job No.: 460-118423-1
 SDG No.: _____
 Lab Sample ID: CCVIS 460-384645/33 Calibration Date: 08/13/2016 17:59
 Instrument ID: CPESTGC9 Calib Start Date: 05/12/2016 10:14
 GC Column: CLP-1 ID: 0.53 (mm) Calib End Date: 05/12/2016 11:53
 Lab File ID: 9F242857.D

Analyte	RT	RT WINDOW	
		FROM	TO
PCB-1016 Peak 3	0.00	0.00	0.07
PCB-1016 Peak 1	2.47	2.39	2.53
PCB-1016 Peak 2	2.85	2.78	2.92
PCB-1016 Peak 4	3.38	3.30	3.44
PCB-1016 Peak 5	3.53	3.45	3.59
PCB-1016 Peak 6	3.60	3.52	3.66
PCB-1016 Peak 7	4.00	3.92	4.06
PCB-1016 Peak 8	4.11	4.02	4.16
PCB-1260 Peak 1	5.45	5.37	5.51
PCB-1260 Peak 2	6.18	6.10	6.24
PCB-1260 Peak 3	6.36	6.27	6.41
PCB-1260 Peak 4	6.72	6.64	6.78
PCB-1260 Peak 5	7.25	7.17	7.31
PCB-1260 Peak 6	7.79	7.70	7.84
PCB-1260 Peak 7	7.97	7.88	8.02
PCB-1260 Peak 8	8.73	8.65	8.79
Tetrachloro-m-xylene	2.08	2.02	2.12
DCB Decachlorobiphenyl	9.18	9.09	9.29

TestAmerica Edison
Target Compound Quantitation Report

Data File: \\ChromNA\Edison\ChromData\CPESTGC9\20160813-44429.b\9F242857.D
 Lims ID: CCV
 Client ID:
 Sample Type: CCV
 Inject. Date: 13-Aug-2016 17:59:20 ALS Bottle#: 33 Worklist Smp#: 33
 Injection Vol: 1.0 ul Dil. Factor: 1.0000
 Sample Info: 460-0044429-033
 Operator ID: Instrument ID: CPESTGC9
 Sublist: chrom-8082-ISTD*sub1
 Method: \\ChromNA\Edison\ChromData\CPESTGC9\20160813-44429.b\8082-ISTD.m
 Limit Group: GC 8082A PCB ISTD
 Last Update: 15-Aug-2016 13:05:20 Calib Date: 12-May-2016 14:29:29
 Integrator: Falcon
 Quant Method: Internal Standard Quant By: Initial Calibration
 Last ICal File: \\ChromNA\Edison\ChromData\CPESTGC9\20160512-40924.b\9F001892.D
 Column 1 : Det: GC ECD1A
 Column 2 : Det: GC ECD2B
 Process Host: XAWRK053

First Level Reviewer: patelji Date: 15-Aug-2016 07:04:42

Col	RT (min.)	Exp RT (min.)	Dlt RT (min.)	Response	Cal Amt ug/l	OnCol Amt ug/l	Flags
-----	-----------	---------------	---------------	----------	--------------	----------------	-------

* 13 1-Bromo-2-nitrobenzene

1	1.620	1.615	0.005	2715536	20.0	20.0	
2	1.401	1.397	0.004	2569030	20.0	20.0	
						RPD = 0.00	

\$ 2 Tetrachloro-m-xylene

1	2.585	2.579	0.006	10800254	100.0	95.9	
2	2.076	2.069	0.007	10145599	100.0	103.5	
						RPD = 7.66	

Col	RT (min.)	Exp RT (min.)	Dlt RT (min.)	Response	Cal Amt ug/l	OnCol Amt ug/l	Flags
-----	-----------	---------------	---------------	----------	--------------	----------------	-------

5 PCB-1016

							M
1	3.207	3.200	0.007	2402688	1000.0	972.8	
1	3.717	3.710	0.007	4961696	1000.0	978.0	
1	4.012	4.006	0.006	2209536	1000.0	979.6	
1	4.287	4.279	0.008	8214637	1000.0	927.8	
1	4.457	4.449	0.008	3927785	1000.0	968.5	
1	4.715	4.708	0.007	2040796	1000.0	913.6	
1	5.045	5.037	0.008	2911781	1000.0	899.3	
1	5.198	5.190	0.008	3664784	1000.0	1037.1	

Average of Peak Amounts = 959.6

2	2.466	2.459	0.007	2292089	1000.0	1051.3	M
2	2.853	2.845	0.008	4435955	1000.0	1080.7	M
2	0.000	0.000	0.000	0	1000.0	0	
2	3.376	3.365	0.011	7551123	1000.0	903.8	M
2	3.529	3.519	0.010	3367929	1000.0	899.3	M
2	3.599	3.588	0.011	2249777	1000.0	976.7	M
2	4.004	3.994	0.010	3579020	1000.0	987.0	M
2	4.105	4.094	0.011	2068671	1000.0	1114.9	M

Average of Peak Amounts = 1002.0

RPD = 4.32

8 PCB-1260

							M
1	6.562	6.553	0.009	3168739	1000.0	989.1	
1	6.818	6.809	0.009	6350016	1000.0	967.1	
1	7.191	7.180	0.011	7010854	1000.0	892.0	
1	8.084	8.074	0.010	5673431	1000.0	972.5	
1	8.520	8.516	0.004	5218942	1000.0	909.3	
1	8.827	8.828	-0.001	10766503	1000.0	933.7	
1	9.185	9.195	-0.010	7174266	1000.0	847.8	M
1	9.679	9.701	-0.022	3309564	1000.0	956.0	

Average of Peak Amounts = 933.4

2	5.448	5.438	0.010	5507472	1000.0	992.3	M
2	6.184	6.171	0.013	9030690	1000.0	925.8	M
2	6.355	6.342	0.013	5591054	1000.0	934.8	M
2	6.724	6.712	0.012	5368065	1000.0	888.9	M
2	7.253	7.237	0.016	13132825	1000.0	894.2	M
2	7.790	7.772	0.018	5459379	1000.0	790.6	
2	7.971	7.952	0.019	4370294	1000.0	916.8	
2	8.726	8.722	0.004	3626462	1000.0	879.8	

Average of Peak Amounts = 902.9

RPD = 3.33

\$ 11 DCB Decachlorobiphenyl

1	10.108	10.142	-0.034	8799192	100.0	90.7	a
2	9.179	9.188	-0.009	9876151	100.0	92.2	a

RPD = 1.65

S 12 Polychlorinated biphenyls, Total

1						1893.0	
---	--	--	--	--	--	--------	--

QC Flag Legend

Review Flags

M - Manually Integrated

Reagents:

SG1660L3_00029

Amount Added: 1.00

Units: mL

SGPCBISTD_00006

Amount Added: 20.00

Units: uL

Run Reagent

TestAmerica Edison

Data File: \\ChromNA\Edison\ChromData\CPESTGC9\20160813-44429.b\9F242857.D

Injection Date: 13-Aug-2016 17:59:20

Instrument ID: CPESTGC9

Operator ID:

Lims ID: CCV

Worklist Smp#: 33

Client ID:

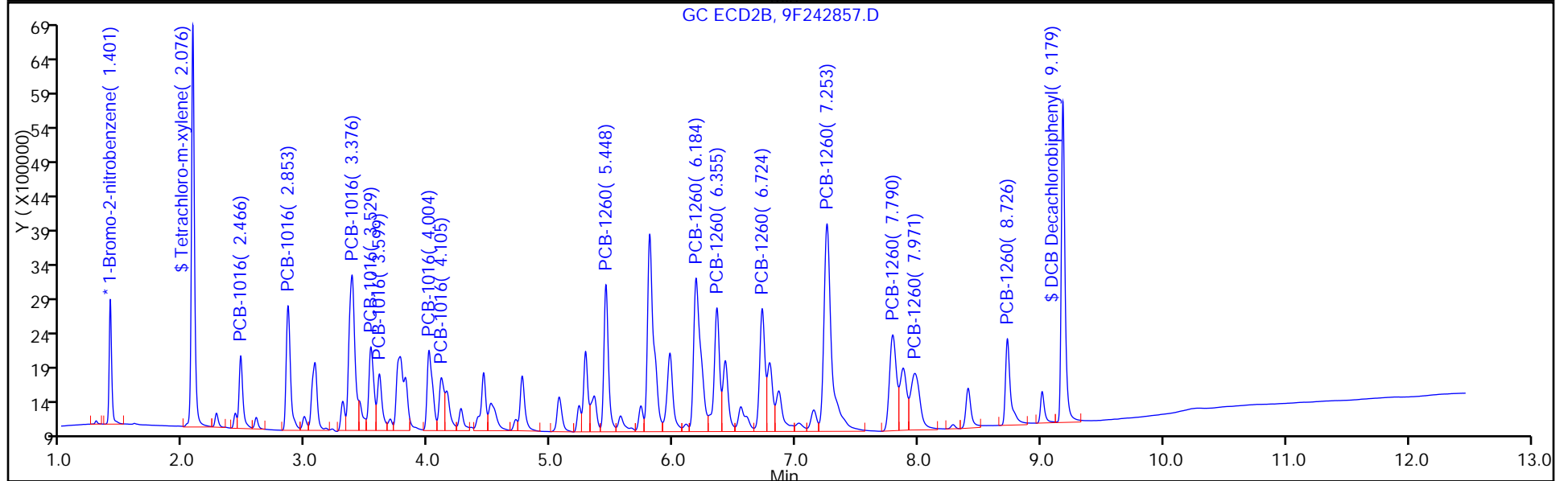
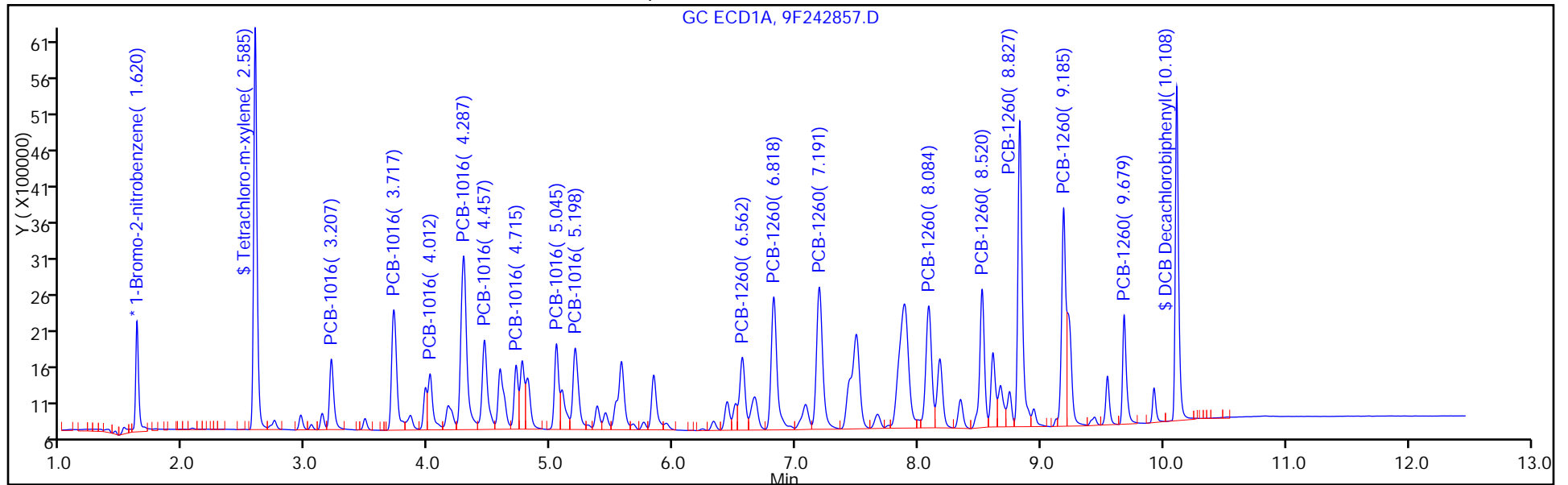
Injection Vol: 1.0 ul

Dil. Factor: 1.0000

ALS Bottle#: 33

Method: 8082-ISTD

Limit Group: GC 8082A PCB ISTD



FORM VII
PCBS CONTINUING CALIBRATION DATA

Lab Name: TestAmerica Edison Job No.: 460-118423-1
 SDG No.: _____
 Lab Sample ID: CCVIS 460-385136/1 Calibration Date: 08/16/2016 14:24
 Instrument ID: CPESTGC9 Calib Start Date: 05/12/2016 10:14
 GC Column: CLP-2 ID: 0.53 (mm) Calib End Date: 05/12/2016 11:53
 Lab File ID: 9F242957.D Conc. Units: ug/L

ANALYTE	CURVE TYPE	AVE RRF	RRF	MIN RRF	CALC AMOUNT	SPIKE AMOUNT	%D	MAX %D
PCB-1016 Peak 1	Ave	0.0182	0.0182		1000	1000	0.2	20.0
PCB-1016 Peak 2	Ave	0.0374	0.0374		1000	1000	0.2	20.0
PCB-1016 Peak 3	Ave	0.0166	0.0172		1030	1000	3.4	20.0
PCB-1016 Peak 4	Ave	0.0652	0.0683		1050	1000	4.7	20.0
PCB-1016 Peak 5	Ave	0.0299	0.0323		1080	1000	8.1	20.0
PCB-1016 Peak 6	Ave	0.0165	0.0165		1000	1000	0.2	20.0
PCB-1016 Peak 7	Ave	0.0238	0.0241		1010	1000	1.2	20.0
PCB-1016 Peak 8	Ave	0.0260	0.0299		1150	1000	14.8	20.0
PCB-1260 Peak 1	Ave	0.0236	0.0262		1110	1000	11.0	20.0
PCB-1260 Peak 2	Ave	0.0484	0.0515		1060	1000	6.5	20.0
PCB-1260 Peak 3	Ave	0.0579	0.0576		995	1000	-0.5	20.0
PCB-1260 Peak 4	Ave	0.0430	0.0481		1120	1000	11.8	20.0
PCB-1260 Peak 5	Ave	0.0423	0.0450		1070	1000	6.5	20.0
PCB-1260 Peak 6	Ave	0.0849	0.0923		1090	1000	8.7	20.0
PCB-1260 Peak 7	Ave	0.0623	0.0638		1020	1000	2.3	20.0
PCB-1260 Peak 8	Ave	0.0255	0.0282		1110	1000	10.5	20.0
Tetrachloro-m-xylene	Ave	0.8297	0.8563		103	100	3.2	20.0
DCB Decachlorobiphenyl	Ave	0.7142	0.7521		105	100	5.3	20.0

FORM VII
PCBS CONTINUING CALIBRATION RETENTION TIME SUMMARY

Lab Name: TestAmerica Edison Job No.: 460-118423-1
 SDG No.: _____
 Lab Sample ID: CCVIS 460-385136/1 Calibration Date: 08/16/2016 14:24
 Instrument ID: CPESTGC9 Calib Start Date: 05/12/2016 10:14
 GC Column: CLP-2 ID: 0.53 (mm) Calib End Date: 05/12/2016 11:53
 Lab File ID: 9F242957.D

Analyte	RT	RT WINDOW	
		FROM	TO
PCB-1016 Peak 1	3.21	3.18	3.24
PCB-1016 Peak 2	3.72	3.65	3.79
PCB-1016 Peak 3	4.02	3.95	4.09
PCB-1016 Peak 4	4.29	4.22	4.36
PCB-1016 Peak 5	4.46	4.39	4.53
PCB-1016 Peak 6	4.72	4.65	4.79
PCB-1016 Peak 7	5.05	4.98	5.12
PCB-1016 Peak 8	5.20	5.13	5.27
PCB-1260 Peak 1	6.57	6.54	6.60
PCB-1260 Peak 2	6.82	6.75	6.89
PCB-1260 Peak 3	7.20	7.13	7.27
PCB-1260 Peak 4	8.09	8.02	8.16
PCB-1260 Peak 5	8.53	8.46	8.60
PCB-1260 Peak 6	8.85	8.78	8.92
PCB-1260 Peak 7	9.22	9.15	9.29
PCB-1260 Peak 8	9.75	9.68	9.82
Tetrachloro-m-xylene	2.59	2.56	2.62
DCB Decachlorobiphenyl	10.20	10.17	10.23

TestAmerica Edison
Target Compound Quantitation Report

Data File: \\ChromNA\Edison\ChromData\CPESTGC9\20160816-44536.b\9F242957.D
 Lims ID: CCVIS
 Client ID:
 Sample Type: CCVIS
 Inject. Date: 16-Aug-2016 14:24:59 ALS Bottle#: 1 Worklist Smp#: 1
 Injection Vol: 1.0 ul Dil. Factor: 1.0000
 Sample Info: CCVIS
 Operator ID: Instrument ID: CPESTGC9
 Sublist: chrom-8082-ISTD*sub1
 Method: \\ChromNA\Edison\ChromData\CPESTGC9\20160816-44536.b\8082-ISTD.m
 Limit Group: GC 8082A PCB ISTD
 Last Update: 18-Aug-2016 10:41:09 Calib Date: 12-May-2016 14:29:29
 Integrator: Falcon
 Quant Method: Internal Standard Quant By: Initial Calibration
 Last ICal File: \\ChromNA\Edison\ChromData\CPESTGC9\20160512-40924.b\9F001892.D
 Column 1 : Det: GC ECD1A
 Column 2 : Det: GC ECD2B
 Process Host: XAWRK027

First Level Reviewer: patelji Date: 16-Aug-2016 14:53:00

Col	RT (min.)	Exp RT (min.)	Dlt RT (min.)	Response	Cal Amt ug/l	OnCol Amt ug/l	Flags
-----	-----------	---------------	---------------	----------	--------------	----------------	-------

* 13 1-Bromo-2-nitrobenzene

1	1.623	1.623	0.000	2508274	20.0	20.0	
2	1.401	1.401	0.000	2502549	20.0	20.0	
						RPD = 0.00	

\$ 2 Tetrachloro-m-xylene

1	2.590	2.590	0.000	10739596	100.0	103.2	M
2	2.075	2.075	0.000	10406149	100.0	109.0	
						RPD = 5.45	

Col	RT (min.)	Exp RT (min.)	Dlt RT (min.)	Response	Cal Amt ug/l	OnCol Amt ug/l	Flags
-----	-----------	---------------	---------------	----------	--------------	----------------	-------

5 PCB-1016

1	3.212	3.212	0.000	2285055	1000.0	1001.6	
1	3.723	3.723	0.000	4695452	1000.0	1002.0	
1	4.018	4.018	0.000	2153397	1000.0	1033.6	
1	4.292	4.292	0.000	8563984	1000.0	1047.2	
1	4.461	4.461	0.000	4050371	1000.0	1081.3	
1	4.720	4.720	0.000	2066632	1000.0	1001.6	
1	5.049	5.049	0.000	3025898	1000.0	1011.8	
1	5.203	5.203	0.000	3747043	1000.0	1147.9	

Average of Peak Amounts = 1040.9

2	2.466	2.466	0.000	2295526	1000.0	1080.9	
2	2.853	2.853	0.000	4542584	1000.0	1136.1	M
2	3.072	3.072	0.000	3047691	1000.0	1160.0	M
2	3.375	3.375	0.000	8186945	1000.0	1006.0	M
2	3.529	3.529	0.000	3758310	1000.0	1030.2	M
2	3.598	3.598	0.000	2510720	1000.0	1118.9	M
2	4.004	4.004	0.000	3963855	1000.0	1122.2	M
2	0.000	4.104	-4.104	0	1000.0	0	

Average of Peak Amounts = 1093.5

RPD = 4.93

8 PCB-1260

1	6.568	6.568	0.000	3285537	1000.0	1110.3	M
1	6.824	6.824	0.000	6456462	1000.0	1064.6	
1	7.196	7.196	0.000	7222349	1000.0	994.8	
1	8.089	8.089	0.000	6026984	1000.0	1118.5	
1	8.531	8.531	0.000	5647776	1000.0	1065.3	
1	8.849	8.849	0.000	11576503	1000.0	1086.8	
1	9.223	9.223	0.000	7999339	1000.0	1023.5	M
1	9.746	9.746	0.000	3533946	1000.0	1105.2	

Average of Peak Amounts = 1071.1

2	5.448	5.448	0.000	6010620	1000.0	1111.8	M
2	6.182	6.182	0.000	9842151	1000.0	1035.8	M
2	6.353	6.353	0.000	5859606	1000.0	1005.8	M
2	6.723	6.723	0.000	5716709	1000.0	971.8	M
2	7.250	7.250	0.000	13558410	1000.0	947.7	M
2	7.786	7.786	0.000	5851348	1000.0	869.8	
2	7.967	7.967	0.000	4516573	1000.0	972.6	
2	8.740	8.740	0.000	3769572	1000.0	938.8	

Average of Peak Amounts = 981.8

RPD = 8.71

\$ 11 DCB Decachlorobiphenyl

1	10.203	10.203	0.000	9432784	100.0	105.3	a
2	9.217	9.217	0.000	10293514	100.0	98.7	

RPD = 6.48

QC Flag Legend

Review Flags

M - Manually Integrated

Reagents:

SG1660L3_00029

Amount Added: 1.00

Units: ml

SGPCBISTD_00006

Amount Added: 20.00

Units: uL

Run Reagent

TestAmerica Edison

Data File: \\ChromNA\Edison\ChromData\CPESTGC9\20160816-44536.b\9F242957.D

Injection Date: 16-Aug-2016 14:24:59

Instrument ID: CPESTGC9

Operator ID:

Lims ID: CCVIS

Worklist Smp#: 1

Client ID:

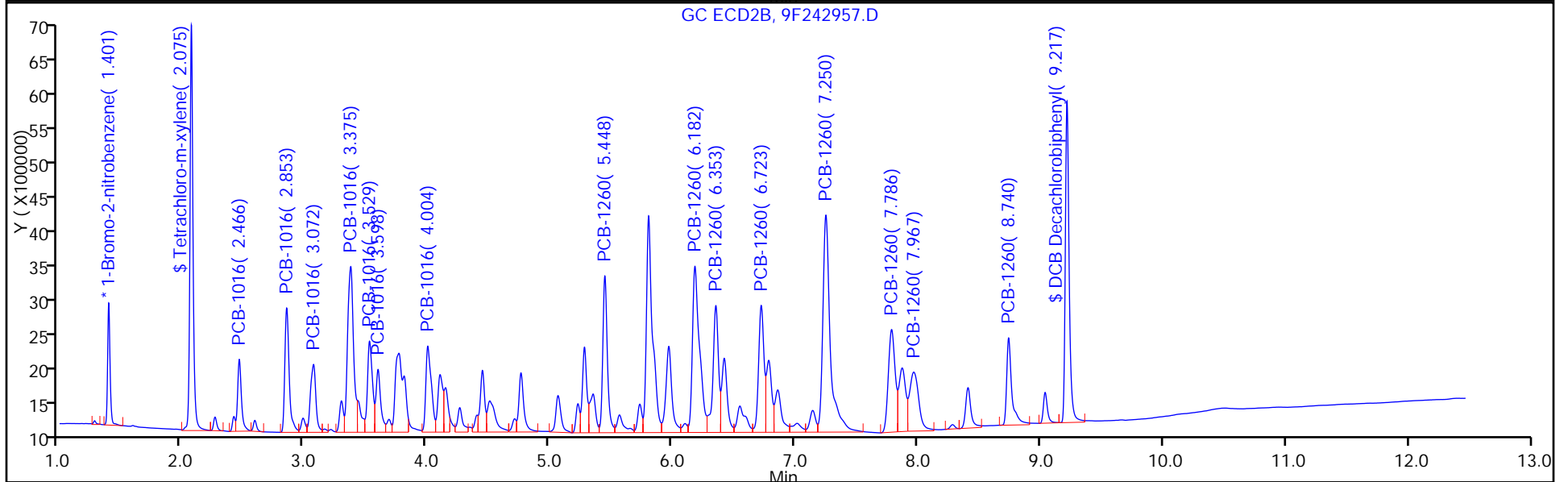
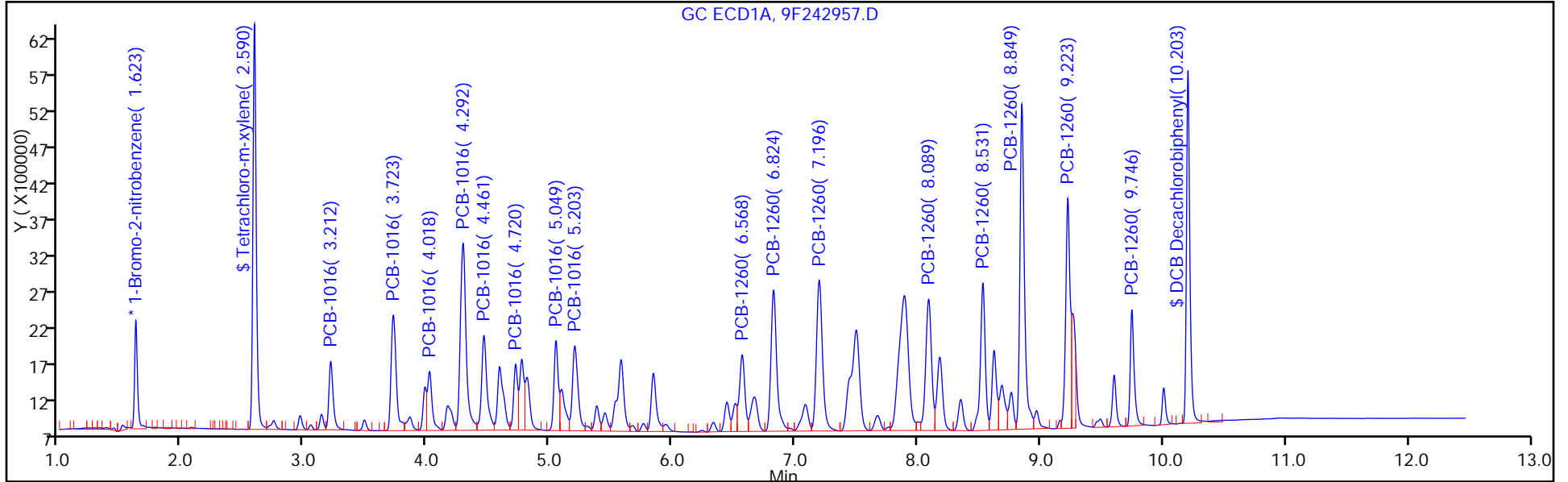
Injection Vol: 1.0 ul

Dil. Factor: 1.0000

ALS Bottle#: 1

Method: 8082-ISTD

Limit Group: GC 8082A PCB ISTD



FORM VII
PCBS CONTINUING CALIBRATION DATA

Lab Name: TestAmerica Edison Job No.: 460-118423-1
 SDG No.: _____
 Lab Sample ID: CCVIS 460-385136/1 Calibration Date: 08/16/2016 14:24
 Instrument ID: CPESTGC9 Calib Start Date: 05/12/2016 10:14
 GC Column: CLP-1 ID: 0.53(mm) Calib End Date: 05/12/2016 11:53
 Lab File ID: 9F242957.D Conc. Units: ug/L

ANALYTE	CURVE TYPE	AVE RRF	RRF	MIN RRF	CALC AMOUNT	SPIKE AMOUNT	%D	MAX %D
PCB-1016 Peak 8	Ave	0.0144	0.0192		0.0980	1000	33.0*	20.0
PCB-1016 Peak 1	Ave	0.0170	0.0184		1080	1000	8.1	20.0
PCB-1016 Peak 2	Ave	0.0320	0.0363		1140	1000	13.6	20.0
PCB-1016 Peak 3	Ave	0.0210	0.0244		1160	1000	16.0	20.0
PCB-1016 Peak 4	Ave	0.0650	0.0654		1010	1000	0.6	20.0
PCB-1016 Peak 5	Ave	0.0292	0.0300		1030	1000	3.0	20.0
PCB-1016 Peak 6	Ave	0.0179	0.0201		1120	1000	11.9	20.0
PCB-1016 Peak 7	Ave	0.0282	0.0317		1120	1000	12.2	20.0
PCB-1260 Peak 1	Ave	0.0432	0.0480		1110	1000	11.2	20.0
PCB-1260 Peak 2	Ave	0.0759	0.0787		1040	1000	3.6	20.0
PCB-1260 Peak 3	Ave	0.0466	0.0468		1010	1000	0.6	20.0
PCB-1260 Peak 4	Ave	0.0470	0.0457		972	1000	-2.8	20.0
PCB-1260 Peak 5	Ave	0.1143	0.1084		948	1000	-5.2	20.0
PCB-1260 Peak 6	Ave	0.0538	0.0468		870	1000	-13.0	20.0
PCB-1260 Peak 7	Ave	0.0371	0.0361		973	1000	-2.7	20.0
PCB-1260 Peak 8	Ave	0.0321	0.0301		939	1000	-6.1	20.0
Tetrachloro-m-xylene	Ave	0.7630	0.8316		109	100	9.0	20.0
DCB Decachlorobiphenyl	Ave	0.8335	0.8226		98.7	100	-1.3	20.0

FORM VII
PCBS CONTINUING CALIBRATION RETENTION TIME SUMMARY

Lab Name: TestAmerica Edison Job No.: 460-118423-1
 SDG No.: _____
 Lab Sample ID: CCVIS 460-385136/1 Calibration Date: 08/16/2016 14:24
 Instrument ID: CPESTGC9 Calib Start Date: 05/12/2016 10:14
 GC Column: CLP-1 ID: 0.53(mm) Calib End Date: 05/12/2016 11:53
 Lab File ID: 9F242957.D

Analyte	RT	RT WINDOW	
		FROM	TO
PCB-1016 Peak 8	0.00	4.03	4.17
PCB-1016 Peak 1	2.47	2.40	2.54
PCB-1016 Peak 2	2.85	2.78	2.92
PCB-1016 Peak 3	3.07	3.00	3.14
PCB-1016 Peak 4	3.38	3.31	3.45
PCB-1016 Peak 5	3.53	3.46	3.60
PCB-1016 Peak 6	3.60	3.53	3.67
PCB-1016 Peak 7	4.00	3.93	4.07
PCB-1260 Peak 1	5.45	5.38	5.52
PCB-1260 Peak 2	6.18	6.11	6.25
PCB-1260 Peak 3	6.35	6.28	6.42
PCB-1260 Peak 4	6.72	6.65	6.79
PCB-1260 Peak 5	7.25	7.18	7.32
PCB-1260 Peak 6	7.79	7.72	7.86
PCB-1260 Peak 7	7.97	7.90	8.04
PCB-1260 Peak 8	8.74	8.67	8.81
Tetrachloro-m-xylene	2.08	2.03	2.13
DCB Decachlorobiphenyl	9.22	9.12	9.32

TestAmerica Edison
Target Compound Quantitation Report

Data File: \\ChromNA\Edison\ChromData\CPESTGC9\20160816-44536.b\9F242957.D
 Lims ID: CCVIS
 Client ID:
 Sample Type: CCVIS
 Inject. Date: 16-Aug-2016 14:24:59 ALS Bottle#: 1 Worklist Smp#: 1
 Injection Vol: 1.0 ul Dil. Factor: 1.0000
 Sample Info: CCVIS
 Operator ID: Instrument ID: CPESTGC9
 Sublist: chrom-8082-ISTD*sub1
 Method: \\ChromNA\Edison\ChromData\CPESTGC9\20160816-44536.b\8082-ISTD.m
 Limit Group: GC 8082A PCB ISTD
 Last Update: 18-Aug-2016 10:41:09 Calib Date: 12-May-2016 14:29:29
 Integrator: Falcon
 Quant Method: Internal Standard Quant By: Initial Calibration
 Last ICal File: \\ChromNA\Edison\ChromData\CPESTGC9\20160512-40924.b\9F001892.D
 Column 1 : Det: GC ECD1A
 Column 2 : Det: GC ECD2B
 Process Host: XAWRK027

First Level Reviewer: patelji Date: 16-Aug-2016 14:53:00

Col	RT (min.)	Exp RT (min.)	Dlt RT (min.)	Response	Cal Amt ug/l	OnCol Amt ug/l	Flags
-----	-----------	---------------	---------------	----------	--------------	----------------	-------

* 13 1-Bromo-2-nitrobenzene

1	1.623	1.623	0.000	2508274	20.0	20.0	
2	1.401	1.401	0.000	2502549	20.0	20.0	
						RPD = 0.00	

\$ 2 Tetrachloro-m-xylene

1	2.590	2.590	0.000	10739596	100.0	103.2	M
2	2.075	2.075	0.000	10406149	100.0	109.0	
						RPD = 5.45	

Col	RT (min.)	Exp RT (min.)	Dlt RT (min.)	Response	Cal Amt ug/l	OnCol Amt ug/l	Flags
-----	-----------	---------------	---------------	----------	--------------	----------------	-------

5 PCB-1016

1	3.212	3.212	0.000	2285055	1000.0	1001.6	
1	3.723	3.723	0.000	4695452	1000.0	1002.0	
1	4.018	4.018	0.000	2153397	1000.0	1033.6	
1	4.292	4.292	0.000	8563984	1000.0	1047.2	
1	4.461	4.461	0.000	4050371	1000.0	1081.3	
1	4.720	4.720	0.000	2066632	1000.0	1001.6	
1	5.049	5.049	0.000	3025898	1000.0	1011.8	
1	5.203	5.203	0.000	3747043	1000.0	1147.9	

Average of Peak Amounts = 1040.9

2	2.466	2.466	0.000	2295526	1000.0	1080.9	
2	2.853	2.853	0.000	4542584	1000.0	1136.1	M
2	3.072	3.072	0.000	3047691	1000.0	1160.0	M
2	3.375	3.375	0.000	8186945	1000.0	1006.0	M
2	3.529	3.529	0.000	3758310	1000.0	1030.2	M
2	3.598	3.598	0.000	2510720	1000.0	1118.9	M
2	4.004	4.004	0.000	3963855	1000.0	1122.2	M
2	0.000	4.104	-4.104	0	1000.0	0	

Average of Peak Amounts = 1093.5

RPD = 4.93

8 PCB-1260

1	6.568	6.568	0.000	3285537	1000.0	1110.3	M
1	6.824	6.824	0.000	6456462	1000.0	1064.6	
1	7.196	7.196	0.000	7222349	1000.0	994.8	
1	8.089	8.089	0.000	6026984	1000.0	1118.5	
1	8.531	8.531	0.000	5647776	1000.0	1065.3	
1	8.849	8.849	0.000	11576503	1000.0	1086.8	
1	9.223	9.223	0.000	7999339	1000.0	1023.5	M
1	9.746	9.746	0.000	3533946	1000.0	1105.2	

Average of Peak Amounts = 1071.1

2	5.448	5.448	0.000	6010620	1000.0	1111.8	M
2	6.182	6.182	0.000	9842151	1000.0	1035.8	M
2	6.353	6.353	0.000	5859606	1000.0	1005.8	M
2	6.723	6.723	0.000	5716709	1000.0	971.8	M
2	7.250	7.250	0.000	13558410	1000.0	947.7	M
2	7.786	7.786	0.000	5851348	1000.0	869.8	
2	7.967	7.967	0.000	4516573	1000.0	972.6	
2	8.740	8.740	0.000	3769572	1000.0	938.8	

Average of Peak Amounts = 981.8

RPD = 8.71

\$ 11 DCB Decachlorobiphenyl

1	10.203	10.203	0.000	9432784	100.0	105.3	a
2	9.217	9.217	0.000	10293514	100.0	98.7	

RPD = 6.48

QC Flag Legend

Review Flags

M - Manually Integrated

Reagents:

SG1660L3_00029

Amount Added: 1.00

Units: ml

SGPCBISTD_00006

Amount Added: 20.00

Units: uL

Run Reagent

TestAmerica Edison

Data File: \\ChromNA\Edison\ChromData\CPESTGC9\20160816-44536.b\9F242957.D

Injection Date: 16-Aug-2016 14:24:59

Instrument ID: CPESTGC9

Operator ID:

Lims ID: CCVIS

Worklist Smp#: 1

Client ID:

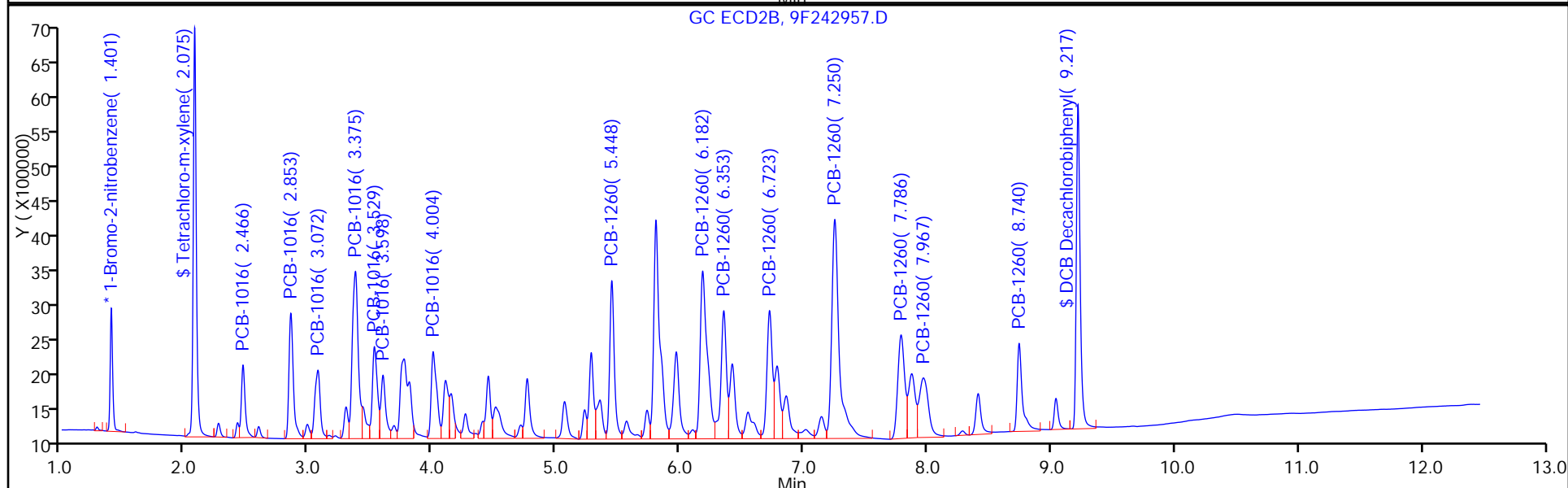
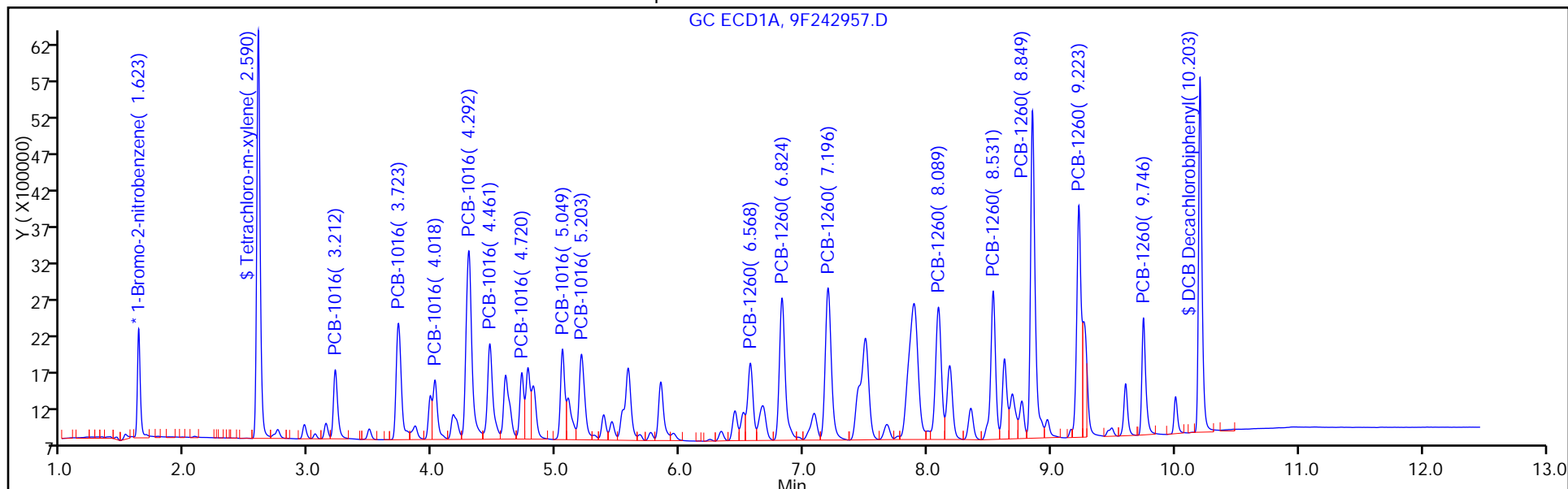
Injection Vol: 1.0 ul

Dil. Factor: 1.0000

ALS Bottle#: 1

Method: 8082-ISTD

Limit Group: GC 8082A PCB ISTD



FORM VII
PCBS CONTINUING CALIBRATION DATA

Lab Name: TestAmerica Edison Job No.: 460-118423-1
 SDG No.: _____
 Lab Sample ID: CCVIS 460-385145/2 Calibration Date: 08/17/2016 06:49
 Instrument ID: CPESTGC9 Calib Start Date: 05/12/2016 10:14
 GC Column: CLP-2 ID: 0.53 (mm) Calib End Date: 05/12/2016 11:53
 Lab File ID: 9F242990.D Conc. Units: ug/L

ANALYTE	CURVE TYPE	AVE RRF	RRF	MIN RRF	CALC AMOUNT	SPIKE AMOUNT	%D	MAX %D
PCB-1016 Peak 1	Ave	0.0182	0.0187		1030	1000	2.6	20.0
PCB-1016 Peak 2	Ave	0.0374	0.0381		1020	1000	2.0	20.0
PCB-1016 Peak 3	Ave	0.0166	0.0175		1050	1000	5.5	20.0
PCB-1016 Peak 4	Ave	0.0652	0.0632		969	1000	-3.1	20.0
PCB-1016 Peak 5	Ave	0.0299	0.0308		1030	1000	3.1	20.0
PCB-1016 Peak 6	Ave	0.0165	0.0158		959	1000	-4.1	20.0
PCB-1016 Peak 7	Ave	0.0238	0.0228		955	1000	-4.5	20.0
PCB-1016 Peak 8	Ave	0.0260	0.0285		1100	1000	9.6	20.0
PCB-1260 Peak 1	Ave	0.0236	0.0245		1040	1000	3.7	20.0
PCB-1260 Peak 2	Ave	0.0484	0.0491		1020	1000	1.6	20.0
PCB-1260 Peak 3	Ave	0.0579	0.0526		909	1000	-9.1	20.0
PCB-1260 Peak 4	Ave	0.0430	0.0436		1010	1000	1.4	20.0
PCB-1260 Peak 5	Ave	0.0423	0.0401		948	1000	-5.2	20.0
PCB-1260 Peak 6	Ave	0.0849	0.0819		965	1000	-3.5	20.0
PCB-1260 Peak 7	Ave	0.0623	0.0561		901	1000	-9.9	20.0
PCB-1260 Peak 8	Ave	0.0255	0.0254		995	1000	-0.5	20.0
Tetrachloro-m-xylene	Ave	0.8297	0.8363		101	100	0.8	20.0
DCB Decachlorobiphenyl	Ave	0.7142	0.6612		92.6	100	-7.4	20.0

FORM VII
PCBS CONTINUING CALIBRATION RETENTION TIME SUMMARY

Lab Name: TestAmerica Edison Job No.: 460-118423-1
 SDG No.: _____
 Lab Sample ID: CCVIS 460-385145/2 Calibration Date: 08/17/2016 06:49
 Instrument ID: CPESTGC9 Calib Start Date: 05/12/2016 10:14
 GC Column: CLP-2 ID: 0.53 (mm) Calib End Date: 05/12/2016 11:53
 Lab File ID: 9F242990.D

Analyte	RT	RT WINDOW	
		FROM	TO
PCB-1016 Peak 1	3.20	3.17	3.23
PCB-1016 Peak 2	3.71	3.64	3.78
PCB-1016 Peak 3	4.01	3.94	4.08
PCB-1016 Peak 4	4.28	4.21	4.35
PCB-1016 Peak 5	4.45	4.38	4.52
PCB-1016 Peak 6	4.71	4.64	4.78
PCB-1016 Peak 7	5.04	4.97	5.11
PCB-1016 Peak 8	5.19	5.12	5.26
PCB-1260 Peak 1	6.55	6.52	6.58
PCB-1260 Peak 2	6.81	6.74	6.88
PCB-1260 Peak 3	7.18	7.11	7.25
PCB-1260 Peak 4	8.07	8.00	8.14
PCB-1260 Peak 5	8.51	8.44	8.58
PCB-1260 Peak 6	8.82	8.75	8.89
PCB-1260 Peak 7	9.19	9.12	9.26
PCB-1260 Peak 8	9.68	9.61	9.75
Tetrachloro-m-xylene	2.58	2.55	2.61
DCB Decachlorobiphenyl	10.12	10.09	10.15

TestAmerica Edison
Target Compound Quantitation Report

Data File: \\ChromNA\Edison\ChromData\CPESTGC9\20160816-44540.b\9F242990.D
 Lims ID: CCVIS
 Client ID:
 Sample Type: CCVIS
 Inject. Date: 17-Aug-2016 06:49:35 ALS Bottle#: 2 Worklist Smp#: 2
 Injection Vol: 1.0 ul Dil. Factor: 1.0000
 Sample Info:
 Operator ID: Instrument ID: CPESTGC9
 Sublist: chrom-8082-ISTD*sub1
 Method: \\ChromNA\Edison\ChromData\CPESTGC9\20160816-44540.b\8082-ISTD.m
 Limit Group: GC 8082A PCB ISTD
 Last Update: 18-Aug-2016 13:07:11 Calib Date: 12-May-2016 14:29:29
 Integrator: Falcon
 Quant Method: Internal Standard Quant By: Initial Calibration
 Last ICal File: \\ChromNA\Edison\ChromData\CPESTGC9\20160512-40924.b\9F001892.D
 Column 1 : Det: GC ECD1A
 Column 2 : Det: GC ECD2B
 Process Host: XAWRK030

First Level Reviewer: patelji Date: 18-Aug-2016 12:53:50

Col	RT (min.)	Exp RT (min.)	Dlt RT (min.)	Response	Cal Amt ug/l	OnCol Amt ug/l	Flags
-----	-----------	---------------	---------------	----------	--------------	----------------	-------

* 13 1-Bromo-2-nitrobenzene							M
1	1.616	1.616	0.000	2700997	20.0	20.0	M
2	1.397	1.397	0.000	2610003	20.0	20.0	
RPD = 0.00							
\$ 2 Tetrachloro-m-xylene							
1	2.579	2.579	0.000	11293752	100.0	100.8	
2	2.070	2.070	0.000	10919201	100.0	109.7	
RPD = 8.42							

Col	RT (min.)	Exp RT (min.)	Dlt RT (min.)	Response	Cal Amt ug/l	OnCol Amt ug/l	Flags
-----	-----------	---------------	---------------	----------	--------------	----------------	-------

5 PCB-1016

1	3.201	3.201	0.000	2521366	1000.0	1026.4	
1	3.710	3.710	0.000	5145742	1000.0	1019.8	
1	4.005	4.005	0.000	2366715	1000.0	1054.9	
1	4.280	4.280	0.000	8536209	1000.0	969.3	
1	4.450	4.450	0.000	4159869	1000.0	1031.3	
1	4.708	4.708	0.000	2130170	1000.0	958.7	
1	5.037	5.037	0.000	3076219	1000.0	955.2	
1	5.191	5.191	0.000	3850980	1000.0	1095.6	

Average of Peak Amounts = 1013.9

2	2.461	2.461	0.000	2496462	1000.0	1127.1	
2	2.846	2.846	0.000	4943395	1000.0	1185.5	M
2	0.000	3.065	-3.065	0	1000.0	0	
2	3.368	3.368	0.000	8743334	1000.0	1030.1	M
2	3.522	3.522	0.000	3915195	1000.0	1029.0	M
2	3.591	3.591	0.000	2502099	1000.0	1069.2	M
2	3.996	3.996	0.000	3958697	1000.0	1074.6	M
2	0.000	4.096	-4.096	0	1000.0	0	

Average of Peak Amounts = 1085.9

RPD = 6.86

8 PCB-1260

1	6.553	6.553	0.000	3304924	1000.0	1037.1	M
1	6.809	6.809	0.000	6633207	1000.0	1015.7	
1	7.181	7.181	0.000	7108875	1000.0	909.3	
1	8.073	8.073	0.000	5882513	1000.0	1013.8	
1	8.513	8.513	0.000	5411947	1000.0	948.0	
1	8.823	8.823	0.000	11066259	1000.0	964.8	
1	9.185	9.185	0.000	7580038	1000.0	900.6	M
1	9.683	9.683	0.000	3426240	1000.0	995.0	

Average of Peak Amounts = 973.1

2	5.440	5.440	0.000	6112806	1000.0	1084.1	M
2	6.173	6.173	0.000	9866903	1000.0	995.6	M
2	6.343	6.343	0.000	5954195	1000.0	979.9	M
2	6.712	6.712	0.000	5783581	1000.0	942.7	M
2	7.240	7.240	0.000	14202150	1000.0	951.8	M
2	7.774	7.774	0.000	5868683	1000.0	836.5	
2	7.955	7.955	0.000	4754790	1000.0	981.8	M
2	8.720	8.720	0.000	3868509	1000.0	923.8	

Average of Peak Amounts = 962.0

RPD = 1.14

\$ 11 DCB Decachlorobiphenyl

1	10.116	10.116	0.000	8929629	100.0	92.6	a
2	9.178	9.178	0.000	10250523	100.0	94.2	M

RPD = 1.78

QC Flag Legend

Review Flags

M - Manually Integrated

Reagents:

SG1660L3_00029	Amount Added: 1.00	Units: ml	
SGPCBISTD_00006	Amount Added: 20.00	Units: uL	Run Reagent

TestAmerica Edison

Data File: \\ChromNA\Edison\ChromData\CPESTGC9\20160816-44540.b\9F242990.D

Injection Date: 17-Aug-2016 06:49:35

Instrument ID: CPESTGC9

Operator ID:

Lims ID: CCVIS

Worklist Smp#: 2

Client ID:

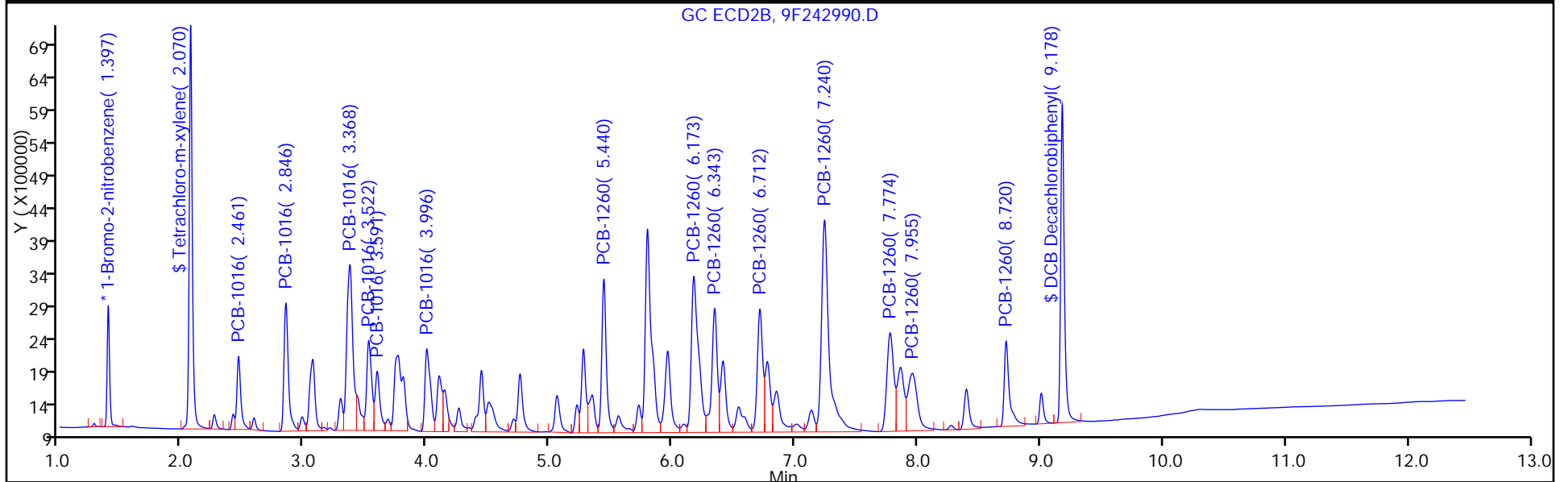
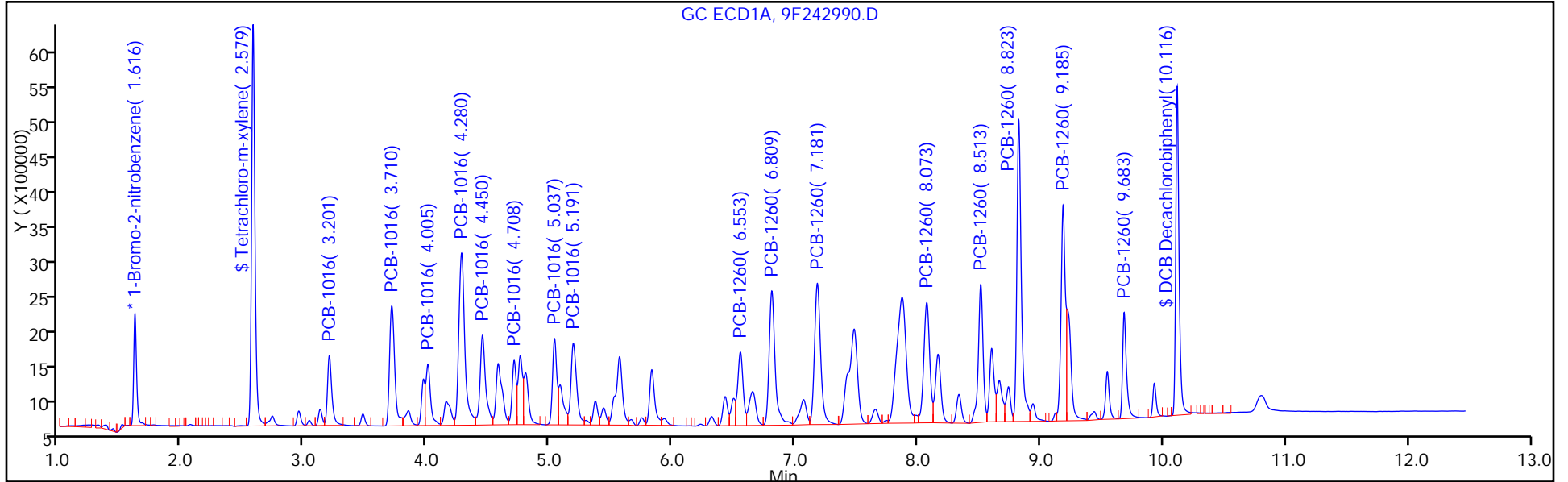
Injection Vol: 1.0 ul

Dil. Factor: 1.0000

ALS Bottle#: 2

Method: 8082-ISTD

Limit Group: GC 8082A PCB ISTD



FORM VII
PCBS CONTINUING CALIBRATION DATA

Lab Name: TestAmerica Edison Job No.: 460-118423-1
 SDG No.: _____
 Lab Sample ID: CCVIS 460-385145/2 Calibration Date: 08/17/2016 06:49
 Instrument ID: CPESTGC9 Calib Start Date: 05/12/2016 10:14
 GC Column: CLP-1 ID: 0.53 (mm) Calib End Date: 05/12/2016 11:53
 Lab File ID: 9F242990.D Conc. Units: ug/L

ANALYTE	CURVE TYPE	AVE RRF	RRF	MIN RRF	CALC AMOUNT	SPIKE AMOUNT	%D	MAX %D
PCB-1016 Peak 3	Ave	0.0210	0.0258		0.0980	1000	22.7*	20.0
PCB-1016 Peak 8	Ave	0.0144	0.0187		0.0980	1000	29.4*	20.0
PCB-1016 Peak 1	Ave	0.0170	0.0191		1130	1000	12.7	20.0
PCB-1016 Peak 2	Ave	0.0320	0.0379		1190	1000	18.5	20.0
PCB-1016 Peak 4	Ave	0.0650	0.0670		1030	1000	3.0	20.0
PCB-1016 Peak 5	Ave	0.0292	0.0300		1030	1000	2.9	20.0
PCB-1016 Peak 6	Ave	0.0179	0.0192		1070	1000	6.9	20.0
PCB-1016 Peak 7	Ave	0.0282	0.0303		1070	1000	7.5	20.0
PCB-1260 Peak 1	Ave	0.0432	0.0468		1080	1000	8.4	20.0
PCB-1260 Peak 2	Ave	0.0759	0.0756		996	1000	-0.4	20.0
PCB-1260 Peak 3	Ave	0.0466	0.0456		980	1000	-2.0	20.0
PCB-1260 Peak 4	Ave	0.0470	0.0443		943	1000	-5.7	20.0
PCB-1260 Peak 5	Ave	0.1143	0.1088		952	1000	-4.8	20.0
PCB-1260 Peak 6	Ave	0.0538	0.0450		836	1000	-16.4	20.0
PCB-1260 Peak 7	Ave	0.0371	0.0364		982	1000	-1.8	20.0
PCB-1260 Peak 8	Ave	0.0321	0.0296		924	1000	-7.6	20.0
Tetrachloro-m-xylene	Ave	0.7630	0.8367		110	100	9.7	20.0
DCB Decachlorobiphenyl	Ave	0.8335	0.7855		94.2	100	-5.8	20.0

FORM VII
PCBS CONTINUING CALIBRATION RETENTION TIME SUMMARY

Lab Name: TestAmerica Edison Job No.: 460-118423-1
 SDG No.: _____
 Lab Sample ID: CCVIS 460-385145/2 Calibration Date: 08/17/2016 06:49
 Instrument ID: CPESTGC9 Calib Start Date: 05/12/2016 10:14
 GC Column: CLP-1 ID: 0.53 (mm) Calib End Date: 05/12/2016 11:53
 Lab File ID: 9F242990.D

Analyte	RT	RT WINDOW	
		FROM	TO
PCB-1016 Peak 3	0.00	3.00	3.14
PCB-1016 Peak 8	0.00	4.03	4.17
PCB-1016 Peak 1	2.46	2.39	2.53
PCB-1016 Peak 2	2.85	2.78	2.92
PCB-1016 Peak 4	3.37	3.30	3.44
PCB-1016 Peak 5	3.52	3.45	3.59
PCB-1016 Peak 6	3.59	3.52	3.66
PCB-1016 Peak 7	4.00	3.93	4.07
PCB-1260 Peak 1	5.44	5.37	5.51
PCB-1260 Peak 2	6.17	6.10	6.24
PCB-1260 Peak 3	6.34	6.27	6.41
PCB-1260 Peak 4	6.71	6.64	6.78
PCB-1260 Peak 5	7.24	7.17	7.31
PCB-1260 Peak 6	7.77	7.70	7.84
PCB-1260 Peak 7	7.96	7.89	8.03
PCB-1260 Peak 8	8.72	8.65	8.79
Tetrachloro-m-xylene	2.07	2.02	2.12
DCB Decachlorobiphenyl	9.18	9.08	9.28

TestAmerica Edison
Target Compound Quantitation Report

Data File: \\ChromNA\Edison\ChromData\CPESTGC9\20160816-44540.b\9F242990.D
 Lims ID: CCVIS
 Client ID:
 Sample Type: CCVIS
 Inject. Date: 17-Aug-2016 06:49:35 ALS Bottle#: 2 Worklist Smp#: 2
 Injection Vol: 1.0 ul Dil. Factor: 1.0000
 Sample Info:
 Operator ID: Instrument ID: CPESTGC9
 Sublist: chrom-8082-ISTD*sub1
 Method: \\ChromNA\Edison\ChromData\CPESTGC9\20160816-44540.b\8082-ISTD.m
 Limit Group: GC 8082A PCB ISTD
 Last Update: 18-Aug-2016 13:07:11 Calib Date: 12-May-2016 14:29:29
 Integrator: Falcon
 Quant Method: Internal Standard Quant By: Initial Calibration
 Last ICal File: \\ChromNA\Edison\ChromData\CPESTGC9\20160512-40924.b\9F001892.D
 Column 1 : Det: GC ECD1A
 Column 2 : Det: GC ECD2B
 Process Host: XAWRK030

First Level Reviewer: patelji Date: 18-Aug-2016 12:53:50

Col	RT (min.)	Exp RT (min.)	Dlt RT (min.)	Response	Cal Amt ug/l	OnCol Amt ug/l	Flags
-----	-----------	---------------	---------------	----------	--------------	----------------	-------

* 13 1-Bromo-2-nitrobenzene							M
1	1.616	1.616	0.000	2700997	20.0	20.0	M
2	1.397	1.397	0.000	2610003	20.0	20.0	
RPD = 0.00							
\$ 2 Tetrachloro-m-xylene							
1	2.579	2.579	0.000	11293752	100.0	100.8	
2	2.070	2.070	0.000	10919201	100.0	109.7	
RPD = 8.42							

Col	RT (min.)	Exp RT (min.)	Dlt RT (min.)	Response	Cal Amt ug/l	OnCol Amt ug/l	Flags
-----	-----------	---------------	---------------	----------	--------------	----------------	-------

5 PCB-1016

1	3.201	3.201	0.000	2521366	1000.0	1026.4	
1	3.710	3.710	0.000	5145742	1000.0	1019.8	
1	4.005	4.005	0.000	2366715	1000.0	1054.9	
1	4.280	4.280	0.000	8536209	1000.0	969.3	
1	4.450	4.450	0.000	4159869	1000.0	1031.3	
1	4.708	4.708	0.000	2130170	1000.0	958.7	
1	5.037	5.037	0.000	3076219	1000.0	955.2	
1	5.191	5.191	0.000	3850980	1000.0	1095.6	

Average of Peak Amounts = 1013.9

2	2.461	2.461	0.000	2496462	1000.0	1127.1	
2	2.846	2.846	0.000	4943395	1000.0	1185.5	M
2	0.000	3.065	-3.065	0	1000.0	0	
2	3.368	3.368	0.000	8743334	1000.0	1030.1	M
2	3.522	3.522	0.000	3915195	1000.0	1029.0	M
2	3.591	3.591	0.000	2502099	1000.0	1069.2	M
2	3.996	3.996	0.000	3958697	1000.0	1074.6	M
2	0.000	4.096	-4.096	0	1000.0	0	

Average of Peak Amounts = 1085.9

RPD = 6.86

8 PCB-1260

1	6.553	6.553	0.000	3304924	1000.0	1037.1	M
1	6.809	6.809	0.000	6633207	1000.0	1015.7	
1	7.181	7.181	0.000	7108875	1000.0	909.3	
1	8.073	8.073	0.000	5882513	1000.0	1013.8	
1	8.513	8.513	0.000	5411947	1000.0	948.0	
1	8.823	8.823	0.000	11066259	1000.0	964.8	
1	9.185	9.185	0.000	7580038	1000.0	900.6	M
1	9.683	9.683	0.000	3426240	1000.0	995.0	

Average of Peak Amounts = 973.1

2	5.440	5.440	0.000	6112806	1000.0	1084.1	M
2	6.173	6.173	0.000	9866903	1000.0	995.6	M
2	6.343	6.343	0.000	5954195	1000.0	979.9	M
2	6.712	6.712	0.000	5783581	1000.0	942.7	M
2	7.240	7.240	0.000	14202150	1000.0	951.8	M
2	7.774	7.774	0.000	5868683	1000.0	836.5	
2	7.955	7.955	0.000	4754790	1000.0	981.8	M
2	8.720	8.720	0.000	3868509	1000.0	923.8	

Average of Peak Amounts = 962.0

RPD = 1.14

\$ 11 DCB Decachlorobiphenyl

1	10.116	10.116	0.000	8929629	100.0	92.6	a
2	9.178	9.178	0.000	10250523	100.0	94.2	M

RPD = 1.78

QC Flag Legend

Review Flags

M - Manually Integrated

Reagents:

SG1660L3_00029

Amount Added: 1.00

Units: ml

SGPCBISTD_00006

Amount Added: 20.00

Units: uL

Run Reagent

TestAmerica Edison

Data File: \\ChromNA\Edison\ChromData\CPESTGC9\20160816-44540.b\9F242990.D

Injection Date: 17-Aug-2016 06:49:35

Instrument ID: CPESTGC9

Operator ID:

Lims ID: CCVIS

Worklist Smp#: 2

Client ID:

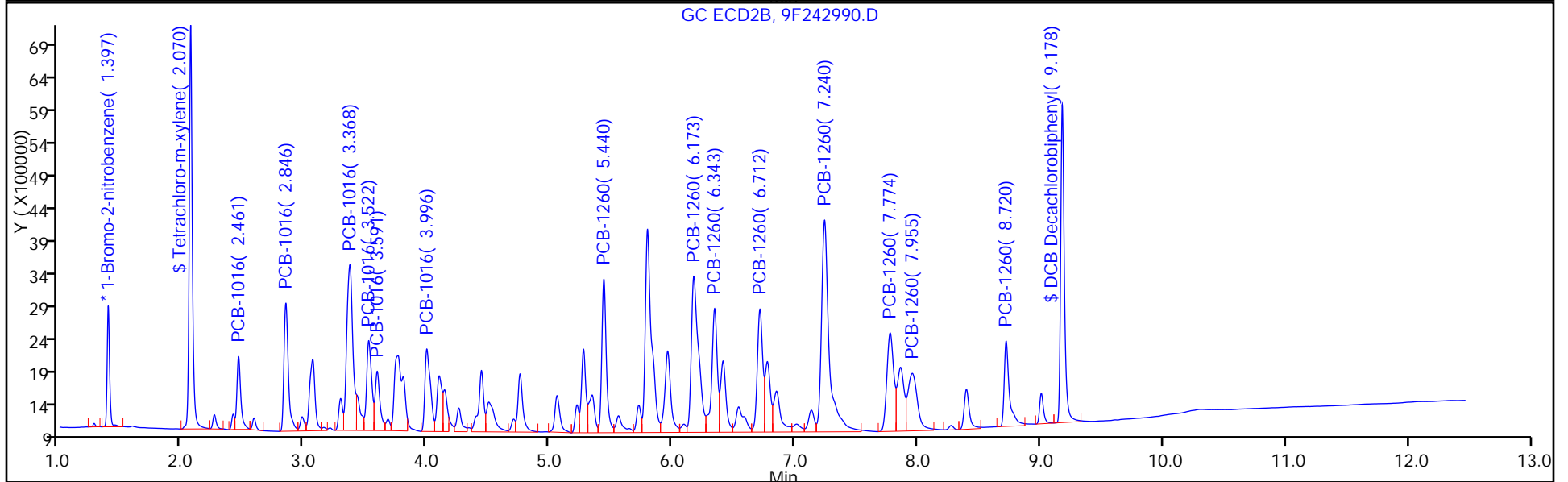
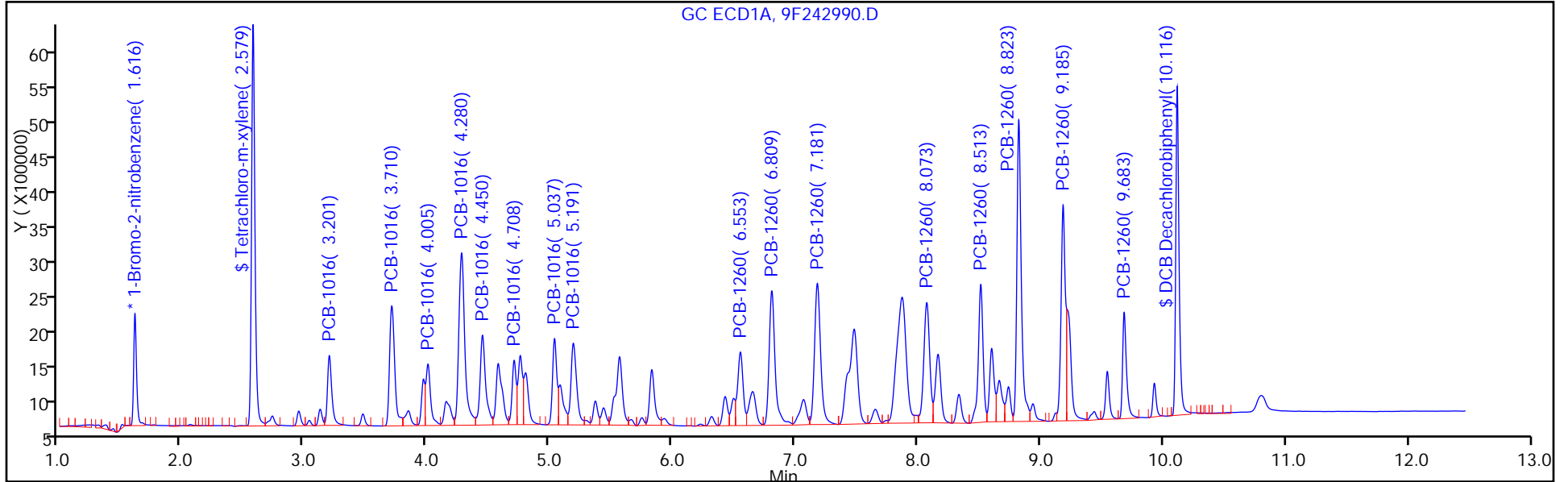
Injection Vol: 1.0 ul

Dil. Factor: 1.0000

ALS Bottle#: 2

Method: 8082-ISTD

Limit Group: GC 8082A PCB ISTD



FORM VII
PCBS CONTINUING CALIBRATION DATA

Lab Name: TestAmerica Edison Job No.: 460-118423-1
 SDG No.: _____
 Lab Sample ID: CCV 460-385145/18 Calibration Date: 08/17/2016 14:07
 Instrument ID: CPESTGC9 Calib Start Date: 05/12/2016 10:14
 GC Column: CLP-2 ID: 0.53 (mm) Calib End Date: 05/12/2016 11:53
 Lab File ID: 9F243006.D Conc. Units: ug/L

ANALYTE	CURVE TYPE	AVE RRF	RRF	MIN RRF	CALC AMOUNT	SPIKE AMOUNT	%D	MAX %D
Tetrachloro-m-xylene	Ave	0.8297	0.8397		101	100	1.2	20.0
DCB Decachlorobiphenyl	Ave	0.7142	0.6911		96.8	100	-3.2	20.0

FORM VII
PCBS CONTINUING CALIBRATION RETENTION TIME SUMMARY

Lab Name: TestAmerica Edison Job No.: 460-118423-1
 SDG No.: _____
 Lab Sample ID: CCV 460-385145/18 Calibration Date: 08/17/2016 14:07
 Instrument ID: CPESTGC9 Calib Start Date: 05/12/2016 10:14
 GC Column: CLP-2 ID: 0.53 (mm) Calib End Date: 05/12/2016 11:53
 Lab File ID: 9F243006.D

Analyte	RT	RT WINDOW	
		FROM	TO
Tetrachloro-m-xylene	2.59	2.55	2.61
DCB Decachlorobiphenyl	10.16	10.09	10.15

TestAmerica Edison
Target Compound Quantitation Report

Data File: \\ChromNA\Edison\ChromData\CPESTGC9\20160816-44540.b\9F243006.D
 Lims ID: CCV AR1242
 Client ID:
 Sample Type: CCV
 Inject. Date: 17-Aug-2016 14:07:36 ALS Bottle#: 18 Worklist Smp#: 18
 Injection Vol: 1.0 ul Dil. Factor: 1.0000
 Sample Info: 460-0044540-018
 Operator ID: Instrument ID: CPESTGC9
 Sublist: chrom-8082-ISTD*sub4
 Method: \\ChromNA\Edison\ChromData\CPESTGC9\20160816-44540.b\8082-ISTD.m
 Limit Group: GC 8082A PCB ISTD
 Last Update: 18-Aug-2016 13:08:06 Calib Date: 12-May-2016 14:29:29
 Integrator: Falcon
 Quant Method: Internal Standard Quant By: Initial Calibration
 Last ICal File: \\ChromNA\Edison\ChromData\CPESTGC9\20160512-40924.b\9F001892.D
 Column 1 : Det: GC ECD1A
 Column 2 : Det: GC ECD2B
 Process Host: XAWRK030

First Level Reviewer: patelji Date: 18-Aug-2016 07:41:54

Col	RT (min.)	Exp RT (min.)	Dlt RT (min.)	Response	Cal Amt ug/l	OnCol Amt ug/l	Flags
-----	-----------	---------------	---------------	----------	--------------	----------------	-------

* 13 1-Bromo-2-nitrobenzene							M
1	1.621	1.616	0.005	2887755	20.0	20.0	M
2	1.403	1.397	0.006	3020734	20.0	20.0	
RPD = 0.00							
\$ 2 Tetrachloro-m-xylene							
1	2.586	2.579	0.007	12124612	100.0	101.2	
2	2.077	2.070	0.007	11362122	100.0	98.6	
RPD = 2.62							

Col	RT (min.)	Exp RT (min.)	Dlt RT (min.)	Response	Cal Amt ug/l	OnCol Amt ug/l	Flags
-----	-----------	---------------	---------------	----------	--------------	----------------	-------

4 PCB-1242							M
1	3.207	3.209	-0.002	2294673	1000.0	935.5	
1	3.716	3.722	-0.006	4722453	1000.0	934.1	
1	4.012	4.018	-0.006	2054927	1000.0	979.4	
1	4.286	4.288	-0.002	7818007	1000.0	930.4	
1	4.456	4.459	-0.003	3727935	1000.0	956.9	
1	5.197	5.201	-0.004	3610623	1000.0	1004.4	
1	5.531	5.531	0.000	2569546	1000.0	876.1	
1	5.586	5.581	0.005	3580230	1000.0	1028.3	
Average of Peak Amounts =						955.6	
2	2.469	2.474	-0.005	2193959	1000.0	1060.9	
2	2.855	2.863	-0.008	4273727	1000.0	1071.4	M
2	3.074	3.084	-0.010	2857410	1000.0	1124.3	M
2	3.377	3.384	-0.007	7193661	1000.0	927.5	M
2	3.531	3.537	-0.006	3199051	1000.0	904.4	M
2	4.005	4.015	-0.010	3336401	1000.0	967.8	M
2	4.533	4.514	0.019	5376083	1000.0	943.6	M
2	4.766	4.776	-0.010	2253351	1000.0	989.1	M
Average of Peak Amounts =						998.6	
						RPD = 4.40	

\$ 11 DCB Decachlorobiphenyl							
1	10.156	10.116	0.040	9978339	100.0	96.8	a
2	9.198	9.178	0.020	10750000	100.0	85.4	a
						RPD = 12.48	

S 12 Polychlorinated biphenyls, Total							
1						955.6	

QC Flag Legend

Review Flags

M - Manually Integrated

Reagents:

SG1242L3_00027	Amount Added: 1.00	Units: ml	
SGPCBISTD_00006	Amount Added: 20.00	Units: uL	Run Reagent

TestAmerica Edison

Data File: \\ChromNA\Edison\ChromData\CPESTGC9\20160816-44540.b\9F243006.D

Injection Date: 17-Aug-2016 14:07:36

Instrument ID: CPESTGC9

Operator ID:

Lims ID: CCV AR1242

Worklist Smp#: 18

Client ID:

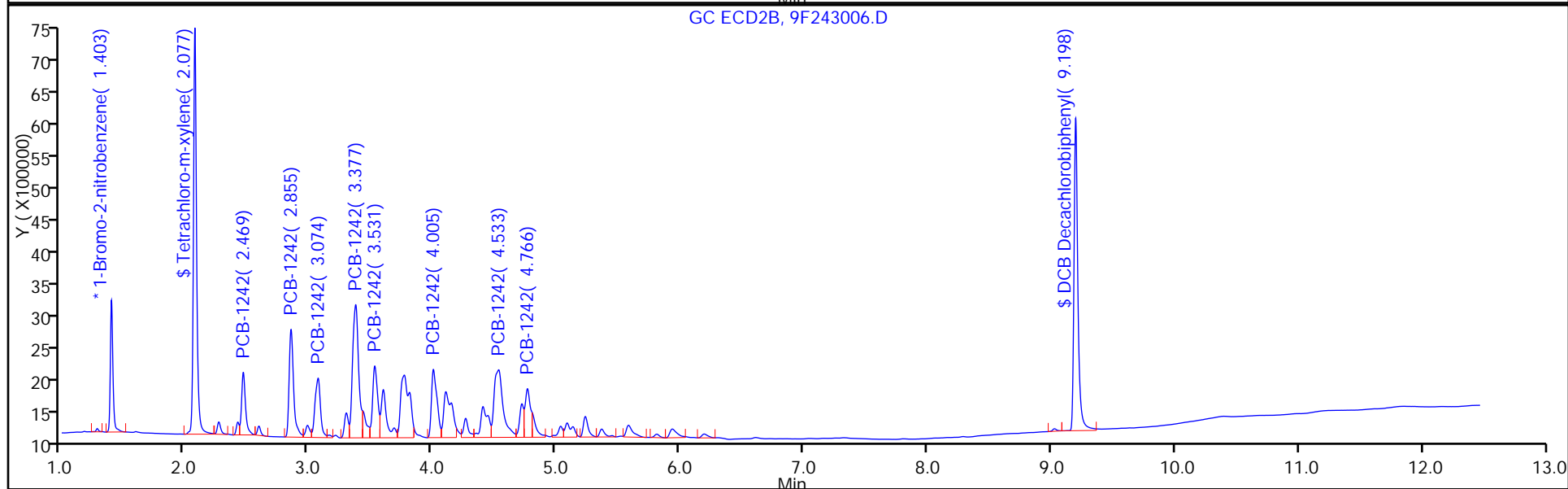
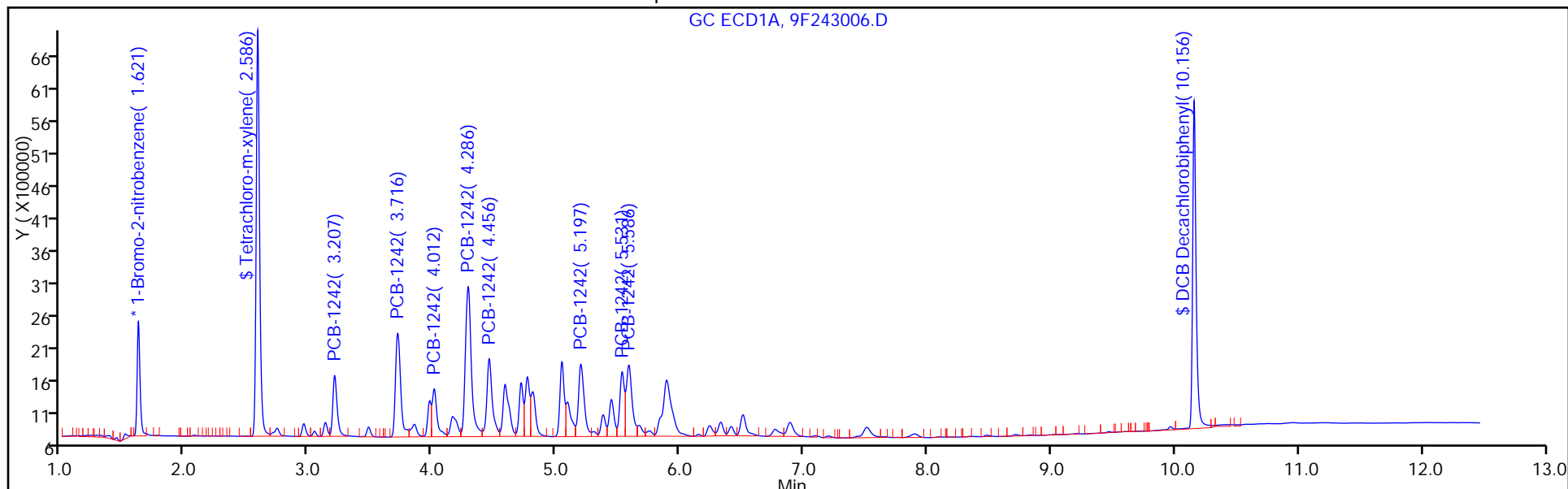
Injection Vol: 1.0 ul

Dil. Factor: 1.0000

ALS Bottle#: 18

Method: 8082-ISTD

Limit Group: GC 8082A PCB ISTD



FORM VII
PCBS CONTINUING CALIBRATION DATA

Lab Name: TestAmerica Edison Job No.: 460-118423-1
 SDG No.: _____
 Lab Sample ID: CCV 460-385145/18 Calibration Date: 08/17/2016 14:07
 Instrument ID: CPESTGC9 Calib Start Date: 05/12/2016 13:17
 GC Column: CLP-2 ID: 0.53 (mm) Calib End Date: 05/12/2016 13:17
 Lab File ID: 9F243006.D Conc. Units: ug/L

ANALYTE	CURVE TYPE	AVE RRF	RRF	MIN RRF	CALC AMOUNT	SPIKE AMOUNT	%D	MAX %D
PCB-1242 Peak 1	Ave	0.0170	0.0159		935	1000	-6.5	20.0
PCB-1242 Peak 2	Ave	0.0350	0.0327		934	1000	-6.6	20.0
PCB-1242 Peak 3	Ave	0.0145	0.0142		979	1000	-2.1	20.0
PCB-1242 Peak 4	Ave	0.0582	0.0542		930	1000	-7.0	20.0
PCB-1242 Peak 5	Ave	0.0270	0.0258		957	1000	-4.3	20.0
PCB-1242 Peak 6	Ave	0.0249	0.0250		1000	1000	0.4	20.0
PCB-1242 Peak 7	Ave	0.0203	0.0178		876	1000	-12.4	20.0
PCB-1242 Peak 8	Ave	0.0241	0.0248		1030	1000	2.8	20.0

FORM VII
PCBS CONTINUING CALIBRATION RETENTION TIME SUMMARY

Lab Name: TestAmerica Edison Job No.: 460-118423-1
 SDG No.: _____
 Lab Sample ID: CCV 460-385145/18 Calibration Date: 08/17/2016 14:07
 Instrument ID: CPESTGC9 Calib Start Date: 05/12/2016 13:17
 GC Column: CLP-2 ID: 0.53 (mm) Calib End Date: 05/12/2016 13:17
 Lab File ID: 9F243006.D

Analyte	RT	RT WINDOW	
		FROM	TO
PCB-1242 Peak 1	3.21	3.18	3.24
PCB-1242 Peak 2	3.72	3.65	3.79
PCB-1242 Peak 3	4.01	3.95	4.09
PCB-1242 Peak 4	4.29	4.22	4.36
PCB-1242 Peak 5	4.46	4.39	4.53
PCB-1242 Peak 6	5.20	5.13	5.27
PCB-1242 Peak 7	5.53	5.46	5.60
PCB-1242 Peak 8	5.59	5.51	5.65

TestAmerica Edison
Target Compound Quantitation Report

Data File: \\ChromNA\Edison\ChromData\CPESTGC9\20160816-44540.b\9F243006.D
 Lims ID: CCV AR1242
 Client ID:
 Sample Type: CCV
 Inject. Date: 17-Aug-2016 14:07:36 ALS Bottle#: 18 Worklist Smp#: 18
 Injection Vol: 1.0 ul Dil. Factor: 1.0000
 Sample Info: 460-0044540-018
 Operator ID: Instrument ID: CPESTGC9
 Sublist: chrom-8082-ISTD*sub4
 Method: \\ChromNA\Edison\ChromData\CPESTGC9\20160816-44540.b\8082-ISTD.m
 Limit Group: GC 8082A PCB ISTD
 Last Update: 18-Aug-2016 13:08:06 Calib Date: 12-May-2016 14:29:29
 Integrator: Falcon
 Quant Method: Internal Standard Quant By: Initial Calibration
 Last ICal File: \\ChromNA\Edison\ChromData\CPESTGC9\20160512-40924.b\9F001892.D
 Column 1 : Det: GC ECD1A
 Column 2 : Det: GC ECD2B
 Process Host: XAWRK030

First Level Reviewer: patelji Date: 18-Aug-2016 07:41:54

Col	RT (min.)	Exp RT (min.)	Dlt RT (min.)	Response	Cal Amt ug/l	OnCol Amt ug/l	Flags
-----	-----------	---------------	---------------	----------	--------------	----------------	-------

* 13 1-Bromo-2-nitrobenzene							M
1	1.621	1.616	0.005	2887755	20.0	20.0	M
2	1.403	1.397	0.006	3020734	20.0	20.0	
RPD = 0.00							
\$ 2 Tetrachloro-m-xylene							
1	2.586	2.579	0.007	12124612	100.0	101.2	
2	2.077	2.070	0.007	11362122	100.0	98.6	
RPD = 2.62							

Col	RT (min.)	Exp RT (min.)	Dlt RT (min.)	Response	Cal Amt ug/l	OnCol Amt ug/l	Flags
-----	-----------	---------------	---------------	----------	--------------	----------------	-------

4 PCB-1242							M
1	3.207	3.209	-0.002	2294673	1000.0	935.5	
1	3.716	3.722	-0.006	4722453	1000.0	934.1	
1	4.012	4.018	-0.006	2054927	1000.0	979.4	
1	4.286	4.288	-0.002	7818007	1000.0	930.4	
1	4.456	4.459	-0.003	3727935	1000.0	956.9	
1	5.197	5.201	-0.004	3610623	1000.0	1004.4	
1	5.531	5.531	0.000	2569546	1000.0	876.1	
1	5.586	5.581	0.005	3580230	1000.0	1028.3	
Average of Peak Amounts =						955.6	
2	2.469	2.474	-0.005	2193959	1000.0	1060.9	
2	2.855	2.863	-0.008	4273727	1000.0	1071.4	M
2	3.074	3.084	-0.010	2857410	1000.0	1124.3	M
2	3.377	3.384	-0.007	7193661	1000.0	927.5	M
2	3.531	3.537	-0.006	3199051	1000.0	904.4	M
2	4.005	4.015	-0.010	3336401	1000.0	967.8	M
2	4.533	4.514	0.019	5376083	1000.0	943.6	M
2	4.766	4.776	-0.010	2253351	1000.0	989.1	M
Average of Peak Amounts =						998.6	
						RPD = 4.40	

\$ 11 DCB Decachlorobiphenyl

1	10.156	10.116	0.040	9978339	100.0	96.8	a
2	9.198	9.178	0.020	10750000	100.0	85.4	a

RPD = 12.48

S 12 Polychlorinated biphenyls, Total

1						955.6	
---	--	--	--	--	--	-------	--

QC Flag Legend

Review Flags

M - Manually Integrated

Reagents:

SG1242L3_00027	Amount Added: 1.00	Units: ml	
SGPCBISTD_00006	Amount Added: 20.00	Units: uL	Run Reagent

TestAmerica Edison

Data File: \\ChromNA\Edison\ChromData\CPESTGC9\20160816-44540.b\9F243006.D

Injection Date: 17-Aug-2016 14:07:36

Instrument ID: CPESTGC9

Operator ID:

Lims ID: CCV AR1242

Worklist Smp#: 18

Client ID:

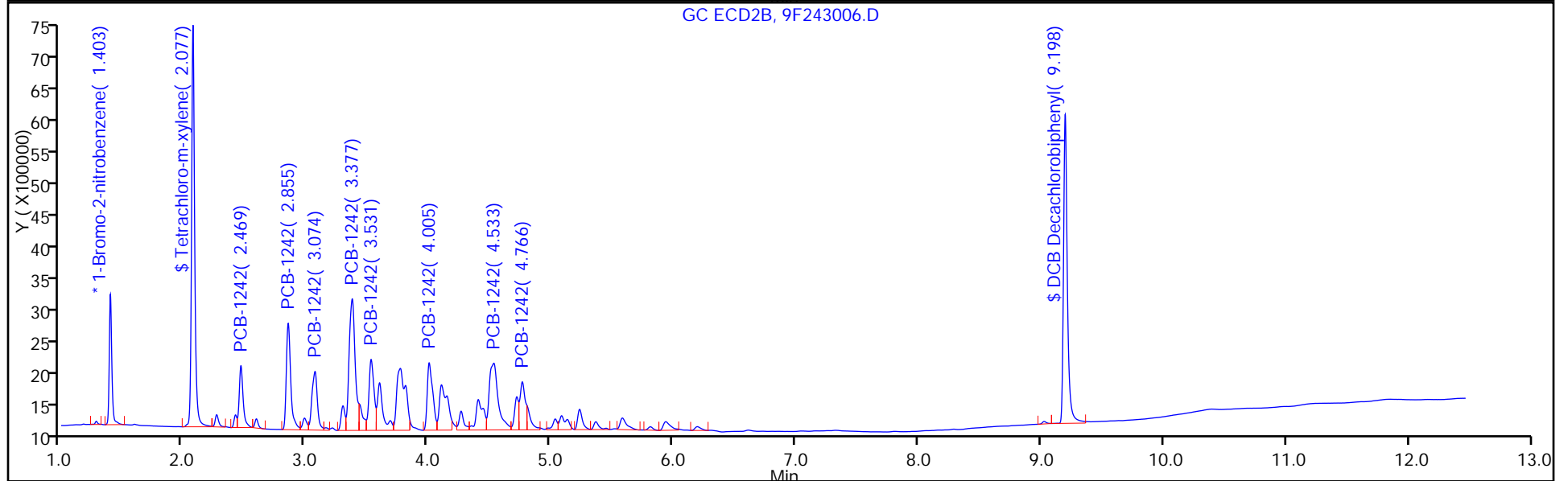
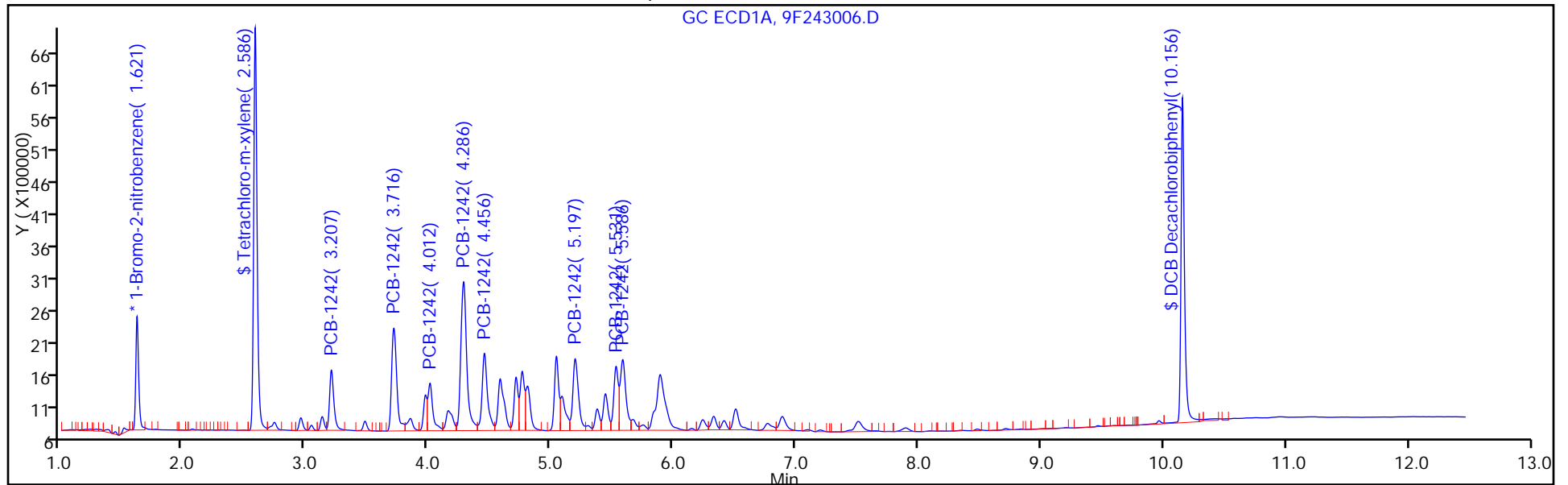
Injection Vol: 1.0 ul

Dil. Factor: 1.0000

ALS Bottle#: 18

Method: 8082-ISTD

Limit Group: GC 8082A PCB ISTD



FORM VII
PCBS CONTINUING CALIBRATION DATA

Lab Name: TestAmerica Edison Job No.: 460-118423-1
 SDG No.: _____
 Lab Sample ID: CCV 460-385145/18 Calibration Date: 08/17/2016 14:07
 Instrument ID: CPESTGC9 Calib Start Date: 05/12/2016 10:14
 GC Column: CLP-1 ID: 0.53 (mm) Calib End Date: 05/12/2016 11:53
 Lab File ID: 9F243006.D Conc. Units: ug/L

ANALYTE	CURVE TYPE	AVE RRF	RRF	MIN RRF	CALC AMOUNT	SPIKE AMOUNT	%D	MAX %D
Tetrachloro-m-xylene	Ave	0.7630	0.7523		98.6	100	-1.4	20.0
DCB Decachlorobiphenyl	Ave	0.8335	0.7118		85.4	100	-14.6	20.0

FORM VII
PCBS CONTINUING CALIBRATION RETENTION TIME SUMMARY

Lab Name: TestAmerica Edison Job No.: 460-118423-1
 SDG No.: _____
 Lab Sample ID: CCV 460-385145/18 Calibration Date: 08/17/2016 14:07
 Instrument ID: CPESTGC9 Calib Start Date: 05/12/2016 10:14
 GC Column: CLP-1 ID: 0.53 (mm) Calib End Date: 05/12/2016 11:53
 Lab File ID: 9F243006.D

Analyte	RT	RT WINDOW	
		FROM	TO
Tetrachloro-m-xylene	2.08	2.02	2.12
DCB Decachlorobiphenyl	9.20	9.08	9.28

TestAmerica Edison
Target Compound Quantitation Report

Data File: \\ChromNA\Edison\ChromData\CPESTGC9\20160816-44540.b\9F243006.D
 Lims ID: CCV AR1242
 Client ID:
 Sample Type: CCV
 Inject. Date: 17-Aug-2016 14:07:36 ALS Bottle#: 18 Worklist Smp#: 18
 Injection Vol: 1.0 ul Dil. Factor: 1.0000
 Sample Info: 460-0044540-018
 Operator ID: Instrument ID: CPESTGC9
 Sublist: chrom-8082-ISTD*sub4
 Method: \\ChromNA\Edison\ChromData\CPESTGC9\20160816-44540.b\8082-ISTD.m
 Limit Group: GC 8082A PCB ISTD
 Last Update: 18-Aug-2016 13:08:06 Calib Date: 12-May-2016 14:29:29
 Integrator: Falcon
 Quant Method: Internal Standard Quant By: Initial Calibration
 Last ICal File: \\ChromNA\Edison\ChromData\CPESTGC9\20160512-40924.b\9F001892.D
 Column 1 : Det: GC ECD1A
 Column 2 : Det: GC ECD2B
 Process Host: XAWRK030

First Level Reviewer: patelji Date: 18-Aug-2016 07:41:54

Col	RT (min.)	Exp RT (min.)	Dlt RT (min.)	Response	Cal Amt ug/l	OnCol Amt ug/l	Flags
-----	-----------	---------------	---------------	----------	--------------	----------------	-------

* 13 1-Bromo-2-nitrobenzene							M
1	1.621	1.616	0.005	2887755	20.0	20.0	M
2	1.403	1.397	0.006	3020734	20.0	20.0	
RPD = 0.00							
\$ 2 Tetrachloro-m-xylene							
1	2.586	2.579	0.007	12124612	100.0	101.2	
2	2.077	2.070	0.007	11362122	100.0	98.6	
RPD = 2.62							

Col	RT (min.)	Exp RT (min.)	Dlt RT (min.)	Response	Cal Amt ug/l	OnCol Amt ug/l	Flags
-----	-----------	---------------	---------------	----------	--------------	----------------	-------

4 PCB-1242							M
1	3.207	3.209	-0.002	2294673	1000.0	935.5	
1	3.716	3.722	-0.006	4722453	1000.0	934.1	
1	4.012	4.018	-0.006	2054927	1000.0	979.4	
1	4.286	4.288	-0.002	7818007	1000.0	930.4	
1	4.456	4.459	-0.003	3727935	1000.0	956.9	
1	5.197	5.201	-0.004	3610623	1000.0	1004.4	
1	5.531	5.531	0.000	2569546	1000.0	876.1	
1	5.586	5.581	0.005	3580230	1000.0	1028.3	
Average of Peak Amounts =						955.6	
2	2.469	2.474	-0.005	2193959	1000.0	1060.9	
2	2.855	2.863	-0.008	4273727	1000.0	1071.4	M
2	3.074	3.084	-0.010	2857410	1000.0	1124.3	M
2	3.377	3.384	-0.007	7193661	1000.0	927.5	M
2	3.531	3.537	-0.006	3199051	1000.0	904.4	M
2	4.005	4.015	-0.010	3336401	1000.0	967.8	M
2	4.533	4.514	0.019	5376083	1000.0	943.6	M
2	4.766	4.776	-0.010	2253351	1000.0	989.1	M
Average of Peak Amounts =						998.6	
						RPD = 4.40	

\$ 11 DCB Decachlorobiphenyl

1	10.156	10.116	0.040	9978339	100.0	96.8	a
2	9.198	9.178	0.020	10750000	100.0	85.4	a
						RPD = 12.48	

S 12 Polychlorinated biphenyls, Total

1						955.6	
---	--	--	--	--	--	-------	--

QC Flag Legend

Review Flags

M - Manually Integrated

Reagents:

SG1242L3_00027	Amount Added: 1.00	Units: ml	
SGPCBISTD_00006	Amount Added: 20.00	Units: uL	Run Reagent

TestAmerica Edison

Data File: \\ChromNA\Edison\ChromData\CPESTGC9\20160816-44540.b\9F243006.D

Injection Date: 17-Aug-2016 14:07:36

Instrument ID: CPESTGC9

Operator ID:

Lims ID: CCV AR1242

Worklist Smp#: 18

Client ID:

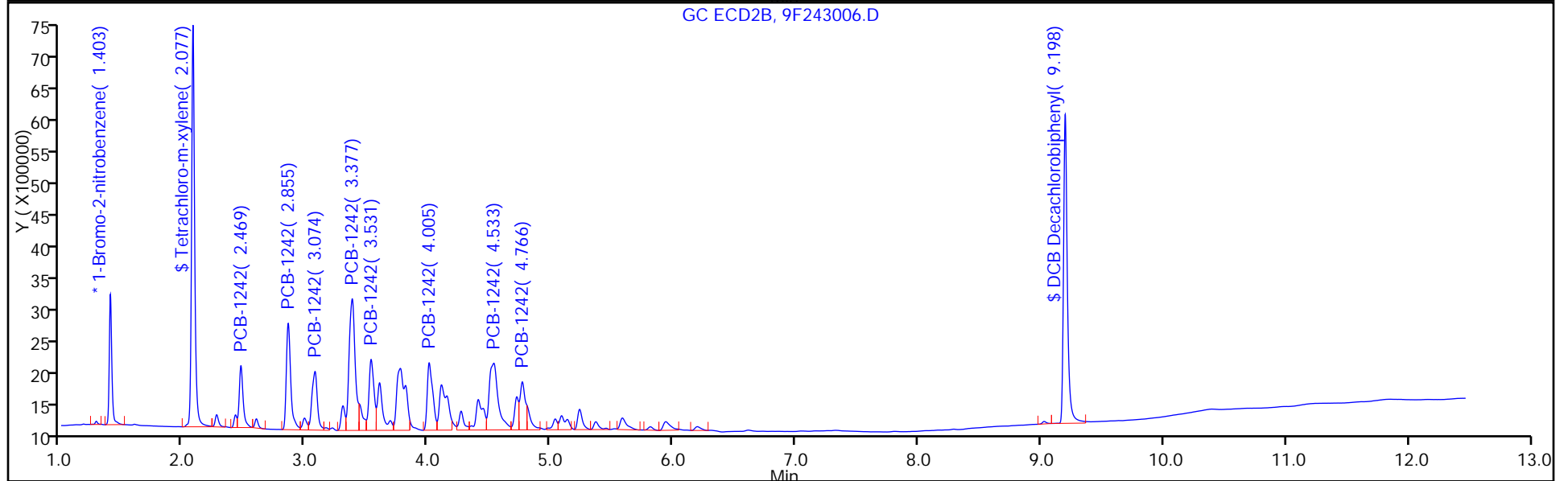
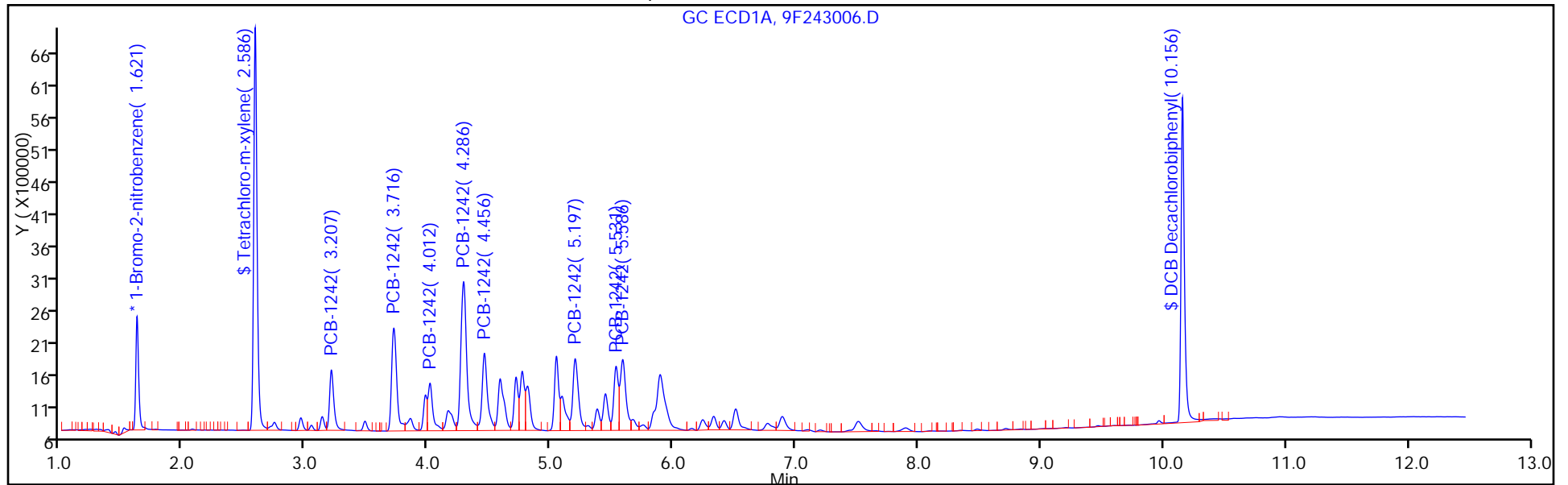
Injection Vol: 1.0 ul

Dil. Factor: 1.0000

ALS Bottle#: 18

Method: 8082-ISTD

Limit Group: GC 8082A PCB ISTD



FORM VII
PCBS CONTINUING CALIBRATION DATA

Lab Name: TestAmerica Edison Job No.: 460-118423-1
 SDG No.: _____
 Lab Sample ID: CCV 460-385145/18 Calibration Date: 08/17/2016 14:07
 Instrument ID: CPESTGC9 Calib Start Date: 05/12/2016 13:17
 GC Column: CLP-1 ID: 0.53 (mm) Calib End Date: 05/12/2016 13:17
 Lab File ID: 9F243006.D Conc. Units: ug/L

ANALYTE	CURVE TYPE	AVE RRF	RRF	MIN RRF	CALC AMOUNT	SPIKE AMOUNT	%D	MAX %D
PCB-1242 Peak 1	Ave	0.0137	0.0145		1060	1000	6.1	20.0
PCB-1242 Peak 2	Ave	0.0264	0.0283		1070	1000	7.1	20.0
PCB-1242 Peak 3	Ave	0.0168	0.0189		1120	1000	12.4	20.0
PCB-1242 Peak 4	Ave	0.0514	0.0476		927	1000	-7.3	20.0
PCB-1242 Peak 5	Ave	0.0234	0.0212		904	1000	-9.6	20.0
PCB-1242 Peak 6	Ave	0.0228	0.0221		968	1000	-3.2	20.0
PCB-1242 Peak 7	Ave	0.0377	0.0356		944	1000	-5.6	20.0
PCB-1242 Peak 8	Ave	0.0151	0.0149		989	1000	-1.1	20.0

FORM VII
PCBS CONTINUING CALIBRATION RETENTION TIME SUMMARY

Lab Name: TestAmerica Edison Job No.: 460-118423-1
 SDG No.: _____
 Lab Sample ID: CCV 460-385145/18 Calibration Date: 08/17/2016 14:07
 Instrument ID: CPESTGC9 Calib Start Date: 05/12/2016 13:17
 GC Column: CLP-1 ID: 0.53 (mm) Calib End Date: 05/12/2016 13:17
 Lab File ID: 9F243006.D

Analyte	RT	RT WINDOW	
		FROM	TO
PCB-1242 Peak 1	2.47	2.40	2.54
PCB-1242 Peak 2	2.86	2.79	2.93
PCB-1242 Peak 3	3.07	3.01	3.15
PCB-1242 Peak 4	3.38	3.31	3.45
PCB-1242 Peak 5	3.53	3.47	3.61
PCB-1242 Peak 6	4.01	3.95	4.09
PCB-1242 Peak 7	4.53	4.44	4.58
PCB-1242 Peak 8	4.77	4.71	4.85

TestAmerica Edison
Target Compound Quantitation Report

Data File: \\ChromNA\Edison\ChromData\CPESTGC9\20160816-44540.b\9F243006.D
 Lims ID: CCV AR1242
 Client ID:
 Sample Type: CCV
 Inject. Date: 17-Aug-2016 14:07:36 ALS Bottle#: 18 Worklist Smp#: 18
 Injection Vol: 1.0 ul Dil. Factor: 1.0000
 Sample Info: 460-0044540-018
 Operator ID: Instrument ID: CPESTGC9
 Sublist: chrom-8082-ISTD*sub4
 Method: \\ChromNA\Edison\ChromData\CPESTGC9\20160816-44540.b\8082-ISTD.m
 Limit Group: GC 8082A PCB ISTD
 Last Update: 18-Aug-2016 13:08:06 Calib Date: 12-May-2016 14:29:29
 Integrator: Falcon
 Quant Method: Internal Standard Quant By: Initial Calibration
 Last ICal File: \\ChromNA\Edison\ChromData\CPESTGC9\20160512-40924.b\9F001892.D
 Column 1 : Det: GC ECD1A
 Column 2 : Det: GC ECD2B
 Process Host: XAWRK030

First Level Reviewer: patelji Date: 18-Aug-2016 07:41:54

Col	RT (min.)	Exp RT (min.)	Dlt RT (min.)	Response	Cal Amt ug/l	OnCol Amt ug/l	Flags
-----	-----------	---------------	---------------	----------	--------------	----------------	-------

* 13 1-Bromo-2-nitrobenzene							M
1	1.621	1.616	0.005	2887755	20.0	20.0	M
2	1.403	1.397	0.006	3020734	20.0	20.0	
RPD = 0.00							
\$ 2 Tetrachloro-m-xylene							
1	2.586	2.579	0.007	12124612	100.0	101.2	
2	2.077	2.070	0.007	11362122	100.0	98.6	
RPD = 2.62							

Col	RT (min.)	Exp RT (min.)	Dlt RT (min.)	Response	Cal Amt ug/l	OnCol Amt ug/l	Flags
-----	-----------	---------------	---------------	----------	--------------	----------------	-------

4 PCB-1242							M
1	3.207	3.209	-0.002	2294673	1000.0	935.5	
1	3.716	3.722	-0.006	4722453	1000.0	934.1	
1	4.012	4.018	-0.006	2054927	1000.0	979.4	
1	4.286	4.288	-0.002	7818007	1000.0	930.4	
1	4.456	4.459	-0.003	3727935	1000.0	956.9	
1	5.197	5.201	-0.004	3610623	1000.0	1004.4	
1	5.531	5.531	0.000	2569546	1000.0	876.1	
1	5.586	5.581	0.005	3580230	1000.0	1028.3	
Average of Peak Amounts =						955.6	
2	2.469	2.474	-0.005	2193959	1000.0	1060.9	
2	2.855	2.863	-0.008	4273727	1000.0	1071.4	M
2	3.074	3.084	-0.010	2857410	1000.0	1124.3	M
2	3.377	3.384	-0.007	7193661	1000.0	927.5	M
2	3.531	3.537	-0.006	3199051	1000.0	904.4	M
2	4.005	4.015	-0.010	3336401	1000.0	967.8	M
2	4.533	4.514	0.019	5376083	1000.0	943.6	M
2	4.766	4.776	-0.010	2253351	1000.0	989.1	M
Average of Peak Amounts =						998.6	
						RPD = 4.40	

\$ 11 DCB Decachlorobiphenyl

1	10.156	10.116	0.040	9978339	100.0	96.8	a
2	9.198	9.178	0.020	10750000	100.0	85.4	a
						RPD = 12.48	

S 12 Polychlorinated biphenyls, Total

1						955.6	
---	--	--	--	--	--	-------	--

QC Flag Legend

Review Flags

M - Manually Integrated

Reagents:

SG1242L3_00027	Amount Added: 1.00	Units: ml	
SGPCBISTD_00006	Amount Added: 20.00	Units: uL	Run Reagent

TestAmerica Edison

Data File: \\ChromNA\Edison\ChromData\CPESTGC9\20160816-44540.b\9F243006.D

Injection Date: 17-Aug-2016 14:07:36

Instrument ID: CPESTGC9

Operator ID:

Lims ID: CCV AR1242

Worklist Smp#: 18

Client ID:

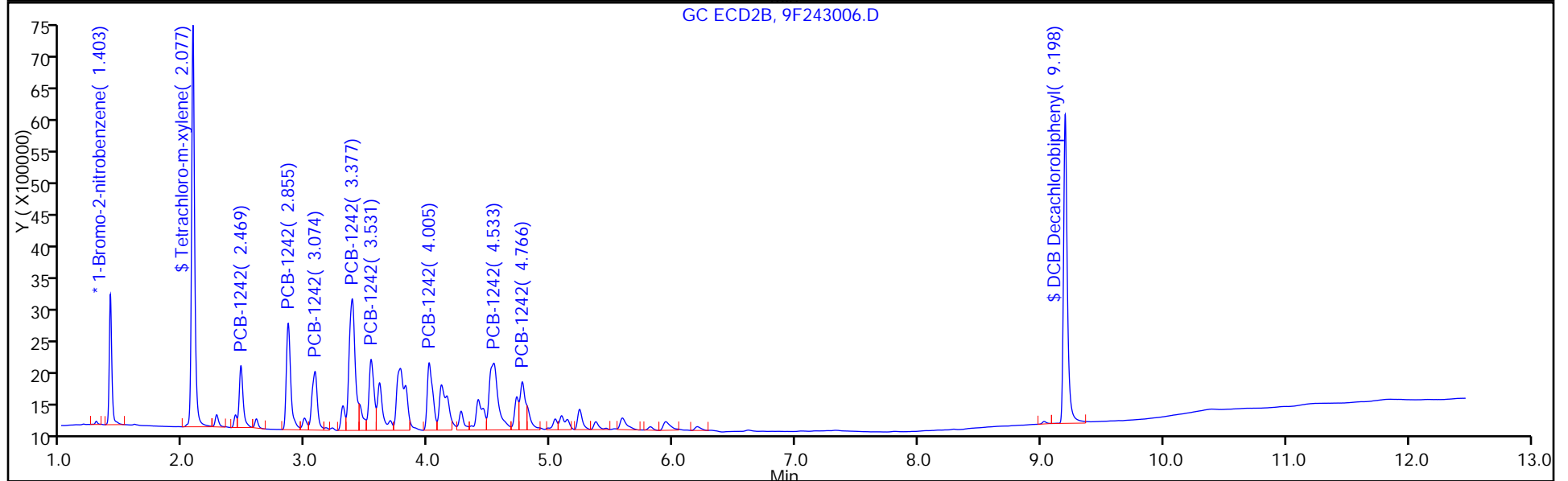
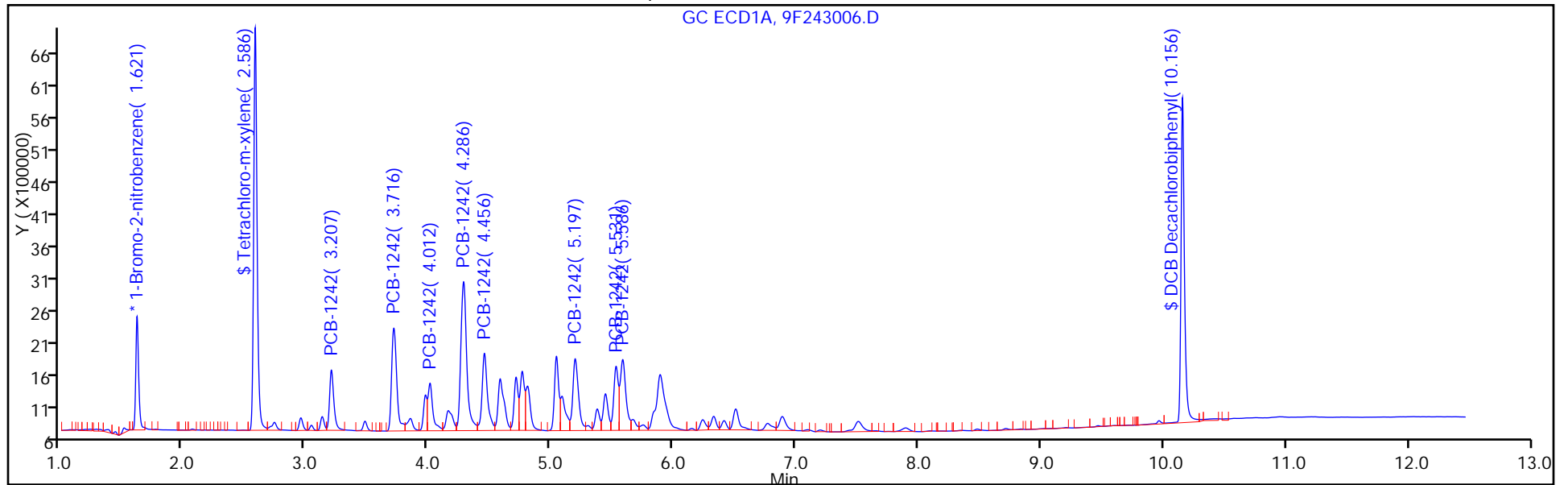
Injection Vol: 1.0 ul

Dil. Factor: 1.0000

ALS Bottle#: 18

Method: 8082-ISTD

Limit Group: GC 8082A PCB ISTD



FORM VII
PCBS CONTINUING CALIBRATION DATA

Lab Name: TestAmerica Edison Job No.: 460-118423-1
 SDG No.: _____
 Lab Sample ID: CCV 460-385145/21 Calibration Date: 08/17/2016 15:01
 Instrument ID: CPESTGC9 Calib Start Date: 05/12/2016 10:14
 GC Column: CLP-2 ID: 0.53 (mm) Calib End Date: 05/12/2016 11:53
 Lab File ID: 9F243009.D Conc. Units: ug/L

ANALYTE	CURVE TYPE	AVE RRF	RRF	MIN RRF	CALC AMOUNT	SPIKE AMOUNT	%D	MAX %D
Tetrachloro-m-xylene	Ave	0.8297	0.7647		92.2	100	-7.8	20.0
DCB Decachlorobiphenyl	Ave	0.7142	0.6095		85.3	100	-14.7	20.0

FORM VII
PCBS CONTINUING CALIBRATION RETENTION TIME SUMMARY

Lab Name: TestAmerica Edison Job No.: 460-118423-1
 SDG No.: _____
 Lab Sample ID: CCV 460-385145/21 Calibration Date: 08/17/2016 15:01
 Instrument ID: CPESTGC9 Calib Start Date: 05/12/2016 10:14
 GC Column: CLP-2 ID: 0.53 (mm) Calib End Date: 05/12/2016 11:53
 Lab File ID: 9F243009.D

Analyte	RT	RT WINDOW	
		FROM	TO
Tetrachloro-m-xylene	2.59	2.55	2.61
DCB Decachlorobiphenyl	10.17	10.09	10.15

TestAmerica Edison
Target Compound Quantitation Report

Data File: \\ChromNA\Edison\ChromData\CPESTGC9\20160816-44540.b\9F243009.D
 Lims ID: CCV AR1262
 Client ID:
 Sample Type: CCV
 Inject. Date: 17-Aug-2016 15:01:31 ALS Bottle#: 21 Worklist Smp#: 21
 Injection Vol: 1.0 ul Dil. Factor: 1.0000
 Sample Info: 460-0044540-021
 Operator ID: Instrument ID: CPESTGC9
 Sublist: chrom-8082-ISTD*sub7
 Method: \\ChromNA\Edison\ChromData\CPESTGC9\20160816-44540.b\8082-ISTD.m
 Limit Group: GC 8082A PCB ISTD
 Last Update: 18-Aug-2016 13:08:15 Calib Date: 12-May-2016 14:29:29
 Integrator: Falcon
 Quant Method: Internal Standard Quant By: Initial Calibration
 Last ICal File: \\ChromNA\Edison\ChromData\CPESTGC9\20160512-40924.b\9F001892.D
 Column 1 : Det: GC ECD1A
 Column 2 : Det: GC ECD2B
 Process Host: XAWRK030

First Level Reviewer: patelji Date: 18-Aug-2016 07:42:33

Col	RT (min.)	Exp RT (min.)	Dlt RT (min.)	Response	Cal Amt ug/l	OnCol Amt ug/l	Flags
-----	-----------	---------------	---------------	----------	--------------	----------------	-------

* 13 1-Bromo-2-nitrobenzene							M
1	1.620	1.616	0.004	2974917	20.0	20.0	
2	1.403	1.397	0.006	2773812	20.0	20.0	M
RPD = 0.00							
\$ 2 Tetrachloro-m-xylene							
1	2.586	2.579	0.007	11373942	100.0	92.2	
2	2.077	2.070	0.007	10456316	100.0	98.8	
RPD = 6.96							

Col	RT (min.)	Exp RT (min.)	Dlt RT (min.)	Response	Cal Amt ug/l	OnCol Amt ug/l	Flags
-----	-----------	---------------	---------------	----------	--------------	----------------	-------

9 PCB-1262

1	6.819	6.796	0.023	5534386	1000.0	923.9	
1	7.191	7.165	0.026	6178022	1000.0	894.4	
1	8.084	8.060	0.024	8896642	1000.0	912.5	
1	8.524	8.511	0.013	6819099	1000.0	889.1	
1	8.839	8.833	0.006	13185792	1000.0	910.6	
1	9.579	9.594	-0.015	2361696	1000.0	941.8	
1	9.721	9.739	-0.018	5417276	1000.0	957.5	
1	9.975	10.003	-0.028	2094371	1000.0	947.5	

Average of Peak Amounts = 922.2

2	5.450	5.436	0.014	4993478	1000.0	996.8	M
2	6.725	6.709	0.016	7253916	1000.0	846.2	M
2	7.254	7.234	0.020	16298090	1000.0	818.9	M
2	0.000	7.765	-7.765	0	1000.0	0	
2	7.970	7.949	0.021	7879364	1000.0	892.4	M
2	8.410	8.397	0.013	2483322	1000.0	817.2	
2	8.738	8.733	0.005	5738362	1000.0	872.2	
2	9.029	9.036	-0.007	2177845	1000.0	869.6	

Average of Peak Amounts = 873.3

RPD = 5.44

\$ 11 DCB Decachlorobiphenyl

1	10.168	10.116	0.052	9066201	100.0	85.3	a
2	9.204	9.178	0.026	10000820	100.0	86.5	a

RPD = 1.37

S 12 Polychlorinated biphenyls, Total

1						922.2	
---	--	--	--	--	--	-------	--

QC Flag Legend

Review Flags

M - Manually Integrated

Reagents:

SG1262L3_00024

Amount Added: 1.00

Units: ml

SGPCBISTD_00006

Amount Added: 20.00

Units: uL

Run Reagent

TestAmerica Edison

Data File: \\ChromNA\Edison\ChromData\CPESTGC9\20160816-44540.b\9F243009.D

Injection Date: 17-Aug-2016 15:01:31

Instrument ID: CPESTGC9

Operator ID:

Lims ID: CCV AR1262

Worklist Smp#: 21

Client ID:

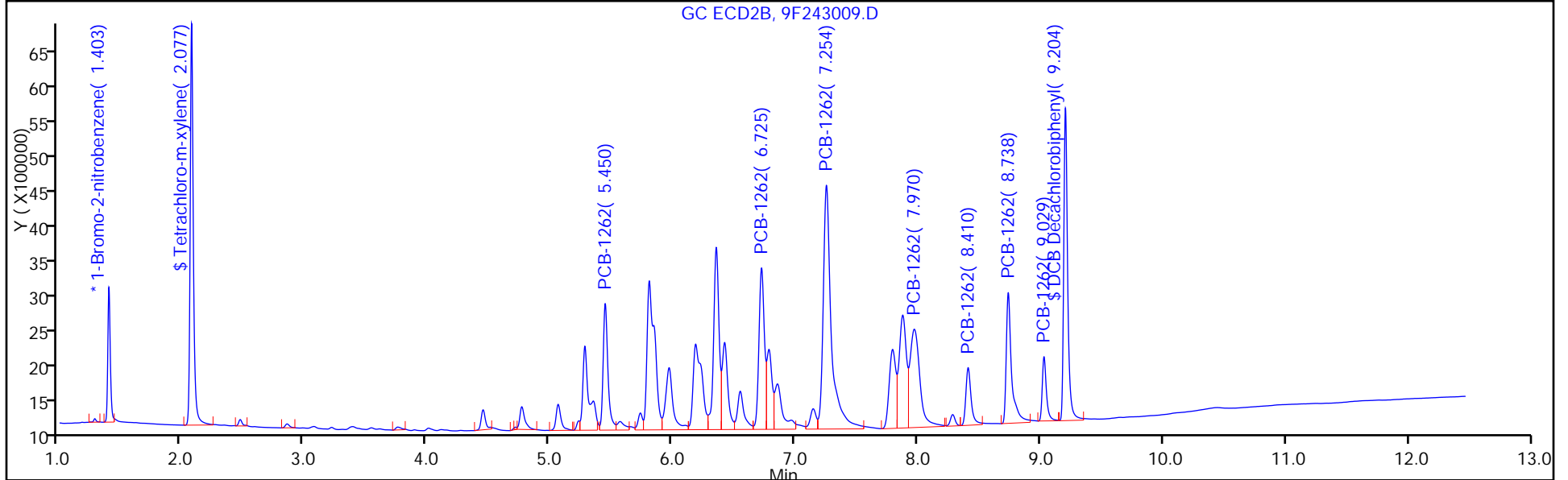
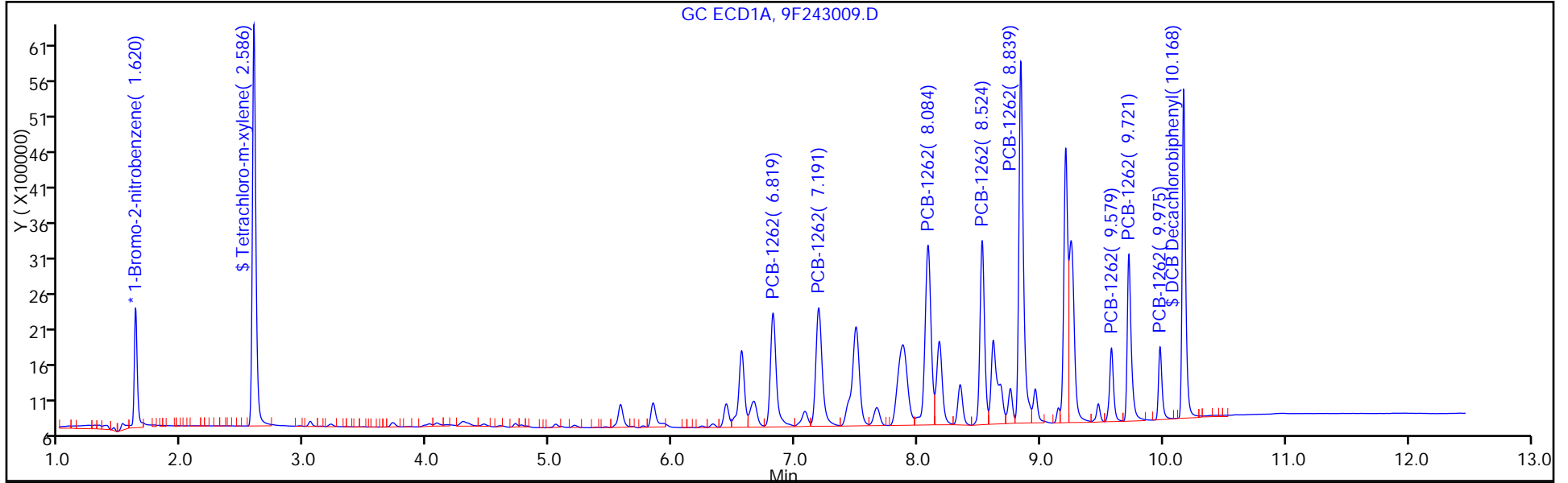
Injection Vol: 1.0 ul

Dil. Factor: 1.0000

ALS Bottle#: 21

Method: 8082-ISTD

Limit Group: GC 8082A PCB ISTD



FORM VII
PCBS CONTINUING CALIBRATION DATA

Lab Name: TestAmerica Edison Job No.: 460-118423-1
 SDG No.: _____
 Lab Sample ID: CCV 460-385145/21 Calibration Date: 08/17/2016 15:01
 Instrument ID: CPESTGC9 Calib Start Date: 05/12/2016 14:11
 GC Column: CLP-2 ID: 0.53 (mm) Calib End Date: 05/12/2016 14:11
 Lab File ID: 9F243009.D Conc. Units: ug/L

ANALYTE	CURVE TYPE	AVE RRF	RRF	MIN RRF	CALC AMOUNT	SPIKE AMOUNT	%D	MAX %D
PCB-1262 Peak 1	Ave	0.0403	0.0372		924	1000	-7.6	20.0
PCB-1262 Peak 2	Ave	0.0464	0.0415		894	1000	-10.6	20.0
PCB-1262 Peak 3	Ave	0.0655	0.0598		912	1000	-8.8	20.0
PCB-1262 Peak 4	Ave	0.0516	0.0458		889	1000	-11.1	20.0
PCB-1262 Peak 5	Ave	0.0974	0.0887		911	1000	-8.9	20.0
PCB-1262 Peak 6	Ave	0.0169	0.0159		942	1000	-5.8	20.0
PCB-1262 Peak 7	Ave	0.0380	0.0364		957	1000	-4.3	20.0
PCB-1262 Peak 8	Ave	0.0149	0.0141		948	1000	-5.2	20.0

FORM VII
PCBS CONTINUING CALIBRATION RETENTION TIME SUMMARY

Lab Name: TestAmerica Edison Job No.: 460-118423-1
 SDG No.: _____
 Lab Sample ID: CCV 460-385145/21 Calibration Date: 08/17/2016 15:01
 Instrument ID: CPESTGC9 Calib Start Date: 05/12/2016 14:11
 GC Column: CLP-2 ID: 0.53(mm) Calib End Date: 05/12/2016 14:11
 Lab File ID: 9F243009.D

Analyte	RT	RT WINDOW	
		FROM	TO
PCB-1262 Peak 1	6.82	6.77	6.83
PCB-1262 Peak 2	7.19	7.10	7.24
PCB-1262 Peak 3	8.08	7.99	8.13
PCB-1262 Peak 4	8.52	8.44	8.58
PCB-1262 Peak 5	8.84	8.76	8.90
PCB-1262 Peak 6	9.58	9.52	9.66
PCB-1262 Peak 7	9.72	9.67	9.81
PCB-1262 Peak 8	9.98	9.93	10.07

TestAmerica Edison
Target Compound Quantitation Report

Data File: \\ChromNA\Edison\ChromData\CPESTGC9\20160816-44540.b\9F243009.D
 Lims ID: CCV AR1262
 Client ID:
 Sample Type: CCV
 Inject. Date: 17-Aug-2016 15:01:31 ALS Bottle#: 21 Worklist Smp#: 21
 Injection Vol: 1.0 ul Dil. Factor: 1.0000
 Sample Info: 460-0044540-021
 Operator ID: Instrument ID: CPESTGC9
 Sublist: chrom-8082-ISTD*sub7
 Method: \\ChromNA\Edison\ChromData\CPESTGC9\20160816-44540.b\8082-ISTD.m
 Limit Group: GC 8082A PCB ISTD
 Last Update: 18-Aug-2016 13:08:15 Calib Date: 12-May-2016 14:29:29
 Integrator: Falcon
 Quant Method: Internal Standard Quant By: Initial Calibration
 Last ICal File: \\ChromNA\Edison\ChromData\CPESTGC9\20160512-40924.b\9F001892.D
 Column 1 : Det: GC ECD1A
 Column 2 : Det: GC ECD2B
 Process Host: XAWRK030

First Level Reviewer: patelji Date: 18-Aug-2016 07:42:33

Col	RT (min.)	Exp RT (min.)	Dlt RT (min.)	Response	Cal Amt ug/l	OnCol Amt ug/l	Flags
-----	-----------	---------------	---------------	----------	--------------	----------------	-------

* 13 1-Bromo-2-nitrobenzene							M
1	1.620	1.616	0.004	2974917	20.0	20.0	
2	1.403	1.397	0.006	2773812	20.0	20.0	M
RPD = 0.00							
\$ 2 Tetrachloro-m-xylene							
1	2.586	2.579	0.007	11373942	100.0	92.2	
2	2.077	2.070	0.007	10456316	100.0	98.8	
RPD = 6.96							

Col	RT (min.)	Exp RT (min.)	Dlt RT (min.)	Response	Cal Amt ug/l	OnCol Amt ug/l	Flags
-----	-----------	---------------	---------------	----------	--------------	----------------	-------

9 PCB-1262

1	6.819	6.796	0.023	5534386	1000.0	923.9	
1	7.191	7.165	0.026	6178022	1000.0	894.4	
1	8.084	8.060	0.024	8896642	1000.0	912.5	
1	8.524	8.511	0.013	6819099	1000.0	889.1	
1	8.839	8.833	0.006	13185792	1000.0	910.6	
1	9.579	9.594	-0.015	2361696	1000.0	941.8	
1	9.721	9.739	-0.018	5417276	1000.0	957.5	
1	9.975	10.003	-0.028	2094371	1000.0	947.5	

Average of Peak Amounts = 922.2

2	5.450	5.436	0.014	4993478	1000.0	996.8	M
2	6.725	6.709	0.016	7253916	1000.0	846.2	M
2	7.254	7.234	0.020	16298090	1000.0	818.9	M
2	0.000	7.765	-7.765	0	1000.0	0	
2	7.970	7.949	0.021	7879364	1000.0	892.4	M
2	8.410	8.397	0.013	2483322	1000.0	817.2	
2	8.738	8.733	0.005	5738362	1000.0	872.2	
2	9.029	9.036	-0.007	2177845	1000.0	869.6	

Average of Peak Amounts = 873.3

RPD = 5.44

\$ 11 DCB Decachlorobiphenyl

1	10.168	10.116	0.052	9066201	100.0	85.3	a
2	9.204	9.178	0.026	10000820	100.0	86.5	a

RPD = 1.37

S 12 Polychlorinated biphenyls, Total

1						922.2	
---	--	--	--	--	--	-------	--

QC Flag Legend

Review Flags

M - Manually Integrated

Reagents:

SG1262L3_00024

Amount Added: 1.00

Units: ml

SGPCBISTD_00006

Amount Added: 20.00

Units: uL

Run Reagent

TestAmerica Edison

Data File: \\ChromNA\Edison\ChromData\CPESTGC9\20160816-44540.b\9F243009.D

Injection Date: 17-Aug-2016 15:01:31

Instrument ID: CPESTGC9

Operator ID:

Lims ID: CCV AR1262

Worklist Smp#: 21

Client ID:

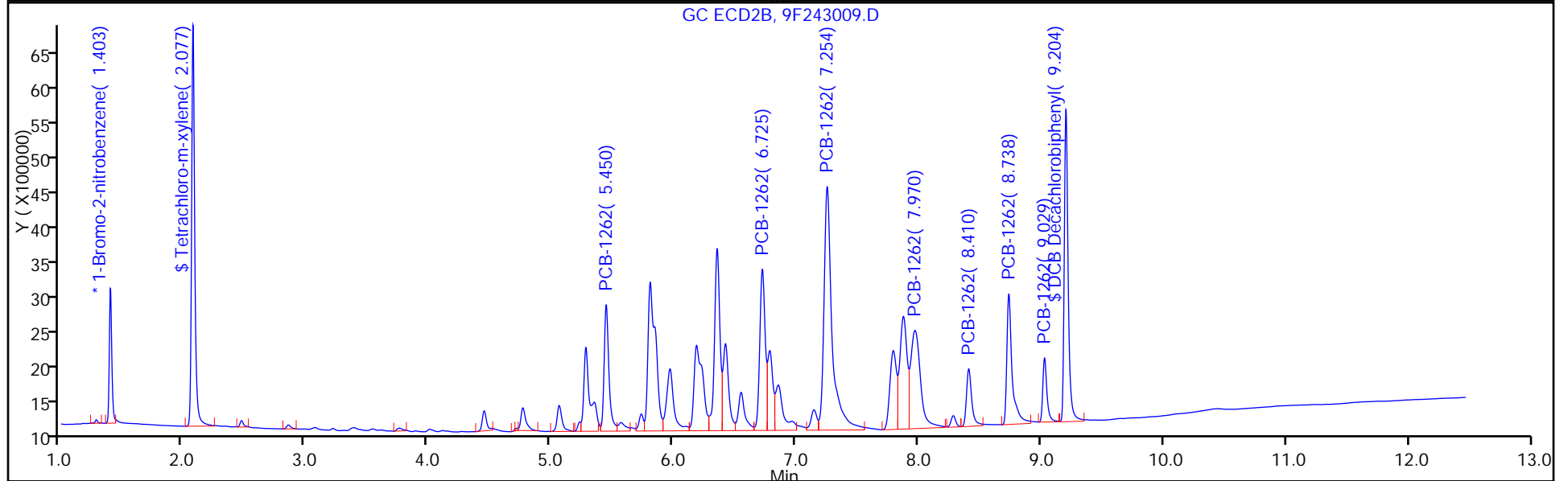
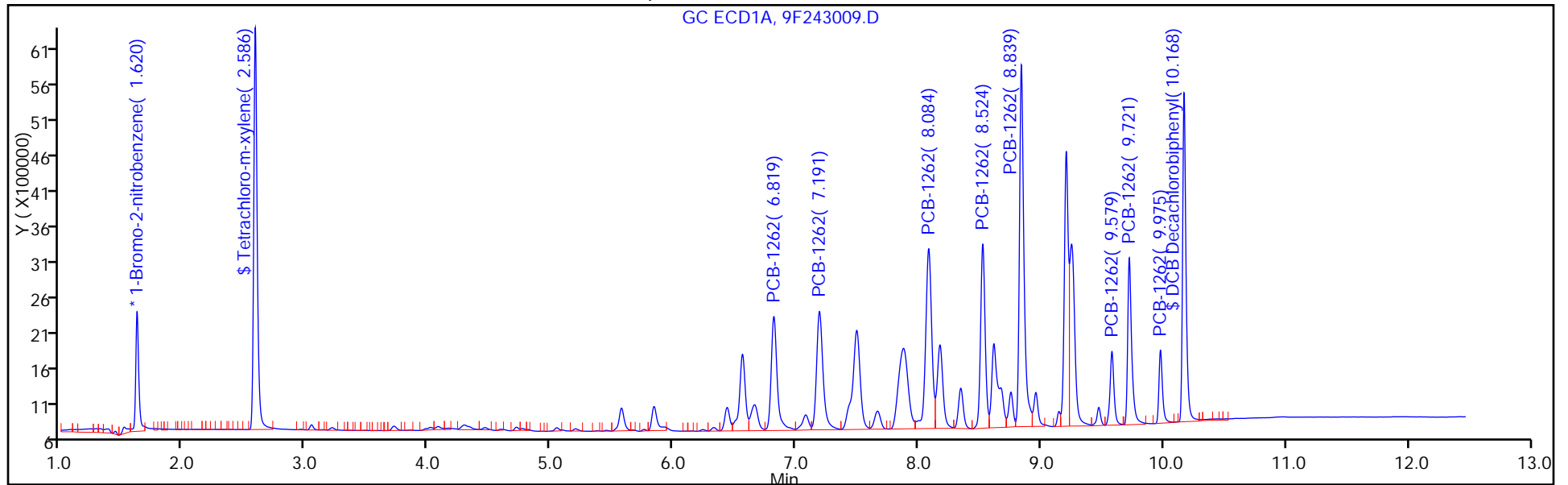
Injection Vol: 1.0 ul

Dil. Factor: 1.0000

ALS Bottle#: 21

Method: 8082-ISTD

Limit Group: GC 8082A PCB ISTD



FORM VII
PCBS CONTINUING CALIBRATION DATA

Lab Name: TestAmerica Edison Job No.: 460-118423-1
 SDG No.: _____
 Lab Sample ID: CCV 460-385145/21 Calibration Date: 08/17/2016 15:01
 Instrument ID: CPESTGC9 Calib Start Date: 05/12/2016 10:14
 GC Column: CLP-1 ID: 0.53 (mm) Calib End Date: 05/12/2016 11:53
 Lab File ID: 9F243009.D Conc. Units: ug/L

ANALYTE	CURVE TYPE	AVE RRF	RRF	MIN RRF	CALC AMOUNT	SPIKE AMOUNT	%D	MAX %D
Tetrachloro-m-xylene	Ave	0.7630	0.7539		98.8	100	-1.2	20.0
DCB Decachlorobiphenyl	Ave	0.8335	0.7211		86.5	100	-13.5	20.0

FORM VII
PCBS CONTINUING CALIBRATION RETENTION TIME SUMMARY

Lab Name: TestAmerica Edison Job No.: 460-118423-1
 SDG No.: _____
 Lab Sample ID: CCV 460-385145/21 Calibration Date: 08/17/2016 15:01
 Instrument ID: CPESTGC9 Calib Start Date: 05/12/2016 10:14
 GC Column: CLP-1 ID: 0.53 (mm) Calib End Date: 05/12/2016 11:53
 Lab File ID: 9F243009.D

Analyte	RT	RT WINDOW	
		FROM	TO
Tetrachloro-m-xylene	2.08	2.02	2.12
DCB Decachlorobiphenyl	9.20	9.08	9.28

TestAmerica Edison
Target Compound Quantitation Report

Data File: \\ChromNA\Edison\ChromData\CPESTGC9\20160816-44540.b\9F243009.D
 Lims ID: CCV AR1262
 Client ID:
 Sample Type: CCV
 Inject. Date: 17-Aug-2016 15:01:31 ALS Bottle#: 21 Worklist Smp#: 21
 Injection Vol: 1.0 ul Dil. Factor: 1.0000
 Sample Info: 460-0044540-021
 Operator ID: Instrument ID: CPESTGC9
 Sublist: chrom-8082-ISTD*sub7
 Method: \\ChromNA\Edison\ChromData\CPESTGC9\20160816-44540.b\8082-ISTD.m
 Limit Group: GC 8082A PCB ISTD
 Last Update: 18-Aug-2016 13:08:15 Calib Date: 12-May-2016 14:29:29
 Integrator: Falcon
 Quant Method: Internal Standard Quant By: Initial Calibration
 Last ICal File: \\ChromNA\Edison\ChromData\CPESTGC9\20160512-40924.b\9F001892.D
 Column 1 : Det: GC ECD1A
 Column 2 : Det: GC ECD2B
 Process Host: XAWRK030

First Level Reviewer: patelji Date: 18-Aug-2016 07:42:33

Col	RT (min.)	Exp RT (min.)	Dlt RT (min.)	Response	Cal Amt ug/l	OnCol Amt ug/l	Flags
-----	-----------	---------------	---------------	----------	--------------	----------------	-------

* 13 1-Bromo-2-nitrobenzene							M
1	1.620	1.616	0.004	2974917	20.0	20.0	
2	1.403	1.397	0.006	2773812	20.0	20.0	M
RPD = 0.00							
\$ 2 Tetrachloro-m-xylene							
1	2.586	2.579	0.007	11373942	100.0	92.2	
2	2.077	2.070	0.007	10456316	100.0	98.8	
RPD = 6.96							

Col	RT (min.)	Exp RT (min.)	Dlt RT (min.)	Response	Cal Amt ug/l	OnCol Amt ug/l	Flags
-----	-----------	---------------	---------------	----------	--------------	----------------	-------

9 PCB-1262

1	6.819	6.796	0.023	5534386	1000.0	923.9	
1	7.191	7.165	0.026	6178022	1000.0	894.4	
1	8.084	8.060	0.024	8896642	1000.0	912.5	
1	8.524	8.511	0.013	6819099	1000.0	889.1	
1	8.839	8.833	0.006	13185792	1000.0	910.6	
1	9.579	9.594	-0.015	2361696	1000.0	941.8	
1	9.721	9.739	-0.018	5417276	1000.0	957.5	
1	9.975	10.003	-0.028	2094371	1000.0	947.5	

Average of Peak Amounts = 922.2

2	5.450	5.436	0.014	4993478	1000.0	996.8	M
2	6.725	6.709	0.016	7253916	1000.0	846.2	M
2	7.254	7.234	0.020	16298090	1000.0	818.9	M
2	0.000	7.765	-7.765	0	1000.0	0	
2	7.970	7.949	0.021	7879364	1000.0	892.4	M
2	8.410	8.397	0.013	2483322	1000.0	817.2	
2	8.738	8.733	0.005	5738362	1000.0	872.2	
2	9.029	9.036	-0.007	2177845	1000.0	869.6	

Average of Peak Amounts = 873.3

RPD = 5.44

\$ 11 DCB Decachlorobiphenyl

1	10.168	10.116	0.052	9066201	100.0	85.3	a
2	9.204	9.178	0.026	10000820	100.0	86.5	a

RPD = 1.37

S 12 Polychlorinated biphenyls, Total

1						922.2	
---	--	--	--	--	--	-------	--

QC Flag Legend

Review Flags

M - Manually Integrated

Reagents:

SG1262L3_00024

Amount Added: 1.00

Units: ml

SGPCBISTD_00006

Amount Added: 20.00

Units: uL

Run Reagent

TestAmerica Edison

Data File: \\ChromNA\Edison\ChromData\CPESTGC9\20160816-44540.b\9F243009.D

Injection Date: 17-Aug-2016 15:01:31

Instrument ID: CPESTGC9

Operator ID:

Lims ID: CCV AR1262

Worklist Smp#: 21

Client ID:

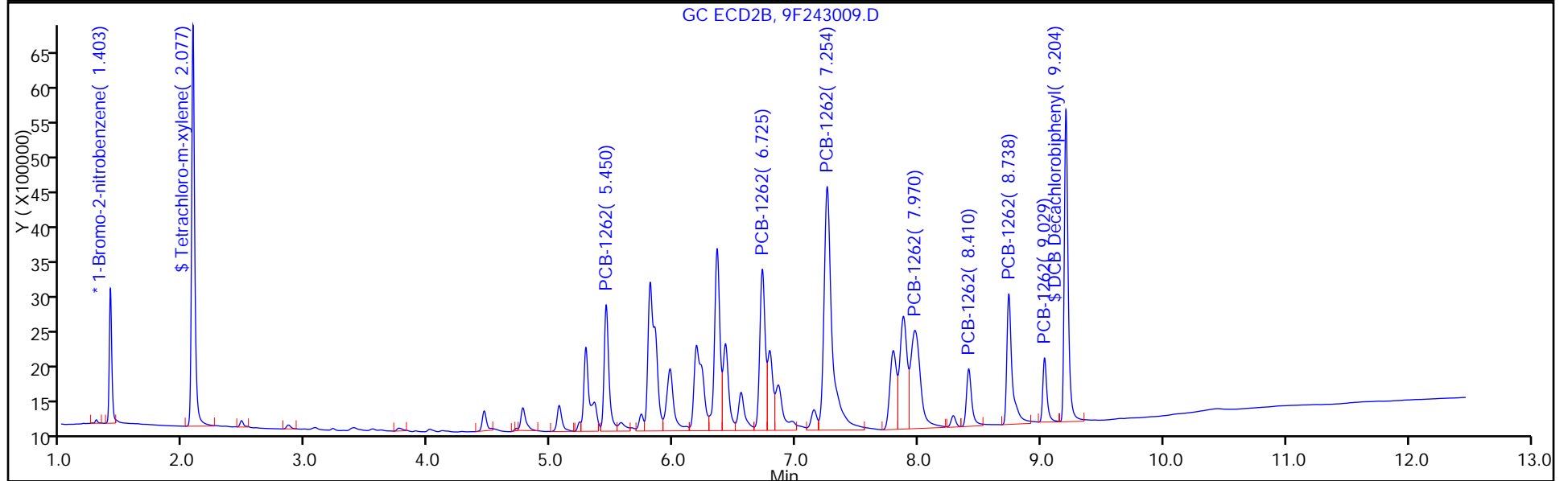
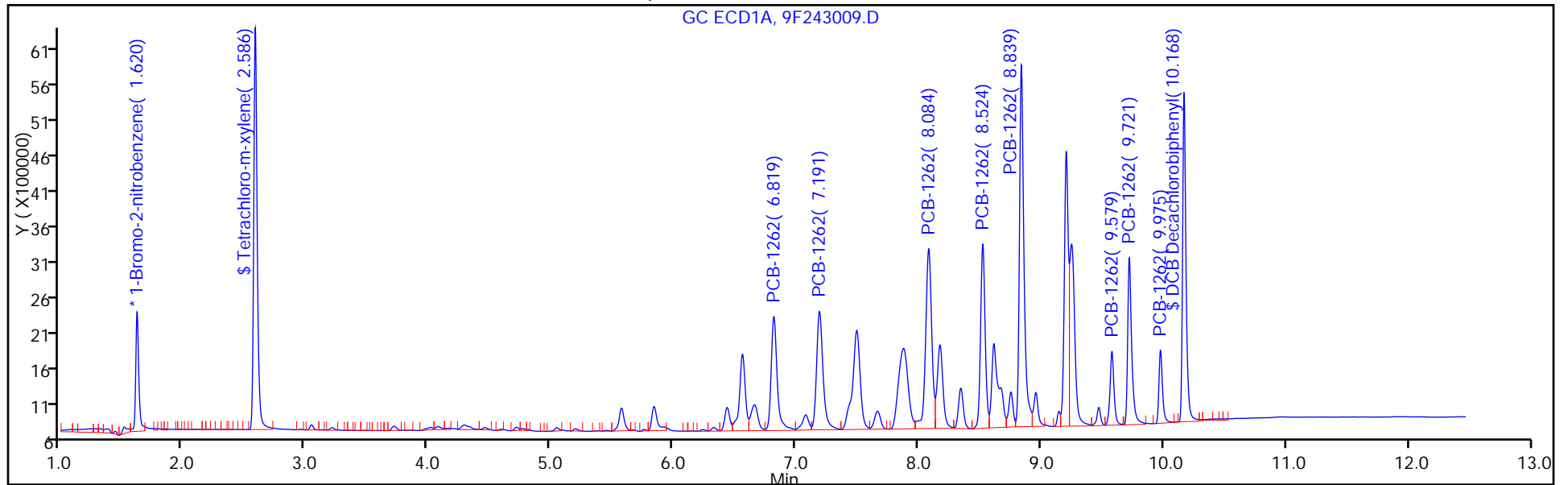
Injection Vol: 1.0 ul

Dil. Factor: 1.0000

ALS Bottle#: 21

Method: 8082-ISTD

Limit Group: GC 8082A PCB ISTD



FORM VII
PCBS CONTINUING CALIBRATION DATA

Lab Name: TestAmerica Edison Job No.: 460-118423-1
 SDG No.: _____
 Lab Sample ID: CCV 460-385145/21 Calibration Date: 08/17/2016 15:01
 Instrument ID: CPESTGC9 Calib Start Date: 05/12/2016 14:11
 GC Column: CLP-1 ID: 0.53 (mm) Calib End Date: 05/12/2016 14:11
 Lab File ID: 9F243009.D Conc. Units: ug/L

ANALYTE	CURVE TYPE	AVE RRF	RRF	MIN RRF	CALC AMOUNT	SPIKE AMOUNT	%D	MAX %D
PCB-1262 Peak 4	Ave	0.0448	0.0311		0.0840	1000	-30.5*	20.0
PCB-1262 Peak 1	Ave	0.0361	0.0360		997	1000	-0.3	20.0
PCB-1262 Peak 2	Ave	0.0618	0.0523		846	1000	-15.4	20.0
PCB-1262 Peak 3	Ave	0.1435	0.1175		819	1000	-18.1	20.0
PCB-1262 Peak 5	Ave	0.0637	0.0568		892	1000	-10.8	20.0
PCB-1262 Peak 6	Ave	0.0219	0.0179		817	1000	-18.3	20.0
PCB-1262 Peak 7	Ave	0.0474	0.0414		872	1000	-12.8	20.0
PCB-1262 Peak 8	Ave	0.0181	0.0157		870	1000	-13.0	20.0

FORM VII
PCBS CONTINUING CALIBRATION RETENTION TIME SUMMARY

Lab Name: TestAmerica Edison Job No.: 460-118423-1
 SDG No.: _____
 Lab Sample ID: CCV 460-385145/21 Calibration Date: 08/17/2016 15:01
 Instrument ID: CPESTGC9 Calib Start Date: 05/12/2016 14:11
 GC Column: CLP-1 ID: 0.53 (mm) Calib End Date: 05/12/2016 14:11
 Lab File ID: 9F243009.D

Analyte	RT	RT WINDOW	
		FROM	TO
PCB-1262 Peak 4	0.00	7.70	7.84
PCB-1262 Peak 1	5.45	5.37	5.51
PCB-1262 Peak 2	6.73	6.64	6.78
PCB-1262 Peak 3	7.25	7.16	7.30
PCB-1262 Peak 5	7.97	7.88	8.02
PCB-1262 Peak 6	8.41	8.33	8.47
PCB-1262 Peak 7	8.74	8.66	8.80
PCB-1262 Peak 8	9.03	8.97	9.11

TestAmerica Edison
Target Compound Quantitation Report

Data File: \\ChromNA\Edison\ChromData\CPESTGC9\20160816-44540.b\9F243009.D
 Lims ID: CCV AR1262
 Client ID:
 Sample Type: CCV
 Inject. Date: 17-Aug-2016 15:01:31 ALS Bottle#: 21 Worklist Smp#: 21
 Injection Vol: 1.0 ul Dil. Factor: 1.0000
 Sample Info: 460-0044540-021
 Operator ID: Instrument ID: CPESTGC9
 Sublist: chrom-8082-ISTD*sub7
 Method: \\ChromNA\Edison\ChromData\CPESTGC9\20160816-44540.b\8082-ISTD.m
 Limit Group: GC 8082A PCB ISTD
 Last Update: 18-Aug-2016 13:08:15 Calib Date: 12-May-2016 14:29:29
 Integrator: Falcon
 Quant Method: Internal Standard Quant By: Initial Calibration
 Last ICal File: \\ChromNA\Edison\ChromData\CPESTGC9\20160512-40924.b\9F001892.D
 Column 1 : Det: GC ECD1A
 Column 2 : Det: GC ECD2B
 Process Host: XAWRK030

First Level Reviewer: patelji Date: 18-Aug-2016 07:42:33

Col	RT (min.)	Exp RT (min.)	Dlt RT (min.)	Response	Cal Amt ug/l	OnCol Amt ug/l	Flags
-----	-----------	---------------	---------------	----------	--------------	----------------	-------

* 13 1-Bromo-2-nitrobenzene							M
1	1.620	1.616	0.004	2974917	20.0	20.0	
2	1.403	1.397	0.006	2773812	20.0	20.0	M
RPD = 0.00							
\$ 2 Tetrachloro-m-xylene							
1	2.586	2.579	0.007	11373942	100.0	92.2	
2	2.077	2.070	0.007	10456316	100.0	98.8	
RPD = 6.96							

Col	RT (min.)	Exp RT (min.)	Dlt RT (min.)	Response	Cal Amt ug/l	OnCol Amt ug/l	Flags
-----	-----------	---------------	---------------	----------	--------------	----------------	-------

9 PCB-1262

1	6.819	6.796	0.023	5534386	1000.0	923.9	
1	7.191	7.165	0.026	6178022	1000.0	894.4	
1	8.084	8.060	0.024	8896642	1000.0	912.5	
1	8.524	8.511	0.013	6819099	1000.0	889.1	
1	8.839	8.833	0.006	13185792	1000.0	910.6	
1	9.579	9.594	-0.015	2361696	1000.0	941.8	
1	9.721	9.739	-0.018	5417276	1000.0	957.5	
1	9.975	10.003	-0.028	2094371	1000.0	947.5	

Average of Peak Amounts = 922.2

2	5.450	5.436	0.014	4993478	1000.0	996.8	M
2	6.725	6.709	0.016	7253916	1000.0	846.2	M
2	7.254	7.234	0.020	16298090	1000.0	818.9	M
2	0.000	7.765	-7.765	0	1000.0	0	
2	7.970	7.949	0.021	7879364	1000.0	892.4	M
2	8.410	8.397	0.013	2483322	1000.0	817.2	
2	8.738	8.733	0.005	5738362	1000.0	872.2	
2	9.029	9.036	-0.007	2177845	1000.0	869.6	

Average of Peak Amounts = 873.3

RPD = 5.44

\$ 11 DCB Decachlorobiphenyl

1	10.168	10.116	0.052	9066201	100.0	85.3	a
2	9.204	9.178	0.026	10000820	100.0	86.5	a

RPD = 1.37

S 12 Polychlorinated biphenyls, Total

1						922.2	
---	--	--	--	--	--	-------	--

QC Flag Legend

Review Flags

M - Manually Integrated

Reagents:

SG1262L3_00024

Amount Added: 1.00

Units: ml

SGPCBISTD_00006

Amount Added: 20.00

Units: uL

Run Reagent

TestAmerica Edison

Data File: \\ChromNA\Edison\ChromData\CPESTGC9\20160816-44540.b\9F243009.D

Injection Date: 17-Aug-2016 15:01:31

Instrument ID: CPESTGC9

Operator ID:

Lims ID: CCV AR1262

Worklist Smp#: 21

Client ID:

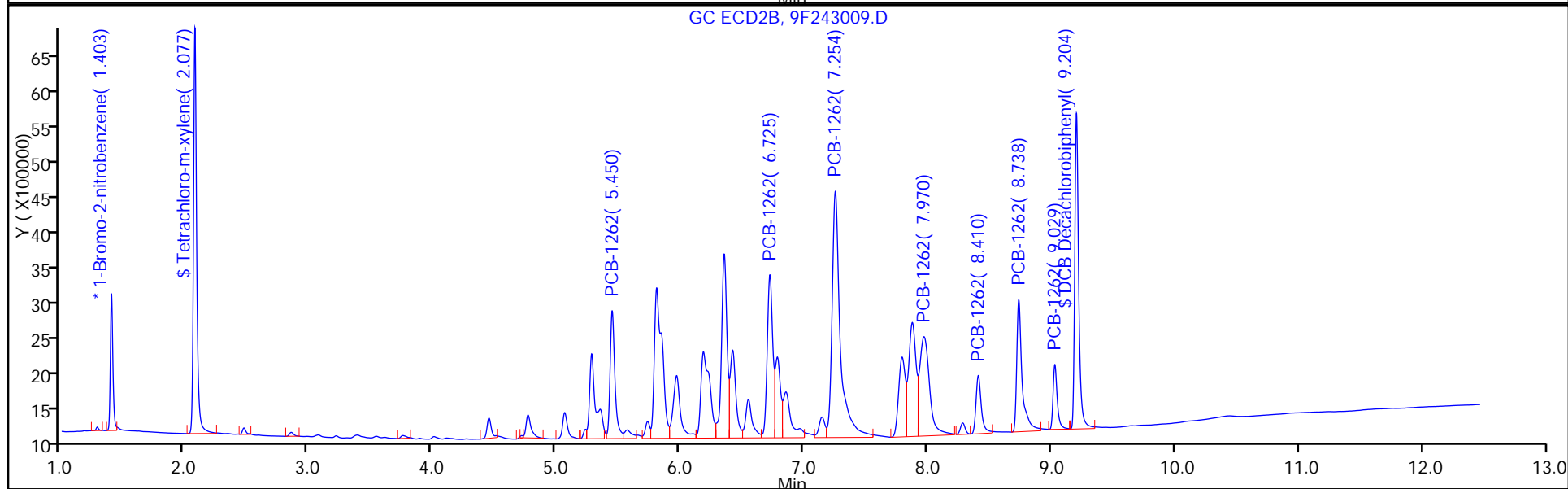
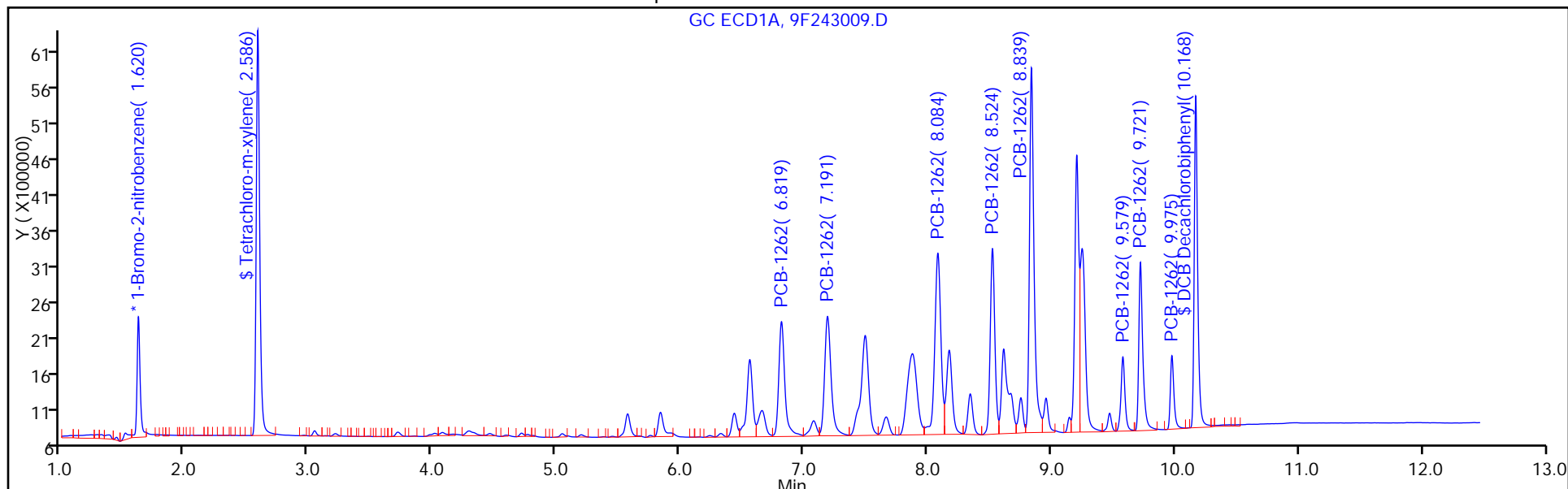
Injection Vol: 1.0 ul

Dil. Factor: 1.0000

ALS Bottle#: 21

Method: 8082-ISTD

Limit Group: GC 8082A PCB ISTD



FORM I
PCBS ORGANICS ANALYSIS DATA SHEET

Lab Name: TestAmerica Edison Job No.: 460-118423-1
 SDG No.: _____
 Client Sample ID: _____ Lab Sample ID: MB 460-384405/1-A
 Matrix: Solid Lab File ID: 8F013326.D
 Analysis Method: 8082A Date Collected: _____
 Extraction Method: 3546 Date Extracted: 08/11/2016 23:07
 Sample wt/vol: 15.0000 (g) Date Analyzed: 08/12/2016 07:46
 Con. Extract Vol.: 10 (mL) Dilution Factor: 1
 Injection Volume: 1 (uL) GC Column: CLP-2 ID: 0.53 (mm)
 % Moisture: _____ GPC Cleanup: (Y/N) N
 Analysis Batch No.: 384453 Units: ug/Kg

CAS NO.	SURROGATE	%REC	Q	LIMITS
2051-24-3	DCB Decachlorobiphenyl	127		35-150

TestAmerica Edison
Target Compound Quantitation Report

Data File: \\ChromNA\Edison\ChromData\CPESTGC8\20160812-44398.b\8F013326.D
 Lims ID: MB 460-384405/1-A
 Client ID:
 Sample Type: MB
 Inject. Date: 12-Aug-2016 07:46:32 ALS Bottle#: 3 Worklist Smp#: 3
 Injection Vol: 1.0 ul Dil. Factor: 1.0000
 Sample Info:
 Operator ID: Instrument ID: CPESTGC8
 Method: \\ChromNA\Edison\ChromData\CPESTGC8\20160812-44398.b\8082ISTD.m
 Limit Group: GC 8082A PCB ISTD
 Last Update: 15-Aug-2016 10:52:32 Calib Date: 14-Jun-2016 13:12:05
 Integrator: Falcon
 Quant Method: Internal Standard Quant By: Initial Calibration
 Last ICal File: \\ChromNA\Edison\ChromData\CPESTGC8\20160614-42137.b\8F012089.D
 Column 1 : Det: GC ECD1A
 Column 2 : Det: GC ECD2B
 Process Host: XAWRK053

First Level Reviewer: patelji Date: 12-Aug-2016 10:13:41

Col	RT (min.)	Exp RT (min.)	Dlt RT (min.)	Response	Cal Amt ug/l	OnCol Amt ug/l	Flags
-----	-----------	---------------	---------------	----------	--------------	----------------	-------

* 13 1-Bromo-2-nitrobenzene							M
1	1.634	1.633	0.001	4798543	20.0	20.0	M
2	1.365	1.366	-0.001	5161718	20.0	20.0	M
							RPD = 0.00
\$ 2 Tetrachloro-m-xylene							
1	2.603	2.599	0.004	13139601	50.0	65.5	
2	2.013	2.014	-0.001	13008086	50.0	64.2	
							RPD = 2.07

Col	RT (min.)	Exp RT (min.)	Dlt RT (min.)	Response	Cal Amt ug/l	OnCol Amt ug/l	Flags
-----	-----------	---------------	---------------	----------	--------------	----------------	-------

\$ 11 DCB Decachlorobiphenyl							M
1	10.235	10.337	-0.102	14105963	50.0	63.4	M
2	9.140	9.179	-0.039	15606841	50.0	74.9	M
RPD = 16.62							

QC Flag Legend

Review Flags

M - Manually Integrated

Reagents:

SGPCBISTD_00006 Amount Added: 20.00 Units: uL Run Reagent

TestAmerica Edison

Data File: \\ChromNA\Edison\ChromData\CPESTGC8\20160812-44398.b\8F013326.D

Injection Date: 12-Aug-2016 07:46:32

Instrument ID: CPESTGC8

Operator ID:

Lims ID: MB 460-384405/1-A

Worklist Smp#: 3

Client ID:

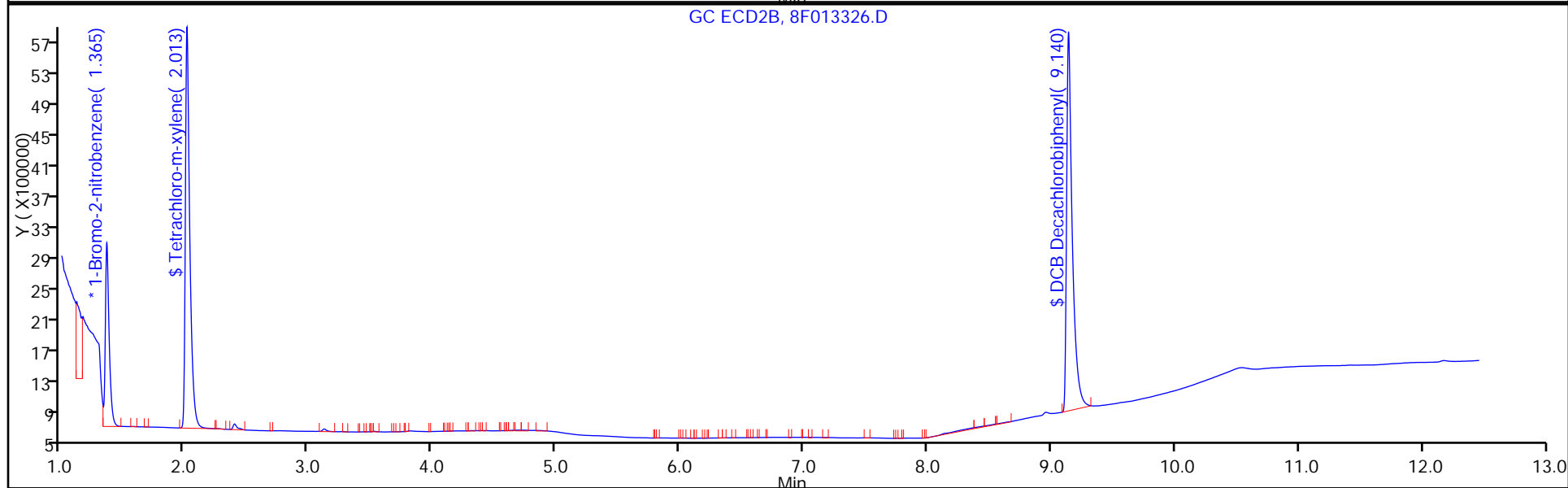
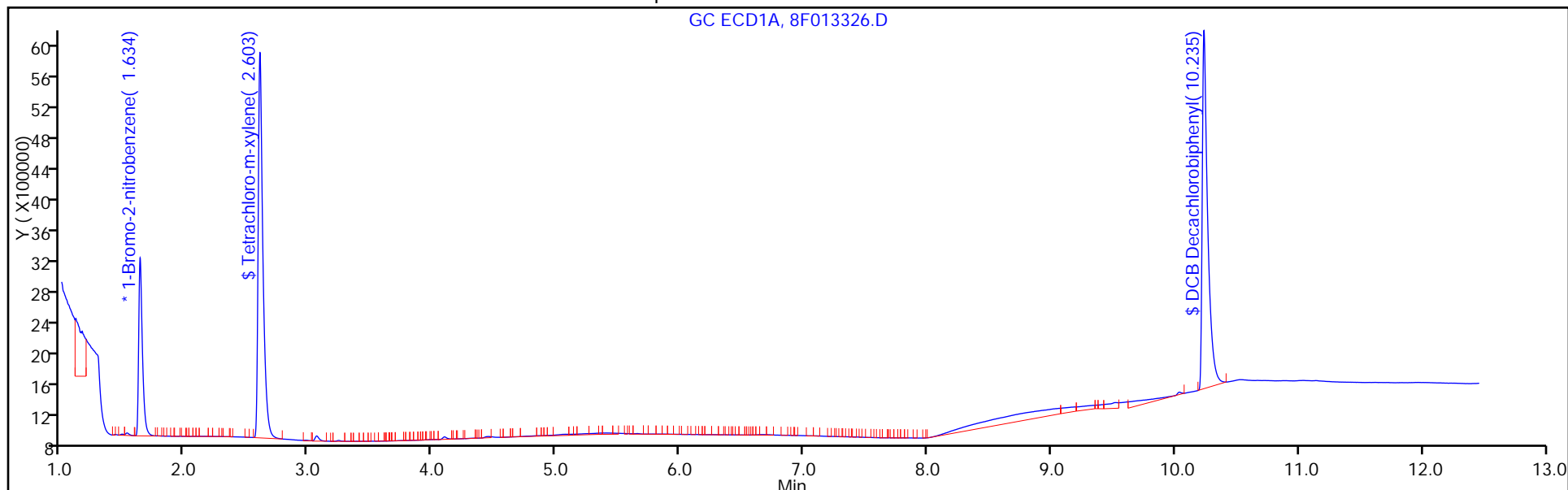
Injection Vol: 1.0 ul

Dil. Factor: 1.0000

ALS Bottle#: 3

Method: 8082ISTD

Limit Group: GC 8082A PCB ISTD



TestAmerica Edison

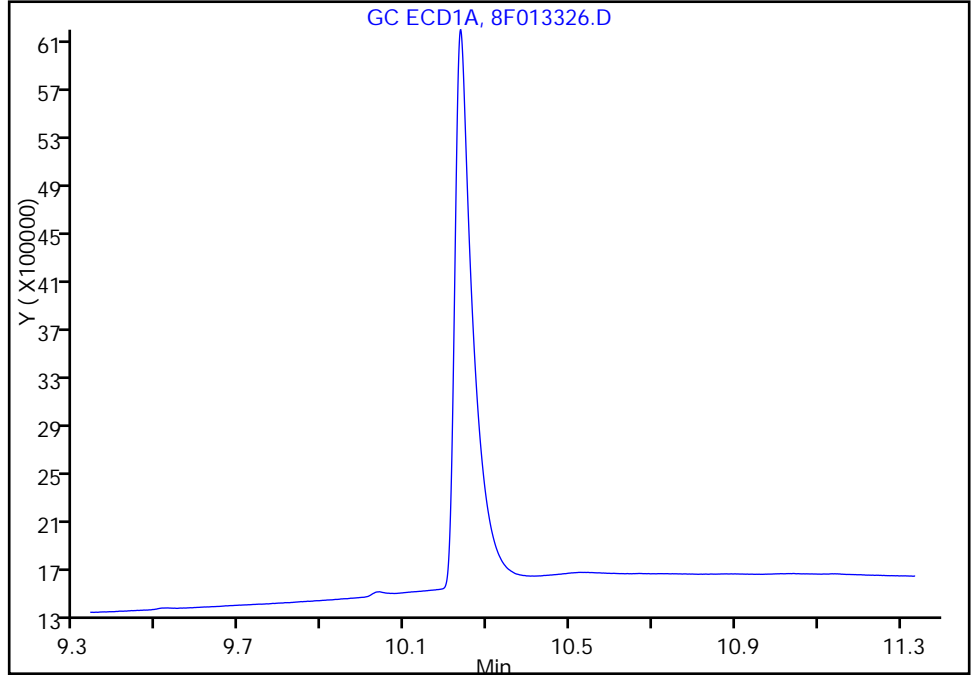
Data File: \\ChromNA\Edison\ChromData\CPESTGC8\20160812-44398.b\8F013326.D
Injection Date: 12-Aug-2016 07:46:32 Instrument ID: CPESTGC8
Lims ID: MB 460-384405/1-A
Client ID:
Operator ID: ALS Bottle#: 3 Worklist Smp#: 3
Injection Vol: 1.0 ul Dil. Factor: 1.0000
Method: 8082ISTD Limit Group: GC 8082A PCB ISTD
Column: Detector GC ECD1A

\$ 11 DCB Decachlorobiphenyl, CAS: 2051-24-3

Signal: 1

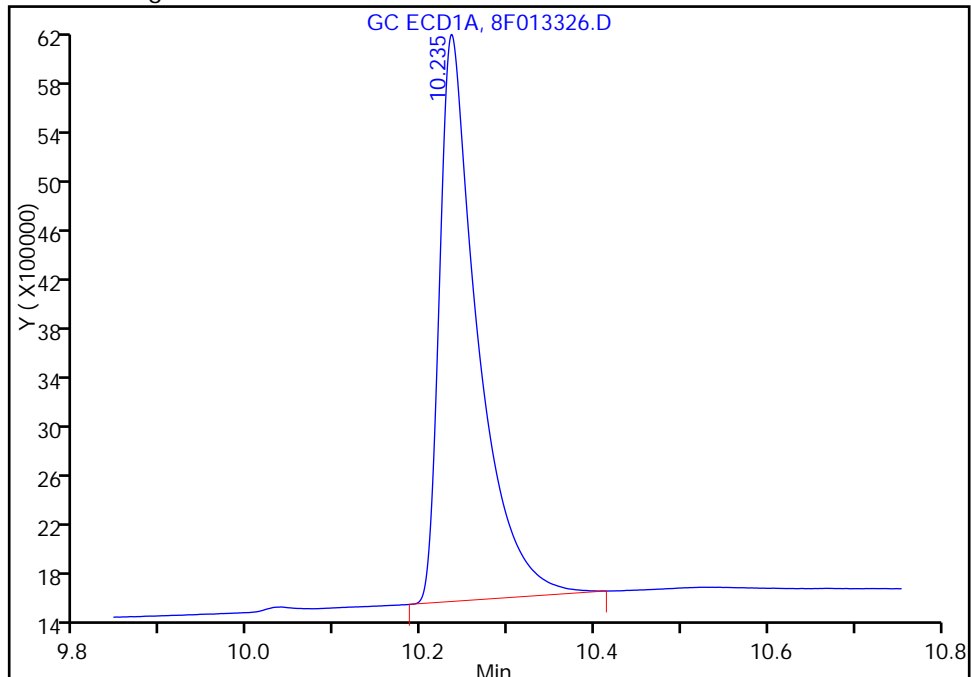
Not Detected
Expected RT: 10.34

Processing Integration Results



RT: 10.24
Area: 14105963
Amount: 63.392173
Amount Units: ug/l

Manual Integration Results



Reviewer: patelji, 12-Aug-2016 10:13:41
Audit Action: Assigned Compound ID

Audit Reason: Peak not integrated

TestAmerica Edison

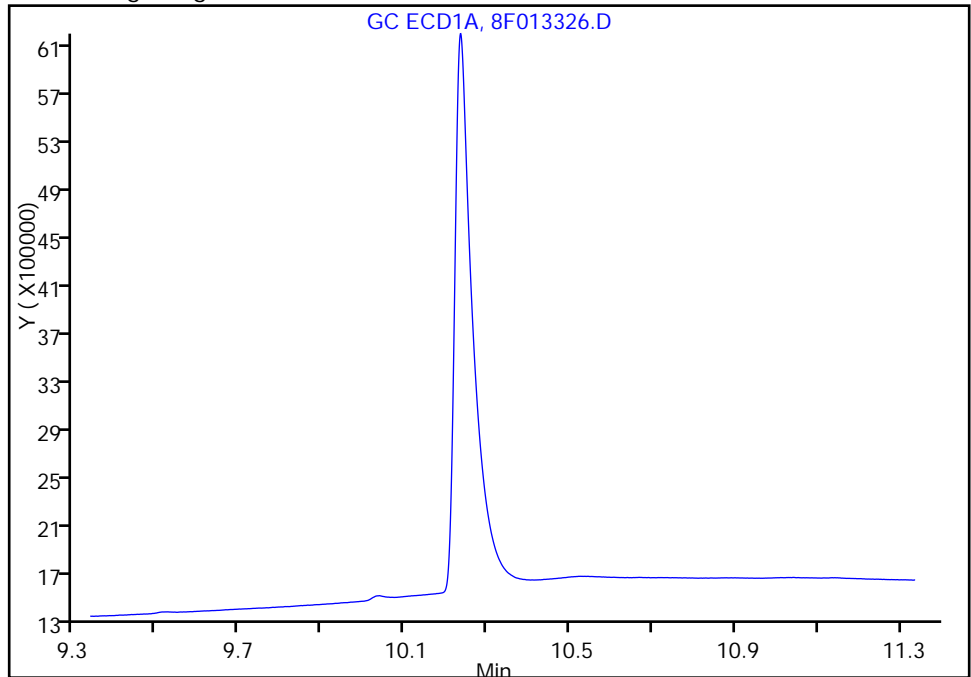
Data File: \\ChromNA\Edison\ChromData\CPESTGC8\20160812-44398.b\8F013326.D
Injection Date: 12-Aug-2016 07:46:32 Instrument ID: CPESTGC8
Lims ID: MB 460-384405/1-A
Client ID:
Operator ID: ALS Bottle#: 3 Worklist Smp#: 3
Injection Vol: 1.0 ul Dil. Factor: 1.0000
Method: 8082ISTD Limit Group: GC 8082A PCB ISTD
Column: Detector GC ECD1A

\$ 11 DCB Decachlorobiphenyl, CAS: 2051-24-3

Signal: 1

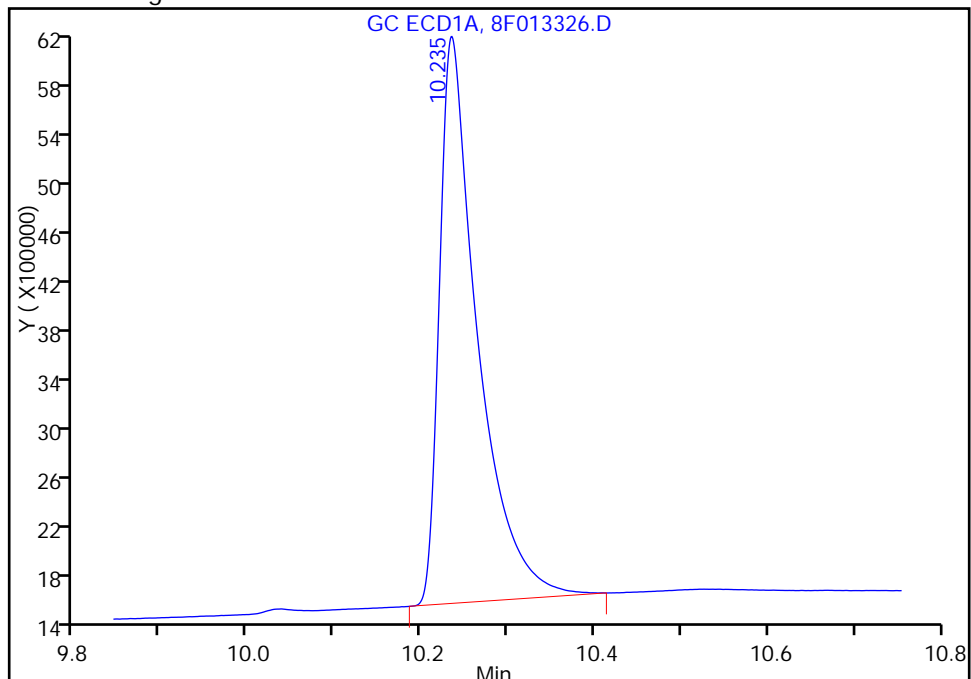
Not Detected
Expected RT: 10.34

Processing Integration Results



Manual Integration Results

RT: 10.24
Area: 14105963
Amount: 63.392173
Amount Units: ug/l



Reviewer: patelji, 12-Aug-2016 10:13:41

Audit Action: Manually Integrated

Audit Reason: Peak not integrated

TestAmerica Edison

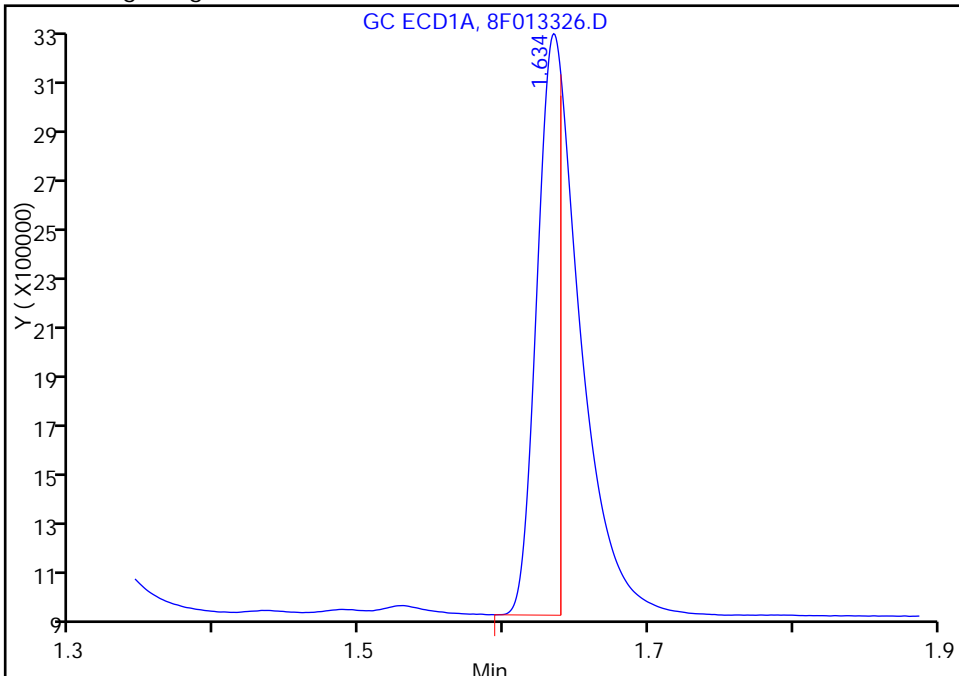
Data File: \\ChromNA\Edison\ChromData\CPESTGC8\20160812-44398.b\8F013326.D
Injection Date: 12-Aug-2016 07:46:32 Instrument ID: CPESTGC8
Lims ID: MB 460-384405/1-A
Client ID:
Operator ID: ALS Bottle#: 3 Worklist Smp#: 3
Injection Vol: 1.0 ul Dil. Factor: 1.0000
Method: 8082ISTD Limit Group: GC 8082A PCB ISTD
Column: Detector GC ECD1A

* 13 1-Bromo-2-nitrobenzene, CAS: 577-19-5

Signal: 1

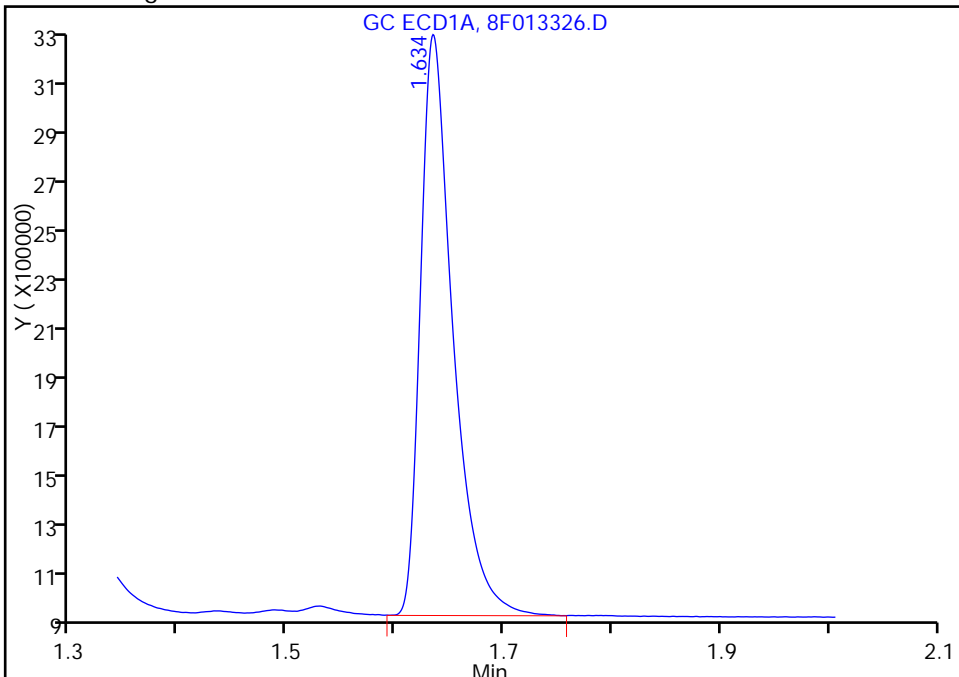
RT: 1.63
Area: 2458341
Amount: 20.000000
Amount Units: ug/l

Processing Integration Results



RT: 1.63
Area: 4798543
Amount: 20.000000
Amount Units: ug/l

Manual Integration Results



Reviewer: patelji, 12-Aug-2016 10:13:41
Audit Action: Manually Integrated

Audit Reason: Peak not integrated

FORM I
PCBS ORGANICS ANALYSIS DATA SHEET

Lab Name: TestAmerica Edison Job No.: 460-118423-1
 SDG No.: _____
 Client Sample ID: _____ Lab Sample ID: MB 460-384405/1-A
 Matrix: Solid Lab File ID: 8F013326.D
 Analysis Method: 8082A Date Collected: _____
 Extraction Method: 3546 Date Extracted: 08/11/2016 23:07
 Sample wt/vol: 15.0000 (g) Date Analyzed: 08/12/2016 07:46
 Con. Extract Vol.: 10 (mL) Dilution Factor: 1
 Injection Volume: 1 (uL) GC Column: CLP-1 ID: 0.53 (mm)
 % Moisture: _____ GPC Cleanup: (Y/N) N
 Analysis Batch No.: 384453 Units: ug/Kg

CAS NO.	COMPOUND NAME	RESULT	Q	RL	MDL
12674-11-2	Aroclor 1016	8.9	U	67	8.9
11104-28-2	Aroclor 1221	8.9	U	67	8.9
11141-16-5	Aroclor 1232	8.9	U	67	8.9
53469-21-9	Aroclor 1242	8.9	U	67	8.9
12672-29-6	Aroclor 1248	8.9	U	67	8.9
11097-69-1	Aroclor 1254	9.2	U	67	9.2
11096-82-5	Aroclor 1260	9.2	U	67	9.2
37324-23-5	Aroclor 1262	9.2	U	67	9.2
11100-14-4	Aroclor 1268	9.2	U	67	9.2

CAS NO.	SURROGATE	%REC	Q	LIMITS
2051-24-3	DCB Decachlorobiphenyl	150		35-150

TestAmerica Edison
Target Compound Quantitation Report

Data File: \\ChromNA\Edison\ChromData\CPESTGC8\20160812-44398.b\8F013326.D
 Lims ID: MB 460-384405/1-A
 Client ID:
 Sample Type: MB
 Inject. Date: 12-Aug-2016 07:46:32 ALS Bottle#: 3 Worklist Smp#: 3
 Injection Vol: 1.0 ul Dil. Factor: 1.0000
 Sample Info:
 Operator ID: Instrument ID: CPESTGC8
 Method: \\ChromNA\Edison\ChromData\CPESTGC8\20160812-44398.b\8082ISTD.m
 Limit Group: GC 8082A PCB ISTD
 Last Update: 15-Aug-2016 10:52:32 Calib Date: 14-Jun-2016 13:12:05
 Integrator: Falcon
 Quant Method: Internal Standard Quant By: Initial Calibration
 Last ICal File: \\ChromNA\Edison\ChromData\CPESTGC8\20160614-42137.b\8F012089.D
 Column 1 : Det: GC ECD1A
 Column 2 : Det: GC ECD2B
 Process Host: XAWRK053

First Level Reviewer: patelji Date: 12-Aug-2016 10:13:41

Col	RT (min.)	Exp RT (min.)	Dlt RT (min.)	Response	Cal Amt ug/l	OnCol Amt ug/l	Flags
-----	-----------	---------------	---------------	----------	--------------	----------------	-------

* 13 1-Bromo-2-nitrobenzene							M
1	1.634	1.633	0.001	4798543	20.0	20.0	M
2	1.365	1.366	-0.001	5161718	20.0	20.0	M
							RPD = 0.00
\$ 2 Tetrachloro-m-xylene							
1	2.603	2.599	0.004	13139601	50.0	65.5	
2	2.013	2.014	-0.001	13008086	50.0	64.2	
							RPD = 2.07

Col	RT (min.)	Exp RT (min.)	Dlt RT (min.)	Response	Cal Amt ug/l	OnCol Amt ug/l	Flags
-----	-----------	---------------	---------------	----------	--------------	----------------	-------

\$ 11 DCB Decachlorobiphenyl							M
1	10.235	10.337	-0.102	14105963	50.0	63.4	M
2	9.140	9.179	-0.039	15606841	50.0	74.9	M
						RPD = 16.62	

QC Flag Legend

Review Flags

M - Manually Integrated

Reagents:

SGPCBISTD_00006 Amount Added: 20.00 Units: uL Run Reagent

TestAmerica Edison

Data File: \\ChromNA\Edison\ChromData\CPESTGC8\20160812-44398.b\8F013326.D

Injection Date: 12-Aug-2016 07:46:32

Instrument ID: CPESTGC8

Operator ID:

Lims ID: MB 460-384405/1-A

Worklist Smp#: 3

Client ID:

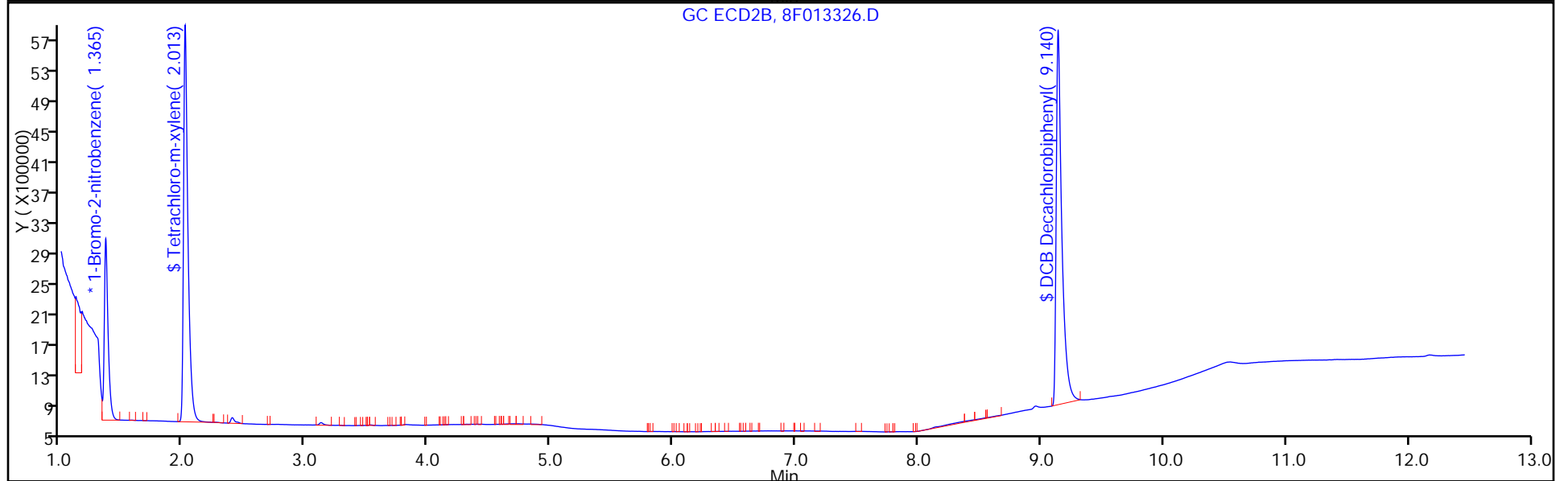
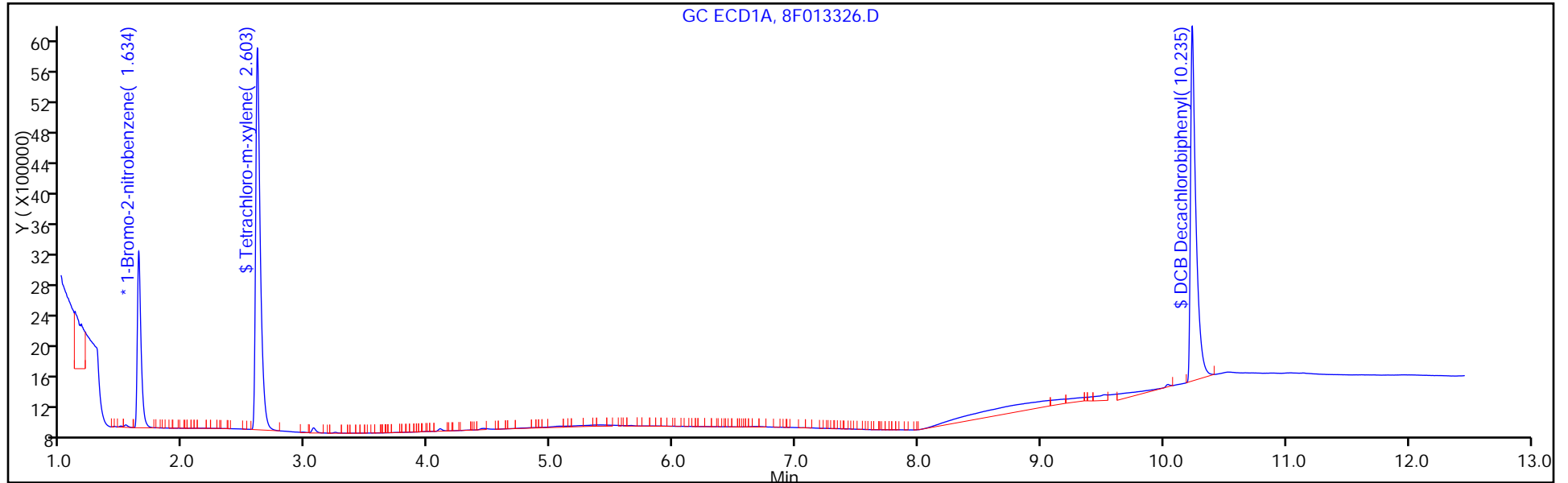
Injection Vol: 1.0 ul

Dil. Factor: 1.0000

ALS Bottle#: 3

Method: 8082ISTD

Limit Group: GC 8082A PCB ISTD



TestAmerica Edison

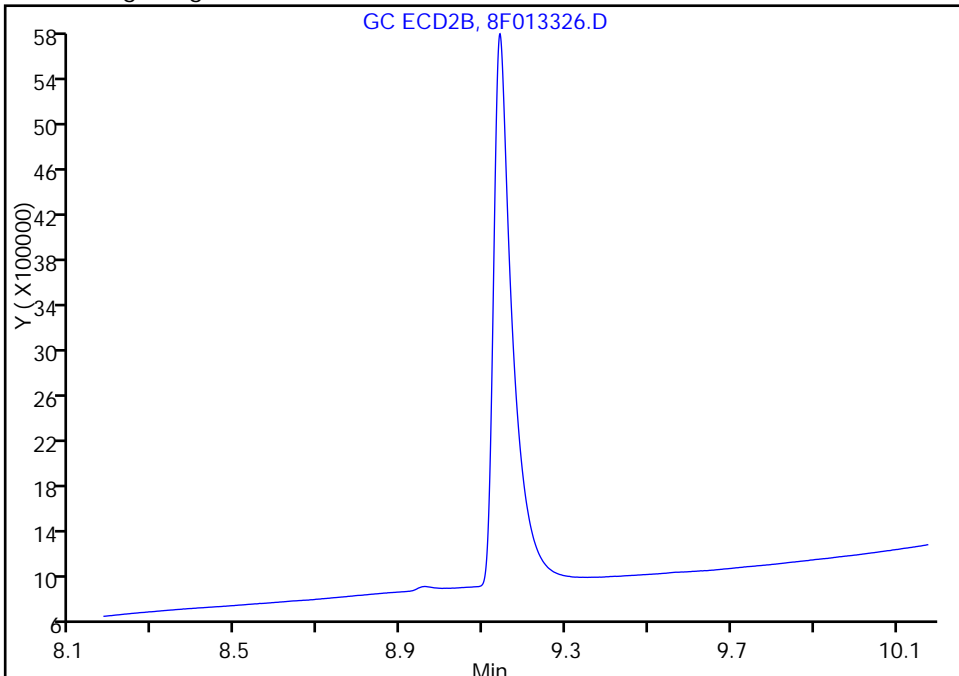
Data File: \\ChromNA\Edison\ChromData\CPESTGC8\20160812-44398.b\8F013326.D
Injection Date: 12-Aug-2016 07:46:32 Instrument ID: CPESTGC8
Lims ID: MB 460-384405/1-A
Client ID:
Operator ID: ALS Bottle#: 3 Worklist Smp#: 3
Injection Vol: 1.0 ul Dil. Factor: 1.0000
Method: 8082ISTD Limit Group: GC 8082A PCB ISTD
Column: Detector GC ECD2B

\$ 11 DCB Decachlorobiphenyl, CAS: 2051-24-3

Signal: 2

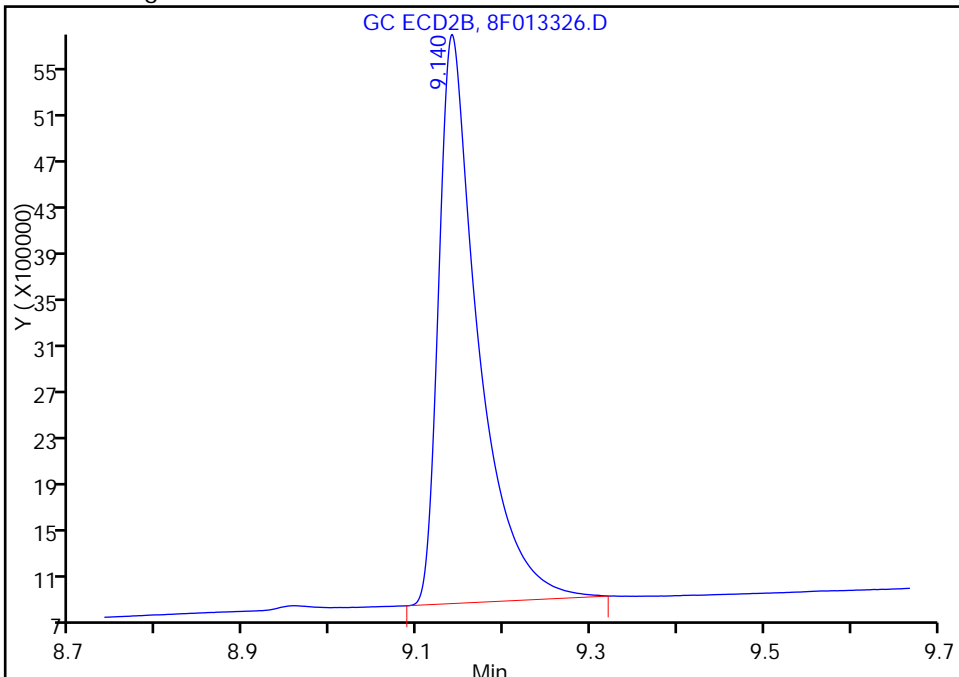
Not Detected
Expected RT: 9.18

Processing Integration Results



RT: 9.14
Area: 15606841
Amount: 74.881211
Amount Units: ug/l

Manual Integration Results



Reviewer: patelji, 12-Aug-2016 10:13:41
Audit Action: Assigned Compound ID

Audit Reason: Peak not integrated

TestAmerica Edison

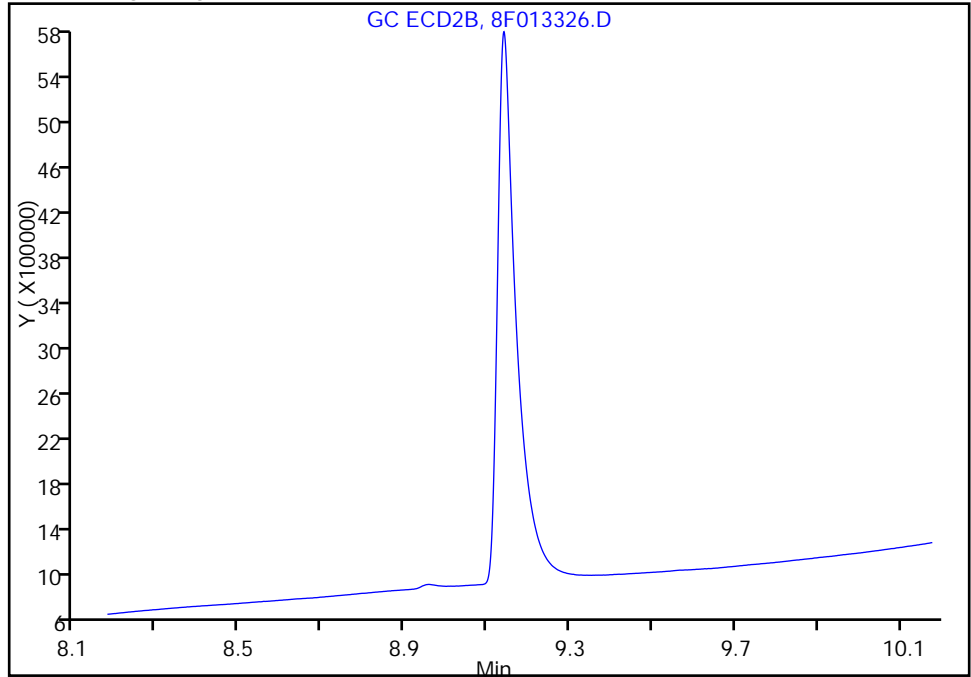
Data File: \\ChromNA\Edison\ChromData\CPESTGC8\20160812-44398.b\8F013326.D
Injection Date: 12-Aug-2016 07:46:32 Instrument ID: CPESTGC8
Lims ID: MB 460-384405/1-A
Client ID:
Operator ID: ALS Bottle#: 3 Worklist Smp#: 3
Injection Vol: 1.0 ul Dil. Factor: 1.0000
Method: 8082ISTD Limit Group: GC 8082A PCB ISTD
Column: Detector GC ECD2B

\$ 11 DCB Decachlorobiphenyl, CAS: 2051-24-3

Signal: 2

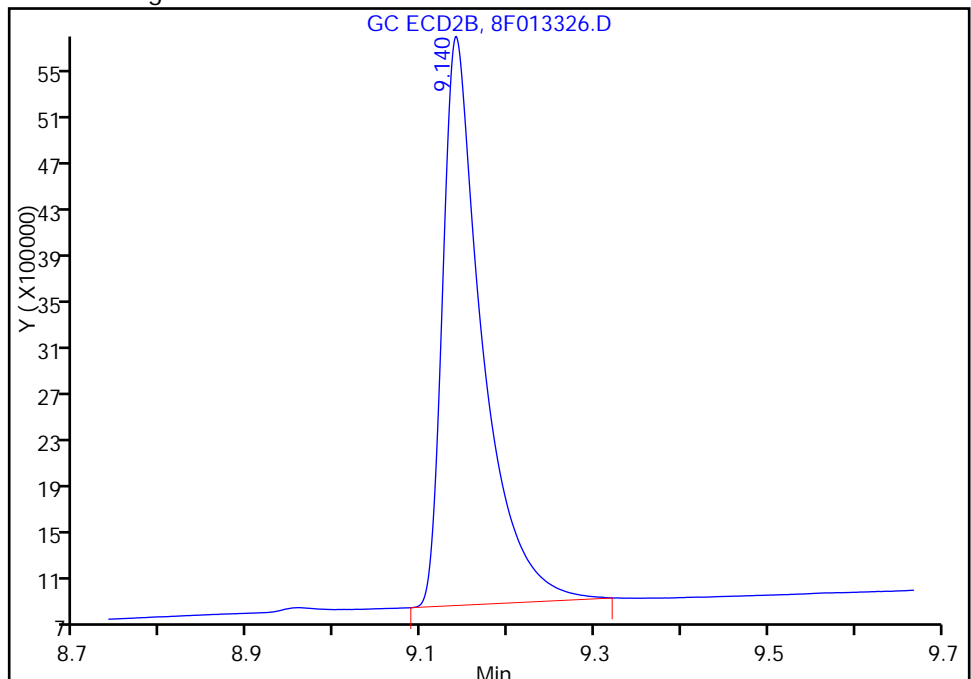
Not Detected
Expected RT: 9.18

Processing Integration Results



Manual Integration Results

RT: 9.14
Area: 15606841
Amount: 74.881211
Amount Units: ug/l



Reviewer: patelji, 12-Aug-2016 10:13:41

Audit Action: Manually Integrated

Audit Reason: Peak not integrated

TestAmerica Edison

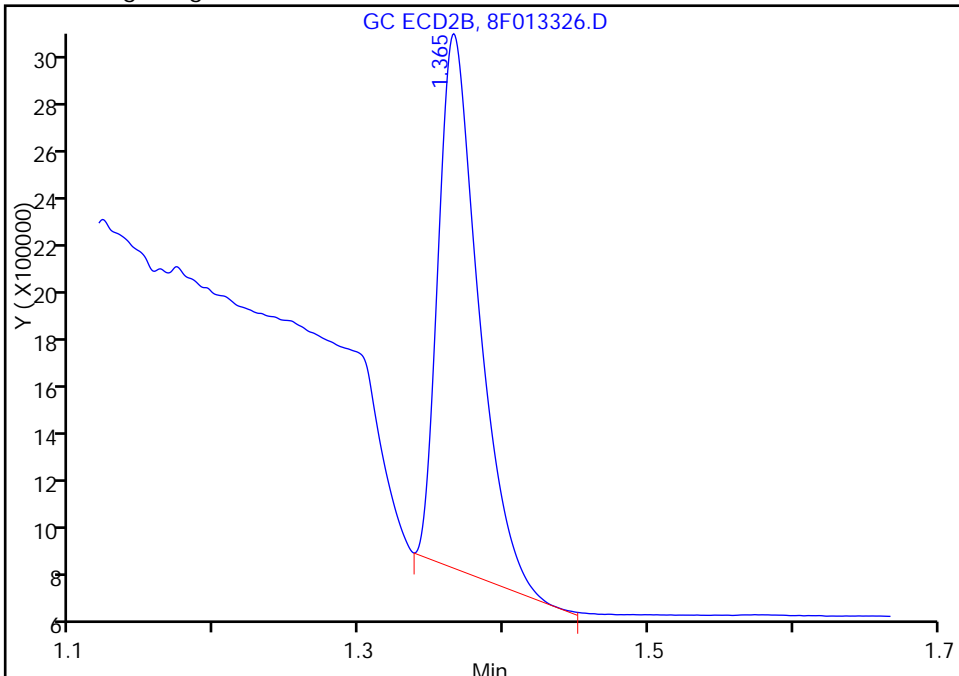
Data File: \\ChromNA\Edison\ChromData\CPESTGC8\20160812-44398.b\8F013326.D
Injection Date: 12-Aug-2016 07:46:32 Instrument ID: CPESTGC8
Lims ID: MB 460-384405/1-A
Client ID:
Operator ID: ALS Bottle#: 3 Worklist Smp#: 3
Injection Vol: 1.0 ul Dil. Factor: 1.0000
Method: 8082ISTD Limit Group: GC 8082A PCB ISTD
Column: Detector GC ECD2B

* 13 1-Bromo-2-nitrobenzene, CAS: 577-19-5

Signal: 2

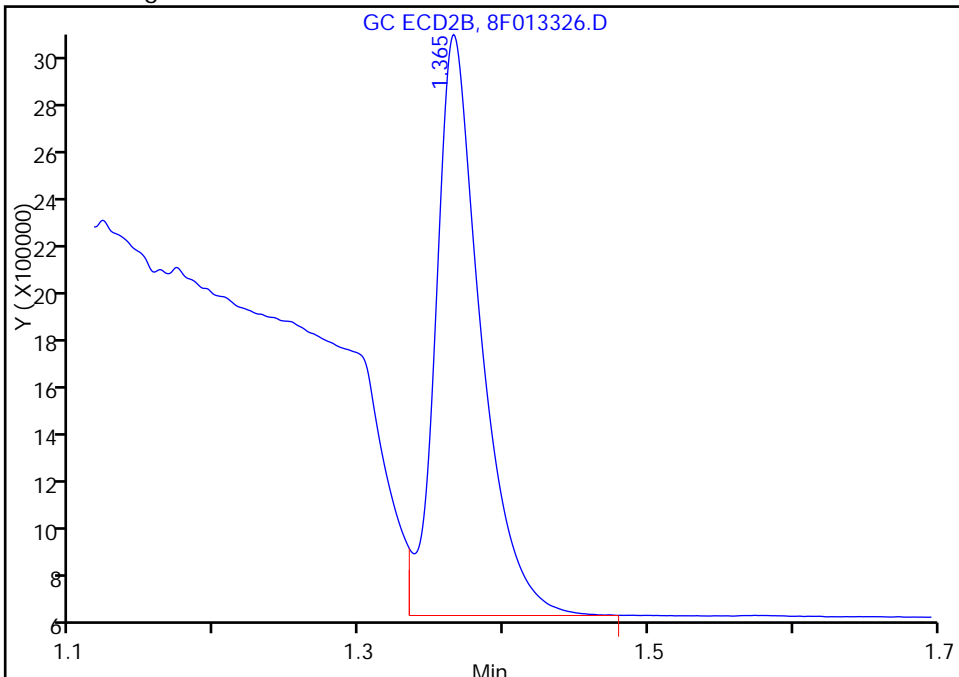
RT: 1.37
Area: 4255184
Amount: 20.000000
Amount Units: ug/l

Processing Integration Results



RT: 1.37
Area: 5161718
Amount: 20.000000
Amount Units: ug/l

Manual Integration Results



Reviewer: patelji, 12-Aug-2016 10:13:41
Audit Action: Manually Integrated

Audit Reason: Peak not integrated

FORM I
PCBS ORGANICS ANALYSIS DATA SHEET

Lab Name: TestAmerica Edison Job No.: 460-118423-1
 SDG No.: _____
 Client Sample ID: _____ Lab Sample ID: MB 460-384461/1-A
 Matrix: Water Lab File ID: 9F242858.D
 Analysis Method: 8082A Date Collected: _____
 Extraction Method: 3510C Date Extracted: 08/12/2016 07:53
 Sample wt/vol: 250 (mL) Date Analyzed: 08/13/2016 18:17
 Con. Extract Vol.: 1 (mL) Dilution Factor: 1
 Injection Volume: 1 (uL) GC Column: CLP-2 ID: 0.53 (mm)
 % Moisture: _____ GPC Cleanup: (Y/N) N
 Analysis Batch No.: 384645 Units: ug/L

CAS NO.	SURROGATE	%REC	Q	LIMITS
2051-24-3	DCB Decachlorobiphenyl	108		10-150

TestAmerica Edison
Target Compound Quantitation Report

Data File: \\ChromNA\Edison\ChromData\CPESTGC9\20160813-44429.b\9F242858.D
 Lims ID: MB 460-384461/1-A
 Client ID:
 Sample Type: MB
 Inject. Date: 13-Aug-2016 18:17:19 ALS Bottle#: 34 Worklist Smp#: 34
 Injection Vol: 1.0 ul Dil. Factor: 1.0000
 Sample Info: 460-0044429-034
 Operator ID: Instrument ID: CPESTGC9
 Method: \\ChromNA\Edison\ChromData\CPESTGC9\20160813-44429.b\8082-ISTD.m
 Limit Group: GC 8082A PCB ISTD
 Last Update: 15-Aug-2016 13:05:20 Calib Date: 12-May-2016 14:29:29
 Integrator: Falcon
 Quant Method: Internal Standard Quant By: Initial Calibration
 Last ICal File: \\ChromNA\Edison\ChromData\CPESTGC9\20160512-40924.b\9F001892.D
 Column 1 : Det: GC ECD1A
 Column 2 : Det: GC ECD2B
 Process Host: XAWRK053

Col	RT (min.)	Exp RT (min.)	Dlt RT (min.)	Response	Cal Amt ug/l	OnCol Amt ug/l	Flags
-----	-----------	---------------	---------------	----------	--------------	----------------	-------

* 13 1-Bromo-2-nitrobenzene

1	1.620	1.615	0.005	2504772	20.0	20.0	
2	1.401	1.397	0.004	2555707	20.0	20.0	
						RPD = 0.00	

\$ 2 Tetrachloro-m-xylene

1	2.585	2.579	0.006	11297749	100.0	108.7	
2	2.076	2.069	0.007	10491299	100.0	107.6	
						RPD = 1.04	

Col	RT (min.)	Exp RT (min.)	Dlt RT (min.)	Response	Cal Amt ug/l	OnCol Amt ug/l	Flags
-----	-----------	---------------	---------------	----------	--------------	----------------	-------

\$ 11 DCB Decachlorobiphenyl

1	10.117	10.142	-0.025	9623815	100.0	107.6	
2	9.183	9.188	-0.005	10634309	100.0	99.8	

RPD = 7.47

Reagents:

SGPCBISTD_00006

Amount Added: 20.00

Units: uL

Run Reagent

TestAmerica Edison

Data File: \\ChromNA\Edison\ChromData\CPESTGC9\20160813-44429.b\9F242858.D

Injection Date: 13-Aug-2016 18:17:19

Instrument ID: CPESTGC9

Operator ID:

Lims ID: MB 460-384461/1-A

Worklist Smp#: 34

Client ID:

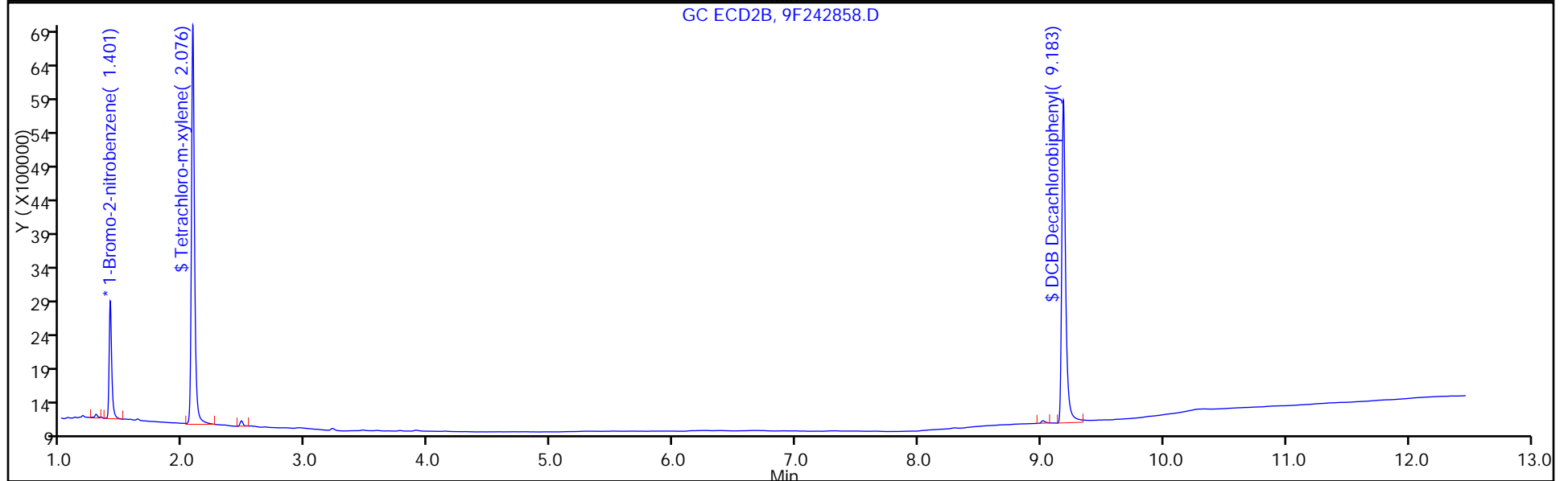
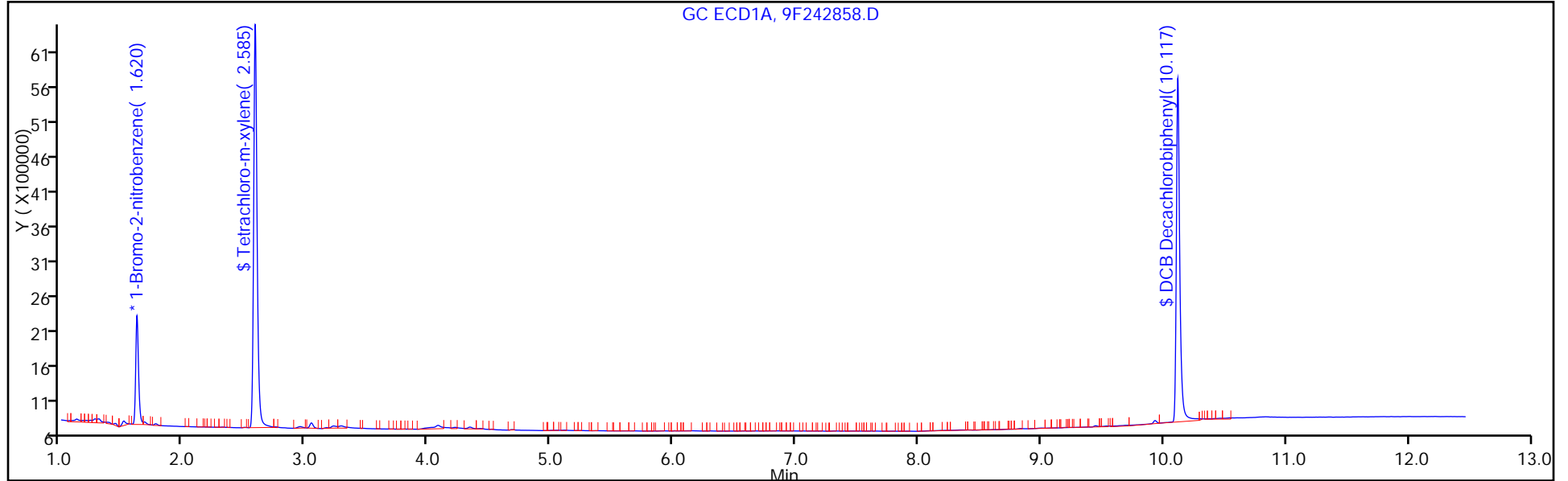
Injection Vol: 1.0 ul

Dil. Factor: 1.0000

ALS Bottle#: 34

Method: 8082-ISTD

Limit Group: GC 8082A PCB ISTD



FORM I
PCBS ORGANICS ANALYSIS DATA SHEET

Lab Name: TestAmerica Edison Job No.: 460-118423-1
 SDG No.: _____
 Client Sample ID: _____ Lab Sample ID: MB 460-384461/1-A
 Matrix: Water Lab File ID: 9F242858.D
 Analysis Method: 8082A Date Collected: _____
 Extraction Method: 3510C Date Extracted: 08/12/2016 07:53
 Sample wt/vol: 250 (mL) Date Analyzed: 08/13/2016 18:17
 Con. Extract Vol.: 1 (mL) Dilution Factor: 1
 Injection Volume: 1 (uL) GC Column: CLP-1 ID: 0.53 (mm)
 % Moisture: _____ GPC Cleanup: (Y/N) N
 Analysis Batch No.: 384645 Units: ug/L

CAS NO.	COMPOUND NAME	RESULT	Q	RL	MDL
12674-11-2	Aroclor 1016	0.098	U	0.40	0.098
11104-28-2	Aroclor 1221	0.098	U	0.40	0.098
11141-16-5	Aroclor 1232	0.098	U	0.40	0.098
53469-21-9	Aroclor 1242	0.098	U	0.40	0.098
12672-29-6	Aroclor 1248	0.098	U	0.40	0.098
11097-69-1	Aroclor 1254	0.084	U	0.40	0.084
11096-82-5	Aroclor 1260	0.084	U	0.40	0.084
37324-23-5	Aroclor 1262	0.084	U	0.40	0.084
11100-14-4	Aroclor 1268	0.084	U	0.40	0.084

CAS NO.	SURROGATE	%REC	Q	LIMITS
2051-24-3	DCB Decachlorobiphenyl	100		10-150

TestAmerica Edison
Target Compound Quantitation Report

Data File: \\ChromNA\Edison\ChromData\CPESTGC9\20160813-44429.b\9F242858.D
 Lims ID: MB 460-384461/1-A
 Client ID:
 Sample Type: MB
 Inject. Date: 13-Aug-2016 18:17:19 ALS Bottle#: 34 Worklist Smp#: 34
 Injection Vol: 1.0 ul Dil. Factor: 1.0000
 Sample Info: 460-0044429-034
 Operator ID: Instrument ID: CPESTGC9
 Method: \\ChromNA\Edison\ChromData\CPESTGC9\20160813-44429.b\8082-ISTD.m
 Limit Group: GC 8082A PCB ISTD
 Last Update: 15-Aug-2016 13:05:20 Calib Date: 12-May-2016 14:29:29
 Integrator: Falcon
 Quant Method: Internal Standard Quant By: Initial Calibration
 Last ICal File: \\ChromNA\Edison\ChromData\CPESTGC9\20160512-40924.b\9F001892.D

Column 1 : Det: GC ECD1A
 Column 2 : Det: GC ECD2B

Process Host: XAWRK053

Col	RT (min.)	Exp RT (min.)	Dlt RT (min.)	Response	Cal Amt ug/l	OnCol Amt ug/l	Flags
-----	-----------	---------------	---------------	----------	--------------	----------------	-------

* 13 1-Bromo-2-nitrobenzene

1	1.620	1.615	0.005	2504772	20.0	20.0	
2	1.401	1.397	0.004	2555707	20.0	20.0	
						RPD = 0.00	

\$ 2 Tetrachloro-m-xylene

1	2.585	2.579	0.006	11297749	100.0	108.7	
2	2.076	2.069	0.007	10491299	100.0	107.6	
						RPD = 1.04	

Col	RT (min.)	Exp RT (min.)	Dlt RT (min.)	Response	Cal Amt ug/l	OnCol Amt ug/l	Flags
-----	-----------	---------------	---------------	----------	--------------	----------------	-------

\$ 11 DCB Decachlorobiphenyl

1	10.117	10.142	-0.025	9623815	100.0	107.6
2	9.183	9.188	-0.005	10634309	100.0	99.8

RPD = 7.47

Reagents:

SGPCBISTD_00006

Amount Added: 20.00

Units: uL

Run Reagent

TestAmerica Edison

Data File: \\ChromNA\Edison\ChromData\CPESTGC9\20160813-44429.b\9F242858.D

Injection Date: 13-Aug-2016 18:17:19

Instrument ID: CPESTGC9

Operator ID:

Lims ID: MB 460-384461/1-A

Worklist Smp#: 34

Client ID:

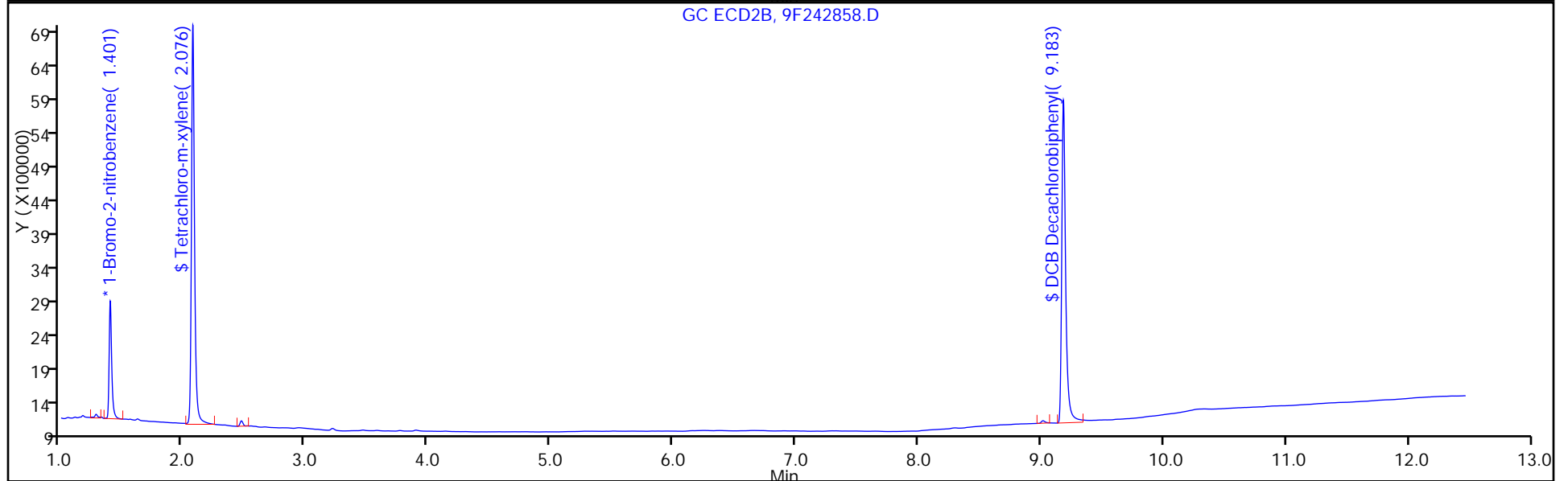
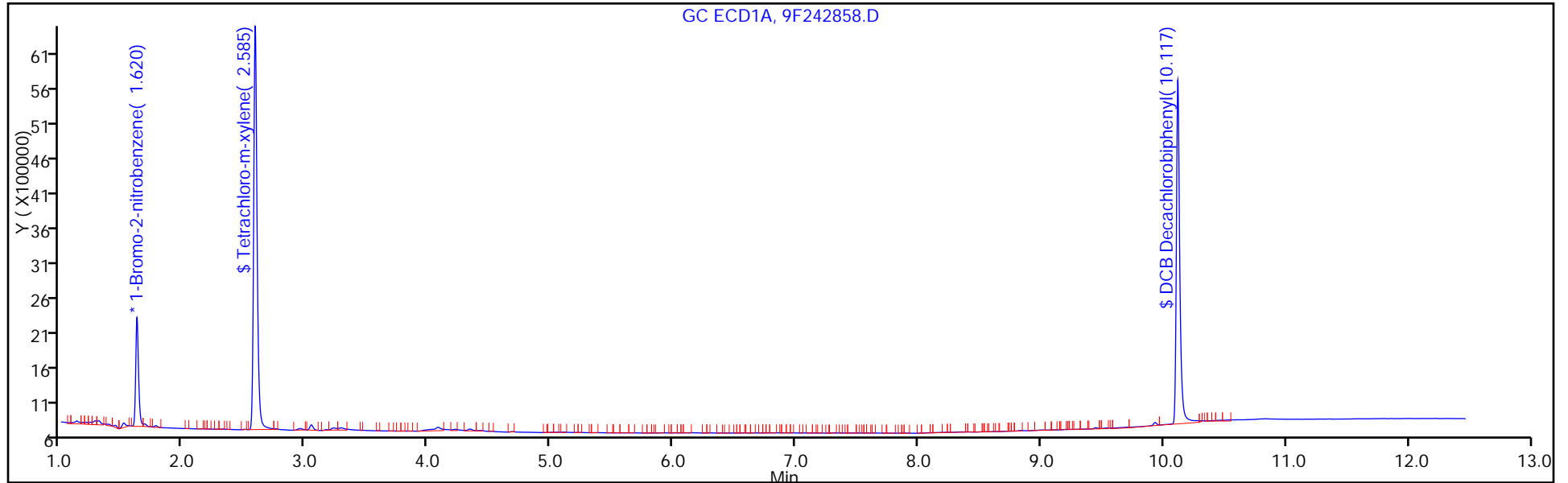
Injection Vol: 1.0 ul

Dil. Factor: 1.0000

ALS Bottle#: 34

Method: 8082-ISTD

Limit Group: GC 8082A PCB ISTD



FORM I
PCBS ORGANICS ANALYSIS DATA SHEET

Lab Name: TestAmerica Edison Job No.: 460-118423-1
 SDG No.: _____
 Client Sample ID: _____ Lab Sample ID: MB 460-385005/1-A
 Matrix: Solid Lab File ID: 9F242959.D
 Analysis Method: 8082A Date Collected: _____
 Extraction Method: 3546 Date Extracted: 08/16/2016 02:37
 Sample wt/vol: 15.0000 (g) Date Analyzed: 08/16/2016 15:10
 Con. Extract Vol.: 10 (mL) Dilution Factor: 1
 Injection Volume: 1 (uL) GC Column: CLP-2 ID: 0.53 (mm)
 % Moisture: _____ GPC Cleanup: (Y/N) N
 Analysis Batch No.: 385136 Units: ug/Kg

CAS NO.	SURROGATE	%REC	Q	LIMITS
2051-24-3	DCB Decachlorobiphenyl	130		35-150

TestAmerica Edison
Target Compound Quantitation Report

Data File: \\ChromNA\Edison\ChromData\CPESTGC9\20160816-44536.b\9F242959.D
 Lims ID: MB 460-385005/1-A
 Client ID:
 Sample Type: MB
 Inject. Date: 16-Aug-2016 15:10:10 ALS Bottle#: 3 Worklist Smp#: 3
 Injection Vol: 1.0 ul Dil. Factor: 1.0000
 Sample Info: 460-0044536-003
 Operator ID: Instrument ID: CPESTGC9
 Method: \\ChromNA\Edison\ChromData\CPESTGC9\20160816-44536.b\8082-ISTD.m
 Limit Group: GC 8082A PCB ISTD
 Last Update: 18-Aug-2016 10:41:12 Calib Date: 12-May-2016 14:29:29
 Integrator: Falcon
 Quant Method: Internal Standard Quant By: Initial Calibration
 Last ICal File: \\ChromNA\Edison\ChromData\CPESTGC9\20160512-40924.b\9F001892.D
 Column 1 : Det: GC ECD1A
 Column 2 : Det: GC ECD2B
 Process Host: XAWRK027

Col	RT (min.)	Exp RT (min.)	Dlt RT (min.)	Response	Cal Amt ug/l	OnCol Amt ug/l	Flags
-----	-----------	---------------	---------------	----------	--------------	----------------	-------

* 13 1-Bromo-2-nitrobenzene

1	1.623	1.623	0.000	2295476	20.0	20.0	
2	1.401	1.401	0.000	2387845	20.0	20.0	
						RPD = 0.00	

\$ 2 Tetrachloro-m-xylene

1	2.589	2.590	-0.001	5337829	50.0	56.1	
2	2.075	2.075	0.000	5343414	50.0	58.7	
						RPD = 4.53	

TestAmerica Edison

Data File: \\ChromNA\Edison\ChromData\CPESTGC9\20160816-44536.b\9F242959.D

Injection Date: 16-Aug-2016 15:10:10

Instrument ID: CPESTGC9

Operator ID:

Lims ID: MB 460-385005/1-A

Worklist Smp#: 3

Client ID:

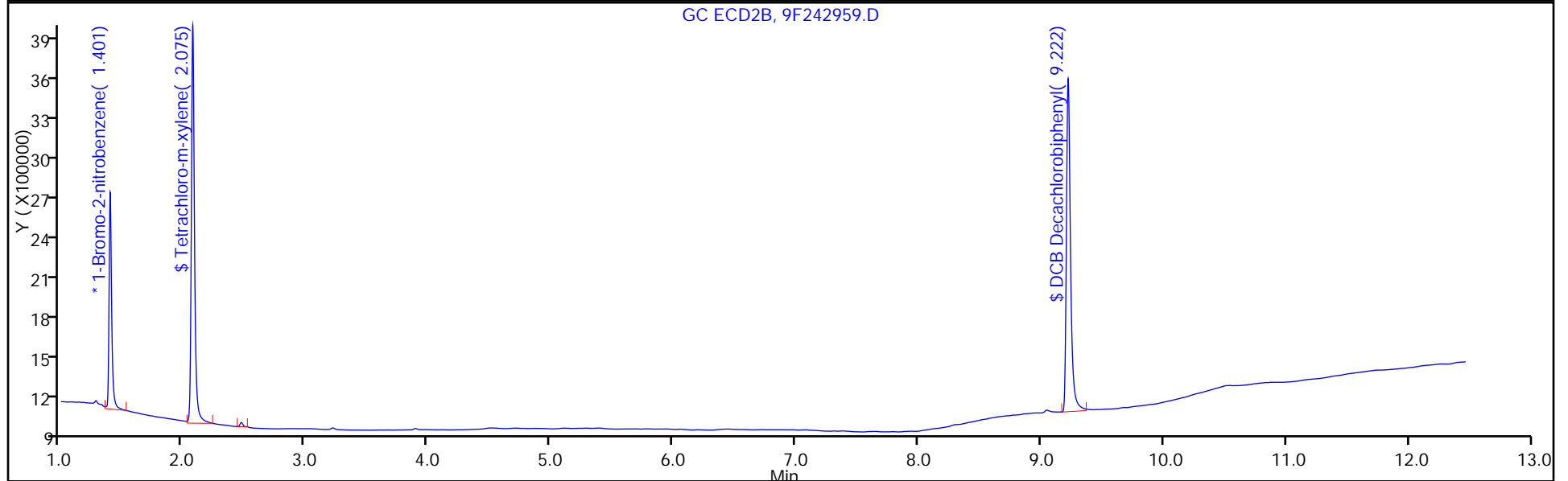
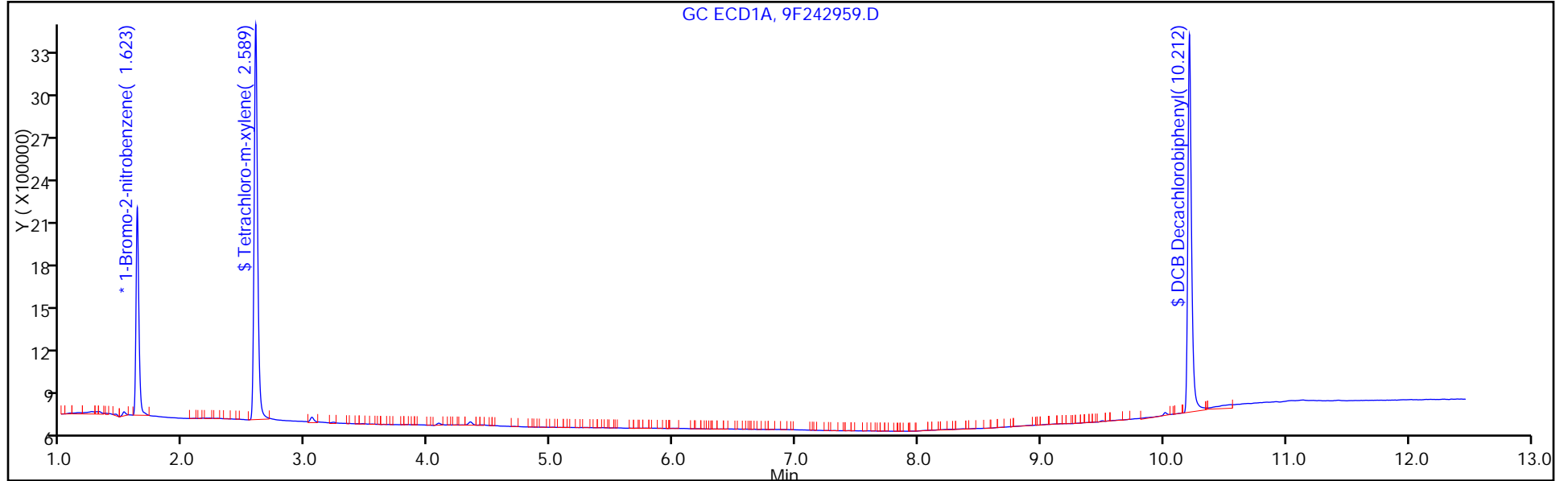
Injection Vol: 1.0 ul

Dil. Factor: 1.0000

ALS Bottle#: 3

Method: 8082-ISTD

Limit Group: GC 8082A PCB ISTD



FORM I
PCBS ORGANICS ANALYSIS DATA SHEET

Lab Name: TestAmerica Edison Job No.: 460-118423-1
 SDG No.: _____
 Client Sample ID: _____ Lab Sample ID: MB 460-385005/1-A
 Matrix: Solid Lab File ID: 9F242959.D
 Analysis Method: 8082A Date Collected: _____
 Extraction Method: 3546 Date Extracted: 08/16/2016 02:37
 Sample wt/vol: 15.0000 (g) Date Analyzed: 08/16/2016 15:10
 Con. Extract Vol.: 10 (mL) Dilution Factor: 1
 Injection Volume: 1 (uL) GC Column: CLP-1 ID: 0.53 (mm)
 % Moisture: _____ GPC Cleanup: (Y/N) N
 Analysis Batch No.: 385136 Units: ug/Kg

CAS NO.	COMPOUND NAME	RESULT	Q	RL	MDL
12674-11-2	Aroclor 1016	8.9	U	67	8.9
11104-28-2	Aroclor 1221	8.9	U	67	8.9
11141-16-5	Aroclor 1232	8.9	U	67	8.9
53469-21-9	Aroclor 1242	8.9	U	67	8.9
12672-29-6	Aroclor 1248	8.9	U	67	8.9
11097-69-1	Aroclor 1254	9.2	U	67	9.2
11096-82-5	Aroclor 1260	9.2	U	67	9.2
37324-23-5	Aroclor 1262	9.2	U	67	9.2
11100-14-4	Aroclor 1268	9.2	U	67	9.2

CAS NO.	SURROGATE	%REC	Q	LIMITS
2051-24-3	DCB Decachlorobiphenyl	117		35-150

TestAmerica Edison
Target Compound Quantitation Report

Data File: \\ChromNA\Edison\ChromData\CPESTGC9\20160816-44536.b\9F242959.D
 Lims ID: MB 460-385005/1-A
 Client ID:
 Sample Type: MB
 Inject. Date: 16-Aug-2016 15:10:10 ALS Bottle#: 3 Worklist Smp#: 3
 Injection Vol: 1.0 ul Dil. Factor: 1.0000
 Sample Info: 460-0044536-003
 Operator ID: Instrument ID: CPESTGC9
 Method: \\ChromNA\Edison\ChromData\CPESTGC9\20160816-44536.b\8082-ISTD.m
 Limit Group: GC 8082A PCB ISTD
 Last Update: 18-Aug-2016 10:41:12 Calib Date: 12-May-2016 14:29:29
 Integrator: Falcon
 Quant Method: Internal Standard Quant By: Initial Calibration
 Last ICal File: \\ChromNA\Edison\ChromData\CPESTGC9\20160512-40924.b\9F001892.D
 Column 1 : Det: GC ECD1A
 Column 2 : Det: GC ECD2B
 Process Host: XAWRK027

Col	RT (min.)	Exp RT (min.)	Dlt RT (min.)	Response	Cal Amt ug/l	OnCol Amt ug/l	Flags
-----	-----------	---------------	---------------	----------	--------------	----------------	-------

* 13 1-Bromo-2-nitrobenzene

1	1.623	1.623	0.000	2295476	20.0	20.0	
2	1.401	1.401	0.000	2387845	20.0	20.0	
						RPD = 0.00	

\$ 2 Tetrachloro-m-xylene

1	2.589	2.590	-0.001	5337829	50.0	56.1	
2	2.075	2.075	0.000	5343414	50.0	58.7	
						RPD = 4.53	

Col	RT (min.)	Exp RT (min.)	Dlt RT (min.)	Response	Cal Amt ug/l	OnCol Amt ug/l	Flags
-----	-----------	---------------	---------------	----------	--------------	----------------	-------

\$ 11 DCB Decachlorobiphenyl

1	10.212	10.203	0.009	5334697	50.0	65.1
2	9.222	9.217	0.005	5807548	50.0	58.4

RPD = 10.88

Reagents:

SGPCBISTD_00006

Amount Added: 20.00

Units: uL

Run Reagent

TestAmerica Edison

Data File: \\ChromNA\Edison\ChromData\CPESTGC9\20160816-44536.b\9F242959.D

Injection Date: 16-Aug-2016 15:10:10

Instrument ID: CPESTGC9

Operator ID:

Lims ID: MB 460-385005/1-A

Worklist Smp#: 3

Client ID:

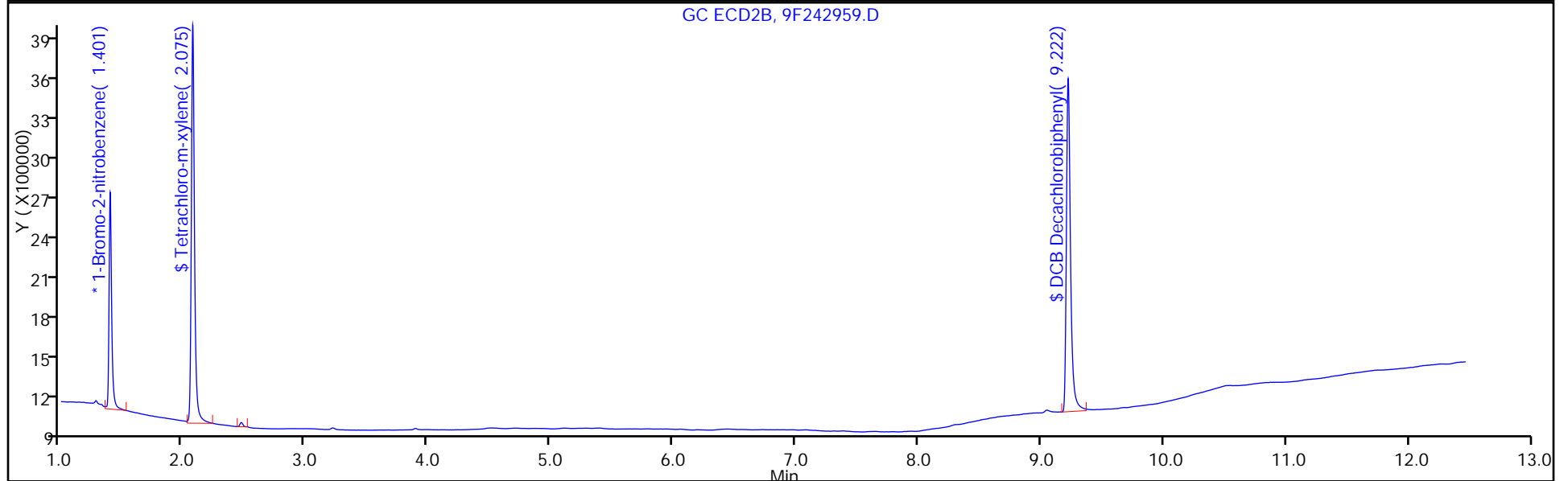
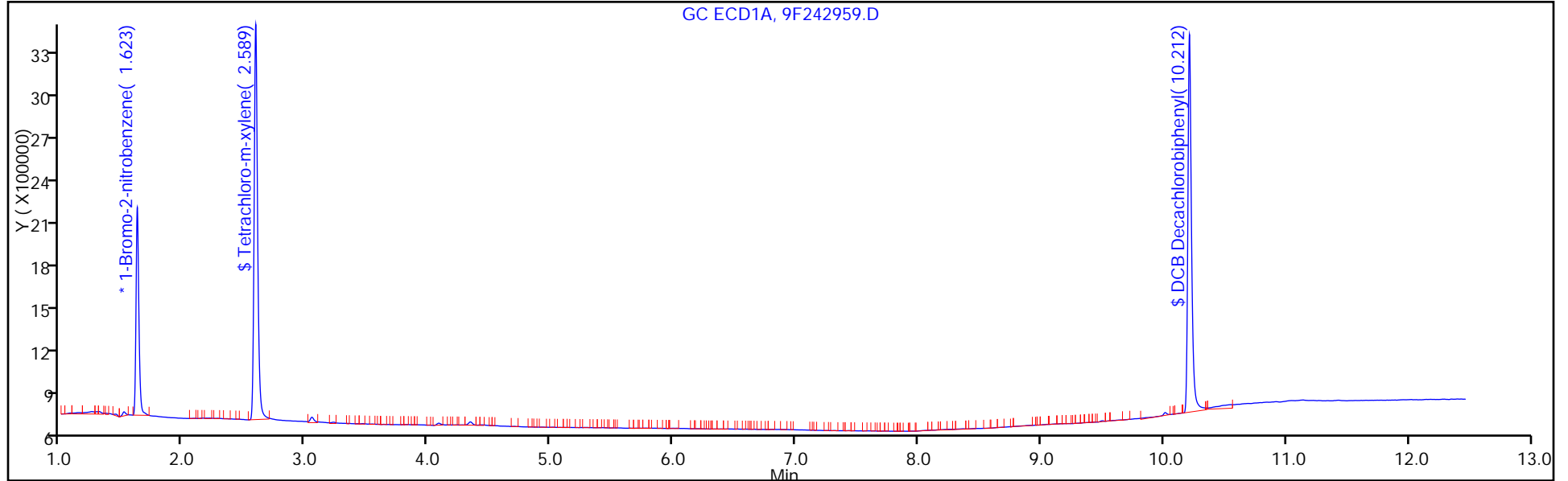
Injection Vol: 1.0 ul

Dil. Factor: 1.0000

ALS Bottle#: 3

Method: 8082-ISTD

Limit Group: GC 8082A PCB ISTD



FORM I
PCBS ORGANICS ANALYSIS DATA SHEET

Lab Name: TestAmerica Edison Job No.: 460-118423-1
 SDG No.: _____
 Client Sample ID: _____ Lab Sample ID: MB 460-385130/1-A
 Matrix: Solid Lab File ID: 9F242991.D
 Analysis Method: 8082A Date Collected: _____
 Extraction Method: 3510C Date Extracted: 08/16/2016 14:21
 Sample wt/vol: 250 (mL) Date Analyzed: 08/17/2016 09:39
 Con. Extract Vol.: 1 (mL) Dilution Factor: 1
 Injection Volume: 1 (uL) GC Column: CLP-2 ID: 0.53 (mm)
 % Moisture: _____ GPC Cleanup: (Y/N) N
 Analysis Batch No.: 385145 Units: ug/L

CAS NO.	SURROGATE	%REC	Q	LIMITS
2051-24-3	DCB Decachlorobiphenyl	106		10-150

TestAmerica Edison
Target Compound Quantitation Report

Data File: \\ChromNA\Edison\ChromData\CPESTGC9\20160816-44540.b\9F242991.D
 Lims ID: MB 460-385130/1-A
 Client ID:
 Sample Type: MB
 Inject. Date: 17-Aug-2016 09:39:22 ALS Bottle#: 3 Worklist Smp#: 3
 Injection Vol: 1.0 ul Dil. Factor: 1.0000
 Sample Info:
 Operator ID: Instrument ID: CPESTGC9
 Method: \\ChromNA\Edison\ChromData\CPESTGC9\20160816-44540.b\8082-ISTD.m
 Limit Group: GC 8082A PCB ISTD
 Last Update: 18-Aug-2016 13:07:11 Calib Date: 12-May-2016 14:29:29
 Integrator: Falcon
 Quant Method: Internal Standard Quant By: Initial Calibration
 Last ICal File: \\ChromNA\Edison\ChromData\CPESTGC9\20160512-40924.b\9F001892.D
 Column 1 : Det: GC ECD1A
 Column 2 : Det: GC ECD2B
 Process Host: XAWRK030

First Level Reviewer: kapoors Date: 17-Aug-2016 10:38:25

Col	RT (min.)	Exp RT (min.)	Dlt RT (min.)	Response	Cal Amt ug/l	OnCol Amt ug/l	Flags
-----	-----------	---------------	---------------	----------	--------------	----------------	-------

* 13 1-Bromo-2-nitrobenzene

1	1.616	1.616	0.000	1875080	20.0	20.0	
2	1.395	1.397	-0.002	1996307	20.0	20.0	
						RPD = 0.00	

\$ 2 Tetrachloro-m-xylene

1	2.582	2.579	0.003	8127479	100.0	104.5	
2	2.067	2.070	-0.003	8206770	100.0	107.8	
						RPD = 3.08	

Col	RT (min.)	Exp RT (min.)	Dlt RT (min.)	Response	Cal Amt ug/l	OnCol Amt ug/l	Flags
-----	-----------	---------------	---------------	----------	--------------	----------------	-------

\$ 11 DCB Decachlorobiphenyl

1	10.189	10.116	0.073	7111569	100.0	106.2	
2	9.204	9.178	0.026	7754639	100.0	93.2	

RPD = 13.03

Reagents:

SGPCBISTD_00006

Amount Added: 20.00

Units: uL

Run Reagent

TestAmerica Edison

Data File: \\ChromNA\Edison\ChromData\CPESTGC9\20160816-44540.b\9F242991.D

Injection Date: 17-Aug-2016 09:39:22

Instrument ID: CPESTGC9

Operator ID:

Lims ID: MB 460-385130/1-A

Worklist Smp#: 3

Client ID:

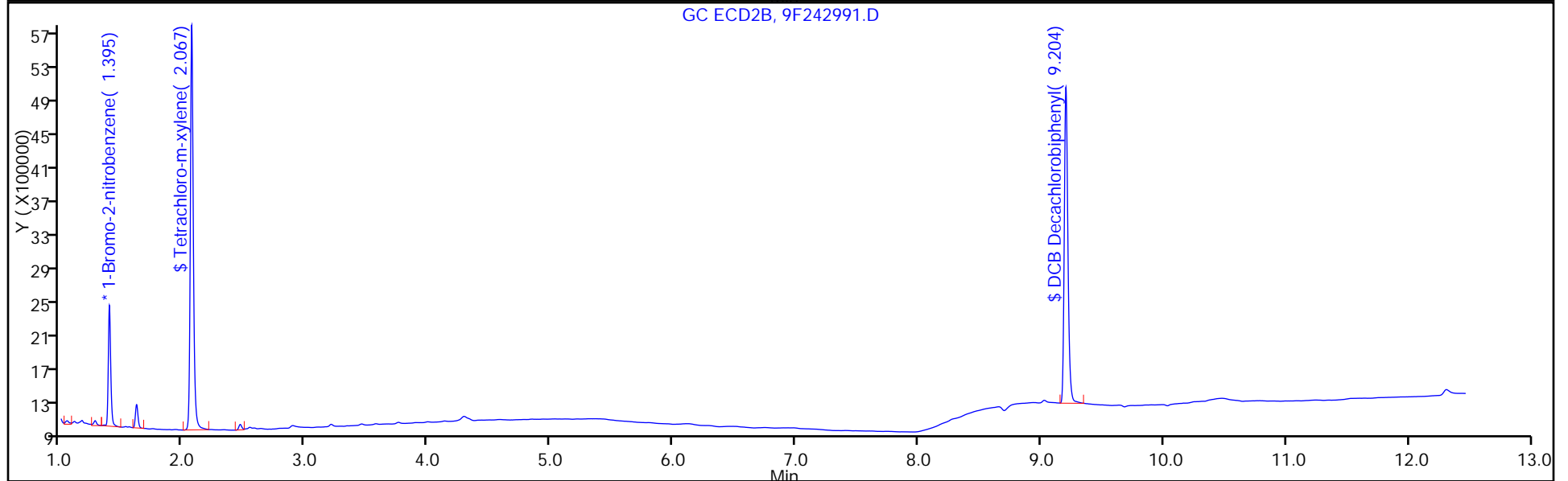
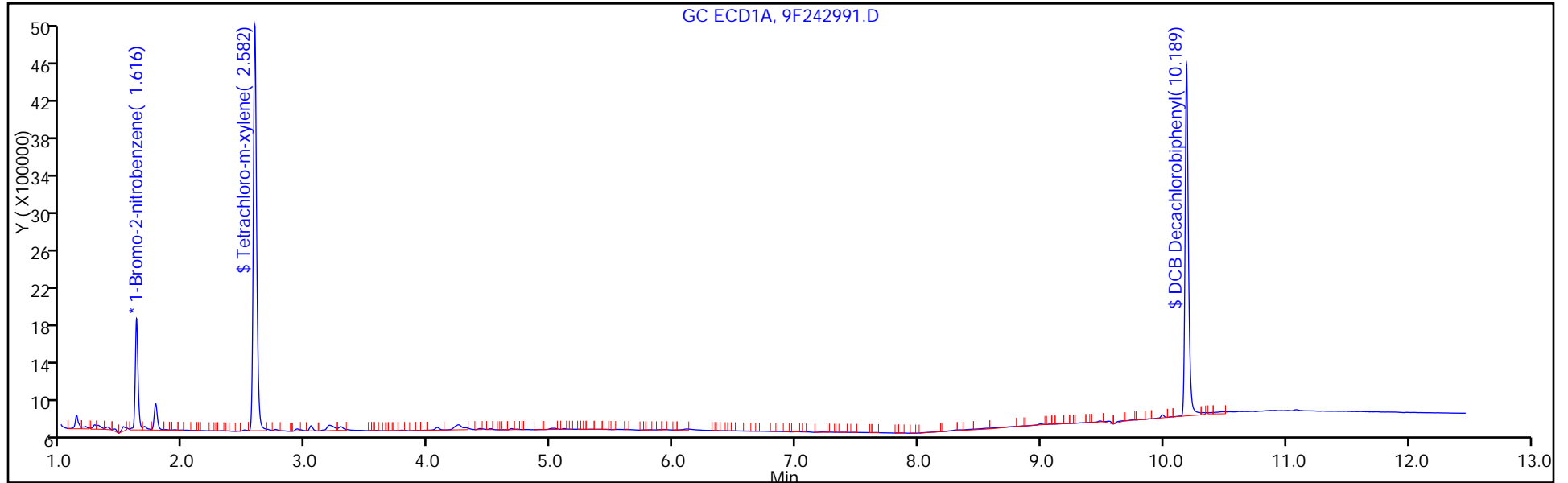
Injection Vol: 1.0 ul

Dil. Factor: 1.0000

ALS Bottle#: 3

Method: 8082-ISTD

Limit Group: GC 8082A PCB ISTD



FORM I
PCBS ORGANICS ANALYSIS DATA SHEET

Lab Name: TestAmerica Edison Job No.: 460-118423-1
 SDG No.: _____
 Client Sample ID: _____ Lab Sample ID: MB 460-385130/1-A
 Matrix: Solid Lab File ID: 9F242991.D
 Analysis Method: 8082A Date Collected: _____
 Extraction Method: 3510C Date Extracted: 08/16/2016 14:21
 Sample wt/vol: 250 (mL) Date Analyzed: 08/17/2016 09:39
 Con. Extract Vol.: 1 (mL) Dilution Factor: 1
 Injection Volume: 1 (uL) GC Column: CLP-1 ID: 0.53 (mm)
 % Moisture: _____ GPC Cleanup: (Y/N) N
 Analysis Batch No.: 385145 Units: ug/L

CAS NO.	COMPOUND NAME	RESULT	Q	RL	MDL
12674-11-2	Aroclor 1016	0.098	U	0.40	0.098
11104-28-2	Aroclor 1221	0.098	U	0.40	0.098
11141-16-5	Aroclor 1232	0.098	U	0.40	0.098
53469-21-9	Aroclor 1242	0.098	U	0.40	0.098
12672-29-6	Aroclor 1248	0.098	U	0.40	0.098
11097-69-1	Aroclor 1254	0.084	U	0.40	0.084
11096-82-5	Aroclor 1260	0.084	U	0.40	0.084
37324-23-5	Aroclor-1262	0.084	U	0.40	0.084
11100-14-4	Aroclor 1268	0.084	U	0.40	0.084
1336-36-3	Polychlorinated biphenyls, Total	0.098	U	0.40	0.098

CAS NO.	SURROGATE	%REC	Q	LIMITS
2051-24-3	DCB Decachlorobiphenyl	93		10-150

TestAmerica Edison
Target Compound Quantitation Report

Data File: \\ChromNA\Edison\ChromData\CPESTGC9\20160816-44540.b\9F242991.D
 Lims ID: MB 460-385130/1-A
 Client ID:
 Sample Type: MB
 Inject. Date: 17-Aug-2016 09:39:22 ALS Bottle#: 3 Worklist Smp#: 3
 Injection Vol: 1.0 ul Dil. Factor: 1.0000
 Sample Info:
 Operator ID: Instrument ID: CPESTGC9
 Method: \\ChromNA\Edison\ChromData\CPESTGC9\20160816-44540.b\8082-ISTD.m
 Limit Group: GC 8082A PCB ISTD
 Last Update: 18-Aug-2016 13:07:11 Calib Date: 12-May-2016 14:29:29
 Integrator: Falcon
 Quant Method: Internal Standard Quant By: Initial Calibration
 Last ICal File: \\ChromNA\Edison\ChromData\CPESTGC9\20160512-40924.b\9F001892.D
 Column 1 : Det: GC ECD1A
 Column 2 : Det: GC ECD2B
 Process Host: XAWRK030

First Level Reviewer: kapoors Date: 17-Aug-2016 10:38:25

Col	RT (min.)	Exp RT (min.)	Dlt RT (min.)	Response	Cal Amt ug/l	OnCol Amt ug/l	Flags
-----	-----------	---------------	---------------	----------	--------------	----------------	-------

* 13 1-Bromo-2-nitrobenzene

1	1.616	1.616	0.000	1875080	20.0	20.0	
2	1.395	1.397	-0.002	1996307	20.0	20.0	
						RPD = 0.00	

\$ 2 Tetrachloro-m-xylene

1	2.582	2.579	0.003	8127479	100.0	104.5	
2	2.067	2.070	-0.003	8206770	100.0	107.8	
						RPD = 3.08	

Col	RT (min.)	Exp RT (min.)	Dlt RT (min.)	Response	Cal Amt ug/l	OnCol Amt ug/l	Flags
-----	-----------	---------------	---------------	----------	--------------	----------------	-------

\$ 11 DCB Decachlorobiphenyl

1	10.189	10.116	0.073	7111569	100.0	106.2	
2	9.204	9.178	0.026	7754639	100.0	93.2	

RPD = 13.03

Reagents:

SGPCBISTD_00006

Amount Added: 20.00

Units: uL

Run Reagent

TestAmerica Edison

Data File: \\ChromNA\Edison\ChromData\CPESTGC9\20160816-44540.b\9F242991.D

Injection Date: 17-Aug-2016 09:39:22

Instrument ID: CPESTGC9

Operator ID:

Lims ID: MB 460-385130/1-A

Worklist Smp#: 3

Client ID:

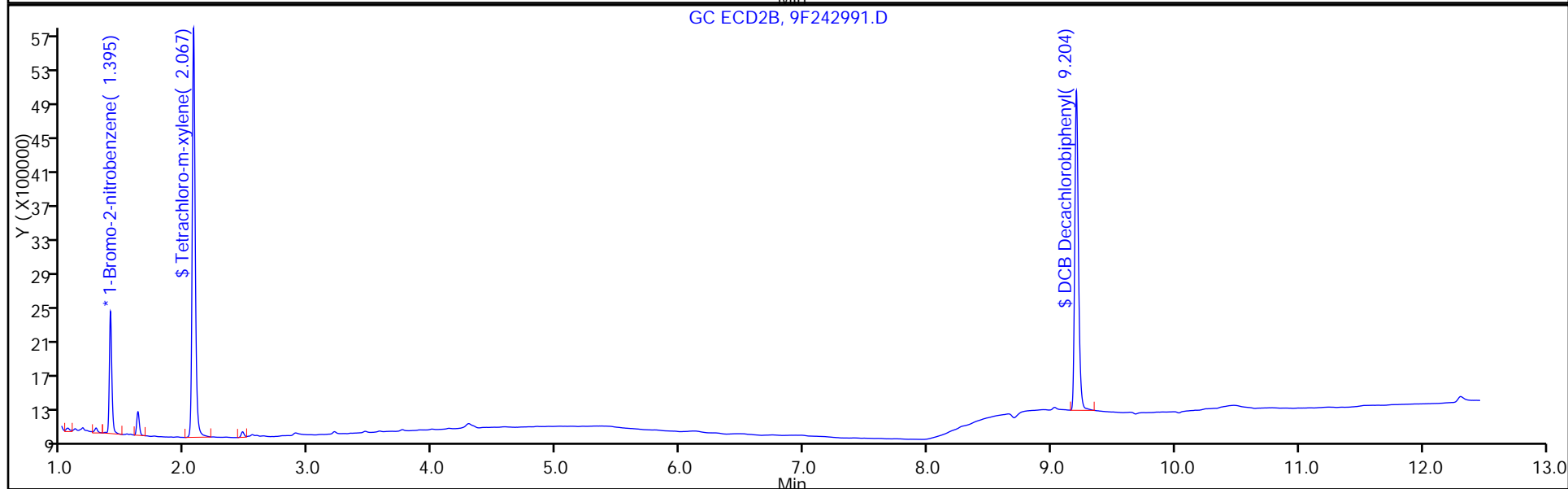
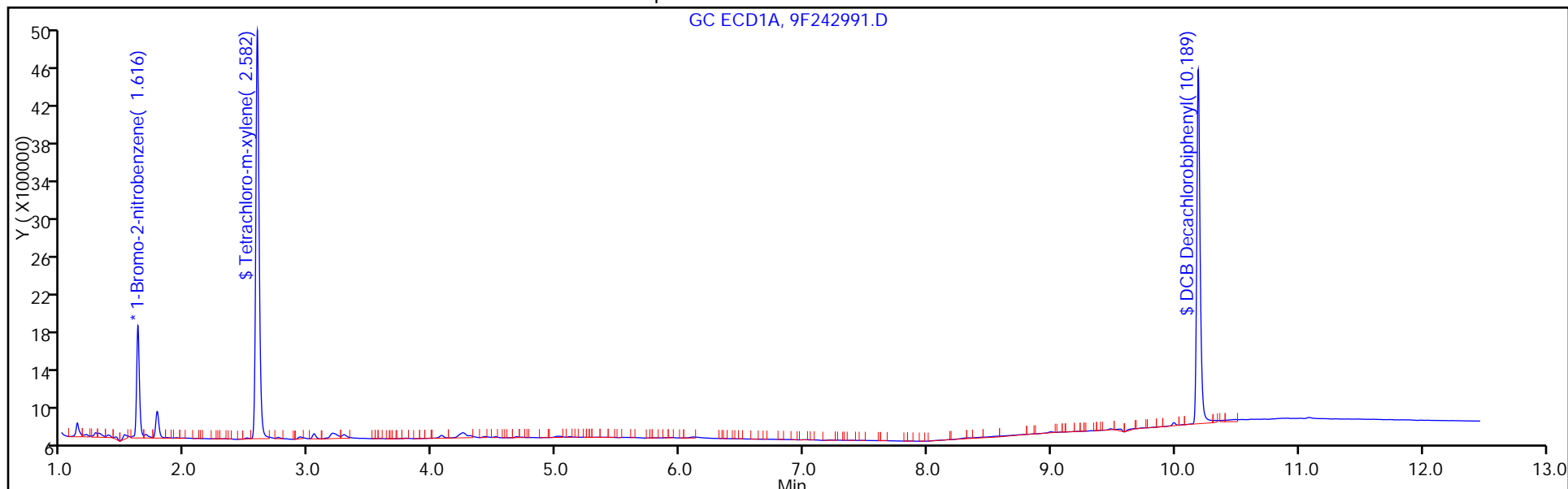
Injection Vol: 1.0 ul

Dil. Factor: 1.0000

ALS Bottle#: 3

Method: 8082-ISTD

Limit Group: GC 8082A PCB ISTD



FORM I
PCBS ORGANICS ANALYSIS DATA SHEET

Lab Name: TestAmerica Edison Job No.: 460-118423-1
 SDG No.: _____
 Client Sample ID: _____ Lab Sample ID: MB 460-385630/1-A
 Matrix: Solid Lab File ID: T1331948.D
 Analysis Method: 8082A Date Collected: _____
 Extraction Method: 3510C Date Extracted: 08/18/2016 19:11
 Sample wt/vol: 250 (mL) Date Analyzed: 08/19/2016 10:22
 Con. Extract Vol.: 1 (mL) Dilution Factor: 1
 Injection Volume: 1 (uL) GC Column: CLP-2 ID: 0.53 (mm)
 % Moisture: _____ GPC Cleanup: (Y/N) N
 Analysis Batch No.: 385710 Units: ug/L

CAS NO.	SURROGATE	%REC	Q	LIMITS
2051-24-3	DCB Decachlorobiphenyl	110		10-150

TestAmerica Edison
Target Compound Quantitation Report

Data File: \\ChromNA\Edison\ChromData\CPESTGC11\20160819-44644.b\T1331948.D
 Lims ID: MB 460-385630/1-A
 Client ID:
 Sample Type: MB
 Inject. Date: 19-Aug-2016 10:22:30 ALS Bottle#: 14 Worklist Smp#: 14
 Injection Vol: 1.0 ul Dil. Factor: 1.0000
 Sample Info: 460-0044644-014
 Operator ID: Instrument ID: CPESTGC11
 Method: \\ChromNA\Edison\ChromData\CPESTGC11\20160819-44644.b\8082 ISTD.m
 Limit Group: GC 8082A PCB ISTD
 Last Update: 19-Aug-2016 12:50:55 Calib Date: 17-Jun-2016 19:43:54
 Integrator: Falcon
 Quant Method: Internal Standard Quant By: Initial Calibration
 Last ICal File: \\ChromNA\Edison\ChromData\CPESTGC11\20160617-42300.b\T1329669.D
 Column 1 : Det: GC ECD1A
 Column 2 : Det: GC ECD2B
 Process Host: XAWRK014

First Level Reviewer: patelji Date: 19-Aug-2016 10:48:48

Col	RT (min.)	Exp RT (min.)	Dlt RT (min.)	Response	Cal Amt ug/l	OnCol Amt ug/l	Flags
-----	-----------	---------------	---------------	----------	--------------	----------------	-------

* 13 1-Bromo-2-nitrobenzene

1	1.524	1.520	0.004	40772251	20.0	20.0	
2	1.346	1.350	-0.004	41745265	20.0	20.0	
							RPD = 0.00

\$ 2 Tetrachloro-m-xylene

1	2.412	2.405	0.007	165073876	100.0	91.9	
2	1.969	1.972	-0.003	189714444	100.0	101.2	
							RPD = 9.71

Col	RT (min.)	Exp RT (min.)	Dlt RT (min.)	Response	Cal Amt ug/l	OnCol Amt ug/l	Flags
-----	-----------	---------------	---------------	----------	--------------	----------------	-------

\$ 11 DCB Decachlorobiphenyl

1	10.558	10.514	0.044	160861479	100.0	110.3	a
2	8.985	8.983	0.002	241989076	100.0	120.4	a

RPD = 8.78

Reagents:

SGPCBISTD_00006

Amount Added: 20.00

Units: uL

Run Reagent

TestAmerica Edison

Data File: \\ChromNA\Edison\ChromData\CPESTGC11\20160819-44644.b\T1331948.D

Injection Date: 19-Aug-2016 10:22:30

Instrument ID: CPESTGC11

Operator ID:

Lims ID: MB 460-385630/1-A

Worklist Smp#: 14

Client ID:

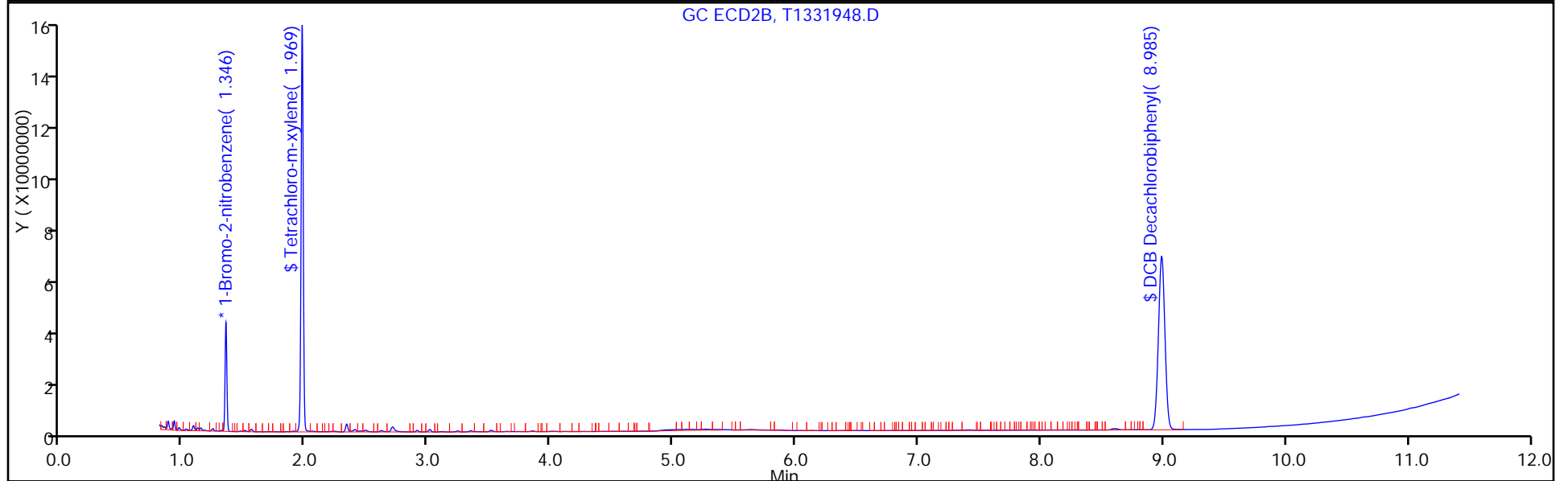
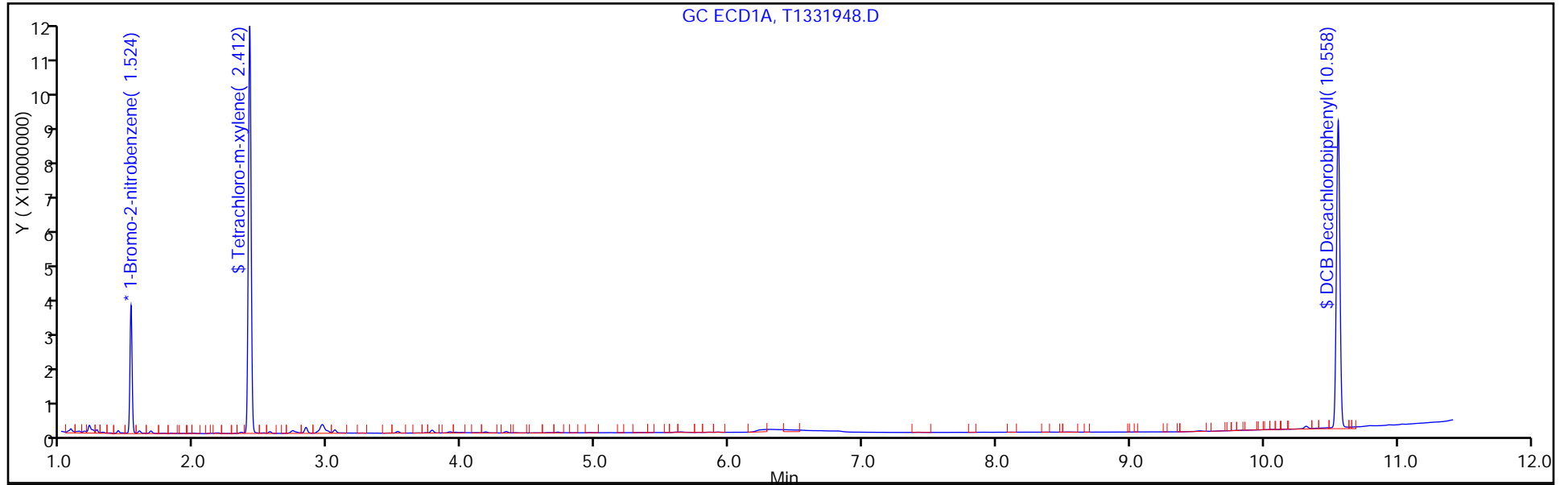
Injection Vol: 1.0 ul

Dil. Factor: 1.0000

ALS Bottle#: 14

Method: 8082 ISTD

Limit Group: GC 8082A PCB ISTD



FORM I
PCBS ORGANICS ANALYSIS DATA SHEET

Lab Name: TestAmerica Edison Job No.: 460-118423-1
 SDG No.: _____
 Client Sample ID: _____ Lab Sample ID: MB 460-385630/1-A
 Matrix: Solid Lab File ID: T1331948.D
 Analysis Method: 8082A Date Collected: _____
 Extraction Method: 3510C Date Extracted: 08/18/2016 19:11
 Sample wt/vol: 250 (mL) Date Analyzed: 08/19/2016 10:22
 Con. Extract Vol.: 1 (mL) Dilution Factor: 1
 Injection Volume: 1 (uL) GC Column: CLP-1 ID: 0.53 (mm)
 % Moisture: _____ GPC Cleanup: (Y/N) N
 Analysis Batch No.: 385710 Units: ug/L

CAS NO.	COMPOUND NAME	RESULT	Q	RL	MDL
12674-11-2	Aroclor 1016	0.098	U	0.40	0.098
11104-28-2	Aroclor 1221	0.098	U	0.40	0.098
11141-16-5	Aroclor 1232	0.098	U	0.40	0.098
53469-21-9	Aroclor 1242	0.098	U	0.40	0.098
12672-29-6	Aroclor 1248	0.098	U	0.40	0.098
11097-69-1	Aroclor 1254	0.084	U	0.40	0.084
11096-82-5	Aroclor 1260	0.084	U	0.40	0.084
37324-23-5	Aroclor-1262	0.084	U	0.40	0.084
11100-14-4	Aroclor 1268	0.084	U	0.40	0.084
1336-36-3	Polychlorinated biphenyls, Total	0.098	U	0.40	0.098

CAS NO.	SURROGATE	%REC	Q	LIMITS
2051-24-3	DCB Decachlorobiphenyl	120		10-150

TestAmerica Edison
Target Compound Quantitation Report

Data File: \\ChromNA\Edison\ChromData\CPESTGC11\20160819-44644.b\T1331948.D
 Lims ID: MB 460-385630/1-A
 Client ID:
 Sample Type: MB
 Inject. Date: 19-Aug-2016 10:22:30 ALS Bottle#: 14 Worklist Smp#: 14
 Injection Vol: 1.0 ul Dil. Factor: 1.0000
 Sample Info: 460-0044644-014
 Operator ID: Instrument ID: CPESTGC11
 Method: \\ChromNA\Edison\ChromData\CPESTGC11\20160819-44644.b\8082 ISTD.m
 Limit Group: GC 8082A PCB ISTD
 Last Update: 19-Aug-2016 12:50:55 Calib Date: 17-Jun-2016 19:43:54
 Integrator: Falcon
 Quant Method: Internal Standard Quant By: Initial Calibration
 Last ICal File: \\ChromNA\Edison\ChromData\CPESTGC11\20160617-42300.b\T1329669.D
 Column 1 : Det: GC ECD1A
 Column 2 : Det: GC ECD2B
 Process Host: XAWRK014

First Level Reviewer: patelji Date: 19-Aug-2016 10:48:48

Col	RT (min.)	Exp RT (min.)	Dlt RT (min.)	Response	Cal Amt ug/l	OnCol Amt ug/l	Flags
-----	-----------	---------------	---------------	----------	--------------	----------------	-------

* 13 1-Bromo-2-nitrobenzene

1	1.524	1.520	0.004	40772251	20.0	20.0	
2	1.346	1.350	-0.004	41745265	20.0	20.0	
							RPD = 0.00

\$ 2 Tetrachloro-m-xylene

1	2.412	2.405	0.007	165073876	100.0	91.9	
2	1.969	1.972	-0.003	189714444	100.0	101.2	
							RPD = 9.71

Col	RT (min.)	Exp RT (min.)	Dlt RT (min.)	Response	Cal Amt ug/l	OnCol Amt ug/l	Flags
-----	-----------	---------------	---------------	----------	--------------	----------------	-------

\$ 11 DCB Decachlorobiphenyl

1	10.558	10.514	0.044	160861479	100.0	110.3	a
2	8.985	8.983	0.002	241989076	100.0	120.4	a

RPD = 8.78

Reagents:

SGPCBISTD_00006

Amount Added: 20.00

Units: uL

Run Reagent

TestAmerica Edison

Data File: \\ChromNA\Edison\ChromData\CPESTGC11\20160819-44644.b\T1331948.D

Injection Date: 19-Aug-2016 10:22:30

Instrument ID: CPESTGC11

Operator ID:

Lims ID: MB 460-385630/1-A

Worklist Smp#: 14

Client ID:

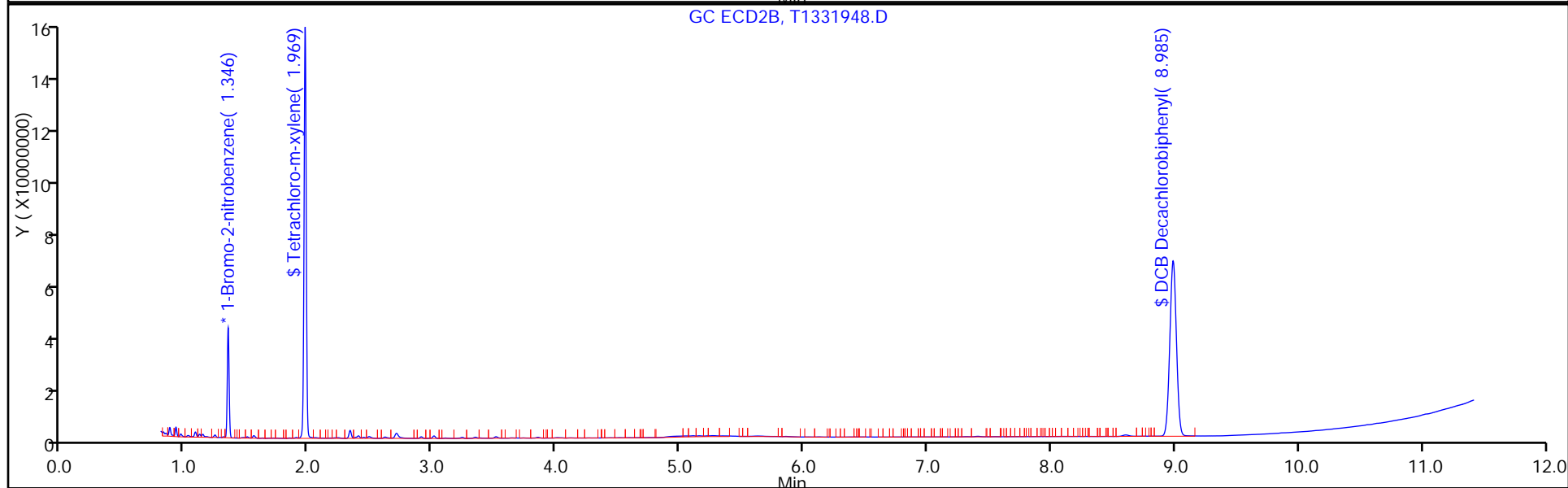
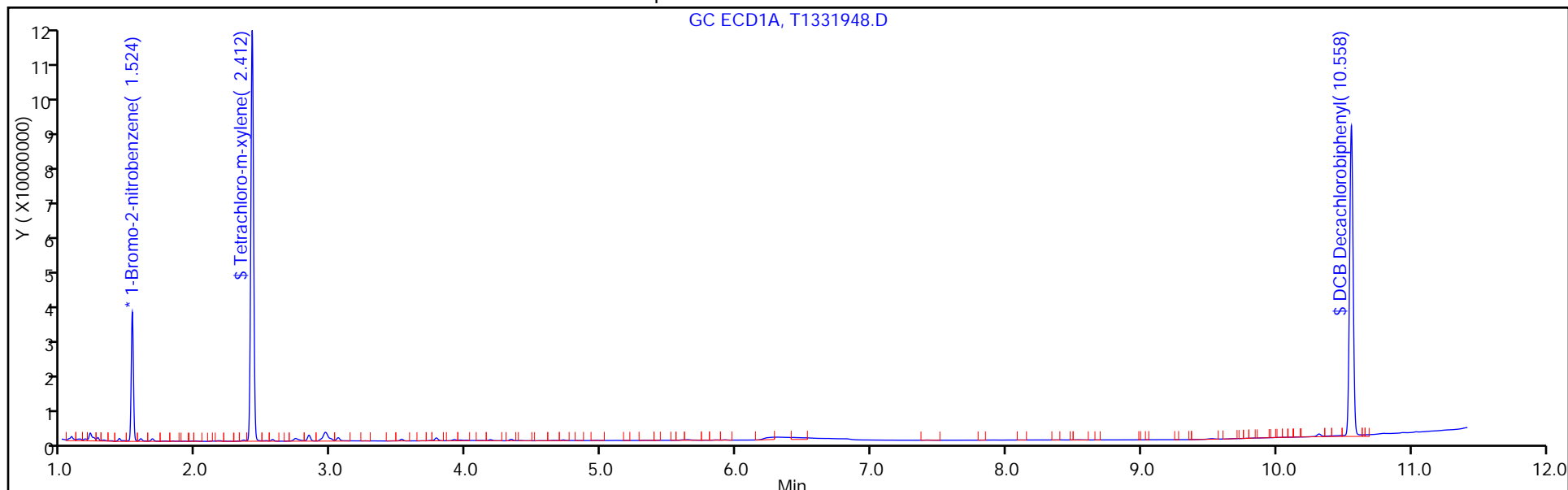
Injection Vol: 1.0 ul

Dil. Factor: 1.0000

ALS Bottle#: 14

Method: 8082 ISTD

Limit Group: GC 8082A PCB ISTD



FORM I
PCBS ORGANICS ANALYSIS DATA SHEET

Lab Name: TestAmerica Edison Job No.: 460-118423-1
 SDG No.: _____
 Client Sample ID: _____ Lab Sample ID: LB 460-384959/1-B
 Matrix: Solid (SPLP East) Lab File ID: 9F242994.D
 Analysis Method: 8082A Date Collected: _____
 Extraction Method: 3510C Date Extracted: 08/16/2016 14:21
 Sample wt/vol: 250 (mL) Date Analyzed: 08/17/2016 10:33
 Con. Extract Vol.: 1 (mL) Dilution Factor: 1
 Injection Volume: 1 (uL) GC Column: CLP-2 ID: 0.53 (mm)
 % Moisture: _____ GPC Cleanup: (Y/N) N
 Analysis Batch No.: 385145 Units: ug/L

CAS NO.	SURROGATE	%REC	Q	LIMITS
2051-24-3	DCB Decachlorobiphenyl	103		10-150

TestAmerica Edison
Target Compound Quantitation Report

Data File: \\ChromNA\Edison\ChromData\CPESTGC9\20160816-44540.b\9F242994.D
 Lims ID: LB 460-384959/1-B
 Client ID:
 Sample Type: LB
 Inject. Date: 17-Aug-2016 10:33:13 ALS Bottle#: 6 Worklist Smp#: 6
 Injection Vol: 1.0 ul Dil. Factor: 1.0000
 Sample Info: 460-0044540-006
 Operator ID: Instrument ID: CPESTGC9
 Method: \\ChromNA\Edison\ChromData\CPESTGC9\20160816-44540.b\8082-ISTD.m
 Limit Group: GC 8082A PCB ISTD
 Last Update: 18-Aug-2016 13:07:11 Calib Date: 12-May-2016 14:29:29
 Integrator: Falcon
 Quant Method: Internal Standard Quant By: Initial Calibration
 Last ICal File: \\ChromNA\Edison\ChromData\CPESTGC9\20160512-40924.b\9F001892.D
 Column 1 : Det: GC ECD1A
 Column 2 : Det: GC ECD2B
 Process Host: XAWRK030

First Level Reviewer: kapoors Date: 17-Aug-2016 10:50:09

Col	RT (min.)	Exp RT (min.)	Dlt RT (min.)	Response	Cal Amt ug/l	OnCol Amt ug/l	Flags
-----	-----------	---------------	---------------	----------	--------------	----------------	-------

* 13 1-Bromo-2-nitrobenzene

1	1.620	1.616	0.004	2360082	20.0	20.0	
2	1.403	1.397	0.006	2246646	20.0	20.0	
							RPD = 0.00

\$ 2 Tetrachloro-m-xylene

1	2.584	2.579	0.005	9716013	100.0	99.2	
2	2.077	2.070	0.007	9474923	100.0	110.5	
							RPD = 10.78

Col	RT (min.)	Exp RT (min.)	Dlt RT (min.)	Response	Cal Amt ug/l	OnCol Amt ug/l	Flags
-----	-----------	---------------	---------------	----------	--------------	----------------	-------

\$ 11 DCB Decachlorobiphenyl

1	10.124	10.116	0.008	8696100	100.0	103.2	a
2	9.186	9.178	0.008	9826103	100.0	104.9	a

RPD = 1.70

Reagents:

SGPCBISTD_00006

Amount Added: 20.00

Units: uL

Run Reagent

TestAmerica Edison

Data File: \\ChromNA\Edison\ChromData\CPESTGC9\20160816-44540.b\9F242994.D

Injection Date: 17-Aug-2016 10:33:13

Instrument ID: CPESTGC9

Operator ID:

Lims ID: LB 460-384959/1-B

Worklist Smp#: 6

Client ID:

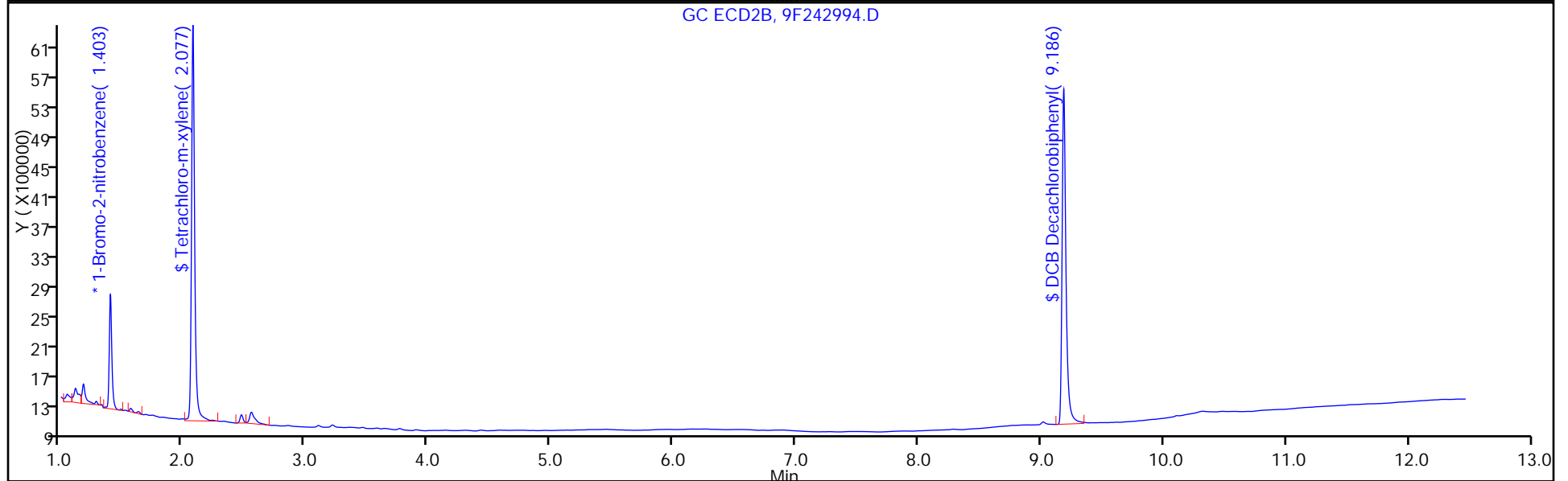
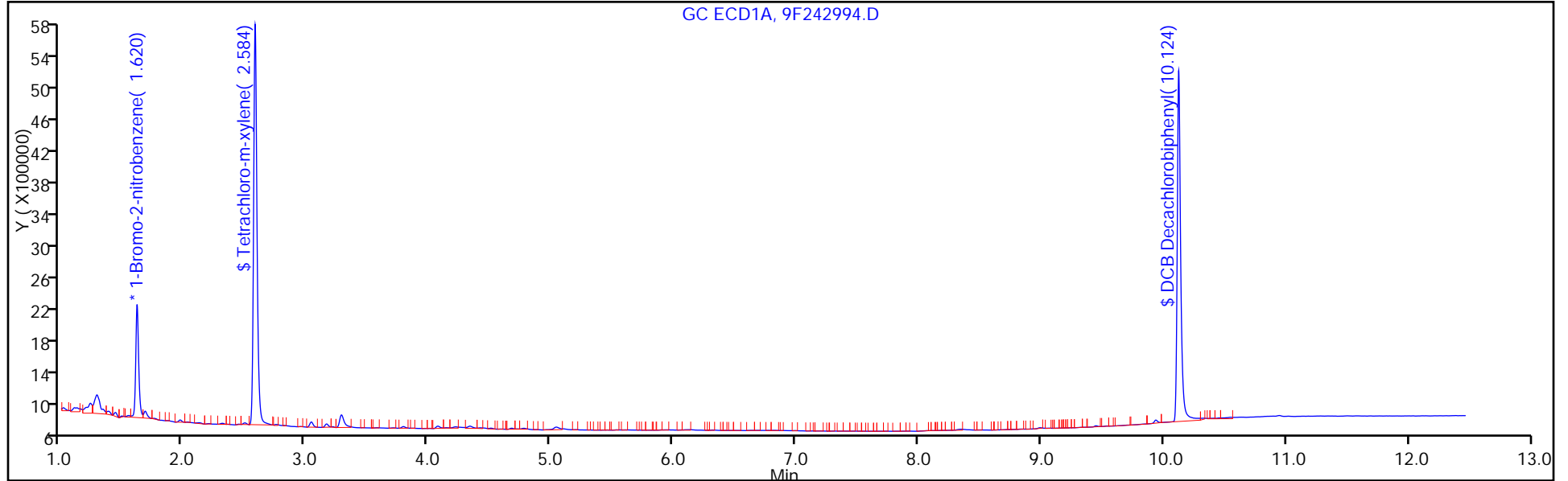
Injection Vol: 1.0 ul

Dil. Factor: 1.0000

ALS Bottle#: 6

Method: 8082-ISTD

Limit Group: GC 8082A PCB ISTD



FORM I
PCBS ORGANICS ANALYSIS DATA SHEET

Lab Name: TestAmerica Edison Job No.: 460-118423-1
 SDG No.: _____
 Client Sample ID: _____ Lab Sample ID: LB 460-384959/1-B
 Matrix: Solid (SPLP East) Lab File ID: 9F242994.D
 Analysis Method: 8082A Date Collected: _____
 Extraction Method: 3510C Date Extracted: 08/16/2016 14:21
 Sample wt/vol: 250 (mL) Date Analyzed: 08/17/2016 10:33
 Con. Extract Vol.: 1 (mL) Dilution Factor: 1
 Injection Volume: 1 (uL) GC Column: CLP-1 ID: 0.53 (mm)
 % Moisture: _____ GPC Cleanup: (Y/N) N
 Analysis Batch No.: 385145 Units: ug/L

CAS NO.	COMPOUND NAME	RESULT	Q	RL	MDL
12674-11-2	Aroclor 1016	0.098	U	0.40	0.098
11104-28-2	Aroclor 1221	0.098	U	0.40	0.098
11141-16-5	Aroclor 1232	0.098	U	0.40	0.098
53469-21-9	Aroclor 1242	0.098	U	0.40	0.098
12672-29-6	Aroclor 1248	0.098	U	0.40	0.098
11097-69-1	Aroclor 1254	0.084	U	0.40	0.084
11096-82-5	Aroclor 1260	0.084	U	0.40	0.084
37324-23-5	Aroclor-1262	0.084	U	0.40	0.084
11100-14-4	Aroclor 1268	0.084	U	0.40	0.084
1336-36-3	Polychlorinated biphenyls, Total	0.098	U	0.40	0.098

CAS NO.	SURROGATE	%REC	Q	LIMITS
2051-24-3	DCB Decachlorobiphenyl	105		10-150

TestAmerica Edison
Target Compound Quantitation Report

Data File: \\ChromNA\Edison\ChromData\CPESTGC9\20160816-44540.b\9F242994.D
 Lims ID: LB 460-384959/1-B
 Client ID:
 Sample Type: LB
 Inject. Date: 17-Aug-2016 10:33:13 ALS Bottle#: 6 Worklist Smp#: 6
 Injection Vol: 1.0 ul Dil. Factor: 1.0000
 Sample Info: 460-0044540-006
 Operator ID: Instrument ID: CPESTGC9
 Method: \\ChromNA\Edison\ChromData\CPESTGC9\20160816-44540.b\8082-ISTD.m
 Limit Group: GC 8082A PCB ISTD
 Last Update: 18-Aug-2016 13:07:11 Calib Date: 12-May-2016 14:29:29
 Integrator: Falcon
 Quant Method: Internal Standard Quant By: Initial Calibration
 Last ICal File: \\ChromNA\Edison\ChromData\CPESTGC9\20160512-40924.b\9F001892.D
 Column 1 : Det: GC ECD1A
 Column 2 : Det: GC ECD2B
 Process Host: XAWRK030

First Level Reviewer: kapoors Date: 17-Aug-2016 10:50:09

Col	RT (min.)	Exp RT (min.)	Dlt RT (min.)	Response	Cal Amt ug/l	OnCol Amt ug/l	Flags
-----	-----------	---------------	---------------	----------	--------------	----------------	-------

* 13 1-Bromo-2-nitrobenzene

1	1.620	1.616	0.004	2360082	20.0	20.0	
2	1.403	1.397	0.006	2246646	20.0	20.0	
						RPD = 0.00	

\$ 2 Tetrachloro-m-xylene

1	2.584	2.579	0.005	9716013	100.0	99.2	
2	2.077	2.070	0.007	9474923	100.0	110.5	
						RPD = 10.78	

Col	RT (min.)	Exp RT (min.)	Dlt RT (min.)	Response	Cal Amt ug/l	OnCol Amt ug/l	Flags
-----	-----------	---------------	---------------	----------	--------------	----------------	-------

\$ 11 DCB Decachlorobiphenyl

1	10.124	10.116	0.008	8696100	100.0	103.2	a
2	9.186	9.178	0.008	9826103	100.0	104.9	a

RPD = 1.70

Reagents:

SGPCBISTD_00006

Amount Added: 20.00

Units: uL

Run Reagent

TestAmerica Edison

Data File: \\ChromNA\Edison\ChromData\CPESTGC9\20160816-44540.b\9F242994.D

Injection Date: 17-Aug-2016 10:33:13

Instrument ID: CPESTGC9

Operator ID:

Lims ID: LB 460-384959/1-B

Worklist Smp#: 6

Client ID:

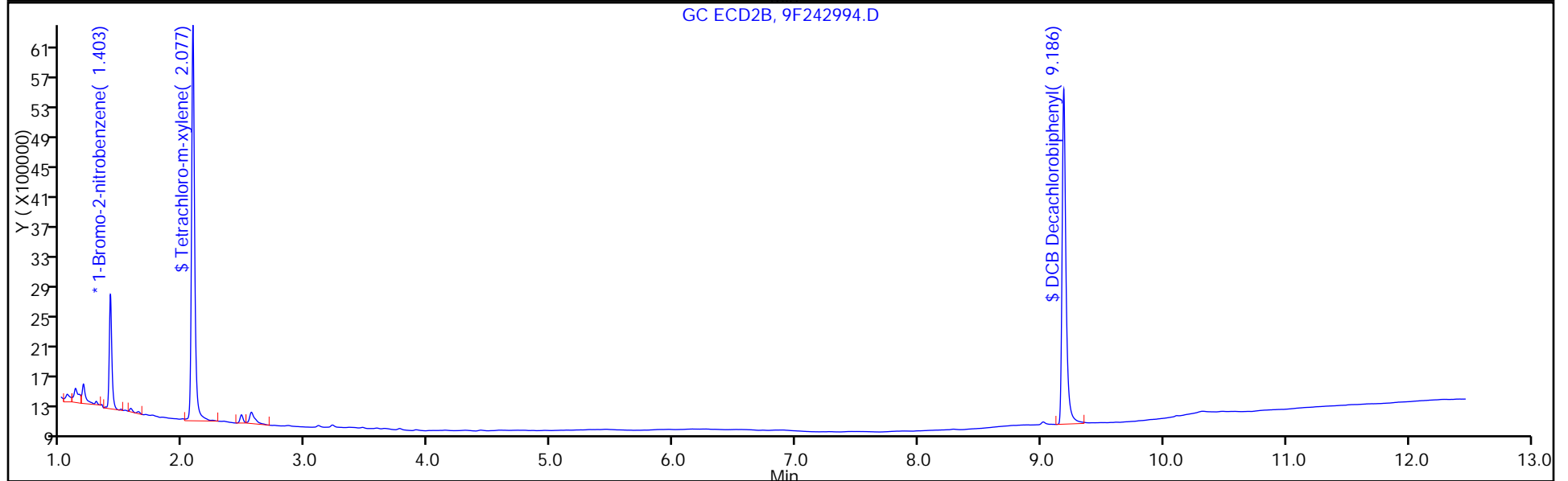
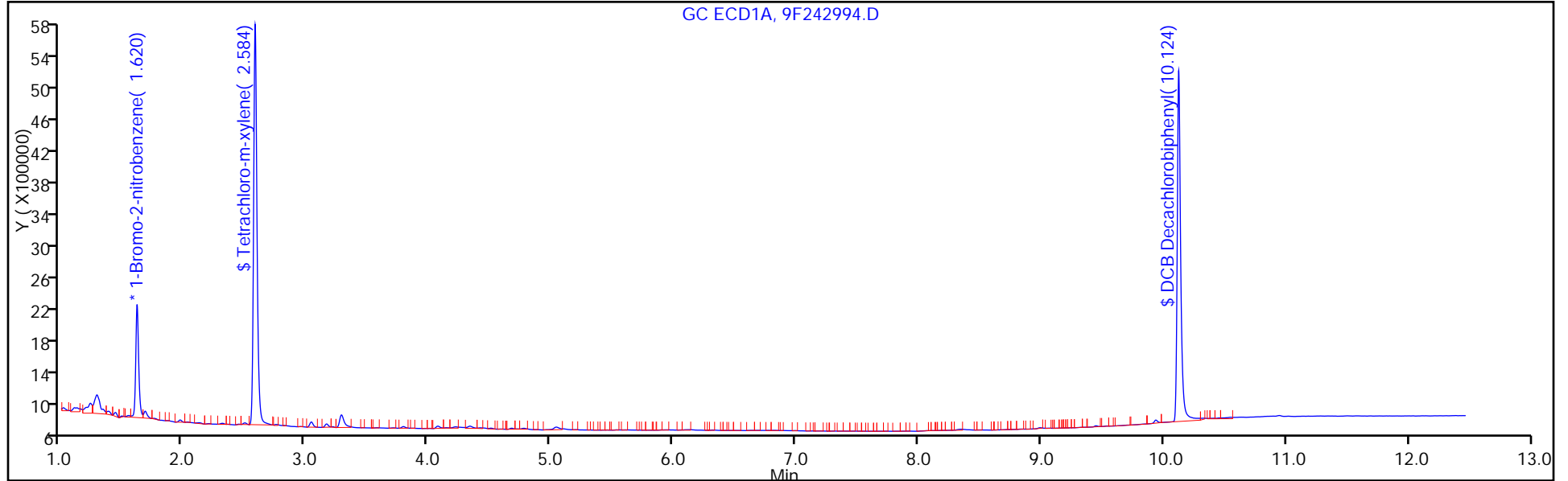
Injection Vol: 1.0 ul

Dil. Factor: 1.0000

ALS Bottle#: 6

Method: 8082-ISTD

Limit Group: GC 8082A PCB ISTD



FORM I
PCBS ORGANICS ANALYSIS DATA SHEET

Lab Name: TestAmerica Edison Job No.: 460-118423-1
 SDG No.: _____
 Client Sample ID: _____ Lab Sample ID: LB 460-385394/1-B
 Matrix: Solid (SPLP East) Lab File ID: T1331952.D
 Analysis Method: 8082A Date Collected: _____
 Extraction Method: 3510C Date Extracted: 08/18/2016 19:11
 Sample wt/vol: 250 (mL) Date Analyzed: 08/19/2016 11:22
 Con. Extract Vol.: 1 (mL) Dilution Factor: 1
 Injection Volume: 1 (uL) GC Column: CLP-2 ID: 0.53 (mm)
 % Moisture: _____ GPC Cleanup: (Y/N) N
 Analysis Batch No.: 385710 Units: ug/L

CAS NO.	SURROGATE	%REC	Q	LIMITS
2051-24-3	DCB Decachlorobiphenyl	111		10-150

TestAmerica Edison
Target Compound Quantitation Report

Data File: \\ChromNA\Edison\ChromData\CPESTGC11\20160819-44644.b\T1331952.D
 Lims ID: LB 460-385394/1-B
 Client ID:
 Sample Type: LB
 Inject. Date: 19-Aug-2016 11:22:02 ALS Bottle#: 18 Worklist Smp#: 18
 Injection Vol: 1.0 ul Dil. Factor: 1.0000
 Sample Info: 460-0044644-018
 Operator ID: Instrument ID: CPESTGC11
 Method: \\ChromNA\Edison\ChromData\CPESTGC11\20160819-44644.b\8082 ISTD.m
 Limit Group: GC 8082A PCB ISTD
 Last Update: 19-Aug-2016 12:50:55 Calib Date: 17-Jun-2016 19:43:54
 Integrator: Falcon
 Quant Method: Internal Standard Quant By: Initial Calibration
 Last ICal File: \\ChromNA\Edison\ChromData\CPESTGC11\20160617-42300.b\T1329669.D
 Column 1 : Det: GC ECD1A
 Column 2 : Det: GC ECD2B
 Process Host: XAWRK014

First Level Reviewer: patelji Date: 19-Aug-2016 11:43:48

Col	RT (min.)	Exp RT (min.)	Dlt RT (min.)	Response	Cal Amt ug/l	OnCol Amt ug/l	Flags
-----	-----------	---------------	---------------	----------	--------------	----------------	-------

* 13 1-Bromo-2-nitrobenzene

1	1.517	1.520	-0.003	43101835	20.0	20.0	
2	1.348	1.350	-0.002	40675459	20.0	20.0	
						RPD = 0.00	

\$ 2 Tetrachloro-m-xylene

1	2.402	2.405	-0.003	160729555	100.0	84.6	
2	1.971	1.972	-0.001	186359549	100.0	102.1	
						RPD = 18.70	

Col	RT (min.)	Exp RT (min.)	Dlt RT (min.)	Response	Cal Amt ug/l	OnCol Amt ug/l	Flags
-----	-----------	---------------	---------------	----------	--------------	----------------	-------

\$ 11 DCB Decachlorobiphenyl

1	10.538	10.514	0.024	170460173	100.0	110.6	
2	8.980	8.983	-0.003	256757900	100.0	131.2	

RPD = 17.03

Reagents:

SGPCBISTD_00006

Amount Added: 20.00

Units: uL

Run Reagent

TestAmerica Edison

Data File: \\ChromNA\Edison\ChromData\CPESTGC11\20160819-44644.b\T1331952.D

Injection Date: 19-Aug-2016 11:22:02

Instrument ID: CPESTGC11

Operator ID:

Lims ID: LB 460-385394/1-B

Worklist Smp#: 18

Client ID:

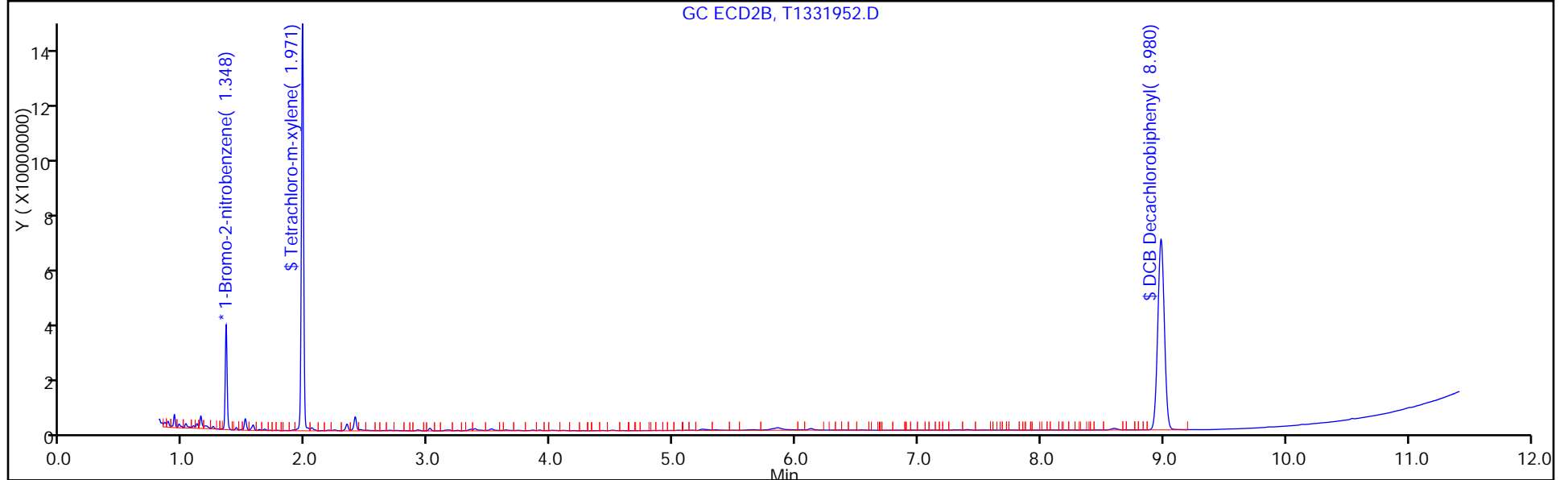
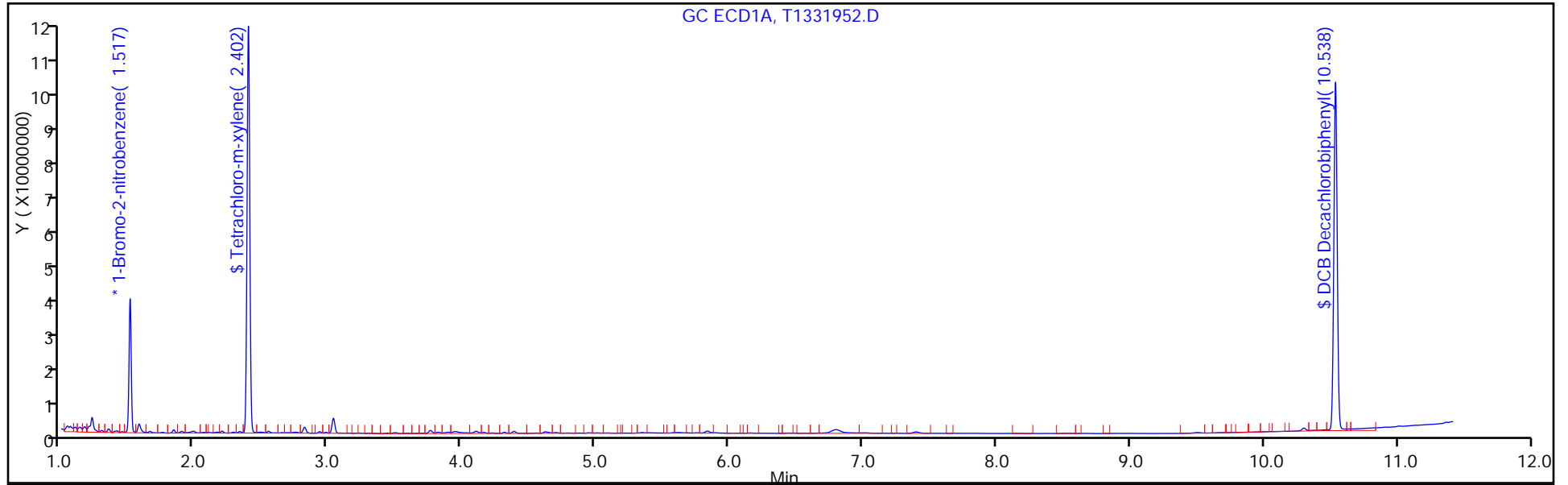
Injection Vol: 1.0 ul

Dil. Factor: 1.0000

ALS Bottle#: 18

Method: 8082 ISTD

Limit Group: GC 8082A PCB ISTD



FORM I
PCBS ORGANICS ANALYSIS DATA SHEET

Lab Name: TestAmerica Edison Job No.: 460-118423-1
 SDG No.: _____
 Client Sample ID: _____ Lab Sample ID: LB 460-385394/1-B
 Matrix: Solid (SPLP East) Lab File ID: T1331952.D
 Analysis Method: 8082A Date Collected: _____
 Extraction Method: 3510C Date Extracted: 08/18/2016 19:11
 Sample wt/vol: 250 (mL) Date Analyzed: 08/19/2016 11:22
 Con. Extract Vol.: 1 (mL) Dilution Factor: 1
 Injection Volume: 1 (uL) GC Column: CLP-1 ID: 0.53 (mm)
 % Moisture: _____ GPC Cleanup: (Y/N) N
 Analysis Batch No.: 385710 Units: ug/L

CAS NO.	COMPOUND NAME	RESULT	Q	RL	MDL
12674-11-2	Aroclor 1016	0.098	U	0.40	0.098
11104-28-2	Aroclor 1221	0.098	U	0.40	0.098
11141-16-5	Aroclor 1232	0.098	U	0.40	0.098
53469-21-9	Aroclor 1242	0.098	U	0.40	0.098
12672-29-6	Aroclor 1248	0.098	U	0.40	0.098
11097-69-1	Aroclor 1254	0.084	U	0.40	0.084
11096-82-5	Aroclor 1260	0.084	U	0.40	0.084
37324-23-5	Aroclor-1262	0.084	U	0.40	0.084
11100-14-4	Aroclor 1268	0.084	U	0.40	0.084
1336-36-3	Polychlorinated biphenyls, Total	0.098	U	0.40	0.098

CAS NO.	SURROGATE	%REC	Q	LIMITS
2051-24-3	DCB Decachlorobiphenyl	131		10-150

TestAmerica Edison
Target Compound Quantitation Report

Data File: \\ChromNA\Edison\ChromData\CPESTGC11\20160819-44644.b\T1331952.D
 Lims ID: LB 460-385394/1-B
 Client ID:
 Sample Type: LB
 Inject. Date: 19-Aug-2016 11:22:02 ALS Bottle#: 18 Worklist Smp#: 18
 Injection Vol: 1.0 ul Dil. Factor: 1.0000
 Sample Info: 460-0044644-018
 Operator ID: Instrument ID: CPESTGC11
 Method: \\ChromNA\Edison\ChromData\CPESTGC11\20160819-44644.b\8082 ISTD.m
 Limit Group: GC 8082A PCB ISTD
 Last Update: 19-Aug-2016 12:50:55 Calib Date: 17-Jun-2016 19:43:54
 Integrator: Falcon
 Quant Method: Internal Standard Quant By: Initial Calibration
 Last ICal File: \\ChromNA\Edison\ChromData\CPESTGC11\20160617-42300.b\T1329669.D
 Column 1 : Det: GC ECD1A
 Column 2 : Det: GC ECD2B
 Process Host: XAWRK014

First Level Reviewer: patelji Date: 19-Aug-2016 11:43:48

Col	RT (min.)	Exp RT (min.)	Dlt RT (min.)	Response	Cal Amt ug/l	OnCol Amt ug/l	Flags
-----	-----------	---------------	---------------	----------	--------------	----------------	-------

* 13 1-Bromo-2-nitrobenzene

1	1.517	1.520	-0.003	43101835	20.0	20.0	
2	1.348	1.350	-0.002	40675459	20.0	20.0	
						RPD = 0.00	

\$ 2 Tetrachloro-m-xylene

1	2.402	2.405	-0.003	160729555	100.0	84.6	
2	1.971	1.972	-0.001	186359549	100.0	102.1	
						RPD = 18.70	

Col	RT (min.)	Exp RT (min.)	Dlt RT (min.)	Response	Cal Amt ug/l	OnCol Amt ug/l	Flags
-----	-----------	---------------	---------------	----------	--------------	----------------	-------

\$ 11 DCB Decachlorobiphenyl

1	10.538	10.514	0.024	170460173	100.0	110.6	
2	8.980	8.983	-0.003	256757900	100.0	131.2	

RPD = 17.03

Reagents:

SGPCBISTD_00006

Amount Added: 20.00

Units: uL

Run Reagent

TestAmerica Edison

Data File: \\ChromNA\Edison\ChromData\CPESTGC11\20160819-44644.b\T1331952.D

Injection Date: 19-Aug-2016 11:22:02

Instrument ID: CPESTGC11

Operator ID:

Lims ID: LB 460-385394/1-B

Worklist Smp#: 18

Client ID:

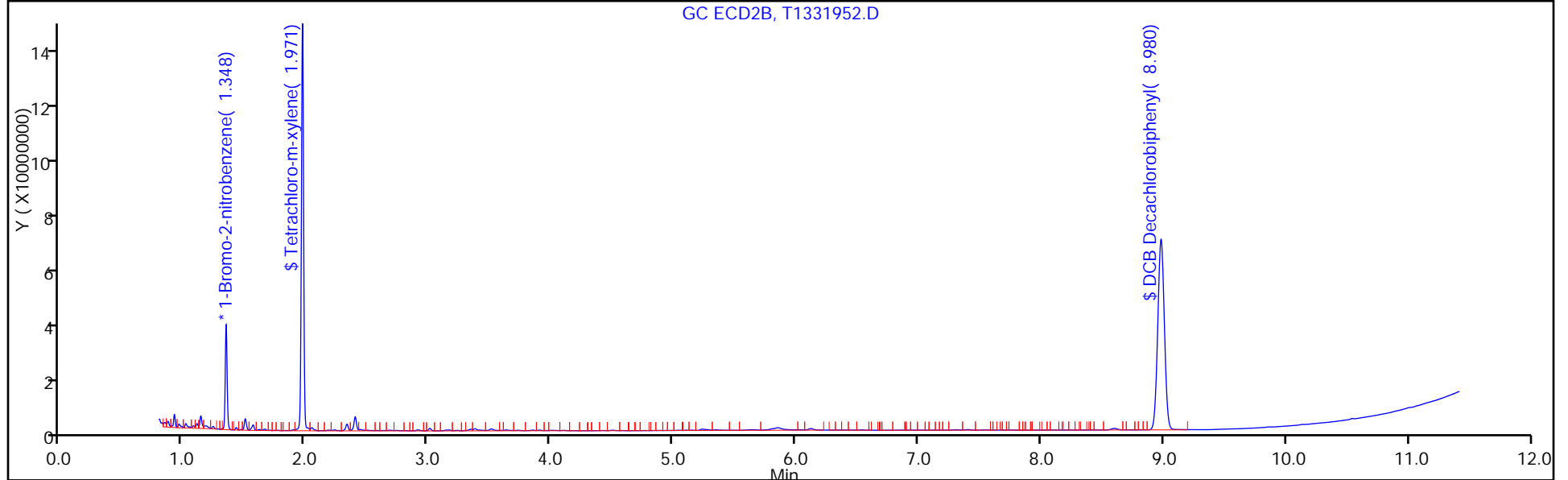
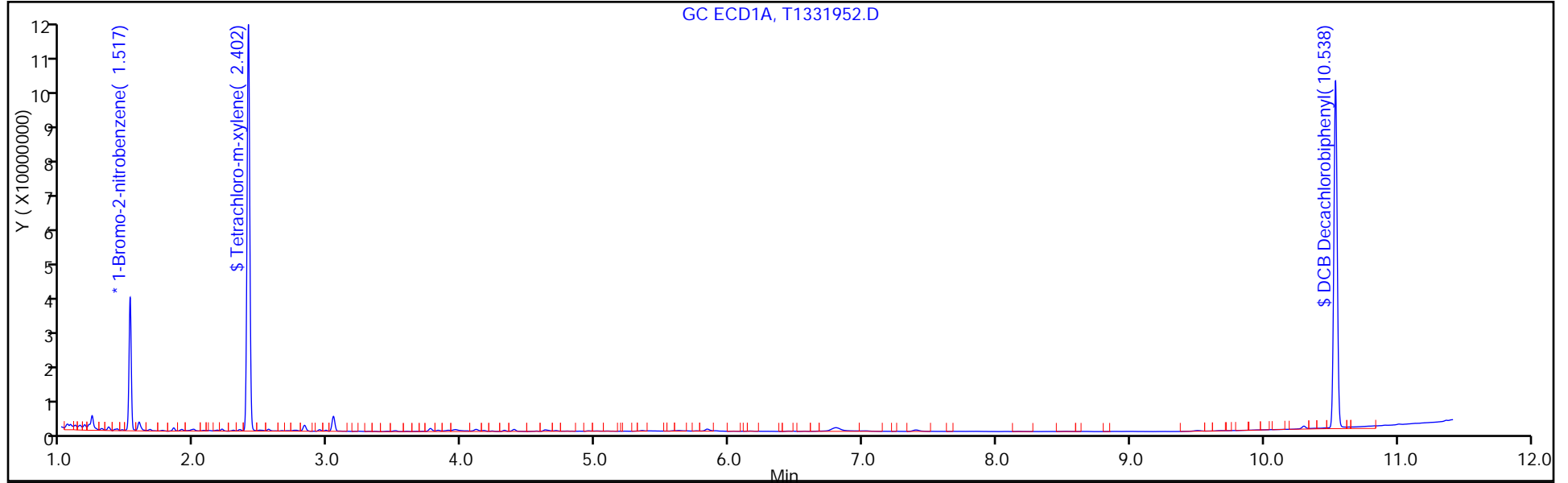
Injection Vol: 1.0 ul

Dil. Factor: 1.0000

ALS Bottle#: 18

Method: 8082 ISTD

Limit Group: GC 8082A PCB ISTD



FORM I
PCBS ORGANICS ANALYSIS DATA SHEET

Lab Name: TestAmerica Edison Job No.: 460-118423-1
 SDG No.: _____
 Client Sample ID: _____ Lab Sample ID: LCS 460-384405/2-A
 Matrix: Solid Lab File ID: 8F013344.D
 Analysis Method: 8082A Date Collected: _____
 Extraction Method: 3546 Date Extracted: 08/11/2016 23:07
 Sample wt/vol: 15.0000 (g) Date Analyzed: 08/12/2016 12:36
 Con. Extract Vol.: 10 (mL) Dilution Factor: 1
 Injection Volume: 1 (uL) GC Column: CLP-2 ID: 0.53 (mm)
 % Moisture: _____ GPC Cleanup: (Y/N) N
 Analysis Batch No.: 384453 Units: ug/Kg

CAS NO.	COMPOUND NAME	RESULT	Q	RL	MDL
12674-11-2	Aroclor 1016	403		67	8.9
11096-82-5	Aroclor 1260	423		67	9.2

CAS NO.	SURROGATE	%REC	Q	LIMITS
2051-24-3	DCB Decachlorobiphenyl	115		35-150

TestAmerica Edison
Target Compound Quantitation Report

Data File: \\ChromNA\Edison\ChromData\CPESTGC8\20160812-44398.b\8F013344.D
 Lims ID: LCS 460-384405/2-A
 Client ID:
 Sample Type: LCS
 Inject. Date: 12-Aug-2016 12:36:45 ALS Bottle#: 21 Worklist Smp#: 21
 Injection Vol: 1.0 ul Dil. Factor: 1.0000
 Sample Info: 460-0044398-021
 Operator ID: Instrument ID: CPESTGC8
 Method: \\ChromNA\Edison\ChromData\CPESTGC8\20160812-44398.b\8082ISTD.m
 Limit Group: GC 8082A PCB ISTD
 Last Update: 12-Aug-2016 16:05:11 Calib Date: 14-Jun-2016 13:12:05
 Integrator: Falcon
 Quant Method: Internal Standard Quant By: Initial Calibration
 Last ICal File: \\ChromNA\Edison\ChromData\CPESTGC8\20160614-42137.b\8F012089.D
 Column 1 : Det: GC ECD1A
 Column 2 : Det: GC ECD2B
 Process Host: XAWRK053

First Level Reviewer: patelji Date: 12-Aug-2016 12:59:20

Col	RT (min.)	Exp RT (min.)	Dlt RT (min.)	Response	Cal Amt ug/l	OnCol Amt ug/l	Flags
-----	-----------	---------------	---------------	----------	--------------	----------------	-------

* 13 1-Bromo-2-nitrobenzene M

1	1.629	1.633	-0.004	5702672	20.0	20.0	
2	1.366	1.366	0.000	6469641	20.0	20.0	M

RPD = 0.00

\$ 2 Tetrachloro-m-xylene

1	2.594	2.599	-0.005	13609574	50.0	57.1	
2	2.015	2.014	0.001	13223579	50.0	52.0	

RPD = 9.26

Col	RT (min.)	Exp RT (min.)	Dlt RT (min.)	Response	Cal Amt ug/l	OnCol Amt ug/l	Flags
-----	-----------	---------------	---------------	----------	--------------	----------------	-------

5 PCB-1016

1	3.213	3.218	-0.005	3288226	500.0	605.6	M
1	3.727	3.732	-0.005	6687256	500.0	602.7	M
1	4.019	4.024	-0.005	3342551	500.0	575.4	M
1	4.292	4.297	-0.005	12478382	500.0	618.7	M
1	4.462	4.467	-0.005	5646291	500.0	635.5	M
1	5.052	5.057	-0.005	3579718	500.0	567.5	M
1	5.204	5.211	-0.007	4847430	500.0	577.7	M
1	5.585	5.591	-0.006	4216371	500.0	647.8	M

Average of Peak Amounts = 603.9

2	2.393	2.392	0.001	3345679	500.0	631.0	
2	2.773	2.772	0.001	6639796	500.0	650.0	
2	2.986	2.984	0.002	4463287	500.0	648.3	
2	3.280	3.279	0.001	13550817	500.0	645.8	M
2	3.432	3.431	0.001	5129361	500.0	654.0	M
2	3.498	3.497	0.001	3807250	500.0	655.0	M
2	3.904	3.903	0.001	5837589	500.0	674.6	M
2	4.344	4.343	0.001	3149463	500.0	723.1	

Average of Peak Amounts = 660.2

RPD = 8.92

8 PCB-1260

1	6.580	6.588	-0.008	4337165	500.0	592.3	M
1	6.839	6.847	-0.008	9218866	500.0	621.2	M
1	7.212	7.221	-0.009	11176630	500.0	628.7	M
1	8.107	8.116	-0.009	7951272	500.0	665.3	M
1	8.540	8.553	-0.013	7675136	500.0	660.9	M
1	8.864	8.882	-0.018	18800104	500.0	649.1	M
1	9.254	9.278	-0.024	18957601	500.0	647.1	M
1	9.804	9.840	-0.036	5392235	500.0	609.3	a

Average of Peak Amounts = 634.2

2	5.333	5.332	0.001	10546448	500.0	704.9	
2	6.043	6.042	0.001	17031033	500.0	687.6	
2	6.209	6.209	0.000	8602356	500.0	642.0	
2	6.567	6.567	0.000	8676122	500.0	601.9	
2	7.074	7.073	0.001	22438348	500.0	661.1	
2	7.582	7.582	0.000	10543419	500.0	647.8	
2	7.759	7.762	-0.003	7737053	500.0	711.9	
2	8.644	8.652	-0.008	5774066	500.0	678.5	

Average of Peak Amounts = 667.0

RPD = 5.03

\$ 11 DCB Decachlorobiphenyl

1	10.290	10.337	-0.047	15224491	50.0	57.6	a
2	9.160	9.179	-0.019	17208586	50.0	65.9	M

RPD = 13.45

QC Flag Legend

Review Flags

M - Manually Integrated

Reagents:

SGPCBISTD_00006

Amount Added: 20.00

Units: uL

Run Reagent

TestAmerica Edison

Data File: \\ChromNA\Edison\ChromData\CPESTGC8\20160812-44398.b\8F013344.D

Injection Date: 12-Aug-2016 12:36:45

Instrument ID: CPESTGC8

Operator ID:

Lims ID: LCS 460-384405/2-A

Worklist Smp#: 21

Client ID:

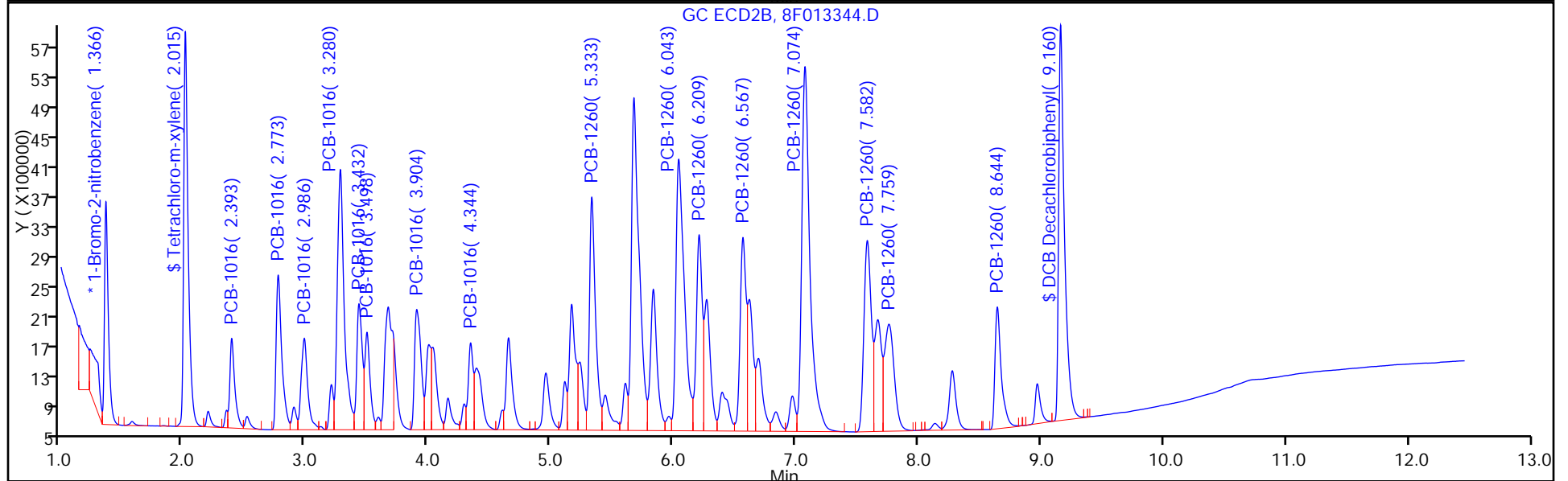
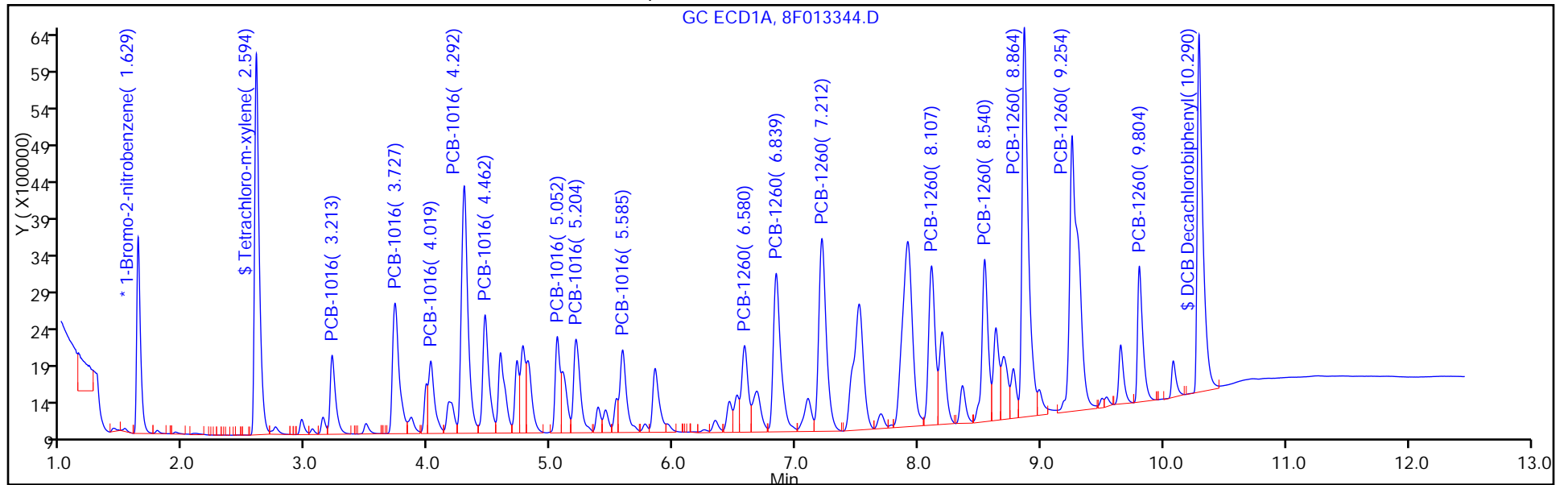
Injection Vol: 1.0 ul

Dil. Factor: 1.0000

ALS Bottle#: 21

Method: 8082ISTD

Limit Group: GC 8082A PCB ISTD



TestAmerica Edison

Data File: \\ChromNA\Edison\ChromData\CPESTGC8\20160812-44398.b\8F013344.D

Injection Date: 12-Aug-2016 12:36:45

Instrument ID: CPESTGC8

Lims ID: LCS 460-384405/2-A

Client ID:

Operator ID:

ALS Bottle#: 21

Worklist Smp#: 21

Injection Vol: 1.0 ul

Dil. Factor: 1.0000

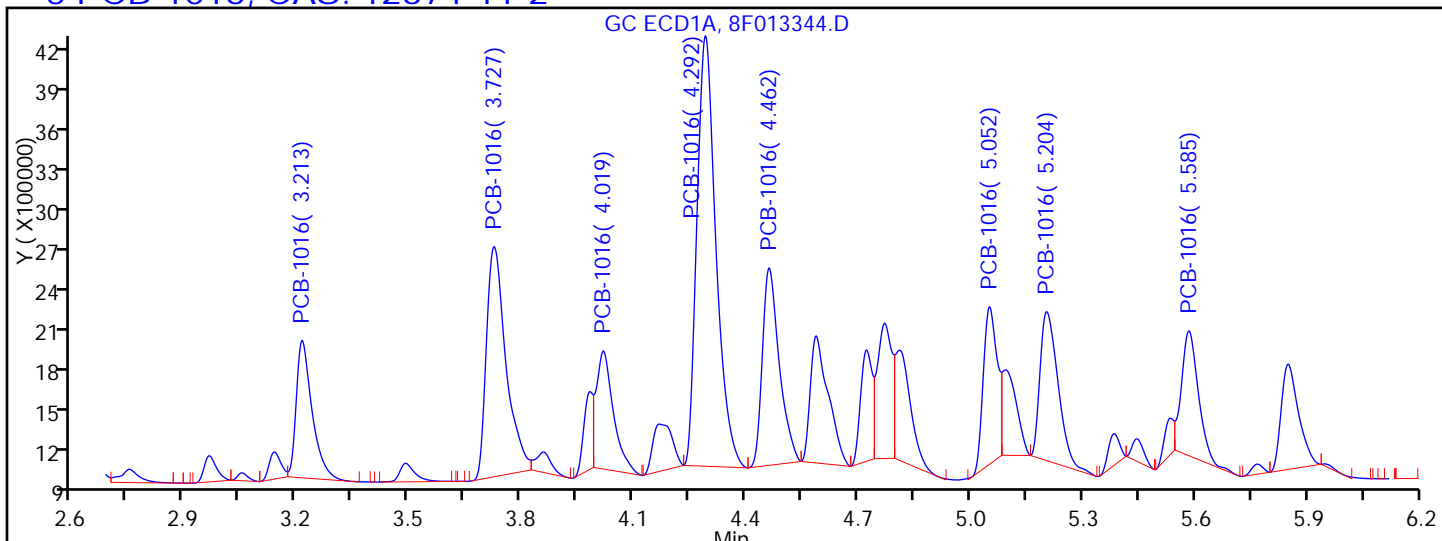
Method: 8082ISTD

Limit Group: GC 8082A PCB ISTD

Column:

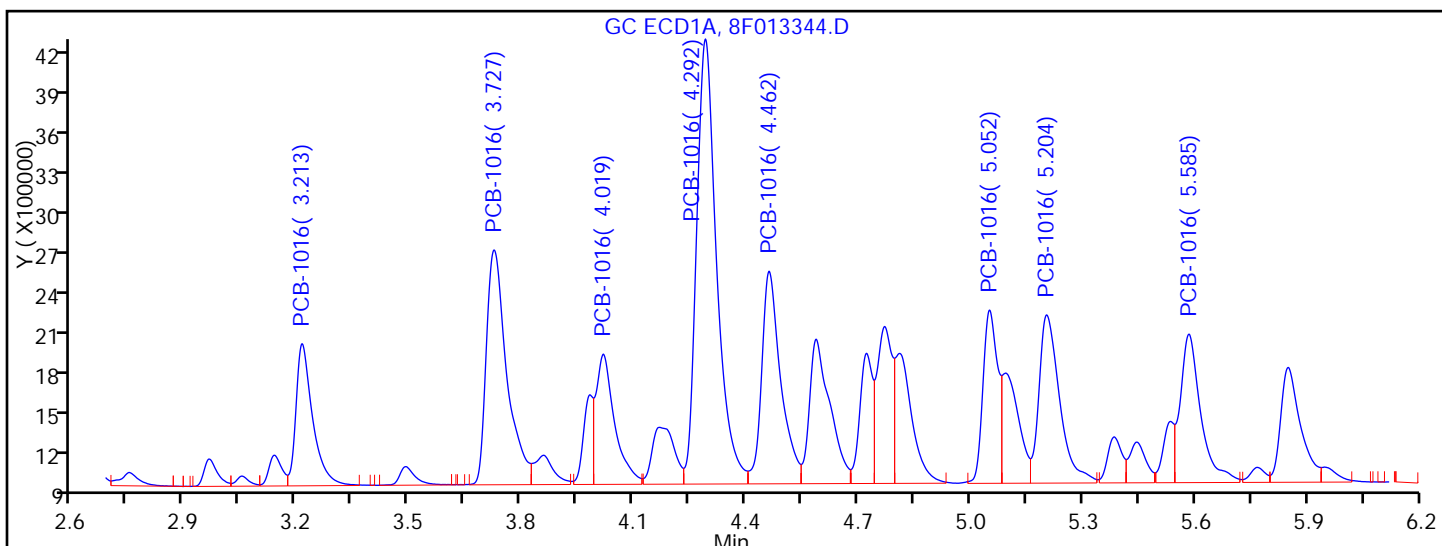
Detector GC ECD1A

5 PCB-1016, CAS: 12674-11-2



Processing Integration Results

RT = 3.213	Response = 3023605	M
RT = 3.727	Response = 6252556	M
RT = 4.019	Response = 2782087	M
RT = 4.292	Response = 11393117	M
RT = 4.462	Response = 4638794	M
RT = 5.052	Response = 3073198	M
RT = 5.204	Response = 3749718	M
RT = 5.585	Response = 2959759	M



Manual Integration Results

RT = 3.213	Response = 3288226	M
RT = 3.727	Response = 6687256	M
RT = 4.019	Response = 3342551	M
RT = 4.292	Response = 12478382	M
RT = 4.462	Response = 5646291	M
RT = 5.052	Response = 3579718	M

TestAmerica Edison

Data File: \\ChromNA\Edison\ChromData\CPESTGC8\20160812-44398.b\8F013344.D

Injection Date: 12-Aug-2016 12:36:45

Instrument ID: CPESTGC8

Lims ID: LCS 460-384405/2-A

Client ID:

Operator ID:

ALS Bottle#: 21

Worklist Smp#: 21

Injection Vol: 1.0 ul

Dil. Factor: 1.0000

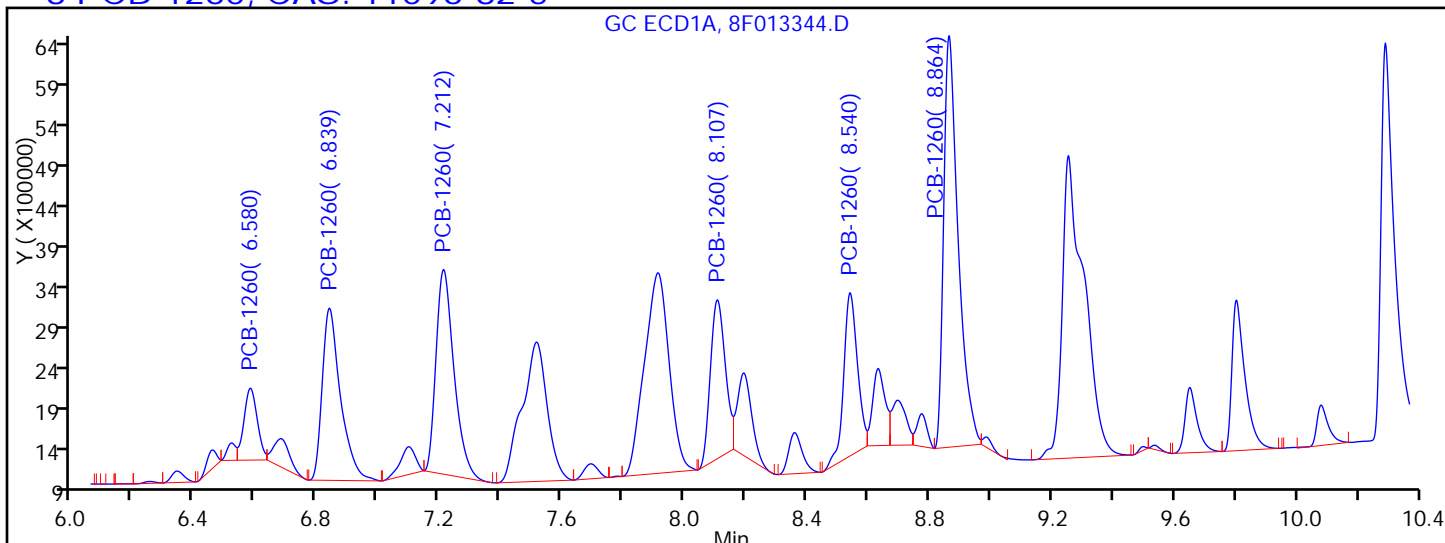
Method: 8082ISTD

Limit Group: GC 8082A PCB ISTD

Column:

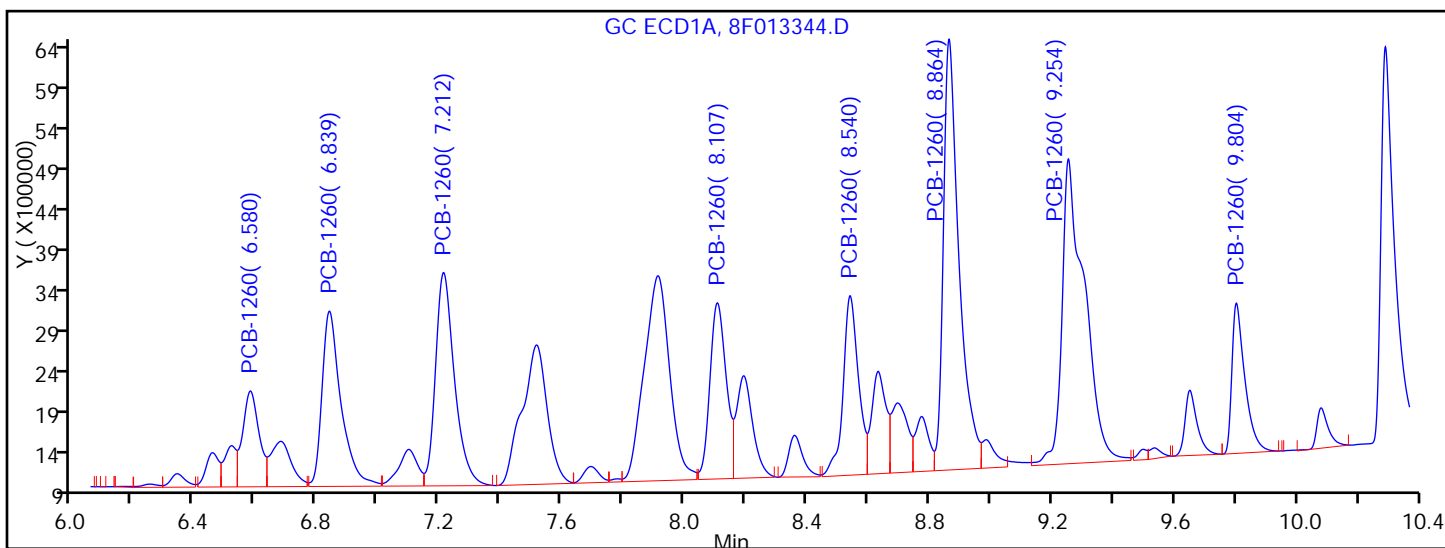
Detector GC ECD1A

8 PCB-1260, CAS: 11096-82-5



Processing Integration Results

RT = 6.580	Response = 2646285	M
RT = 6.839	Response = 8675906	M
RT = 7.212	Response = 10151848	M
RT = 8.107	Response = 6549089	M
RT = 8.540	Response = 6203049	M
RT = 8.864	Response = 16521775	M
RT = 0.000	Response = 0	M
RT = 0.000	Response = 0	M



Manual Integration Results

RT = 6.580	Response = 4337165	M
RT = 6.839	Response = 9218866	M
RT = 7.212	Response = 11176630	M
RT = 8.107	Response = 7951272	M
RT = 8.540	Response = 7675136	M
RT = 8.864	Response = 18800104	M

TestAmerica Edison

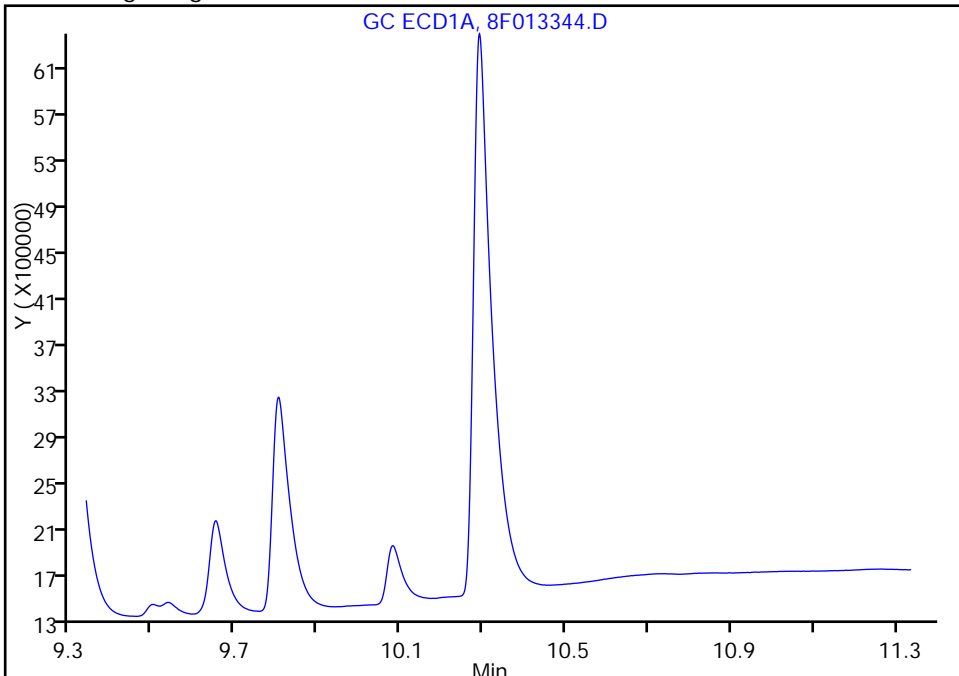
Data File: \\ChromNA\Edison\ChromData\CPESTGC8\20160812-44398.b\8F013344.D
Injection Date: 12-Aug-2016 12:36:45 Instrument ID: CPESTGC8
Lims ID: LCS 460-384405/2-A
Client ID:
Operator ID: ALS Bottle#: 21 Worklist Smp#: 21
Injection Vol: 1.0 ul Dil. Factor: 1.0000
Method: 8082ISTD Limit Group: GC 8082A PCB ISTD
Column: Detector GC ECD1A

\$ 11 DCB Decachlorobiphenyl, CAS: 2051-24-3

Signal: 1

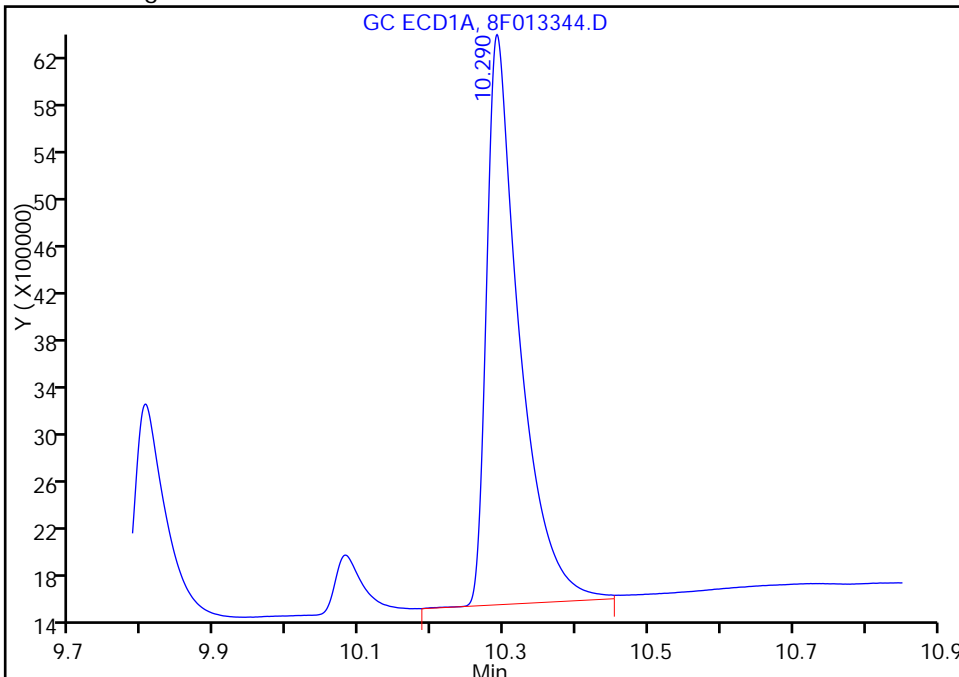
Not Detected
Expected RT: 10.34

Processing Integration Results



Manual Integration Results

RT: 10.29
Area: 15224491
Amount: 57.571385
Amount Units: ug/l



Reviewer: patelji, 12-Aug-2016 12:59:20
Audit Action: Assigned Compound ID

Audit Reason: Sample matrix interference

FORM I
PCBS ORGANICS ANALYSIS DATA SHEET

Lab Name: TestAmerica Edison Job No.: 460-118423-1
 SDG No.: _____
 Client Sample ID: _____ Lab Sample ID: LCS 460-384405/2-A
 Matrix: Solid Lab File ID: 8F013344.D
 Analysis Method: 8082A Date Collected: _____
 Extraction Method: 3546 Date Extracted: 08/11/2016 23:07
 Sample wt/vol: 15.0000 (g) Date Analyzed: 08/12/2016 12:36
 Con. Extract Vol.: 10 (mL) Dilution Factor: 1
 Injection Volume: 1 (uL) GC Column: CLP-1 ID: 0.53 (mm)
 % Moisture: _____ GPC Cleanup: (Y/N) N
 Analysis Batch No.: 384453 Units: ug/Kg

CAS NO.	COMPOUND NAME	RESULT	Q	RL	MDL
12674-11-2	Aroclor 1016	440		67	8.9
11096-82-5	Aroclor 1260	445		67	9.2

CAS NO.	SURROGATE	%REC	Q	LIMITS
2051-24-3	DCB Decachlorobiphenyl	132		35-150

TestAmerica Edison
Target Compound Quantitation Report

Data File: \\ChromNA\Edison\ChromData\CPESTGC8\20160812-44398.b\8F013344.D
 Lims ID: LCS 460-384405/2-A
 Client ID:
 Sample Type: LCS
 Inject. Date: 12-Aug-2016 12:36:45 ALS Bottle#: 21 Worklist Smp#: 21
 Injection Vol: 1.0 ul Dil. Factor: 1.0000
 Sample Info: 460-0044398-021
 Operator ID: Instrument ID: CPESTGC8
 Method: \\ChromNA\Edison\ChromData\CPESTGC8\20160812-44398.b\8082ISTD.m
 Limit Group: GC 8082A PCB ISTD
 Last Update: 12-Aug-2016 16:05:11 Calib Date: 14-Jun-2016 13:12:05
 Integrator: Falcon
 Quant Method: Internal Standard Quant By: Initial Calibration
 Last ICal File: \\ChromNA\Edison\ChromData\CPESTGC8\20160614-42137.b\8F012089.D
 Column 1 : Det: GC ECD1A
 Column 2 : Det: GC ECD2B
 Process Host: XAWRK053

First Level Reviewer: patelji Date: 12-Aug-2016 12:59:20

Col	RT (min.)	Exp RT (min.)	Dlt RT (min.)	Response	Cal Amt ug/l	OnCol Amt ug/l	Flags
-----	-----------	---------------	---------------	----------	--------------	----------------	-------

* 13 1-Bromo-2-nitrobenzene							M
1	1.629	1.633	-0.004	5702672	20.0	20.0	
2	1.366	1.366	0.000	6469641	20.0	20.0	M
							RPD = 0.00
\$ 2 Tetrachloro-m-xylene							
1	2.594	2.599	-0.005	13609574	50.0	57.1	
2	2.015	2.014	0.001	13223579	50.0	52.0	
							RPD = 9.26

Col	RT (min.)	Exp RT (min.)	Dlt RT (min.)	Response	Cal Amt ug/l	OnCol Amt ug/l	Flags
-----	-----------	---------------	---------------	----------	--------------	----------------	-------

5 PCB-1016

							M
1	3.213	3.218	-0.005	3288226	500.0	605.6	M
1	3.727	3.732	-0.005	6687256	500.0	602.7	M
1	4.019	4.024	-0.005	3342551	500.0	575.4	M
1	4.292	4.297	-0.005	12478382	500.0	618.7	M
1	4.462	4.467	-0.005	5646291	500.0	635.5	M
1	5.052	5.057	-0.005	3579718	500.0	567.5	M
1	5.204	5.211	-0.007	4847430	500.0	577.7	M
1	5.585	5.591	-0.006	4216371	500.0	647.8	M

Average of Peak Amounts = 603.9

2	2.393	2.392	0.001	3345679	500.0	631.0	
2	2.773	2.772	0.001	6639796	500.0	650.0	
2	2.986	2.984	0.002	4463287	500.0	648.3	
2	3.280	3.279	0.001	13550817	500.0	645.8	M
2	3.432	3.431	0.001	5129361	500.0	654.0	M
2	3.498	3.497	0.001	3807250	500.0	655.0	M
2	3.904	3.903	0.001	5837589	500.0	674.6	M
2	4.344	4.343	0.001	3149463	500.0	723.1	

Average of Peak Amounts = 660.2

RPD = 8.92

8 PCB-1260

							M
1	6.580	6.588	-0.008	4337165	500.0	592.3	M
1	6.839	6.847	-0.008	9218866	500.0	621.2	M
1	7.212	7.221	-0.009	11176630	500.0	628.7	M
1	8.107	8.116	-0.009	7951272	500.0	665.3	M
1	8.540	8.553	-0.013	7675136	500.0	660.9	M
1	8.864	8.882	-0.018	18800104	500.0	649.1	M
1	9.254	9.278	-0.024	18957601	500.0	647.1	M
1	9.804	9.840	-0.036	5392235	500.0	609.3	a

Average of Peak Amounts = 634.2

2	5.333	5.332	0.001	10546448	500.0	704.9	
2	6.043	6.042	0.001	17031033	500.0	687.6	
2	6.209	6.209	0.000	8602356	500.0	642.0	
2	6.567	6.567	0.000	8676122	500.0	601.9	
2	7.074	7.073	0.001	22438348	500.0	661.1	
2	7.582	7.582	0.000	10543419	500.0	647.8	
2	7.759	7.762	-0.003	7737053	500.0	711.9	
2	8.644	8.652	-0.008	5774066	500.0	678.5	

Average of Peak Amounts = 667.0

RPD = 5.03

\$ 11 DCB Decachlorobiphenyl

							M
1	10.290	10.337	-0.047	15224491	50.0	57.6	a
2	9.160	9.179	-0.019	17208586	50.0	65.9	M

RPD = 13.45

QC Flag Legend

Review Flags

M - Manually Integrated

Reagents:

SGPCBISTD_00006

Amount Added: 20.00

Units: uL

Run Reagent

TestAmerica Edison

Data File: \\ChromNA\Edison\ChromData\CPESTGC8\20160812-44398.b\8F013344.D

Injection Date: 12-Aug-2016 12:36:45

Instrument ID: CPESTGC8

Operator ID:

Lims ID: LCS 460-384405/2-A

Worklist Smp#: 21

Client ID:

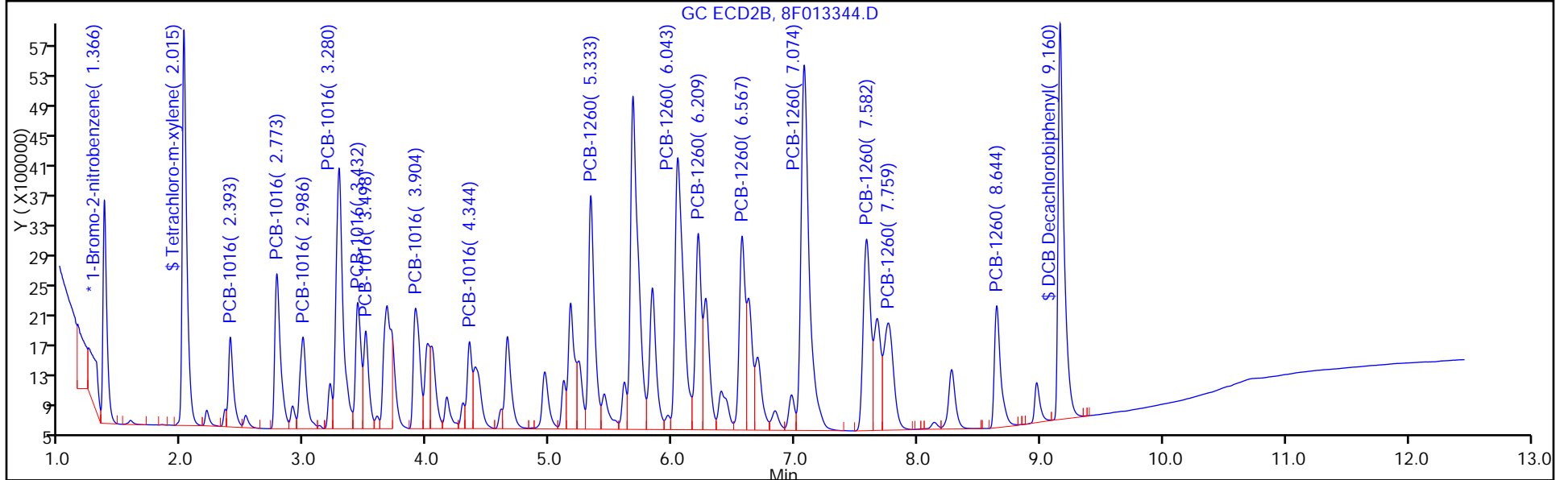
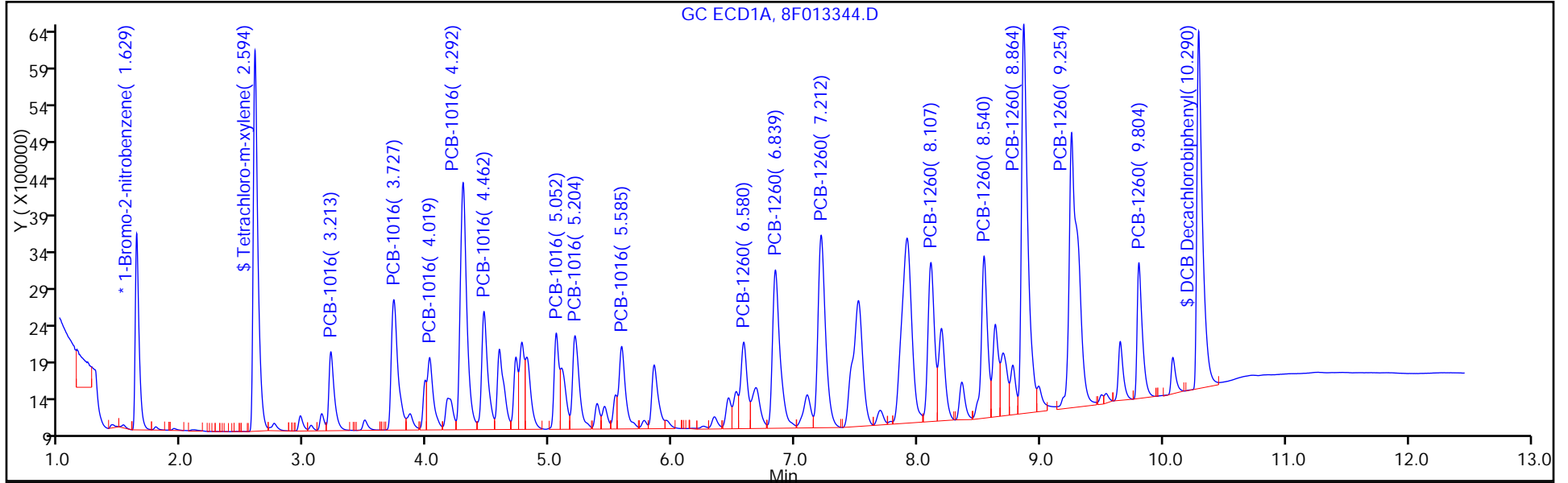
Injection Vol: 1.0 ul

Dil. Factor: 1.0000

ALS Bottle#: 21

Method: 8082ISTD

Limit Group: GC 8082A PCB ISTD



TestAmerica Edison

Data File: \\ChromNA\Edison\ChromData\CPESTGC8\20160812-44398.b\8F013344.D

Injection Date: 12-Aug-2016 12:36:45

Instrument ID: CPESTGC8

Lims ID: LCS 460-384405/2-A

Client ID:

Operator ID:

ALS Bottle#: 21

Worklist Smp#: 21

Injection Vol: 1.0 ul

Dil. Factor: 1.0000

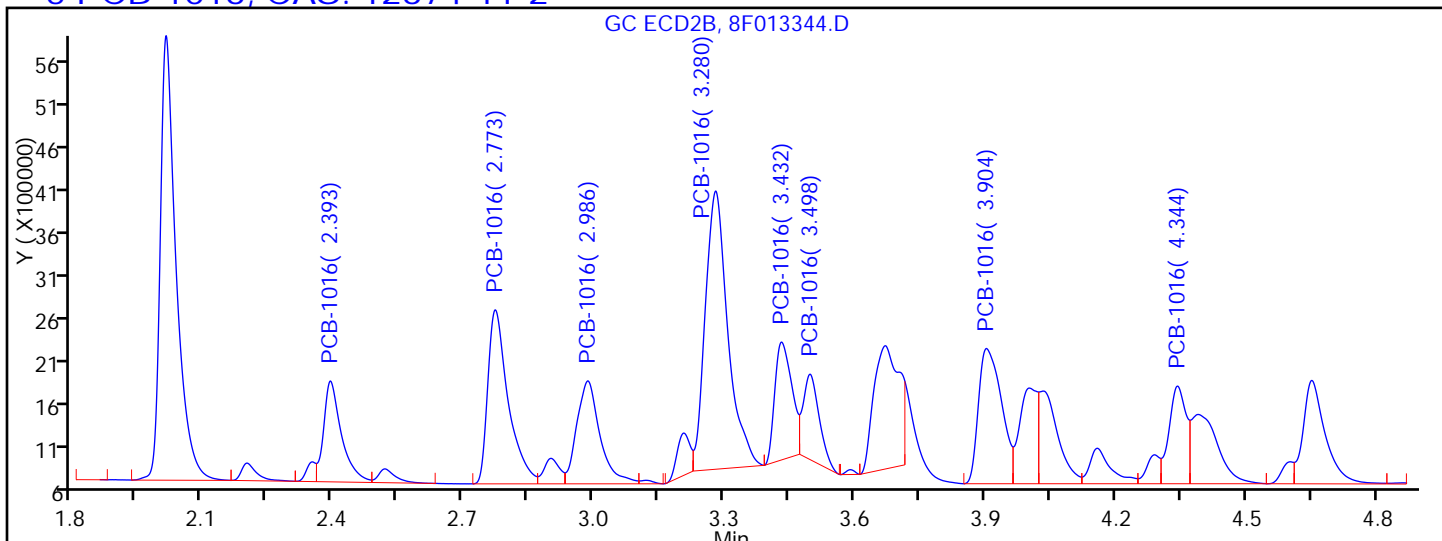
Method: 8082ISTD

Limit Group: GC 8082A PCB ISTD

Column:

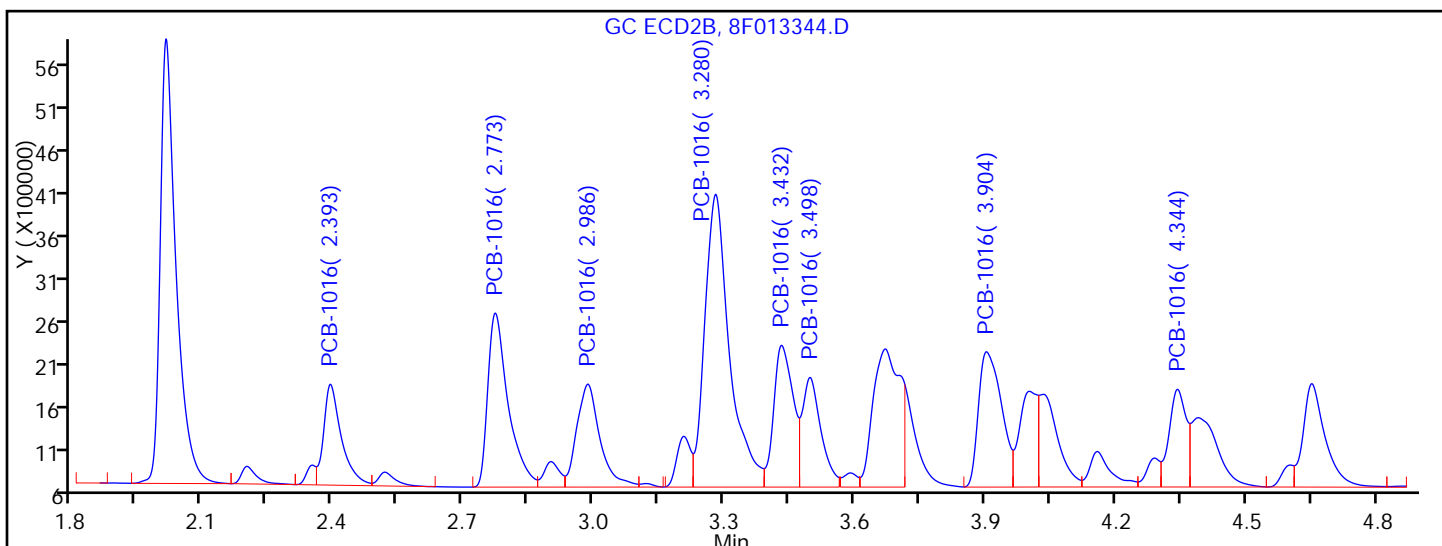
Detector: GC ECD2B

5 PCB-1016, CAS: 12674-11-2



Processing Integration Results

RT = 2.393	Response = 3345679	
RT = 2.773	Response = 6639796	
RT = 2.986	Response = 4463287	
RT = 3.280	Response = 11766281	M
RT = 3.432	Response = 3770209	M
RT = 3.498	Response = 2563194	M
RT = 3.904	Response = 5830150	M
RT = 4.344	Response = 3149463	



Manual Integration Results

RT = 2.393	Response = 3345679	
RT = 2.773	Response = 6639796	
RT = 2.986	Response = 4463287	
RT = 3.280	Response = 13550817	M
RT = 3.432	Response = 5129361	M
RT = 3.498	Response = 3807250	M

TestAmerica Edison

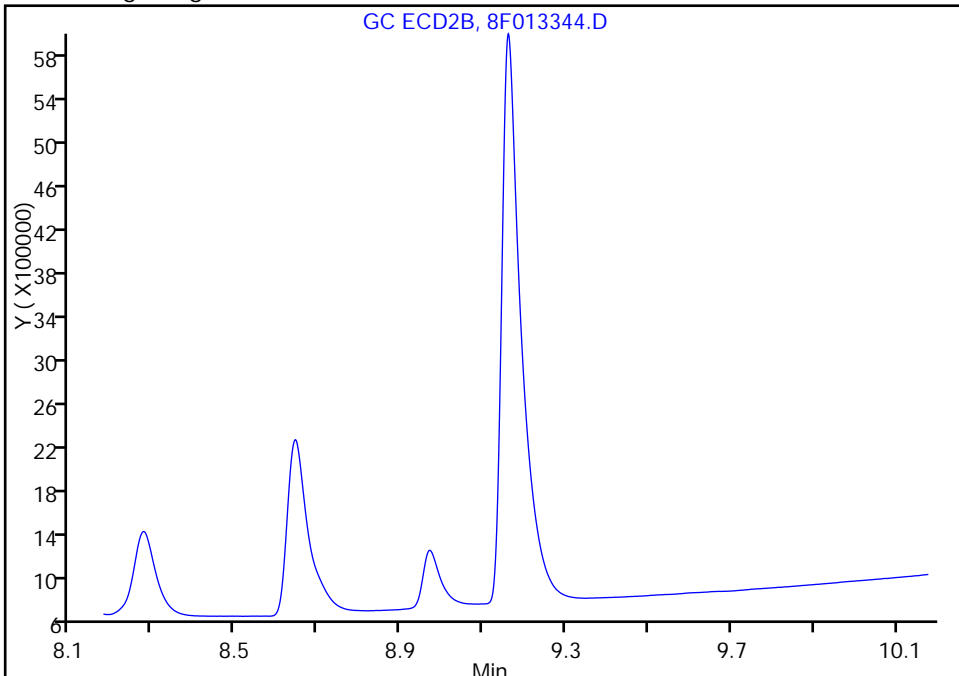
Data File: \\ChromNA\Edison\ChromData\CPESTGC8\20160812-44398.b\8F013344.D
Injection Date: 12-Aug-2016 12:36:45 Instrument ID: CPESTGC8
Lims ID: LCS 460-384405/2-A
Client ID:
Operator ID: ALS Bottle#: 21 Worklist Smp#: 21
Injection Vol: 1.0 ul Dil. Factor: 1.0000
Method: 8082ISTD Limit Group: GC 8082A PCB ISTD
Column: Detector GC ECD2B

\$ 11 DCB Decachlorobiphenyl, CAS: 2051-24-3

Signal: 2

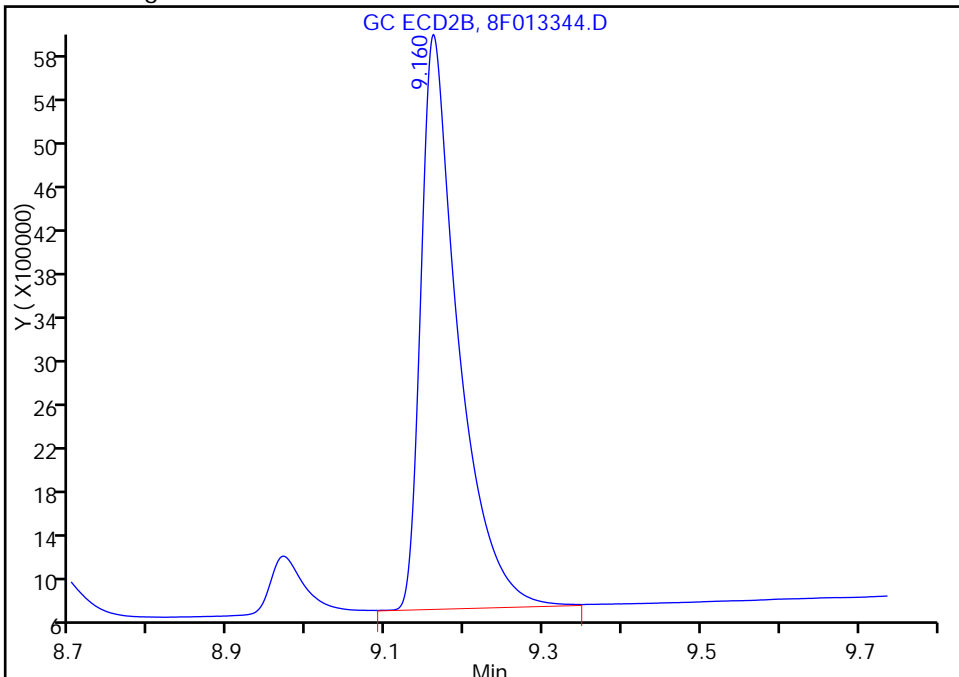
Not Detected
Expected RT: 9.18

Processing Integration Results



RT: 9.16
Area: 17208586
Amount: 65.874470
Amount Units: ug/l

Manual Integration Results



Reviewer: patelji, 12-Aug-2016 12:59:20
Audit Action: Assigned Compound ID

Audit Reason: Sample matrix interference

TestAmerica Edison

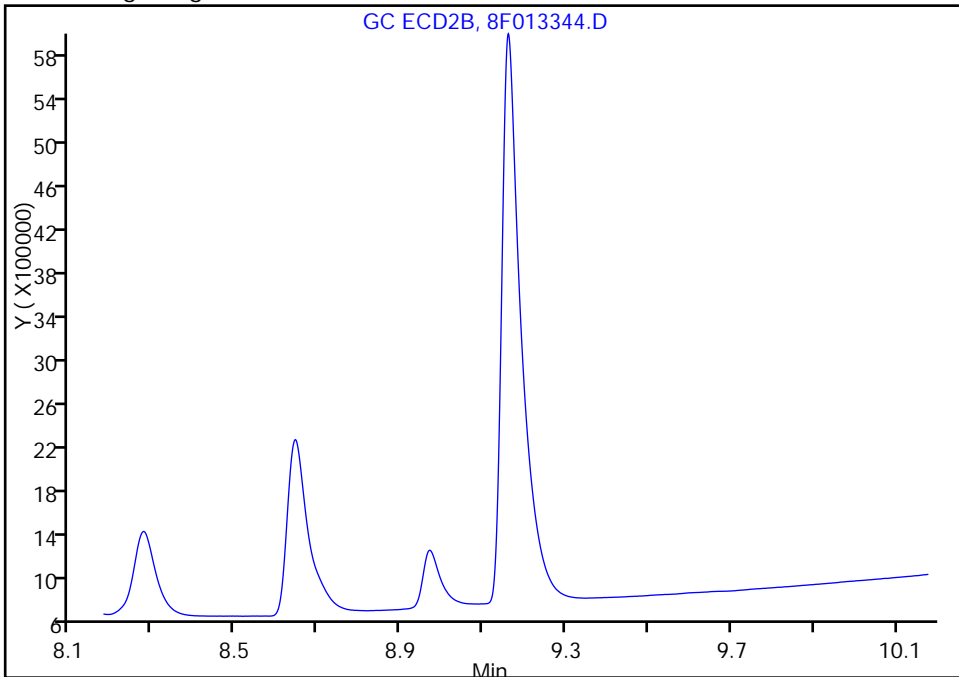
Data File: \\ChromNA\Edison\ChromData\CPESTGC8\20160812-44398.b\8F013344.D
Injection Date: 12-Aug-2016 12:36:45 Instrument ID: CPESTGC8
Lims ID: LCS 460-384405/2-A
Client ID:
Operator ID: ALS Bottle#: 21 Worklist Smp#: 21
Injection Vol: 1.0 ul Dil. Factor: 1.0000
Method: 8082ISTD Limit Group: GC 8082A PCB ISTD
Column: Detector GC ECD2B

\$ 11 DCB Decachlorobiphenyl, CAS: 2051-24-3

Signal: 2

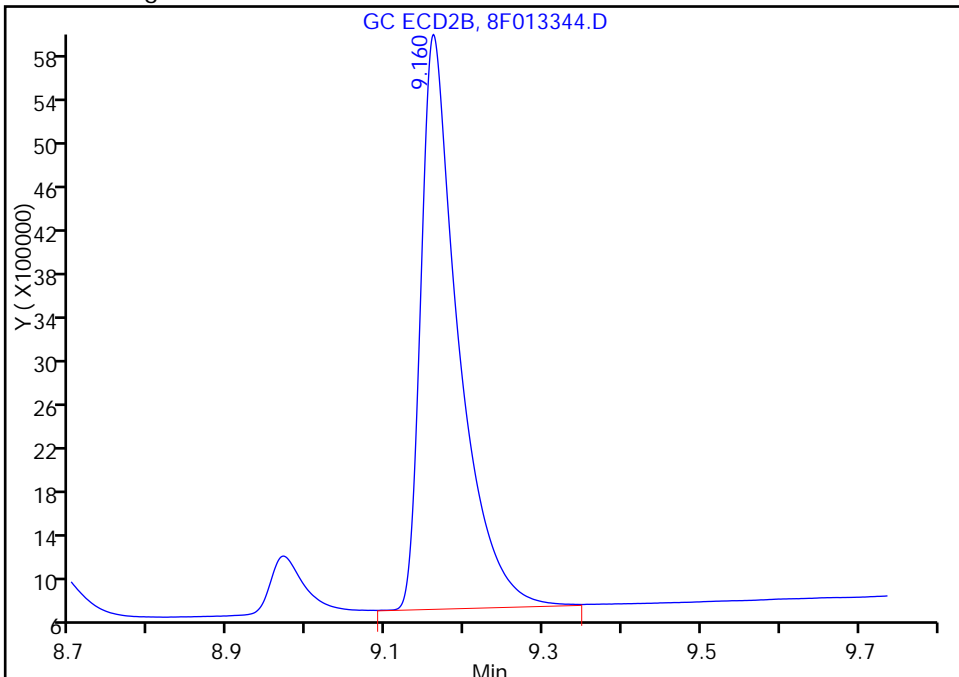
Not Detected
Expected RT: 9.18

Processing Integration Results



RT: 9.16
Area: 17208586
Amount: 65.874470
Amount Units: ug/l

Manual Integration Results



Reviewer: patelji, 12-Aug-2016 12:59:20
Audit Action: Assigned New Baseline

Audit Reason: Sample matrix interference

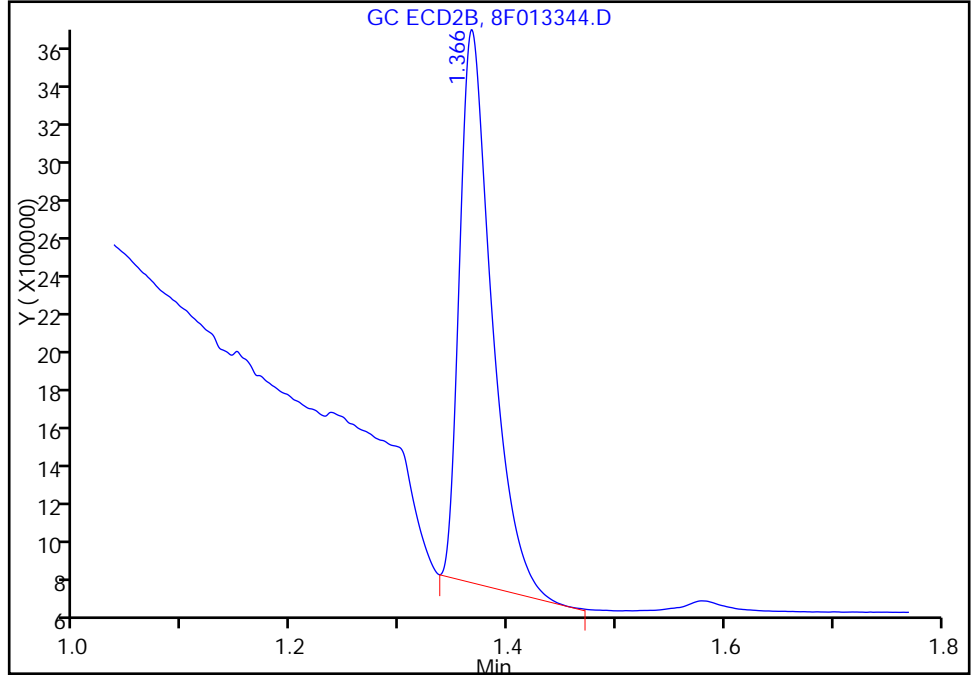
TestAmerica Edison

Data File: \\ChromNA\Edison\ChromData\CPESTGC8\20160812-44398.b\8F013344.D
Injection Date: 12-Aug-2016 12:36:45 Instrument ID: CPESTGC8
Lims ID: LCS 460-384405/2-A
Client ID:
Operator ID: ALS Bottle#: 21 Worklist Smp#: 21
Injection Vol: 1.0 ul Dil. Factor: 1.0000
Method: 8082ISTD Limit Group: GC 8082A PCB ISTD
Column: Detector GC ECD2B

* 13 1-Bromo-2-nitrobenzene, CAS: 577-19-5
Signal: 2

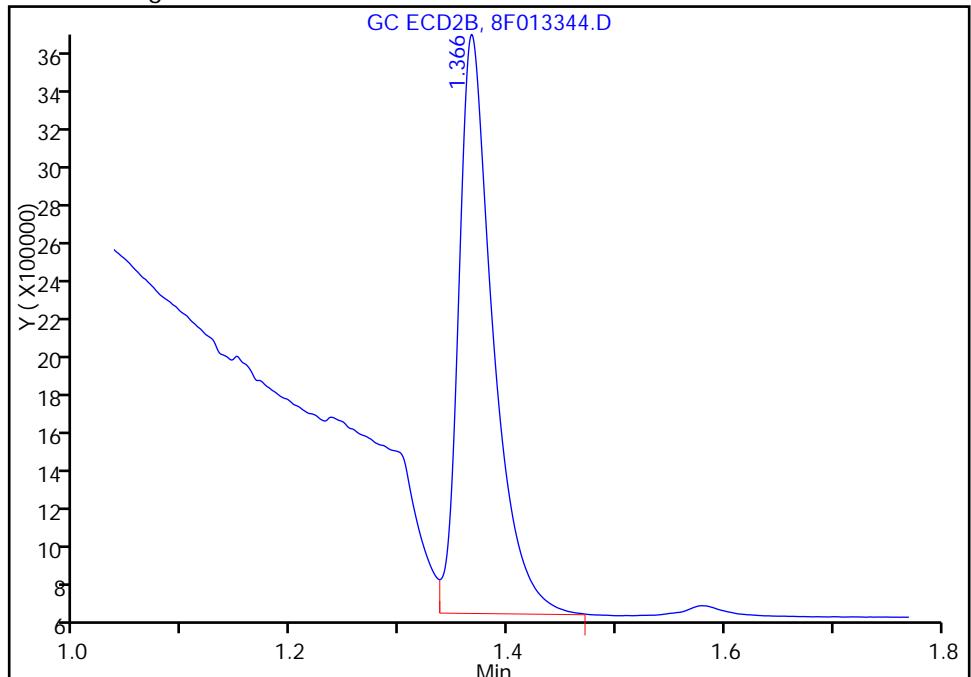
RT: 1.37
Area: 5811135
Amount: 20.000000
Amount Units: ug/l

Processing Integration Results



RT: 1.37
Area: 6469641
Amount: 20.000000
Amount Units: ug/l

Manual Integration Results



Reviewer: patelji, 12-Aug-2016 12:59:20
Audit Action: Assigned New Baseline

Audit Reason: Sample matrix interference

FORM I
PCBS ORGANICS ANALYSIS DATA SHEET

Lab Name: TestAmerica Edison Job No.: 460-118423-1
 SDG No.: _____
 Client Sample ID: _____ Lab Sample ID: LCS 460-384461/2-A
 Matrix: Water Lab File ID: 9F242859.D
 Analysis Method: 8082A Date Collected: _____
 Extraction Method: 3510C Date Extracted: 08/12/2016 07:53
 Sample wt/vol: 250(mL) Date Analyzed: 08/13/2016 18:35
 Con. Extract Vol.: 1(mL) Dilution Factor: 1
 Injection Volume: 1(uL) GC Column: CLP-2 ID: 0.53(mm)
 % Moisture: _____ GPC Cleanup: (Y/N) N
 Analysis Batch No.: 384645 Units: ug/L

CAS NO.	COMPOUND NAME	RESULT	Q	RL	MDL
12674-11-2	Aroclor 1016	4.67		0.40	0.098
11096-82-5	Aroclor 1260	3.50		0.40	0.084

CAS NO.	SURROGATE	%REC	Q	LIMITS
2051-24-3	DCB Decachlorobiphenyl	81		10-150

TestAmerica Edison
Target Compound Quantitation Report

Data File: \\ChromNA\Edison\ChromData\CPESTGC9\20160813-44429.b\9F242859.D
 Lims ID: LCS 460-384461/2-A
 Client ID:
 Sample Type: LCS
 Inject. Date: 13-Aug-2016 18:35:17 ALS Bottle#: 35 Worklist Smp#: 35
 Injection Vol: 1.0 ul Dil. Factor: 1.0000
 Sample Info: 460-0044429-035
 Operator ID: Instrument ID: CPESTGC9
 Method: \\ChromNA\Edison\ChromData\CPESTGC9\20160813-44429.b\8082-ISTD.m
 Limit Group: GC 8082A PCB ISTD
 Last Update: 15-Aug-2016 13:30:00 Calib Date: 12-May-2016 14:29:29
 Integrator: Falcon
 Quant Method: Internal Standard Quant By: Initial Calibration
 Last ICal File: \\ChromNA\Edison\ChromData\CPESTGC9\20160512-40924.b\9F001892.D
 Column 1 : Det: GC ECD1A
 Column 2 : Det: GC ECD2B
 Process Host: XAWRK053

First Level Reviewer: patelji Date: 15-Aug-2016 13:26:42

Col	RT (min.)	Exp RT (min.)	Dlt RT (min.)	Response	Cal Amt ug/l	OnCol Amt ug/l	Flags
-----	-----------	---------------	---------------	----------	--------------	----------------	-------

* 13 1-Bromo-2-nitrobenzene							M
1	1.620	1.615	0.005	2235601	20.0	20.0	M
2	1.402	1.397	0.005	2304845	20.0	20.0	M
RPD = 0.00							
\$ 2 Tetrachloro-m-xylene							
1	2.585	2.579	0.006	9407016	100.0	101.4	
2	2.076	2.069	0.007	8824733	100.0	100.4	
RPD = 1.07							

Col	RT (min.)	Exp RT (min.)	Dlt RT (min.)	Response	Cal Amt ug/l	OnCol Amt ug/l	Flags
-----	-----------	---------------	---------------	----------	--------------	----------------	-------

5 PCB-1016

							M
1	3.207	3.200	0.007	2793186	1000.0	1373.7	
1	3.717	3.710	0.007	4921859	1000.0	1178.5	
1	4.012	4.006	0.006	2156985	1000.0	1161.6	
1	4.286	4.279	0.007	8049305	1000.0	1104.3	
1	4.456	4.449	0.007	3889684	1000.0	1165.0	
1	4.715	4.708	0.007	2008647	1000.0	1092.2	
1	5.044	5.037	0.007	2815604	1000.0	1056.3	
1	5.198	5.190	0.008	3502400	1000.0	1203.9	

Average of Peak Amounts = 1166.9

2	2.467	2.459	0.008	2208998	1000.0	1129.3	
2	2.854	2.845	0.009	4595917	1000.0	1248.1	M
2	0.000	0.000	0.000	0	1000.0	0	
2	3.375	3.365	0.010	7359275	1000.0	981.8	M
2	3.529	3.519	0.010	3341949	1000.0	994.7	M
2	3.598	3.588	0.010	2204391	1000.0	1066.7	M
2	4.004	3.994	0.010	3456898	1000.0	1062.6	M
2	4.104	4.094	0.010	2028750	1000.0	1218.7	M

Average of Peak Amounts = 1100.3

RPD = 5.88

8 PCB-1260

							M
1	6.562	6.553	0.009	2611930	1000.0	990.3	
1	6.819	6.809	0.010	5169066	1000.0	956.3	
1	7.191	7.180	0.011	5767107	1000.0	891.3	
1	8.084	8.074	0.010	4300834	1000.0	895.5	
1	8.519	8.516	0.003	4038901	1000.0	854.8	
1	8.826	8.828	-0.002	7948436	1000.0	837.2	
1	9.184	9.195	-0.011	5337179	1000.0	766.1	M
1	9.675	9.701	-0.026	2302240	1000.0	807.8	

Average of Peak Amounts = 874.9

2	5.449	5.438	0.011	4539905	1000.0	911.8	M
2	6.186	6.171	0.015	7120990	1000.0	813.7	M
2	6.355	6.342	0.013	4128114	1000.0	769.3	M
2	0.000	6.712	-6.712	0	1000.0	0	
2	7.254	7.237	0.017	9766238	1000.0	741.2	M
2	0.000	7.772	-7.772	0	1000.0	0	
2	7.974	7.952	0.022	3386356	1000.0	791.8	M
2	0.000	8.722	-8.722	0	1000.0	0	

Average of Peak Amounts = 805.6

RPD = 8.26

\$ 11 DCB Decachlorobiphenyl

1	10.104	10.142	-0.038	6459162	100.0	80.9	a
2	9.177	9.188	-0.011	6946806	100.0	72.3	a

RPD = 11.20

QC Flag Legend

Review Flags

M - Manually Integrated

Reagents:

SGPCBISTD_00006

Amount Added: 20.00

Units: uL

Run Reagent

TestAmerica Edison

Data File: \\ChromNA\Edison\ChromData\CPESTGC9\20160813-44429.b\9F242859.D

Injection Date: 13-Aug-2016 18:35:17

Instrument ID: CPESTGC9

Operator ID:

Lims ID: LCS 460-384461/2-A

Worklist Smp#: 35

Client ID:

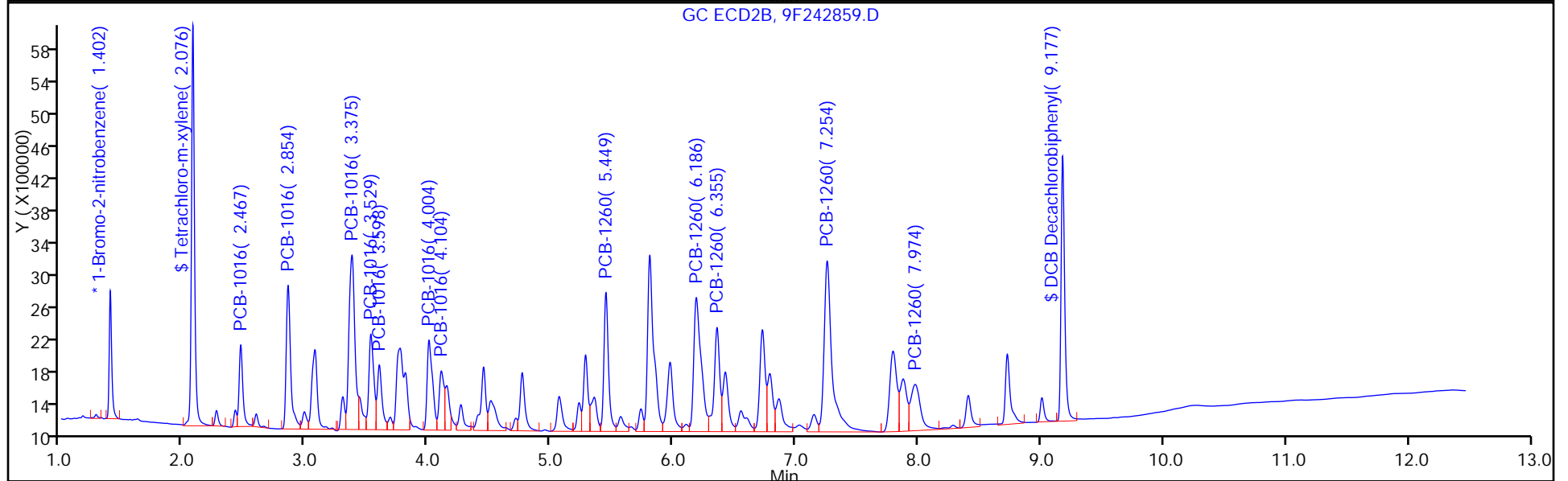
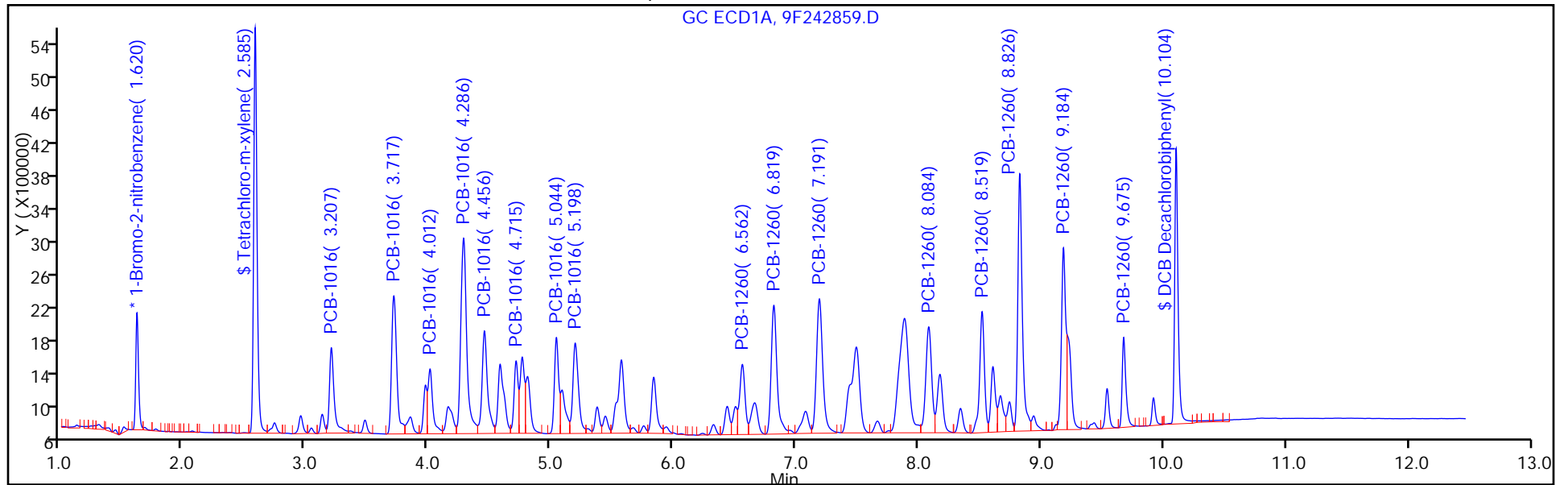
Injection Vol: 1.0 ul

Dil. Factor: 1.0000

ALS Bottle#: 35

Method: 8082-ISTD

Limit Group: GC 8082A PCB ISTD



TestAmerica Edison

Data File: \\ChromNA\Edison\ChromData\CPESTGC9\20160813-44429.b\9F242859.D

Injection Date: 13-Aug-2016 18:35:17

Instrument ID: CPESTGC9

Lims ID: LCS 460-384461/2-A

Client ID:

Operator ID:

ALS Bottle#: 35

Worklist Smp#: 35

Injection Vol: 1.0 ul

Dil. Factor: 1.0000

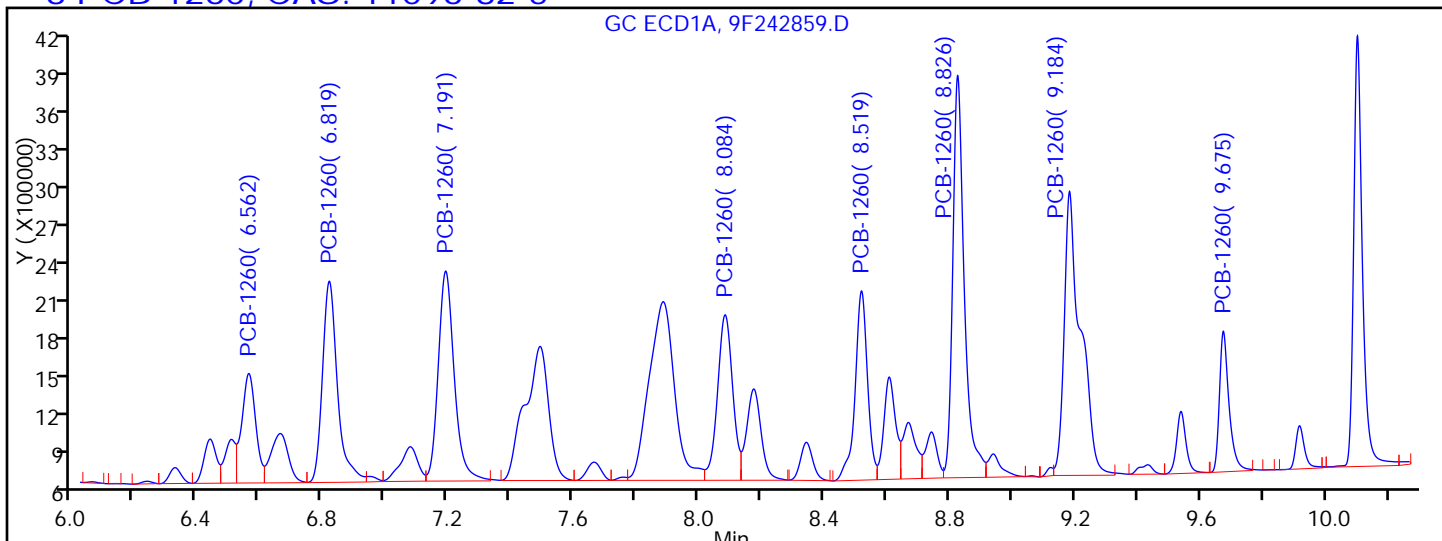
Method: 8082-ISTD

Limit Group: GC 8082A PCB ISTD

Column:

Detector GC ECD1A

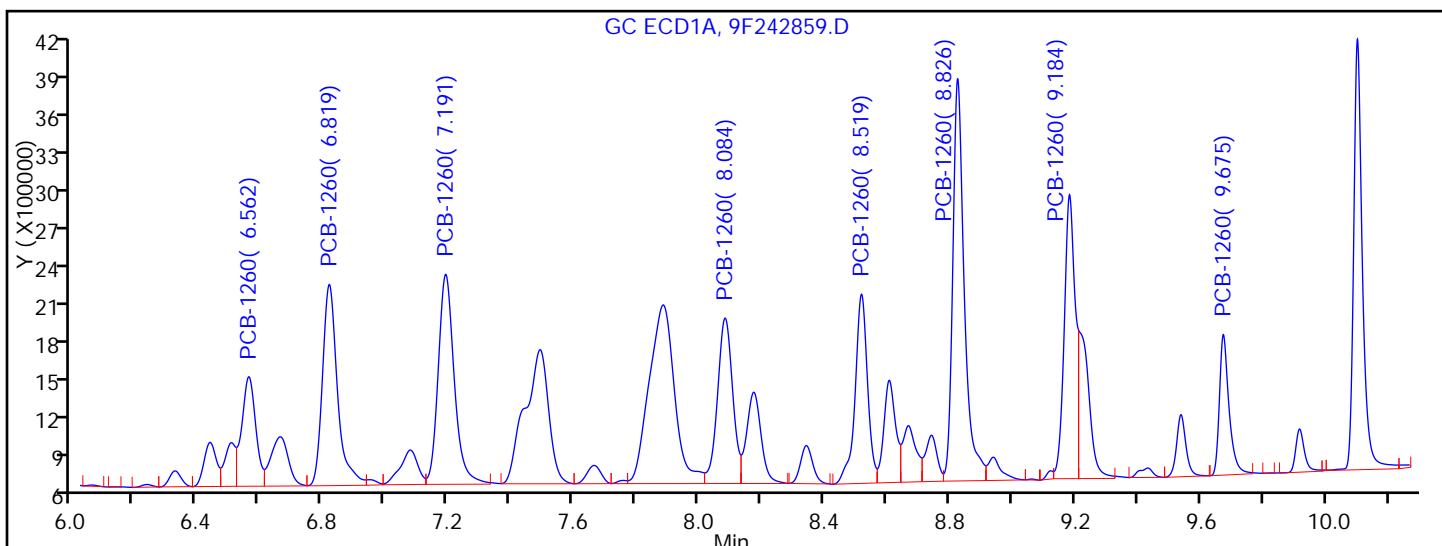
8 PCB-1260, CAS: 11096-82-5



Processing Integration Results

RT = 6.562	Response = 2611930
RT = 6.819	Response = 5169066
RT = 7.191	Response = 5767107
RT = 8.084	Response = 4300834
RT = 8.519	Response = 4038901
RT = 8.826	Response = 7948436
RT = 9.184	Response = 7946626
RT = 9.675	Response = 2302240

M



Manual Integration Results

RT = 6.562	Response = 2611930
RT = 6.819	Response = 5169066
RT = 7.191	Response = 5767107
RT = 8.084	Response = 4300834
RT = 8.519	Response = 4038901
RT = 8.826	Response = 7948436

TestAmerica Edison

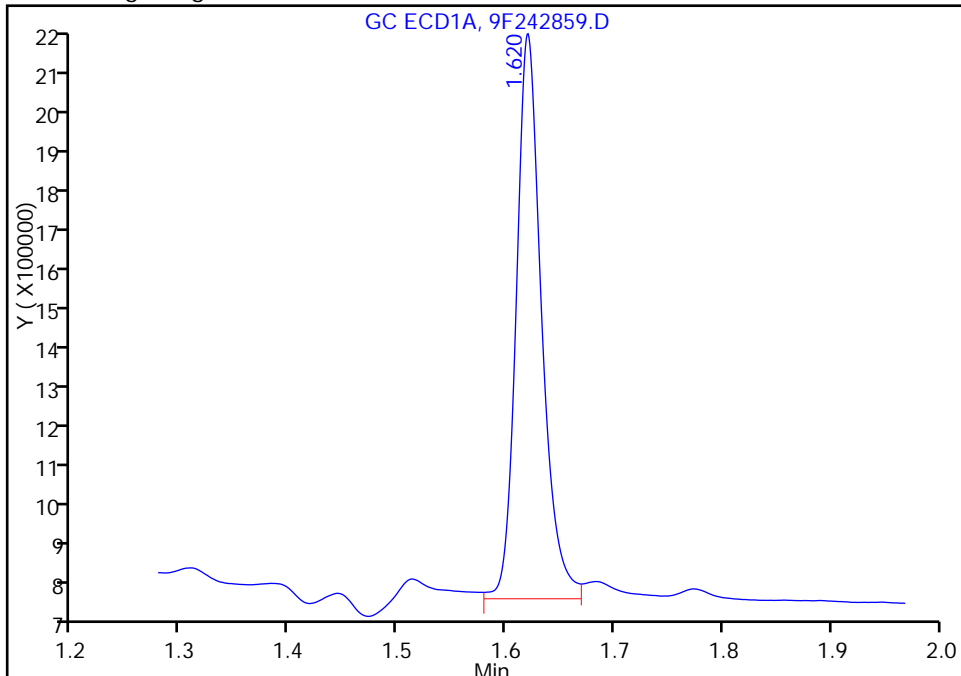
Data File: \\ChromNA\Edison\ChromData\CPESTGC9\20160813-44429.b\9F242859.D
Injection Date: 13-Aug-2016 18:35:17 Instrument ID: CPESTGC9
Lims ID: LCS 460-384461/2-A
Client ID:
Operator ID: ALS Bottle#: 35 Worklist Smp#: 35
Injection Vol: 1.0 ul Dil. Factor: 1.0000
Method: 8082-ISTD Limit Group: GC 8082A PCB ISTD
Column: Detector GC ECD1A

* 13 1-Bromo-2-nitrobenzene, CAS: 577-19-5

Signal: 1

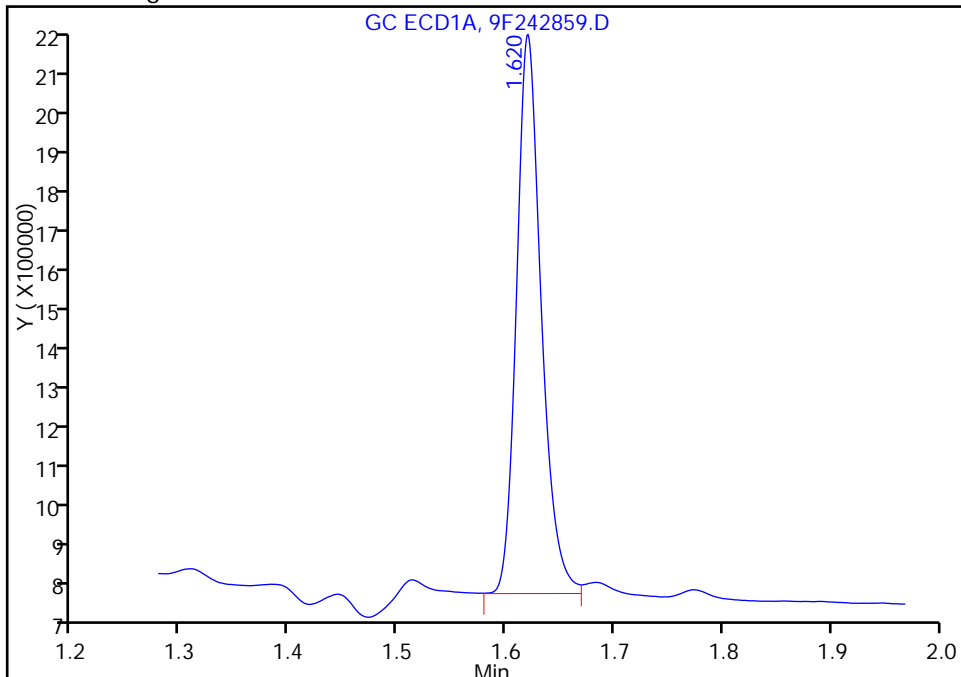
RT: 1.62
Area: 2317940
Amount: 20.000000
Amount Units: ug/l

Processing Integration Results



RT: 1.62
Area: 2235601
Amount: 20.000000
Amount Units: ug/l

Manual Integration Results



Reviewer: patelji, 15-Aug-2016 13:26:42
Audit Action: Assigned New Baseline

Audit Reason: Sample matrix interference

FORM I
PCBS ORGANICS ANALYSIS DATA SHEET

Lab Name: TestAmerica Edison Job No.: 460-118423-1
 SDG No.: _____
 Client Sample ID: _____ Lab Sample ID: LCS 460-384461/2-A
 Matrix: Water Lab File ID: 9F242859.D
 Analysis Method: 8082A Date Collected: _____
 Extraction Method: 3510C Date Extracted: 08/12/2016 07:53
 Sample wt/vol: 250 (mL) Date Analyzed: 08/13/2016 18:35
 Con. Extract Vol.: 1 (mL) Dilution Factor: 1
 Injection Volume: 1 (uL) GC Column: CLP-1 ID: 0.53 (mm)
 % Moisture: _____ GPC Cleanup: (Y/N) N
 Analysis Batch No.: 384645 Units: ug/L

CAS NO.	COMPOUND NAME	RESULT	Q	RL	MDL
<i>12674-11-2</i>	<i>Aroclor 1016</i>	<i>4.40</i>		<i>0.40</i>	<i>0.098</i>
<i>11096-82-5</i>	<i>Aroclor 1260</i>	<i>3.22</i>		<i>0.40</i>	<i>0.084</i>

CAS NO.	SURROGATE	%REC	Q	LIMITS
2051-24-3	DCB Decachlorobiphenyl	72		10-150

TestAmerica Edison
Target Compound Quantitation Report

Data File: \\ChromNA\Edison\ChromData\CPESTGC9\20160813-44429.b\9F242859.D
 Lims ID: LCS 460-384461/2-A
 Client ID:
 Sample Type: LCS
 Inject. Date: 13-Aug-2016 18:35:17 ALS Bottle#: 35 Worklist Smp#: 35
 Injection Vol: 1.0 ul Dil. Factor: 1.0000
 Sample Info: 460-0044429-035
 Operator ID: Instrument ID: CPESTGC9
 Method: \\ChromNA\Edison\ChromData\CPESTGC9\20160813-44429.b\8082-ISTD.m
 Limit Group: GC 8082A PCB ISTD
 Last Update: 15-Aug-2016 13:30:00 Calib Date: 12-May-2016 14:29:29
 Integrator: Falcon
 Quant Method: Internal Standard Quant By: Initial Calibration
 Last ICal File: \\ChromNA\Edison\ChromData\CPESTGC9\20160512-40924.b\9F001892.D
 Column 1 : Det: GC ECD1A
 Column 2 : Det: GC ECD2B
 Process Host: XAWRK053

First Level Reviewer: patelji Date: 15-Aug-2016 13:26:42

Col	RT (min.)	Exp RT (min.)	Dlt RT (min.)	Response	Cal Amt ug/l	OnCol Amt ug/l	Flags
-----	-----------	---------------	---------------	----------	--------------	----------------	-------

* 13 1-Bromo-2-nitrobenzene							M
1	1.620	1.615	0.005	2235601	20.0	20.0	M
2	1.402	1.397	0.005	2304845	20.0	20.0	M
							RPD = 0.00
\$ 2 Tetrachloro-m-xylene							
1	2.585	2.579	0.006	9407016	100.0	101.4	
2	2.076	2.069	0.007	8824733	100.0	100.4	
							RPD = 1.07

Col	RT (min.)	Exp RT (min.)	Dlt RT (min.)	Response	Cal Amt ug/l	OnCol Amt ug/l	Flags
-----	-----------	---------------	---------------	----------	--------------	----------------	-------

5 PCB-1016

							M
1	3.207	3.200	0.007	2793186	1000.0	1373.7	
1	3.717	3.710	0.007	4921859	1000.0	1178.5	
1	4.012	4.006	0.006	2156985	1000.0	1161.6	
1	4.286	4.279	0.007	8049305	1000.0	1104.3	
1	4.456	4.449	0.007	3889684	1000.0	1165.0	
1	4.715	4.708	0.007	2008647	1000.0	1092.2	
1	5.044	5.037	0.007	2815604	1000.0	1056.3	
1	5.198	5.190	0.008	3502400	1000.0	1203.9	

Average of Peak Amounts = 1166.9

2	2.467	2.459	0.008	2208998	1000.0	1129.3	
2	2.854	2.845	0.009	4595917	1000.0	1248.1	M
2	0.000	0.000	0.000	0	1000.0	0	
2	3.375	3.365	0.010	7359275	1000.0	981.8	M
2	3.529	3.519	0.010	3341949	1000.0	994.7	M
2	3.598	3.588	0.010	2204391	1000.0	1066.7	M
2	4.004	3.994	0.010	3456898	1000.0	1062.6	M
2	4.104	4.094	0.010	2028750	1000.0	1218.7	M

Average of Peak Amounts = 1100.3

RPD = 5.88

8 PCB-1260

							M
1	6.562	6.553	0.009	2611930	1000.0	990.3	
1	6.819	6.809	0.010	5169066	1000.0	956.3	
1	7.191	7.180	0.011	5767107	1000.0	891.3	
1	8.084	8.074	0.010	4300834	1000.0	895.5	
1	8.519	8.516	0.003	4038901	1000.0	854.8	
1	8.826	8.828	-0.002	7948436	1000.0	837.2	
1	9.184	9.195	-0.011	5337179	1000.0	766.1	M
1	9.675	9.701	-0.026	2302240	1000.0	807.8	

Average of Peak Amounts = 874.9

2	5.449	5.438	0.011	4539905	1000.0	911.8	M
2	6.186	6.171	0.015	7120990	1000.0	813.7	M
2	6.355	6.342	0.013	4128114	1000.0	769.3	M
2	0.000	6.712	-6.712	0	1000.0	0	
2	7.254	7.237	0.017	9766238	1000.0	741.2	M
2	0.000	7.772	-7.772	0	1000.0	0	
2	7.974	7.952	0.022	3386356	1000.0	791.8	M
2	0.000	8.722	-8.722	0	1000.0	0	

Average of Peak Amounts = 805.6

RPD = 8.26

\$ 11 DCB Decachlorobiphenyl

1	10.104	10.142	-0.038	6459162	100.0	80.9	a
2	9.177	9.188	-0.011	6946806	100.0	72.3	a

RPD = 11.20

QC Flag Legend

Review Flags

M - Manually Integrated

Reagents:

SGPCBISTD_00006

Amount Added: 20.00

Units: uL

Run Reagent

TestAmerica Edison

Data File: \\ChromNA\Edison\ChromData\CPESTGC9\20160813-44429.b\9F242859.D

Injection Date: 13-Aug-2016 18:35:17

Instrument ID: CPESTGC9

Operator ID:

Lims ID: LCS 460-384461/2-A

Worklist Smp#: 35

Client ID:

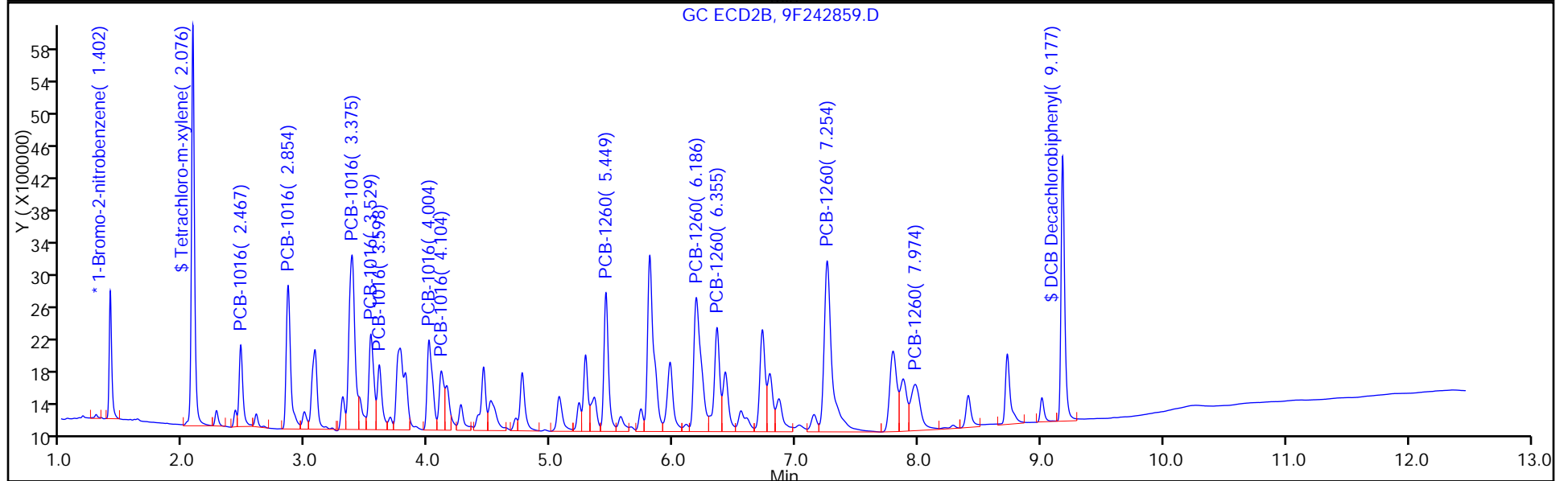
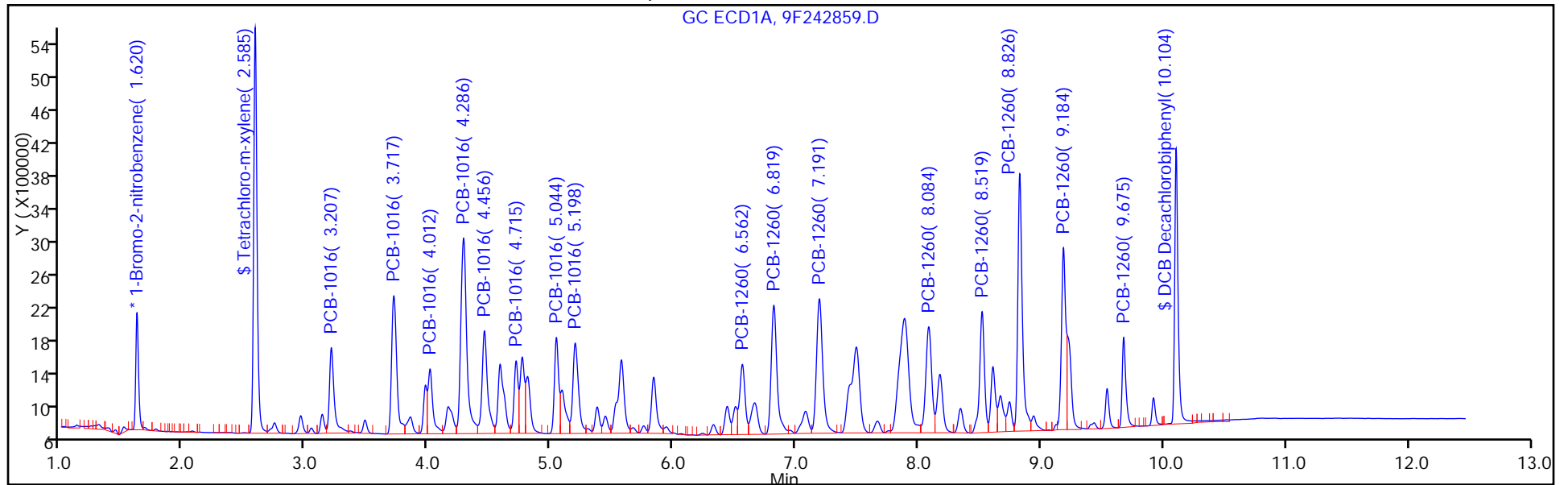
Injection Vol: 1.0 ul

Dil. Factor: 1.0000

ALS Bottle#: 35

Method: 8082-ISTD

Limit Group: GC 8082A PCB ISTD



TestAmerica Edison

Data File: \\ChromNA\Edison\ChromData\CPESTGC9\20160813-44429.b\9F242859.D

Injection Date: 13-Aug-2016 18:35:17

Instrument ID: CPESTGC9

Lims ID: LCS 460-384461/2-A

Client ID:

Operator ID:

ALS Bottle#:

35

Worklist Smp#:

35

Injection Vol: 1.0 ul

Dil. Factor:

1.0000

Method: 8082-ISTD

Limit Group:

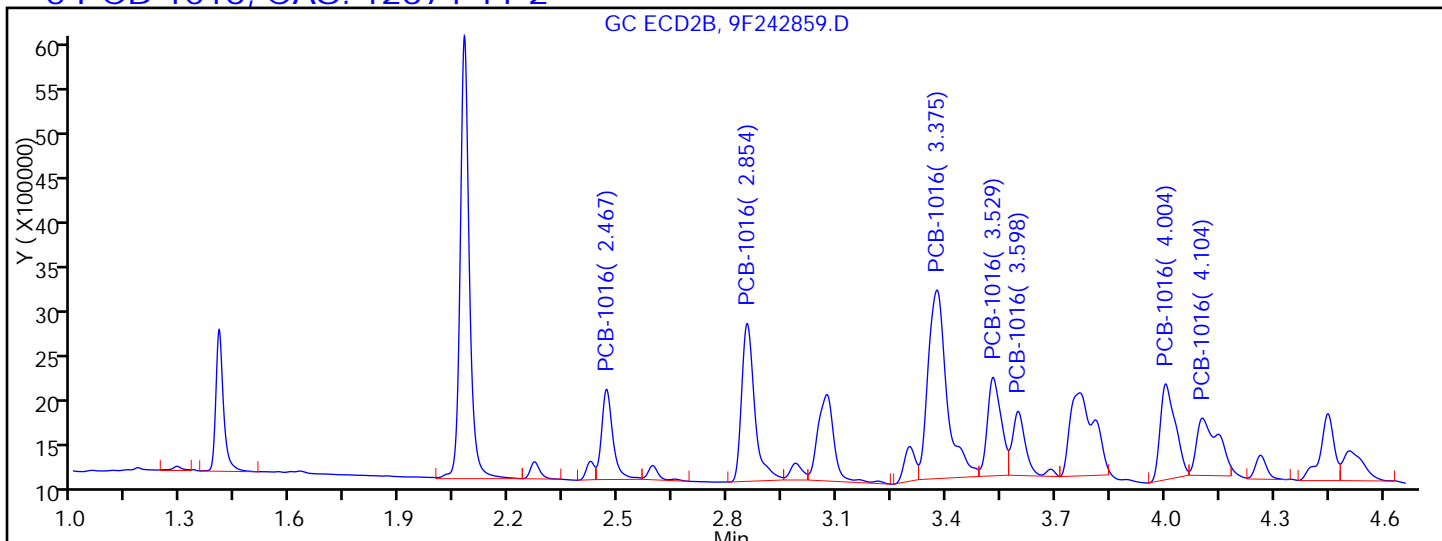
GC 8082A PCB ISTD

Column:

Detector

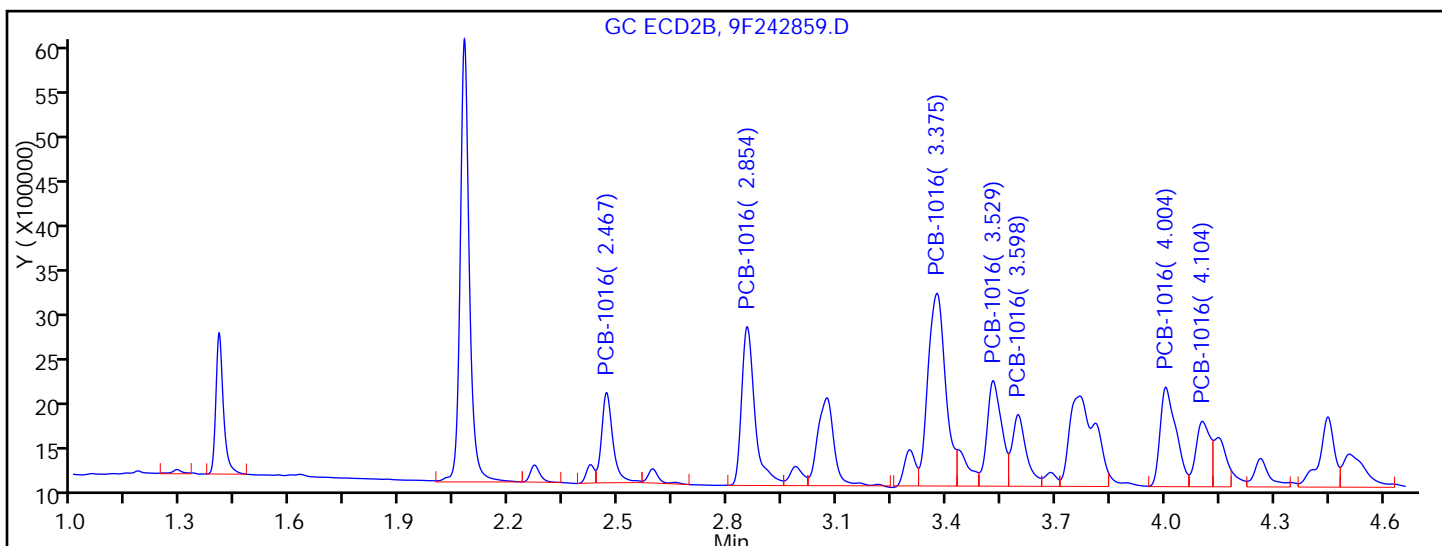
GC ECD2B

5 PCB-1016, CAS: 12674-11-2



Processing Integration Results

RT = 2.467	Response = 2208998	
RT = 2.854	Response = 4470811	M
RT = 0.000	Response = 0	
RT = 3.375	Response = 7750625	M
RT = 3.529	Response = 2949283	M
RT = 3.598	Response = 1881897	M
RT = 4.004	Response = 3133502	M
RT = 4.104	Response = 2706346	M



Manual Integration Results

RT = 2.467	Response = 2208998	
RT = 2.854	Response = 4595917	M
RT = 0.000	Response = 0	
RT = 3.375	Response = 7359275	M
RT = 3.529	Response = 3341949	M
RT = 3.598	Response = 2204391	M

TestAmerica Edison

Data File: \\ChromNA\Edison\ChromData\CPESTGC9\20160813-44429.b\9F242859.D

Injection Date: 13-Aug-2016 18:35:17

Instrument ID: CPESTGC9

Lims ID: LCS 460-384461/2-A

Client ID:

Operator ID:

ALS Bottle#: 35

Worklist Smp#: 35

Injection Vol: 1.0 ul

Dil. Factor: 1.0000

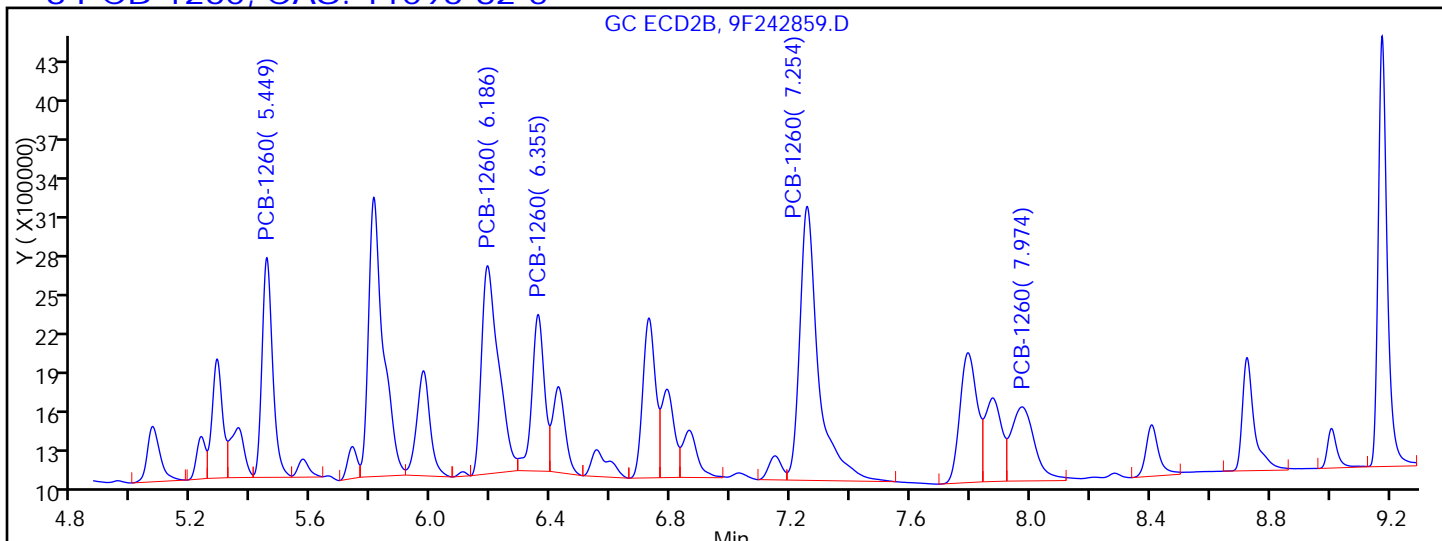
Method: 8082-ISTD

Limit Group: GC 8082A PCB ISTD

Column:

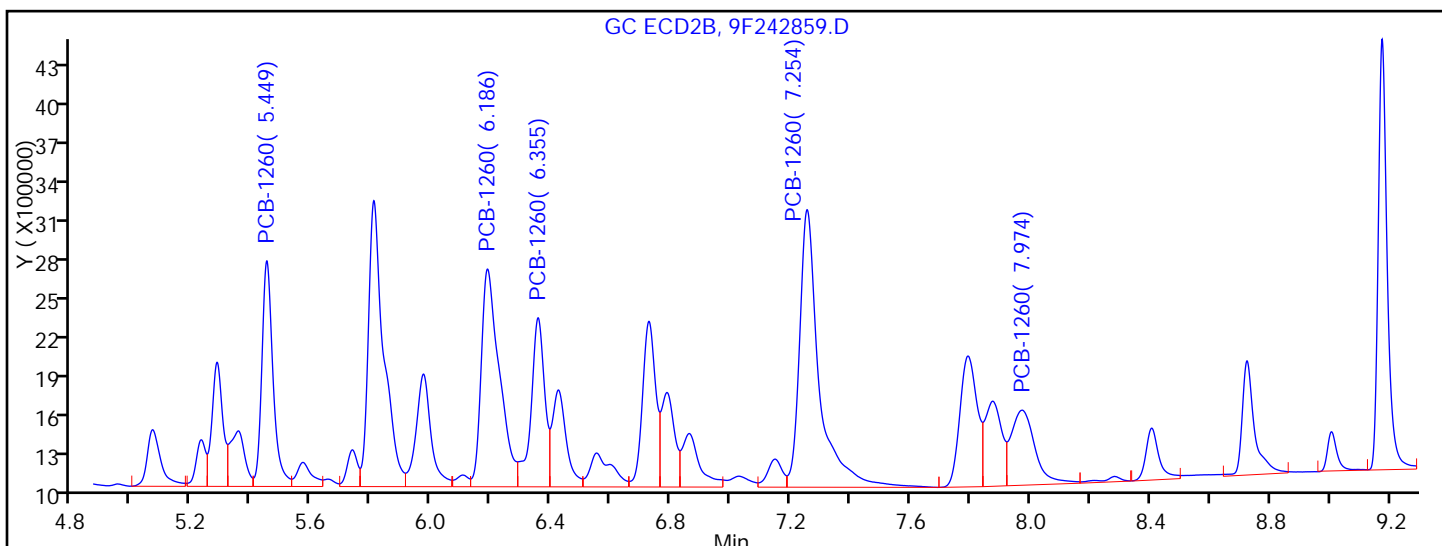
Detector GC ECD2B

8 PCB-1260, CAS: 11096-82-5



Processing Integration Results

RT = 5.449	Response = 4193024	M
RT = 6.186	Response = 6369748	M
RT = 6.355	Response = 3503161	M
RT = 6.726	Response = 3644840	M
RT = 7.254	Response = 9169878	M
RT = 7.792	Response = 4034128	M
RT = 7.974	Response = 3095745	M
RT = 8.725	Response = 2434723	M



Manual Integration Results

RT = 5.449	Response = 4539905	M
RT = 6.186	Response = 7120990	M
RT = 6.355	Response = 4128114	M
RT = 0.000	Response = 0	M
RT = 7.254	Response = 9766238	M
RT = 0.000	Response = 0	M

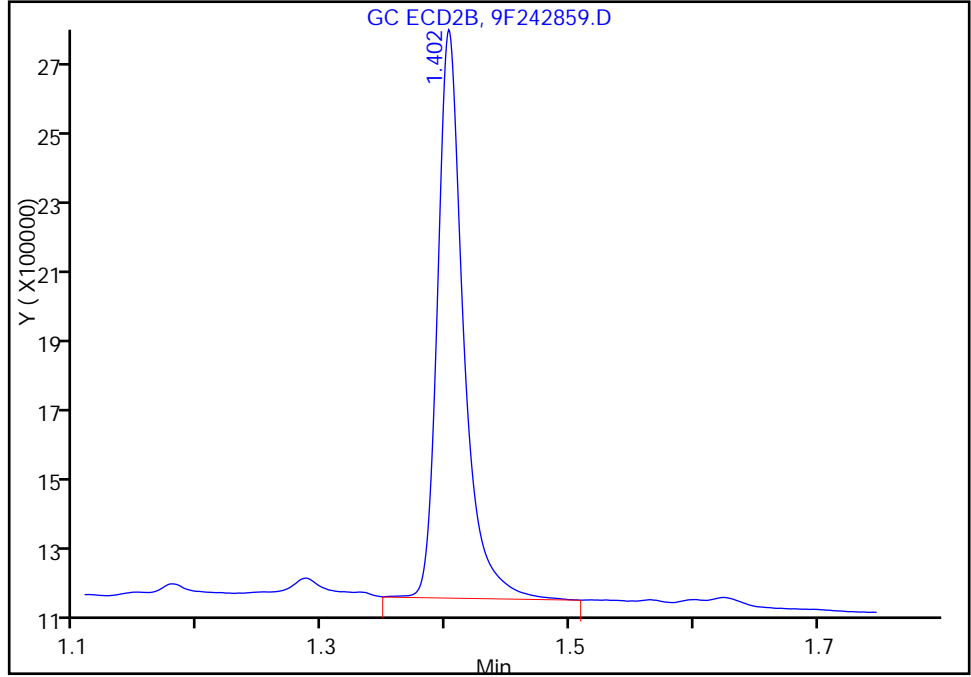
TestAmerica Edison

Data File: \\ChromNA\Edison\ChromData\CPESTGC9\20160813-44429.b\9F242859.D
Injection Date: 13-Aug-2016 18:35:17 Instrument ID: CPESTGC9
Lims ID: LCS 460-384461/2-A
Client ID:
Operator ID: ALS Bottle#: 35 Worklist Smp#: 35
Injection Vol: 1.0 ul Dil. Factor: 1.0000
Method: 8082-ISTD Limit Group: GC 8082A PCB ISTD
Column: Detector GC ECD2B

* 13 1-Bromo-2-nitrobenzene, CAS: 577-19-5
Signal: 2

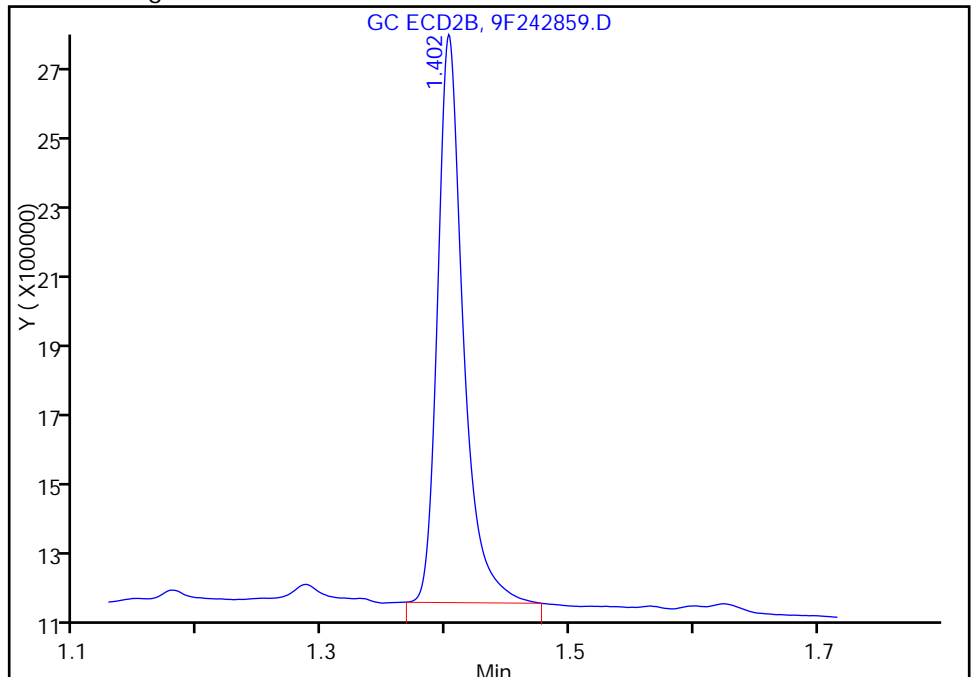
RT: 1.40
Area: 2351745
Amount: 20.000000
Amount Units: ug/l

Processing Integration Results



RT: 1.40
Area: 2304845
Amount: 20.000000
Amount Units: ug/l

Manual Integration Results



Reviewer: patelji, 15-Aug-2016 13:26:42
Audit Action: Manually Integrated

Audit Reason: Sample matrix interference

FORM I
PCBS ORGANICS ANALYSIS DATA SHEET

Lab Name: TestAmerica Edison Job No.: 460-118423-1
 SDG No.: _____
 Client Sample ID: _____ Lab Sample ID: LCS 460-385005/2-A
 Matrix: Solid Lab File ID: 9F242960.D
 Analysis Method: 8082A Date Collected: _____
 Extraction Method: 3546 Date Extracted: 08/16/2016 02:37
 Sample wt/vol: 15.0000 (g) Date Analyzed: 08/16/2016 15:28
 Con. Extract Vol.: 10 (mL) Dilution Factor: 1
 Injection Volume: 1 (uL) GC Column: CLP-2 ID: 0.53 (mm)
 % Moisture: _____ GPC Cleanup: (Y/N) N
 Analysis Batch No.: 385136 Units: ug/Kg

CAS NO.	COMPOUND NAME	RESULT	Q	RL	MDL
12674-11-2	Aroclor 1016	433		67	8.9
11096-82-5	Aroclor 1260	434		67	9.2

CAS NO.	SURROGATE	%REC	Q	LIMITS
2051-24-3	DCB Decachlorobiphenyl	124		35-150

TestAmerica Edison
Target Compound Quantitation Report

Data File: \\ChromNA\Edison\ChromData\CPESTGC9\20160816-44536.b\9F242960.D
 Lims ID: LCS 460-385005/2-A
 Client ID:
 Sample Type: LCS
 Inject. Date: 16-Aug-2016 15:28:06 ALS Bottle#: 4 Worklist Smp#: 4
 Injection Vol: 1.0 ul Dil. Factor: 1.0000
 Sample Info: 460-0044536-004
 Operator ID: Instrument ID: CPESTGC9
 Method: \\ChromNA\Edison\ChromData\CPESTGC9\20160816-44536.b\8082-ISTD.m
 Limit Group: GC 8082A PCB ISTD
 Last Update: 18-Aug-2016 10:41:12 Calib Date: 12-May-2016 14:29:29
 Integrator: Falcon
 Quant Method: Internal Standard Quant By: Initial Calibration
 Last ICal File: \\ChromNA\Edison\ChromData\CPESTGC9\20160512-40924.b\9F001892.D
 Column 1 : Det: GC ECD1A
 Column 2 : Det: GC ECD2B
 Process Host: XAWRK027

First Level Reviewer: patelji Date: 16-Aug-2016 15:58:00

Col	RT (min.)	Exp RT (min.)	Dlt RT (min.)	Response	Cal Amt ug/l	OnCol Amt ug/l	Flags
-----	-----------	---------------	---------------	----------	--------------	----------------	-------

* 13 1-Bromo-2-nitrobenzene							M
1	1.619	1.623	-0.004	2371316	20.0	20.0	
2	1.401	1.401	0.000	2274293	20.0	20.0	M
RPD = 0.00							
\$ 2 Tetrachloro-m-xylene							M
1	2.584	2.590	-0.006	5599094	50.0	56.9	M
2	2.075	2.075	0.000	5449336	50.0	62.8	
RPD = 9.83							

Col	RT (min.)	Exp RT (min.)	Dlt RT (min.)	Response	Cal Amt ug/l	OnCol Amt ug/l	Flags
-----	-----------	---------------	---------------	----------	--------------	----------------	-------

5 PCB-1016

							M
1	3.206	3.212	-0.006	1407868	500.0	652.8	
1	3.716	3.723	-0.007	2936575	500.0	662.9	
1	4.012	4.018	-0.006	1394177	500.0	707.8	
1	4.289	4.292	-0.003	4808116	500.0	621.9	
1	4.458	4.461	-0.003	2354424	500.0	664.8	
1	4.715	4.720	-0.005	1211658	500.0	621.1	
1	5.045	5.049	-0.004	1646252	500.0	582.3	
1	5.199	5.203	-0.004	2109040	500.0	683.4	

Average of Peak Amounts = 649.6

2	2.467	2.466	0.001	1359049	500.0	704.1	M
2	2.853	2.853	0.000	2762115	500.0	760.1	M
2	3.072	3.072	0.000	1804566	500.0	755.8	M
2	3.377	3.375	0.002	4204315	500.0	568.5	M
2	3.534	3.529	0.005	1925071	500.0	580.7	M
2	3.601	3.598	0.003	1224583	500.0	600.5	M
2	4.005	4.004	0.001	2043769	500.0	636.7	
2	0.000	4.104	-4.104	0	500.0	0	

Average of Peak Amounts = 658.1

RPD = 1.29

8 PCB-1260

							M
1	6.563	6.568	-0.005	1945495	500.0	695.4	M
1	6.819	6.824	-0.005	3825573	500.0	667.2	
1	7.194	7.196	-0.002	4408972	500.0	642.4	
1	8.085	8.089	-0.004	3445146	500.0	676.3	
1	8.526	8.531	-0.005	3109620	500.0	620.4	
1	8.844	8.849	-0.005	6538973	500.0	649.4	
1	9.214	9.223	-0.009	4352293	500.0	589.0	M
1	9.728	9.746	-0.018	2001757	500.0	662.2	

Average of Peak Amounts = 650.3

2	5.450	5.448	0.002	3401542	500.0	692.3	M
2	6.194	6.182	0.012	5180959	500.0	600.0	M
2	6.358	6.353	0.005	3107114	500.0	586.8	M
2	6.728	6.723	0.005	2897535	500.0	542.0	M
2	7.264	7.250	0.014	7379268	500.0	567.5	M
2	7.808	7.786	0.022	2452620	500.0	401.2	M
2	7.978	7.967	0.011	2605443	500.0	617.4	
2	8.744	8.740	0.004	2124199	500.0	582.1	

Average of Peak Amounts = 573.7

RPD = 12.52

\$ 11 DCB Decachlorobiphenyl

1	10.174	10.203	-0.029	5250138	50.0	62.0	
2	9.208	9.217	-0.009	5686554	50.0	60.0	

RPD = 3.28

QC Flag Legend

Review Flags

M - Manually Integrated

Reagents:

SGPCBISTD_00006

Amount Added: 20.00

Units: uL

Run Reagent

TestAmerica Edison

Data File: \\ChromNA\Edison\ChromData\CPESTGC9\20160816-44536.b\9F242960.D

Injection Date: 16-Aug-2016 15:28:06

Instrument ID: CPESTGC9

Operator ID:

Lims ID: LCS 460-385005/2-A

Worklist Smp#: 4

Client ID:

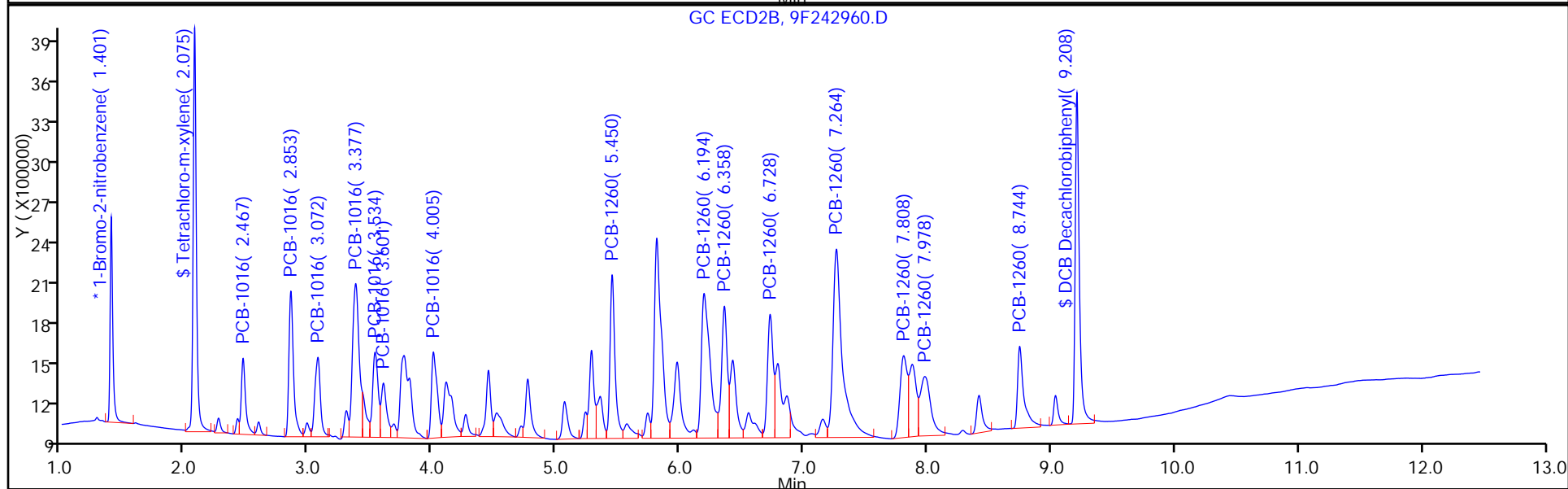
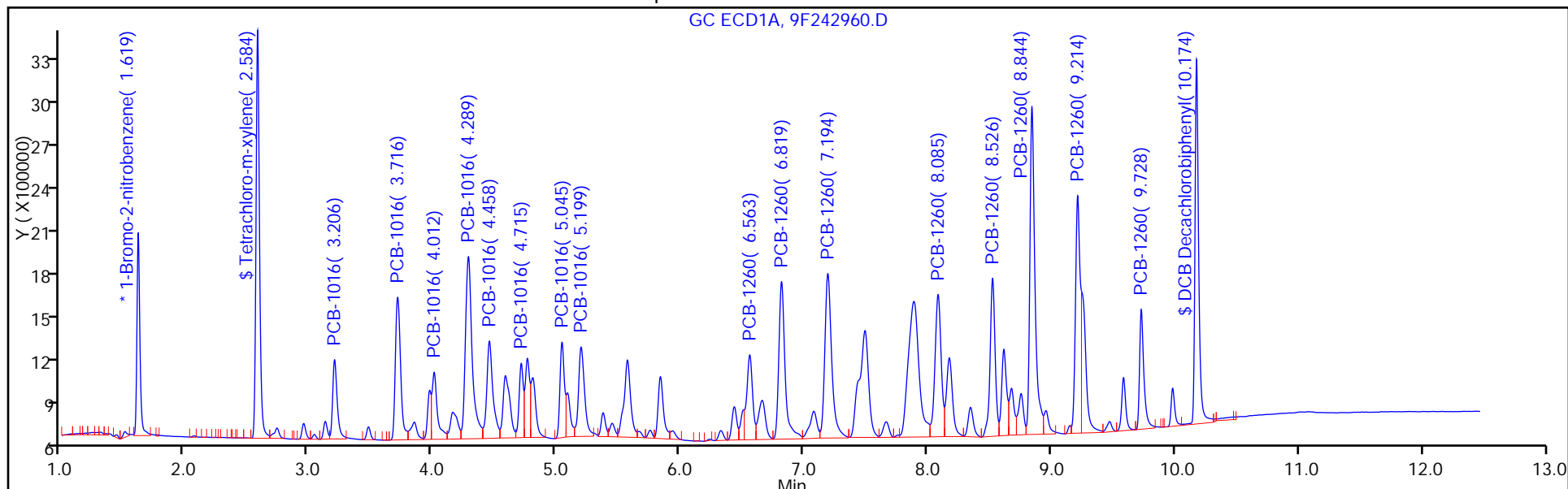
Injection Vol: 1.0 ul

Dil. Factor: 1.0000

ALS Bottle#: 4

Method: 8082-ISTD

Limit Group: GC 8082A PCB ISTD



TestAmerica Edison

Data File: \\ChromNA\Edison\ChromData\CPESTGC9\20160816-44536.b\9F242960.D

Injection Date: 16-Aug-2016 15:28:06

Instrument ID: CPESTGC9

Lims ID: LCS 460-385005/2-A

Client ID:

Operator ID:

ALS Bottle#: 4

Worklist Smp#: 4

Injection Vol: 1.0 ul

Dil. Factor: 1.0000

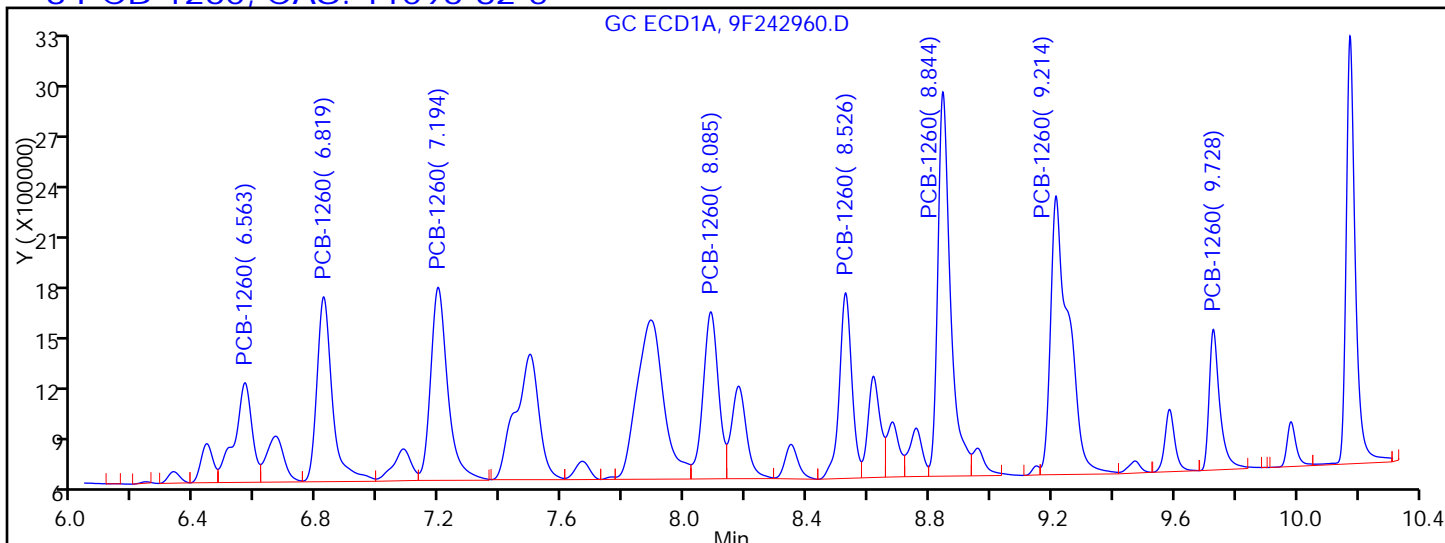
Method: 8082-ISTD

Limit Group: GC 8082A PCB ISTD

Column:

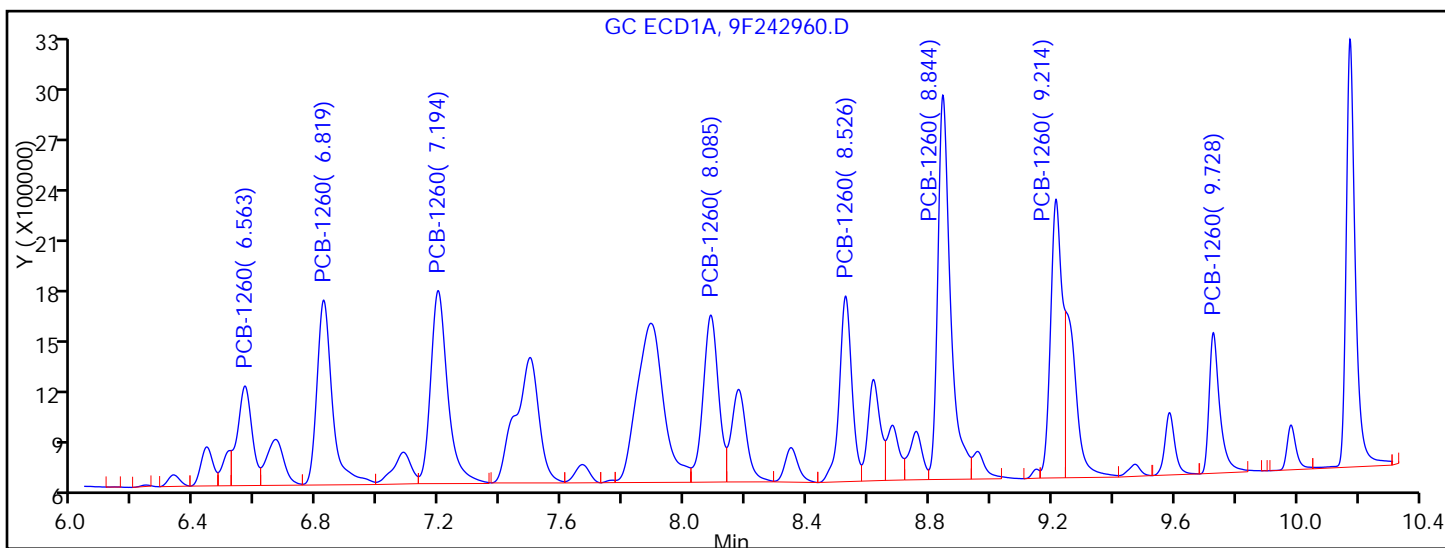
Detector: GC ECD1A

8 PCB-1260, CAS: 11096-82-5



Processing Integration Results

RT = 6.563	Response = 2341422	M
RT = 6.819	Response = 3825573	
RT = 7.194	Response = 4408972	
RT = 8.085	Response = 3445146	
RT = 8.526	Response = 3109620	
RT = 8.844	Response = 6538973	
RT = 9.214	Response = 6759478	M
RT = 9.728	Response = 2001757	



Manual Integration Results

RT = 6.563	Response = 1945495	M
RT = 6.819	Response = 3825573	
RT = 7.194	Response = 4408972	
RT = 8.085	Response = 3445146	
RT = 8.526	Response = 3109620	
RT = 8.844	Response = 6538973	

FORM I
PCBS ORGANICS ANALYSIS DATA SHEET

Lab Name: TestAmerica Edison Job No.: 460-118423-1
 SDG No.: _____
 Client Sample ID: _____ Lab Sample ID: LCS 460-385005/2-A
 Matrix: Solid Lab File ID: 9F242960.D
 Analysis Method: 8082A Date Collected: _____
 Extraction Method: 3546 Date Extracted: 08/16/2016 02:37
 Sample wt/vol: 15.0000 (g) Date Analyzed: 08/16/2016 15:28
 Con. Extract Vol.: 10 (mL) Dilution Factor: 1
 Injection Volume: 1 (uL) GC Column: CLP-1 ID: 0.53 (mm)
 % Moisture: _____ GPC Cleanup: (Y/N) N
 Analysis Batch No.: 385136 Units: ug/Kg

CAS NO.	COMPOUND NAME	RESULT	Q	RL	MDL
12674-11-2	Aroclor 1016	439		67	8.9
11096-82-5	Aroclor 1260	382		67	9.2

CAS NO.	SURROGATE	%REC	Q	LIMITS
2051-24-3	DCB Decachlorobiphenyl	120		35-150

TestAmerica Edison
Target Compound Quantitation Report

Data File: \\ChromNA\Edison\ChromData\CPESTGC9\20160816-44536.b\9F242960.D
 Lims ID: LCS 460-385005/2-A
 Client ID:
 Sample Type: LCS
 Inject. Date: 16-Aug-2016 15:28:06 ALS Bottle#: 4 Worklist Smp#: 4
 Injection Vol: 1.0 ul Dil. Factor: 1.0000
 Sample Info: 460-0044536-004
 Operator ID: Instrument ID: CPESTGC9
 Method: \\ChromNA\Edison\ChromData\CPESTGC9\20160816-44536.b\8082-ISTD.m
 Limit Group: GC 8082A PCB ISTD
 Last Update: 18-Aug-2016 10:41:12 Calib Date: 12-May-2016 14:29:29
 Integrator: Falcon
 Quant Method: Internal Standard Quant By: Initial Calibration
 Last ICal File: \\ChromNA\Edison\ChromData\CPESTGC9\20160512-40924.b\9F001892.D
 Column 1 : Det: GC ECD1A
 Column 2 : Det: GC ECD2B
 Process Host: XAWRK027

First Level Reviewer: patelji Date: 16-Aug-2016 15:58:00

Col	RT (min.)	Exp RT (min.)	Dlt RT (min.)	Response	Cal Amt ug/l	OnCol Amt ug/l	Flags
-----	-----------	---------------	---------------	----------	--------------	----------------	-------

* 13 1-Bromo-2-nitrobenzene							M
1	1.619	1.623	-0.004	2371316	20.0	20.0	
2	1.401	1.401	0.000	2274293	20.0	20.0	M
RPD = 0.00							
\$ 2 Tetrachloro-m-xylene							M
1	2.584	2.590	-0.006	5599094	50.0	56.9	M
2	2.075	2.075	0.000	5449336	50.0	62.8	
RPD = 9.83							

Col	RT (min.)	Exp RT (min.)	Dlt RT (min.)	Response	Cal Amt ug/l	OnCol Amt ug/l	Flags
-----	-----------	---------------	---------------	----------	--------------	----------------	-------

5 PCB-1016

							M
1	3.206	3.212	-0.006	1407868	500.0	652.8	
1	3.716	3.723	-0.007	2936575	500.0	662.9	
1	4.012	4.018	-0.006	1394177	500.0	707.8	
1	4.289	4.292	-0.003	4808116	500.0	621.9	
1	4.458	4.461	-0.003	2354424	500.0	664.8	
1	4.715	4.720	-0.005	1211658	500.0	621.1	
1	5.045	5.049	-0.004	1646252	500.0	582.3	
1	5.199	5.203	-0.004	2109040	500.0	683.4	

Average of Peak Amounts = 649.6

2	2.467	2.466	0.001	1359049	500.0	704.1	M
2	2.853	2.853	0.000	2762115	500.0	760.1	M
2	3.072	3.072	0.000	1804566	500.0	755.8	M
2	3.377	3.375	0.002	4204315	500.0	568.5	M
2	3.534	3.529	0.005	1925071	500.0	580.7	M
2	3.601	3.598	0.003	1224583	500.0	600.5	M
2	4.005	4.004	0.001	2043769	500.0	636.7	
2	0.000	4.104	-4.104	0	500.0	0	

Average of Peak Amounts = 658.1

RPD = 1.29

8 PCB-1260

							M
1	6.563	6.568	-0.005	1945495	500.0	695.4	M
1	6.819	6.824	-0.005	3825573	500.0	667.2	
1	7.194	7.196	-0.002	4408972	500.0	642.4	
1	8.085	8.089	-0.004	3445146	500.0	676.3	
1	8.526	8.531	-0.005	3109620	500.0	620.4	
1	8.844	8.849	-0.005	6538973	500.0	649.4	
1	9.214	9.223	-0.009	4352293	500.0	589.0	M
1	9.728	9.746	-0.018	2001757	500.0	662.2	

Average of Peak Amounts = 650.3

2	5.450	5.448	0.002	3401542	500.0	692.3	M
2	6.194	6.182	0.012	5180959	500.0	600.0	M
2	6.358	6.353	0.005	3107114	500.0	586.8	M
2	6.728	6.723	0.005	2897535	500.0	542.0	M
2	7.264	7.250	0.014	7379268	500.0	567.5	M
2	7.808	7.786	0.022	2452620	500.0	401.2	M
2	7.978	7.967	0.011	2605443	500.0	617.4	
2	8.744	8.740	0.004	2124199	500.0	582.1	

Average of Peak Amounts = 573.7

RPD = 12.52

\$ 11 DCB Decachlorobiphenyl

1	10.174	10.203	-0.029	5250138	50.0	62.0	
2	9.208	9.217	-0.009	5686554	50.0	60.0	

RPD = 3.28

QC Flag Legend

Review Flags

M - Manually Integrated

Reagents:

SGPCBISTD_00006

Amount Added: 20.00

Units: uL

Run Reagent

TestAmerica Edison

Data File: \\ChromNA\Edison\ChromData\CPESTGC9\20160816-44536.b\9F242960.D

Injection Date: 16-Aug-2016 15:28:06

Instrument ID: CPESTGC9

Operator ID:

Lims ID: LCS 460-385005/2-A

Worklist Smp#: 4

Client ID:

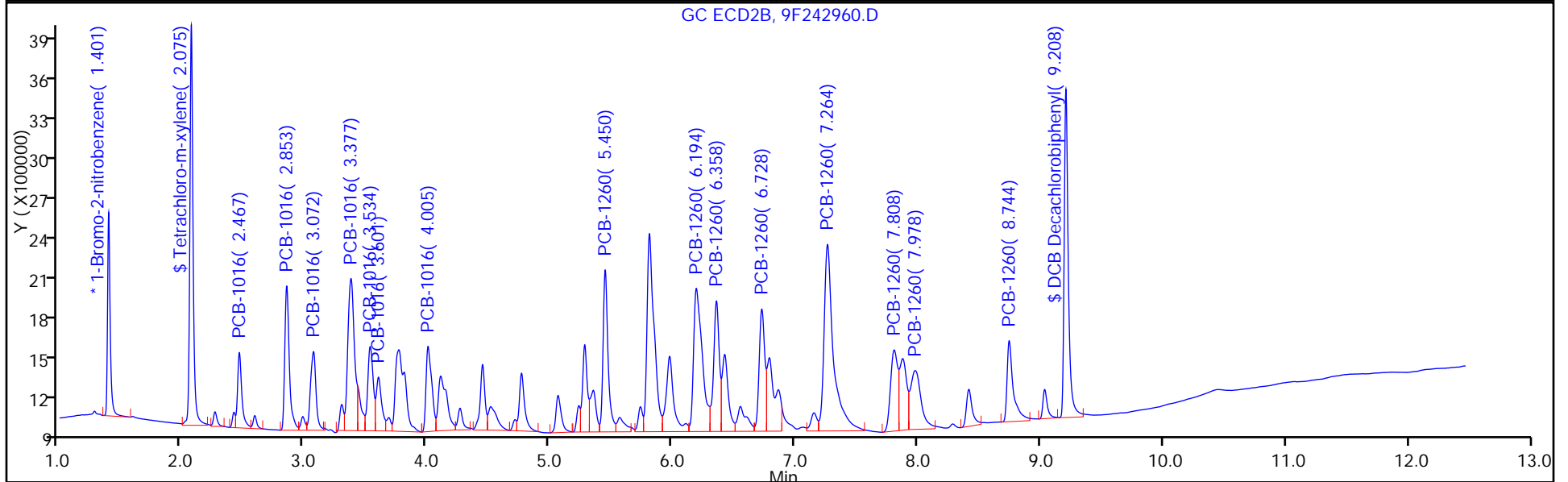
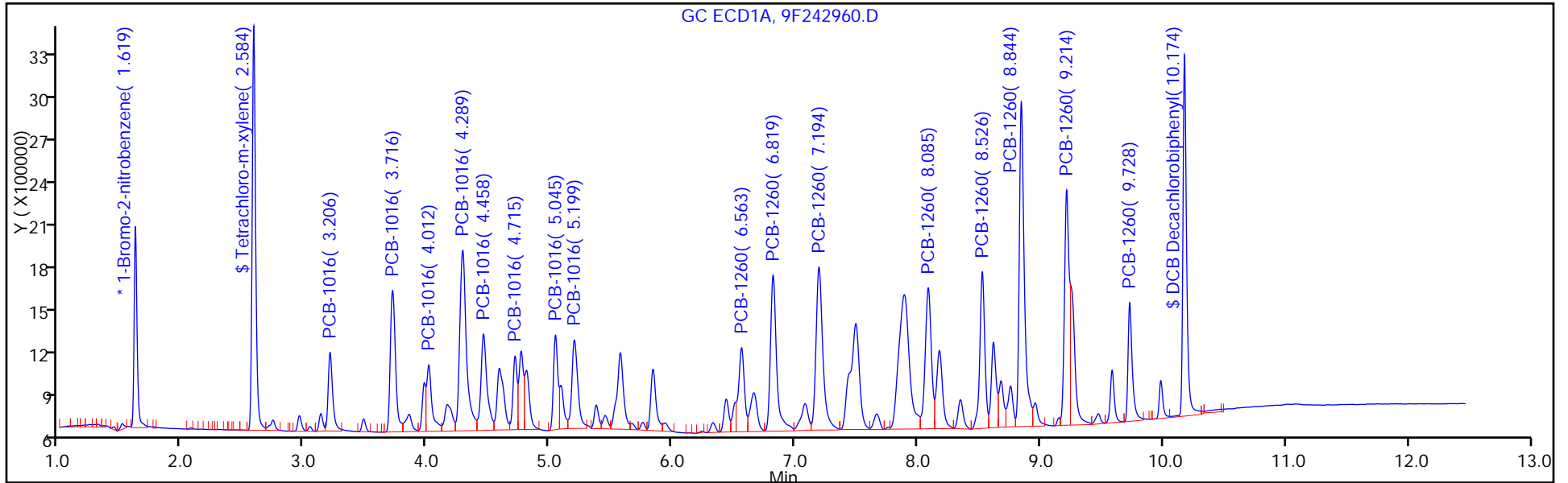
Injection Vol: 1.0 ul

Dil. Factor: 1.0000

ALS Bottle#: 4

Method: 8082-ISTD

Limit Group: GC 8082A PCB ISTD



TestAmerica Edison

Data File: \\ChromNA\Edison\ChromData\CPESTGC9\20160816-44536.b\9F242960.D

Injection Date: 16-Aug-2016 15:28:06

Instrument ID: CPESTGC9

Lims ID: LCS 460-385005/2-A

Client ID:

Operator ID:

ALS Bottle#: 4

Worklist Smp#: 4

Injection Vol: 1.0 ul

Dil. Factor: 1.0000

Method: 8082-ISTD

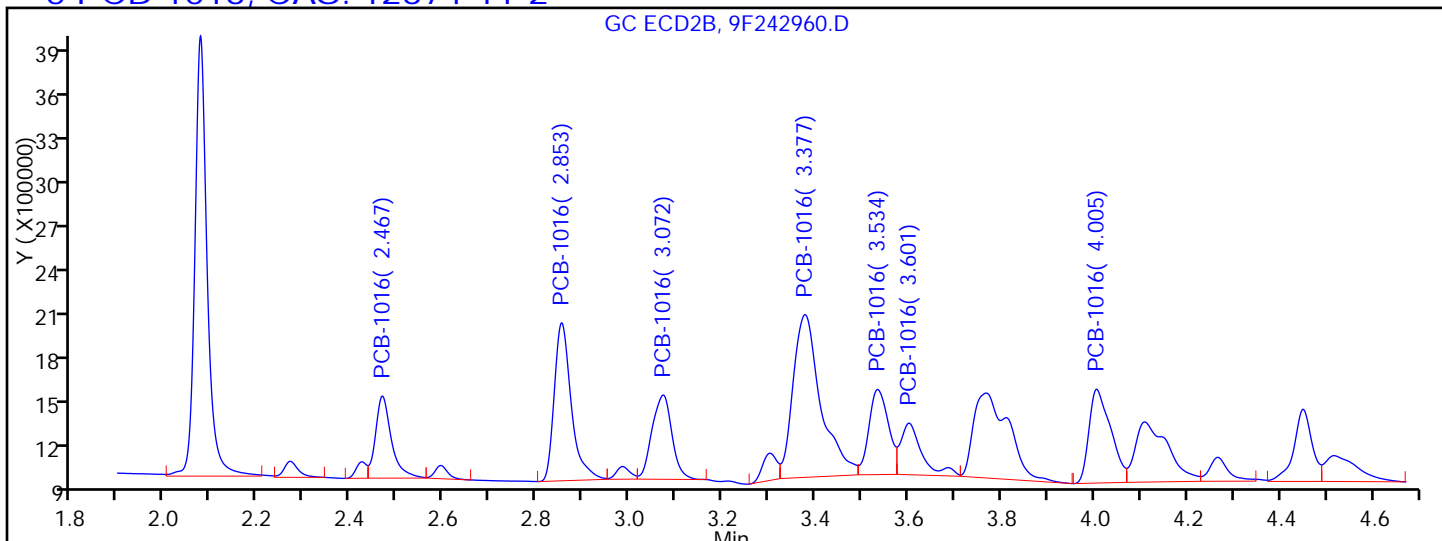
Limit Group: GC 8082A PCB ISTD

Column:

Detector

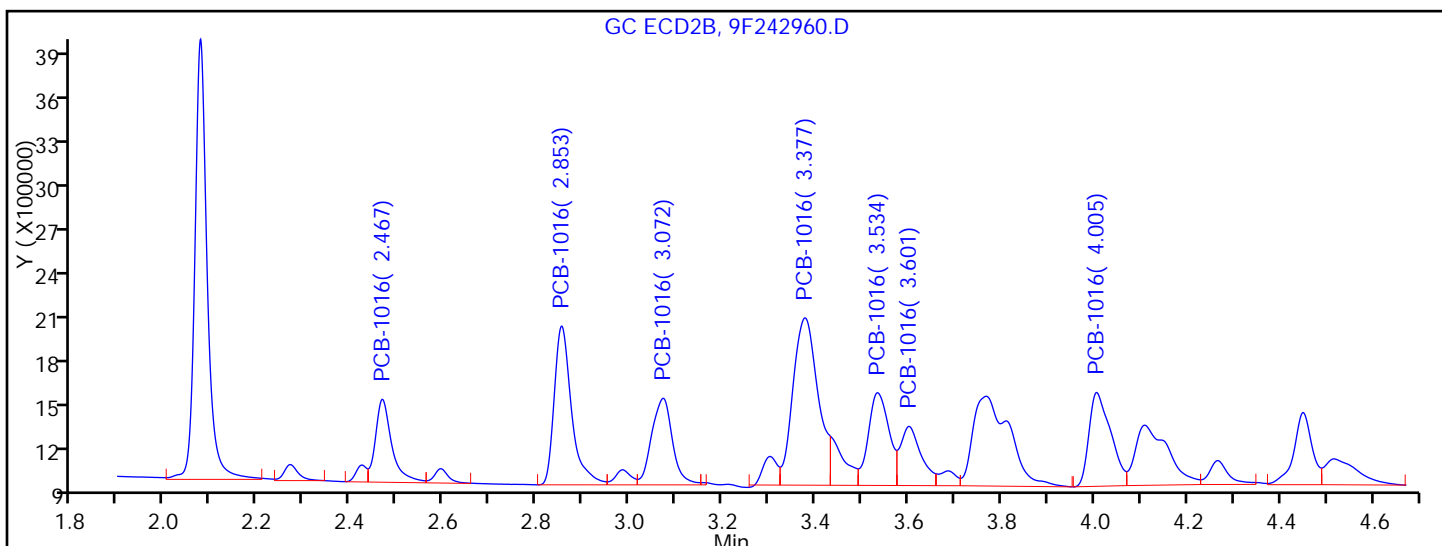
GC ECD2B

5 PCB-1016, CAS: 12674-11-2



Processing Integration Results

RT = 2.467	Response = 1305990	M
RT = 2.853	Response = 2694714	M
RT = 3.072	Response = 1680137	M
RT = 3.377	Response = 4533643	M
RT = 3.534	Response = 1671108	M
RT = 3.601	Response = 1091746	M
RT = 4.005	Response = 2043769	
RT = 0.000	Response = 0	



Manual Integration Results

RT = 2.467	Response = 1359049	M
RT = 2.853	Response = 2762115	M
RT = 3.072	Response = 1804566	M
RT = 3.377	Response = 4204315	M
RT = 3.534	Response = 1925071	M
RT = 3.601	Response = 1224583	M

TestAmerica Edison

Data File: \\ChromNA\Edison\ChromData\CPESTGC9\20160816-44536.b\9F242960.D

Injection Date: 16-Aug-2016 15:28:06

Instrument ID: CPESTGC9

Lims ID: LCS 460-385005/2-A

Client ID:

Operator ID:

ALS Bottle#: 4

Worklist Smp#: 4

Injection Vol: 1.0 ul

Dil. Factor: 1.0000

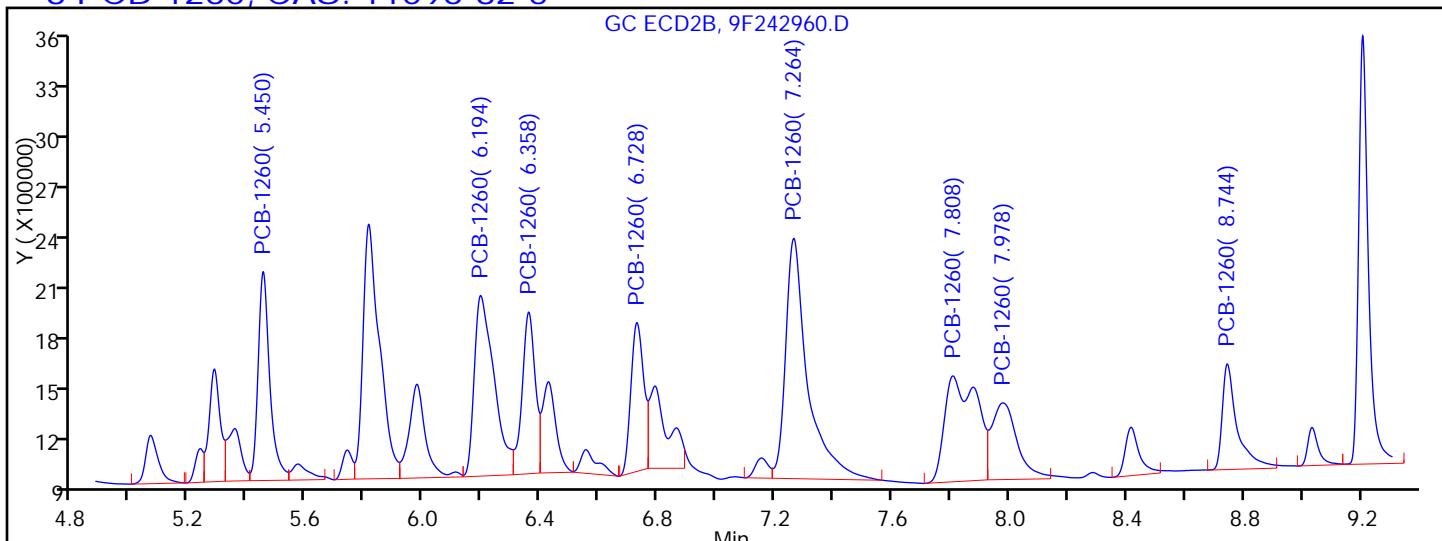
Method: 8082-ISTD

Limit Group: GC 8082A PCB ISTD

Column:

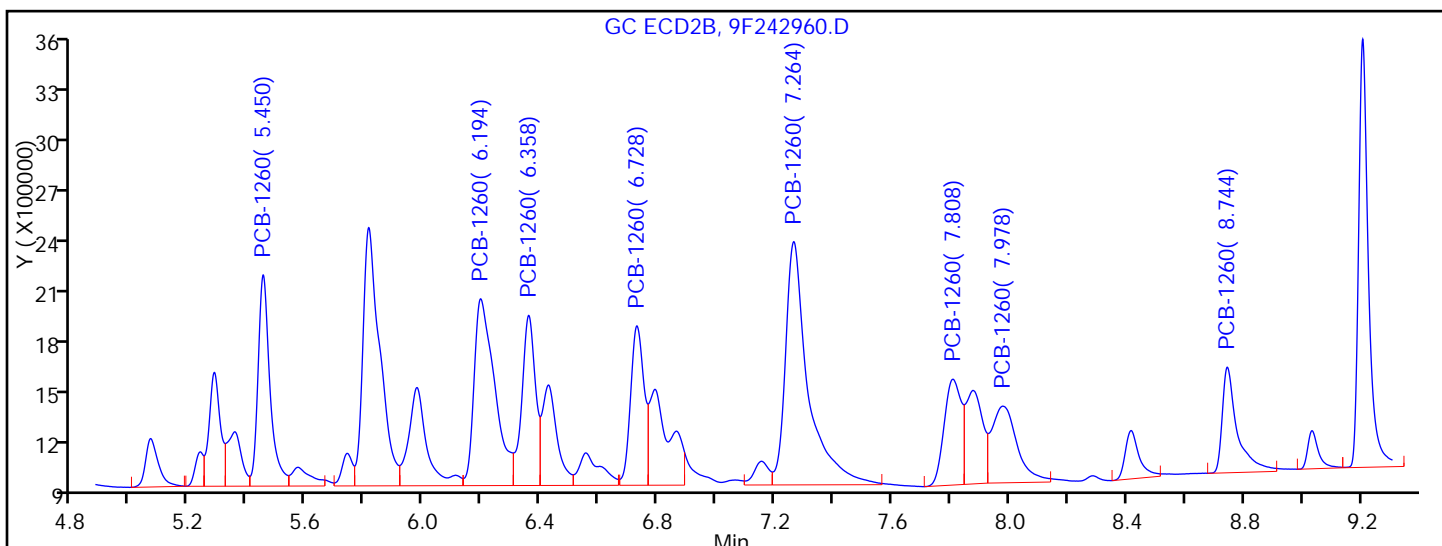
Detector GC ECD2B

8 PCB-1260, CAS: 11096-82-5



Processing Integration Results

RT = 5.450	Response = 3292326	M
RT = 6.194	Response = 4801296	M
RT = 6.358	Response = 2847266	M
RT = 6.728	Response = 2575379	M
RT = 7.264	Response = 7087384	M
RT = 7.808	Response = 4553210	M
RT = 7.978	Response = 2605443	
RT = 8.744	Response = 2124199	



Manual Integration Results

RT = 5.450	Response = 3401542	M
RT = 6.194	Response = 5180959	M
RT = 6.358	Response = 3107114	M
RT = 6.728	Response = 2897535	M
RT = 7.264	Response = 7379268	M
RT = 7.808	Response = 2452620	M

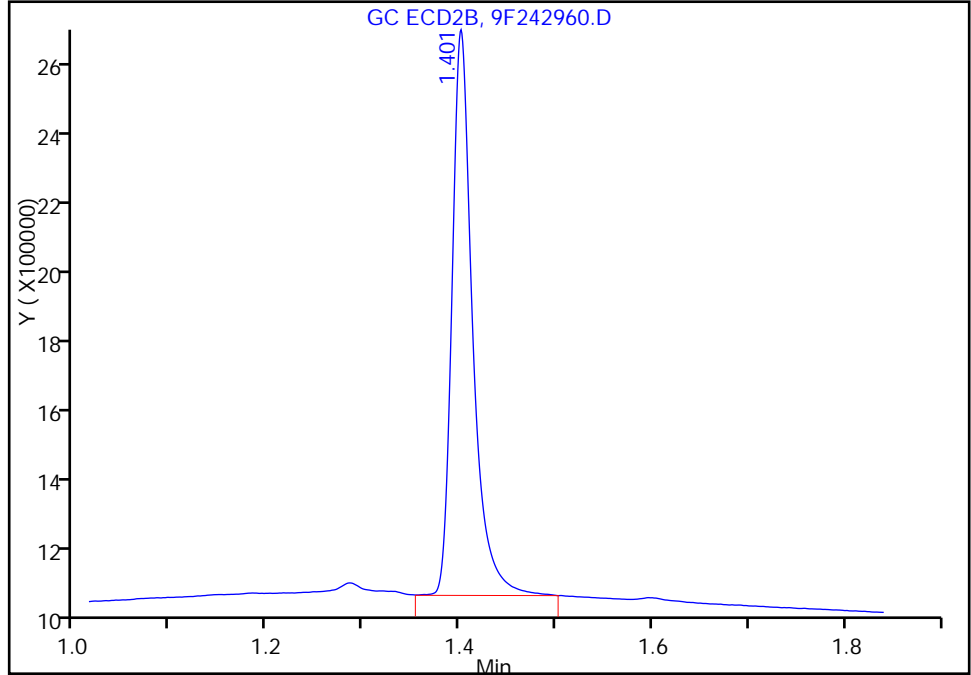
TestAmerica Edison

Data File: \\ChromNA\Edison\ChromData\CPESTGC9\20160816-44536.b\9F242960.D
Injection Date: 16-Aug-2016 15:28:06 Instrument ID: CPESTGC9
Lims ID: LCS 460-385005/2-A
Client ID:
Operator ID: ALS Bottle#: 4 Worklist Smp#: 4
Injection Vol: 1.0 ul Dil. Factor: 1.0000
Method: 8082-ISTD Limit Group: GC 8082A PCB ISTD
Column: Detector GC ECD2B

* 13 1-Bromo-2-nitrobenzene, CAS: 577-19-5
Signal: 2

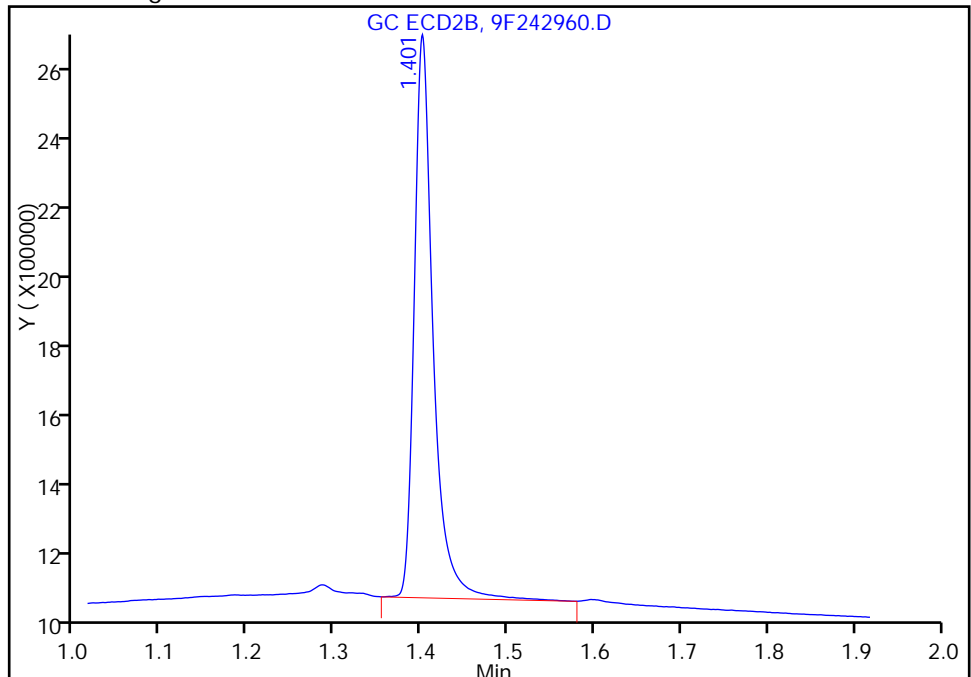
RT: 1.40
Area: 2237063
Amount: 20.000000
Amount Units: ug/l

Processing Integration Results



RT: 1.40
Area: 2274293
Amount: 20.000000
Amount Units: ug/l

Manual Integration Results



Reviewer: patelji, 16-Aug-2016 15:58:00
Audit Action: Manually Integrated

Audit Reason: Peak not integrated

FORM I
PCBS ORGANICS ANALYSIS DATA SHEET

Lab Name: TestAmerica Edison Job No.: 460-118423-1
 SDG No.: _____
 Client Sample ID: _____ Lab Sample ID: LCS 460-385130/2-A
 Matrix: Solid Lab File ID: 9F242992.D
 Analysis Method: 8082A Date Collected: _____
 Extraction Method: 3510C Date Extracted: 08/16/2016 14:21
 Sample wt/vol: 250 (mL) Date Analyzed: 08/17/2016 09:57
 Con. Extract Vol.: 1 (mL) Dilution Factor: 1
 Injection Volume: 1 (uL) GC Column: CLP-2 ID: 0.53 (mm)
 % Moisture: _____ GPC Cleanup: (Y/N) N
 Analysis Batch No.: 385145 Units: ug/L

CAS NO.	COMPOUND NAME	RESULT	Q	RL	MDL
12674-11-2	Aroclor 1016	5.42		0.40	0.098
11096-82-5	Aroclor 1260	5.04		0.40	0.084
1336-36-3	Polychlorinated biphenyls, Total	10.5		0.40	0.098

CAS NO.	SURROGATE	%REC	Q	LIMITS
2051-24-3	DCB Decachlorobiphenyl	106		10-150

TestAmerica Edison
Target Compound Quantitation Report

Data File: \\ChromNA\Edison\ChromData\CPESTGC9\20160816-44540.b\9F242992.D
 Lims ID: LCS 460-385130/2-A
 Client ID:
 Sample Type: LCS
 Inject. Date: 17-Aug-2016 09:57:18 ALS Bottle#: 4 Worklist Smp#: 4
 Injection Vol: 1.0 ul Dil. Factor: 1.0000
 Sample Info: 460-0044540-004
 Operator ID: Instrument ID: CPESTGC9
 Method: \\ChromNA\Edison\ChromData\CPESTGC9\20160816-44540.b\8082-ISTD.m
 Limit Group: GC 8082A PCB ISTD
 Last Update: 18-Aug-2016 13:07:11 Calib Date: 12-May-2016 14:29:29
 Integrator: Falcon
 Quant Method: Internal Standard Quant By: Initial Calibration
 Last ICal File: \\ChromNA\Edison\ChromData\CPESTGC9\20160512-40924.b\9F001892.D
 Column 1 : Det: GC ECD1A
 Column 2 : Det: GC ECD2B
 Process Host: XAWRK030

First Level Reviewer: kapoors Date: 17-Aug-2016 10:45:47

Col	RT (min.)	Exp RT (min.)	Dlt RT (min.)	Response	Cal Amt ug/l	OnCol Amt ug/l	Flags
-----	-----------	---------------	---------------	----------	--------------	----------------	-------

* 13 1-Bromo-2-nitrobenzene							M
1	1.617	1.616	0.001	2042448	20.0	20.0	M
2	1.399	1.397	0.002	2070786	20.0	20.0	M
							RPD = 0.00
\$ 2 Tetrachloro-m-xylene							
1	2.581	2.579	0.002	9852118	100.0	116.3	
2	2.072	2.070	0.002	9660926	100.0	122.3	
							RPD = 5.04

Col	RT (min.)	Exp RT (min.)	Dlt RT (min.)	Response	Cal Amt ug/l	OnCol Amt ug/l	Flags
-----	-----------	---------------	---------------	----------	--------------	----------------	-------

5 PCB-1016

							M
1	3.202	3.201	0.001	2718388	1000.0	1463.4	M
1	3.712	3.710	0.002	5228880	1000.0	1370.4	
1	4.007	4.005	0.002	2359823	1000.0	1391.0	
1	4.281	4.280	0.001	8595453	1000.0	1290.7	
1	4.451	4.450	0.001	4185529	1000.0	1372.2	
1	4.709	4.708	0.001	2219485	1000.0	1321.0	
1	5.038	5.037	0.001	3198309	1000.0	1313.3	M
1	5.192	5.191	0.001	3520101	1000.0	1324.4	M

Average of Peak Amounts = 1355.8

2	2.462	2.461	0.001	2365784	1000.0	1346.2	
2	2.847	2.846	0.001	5047321	1000.0	1525.6	M
2	0.000	3.065	-3.065	0	1000.0	0	
2	3.370	3.368	0.002	8662691	1000.0	1286.4	M
2	3.523	3.522	0.001	3991046	1000.0	1322.1	M
2	3.592	3.591	0.001	2600548	1000.0	1400.6	M
2	3.997	3.996	0.001	4018303	1000.0	1374.8	M
2	0.000	4.096	-4.096	0	1000.0	0	

Average of Peak Amounts = 1375.9

RPD = 1.47

8 PCB-1260

							M
1	6.555	6.553	0.002	3274571	1000.0	1358.9	
1	6.812	6.809	0.003	6337545	1000.0	1283.3	
1	7.183	7.181	0.002	7316567	1000.0	1237.7	
1	8.077	8.073	0.004	5750791	1000.0	1310.6	
1	8.517	8.513	0.004	5351872	1000.0	1239.7	
1	8.832	8.823	0.009	10834992	1000.0	1249.2	
1	9.197	9.185	0.012	7309993	1000.0	1148.6	M
1	9.704	9.683	0.021	3277306	1000.0	1258.7	

Average of Peak Amounts = 1260.9

2	5.441	5.440	0.001	5810985	1000.0	1298.9	M
2	6.178	6.173	0.005	9105563	1000.0	1158.1	M
2	6.347	6.343	0.004	5442327	1000.0	1128.9	M
2	6.717	6.712	0.005	4954589	1000.0	1017.9	
2	7.246	7.240	0.006	12528137	1000.0	1058.2	
2	7.784	7.774	0.010	5107624	1000.0	917.6	
2	7.962	7.955	0.007	4419471	1000.0	1150.2	
2	8.730	8.720	0.010	3690225	1000.0	1110.7	

Average of Peak Amounts = 1105.1

RPD = 13.17

\$ 11 DCB Decachlorobiphenyl

1	10.146	10.116	0.030	7715737	100.0	105.8	a
2	9.191	9.178	0.013	8646366	100.0	100.2	a

RPD = 5.43

QC Flag Legend

Review Flags

M - Manually Integrated

Reagents:

SGPCBISTD_00006

Amount Added: 20.00

Units: uL

Run Reagent

TestAmerica Edison

Data File: \\ChromNA\Edison\ChromData\CPESTGC9\20160816-44540.b\9F242992.D

Injection Date: 17-Aug-2016 09:57:18

Instrument ID: CPESTGC9

Operator ID:

Lims ID: LCS 460-385130/2-A

Worklist Smp#: 4

Client ID:

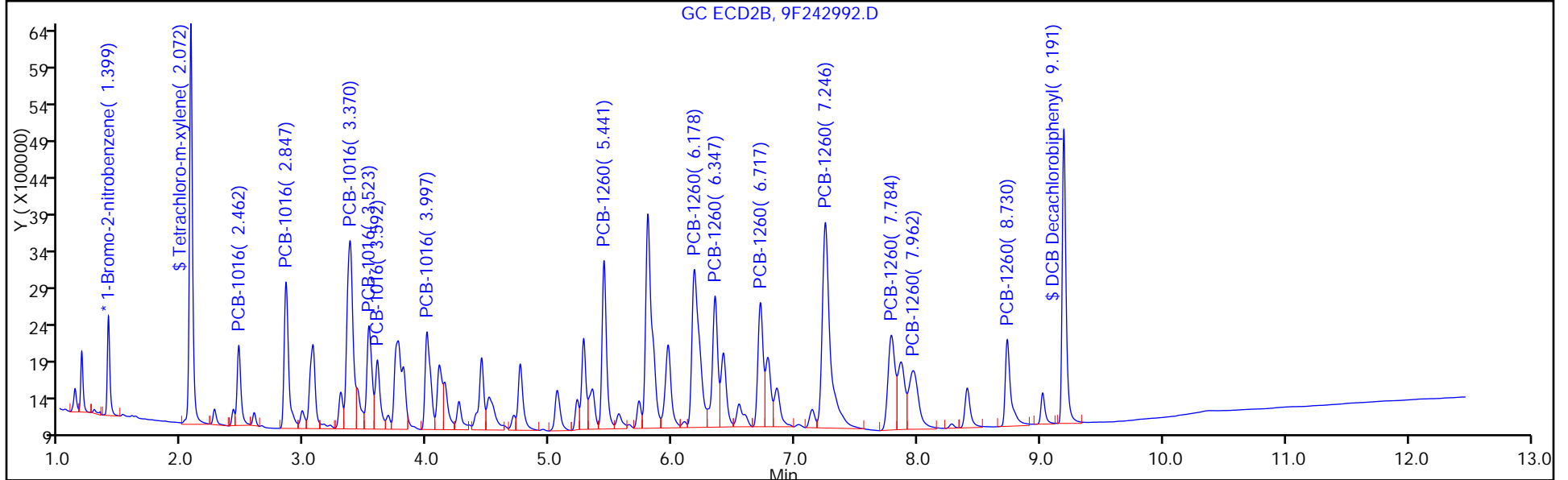
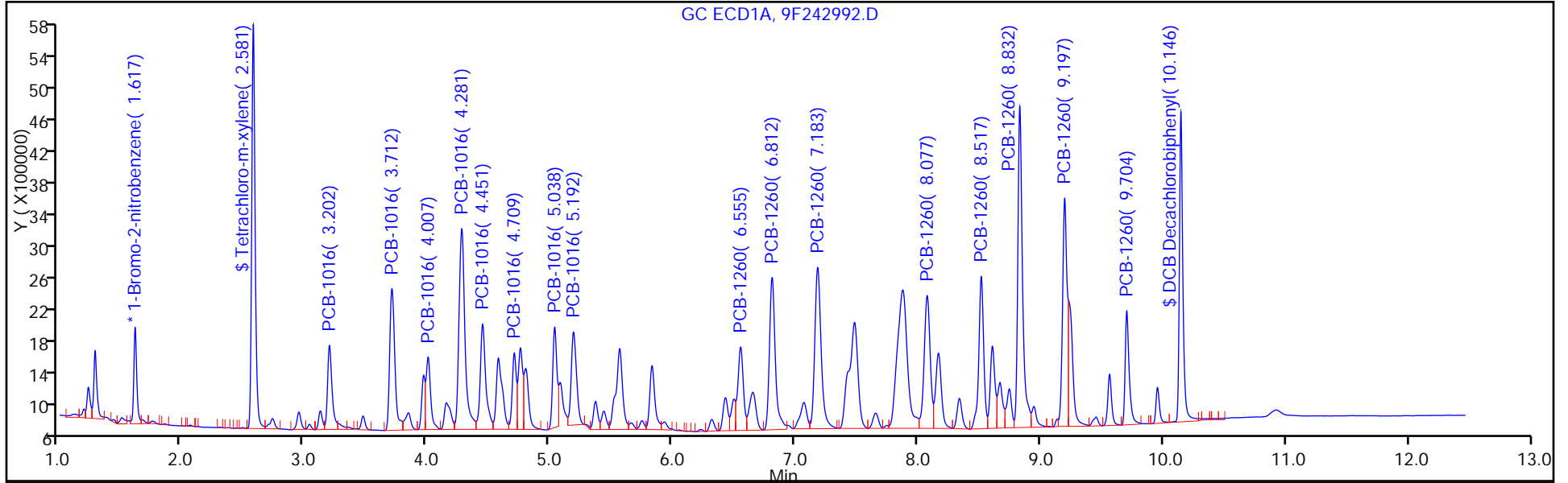
Injection Vol: 1.0 ul

Dil. Factor: 1.0000

ALS Bottle#: 4

Method: 8082-ISTD

Limit Group: GC 8082A PCB ISTD



TestAmerica Edison

Data File: \\ChromNA\Edison\ChromData\CPESTGC9\20160816-44540.b\9F242992.D

Injection Date: 17-Aug-2016 09:57:18

Instrument ID: CPESTGC9

Lims ID: LCS 460-385130/2-A

Client ID:

Operator ID:

ALS Bottle#: 4

Worklist Smp#: 4

Injection Vol: 1.0 ul

Dil. Factor: 1.0000

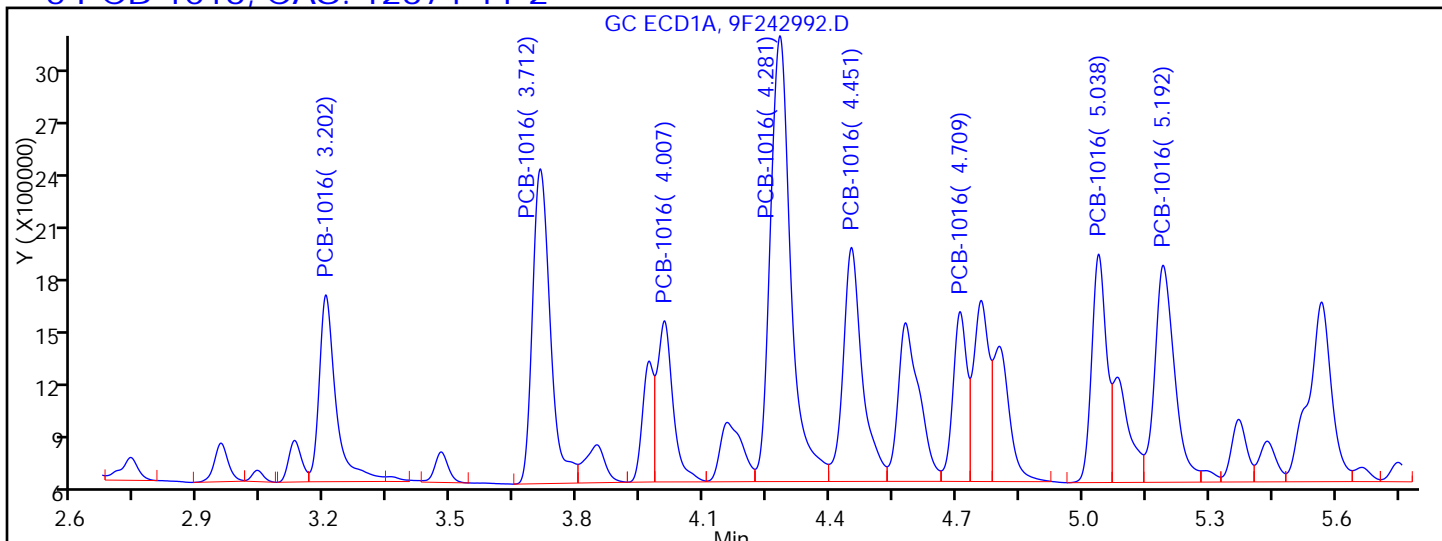
Method: 8082-ISTD

Limit Group: GC 8082A PCB ISTD

Column:

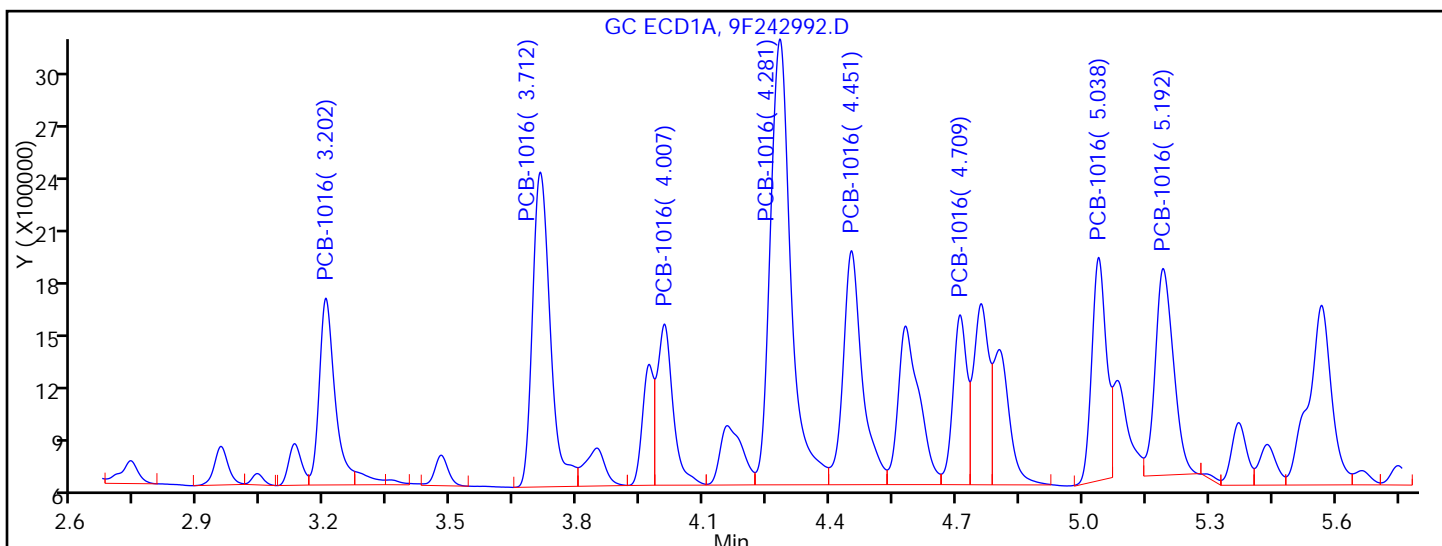
Detector GC ECD1A

5 PCB-1016, CAS: 12674-11-2



Processing Integration Results

RT = 3.202	Response = 2918748	M
RT = 3.712	Response = 5228880	
RT = 4.007	Response = 2359823	
RT = 4.281	Response = 8595453	
RT = 4.451	Response = 4185529	
RT = 4.709	Response = 2219485	
RT = 5.038	Response = 3161521	M
RT = 5.192	Response = 4009081	M



Manual Integration Results

RT = 3.202	Response = 2718388	M
RT = 3.712	Response = 5228880	
RT = 4.007	Response = 2359823	
RT = 4.281	Response = 8595453	
RT = 4.451	Response = 4185529	
RT = 4.709	Response = 2219485	

TestAmerica Edison

Data File: \\ChromNA\Edison\ChromData\CPESTGC9\20160816-44540.b\9F242992.D

Injection Date: 17-Aug-2016 09:57:18

Instrument ID: CPESTGC9

Lims ID: LCS 460-385130/2-A

Client ID:

Operator ID:

ALS Bottle#: 4

Worklist Smp#: 4

Injection Vol: 1.0 ul

Dil. Factor: 1.0000

Method: 8082-ISTD

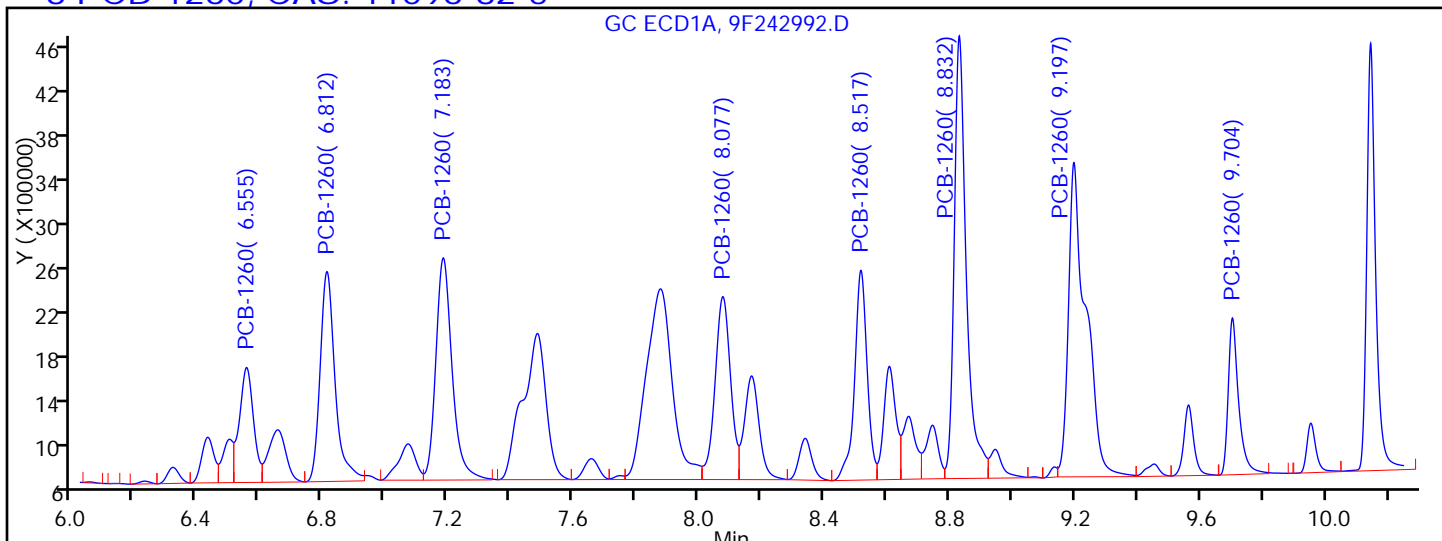
Limit Group: GC 8082A PCB ISTD

Column:

Detector

GC ECD1A

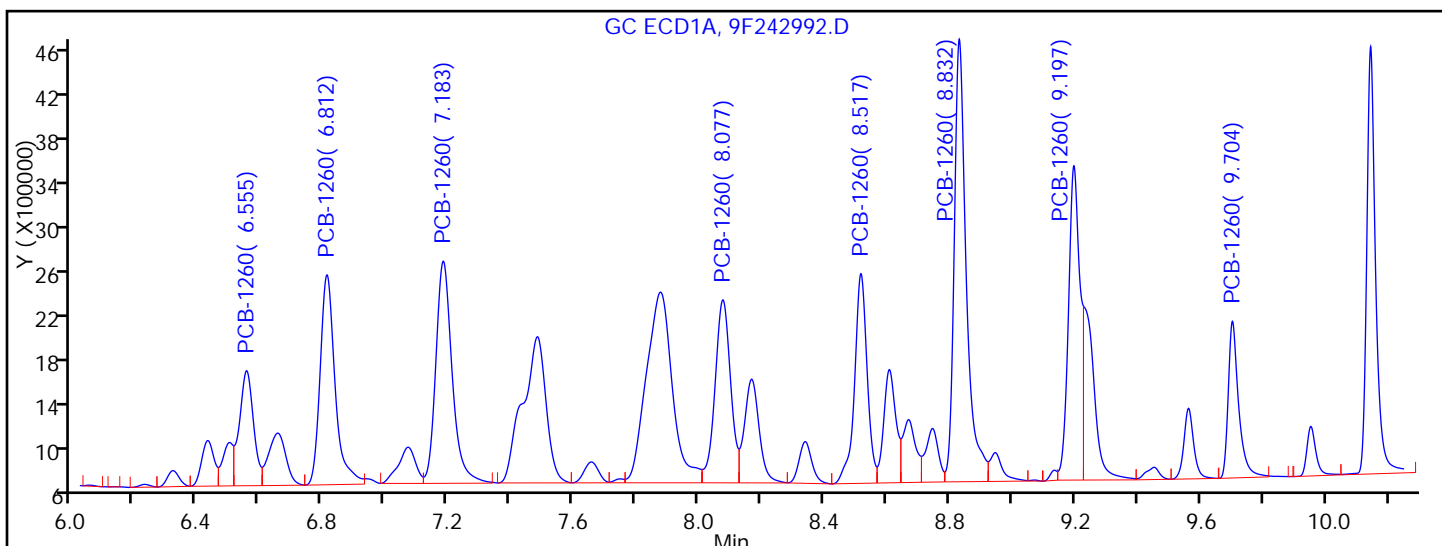
8 PCB-1260, CAS: 11096-82-5



Processing Integration Results

RT = 6.555	Response = 3274571
RT = 6.812	Response = 6337545
RT = 7.183	Response = 7316567
RT = 8.077	Response = 5750791
RT = 8.517	Response = 5351872
RT = 8.832	Response = 10834992
RT = 9.197	Response = 11068524
RT = 9.704	Response = 3277306

M



Manual Integration Results

RT = 6.555	Response = 3274571
RT = 6.812	Response = 6337545
RT = 7.183	Response = 7316567
RT = 8.077	Response = 5750791
RT = 8.517	Response = 5351872
RT = 8.832	Response = 10834992

TestAmerica Edison

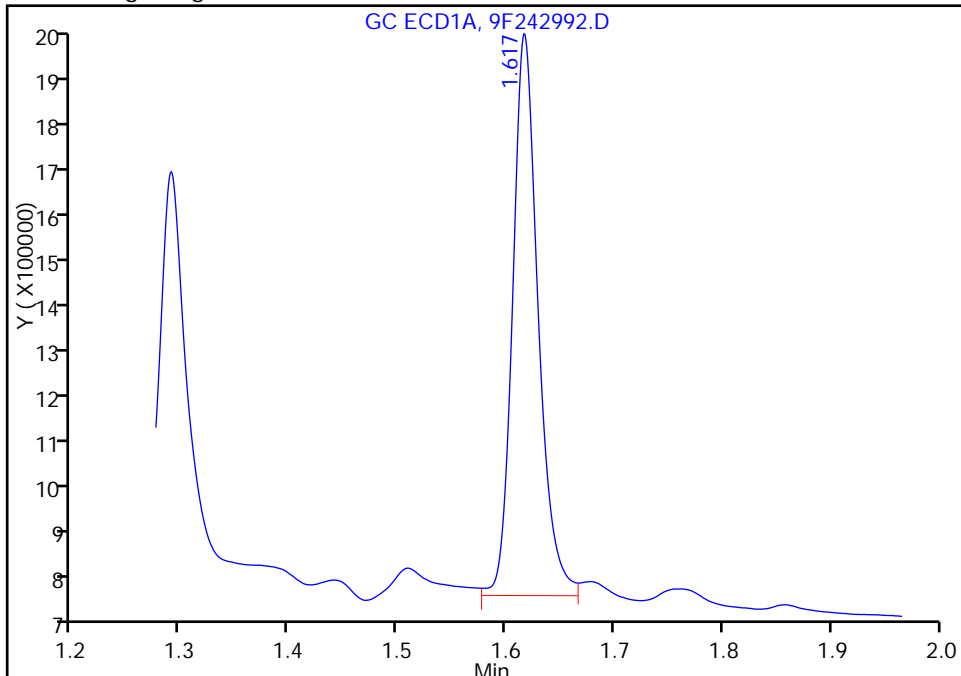
Data File: \\ChromNA\Edison\ChromData\CPESTGC9\20160816-44540.b\9F242992.D
Injection Date: 17-Aug-2016 09:57:18 Instrument ID: CPESTGC9
Lims ID: LCS 460-385130/2-A
Client ID:
Operator ID: ALS Bottle#: 4 Worklist Smp#: 4
Injection Vol: 1.0 ul Dil. Factor: 1.0000
Method: 8082-ISTD Limit Group: GC 8082A PCB ISTD
Column: Detector GC ECD1A

* 13 1-Bromo-2-nitrobenzene, CAS: 577-19-5

Signal: 1

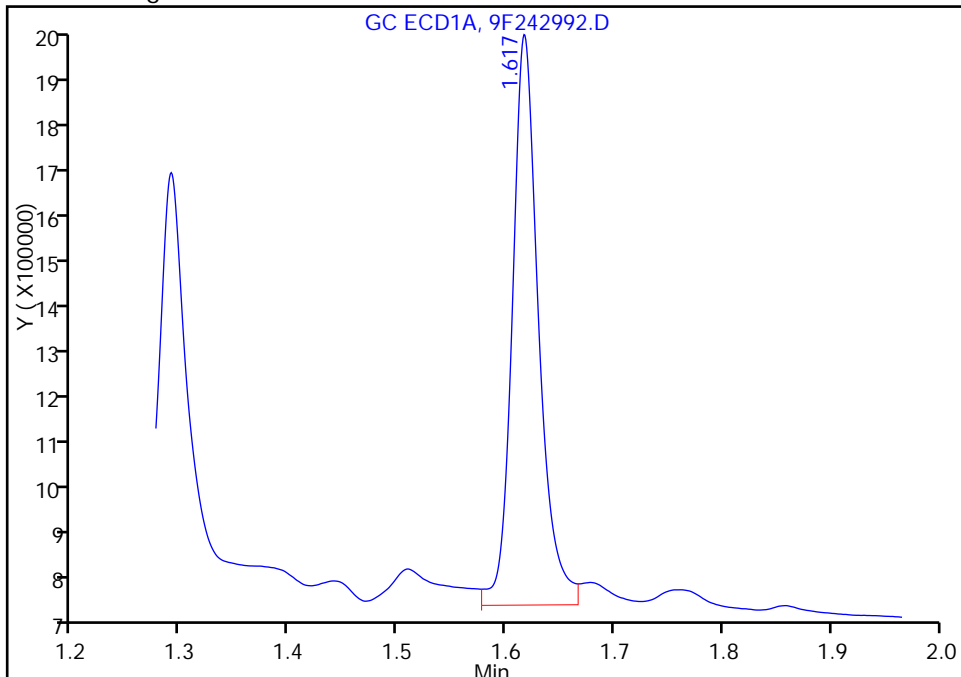
RT: 1.62
Area: 1945445
Amount: 20.000000
Amount Units: ug/l

Processing Integration Results



RT: 1.62
Area: 2042448
Amount: 20.000000
Amount Units: ug/l

Manual Integration Results



Reviewer: kapoors, 17-Aug-2016 10:45:47
Audit Action: Assigned New Baseline

Audit Reason: Incomplete Integration

FORM I
PCBS ORGANICS ANALYSIS DATA SHEET

Lab Name: TestAmerica Edison Job No.: 460-118423-1
 SDG No.: _____
 Client Sample ID: _____ Lab Sample ID: LCS 460-385130/2-A
 Matrix: Solid Lab File ID: 9F242992.D
 Analysis Method: 8082A Date Collected: _____
 Extraction Method: 3510C Date Extracted: 08/16/2016 14:21
 Sample wt/vol: 250 (mL) Date Analyzed: 08/17/2016 09:57
 Con. Extract Vol.: 1 (mL) Dilution Factor: 1
 Injection Volume: 1 (uL) GC Column: CLP-1 ID: 0.53 (mm)
 % Moisture: _____ GPC Cleanup: (Y/N) N
 Analysis Batch No.: 385145 Units: ug/L

CAS NO.	COMPOUND NAME	RESULT	Q	RL	MDL
12674-11-2	Aroclor 1016	5.50		0.40	0.098
11096-82-5	Aroclor 1260	4.42		0.40	0.084
1336-36-3	Polychlorinated biphenyls, Total	9.92		0.40	0.098

CAS NO.	SURROGATE	%REC	Q	LIMITS
2051-24-3	DCB Decachlorobiphenyl	100		10-150

TestAmerica Edison
Target Compound Quantitation Report

Data File: \\ChromNA\Edison\ChromData\CPESTGC9\20160816-44540.b\9F242992.D
 Lims ID: LCS 460-385130/2-A
 Client ID:
 Sample Type: LCS
 Inject. Date: 17-Aug-2016 09:57:18 ALS Bottle#: 4 Worklist Smp#: 4
 Injection Vol: 1.0 ul Dil. Factor: 1.0000
 Sample Info: 460-0044540-004
 Operator ID: Instrument ID: CPESTGC9
 Method: \\ChromNA\Edison\ChromData\CPESTGC9\20160816-44540.b\8082-ISTD.m
 Limit Group: GC 8082A PCB ISTD
 Last Update: 18-Aug-2016 13:07:11 Calib Date: 12-May-2016 14:29:29
 Integrator: Falcon
 Quant Method: Internal Standard Quant By: Initial Calibration
 Last ICal File: \\ChromNA\Edison\ChromData\CPESTGC9\20160512-40924.b\9F001892.D
 Column 1 : Det: GC ECD1A
 Column 2 : Det: GC ECD2B
 Process Host: XAWRK030

First Level Reviewer: kapoors Date: 17-Aug-2016 10:45:47

Col	RT (min.)	Exp RT (min.)	Dlt RT (min.)	Response	Cal Amt ug/l	OnCol Amt ug/l	Flags
-----	-----------	---------------	---------------	----------	--------------	----------------	-------

* 13 1-Bromo-2-nitrobenzene							M
1	1.617	1.616	0.001	2042448	20.0	20.0	M
2	1.399	1.397	0.002	2070786	20.0	20.0	M
RPD = 0.00							
\$ 2 Tetrachloro-m-xylene							
1	2.581	2.579	0.002	9852118	100.0	116.3	
2	2.072	2.070	0.002	9660926	100.0	122.3	
RPD = 5.04							

Col	RT (min.)	Exp RT (min.)	Dlt RT (min.)	Response	Cal Amt ug/l	OnCol Amt ug/l	Flags
-----	-----------	---------------	---------------	----------	--------------	----------------	-------

5 PCB-1016

							M
1	3.202	3.201	0.001	2718388	1000.0	1463.4	M
1	3.712	3.710	0.002	5228880	1000.0	1370.4	
1	4.007	4.005	0.002	2359823	1000.0	1391.0	
1	4.281	4.280	0.001	8595453	1000.0	1290.7	
1	4.451	4.450	0.001	4185529	1000.0	1372.2	
1	4.709	4.708	0.001	2219485	1000.0	1321.0	
1	5.038	5.037	0.001	3198309	1000.0	1313.3	M
1	5.192	5.191	0.001	3520101	1000.0	1324.4	M

Average of Peak Amounts = 1355.8

2	2.462	2.461	0.001	2365784	1000.0	1346.2	
2	2.847	2.846	0.001	5047321	1000.0	1525.6	M
2	0.000	3.065	-3.065	0	1000.0	0	
2	3.370	3.368	0.002	8662691	1000.0	1286.4	M
2	3.523	3.522	0.001	3991046	1000.0	1322.1	M
2	3.592	3.591	0.001	2600548	1000.0	1400.6	M
2	3.997	3.996	0.001	4018303	1000.0	1374.8	M
2	0.000	4.096	-4.096	0	1000.0	0	

Average of Peak Amounts = 1375.9

RPD = 1.47

8 PCB-1260

							M
1	6.555	6.553	0.002	3274571	1000.0	1358.9	
1	6.812	6.809	0.003	6337545	1000.0	1283.3	
1	7.183	7.181	0.002	7316567	1000.0	1237.7	
1	8.077	8.073	0.004	5750791	1000.0	1310.6	
1	8.517	8.513	0.004	5351872	1000.0	1239.7	
1	8.832	8.823	0.009	10834992	1000.0	1249.2	
1	9.197	9.185	0.012	7309993	1000.0	1148.6	M
1	9.704	9.683	0.021	3277306	1000.0	1258.7	

Average of Peak Amounts = 1260.9

2	5.441	5.440	0.001	5810985	1000.0	1298.9	M
2	6.178	6.173	0.005	9105563	1000.0	1158.1	M
2	6.347	6.343	0.004	5442327	1000.0	1128.9	M
2	6.717	6.712	0.005	4954589	1000.0	1017.9	
2	7.246	7.240	0.006	12528137	1000.0	1058.2	
2	7.784	7.774	0.010	5107624	1000.0	917.6	
2	7.962	7.955	0.007	4419471	1000.0	1150.2	
2	8.730	8.720	0.010	3690225	1000.0	1110.7	

Average of Peak Amounts = 1105.1

RPD = 13.17

\$ 11 DCB Decachlorobiphenyl

1	10.146	10.116	0.030	7715737	100.0	105.8	a
2	9.191	9.178	0.013	8646366	100.0	100.2	a

RPD = 5.43

QC Flag Legend

Review Flags

M - Manually Integrated

Reagents:

SGPCBISTD_00006

Amount Added: 20.00

Units: uL

Run Reagent

TestAmerica Edison

Data File: \\ChromNA\Edison\ChromData\CPESTGC9\20160816-44540.b\9F242992.D

Injection Date: 17-Aug-2016 09:57:18

Instrument ID: CPESTGC9

Operator ID:

Lims ID: LCS 460-385130/2-A

Worklist Smp#: 4

Client ID:

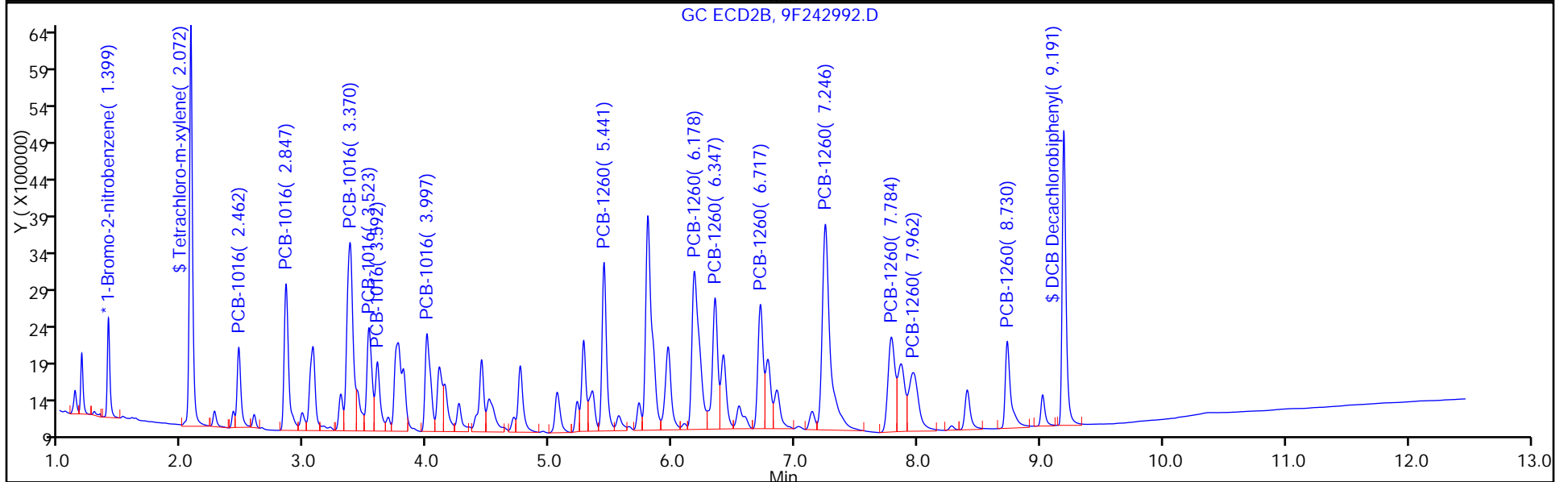
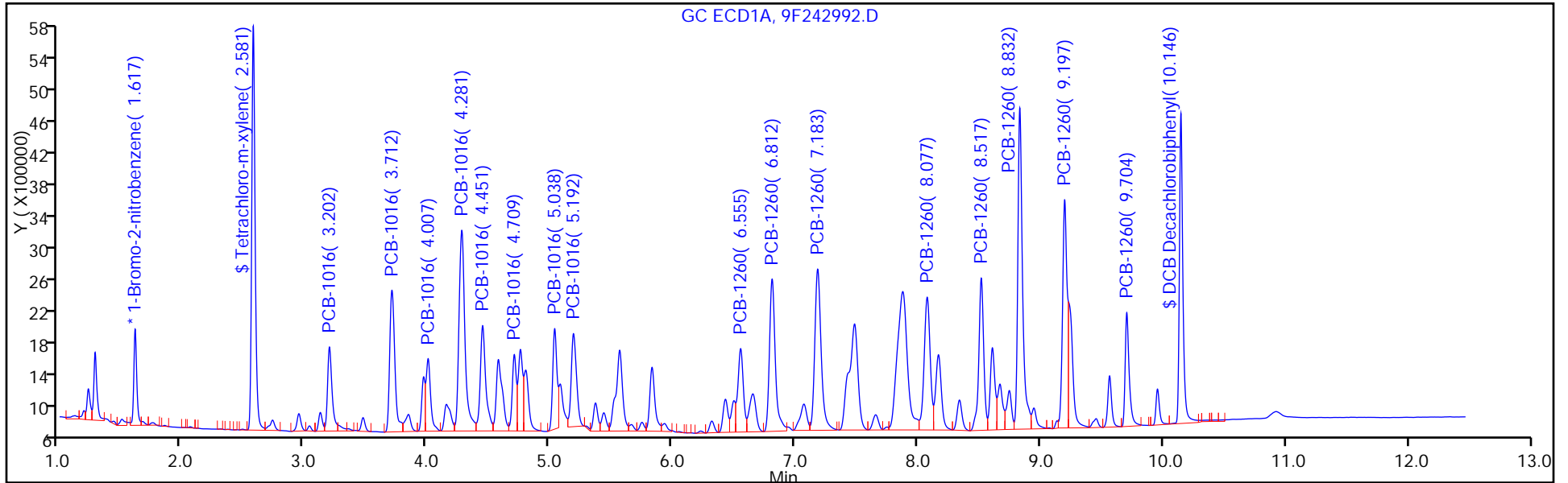
Injection Vol: 1.0 ul

Dil. Factor: 1.0000

ALS Bottle#: 4

Method: 8082-ISTD

Limit Group: GC 8082A PCB ISTD



TestAmerica Edison

Data File: \\ChromNA\Edison\ChromData\CPESTGC9\20160816-44540.b\9F242992.D

Injection Date: 17-Aug-2016 09:57:18

Instrument ID: CPESTGC9

Lims ID: LCS 460-385130/2-A

Client ID:

Operator ID:

ALS Bottle#: 4

Worklist Smp#: 4

Injection Vol: 1.0 ul

Dil. Factor: 1.0000

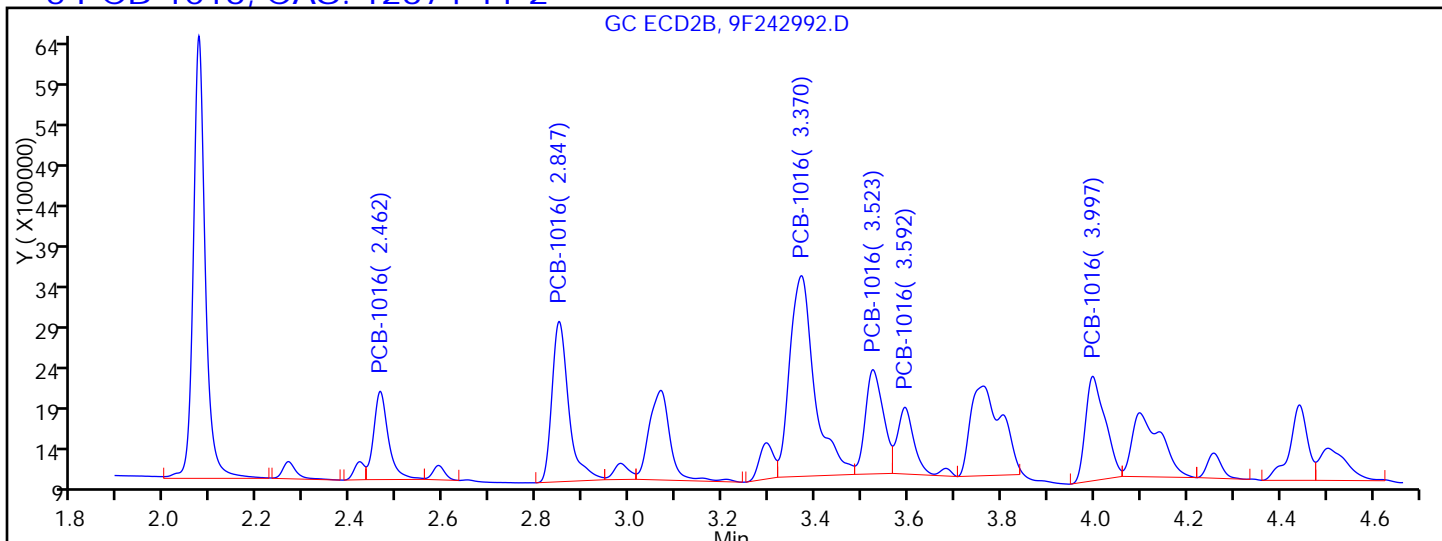
Method: 8082-ISTD

Limit Group: GC 8082A PCB ISTD

Column:

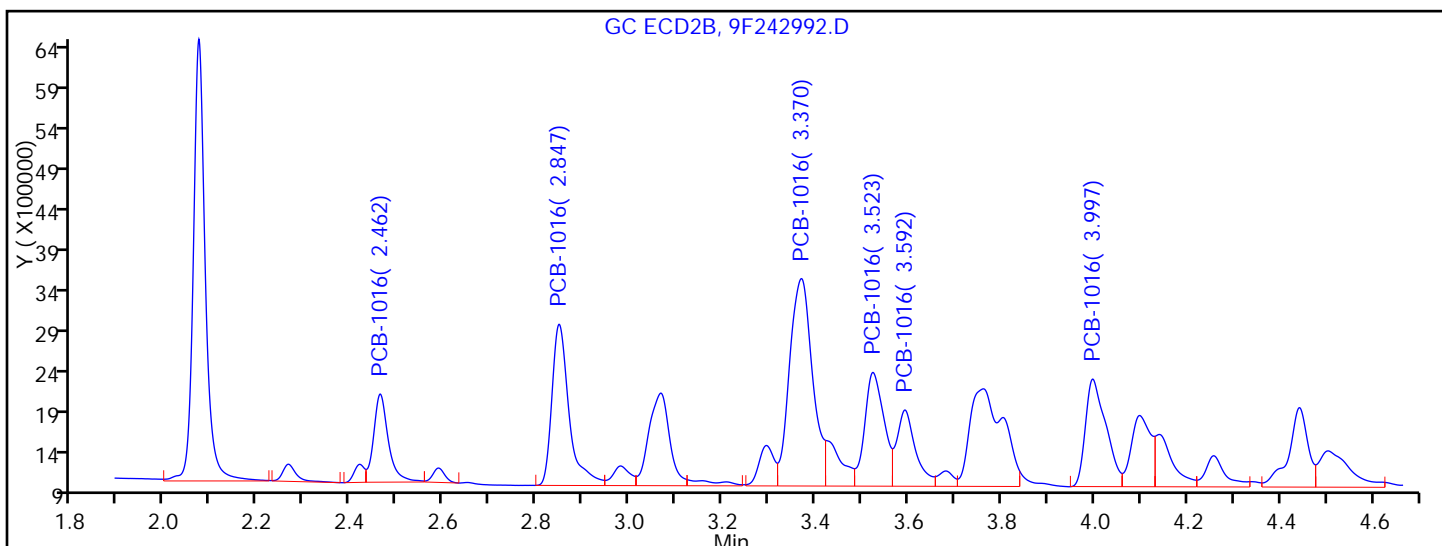
Detector: GC ECD2B

5 PCB-1016, CAS: 12674-11-2



Processing Integration Results

RT = 2.462	Response = 2365784	
RT = 2.847	Response = 4873112	M
RT = 3.067	Response = 3387715	M
RT = 3.370	Response = 9083284	M
RT = 3.523	Response = 3417746	M
RT = 3.592	Response = 2127229	M
RT = 3.997	Response = 3714093	M
RT = 4.098	Response = 3352036	M



Manual Integration Results

RT = 2.462	Response = 2365784	
RT = 2.847	Response = 5047321	M
RT = 0.000	Response = 0	M
RT = 3.370	Response = 8662691	M
RT = 3.523	Response = 3991046	M
RT = 3.592	Response = 2600548	M

TestAmerica Edison

Data File: \\ChromNA\Edison\ChromData\CPESTGC9\20160816-44540.b\9F242992.D

Injection Date: 17-Aug-2016 09:57:18

Instrument ID: CPESTGC9

Lims ID: LCS 460-385130/2-A

Client ID:

Operator ID:

ALS Bottle#: 4

Worklist Smp#: 4

Injection Vol: 1.0 ul

Dil. Factor: 1.0000

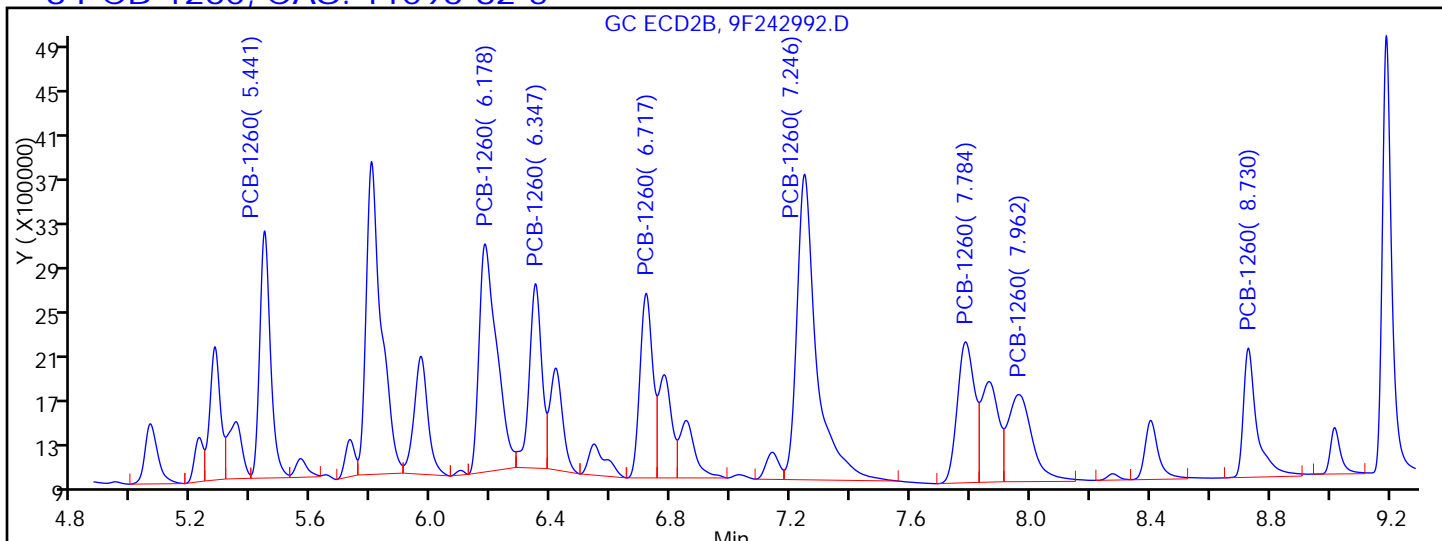
Method: 8082-ISTD

Limit Group: GC 8082A PCB ISTD

Column:

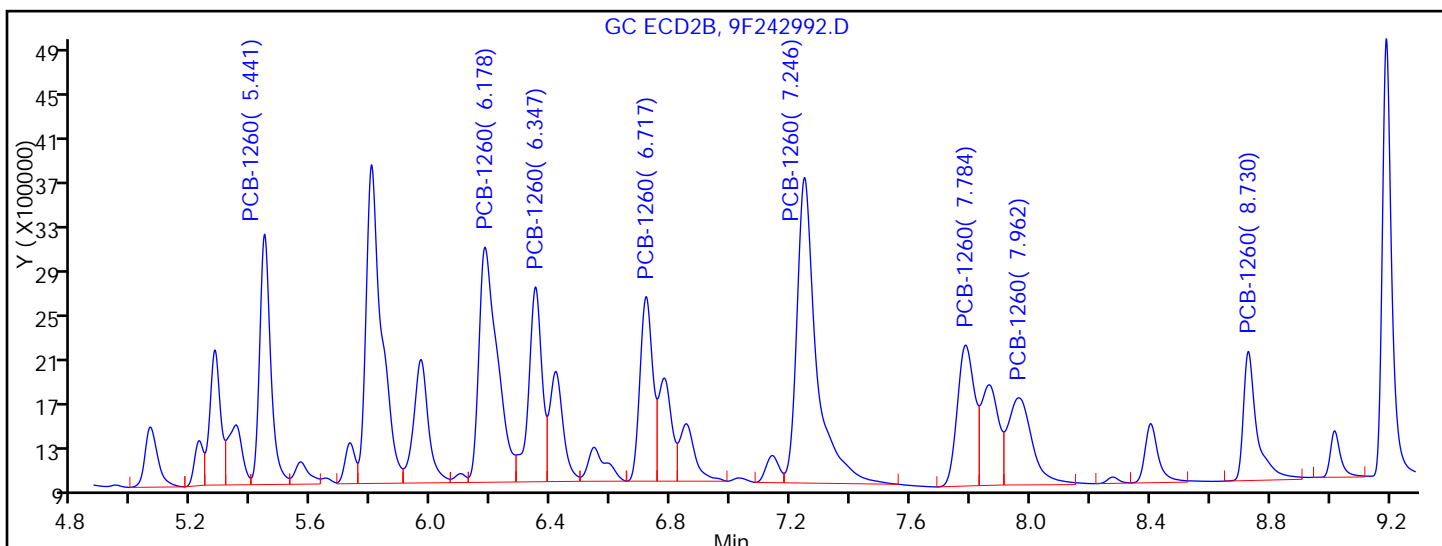
Detector GC ECD2B

8 PCB-1260, CAS: 11096-82-5



Processing Integration Results

RT = 5.441	Response = 5582105	M
RT = 6.178	Response = 8414764	M
RT = 6.347	Response = 4848683	M
RT = 6.717	Response = 4954589	
RT = 7.246	Response = 12528137	
RT = 7.784	Response = 5107624	
RT = 7.962	Response = 4419471	
RT = 8.730	Response = 3690225	



Manual Integration Results

RT = 5.441	Response = 5810985	M
RT = 6.178	Response = 9105563	M
RT = 6.347	Response = 5442327	M
RT = 6.717	Response = 4954589	
RT = 7.246	Response = 12528137	
RT = 7.784	Response = 5107624	

TestAmerica Edison

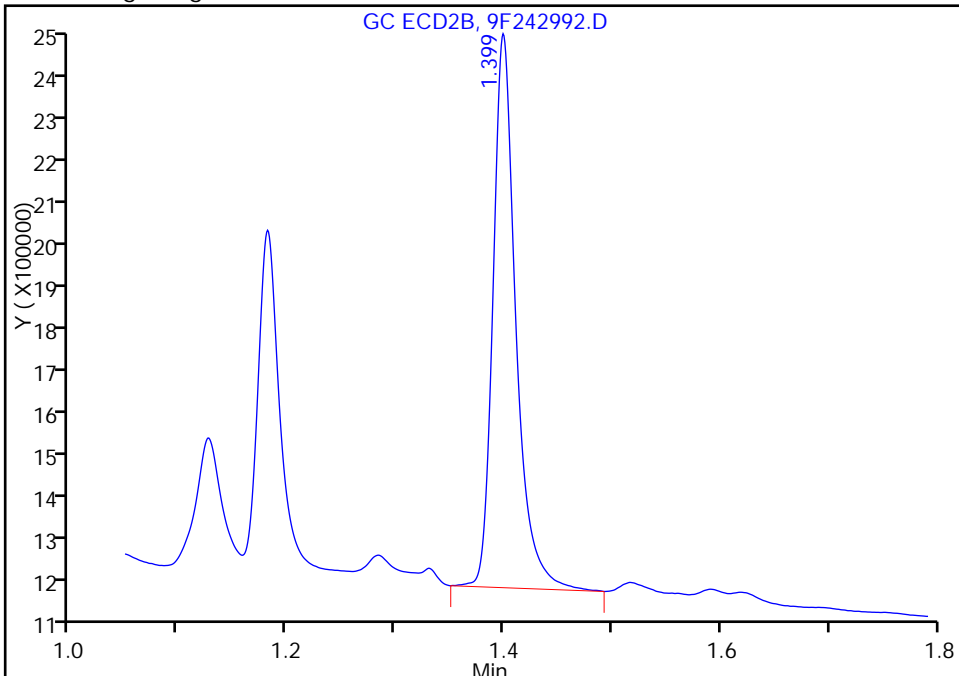
Data File: \\ChromNA\Edison\ChromData\CPESTGC9\20160816-44540.b\9F242992.D
Injection Date: 17-Aug-2016 09:57:18 Instrument ID: CPESTGC9
Lims ID: LCS 460-385130/2-A
Client ID:
Operator ID: ALS Bottle#: 4 Worklist Smp#: 4
Injection Vol: 1.0 ul Dil. Factor: 1.0000
Method: 8082-ISTD Limit Group: GC 8082A PCB ISTD
Column: Detector GC ECD2B

* 13 1-Bromo-2-nitrobenzene, CAS: 577-19-5

Signal: 2

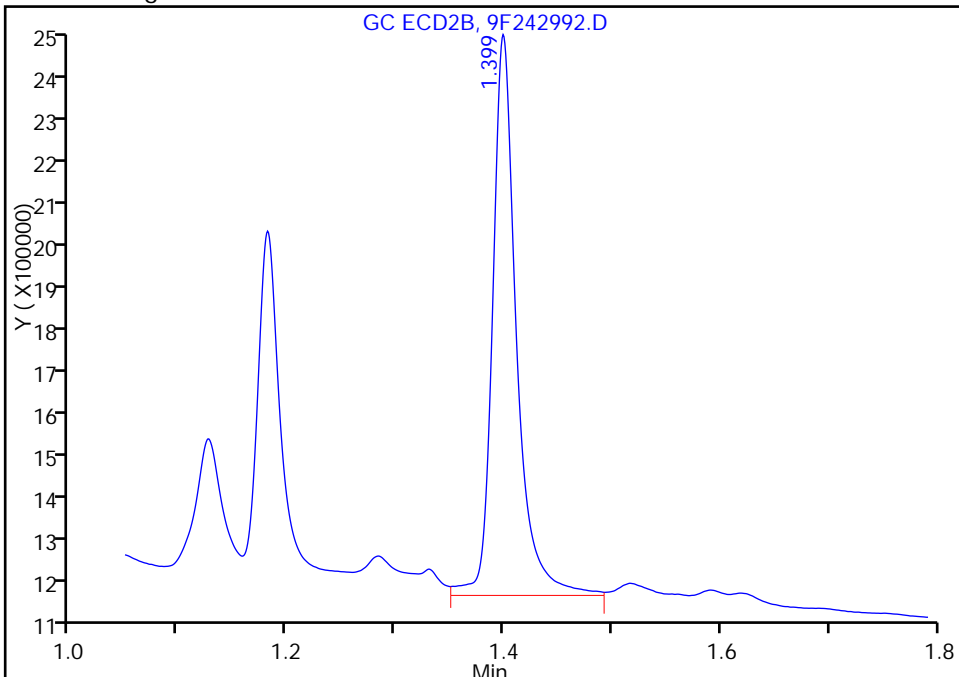
RT: 1.40
Area: 1950078
Amount: 20.000000
Amount Units: ug/l

Processing Integration Results



RT: 1.40
Area: 2070786
Amount: 20.000000
Amount Units: ug/l

Manual Integration Results



Reviewer: kapoors, 17-Aug-2016 10:45:47
Audit Action: Assigned New Baseline

Audit Reason: Incomplete Integration

FORM I
PCBS ORGANICS ANALYSIS DATA SHEET

Lab Name: TestAmerica Edison Job No.: 460-118423-1
 SDG No.: _____
 Client Sample ID: _____ Lab Sample ID: LCS 460-385630/2-A
 Matrix: Solid Lab File ID: T1331949.D
 Analysis Method: 8082A Date Collected: _____
 Extraction Method: 3510C Date Extracted: 08/18/2016 19:11
 Sample wt/vol: 250 (mL) Date Analyzed: 08/19/2016 10:37
 Con. Extract Vol.: 1 (mL) Dilution Factor: 1
 Injection Volume: 1 (uL) GC Column: CLP-2 ID: 0.53 (mm)
 % Moisture: _____ GPC Cleanup: (Y/N) N
 Analysis Batch No.: 385710 Units: ug/L

CAS NO.	COMPOUND NAME	RESULT	Q	RL	MDL
12674-11-2	Aroclor 1016	4.25		0.40	0.098
11096-82-5	Aroclor 1260	4.36		0.40	0.084
1336-36-3	Polychlorinated biphenyls, Total	8.61		0.40	0.098

CAS NO.	SURROGATE	%REC	Q	LIMITS
2051-24-3	DCB Decachlorobiphenyl	111		10-150

TestAmerica Edison
Target Compound Quantitation Report

Data File: \\ChromNA\Edison\ChromData\CPESTGC11\20160819-44644.b\T1331949.D
 Lims ID: LCS 460-385630/2-A
 Client ID:
 Sample Type: LCS
 Inject. Date: 19-Aug-2016 10:37:23 ALS Bottle#: 15 Worklist Smp#: 15
 Injection Vol: 1.0 ul Dil. Factor: 1.0000
 Sample Info: 460-0044644-015
 Operator ID: Instrument ID: CPESTGC11
 Method: \\ChromNA\Edison\ChromData\CPESTGC11\20160819-44644.b\8082 ISTD.m
 Limit Group: GC 8082A PCB ISTD
 Last Update: 19-Aug-2016 12:50:55 Calib Date: 17-Jun-2016 19:43:54
 Integrator: Falcon
 Quant Method: Internal Standard Quant By: Initial Calibration
 Last ICal File: \\ChromNA\Edison\ChromData\CPESTGC11\20160617-42300.b\T1329669.D
 Column 1 : Det: GC ECD1A
 Column 2 : Det: GC ECD2B
 Process Host: XAWRK014

First Level Reviewer: patelji Date: 19-Aug-2016 11:01:12

Col	RT (min.)	Exp RT (min.)	Dlt RT (min.)	Response	Cal Amt ug/l	OnCol Amt ug/l	Flags
-----	-----------	---------------	---------------	----------	--------------	----------------	-------

* 13 1-Bromo-2-nitrobenzene

1	1.519	1.520	-0.001	41959549	20.0	20.0	
2	1.349	1.350	-0.001	42817486	20.0	20.0	
						RPD = 0.00	

\$ 2 Tetrachloro-m-xylene

1	2.404	2.405	-0.001	186455076	100.0	100.8	
2	1.971	1.972	-0.001	213537361	100.0	111.1	
						RPD = 9.70	

Col	RT (min.)	Exp RT (min.)	Dlt RT (min.)	Response	Cal Amt ug/l	OnCol Amt ug/l	Flags
-----	-----------	---------------	---------------	----------	--------------	----------------	-------

5 PCB-1016

1	2.970	2.972	-0.002	42939197	1000.0	1244.8	
1	3.436	3.440	-0.004	66637613	1000.0	982.0	
1	3.708	3.710	-0.002	29430147	1000.0	996.0	
1	3.955	3.958	-0.003	140797608	1000.0	1016.7	
1	4.111	4.113	-0.002	60070702	1000.0	1029.0	
1	4.352	4.354	-0.002	32695348	1000.0	1089.4	
1	4.651	4.652	-0.001	49412587	1000.0	1060.1	
1	4.789	4.790	-0.001	56005331	1000.0	1086.6	

Average of Peak Amounts = 1063.1

2	2.329	2.329	0.000	43387426	1000.0	1221.3	
2	2.681	2.682	-0.001	83496610	1000.0	1203.3	
2	2.882	2.884	-0.002	55596604	1000.0	1200.1	
2	3.155	3.156	-0.001	176132260	1000.0	1142.3	
2	3.293	3.295	-0.002	74914996	1000.0	1176.3	
2	3.357	3.358	-0.001	45452477	1000.0	1155.5	
2	3.728	3.729	-0.001	75992084	1000.0	1177.0	
2	3.818	3.818	0.000	45286152	1000.0	1256.9	

Average of Peak Amounts = 1191.6

RPD = 11.40

8 PCB-1260

1	5.955	5.958	-0.003	48942352	1000.0	1103.0	
1	6.167	6.170	-0.003	102950448	1000.0	1103.2	
1	6.475	6.478	-0.003	118728393	1000.0	1088.7	
1	7.173	7.176	-0.003	95149369	1000.0	1085.0	
1	7.675	7.677	-0.002	107461862	1000.0	1111.4	
1	8.167	8.171	-0.004	221142051	1000.0	1089.2	
1	8.894	8.898	-0.004	163572318	1000.0	1075.9	
1	9.949	9.943	0.006	59864931	1000.0	1064.2	

Average of Peak Amounts = 1090.1

2	5.044	5.044	0.000	114695121	1000.0	1234.5	
2	5.656	5.658	-0.002	201920381	1000.0	1258.2	
2	5.801	5.802	-0.001	113641371	1000.0	1161.5	
2	6.105	6.107	-0.002	119320896	1000.0	1201.0	
2	6.539	6.541	-0.002	266058245	1000.0	1208.1	
2	6.952	6.955	-0.003	137875689	1000.0	1216.2	
2	7.091	7.096	-0.005	75826343	1000.0	1173.3	
2	8.041	8.045	-0.004	74203114	1000.0	1166.6	

Average of Peak Amounts = 1202.4

RPD = 9.80

\$ 11 DCB Decachlorobiphenyl

1	10.535	10.514	0.021	165901098	100.0	110.5	
2	8.981	8.983	-0.002	251207358	100.0	121.9	

RPD = 9.77

Reagents:

SGPCBISTD_00006

Amount Added: 20.00

Units: uL

Run Reagent

TestAmerica Edison

Data File: \\ChromNA\Edison\ChromData\CPESTGC11\20160819-44644.b\T1331949.D

Injection Date: 19-Aug-2016 10:37:23

Instrument ID: CPESTGC11

Operator ID:

Lims ID: LCS 460-385630/2-A

Worklist Smp#: 15

Client ID:

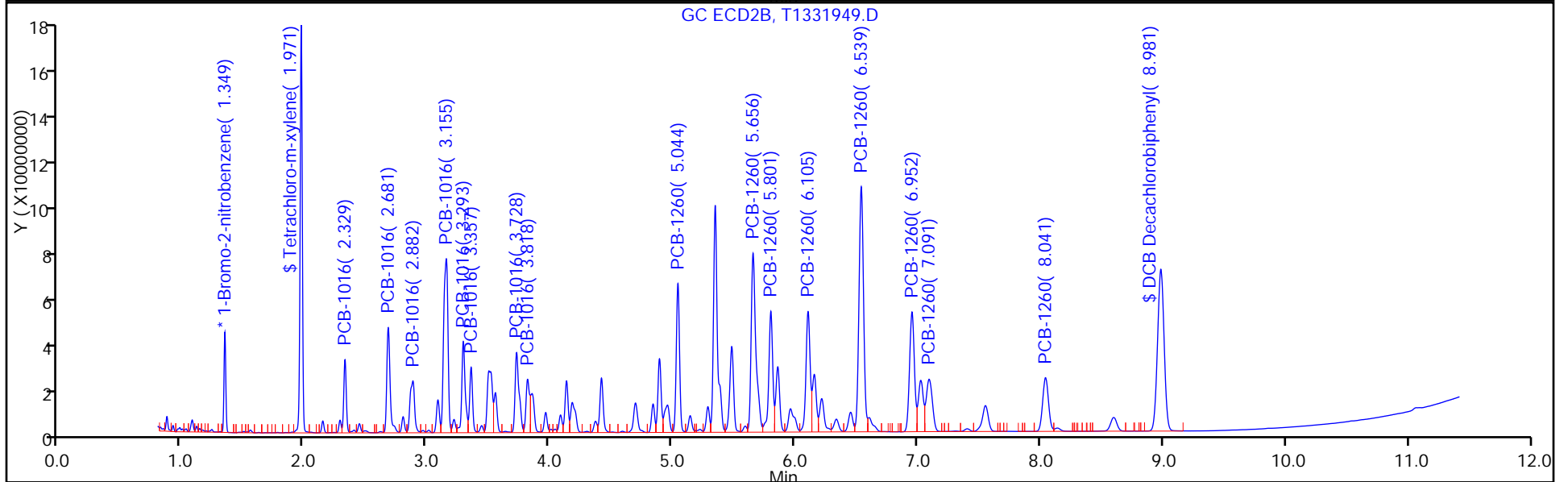
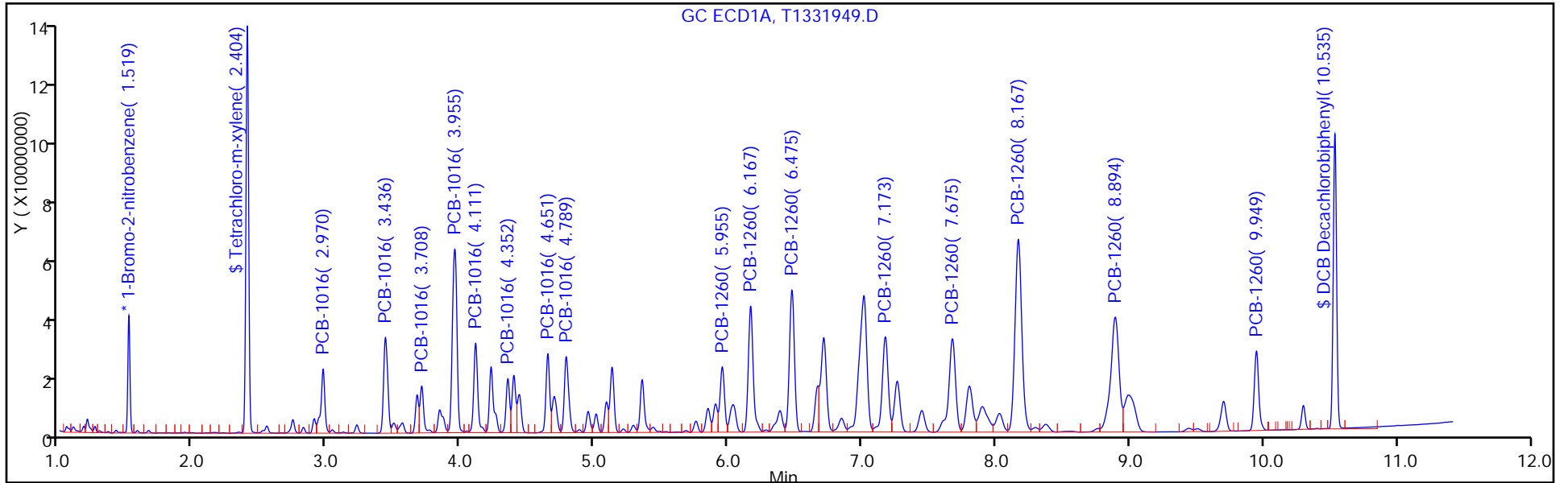
Injection Vol: 1.0 ul

Dil. Factor: 1.0000

ALS Bottle#: 15

Method: 8082 ISTD

Limit Group: GC 8082A PCB ISTD



FORM I
PCBS ORGANICS ANALYSIS DATA SHEET

Lab Name: TestAmerica Edison Job No.: 460-118423-1
 SDG No.: _____
 Client Sample ID: _____ Lab Sample ID: LCS 460-385630/2-A
 Matrix: Solid Lab File ID: T1331949.D
 Analysis Method: 8082A Date Collected: _____
 Extraction Method: 3510C Date Extracted: 08/18/2016 19:11
 Sample wt/vol: 250 (mL) Date Analyzed: 08/19/2016 10:37
 Con. Extract Vol.: 1 (mL) Dilution Factor: 1
 Injection Volume: 1 (uL) GC Column: CLP-1 ID: 0.53 (mm)
 % Moisture: _____ GPC Cleanup: (Y/N) N
 Analysis Batch No.: 385710 Units: ug/L

CAS NO.	COMPOUND NAME	RESULT	Q	RL	MDL
12674-11-2	Aroclor 1016	4.77		0.40	0.098
11096-82-5	Aroclor 1260	4.81		0.40	0.084
1336-36-3	Polychlorinated biphenyls, Total	9.58		0.40	0.098

CAS NO.	SURROGATE	%REC	Q	LIMITS
2051-24-3	DCB Decachlorobiphenyl	122		10-150

TestAmerica Edison
Target Compound Quantitation Report

Data File: \\ChromNA\Edison\ChromData\CPESTGC11\20160819-44644.b\T1331949.D
 Lims ID: LCS 460-385630/2-A
 Client ID:
 Sample Type: LCS
 Inject. Date: 19-Aug-2016 10:37:23 ALS Bottle#: 15 Worklist Smp#: 15
 Injection Vol: 1.0 ul Dil. Factor: 1.0000
 Sample Info: 460-0044644-015
 Operator ID: Instrument ID: CPESTGC11
 Method: \\ChromNA\Edison\ChromData\CPESTGC11\20160819-44644.b\8082 ISTD.m
 Limit Group: GC 8082A PCB ISTD
 Last Update: 19-Aug-2016 12:50:55 Calib Date: 17-Jun-2016 19:43:54
 Integrator: Falcon
 Quant Method: Internal Standard Quant By: Initial Calibration
 Last ICal File: \\ChromNA\Edison\ChromData\CPESTGC11\20160617-42300.b\T1329669.D
 Column 1 : Det: GC ECD1A
 Column 2 : Det: GC ECD2B
 Process Host: XAWRK014

First Level Reviewer: patelji Date: 19-Aug-2016 11:01:12

Col	RT (min.)	Exp RT (min.)	Dlt RT (min.)	Response	Cal Amt ug/l	OnCol Amt ug/l	Flags
-----	-----------	---------------	---------------	----------	--------------	----------------	-------

* 13 1-Bromo-2-nitrobenzene

1	1.519	1.520	-0.001	41959549	20.0	20.0	
2	1.349	1.350	-0.001	42817486	20.0	20.0	
						RPD = 0.00	

\$ 2 Tetrachloro-m-xylene

1	2.404	2.405	-0.001	186455076	100.0	100.8	
2	1.971	1.972	-0.001	213537361	100.0	111.1	
						RPD = 9.70	

Col	RT (min.)	Exp RT (min.)	Dlt RT (min.)	Response	Cal Amt ug/l	OnCol Amt ug/l	Flags
-----	-----------	---------------	---------------	----------	--------------	----------------	-------

5 PCB-1016

1	2.970	2.972	-0.002	42939197	1000.0	1244.8	
1	3.436	3.440	-0.004	66637613	1000.0	982.0	
1	3.708	3.710	-0.002	29430147	1000.0	996.0	
1	3.955	3.958	-0.003	140797608	1000.0	1016.7	
1	4.111	4.113	-0.002	60070702	1000.0	1029.0	
1	4.352	4.354	-0.002	32695348	1000.0	1089.4	
1	4.651	4.652	-0.001	49412587	1000.0	1060.1	
1	4.789	4.790	-0.001	56005331	1000.0	1086.6	

Average of Peak Amounts = 1063.1

2	2.329	2.329	0.000	43387426	1000.0	1221.3	
2	2.681	2.682	-0.001	83496610	1000.0	1203.3	
2	2.882	2.884	-0.002	55596604	1000.0	1200.1	
2	3.155	3.156	-0.001	176132260	1000.0	1142.3	
2	3.293	3.295	-0.002	74914996	1000.0	1176.3	
2	3.357	3.358	-0.001	45452477	1000.0	1155.5	
2	3.728	3.729	-0.001	75992084	1000.0	1177.0	
2	3.818	3.818	0.000	45286152	1000.0	1256.9	

Average of Peak Amounts = 1191.6

RPD = 11.40

8 PCB-1260

1	5.955	5.958	-0.003	48942352	1000.0	1103.0	
1	6.167	6.170	-0.003	102950448	1000.0	1103.2	
1	6.475	6.478	-0.003	118728393	1000.0	1088.7	
1	7.173	7.176	-0.003	95149369	1000.0	1085.0	
1	7.675	7.677	-0.002	107461862	1000.0	1111.4	
1	8.167	8.171	-0.004	221142051	1000.0	1089.2	
1	8.894	8.898	-0.004	163572318	1000.0	1075.9	
1	9.949	9.943	0.006	59864931	1000.0	1064.2	

Average of Peak Amounts = 1090.1

2	5.044	5.044	0.000	114695121	1000.0	1234.5	
2	5.656	5.658	-0.002	201920381	1000.0	1258.2	
2	5.801	5.802	-0.001	113641371	1000.0	1161.5	
2	6.105	6.107	-0.002	119320896	1000.0	1201.0	
2	6.539	6.541	-0.002	266058245	1000.0	1208.1	
2	6.952	6.955	-0.003	137875689	1000.0	1216.2	
2	7.091	7.096	-0.005	75826343	1000.0	1173.3	
2	8.041	8.045	-0.004	74203114	1000.0	1166.6	

Average of Peak Amounts = 1202.4

RPD = 9.80

\$ 11 DCB Decachlorobiphenyl

1	10.535	10.514	0.021	165901098	100.0	110.5	
2	8.981	8.983	-0.002	251207358	100.0	121.9	

RPD = 9.77

Reagents:

SGPCBISTD_00006

Amount Added: 20.00

Units: uL

Run Reagent

TestAmerica Edison

Data File: \\ChromNA\Edison\ChromData\CPESTGC11\20160819-44644.b\T1331949.D

Injection Date: 19-Aug-2016 10:37:23

Instrument ID: CPESTGC11

Operator ID:

Lims ID: LCS 460-385630/2-A

Worklist Smp#: 15

Client ID:

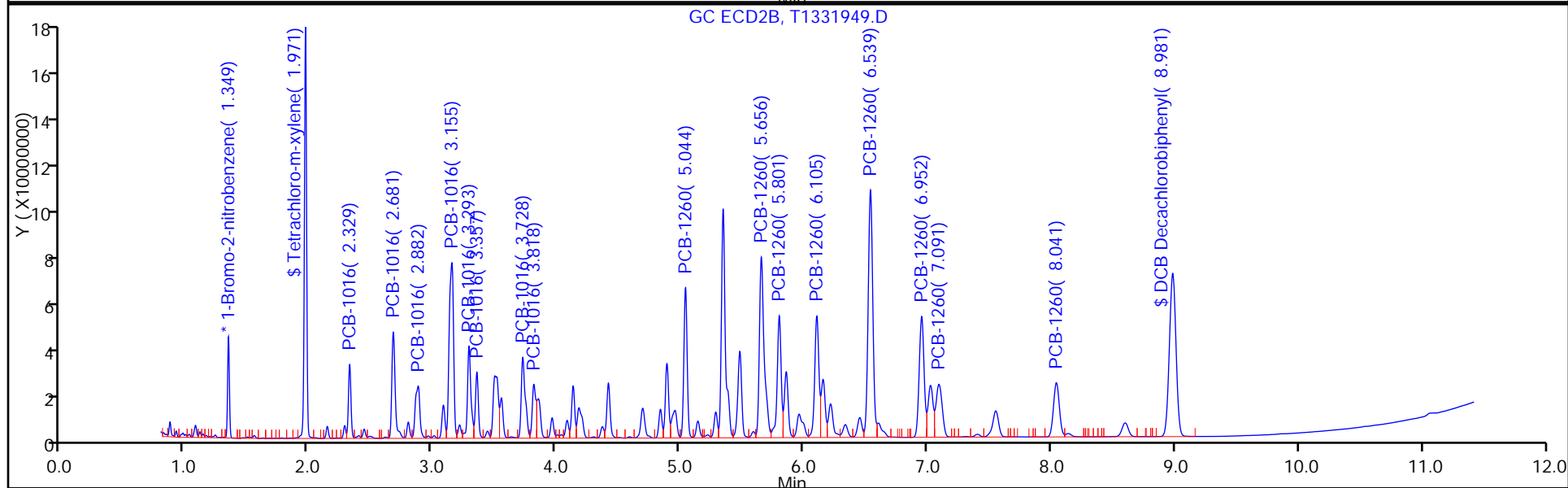
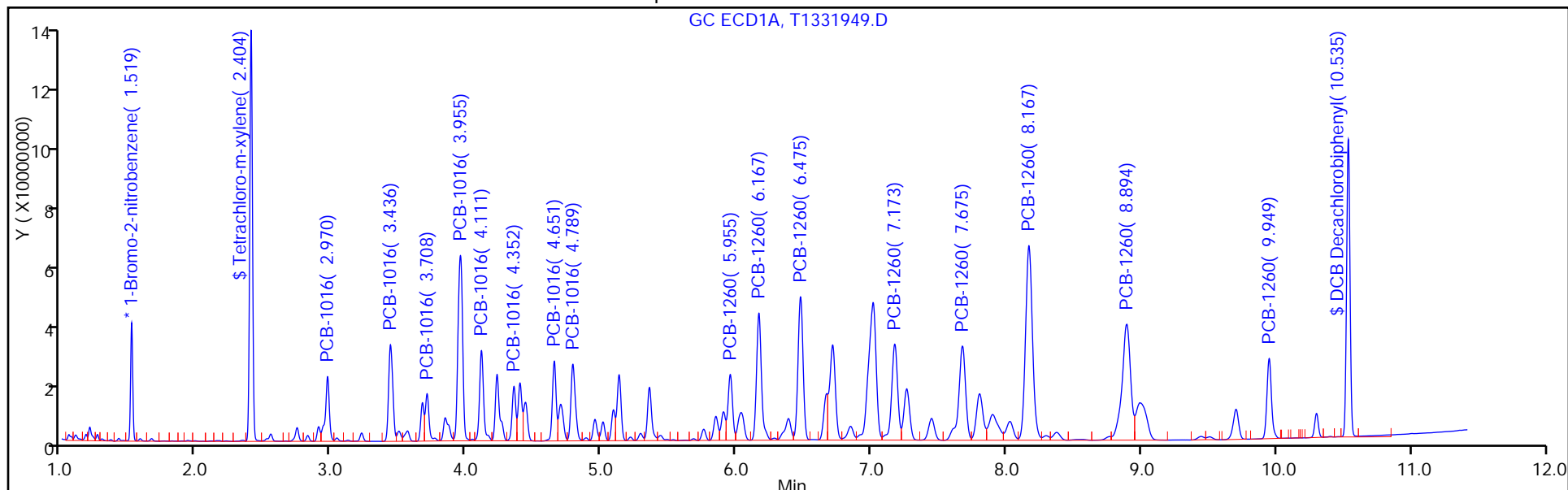
Injection Vol: 1.0 ul

Dil. Factor: 1.0000

ALS Bottle#: 15

Method: 8082 ISTD

Limit Group: GC 8082A PCB ISTD



FORM I
PCBS ORGANICS ANALYSIS DATA SHEET

Lab Name: TestAmerica Edison Job No.: 460-118423-1
 SDG No.: _____
 Client Sample ID: _____ Lab Sample ID: LCSD 460-384461/3-A
 Matrix: Water Lab File ID: 9F242860.D
 Analysis Method: 8082A Date Collected: _____
 Extraction Method: 3510C Date Extracted: 08/12/2016 07:53
 Sample wt/vol: 250 (mL) Date Analyzed: 08/13/2016 18:53
 Con. Extract Vol.: 1 (mL) Dilution Factor: 1
 Injection Volume: 1 (uL) GC Column: CLP-2 ID: 0.53 (mm)
 % Moisture: _____ GPC Cleanup: (Y/N) N
 Analysis Batch No.: 384645 Units: ug/L

CAS NO.	COMPOUND NAME	RESULT	Q	RL	MDL
12674-11-2	Aroclor 1016	4.16		0.40	0.098
11096-82-5	Aroclor 1260	3.14		0.40	0.084

CAS NO.	SURROGATE	%REC	Q	LIMITS
2051-24-3	DCB Decachlorobiphenyl	72		10-150

TestAmerica Edison
Target Compound Quantitation Report

Data File: \\ChromNA\Edison\ChromData\CPESTGC9\20160813-44429.b\9F242860.D
 Lims ID: LCSD 460-384461/3-A
 Client ID:
 Sample Type: LCSD
 Inject. Date: 13-Aug-2016 18:53:17 ALS Bottle#: 36 Worklist Smp#: 36
 Injection Vol: 1.0 ul Dil. Factor: 1.0000
 Sample Info: 460-0044429-036
 Operator ID: Instrument ID: CPESTGC9
 Method: \\ChromNA\Edison\ChromData\CPESTGC9\20160813-44429.b\8082-ISTD.m
 Limit Group: GC 8082A PCB ISTD
 Last Update: 15-Aug-2016 13:30:00 Calib Date: 12-May-2016 14:29:29
 Integrator: Falcon
 Quant Method: Internal Standard Quant By: Initial Calibration
 Last ICal File: \\ChromNA\Edison\ChromData\CPESTGC9\20160512-40924.b\9F001892.D
 Column 1 : Det: GC ECD1A
 Column 2 : Det: GC ECD2B
 Process Host: XAWRK053

First Level Reviewer: patelji Date: 15-Aug-2016 10:47:49

Col	RT (min.)	Exp RT (min.)	Dlt RT (min.)	Response	Cal Amt ug/l	OnCol Amt ug/l	Flags
-----	-----------	---------------	---------------	----------	--------------	----------------	-------

* 13 1-Bromo-2-nitrobenzene							M
1	1.620	1.615	0.005	2443769	20.0	20.0	M
2	1.402	1.397	0.005	2343397	20.0	20.0	M
RPD = 0.00							
\$ 2 Tetrachloro-m-xylene							
1	2.586	2.579	0.007	9240421	100.0	91.2	
2	2.076	2.069	0.007	8619512	100.0	96.4	
RPD = 5.61							

Col	RT (min.)	Exp RT (min.)	Dlt RT (min.)	Response	Cal Amt ug/l	OnCol Amt ug/l	Flags
-----	-----------	---------------	---------------	----------	--------------	----------------	-------

5 PCB-1016

							M
1	3.206	3.200	0.006	2793168	1000.0	1256.7	
1	3.716	3.710	0.006	4782479	1000.0	1047.6	
1	4.012	4.006	0.006	2047898	1000.0	1008.9	
1	4.286	4.279	0.007	7812609	1000.0	980.5	
1	4.456	4.449	0.007	3768447	1000.0	1032.6	
1	4.716	4.708	0.008	1966610	1000.0	978.3	
1	5.044	5.037	0.007	2766287	1000.0	949.4	
1	5.198	5.190	0.008	3386855	1000.0	1065.0	

Average of Peak Amounts = 1039.9

2	2.467	2.459	0.008	2241635	1000.0	1127.2	M
2	2.854	2.845	0.009	4521492	1000.0	1207.6	M
2	0.000	0.000	0.000	0	1000.0	0	
2	3.376	3.365	0.011	7298788	1000.0	957.8	M
2	3.530	3.519	0.011	3338422	1000.0	977.3	M
2	3.599	3.588	0.011	2175420	1000.0	1035.4	M
2	4.004	3.994	0.010	3386039	1000.0	1023.7	M
2	4.106	4.094	0.012	2010559	1000.0	1187.9	M

Average of Peak Amounts = 1073.8

RPD = 3.21

8 PCB-1260

1	6.562	6.553	0.009	2539778	1000.0	880.9	
1	6.819	6.809	0.010	5032386	1000.0	851.7	
1	7.191	7.180	0.011	5623426	1000.0	795.0	
1	8.084	8.074	0.010	4213759	1000.0	802.6	
1	8.521	8.516	0.005	3957244	1000.0	766.1	
1	8.830	8.828	0.002	7815633	1000.0	753.1	
1	9.189	9.195	-0.006	5300878	1000.0	696.1	M
1	9.685	9.701	-0.016	2265379	1000.0	727.2	

Average of Peak Amounts = 784.1

2	5.448	5.438	0.010	4447005	1000.0	878.4	M
2	6.186	6.171	0.015	6986871	1000.0	785.2	M
2	6.356	6.342	0.014	4053593	1000.0	743.0	M
2	0.000	6.712	-6.712	0	1000.0	0	
2	7.255	7.237	0.018	8960913	1000.0	668.9	M
2	0.000	7.772	-7.772	0	1000.0	0	
2	7.973	7.952	0.021	2810329	1000.0	646.3	M
2	0.000	8.722	-8.722	0	1000.0	0	

Average of Peak Amounts = 744.4

RPD = 5.20

\$ 11 DCB Decachlorobiphenyl

1	10.116	10.142	-0.026	6303135	100.0	72.2	
2	9.183	9.188	-0.005	6887111	100.0	70.5	

RPD = 2.39

QC Flag Legend

Review Flags

M - Manually Integrated

Reagents:

SGPCBISTD_00006

Amount Added: 20.00

Units: uL

Run Reagent

TestAmerica Edison

Data File: \\ChromNA\Edison\ChromData\CPESTGC9\20160813-44429.b\9F242860.D

Injection Date: 13-Aug-2016 18:53:17 Instrument ID: CPESTGC9

Lims ID: LCSD 460-384461/3-A

Operator ID:

Worklist Smp#: 36

Client ID:

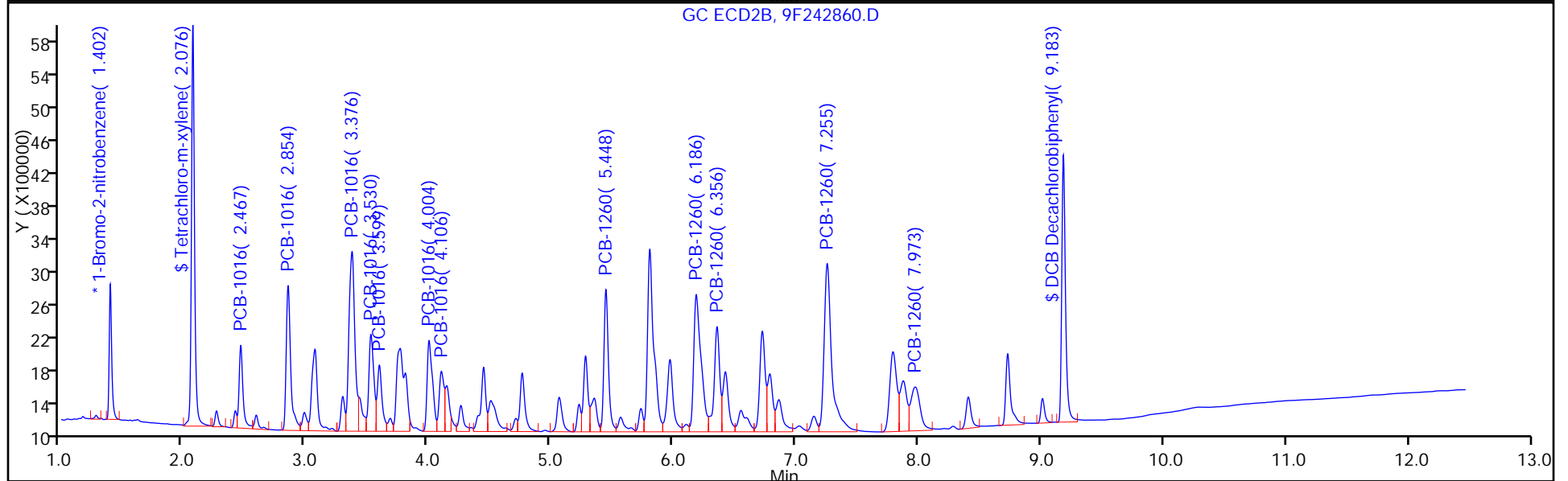
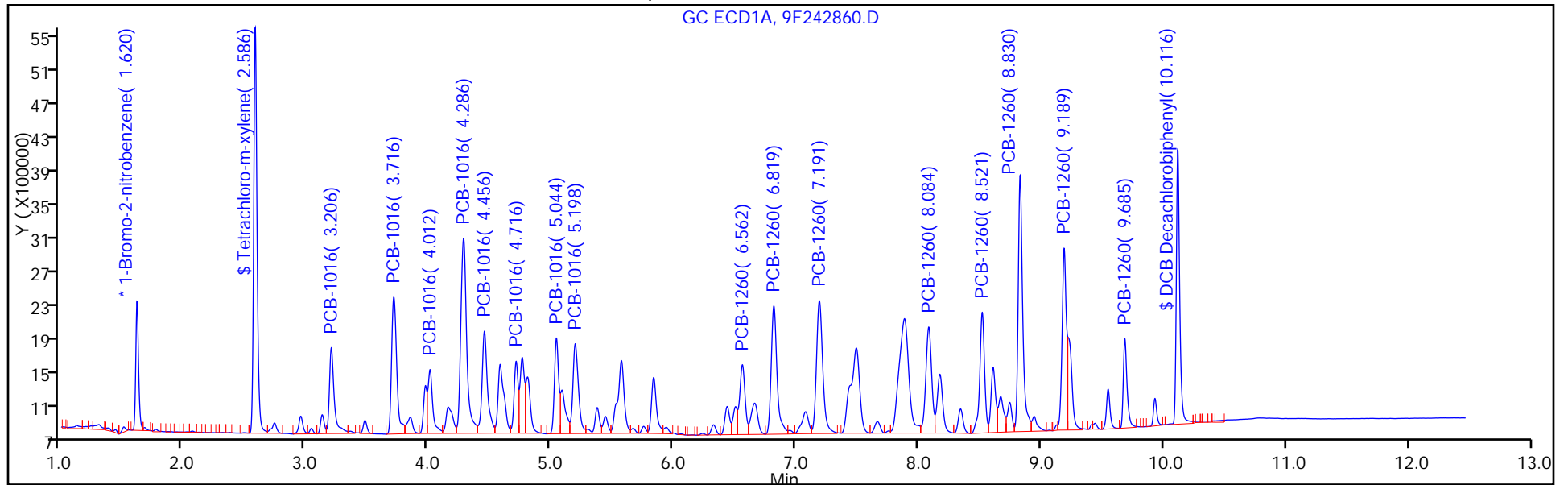
Injection Vol: 1.0 ul

Dil. Factor: 1.0000

ALS Bottle#: 36

Method: 8082-ISTD

Limit Group: GC 8082A PCB ISTD



TestAmerica Edison

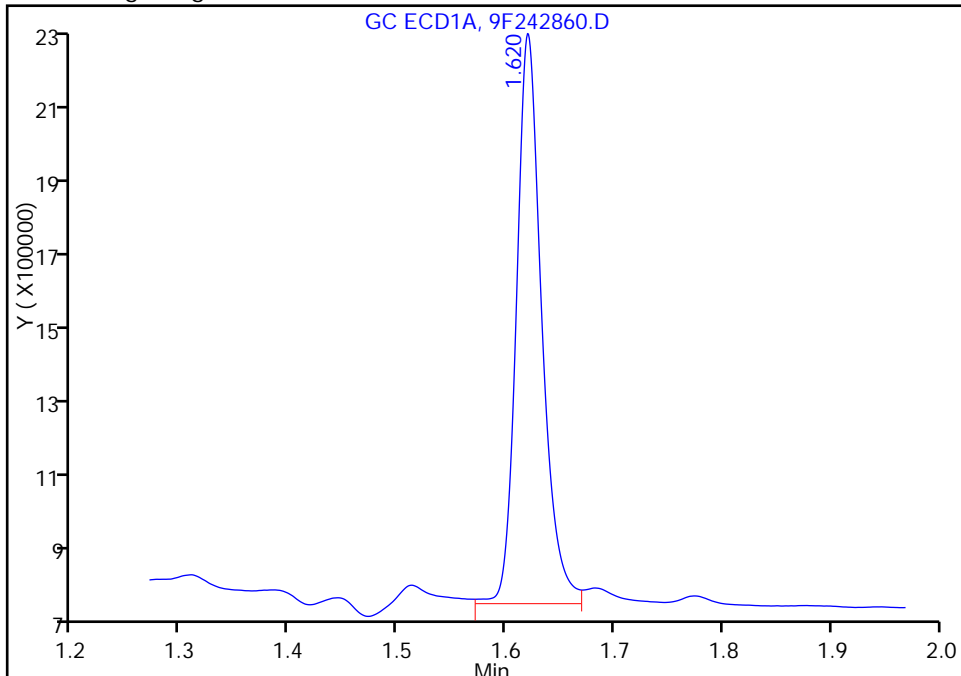
Data File: \\ChromNA\Edison\ChromData\CPESTGC9\20160813-44429.b\9F242860.D
Injection Date: 13-Aug-2016 18:53:17 Instrument ID: CPESTGC9
Lims ID: LCSD 460-384461/3-A
Client ID:
Operator ID: ALS Bottle#: 36 Worklist Smp#: 36
Injection Vol: 1.0 ul Dil. Factor: 1.0000
Method: 8082-ISTD Limit Group: GC 8082A PCB ISTD
Column: Detector GC ECD1A

* 13 1-Bromo-2-nitrobenzene, CAS: 577-19-5

Signal: 1

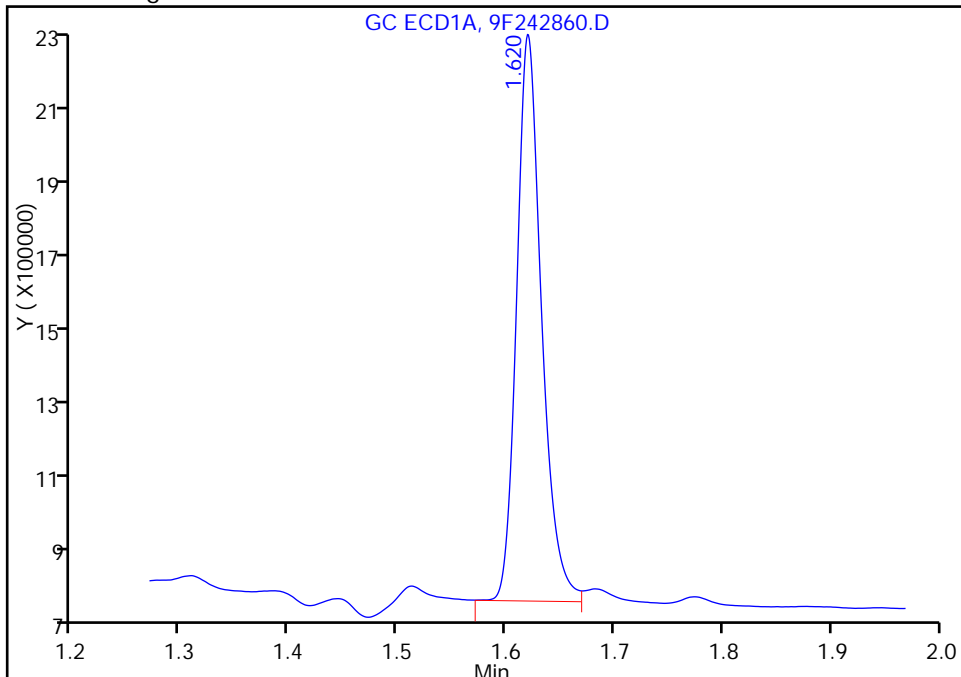
RT: 1.62
Area: 2499433
Amount: 20.000000
Amount Units: ug/l

Processing Integration Results



RT: 1.62
Area: 2443769
Amount: 20.000000
Amount Units: ug/l

Manual Integration Results



Reviewer: patelji, 15-Aug-2016 13:27:48
Audit Action: Assigned New Baseline

Audit Reason: Peak not integrated

FORM I
PCBS ORGANICS ANALYSIS DATA SHEET

Lab Name: TestAmerica Edison Job No.: 460-118423-1
 SDG No.: _____
 Client Sample ID: _____ Lab Sample ID: LCSD 460-384461/3-A
 Matrix: Water Lab File ID: 9F242860.D
 Analysis Method: 8082A Date Collected: _____
 Extraction Method: 3510C Date Extracted: 08/12/2016 07:53
 Sample wt/vol: 250 (mL) Date Analyzed: 08/13/2016 18:53
 Con. Extract Vol.: 1 (mL) Dilution Factor: 1
 Injection Volume: 1 (uL) GC Column: CLP-1 ID: 0.53 (mm)
 % Moisture: _____ GPC Cleanup: (Y/N) N
 Analysis Batch No.: 384645 Units: ug/L

CAS NO.	COMPOUND NAME	RESULT	Q	RL	MDL
12674-11-2	Aroclor 1016	4.30		0.40	0.098
11096-82-5	Aroclor 1260	2.98		0.40	0.084

CAS NO.	SURROGATE	%REC	Q	LIMITS
2051-24-3	DCB Decachlorobiphenyl	71		10-150

TestAmerica Edison
Target Compound Quantitation Report

Data File: \\ChromNA\Edison\ChromData\CPESTGC9\20160813-44429.b\9F242860.D
 Lims ID: LCSD 460-384461/3-A
 Client ID:
 Sample Type: LCSD
 Inject. Date: 13-Aug-2016 18:53:17 ALS Bottle#: 36 Worklist Smp#: 36
 Injection Vol: 1.0 ul Dil. Factor: 1.0000
 Sample Info: 460-0044429-036
 Operator ID: Instrument ID: CPESTGC9
 Method: \\ChromNA\Edison\ChromData\CPESTGC9\20160813-44429.b\8082-ISTD.m
 Limit Group: GC 8082A PCB ISTD
 Last Update: 15-Aug-2016 13:30:00 Calib Date: 12-May-2016 14:29:29
 Integrator: Falcon
 Quant Method: Internal Standard Quant By: Initial Calibration
 Last ICal File: \\ChromNA\Edison\ChromData\CPESTGC9\20160512-40924.b\9F001892.D
 Column 1 : Det: GC ECD1A
 Column 2 : Det: GC ECD2B
 Process Host: XAWRK053

First Level Reviewer: patelji Date: 15-Aug-2016 10:47:49

Col	RT (min.)	Exp RT (min.)	Dlt RT (min.)	Response	Cal Amt ug/l	OnCol Amt ug/l	Flags
-----	-----------	---------------	---------------	----------	--------------	----------------	-------

* 13 1-Bromo-2-nitrobenzene							M
1	1.620	1.615	0.005	2443769	20.0	20.0	M
2	1.402	1.397	0.005	2343397	20.0	20.0	M
RPD = 0.00							
\$ 2 Tetrachloro-m-xylene							
1	2.586	2.579	0.007	9240421	100.0	91.2	
2	2.076	2.069	0.007	8619512	100.0	96.4	
RPD = 5.61							

Col	RT (min.)	Exp RT (min.)	Dlt RT (min.)	Response	Cal Amt ug/l	OnCol Amt ug/l	Flags
-----	-----------	---------------	---------------	----------	--------------	----------------	-------

5 PCB-1016

							M
1	3.206	3.200	0.006	2793168	1000.0	1256.7	
1	3.716	3.710	0.006	4782479	1000.0	1047.6	
1	4.012	4.006	0.006	2047898	1000.0	1008.9	
1	4.286	4.279	0.007	7812609	1000.0	980.5	
1	4.456	4.449	0.007	3768447	1000.0	1032.6	
1	4.716	4.708	0.008	1966610	1000.0	978.3	
1	5.044	5.037	0.007	2766287	1000.0	949.4	
1	5.198	5.190	0.008	3386855	1000.0	1065.0	

Average of Peak Amounts = 1039.9

2	2.467	2.459	0.008	2241635	1000.0	1127.2	M
2	2.854	2.845	0.009	4521492	1000.0	1207.6	M
2	0.000	0.000	0.000	0	1000.0	0	
2	3.376	3.365	0.011	7298788	1000.0	957.8	M
2	3.530	3.519	0.011	3338422	1000.0	977.3	M
2	3.599	3.588	0.011	2175420	1000.0	1035.4	M
2	4.004	3.994	0.010	3386039	1000.0	1023.7	M
2	4.106	4.094	0.012	2010559	1000.0	1187.9	M

Average of Peak Amounts = 1073.8

RPD = 3.21

8 PCB-1260

1	6.562	6.553	0.009	2539778	1000.0	880.9	
1	6.819	6.809	0.010	5032386	1000.0	851.7	
1	7.191	7.180	0.011	5623426	1000.0	795.0	
1	8.084	8.074	0.010	4213759	1000.0	802.6	
1	8.521	8.516	0.005	3957244	1000.0	766.1	
1	8.830	8.828	0.002	7815633	1000.0	753.1	
1	9.189	9.195	-0.006	5300878	1000.0	696.1	M
1	9.685	9.701	-0.016	2265379	1000.0	727.2	

Average of Peak Amounts = 784.1

2	5.448	5.438	0.010	4447005	1000.0	878.4	M
2	6.186	6.171	0.015	6986871	1000.0	785.2	M
2	6.356	6.342	0.014	4053593	1000.0	743.0	M
2	0.000	6.712	-6.712	0	1000.0	0	
2	7.255	7.237	0.018	8960913	1000.0	668.9	M
2	0.000	7.772	-7.772	0	1000.0	0	
2	7.973	7.952	0.021	2810329	1000.0	646.3	M
2	0.000	8.722	-8.722	0	1000.0	0	

Average of Peak Amounts = 744.4

RPD = 5.20

\$ 11 DCB Decachlorobiphenyl

1	10.116	10.142	-0.026	6303135	100.0	72.2	
2	9.183	9.188	-0.005	6887111	100.0	70.5	

RPD = 2.39

QC Flag Legend

Review Flags

M - Manually Integrated

Reagents:

SGPCBISTD_00006

Amount Added: 20.00

Units: uL

Run Reagent

TestAmerica Edison

Data File: \\ChromNA\Edison\ChromData\CPESTGC9\20160813-44429.b\9F242860.D

Injection Date: 13-Aug-2016 18:53:17

Instrument ID: CPESTGC9

Operator ID:

Lims ID: LCSD 460-384461/3-A

Worklist Smp#: 36

Client ID:

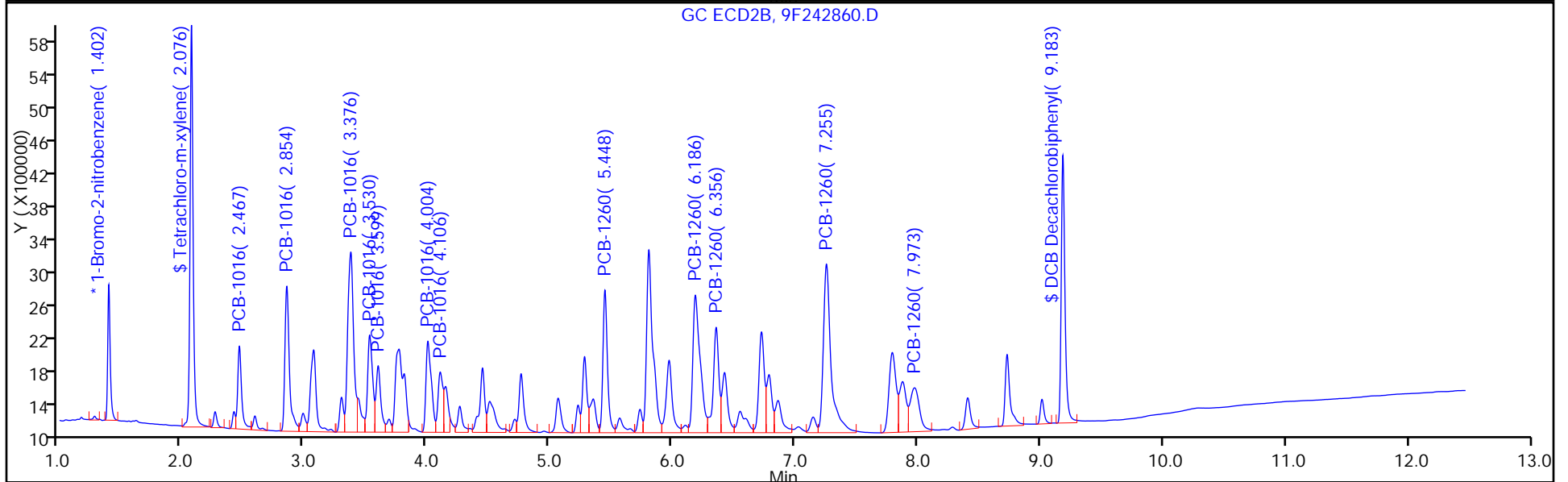
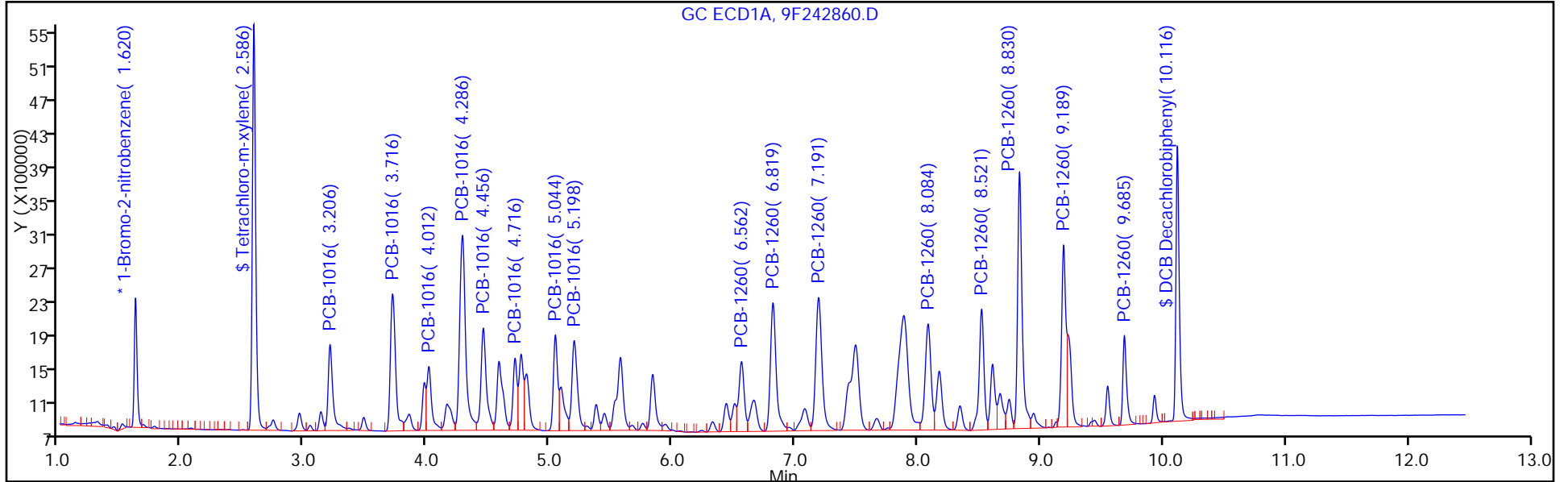
Injection Vol: 1.0 ul

Dil. Factor: 1.0000

ALS Bottle#: 36

Method: 8082-ISTD

Limit Group: GC 8082A PCB ISTD



TestAmerica Edison

Data File: \\ChromNA\Edison\ChromData\CPESTGC9\20160813-44429.b\9F242860.D

Injection Date: 13-Aug-2016 18:53:17

Instrument ID: CPESTGC9

Lims ID: LCSD 460-384461/3-A

Client ID:

Operator ID:

ALS Bottle#: 36

Worklist Smp#: 36

Injection Vol: 1.0 ul

Dil. Factor: 1.0000

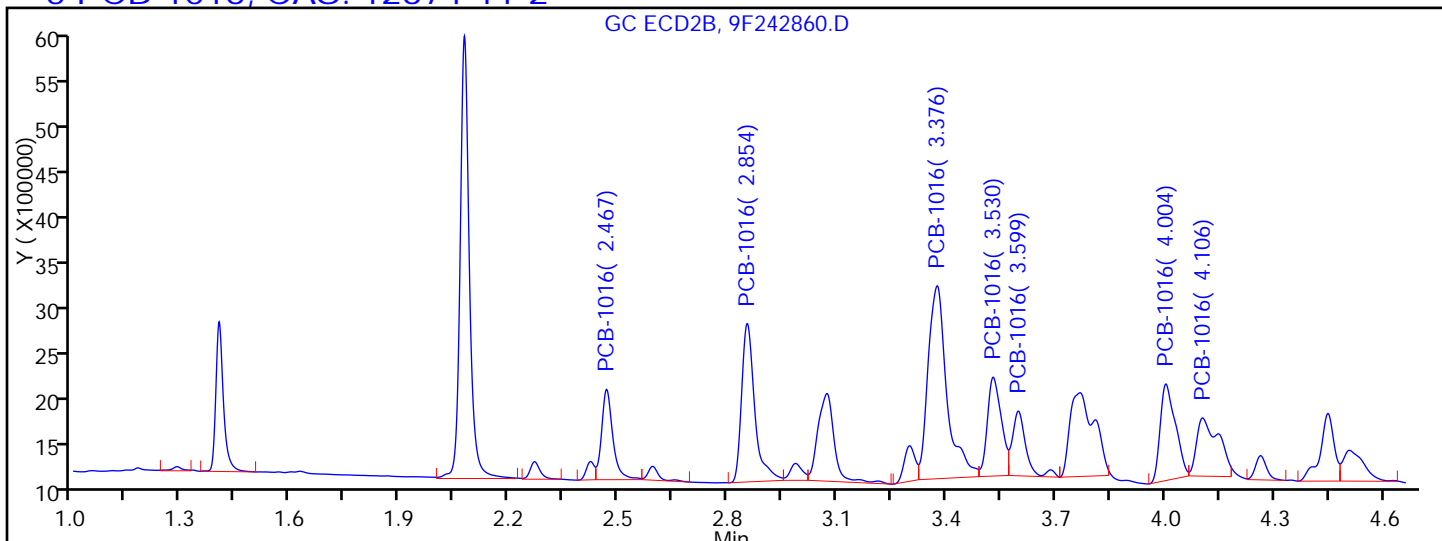
Method: 8082-ISTD

Limit Group: GC 8082A PCB ISTD

Column:

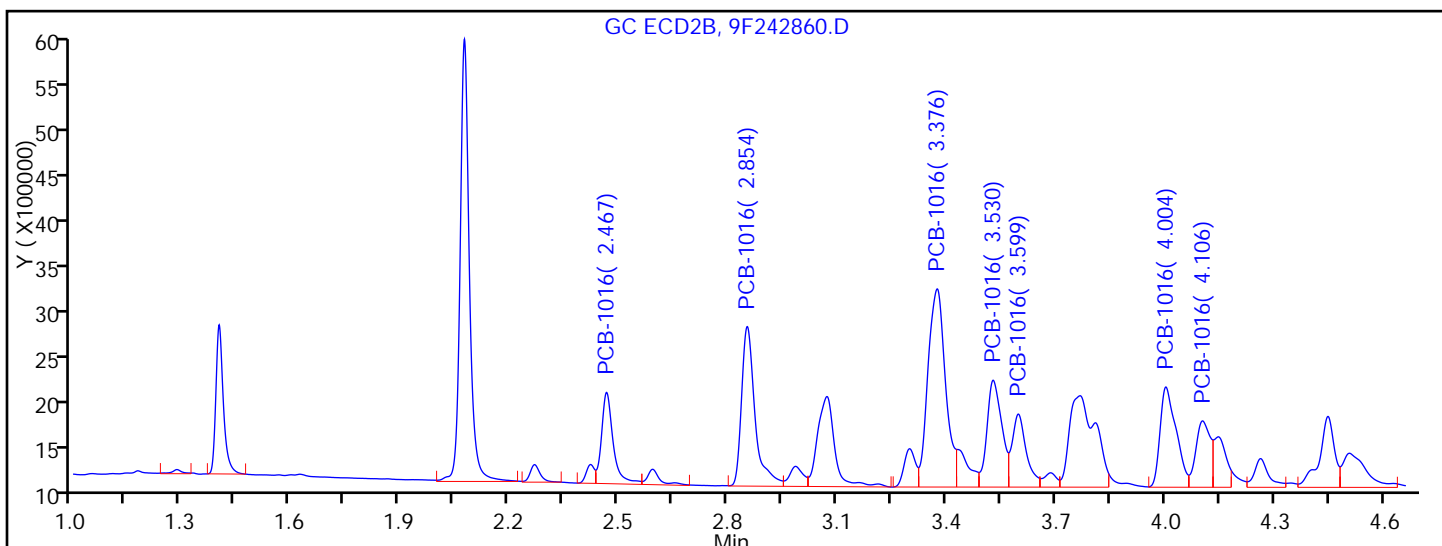
Detector GC ECD2B

5 PCB-1016, CAS: 12674-11-2



Processing Integration Results

RT = 2.467	Response = 2133784	M
RT = 2.854	Response = 4356645	M
RT = 0.000	Response = 0	
RT = 3.376	Response = 7636829	M
RT = 3.530	Response = 2903341	M
RT = 3.599	Response = 1841225	M
RT = 4.004	Response = 3072081	M
RT = 4.106	Response = 2678001	M



Manual Integration Results

RT = 2.467	Response = 2241635	M
RT = 2.854	Response = 4521492	M
RT = 0.000	Response = 0	
RT = 3.376	Response = 7298788	M
RT = 3.530	Response = 3338422	M
RT = 3.599	Response = 2175420	M

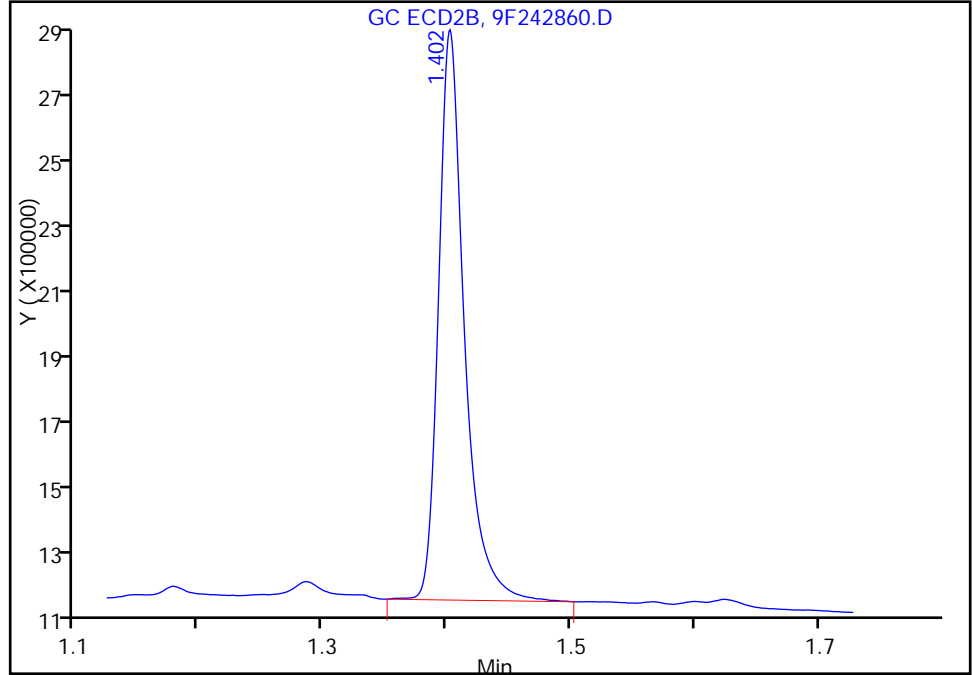
TestAmerica Edison

Data File: \\ChromNA\Edison\ChromData\CPESTGC9\20160813-44429.b\9F242860.D
Injection Date: 13-Aug-2016 18:53:17 Instrument ID: CPESTGC9
Lims ID: LCSD 460-384461/3-A
Client ID:
Operator ID: ALS Bottle#: 36 Worklist Smp#: 36
Injection Vol: 1.0 ul Dil. Factor: 1.0000
Method: 8082-ISTD Limit Group: GC 8082A PCB ISTD
Column: Detector GC ECD2B

* 13 1-Bromo-2-nitrobenzene, CAS: 577-19-5
Signal: 2

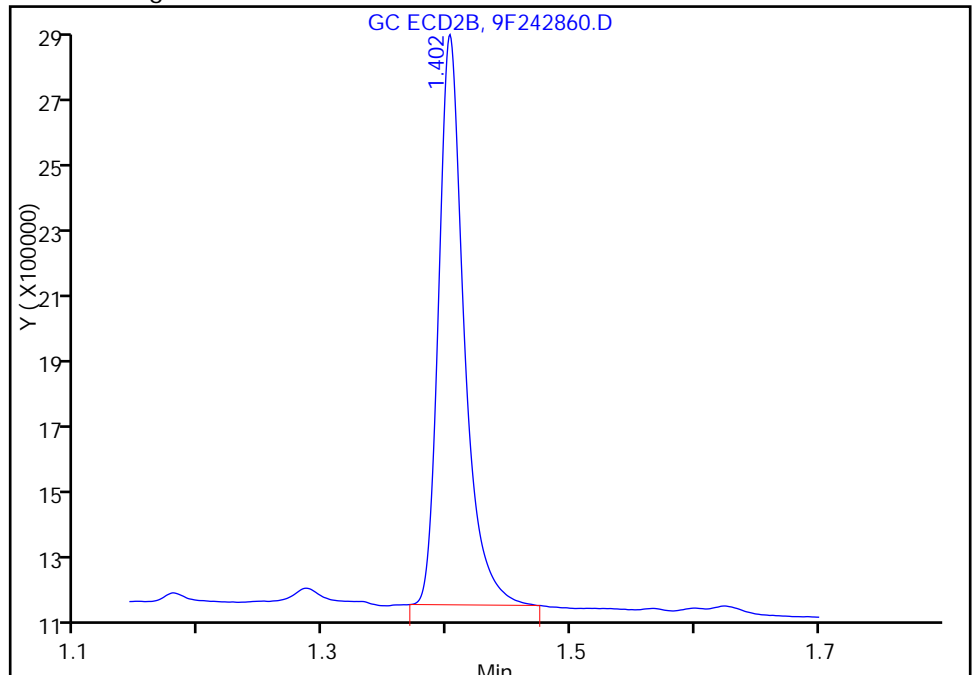
RT: 1.40
Area: 2388069
Amount: 20.000000
Amount Units: ug/l

Processing Integration Results



RT: 1.40
Area: 2343397
Amount: 20.000000
Amount Units: ug/l

Manual Integration Results



Reviewer: patelji, 15-Aug-2016 13:27:48
Audit Action: Manually Integrated

Audit Reason: Peak not integrated

FORM I
PCBS ORGANICS ANALYSIS DATA SHEET

Lab Name: TestAmerica Edison Job No.: 460-118423-1
 SDG No.: _____
 Client Sample ID: _____ Lab Sample ID: LCSD 460-385130/3-A
 Matrix: Solid Lab File ID: 9F242993.D
 Analysis Method: 8082A Date Collected: _____
 Extraction Method: 3510C Date Extracted: 08/16/2016 14:21
 Sample wt/vol: 250 (mL) Date Analyzed: 08/17/2016 10:15
 Con. Extract Vol.: 1 (mL) Dilution Factor: 1
 Injection Volume: 1 (uL) GC Column: CLP-2 ID: 0.53 (mm)
 % Moisture: _____ GPC Cleanup: (Y/N) N
 Analysis Batch No.: 385145 Units: ug/L

CAS NO.	COMPOUND NAME	RESULT	Q	RL	MDL
12674-11-2	Aroclor 1016	4.88		0.40	0.098
11096-82-5	Aroclor 1260	4.45		0.40	0.084
1336-36-3	Polychlorinated biphenyls, Total	9.33		0.40	0.098

CAS NO.	SURROGATE	%REC	Q	LIMITS
2051-24-3	DCB Decachlorobiphenyl	91		10-150

TestAmerica Edison
Target Compound Quantitation Report

Data File: \\ChromNA\Edison\ChromData\CPESTGC9\20160816-44540.b\9F242993.D
 Lims ID: LCSD 460-385130/3-A
 Client ID:
 Sample Type: LCSD
 Inject. Date: 17-Aug-2016 10:15:18 ALS Bottle#: 5 Worklist Smp#: 5
 Injection Vol: 1.0 ul Dil. Factor: 1.0000
 Sample Info: 460-0044540-005
 Operator ID: Instrument ID: CPESTGC9
 Method: \\ChromNA\Edison\ChromData\CPESTGC9\20160816-44540.b\8082-ISTD.m
 Limit Group: GC 8082A PCB ISTD
 Last Update: 18-Aug-2016 13:07:11 Calib Date: 12-May-2016 14:29:29
 Integrator: Falcon
 Quant Method: Internal Standard Quant By: Initial Calibration
 Last ICal File: \\ChromNA\Edison\ChromData\CPESTGC9\20160512-40924.b\9F001892.D
 Column 1 : Det: GC ECD1A
 Column 2 : Det: GC ECD2B
 Process Host: XAWRK030

First Level Reviewer: kapoors Date: 17-Aug-2016 10:49:27

Col	RT (min.)	Exp RT (min.)	Dlt RT (min.)	Response	Cal Amt ug/l	OnCol Amt ug/l	Flags
-----	-----------	---------------	---------------	----------	--------------	----------------	-------

* 13 1-Bromo-2-nitrobenzene

1	1.620	1.616	0.004	2177831	20.0	20.0	
2	1.401	1.397	0.004	2106919	20.0	20.0	
						RPD = 0.00	

\$ 2 Tetrachloro-m-xylene

1	2.584	2.579	0.005	7131389	100.0	78.9	
2	2.075	2.070	0.005	9015561	100.0	112.2	
						RPD = 34.77	

Col	RT (min.)	Exp RT (min.)	Dlt RT (min.)	Response	Cal Amt ug/l	OnCol Amt ug/l	Flags
-----	-----------	---------------	---------------	----------	--------------	----------------	-------

5 PCB-1016

1	3.205	3.201	0.004	2727442	1000.0	1377.0	
1	3.715	3.710	0.005	4858219	1000.0	1194.1	
1	4.010	4.005	0.005	2199573	1000.0	1216.0	
1	4.285	4.280	0.005	8041100	1000.0	1132.4	
1	4.455	4.450	0.005	3905772	1000.0	1200.9	
1	4.713	4.708	0.005	2065731	1000.0	1153.1	
1	5.042	5.037	0.005	2949520	1000.0	1135.9	
1	5.196	5.191	0.005	3838859	1000.0	1354.5	

Average of Peak Amounts = 1220.5

2	2.465	2.461	0.004	2223477	1000.0	1243.5	
2	2.851	2.846	0.005	4715972	1000.0	1401.0	M
2	0.000	3.065	-3.065	0	1000.0	0	
2	3.374	3.368	0.006	7903632	1000.0	1153.5	M
2	3.528	3.522	0.006	3714277	1000.0	1209.3	M
2	3.597	3.591	0.006	2423010	1000.0	1282.6	M
2	4.001	3.996	0.005	3606028	1000.0	1212.5	M
2	0.000	4.096	-4.096	0	1000.0	0	

Average of Peak Amounts = 1250.4

RPD = 2.42

8 PCB-1260

1	6.559	6.553	0.006	3053152	1000.0	1188.3	M
1	6.816	6.809	0.007	5956561	1000.0	1131.2	
1	7.187	7.181	0.006	6866879	1000.0	1089.4	
1	8.080	8.073	0.007	5356760	1000.0	1144.9	
1	8.519	8.513	0.006	4995319	1000.0	1085.2	
1	8.831	8.823	0.008	10129800	1000.0	1095.3	
1	9.193	9.185	0.008	7189271	1000.0	1059.4	M
1	9.693	9.683	0.010	3056504	1000.0	1100.9	

Average of Peak Amounts = 1111.8

2	5.446	5.440	0.006	5451954	1000.0	1197.8	M
2	6.185	6.173	0.012	8350159	1000.0	1043.8	M
2	6.352	6.343	0.009	5089103	1000.0	1037.5	M
2	6.723	6.712	0.011	4609676	1000.0	930.8	M
2	7.254	7.240	0.014	11432106	1000.0	949.1	
2	7.793	7.774	0.019	4640059	1000.0	819.3	
2	7.971	7.955	0.016	4221812	1000.0	1079.9	
2	8.730	8.720	0.010	3401197	1000.0	1006.1	M

Average of Peak Amounts = 1008.0

RPD = 9.79

\$ 11 DCB Decachlorobiphenyl

1	10.129	10.116	0.013	7090505	100.0	91.2	a
2	9.186	9.178	0.008	8050107	100.0	91.7	M

RPD = 0.56

QC Flag Legend

Review Flags

M - Manually Integrated

Reagents:

SGPCBISTD_00006

Amount Added: 20.00

Units: uL

Run Reagent

TestAmerica Edison

Data File: \\ChromNA\Edison\ChromData\CPESTGC9\20160816-44540.b\9F242993.D

Injection Date: 17-Aug-2016 10:15:18

Instrument ID: CPESTGC9

Operator ID:

Lims ID: LCSD 460-385130/3-A

Worklist Smp#: 5

Client ID:

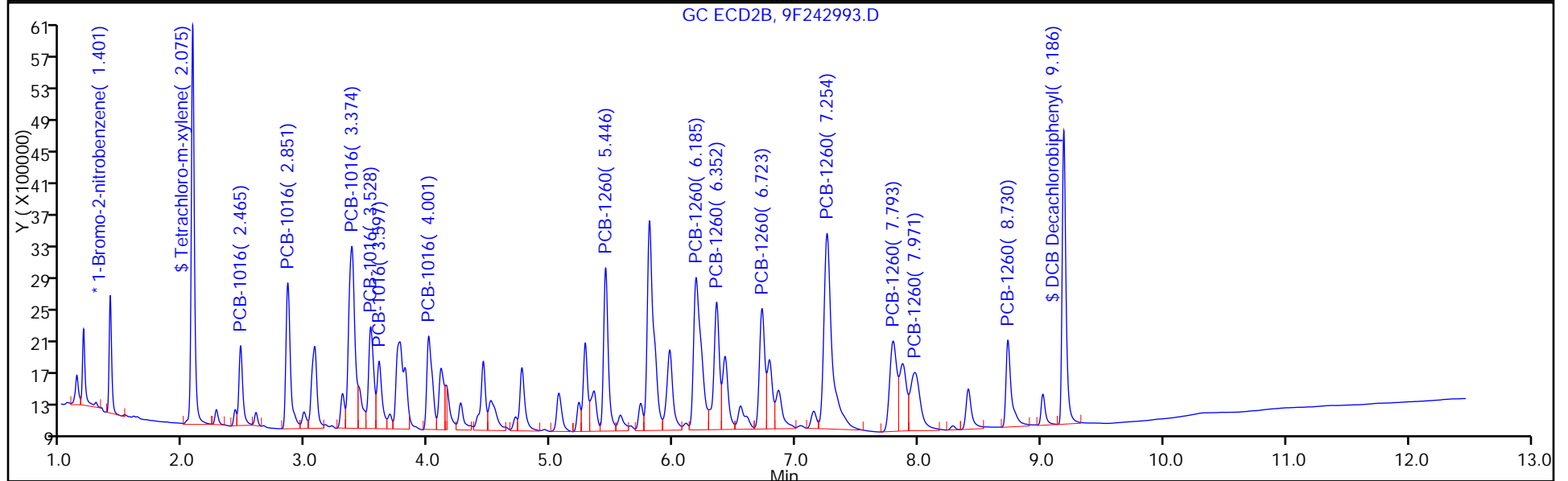
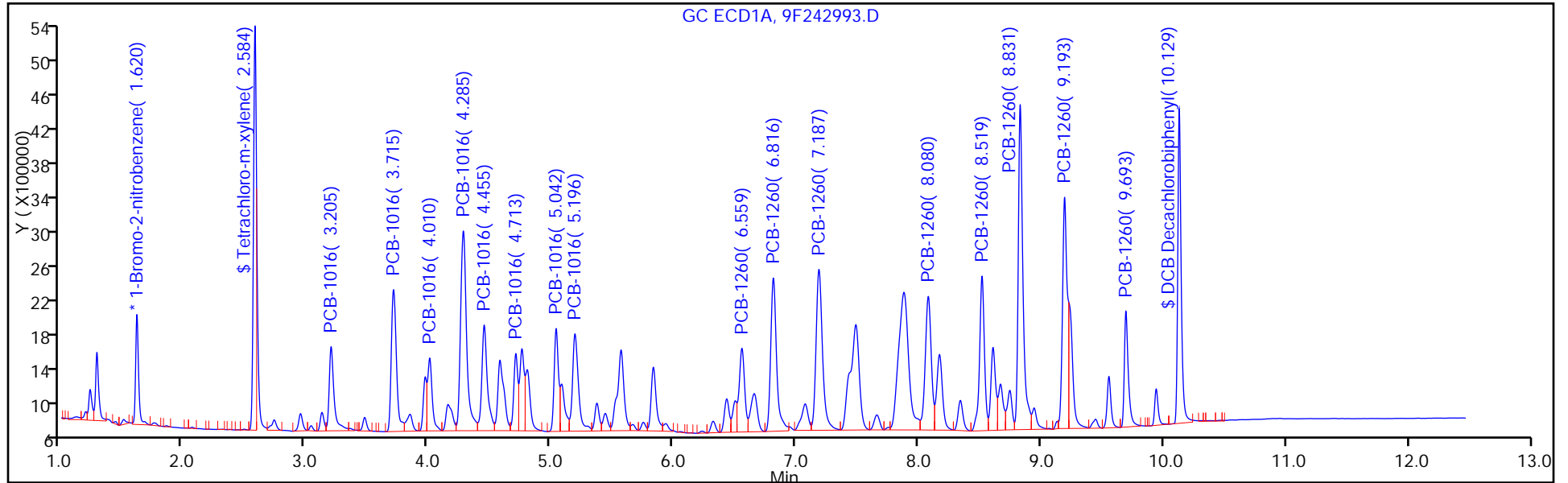
Injection Vol: 1.0 ul

Dil. Factor: 1.0000

ALS Bottle#: 5

Method: 8082-ISTD

Limit Group: GC 8082A PCB ISTD



TestAmerica Edison

Data File: \\ChromNA\Edison\ChromData\CPESTGC9\20160816-44540.b\9F242993.D

Injection Date: 17-Aug-2016 10:15:18

Instrument ID: CPESTGC9

Lims ID: LCSD 460-385130/3-A

Client ID:

Operator ID:

ALS Bottle#: 5

Worklist Smp#: 5

Injection Vol: 1.0 ul

Dil. Factor: 1.0000

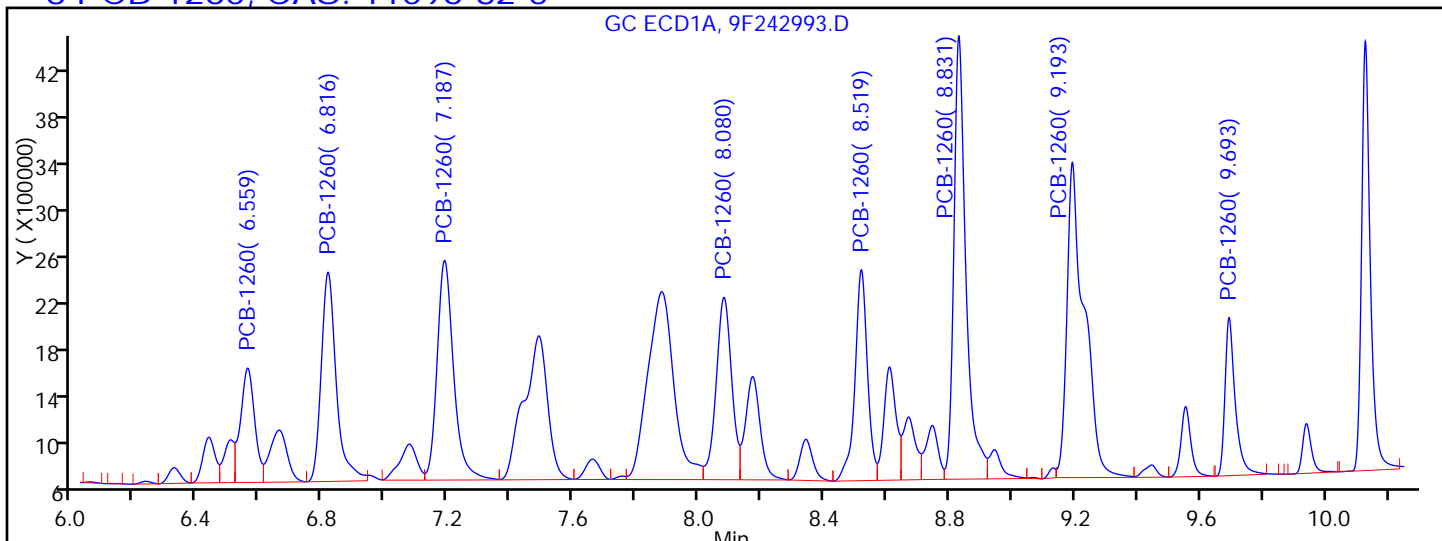
Method: 8082-ISTD

Limit Group: GC 8082A PCB ISTD

Column:

Detector GC ECD1A

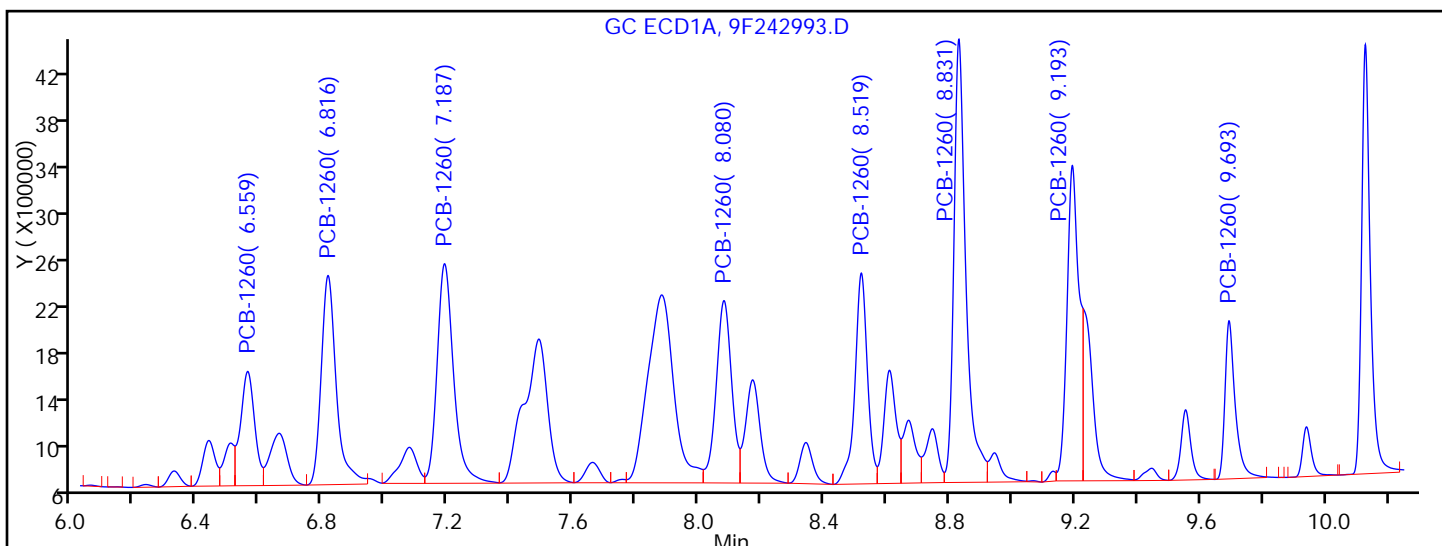
8 PCB-1260, CAS: 11096-82-5



Processing Integration Results

RT = 6.559	Response = 3053152
RT = 6.816	Response = 5956561
RT = 7.187	Response = 6866879
RT = 8.080	Response = 5356760
RT = 8.519	Response = 4995319
RT = 8.831	Response = 10129800
RT = 9.193	Response = 10318610
RT = 9.693	Response = 3056504

M



Manual Integration Results

RT = 6.559	Response = 3053152
RT = 6.816	Response = 5956561
RT = 7.187	Response = 6866879
RT = 8.080	Response = 5356760
RT = 8.519	Response = 4995319
RT = 8.831	Response = 10129800

TestAmerica Edison

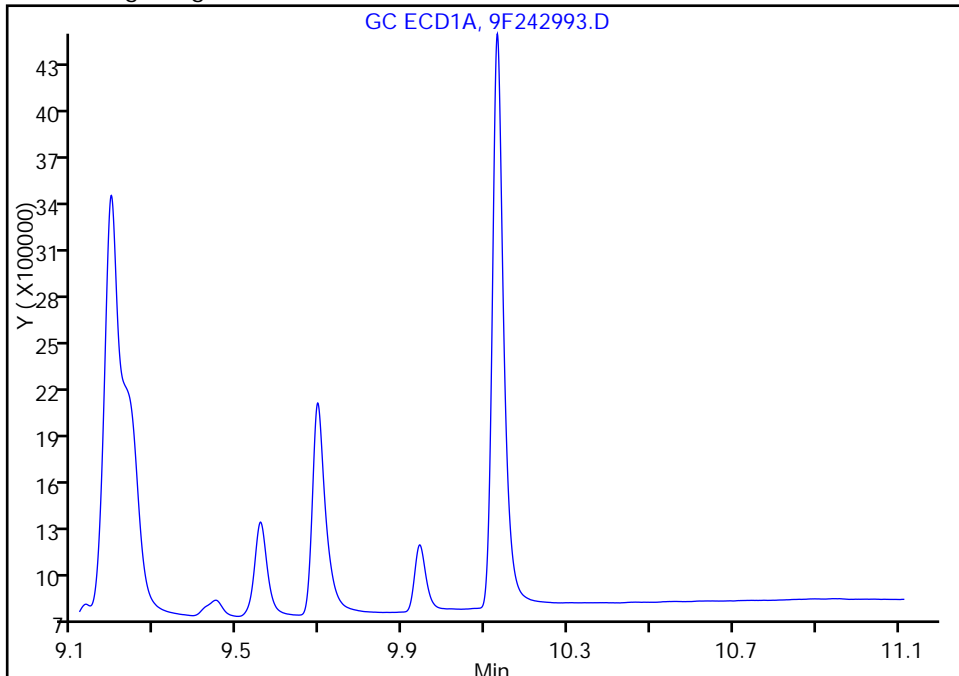
Data File: \\ChromNA\Edison\ChromData\CPESTGC9\20160816-44540.b\9F242993.D
Injection Date: 17-Aug-2016 10:15:18 Instrument ID: CPESTGC9
Lims ID: LCSD 460-385130/3-A
Client ID:
Operator ID: ALS Bottle#: 5 Worklist Smp#: 5
Injection Vol: 1.0 ul Dil. Factor: 1.0000
Method: 8082-ISTD Limit Group: GC 8082A PCB ISTD
Column: Detector GC ECD1A

\$ 11 DCB Decachlorobiphenyl, CAS: 2051-24-3

Signal: 1

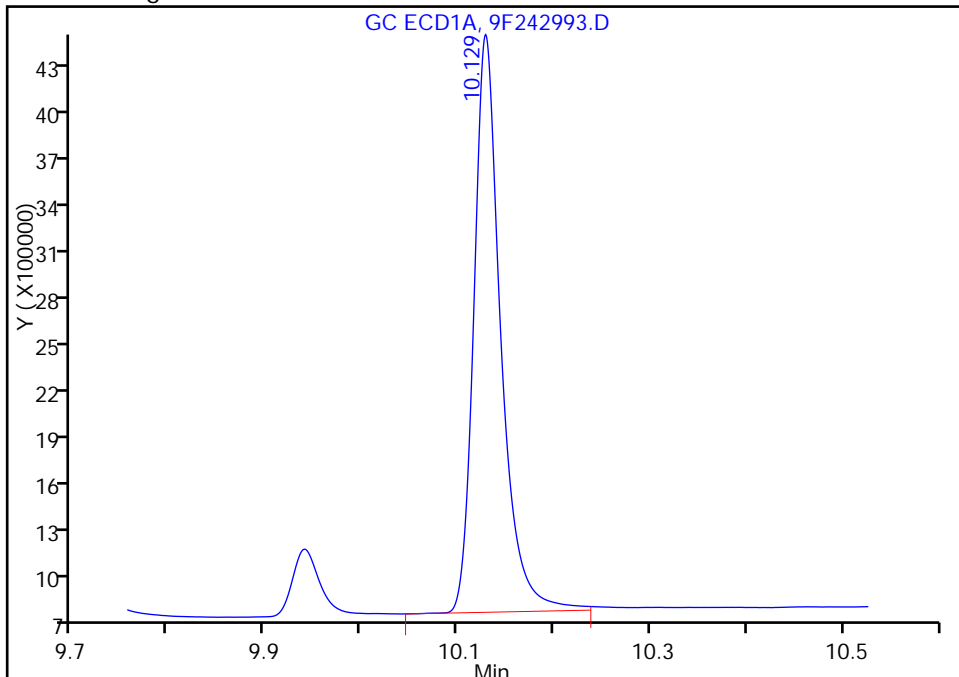
Not Detected
Expected RT: 10.12

Processing Integration Results



Manual Integration Results

RT: 10.13
Area: 7090505
Amount: 91.169319
Amount Units: ug/l



Reviewer: kapoors, 17-Aug-2016 10:49:27
Audit Action: Assigned Compound ID

Audit Reason: Incomplete Integration

FORM I
PCBS ORGANICS ANALYSIS DATA SHEET

Lab Name: TestAmerica Edison Job No.: 460-118423-1
 SDG No.: _____
 Client Sample ID: _____ Lab Sample ID: LCSD 460-385130/3-A
 Matrix: Solid Lab File ID: 9F242993.D
 Analysis Method: 8082A Date Collected: _____
 Extraction Method: 3510C Date Extracted: 08/16/2016 14:21
 Sample wt/vol: 250 (mL) Date Analyzed: 08/17/2016 10:15
 Con. Extract Vol.: 1 (mL) Dilution Factor: 1
 Injection Volume: 1 (uL) GC Column: CLP-1 ID: 0.53 (mm)
 % Moisture: _____ GPC Cleanup: (Y/N) N
 Analysis Batch No.: 385145 Units: ug/L

CAS NO.	COMPOUND NAME	RESULT	Q	RL	MDL
12674-11-2	Aroclor 1016	5.00		0.40	0.098
11096-82-5	Aroclor 1260	4.03		0.40	0.084
1336-36-3	Polychlorinated biphenyls, Total	9.03		0.40	0.098

CAS NO.	SURROGATE	%REC	Q	LIMITS
2051-24-3	DCB Decachlorobiphenyl	92		10-150

TestAmerica Edison
Target Compound Quantitation Report

Data File: \\ChromNA\Edison\ChromData\CPESTGC9\20160816-44540.b\9F242993.D
 Lims ID: LCSD 460-385130/3-A
 Client ID:
 Sample Type: LCSD
 Inject. Date: 17-Aug-2016 10:15:18 ALS Bottle#: 5 Worklist Smp#: 5
 Injection Vol: 1.0 ul Dil. Factor: 1.0000
 Sample Info: 460-0044540-005
 Operator ID: Instrument ID: CPESTGC9
 Method: \\ChromNA\Edison\ChromData\CPESTGC9\20160816-44540.b\8082-ISTD.m
 Limit Group: GC 8082A PCB ISTD
 Last Update: 18-Aug-2016 13:07:11 Calib Date: 12-May-2016 14:29:29
 Integrator: Falcon
 Quant Method: Internal Standard Quant By: Initial Calibration
 Last ICal File: \\ChromNA\Edison\ChromData\CPESTGC9\20160512-40924.b\9F001892.D
 Column 1 : Det: GC ECD1A
 Column 2 : Det: GC ECD2B
 Process Host: XAWRK030

First Level Reviewer: kapoors Date: 17-Aug-2016 10:49:27

Col	RT (min.)	Exp RT (min.)	Dlt RT (min.)	Response	Cal Amt ug/l	OnCol Amt ug/l	Flags
-----	-----------	---------------	---------------	----------	--------------	----------------	-------

* 13 1-Bromo-2-nitrobenzene

1	1.620	1.616	0.004	2177831	20.0	20.0	
2	1.401	1.397	0.004	2106919	20.0	20.0	
							RPD = 0.00

\$ 2 Tetrachloro-m-xylene

1	2.584	2.579	0.005	7131389	100.0	78.9	
2	2.075	2.070	0.005	9015561	100.0	112.2	
							RPD = 34.77

Col	RT (min.)	Exp RT (min.)	Dlt RT (min.)	Response	Cal Amt ug/l	OnCol Amt ug/l	Flags
-----	-----------	---------------	---------------	----------	--------------	----------------	-------

5 PCB-1016

1	3.205	3.201	0.004	2727442	1000.0	1377.0	
1	3.715	3.710	0.005	4858219	1000.0	1194.1	
1	4.010	4.005	0.005	2199573	1000.0	1216.0	
1	4.285	4.280	0.005	8041100	1000.0	1132.4	
1	4.455	4.450	0.005	3905772	1000.0	1200.9	
1	4.713	4.708	0.005	2065731	1000.0	1153.1	
1	5.042	5.037	0.005	2949520	1000.0	1135.9	
1	5.196	5.191	0.005	3838859	1000.0	1354.5	

Average of Peak Amounts = 1220.5

2	2.465	2.461	0.004	2223477	1000.0	1243.5	
2	2.851	2.846	0.005	4715972	1000.0	1401.0	M
2	0.000	3.065	-3.065	0	1000.0	0	
2	3.374	3.368	0.006	7903632	1000.0	1153.5	M
2	3.528	3.522	0.006	3714277	1000.0	1209.3	M
2	3.597	3.591	0.006	2423010	1000.0	1282.6	M
2	4.001	3.996	0.005	3606028	1000.0	1212.5	M
2	0.000	4.096	-4.096	0	1000.0	0	

Average of Peak Amounts = 1250.4

RPD = 2.42

8 PCB-1260

1	6.559	6.553	0.006	3053152	1000.0	1188.3	M
1	6.816	6.809	0.007	5956561	1000.0	1131.2	
1	7.187	7.181	0.006	6866879	1000.0	1089.4	
1	8.080	8.073	0.007	5356760	1000.0	1144.9	
1	8.519	8.513	0.006	4995319	1000.0	1085.2	
1	8.831	8.823	0.008	10129800	1000.0	1095.3	
1	9.193	9.185	0.008	7189271	1000.0	1059.4	M
1	9.693	9.683	0.010	3056504	1000.0	1100.9	

Average of Peak Amounts = 1111.8

2	5.446	5.440	0.006	5451954	1000.0	1197.8	M
2	6.185	6.173	0.012	8350159	1000.0	1043.8	M
2	6.352	6.343	0.009	5089103	1000.0	1037.5	M
2	6.723	6.712	0.011	4609676	1000.0	930.8	M
2	7.254	7.240	0.014	11432106	1000.0	949.1	
2	7.793	7.774	0.019	4640059	1000.0	819.3	
2	7.971	7.955	0.016	4221812	1000.0	1079.9	
2	8.730	8.720	0.010	3401197	1000.0	1006.1	M

Average of Peak Amounts = 1008.0

RPD = 9.79

\$ 11 DCB Decachlorobiphenyl

1	10.129	10.116	0.013	7090505	100.0	91.2	a
2	9.186	9.178	0.008	8050107	100.0	91.7	M

RPD = 0.56

QC Flag Legend

Review Flags

M - Manually Integrated

Reagents:

SGPCBISTD_00006

Amount Added: 20.00

Units: uL

Run Reagent

TestAmerica Edison

Data File: \\ChromNA\Edison\ChromData\CPESTGC9\20160816-44540.b\9F242993.D

Injection Date: 17-Aug-2016 10:15:18

Instrument ID: CPESTGC9

Operator ID:

Lims ID: LCSD 460-385130/3-A

Worklist Smp#: 5

Client ID:

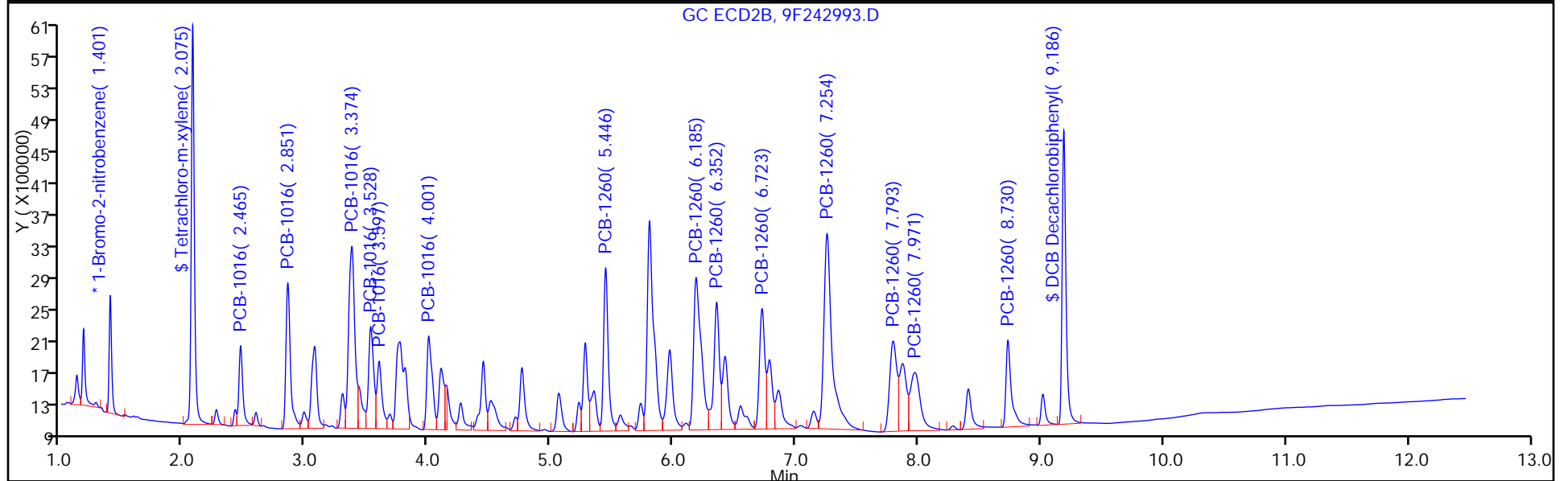
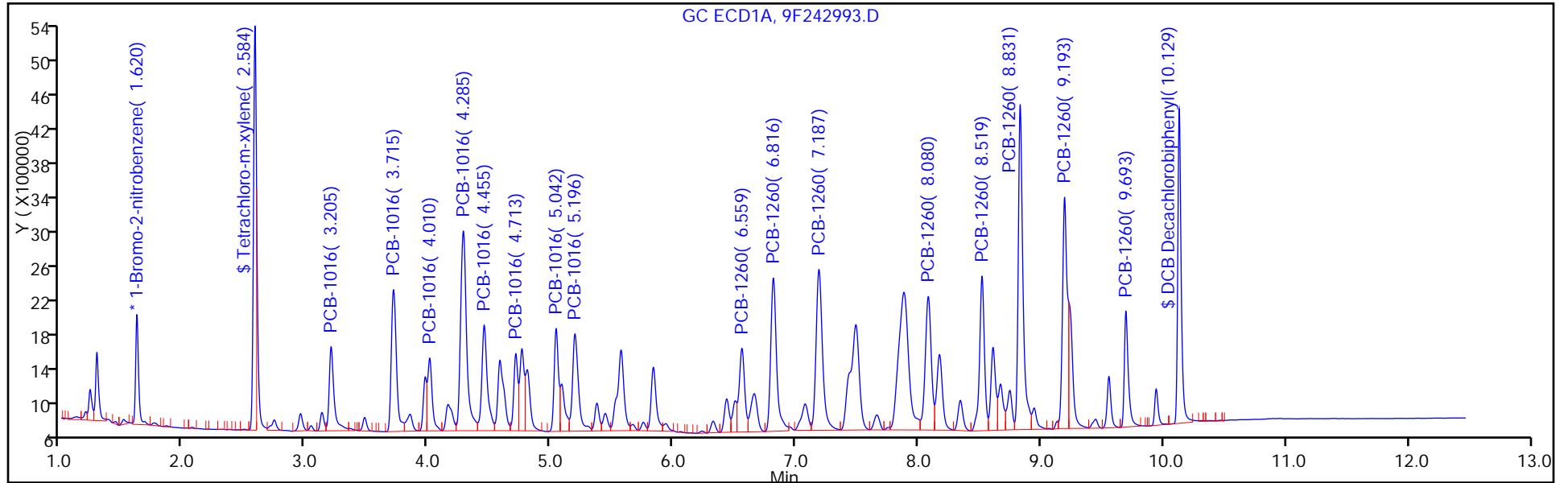
Injection Vol: 1.0 ul

Dil. Factor: 1.0000

ALS Bottle#: 5

Method: 8082-ISTD

Limit Group: GC 8082A PCB ISTD



TestAmerica Edison

Data File: \\ChromNA\Edison\ChromData\CPESTGC9\20160816-44540.b\9F242993.D

Injection Date: 17-Aug-2016 10:15:18

Instrument ID: CPESTGC9

Lims ID: LCSD 460-385130/3-A

Client ID:

Operator ID:

ALS Bottle#: 5

Worklist Smp#: 5

Injection Vol: 1.0 ul

Dil. Factor: 1.0000

Method: 8082-ISTD

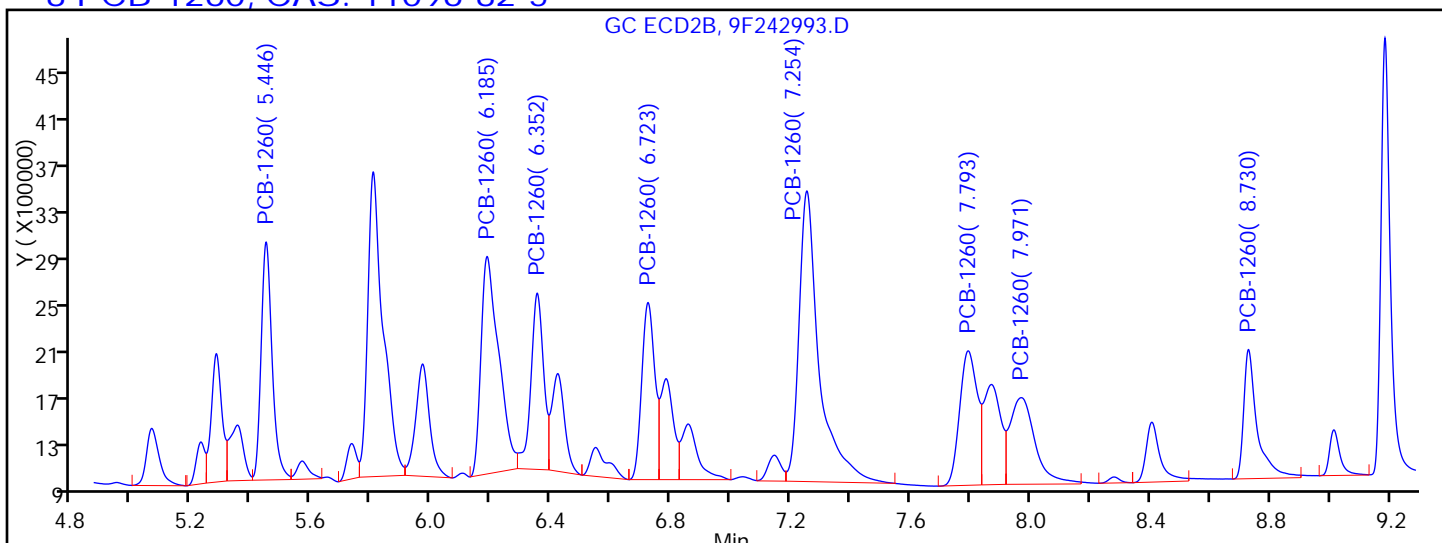
Limit Group: GC 8082A PCB ISTD

Column:

Detector

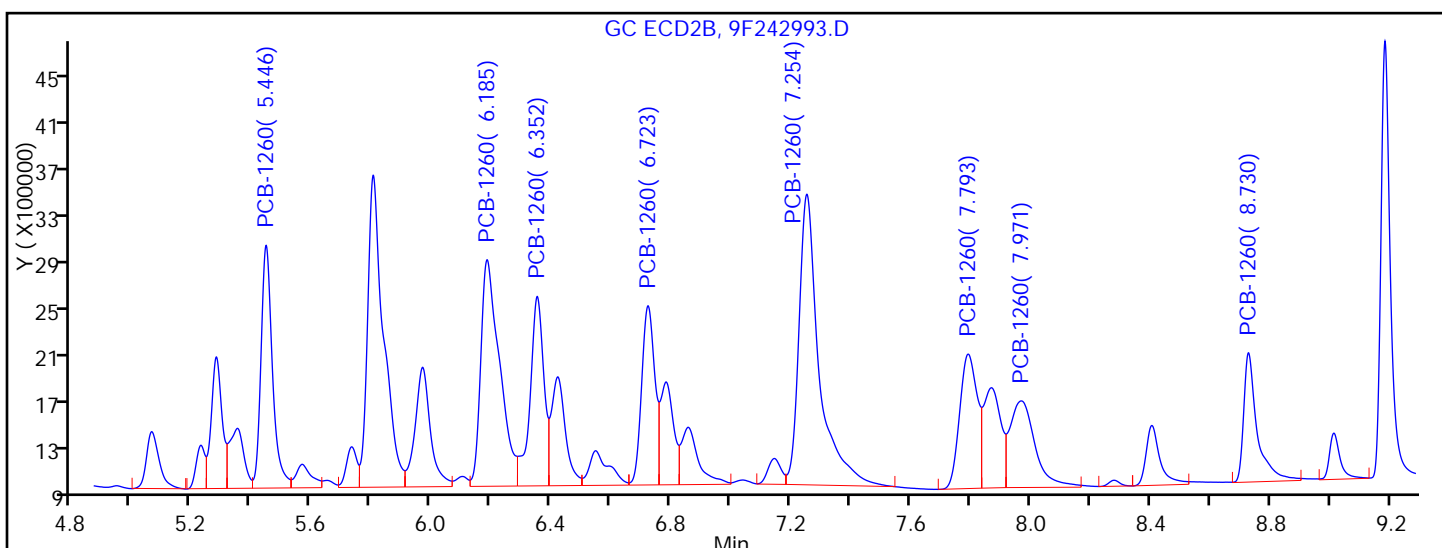
GC ECD2B

8 PCB-1260, CAS: 11096-82-5



Processing Integration Results

RT = 5.446	Response = 5132158	M
RT = 6.185	Response = 7536822	M
RT = 6.352	Response = 4380914	M
RT = 6.723	Response = 4503677	M
RT = 7.254	Response = 11432106	
RT = 7.793	Response = 4640059	
RT = 7.971	Response = 4221812	
RT = 8.730	Response = 3411619	M



Manual Integration Results

RT = 5.446	Response = 5451954	M
RT = 6.185	Response = 8350159	M
RT = 6.352	Response = 5089103	M
RT = 6.723	Response = 4609676	M
RT = 7.254	Response = 11432106	
RT = 7.793	Response = 4640059	

TestAmerica Edison

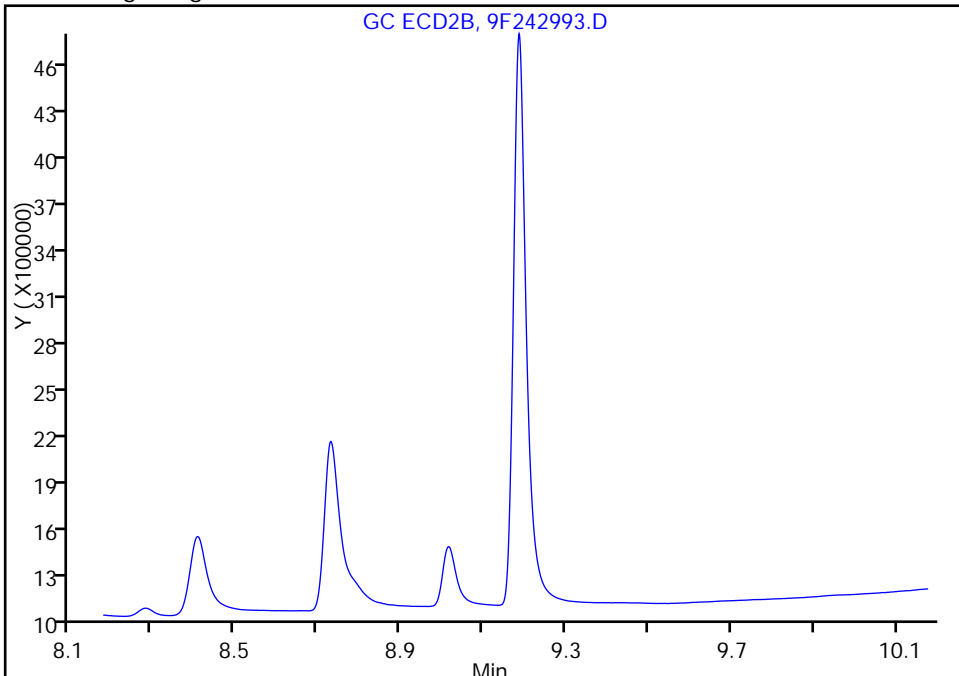
Data File: \\ChromNA\Edison\ChromData\CPESTGC9\20160816-44540.b\9F242993.D
Injection Date: 17-Aug-2016 10:15:18 Instrument ID: CPESTGC9
Lims ID: LCSD 460-385130/3-A
Client ID:
Operator ID: ALS Bottle#: 5 Worklist Smp#: 5
Injection Vol: 1.0 ul Dil. Factor: 1.0000
Method: 8082-ISTD Limit Group: GC 8082A PCB ISTD
Column: Detector GC ECD2B

\$ 11 DCB Decachlorobiphenyl, CAS: 2051-24-3

Signal: 2

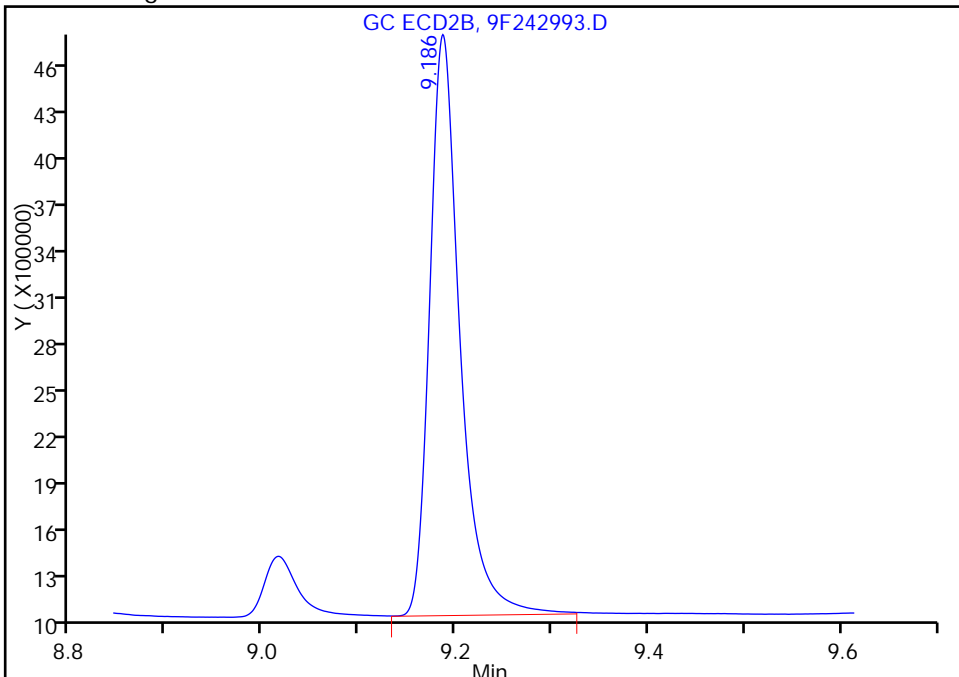
Not Detected
Expected RT: 9.18

Processing Integration Results



Manual Integration Results

RT: 9.19
Area: 8050107
Amount: 91.681668
Amount Units: ug/l



Reviewer: kapoors, 17-Aug-2016 10:49:27
Audit Action: Assigned Compound ID

Audit Reason: Incomplete Integration

TestAmerica Edison

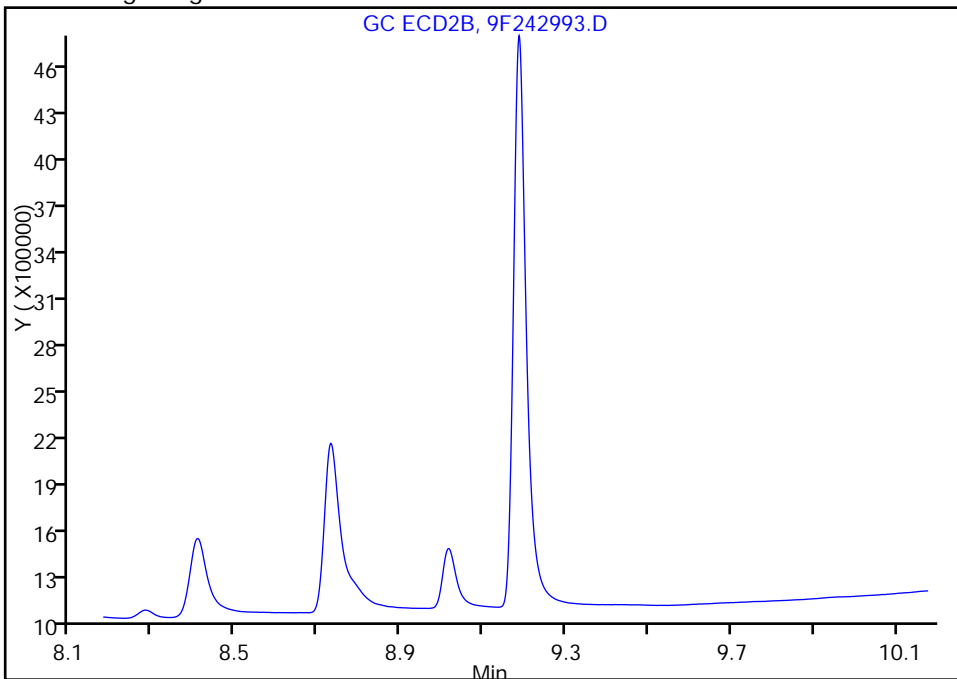
Data File: \\ChromNA\Edison\ChromData\CPESTGC9\20160816-44540.b\9F242993.D
Injection Date: 17-Aug-2016 10:15:18 Instrument ID: CPESTGC9
Lims ID: LCSD 460-385130/3-A
Client ID:
Operator ID: ALS Bottle#: 5 Worklist Smp#: 5
Injection Vol: 1.0 ul Dil. Factor: 1.0000
Method: 8082-ISTD Limit Group: GC 8082A PCB ISTD
Column: Detector GC ECD2B

\$ 11 DCB Decachlorobiphenyl, CAS: 2051-24-3

Signal: 2

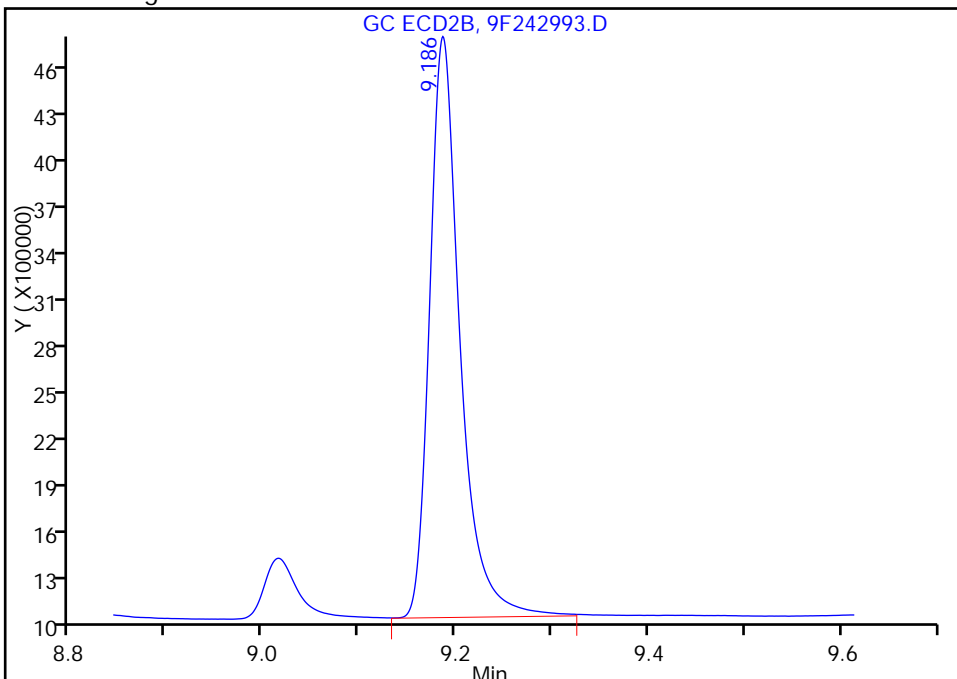
Not Detected
Expected RT: 9.18

Processing Integration Results



Manual Integration Results

RT: 9.19
Area: 8050107
Amount: 91.681668
Amount Units: ug/l



Reviewer: kapoors, 17-Aug-2016 10:49:27

Audit Action: Assigned New Baseline

Audit Reason: Incomplete Integration

FORM I
PCBS ORGANICS ANALYSIS DATA SHEET

Lab Name: TestAmerica Edison Job No.: 460-118423-1
 SDG No.: _____
 Client Sample ID: _____ Lab Sample ID: LCSD 460-385630/3-A
 Matrix: Solid Lab File ID: T1331950.D
 Analysis Method: 8082A Date Collected: _____
 Extraction Method: 3510C Date Extracted: 08/18/2016 19:11
 Sample wt/vol: 250 (mL) Date Analyzed: 08/19/2016 10:52
 Con. Extract Vol.: 1 (mL) Dilution Factor: 1
 Injection Volume: 1 (uL) GC Column: CLP-2 ID: 0.53 (mm)
 % Moisture: _____ GPC Cleanup: (Y/N) N
 Analysis Batch No.: 385710 Units: ug/L

CAS NO.	COMPOUND NAME	RESULT	Q	RL	MDL
12674-11-2	Aroclor 1016	4.70		0.40	0.098
11096-82-5	Aroclor 1260	4.97		0.40	0.084
1336-36-3	Polychlorinated biphenyls, Total	9.67		0.40	0.098

CAS NO.	SURROGATE	%REC	Q	LIMITS
2051-24-3	DCB Decachlorobiphenyl	122		10-150

TestAmerica Edison
Target Compound Quantitation Report

Data File: \\ChromNA\Edison\ChromData\CPESTGC11\20160819-44644.b\T1331950.D
 Lims ID: LCSD 460-385630/3-A
 Client ID:
 Sample Type: LCSD
 Inject. Date: 19-Aug-2016 10:52:15 ALS Bottle#: 16 Worklist Smp#: 16
 Injection Vol: 1.0 ul Dil. Factor: 1.0000
 Sample Info: 460-0044644-016
 Operator ID: Instrument ID: CPESTGC11
 Method: \\ChromNA\Edison\ChromData\CPESTGC11\20160819-44644.b\8082 ISTD.m
 Limit Group: GC 8082A PCB ISTD
 Last Update: 19-Aug-2016 12:50:55 Calib Date: 17-Jun-2016 19:43:54
 Integrator: Falcon
 Quant Method: Internal Standard Quant By: Initial Calibration
 Last ICal File: \\ChromNA\Edison\ChromData\CPESTGC11\20160617-42300.b\T1329669.D
 Column 1 : Det: GC ECD1A
 Column 2 : Det: GC ECD2B
 Process Host: XAWRK014

First Level Reviewer: patelji Date: 19-Aug-2016 11:33:58

Col	RT (min.)	Exp RT (min.)	Dlt RT (min.)	Response	Cal Amt ug/l	OnCol Amt ug/l	Flags
-----	-----------	---------------	---------------	----------	--------------	----------------	-------

* 13 1-Bromo-2-nitrobenzene

1	1.519	1.520	-0.001	38370133	20.0	20.0	
2	1.350	1.350	0.000	40381438	20.0	20.0	
							RPD = 0.00

\$ 2 Tetrachloro-m-xylene

1	2.403	2.405	-0.002	181008534	100.0	107.0	
2	1.972	1.972	0.000	208430315	100.0	115.0	
							RPD = 7.16

Col	RT (min.)	Exp RT (min.)	Dlt RT (min.)	Response	Cal Amt ug/l	OnCol Amt ug/l	Flags
-----	-----------	---------------	---------------	----------	--------------	----------------	-------

5 PCB-1016

1	2.970	2.972	-0.002	35800618	1000.0	1135.0	
1	3.435	3.440	-0.005	68914182	1000.0	1110.5	
1	3.706	3.710	-0.004	30125508	1000.0	1114.9	
1	3.954	3.958	-0.004	146454842	1000.0	1156.5	
1	4.109	4.113	-0.004	62611535	1000.0	1172.8	
1	4.350	4.354	-0.004	34332652	1000.0	1250.9	
1	4.648	4.652	-0.004	51786896	1000.0	1215.0	
1	4.786	4.790	-0.004	58765462	1000.0	1246.8	

Average of Peak Amounts = 1175.3

2	2.330	2.329	0.001	63614491	1000.0	1898.7	
2	2.681	2.682	-0.001	86311076	1000.0	1318.8	
2	2.883	2.884	-0.001	67674855	1000.0	1548.9	
2	3.155	3.156	-0.001	182209675	1000.0	1253.0	
2	3.293	3.295	-0.002	76600890	1000.0	1275.3	
2	3.357	3.358	-0.001	46010848	1000.0	1240.3	
2	3.728	3.729	-0.001	78066727	1000.0	1282.1	
2	3.817	3.818	-0.001	46354814	1000.0	1364.2	

Average of Peak Amounts = 1397.7

RPD = 17.29

8 PCB-1260

1	5.952	5.958	-0.006	51347638	1000.0	1265.5	
1	6.164	6.170	-0.006	107279383	1000.0	1257.2	
1	6.473	6.478	-0.005	123665804	1000.0	1240.1	
1	7.170	7.176	-0.006	98869851	1000.0	1232.9	
1	7.672	7.677	-0.005	110737646	1000.0	1252.4	
1	8.165	8.171	-0.006	228203916	1000.0	1229.1	
1	8.890	8.898	-0.008	172147453	1000.0	1238.2	
1	9.946	9.943	0.003	62480833	1000.0	1214.6	

Average of Peak Amounts = 1241.3

2	5.042	5.044	-0.002	118485971	1000.0	1352.2	M
2	5.656	5.658	-0.002	205692988	1000.0	1359.0	M
2	5.801	5.802	-0.001	117262953	1000.0	1270.8	M
2	6.105	6.107	-0.002	121818904	1000.0	1300.2	M
2	6.538	6.541	-0.003	283337253	1000.0	1364.2	M
2	6.951	6.955	-0.004	139940690	1000.0	1308.9	
2	7.090	7.096	-0.006	77307395	1000.0	1268.4	
2	8.041	8.045	-0.004	76911120	1000.0	1282.1	

Average of Peak Amounts = 1313.2

RPD = 5.63

\$ 11 DCB Decachlorobiphenyl

1	10.536	10.514	0.022	167758994	100.0	122.2	
2	8.980	8.983	-0.003	251287456	100.0	129.3	

RPD = 5.61

QC Flag Legend

Review Flags

M - Manually Integrated

Reagents:

SGPCBISTD_00006

Amount Added: 20.00

Units: uL

Run Reagent

TestAmerica Edison

Data File: \\ChromNA\Edison\ChromData\CPESTGC11\20160819-44644.b\T1331950.D

Injection Date: 19-Aug-2016 10:52:15

Instrument ID: CPESTGC11

Operator ID:

Lims ID: LCSD 460-385630/3-A

Worklist Smp#: 16

Client ID:

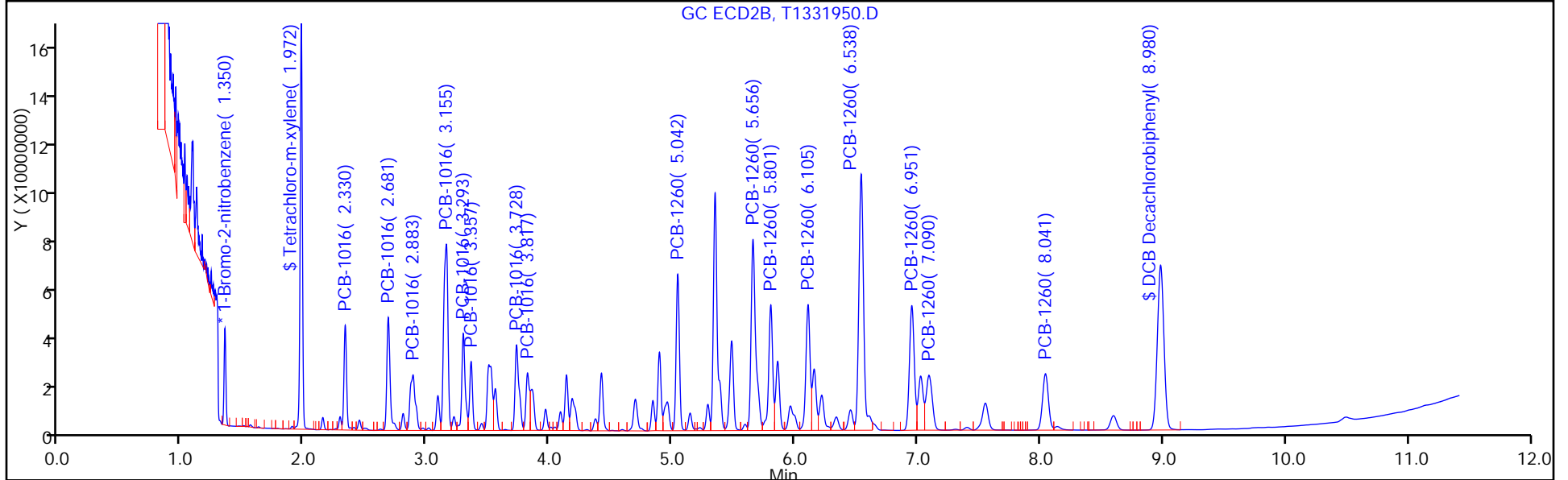
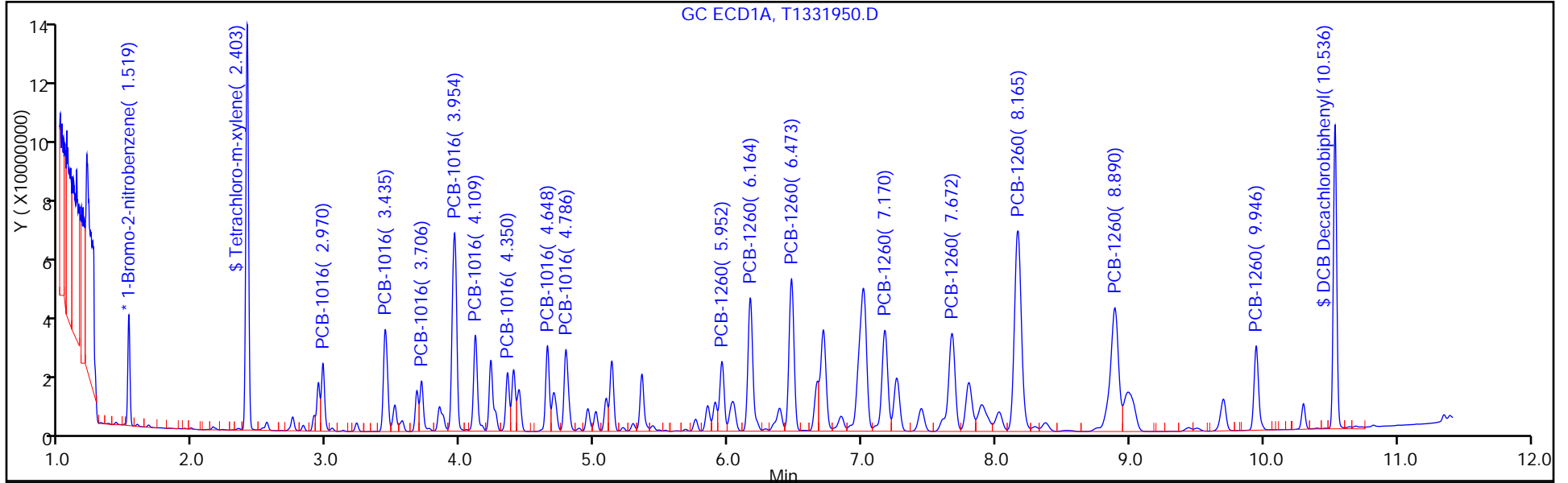
Injection Vol: 1.0 ul

Dil. Factor: 1.0000

ALS Bottle#: 16

Method: 8082 ISTD

Limit Group: GC 8082A PCB ISTD



FORM I
PCBS ORGANICS ANALYSIS DATA SHEET

Lab Name: TestAmerica Edison Job No.: 460-118423-1
 SDG No.: _____
 Client Sample ID: _____ Lab Sample ID: LCSD 460-385630/3-A
 Matrix: Solid Lab File ID: T1331950.D
 Analysis Method: 8082A Date Collected: _____
 Extraction Method: 3510C Date Extracted: 08/18/2016 19:11
 Sample wt/vol: 250 (mL) Date Analyzed: 08/19/2016 10:52
 Con. Extract Vol.: 1 (mL) Dilution Factor: 1
 Injection Volume: 1 (uL) GC Column: CLP-1 ID: 0.53 (mm)
 % Moisture: _____ GPC Cleanup: (Y/N) N
 Analysis Batch No.: 385710 Units: ug/L

CAS NO.	COMPOUND NAME	RESULT	Q	RL	MDL
12674-11-2	Aroclor 1016	5.59		0.40	0.098
11096-82-5	Aroclor 1260	5.25		0.40	0.084
1336-36-3	Polychlorinated biphenyls, Total	10.8		0.40	0.098

CAS NO.	SURROGATE	%REC	Q	LIMITS
2051-24-3	DCB Decachlorobiphenyl	129		10-150

TestAmerica Edison
Target Compound Quantitation Report

Data File: \\ChromNA\Edison\ChromData\CPESTGC11\20160819-44644.b\T1331950.D
 Lims ID: LCSD 460-385630/3-A
 Client ID:
 Sample Type: LCSD
 Inject. Date: 19-Aug-2016 10:52:15 ALS Bottle#: 16 Worklist Smp#: 16
 Injection Vol: 1.0 ul Dil. Factor: 1.0000
 Sample Info: 460-0044644-016
 Operator ID: Instrument ID: CPESTGC11
 Method: \\ChromNA\Edison\ChromData\CPESTGC11\20160819-44644.b\8082 ISTD.m
 Limit Group: GC 8082A PCB ISTD
 Last Update: 19-Aug-2016 12:50:55 Calib Date: 17-Jun-2016 19:43:54
 Integrator: Falcon
 Quant Method: Internal Standard Quant By: Initial Calibration
 Last ICal File: \\ChromNA\Edison\ChromData\CPESTGC11\20160617-42300.b\T1329669.D
 Column 1 : Det: GC ECD1A
 Column 2 : Det: GC ECD2B
 Process Host: XAWRK014

First Level Reviewer: patelji Date: 19-Aug-2016 11:33:58

Col	RT (min.)	Exp RT (min.)	Dlt RT (min.)	Response	Cal Amt ug/l	OnCol Amt ug/l	Flags
-----	-----------	---------------	---------------	----------	--------------	----------------	-------

* 13 1-Bromo-2-nitrobenzene

1	1.519	1.520	-0.001	38370133	20.0	20.0	
2	1.350	1.350	0.000	40381438	20.0	20.0	
						RPD = 0.00	

\$ 2 Tetrachloro-m-xylene

1	2.403	2.405	-0.002	181008534	100.0	107.0	
2	1.972	1.972	0.000	208430315	100.0	115.0	
						RPD = 7.16	

Col	RT (min.)	Exp RT (min.)	Dlt RT (min.)	Response	Cal Amt ug/l	OnCol Amt ug/l	Flags
-----	-----------	---------------	---------------	----------	--------------	----------------	-------

5 PCB-1016

1	2.970	2.972	-0.002	35800618	1000.0	1135.0	
1	3.435	3.440	-0.005	68914182	1000.0	1110.5	
1	3.706	3.710	-0.004	30125508	1000.0	1114.9	
1	3.954	3.958	-0.004	146454842	1000.0	1156.5	
1	4.109	4.113	-0.004	62611535	1000.0	1172.8	
1	4.350	4.354	-0.004	34332652	1000.0	1250.9	
1	4.648	4.652	-0.004	51786896	1000.0	1215.0	
1	4.786	4.790	-0.004	58765462	1000.0	1246.8	

Average of Peak Amounts = 1175.3

2	2.330	2.329	0.001	63614491	1000.0	1898.7	
2	2.681	2.682	-0.001	86311076	1000.0	1318.8	
2	2.883	2.884	-0.001	67674855	1000.0	1548.9	
2	3.155	3.156	-0.001	182209675	1000.0	1253.0	
2	3.293	3.295	-0.002	76600890	1000.0	1275.3	
2	3.357	3.358	-0.001	46010848	1000.0	1240.3	
2	3.728	3.729	-0.001	78066727	1000.0	1282.1	
2	3.817	3.818	-0.001	46354814	1000.0	1364.2	

Average of Peak Amounts = 1397.7

RPD = 17.29

8 PCB-1260

1	5.952	5.958	-0.006	51347638	1000.0	1265.5	
1	6.164	6.170	-0.006	107279383	1000.0	1257.2	
1	6.473	6.478	-0.005	123665804	1000.0	1240.1	
1	7.170	7.176	-0.006	98869851	1000.0	1232.9	
1	7.672	7.677	-0.005	110737646	1000.0	1252.4	
1	8.165	8.171	-0.006	228203916	1000.0	1229.1	
1	8.890	8.898	-0.008	172147453	1000.0	1238.2	
1	9.946	9.943	0.003	62480833	1000.0	1214.6	

Average of Peak Amounts = 1241.3

2	5.042	5.044	-0.002	118485971	1000.0	1352.2	M
2	5.656	5.658	-0.002	205692988	1000.0	1359.0	M
2	5.801	5.802	-0.001	117262953	1000.0	1270.8	M
2	6.105	6.107	-0.002	121818904	1000.0	1300.2	M
2	6.538	6.541	-0.003	283337253	1000.0	1364.2	M
2	6.951	6.955	-0.004	139940690	1000.0	1308.9	
2	7.090	7.096	-0.006	77307395	1000.0	1268.4	
2	8.041	8.045	-0.004	76911120	1000.0	1282.1	

Average of Peak Amounts = 1313.2

RPD = 5.63

\$ 11 DCB Decachlorobiphenyl

1	10.536	10.514	0.022	167758994	100.0	122.2	
2	8.980	8.983	-0.003	251287456	100.0	129.3	

RPD = 5.61

QC Flag Legend

Review Flags

M - Manually Integrated

Reagents:

SGPCBISTD_00006

Amount Added: 20.00

Units: uL

Run Reagent

TestAmerica Edison

Data File: \\ChromNA\Edison\ChromData\CPESTGC11\20160819-44644.b\T1331950.D

Injection Date: 19-Aug-2016 10:52:15

Instrument ID: CPESTGC11

Operator ID:

Lims ID: LCSD 460-385630/3-A

Worklist Smp#: 16

Client ID:

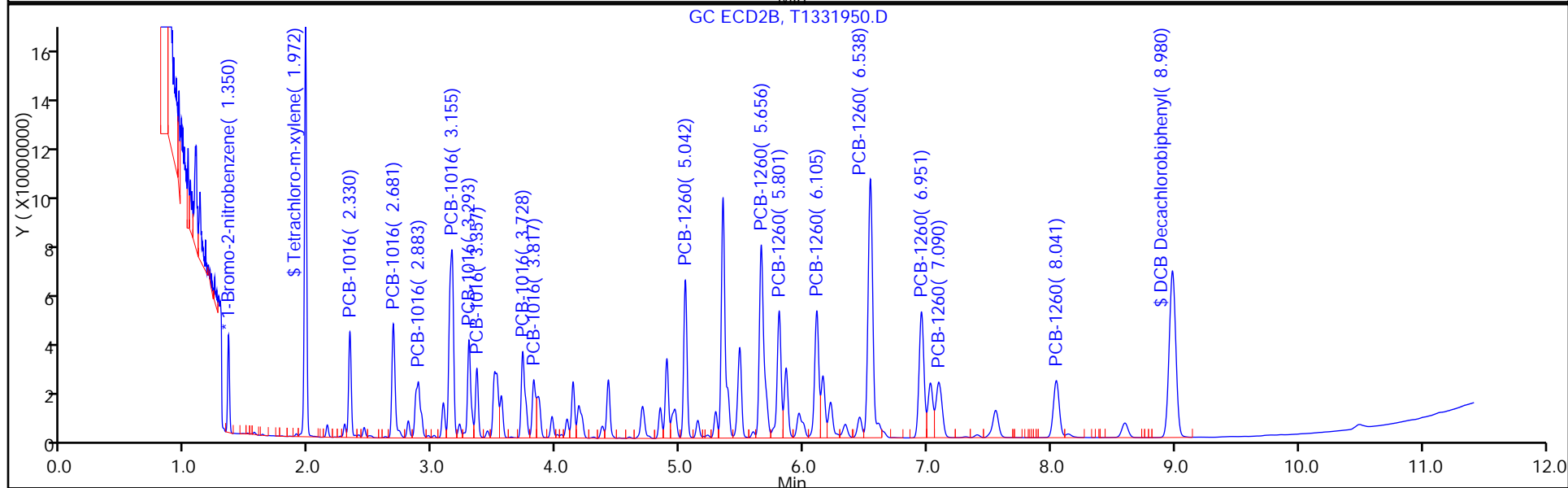
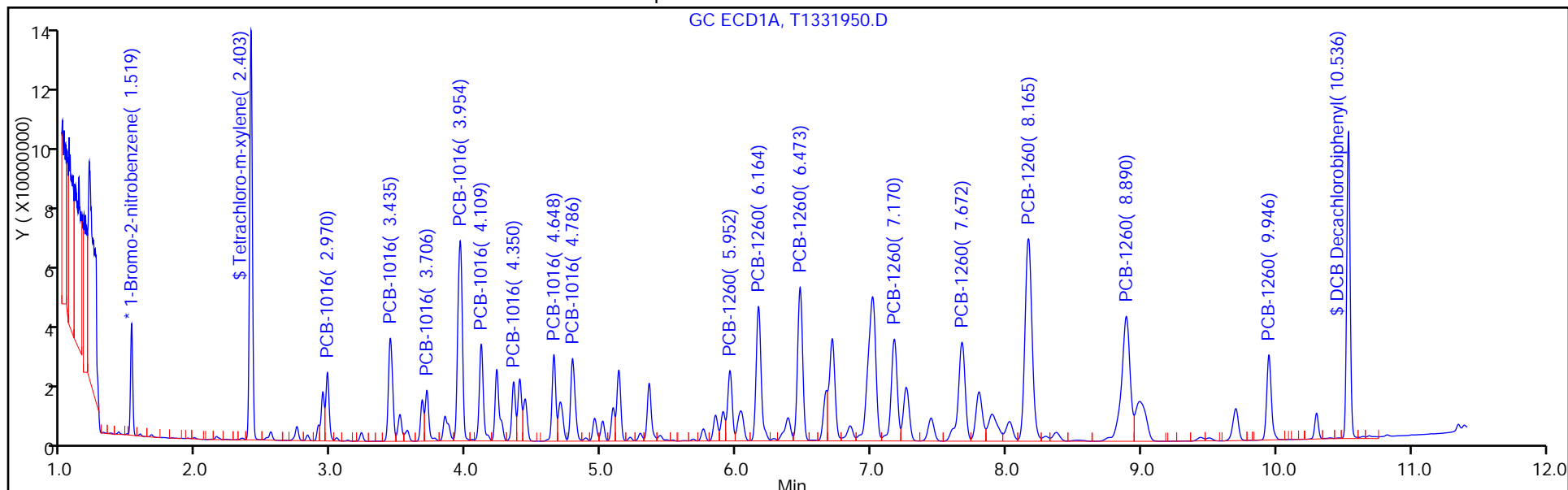
Injection Vol: 1.0 ul

Dil. Factor: 1.0000

ALS Bottle#: 16

Method: 8082 ISTD

Limit Group: GC 8082A PCB ISTD



TestAmerica Edison

Data File: \\ChromNA\Edison\ChromData\CPESTGC11\20160819-44644.b\T1331950.D

Injection Date: 19-Aug-2016 10:52:15

Instrument ID: CPESTGC11

Lims ID: LCSD 460-385630/3-A

Client ID:

Operator ID:

ALS Bottle#: 16

Worklist Smp#: 16

Injection Vol: 1.0 ul

Dil. Factor: 1.0000

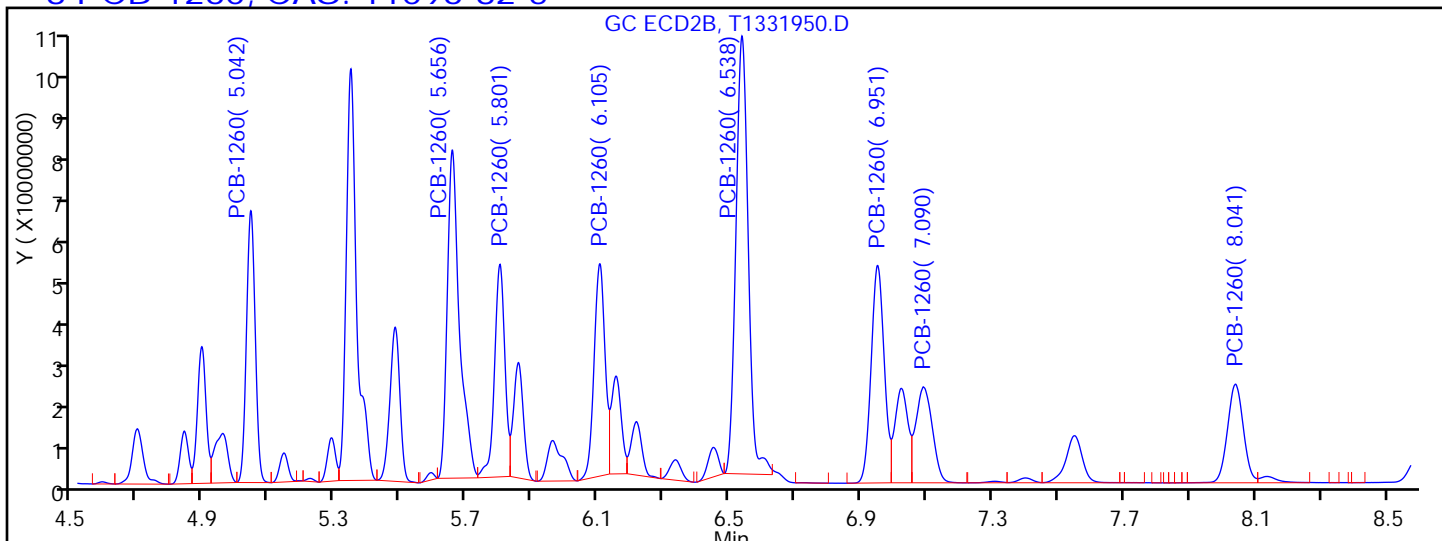
Method: 8082 ISTD

Limit Group: GC 8082A PCB ISTD

Column:

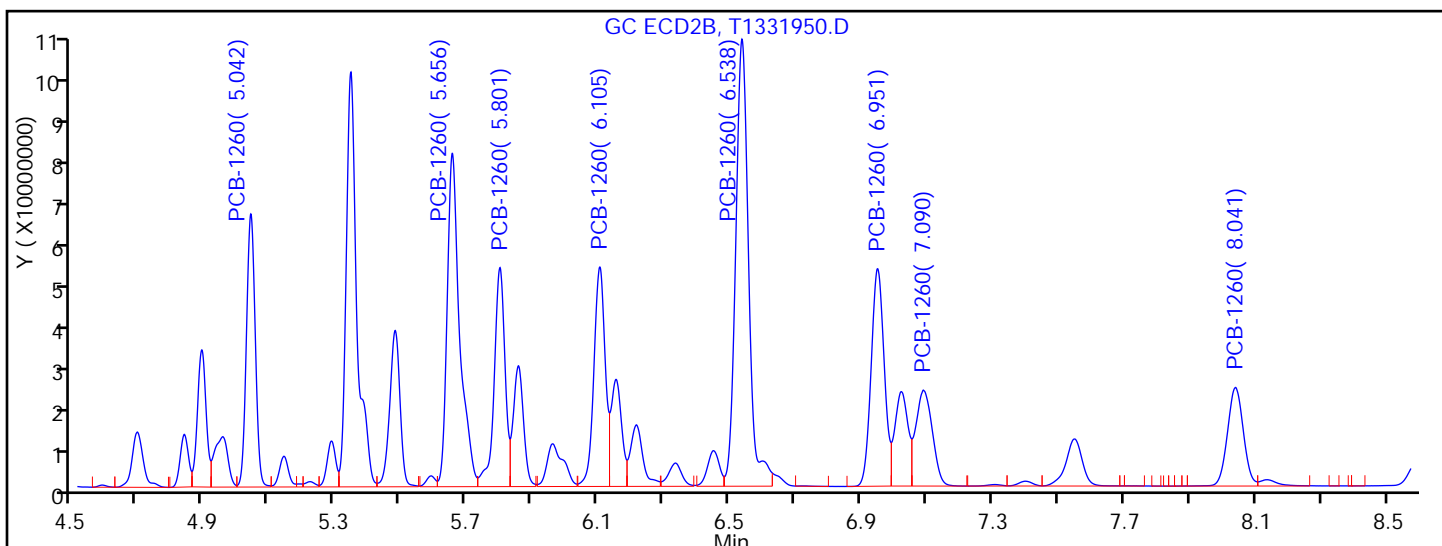
Detector: GC ECD2B

8 PCB-1260, CAS: 11096-82-5



Processing Integration Results

RT = 5.042	Response = 116738590	M
RT = 5.656	Response = 196632319	M
RT = 5.801	Response = 108665703	M
RT = 6.105	Response = 114060644	M
RT = 6.538	Response = 265273656	M
RT = 6.951	Response = 139940690	M
RT = 7.090	Response = 77307395	
RT = 8.041	Response = 76911120	



Manual Integration Results

RT = 5.042	Response = 118485971	M
RT = 5.656	Response = 205692988	M
RT = 5.801	Response = 117262953	M
RT = 6.105	Response = 121818904	M
RT = 6.538	Response = 283337253	M
RT = 6.951	Response = 139940690	M

FORM I
PCBS ORGANICS ANALYSIS DATA SHEET

Lab Name: TestAmerica Edison Job No.: 460-118423-1
 SDG No.: _____
 Client Sample ID: PRA-P33-7.75 MS Lab Sample ID: 460-118423-14 MS
 Matrix: Solid Lab File ID: 8F013329.D
 Analysis Method: 8082A Date Collected: 08/09/2016 11:55
 Extraction Method: 3546 Date Extracted: 08/11/2016 23:07
 Sample wt/vol: 15.0050(g) Date Analyzed: 08/12/2016 08:34
 Con. Extract Vol.: 10(mL) Dilution Factor: 1
 Injection Volume: 1(uL) GC Column: CLP-2 ID: 0.53(mm)
 % Moisture: 10.6 GPC Cleanup: (Y/N) N
 Analysis Batch No.: 384453 Units: ug/Kg

CAS NO.	COMPOUND NAME	RESULT	Q	RL	MDL
12674-11-2	Aroclor 1016	668		75	9.9
11104-28-2	Aroclor 1221	9.9	U	75	9.9
11141-16-5	Aroclor 1232	9.9	U	75	9.9
53469-21-9	Aroclor 1242	9.9	U	75	9.9
12672-29-6	Aroclor 1248	9.9	U	75	9.9
11097-69-1	Aroclor 1254	10	U	75	10
11096-82-5	Aroclor 1260	542		75	10
37324-23-5	Aroclor 1262	10	U	75	10
11100-14-4	Aroclor 1268	10	U	75	10

CAS NO.	SURROGATE	%REC	Q	LIMITS
2051-24-3	DCB Decachlorobiphenyl	119		35-150

FORM I
PCBS ORGANICS ANALYSIS DATA SHEET

Lab Name: TestAmerica Edison Job No.: 460-118423-1
 SDG No.: _____
 Client Sample ID: PRA-P33-7.75 MS Lab Sample ID: 460-118423-14 MS
 Matrix: Solid Lab File ID: 8F013329.D
 Analysis Method: 8082A Date Collected: 08/09/2016 11:55
 Extraction Method: 3546 Date Extracted: 08/11/2016 23:07
 Sample wt/vol: 15.0050(g) Date Analyzed: 08/12/2016 08:34
 Con. Extract Vol.: 10(mL) Dilution Factor: 1
 Injection Volume: 1(uL) GC Column: CLP-1 ID: 0.53(mm)
 % Moisture: 10.6 GPC Cleanup: (Y/N) N
 Analysis Batch No.: 384453 Units: ug/Kg

CAS NO.	COMPOUND NAME	RESULT	Q	RL	MDL
12674-11-2	Aroclor 1016	590		75	9.9
11104-28-2	Aroclor 1221	9.9	U	75	9.9
11141-16-5	Aroclor 1232	9.9	U	75	9.9
53469-21-9	Aroclor 1242	9.9	U	75	9.9
12672-29-6	Aroclor 1248	9.9	U	75	9.9
11097-69-1	Aroclor 1254	10	U	75	10
11096-82-5	Aroclor 1260	527		75	10
37324-23-5	Aroclor 1262	10	U	75	10
11100-14-4	Aroclor 1268	10	U	75	10

CAS NO.	SURROGATE	%REC	Q	LIMITS
2051-24-3	DCB Decachlorobiphenyl	126		35-150

FORM I
PCBS ORGANICS ANALYSIS DATA SHEET

Lab Name: TestAmerica Edison Job No.: 460-118423-1
 SDG No.: _____
 Client Sample ID: _____ Lab Sample ID: 460-118641-A-1-A MS
 Matrix: Solid Lab File ID: 9F242962.D
 Analysis Method: 8082A Date Collected: 08/11/2016 10:52
 Extraction Method: 3546 Date Extracted: 08/16/2016 02:37
 Sample wt/vol: 15.0159(g) Date Analyzed: 08/16/2016 16:04
 Con. Extract Vol.: 10 (mL) Dilution Factor: 1
 Injection Volume: 1 (uL) GC Column: CLP-2 ID: 0.53 (mm)
 % Moisture: 17.6 GPC Cleanup: (Y/N) N
 Analysis Batch No.: 385136 Units: ug/Kg

CAS NO.	COMPOUND NAME	RESULT	Q	RL	MDL
12674-11-2	Aroclor 1016	549		81	11
11104-28-2	Aroclor 1221	11	U	81	11
11141-16-5	Aroclor 1232	11	U	81	11
53469-21-9	Aroclor 1242	11	U	81	11
12672-29-6	Aroclor 1248	11	U	81	11
11097-69-1	Aroclor 1254	11	U	81	11
11096-82-5	Aroclor 1260	541		81	11
37324-23-5	Aroclor 1262	11	U	81	11
11100-14-4	Aroclor 1268	11	U	81	11

CAS NO.	SURROGATE	%REC	Q	LIMITS
2051-24-3	DCB Decachlorobiphenyl	72		35-150

FORM I
PCBS ORGANICS ANALYSIS DATA SHEET

Lab Name: TestAmerica Edison Job No.: 460-118423-1
 SDG No.: _____
 Client Sample ID: _____ Lab Sample ID: 460-118641-A-1-A MS
 Matrix: Solid Lab File ID: 9F242962.D
 Analysis Method: 8082A Date Collected: 08/11/2016 10:52
 Extraction Method: 3546 Date Extracted: 08/16/2016 02:37
 Sample wt/vol: 15.0159(g) Date Analyzed: 08/16/2016 16:04
 Con. Extract Vol.: 10 (mL) Dilution Factor: 1
 Injection Volume: 1 (uL) GC Column: CLP-1 ID: 0.53 (mm)
 % Moisture: 17.6 GPC Cleanup: (Y/N) N
 Analysis Batch No.: 385136 Units: ug/Kg

CAS NO.	COMPOUND NAME	RESULT	Q	RL	MDL
<i>12674-11-2</i>	<i>Aroclor 1016</i>	<i>537</i>		<i>81</i>	<i>11</i>
11104-28-2	Aroclor 1221	11	U	81	11
11141-16-5	Aroclor 1232	11	U	81	11
53469-21-9	Aroclor 1242	11	U	81	11
12672-29-6	Aroclor 1248	11	U	81	11
11097-69-1	Aroclor 1254	11	U	81	11
<i>11096-82-5</i>	<i>Aroclor 1260</i>	<i>472</i>		<i>81</i>	<i>11</i>
37324-23-5	Aroclor 1262	11	U	81	11
11100-14-4	Aroclor 1268	11	U	81	11

CAS NO.	SURROGATE	%REC	Q	LIMITS
2051-24-3	DCB Decachlorobiphenyl	66		35-150

FORM I
PCBS ORGANICS ANALYSIS DATA SHEET

Lab Name: TestAmerica Edison Job No.: 460-118423-1
 SDG No.: _____
 Client Sample ID: PRA-P33-7.75 MSD Lab Sample ID: 460-118423-14 MSD
 Matrix: Solid Lab File ID: 8F013330.D
 Analysis Method: 8082A Date Collected: 08/09/2016 11:55
 Extraction Method: 3546 Date Extracted: 08/11/2016 23:07
 Sample wt/vol: 15.0087(g) Date Analyzed: 08/12/2016 08:50
 Con. Extract Vol.: 10 (mL) Dilution Factor: 1
 Injection Volume: 1 (uL) GC Column: CLP-2 ID: 0.53 (mm)
 % Moisture: 10.6 GPC Cleanup: (Y/N) N
 Analysis Batch No.: 384453 Units: ug/Kg

CAS NO.	COMPOUND NAME	RESULT	Q	RL	MDL
12674-11-2	Aroclor 1016	692		75	9.9
11104-28-2	Aroclor 1221	9.9	U	75	9.9
11141-16-5	Aroclor 1232	9.9	U	75	9.9
53469-21-9	Aroclor 1242	9.9	U	75	9.9
12672-29-6	Aroclor 1248	9.9	U	75	9.9
11097-69-1	Aroclor 1254	10	U	75	10
11096-82-5	Aroclor 1260	547		75	10
37324-23-5	Aroclor 1262	10	U	75	10
11100-14-4	Aroclor 1268	10	U	75	10

CAS NO.	SURROGATE	%REC	Q	LIMITS
2051-24-3	DCB Decachlorobiphenyl	126		35-150

FORM I
PCBS ORGANICS ANALYSIS DATA SHEET

Lab Name: TestAmerica Edison Job No.: 460-118423-1
 SDG No.: _____
 Client Sample ID: PRA-P33-7.75 MSD Lab Sample ID: 460-118423-14 MSD
 Matrix: Solid Lab File ID: 8F013330.D
 Analysis Method: 8082A Date Collected: 08/09/2016 11:55
 Extraction Method: 3546 Date Extracted: 08/11/2016 23:07
 Sample wt/vol: 15.0087(g) Date Analyzed: 08/12/2016 08:50
 Con. Extract Vol.: 10 (mL) Dilution Factor: 1
 Injection Volume: 1 (uL) GC Column: CLP-1 ID: 0.53 (mm)
 % Moisture: 10.6 GPC Cleanup: (Y/N) N
 Analysis Batch No.: 384453 Units: ug/Kg

CAS NO.	COMPOUND NAME	RESULT	Q	RL	MDL
12674-11-2	Aroclor 1016	571		75	9.9
11104-28-2	Aroclor 1221	9.9	U	75	9.9
11141-16-5	Aroclor 1232	9.9	U	75	9.9
53469-21-9	Aroclor 1242	9.9	U	75	9.9
12672-29-6	Aroclor 1248	9.9	U	75	9.9
11097-69-1	Aroclor 1254	10	U	75	10
11096-82-5	Aroclor 1260	495		75	10
37324-23-5	Aroclor 1262	10	U	75	10
11100-14-4	Aroclor 1268	10	U	75	10

CAS NO.	SURROGATE	%REC	Q	LIMITS
2051-24-3	DCB Decachlorobiphenyl	121		35-150

FORM I
PCBS ORGANICS ANALYSIS DATA SHEET

Lab Name: TestAmerica Edison Job No.: 460-118423-1
 SDG No.: _____
 Client Sample ID: _____ Lab Sample ID: 460-118641-A-1-B MSD
 Matrix: Solid Lab File ID: 9F242963.D
 Analysis Method: 8082A Date Collected: 08/11/2016 10:52
 Extraction Method: 3546 Date Extracted: 08/16/2016 02:37
 Sample wt/vol: 15.0040(g) Date Analyzed: 08/16/2016 16:21
 Con. Extract Vol.: 10(mL) Dilution Factor: 1
 Injection Volume: 1(uL) GC Column: CLP-2 ID: 0.53(mm)
 % Moisture: 17.6 GPC Cleanup: (Y/N) N
 Analysis Batch No.: 385136 Units: ug/Kg

CAS NO.	COMPOUND NAME	RESULT	Q	RL	MDL
12674-11-2	Aroclor 1016	524		81	11
11104-28-2	Aroclor 1221	11	U	81	11
11141-16-5	Aroclor 1232	11	U	81	11
53469-21-9	Aroclor 1242	11	U	81	11
12672-29-6	Aroclor 1248	11	U	81	11
11097-69-1	Aroclor 1254	11	U	81	11
11096-82-5	Aroclor 1260	534		81	11
37324-23-5	Aroclor 1262	11	U	81	11
11100-14-4	Aroclor 1268	11	U	81	11

CAS NO.	SURROGATE	%REC	Q	LIMITS
2051-24-3	DCB Decachlorobiphenyl	122		35-150

FORM I
PCBS ORGANICS ANALYSIS DATA SHEET

Lab Name: TestAmerica Edison Job No.: 460-118423-1
 SDG No.: _____
 Client Sample ID: _____ Lab Sample ID: 460-118641-A-1-B MSD
 Matrix: Solid Lab File ID: 9F242963.D
 Analysis Method: 8082A Date Collected: 08/11/2016 10:52
 Extraction Method: 3546 Date Extracted: 08/16/2016 02:37
 Sample wt/vol: 15.0040(g) Date Analyzed: 08/16/2016 16:21
 Con. Extract Vol.: 10(mL) Dilution Factor: 1
 Injection Volume: 1(uL) GC Column: CLP-1 ID: 0.53(mm)
 % Moisture: 17.6 GPC Cleanup: (Y/N) N
 Analysis Batch No.: 385136 Units: ug/Kg

CAS NO.	COMPOUND NAME	RESULT	Q	RL	MDL
<i>12674-11-2</i>	<i>Aroclor 1016</i>	<i>519</i>		<i>81</i>	<i>11</i>
11104-28-2	Aroclor 1221	11	U	81	11
11141-16-5	Aroclor 1232	11	U	81	11
53469-21-9	Aroclor 1242	11	U	81	11
12672-29-6	Aroclor 1248	11	U	81	11
11097-69-1	Aroclor 1254	11	U	81	11
<i>11096-82-5</i>	<i>Aroclor 1260</i>	<i>497</i>		<i>81</i>	<i>11</i>
37324-23-5	Aroclor 1262	11	U	81	11
11100-14-4	Aroclor 1268	11	U	81	11

CAS NO.	SURROGATE	%REC	Q	LIMITS
2051-24-3	DCB Decachlorobiphenyl	119		35-150

PCBS ANALYSIS RUN LOG

Lab Name: TestAmerica Edison Job No.: 460-118423-1

SDG No.: _____

Instrument ID: CPESTGC11 Start Date: 06/17/2016 16:35

Analysis Batch Number: 374290 End Date: 06/17/2016 19:43

LAB SAMPLE ID	CLIENT SAMPLE ID	DATE ANALYZED	DILUTION FACTOR	LAB FILE ID	COLUMN ID
ZZZZZ		06/17/2016 16:35	1		CLP-2 0.53 (mm)
ZZZZZ		06/17/2016 16:35	1		CLP-1 0.53 (mm)
IC 460-374290/2		06/17/2016 16:49	1	T1329657.D	CLP-2 0.53 (mm)
IC 460-374290/2		06/17/2016 16:49	1	T1329657.D	CLP-1 0.53 (mm)
IC 460-374290/3		06/17/2016 17:04	1	T1329658.D	CLP-2 0.53 (mm)
IC 460-374290/3		06/17/2016 17:04	1	T1329658.D	CLP-1 0.53 (mm)
IC 460-374290/4 ICRT		06/17/2016 17:18	1	T1329659.D	CLP-2 0.53 (mm)
IC 460-374290/4 ICRT		06/17/2016 17:18	1	T1329659.D	CLP-1 0.53 (mm)
IC 460-374290/5		06/17/2016 17:33	1	T1329660.D	CLP-2 0.53 (mm)
IC 460-374290/5		06/17/2016 17:33	1	T1329660.D	CLP-1 0.53 (mm)
IC 460-374290/6		06/17/2016 17:47	1	T1329661.D	CLP-2 0.53 (mm)
IC 460-374290/6		06/17/2016 17:47	1	T1329661.D	CLP-1 0.53 (mm)
ICV 460-374290/7		06/17/2016 18:02	1	T1329662.D	CLP-2 0.53 (mm)
ICV 460-374290/7		06/17/2016 18:02	1	T1329662.D	CLP-1 0.53 (mm)
IC 460-374290/8		06/17/2016 18:16	1	T1329663.D	CLP-2 0.53 (mm)
IC 460-374290/8		06/17/2016 18:16	1	T1329663.D	CLP-1 0.53 (mm)
IC 460-374290/9		06/17/2016 18:31	1	T1329664.D	CLP-2 0.53 (mm)
IC 460-374290/9		06/17/2016 18:31	1	T1329664.D	CLP-1 0.53 (mm)
IC 460-374290/10		06/17/2016 18:45	1	T1329665.D	CLP-2 0.53 (mm)
IC 460-374290/10		06/17/2016 18:45	1	T1329665.D	CLP-1 0.53 (mm)
IC 460-374290/11		06/17/2016 19:00	1	T1329666.D	CLP-2 0.53 (mm)
IC 460-374290/11		06/17/2016 19:00	1	T1329666.D	CLP-1 0.53 (mm)
IC 460-374290/12		06/17/2016 19:14	1	T1329667.D	CLP-2 0.53 (mm)
IC 460-374290/12		06/17/2016 19:14	1	T1329667.D	CLP-1 0.53 (mm)
IC 460-374290/13		06/17/2016 19:29	1	T1329668.D	CLP-2 0.53 (mm)
IC 460-374290/13		06/17/2016 19:29	1	T1329668.D	CLP-1 0.53 (mm)
IC 460-374290/14		06/17/2016 19:43	1	T1329669.D	CLP-2 0.53 (mm)
IC 460-374290/14		06/17/2016 19:43	1	T1329669.D	CLP-1 0.53 (mm)

PCBS ANALYSIS RUN LOG

Lab Name: TestAmerica Edison Job No.: 460-118423-1

SDG No.: _____

Instrument ID: CPESTGC11 Start Date: 08/12/2016 05:23

Analysis Batch Number: 384449 End Date: 08/12/2016 15:57

LAB SAMPLE ID	CLIENT SAMPLE ID	DATE ANALYZED	DILUTION FACTOR	LAB FILE ID	COLUMN ID
ZZZZZ		08/12/2016 05:23	1		CLP-2 0.53 (mm)
ZZZZZ		08/12/2016 05:23	1		CLP-1 0.53 (mm)
ZZZZZ		08/12/2016 05:37	1		CLP-2 0.53 (mm)
ZZZZZ		08/12/2016 05:37	1		CLP-1 0.53 (mm)
CCVIS 460-384449/3		08/12/2016 06:09	1		CLP-2 0.53 (mm)
CCVIS 460-384449/3		08/12/2016 06:09	1		CLP-1 0.53 (mm)
ZZZZZ		08/12/2016 06:49	1		CLP-2 0.53 (mm)
ZZZZZ		08/12/2016 06:49	1		CLP-1 0.53 (mm)
ZZZZZ		08/12/2016 07:04	1		CLP-2 0.53 (mm)
ZZZZZ		08/12/2016 07:04	1		CLP-1 0.53 (mm)
ZZZZZ		08/12/2016 07:18	1		CLP-2 0.53 (mm)
ZZZZZ		08/12/2016 07:18	1		CLP-1 0.53 (mm)
ZZZZZ		08/12/2016 07:33	1		CLP-2 0.53 (mm)
ZZZZZ		08/12/2016 07:33	1		CLP-1 0.53 (mm)
ZZZZZ		08/12/2016 07:47	1		CLP-2 0.53 (mm)
ZZZZZ		08/12/2016 07:47	1		CLP-1 0.53 (mm)
ZZZZZ		08/12/2016 08:32	1		CLP-2 0.53 (mm)
ZZZZZ		08/12/2016 08:32	1		CLP-1 0.53 (mm)
ZZZZZ		08/12/2016 08:46	1		CLP-2 0.53 (mm)
ZZZZZ		08/12/2016 08:46	1		CLP-1 0.53 (mm)
ZZZZZ		08/12/2016 09:01	1		CLP-2 0.53 (mm)
ZZZZZ		08/12/2016 09:01	1		CLP-1 0.53 (mm)
ZZZZZ		08/12/2016 09:15	1		CLP-2 0.53 (mm)
ZZZZZ		08/12/2016 09:15	1		CLP-1 0.53 (mm)
ZZZZZ		08/12/2016 09:30	1		CLP-2 0.53 (mm)
ZZZZZ		08/12/2016 09:30	1		CLP-1 0.53 (mm)
ZZZZZ		08/12/2016 09:45	1		CLP-2 0.53 (mm)
ZZZZZ		08/12/2016 09:45	1		CLP-1 0.53 (mm)
ZZZZZ		08/12/2016 10:54	1		CLP-2 0.53 (mm)
ZZZZZ		08/12/2016 10:54	1		CLP-1 0.53 (mm)
ZZZZZ		08/12/2016 11:08	1		CLP-2 0.53 (mm)
ZZZZZ		08/12/2016 11:08	1		CLP-1 0.53 (mm)
ZZZZZ		08/12/2016 11:23	1		CLP-2 0.53 (mm)
ZZZZZ		08/12/2016 11:23	1		CLP-1 0.53 (mm)
ZZZZZ		08/12/2016 11:37	1		CLP-2 0.53 (mm)
ZZZZZ		08/12/2016 11:37	1		CLP-1 0.53 (mm)
ZZZZZ		08/12/2016 11:52	1		CLP-2 0.53 (mm)
ZZZZZ		08/12/2016 11:52	1		CLP-1 0.53 (mm)
ZZZZZ		08/12/2016 12:06	1		CLP-2 0.53 (mm)
ZZZZZ		08/12/2016 12:06	1		CLP-1 0.53 (mm)
ZZZZZ		08/12/2016 12:21	1		CLP-2 0.53 (mm)
ZZZZZ		08/12/2016 12:21	1		CLP-1 0.53 (mm)
ZZZZZ		08/12/2016 12:35	1		CLP-2 0.53 (mm)
ZZZZZ		08/12/2016 12:35	1		CLP-1 0.53 (mm)
ZZZZZ		08/12/2016 12:50	1		CLP-2 0.53 (mm)

PCBS ANALYSIS RUN LOG

Lab Name: TestAmerica Edison Job No.: 460-118423-1

SDG No.: _____

Instrument ID: CPESTGC11 Start Date: 08/12/2016 05:23

Analysis Batch Number: 384449 End Date: 08/12/2016 15:57

LAB SAMPLE ID	CLIENT SAMPLE ID	DATE ANALYZED	DILUTION FACTOR	LAB FILE ID	COLUMN ID
ZZZZZ		08/12/2016 12:50	1		CLP-1 0.53 (mm)
ZZZZZ		08/12/2016 13:04	1		CLP-2 0.53 (mm)
ZZZZZ		08/12/2016 13:04	1		CLP-1 0.53 (mm)
ZZZZZ		08/12/2016 13:19	1		CLP-2 0.53 (mm)
ZZZZZ		08/12/2016 13:19	1		CLP-1 0.53 (mm)
ZZZZZ		08/12/2016 13:33	1		CLP-2 0.53 (mm)
ZZZZZ		08/12/2016 13:33	1		CLP-1 0.53 (mm)
ZZZZZ		08/12/2016 13:48	1		CLP-2 0.53 (mm)
ZZZZZ		08/12/2016 13:48	1		CLP-1 0.53 (mm)
CCVIS 460-384449/28		08/12/2016 14:02	1	T1331719.D	CLP-2 0.53 (mm)
CCVIS 460-384449/28		08/12/2016 14:02	1	T1331719.D	CLP-1 0.53 (mm)
CCV 460-384449/29		08/12/2016 14:21	1	T1331720.D	CLP-2 0.53 (mm)
CCV 460-384449/29		08/12/2016 14:21	1	T1331720.D	CLP-1 0.53 (mm)
460-118423-12 DL		08/12/2016 14:44	50	T1331721.D	CLP-2 0.53 (mm)
460-118423-12 DL		08/12/2016 14:44	50	T1331721.D	CLP-1 0.53 (mm)
460-118423-11 DL		08/12/2016 14:59	100	T1331722.D	CLP-2 0.53 (mm)
460-118423-11 DL		08/12/2016 14:59	100	T1331722.D	CLP-1 0.53 (mm)
460-118423-10 DL		08/12/2016 15:13	50	T1331723.D	CLP-2 0.53 (mm)
460-118423-10 DL		08/12/2016 15:13	50	T1331723.D	CLP-1 0.53 (mm)
460-118423-9 DL		08/12/2016 15:28	2	T1331724.D	CLP-2 0.53 (mm)
460-118423-9 DL		08/12/2016 15:28	2	T1331724.D	CLP-1 0.53 (mm)
460-118423-7 DL		08/12/2016 15:43	50	T1331725.D	CLP-2 0.53 (mm)
460-118423-7 DL		08/12/2016 15:43	50	T1331725.D	CLP-1 0.53 (mm)
460-118423-6 DL		08/12/2016 15:57	25	T1331726.D	CLP-2 0.53 (mm)
460-118423-6 DL		08/12/2016 15:57	25	T1331726.D	CLP-1 0.53 (mm)

PCBS ANALYSIS RUN LOG

Lab Name: TestAmerica Edison Job No.: 460-118423-1

SDG No.: _____

Instrument ID: CPESTGC11 Start Date: 08/18/2016 04:06

Analysis Batch Number: 385460 End Date: 08/18/2016 10:14

LAB SAMPLE ID	CLIENT SAMPLE ID	DATE ANALYZED	DILUTION FACTOR	LAB FILE ID	COLUMN ID
ZZZZZ		08/18/2016 04:06	1		CLP-2 0.53 (mm)
ZZZZZ		08/18/2016 04:06	1		CLP-1 0.53 (mm)
ZZZZZ		08/18/2016 04:21	1		CLP-2 0.53 (mm)
ZZZZZ		08/18/2016 04:21	1		CLP-1 0.53 (mm)
CCVIS 460-385460/2		08/18/2016 05:06	1	T1331885.D	CLP-2 0.53 (mm)
CCVIS 460-385460/2		08/18/2016 05:06	1	T1331885.D	CLP-1 0.53 (mm)
ZZZZZ		08/18/2016 06:00	1		CLP-2 0.53 (mm)
ZZZZZ		08/18/2016 06:00	1		CLP-1 0.53 (mm)
ZZZZZ		08/18/2016 06:15	1		CLP-2 0.53 (mm)
ZZZZZ		08/18/2016 06:15	1		CLP-1 0.53 (mm)
ZZZZZ		08/18/2016 06:30	1		CLP-2 0.53 (mm)
ZZZZZ		08/18/2016 06:30	1		CLP-1 0.53 (mm)
ZZZZZ		08/18/2016 06:45	1		CLP-2 0.53 (mm)
ZZZZZ		08/18/2016 06:45	1		CLP-1 0.53 (mm)
ZZZZZ		08/18/2016 07:00	1		CLP-2 0.53 (mm)
ZZZZZ		08/18/2016 07:00	1		CLP-1 0.53 (mm)
ZZZZZ		08/18/2016 07:15	1		CLP-2 0.53 (mm)
ZZZZZ		08/18/2016 07:15	1		CLP-1 0.53 (mm)
ZZZZZ		08/18/2016 07:30	1		CLP-2 0.53 (mm)
ZZZZZ		08/18/2016 07:30	1		CLP-1 0.53 (mm)
ZZZZZ		08/18/2016 07:44	1		CLP-2 0.53 (mm)
ZZZZZ		08/18/2016 07:44	1		CLP-1 0.53 (mm)
ZZZZZ		08/18/2016 07:59	1		CLP-2 0.53 (mm)
ZZZZZ		08/18/2016 07:59	1		CLP-1 0.53 (mm)
ZZZZZ		08/18/2016 08:14	1		CLP-2 0.53 (mm)
ZZZZZ		08/18/2016 08:14	1		CLP-1 0.53 (mm)
ZZZZZ		08/18/2016 08:29	1		CLP-2 0.53 (mm)
ZZZZZ		08/18/2016 08:29	1		CLP-1 0.53 (mm)
ZZZZZ		08/18/2016 08:44	1		CLP-2 0.53 (mm)
ZZZZZ		08/18/2016 08:44	1		CLP-1 0.53 (mm)
ZZZZZ		08/18/2016 08:59	1		CLP-2 0.53 (mm)
ZZZZZ		08/18/2016 08:59	1		CLP-1 0.53 (mm)
ZZZZZ		08/18/2016 09:14	1		CLP-2 0.53 (mm)
ZZZZZ		08/18/2016 09:14	1		CLP-1 0.53 (mm)
460-118423-19 DL		08/18/2016 09:29	100	T1331900.D	CLP-2 0.53 (mm)
460-118423-19 DL		08/18/2016 09:29	100	T1331900.D	CLP-1 0.53 (mm)
460-118423-17 DL		08/18/2016 09:44	20	T1331901.D	CLP-2 0.53 (mm)
460-118423-17 DL		08/18/2016 09:44	20	T1331901.D	CLP-1 0.53 (mm)
ZZZZZ		08/18/2016 09:59	2		CLP-2 0.53 (mm)
ZZZZZ		08/18/2016 09:59	2		CLP-1 0.53 (mm)
CCV 460-385460/20		08/18/2016 10:14	1	T1331903.D	CLP-2 0.53 (mm)
CCV 460-385460/20		08/18/2016 10:14	1	T1331903.D	CLP-1 0.53 (mm)

PCBS ANALYSIS RUN LOG

Lab Name: TestAmerica Edison Job No.: 460-118423-1

SDG No.: _____

Instrument ID: CPESTGC11 Start Date: 08/18/2016 10:31

Analysis Batch Number: 385556 End Date: 08/18/2016 19:28

LAB SAMPLE ID	CLIENT SAMPLE ID	DATE ANALYZED	DILUTION FACTOR	LAB FILE ID	COLUMN ID
CCVIS 460-385556/1		08/18/2016 10:31	1	T1331904.D	CLP-2 0.53 (mm)
CCVIS 460-385556/1		08/18/2016 10:31	1	T1331904.D	CLP-1 0.53 (mm)
CCV 460-385556/2		08/18/2016 10:46	1	T1331905.D	CLP-2 0.53 (mm)
CCV 460-385556/2		08/18/2016 10:46	1	T1331905.D	CLP-1 0.53 (mm)
460-118423-1 DL		08/18/2016 11:14	5	T1331906.D	CLP-2 0.53 (mm)
460-118423-1 DL		08/18/2016 11:14	5	T1331906.D	CLP-1 0.53 (mm)
ZZZZZ		08/18/2016 11:29	1		CLP-2 0.53 (mm)
ZZZZZ		08/18/2016 11:29	1		CLP-1 0.53 (mm)
460-118423-8 DL		08/18/2016 11:44	10	T1331908.D	CLP-2 0.53 (mm)
460-118423-8 DL		08/18/2016 11:44	10	T1331908.D	CLP-1 0.53 (mm)
460-118423-9 DL		08/18/2016 11:59	2	T1331909.D	CLP-2 0.53 (mm)
460-118423-9 DL		08/18/2016 11:59	2	T1331909.D	CLP-1 0.53 (mm)
460-118423-10 DL		08/18/2016 12:14	2	T1331910.D	CLP-2 0.53 (mm)
460-118423-10 DL		08/18/2016 12:14	2	T1331910.D	CLP-1 0.53 (mm)
460-118423-11 DL		08/18/2016 12:29	20	T1331911.D	CLP-2 0.53 (mm)
460-118423-11 DL		08/18/2016 12:29	20	T1331911.D	CLP-1 0.53 (mm)
460-118423-12 DL		08/18/2016 12:44	5	T1331912.D	CLP-2 0.53 (mm)
460-118423-12 DL		08/18/2016 12:44	5	T1331912.D	CLP-1 0.53 (mm)
ZZZZZ		08/18/2016 13:05	25		CLP-2 0.53 (mm)
ZZZZZ		08/18/2016 13:05	25		CLP-1 0.53 (mm)
ZZZZZ		08/18/2016 13:28	1		CLP-2 0.53 (mm)
ZZZZZ		08/18/2016 13:28	1		CLP-1 0.53 (mm)
460-118423-3 DL		08/18/2016 13:42	125	T1331915.D	CLP-2 0.53 (mm)
460-118423-3 DL		08/18/2016 13:42	125	T1331915.D	CLP-1 0.53 (mm)
CCVIS 460-385556/13		08/18/2016 13:57	1		CLP-2 0.53 (mm)
CCVIS 460-385556/13		08/18/2016 13:57	1		CLP-1 0.53 (mm)
ZZZZZ		08/18/2016 15:15	1		CLP-2 0.53 (mm)
ZZZZZ		08/18/2016 15:15	1		CLP-1 0.53 (mm)
ZZZZZ		08/18/2016 15:30	1		CLP-2 0.53 (mm)
ZZZZZ		08/18/2016 15:30	1		CLP-1 0.53 (mm)
ZZZZZ		08/18/2016 15:45	1		CLP-2 0.53 (mm)
ZZZZZ		08/18/2016 15:45	1		CLP-1 0.53 (mm)
ZZZZZ		08/18/2016 16:00	1		CLP-2 0.53 (mm)
ZZZZZ		08/18/2016 16:00	1		CLP-1 0.53 (mm)
ZZZZZ		08/18/2016 16:15	1		CLP-2 0.53 (mm)
ZZZZZ		08/18/2016 16:15	1		CLP-1 0.53 (mm)
ZZZZZ		08/18/2016 16:29	1		CLP-2 0.53 (mm)
ZZZZZ		08/18/2016 16:29	1		CLP-1 0.53 (mm)
ZZZZZ		08/18/2016 16:44	10		CLP-2 0.53 (mm)
ZZZZZ		08/18/2016 16:44	10		CLP-1 0.53 (mm)
ZZZZZ		08/18/2016 16:59	2		CLP-2 0.53 (mm)
ZZZZZ		08/18/2016 16:59	2		CLP-1 0.53 (mm)
ZZZZZ		08/18/2016 17:14	10		CLP-2 0.53 (mm)
ZZZZZ		08/18/2016 17:14	10		CLP-1 0.53 (mm)
ZZZZZ		08/18/2016 17:29	5		CLP-2 0.53 (mm)

PCBS ANALYSIS RUN LOG

Lab Name: TestAmerica Edison Job No.: 460-118423-1

SDG No.: _____

Instrument ID: CPESTGC11 Start Date: 08/18/2016 10:31

Analysis Batch Number: 385556 End Date: 08/18/2016 19:28

LAB SAMPLE ID	CLIENT SAMPLE ID	DATE ANALYZED	DILUTION FACTOR	LAB FILE ID	COLUMN ID
ZZZZZ		08/18/2016 17:29	5		CLP-1 0.53 (mm)
ZZZZZ		08/18/2016 17:44	1		CLP-2 0.53 (mm)
ZZZZZ		08/18/2016 17:44	1		CLP-1 0.53 (mm)
ZZZZZ		08/18/2016 17:59	1		CLP-2 0.53 (mm)
ZZZZZ		08/18/2016 17:59	1		CLP-1 0.53 (mm)
ZZZZZ		08/18/2016 18:14	1		CLP-2 0.53 (mm)
ZZZZZ		08/18/2016 18:14	1		CLP-1 0.53 (mm)
ZZZZZ		08/18/2016 18:29	1		CLP-2 0.53 (mm)
ZZZZZ		08/18/2016 18:29	1		CLP-1 0.53 (mm)
ZZZZZ		08/18/2016 18:43	1		CLP-2 0.53 (mm)
ZZZZZ		08/18/2016 18:43	1		CLP-1 0.53 (mm)
ZZZZZ		08/18/2016 18:58	1		CLP-2 0.53 (mm)
ZZZZZ		08/18/2016 18:58	1		CLP-1 0.53 (mm)
ZZZZZ		08/18/2016 19:13	1		CLP-2 0.53 (mm)
ZZZZZ		08/18/2016 19:13	1		CLP-1 0.53 (mm)
ZZZZZ		08/18/2016 19:28	1		CLP-2 0.53 (mm)
ZZZZZ		08/18/2016 19:28	1		CLP-1 0.53 (mm)

PCBS ANALYSIS RUN LOG

Lab Name: TestAmerica Edison Job No.: 460-118423-1

SDG No.: _____

Instrument ID: CPESTGC11 Start Date: 08/19/2016 05:37

Analysis Batch Number: 385710 End Date: 08/19/2016 12:36

LAB SAMPLE ID	CLIENT SAMPLE ID	DATE ANALYZED	DILUTION FACTOR	LAB FILE ID	COLUMN ID
ZZZZZ		08/19/2016 05:37	1		CLP-2 0.53 (mm)
ZZZZZ		08/19/2016 05:37	1		CLP-1 0.53 (mm)
CCVIS 460-385710/2		08/19/2016 05:52	1	T1331936.D	CLP-2 0.53 (mm)
CCVIS 460-385710/2		08/19/2016 05:52	1	T1331936.D	CLP-1 0.53 (mm)
ZZZZZ		08/19/2016 06:26	1		CLP-2 0.53 (mm)
ZZZZZ		08/19/2016 06:26	1		CLP-1 0.53 (mm)
ZZZZZ		08/19/2016 07:28	1		CLP-2 0.53 (mm)
ZZZZZ		08/19/2016 07:28	1		CLP-1 0.53 (mm)
ZZZZZ		08/19/2016 07:43	1		CLP-2 0.53 (mm)
ZZZZZ		08/19/2016 07:43	1		CLP-1 0.53 (mm)
ZZZZZ		08/19/2016 07:58	1		CLP-2 0.53 (mm)
ZZZZZ		08/19/2016 07:58	1		CLP-1 0.53 (mm)
ZZZZZ		08/19/2016 08:13	1		CLP-2 0.53 (mm)
ZZZZZ		08/19/2016 08:13	1		CLP-1 0.53 (mm)
ZZZZZ		08/19/2016 08:28	1		CLP-2 0.53 (mm)
ZZZZZ		08/19/2016 08:28	1		CLP-1 0.53 (mm)
ZZZZZ		08/19/2016 08:43	1		CLP-2 0.53 (mm)
ZZZZZ		08/19/2016 08:43	1		CLP-1 0.53 (mm)
ZZZZZ		08/19/2016 08:58	1		CLP-2 0.53 (mm)
ZZZZZ		08/19/2016 08:58	1		CLP-1 0.53 (mm)
ZZZZZ		08/19/2016 09:13	1		CLP-2 0.53 (mm)
ZZZZZ		08/19/2016 09:13	1		CLP-1 0.53 (mm)
ZZZZZ		08/19/2016 09:27	1		CLP-2 0.53 (mm)
ZZZZZ		08/19/2016 09:27	1		CLP-1 0.53 (mm)
ZZZZZ		08/19/2016 09:42	1		CLP-2 0.53 (mm)
ZZZZZ		08/19/2016 09:42	1		CLP-1 0.53 (mm)
MB 460-385630/1-A		08/19/2016 10:22	1	T1331948.D	CLP-2 0.53 (mm)
MB 460-385630/1-A		08/19/2016 10:22	1	T1331948.D	CLP-1 0.53 (mm)
LCS 460-385630/2-A		08/19/2016 10:37	1	T1331949.D	CLP-2 0.53 (mm)
LCS 460-385630/2-A		08/19/2016 10:37	1	T1331949.D	CLP-1 0.53 (mm)
LCSD 460-385630/3-A		08/19/2016 10:52	1	T1331950.D	CLP-2 0.53 (mm)
LCSD 460-385630/3-A		08/19/2016 10:52	1	T1331950.D	CLP-1 0.53 (mm)
ZZZZZ		08/19/2016 11:07	1		CLP-2 0.53 (mm)
ZZZZZ		08/19/2016 11:07	1		CLP-1 0.53 (mm)
LB 460-385394/1-B		08/19/2016 11:22	1	T1331952.D	CLP-2 0.53 (mm)
LB 460-385394/1-B		08/19/2016 11:22	1	T1331952.D	CLP-1 0.53 (mm)
CCV 460-385710/19		08/19/2016 11:36	1	T1331953.D	CLP-2 0.53 (mm)
CCV 460-385710/19		08/19/2016 11:36	1	T1331953.D	CLP-1 0.53 (mm)
460-118423-19 DL		08/19/2016 11:51	10	T1331954.D	CLP-2 0.53 (mm)
460-118423-19 DL		08/19/2016 11:51	10	T1331954.D	CLP-1 0.53 (mm)
ZZZZZ		08/19/2016 12:06	10		CLP-2 0.53 (mm)
ZZZZZ		08/19/2016 12:06	10		CLP-1 0.53 (mm)
ZZZZZ		08/19/2016 12:21	10		CLP-2 0.53 (mm)
ZZZZZ		08/19/2016 12:21	10		CLP-1 0.53 (mm)
ZZZZZ		08/19/2016 12:36	10		CLP-2 0.53 (mm)

PCBS ANALYSIS RUN LOG

Lab Name: TestAmerica Edison Job No.: 460-118423-1

SDG No.: _____

Instrument ID: CPESTGC11 Start Date: 08/19/2016 05:37

Analysis Batch Number: 385710 End Date: 08/19/2016 12:36

LAB SAMPLE ID	CLIENT SAMPLE ID	DATE ANALYZED	DILUTION FACTOR	LAB FILE ID	COLUMN ID
ZZZZZ		08/19/2016 12:36	10		CLP-1 0.53 (mm)

PCBS ANALYSIS RUN LOG

Lab Name: TestAmerica Edison Job No.: 460-118423-1

SDG No.: _____

Instrument ID: CPESTGC8 Start Date: 06/14/2016 09:40

Analysis Batch Number: 373506 End Date: 06/14/2016 13:12

LAB SAMPLE ID	CLIENT SAMPLE ID	DATE ANALYZED	DILUTION FACTOR	LAB FILE ID	COLUMN ID
ZZZZZ		06/14/2016 09:40	1		CLP-2 0.53 (mm)
ZZZZZ		06/14/2016 09:40	1		CLP-1 0.53 (mm)
IC 460-373506/2		06/14/2016 10:01	1	8F012077.D	CLP-2 0.53 (mm)
IC 460-373506/2		06/14/2016 10:01	1	8F012077.D	CLP-1 0.53 (mm)
IC 460-373506/3		06/14/2016 10:17	1	8F012078.D	CLP-2 0.53 (mm)
IC 460-373506/3		06/14/2016 10:17	1	8F012078.D	CLP-1 0.53 (mm)
IC 460-373506/4 ICIS		06/14/2016 10:32	1	8F012079.D	CLP-2 0.53 (mm)
IC 460-373506/4 ICIS		06/14/2016 10:32	1	8F012079.D	CLP-1 0.53 (mm)
IC 460-373506/5		06/14/2016 10:48	1	8F012080.D	CLP-2 0.53 (mm)
IC 460-373506/5		06/14/2016 10:48	1	8F012080.D	CLP-1 0.53 (mm)
IC 460-373506/6		06/14/2016 11:04	1	8F012081.D	CLP-2 0.53 (mm)
IC 460-373506/6		06/14/2016 11:04	1	8F012081.D	CLP-1 0.53 (mm)
ICV 460-373506/7		06/14/2016 11:20	1		CLP-2 0.53 (mm)
ICV 460-373506/7		06/14/2016 11:20	1		CLP-1 0.53 (mm)
IC 460-373506/8		06/14/2016 11:36	1	8F012083.D	CLP-2 0.53 (mm)
IC 460-373506/8		06/14/2016 11:36	1	8F012083.D	CLP-1 0.53 (mm)
IC 460-373506/9		06/14/2016 11:52	1	8F012084.D	CLP-2 0.53 (mm)
IC 460-373506/9		06/14/2016 11:52	1	8F012084.D	CLP-1 0.53 (mm)
IC 460-373506/10		06/14/2016 12:08	1	8F012085.D	CLP-2 0.53 (mm)
IC 460-373506/10		06/14/2016 12:08	1	8F012085.D	CLP-1 0.53 (mm)
IC 460-373506/11		06/14/2016 12:24	1	8F012086.D	CLP-2 0.53 (mm)
IC 460-373506/11		06/14/2016 12:24	1	8F012086.D	CLP-1 0.53 (mm)
IC 460-373506/12		06/14/2016 12:40	1	8F012087.D	CLP-2 0.53 (mm)
IC 460-373506/12		06/14/2016 12:40	1	8F012087.D	CLP-1 0.53 (mm)
IC 460-373506/13		06/14/2016 12:56	1	8F012088.D	CLP-2 0.53 (mm)
IC 460-373506/13		06/14/2016 12:56	1	8F012088.D	CLP-1 0.53 (mm)
IC 460-373506/14		06/14/2016 13:12	1	8F012089.D	CLP-2 0.53 (mm)
IC 460-373506/14		06/14/2016 13:12	1	8F012089.D	CLP-1 0.53 (mm)

PCBS ANALYSIS RUN LOG

Lab Name: TestAmerica Edison Job No.: 460-118423-1

SDG No.: _____

Instrument ID: CPESTGC8 Start Date: 08/12/2016 06:38

Analysis Batch Number: 384453 End Date: 08/12/2016 15:46

LAB SAMPLE ID	CLIENT SAMPLE ID	DATE ANALYZED	DILUTION FACTOR	LAB FILE ID	COLUMN ID
ZZZZZ		08/12/2016 06:38	1		CLP-2 0.53 (mm)
ZZZZZ		08/12/2016 06:38	1		CLP-1 0.53 (mm)
CCVIS 460-384453/2		08/12/2016 06:54	1	8F013325.D	CLP-2 0.53 (mm)
CCVIS 460-384453/2		08/12/2016 06:54	1	8F013325.D	CLP-1 0.53 (mm)
MB 460-384405/1-A		08/12/2016 07:46	1	8F013326.D	CLP-2 0.53 (mm)
MB 460-384405/1-A		08/12/2016 07:46	1	8F013326.D	CLP-1 0.53 (mm)
ZZZZZ		08/12/2016 08:02	1		CLP-2 0.53 (mm)
ZZZZZ		08/12/2016 08:02	1		CLP-1 0.53 (mm)
460-118423-14		08/12/2016 08:18	1	8F013328.D	CLP-2 0.53 (mm)
460-118423-14		08/12/2016 08:18	1	8F013328.D	CLP-1 0.53 (mm)
460-118423-14 MS		08/12/2016 08:34	1	8F013329.D	CLP-2 0.53 (mm)
460-118423-14 MS		08/12/2016 08:34	1	8F013329.D	CLP-1 0.53 (mm)
460-118423-14 MSD		08/12/2016 08:50	1	8F013330.D	CLP-2 0.53 (mm)
460-118423-14 MSD		08/12/2016 08:50	1	8F013330.D	CLP-1 0.53 (mm)
ZZZZZ		08/12/2016 09:06	1		CLP-2 0.53 (mm)
ZZZZZ		08/12/2016 09:06	1		CLP-1 0.53 (mm)
ZZZZZ		08/12/2016 09:22	1		CLP-2 0.53 (mm)
ZZZZZ		08/12/2016 09:22	1		CLP-1 0.53 (mm)
460-118423-2		08/12/2016 09:38	1	8F013333.D	CLP-2 0.53 (mm)
460-118423-2		08/12/2016 09:38	1	8F013333.D	CLP-1 0.53 (mm)
ZZZZZ		08/12/2016 09:53	1		CLP-2 0.53 (mm)
ZZZZZ		08/12/2016 09:53	1		CLP-1 0.53 (mm)
ZZZZZ		08/12/2016 10:09	1		CLP-2 0.53 (mm)
ZZZZZ		08/12/2016 10:09	1		CLP-1 0.53 (mm)
ZZZZZ		08/12/2016 10:27	1		CLP-2 0.53 (mm)
ZZZZZ		08/12/2016 10:27	1		CLP-1 0.53 (mm)
ZZZZZ		08/12/2016 10:43	1		CLP-2 0.53 (mm)
ZZZZZ		08/12/2016 10:43	1		CLP-1 0.53 (mm)
ZZZZZ		08/12/2016 10:59	1		CLP-2 0.53 (mm)
ZZZZZ		08/12/2016 10:59	1		CLP-1 0.53 (mm)
ZZZZZ		08/12/2016 11:15	1		CLP-2 0.53 (mm)
ZZZZZ		08/12/2016 11:15	1		CLP-1 0.53 (mm)
ZZZZZ		08/12/2016 11:31	1		CLP-2 0.53 (mm)
ZZZZZ		08/12/2016 11:31	1		CLP-1 0.53 (mm)
ZZZZZ		08/12/2016 11:47	1		CLP-2 0.53 (mm)
ZZZZZ		08/12/2016 11:47	1		CLP-1 0.53 (mm)
ZZZZZ		08/12/2016 12:03	1		CLP-2 0.53 (mm)
ZZZZZ		08/12/2016 12:03	1		CLP-1 0.53 (mm)
ZZZZZ		08/12/2016 12:18	1		CLP-2 0.53 (mm)
ZZZZZ		08/12/2016 12:18	1		CLP-1 0.53 (mm)
LCS 460-384405/2-A		08/12/2016 12:36	1	8F013344.D	CLP-2 0.53 (mm)
LCS 460-384405/2-A		08/12/2016 12:36	1	8F013344.D	CLP-1 0.53 (mm)
CCV 460-384453/22		08/12/2016 13:01	1	8F013345.D	CLP-2 0.53 (mm)
CCV 460-384453/22		08/12/2016 13:01	1	8F013345.D	CLP-1 0.53 (mm)
CCV 460-384453/23		08/12/2016 13:18	1	8F013346.D	CLP-2 0.53 (mm)

PCBS ANALYSIS RUN LOG

Lab Name: TestAmerica Edison Job No.: 460-118423-1

SDG No.: _____

Instrument ID: CPESTGC8 Start Date: 08/12/2016 06:38

Analysis Batch Number: 384453 End Date: 08/12/2016 15:46

LAB SAMPLE ID	CLIENT SAMPLE ID	DATE ANALYZED	DILUTION FACTOR	LAB FILE ID	COLUMN ID
CCV 460-384453/23		08/12/2016 13:18	1	8F013346.D	CLP-1 0.53 (mm)
CCVIS 460-384453/24		08/12/2016 13:42	1		CLP-2 0.53 (mm)
CCVIS 460-384453/24		08/12/2016 13:42	1		CLP-1 0.53 (mm)
ZZZZZ		08/12/2016 14:19	1		CLP-2 0.53 (mm)
ZZZZZ		08/12/2016 14:19	1		CLP-1 0.53 (mm)
ZZZZZ		08/12/2016 14:38	1		CLP-2 0.53 (mm)
ZZZZZ		08/12/2016 14:38	1		CLP-1 0.53 (mm)
ZZZZZ		08/12/2016 14:54	1		CLP-2 0.53 (mm)
ZZZZZ		08/12/2016 14:54	1		CLP-1 0.53 (mm)
CCV 460-384453/28		08/12/2016 15:10	1		CLP-2 0.53 (mm)
CCV 460-384453/28		08/12/2016 15:10	1		CLP-1 0.53 (mm)
ZZZZZ		08/12/2016 15:28	1		CLP-2 0.53 (mm)
ZZZZZ		08/12/2016 15:28	1		CLP-1 0.53 (mm)
ZZZZZ		08/12/2016 15:46	1		CLP-2 0.53 (mm)
ZZZZZ		08/12/2016 15:46	1		CLP-1 0.53 (mm)

PCBS ANALYSIS RUN LOG

Lab Name: TestAmerica Edison Job No.: 460-118423-1

SDG No.: _____

Instrument ID: CPESTGC9 Start Date: 05/12/2016 09:42

Analysis Batch Number: 367709 End Date: 05/12/2016 14:29

LAB SAMPLE ID	CLIENT SAMPLE ID	DATE ANALYZED	DILUTION FACTOR	LAB FILE ID	COLUMN ID
ZZZZZ		05/12/2016 09:42	1		CLP-2 0.53 (mm)
ZZZZZ		05/12/2016 09:42	1		CLP-1 0.53 (mm)
IC 460-367709/2		05/12/2016 10:14	1	9F001880.D	CLP-2 0.53 (mm)
IC 460-367709/2		05/12/2016 10:14	1	9F001880.D	CLP-1 0.53 (mm)
IC 460-367709/3		05/12/2016 10:32	1	9F001881.D	CLP-2 0.53 (mm)
IC 460-367709/3		05/12/2016 10:32	1	9F001881.D	CLP-1 0.53 (mm)
IC 460-367709/4 ICRT		05/12/2016 10:50	1	9F001882.D	CLP-2 0.53 (mm)
IC 460-367709/4 ICRT		05/12/2016 10:50	1	9F001882.D	CLP-1 0.53 (mm)
IC 460-367709/5		05/12/2016 11:08	1	9F001883.D	CLP-2 0.53 (mm)
IC 460-367709/5		05/12/2016 11:08	1	9F001883.D	CLP-1 0.53 (mm)
IC 460-367709/6		05/12/2016 11:53	1	9F001884.D	CLP-2 0.53 (mm)
IC 460-367709/6		05/12/2016 11:53	1	9F001884.D	CLP-1 0.53 (mm)
ICV 460-367709/7		05/12/2016 12:13	1	9F001885.D	CLP-2 0.53 (mm)
ICV 460-367709/7		05/12/2016 12:13	1	9F001885.D	CLP-1 0.53 (mm)
IC 460-367709/8		05/12/2016 12:41	1	9F001886.D	CLP-2 0.53 (mm)
IC 460-367709/8		05/12/2016 12:41	1	9F001886.D	CLP-1 0.53 (mm)
IC 460-367709/9		05/12/2016 12:59	1	9F001887.D	CLP-2 0.53 (mm)
IC 460-367709/9		05/12/2016 12:59	1	9F001887.D	CLP-1 0.53 (mm)
IC 460-367709/10		05/12/2016 13:17	1	9F001888.D	CLP-2 0.53 (mm)
IC 460-367709/10		05/12/2016 13:17	1	9F001888.D	CLP-1 0.53 (mm)
IC 460-367709/11		05/12/2016 13:35	1	9F001889.D	CLP-2 0.53 (mm)
IC 460-367709/11		05/12/2016 13:35	1	9F001889.D	CLP-1 0.53 (mm)
IC 460-367709/12		05/12/2016 13:53	1	9F001890.D	CLP-2 0.53 (mm)
IC 460-367709/12		05/12/2016 13:53	1	9F001890.D	CLP-1 0.53 (mm)
IC 460-367709/13		05/12/2016 14:11	1	9F001891.D	CLP-2 0.53 (mm)
IC 460-367709/13		05/12/2016 14:11	1	9F001891.D	CLP-1 0.53 (mm)
IC 460-367709/14		05/12/2016 14:29	1	9F001892.D	CLP-2 0.53 (mm)
IC 460-367709/14		05/12/2016 14:29	1	9F001892.D	CLP-1 0.53 (mm)

PCBS ANALYSIS RUN LOG

Lab Name: TestAmerica Edison Job No.: 460-118423-1

SDG No.: _____

Instrument ID: CPESTGC9 Start Date: 08/12/2016 05:26

Analysis Batch Number: 384452 End Date: 08/12/2016 17:02

LAB SAMPLE ID	CLIENT SAMPLE ID	DATE ANALYZED	DILUTION FACTOR	LAB FILE ID	COLUMN ID
ZZZZZ		08/12/2016 05:26	1		CLP-2 0.53 (mm)
ZZZZZ		08/12/2016 05:26	1		CLP-1 0.53 (mm)
ZZZZZ		08/12/2016 05:44	1		CLP-2 0.53 (mm)
ZZZZZ		08/12/2016 05:44	1		CLP-1 0.53 (mm)
CCVIS 460-384452/3		08/12/2016 06:09	1		CLP-2 0.53 (mm)
CCVIS 460-384452/3		08/12/2016 06:09	1		CLP-1 0.53 (mm)
ZZZZZ		08/12/2016 06:51	1		CLP-2 0.53 (mm)
ZZZZZ		08/12/2016 06:51	1		CLP-1 0.53 (mm)
ZZZZZ		08/12/2016 07:09	1		CLP-2 0.53 (mm)
ZZZZZ		08/12/2016 07:09	1		CLP-1 0.53 (mm)
ZZZZZ		08/12/2016 07:27	1		CLP-2 0.53 (mm)
ZZZZZ		08/12/2016 07:27	1		CLP-1 0.53 (mm)
ZZZZZ		08/12/2016 07:45	1		CLP-2 0.53 (mm)
ZZZZZ		08/12/2016 07:45	1		CLP-1 0.53 (mm)
ZZZZZ		08/12/2016 07:59	1		CLP-2 0.53 (mm)
ZZZZZ		08/12/2016 07:59	1		CLP-1 0.53 (mm)
ZZZZZ		08/12/2016 08:22	1		CLP-2 0.53 (mm)
ZZZZZ		08/12/2016 08:22	1		CLP-1 0.53 (mm)
ZZZZZ		08/12/2016 08:40	1		CLP-2 0.53 (mm)
ZZZZZ		08/12/2016 08:40	1		CLP-1 0.53 (mm)
ZZZZZ		08/12/2016 08:57	50		CLP-2 0.53 (mm)
ZZZZZ		08/12/2016 08:57	50		CLP-1 0.53 (mm)
CCV 460-384452/12		08/12/2016 09:15	1		CLP-2 0.53 (mm)
CCV 460-384452/12		08/12/2016 09:15	1		CLP-1 0.53 (mm)
ZZZZZ		08/12/2016 09:33	1		CLP-2 0.53 (mm)
ZZZZZ		08/12/2016 09:33	1		CLP-1 0.53 (mm)
ZZZZZ		08/12/2016 09:51	1		CLP-2 0.53 (mm)
ZZZZZ		08/12/2016 09:51	1		CLP-1 0.53 (mm)
ZZZZZ		08/12/2016 10:07	1		CLP-2 0.53 (mm)
ZZZZZ		08/12/2016 10:07	1		CLP-1 0.53 (mm)
ZZZZZ		08/12/2016 10:25	1		CLP-2 0.53 (mm)
ZZZZZ		08/12/2016 10:25	1		CLP-1 0.53 (mm)
ZZZZZ		08/12/2016 10:43	1		CLP-2 0.53 (mm)
ZZZZZ		08/12/2016 10:43	1		CLP-1 0.53 (mm)
ZZZZZ		08/12/2016 11:01	1		CLP-2 0.53 (mm)
ZZZZZ		08/12/2016 11:01	1		CLP-1 0.53 (mm)
ZZZZZ		08/12/2016 11:17	1		CLP-2 0.53 (mm)
ZZZZZ		08/12/2016 11:17	1		CLP-1 0.53 (mm)
ZZZZZ		08/12/2016 11:35	1		CLP-2 0.53 (mm)
ZZZZZ		08/12/2016 11:35	1		CLP-1 0.53 (mm)
ZZZZZ		08/12/2016 11:53	1		CLP-2 0.53 (mm)
ZZZZZ		08/12/2016 11:53	1		CLP-1 0.53 (mm)
CCVIS 460-384452/22		08/12/2016 12:08	1	9F242808.D	CLP-2 0.53 (mm)
CCVIS 460-384452/22		08/12/2016 12:08	1	9F242808.D	CLP-1 0.53 (mm)
ZZZZZ		08/12/2016 12:27	1		CLP-2 0.53 (mm)

PCBS ANALYSIS RUN LOG

Lab Name: TestAmerica Edison Job No.: 460-118423-1

SDG No.: _____

Instrument ID: CPESTGC9 Start Date: 08/12/2016 05:26

Analysis Batch Number: 384452 End Date: 08/12/2016 17:02

LAB SAMPLE ID	CLIENT SAMPLE ID	DATE ANALYZED	DILUTION FACTOR	LAB FILE ID	COLUMN ID
ZZZZZ		08/12/2016 12:27	1		CLP-1 0.53 (mm)
ZZZZZ		08/12/2016 12:45	1		CLP-2 0.53 (mm)
ZZZZZ		08/12/2016 12:45	1		CLP-1 0.53 (mm)
ZZZZZ		08/12/2016 13:00	1		CLP-2 0.53 (mm)
ZZZZZ		08/12/2016 13:00	1		CLP-1 0.53 (mm)
CCV 460-384452/26		08/12/2016 13:18	1		CLP-2 0.53 (mm)
CCV 460-384452/26		08/12/2016 13:18	1		CLP-1 0.53 (mm)
CCV 460-384452/27		08/12/2016 13:33	1	9F242813.D	CLP-2 0.53 (mm)
CCV 460-384452/27		08/12/2016 13:33	1	9F242813.D	CLP-1 0.53 (mm)
460-118423-3 DL		08/12/2016 13:51	2000	9F242814.D	CLP-2 0.53 (mm)
460-118423-3 DL		08/12/2016 13:51	2000	9F242814.D	CLP-1 0.53 (mm)
460-118423-8 DL		08/12/2016 14:20	200	9F242815.D	CLP-2 0.53 (mm)
460-118423-8 DL		08/12/2016 14:20	200	9F242815.D	CLP-1 0.53 (mm)
460-118423-5 DL		08/12/2016 14:35	2	9F242816.D	CLP-2 0.53 (mm)
460-118423-5 DL		08/12/2016 14:35	2	9F242816.D	CLP-1 0.53 (mm)
460-118423-1 DL		08/12/2016 15:00	100	9F242817.D	CLP-2 0.53 (mm)
460-118423-1 DL		08/12/2016 15:00	100	9F242817.D	CLP-1 0.53 (mm)
460-118423-4 DL		08/12/2016 15:15	10	9F242818.D	CLP-2 0.53 (mm)
460-118423-4 DL		08/12/2016 15:15	10	9F242818.D	CLP-1 0.53 (mm)
460-118423-13 DL		08/12/2016 15:32	10	9F242819.D	CLP-2 0.53 (mm)
460-118423-13 DL		08/12/2016 15:32	10	9F242819.D	CLP-1 0.53 (mm)
ZZZZZ		08/12/2016 15:50	1		CLP-2 0.53 (mm)
ZZZZZ		08/12/2016 15:50	1		CLP-1 0.53 (mm)
ZZZZZ		08/12/2016 16:08	1		CLP-2 0.53 (mm)
ZZZZZ		08/12/2016 16:08	1		CLP-1 0.53 (mm)
ZZZZZ		08/12/2016 16:26	1		CLP-2 0.53 (mm)
ZZZZZ		08/12/2016 16:26	1		CLP-1 0.53 (mm)
ZZZZZ		08/12/2016 16:44	1		CLP-2 0.53 (mm)
ZZZZZ		08/12/2016 16:44	1		CLP-1 0.53 (mm)
ZZZZZ		08/12/2016 17:02	1		CLP-2 0.53 (mm)
ZZZZZ		08/12/2016 17:02	1		CLP-1 0.53 (mm)

PCBS ANALYSIS RUN LOG

Lab Name: TestAmerica Edison Job No.: 460-118423-1

SDG No.: _____

Instrument ID: CPESTGC9 Start Date: 08/13/2016 08:25

Analysis Batch Number: 384645 End Date: 08/13/2016 22:29

LAB SAMPLE ID	CLIENT SAMPLE ID	DATE ANALYZED	DILUTION FACTOR	LAB FILE ID	COLUMN ID
ZZZZZ		08/13/2016 08:25	1		CLP-2 0.53 (mm)
ZZZZZ		08/13/2016 08:25	1		CLP-1 0.53 (mm)
CCVIS 460-384645/2		08/13/2016 08:43	1		CLP-2 0.53 (mm)
CCVIS 460-384645/2		08/13/2016 08:43	1		CLP-1 0.53 (mm)
ZZZZZ		08/13/2016 09:08	1		CLP-2 0.53 (mm)
ZZZZZ		08/13/2016 09:08	1		CLP-1 0.53 (mm)
ZZZZZ		08/13/2016 09:24	1		CLP-2 0.53 (mm)
ZZZZZ		08/13/2016 09:24	1		CLP-1 0.53 (mm)
ZZZZZ		08/13/2016 09:40	1		CLP-2 0.53 (mm)
ZZZZZ		08/13/2016 09:40	1		CLP-1 0.53 (mm)
ZZZZZ		08/13/2016 09:58	1		CLP-2 0.53 (mm)
ZZZZZ		08/13/2016 09:58	1		CLP-1 0.53 (mm)
CCV 460-384645/7		08/13/2016 10:13	1	9F242831.D	CLP-2 0.53 (mm)
CCV 460-384645/7		08/13/2016 10:13	1	9F242831.D	CLP-1 0.53 (mm)
ZZZZZ		08/13/2016 10:29	1		CLP-2 0.53 (mm)
ZZZZZ		08/13/2016 10:29	1		CLP-1 0.53 (mm)
ZZZZZ		08/13/2016 10:47	1		CLP-2 0.53 (mm)
ZZZZZ		08/13/2016 10:47	1		CLP-1 0.53 (mm)
ZZZZZ		08/13/2016 11:05	1		CLP-2 0.53 (mm)
ZZZZZ		08/13/2016 11:05	1		CLP-1 0.53 (mm)
ZZZZZ		08/13/2016 11:23	1		CLP-2 0.53 (mm)
ZZZZZ		08/13/2016 11:23	1		CLP-1 0.53 (mm)
ZZZZZ		08/13/2016 11:41	1		CLP-2 0.53 (mm)
ZZZZZ		08/13/2016 11:41	1		CLP-1 0.53 (mm)
ZZZZZ		08/13/2016 11:59	1		CLP-2 0.53 (mm)
ZZZZZ		08/13/2016 11:59	1		CLP-1 0.53 (mm)
ZZZZZ		08/13/2016 12:17	1		CLP-2 0.53 (mm)
ZZZZZ		08/13/2016 12:17	1		CLP-1 0.53 (mm)
ZZZZZ		08/13/2016 12:35	1		CLP-2 0.53 (mm)
ZZZZZ		08/13/2016 12:35	1		CLP-1 0.53 (mm)
ZZZZZ		08/13/2016 12:53	1		CLP-2 0.53 (mm)
ZZZZZ		08/13/2016 12:53	1		CLP-1 0.53 (mm)
ZZZZZ		08/13/2016 13:11	1		CLP-2 0.53 (mm)
ZZZZZ		08/13/2016 13:11	1		CLP-1 0.53 (mm)
ZZZZZ		08/13/2016 13:29	1		CLP-2 0.53 (mm)
ZZZZZ		08/13/2016 13:29	1		CLP-1 0.53 (mm)
ZZZZZ		08/13/2016 13:47	1		CLP-2 0.53 (mm)
ZZZZZ		08/13/2016 13:47	1		CLP-1 0.53 (mm)
ZZZZZ		08/13/2016 14:05	1		CLP-2 0.53 (mm)
ZZZZZ		08/13/2016 14:05	1		CLP-1 0.53 (mm)
ZZZZZ		08/13/2016 14:23	1		CLP-2 0.53 (mm)
ZZZZZ		08/13/2016 14:23	1		CLP-1 0.53 (mm)
ZZZZZ		08/13/2016 14:41	1		CLP-2 0.53 (mm)
ZZZZZ		08/13/2016 14:41	1		CLP-1 0.53 (mm)
ZZZZZ		08/13/2016 14:59	1		CLP-2 0.53 (mm)

PCBS ANALYSIS RUN LOG

Lab Name: TestAmerica Edison Job No.: 460-118423-1

SDG No.: _____

Instrument ID: CPESTGC9 Start Date: 08/13/2016 08:25

Analysis Batch Number: 384645 End Date: 08/13/2016 22:29

LAB SAMPLE ID	CLIENT SAMPLE ID	DATE ANALYZED	DILUTION FACTOR	LAB FILE ID	COLUMN ID
ZZZZZ		08/13/2016 14:59	1		CLP-1 0.53 (mm)
ZZZZZ		08/13/2016 15:17	1		CLP-2 0.53 (mm)
ZZZZZ		08/13/2016 15:17	1		CLP-1 0.53 (mm)
ZZZZZ		08/13/2016 15:35	1		CLP-2 0.53 (mm)
ZZZZZ		08/13/2016 15:35	1		CLP-1 0.53 (mm)
ZZZZZ		08/13/2016 15:53	1		CLP-2 0.53 (mm)
ZZZZZ		08/13/2016 15:53	1		CLP-1 0.53 (mm)
ZZZZZ		08/13/2016 16:11	1		CLP-2 0.53 (mm)
ZZZZZ		08/13/2016 16:11	1		CLP-1 0.53 (mm)
ZZZZZ		08/13/2016 16:29	1		CLP-2 0.53 (mm)
ZZZZZ		08/13/2016 16:29	1		CLP-1 0.53 (mm)
ZZZZZ		08/13/2016 16:47	1		CLP-2 0.53 (mm)
ZZZZZ		08/13/2016 16:47	1		CLP-1 0.53 (mm)
ZZZZZ		08/13/2016 17:05	1		CLP-2 0.53 (mm)
ZZZZZ		08/13/2016 17:05	1		CLP-1 0.53 (mm)
ZZZZZ		08/13/2016 17:23	1		CLP-2 0.53 (mm)
ZZZZZ		08/13/2016 17:23	1		CLP-1 0.53 (mm)
ZZZZZ		08/13/2016 17:41	1		CLP-2 0.53 (mm)
ZZZZZ		08/13/2016 17:41	1		CLP-1 0.53 (mm)
CCVIS 460-384645/33		08/13/2016 17:59	1	9F242857.D	CLP-2 0.53 (mm)
CCVIS 460-384645/33		08/13/2016 17:59	1	9F242857.D	CLP-1 0.53 (mm)
MB 460-384461/1-A		08/13/2016 18:17	1	9F242858.D	CLP-2 0.53 (mm)
MB 460-384461/1-A		08/13/2016 18:17	1	9F242858.D	CLP-1 0.53 (mm)
LCS 460-384461/2-A		08/13/2016 18:35	1	9F242859.D	CLP-2 0.53 (mm)
LCS 460-384461/2-A		08/13/2016 18:35	1	9F242859.D	CLP-1 0.53 (mm)
LCSD 460-384461/3-A		08/13/2016 18:53	1	9F242860.D	CLP-2 0.53 (mm)
LCSD 460-384461/3-A		08/13/2016 18:53	1	9F242860.D	CLP-1 0.53 (mm)
ZZZZZ		08/13/2016 19:11	1		CLP-2 0.53 (mm)
ZZZZZ		08/13/2016 19:11	1		CLP-1 0.53 (mm)
ZZZZZ		08/13/2016 19:29	10		CLP-2 0.53 (mm)
ZZZZZ		08/13/2016 19:29	10		CLP-1 0.53 (mm)
ZZZZZ		08/13/2016 19:47	1		CLP-2 0.53 (mm)
ZZZZZ		08/13/2016 19:47	1		CLP-1 0.53 (mm)
460-118423-15		08/13/2016 20:05	1	9F242864.D	CLP-2 0.53 (mm)
460-118423-15		08/13/2016 20:05	1	9F242864.D	CLP-1 0.53 (mm)
ZZZZZ		08/13/2016 20:23	1		CLP-2 0.53 (mm)
ZZZZZ		08/13/2016 20:23	1		CLP-1 0.53 (mm)
ZZZZZ		08/13/2016 20:41	1		CLP-2 0.53 (mm)
ZZZZZ		08/13/2016 20:41	1		CLP-1 0.53 (mm)
ZZZZZ		08/13/2016 20:59	1		CLP-2 0.53 (mm)
ZZZZZ		08/13/2016 20:59	1		CLP-1 0.53 (mm)
ZZZZZ		08/13/2016 21:17	1		CLP-2 0.53 (mm)
ZZZZZ		08/13/2016 21:17	1		CLP-1 0.53 (mm)
ZZZZZ		08/13/2016 21:35	1		CLP-2 0.53 (mm)
ZZZZZ		08/13/2016 21:35	1		CLP-1 0.53 (mm)

PCBS ANALYSIS RUN LOG

Lab Name: TestAmerica Edison Job No.: 460-118423-1

SDG No.: _____

Instrument ID: CPESTGC9 Start Date: 08/13/2016 08:25

Analysis Batch Number: 384645 End Date: 08/13/2016 22:29

LAB SAMPLE ID	CLIENT SAMPLE ID	DATE ANALYZED	DILUTION FACTOR	LAB FILE ID	COLUMN ID
ZZZZZ		08/13/2016 21:53	1		CLP-2 0.53 (mm)
ZZZZZ		08/13/2016 21:53	1		CLP-1 0.53 (mm)
ZZZZZ		08/13/2016 22:11	1		CLP-2 0.53 (mm)
ZZZZZ		08/13/2016 22:11	1		CLP-1 0.53 (mm)
ZZZZZ		08/13/2016 22:29	1		CLP-2 0.53 (mm)
ZZZZZ		08/13/2016 22:29	1		CLP-1 0.53 (mm)

PCBS ANALYSIS RUN LOG

Lab Name: TestAmerica Edison Job No.: 460-118423-1

SDG No.: _____

Instrument ID: CPESTGC9 Start Date: 08/16/2016 14:24

Analysis Batch Number: 385136 End Date: 08/16/2016 23:51

LAB SAMPLE ID	CLIENT SAMPLE ID	DATE ANALYZED	DILUTION FACTOR	LAB FILE ID	COLUMN ID
CCVIS 460-385136/1		08/16/2016 14:24	1	9F242957.D	CLP-2 0.53 (mm)
CCVIS 460-385136/1		08/16/2016 14:24	1	9F242957.D	CLP-1 0.53 (mm)
CCV 460-385136/2		08/16/2016 14:41	1		CLP-2 0.53 (mm)
CCV 460-385136/2		08/16/2016 14:41	1		CLP-1 0.53 (mm)
MB 460-385005/1-A		08/16/2016 15:10	1	9F242959.D	CLP-2 0.53 (mm)
MB 460-385005/1-A		08/16/2016 15:10	1	9F242959.D	CLP-1 0.53 (mm)
LCS 460-385005/2-A		08/16/2016 15:28	1	9F242960.D	CLP-2 0.53 (mm)
LCS 460-385005/2-A		08/16/2016 15:28	1	9F242960.D	CLP-1 0.53 (mm)
ZZZZZ		08/16/2016 15:46	1		CLP-2 0.53 (mm)
ZZZZZ		08/16/2016 15:46	1		CLP-1 0.53 (mm)
460-118641-A-1-A MS		08/16/2016 16:04	1	9F242962.D	CLP-2 0.53 (mm)
460-118641-A-1-A MS		08/16/2016 16:04	1	9F242962.D	CLP-1 0.53 (mm)
460-118641-A-1-B MSD		08/16/2016 16:21	1	9F242963.D	CLP-2 0.53 (mm)
460-118641-A-1-B MSD		08/16/2016 16:21	1	9F242963.D	CLP-1 0.53 (mm)
ZZZZZ		08/16/2016 16:39	1		CLP-2 0.53 (mm)
ZZZZZ		08/16/2016 16:39	1		CLP-1 0.53 (mm)
ZZZZZ		08/16/2016 16:57	1		CLP-2 0.53 (mm)
ZZZZZ		08/16/2016 16:57	1		CLP-1 0.53 (mm)
ZZZZZ		08/16/2016 17:15	1		CLP-2 0.53 (mm)
ZZZZZ		08/16/2016 17:15	1		CLP-1 0.53 (mm)
ZZZZZ		08/16/2016 17:33	1		CLP-2 0.53 (mm)
ZZZZZ		08/16/2016 17:33	1		CLP-1 0.53 (mm)
ZZZZZ		08/16/2016 17:51	1		CLP-2 0.53 (mm)
ZZZZZ		08/16/2016 17:51	1		CLP-1 0.53 (mm)
ZZZZZ		08/16/2016 18:09	1		CLP-2 0.53 (mm)
ZZZZZ		08/16/2016 18:09	1		CLP-1 0.53 (mm)
ZZZZZ		08/16/2016 18:27	1		CLP-2 0.53 (mm)
ZZZZZ		08/16/2016 18:27	1		CLP-1 0.53 (mm)
ZZZZZ		08/16/2016 18:45	1		CLP-2 0.53 (mm)
ZZZZZ		08/16/2016 18:45	1		CLP-1 0.53 (mm)
ZZZZZ		08/16/2016 19:03	1		CLP-2 0.53 (mm)
ZZZZZ		08/16/2016 19:03	1		CLP-1 0.53 (mm)
ZZZZZ		08/16/2016 19:21	1		CLP-2 0.53 (mm)
ZZZZZ		08/16/2016 19:21	1		CLP-1 0.53 (mm)
ZZZZZ		08/16/2016 19:39	1		CLP-2 0.53 (mm)
ZZZZZ		08/16/2016 19:39	1		CLP-1 0.53 (mm)
ZZZZZ		08/16/2016 19:57	1		CLP-2 0.53 (mm)
ZZZZZ		08/16/2016 19:57	1		CLP-1 0.53 (mm)
ZZZZZ		08/16/2016 20:15	1		CLP-2 0.53 (mm)
ZZZZZ		08/16/2016 20:15	1		CLP-1 0.53 (mm)
ZZZZZ		08/16/2016 20:33	1		CLP-2 0.53 (mm)
ZZZZZ		08/16/2016 20:33	1		CLP-1 0.53 (mm)
ZZZZZ		08/16/2016 20:51	1		CLP-2 0.53 (mm)
ZZZZZ		08/16/2016 20:51	1		CLP-1 0.53 (mm)
ZZZZZ		08/16/2016 21:09	1		CLP-2 0.53 (mm)

PCBS ANALYSIS RUN LOG

Lab Name: TestAmerica Edison Job No.: 460-118423-1

SDG No.: _____

Instrument ID: CPESTGC9 Start Date: 08/16/2016 14:24

Analysis Batch Number: 385136 End Date: 08/16/2016 23:51

LAB SAMPLE ID	CLIENT SAMPLE ID	DATE ANALYZED	DILUTION FACTOR	LAB FILE ID	COLUMN ID
ZZZZZ		08/16/2016 21:09	1		CLP-1 0.53 (mm)
ZZZZZ		08/16/2016 21:27	1		CLP-2 0.53 (mm)
ZZZZZ		08/16/2016 21:27	1		CLP-1 0.53 (mm)
460-118423-18		08/16/2016 21:45	1	9F242981.D	CLP-2 0.53 (mm)
460-118423-18		08/16/2016 21:45	1	9F242981.D	CLP-1 0.53 (mm)
ZZZZZ		08/16/2016 22:03	1		CLP-2 0.53 (mm)
ZZZZZ		08/16/2016 22:03	1		CLP-1 0.53 (mm)
ZZZZZ		08/16/2016 22:21	1		CLP-2 0.53 (mm)
ZZZZZ		08/16/2016 22:21	1		CLP-1 0.53 (mm)
ZZZZZ		08/16/2016 22:39	1		CLP-2 0.53 (mm)
ZZZZZ		08/16/2016 22:39	1		CLP-1 0.53 (mm)
ZZZZZ		08/16/2016 22:57	1		CLP-2 0.53 (mm)
ZZZZZ		08/16/2016 22:57	1		CLP-1 0.53 (mm)
ZZZZZ		08/16/2016 23:15	1		CLP-2 0.53 (mm)
ZZZZZ		08/16/2016 23:15	1		CLP-1 0.53 (mm)
ZZZZZ		08/16/2016 23:33	1		CLP-2 0.53 (mm)
ZZZZZ		08/16/2016 23:33	1		CLP-1 0.53 (mm)
ZZZZZ		08/16/2016 23:51	1		CLP-2 0.53 (mm)
ZZZZZ		08/16/2016 23:51	1		CLP-1 0.53 (mm)

PCBS ANALYSIS RUN LOG

Lab Name: TestAmerica Edison Job No.: 460-118423-1

SDG No.: _____

Instrument ID: CPESTGC9 Start Date: 08/17/2016 06:31

Analysis Batch Number: 385145 End Date: 08/17/2016 15:19

LAB SAMPLE ID	CLIENT SAMPLE ID	DATE ANALYZED	DILUTION FACTOR	LAB FILE ID	COLUMN ID
ZZZZZ		08/17/2016 06:31	1		CLP-2 0.53 (mm)
ZZZZZ		08/17/2016 06:31	1		CLP-1 0.53 (mm)
CCVIS 460-385145/2		08/17/2016 06:49	1	9F242990.D	CLP-2 0.53 (mm)
CCVIS 460-385145/2		08/17/2016 06:49	1	9F242990.D	CLP-1 0.53 (mm)
MB 460-385130/1-A		08/17/2016 09:39	1	9F242991.D	CLP-2 0.53 (mm)
MB 460-385130/1-A		08/17/2016 09:39	1	9F242991.D	CLP-1 0.53 (mm)
LCS 460-385130/2-A		08/17/2016 09:57	1	9F242992.D	CLP-2 0.53 (mm)
LCS 460-385130/2-A		08/17/2016 09:57	1	9F242992.D	CLP-1 0.53 (mm)
LCSD 460-385130/3-A		08/17/2016 10:15	1	9F242993.D	CLP-2 0.53 (mm)
LCSD 460-385130/3-A		08/17/2016 10:15	1	9F242993.D	CLP-1 0.53 (mm)
LB 460-384959/1-B		08/17/2016 10:33	1	9F242994.D	CLP-2 0.53 (mm)
LB 460-384959/1-B		08/17/2016 10:33	1	9F242994.D	CLP-1 0.53 (mm)
ZZZZZ		08/17/2016 10:49	1		CLP-2 0.53 (mm)
ZZZZZ		08/17/2016 10:49	1		CLP-1 0.53 (mm)
ZZZZZ		08/17/2016 11:07	1		CLP-2 0.53 (mm)
ZZZZZ		08/17/2016 11:07	1		CLP-1 0.53 (mm)
460-118423-4		08/17/2016 11:25	1	9F242997.D	CLP-2 0.53 (mm)
460-118423-4		08/17/2016 11:25	1	9F242997.D	CLP-1 0.53 (mm)
460-118423-5		08/17/2016 11:43	1	9F242998.D	CLP-2 0.53 (mm)
460-118423-5		08/17/2016 11:43	1	9F242998.D	CLP-1 0.53 (mm)
ZZZZZ		08/17/2016 12:01	1		CLP-2 0.53 (mm)
ZZZZZ		08/17/2016 12:01	1		CLP-1 0.53 (mm)
ZZZZZ		08/17/2016 12:19	1		CLP-2 0.53 (mm)
ZZZZZ		08/17/2016 12:19	1		CLP-1 0.53 (mm)
ZZZZZ		08/17/2016 12:37	1		CLP-2 0.53 (mm)
ZZZZZ		08/17/2016 12:37	1		CLP-1 0.53 (mm)
ZZZZZ		08/17/2016 12:55	1		CLP-2 0.53 (mm)
ZZZZZ		08/17/2016 12:55	1		CLP-1 0.53 (mm)
ZZZZZ		08/17/2016 13:13	1		CLP-2 0.53 (mm)
ZZZZZ		08/17/2016 13:13	1		CLP-1 0.53 (mm)
460-118423-13		08/17/2016 13:31	1	9F243004.D	CLP-2 0.53 (mm)
460-118423-13		08/17/2016 13:31	1	9F243004.D	CLP-1 0.53 (mm)
ZZZZZ		08/17/2016 13:49	1		CLP-2 0.53 (mm)
ZZZZZ		08/17/2016 13:49	1		CLP-1 0.53 (mm)
CCV 460-385145/18		08/17/2016 14:07	1	9F243006.D	CLP-2 0.53 (mm)
CCV 460-385145/18		08/17/2016 14:07	1	9F243006.D	CLP-1 0.53 (mm)
ZZZZZ		08/17/2016 14:25	1		CLP-2 0.53 (mm)
ZZZZZ		08/17/2016 14:25	1		CLP-1 0.53 (mm)
ZZZZZ		08/17/2016 14:43	1		CLP-2 0.53 (mm)
ZZZZZ		08/17/2016 14:43	1		CLP-1 0.53 (mm)
CCV 460-385145/21		08/17/2016 15:01	1	9F243009.D	CLP-2 0.53 (mm)
CCV 460-385145/21		08/17/2016 15:01	1	9F243009.D	CLP-1 0.53 (mm)
ZZZZZ		08/17/2016 15:19	1		CLP-2 0.53 (mm)
ZZZZZ		08/17/2016 15:19	1		CLP-1 0.53 (mm)

PCBS BATCH WORKSHEET

Lab Name: TestAmerica Edison Job No.: 460-118423-1

SDG No.: _____

Batch Number: 384405 Batch Start Date: 08/11/16 23:07 Batch Analyst: Alinea, Archilles R

Batch Method: 3546 Batch End Date: _____

Lab Sample ID	Client Sample ID	Method Chain	Basis	InitialAmount	FinalAmount	OP_PCBSP 00032	OPPSTPCBSURR 00008		
MB 460-384405/1		3546, 8082A		15.0000 g	10 mL		50 uL		
LCS 460-384405/2		3546, 8082A		15.0000 g	10 mL	50 uL	50 uL		
460-118423-A-14 MS	PRA-P33-7.75	3546, 8082A	T	15.0050 g	10 mL	50 uL	50 uL		
460-118423-A-14 MSD	PRA-P33-7.75	3546, 8082A	T	15.0087 g	10 mL	50 uL	50 uL		
460-118423-A-1	PMP-7-10.25	3546, 8082A	T	15.0030 g	10 mL		50 uL		
460-118423-A-2	PRA-P3NNW-0.5	3546, 8082A	T	15.0017 g	10 mL		50 uL		
460-118423-A-3	PRA-P24-5.25	3546, 8082A	T	15.0044 g	10 mL		50 uL		
460-118423-A-4	PRA-P24-12.75	3546, 8082A	T	15.0059 g	10 mL		50 uL		
460-118423-A-5	D1-8.25	3546, 8082A	T	15.0070 g	10 mL		50 uL		
460-118423-A-6	PRA-E4-10.25	3546, 8082A	T	15.0131 g	10 mL		50 uL		
460-118423-A-7	DUP1_20160809	3546, 8082A	T	15.0088 g	10 mL		50 uL		
460-118423-A-8	PMP-2-8.25	3546, 8082A	T	15.0039 g	10 mL		50 uL		
460-118423-A-9	PMP-2-10.75	3546, 8082A	T	15.0047 g	10 mL		50 uL		
460-118423-A-10	E-131-7.25	3546, 8082A	T	15.0066 g	10 mL		50 uL		
460-118423-A-11	PMP-15-7.75	3546, 8082A	T	15.0079 g	10 mL		50 uL		
460-118423-A-12	PMP-17-8.25	3546, 8082A	T	15.0063 g	10 mL		50 uL		
460-118423-A-13	PMP-19-8.25	3546, 8082A	T	15.0113 g	10 mL		50 uL		
460-118423-A-14	PRA-P33-7.75	3546, 8082A	T	15.0070 g	10 mL		50 uL		

The pound sign (#) in the amount added field denotes that the reagent was used undiluted. All calculations are performed using the stated concentration for this reagent.

PCBS BATCH WORKSHEET

Lab Name: TestAmerica Edison Job No.: 460-118423-1

SDG No.: _____

Batch Number: 384405 Batch Start Date: 08/11/16 23:07 Batch Analyst: Alinea, Archilles R

Batch Method: 3546 Batch End Date: _____

Batch Notes	
Acid used for Clean Up ID	143508
Balance ID	A1
Batch Comment	PCB-SOIL
Analyst ID - Concentration	archie
Exchange Solvent ID	143600
Exchange Solvent Name	hexane
Final Concentrator Volume	10 mL
Hexane ID	143600
MeCl2 / Acetone ID	131643
Microwave Start Time	4am
Microwave Stop Time	4:30am
Na2SO4 ID	433101 (Silica Sand Lot #523501)
Person's name who did the prep	archie
Analyst ID - Spike Analyst	archie
TBA ID	(SW3665) LOT# 1826
Water Bath Temperature	n-evap temp. uncorrected 37c

Basis	Basis Description
T	Total/NA

The pound sign (#) in the amount added field denotes that the reagent was used undiluted. All calculations are performed using the stated concentration for this reagent.

PCBS BATCH WORKSHEET

Lab Name: TestAmerica Edison Job No.: 460-118423-1

SDG No.: _____

Batch Number: 384461 Batch Start Date: 08/12/16 07:53 Batch Analyst: Wu, Huachi

Batch Method: 3510C Batch End Date: _____

Lab Sample ID	Client Sample ID	Method Chain	Basis	ReceivedpH	InitialAmount	FinalAmount	OP_PCB_SP_LVI 00009	OPPSPCBSU_LVI 00011	
MB 460-384461/1		3510C, 8082A		7 SU	250 mL	1 mL		50 uL	
LCS 460-384461/2		3510C, 8082A		7 SU	250 mL	1 mL	50 uL	50 uL	
LCS 460-384461/3		3510C, 8082A		7 SU	250 mL	1 mL	50 uL	50 uL	
460-118423-A-15	FB_20160809	3510C, 8082A	T	7 SU	250 mL	1 mL		50 uL	

Batch Notes	
Batch Comment	8081 PST LVI
Analyst ID - Concentration	Wuh
Exchange Solvent ID	143600
Exchange Solvent Name	Hexane
N-evap ID	222299
N-evap Temperature	35 Celsius
Na2SO4 ID	523501
Prep Solvent ID	132231
Prep Solvent Name	MECL2
Prep Solvent Volume Used	60 mL
Person's name who did the prep	Wuh
Analyst ID - Spike Analyst	Wuh
Sufficient volume for MS/MSD?	Yes
Uncorrected N-evap Temperature	35 Celsius

Basis	Basis Description
T	Total/NA

The pound sign (#) in the amount added field denotes that the reagent was used undiluted. All calculations are performed using the stated concentration for this reagent.

PCBS BATCH WORKSHEET

Lab Name: TestAmerica Edison Job No.: 460-118423-1

SDG No.: _____

Batch Number: 384959 Batch Start Date: 08/15/16 17:00 Batch Analyst: Hu, Youhao

Batch Method: 1312 Batch End Date: 08/16/16 09:00

Lab Sample ID	Client Sample ID	Method Chain	Basis	InitialAmount	FinalAmount	VesselNumber	FiltCompDate	FiltCompTime	LeachatepH
LB 460-384959/1		1312, 3510C, 8082A		100 g	2000 mL	sa4	8/16/16	1100	4.25
460-118423-A-1	PMP-7-10.25	1312, 3510C, 8082A	E	100.04 g	2000 mL	b11	8/16/16	1105	10.34
460-118423-A-3	PRA-P24-5.25	1312, 3510C, 8082A	E	100.01 g	2000 mL	b12	8/16/16	1110	10.23
460-118423-A-4	PRA-P24-12.75	1312, 3510C, 8082A	E	100.07 g	2000 mL	b13	8/16/16	1115	10.41
460-118423-A-5	D1-8.25	1312, 3510C, 8082A	E	100.05 g	2000 mL	b14	8/16/16	1120	10.32
460-118423-A-8	PMP-2-8.25	1312, 3510C, 8082A	E	100.06 g	2000 mL	b15	8/16/16	1125	10.29
460-118423-A-9	PMP-2-10.75	1312, 3510C, 8082A	E	100.05 g	2000 mL	b16	8/16/16	1130	10.37
460-118423-A-10	E-131-7.25	1312, 3510C, 8082A	E	100.04 g	2000 mL	b17	8/16/16	1135	10.40
460-118423-A-11	PMP-15-7.75	1312, 3510C, 8082A	E	100.05 g	2000 mL	b18	8/16/16	1140	10.37
460-118423-A-12	PMP-17-8.25	1312, 3510C, 8082A	E	100.06 g	2000 mL	b19	8/16/16	1145	10.38
460-118423-A-13	PMP-19-8.25	1312, 3510C, 8082A	E	100.08 g	2000 mL	b110	8/16/16	1150	10.42

Lab Sample ID	Client Sample ID	Method Chain	Basis	ExtractFluid	AnalysisComment				
LB 460-384959/1		1312, 3510C, 8082A		SP1081016	SPLP Fluid #1 prep on 8/10/16; exp 2/10/17; pH measured on 8/16/16				
460-118423-A-1	PMP-7-10.25	1312, 3510C, 8082A	E	SP1081016	SPLP Fluid #1 prep on 8/10/16; exp 2/10/17; pH measured on 8/16/16				
460-118423-A-3	PRA-P24-5.25	1312, 3510C, 8082A	E	SP1081016	SPLP Fluid #1 prep on 8/10/16; exp 2/10/17; pH measured on 8/16/16				

The pound sign (#) in the amount added field denotes that the reagent was used undiluted. All calculations are performed using the stated concentration for this reagent.

PCBS BATCH WORKSHEET

Lab Name: TestAmerica Edison Job No.: 460-118423-1

SDG No.: _____

Batch Number: 384959 Batch Start Date: 08/15/16 17:00 Batch Analyst: Hu, Youhao

Batch Method: 1312 Batch End Date: 08/16/16 09:00

Lab Sample ID	Client Sample ID	Method Chain	Basis	ExtractFluid	AnalysisComment				
460-118423-A-4	PRA-P24-12.75	1312, 3510C, 8082A	E	SP1081016	SPLP Fluid #1 prep on 8/10/16; exp 2/10/17; pH measured on 8/16/16				
460-118423-A-5	D1-8.25	1312, 3510C, 8082A	E	SP1081016	SPLP Fluid #1 prep on 8/10/16; exp 2/10/17; pH measured on 8/16/16				
460-118423-A-8	PMP-2-8.25	1312, 3510C, 8082A	E	SP1081016	SPLP Fluid #1 prep on 8/10/16; exp 2/10/17; pH measured on 8/16/16				
460-118423-A-9	PMP-2-10.75	1312, 3510C, 8082A	E	SP1081016	SPLP Fluid #1 prep on 8/10/16; exp 2/10/17; pH measured on 8/16/16				
460-118423-A-10	E-131-7.25	1312, 3510C, 8082A	E	SP1081016	SPLP Fluid #1 prep on 8/10/16; exp 2/10/17; pH measured on 8/16/16				
460-118423-A-11	PMP-15-7.75	1312, 3510C, 8082A	E	SP1081016	SPLP Fluid #1 prep on 8/10/16; exp 2/10/17; pH measured on 8/16/16				
460-118423-A-12	PMP-17-8.25	1312, 3510C, 8082A	E	SP1081016	SPLP Fluid #1 prep on 8/10/16; exp 2/10/17; pH measured on 8/16/16				

The pound sign (#) in the amount added field denotes that the reagent was used undiluted. All calculations are performed using the stated concentration for this reagent.

PCBS BATCH WORKSHEET

Lab Name: TestAmerica Edison Job No.: 460-118423-1

SDG No.: _____

Batch Number: 384959 Batch Start Date: 08/15/16 17:00 Batch Analyst: Hu, Youhao

Batch Method: 1312 Batch End Date: 08/16/16 09:00

Lab Sample ID	Client Sample ID	Method Chain	Basis	ExtractFluid	AnalysisComment				
460-118423-A-13	PMP-19-8.25	1312, 3510C, 8082A	E	SP1081016	SPLP Fluid #1 prep on 8/10/16; exp 2/10/17; pH measured on 8/16/16				

Batch Notes	
Balance ID	13
Filter Paper ID	Environmental Express/400116
pH Meter ID	F
Room Temperature Thermometer ID	Min/Max ID A; Ambient ID R66589 Temp= 23.0c
SPLP Fluid pH	4.22 SU
SPLP Solution 1 ID	SPLP Fluid prep on 8/10/16; exp 2/10/17
Maximum Temperature	23.5 Celsius
Minimum Temperature	21.5 Celsius
Tumbler Rotations per Minute	29

Basis	Basis Description
E	SPLP East

The pound sign (#) in the amount added field denotes that the reagent was used undiluted. All calculations are performed using the stated concentration for this reagent.

PCBS BATCH WORKSHEET

Lab Name: TestAmerica Edison Job No.: 460-118423-1

SDG No.: _____

Batch Number: 385005 Batch Start Date: 08/16/16 02:37 Batch Analyst: Alinea, Archilles R

Batch Method: 3546 Batch End Date: _____

Lab Sample ID	Client Sample ID	Method Chain	Basis	InitialAmount	FinalAmount	OP_PCBS 00032	OPPSTPCBSURR 00008		
MB 460-385005/1		3546, 8082A		15.0000 g	10 mL		50 uL		
LCS 460-385005/2		3546, 8082A		15.0000 g	10 mL	50 uL	50 uL		
460-118641-A-1 MS		3546, 8082A	T	15.0159 g	10 mL	50 uL	50 uL		
460-118641-A-1 MSD		3546, 8082A	T	15.0040 g	10 mL	50 uL	50 uL		
460-118423-A-17	PMP-17-DUP-8.25	3546, 8082A	T	15.0154 g	10 mL		50 uL		
460-118423-C-18	PMP-13-4.25	3546, 8082A	T	15.0083 g	10 mL		50 uL		
460-118423-A-19	PMP-13-7.75	3546, 8082A	T	15.0117 g	10 mL		50 uL		

Batch Notes	
Acid used for Clean Up ID	143508
Balance ID	A1
Batch Comment	PCB-SOIL
Analyst ID - Concentration	archie
Exchange Solvent ID	143600
Exchange Solvent Name	hexane
Final Concentrator Volume	10 mL
Hexane ID	143600
MeCl2 / Acetone ID	131643
Microwave Start Time	4am
Microwave Stop Time	4:30am
Na2SO4 ID	433101 (Silica Sand Lot #523501)
Person's name who did the prep	archie
Analyst ID - Spike Analyst	archie
TBA ID	(SW3665) LOT# 1826
Water Bath Temperature	n-evap temp. uncorrected 37c

Basis	Basis Description
T	Total/NA

The pound sign (#) in the amount added field denotes that the reagent was used undiluted. All calculations are performed using the stated concentration for this reagent.

PCBS BATCH WORKSHEET

Lab Name: TestAmerica Edison Job No.: 460-118423-1

SDG No.: _____

Batch Number: 385130 Batch Start Date: 08/16/16 14:20 Batch Analyst: Wu, Huachi

Batch Method: 3510C Batch End Date: _____

Lab Sample ID	Client Sample ID	Method Chain	Basis	ReceivedpH	InitialAmount	FinalAmount	OP_PCB_SP_LVI 00009	OPSPCBSU_LVI 00011	
MB 460-385130/1		3510C, 8082A		7 SU	250 mL	1 mL		50 uL	
LCS 460-385130/2		3510C, 8082A		7 SU	250 mL	1 mL	50 uL	50 uL	
LCS 460-385130/3		3510C, 8082A		7 SU	250 mL	1 mL	50 uL	50 uL	
LB 460-384959/1-A		3510C, 8082A		5 SU	250 mL	1 mL		50 uL	
460-118423-A-1-B	PMP-7-10.25	3510C, 8082A	E	5 SU	250 mL	1 mL		50 uL	
460-118423-A-3-B	PRA-P24-5.25	3510C, 8082A	E	5 SU	250 mL	1 mL		50 uL	
460-118423-A-4-B	PRA-P24-12.75	3510C, 8082A	E	5 SU	250 mL	1 mL		50 uL	
460-118423-A-5-B	D1-8.25	3510C, 8082A	E	5 SU	250 mL	1 mL		50 uL	
460-118423-A-8-B	PMP-2-8.25	3510C, 8082A	E	5 SU	250 mL	1 mL		50 uL	
460-118423-A-9-B	PMP-2-10.75	3510C, 8082A	E	5 SU	250 mL	1 mL		50 uL	
460-118423-A-10-B	E-131-7.25	3510C, 8082A	E	5 SU	250 mL	1 mL		50 uL	
460-118423-A-11-B	PMP-15-7.75	3510C, 8082A	E	5 SU	250 mL	1 mL		50 uL	
460-118423-A-12-B	PMP-17-8.25	3510C, 8082A	E	5 SU	250 mL	1 mL		50 uL	
460-118423-A-13-B	PMP-19-8.25	3510C, 8082A	E	5 SU	250 mL	1 mL		50 uL	

The pound sign (#) in the amount added field denotes that the reagent was used undiluted. All calculations are performed using the stated concentration for this reagent.

PCBS BATCH WORKSHEET

Lab Name: TestAmerica Edison Job No.: 460-118423-1

SDG No.: _____

Batch Number: 385130 Batch Start Date: 08/16/16 14:20 Batch Analyst: Wu, Huachi

Batch Method: 3510C Batch End Date: _____

Batch Notes	
Batch Comment	8082 LVI SPLP
Analyst ID - Concentration	Wuh
Exchange Solvent ID	143600
Exchange Solvent Name	Hexane
N-evap ID	222299
N-evap Temperature	35 Celsius
Na2SO4 ID	523501
Prep Solvent ID	148004
Prep Solvent Name	MECL2
Prep Solvent Volume Used	60 mL
Person's name who did the prep	Wuh
Analyst ID - Spike Analyst	Wuh
Sufficient volume for MS/MSD?	Yes
Uncorrected N-evap Temperature	35 Celsius

Basis	Basis Description
E	SPLP East

The pound sign (#) in the amount added field denotes that the reagent was used undiluted. All calculations are performed using the stated concentration for this reagent.

PCBS BATCH WORKSHEET

Lab Name: TestAmerica Edison Job No.: 460-118423-1

SDG No.: _____

Batch Number: 385394 Batch Start Date: 08/17/16 17:00 Batch Analyst: Hu, Youhao

Batch Method: 1312 Batch End Date: 08/18/16 09:00

Lab Sample ID	Client Sample ID	Method Chain	Basis	InitialAmount	FinalAmount	VesselNumber	FiltCompDate	FiltCompTime	LeachatepH
LB 460-385394/1		1312, 3510C, 8082A		100 g	2000 mL	sa7	8/18/16	900	4.17
460-118423-A-19	PMP-13-7.75	1312, 3510C, 8082A	E	100.04 g	2000 mL	aa24	8/18/16	905	10.11

Lab Sample ID	Client Sample ID	Method Chain	Basis	ExtractFluid	AnalysisComment				
LB 460-385394/1		1312, 3510C, 8082A		SP1081016	SPLP Fluid #1 prep on 8/10/16; exp 2/10/17; pH measured on 8/18/16				
460-118423-A-19	PMP-13-7.75	1312, 3510C, 8082A	E	SP1081016	SPLP Fluid #1 prep on 8/10/16; exp 2/10/17; pH measured on 8/18/16				

Batch Notes	
Balance ID	13
Filter Paper ID	Environmental Express/400116
pH Meter ID	F
Room Temperature Thermometer ID	Min/Max ID A; Ambient ID R66589 Temp= 23.0c
SPLP Fluid pH	4.22 SU
SPLP Solution 1 ID	SPLP Fluid prep on 8/10/16; exp 2/10/17
Maximum Temperature	23.5 Celsius
Minimum Temperature	21.5 Celsius
Tumbler Rotations per Minute	29

Basis	Basis Description
E	SPLP East

The pound sign (#) in the amount added field denotes that the reagent was used undiluted. All calculations are performed using the stated concentration for this reagent.

PCBS BATCH WORKSHEET

Lab Name: TestAmerica Edison Job No.: 460-118423-1

SDG No.: _____

Batch Number: 385630 Batch Start Date: 08/18/16 19:11 Batch Analyst: Rivera, Rene A

Batch Method: 3510C Batch End Date: _____

Lab Sample ID	Client Sample ID	Method Chain	Basis	ReceivedpH	InitialAmount	FinalAmount	OP_PCB_SP_LVI 00009	OPPSPCBSU_LVI 00011	AnalysisComment
MB 460-385630/1		3510C, 8082A		7 SU	250 mL	1 mL		50 uL	
LCS 460-385630/2		3510C, 8082A		7 SU	250 mL	1 mL	50 uL	50 uL	
LCS 460-385630/3		3510C, 8082A		7 SU	250 mL	1 mL	50 uL	50 uL	
LB 460-385394/1-A		3510C, 8082A		5 SU	250 mL	1 mL		50 uL	
460-118423-A-19 -B	PMP-13-7.75	3510C, 8082A	E	5 SU	250 mL	1 mL		50 uL	Bad Metrix

Batch Notes	
Batch Comment	8082 PCB SPLP LVI
Analyst ID - Concentration	RAR
Exchange Solvent ID	143600
Exchange Solvent Name	Hexane
N-evap ID	222299
N-evap Temperature	35 Celsius
Na2SO4 ID	523501
Prep Solvent ID	148004
Prep Solvent Name	MECL2
Prep Solvent Volume Used	60 mL
Person's name who did the prep	RAR
Analyst ID - Spike Analyst	RAR
Sufficient volume for MS/MSD?	Yes
Uncorrected N-evap Temperature	35 Celsius

Basis	Basis Description
E	SPLP East

The pound sign (#) in the amount added field denotes that the reagent was used undiluted. All calculations are performed using the stated concentration for this reagent.

GENERAL CHEMISTRY

COVER PAGE
GENERAL CHEMISTRY

Lab Name: TestAmerica Edison

Job Number: 460-118423-1

SDG No.: _____

Project: McCandless

Client Sample ID	Lab Sample ID
PMP-7-10.25	460-118423-1
PRA-P3NNW-0.5	460-118423-2
PRA-P24-5.25	460-118423-3
PRA-P24-12.75	460-118423-4
D1-8.25	460-118423-5
PRA-E4-10.25	460-118423-6
DUP1_20160809	460-118423-7
PMP-2-8.25	460-118423-8
PMP-2-10.75	460-118423-9
E-131-7.25	460-118423-10
PMP-15-7.75	460-118423-11
PMP-17-8.25	460-118423-12
PMP-19-8.25	460-118423-13
PRA-P33-7.75	460-118423-14
PMP-17-DUP-8.25	460-118423-17
PMP-13-4.25	460-118423-18
PMP-13-7.75	460-118423-19

Comments:

9-IN
DETECTION LIMITS
GENERAL CHEMISTRY

Lab Name: TestAmerica Edison

Job Number: 460-118423-1

SDG Number: _____

Matrix: Solid

Instrument ID: NOEQUIP

Method: Moisture

RL Date: 02/15/2007 17:07

Analyte	Wavelength/ Mass	RL (%)	
Percent Moisture		1	
Percent Solids		1	

9-IN
CALIBRATION BLANK DETECTION LIMITS
GENERAL CHEMISTRY

Lab Name: TestAmerica Edison Job Number: 460-118423-1
SDG Number: _____
Matrix: Solid Instrument ID: NOEQUIP
Method: Moisture XRL Date: 01/01/2007 16:49

Analyte	Wavelength/ Mass	XRL (%)	
Percent Moisture		1	
Percent Solids		1	

13-IN
ANALYSIS RUN LOG
GENERAL CHEMISTRY

Lab Name: TestAmerica Edison Job No.: 460-118423-1

SDG No.: _____

Instrument ID: NOEQUIP Method: Moisture

Start Date: 08/12/2016 11:55 End Date: 08/12/2016 12:27

Lab Sample ID	D / F	Type	Time	Analytes															
				% S o l	M o i s t														
ZZZZZZ			11:55																
460-118423-13	1	T	11:55	X	X														
460-118423-14	1	T	11:55	X	X														
460-118423-14 MS	1	T	11:55	X	X														
460-118423-14 MSD	1	T	11:55	X	X														
ZZZZZZ			11:55																
ZZZZZZ			11:55																
ZZZZZZ			11:55																
ZZZZZZ			11:55																
ZZZZZZ			11:55																
ZZZZZZ			11:55																
ZZZZZZ			11:55																
ZZZZZZ			11:55																
ZZZZZZ			11:55																
ZZZZZZ			11:55																
ZZZZZZ			11:55																
ZZZZZZ			11:55																
ZZZZZZ			11:55																
ZZZZZZ			11:55																
460-118544-A-3 DU	1	T	11:55	X	X														
ZZZZZZ			12:27																

Prep Types
T = Total/NA

GENERAL CHEMISTRY BATCH WORKSHEET

Lab Name: TestAmerica Edison Job No.: 460-118423-1

SDG No.: _____

Batch Number: 384501 Batch Start Date: 08/12/16 11:15 Batch Analyst: Callahan, Rory W

Batch Method: Moisture Batch End Date: 08/13/16 08:30

Lab Sample ID	Client Sample ID	Method Chain	Basis	DISH#	DishWeight	SampleMassWet	SampleMassDry		
460-118423-A-1	PMP-7-10.25	Moisture	T	54	0.98 g	7.56 g	6.88 g		
460-118423-A-2	PRA-P3NNW-0.5	Moisture	T	55	0.98 g	7.53 g	6.89 g		
460-118423-A-3	PRA-P24-5.25	Moisture	T	56	0.99 g	7.68 g	7.11 g		
460-118423-A-4	PRA-P24-12.75	Moisture	T	57	1.02 g	8.03 g	7.19 g		
460-118423-A-5	D1-8.25	Moisture	T	58	1.00 g	6.73 g	6.59 g		
460-118423-A-6	PRA-E4-10.25	Moisture	T	59	1.03 g	7.41 g	6.71 g		
460-118423-A-7	DUP1_20160809	Moisture	T	60	0.96 g	6.85 g	6.21 g		
460-118423-A-8	PMP-2-8.25	Moisture	T	61	0.96 g	8.86 g	8.45 g		
460-118423-A-9	PMP-2-10.75	Moisture	T	62	1.00 g	7.74 g	6.81 g		
460-118423-C-10	E-131-7.25	Moisture	T	63	1.01 g	6.64 g	6.46 g		
460-118423-A-11	PMP-15-7.75	Moisture	T	64	0.99 g	6.54 g	6.08 g		
460-118423-A-12	PMP-17-8.25	Moisture	T	65	1.00 g	7.82 g	7.41 g		
460-118423-A-12 DU	PMP-17-8.25	Moisture	T	66	0.99 g	8.05 g	7.62 g		

Batch Notes	
Balance ID	104 No Unit
Date samples were placed in the oven	8/12/16
Oven Temp In	105 Degrees C
Time samples were place in the oven	1135
Date samples were removed from oven	08/13/2016
Oven Temp Out	105 Degrees C
Time Samples were removed from oven	0830
Oven ID	3
Thermometer ID	117021
Uncorrected In Temperature	105 Celsius
Uncorrected Out Temperature	105 Celsius

Basis	Basis Description
T	Total/NA

The pound sign (#) in the amount added field denotes that the reagent was used undiluted. All calculations are performed using the stated concentration for this reagent.

Moisture

GENERAL CHEMISTRY BATCH WORKSHEET

Lab Name: TestAmerica Edison Job No.: 460-118423-1

SDG No.: _____

Batch Number: 384512 Batch Start Date: 08/12/16 11:55 Batch Analyst: Callahan, Rory W

Batch Method: Moisture Batch End Date: 08/13/16 08:30

Lab Sample ID	Client Sample ID	Method Chain	Basis	DISH#	DishWeight	SampleMassWet	SampleMassDry		
460-118423-A-13	PMP-19-8.25	Moisture	T	68	0.99 g	8.07 g	7.75 g		
460-118423-A-14	PRA-P33-7.75	Moisture	T	69	0.99 g	6.10 g	5.56 g		
460-118423-A-14 MS	PRA-P33-7.75	Moisture	T	70	0.99 g	6.10 g	5.56 g		
460-118423-A-14 MSD	PRA-P33-7.75	Moisture	T	71	0.99 g	6.10 g	5.56 g		
460-118544-A-3 DU		Moisture	T	86	0.95 g	6.84 g	6.04 g		

Batch Notes	
Balance ID	104 No Unit
Date samples were placed in the oven	8/12/16
Oven Temp In	105 Degrees C
Time samples were place in the oven	1233
Date samples were removed from oven	08/13/2016
Oven Temp Out	105 Degrees C
Time Samples were removed from oven	0830
Oven ID	3
Thermometer ID	117021
Uncorrected In Temperature	105 Celsius
Uncorrected Out Temperature	105 Celsius

Basis	Basis Description
T	Total/NA

The pound sign (#) in the amount added field denotes that the reagent was used undiluted. All calculations are performed using the stated concentration for this reagent.

Moisture

GENERAL CHEMISTRY BATCH WORKSHEET

Lab Name: TestAmerica Edison Job No.: 460-118423-1

SDG No.: _____

Batch Number: 385095 Batch Start Date: 08/16/16 11:36 Batch Analyst: Callahan, Rory W

Batch Method: Moisture Batch End Date: _____

Lab Sample ID	Client Sample ID	Method Chain	Basis	DISH#	DishWeight	SampleMassWet	SampleMassDry		
460-118423-A-17	PMP-17-DUP-8.25	Moisture	T	36	0.99 g	8.45 g	7.44 g		
460-118423-C-18	PMP-13-4.25	Moisture	T	37	0.99 g	7.21 g	6.82 g		
460-118423-A-19	PMP-13-7.75	Moisture	T	38	1.00 g	8.48 g	8.04 g		
460-118466-A-5 DU		Moisture	T	44	1.04 g	8.63 g	7.37 g		

Batch Notes	
Balance ID	104 No Unit
Date samples were placed in the oven	8/16/16
Oven Temp In	105 Degrees C
Time samples were place in the oven	1333
Date samples were removed from oven	8/17/16
Oven Temp Out	106 Degrees C
Time Samples were removed from oven	645
Oven ID	3
Thermometer ID	117021
Uncorrected In Temperature	105 Celsius
Uncorrected Out Temperature	106 Celsius

Basis	Basis Description
T	Total/NA

The pound sign (#) in the amount added field denotes that the reagent was used undiluted. All calculations are performed using the stated concentration for this reagent.

Moisture

Shipping and Receiving Documents

TestAmerica


THE LEADER IN ENVIRONMENTAL TESTING

CHAIN OF CUSTODY / ANALYSIS REQUEST

Page 1 of 2

777 New Durham Road
Edison, New Jersey 08817
Phone: (732) 549-3900 Fax: (732) 549-3679

Name (for report and invoice) Tom Risher		Samplers Name (Printed) J Lawrence		Site/Project Identification McGardness		
Company Antea Group		P.O. #		State (Location of site): NJ: <input checked="" type="checkbox"/> NY: <input type="checkbox"/> Other:		
Address 500 Summit Lake Drive		Analysis Turnaround Time Standard <input checked="" type="checkbox"/> Rush Charges Authorized For: 2 Week <input type="checkbox"/> 1 Week <input type="checkbox"/> Other <input type="checkbox"/>		ANALYSIS REQUESTED (ENTER X, BELOW TO INDICATE REQUEST)		
City Valhalla		State NY		Regulatory Program: SRP		
Phone		Fax		LAB USE ONLY Project No:		
Sample Identification		Date	Time	Matrix	No. of Cont.	Sample Numbers
PMP-7-10.25	8/19/16	8:22	Sum	2	X	1
PRA-P3NNW-0.5		8:33		1	X	2
PRA-P24-5.25		9:10		2	X	3
PER-P24-12.75		9:15		2	X	4
D1-8.25		9:27		2	X	5
DM PRA-E4-18.25		9:52		1	X	6
DUPLE 20160809				2	X	7
PMP-2-8.25		10:28		2	X	8
DM P - 2-10.75		10:38		2	X	9
E-131-7.25		11:00		3	X	10
Preservation Used: 1 = ICE, 2 = HCl, 3 = H ₂ SO ₄ , 4 = HNO ₃ , 5 = NaOH		Soil: 1		Water: 1		
6 = Other		7 = Other				



5-Day RUSH

Special Instructions

Water Metals Filtered (Yes/No)?

Relinquished by Jared Leone	Company Antea Group	Date / Time 8/19/16 15:25	Received by J. Lawrence	Company TAI
Relinquished by	Company	Date / Time	Received by	Company
Relinquished by	Company	Date / Time	Received by	Company
Relinquished by	Company	Date / Time	Received by	Company

Laboratory Certifications: New Jersey (12028), New York (11452), Pennsylvania (68-522), Connecticut (PH-0200), Rhode Island (132).

Massachusetts (M-NU312), North Carolina (No. 578)

TAL-0016 (08/14)

TestAmerica

THE LEADER IN ENVIRONMENTAL TESTING

CHAIN OF CUSTODY / ANALYSIS REQUEST

Page 2 of 2

777 New Durham Road
Edison, New Jersey 08817
Phone: (732) 549-3900 Fax: (732) 549-3679

Name (for report and invoice) Tim Fisher		Samplers Name (Printed) Steve		Site/Project Identification McLander	
Company Antex Group		P.O. #		Regulatory Program: SRP	
Address 500 Summit/1 de Dr. Valhalla NY		Analysis Turnaround Time Standard <input checked="" type="checkbox"/> Rush Charges Authorized For: 2 Week <input type="checkbox"/> 1 Week <input type="checkbox"/> Other <input type="checkbox"/>		State (Location of site): NJ: <input checked="" type="checkbox"/> NY: <input type="checkbox"/> Other: <input type="checkbox"/>	
City Valhalla		State NY		Regulatory Program: SRP	
Phone		Fax		DKQP: <input type="checkbox"/>	
Sample Identification		Date	Time	Matrix	No. of Cont.
PMP-13-7.75	8/9/16	11:15	Soil	2	1
PMP-17-8.25	11:30	Soil	2	1	1
PMP-19-8.25	11:43	Soil	2	1	1
PRA-P33-7.75	11:55	Soil	1	1	1
PRA-P33-7.75-MS	11:55	Soil	1	1	1
PRA-P33-7.75-MS	11:55	Soil	1	1	1
FB-20160809	12:41	Aq	2	1	1
PMP-17-DUD-7.75	11:30	Soil	1	1	1
PMP-13-4.25	8/9/16	10:45	Soil	1	1
PMP-13-7.75	8/9/16	10:50	Soil	2	1
Preservation Used: 1 = ICE, 2 = HCl, 3 = H ₂ SO ₄ , 4 = HNO ₃ , 5 = NaOH 6 = Other _____, 7 = Other _____					

Special Instructions

Water Metals Filtered (Yes/No)?

Relinquished by Jared Leve	Company Antex Group	Date / Time 8/9/16 15:25	Received by [Signature]	Company TR
Relinquished by	Company	Date / Time	Received by	Company
Relinquished by	Company	Date / Time	Received by	Company
Relinquished by	Company	Date / Time	Received by	Company

Laboratory Certifications: New Jersey (12028), New York (11452), Pennsylvania (68-522), Connecticut (PH-0200), Rhode Island (132).

Massachusetts (M-NU312), North Carolina (No. 578)

TAL-0016 (07/5)

TestAmerica


THE LEADER IN ENVIRONMENTAL TESTING

CHAIN OF CUSTODY / ANALYSIS REQUEST

Page 1 of 2

777 New Durham Road
Edison, New Jersey 08817
Phone: (732) 549-3900 Fax: (732) 549-3679

Name (for report and invoice) Tom Risher		Samplers Name (Printed) J Lawrence		Site/Project Identification McGardness		
Company Antea Group		P.O. #		State (Location of site): NJ: <input checked="" type="checkbox"/> NY: <input type="checkbox"/> Other:		
Address 500 Summit Lake Drive		Analysis Turnaround Time Standard <input checked="" type="checkbox"/> Rush Charges Authorized For: 2 Week <input type="checkbox"/> 1 Week <input type="checkbox"/> Other <input type="checkbox"/>		ANALYSIS REQUESTED (ENTER X, BELOW TO INDICATE REQUEST)		
City Valhalla		State NY		Regulatory Program: SRP		
Phone		Fax		LAB USE ONLY Project No:		
Sample Identification		Date	Time	Matrix	No. of Cont.	Sample Numbers
PMP-7-10.25	8/19/16	8:22	Sum	2	X	1
PRA-P3NNW-0.5		8:33		1	X	2
PRA-P24-5.25		9:10		2	X	3
PER-P24-12.75		9:15		2	X	4
D1-8.25		9:27		2	X	5
DM PRA-E4-18.25		9:52		1	X	6
DUPLE 20160809				2	X	7
PMD-2-8.25		10:28		2	X	8
DM P - 2-10.75		10:35		2	X	9
E-131-7.25		11:00		3	X	10
Preservation Used: 1 = ICE, 2 = HCl, 3 = H ₂ SO ₄ , 4 = HNO ₃ , 5 = NaOH		Soil: 1		Water: 1		
6 = Other		7 = Other				



5-Day RUSH

Special Instructions

Water Metals Filtered (Yes/No)?

Relinquished by Jared Leone	Company Antea Group	Date / Time 8/19/16 15:25	Received by J. Lawrence	Company TAI
Relinquished by	Company	Date / Time	Received by	Company
Relinquished by	Company	Date / Time	Received by	Company
Relinquished by	Company	Date / Time	Received by	Company

Laboratory Certifications: New Jersey (12028), New York (11452), Pennsylvania (68-522), Connecticut (PH-0200), Rhode Island (132).

Massachusetts (M-NU312), North Carolina (No. 578)

TAL-0016 (08/14)

TestAmerica

THE LEADER IN ENVIRONMENTAL TESTING

CHAIN OF CUSTODY / ANALYSIS REQUEST

Page 2 of 2

777 New Durham Road
Edison, New Jersey 08817
Phone: (732) 549-3900 Fax: (732) 549-3679

Name (for report and invoice) Tim Fisher		Samplers Name (Printed) J. Leune		Site/Project Identification McLadles		
Company Antex Group		P.O. #		State (Location of site): NJ: <input checked="" type="checkbox"/> NY: <input type="checkbox"/> Other: <input type="checkbox"/>		
Address 500 Summit Lane Dr. Valhalla NY		Analyst Turnaround Time Standard <input checked="" type="checkbox"/> Rush Charges Authorized For: 2 Week <input type="checkbox"/> 1 Week <input type="checkbox"/> Other <input type="checkbox"/>		Regulatory Program: SRP		
City Valhalla		State NY		DKRP: <input type="checkbox"/>		
Phone		Fax		LAB USE ONLY Job No: 118423 Project No:		
Sample Identification	Date	Time	Matrix	No. of Cont.	ANALYSIS REQUESTED (ENTER 'X' BELOW TO INDICATE REQUEST)	Sample Numbers
PMP-15-7.75	8/9/16	11:15	Soil	1	<input checked="" type="checkbox"/> PCBs <input checked="" type="checkbox"/> SFLP	11
PMP-17-8.25		11:30		1		12
PMP-19-8.25		11:43		2		13
PRA-P33-7.75		11:55		1		14
PRA-P33-7.75-MS		11:55		1		14
PRA-P33-7.75-MSO		11:55		1		14
PRA-20160809		12:11		1		15
PMP-17-DUP-7.75		11:30		1		16
Preservation Used: 1 = ICE, 2 = HCl, 3 = H ₂ SO ₄ , 4 = HNO ₃ , 5 = NaOH		Soil: 1		Water: 1		
6 = Other		7 = Other				

Special Instructions

Water Metals Filtered (Yes/No)?

Relinquished by Jared Leune	Company Antex Group	Date / Time 8/9/16 15:25	Received by J. Leune	Company Antex
Relinquished by	Company	Date / Time	Received by	Company
Relinquished by	Company	Date / Time	Received by	Company
Relinquished by	Company	Date / Time	Received by	Company

Laboratory Certifications: New Jersey (12028), New York (11452), Pennsylvania (68-522), Connecticut (PH-0200), Rhode Island (132).
Massachusetts (M-NJ312), North Carolina (No. 578)
TAL-0016 (0715)

Login Sample Receipt Checklist

Client: Antea USA, Inc.

Job Number: 460-118423-1

Login Number: 118423
List Number: 1
Creator: Wisnewski, Kelly R

List Source: TestAmerica Edison

Question	Answer	Comment
Radioactivity wasn't checked or is <= background as measured by a survey meter.	N/A	
The cooler's custody seal, if present, is intact.	N/A	Not present
Sample custody seals, if present, are intact.	True	
The cooler or samples do not appear to have been compromised or tampered with.	True	
Samples were received on ice.	True	
Cooler Temperature is acceptable.	True	
Cooler Temperature is recorded.	True	3.7°C, IR#7
COC is present.	True	
COC is filled out in ink and legible.	True	
COC is filled out with all pertinent information.	True	
Is the Field Sampler's name present on COC?	True	
There are no discrepancies between the containers received and the COC.	False	See NCM
Samples are received within Holding Time (excluding tests with immediate HTs)	True	
Sample containers have legible labels.	True	
Containers are not broken or leaking.	True	
Sample collection date/times are provided.	True	
Appropriate sample containers are used.	True	
Sample bottles are completely filled.	True	
Sample Preservation Verified.	True	
There is sufficient vol. for all requested analyses, incl. any requested MS/MSDs	True	
Containers requiring zero headspace have no headspace or bubble is <6mm (1/4").	True	
Multiphasic samples are not present.	True	
Samples do not require splitting or compositing.	True	
Residual Chlorine Checked.	N/A	No analysis requiring residual chlorine check assigned.