
AIR



Final Report

Hot Mix Asphalt Plants Truck Loading and Silo Filling Manual Methods Testing

Asphalt Plant C
Los Angeles, California

Volume 2 of 8



FINAL REPORT

**HOT MIX ASPHALT PLANTS
TRUCK LOADING AND SILO FILLING
MANUAL METHODS TESTING
ASPHALT PLANT C, LOS ANGELES, CALIFORNIA**

**VOLUME 2 OF 8
APPENDIX B**

**EPA Contract No. 68-D-98-004
Work Assignment No. 3-02**

Prepared for:

**Mr. Michael L. Toney (MD-19)
Work Assignment Manager
SMTG, EMC, OAQPS
U.S. Environmental Protection Agency
Research Triangle Park, NC 27711**

May 2000

Submitted by

**PACIFIC ENVIRONMENTAL SERVICES, INC.
5001 S. Miami Blvd., Suite 300
Post Office Box 12077
Research Triangle Park, NC 27709-2077
(919) 941-0333
FAX (919) 941-0234**

DISCLAIMER

The information in this document has been funded wholly or in part by the Office of Air Quality Planning and Standards, U.S. Environmental Protection Agency (EPA) under contract to Pacific Environmental Services, Inc. (PES). PES performed the work presented in this document under three EPA contracts and seven Work Assignments; EPA Contract No. 68-D-98-004, Work Assignment Nos. 1-08, 2-07, 3-02, and 3-05, EPA Contract No. 68-D-70002, Work Assignment Nos. 0-05 and 1-07, and EPA Contract No. 68-D-70069, Work Assignment No. 2-16. This document has been prepared by PES, reviewed following PES' internal quality assurance procedures, and approved by PES for distribution. This document has been subjected to the Agency's review, and has been approved by EPA for publication as an EPA document. Mention of trade names does not constitute endorsement by the EPA or PES.

TABLE OF CONTENTS

<u>VOLUME 1</u>	<u>Page</u>
1.0 INTRODUCTION	1-1
2.0 SUMMARY OF TEST RESULTS	2-1
2.1 OVERVIEW	2-1
2.2 TREATMENT OF NON-DETECTS AND ESTIMATES	2-2
2.3 TUNNEL EXHAUST DUCT	2-2
2.4 SILO EXHAUST DUCT RESULTS	2-12
2.5 PM AND MCEM DEPOSITION ESTIMATES	2-15
2.6 METEOROLOGICAL STATION RESULTS	2-15
3.0 PROCESS DESCRIPTION	3-1
3.1 COORDINATION BETWEEN TESTING AND PROCESS OPERATIONS	3-3
3.2 PROCESS MONITORING DURING TESTING	3-3
3.3 PROCESS SAMPLES	3-4
3.4 VELOCITY OF AIR ACROSS TOP OF TRANSPORT TRUCKS DURING LOAD-OUT	3-5
4.0 SAMPLING LOCATIONS	4-1
4.1 TUNNEL EXHAUST DUCT	4-1
4.2 SILO EXHAUST DUCT	4-1
5.0 SAMPLING AND ANALYTICAL PROCEDURES	5-1
5.1 LOCATION OF MEASUREMENT SITES AND SAMPLE/VELOCITY TRAVERSE POINTS	5-1
5.2 DETERMINATION OF EXHAUST GAS VOLUMETRIC FLOW RATE	5-1
5.3 DETERMINATION OF EXHAUST GAS DRY MOLECULAR WEIGHT	5-3
5.4 DETERMINATION OF EXHAUST GAS MOISTURE CONTENT	5-3

TABLE OF CONTENTS (CONTINUED)

<u>VOLUME 1 (CONTINUED)</u>	<u>Page</u>
5.5 DETERMINATION OF PM AND MCEM	5-3
5.6 DETERMINATION OF VOHAPs	5-3
5.7 DETERMINATION OF SVOHAPs	5-7
5.8 DETERMINATION OF WIND SPEED, WIND DIRECTION, AMBIENT TEMPERATURE, AND AMBIENT HUMIDITY	5-7
5.9 ESTIMATE OF PM AND MCEM ON THE CEILING OF THE LOAD-OUT TUNNEL DOWNSTREAM OF SILO NO. 5	5-7
5.10 ESTIMATE OF PM AND MCEM DEPOSITION ON THE INSIDE WALLS OF THE SILO NO. 2 EXHAUST PLENUM	5-9
5.11 ESTIMATE OF PM AND MCEM DEPOSITION ON THE INSIDE WALLS OF THE SILO EXHAUST DUCT	5-9
5.12 ESTIMATE OF PM AND MCEM DEPOSITION ON THE INSIDE WALLS OF THE TUNNEL EXHAUST DUCT	5-10
6.0 QUALITY ASSURANCE/QUALITY CONTROL (QA/QC) PROCEDURES AND RESULTS	6-1
6.1 CALIBRATION AND PREPARATION OF APPARATUS	6-1
6.2 REAGENTS AND GLASSWARE PREPARATION	6-2
6.3 ON-SITE SAMPLING	6-3
6.4 SAMPLE RECOVERY	6-4
6.5 LABORATORY ANALYTICAL QA/QC PROCEDURES	6-5
6.6 QA COORDINATOR FIELD AUDIT	6-7
APPENDIX A - TEST RESULTS AND CALCULATIONS	1
A.1 TED TEST RESULTS	3
A.2 SED TEST RESULTS	101
A.3 EXAMPLE CALCULATIONS	195
A.4 PARTICULATE DEPOSITION DATA	204
A.5 CAPTURE EFFICIENCY CALCULATIONS	211
<u>VOLUME 2</u>	
APPENDIX B - PROCESS DATA	1
B.1 PRODUCTION RECORDS FOR 7/24/98 THROUGH 7/28/98	3
B.2 PRODUCT STORAGE RECORDS FOR 7/25/98 THROUGH 7/28/98	9

TABLE OF CONTENTS (CONTINUED)

VOLUME 2 (CONTINUED)

APPENDIX B - PROCESS DATA (CONTINUED)

B.3	LOAD-OUT RECORDS USED IN TED EMISSION CALCULATIONS ..	19
B.4	LOAD-OUT RECORDS FOR 6/18/98 THROUGH 7/26/98	33
B.5	LOAD-OUT RECORDS FOR 7/24/98 THROUGH 7/28/98	44
B.6	SILO NO. 2 LOAD-IN RECORDS USED IN SED EMISSION CALCULATIONS	68
B.7	ASPHALT TEMPERATURES AT LOAD-OUT	90
B.8	MASS CHANGE RESULTS FROM ASTM TESTS PERFORMED ON ASPHALT CEMENT SAMPLES	93
B.9	VELOCITY OF AIR ACROSS TOP OF TRANSPORT TRUCKS DURING LOAD-OUT	100
B.10	METALS ANALYSIS OF PROCESS SAMPLES	104

VOLUME 3

APPENDIX C - FIELD DATA

C.1	TED FIELD DATA	2
C.2	SED FIELD DATA	59
C.3	METEOROLOGICAL STATION DATA	89
C.4	ON-SITE GC/MS REPORT AND DATA	118

APPENDIX D - QA/QC DATA

APPENDIX E - PROJECT PARTICIPANTS

APPENDIX F - TEST METHODS

F.1	EPA METHOD 1
F.2	EPA METHOD 1A
F.3	EPA METHOD 2
F.4	EPA METHOD 4
F.5	EPA METHOD 18
F.6	EPA METHOD 315
F.7	SW-846 METHOD 0010
F.8	SW-846 METHOD 0030

TABLE OF CONTENTS (CONCLUDED)

VOLUME 4

APPENDIX G - ANALYTICAL DATA 1

 G.1 PM AND MCEM DATA 1a

 G.2 PAH/SVOHAPS CASE NARRATIVE AND PAH DATA 1k

VOLUME 5

APPENDIX G - ANALYTICAL DATA (CONTINUED) 659

 G.3 SVOHAPS DATA 659

VOLUME 6

APPENDIX G - ANALYTICAL DATA (CONTINUED) 1248

 G.3 SVOHAPS DATA (CONCLUDED) 1248

VOLUME 7

APPENDIX G - ANALYTICAL DATA (CONTINUED) 1a

 G.4 VOHAPS DATA 1c

VOLUME 8

APPENDIX G - ANALYTICAL DATA (CONCLUDED) 1a

 G.4 VOHAPS DATA (CONCLUDED) 1c

 G.5 EPA METHOD 18 REPORT AND DATA 260

LIST OF TABLES

		<u>Page</u>
Table 1.1	Test Log Tunnel Exhaust Duct, Asphalt Plant C - California	1-4
Table 1.2	Test Log Silo Exhaust Duct, Asphalt Plant C - California	1-5
Table 2.1	Summary of Results, Production Emissions for PM, MCEM, PAH, SVOHAP and VOHAP, Asphalt Plant C, California - July 1998	2-3
Table 2.2	Summary of Results, Average PM and MCEM Emissions, Asphalt Plant C, California - July 1998	2-4
Table 2.3	Summary of Results, Average PAH and SVOHAP Emissions, Asphalt Plant C, California - July 1998	2-5
Table 2.4	Summary of Results, Average VOHAP Emissions, Asphalt Plant C, California - July 1998	2-6
Table 2.5	Summary of Results, PAHS, SVOHAPS, & VOHAPS Average Emissions, Silo Exhaust Duct - Asphalt Plant C, California, July 1998	2-7
Table 2.6	PM and MCEM Emissions Sampling and Exhaust Gas Parameters Normal Operations, Tunnel Exhaust Duct, Asphalt Plant C - California ..	2-16
Table 2.7	PM and MCEM Exhaust Gas Concentrations and Emission Rates, Normal Operations, Tunnel Exhaust Duct, Asphalt Plant C - California	2-17
Table 2.8	PAHs and Semi-Volatile Organics Emissions Sampling and Exhaust Gas Parameters, Normal Operations, Tunnel Exhaust Duct, Asphalt Plant C - California	2-18
Table 2.9	PAHs Exhaust Gas Concentrations and Emission Rates, Normal Operations Tunnel Exhaust Duct, Asphalt Plant C - California	2-19
Table 2.10	Semi-Volatile Organics Exhaust Gas Concentrations and Emission Rates, Normal Operations, Tunnel Exhaust Duct, Asphalt Plant C - California ..	2-21
Table 2.11	Volatile Organics - SW-846 Method 0030 Emissions Sampling and Exhaust Gas Parameters, Normal Operations, Tunnel Exhaust Duct, Asphalt Plant C - California	2-30
Table 2.12	Volatile Organics - SW-846 Method 0030 Exhaust Gas Concentrations and Emission Rates, Normal Operation, Tunnel Exhaust Duct, Asphalt Plant C - California	2-31
Table 2.13	Volatile Organics - EPA Method 18 Emissions Sampling and Exhaust Gas Parameters, Normal Operations, Tunnel Exhaust Duct, Asphalt Plant C - California	2-36
Table 2.14	Volatile Organics - EPA Method 18 Exhaust Gas Concentrations and Emission Rates, Normal Operations, Tunnel Exhaust Duct, Asphalt Plant C - California	2-37
Table 2.15	On-Site GC/MS Volatile Organics Exhaust Gas Concentrations and Emission Rates with Vost (SW-846 Method 0030) and EPA Method 18 Comparison, Tunnel Exhaust Duct, Asphalt Plant C - California 7/24/98 .	2-38
Table 2.16	PM and MCEM Emissions Sampling and Exhaust Gas Parameters, Background Condition, Tunnel Exhaust Duct, Asphalt Plant C - California	2-39

LIST OF TABLES (CONTINUED)

		<u>Page</u>
Table 2.17	PM and MCEM Exhaust Gas Concentrations and Emission Rates, Background Condition, Tunnel Exhaust Duct, Asphalt Plant C - California	2-40
Table 2.18	PAHs and Semi-Volatile Organics Emissions Sampling and Exhaust Gas Parameters Background Condition, Tunnel Exhaust Duct, Asphalt Plant C - California	2-41
Table 2.19	PAHs Exhaust Gas Concentrations and Emission Rates, Background Condition, Tunnel Exhaust Duct, Asphalt Plant C - California	2-42
Table 2.20	Semi-Volatile Organics Exhaust Gas Concentrations and Emission Rates, Background Condition, Tunnel Exhaust Duct, Asphalt Plant C - California	2-44
Table 2.21	Volatile Organics - SW-846 Method 0030 Emissions Sampling and Exhaust Gas Parameters, Background Condition, Tunnel Exhaust Duct, Asphalt Plant C - California	2-53
Table 2.22	Volatile Organics - SW-846 Method 0030 Exhaust Gas Concentrations and Emission Rates, Background Condition, Tunnel Exhaust Duct, Asphalt Plant C - California	2-54
Table 2.23	Volatile Organics - EPA Method 18 Emissions Sampling and Exhaust Gas Parameters, Background Condition, Tunnel Exhaust Duct, Asphalt Plant C - California	2-59
Table 2.24	Volatile Organics - EPA Method 18 Exhaust Gas Concentrations and Emission Rates, Background Condition, Tunnel Exhaust Duct, Asphalt Plant C - California	2-60
Table 2.25	Sample Log Silo Exhaust Duct, Asphalt Plant C - California	2-61
Table 2.26	PM and MCEM Emissions Sampling and Exhaust Gas Parameters, Silo Exhaust Duct, Asphalt Plant C - California	2-62
Table 2.27	PM and MCEM Exhaust Gas Concentrations and Emission Rates, Silo Exhaust Duct, Asphalt Plant C - California	2-63
Table 2.28	PAHs and Semi-Volatile Organics Emissions Sampling and Exhaust Gas Parameters, Silo Exhaust Duct, Asphalt Plant C - California	2-64
Table 2.29	PAHs Exhaust Gas Concentrations and Emission Rates, Silo Exhaust Duct, Asphalt Plant C - California	2-65
Table 2.30	Semi-Volatile Organics Exhaust Gas Concentrations and Emission Rates, Silo Exhaust Duct, Asphalt Plant C - California	2-67
Table 2.31	Volatile Organics - SW-846 Method 0030 Emissions Sampling and Exhaust Gas Parameters, Silo Exhaust Duct, Asphalt Plant C - California	2-76
Table 2.32	Volatile Organics - SW-846 Method 0030 Exhaust Gas Concentrations and Emission Rates, Silo Exhaust Duct, Asphalt Plant C - California	2-77
Table 2.33	On-Site GC/MS Volatile Organics Exhaust Gas Concentrations and Emission Rates with Vost (SW-846 Method 0030) Comparison, Silo Exhaust Duct, Asphalt Plant C - California 7/25/98	2-82

LIST OF TABLES (CONCLUDED)

		<u>Page</u>
Table 2.34	PM and MCEM Deposition Estimates, Asphalt Plant C - California	2-83
Table 2.35	Meteorological Data Summary, Asphalt Plant C - California	2-84
Table 3.1	Load-out Data Used in TED Emission Calculations	3-6
Table 3.2	Load-in Data for Silo No. 2 Used in SED Emission Calculations	3-7
Table 3.3	Asphalt Temperatures at Load-out, Asphalt Plant C, California	3-8
Table 3.4	Mass Change of Asphalt, Asphalt Plant C, California	3-9
Table 3.5	Results of Metals Analyses of Asphalt Samples, Asphalt Plant C, California	3-10
Table 3.6	Air Velocity Over Transport Trucks During Load-out, Asphalt Plant C, California	3-11
Table 5.1	Summary of Sampling and Analytical Methods, Asphalt Plant C, California	5-2
Table 6.1	Summary of Temperature Sensor Calibration Data	6-8
Table 6.2	Summary of Pitot Tube Dimensional Data	6-9
Table 6.3	Summary of Dry Gas Meter and Orifice Calibration Data	6-10
Table 6.4	Summary of EPA Method 315 and SW-846 Method 0010 Field Sampling QA/QC Data	6-11
Table 6.5	Summary of EPA Method 315 Blank Sample Catches	6-12
Table 6.6	SW-846 Method 0010 PAHs Field and Laboratory Blanks Results, Tunnel Exhaust Duct	6-13
Table 6.7	SW-846 Method 0010 PAHs Field and Laboratory Blanks Results, Silo Exhaust Duct	6-14
Table 6.8	SW-846 Method 0010 PAHs Surrogate Recovery Results, Tunnel Exhaust Duct	6-15
Table 6.9	SW-846 Method 0010 Semi-Volatile Surrogate Recovery Results Tunnel Exhaust Duct	6-16
Table 6.10	SW-846 Method 0010 PAHs Surrogate Recovery Results, Silo Exhaust Duct	6-17
Table 6.11	SW-846 Method 0010 Semi-Volatile Surrogate Recovery Results Silo Exhaust Duct	6-18
Table 6.12	SW-846 Method 0030 Field and Laboratory Blanks Results Tunnel Exhaust Duct	6-19
Table 6.13	SW-846 Method 0030 Laboratory Blank Results, Silo Exhaust Duct	6-20
Table 6.14	SW-846 Method 0030 Surrogate Recovery Results Tunnel Exhaust Duct	6-21
Table 6.15	SW-846 Method 0030 Surrogate Recovery Results Silo Exhaust Duct	6-22

LIST OF FIGURES

	<u>Page</u>
Figure 1.1	Project Organization - US EPA Hot Mix Asphalt Load-out Operation, Asphalt Plant C, California 1-6
Figure 2.1	Load-out Tunnel and MET Station Location and Average Wind Direction 2-85
Figure 3.1	Process Flow Schematic, Asphalt Plant C, California 3-2
Figure 3.2	Velocity Measurement Locations and Dimensions of Transport Trucks .. 3-12
Figure 4.1	Tunnel Exhaust Duct Sampling Locations, Asphalt Plant C, California 4-2
Figure 4.2	Tunnel Exhaust Duct Traverse Point Locations, Asphalt Plant C, California 4-3
Figure 4.3	Silo Exhaust Duct Sampling Locations, Asphalt Plant C, California 4-4
Figure 4.4	Silo Exhaust Duct Traverse Point Locations, Asphalt Plant C, California .. 4-5
Figure 5.1	EPA Method 315 Sampling Train Schematic 5-4
Figure 5.2	SW-846 Method 0030 Sampling Train Schematic 5-6
Figure 5.3	SW-846 Method 0010 Sampling Train Schematic 5-8
Figure 5.4	Location of TED Deposition Test Plates T ₁ , T ₂ , and T ₃ 5-11

GLOSSARY OF TERMS

ASTM – American Society for Testing and Materials
CEMS – Continuous Emissions Monitoring System
CTS – Calibration Transfer Standard
EMC – Emissions Measurement Center
EMAD – Emission Monitoring and Analysis Division
ESP – Electrostatic Precipitator
FID – Flame Ionization Detector
FTIR – Fourier Transform Infrared Spectroscopy
HAP – Hazardous Air Pollutant
MCEM – Methylene Chloride Extractable Matter
MRI – Midwest Research Institute
PES – Pacific Environmental Services
PM – Particulate Matter
PTE – Permanent Total Enclosure
RAP – Recycled Asphalt
RTFOT – Rolling Thin Film Oven Test
SED – Silo Exhaust Duct

GLOSSARY OF TERMS (CONTINUED)

SMTG – Source Measurement Technology Group
SVOHAP – Semi-Volatile Organic Hazardous Air Pollutant
TED – Tunnel Emissions Duct
TFOT – Thin Film Oven Test
THC – Total Hydrocarbons
VOHAP – Volatile Organic Hazardous Air Pollutant
VOST – Volatile Organic Sampling Train

VOLUME 2

APPENDIX B

PROCESS DATA

- B.1 PRODUCTION RECORDS FOR 7/24/98 THROUGH 7/28/98
- B.2 PRODUCT STORAGE RECORDS FOR 7/25/98 THROUGH 7/28/98
- B.3 LOAD-OUT RECORDS USED IN TED EMISSION CALCULATIONS
- B.4 LOAD-OUT RECORDS FOR 6/18/98 THROUGH 7/26/98
- B.5 LOAD-OUT RECORDS FOR 7/24/98 THROUGH 7/28/98
- B.6 SILO NO. 2 LOAD-IN RECORDS USED IN SED EMISSION CALCULATIONS
- B.7 ASPHALT TEMPERATURES AT LOAD-OUT, 7/24/98 THROUGH 7/28/98
- B.8 MASS CHANGE RESULTS FROM ASTM TESTS PERFORMED ON ASPHALT CEMENT SAMPLES
- B.9 VELOCITY OF AIR ACROSS TOP OF TRANSPORT TRUCKS DURING LOAD-OUT
- B.10 METALS ANALYSIS OF PROCESS SAMPLES

APPENDIX B.1

PRODUCTION RECORDS FOR 7/24/98 THROUGH 7/28/98

Pacific Environmental Services

Client/Source: Asphalt Plant C

Date: 7/28/98

Data Recorded By: JHL

Time	Natural Gas Rate (ACFM)	Aggregate Feed Rate (TPH)	Recycle (RAP) Feed Rate (TPH)	% RAP in mix	Rubber Feed Rate (TPH)	Liquid Asphalt Feed Rate (TPH)	Liquid Asphalt Type	Mix Rate (TPH)	Product Code	Liquid Asphalt Temp. (F)	Burner Pos. (%)	Mix Temp. (F)	Cyclone Entrance Temp. (F)	Dryer Pressure (in Hg)	Baghouse Exit Temp. (F)	Baghouse Pressure Drop (in Hg)	Exhaust Fans Amperage (amps) fan 1 / fan 2
6:46 AM	1160	234.4	58.3	18.8	0	16.22	4000	309.5	2B	339.2	34.3	327.5	306	0.31	281	0	73/80
7:16 AM	1090	258.4	111.6	28.7	0	19.16	4000	389.1	2C	347.5	20	348.1	277	0.28	286	0	73/79
7:46 AM	1090	240.1	101.8	28.3	0	17.7	4000	359.7	2C	347.1	22	320.4	267	0.3	247	0	74/80
8:17 AM	1000	277.9	120.1	28.7	0	20.6	4000	418.6	2C	348.5	28.3	324	319	0.29	286	0	75/80
8:46 AM	1380	317.9	137.1	28.6	0	23.6	4000	478.6	2C	352.5	34	335.2	349	0.32	315	0	75/80
9:16 AM	1180	315.9	135.7	28.6	0	23.4	4000	474.9	2C	354.5	33	335	347	0.25	322	0	73/80
9:34 AM	1160	297.8	124.8	28.0	0	23.11	8000	445.7	4C	356.7	33	336	330	0.29	355	0	73/80
9:46 AM	1130	399.8	65.4	13.2	0	29.4	8000	494.6	10	286.4	33.5	336.2	292	0.27	289	0	75/80
10:15 AM	1130	281.4	114.6	27.4	0	21.8	4000	417.8	4C	296.5	30	341.1	310	0.33	285	0	73/72
10:46 AM	1030	299.8	128.7	28.6	0	22.2	4000	450.7	2C	358.2	29	329.2	316	0.29	294	0	72/78
11:16 AM	1160	299	127	28.3	0	22.1	4000	448.1	2C	356.1	32.2	346.6	344	0.29	318	0	75/78
11:46 AM	1180	307.1	129.9	28.2	0	22.6	4000	460	2C	254.5	32.2	346.9	345	0.31	320	0	75/78
12:24 PM	1170	303.5	128.6	28.2	0	23.7	4000	455.7	2C	354	31	341.1	323	0.29	302	0	72/75
12:46 PM	1160	297.3	121.8	27.6	0	21.7	4000	440.9	2C	355.1	32.3	345.3	349	0.26	317	0	71/75
1:16 PM	1060	267.1	113.3	28.2	0	20.8	4000	401.2	4C	354.3	25.3	364.4	304	0.28	297	0	70/72
1:46 PM	1010	301.8	139.1	29.9	0	25	4000	465.9	2C	355.1	30.3	357.1	327	0.29	303	0	72/75
2:16 PM	1009	336.3	126.1	25.9	0	24	4000	486.5	2C	355.7	39.2	343.7	268	0.28	334	0	80/85
6:14 PM	1200	121.5	43.1	24.8	0	8.9	4000	173.5	2C	298.2	34.4	307.4	350	0.32	264	0	72/80
6:44 PM	921	218	95.8	29.0	0	16.3	4000	330.1	2C	299	15.2	321.5	251	0.28	247	0.7	70/71
6:56 PM	807	218.7	95.6	28.9	0	16.3	4000	330.6	2C	298.3	17.3	322.9	259	0.32	246	0.7	70/73
7:14 PM	919	217.9	94.9	28.8	0	16.2	4000	329	2C	298.3	16.8	320.7	248	0.28	237	0.7	70/71
										331.7		335.7	Average				

APPENDIX B.2

PRODUCT STORAGE RECORDS FOR 7/25/98 THROUGH 7/28/98

SILO STORAGE - Data for 7/24/98

TIME	SILO 1	SILO 2	SILO 3	SILO 4	SILO 5
6:34 AM	191.7	0.3	196.4	184	200
7:00 AM	191.7	0.3	145.9	117.8	203.4
7:24 AM	191.7	53.8	82.4	104.1	203.4
7:36 AM	191.7	123.75	61.6	104.1	203.4
7:42 AM	191.7	177.1	40.3	104.1	203.4
7:54 AM	191.7	174.3	15.5	104.1	203.4
8:05 AM	187.7	211.8	15.5	104.1	203.4
8:18 AM	145.2	214.7	15.7	147.8	203.4
8:30 AM	145.2	193.3	31.4	187	203.4
8:46 AM	145.2	87.1	88.7	187	203.4
9:00 AM	145.2	62.7	112.6	144.7	203.4
9:22 AM	145.2	90	70.8	172.6	203.4
9:33 AM	145.2	86.1	49.7	172.6	203.4
9:49 AM	145.2	97.9	0.1	172.6	203.4
10:07 AM	103	69.8	0.1	172.6	203.4
10:28 AM	68.5	102.3	0.1	172.6	203.4
10:41 AM	39.2	111.8	63.83	172.6	97.88
10:52 AM	18.84	111	126.5	172.6	33.71
11:09 AM	0	111	124.2	173.5	0
11:24 AM	0	147.9	131.8	153.4	0
11:37 AM	0	189.2	89.14	111.2	0
12:11 PM	0	138.8	64.3	111.2	0
12:37 PM	0	108.4	43	111.2	0
12:56 PM	0	29.2	43.2	69.1	0
1:07 PM	0	0	43.2	87.8	0

SILO STORAGE - Data for 7/25/98

Time	Status	Measurement 1	Measurement 2	Measurement 3	Measurement 4
6:17	empty	1/2"	1/2"	3/4"	3/4"
7:10	empty	3/4"	1/2"	3/4"	3/4"
7:40	"	"	"	"	"
9:40	"	"	"	"	"
11:00	empty	3/4"	empty	empty	empty

SILO STORAGE - Data for 7/25/98

6:12 AM	0	138.2	164.5	65.8	217.6
6:30 AM	0	57.6	201	149.1	196.5
6:56 AM	0	57.6	201	149.1	154.2
7:10 AM	0	7	198.8	174.5	111.8
7:21 AM	0	48	198.8	174.5	90.8
7:31 AM	0	56.3	154.3	174.5	90.8
7:40 AM	0	84.2	121.1	174.5	90.8
7:51 AM	0	82.6	75.9	174.5	90.8
8:11 AM	0	132.3	19.8	174.5	90.8
8:24 AM	0	132.3	54.7	153.2	69.7
8:41 AM	0	89.5	92.6	128.7	69.6
8:54 AM	0	117.6	63.7	105.6	48.3
9:11 AM	0	163.5	42.6	63.6	48.3
9:25 AM	0	141.3	0	63.6	48.3
9:41 AM	0	101.6	21	63.6	48.3
10:11 AM	0	59.9	6	63.6	48.3
10:26 AM	0	98	0	63.6	48.3
10:42 AM	0	156.8	0	0	30.5
11:00 AM	0	157	0	0	0
11:10 AM	0	163.1	0	0	0
11:29 AM	0	212.1	0	0	0
11:34 AM	0	full	0	0	0
11:52 AM	0	181.2	0	0	0
12:02 PM	0	111.3	0	0	0
12:40 PM	0	95.8	0	0	0
12:56 PM	0	49	0	0	0
1:13 PM	0	83.3	0	0	0
1:26 PM	0	102.5	0	0	0
1:42 PM	0	120.5	0	0	0



APPENDIX B.3

LOAD-OUT RECORDS USED IN TED EMISSION CALCULATIONS

**Hot Mix Asphalt Plant C Load-Out Data
Data used in TED Emission Calculations**

Client/Source: <u>EPA Plant C</u>		Run No. <u>Summary Runs 1-4</u>	
<u>Hot Mix Asphalt</u>		Date: <u>NA</u>	
		Data Collected By: <u>P.S. Murowchick</u>	
		Spreadsheet work: <u>Derek Hawkes</u>	
Date	Test Method	Total Tons	
7/24/98	T-V-1-1	169.9	
7/24/98	T-V-1-2	262.3	
7/24/98	T-V-1-3	276.9	
7/24/98	T-V-1-4	297.2	
7/24/98	T-MM5-1	1832.8	
7/24/98	T-M315-1	1875.0	
7/24/98	T-M18-1	1853.8	
7/25/98	T-V-2-1	177.8	
7/25/98	T-V-2-2	182.6	
7/25/98	T-V-2-3	162.9	
7/25/98	T-V-2-4	62.8	
7/25/98	T-MM5-2	1478.7	
7/25/98	T-M315-2	1499.7	
7/25/98	T-M18-2	1499.7	
7/27/98	T-V-3-1	258.4	
7/27/98	T-V-3-2	292.2	
7/27/98	T-V-3-3	273.9	
7/27/98	T-V-3-4		no data sheet
7/27/98	T-MM5-3	2530.2	
7/27/98	T-M315-3	2529.7	
7/27/98	T-M18-3	2530.2	
7/28/98	T-V-4-1		background
7/28/98	T-V-4-2		background
7/28/98	T-V-4-3		background
7/28/98	T-V-4-4		background
7/28/98	T-MM5-4		background
7/28/98	T-M315-4		background
7/28/98	T-M18-4		background

*POK *
7/28/98
CNC*

* T-V-4 Testing performed on Sunday 7/26/98 *POK*

Hot Mix Asphalt Plant C Load-Out Data
Data used in TED Emission Calculations

Run No. <u>1-Load Out</u> Client/Source: <u>EPA Plant C</u> Date: <u>7/24/1998</u> <u>Hot Mix Asphalt</u> Data Collected By: <u>P.S. Murowchick</u> Spreadsheet work: <u>Derek Hawkes</u>						
Time Of Loading	Actual Tons Loaded	Silo No.	T-V-1 (1-4)	T-MM5-1	T-M315-1	T-M18-1
7:13	20.86	4				
7:15	20.88	3				
7:17	21.34	4				
7:19	20.92	4				
7:28	20.89	3		1	1	1
7:32	21.45	2		1	1	1
7:38	21.20	3		1	1	1
7:41	21.34	2		1	1	1
7:43	20.83	3		1	1	1
7:45	21.39	2		1	1	1
7:46	20.10	2		1	1	1
7:48	21.04	2		1	1	1
7:49	4.03	3		1	1	1
7:52	21.19	2		1	1	1
7:56	21.12	2		1	1	1
7:58	3.99	1				
7:59	21.27	2		1	1	1
8:02	21.12	2				
8:05	21.17	2		1	1	1
8:07	21.25	1				
8:12	21.39	2				
8:15	21.16	1				
8:23	21.40	2				
8:24	20.91	3				
8:27	2.54	3				
8:28	21.22	2		1	1	1
8:30	21.43	3	1	1	1	1
8:33	21.20	2	1	1	1	1
8:38	21.22	2	1	1	1	1
8:39	21.36	2	1	1	1	1
8:41	21.35	3	1	1	1	1
8:43	21.05	2	1	1	1	1
8:46	20.94	3	1	1	1	1
8:49	21.38	2	1	1	1	1
8:50	21.33	2		1	1	1
8:52	21.12	4		1	1	1
8:54	21.04	3		1	1	1
8:55	21.17	4		1	1	1
8:59	21.26	2		1	1	1
9:03	20.88	3		1	1	1
9:05	19.91	2		1	1	1
9:10	21.22	2	2	1	1	1

Hot Mix Asphalt Plant C Load-Out Data
Data used in TED Emission Calculations

Client/Source: <u>EPA Plant C</u>	Run No. <u>1-Load Out</u>
<u>Hot Mix Asphalt</u>	Date: <u>7/24/1998</u>
	Data Collected By: <u>P.S. Murowchick</u>
	Spreadsheet work: <u>Derek Hawkes</u>

Time Of Loading	Actual Tons Loaded	Silo No.	T-V-1 (1-4)	T-MM5-1	T-M315-1	T-M18-1
9:12	21.10	3	2	1	1	1
9:16	21.04	4	2	1	1	1
9:21	21.10	3	2	1	1	1
9:22	21.58	2	2	1	1	1
9:24	21.27	2	2	1	1	1
9:28	21.46	2	2	1	1	1
9:33	21.44	2	2	1	1	1
9:37	21.42	3	2	1	1	1
9:38	21.36	2	2	1	1	1
9:39	21.20	2	2	1	1	1
9:42	21.06	2	2	1	1	1
9:44	7.00	3	2			
9:45	21.13	3				
9:49	20.88	2				
9:50	21.34	2				
9:53	21.20	3				
9:55	21.53	2				
9:58	21.52	2				
10:00	21.29	2				
10:02	21.60	2				
10:05	20.94	1				
10:06	21.27	2				
10:07	21.22	2				
10:09	20.96	1				
10:11	21.44	2				
10:14	21.06	2				
10:27	21.50	1				
10:28	20.43	5				
10:30	21.41	5				
10:33	21.29	1				
10:35	21.08	5				
10:36	21.39	5				
10:38	21.33	5				
10:40	21.14	1				
10:41	21.45	5				
10:43	21.25	5				
10:46	21.26	5				
10:52	21.40	1				
10:56	21.40	5				
10:58	21.07	3	3		1	1
11:00	21.51	4	3	1	1	1
11:01	21.33	5	3	1	1	1

**Hot Mix Asphalt Plant C Load-Out Data
Data used in TED Emission Calculations**

Run No: <u>1-Load Out</u> Date: <u>7/24/1998</u> Client/Source: <u>EPA Plant C</u> Hot Mix Asphalt Data Collected By: <u>P.S. Murowchick</u> Spreadsheet work: <u>Derek Hawkes</u>						
Time Of Loading	Actual Tons Loaded	Silo No.	T-V-1 (1-4)	T-MM5-1	T-M315-1	T-M18-1
11:09	21.29	4	3	1	1	1
11:10	21.34	3	3	1	1	1
11:12	21.42	4	3	1	1	1
11:17	21.30	4	3	1	1	1
11:18	21.29	3	3	1	1	1
11:22	21.40	4	3	1	1	1
11:23	21.45	4	3	1	1	1
11:24	20.78	4	3	1	1	1
11:26	21.43	3	3	1	1	1
11:28	21.32	2	3	1	1	1
11:33	21.35	2		1	1	1
11:36	21.19	3		1	1	1
11:38	21.12	2		1	1	1
11:39	21.14	2		1	1	1
11:40		3		1	1	1
11:41	24.84	3		1	1	1
11:43	21.17	2		1	1	1
11:45	20.12	2		1	1	1
11:50	21.34	2		1	1	1
11:53	21.06	2		1	1	1
11:55	21.15	2		1	1	1
11:57	21.31	2		1	1	1
12:02	21.35	2		1	1	1
12:04	21.22	2		1	1	1
12:05	21.32	2		1	1	1
12:10	21.22	2		1	1	1
12:15	21.02	2		1	1	1
12:17	23.99	2		1	1	1
12:19	21.29	2	4	1	1	1
12:22	21.00	2	4	1	1	1
12:23	21.52	2	4	1	1	1
12:25	21.47	2	4	1	1	1
12:30	21.46	2	4	1	1	1
12:35	21.33	3	4	1	1	1
12:36	20.40	2	4	1	1	1
12:37	21.73	2	4	1	1	1
12:38	21.28	2	4	1	1	1
12:40	21.16	2	4	1	1	1
12:42	21.39	2	4	1	1	1
12:44	20.33	2	4	1	1	1
12:46		2	4	1	1	1
12:48	21.57	4	4	1	1	1

**Hot Mix Asphalt Plant C Load-Out Data
Data used in TED Emission Calculations**

Run No. <u>1-Load Out</u>						
Client/Source: <u>EPA Plant C</u>			Date: <u>7/24/1998</u>			
<u>Hot Mix Asphalt</u>			Data Collected By: <u>P.S. Murowchick</u>			
			Spreadsheet work: <u>Derek Hawkes</u>			
Time Of Loading	Actual Tons Loaded	Silo No.	T-V-1 (1-4)	T-MM5-1	T-M315-1	T-M18-1
12:49	21.25	4	4	1	1	1
12:51	21.20	4		1	1	1
12:53	21.17	2		1	1	1
12:54	21.31	2		1	1	1
12:56						
13:01		2			1	
13:02	21.19	4			1	
Total	2673.49			1832.8	1875.0	1853.8

**Hot Mix Asphalt Plant C Load-Out Data
Data used in TED Emission Calculations**

Run No. <u>2-Load Out</u> Client/Source: <u>EPA Plant C</u> Date: <u>7/25/1998</u> <u>Hot Mix Asphalt</u> Data Collected By: <u>P.S. Murowchick</u> Spreadsheet work: <u>Derek Hawkes</u>						
Time Of Loading	Actual Tons Loaded	Silo No.	T-V-2 (1-4)	T-MM5-2	T-M315-2	T-M18-2
7:02	21.12	2				
7:04	21.43	5				
7:08		2				
7:09	21.24	3				
7:12	21.02	5		2	2	2
7:20	20.92	3		2	2	2
7:21		2		2	2	2
7:23	23.87	2		2	2	2
7:24		3		2	2	2
7:25	23.65	3		2	2	2
7:29	21.21	2		2	2	2
7:31		3		2	2	2
7:32	23.93	3		2	2	2
7:35	21.09	3		2	2	2
7:38		2		2	2	2
7:40	24.43	2		2	2	2
7:42	20.59	3		2	2	2
7:43		2		2	2	2
7:44	23.24	2		2	2	2
7:45	20.64	2		2	2	2
7:47		3		2	2	2
7:48	24.47	3		2	2	2
7:51	21.26	2		2	2	2
7:53		3		2	2	2
7:55	24.52	3		2	2	2
7:57	21.32	3		2	2	2
7:59	21.26	2		2	2	2
8:05	19.73	3	1	2	2	2
8:07	21.05	2	1	2	2	2
8:10	21.45	3	1	2	2	2
8:14	21.31	4	1	2	2	2
8:17		3	1	2	2	2
8:17	24.65	3	1	2	2	2
8:19		3	1	2	2	2
8:20	24.48	3	1	2	2	2
8:02	21.13	5	1	2	2	2
8:24		3	1	2	2	2
8:25	24.03	3	1	2	2	2
8:28	21.50	2		2	2	2
8:30	21.16	3		2	2	2
8:32	21.27	3		2	2	2
8:34	21.25	2		2	2	2

Hot Mix Asphalt Plant C Load-Out Data
Data used in TED Emission Calculations

Client/Source: <u>EPA Plant C</u>	Run No. <u>2-Load Out</u>
<u>Hot Mix Asphalt</u>	Date: <u>7/25/1998</u>
	Data Collected By: <u>P.S. Murowchick</u>
	Spreadsheet work: <u>Derek Hawkes</u>

Time Of Loading	Actual Tons Loaded	Silo No.	T-V-2 (1-4)	T-MM5-2	T-M315-2	T-M18-2
8:37		4		2	2	2
8:38	24.45	4		2	2	2
8:39	21.26	3		2	2	2
8:42	21.30	5		2	2	2
8:45		4		2	2	2
8:46	23.21	4		2	2	2
8:48	21.00	3		2	2	2
8:50		2		2	2	2
8:51	24.47	2		2	2	2
8:52	21.18	2		2	2	2
8:59		2	2	2	2	2
9:00	23.80	2	2	2	2	2
9:02	21.00	3	2	2	2	2
9:03	20.80	4	2	2	2	2
9:06	21.18	4	2	2	2	2
9:10	23.67	2				
9:13	20.89	3	2			
9:15	20.87	2	2			
9:17	21.02	2	2			
9:18	12.00	2	2			
9:21	21.01	2	2			
9:23		2	2			
9:24	24.19	3				
9:28	20.93			2	2	2
9:31	20.94	2		2	2	2
9:33	8.00	2		2	2	2
9:35	21.10	2		2	2	2
9:40		3		2	2	2
9:41	23.87	2		2	2	2
9:45	15.03	2		2	2	2
9:47		2		2	2	2
9:48	24.58	2		2	2	2
9:49	21.17	2		2	2	2
9:54		2	3	2	2	2
9:55	23.58	2	3	2	2	2
9:57	20.86	2	3	2	2	2
9:59		2	3	2	2	2
9:59	22.79	2	3	2	2	2
10:02	20.70	2	3	2	2	2
10:05		2	3	2	2	2
10:06	24.19	2	3	2	2	2
10:09	21.06	2	3	2	2	2

**Hot Mix Asphalt Plant C Load-Out Data
Data used in TED Emission Calculations**

Run No. <u>2-Load Out</u> Client/Source: <u>EPA Plant C</u> Date: <u>7/25/1998</u> <u>Hot Mix Asphalt</u> Data Collected By: <u>P.S. Murowchick</u> Spreadsheet work: <u>Derek Hawkes</u>						
Time Of Loading	Actual Tons Loaded	Silo No.	T-V-2 (1-4)	T-MM5-2	T-M315-2	T-M18-2
10:14		2	3	2	2	2
10:15	23.54	2	3	2	2	2
10:16	6.18	3	3	2	2	2
10:27		2		2	2	2
10:28	24.06	2		2	2	2
10:30	20.91	4		2	2	2
10:32	21.06	4		2	2	2
10:35	20.79	4		2	2	2
10:39	3.14			2	2	2
10:41	17.89	4		2	2	2
10:43	21.00	5		2	2	2
10:46	14.52	5		2	2	2
10:48	6.38	5		2	2	2
10:50	20.80	2		2	2	2
10:52	20.87	2		2	2	2
10:54	20.91	2		2	2	2
11:00	20.91	2		2	2	2
11:04	21.07	2	4	2	2	2
11:10	21.13	2	4	2	2	2
11:19	20.64	2	4	2	2	2
11:24	21.01	2			2	2
Total	1707.13			1478.7	1499.7	1499.7

Hot Mix Asphalt Plant C Load-Out Data
Data used in TED Emission Calculations

Client/Source: <u>EPA Plant C</u>	Run No. <u>3-Load Out</u>
<u>Hot Mix Asphalt</u>	Date: <u>7/27/1998</u>
Date Collected By: <u>P.S. Murowchick</u>	
Spreadsheet work: <u>Derek Hawkes</u>	

Time Of Loading	Actual Tons Loaded	Silo No.	T-V-3 (1-4)	T-MM5-3	T-M315-3	T-M18-3
7:02	12.70	2				
7:04	10.28	2				
7:09	21.13	2				
7:11	11.74	2		3	3	3
7:13	11.32	2		3	3	3
7:18	21.28	2		3	3	3
7:36	12.21	2				
7:37	12.12	2				
7:38	12.75	2				
7:39	12.90	2				
7:43	12.42	2		3	3	3
7:44	12.38	2		3	3	3
7:46	12.36	2		3	3	3
7:47	12.30	2		3	3	3
7:53	12.66	2		3	3	3
7:54	12.62	2		3	3	3
7:55	12.34	2		3	3	3
7:56	12.87	2		3	3	3
8:00	12.00	2		3	3	3
8:01	12.38	2		3	3	3
8:02	20.95	2		3	3	3
8:03	13.00	2		3	3	3
8:04	12.70	2		3	3	3
8:09	13.84	2		3	3	3
8:10	14.00	2		3	3	3
8:12	21.40	2		3	3	3
8:13	12.00	2		3	3	3
8:14	12.25	2		3	3	3
8:16	12.76	2		3	3	3
8:16	13.00	2		3	3	3
8:18	13.00	2		3	3	3
8:19	12.56	2		3	3	3
8:20	11.56	2		3	3	3
8:21	12.48	2		3	3	3
8:22	21.38	2		3	3	3
8:24	12.00	2		3	3	3
8:24	12.23	2		3	3	3
8:26	13.00	2		3	3	3
8:26	12.71	2		3	3	3
8:27	13.03	2		3	3	3
8:28	13.13	2		3	3	3
8:29	12.05	4		3	3	3

**Hot Mix Asphalt Plant C Load-Out Data
Data used in TED Emission Calculations**

Run No. <u>3-Load Out</u> Client/Source: <u>EPA Plant C</u> Date: <u>7/27/1998</u> <u>Hot Mix Asphalt</u> Data Collected By: <u>P.S. Murowchick</u> Spreadsheet work: <u>Derek Hawkes</u>						
Time Of Loading	Actual Tons Loaded	Silo No.	T-V-3 (1-4)	T-MM5-3	T-M315-3	T-M18-3
8:30	12.67	4		3	3	3
8:32	21.37	4		3	3	3
8:33	12.78	4		3	3	3
8:34	12.88	4		3	3	3
8:35	21.18	4		3	3	3
8:37	13.00	4		3	3	3
8:38	13.16	4		3	3	3
8:39	12.93	4		3	3	3
8:40	12.47	4		3	3	3
8:41	21.36	4		3	3	3
8:42	3.36	4		3	3	3
8:43	17.94	5		3	3	3
8:44	12.80	2		3	3	3
8:45	13.04	2		3	3	3
8:47	13.00	2		3	3	3
8:48	12.96	2		3	3	3
8:49	21.12	2		3	3	3
8:51	21.33	2		3	3	3
8:52	13.00	2		3	3	3
8:53	13.13	2		3	3	3
8:54	11.59	2		3	3	3
8:55	12.86	2		3	3	3
8:56	21.31	2		3	3	3
8:58	20.44	2		3	3	3
8:59	13.14	2		3	3	3
9:00	11.47	2		3	3	3
9:01	13.00	2		3	3	3
9:02	13.01	2		3	3	3
9:02	13.05	2		3	3	3
9:03	11.05	2		3	3	3
9:04	21.28	2		3	3	3
9:06	12.00	2		3	3	3
9:07	11.19	2		3	3	3
9:08	12.94	2		3	3	3
9:08	12.61	2		3	3	3
9:10	12.20	2		3	3	3
9:10	12.26	2		3	3	3
9:12	21.28	2		3	3	3
9:14	21.37	2		3	3	3
9:15	12.12	2		3	3	3
9:16	13.52	2		3	3	3
9:17	12.50	2	1	3	3	3

Hot Mix Asphalt Plant C Load-Out Data
Data used in TED Emission Calculations

Client/Source: <u>EPA Plant C</u>	Run No. <u>3-Load Out</u>
<u>Hot Mix Asphalt</u>	Date: <u>7/27/1998</u>
Data Collected By: <u>P.S. Murowchick</u>	Spreadsheet work: <u>Derek Hawkes</u>

Time Of Loading	Actual Tons Loaded	Silo No.	T-V-3 (1-4)	T-MM5-3	T-M315-3	T-M18-3
9:19	12.63	2	1	3	3	3
9:21	12.35	2	1	3	3	3
9:23	12.09	2	1	3	3	3
9:26	12.77	2	1	3	3	3
9:27	12.77	2	1	3	3	3
9:29	21.36	2	1	3	3	3
9:31	13.00	2	1	3	3	3
9:32	12.71	2	1		3	
9:33	13.00	2	1			
9:34	14.74	2	1			
9:35	21.49	2	1			
9:37	12.74	2	1			
9:38	12.05	2	1			
9:39	12	2	1			
9:43	12.51	2	1			
9:44	13.00	2	1			
9:45	12.72	2	1			
9:46	12.00	2	1			
9:47	13.18	2				
9:51	12.65	2				3
9:52	13.23	2		3		3
9:53	13.12	2		3	3	3
9:54	13.27	2		3	3	3
9:57	8.02	1		3	3	3
9:58	21.26	2		3	3	3
10:00	21.07	2		3	3	3
10:03	13.00	2		3	3	3
10:04	13.08	2		3	3	3
10:05	12.86	2		3	3	3
10:06	12.92	2		3	3	3
10:07	12.00	2		3	3	3
10:07	12.42	2		3	3	3
10:09	11.69	2	2	3	3	3
10:09	12.64	2	2	3	3	3
10:11	13.00	2	2	3	3	3
10:11	12.93	2	2	3	3	3
10:12	13.00	2	2	3	3	3
10:14	12.22	2	2	3	3	3
10:15	12.61	2	2	3	3	3
10:16	12.17	2	2	3	3	3
10:17	13.00	2	2	3	3	3
10:20	12.86	2	2	3	3	3

Hot Mix Asphalt Plant C Load-Out Data
Data used in TED Emission Calculations

Run No. <u>3-Load Out</u>						
Client/Source: <u>EPA Plant C</u>		Date: <u>7/27/1998</u>				
<u>Hot Mix Asphalt</u>		Data Collected By: <u>P.S. Murowchick</u>				
		Spreadsheet work: <u>Derek Hawkes</u>				
Time Of Loading	Actual Tons Loaded	Silo No.	T-V-3 (1-4)	T-MM5-3	T-M315-3	T-M18-3
10:21	12.79	2	2	3	3	3
10:22	11.73	2	2	3	3	3
10:23	21.25	2	2	3	3	3
10:25	12.82	2	2	3	3	3
10:25	12.90	2	2	3	3	3
10:26	13.00	2	2	3	3	3
10:27	13.14	2	2	3	3	3
10:08	20.98	2	2	3	3	3
10:29	8.95	2	2	3	3	3
10:30	12.40	5	2	3	3	3
10:31	13.00	2	2	3	3	3
10:32	13.10	2	2	3	3	3
10:34	21.25	5		3	3	3
10:35	21.29	5		3	3	3
10:37	21.40	5		3	3	3
10:39	13.01	5		3	3	3
10:39	12.69	5		3	3	3
10:43	12.80	5		3	3	3
10:43	12.48	5		3	3	3
10:45	21.39	5		3	3	3
10:47	21.38	5		3	3	3
10:49	13.00	2		3	3	3
10:50	12.76	2		3	3	3
10:51	21.21	2		3	3	3
10:52	21.44	2		3	3	3
10:54	12.79	2	3	3	3	3
10:56	12.73	2	3	3	3	3
10:57	21.61	2	3	3	3	3
10:59	12.86	2	3	3	3	3
11:00	12.72	2	3	3	3	3
11:01	20.87	2	3	3	3	3
11:03	21.30	2	3	3	3	3
11:07	12.91	2	3	3	3	3
11:08	12.83	2	3	3	3	3
11:09	21.45	2	3	3	3	3
11:10	11.50	2	3	3	3	3
11:11	10.97	2	3	3	3	3
11:13	12.68	2	3	3	3	3
11:13	15.23	2	3	3	3	3
11:18	12.00	2	3	3	3	3
11:18	11.26	2	3	3	3	3
11:21	12.00	2	3	3	3	3

Hot Mix Asphalt Plant C Load-Out Data
Data used in TED Emission Calculations

Run No. <u>3-Load Out</u> Client/Source: <u>EPA Plant C</u> Date: <u>7/27/1998</u> <u>Hot Mix Asphalt</u> Data Collected By: <u>P.S. Murowchick</u> Spreadsheet work: <u>Derek Hawkes</u>						
Time Of Loading	Actual Tons Loaded	Silo No.	T-V-3 (1-4)	T-MM5-3	T-M315-3	T-M18-3
11:21	13.22	2	3	3	3	3
11:22	13.00	2	3	3	3	3
11:23	12.78	2		3	3	3
11:25	24.53	2		3	3	3
11:28	13.00	2		3	3	3
11:29	12.92	2		3	3	3
11:31	13.00	2		3	3	3
11:33	12.73	2		3	3	3
11:33	12.00	2		3	3	3
11:34	12.91	2		3	3	3
11:35	12.00	1		3	3	3
11:36	12.56	1		3	3	3
11:36	13.00	2		3	3	3
11:37	13.60	2		3	3	3
11:38	13.00	2		3	3	3
11:39	13.14	2		3	3	3
11:41	13.00	2		3	3	3
11:41	12.67	2		3	3	3
11:42	13.00	2		3	3	3
11:43	13.10	2		3	3	3
11:44	12.00	2		3	3	3
11:45	12.49	2		3	3	3
11:47	13.00	2		3	3	3
11:48	12.96	2		3	3	3
11:49	13.00	2		3	3	3
11:50	12.46	2		3	3	3
11:51	12.50	2		3	3	3
11:51	12.31	2		3	3	3
11:52	21.08	1		3	3	3
11:54	12.00	2		3	3	3
11:55	12.64	2		3	3	
Total	2799.06			2530.2	2529.7	2530.2



APPENDIX B.4

LOAD-OUT RECORDS FOR 6/18/98 THROUGH 7/26/98

ASPHALT PLANT C
HISTORICAL LOAD-IN DATA

Date	Customer Name	Customer Number	Order #	Order Amount (Tons)	Production Rate (TPH)	Mix Type	Product Type	Starting Time
6/18/98	ONYX Paving co, Inc.	1513	19	250	75	1/2"	1004 III C3 AR-4000	6:35
6/18/98	Griffith Co.	707	20	345	75	3/4"	1004 III C3 AR-4000	7:40
6/18/98	Hillcrest Contracting	837	25	300	125	1/2"	1004 III C3 AR-4000	6:35
6/18/98	Hillcrest Contracting	837	26	500	*	3/4"	1002 III B3 AR-4000	*
6/18/98	City Of Dana Point	317	30	70	*	3/4"	1024 Type B AR-4000	6:45
6/18/98	Calfon Construction, Inc.	497	33	42	*	3/4"	1002 III B3 AR-4000	*
6/18/98	Sequel Contractors Inc.	2068	35	15	*	3/4"	1002 III B3 AR-4000	6:20
6/18/98	Silverado Constructors	2064	47	2,500	350	3/4"	1024 Type B AR-4000	7:10
6/18/98	Meyer E.J. Company	1323	52	50	50	3/4"	1004 III C3 AR-4000	13:20
6/18/98	Copp Contracting Inc.	478	58	50	25	3/4"	1001 III B2 AR-4000	8:30
6/18/98	Damon Construction Inc.	402	59	150	25	3/4"	1002 III B3 AR-4000	6:45
6/18/98	Copp Contracting Inc.	478	60	25	*	3/4"	1001 III B2 AR-4000	11:00
6/18/98	Copp Contracting Inc.	478	62	50	*	3/4"	1001 III B2 AR-4000	13:30
6/19/98	DBL Contrucon	433	9	400	150	3/4"	1002 III B3 AR-4000	7:15
6/19/98	Copp Contracting Inc.	478	10	100	*	1/2"	1004 III C3 AR-4000	6:55
6/19/98	DBL Contrucon	433	31	350	175	3/4"	1002 III B3 AR-4000	*
6/19/98	City Service Contracting	341	35	37	*	3/4"	1002 III B3 AR-4000	8:00
6/19/98	City Service Contracting	341	35	12	*	3/8"	1010 III D AR-4000	8:00
6/19/98	Silverado Constructors	2064	39	1,800	300	3/4"	1024 Type B AR-4000	7:30
6/19/98	Silverado Constructors	2064	40	2,200	350	3/4"	1024 Type B AR-4000	17:35
6/19/98	Meyer E.J. Company	1323	43	50	50	1/2"	1004 III C3 AR-4000	13:20
6/19/98	Calfon Construction, Inc.	497	44	42	*	3/4"	1002 III B3 AR-4000	13:20
6/19/98	Damon Construction Inc.	402	47	100	*	3/4"	1002 III B3 AR-4000	6:45
6/19/98	City Of Dana Point	317	48	70	*	3/4"	1024 Type B AR-4000	6:45
6/20/98	Hillcrest Contracting	837	9	50	*	3/8"	1010 III D AR-4000	7:20
6/20/98	Far West Paving and Sealing	617	10	350	100	3/4"	1011 Class B AR-4000	6:00
6/20/98	South Western Paving Co.	2057	11	400	75	3/8"	1010 III D AR-4000	7:20
6/20/98	Cash Account	1320	12	42	*	3/8"	1010 III D AR-4000	8:00
6/20/98	Seal Black	1968	13	100	50	1/2"	1018 fine AR-4000	7:30
6/20/98	Parker Engineering	1697	14	25	*	3/8"	1010 III D AR-4000	7:00
6/20/98	Parker Engineering	1697	15	25	*	3/8"	1010 III D AR-4000	9:30
6/20/98	Asphalt Management Inc.	642	21	200	75	3/4"	1042 III B3 AR-8000	7:00
6/20/98	Asphalt Management Inc.	642	21	100	50	1/2"	1018 fine AR-4000	11:00
6/20/98	City Service Contracting	341	24	15	15	1/2"	1018 fine AR-4000	7:00
6/20/98	Silverado Constructors	2064	28	2,800	400	3/4"	1024 Type B AR-4000	15:40
				13,615				

* Data Unavailable

ASPHALT PLANT C
Historical Load-in Data

Date	Customer Name	Customer Number	Order #	Order Amount (Tons)	Production Rate (TPH)	Mix Type	Product Type	Starting Time
6/20/98	Snyder Langston Inc.	1964	29	25	*	3/8"	1010 III D AR-4000	5:30 AM
6/20/98	Snyder Langston Inc.	1964	29	200	125	1/2"	1044 III C3 AR-8000	7:30 AM
6/20/98	Western Paving Contract	2332	30	30	15	1/2"	1004 III C3 AR-4000	3:00 PM
6/20/98	Griffith Co.	707	31	345	75	3/4"	1002 III B3 AR-4000	8:40 AM
6/20/98	Copp Contracting Inc.	478	32	75	*	1/2"	1004 III C3 AR-4000	6:40 AM
6/22/98	Seal Black	1968	9	50	50	1/2"	1018 fine AR-4000	6:45 AM
6/22/98	Damon Construction Co.	402	16	1,400	175	rubber	1032 ARHM-GG-C	6:15 AM
6/22/98	Hillcrest Contracting	837	17	1,300	175	3/4"	1002 III B3 AR-4000	6:55 AM
6/22/98	Griffith Co.	707	18	1,500	250	3/4"	1002 III B3 AR-4000	6:35 AM
6/22/98	Silverado Constructors	2064	20	2,500	400	3/4"	Type B AR-4000	5:35 PM
6/22/98	Gansek Construction	721	27	30	30	3/4"	Type B AR-4000	9:20 AM
6/22/98	Copp Contracting Inc.	478	28	75	*	1/2"	1004 III C3 AR-4000	6:40 AM
6/22/98	Meyer E.J. Company	1323	29	50	50	1/2"	1004 III C3 AR-4000	1:25 PM
6/22/98	Silverado Constructors	2064	30	40	40	3/4"	Type B AR-4000	10:45 AM
6/22/98	City Of Dana Point	317	36	70	*	3/4"	Type B AR-4000	6:45 AM
6/22/98	Calfon Construction, Inc.	497	37	42	*	3/4"	1002 III B3 AR-4000	9:20 AM
6/22/98	Silverado Constructors	2064	38	600	100	3/4"	Type B AR-4000	9:40 AM
6/22/98	Damon Construction Co.	402	45	150	25	3/4"	1002 III B3 AR-4000	6:45 AM
6/22/98	Hillcrest Contracting	837	9	1,875	175	3/4"	1002 III B3 AR-4000	6:25 AM
6/23/98	Griffith Co.	707	10	1,600	250	1/2"	1002 III B3 AR-4000	6:35 AM
6/23/98	Damon Construction Co.	402	17	500	150	rubber	1032 ARHM-GG-C	6:15 AM
6/23/98	Damon Construction Co.	402	17	600	150	1/2"	1004 III C3 AR-4000	6:15 AM
6/23/98	Silverado Constructors	2064	19	1,300	200	perm	1039 A.T.P.B. AR-8000	5:35 PM
6/23/98	Calfon Construction, Inc.	497	21	42	*	3/4"	1002 III B3 AR-4000	10:20 AM
6/23/98	Peterson-Chase Gen'l En.	2719	23	150	50	3/4"	1524 Type B AR-4000	7:40 PM
6/23/98	Seal Black	1968	25	300	75	1/2"	1018 fine AR-4000	7:15 AM
6/23/98	City Of Dana Point	317	33	70	*	3/4"	1024 Type B AR-4000	6:45 AM
6/23/98	Copp Contracting Inc.	478	35	50	*	1/2"	1004 III C3 AR-4000	6:40 AM
6/23/98	Meyer E.J. Company	1323	36	50	50	1/2"	1004 III C3 AR-4000	1:25 PM
6/24/98	Griffith Co.	707	10	750	150	1/2"	1004 III C3 AR-4000	6:40 AM
6/24/98	Hillcrest Contracting	837	11	550	*	3/4"	1001 III B2 AR-4000	6:25 AM
6/24/98	DBL Construction	433	26	1,000	125	3/4"	1002 III B3 AR-4000	7:30 AM
6/24/98	Silverado Constructors	2064	27	2,100	300	3/4"	1024 Type B AR-4000	5:35 PM
6/24/98	Calfon Construction, Inc.	497	32	42	*	3/4"	1002 III B3 AR-4000	10:20 AM
6/24/98	Ben's Asphalt	202	36	150	25	1/2"	1004 III C3 AR-4000	7:50 AM
				19,611				

* Data Unavailable

ASPHALT PLANT C Historical Load-in Data

Date	Customer Name	Customer Number	Order #	Order Amount (Tons)	Production Rate(TPH)	Mix Type	Product Type	Starting Time
6/24/98	Damon Construction Co.	402	41	1,000	150	1/2"	1004 III C3 AR-4000	6:15 AM
6/24/98	Copp Contracting Inc.	478	43	50	25	3/4"	1001 III B2 AR-4000	8:20 AM
6/24/98	Copp Contracting Inc.	478	46	50	25	3/4"	1001 III B2 AR-4000	10:50 AM
6/24/98	Brutoco Engineering	214	54	175	50	3/4"	1051 Class B AR-8000	5:30 AM
6/24/98	Brutoco Engineering	214	54	50	*	1/2"	1053 Class C2 AR-8000	5:30 AM
6/24/98	Anchor Paving	136	55	725	*	1/2"	1004 III C3 AR-4000	*
6/25/98	DBL Construction	433	14	1,000	125	3/4"	1002 III B3 AR-4000	6:30 AM
6/25/98	Copp Contracting Inc.	478	26	50	25	3/4"	1001 III B2 AR-4000	10:30 AM
6/25/98	City Of Dana Point	317	32	70	*	3/4"	1024 Type B AR-4000	*
6/25/98	Calfon Construction Inc.	497	33	42	*	3/4"	1002 III B3 AR-4000	*
6/25/98	Brutoco Engineering	214	34	2,800	350	3/4"	1051 Class B AR-8000	5:45 AM
6/25/98	Palomar Grading/Paving	1657	35	15	*	1/2"	1004 III C3 AR-4000	9:00 AM
6/25/98	Silverado Constructors	2064	46	400	50	3/4"	1024 Type B AR-4000	7:35 AM
6/25/98	Griffith Co.	707	50	150	50	1/2"	1004 III C3 AR-4000	8:45 AM
6/25/98	Ben's Asphalt	202	52	100	50	1/2"	1004 III C3 AR-4000	6:30 AM
6/25/98	Copp Contracting Inc.	478	56	50	25	3/4"	1001 III B2 AR-4000	8:15 AM
6/25/98	Copp Contracting Inc.	478	57	25	25	3/4"	1001 III B2 AR-4000	1:00 PM
6/25/98	Silverado Constructors	2064	58	16	16	1/2"	1004 III C3 AR-4000	12:45 PM
6/26/98	Noble R.J.	1437	29	450	150	3/4"	1002 III B3 AR-4000	11:00 AM
6/26/98	Silverado Constructors	2064	41	700	150	3/4"	1024 Type B AR-4000	7:40 AM
6/26/98	Silverado Constructors	2064	42	700	*	3/4"	1024 Type B AR-4000	5:35 PM
6/26/98	Silverado Constructors	2064	42	1,400	300	perm	1039 A.T.P.B. AR-8000	5:35 PM
6/26/98	Silverado Constructors	2064	44	400	50	3/4"	1024 Type B AR-4000	7:35 AM
6/26/98	Peterson Chase Gen'L En.	2719	30	90	50	3/4"	524Type B 19MM AR400	*
6/26/98	Brutoco Engineering	214	38	1,700	*	1/2"	1053 Class C2 AR-8000	5:45 AM
6/26/98	Brutoco Engineering	214	38	225	350	*	1051 Class B AR-8000	5:45 AM
6/26/98	Hillcrest Contracting	837	28	375	125	1/2"	1003 III C2 AR-4000	7:00 AM
6/26/98	Griffith Co.	707	35	15	*	1/2"	1004 III C3 AR-4000	8:40 AM
6/26/98	Ben's Asphalt	202	52	15	*	1/2"	1018 Fine AR-4000	6:50 AM
6/26/98	Meyer E.J. Co.	1323	59	25	*	1/2"	1004 III C3 AR-4000	1:20 PM
6/26/98	Copp Contracting Inc.	478	53	50	25	3/4"	1001 III B2 AR-4000	8:30 AM
6/26/98	Copp Contracting Inc.	478	54	100	25	3/4"	1001 III B2 AR-4000	11:00 AM
6/29/98	Ben's Asphalt	202	20	900	100	1/2"	1018 Fine AR-4000	7:20 AM
6/29/98	Meyer E.J. Co.	1323	21	50	50	1/2"	1004 III C3 AR-4000	1:20 PM
6/29/98	City Of Dana Point	317	26	1,000	150	rubber	1032 A.R.H.M.-GG-C	6:45 AM
				1,950				

* Data Unavailable

ASPHALT PLANT C
HISTORICAL LOAD-IN DATA

Date	Customer Name	Customer Number	Order #	Order Amount (Tons)	Production Rate (TPH)	Mix Type	Product Type	Starting Time
6/29/98	Silverado Constructors	2064	27	1,400	350	3/4"	1024 Type B AR-4000	5:35 PM
6/29/98	Kajima Eng. & Const., Inc.	1129	28	25	*	1/2"	1004 III C3 AR-4000	*
6/29/98	Copp Contracting Inc.	478	33	75	*	3/4"	1001 III B2 AR-4000	8:30 AM
6/29/98	Copp Contracting Inc.	478	34	50	*	3/4"	1001 III B2 AR-4000	12:00 PM
6/29/98	Silverado Constructors	2064	46	300	*	3/4"	1024 Type B AR-4000	7:30 AM
6/30/98	Silverado Constructors	2064	14	1,400	300	3/4"	1024 Type B AR-4000	8:15 PM
6/30/98	Silverado Constructors	2064	14	800	300	perm	1039 A.T.P.B. AR-8000	5:35 PM
6/30/98	Silverado Constructors	2064	35	300	*	3/4"	1024 Type B AR-4000	7:35 AM
6/30/98	Silverado Constructors	2064	35	300	*	3/4"	1064 Type B AR-8000	6:40 PM
6/30/98	Excel Paving Co.	257	46	300	75	3/4"	1064 Type B AR-8000	6:40 PM
6/30/98	DBL Construction	433	23	200	75	1/2"	1004 III C3 AR-4000	7:15 AM
6/30/98	Meyer E.J. Co.	1323	15	50	50	1/2"	1004 III C3 AR-4000	1:20 PM
6/30/98	City Of Dana Point	317	19	1,100	150	rubber	1032 A.R.H.M.-GG-C	6:45 AM
6/30/98	Copp Contracting Inc.	478	44	50	25	3/4"	1001 III B2 AR-4000	10:50 AM
6/30/98	Copp Contracting Inc.	478	45	50	25	3/4"	1001 III B2 AR-4000	8:15 AM
6/30/98	Copp Contracting Inc.	478	45	50	25	3/4"	1001 III B2 AR-4000	8:15 AM
7/1/98	Silverado Constructors	2064	14	1,000	250	3/4"	1024 Type B AR-4000	7:40 AM
7/1/98	City Of Dana Point	317	20	1,100	150	rubber	1032 A.R.H.M.-GG-C	6:45 AM
7/1/98	Meyer E.J. Co.	1323	21	50	50	1/2"	1004 III C3 AR-4000	1:20 PM
7/1/98	Charles C. Regan Inc.	1817	25	90	50	1/2"	1018 Fine AR-4000	7:30 AM
7/1/98	Calfon Construction, Inc.	497	34	42	*	3/4"	1002 III B3 AR-4000	8:50 AM
7/1/98	Universal Asphalt Co. Inc.	2105	46	100	*	3/8"	1010 III D AR-4000	*
7/1/98	Seal Black	1968	47	550	*	1/2"	1018 Fine AR-4000	*
7/1/98	Copp Contracting Inc.	478	48	50	25	3/4"	1001 III B2 AR-4000	8:30 AM
7/1/98	Copp Contracting Inc.	478	49	75	25	3/4"	1001 III B2 AR-4000	11:00 AM
7/1/98	Copp Contracting Inc.	478	49	75	25	3/4"	1001 III B2 AR-4000	11:00 AM
7/1/98	Copp Contracting Inc.	478	49	75	25	3/4"	1001 III B2 AR-4000	11:00 AM
7/1/98	Copp Contracting Inc.	478	49	75	25	3/4"	1001 III B2 AR-4000	11:00 AM
7/1/98	Copp Contracting Inc.	478	49	75	25	3/4"	1001 III B2 AR-4000	11:00 AM
7/2/98	Hillcrest Contracting	837	15	100	*	3/4"	1002 III B3 AR-4000	*
7/2/98	Hillcrest Contracting	837	15	100	*	3/4"	1002 III B3 AR-4000	*
7/2/98	Hillcrest Contracting	837	15	100	*	3/4"	1002 III B3 AR-4000	*
7/2/98	Hillcrest Contracting	837	15	100	*	3/4"	1002 III B3 AR-4000	*
7/2/98	Hillcrest Contracting	837	15	100	*	3/4"	1002 III B3 AR-4000	*
7/2/98	Hillcrest Contracting	837	15	100	*	3/4"	1002 III B3 AR-4000	*
7/2/98	Silverado Constructors	2064	33	500	350	3/4"	1024 Type B AR-4000	5:35 PM
7/2/98	Silverado Constructors	2064	33	1,800	350	perm	1039 A.T.P.B. AR-8000	*
7/2/98	Silverado Constructors	2064	33	1,800	350	perm	1039 A.T.P.B. AR-8000	*
7/2/98	Silverado Constructors	2064	33	1,800	350	perm	1039 A.T.P.B. AR-8000	*
7/2/98	Noble R.J.	1437	36	900	125	1/2"	1004 III C3 AR-4000	7:15 AM
7/2/98	Noble R.J.	1437	36	900	125	1/2"	1004 III C3 AR-4000	7:15 AM
7/2/98	Noble R.J.	1437	36	900	125	1/2"	1004 III C3 AR-4000	7:15 AM
7/2/98	Noble R.J.	1437	36	900	125	1/2"	1004 III C3 AR-4000	7:15 AM
7/2/98	Noble R.J.	1437	36	900	125	1/2"	1004 III C3 AR-4000	7:15 AM
7/2/98	Noble R.J.	1437	36	900	125	1/2"	1004 III C3 AR-4000	7:15 AM
7/2/98	Moore Electrical Contractor	1329	40	5	*	1/2"	1025 Type B AR-4000	*
7/2/98	Moore Electrical Contractor	1329	40	5	*	1/2"	1025 Type B AR-4000	*
7/2/98	Moore Electrical Contractor	1329	40	5	*	1/2"	1025 Type B AR-4000	*
7/2/98	City Of Dana Point	317	41	1,150	150	rubber	1032 A.R.H.M.-GG-C	6:50 AM
7/2/98	City Of Dana Point	317	41	1,150	150	rubber	1032 A.R.H.M.-GG-C	6:50 AM
7/2/98	City Of Dana Point	317	41	1,150	150	rubber	1032 A.R.H.M.-GG-C	6:50 AM
7/2/98	Collins General Contractor	384	42	1,800	225	1/2"	1004 III C3 AR-4000	6:40 AM
7/2/98	Collins General Contractor	384	42	1,800	225	1/2"	1004 III C3 AR-4000	6:40 AM
7/2/98	Collins General Contractor	384	42	1,800	225	1/2"	1004 III C3 AR-4000	6:40 AM
7/2/98	Silverado Constructors	2064	43	200	*	3/4"	1024 Type B AR-4000	7:40 AM
7/2/98	Silverado Constructors	2064	43	200	*	3/4"	1024 Type B AR-4000	7:40 AM
7/2/98	Silverado Constructors	2064	43	200	*	3/4"	1024 Type B AR-4000	7:40 AM
7/2/98	Copp Contracting Inc.	478	44	150	25	3/4"	1001 III B2 AR-4000	8:20 AM
7/2/98	Copp Contracting Inc.	478	44	150	25	3/4"	1001 III B2 AR-4000	8:20 AM
7/2/98	Copp Contracting Inc.	478	44	150	25	3/4"	1001 III B2 AR-4000	8:20 AM
7/2/98	City Service Contracting	341	47	25	*	3/4"	1002 III B3 AR-4000	8:20 AM
7/2/98	City Service Contracting	341	47	25	*	3/4"	1002 III B3 AR-4000	8:20 AM
7/2/98	City Service Contracting	341	47	25	*	3/4"	1002 III B3 AR-4000	8:20 AM
7/2/98	Parker Engineering	1697	54	40	40	3/4"	1002 III B3 AR-4000	10:20 AM
7/2/98	Parker Engineering	1697	54	40	40	3/4"	1002 III B3 AR-4000	10:20 AM
7/2/98	Parker Engineering	1697	54	40	40	3/4"	1002 III B3 AR-4000	10:20 AM
7/2/98	Meyer E.J. Co.	1323	57	25	*	1/2"	1004 III C3 AR-4000	1:20 PM
7/2/98	Meyer E.J. Co.	1323	57	25	*	1/2"	1004 III C3 AR-4000	1:20 PM
7/2/98	Meyer E.J. Co.	1323	57	25	*	1/2"	1004 III C3 AR-4000	1:20 PM
				15,852				

* Data Unavailable

39

ASPHALT PLANT C
HISTORICAL LOAD-IN DATA

Date	Customer Name	Customer Number	Order #	Order Amount (Tons)	Production Rate (TPH)	Mix Type	Product Type	Starting Time
7/3/98	Hillcrest Contracting	837	9	300	50	3/4"	1002 III B3 AR-4000	7:00 AM
7/3/98	Silverado Constructors	2064	13	2,450	350	3/4"	1024 Type B AR-4000	5:35 PM
7/3/98	Palomar Grading/Paving	1657	26	25	*	3/4"	1002 III B3 AR-4000	10:10 AM
7/3/98	Silverado Constructors	2064	28	1,500	225	3/4"	1024 Type B AR-4000	7:40 AM
7/3/98	Cal-State Paving Co., Inc.	286	29	75	50	3/8"	1010 III D AR-4000	7:00 AM
7/3/98	COPP Contracting Inc.	478	31	75	25	3/4"	1001 III B2 AR-4000	8:30 AM
7/3/98	Noble R.J.	1437	32	600	150	3/4"	1002 III B3 AR-4000	6:45 AM
7/3/98	Bostic Co. J B	218	33	75	50	1/2"	1004 III C3 AR-4000	6:45 AM
7/3/98	Snyder Langston Inc.	1964	34	17	*	1/2"	1044 III C3 AR-8000	6:40 AM
7/3/98	Collins General Contracting	384	38	500	150	1/2"	1004 III C3 AR-4000	6:40 AM
7/6/98	Palomar Grading/Paving	1657	10	150	75	1/2"	1004 III C3 AR-4000	7:10 AM
7/6/98	Meyer E.J. Company	1323	15	25	*	1/2"	1004 III C3 AR-4000	1:20 PM
7/6/98	Russell's Site Contract	2071	16	600	100	1/2"	1004 III C3 AR-4000	*
7/6/98	Russell's Site Contract	2071	16	260	100	1/2"	1004 III C3 AR-4000	7:40 AM
7/6/98	Russell's Site Contract	2071	16	600	100	3/4"	1001 III B2 AR-4000	10:15 AM
7/6/98	City Of Dana Point	317	17	1,375	150	rubber	1032 A.R.H.M.-GG-C	6:45 AM
7/6/98	Silverado Constructors	2064	21	2,450	350	3/4"	1024 Type B AR-4000	*
7/6/98	COPP Contracting Inc.	478	38	125	25	1/2"	1004 III C3 AR-4000	7:30 AM
7/6/98	Hillcrest Contracting	837	41	1,300	175	3/4"	1002 III B3 AR-4000	7:35 AM
7/6/98	Palomar Grading/Paving	1657	42	1,600	200	1/2"	1002 III B3 AR-4000	6:50 AM
7/6/98	Hillcrest Contracting	837	43	300	*	1/2"	1004 III C3 AR-4000	*
7/7/98	City Of Dana Point	317	17	1,500	200	rubber	1032 A.R.H.M.-GG-C	6:45 AM
7/7/98	COPP Contracting Inc.	478	18	125	25	1/2"	1004 III C3 AR-4000	*
7/7/98	Silverado Constructors	2064	19	2,450	350	3/4"	1024 Type B AR-4000	5:40 PM
7/7/98	Far West Paving and Sealing	617	23	100	25	1/2"	1018 Fine AR-4000	6:10 AM
7/7/98	City of Irvine	347	24	750	125	rubber	1032 A.R.H.M.-GG-C	7:30 AM
7/7/98	Hillcrest Contracting	837	26	100	*	1/2"	1004 III C3 AR-4000	*
7/7/98	Sequel Contractors Inc.	2068	29	100	25	3/4"	1002 III B3 AR-4000	7:00 AM
7/7/98	Sequel Contractors Inc.	2068	30	100	50	3/4"	1002 III B3 AR-4000	10:30 AM
7/7/98	Western Paving Contractors	2332	31	35	*	1/2"	1004 III C3 AR-4000	*
7/7/98	City Of Westminster	2305	33	750	*	rubber	1032 A.R.H.M.-GG-C	*
7/7/98	City Of Westminster	2305	33	525	200	1/2"	1004 III C3 AR-4000	6:15 AM
7/7/98	Atkinson Grading and Equip.	166	38	25	25	3/4"	1002 III B3 AR-4000	10:30 AM
7/7/98	Gillespie Construction	733	43	25	25	3/4"	1042 III B3 AR-8000	*
7/7/98	Clayton Engineering Inc.	367	46	100	25	1/2"	1004 III C3 AR-4000	9:10 AM
				21,087				

* Data Unavailable

5

**ASPHALT PLANT C
HISTORICAL LOAD-IN DATA**

Date	Customer Name	Customer Number	Order #	Order Amount (Tons)	Production Rate (TPH)	Mix Type	Product Type	Starting Time
7/7/98	Meyer E J Co.	1323	50	50	100	1/2"	1004 III C3 AR-4000	1:20 PM
7/7/98	Copp Contracting Inc.	478	53	25	*	1/2"	1004 III C3 AR-4000	7:20 AM
7/7/98	Copp Contracting Inc.	478	54	100	*	1/2"	1004 III C3 AR-4000	9:00 AM
7/7/98	Allied Paving Co.	161	62	25	25	3/4"	1002 III B3 AR-4000	*
7/8/98	City Of Irvine	347	13	800	125	rubber	1032 ARHM-GG-C	7:35 AM
7/8/98	Copp Contracting Inc.	478	15	50	25	1/2"	1004 III C3 AR-4000	8:45 AM
7/8/98	Tyner Paving	2017	18	300	75	1/2"	1053 C2 AR-8000	9:30 AM
7/8/98	Integrated Waste Management	1537	21	1,000	200	3/4"	1002 III B3 AR-4000	7:15 AM
7/8/98	City Of Dana Point	317	35	1,400	150	rubber	1032 ARHM-GG-C	6:45 AM
7/8/98	Silverado Constructors	2064	36	2,400	350	3/4"	1024 Type B AR-4000	5:40 PM
7/8/98	City Of Westminster	2305	41	600	*	rubber	1032 ARHM-GG-C	*
7/8/98	City Of Westminster	2305	41	875	150	1/2"	1004 III C3 AR-4000	7:10 AM
7/8/98	Catellus Residential Co.	153	42	25	*	1/2"	1025 Type B AR-4000	*
7/8/98	Catellus Residential Co.	153	42	25	*	3/4"	1024 Type B AR-4000	6:45 AM
7/8/98	Meyer E J Co.	1323	51	50	100	1/2"	1004 III C3 AR-4000	1:20 PM
7/8/98	Copp Contracting Inc.	478	52	25	*	1/2"	1004 III C3 AR-4000	7:15 AM
7/9/98	Beach Paving Inc.	354	23	300	50	3/8"	1010 III D AR-4000	9:50 AM
7/9/98	Hillcrest Contracting	837	25	900	150	3/4"	1001 III B2 AR-4000	7:10 AM
7/9/98	Hillcrest Contracting	837	26	300	100	1/2"	1004 III C3 AR-4000	7:15 AM
7/9/98	Hillcrest Contracting	837	27	300	100	1/2"	1004 III C3 AR-4000	12:00 AM
7/9/98	City Of Dana Point	317	36	1,400	175	rubber	1032 ARHM-GG-C	6:45 AM
7/9/98	Excel Paving Co.	357	42	225	75	3/4"	1024 Type B AR-4000	7:00 AM
7/9/98	JES Engineering Contractors	1006	45	115	*	3/4"	1024 Type B AR-4000	7:30 AM
7/9/98	Shamrock Asphalt	1991	46	1,200	150	1/2"	1004 III C3 AR-4000	6:20 AM
7/9/98	Meyer E J Co.	1323	51	60	60	1/2"	1004 III C3 AR-4000	11:20 AM
7/9/98	Meyer E J Co.	1323	52	60	60	1/2"	1004 III C3 AR-4000	1:20 PM
7/9/98	Clayton Engineering Inc.	367	53	15	*	3/4"	1002 III B3 AR-4000	6:20 AM
7/9/98	Silverado Constructors	2064	55	600	150	perm	1039 A.T.P.B. AR-8000	5:35 PM
7/9/98	Silverado Constructors	2064	27	2,000	300	*	1039 A.T.P.B. AR-8000	5:40 PM
7/10/98	Shamrock Asphalt	1991	20	800	150	1/2"	1004 III C3 AR-4000	6:15 AM
7/10/98	Hillcrest Contracting	837	21	1,600	225	3/4"	1001 III B2 AR-4000	6:35 AM
7/10/98	Hillcrest Contracting	837	21	500	*	1/2"	1003 III C2 AR-4000	*
7/10/98	Meyer E J Co.	1323	47	65	60	1/2"	1004 III C3 AR-4000	1:20 PM
7/10/98	City Of Dana Point	317	23	1,300	150	rubber	1032 ARHM-GG-C	5:15 AM
7/10/98	Fieldstone Communities	640	24	850	175	3/4"	1024 Type B AR-4000	7:20 AM
				20,340				

* Data Unavailable

H

ASPHALT PLANT C
HISTORICAL LOAD-IN DATA

Date	Customer Name	Customer Number	Order #	Order Amount (Tons)	Production Rate (TPH)	Mix Type	Product Type	Starting Time
7/13/98	Silverado Constructors	2064	24	2,400	325	3/4"	1024 Type B AR-4000	5:40 PM
7/13/98	Silverado Constructors	2064	27	120	50	3/4"	1024 Type B AR-4000	8:40 AM
7/13/98	Silverado Constructors	2064	27	300	*	3/8"	1066 Type B AR-8000	*
7/13/98	Sequel Contractors Inc.	2068	35	75	50	3/4"	1002 III B3 AR-4000	10:15 AM
7/13/98	Excel Paving Co.	357	15	1,600	250	3/4"	1024 Type B AR-4000	7:00 AM
7/13/98	Meyer E.J. Company	1323	36	65	75	1/2"	1004 III C3 AR-4000	1:20 PM
7/13/98	City Of Dana Point	317	22	1,175	175	rubber	1032 ARHM-GG-C	6:45 AM
7/13/98	Brutoco Engineering	214	21	500	*	1/2"	1053 C2 AR-8000	*
7/13/98	Brutoco Engineering	214	21	75	125	3/4"	1051 B AR-8000	5:30 AM
7/14/98	John Laing Hones	1029	18	500	150	1/2"	1004 III C3 AR-4000	7:40 AM
7/14/98	Silverado Constructors	2064	21	3,200	450	3/4"	1024 Type B AR-4000	5:48 PM
7/14/98	Silverado Constructors	2064	23	75	*	perm	1066 Type B AR-8000	*
7/14/98	Silverado Constructors	2064	25	1,100	175	3/4"	1024 Type B AR-4000	8:40 AM
7/14/98	Silverado Constructors	2064	25	150	175	perm	1039 A.T.P.B. AR-8000	7:40 AM
7/14/98	Excel Paving Co.	357	30	650	150	3/4"	1024 Type B AR-4000	7:00 AM
7/14/98	Sequel Contractors Inc.	2068	32	200	50	3/4"	1002 III B3 AR-4000	*
7/14/98	Meyer E.J. Company	1323	34	75	75	1/2"	1004 III C3 AR-4000	1:20 PM
7/14/98	Sequel Contractors Inc.	2068	37	200	50	3/4"	1002 III B3 AR-4000	*
7/15/98	John Laing Homes	1029	15	475	150	1/2"	1004 III C3 AR-4000	7:36 AM
7/15/98	City Of Irvine	347	18	800	125	rubber	1032 ARHM-GG-C	*
7/15/98	Silverado Constructors	2064	19	3,200	450	3/4"	1024 Type B AR-4000	5:40 PM
7/15/98	Silverado Constructors	2064	20	1,000	*	3/4"	1024 Type B AR-4000	1:40 PM
7/15/98	Bully Miller Contracting	1943	21	15	*	3/8"	1026 Type B AR-4000	12:15 AM
7/15/98	C A Rassmussen	483	22	1,100	250	3/4"	1001 III B2 AR-4000	6:45 AM
7/15/98	Silverado Constructors	2064	23	300	50	perm	1066 Type B AR-8000	7:40 AM
7/15/98	Kajima Eng. And Constr.	1129	24	12	*	3/4"	1002 III B3 AR-4000	*
7/15/98	Asphalt Care	2703	37	25	*	1/2"	1018 Fine AR-4000	9:30 AM
7/15/98	City Of Dana Point	317	40	50	*	1/2"	1004 III C3 AR-4000	*
7/15/98	Hillcrest Contracting	837	43	100	175	3/4"	1002 III B3 AR-4000	*
7/15/98	Meyer E.J. Company	1323	44	86	*	1/2"	1004 III C3 AR-4000	1:20 PM
7/16/98	Clayton Engineering Inc.	367	19	10	*	3/4"	1002 III B3 AR-4000	7:30 AM
7/16/98	Hillcrest Contracting	837	22	900	150	3/4"	1002 III B3 AR-4000	7:05 AM
7/16/98	Bayley Construction	247	25	75	200	3/4"	1024 Type B AR-4000	6:30 AM
7/16/98	Bayley Construction	247	25	1,600	200	1/2"	1025 Type B AR-4000	6:50 AM
7/16/98	Silverado Constructors	2064	26	300	50	berm	1066 Type B AR-8000	7:40 AM
				22,508				

* Data Unavailable

43

ASPHALT PLANT C
HISTORICAL LOAD-IN DATA

Date	Customer Name	Customer Number	Order #	Order Amount (Tons)	Production Rate(TPH)	Mix Type	Product Type	Starting Time
7/22/98	Hillcrest Contracting	837	20	500	125	1/2"	1004 III C3 AR-4000	6:50 AM
7/23/98	Ayala & Sons, Inc.	128	10	850	175	*	1032 ARHM-GG-C	*
7/23/98	Ayala & Sons, Inc.	128	10	200	100	*	1004 III C3 AR-4000	*
7/23/98	Hillcrest Contracting	837	12	75	*	*	1002 III B3 AR-4000	7:50 AM
7/23/98	Meyer E. J. Company	1323	14	80	80	*	1004 III C3 AR-4000	9:20 AM
7/23/98	Hillcrest Contracting	837	17	1,300	175	*	1002 III B3 AR-4000	7:05 AM
7/23/98	Haitbrink Asphalt Paving	852	18	250	75	*	1004 III C3 AR-4000	8:50 AM
7/23/98	Anchor Paving	136	20	40	25	*	1018 Fine AR-4000	10:50 AM
7/23/98	Hillcrest Contracting	837	23	50	*	*	1004 III C3 AR-4000	7:15 AM
7/23/98	Mission Paving	1315	26	800	100	*	1018 Fine AR-4000	6:15 AM
7/23/98	Silverado Constructors	2064	29	2,400	400	*	1024 Type B AR-4000	5:35 PM
7/24/98	Hillcrest Contracting	837	10	75	*	3/4"	1002 III B3 AR-4000	7:50 AM
7/24/98	Hillcrest Contracting	837	15	800	175	1/2"	1004 III C3 AR-4000	6:45 AM
7/24/98	Ben's Asphalt	202	16	200	*	1/2"	1018 Fine AR-4000	*
7/24/98	Ayala & Sons, Inc.	128	27	850	175	rubber	1032 ARHM-GG-C	10:20 PM
7/24/98	Ayala & Sons, Inc.	128	27	200	100	1/2"	1004 III C3 AR-4000	8:20 PM
7/24/98	Silverado Constructors	2064	30	2,800	400	3/4"	1024 Type B AR-4000	5:35 PM
7/24/98	Silverado Constructors	2064	31	2,400	250	3/4"	1024 Type B AR-4000	6:35 AM
7/24/98	Presley Company	1605	33	1,275	125	3/4"	1002 III B3 AR-4000	6:40 AM
7/24/98	Excel Paving Co.	357	47	15	*	1/2"	1004 III C3 AR-4000	6:45 AM
7/24/98	Clayton Engineering Inc.	367	48	25	21	1/2"	1004 III C3 AR-4000	6:15 AM
7/24/98	Silverado Constructors	2064	49	84	*	3/4:"	1024 Type B AR-4000	6:35 AM
7/24/98	Snyder Langston Inc.	1964	50	82	25	1/2"	1043 III C2 AR-8000	11:35 AM
7/24/98	Snyder Langston Inc.	1964	62	175	85	*	1025 Type B AR-4000	*
7/25/98	Silverado Constructors	2064	18	2,400	300	3/4"	1024 Type B AR-4000	6:40 AM
7/25/98	Silverado Constructors	2064	19	250	300	3/4"	1024 Type B AR-4000	7:40 AM
7/25/98	Silverado Constructors	2064	20	2,800	400	3/4"	1024 Type B AR-4000	5:40 PM
7/25/98	Ben's Asphalt	202	12	190	100	1/2"	1018 Fine AR-4000	6:15 AM
	Total for 6/29/98 - 6/29/98, used in sum 6/29/98 to 7/25/98 below			1,950				
	Total for 6/29/98 - 7/2/98, used in sum 6/29/98 to 7/25/98 below			15,852				
	Total for 7/3/98 - 7/7/98, used in sum 6/29/98 to 7/25/98 below			21,087				
	Total for 7/7/98 - 7/10/98, used in sum 6/29/98 to 7/25/98 below			20,340				
	Total for 7/13/98 - 7/16/98, used in sum 6/29/98 to 7/25/98 below			22,508				
	Total for 7/16/98 - 7/22/98, used in sum 6/29/98 to 7/25/98 below			24,626				
	Total for 7/23/98 - 7/25/98, used in sum 6/29/98 to 7/25/98 below, also see Note			20,666				
	Total for 6/29/98 - 7/25/98, used below, see Notes 2 & 3			125,079				
	Total for 7/19/98 - 7/22/98, used to calculate 7/19/99 to 7/25/98			19,545				
	Total for 7/19/98 - 7/25/98, used below, see Note 4			40,211				
	Used in the TED Deposition Calculation			75,047	See note 1 below			
	Used in the Ceiling Deposition Calculation			20,666	See note 2 below			
	Used in the Exhaust Plenum Calculation (Box pipe)			4,133	See note 3 below			
	Used in the New SED Deposition Calculation			8,042	See note 4 below			

NOTES:

- 1 TED Test plates were installed from 6/29/98 thru 7/25/98. Total production during that time was 125,079. Test plates were exposed to load-out from 3 of 5 silos. Three fifths of 125,079 equals 75,347
- 2 Ceiling plates were installed from 7/23/98 thru 7/25/98; Total production during that time was 20,666
- 3 Box pipe were installed from 7/23/98 thru 7/25/98; Total production during that time was 20,666. Box pipe were exposed in only one silo. One fifth of 20,666 equals 4,133
- 4 New SED was installed from 7/19/98 thru 7/25/98; Total production during that time was 40,711. SED was exposed in only one silo. One fifth of 40,711 equals 8,142

* Data Unavailable



APPENDIX B.5

LOAD-OUT RECORDS FOR 7/24/98 THROUGH 7/28/98

Load-Out Log Spreadsheet

Sheet 1 of 5

Mri Project No. 4701-08-03-04
 Client/Source: EPA - Plant C
Hot Mix Asphalt
 Run No. 1 - Load Out
 Date: 7/24/98
 Data Recorded By: PS Murawchick

Product ID	Product Description	Job Name	Time Of Loading	Actual Tons Loaded	Truck No	Silo No.	Mix Temp. in Truck	Comments
1002	III B3 AR-4000	33	0713	20.86	82	4		2 min difference between production + load out
1004	III C3 AR-4000	15	0715	20.88	94	3		
1024	Type B 3/4	31	0717	21.34	95	4		0717 Began Loading Silo 2
1002	III B3 AR-4000	33	0719	20.92	89	4		Computers Time record here are from load out computer. Testing is using production computer time. Production computer is ahead of load out computer
1004	III C3 AR-4000	815	0728	20.89	99	3		
1002	III B3 AR-4000	33	0732	21.45	82	X2		
1004	III C3 AR-4000	15	0738	21.20	04	3		
1024	Type B 3/4	31	0741	21.34	15	2		
1004	III C3 AR-400	15	0743	20.83	96	3		
1024	Type B 3/4	31	0745	21.39	13	2		
1002	III B3 AR-4000	33	0746	20.10	05	2		
1002	III B3 AR-4000	33	0748	21.04	93	2		
1004	III C3 AR-4000	47	0749	4.03	91	3		
1024	Type B 3/4	31	0752	21.19	21	2		
1024	Type B 3/4	31	0754	21.12	26	2		
1004	III C3 AR-4000	71	0758	3.99	25	1		
1024	Type B 3/4	49	0759	21.87	86	2		
					95			
1024	Type B 3/4	31	0802	21.12	29	2		0805 Gas Release Started
1024	Type B 3/4	31	0805	21.17	16	2		
1004	III C3 AR-4000	15	0807	21.25	08	1		
1002	III B3 AR-4000	33	0812	21.39	27	2		
1004	III C3 AR-4000	15	0815	21.16	07	1		
1024	Type B 3/4	31	0823	21.40	20	2		
1004	III C3 AR-400	15	0824	20.91	92	X3		
1004	III C3 AR-400	75	0827	2.54	25	3		
1024	Type B 3/4	31	0828		21	2		
1002	III B3 AR-4000	33	0829	21.32	21	2		
1004	III C3 AR-	15	0830	21.43	89	3		
1024	Type B 3/4"	31	0833	21.20	10	2		

PSM

46

Load-Out Log Spreadsheet

MRI Project No. 4701-08-03-04 Run No. 1 - Load Out
 Client/Source: EPA - Plant C Date: 7/24/98
Hot Mix Asphalt Data Recorded By: PS Murovchick

Product ID	Product Description	Job Name	Time Of Loading	Actual Tons Loaded	Truck No	Silo No.	Mix Temp. In Truck	Comments
1024	Type B 3/4	31	0838	21.72	12	2		
1002	III B3 AR-4000	33	0839	21.36	13	2		
1004	III C3 AR-4000	15	0841	21.35	30	3		
1024	Type B 3/4	31	0843	21.05	15	2		
1004	III C3 AR-4000	15	0846	20.94	24	3		
1024	Type B 3/4	31	0849	21.38	92	2		
1002	III B3 AR-4000	33	0850	21.33	29	2		
1002	III B3 AR-4000	10	0852	21.12	93	4		
1004	III C3 AR-4000	15	0854	21.04	16	3		
1024	Type B 3/4	31	0855	21.17	11	4		0858 Began filling Silo 8 P.M.
1002	III B3 AR-4000	33	0859	21.26	09	2		
1004	III C3 AR-4000	15	0903	20.88	94	3		
1024	Type B 3/4"	31	0905	19.91	05	2		
1024	Type B 3/4"	31	0910	21.22	86	2		(Gate open on truck)
1004	III C3 AR-4000	15	0912	21.10	95	3		(Spilling in tunnel)
1002	III B3 AR-4000	33	0916	21.04	99	4		(2 Ton in tunnel)
1004	III C3 AR-4000	15	0921	21.0	88	3		(920 cleaning up in tunnel)
1024	Type B 3/4"	31	0922	21.58	27	2		
1024	Type B 3/4"	31	0924	21.27	12	2		
1002	III B3 AR-4000	33	0928	21.46	10	2		
1024	Type B 3/4"	31	0933	21.04	20	2		921 Sampling began at
1004	III C3 AR-4000	15	0937	21.42	15	3		Location 1
1024	Type B 3/4"	31	0938	21.36	18	2		935 Stopped Gas Release
1002	III B3 AR-4000	33	0939	21.20	21	2		
1024	Type B 3/4"	31	0942	21.06	11	2		
1004	III C3 AR-4000	15	0944	7.0	95	3		
1004	III C3 AR-4000	15	0945	21.13	13	2		
PS.M 1024	Type B 3/4	31/33			91	2		
1002	III B3 AR-4000	33	0949	20.88	91	2		

PS.M

Load-Out Log Spreadsheet

Mtl Project No. 4701-08-03-04
 Client/Source: EPA / Plant C
Hot Mix Asphalt
 Run No. 1 - Load Out
 Date: July 24, 1998
 Date Recorded By: PS Murovchick

Product ID	Product Description	Job Name	Time Of Loading	Actual Tons Loaded	Truck No	Silo No.	Mix Temp. In Truck	Comments
1024	Type B 3/4"	31	0950	21.34	08	2		
1004	III C3 AR-4000	15	0953	21.20	07	3+1		
1024	Type B 3/4"	31	0955	21.53	29	2		
1002	III B3 AR-4000	33	0958	21.52	27	2		
1024	Type B 3/4"	49	1000	21.29	89	2		
1024	Type B 3/4"	31	1002	21.60	09	2		
1004	III C3 AR-4000	15	1005	20.94	02	1		
1002	III B3 AR-4000	33	1006	21.27	12	2		
1024	Type B 3/4"	31	1007	21.22	04	2		
1004	III C3 AR-4000	15	1009	20.96	96	1		
1002	III B3 AR-4000	33 31	1011	21.44	20	2		
1002	III B3 AR-4000	33	1014	21.06	99	2		
1004	III C3 AR-4000	15	1027	21.50	92	1		
1002	III B3 AR-4000	33	1028	20.43	05	5		
1024	Type B 3/4"	31	1030	21.41	11	5		
1004	III C3 AR-4000	15	1033	21.29	18	31		
1024	Type B 3/4"	31	1035	21.08	16	5		
1024	Type B 3/4"	31	1036	21.39	10	5		
1002	III B3 AR-4000	33	1038	21.33	86	5		
1004	III C3 AR-4000	15	1040	21.14	93	1		
1024	Type B 3/4"	31	1041	21.45	26	5		
1024	Type B 3/4"	31	1043	21.25	21	5		
1002	III B3 AR-4000	33	1046	21.26	08	5		
1004	III C3 AR-4000	15	1052	21.40	91	1+3		
1024	Type B 3/4"	31	1054	21.40	09	5		
1004	III C3 AR-4000	15	1058	21.07	94	3		
1002	III B3 AR-4000	33	1100	21.51	29	4		
1024	Type B 3/4"	31	1101	21.33	27	6		
1002	III B3 AR-4000	33	1104	21.29	88	5+4		

PSM
1024

48

1109

Load-Out Log Spreadsheet

Sheet 4 of 5

MI Project No. 4701-08-03-04 Run No. 1- Load Out
 Client/Source: EPA / Plant C Date: July 21, 1998
Hot Mix Asphalt Date Recorded By: PS Murawchick

Product ID	Product Description	Job Name	Time Of Loading	Actual Tons Loaded	Truck No	SNo No.	Mix Temp. In Truck	Comments
1004	TII C3 AR4000	15	11:10	21.34	09	3		
1024	Type B 3/4"	31	11:12	21.42	12	4		
1002	TII B3 AR4000	33	11:17	21.30	04	4		
1004	TII C3 AR4000	15	11:18	21.29	11	3		
1024	Type B 3/4"	31	11:22	21.40	20	4		
1024	Type B 3/4"	31	11:23	21.45	16	4		
1002	TII B3 AR4000	33	11:24	20.78	02	4		
1004	TII C3 AR4000	15	11:26	21.43	13	3		
1024	Type B 3/4"	31	11:28	21.32	10	2		
1024	Type B 3/4"	31	11:33	21.35	15	2		
1004	TII C3 AR4000	15	11:36	21.19	95	3		
1002	TII B3 AR4000	33	11:38	21.12	26	2		
1024	Type B 3/4"	31	11:39	21.14	21	2		
1004	TII C3 AR4000	15	11:40	↓	3058	3		Front of Truck
1004	TII C3 AR4000	15	11:41	24.84	3058	3		Back of Truck
1024	Type B 3/4"	31	11:43	21.17	96	2		
1024	Type B 3/4"	31	11:45	20.12	05	2		
1024	Type B 3/4"	31	11:50	21.34	07	2		
1002	TII B3 AR4000	33	11:53	21.06	08	2		
1024	Type B 3/4"	31	11:55	21.15	99	2		
1024	Type B 3/4"	31	11:57	21.31	86	2		
1002	TII B3 AR4000	33	12:02	21.35	27	2		
1024	Type B 3/4"	31	12:04	21.22	09	2		
1024	"	31	12:05	21.32	29	2		
1002	TII B3 AR4000	33	12:10	21.72	16	2		
1024	Type B 3/4"	31	12:15	21.02	88	2		
1002	TII B3 AR4000	33	12:17	23.99	3310	2		
1002	TII B3 AR4000	33	12:19	21.29	12	2		
1002	TII B3 AR4000	33	12:22	21.00	15	2		

Load-Out Log Spreadsheet

MRI Project No. 4701-08-03-04

Client/Source: EPA / Plant C
Hot Mix Asphalt

Run No. 1 Load Out

Date: July 24, 1998

Date Recorded By: P. Murawchick

Product ID	Product Description	Job Name	Time Of Loading	Actual Tons Loaded	Truck No	Silo No.	Mix Temp. In Truck	Comments
1002	III B3 AR4000	38	1223	21.52	20	2		
1024	Type B 3/4"	31	1225	21.47	10	2		
1002	III B3 AR4000	33	1230	21.46	18	2		
1004	III C3 AR4000	15	1235	21.33	21	3		
1024	Type B 3/4"	31	1236	20.40	21	2		
1002	III B3 AR4000	38	1237	21.73	92	2		
1002	III B3 AR4000	33	1238	21.78	02	2		
1024	Type B 3/4"	31	1240	21.16	04	2		
1002	III B3 AR4000	38	1242	21.39	26	2		
1024	Type B 3/4"	31	1244	20.23	05	2		
1002	III B3 AR4000	33	1246	↓	96	2		
↓	↓	↓	1248	21.57	21	4		
1024	Type B 3/4"	31	1249	21.25	07	4		
1002	III B3 AR4000	38	1251	21.20	93	4		
1024	Type B 3/4"	31	1253	21.17	99	2		
1002	III B3 AR4000	38	1254	21.31	11	2		
1024	Type B 3/4"	31	1301	↓	89	2		
↓	↓	↓	1302	21.19	39	4		

Orange County Name

(State Name)

1002 III B3 AR-4000 (Same as 1024 Type B 3/4")

30% RAP

5.2% Liquid Asphalt (AR-4000)

36% Rock Dust (~~Sand~~)

24% 3/8" Rock

22% Crushed 1/2" Rock

18% 3/4" Rock

1004 III C3 AR-4000

(1/2") (Same as 1018
1/2" Fine)

30% RAP

5.5% Liquid Asphalt

43% Rock Dust

42% 3/8" Rock

15% 1/2" Rock

1010 III D~~X~~ AR-4000

(3/8")

6.4% Asphalt

20% Sand

54% Rock Dust

26% 3/8" Rock

Load-Out Log Spreadsheet

Sheet 1 of 4

Product ID	Product Description	Job Name	Time Of Loading	Actual Tons Loaded	Truck No	Silo No.	Mix Temp. in Truck	Comments
1064	III C3 AR-4000	11	0702	21.12	20	2		
1024	Type B 3/4"	18	0704	21.43	29	5		
1004	III C3 AR-4000	11	0708	↓	16	2		Same truck
1004	III C3 AR-4000	11	0709	21.24	16	3		
1024	Type B 3/4"	18	0712	21.02	18	5		0715 Sampling
1004	III C3 AR-4000	11	0720	20.92	09	3		
1024	Type B 3/4"	18	0721	↓	312502	2		Front of truck
"	"	18	0723	23.87	312502	2		Back of truck
1018	1/2" Fine	12	0724	↓	3405	3		Front
1018	1/2" Fine	12	0725	23.65	"	3		Back
1024	Type B 3/4"	18	0729	21.21	27	2		Front
1004	III C3 AR-4000	11	0731	↓	312503	3		Back Front
"	"		0732	23.93	↓	3		Back
1018	1/2" Fine	12	0735	21.09	23	3		
1024	Type B 3/4"	18	0738	↓	312501	2		Front
"	"	"	0740	24.43	"	"		Back
1004	III C3 AR-4000	11	0742	20.59	25	3		
1024	Type B 3/4"	18	0743	↓	3106	2		Front
"	"	"	0744	23.24	"	"		Back
1024	Type B 3/4"	19	0745	20.64	22	2		
1018	1/2" Fine	12	0747	↓	3425	3		
"	"	"	0748	24.47	"	"		
1024	Type B 3/4"	18	0751	21.26	21	2		
1004	III C3 AR-4000	11	0753	↓	312504	3		Front
"	"	"	0755	24.52	"	"		Back
1018	1/2" Fine	12	0757	21.32	15	3		
1024	Type B 3/4"	18	0759	21.26	11	2		
1004	III C3 AR-4000	11	0805	19.73	08	3		
1024	Type B 3/4"	18	0807	21.05	07	2		

52

Load-Out Log Spreadsheet

Sheet 2 of 4

Mri Project No. 4701-08-03-04 Run No. 2 Load Out
 Client/Source: EPA / Plant C Date: July 25, 1998
Hot Mix Asphalt Data Recorded By: PS Murovchick

Product ID	Product Description	Job Name	Time Of Loading	Actual Tons Loaded	Truck No	Silo No.	Mix Temp. in Truck	Comments
1018	1/2" Fine	12	0805	21.45	29	3		
1024	Type B 3/4"	18	0814	21.31	18	4		
1004	III C3 AR4000	11	0817	↓	3597	3		Front
"	"	"	0817	24.65	"	"		Back
1018	1/2" Fine	12	0819	↓	3084	3		Front
"	"	"	0820	24.48	"	"		Back
1024	Type B 3/4"	18	0822	21.13	30	5		
1004	III C3 AR-4000	11	0824	↓	312505	3		Front
"	"	"	0825	24.03	"	"		Back
1024	Type B 3/4"	18	0828	21.50	09	2		
1018	1/2" Fine	12	0830	21.16	16	3		
1004	III C3 AR-4000	11	0832	21.27	10	3		
1024	Type B 3/4"	18	0834	21.25	27	2		
1024	Type B 3/4"	18	0837	↓	312501	4		Front
"	"	"	0838	24.45	"	"		Back
1004	III C3	11	0839	21.26	20	3		
1024	Type B 3/4"	18	0842	21.30	2118	5		844 Sampling Silo 2
1024	Type B 3/4"	18	0845	↓	3106	4		Front
"	"	"	0846	23.21	"	4		Back
1004	III C3	11	0848	21.00		3		
1024	Type B 3/4"	18	0850	↓	31298	2		Front
"	"	"	0851	24.47	"	2		Back
1024	Type B 3/4"	19	0852	21.18	11	2		
1024	Type B 3/4"	18	0859	↓	312503	2		Front
"	"	"	0900	23.80	"	"		Back
1004	III C3 AR-4000	11	0902	21.00	07	3		
1024	Type B 3/4"	18	0903	20.80	05	4		
1024	Type B 3/4"	18	0906	21.18	18	4		

Load-Out Log Spreadsheet

Sheet 3 of 4

Mri Project No. 4701-08-03-04

Run No. 2 Load Out

Client/Source: EPA / Plant C
Hot Mix Asphalt

Date: July 25, 1998

Data Recorded By: PS Murowchick

Product ID	Product Description	Job Name	Time Of Loading	Actual Tons Loaded	Truck No	Silo No.	Mix Temp. in Truck	Comments
1024	Type B 3/4"	18	0910	↓	3405	2		Front
"	"	"	0910	23.67	3405	"		Back
1004	III C3 AR4000	11	0913	20.89	30	30 3 PSM		
1024	Type B 3/4"	18	0915	20.87	23	23 2		
1024	Type B 3/4"	19	0917	21.02	11	2		
1018	1/2" Fin	12	0918	12.0	09	3		
1024	Type B 3/4"	18	0921	21.01	27	2		
1024	Type B 3/4"	18	0923	↓	32505	2		Front
"	"	"	0924	24.19	"	2		Back
1024	Type B 3/4"	18	0928	20.93	21	2		
1024	Type B 3/4"	18	0931	20.94	08	2		
1018	1/2" Fin	12	0933	8.0	09	3		
1024	Type B 3/4"	18	0935	21.10	15	2		
1024	Type B 3/4"	18	0940	↓	3597	2		Front
"	"	"	0941	23.87	"	"		Back
1024	Type B 3/4"	18	0944		10			Cancelled
1004	III C3 AR4000	11	0945	1503	10	3		
1024	Type B 3/4"	18	0947	↓	3425	2		Front
"	"	"	0948	24.58	"	"		Back
1024	Type B 3/4"	18	0949	21.17	29	2		
1024	Type B 3/4"	18	0954	↓	3225	2		Front
"	"	"	0955	23.58	"	"		Back
1024	Type B 3/4"	19	0957	20.86	11	2		
1024	Type B 3/4"	18	0959	↓	3106	2		Front
"	"	"	0959	22.79	"	"		Back
1024	Type B 3/4"	18	1002	20.70	25	2		
1024	Type B 3/4"	18	1005	↓	32508	2		Front
"	"	"	1006	24.19	"	"		Back
1024	Type B 3/4"	18	1009	21.06	20	2		

54

Load-Out Log Spreadsheet

Mini Project No. 4701-08-03-04 Run No. 2 Load Out
 Client/Source: EPA / Plant C Date: July 25, 1998
Hot Mix Asphalt Data Recorded By: PS Murovchick

Product ID	Product Description	Job Name	Time Of Loading	Actual Tons Loaded	Truck No	Silo No.	Mix Temp. in Truck	Comments
1024	Type B 3/4"	18	1014	↓	312503	2		Front
"	"	"	1015	23.54	"	"		Back
1018	1 1/2" Fine	12	1016	6.18	22	3X		
1024	Type B 3/4"	18	1027	↓	3084	2		Front
"	"	"	1028	24.06	"	"		Back
1024	Type B 3/4"	18	1030	20.91	18	4		
1024	Type B 3/4"	18	1032	21.06	27	4		
1024	Type B 3/4"	18	1035	20.79	16	4		
1024	Type B 3/4"	18	1039	3.14	21	4		21.03 -3.14
"	"	"	1041	17.89	"	5		17.89
1024	Type B 3/4"	18	1043	21.00	22	5		
1024	Type B 3/4"	18	1046	14.52	11	5		20.90 -14.52
1024	"	18	1048	6.38	X11	2		638
1024	Type B 3/4"	18	1050	20.80	07	2		
1024	Type B 3/4"	18	1052	20.87	08	2		
1024	Type B 3/4"	18	1054	20.91	30	2		
1024	Type B 3/4"	18	1100	20.91	15	2		
1024	Type B 3/4"	18	1104	21.07	29	2		
1024	Type B 3/4"	18	1110	21.13	09	2		
1024	Type B 3/4"	18	1119	20.64	25	2		
1024	Type B 3/4"	18	1124	21.01	20	2		

Load-Out Log Spreadsheet

Sheet 1 of 7

MRI Project No. 4701-08-03-04

Run No. 3 Load Out

Client/Source: EPA / Source C
Hot Mix Asphalt

Date: July 27, 1998

Data Recorded By: P5 Murowchek

1024
1024

Product ID	Product Description	Job Name	Time Of Loading	Actual Tons Loaded	Truck No	Silo No.	Mix Temp. in Truck	Comments
1002	Type B 3/4"	22	0702	12.70	1554	2		Front 22.98
1024	"	22	0704	10.28	"	2		Back 12.70
1024	Type B 3/4"	18	0709	21.13	21	2		
1002	III B3 AR-4000	20	0711	11.74	3106	2		Front 23.00
"	"	20	0713	11.32	"	2		Back 11.32
1002	III B3 AR-4000	20	0718	21.28	09	2		
		22			1717	2		Drop Aborted
1002	III B3 AR-4000	20	0736	12.21	2552	2		Front 24.33
"	"		0737	12.12	"	"		Back 12.21
1024	Type B 3/4"	22	0738	12.75	1717	2		Front 25.45
"	"	"	0739	12.90	"	"		Back 12.75 12.90
1024	Type B 3/4"	28	0743	12.42	3597	2		Front 24.80
"	"	"	0744	12.38	"	"		Back 12.42
1002	III B3 AR-4000	20	0746	12.36	3542	2		Front 24.44
"	"	"	0747	12.30	"	"		Back 12.36
1024	Type B 3/4"	22	0753	12.66	2205	2		Front 25.28
"	"	"	0754	12.62	"	2		Back 12.66 12.62
1024	Type B 3/4"	22	0755	12.34	2305	2		Front 25.21
"	"	"	0756	12.87	"	"		Back 12.34 12.87
1002	III B3 AR-4000	20	0800	12.00	2125	2		Front
"	"	"	0801	12.38	"	"		Back
1024	Type B 3/4"	18	0802	20.95	16	2		
1024	Type B 3/4"	22	0803	13.00	3475	2		Front
"	"	"	0804	12.70	"	"		Back
1024	Type B 3/4"	22	0809	13.84	1001	2		Front 27.89
"	"	"	0810	14.00	"	"		Back 12.84
1002	III B3 AR-4000	20	0812	21.40	27	2		
1002	III B3 AR-4000	20	0813	12.00	3084	2		Front
"	"	20	0814	12.25	"	"		Back

56

Load-Out Log Spreadsheet

MRI Project No. 4701-08-03-04 Run No. 3 Load Out
 Client/Source: EPA / Source C Date: July 27, 1998
Hot Mix Asphalt Data Recorded By: PS Murovchick

Product ID	Product Description	Job Name	Time Of Loading	Actual Tons Loaded	Truck No	Silo No.	Mix Temp. in Truck	Comments
1024	Type B 3/4"	22	0816	6.76	8280	2		Front 25.16
"	"	"	0816	13.00	"	"		Back 12.16
1024	Type B 3/4"	22	0818	13.00	20610	2		Front
"	"	"	0819	12.56	"	"		Back
1024	Type B 3/4"	28	0820	11.56	31254	2		Front 21.04
"	"	"	0821	12.48	"	"		Back 11.56
1002	III B3 AR-4000	38	0822	21.38	12	2		
1002	III B3 AR-4000	20	0824	12.00	3094	2		Front
"	"	"	0824	12.23	"	"		Back
1024	Type B 3/4"	22	0826	13.00	230501	2		Front
"	"	"	0826	12.71	"	"		Back
1024	Type B 3/4"	22	0827	13.03	103207	2		Front
"	"	"	0828	13.13	"	"		Back
1002	III B3 AR-4000	2820	0829	12.05	3200	4		Front
"	"	"	0830	12.67	"	"		Back
1024	Type B 3/4"	18	0832	21.37	29	4		
1024	Type B 3/4"	22	0833	12.78	221505	4		Front
"	"	"	0834	12.88	"	"		Back
1002	III B-3 AR-4000	20	0835	21.18	10	4		
1024	Type B 3/4"	22	0837	13.00	102801	4		Front
"	"	"	0838	13.16	"	"		Back
1024	Type B 3/4"	22	0839	12.93	230502	4		Front
"	"	"	0840	12.47	"	"		Back
1024	Type B 3/4"	18	0841	21.36	20	4		
1002	III B-3 AR-4000	20	0842	3.36	13	4		Loaded from
"	"	"	0843	17.94	"	5		Front 2 silos
1024	Type B 3/4"	22	0844	12.80	20101	2		
"	"	"	0845	13.04	"	"		

Load-Out Log Spreadsheet

Sheet 3 of 7

Mri Project No. 4701-08-03-04 Run No. 3 - Load Out
 Client/Source: EPA / Source C Date: July 27, 1998
Hot Mix Asphalt Data Recorded By: PS Murawick

Product ID	Product Description	Job Name	Time Of Loading	Actual Tons Loaded	Truck No	Silo No.	Mix Temp. in Truck	Comments
1024	Type B3 3/4"	22	0847	13.00	199508	2		
"	"	"	0848	12.96	"	"		
1002	III B3 AR-4000	20	0849	2.12	07	2		
1024	Type B3 3/4"	22	0851	21.33	15	2		
1024	Type B3 3/4"	22	0852	13.00	200420	2		Front
"	"	"	0853	13.13	"	"		Back
1024	Type B 3/4"		0854	11.59	102806	2		Front
"	"	"	0855	12.84	"	"		Back
1024	Type B 3/4"	18	0856	21.31	18	2		
1002	III B3 AR-4000	20	0858	20.44	44	2		
1024	Type B 3/4"	22	0859	13.14	121415	2		Front
"	"	"	0900	11.47	"	"		Back
1024	Type B 3/4"	22	0901	13.00	1298	2		Front
"	"	"	0902	13.01	"	"		Back
1002	III B3 AR-4000	20	0902	13.05	3244	2		Front
"	"	"	0903	11.05	"	"		Back
1024	Type B 3/4"	18	0904	21.28	09	2		
1002	III B3 AR-4000	20	0906	12.00	3106	2		Front
"	"	"	0907	11.19	"	"		Back
1024	Type B 3/4"	22	0908	12.94	230524	2		Front
"	"	"	0908	12.61	"	"		Back
1024	Type B 3/4"	22	0910	12.20	15449	2		Front
"	"	"	0910	12.24	"	"		Back
1002	III B3 AR-4000	20	0912	21.28	08	2		
1024	Type B 3/4"	18	0914	21.37	21	2		
1024	Type B 3/4"	22	0915	12.12	1717	2		Front
"	"	"	0916	13.52	"	"		Back
1024	Type B 3/4"	22	0917	12.50	2205	2		Front
"	"	"	0919	12.63	"	"		Back

Load-Out Log Spreadsheet

Sheet 4 of 7

Mri Project No. 4701-08-03-04 Run No. 3-Load Out
 Client/Source: EPA / Source C Date: July 27, 1998
Hot Mix Asphalt Data Recorded By: PS Murovchick

Product ID	Product Description	Job Name	Time Of Loading	Actual Tons Loaded	Truck No	Silo No.	Mix Temp. in Truck	Comments
1002	III A-3 AR-4000	20	0921	12.35	303502	2		Front
"	"	"	0923	12.09	"	"		Back
1024	Type B 3/4"	22	0926	12.77	22515	2		Front
"	"	"	0927	12.77	"	"		Back
1002	III B-3 AR-4000	38	0929	21.34	12	2		
1024	Type B 3/4"	22	0931	13.00	2475	2		Front
"	"	"	0932	12.71	"	"		Back
1024	Type B 3/4"	22	0933	13.00	1001	2		Front
"	"	"	0934	14.74	"	"		Back
1024	Type B 3/4"	18	0935	21.49	27	2		
1002	III A-3 AR-4000	20	0937	12.74	3125	2		Front
"	"	"	0938	12.05	"	"		Back
1002	III B-3 AR-4000	20	0939	12.00	312501	2		Front
"	"	"	0943	12.51	"	"		Back
1024	Type B 3/4"	22	0944	13.00	201064	2		Front
"	"	"	0945	12.72	"	"		Back
1024	Type B 3/4"	22	0946	12.00	22501	2		Front
"	"	"	0947	13.18	"	"		Back
1024	Type B 3/4"	22	0951	12.65	22081	2		Front
"	"	"	0952	13.23	"	"		Back
1024	Type B 3/4"	22	0953	13.12	103201	2		Front
"	"	"	0954	13.27	"	"		Back
1004	III C-3 AR-4000	-	0957	8.02	-	1		
1024	Type B 3/4"	18	0958	2.24	10	2		
1002	III B-3 AR-4000	20	1000	21.07	16	2		
1024	Type B 3/4"	22	1003	13.00	10281	2		Front
"	"	"	1004	13.08	3091	"		Back
1024	Type B 3/4"	22	1005	12.86	221502	2		
"	"	"	1006	12.92	"	"		

Load-Out Log Spreadsheet

Sheet 5 of 7

Mri Project No. 4701-08-03-04
 Client/Source: EPA/Source C
Hot Mix Asphalt

Run No. 3-Load Out
 Date: July 27, 1998
 Data Recorded By: PS Murovchick

Product ID	Product Description	Job Name	Time Of Loading	Actual Tons Loaded	Truck No	Silo No.	Mix Temp. in Truck	Comments
1002	III B-3 AC-4000	20	1007	12.00	3094	2		Front
"	"	"	"	12.42	"	"		Back
1002	III B-3 AC-4000	20	1009	11.69	2004	2		Front
"	"	"	1009	12.64	"	"		Back
1024	Type B 3/4"	22	1011	13.00	1950	2		Front
"	"	"	1011	12.93	"	"		Back
1024	Type B 3/4"	22	1012	13.00	3058	2		Front
"	"	"	1014	12.23	"	"		Back
1002	III B-3 AC-4000	20	1015	12.61	3000	2		Front
"	"	"	1016	12.17	"	"		Back
1024	Type B 3/4"	22	1017	13.00	22106	2		Front
"	"	"	10:20	12.86	"	"		Back
1024	Type B 3/4"	22	1021	12.79	102806	2		Front
"	"	"	1022	11.73	"	"		Back
1024	Type B 3/4"	22	1023	21.25	07	2		
1024	Type B 3/4"	22	1025	12.82	12115	2		Front
"	"	"	1025	12.90	"	"		Back
1024	Type B 3/4"	22	1026	13.00	200420	2		Front
"	"	"	1027	13.14	"	"		Back
1002	III B-3 AC-4000	20	1028	20.98	26	2		
1024	Type B 3/4"	10	1029	8.95	18	2		Filled from
"	"	"	1030	12.40	"	5		2 Silos
1024	Type B 3/4"	22	1032	13.00	1298	2		Front
"	"	"	1032	13.10	"	"		Back
1002	III B-3 AC-4000	30	1034	21.25	112	5		
1002	III B-3 AC-4000	20	1035	21.29	20	5		
1002	III B-3 AC-1000	1820	1037	21.40	29	5		
1024	Type B 3/4"	22	1039	13.01	230506	5		
"	"	"		12.69	"	"		

60

Load-Out Log Spreadsheet

Mri Project No. 4701-08-03-04 Run No. 3 - Load Out
 Client/Source: EPA / Source C Date: July 27, 1998
Hot Mix Asphalt Data Recorded By: PS Mironchick

Product ID	Product Description	Job Name	Time Of Loading	Actual Tons Loaded	Truck No	Silo No.	Mix Temp. in Truck	Comments
1024	Type B 3/4"	22	1043	12.80	2305	5		F ^{25.28} 2.90
"	"	"	1043	12.48	"	"		B
1024	Type B 3/4"	18	1045	21.39	15	5		
1002	TII B-3 AR-4000	20	1047	21.38	21	5		
1024	Type B 3/4"	22	1049	13.00	1717	2		PSM Front
"	"	"	1050	12.76	"	"		Back
1002	TII B-3 AR-4000	20	1051	21.21	09	2		
1024	Type B 3/4"	18	1052	21.44	13	2		
1024	Type B 3/4"	22	1054	12.79	15540	2		Front
"	"	"	1050	12.73	"	"		Back
1002	TII B-3 AR-4000	20	1057	21.61	30	2		
1024	Type B 3/4"	22	1059	12.86	22515	2		Front
"	"	"	1120	12.72	"	"		Back
1002	TII B-3 AR-4000	20	1101	20.87	44	2		
1024	Type B 3/4"	18	1103	21.30	08	2		
1024	Type B 3/4"	24	1107	12.91	2475	2		Front
"	"	"	1108	12.83	"	2		Back
1002	TII B-3 AR-4000	20	1109	21.45	27	2		
1024	Type B 3/4"	18	1110	11.50	3246	2		Front
"	"	"	1111	10.97	"	"		Back
1024	Type B 3/4"	22	1113	12.68	1001	2		Front
"	"	"	1113	15.23	"	"		Back
1002	TII B-3 AR-4000	20	1118	12.00	3106	2		Front
"	"	"	1118	11.26	"	"		Back
1024	Type B 3/4"	22	1121	12.00	22501	2		Front
"	"	"	1121	13.22	"	"		Back
1024	Type B 3/4"	22	1122	13.00	"	2		
"	"	"	1123	12.78	"	"		

Load-Out Log Spreadsheet

Mri Project No. 4701-08-03-04

Client/Source: EPA / Source C
Hot Mix Asphalt

Run No. 3-Load Out

Date: July 27, 1998

Data Recorded By: P.S. Murovchick

1024

Product ID	Product Description	Job Name	Time Of Loading	Actual Tons Loaded	Truck No	Silo No.	Mix Temp. In Truck	Comments
1004	Type B 3/4"	197	1125	24.53	80302	2		
1024	Type B 3/4"	22	1128	13.00	123051	2		Front
"	"	"	1129	12.92	"	"		Back
1024	Type B 3/4"	22	1131	13.00	19512	2		Front
"	"	"	1133	12.73	"	"		Back
1024	Type B 3/4"	28	1133	12.00	3597	2		Front
"	"	"	1134	12.91	"	"		Back
1004	TIL C3 AR4000	17	1135	12.00	312501	1		Front
"	"	"	1136	12.56	"	"		Back
1024	Type B 3/4"	2022	1136	13.00	102202	2		Front
"	"	"	1137	12.40	"	"		Back
1024	Type B 3/4"	22	1138	13.00	102801	2		Front
"	"	"	1139	13.14	"	"		Back
1024	Type B 3/4"	22	1141	13.00	221105	2		Front
"	"	"	1141	12.67	"	2		Back
1024	Type B 3/4"	22	1142	13.00	195508	2		Front
"	"	"	1143	13.10	"	"		Back
1002	TIL B3 AR4000	20	1144	12.00	3094	2		Front
"	"	"	1145	12.49	"	"		Back
1024	Type B 3/4"	22	1147	13.00	201061	2		Front
"	"	"	1148	12.96	"	"		Back
1024	Type B 3/4"	22	1149	13.00	220504	2		Front
"	"	"	1150	12.46	"	"		Back
1002	TIL B3 AR4000	20	1151	12.50	3200	2		Front
"	"	"	1151	12.31	"	"		Back
1004	TIL C3 AR4000	17	1152	21.08	26	1		
1024	Type B 3/4"	22	1154	12.00	102806	2		Front
"	"	"	1155	12.64	"	"		Back

LOAD-OUT DATA FOR 7/28/98

TIME	CUSTOMER	TRUCK #	TONS LOADED	PRODUCT DESCRIPTION
6:21 AM	Griffith Company	2475	25.49	1024 Type B 3/4" M.M. AR-4000
6:27 AM	Griffith Company	1001	27.67	1024 Type B 3/4" M.M. AR-4000
6:30 AM	Griffith Company	221505	25.66	1024 Type B 3/4" M.M. AR-4000
6:34 AM	Griffith Company	102801	25.97	1024 Type B 3/4" M.M. AR-4000
6:42 AM	Griffith Company	102806	24.39	1024 Type B 3/4" M.M. AR-4000
6:46 AM	Griffith Company	195512	25.79	1024 Type B 3/4" M.M. AR-4000
6:50 AM	Griffith Company	195508	25.96	1024 Type B 3/4" M.M. AR-4000
6:53 AM	Griffith Company	121415	25.69	1024 Type B 3/4" M.M. AR-4000
6:56 AM	Griffith Company	1298	26.24	1024 Type B 3/4" M.M. AR-4000
7:22 AM	Ivy Inc.	29	15.22	1002 III B3 AR-4000
7:30 AM	Griffith Company	2475	25.68	1024 Type B 3/4" M.M. AR-4000
7:36 AM	Griffith Company	1001	27.84	1024 Type B 3/4" M.M. AR-4000
7:39 AM	Silverado Constructors	16	21.22	1066 Type B 3/8" AR-8000
7:42 AM	Standard-Pacific Corp.	3246	24.23	1002 III B3 AR-4000
7:44 AM	Griffith Company	2305	25.31	1024 Type B 3/4" M.M. AR-4000
7:46 AM	Griffith Company	221505	25.52	1024 Type B 3/4" M.M. AR-4000
7:48 AM	Hillcrest Contracting	13	21.16	1002 III B3 AR-4000
7:50 AM	Griffith Company	102801	25.99	1024 Type B 3/4" M.M. AR-4000
7:55 AM	Griffith Company	2305	25.88	1024 Type B 3/4" M.M. AR-4000
7:55 AM	Griffith Company	3419	23.15	1002 III B3 AR-4000
7:57 AM	Standard-Pacific Corp.	103202	26.07	1024 Type B 3/4" M.M. AR-4000
8:00 AM	Griffith Company	27	21.22	1066 Type B 3/8" AR-8000
8:02 AM	Silverado Constructors	155403	25.49	1024 Type B 3/4" M.M. AR-4000
8:05 AM	Griffith Company	201064	25.75	1024 Type B 3/4" M.M. AR-4000
8:07 AM	Griffith Company	201002	25.43	1024 Type B 3/4" M.M. AR-4000
8:10 AM	Griffith Company	303502	24.44	1002 III B3 AR-4000
8:11 AM	Standard-Pacific Corp.	12	21.19	1010 III D AR-4000
8:16 AM	Bostick Co., J B	102806	24.37	1024 Type B 3/4" M.M. AR-4000
8:18 AM	Griffith Company	195512	25.75	1024 Type B 3/4" M.M. AR-4000
8:20 AM	Griffith Company	10	21.2	1010 III D AR-4000
8:23 AM	Bostick Co., J B	195508	25.88	1024 Type B 3/4" M.M. AR-4000
8:25 AM	Griffith Company	121415	25.76	1024 Type B 3/4" M.M. AR-4000
8:27 AM	Griffith Company	7	19.95	1004 III C3 AR-4000
8:30 AM	Interstate Asphalt	1298	26.02	1024 Type B 3/4" M.M. AR-4000
8:31 AM	Griffith Company	230506	25.15	1024 Type B 3/4" M.M. AR-4000
8:33 AM	Griffith Company	11	21.32	1010 III D AR-4000
8:35 AM	Bostick Co., J B	312505	23.88	1002 III B3 AR-4000
8:39 AM	Standard-Pacific Corp.	230506	25.59	1024 Type B 3/4" M.M. AR-4000
8:41 AM	Griffith Company	15	21.21	1004 III C3 AR-4000
8:43 AM	Interstate Asphalt	3061	24.17	1002 III B3 AR-4000
8:45 AM	Standard-Pacific Corp.	9	21.65	1010 III D AR-4000
8:49 AM	Bostick Co., J B	2475	25.9	1024 Type B 3/4" M.M. AR-4000
8:51 AM	Griffith Company	1001	27.89	1024 Type B 3/4" M.M. AR-4000
8:53 AM	Griffith Company	8	21.13	1010 III D AR-4000
8:57 AM	Bostick Co., J B	3246	24.12	1002 III B3 AR-4000
8:58 AM	Standard-Pacific Corp.	2305	25.29	1024 Type B 3/4" M.M. AR-4000
9:00 AM	Griffith Company	44	21.33	1004 III C3 AR-4000
9:01 AM	Interstate Asphalt	3419	24.17	1002 III B3 AR-4000
9:05 AM	Standard-Pacific Corp.	29	24.04	1010 III D AR-4000
9:07 AM	Bostick Co., J B			

**LOAD-OUT DATA
FOR 7/28/98**

TIME	CUSTOMER	TRUCK #	TONS LOADED	PRODUCT DESCRIPTION
9:10 AM	Hillcrest Contracting	13	21.18	1002 III B3 AR-4000
9:14 AM	Griffith Company	221515	25.47	1024 Type B 3/4" M.M. AR-4000
9:17 AM	Griffith Company	2305	26.01	1024 Type B 3/4" M.M. AR-4000
9:19 AM	Standard-Pacific Corp.	303502	24.43	1002 III B3 AR-4000
9:20 AM	Standard-Pacific Corp.	3597	24.62	1002 III B3 AR-4000
9:24 AM	Griffith Company	102801	26.13	1024 Type B 3/4" M.M. AR-4000
9:27 AM	Interstate Asphalt	18	21.18	1004 III C3 AR-4000
9:29 AM	Griffith Company	221505	25.63	1024 Type B 3/4" M.M. AR-4000
9:31 AM	Standard-Pacific Corp.	312503	23.93	1002 III B3 AR-4000
9:33 AM	Bostick Co., J B	7	21.11	1010 III D AR-4000
9:35 AM	Griffith Company	103202	26.24	1024 Type B 3/4" M.M. AR-4000
9:37 AM	Griffith Company	155403	25.43	1024 Type B 3/4" M.M. AR-4000
9:39 AM	Standard-Pacific Corp.	312501	24.43	1002 III B3 AR-4000
9:41 AM	Interstate Asphalt	10	21.2	1004 III C3 AR-4000
9:49 AM	Griffith Company	201064	25.67	1024 Type B 3/4" M.M. AR-4000
9:51 AM	Griffith Company	201002	25.43	1024 Type B 3/4" M.M. AR-4000
9:53 AM	Standard-Pacific Corp.	3188	24.27	1002 III B3 AR-4000
9:55 AM	Bostick Co., J B	15	21.3	1010 III D AR-4000
9:57 AM	Griffith Company	102806	24.57	1024 Type B 3/4" M.M. AR-4000
9:59 AM	Griffith Company	195512	25.82	1024 Type B 3/4" M.M. AR-4000
10:01 AM	Interstate Asphalt	312505	23.82	1004 III C3 AR-4000
10:03 AM	Standard-Pacific Corp.	3419	24.02	1002 III B3 AR-4000
10:07 AM	Griffith Company	1717	25.84	1024 Type B 3/4" M.M. AR-4000
10:09 AM	Griffith Company	195508	25.97	1024 Type B 3/4" M.M. AR-4000
10:11 AM	Standard-Pacific Corp.	3106	23.27	1002 III B3 AR-4000
10:13 AM	Bostick Co., J B	12	21.13	1010 III D AR-4000
10:16 AM	Interstate Asphalt	3246	24.12	1004 III C3 AR-4000
10:18 AM	Griffith Company	121415	25.66	1024 Type B 3/4" M.M. AR-4000
10:26 AM	Standard-Pacific Corp.	3419	24.37	1002 III B3 AR-4000
10:28 AM	Griffith Company	1298	26.1	1024 Type B 3/4" M.M. AR-4000
10:36 AM	Interstate Asphalt	312503	23.93	1004 III C3 AR-4000
10:40 AM	Griffith Company	230506	25.62	1024 Type B 3/4" M.M. AR-4000
10:43 AM	Griffith Company	230506	25.09	1024 Type B 3/4" M.M. AR-4000
10:44 AM	Silverado Constructors	16	21.23	1066 Type B 3/8" AR-8000
10:48 AM	Griffith Company	2475	25.73	1024 Type B 3/4" M.M. AR-4000
10:49 AM	Silverado Constructors	27	21.21	1066 Type B 3/8" AR-8000
10:52 AM	Griffith Company	1001	27.74	1024 Type B 3/4" M.M. AR-4000
10:54 AM	Griffith Company	2305	25.51	1024 Type B 3/4" M.M. AR-4000
10:57 AM	Interstate Asphalt	312501	24.73	1004 III C3 AR-4000
10:59 AM	Griffith Company	2305	25.91	1024 Type B 3/4" M.M. AR-4000
11:01 AM	Griffith Company	221515	25.47	1024 Type B 3/4" M.M. AR-4000
11:03 AM	Griffith Company	102801	26.19	1024 Type B 3/4" M.M. AR-4000
11:06 AM	Bostick Co., J B	9	21.52	1010 III D AR-4000
11:08 AM	Griffith Company	201002	25.46	1024 Type B 3/4" M.M. AR-4000
11:11 AM	Griffith Company	221505	25.62	1024 Type B 3/4" M.M. AR-4000
11:13 AM	Interstate Asphalt	3188	24.23	1004 III C3 AR-4000
11:18 AM	Griffith Company	201064	25.82	1024 Type B 3/4" M.M. AR-4000
11:19 AM	Griffith Company	155403	25.6	1024 Type B 3/4" M.M. AR-4000
11:20 AM	Griffith Company	102806	24.51	1024 Type B 3/4" M.M. AR-4000

LOAD-OUT DATA FOR 7/28/98

TIME	CUSTOMER	TRUCK #	TONS LOADED	PRODUCT DESCRIPTION
11:23 AM	Griffith Company	195512	25.9	1024 Type B 3/4" M.M. AR-4000
11:25 AM	Bostick Co., J B	10	21.24	1010 III D AR-4000
11:27 AM	Griffith Company	195508	26.01	1024 Type B 3/4" M.M. AR-4000
11:29 AM	Griffith Company	1717	25.75	1024 Type B 3/4" M.M. AR-4000
11:31 AM	Interstate Asphalt	29	24.59	1004 III C3 AR-4000
11:33 AM	Griffith Company	121415	25.72	1024 Type B 3/4" M.M. AR-4000
11:35 AM	Hillcrest Contracting	13	21.22	1002 III B3 AR-4000
11:38 AM	Griffith Company	2740	25.58	1024 Type B 3/4" M.M. AR-4000
11:39 AM	Bostick Co., J B	15	21.22	1010 III D AR-4000
11:41 AM	Griffith Company	1298	26.13	1024 Type B 3/4" M.M. AR-4000
11:44 AM	Standard-Pacific Corp.	3061	24.1	1002 III B3 AR-4000
11:50 AM	Griffith Company	230506	25.68	1024 Type B 3/4" M.M. AR-4000
11:54 AM	Interstate Asphalt	312505	24.08	1004 III C3 AR-4000
11:56 AM	Bostick Co., J B	12	21.45	1010 III D AR-4000
11:58 AM	Standard-Pacific Corp.	3419	24.48	1002 III B3 AR-4000
12:00 PM	Griffith Company	230506	25.16	1024 Type B 3/4" M.M. AR-4000
12:04 PM	Griffith Company	1001	27.72	1024 Type B 3/4" M.M. AR-4000
12:06 PM	Standard-Pacific Corp.	3246	24.16	1002 III B3 AR-4000
12:08 PM	Standard-Pacific Corp.	312503	24.04	1002 III B3 AR-4000
12:09 PM	Southwest Contractors	9	20.14	1011 Class B 3/4" AR-4000
12:11 PM	Griffith Company	2305	25.47	1024 Type B 3/4" M.M. AR-4000
12:13 PM	Griffith Company	2475	25.7	1024 Type B 3/4" M.M. AR-4000
12:15 PM	Interstate Asphalt	312501	24.56	1004 III C3 AR-4000
12:17 PM	Griffith Company	2305	25.91	1024 Type B 3/4" M.M. AR-4000
12:20 PM	Griffith Company	102801	26.23	1024 Type B 3/4" M.M. AR-4000
12:23 PM	Griffith Company	221515	25.78	1024 Type B 3/4" M.M. AR-4000
12:28 PM	Griffith Company	201002	25.6	1024 Type B 3/4" M.M. AR-4000
12:30 PM	Silverado Constructors	16	21.09	1066 Type B 3/8" AR-8000
12:37 PM	Bostick Co., J B	15	21.23	1010 III D AR-4000
12:41 PM	Standard-Pacific Corp.	3188	24.36	1002 III B3 AR-4000
12:42 PM	Interstate Asphalt	29	24.53	1004 III C3 AR-4000
12:45 PM	Standard-Pacific Corp.	3061	24.1	1002 III B3 AR-4000
12:52 PM	Southwest Contractors	10	20.02	1011 Class B 3/4" AR-4000
12:54 PM	Griffith Company	221505	25.65	1024 Type B 3/4" M.M. AR-4000
12:56 PM	Griffith Company	155403	25.57	1024 Type B 3/4" M.M. AR-4000
12:59 PM	Standard-Pacific Corp.	213501	24.32	1002 III B3 AR-4000
1:01 PM	Bostick Co., J B	13	21.33	1010 III D AR-4000
1:02 PM	Interstate Asphalt	44	21.12	1004 III C3 AR-4000
1:05 PM	Griffith Company	195512	25.81	1024 Type B 3/4" M.M. AR-4000
1:08 PM	Standard-Pacific Corp.	3419	24.71	1002 III B3 AR-4000
1:12 PM	Griffith Company	201064	25.79	1024 Type B 3/4" M.M. AR-4000
1:15 PM	Griffith Company	102806	24.59	1024 Type B 3/4" M.M. AR-4000
1:16 PM	Bostick Co., J B	18	21.63	1010 III D AR-4000
1:20 PM	Interstate Asphalt	312503	23.79	1004 III C3 AR-4000
1:21 PM	Griffith Company	195508	26.16	1024 Type B 3/4" M.M. AR-4000
1:23 PM	Griffith Company	121415	25.91	1024 Type B 3/4" M.M. AR-4000
1:25 PM	Bostick Co., J B	12	21.28	1010 III D AR-4000
1:29 PM	Griffith Company	1717	25.57	1024 Type B 3/4" M.M. AR-4000
1:31 PM	Griffith Company	2740	25.64	1024 Type B 3/4" M.M. AR-4000

LOAD-OUT DATA FOR 7/28/98

TIME	CUSTOMER	TRUCK #	TONS LOADED	PRODUCT DESCRIPTION
1:33 PM	Griffith Company	1298	26.15	1024 Type B 3/4" M.M. AR-4000
1:35 PM	Bostick Co., J B	312501	24.65	1010 III D AR-4000
1:37 PM	Interstate Asphalt	15	21.42	1004 III C3 AR-4000
1:39 PM	Griffith Company	230506	25.62	1024 Type B 3/4" M.M. AR-4000
1:41 PM	Griffith Company	1001	27.76	1024 Type B 3/4" M.M. AR-4000
1:44 PM	Griffith Company	2305	25.51	1024 Type B 3/4" M.M. AR-4000
1:46 PM	Griffith Company	2305	26	1024 Type B 3/4" M.M. AR-4000
1:49 PM	Bostick Co., J B	11	21.1	1010 III D AR-4000
1:51 PM	Interstate Asphalt	3188	24.23	1004 III C3 AR-4000
1:53 PM	Griffith Company	2475	25.92	1024 Type B 3/4" M.M. AR-4000
1:55 PM	Griffith Company	102801	26.15	1024 Type B 3/4" M.M. AR-4000
2:07 PM	Griffith Company	103202	26.14	1024 Type B 3/4" M.M. AR-4000
2:09 PM	Griffith Company	201002	25.61	1024 Type B 3/4" M.M. AR-4000
2:11 PM	Bostick Co., J B	312505	23.94	1010 III D AR-4000
2:14 PM	Silverado Constructors	221505	25.63	1066 Type B 3/8" AR-8000
2:17 PM	Griffith Company	155404	25.52	1024 Type B 3/4" M.M. AR-4000
2:18 PM	Griffith Company	201064	25.89	1024 Type B 3/4" M.M. AR-4000
2:20 PM	Bostick Co., J B	3419	24.48	1010 III D AR-4000
2:24 PM	Bostick Co., J B	29	23.68	1010 III D AR-4000
2:38 PM	Interstate Asphalt	21	21.64	1004 III C3 AR-4000
2:42 PM	Bostick Co., J B	44	21.63	1010 III D AR-4000
2:44 PM	Interstate Asphalt	18	21.47	1004 III C3 AR-4000
2:48 PM	Bostick Co., J B	9	21.3	1010 III D AR-4000
2:58 PM	Bostick Co., J B	12	21.32	1010 III D AR-4000
3:00 PM	T. B. S. Contractors	25	8	1010 III D AR-4000
3:17 PM	Bostick Co., J B	312501	24.56	1010 III D AR-4000
3:21 PM	Bostick Co., J B	11	21.22	1010 III D AR-4000
3:24 PM	Silverado Constructors	27	21.18	1066 Type B 3/8" AR-8000
3:26 PM	Silverado Constructors	16	21.19	1066 Type B 3/8" AR-8000
3:32 PM	Bostick Co., J B	21	22.35	1010 III D AR-4000
5:26 PM	Silverado Constructors	18	21.26	1024 Type B 3/4" M.M. AR-4000
5:28 PM	Silverado Constructors	21	21.43	1024 Type B 3/4" M.M. AR-4000
5:34 PM	Silverado Constructors	29	21.67	1024 Type B 3/4" M.M. AR-4000
5:36 PM	Silverado Constructors	26	20.95	1024 Type B 3/4" M.M. AR-4000
5:42 PM	Silverado Constructors	30	21.34	1024 Type B 3/4" M.M. AR-4000
5:46 PM	Silverado Constructors	12	21.02	1024 Type B 3/4" M.M. AR-4000
5:49 PM	Silverado Constructors	44	21.45	1024 Type B 3/4" M.M. AR-4000
5:51 PM	Silverado Constructors	9	21.26	1024 Type B 3/4" M.M. AR-4000
5:57 PM	Silverado Constructors	10	21.27	1024 Type B 3/4" M.M. AR-4000
6:01 PM	Silverado Constructors	16	21.3	1024 Type B 3/4" M.M. AR-4000
6:05 PM	Silverado Constructors	8	21.2	1024 Type B 3/4" M.M. AR-4000
6:10 PM	Silverado Constructors	13	21.3	1024 Type B 3/4" M.M. AR-4000
6:14 PM	Silverado Constructors	9	21.59	1024 Type B 3/4" M.M. AR-4000
6:17 PM	Silverado Constructors	20	21.32	1024 Type B 3/4" M.M. AR-4000
6:20 PM	Silverado Constructors	82	21.32	1024 Type B 3/4" M.M. AR-4000
5:02 AM	Silverado Constructors	33	21.3	1024 Type B 3/4" M.M. AR-4000
6:25 PM	Silverado Constructors	22	21.5	1024 Type B 3/4" M.M. AR-4000
6:31 PM	Silverado Constructors	23	20.8	1024 Type B 3/4" M.M. AR-4000
6:35 PM	Silverado Constructors	3	21.32	1024 Type B 3/4" M.M. AR-4000

APPENDIX B.6

SILO NO. 2 LOAD-IN RECORDS USED IN SED EMISSION CALCULATIONS

Asphalt Plant C Load-In Data for Silo #2 Used in Silo Exhaust Duct Emission Calculations

Client/Source: <u>EPA Plant C</u> <u>Hot Mix Asphalt</u>			Run No. <u>Summary Runs 1-5</u>			
			Date: <u>NA</u>			
			Spreadsheet work: <u>Derek Hawkes</u>			
Date	Test Method	Total Tons *				
7/24/98	S-V-1-1	79.2				
7/24/98	S-V-1-2	57.7				
7/24/98	S-V-1-3	56.5				
7/24/98	S-V-1-4	56.6				
7/24/98	S-MM5-1	802.2				
7/24/98	S-M315-1	336.7				
7/24/98	S-M18-1	745.4				
7/25/98	S-V-2-1	46.3				
7/25/98	S-V-2-2	53.0				
7/25/98	S-V-2-3	53.2				
7/25/98	S-V-2-4	46.3				
7/25/98	S-MM5-2	602.5				
7/25/98	S-M315-2	282.7				
7/25/98	S-M18-2	595.5				
7/27/98	S-V-3-1	41.9				
7/27/98	S-V-3-2	42.1				
7/27/98	S-V-3-3	47.1				
7/27/98	S-V-3-4	64.2				
7/27/98	S-V-3-5	63.7				
7/27/98	S-V-3-6	64.2				
7/27/98	S-MM5-3	1079.5				
7/27/98	S-M18-3	472.4				
7/28/98	S-MM5-4	881.0				
7/28/98	S-MM5-5	709.4				
7/28/98	S-M315-4	402.4				

* Calculated from TPH Mix Rate Data taken from Production Records. Numbers in middle columns indicate sampling periods, Load in tons are the calculated values used to estimate the total tons loaded per test period.

Asphalt Plant C Load-In Data for Silo #2 Used in Silo Exhaust Duct Emission Calculations

Run No. 1-Load Out						
Client/Source: EPA Plant C		Date: 7/24/1998				
Hot Mix Asphalt		Spreadsheet work: Derek Hawkes				
Time	Load-out Tons	S-V-1 (1-4)	S-MM5-1	S-M315-1	S-M18-1	Load-In Tons*
7:20			1		1	7.15
7:21			1		1	7.25
7:22			1		1	7.35
7:23			1		1	7.45
7:24			1		1	7.55
7:25			1		1	7.65
7:26		1	1		1	7.74
7:27		1	1		1	7.84
7:28		1	1		1	7.94
7:29		1	1		1	8.04
7:30		1	1		1	8.01
7:31		1	1		1	7.98
7:32	21.45	1	1		1	7.96
7:33		1	1		1	7.93
7:34		1	1		1	7.90
7:35		1	1		1	7.87
7:36			1		1	7.84
7:37			1		1	7.82
7:38			1		1	7.79
7:39			1		1	7.76
7:40			1		1	7.73
7:41	21.34		1		1	7.71
7:42			1		1	7.68
7:43			1		1	7.65
7:44			1		1	7.62
7:45	21.39		1		1	7.59
7:46	20.10		1		1	7.57
7:47			1		1	7.54
7:48	21.04		1		1	7.51
7:49			1		1	7.48
7:50			1		1	7.45
7:51			1		1	7.43
7:52	21.19		1		1	7.40
7:53			1		1	7.37
7:54			1		1	7.34
7:55			1		1	7.31
7:56	21.12		1		1	7.29
7:57			1		1	7.26
7:58			1		1	7.23
7:59	21.27		1		1	7.20
8:00			1		1	7.18
8:01			1		1	7.16
8:02	21.12		1		1	7.15
8:03			1		1	7.13
8:04			1		1	7.12
8:05	21.17		1		1	7.10
8:06			1		1	7.09

* Calculated from TPH Mix Rate Data taken from Production Records. Numbers in middle columns indicate sampling periods, Load in tons are the calculated values used to estimate the total tons loaded per test period. Silofinb

Asphalt Plant C Load-In Data for Silo #2 Used in Silo Exhaust Duct Emission Calculations

Client/Source: <u>EPA Plant C</u>		Run No. <u>1-Load Out</u>				
<u>Hot Mix Asphalt</u>		Date: <u>7/24/1998</u>				
		Spreadsheet work: <u>Derek Hawkes</u>				
Time	Load-out Tons	S-V-1 (1-4)	S-MM5-1	S-M315-1	S-M18-1	Load-In Tons*
8:07			1		1	7.07
8:08			1		1	7.06
8:09			1		1	7.05
8:55			1		1	5.94
8:56			1		1	5.91
8:57			1		1	5.88
8:58			1		1	5.85
8:59	21.26	2	1		1	5.81
9:00		2	1		1	5.78
9:01		2	1		1	5.78
9:02		2	1		1	5.77
9:03		2	1		1	5.77
9:04		2	1		1	5.77
9:05	19.91	2	1		1	5.76
9:06		2	1		1	5.76
9:07		2	1		1	5.76
9:08		2	1		1	5.75
9:09			1		1	5.75
9:18			1		1	5.72
9:19			1		1	5.71
9:20			1		1	5.71
9:21			1		1	5.70
9:22	21.58		1		1	5.70
9:23			1		1	5.70
9:24	21.27		1		1	5.69
9:25			1		1	5.69
9:26			1		1	5.69
9:27			1		1	5.68
9:28	21.46		1		1	5.68
9:29			1		1	5.67
9:30			1		1	5.67
9:31			1		1	5.67
9:32			1		1	5.66
9:33	21.44		1		1	5.66
9:34		3	1		1	5.66
9:35		3	1		1	5.65
9:36		3	1		1	5.65
9:37		3	1		1	5.65
9:38	21.36	3	1		1	5.65
9:39	21.20	3	1		1	5.65
9:40		3	1		1	5.65
9:41		3	1		1	5.65
9:42	21.06	3	1		1	5.65
9:43		3	1		1	5.65
9:44			1		1	5.65
9:45			1		1	5.65
9:46			1		1	5.65

72

* Calculated from TPH Mix Rate Data taken from Production Records. Numbers in middle columns indicate sampling periods, Load in tons are the calculated values used to estimate the total tons loaded per test period. Silofinb

Asphalt Plant C Load-In Data for Silo #2 Used in Silo Exhaust Duct Emission Calculations

Client/Source: <u>EPA Plant C</u> <u>Hot Mix Asphalt</u>		Run No. <u>1-Load Out</u> Date: <u>7/24/1998</u> Spreadsheet work: <u>Derek Hawkes</u>				
Time	Load-out Tons	S-V-1 (1-4)	S-MM5-1	S-M315-1	S-M18-1	Load-In Tons*
9:47			1		1	5.65
9:48			1		1	5.65
9:49	20.88		1		1	5.65
9:50	21.34		1		1	5.65
9:51			1		1	5.65
9:52			1		1	5.65
9:53			1		1	5.65
9:54			1		1	5.65
9:55	21.53		1		1	5.65
9:56			1		1	5.65
9:57			1		1	5.65
9:58	21.52		1		1	5.65
9:59			1		1	5.65
10:00	21.29		1		1	5.65
10:01			1		1	5.65
10:02	21.60		1		1	5.65
10:03			1		1	5.65
10:04		4	1		1	5.65
10:05		4	1		1	5.65
10:06	21.27	4	1		1	5.65
10:07	21.22	4	1		1	5.66
10:08		4	1			5.66
10:09		4	1			5.66
10:10		4	1			5.67
10:11	21.44	4	1			5.67
10:12		4	1			5.67
10:13		4	1			5.68
10:14	21.06		1			5.68
10:15			1			5.68
10:16			1			5.69
10:17			1			5.69
11:41				1		5.61
11:42				1		5.61
11:43	21.17			1		5.61
11:44				1		5.61
11:45	20.12			1		5.61
11:46				1		5.61
11:47				1		5.61
11:48				1		5.61
11:49				1		5.61
11:50	21.34			1		5.61
11:51				1		5.61
11:52				1		5.61
11:53	21.06			1		5.61
11:54				1		5.61
11:55	21.15			1		5.61
11:56				1		5.61

* Calculated from TPH Mix Rate Data taken from Production Records. Numbers in middle columns indicate sampling periods, Load in tons are the calculated values used to estimate the total tons loaded per test period. Silofinb

Asphalt Plant C Load-In Data for Silo #2 Used in Silo Exhaust Duct Emission Calculations

Client/Source: <u>EPA Plant C</u> <u>Hot Mix Asphalt</u>		Run No. <u>1-Load Out</u> Date: <u>7/24/1998</u> Spreadsheet work: <u>Derek Hawkes</u>				
Time	Load-out Tons	S-V-1 (1-4)	S-MM5-1	S-M315-1	S-M18-1	Load-In Tons*
11:57	21.31			1		5.61
11:58				1		5.61
11:59				1		5.61
12:00				1		5.61
12:01				1		5.61
12:02	21.35			1		5.61
12:03				1		5.61
12:04	21.22			1		5.61
12:05	21.32			1		5.61
12:06				1		5.61
12:07				1		5.61
12:08				1		5.61
12:09				1		5.61
12:10	21.22			1		5.61
12:13				1		5.61
12:14				1		5.61
12:15	21.02			1		5.61
12:16				1		5.61
12:17	23.99			1		5.61
12:18				1		5.61
12:19	21.29			1		5.61
12:20				1		5.61
12:21				1		5.61
12:22	21.00			1		5.61
12:23	21.52			1		5.61
12:24				1		5.61
12:25	21.47			1		5.61
12:26				1		5.61
12:27				1		5.61
12:28				1		5.61
12:29				1		5.61
12:30	21.46			1		5.61
12:31				1		5.61
12:32				1		5.61
12:33				1		5.62
12:34				1		5.62
12:35				1		5.62
12:36	20.40			1		5.62
12:37	21.73			1		5.62
12:38	21.28			1		5.62
12:39				1		5.62
12:40	21.16			1		5.62
12:41				1		5.62
12:42	21.39			1		5.62
Total	1495.56		802.2	336.7	745.4	

* Calculated from TPH Mix Rate Data taken from Production Records. Numbers in middle columns indicate sampling periods. Load in tons are the calculated values used to estimate the total tons loaded per test period.

Asphalt Plant C Load-In Data for Silo #2 Used in Silo Exhaust Duct Emission Calculations

Client/Source: <u>EPA Plant C</u> <u>Hot Mix Asphalt</u>		Run No. <u>2-Load Out</u> Date: <u>7/25/1998</u> Spreadsheet work: <u>Derek Hawkes</u>				
Time	Load-out Tons	S-V-2 (1-4)	S-MM5-2	S-M315-2	S-M18-2	Load-In Tons *
7:10		1	2		2	4.63
7:11		1	2		2	4.63
7:12		1	2		2	4.63
7:13		1	2		2	4.63
7:14		1	2		2	4.63
7:15		1	2		2	4.63
7:16		1	2		2	4.64
7:17		1	2		2	4.64
7:18		1	2		2	4.64
7:19		1	2		2	4.64
7:20			2		2	4.64
7:21	22.00		2		2	4.64
7:22			2		2	4.64
7:23	23.87		2		2	4.64
7:24			2		2	4.65
7:25			2		2	4.65
7:26			2		2	4.65
7:27			2		2	4.65
7:28			2		2	4.65
7:29	21.21		2		2	4.65
7:30			2		2	4.65
7:31			2		2	4.65
7:32			2		2	4.65
7:33			2		2	4.66
7:34			2		2	4.66
7:35			2		2	4.66
7:36			2		2	4.66
7:37			2		2	4.66
7:38	22.00		2		2	4.66
7:39			2		2	4.66
7:40	24.43		2		2	4.66
7:41			2		2	4.72
7:42			2		2	4.78
7:43	22.00		2		2	4.84
7:44	23.24		2		2	4.90
7:45	20.64		2		2	4.96
7:46		2	2		2	5.02
7:47		2	2		2	5.09
7:48		2	2		2	5.15
7:49		2	2		2	5.21
7:50		2	2		2	5.27
7:51	21.26	2	2		2	5.33
7:52		2	2		2	5.39
7:53		2	2		2	5.45
7:54		2	2		2	5.51
7:55		2	2		2	5.57
7:56			2		2	5.63

75

* Calculated from TPH Mix Rate Data taken from Production Records. Numbers in middle columns indicate sampling periods, Load in tons are the calculated values used to estimate the total tons loaded per test period. Silofinb

Asphalt Plant C Load-In Data for Silo #2 Used in Silo Exhaust Duct Emission Calculations

Client/Source: <u>EPA Plant C</u>		Run No. <u>2-Load Out</u>				
<u>Hot Mix Asphalt</u>		Date: <u>7/25/1998</u>				
		Spreadsheet work: <u>Derek Hawkes</u>				
Time	Load-out Tons	S-V-2 (1-4)	S-MM5-2	S-M315-2	S-M18-2	Load-In Tons *
7:57			2		2	5.69
7:58			2		2	5.75
7:59	21.26		2		2	5.81
8:00			2		2	5.87
8:01			2		2	5.93
8:02			2		2	5.99
8:03			2		2	6.05
8:04			2		2	6.11
8:05			2		2	6.18
8:06			2			6.24
8:07	21.05		2			6.30
8:08			2			6.36
8:09			2			6.42
8:40			2		2	5.83
8:41			2		2	5.81
8:42			2		2	5.77
8:43			2		2	5.73
8:44			2		2	5.69
8:45			2		2	5.65
8:46			2		2	5.61
8:47			2		2	5.57
8:48			2		2	5.53
8:49		3	2		2	5.50
8:50	22.00	3	2		2	5.46
8:51	24.47	3	2		2	5.42
8:52	21.18	3	2		2	5.38
8:53		3	2		2	5.34
8:54		3	2		2	5.30
8:55		3	2		2	5.26
8:56		3	2		2	5.22
8:57		3	2		2	5.18
8:58		3	2		2	5.14
8:59	22.00		2		2	5.10
9:00	23.80		2		2	5.06
9:01			2		2	5.02
9:02			2		2	4.98
9:03			2		2	4.94
9:04			2		2	4.91
9:05			2		2	4.87
9:06			2		2	4.83
9:07			2		2	4.79
9:08			2		2	4.75
9:09			2		2	4.71
9:10	45.67	4	2		2	4.67
9:11		4	2		2	4.63
9:12		4	2		2	4.63
9:13		4	2		2	4.63

76

* Calculated from TPH Mix Rate Data taken from Production Records. Numbers in middle columns indicate sampling periods, Load in tons are the calculated values used to estimate the total tons loaded per test period. Silofinb

Asphalt Plant C Load-In Data for Silo #2 Used in Silo Exhaust Duct Emission Calculations

Client/Source: <u>EPA Plant C</u>	Run No. <u>2-Load Out</u>
<u>Hot Mix Asphalt</u>	Date: <u>7/25/1998</u>
	Spreadsheet work: <u>Derek Hawkes</u>

Time	Load-out Tons	S-V-2 (1-4)	S-MM5-2	S-M315-2	S-M18-2	Load-In Tons *
9:14		4	2		2	4.63
9:15	20.87	4	2		2	4.63
9:16		4	2		2	4.63
9:17	21.02	4	2		2	4.63
9:18	12.00	4	2		2	4.63
9:19		4	2		2	4.63
9:30			2		2	4.62
9:31	20.94		2		2	4.62
9:32			2		2	4.62
9:33	8.00		2		2	4.62
9:34			2		2	4.62
9:35	21.10		2		2	4.62
9:36			2		2	4.62
9:37			2		2	4.62
9:38			2		2	4.62
9:39			2		2	4.62
9:40			2		2	4.62
9:41	23.87		2		2	4.62
9:42			2		2	4.62
9:43			2		2	4.61
9:44			2		2	4.61
9:45	15.03		2		2	4.60
9:46			2		2	4.60
9:47			2		2	4.59
9:48	24.58		2		2	4.59
9:49	21.17		2		2	4.58
9:50					2	4.58
9:51					2	4.57
9:52					2	4.57
9:53					2	4.57
10:15	23.54			2		4.55
10:16				2		4.56
10:17				2		4.58
10:18				2		4.60
10:19				2		4.61
10:20				2		4.63
10:21				2		4.65
10:22				2		4.66
10:23				2		4.68
10:24				2		4.69
10:25				2		4.71
10:26				2		4.73
10:27	22.00			2		4.74
10:28	24.06			2		4.76
10:29				2		4.78
10:30				2		4.79
10:31				2		4.81

* Calculated from TPH Mix Rate Data taken from Production Records. Numbers in middle columns indicate sampling periods, Load in tons are the calculated values used to estimate the total tons loaded per test period. Silofinb

Asphalt Plant C Load-In Data for Silo #2 Used in Silo Exhaust Duct Emission Calculations

Client/Source: <u>EPA Plant C</u> <u>Hot Mix Asphalt</u>		Run No. <u>2-Load Out</u>				
		Date: <u>7/25/1998</u>				
		Spreadsheet work: <u>Derek Hawkes</u>				
Time	Load-out Tons	S-V-2 (1-4)	S-MM5-2	S-M315-2	S-M18-2	Load-In Tons *
10:32				2		4.83
10:33				2		4.84
10:34				2		4.86
10:35				2		4.87
10:36				2		4.89
10:37				2		4.91
10:38				2		4.92
10:39				2		4.94
10:40				2		4.96
10:41				2		4.97
10:42				2		4.96
10:43				2		4.95
10:44				2		4.94
10:47				2		4.91
10:48				2		4.90
10:49				2		4.89
10:50	20.80			2		4.88
10:51				2		4.87
10:52	20.87			2		4.86
10:53				2		4.86
10:54	20.91			2		4.85
10:55				2		4.84
10:56				2		4.83
10:57				2		4.82
10:58				2		4.81
10:59				2		4.80
11:00	20.91			2		4.79
11:01				2		4.78
11:02				2		4.77
11:03				2		4.76
11:04	21.07			2		4.75
11:05				2		4.74
11:06				2		4.73
11:07				2		4.72
11:08				2		4.71
11:09				2		4.70
11:10	21.13			2		4.69
11:11				2		4.49
11:12				2		4.30
11:13				2		4.10
11:14				2		3.91
11:15				2		3.71
11:16				2		3.52
Total	1154.48		602.5	282.7	595.5	

* Calculated from TPH Mix Rate Data taken from Production Records. Numbers in middle columns indicate sampling periods, Load in tons are the calculated values used to estimate the total tons loaded per test period. Silofinb

Asphalt Plant C Load-In Data for Silo #2 Used in Silo Exhaust Duct Emission Calculations

Run No. 3-Load Out						
Client/Source: EPA Plant C		Date: 7/27/1998				
Hot Mix Asphalt		Spreadsheet work: Derek Hawkes				
Time	Load-out Tons	S-V-3 (1-4)	S-MM5-3	S-M315-3	S-M18-3	Load-In Tons *
8:04	12.70		3			8.37
8:05			3			8.37
8:06			3			8.37
8:07			3			8.37
8:08			3			8.37
8:09	13.84		3			8.37
8:10	14.00		3			8.37
8:11			3			8.37
8:12	21.40		3			8.38
8:13	12.00		3			8.38
8:14	12.25		3			8.38
8:15			3			8.38
8:16	25.76	1	3			8.38
8:17		1	3			8.38
8:18	13.00	1	3			8.38
8:19	12.56	1	3			8.38
8:20	11.56	1	3			8.38
8:21	12.48		3			8.38
8:22	21.38		3			8.38
8:23			3			8.39
8:24	24.23		3			8.39
8:25			3			8.39
8:26	25.71		3			8.39
8:27	13.03		3			8.39
8:28	13.13		3			8.39
8:29			3			8.39
8:30			3			8.39
8:31		2	3			8.39
8:32		2	3			8.40
8:33		2	3			8.40
8:34		2	3			8.43
8:35		2	3			8.45
8:36			3			8.48
8:37			3			8.51
8:38			3			8.54
8:39			3			8.57
8:40			3			8.60
8:41			3			8.62
8:42			3			8.65
8:43			3			8.68
8:44	12.80		3			8.71
8:45	13.04		3			8.74
8:46			3			8.77
8:47	13.00		3			8.79
8:48	12.96		3			8.82
8:49	21.12		3			8.85
8:50			3			8.88

79

* Calculated from TPH Mix Rate Data taken from Production Records. Numbers in middle columns indicate sampling periods, Load in tons are the calculated values used to estimate the total tons loaded per test period. Silofinb

Asphalt Plant C Load-In Data for Silo #2 Used in Silo Exhaust Duct Emission Calculations

Client/Source: EPA Plant C
Hot Mix Asphalt

Run No. 3-Load Out
 Date: 7/27/1998
 Spreadsheet work: Derek Hawkes

Time	Load-out Tons	S-V-3 (1-4)	S-MM5-3	S-M315-3	S-M18-3	Load-In Tons *
8:51	21.33		3			8.91
8:52	13.00		3			8.94
8:53	13.13		3			8.96
8:54	11.59		3			8.99
8:55	12.86		3			9.02
8:56	21.31		3			9.05
8:57			3			9.08
8:58	20.44		3			9.09
8:59	13.14		3			9.11
9:00	11.47		3			9.13
9:01	13.00		3			9.15
9:02	26.06		3			9.17
9:03	11.05		3			9.18
9:25			3			9.57
9:26	12.77		3			9.59
9:27	12.77		3			9.61
9:28			3			9.60
9:29	21.36		3			9.58
9:30			3			9.57
9:31	13.00		3			9.55
9:32	12.71		3			9.54
9:33	13.00		3			9.52
9:34	14.74		3			9.51
9:35	21.49		3			9.49
9:38	12.05	3				9.45
9:39	12	3				9.43
9:40		3				9.42
9:41		3				9.40
9:42		3				9.39
9:48			3			9.30
9:49			3			9.28
9:50			3			9.27
9:51	12.65		3			9.25
9:52	13.23		3			9.24
9:53	13.12		3			9.22
9:54	13.27		3			9.21
9:55		4				9.19
9:56		4				9.18
9:57		4				9.16
9:58	21.26	4				9.16
9:59		4				9.16
10:00	21.07	4				9.16
10:01		4				9.15
10:02						9.15
10:03	13.00					9.15
10:04	13.08					9.15
10:05	12.86					9.15

* Calculated from TPH Mix Rate Data taken from Production Records. Numbers in middle columns indicate sampling periods, Load in tons are the calculated values used to estimate the total tons loaded per test period.

Asphalt Plant C Load-In Data for Silo #2 Used in Silo Exhaust Duct Emission Calculations

Client/Source: <u>EPA Plant C</u> <u>Hot Mix Asphalt</u>		Run No. <u>3-Load Out</u>		Date: <u>7/27/1998</u>		Spreadsheet work: <u>Derek Hawkes</u>	
Time	Load-out Tons	S-V-3 (1-4)	S-MM5-3	S-M315-3	S-M18-3	Load-In Tons *	
10:06	12.92					9.14	
10:07	24.42		3			9.14	
10:08			3			9.14	
10:09	34.33		3			9.14	
10:10			3			9.14	
10:11	25.93		3			9.13	
10:12	13.00		3			9.13	
10:13			3			9.13	
10:14	12.22		3			9.13	
10:15	12.61		3			9.12	
10:16	12.17		3			9.12	
10:17	13.00		3			9.12	
10:18			3			9.12	
10:19			3			9.12	
10:20	12.86		3			9.11	
10:21	12.79		3			9.11	
10:22	11.73	5	3			9.11	
10:23	21.25	5	3		3	9.11	
10:24	12.82	5	3		3	9.10	
10:25	12.90	5	3		3	9.10	
10:26	13.00	5	3		3	9.10	
10:27	13.14	5	3		3	9.10	
10:28	20.98	5	3		3	9.10	
10:29	8.95		3		3	9.11	
10:30			3		3	9.12	
10:31	13.00		3		3	9.12	
10:32	13.10		3		3	9.13	
10:33			3		3	9.14	
10:34			3		3	9.14	
10:35		6	3		3	9.15	
10:36		6	3		3	9.16	
10:37		6	3		3	9.16	
10:38		6	3		3	9.17	
10:39		6	3		3	9.18	
10:40		6	3		3	9.18	
10:41		6	3		3	9.19	
10:42			3		3	9.20	
10:43			3		3	9.20	
10:44			3		3	9.21	
10:45			3		3	9.21	
10:46			3		3	9.22	
10:47			3		3	9.23	
10:48			3		3	9.23	
10:49	13.00		3		3	9.24	
10:50	12.76				3	9.25	
10:51	21.21				3	9.25	
10:52	21.44				3	9.26	

81

* Calculated from TPH Mix Rate Data taken from Production Records. Numbers in middle columns indicate sampling periods, Load in tons are the calculated values used to estimate the total tons loaded per test period. Silofinb

Asphalt Plant C Load-In Data for Silo #2 Used in Silo Exhaust Duct Emission Calculations

Client/Source: <u>EPA Plant C</u> <u>Hot Mix Asphalt</u>		Run No. <u>3-Load Out</u> Date: <u>7/27/1998</u> Spreadsheet work: <u>Derek Hawkes</u>				
Time	Load-out Tons	S-V-3 (1-4)	S-MM5-3	S-M315-3	S-M18-3	Load-In Tons *
11:40					3	9.92
11:41	15.67				3	9.95
11:42	13.00				3	9.98
11:43	13.10				3	10.01
11:44	12.00				3	10.04
11:45	12.49				3	10.07
11:46					3	10.09
11:47	13.00				3	10.12
11:48	12.96				3	10.15
11:49	13.00				3	10.18
11:50	12.46				3	10.21
11:51	24.81				3	10.24
11:52					3	10.26
11:53					3	10.29
11:54	12.00				3	10.32
12:43					3	9.10
12:44					3	9.10
12:45					3	9.10
12:46					3	9.10
12:47					3	9.10
Total	2378.16		1079.5	0.0	472.4	

* Calculated from TPH Mix Rate Data taken from Production Records. Numbers in middle columns indicate sampling periods, Load in tons are the calculated values used to estimate the total tons loaded per test period.

Asphalt Plant C Load-In Data for Silo #2 Used in Silo Exhaust Duct Emission Calculations

Client/Source: <u>EPA Plant C</u>	Run No. <u>4&5-Load Out</u>
<u>Hot Mix Asphalt</u>	Date: <u>7/28/1998</u>
	Spreadsheet work: <u>Derek Hawkes</u>

Time	Load-out Tons	S-MM5-4	S-MM5-5	S-M315-4	Load-In Tons *
6:49				4	5.29
6:49				4	5.34
6:50				4	5.38
6:51				4	5.42
6:52				4	5.47
6:53				4	5.51
6:54				4	5.56
6:55				4	5.60
6:56				4	5.64
6:57				4	5.69
6:58				4	5.73
6:59				4	5.78
7:00				4	5.82
7:01				4	5.87
7:02				4	5.91
7:03				4	5.95
7:04				4	6.00
7:05				4	6.04
7:06				4	6.09
7:07				4	6.13
7:08				4	6.18
7:09				4	6.22
7:10				4	6.26
7:11				4	6.31
7:12				4	6.35
7:13				4	6.40
7:14				4	6.44
7:15				4	6.49
7:16				4	6.47
7:17				4	6.45
7:18				4	6.44
8:10				4	6.79
8:11				4	6.82
8:12				4	6.85
8:13				4	6.88
8:14				4	6.91
8:15				4	6.94
8:16				4	6.98
8:17				4	7.01
8:18				4	7.05
8:19				4	7.08
8:20				4	7.11
8:21				4	7.15
8:22				4	7.18
8:23				4	7.22
8:24				4	7.25
8:25				4	7.29

* Calculated from TPH Mix Rate Data taken from Production Records. Numbers in middle columns indicate sampling periods, Load in tons are the calculated values used to estimate the total tons loaded per test period. Silofinb

Asphalt Plant C Load-In Data for Silo #2 Used in Silo Exhaust Duct Emission Calculations

Client/Source: EPA Plant C
Hot Mix Asphalt
 Run No. 4&5-Load Out
 Date: 7/28/1998
 Spreadsheet work: Derek Hawkes

Time	Load-out Tons	S-MM5-4	S-MM5-5	S-M315-4	Load-In Tons *
8:26				4	7.32
8:27				4	7.36
8:28				4	7.39
8:29				4	7.42
8:30				4	7.46
8:31				4	7.49
8:32				4	7.53
8:33				4	7.56
8:34				4	7.60
8:35				4	7.63
8:36				4	7.67
8:37				4	7.70
8:38				4	7.74
8:39				4	7.77
9:13		4			7.92
9:14		4			7.92
9:15		4			7.92
9:16		4			7.89
9:17		4			7.86
9:18		4			7.83
9:19		4			7.81
9:20		4			7.78
9:21		4			7.75
9:22		4			7.73
9:23		4			7.70
9:24		4			7.67
9:25		4			7.64
9:26		4			7.62
9:27		4			7.59
9:28		4			7.56
9:29		4			7.54
9:30		4			7.51
9:31		4			7.48
9:32		4			7.46
9:33		4			7.43
9:34		4			7.50
9:35		4			7.56
9:36		4			7.63
9:37		4			7.70
10:26		4			7.18
10:27		4			7.19
10:28		4			7.21
10:29		4			7.23
10:30		4			7.25
10:31		4			7.26
10:32		4			7.28
10:33		4			7.30

84

* Calculated from TPH Mix Rate Data taken from Production Records. Numbers in middle columns indicate sampling periods, Load in tons are the calculated values used to estimate the total tons loaded per test period.

Asphalt Plant C Load-In Data for Silo #2 Used in Silo Exhaust Duct Emission Calculations

Client/Source: <u>EPA Plant C</u> <u>Hot Mix Asphalt</u>		Run No. <u>4&5-Load Out</u> Date: <u>7/28/1998</u> Spreadsheet work: <u>Derek Hawkes</u>				Load-In Tons *
Time	Load-out Tons	S-MM5-4	S-MM5-5	S-M315-4		Load-In Tons *
10:34		4				7.32
10:35		4				7.33
10:36		4				7.35
10:37		4				7.37
10:38		4				7.39
10:39		4				7.41
10:40		4				7.42
10:41		4				7.44
10:42		4				7.46
10:43		4				7.48
10:44		4				7.49
10:45		4				7.51
10:46		4				7.51
10:47		4				7.51
10:48		4				7.51
10:49		4				7.50
10:50		4				7.50
10:51		4				7.50
10:52		4				7.50
10:53		4				7.50
10:54		4				7.50
10:55		4				7.50
10:56		4				7.50
10:57		4				7.49
10:58		4				7.49
10:59		4				7.49
11:00		4				7.49
11:39		4				7.63
11:40		4				7.63
11:41		4				7.64
11:42		4				7.65
11:43		4				7.65
11:44		4				7.66
11:45		4				7.67
11:46		4				7.66
11:47		4				7.66
11:48		4				7.66
12:33		4				7.48
12:34		4				7.47
12:35		4				7.46
12:36		4				7.45
12:37		4				7.44
12:38		4				7.43
12:39		4				7.42
12:40		4				7.40
12:41		4				7.39
12:42		4				7.38

85

* Calculated from TPH Mix Rate Data taken from Production Records. Numbers in middle columns indicate sampling periods, Load in tons are the calculated values used to estimate the total tons loaded per test period. Silofnb

Asphalt Plant C Load-In Data for Silo #2 Used in Silo Exhaust Duct Emission Calculations

Client/Source: EPA Plant C
Hot Mix Asphalt

Run No. 4&5-Load Out

Date: 7/28/1998

Spreadsheet work: Derek Hawkes

Time	Load-out Tons	S-MM5-4	S-MM5-5	S-M315-4	Load-In Tons *
12:43		4			7.37
12:44		4			7.36
12:45		4			7.35
12:46		4			7.33
12:47		4			7.30
12:48		4			7.28
12:49		4			7.26
12:50		4			7.24
12:51		4			7.22
12:52		4			7.19
12:53		4			7.17
12:54		4			7.15
12:55		4			7.13
12:56		4			7.11
12:57		4			7.08
12:58		4			7.06
12:59		4			7.04
13:00		4			7.02
13:01		4			7.00
13:02		4			5.61
13:03		4			6.97
13:04		4			6.95
13:05		4			6.93
13:06		4			6.91
13:07		4			6.89
13:08		4			6.86
13:09		4			6.84
13:10		4			6.82
13:11		4			6.80
13:12		4			6.77
13:13		4			6.75
13:14		4			6.73
13:15		4			6.71
13:16		4			6.69
13:17		4			6.72
13:18		4			6.76
13:19		4			6.79
13:20		4			6.83
13:21		4			6.87
13:22		4			6.90
13:58			5		7.90
13:59			5		7.91
14:00			5		7.93
14:01			5		7.94
14:02			5		7.95
14:03			5		7.96
14:04			5		7.97

86

* Calculated from TPH Mix Rate Data taken from Production Records. Numbers in middle columns indicate sampling periods, Load in tons are the calculated values used to estimate the total tons loaded per test period.

Asphalt Plant C Load-In Data for Silo #2 Used in Silo Exhaust Duct Emission Calculations

Run No. 4&5-Load Out					
Client/Source: EPA Plant C		Date: 7/28/1998			
Hot Mix Asphalt		Spreadsheet work: Derek Hawkes			
Time	Load-out Tons	S-MM5-4	S-MM5-5	S-M315-4	Load-In Tons *
14:05			5		7.98
14:06			5		7.99
14:07			5		8.01
14:08			5		8.02
14:09			5		8.03
14:10			5		8.04
14:11			5		8.05
14:12			5		8.06
14:13			5		8.07
14:14			5		8.09
14:15			5		8.10
14:16			5		8.11
14:17			5		8.09
14:18			5		8.06
14:19			5		8.04
14:20			5		8.02
14:21			5		8.00
14:22			5		7.98
14:23			5		7.95
14:24			5		7.93
14:25			5		7.91
14:26			5		7.89
14:27			5		7.87
14:28			5		7.85
14:29			5		7.82
14:30			5		7.80
14:31			5		7.78
14:32			5		7.76
18:13			5		2.91
18:14			5		2.89
18:15			5		2.98
18:16			5		3.07
18:17			5		3.15
18:18			5		3.24
18:19			5		3.33
18:20			5		3.41
18:21			5		3.50
18:22			5		3.59
18:23			5		3.67
18:24			5		3.76
18:25			5		3.85
18:26			5		3.94
18:27			5		4.02
18:28			5		4.11
18:29			5		4.20
18:30			5		4.28
18:31			5		4.37

* Calculated from TPH Mix Rate Data taken from Production Records. Numbers in middle columns indicate sampling periods, Load in tons are the calculated values used to estimate the total tons loaded per test period. Silofinb

Asphalt Plant C Load-In Data for Silo #2 Used in Silo Exhaust Duct Emission Calculations

Client/Source: EPA Plant C
Hot Mix Asphalt

Run No. 485-Load Out

Date: 7/28/1998

Spreadsheet work: Derek Hawkes

Time	Load-out Tons	S-MM5-4	S-MM5-5	S-M315-4	Load-In Tons *
18:32			5		4.46
18:33			5		4.54
18:34			5		4.63
18:35			5		4.72
18:36			5		4.81
18:37			5		4.89
18:40			5		5.15
18:41			5		5.24
18:42			5		5.33
18:43			5		5.41
18:44			5		5.50
18:45			5		5.50
18:46			5		5.50
18:47			5		5.50
18:48			5		5.50
18:49			5		5.51
18:50			5		5.51
18:51			5		5.51
18:52			5		5.51
18:53			5		5.51
18:54			5		5.51
18:55			5		5.51
18:56			5		5.51
18:57			5		5.51
18:58			5		5.51
18:59			5		5.51
19:00			5		5.50
19:01			5		5.50
19:02			5		5.50
19:03			5		5.50
19:04			5		5.50
19:05			5		5.50
19:06			5		5.50
19:07			5		5.50
19:08			5		5.49
19:09			5		5.49
19:10			5		5.49
19:11			5		5.49
19:12			5		5.49
19:13			5		5.48
19:14			5		5.48
19:15			5		5.48
19:16			5		5.48
19:17			5		5.48
19:18			5		5.48
19:19			5		5.48
19:20			5		5.48

88

* Calculated from TPH Mix Rate Data taken from Production Records. Numbers in middle columns indicate sampling periods, Load in tons are the calculated values used to estimate the total tons loaded per test period.

Asphalt Plant C Load-In Data for Silo #2 Used in Silo Exhaust Duct Emission Calculations

Run No. <u>4&5-Load Out</u>					
Client/Source: <u>EPA Plant C</u>			Date: <u>7/28/1998</u>		
<u>Hot Mix Asphalt</u>			Spreadsheet work: <u>Derek Hawkes</u>		
Time	Load-out Tons	S-MM5-4	S-MM5-5	S-M315-4	Load-In Tons *
19:21			5		5.48
19:22			5		5.48
19:23			5		5.48
19:24			5		5.48
19:25			5		5.48
19:26			5		5.48
19:27			5		5.48
19:28			5		5.48
19:29			5		5.48
19:30			5		5.48
19:31			5		5.48
19:32			5		5.48
19:33			5		5.48
19:34			5		5.48
19:35			5		5.48
19:36			5		5.48
19:37			5		5.48
19:38			5		5.48
19:39			5		5.48
19:40			5		5.48
Total		881.0	709.4	402.4	



APPENDIX B.7

ASPHALT TEMPERATURES AT LOAD-OUT, 7/24/98 THROUGH 7/28/98

ASPHALT PLANT C IN LOS ANGELES, CA - ASPHALT TEMPERATURES AT LOAD-OUT
 Measurements recorded by Jessica Swift

Day 1			Temperature, F			Day 1
Date	Time	Truck #	Temp. T	Temp. B	Temp. B adj.	Comments
7/24/98	7:25	89	308	320	327	
7/24/98	7:31	99	310	315	322	
7/24/98	7:36	92	311	309	316	
7/24/98	11:12	88	284	310	317	
7/24/98	11:15	89	312	318	325	
7/24/98	11:20	12	311	312	319	
7/24/98	13:16	9	314	320	327	
7/24/98	13:20	13	308	310	317	
7/24/98	13:26	16	312	315	322	
Average			305.6	314.3	321.3	Temp. B adj. used in report

Day 2			Temperature, F			Day 2
Date	Time	Truck #	Temp. T	Temp. B	Temp. B adj.	Comments
7/25/98	7:25	T-5	319			
7/25/98	7:33	27	313	310	317	
7/25/98	7:36	T-3	332	325	332	
7/25/98	7:39	23	333	322	329	
7/25/98	9:32	21	285	282	289	
7/25/98	9:35	8	306	305	312	
7/25/98	9:37	9	314	313	320	
7/25/98	11:48	16	320	320	327	
7/25/98	11:56	18	307	310	317	
7/25/98	12:00	27	292	292	299	
Average			312.1	308.8	315.8	Temp. B adj. used in report

Day 3			Temperature, F			Day 3
Date	Time	Truck #	Temp. T	Temp. B	Temp. B adj.	Comments
7/27/98	8:04	T-1	270	269	276	
7/27/98	8:09	16	268	265	272	
7/27/98	8:11	CA1138	278	290	297	
7/27/98	9:41	27	285	270	277	
7/27/98	9:45	T-1	284	285	292	
7/27/98	9:55	2305-2	294	300	307	
7/27/98	12:45	CA20119	283	285	292	
7/27/98	12:47	O-8	301	302	309	
7/27/98	12:51	CA21784	300	292	299	
Average			284.8	284.2	291.2	Temp. B adj. used in report

Day 4			Temperature, F			Day 4
Date	Time	Truck #	Temp. T	Temp. B	Temp B adj.	Comments
7/28/98	7:00	na	212	204	8	Instruments Calibrated in boiling water
7/28/98	7:15	na	212	205	7	Instruments Calibrated in boiling water
7/28/98	7:30	na	212	205	7	Instruments Calibrated in boiling water
Average			212.0	204.7	7.3	

Notes:

1. Temp T was taken with a PES thermocouple (TC).
2. Temp B was taken with a CAAP dial thermometer (dial).
3. Both instruments were inserted into the hot asphalt in the bed of the truck just after load-out.
4. The dial was usually inserted first. In some cases the dial reads higher than the TC. In these cases the TC was probably pulled out before reaching temperature.
5. Both instruments were calibrated on 7/28/98 in boiling water. Temp B adj. Represents adjusted values for Temp B.



APPENDIX B.8

**MASS CHANGE RESULTS FROM ASTM TESTS
PERFORMED ON ASPHALT CEMENT SAMPLES**

ASPHALT PLANT C - RESULTS FROM ADVANCED ASPHALT TECHNOLOGIES

Asphalt Binder Samples - ASTM Analysis Results for Asphalt Plant C in Los Angeles, CA
 Two analyses were performed at three temperatures (300, 325, and 350 Degrees F)

1. ASTM D1754-94 - Effects of Heat and Air on Asphalt Materials (TFOT)
2. ASTM D2872-88 - Effects of Heat and Air on a Moving Film of Asphalt (RTFOT)

* RESULTS ARE
 % MASS CHANGE

Sample Date	Sample Time	Day Number	Sample ID	Oven Temp. 325 F		Oven Temp. 300 F		Oven Temp. 350 F	
				TFOT*	RTFOT*	TFOT*	RTFOT*	TFOT*	RTFOT*
9/17/97	nav	Pretest	A1	-0.030	-0.094	na	na	-0.097	-0.185
5/14/98	nav	Pretest	A2	-0.222	-0.417	na	na	-0.477	-0.684
6/5/98	nav	Pretest	A3	-0.178	-0.366	na	na	na	na
6/21/98	nav	Pretest	A4	-0.214	-0.398	na	na	na	na
7/14/98	nav	Pretest	A5	-0.216	-0.383	na	na	na	na

Sample Date	Sample Time	Day Number	Sample ID	Oven Temp. 325 F		Oven Temp. 300 F		Oven Temp. 350 F	
				TFOT	RTFOT	TFOT	RTFOT	TFOT	RTFOT
7/24/98	7:21 AM	Day 1	AC1B	-0.175	-0.347	na	na	na	na
7/24/98	11:05 AM	Day 1	AC1M	-0.178	-0.369	-0.100	-0.216	na	-0.686
7/24/98	12:54 PM	Day 1	AC1E	-0.196	-0.370	na	na	na	na
Average				-0.183	-0.362	-0.100	-0.216	na	-0.686

Sample Date	Sample Time	Day Number	Sample ID	Oven Temp. 325 F		Oven Temp. 300 F		Oven Temp. 350 F	
				TFOT	RTFOT	TFOT	RTFOT	TFOT	RTFOT
7/25/98	7:16 AM	Day 2	AC2B	-0.182	-0.313	na	na	na	na
7/25/98	9:18 AM	day 2	AC2M	-0.173	-0.311	0.090	-0.200	na	-0.611
7/25/98	11:18 AM	Day 2	AC2E	-0.186	-0.341	na	na	na	na
Average				-0.180	-0.322	-0.090	-0.200	na	-0.611

Sample Date	Sample Time	Day Number	Sample ID	Oven Temp. 325 F		Oven Temp. 300 F		Oven Temp. 350 F	
				TFOT	RTFOT	TFOT	RTFOT	TFOT	RTFOT
7/27/98	7:28 AM	Day 3	AC3B	-0.146	-0.301	na	na	na	na
7/27/98	9:29 AM	Day 3	AC3M	-0.166	-0.286	na	-0.142	na	-0.498
7/27/98	12:24 PM	Day 3	AC3E	-0.150	-0.264	na	na	na	na
Average				-0.154	-0.284	na	-0.142	na	-0.498

Sample Date	Sample Time	Day Number	Sample ID	Oven Temp. 325 F		Oven Temp. 300 F		Oven Temp. 350 F	
				TFOT	RTFOT	TFOT	RTFOT	TFOT	RTFOT
7/28/98	7:41 AM	Day 4	AC4B	-0.141	-0.361	na	na	na	na
7/28/98	9:17 AM	Day 4	AC5B	-0.157	-0.292	na	-0.171	na	-0.510
7/28/98	1:51 PM	Day 4	AC6B	-0.095	-0.322	na	na	na	na
7/28/98	7:43 PM	Day 4	AC6E	-0.237	-0.408	na	na	na	na
Average				-0.158	-0.346	na	-0.171	na	-0.510

Overall Average	Oven Temp. 325 F		Oven Temp. 300 F		Oven Temp. 350 F	
	TFOT	RTFOT	TFOT	RTFOT	TFOT	RTFOT
	-0.169	-0.328	-0.095	-0.182	-0.477	-0.576

nav = not available
 na = not applicable, i.e., analysis was not performed

* MASS CHANGE, %

TEST REPORT

Test Report No.: 03840001.DOC
 Report Date: 05/27/98

page 1 of 1

Original

Amended

Client: Pacific Environmental Services, Inc. 560 herndon Parkway, Suite 200 Herndon Virginia 20170-5240		Project No.: WO#384	
		Description: Mass Loss Study for Pacific Environmental	
Report Distribution: Mr. Frank Phoenix			
Sample No.: AC496 & AC497		Date Received: 5/20/98	
Sample Description: [REDACTED] - AAT# AC496 [REDACTED], Sept. 17 1997" - AAT# AC497			
Technical Responsibility		Technical Contact	
Name: William Pennington		Name: Kevin J. Knechtel	
Title: Binder Team Leader		Title: Laboratory Manager	
Signature: <i>William Pennington</i>		Signature: <i>Kevin J. Knechtel</i>	
Date: 5/27/98		Date: 5/27/98	
Comments: - This a true record of test results obtained by Advanced Asphalt Technologies, L.P. in accordance with the test methods and procedures stipulated by AASHTO/ASTM.			

Test Results

5/14/98 9/17/97

Test	Method	Test Result		RESULTS ARE % CHANGE MASS BASIS
		AC496 / AAA	AC497 / All American	
Mass Change, using the Thin Film Oven Test (TFOT) at 325°F	ASTM D 1754	-0.222	-0.030	
Mass Change, using the Rolling Thin Film Oven Test (RTFOT) at 325°F	ASTM D 2872	-0.417	-0.094	
Mass Change, using the Thin Film Oven Test (TFOT) at 350°F	*ASTM D 1754	-0.477	-0.097	
Mass Change, using the Rolling Thin Film Oven Test (RTFOT) at 350°F	*ASTM D 2872	-0.684	-0.185	

*Note: Temperature of 350°F deviates from ASTM D1754 and ASTM D2872 standard test methods. An ASTM 13C thermometer was calibrated at 350°F, marked and used to conduct these non-standard tests. This was approved by Mr. Frank Phoenix.

A2 A1



TEST REPORT

Test Report No.: 03840003.DOC

Report Date: 07/20/98

Original

Amended

page 1 of 1

Client: Pacific Environmental Services, Inc. 560 Herndon Parkway, Suite 200 Herndon Virginia 20170-5240		Project No.: WO#384	
		Description: Mass Loss Study for Pacific Environmental	
Report Distribution: Mr. Frank Phoenix			
Sample No.: AC508, AC517, & AC564		Date Received: 6/12/98, 6/29/98, and 7/16/98	
Sample Description: [REDACTED], 6/5/98" - AAT# AC508 [REDACTED], 6/21/98" - AAT# AC517 [REDACTED], 7/14/98" - AAT# AC564			
Technical Responsibility		Technical Contact	
Name: William Pennington		Name: Kevin J. Knechtel	
Title: Binder Team Leader		Title: Laboratory Manager	
Signature: <i>William Pennington</i>		Signature: <i>Kevin J. Knechtel</i>	
Date: 7/20/98		Date: 7/20/98	
Comments: - This a true record of test results obtained by Advanced Asphalt Technologies, L.P. in accordance with the test methods and procedures stipulated by AASHTO/ASTM.			

Test Results

Test	Method	Test Result *		
		AC508 All-American Asphalt, Sampled- 6/5/98	AC517 All-American Asphalt, Sampled- 6/21/98	AC564 All-American Asphalt, Sampled- 7/14/98
Mass Change, using the Thin Film Oven Test (TFOT) at 325°F	ASTM D 1754	-0.178	-0.214	-0.216
Mass Change, using the Rolling Thin Film Oven Test (RTFOT) at 325°F	ASTM D 2872	-0.366	-0.398	-0.383
		A3	A4	A5
* MASS CHANGE, %				


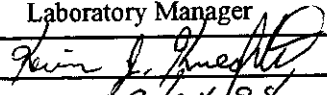
TEST REPORT

Test Report No.: 03840004.DOC
Report Date: 09/28/98

page 1 of 2

Original

Amended

Client: Pacific Environmental Services, Inc. 560 Herndon Parkway, Suite 200 Herndon Virginia 20170-5240		Project No.: WO#384
Report Distribution: Mr. Frank Phoenix		Description: Mass Loss Study for Pacific Environmental
Sample No.: See Below	Date Received: 8/18/98	
Sample Description: "See Below"		
Technical Responsibility		Technical Contact
Name: Tim Clark	Name: Kevin J. Knechtel	
Title: Laboratory Technician	Title: Laboratory Manager	
Signature: 	Signature: 	
Date: 9/28/98	Date: 9/28/98	
Comments: - This a true record of test results obtained by Advanced Asphalt Technologies, L.P. in accordance with the test methods and procedures stipulated by AASHTO/ASTM.		

Test Results

PES Sample ID#	AAT Sample ID#	Mass Change of Asphalt Samples, %					
		Rolling Thin Film Oven Test ASTM D 1754			Thin Film Oven Test ASTM D 2872		
		Temperature (F)					
		300	325	350	300	325	350
AC1B	AC587		-0.347			-0.176	
AC1M	AC588	-0.216	-0.369	-0.686	-0.100	-0.178	-0.397
AC1E	AC589		-0.370			-0.196	
AC2B	AC590		-0.313			-0.182	
AC2M	AC591	-0.200	-0.311	-0.611	-0.090	-0.173	-0.343
AC2E	AC592		-0.341			-0.186	
AC3B	AC593		-0.301			-0.146	
AC3M	AC594	-0.142	-0.286	-0.498	-0.075	-0.166	-0.331
AC3E	AC595		-0.264			-0.150	
AC4B	AC596		-0.351			-0.141	
AC5B	AC597	-0.171	-0.292	-0.510	-0.075	-0.157	-0.351
AC6B	AC598		-0.322			-0.095	
AC6E	AC599		-0.408			-0.237	

TEST REPORT

Test Report No.: 03840004.DOC

Report Date: 09/28/98


Original

Amended

page 2 of 2

RAP Samples Test Results

PES Sample ID#	AAT Sample ID#	Asphalt Content, % ASTM D 2172	Moisture Content, %
RAB2B	FS481.1	4.67	1.90
RAB2E	FS482.1		2.25
RAB3B	FS483.1		2.61
RAB3M1	FS484.1		1.90
RAB3M2	FS485.1	5.13	2.52
RAB3M3	FS486.1		3.25
RAB3E	FS487.1		2.04
RAB4B	FS488.1		2.56
RAB5B	FS489.1	5.27	2.75
RAB6B	FS490.1		3.22
RAB6E	FS491.1		2.73



APPENDIX B.9

VELOCITY OF AIR ACROSS TOP OF
TRANSPORT TRUCKS DURING LOAD-OUT

VELOCITY OF AIR ACROSS TOP OF TRANSPORT TRUCKS DURING LOAD-OUT

Air velocity measurements were taken above seven transport trucks inside the tunnel during load-out from Silo No. 2. Measurements were taken using a hot wire anemometer at five regularly spaced intervals just above the back end of the truck bed. In each case, a second truck was waiting at the entrance of the tunnel. The results are summarized in Table T.1 below. Refer to Figure 1 for the exact locations of the measuring points and numbering scheme.

**TABLE T.1
AIR VELOCITY OVER TRUCKS SUMMARY**

Test Date	Point No.	Time of Reading	Truck No.	Velocity Reading fpm
7/24/98	1	1209	29	60
	2	1209	29	52
	3	1209	29	59
	4	1213	16	271
	5	1213	16	220
7/24/98	1	1219	TP	71
	2	1219	TP	21
	3	1216	88	140
	4	1216	88	135
	5	1216	88	170
7/25/98	1	1209	21	104
	2	1209	21	135
	3	1211	7	136
	4	1211	7	123
	5	1211	7	72
7/25/98	1	1220	15	43
	2	1220	15	41
	3	1215	8	64
	4	1215	8	55
	5	1215	8	71

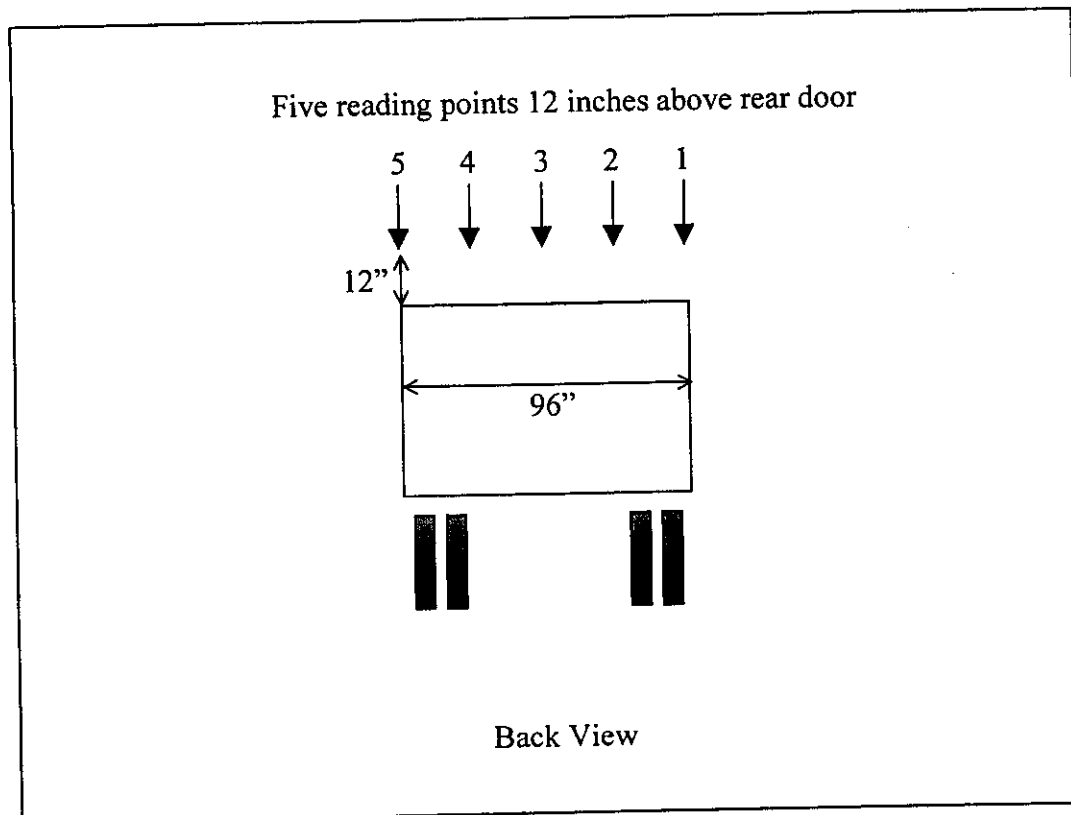
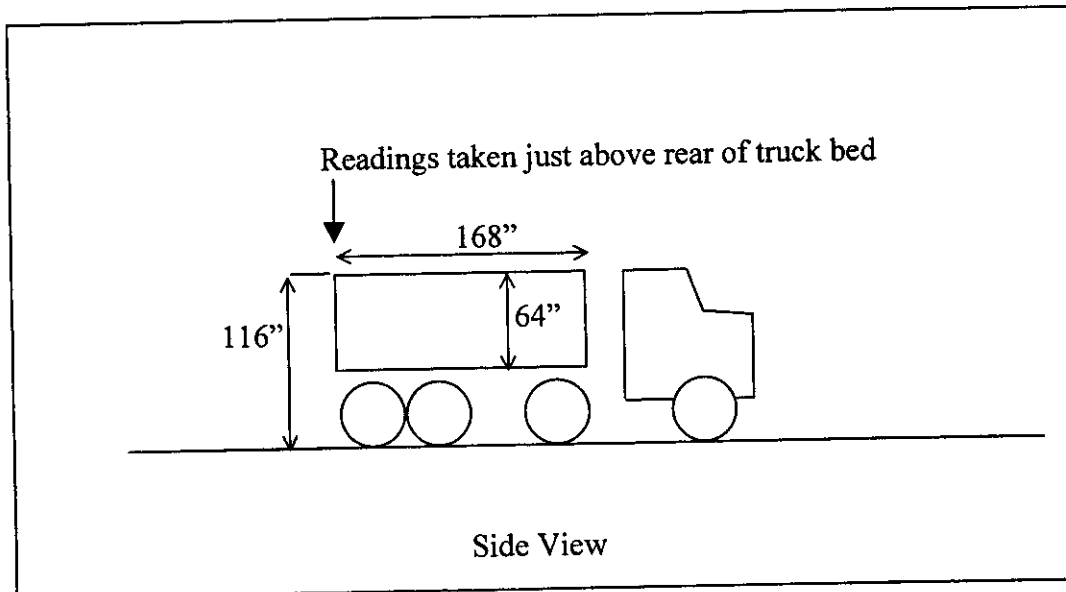


Figure 1 Velocity Measurement Locations and Dimensions for Transport Trucks



APPENDIX B.10

METALS ANALYSIS OF PROCESS SAMPLES

SAMPLE
DATA

TRIANGLE LABS

CASE NARRATIVE

Analysis of Samples for the Presence of Trace Metals

Methods

6010A	Rev.1 (7/92)
7470	Rev.0 (9/86)

Client:	Pacific Environmental Services
TLI Project Number:	46705A
Date:	September 23, 1998

This report should only be reproduced in full.
Any reproduction of this report requires permission from
Triangle Laboratories, Inc.

Rev. 25-Sep-96

Triangle Laboratories, Inc.
801 Capitola Drive
Durham, NC 27713-4411
919-544-5729

P.O. Box 13485
Research Triangle Park, NC 27709-3485
Fax # 919-544-5491

Overview

Seven samples were analyzed for arsenic (As), beryllium (Be), cadmium (Cd), cobalt (Co), chromium (Cr), manganese (Mn), nickel (Ni), lead (Pb), antimony (Sb), selenium (Se), and mercury (Hg). For all analyses (except Hg), the samples and associated QC samples were prepared by hotplate digestion following the guidelines of EPA SW-846 Method 3050A. The samples and associated QC samples for the analysis of Hg were prepared following the guidelines of EPA SW-846 Method 7471 Rev.0 (9/86). The samples were analyzed following the guidelines of EPA SW-846 Methods 6010A Rev. 1 (7/92), 7471 Rev. 0 (9/86). Results reported relate only to the items tested.

QC Remarks

The release of this set of data by Triangle Laboratories, Inc. was authorized by the Quality Control Chemist who has reviewed each sample data package individually following a series of inspections/reviews. When applicable, general deviations from acceptable QC requirements are identified below and comments are made on the effects of these deviations upon the validity and reliability of the results. Specific QC issues associated with this particular project are:

Sample Receipt:

Three aggregate samples, four liquid AC and three asphalt cement samples were received at 25 °C on September 15, 1998 in good condition. These samples were received in a box instead of a cooler. Only seven samples were analyzed for this particular project.

Sample Preparation:

Laboratory documentation of the sample preparation is included in the data package.

Instrumentation:

Arsenic (As), beryllium (Be), cadmium (Cd), cobalt (Co), chromium (Cr), manganese (Mn), nickel (Ni), lead (Pb), antimony (Sb), selenium (Se), concentrations were determined by Inductively Coupled Plasma Emission Spectroscopy (ICP).

The linear range for the instrument TJA 61E Trace Analyzer was based on four standards and a blank, which established a correlation coefficient value greater than or equal to 0.995. A calibration curve, based on a blank and one standard, is established for each analytical run, followed by a check high standard and an initial calibration verification (ICV). The check high standard does not deviate from the calibration curve by more than 5%. In addition, continuing calibration verifications (CCVs) are performed throughout the analytical run.

A Reporting Detection Limit (RDL) is used instead of an Instrument Detection Limit (IDL). The spectrometer and atomic absorption instruments can achieve low detection limits between 0.2-8 ppb levels for many analytes. Triangle Labs is using RDL values of 1-10 times the IDL as detection limits for reporting purposes.

Data Review:

All analytes found in the method blank (MB) are detected at a level equal to or less than the respective Reporting Detection Limit (RDL) except Ni and Pb. The following guidelines may be used to assess analyte concentrations relative to the method blank: 1. Analyte quantitations should be considered valid if the level of blank contamination is less than five percent of the level detected in the field sample, 2. Analyte quantitations should be considered estimated if the analyte level in the sample is five to twenty times the level of the analyte in the blank, or 3. Analytes whose level in a sample is the same as or less than five times the level detected in the associated blank should be considered present likely due to laboratory contamination and not native to the sample. The sample results are based on dry weight.

A sampling date was not supplied by the client and the sampling to analysis holding times cannot be determined. All samples were analyzed within 7 days of sample receipt at Triangle Laboratories.

The pre-digestion spike duplicate (MSD) for Mn, Ni, and Pb for the sample RAP2B/AC demonstrated percent recoveries outside the QC criteria which may indicate significant matrix effects specific to these analytes in the native sample matrix. Please note that the pre-digestion spike (MS) and the post-digestion spike (PDS) met QC criteria for Mn, Ni, and Pb for sample RAP2B/AC.

The duplicate analyses for Ni for the sample AC1B demonstrated a RPD outside the QC criteria of 20.0 percent, which indicates the presence of a significant amount of interferences specific to this analyte in the native sample matrix.

QC requirements:

The analytical duplicates for analytes analyzed by ICP cannot be considered valid qualifiers if the concentrations of the analytes in the original and/or duplicate sample are not at least ten times the respective RDLs. The RPDs for these analyses are indicated by "<RDL" in the Analyte Summary Reports.

For analytical duplicates which are valid qualifiers, the quality control RPD is ± 20.0 percent. If RPDs are outside this range, interferences are suspected.

The serial dilution analyses for analytes analyzed by ICP cannot be considered valid qualifiers if the concentrations of the analytes in the serial dilution sample are less than ten times the respective RDLs. The serial dilution RPDs for these analyses are indicated by "<RDL" in the Analyte Summary Reports.

For serial dilution analyses which are valid qualifiers, the quality control RPD is ± 10.0 percent. If RPDs are outside this range, interferences are suspected.

The quality control range for percent recoveries of laboratory control spiked samples is 80-120.

The quality control range for percent recoveries of pre-digestion spiked samples analyzed by ICP is 80-120. If recoveries are outside this range, a matrix effect is suspected.


The quality control range for percent recoveries of post-digestion spiked samples analyzed by ICP is 75-125. If recoveries are outside this range, a matrix effect is suspected.

The quality control range for percent recoveries of spiked samples analyzed by CVAA is 75-125. If recoveries are outside this range, a matrix effect is suspected.

By our interpretation, the analytical data in this project are valid based on the guidelines of US EPA SW-846 Methods 6010A Rev.1(7/92) and 7471 (9/86). Any specific QC concerns or problems have been discussed in the QC REMARKS section with emphasis on their effect on the data. Should Pacific Environmental Services have any questions or comments regarding this data package, please feel free to contact Triangle Laboratories, Inc., at (919) 544-5729.


For Triangle Laboratories, Inc.,

Report Preparation



Brenda H. Bell
Report Preparation Chemist

Quality Control



Darnella S. Edwards
Report Preparation Chemist

The total number of pages in this data package is: 81.

STANDARD CONCENTRATIONS for the TJA 61E TRACE ANALYZER

Analyte	Units	High Std	ICV/CCV	ICSAB	RDL	Wavelength
Ag	ppb	1000	500	500	2	3280
As	ppb	1000	500	500	5	1890
Al	ppb	1000	500	500000	50	3082
B	ppb	1000	500	500	7	2496
Ba	ppb	1000	500	500	2	4934
Be	ppb	1000	500	500	1	3130
Ca	ppb	1000	500	500000	90	3179
Cd	ppb	1000	500	500	1	2265
Ce	ppb	1000	500	500	10	4186
Co	ppb	1000	500	500	2	2286
Cr	ppb	1000	500	500	2	2677
Cu	ppb	1000	500	500	2	3247
Fe	ppb	1000	500	200000	40	2714
K	ppb	10000	5000	19000	220	7664
Li	ppb	1000	500	500	1	6706
Mg	ppb	1000	500	500000	30	2790
Mn	ppb	1000	500	500	2	2576
Mo	ppb	1000	500	500	2	2020
Na	ppb	10000	5000	5000	400	3302
Ni	ppb	1000	500	500	3	2316
P	ppb	1000	500	500	30	2149
Pb	ppb	1000	500	500	2	2203
Sb	ppb	1000	500	500	4	2068
Se	ppb	1000	500	500	3	1960
Sn	ppb	1000	500	500	13	1899
Sr	ppb	1000	500	650	3	4215
Ti	ppb	1000	500	500	8	3349
Tl	ppb	1000	500	500	5	1908
V	ppb	1000	500	500	2	2924
Zn	ppb	1000	500	500	12	2062

Note: Use this reference page to review the raw data from the TJA 61E Trace Analyzer.

This page includes the standard concentrations for the check high standard, initial calibration verification (ICV), continuing calibration verification (CCV), and the interference check solution (ICSAB). In addition the reporting detection limit (RDL) and wavelength are reported for each analyte.

Revision Date: 05-May-98

ABBREVIATIONS

BH = Back Half

CCB = Continuing Calibration Blank

CCV = Continuing Calibration Verification

CHECK HS = Check High Standard

D = DUP = Analytical Duplicate (Prepared Duplicate)

DA = Duplicate Analysis

FH = Front Half

FV = Final Digestate Volume

ICB = Initial Calibration Blank

ICV = Initial Calibration Verification

ICSAB = Interference Check Solution (Solution AB)

I = Initial

F = Final

Solution AB contains common interferences in addition to the analyte of interest.

IDL = Instrument Detection Limit

L = Serial Dilution

LCS = Laboratory Control Spike Sample

MB = Method Blank

MPV = Mercury Preparation Volume

MS = Pre-digestion Spike

MSD = Pre-digestion Spike Duplicate

N/A = Not Applicable

N/Av = Not Available

N/V = Not Valid

PDS = Post-digestion Spike

%REC = Percent Recovery

RDL = Reporting Detection Limit

RPD = Relative Percent Difference

T = Analytical Triplicate (Prepared Triplicate; for Hg analysis by Method 7471 only)

TV = Total Sample Volume

< = Analyte concentration in the sample is less than the respective RDL

CALCULATIONS FOR SOLID SAMPLES

RESULTS FOR TRACE METALS (except mercury):

$$\text{RESULT in mg/Kg} = \frac{\mu\text{g/L} * \text{ml FV} * \text{DF}}{\text{gram WT used} * 1000}$$

ml FV = final volume in ml
DF = Dilution Factor

RESULTS FOR MERCURY (Hg):

$$\text{RESULT in mg/Kg} = \frac{\mu\text{g/L} * \text{MPV} * \text{DF}}{\text{gram WT used}}$$

MPV = Mercury Preparation Volume = 0.1 L or 0.008 L
DF = Dilution Factor

%REC (Percent Recovery) for MS/MSD and Hg spikes:

$$\% \text{REC} = \frac{\text{Spike sample results} - \text{original sample results}}{\text{true spike sample results}} * 100$$

%REC (Percent Recovery) for PDS:

$$\% \text{REC} = \frac{\text{Spike sample conc. } \mu\text{g/L} - \text{original sample conc. } \mu\text{g/L}}{\text{spike conc. } \mu\text{g/L}} * 100$$

%REC (Percent Recovery) for LCS/LCSD:

$$\% \text{REC} = \frac{\text{Spike sample conc. } \mu\text{g/L}}{\text{spike conc. } \mu\text{g/L}} * 100$$

RPDs:

$$\text{RPD} = \frac{|\text{Result 2} - \text{Result 1}|}{(\text{Result 2} + \text{Result 1})/2} * 100$$

Rev. 10/10/95

TRIANGLE LABORATORIES, INC.

LIST OF CERTIFICATIONS AND ACCREDITATIONS

ENVIRONMENTAL

American Association for Laboratory Accreditation. Accreditation pending. Certificate Number 0226-01. Accreditation for technical competence in Environmental Testing. (Including Waste Water, Sol/Haz Waste, Pulp/Paper, and Air Matrices) Parameters are AOX/TOX, and Dioxin/Furan. Method 1613 for Drinking Water Currently re-applying.

State of Alabama, Department of Environmental Management. Expires December 31, 1998. Laboratory I.D. # 40950. Dioxin in drinking water.

State of Alaska, Department of Environmental Conservation. Expires December 21, 1998. Certificate number OS-006-98. Dioxin in drinking water.

State of Arizona, Department of Health Services. Expires May 26, 1998. Certificate #AZ0423. Drinking Water for Dioxin, Dioxin in WW and S/H Waste. Currently applying for renewal.

State of Arkansas, Department of Pollution Control and Ecology. Expires February 19, 1999. Pulp/paper, soil, water, and Hazardous Waste for Dioxin/Furan; AOX/TOX, Volatiles, Semi-volatiles, and Metals.

State of California, Department of Health Services. Expires August 31, 1999. Certificate #1922. Selected Metals in Waste Water, Volatiles, Semi-volatiles, and Dioxin/furan in WW and Sol/Haz Waste. Dioxin in drinking water.

State of Connecticut, Department of Health Services. Expires September 30, 1999. Registration # PH-0117. Dioxin in drinking water.

Delaware Health and Social Services. Expires December 31, 1998. Certificate #NC 140. Dioxin in drinking water.

Florida Department of Health and Rehabilitative Services. Expires June 30, 1998. Dioxin in SDW. Drinking Water ID HRS# 87424. Pending new certificate.

Hawaii Department of Health. Expires March 1, 1999. Dioxin in drinking water. "Accepted" status for regulatory purposes.

Idaho Department of Health and Welfare. Expires December 31, 1998. Dioxin in drinking water.

State of Kansas, Department of Health and Environment. Expires January 31, 1999. Method 1613 for drinking water. ID #'s - Drinking water and/or pollution control - E-10215. Solid or Hazardous Waste - E-101209.

Commonwealth of Kentucky, Department for Environmental Protection. Expires December 31, 1998. ID#90060. Dioxin in drinking water.

Maryland Department of Health and Mental Hygiene. Expires September 30, 1998. Certification #235 Drinking water by Method 1613A. Currently applying for renewal.

State of Michigan, Department of Public Health. Expires June 30, 1999. Drinking water by Method 1613. Current certification is extended, based on New York certificate renewal.

Mississippi State Department of Health. No expiration date. Dioxin in drinking water.

Montana Department of Health and Environmental Services. Expires December 31, 1998. Dioxin in drinking water.

State of New Jersey, Department of Environmental Protection and Energy. Expires June 30, 1998. Extended until July 31, 1998 per letter dated May 29, 1998. ID #67851. BNAs and Volatiles. Dioxin in drinking water. Currently applying for renewal.

State of New Mexico, Environment Department. Still certified, awaiting information from A2LA Dioxin in drinking water.

New York State Department of Health. Received updated certificates. ID #11026. Environmental Analyses of potable water, non-potable Water, Solid and Hazardous Waste. Method 1613 in DW.

State of North Carolina, Department of Environment Health and Natural Resources Expires. August 31, 1998. Certificate # 37751. Dioxin in drinking water.

State of North Carolina, Department of Environment, Health, and Natural Resources, Division of Environmental Management. Expires December 31, 2000. Certificate # 485. Metals, pesticides & PCBs, semi-volatiles and volatiles; TCLP.

North Dakota State Department of Health and Consolidated Laboratories. Expires December 31, 1998. Certificate # R-076. Effective October 4, 1993. Dioxin in drinking water.

Oklahoma Department of Environmental Quality. Expires August 31, 1998. Laboratory #9612. Dioxin by 1613A, 8290 and 8280. Submitted renewal application 7/1.

State of South Carolina, Department of Health and Environmental Control. Expires June 30, 1998. Extended August 31, 1999. Certificate number #99040001 (drinking water). Expires August 31, 1999. Certificate number #99040002 (other parameters). Dioxin/Furans, BNA, Volatiles, and PCBs/pesticides under Clean Water Act, 2,3,7,8-TCDD for Drinking Water, and Organic extractables for Solid and Hazardous Waste.

State of Tennessee. Department of Environment and Conservation. Expires February 5, 1999. ID #02992. Method 1613 Drinking water only.

U.S. Department of Agriculture Soil Permit. Expires September 30, 2001. Permit No. S-3790. Under the authority of the Federal Plant Pest Act, permission is granted to receive foreign soil samples for use in laboratory analysis.

U.S. Army Corps of Engineers. Expires October 19, 1999. Validated to perform analyses for the Fort Belvoir, VA (Contract Number DACA31-97-D-0029), Vint Hill Farms Station, Vint Hill, VA (Contract Number DACA31-95-D-0083), and Selma Pressure Treating Superfund Site, Selma, CA (Contract number DACW45-94-D-0054).

U.S. EPA Region V. Expires November 14, 1999. Dioxin in drinking water.

U.S. EPA Region VIII, for the State of Wyoming. Expires November 12, 1998. Dioxin in drinking water.

State of Utah, Department of Health. Expires May 30, 2000. Certificate Number E-166. Certification for the following parameters: Semi-Volatiles and Volatiles under RCRA; Volatiles under Clean Water Act; Dioxin/furans by Method 8280; Drinking water for Dioxin by Method 1613; Metals including Mercury and Microwave Digestion.

Commonwealth of Virginia, Department of General Services, Division of Consolidated Laboratory Services. Expires June 30, 1999. ID # 00341. Dioxin in drinking water.

State of Washington, Department of Ecology. Expires September 11, 1998. Lab Accreditation Number C067. Scope of Accreditation applies to water analyses for

Polychlorinated Dibenzo-p-dioxins and Polychlorinated Dibenzofurans, BNA Extr (Semivolatile) Organics and Purgeable (Volatile) Organics.

State of Washington, Department of Health. Expires April 30, 1999. Dioxin in drinking water. Lab I.D. 129.

State of West Virginia, Department of Health. Expires December 31, 1998. Certificate No. 9923(C). Dioxin in drinking water.

State of Wisconsin, Department of Natural Resources. Expires August 31, 1998. Laboratory ID Number 999869530. Certification for the following categories of Organics: Purgeable, Base/Neutral, Acid, PCBs, and Dioxin. Expires November 14, 1999. Laboratory ID 999869530. Dioxin in drinking water.

PHARMACEUTICAL

Drug Enforcement Agency (DEA). Expires November 30, 1998. Registration number RT01195835. Controlled substance registration for schedules 1,2,3,3N,4,5.

N.C. Department of Human Resources. Expires October 31, 1998. Registration number NC-PT 0000 0031. North Carolina controlled substances registration. Application submitted for renewal.

Food & Drug Administration (FDA) Registration. Expires June 1998. ID #'s 001500 1053481. Annual registration of drug establishment.

OTHER

Clinical Laboratory Improvement Amendments (CLIA) Registration. Expires May 30, 1999. ID # 34D0705123. Department of Health & Human Services, Health Care Financing Administration.

U.S. EPA Large Quantity Hazardous Waste Generator. No expiration date. EPA ID #NCD982156879. Permit indicates that the laboratory is a large generator of hazardous waste.

North Carolina General License for Radiation Protection. No expiration date. No License. 032-875-OG. The general license applies only to radioactive material contained in devices which have been manufactured and labeled in accordance with specific requirements.

DOCUMENT
CONTROL

Client: Pacific Environmental Services
 Project Number: 46705A

Sample Report

Client Sample ID:	AC1B
TLI Sample ID:	218-12-1
Date Received:	September 15, 1998
Date Prepared:	September 21, 1998
Date Analyzed:	September 22, 1998
Matrix:	SOLID

Analyte	Conc. (ug/L)	grams Submitted	grams Used	mL Final Vol.	Dilution Factor	mg/Kg Result
As	-0.823	N/A	0.609	100	1	< 0.821
Be	-0.021	N/A	0.609	100	1	< 0.164
Cd	-0.192	N/A	0.609	100	1	< 0.164
Co	4.867	N/A	0.609	100	1	0.799
Cr	0.204	N/A	0.609	100	1	< 0.328
Mn	1.375	N/A	0.609	100	1	< 0.328
Ni	210.290	N/A	0.609	100	1	34.5
Pb	6.186	N/A	0.609	100	1	1.02
Sb	1.250	N/A	0.609	100	1	< 0.657
Se	5.179	N/A	0.609	100	1	0.850

Triangle Laboratories, Inc.
 801 Capitola Drive * Durham, North Carolina 27713
 Tele: (919) 544-5729 * Fax: (919) 544-5491

Printed: 23-Sep-98 at 03:59 PM

Client: Pacific Environmental Services
Project Number: 46705A

Sample Report

Client Sample ID:	AC1B
TLI Sample ID:	218-12-1 D
Date Received:	September 15, 1998
Date Prepared:	September 21, 1998
Date Analyzed:	September 22, 1998
Matrix:	SOLID

Analyte	Conc. (ug/L)	grams Submitted	grams Used	mL Final Vol.	Dilution Factor	mg/Kg Result
As	-2.709	N/A	0.647	100	1	< 0.773
Be	-0.118	N/A	0.647	100	1	< 0.155
Cd	-0.206	N/A	0.647	100	1	< 0.155
Co	0.633	N/A	0.647	100	1	< 0.309
Cr	-0.359	N/A	0.647	100	1	< 0.309
Mn	0.731	N/A	0.647	100	1	< 0.309
Ni	49.276	N/A	0.647	100	1	7.62
Pb	2.919	N/A	0.647	100	1	0.451
Sb	0.148	N/A	0.647	100	1	< 0.618
Se	0.983	N/A	0.647	100	1	< 0.464

Triangle Laboratories, Inc.
801 Capitola Drive * Durham, North Carolina 27713
Tele: (919) 544-5729 * Fax: (919) 544-5491

Printed: 23-Sep-98 at 03:59 PM

Client: Pacific Environmental Services
 Project Number: 46705A

Sample Report

Client Sample ID:	AC2B
TLI Sample ID:	218-12-2
Date Received:	September 15, 1998
Date Prepared:	September 21, 1998
Date Analyzed:	September 22, 1998
Matrix:	SOLID

Analyte	Conc. (ug/L)	grams Submitted	grams Used	mL Final Vol.	Dilution Factor	mg/Kg Result
As	-1.444	N/A	0.514	100	1	< 0.973
Be	-0.110	N/A	0.514	100	1	< 0.195
Cd	-0.220	N/A	0.514	100	1	< 0.195
Co	8.019	N/A	0.514	100	1	1.56
Cr	1.034	N/A	0.514	100	1	< 0.389
Mn	4.448	N/A	0.514	100	1	0.865
Ni	291.857	N/A	0.514	100	1	56.8
Pb	3.106	N/A	0.514	100	1	0.604
Sb	-2.120	N/A	0.514	100	1	< 0.778
Se	5.196	N/A	0.514	100	1	1.01

Triangle Laboratories, Inc.
 801 Capicola Drive * Durham, North Carolina 27713
 Tele: (919) 544-5729 * Fax: (919) 544-5491

Printed: 23-Sep-98 at 03:59 PM

Client: Pacific Environmental Services
 Project Number: 46705A

Sample Report

Client Sample ID:	RAP2B/AC
TLI Sample ID:	218-12-3
Date Received:	September 15, 1998
Date Prepared:	September 21, 1998
Date Analyzed:	September 22, 1998
Matrix:	SOLID

Analyte	Conc. (ug/L)	grams Submitted	grams Used	mL Final Vol.	Dilution Factor	mg/Kg Result
As	1.245	N/A	0.576	100	1	< 0.868
Be	-0.167	N/A	0.576	100	1	< 0.174
Cd	0.238	N/A	0.576	100	1	< 0.174
Co	3.371	N/A	0.576	100	1	0.585
Cr	1.630	N/A	0.576	100	1	< 0.347
Mn	52.992	N/A	0.576	100	1	9.20
Ni	234.393	N/A	0.576	100	1	40.7
Pb	31.007	N/A	0.576	100	1	5.38
Sb	0.594	N/A	0.576	100	1	< 0.694
Se	3.746	N/A	0.576	100	1	0.650

Triangle Laboratories, Inc.
 801 Capitola Drive * Durham, North Carolina 27713
 Tele: (919) 544-5729 * Fax: (919) 544-5491

Printed: 23-Sep-98 at 03:59 PM

Client: Pacific Environmental Services
Project Number: 46705A

Sample Report

Client Sample ID:	RAP2B/AC
TLI Sample ID:	218-12-3 L
Date Received:	September 15, 1998
Date Prepared:	September 21, 1998
Date Analyzed:	September 22, 1998
Matrix:	SOLID

Analyte	Conc. (ug/L)	grams Submitted	grams Used	mL Final Vol.	Dilution Factor	mg/Kg Result
As	0.864	N/A	0.576	100	5 <	4.34
Be	-0.149	N/A	0.576	100	5 <	0.868
Cd	0.054	N/A	0.576	100	5 <	0.868
Co	1.198	N/A	0.576	100	5 <	1.74
Cr	0.387	N/A	0.576	100	5 <	1.74
Mn	10.772	N/A	0.576	100	5	9.35
Ni	47.382	N/A	0.576	100	5	41.1
Pb	6.109	N/A	0.576	100	5	5.30
Sb	0.165	N/A	0.576	100	5 <	3.47
Se	1.116	N/A	0.576	100	5 <	2.60

Triangle Laboratories, Inc.
801 Capicola Drive * Durham, North Carolina 27713
Tele: (919) 544-5729 * Fax: (919) 544-5491

Printed: 23-Sep-98 at 03:59 PM

Client: Pacific Environmental Services
Project Number: 46705A

Sample Report

Client Sample ID:	RAP2B/AC MS
TLI Sample ID:	218-12-3 MS
Date Received:	September 15, 1998
Date Prepared:	September 21, 1998
Date Analyzed:	September 22, 1998
Matrix:	SOLID

Analyte	Conc. (ug/L)	grams Submitted	grams Used	mL Final Vol.	Dilution Factor	mg/Kg Result
As	45.259	N/A	0.534	100	1	8.48
Be	45.643	N/A	0.534	100	1	8.55
Cd	45.860	N/A	0.534	100	1	8.59
Co	49.917	N/A	0.534	100	1	9.35
Cr	48.552	N/A	0.534	100	1	9.09
Mn	95.805	N/A	0.534	100	1	17.9
Ni	262.042	N/A	0.534	100	1	49.1
Pb	75.086	N/A	0.534	100	1	14.1
Sb	46.222	N/A	0.534	100	1	8.66
Se	47.150	N/A	0.534	100	1	8.83

Triangle Laboratories, Inc.
801 Capitola Drive * Durham, North Carolina 27713
Tele: (919) 544-5729 * Fax: (919) 544-5491

Printed: 23-Sep-98 at 04:55 PM

123

Client: Pacific Environmental Services
 Project Number: 46705A

Sample Report

Client Sample ID:	RAP2B/AC MSD
TLI Sample ID:	218-12-3 MSD
Date Received:	September 15, 1998
Date Prepared:	September 21, 1998
Date Analyzed:	September 22, 1998
Matrix:	SOLID

Analyte	Conc. (ug/L)	grams Submitted	grams Used	mL Final Vol.	Dilution Factor	mg/Kg Result
As	43.250	N/A	0.552	100	1	7.84
Be	46.674	N/A	0.552	100	1	8.46
Cd	46.595	N/A	0.552	100	1	8.44
Co	47.721	N/A	0.552	100	1	8.65
Cr	48.170	N/A	0.552	100	1	8.73
Mn	59.290	N/A	0.552	100	1	10.7
Ni	84.610	N/A	0.552	100	1	15.3
Pb	55.565	N/A	0.552	100	1	10.1
Sb	47.180	N/A	0.552	100	1	8.55
Se	43.921	N/A	0.552	100	1	7.96

Triangle Laboratories, Inc.
 801 Capitola Drive * Durham, North Carolina 27713
 Tele: (919) 544-5729 * Fax: (919) 544-5491

Printed: 23-Sep-98 at 04:55 PM

Client: Pacific Environmental Services
 Project Number: 46705A

Sample Report

Client Sample ID:	AC3B
TLI Sample ID:	218-12-5
Date Received:	September 15, 1998
Date Prepared:	September 21, 1998
Date Analyzed:	September 22, 1998
Matrix:	SOLID

Analyte	Conc. (ug/L)	grams Submitted	grams Used	mL Final Vol.	Dilution Factor	mg/Kg Result
As	-3.235	N/A	0.504	100	1	< 0.992
Be	-0.118	N/A	0.504	100	1	< 0.198
Cd	-0.288	N/A	0.504	100	1	< 0.198
Co	0.196	N/A	0.504	100	1	< 0.397
Cr	-0.602	N/A	0.504	100	1	< 0.397
Mn	1.017	N/A	0.504	100	1	< 0.397
Ni	26.323	N/A	0.504	100	1	5.22
Pb	2.282	N/A	0.504	100	1	0.453
Sb	1.523	N/A	0.504	100	1	< 0.794
Se	0.861	N/A	0.504	100	1	< 0.595

Triangle Laboratories, Inc.
 801 Capitola Drive * Durham, North Carolina 27713
 Tele: (919) 544-5729 * Fax: (919) 544-5491

Printed: 23-Sep-98 at 03:59 PM

Client: Pacific Environmental Services
 Project Number: 46705A

Sample Report

Client Sample ID:	RAP3M2/AC
TLI Sample ID:	218-12-6
Date Received:	September 15, 1998
Date Prepared:	September 21, 1998
Date Analyzed:	September 22, 1998
Matrix:	SOLID

Analyte	Conc (ug/L)	grams Submitted	grams Used	mL Final Vol.	Dilution Factor	mg/Kg Result
As	-2.215	N/A	0.644	100	1	< 0.776
Be	-0.194	N/A	0.644	100	1	< 0.155
Cd	0.040	N/A	0.644	100	1	< 0.155
Co	0.072	N/A	0.644	100	1	< 0.311
Cr	-0.083	N/A	0.644	100	1	< 0.311
Mn	13.105	N/A	0.644	100	1	2.03
Ni	39.449	N/A	0.644	100	1	6.13
Pb	14.295	N/A	0.644	100	1	2.22
Sb	0.085	N/A	0.644	100	1	< 0.621
Se	-0.075	N/A	0.644	100	1	< 0.466

Triangle Laboratories, Inc.
 801 Capitola Drive * Durham, North Carolina 27713
 Tele: (919) 544-5729 * Fax: (919) 544-5491

Printed: 23-Sep-98 at 03:59 PM

Client: Pacific Environmental Services
 Project Number: 46705A

Sample Report

Client Sample ID:	AC4B
TLI Sample ID:	218-12-8
Date Received:	September 15, 1998
Date Prepared:	September 21, 1998
Date Analyzed:	September 22, 1998
Matrix:	SOLID

Analyte	Conc. (ug/L)	grams Submitted	grams Used	mL Final Vol.	Dilution Factor	mg/Kg Result
As	-2.262	N/A	0.528	100	1	< 0.947
Be	-0.209	N/A	0.528	100	1	< 0.189
Cd	-0.259	N/A	0.528	100	1	< 0.189
Co	0.208	N/A	0.528	100	1	< 0.379
Cr	-0.195	N/A	0.528	100	1	< 0.379
Mn	1.354	N/A	0.528	100	1	< 0.379
Ni	46.037	N/A	0.528	100	1	8.72
Pb	1.640	N/A	0.528	100	1	< 0.379
Sb	0.630	N/A	0.528	100	1	< 0.758
Se	0.907	N/A	0.528	100	1	< 0.568

Triangle Laboratories, Inc.
 801 Capitola Drive * Durham, North Carolina 27713
 Tele: (919) 544-5729 * Fax: (919) 544-5491

Printed: 23-Sep-98 at 03:59 PM

Client: Pacific Environmental Services
Project Number: 46705A

Sample Report

Client Sample ID:	RAP5B/AC
TLI Sample ID:	218-12-9
Date Received:	September 15, 1998
Date Prepared:	September 21, 1998
Date Analyzed:	September 22, 1998
Matrix:	SOLID

Analyte	Conc. (ug/L)	grams Submitted	grams Used	mL Final Vol.	Dilution Factor	mg/Kg Result
As	-3.079	N/A	0.532	100	1	< 0.940
Be	-0.209	N/A	0.532	100	1	< 0.188
Cd	-0.250	N/A	0.532	100	1	< 0.188
Co	-0.429	N/A	0.532	100	1	< 0.376
Cr	-0.315	N/A	0.532	100	1	< 0.376
Mn	8.609	N/A	0.532	100	1	1.62
Ni	13.783	N/A	0.532	100	1	2.59
Pb	5.878	N/A	0.532	100	1	1.10
Sb	1.454	N/A	0.532	100	1	< 0.752
Se	0.699	N/A	0.532	100	1	< 0.564

Client: Pacific Environmental Services
 Project Number: 46705A

QA: Serial Dilution

Client Sample ID:	RAP2B/AC	RAP2B/AC
TLI Sample ID:	218-12-3	218-12-3 L
Date Prepared:	September 21, 1998	September 21, 1998
Date Analyzed:	September 22, 1998	September 22, 1998
Matrix:	SOLID	SOLID

Analyte	Native Sample		Serial Dilution		RPD
	mg/Kg Result	ug/L Conc.	mg/Kg Result	ug/L Conc.	
As	< 0.868	1.245	< 4.34	0.864	<RDL
Be	< 0.174	-0.167	< 0.868	-0.149	<RDL
Cd	< 0.174	0.238	< 0.868	0.054	<RDL
Co	0.585	3.371	< 1.74	1.198	<RDL
Cr	< 0.347	1.630	< 1.74	0.387	<RDL
Mn	9.20	52.992	9.35	10.772	<RDL
Ni	40.7	234.393	41.1	47.382	0.978%
Pb	5.38	31.007	5.30	6.109	<RDL
Sb	< 0.694	0.594	< 3.47	0.165	<RDL
Se	0.650	3.746	< 2.60	1.116	<RDL

Triangle Laboratories, Inc.
 801 Capitola Drive * Durham, NC 27713 P 23-Sep-98 at 04:00 PM
 Tele: (919) 544-5729 * Fax: (919) 544-5491

Client: Pacific Environmental Services
 Project Number: 46705A

QA: Duplicate

Client Sample ID:	AC1B	AC1B
TLI Sample ID:	218-12-1	218-12-1 D
Date Prepared:	September 21, 1998	September 21, 1998
Date Analyzed:	September 22, 1998	September 22, 1998
Matrix:	SOLID	SOLID

Analyte	Sample		Duplicate		RPD
	mg/Kg Result	ug/L Conc.	mg/Kg Result	ug/L Conc.	
As	< 0.821	-0.823	< 0.773	-2.709	<RDL
Be	< 0.164	-0.021	< 0.155	-0.118	<RDL
Cd	< 0.164	-0.192	< 0.155	-0.206	<RDL
Co	0.799	4.867	< 0.309	0.633	<RDL
Cr	< 0.328	0.204	< 0.309	-0.359	<RDL
Mn	< 0.328	1.375	< 0.309	0.731	<RDL
Ni	34.5	210.290	7.62	49.276	128%
Pb	1.02	6.186	0.451	2.919	<RDL
Sb	< 0.657	1.250	< 0.618	0.148	<RDL
Se	0.850	5.179	< 0.464	0.983	<RDL

Triangle Laboratories, Inc.
 801 Capitola Drive * Durham, NC 27713 P 23-Sep-98 at 04:00 PM
 Tele: (919) 544-5729 * Fax: (919) 544-5491

Client: Pacific Environmental Services
 Project Number: 46705A

QA: Matrix Spikes (Pre-Digestion)

Client Sample ID:	RAP2B/AC MS	RAP2B/AC MSD
TLI Sample ID:	218-12-3 MS	218-12-3 MSD
Date Prepared:	September 21, 1998	September 21, 1998
Date Analyzed:	September 22, 1998	September 22, 1998
Matrix:	SOLID	SOLID

Analyte	Matrix Spike			Matrix Spike Duplicate			RPD
	Result mg/Kg	True Spike mg/Kg	% Recovery	Result mg/Kg	True Spike mg/Kg	% Recovery	
As	8.48	9.37	91%	7.84	9.06	87%	7.84%
Be	8.55	9.37	91%	8.46	9.06	93%	1.06%
Cd	8.59	9.37	92%	8.44	9.06	93%	1.76%
Co	9.35	9.37	94%	8.65	9.06	89%	7.78%
Cr	9.09	9.36	97%	8.73	9.06	96%	4.04%
Mn	17.9	9.34	93%	10.7	9.02	17%	50.3%
Ni	49.1	9.37	90%	15.3	9.04	-281%	105%
Pb	14.1	9.39	93%	10.1	9.09	52%	33.1%
Sb	8.66	9.37	92%	8.55	9.06	94%	1.28%
Se	8.83	9.36	87%	7.96	9.06	81%	10.4%

Triangle Laboratories, Inc.
 801 Capitola Drive * Durham, NC 27713
 Tele: (919) 544-5729 * Fax: (919) 544-5491

Printed: 23-Sep-98 at 04:55 PM

Client: Pacific Environmental Services
 Project Number: 46705A

QA: Matrix Spikes (Post-Digestion)

Client Sample ID:	RAP2B/AC PDS
TLI Sample ID:	218-12-3 PDS
Date Prepared:	September 21, 1998
Date Analyzed:	September 22, 1998
Matrix:	SOLID

Analyte	Post-Digestion Spike			Post-Digestion Spike Duplicate			RPD
	Recovered Amount (ug/L)	Spike Amount (ug/L)	% Recovery	Recovered Amount (ug/L)	Spike Amount (ug/L)	% Recovery	
As	48.71	50	97%				---
Be	47.49	50	95%				---
Cd	47.88	50	96%				---
Co	52.03	50	97%				---
Cr	50.65	50	101%				---
Mn	102.04	50	98%				---
Ni	284.51	50	100%				---
Pb	78.84	50	96%				---
Sb	48.74	50	97%				---
Se	48.69	50	90%				---

Triangle Laboratories, Inc.
 801 Capitola Drive * Durham, NC 27713
 Tele: (919) 544-5729 * Fax: (919) 544-5491

Printed: 23-Sep-98 at 04:00 PM

Client: Pacific Environmental Services
Project Number: 46705A

QA: Method Blank

TLI Sample ID:	46705A MB
Date Prepared:	September 21, 1998
Date Analyzed:	September 22, 1998
Matrix:	N/A

Method Blank			
Analyte	Recovered Amount (ug/L)	Detection Limit (ug/L)	Pass or Fail
As	-2.84	5	Pass
Be	-0.18	1	Pass
Cd	-0.32	1	Pass
Co	-0.46	2	Pass
Cr	-0.33	2	Pass
Mn	0.55	2	Pass
Ni	-3.91	3	Fail
Pb	2.94	2	Fail
Sb	1.33	4	Pass
Se	0.22	3	Pass
		---	---
		---	---
		---	---
		---	---
		---	---
		---	---
		---	---
		---	---
		---	---
		---	---
		---	---
		---	---
		---	---
		---	---
		---	---
		---	---
		---	---

Triangle Laboratories, Inc.
801 Capitola Drive * Durham, NC 27713
Tele: (919) 544-5729 * Fax: (919) 544-5491

Printed: 23-Sep-98

at

04:00 PM

Client: Pacific Environmental Services
 Project Number: 46705A

QA: Lab Control Spikes

TLI Sample ID:	46705A LCS	
Date Prepared:	September 21, 1998	
Date Analyzed:	September 22, 1998	
Matrix:	N/A	

Analyte	Lab Control Spike			Lab Control Spike Duplicate			RPD
	Recovered Amount (ug/L)	Spike Amount (ug/L)	% Recovery	Recovered Amount (ug/L)	Spike Amount (ug/L)	% Recovery	
As	42.38	50	85%				---
Be	51.00	50	102%				---
Cd	47.41	50	95%				---
Co	48.21	50	96%				---
Cr	48.52	50	97%				---
Mn	48.62	50	97%				---
Ni	45.02	50	90%				---
Pb	49.59	50	99%				---
Sb	49.26	50	99%				---
Se	43.95	50	88%				---

Triangle Laboratories, Inc.
 801 Capitola Drive * Durham, NC 27713
 Tele: (919) 544-5729 * Fax: (919) 544-5491

Printed: 23-Sep-98 at 04:00 PM

Client: Pacific Environmental Services
 Project Number: 46705A

Sample Report


Date Received:	September 15, 1998
Date Prepared:	September 22, 1998
Date Analyzed:	September 22, 1998
DATA FILE:	AB936
Matrix:	SOLID

ANALYTE:	Hg
ug/L RDL:	0.2
Analysis Method:	7471
Instrument:	P E Zeeman 5100
Spike Conc. (ug/L)	5

CVAA ANALYTE SUMMARY REPORT

Parent Sample ID	TLI SAMPID	ug/L CONC	ml MPV	gram wt. USED	DIL FACTOR	mg/Kg RESULT	Avg. RESULT	RPD	%REC
11B	218-12-1	-0.018	100	0.630	1	< 0.032	-	-	-
11B D	218-12-1 D	0.010	100	0.630	1	< 0.032	< 0.032	-	-
12B	218-12-2	-0.028	100	0.647	1	< 0.031	-	-	-
12B D	218-12-2 D	-0.041	100	0.649	1	< 0.031	< 0.031	-	-
1P2B/AC	218-12-3	-0.034	100	0.680	1	< 0.029	-	-	-
1P2B/AC D	218-12-3 D	-0.028	100	0.674	1	< 0.030	< 0.030	-	-
13B	218-12-5	-0.013	100	0.611	1	< 0.033	-	-	-
13B D	218-12-5 D	-0.005	100	0.613	1	< 0.033	< 0.033	-	-
1P3M2/AC	218-12-6	-0.049	100	0.655	1	< 0.031	-	-	-
1P3M2/AC D	218-12-6 D	-0.044	100	0.653	1	< 0.031	< 0.031	-	-
14B	218-12-8	-0.018	100	0.654	1	< 0.031	-	-	-
14B D	218-12-8 D	-0.034	100	0.649	1	< 0.031	< 0.031	-	-
1P5B/AC	218-12-9	-0.039	100	0.654	1	< 0.031	-	-	-
1P5B/AC D	218-12-9 D	-0.052	100	0.649	1	< 0.031	< 0.031	-	-
1P2B/AC MS	218-12-3 MS	3.915	100	0.603	1	0.649	-	-	78%
1P2B/AC MSD	218-12-3 MSD	4.330	100	0.610	1	0.710	-	8.92%	87%
1P2B/AC MS	True Spike MS	5	100	0.603	1	0.829	-	-	-
1P2B/AC MSD	True Spike MSD	5	100	0.610	1	0.820	-	-	-
Method Blank	46705A MB	0.041	-	-	-	-	-	-	-
Method Blank D	46705A MBD	-0.003	-	-	-	-	-	-	-
1S	46705A LCS	4.384	-	-	-	-	-	-	88%
1SD	46705A LCSD	4.219	-	-	-	-	-	-	84%

Langley Laboratories, Inc.



PACIFIC ENVIRONMENTAL SERVICES, INC.

COPY

Central Park West
5001 South Miami Boulevard, P.O. Box 12077
Research Triangle Park, North Carolina 27709-2077
(919) 941-0333 FAX: (919) 941-0234

32

Sample Chain Of Custody Record

PLANT: US EPA HOT MIX ASPHALT PLANT C RECOVERY PERSON: J. Swift	PROJECT NO.: S508.001 SAMPLERS: N/A
--	--

Sample ID	Sample Name	No. of Cont.	Analytical Request		Comments
			Date	Time	
AC1B	Liquid AC, Run 1 Begin	1	Metals* using 7000 series (SW-846)		* 11-Sb, As, Be, Cd, Cr, Pb, Mn, Ni, Se, Co, & Hg
AC2B	Liquid AC, Run 2 Begin	1	Metals* using 7000 series (SW-846)		* 11-Sb, As, Be, Cd, Cr, Pb, Mn, Ni, Se, Co, & Hg
RAP2B/AC	Recycled Asph, Run 2 Begin (Asphalt Cement)	1	Metals* using 6010/7000 series (SW-846)		* 11-Sb, As, Be, Cd, Cr, Pb, Mn, Ni, Se, Co, & Hg
RAP2B/AGG	Recycled Asph, Run 2 Begin (Aggregate)	1	Metals* using 6010/7000 series (SW-846)		* 11-Sb, As, Be, Cd, Cr, Pb, Mn, Ni, Se, Co, & Hg
AC3B	Liquid AC, Run 3 Begin	1	Metals* using 7000 series (SW-846)		* 11-Sb, As, Be, Cd, Cr, Pb, Mn, Ni, Se, Co, & Hg
RAP3M2/AC	Recycled Asph Run 3 Middle (Asphalt Cement)	1	Metals* using 6010/7000 series (SW-846)		* 11-Sb, As, Be, Cd, Cr, Pb, Mn, Ni, Se, Co, & Hg
RAP3M2/AGG	Recycled Asph Run 3 Middle (Aggregate)	1	Metals* using 6010/7000 series (SW-846)		* 11-Sb, As, Be, Cd, Cr, Pb, Mn, Ni, Se, Co, & Hg
AC4B	Liquid AC, Run 4 Begin	1	Metals* using 7000 series (SW-846)		* 11-Sb, As, Be, Cd, Cr, Pb, Mn, Ni, Se, Co, & Hg
RAP5B/AC	Recycled Asph, Run 5 Begin (Asphalt Cement)	1	Metals* using 6010/7000 series (SW-846)		* 11-Sb, As, Be, Cd, Cr, Pb, Mn, Ni, Se, Co, & Hg
RAP5B/AGG	Recycled Asph, Run 5 Begin (Aggregate)	1	Metals* using 6010/7000 series (SW-846)		* 11-Sb, As, Be, Cd, Cr, Pb, Mn, Ni, Se, Co, & Hg
Relinquished by: MARSHALL CANNON			Date	Time	Received by:
Relinquished by:			Date	Time	Received for Lab by: John A. Davis 9-15-98 5:00pm

Quota# 0711070083

137

TRIANGLE LABORATORIES, INC. -- LOG IN RECORD/CHAIN OF CUSTODY

COPY

Custody Seal : Absent
 Chain of Custody : Present
 Sample Tags : Absent
 Sample Tag Numbers: Not Listed on Chain of Custody
 SMO Forms : N/A

Sample Seals: Absent
 Container...: Intact

TLI Project Number 46705
 Client: PES03 - Pacific Environmental Services

Book
 218
 Page
 12

Box NO COOLANT Temp 25.0 C

Date Received 09/15/98 By *J. R. ...*
 Carrier and Number MARSHALL CANNON

TLI Number NR/H:CPM	Client Sample ID Client COC ID	Matrix Location	To LAB Date/Init	To STORAGE Date/Init	To LAB Date/Init	To STORAGE Date/Init	To LAB Date/Init	To STORAGE Date/Init	To LAB Date/Init	To STORAGE Date/Init	DISPOSED Date/Init
218-12-1	AC1B AC1B	LIQUID AC METALS LAB									
218-12-2	AC2B AC2B	LIQUID AC METALS LAB									
218-12-3	RAP2B/AC RAP2B/AC	ASPH. CEMENT METALS LAB									
218-12-4	RAP2B/AGG RAP2B/AGG	AGGREGATE METALS LAB									
218-12-5	AC3B AC3B	LIQUID AC METALS LAB									
218-12-6	RAP3M2/AC RAP3M2/AC	ASPH. CEMENT METALS LAB									
218-12-7	RAP3M2/AGG RAP3M2/AGG	AGGREGATE METALS LAB									
218-12-8	AC4B AC4B	LIQUID AC METALS LAB									
218-12-9	RAP5B/AC RAP5B/AC	ASPH. CEMENT METALS LAB									
218-12-10	AC1 RAP5B/AGG RAP5B/AGG	AGGREGATE METALS LAB									

AC1 RAP5B/AGG
AC 9-15-98

Receiving Remarks: SAMPLES REC'D IN BOX - NO COOLANT

Archive Remarks:

TRIANGLE LABORATORIES, INC.
Sample Preparation Tracking & Management Form

Client: Pacific Environmental Services (PES03)

t: 46705A

3050-A
Extraction Date: 9/21/98
Acids: HNO₃/H₂O₂/HCl Lot: 118010 | 14171²⁰ TLJ DSP IN O 141 100ml 3 uses used for digestion

SAMPLE ID	CLIENT SAMPLE ID	Sample Information													
		Wgt g	Vol ml	Final Volume ml											
TLI Blank	TLI Blank	N/A	100												
218-12-1	AC1B	0.609													
218-12-2	AC2B	0.514													
218-12-5	AC3B	0.504													
218-12-8	AC4B	0.528 0.530													
218-12-3	RAP2B/AC	0.576													
218-12-6	RAP3M2/AC	0.644													
218-12-9	RAP5B/AC	0.532													
LCS	LAB CONTROL SPIKE	N/A	100												
218-12-1 D	AC1B DUPLICATE	0.647													
218-12-3 MS	AC3B MATRIX SPIKE	0.534													
218-12-3 MSD	AC3B MATRIX SPIKE DUP.	0.552													

nt: See ASL-1 Spike (p. 105)
10 mls of 1:1 HNO₃, 10 mls of conc. HNO₃, 12 mls of DI H₂O, 3 mls of 30% H₂O₂ and 5 mls of conc. HCl was used for digestion.

INORGANICS SPIKE LOG

DATE	PROJECT # SAMPLE IDs	ANALYTE	ORIGINAL STANDARD #	ORIGINAL STANDARD CONC. (PPM)	SPIKE SAMPLE (μL)	SPIKE SAMPLE (PPB)	INITIALS	WITNESS
					FINAL VOLUME (mL)			
16-98	46705B-LCS	*	3-62-1	*	1000/100	*	LDJ	BMB 9/16/98
	218-12-10 MS						LDJ	BMB 9/16/98
	218-12-10 MS						LDJ	BMB 9/16/98
21-98	46682 LCS	*	3-62-1	*	1000/100	*	CK	DSE
		P	3-65-2	1000	1000/100	100	CK	DSE 9/21/98
12/98	46705A LCS	*	3-62-1	*	1000/100	*	DSE	BMB
	218-12-3 MS						DSE	BMB
	218-12-3 MSD						DSE	BMB

* SEE SPTKE LOG

Project # 46705A

EXP date	Spiking Standard Preparation				SPIKING			combined total
	Element	Standard ID	Orig. Std. (ppm)	Spike(UL) Fvol(100mL)	conc (ppm)	From Spiking Standard Spike(UL) FVol(100mL)	conc (ppb)	
8/1/99	Ag	3-54-7	100	5000	5	1000	50	
8/1/99	Ae	3-60-8	100	5000	5	1000	50	
8/1/99	Al	3-54-7	100	5000	5	1000	50	1000
8/1/99	Al	3-60-6	10000	950	95	1000	950	
8/1/99	B	3-54-7	100	5000	5	1000	50	
8/1/99	Be	3-64-7	100	5000	5	1000	50	
8/1/99	Be	3-60-8	100	5000	5	1000	50	
8/1/99	Ca	3-60-8	100	5000	5	1000	50	1000
8/1/99	Ca	3-60-10	10000	950	95	1000	950	
8/1/99	Cd	3-60-8	100	5000	5	1000	50	
8/1/99	Co	3-60-8	100	5000	5	1000	50	
8/1/99	Cr	3-60-8	100	5000	5	1000	50	
8/1/99	Cu	3-60-8	100	5000	5	1000	50	
8/1/99	Fe	3-60-8	100	5000	5	1000	50	1000
8/1/99	Fe	3-60-9	10000	950	95	1000	950	
8/1/99	K	3-54-7	1000	5000	50	1000	500	2000
4/1/99	K	3-45-5	10000	1500	150	1000	1500	
8/1/99	Mg	3-60-8	100	5000	5	1000	50	1000
8/1/99	Mg	3-60-5	10000	950	95	1000	950	
8/1/99	Mn	3-60-8	100	5000	5	1000	50	
8/1/99	Mo	3-60-8	100	5000	5	1000	50	
8/1/99	Na	3-54-7	100	5000	5	1000	50	2000
8/1/99	Na	3-60-3	10000	1950	195	1000	1950	
8/1/99	Ni	3-60-8	100	5000	5	1000	50	
8/1/99	Pb	3-60-8	100	5000	5	1000	50	
8/1/99	Sb	3-60-8	100	5000	5	1000	50	
8/1/99	Se	3-60-8	100	5000	5	1000	50	
8/1/99	Tl	3-60-8	100	5000	5	1000	50	
8/1/99	Tl	3-60-8	100	5000	5	1000	50	
8/1/99	V	3-60-8	100	5000	5	1000	50	
8/1/99	Zn	3-60-9	100	5000	5	1000	50	200
8/1/99	Zn	3-60-7	1000	1500	15	1000	150	

1000uL of the Spiking Standard gives the listed conc. of the above elements.

**Spike separately

Element	Orig Std (ppm)	Spike(UL) Fvol(100m)	conc (ppb)
Au	1000	140	1400
Ca	1000	30	300
Li	1000	70	700
P	1000	100	1000
Pd	1000	160	1600
Pt	1000	300	3000
S	1000	360	3600
Si	10000	50	5000
Sn	1000	20	200
Sr	1000	5	50

Spiking Standard 3-62-1

EXP: 10/28/98

Spiked by: D. Street-Edwards 9/21/98

Pre digestion-
Post digestion-

TRIANGLE LABORATORIES, INC.
Transfer Chain-of-Custody Form
Project 46705-A

Transfer From: IWL To: IA I

	Initials..	Date.....	Time...
Released by:	<u>MGA</u>	<u>9/23/98</u>	<u>12:30</u>
Accepted by:	<u>MGA</u>	<u>9/23/98</u>	<u>12:35</u>

MILES.ID.....	TLI_No.....	Cust.Id.....
46705-A -000	TLI Blank	TLI Blank
46705-A -001	218-12-1	AC1B
46705-A -002	218-12-2	AC2B
46705-A -003	218-12-5	AC3B
46705-A -004	218-12-8	AC4B
46705-A -005	218-12-3	RAP2B/AC
46705-A -006	218-12-6	RAP3M2/AC
46705-A -007	218-12-9	RAP5B/AC
46705-A -008	LCS	LAB CONTROL SPIKE
46705-A -009	218-12-1 D	AC1B DUPLICATE
46705-A -010	218-12-3 MS	AC3B MATRIX SPIKE
46705-A -011	218-12-3 MSD	AC3B MATRIX SPIKE DUP.

Additional comments or instructions: -----XfrCOC (Rev 11/01/94)---

* SEE SPIKE LOG

Project # 4675A

EXP date	Spiking Standard Preparation				SPIKING		combined total	
	Element	Standard ID	Orig. Std. (ppm)	Spike(ul) Fvol(100mL)	conc (ppm)	From Spiking Standard Spike(ul) FVol(100ml)		conc (ppb)
6/1/99	Ag	3-54-7	100	5000	5	1000	50	
8/1/99	Au	3-60-8	100	5000	5	1000	50	
6/1/99	Al	3-54-7	100	5000	5	1000	50	
8/1/99	Al	3-60-8	10000	950	95	1000	950	1000
6/1/99	B	3-54-7	100	5000	5	1000	50	
6/1/99	Ba	3-54-7	100	5000	5	1000	50	
8/1/99	Ba	3-60-8	100	5000	5	1000	50	
8/1/99	Ca	3-60-8	100	5000	5	1000	50	
8/1/99	Ca	3-60-10	10000	950	95	1000	950	1000
8/1/99	Cd	3-60-8	100	5000	5	1000	50	
8/1/99	Co	3-60-8	100	5000	5	1000	50	
8/1/99	Cr	3-60-8	100	5000	5	1000	50	
8/1/99	Cu	3-60-8	100	5000	5	1000	50	
8/1/99	Fe	3-60-8	100	5000	5	1000	50	
8/1/99	Fe	3-60-9	10000	950	95	1000	950	1000
8/1/99	K	3-54-7	1000	5000	50	1000	500	2000
4/1/99	K	3-45-5	10000	1500	150	1000	1500	2000
8/1/99	Mg	3-60-8	100	5000	5	1000	50	
8/1/99	Mg	3-60-5	10000	950	95	1000	950	1000
8/1/99	Mn	3-60-8	100	5000	5	1000	50	
8/1/99	Mo	3-50-8	100	5000	5	1000	50	
8/1/99	Na	3-54-7	100	5000	5	1000	50	
8/1/99	Na	3-60-9	10000	1950	195	1000	1950	2000
8/1/99	Ni	3-60-8	100	5000	5	1000	50	
8/1/99	Pb	3-60-8	100	5000	5	1000	50	
8/1/99	Sb	3-60-8	100	5000	5	1000	50	
8/1/99	Se	3-60-8	100	5000	5	1000	50	
8/1/99	Tl	3-60-8	100	5000	5	1000	50	
8/1/99	Tl	3-60-8	100	5000	5	1000	50	
8/1/99	V	3-60-8	100	5000	5	1000	50	
8/1/99	Zn	3-60-8	100	5000	5	1000	50	
8/1/99	Zn	3-60-7	1000	1500	15	1000	150	200

1000uL of the Spiking Standard gives the listed conc. of the above elements.

** Spike separately

Element	Orig Std (ppm)	Spike(ul) Fvol(100m)	conc (ppb)
Au	1000	140	1400
Ca	1000	30	300
Li	1000	70	700
P	1000	100	1000
Pd	1000	160	1600
Pt	1000	300	3000
S	1000	350	3500
Si	10000	50	5000
Sn	1000	20	200
Sr	1000	5	50

Spiking Standard 3-62-2

EXP: 10/28/98

Spiked by:

Pre-digestion-

Post-digestion-

MCA 9/23/98

Date	Project # Sample ID's	Analyt	Std ID	Std Conc ppm	Spike vol sample vol ml/ml	Spike conc ppb	Initials	W-trace
8/2/98	46220A 213-23-21 PAS	+	3-62-2	+	100/10	+	MLC	MLC
8/5/98	46346B 214-501-PAS	+	3-62-2	+	100/10	+	MLC	MLC
8/5/98	46315 214-19-11A PAS	+	3-62-2	+	100/10	+	MFA	MLC
8/5/98	46257 213-60-21 PAS	+	3-62-2	+	100/10	+	MFA	MLC
8/6/98	46190 A 212-92-100 PAS	+	3-62-2 3-028-7	+	100/10 100/10	+	FUP	FUP
8/11/98	46319 215-31-1A00 PAS	+	3-62-2	+	100/10	+	MLC	MLC
8/17/98	46427A 215-31-3 PAS	+	3-62-2	+	100/10	+	MLC	MLC
8/17/98	46427B 215-31-6 PAS	+	3-62-2	+	100/10	+	MLC	MLC
8/18/98	46419A 215-23-1A00 PAS	+	3-62-2	+	100/10	+	MLC	MLC
8/19/98	46363A 214-67-3A00 PAS	+	3-62-2 3-028-7	+	100/10 100/10	+	MLC	MLC
8/20/98	46394A 214-47-1A00 PAS	+	3-62-2	+	100/10	+	MLC	MLC
8/20/98	46459 215-13-1A00 PAS	+	3-62-2	+	100/10	+	MLC	MLC
8/20/98	46348 214-52-18 PAS	+	3-62-2	+	100/10	+	MLC	MLC
8/20/98	46473 215-77-2 PAS	+	3-62-2	+	100/10	+	MLC	MLC
8/23/98	46452B 215-36-2 PAS	+	3-62-2	+	100/10	+	MLC	MLC
8/24/98	46520 216-25-34 PAS	+	3-62-2 3-028-7	+	100/10 100/10	+	MLC	MLC
8/26/98	46446 216-1A00 PAS	+	3-62-2	+	100/10	+	MLC	MLC
8/27/98	46523 216-81-1 PAS	+	3-62-2	+	120/10	+	MLC	MLC
9/2/98	46522B 216-27-1A00 PAS	+	3-62-2	+	100/10	+	MLC	MLC
9/13/98	46574B 216-17-2L PAS 216-17-17 PAS	+	3-62-2	+	100/10	+	MLC	MLC
9/13/98	46587A 216-12-23.24.18 PAS 216-12-25.16 PAS	+	3-62-2	+	100/10	+	MLC	MLC
9/14/98	46629 217-35-1A00 PAS	+	3-62-2	+	100/10	+	MLC	MLC
9/15/98	46507B 216-12-4 PAS	+	3-62-2	+	100/10	+	MLC	MLC
9/20/98	4665B 218-12-10 PAS	+	3-62-2	+	100/10	+	MLC	MLC
9/21/98	46682 217-58-1A.17.14 PAS	+	3-62-2 3-68-2B	+	100/10 100/10	+	MLC	MLC
9/23/98	46705A 218-12-3 PAS	+	3-62-2	+	100/10	+	MLC	MLC

88

Sample Name	File	Method	Date	Time	SSID	Type	Mode
STD1-BLANK	92398	TRIANGLE	09/23/98	11:56	X	IR	
STD2	92398	TRIANGLE	09/23/98	12:00	X	IR	
STD3	92398	TRIANGLE	09/23/98	12:05	OKH	Q	CONC
CHECK LO	92398	TRIANGLE	09/23/98	12:10	OKH	Q	CONC
10V/00V	92398	TRIANGLE	09/23/98	12:14	OKH	Q	CONC
10B/00B	92398	TRIANGLE	09/23/98	12:22	OKH	Q	CONC
10SAB	92398	TRIANGLE	09/23/98	12:27	OKH	Q	CONC
46705A MB	92398	TRIANGLE	09/23/98	12:30	OKH	S	CONC
46705A LOS	92398	TRIANGLE	09/23/98	12:35	OKH	S	CONC
218-12-1	92398	TRIANGLE	09/23/98	12:39	OKH	S	CONC
218-12-1 D	92398	TRIANGLE	09/23/98	12:44	OKH	S	CONC
218-12-1	92398	TRIANGLE	09/23/98	12:47	OKH	S	CONC
218-12-3	92398	TRIANGLE	09/23/98	12:51	OKH	S	CONC
218-12-3 NS	92398	TRIANGLE	09/23/98	12:53	OKH	S	CONC
218-12-3 ROL	92398	TRIANGLE	09/23/98	12:55	OKH	S	CONC
218-12-3 ROL	92398	TRIANGLE	09/23/98	12:57	OKH	S	CONC
218-12-3	92398	TRIANGLE	09/23/98	12:58	OKH	S	CONC
218-12-3	92398	TRIANGLE	09/23/98	12:59	OKH	S	CONC
218-12-4	92398	TRIANGLE	09/23/98	13:00	OKH	S	CONC
218-12-5	92398	TRIANGLE	09/23/98	13:07	OKH	S	CONC
218-12-5	92398	TRIANGLE	09/23/98	13:10	OKH	S	CONC
218-12-5	92398	TRIANGLE	09/23/98	13:11	OKH	S	CONC
218-12-5	92398	TRIANGLE	09/23/98	13:16	OKH	S	CONC
10V/00V	92398	TRIANGLE	09/23/98	14:03	OKH	Q	CONC
10B/00B	92398	TRIANGLE	09/23/98	14:08	OKH	Q	CONC
10SAB	92398	TRIANGLE	09/23/98	14:09	OKH	Q	CONC

Pb > ROL. Please consider elevated ROL for this element. MKd 9/23/98

Cup empty. MKd 9/23/98

TRIANGLE LABORATORIES, INC.

Sample Preparation Tracking & Management Form

#: 46705A

Client: Pacific Environmental Services (PES03)

Sample Information
 ID: 7470
 Acids: HNO₃/HCl
 Extraction Date: 9/20/98
 Lot: 18010 1417120

fb

SAMPLE ID	CLIENT SAMPLE ID	Sample Wgt (g)	Final Vol (ml)	Duplicate Weight (g)		Total weight (g)
				Weight (g)	Weight (g)	
TLI Blank	TLI Blank	N/A	ND/ND			
MBD						
218-12-1	AC1B	.210		.210	.210	.630
218-12-2	AC2B	.215		.216	.216	.647
218-12-5	AC3B	.204		.204	.203	.611
218-12-8	AC4B	.218		.218	.218	.654
218-12-3	RAP2B/AC	.227		.228	.225	.680
218-12-6	RAP3M2/AC	.218		.219	.218	.655
218-12-9	RAP5B/AC	.218		.218	.218	.654
LCS	LAB CONTROL SPIKE	N/A	ND/ND			
218-12-1 D	AC1B DUPLICATE	.210		.210	.210	.630
218-12-3 MS	AC3B MATRIX SPIKE	.201		.201	.201	.603
218-12-3 MSD	AC3B MATRIX SPIKE 'DUP.	.204		.203	.203	.610

See HGL-1, Spike log p. 92
 A 3:1 mixture of HCl/HNO₃ was used for digestion

MERCURY SPIKE LOG

Hg

PROJECT # SAMPLE IDS	ORIGINAL SPIKE CONC. (Hg)	STANDARD # WORKING STANDARD PREPARED FROM	SPIKE AMOUNT (mL)	SPIKE SAMPLE (PPB)	INITIALS	WITNESS
18 46705B LGS LSD	0.1 ppm	3-70-7	5	5	DSE	B/MS
4 218-12-4 MS 218-12-4 MSD	↓		↓	↓		
46705A LGS LSD	↓		↓	↓		
218-12-3 MS 218-12-3 MSD	↓		↓	↓	DSE 9/2/98	B/MS 9/2/98
8 46682 LGS LSD	0.1 ppm	3-70-7	5	5	CP	DSE
217-88-4 MS 217-88-4 MSD	↓	↓	↓	↓		
217-88-3 MS 217-88-3 MSD	↓		↓	↓	ck 9/2/98	DSE 9/2/98

147

ie Name: NA002 Autosampler Type: TYPIC FOR
 ie Positions: 170/190 90 Positions: 10/15 # Data: 1
 ie Station location is rack #1, pos. #1.

Rack ---

#	Type	Usage	#Pos Left	Analyses/Pos
1	407008 Rack	STD/NO/BLANK	10	10
2	Sample 10mm	Samples	10	1
3	Sample 10mm	Samples	10	1
4	Sample 10mm	Samples	10	1
5	Sample 10mm	Samples	10	1

Sample Data ---

#	Type	Prepared	Description	Method	#Pos	Rack#	StartPos
1	Normal	NO	407008	TRIANGLE	10	1	1

Preparation Info ---

#	Device	DeviceID	Filter	Dil.Factor
1				

Sample's Precedence

1 41

Row	Col	Sample Name	Dev #	Method	Type
1	1	0700	NA002	1	Standard
2	2	0701	NA002	1	Standard
3	3	0702	NA002	1	90 Standard
4	4	0703	NA002	1	90 Standard
5	5	0704	NA002	1	90 Standard
6	6	0705	NA002	1	90 Standard

1-82-5P
 1-82-7P
 1-82-6P
 next
 2/23/88

1 42

10

Row	Col	Sample Name	Dev #	Method	Type
1	1	407008-10	1	NA002	Sample
2	2	407008-100	1	NA002	Sample
3	3	218-10-1	1	NA002	Sample
4	4	218-10-1 D	1	NA002	Sample
5	5	218-10-2	1	NA002	Sample
6	6	218-10-3	1	NA002	Sample
7	7	218-10-3 MS	1	NA002	Sample
8	8	218-10-3 MSD	1	NA002	Sample
9	9	218-10-3 PDS	1	NA002	Sample
10	10	218-10-4	1	NA002	Sample
11	11	218-10-5	1	NA002	Sample
12	12	218-10-6	1	NA002	Sample
13	1	218-10-7	1	NA002	Sample
14	2	218-10-8	1	NA002	Sample

1 43

rod: TRIANGLE Sample Name: STD1-BLANK Operator:
 Time: 09/20/98 11:56 Filename: 92378
 el: IR Type: X Corr. Factor: 1.00000
 ID.: Cust. Smpl. ID.: Cust. ID.:

MS	Ag3300	A10000	Ag1000	0_2490	0a4704	0e0100
CS	count	count	count	count	count	count
E	1.00000	1.00074	1.00077	1.01009	1.00004	1.00042
V	1.00000	1.0001	1.00010	1.00091	0	0
D	102.960	1.22772	17.068	0.67748	0.59001	1.00010

MS	0a0179	0a2000	0e4100	0e2000	070077	0a0047
CS	count	count	count	count	count	count
E	0	1.00000	1.00000	1.00010	1.00002	1.00000
V	1.00001	1.00010	1.00014	1.00001	0	1.00001
D	791.000	08.8744	117.000	0.10000	10.7449	1.79000

MS	0a0179	0a2000	0e4100	0e2000	070077	0a0047
CS	count	count	count	count	count	count
E	1.00000	1.00000	1.00000	1.00000	1.00001	1.00000
V	1.00000	1.00000	1.00000	1.00000	0	1.00000
D	40.7707	1.00000	1.00000	1.00000	0.00000	0.00000

MS	0a0001	0e0000	0_1100	000001	000001	0e0000
CS	count	count	count	count	count	count
E	1.00000	1.00000	1.00000	1.00000	1.00000	1.00000
V	1.00000	1.00000	1.00000	1.00000	1.00000	1.00000
D	11.0000	10.0000	0.0000	0.0000	1.0000	1.0000

MS	100001	100002	0e0000	0_4000	010000	011000
CS	count	count	count	count	count	count
E	1.00000	1.00000	1.00000	1.00000	1.00000	1.00000
V	1.00000	1.00000	1.00000	1.00000	1.00000	1.00000
D	0.10000	0.10000	0.10000	0.10000	0.10000	0.10000

MS	0_1000	0e0000	0_1000	0_1000	0_1000	0_1000
CS	count	count	count	count	count	count
E	1.00000	1.00000	1.00000	1.00000	1.00000	1.00000
V	0	1.00000	1.00000	1.00000	1.00000	1.00000
D	1.10000	0.10000	0.10000	0.10000	0.10000	0.10000

MOD: TRIANGLE Sample Name: STD0 Operator:
 Time: 09/23/98 12:00 Filename: 92393
 el: IR Type: X Corr. Factor: 1.00000
 ID.: Cust. Smp1. ID.: Cust. ID.:

MS	Ag3280	Al3082	As1890	B_2496	Ba4934	Be3130
CS	count	count	count	count	count	count
E	.39409	.02017	.11883	.12978	.13761	.13583
V	.00117	.00028	.00039	.0002	.00145	.00198
D	.2992	1.41027	.33333	.18408	.91243	.3437

MS	Ca3173	Ca2263	Ca4186	Ca2266	Cr2677	Ca3247
CS	count	count	count	count	count	count
E	.01766	.02477	.07204	.10843	.13732	.13681
V	.00023	.00014	.00013	.00031	.00117	.00236
D	1.44333	.38833	.16473	.7533	.91333	1.41433

MS	Fe2714	V_1664	Li3707	Ag2736	Mn2736	Al2020
CS	count	count	count	count	count	count
E	.00334	16.4511	10.7163	.01307	.12213	.12313
V	.00007	.41123	.43133	.00017	.0008	.00002
D	3.13333	2.49971	4.21313	.32333	.33334	.33331

MS	Na3332	Al3333	P_2143	Co3341	Co3341	Si3333
CS	count	count	count	count	count	count
E	.13613	.34103	.03333	.13014	.10037	.13031
V	.01103	.00131	.00023	.00073	.00033	.00073
D	3.93333	.33333	.33333	.33333	.33334	.33333

MS	1960-1	1960-2	3Al3333	3r4213	713343	711703
CS	count	count	count	count	count	count
E	.43731	.34712	.13746	.73403	.33342	.13732
V	.00213	.0033	.0014	.00337	.00033	.00073
D	.4234	1.32733	.34733	.70213	.13331	1.33331

MS	V_2364	Ca2363	Al2363	Ca2263	Be1763
CS	count	count	count	count	count
E	.13441	.3377	.43311		
V	.00013	.00036	.00101		
D	.37333	1.37371	.33334		

Acq: TRIANGLE Sample Name: 3700 Operator: DKH
 Time: 09/01/98 12:05 Filename: 92098
 at: CONC Type: Q Corr. Factor: 1.00000
 ID.: Cust. Smpl. ID.: Cust. ID.: 46705A

MS	Ag0280	As13082	As13890	B_2496	Se4954	Se5100
ES	000	000	000	000	000	000
a	950.7	971.0	990.5	985.9	985.5	997.5
v	4.695	9.122	6.411	5.612	2.969	4.944
D	.4707	.9498	.6473	.5664	.3010	.4937

MS	Ca3179	Ca2085	Ca4186	Ca2266	Ca2677	Ca5247
ES	000	000	000	000	000	000
a	1006.	1001.	995.0	1000.	1000.	980.0
v	5.127	5.048	2.706	5.050	5.180	5.697
D	.5094	.5041	.172	.5062	.5081	.5771

MS	Fe2714	K_7664	Li6707	Mg2790	Mn2876	Mo1080
ES	000	000	000	000	000	000
a	1014.	9.803	970.6	997.3	995.1	998.0
v	18.4	10.14	1.998	1.903	4.347	6.174
D	.1310	.1976	.0080	.0947	.1860	.1184

MS	N30000	N10016	P_0149	Se0001	Se0002	Se0003
ES	000	000	000	000	000	000
a	9.556	998.6	995.1	995.0	997.9	997.6
v	1.0416	5.933	5.661	7.973	7.077	5.760
D	.4038	.5960	.5689	.7094	.6790	.5603

MS	1960-1	1960-2	3n1899	Se4218	710049	711908
ES	000	000	000	000	000	000
a	997.5	979.7	999.3	982.8	991.5	1005.
v	5.714	5.097	4.040	2.900	5.347	5.564
D	.9708	.5161	.4240	.1970	.508	.5900

MS	v_1914	Zn0061	312561	Se0000	Se.760	
ES	000	000	000	000	000	
a	996.0	1011.	989.1	997.9	980.7	
v	4.266	5.390	56.23	7.444	4.860	
D	.4510	.5801	.569	.7489	.5636	

od: TRIANGLE Sample Name: TDV/ODV Operator: DKK
 Time: 09/20/96 12:14 Filename: 92096
 : 0000 Type: G Corr. Factor: 1.00000
 ID.: Cust. Smol. ID.: Cust. ID.: 46705A

8	Ag0260	Ag0062	Ag0360	8_2496	8a4904	8e0100
8	000	000	000	000	000	000
	462.0	462.0	477.1	466.0	495.3	300.0
	.4363	1.593	.6252	1.397	1.065	.3522
	.0291	.0013	.1258	.0425	.0158	.0704

8	Ca0175	Ca0265	Ca4186	Ca0236	Ca2677	Ca0047
8	000	000	000	000	000	000
	308.1	308.3	475.0	305.4	303.4	459.0
	.3279	.4967	1.063	.3567	.3653	1.292
	.1043	.0731	.2793	.1101	.1153	.0609

8	Fe0714	Fe1064	Fe0707	Fe0790	Fe0376	Fe0100
8	000	000	000	000	000	000
	309.4	4.363	484.4	476.7	300.0	300.0
	4.097	.0136	1.687	1.9037	.0394	.0706
	.0042	.0017	.0369	.049	.0373	.0413

8	K03501	K10016	K_0149	K00001	K00001	K00003
8	000	000	000	000	000	000
	4.704	300.3	494.0	300.3	300.3	499.0
	.0336	.4361	7.111	1.173	4.036	2.744
	.0161	.0659	1.44	.0632	.0634	.0499

8	Na0001	Na0001	Na0200	Na1960	Na1399	Na4013
8	000	000	000	000	000	000
	300.3	496.1	302.9	493.0	300.1	493.1
	1.912	2.016	2.079	1.733	1.003	1.040
	.0302	.0446	.0306	.0347	.042	.0204

8	Si0007	Si1003	Si_0704	Si_0102	Si_0103	
8	000	000	000	000	000	
	493.0	304.0	493.0	310.1	300.0	
	1.036	3.159	1.071	1.4001	3.371	
	.0200	.0201	.0343	.0731	.1106	

Job: TRIANGLE Sample Name: 105.005 Operator: DKH
 Time: 09/23/98 12:22 Filename: 92398
 #: GCNC Type: Q Corr. Factor: 1.00000
 ID.: Cust. Smpl. ID.: Cust. ID.: 46705A

15	Ag3280	Al3081	As1690	S_2496	Sa4954	Se3150
13	000	000	000	000	000	000
1	1.0878	1.3761	1.2300	1.3805	1.1657	1.0115
1	1.321	1.312	1.147	1.1789	1.0557	1.0041
1	251.6	3.488	93.5	1.4701	51.72	297

15	Ca3179	Co2285	Ce4186	Cr2236	Cu1677	Cd3247
13	000	000	000	000	000	000
1	1.634	1.1369	1.1355	1.3644	1.1491	1.3111
1	1.7270	1.0001	1.1955	1.3509	1.366	1.2592
1	44.31	42.127	75.37	78.14	249.12	46.81

15	Fe2714	K_7064	Li6797	Mg2730	Mn2576	Mt2710
13	000	000	000	000	000	000
1	2.1176	1.1330	1.6978	1.3717	1.2410	1.0308
1	6.390	1.0077	1.0163	1.1217	1.004	1.1804
1	294.4	1.637	1.069	620.3	147.11	11.91

15	Ni3300	Ni2316	P_2146	Si2041	Sn2042	Sr2088
13	000	000	000	000	000	000
1	1.0086	1.5170	1.1610	1.1607	1.1700	1.1047
1	1.0019	1.5245	1.1341	1.1066	1.1014	1.131
1	384.1	101.4	219.3	114	79.48	170.9

15	Sr2041	Sr2042	Pb2200	Sa1960	Sm1879	Si_2213
13	000	000	000	000	000	000
1	1.1300	1.3307	1.3041	1.1706	1.1184	1.1441
1	1.8122	1.4458	1.4660	1.3648	1.7500	1.7114
1	61.07	60.9	77.19	747.3	600.6	3.308

15	Ti2047	Ti1908	V_2371	Zn1981	Zn1981	
13	000	000	000	000	000	
1	1.113	1.11	1.1100	1.1100	1.1100	
1	1.1100	1.6360	1.0076	1.0001	1.1100	
1	70.99	19.39	52.57	70.76	5.700	

Mod: TRIANGLE Sample Name: 100A5 Operator: DXH
 Time: 09/25/96 12:27 Filename: 92395
 #: CONC Type: 4 Corr. Factor: 1.00000
 ID.: Cust. Smpl. ID.: Cust. ID.: 467054

15	Ag3050	A10002	A51890	3_0450	844904	845100
16	000	000	000	000	000	000
17	508.0	504000.	517.9	508.9	520.2	487.7
18	.3719	1115	2.72	.6802	.6609	.1754
19	.0671	.2089	.5252	.1357	.1263	.0565

15	Ca3175	Ca2205	Ca4150	Ca2250	Ca2077	Ca3247
16	000	000	000	000	000	000
17	459000.	482.0	504.5	466.4	487.7	546.0
18	568.1	1.585	1.210	1.7051	1.2509	1.319
19	.0801	.1563	.1403	.145	.0934	.1244

15	Fe2714	Fe2004	Fe2707	Fe2750	Fe2875	Fe3000
16	000	000	000	000	000	000
17	130300.	131.00	125.02	105300.	147.15	139.2
18	42105	12481	11075	910.7	12104	21193
19	.0021	.0082	.0017	.0024	.0046	.002

15	Li2000	Li2015	Li2149	Li2000	Li2000	Li2000
16	000	000	000	000	000	000
17	5.000	461.6	5608.1	507.5	457.6	513.7
18	.0007	1.443	1.032	0.141	0.014	0.004
19	.0191	.0100	.0224	.0007	.0007	.0043

15	Na2000	Na2000	Na2000	Na2000	Na2000	Na2000
16	000	000	000	000	000	000
17	561.6	501.7	500.9	541.3	527.1	523.4
18	0.554	0.500	0.500	.5184	0.560	.600
19	.0170	.0040	.0000	.0311	.0387	.0130

15	Si2000	Si2000	Si2000	Si2000	Si2000	Si2000
16	000	000	000	000	000	000
17	1.000	1.000	1.000	1.000	1.000	1.000
18	1.000	1.000	1.000	1.000	1.000	1.000
19	1.000	1.000	1.000	1.000	1.000	1.000

Job: TRIANG02 Sample Name: 46705A MG Operator: DKH
 Time: 09/23/98 12:50 Filename: 92378
 : CONC Type: S Corr. Factor: 1.00000
 ID.: Cust. Smpl. ID.: Cust. ID.: 46705A

S	As1890	Sr3150	Ca2265	Co2266	Cr2677	Mn2576
S	000	000	000	000	000	000
	L-2.844	L-1.1801	L-1.3175	L-1.4582	L-1.3300	L-5.5528
	1.111	.0235	.1594	.2076	.4132	.0306
	39.06	13.03	50.21	45.3	125.2	5.545

S	Ni2316	Pb2203	Sb2068	Se1960
S	000	000	000	000
	L-3.906	L-2.958	L-1.333	L-2.248
	.5374	.7591	1.47	.3109
	10.76	25.15	110.3	108.0

od: TRIANGLE Sample Name: 46705A LOS Operator: DKH
 Time: 09/23/98 12:55 Filename: 72556
 : CONC Type: S Corr. Factor: 1.00000
 ID.: Cust. Swi. ID.: Cust. ID.: 46705A

46	451890	865130	862265	862286	862077	862376
45	000	000	000	000	000	000
	42.35	47.30	47.41	48.21	48.01	48.61
	1.3171	1.1141	1.261	1.3238	1.5407	1.3747
	1.7483	1.2412	1.3503	1.096	1.127	1.249

46	410016	792200	862265	861960
45	000	000	000	000
	43.02	49.33	49.22	48.93
	1.4504	1.469	1.367	1.6644
	1	1.502	1.304	1.679

run: TRIANG12 Sample Name: 218-12-1 Operator: DWR
 Time: 09/23/98 12:57 Filename: 92598
 #: CONC Type: S Corr. Factor: 1.00000
 ID.: Cust. Smpl. ID.: Cust. ID.: 467054

AS	AS1890	863130	042269	042269	042677	462576
ES	000	000	000	000	000	000
B	67.8233	67.0206	67.1918	4.367	67.0037	67.073
V	1742	1631	1647	169	1673	16678
Z	70.13	150.3	66.26	3.473	184.3	-1.125

AS	W12010	P02290	002060	061960		
ES	000	000	000	000		
B	110.13	3.130	61.200	17.77		
V	14131	13174	1400	13391		
Z	11978	5.373	112.13	3.730		

Job: T6148202 Sample Name: 218-12-1 0 Operator: DKK
 Date: 09/20/78 10:04 Filename: 92393
 B: 30XC Type: 3 Corr. Factor: 1.00000
 ID.: Cust. Smpl. ID.: Cust. ID.: 46705A

MS	461850	863100	002263	002266	012677	102576
IS	000	000	000	000	000	000
E	0-1.709	1-1.177	0-1.3057	0.6326	1-1.5592	1.7306
V	1.9091	1.0198	1.094	1.1765	1.1381	1.0477
D	33.35	16.75	45.7	27.87	38.45	6.324

MS	412316	402200	502068	581960
IS	000	000	000	000
E	47.23	2.917	1.1461	0.9831
V	1.9-08	1.7700	1.3313	1.4959
D	11.931	30.24	167.8	41.56

00: TRIANGLE Sample Name: 118-10-1 Operator: DMW
 Time: 09/20/98 10:09 Filename: 92598
 : 0000 Type: S Cov. Factor: 1.00000
 ID.: Cust. Smpl. ID.: Cust. ID.: 46709A

5	As1870	Se2180	Cr2280	Co2280	Cr2677	Mn2576
5	000	000	000	000	000	000
	L-1.444	L-1.110	L-2.138	3.019	U1.054	4.448
	1.174	.0200	.0945	.1904	.18	.0552
	31.0	25.35	43	2.412	17.42	1.242

5	N12310	Pb2100	Sb2008	Se1960
5	000	000	000	000
	291.9	5.100	L-2.120	5.196
	1.371	1.075	.9140	1.032
	.6411	55.88	40.10	19.80

od: TRIANGLE Sample Name: 018-12-3 Operator: DNH
 Time: 09/23/78 13:13 Filename: 92398
 : CDWC Type: S Corr. Factor: 1.00000
 TO.: Cust. Smol. ID.: Cust. ID.: 46765A

S	As1890	Se2100	Cr2205	Co2286	Cr2677	Mn2576
S	000	000	000	000	000	000
	11.245	6.1666	1.2079	3.071	11.600	32.79
	.0500	.0188	.226	.1717	.1214	.0146
	28.64	11.27	94.99	5.095	7.449	.0275

S	Ni2516	Pb2203	Se2008	Se1900
S	000	000	000	000
	104.14	51.01	1.5906	3.746
	.7982	.2534	.850	.8803
	.4257	.3208	140.17	20.33

od: TRIANGLE Sample Name: Z18-12-J MS Operator: UKH
 Time: 09/23/98 13:16 Filename: 92398
 : COHC Type: S Corr. Factor: 1.00000
 ID.: Cust. Smpl. ID.: Cust. ID.: 46765A

S	As1890	Se3130	Cd2265	Co2280	Cr2677	Mn2576
S	ppb	ppb	ppb	ppb	ppb	ppb
	49.26	45.04	45.86	49.92	48.85	95.81
	1.454	.0429	.1582	.4254	.2215	.1379
	3.302	.094	.3449	.8322	.4537	.1409

S	Ni2016	Pb2203	Sb2068	Se1900
S	ppb	ppb	ppb	ppb
	262.10	75.09	46.22	47.15
	1.219	1.213	1.455	.9573
	1.868	1.868	0.149	0.90

Mod: TRIANGLE Sample Name: D18-12-B MSC Operator: GKk
 Time: 09/23/96 10:23 Filename: 92595
 #: CCHC Type: S Corr. Factor: 1.00000
 ID.: Cust. Smpl. ID.: Cust. ID.: 46705A

13	As1890	8e3100	0d2265	0e2286	0r2e77	Mn257b
13	000	000	000	000	000	000
3	43.25	46.67	46.59	47.72	48.17	59.29
7	1.086	.2215	.2639	.2174	.1077	.3516
9	2.51	.4741	.5663	.4556	.2859	.593

13	Ni201e	Pb2203	Se206e	Se19e0
13	000	000	000	000
3	34.61	35.5e	47.18	43.92
7	.9809	.8924	1.410	.7307
9	1.160	1.60e	2.392	1.67

Job: TRIANGLE Sample Name: Z16-12-3 PDS Operator: DKH
 Time: 09/20/96 13:27 Filename: 32356
 Type: 3 Corr. Factor: 1.00000
 Cust. Smpl. ID.: Cust. ID.: 46705A

IS	851650	865100	002265	002266	002677	002576
S	000	000	000	000	000	000
	48.71	47.49	47.88	52.03	50.65	102.0
	.1753	.0486	.1306	.0645	.2101	.1234
	.0598	.1028	.2728	.1624	.415	.1309
S	012016	002205	002068	001960		
S	000	000	000	000		
	284.5	78.34	48.74	48.65		
	.0289	.5795	1.792	.6039		
	.221	.7604	3.676	1.631		

SOD: TRIANGLE Sample name: 010-10-C 1 Operator: DKA
 Time: 09/20/95 13:32 Filename: 92098
 S: CONC Type: S Corr. Factor: 1.00000
 ID.. Cust. Sodi. ID.. Cust. ID.. 46709A

MS	81090	880100	042263	000098	072677	042676
SS	000	000	000	000	000	000
S	0.58008	0.1490	0.0042	01.198	0.0071	10.77
V	.3800	.0107	.10	.1040	.1047	.0276
Z	14.05	8.087	001.9	8.747	42.49	.0558

MS	81090	880100	042263	000098	072677	042676
SS	000	000	000	000	000	000
S	47.00	0.109	0.1040	01.110		
V	.0800	.0472	.0047	.7820		
Z	11.44	12.00	007.2	70.11		

Cd. TRIANGLE Sample Name: 107/001 Operator: DMJ
 Time: 09/20/98 10:36 File Name: 00000
 1: 0000 Type: Q Corr. Factor: 1.00000
 10.. Cust. Smpl. ID.. Cust. ID.. 40705A

3	Ag00100	Ag0000	Ag0090	6_1240	6a4504	6a0100
3	000	000	000	000	000	000
	167.5	4105.9	4170.9	39.07	4167.5	4164.5
	230.4	391.0	176.3	300.3	137.9	267.5
	173.5	150.7	170.7	096.1	172.9	174.4
3	000.75	000000	0e+000	100000	0.1077	000247
3	000	000	000	000	000	000
	4105.5	4104.5	137.5	4104.5	4105.5	4158.5
	173	104.0	173.1	130	150.5	192.6
	164.5	170.7	170.5	172.1	171.5	164.5
3	Ag00104	Ag0004	Ag0097	Ag0070	Ag0070	Ag0000
3	000	000	000	000	000	000
	374.24	421308	137.5	4105.5	4105.5	4105.5
	139.0	1.130	285.4	007	226.3	136.4
	137.7	341.79	170.5	177.3	170.5	170.1
3	Ag00002	Ag0000	Ag0049	0000-1	0000-1	000000
3	000	000	000	000	000	000
	1.346	4105.9	4105.5	166.4	165.0	4107.5
	1.607	130	164.0	167.5	180.1	137.5
	141.4	170	164.5	172.5	171.5	171.5
3	1960-1	1960-2	000000	0a1960	0a1999	074015
3	000	000	000	000	000	000
	173.5	164.5	4105.5	4107.7	4178.7	4107.5
	130.5	130.5	134.5	191.5	300.5	135.5
	164.5	173.5	170	170.5	170.1	172.9
3	000049	000000	Ag0004	000000	000000	
3	000	000	000	000	000	
	4105.5	4170.1	4174.1	4105.5	1400.	
	130.5	134.5	170	170.5	170.1	
	170.5	167.5	168.7	170.1	170.5	

N/A
 MCA 9/23/98

Mod: TRIANGLE Sample Name: 10V/COV Operator: DKH
 Time: 09/20/98 10:43 Filename: 92078
 # CONC Type: # Corr. Factor: 1.00000
 ID.: Cust. Smpl. ID.: Cust. ID.: 46705A

15	Ag0000	A10082	As1890	8_0456	8a4904	8e0100
16	000	000	000	000	000	000
17	500.7	520.3	512.4	470.0	511.4	500.7
18	0.148	0.35	0.45	0.998	2.604	4.834
19	0.107	1.08	0.702	0.8208	1.5091	0.8654

15	Ca0179	Ca2265	Ca4186	Ca2186	Ca2677	Ca0247
16	000	000	000	000	000	000
17	500.1	500.8	501.4	504.1	501.5	512.9
18	6.184	6.30	6.079	4.933	4.391	2.333
19	1.027	1.104	1.010	0.9767	0.9745	1.4549

15	Fe0714	Fe7004	Fe0707	Fe0750	Fe2376	Fe0000
16	000	000	000	000	000	000
17	300.0	310.0	477.6	303.0	300.1	305.0
18	3.417	0.806	0.441	0.004	4.80	0.004
19	1.377	0.7000	0.4900	0.5000	0.9101	1.0000

15	As0001	As0016	As0145	As0001	As0001	As0000
16	000	000	000	000	000	000
17	4.381	479.8	506.0	470.8	500.8	507.0
18	0.1443	4.833	0.8007	0.400	0.001	0.374
19	0.90	0.0119	0.680	0.60	0.004	0.6070

15	As0001	As0000	As0000	As0000	As0000	As0000
16	000	000	000	000	000	000
17	300.0	310.0	500.0	500.0	500.0	500.0
18	4.100	0.700	0.400	0.40	0.644	0.700
19	0.700	0.000	0.000	0.600	0.001	0.60

15	As0001	As0000	As0000	As0000	As0000	As0000
16	000	000	000	000	000	000
17	300.0	310.0	490.0	500.0	500.0	500.0
18	0.1443	0.700	0.400	0.40	0.644	0.700
19	0.700	0.000	0.000	0.600	0.001	0.60

JOB: TRIANGLE Sample Name: 103.000 Operator: DMH
 Date: 09/20/78 10:37 File Name: 92070
 S. CONC Type: 4 Cont. Fluidity: 1.00000
 ID.: Cust. Smpl. ID.: Cust. ID.: 487024

15	440180	410080	451370	8.12750	134704	140100
16	000	000	000	000	000	000
5	1.0773	1.0110	1.1251	1.0110	1.0665	1.0977
7	1.1037	1.081	1.1401	1.0837	1.0801	1.0131
9	15.00	15.41	14.56	15.092	15.14	15.09

15	143179	142253	144186	142250	142577	143247
16	000	000	000	000	000	000
5	1.3777	1.3600	1.3800	1.3613	1.3700	1.4104
7	1.3297	1.3297	1.321	1.3493	1.4038	1.3335
9	15.00	15.00	15.00	15.00	15.00	15.00

15	142174	142004	142727	142170	142376	142020
16	000	000	000	000	000	000
5	1.1400	1.1301	1.1374	1.1350	1.1307	1.1344
7	1.1483	1.1277	1.1314	1.1366	1.137	1.1374
9	15.00	15.00	15.00	15.00	15.00	15.00

15	142000	142016	142149	142000	142000	142000
16	000	000	000	000	000	000
5	1.0656	1.0555	1.054	1.0507	1.0407	1.0741
7	1.0590	1.0331	1.0771	1.0390	1.0310	1.0002
9	15.00	15.00	15.00	15.00	15.00	15.00

15	142000	142000	142000	142000	142000	142000
16	000	000	000	000	000	000
5	1.0100	1.0100	1.0100	1.0100	1.0100	1.0100
7	1.0100	1.0100	1.0100	1.0100	1.0100	1.0100
9	15.00	15.00	15.00	15.00	15.00	15.00

15	142000	142000	142000	142000	142000	142000
16	000	000	000	000	000	000
5	1.0100	1.0100	1.0100	1.0100	1.0100	1.0100
7	1.0100	1.0100	1.0100	1.0100	1.0100	1.0100
9	15.00	15.00	15.00	15.00	15.00	15.00

od: TRIANGL2 Sample Name: 018-12-6 Operator: DKH
 Time: 09/23/98 14:02 Filename: 92398
 : CONC Type: S Corr. Factor: 1.00000
 ID.: Cust. Smpl. ID.: Cust. ID.: 46705A

S	As1890	Se2130	Cd2265	Co2296	Cr2677	Mn2576
S	000	000	000	000	000	000
	0-3.203	0-1.120	0-1.2884	0-1.193a	0-1.5017	0-1.917
	.3009	.0162	.1951	.2677	.4074	.0402
	14.76	13.77	67.67	147.1	68.05	4.242

S	Ni2316	Pb2200	Sb2066	Se1760
S	000	000	000	000
	0-1.32	0-1.232	0-1.525	0-1.5609
	.3624	.0718	.4976	.6703
	0.936	38.2	32.8	78.56

Job: TRIANGLE Sample Name: 113-127a Operator: DKH
 Time: 09/23/98 14:06 Filename: 92395
 #: CONC Type: S Corr. Factor: 1.00000
 ID.: Cust. Smpl. ID.: Cust. ID.: 46705A

15	As1690	665100	662265	662286	662677	Mn2576
15	000	000	000	000	000	000
5	L-2.215	L-1.1742	L-0.9404	L-0.7116	L-0.6526	15.10
5	1.504	.0167	.1343	.0461	.1522	.0683
5	67.9	8.686	532.1	64.43	184.5	.5211

15	W12816	P62200	662066	661980
15	000	000	000	000
5	39.45	14.29	L-0.852	L-1.0752
5	.7865	.5172	1.619	1.781
5	.7204	6.417	1901	2570

Job: TRIANGLE Sample Name: 212-12-6 Operator: OKK
 Time: 09/20/98 14:11 Filename: 92398
 #: CONC Type: S Corr. Factor: 1.00000
 ID.: Cust. Smpl. ID.: Cust. ID.: 46705A

15	As1090	8e3130	0e22e3	0e22e6	0e2e77	Mh2576
13	000	000	000	000	000	000
8	L-2.262	L-2.094	L-2.2586	L-2.0684	L-1.1946	L1.354
7	.3932	.0052	.1358	.0819	.4089	.0417
0	17.38	2.497	60.26	39.3	209.9	3.08

15	112516	7b2203	5e20e8	8e1960		
13	000	000	000	000		
8	4e.04	01.040	0.8000	0.7089		
7	.4814	1.340	.7154	.7420		
0	.357	74.09	143.2	81.33		

od: TRIANGLE Sample Name: 213-11-9 Operator: DKA
 Time: 09/20/18 14:16 File Name: P1098
 : CONC Type: S Corr. Factor: 1.00000
 ID: Cust. Smpl. ID: Cust. ID: 40708A

S	861890	863100	862280	862110	861077	862576
S	000	000	000	000	000	000
	1-0.077	1-0.000	1-0.1470	1-0.4233	1-0.013	1-0.000
	11560	10040	10516	11502	10764	10669
	0.181	0.283	20.68	33.04	119.3	17767

S	912016	952100	102080	081760
S	000	000	000	000
	10.75	1.370	11.454	1.3770
	1.35e7	1.4000	1.776	1.151
	4.20e	5.810	122.2	164.7

rod. TRIANGLE Sample Name: 107/007 Direction: 011
 Time: 07/20/88 14:55 Gillanders: 8000
 1. CDHC Type: G Serial: 78010 1.00000
 ID:1 Unit: 0001 001 Unit: 0011 407004

18	Ag0000	410000	480000	810471	324704	080101
19	000	000	000	000	000	000
1	00000	00000	00000	40000	00000	00000
2	00000	00000	00000	00000	00000	00000
3	00000	00000	00000	00000	00000	00000

18	00000	00000	00000	00000	00000	00000
19	000	000	000	000	000	000
1	00000	00000	00000	00000	00000	00000
2	00000	00000	00000	00000	00000	00000
3	00000	00000	00000	00000	00000	00000

18	00000	00000	00000	00000	00000	00000
19	000	000	000	000	000	000
1	00000	00000	00000	00000	00000	00000
2	00000	00000	00000	00000	00000	00000
3	00000	00000	00000	00000	00000	00000

18	00000	00000	00000	00000	00000	00000
19	000	000	000	000	000	000
1	00000	00000	00000	00000	00000	00000
2	00000	00000	00000	00000	00000	00000
3	00000	00000	00000	00000	00000	00000

18	00000	00000	00000	00000	00000	00000
19	000	000	000	000	000	000
1	00000	00000	00000	00000	00000	00000
2	00000	00000	00000	00000	00000	00000
3	00000	00000	00000	00000	00000	00000

18	00000	00000	00000	00000	00000	00000
19	000	000	000	000	000	000
1	00000	00000	00000	00000	00000	00000
2	00000	00000	00000	00000	00000	00000
3	00000	00000	00000	00000	00000	00000

ue		500.0		500.0		500.0
ige		10.00		10.00		10.00

m	811897	814215	710047	711908	V_2924	242062	312851
es	000	000	000	000	000	000	000
e	301.0	302.0	497.6	498.0	498.7	500.7	498.0
v	5.3	5.4	5.9	7.0	7.0	5.4	4.9
d	11355	10707	15005	14409	17227	14689	13900
	494.1	498.7	495.1	491.1	491.0	497.4	4937.
	304.4	304.0	499.2	499.0	497.0	500.6	5011.
	500.7	504.0	500.4	502.7	497.9	500.9	5017.

ors	QC Pass	QC Pass	QC Pass	QC Pass	QC Pass	QC Pass	NOCHECK
ue	500.0	500.0	500.0	500.0	500.0	500.0	
ige	10.00	10.00	10.00	10.00	10.00	10.00	

Ort	1	2	3	4	5	6	7
e	Seconds	Time	NOTUSED	NOTUSED	NOTUSED	NOTUSED	NOTUSED
m	1	--	--	--	--	--	--
len	371300	--	--	--	--	--	--
e	100000	15000	--	--	--	--	--
v	1034010	1000000	--	--	--	--	--
d	1344424	1000000	--	--	--	--	--
	101700	15000	--	--	--	--	--
	129841	15000	--	--	--	--	--
	129017	15000	--	--	--	--	--

od. TRIANGLE Sample Name. 100*008 Operator. DNF
 Time. 09/20/95 14:00:27
 ent:
 : QMC Corr. Factor: 1

m	800260	810082	816890	812496	814904	820100	810175
es	000	000	000	000	000	000	000
e	-11484	-111.30	13820	-51.50	11244	110800	11101
v	10950	111.01	10000	11.00	10000	10000	1034
d	00.50	13.00	40.50	11.00	24.00	27.50	10700
	-10465	-117.71	13150	-50.81	11077	110679	11100
	-10000	-111.70	13200	-51.50	11057	11105	11100
	-11870	-126.00	13101	-51.98	11597	110784	11090

ors	NOCHECK	QC Pass	QC Pass	NOCHECK	QC Pass	QC Pass	QC Pass
ue	1.0000	1.0000	1.0000	1.0000	1.0000	1.0000	1.0000
ge	50.00	5.000	5.000	1.000	1.000	50.00	

m	000265	004180	002000	012077	000247	002714	012064
es	000	000	000	000	000	000	000
e	11710	11207	13900	10000	11143	-11404	11870
v	11401	11032	12517	11975	11050	10000	10075
d	02.94	105.0	42.25	7964.	23.20	716.7	4.021
	10000	-11401	15101	-11440	10404	-13.02	11792
	10000	11000	10900	12271	10275	11200	11307
	11102	11000	10700	-10700	11700	5.707	11441

Item	QC Pass	QC Pass	QC Pass	QC Pass	QC Pass	QC Pass	QC Pass
ave	10000	10000	10000	10000	10000	10000	10000
age	1.000	10.00	2.000	2.000	2.000	40.00	220.0
hm	L16707	M92790	Mn2576	Mo2920	Na3301	N12316	P_2146
lcs	000	000	000	000	000	000	000
re	1.4457	-1.2113	1.0574	1.4455	-1.0237	1.0599	4.3226
rv	1.0072	1.078	1.0516	1.2677	1.1008	1.2909	3.489
sd	1.619	55.79	67.25	59.49	592.8	729.8	80.65
	1.4416	-1.1789	1.0054	1.7042	-1.1137	1.0755	1.862
	1.4416	1.4672	1.0561	1.4130	-1.0477	-1.1247	3.797
	1.4341	-1.5533	1.0705	1.2027	1.0843	-1.1313	3.318

Item	NOCHECK	QC Pass	QC Pass	QC Pass	NOCHECK	QC Pass	QC Pass
ave	10000	10000	10000	10000	10000	10000	10000
age	50.00	2.000	2.000	2.000	2.000	50.00	50.00
hm	1000-1	1000-1	052008	1900-1	1900-1	P02200	2e1700
lcs	000	000	000	000	000	000	000
re	-0.3339	1.4008	1.0556	2.1001	-1.2202	-1.2465	1.0272
rv	1.000	1.070	1.0709	1.1715	1.0741	1.0202	1.1797
sd	27.31	100.1	1409.	70.31	351.1	374.3	332.3
	-0.600	-1.4371	-1.2300	4.1006	1.965	-1.167	1.344
	-4.588	0.3008	1.9001	1.435	-1.1421	1.0739	1.0163
	-0.439	1.031	-1.0193	1.1391	-0.1080	-1.2505	-1.9730

Item	NOCHECK	NOCHECK	QC Pass	NOCHECK	NOCHECK	QC Pass	QC Pass
ave	10000	10000	10000	10000	10000	10000	10000
age	1.000	1.000	2.000	2.000	2.000	2.000	2.000
hm	011099	014218	7103-7	711903	712724	262062	310861
lcs	000	000	000	000	000	000	000
re	1.3139	1.0317	1.0663	43.831	-1.1171	1.0316	-43.175
rv	1.4106	1.0316	1.0209	1.4413	1.0736	1.0933	1.4102
sd	10.87	11.81	31.39	16.10	320.1	35.47	4.211
	1.3732	1.1177	1.0697	410.42	1.2766	1.2151	-11.36
	1.3736	1.1430	1.0487	43.577	-1.1531	1.1144	-43.31
	1.1000	1.1443	1.0618	47.589	-1.4333	1.0633	-49.31

Item	QC Pass	QC Pass	QC Pass	QC Fail	QC Pass	QC Pass	NOCHECK
ave	10000	10000	10000	10000	10000	10000	
age	13.00	3.000	8.000	3.000	2.000	12.00	

Sta	1	2	3	4	5	6	7
ave	Accounts	Time	NOTUSED	NOTUSED	NOTUSED	NOTUSED	NOTUSED
hm	1	--	--	--	--	--	--
len	371.030	--	--	--	--	--	--
re	259361	15000	--	--	--	--	--
rv	731.6357	10000000	--	--	--	--	--
sd	13407839	10000000	--	--	--	--	--
	228475	15000	--	--	--	--	--

174

Job: TRIANGLE Sample Name: 103A8 Operator: GAK
 Time: 09/23/98 14:09:24
 Unit: CONCO Corr. Factor: 1

nm	As3290	As1082	As1890	As1496	As4904	As3100	As3179
ts	000	000	000	000	000	000	000
re	557.9	559100.	529.7	515.5	540.5	489.1	457600.
v	1.4	1485.	1.8	1.3	1.5	1.4	1381.
o	.2432	.2656	.3422	.3577	.2470	.2803	.3019
	557.0	558300.	528.9	511.8	540.1	488.5	456600.
	559.4	560500.	531.8	515.4	543.1	490.6	459200.
	537.2	558100.	528.5	515.0	542.5	485.2	457100.

ors	NOCHECK	QC Pass	QC Pass	NOCHECK	QC Pass	QC Pass	QC Pass
ue		500000.	500.0		500.0	500.0	500000.
ge		20.00	20.00		20.00	20.00	20.00

nm	Co2205	Co4136	Co2256	Co1577	Co3247	Co2714	Co1564
ts	000	000	000	000	000	000	000
re	473.6	511.5	486.8	486.8	573.6	133900.	15.45
v	1.5	1.5	1.4	1.7	1.7	392.	1.79
o	.3507	.5015	.2761	.2330	.5551	.5000	.3729
	477.5	511.6	485.6	485.5	573.1	133600.	15.33
	450.0	510.4	485.0	485.5	577.7	134500.	15.46
	477.5	510.5	486.2	486.1	574.0	133500.	15.54

ors	QC Pass	NOCHECK	QC Pass	QC Pass	QC Pass	QC Pass	QC Pass
ue	500.0		500.0	500.0	500.0	200000.	15.00
ge	20.00		20.00	20.00	20.00	20.00	20.00

nm	Mo707	Mo2750	Mo2576	Mo2020	Mo3302	Mo1015	P_10149
ts	000	000	000	000	000	000	000
re	667.5	548500.	472.2	501.7	51910	460.1	5657.5
v	2.4	1565.	1.4	1.2	1.7	2.6	7.5
o	.5033	.2854	.2970	.2349	.2793	.3649	1.147
	667.1	548500.	471.1	500.5	51915	458.5	5660.5
	667.5	551200.	470.5	500.2	51890	460.1	5649.0
	671.5	548000.	471.6	501.0	51911	458.5	5660.5

ors	NOCHECK	QC Pass	QC Pass	QC Pass	NOCHECK	QC Pass	QC Fail
ue		500000.	500.0	500.0		500.0	500.0
ge		20.00	20.00	20.00		20.00	20.00

nm	Pb200-1	Pb200-2	Se2068	Pb200-1	Pb200-2	Pb2203	Se1960
ts	000	000	000	000	000	000	000
re	497.5	500.0	525.7	585.5	556.2	499.2	567.0
v	2.9	1.7	2.0	3.9	2.9	2.1	5.2
o	.5902	.3397	.3855	.6637	.5151	.4228	.5650
	494.0	496.1	525.3	592.0	555.7	496.5	565.5
	500.1	501.5	526.5	588.8	556.5	501.0	567.5
	498.1	500.0	527.2	584.5	555.1	495.6	560.5

ors	NOCHECK	NOCHECK	QC Pass	NOCHECK	NOCHECK	QC Pass	QC Pass
-----	---------	---------	---------	---------	---------	---------	---------

175

Value	500.0						500.0
Range	20.00						20.00
Elem	Sr1899	Sr4215	Ti3349	Ti1908	V_1904	Zn2062	Si2881
Units	000	000	000	000	000	000	000
Avgc	517.9	534.3	508.1	519.3	492.3	451.7	5475.
SDcv	1.1	1.4	1.3	10.3	1.2	1.7	12.
%RSD	.2113	.2700	.2628	2.072	.4347	.6003	.2268
#1	517.1	534.3	505.4	507.4	492.5	448.6	5469.
#2	519.1	536.2	507.6	525.2	495.2	453.7	5489.
#3	517.3	533.3	505.2	526.7	490.3	452.9	5467.
Errors	QC Pass	QC Pass	QC Pass	QC Pass	QC Pass	QC Pass	NOCHECK
Value	500.0	500.0	500.0	500.0	500.0	500.0	
Range	20.00	20.00	20.00	20.00	20.00	20.00	
IntStd	1	2	3	4	5	6	7
Mode	%Counts	Time	NOTUSED	NOTUSED	NOTUSED	NOTUSED	NOTUSED
Elem	/	--	--	--	--	--	--
Waven	371.000	--	--	--	--	--	--
Avgc	309241	15000	--	--	--	--	--
SDcv	748.3374	10000000	--	--	--	--	--
%RSD	1.4323200	10000000	--	--	--	--	--
#1	308716	15000	--	--	--	--	--
#2	308671	15000	--	--	--	--	--
#3	310334	15000	--	--	--	--	--

Hg

no.	Sample ID	Weight	Dilution
0	STD BLANK		
1	STD1=0.2ug/L		
2	STD2=0.5ug/L		
3	STD3=1.0ug/L		
4	STD4=2.0ug/L		
5	STD5=5.0ug/L		
6	STD6=10.0ug/L		
7	ICV=4.0ug/L		
8	ICB		
9	CHECK LO		
1	46705B MB		
	46705B MBD		
	46705B LCS		
	46705B LCSD		
	218-12-4		
	218-12-4 D		
	218-12-4 MS		
	218-12-4 MSD		
	CCV1=6.0ug/L		
	CCB		
	218-12-7		
	218-12-7 D		
	218-12-10		
	218-12-10 D		
	CCV2=6.0ug/L		
	CCB		
	46705A MB		
	46705A MBD		
	46705A LCS		
	46705A LCSD		
	218-12-1		
	218-12-1 D		
	218-12-3		
	218-12-3 D		
	218-12-3 MS		
	218-12-3 MSD		
	CCV1=6.0ug/L		
	CCB		
	218-12-2		
	218-12-2 D		
	218-12-5		
	218-12-5 D		
	218-12-8		
	218-12-8 D		
	218-12-6		
	218-12-6 D		
	218-12-9		
	218-12-9 D		
	CCV2=6.0ug/L		
	CCB		

Handwritten notes in the table:

- 3-70-8 DSE 9/22/98 (bracketed next to STD 1-6)
- 3-70-5,7 DSE 9/22/98 (next to ICV=4.0ug/L)
- 3-70-5,7 DSE 9/22/98 (next to CCV1=6.0ug/L)
- 3-70-5,7 DSE 9/22/98 (next to CCV2=6.0ug/L)
- 3-70-5,7 DSE 9/22/98 (next to CCV1=6.0ug/L)

nt File: HG_MBL

nt: Hg

Data: Maint+Suppl.

: Calib. Curve

rs:

ARDS: SPEX 3-70-6,8

HIGH PURITY 3-70-5,7

Analyst: EDWARDS

Peak Storage: None

Energy: 75

HG

WENT: 5100

ngth: 253.7 Peak

Type: AA

ime: 30.0

Replicates: 1

rd Replicates: 1

Technique: MHS

Slit: 0.70 Low

Signal Measurement: Peak Height (5)

Read Delay: 0.5

Version: 7.01

BOC Time: 2

Type: Air

Flow: 10.0 L/min

Flame Sensor: On

Fuel Flow: 2.0 L/min

ATION:

ons	ID	Conc
Blank	STD BLK	
d 1	STD 1	0.200
d 2	STD 2	0.500
d 3	STD 3	1.000
d 4	STD 4	2.000
i 5	STD 5	5.000
i 6	STD 6	10.000

ation Units: ug/L

Sample Units: ug/L

ation Type: Linear

heck Calculations:

ence for Dupls: No

ry for Spike: No

Locations:

Locations:

Conc:

nt File: HG_NEL Element: Hg Wavelength: 253.7
09/22/98 Time: 13:48 Slit: 0.70 L
File: AB936.DAT ID/Wt File: AB936.IDW Lamp Current: 0
ique: MHS Calib. Type: Linear Energy: 74
k 1: STANDARDS: SPEX 3-70-6,8
c 2: QC: HIGH PURITY 3-70-5,7

ID: Seq. 00035 Seq. No.: 00035 A/S Pos.: -- Date: 09/22/98

ate 1 Time: 14:32
rea (A-s): 0.011 Peak Height (A): -0.002
Corrected Pk Height (A): -0.002
tration (ug/L): -0.022

ro performed.

ID: Seq. 00036 Seq. No.: 00036 A/S Pos.: -- Date: 09/22/98

ate 1 Time: 14:33
rea (A-s): -0.031 Peak Height (A): -0.002
orrected Pk Height (A): -0.002
ration (ug/L): -0.025

ro performed.

File: HG_MBL Element: Hg Wavelength: 253.7
09/22/98 Time: 14:34 Slit: 0.70 L
File: AB936.DAT ID/Wt File: AB936.IDW Lamp Current: 0
Queue: MHS Calib. Type: Linear Energy: 75
: 1: STANDARDS: SPEX 3-70-6,8
: 2: QC: HIGH PURITY 3-70-5,7

ID: STD BLANK Seq. No.: 00037 A/S Pos.: -- Date: 09/22/98

ate 1 Time: 14:35
rea (A-s): -0.019 Peak Height (A): 0.000
Corrected Pk Height (A): 0.000
centration (ug/L): 0.000

ero performed.

ID: STD1=0.2ug/L Seq. No.: 00038 A/S Pos.: -- Date: 09/22/98

ate 1 Time: 14:36
rea (A-s): 0.056 Peak Height (A): 0.004
Corrected Pk Height (A): 0.004
centration (ug/L): 0.058

nd number 1 applied. [0.200]
tion coefficient: 1.00000 Slope: 0.0196

ID: STD2=0.5ug/L Seq. No.: 00039 A/S Pos.: -- Date: 09/22/98

abs. is greater than that of the largest standard.
ate 1 Time: 14:37
rea (A-s): 0.259 Peak Height (A): 0.016
Corrected Pk Height (A): 0.016
centration (ug/L): 0.795

l number 2 applied. [0.500]
tion coefficient: 0.94072 Slope: 0.0300

ID: STD3=1.0ug/L Seq. No.: 00040 A/S Pos.: -- Date: 09/22/98

abs. is greater than that of the largest standard.
ate 1 Time: 14:38
rea (A-s): 0.605 Peak Height (A): 0.036
Corrected Pk Height (A): 0.036
centration (ug/L): 1.189

number 3 applied. [1.000]
tion coefficient: 0.98278 Slope: 0.0346

ID: STD4=2.0ug/L Seq. No.: 00041 A/S Pos.: -- Date: 09/22/98

abs. is greater than that of the largest standard.
ate 1 Time: 14:39
rea (A-s): 1.235 Peak Height (A): 0.072

180

Corrected Pk Height (A): 0.072
Concentration (ug/L): 2.084

Standard number 4 applied. [2.000] ~
Correlation coefficient: 0.99658 Slope: 0.0357

ID: STD5=5.0ug/L Seq. No.: 00042 A/S Pos.: -- Date: 09/22/98

abs. is greater than that of the largest standard.
Retention time 1 Time: 14:40
Peak Area (A-s): 3.140 Peak Height (A): 0.198
Corrected Pk Height (A): 0.198
Concentration (ug/L): 5.532

Standard number 5 applied. [5.000]
Correlation coefficient: 0.99820 Slope: 0.0389

~~ID: STD6=10.0ug/L Seq. No.: 00043 A/S Pos.: -- Date: 09/22/98~~

~~abs. is greater than that of the largest standard.
Retention time 1 Time: 14:41
Peak Area (A-s): 5.382 Peak Height (A): 0.312
Corrected Pk Height (A): 0.312
Concentration (ug/L): 8.009~~

*Sample Re-run
below; not used
DSC
9/22/98*

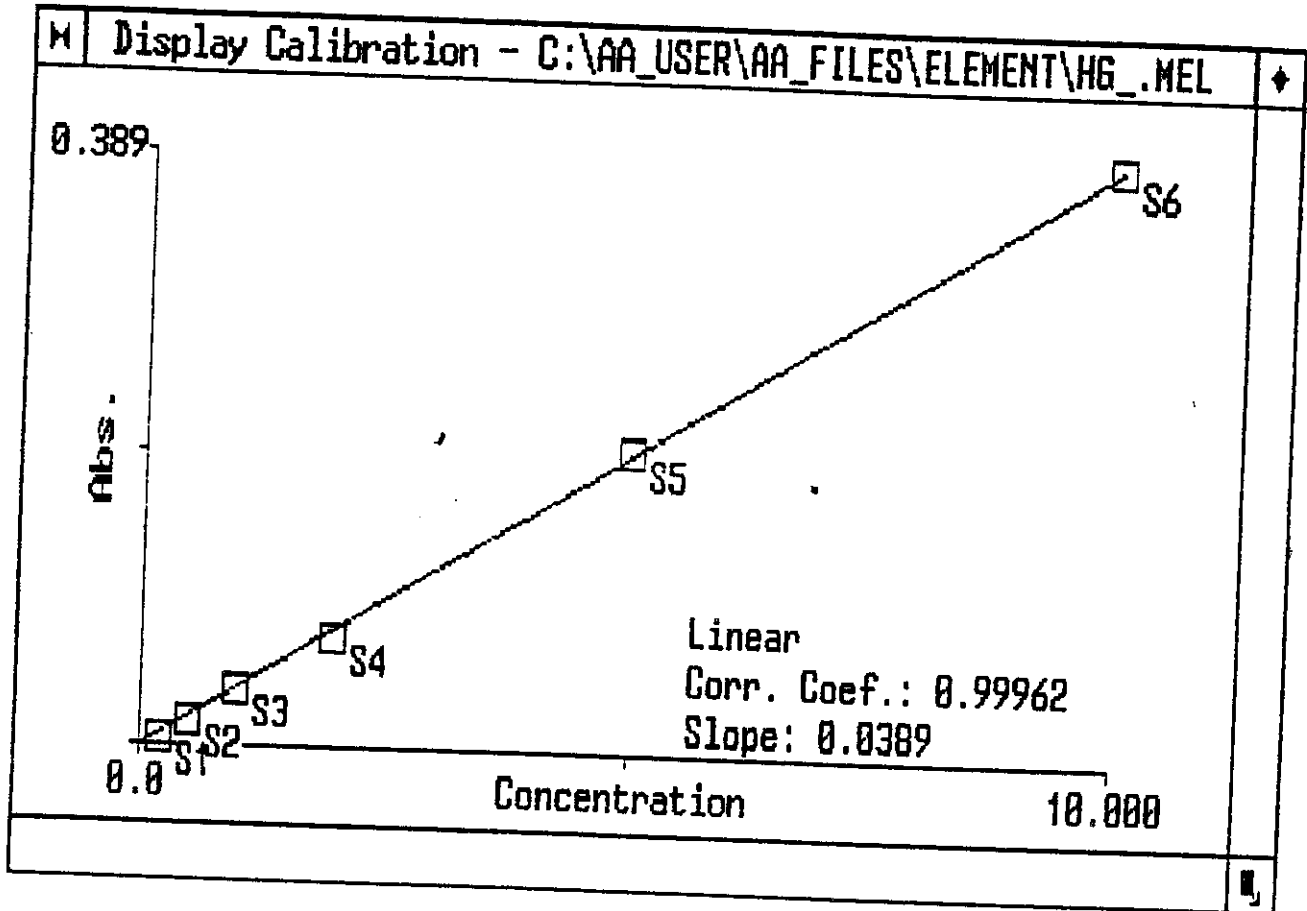
~~Standard number 6 applied. [10.000]
Correlation coefficient: 0.99076 Slope: 0.0333~~

ID: STD6=10.0ug/L Seq. No.: 00044 A/S Pos.: -- Date: 09/22/98

abs. is greater than that of the largest standard.
Retention time 1 Time: 14:48
Peak Area (A-s): 6.321 Peak Height (A): 0.389
Corrected Pk Height (A): 0.389
Concentration (ug/L): 11.673

Standard number 6 applied. [10.000]
Correlation coefficient: 0.99962 Slope: 0.0389

nt File: HG_MEL Element: Hg Wavelength: 253.7
 09/22/98 Time: 14:49 Slit: 0.70 L
 File: AB936.DAT ID/Wt File: AB936.IDW Lamp Current: 0
 ique: MHS Calib. Type: Linear Energy: 75
 k 1: STANDARDS: SPEX 3-70-6,8
 k 2: QC: HIGH PURITY 3-70-5,7



) : ICB=4.0ug/L Seq. No.: 00045 A/S Pos.: -- Date: 09/22/98

e 1 Time: 14:51
 a (A-s): 2.327 Peak Height (A): 0.141
 rrected Pk Height (A): 0.141
 ation (ug/L): 3.638

: ICB Seq. No.: 00046 A/S Pos.: -- Date: 09/22/98

e 1 Time: 14:53
 a (A-s): -0.118 Peak Height (A): -0.005
 rrected Pk Height (A): -0.005
 ation (ug/L): -0.124

CHECK LC Seq. No.: 00047 A/S Pos.: -- Date: 09/22/98

: 1 Time: 14:54
 . (A-s): 0.009 Peak Height (A): 0.003
 rrected Pk Height (A): 0.003
 tion (ug/L): 0.003

File: HG_MRL Element: Hg Wavelength: 253.7
/22/98 Time: 15:22 Slit: 0.70 L
e: AB936.DAT ID/Wt File: AB936.IDW Lamp Current: 0
e: NRS Calib. Type: Linear Energy: 75
: STANDARDS: SPEX 3-70-6,8
: QC: HIGH PURITY 3-70-5,7

: 46705A MB Seq. No.: 00068 A/S Pos.: -- Date: 09/22/98

e 1 Time: 15:23
a (A-s): 0.016 Peak Height (A): 0.002
rrected Pk Height (A): 0.002
ation (ug/L): 0.041

: 46705A MBD Seq. No.: 00069 A/S Pos.: -- Date: 09/22/98

e 1 Time: 15:24
a (A-s): 0.011 Peak Height (A): -0.000
rrected Pk Height (A): -0.000
ation (ug/L): -0.003

: 46705A LCS Seq. No.: 00070 A/S Pos.: -- Date: 09/22/98

e 1 Time: 15:25
a (A-s): 2.871 Peak Height (A): 0.170
rrected Pk Height (A): 0.170
ation (ug/L): 4.384

: 46705A LCSD Seq. No.: 00071 A/S Pos.: -- Date: 09/22/98

e 1 Time: 15:26
a (A-s): 2.853 Peak Height (A): 0.164
rrected Pk Height (A): 0.164
ation (ug/L): 4.219

: 218-12-1 Seq. No.: 00072 A/S Pos.: -- Date: 09/22/98

e 1 Time: 15:27
a (A-s): -0.002 Peak Height (A): -0.001
rrected Pk Height (A): -0.001
ation (ug/L): -0.018

: 218-12-1 D Seq. No.: 00073 A/S Pos.: -- Date: 09/22/98

e 1 Time: 15:28
a (A-s): 0.017 Peak Height (A): 0.000
rrected Pk Height (A): 0.000
ation (ug/L): 0.010

: 218-12-3 Seq. No.: 00074 A/S Pos.: -- Date: 09/22/98

Time: 15:29
Peak Height (A): -0.001
Corrected Pk Height (A): -0.001
Concentration (ug/L): -0.034

Seq. No.: 00075 A/S Pos.: -- Date: 09/22/98

Time: 15:30
Peak Height (A): -0.001
Corrected Pk Height (A): -0.001
Concentration (ug/L): -0.028

Seq. No.: 00076 A/S Pos.: -- Date: 09/22/98

Time: 15:33
Peak Height (A): 0.152
Corrected Pk Height (A): 0.152
Concentration (ug/L): 3.915

Seq. No.: 00077 A/S Pos.: -- Date: 09/22/98

Time: 15:34
Peak Height (A): 0.168
Corrected Pk Height (A): 0.168
Concentration (ug/L): 4.330

Seq. No.: 00078 A/S Pos.: -- Date: 09/22/98

Time: 15:35
Peak Height (A): 0.220
Corrected Pk Height (A): 0.220
Concentration (ug/L): 5.654

Seq. No.: 00079 A/S Pos.: -- Date: 09/22/98

Time: 15:36
Peak Height (A): -0.003
Corrected Pk Height (A): -0.003
Concentration (ug/L): -0.065

Seq. No.: 00080 A/S Pos.: -- Date: 09/22/98

Time: 15:37
Peak Height (A): -0.001
Corrected Pk Height (A): -0.001
Concentration (ug/L): -0.028

Seq. No.: 00081 A/S Pos.: -- Date: 09/22/98

Time: 15:41
Peak Height (A): -0.002
Corrected Pk Height (A): -0.002

184

ation (ug/L): -0.041

: 218-12-5 Seq. No.: 00082 A/S Pos.: -- Date: 09/22/98

e 1 Time: 15:47
a (A-s): -0.040 Peak Height (A): -0.001
rrected Pk Height (A): -0.001
ation (ug/L): -0.013

: 218-12-5 D Seq. No.: 00083 A/S Pos.: -- Date: 09/22/98

e 1 Time: 15:48
a (A-s): -0.036 Peak Height (A): -0.000
rrected Pk Height (A): -0.000
ation (ug/L): -0.005

: 218-12-8 Seq. No.: 00084 A/S Pos.: -- Date: 09/22/98

e 1 Time: 15:49
a (A-s): -0.037 Peak Height (A): -0.001
rrected Pk Height (A): -0.001
ation (ug/L): -0.018

: 218-12-8 D Seq. No.: 00085 A/S Pos.: -- Date: 09/22/98

e 1 Time: 15:50
a (A-s): -0.050 Peak Height (A): -0.001
rrected Pk Height (A): -0.001
ation (ug/L): -0.034

: 218-12-6 Seq. No.: 00086 A/S Pos.: -- Date: 09/22/98

e 1 Time: 15:51
a (A-s): -0.064 Peak Height (A): -0.002
rrected Pk Height (A): -0.002
ation (ug/L): -0.049

: 218-12-6 D Seq. No.: 00087 A/S Pos.: -- Date: 09/22/98

e 1 Time: 15:52
a (A-s): -0.059 Peak Height (A): -0.002
rrected Pk Height (A): -0.002
ation (ug/L): -0.044

: 218-12-9 Seq. No.: 00088 A/S Pos.: -- Date: 09/22/98

e 1 Time: 15:53
a (A-s): -0.057 Peak Height (A): -0.002
rrected Pk Height (A): -0.002
ation (ug/L): -0.039

185

.....
ID: 218-12-9 D Seq. No.: 00089 A/S Pos.: -- Date: 09/22/98

icate 1 Time: 15:55
Area (A-s): -0.066 Peak Height (A): -0.002
k Corrected Pk Height (A): -0.002
centration (ug/L): -0.052

.....
~~ID: CCV2=6.0ug/L Seq. No.: 00090 A/S Pos.: -- Date: 09/22/98~~

~~icate 1 Time: 15:56
Area (A-s): -0.078 Peak Height (A): -0.003
k Corrected Pk Height (A): -0.003
centration (ug/L): -0.072~~

*Run blank instead of CCV.
DSE
9/22/98*

*Samples not used.
DSE 9/22/98*

.....
ID: CCV2=6.0ug/L Seq. No.: 00091 A/S Pos.: -- Date: 09/22/98

icate 1 Time: 15:58
Area (A-s): 3.054 Peak Height (A): 0.179
k Corrected Pk Height (A): 0.179
centration (ug/L): 4.593

.....
ID: CCV2=6.0ug/L Seq. No.: 00092 A/S Pos.: -- Date: 09/22/98

icate 1 Time: 16:02
Area (A-s): 3.080 Peak Height (A): 0.194
k Corrected Pk Height (A): 0.194
centration (ug/L): 4.996

.....
ID: CCB Seq. No.: 00093 A/S Pos.: -- Date: 09/22/98

icate 1 Time: 16:03
Area (A-s): -0.060 Peak Height (A): -0.002
k Corrected Pk Height (A): -0.002
centration (ug/L): -0.057

TRIANGLE LABS

CASE NARRATIVE

Analysis of Samples for the Presence of Trace Metals

Methods

6010A	Rev.1 (7/92)
7000A Series	Rev.1 (7/92)
7470	Rev.0 (9/86)

Client:	Pacific Environmental Services
TLI Project Number:	46705B
Date:	September 23, 1998

This report should only be reproduced in full.
Any reproduction of this report requires permission from
Triangle Laboratories, Inc.

Rev. 25-Sep-96

<i>Triangle Laboratories, Inc.</i>	
801 Capitola Drive	P.O. Box 13485
Durham, NC 27713-4411	Research Triangle Park, NC 27709-3485
919-544-5729	Fax # 919-544-5491

Overview

Three aggregate samples were analyzed for arsenic (As), beryllium (Be), cadmium (Cd), cobalt (Co), chromium (Cr), manganese (Mn), nickel (Ni), lead (Pb), antimony (Sb), selenium (Se), and mercury (Hg). For all analyses (except Hg), the samples and associated QC samples were prepared by hotplate digestion following the guidelines of EPA SW-846 Method 3050A. The samples and associated QC samples for the analysis of Hg were prepared following the guidelines of EPA SW-846 Method 7471 Rev.0 (9/86). The samples were analyzed following the guidelines of EPA SW-846 Methods 6010A Rev. 1 (7/92), 7471 Rev. 0 (9/86), and 7000A Rev. 1 (7/92) series. Results reported relate only to the items tested.

QC Remarks

The release of this set of data by Triangle Laboratories, Inc. was authorized by the Quality Control Chemist who has reviewed each sample data package individually following a series of inspections/reviews. When applicable, general deviations from acceptable QC requirements are identified below and comments are made on the effects of these deviations upon the validity and reliability of the results. Specific QC issues associated with this particular project are:

Sample Receipt:

Three aggregate samples, four liquid AC and three asphalt cement samples were received at 25 °C on September 15, 1998 in good condition. These samples were received in a box instead of a cooler.

Sample Preparation:

Laboratory documentation of the sample preparation is included in the data package.

Instrumentation:

Arsenic (As), beryllium (Be), cadmium (Cd), cobalt (Co), chromium (Cr), manganese (Mn), nickel (Ni), lead (Pb), antimony (Sb), selenium (Se), concentrations were determined by Inductively Coupled Plasma Emission Spectroscopy (ICP).

Beryllium (Be) concentrations for the front half samples were analyzed by Graphite Furnace Atomic Absorption (GFAA).

Mercury (Hg) concentrations were determined by Cold Vapor Atomic Absorption (CVAA).

The linear range for the instrument TJA 61E Trace Analyzer was based on four standards and a blank, which established a correlation coefficient value greater than or

equal to 0.995. A calibration curve, based on a blank and one standard, is established for each analytical run, followed by a check high standard and an initial calibration verification (ICV). The check high standard does not deviate from the calibration curve by more than 5%. In addition, continuing calibration verifications (CCVs) are performed throughout the analytical run.

A Reporting Detection Limit (RDL) is used instead of an Instrument Detection Limit (IDL). The spectrometer and atomic absorption instruments can achieve low detection limits between 0.2-8 ppb levels for many analytes. Triangle Labs is using RDL values of 1-10 times the IDL as detection limits for reporting purposes.

Data Review:

All analytes found in the method blank (MB) are detected at a level equal to or less than the respective Reporting Detection Limit (RDL).

The sample results are based on dry weight.

A sampling date was not supplied by the client and the sampling to analysis holding times cannot be determined. All samples were analyzed within 7 days of sample receipt at Triangle Laboratories.

The pre-digestion spike (MS) and the pre-digestion spike duplicate (MSD) for Sb, also the pre-digestion spike duplicate (MSD) for Pb for the sample RAP5B/AGG demonstrated percent recoveries outside the QC criteria which may indicate significant matrix effects specific to these analytes in the native sample matrix. Please note that the post-digestion spike (PDS) met QC criteria for Sb and Pb for sample RAP5B/AGG. Also note the the results for Sb in this sample should be considered biased low due to matrix interferences.

The recoveries for the matrix spike (MS), matrix spike duplicate (MSD), and post-digestion spike (PDS) are not reported for Mn and Pb for the sample RAP5B/AGG. The spike concentrations added were insignificant in comparison to the levels of these analytes present in the native sample.

The duplicate analyses for Cr and Ni for the sample RAP5B/AGG demonstrated RPDs outside the QC criteria of 20.0 percent, which indicates the presence of a significant amount of interferences specific to these analytes in the native sample matrix.

The post-digestion spike (PDS) for Be for sample RAP5B/AGG demonstrated a percent recovery outside the QC criteria of 80-120 percent, which indicates significant matrix effects specific to this analyte in the native sample matrix. The interference QC analysis is not reported (i.e. PDS, MS, MSD, and serial dilution) for this analyte since the Method of Standard Additions (MSA) was performed. The MSA results are

The post-digestion spike (PDS) for Be for sample RAP5B/AGG demonstrated a percent recovery outside the QC criteria of 80-120 percent, which indicates significant matrix effects specific to this analyte in the native sample matrix. The interference QC analysis is not reported (i.e. PDS, MS, MSD, and serial dilution) for this analyte since the Method of Standard Additions (MSA) was performed. The MSA results are reported if the correlation coefficient value is at least 0.995. The MSA results are reported for all samples.

QC requirements:

The analytical duplicates for analytes analyzed by GFAA cannot be considered valid qualifiers if the concentrations of the analytes in the original and/or duplicate sample are not at least five times the respective RDL. The RPDs for these analyses are indicated by "<RDL" in the Analyte Summary Reports.

The analytical duplicates for analytes analyzed by ICP cannot be considered valid qualifiers if the concentrations of the analytes in the original and/or duplicate sample are not at least ten times the respective RDLs. The RPDs for these analyses are indicated by "<RDL" in the Analyte Summary Reports.

For analytical duplicates which are valid qualifiers, the quality control RPD is ± 20.0 percent. If RPDs are outside this range, interferences are suspected.

The serial dilution analyses for analytes analyzed by GFAA cannot be considered valid qualifiers if the concentrations of the analytes in the serial dilution sample are not at least five times the respective RDLs. The serial dilution RPDs for these analyses are indicated by "<RDL" in the Analyte Summary Reports.

The serial dilution analyses for analytes analyzed by ICP cannot be considered valid qualifiers if the concentrations of the analytes in the serial dilution sample are less than ten times the respective RDLs. The serial dilution RPDs for these analyses are indicated by "<RDL" in the Analyte Summary Reports.

For serial dilution analyses which are valid qualifiers, the quality control RPD is ± 10.0 percent. If RPDs are outside this range, interferences are suspected.

The quality control range for percent recoveries of laboratory control spiked samples is 80-120.

The quality control range for percent recoveries of pre-digestion spiked samples analyzed by GFAA and ICP is 80-120. If recoveries are outside this range, a matrix effect is suspected.

The quality control range for percent recoveries of post-digestion spiked samples analyzed by ICP is 75-125. If recoveries are outside this range, a matrix effect is suspected.


The quality control range for percent recoveries of spiked samples analyzed by CVAA is 75-125. If recoveries are outside this range, a matrix effect is suspected.

If the analyte concentrations analyzed by GFAA in the native samples are less than five times the respective RDLs, or if valid serial dilution analyses demonstrate RPDs outside the ten percent quality control range, the percent recoveries of post-digestion spiked samples is 85-115. If recoveries are outside this range, all matrix-related samples are analyzed by the Method of Standard Additions (MSA). The MSA analysis for each sample is reported only if the correlation coefficient value is at least 0.995.

By our interpretation, the analytical data in this project are valid based on the guidelines of US EPA SW-846 Methods 6010A Rev.1(7/92), 7000A Rev. 1 (7/92) series, and 7471 (9/86). Any specific QC concerns or problems have been discussed in the QC REMARKS section with emphasis on their effect on the data. Should Pacific Environmental Services have any questions or comments regarding this data package, please feel free to contact Triangle Laboratories, Inc., at (919) 544-5729.

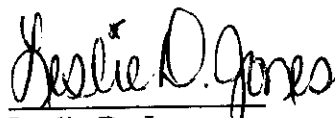
For Triangle Laboratories, Inc.,

Report Preparation



Brenda H. Bell
Report Preparation Chemist

Quality Control



Leslie D. Jones
Report Preparation Chemist

The total number of pages in this data package is: 95.



TRIANGLE LABORATORIES, INC.

LIST OF CERTIFICATIONS AND ACCREDITATIONS

ENVIRONMENTAL

American Association for Laboratory Accreditation. Accreditation pending. Certificate Number 0226-01. Accreditation for technical competence in Environmental Testing. (Including Waste Water, Sol/Haz Waste, Pulp/Paper, and Air Matrices) Parameters are AOX/TOX, and Dioxin/Furan. Method 1613 for Drinking Water Currently re-applying..

State of Alabama, Department of Environmental Management. Expires December 31, 1998. Laboratory I.D. # 40950. Dioxin in drinking water.

State of Alaska, Department of Environmental Conservation. Expires December 21, 1998. Certificate number OS-006-98. Dioxin in drinking water.

State of Arizona, Department of Health Services. Expires May 26, 1998. Certificate #AZ0423. Drinking Water for Dioxin, Dioxin in WW and S/H Waste. Currently applying for renewal.

State of Arkansas, Department of Pollution Control and Ecology. Expires February 19, 1999. Pulp/paper, soil, water, and Hazardous Waste for Dioxin/Furan; AOX/TOX, Volatiles, Semi-volatiles, and Metals.

State of California, Department of Health Services. Expires August 31, 1999. Certificate #1922. Selected Metals in Waste Water; Volatiles, Semi-volatiles, and Dioxin/furan in WW and Sol/Haz Waste. Dioxin in drinking water.

State of Connecticut, Department of Health Services. Expires September 30, 1999. Registration # PH-0117. Dioxin in drinking water.

Delaware Health and Social Services. Expires December 31, 1998. Certificate #NC 140. Dioxin in drinking water.

Florida Department of Health and Rehabilitative Services. Expires June 30, 1998. Dioxin in SDW. Drinking Water ID HRS# 87424. Pending new certificate.

Triangle Laboratories, Inc.

801 Capitola Drive
Durham, NC 27713-4411
919-544-5729

P.O. Box 13485
Research Triangle Park, NC-27709-3485
Fax # 919-544-5491

Revised 8/3/98 das
y:certific\certlist.mem

Hawaii Department of Health. Expires March 1, 1999. Dioxin in drinking water. "Accepted" status for regulatory purposes.

Idaho Department of Health and Welfare. Expires December 31, 1998. Dioxin in drinking water.

State of Kansas, Department of Health and Environment. Expires January 31, 1999. Method 1613 for drinking water. ID #'s - Drinking water and/or pollution control - E-10215. Solid or Hazardous Waste - E-101209.

Commonwealth of Kentucky, Department for Environmental Protection. Expires December 31, 1998. ID#90060. Dioxin in drinking water.

Maryland Department of Health and Mental Hygiene. Expires September 30, 1998. Certification #235 Drinking water by Method 1613A. Currently applying for renewal.

State of Michigan, Department of Public Health. Expires June 30, 1999. Drinking water by Method 1613. Current certification is extended, based on New York certificate renewal.

Mississippi State Department of Health. No expiration date. Dioxin in drinking water.

Montana Department of Health and Environmental Services. Expires December 31, 1998. Dioxin in drinking water.

State of New Jersey, Department of Environmental Protection and Energy. Expires June 30, 1998. Extended until July 31, 1998 per letter dated May 29, 1998. ID #67851. BNAs and Volatiles. Dioxin in drinking water. Currently applying for renewal.

State of New Mexico, Environment Department. Still certified, awaiting information from A2LA Dioxin in drinking water.

New York State Department of Health. Received updated certificates. ID #11026. Environmental Analyses of potable water, non-potable Water, Solid and Hazardous Waste. Method 1613 in DW.

State of North Carolina, Department of Environment Health and Natural Resources Expires. August 31, 1998. Certificate # 37751. Dioxin in drinking water.

State of North Carolina, Department of Environment, Health, and Natural Resources, Division of Environmental Management. Expires December 31, 2000. Certificate # 485. Metals, pesticides & PCBs, semi-volatiles and volatiles; TCLP.

North Dakota State Department of Health and Consolidated Laboratories. Expires December 31, 1998. Certificate # R-076. Effective October 4, 1993. Dioxin in drinking water.

Oklahoma Department of Environmental Quality. Expires August 31, 1998. Laboratory #9612. Dioxin by 1613A, 8290 and 8280. Submitted renewal application 7/1.

State of South Carolina, Department of Health and Environmental Control. Expires June 30, 1998. Extended August 31, 1999. Certificate number #99040001 (drinking water). Expires August 31, 1999. Certificate number #99040002 (other parameters). Dioxin/Furans, BNA, Volatiles, and PCBs/pesticides under Clean Water Act, 2,3,7,8-TCDD for Drinking Water, and Organic extractables for Solid and Hazardous Waste.

State of Tennessee. Department of Environment and Conservation. Expires February 5, 1999. ID #02992. Method 1613 Drinking water only.

U.S. Department of Agriculture Soil Permit. Expires September 30, 2001. Permit No. S-3790. Under the authority of the Federal Plant Pest Act, permission is granted to receive foreign soil samples for use in laboratory analysis.

U.S. Army Corps of Engineers. Expires October 19, 1999. Validated to perform analyses for the Fort Belvoir, VA (Contract Number DACA31-97-D-0029), Vint Hill Farms Station, Vint Hill, VA (Contract Number DACA31-95-D-0083), and Selma Pressure Treating Superfund Site, Selma, CA (Contract number DACW45-94-D-0054).

U.S. EPA Region V. Expires November 14, 1999. Dioxin in drinking water.

U.S. EPA Region VIII, for the State of Wyoming. Expires November 12, 1998. Dioxin in drinking water.

State of Utah, Department of Health. Expires May 30, 2000. Certificate Number E-166. Certification for the following parameters: Semi-Volatiles and Volatiles under RCRA; Volatiles under Clean Water Act; Dioxin/furans by Method 8280; Drinking water for Dioxin by Method 1613; Metals including Mercury and Microwave Digestion.

Commonwealth of Virginia, Department of General Services, Division of Consolidated Laboratory Services. Expires June 30, 1999. ID # 00341. Dioxin in drinking water.

State of Washington, Department of Ecology. Expires September 11, 1998. Lab Accreditation Number C067. Scope of Accreditation applies to water analyses for

Polychlorinated Dibenzo-p-dioxins and Polychlorinated Dibenzofurans, BNA Extr (Semivolatile) Organics and Purgeable (Volatile) Organics.

State of Washington, Department of Health. Expires April 30, 1999. Dioxin in drinking water. Lab I.D. 129.

State of West Virginia, Department of Health. Expires December 31, 1998. Certificate No. 9923(C). Dioxin in drinking water.

State of Wisconsin, Department of Natural Resources. Expires August 31, 1998. Laboratory ID Number 999869530. Certification for the following categories of Organics: Purgeable, Base/Neutral, Acid, PCBs, and Dioxin. Expires November 14, 1999. Laboratory ID 999869530. Dioxin in drinking water.

PHARMACEUTICAL

Drug Enforcement Agency (DEA). Expires November 30, 1998. Registration number RT01195835. Controlled substance registration for schedules 1,2,3,3N,4,5.

N.C. Department of Human Resources. Expires October 31, 1998. Registration number NC-PT 0000 0031. North Carolina controlled substances registration. Application submitted for renewal.

Food & Drug Administration (FDA) Registration. Expires June 1998. ID #'s 001500 1053481. Annual registration of drug establishment.

OTHER

Clinical Laboratory Improvement Amendments (CLIA) Registration. Expires May 30, 1999. ID # 34D0705123. Department of Health & Human Services, Health Care Financing Administration.

U.S. EPA Large Quantity Hazardous Waste Generator. No expiration date. EPA ID #NCD982156879. Permit indicates that the laboratory is a large generator of hazardous waste.

North Carolina General License for Radiation Protection. No expiration date. No License. 032-875-OG. The general license applies only to radioactive material contained in devices which have been manufactured and labeled in accordance with specific requirements.

DOCUMENT
CONTROL

196



PACIFIC ENVIRONMENTAL SERVICES, INC.

COPY

5001 South Miami Boulevard, P.O. Box 12077
 Research Triangle Park, North Carolina 27709-2077
 (919) 941-0333 FAX: (919) 941-0234

Sample Chain Of Custody Record

PLANT: US EPA HOT MIX ASPHALT PLANT C		PROJECT NO.: S508.001		
RECOVERY PERSON: J. Swift		SAMPLERS: N/A		
Sample ID	Sample Name	No. of Cont.	Analytical Request	Comments
AC1B	Liquid AC, Run 1 Begin	1	Metals* using 7000 series (SW-846)	* 11-Sb, As, Be, Cd, Cr, Pb, Mn, Ni, Se, Co, & Hg
AC2B	Liquid AC, Run 2 Begin	1	Metals* using 7000 series (SW-846)	* 11-Sb, As, Be, Cd, Cr, Pb, Mn, Ni, Se, Co, & Hg
RAP2B/A/C	Recycled Asph, Run 2 Begin (Asphalt Cement)	1	Metals* using 6010/7000 series (SW-846)	* 11-Sb, As, Be, Cd, Cr, Pb, Mn, Ni, Se, Co, & Hg
RAP2B/A/GG	Recycled Asph, Run 2 Begin (Aggregate)	1	Metals* using 6010/7000 series (SW-846)	* 11-Sb, As, Be, Cd, Cr, Pb, Mn, Ni, Se, Co, & Hg
AC3B	Liquid AC, Run 3 Begin	1	Metals* using 7000 series (SW-846)	* 11-Sb, As, Be, Cd, Cr, Pb, Mn, Ni, Se, Co, & Hg
RAP3M2/A/C	Recycled Asph Run 3 Middle (Asphalt Cement)	1	Metals* using 6010/7000 series (SW-846)	* 11-Sb, As, Be, Cd, Cr, Pb, Mn, Ni, Se, Co, & Hg
RAP3M2/A/GG	Recycled Asph Run 3 Middle (Aggregate)	1	Metals* using 6010/7000 series (SW-846)	* 11-Sb, As, Be, Cd, Cr, Pb, Mn, Ni, Se, Co, & Hg
AC4B	Liquid AC, Run 4 Begin	1	Metals* using 7000 series (SW-846)	* 11-Sb, As, Be, Cd, Cr, Pb, Mn, Ni, Se, Co, & Hg
RAP5B/A/C	Recycled Asph, Run 5 Begin (Asphalt Cement)	1	Metals* using 6010/7000 series (SW-846)	* 11-Sb, As, Be, Cd, Cr, Pb, Mn, Ni, Se, Co, & Hg
RAP5B/A/GG	Recycled Asph, Run 5 Begin (Aggregate)	1	Metals* using 6010/7000 series (SW-846)	* 11-Sb, As, Be, Cd, Cr, Pb, Mn, Ni, Se, Co, & Hg
Relinquished by: MARSHALL CANNON		Date	Time	Received for Lab by: [Signature]
		Date	Time	Received for Lab by: [Signature]

Quoted # 0711070083

COPY

Custody Seal : Absent
 Chain of Custody : Present
 Sample Tags : Absent
 Sample Tag Numbers: Not Listed on Chain of Custody
 SMO Forms : N/A

TSI Project Number 46705
 Client: PES03 - Pacific Environmental Services

Date Received 09/15/98

By: *[Signature]*

Carrier and Number MARSHALL CANNON

Book 218
Page 12

NO COOLANT Temp 25.0 C

Box	TIU Number	Client Sample ID	Matrix	To LAB Date/Init	To STORAGE Date/Init	To LAB Date/Init	To STORAGE Date/Init	To LAB Date/Init	To STORAGE Date/Init	DIS/USED Date/Init
	218-12-1	AC1B AC1B	LIQUID AC METALS LAB							
	218-12-2	AC2B AC2B	LIQUID AC METALS LAB							
	218-12-3	RAP2D/AC RAP2B/AC	ASPH. CEMENT METALS LAB							
	218-12-4	RAP2B/AGG RAP2B/AGG	AGGREGATE METALS LAB							
	218-12-5	AC3B AC3B	LIQUID AC METALS LAB							
	218-12-6	RAP3M2/AC RAP3M2/AC	ASPH. CEMENT METALS LAB							
	218-12-7	RAP3M2/AGG RAP3M2/AGG	AGGREGATE METALS LAB							
	218-12-8	AC4B AC4B	LIQUID AC METALS LAB							
	218-12-9	RAP5B/AC RAP5B/AC	ASPH. CEMENT METALS LAB							
	218-12-10	AC RAP5B/AGG RAP5B/AGG	AGGREGATE METALS LAB							

Receiving Remarks: SAMPLES REC'D IN BOX - NO COOLANT

Archive Remarks:

9/22/98
1:22

TRIANGLE LABORATORIES, INC.
Percent Moisture/Solid Calculations
Project: 46705-B

PRDPERC v4.01
Page: 1

Empty Vial.Wt	Wet Vial Weight...	Dry Vial Weight...	Entered.By.....	Date....	Time....	%Moist	%Solid	From.....-To.....	Target Weight...
---------------	--------------------	--------------------	-----------------	----------	----------	--------	--------	-------------------	------------------

<Results not entered>
<no FINAL results found>

13.5299	15.6302	15.6256	WALTERS	09/18/98	15:40:17				
13.5299	15.6302	15.6215	DURHAM	09/18/98	07:19:28	0.4	99.6		
13.5299	15.6302	0.0000	JONESL	09/17/98	14:11:48			9.6386-10.4418	10.0402

<Results not entered>
<no FINAL results found>

13.5185	15.6937	15.6852	WALTERS	09/18/98	15:40:18				
13.5185	15.6937	15.6843	DURHAM	09/18/98	07:19:28	0.4	99.6		
13.5185	15.6937	0.0000	JONESL	09/17/98	14:11:48			9.6386-10.4418	10.0402

<Results not entered>
<no FINAL results found>

13.4318	15.7760	15.7649	WALTERS	09/18/98	15:40:18				
13.4318	15.7760	15.7627	DURHAM	09/18/98	07:19:29	0.6	99.4		
13.4318	15.7760	0.0000	JONESL	09/17/98	14:11:48			9.6579-10.4628	10.0604

<no FINAL results found>

<no FINAL results found>

<no FINAL results found>

<no FINAL results found>

at Moisture/Solid Summary

LES.ID....	TLI.Number..	Client.Id.Number.....	%Moist	%Solid	ExtrctWt	DryWtEqu	RPD..
-B -002	218-12-4	RAP2B/AGG	0.4	99.6			
-B -004	218-12-7	RAP3M2/AGG	0.4	99.6			
-B -006	218-12-10	RAP5B/AGG	0.6	99.4			

id of Report ***

TRIANGLE LABORATORIES, INC.

Sample Preparation Tracking & Management Form

#: 46705B

Client: Pacific Environmental Services (PES03)

Sample Information
 ID: 3050A Extraction Date: 9/16/98
 Reagents/Acids: HNO₃-HCL-H₂O₂ Lot: 118010/978912/417120

TLI SAMPLE ID	CLIENT SAMPLE ID	Sample Wgt / ml	Final Volume ml						
TLI Blank	TLI Blank	-	100						
218-12-4	RAP2B/AGG	0.518							
218-12-7	RAP3M2/AGG	0.512							
218-12-10	RAP5B/AGG	0.521							
218-12-10DUP	RAP5B/AGG	0.513							
218-12-10 MS	RAP5B/AGG	0.516							
218-12-10MSD	RAP5B/AGG	0.572							
LCS	LAB CONTROL SPIKE	-	100						

Notes: Inorganic Spike Log #1 pg. 105 : 10ml of 1:1 HNO₃, 10ml of HNO₃, 3ml of 30H₂O₂, 5ml of HCL and 12 ml of Di Water used for Digestion
 LDI 9-16-98

INORGANICS SPIKE LOG

DATE	PROJECT # SAMPLE IDs	ANALYTE	ORIGINAL STANDARD #	ORIGINAL STANDARD CONC. (PPM)	SPIKE SAMPLE (μ L)	SPIKE SAMPLE (PPB)	INITIALS	WITNESS
					FINAL VOLUME (mL)			
16-98	46705B-LCS	*	3-62-1	*	$\frac{1000}{100}$	*	LDJ	BIB 9/16/98
	218-12-10 MS						LDJ	BIB 9/16/98
	218-12-10 MS						LDJ	BIB 9/16/98

201

calformalinocnka log (08/22/96)

* SEE SPIKE LOG

Project # 46705 B

EXP date	Spiking Standard Preparation					SPIKING		combined total
	Element	Standard ID	Orig. Std. (ppm)	Spike(uL) Fvol(100mL)	conc (ppm)	Spike(uL) Fvol(100mL)	conc (ppb)	
8/1/99	Ag	3-54-7	100	5000	5	1000	50	
8/1/99	Au	3-80-8	100	5000	5	1000	50	
8/1/99	Al	3-54-7	100	5000	5	1000	50	
8/1/99	Al	3-80-8	10000	950	95	1000	950	1000
8/1/99	B	3-54-7	100	5000	5	1000	50	
8/1/99	Ba	3-54-7	100	5000	5	1000	50	
8/1/99	Ba	3-80-8	100	5000	5	1000	50	
8/1/99	Ca	3-80-8	100	5000	5	1000	50	
8/1/99	Ca	3-80-10	10000	950	95	1000	950	1000
8/1/99	Cd	3-80-8	100	5000	5	1000	50	
8/1/99	Co	3-80-8	100	5000	5	1000	50	
8/1/99	Cr	3-80-8	100	5000	5	1000	50	
8/1/99	Cu	3-80-8	100	5000	5	1000	50	
8/1/99	Fe	3-80-8	100	5000	5	1000	50	
8/1/99	Fe	3-80-9	10000	950	95	1000	950	1000
8/1/99	K	3-54-7	1000	5000	50	1000	500	
4/1/99	K	3-45-5	10000	1500	150	1000	1500	2000
8/1/99	Mg	3-80-8	100	5000	5	1000	50	
8/1/99	Mg	3-80-5	10000	950	95	1000	950	1000
8/1/99	Mn	3-80-8	100	5000	5	1000	50	
8/1/99	Mo	3-80-8	100	5000	5	1000	50	
8/1/99	Na	3-54-7	100	5000	5	1000	50	
8/1/99	Ne	3-80-9	10000	1950	195	1000	1950	2000
8/1/99	Ni	3-80-8	100	5000	5	1000	50	
8/1/99	Pb	3-80-8	100	5000	5	1000	50	
8/1/99	Sb	3-80-8	100	5000	5	1000	50	
8/1/99	Se	3-80-8	100	5000	5	1000	50	
8/1/99	Tl	3-80-8	100	5000	5	1000	50	
8/1/99	Tl	3-80-8	100	5000	5	1000	50	
8/1/99	V	3-80-8	100	5000	5	1000	50	
8/1/99	Zn	3-80-8	100	5000	5	1000	50	
8/1/99	Zn	3-80-7	1000	1500	15	1000	150	200

1000uL of the Spiking Standard gives the listed conc. of the above elements.

**Spike separately

Element	Orig Std (ppm)	Spike(uL) Fvol(100m)	conc (ppb)
Au	1000	140	1400
Ca	1000	30	300
Li	1000	70	700
P	1000	100	1000
Pd	1000	180	1800
Pt	1000	300	3000
S	1000	350	3500
Si	10000	50	5000
Sn	1000	20	200
Sr	1000	5	50

Spiking Standard 3-62-1

EXP: 10/29/98

Spiked by:

Pre-digestion-

Post-digestion-

Healie D. Jones 9-16-98

TRIANGLE LABORATORIES, INC.
 Transfer Chain-of-Custody Form
 Project 46705-B

Transfer From: To: IA

	Initials..	Date.....	Time...
Released by:	<u>LDJ</u>	<u>9/17/98</u>	<u>1:50 P.M.</u>
Accepted by:	<u>DKA</u>	<u>9/20/98</u>	<u>11:00</u>

MILES.ID.....	TLI_No.....	Cust.Id.....
46705-B -000	TLI Blank	TLI Blank
46705-B -002	218-12-4	RAP2B/AGG
46705-B -004	218-12-7	RAP3M2/AGG
46705-B -006	218-12-10	RAP5B/AGG
46705-B -007	218-12-10DUP	RAP5B/AGG
46705-B -008	218-12-10 MS	RAP5B/AGG
46705-B -009	218-12-10MSD	RAP5B/AGG
46705-B -010	LCS	LAB CONTROL SPIKE

-----XfrCOC (Rev 11/01/94)-----
 dditional comments or instructions:

Date	Project # Sample IDs	Analyte	Std ID	Std Conc ppm	Spike vol sample vol ml/ml	Spike conc ppb	Initials	W. trace
8/2/98	4620A 213-23-21 PMS	+	3-62-2	+	100/10	+	met	met
	46346B	+	3-62-2	100	10/10	100	met	met
8/5/98	214-501 PMS	+	3-62-2	+	100/10	+	MKA	MKA
8/5/98	46315 214-19-1A PMS	+	3-62-2	+	100/10	+	MKA	MKA
8/5/98	46257 213-60-21 AS	+	3-62-2	+	100/10	+	MKA	MKA
8/6/98	46190 A 212-92-100C PMS	+	3-62-2	+	100/10	+	ful	ful
	46319	+	3-62-2	100	100/10	1000		
8/11/98	215-3-1A BCO PMS	+	3-62-2	+	100/10	+	met	met
8/17/98	46427 A 215-31-3 PMS	+	3-62-2	+	100/10	+	MKA	MKA
8/17/98	46427 B 215-31-6 PMS	+	3-62-2	+	100/10	+	MKA	MKA
8/18/98	46419 A 215-25-1A BCO PMS	+	3-62-2	+	100/10	+	MKA	MKA
8/19/98	46363 A 214-67-3A BCO PMS	+	3-62-2	+	100/10	+	MKA	MKA
8/20/98	46394 A 214-72-1A BCO PMS	+	3-62-2	100	100/10	1000	MKA	MKA
8/20/98	46459 215-93-1A BCO PMS	+	3-62-2	+	100/10	+	MKA	MKA
8/20/98	46348 214-52-2 PMS	+	3-62-2	+	100/10	+	MKA	MKA
8/20/98	46473 215-77-2 PMS	+	3-62-2	+	100/10	+	MKA	MKA
8/23/98	46452 B 215-36-2 PMS	+	3-62-2	+	100/10	+	MKA	MKA
8/24/98	46520 215-25-34 PMS	+	3-62-2	+	100/10	+	MKA	MKA
	46446	+	3-62-2	100	100/10	1000	DKit	MKA
8/26/98	216-17A BCO PMS	+	3-62-2	+	100/10	+	MKA	MKA
8/27/98	46513 216-81-1 PMS	+	3-62-2	+	100/10	+	MKA	MKA
9/2/98	46532 B 216-27-1A BCO PMS	+	3-62-2	+	100/10	+	MKA	MKA
9/13/98	46574 B 216-77-23 PMS	+	3-62-2	+	100/10	+	MKA	MKA
9/13/98	46574 A 216-77-17 A PMS	+	3-62-2	+	100/10	+	MKA	MKA
9/13/98	46574 C 216-77-23 PMS	+	3-62-2	+	100/10	+	MKA	MKA
9/14/98	46621 217-35-1A BCO PMS	+	3-62-2	+	100/10	+	MKA	MKA
9/15/98	46507 B 216-11-4 PMS	+	3-62-2	+	100/10	+	MKA	MKA
9/20/98	4605 B 215-12-10 PMS	+	3-62-2	+	100/10	+	MKA	MKA
9/21/98	46682 217-88-19, 17, 14 PMS	+	3-62-2	100	100/10	1000	MKA	MKA

* SEE SPIKE LOG

Project # 46705B

EXP date	Spiking Standard Preparation				SPIKING from Spiking Standard			combined total
	Element	Standard ID	Orig. Std. (ppm)	Spike (uL) Fvol(100mL)	conc (ppm)	Spike (uL) FVol(100mL)	conc (ppb)	
8/1/99	Ag	3-54-7	100	5000	5	1000	50	
8/1/99	As	3-60-8	100	5000	5	1000	50	
8/1/99	Al	3-54-7	100	5000	5	1000	50	1000
8/1/99	Al	3-60-6	10000	950	95	1000	950	
8/1/99	B	3-54-7	100	5000	5	1000	50	
8/1/99	Ba	3-54-7	100	5000	5	1000	50	
8/1/99	Be	3-60-8	100	5000	5	1000	50	
8/1/99	Ca	3-60-8	100	5000	5	1000	50	1000
8/1/99	Ca	3-60-10	10000	950	95	1000	950	
8/1/99	Cd	3-60-8	100	5000	5	1000	50	
8/1/99	Co	3-60-8	100	5000	5	1000	50	
8/1/99	Cr	3-60-8	100	5000	5	1000	50	
8/1/99	Cu	3-60-8	100	5000	5	1000	50	
8/1/99	Fe	3-60-8	100	5000	5	1000	50	1000
8/1/99	Fe	3-60-9	10000	950	95	1000	950	
8/1/99	K	3-54-7	1000	5000	50	1000	500	2000
4/1/99	K	3-45-5	10000	1500	150	1000	1500	
8/1/99	Mg	3-60-8	100	5000	5	1000	50	1000
8/1/99	Mg	3-60-5	10000	950	95	1000	950	
8/1/99	Mn	3-60-8	100	5000	5	1000	50	
8/1/99	Mo	3-60-8	100	5000	5	1000	50	
8/1/99	Na	3-54-7	100	5000	5	1000	50	2000
8/1/99	Na	3-60-9	10000	1950	195	1000	1950	
8/1/99	Ni	3-60-8	100	5000	5	1000	50	
8/1/99	Pb	3-60-8	100	5000	5	1000	50	
8/1/99	Pb	3-60-8	100	5000	5	1000	50	
8/1/99	Se	3-60-8	100	5000	5	1000	50	
8/1/99	Ti	3-60-8	100	5000	5	1000	50	
8/1/99	Tl	3-60-8	100	5000	5	1000	50	
8/1/99	V	3-60-8	100	5000	5	1000	50	
8/1/99	Zn	3-60-8	100	5000	5	1000	50	200
8/1/99	Zn	3-30-7	1000	1500	15	1000	150	

1000uL of the Spiking Standard gives the listed conc. of the above elements.

** Spike separately

Element	Orig Std (ppm)	Spike (uL) Fvol(100m)	conc (ppb)
Au	1000	140	1400
Ce	1000	30	300
Li	1000	70	700
P	1000	100	1000
Pd	1000	160	1600
Pt	1000	300	3000
S	1000	350	3500
Si	10000	50	5000
Sn	1000	20	200
Sr	1000	5	50

Spiking Standard 3-62-2

EXP: 10/28/98

Spiked by:

Pre digestion-

Post digestion-

Mut 9/20/98

TRIANGLE LABORATORIES, INC.
Sample Preparation Tracking & Management Form

#: 46705B

Client: Pacific Environmental Services (PES03)

① ~~TE~~ ~~Step 1/8~~
7470-7471
Acids: HCl/HNO₃

Sample Information
Extraction Date: 9/21/98
Lot: 41730/11800

9.1998 "Hg"

TLI SAMPLE ID	CLIENT SAMPLE ID	Sample		Final		Duplicate Weighing	TriPLICATE Weighing	Total Sample vol (g)
		Wgt (g)	Vol (ml)	Wgt (g)	Vol (ml)			
TLI Blank	TLI Blank			100				
MBD								
218-12-4	RAP2B/AGG	0.295				0.201	0.246	0.742
218-12-7	RAP3M2/AGG	0.204				0.233	0.237	0.674
218-12-10	RAP5B/AGG	0.291				0.237	0.240	0.768
218-12-10DUP	RAP5B/AGG	0.293				0.265	0.270	0.828
218-12-10 MS 218-12-4 MS	RAP3B/AGG RAP3B/AGG	0.211				0.216	0.207	0.634
218-12-10 MS 218-12-4 MS	RAP2B/AGG RAP2B/AGG	0.204				0.247	0.210	0.661
LCS	LAB CONTROL SPIKE							
218-12-4 Dup	RAP2B/AGG	0.225				0.290	0.299	0.814
218-12-7 Dup	RAP3M2/AGG	0.257	100			0.278	0.219	0.754
218-12-7		.240				.241	.240	.721
218-12-7		.243				.242	.243	.728

Notes: See Hgsl-1, Spike log p. 91,92

② 2.5mls of A 3:1 mixture of HCl/HNO₃ was used for digestion

ibkfk
206

MERCURY SPIKE LOG

DATE	PROJECT # SAMPLE IDs	ORIGINAL SPIKE CONC. (Hg)	STANDARD # WORKING STANDARD PREPARED FROM	SPIKE AMOUNT (mL)	SPIKE SAMPLE (PPB)	INITIALS	WITNESS
9/8/98	46522 B LCS LSD	0.1 ppm	3-69-2	5	5	DE	CK
	216-27-1 DMS 216-27-1 DMSD	↓	↓	↓	↓	DE	9-9-98
9/9/98	46513 LCS LSD	0.1 ppm	3-69-2	5	5	DE	CK
	216-18-1 MS 216-18-1 MSD	↓	↓	↓	↓	DE	9-9-98
9/11/98	46518 LCS LSD	0.1 ppm	3-69-6	5	5	DE	Bul 9/11/98
	216-23-10 MS 216-23-10 MSD	↓	↓	↓	↓	↓	↓
9/14/98	46629 LCS LSD	0.1 ppm	3-69-7	5	5	DE	CK
	217-35-1 CD MS 217-35-1 CD MSD	↓	↓	↓	↓	↓	↓
	217-35-3 CD MS 217-35-3 CD MSD	↓	↓	↓	↓	↓	↓
	217-35-4 BC MS 217-35-4 BC MSD	↓	↓	↓	↓	↓	↓
	217-35-5 AC MS 217-35-5 AC MSD	↓	↓	↓	↓	DE 9/14/98	CK 9-14-98
9/15/98	46574 B LCS LSD	0.1 ppm	3-69-8	5	5	DE	CK
	216-79-23,22,21 MS 216-79-23,22,21 MSD	↓	↓	↓	↓	↓	↓
	216-79-8,14 MS 216-79-8,14 MSD	↓	↓	↓	↓	↓	↓
	46587 A LCS LSD	↓	↓	↓	↓	↓	↓
	216-92-25,26 MS 216-92-25,26 MSD	↓	↓	↓	↓	DE 9/15/98	CK 9-15-98
9/21/98	46705 B LCS LSD	0.1 ppm	3-70-5	5	5	DE	Bul
	218-12-4 MS 218-12-4 MSD	↓	↓	↓	↓	DE	9/21/98

MERCURY SPIKE LOG

PROJECT # SAMPLE IDs	ORIGINAL SPIKE CONC. (Hg)	STANDARD # WORKING STANDARD PREPARED FROM	SPIKE AMOUNT (mL)	SPIKE SAMPLE (PPB)	INITIALS	WITNESS
18 46705B US 218-12-4 MS 218-12-4 MSD	0.1ppm	3-70-7	5	5	DE	BJ/S
46705A US 218-12-3 MS 218-12-3 MSD	↓		↓	↓	↓	↓
8 46682 US 217-88-4 MS 217-88-4 MSD	0.1ppm	3-70-7	5	5	CR	DE
217-88-3 MS 217-88-3 MSD	↓	↓	↓	↓	↓	↓

208

TRIANGLE LABS

SAMPLE
DATA

209

Triangle Laboratories, Inc.
801 Capitol Drive
Durham, NC 27713-4411
919-544-5729

P.O. Box 13485
Research Triangle Park, NC 27709
Fax # 919-544-5491

Client: Pacific Environmental Services
 Project Number: 46705B

Sample Report

Client Sample ID:	RAP3M2/AGG
TLI Sample ID:	218-12-7
Date Received:	September 15, 1998
Date Prepared:	September 16, 1998
Date Analyzed:	September 20-21, 1998
Matrix:	Aggregate

Analyte	Conc. (ug/L)	Percent Solid	grams Used	ml Final Vol.	Dilution Factor	mg/Kg Result
As	20.869	99.6	0.512	100	1	4.09
Be	1.100	99.6	0.512	100	1	< 0.98
Cd	3.431	99.6	0.512	100	1	0.673
Co	28.585	99.6	0.512	100	1	5.61
Cr	51.099	99.6	0.512	100	1	10.0
Mn	1237.938	99.6	0.512	100	1	243
Ni	45.859	99.6	0.512	100	1	8.99
Pb	113.184	99.6	0.512	100	1	22.2
Sb	-1.243	99.6	0.512	100	1	< 0.784
Se	12.937	99.6	0.512	100	1	2.54

Triangle Laboratories, Inc.
 801 Capitola Drive * Durham, North Carolina 27713
 Tele: (919) 544-5729 * Fax: (919) 544-5491

Printed: 08-Sep-98 at 01:45 PM

Client: Pacific Environmental Services
Project Number: 46705B

Sample Report

Client Sample ID:	RAP5B/AGG
TLI Sample ID:	218-12-10 D
Date Received:	September 15, 1998
Date Prepared:	September 16, 1998
Date Analyzed:	September 20-21, 1998
Matrix:	Aggregate

Analyte	Conc. (ug/L)	Percent Solid	grams Used	mL Final Vol.	Dilution Factor	mg/Kg Result
As	28.651	99.4	0.513	100	1	5.62
Be	1.000	99.4	0.513	100	1	< 0.981
Cd	3.418	99.4	0.513	100	1	0.670
Co	39.240	99.4	0.513	100	1	7.70
Cr	101.407	99.4	0.513	100	1	19.9
Mn	1211.558	99.4	0.513	100	1	238
Ni	51.413	99.4	0.513	100	1	10.1
Pb	165.564	99.4	0.513	100	1	32.5
Sb	0.701	99.4	0.513	100	1	< 0.784
Se	11.620	99.4	0.513	100	1	2.28

Triangle Laboratories, Inc.
801 Capitola Drive * Durham, North Carolina 27713
Tele: (919) 544-5729 * Fax: (919) 544-5491

Printed: 08-Sep-98 at 01:45 PM

Client: Pacific Environmental Services
 Project Number: 46705B

QA: Serial Dilution

Client Sample ID:	RAP5B/AGG	RAP5B/AGG
TLI Sample ID:	218-12-10	218-12-10 L
Date Prepared:	September 16, 1998	September 16, 1998
Date Analyzed:	September 20-21, 1998	September 20-21, 1998
Matrix:	Aggregate	Aggregate

Analyte	Native Sample		Serial Dilution		RPD
	mg/Kg Result	ug/L Conc.	mg/Kg Result	ug/L Conc.	
As	6.48	33.548	6.39	6.616	<RDL
Be	< 0.965	1.100	N/A	N/A	<RDL
Cd	0.657	3.400	< 0.965	0.844	<RDL
Co	7.12	36.858	7.29	7.552	<RDL
Cr	12.4	64.161	13.2	13.714	<RDL
Mn	246	1273.526	253	262.057	2.81%
Ni	7.82	40.507	8.26	8.552	<RDL
Pb	32.4	167.679	32.5	33.681	0.308%
Sb	< 0.772	-0.516	< 3.86	0.427	<RDL
Se	2.22	11.478	< 2.90	2.110	<RDL

Triangle Laboratories, Inc.
 801 Capitola Drive * Durham, NC 27713
 Tele: (919) 544-5729 * Fax: (919) 544-5491

P 08-Sep-98 at 01:46 PM

Client: Pacific Environmental Services
 Project Number: 46705B

QA: Matrix Spikes (Pre-Digestion)

Client Sample ID:	RAP5B/AGG MS	RAP5B/AGG MSD
TLI Sample ID:	218-12-10 MS	218-12-10 MSD
Date Prepared:	September 16, 1998	September 16, 1998
Date Analyzed:	September 20-21, 1998	September 20-21, 1998
Matrix:	Aggregate	Aggregate

Analyte	Matrix Spike			Matrix Spike Duplicate			RPD
	Result mg/Kg	True Spike mg/Kg	% Recovery	Result mg/Kg	True Spike mg/Kg	% Recovery	
As	15.2	9.74	90%	15.1	8.78	98%	0.660%
Be	N/A	N/A	N/A	N/A	N/A	N/A	N/A
Cd	10.1	9.79	96%	8.67	8.80	91%	15.2%
Co	16.0	9.75	91%	14.4	8.81	83%	10.5%
Cr	21.5	9.75	93%	19.2	8.80	77%	11.3%
Mn	253	9.76	Spike Low	202	8.81	Spike Low	22.4%
Ni	17.4	9.74	98%	15.3	8.78	85%	12.8%
Pb	43.2	9.74	111%	38.2	8.80	66%	12.3%
Sb	3.22	9.74	25%	2.72	8.79	22%	16.8%
Se	10.7	9.72	87%	9.71	8.79	85%	9.70%

Triangle Laboratories, Inc.
 801 Capitola Drive * Durham, NC 27713
 Tele: (919) 544-5729 * Fax: (919) 544-5491

Printed: 08-Sep-98 at 01:46 PM

ent:
 oject Number:

Pacific Environmental Services
 46705B

Sample Report

Sample Received:	September 15, 1998
Sample Prepared:	September 21, 1998
Sample Analyzed:	September 22, 1998
TA FILE:	AB
Matrix:	Aggregate

ANALYTE:	Hg
ug/L RDL:	0.2
Analysis Method:	7471
Instrument:	P E Zeeman 5100
Spike Conc. (ug/L)	5

CVAA ANALYTE SUMMARY REPORT

Parent Sample ID	TLI SAMPID	ug/L CONC	ml MPV	gram wt. USED	Percent Solid	DIL FACTOR	mg/Kg RESULT	Avg. RESULT	RPD	%REC
P2B/AGG	218-12-4	0.114	100	0.742	99.6%	1	< 0.027	--	--	--
P2B/AGG D	218-12-4 D	0.010	100	0.814	99.6%	1	< 0.025	< 0.026	--	--
P3M2/AGG	218-12-7	0.253	100	0.674	99.6%	1	0.038	--	--	--
P3M2/AGG D	218-12-7 D	0.302	100	0.754	99.6%	1	0.040	0.039	--	--
P5B/AGG	218-12-10	0.266	100	0.768	99.4%	1	0.035	--	--	--
P5B/AGG D	218-12-10 D	0.315	100	0.828	99.4%	1	0.038	0.037	--	--
P2B/AGG MS	218-12-4 MS	4.286	100	0.634	99.6%	1	0.679	--	--	86%
P2B/AGG MSD	218-12-4 MSD	4.271	100	0.661	99.6%	1	0.649	--	4.52%	85%
P2B/AGG MS	True Spike MS	5	100	0.634	99.6%	1	0.792	--	--	--
P2B/AGG MSD	True Spike MSD	5	100	0.661	99.6%	1	0.759	--	--	--
Method Blank	46705B MB	0.039	--	--	--	--	--	--	--	--
Method Blank D	46705B MBD	0.021	--	--	--	--	--	--	--	--
S	46705B LCS	4.596	--	--	--	--	--	--	--	92%
SD	46705B LCSD	4.962	--	--	--	--	--	--	--	99%

Angle Laboratories, Inc.
 1 Capitola Drive * Durham, North Carolina 27713
 Phone: (919) 544-5729 * Fax: (919) 544-5491

Printed: 23-Sep-98 at 11:10 AM

File Name: HA600 Autosampler Type: TYPE TJA
 File Positions: 179/192 QC Positions: 13/19 # Sets: 2
 File Station location is rack -1, pos. -1.

Racks ---

#	Type	Usage	#Pos Left	Analyses/Pos
	Aux. (L) Rack	STD/QC/BLANK	13	10
	Sample (16mm)	Samples	35	1
	Sample (16mm)	Samples	48	1
	Sample (16mm)	Samples	48	1
	Sample (16mm)	Samples	48	1

Sample Sets ---

#	Type	Prepare?	Description	Method	#Pos	Rack#	StartPos
	Normal	No	465748	TRIANGL2	3	2	1
	Normal	No	467058	TRIANGL2	10	2	4

Preparation Info ---

#	Uptake	Uptake#2	Final	Dil.Factor
---	--------	----------	-------	------------

Samples Prepared.

k #1

Row	Col	Sample Name	Set #	#Used	Type
1	1	STD3	-NA-	2	Standard 1-81-12P
1	2	STD1-BLANK	-NA-	1	Standard
1	3	ICSAB	-NA-	3	QC Standard 1-81-14P
1	4	CHECK LO	-NA-	1	QC Standard
1	5	ICV/CCV	-NA-	3	QC Standard 1-81-13P
1	6	ICB/CCB	-NA-	3	QC Standard

mkc
 9/20/98

...19 Not Used)

k #2

Row	Col	Sample Name	Set #	#Used	Type
1	1	465748 MB	1	-NA-	Sample
1	2	465748 LCS	1	-NA-	Sample
1	3	218-79-3.14	1	-NA-	Sample
1	4	467058 MB	2	-NA-	Sample
1	5	467058 LCS	2	-NA-	Sample
1	6	218-12-4	2	-NA-	Sample
1	7	218-12-7	2	-NA-	Sample
1	8	218-12-10	2	-NA-	Sample
1	9	218-12-10 D	2	-NA-	Sample
1	10	218-12-10 MS	2	-NA-	Sample
1	11	218-12-10 MSD	2	-NA-	Sample
1	12	218-12-10 PDS	2	-NA-	Sample
2	1	218-12-10 L	2	-NA-	Sample

...48 Not Used)

#3

Row	Col	Sample Name	Set #	#Used	Type
..48		Not Used)			

#4

Row	Col	Sample Name	Set #	#Used	Type
..48		Not Used)			

#5

Row	Col	Sample Name	Set #	#Used	Type
..48		Not Used)			

Sample Name	File	Method	Date	Time	OpID	Type	Mode
STD1-BLANK	92098	TRIANGL2	09/20/98	10:00	X	IR	
STD1-BLANK	92098	TRIANGL2	09/20/98	10:09	X	IR	
STD3	92098	TRIANGL2	09/20/98	10:14	X	IR	
STD3	92098	TRIANGL2	09/20/98	10:18	DKH	Q	CONC
CHECK LO	92098	TRIANGL2	09/20/98	10:23	DKH	Q	CONC
ICV/CCV	92098	TRIANGL2	09/20/98	10:28	DKH	Q	CONC
ICB/CCB	92098	TRIANGL2	09/20/98	10:35	DKH	Q	CONC
ICSAB	92098	TRIANGL2	09/20/98	10:40	DKH	Q	CONC
465748 MB	92098	TRIANGL2	09/20/98	10:55	DKH	S	CONC
465748 LCS	92098	TRIANGL2	09/20/98	11:00	DKH	S	CONC
216-79-8,14	92098	TRIANGL2	09/20/98	11:05	DKH	S	CONC
ICV/CCV	92098	TRIANGL2	09/20/98	11:09	DKH	Q	CONC
ICB/CCB	92098	TRIANGL2	09/20/98	11:18	DKH	Q	CONC
ICSAB	92098	TRIANGL2	09/20/98	11:23	DKH	Q	CONC
467058 MB	92098	TRIANGL2	09/20/98	11:45	DKH	S	CONC
467058 LCS	92098	TRIANGL2	09/20/98	11:49	DKH	S	CONC
218-12-4	92098	TRIANGL2	09/20/98	11:54	DKH	S	CONC
218-12-7	92098	TRIANGL2	09/20/98	11:58	DKH	S	CONC
218-12-10	92098	TRIANGL2	09/20/98	12:03	DKH	S	CONC
218-12-10 D	92098	TRIANGL2	09/20/98	12:08	DKH	S	CONC
218-12-10 MS	92098	TRIANGL2	09/20/98	12:12	DKH	S	CONC
218-12-10 MSD	92098	TRIANGL2	09/20/98	12:17	DKH	S	CONC
218-12-10 PDS	92098	TRIANGL2	09/20/98	12:22	DKH	S	CONC
218-12-10 L	92098	TRIANGL2	09/20/98	12:26	DKH	S	CONC
ICV/CCV	92098	TRIANGL2	09/20/98	12:37	DKH	Q	CONC
ICB/CCB	92098	TRIANGL2	09/20/98	12:41	DKH	Q	CONC
ICB/CCB	92098	TRIANGL2	09/20/98	12:47	DKH	Q	CONC
ICB/CCB	92098	TRIANGL2	09/20/98	12:53	DKH	Q	CONC
ICSAB	92098	TRIANGL2	09/20/98	12:58	DKH	Q	CONC

N/A. Reanalyzed. MKK 9/20/98

Std: TRIANGL2 Standard: STD1-BLANK
Time: 09/20/98 10:09:40

n	Ag3280	Al3082	As1890	B_2496	Ba4934	8e3130	Ca3179
e	-.0001	.0085	-.0005	.0056	.0000	.0003	.0000
v	.0001	.0001	.0001	.0000	.0000	.0000	.0000
D	86.74	.5765	18.42	.3052	27.88	3.230	91.62
	.0000	.0086	-.0006	.0056	.0000	.0004	.0000
	-.0001	.0085	-.0005	.0056	.0001	.0003	.0000
	-.0001	.0085	-.0004	.0056	.0001	.0003	.0000
n	Cd2265	Ce4186	Co2286	Cr2677	Cu3247	Fe2714	K_7664
e	-.0005	-.0002	-.0001	-.0001	.0027	.0000	2.955
v	.0000	.0004	.0000	.0001	.0000	.0000	.040
D	2.651	213.6	26.87	54.37	.8566	91.55	1.370
	-.0005	-.0006	-.0002	-.0001	.0027	.0000	2.909
	-.0005	-.0001	-.0001	-.0001	.0027	.0001	2.967
	-.0005	.0002	-.0001	-.0000	.0027	.0000	2.987
n	Li6707	Mg2790	Mn2576	Mo2020	Na3302	Ni2316	P_2149
e	.0484	.0001	.0001	.0000	.0056	-.0014	-.0013
v	.0007	.0001	.0000	.0000	.0013	.0001	.0001
D	1.360	68.13	4.444	60.79	23.75	5.166	7.216
	.0476	.0000	.0001	.0000	.0071	-.0015	-.0014
	.0487	.0002	.0001	.0001	.0045	-.0014	-.0013
	.0488	.0001	.0001	.0001	.0053	-.0014	-.0012
n	2203-1	2203-2	Sb2068	1960-1	1960-2	Sn1899	Sr4215
e	.0010	.0000	.0003	-.0097	.0058	-.0008	.0001
v	.0006	.0002	.0002	.0004	.0004	.0001	.0000
D	56.90	628.2	61.85	4.315	9.486	15.81	12.70
	.0017	-.0002	.0002	-.0096	.0054	-.0009	.0001
	.0006	.0002	.0002	-.0101	.0041	-.0006	.0001
	.0007	.0001	.0005	-.0093	.0058	-.0007	.0002
n	Tl3349	Tl1908	V_2924	Zn2062	Si2981		
e	.0001	-.0009	-.0007	.0000	.0324		
v	.0001	.0001	.0000	.0001	.0002		
D	133.1	15.65	2.784	199.4	.7235		
	-.0000	-.0010	-.0007	-.0000	.0327		
	.0001	-.0007	-.0007	.0000	.0323		
	.0001	-.0009	-.0007	.0001	.0322		

Std	1	2	3	4	5	6	7
e	*Counts	Time	NOTUSED	NOTUSED	NOTUSED	NOTUSED	NOTUSED
n	Y	--	--	--	--	--	--
len	371.030	--	--	--	--	--	--
e	232189	15000	--	--	--	--	--
v	240.5043	.0000000	--	--	--	--	--
D	.1035814	.0000000	--	--	--	--	--
227	231955	15000	--	--	--	--	--

232454 15000
232127 15000

Mod: TRIANGL2 Standard: STD3
Time: 09/20/98 10:14:20

em	Ag3280	Al3082	As1890	B_2496	Ba4934	Be3130	Ca3179
ge	.4081	.0212	.1212	.1263	.1658	.2378	.0178
ev	.0025	.0001	.0011	.0007	.0013	.0019	.0001
SD	.6176	.6666	.9435	.5841	.7881	.7937	.7758

	.4110	.0214	.1225	.1271	.1672	.2400	.0179
	.4070	.0212	.1208	.1259	.1653	.2370	.0177
	.4063	.0211	.1203	.1259	.1648	.2365	.0177

em	Cd2265	Ca4186	Co2286	Cr2677	Cu3247	Fe2714	K_7664
ge	.8988	.0935	.1060	.1281	.1746	.0036	17.19
ev	.0063	.0008	.0008	.0010	.0014	.0000	.02
SD	.7067	.8022	.7160	.7506	.7916	.6980	.1032

	.9062	.0944	.1069	.1292	.1761	.0036	17.17
	.8956	.0952	.1055	.1277	.1742	.0035	17.20
	.8947	.0930	.1056	.1274	.1734	.0036	17.19

em	Li6707	Mg2790	Mn2576	Mo2020	Na3302	Ni2316	P_2149
ge	11.63	.0200	.1215	.1238	.1945	.3365	.0345
ev	.02	.0002	.0008	.0007	.0007	.0031	.0002
SD	.1867	.8799	.7016	.5886	.3382	.9198	.4668

	11.64	.0202	.1224	.1247	.1949	.3401	.0346
	11.65	.0199	.1211	.1235	.1948	.3346	.0346
	11.61	.0199	.1209	.1234	.1937	.3348	.0344

em	2205-1	2205-2	Sb2068	1960-1	1960-2	Sn1899	Sr4215
ge	.2009	.1016	.1948	.5327	.3637	.1389	.7774
ev	.0008	.0005	.0009	.0016	.0046	.0016	.0069
SD	.4044	.4856	.4529	.5024	1.250	.8729	.8955

	.2018	.1021	.1938	.5330	.3710	.1907	.7851
	.2001	.1014	.1941	.5342	.3629	.1883	.7753
	.2009	.1012	.1944	.5310	.3632	.1876	.7716

em	Ti3349	Ti1908	V_2924	Zn2062	Si2881		
ge	.9991	.0694	.0339	.1322	.4961		
ev	.0080	.0002	.0005	.0009	.0034		
SD	.7939	.2358	.7503	.6784	.6767		

	1.008	.0696	.0342	.1332	.4999		
	.9963	.0693	.0337	.1317	.4946		
	.9929	.0693	.0337	.1317	.4937		

Std	1	2	3	4	5	6	7
Counts							
Time			NOTUSED	NOTUSED	NOTUSED	NOTUSED	NOTUSED
em							
ev	371.050						
ge	231476	15000					

228

od: TRIANGL2 Sample Name: ST03 Operator: DKH
 Time: 09/20/98 10:18 Filename: 92098
 : CONC Type: Q Corr. Factor: 1.00000
 ID.: Cust. Smol. ID.: Cust. ID.: 465748

s	Ag3280	Al3082	As1890	B_2496	Ba4934	Be3130
s	ppb	ppb	ppb	ppb	ppb	ppb
	1000.	1001.	1007.	1000.	1000.	1001.
	4.07	.4574	5.219	7.177	.4782	6.558
	.4069	.0457	.5183	.7176	.0478	.6554

s	Ca3179	Cd2265	Ce4186	Co2286	Cr2677	Cu3247
s	ppb	ppb	ppb	ppb	ppb	ppb
	1003.	1006.	1002.	1004.	1003.	1000.
	8.416	7.103	1.358	7.481	7.63	.3264
	.8392	.7062	.1354	.7453	.7604	.0326

s	Fe2714	K_7664	Li6707	Hg2790	Mn2576	Mo2020
s	ppb	ppm	ppb	ppb	ppb	ppb
	1002.	9.944	994.4	1001.	1001.	1006.
	12.88	.1019	10.04	5.677	5.928	6.38
	1.285	1.025	1.01	.5669	.5921	.6342

s	Na3302	Ni2316	P_2149	2203-1	2203-2	Sb2068
s	ppm	ppb	ppb	ppb	ppb	ppb
	9.879	1006.	1009.	1006.	1003.	1003.
	.0581	7.729	4.967	7.975	12.81	4.308
	.5883	.768	.4923	.793	1.278	.4296

s	1960-1	1960-2	Pb2203	Se1960	Sn1899	Sr4215
s	ppb	ppb	ppb	ppb	ppb	ppb
	1006.	1002.	1004.	1003.	1004.	994.4
	4.451	13.87	11.19	10.6	7.855	.3755
	.4426	1.384	1.115	1.056	.7856	.0376

s	Tl3349	Tl1908	V_2324	Zn2062	Si2881
s	ppb	ppb	ppb	ppb	ppb
	993.2	1010.	1003.	1004.	10030.
	3.069	8.747	5.692	10.78	38.53
	.3075	.8664	.5675	1.073	.3843

od: TRIANGL2 Sample Name: IGV/CCV Operator: DKH
 Time: 09/20/98 11:09 Filename: 92098
 : CONC Type: Q Corr. Factor: 1.00000
 ID.: Cust. Smpl. ID.: Cust. ID.: 465748

IS	Ag3280	Al3082	As1890	B_2496	Ba4934	Be3130
IS	ppb	ppb	ppb	ppb	ppb	ppb
	501.4	480.3	508.5	491.7	515.5	504.8
	2.172	3.827	3.002	1.689	2.73	3.33
	.4332	.7968	.5905	.3435	.5297	.6597

IS	Ca3179	Cd2265	Ce4186	Co2286	Cr2677	Cu3247
IS	ppb	ppb	ppb	ppb	ppb	ppb
	509.4	508.1	504.2	511.3	509.6	508.1
	3.975	3.558	2.054	3.452	4.723	2.639
	.7804	.7003	.4075	.6752	.9268	.5193

IS	Fe2714	K_7664	Li6707	Mg2790	Mn2576	Mo2020
IS	ppb	ppm	ppb	ppb	ppb	ppb
	509.6	5.033	491.9	501.8	510.7	510.8
	11.01	.0572	7.714	3.955	3.016	2.636
	2.279	1.136	1.568	.7882	.5907	.5162

IS	Na3302	Ni2316	P_2149	2203-1	2203-2	Sb2068
IS	ppm	ppb	ppb	ppb	ppb	ppb
	4.902	504.2	498.2	507.2	503.0	487.0
	.0461	3.357	1.142	1.93	4.115	7.478
	.9398	.6658	.2292	.3805	.8182	1.535

IS	1960-1	1960-2	Pb2203	Se1960	Sn1899	Sr4215
IS	ppb	ppb	ppb	ppb	ppb	ppb
	511.8	510.1	504.4	510.7	512.1	508.7
	.9534	1.53	3.215	1.043	3.525	2.486
	.1863	.2999	.6375	.2042	.6884	.4886

IS	Ti3343	Ti1908	V_2924	Zn2062	312381
IS	ppb	ppb	ppb	ppb	ppb
	505.5	506.9	504.8	512.5	5007.
	2.26	4.852	2.839	5.767	23.4
	.447	.9572	.5625	1.125	.4675

Mod: TRIANGL2 Sample Name: ICB/CCB Operator: OKH
 Time: 09/20/98 11:18 Filename: 92098
 Type: Q Corr. Factor: 1.00000
 ID.: Cust. Sacl. ID.: Cust. ID.: 465748

IS	Ag3280	Al3082	As1890	B_2496	Ba4934	Be3130
IS	ppb	ppb	ppb	ppb	ppb	ppb
	-2385	-22.53	.0613	-16.44	.1139	.0092
	.974	2.756	.2133	1.238	.0824	.0133
)	408.4	12.23	347.7	7.533	72.36	144.1

IS	Ca3179	Cd2265	Ca4186	Co2286	Cr2677	Cu3247
IS	ppb	ppb	ppb	ppb	ppb	ppb
	.5744	.2456	1.260	.3539	.4401	.7999
	1.118	.2414	3.709	.84	.8711	.4722
)	194.6	98.3	294.5	237.4	197.9	59.04

IS	Fe2714	K_7664	Li6707	Mg2790	Mn2576	Mo2020
IS	ppb	ppm	ppb	ppb	ppb	ppb
	5.848	.0240	.1458	.0441	.0851	.3948
	12.76	.0339	.0352	6.488	.0604	.3089
)	219.3	141	24.12	14700	70.91	78.23

IS	Na3302	Ni2316	P_2149	2203-1	2203-2	Sb2068
IS	ppm	ppb	ppb	ppb	ppb	ppb
	-.1742	-.0526	.1157	-3.715	.4239	.4829
	.1916	.2319	5.769	1.457	1.466	1.179
)	110	441	4984	39.23	341	244.1

IS	1960-1	1960-2	Pb2203	Se1960	Sn1899	Sr4215
IS	ppb	ppb	ppb	ppb	ppb	ppb
	-.5542	.1561	-.9504	-.0805	-.6453	.1060
	.4766	.6414	.9324	.3362	.2999	.0276
)	85.98	411	98.11	417.8	46.48	26.05

IS	Ti3349	Ti1908	V_2924	Zn2062	Si2881
IS	ppb	ppb	ppb	ppb	ppb
	.1725	2.252	.2472	.3631	-112.8
	.1885	.3665	.484	.564	6.276
)	109.3	16.27	195.8	155.3	5.565

Mod: TRIANGLZ Sample Name: ICSAB Operator: DKH
 Time: 09/20/98 11:23 Filenane: 92098
 Type: Q Corr. Factor: 1.00000
 ID.: Cust. Smpl. ID.: Cust. ID.: 465748

ms	Ag3280	Al3082	As1890	B_2496	Ba4934	Ba3130
ts	ppb	ppb	ppb	ppb	ppb	ppb
e	551.1	524500.	525.3	534.4	542.5	491.1
v	1.125	1147	2.42	1.788	.7799	1.208
D	.2042	.2187	.4608	.3346	.1437	.2461

ms	Ca3179	Cd2265	Ce4186	Co2286	Cr2677	Cu3247
ts	ppb	ppb	ppb	ppb	ppb	ppb
e	456700.	489.6	514.2	494.6	493.6	569.7
v	1355	1.524	.609	1.583	1.903	1.15
D	.2967	.3112	.1184	.3201	.3855	.2018

ms	Fe2714	K_7664	Li6707	Mg2790	Mn2576	Mo2020
ts	ppb	ppm	ppb	ppb	ppb	ppb
e	181600.	16.49	652.1	535200.	478.2	505.8
v	458.2	.0588	1.961	1509	1.304	2.609
D	.2523	.3567	.3008	.282	.2726	.5159

ms	Na3302	Ni2316	P_2149	2203-1	2203-2	Sb2068
ts	ppm	ppb	ppb	ppb	ppb	ppb
e	5.890	465.5	3634.3	512.1	499.1	519.2
v	.0774	1.258	3.934	2.93	2.203	6.393
D	1.315	.2702	.9354	.5721	.4413	1.231

ms	1960-1	1960-2	Pb2203	Se1960	Sn1899	Sr4215
ts	ppb	ppb	ppb	ppb	ppb	ppb
e	559.5	545.1	503.4	548.6	524.5	533.5
v	2.774	1.731	.4998	1.349	2.953	.9446
D	.4957	.3188	.0993	.2458	.563	.1771

ms	Ti3349	Ti1908	V_2924	Zn2002	Si2881
ts	ppb	ppb	ppb	ppb	ppb
e	509.2	520.0	493.4	459.0	544.1
v	.949	7.941	1.301	1.62	12.38
D	.1863	1.527	.2605	.353	.2276

Job: TRIANGL2 Sample Name: 467058 MB Operator: DKH
Time: 09/20/98 11:45 - Filename: 92098
: CONC Type: S Corr. Factor: 1.00000
ID.: Cust. Smol. ID.: Cust. ID.: 467058

s	As1890	Ba3130	Cd2265	Co2286	Cr2677	Mn2576
s	ppb	ppb	ppb	ppb	ppb	ppb
	L-2.685	L-.0414	L-.0825	L-.5500	L-.2153	L.4867
	1.84	.0235	.1113	.1459	.0712	.0255
	68.52	56.81	134.9	26.52	33.08	5.237

s	Ni2316	Pb2203	Sb2068	Se1960
s	ppb	ppb	ppb	ppb
	L-2.712	L.4808	L.1774	L-.6181
	.3233	.6344	1.045	.4139
	11.92	131.9	589.1	66.96

rod: TRIANGL2 Sample Name: 46705B LCS Operator: DKH
 Time: 09/20/98 11:49 Filename: 92098
 a: CONC Type: S Corr. Factor: 1.00000
 ID.: Cust. Smpl. ID.: Cust. ID.: 46705B

ms	As1890	Be3130	Cd2265	Co2286	Cr2677	Mn2576
ts	ppb	ppb	ppb	ppb	ppb	ppb
e	44.49	48.90	49.79	50.46	51.15	51.36
v	.5318	.4577	.2058	.3482	.4947	.456
D	1.195	.9361	.4133	.6902	.967	.8878

ms	Ni2316	Pb2203	Sb2068	Sa1960
ts	ppb	ppb	ppb	ppb
e	47.46	50.90	49.21	45.15
v	.2881	.5254	1.458	.8344
D	.607	1.032	2.963	1.848

Mod: TRIANGL2 Sample Name: 218-12-4 Operator: DXH
 Time: 09/20/98 11:54 Filename: 92098
 Type: S Corr. Factor: 1.00000
 ID.: Cust. Smpl. ID.: Cust. ID.: 467058

NS	As1890	Be3130	Cd2265	Co2286	Cr2677	Mn2576
ts	ppb	ppb	ppb	ppb	ppb	ppb
3	24.70	L-5.554	3.220	33.33	67.11	1353.
/	1.716	.0108	.1025	.6402	.8321	1.578
)	6.947	.1953	3.182	1.921	1.24	.1167

NS	Ni2316	Pb2203	Sb2068	Se1960
ts	ppb	ppb	ppb	ppb
3	45.31	106.2	L.7672	10.28
v	.6245	1.45	.7364	.8907
)	1.378	1.365	95.99	8.662

Mod: TRIANGL2 Sample Name: 218-12-7 Operator: DKH
 Time: 09/20/98 11:58 Filename: 92098
 e: CONC Type: S Corr. Factor: 1.00000
 ID.: Cust. Smpl. ID.: Cust. ID.: 467058

ms	As1890	Ba3130	Cd2265	Co2286	Cr2677	Mn2576
ts	ppb	ppb	ppb	ppb	ppb	ppb
a	20.87	L-3.069	3.431	28.58	51.10	1238.
iv	.7198	.0347	.0292	.1445	.1288	9.61
0	3.449	1.13	.8517	.5054	.2521	.7763

ms	Ni2316	Pb2203	Sb2068	Se1960
ts	ppb	ppb	ppb	ppb
je	45.86	113.2	L-1.243	12.94
iv	1.026	1.405	1.526	.5889
id	2.237	1.241	122.7	4.552

od: TRIANGL2 Sample Name: 218-12-10 Operator: DKH
 Time: 09/20/98 12:03 ~ Filename: 92098
 : CONC Type: S Corr. Factor: 1.00000
 ID.: Cust. Smpl. ID.: Cust. ID.: 467058

IS	As1890	8e3130	Cd2265	Co2286	Cr2677	Mn2576
S	ppb	ppb	ppb	ppb	ppb	ppb
I	33.55	1-6.381	3.400	36.86	64.16	1274.
I	1.479	.0204	.2031	.3651	.1644	1.961
I	4.409	.3196	5.975	.9904	.2562	.154

IS	Ni2316	Pb2203	Sb2068	Sa1960
S	ppb	ppb	ppb	ppb
I	40.51	167.7	L-.5160	11.48
I	.9076	.3696	1.183	.7629
I	2.241	.2204	229.2	6.647

hod: TRIANGL2 Sample Name: 218-12-1Q D Operator: DXH
 Time: 09/20/98 12:08 Filename: 92098
 e: CONC Type: S Corr. Factor: 1.00000
 ID.: Cust. Smpl. ID.: Cust. ID.: 467058

ms	As1890	Be3130	Cd2265	Co2286	Cr2677	Mn2576
ts	ppb	ppb	ppb	ppb	ppb	ppb
e	28.65	1-5.684	3.418	39.24	101.4	1212.
v	1.411	.0046	.1694	.5381	1.117	9.884
D	4.926	.0809	4.954	1.371	1.101	.8158

ms	Ni2316	Pb2203	Sb2068	Se1960
ts	ppb	ppb	ppb	ppb
e	51.41	165.6	1.7008	11.62
v	.5722	2.617	2.71	1.22
D	1.113	1.581	386.7	10.5

Mod: TRIANGL2 Sample Name: 218-12-10 MS Operator: DKH
 Time: 09/20/98 12:12 - Filename: 92098
 Type: S Corr. Factor: 1.00000
 ID.: Cust. Smpl. ID.: Cust. ID.: 467058

AS	As1890	Be3130	Cd2265	Co2286	Cr2677	Mn2576
AS	ppb	ppb	ppb	ppb	ppb	ppb
3	78.04	42.37	51.59	82.05	110.2	1296.
1	.9675	.0974	.116	.3057	.3505	2.983
)	1.24	.2298	.2248	.3726	.3179	.2302

AS	Ni2316	Pb2203	Sb2068	Sa1960
AS	ppb	ppb	ppb	ppb
3	89.29	221.7	16.53	55.01
1	1.135	1.361	.5989	1.389
)	1.271	.6136	3.624	2.525

rod: TRIANGL2 Sample Name: 218-12-1Q MSD Operator: DKH
 Time: 09/20/98 12:17 Filename: 92098
 s: CONC Type: S Corr. Factor: 1.00000
 ID.: Cust. Sapl. ID.: Cust. ID.: 467058

ms	As1890	8e3130	Cd2265	Co2286	Cr2677	Mn2576
ts	ppb	ppb	ppb	ppb	ppb	ppb
e	85.97	38.73	49.28	81.73	109.1	1147.
v	.5274	.0436	.1345	.1206	.1631	1.5
D	.6135	.1124	.273	.1476	.1495	.1308

ms	Ni2316	Pb2203	Sb2068	Se1960
ts	ppb	ppb	ppb	ppb
e	87.13	217.1	15.48	55.21
v	.9933	.5385	.5629	1.69
D	1.14	.248	3.636	3.062

hod: TRIANGL2 Sample Name: 218-12-10_PDS Operator: DKH
 Time: 09/20/98 12:22 Filename: 92098
 a: CONC Type: S Corr. Factor: 1.00000
 ID.: Cust. Smpl. ID.: Cust. ID.: 467058

ms	As1890	Se3130	Cd2265	Co2286	Cr2677	Mn2576
ts	ppb	ppb	ppb	ppb	ppb	ppb
e	79.82	41.31	51.44	86.58	113.0	1309.
v	.7798	.3126	.539	.5552	.1965	8.562
D	.9769	.7568	1.048	.6412	.1739	.6539

ms	Ni2316	Pb2203	Sb2068	Sa1960
ts	ppb	ppb	ppb	ppb
e	89.72	216.0	47.78	56.69
v	.8259	1.837	1.497	1.217
D	.9206	.8503	3.134	2.147

od: TRIANGL2 Sample Name: 218-12-10 L Operator: DKH
 Time: 09/20/98 12:26 ~ Filename: 92098
 : CONC Type: S Corr. Factor: 1.00000
 ID.: Cust. Smpl. ID.: Cust. ID.: 467058

s	As1890	Be3130	Cd2265	Co2286	Cr2677	Mn2576
s	ppb	ppb	ppb	ppb	ppb	ppb
	6.616	1-1.146	1.8441	7.352	13.71	262.1
	.4493	.0104	.1333	.2423	.0907	.9263
	6.792	.9124	15.8	3.208	.6615	.3535

is	Ni2016	Pb2203	Sb2068	Sa1960
s	ppb	ppb	ppb	ppb
	8.352	33.68	1.4273	12.110
	.6356	.8303	2.176	1.288
	7.435	2.465	509.3	61.03

hod: TRIANGL2 Sample Name: ICV/CCV Operator: DKH
 Time: 09/20/98 12:37 Filename: 92098
 e: CONC Type: Q Corr. Factor: 1.00000
 ID.: Cust. Smpl. ID.: Cust. ID.: 467058

ms	Ag3280	Al3082	As1890	B_2496	Ba4934	Ba3130
ts	ppb	ppb	ppb	ppb	ppb	ppb
e	504.1	546.1	513.3	496.3	521.1	500.7
v	2.1	8.308	4.025	2.783	2.03	2.019
D	.4166	1.521	.7842	.5608	.3896	.4032

ms	Ca3179	Cd2265	Ce4186	Co2286	Cr2677	Cu3247
ts	ppb	ppb	ppb	ppb	ppb	ppb
e	501.5	518.4	514.1	521.1	510.9	514.1
v	1.642	2.199	2.79	1.814	1.323	2.445
D	.3274	.4242	.5427	.3481	.259	.4755

ms	Fe2714	K_7664	Li6707	Mg2790	Mn2576	Mo2020
ts	ppb	ppm	ppb	ppb	ppb	ppb
e	519.3	5.042	491.5	505.6	508.4	515.9
v	2.513	.0251	1.874	4.481	1.43	1.907
D	.4837	.4979	.5812	.8864	.2812	.3695

ms	Na3302	Ni2316	P_2149	2205-1	2205-2	Sb2066
ts	ppm	ppb	ppb	ppb	ppb	ppb
e	4.915	511.1	504.3	509.6	514.3	501.2
v	.0093	2.886	9.358	2.676	1.709	1.954
D	.19	.5647	1.854	.5251	.3321	.3898

ms	1960-1	1960-2	Pb2203	Se1960	Sn1859	Sr4215
ts	ppb	ppb	ppb	ppb	ppb	ppb
e	513.3	520.1	512.9	519.5	493.8	513.7
v	3.679	3.329	1.259	3.403	2.812	2.185
D	.71	.64	.2455	.655	.5693	.4254

ms	713349	711908	V_2924	Zn2060	Si2881
ts	ppb	ppb	ppb	ppb	ppb
e	503.3	521.3	516.3	499.3	4990.
v	1.671	2.533	1.943	2.129	22.46
D	.3770	.485-	.3767	.426-	.4301

Mod: TRIANG12 Sample Name: ICB/CCB Operator: DKH
 Time: 09/20/98 12:41 Filename: 92098
 #: CGMC Type: Q Corr. Factor: 1.00000
 ID.: Cust. Smpl. ID.: Cust. ID.: 467058

AS	Ag3280	Al3082	As1890	B_2496	Ba4934	Ba3130
CS	ppb	ppb	ppb	ppb	ppb	ppb
E	.0882	36.41	-3.3899	-17.18	.2415	.3941
V	.1035	2.778	.3042	1.169	.0401	.0229
D	117.4	7.631	78.02	6.805	16.61	5.811
AS	Ca3179	Cd2265	Ca4186	Co2286	Cr2677	Cu3247
CS	ppb	ppb	ppb	ppb	ppb	ppb
E	1.853	.3498	4.485	.4485	.5167	-.5675
V	.7785	.1049	1.457	.061	.3857	.1151
D	42	29.98	32.48	13.6	74.66	20.27
AS	Fe2714	K_7664	Li6707	Mg2790	Mn2576	Mo2020
CS	ppb	ppm	ppb	ppb	ppb	ppb
E	14.34	-.0256	.1573	6.175	.2455	1.250
V	1.898	.0015	.0133	1.144	.001	1.001
D	13.23	5.939	8.449	18.53	.4162	80.1
AS	Na3302	Ni2316	P_2149	Pb203-1	Pb203-2	Sb2068
CS	ppm	ppb	ppb	ppb	ppb	ppb
E	-.1459	.0982	2.690	-3.044	-1.235	34.042
V	.1168	.2465	2.124	.6904	1.589	3.308
D	80.03	251.2	78.95	22.68	128.6	81.82
AS	1960-1	1960-2	Pb2203	Sr1960	Sn1899	Sr4213
CS	ppb	ppb	ppb	ppb	ppb	ppb
E	-1.001	.3494	-1.835	-.3102	.2279	.1986
V	.9814	.3175	.9113	.9217	.2065	.0088
D	96.93	90.89	49.57	168.2	90.54	4.412
AS	Ti3349	Tl1908	V_2924	Zn2062	Zn2881	
CS	ppb	ppb	ppb	ppb	ppb	
E	.5020	26.544	1.411	.3783	-.20518	
V	.0915	.7931	.163	.4156	4.097	
D	16.09	12.12	11.55	110.3	7.713	

N/A.
 DKH 9/20/98

hod: TRIANGL2 Sample Name: ICB/CCB Operator: DXH
 Time: 09/20/98 12:47 - Filename: 92098
 e: CONC Type: Q Corr. Factor: 1.00000
 ID.: Cust. Smpl. ID.: Cust. ID.: 467058

ms	Ag3280	Al3082	As1890	B_2496	Ba4934	Ba3130
ts	ppb	ppb	ppb	ppb	ppb	ppb
e	.1229	35.49	-1.947	-18.52	.0865	.2995
v	.3266	3.035	1.097	.864	.3147	.0159
D	265.8	8.551	563.4	4.666	17.03	5.312
ms	Ca3179	Cd2265	Ce4186	Co2286	Cr2677	Cu3247
ts	ppb	ppb	ppb	ppb	ppb	ppb
e	.3223	.2408	1.824	.3665	.3373	-.5427
v	.2413	.0786	.837	.2699	.1929	.0395
D	74.88	32.65	45.89	73.63	57.2	7.277
ms	Fe2714	K_7664	Li6707	Mg2750	Mn2576	Mo2020
ts	ppb	ppm	ppb	ppb	ppb	ppb
e	4.911	-.0368	.0288	1.579	.0579	.4054
v	1.871	.0069	.0317	.8813	.0337	.1595
D	38.1	18.75	110.2	55.34	92.73	39.34
ms	Na3302	Ni2316	P_2149	2203-i	2203-1	Se2068
ts	ppm	ppb	ppb	ppb	ppb	ppb
e	-.1294	-.4408	-3.230	-1.994	-2.056	1.301
v	.052	.1225	4.546	2.239	1.481	.4605
D	40.18	27.8	140.7	112.2	72.06	30.78
ms	1960-1	1960-2	Pb2205	Se1960	Sn1899	Sr4215
ts	ppb	ppb	ppb	ppb	ppb	ppb
e	-1.109	1.339	2-2.035	.5240	-.2154	.0810
v	.6836	1.287	.971	.6513	1.036	.0166
D	61.8	96.12	47.71	124.3	481.3	20.55
ms	Tl3343	Ti1908	V_2924	Zn2062	Si2881	
ts	ppb	ppb	ppb	ppb	ppb	
e	-.0236	2.015	1.226	.1281	-.2143	
v	.0009	1.38	.2766	.1348	.0007	
D	26.34	23.02	22.33	12.72	7.01	

N/A
 N/A 9/20/98

od: TRIANGL2 Sample Name: ICB/CC8 Operator: DKH
 Time: 09/20/98 12:53 - Filename: 92096
 : CONC Type: Q Corr. Factor: 1.00000
 ID.: Eust. Smpl. ID.: Cust. ID.: 467058

AS	Ag3260	Al3082	As1890	B_2496	Ba4934	Ba3130
US	ppb	ppb	ppb	ppb	ppb	ppb
E	-1.1080	46.36	.1051	-19.60	.0198	.3104
V	.4232	2.011	.287	.5749	.0525	.0214
D	391.7	4.338	273	2.933	264.3	6.905
AS	Ca3179	Cd2265	Ce4186	Co2266	Cr2677	Cu3247
US	ppb	ppb	ppb	ppb	ppb	ppb
E	-1.1595	.1738	2.333	.0702	.3898	-.8187
V	.4891	.0881	.9066	.1834	.2208	.0885
D	306.7	50.69	38.87	261.1	56.65	10.81
AS	Fe2714	K_7664	Li6767	Mg2790	Mn2576	Mo2020
US	ppb	ppm	ppb	ppb	ppb	ppb
E	2.138	-.0251	.0038	-.0972	-.0532	.3395
V	5.371	.0115	.0115	.8233	.9543	.179
D	274.6	45.73	300	847.9	102.1	54.1
AS	Na3302	Ni2316	P_2145	2203-1	2205-1	302063
US	ppm	ppb	ppb	ppb	ppb	ppb
E	-1.1563	.1476	2.096	-.3852	-1.337	.2972
V	.1066	.7035	1.806	1.368	1.057	.6293
D	78.1	476.7	86.16	156.3	76.21	211.8
AS	1960-1	1960-2	Pb2203	Se1960	Sn1879	Sr4215
US	ppb	ppb	ppb	ppb	ppb	ppb
E	-.6924	.1942	-1.220	-.1010	.3153	.0133
V	1.045	1.443	.2444	1.214	.6112	.0117
D	131.4	742.3	20.84	1292	75.11	63.93
AS	713349	711768	V_2924	Zn2060	Zn2831	
US	ppb	ppb	ppb	ppb	ppb	
E	-.1006	-.0113	1.243	.2330	-.2211	
V	.1311	1.443	.1038	.0774	2.763	
D	138.3	71.74	11.08	30.33	1.327	

Method: TRIANGL2 Sample Name: ICSA8 Operator: DKH
 Run Time: 09/20/98 12:58 File Name: 92098
 Code: 0000 Type: Q Corr. Factor: 1.00000
 Lab ID.: Cust. Smpl. ID.: Cust. ID.: 467058

Elem	Ag3080	Al3082	As1890	B_2490	Ba4934	Ba5100
Units	ppb	ppb	ppb	ppb	ppb	ppb
Avg	549.4	513000.	527.9	556.6	547.7	487.7
SDev	.4726	512.9	2.206	2.606	.8116	1.511
NRSD	.0886	.0996	.4179	.4857	.1482	.3098

Elem	Ca3179	Cd2265	Ce4186	Co2286	Cr2677	Cu3247
Units	ppb	ppb	ppb	ppb	ppb	ppb
Avg	448500.	499.4	522.8	504.0	494.4	574.2
SDev	1732	2.032	2.308	1.566	1.217	.9807
NRSD	.3863	.4069	.4414	.3107	.2462	.1708

Elem	Pb2714	K_7604	Li6707	Hg2790	Mn2576	Mo2020
Units	ppb	ppb	ppb	ppb	ppb	ppb
Avg	182300.	16.00	632.7	500200.	477.4	512.4
SDev	498.3	.0003	1.7	1598	1.192	2.023
NRSD	.2752	.003	.003	.0015	.2496	.391

Elem	Na3302	Ni2316	P_3149	Se200-1	Se200-2	Se200-3
Units	ppb	ppb	ppb	ppb	ppb	ppb
Avg	5.970	472.4	6625.9	302.7	308.8	527.5
SDev	.0872	1.172	18.03	1.294	3.398	2.927
NRSD	1.461	.2481	2.913	.2475	1.709	.5548

Elem	Te200-1	Te200-2	Te200-3	Te1960	Te1899	Te4215
Units	ppb	ppb	ppb	ppb	ppb	ppb
Avg	566.3	554.0	513.4	558.3	504.3	540.1
SDev	.7919	1.652	3.23	1.295	0.651	.6349
NRSD	.1398	.2979	1.213	.2316	.1292	.1193

Elem	Tl200-4	Tl1908	Tl_1904	U200-2	U1881
Units	ppb	ppb	ppb	ppb	ppb
Avg	307.9	500.3	311.1	447.3	3094.
SDev	.5931	5.002	1.000	0.206	0.102
NRSD	.1933	.1003	.0323	.7201	.1302

Loc.	Concentration	Solutions
0		Calib. Blank / Diluent / ICB / CCB
1	5.0 ug/L	Stock 1-82-1P x10
2	10.0 ug/L	Stock / Recovery Stock 1-82-2P x10
4		ICV=3.0ug/L 1-82-3P x10
5		CCV=6.0ug/L 1-82-4P x10
6		CHECK LO
7		46507B MB
8		46507B LCS X10
9		218-12-4
10		218-12-7
11		218-12-10
12		218-12-10 D
13		218-12-10 MSX10
14		218-12-10MSDX10
15		218-12-10 L
40		Modifier 1

MSAs analyzed.
All passing!
MKA 9/20/98

ment File: BE.GEL
ment: Be
nt Data: Main+Suppl.
nt: Calib. Curve

Analyst: HOLSTE
Peak Storage: 1 Repl./Sample

STRUMENT: 4100 ZL
Wavelength: 234.9 Peak
Signal Type: Zeeman AA
Wid Time: 3.0
Sample Replicates: 2
Standard Replicates: 2

Technique: HGA
Slit: 0.70 Low
Signal Measurement: Peak Area
Read Delay: 0.0
BUC Time: 2

Spike Replicates: Same as Sample

LIBRATION:

Solutions	ID	Conc	Location	Volume	Diluent	Modifier	
						#1	#2
Lib. Blank	1STD BLANK		0	10	5	5	
Standard 1	1STD1= 2.5ug/L	2.5	1	5	10	5	
Standard 2	1STD2= 5.0ug/L	5.0	1	10	5	5	
Standard 3	1STD3= 10ug/L	10.0	2	10	5	5	
Slope Std.	15.0 ug/L	5.0	1	10	5	5	
Samples				10	5	5	

Fluent Location: 0
Modifier #1 Location: 40
Calibration Units: ug/L
Calibration Type: Linear

Modifier #2 Location:
Sample Units: ug/L

Injection Time/Temperature Program:

Step	Temp	Ramp	Hold	Gas Flow	Read	Gas Type
1	110	1	25	250		Norm
2	130	1	20	250		Norm
3	11500	5	13	250		Norm
4	12300	0	3	0	*	Norm
5	12500	1	5	250		Norm

Injection Temp: 20
Pipette Speed: 85%
Extraction System: On

SEQUENCE:

Step Action and Parameters
1 Pipet diluent + modifier 1 + spike + sample/std
2 Run HGA steps 1 to End

CHECKS:

Calibration Type: Reslope
Conditions: None

Proc. Above Calibration Action: Dilute & Reanalyze After 1 Rep
Alternate Sample Volumes (uL): 5, 2, 1
Alternate Volume Blanks: No

%RSD > 20.0 and Concentration > 0.2 then Retry 1 times
Check %RSD on: Samples + Standards + Spikes + QC Samples

Recovery Measurements:

5 uL of 10 ug/L Standard at Location 2 Gives 5.0 ug/L
Measure Recovery on Samples: 11, 15
Add to QC Samples: Yes % Recovery Limits: 85 to 115

A/S	QC Sample	Conc.	Limits	After	Periodic	At	Count	As
Loc.	ID	Lower	Upper	Calib	Check	End	Sample	
4	ICV=3.0ug/L	2.7	3.3					
0	ICB	-1.0	1.0					
5	CCV=6.0ug/L	4.8	7.2	X	X	X		
0	CCB	-1.0	1.0	X	X	X		

n Periodic QC Samples: Every 10
t of Limit Action: Reslope and Rerun Samples

trix Check Calculations:
Difference for Dupls: No Locations:
Recovery for Spike: No Locations: Conc:

ment File: BE.GEL Element: Be Wavelength: 234.9
e: 09/20/98 Time: 14:19 Slit: 0.70 L
a File: EB331.DAT ID/Wt File: UNTITLED Lamp Current: 30
hnique: HGA Calib. Type: Linear Energy: 60

~~~~~  
ID: STD BLANK                    Seq. No.: 00001                A/S Pos.: 0                    Date: 09/20/98  
  
dispensed: 5 from 0, 5 from 40, 10 from 0  
uplicate 1                    Time: 14:21  
ak Area (A-s): 0.001            Peak Height (A): 0.004  
ckground Pk Area (A-s): 0.005    Background Pk Height (A): 0.018  
ank Corrected Pk Area (A-s): 0.001  
ncentration (ug/L ): 0.1  
  
dispensed: 5 from 0, 5 from 40, 10 from 0  
uplicate 2 (Peak Stored)        Time: 14:23  
ak Area (A-s): -0.000            Peak Height (A): 0.004  
ckground Pk Area (A-s): 0.005    Background Pk Height (A): 0.021  
ank Corrected Pk Area (A-s): 0.000  
ncentration (ug/L ): 0.0  
  
an Conc (ug/L ):                0.1                    SD: 0.05                    RSD(%): 50.01  
  
to-zero performed.

~~~~~  
ID: STD1= 2.5ug/L Seq. No.: 00002 A/S Pos.: 1 Date: 09/20/98

dispensed: 10 from 0, 5 from 40, 5 from 1
~~~~~  
ID: STD BLANK                    Seq. No.: 00003                A/S Pos.: 0                    Date: 09/20/98  
  
dispensed: 5 from 0, 5 from 40, 10 from 0  
uplicate 1                    Time: 14:27  
ak Area (A-s): -0.000            Peak Height (A): 0.003  
ckground Pk Area (A-s): 0.006    Background Pk Height (A): 0.022  
ank Corrected Pk Area (A-s): -0.000  
ncentration (ug/L ): -0.0  
  
dispensed: 5 from 0, 5 from 40, 10 from 0  
uplicate 2 (Peak Stored)        Time: 14:29  
ak Area (A-s): -0.000            Peak Height (A): 0.004  
ckground Pk Area (A-s): 0.006    Background Pk Height (A): 0.023  
ank Corrected Pk Area (A-s): -0.000  
ncentration (ug/L ): -0.0  
  
an Conc (ug/L ):                -0.0                    SD: 0.01                    RSD(%): 31.65  
  
to-zero performed.

~~~~~  
ID: STD1= 2.5ug/L Seq. No.: 00004 A/S Pos.: 1 Date: 09/20/98

dispensed: 10 from 0, 5 from 40, 5 from 1
uplicate 1 Time: 14:31
ak Area (A-s): 0.027 Peak Height (A): 0.169
ckground Pk Area (A-s): 0.043 Background Pk Height (A): 0.219

251

ank Corrected PK Area (A-s): 0.027
ncentration (ug/L): 2.7

dispensed: 10 from 0. 5 from 40. 5 from 1
uplicate 2 (Peak Stored) Time: 14:34
ak Area (A-s): 0.027 Peak Height (A): 0.155
ckground PK Area (A-s): 0.042 Background PK Height (A): 0.213
ank Corrected PK Area (A-s): 0.028
ncentration (ug/L): 2.7

an Conc (ug/L): 2.7 SD: 0.02 RSD(%): 0.75

andard number 1 applied. [2.5]
rrelation coefficient: 1.00000 Slope: 0.0110

~~~~~  
ID: STD2= 5.0ug/L Seq. No.: 00005 A/S Pos.: 1 Date: 09/20/98

dispensed: 5 from 0. 5 from 40. 10 from 1  
uplicate 1 Time: 14:36  
ak Area (A-s): 0.059 Peak Height (A): 0.338  
ckground PK Area (A-s): 0.080 Background PK Height (A): 0.382  
ank Corrected PK Area (A-s): 0.059  
ncentration (ug/L ): 5.4

dispensed: 5 from 0. 5 from 40. 10 from 1  
uplicate 2 (Peak Stored) Time: 14:39  
ak Area (A-s): 0.063 Peak Height (A): 0.403  
ckground PK Area (A-s): 0.083 Background PK Height (A): 0.450  
ank Corrected PK Area (A-s): 0.063  
ncentration (ug/L ): 5.8

an Conc (ug/L ): 5.6 SD: 0.26 RSD(%): 4.69

andard number 2 applied. [5.0]  
rrelation coefficient: 0.99112 Slope: 0.0120

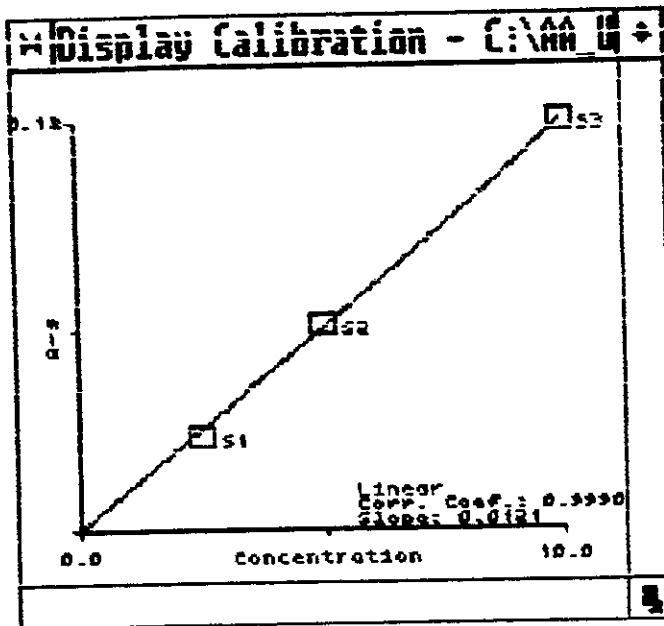
~~~~~  
ID: STD3= 10ug/L Seq. No.: 00006 A/S Pos.: 2 Date: 09/20/98

dispensed: 5 from 0. 5 from 40. 10 from 2
uplicate 1 Time: 14:41
ak Area (A-s): 0.121 Peak Height (A): 0.705
ckground PK Area (A-s): 0.146 Background PK Height (A): 0.745
ank Corrected PK Area (A-s): 0.121
ncentration (ug/L): 10.0

dispensed: 5 from 0. 5 from 40. 10 from 2
uplicate 2 (Peak Stored) Time: 14:44
ak Area (A-s): 0.122 Peak Height (A): 0.727
ckground PK Area (A-s): 0.144 Background PK Height (A): 0.754
ank Corrected PK Area (A-s): 0.122
ncentration (ug/L): 10.1

an Conc (ug/L): 10.1 SD: 0.08 RSD(%): 0.75

andard number 3 applied. [10.0]
rrelation coefficient: 0.99902 Slope: 0.0121



ment File: BE.GEL Element: Be Wavelength: 234.9
e: 09/20/98 Time: 15:08 Slit: 0.70 L
a File: EB331.DAT ID/Wt File: EB331.IDW Lamp Current: 30
hunique: HGA Calib. Type: Linear Energy: 60

ID: ICV=3.0ug/L Seq. No.: 00007 A/S Pos.: 4 Date: 09/20/98

dispensed: 5 from 0, 5 from 40, 10 from 4
uplicate 1 Time: 15:10
ak Area (A-s): 0.030 Peak Height (A): 0.176
ckground Pk Area (A-s): 0.044 Background Pk Height (A): 0.250
ank Corrected Pk Area (A-s): 0.030
ncentration (ug/L): 2.5

dispensed: 5 from 0, 5 from 40, 10 from 4
uplicate 2 (Peak Stored) Time: 15:12
ak Area (A-s): 0.037 Peak Height (A): 0.237
ckground Pk Area (A-s): 0.052 Background Pk Height (A): 0.296
ank Corrected Pk Area (A-s): 0.037
ncentration (ug/L): 3.1

an Conc (ug/L): 2.8 SD: 0.42 RSD(%): 15.27

sample is within range 2.7 - 3.3

ID: ICB Seq. No.: 00008 A/S Pos.: 0 Date: 09/20/98

dispensed: 5 from 0, 5 from 40, 10 from 0
uplicate 1 Time: 15:15
ak Area (A-s): 0.000 Peak Height (A): 0.003
ckground Pk Area (A-s): 0.005 Background Pk Height (A): 0.026
ank Corrected Pk Area (A-s): 0.000
ncentration (ug/L): 0.0

dispensed: 5 from 0, 5 from 40, 10 from 0
uplicate 2 (Peak Stored) Time: 15:17
ak Area (A-s): 0.000 Peak Height (A): 0.003
ckground Pk Area (A-s): 0.006 Background Pk Height (A): 0.022
ank Corrected Pk Area (A-s): 0.000
ncentration (ug/L): 0.0

an Conc (ug/L): 0.0 SD: 0.01 RSD(%): 24.21

sample is within range -1.0 - 1.0

ID: CHECK LO Seq. No.: 00009 A/S Pos.: 6 Date: 09/20/98

dispensed: 5 from 0, 5 from 40, 10 from 6
uplicate 1 Time: 15:20
ak Area (A-s): 0.012 Peak Height (A): 0.080
ckground Pk Area (A-s): 0.022 Background Pk Height (A): 0.127
ank Corrected Pk Area (A-s): 0.013
ncentration (ug/L): 1.0

dispensed: 5 from 0, 5 from 40, 10 from 6

uplicate 2 (Peak Stored)
ak Area (A-s): 0.013
ckground PK Area (A-s): 0.021
ank Corrected PK Area (A-s): 0.013
ncentration (ug/L): 1.1

Time: 15:22
Peak Height (A): 0.084
Background PK Height (A): 0.125

an Conc (ug/L): 1.1 SD: 0.04 RSD(%): 4.13

~~~~~  
ID: 46507B MB Seq. No.: 00010 A/S Pos.: 7 Date: 09/20/98

. dispensed: 5 from 0, 5 from 40, 10 from 7

uplicate 1  
ak Area (A-s): -0.000  
ckground PK Area (A-s): 0.005  
ank Corrected PK Area (A-s): 0.000  
ncentration (ug/L ): 0.0

Time: 15:25  
Peak Height (A): 0.003  
Background PK Height (A): 0.028

. dispensed: 3 from 0, 5 from 40, 10 from 7

uplicate 2 (Peak Stored)  
ak Area (A-s): 0.001  
ckground PK Area (A-s): 0.005  
ank Corrected PK Area (A-s): 0.001  
ncentration (ug/L ): 0.1

Time: 15:27  
Peak Height (A): 0.005  
Background PK Height (A): 0.026

an Conc (ug/L ): 0.0 SD: 0.06 RSD(%): 136.64

~~~~~  
ID: 46507B LCS X10 Seq. No.: 00011 A/S Pos.: 8 Date: 09/20/98

. dispensed: 5 from 0, 5 from 40, 10 from 8

uplicate 1
ak Area (A-s): 0.060
ckground PK Area (A-s): 0.080
ank Corrected PK Area (A-s): 0.060
ncentration (ug/L): 5.0

Time: 15:30
Peak Height (A): 0.400
Background PK Height (A): 0.430

. dispensed: 5 from 0, 5 from 40, 10 from 8

uplicate 2 (Peak Stored)
ak Area (A-s): 0.063
ckground PK Area (A-s): 0.084
ank Corrected PK Area (A-s): 0.064
ncentration (ug/L): 5.3

Time: 15:32
Peak Height (A): 0.390
Background PK Height (A): 0.474

an Conc (ug/L): 5.1 SD: 0.20 RSD(%): 3.82

~~~~~  
ID: 218-12-4 Seq. No.: 00012 A/S Pos.: 9 Date: 09/20/98

. dispensed: 5 from 0, 5 from 40, 10 from 9

uplicate 1  
ak Area (A-s): 0.025  
ckground PK Area (A-s): 0.110  
ank Corrected PK Area (A-s): 0.025  
ncentration (ug/L ): 2.1

Time: 15:35  
Peak Height (A): 0.048  
Background PK Height (A): 0.183

. dispensed: 5 from 0, 5 from 40, 10 from 9

uplicate 2 (Peak Stored)  
ak Area (A-s): 0.026

Time: 15:37  
Peak Height (A): 0.052

ckground Pk Area (A-s): 0.113 Background Pk Height (A): 0.197  
ank Corrected Pk Area (A-s): 0.026  
ncentration (ug/L ): 2.2

an Conc (ug/L ): 2.1 SD: 0.07 RSD(%): 3.17

~~~~~  
ID: 218-12-7 Seq. No.: 00013 A/S Pos.: 10 Date: 09/20/98

dispensed: 5 from 0, 5 from 40, 10 from 10
uplicate 1 Time: 15:40
ak Area (A-s): 0.027 Peak Height (A): 0.061
ckground Pk Area (A-s): 0.121 Background Pk Height (A): 0.220
ank Corrected Pk Area (A-s): 0.028
ncentration (ug/L): 2.3

dispensed: 5 from 0, 5 from 40, 10 from 10
uplicate 2 (Peak Stored) Time: 15:42
ak Area (A-s): 0.026 Peak Height (A): 0.055
ckground Pk Area (A-s): 0.123 Background Pk Height (A): 0.226
ank Corrected Pk Area (A-s): 0.026
ncentration (ug/L): 2.2

an Conc (ug/L): 2.2 SD: 0.09 RSD(%): 3.97

~~~~~  
ID: 218-12-10 Seq. No.: 00014 A/S Pos.: 11 Date: 09/20/98

dispensed: 5 from 0, 5 from 40, 10 from 11  
uplicate 1 Time: 15:44  
ak Area (A-s): 0.025 Peak Height (A): 0.052  
ckground Pk Area (A-s): 0.135 Background Pk Height (A): 0.231  
ank Corrected Pk Area (A-s): 0.025  
ncentration (ug/L ): 2.0

dispensed: 5 from 0, 5 from 40, 10 from 11  
uplicate 2 (Peak Stored) Time: 15:47  
ak Area (A-s): 0.025 Peak Height (A): 0.052  
ckground Pk Area (A-s): 0.130 Background Pk Height (A): 0.227  
ank Corrected Pk Area (A-s): 0.025  
ncentration (ug/L ): 2.0

an Conc (ug/L ): 2.0 SD: 0.01 RSD(%): 0.29

~~~~~  
ID: 218-12-10 Seq. No.: 00015 A/S Pos.: 11 Date: 09/20/98

dispensed: 5 from 40, 5 from 2, 10 from 11
ample abs. is greater than that of the largest standard.
uplicate 1 Time: 15:49
ak Area (A-s): 0.142 Peak Height (A): 0.324
ckground Pk Area (A-s): 0.268 Background Pk Height (A): 0.505
ank Corrected Pk Area (A-s): 0.142
ncentration (ug/L): 11.7

dispensed: 5 from 40, 5 from 2, 10 from 11
ample abs. is greater than that of the largest standard.
uplicate 2 (Peak Stored) Time: 15:52
ak Area (A-s): 0.143 Peak Height (A): 0.328

Background Pk Area (A-s): 0.275 Background Pk Height (A): 0.545
Blank Corrected Pk Area (A-s): 0.148
Concentration (ug/L): 12.2

Sample abs. is greater than that of the largest standard.
Blank Conc (ug/L): 12.0 SD: 0.38 RSD(%): 3.17

Recovery is 198.6% (outside of specified limits)

~~~~~

ID: 218-12-10 D Seq. No.: 00016 A/S Pos.: 12 Date: 09/20/98

dispensed: 5 from 0, 5 from 40, 10 from 12  
uplicate 1 Time: 15:54  
Peak Area (A-s): 0.024 Peak Height (A): 0.044  
Background Pk Area (A-s): 0.128 Background Pk Height (A): 0.230  
Blank Corrected Pk Area (A-s): 0.024  
Concentration (ug/L ): 2.0

dispensed: 5 from 0, 5 from 40, 10 from 12  
uplicate 2 (Peak Stored) Time: 15:57  
Peak Area (A-s): 0.023 Peak Height (A): 0.045  
Background Pk Area (A-s): 0.130 Background Pk Height (A): 0.233  
Blank Corrected Pk Area (A-s): 0.023  
Concentration (ug/L ): 1.9

Blank Conc (ug/L ): 2.0 SD: 0.05 RSD(%): 2.40

~~~~~

ID: 218-12-10 MSX10 Seq. No.: 00017 A/S Pos.: 13 Date: 09/20/98

dispensed: 5 from 0, 5 from 40, 10 from 13
uplicate 1 Time: 15:59
Peak Area (A-s): 0.080 Peak Height (A): 0.208
Background Pk Area (A-s): 0.127 Background Pk Height (A): 0.312
Blank Corrected Pk Area (A-s): 0.080
Concentration (ug/L): 6.6

dispensed: 5 from 0, 5 from 40, 10 from 13
uplicate 2 (Peak Stored) Time: 16:02
Peak Area (A-s): 0.081 Peak Height (A): 0.242
Background Pk Area (A-s): 0.129 Background Pk Height (A): 0.340
Blank Corrected Pk Area (A-s): 0.081
Concentration (ug/L): 6.7

Blank Conc (ug/L): 6.6 SD: 0.06 RSD(%): 0.84

~~~~~

ID: 218-12-10MSDX10 Seq. No.: 00018 A/S Pos.: 14 Date: 09/20/98

dispensed: 5 from 0, 5 from 40, 10 from 14  
uplicate 1 Time: 16:04  
Peak Area (A-s): 0.076 Peak Height (A): 0.189  
Background Pk Area (A-s): 0.122 Background Pk Height (A): 0.307  
Blank Corrected Pk Area (A-s): 0.076  
Concentration (ug/L ): 6.3

dispensed: 5 from 0, 5 from 40, 10 from 14  
uplicate 2 (Peak Stored) Time: 16:06



Peak Area (A-s): 0.075  
Background Peak Area (A-s): 0.122  
Blank Corrected Peak Area (A-s): 0.076  
Concentration (ug/L ): 6.2

Peak Height (A): 0.196  
Background Peak Height (A): 0.289

Mean Conc (ug/L ): 6.2 SD: 0.01 RSD(%): 0.18

~~~~~  
ID: CCV=6.0ug/L Seq. No.: 00019 A/S Pos.: 5 Date: 09/20/98

dispensed: 5 from 0, 5 from 40, 10 from 5
uplicate 1 Time: 16:09
Peak Area (A-s): 0.074 Peak Height (A): 0.485
Background Peak Area (A-s): 0.099 Background Peak Height (A): 0.558
Blank Corrected Peak Area (A-s): 0.075
Concentration (ug/L): 6.2

dispensed: 5 from 0, 5 from 40, 10 from 5
uplicate 2 (Peak Stored) Time: 16:11
Peak Area (A-s): 0.074 Peak Height (A): 0.443
Background Peak Area (A-s): 0.098 Background Peak Height (A): 0.510
Blank Corrected Peak Area (A-s): 0.074
Concentration (ug/L): 6.1

Mean Conc (ug/L): 6.1 SD: 0.03 RSD(%): 0.41

sample is within range 4.8 - 7.2

~~~~~  
ID: DCB Seq. No.: 00020 A/S Pos.: 0 Date: 09/20/98

dispensed: 5 from 0, 5 from 40, 10 from 0  
uplicate 1 Time: 16:14  
Peak Area (A-s): 0.001 Peak Height (A): 0.004  
Background Peak Area (A-s): 0.007 Background Peak Height (A): 0.033  
Blank Corrected Peak Area (A-s): 0.001  
Concentration (ug/L ): 0.1

dispensed: 5 from 0, 5 from 40, 10 from 0  
uplicate 2 (Peak Stored) Time: 16:16  
Peak Area (A-s): -0.000 Peak Height (A): 0.004  
Background Peak Area (A-s): 0.007 Background Peak Height (A): 0.033  
Blank Corrected Peak Area (A-s): -0.000  
Concentration (ug/L ): -0.0

Mean Conc (ug/L ): 0.0 SD: 0.05 RSD(%): 143.78

sample is within range -1.0 - 1.0

~~~~~  
ID: 218-12-10 L Seq. No.: 00021 A/S Pos.: 15 Date: 09/20/98

dispensed: 5 from 0, 5 from 40, 10 from 15
uplicate 1 Time: 16:18
Peak Area (A-s): 0.005 Peak Height (A): 0.011
Background Peak Area (A-s): 0.036 Background Peak Height (A): 0.059
Blank Corrected Peak Area (A-s): 0.005
Concentration (ug/L): 0.4

dispensed: 5 from 0, 5 from 40, 10 from 15
uplicate 2 (Peak Stored) Time: 16:21
ak Area (A-s): 0.005 Peak Height (A): 0.011
ckground Pk Area (A-s): 0.037 Background Pk Height (A): 0.069
ank Corrected Pk Area (A-s): 0.005
ncentration (ug/L): 0.4

an Conc (ug/L): 0.4 SD: 0.00 RSD(%): 0.66

~~~~~  
ID: 218-12-10 L Seq. No.: 00022 A/S Pos.: 15 Date: 09/20/98

dispensed: 5 from 40, 5 from 2, 10 from 15  
uplicate 1 Time: 16:23  
ak Area (A-s): 0.000 Peak Height (A): 0.004  
ckground Pk Area (A-s): 0.015 Background Pk Height (A): 0.028  
ank Corrected Pk Area (A-s): 0.001  
ncentration (ug/L ): 0.1

dispensed: 5 from 40, 5 from 2, 10 from 15  
uplicate 2 (Peak Stored) Time: 16:25  
ak Area (A-s): 0.001 Peak Height (A): 0.005  
ckground Pk Area (A-s): 0.016 Background Pk Height (A): 0.029  
ank Corrected Pk Area (A-s): 0.002  
ncentration (ug/L ): 0.1  
an Conc (ug/L ): 0.1 SD: 0.26 RSD(%): 60.35

covery is -5.9% (outside of specified limits)

~~~~~  
ID: CCV=6.0ug/L Seq. No.: 00023 A/S Pos.: 5 Date: 09/20/98

dispensed: 5 from 0, 5 from 40, 10 from 5
uplicate 1 Time: 16:28
ak Area (A-s): 0.000 Peak Height (A): 0.004
ckground Pk Area (A-s): 0.001 Background Pk Height (A): 0.005
ank Corrected Pk Area (A-s): 0.000
ncentration (ug/L): 0.0

dispensed: 5 from 0, 5 from 40, 10 from 5
uplicate 2 (Peak Stored) Time: 16:30
ak Area (A-s): -0.000 Peak Height (A): 0.003
ckground Pk Area (A-s): 0.001 Background Pk Height (A): 0.004
ank Corrected Pk Area (A-s): -0.000
ncentration (ug/L): -0.0

an Conc (ug/L): 0.0 SD: 0.03 RSD(%): 215.70

sample is out of range 4.8 - 7.2

~~~~~  
ID: CCB Seq. No.: 00024 A/S Pos.: 0 Date: 09/20/98

dispensed: 5 from 0, 5 from 40, 10 from 0  
uplicate 1 Time: 16:33  
ak Area (A-s): 0.001 Peak Height (A): 0.006  
ckground Pk Area (A-s): -0.000 Background Pk Height (A): 0.004  
ank Corrected Pk Area (A-s): 0.001

259

*MA new 9/21/98*

Concentration (ug/L ): 0.1

dispensed: 5 from 0, 5 from 40, 10 from 0  
uplicate 2 (Peak Stored) Time: 16:35  
Peak Area (A-s): 0.000 Peak Height (A): 0.004  
Background Pk Area (A-s): 0.001 Background Pk Height (A): 0.004  
Blank Corrected Pk Area (A-s): 0.000  
Concentration (ug/L ): 0.0

Mean Conc (ug/L ): 0.1 SD: 0.02 RSD(%): 30.82

Sample is within range -1.0 - 1.0

~~~~~  
ID: STD BLANK Seq. No.: 00025 A/S Pos.: 0 Date: 09/20/98

dispensed: 5 from 0, 5 from 40, 10 from 0
uplicate 1 Time: 16:37
Peak Area (A-s): 0.001 Peak Height (A): 0.003
Background Pk Area (A-s): 0.001 Background Pk Height (A): 0.005
Blank Corrected Pk Area (A-s): 0.001
Concentration (ug/L): 0.1

dispensed: 5 from 0, 5 from 40, 10 from 0
uplicate 2 (Peak Stored) Time: 16:40
Peak Area (A-s): -0.000 Peak Height (A): 0.004
Background Pk Area (A-s): 0.001 Background Pk Height (A): 0.005
Blank Corrected Pk Area (A-s): -0.000
Concentration (ug/L): -0.0

Mean Conc (ug/L): 0.0 SD: 0.06 RSD(%): 229.43

Auto-zero performed.

~~~~~  
ID: 5.0 ug/L Seq. No.: 00026 A/S Pos.: 1 Date: 09/20/98

dispensed: 5 from 0, 5 from 40, 10 from 1  
uplicate 1 Time: 16:42  
Peak Area (A-s): -0.001 Peak Height (A): 0.003  
Background Pk Area (A-s): 0.002 Background Pk Height (A): 0.005  
Blank Corrected Pk Area (A-s): -0.001  
Concentration (ug/L ): -0.1

dispensed: 5 from 0, 5 from 40, 10 from 1  
uplicate 2 (Peak Stored) Time: 16:45  
Peak Area (A-s): -0.000 Peak Height (A): 0.004  
Background Pk Area (A-s): 0.001 Background Pk Height (A): 0.005  
Blank Corrected Pk Area (A-s): -0.000  
Concentration (ug/L ): -0.0

Mean Conc (ug/L ): -0.0 SD: 0.02 RSD(%): 59.57

~~~~~  
ID: 5.0 ug/L Seq. No.: 00027 A/S Pos.: 1 Date: 09/20/98

dispensed: 5 from 0, 5 from 40, 10 from 1
uplicate 1 Time: 16:47
Peak Area (A-s): 0.000 Peak Height (A): 0.004

N/A. Mkt 9/21/98

Background Pk Area (A-s): 0.001
Blank Corrected Pk Area (A-s): -0.000
Concentration (ug/L): -0.0

Background Pk Height (A): 0.005

dispensed: 5 from 0, 5 from 40, 10 from 1
uplicate 2 (Peak Stored)
Peak Area (A-s): -0.000
Background Pk Area (A-s): 0.001
Blank Corrected Pk Area (A-s): -0.000
Concentration (ug/L): -0.0

Time: 16:49
Peak Height (A): 0.003
Background Pk Height (A): 0.005

Mean Conc (ug/L): -0.0

SD: 0.02

RSD(%): 105.35

slope abs. is greater than that of the largest standard.

~~~~~  
ID: ICV=3.0ug/L      Seq. No.: 00028      A/S Pos.: 4      Date: 09/20/98

dispensed: 5 from 0, 5 from 40, 10 from 4  
uplicate 1  
Peak Area (A-s): 0.000  
Background Pk Area (A-s): 0.001  
Blank Corrected Pk Area (A-s): 0.000  
Concentration (ug/L ): 0.0

Time: 16:52  
Peak Height (A): 0.005  
Background Pk Height (A): 0.004

dispensed: 5 from 0, 5 from 40, 10 from 4  
uplicate 2 (Peak Stored)  
Peak Area (A-s): 0.000  
Background Pk Area (A-s): 0.001  
Blank Corrected Pk Area (A-s): 0.000  
Concentration (ug/L ): 0.0

Time: 16:54  
Peak Height (A): 0.003  
Background Pk Height (A): 0.004

Mean Conc (ug/L ): 0.0

SD: 0.00

RSD(%): 4.93

sample is out of range 2.7 - 3.3

~~~~~  
ID: ICB Seq. No.: 00029 A/S Pos.: 0 Date: 09/20/98

dispensed: 5 from 0, 5 from 40, 10 from 0
uplicate 1
Peak Area (A-s): 0.000
Background Pk Area (A-s): 0.001
Blank Corrected Pk Area (A-s): 0.000
Concentration (ug/L): 0.0

Time: 16:57
Peak Height (A): 0.003
Background Pk Height (A): 0.004

dispensed: 5 from 0, 5 from 40, 10 from 0
uplicate 2 (Peak Stored)
Peak Area (A-s): 0.000
Background Pk Area (A-s): 0.001
Blank Corrected Pk Area (A-s): 0.000
Concentration (ug/L): 0.0

Time: 16:59
Peak Height (A): 0.003
Background Pk Height (A): 0.003

Mean Conc (ug/L): 0.0

SD: 0.02

RSD(%): 138.35

sample is within range -1.0 - 1.0

NIA NIA 9/21/98

~~~~~  
ID: CCV=6.0ug/L      Seq. No.: 00030      A/S Pos.: 5      Date: 09/21/98

dispensed: 5 from 0, 5 from 40, 10 from 5  
uplicate 1 Time: 06:30  
ak Area (A-s): 0.035 Peak Height (A): 0.186  
ckground Pk Area (A-s): 0.056 Background Pk Height (A): 0.285  
ank Corrected Pk Area (A-s): 0.034  
ncentration (ug/L ): 2.8

dispensed: 5 from 0, 5 from 40, 10 from 5  
uplicate 2 (Peak Stored) Time: 06:33  
ak Area (A-s): 0.061 Peak Height (A): 0.325  
ckground Pk Area (A-s): 0.092 Background Pk Height (A): 0.434  
ank Corrected Pk Area (A-s): 0.061  
ncentration (ug/L ): 5.0

an Conc (ug/L ): 3.9 SD: 1.57 RSD(%): 39.71

~~~~~  
ID: CCV=6.0ug/L Seq. No.: 00031 A/S Pos.: 5 Date: 09/21/98

dispensed: 5 from 0, 5 from 40, 10 from 5

~~~~~  
ID: CCV=6.0ug/L Seq. No.: 00032 A/S Pos.: 5 Date: 09/21/98

dispensed: 5 from 0, 5 from 40, 10 from 5  
uplicate 1 Time: 07:06  
ak Area (A-s): 0.060 Peak Height (A): 0.296  
ckground Pk Area (A-s): 0.092 Background Pk Height (A): 0.380  
ank Corrected Pk Area (A-s): 0.060  
ncentration (ug/L ): 5.0

dispensed: 5 from 0, 5 from 40, 10 from 5  
uplicate 2 (Peak Stored) Time: 07:09  
ak Area (A-s): 0.063 Peak Height (A): 0.344  
ckground Pk Area (A-s): 0.093 Background Pk Height (A): 0.396  
ank Corrected Pk Area (A-s): 0.063  
ncentration (ug/L ): 5.2

an Conc (ug/L ): 5.1 SD: 0.17 RSD(%): 3.29

sample is within range 4.8 - 7.2

~~~~~  
ID: CCB Seq. No.: 00033 A/S Pos.: 0 Date: 09/21/98

dispensed: 5 from 0, 5 from 40, 10 from 0
uplicate 1 Time: 07:11
ak Area (A-s): 0.001 Peak Height (A): 0.004
ckground Pk Area (A-s): 0.009 Background Pk Height (A): 0.040
ank Corrected Pk Area (A-s): 0.001
ncentration (ug/L): 0.1

dispensed: 5 from 0, 5 from 40, 10 from 0
uplicate 2 (Peak Stored) Time: 07:14
ak Area (A-s): 0.001 Peak Height (A): 0.004
ckground Pk Area (A-s): 0.008 Background Pk Height (A): 0.033
ank Corrected Pk Area (A-s): 0.001
ncentration (ug/L): 0.1

an Conc (ug/L): 0.1 SD: 0.02 RSD(%): 22.82

262

sample is within range -1.0 - 1.0

~~~~~  
ID: CHECK LO                      Sec. No.: 00034                      A/S Pos.: 6                      Date: 09/21/98

dispensed: 5 from 0, 5 from 40, 10 from 6  
uplicate 1                      Time: 07:16  
ak Area (A-s): 0.011                      Peak Height (A): 0.062  
ckground Pk Area (A-s): 0.026                      Background Pk Height (A): 0.116  
ank Corrected Pk Area (A-s): 0.011  
ncentration (ug/L ): 0.9

dispensed: 5 from 0, 5 from 40, 10 from 6  
uplicate 2 (Peak Stored)                      Time: 07:19  
ak Area (A-s): 0.011                      Peak Height (A): 0.064  
ckground Pk Area (A-s): 0.025                      Background Pk Height (A): 0.109  
ank Corrected Pk Area (A-s): 0.011  
ncentration (ug/L ): 0.9

an Conc (ug/L ):                      0.9                      SD: 0.01                      RSD(%): 1.13

~~~~~  
ID: 465078 MB Sec. No.: 00035 A/S Pos.: 7 Date: 09/21/98

dispensed: 5 from 0, 5 from 40, 10 from 7
uplicate 1 Time: 07:21
ak Area (A-s): 0.000 Peak Height (A): 0.003
ckground Pk Area (A-s): 0.008 Background Pk Height (A): 0.026
ank Corrected Pk Area (A-s): 0.000
ncentration (ug/L): 0.0

dispensed: 5 from 0, 5 from 40, 10 from 7
uplicate 2 (Peak Stored) Time: 07:24
ak Area (A-s): -0.000 Peak Height (A): 0.003
ckground Pk Area (A-s): 0.009 Background Pk Height (A): 0.033
ank Corrected Pk Area (A-s): -0.000
ncentration (ug/L): -0.0

an Conc (ug/L): -0.0 SD: 0.02 RSD(%): 209.06

~~~~~  
ID: 465078 LCS X10                      Sec. No.: 00036                      A/S Pos.: 8                      Date: 09/21/98

dispensed: 5 from 0, 5 from 40, 10 from 8  
uplicate 1                      Time: 07:26  
ak Area (A-s): 0.055                      Peak Height (A): 0.263  
ckground Pk Area (A-s): 0.083                      Background Pk Height (A): 0.351  
ank Corrected Pk Area (A-s): 0.054  
ncentration (ug/L ): 4.5

dispensed: 5 from 0, 5 from 40, 10 from 8  
uplicate 2 (Peak Stored)                      Time: 07:29  
ak Area (A-s): 0.055                      Peak Height (A): 0.279  
ckground Pk Area (A-s): 0.083                      Background Pk Height (A): 0.346  
ank Corrected Pk Area (A-s): 0.055  
ncentration (ug/L ): 4.5

an Conc (ug/L ):                      4.5                      SD: 0.04                      RSD(%): 0.82

N/A.      MCM 9/21/98

uL dispensed: 5 from 0, 5 from 40, 10 from 9  
Replicate 1      Time: 07:31  
Peak Area (A-s): 0.026      Peak Height (A): 0.058  
Background Pk Area (A-s): 0.135      Background Pk Height (A): 0.227  
Blank Corrected Pk Area (A-s): 0.025  
Concentration (ug/L ): 2.1

uL dispensed: 5 from 0, 5 from 40, 10 from 9  
Replicate 2 (Peak Stored)      Time: 07:34  
Peak Area (A-s): 0.027      Peak Height (A): 0.058  
Background Pk Area (A-s): 0.132      Background Pk Height (A): 0.225  
Blank Corrected Pk Area (A-s): 0.027  
Concentration (ug/L ): 2.2

Mean Conc (ug/L ):      2.2      SD: 0.08      RSD(%): 3.75

uL dispensed: 5 from 0, 5 from 40, 10 from 10  
Replicate 1      Time: 07:36  
Peak Area (A-s): 0.025      Peak Height (A): 0.054  
Background Pk Area (A-s): 0.136      Background Pk Height (A): 0.226  
Blank Corrected Pk Area (A-s): 0.025  
Concentration (ug/L ): 2.1

uL dispensed: 5 from 0, 5 from 40, 10 from 10  
Replicate 2 (Peak Stored)      Time: 07:38  
Peak Area (A-s): 0.026      Peak Height (A): 0.054  
Background Pk Area (A-s): 0.135      Background Pk Height (A): 0.222  
Blank Corrected Pk Area (A-s): 0.026  
Concentration (ug/L ): 2.1

Mean Conc (ug/L ):      2.1      SD: 0.02      RSD(%): 1.03

uL dispensed: 5 from 0, 5 from 40, 10 from 11

NIA.  
MCA 9/21/98

ment File: BEMSA.GEL  
ment: Be  
nt Data: Main+Suppl.  
nt: Calib. Curve

Analyst: BENNETT  
Peak Storage: 1 Repl./Sample

STRUMENT: 4100 ZL  
Length: 234.9 Peak  
Inal Type: Zeeman AA  
id Time: 3.0  
ole Replicates: 2  
ndard Replicates: 2

Technique: HGA  
Slit: 0.7 Low  
Signal Measurement: Peak Area  
Read Delay: 0.0  
BUC Time: 2

Spike Replicates: Same as Sample

LIBRATION:

| olutions   | ID             | Conc | Location | Volume | Diluent |    | Modifier |  |
|------------|----------------|------|----------|--------|---------|----|----------|--|
|            |                |      |          |        | Volume  | #1 | #2       |  |
| lib. Blank | ISTD BLANK     |      | 0        | 10     | 10      | 5  |          |  |
| andard 1   | ISTD1= 5 ug/L  | 5.0  | 1        | 10     |         | 5  |          |  |
| andard 2   | ISTD2= 10 ug/L | 10.0 | 2        | 10     |         | 5  |          |  |
| amples     |                |      |          | 10     | 10      | 5  |          |  |

luent Location: 0  
odifier #1 Location: 40  
odifier #2 Location:  
alibration Units: ug/L  
Sample Units: ug/L  
alibration Type: Method of Add.

ance Time/Temperature Program:

| Step | Temp | Ramp | Hold | Gas Flow | Read | Gas Type |
|------|------|------|------|----------|------|----------|
| 1    | 110  | 1    | 25   | 250      |      | Norm     |
| 2    | 130  | 1    | 20   | 250      |      | Norm     |
| 3    | 1500 | 5    | 15   | 250      |      | Norm     |
| 4    | 2300 | 0    | 3    | 0        | *    | Norm     |
| 5    | 2500 | 1    | 5    | 250      |      | Norm     |

jection Temp: 20  
Pipette Speed: 85%  
Extraction System: Off

QUENCE:

- Step Action and Parameters
- 1 Pipet diluent + modifier 1 + spike + sample/std
- 2 Run HGA steps 1 to End
- 3 Extra washes: 1

ECKS:

ditions Preparation: Automated  
idic Autoprep Location: All Samples

%RSD > 20.0 and Concentration > 1.0 then Retry 1 times  
eck %RSD on: Samples + Additions

atrix Check Calculations:  
Difference for Dupls: No  
Recovery for Spike: No

Locations:  
Locations: Conc:



Element File: BEMSA.GEL                    Element: Be                    Wavelength: 234.9  
 Date: 09/21/98                            Time: 07:53                    Slit: 0.7 L  
 Data File: EB331.DAT                      ID/Wt File: EB331.IDW            Lamp Current: 30  
 Technique: HGA                            Calib. Type: Method of Add.      Energy: 64

ID: STD BLANK                            Seq. No.: 00040                    A/S Pos.: 0                    Date: 09/21/98

dispensed: 10 from 0, 5 from 40, 10 from 0  
 replicate 1                            Time: 07:55  
 Peak Area (A-s): -0.000                    Peak Height (A): 0.003  
 Background Pk Area (A-s): 0.015            Background Pk Height (A): 0.051  
 Blank Corrected Pk Area (A-s): -0.000

dispensed: 10 from 0, 5 from 40, 10 from 0  
 replicate 2 (Peak Stored)                    Time: 07:57  
 Peak Area (A-s): -0.000                    Peak Height (A): 0.003  
 Background Pk Area (A-s): 0.011            Background Pk Height (A): 0.038  
 Blank Corrected Pk Area (A-s): 0.000

Mean Pk Area (A-s):                    0.000                    SD: 0.0002                    RSD(%): 1620.91

auto-zero performed.

ID: 218-12-4                            Seq. No.: 00041                    A/S Pos.: 9                    Date: 09/21/98

dispensed: 10 from 0, 5 from 40, 10 from 9  
 replicate 1                            Time: 08:00  
 Peak Area (A-s): 0.023                    Peak Height (A): 0.045  
 Background Pk Area (A-s): 0.129            Background Pk Height (A): 0.206  
 Blank Corrected Pk Area (A-s): 0.023

dispensed: 10 from 0, 5 from 40, 10 from 9  
 replicate 2 (Peak Stored)                    Time: 08:03  
 Peak Area (A-s): 0.024                    Peak Height (A): 0.045  
 Background Pk Area (A-s): 0.130            Background Pk Height (A): 0.215  
 Blank Corrected Pk Area (A-s): 0.024

Mean Pk Area (A-s):                    0.024                    SD: 0.0006                    RSD(%): 2.58

ID: STD1= 5 ug/L                            Seq. No.: 00042                    A/S Pos.: 9                    Date: 09/21/98

dispensed: 5 from 40, 10 from 1, 10 from 9  
 replicate 1                            Time: 08:05  
 Peak Area (A-s): 0.130                    Peak Height (A): 0.298  
 Background Pk Area (A-s): 0.265            Background Pk Height (A): 0.508  
 Blank Corrected Pk Area (A-s): 0.131

dispensed: 5 from 40, 10 from 1, 10 from 9  
 replicate 2 (Peak Stored)                    Time: 08:08  
 Peak Area (A-s): 0.131                    Peak Height (A): 0.299  
 Background Pk Area (A-s): 0.265            Background Pk Height (A): 0.509  
 Blank Corrected Pk Area (A-s): 0.131

Mean Pk Area (A-s):                    0.131                    SD: 0.0003                    RSD(%): 0.27

ID: STD2= 10 ug/L                            Seq. No.: 00043                    A/S Pos.: 9                    Date: 09/21/98

dispensed: 5 from 40, 10 from 2, 10 from 9  
 Duplicate 1  
 Peak Area (A-s): 0.231  
 Background Pk Area (A-s): 0.374  
 Blank Corrected Pk Area (A-s): 0.231  
 Time: 08:11  
 Peak Height (A): 0.487  
 Background Pk Height (A): 0.679

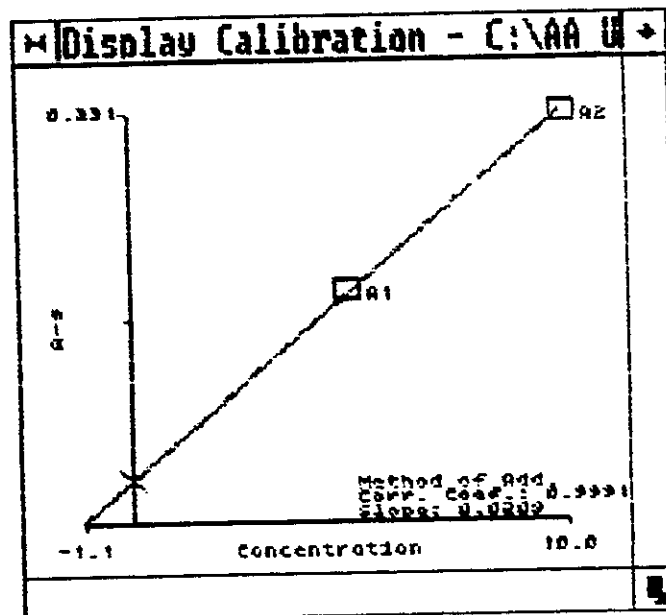
dispensed: 5 from 40, 10 from 2, 10 from 9  
 Duplicate 2 (Peak Stored)  
 Peak Area (A-s): 0.231  
 Background Pk Area (A-s): 0.375  
 Blank Corrected Pk Area (A-s): 0.231  
 Time: 08:14  
 Peak Height (A): 0.485  
 Background Pk Height (A): 0.667

Blank Pk Area (A-s): 0.231 SD: 0.0002 RSD(%): 0.08

ID: 218-12-4 Seq. No.: 00041 A/S Pos.: 9 Date: 09/21/98

Concentration (ug/L ): 1.1

Correlation coefficient: 0.99911 Slope: 0.0209



~~~~~  
 ID: STD BLANK Seq. No.: 00044 A/S Pos.: 0 Date: 09/21/98

dispensed: 10 from 0, 5 from 40, 10 from 0
 Duplicate 1
 Peak Area (A-s): 0.000
 Background Pk Area (A-s): 0.009
 Blank Corrected Pk Area (A-s): 0.000
 Time: 08:17
 Peak Height (A): 0.003
 Background Pk Height (A): 0.033

dispensed: 10 from 0, 5 from 40, 10 from 0
 Duplicate 2 (Peak Stored)
 Peak Area (A-s): -0.000
 Background Pk Area (A-s): 0.008
 Blank Corrected Pk Area (A-s): 0.000
 Time: 08:19
 Peak Height (A): 0.003
 Background Pk Height (A): 0.024

Blank Pk Area (A-s): 0.000 SD: 0.0002 RSD(%): 59.59

o-zero performed.

~~~~~

ID: 218-12-7                      Seq. No.: 00045                      A/S Pos.: 10                      Date: 09/21/98

dispensed: 10 from 0, 5 from 40, 10 from 10  
uplicate 1                      Time: 08:22  
ak Area (A-s): 0.023                      Peak Height (A): 0.052  
ckground Pk Area (A-s): 0.135                      Background Pk Height (A): 0.230  
ank Corrected Pk Area (A-s): 0.023

dispensed: 10 from 0, 5 from 40, 10 from 10  
uplicate 2 (Peak Stored)                      Time: 08:25  
ak Area (A-s): 0.023                      Peak Height (A): 0.048  
ckground Pk Area (A-s): 0.138                      Background Pk Height (A): 0.229  
ank Corrected Pk Area (A-s): 0.023

an Pk Area (A-s):                      0.023                      SD: 0.0001                      RSD(%): 0.49

ID: STD1= 5 ug/L                      Seq. No.: 00046                      A/S Pos.: 10                      Date: 09/21/98

dispensed: 5 from 40, 10 from 1, 10 from 10  
uplicate 1                      Time: 08:28  
ak Area (A-s): 0.123                      Peak Height (A): 0.282  
ckground Pk Area (A-s): 0.266                      Background Pk Height (A): 0.488  
ank Corrected Pk Area (A-s): 0.123

dispensed: 5 from 40, 10 from 1, 10 from 10  
uplicate 2 (Peak Stored)                      Time: 08:30  
ak Area (A-s): 0.125                      Peak Height (A): 0.272  
ckground Pk Area (A-s): 0.268                      Background Pk Height (A): 0.486  
ank Corrected Pk Area (A-s): 0.125

an Pk Area (A-s):                      0.124                      SD: 0.0012                      RSD(%): 0.96

ID: STD2= 10 ug/L                      Seq. No.: 00047                      A/S Pos.: 10                      Date: 09/21/98

dispensed: 5 from 40, 10 from 2, 10 from 10  
uplicate 1                      Time: 08:33  
ak Area (A-s): 0.232                      Peak Height (A): 0.533  
ckground Pk Area (A-s): 0.362                      Background Pk Height (A): 0.706  
ank Corrected Pk Area (A-s): 0.232

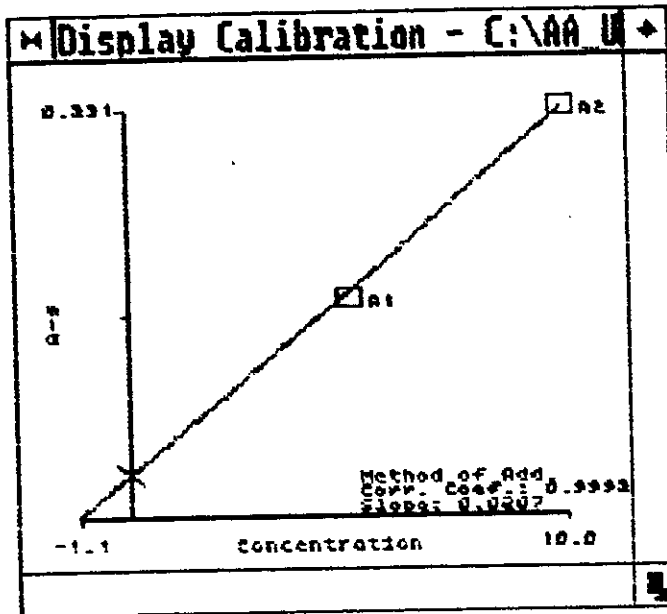
dispensed: 5 from 40, 10 from 2, 10 from 10  
uplicate 2 (Peak Stored)                      Time: 08:36  
ak Area (A-s): 0.230                      Peak Height (A): 0.497  
ckground Pk Area (A-s): 0.384                      Background Pk Height (A): 0.656  
ank Corrected Pk Area (A-s): 0.230

an Pk Area (A-s):                      0.231                      SD: 0.0014                      RSD(%): 0.60

ID: 218-12-7                      Seq. No.: 00045                      A/S Pos.: 10                      Date: 09/21/98

ncentration (ug/L ): 1.1

relation coefficient: 0.99928                      Slope: 0.0207



~~~~~

ID: STD BLANK Seq. No.: 00048 A/S Pos.: 0 Date: 09/21/98

dispensed: 10 from 0, 5 from 40, 10 from 0
 replicate 1 Time: 08:39
 Peak Area (A-s): 0.001 Peak Height (A): 0.004
 Background PK Area (A-s): 0.007 Background PK Height (A): 0.020
 Blank Corrected PK Area (A-s): 0.001

dispensed: 10 from 0, 5 from 40, 10 from 0
 replicate 2 (Peak Stored) Time: 08:42
 Peak Area (A-s): 0.001 Peak Height (A): 0.003
 Background PK Area (A-s): 0.007 Background PK Height (A): 0.022
 Blank Corrected PK Area (A-s): 0.001

Mean PK Area (A-s): 0.001 SD: 0.0002 RSD(%): 24.02

Non-zero performed.

~~~~~

ID: 218-12-10                      Seq. No.: 00049      A/S Pos.: 11      Date: 09/21/98

dispensed: 10 from 0, 5 from 40, 10 from 11  
 replicate 1                      Time: 08:44  
 Peak Area (A-s): 0.021              Peak Height (A): 0.038  
 Background PK Area (A-s): 0.138      Background PK Height (A): 0.224  
 Blank Corrected PK Area (A-s): 0.021

dispensed: 10 from 0, 5 from 40, 10 from 11  
 replicate 2 (Peak Stored)              Time: 08:47  
 Peak Area (A-s): 0.022              Peak Height (A): 0.042  
 Background PK Area (A-s): 0.139      Background PK Height (A): 0.228  
 Blank Corrected PK Area (A-s): 0.022

Mean PK Area (A-s):              0.021              SD: 0.0006              RSD(%): 3.01

ID: STD1= 5 ug/L                      Seq. No.: 00050      A/S Pos.: 11      Date: 09/21/98

dispensed: 5 from 40, 10 from 1, 10 from 11  
 replicate 1  
 Peak Area (A-s): 0.120  
 Background Pk Area (A-s): 0.267  
 Blank Corrected Pk Area (A-s): 0.120  
 Time: 08:50  
 Peak Height (A): 0.238  
 Background Pk Height (A): 0.438

dispensed: 5 from 40, 10 from 1, 10 from 11  
 replicate 2 (Peak Stored)  
 Peak Area (A-s): 0.118  
 Background Pk Area (A-s): 0.265  
 Blank Corrected Pk Area (A-s): 0.118  
 Time: 08:52  
 Peak Height (A): 0.241  
 Background Pk Height (A): 0.426

Blank Pk Area (A-s): 0.119 SD: 0.0013 RSD(%): 1.11

ID: STD2= 10 ug/L Seq. No.: 00051 A/S Pos.: 11 Date: 09/21/98

dispensed: 5 from 40, 10 from 2, 10 from 11  
 replicate 1  
 Peak Area (A-s): 0.209  
 Background Pk Area (A-s): 0.366  
 Blank Corrected Pk Area (A-s): 0.209  
 Time: 08:55  
 Peak Height (A): 0.455  
 Background Pk Height (A): 0.625

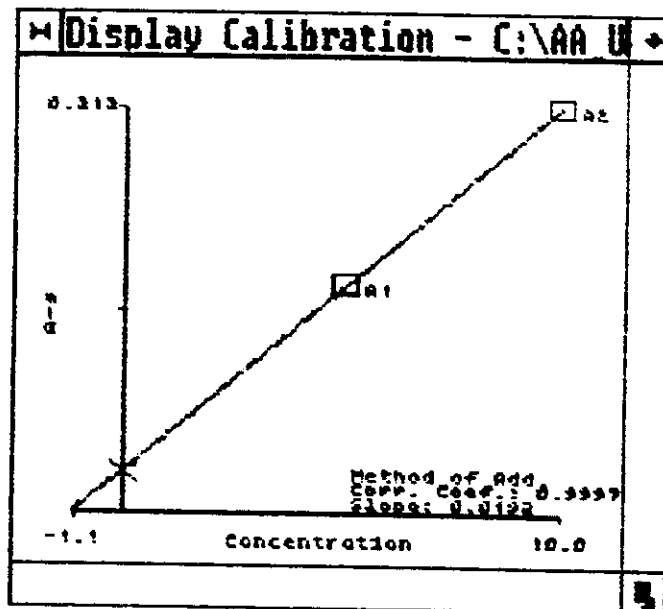
dispensed: 5 from 40, 10 from 2, 10 from 11  
 replicate 2 (Peak Stored)  
 Peak Area (A-s): 0.216  
 Background Pk Area (A-s): 0.373  
 Blank Corrected Pk Area (A-s): 0.216  
 Time: 08:58  
 Peak Height (A): 0.448  
 Background Pk Height (A): 0.627

Blank Pk Area (A-s): 0.212 SD: 0.0049 RSD(%): 2.33

ID: 218-12-10 Seq. No.: 00049 A/S Pos.: 11 Date: 09/21/98

Concentration (ug/L ): 1.1

Correlation coefficient: 0.99972 Slope: 0.0192



ID: STD BLANK

Seq. No.: 00052

A/S Pos.: 0

Date: 09/21/98

dispensed: 10 from 0, 5 from 40, 10 from 0  
 replicate 1  
 Peak Area (A-s): 0.001  
 Background PK Area (A-s): 0.007  
 Peak Corrected PK Area (A-s): 0.000  
 Time: 09:01  
 Peak Height (A): 0.004  
 Background PK Height (A): 0.019

dispensed: 10 from 0, 5 from 40, 10 from 0  
 replicate 2 (Peak Stored)  
 Peak Area (A-s): 0.000  
 Background PK Area (A-s): 0.006  
 Peak Corrected PK Area (A-s): -0.000  
 Time: 09:04  
 Peak Height (A): 0.003  
 Background PK Height (A): 0.018

min PK Area (A-s): -0.000 SD: 0.0003 RSD(%): 629.97

no-zero performed.

ID: 218-12-10 D

Seq. No.: 00053

A/S Pos.: 12

Date: 09/21/98

dispensed: 10 from 0, 5 from 40, 10 from 12  
 replicate 1  
 Peak Area (A-s): 0.030  
 Background PK Area (A-s): 0.141  
 Peak Corrected PK Area (A-s): 0.019  
 Time: 09:06  
 Peak Height (A): 0.036  
 Background PK Height (A): 0.230

dispensed: 10 from 0, 5 from 40, 10 from 12  
 replicate 2 (Peak Stored)  
 Peak Area (A-s): 0.030  
 Background PK Area (A-s): 0.142  
 Peak Corrected PK Area (A-s): 0.019  
 Time: 09:09  
 Peak Height (A): 0.036  
 Background PK Height (A): 0.217

min PK Area (A-s): 0.019 SD: 0.0001 RSD(%): 0.59

ID: STD1= 5 ug/L

Seq. No.: 00054

A/S Pos.: 12

Date: 09/21/98

dispensed: 5 from 40, 10 from 1, 10 from 12  
 replicate 1  
 Peak Area (A-s): 0.118  
 Background PK Area (A-s): 0.260  
 Peak Corrected PK Area (A-s): 0.117  
 Time: 09:12  
 Peak Height (A): 0.234  
 Background PK Height (A): 0.422

dispensed: 5 from 40, 10 from 1, 10 from 12  
 replicate 2 (Peak Stored)  
 Peak Area (A-s): 0.120  
 Background PK Area (A-s): 0.274  
 Peak Corrected PK Area (A-s): 0.119  
 Time: 09:15  
 Peak Height (A): 0.241  
 Background PK Height (A): 0.434

min PK Area (A-s): 0.118 SD: 0.0017 RSD(%): 1.40

ID: STD2= 10 ug/L

Seq. No.: 00055

A/S Pos.: 12

Date: 09/21/98

dispensed: 5 from 40, 10 from 2, 10 from 12  
 replicate 1  
 Peak Area (A-s): 0.212  
 Background PK Area (A-s): 0.378  
 Peak Corrected PK Area (A-s): 0.211  
 Time: 09:17  
 Peak Height (A): 0.435  
 Background PK Height (A): 0.616

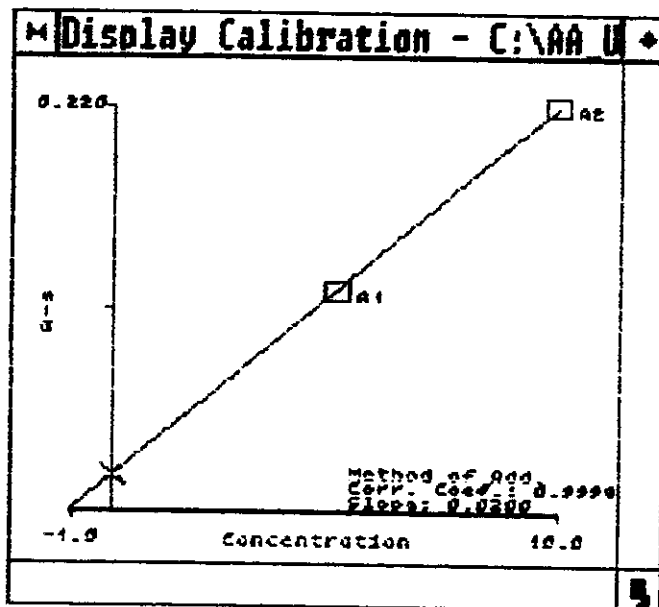
L dispensed: 5 from 40, 10 from 2, 10 from 12  
uplicate 2 (Peak Stored) Time: 09:20  
eak Area (A-s): 0.229 Peak Height (A): 0.447  
ackground Pk Area (A-s): 0.394 Background Pk Height (A): 0.611  
lank Corrected Pk Area (A-s): 0.228

ean Pk Area (A-s): 0.220 SD: 0.0120 RSD(%): 5.43

e ID: 218-12-10 D Seq. No.: 00053 A/S Pos.: 12 Date: 09/21/98

oncentration (ug/L ): 1.0

orrelation coefficient: 0.99985 Slope: 0.0200



ht File: AB936.IDW  
Volume: 100 mL

Analyst: D. STREETER-EDWARDS  
Nominal Weight: 1.0 g

Hg

Sample ID      Weight      Dilution

STD BLANK

STD1=0.2ug/L

STD2=0.5ug/L

STD3=1.0ug/L

STD4=2.0ug/L

STD5=5.0ug/L

STD6=10.0ug/L

ICV=4.0ug/L

ICB

CHECK LO

46705B MB

46705B MBD

46705B LCS

46705B LCSD

218-12-4

218-12-4 D

218-12-4 MS

218-12-4 MSD

CCV1=6.0ug/L

CCE

218-12-7

218-12-7 D

218-12-10

218-12-10 D

CCV2=6.0ug/L

CCE

46705A MB

46705A MBD

46705A LCS

46705A LCSE

218-12-1

218-12-1 D

218-12-3

218-12-3 E

218-12-3 MS

218-12-3 MSD

CCV1=6.0ug/L

CCE

218-12-2

218-12-2 D

218-12-5

218-12-5 D

218-12-8

218-12-8 D

218-12-6

218-12-6 D

218-12-9

218-12-9 D

CCV2=6.0ug/L

CCE

} 3-70-8 RSE 9/22/98

— 3-70-5,7 RSE 9/22/98

— 3-70-5,7 RSE 9/22/98

— 3-70-5,7 RSE 9/22/98

— 3-70-5,7 RSE 9/22/98

— 3-70-5,7 RSE 9/22/98



Hg

File: HG\_MEL  
: Hg  
ata: Main+Suppl.  
Calib. Curve  
:  
IDS: SPEX 3-70-6,8  
PH PURITY 3-70-5,7

Analyst: EDWARDS  
Peak Storage: None

Energy: 75

Wavelength: 5100      Technique: NRS      Version: 7.01  
Wavelength: 253.7 Peak      Slit: 0.70 Low  
Type: AA      Signal Measurement: Peak Height (5)  
Wavelength: 30.0      Read Delay: 0.5      BOC Time: 2  
Replicates: 1  
Replicates: 1

Gas Type: Air      Flame Sensor: On  
Flow: 10.0 L/min      Fuel Flow: 2.0 L/min

STANDARD CURVE:

| Conc  | ID      | Conc   |
|-------|---------|--------|
| Blank | STD BLK |        |
| 1     | STD 1   | 0.200  |
| 2     | STD 2   | 0.500  |
| 3     | STD 3   | 1.000  |
| 4     | STD 4   | 2.000  |
| 5     | STD 5   | 5.000  |
| 6     | STD 6   | 10.000 |

Concentration Units: ug/L      Sample Units: ug/L  
Integration Type: Linear

Check Calculations:  
Reference for Dupls: No      Locations:  
Sensitivity for Spike: No      Locations:      Conc:

-----  
File: HG\_MEL            Element: Hg            Wavelength: 253.7  
/22/98                Time: 13:48            Slit: 0.70 L  
e: AB936.DAT           ID/Wt File: AB936.IDW    Lamp Current: 0  
e: NRS                Calib. Type: Linear      Energy: 74  
: STANDARDS: SPEX 3-70-6,8  
: QC: HIGH PURITY 3-70-5,7  
-----

Seq. 00035            Seq. No.: 00035    A/S Pos.: --    Date: 09/22/98

ie 1                            Time: 14:32  
a (A-s): 0.011                Peak Height (A): -0.002  
rrected Pk Height (A): -0.002  
ation (ug/L ): -0.022

o performed.

-----  
Seq. 00036            Seq. No.: 00036    A/S Pos.: --    Date: 09/22/98

ie 1                            Time: 14:33  
a (A-s): -0.031                Peak Height (A): -0.002  
rrected Pk Height (A): -0.002  
ation (ug/L ): -0.025

o performed.

-----  
File: HG\_MEL            Element: Hg            Wavelength: 253.7  
/22/98                Time: 14:34            Slit: 0.70 L  
e: AB936.DAT           ID/Wt File: AB936.IDW    Lamp Current: 0  
e: MHS                Calib. Type: Linear      Energy: 75  
: STANDARDS: SPEX 3-70-6,8  
: QC: HIGH PURITY 3-70-5,7  
-----

1: STD BLANK            Seq. No.: 00037    A/S Pos.: --    Date: 09/22/98

ie 1                    Time: 14:35  
ea (A-s): -0.019        Peak Height (A): 0.000  
orrected Pk Height (A): 0.000  
ation (ug/L ): 0.000

o performed.

1: STD1=0.2ug/L        Seq. No.: 00038    A/S Pos.: --    Date: 09/22/98

ie 1                    Time: 14:36  
ea (A-s): 0.056        Peak Height (A): 0.004  
orrected Pk Height (A): 0.004  
ation (ug/L ): 0.058

l number 1 applied. {0.200}  
ion coefficient: 1.00000    Slope: 0.0196

1: STD2=0.5ug/L        Seq. No.: 00039    A/S Pos.: --    Date: 09/22/98

abs. is greater than that of the largest standard.  
ie 1                    Time: 14:37  
ea (A-s): 0.259        Peak Height (A): 0.016  
orrected Pk Height (A): 0.016  
ation (ug/L ): 0.795

l number 2 applied. {0.500}  
ion coefficient: 0.94072    Slope: 0.0300

1: STD3=1.0ug/L        Seq. No.: 00040    A/S Pos.: --    Date: 09/22/98

abs. is greater than that of the largest standard.  
ie 1                    Time: 14:38  
ea (A-s): 0.605        Peak Height (A): 0.036  
orrected Pk Height (A): 0.036  
ation (ug/L ): 1.189

l number 3 applied. {1.000}  
ion coefficient: 0.98278    Slope: 0.0346

1: STD4=2.0ug/L        Seq. No.: 00041    A/S Pos.: --    Date: 09/22/98

abs. is greater than that of the largest standard.  
ie 1                    Time: 14:39  
ea (A-s): 1.235        Peak Height (A): 0.072

276

Corrected Pk Height (A): 0.072  
Concentration (ug/L ): 2.084

Standard number 4 applied. [2.000]  
Regression coefficient: 0.99658 Slope: 0.0357

-----  
ID: STD5=5.0ug/L Seq. No.: 00042 A/S Pos.: -- Date: 09/22/98

abs. is greater than that of the largest standard.  
Site 1 Time: 14:40  
Peak (A-s): 3.140 Peak Height (A): 0.198  
Corrected Pk Height (A): 0.198  
Concentration (ug/L ): 5.532

Standard number 5 applied. [5.000]  
Regression coefficient: 0.99820 Slope: 0.0389

-----  
~~ID: STD8=10.0ug/L Seq. No.: 00043 A/S Pos.: -- Date: 09/22/98~~

~~abs. is greater than that of the largest standard.  
Site 1 Time: 14:41  
Peak (A-s): 5.382 Peak Height (A): 0.312  
Corrected Pk Height (A): 0.312  
Concentration (ug/L ): 8.009~~

*Sample Re-run  
below; not used  
ASB  
9/22/98*

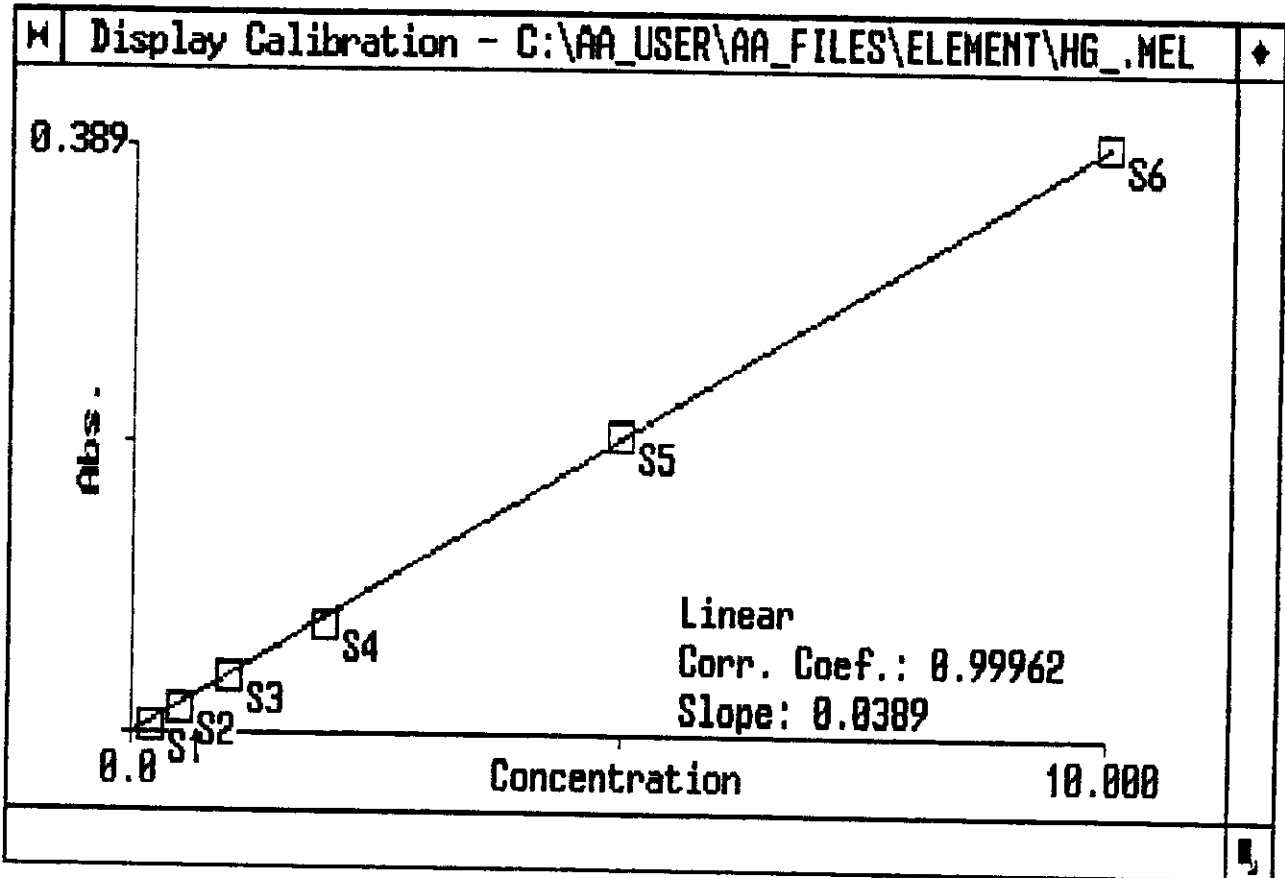
~~Standard number 6 applied. [10.000]  
Regression coefficient: 0.99076 Slope: 0.0333~~

-----  
ID: STD6=10.0ug/L Seq. No.: 00044 A/S Pos.: -- Date: 09/22/98

abs. is greater than that of the largest standard.  
Site 1 Time: 14:48  
Peak (A-s): 6.321 Peak Height (A): 0.389  
Corrected Pk Height (A): 0.389  
Concentration (ug/L ): 11.673

Standard number 6 applied. [10.000]  
Regression coefficient: 0.99962 Slope: 0.0389

File: HG\_MEL      Element: Hg      Wavelength: 253.7  
 3/22/98      Time: 14:49      Slit: 0.70 L  
 le: AB936.DAT      ID/Wt File: AB936.IDW      Lamp Current: 0  
 re: NRS      Calib. Type: Linear      Energy: 75  
 1: STANDARDS: SPEX 3-70-6,8  
 2: QC: HIGH PURITY 3-70-5.7



D: ICB=4.0ug/L      Seq. No.: 00045      A/S Pos.: --      Date: 09/22/98

te 1      Time: 14:51  
 ea (A-s): 2.327      Peak Height (A): 0.141  
 orrected Pk Height (A): 0.141  
 ration (ug/L ): 3.638

D: ICB      Seq. No.: 00046      A/S Pos.: --      Date: 09/22/98

te 1      Time: 14:53  
 ea (A-s): -0.118      Peak Height (A): -0.005  
 orrected Pk Height (A): -0.005  
 ration (ug/L ): -0.124

D: CHECK LO      Seq. No.: 00047      A/S Pos.: --      Date: 09/22/98

278  
 te 1      Time: 14:54  
 ea (A-s): 0.009      Peak Height (A): 0.003  
 orrected Pk Height (A): 0.003  
 ration (ug/L ): 0.009

-----  
File: HG\_MBL      Element: Hg      Wavelength: 253.7  
9/22/98      Time: 14:55      Slit: 0.70 L  
le: AB936.DAT      ID/Wt File: AB936.IDW      Lamp Current: 0  
ue: NBS      Calib. Type: Linear      Energy: 75  
1: STANDARDS: SPEX 3-70-6,8  
2: QC: HIGH PURITY 3-70-5,7  
-----

D: 46705B MB      Seq. No.: 00048      A/S Pos.: --      Date: 09/22/98

te 1      Time: 14:56  
ea (A-s): 0.027      Peak Height (A): 0.002  
orrected Pk Height (A): 0.002  
ration (ug/L ): 0.039

D: 46705B NBD      Seq. No.: 00049      A/S Pos.: --      Date: 09/22/98

te 1      Time: 14:56  
ea (A-s): 0.017      Peak Height (A): 0.001  
orrected Pk Height (A): 0.001  
ration (ug/L ): 0.021

~~D: 46705B LCS      Seq. No.: 00050      A/S Pos.: --      Date: 09/22/98~~

~~te 1      Time: 14:57  
ea (A-s): 5.107      Peak Height (A): 0.323  
orrected Pk Height (A): 0.323  
ration (ug/L ): 8.314~~

*Sample not used.  
PSE 9/22/98*

D: 46705B LCS      Seq. No.: 00051      A/S Pos.: --      Date: 09/22/98

te 1      Time: 15:02  
ea (A-s): 2.978      Peak Height (A): 0.179  
orrected Pk Height (A): 0.179  
ration (ug/L ): 4.596

D: 46705B LCSD      Seq. No.: 00052      A/S Pos.: --      Date: 09/22/98

te 1      Time: 15:03  
ea (A-s): 3.020      Peak Height (A): 0.193  
orrected Pk Height (A): 0.193  
ration (ug/L ): 4.962

D: 218-12-4      Seq. No.: 00053      A/S Pos.: --      Date: 09/22/98

te 1      Time: 15:04  
ea (A-s): 0.079      Peak Height (A): 0.004  
orrected Pk Height (A): 0.004  
ration (ug/L ): 0.114

D: 218-12-4 D      Seq. No.: 00054      A/S Pos.: --      Date: 09/22/98

te 1 Time: 15:05  
ea (A-s): 0.012 Peak Height (A): 0.000  
orrected Pk Height (A): 0.000  
ration (ug/L ): 0.010

.....  
): 218-12-4 MS Seq. No.: 00055 A/S Pos.: -- Date: 09/22/98

te 1 Time: 15:06  
ea (A-s): 2.838 Peak Height (A): 0.167  
orrected Pk Height (A): 0.167  
ration (ug/L ): 4.286

.....  
): 218-12-4 MSD Seq. No.: 00056 A/S Pos.: -- Date: 09/22/98

te 1 Time: 15:07  
ea (A-s): 2.785 Peak Height (A): 0.166  
orrected Pk Height (A): 0.166  
ration (ug/L ): 4.271

.....  
): CCVI=6.0ug/L Seq. No.: 00057 A/S Pos.: -- Date: 09/22/98

te 1 Time: 15:08  
ea (A-s): 3.500 Peak Height (A): 0.221  
orrected Pk Height (A): 0.221  
ration (ug/L ): 5.690

.....  
D: CGB Seq. No.: 00058 A/S Pos.: -- Date: 09/22/98

te 1 Time: 15:09  
ea (A-s): 0.002 Peak Height (A): -0.000  
orrected Pk Height (A): -0.000  
ration (ug/L ): -0.008

.....  
~~D: 218-12-7 Seq. No.: 00059 A/S Pos.: -- Date: 09/22/98~~

~~te 1 Time: 15:09  
ea (A-s): 0.131 Peak Height (A): 0.021  
orrected Pk Height (A): 0.021  
ration (ug/L ): 0.532~~

~~D: 218-12-7 D Seq. No.: 00060 A/S Pos.: -- Date: 09/22/98~~

~~te 1 Time: 15:10  
ea (A-s): 0.178 Peak Height (A): 0.009  
orrected Pk Height (A): 0.009  
ration (ug/L ): 0.225~~

*Samples not  
used in run  
Reprint below.  
09/22/98*

.....  
D: 218-12-10 Seq. No.: 00061 A/S Pos.: -- Date: 09/22/98

te 1 Time: 15:12  
ea (A-s): 0.190 Peak Height (A): 0.010  
orrected Pk Height (A): 0.010

centration (ug/L ): 0.266

-----  
ID: 218-12-10 D      Seq. No.: 00062      A/S Pos.: --      Date: 09/22/98

licate 1                              Time: 15:14  
Area (A-s): 0.210                      Peak Height (A): 0.012  
k Corrected Pk Height (A): 0.012  
centration (ug/L ): 0.315

-----  
ID: 218-12-7              Seq. No.: 00063      A/S Pos.: --      Date: 09/22/98

licate 1                              Time: 15:15  
Area (A-s): 0.182                      Peak Height (A): 0.010  
k Corrected Pk Height (A): 0.010  
centration (ug/L ): 0.253

-----  
ID: 218-12-7 D              Seq. No.: 00064      A/S Pos.: --      Date: 09/22/98

licate 1                              Time: 15:16  
Area (A-s): 0.196                      Peak Height (A): 0.012  
k Corrected Pk Height (A): 0.012  
centration (ug/L ): 0.302

-----  
~~ID: CCV2=6.0ug/L      Seq. No.: 00065      A/S Pos.: --      Date: 09/22/98~~

~~licate 1                              Time: 15:17  
Area (A-s): 4.925                      Peak Height (A): 0.293  
k Corrected Pk Height (A): 0.293  
centration (ug/L ): 7.640~~

*Sample not used  
ABE  
9/22/98*

-----  
ID: CCV2=6.0ug/L              Seq. No.: 00066      A/S Pos.: --      Date: 09/22/98

licate 1                              Time: 15:21  
Area (A-s): 3.551                      Peak Height (A): 0.216  
k Corrected Pk Height (A): 0.216  
centration (ug/L ): 5.564

-----  
ID: CCB                      Seq. No.: 00067      A/S Pos.: --      Date: 09/22/98

licate 1                              Time: 15:22  
Area (A-s): 0.008                      Peak Height (A): -0.001  
k Corrected Pk Height (A): -0.001  
centration (ug/L ): -0.015



## TECHNICAL REPORT DATA

Please read instructions on the reverse before completing

|                                                                                                                                                                                                                                                                                                                                                                                                                                                                                                                                                                                                                                                                                                                                                                                                                                                                                                                                                                                                                                                                                                                                                                                                                                                                                                                                                                                                                                                                                                                                                                                                                                                                                                                |                                                           |                                  |
|----------------------------------------------------------------------------------------------------------------------------------------------------------------------------------------------------------------------------------------------------------------------------------------------------------------------------------------------------------------------------------------------------------------------------------------------------------------------------------------------------------------------------------------------------------------------------------------------------------------------------------------------------------------------------------------------------------------------------------------------------------------------------------------------------------------------------------------------------------------------------------------------------------------------------------------------------------------------------------------------------------------------------------------------------------------------------------------------------------------------------------------------------------------------------------------------------------------------------------------------------------------------------------------------------------------------------------------------------------------------------------------------------------------------------------------------------------------------------------------------------------------------------------------------------------------------------------------------------------------------------------------------------------------------------------------------------------------|-----------------------------------------------------------|----------------------------------|
| 1. REPORT NO.<br>EPA-454/R-00-025B                                                                                                                                                                                                                                                                                                                                                                                                                                                                                                                                                                                                                                                                                                                                                                                                                                                                                                                                                                                                                                                                                                                                                                                                                                                                                                                                                                                                                                                                                                                                                                                                                                                                             | 2.                                                        | 3. RECIPIENT'S ACCESSION NO.     |
| 4. TITLE AND SUBTITLE<br>Final Report<br>Hot Mix Asphalt Plants,<br>Truck Loading and Silo Filling,<br>Manual Methods Testing,<br>Asphalt Plant C,<br>Los Angeles, California<br><br>Volume 2 of 8                                                                                                                                                                                                                                                                                                                                                                                                                                                                                                                                                                                                                                                                                                                                                                                                                                                                                                                                                                                                                                                                                                                                                                                                                                                                                                                                                                                                                                                                                                             | 5. REPORT DATE<br>May 2000                                |                                  |
|                                                                                                                                                                                                                                                                                                                                                                                                                                                                                                                                                                                                                                                                                                                                                                                                                                                                                                                                                                                                                                                                                                                                                                                                                                                                                                                                                                                                                                                                                                                                                                                                                                                                                                                | 6. PERFORMING ORGANIZATION CODE                           |                                  |
| 7. AUTHOR(S)<br>Frank J. Phoenix                                                                                                                                                                                                                                                                                                                                                                                                                                                                                                                                                                                                                                                                                                                                                                                                                                                                                                                                                                                                                                                                                                                                                                                                                                                                                                                                                                                                                                                                                                                                                                                                                                                                               | 8. PERFORMING ORGANIZATION REPORT NO.                     |                                  |
| 9. PERFORMING ORGANIZATION NAME AND ADDRESS<br>Pacific Environmental Services, Inc.<br>Post Office Box 12077<br>Research Triangle Park, North Carolina 27709-2077                                                                                                                                                                                                                                                                                                                                                                                                                                                                                                                                                                                                                                                                                                                                                                                                                                                                                                                                                                                                                                                                                                                                                                                                                                                                                                                                                                                                                                                                                                                                              | 10. PROGRAM ELEMENT NO.                                   |                                  |
|                                                                                                                                                                                                                                                                                                                                                                                                                                                                                                                                                                                                                                                                                                                                                                                                                                                                                                                                                                                                                                                                                                                                                                                                                                                                                                                                                                                                                                                                                                                                                                                                                                                                                                                | 11. CONTRACT/GRANT NO.<br>68-D-98004                      |                                  |
| 12. SPONSORING AGENCY NAME AND ADDRESS<br>U.S. Environmental Protection Agency<br>Office of Air Quality Planning and Standards<br>Emissions, Monitoring and Analysis Division<br>Research Triangle Park, North Carolina 27711                                                                                                                                                                                                                                                                                                                                                                                                                                                                                                                                                                                                                                                                                                                                                                                                                                                                                                                                                                                                                                                                                                                                                                                                                                                                                                                                                                                                                                                                                  | 13. TYPE OF REPORT AND PERIOD COVERED<br>Final            |                                  |
|                                                                                                                                                                                                                                                                                                                                                                                                                                                                                                                                                                                                                                                                                                                                                                                                                                                                                                                                                                                                                                                                                                                                                                                                                                                                                                                                                                                                                                                                                                                                                                                                                                                                                                                | 14. SPONSORING AGENCY CODE<br>EPA/200/04                  |                                  |
| 15. SUPPLEMENTARY NOTES                                                                                                                                                                                                                                                                                                                                                                                                                                                                                                                                                                                                                                                                                                                                                                                                                                                                                                                                                                                                                                                                                                                                                                                                                                                                                                                                                                                                                                                                                                                                                                                                                                                                                        |                                                           |                                  |
| 16. ABSTRACT<br><br>The United States Environmental Protection Agency (EPA) Office of Air Quality Planning and Standards (OAQPS) is investigating hot mix asphalt plants to identify and quantify particulate matter (PM), methylene chloride extractable matter (MCEM), and organic hazardous air pollutant (HAP) emissions during asphalt concrete loading operations. In support of this investigation, the OAQPS issued Pacific Environmental Services, Inc. (PES) a series of work assignments to conduct emissions testing at a hot mix asphalt plant during load-out operations.<br><br>The primary objective of the emissions testing was to characterize the uncontrolled emissions of PM, MCEM, polynuclear aromatic hydrocarbons (PAHs), semi-volatile organic hazardous air pollutants (SVOHAPS), and volatile organic hazardous air pollutants (VOHAPS) from a hot mix production plant during loading operations. An asphalt plant south of Los Angeles, California was selected by EPA as the host facility. Testing was performed over five consecutive days beginning on July 24, 1998. Testing was performed under two conditions. Under normal operations, testing was performed to characterize load-out emissions from the tunnel exhaust and load-in emissions from the asphalt concrete storage silo. Under background conditions, testing was performed to characterize emissions from the combustion of diesel fuel in transport trucks.<br><br>The entire report consists of eight volumes totaling 4,234 pages, Vol. 1 (388 pages), Vol. 2 (308 pages), Vol. 3 (573 pages), Vol. 4 (694 pages), Vol. 5 (606 pages), Vol. 6 (564 pages), Vol. 7 (570 pages), and Vol. 8 (531 pages). |                                                           |                                  |
| 17. KEY WORDS AND DOCUMENT ANALYSIS                                                                                                                                                                                                                                                                                                                                                                                                                                                                                                                                                                                                                                                                                                                                                                                                                                                                                                                                                                                                                                                                                                                                                                                                                                                                                                                                                                                                                                                                                                                                                                                                                                                                            |                                                           |                                  |
| a. DESCRIPTIONS                                                                                                                                                                                                                                                                                                                                                                                                                                                                                                                                                                                                                                                                                                                                                                                                                                                                                                                                                                                                                                                                                                                                                                                                                                                                                                                                                                                                                                                                                                                                                                                                                                                                                                | b. IDENTIFIERS/OPEN ENDED TERMS                           | c. COASTI Field/Group            |
| Hazardous Air Pollutants<br>Methylene Chloride Extractable Matter<br>Particulate Matter<br>Polynuclear Aromatic Hydrocarbons<br>Semi-volatile Organic Hazardous Air Pollutants<br>Volatile Organic Hazardous Air Pollutants                                                                                                                                                                                                                                                                                                                                                                                                                                                                                                                                                                                                                                                                                                                                                                                                                                                                                                                                                                                                                                                                                                                                                                                                                                                                                                                                                                                                                                                                                    |                                                           |                                  |
| 18. DISTRIBUTION STATEMENT<br><br>Unlimited                                                                                                                                                                                                                                                                                                                                                                                                                                                                                                                                                                                                                                                                                                                                                                                                                                                                                                                                                                                                                                                                                                                                                                                                                                                                                                                                                                                                                                                                                                                                                                                                                                                                    | 19. SECURITY CLASS ( <i>This Report</i> )<br>Unclassified | 21. NO. OF PAGES<br>Vol. 2 - 308 |
|                                                                                                                                                                                                                                                                                                                                                                                                                                                                                                                                                                                                                                                                                                                                                                                                                                                                                                                                                                                                                                                                                                                                                                                                                                                                                                                                                                                                                                                                                                                                                                                                                                                                                                                | 20. SECURITY CLASS ( <i>This page</i> )<br>Unclassified   | 22. PRICE                        |