

Hot Mix Asphalt Test Results Mid Review Period Briefing

Ron Myers

Emissions Measurement Center

Office of Air Quality Planning and Standards

U.S. Environmental Protection Agency

Research Triangle Park, NC

for

Coalition Against the Asphalt Plant

State Environmental and Public Health Agencies

Industry Hot Mix Asphalt Associations

Boston, Massachusetts

July 14, 1999

Meeting Purpose

- ⇒ Review the Program Goals and Purpose
- ⇒ Improve Reviewer Understanding of Test Programs Conducted
- ⇒ Respond to Questions on the Content of the Reports
- ⇒ Improve the Comments Received

Presentation Overview

⇒ Facility Characteristics



⇒ Asphalt Properties

⇒ Project Goals

⇒ Pollutant Definitions



⇒ Test Programs

⇒ QA Issues

⇒ Emissions



Facility Characteristics

⇨ Production Method and rate

•➔ California Facility

- ➔ Drum Mix Plant - 395 tph
- ➔ Single Drop - 15 to 30 sec
- ➔ Load Out Interval - 1 Truck per min

•➔ Massachusetts Facility

- ➔ Batch Mix Plant - 142 tph
- ➔ Multiple drops - 3 to 4 min
- ➔ Load Out Interval - 1 Truck per 7 min



Hot Mix Asphalt Properties

⇨ Asphalt binder content of Product

•➔ Binder loss on heating properties

→ CA plant ⇨ 0.169 (TFOT)

→ MA plant ⇨ 0.126 (TFOT)

•➔ RAP usage

→ CA plant - 20%

→ MA plant - 5%

•➔ Asphalt temp in truck

→ CA plant - 310°F (327°F silo)

→ MA plant - 320°F

Load Out Bay Configuration

⇨ CA plant - Permanent enclosure

⇨ MA plant - Temporary enclosure















04
1
1













'98 10 6













Project Goals

- ⇒ Quantify the totality of emissions
 - truck loading operations
 - silo filling operations



Pollutant Definitions

⇒ Particulate Species

- ⇒ PM - Particulate Matter

- ⇒ MCEM- Methylene Chloride Extractable Matter is the Organic Portion of PM.

⇒ Vaporous Species

- ⇒ THC - Total Hydrocarbons are all compounds containing Carbon and Hydrogen.

Pollutant Definitions (cont)

⇒ SVOHAP

Semi-Volatile Organic Hazardous Air Pollutants are those Clean Air Act Hazardous Air Pollutants with boiling point over 100°C. These compounds can exist as both particulate and vapors at room temperature and pressure. SVOHAP are the subset of MCEM.

⇒ VOHAP

Volatile Organic Hazardous Air Pollutants are those Clean Air Act Hazardous Air Pollutants with boiling point under 100°C. These compounds exist only as a vapor at room temperature. VOHAP are a subset of THC.

Definitions of the Pollutants (cont)

⇒ PAH

Poly-cyclic Aromatic Hydrocarbons are a class of about 100 organic compounds that includes a number of carcinogens. PAH are a subset of SVOHAP.



Test Programs Conducted

⇨ California (Plant C)

•⇨ Truck Loading and Silo Filling

→ Particulate Emissions

→ Organic Particulate

→ SVOHAP

→ PAH

→ Particulate Deposition

→ Vaporous Emissions

→ THC

→ VOHAP

→ Metals



Test Programs Conducted (cont)

⇨ Massachusetts (Plant D)

◆→ Particulate Emissions

→ Total

→ Organic



◆→ Particulate Deposition

◆→ Vaporous Emissions

→ THC



Testing Methods Used

⇨ Particulate emissions

- EPA Method 315 - PM & MCEM
- EPA Method 0010 - PAH & SVOHAP

⇨ Vaporous emissions

- EPA Method 25a - THC
- EPA Method 18 - VOHAP
- EPA Method 0030 - VOHAP
- FTIR - VOHAP
- Portable GC/MS - VOHAP

⇨ Enclosure Evaluation

⇨ Capture Efficiency Evaluation


⇨ Deposition













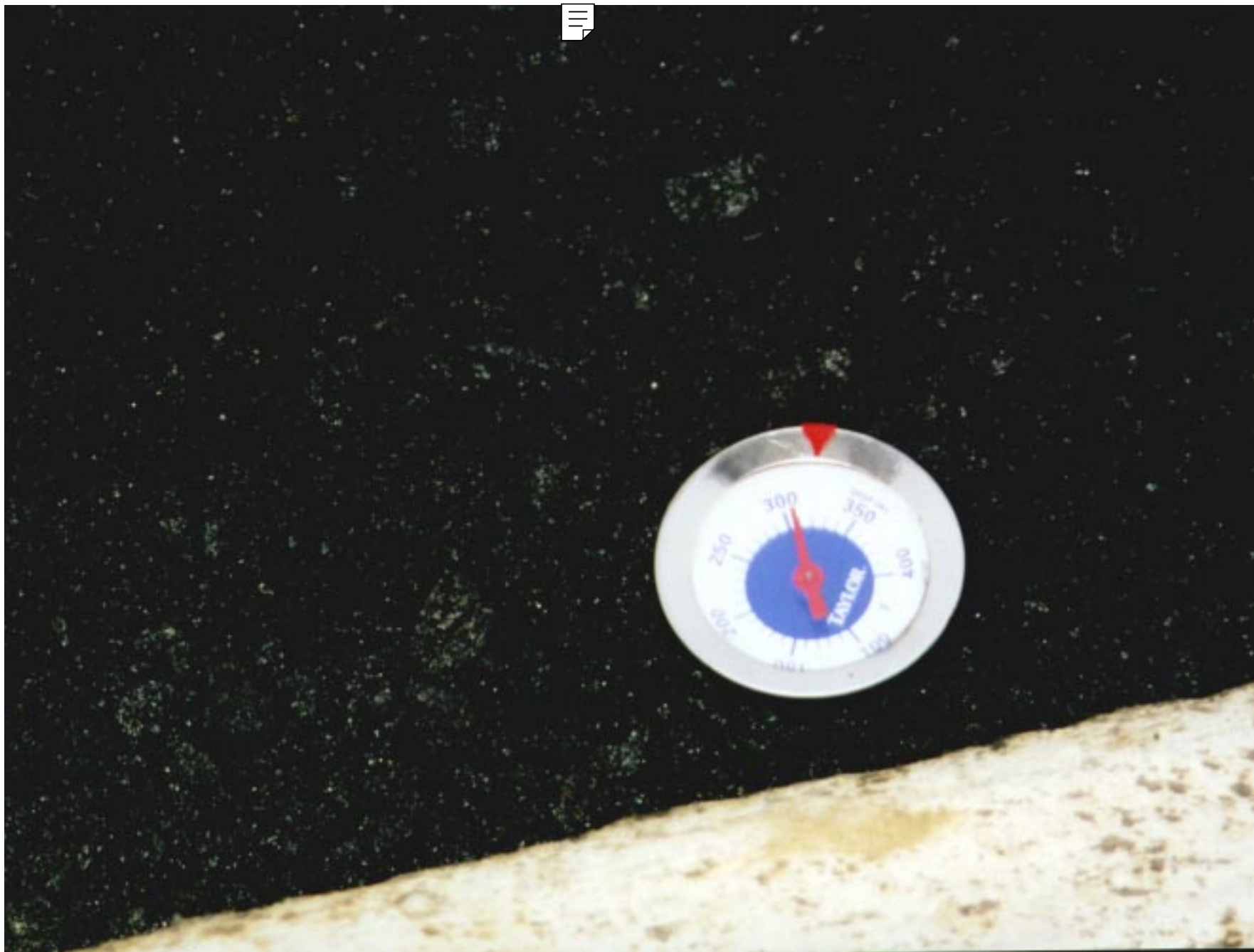












Audit Results



⇒ Contract for Draft Audit Report Ended
September 1998

⇒ Test Method Validation

- Method validation is seldom if ever done on first test of a source
- Method validation is very expensive and complicated
- The test methods used at the California facility were the best methods available for the type of emissions expected. Where a test method had known limitations, additional methods were also performed.



Manual Testing Audit Results

- ⇒ Surrogate Spiking of VOST prior to Sampling would be Better than Laboratory Spiking
 - Multiple analysis methods were performed and can be used for comparison.
 - Surrogate spiking is not required for VOST sampling, however the Method 18 samples were spiked.
 - The portable GC/MS samples are dynamically spiked and recovery calculations are not required.
 - All of the methods used had comparable concentrations. Therefore the overall results are not compromised.



Manual Testing Audit Results (cont)

⇒ Precision & Accuracy Stated in QAPP Not Established for Many Compounds of Interest

- ➔ Precision and accuracy was not determined.
- ➔ The results are based upon state of the art test methods which provide a sound assessment of the emissions from these operations

Instrumental Method Audit Results

⇒ It was not specifically stated that MRI's QA officer would perform an audit by randomly selecting data to follow through the analysis and data processing.

- ➔ MRI's QA officer performed this type of audit to eliminate the possibility of systemic transcription and calculation errors.
- ➔ EPA also performed this type of audit and found no systemic errors.

Additional Manual Method Issues

⇨ Load Out Emissions

◆ PAH species above calibration range

→ Although these were outside the method calibration range, they were within the linear response range of the detector and do not affect the reliability of the results

Additional Manual Method Issues

⇨ Load Out Emissions

- Only two SVOHAP/PAH runs were analyzed due to laboratory error
 - One of the reasons for collecting three samples is to accommodate a loss of one of the samples without significant compromise due to lab error.

Additional Manual Method Issues

⇨ Load Out Emissions

◆ VOHAP analyses outside 14 day window

- It was not possible to analyze in this period due to lab difficulties. Studies indicate that little sample is lost up to as long as 30 days following collection, so these results are acceptable.

Additional Manual Method Issues

⇒ Silo filling emissions

•→ PAH samples diluted

→ The major difficulty created by sample dilution is that the internal spikes are lost and an estimate of the sample recovery can not be made with certainty. Recoveries based upon spikes performed in the laboratory were used in lieu of field spikes. The overall impact is believed to be small and does not significantly affect the results.

Additional Manual Method Issues

⇒ Silo filling emissions

•→ VOHAP analyses outside 14 day window

→ It was not possible to analyze in this period due to lab difficulties. Studies indicate that little sample is lost up to as long as 30 days following collection, so these results are acceptable.

Additional Instrumental Method Issues

- ⇒ Toluene and Hexane by FTIR are Higher than Other Methods
 - The spectroscopist believes that for this source, the results from a method that separates compounds for analysis are superior to the FTIR analyses.
 - The difficulties experienced by the analysis of the FTIR spectra are due to the concentration and spectral similarities of a large number of non-target species.
 - The FTIR results are not for the individual species but for the overall class of compounds. The overall class emissions agree with the total hydrocarbons reported.

Emission Information

⇒ Units of Pounds per 100,000  Tons of Product

⇒ Results from Tests 

⇒ Whole Facility 

⇒ Individual Processes 

Measured Emissions



(per 100,000 tons of Product)

⇒ Particulate Emissions	
•→ Truck Loading CA	4.95 pounds
•→ Truck Loading MA	17.5 pounds
•→ Silo Filling CA	13.6 pounds
⇒ Vaporous Emissions	
•→ Truck Loading CA	134 pounds
•→ Truck Loading MA	165 pounds
•→ Silo Filling CA	269 pounds



Measured Particulate HAP's

(per 100,000 tons of Product)

⇒ Tunnel emissions

Total PAH		0.27 pounds
Phenol		0.05 pounds
Metals		0.000002 pounds

⇒ Silo emissions

Total PAH		0.97 pounds
Metals		0.000008 pounds

Measured Volatile HAP's

(per 100,000 tons of Product)

⇒ Tunnel emissions

Total	0.89 pounds
Benzene	0.08 pounds
Toluene	0.11 pounds
Xylene	0.33 pounds
MEK	0.10 pounds
Other	0.27 pounds

Measured Volatile HAP's (cont)

(per 100,000 tons of Product)

⇒ Silo emissions

Total	7.6 pounds
Benzene	0.18 pounds
Toluene	0.34 pounds
Xylene	1.37 pounds
MEK	0.18 pounds
Formaldehyde	4.4 pounds
Other	1.13 pounds

Total Facility Emissions

(per 100,000 tons of Product)

⇒ Methodology

•→ Production

→ Used Average of Drum Mix and Batch Mix
Factors from Draft AP-42 Section

•→ Loading (Truck & Silo) 

→ Used Average of CA and MA data

•→ Asphalt Storage 

→ Pollutant Concentrations are the Same as
was Measured for Silo Loading

Total Facility Emissions (cont)

(per 100,000 tons of Product)

⇒ Particulate emissions	3,825 pounds PM
	2,625 pounds PM ₁₀
	2,111 pounds PM _{2.5}
⇒ PAH (19 compounds)	14.1 pounds
⇒ Metals emissions	3.7 pounds
⇒ VOC	2,991 pounds
⇒ Volatile HAP's	861 pounds
⇒ Carbon Monoxide	33,000 pounds
⇒ Nitrogen Oxide	2,700 pounds
⇒ Sulfur Oxide	460 pounds


Particulate Emissions by Process

(per 100,000 tons of Product)

⇒ Production	3,800 pounds PM 2,600 pounds PM ₁₀ 2,087 pounds PM _{2.5}
⇒ Load Out	11 pounds
⇒ Silo	13.7 pounds
⇒ Asphalt storage	0.28 pounds

VOC Emissions by Process

(per 100,000 tons of Product)

⇒ Production -	2,317 pounds
⇒ Load Out -	149 pounds
⇒ Silo -	269 pounds
⇒ Asphalt Storage	 256 pounds

PAH Emissions by Process

(per 100,000 tons of Product)

⇒ Production -	12.8 pounds
⇒ Load Out -	0.27 pounds
⇒ Silo -	0.97 pounds
⇒ Asphalt Storage -	0.02 pounds


Metals Emissions by Process

(per 100,000 tons of Product)

⇒ Production -	3.7 pounds
⇒ Load Out -	0.000002 pounds
⇒ Silo -	0.000007 pounds

Volatile HAP Emissions by Process

(per 100,000 tons of Product)

⇒ Production -	846 pounds
⇒ Load Out -	0.95 pounds
⇒ Silo -	7.6 pounds
⇒ Asphalt storage -	 6.6 pounds

CO Emissions by Process

(per 100,000 tons of Product)

⇒ Production -	33,000 pounds
⇒ Load Out -	0 pounds
⇒ Silo -	28 pounds
⇒ Asphalt storage -	⇒ 24 pounds

NO_x & SO₂ Emissions

(per 100,000 tons of Product)

⇒ Nitrogen Oxide

◆ Production

2,700 pounds

⇒ Sulfur Oxide

◆ Production

460 pounds

Conclusion

- ⇒ Two Emission Tests Performed
- ⇒ Test Reports Distributed for Review
- ⇒ Comment Period Ends September 15, 1999
- ⇒ Additional Meeting be Held after Comment Period
- ⇒ Test Reports will be made Final