

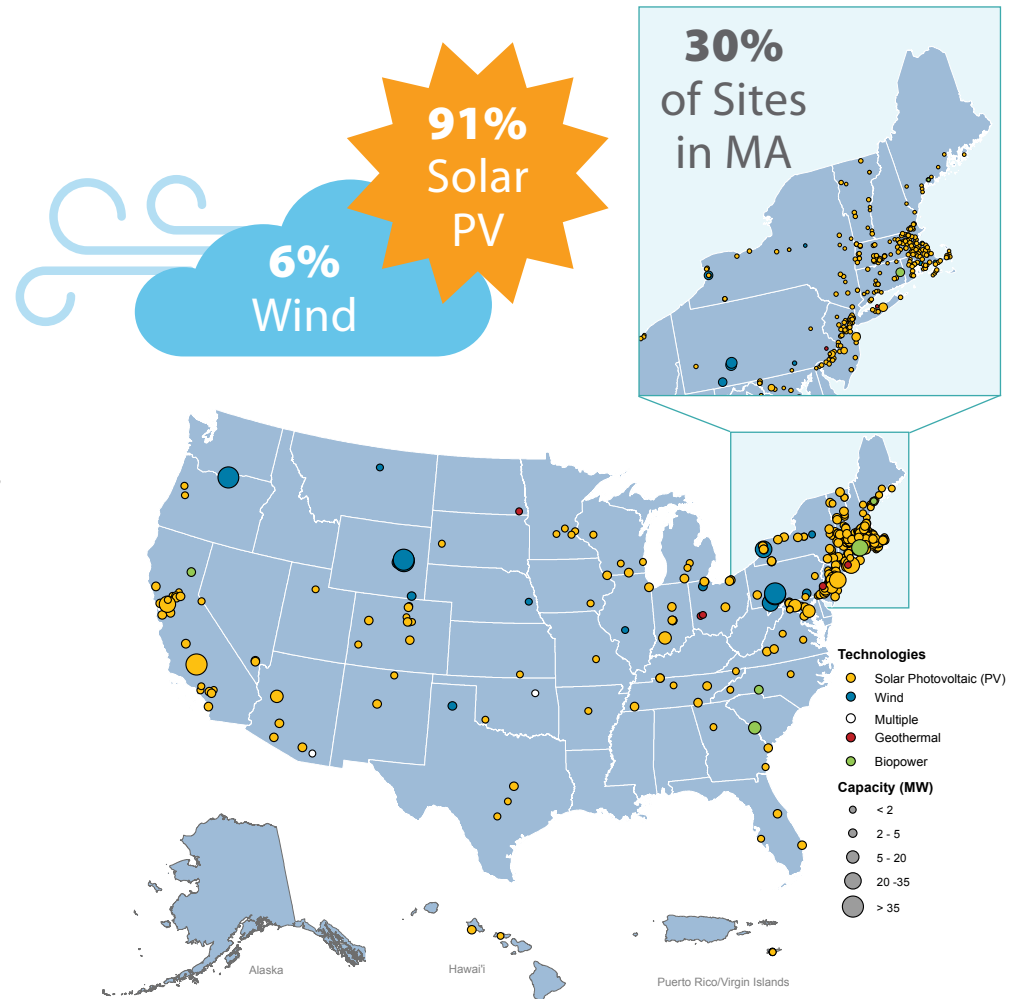
The U.S. Environmental Protection Agency (EPA) recognizes the overall environmental benefit of siting renewable energy projects on contaminated properties. EPA's [RE-Powering America's Land Initiative](#), tracks renewable energy projects on formerly contaminated lands, landfills, and mine sites to educate stakeholders and encourage future site development.<sup>1</sup> This publication includes information about geothermal, biomass, solar and wind installations. EPA has identified current trends in renewable energy development on contaminated lands including:

- 417 renewable energy installations identified to date
- 91% of the installations are solar PV
- 59% of the installations are located on former landfills
- Massachusetts continues to lead the nation in siting solar on landfills and other sites with roughly 30% of all installations in the U.S.
- New York continues to be a top three state with renewable energy on contaminated lands, including two wind installations totaling over 35 MW
- Wyoming has the second most installed capacity out of the states with 16% of the total installed capacity, all of the capacity is from 5 wind installations.

To date, the RE-Powering Initiative has identified 417 renewable energy installations on 390 contaminated lands, landfills, and mine sites,<sup>2</sup> with a cumulative installed capacity of 1,849.8 megawatts (MW). Approximately 69% of these installations are large-scale systems with a project capacity of 1 MW or more. The renewable energy is used to export energy onto the utility grid, offset onsite energy demands, or power cleanup of contaminated sites.

This document provides summary statistics and analyses regarding the types of projects (e.g., system sizes, renewable energy technologies, energy uses) that have been completed on contaminated properties to date. At the end of this document, EPA includes a project tracking list with basic information that is publicly reported about each known, completed installation. In addition to the completed sites listed in this document, EPA is actively tracking more than 150 renewable energy projects that are in various stages of planning, approval, or construction on contaminated properties. Examination of the information in this document may assist in the future planning for development of renewable energy installations.

## 417 RENEWABLE ENERGY PROJECTS WITH OVER 1.8 GIGAWATT INSTALLED CAPACITY



<sup>1</sup> Using publicly available information, RE-Powering maintains a list of completed renewable energy installations on contaminated sites and landfills.

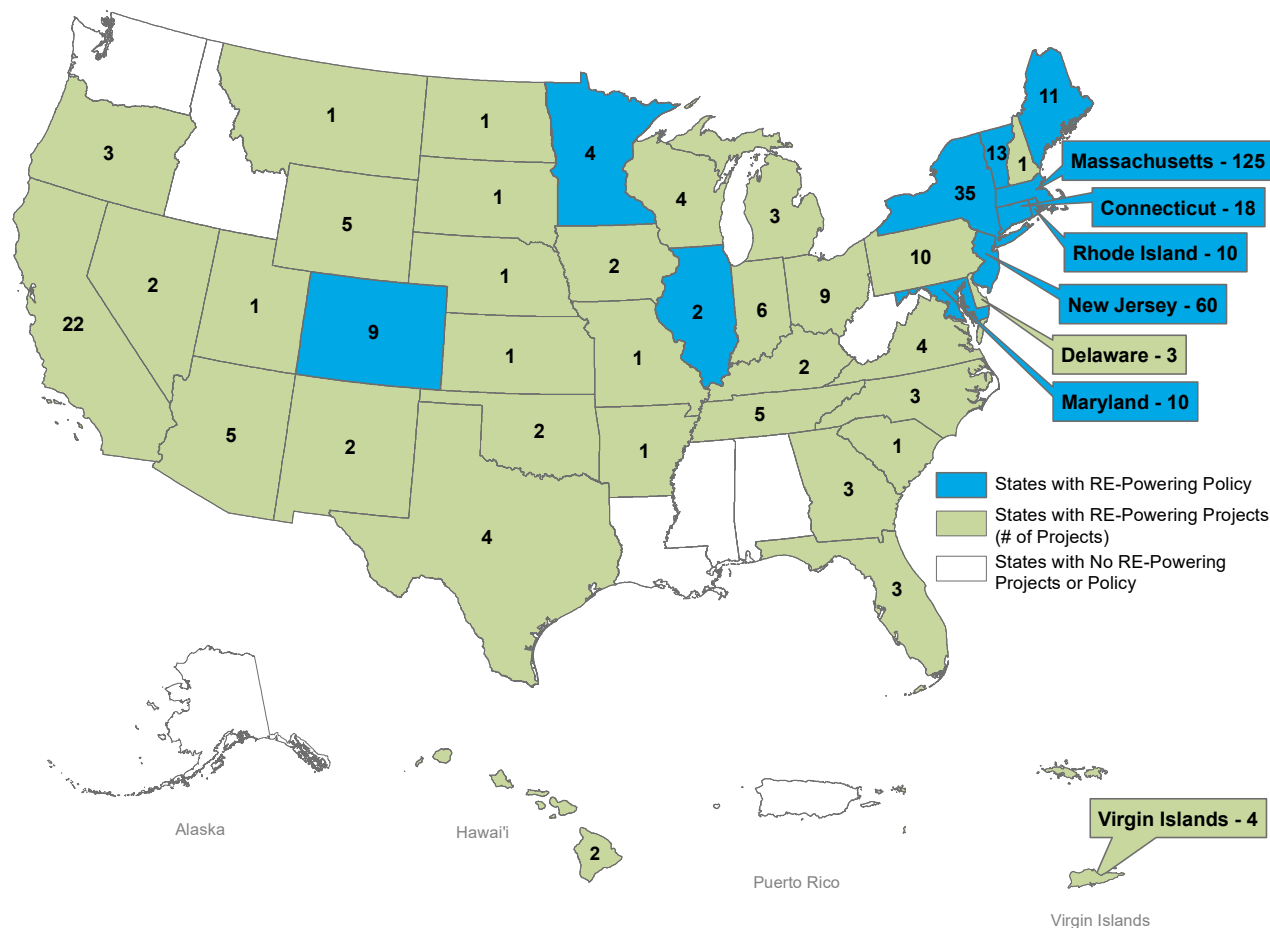
<sup>2</sup> In this document, *installation* and *project* refer to a single renewable energy technology installation, while *site* and *location* refer to a single contaminated property. A *site* or *location* may have more than one *installation* or *project*. For example, the former Dave Johnston Mine (one *site*) has three separate wind *installations*. Multiple installation details can be seen in the tracking spreadsheet at the end of this document.

### National Deployment

RE-Powering has identified renewable energy installations on formerly contaminated lands, landfills, and mine sites in 45 U.S. states and territories. The location of these installations often reflects three factors: available renewable resources (e.g., sunlight patterns, wind speeds); electricity prices; and incentives or other types of policies. Policies can apply generally to renewable installations (e.g., Renewable Portfolio Standards) or can be specially designed to encourage renewable energy development on contaminated lands.

### Policy Matters

The map below shows the impact of “RE-Powering” policies -- procurement requirements, financial incentives, and other state, local, or utility initiatives for renewable development of potentially contaminated lands.<sup>3</sup> States with “RE-Powering” policies tend to have the largest numbers of installations. For example, Massachusetts has enhanced incentives for landfills and brownfields within its Solar Renewable Energy Certificate and SMART programs and other well-established policies to streamline redevelopment of these sites. In New Jersey, longstanding utility ([PSE&G Solar 4 All](#)) and state ([subsection t](#)) programs and policies have supported widespread development of solar on landfills and brownfields. Additional states such as Illinois have been implementing such policies more recently, with expectations of future increases in renewable installations on contaminated lands.



NUMBER OF RE-POWERING PROJECTS BY STATE AND TERRITORY AS OF OCTOBER 2020

<sup>3</sup> This includes policy related to procurement requirements, financial incentives and state initiatives for development of contaminated lands

**Inside the Numbers**

Based on current trends, 67% of the renewable energy systems identified in the tracking matrix sell power back to the grid as wholesale electricity, while another 22% provides energy via community solar projects or for onsite use. Systems range from utility-scale projects, such as 118.5 MW of wind on a WY abandoned mine land, to smaller community-scale projects, such as the 0.2-MW community solar installation on a Norwood, CO landfill.

RE-Powering capitalizes on the opportunity to address contamination and support renewable energy implementation to achieve the associated economic and environmental benefits. Installations to date demonstrate the viability of projects across all EPA and state remediation programs, from powering industrial facilities at sites subject to [RCRA corrective action](#) to offsetting the energy demands at [federal facilities](#) with ongoing cleanup activities to repurposing [brownfield](#) and [Superfund](#) sites.

| NUMBER OF INSTALLATIONS BY SITE TYPE <sup>4</sup>                                          |     |
|--------------------------------------------------------------------------------------------|-----|
| Solar and wind projects on landfills/landfill buffer                                       | 245 |
| Renewable energy projects on brownfield sites <sup>5</sup>                                 | 100 |
| Renewable energy projects on Superfund sites <sup>6</sup>                                  | 71  |
| Renewable energy projects on current/former federal facilities and contaminated properties | 27  |
| Renewable energy projects on RCRA corrective action sites                                  | 21  |
| Renewable energy projects on mine sites                                                    | 13  |

| INSTALLATIONS AND CAPACITY BY SITE OWNERSHIP TYPE |                 |                         |
|---------------------------------------------------|-----------------|-------------------------|
| Ownership Type                                    | # Installations | Installed Capacity (MW) |
| Municipal                                         | 205             | 443.0                   |
| Private                                           | 150             | 1,040.7                 |
| Unknown                                           | 22              | 102.5                   |
| Federal                                           | 21              | 169.3                   |
| Various                                           | 6               | 82.8                    |
| Non-Profit                                        | 5               | 7.5                     |
| University                                        | 4               | 2.8                     |
| State                                             | 2               | 0.9                     |
| Federal/Municipal                                 | 1               | 0.2                     |
| Foundation                                        | 1               | 0.0                     |
| <b>Total</b>                                      | <b>417</b>      | <b>1,849.8</b>          |

| INSTALLATIONS AND CAPACITY BY RENEWABLE TECHNOLOGY |                 |                         |
|----------------------------------------------------|-----------------|-------------------------|
| Technology                                         | # Installations | Installed Capacity (MW) |
| Solar Photovoltaic (PV)                            | 381             | 1,150.5                 |
| Wind                                               | 24              | 634.2                   |
| Biomass                                            | 5               | 65.1                    |
| Geothermal <sup>7</sup>                            | 5               | 1                       |
| Solar PV w/ Wind                                   | 1               | <0.1                    |
| Geothermal w/ Solar PV                             | 1               | <0.1                    |
| <b>Total</b>                                       | <b>417</b>      | <b>1,849.8</b>          |

| INSTALLATIONS AND CAPACITY BY ENERGY USE    |                 |                         |
|---------------------------------------------|-----------------|-------------------------|
| Energy Production/Use                       | # Installations | Installed Capacity (MW) |
| Wholesale Electricity                       | 279             | 1612.2                  |
| Onsite Use - General                        | 46              | 120.7                   |
| Rooftop <sup>8</sup>                        | 38              | 47.7                    |
| Onsite Use - Green Remediation <sup>9</sup> | 26              | 12.5                    |
| Community Owned/Subscription <sup>10</sup>  | 19              | 43.7                    |
| Unknown                                     | 8               | 12.5                    |
| Onsite Use - Training                       | 1               | 0.5                     |
| <b>Total</b>                                | <b>417</b>      | <b>1,849.8</b>          |



4 Some installations can be considered multiple "site types." For example, a Superfund site on a federal facility would be counted both as a Superfund site and as a federal facility for the purposes of this table; however, sites considered to be multiple site types are counted only once when calculating the total number of sites (417 for October 2020).

5 Includes state brownfields.

6 Includes sites subject to the National Priorities List (NPL), non-NPL sites, and sites subject to removal action under Superfund.

7 One geothermal project, the Guthrie Green project in Tulsa, OK, uses a small solar array to power the geothermal heat pump.

8 Rooftop installations cited in the Tracking Matrix represent projects on buildings that are sited on land identified as contaminated (primarily brownfields).

9 Green remediation is the practice of considering all environmental effects of remedy implementation and incorporating options to minimize the environmental footprints of cleanup actions. One such practice is using renewable energy systems to power remediation activities or offset the energy needs associated with cleanup efforts. Projects identified as On-site Green Remediation include all known projects which currently use or have previously used renewable energy for remediation purposes. This figure may include projects that have ceased operations since being added to the tracking matrix. Capacity includes a 4.5-MW system used to offset groundwater remediation systems at Massachusetts Military Reservation.

10 Community solar installations are wholesale electricity in that they typically send generated electricity directly to the grid. However, for the RE-Powering Tracking Matrix, community solar installations have been reclassified from the Wholesale Electricity category to the Community Owned/Subscription category to better represent the unique financing and ownership structure of community solar projects.

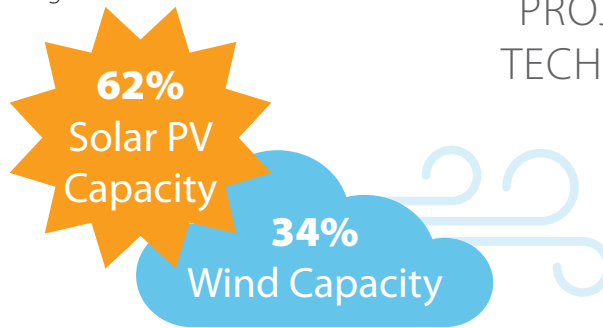
**Continuing Growth**

Beginning in 2008, RE-Powering has seen a marked upward trend in terms of the number of new renewable energy projects developed on contaminated lands, the amount of installed capacity produced by these projects, and the number connected to the wholesale electricity grid.<sup>11</sup> These trends demonstrate that communities, developers, and site owners are embracing this sustainable land development strategy.

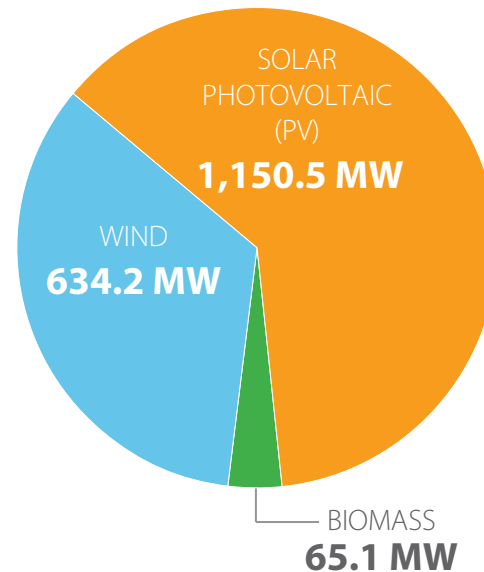
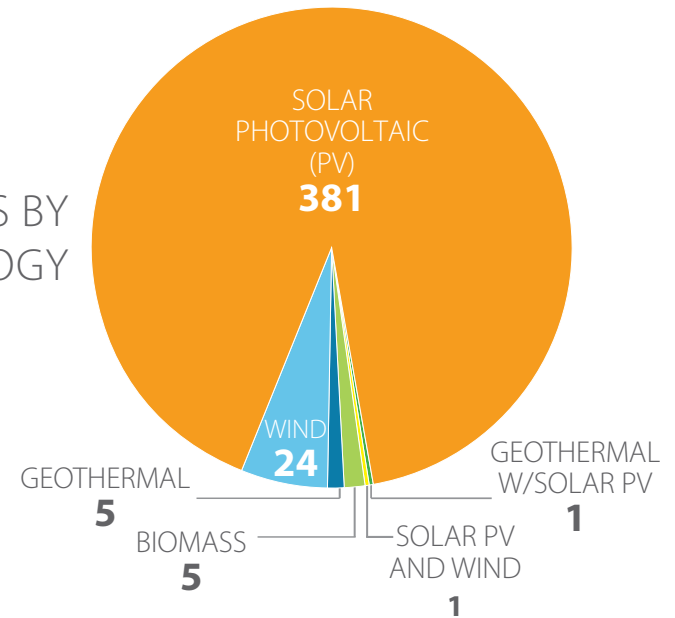
The range in project sizes reflects a variety of factors including market conditions and trends, available acreage, electricity demands, and policy initiatives. Medium- to large-scale installations (1-10 MW) make up 61% of the total number of installed projects to date, while larger systems (10+ MW) comprise 58% of total installed capacity on contaminated lands.

Of identified projects, 91% are solar PV projects developed on contaminated lands, landfills, and mine sites, representing about 62% of total installed capacity, which is a relatively new trend as tracked solar projects overtook wind projects in late 2017 to represent the majority of total capacity. While wind energy represents only 6% of renewable energy on contaminated land projects, a few very large wind installations maintain wind's measurable percentage of installed capacity (about 34%). These include the Casselman Wind Power Project in Somerset County, PA (35 MW); Steel Winds in Bethlehem, NY (35 MW); Highland Wind (62.5 MW) and Highland North Wind (75 MW) in Cambria County, PA; the wind farm at Columbia Ridge Landfill, OR (100 MW); and the three wind farms at the former Dave Johnston Mine in Glenrock, WY (276 MW). Wind tends to be used more often on vast tracts of contaminated land, such as mine sites, while solar PV is the dominant technology at smaller tracts such as municipal solid waste (MSW) landfills.

The RE-Powering strategy supports a sustainable land development strategy for renewable energy. One continuing trend is the reuse of former landfills as large solar PV developments. To date, EPA is aware of 245 solar projects making productive use of former landfills. Of these, at least 218 (91%) were completed between 2012 and 2020. Many more are being planned or permitted, or are under construction. For more information regarding considerations specific to solar projects on MSW landfills, see RE-Powering's [Best Practices for Siting Solar Photovoltaics on Municipal Solid Waste Landfills](#).



PROJECTS BY TECHNOLOGY



CAPACITY BY TECHNOLOGY

<sup>11</sup> With the exception of one 100-MW wind installation on landfill buffer in Oregon (Columbia Ridge), only 21 projects with a total capacity of 143 MW were installed on contaminated sites through 2007.

## Project Highlights

### Cinnaminson Landfill Solar

In August 2019, EPA Region 2 [commemorated the 20th anniversary](#) of the [Superfund Redevelopment Initiative](#) at the Cinnaminson Solar Farm, located on a portion of a former Superfund site and successfully redeveloped it into an alternate energy source for the Cinnaminson Township in New Jersey. The Superfund Redevelopment Initiative launched in 1999 with the goal of returning formerly contaminated lands to long-term sustainable and productive reuse for communities.

The Cinnaminson Groundwater Contamination Superfund Site is in the Townships of Cinnaminson and Delran in Burlington County, New Jersey. The site covers approximately 400 acres of residential and industrial properties, including two former landfills. Throughout their historic operation, the landfills contaminated groundwater and soil at the site, requiring a thorough cleanup that is still ongoing in other areas of the site. The Solar Farm, a 13 MW installation began operating in March of 2019. According to the developer, Cinnaminson has the capacity to power about 3,500 homes with clean energy. [This project is a stellar example of how previously untenable space such as a landfill can be converted into a green energy generating field.](#)

The Cinnaminson Solar Farm is part of [PSE&G Solar 4 All Program](#), this program focuses on turning landfills and brownfields green by building solar farms on these otherwise unusable sites. In addition, New Jersey has specific [incentives and policies](#) that encourages solar on underutilized lands ([Subsection t. of the Solar Act \(N.J.S.A. 48:3-87 \(t\)\)](#)). Solar 4 All provides Solar Renewable Energy Credits ([SRECs](#)) to owners of solar electric power generation facilities certified as being located on a brownfield, area of historic fill, or properly closed sanitary landfill facility. These policies, programs and incentives are one of the reasons why New Jersey is a leading state when it comes to renewable energy on contaminated land, with 60 installation identified to date.

### Blaney Hill Solar Farm

Blaney Hill Solar Farm, a 1-MW solar array on a former landfill in Conway Arkansas was developed [Conway Corp.](#) The city has about 154 acres on the Conway City Landfill, the solar farm will take up about 5 acres. With improvements made to the site in order install solar, the Town of Conway is also planning a mountain bike trail for the landfill. The installation utilizes the Federal Investment Tax Credit (ITC). The Solar ITC is [one of the most important incentives available for solar PV](#) and has supported the growth of solar energy in the United States. Since the ITC was enacted in 2006, [the U.S. solar industry has grown by more than 10,000%.](#)



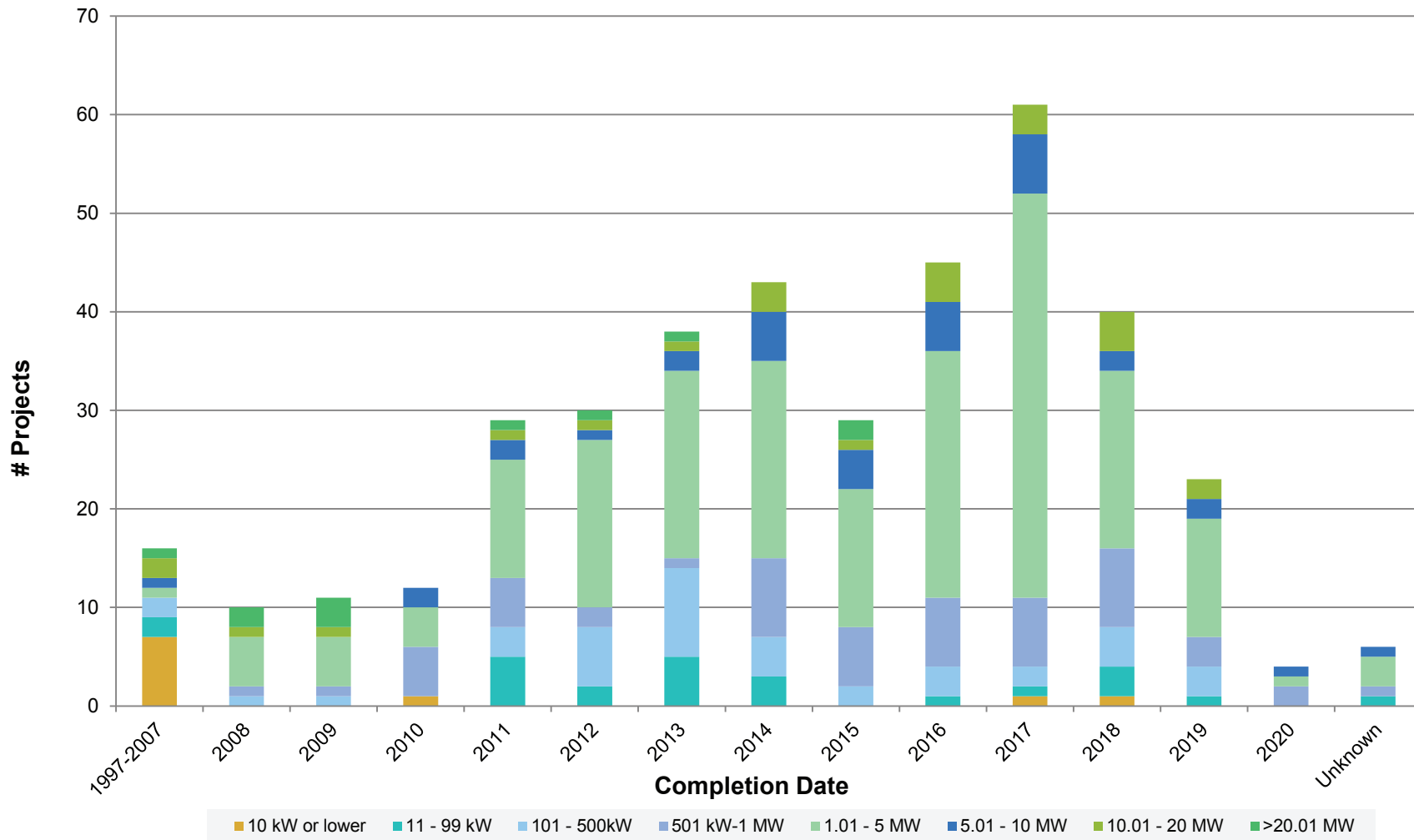
### Titcomb Solar Array

The former 16-acre Titcomb Landfill site, owned by the City of Amesbury, Massachusetts has been developed by Kearsarge Energy to produce [4.5 Megawatts, with a 1.6 MW/3.8 MWh battery storage system](#). The Mayor noted that the site will provide ["both environmental and fiscal benefits to the City."](#) The former landfill, which had limited development potential, will now generate revenue for the City from Payment in Lieu of Taxes (PILOT) and lease payments, as well as energy credits expected to total nearly \$4 million over the next 20 years. The battery storage system provides additional benefits by allowing the installation to provide energy during peak usage periods, even if the sun is not shining. The project was completed in December 2019.

The system utilized the [Solar Massachusetts Renewable Target \(SMART\) Program](#), which is the Massachusetts Department of Energy Resources' (DOER) current solar incentive program. A focus of the SMART Program is to promote optimal siting of solar away from greenfield and open space land uses. To do so, the program includes enhanced incentive levels for landfill and [brownfields](#) sites. This is one of the policies and programs in the state to promote renewable energy on contaminated lands and a reason that Massachusetts has 125 installations on contaminated lands, twice as many as any other state.

**Trends in Project Size<sup>12</sup>**

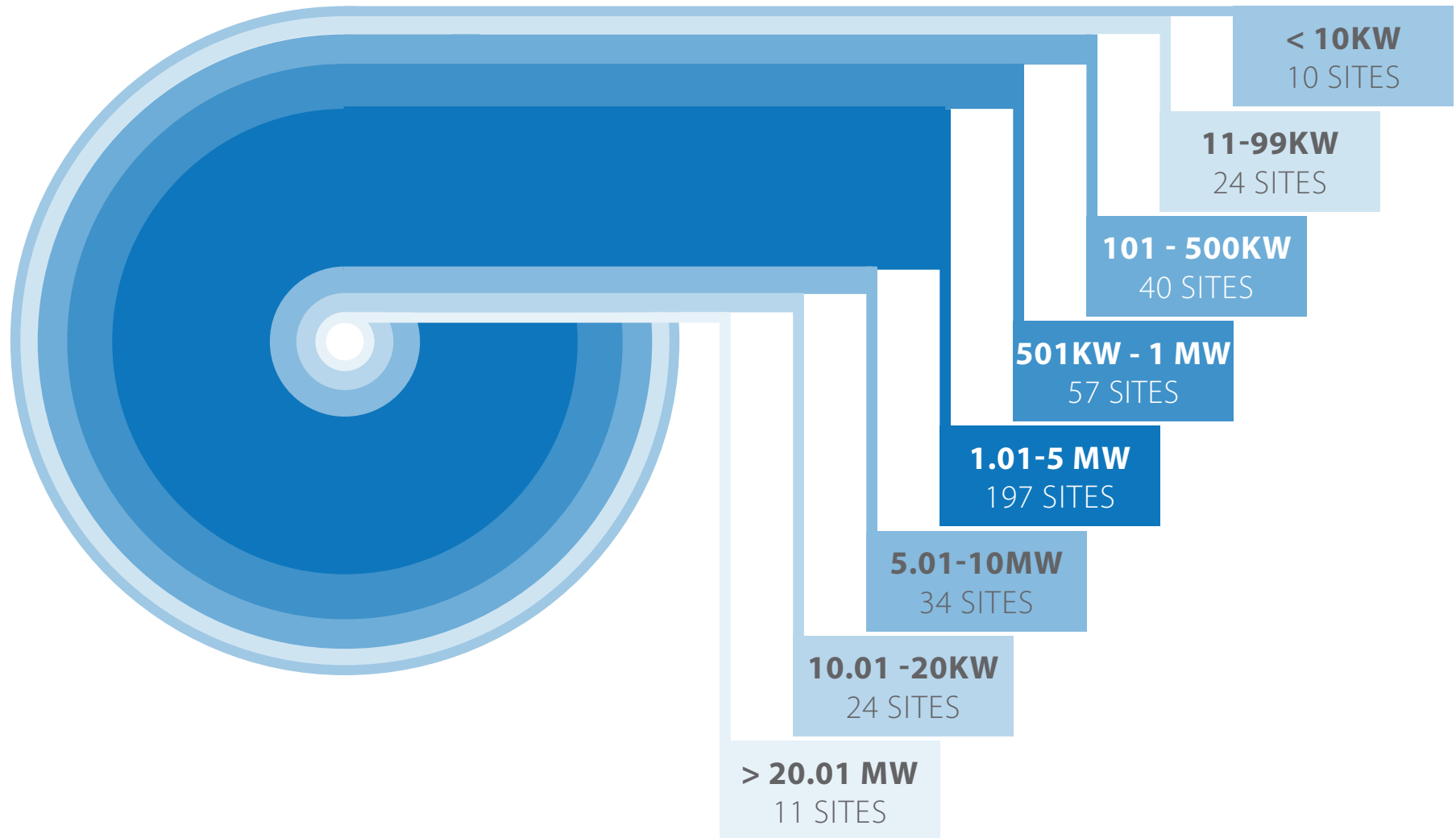
As renewable energy installations on contaminated land have grown in total number, the range of system sizes has continued to become more diverse. Through about 2010, very small projects of 10 kW or less were more common and usually supported green remediation. Although the distribution of project sizes continues to vary from year to year, project size has generally trended upward since 2011. Except for a spike in 2017, the percentage of total projects represented by the 1.01 MW–5 MW ranges has remained relatively constant since 2014.



<sup>12</sup> There are 21 installations where capacity is unknown, these installations are excluded from this chart.

**Range of System Sizes of Completed Installations<sup>13, 14</sup>**

Most installations are included in the mid-range size, several factors could contribute to this, size of the properties being developed, cost associated with increasing capacity size and some states limit the size of installations<sup>27</sup> that can receive specific credits or incentives.

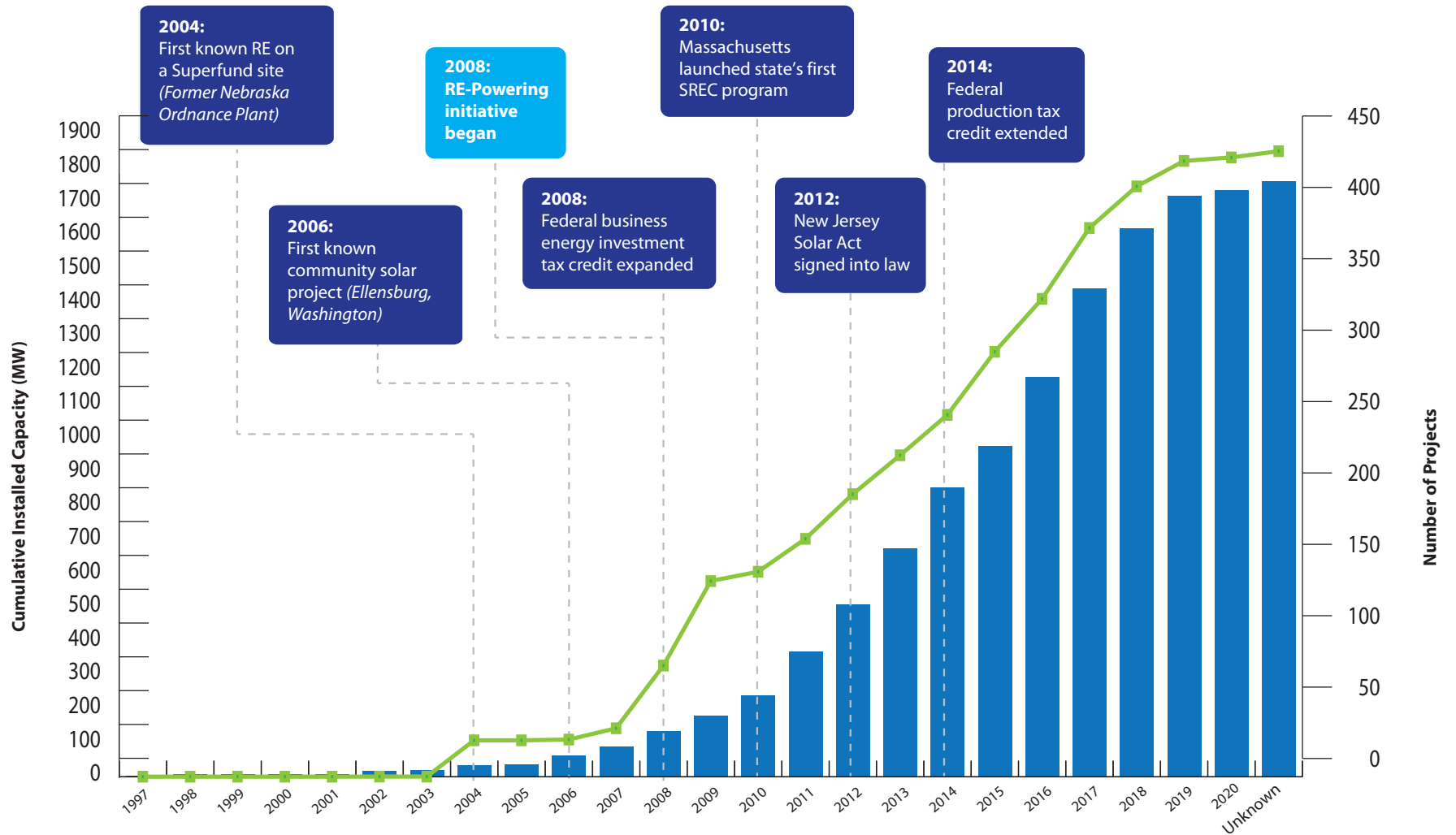


<sup>13</sup> There are 23 1-MW installations in the 501 kW–1 MW capacity range that are included in the percentage of installations at 1 MW or greater (69%) noted on page 1 of this document.

<sup>14</sup> There are 21 installations where capacity is unknown, these installations are excluded from this chart.

**Annual Growth of Completed Installations and Installed Capacity<sup>15, 16</sup>**

There has been a steady growth of both installations and installed capacity since 2007, as highlighted by the events below, some of this growth can be attributed to increased knowledge about the concept, as well as incentives from states seeking to increase renewable energy production.



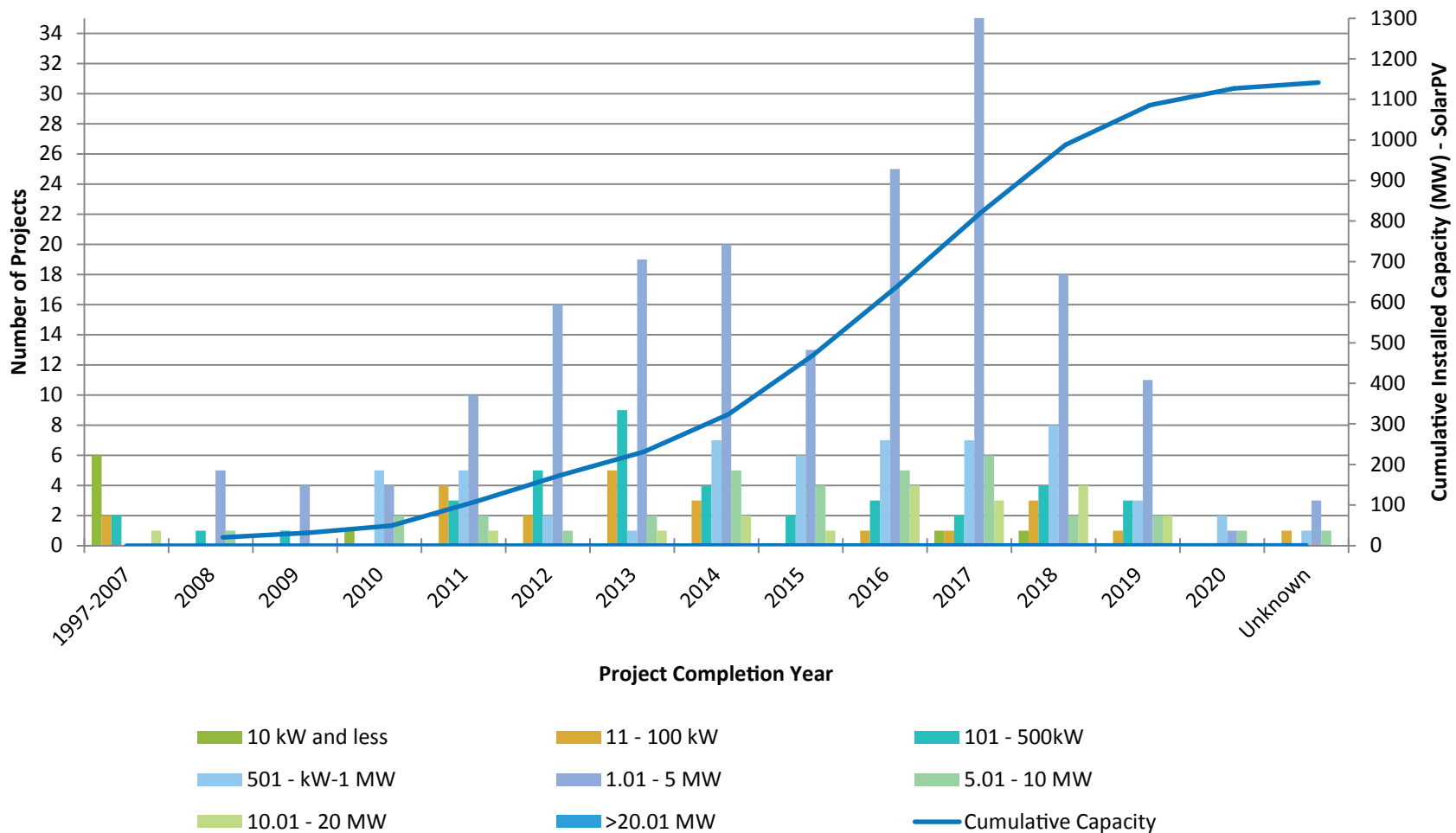
<sup>15</sup> Note that the growth curve for both the number of sites and cumulative installed capacity may differ from previous versions of the Tracking Matrix, as the RE-Powering team learns about additional renewable energy projects installed on contaminated lands in previous years.  
<sup>16</sup> There are six installations for which the completion date is unknown.





**Solar Project Trends<sup>17</sup>**

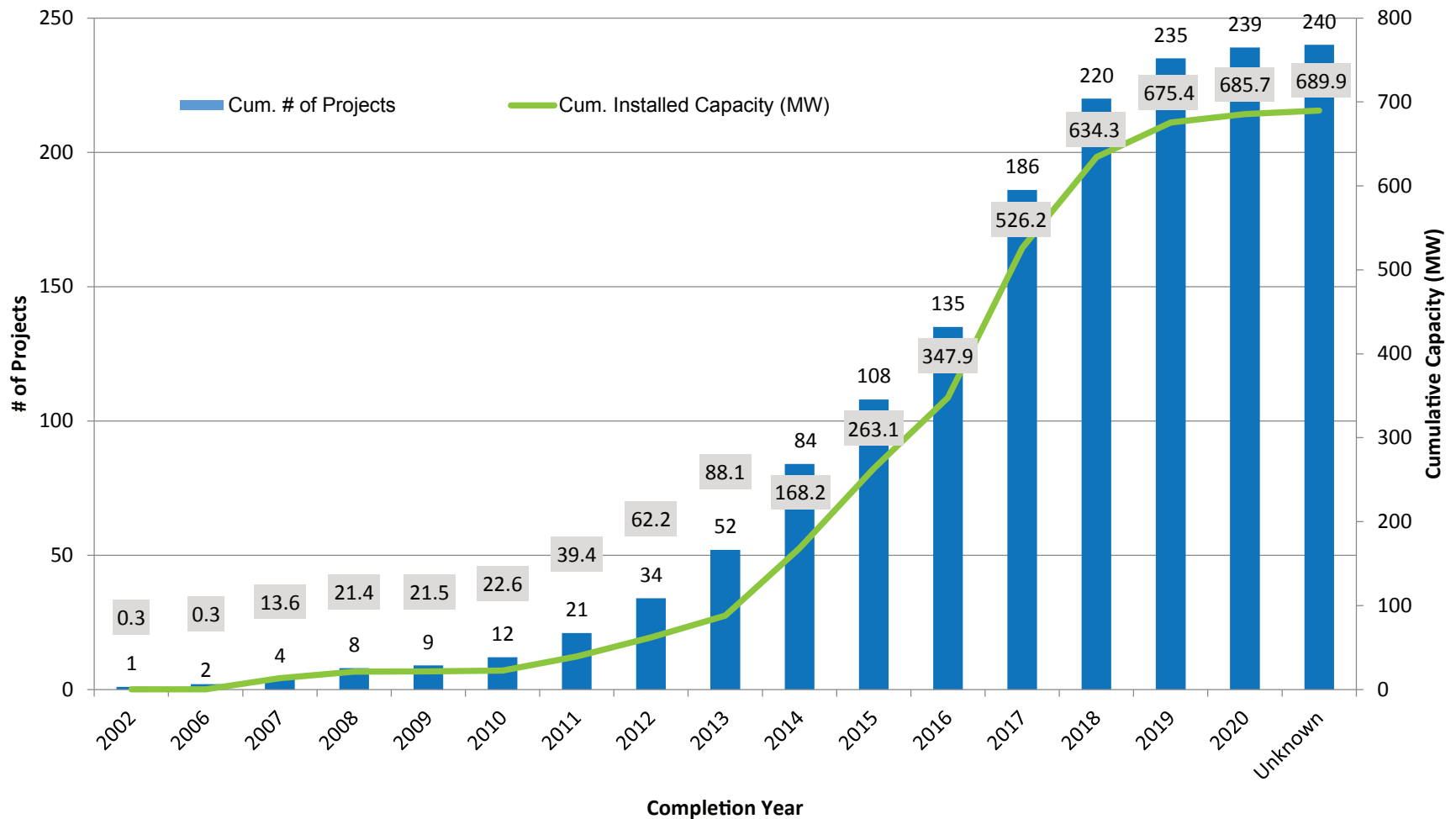
As noted in the [Continuing Growth](#) section, the RE-Powering Initiative has seen a marked and sustained trend in solar installations on contaminated lands. For instance, in the decade between 1997 and 2007, there were only 12 solar on contaminated land projects installed; in 2017 alone, 61 solar projects were installed on contaminated lands. While installations vary in size and are not marked by a particular trend, the predominant solar project size on contaminated sites is 1.01–5 MW. The chart below illustrates activity for solar projects tracked by RE-Powering on contaminated lands from 1997 to the present.



<sup>17</sup> There are 12 installations where capacity is unknown, these installations are excluded from this chart.

### Annual Growth in Solar Installations on Landfill/Landfill Buffer

Among the various technologies and available sites, solar PV on landfills has been a particularly attractive redevelopment option and, over time, has represented an increasing share of all RE-Powering sites. In 2012, only 39% of all RE-Powering sites were solar on landfill installations, whereas 2018 experienced a high of 81% of solar on landfill installations.



## Renewable Energy Mapping Tools

The following tools are online interactive web mapping applications that can help developers or communities identify potentially contaminated lands that might be suitable for siting renewable energy.

### Re-Powering Mapper

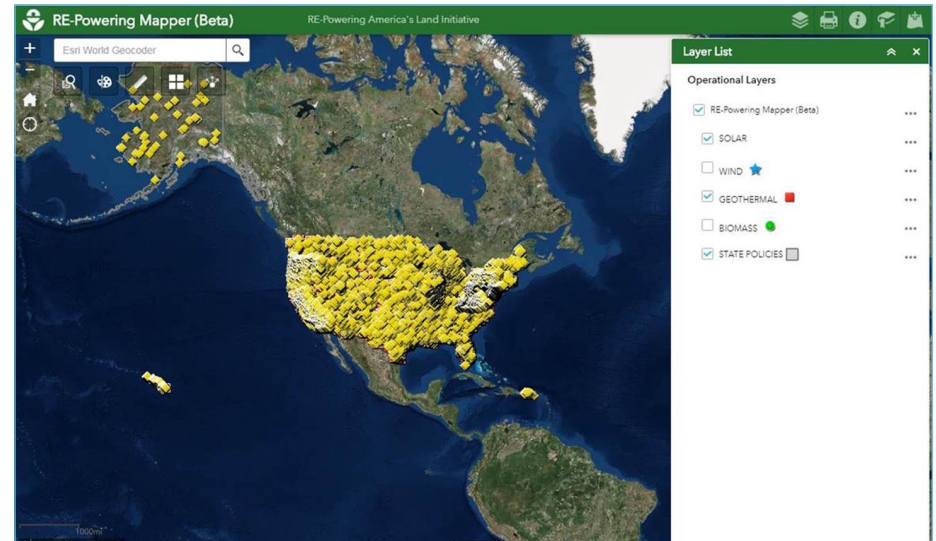
EPA's [RE-Powering Mapper](#), an online interactive web application, allows users to visualize EPA's information about renewable energy potential on contaminated lands, landfills and mine sites. Using screening criteria developed in collaboration with the National Renewable Energy Laboratory (NREL), EPA has pre-screened over 130,000 sites for their renewable energy potential. As part of this effort, EPA collaborated with state agencies from California, Colorado, Connecticut, Florida, Hawaii, Illinois, Maryland, Massachusetts, Minnesota, New Jersey, New York, Oregon, Pennsylvania, Texas, Virginia, and West Virginia.

### New Jersey Community Solar PV Siting Tool

New Jersey has a [solar siting tool](#) that supports the [BPU's Community Solar Energy Pilot Program](#) the Bureau of Climate Change and Clean Energy has developed a Community Solar PV Siting Tool to help solar developers, municipalities and interested stakeholders find locations to site community solar arrays.

### Renewable EnerGIS Mapping Tool

The State of Hawaii launched an [online mapping tool](#) as part of its Hawaii Brightfields Initiative that will make it easier for land owners, developers, community members, and policymakers to assess the renewable energy potential of contaminated sites. This tool supports siting renewable energy projects by providing specific information to help inform the site assessment process, including renewable energy resource information, zoning, topography and other site characteristics.



## CONNECTING WITH RE-POWERING AMERICA'S LAND INITIATIVE

Subscribe to RE-Powering's listserv to receive updates about efforts to encourage renewable energy development on formerly contaminated lands, landfills and mine sites.

[epa.gov/re-powering/subscribe-re-powering-listserv](https://epa.gov/re-powering/subscribe-re-powering-listserv)

To provide information on renewable energy on contaminated land projects not currently appearing in this document, email [cleanenergy@epa.gov](mailto:cleanenergy@epa.gov).

Through the RE-Powering America's Land Initiative, the EPA encourages renewable energy development on potentially contaminated land when aligned with the community's vision for the site. This list tracks completed projects where renewable energy systems have been installed on potentially contaminated lands, landfills, or mine sites. Project capacity data reflect total system capacity, which may be installed in whole or in part on potentially contaminated lands, landfills, or mine sites. For systems with an installed capacity less than 10 kW, the capacity is shown as 0.00. Where information was not found for a given site, it is noted as "Unknown" or with a "-" for numerical values. This information is sorted by state and then by site/project name. The color key for shaded rows is below:

- Installations newly added for October 2020
- Multiple installations on a single site (location)
- New projects for October 2020 representing an additional installation on an existing renewable energy on contaminated lands site

This resource is for informational purposes only. The information in this list was gathered from public announcements of renewable energy projects in the form of company press releases, news releases, and, in some cases, conversations with the parties involved. It may not be a comprehensive list of all projects completed on contaminated land. Projects on this list include ground-mounted utility-scale systems, rooftop systems, and systems used for onsite power, including to power cleanup activities. To provide information on additional projects, please email [cleanenergy@epa.gov](mailto:cleanenergy@epa.gov).

| 1. SITE DESCRIPTION                        |            |       |                            |              |                                     |                     |                  |                                                         | 2. RENEWABLE ENERGY INFORMATION |                       |                 |                           | 3. PROJECT IMPLEMENTATION |                                |
|--------------------------------------------|------------|-------|----------------------------|--------------|-------------------------------------|---------------------|------------------|---------------------------------------------------------|---------------------------------|-----------------------|-----------------|---------------------------|---------------------------|--------------------------------|
| Site/Project Name                          | EPA Region | State | City                       | Type of Site | Site Owner                          | Site Ownership Type | Property Acreage | Former Use Description                                  | RE Type                         | Project Capacity (MW) | Project Acreage | Primary RE Developer Name | Completion Date           | Project Type                   |
| Blaney Hill Solar Farm                     | 6          | AR    | Conway                     | Landfill     | City of Conway                      | Municipal           | 154              | Landfill                                                | Solar PV                        | 1.00                  | 5.0             | Conway Corp               | 2020                      | Wholesale Electricity          |
| Ajo Solar Project                          | 9          | AZ    | Ajo                        | Mine Lands   | Freeport-McMoRan Copper & Gold Inc. | Private             | 38               | Adjacent to mining                                      | Solar PV                        | 5.00                  | 38.0            | Recurrent Energy          | 2011                      | Wholesale Electricity          |
| Apache Powder                              | 9          | AZ    | Benson                     | Superfund    | Apache Nitrogen Products, Inc.      | Private             | 1,100            | Dynamite manufacturing facility                         | Solar PV and Wind               | 0.00                  | -               | Unknown                   | 1997                      | Onsite Use - Green Remediation |
| Bagdad Mine Solar                          | 9          | AZ    | Bagdad (census-designated) | Mine Lands   | Freeport-McMoRan                    | Private             | 21,750           | Open-pit copper and molybdenum mine                     | Solar PV                        | 15.00                 | 24.0            | Recurrent Energy          | 2011                      | Wholesale Electricity          |
| Desert Star Solar Plant                    | 9          | AZ    | Buckeye                    | Landfill     | City of Phoenix                     | Municipal           | 2,560            | MSW Landfill                                            | Solar PV                        | 10.00                 | 118.0           | Arizona Public Service    | 2015                      | Wholesale Electricity          |
| Tucson International Airport Area          | 9          | AZ    | Tucson                     | Superfund    | Tucson Airport Authority            | Non-profit          | -                | Airport                                                 | Solar PV                        | 2.50                  | -               | Unknown                   | 2017                      | Unknown                        |
| Aerojet General Corporation Superfund Site | 9          | CA    | Sacramento                 | Superfund    | Aerojet                             | Private             | 5,900            | Rocket propulsion development and testing facility      | Solar PV                        | 6.00                  | 40.0            | Solar Power, Inc.         | 2010                      | Wholesale Electricity          |
| Camp Pendleton Landfill                    | 9          | CA    | Camp Pendleton             | Superfund    | U.S. Marine Corps                   | Federal             | 28               | MSW and Light Industrial Waste Landfill                 | Solar PV                        | 1.50                  | 5.0             | Kyocera Solar             | 2011                      | Onsite Use - General           |
| Cloverdale Solar                           | 9          | CA    | Cloverdale                 | Landfill     | Unknown                             | Unknown             | -                | Wood Landfill                                           | Solar PV                        | 1.80                  | -               | Greenleaf-TNX             | 2014                      | Wholesale Electricity          |
| Fischer Properties: Depot Park             | 9          | CA    | Sacramento                 | Brownfields  | Fischer Properties                  | Private             | -                | Former U.S. Army Depot                                  | Solar PV                        | 3.00                  | 15.0            | SPG Solar                 | 2010                      | Onsite Use - General           |
| Frontier Fertilizer                        | 9          | CA    | Davis                      | Superfund    | Frontier Fertilizer                 | Private             | 18               | Fertilizer and pesticide storage, sales and application | Solar PV                        | 0.07                  | 0.5             | Unknown                   | 2011                      | Onsite Use - Green Remediation |
| Indian Valley Wood Products Campus         | 9          | CA    | Crescent Mills             | Brownfields  | Sierra Institute                    | Non-profit          | 6                | Lumber Mill                                             | Biomass                         | 3.00                  | -               | Sierra Institute          | 2019                      | Onsite Use - General           |
| Lawrence Livermore National Laboratory     | 9          | CA    | Livermore                  | Superfund    | U.S. DOE                            | Federal             | 7,000            | Ranchland (weapons testing range)                       | Solar PV                        | 3.30                  | 10.0            | Unknown                   | 2009                      | Onsite Use - Green Remediation |



Through the RE-Powering America's Land Initiative, the EPA encourages renewable energy development on potentially contaminated land when aligned with the community's vision for the site. This list tracks completed projects where renewable energy systems have been installed on potentially contaminated lands, landfills, or mine sites. Project capacity data reflect total system capacity, which may be installed in whole or in part on potentially contaminated lands, landfills, or mine sites. For systems with an installed capacity less than 10 kW, the capacity is shown as 0.00. Where information was not found for a given site, it is noted as "Unknown" or with a "-" for numerical values. This information is sorted by state and then by site/project name. The color key for shaded rows is below:

- Installations newly added for October 2020
- Multiple installations on a single site (location)
- New projects for October 2020 representing an additional installation on an existing renewable energy on contaminated lands site

This resource is for informational purposes only. The information in this list was gathered from public announcements of renewable energy projects in the form of company press releases, news releases, and, in some cases, conversations with the parties involved. It may not be a comprehensive list of all projects completed on contaminated land. Projects on this list include ground-mounted utility-scale systems, rooftop systems, and systems used for onsite power, including to power cleanup activities. To provide information on additional projects, please email [cleanenergy@epa.gov](mailto:cleanenergy@epa.gov).

| 1. SITE DESCRIPTION                       |            |       |                |              |                                 |                     |                  |                                     | 2. RENEWABLE ENERGY INFORMATION |                       |                 |                            | 3. PROJECT IMPLEMENTATION |                                |
|-------------------------------------------|------------|-------|----------------|--------------|---------------------------------|---------------------|------------------|-------------------------------------|---------------------------------|-----------------------|-----------------|----------------------------|---------------------------|--------------------------------|
| Site/Project Name                         | EPA Region | State | City           | Type of Site | Site Owner                      | Site Ownership Type | Property Acreage | Former Use Description              | RE Type                         | Project Capacity (MW) | Project Acreage | Primary RE Developer Name  | Completion Date           | Project Type                   |
| Leviathan Mine                            | 9          | CA    | Alpine County  | Superfund    | Atlantic Richfield Company      | Private             | -                | Mine                                | Solar PV                        | -                     | -               | Unknown                    | 2011                      | Onsite Use - Green Remediation |
| MCE Solar One (Chevron Richmond Refinery) | 9          | CA    | Richmond       | Landfill     | Chevron Corporation             | Private             | -                | Oil Refinery Landfill               | Solar PV                        | 10.50                 | 60.0            | Stion                      | 2018                      | Wholesale Electricity          |
| Milliken Landfill                         | 9          | CA    | Ontario        | Landfill     | County of San Bernardino        | Municipal           | 196              | MSW Landfill                        | Solar PV                        | 3.10                  | 15.0            | PV Navigator               | 2017                      | Wholesale Electricity          |
| NASA Jet Propulsion Laboratory (JPL)      | 9          | CA    | Pasadena       | Superfund    | NASA                            | Federal             | -                | Research Facility                   | Solar PV                        | 0.56                  | -               | Unknown                    | 2011                      | Rooftop                        |
| National Semiconductor Corp.              | 9          | CA    | Sunnyvale      | Superfund    | Applied Materials               | Private             | 60               | Manufacturing                       | Solar PV                        | 2.00                  | 1.3             | Unknown                    | 2008                      | Rooftop                        |
| Newmark Ground Water Contamination        | 9          | CA    | San Bernardino | Superfund    | Unknown                         | Unknown             | -                | Industrial/Commercial               | Solar PV                        | 0.75                  | 3.5             | Unknown                    | Unknown                   | Unknown                        |
| Pemaco Superfund Site                     | 9          | CA    | Maywood        | Superfund    | City of Maywood                 | Municipal           | 1                | Custom Chemical Blender             | Solar PV                        | 0.00                  | 1.4             | Unknown                    | 2007                      | Onsite Use - Green Remediation |
| PSEG Pittsburg Solar Energy Center        | 9          | CA    | Pittsburg      | RCRA         | USS - Posco Industries          | Private             | 115              | Steel Mill Landfill                 | Solar PV                        | 25.40                 | 115.0           | PSEG Solar Source          | 2015                      | Wholesale Electricity          |
| Regulus Solar Power Plant                 | 9          | CA    | Bakersfield    | Brownfields  | Unknown                         | Unknown             | -                | Former gas and oil field            | Solar PV                        | 82.00                 | 737.0           | SunEdison                  | 2015                      | Wholesale Electricity          |
| Sutter's Landing Landfill Solar           | 9          | CA    | Sacramento     | Landfill     | City of Sacramento              | Municipal           | -                | MSW Landfill                        | Solar PV                        | 1.50                  | -               | SMUD/Conergy               | 2014                      | Wholesale Electricity          |
| Tequesquite Landfill                      | 9          | CA    | Riverside      | Landfill     | City of Riverside               | Municipal           | 120              | MSW Landfill                        | Solar PV                        | 7.50                  | 20.0            | Sunpower/RBI Solar         | 2015                      | Wholesale Electricity          |
| Travis AFB                                | 9          | CA    | Near Fairfield | Superfund    | U.S. Air Force                  | Federal             | 6,368            | Battery shop / Air Force operations | Solar PV                        | -                     | -               | CH2M                       | 2008                      | Onsite Use - Green Remediation |
| West County Wastewater District           | 9          | CA    | Richmond       | Brownfields  | West County Wastewater District | Municipal           | -                | Sludge-drying Pond                  | Solar PV                        | 1.00                  | 10.0            | Solar Power Partners, Inc. | 2008                      | Onsite Use - General           |

Through the RE-Powering America's Land Initiative, the EPA encourages renewable energy development on potentially contaminated land when aligned with the community's vision for the site. This list tracks completed projects where renewable energy systems have been installed on potentially contaminated lands, landfills, or mine sites. Project capacity data reflect total system capacity, which may be installed in whole or in part on potentially contaminated lands, landfills, or mine sites. For systems with an installed capacity less than 10 kW, the capacity is shown as 0.00. Where information was not found for a given site, it is noted as "Unknown" or with a "-" for numerical values. This information is sorted by state and then by site/project name. The color key for shaded rows is below:

Installations newly added for October 2020
  Multiple installations on a single site (location)
  New projects for October 2020 representing an additional installation on an existing renewable energy on contaminated lands site

This resource is for informational purposes only. The information in this list was gathered from public announcements of renewable energy projects in the form of company press releases, news releases, and, in some cases, conversations with the parties involved. It may not be a comprehensive list of all projects completed on contaminated land. Projects on this list include ground-mounted utility-scale systems, rooftop systems, and systems used for onsite power, including to power cleanup activities. To provide information on additional projects, please email [cleanenergy@epa.gov](mailto:cleanenergy@epa.gov).

| 1. SITE DESCRIPTION                 |            |       |                              |                 |                                           |                     |                  |                                                     | 2. RENEWABLE ENERGY INFORMATION |                       |                 |                                          | 3. PROJECT IMPLEMENTATION |                                |
|-------------------------------------|------------|-------|------------------------------|-----------------|-------------------------------------------|---------------------|------------------|-----------------------------------------------------|---------------------------------|-----------------------|-----------------|------------------------------------------|---------------------------|--------------------------------|
| Site/Project Name                   | EPA Region | State | City                         | Type of Site    | Site Owner                                | Site Ownership Type | Property Acreage | Former Use Description                              | RE Type                         | Project Capacity (MW) | Project Acreage | Primary RE Developer Name                | Completion Date           | Project Type                   |
| Western Regional Sanitary Landfill  | 9          | CA    | Lincoln                      | Landfill        | Western Placer Waste Management Authority | Private             | -                | MSW Landfill                                        | Solar PV                        | 0.01                  | -               | Energy 2011                              | 2017                      | Onsite Use - General           |
| Westlands Solar Park Phase I        | 9          | CA    | Fresno                       | Brownfields     | Various                                   | Various             | 21,000           | Farmland                                            | Solar PV                        | 2.00                  | -               | Westside Holdings LLC                    | 2016                      | Wholesale Electricity          |
| Aurora/Arapahoe Solar Array         | 8          | CO    | Aurora                       | Brownfields     | City of Aurora                            | Municipal           | 5                | Adjacent to Buckley AFB                             | Solar PV                        | 0.50                  | 4.5             | Clean Energy Collective                  | 2013                      | Community Owned / Subscription |
| Belmar Mixed-Use Development        | 8          | CO    | Lakewood                     | Brownfields     | Various                                   | Various             | 48               | Shopping mall                                       | Solar PV                        | 1.70                  | 47.5            | SunPower Corporation                     | 2008                      | Rooftop                        |
| Boulder Cowdery Meadows Solar Array | 8          | CO    | Boulder                      | Landfill        | Cowdery Company                           | Private             | 4                | Landfill buffer to Marshall Landfill Superfund Site | Solar PV                        | 0.50                  | 3.5             | Clean Energy Collective                  | 2013                      | Community Owned / Subscription |
| Coyote Ridge Solar                  | 8          | CO    | Fort Collins                 | Landfill Buffer | Larimer County                            | Municipal           | -                | MSW Landfill (buffer)                               | Solar PV                        | 1.95                  | 9.0             | Poudre Valley Rural Electric Association | 2017                      | Community Owned / Subscription |
| Dreher Pickle Plant                 | 8          | CO    | Fort Collins                 | Brownfields     | City of Fort Collins                      | Municipal           | -                | Pickling Plant                                      | Solar PV                        | 0.60                  | -               | Clean Energy Collective                  | 2015                      | Community Owned / Subscription |
| Fort Carson                         | 8          | CO    | Fort Carson                  | RCRA            | U.S. Army                                 | Federal             | 15               | Construction Landfill                               | Solar PV                        | 2.00                  | 12.0            | Colorado Springs Utilities               | 2008                      | Wholesale Electricity          |
| New Rifle Mill                      | 8          | CO    | Rifle                        | Other           | City of Rifle                             | Municipal           | 130              | Former DOE Uranium Processing Mill                  | Solar PV                        | 1.70                  | 12.0            | SunEdison                                | 2009                      | Onsite Use - General           |
| Norwood Landfill Community Solar    | 8          | CO    | Norwood                      | Landfill        | Unknown                                   | Unknown             | -                | MSW Landfill                                        | Solar PV                        | 0.20                  | -               | GRID Alternatives                        | 2016                      | Community Owned / Subscription |
| Place Bridge Academy                | 8          | CO    | Denver                       | Landfill        | Denver Public Schools                     | Municipal           | 10               | Landfill                                            | Solar PV                        | 0.10                  | 1.5             | Namaste Solar                            | 2013                      | Onsite Use - General           |
| Barkhamsted-New Hartford Landfill   | 1          | CT    | Barkhamsted and New Hartford | Superfund       | Towns of Barkhamsted and New Hartford     | Municipal           | 98               | Landfill                                            | Solar PV                        | 1.50                  | -               | Lodestar                                 | 2017                      | Wholesale Electricity          |



Through the RE-Powering America's Land Initiative, the EPA encourages renewable energy development on potentially contaminated land when aligned with the community's vision for the site. This list tracks completed projects where renewable energy systems have been installed on potentially contaminated lands, landfills, or mine sites. Project capacity data reflect total system capacity, which may be installed in whole or in part on potentially contaminated lands, landfills, or mine sites. For systems with an installed capacity less than 10 kW, the capacity is shown as 0.00. Where information was not found for a given site, it is noted as "Unknown" or with a "-" for numerical values. This information is sorted by state and then by site/project name. The color key for shaded rows is below:

- Installations newly added for October 2020
- Multiple installations on a single site (location)
- New projects for October 2020 representing an additional installation on an existing renewable energy on contaminated lands site

This resource is for informational purposes only. The information in this list was gathered from public announcements of renewable energy projects in the form of company press releases, news releases, and, in some cases, conversations with the parties involved. It may not be a comprehensive list of all projects completed on contaminated land. Projects on this list include ground-mounted utility-scale systems, rooftop systems, and systems used for onsite power, including to power cleanup activities. To provide information on additional projects, please email [cleanenergy@epa.gov](mailto:cleanenergy@epa.gov).

| 1. SITE DESCRIPTION                        |            |       |             |              |                     |                     |                  |                                                           | 2. RENEWABLE ENERGY INFORMATION |                       |                 |                                  | 3. PROJECT IMPLEMENTATION |                                |
|--------------------------------------------|------------|-------|-------------|--------------|---------------------|---------------------|------------------|-----------------------------------------------------------|---------------------------------|-----------------------|-----------------|----------------------------------|---------------------------|--------------------------------|
| Site/Project Name                          | EPA Region | State | City        | Type of Site | Site Owner          | Site Ownership Type | Property Acreage | Former Use Description                                    | RE Type                         | Project Capacity (MW) | Project Acreage | Primary RE Developer Name        | Completion Date           | Project Type                   |
| Bethel Town Landfill Solar                 | 1          | CT    | Bethel      | Landfill     | Town of Bethel      | Municipal           | -                | MSW Landfill                                              | Solar PV                        | 0.95                  | 4.0             | Ameresco                         | 2018                      | Wholesale Electricity          |
| Bozrah Landfill Solar                      | 1          | CT    | Bozrah      | Landfill     | Town of Bozrah      | Municipal           | -                | MSW Landfill                                              | Solar PV                        | 3.10                  | -               | Brightfields                     | 2016                      | Wholesale Electricity          |
| Bridgeport Landfill                        | 1          | CT    | Bridgeport  | Landfill     | City of Bridgeport  | Municipal           | 46               | MSW Landfill (1938-91); Construction Landfill (1996-2000) | Solar PV                        | 2.20                  | 22.0            | American Capital Energy          | 2016                      | Wholesale Electricity          |
| Cheshire Landfill Solar                    | 1          | CT    | Cheshire    | Landfill     | Town of Cheshire    | Municipal           | -                | MSW Landfill                                              | Solar PV                        | 0.98                  | 4.0             | Solar City LLC                   | 2018                      | Wholesale Electricity          |
| Derby Landfill Solar                       | 1          | CT    | Derby       | Landfill     | City of Derby       | Municipal           | 23               | MSW Landfill                                              | Solar PV                        | 0.74                  | 6.0             | Jordan Energy and BQ Energy      | 2015                      | Wholesale Electricity          |
| Ecology Park (AKA Branford Landfill Solar) | 1          | CT    | Branford    | Landfill     | Town of Branford    | Municipal           | -                | MSW Landfill and Landfill Buffer                          | Solar PV                        | -                     | -               | Solar City LLC                   | 2018                      | Unknown                        |
| Evansville Avenue Landfill                 | 1          | CT    | Meriden     | Landfill     | City of Meriden     | Municipal           | -                | MSW Landfill                                              | Solar PV                        | 1.10                  | 3.0             | Greenskies Renewable Energy LLC  | 2017                      | Wholesale Electricity          |
| Fairfield Landfill                         | 1          | CT    | Fairfield   | Landfill     | City of Fairfield   | Municipal           | -                | MSW Landfill                                              | Solar PV                        | 1.30                  | -               | Greenskies Renewable Energy, LLC | 2017                      | Wholesale Electricity          |
| Gallup's Quarry                            | 1          | CT    | Plainfield  | Superfund    | Greenleaf Power     | Private             | 29               | Gravel Pit                                                | Biomass                         | 37.50                 | -               | Greenleaf Power                  | 2013                      | Wholesale Electricity          |
| Hartford CT Landfill (solar)               | 1          | CT    | Hartford    | Landfill     | City of Hartford    | Municipal           | 96               | MSW Landfill                                              | Solar PV                        | 1.00                  | 6.0             | Tecta Solar                      | 2014                      | Wholesale Electricity          |
| Newtown Landfill Solar                     | 1          | CT    | Newtown     | Landfill     | Town of Newtown     | Municipal           | -                | MSW Landfill                                              | Solar PV                        | 1.00                  | 4.0             | Solar City                       | 2018                      | Wholesale Electricity          |
| North Haven Landfill                       | 1          | CT    | North Haven | Landfill     | City of North Haven | Municipal           | -                | MSW Landfill                                              | Solar PV                        | 0.38                  | 1.0             | Greenskies Renewable Energy      | 2017                      | Onsite Use - General           |
| Rogers Road Landfill                       | 1          | CT    | Norwich     | Landfill     | City of Norwich     | Municipal           | 98               | MSW Landfill                                              | Solar PV                        | 3.00                  | 5.0             | SolarCity with Brightfields      | 2017                      | Wholesale Electricity          |
| Solvents Recovery Service of New England   | 1          | CT    | Southington | Superfund    | Unknown             | Unknown             | 4                | Hazardous waste treatment and storage facility            | Solar PV                        | 0.05                  | -               | Unknown                          | 2018                      | Onsite Use - Green Remediation |

Through the RE-Powering America's Land Initiative, the EPA encourages renewable energy development on potentially contaminated land when aligned with the community's vision for the site. This list tracks completed projects where renewable energy systems have been installed on potentially contaminated lands, landfills, or mine sites. Project capacity data reflect total system capacity, which may be installed in whole or in part on potentially contaminated lands, landfills, or mine sites. For systems with an installed capacity less than 10 kW, the capacity is shown as 0.00. Where information was not found for a given site, it is noted as "Unknown" or with a "-" for numerical values. This information is sorted by state and then by site/project name. The color key for shaded rows is below:

- Installations newly added for October 2020
- Multiple installations on a single site (location)
- New projects for October 2020 representing an additional installation on an existing renewable energy on contaminated lands site

This resource is for informational purposes only. The information in this list was gathered from public announcements of renewable energy projects in the form of company press releases, news releases, and, in some cases, conversations with the parties involved. It may not be a comprehensive list of all projects completed on contaminated land. Projects on this list include ground-mounted utility-scale systems, rooftop systems, and systems used for onsite power, including to power cleanup activities. To provide information on additional projects, please email [cleanenergy@epa.gov](mailto:cleanenergy@epa.gov).

| 1. SITE DESCRIPTION                                                        |            |       |               |              |                              |                     |                  |                                 | 2. RENEWABLE ENERGY INFORMATION |                       |                 |                                        | 3. PROJECT IMPLEMENTATION |                                |
|----------------------------------------------------------------------------|------------|-------|---------------|--------------|------------------------------|---------------------|------------------|---------------------------------|---------------------------------|-----------------------|-----------------|----------------------------------------|---------------------------|--------------------------------|
| Site/Project Name                                                          | EPA Region | State | City          | Type of Site | Site Owner                   | Site Ownership Type | Property Acreage | Former Use Description          | RE Type                         | Project Capacity (MW) | Project Acreage | Primary RE Developer Name              | Completion Date           | Project Type                   |
| Stafford Landfill (CT)                                                     | 1          | CT    | Stafford      | Landfill     | Town of Stafford             | Municipal           | -                | MSW Landfill                    | Solar PV                        | 0.95                  | -               | Standard Solar, Inc.                   | 2016                      | Wholesale Electricity          |
| Wintergreen Ave. Landfill                                                  | 1          | CT    | Hamden        | Landfill     | City of Hamden               | Municipal           | -                | MSW Landfill                    | Solar PV                        | 1.00                  | 5.0             | True Green Capital Solar Generation IV | 2016                      | Wholesale Electricity          |
| Woodstock (CT) Landfill Solar                                              | 1          | CT    | Woodstock     | Landfill     | Town of Woodstock            | Municipal           | -                | MSW Landfill                    | Solar PV                        | 1.00                  | -               | BeFree Solar                           | 2016                      | Wholesale Electricity          |
| Dupont Newport                                                             | 3          | DE    | Newport       | Superfund    | DuPont                       | Private             | -                | Landfill                        | Solar PV                        | 0.50                  | 5.0             | Greenwood Energy                       | 2013                      | Wholesale Electricity          |
| McKees Solar Park                                                          | 3          | DE    | Newark        | Landfill     | City of Newark               | Municipal           | -                | MSW Landfill                    | Solar PV                        | 0.23                  | 3.9             | Unknown                                | 2014                      | Community Owned / Subscription |
| North and South Peninsula                                                  | 3          | DE    | Wilmington    | Brownfields  | Greenwood Energy             | Private             | 7                | Industrial                      | Solar PV                        | 1.95                  | 7.0             | Greenwood Energy                       | 2013                      | Wholesale Electricity          |
| Bee Ridge Landfill / Rothenbach Park                                       | 4          | FL    | Sarasota      | Landfill     | Sarasota County              | Municipal           | 450              | MSW Landfill                    | Solar PV                        | 0.25                  | 0.6             | Florida Power & Light                  | 2008                      | Wholesale Electricity          |
| Kenneth P. Ksionek Community Solar Farm at the Stanton Energy Center (SEC) | 4          | FL    | Orlando       | Landfill     | Orlando Utilities Commission | Municipal           | -                | MSW Landfill                    | Solar PV                        | 13.00                 | 24.0            | American Capital Energy                | 2017                      | Community Owned / Subscription |
| Lake Worth Landfill                                                        | 4          | FL    | Lake Worth    | Landfill     | City of Lake Worth           | Municipal           | 63               | Landfill                        | Solar PV                        | 2.00                  | 5.0             | Siemens                                | 2017                      | Wholesale Electricity          |
| Deptford Landfill                                                          | 4          | GA    | Savannah      | Landfill     | Dulany Industries            | Private             | -                | Landfill                        | Solar PV                        | 1.20                  | 5.0             | Unknown                                | 2019                      | Wholesale Electricity          |
| Hickory Ridge Landfill                                                     | 4          | GA    | Atlanta       | Landfill     | Republic Services, Inc       | Private             | 48               | MSW Landfill                    | Solar PV                        | 1.00                  | 10.0            | Republic Services                      | 2011                      | Wholesale Electricity          |
| Jekyll Island Landfill                                                     | 4          | GA    | Jekyll Island | Landfill     | Georgia                      | Municipal           | -                | Landfill                        | Solar PV                        | 1.00                  | 4.0             | Radiance                               | 2019                      | Wholesale Electricity          |
| Goodfellow Bros. Solar Rooftop                                             | 9          | HI    | Kapolei       | RCRA         | Goodfellow Bros.             | Private             | 3                | Wood Treatment Facility         | Solar PV                        | 0.06                  | 0.1             | Hi-Powering Solar, LLC                 | 2019                      | Rooftop                        |
| Kapolei Sustainable Energy Park                                            | 9          | HI    | Kapolei       | RCRA         | James Campbell Company LLC   | Private             | 12               | Former Industrial Disposal Site | Solar PV                        | 1.20                  | 4.0             | Forest City Hawaii                     | 2011                      | Wholesale Electricity          |





Through the RE-Powering America's Land Initiative, the EPA encourages renewable energy development on potentially contaminated land when aligned with the community's vision for the site. This list tracks completed projects where renewable energy systems have been installed on potentially contaminated lands, landfills, or mine sites. Project capacity data reflect total system capacity, which may be installed in whole or in part on potentially contaminated lands, landfills, or mine sites. For systems with an installed capacity less than 10 kW, the capacity is shown as 0.00. Where information was not found for a given site, it is noted as "Unknown" or with a "-" for numerical values. This information is sorted by state and then by site/project name. The color key for shaded rows is below:

- Installations newly added for October 2020
- Multiple installations on a single site (location)
- New projects for October 2020 representing an additional installation on an existing renewable energy on contaminated lands site

This resource is for informational purposes only. The information in this list was gathered from public announcements of renewable energy projects in the form of company press releases, news releases, and, in some cases, conversations with the parties involved. It may not be a comprehensive list of all projects completed on contaminated land. Projects on this list include ground-mounted utility-scale systems, rooftop systems, and systems used for onsite power, including to power cleanup activities. To provide information on additional projects, please email [cleanenergy@epa.gov](mailto:cleanenergy@epa.gov).

| 1. SITE DESCRIPTION                  |            |       |               |              |                              |                     |                  |                                                                                                    | 2. RENEWABLE ENERGY INFORMATION |                       |                 |                                                      | 3. PROJECT IMPLEMENTATION |                                |
|--------------------------------------|------------|-------|---------------|--------------|------------------------------|---------------------|------------------|----------------------------------------------------------------------------------------------------|---------------------------------|-----------------------|-----------------|------------------------------------------------------|---------------------------|--------------------------------|
| Site/Project Name                    | EPA Region | State | City          | Type of Site | Site Owner                   | Site Ownership Type | Property Acreage | Former Use Description                                                                             | RE Type                         | Project Capacity (MW) | Project Acreage | Primary RE Developer Name                            | Completion Date           | Project Type                   |
| Schaus-Vorhies Solar                 | 7          | IA    | Fairfield     | Brownfields  | Schaus-Vorhies Manufacturing | Private             | 11               | Foundry                                                                                            | Solar PV                        | 0.50                  | -               | Ideal Energy                                         | 2016                      | Wholesale Electricity          |
| West Dubuque Solar Garden            | 7          | IA    | Dubuque       | Brownfields  | A.Y. McDonald Co             | Municipal           | -                | Plumbing Manufacturing                                                                             | Solar PV                        | 5.00                  | 21.1            | Alliant Energy                                       | 2017                      | Wholesale Electricity          |
| Exelon City Solar                    | 5          | IL    | Chicago       | Brownfields  | City of Chicago              | Municipal           | 21               | Foundry and casting operation/fastener, hydraulic system components, and ball bearing manufacturer | Solar PV                        | 10.00                 | 41.0            | Exelon and SunPower Corporation                      | 2010                      | Wholesale Electricity          |
| Gobnob Wind Turbine Project          | 5          | IL    | Farmersville  | Brownfields  | Illinois DNR                 | State               | 14               | Freeman United Crown 1 Mine                                                                        | Wind                            | 0.90                  | -               | Rural Electric Convenience Cooperative of Central IL | 2009                      | Wholesale Electricity          |
| Crane Naval                          | 5          | IN    | Crane         | Landfill     | U.S. Navy                    | Federal             | 64,000           | Landfill                                                                                           | Solar PV                        | 17.00                 | 145.0           | Duke Energy                                          | 2017                      | Wholesale Electricity          |
| Kokomo Solar Park                    | 5          | IN    | Kokomo        | Superfund    | Continental Steel            | Private             | 183              | Steel Operations (nails, wire, and wire fence)                                                     | Solar PV                        | 7.00                  | 26.0            | Inovate Solar LLC                                    | 2016                      | Wholesale Electricity          |
| Kokomo Wind Farm (Continental Steel) | 5          | IN    | Kokomo        | Superfund    | Continental Steel            | Private             | 183              | Steel Operations (nails, wire, and wire fence)                                                     | Wind                            | -                     | -               | Unknown                                              | 2017                      | Onsite Use - Green Remediation |
| Marion County Solar #1               | 5          | IN    | Indianapolis  | Landfill     | Citizens Energy Group        | Private             | -                | Monofill Landfill (ash)                                                                            | Solar PV                        | 5.20                  | -               | groSolar (now EDF Renewables)                        | 2015                      | Wholesale Electricity          |
| Marion County Solar #2               | 5          | IN    | Indianapolis  | Brownfields  | Citizens Energy Group        | Private             | -                | Natural Gas Facility                                                                               | Solar PV                        | 1.90                  | -               | groSolar (now EDF Renewables)                        | 2015                      | Wholesale Electricity          |
| Reilly Tar & Chemical (Indianapolis) | 5          | IN    | Indianapolis  | Superfund    | Vertellus Specialties Inc.   | Private             | 120              | Chemical Manufacturing Facility                                                                    | Solar PV                        | 10.80                 | 45.0            | Hanhwa Q Cells                                       | 2014                      | Wholesale Electricity          |
| Strother Field Industrial Park       | 7          | KS    | Winfield      | Superfund    | Various                      | Various             | -                | Military and Industrial                                                                            | Solar PV                        | 0.06                  | -               | Unknown                                              | 2014                      | Rooftop                        |
| Fort Campbell Solar Phase One        | 4          | KY    | Fort Campbell | Landfill     | U.S. Army                    | Federal             | 105,000          | Landfill                                                                                           | Solar PV                        | 1.90                  | 5.0             | BITHENERGY                                           | 2015                      | Onsite Use - General           |
| Fort Campbell Solar Phase Two        | 4          | KY    | Fort Campbell | Landfill     | U.S. Army                    | Federal             | 105,000          | Landfill                                                                                           | Solar PV                        | 3.10                  | 30.0            | BITHENERGY                                           | 2017                      | Wholesale Electricity          |

Through the RE-Powering America's Land Initiative, the EPA encourages renewable energy development on potentially contaminated land when aligned with the community's vision for the site. This list tracks completed projects where renewable energy systems have been installed on potentially contaminated lands, landfills, or mine sites. Project capacity data reflect total system capacity, which may be installed in whole or in part on potentially contaminated lands, landfills, or mine sites. For systems with an installed capacity less than 10 kW, the capacity is shown as 0.00. Where information was not found for a given site, it is noted as "Unknown" or with a "-" for numerical values. This information is sorted by state and then by site/project name. The color key for shaded rows is below:

- Installations newly added for October 2020
- Multiple installations on a single site (location)
- New projects for October 2020 representing an additional installation on an existing renewable energy on contaminated lands site

This resource is for informational purposes only. The information in this list was gathered from public announcements of renewable energy projects in the form of company press releases, news releases, and, in some cases, conversations with the parties involved. It may not be a comprehensive list of all projects completed on contaminated land. Projects on this list include ground-mounted utility-scale systems, rooftop systems, and systems used for onsite power, including to power cleanup activities. To provide information on additional projects, please email [cleanenergy@epa.gov](mailto:cleanenergy@epa.gov).

| 1. SITE DESCRIPTION       |            |       |                  |                   |                                     |                     |                  |                                                  | 2. RENEWABLE ENERGY INFORMATION |                       |                 | 3. PROJECT IMPLEMENTATION                  |                 |                                |
|---------------------------|------------|-------|------------------|-------------------|-------------------------------------|---------------------|------------------|--------------------------------------------------|---------------------------------|-----------------------|-----------------|--------------------------------------------|-----------------|--------------------------------|
| Site/Project Name         | EPA Region | State | City             | Type of Site      | Site Owner                          | Site Ownership Type | Property Acreage | Former Use Description                           | RE Type                         | Project Capacity (MW) | Project Acreage | Primary RE Developer Name                  | Completion Date | Project Type                   |
| Acton Landfill            | 1          | MA    | Acton            | Landfill          | Town of Acton                       | Municipal           | 35               | MSW and Light Industrial Waste Landfill          | Solar PV                        | 1.60                  | 17.5            | Ameresco                                   | 2013            | Wholesale Electricity          |
| Adams Landfill            | 1          | MA    | Adams            | Landfill          | Town of Adams                       | Municipal           | 20               | MSW Landfill                                     | Solar PV                        | 1.10                  | 5.0             | Apis Energy Group                          | 2013            | Wholesale Electricity          |
| Aquinnah Landfill         | 1          | MA    | Aquinnah         | Landfill          | Town of Aquinnah                    | Municipal           | 6                | MSW Landfill                                     | Solar PV                        | 0.05                  | 1.3             | Vineyard Power Solar, LLC                  | 2012            | Onsite Use - General           |
| Barnstable Landfill       | 1          | MA    | Barnstable       | Landfill          | Town of Barnstable                  | Municipal           | 86               | Landfill                                         | Solar PV                        | 4.20                  | 17.0            | American Capital Energy                    | 2014            | Wholesale Electricity          |
| Beech St. Landfill        | 1          | MA    | Rockland         | Landfill          | Town of Rockland                    | Municipal           | 98               | MSW Landfill                                     | Solar PV                        | 3.20                  | 7.5             | NextSun Energy                             | 2014            | Wholesale Electricity          |
| Bellingham Landfill Solar | 1          | MA    | Bellingham       | Landfill          | Town of Bellingham?                 | Municipal           | -                | MSW Landfill                                     | Solar PV                        | 2.70                  | -               | Kearsarge Bellingham                       | 2017            | Wholesale Electricity          |
| Bent Mill Solar           | 1          | MA    | Gardner          | State Brownfields | City of Gardner                     | Municipal           | 27               | Manufacturing (furniture)                        | Solar PV                        | 1.00                  | 5.0             | BCC Solar Energy Advantage/Borrego         | 2014            | Wholesale Electricity          |
| Berkley Landfill Solar    | 1          | MA    | Berkley          | Landfill          | Waste Management                    | Private             | 23               | Residential, commercial, and industrial landfill | Solar PV                        | 3.60                  | 18.0            | Southern Sky Renewable Energy              | 2017            | Wholesale Electricity          |
| Berkshire Truck Plaza     | 1          | MA    | West Stockbridge | State Brownfields | Private                             | Private             | 14               | Former commercial                                | Solar PV                        | 3.00                  | 10.0            | ALTRU Energy LLC                           | 2016            | Wholesale Electricity          |
| Bird Machine Landfill     | 1          | MA    | Walpole          | Landfill          | Baker Hughes (a GE company)         | Private             | 134              | Industrial Landfill                              | Solar PV                        | 4.75                  | 25.0            | Soltage                                    | 2017            | Wholesale Electricity          |
| Bolton Orchards           | 1          | MA    | Bolton           | Brownfields       | Davis Farms Trust                   | Private             | 105              | Gravel pit                                       | Solar PV                        | 6.00                  | 50.0            | Syncarpha Solar                            | 2013            | Wholesale Electricity          |
| Bolton Orchards Phase II  | 1          | MA    | Bolton           | Brownfields       | Davis Farms Trust                   | Private             | 105              | Gravel pit                                       | Solar PV                        | 2.80                  | 13.0            | Syncarpha / Renewable Energy Massachusetts | 2016            | Community Owned / Subscription |
| Boxford Landfill          | 1          | MA    | Boxford          | Landfill          | Town of Boxford                     | Municipal           | 7                | MSW Landfill                                     | Solar PV                        | 1.00                  | 3.5             | Borrego Solar                              | 2017            | Wholesale Electricity          |
| Braintree Landfill        | 1          | MA    | Braintree        | Landfill          | Braintree Electric Light Department | Municipal           | -                | MSW Landfill                                     | Solar PV                        | 1.26                  | -               | Ameresco/Ivory Street Solar, LLC           | 2014            | Wholesale Electricity          |



Through the RE-Powering America's Land Initiative, the EPA encourages renewable energy development on potentially contaminated land when aligned with the community's vision for the site. This list tracks completed projects where renewable energy systems have been installed on potentially contaminated lands, landfills, or mine sites. Project capacity data reflect total system capacity, which may be installed in whole or in part on potentially contaminated lands, landfills, or mine sites. For systems with an installed capacity less than 10 kW, the capacity is shown as 0.00. Where information was not found for a given site, it is noted as "Unknown" or with a "-" for numerical values. This information is sorted by state and then by site/project name. The color key for shaded rows is below:

- Installations newly added for October 2020
- Multiple installations on a single site (location)
- New projects for October 2020 representing an additional installation on an existing renewable energy on contaminated lands site

This resource is for informational purposes only. The information in this list was gathered from public announcements of renewable energy projects in the form of company press releases, news releases, and, in some cases, conversations with the parties involved. It may not be a comprehensive list of all projects completed on contaminated land. Projects on this list include ground-mounted utility-scale systems, rooftop systems, and systems used for onsite power, including to power cleanup activities. To provide information on additional projects, please email [cleanenergy@epa.gov](mailto:cleanenergy@epa.gov).

| 1. SITE DESCRIPTION            |            |       |                     |              |                                            |                     |                  |                                   | 2. RENEWABLE ENERGY INFORMATION |                       |                 |                                                             | 3. PROJECT IMPLEMENTATION |                       |
|--------------------------------|------------|-------|---------------------|--------------|--------------------------------------------|---------------------|------------------|-----------------------------------|---------------------------------|-----------------------|-----------------|-------------------------------------------------------------|---------------------------|-----------------------|
| Site/Project Name              | EPA Region | State | City                | Type of Site | Site Owner                                 | Site Ownership Type | Property Acreage | Former Use Description            | RE Type                         | Project Capacity (MW) | Project Acreage | Primary RE Developer Name                                   | Completion Date           | Project Type          |
| Brewster Landfill              | 1          | MA    | Brewster            | Landfill     | Town of Brewster                           | Municipal           | 16               | MSW Landfill and Recycling Center | Solar PV                        | 1.23                  | 16.0            | American Capital Energy                                     | 2014                      | Wholesale Electricity |
| Bridge Street Landfill         | 1          | MA    | Fairhaven           | Landfill     | Town of Fairhaven                          | Municipal           | -                | MSW Landfill                      | Solar PV                        | 0.58                  | 3.0             | Dynamic Power/Blue Sky/Heliosage                            | 2013                      | Onsite Use - General  |
| Brockton Brightfield           | 1          | MA    | Brockton            | Brownfields  | City of Brockton and Bay State Gas Company | Municipal           | 27               | Former Gas Works Site             | Solar PV                        | 0.46                  | 3.7             | Global Solar                                                | 2006                      | Wholesale Electricity |
| Cedar Street Landfill          | 1          | MA    | Cohasset            | Landfill     | Town of Cohasset                           | Municipal           | 44               | MSW Landfill                      | Solar PV                        | 0.42                  | 1.7             | Palmer Capital/CohSolar LLC                                 | 2017                      | Wholesale Electricity |
| Charles George Landfill        | 1          | MA    | Tyngsboro/Dunstable | Superfund    | Charles George Family                      | Private             | 71               | MSW and Industrial Landfill       | Solar PV                        | 3.56                  | 18.0            | Tyngsborough Landfill Solar, LLC                            | 2017                      | Wholesale Electricity |
| Chatham Landfill               | 1          | MA    | Chatham             | Landfill     | Town of Chatham                            | Municipal           | 30               | MSW Landfill                      | Solar PV                        | 1.80                  | 16.5            | American Capital Energy                                     | 2014                      | Wholesale Electricity |
| Chicopee Elks Landfill         | 1          | MA    | Chicopee            | Landfill     | Chicopee Lodge of Elks #1849               | Private             | -                | Landfill                          | Solar PV                        | 2.10                  | 9.6             | Citizens Enterprises Corp                                   | 2015                      | Wholesale Electricity |
| Chilmark Landfill              | 1          | MA    | Chilmark            | Landfill     | Town of Chilmark                           | Municipal           | 11               | MSW landfill                      | Solar PV                        | 0.10                  | 6.0             | Vineyard Power                                              | 2014                      | Wholesale Electricity |
| Concord Landfill Phase I       | 1          | MA    | Concord             | Landfill     | Town of Concord                            | Municipal           | -                | MSW Landfill                      | Solar PV                        | 1.70                  | -               | Kearsarge Energy                                            | 2014                      | Wholesale Electricity |
| Cottage Street Landfill        | 1          | MA    | Springfield         | Landfill     | Cottage Developers, LLP.                   | Municipal           | 62               | MSW Landfill                      | Solar PV                        | 3.90                  | 40.0            | Western MA Electric Co. (WMECO)                             | 2014                      | Wholesale Electricity |
| Cowles Gravel Solar            | 1          | MA    | Westfield           | Brownfields  | Private trust                              | Private             | 35               | Gravel Pit                        | Solar PV                        | 2.60                  | 10.0            | Westfield Solar, Inc. (subsidiary of ConEdison Development) | 2016                      | Wholesale Electricity |
| Delta Hills Landfill           | 1          | MA    | Chicopee            | Landfill     | WestMass Area Development Corp.            | Private             | -                | MSW Landfill                      | Solar PV                        | 2.69                  | 8.0             | CR Solar                                                    | 2015                      | Wholesale Electricity |
| Dorchester Solar Power Project | 1          | MA    | Dorchester          | Brownfields  | National Grid                              | Private             | -                | Former Manufactured Gas Plant     | Solar PV                        | 1.30                  | 6.0             | Unknown                                                     | 2012                      | Wholesale Electricity |

Through the RE-Powering America's Land Initiative, the EPA encourages renewable energy development on potentially contaminated land when aligned with the community's vision for the site. This list tracks completed projects where renewable energy systems have been installed on potentially contaminated lands, landfills, or mine sites. Project capacity data reflect total system capacity, which may be installed in whole or in part on potentially contaminated lands, landfills, or mine sites. For systems with an installed capacity less than 10 kW, the capacity is shown as 0.00. Where information was not found for a given site, it is noted as "Unknown" or with a "-" for numerical values. This information is sorted by state and then by site/project name. The color key for shaded rows is below:

- Installations newly added for October 2020
- Multiple installations on a single site (location)
- New projects for October 2020 representing an additional installation on an existing renewable energy on contaminated lands site

This resource is for informational purposes only. The information in this list was gathered from public announcements of renewable energy projects in the form of company press releases, news releases, and, in some cases, conversations with the parties involved. It may not be a comprehensive list of all projects completed on contaminated land. Projects on this list include ground-mounted utility-scale systems, rooftop systems, and systems used for onsite power, including to power cleanup activities. To provide information on additional projects, please email [cleanenergy@epa.gov](mailto:cleanenergy@epa.gov).

| 1. SITE DESCRIPTION                    |            |       |                  |                   |                   |                     |                  |                               | 2. RENEWABLE ENERGY INFORMATION |                       |                 |                                                                                               | 3. PROJECT IMPLEMENTATION |                                |
|----------------------------------------|------------|-------|------------------|-------------------|-------------------|---------------------|------------------|-------------------------------|---------------------------------|-----------------------|-----------------|-----------------------------------------------------------------------------------------------|---------------------------|--------------------------------|
| Site/Project Name                      | EPA Region | State | City             | Type of Site      | Site Owner        | Site Ownership Type | Property Acreage | Former Use Description        | RE Type                         | Project Capacity (MW) | Project Acreage | Primary RE Developer Name                                                                     | Completion Date           | Project Type                   |
| Dover Landfill Solar                   | 1          | MA    | Dover            | Landfill          | Hale Reservation  | Private             | 1,137            | MSW Landfill                  | Solar PV                        | 1.40                  | 10.0            | Blue Wave                                                                                     | 2017                      | Community Owned / Subscription |
| Duxbury Landfill                       | 1          | MA    | Duxbury          | Landfill          | Town of Duxbury   | Municipal           | 19               | MSW Landfill                  | Solar PV                        | 0.59                  | 3.0             | American Capital Energy (as Duxbury Solar LLC) and Renewable Energy Development Partners, LLC | 2014                      | Wholesale Electricity          |
| East Bridgewater Landfill Solar        | 1          | MA    | East Bridgewater | Landfill          | Republic Services | Private             | 233              | MSW Landfill                  | Solar PV                        | 3.20                  | -               | Soltage                                                                                       | 2017                      | Wholesale Electricity          |
| Eastham Landfill                       | 1          | MA    | Eastham          | Landfill          | Town of Eastham   | Municipal           | 38               | MSW Landfill                  | Solar PV                        | 0.63                  | 10.4            | American Capital Energy                                                                       | 2014                      | Wholesale Electricity          |
| Emery Street Landfill                  | 1          | MA    | Palmer           | Landfill          | Town of Palmer    | Municipal           | 10               | Landfill                      | Solar PV                        | 5.00                  | 1.3             | Borrego Solar; Syncarpha Capital                                                              | 2017                      | Wholesale Electricity          |
| Everett Solar Power Project            | 1          | MA    | Everett          | Brownfields       | National Grid     | Private             | -                | Former Manufactured Gas Plant | Solar PV                        | 0.61                  | 2.5             | Unknown                                                                                       | 2010                      | Wholesale Electricity          |
| Fairhaven Sanitary Landfill (Canton)   | 1          | MA    | Canton           | Landfill          | Town of Canton    | Municipal           | 15               | MSW Landfill                  | Solar PV                        | 5.60                  | 12.5            | Southern Sky Renewable Energy / GZA                                                           | 2012                      | Wholesale Electricity          |
| Falmouth Landfill                      | 1          | MA    | Falmouth         | Landfill          | Town of Falmouth  | Municipal           | 48               | MSW Landfill                  | Solar PV                        | 4.00                  | 16.0            | Citizens Energy                                                                               | 2017                      | Wholesale Electricity          |
| Fitchburg Gas & Electric Light Company | 1          | MA    | Fitchburg        | State Brownfields | Private           | Private             | 20               | Commercial/Industrial         | Solar PV                        | 1.00                  | 15.0            | UNITIL                                                                                        | 2017                      | Wholesale Electricity          |
| FMR Industrial                         | 1          | MA    | Halifax          | State Brownfields | Private           | Private             | 38               | Agriculture/Pasture           | Solar PV                        | 6.00                  | 30.0            | Halifax Solar, LLC                                                                            | 2019                      | Wholesale Electricity          |
| FMR Lucent Technologies                | 1          | MA    | North Andover    | State Brownfields | Private           | Private             | 169              | Former Manufacturing          | Solar PV                        | 3.30                  | 40.0            | Heritage Place, LLC                                                                           | 2016                      | Wholesale Electricity          |
| Former Comp Chemical                   | 1          | MA    | Mansfield        | State Brownfields | Private           | Private             | 32               | Former Industrial             | Solar PV                        | 1.95                  | 7.5             | Bay4 Energy                                                                                   | 2016                      | Wholesale Electricity          |
| Former Grasso Landfill                 | 1          | MA    | Agawam           | Landfill          | Town of Agawam    | Municipal           | 10               | MSW Landfill                  | Solar PV                        | 1.98                  | 9.5             | Rivermoor-Citizens Agawam, LLC                                                                | 2013                      | Wholesale Electricity          |



Through the RE-Powering America's Land Initiative, the EPA encourages renewable energy development on potentially contaminated land when aligned with the community's vision for the site. This list tracks completed projects where renewable energy systems have been installed on potentially contaminated lands, landfills, or mine sites. Project capacity data reflect total system capacity, which may be installed in whole or in part on potentially contaminated lands, landfills, or mine sites. For systems with an installed capacity less than 10 kW, the capacity is shown as 0.00. Where information was not found for a given site, it is noted as "Unknown" or with a "-" for numerical values. This information is sorted by state and then by site/project name. The color key for shaded rows is below:

- Installations newly added for October 2020
- Multiple installations on a single site (location)
- New projects for October 2020 representing an additional installation on an existing renewable energy on contaminated lands site

This resource is for informational purposes only. The information in this list was gathered from public announcements of renewable energy projects in the form of company press releases, news releases, and, in some cases, conversations with the parties involved. It may not be a comprehensive list of all projects completed on contaminated land. Projects on this list include ground-mounted utility-scale systems, rooftop systems, and systems used for onsite power, including to power cleanup activities. To provide information on additional projects, please email [cleanenergy@epa.gov](mailto:cleanenergy@epa.gov).

| 1. SITE DESCRIPTION                    |            |       |            |                   |                           |                     |                  |                                    | 2. RENEWABLE ENERGY INFORMATION |                       |                 |                                        | 3. PROJECT IMPLEMENTATION |                       |
|----------------------------------------|------------|-------|------------|-------------------|---------------------------|---------------------|------------------|------------------------------------|---------------------------------|-----------------------|-----------------|----------------------------------------|---------------------------|-----------------------|
| Site/Project Name                      | EPA Region | State | City       | Type of Site      | Site Owner                | Site Ownership Type | Property Acreage | Former Use Description             | RE Type                         | Project Capacity (MW) | Project Acreage | Primary RE Developer Name              | Completion Date           | Project Type          |
| Former Parsons Paper Company           | 1          | MA    | Holyoke    | State Brownfields | Private                   | Private             | -                | Former Paper Company               | Solar PV                        | 2.50                  | 15.0            | Unknown                                | Unknown                   | Wholesale Electricity |
| Genrad Solar                           | 1          | MA    | Stow       | RCRA              | Teradyne Corp.            | Private             | 85               | Manufacturing/ Electroplating      | Solar PV                        | 2.50                  | 12.0            | REM LLC/ Syncarpha Capitol/ Gehrlicher | 2013                      | Wholesale Electricity |
| Greenfield Solar Farm                  | 1          | MA    | Greenfield | Landfill          | Town of Greenfield        | Municipal           | 23               | MSW Landfill                       | Solar PV                        | 2.00                  | 23.0            | Axio Power                             | 2012                      | Wholesale Electricity |
| Greenwood St. Landfill                 | 1          | MA    | Worcester  | Landfill          | City of Worcester         | Municipal           | 52               | MSW Landfill                       | Solar PV                        | 8.10                  | 25.0            | Borrego Solar                          | 2017                      | Wholesale Electricity |
| Groton Landfill                        | 1          | MA    | Groton     | Landfill          | Town of Groton            | Municipal           | -                | MSW Landfill                       | Solar PV                        | 2.93                  | 8.0             | Groton Landfill Solar, LLC             | 2016                      | Wholesale Electricity |
| Groveland Wells Solar                  | 1          | MA    | Groveland  | Superfund         | Groveland Municipal Light | Municipal           | 35               | Manufacturing (metal and plastics) | Solar PV                        | 3.60                  | 19.0            | Consolidated Edison Development, Inc.  | 2013                      | Wholesale Electricity |
| Hartford Turnpike/ Shrewsbury Landfill | 1          | MA    | Shrewsbury | Landfill          | Town of Shrewsbury        | Municipal           | 270              | Landfill                           | Solar PV                        | 3.80                  | -               | Exyte Energy                           | 2018                      | Wholesale Electricity |
| Harwich Municipal Landfill             | 1          | MA    | Harwich    | Landfill          | Town of Harwich           | Municipal           | 120              | MSW Landfill                       | Solar PV                        | 4.50                  | 28.0            | American Capital Energy                | 2014                      | Wholesale Electricity |
| Haverhill Solar Power Project          | 1          | MA    | Haverhill  | Brownfields       | National Grid             | Private             | -                | Former Manufactured Gas Plant      | Solar PV                        | 1.00                  | 5.0             | Rivermoor Energy                       | 2010                      | Wholesale Electricity |
| Hill Street Landfill                   | 1          | MA    | Norton     | Landfill          | City of Norton            | Municipal           | 38               | Landfill                           | Solar PV                        | 2.00                  | 8.5             | Norton Landfill Solar LLC              | 2016                      | Wholesale Electricity |
| Hix Bridge Road Landfill               | 1          | MA    | Westport   | Landfill          | Town of Westport          | Municipal           | 15               | MSW Landfill                       | Solar PV                        | 0.62                  | 2.5             | Ameresco                               | 2019                      | Wholesale Electricity |
| Howe Street Landfill                   | 1          | MA    | Ashland    | Landfill          | Town of Ashland           | Municipal           | -                | MSW/Industrial Landfill            | Solar PV                        | 1.00                  | -               | Ameresco                               | 2018                      | Wholesale Electricity |
| Hudson/Stow Landfill Solar             | 1          | MA    | Hudson     | Landfill          | Waste Management          | Private             | -                | MSW Landfill                       | Solar PV                        | 5.00                  | 28.0            | Unknown                                | 2017                      | Wholesale Electricity |
| Hull Wind II                           | 1          | MA    | Hull       | Landfill          | Town of Hull              | Municipal           | 13               | MSW Landfill                       | Wind                            | 1.80                  | 10.0            | Hull Municipal Light                   | 2006                      | Wholesale Electricity |

Through the RE-Powering America's Land Initiative, the EPA encourages renewable energy development on potentially contaminated land when aligned with the community's vision for the site. This list tracks completed projects where renewable energy systems have been installed on potentially contaminated lands, landfills, or mine sites. Project capacity data reflect total system capacity, which may be installed in whole or in part on potentially contaminated lands, landfills, or mine sites. For systems with an installed capacity less than 10 kW, the capacity is shown as 0.00. Where information was not found for a given site, it is noted as "Unknown" or with a "-" for numerical values. This information is sorted by state and then by site/project name. The color key for shaded rows is below:

- Installations newly added for October 2020
- Multiple installations on a single site (location)
- New projects for October 2020 representing an additional installation on an existing renewable energy on contaminated lands site

This resource is for informational purposes only. The information in this list was gathered from public announcements of renewable energy projects in the form of company press releases, news releases, and, in some cases, conversations with the parties involved. It may not be a comprehensive list of all projects completed on contaminated land. Projects on this list include ground-mounted utility-scale systems, rooftop systems, and systems used for onsite power, including to power cleanup activities. To provide information on additional projects, please email [cleanenergy@epa.gov](mailto:cleanenergy@epa.gov).

| 1. SITE DESCRIPTION                     |            |       |             |              |                                     |                     |                  |                                 | 2. RENEWABLE ENERGY INFORMATION |                       |                 |                                                 | 3. PROJECT IMPLEMENTATION |                                |
|-----------------------------------------|------------|-------|-------------|--------------|-------------------------------------|---------------------|------------------|---------------------------------|---------------------------------|-----------------------|-----------------|-------------------------------------------------|---------------------------|--------------------------------|
| Site/Project Name                       | EPA Region | State | City        | Type of Site | Site Owner                          | Site Ownership Type | Property Acreage | Former Use Description          | RE Type                         | Project Capacity (MW) | Project Acreage | Primary RE Developer Name                       | Completion Date           | Project Type                   |
| Hunt Road Landfill                      | 1          | MA    | Amesbury    | Landfill     | Waste Management                    | Private             | 65               | MSW Landfill                    | Solar PV                        | 6.00                  | 30.0            | Citizens Energy                                 | 2016                      | Wholesale Electricity          |
| Huntington Avenue Landfill              | 1          | MA    | Methuen     | Landfill     | Town of Methuen                     | Municipal           | 30               | MSW Landfill                    | Solar PV                        | 1.30                  | 4.7             | Borrego Solar                                   | 2013                      | Wholesale Electricity          |
| Indian Orchard Solar Facility           | 1          | MA    | Springfield | Brownfields  | Springfield Redevelopment Authority | Municipal           | 16               | Former Foundry                  | Solar PV                        | 2.00                  | 10.0            | Citizens Energy                                 | 2011                      | Wholesale Electricity          |
| Iron Horse Park / Shaffer Landfill      | 1          | MA    | Billerica   | Superfund    | Town of Billerica                   | Municipal           | 40               | MSW Landfill                    | Solar PV                        | 5.99                  | 30.0            | Urban Green Technologies                        | 2014                      | Wholesale Electricity          |
| Iron Horse Park Asbestos Landfill Solar | 1          | MA    | Billerica   | Superfund    | B&M/PanAm                           | Private             | 174              | Asbestos Landfill               | Solar PV                        | 6.00                  | 30.0            | Conti Solar; Syncarpha Capital                  | 2017                      | Wholesale Electricity          |
| Iron Horse Park/Dow Solar               | 1          | MA    | Billerica   | Superfund    | Dow Chemical Corp.                  | Private             | 174              | Chemical Manufacturing Facility | Solar PV                        | 3.68                  | 20.0            | Soltage                                         | 2016                      | Wholesale Electricity          |
| Lancaster Landfill                      | 1          | MA    | Lancaster   | Landfill     | Town of Lancaster                   | Municipal           | 7                | Gravel Pit Adjacent to Landfill | Solar PV                        | 0.50                  | 2.8             | Unknown                                         | 2013                      | Wholesale Electricity          |
| Lee Landfill (Willow Hill Road)         | 1          | MA    | Lee         | Landfill     | Schweitzer-Mauduit International    | Private             | -                | Paper Sludge Landfill           | Solar PV                        | 2.60                  | 17.5            | East Light Solar                                | 2017                      | Wholesale Electricity          |
| Lenox Landfill                          | 1          | MA    | Lenox       | Landfill     | Town of Lenox                       | Municipal           | -                | MSW Landfill                    | Solar PV                        | 0.75                  | -               | Willow Creek Solar LLC (subsidiary of Ameresco) | 2017                      | Wholesale Electricity          |
| Lexington Landfill                      | 1          | MA    | Lexington   | Landfill     | Town of Lexington                   | Municipal           | 29               | Former Landfill                 | Solar PV                        | 1.40                  | 15.0            | Syncarpha Capital, LLC                          | 2016                      | Wholesale Electricity          |
| Ludlow Landfill                         | 1          | MA    | Ludlow      | Landfill     | Town of Ludlow                      | Municipal           | 22               | MSW Landfill                    | Solar PV                        | 2.70                  | 17.0            | Borrego Solar                                   | 2013                      | Wholesale Electricity          |
| M.T. Sullivan Landfill                  | 1          | MA    | Chicopee    | Landfill     | City of Chicopee                    | Private             | 50               | Former Landfill                 | Solar PV                        | 2.00                  | 13.5            | Southern Sky Renewable Energy                   | 2017                      | Wholesale Electricity          |
| Marion Landfill Community Solar         | 1          | MA    | Marion      | Landfill     | Town of Marion                      | Municipal           | 50               | MSW Landfill                    | Solar PV                        | 5.20                  | 2.4             | My Generation Energy                            | 2015                      | Community Owned / Subscription |



Through the RE-Powering America's Land Initiative, the EPA encourages renewable energy development on potentially contaminated land when aligned with the community's vision for the site. This list tracks completed projects where renewable energy systems have been installed on potentially contaminated lands, landfills, or mine sites. Project capacity data reflect total system capacity, which may be installed in whole or in part on potentially contaminated lands, landfills, or mine sites. For systems with an installed capacity less than 10 kW, the capacity is shown as 0.00. Where information was not found for a given site, it is noted as "Unknown" or with a "-" for numerical values. This information is sorted by state and then by site/project name. The color key for shaded rows is below:

- Installations newly added for October 2020
- Multiple installations on a single site (location)
- New projects for October 2020 representing an additional installation on an existing renewable energy on contaminated lands site

This resource is for informational purposes only. The information in this list was gathered from public announcements of renewable energy projects in the form of company press releases, news releases, and, in some cases, conversations with the parties involved. It may not be a comprehensive list of all projects completed on contaminated land. Projects on this list include ground-mounted utility-scale systems, rooftop systems, and systems used for onsite power, including to power cleanup activities. To provide information on additional projects, please email [cleanenergy@epa.gov](mailto:cleanenergy@epa.gov).

| 1. SITE DESCRIPTION                       |            |       |              |                   |                      |                     |                  |                                                          | 2. RENEWABLE ENERGY INFORMATION |                       |                 | 3. PROJECT IMPLEMENTATION                                           |                 |                                |
|-------------------------------------------|------------|-------|--------------|-------------------|----------------------|---------------------|------------------|----------------------------------------------------------|---------------------------------|-----------------------|-----------------|---------------------------------------------------------------------|-----------------|--------------------------------|
| Site/Project Name                         | EPA Region | State | City         | Type of Site      | Site Owner           | Site Ownership Type | Property Acreage | Former Use Description                                   | RE Type                         | Project Capacity (MW) | Project Acreage | Primary RE Developer Name                                           | Completion Date | Project Type                   |
| Mashpee Landfill Solar                    | 1          | MA    | Mashpee      | Landfill          | Town of Mashpee      | Municipal           | -                | MSW Landfill                                             | Solar PV                        | 2.10                  | 8.0             | American Capital Energy/ Renewable Energy Development Partners, LLC | 2014            | Wholesale Electricity          |
| Massachusetts Military Reservation (Otis) | 1          | MA    | Sagamore     | Superfund         | U.S. Air Force       | Federal             | 22,000           | Military training and aircraft operation and maintenance | Wind                            | 4.50                  | -               | Unknown                                                             | 2011            | Onsite Use - Green Remediation |
| Montague Landfill Solar                   | 1          | MA    | Montague     | Landfill          | Town of Montague     | Municipal           | -                | MSW Landfill                                             | Solar PV                        | 5.90                  | 40.0            | Kearsarge Energy                                                    | 2018            | Wholesale Electricity          |
| Mount Tom Station                         | 1          | MA    | Holyoke      | State Brownfields | ENGIE North America  | Private             | 128              | Coal Plant                                               | Solar PV                        | 5.76                  | 30.0            | GDF SUEZ                                                            | 2017            | Wholesale Electricity          |
| MT Sullivan Landfill Solar                | 1          | MA    | Chicopee     | Landfill          | Waste Management     | Private             | -                | MSW Landfill                                             | Solar PV                        | 2.50                  | 6.0             | Unknown                                                             | 2017            | Wholesale Electricity          |
| Needham Landfill                          | 1          | MA    | Needham      | Landfill          | City of Needham      | Municipal           | 75               | MSW Landfill                                             | Solar PV                        | 3.70                  | 13.0            | Brightfields                                                        | 2016            | Wholesale Electricity          |
| New Bedford High School Solar             | 1          | MA    | New Bedford  | Brownfields       | City of New Bedford  | Private             | -                | School Public K-12 (current)                             | Solar PV                        | 0.50                  | 2.5             | Blue Wave Capitol                                                   | 2012            | Wholesale Electricity          |
| Norfolk Landfill Phase I                  | 1          | MA    | Norfolk      | Landfill          | Town of Norfolk      | Municipal           | 51               | MSW Landfill and Adjacent Land                           | Solar PV                        | 0.55                  | 1.6             | Constellation Solar Massachusetts, LLC                              | 2012            | Wholesale Electricity          |
| Norfolk Landfill Phase II                 | 1          | MA    | Norfolk      | Landfill          | Town of Norfolk      | Municipal           | 51               | MSW Landfill and Adjacent Land                           | Solar PV                        | 1.05                  | 3.5             | Constellation Solar Massachusetts, LLC                              | 2012            | Wholesale Electricity          |
| North Adams Landfill                      | 1          | MA    | North Adams  | Landfill          | Town of North Adams  | Municipal           | -                | MSW Landfill                                             | Solar PV                        | 3.50                  | 15.0            | Borrego Solar; Syncarpha Capital                                    | 2015            | Wholesale Electricity          |
| North Carver Landfill                     | 1          | MA    | North Carver | Landfill          | Town of North Carver | Municipal           | 22               | MSW Landfill                                             | Solar PV                        | 1.70                  | 8.0             | Southern Sky Renewables                                             | 2016            | Wholesale Electricity          |
| Northampton Landfill Solar                | 1          | MA    | Northampton  | Landfill          | City of Northampton  | Municipal           | 15               | MSW Landfill                                             | Solar PV                        | 3.17                  | 15.0            | Ameresco                                                            | 2017            | Wholesale Electricity          |
| Nyanza Waste Dump Superfund Site          | 1          | MA    | Ashland      | Superfund         | Unknown              | Unknown             | 226              | Chemical Waste Dump                                      | Solar PV                        | 5.80                  | 18.0            | Ashland Solar LLC                                                   | 2020            | Wholesale Electricity          |
| Oliver Street Landfill                    | 1          | MA    | Easthampton  | Landfill          | City of Easthampton  | Municipal           | 40               | MSW Landfill                                             | Solar PV                        | 2.30                  | 12.0            | Borrego Solar                                                       | 2012            | Wholesale Electricity          |

Through the RE-Powering America's Land Initiative, the EPA encourages renewable energy development on potentially contaminated land when aligned with the community's vision for the site. This list tracks completed projects where renewable energy systems have been installed on potentially contaminated lands, landfills, or mine sites. Project capacity data reflect total system capacity, which may be installed in whole or in part on potentially contaminated lands, landfills, or mine sites. For systems with an installed capacity less than 10 kW, the capacity is shown as 0.00. Where information was not found for a given site, it is noted as "Unknown" or with a "-" for numerical values. This information is sorted by state and then by site/project name. The color key for shaded rows is below:

- Installations newly added for October 2020
- Multiple installations on a single site (location)
- New projects for October 2020 representing an additional installation on an existing renewable energy on contaminated lands site

This resource is for informational purposes only. The information in this list was gathered from public announcements of renewable energy projects in the form of company press releases, news releases, and, in some cases, conversations with the parties involved. It may not be a comprehensive list of all projects completed on contaminated land. Projects on this list include ground-mounted utility-scale systems, rooftop systems, and systems used for onsite power, including to power cleanup activities. To provide information on additional projects, please email [cleanenergy@epa.gov](mailto:cleanenergy@epa.gov).

| 1. SITE DESCRIPTION                |            |       |               |                   |                                         |                     |                  |                               | 2. RENEWABLE ENERGY INFORMATION |                       |                 |                                     | 3. PROJECT IMPLEMENTATION |                                |
|------------------------------------|------------|-------|---------------|-------------------|-----------------------------------------|---------------------|------------------|-------------------------------|---------------------------------|-----------------------|-----------------|-------------------------------------|---------------------------|--------------------------------|
| Site/Project Name                  | EPA Region | State | City          | Type of Site      | Site Owner                              | Site Ownership Type | Property Acreage | Former Use Description        | RE Type                         | Project Capacity (MW) | Project Acreage | Primary RE Developer Name           | Completion Date           | Project Type                   |
| Orleans Landfill                   | 1          | MA    | Orleans       | Landfill          | Town of Orleans                         | Municipal           | 21               | MSW Landfill                  | Solar PV                        | 0.57                  | 1.7             | Broadway Renewable Strategies, LLC  | 2015                      | Wholesale Electricity          |
| Osgood Landing Solar               | 1          | MA    | North Andover | State Brownfields | Ozzy Properties                         | Private             | -                | Manufacturing                 | Solar PV                        | 6.00                  | -               | Osgood Solar                        | 2016                      | Wholesale Electricity          |
| Palmer Metropolitan Airfield Solar | 1          | MA    | Palmer        | Brownfields       | JenJill LLC                             | Private             | 30               | Airfield                      | Solar PV                        | 5.90                  | 30.0            | Borrego Solar; Syncarpha Capital    | 2016                      | Wholesale Electricity          |
| Pembroke Landfill Solar            | 1          | MA    | Pembroke      | Landfill          | Town of Pembroke                        | Municipal           | 210              | MSW Landfill                  | Solar PV                        | 3.26                  | 9.0             | CS Energy                           | 2017                      | Wholesale Electricity          |
| Philips Lightolier Wind            | 1          | MA    | Fall River    | Brownfields       | Philips                                 | Private             | 32               | Manufacturing/Industrial Park | Wind                            | 2.00                  | -               | Philips                             | 2012                      | Wholesale Electricity          |
| Pittsfield Municipal Landfill      | 1          | MA    | Pittsfield    | Landfill          | City of Pittsfield                      | Municipal           | 44               | MSW Landfill                  | Solar PV                        | 2.91                  | 9.0             | Ameresco                            | 2017                      | Wholesale Electricity          |
| Plainville Landfill                | 1          | MA    | Plainville    | Landfill          | Republic Services (Allied Waste)        | Private             | 138              | MSW Landfill                  | Solar PV                        | 6.00                  | -               | Soltage LLC                         | 2017                      | Wholesale Electricity          |
| Prospect Street Landfill           | 1          | MA    | Easton        | Landfill          | Town of Easton                          | Municipal           | 8                | MSW Landfill                  | Solar PV                        | 1.90                  | 8.0             | Borrego Solar                       | 2014                      | Wholesale Electricity          |
| Quaboag Landfill Solar             | 1          | MA    | Brookfield    | Landfill          | Town of Brookfield                      | Municipal           | 16               | MSW Landfill                  | Solar PV                        | 0.43                  | 3.0             | Washington Gas Energy Systems, Inc. | 2013                      | Wholesale Electricity          |
| Raffaele Road Solar Project        | 1          | MA    | Plymouth      | Brownfields       | Plymouth Sand and Gravel LLC            | Private             | 30               | Sand and Gravel Pit           | Solar PV                        | 5.67                  | 26.0            | BlueWave Capital                    | 2014                      | Wholesale Electricity          |
| Randolph Landfill Solar            | 1          | MA    | Randolph      | Landfill          | Republic Services                       | Private             | 295              | MSW Landfill                  | Solar PV                        | 4.80                  | 30.0            | Soltage                             | 2017                      | Wholesale Electricity          |
| Ravenbrook Farms Landfill          | 1          | MA    | North Carver  | Landfill          | Ravenbrook Farms, Inc. (Willard Rhodes) | Private             | 31               | MSW, CD&D Landfill            | Solar PV                        | 6.00                  | 14.0            | Southern Sky Renewable Energy       | 2014                      | Wholesale Electricity          |
| Raynham Landfill Community Solar   | 1          | MA    | Raynham       | Landfill          | Taunton Municipal Light Plant           | Municipal           | -                | Landfill                      | Solar PV                        | 3.00                  | 14.0            | Green Street Power Partners, LLC    | 2018                      | Community Owned / Subscription |
| Rehoboth Landfill (MA)             | 1          | MA    | Rehoboth      | Landfill          | Town of Rehoboth                        | Municipal           | 21               | MSW Landfill                  | Solar PV                        | 2.49                  | 18.3            | NRG Renew LLC                       | 2015                      | Wholesale Electricity          |





Through the RE-Powering America's Land Initiative, the EPA encourages renewable energy development on potentially contaminated land when aligned with the community's vision for the site. This list tracks completed projects where renewable energy systems have been installed on potentially contaminated lands, landfills, or mine sites. Project capacity data reflect total system capacity, which may be installed in whole or in part on potentially contaminated lands, landfills, or mine sites. For systems with an installed capacity less than 10 kW, the capacity is shown as 0.00. Where information was not found for a given site, it is noted as "Unknown" or with a "-" for numerical values. This information is sorted by state and then by site/project name. The color key for shaded rows is below:

- Installations newly added for October 2020
- Multiple installations on a single site (location)
- New projects for October 2020 representing an additional installation on an existing renewable energy on contaminated lands site

This resource is for informational purposes only. The information in this list was gathered from public announcements of renewable energy projects in the form of company press releases, news releases, and, in some cases, conversations with the parties involved. It may not be a comprehensive list of all projects completed on contaminated land. Projects on this list include ground-mounted utility-scale systems, rooftop systems, and systems used for onsite power, including to power cleanup activities. To provide information on additional projects, please email [cleanenergy@epa.gov](mailto:cleanenergy@epa.gov).

| 1. SITE DESCRIPTION                     |            |       |                  |              |                                        |                     |                  |                                                                        | 2. RENEWABLE ENERGY INFORMATION |                       |                 |                                                                                | 3. PROJECT IMPLEMENTATION |                                |
|-----------------------------------------|------------|-------|------------------|--------------|----------------------------------------|---------------------|------------------|------------------------------------------------------------------------|---------------------------------|-----------------------|-----------------|--------------------------------------------------------------------------------|---------------------------|--------------------------------|
| Site/Project Name                       | EPA Region | State | City             | Type of Site | Site Owner                             | Site Ownership Type | Property Acreage | Former Use Description                                                 | RE Type                         | Project Capacity (MW) | Project Acreage | Primary RE Developer Name                                                      | Completion Date           | Project Type                   |
| Re-Solve Superfund Solar                | 1          | MA    | Dartmouth        | Superfund    | Unknown                                | Unknown             | 6                | Waste Chemical Reclamation                                             | Solar PV                        | 0.15                  | 2.0             | Weston Solutions                                                               | 2012                      | Onsite Use - Green Remediation |
| Revere Solar Power Project              | 1          | MA    | Revere           | Brownfields  | National Grid                          | Private             | -                | Former Manufactured Gas Plant                                          | Solar PV                        | 0.75                  | 3.0             | Unknown                                                                        | 2010                      | Wholesale Electricity          |
| Rising Paper Solar                      | 1          | MA    | Great Barrington | Landfill     | Rising Paper, LLC                      | Private             | 26               | Paper Landfill                                                         | Solar PV                        | 3.20                  | 16.0            | Altus Power America Management, LLC                                            | 2016                      | Wholesale Electricity          |
| Rumford Ave. Landfill Solar             | 1          | MA    | Newtown          | Landfill     | City of Newtown                        | Municipal           | -                | MSW and DPW materials landfill                                         | Solar PV                        | 2.14                  | 9.0             | Ameresco / Rumford Ave. Solar, LLC                                             | 2017                      | Wholesale Electricity          |
| Russells Mills Road Landfill            | 1          | MA    | Dartmouth        | Landfill     | Town of Dartmouth                      | Municipal           | 115              | MSW Landfill                                                           | Solar PV                        | 1.45                  | 6.3             | Borrego Solar                                                                  | 2013                      | Wholesale Electricity          |
| Saugus Landfill Solar                   | 1          | MA    | Saugus           | Landfill     | Town of Saugus                         | Municipal           | 16               | MSW Landfill                                                           | Solar PV                        | 1.66                  | 4.0             | Ameresco                                                                       | 2017                      | Wholesale Electricity          |
| Scituate Landfill                       | 1          | MA    | Scituate         | Landfill     | Town of Scituate                       | Municipal           | 29               | Landfill: MSW, construction debris, and wastewater treatment residuals | Solar PV                        | 3.00                  | 12.5            | Scituate Solar - JV between Brightfields Development LLC and Syncarpha Capital | 2013                      | Wholesale Electricity          |
| Shirley Landfill                        | 1          | MA    | Shirley          | Landfill     | Town of Shirley                        | Municipal           | 10               | MSW Landfill                                                           | Solar PV                        | 1.35                  | 3.5             | Altus Power America, LLC                                                       | 2017                      | Wholesale Electricity          |
| Silver Lake Solar Photovoltaic Facility | 1          | MA    | Pittsfield       | Superfund    | Western Massachusetts Electric Company | Private             | 8                | Former GE site and former steam generating site                        | Solar PV                        | 1.80                  | 8.0             | Western Massachusetts Electric Company (WMECO)                                 | 2010                      | Wholesale Electricity          |
| Simonds Rd. Landfill                    | 1          | MA    | Williamstown     | Landfill     | Town of Williamstown                   | Municipal           | 18               | MSW Landfill                                                           | Solar PV                        | 2.00                  | 7.0             | Brightfields                                                                   | 2018                      | Wholesale Electricity          |
| SOLUTIA (MONSANTO)                      | 1          | MA    | Springfield      | RCRA         | Private                                | Private             | 180              | Former Chemical Plant                                                  | Solar PV                        | 2.00                  | 10.0            | Unknown                                                                        | Unknown                   | Wholesale Electricity          |
| South Hadley Landfill                   | 1          | MA    | South Hadley     | Landfill     | Town of South Hadley                   | Municipal           | -                | MSW Landfill                                                           | Solar PV                        | 0.08                  | -               | Tensar/ARM Group                                                               | 2012                      | Onsite Use - General           |

Through the RE-Powering America's Land Initiative, the EPA encourages renewable energy development on potentially contaminated land when aligned with the community's vision for the site. This list tracks completed projects where renewable energy systems have been installed on potentially contaminated lands, landfills, or mine sites. Project capacity data reflect total system capacity, which may be installed in whole or in part on potentially contaminated lands, landfills, or mine sites. For systems with an installed capacity less than 10 kW, the capacity is shown as 0.00. Where information was not found for a given site, it is noted as "Unknown" or with a "-" for numerical values. This information is sorted by state and then by site/project name. The color key for shaded rows is below:

- Installations newly added for October 2020
- Multiple installations on a single site (location)
- New projects for October 2020 representing an additional installation on an existing renewable energy on contaminated lands site

This resource is for informational purposes only. The information in this list was gathered from public announcements of renewable energy projects in the form of company press releases, news releases, and, in some cases, conversations with the parties involved. It may not be a comprehensive list of all projects completed on contaminated land. Projects on this list include ground-mounted utility-scale systems, rooftop systems, and systems used for onsite power, including to power cleanup activities. To provide information on additional projects, please email [cleanenergy@epa.gov](mailto:cleanenergy@epa.gov).

| 1. SITE DESCRIPTION                                     |            |       |               |              |                                        |                     |                  |                                    | 2. RENEWABLE ENERGY INFORMATION |                       |                 |                                                    | 3. PROJECT IMPLEMENTATION |                                |
|---------------------------------------------------------|------------|-------|---------------|--------------|----------------------------------------|---------------------|------------------|------------------------------------|---------------------------------|-----------------------|-----------------|----------------------------------------------------|---------------------------|--------------------------------|
| Site/Project Name                                       | EPA Region | State | City          | Type of Site | Site Owner                             | Site Ownership Type | Property Acreage | Former Use Description             | RE Type                         | Project Capacity (MW) | Project Acreage | Primary RE Developer Name                          | Completion Date           | Project Type                   |
| Stockbridge Landfill                                    | 1          | MA    | Stockbridge   | Landfill     | Town of Stockbridge                    | Municipal           | -                | MSW Landfill                       | Solar PV                        | 0.90                  | 2.6             | Ameresco                                           | 2018                      | Wholesale Electricity          |
| Stow Brownfield Solar                                   | 1          | MA    | Stow          | Brownfields  | Unknown                                | Private             | 12               | Unknown                            | Solar PV                        | 2.50                  | 12.0            | Syncarpha Solar and Renewable Energy Massachusetts | 2013                      | Wholesale Electricity          |
| Sudbury Landfill                                        | 1          | MA    | Sudbury       | Landfill     | Town of Sudbury                        | Municipal           | 18               | MSW Landfill                       | Solar PV                        | 1.50                  | 5.3             | Ameresco/Solar Sudbury One, LLC                    | 2013                      | Wholesale Electricity          |
| Sullivan's Ledge                                        | 1          | MA    | New Bedford   | Superfund    | City of New Bedford                    | Municipal           | 27               | Quarry / Hazardous Waste Disposal  | Solar PV                        | 1.76                  | 10.0            | Bright Plain Renewable Energy                      | 2014                      | Wholesale Electricity          |
| Sylvester Ray Construction & Demolition Debris Landfill | 1          | MA    | Marshfield    | Landfill     | Sylvester Ray, Inc.                    | Private             | 27               | Demolition Landfill                | Solar PV                        | 3.87                  | 13.0            | No Fossil Fuel, LLC                                | 2013                      | Wholesale Electricity          |
| Theophilus Smith Road Landfill                          | 1          | MA    | Dennis        | Landfill     | Town of Dennis                         | Municipal           | 148              | MSW Landfill                       | Solar PV                        | 6.00                  | 34.0            | American Capital Energy                            | 2014                      | Wholesale Electricity          |
| Tisbury Landfill                                        | 1          | MA    | Tisbury       | Landfill     | Town of Tisbury                        | Municipal           | 22               | MSW Landfill                       | Solar PV                        | 1.20                  | 4.0             | American Capital Energy                            | 2014                      | Wholesale Electricity          |
| Titcomb Solar Array                                     | 1          | MA    | Amesbury      | Landfill     | City of Amesbury                       | Municipal           | 17               | MSW Landfill                       | Solar PV                        | 4.50                  | 16.0            | Kearsarge Energy                                   | 2019                      | Wholesale Electricity          |
| W.R. Grace Solar                                        | 1          | MA    | Acton/Concord | Superfund    | Town of Concord                        | Municipal           | 240              | Manufacturing (sealants, concrete) | Solar PV                        | 5.50                  | 30.0            | Kearsarge                                          | 2016                      | Wholesale Electricity          |
| Waltham Street Landfill                                 | 1          | MA    | Maynard       | Landfill     | Town of Maynard                        | Municipal           | 14               | MSW Landfill                       | Solar PV                        | 1.20                  | 5.0             | EPG Solar                                          | 2013                      | Wholesale Electricity          |
| West Boylston Landfill                                  | 1          | MA    | West Boylston | Landfill     | West Boylston Municipal Lighting Plant | Municipal           | -                | MSW Landfill                       | Solar PV                        | 1.50                  | 5.0             | Greenskies Renewable Energy                        | 2017                      | Community Owned / Subscription |
| West Tisbury Landfill                                   | 1          | MA    | West Tisbury  | Landfill     | Town of West Tisbury                   | Municipal           | 9                | MSW Landfill                       | Solar PV                        | 0.88                  | 6.0             | Broadway Renewable Strategies, LLC                 | 2015                      | Wholesale Electricity          |
| Westfield Landfill                                      | 1          | MA    | Westfield     | Landfill     | City of Westfield                      | Municipal           | 10               | MSW Landfill                       | Solar PV                        | 2.50                  | 7.5             | Citizens Energy                                    | 2015                      | Wholesale Electricity          |



Through the RE-Powering America's Land Initiative, the EPA encourages renewable energy development on potentially contaminated land when aligned with the community's vision for the site. This list tracks completed projects where renewable energy systems have been installed on potentially contaminated lands, landfills, or mine sites. Project capacity data reflect total system capacity, which may be installed in whole or in part on potentially contaminated lands, landfills, or mine sites. For systems with an installed capacity less than 10 kW, the capacity is shown as 0.00. Where information was not found for a given site, it is noted as "Unknown" or with a "-" for numerical values. This information is sorted by state and then by site/project name. The color key for shaded rows is below:

- Installations newly added for October 2020
- Multiple installations on a single site (location)
- New projects for October 2020 representing an additional installation on an existing renewable energy on contaminated lands site

This resource is for informational purposes only. The information in this list was gathered from public announcements of renewable energy projects in the form of company press releases, news releases, and, in some cases, conversations with the parties involved. It may not be a comprehensive list of all projects completed on contaminated land. Projects on this list include ground-mounted utility-scale systems, rooftop systems, and systems used for onsite power, including to power cleanup activities. To provide information on additional projects, please email [cleanenergy@epa.gov](mailto:cleanenergy@epa.gov).

| 1. SITE DESCRIPTION             |            |       |                 |              |                         |                     |                  |                                      | 2. RENEWABLE ENERGY INFORMATION |                       |                 |                                                                                                  | 3. PROJECT IMPLEMENTATION |                                |
|---------------------------------|------------|-------|-----------------|--------------|-------------------------|---------------------|------------------|--------------------------------------|---------------------------------|-----------------------|-----------------|--------------------------------------------------------------------------------------------------|---------------------------|--------------------------------|
| Site/Project Name               | EPA Region | State | City            | Type of Site | Site Owner              | Site Ownership Type | Property Acreage | Former Use Description               | RE Type                         | Project Capacity (MW) | Project Acreage | Primary RE Developer Name                                                                        | Completion Date           | Project Type                   |
| Westford St. Landfill           | 1          | MA    | Lowell          | Landfill     | City of Lowell          | Municipal           | 42               | Landfill - MSW, ash, oxide box waste | Solar PV                        | 1.50                  | 6.0             | Ameresco                                                                                         | 2014                      | Wholesale Electricity          |
| Weston Landfill                 | 1          | MA    | Weston          | Landfill     | Town of Weston          | Municipal           | -                | MSW Landfill                         | Solar PV                        | 2.27                  | 9.0             | Ameresco (d/b/a/ Church Street Solar)                                                            | 2016                      | Wholesale Electricity          |
| Wilbraham Landfill              | 1          | MA    | Wilbraham       | Landfill     | Town of Wilbraham       | Municipal           | -                | MSW Landfill                         | Solar PV                        | 0.75                  | 3.0             | Renewable Energy Development Partners                                                            | 2016                      | Wholesale Electricity          |
| Williamston Landfill            | 1          | MA    | Williamston     | Landfill     | Town of Williamston     | Municipal           | 12               | MSW Landfill                         | Solar PV                        | 1.90                  | 7.0             | Brightfields                                                                                     | 2018                      | Wholesale Electricity          |
| Woburn Landfill                 | 1          | MA    | Woburn          | Landfill     | City of North Woburn    | Municipal           | 50               | MSW Landfill                         | Solar PV                        | 3.40                  | -               | Greenwood Energy                                                                                 | 2017                      | Wholesale Electricity          |
| Annapolis Renewable Energy Park | 3          | MD    | Annapolis       | Landfill     | City of Annapolis       | Municipal           | 500              | MSW Landfill                         | Solar PV                        | 16.80                 | 80.0            | Annapolis Solar Park LLC (jointly owned by BQ Energy LLC and Building Energy Development US LLC) | 2018                      | Wholesale Electricity          |
| Former Ellicott City Landfill   | 3          | MD    | Ellicott City   | Landfill     | Howard County           | Municipal           | 83               | MSW Landfill                         | Solar PV                        | 1.20                  | 2.0             | SunEdison                                                                                        | 2011                      | Onsite Use - General           |
| Fort Detrick                    | 3          | MD    | Frederick       | Superfund    | U.S. Army               | Federal             | 1,200            | Army Medical Command Installation    | Solar PV                        | 18.60                 | 67.0            | Ameresco                                                                                         | 2016                      | Onsite Use - General           |
| Forty West Landfill             | 3          | MD    | Hagerstown      | Landfill     | Washington County       | Municipal           | -                | MSW Landfill                         | Solar PV                        | 2.00                  | 10.0            | EPG Solar/Spear Point Energy                                                                     | 2015                      | Wholesale Electricity          |
| Frederick County Landfill Solar | 3          | MD    | Frederick       | Landfill     | Frederick County        | Municipal           | -                | Landfill                             | Solar PV                        | 1.90                  | 14.0            | Tesla                                                                                            | 2019                      | Wholesale Electricity          |
| Hood's Mill Landfill            | 3          | MD    | Westminster     | Landfill     | Carroll County          | Municipal           | 18               | MSW Landfill                         | Solar PV                        | 0.00                  | -               | PSI International                                                                                | 2018                      | Wholesale Electricity          |
| Panorama Landfill Solar         | 3          | MD    | Fort Washington | Landfill     | City of Fort Washington | Municipal           | 29               | Landfill                             | Solar PV                        | 6.60                  | 25.0            | Nautilus Solar Energy, LLC                                                                       | 2019                      | Community Owned / Subscription |

Through the RE-Powering America's Land Initiative, the EPA encourages renewable energy development on potentially contaminated land when aligned with the community's vision for the site. This list tracks completed projects where renewable energy systems have been installed on potentially contaminated lands, landfills, or mine sites. Project capacity data reflect total system capacity, which may be installed in whole or in part on potentially contaminated lands, landfills, or mine sites. For systems with an installed capacity less than 10 kW, the capacity is shown as 0.00. Where information was not found for a given site, it is noted as "Unknown" or with a "-" for numerical values. This information is sorted by state and then by site/project name. The color key for shaded rows is below:

- Installations newly added for October 2020
- Multiple installations on a single site (location)
- New projects for October 2020 representing an additional installation on an existing renewable energy on contaminated lands site

This resource is for informational purposes only. The information in this list was gathered from public announcements of renewable energy projects in the form of company press releases, news releases, and, in some cases, conversations with the parties involved. It may not be a comprehensive list of all projects completed on contaminated land. Projects on this list include ground-mounted utility-scale systems, rooftop systems, and systems used for onsite power, including to power cleanup activities. To provide information on additional projects, please email [cleanenergy@epa.gov](mailto:cleanenergy@epa.gov).

| 1. SITE DESCRIPTION                  |            |       |                |              |                            |                     |                  |                                                     | 2. RENEWABLE ENERGY INFORMATION |                       |                 |                              | 3. PROJECT IMPLEMENTATION |                       |
|--------------------------------------|------------|-------|----------------|--------------|----------------------------|---------------------|------------------|-----------------------------------------------------|---------------------------------|-----------------------|-----------------|------------------------------|---------------------------|-----------------------|
| Site/Project Name                    | EPA Region | State | City           | Type of Site | Site Owner                 | Site Ownership Type | Property Acreage | Former Use Description                              | RE Type                         | Project Capacity (MW) | Project Acreage | Primary RE Developer Name    | Completion Date           | Project Type          |
| Resh Road Landfill (Resh S1)         | 3          | MD    | Hagerstown     | Landfill     | Washington County          | Municipal           | -                | MSW Landfill                                        | Solar PV                        | 2.50                  | -               | EPG Solar/Spear Point Energy | 2016                      | Wholesale Electricity |
| Washington County Rubble Landfill #1 | 3          | MD    | Williamsport   | Landfill     | Washington County          | Municipal           | -                | Building materials and construction debris landfill | Solar PV                        | 2.50                  | -               | EPG Solar/Spear Point Energy | 2015                      | Wholesale Electricity |
| Washington County Rubble Landfill #2 | 3          | MD    | Williamsport   | Landfill     | Washington County          | Municipal           | -                | Building materials and construction debris landfill | Solar PV                        | 2.50                  | -               | EPG Solar/Spear Point Energy | 2015                      | Wholesale Electricity |
| Belfast Landfill                     | 1          | ME    | Belfast        | Landfill     | City of Belfast            | Municipal           | -                | MSW Landfill                                        | Solar PV                        | 0.12                  | -               | ReVision Energy              | 2015                      | Wholesale Electricity |
| Brunswick Landing (Biomass)          | 1          | ME    | Brunswick      | Superfund    | Diversified Communications | Private             | -                | Former Naval Air Station Brunswick                  | Biomass                         | 1.00                  | 4.3             | Village Green Ventures       | 2014                      | Wholesale Electricity |
| Brunswick Landing (Solar)            | 1          | ME    | Brunswick      | Superfund    | Diversified Communications | Private             | -                | Former Naval Air Station Brunswick                  | Solar PV                        | 1.50                  | -               | Revision                     | 2018                      | Wholesale Electricity |
| Drowne Road Landfill Solar           | 1          | ME    | Cumberland     | Landfill     | Town of Cumberland         | Municipal           | 10               | MSW Landfill                                        | Solar PV                        | 0.47                  | 3.5             | ReVision                     | 2019                      | Wholesale Electricity |
| Eliot Landfill Solar                 | 1          | ME    | Eliot          | Landfill     | Town of Eliot              | Municipal           | -                | MSW Landfill                                        | Solar PV                        | 0.13                  | -               | ReVision                     | 2019                      | Wholesale Electricity |
| Grandyoats                           | 1          | ME    | Hiram          | Brownfields  | GrandYOats Granola         | Private             | 8                | Former Elementary School                            | Solar PV                        | -                     | 8.2             | Unknown                      | 2016                      | Onsite Use - General  |
| Highland Ave. Landfill               | 1          | ME    | South Portland | Landfill     | City of South Portland     | Municipal           | 34               | MSW Landfill                                        | Solar PV                        | 1.00                  | 2.0             | ReVision                     | 2017                      | Wholesale Electricity |
| Portland Landfill Solar              | 1          | ME    | Portland       | Landfill     | City of Portland           | Municipal           | 44               | MSW Landfill                                        | Solar PV                        | 0.66                  | 4.3             | ReVision Energy              | 2018                      | Wholesale Electricity |
| Tremont Landfill Solar               | 1          | ME    | Tremont        | Landfill     | Town of Tremont            | Municipal           | -                | MSW Landfill                                        | Solar PV                        | 0.15                  | 3.0             | Sundog                       | 2019                      | Wholesale Electricity |
| Waldoboro Transfer Station Landfill  | 1          | ME    | Waldoboro      | Landfill     | City of Waldoboro          | Municipal           | -                | Landfill                                            | Solar PV                        | 0.11                  | -               | Sundog Solar                 | 2018                      | Wholesale Electricity |
| Woolwich Landfill                    | 1          | ME    | Woolwich       | Landfill     | Town of Woolwich           | Municipal           | -                | MSW Landfill                                        | Solar PV                        | 0.02                  | -               | ReVision                     | 2018                      | Wholesale Electricity |



Through the RE-Powering America's Land Initiative, the EPA encourages renewable energy development on potentially contaminated land when aligned with the community's vision for the site. This list tracks completed projects where renewable energy systems have been installed on potentially contaminated lands, landfills, or mine sites. Project capacity data reflect total system capacity, which may be installed in whole or in part on potentially contaminated lands, landfills, or mine sites. For systems with an installed capacity less than 10 kW, the capacity is shown as 0.00. Where information was not found for a given site, it is noted as "Unknown" or with a "-" for numerical values. This information is sorted by state and then by site/project name. The color key for shaded rows is below:

- Installations newly added for October 2020
- Multiple installations on a single site (location)
- New projects for October 2020 representing an additional installation on an existing renewable energy on contaminated lands site

This resource is for informational purposes only. The information in this list was gathered from public announcements of renewable energy projects in the form of company press releases, news releases, and, in some cases, conversations with the parties involved. It may not be a comprehensive list of all projects completed on contaminated land. Projects on this list include ground-mounted utility-scale systems, rooftop systems, and systems used for onsite power, including to power cleanup activities. To provide information on additional projects, please email [cleanenergy@epa.gov](mailto:cleanenergy@epa.gov).

| 1. SITE DESCRIPTION                                   |            |       |                 |              |                                             |                     |                  |                                                          | 2. RENEWABLE ENERGY INFORMATION |                       |                 |                                  | 3. PROJECT IMPLEMENTATION |                                |
|-------------------------------------------------------|------------|-------|-----------------|--------------|---------------------------------------------|---------------------|------------------|----------------------------------------------------------|---------------------------------|-----------------------|-----------------|----------------------------------|---------------------------|--------------------------------|
| Site/Project Name                                     | EPA Region | State | City            | Type of Site | Site Owner                                  | Site Ownership Type | Property Acreage | Former Use Description                                   | RE Type                         | Project Capacity (MW) | Project Acreage | Primary RE Developer Name        | Completion Date           | Project Type                   |
| Burcham Park Landfill                                 | 5          | MI    | East Lansing    | Landfill     | Town of East Lansing                        | Municipal           | -                | MSW Landfill                                             | Solar PV                        | 0.30                  | -               | Lansing Board of Water and Light | 2018                      | Community Owned / Subscription |
| Coldwater Board of Public Utilities Solar Field Park  | 5          | MI    | Coldwater       | Brownfields  | City of Coldwater                           | Municipal           | -                | Foundry                                                  | Solar PV                        | 1.30                  | -               | NextEra Energy Resources LLC     | 2018                      | Wholesale Electricity          |
| Eaton Rapids Landfill                                 | 5          | MI    | Hamlin Township | Landfill     | Town of Eaton Rapids                        | Municipal           | 30               | MSW Landfill                                             | Solar PV                        | 0.54                  | -               | Helios Solar LLC                 | 2014                      | Wholesale Electricity          |
| Hutchinson Landfill                                   | 5          | MN    | Hutchinson      | Landfill     | City of Hutchinson                          | Municipal           | -                | MSW Landfill                                             | Solar PV                        | 0.40                  | 1.0             | Ameresco                         | 2015                      | Onsite Use - General           |
| Lindenfelser Landfill                                 | 5          | MN    | St. Michael     | Landfill     | Minnesota Pollution Control Agency          | Municipal           | -                | MSW Landfill                                             | Solar PV                        | -                     | -               | Unknown                          | 2016                      | Onsite Use - General           |
| Seneca Community Solar Garden                         | 5          | MN    | Eagan           | Landfill     | Metropolitan Council Environmental Services | Municipal           | 7                | Ash Landfill                                             | Solar PV                        | 1.00                  | 4.0             | Cyprus Creek Renewables          | 2018                      | Community Owned / Subscription |
| Washington County Landfill (MN)                       | 5          | MN    | Lake Elmo       | Superfund    | Minnesota Pollution Control Agency          | Municipal           | 25               | Residential, commercial, industrial, demolition landfill | Solar PV                        | 0.04                  | 25.0            | Unknown                          | 2016                      | Onsite Use - General           |
| Busy Bee's Laundry                                    | 7          | MO    | Rolla           | Brownfields  | Unknown                                     | Private             | -                | Dry Cleaner                                              | Solar PV                        | 0.56                  | -               | Unknown                          | 2011                      | Onsite Use - Green Remediation |
| Zortman-Landusky Mine                                 | 8          | MT    | N/A             | Mine Lands   | BLM and MT DEQ                              | Federal/Municipal   | 1,200            | Ore mining and gold mining                               | Wind                            | 0.23                  | -               | Montana DEQ and U.S. BLM         | 2012                      | Onsite Use - Green Remediation |
| Evergreen Packaging Landfill                          | 4          | NC    | Haywood County  | Landfill     | Evergreen Packaging                         | Private             | -                | Industrial Landfill                                      | Solar PV                        | 0.55                  | 3.0             | FLS Energy                       | 2010                      | Wholesale Electricity          |
| NC State University - Agricultural Pesticide Landfill | 4          | NC    | Raleigh         | Superfund    | NC State University                         | University          | -                | Agricultural Pesticide Landfill                          | Solar PV                        | 0.08                  | 1.5             | Carolina Solar Energy            | 2007                      | Wholesale Electricity          |

Through the RE-Powering America's Land Initiative, the EPA encourages renewable energy development on potentially contaminated land when aligned with the community's vision for the site. This list tracks completed projects where renewable energy systems have been installed on potentially contaminated lands, landfills, or mine sites. Project capacity data reflect total system capacity, which may be installed in whole or in part on potentially contaminated lands, landfills, or mine sites. For systems with an installed capacity less than 10 kW, the capacity is shown as 0.00. Where information was not found for a given site, it is noted as "Unknown" or with a "-" for numerical values. This information is sorted by state and then by site/project name. The color key for shaded rows is below:

- Installations newly added for October 2020
- Multiple installations on a single site (location)
- New projects for October 2020 representing an additional installation on an existing renewable energy on contaminated lands site

This resource is for informational purposes only. The information in this list was gathered from public announcements of renewable energy projects in the form of company press releases, news releases, and, in some cases, conversations with the parties involved. It may not be a comprehensive list of all projects completed on contaminated land. Projects on this list include ground-mounted utility-scale systems, rooftop systems, and systems used for onsite power, including to power cleanup activities. To provide information on additional projects, please email [cleanenergy@epa.gov](mailto:cleanenergy@epa.gov).

| 1. SITE DESCRIPTION                          |            |       |                                            |                   |                                                  |                     |                  |                                          | 2. RENEWABLE ENERGY INFORMATION |                       |                 |                                              | 3. PROJECT IMPLEMENTATION |                                |
|----------------------------------------------|------------|-------|--------------------------------------------|-------------------|--------------------------------------------------|---------------------|------------------|------------------------------------------|---------------------------------|-----------------------|-----------------|----------------------------------------------|---------------------------|--------------------------------|
| Site/Project Name                            | EPA Region | State | City                                       | Type of Site      | Site Owner                                       | Site Ownership Type | Property Acreage | Former Use Description                   | RE Type                         | Project Capacity (MW) | Project Acreage | Primary RE Developer Name                    | Completion Date           | Project Type                   |
| ReVenture - Biomass                          | 4          | NC    | Charlotte                                  | Superfund         | Clariant Corporation                             | Private             | 667              | Dye and Chemical Manufacturing           | Biomass                         | 3.60                  | -               | Clariant Corporation and Forsite Development | 2015                      | Unknown                        |
| Arsenic Trioxide Site                        | 8          | ND    | Lidgerwood, Wyndmere, Milnor and Hankinson | Superfund         | Multiple                                         | Municipal           | 575              | Farmland pesticide contamination         | Geothermal                      | -                     | -               | Unknown                                      | 2011                      | Onsite Use - General           |
| Former Nebraska Ordnance Plant               | 7          | NE    | Mead                                       | Superfund         | University of Nebraska                           | Private             | -                | Former Army Ordnance Plant               | Wind                            | 0.01                  | -               | Unknown                                      | 2004                      | Onsite Use - Green Remediation |
| Milton Landfill Solar Garden                 | 1          | NH    | Milton                                     | Landfill          | Town of Milton                                   | Municipal           | 5                | MSW Landfill                             | Solar PV                        | 1.00                  | 4.5             | NH Solar Gardens                             | 2016                      | Community Owned / Subscription |
| Cinnaminson Landfill Solar                   | 2          | NJ    | Cinnaminson                                | Superfund         | Cinnaminson                                      | Municipal           | 400              | MSW Landfill                             | Solar PV                        | 13.00                 | 25.0            | MSF                                          | 2019                      | Wholesale Electricity          |
| AC Redshaw Elementary School Solar           | 2          | NJ    | New Brunswick                              | State Brownfields | New Brunswick Public Schools                     | Municipal           | -                | School Public K-12 (current)             | Solar PV                        | 0.21                  | -               | Johnson Controls Edison Service Office       | 2016                      | Rooftop                        |
| Albio Sires Elementary School Solar          | 2          | NJ    | West New York                              | State Brownfields | West New York School District                    | Municipal           | -                | School Public K-12 (current)             | Solar PV                        | 0.05                  | -               | G&S Investors                                | 2013                      | Rooftop                        |
| American Cyanamid Co                         | 2          | NJ    | Bridgewater                                | Superfund         | Somerset County Improvement Authority and others | Various             | 575              | Chemical and Pharmaceutical Manufacturer | Solar PV                        | 1.60                  | -               | SunLight General Somerset Solar              | 2013                      | Onsite Use - General           |
| Amerigo A. Anastasia Elementary School Solar | 2          | NJ    | Long Branch                                | State Brownfields | Long Branch Public Schools                       | Municipal           | -                | School Public K-12 (current)             | Solar PV                        | 0.10                  | -               | Ray Angelini, Inc.                           | 2012                      | Rooftop                        |
| Bed Bath and Beyond Solar (Port Reading NJ)  | 2          | NJ    | Port Reading                               | State Brownfields | Bed Bath and Beyond Inc.                         | Private             | 29               | Retail fulfillment center (current)      | Solar PV                        | 2.10                  | -               | Sunpower                                     | 2011                      | Rooftop                        |
| Bernards Township Landfill                   | 2          | NJ    | Bernards Twp                               | Landfill          | Bernards Twp                                     | Municipal           | 18               | MSW Landfill                             | Solar PV                        | 3.68                  | -               | Syncarpha/The Conti Group                    | 2016                      | Wholesale Electricity          |
| Brick Township Landfill                      | 2          | NJ    | Brick Township                             | Superfund         | Brick Township                                   | Municipal           | 42               | MSW landfill                             | Solar PV                        | 7.00                  | 20.0            | Brick Standard                               | 2014                      | Wholesale Electricity          |



Through the RE-Powering America's Land Initiative, the EPA encourages renewable energy development on potentially contaminated land when aligned with the community's vision for the site. This list tracks completed projects where renewable energy systems have been installed on potentially contaminated lands, landfills, or mine sites. Project capacity data reflect total system capacity, which may be installed in whole or in part on potentially contaminated lands, landfills, or mine sites. For systems with an installed capacity less than 10 kW, the capacity is shown as 0.00. Where information was not found for a given site, it is noted as "Unknown" or with a "-" for numerical values. This information is sorted by state and then by site/project name. The color key for shaded rows is below:

- Installations newly added for October 2020
- Multiple installations on a single site (location)
- New projects for October 2020 representing an additional installation on an existing renewable energy on contaminated lands site

This resource is for informational purposes only. The information in this list was gathered from public announcements of renewable energy projects in the form of company press releases, news releases, and, in some cases, conversations with the parties involved. It may not be a comprehensive list of all projects completed on contaminated land. Projects on this list include ground-mounted utility-scale systems, rooftop systems, and systems used for onsite power, including to power cleanup activities. To provide information on additional projects, please email [cleanenergy@epa.gov](mailto:cleanenergy@epa.gov).

| 1. SITE DESCRIPTION                 |            |       |                     |                   |                                                    |                     |                  |                                                           | 2. RENEWABLE ENERGY INFORMATION |                       |                 |                                                                 | 3. PROJECT IMPLEMENTATION |                                |
|-------------------------------------|------------|-------|---------------------|-------------------|----------------------------------------------------|---------------------|------------------|-----------------------------------------------------------|---------------------------------|-----------------------|-----------------|-----------------------------------------------------------------|---------------------------|--------------------------------|
| Site/Project Name                   | EPA Region | State | City                | Type of Site      | Site Owner                                         | Site Ownership Type | Property Acreage | Former Use Description                                    | RE Type                         | Project Capacity (MW) | Project Acreage | Primary RE Developer Name                                       | Completion Date           | Project Type                   |
| Campbell's Soup #1                  | 2          | NJ    | Camden              | Brownfields       | Campbell Soup Company                              | Private             | 38               | Industrial                                                | Solar PV                        | 1.74                  | 4.5             | BNB Renewable Energy Holdings                                   | 2017                      | Wholesale Electricity          |
| Campbell's Soup #2                  | 2          | NJ    | Camden              | Brownfields       | Campbell Soup Company                              | Private             | 38               | Industrial                                                | Solar PV                        | 2.66                  | -               | BNB Renewable Energy Holdings                                   | 2017                      | Wholesale Electricity          |
| Clay Pits-Old Bridge                | 2          | NJ    | Old Bridge Township | State Brownfields | FWCC, LLC                                          | Private             | -                | Former clay mining and brick manufacturing site           | Solar PV                        | 11.00                 | 28.6            | CEP Old Bridge, LLC                                             | 2018                      | Wholesale Electricity          |
| Clean Harbors                       | 2          | NJ    | Bridgeport          | Landfill          | Clean Harbors Development                          | Private             | 200              | Hazardous waste treatment, storage, and disposal facility | Solar PV                        | 1.50                  | 82.0            | Clean Harbors                                                   | 2011                      | Onsite Use - Green Remediation |
| Diamond Chemical Co. Solar          | 2          | NJ    | East Rutherford     | State Brownfields | Diamond Chemical Company                           | Private             | -                | Chemical Manufacturing (current)                          | Solar PV                        | 1.47                  | -               | Solar Nation New Jersey LLC                                     | 2013                      | Onsite Use - General           |
| Edgeboro Landfill                   | 2          | NJ    | East Brunswick      | Landfill          | Middlesex County                                   | Municipal           | -                | MSW Landfill                                              | Solar PV                        | 4.30                  | 27.0            | NERC Solar                                                      | 2011                      | Wholesale Electricity          |
| FedEx Ground Distribution Hub       | 2          | NJ    | Woodbridge          | Brownfields       | FedEx                                              | Private             | 200              | Former Chemical Facility                                  | Solar PV                        | 2.42                  | 3.3             | BP Solar                                                        | 2009                      | Rooftop                        |
| Fort Dix Landfill Solar             | 2          | NJ    | Pemberton Township  | Superfund         | U.S. Department of Defense (joint base operations) | Federal             | 42,000           | Landfill                                                  | Solar PV                        | 16.50                 | 98.0            | Affiliates of Starwood Energy Group and Energy Management, Inc. | 2017                      | Wholesale Electricity          |
| Goya Foods Inc.                     | 2          | NJ    | Jersey City         | State Brownfields | Unknown                                            | Unknown             | 40               | Corporate Headquarters                                    | Solar PV                        | 3.45                  | -               | Vanguard Energy Partners                                        | 2015                      | Rooftop                        |
| Hackensack Solar Farm               | 2          | NJ    | Hackensack          | Brownfields       | PSE&G                                              | Private             | 40               | Former Manufactured Gas Plant/Storage                     | Solar PV                        | 1.06                  | 6.0             | PSE&G                                                           | 2012                      | Wholesale Electricity          |
| Handson Avenue Landfill             | 2          | NJ    | Egg Harbor          | Superfund         | Delilah Road Associates                            | Private             | 40               | Sand/Gravel Pit; MSW and Construction Landfill            | Solar PV                        | 10.66                 | 32.0            | KDC Solar RTC, LLC                                              | 2016                      | Wholesale Electricity          |
| Highland Park Solar                 | 2          | NJ    | Highland Park       | Landfill          | PG&E                                               | Private             | -                | Landfill                                                  | Solar PV                        | 0.64                  | 2.0             | PG&E                                                            | 2020                      | Wholesale Electricity          |
| Industrial Land Reclaiming Landfill | 2          | NJ    | Edison              | Landfill          | Industrial Land Reclaiming Inc.                    | Private             | -                | MSW Landfill                                              | Solar PV                        | 7.75                  | 21.0            | PSE&G/Vanguard Energy Partners, LLC                             | 2017                      | Wholesale Electricity          |

Through the RE-Powering America's Land Initiative, the EPA encourages renewable energy development on potentially contaminated land when aligned with the community's vision for the site. This list tracks completed projects where renewable energy systems have been installed on potentially contaminated lands, landfills, or mine sites. Project capacity data reflect total system capacity, which may be installed in whole or in part on potentially contaminated lands, landfills, or mine sites. For systems with an installed capacity less than 10 kW, the capacity is shown as 0.00. Where information was not found for a given site, it is noted as "Unknown" or with a "-" for numerical values. This information is sorted by state and then by site/project name. The color key for shaded rows is below:

- Installations newly added for October 2020
- Multiple installations on a single site (location)
- New projects for October 2020 representing an additional installation on an existing renewable energy on contaminated lands site

This resource is for informational purposes only. The information in this list was gathered from public announcements of renewable energy projects in the form of company press releases, news releases, and, in some cases, conversations with the parties involved. It may not be a comprehensive list of all projects completed on contaminated land. Projects on this list include ground-mounted utility-scale systems, rooftop systems, and systems used for onsite power, including to power cleanup activities. To provide information on additional projects, please email [cleanenergy@epa.gov](mailto:cleanenergy@epa.gov).

| 1. SITE DESCRIPTION             |            |       |                                        |                   |                                                    |                     |                  |                                                | 2. RENEWABLE ENERGY INFORMATION |                       |                 |                               | 3. PROJECT IMPLEMENTATION |                       |
|---------------------------------|------------|-------|----------------------------------------|-------------------|----------------------------------------------------|---------------------|------------------|------------------------------------------------|---------------------------------|-----------------------|-----------------|-------------------------------|---------------------------|-----------------------|
| Site/Project Name               | EPA Region | State | City                                   | Type of Site      | Site Owner                                         | Site Ownership Type | Property Acreage | Former Use Description                         | RE Type                         | Project Capacity (MW) | Project Acreage | Primary RE Developer Name     | Completion Date           | Project Type          |
| Injectron Corporation Solar     | 2          | NJ    | Plainfield                             | State Brownfields | Injectron Corporation                              | Private             | -                | Commercial                                     | Solar PV                        | 1.30                  | -               | G&S Investors                 | 2012                      | Rooftop               |
| Jersey Gardens Mall Solar #1    | 2          | NJ    | Elizabeth                              | Landfill          | Simon Property Group                               | Private             | 110              | MSW Landfill                                   | Solar PV                        | 2.00                  | -               | Sunpower                      | 2012                      | Rooftop               |
| Jersey Gardens Mall Solar #2    | 2          | NJ    | Elizabeth                              | Landfill          | Simon Property Group                               | Private             | 110              | MSW Landfill                                   | Solar PV                        | 2.80                  | -               | Sunpower                      | 2012                      | Rooftop               |
| Kearny Landfill                 | 2          | NJ    | Kearny                                 | Landfill          | New Jersey Meadowlands Commission                  | Municipal           | 35               | MSW Landfill                                   | Solar PV                        | 3.00                  | 13.0            | SunDurance Energy LLC         | 2012                      | Wholesale Electricity |
| Kessler Industries Solar        | 2          | NJ    | Woodbridge                             | State Brownfields | Kessler Industries                                 | Private             | 21               | Copper and Steel Pipe Manufacturing            | Solar PV                        | 0.64                  | -               | SPG Solar                     | 2012                      | Rooftop               |
| Kinsley Landfill                | 2          | NJ    | Deptford Township                      | Landfill          | Kinsley's Landfill, Inc. (subsidiary of TransTech) | Private             | 140              | MSW Landfill                                   | Solar PV                        | 11.18                 | 35.0            | PSE&G                         | 2014                      | Wholesale Electricity |
| L&D Landfill                    | 2          | NJ    | Eastampton, Lumberton, and Mount Holly | Superfund         | Waste Management                                   | Private             | 200              | Industrial/MSW landfill                        | Solar PV                        | 12.93                 | 53.0            | PSE&G                         | 2016                      | Wholesale Electricity |
| Lincoln Elementary School Solar | 2          | NJ    | North Bergen                           | State Brownfields | North Bergen School District                       | Municipal           | -                | School Public K-12 (current)                   | Solar PV                        | 0.13                  | -               | Barrier Electric              | 2011                      | Rooftop               |
| Linden Solar Farm               | 2          | NJ    | Linden                                 | Brownfields       | Public Service Electric and Gas Company            | Private             | -                | Synthetic Natural Gas Facility                 | Solar PV                        | 3.20                  | 10.0            | Advanced Solar Products       | 2011                      | Wholesale Electricity |
| Macy's Corporate Services Solar | 2          | NJ    | Edison                                 | State Brownfields | Federated Department Stores                        | Private             | -                | Retail Distribution Center (current)           | Solar PV                        | 1.06                  | -               | Ray Angelini, Inc.            | 2012                      | Rooftop               |
| Matrix Industrial Site Solar    | 2          | NJ    | Perth Amboy                            | State Brownfields | Chevron                                            | Private             | 10               | Asphalt Refinery                               | Solar PV                        | 1.17                  | 4.5             | Enxco Development Corporation | 2011                      | Rooftop               |
| Mullica Hill Cold Storage Solar | 2          | NJ    | Mullica Hill                           | State Brownfields | The Mullica Hill Group                             | Private             | -                | Frozen food storage and distribution (current) | Solar PV                        | 2.67                  | -               | Gehrlicher Solar America      | 2016                      | Onsite Use - General  |
| North Bergen Pool Complex Solar | 2          | NJ    | North Bergen                           | State Brownfields | Town of North Bergen                               | Municipal           | -                | Industrial Use                                 | Solar PV                        | 0.05                  | -               | G&S Investors                 | 2013                      | Onsite Use - General  |





Through the RE-Powering America's Land Initiative, the EPA encourages renewable energy development on potentially contaminated land when aligned with the community's vision for the site. This list tracks completed projects where renewable energy systems have been installed on potentially contaminated lands, landfills, or mine sites. Project capacity data reflect total system capacity, which may be installed in whole or in part on potentially contaminated lands, landfills, or mine sites. For systems with an installed capacity less than 10 kW, the capacity is shown as 0.00. Where information was not found for a given site, it is noted as "Unknown" or with a "-" for numerical values. This information is sorted by state and then by site/project name. The color key for shaded rows is below:

- Installations newly added for October 2020
- Multiple installations on a single site (location)
- New projects for October 2020 representing an additional installation on an existing renewable energy on contaminated lands site

This resource is for informational purposes only. The information in this list was gathered from public announcements of renewable energy projects in the form of company press releases, news releases, and, in some cases, conversations with the parties involved. It may not be a comprehensive list of all projects completed on contaminated land. Projects on this list include ground-mounted utility-scale systems, rooftop systems, and systems used for onsite power, including to power cleanup activities. To provide information on additional projects, please email [cleanenergy@epa.gov](mailto:cleanenergy@epa.gov).

| 1. SITE DESCRIPTION                             |            |       |                                  |                   |                                                        |                     |                  |                                                                                        | 2. RENEWABLE ENERGY INFORMATION |                       |                 |                           | 3. PROJECT IMPLEMENTATION |                                |
|-------------------------------------------------|------------|-------|----------------------------------|-------------------|--------------------------------------------------------|---------------------|------------------|----------------------------------------------------------------------------------------|---------------------------------|-----------------------|-----------------|---------------------------|---------------------------|--------------------------------|
| Site/Project Name                               | EPA Region | State | City                             | Type of Site      | Site Owner                                             | Site Ownership Type | Property Acreage | Former Use Description                                                                 | RE Type                         | Project Capacity (MW) | Project Acreage | Primary RE Developer Name | Completion Date           | Project Type                   |
| North Hudson Sewerage Authority Solar           | 2          | NJ    | Hoboken                          | State Brownfields | Tri City Sewerage Authority                            | Municipal           | -                | Wastewater Treatment (current)                                                         | Solar PV                        | 0.17                  | -               | Lighton Industries        | 2011                      | Rooftop                        |
| Northport Industrial Center Solar               | 2          | NJ    | Elizabeth                        | State Brownfields | Industrial Developments International, Inc.            | Private             | -                | Industrial Distribution Center (current)                                               | Solar PV                        | 1.25                  | 3.9             | Catamount                 | 2012                      | Rooftop                        |
| Owens Corning Landfill                          | 2          | NJ    | Gloucester Township              | Landfill          | Owens Corning                                          | Private             | -                | Landfill                                                                               | Solar PV                        | 3.00                  | 14.4            | PV Navigator              | 2017                      | Wholesale Electricity          |
| Park Elementary School Solar                    | 2          | NJ    | Newark                           | State Brownfields | Newark Public Schools                                  | Municipal           | 5                | School Public K-12 (current)                                                           | Solar PV                        | 0.51                  | 1.6             | Mercury Solar Systems     | 2011                      | Rooftop                        |
| Parklands Solar Farm                            | 2          | NJ    | Bordentown Township              | Landfill          | Waste Management                                       | Private             | 95               | MSW Landfill                                                                           | Solar PV                        | 10.14                 | 40.0            | PSE&G                     | 2015                      | Wholesale Electricity          |
| Paulsboro Terminal Landfill                     | 2          | NJ    | Paulsboro                        | Brownfields       | BP                                                     | Private             | 17               | Former refined petroleum and specialty chemical bulk storage and distribution facility | Solar PV                        | 0.28                  | 5.0             | BP                        | 2002                      | Onsite Use - Green Remediation |
| Pennsauken Brownfield Solar                     | 2          | NJ    | Pennsauken                       | Brownfields       | Vineland Construction                                  | Private             | 32               | Manufacturing                                                                          | Solar PV                        | 15.20                 | 32.0            | PSE&G                     | 2019                      | Wholesale Electricity          |
| Pennsauken Landfill Renewable Energy Park-Solar | 2          | NJ    | Pennsauken                       | Landfill          | Pollution Control Financing Authority of Camden County | Municipal           | 39               | MSW, commercial, and non-hazardous industrial landfill                                 | Solar PV                        | 2.60                  | 10.0            | PPL Renewable Energy      | 2008                      | Onsite Use - General           |
| Picatinny Burning Grounds Solar                 | 2          | NJ    | Jefferson and Rockaway Townships | Superfund         | U.S. Army                                              | Federal             | 6,400            | Burning waste of combusted munitions                                                   | Solar PV                        | 0.80                  | 2 or 3          | Unknown                   | 2016                      | Onsite Use - General           |
| Price Landfill                                  | 2          | NJ    | Egg Harbor Township              | Superfund         | Dewey Place, LLC                                       | Private             | 26               | Sand and gravel excavation; landfill for drummed and bulk liquid wastes                | Solar PV                        | 4.20                  | -               | Dewey Place, LLC          | Unknown                   | Unknown                        |
| Princeton Landfill Solar                        | 2          | NJ    | Princeton                        | Landfill          | Town of Princeton                                      | Municipal           | -                | Landfill                                                                               | Solar PV                        | 2.70                  | 8.0             | GeoPeak                   | 2017                      | Wholesale Electricity          |
| Public School #2 Solar                          | 2          | NJ    | West New York                    | State Brownfields | West New York School District / Bd of Education        | Municipal           | -                | School Public K-12 (current)                                                           | Solar PV                        | 0.17                  | -               | G&S Investors             | 2013                      | Rooftop                        |

Through the RE-Powering America's Land Initiative, the EPA encourages renewable energy development on potentially contaminated land when aligned with the community's vision for the site. This list tracks completed projects where renewable energy systems have been installed on potentially contaminated lands, landfills, or mine sites. Project capacity data reflect total system capacity, which may be installed in whole or in part on potentially contaminated lands, landfills, or mine sites. For systems with an installed capacity less than 10 kW, the capacity is shown as 0.00. Where information was not found for a given site, it is noted as "Unknown" or with a "-" for numerical values. This information is sorted by state and then by site/project name. The color key for shaded rows is below:

- Installations newly added for October 2020
- Multiple installations on a single site (location)
- New projects for October 2020 representing an additional installation on an existing renewable energy on contaminated lands site

This resource is for informational purposes only. The information in this list was gathered from public announcements of renewable energy projects in the form of company press releases, news releases, and, in some cases, conversations with the parties involved. It may not be a comprehensive list of all projects completed on contaminated land. Projects on this list include ground-mounted utility-scale systems, rooftop systems, and systems used for onsite power, including to power cleanup activities. To provide information on additional projects, please email [cleanenergy@epa.gov](mailto:cleanenergy@epa.gov).

| 1. SITE DESCRIPTION                              |            |       |                                |                   |                                                         |                     |                  |                                              | 2. RENEWABLE ENERGY INFORMATION |                       |                 |                                    | 3. PROJECT IMPLEMENTATION |                       |
|--------------------------------------------------|------------|-------|--------------------------------|-------------------|---------------------------------------------------------|---------------------|------------------|----------------------------------------------|---------------------------------|-----------------------|-----------------|------------------------------------|---------------------------|-----------------------|
| Site/Project Name                                | EPA Region | State | City                           | Type of Site      | Site Owner                                              | Site Ownership Type | Property Acreage | Former Use Description                       | RE Type                         | Project Capacity (MW) | Project Acreage | Primary RE Developer Name          | Completion Date           | Project Type          |
| Robert Menendez Elementary School Solar          | 2          | NJ    | Hoboken                        | State Brownfields | West New York School District / Bd of Education         | Municipal           | -                | School Public K-12 (current)                 | Solar PV                        | 0.07                  | -               | G&S Investors                      | 2013                      | Rooftop               |
| Royal Wine Corporation Solar                     | 2          | NJ    | Bayonne                        | State Brownfields | Unknown                                                 | Unknown             | -                | Winery (current)                             | Solar PV                        | 1.15                  | -               | HES Energy Services, LLC           | 2012                      | Rooftop               |
| Schering Corporation Solar                       | 2          | NJ    | Summit                         | RCRA              | Schering Corporation                                    | Private             | 60               | Pharmaceutical Manufacturing (current)       | Solar PV                        | 1.65                  | -               | PPL Energy Services Holdings, LLC  | 2009                      | Rooftop               |
| Science Park High School Solar                   | 2          | NJ    | Newark                         | State Brownfields | Newark Public Schools                                   | Municipal           | -                | School Public K-12 (current)                 | Solar PV                        | 0.03                  | -               | RCC Electrical                     | 2013                      | Rooftop               |
| Silver Lake Solar Farm                           | 2          | NJ    | Edison                         | Brownfields       | Public Service Electric and Gas Company                 | Private             | 6                | Gas Manufacturing                            | Solar PV                        | 2.02                  | 5.7             | J. Fletcher Creamer & Sons         | 2010                      | Wholesale Electricity |
| South Brunswick Landfill Solar                   | 2          | NJ    | South Brunswick                | Superfund         | Republic Services                                       | Private             | 68               | MSW Landfill                                 | Solar PV                        | 13.00                 | -               | NJR Clean Energy Ventures          | 2018                      | Wholesale Electricity |
| Stafford Park Solar Farm                         | 2          | NJ    | Stafford Twp                   | Landfill          | Walters Group                                           | Private             | 370              | Landfill                                     | Solar PV                        | 6.00                  | 30.0            | Walters Group                      | 2011                      | Onsite Use - General  |
| Tinton Falls Solar                               | 2          | NJ    | Tinton Falls                   | Mine Lands        | Tinton Falls Solar Farm, LLC / Zongyi Solar America Co. | Private             | 97               | Sand and Gravel Mining                       | Solar PV                        | 20.00                 | 97.0            | Zongyi Solar America               | 2013                      | Wholesale Electricity |
| Town of Livingston Municipal Complex Solar       | 2          | NJ    | Livingston                     | State Brownfields | Town of Livingston                                      | Municipal           | -                | Government Facility                          | Solar PV                        | 0.05                  | -               | EMSA Solar                         | 2013                      | Rooftop               |
| Trenton Solar Farm                               | 2          | NJ    | Trenton                        | Brownfields       | PSE&G                                                   | Private             | -                | Gas Manufacturing                            | Solar PV                        | 1.30                  | 5.5             | PSE&G                              | 2010                      | Wholesale Electricity |
| Ventron/Velsicol                                 | 2          | NJ    | Wood-Ridge/ Carlstadt Township | Superfund         | Various                                                 | Private             | 38               | Mercury Processing                           | Solar PV                        | 0.05                  | -               | Unknown                            | Unknown                   | Rooftop               |
| Wakefern Food Corporation Solar                  | 2          | NJ    | Keasbey                        | State Brownfields | Wakefern Food Corporation                               | Private             | -                | Food Distribution Center (current)           | Solar PV                        | 2.38                  | -               | Advanced Solar Products Flemington | 2012                      | Rooftop               |
| Welsbach & General Gas Mantle (Camden Radiation) | 2          | NJ    | Camden and Gloucester          | Superfund         | Holt Family                                             | Private             | -                | Incandescent gas mantle manufacturing plants | Solar PV                        | 9.00                  | -               | SunPower                           | 2011                      | Rooftop               |



Through the RE-Powering America's Land Initiative, the EPA encourages renewable energy development on potentially contaminated land when aligned with the community's vision for the site. This list tracks completed projects where renewable energy systems have been installed on potentially contaminated lands, landfills, or mine sites. Project capacity data reflect total system capacity, which may be installed in whole or in part on potentially contaminated lands, landfills, or mine sites. For systems with an installed capacity less than 10 kW, the capacity is shown as 0.00. Where information was not found for a given site, it is noted as "Unknown" or with a "-" for numerical values. This information is sorted by state and then by site/project name. The color key for shaded rows is below:

- Installations newly added for October 2020
- Multiple installations on a single site (location)
- New projects for October 2020 representing an additional installation on an existing renewable energy on contaminated lands site

This resource is for informational purposes only. The information in this list was gathered from public announcements of renewable energy projects in the form of company press releases, news releases, and, in some cases, conversations with the parties involved. It may not be a comprehensive list of all projects completed on contaminated land. Projects on this list include ground-mounted utility-scale systems, rooftop systems, and systems used for onsite power, including to power cleanup activities. To provide information on additional projects, please email [cleanenergy@epa.gov](mailto:cleanenergy@epa.gov).

| 1. SITE DESCRIPTION                          |            |       |                        |                   |                               |                     |                  |                                                 | 2. RENEWABLE ENERGY INFORMATION |                       |                 |                            | 3. PROJECT IMPLEMENTATION |                       |
|----------------------------------------------|------------|-------|------------------------|-------------------|-------------------------------|---------------------|------------------|-------------------------------------------------|---------------------------------|-----------------------|-----------------|----------------------------|---------------------------|-----------------------|
| Site/Project Name                            | EPA Region | State | City                   | Type of Site      | Site Owner                    | Site Ownership Type | Property Acreage | Former Use Description                          | RE Type                         | Project Capacity (MW) | Project Acreage | Primary RE Developer Name  | Completion Date           | Project Type          |
| White Rose Foods Solar                       | 2          | NJ    | Carteret               | State Brownfields | Middlesex Avenue Carteret LLC | Private             | 57               | Smelter, lead manufacturing, and metal refining | Solar PV                        | 4.90                  | -               | Solar Power                | 2012                      | Rooftop               |
| Chevron Questa Project                       | 6          | NM    | Questa                 | Superfund         | Chevron Mining                | Private             | -                | Mining Site                                     | Solar PV                        | 1.00                  | 20.0            | Chevron Technology Venture | 2011                      | Wholesale Electricity |
| Emcore Eubank Landfill                       | 6          | NM    | Albuquerque            | Brownfields       | New Mexico State Land Office  | Municipal           | 40               | MSW Landfill                                    | Solar PV                        | 2.00                  | 17.0            | Emcore/Suncore             | 2013                      | Onsite Use - General  |
| Nellis AFB Solar Array II Generating Station | 9          | NV    | Las Vegas              | RCRA              | U.S. Department of Defense    | Federal             | 14,000           | Landfill                                        | Solar PV                        | 15.00                 | 102.0           | SunPower                   | 2016                      | Onsite Use - General  |
| Nellis AFB Solar Facility Site I             | 9          | NV    | Las Vegas              | RCRA              | U.S. Air Force                | Federal             | 14,000           | Landfill/Landfill Buffer                        | Solar PV                        | 13.20                 | 140.0           | MMA Renewable Ventures LLC | 2007                      | Onsite Use - General  |
| Lawrence Aviation Industries Site Geothermal | 2          | NY    | Port Jefferson Station | Superfund         | Unknown                       | Unknown             | 126              | Aviation Manufacturing                          | Geothermal                      | 0.05                  | -               | Unknown                    | 2011                      | Onsite Use - General  |
| Accabonac Solar Farm                         | 2          | NY    | East Hampton           | Landfill          | Town of East Hampton          | Municipal           | 21               | MSW Landfill                                    | Solar PV                        | 1.10                  | -               | AES Distributed Energy     | 2019                      | Wholesale Electricity |
| Bethlehem Steel Sun                          | 2          | NY    | Lackawanna             | RCRA              | Tecumseh Redevelopment Inc    | Private             | 1,200            | Steel Mill                                      | Solar PV                        | 4.00                  | 25.0            | BQ Energy                  | 2014                      | Wholesale Electricity |
| Bethlehem Steel Sun Site 2                   | 2          | NY    | Lackawanna             | Superfund         | Tecumseh Redevelopment Inc    | Private             | 1,600            | Steel Mill                                      | Solar PV                        | 9.00                  | -               | BQ Energy                  | Unknown                   | Wholesale Electricity |
| Bethlehem Steel Winds I                      | 2          | NY    | Hamburg / Lackawanna   | Superfund/RCRA    | Tecumseh Redevelopment Inc    | Private             | 1,600            | Steel Mill                                      | Wind                            | 20.00                 | 30.0            | BQ Energy and First Wind   | 2007                      | Wholesale Electricity |
| Bethlehem Steel Winds II                     | 2          | NY    | Hamburg / Lackawanna   | Superfund/RCRA    | Tecumseh Redevelopment Inc    | Private             | 1,600            | Steel Mill                                      | Wind                            | 15.00                 | 30.0            | BQ Energy and First Wind   | 2012                      | Wholesale Electricity |
| Blydenburgh Landfill Solar I                 | 2          | NY    | Hauppauge              | Landfill          | Town of Islip                 | Municipal           | 55               | MSW Landfill                                    | Solar PV                        | 0.05                  | -               | Town of Islip              | 2011                      | Wholesale Electricity |
| Blydenburgh Landfill Solar II                | 2          | NY    | Hauppauge              | Landfill          | Town of Islip                 | Municipal           | -                | MSW Landfill                                    | Solar PV                        | 2.25                  | -               | Agilias Capital            | 2018                      | Wholesale Electricity |

Through the RE-Powering America's Land Initiative, the EPA encourages renewable energy development on potentially contaminated land when aligned with the community's vision for the site. This list tracks completed projects where renewable energy systems have been installed on potentially contaminated lands, landfills, or mine sites. Project capacity data reflect total system capacity, which may be installed in whole or in part on potentially contaminated lands, landfills, or mine sites. For systems with an installed capacity less than 10 kW, the capacity is shown as 0.00. Where information was not found for a given site, it is noted as "Unknown" or with a "-" for numerical values. This information is sorted by state and then by site/project name. The color key for shaded rows is below:

- Installations newly added for October 2020
- Multiple installations on a single site (location)
- New projects for October 2020 representing an additional installation on an existing renewable energy on contaminated lands site

This resource is for informational purposes only. The information in this list was gathered from public announcements of renewable energy projects in the form of company press releases, news releases, and, in some cases, conversations with the parties involved. It may not be a comprehensive list of all projects completed on contaminated land. Projects on this list include ground-mounted utility-scale systems, rooftop systems, and systems used for onsite power, including to power cleanup activities. To provide information on additional projects, please email [cleanenergy@epa.gov](mailto:cleanenergy@epa.gov).

| 1. SITE DESCRIPTION                                      |            |       |                          |                   |                          |                     |                  |                                                           | 2. RENEWABLE ENERGY INFORMATION |                       |                 |                                                    | 3. PROJECT IMPLEMENTATION |                                |
|----------------------------------------------------------|------------|-------|--------------------------|-------------------|--------------------------|---------------------|------------------|-----------------------------------------------------------|---------------------------------|-----------------------|-----------------|----------------------------------------------------|---------------------------|--------------------------------|
| Site/Project Name                                        | EPA Region | State | City                     | Type of Site      | Site Owner               | Site Ownership Type | Property Acreage | Former Use Description                                    | RE Type                         | Project Capacity (MW) | Project Acreage | Primary RE Developer Name                          | Completion Date           | Project Type                   |
| Clifton Park Landfill                                    | 2          | NY    | Clifton Park             | Landfill          | Town of Clifton Park     | Municipal           | 25               | MSW Landfill                                              | Solar PV                        | 1.00                  | 9.0             | Onyx Renewable Partners                            | 2017                      | Wholesale Electricity          |
| Dennings Point Landfill Solar                            | 2          | NY    | Beacon                   | Landfill          | City of Beacon           | Municipal           | 17               | MSW Landfill                                              | Solar PV                        | 2.00                  | 11.0            | BQ Energy                                          | 2018                      | Wholesale Electricity          |
| Emerson Street Landfill                                  | 2          | NY    | Rochester                | Landfill          | City of Rochester        | Municipal           | 250              | MSW Ash and Construction/Debris Landfill                  | Solar PV                        | 2.60                  | 11.7            | Solar Liberty                                      | 2017                      | Wholesale Electricity          |
| Former Ferdula Landfill                                  | 2          | NY    | Frankfurt                | Landfill          | Unknown                  | Unknown             | 2                | MSW Landfill                                              | Wind                            | -                     | -               | Unknown                                            | 1998                      | Onsite Use - Green Remediation |
| Homeridae Project                                        | 2          | NY    | Olean                    | State Brownfields | Unknown                  | Unknown             | 17               | Industrial (part of an oil refinery and oil storage site) | Solar PV                        | 4.07                  | 17.0            | BQ Energy                                          | 2019                      | Wholesale Electricity          |
| Honeywell Water Treatment Plant                          | 2          | NY    | Camillus                 | Other             | Honeywell Corporation    | Private             | -                | Treatment Plant                                           | Solar PV                        | 1.50                  | -               | O'Connell Electric                                 | 2016                      | Onsite Use - Green Remediation |
| Hoosick Falls Solar Garden                               | 2          | NY    | Village of Hoosick Falls | Landfill          | Village of Hoosick Falls | Municipal           | 27               | MSW Landfill                                              | Solar PV                        | 0.59                  | -               | Monolith Solar                                     | 2015                      | Wholesale Electricity          |
| Kings Park Solar Project                                 | 2          | NY    | Smithtown                | Landfill          | Smithtown                | Municipal           | 27               | Landfill                                                  | Solar PV                        | 4.00                  | 27.0            | NextEra Energy Resources                           | 2019                      | Wholesale Electricity          |
| Lincoln Ave. Landfill Solar                              | 2          | NY    | Holbrook                 | Landfill          | Town of Islip            | Municipal           | 39               | MSW Landfill                                              | Solar PV                        | 3.02                  | -               | Agilias Capital                                    | 2018                      | Wholesale Electricity          |
| Long Island Solar Farm at Brookhaven National Laboratory | 2          | NY    | Upton                    | Superfund         | U.S. DOE                 | Federal             | -                | Previously disturbed land at DOE National Lab Facility    | Solar PV                        | 32.00                 | 200.0           | Long Island Solar Farm, LLC (BP Solar and MetLife) | 2011                      | Wholesale Electricity          |
| Madison County Agriculture and Renewable Energy Park     | 2          | NY    | Lincoln                  | Landfill          | Madison County           | Municipal           | 600              | MSW Landfill                                              | Solar PV                        | 0.05                  | 1.0             | Carlisle Energy Services, Inc.                     | 2011                      | Onsite Use - General           |
| Madison County Landfill (Canastota)                      | 2          | NY    | Canastota                | Landfill          | Madison County           | Municipal           | -                | MSW Landfill                                              | Solar PV                        | 0.05                  | -               | Solar Liberty Electric                             | 2014                      | Onsite Use - General           |
| Olean Gateway "Solean"                                   | 2          | NY    | Olean                    | State Brownfields | Krog Corp.               | Private             | 60               | Oil refining, fertilizer manufacturing                    | Solar PV                        | 4.00                  | 24.0            | BQ Energy                                          | 2017                      | Wholesale Electricity          |



Through the RE-Powering America's Land Initiative, the EPA encourages renewable energy development on potentially contaminated land when aligned with the community's vision for the site. This list tracks completed projects where renewable energy systems have been installed on potentially contaminated lands, landfills, or mine sites. Project capacity data reflect total system capacity, which may be installed in whole or in part on potentially contaminated lands, landfills, or mine sites. For systems with an installed capacity less than 10 kW, the capacity is shown as 0.00. Where information was not found for a given site, it is noted as "Unknown" or with a "-" for numerical values. This information is sorted by state and then by site/project name. The color key for shaded rows is below:

- Installations newly added for October 2020
- Multiple installations on a single site (location)
- New projects for October 2020 representing an additional installation on an existing renewable energy on contaminated lands site

This resource is for informational purposes only. The information in this list was gathered from public announcements of renewable energy projects in the form of company press releases, news releases, and, in some cases, conversations with the parties involved. It may not be a comprehensive list of all projects completed on contaminated land. Projects on this list include ground-mounted utility-scale systems, rooftop systems, and systems used for onsite power, including to power cleanup activities. To provide information on additional projects, please email [cleanenergy@epa.gov](mailto:cleanenergy@epa.gov).

| 1. SITE DESCRIPTION                   |            |       |                  |                   |                                        |                     |                  |                                                     | 2. RENEWABLE ENERGY INFORMATION |                       |                 |                                 | 3. PROJECT IMPLEMENTATION |                                |
|---------------------------------------|------------|-------|------------------|-------------------|----------------------------------------|---------------------|------------------|-----------------------------------------------------|---------------------------------|-----------------------|-----------------|---------------------------------|---------------------------|--------------------------------|
| Site/Project Name                     | EPA Region | State | City             | Type of Site      | Site Owner                             | Site Ownership Type | Property Acreage | Former Use Description                              | RE Type                         | Project Capacity (MW) | Project Acreage | Primary RE Developer Name       | Completion Date           | Project Type                   |
| Olean Gateway "Solean" West           | 2          | NY    | Olean            | State Brownfields | Krog Corp.                             | Private             | 24               | Oil refining, fertilizer manufacturing              | Solar PV                        | 1.50                  | 24.0            | BQ Energy                       | 2016                      | Wholesale Electricity          |
| PatterSun NY #1                       | 2          | NY    | Patterson        | Landfill          | Town of Patterson                      | Municipal           | 10               | MSW Landfill                                        | Solar PV                        | 0.94                  | -               | BQ Energy                       | 2015                      | Wholesale Electricity          |
| PatterSun NY #2                       | 2          | NY    | Patterson        | Landfill          | Town of Patterson                      | Municipal           | 25               | MSW Landfill                                        | Solar PV                        | 1.30                  | -               | BQ Energy                       | 2016                      | Wholesale Electricity          |
| Saugerties Town Landfill              | 2          | NY    | Saugerties       | Landfill          | City of Saugerties                     | Municipal           | 44               | Landfill                                            | Solar PV                        | 2.80                  | 26.0            | East Light Partners             | 2020                      | Community Owned / Subscription |
| Tech City                             | 2          | NY    | Ulster           | RCRA              | Tech City                              | Private             | 256              | Computer mainframe development and testing facility | Solar PV                        | 0.05                  | -               | Solartech Renewables Inc.       | 2011                      | Rooftop                        |
| Tonawanda Landfill                    | 2          | NY    | Tonawanda        | Landfill          | Town of Tonawanda                      | Municipal           | 55               | MSW Landfill                                        | Solar PV                        | 2.60                  | 10.0            | Solar Liberty                   | 2019                      | Wholesale Electricity          |
| Tonawanda Landfill (Wales Avenue)     | 2          | NY    | Tonawanda        | Landfill          | Unknown                                | Unknown             | -                | Landfill                                            | Solar PV                        | 1.10                  | -               | Montante Solar                  | 2019                      | Wholesale Electricity          |
| Troy Landfill Solar 1                 | 2          | NY    | Troy             | Landfill          | City of Troy                           | Municipal           | 92               | MSW Landfill                                        | Solar PV                        | 0.60                  | 3.0             | Monolith Solar                  | 2018                      | Wholesale Electricity          |
| Ulster County Landfill Solar          | 2          | NY    | Ulster           | Landfill          | Ulster County Resource Recovery Agency | Municipal           | 29               | MSW Landfill                                        | Solar PV                        | 1.90                  | 8.0             | SolarCity                       | 2018                      | Wholesale Electricity          |
| Wallkill Landfill                     | 2          | NY    | Wallkill         | Landfill          | Town of Wallkill                       | Municipal           | 68               | MSW Landfill                                        | Solar PV                        | 2.00                  | 8.0             | GE Renewable Energy             | 2016                      | Wholesale Electricity          |
| Weibel Avenue Landfill                | 2          | NY    | Saratoga Springs | Landfill          | Town of Saratoga Springs               | Municipal           | -                | MSW Landfill                                        | Solar PV                        | 2.50                  | 14.6            | Onyx Renewable Partners         | 2017                      | Wholesale Electricity          |
| West Nyack Landfill                   | 2          | NY    | Clarkstown       | Landfill          | Town of Clarkstown                     | Municipal           | -                | MSW landfill                                        | Solar PV                        | 2.36                  | 13.0            | OnForce Solar                   | 2014                      | Wholesale Electricity          |
| West Park Landfill (Floyd Ackert Rd.) | 2          | NY    | Esopus           | Landfill          | Town of Esopus                         | Municipal           | -                | MSW Landfill                                        | Solar PV                        | 0.60                  | -               | BQ Energy                       | 2017                      | Wholesale Electricity          |
| Williamson Landfill                   | 2          | NY    | Williamson       | Landfill          | Town of Williamson                     | Municipal           | -                | MSW Landfill                                        | Solar PV                        | 1.50                  | -               | Sustainable Energy Developments | 2014                      | Wholesale Electricity          |

Through the RE-Powering America's Land Initiative, the EPA encourages renewable energy development on potentially contaminated land when aligned with the community's vision for the site. This list tracks completed projects where renewable energy systems have been installed on potentially contaminated lands, landfills, or mine sites. Project capacity data reflect total system capacity, which may be installed in whole or in part on potentially contaminated lands, landfills, or mine sites. For systems with an installed capacity less than 10 kW, the capacity is shown as 0.00. Where information was not found for a given site, it is noted as "Unknown" or with a "-" for numerical values. This information is sorted by state and then by site/project name. The color key for shaded rows is below:

- Installations newly added for October 2020
- Multiple installations on a single site (location)
- New projects for October 2020 representing an additional installation on an existing renewable energy on contaminated lands site

This resource is for informational purposes only. The information in this list was gathered from public announcements of renewable energy projects in the form of company press releases, news releases, and, in some cases, conversations with the parties involved. It may not be a comprehensive list of all projects completed on contaminated land. Projects on this list include ground-mounted utility-scale systems, rooftop systems, and systems used for onsite power, including to power cleanup activities. To provide information on additional projects, please email [cleanenergy@epa.gov](mailto:cleanenergy@epa.gov).

| 1. SITE DESCRIPTION                                        |            |       |               |                 |                                         |                     |                  |                                          | 2. RENEWABLE ENERGY INFORMATION |                       |                 |                              | 3. PROJECT IMPLEMENTATION |                                |
|------------------------------------------------------------|------------|-------|---------------|-----------------|-----------------------------------------|---------------------|------------------|------------------------------------------|---------------------------------|-----------------------|-----------------|------------------------------|---------------------------|--------------------------------|
| Site/Project Name                                          | EPA Region | State | City          | Type of Site    | Site Owner                              | Site Ownership Type | Property Acreage | Former Use Description                   | RE Type                         | Project Capacity (MW) | Project Acreage | Primary RE Developer Name    | Completion Date           | Project Type                   |
| Brooklyn Landfill Solar                                    | 5          | OH    | Brooklyn      | Landfill        | City of Brooklyn                        | Municipal           | 75               | MSW Landfill                             | Solar PV                        | 4.00                  | 17.0            | IGS Solar                    | 2018                      | Wholesale Electricity          |
| Cuyahoga Metropolitan Housing Authority                    | 5          | OH    | Cleveland     | Brownfields     | Cuyahoga Metropolitan Housing Authority | Municipal           | 12               | Industrial Use                           | Solar PV                        | 1.10                  | 6.0             | Carbon Vision                | 2013                      | Wholesale Electricity          |
| Dayton Tech Town                                           | 5          | OH    | Dayton        | Brownfields     | Unknown                                 | Unknown             | -                | Former Automotive Site                   | Geothermal                      | -                     | -               | Heapy Engineering            | 2010                      | Onsite Use - General           |
| Former Newark Processing Co.                               | 5          | OH    | Newark        | Brownfields     | City of Newark                          | Municipal           | 66               | Aluminum Manufacturing                   | Solar PV                        | 1.50                  | 24.0            | SolarVision LLC              | 2017                      | Wholesale Electricity          |
| Medical Center Company Solar                               | 5          | OH    | Cleveland     | Brownfields     | Unknown                                 | Unknown             | 6                | Unknown                                  | Solar PV                        | 1.00                  | -               | Medical Center Company       | 2014                      | Wholesale Electricity          |
| Pilkington North America                                   | 5          | OH    | Northwood     | Brownfields     | Pilkington North America, Inc.          | Private             | 11               | Glass Manufacturing Facility             | Solar PV                        | 0.25                  | 1.0             | Hull & Associates            | 2011                      | Onsite Use - General           |
| The National Center for Medical Readiness at Calamityville | 5          | OH    | Fairborn      | Brownfields     | Calamityville*                          | Private             | 54               | Cement Manufacturing Plant               | Geothermal                      | -                     | 54.0            | Unknown                      | 2005                      | Onsite Use - General           |
| Toledo Zoo Solar                                           | 5          | OH    | Toledo        | Brownfields     | Anthony Wayne Solar Number 1            | Private             | 22               | Elevator Factory                         | Solar PV                        | 2.10                  | -               | Rudolph/Libbe and GEM Energy | 2014                      | Onsite Use - General           |
| Wood County Landfill                                       | 5          | OH    | Bowling Green | Landfill        | Wood County                             | Municipal           | 60               | MSW Landfill                             | Wind                            | 7.20                  | 4.0             | American Municipal Power     | 2004                      | Wholesale Electricity          |
| Altus Air Force Base                                       | 6          | OK    | Altus         | RCRA            | U.S. Air Force                          | Federal             | -                | Federal Facility, Flight Training Center | Solar PV                        | 0.00                  | -               | Unknown                      | 2007                      | Onsite Use - Green Remediation |
| Guthrie Green                                              | 6          | OK    | Tulsa         | Brownfields     | George Kaiser Family Foundation         | Foundation          | -                | Industrial                               | Geothermal w/ solar PV          | -                     | -               | Unknown                      | 2012                      | Onsite Use - General           |
| Columbia Ridge Landfill                                    | 10         | OR    | Arlington     | Landfill Buffer | Waste Management                        | Private             | 12,000           | MSW and Industrial Landfill (active)     | Wind                            | 100.00                | -               | PacifiCorp                   | 2004                      | Wholesale Electricity          |
| Corvallis Municipal Airport                                | 10         | OR    | Corvallis     | Superfund       | City of Corvallis                       | Municipal           | -                | Chrome-plating Facility                  | Solar PV                        | 0.10                  | 1.8             | Pacific Power                | 2017                      | Wholesale Electricity          |
| SeSequential Biodiesel Solar                               | 10         | OR    | Eugene        | Brownfields     | SeSequential                            | Private             | 1                | Gas Station                              | Solar PV                        | 0.03                  | -               | Energy Design                | 2006                      | Rooftop                        |



Through the RE-Powering America's Land Initiative, the EPA encourages renewable energy development on potentially contaminated land when aligned with the community's vision for the site. This list tracks completed projects where renewable energy systems have been installed on potentially contaminated lands, landfills, or mine sites. Project capacity data reflect total system capacity, which may be installed in whole or in part on potentially contaminated lands, landfills, or mine sites. For systems with an installed capacity less than 10 kW, the capacity is shown as 0.00. Where information was not found for a given site, it is noted as "Unknown" or with a "-" for numerical values. This information is sorted by state and then by site/project name. The color key for shaded rows is below:

- Installations newly added for October 2020
- Multiple installations on a single site (location)
- New projects for October 2020 representing an additional installation on an existing renewable energy on contaminated lands site

This resource is for informational purposes only. The information in this list was gathered from public announcements of renewable energy projects in the form of company press releases, news releases, and, in some cases, conversations with the parties involved. It may not be a comprehensive list of all projects completed on contaminated land. Projects on this list include ground-mounted utility-scale systems, rooftop systems, and systems used for onsite power, including to power cleanup activities. To provide information on additional projects, please email [cleanenergy@epa.gov](mailto:cleanenergy@epa.gov).

| 1. SITE DESCRIPTION                            |            |       |                                      |                   |                                             |                     |                  |                                                                        | 2. RENEWABLE ENERGY INFORMATION |                       |                 |                               | 3. PROJECT IMPLEMENTATION |                                |
|------------------------------------------------|------------|-------|--------------------------------------|-------------------|---------------------------------------------|---------------------|------------------|------------------------------------------------------------------------|---------------------------------|-----------------------|-----------------|-------------------------------|---------------------------|--------------------------------|
| Site/Project Name                              | EPA Region | State | City                                 | Type of Site      | Site Owner                                  | Site Ownership Type | Property Acreage | Former Use Description                                                 | RE Type                         | Project Capacity (MW) | Project Acreage | Primary RE Developer Name     | Completion Date           | Project Type                   |
| Ambler Pennsylvania Boiler House               | 3          | PA    | Ambler                               | Brownfields       | Summit Realty                               | Private             | -                | Asbestos Manufacturing Plant                                           | Geothermal                      | -                     | 1.1             | Unknown                       | 2012                      | Onsite Use - General           |
| Casselman Wind Power Project                   | 3          | PA    | Traverses Summit, Black, and Addison | Mine Lands        | Iberdrola Renewables, LLC                   | Private             | 2,000            | Surface coal mine and adjacent land                                    | Wind                            | 34.50                 | 165.0           | Iberdrola Renewables LLC      | 2008                      | Wholesale Electricity          |
| Exelon-Conergy Solar Energy Center             | 3          | PA    | Falls Township                       | Landfill Buffer   | Waste Management of Pennsylvania            | Private             | 17               | Buffer to Geological Reclamation Operations and Waste Systems landfill | Solar PV                        | 3.00                  | 16.5            | Conergy Company               | 2008                      | Wholesale Electricity          |
| Frey Farm Landfill                             | 3          | PA    | Conestoga                            | Landfill          | Lancaster Cnty Solid Waste Mgmt Authority   | Municipal           | -                | MSW Landfill (active)                                                  | Wind                            | 3.20                  | 10.3            | Energy Power Partners, LLC    | 2011                      | Onsite Use - General           |
| Hazelwood Green's Mill 19 Solar                | 3          | PA    | Philadelphia                         | State Brownfields | Regional Industrial Development Corporation | Non-profit          | -                | Steel Mill                                                             | Solar PV                        | 2.00                  | -               | Scalo Solar Solutions         | 2019                      | Rooftop                        |
| Highland North Wind                            | 3          | PA    | Cambria County                       | Mine Lands        | Various                                     | Various             | 3,500            | Strip Mine                                                             | Wind                            | 75.00                 | 3,500.0         | Everpower                     | 2012                      | Wholesale Electricity          |
| Highland Wind                                  | 3          | PA    | Cambria County                       | Mine Lands        | Everpower                                   | Private             | 4,000            | Strip Mine                                                             | Wind                            | 62.50                 | 4,000.0         | Everpower                     | 2009                      | Wholesale Electricity          |
| Palmerton Zinc Pile                            | 3          | PA    | Palmerton                            | Superfund         | Lehigh Gap Nature Center                    | Non-profit          | -                | Zinc Smelting                                                          | Solar PV                        | 0.02                  | -               | Unknown                       | 2018                      | Rooftop                        |
| Paseo Verde South Apartments                   | 3          | PA    | Philadelphia                         | Brownfields       | Paseo Verde                                 | Private             | 2                | Coal Yard                                                              | Solar PV                        | -                     | -               | Unknown                       | 2013                      | Onsite Use - General           |
| York County Landfill Solar                     | 3          | PA    | Hopewell Township                    | Superfund         | York County Solid Waste Authority           | Municipal           | -                | MSW Landfill                                                           | Solar PV                        | 0.30                  | 2.0             | Solar Renewable Energy, LLC   | 2014                      | Onsite Use - Green Remediation |
| A Street Facility Solar                        | 1          | RI    | Johnston                             | Landfill          | Town of Johnston                            | Municipal           | 32               | Landfill                                                               | Solar PV                        | 3.90                  | -               | Southern Sky Renewable Energy | 2018                      | Wholesale Electricity          |
| Davisville Naval Construction Battalion Center | 1          | RI    | North Kingstown                      | Superfund         | Various                                     | Various             | 1,500            | Naval Base                                                             | Solar PV                        | 2.40                  | -               | Unknown                       | 2016                      | Rooftop                        |

Through the RE-Powering America's Land Initiative, the EPA encourages renewable energy development on potentially contaminated land when aligned with the community's vision for the site. This list tracks completed projects where renewable energy systems have been installed on potentially contaminated lands, landfills, or mine sites. Project capacity data reflect total system capacity, which may be installed in whole or in part on potentially contaminated lands, landfills, or mine sites. For systems with an installed capacity less than 10 kW, the capacity is shown as 0.00. Where information was not found for a given site, it is noted as "Unknown" or with a "-" for numerical values. This information is sorted by state and then by site/project name. The color key for shaded rows is below:

- Installations newly added for October 2020
- Multiple installations on a single site (location)
- New projects for October 2020 representing an additional installation on an existing renewable energy on contaminated lands site

This resource is for informational purposes only. The information in this list was gathered from public announcements of renewable energy projects in the form of company press releases, news releases, and, in some cases, conversations with the parties involved. It may not be a comprehensive list of all projects completed on contaminated land. Projects on this list include ground-mounted utility-scale systems, rooftop systems, and systems used for onsite power, including to power cleanup activities. To provide information on additional projects, please email [cleanenergy@epa.gov](mailto:cleanenergy@epa.gov).

| 1. SITE DESCRIPTION                            |            |       |                          |                   |                                  |                     |                  |                                      | 2. RENEWABLE ENERGY INFORMATION |                       |                 |                                      | 3. PROJECT IMPLEMENTATION |                       |
|------------------------------------------------|------------|-------|--------------------------|-------------------|----------------------------------|---------------------|------------------|--------------------------------------|---------------------------------|-----------------------|-----------------|--------------------------------------|---------------------------|-----------------------|
| Site/Project Name                              | EPA Region | State | City                     | Type of Site      | Site Owner                       | Site Ownership Type | Property Acreage | Former Use Description               | RE Type                         | Project Capacity (MW) | Project Acreage | Primary RE Developer Name            | Completion Date           | Project Type          |
| Forbes Street Solar Project I (FSSPI)          | 1          | RI    | East Providence          | Landfill          | City of East Providence          | Municipal           | 229              | MSW Landfill                         | Solar PV                        | 3.70                  | 14.0            | CME OCI Solar Power LLC / CME Energy | 2014                      | Wholesale Electricity |
| Forbes Street Solar Project II (FSSPII)        | 1          | RI    | East Providence          | Landfill          | City of East Providence          | Municipal           | -                | Landfill                             | Solar PV                        | 4.10                  | -               | CME Energy / Hecate Energy LLC       | 2018                      | Wholesale Electricity |
| Kilvert Street Solar                           | 1          | RI    | Warwick                  | State Brownfields | City of Warwick                  | Municipal           | 37               | Industrial                           | Solar PV                        | 6.30                  | -               | Southern Sky Renewable Energy        | 2018                      | Wholesale Electricity |
| North Providence Landfill                      | 1          | RI    | North Providence         | RCRA              | North Providence                 | Municipal           | 13               | MSW Landfill                         | Solar PV                        | 2.60                  | -               | Southern Sky Renewable Energy        | 2018                      | Wholesale Electricity |
| Peterson/Puritan                               | 1          | RI    | Cumberland               | Superfund         | Unknown                          | Unknown             | -                | Packaging aerosol consumer products  | Solar PV                        | 0.50                  | -               | MEGAWATT Energy Solutions            | 2014                      | Wholesale Electricity |
| Rose Hill Landfill                             | 1          | RI    | South Kingston           | Superfund         | Town of South Kingstown          | Municipal           | -                | Landfill                             | Solar PV                        | 4.70                  | 20.0            | Kearsarge Energy                     | 2018                      | Wholesale Electricity |
| University of Rhode Island (URI) Disposal Area | 1          | RI    | South Kingston           | Superfund         | URI                              | University          | 18               | Landfill                             | Solar PV                        | 2.70                  | 14.0            | Kearsarge Energy                     | 2018                      | Wholesale Electricity |
| West Kingston Town Dump                        | 1          | RI    | South Kingston           | Superfund         | Town of West Kingston            | Municipal           | 18               | Landfill                             | Solar PV                        | 1.20                  | 8.0             | Kearsarge Energy                     | 2018                      | Wholesale Electricity |
| Savannah River's Biomass Steam Plant           | 4          | SC    | Aiken                    | Superfund         | U.S. DOE                         | Federal             | 34               | 1950s Vintage Coal-fired Steam Plant | Biomass                         | 20.00                 | 34.0            | Ameresco                             | 2008                      | Onsite Use - General  |
| Ellsworth Air Force Base                       | 8          | SD    | Ellsworth Air Force Base | Superfund         | Unknown                          | Unknown             | -                | Air Force Base                       | Solar PV                        | 0.30                  | -               | Unknown                              | 2013                      | Unknown               |
| Binkley Solar Farm                             | 4          | TN    | Hermitage                | Landfill          | Binkley family                   | Private             | -                | Construction and Demolition Landfill | Solar PV                        | 0.20                  | -               | Stansell Electric                    | 2012                      | Wholesale Electricity |
| Bristol Demolition Landfill                    | 4          | TN    | Bristol                  | Landfill          | City of Bristol                  | Municipal           | -                | Demolition landfill                  | Solar PV                        | 0.20                  | -               | EcoLogical Energy Systems            | 2012                      | Wholesale Electricity |
| RSI Brightfields One                           | 4          | TN    | Oak Ridge                | Superfund         | Restoration Services, Inc. (RSI) | Private             | 1                | Former DOE Gaseous Diffusion Plant   | Solar PV                        | 1.25                  | 1.0             | RSI                                  | 2012                      | Wholesale Electricity |
| Somerville Solar Project                       | 4          | TN    | Somerville               | Landfill          | Somerville                       | Municipal           | -                | Landfill                             | Solar PV                        | 2.70                  | -               | C2 Energy Capital                    | 2019                      | Wholesale Electricity |
| Volkswagen Chattanooga                         | 4          | TN    | Chattanooga              | RCRA              | Volkswagen                       | Private             | 33               | Former Army Ammunition Plant         | Solar PV                        | 9.50                  | 33.0            | Silicon Ranch                        | 2013                      | Wholesale Electricity |





Through the RE-Powering America's Land Initiative, the EPA encourages renewable energy development on potentially contaminated land when aligned with the community's vision for the site. This list tracks completed projects where renewable energy systems have been installed on potentially contaminated lands, landfills, or mine sites. Project capacity data reflect total system capacity, which may be installed in whole or in part on potentially contaminated lands, landfills, or mine sites. For systems with an installed capacity less than 10 kW, the capacity is shown as 0.00. Where information was not found for a given site, it is noted as "Unknown" or with a "-" for numerical values. This information is sorted by state and then by site/project name. The color key for shaded rows is below:

- Installations newly added for October 2020
- Multiple installations on a single site (location)
- New projects for October 2020 representing an additional installation on an existing renewable energy on contaminated lands site

This resource is for informational purposes only. The information in this list was gathered from public announcements of renewable energy projects in the form of company press releases, news releases, and, in some cases, conversations with the parties involved. It may not be a comprehensive list of all projects completed on contaminated land. Projects on this list include ground-mounted utility-scale systems, rooftop systems, and systems used for onsite power, including to power cleanup activities. To provide information on additional projects, please email [cleanenergy@epa.gov](mailto:cleanenergy@epa.gov).

| 1. SITE DESCRIPTION                         |            |       |                |                   |                                                          |                     |                  |                                                  | 2. RENEWABLE ENERGY INFORMATION |                       |                 |                           | 3. PROJECT IMPLEMENTATION |                                |
|---------------------------------------------|------------|-------|----------------|-------------------|----------------------------------------------------------|---------------------|------------------|--------------------------------------------------|---------------------------------|-----------------------|-----------------|---------------------------|---------------------------|--------------------------------|
| Site/Project Name                           | EPA Region | State | City           | Type of Site      | Site Owner                                               | Site Ownership Type | Property Acreage | Former Use Description                           | RE Type                         | Project Capacity (MW) | Project Acreage | Primary RE Developer Name | Completion Date           | Project Type                   |
| Central Texas Veterans Landfill Solar       | 6          | TX    | Temple         | Landfill          | Department of Veterans Affairs                           | Federal             | -                | Landfill                                         | Solar PV                        | 2.94                  | -               | REC Solar                 | 2012                      | Onsite Use - General           |
| Grove Landfill                              | 6          | TX    | Austin         | Landfill          | Rhizome Collective, Inc                                  | Non-profit          | 10               | Landfill (illegal dumping)                       | Solar PV                        | -                     | -               | Unknown                   | 2006                      | Onsite Use - Green Remediation |
| Pantex Renewable Energy Project (PREP)      | 6          | TX    | Amarillo       | Superfund         | U.S. Department of Energy NNSA and Texas Tech University | Federal             | 16,000           | Nuclear weapon assembly and disassembly          | Wind                            | 11.50                 | 1,500.0         | Siemens USA               | 2014                      | Onsite Use - General           |
| Tessman Road Municipal Solid Waste Landfill | 6          | TX    | San Antonio    | Landfill          | Republic Services, Inc                                   | Private             | 680              | MSW Landfill                                     | Solar PV                        | 0.13                  | 5.6             | CSP Energy                | 2009                      | Wholesale Electricity          |
| Salt Lake City Landfill                     | 8          | UT    | Salt Lake City | Landfill          | Salt Lake City                                           | Municipal           | 4                | MSW Landfill                                     | Solar PV                        | 1.00                  | 4.0             | Taylor Electric           | 2014                      | Unknown                        |
| Bedford Solar Farm                          | 3          | VA    | Bedford        | Landfill Buffer   | Bedford County                                           | Municipal           | -                | MSW Landfill (buffer)                            | Solar PV                        | 3.30                  | 20.0            | O2 emc                    | 2017                      | Wholesale Electricity          |
| Crozet Orchard                              | 3          | VA    | Crozet         | State Brownfields | Unknown                                                  | Private             | -                | Apple Orchard                                    | Solar PV                        | 0.00                  | -               | Unknown                   | 2007                      | Onsite Use - Green Remediation |
| Salem VA Medical Center Solar               | 3          | VA    | Salem          | Landfill          | U.S. Department of Veterans Affairs                      | Federal             | 6                | Landfill                                         | Solar PV                        | 1.60                  | 6.0             | REC Solar                 | 2013                      | Onsite Use - General           |
| Stone Brewing Company                       | 3          | VA    | Richmond       | Brownfields       | Stone Brewing Company                                    | Private             | 15               | Gasworks, concrete mixing plant and staging area | Solar PV                        | -                     | 14.5            | Unknown                   | 2016                      | Rooftop                        |
| Former St. Croix Alumina Plant Solar I      | 2          | VI    | St Croix       | RCRA              | Unknown                                                  | Unknown             | -                | Alumina Plant                                    | Solar PV                        | 0.00                  | -               | Unknown                   | 2003                      | Onsite Use - Green Remediation |
| Former St. Croix Alumina Plant Solar II     | 2          | VI    | St Croix       | RCRA              | Unknown                                                  | Unknown             | -                | Alumina Plant                                    | Solar PV                        | 0.00                  | -               | Unknown                   | 2006                      | Onsite Use - Green Remediation |
| Former St. Croix Alumina Plant Wind I       | 2          | VI    | St Croix       | RCRA              | Unknown                                                  | Unknown             | -                | Alumina Plant                                    | Wind                            | -                     | -               | Unknown                   | 2002                      | Onsite Use - Green Remediation |

Through the RE-Powering America's Land Initiative, the EPA encourages renewable energy development on potentially contaminated land when aligned with the community's vision for the site. This list tracks completed projects where renewable energy systems have been installed on potentially contaminated lands, landfills, or mine sites. Project capacity data reflect total system capacity, which may be installed in whole or in part on potentially contaminated lands, landfills, or mine sites. For systems with an installed capacity less than 10 kW, the capacity is shown as 0.00. Where information was not found for a given site, it is noted as "Unknown" or with a "-" for numerical values. This information is sorted by state and then by site/project name. The color key for shaded rows is below:

- Installations newly added for October 2020
- Multiple installations on a single site (location)
- New projects for October 2020 representing an additional installation on an existing renewable energy on contaminated lands site

This resource is for informational purposes only. The information in this list was gathered from public announcements of renewable energy projects in the form of company press releases, news releases, and, in some cases, conversations with the parties involved. It may not be a comprehensive list of all projects completed on contaminated land. Projects on this list include ground-mounted utility-scale systems, rooftop systems, and systems used for onsite power, including to power cleanup activities. To provide information on additional projects, please email [cleanenergy@epa.gov](mailto:cleanenergy@epa.gov).

| 1. SITE DESCRIPTION                     |            |       |                  |                   |                                         |                     |                  |                                      | 2. RENEWABLE ENERGY INFORMATION |                       |                 | 3. PROJECT IMPLEMENTATION                 |                 |                                |
|-----------------------------------------|------------|-------|------------------|-------------------|-----------------------------------------|---------------------|------------------|--------------------------------------|---------------------------------|-----------------------|-----------------|-------------------------------------------|-----------------|--------------------------------|
| Site/Project Name                       | EPA Region | State | City             | Type of Site      | Site Owner                              | Site Ownership Type | Property Acreage | Former Use Description               | RE Type                         | Project Capacity (MW) | Project Acreage | Primary RE Developer Name                 | Completion Date | Project Type                   |
| Former St. Croix Alumina Plant Wind II  | 2          | VI    | St Croix         | RCRA              | Unknown                                 | Unknown             | -                | Alumina Plant                        | Wind                            | -                     | -               | Unknown                                   | 2006            | Onsite Use - Green Remediation |
| Basketville Site                        | 1          | VT    | Putney           | Brownfields       | Unknown                                 | Unknown             | 6                | Manufacturing                        | Solar PV                        | 0.16                  | -               | Integrated Solar                          | 2013            | Unknown                        |
| Coventry Landfill                       | 1          | VT    | Coventry         | Landfill Buffer   | Casella Waste Systems                   | Private             | -                | MSW Landfill Buffer                  | Solar PV                        | 2.70                  | 12.0            | Coventry PV (subsidiary of Borrego Solar) | 2015            | Wholesale Electricity          |
| Elizabeth Mine Superfund Site           | 1          | VT    | Strafford        | Superfund         | Private (five direct owners)            | Private             | 1,400            | Abandoned Copper Mine                | Solar PV                        | 7.00                  | 28.0            | Brightfields and Greenwood Energy         | 2017            | Wholesale Electricity          |
| Hartford VT Landfill Solar              | 1          | VT    | Hartford         | Landfill          | Town of Hartford                        | Municipal           | -                | MSW Landfill                         | Solar PV                        | 1.00                  | 4.0             | GroSolar                                  | 2016            | Wholesale Electricity          |
| Long View Forest Solar                  | 1          | VT    | Hartland         | State Brownfields | Long View Forest, Inc.                  | Private             | 28               | Sawmill and Lumber Treatment         | Solar PV                        | 0.75                  | 3.0             | Encore Renewable Energy                   | 2019            | Wholesale Electricity          |
| Lyndonville Solar East                  | 1          | VT    | Lyndonville      | Brownfields       | VWSD LLC                                | Private             | -                | Tool Manufacturing                   | Solar PV                        | 0.49                  | 3.5             | Lyndonville Solar West, LLC               | 2018            | Wholesale Electricity          |
| Lyndonville Solar West                  | 1          | VT    | Lyndonville      | Brownfields       | VWSD LLC                                | Private             | -                | Tool Manufacturing                   | Solar PV                        | 0.50                  | 3.5             | Lyndonville Solar West, LLC               | 2018            | Wholesale Electricity          |
| Rutland Landfill (Stafford Hill)        | 1          | VT    | Rutland          | Landfill          | City of Rutland                         | Municipal           | 15               | MSW Landfill                         | Solar PV                        | 2.30                  | 9.0             | Green Mountain Power                      | 2015            | Wholesale Electricity          |
| South Burlington Landfill               | 1          | VT    | South Burlington | Landfill          | City of South Burlington                | Municipal           | -                | MSW Landfill                         | Solar PV                        | 2.20                  | 8.0             | Encore Renewable Energy                   | 2017            | Wholesale Electricity          |
| The Creamery                            | 1          | VT    | Richmond         | Brownfields       | Buttermilk LLC                          | Private             | 1                | Dairy Processing Facility            | Solar PV                        | -                     | 1.4             | Unknown                                   | 2018            | Onsite Use - General           |
| Townshend Landfill                      | 1          | VT    | Townshend        | Landfill          | Town of Townshend                       | Municipal           | -                | MSW Landfill                         | Solar PV                        | 0.15                  | -               | Soveren Solar                             | 2014            | Community Owned / Subscription |
| Wallingford Sand and Gravel Solar       | 1          | VT    | Wallingford      | State Brownfields | Standard Solar                          | Private             | 50               | Gravel pit and hot-mix asphalt plant | Solar PV                        | 3.20                  | 17.0            | Standard Solar/ MHG Solar                 | 2019            | Wholesale Electricity          |
| Windham Solid Waste Management District | 1          | VT    | Brattleboro      | Landfill          | Windham Solid Waste Management District | Municipal           | 30               | MSW landfill                         | Solar PV                        | 5.00                  | 25.0            | Sky Solar                                 | 2018            | Wholesale Electricity          |



Through the RE-Powering America's Land Initiative, the EPA encourages renewable energy development on potentially contaminated land when aligned with the community's vision for the site. This list tracks completed projects where renewable energy systems have been installed on potentially contaminated lands, landfills, or mine sites. Project capacity data reflect total system capacity, which may be installed in whole or in part on potentially contaminated lands, landfills, or mine sites. For systems with an installed capacity less than 10 kW, the capacity is shown as 0.00. Where information was not found for a given site, it is noted as "Unknown" or with a "-" for numerical values. This information is sorted by state and then by site/project name. The color key for shaded rows is below:

- Installations newly added for October 2020
- Multiple installations on a single site (location)
- New projects for October 2020 representing an additional installation on an existing renewable energy on contaminated lands site

This resource is for informational purposes only. The information in this list was gathered from public announcements of renewable energy projects in the form of company press releases, news releases, and, in some cases, conversations with the parties involved. It may not be a comprehensive list of all projects completed on contaminated land. Projects on this list include ground-mounted utility-scale systems, rooftop systems, and systems used for onsite power, including to power cleanup activities. To provide information on additional projects, please email [cleanenergy@epa.gov](mailto:cleanenergy@epa.gov).

| 1. SITE DESCRIPTION                                |            |       |                         |              |                                         |                     |                  |                                                | 2. RENEWABLE ENERGY INFORMATION |                       |                 |                              | 3. PROJECT IMPLEMENTATION |                                |
|----------------------------------------------------|------------|-------|-------------------------|--------------|-----------------------------------------|---------------------|------------------|------------------------------------------------|---------------------------------|-----------------------|-----------------|------------------------------|---------------------------|--------------------------------|
| Site/Project Name                                  | EPA Region | State | City                    | Type of Site | Site Owner                              | Site Ownership Type | Property Acreage | Former Use Description                         | RE Type                         | Project Capacity (MW) | Project Acreage | Primary RE Developer Name    | Completion Date           | Project Type                   |
| Beloit Coal Ash Landfill                           | 5          | WI    | Beloit                  | Landfill     | Alliant Energy                          | Private             | 20               | Coal Ash Landfill                              | Solar PV                        | 2.30                  | 17.0            | Hanwha Q CELLS USA           | 2016                      | Wholesale Electricity          |
| MATC PV Evaluation Lab                             | 5          | WI    | Milwaukee               | Landfill     | Milwaukee Area Technical College (MATC) | Private             | 32               | MSW Landfill                                   | Solar PV                        | 0.54                  | 32.0            | MATC and Johnson Controls    | 2010                      | Onsite Use - Training          |
| Refuse Hideaway Landfill                           | 5          | WI    | Middleton               | Superfund    | State of Wisconsin                      | State               | 23               | Municipal, commercial, and industrial landfill | Solar PV                        | 0.01                  | 0.1             | Full Spectrum Solar Company  | 2010                      | Onsite Use - Green Remediation |
| Sky Park Solar                                     | 5          | WI    | Eau Claire              | Landfill     | City of Eau Claire                      | Private             | 26               | MSW Landfill                                   | Solar PV                        | 1.00                  | 7.5             | Pristine Sun                 | 2017                      | Community Owned / Subscription |
| American Public University System Academic Center  | 3          | WV    | Ranson and Charles Town | Brownfields  | American Public University System       | University          | 2                | Metal salvage yard                             | Solar PV                        | -                     | 1.8             | Unknown                      | 2010                      | Rooftop                        |
| American Public University System Financial Center | 3          | WV    | Ranson and Charles Town | Brownfields  | American Public University System       | University          | 11               | Manufacturing                                  | Solar PV                        | -                     | -               | Unknown                      | 2012                      | Onsite Use - General           |
| Chevron Casper Wind Farm                           | 8          | WY    | Casper                  | RCRA         | Chevron                                 | Private             | 880              | Refinery                                       | Wind                            | 16.50                 | 880.0           | Chevron Global Power Company | 2009                      | Wholesale Electricity          |
| Dave Johnston Mine / Glenrock Wind I               | 8          | WY    | Glenrock                | Mine Lands   | PacificCorp                             | Private             | 14,000           | Surface Coal Mine                              | Wind                            | 118.50                | 300.0           | PacificCorp                  | 2008                      | Wholesale Electricity          |
| Dave Johnston Mine / Glenrock Wind III             | 8          | WY    | Glenrock                | Mine Lands   | PacificCorp                             | Private             | 14,000           | Surface Coal Mine                              | Wind                            | 39.00                 | 300.0           | PacificCorp                  | 2009                      | Wholesale Electricity          |
| Dave Johnston Mine / Rolling Hills                 | 8          | WY    | Glenrock                | Mine Lands   | PacificCorp                             | Private             | 14,000           | Surface Coal Mine                              | Wind                            | 118.50                | 300.0           | PacificCorp                  | 2009                      | Wholesale Electricity          |
| Warren AFB Wind                                    | 8          | WY    | Cheyenne                | Superfund    | U.S. Air Force                          | Federal             | -                | Former Gunnery Range                           | Wind                            | 3.32                  | -               | Unknown                      | 2009                      | Wholesale Electricity          |