

Environmental
Resources
Management

15810 Park Ten Place
Suite 300
Houston, Texas 77084
(281) 600-1000
(281) 600-1001 (fax)

January 20, 2005

Dr. Ata-ur Rahman
Permits Section
Industrial and Hazardous Waste Division
Texas Commission on Environmental Quality
12100 Park 35 Circle, MC 130
Austin, Texas 78753



Subject: Transmittal of the Semiannual Monitoring Report: Second
Semiannual Event 2004
Houston Wood Preserving Works, Houston, Texas

Chris
Young

Dear Dr. Rahman: Sent Fed-Ex

On behalf of Union Pacific Railroad (UPRR), two copies of the referenced report are enclosed pursuant to the requirements of Section VII.B.2 of Compliance Plan No. CP-50343, issued in conjunction with Post-Closure Care Permit No. HW-50343-000.

Please call me at (281) 600-1000 if you have any questions regarding the enclosed report.

Sincerely,

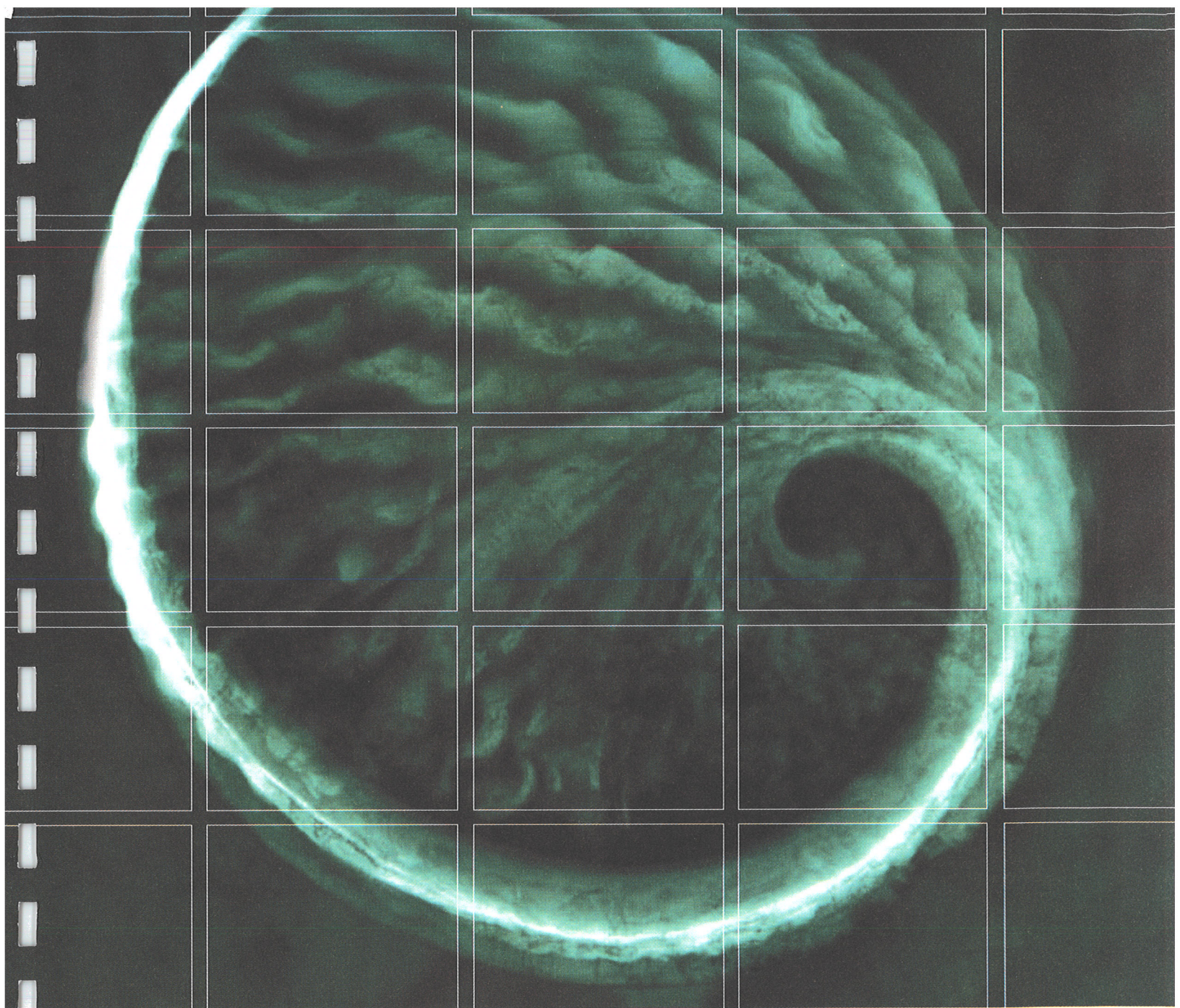
Environmental Resources Management

Chris M. Young
Christopher M. Young, P.C.

CMY/mnt
Enclosures

cc: Mark Arthur, TCEQ-Austin
Marsha Hill, TCEQ Region 12 - Houston
Geoffrey B. Reeder, Union Pacific Railroad

} Sent w/ Annual Rpt.



Semiannual Monitoring Report: Second Semiannual Event 2004

**Houston Wood Preserving Works
Houston, Texas**

Union Pacific Railroad Company

January 20, 2005

www.erm.com

Union Pacific Railroad Company

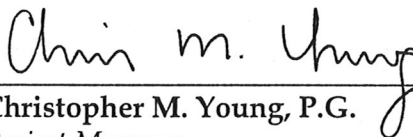
Semiannual Monitoring Report:
Second Semiannual Event 2004
Houston Wood Preserving Works
Houston, Texas

January 20, 2005

Project No. 0014419




Paul A. Stefan, P.G.
Principal



Christopher M. Young, P.G.
Project Manager



Mike Robbins
Project Scientist



Environmental Resources Management
15810 Park Ten Place, Suite 300
Houston, Texas 77084-5140
T: 281-600-1000
F: 281-600-1001

TABLE OF CONTENTS

1.0	INTRODUCTION	1
2.0	SECOND SEMIANNUAL GROUND WATER SAMPLING EVENT FOR 2004	3
2.1	NARRATIVE SUMMARY OF SECOND SEMIANNUAL ACTIVITIES	3
	2.1.1 <i>Corrective Action Program</i>	3
	2.1.2 <i>Ground Water Monitoring</i>	3
2.2	ANALYTICAL RESULTS	4
2.3	WELL MEASUREMENTS	4
2.4	POTENTIOMETRIC SURFACE MAPS	5
2.5	POTENTIOMETRIC SURFACE MAPS FOR RECOVERY SYSTEM	5
2.6	NON-AQUEOUS PHASE LIQUIDS	5
2.7	NAPL RECOVERIES	5
2.8	ANALYTICAL DATA EVALUATION	5
2.9	BTEX, ACENAPHTHENE, AND NAPHTHALENE ISOPLETHS	6
2.10	UPDATED COMPLIANCE SCHEDULE	6
2.11	SUMMARY OF CHANGES MADE TO THE MONITORING/CORRECTIVE ACTION PROGRAM AND SUMMARY OF RECOVERY WELL INSPECTIONS AND MAINTENANCE	6
2.12	RECOMMENDATION FOR CHANGES	6
2.13	OTHER REQUESTED ITEMS	6

APPENDICES

A	COMPLIANCE PLAN TABLES	
B	FIELD PARAMETERS	
C	LABORATORY ANALYTICAL REPORTS AND DATA USABILITY SUMMARIES	
D	UPDATED COMPLIANCE SCHEDULE	

TABLE OF CONTENTS (CONT'D)

List of Tables

2-1	<i>Summary of Analytical Results for the A-Transmissive Zone (A-TZ)</i>
2-2	<i>Summary of Analytical Results for the B-Transmissive Zone (B-TZ)</i>
2-3	<i>Summary of Analytical Results for Quality Assurance/Quality Control Samples</i>
2-4	<i>Water Level and Total Depth of Well Measurements</i>
2-5	<i>Compliance Status of Wells and Piezometers</i>

List of Figures

1-1	<i>Site Location Map</i>
2-1	<i>A-TZ Potentiometric Surface</i>
2-2	<i>B-TZ Potentiometric Surface</i>
2-3	<i>Total BTEX in A-TZ Ground Water</i>
2-4	<i>Total BTEX in B-TZ Ground Water</i>
2-5	<i>Acenaphthene in A-TZ Ground Water</i>
2-6	<i>Acenaphthene in B-TZ Ground Water</i>
2-7	<i>Naphthalene in A-TZ Ground Water</i>
2-8	<i>Naphthalene in B-TZ Ground Water</i>

INTRODUCTION

Routine semiannual ground water monitoring is required as a condition of the Compliance Plan (CP) for the former Houston Wood Preserving Works (HWPW) site, located at 4910 Liberty Road, Houston, Texas (Figure 1-1). These activities are performed to monitor ground water quality beneath a closed surface impoundment (Texas Natural Resource Conservation Commission [TNRCC] Permit Unit No. II.B.1). The surface impoundment was described in RCRA Permit No. HW-50343-000 and associated Compliance Plan (CP-50343), both issued by the TNRCC; [now referred to as the Texas Commission on Environmental Quality (TCEQ)]. The sampling event, analytical data, and this data evaluation report represent the second half of 2004 and fulfill the semiannual reporting requirements described in the CP, Section VII.B.2.

February 28, March 1, 3, and 4 2005
On ~~September 13, 14, and 15, 2004~~, Environmental Resources Management (ERM) conducted ground water sampling activities at the site. These activities included sampling the on-site wells and piezometers associated with the surface impoundment.

Section VII.B.2 of the CP describes the technical information to be provided in each semiannual report. Those requirements include:

1. A narrative summary of the evaluations made in accordance with CP Sections V, VI, and VII for the preceding six-month period. These periods shall be January 1 through June 30 and July 1 through December 31;
2. The results of the chemical analyses, submitted in a tabulated format in a form acceptable to the Executive Director, which clearly indicates each parameter that exceeds the Ground Water Protection Standard (GWPS). Copies of the original laboratory report for chemical analyses showing detection limits and quality control and quality assurance data shall be provided if requested by the Executive Director;
3. Tabulation of all water level elevations (relative to mean sea level), depth to water measurements, and total depth of well measurements collected since the data that was submitted in the previous semiannual report;
4. Potentiometric surface maps showing the elevation of the water table at the time of sampling;
5. If a recovery system is installed, potentiometric surface maps showing delineation of the radius of influence, minimum and maximum gradient within the hydrologically influenced area, and the direction of ground-water flow gradients outside the radius of influence;
6. A notation of the presence or absence of non-aqueous phase liquids (NAPLs), both light and dense phases, in each well during each sampling event since the last event covered in the previous semiannual report and tabulation of depth and thickness of NAPLs, if detected;

7. If a recovery system is installed, monthly tabulations of quantities of recovered ground-water and NAPLs (if encountered), and graphs of weekly recorded flow rates versus time for the recovery wells during each quarter;
8. Tabulation of all data evaluation results pursuant to Section VI.D and status of each well listed on CP Table III with regard to compliance with the corrective action objectives and compliance with the GWPSs;
9. Maps of the contaminated area depicting concentrations of naphthalene, acenaphthene, and total benzene, toluene, ethylbenzene, and xylenes (BTEX) as isopleth contours;
10. An updated schedule summary as required by Section XI.A;
11. Summary of any changes made to the monitoring/corrective action program and a summary of recovery well inspections, repairs, and any operational difficulties;
12. Recommendation for any changes; and
13. Any other items requested by the Executive Director.

As of ~~December 31, 2004~~^{June 30, 2005}, a recovery system had not been installed at this facility. Therefore, the provisions that relate to recovery wells (i.e., provisions 5, 7, and 11) were not applicable to this reporting period.

2.0 SECOND SEMIANNUAL GROUND WATER SAMPLING EVENT FOR 2004

This section contains a discussion of each of the semiannual report provisions required by CP Section VII.B.2, by reference number to the list of provisions in Section 1.

2.1 NARRATIVE SUMMARY OF SECOND SEMIANNUAL ACTIVITIES

CP Section VII.B.2.a requires a narrative summary of evaluations completed in accordance with CP Sections V, VI, and VII. Section V relates to the Corrective Action Program in place for the permitted unit. Section VI relates to the Ground Water Monitoring Program designed to evaluate the effectiveness of the Corrective Action Program. Section VII includes provisions for amending the Corrective Action Program and/or Compliance Plan. Each of these evaluations is provided below.

2.1.1 Corrective Action Program

Ground water samples were collected from the existing wells to assess affected ground water in the A-Transmissive Zone (A-TZ) and the B-Transmissive Zone (B-TZ). The definitions of the A-TZ and B-TZ are consistent with the Uppermost Transmissive Zone (UTZ) and Second Transmissive Zone (STZ), respectively, as defined in CP Provision I.A. and summarized as follows:

- A-TZ refers to the first sand unit encountered at approximately 35 feet above mean sea level (msl), averaging 6 to 8 feet in thickness; and
- B-TZ refers to the second sand unit encountered at approximately 15 feet above msl, averaging 8 to 10 feet in thickness.

The following monitor wells were sampled (as designated by function in CP Table III; Appendix A to this report):

- A-TZ Point of Compliance (POC) wells: MW-01A, MW-02, MW-07, MW-10A, and MW-11A;
- A-TZ Corrective Action Observation (CAO) wells: MW-04, MW-05, MW-07, MW-08, and MW-09;
- B-TZ POC wells: MW-10B, MW-11B, and P-10; and
- B-TZ CAO wells: P-11 and P-12.

In addition, MW-03, which is screened in the A-TZ within the closed impoundment, was also sampled.

2.1.2 Ground Water Monitoring

ERM performed quarterly well inspections on ~~September 13, 2004 and December 23, 2004~~ ^{February 28, 2005} and ground water monitoring activities on ~~September 13 through September 15, 2004~~ ^{February 28,} ~~March 1, 3, and 4, 2005~~ through ~~September 15, 2004~~. Ground water sampling was performed using procedures outlined in a U.S. EPA document titled *Low-Flow (Minimal*

Drawdown) Ground-Water Sampling Procedures (EPA/540/S-95/504) published in April 1996. Purging and sampling were performed using a low-flow pump, with its sample intake set at the approximate center of the screened interval of each well.

The wells are equipped with dedicated polytetrafluoroethylene (PTFE) tubing for ground water sampling. A Master-Flex® peristaltic pump was used to collect the ground water samples. A one-foot section of disposable silicon tubing was placed around the pump head and attached to the PTFE tubing for proper operation of the pump. Ground water was pumped from the screened interval of the well at a flow rate of less than approximately 0.5 L/min. A flow-through cell and field meters were used to measure and evaluate field parameters including temperature, pH, specific conductivity, dissolved oxygen, and turbidity. When the field parameters had stabilized to the EPA-specified criteria, the well was sampled. The samples were also collected at a flow rate of less than 0.5 L/min. A compilation of recorded field parameters is included in Appendix B.

For each well, three 40-mL glass vials [for volatile organic constituent (VOC) analysis] and four 1,000-mL amber glass bottles [for semivolatile organic constituent (SVOC) analysis] were filled directly from the pumping apparatus described above. The bottles, containing laboratory-supplied preservatives, were sealed and packed in coolers with sufficient ice to maintain a sample temperature of approximately 4°C. The sample coolers were delivered to Severn Trent Laboratory, in Houston, Texas for analysis. Chain-of-Custody (COC) forms were completed and kept with their respective samples. Copies of the analytical data and COCs are included in Appendix C.

2.2 ANALYTICAL RESULTS

The results of the chemical analyses for the second semiannual sampling event of 2004 are summarized in Tables 2-1 and 2-2, respectively. Compounds with concentrations reported above the GWPS are indicated in boxes on the tables. The CP sets the GWPS at the practical quantitation limit (PQL) for each of the compounds analyzed. Table 2-3 summarizes the field blank and trip blank results for quality assurance/quality control (QA/QC) purposes. Duplicate sample results are included on Table 2-1 for comparison with the original sample.

2.3 WELL MEASUREMENTS

During the quarterly well inspections and the sampling event, the following information was recorded at each monitor well:

Before Sampling

- The presence of light non-aqueous phase liquids (LNAPLs) was evaluated; and
- Depth to ground water was measured to the nearest 0.01 foot.

After Sampling

- The presence of dense non-aqueous phase liquids (DNAPLs) was evaluated; and
- Total well depths were determined.

Table 2-4 provides a summary of these measurements. None of the CP wells had measurable amounts of LNAPL or DNAPL.

2.4 *POTENTIOMETRIC SURFACE MAPS*

The ground water elevation data recorded during the second semiannual 2004 well gauging activities were used to create potentiometric surface maps of the A-TZ and B-TZ (Figures 2-1 and 2-2, respectively). A review of Figure 2-1 indicates that ground water flow is toward the northwest with an estimated gradient of 0.00556 feet/foot (ft/ft) in the A-TZ. The flow in the B-TZ is toward the northwest with a gradient of 0.00625 ft/ft (Figure 2-2).

2.5 *POTENTIOMETRIC SURFACE MAPS FOR RECOVERY SYSTEM*

As of ~~December 31, 2004~~, a recovery system had not been installed at the closed surface impoundment. Therefore, this provision is not applicable.

2.6 *NON-AQUEOUS PHASE LIQUIDS*

None of the CP wells had measurable amounts of LNAPL or DNAPL.

2.7 *NAPL RECOVERIES*

No measurable amount of NAPL has been recorded in any of the CP wells. Therefore, recovery of NAPL has not been required and this provision is not applicable.

2.8 *ANALYTICAL DATA EVALUATION*

CP Section VI.D describes two methods which may be used to determine the compliance status of a given well. The analytical results may be either directly compared to the GWPS (CP Table I; included in Appendix A herein), or statistically compared to the GWPS using the 99% significance level of the t-distribution. Table 2-5 shows the results of a direct comparison of data from the first semiannual sampling event to the GWPS. A boxed value indicates an exceedance of the GWPS. Wells and piezometers were considered to be compliant if each of the constituents listed in CP Table I was reported at a concentration less than or equal to the GWPS. Third party data usability summaries are included in Appendix C, and third party qualifiers were added to the data tables in italics.

2.9 *BTEX, ACENAPHTHENE, AND NAPHTHALENE ISOPLETHS*

As specified by the CP, isopleth maps depicting concentrations of BTEX, acenaphthene, and naphthalene were constructed using the data presented in Tables 2-1 and 2-2. The isopleth maps are present in Figures 2-3 through 2-8.

2.10 *UPDATED COMPLIANCE SCHEDULE*

An updated compliance schedule is included as Appendix D of this report. The schedule has been updated from the First Semiannual Monitoring Report, 2004.

2.11 *SUMMARY OF CHANGES MADE TO THE MONITORING/CORRECTIVE ACTION PROGRAM AND SUMMARY OF RECOVERY WELL INSPECTIONS AND MAINTENANCE*

No changes were made to the monitoring/corrective action program.

2.12 *RECOMMENDATION FOR CHANGES*

A compliance plan renewal application was submitted to TCEQ on December 23, 2003 consistent with the renewal requirements for the RCRA permit at the site. Several changes to the ground water monitoring program were proposed in the renewal application. UPRR responded to TCEQ comments on the application and is awaiting issuance of the final permit. At this time, no other changes are recommended and the monitoring will proceed following the original provision until the new CP is issued.

2.13 *OTHER REQUESTED ITEMS*

To date, no other items have been requested by the Executive Director.

Tables

January 20, 2005
Project No. 0014419

Environmental Resources Management
15810 Park Ten Place, Suite 300
Houston, Texas 77084
(281) 600-1000

TABLE 2-1
 Summary of Analytical Results for the A-Transmissive Zone (A-TZ)
 First Semiannual Event 2004
 Houston Wood Preserving Works
 Houston, Texas

Analyte	PQL (GWPS)	Monitor Well ID:	Sample Date:	MW-01A	MW-02	MW-03	MW-04	MW-05	MW-07	MW-08	MW-09	MW-10A	MW-11A
				3/17/04	3/17/04	3/17/04	3/16/04	3/16/04	3/16/04	3/16/04	3/15/04	3/16/04	3/16/04
Volatile Organic Constituents													
Benzene	0.005			ND	ND	ND	ND	ND	ND	ND	ND	ND	ND
Chlorobenzene	0.005			ND	ND	ND	ND	ND	ND	ND	ND	ND	ND
1,2-Dichloroethane	0.005			ND	ND	ND	ND	ND	ND	ND	ND	ND	ND
Methylene chloride	0.010			ND	ND	ND	ND	ND	ND	ND	ND	ND	ND
Ethylbenzene	0.005			ND	ND	ND	ND	ND	ND	ND	ND	ND	ND
Toluene	0.005			ND	ND	ND	ND	ND	ND	ND	ND	ND	ND
Xylene (total)	0.005			ND	0.0122 J	ND	ND	ND	ND	ND	ND	ND	ND
Semivolatile Organic Constituents													
Acenaphthene	0.010			0.04226	0.03018	0.1104	ND	0.000283 J	0.000285 J	ND	ND	ND	0.002777
Acenaphthylene	0.010			0.000785	0.000418 J	0.000833 J/L	ND	ND	ND	ND	ND	ND	ND
Anthracene	0.010			0.001854	0.001494	0.00129 J/L	0.00026 J	0.000251 J	0.000219 J	ND	ND	ND	0.000321 J
Benzo(a)anthracene	0.010			ND	ND	0.000379 J/L	ND	ND	ND	ND	ND	ND	ND
Benzo(a)pyrene	0.010			ND	ND	0.000511	ND	ND	ND	ND	ND	ND	ND
bis(2-Chloroethoxy)methane	0.010			ND	ND	ND	ND	ND	ND	ND	ND	ND	ND
2-Chloronaphthalene	0.010			ND	ND	ND	ND	ND	ND	ND	ND	ND	ND
Chrysene	0.010			ND	ND	0.00052 J/L	ND	ND	ND	ND	ND	ND	ND
Dibenzofuran	0.010			0.0194	0.01945	0.0097 J/L	ND	ND	ND	ND	ND	ND	0.000463 J
Di-n-butyl phthalate	0.010			0.000691 U	0.000792 U	0.000654 U	ND	0.000253 J, U	0.000199 J, U	0.000268 J, U	0.00033 J, U	ND	0.000521 U
2,4-Dimethylphenol	0.010			ND	ND	ND	ND	ND	ND	ND	ND	ND	ND
4,6-Dinitro-o-cresol	0.050			ND	ND	ND	ND	ND	ND	ND	ND	ND	ND
2,4-Dinitrotoluene	0.010			ND	ND	ND	ND	ND	ND	ND	ND	ND	ND
2,6-Dinitrotoluene	0.010			ND	ND	ND	ND	ND	ND	ND	ND	ND	ND
1,2-Diphenylhydrazine	0.010			ND	ND	ND	ND	ND	ND	ND	ND	ND	ND
bis(2-Ethylhexyl)phthalate	0.010			0.000973 U	ND	0.000943 U	0.001025	ND	ND	ND	0.00099	0.000916	0.001042
Fluoranthene	0.010			0.003337	0.001851	0.01034 J/L	ND	ND	ND	ND	ND	ND	0.000394 J
Fluorene	0.010			0.02334	0.02035	0.0427 J/L	ND	ND	ND	ND	ND	ND	0.000354 J
2-Methylnaphthalene	0.010			0.005221	0.001694	ND	ND	ND	ND	ND	ND	ND	ND
Naphthalene	0.010			0.000919	0.000604	0.000264 J, J/L	ND	ND	ND	ND	ND	ND	0.002776
Nitrobenzene	0.010			ND	ND	ND	ND	ND	ND	ND	ND	ND	ND
N-Nitrosodiphenylamine	0.010			ND	ND	ND	ND	ND	ND	ND	ND	ND	ND
Pentachlorophenol	0.050			ND, R	ND, R	ND, R	ND	ND	ND	ND	ND	ND	ND
Phenanthrene	0.010			0.002194	0.002468	0.000663 J/L	ND	ND	ND	ND	ND	ND	ND
Phenol	0.010			ND	ND	ND	ND	ND	ND	ND	ND	ND	ND
Pyrene	0.010			0.00117	0.000883	0.004965 J/L	ND	ND	ND	ND	ND	ND	ND

NOTES:

All values reported in mg/L.

ND = Not detected at the Method Detection Limit (MDL), which can be found in the laboratory reports in Appendix C and is less than or equal to the GWPS in all instances.

PQL = Practical Quantitation Limit, as defined on Table 1 of the Compliance Plan and determined by the analytical methods of EPA SW-846 Test Methods for Determining Solid Wastes.

The Compliance Plan Table 1 defines the Ground Water Protection Standard (GWPS) as the PQL.

□ indicates value reported above the GWPS.

(a) MW-10BD is a duplicate of MW-10B.

(b) P-10D is a duplicate of P-10.

J = Estimated value between the reporting limit and MDL.

U = Not Detected based on third party qualification

J = Estimated data based on third party qualification

L = Low bias based on third party qualification

H = High bias based on third party qualification

R = Rejected based on third party qualification

TABLE 2-2

Summary of Analytical Results for the B-Transmissive Zone (B-TZ)
 Semiannual Monitoring Report - Second Semiannual Event 2004

Houston Wood Preserving Works
 Houston, Texas

Analyte	PQL (GWPS)	Monitor Well ID:	MW-10B 9/14/04	MW-11B 9/14/04	P-10 9/13/04	P-11 9/15/04	P-12 9/14/04
Volatile Organic Constituents							
Benzene	0.005		0.0025 J	ND	ND	ND	ND
Chlorobenzene	0.005		ND	ND	ND	ND	ND
1,2-Dichloroethane	0.005		ND	ND	ND	ND	ND
Methylene chloride	0.010		ND	ND	ND	ND	ND
Ethylbenzene	0.005		ND	ND	ND	ND	ND
Toluene	0.005		ND	ND	ND	ND	ND
Xylene (total)	0.005		ND	ND	ND	ND	ND
Semivolatile Organic Constituents							
Acenaphthene	0.010		0.0864	0.151	0.0244	0.151	ND
Acenaphthylene	0.010		0.00161	0.00193	0.000179 J	ND	ND
Anthracene	0.010		0.00549	0.00764	0.000798	0.00666	ND
Benzo(a)anthracene	0.010		ND	ND	ND	ND	ND
Benzo(a)pyrene	0.010		ND, UJ	ND	ND	ND	ND
bis(2-Chloroethoxy)methane	0.010		ND, UJ	ND	ND	ND	ND
2-Chloronaphthalene	0.010		ND	ND	ND	ND	ND
Chrysene	0.010		ND	ND	ND	ND	ND
Dibenzofuran	0.010		0.0404	0.0804	0.00643	0.00261	ND
Di-n-butyl phthalate	0.010		0.000419 J, U	0.000449 J, U	0.000456 J, U	0.000532 U	0.000279 J, U
2,4-Dimethylphenol	0.010		ND	ND	ND	ND, UJ	ND
4,6-Dinitro-o-cresol	0.050		ND	ND	ND	ND	ND
2,4-Dinitrotoluene	0.010		ND, UJ	ND	ND	ND	ND
2,6-Dinitrotoluene	0.010		ND, UJ	ND	ND	ND	ND
1,2-Diphenylhydrazine	0.010		ND, UJ	ND, UJ	ND, UJ	ND, UJ	ND, UJ
bis(2-Ethylhexyl)phthalate	0.010		0.0081	0.000649	ND	ND	0.000861
Fluoranthene	0.010		0.00294	0.00536	0.000474 J	0.00635 J	ND
Fluorene	0.010		0.044	0.0671	0.00768	0.0643	ND
2-Methylnaphthalene	0.010		0.0127	0.0748	0.00264	0.00152	ND
Naphthalene	0.010		0.107 J	0.184 J	0.119 J	0.364 J	ND, UJ
Nitrobenzene	0.010		ND	ND	ND	ND	ND
p-Nitrophenol	0.050		ND	ND	ND	ND	ND
N-Nitrosodiphenylamine	0.010		ND	ND	ND	ND	ND
Pentachlorophenol	0.050		ND, UJ	ND	ND	ND	ND
Phenanthrene	0.010		0.0255 JH	0.0422 JH	0.00234 JH	0.0352 JH	ND
Phenol	0.010		ND	ND	ND	ND	ND
Pyrene	0.010		0.00137	0.00268	0.000221 J	0.00375	0.00457

NOTES:

All values reported in mg/L.

ND = Not detected at the Method Detection Limit (MDL), which is less than or equal to the Practical Quantitation Limit (PQL) in all instances and can be found in the laboratory reports in Appendix C.

PQL = Practical Quantitation Limit, as defined on Table 1 of the Compliance Plan and determined by the analytical methods of EPA SW-846 Test Methods for Determining Solid Wastes.

The Compliance Plan Table 1 defines the Ground Water Protection Standard (GWPS) as the PQL.

J = Estimated data based on third party qualification

L = Low bias based on third party qualification

H = High bias based on third party qualification

R = Rejected based on third party qualification

(a) MW-02D is a duplicate of MW-02.

(b) MW-11AD is a duplicate of MW-11A

J = Estimated value between the reporting limit and MDL.

U = Not Detected based on third party qualification

JH = Estimated data based on third party qualification

LH = Low bias based on third party qualification

HL = High bias based on third party qualification

RH = Rejected based on third party qualification

TABLE 2-3

Summary of Analytical Results for Quality Assurance/Quality Control Samples
Semiannual Monitoring Report: Second Semiannual Event 2004

Houston Wood Preserving Works
Houston, Texas

Analyte	PQL (GWPS)	Sample Sample Date:	Field Blank FB-091404 9/14/04	Trip Blank TB01-2SA04 9/14/04
Methylene chloride	0.010		0.00281 J, U	0.00302 J, U
Di-n-butyl phthalate	0.010		0.000356 J, U	NA
bis(2-Ethylhexyl)phthalate	0.010		ND	NA
1,2-Diphenylhydrazine	0.010		ND, UJ	NA
Naphthalene	0.010		ND, UJ	NA

NOTES:

All values reported in mg/L.

ND = Not detected at the Method Detection Limit (MDL), which is less than or equal to the Practical Quantitation Limit (PQL) in all instances and can be found in the laboratory reports in Appendix C.
NA = Not Analyzed.

PQL = *Practical Quantitation Limit*, as defined on Table I of the Compliance Plan and determined by the analytical methods of EPA SW-846 Test Methods for Determining Solid Wastes.

The Compliance Plan Table 1 defines the Ground Water Protection Standard (GWPS) as the PQL.

J = Estimated value between the reporting limit and MDL.

U = Not Detected based on third party qualification.

J = Estimated data based on third party qualification.

TABLE 2-4

Water Level and Total Depth of Well Measurements
 Semiannual Monitoring Report: Second Semiannual Event 2004

Houston Wood Preserving Works
 Houston, Texas

Well ID	Top of Casing ⁽¹⁾		Depth to Water (ft TOC)	Water Surface Elevation (ft MSL)	Total Depth of Well as		Total Depth as Completed (ft TOC) *
	Elevation (ft MSL)	Water (ft TOC)			Measured (ft TOC)	Completed (ft TOC) *	
A-TZ Monitoring Locations							
MW-01A	47.92	8.26	39.66	19.61	20.2		
MW-02	47.97	8.71	39.26	NM	20.3		
MW-03	48.34	9.03	39.31	19.52	20.9		
MW-04	49.85	9.80	40.05	21.60	23.4		
MW-05	49.24	8.58	40.66	27.30	28.3		
MW-07	48.86	9.04	39.82	24.69	N/A		
MW-08	49.33	9.31	40.02	24.98	26.8		
MW-09	49.26	8.39	40.87	25.41	26.8		
MW-10A	49.86	10.30	39.56	NM	25.9		
MW-11A	50.05	10.28	39.77	23.75	24.4		
B-TZ Monitoring Locations							
MW-10B	49.94	10.41	39.53	46.42	48.8		
MW-11B	50.18	10.53	39.65	46.66	46.8		
P-10	47.69	7.99	39.70	44.80	N/A		
P-11	48.98	9.14	39.84	44.69	51.8		
P-12	48.78	7.93	40.85	42.70	51.7		

NOTES:

Wells were gauged on ~~September 13, 2004~~ *March 1, 2005*
 Non-aqueous phase liquids were not measured in any well.

ft MSL = feet above Mean Sea Level

ft TOC = feet below the Top Of (the well) Casing

* Reported during well installation and completion

N/A = Information not available

NM = Not Measured

(1) Wells resurveyed by Baseline Surveyors on April 21 and 28, 2004.

TABLE 2-5

Compliance Status of Wells and Piezometers
 Semiannual Monitoring Report: Second Semiannual Event 2004

Houston Wood Preserving Works
 Houston, Texas


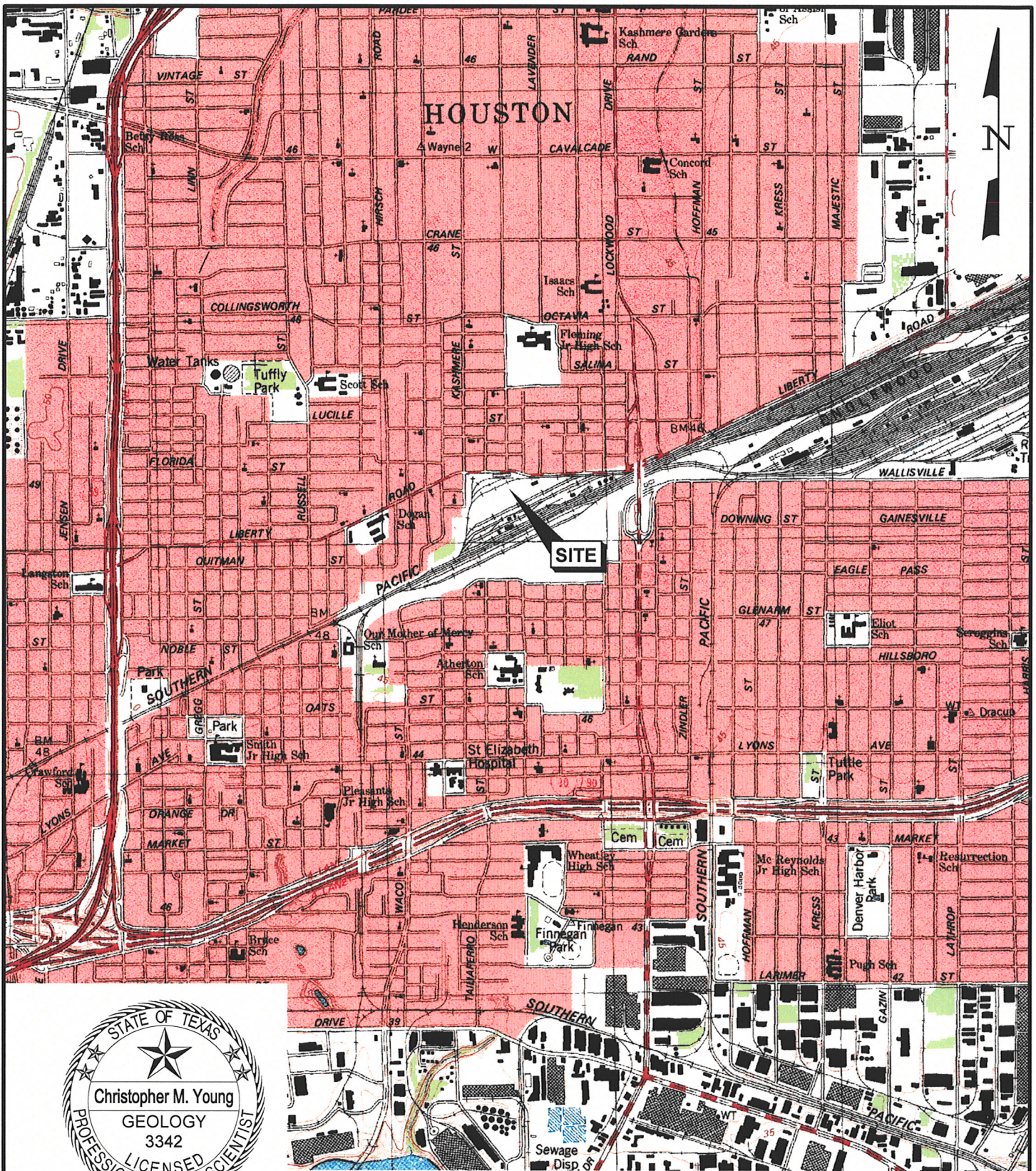
<u>A-TZ Monitoring Location</u>	<u>Well Designation</u>	<u>Compliance Status</u>
MW-01A	Point of compliance	Non-Compliant
MW-02	Point of compliance	Non-Compliant
MW-03	Point of compliance	Non-Compliant
MW-10A	Point of compliance	Non-Compliant
MW-11A	Point of compliance	Non-Compliant
MW-04	Corrective action observation	Compliant
MW-05	Corrective action observation	Compliant
MW-07	Corrective action observation	Compliant
MW-08	Corrective action observation	Compliant
MW-09	Corrective action observation	Compliant

<u>B-TZ Monitoring Location</u>	<u>Well Designation</u>	<u>Compliance Status</u>
MW-10B	Point of compliance	Non-Compliant
MW-11B	Point of compliance	Non-Compliant
P-10	Point of compliance	Non-Compliant
P-11	Corrective action observation	Non-Compliant
P-12	Corrective action observation	Compliant

Figures

January 20, 2005
Project No. 0014419

Environmental Resources Management
15810 Park Ten Place, Suite 300
Houston, Texas 77084
(281) 600-1000



SOURCE: U.S.G.S. 7.5 MINUTE QUADRANGLE, SETTEGAST, TEXAS, 1982.

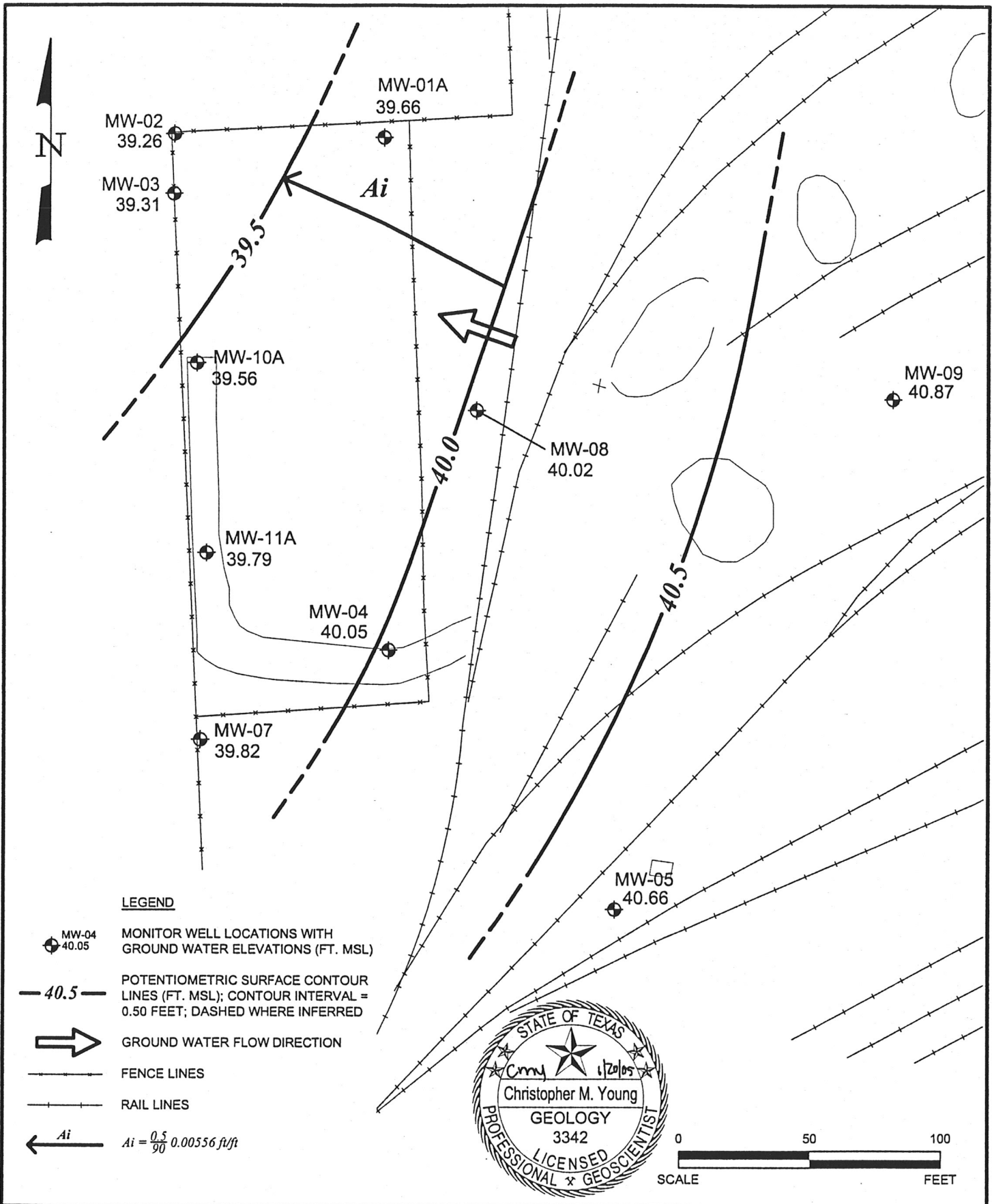


ERM-Southwest, Inc.
HOUSTON · NEW ORLEANS · AUSTIN · MOBILE · BEAUMONT · BATON ROUGE · CORPUS CHRISTI

FIGURE 1-1
SITE LOCATION MAP
Houston Wood Preserving Works
Houston, Texas



DESIGN:	DRAWN: CAK	CHKD.: PJG
DATE: 12/29/04	SCALE: AS SHOWN	REV.:
W.O.NO.: H:\dwg\L04\0014419A260.dwg, 12/29/2004 11:34:42 AM		



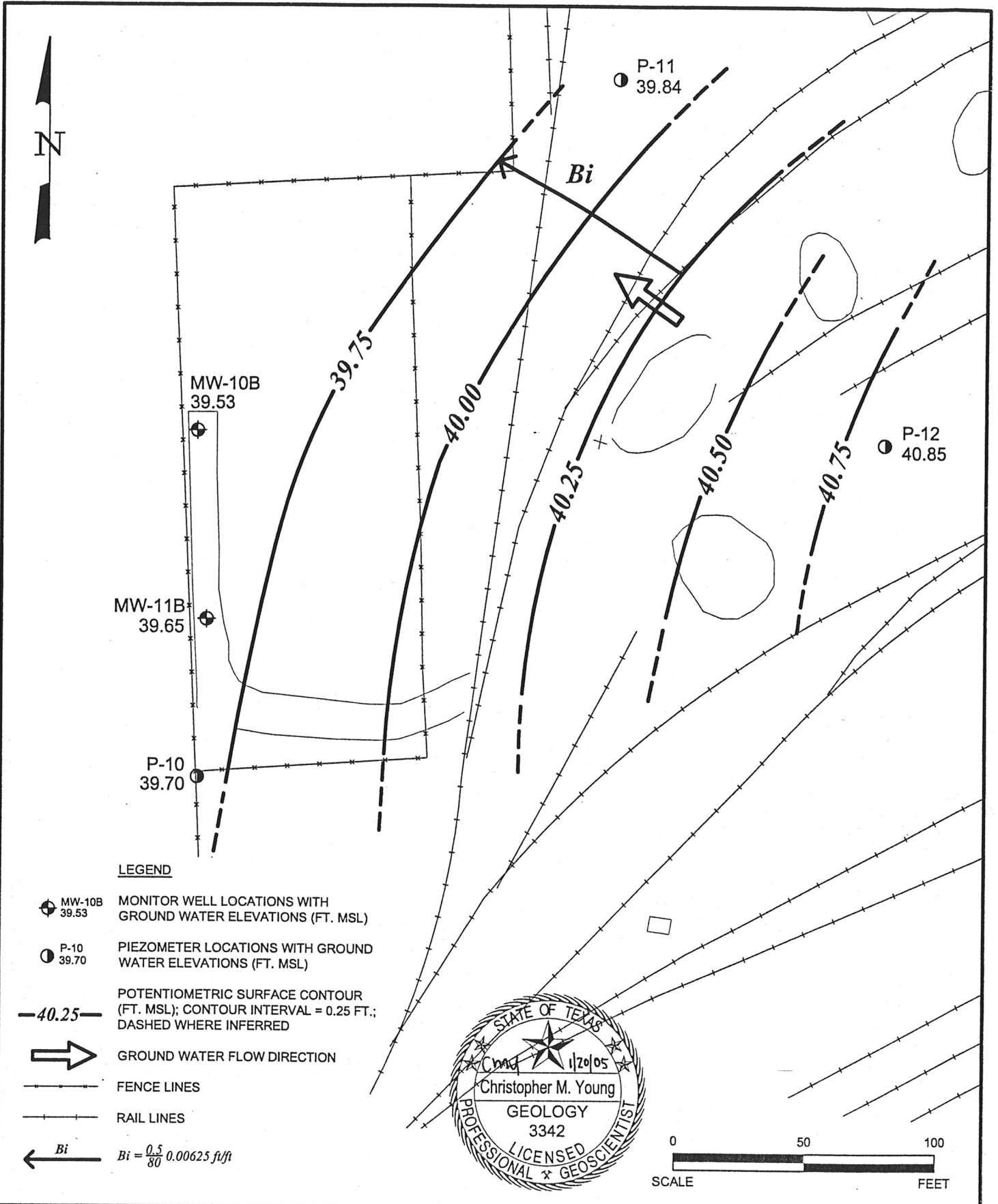
ERM-Southwest, Inc.

HOUSTON · NEW ORLEANS · AUSTIN · DALLAS · BEAUMONT · BATON ROUGE · CORPUS CHRISTI

FIGURE 2-1
 A-TZ POTENTIOMETRIC SURFACE
 SEPTEMBER 13, 2004
 TCEQ PERMIT UNIT No. II.B.1.
 Houston Wood Preserving Works
 Houston, Texas



DESIGN: VMR	DRAWN: EFC	CHKD.: MGS
DATE: 01/17/05	SCALE: AS SHOWN	REV.:
W.O.NO.: H:\dwg\A0510014419A248.dwg, 1/18/2005 10:28:04 AM		



ERM-Southwest, Inc.

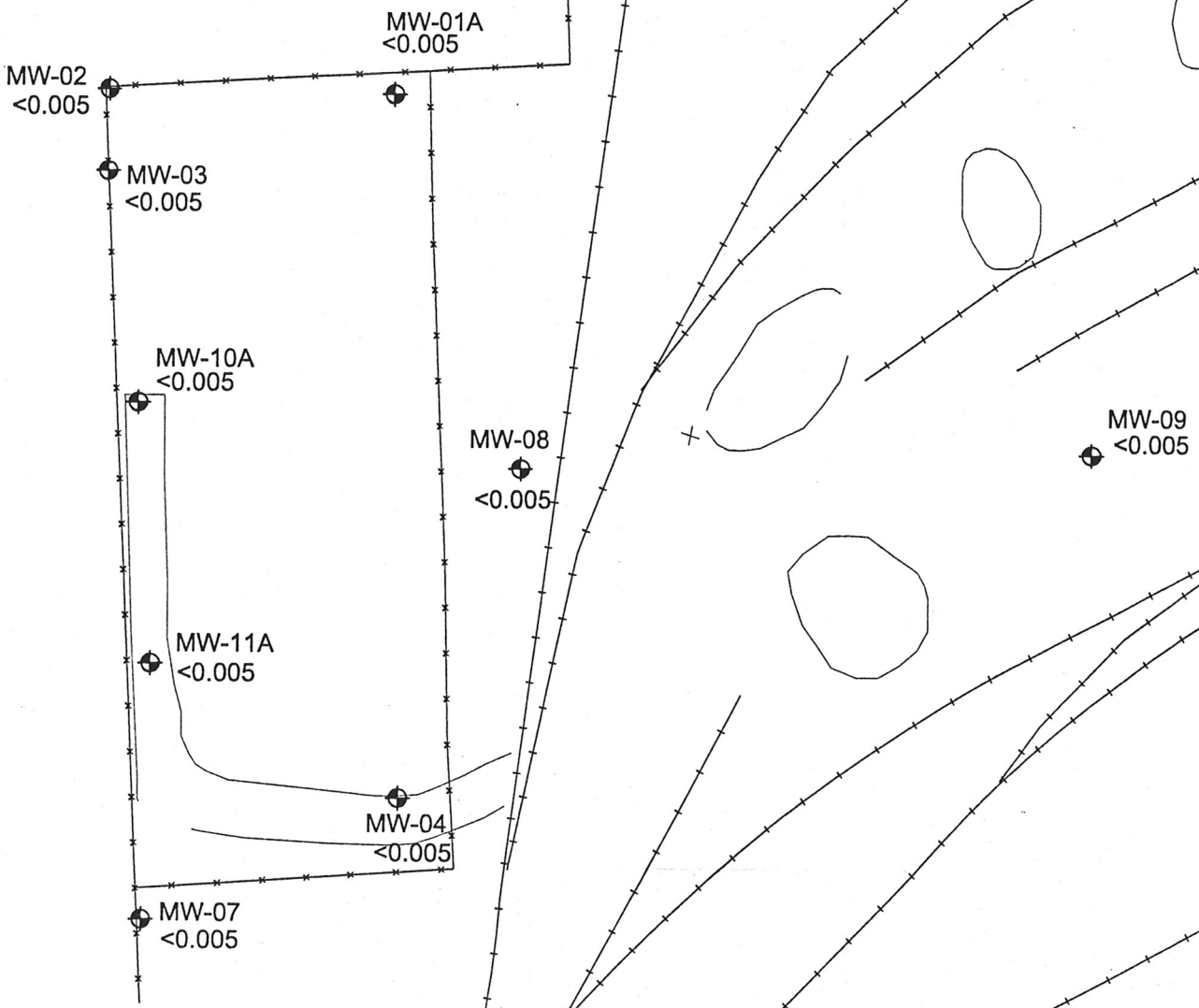
HOUSTON · NEW ORLEANS · AUSTIN · DALLAS · BEAUMONT · BATON ROUGE · CORPUS CHRISTI

DESIGN: JLP	DRAWN: EFC	CHKD.: TMO
DATE: 01/19/05	SCALE: AS SHOWN	REV.:

W.O.NO.: H:\dwg\A05\0014419a249.dwg, 1/19/2005 1:06:48 PM

FIGURE 2-2
 B-TZ POTENTIOMETRIC SURFACE
 SEPTEMBER 13, 2004
 TCEQ PERMIT UNIT No. II.B.1.
 Houston Wood Preserving Works
 Houston, Texas



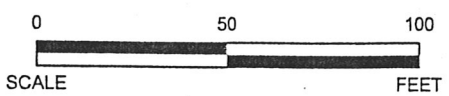



LEGEND

- MW-07 <0.005
MONITOR WELL LOCATIONS WITH TOTAL BTEX CONCENTRATION (mg/L)
- FENCE LINES
- RAIL LINES

NOTES:

1. BTEX = BENZENE, TOLUENE, ETHYLBENZENE, TOTAL XYLENES.
2. < 0.005 = NOT DETECTED AT THE METHOD DETECTION LIMIT (MDL), WHICH IS LESS THAN OR EQUAL TO THE PRACTICAL QUANTITATION LIMIT (PQL).

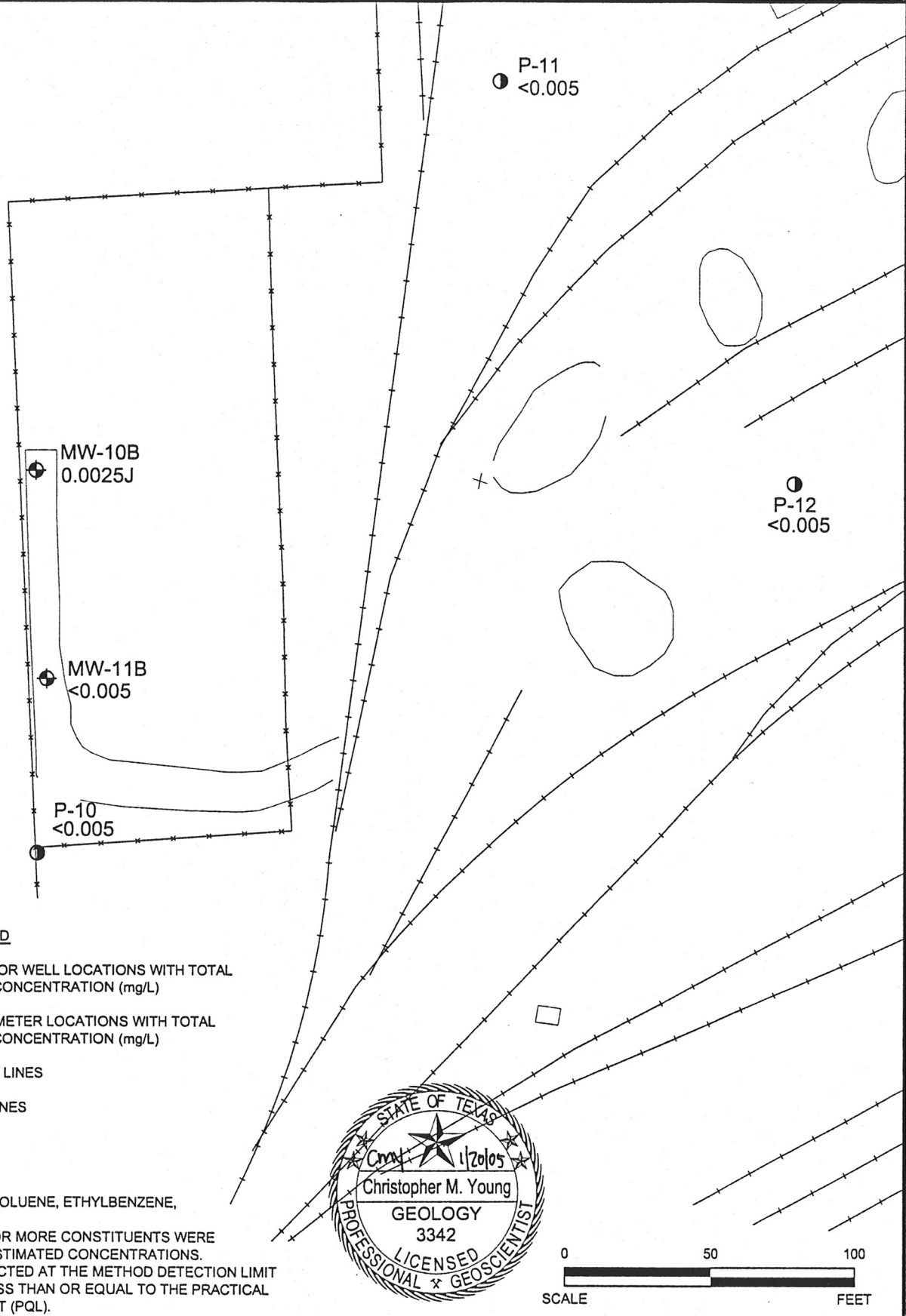


ERM-Southwest, Inc.
HOUSTON · NEW ORLEANS · AUSTIN · DALLAS · BEAUMONT · BATON ROUGE · CORPUS CHRISTI

FIGURE 2-3
TOTAL BTEX IN A-TZ GROUND WATER
SEPTEMBER 13-14, 2004
TCEQ PERMIT UNIT No. II.B.1.
Houston Wood Preserving Works
Houston, Texas



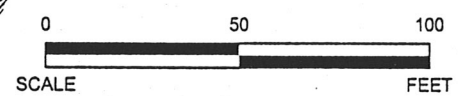

DESIGN: VMR	DRAWN: EFC	CHKD.: MGS
DATE: 01/18/05	SCALE: AS SHOWN	REV.:
W.O.NO.: H:\dwg\A0510014419a250.dwg, 1/18/2005 3:30:22 PM		



LEGEND

- MW-10B 0.0025J MONITOR WELL LOCATIONS WITH TOTAL BTEX CONCENTRATION (mg/L)
- P-10 <0.005 PIEZOMETER LOCATIONS WITH TOTAL BTEX CONCENTRATION (mg/L)
- FENCE LINES
- RAIL LINES

- NOTES:**
1. BTEX = BENZENE, TOLUENE, ETHYLBENZENE, TOTAL XYLENES.
 2. J INDICATES ONE OR MORE CONSTITUENTS WERE REPORTED WITH ESTIMATED CONCENTRATIONS.
 3. < 0.005 = NOT DETECTED AT THE METHOD DETECTION LIMIT (MDL), WHICH IS LESS THAN OR EQUAL TO THE PRACTICAL QUANTITATION LIMIT (PQL).

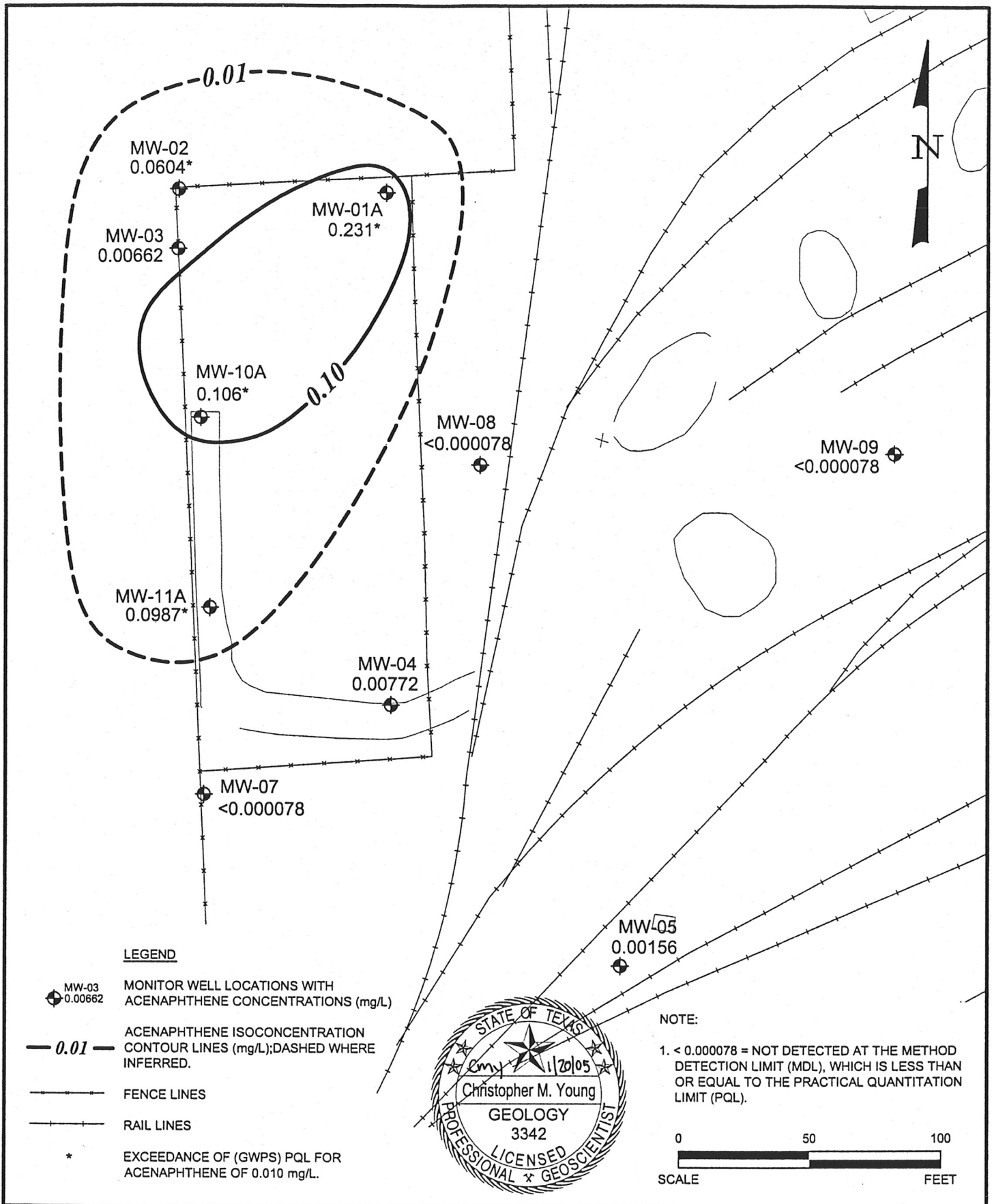


ERM-Southwest, Inc.
HOUSTON · NEW ORLEANS · AUSTIN · DALLAS · BEAUMONT · BATON ROUGE · CORPUS CHRISTI

FIGURE 2-4
TOTAL BTEX IN B-TZ GROUND WATER
SEPTEMBER 13-14, 2004
TCEQ PERMIT UNIT No. II.B.1.
Houston Wood Preserving Works
Houston, Texas



DESIGN: VMR	DRAWN: EFC	CHKD.: MGS
DATE: 01/17/05	SCALE: AS SHOWN	REV.:
W.O.NO.: H:\dwg\A05\0014419a251.dwg, 1/18/2005 10:27:32 AM		



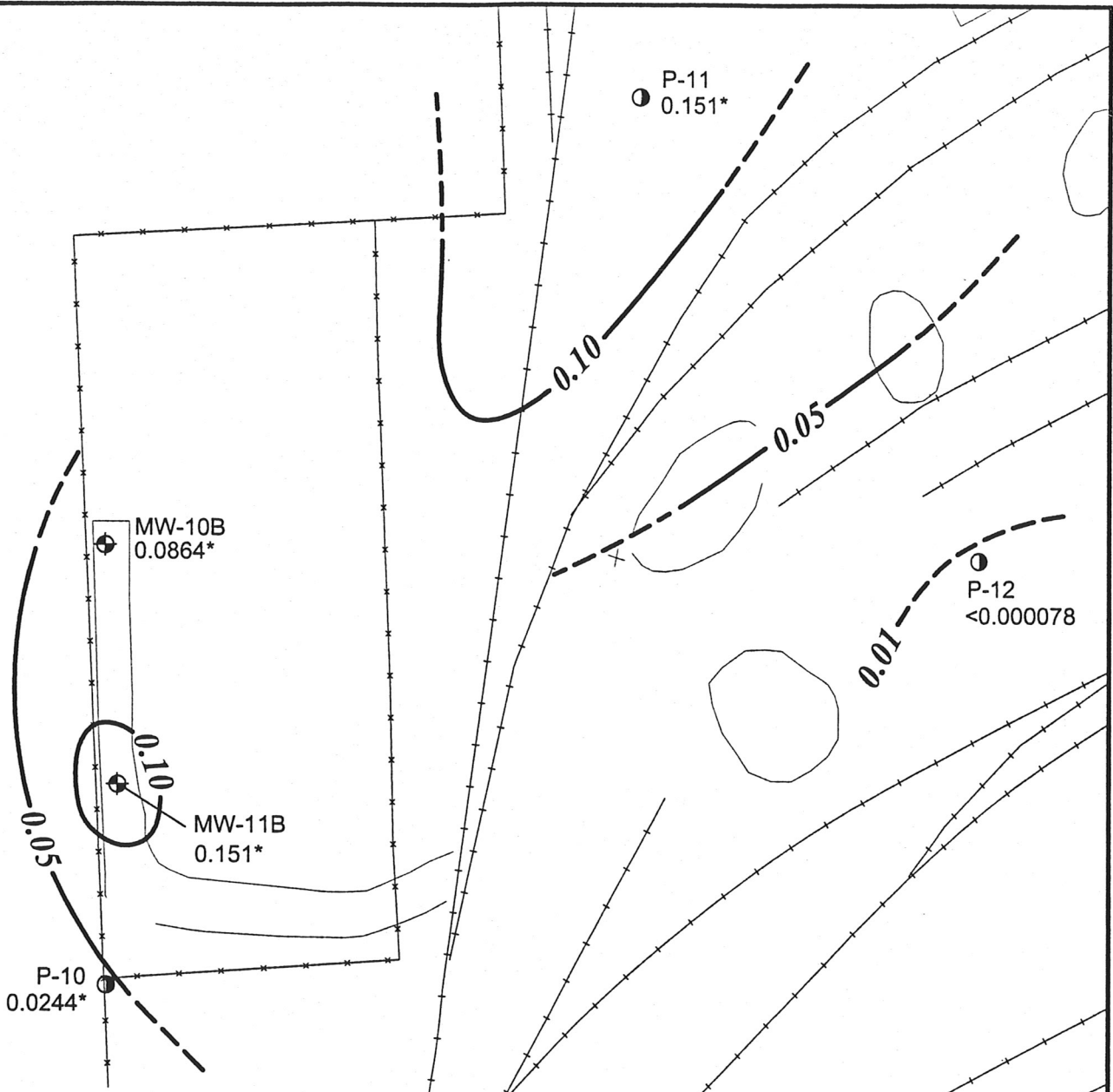
ERM-Southwest, Inc.

HOUSTON · NEW ORLEANS · AUSTIN · DALLAS · BEAUMONT · BATON ROUGE · CORPUS CHRISTI



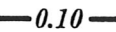


FIGURE 2-5
 ACENAPHTHENE IN A-TZ GROUND WATER
 SEPTEMBER 13-14, 2004
 TCEQ PERMIT UNIT No. II.B.1.
 Houston Wood Preserving Works
 Houston, Texas




DESIGN: VMR	DRAWN: EFC	CHKD.: MGS
DATE: 01/17/05	SCALE: AS SHOWN	REV.:
W.O.NO.: H:\dwg\A0510014419a252.dwg, 1/18/2005 10:27:22 AM		

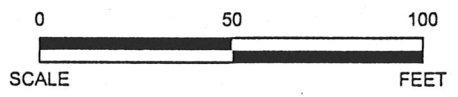


LEGEND

-  MW-10B
0.0864 MONITOR WELL LOCATIONS WITH ACENAPHTHENE CONCENTRATIONS (mg/L)
-  P-10
0.0244 PIEZOMETER LOCATIONS WITH ACENAPHTHENE CONCENTRATIONS (mg/L)
-  0.10 ACENAPHTHENE ISOCONCENTRATION CONTOUR LINES (mg/L); CONTOUR INTERVAL = 0.05 mg/L; DASHED WHERE INFERRED
-  FENCE LINES
-  RAIL LINES
- * EXCEEDANCE OF (GWPS) PQL FOR ACENAPHTHENE OF 0.010 mg/L



NOTE:
1. < 0.000078 = NOT DETECTED AT THE METHOD DETECTION LIMIT (MDL), WHICH IS LESS THAN OR EQUAL TO THE PRACTICAL QUANTITATION LIMIT (PQL).

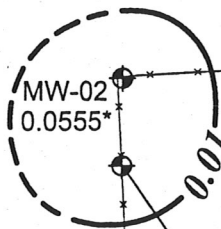


ERM-Southwest, Inc.
HOUSTON · NEW ORLEANS · AUSTIN · DALLAS · BEAUMONT · BATON ROUGE · CORPUS CHRISTI

FIGURE 2-6
ACENAPHTHENE IN B-TZ GROUND WATER
SEPTEMBER 13-14, 2004
TCEQ PERMIT UNIT No. II.B.1.
Houston Wood Preserving Works
Houston, Texas



DESIGN: VMR	DRAWN: EFC	CHKD.: MGS
DATE: 01/17/05	SCALE: AS SHOWN	REV.:
W.O.NO.: H:\dwg\A0510014419a253.dwg, 1/18/2005 10:27:11 AM		



MW-02
0.0555*

MW-01A
0.000884

MW-03
0.0425*

MW-10A
0.000395J

MW-08
<0.00007

MW-09
<0.00007

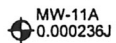
MW-11A
0.000236J

MW-04
<0.00007

MW-07
<0.00007

MW-05
0.00131


LEGEND



MW-11A
0.000236J MONITOR WELL LOCATIONS WITH
NAPHTHALENE CONCENTRATIONS (mg/L)



FENCE LINES



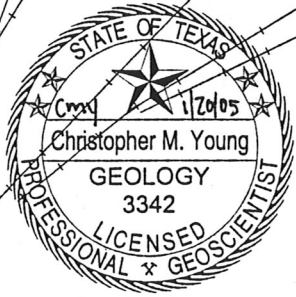
RAIL LINES

J

INDICATES CONSTITUENT WAS
REPORTED AT AN ESTIMATED
CONCENTRATION

*

EXCEEDANCE OF (GWPS) PQL FOR
NAPHTHALENE OF 0.010 mg/L



NOTE:

1. < 0.00007 = NOT DETECTED AT THE METHOD
DETECTION LIMIT (MDL), WHICH IS LESS THAN
OR EQUAL TO THE PRACTICAL QUANTITATION
LIMIT (PQL).

0 50 100

SCALE FEET

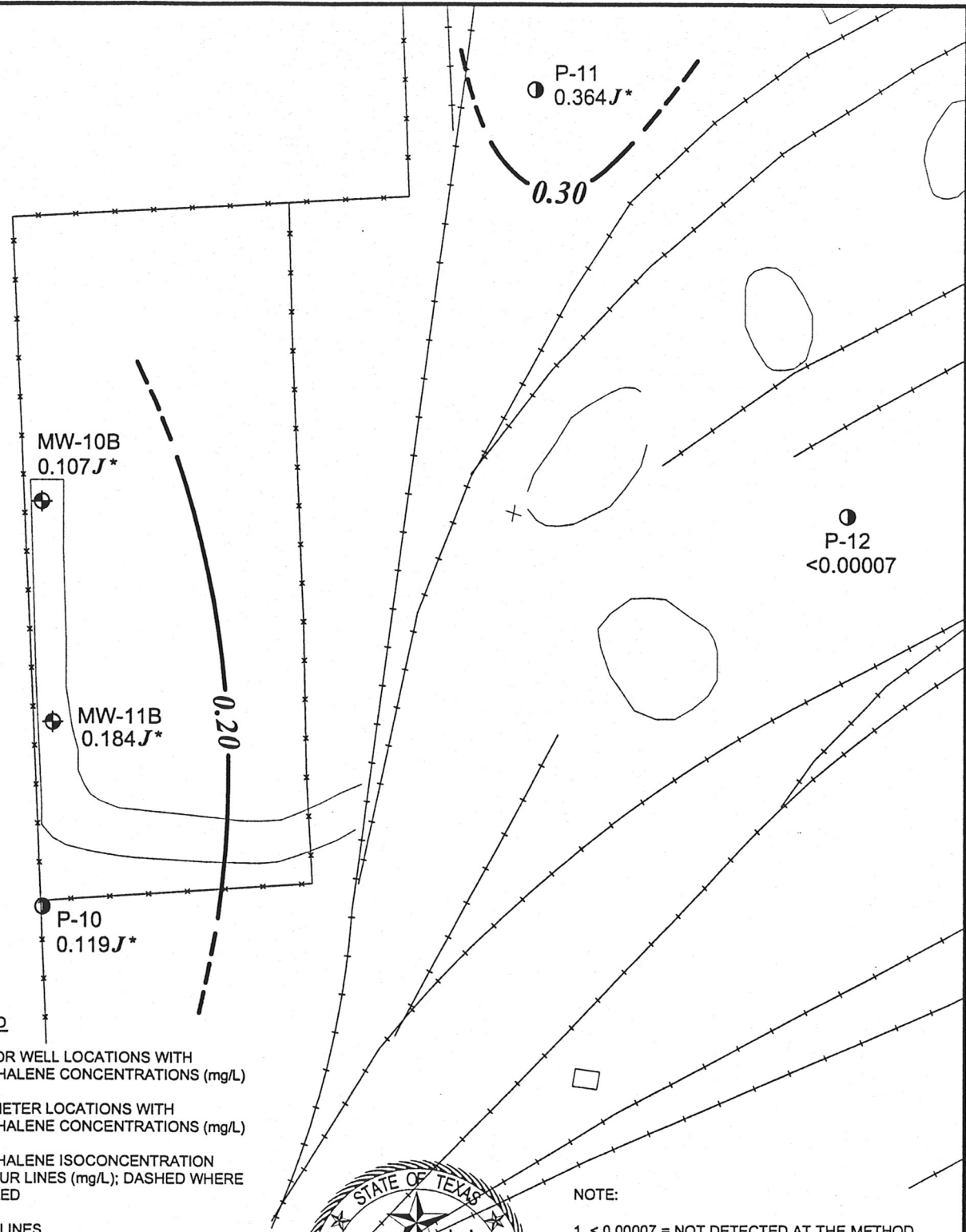
ERM-Southwest, Inc.

HOUSTON · NEW ORLEANS · AUSTIN · DALLAS · BEAUMONT · BATON ROUGE · CORPUS CHRISTI

FIGURE 2-7
NAPHTHALENE IN A-TZ GROUND WATER (mg/L)
SEPTEMBER 13-14, 2004
TCEQ PERMIT UNIT No. II.B.1.
Houston Wood Preserving Works
Houston, Texas




DESIGN: VMR	DRAWN: EFC	CHKD: MGS
DATE: 01/18/05	SCALE: AS SHOWN	REV.:
W.O.NO.: H:\dwg\A05\0014419a254.dwg, 1/18/2005 3:28:51 PM		

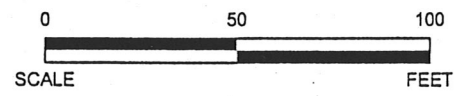


LEGEND

- MW-10B
0.107 MONITOR WELL LOCATIONS WITH NAPHTHALENE CONCENTRATIONS (mg/L)
- P-10
0.119 PIEZOMETER LOCATIONS WITH NAPHTHALENE CONCENTRATIONS (mg/L)
- 0.20 NAPHTHALENE ISOCONCENTRATION CONTOUR LINES (mg/L); DASHED WHERE INFERRED
- FENCE LINES
- RAIL LINES
- J* INDICATES CONCENTRATION IS ESTIMATED BASED ON THIRD PARTY DATA REVIEW AND VALIDATION
- ** EXCEEDANCE OF (GWPS) PQL FOR NAPHTHALENE OF 0.010 mg/L



NOTE:
1. < 0.00007 = NOT DETECTED AT THE METHOD DETECTION LIMIT (MDL), WHICH IS LESS THAN OR EQUAL TO THE PRACTICAL QUANTITATION LIMIT (PQL).



ERM-Southwest, Inc.
HOUSTON · NEW ORLEANS · AUSTIN · DALLAS · BEAUMONT · BATON ROUGE · CORPUS CHRISTI

FIGURE 2-8
NAPHTHALENE IN B-TZ GROUND WATER (mg/L)
SEPTEMBER 13-14, 2004
TCEQ PERMIT UNIT No. II.B.1.
Houston Wood Preserving Works
Houston, Texas



DESIGN: VMR	DRAWN: EFC	CHKD.: MGS
DATE: 01/18/05	SCALE: AS SHOWN	REV.:
W.O.NO.: H:\dwg\A0510014419a255.dwg, 1/18/2005 3:28:24 PM		

Compliance Plan Tables
Appendix A

January 20, 2005
Project No. 0014419

Environmental Resources Management
15810 Park Ten Place, Suite 300
Houston, Texas 77084
(281) 600-1000

TABLE 1

Table of Hazardous and Solid Waste Constituents and
 Concentration Limits for Ground-Water Protection Standard

COLUMN A Hazardous Constituents	COLUMN B Concentration Limits (mg/l)
Acenaphthene	ND (0.010)
Acenaphthylene	ND (0.010)
Anthracene	ND (0.010)
Benzene	ND (0.005)
Benzo(a)anthracene	ND (0.010)
Benzo(a)pyrene	ND (0.010)
bis(2-Ethylhexyl)phthalate	ND (0.010)
bis(2-Chloroethoxy)methane	ND (0.010)
Chlorobenzene	ND (0.005)
2-Chloranaphthalene	ND (0.010)
Chrysene	ND (0.010)
Dibenzofuran	ND (0.010)
1,2-Dichlorethane	ND (0.005)
Dichloromethane	ND (0.005)
2,4-Dimethylphenol	ND (0.010)
Di-n-butyl phthalate	ND (0.010)
4,6-Dinitro-o-cresol	ND (0.050)
2,4-Dinitrotoluene	ND (0.010)
2,6-Dinitrotoluene	ND (0.010)
1,2-Diphenylhydrazine	ND (0.010)
Ethylbenzene	ND (0.005)
Fluoranthene	ND (0.010)
Fluorene	ND (0.010)
Methylene chloride	ND (0.010)
2-Methylnaphthalene	ND (0.010)
Naphthalene	ND (0.010)
Nitrobenzene	ND (0.010)
4-Nitrophenal	ND (0.050)
N-Nitrosodiphenylamine	ND (0.010)
Pentachlorophenol	ND (0.050)
Phenanthrene	ND (0.010)
Phenol	ND (0.010)
Pyrene	ND (0.010)
Toluene	ND (0.005)
Xylenes	ND (0.005)

N.D. Non-detectable at Practical Quantitation Limit as determined by the analytical methods of the United States Environmental Protection Agency publication SW-346 Test Methods for Evaluating Solid Waste, Third Edition, November 1986, (USEPA SW-346) and as listed in the July 3, 1987 edition of the Federal Register and later editions. Practical Quantitation Limit (PQL) is indicated in parentheses. Practical Quantitation Limits are the lowest concentrations of analytes in ground-water that can be reliably determined within specified

limits of precision and accuracy by the indicated methods under routine laboratory operating conditions.

TABLE II

Table of Indicator Parameters and Concentration Limits for
 Ground-water Protection Standard

COLUMN A Hazardous Constituents	COLUMN B Concentration Limits (mg/l)
Acenaphthene	ND (0.010)
Anthracene	NO (0.010)
Benzene	ND (0.005)
bis(2-Ethylhexyl)phthalate	NO (0.010)
Dibenzofuran	ND (0.010)
2,4-Dimethylphenol	ND (0.010)
Ethylbenzene	ND (0.005)
Fluoranthene	NO (0.010)
Fluorene	ND (0.010)
Methylene Chloride	ND (0.010)
2-Methylnaphthalene	ND (0.010)
Naphthalene	ND (0.010)
Phenanthrene	ND (0.010)
Pyrene	ND (0.010)
Toluene	ND (0.005)
Xylenes	ND (0.005)

N.D. Non-detectable at Practical Quantitation Limit as determined by the analytical methods of the United States Environmental Protection Agency publication SW-846 Test Methods for Evaluating Solid Waste, Third Edition, November 1986, (USEPA SW-846) and as listed in the July 8, 1987 edition of the Federal Register and later editions. Practical Quantitation Limit (PQL) is indicated in parentheses. Practical Quantitation Limits are the lowest concentrations of analytes in ground-water that can be reliably determined within specified limits of precision and accuracy by the indicated methods under routine laboratory operating conditions.

TABLE III

Designation of Wells by Function

<u>1. POINT OF COMPLIANCE WELLS</u>	<u>SAMPLING FREQUENCY</u>
A. Upper Transmissive Zone (existing)	
MW-1	Semi-annual
MW-2	Semi-annual
MW-7	Semi-annual
KW-10*	Semi-annual
MW-11*	Semi-annual

2. BACKGROUND WELLS

As proposed in the Compliance Plan Application, background values of the tested constituents will be assumed to be the Practical Quantitation Limit (PQL), and therefore, negate the need for background wells, unless this Compliance Plan is modified under Section VI.A.

<u>3. CORRECTIVE ACTION OBSERVATION WELLS</u>	<u>SAMPLING FREQUENCY</u>
A. On-site Uppermost Transmissive Zone (existing)	
MW-4	Semi-annual
MW-5	Semi-annual
MW-7	Semi-annual
MW-8	Semi-annual
MW-9	Semi-annual

*Point of Compliance wells noted with an asterisk are to be installed within ninety (90) days of issuance of this Compliance Plan along the property boundary between existing monitor wells MW-2 and MW-7.

Field Parameters
Appendix B

January 20, 2005
Project No. 0014419

Environmental Resources Management
15810 Park Ten Place, Suite 300
Houston, Texas 77084
(281) 600-1000

TABLE B-1

Ground Water Sampling Field Parameters

Semiannual Monitoring Report: Second Semiannual Event 2004
Houston Wood Preserving Works
Houston, Texas

Well ID:	MW-01A	MW-02	MW-03	MW-04	MW-05	MW-07	MW-08	MW-09
Date Sampled:	9/14/04	9/15/04	9/15/04	9/14/04	9/14/04	9/13/04	9/13/04	9/14/04
Time Sampled (hrs CST)	1328	942	848	1027	908	1543	1323	1337
Temperature (°C)	24.2	24.2	22.6	25.1	24.1	24.2	25.7	25.4
pH (Standard Units)	6.80	6.52	6.80	6.36	6.73	7.07	7.10	6.82
Specific Conductivity (uS)	1,532	767	751	885	600	804	486	784
Dissolved Oxygen (mg/L)	0.3	0.1	0.3	0.5	0.3	0.3	0.4	0.2
Turbidity (NTU)	0.45	0.00	0.00	31.12	3.35	0.68	0.92	0.00

Well ID:	MW-10A	MW-10B	MW-11A	MW-11B	P-10	P-11	P-12
Date Sampled:	9/15/04	9/14/04	9/14/04	9/14/04	9/13/04	9/15/04	9/14/04
Time Sampled (hrs CST)	850	1123	1500	1013	1433	953	1135
Temperature (°C)	24.3	23.7	24.6	23.7	23.3	25.0	25.3
pH (Standard Units)	6.84	6.90	6.74	6.87	7.17	6.85	6.75
Specific Conductivity (uS)	892	1,209	1,027	1,132	1,066	1,166	1,124
Dissolved Oxygen (mg/L)	0.2	0.2	0.4	0.2	0.2	0.4	0.4
Turbidity (NTU)	0.00	0.26	0.00	0.00	0.00	0.00	0.00

NOTES:

CST = Central Standard Time
NTU = Nephelometric Turbidity Unit

**Laboratory Analytical Reports
and Data Usability Summaries**
Appendix C

January 20, 2005
Project No. 0014419

Environmental Resources Management
15810 Park Ten Place, Suite 300
Houston, Texas 77084
(281) 600-1000

ANALYTICAL REPORT

JOB NUMBER: 281147

Prepared For:

ERM Southwest, Inc.- Houston
15810 Park Ten Place
Suite 300
Houston, TX 77084

Attention: Chris Young

Date: 10/06/2004


Signature

10/07/04
Date

Name: Sachin G. Kudchadkar
Title: Project Manager III
E-Mail: skudchadkar@stl-inc.com

Severn Trent Laboratories
6310 Rothway Drive
Houston, TX 77040
PHONE: 713-690-4444
FAX...: 713-690-5646

TOTAL NO. OF PAGES 43

10/06/2004

Chris Young
ERM Southwest, Inc.- Houston
15810 Park Ten Place
Suite 300
Houston, TX 77084

Reference:
Project : UPRR-HWPW-0014419/60
Project No. : 281147
Date Received : 09/15/2004
STL Job : 281147

Dear Chris Young:

Enclosed are the analytical results for your project referenced above. The following samples are included in the report.

1. MW-03-2SA04
2. MW-10A-2SA04
3. MW-02-2SA04
4. P-11-2SA04
5. MW-02D-2SA04

All holding times were met for the tests performed on these samples.

Enclosed, please find the Quality Control Summary. All quality control results for the QC batch that are applicable to the sample(s) are acceptable except as noted in the QC batch reports.

The test results in this report meet all NELAP requirements for STL Houston's NELAP accredited parameters. Any exceptions to NELAP requirements will be noted and included in a case narrative as a part of this report.

If the report is acceptable, please approve the enclosed invoice and forward it for payment.

Thank you for selecting Severn-Trent Laboratories to serve as your analytical laboratory on this project. If you have any questions concerning these results, please feel free to contact me at any time.

We look forward to working with you on future projects.

Sincerely,



Sachin G. Kudchadkar
Project Manager

Table 1

Cross-Reference Field Sample Identifications and Laboratory Identifications

Field Identification	EPA Sample Number	Laboratory Identification	8260B	8270C	Comment
MW-03-2SA04	MW-03-2SA04	281147-1	X	X	
MW-10A-2SA04	MW-10A-2SA04	281147-2	X	X	
MW-02 2SA04	MW-02 2SA04	281147-3	X	X	
P-11-2SA04	P-11-2SA04	281147-4	X	X	
MW-02D-2SA04	MW-02D-2SA04	281147-5	X	X	

Appendix A Laboratory Data Package Cover Page

This data package consists of:

This signature page, the laboratory review checklist, and the following reportable data:

- R1 Field chain-of-custody documentation;
 - R2 Sample identification cross-reference;
 - R3 Test reports (analytical data sheets) for each environmental sample that includes:
 - a) Items consistent with NELAC 5.13 or ISO/IEC 17025 Section 5.10
 - b) dilution factors,
 - c) preparation methods,
 - d) cleanup methods, and
 - e) if required for the project, tentatively identified compounds (TICs).
 - R4 Surrogate recovery data including:
 - a) Calculated recovery (%R), and
 - b) The laboratory's surrogate QC limits.
 - R5 Test reports/summary forms for blank samples;
 - R6 Test reports/summary forms for laboratory control samples (LCSs) including:
 - a) LCS spiking amounts,
 - b) Calculated %R for each analyte, and
 - c) The laboratory's LCS QC limits.
 - R7 Test reports for project matrix spike/matrix spike duplicates (MS/MSDs) including:
 - a) Samples associated with the MS/MSD clearly identified,
 - b) MS/MSD spiking amounts,
 - c) Concentration of each MS/MSD analyte measured in the parent and spiked samples,
 - d) Calculated %Rs and relative percent differences (RPDs), and
 - e) The laboratory's MS/MSD QC limits
 - R8 Laboratory analytical duplicate (if applicable) recovery and precision:
 - a) the amount of analyte measured in the duplicate,
 - b) the calculated RPD, and
 - c) the laboratory's QC limits for analytical duplicates.
 - R9 List of method quantitation limits (MQLs) for each analyte for each method and matrix;
 - R10 Other problems or anomalies.
- The Exception Report for every "No" or "Not Reviewed (NR)" item in laboratory review checklist.

Release Statement: I am responsible for the release of this laboratory data package. This data package has been reviewed by the laboratory and is complete and technically compliant with the requirements of the methods used, except where noted by the laboratory in the attached exception reports. By me signature below, I affirm to the best of my knowledge, all problems/anomalies, observed by the laboratory as having the potential to affect the quality of the data, have been identified by the laboratory in the Laboratory Review Checklist, and no information or data have been knowingly withheld that would affect the quality of the data.

Check, if applicable: This laboratory is an in-house laboratory controlled by the person responding to rule. The official signing the cover page of the rule-required report (for example, the APAR) in which these data are used is responsible for releasing this data package and is by signature affirming the above release statement is true.

Norman Flynn
Name (Printed)

Signature

Laboratory Director
Official Title (printed)

Date

10/07/04

Appendix A (cont'd): Laboratory Review Checklist: Reportable Data

Laboratory Name: STL-Houston		LRC Date: 09/21/04					
Project Name: UPRR-HWPW-0014419 60		Laboratory Job Number: 281147					
Reviewer Name: ZFL		Prep Batch Number(s): 111223-VOA					
# ¹	A ²	Description	Yes	No	NA ³	NR ⁴	ER# ⁵
R1	OI	Chain-of-custody (C-O-C)					
		Did samples meet the laboratory's standard conditions of sample acceptability upon receipt?	X				
		Were all departures from standard conditions described in an exception report?			X		
R2	OI	Sample and quality control (QC) identification					
		Are all field sample ID numbers cross-referenced to the laboratory ID numbers?		X			1
		Are all laboratory ID numbers cross-referenced to the corresponding QC data?	X				
R3	OI	Test reports					
		Were all samples prepared and analyzed within holding times?	X				
		Other than those results < MQL, were all other raw values bracketed by calibration standards?	X				
		Were calculations checked by a peer or supervisor?	X				
		Were all analyte identifications checked by a peer or supervisor?	X				
		Were sample quantitation limits reported for all analytes not detected?	X				
		Were all results for soil and sediment samples reported on a dry weight basis?				X	
		Were % moisture (or solids) reported for all soil and sediment samples? If required for the project, TICs reported?				X	
R4	O	Surrogate recovery data					
		Were surrogates added prior to extraction?	X				
		Were surrogate percent recoveries in all samples within the laboratory QC limits?	X				
R5	OI	Test reports/summary forms for blank samples					
		Were appropriate type(s) of blanks analyzed?	X				
		Were blanks analyzed at the appropriate frequency?	X				
		Were method blanks taken through the entire analytical process, including preparation and, if applicable, cleanup procedures?	X				
		Were blank concentrations < MQL?	X				
R6	OI	Laboratory control samples (LCS):					
		Were all COCs included in the LCS?	X				
		Was each LCS taken through the entire analytical procedure, including prep and cleanup steps?	X				
		Were LCSs analyzed at the required frequency?	X				
		Were LCS (and LCSD, if applicable) %Rs within the laboratory QC limits?	X				
		Does the detectability data document the laboratory's capability to detect the COCs at the MDL used to calculate the SQLs? Was the LCSD RPD within QC limits?				X	
R7	OI	Matrix spike (MS) and matrix spike duplicate (MSD) data					
		Were the project/method specified analytes included in the MS and MSD?	X				2
		Were MS/MSD analyzed at the appropriate frequency?	X				
		Were MS (and MSD, if applicable) %Rs within the laboratory QC limits?	X				
		Were MS/MSD RPDs within laboratory QC limits?	X				
R8	OI	Analytical duplicate data					
		Were appropriate analytical duplicates analyzed for each matrix?			X		
		Were analytical duplicates analyzed at the appropriate frequency?			X		
		Were RPDs or relative standard deviations within the laboratory QC limits?			X		
R9	OI	Method quantitation limits (MQLs):					
		Are the MQLs for each method analyte included in the laboratory data package?	X				
		Do the MQLs correspond to the concentration of the lowest non-zero calibration standard?	X				
		Are unadjusted MQLs included in the laboratory data package?	X				
R10	OI	Other problems/anomalies					
		Are all known problems/anomalies/special conditions noted in this LRC and ER?	X				
		Were all necessary corrective actions performed for the reported data?	X				
		Was applicable and available technology used to lower the SQL minimize the matrix interference affects on the sample results?	X				

- Items identified by the letter "R" must be included in the laboratory data package submitted in the TRRP-required report(s). Items identified by the letter "S" should be retained and made available upon request for the appropriate retention period.
- = organic analyses; I = inorganic analyses (and general chemistry, when applicable);
- NA = Not applicable;
- NR = Not reviewed;
- ER# = Exception Report identification number (an Exception Report should be completed for an item if "NR" or "No" is checked).

Appendix A (cont'd): Laboratory Review Checklist: Reportable Data

Laboratory Name: STL-Houston			LRC Date: 09/21/04				
Project Name: UPRR-HWPW-0014419 60			Laboratory Job Number: 281147				
Reviewer Name: ZFL			Prep Batch Number(s): 111223-VOA				
# ¹	A ²	Description	Yes	No	NA ³	NR ⁴	ER# ⁵
S1	OI	Initial calibration (ICAL)					
		Were response factors and/or relative response factors for each analyte within QC limits?	X				
		Were percent RSDs or correlation coefficient criteria met?	X				
		Was the number of standards recommended in the method used for all analytes?	X				
		Were all points generated between the lowest and highest standard used to calculate the curve?	X				
		Are ICAL data available for all instruments used?	X				
		Has the initial calibration curve been verified using an appropriate second source standard?	X				
S2	OI	Initial and continuing calibration verification (ICCV and CCV) and continuing calibration					
		Was the CCV analyzed at the method-required frequency?	X				
		Were percent differences for each analyte within the method-required QC limits?	X				
		Was the ICAL curve verified for each analyte?	X				
		Was the absolute value of the analyte concentration in the inorganic CCB < MDL?			X		
S3	O	Mass spectral tuning:					
		Was the appropriate compound for the method used for tuning?	X				
		Were ion abundance data within the method-required QC limits?	X				
S4	O	Internal standards (IS):					
		Were IS area counts and retention times within the method-required QC limits?	X				
S5	OI	Raw data (NELAC section 1 appendix A glossary, and section 5.12 or ISO/IEC 17025 section					
		Were the raw data (for example, chromatograms, spectral data) reviewed by an analyst?	X				
		Were data associated with manual integrations flagged on the raw data?	X				
S6	O	Dual column confirmation					
		Did dual column confirmation results meet the method-required QC?			X		
S7	O	Tentatively identified compounds (TICs):					
		If TICs were requested, were the mass spectra and TIC data subject to appropriate checks?			X		
S8	I	Interference Check Sample (ICS) results:					
		Were percent recoveries within method QC limits?			X		
S9	I	Serial dilutions, post digestion spikes, and method of standard additions					
		Were percent differences, recoveries, and the linearity within the QC limits specified in the method?			X		
S10	OI	Method detection limit (MDL) studies					
		Was a MDL study performed for each reported analyte?	X				
		Is the MDL either adjusted or supported by the analysis of DCSS?	X				
S11	OI	Proficiency test reports:					
		Was the laboratory's performance acceptable on the applicable proficiency tests or evaluation studies?	X				
S12	OI	Standards documentation					
		Are all standards used in the analyses NIST-traceable or obtained from other appropriate sources?	X				
S13	OI	Compound/analyte identification procedures					
		Are the procedures for compound/analyte identification documented?	X				
S14	OI	Demonstration of analyst competency (DOC)					
		Was DOC conducted consistent with NELAC Chapter 5C or ISO/IEC 4?	X				
		Is documentation of the analyst's competency up-to-date and on file?	X				
S15	OI	Verification/validation documentation for methods (NELAC Chap 5 or ISO/IEC 17025 Section 5)					
		Are all the methods used to generate the data documented, verified, and validated, where applicable?	X				
S16	OI	Laboratory standard operating procedures (SOPs):					
		Are laboratory SOPs current and on file for each method performed?	X				

- Items identified by the letter "R" should be included in the laboratory data package submitted to the TCEQ in the TRRP-required report(s).
Items identified by the letter "S" should be retained and made available upon request for the appropriate retention period.
- O = organic analyses; I = inorganic analyses (and general chemistry, when applicable).
- NA = Not applicable.
- NR = Not Reviewed.
- ER# = Exception Report identification number (an Exception Report should be completed for an item if "NR" or "No" is checked).

Appendix A (cont'd): Laboratory Review Checklist: Exception Reports	
Laboratory Name: STL-Houston	LRC Date: 09/21/04
Project Name: UPRR-HWPW-0014419 60	Laboratory Job Number: 281147
Reviewer Name: ZFL	Prep Batch Number(s): 111223-VOA
ER #¹	DESCRIPTION
1	Even though sample TB02-25A04 was listed on the C-O-C it was not received by the laboratory.
2	Since no client sample was designated as the MS/MSD, the laboratory selected sample 281147-5 and one sample from another client. The data for the other client's sample was not reviewed.

ER# = Exception Report identification number (an Exception Report should be completed for an item if "NR" or "No" is checked on the LRC)

Appendix A (cont'd): Laboratory Review Checklist: Reportable Data

Laboratory Name: STL-Houston			LRC Date: 09/27/04				
Project Name: UPRR-HWPW-0014419 60			Laboratory Job Number: 281147				
Reviewer Name: LG			Prep Batch Number(s): 110850-SV SIM				
# ¹	A ²	Description	Yes	No	NA ³	NR ⁴	ER# ⁵
R1	OI	Chain-of-custody (C-O-C)					
		Did samples meet the laboratory's standard conditions of sample acceptability upon receipt?	X				
		Were all departures from standard conditions described in an exception report?			X		
R2	OI	Sample and quality control (QC) identification					
		Are all field sample ID numbers cross-referenced to the laboratory ID numbers?	X				
		Are all laboratory ID numbers cross-referenced to the corresponding QC data?	X				
R3	OI	Test reports					
		Were all samples prepared and analyzed within holding times?	X				
		Other than those results < MQL, were all other raw values bracketed by calibration standards?	X				
		Were calculations checked by a peer or supervisor?	X				
		Were all analyte identifications checked by a peer or supervisor?	X				
		Were sample quantitation limits reported for all analytes not detected?	X				
		Were all results for soil and sediment samples reported on a dry weight basis?			X		
		Were % moisture (or solids) reported for all soil and sediment samples?			X		
		If required for the project, TICs reported?			X		
R4	O	Surrogate recovery data					
		Were surrogates added prior to extraction?	X				
		Were surrogate percent recoveries in all samples within the laboratory QC limits?		X			1
R5	OI	Test reports/summary forms for blank samples					
		Were appropriate type(s) of blanks analyzed?	X				
		Were blanks analyzed at the appropriate frequency?	X				
		Were method blanks taken through the entire analytical process, including preparation and, if applicable, cleanup procedures?	X				
		Were blank concentrations < MQL?	X				
R6	OI	Laboratory control samples (LCS):					
		Were all COCs included in the LCS?	X				
		Was each LCS taken through the entire analytical procedure, including prep and cleanup steps?	X				
		Were LCSs analyzed at the required frequency?	X				
		Were LCS (and LCSD, if applicable) %Rs within the laboratory QC limits?	X				
		Does the detectability data document the laboratory's capability to detect the COCs at the MDL used to calculate the SQLs?			X		
		Was the LCSD RPD within QC limits?			X		
R7	OI	Matrix spike (MS) and matrix spike duplicate (MSD) data					
		Were the project/method specified analytes included in the MS and MSD?				X	2
		Were MS/MSD analyzed at the appropriate frequency?				X	
		Were MS (and MSD, if applicable) %Rs within the laboratory QC limits?				X	
		Were MS/MSD RPDs within laboratory QC limits?				X	
R8	OI	Analytical duplicate data					
		Were appropriate analytical duplicates analyzed for each matrix?			X		
		Were analytical duplicates analyzed at the appropriate frequency?			X		
		Were RPDs or relative standard deviations within the laboratory QC limits?			X		
R9	OI	Method quantitation limits (MQLs):					
		Are the MQLs for each method analyte included in the laboratory data package?	X				
		Do the MQLs correspond to the concentration of the lowest non-zero calibration standard?	X				
		Are unadjusted MQLs included in the laboratory data package?	X				
R10	OI	Other problems/anomalies					
		Are all known problems/anomalies/special conditions noted in this LRC and ER?	X				
		Were all necessary corrective actions performed for the reported data?	X				
		Was applicable and available technology used to lower the SQL to minimize the matrix interference affects on the sample results?	X				

1. Items identified by the letter "R" must be included in the laboratory data package submitted in the TRRP-required report(s). Items identified by the letter "S" should be retained and made available upon request for the appropriate retention period.
2. = organic analyses; I = inorganic analyses (and general chemistry, when applicable);
3. NA = Not applicable;
4. NR = Not reviewed;
5. ER# = Exception Report identification number (an Exception Report should be completed for an item if "NR" or "No" is checked).

Appendix A (cont'd): Laboratory Review Checklist: Reportable Data

Laboratory Name: STL-Houston		LRC Date: 09/27/04					
Project Name: UPRR-HWPW-0014419 60		Laboratory Job Number: 281147					
Reviewer Name: LG		Prep Batch Number(s): 110850-SV SIM					
# ¹	A ²	Description	Yes	No	NA ³	NR ⁴	ER# ⁵
S1	OI	Initial calibration (ICAL)					
		Were response factors and/or relative response factors for each analyte within QC limits?	X				
		Were percent RSDs or correlation coefficient criteria met?	X				
		Was the number of standards recommended in the method used for all analytes?	X				
		Were all points generated between the lowest and highest standard used to calculate the curve?	X				
		Are ICAL data available for all instruments used?	X				
		Has the initial calibration curve been verified using an appropriate second source standard?	X				
S2	OI	Initial and continuing calibration verification (ICCV and CCV) and continuing calibration					
		Was the CCV analyzed at the method-required frequency?	X				
		Were percent differences for each analyte within the method-required QC limits?	X				
		Was the ICAL curve verified for each analyte?	X				
		Was the absolute value of the analyte concentration in the inorganic CCB < MDL?			X		
S3	O	Mass spectral tuning:					
		Was the appropriate compound for the method used for tuning?	X				
		Were ion abundance data within the method-required QC limits?	X				
S4	O	Internal standards (IS):					
		Were IS area counts and retention times within the method-required QC limits?		X			3
S5	OI	Raw data (NELAC section 1 appendix A glossary, and section 5.12 or ISO/IEC 17025 section					
		Were the raw data (for example, chromatograms, spectral data) reviewed by an analyst?	X				
		Were data associated with manual integrations flagged on the raw data?	X				
S6	O	Dual column confirmation					
		Did dual column confirmation results meet the method-required QC?			X		
S7	O	Tentatively identified compounds (TICs):					
		If TICs were requested, were the mass spectra and TIC data subject to appropriate checks?			X		
S8	I	Interference Check Sample (ICS) results:					
		Were percent recoveries within method QC limits?			X		
S9	I	Serial dilutions, post digestion spikes, and method of standard additions					
		Were percent differences, recoveries, and the linearity within the QC limits specified in the method?			X		
S10	OI	Method detection limit (MDL) studies					
		Was a MDL study performed for each reported analyte?	X				
		Is the MDL either adjusted or supported by the analysis of DCSs?	X				
S11	OI	Proficiency test reports:					
		Was the laboratory's performance acceptable on the applicable proficiency tests or evaluation studies?	X				
S12	OI	Standards documentation					
		Are all standards used in the analyses NIST-traceable or obtained from other appropriate sources?	X				
S13	OI	Compound/analyte identification procedures					
		Are the procedures for compound/analyte identification documented?	X				
S14	OI	Demonstration of analyst competency (DOC)					
		Was DOC conducted consistent with NELAC Chapter 5C or ISO/IEC 4?	X				
		Is documentation of the analyst's competency up-to-date and on file?	X				
S15	OI	Verification/validation documentation for methods (NELAC Chap 5 or ISO/IEC 17025 Section 5)					
-		Are all the methods used to generate the data documented, verified, and validated, where applicable?	X				
S16	OI	Laboratory standard operating procedures (SOPs):					
		Are laboratory SOPs current and on file for each method performed?	X				

- 1 Items identified by the letter "R" should be included in the laboratory data package submitted to the TCEQ in the TRRP-required report(s).
Items identified by the letter "S" should be retained and made available upon request for the appropriate retention period.
- 2 O = organic analyses; I = inorganic analyses (and general chemistry, when applicable).
- 3 NA = Not applicable.
- 4 NR = Not Reviewed.
- 5 ER# = Exception Report identification number (an Exception Report should be completed for an item if "NR" or "No" is checked).

Appendix A (cont'd): Laboratory Review Checklist: Exception Reports

Laboratory Name: STL-Houston		LRC Date: 09/27/04	
Project Name: UPRR-HWPW-0014419 60		Laboratory Job Number: 281147	
Reviewer Name: LG		Prep Batch Number(s): 110850-SV SIM	
ER # ¹	DESCRIPTION		
1	The nitrobenzene-d5 surrogate recovery in sample 281147-1 was above acceptance limits due to matrix interference.		
2	Since no client sample was designated as the MS/MSD, the selected two samples from another client.		
3	The phenanthrene-d10, chrysene-d12, and perylene-d12 internal standard areas in sample 281147-1 were below acceptance limits. Per method requirements no corrective action was necessary.		

ER# = Exception Report identification number (an Exception Report should be completed for an item if "NR" or "No" is checked on the LRC)

Appendix A (cont'd): Laboratory Review Checklist: Reportable Data

Laboratory Name: STL-Houston			LRC Date: 09/27/04				
Project Name: UPRR-HWPW-0014419 60			Laboratory Job Number: 281147				
Reviewer Name: LG			Prep Batch Number(s): 110489-SV				
# ¹	A ²	Description	Yes	No	NA ³	NR ⁴	ER# ⁵
R1	OI	Chain-of-custody (C-O-C)					
		Did samples meet the laboratory's standard conditions of sample acceptability upon receipt?	X				
		Were all departures from standard conditions described in an exception report?			X		
R2	OI	Sample and quality control (QC) identification					
		Are all field sample ID numbers cross-referenced to the laboratory ID numbers?	X				
		Are all laboratory ID numbers cross-referenced to the corresponding QC data?	X				
R3	OI	Test reports					
		Were all samples prepared and analyzed within holding times?	X				
		Other than those results < MQL, were all other raw values bracketed by calibration standards?	X				
		Were calculations checked by a peer or supervisor?	X				
		Were all analyte identifications checked by a peer or supervisor?	X				
		Were sample quantitation limits reported for all analytes not detected?	X				
		Were all results for soil and sediment samples reported on a dry weight basis?				X	
		Were % moisture (or solids) reported for all soil and sediment samples? If required for the project, TICs reported?				X	
R4	O	Surrogate recovery data					
		Were surrogates added prior to extraction?	X				
		Were surrogate percent recoveries in all samples within the laboratory QC limits?		X			1,2
R5	OI	Test reports/summary forms for blank samples					
		Were appropriate type(s) of blanks analyzed?	X				
		Were blanks analyzed at the appropriate frequency?	X				
		Were method blanks taken through the entire analytical process, including preparation and, if applicable, cleanup procedures?	X				
		Were blank concentrations < MQL?	X				
R6	OI	Laboratory control samples (LCS):					
		Were all COCs included in the LCS?	X				
		Was each LCS taken through the entire analytical procedure, including prep and cleanup steps?	X				
		Were LCSs analyzed at the required frequency?	X				
		Were LCS (and LCSD, if applicable) %Rs within the laboratory QC limits?	X				
		Does the detectability data document the laboratory's capability to detect the COCs at the MDL used to calculate the SQLs? Was the LCSD RPD within QC limits?				X	
R7	OI	Matrix spike (MS) and matrix spike duplicate (MSD) data					
		Were the project/method specified analytes included in the MS and MSD?				X	3
		Were MS/MSD analyzed at the appropriate frequency?				X	
		Were MS (and MSD, if applicable) %Rs within the laboratory QC limits?				X	
		Were MS/MSD RPDs within laboratory QC limits?				X	
R8	OI	Analytical duplicate data					
		Were appropriate analytical duplicates analyzed for each matrix?			X		
		Were analytical duplicates analyzed at the appropriate frequency?			X		
		Were RPDs or relative standard deviations within the laboratory QC limits?			X		
R9	OI	Method quantitation limits (MQLs):					
		Are the MQLs for each method analyte included in the laboratory data package?	X				
		Do the MQLs correspond to the concentration of the lowest non-zero calibration standard?	X				
		Are unadjusted MQLs included in the laboratory data package?	X				
R10	OI	Other problems/anomalies					
		Are all known problems/anomalies/special conditions noted in this LRC and ER?	X				
		Were all necessary corrective actions performed for the reported data?	X				
		Was applicable and available technology used to lower the SQL to minimize the matrix interference affects on the sample results?	X				4

- Items identified by the letter "R" must be included in the laboratory data package submitted in the TRRP-required report(s). Items identified by the letter "S" should be retained and made available upon request for the appropriate retention period.
- = organic analyses; I = inorganic analyses (and general chemistry, when applicable);
- NA = Not applicable;
- NR = Not reviewed;
- ER# = Exception Report identification number (an Exception Report should be completed for an item if "NR" or "No" is checked).

Appendix A (cont'd): Laboratory Review Checklist: Reportable Data

Laboratory Name: STL-Houston			LRC Date: 09/27/04				
Project Name: UPRR-HWPW-0014419 60			Laboratory Job Number: 281147				
Reviewer Name: LG			Prep Batch Number(s): 110489-SV				
# ¹	A ²	Description	Yes	No	NA ³	NR ⁴	ER# ⁵
S1	OI	Initial calibration (ICAL)					
		Were response factors and/or relative response factors for each analyte within QC limits?	X				
		Were percent RSDs or correlation coefficient criteria met?	X				
		Was the number of standards recommended in the method used for all analytes?	X				
		Were all points generated between the lowest and highest standard used to calculate the curve?	X				
		Are ICAL data available for all instruments used?	X				
		Has the initial calibration curve been verified using an appropriate second source standard?	X				
S2	OI	Initial and continuing calibration verification (ICCV and CCV) and continuing calibration					
		Was the CCV analyzed at the method-required frequency?	X				
		Were percent differences for each analyte within the method-required QC limits?	X				
		Was the ICAL curve verified for each analyte?	X				
		Was the absolute value of the analyte concentration in the inorganic CCB < MDL?			X		
S3	O	Mass spectral tuning:					
		Was the appropriate compound for the method used for tuning?	X				
		Were ion abundance data within the method-required QC limits?	X				
S4	O	Internal standards (IS):					
		Were IS area counts and retention times within the method-required QC limits?	X				
S5	OI	Raw data (NELAC section 1 appendix A glossary, and section 5.12 or ISO/IEC 17025 section					
		Were the raw data (for example, chromatograms, spectral data) reviewed by an analyst?	X				
		Were data associated with manual integrations flagged on the raw data?	X				
S6	O	Dual column confirmation					
		Did dual column confirmation results meet the method-required QC?			X		
S7	O	Tentatively identified compounds (TICs):					
		If TICs were requested, were the mass spectra and TIC data subject to appropriate checks?			X		
S8	I	Interference Check Sample (ICS) results:					
		Were percent recoveries within method QC limits?			X		
S9	I	Serial dilutions, post digestion spikes, and method of standard additions					
		Were percent differences, recoveries, and the linearity within the QC limits specified in the method?			X		
S10	OI	Method detection limit (MDL) studies					
		Was a MDL study performed for each reported analyte?	X				
		Is the MDL either adjusted or supported by the analysis of DCSs?	X				
S11	OI	Proficiency test reports:					
		Was the laboratory's performance acceptable on the applicable proficiency tests or evaluation studies?	X				
S12	OI	Standards documentation					
		Are all standards used in the analyses NIST-traceable or obtained from other appropriate sources?	X				
S13	OI	Compound/analyte identification procedures					
		Are the procedures for compound/analyte identification documented?	X				
S14	OI	Demonstration of analyst competency (DOC)					
		Was DOC conducted consistent with NELAC Chapter 5C or ISO/IEC 4?	X				
		Is documentation of the analyst's competency up-to-date and on file?	X				
S15	OI	Verification/validation documentation for methods (NELAC Chap 5 or ISO/IEC 17025 Section 5)					
		Are all the methods used to generate the data documented, verified, and validated, where applicable?	X				
S16	OI	Laboratory standard operating procedures (SOPs):					
		Are laboratory SOPs current and on file for each method performed?	X				

- 1 Items identified by the letter "R" should be included in the laboratory data package submitted to the TCEQ in the TRRP-required report(s).
Items identified by the letter "S" should be retained and made available upon request for the appropriate retention period.
- 2 O = organic analyses; I = inorganic analyses (and general chemistry, when applicable).
- 3 NA = Not applicable.
- 4 NR = Not Reviewed.
- 5 ER# = Exception Report identification number (an Exception Report should be completed for an item if "NR" or "No" is checked).

Appendix A (cont'd): Laboratory Review Checklist: Exception Reports

Laboratory Name: STL-Houston	LRC Date: 09/27/04
Project Name: UPRR-HWPW-0014419 60	Laboratory Job Number: 281147
Reviewer Name: LG	Prep Batch Number(s): 110489-SV
ER #¹	DESCRIPTION
1	Seven surrogate recoveries were above acceptance limits due to the dilutions necessary for analyses.
2	The 2,4,6-tribromophenol surrogate recovery was above acceptance limits in the method blank. This high recovery will not affect the quality of reported results.
3	Since no client sample was designated as the MS/MSD, the laboratory selected two samples from another client.
4	One or more SQLs in all client samples were elevated due to the dilutions necessary for analyses.

ER# = Exception Report identification number (an Exception Report should be completed for an item if "NR" or "No" is checked on the LRC)

CHAIN OF CUSTODY RECORD

Analysis/Method No. 57216-10

Customer Information		Project Information	
726270	PROJECT NAME	99000484/HWPW	
0074419760	LAB NUMBER	181147	BOTTLE ORDER
ERM Southwest, Inc.- Houston	BILL TO	Union Pacific Railroad	
Chris Young	INVOICE ATTN	Geoff Reeder	
15810 Park Ten Place	ADDRESS	24125 Aldine Westfield Road	
Suite 300			
Houston, TX 77084	CITY/STATE/ZIP	Spring, TX 77373-9015	
281-600-1000	PHONE	281-350-7197	
281-600-1001	FAX	281-350-7362	

8260
8270LL
8270SIM
Level 2/ TRRP data package

AMP NO.	SAMPLE DESCRIPTION	PRESERVE	F	SAMPLE MATRIX	SAMPLE DATE	SAMPLE TIME	# CONTAINER	A	B	C	D	E	F	G	H	I	J	K	L	M	N	O	P	Q	R	S
1	MW-03-25A04			Water	9-15-04	848	7	X	X	X																
2	MW-10A-25A04			Water		850	7	X	X	X																
3	MW-02-25A04			Water		942	7	X	X	X																
4	P-11-25A04			Water		953	7	X	X	X																
5	MW-02D-25A04			Water		1000	7	X	X	X																
6	TBO2-25A04			Water			2	X																		

Sampler: <i>Andrey Waters</i>	Shipment Method:	Airbill No.:	Required TurnAround: 14 Days/28
Relinquished By: <i>Andrey Waters</i>	2. Relinquished By: <i>[Signature]</i>	Date: 9-15-04	3. Relinquished By: <i>[Signature]</i>
Company Name: <i>ERM</i>	Company Name: <i>[Signature]</i>	Time: 1145	Company Name: <i>[Signature]</i>
Received By: <i>[Signature]</i>	2. Received By: <i>[Signature]</i>	Date: 9-15-04	3. Received By: <i>[Signature]</i>
Company Name: <i>[Signature]</i>	Company Name: <i>[Signature]</i>	Time: 2:23	Company Name: <i>[Signature]</i>

CLIENT NAME E-Rim

CARRIER/DRIVER NAME WV

PROJECT: _____

UNPACKED BY: AK

DATE RECEIVED: _____

UNPACKED STAMP: 2007 SEP 15 PM 4:09

TOTAL # COOLERS RECEIVED: 2

COOLER CHECKLIST

COOLER ID	COOLERS PRESENT (Y/N)	CUSTODY TAPE		COOLER TEMP (°C)	THERM ID	TEMP BLK PRESENT (Y/N)	List Sample Bottles in Each Cooler if out of Temperature
		PRESENT (Y/N)	INTACT (Y/N)				
<u>W1B</u>	<u>Y-S</u>	<u>C</u>	<u>W</u>				
<u>518</u>	<u>Y-S</u>	<u>B</u>	<u>—</u>	<u>2.4°C</u>	<u>368</u>	<u>W</u>	
<u>W1B</u>	<u>Y-S</u>	<u>C</u>	<u>W</u>				
<u>113</u>	<u>Y-S</u>	<u>B</u>	<u>—</u>	<u>2.9°C</u>	<u>368</u>	<u>W</u>	
		<u>C</u>					
		<u>B</u>					

C = COOLER B = BOTTLES

COOLER(S) SCREENED FOR RADIATION? Yes No IF TEMP BLK N, HOW WAS TEMP TAKEN: Wet to 1cc

SHORT HOLD / RUSH SAMPLES (include department delivered to and time delivered)

SPECIFIC PROJECT INFORMATION

VOLATILE HEADSPACE ACCEPTABLE? Yes No NA
(If ANY headspace is present, list details in INCONSISTENCIES section)

JOB NUMBER: 281147
Marked As Preserved? Yes No
Number of VOA Vials: 15

pH OF WATER SAMPLES

PRESERVATION	# BOTTLES	CORRECT pH (Y/N)	If N, List sample ID and Corresponding pH
H2SO4 (<2)			
HNO3 (<2)			
HCL (<2) (Not VOA Vials)			
NaOH - Cyanide (>12)			
NaOH/Zn Acetate - Sulfide (>9)			
Other	<u>20</u>	<u>Y</u>	

OF NEAT BOTTLES: _____

OF SOIL JARS: _____

INCONSISTENCIES - Place in Job Notes as well (CERCLA 112)
Did not receive any bottles for the last sample on
(OC - TBO2 - 25A04)

PERSON CONTACTED: _____ ACTION TAKEN _____ DATE: _____
RESOLUTION _____

NOTES _____

Project Manager _____

(Use back of sheet if necessary)

Job Number.: 281147 Location.: 57216 Check List Number.: 1 Description.:
 Customer Job ID.....: Job Check List Date.:
 Project Number.: 99000484 Project Description.: UPRR-HWPW-0014419/60
 Customer.....: ERM Southwest, Inc.- Houston Contact.: Chris Young

Date of the Report.: 09/15/2004
 Project Manager.....: sgk

Questions ? (Y/N) Comments

Chain of Custody Received?..... Y
 ...If "yes", completed properly?..... Y
 Custody seal on shipping container?..... N
 ...If "yes", custody seal intact?.....
 Custody seals on sample containers?..... N
 ...If "yes", custody seal intact?.....
 Samples chilled?..... Y
 Temperature of cooler acceptable? (4 deg C +/- 2). Y 2.4,2.9
 ...If "no", is sample an air matrix?(no temp req.)
 Thermometer ID..... Y 368
 Samples received intact (good condition)?..... Y
 Volatile samples acceptable? (no headspace)..... Y
 Correct containers used?..... Y
 Adequate sample volume provided?..... Y
 Samples preserved correctly?..... Y
 Samples received within holding-time?..... Y
 Agreement between COC and sample labels?..... Y
 Radioactivity at or below background levels?..... Y
 Additional.....
 Comments.....
 Sample Custodian Signature/Date..... Y ACR

AK 9/15/04



TRRP Laboratory Test Results

Job Number: 281147

Date: 10/6/2004

CUSTOMER: ERM Southwest, Inc.- Houston

PROJECT: UPRR-HWPW-0014419 60

ATTN: Chris Young

Customer Sample ID: MW-03-2SA04

Laboratory Sample ID: 281147-001

Date/Time Sampled: 9/15/2004 8:48

Sample Matrix: Water

Date/Time Received: 9/15/2004 16:02

TEST METHOD	CAS #	RESULT	Q FLAG	MDL	MQL	SQL	UNITS	Analysis Date/Time	Batch	D.F.	Analyst
Method: SW-846 8260B, Water											
1,2-Dichloroethane	107-06-2	0.00136	U	0.00136	0.005	0.00136	mg/L	9/21/2004 20:19	111223	1	zfl
Benzene	71-43-2	0.00143	U	0.00143	0.005	0.00143	mg/L	9/21/2004 20:19	111223	1	zfl
Chlorobenzene	108-90-7	0.00155	U	0.00155	0.005	0.00155	mg/L	9/21/2004 20:19	111223	1	zfl
Ethylbenzene	100-41-4	0.00137	U	0.00137	0.005	0.00137	mg/L	9/21/2004 20:19	111223	1	zfl
Methylene Chloride	75-09-2	0.00136	J	0.0013	0.005	0.0013	mg/L	9/21/2004 20:19	111223	1	zfl ^{6/2} L ^{6/2}
Toluene	108-88-3	0.00136	U	0.00136	0.005	0.00136	mg/L	9/21/2004 20:19	111223	1	zfl
Xylenes (total)	1330-20-7	0.00441	U	0.00441	0.015	0.00441	mg/L	9/21/2004 20:19	111223	1	zfl

Form I

Page 16



TRRP Laboratory Test Results

Job Number: 281147 Date: 10/6/2004

CUSTOMER: ERM Southwest, Inc.- Houston PROJECT: UPRR-HWPW-0014419 60

ATTN: Chris Young

Customer Sample ID: MW-03-2SA04 Laboratory Sample ID: 281147-001

Date/Time Sampled: 9/15/2004 8:48 Sample Matrix: Water

Date/Time Received: 9/15/2004 16:02

TEST METHOD	CAS #	RESULT	Q	FLAG	MDL	MQL	SQL	UNITS	Analysis Date/Time	Batch	D.F.	Analyst
Method: SW-846 8270C, Water												
1,2-Diphenylhydrazine	122-66-7	0.00011	U	UJ	0.000011	0.0001	0.000011	mg/L	9/21/2004 14:01	111554	1	lg1
2,4-Dimethylphenol	105-67-9	0.000117	U	UJ	0.000122	0.0005	0.000117	mg/L	9/21/2004 19:52	111563	1	lg1
2,4-Dinitrotoluene	121-14-2	0.000009	U	UJ	0.000009	0.0001	0.000009	mg/L	9/21/2004 14:01	111554	1	lg1
2,6-Dinitrotoluene	606-20-2	0.000026	U	UJ	0.000027	0.0001	0.000026	mg/L	9/21/2004 14:01	111554	1	lg1
2-Chloronaphthalene	91-58-7	0.000077	U		0.00008	0.0005	0.000077	mg/L	9/21/2004 19:52	111563	1	lg1
2-Methyl-4,6-dinitrophenol	534-52-1	0.000298	U		0.00031	0.0015	0.000298	mg/L	9/21/2004 19:52	111563	1	lg1
2-Methylnaphthalene	91-57-6	0.224			0.00007	0.0005	0.00067	mg/L	9/23/2004 12:38	111563	10	lg1
4-Nitrophenol	100-02-7	0.000288	U		0.000299	0.0015	0.000288	mg/L	9/21/2004 19:52	111563	1	lg1
Acenaphthene	83-32-9	0.00662			0.000078	0.0005	0.000075	mg/L	9/21/2004 19:52	111563	1	lg1
Acenaphthylene	208-96-8	0.000077	U		0.00008	0.0005	0.000077	mg/L	9/21/2004 19:52	111563	1	lg1
Anthracene	120-12-7	0.000792			0.00013	0.0005	0.000125	mg/L	9/21/2004 19:52	111563	1	lg1
Benzo(a)anthracene	56-55-3	0.000269	U		0.00028	0.0005	0.000269	mg/L	9/21/2004 19:52	111563	1	lg1
Benzo(a)pyrene	50-32-8	0.000007	U	UJ	0.000007	0.0001	0.000007	mg/L	9/21/2004 14:01	111554	1	lg1
bis(2-chloroethoxy)methane	111-91-1	0.000009	U	UJ	0.000009	0.0001	0.000009	mg/L	9/21/2004 14:01	111554	1	lg1



TRRP Laboratory Test Results

Job Number: 281147

Date: 10/6/2004

CUSTOMER: ERM Southwest, Inc.- Houston

PROJECT: UPRR-HWPW-0014419 60

ATTN: Chris Young

Customer Sample ID: MW-03-2SA04

Laboratory Sample ID: 281147-001

Date/Time Sampled: 9/15/2004 8:48

Sample Matrix: Water

Date/Time Received: 9/15/2004 16:02

TEST METHOD	CAS #	RESULT	Q FLAG	MDL	MQL	SQL	UNITS	Analysis Date/Time	Batch	D.F.	Analyst
bis(2-ethylhexyl)phthalate	117-81-7	0.000173	U	0.00018	0.0005	0.000173	mg/L	9/21/2004 19:52	111563	1	lg1
Chrysene	218-01-9	0.00009	U	0.000094	0.0005	0.00009	mg/L	9/21/2004 19:52	111563	1	lg1
Dibenzofuran	132-64-9	0.00391		0.00008	0.0005	0.000077	mg/L	9/21/2004 19:52	111563	1	lg1
Di-n-butyl Phthalate	84-74-2	0.00076	U	0.00015	0.0005	0.000144	mg/L	9/21/2004 19:52	111563	1	lg1
Fluoranthene	206-44-0	0.000094	U	0.000098	0.0005	0.000094	mg/L	9/21/2004 19:52	111563	1	lg1
Fluorene	86-73-7	0.0113		0.000071	0.0005	0.000068	mg/L	9/21/2004 19:52	111563	1	lg1
Naphthalene	91-20-3	0.0425		0.00007	0.0005	0.000067	mg/L	9/21/2004 19:52	111563	1	lg1
Nitrobenzene	98-95-3	0.000144	U	0.00015	0.0005	0.000144	mg/L	9/21/2004 19:52	111563	1	lg1
n-Nitrosodiphenylamine	86-30-6	0.00009	U	0.000094	0.0005	0.00009	mg/L	9/21/2004 19:52	111563	1	lg1
Pentachlorophenol	87-86-5	0.000038	U	0.00004	0.0003	0.000038	mg/L	9/21/2004 14:01	111554	1	lg1
Phenanthrene	85-01-8	0.0106		0.000081	0.0005	0.000078	mg/L	9/21/2004 19:52	111563	1	lg1
Phenol	108-95-2	0.0000962	U	0.0001	0.0005	0.0000962	mg/L	9/21/2004 19:52	111563	1	lg1
Pyrene	129-00-0	0.000392	J	0.000088	0.0005	0.000085	mg/L	9/21/2004 19:52	111563	1	lg1

Form I

Page 18



TRRP Laboratory Test Results

Job Number: 281147

Date: 10/6/2004

CUSTOMER: ERM Southwest, Inc.- Houston

PROJECT: UPRR-HWPW-0014419 60

ATTN: Chris Young

Customer Sample ID: MW-10A-2SA04

Laboratory Sample ID: 281147-002

Date/Time Sampled: 9/15/2004 8:50

Sample Matrix: Water

Date/Time Received: 9/15/2004 16:02

TEST METHOD	CAS #	RESULT	Q FLAG	MDL	SQL	UNITS	Analysis Date/Time	Batch	D.F.	Analyst
Method: SW-846 8260B, Water										
1,2-Dichloroethane	107-06-2	0.00136	U	0.00136	0.00136	mg/L	9/21/2004 19:52	111223	1	zfl
Benzene	71-43-2	0.00143	U	0.00143	0.00143	mg/L	9/21/2004 19:52	111223	1	zfl
Chlorobenzene	108-90-7	0.00155	U	0.00155	0.00155	mg/L	9/21/2004 19:52	111223	1	zfl
Ethylbenzene	100-41-4	0.00137	U	0.00137	0.00137	mg/L	9/21/2004 19:52	111223	1	zfl
Methylene Chloride	75-09-2	0.0013	U	0.0013	0.0013	mg/L	9/21/2004 19:52	111223	1	zfl
Toluene	108-88-3	0.00136	U	0.00136	0.00136	mg/L	9/21/2004 19:52	111223	1	zfl
Xylenes (total)	1330-20-7	0.00441	U	0.00441	0.00441	mg/L	9/21/2004 19:52	111223	1	zfl



TRRP Laboratory Test Results

Job Number: 281147

Date: 10/6/2004

CUSTOMER: ERM Southwest, Inc.- Houston

PROJECT: UPRR-HWPW-0014419 60

ATTN: Chris Young

Customer Sample ID: MW-10A-2SA04

Laboratory Sample ID: 281147-002

Date/Time Sampled: 9/15/2004 8:50

Sample Matrix: Water

Date/Time Received: 9/15/2004 16:02

TEST METHOD
Method: SW-846 8270C, Water

TEST METHOD	CAS #	RESULT	Q	FLAG	MDL	SQL	UNITS	Analysis Date/Time	Batch	D.F.	Analyst
1,2-Diphenylhydrazine	122-66-7	0.000011	U	W	0.000011	0.000011	mg/L	9/21/2004 14:29	111554	1	lg1 UB
2,4-Dimethylphenol	105-67-9	0.000117	U	W	0.000122	0.000117	mg/L	9/21/2004 20:19	111563	1	lg1 UB
2,4-Dinitrotoluene	121-14-2	0.000009	U		0.000009	0.000009	mg/L	9/21/2004 14:29	111554	1	lg1
2,6-Dinitrotoluene	606-20-2	0.000026	U		0.000027	0.000026	mg/L	9/21/2004 14:29	111554	1	lg1
2-Chloronaphthalene	91-58-7	0.000077	U		0.00008	0.000077	mg/L	9/21/2004 20:19	111563	1	lg1
2-Methyl-4,6-dinitrophenol	534-52-1	0.000298	U		0.00031	0.000298	mg/L	9/21/2004 20:19	111563	1	lg1
2-Methylnaphthalene	91-57-6	0.000067	U		0.00007	0.000067	mg/L	9/21/2004 20:19	111563	1	lg1
4-Nitrophenol	100-02-7	0.000288	U		0.000299	0.000288	mg/L	9/21/2004 20:19	111563	1	lg1
Acenaphthene	83-32-9	0.106			0.000078	0.0003	mg/L	9/23/2004 13:06	111563	4	lg1
Acenaphthylene	208-96-8	0.00076			0.00008	0.000077	mg/L	9/21/2004 20:19	111563	1	lg1
Anthracene	120-12-7	0.00237			0.00013	0.000125	mg/L	9/21/2004 20:19	111563	1	lg1
Benzo(a)anthracene	56-55-3	0.000269	U		0.00028	0.000269	mg/L	9/21/2004 20:19	111563	1	lg1
Benzo(a)pyrene	50-32-8	0.000007	U		0.000007	0.000007	mg/L	9/21/2004 14:29	111554	1	lg1
bis(2-chloroethoxy)methane	1111-91-1	0.000009	U		0.000009	0.000009	mg/L	9/21/2004 14:29	111554	1	lg1

Form I

Page 20



TRRP Laboratory Test Results

Job Number: 281147

Date: 10/6/2004

CUSTOMER: ERM Southwest, Inc.- Houston

PROJECT: UPRR-HWPW-0014419 60

ATTN: Chris Young

Customer Sample ID: MW-10A-2SA04

Laboratory Sample ID: 281147-002

Date/Time Sampled: 9/15/2004 8:50

Sample Matrix: Water

Date/Time Received: 9/15/2004 16:02

TEST METHOD	CAS #	RESULT	Q FLAG	MDL	MQL	SQL	UNITS	Analysis Date/Time	Batch	D.F.	Analyst
bis(2-ethylhexyl)phthalate	117-81-7	0.000173	U	0.00018	0.0005	0.000173	mg/L	9/21/2004 20:19	111563	1	lg1
Chrysene	218-01-9	0.00009	U	0.000094	0.0005	0.00009	mg/L	9/21/2004 20:19	111563	1	lg1
Dibenzofuran	132-64-9	0.0391		0.00008	0.0005	0.000077	mg/L	9/21/2004 20:19	111563	1	lg1
Di-n-butyl Phthalate	84-74-2	0.000144	U	0.00015	0.0005	0.000144	mg/L	9/21/2004 20:19	111563	1	lg1
Fluoranthene	206-44-0	0.0085	J	0.000098	0.0005	0.000094	mg/L	9/21/2004 20:19	111563	1	lg1 ^{jk}
Fluorene	86-73-7	0.00297		0.000071	0.0005	0.00027	mg/L	9/23/2004 13:06	111563	4	lg1
Naphthalene	91-20-3	0.000395	J	0.00007	0.0005	0.000067	mg/L	9/21/2004 20:19	111563	1	lg1 ^{jk}
Nitrobenzene	98-95-3	0.000144	U	0.00015	0.0005	0.000144	mg/L	9/21/2004 20:19	111563	1	lg1
n-Nitrosodiphenylamine	86-30-6	0.00009	U	0.000094	0.0005	0.00009	mg/L	9/21/2004 20:19	111563	1	lg1
Pentachlorophenol	87-86-5	0.000038	U	0.00004	0.0003	0.000038	mg/L	9/21/2004 14:29	111554	1	lg1
Phenanthrene	85-01-8	0.00133	JH	0.000081	0.0005	0.000078	mg/L	9/21/2004 20:19	111563	1	lg1 ^{jk}
Phenol	108-95-2	0.0000962	U	0.0001	0.0005	0.0000962	mg/L	9/21/2004 20:19	111563	1	lg1
Pyrene	129-00-0	0.00474		0.000088	0.0005	0.000085	mg/L	9/21/2004 20:19	111563	1	lg1



TRRP Laboratory Test Results

Job Number: 281147

Date: 10/6/2004

CUSTOMER: ERM Southwest, Inc.- Houston

PROJECT: UPRR-HWPW-0014419 60

ATTN: Chris Young

Customer Sample ID: MW-02-2SA04

Laboratory Sample ID: 281147-003

Date/Time Sampled: 9/15/2004 9:42

Sample Matrix: Water

Date/Time Received: 9/15/2004 16:02

TEST METHOD	CAS #	RESULT	Q FLAG	MDL	MQL	SQL	UNITS	Analysis Date/Time	Batch	D.F.	Analyst
Method: SW-846 8260B, Water											
1,2-Dichloroethane	107-06-2	0.00136	U	0.00136	0.005	0.00136	mg/L	9/21/2004 19:25	111223	1	zfl
Benzene	71-43-2	0.00143	U	0.00143	0.005	0.00143	mg/L	9/21/2004 19:25	111223	1	zfl
Chlorobenzene	108-90-7	0.00155	U	0.00155	0.005	0.00155	mg/L	9/21/2004 19:25	111223	1	zfl
Ethylbenzene	100-41-4	0.00137	U	0.00137	0.005	0.00137	mg/L	9/21/2004 19:25	111223	1	zfl
Methylene Chloride	75-09-2	0.0013	U	0.0013	0.005	0.0013	mg/L	9/21/2004 19:25	111223	1	zfl
Toluene	108-88-3	0.00136	U	0.00136	0.005	0.00136	mg/L	9/21/2004 19:25	111223	1	zfl
Xylenes (total)	1330-20-7	0.00441	U	0.00441	0.015	0.00441	mg/L	9/21/2004 19:25	111223	1	zfl



TRRP Laboratory Test Results

Job Number: 281147 Date: 10/6/2004

CUSTOMER: ERM Southwest, Inc.- Houston PROJECT: UPRR-HWPW-0014419 60 ATTN: Chris Young

Customer Sample ID: MW-02-2SA04 Laboratory Sample ID: 281147-003
 Date/Time Sampled: 9/15/2004 9:42 Sample Matrix: Water
 Date/Time Received: 9/15/2004 16:02

TEST METHOD	CAS #	RESULT	Q FLAG	MDL	MQL	SQL	UNITS	Analysis Date/Time	Batch	D.F.	Analyst
Method: SW-846 8270C, Water											
1,2-Diphenylhydrazine	122-66-7	0.00001	U	0.000011	0.0001	0.00001	mg/L	9/21/2004 14:57	111554	1	lg1 ¹ / ₂
2,4-Dimethylphenol	105-67-9	0.00134	J	0.000122	0.0005	0.000116	mg/L	9/21/2004 20:47	111563	1	lg1 ¹ / ₂
2,4-Dinitrotoluene	121-14-2	0.000009	U	0.000009	0.0001	0.000009	mg/L	9/21/2004 14:57	111554	1	lg1
2,6-Dinitrotoluene	606-20-2	0.000026	U	0.000027	0.0001	0.000026	mg/L	9/21/2004 14:57	111554	1	lg1
2-Chloronaphthalene	91-58-7	0.000147	J	0.00008	0.0005	0.000076	mg/L	9/21/2004 20:47	111563	1	lg1
2-Methyl-4,6-dinitrophenol	534-52-1	0.000295	U	0.00031	0.0015	0.000295	mg/L	9/21/2004 20:47	111563	1	lg1
2-Methylnaphthalene	91-57-6	0.0103		0.00007	0.0005	0.000067	mg/L	9/21/2004 20:47	111563	1	lg1
4-Nitrophenol	100-02-7	0.000285	U	0.000299	0.0015	0.000285	mg/L	9/21/2004 20:47	111563	1	lg1
Acenaphthene	83-32-9	0.0604		0.000078	0.0005	0.00015	mg/L	9/23/2004 13:34	111563	2	lg1
Acenaphthylene	208-96-8	0.000768		0.00008	0.0005	0.000076	mg/L	9/21/2004 20:47	111563	1	lg1
Anthracene	120-12-7	0.00218		0.00013	0.0005	0.000124	mg/L	9/21/2004 20:47	111563	1	lg1
Benzo(a)anthracene	56-55-3	0.000267	U	0.00028	0.0005	0.000267	mg/L	9/21/2004 20:47	111563	1	lg1
Benzo(a)pyrene	50-32-8	0.000007	U	0.000007	0.0001	0.000007	mg/L	9/21/2004 14:57	111554	1	lg1
bis(2-chloroethoxy)methane	111-91-1	0.000009	U	0.000009	0.0001	0.000009	mg/L	9/21/2004 14:57	111554	1	lg1



TRRP Laboratory Test Results

Job Number: 281147

Date: 10/6/2004

CUSTOMER: ERM Southwest, Inc.- Houston

PROJECT: UPRR-HWPW-0014419 60

ATTN: Chris Young

Customer Sample ID: MW-02-2SA04

Laboratory Sample ID: 281147-003

Date/Time Sampled: 9/15/2004 9:42

Sample Matrix: Water

Date/Time Received: 9/15/2004 16:02

TEST METHOD	CAS #	RESULT	Q FLAG	MDL	MQL	SQL	UNITS	Analysis Date/Time	Batch	D.F.	Analyst
bis(2-ethylhexyl)phthalate	117-81-7	0.000172	U	0.00018	0.0005	0.000172	mg/L	9/21/2004 20:47	111563	1	lg1
Chrysene	218-01-9	0.00009	U	0.000094	0.0005	0.00009	mg/L	9/21/2004 20:47	111563	1	lg1
Dibenzofuran	132-64-9	0.0302		0.00008	0.0005	0.000076	mg/L	9/21/2004 20:47	111563	1	lg1
Di-n-butyl Phthalate	84-74-2	0.000519	U	0.00015	0.0005	0.000143	mg/L	9/21/2004 20:47	111563	1	lg1
Fluoranthene	206-44-0	0.00202	U	0.000098	0.0005	0.000093	mg/L	9/21/2004 20:47	111563	1	lg1
Fluorene	86-73-7	0.0328		0.000071	0.0005	0.000068	mg/L	9/21/2004 20:47	111563	1	lg1
Naphthalene	91-20-3	0.0555		0.00007	0.0005	0.00013	mg/L	9/23/2004 13:34	111563	2	lg1
Nitrobenzene	98-95-3	0.000143	U	0.00015	0.0005	0.000143	mg/L	9/21/2004 20:47	111563	1	lg1
n-Nitrosodiphenylamine	86-30-6	0.00009	U	0.000094	0.0005	0.00009	mg/L	9/21/2004 20:47	111563	1	lg1
Pentachlorophenol	87-86-5	0.000038	U	0.00004	0.0003	0.000038	mg/L	9/21/2004 14:57	111554	1	lg1
Phenanthrene	85-01-8	0.00554	U	0.00081	0.0005	0.000077	mg/L	9/21/2004 20:47	111563	1	lg1
Phenol	108-95-2	0.0000953	U	0.0001	0.0005	0.0000953	mg/L	9/21/2004 20:47	111563	1	lg1
Pyrene	129-00-0	0.00122		0.000088	0.0005	0.000084	mg/L	9/21/2004 20:47	111563	1	lg1

Form I

Page 24



TRRP Laboratory Test Results

Job Number: 281147

Date: 10/6/2004

CUSTOMER: ERM Southwest, Inc.- Houston

PROJECT: UPRR-HWPW-0014419 60

ATTN: Chris Young

Customer Sample ID: P-11-2SA04

Laboratory Sample ID: 281147-004

Date/Time Sampled: 9/15/2004 9:53

Sample Matrix: Water

Date/Time Received: 9/15/2004 16:02

TEST METHOD	CAS #	RESULT	Q FLAG	MDL	MQL	SQL	UNITS	Analysis Date/Time	Batch	D.F.	Analyst
Method: SW-846 8260B, Water											
1,2-Dichloroethane	107-06-2	0.00136	U	0.00136	0.005	0.00136	mg/L	9/21/2004 18:02	111223	1	zfl
Benzene	71-43-2	0.00143	U	0.00143	0.005	0.00143	mg/L	9/21/2004 18:02	111223	1	zfl
Chlorobenzene	108-90-7	0.00155	U	0.00155	0.005	0.00155	mg/L	9/21/2004 18:02	111223	1	zfl
Ethylbenzene	100-41-4	0.00137	U	0.00137	0.005	0.00137	mg/L	9/21/2004 18:02	111223	1	zfl
Methylene Chloride	75-09-2	0.0013	U	0.0013	0.005	0.0013	mg/L	9/21/2004 18:02	111223	1	zfl
Toluene	108-88-3	0.00136	U	0.00136	0.005	0.00136	mg/L	9/21/2004 18:02	111223	1	zfl
Xylenes (total)	1330-20-7	0.00441	U	0.00441	0.015	0.00441	mg/L	9/21/2004 18:02	111223	1	zfl



TRRP Laboratory Test Results

Job Number: 281147

Date: 10/6/2004

CUSTOMER: ERM Southwest, Inc. - Houston

PROJECT: UPRR-HWPW-0014419 60

ATTN: Chris Young

Customer Sample ID: P-11-2SA04

Laboratory Sample ID: 281147-004

Date/Time Sampled: 9/15/2004 9:53

Sample Matrix: Water

Date/Time Received: 9/15/2004 16:02

TEST METHOD	CAS #	RESULT	Q FLAG	MDL	SQL	UNITS	Analysis Date/Time	Batch	D.F.	Analyst
Method: SW-846 8270C, Water										
1,2-Diphenylhydrazine	122-66-7	0.000011	U	0.000011	0.000011	mg/L	9/21/2004 15:25	111554	1	lg1
2,4-Dimethylphenol	105-67-9	0.000117	U	0.000122	0.000117	mg/L	9/21/2004 21:15	111563	1	lg1
2,4-Dinitrotoluene	121-14-2	0.000009	U	0.000009	0.000009	mg/L	9/21/2004 15:25	111554	1	lg1
2,6-Dinitrotoluene	606-20-2	0.000026	U	0.000027	0.000026	mg/L	9/21/2004 15:25	111554	1	lg1
2-Chloronaphthalene	91-58-7	0.000077	U	0.00008	0.000077	mg/L	9/21/2004 21:15	111563	1	lg1
2-Methyl-4,6-dinitrophenol	534-52-1	0.000298	U	0.00031	0.000298	mg/L	9/21/2004 21:15	111563	1	lg1
2-Methylnaphthalene	91-57-6	0.00152	U	0.00007	0.000067	mg/L	9/21/2004 21:15	111563	1	lg1
4-Nitrophenol	100-02-7	0.000288	U	0.000299	0.000288	mg/L	9/21/2004 21:15	111563	1	lg1
Acenaphthene	83-32-9	0.151	U	0.000078	0.00075	mg/L	9/23/2004 14:02	111563	10	lg1
Acenaphthylene	208-96-8	0.000077	U	0.00008	0.000077	mg/L	9/21/2004 21:15	111563	1	lg1
Anthracene	120-12-7	0.00666	U	0.00013	0.000125	mg/L	9/21/2004 21:15	111563	1	lg1
Benzo(a)anthracene	56-55-3	0.000269	U	0.00028	0.000269	mg/L	9/21/2004 21:15	111563	1	lg1
Benzo(a)pyrene	50-32-8	0.000007	U	0.000007	0.000007	mg/L	9/21/2004 15:25	111554	1	lg1
bis(2-chloroethoxy)methane	111-91-1	0.000009	U	0.000009	0.000009	mg/L	9/21/2004 15:25	111554	1	lg1

Form I

Page 26



TRRP Laboratory Test Results

Job Number: 281147

Date: 10/6/2004

CUSTOMER: ERM Southwest, Inc.- Houston

PROJECT: UPRR-HWPW-0014419.60

ATTN: Chris Young

Customer Sample ID: P-11-2SA04

Laboratory Sample ID: 281147-004

Date/Time Sampled: 9/15/2004 9:53

Sample Matrix: Water

Date/Time Received: 9/15/2004 16:02

TEST METHOD	CAS #	RESULT	Q	FLAG	MDL	SQL	UNITS	Analysis Date/Time	Batch	D.F.	Analyst
bis(2-ethylhexyl)phthalate	117-81-7	0.000173	U		0.00018	0.000173	mg/L	9/21/2004 21:15	111563	1	lg1
Chrysene	218-01-9	0.00009	U		0.000094	0.00009	mg/L	9/21/2004 21:15	111563	1	lg1
Dibenzofuran	132-64-9	0.00261			0.00008	0.000077	mg/L	9/21/2004 21:15	111563	1	lg1
Di-n-butyl Phthalate	84-74-2	0.000532		U	0.00015	0.000144	mg/L	9/21/2004 21:15	111563	1	lg1
Fluoranthene	206-44-0	0.00635		J	0.000098	0.000094	mg/L	9/21/2004 21:15	111563	1	lg1
Fluorene	86-73-7	0.0643		J	0.000071	0.00068	mg/L	9/23/2004 14:02	111563	10	lg1
Naphthalene	91-20-3	0.364		J	0.00007	0.00067	mg/L	9/23/2004 14:02	111563	10	lg1
Nitrobenzene	98-95-3	0.000144	U		0.00015	0.000144	mg/L	9/21/2004 21:15	111563	1	lg1
n-Nitrosodiphenylamine	86-30-6	0.00009	U		0.000094	0.00009	mg/L	9/21/2004 21:15	111563	1	lg1
Pentachlorophenol	87-86-5	0.000038	U		0.00004	0.000038	mg/L	9/21/2004 15:25	111554	1	lg1
Phenanthrene	85-01-8	0.0352		JH	0.000081	0.000078	mg/L	9/21/2004 21:15	111563	1	lg1
Phenol	108-95-2	0.0000962	U		0.0001	0.0000962	mg/L	9/21/2004 21:15	111563	1	lg1
Pyrene	129-00-0	0.00375			0.000088	0.000085	mg/L	9/21/2004 21:15	111563	1	lg1



TRRP Laboratory Test Results

Job Number: 281147

Date: 10/6/2004

CUSTOMER: ERM Southwest, Inc. - Houston

PROJECT: UPRR-HWPW-0014419 60

ATTN: Chris Young

Customer Sample ID: MW-02D-2SA04

Laboratory Sample ID: 281147-005

Date/Time Sampled: 9/15/2004 10:00

Sample Matrix: Water

Date/Time Received: 9/15/2004 16:02

TEST METHOD	CAS #	RESULT	Q FLAG	MDL	SQL	UNITS	Analysis Date/Time	Batch	D.F.	Analyst
Method: SW-846 8260B, Water										
1,2-Dichloroethane	107-06-2	0.00136	U	0.00136	0.00136	mg/L	9/21/2004 17:35	111223	1	zfl
Benzene	71-43-2	0.00143	U	0.00143	0.00143	mg/L	9/21/2004 17:35	111223	1	zfl
Chlorobenzene	108-90-7	0.00155	U	0.00155	0.00155	mg/L	9/21/2004 17:35	111223	1	zfl
Ethylbenzene	100-41-4	0.00137	U	0.00137	0.00137	mg/L	9/21/2004 17:35	111223	1	zfl
Methylene Chloride	75-09-2	0.0013	U	0.0013	0.0013	mg/L	9/21/2004 17:35	111223	1	zfl
Toluene	108-88-3	0.00136	U	0.00136	0.00136	mg/L	9/21/2004 17:35	111223	1	zfl
Xylenes (total)	1330-20-7	0.00441	U	0.00441	0.00441	mg/L	9/21/2004 17:35	111223	1	zfl



TRRP Laboratory Test Results

Job Number: 281147

Date: 10/6/2004

CUSTOMER: ERM Southwest, Inc. - Houston

PROJECT: UPRR-HWPW-0014419 60

ATTN: Chris Young

Customer Sample ID: MW-02D-2SA04

Laboratory Sample ID: 281147-005

Date/Time Sampled: 9/15/2004 10:00

Sample Matrix: Water

Date/Time Received: 9/15/2004 16:02

TEST METHOD	CAS #	RESULT	Q	FLAG	MDL	MQL	SQL	UNITS	Analysis Date/Time	Batch	D.F.	Analyst
Method: SW-846 8270C, Water												
1,2-Diphenylhydrazine	122-66-7	0.000011	U	UJ	0.000011	0.0001	0.000011	mg/L	9/21/2004 15:53	111554	1	lg1
2,4-Dimethylphenol	105-67-9	0.00244		J	0.000122	0.0005	0.000117	mg/L	9/23/2004 12:11	111563	1	lg1
2,4-Dinitrotoluene	121-14-2	0.000009	U		0.000009	0.0001	0.000009	mg/L	9/21/2004 15:53	111554	1	lg1
2,6-Dinitrotoluene	606-20-2	0.000026	U		0.000027	0.0001	0.000026	mg/L	9/21/2004 15:53	111554	1	lg1
2-Chloronaphthalene	91-58-7	0.000077	U		0.00008	0.0005	0.000077	mg/L	9/23/2004 12:11	111563	1	lg1
2-Methyl-4,6-dinitrophenol	534-52-1	0.000298	U		0.00031	0.0015	0.000298	mg/L	9/23/2004 12:11	111563	1	lg1
2-Methylnaphthalene	91-57-6	0.00993			0.00007	0.0005	0.000067	mg/L	9/23/2004 12:11	111563	1	lg1
4-Nitrophenol	100-02-7	0.000288	U		0.000299	0.0015	0.000288	mg/L	9/23/2004 12:11	111563	1	lg1
Acenaphthene	83-32-9	0.0658			0.000078	0.0005	0.00038	mg/L	9/23/2004 14:30	111563	5	lg1
Acenaphthylene	208-96-8	0.000838			0.00008	0.0005	0.000077	mg/L	9/23/2004 12:11	111563	1	lg1
Anthracene	120-12-7	0.0024			0.00013	0.0005	0.000125	mg/L	9/23/2004 12:11	111563	1	lg1
Benzo(a)anthracene	56-55-3	0.000245			0.00028	0.0005	0.000269	mg/L	9/23/2004 12:11	111563	1	lg1
Benzo(a)pyrene	50-32-8	0.000007	U		0.000007	0.0001	0.000007	mg/L	9/21/2004 15:53	111554	1	lg1
bis(2-chloroethoxy)methane	111-91-1	0.000009	U		0.000009	0.0001	0.000009	mg/L	9/21/2004 15:53	111554	1	lg1



TRRP Laboratory Test Results

Job Number: 281147

Date: 10/6/2004

CUSTOMER: ERM Southwest, Inc. - Houston

PROJECT: UPRR-HWPW-0014419 60

ATTN: Chris Young

Customer Sample ID: MW-02D-2SA04

Laboratory Sample ID: 281147-005

Date/Time Sampled: 9/15/2004 10:00

Sample Matrix: Water

Date/Time Received: 9/15/2004 16:02

TEST METHOD	CAS #	RESULT	Q FLAG	MDL	SQL	UNITS	Analysis Date/Time	Batch	D.F.	Analyst
bis(2-ethylhexyl)phthalate	117-81-7	0.000675		0.00018	0.000173	mg/L	9/23/2004 12:11	111563	1	lg1
Chrysene	218-01-9	0.000172	J	0.000094	0.00009	mg/L	9/23/2004 12:11	111563	1	lg1
Dibenzofuran	132-64-9	0.0346		0.00008	0.000077	mg/L	9/23/2004 12:11	111563	1	lg1
Di-n-butyl Phthalate	84-74-2	0.000299	J	0.00015	0.000144	mg/L	9/23/2004 12:11	111563	1	lg1
Fluoranthene	206-44-0	0.00283	J	0.000098	0.000094	mg/L	9/23/2004 12:11	111563	1	lg1
Fluorene	86-73-7	0.0387		0.000071	0.000068	mg/L	9/23/2004 12:11	111563	1	lg1
Naphthalene	91-20-3	0.108	J	0.00007	0.00034	mg/L	9/23/2004 14:30	111563	5	lg1
Nitrobenzene	98-95-3	0.000144	U	0.00015	0.000144	mg/L	9/23/2004 12:11	111563	1	lg1
n-Nitrosodiphenylamine	86-30-6	0.00009	U	0.000094	0.00009	mg/L	9/23/2004 12:11	111563	1	lg1
Pentachlorophenol	87-86-5	0.000038	U	0.00004	0.000038	mg/L	9/21/2004 15:53	111554	1	lg1
Phenanthrene	85-01-8	0.00573	JH	0.00081	0.000078	mg/L	9/23/2004 12:11	111563	1	lg1
Phenol	108-95-2	0.0000962	U	0.0001	0.0000962	mg/L	9/23/2004 12:11	111563	1	lg1
Pyrene	129-00-0	0.00136		0.000088	0.000085	mg/L	9/23/2004 12:11	111563	1	lg1

Form I

Page 30

QUALITY CONTROL RESULTS

Job Number.: 281147

Report Date.: 10/06/2004

CUSTOMER: ERM Southwest, Inc.- Houston

PROJECT: UPRR-HWPW-0014419 60

ATTN: Chris Young

QC Type	Description	Reag. Code	Lab ID	Dilution Factor	Date	Time
---------	-------------	------------	--------	-----------------	------	------

Test Method.....: SW-846 8270C

Units.....: ug/L

Analyst...: lg1

Method Description.: Semivolatile Organics - SIM Analysis

Batch(s)...: 111554

LCS	Laboratory Control Sample	SVS082504C	110850		09/21/2004	1142
-----	---------------------------	------------	--------	--	------------	------

Parameter/Test Description	QC Result	QC Result	True Value	Orig. Value	Calc. Result	* Limits	F
Benzo(a)pyrene, Water	0.51670		0.500000		103.3	30-130	
bis(2-chloroethoxy)methane, Water	0.40774		0.500000		81.5	30-130	
2,4-Dinitrotoluene, Water	0.43056		0.500000		86.1	60-140	
2,6-Dinitrotoluene, Water	0.43914		0.500000		87.8	60-140	
Pentachlorophenol, Water	0.42691		0.500000		85.4	30-130	
1,2-Diphenylhydrazine, Water	0.44586		0.500000		89.2	30-130	

MB	Method Blank	SVS082504B	110850		09/21/2004	1114
----	--------------	------------	--------	--	------------	------

Parameter/Test Description	QC Result	QC Result	True Value	Orig. Value	Calc. Result	* Limits	F
Benzo(a)pyrene, Water	0						
bis(2-chloroethoxy)methane, Water	0						
2,4-Dinitrotoluene, Water	0						
2,6-Dinitrotoluene, Water	0						
Pentachlorophenol, Water	0						
1,2-Diphenylhydrazine, Water	0						

MS	Matrix Spike	SVS082504C	281075-11		09/21/2004	1305
----	--------------	------------	-----------	--	------------	------

Parameter/Test Description	QC Result	QC Result	True Value	Orig. Value	Calc. Result	* Limits	F
Benzo(a)pyrene, Water	0.49004		0.500000	0	98	30-130	
bis(2-chloroethoxy)methane, Water	0.50587		0.500000	0	101	30-130	
2,4-Dinitrotoluene, Water	0.55329		0.500000	0	111	24-96	A
2,6-Dinitrotoluene, Water	0.48768		0.500000	0	98	30-130	
Pentachlorophenol, Water	0.85818		0.500000	0	172	5-103	A
1,2-Diphenylhydrazine, Water	0.54337		0.500000	0	109	60-140	

MSD	Matrix Spike Duplicate	SVS082504C	281075-12		09/21/2004	1333
-----	------------------------	------------	-----------	--	------------	------

Parameter/Test Description	QC Result	QC Result	True Value	Orig. Value	Calc. Result	* Limits	F
Benzo(a)pyrene, Water	0.51449	0.49004	0.500000	0	103 4.9	30.0-130.0 40.0	
bis(2-chloroethoxy)methane, Water	0.40870	0.50587	0.500000	0	82 21.2	30.0-130.0 30.0	
2,4-Dinitrotoluene, Water	0.60088	0.55329	0.500000	0	120 8.2	24.0-96.0 30.0	A
2,6-Dinitrotoluene, Water	0.50541	0.48768	0.500000	0	101 3.6	30.0-130.0 30.0	
Pentachlorophenol, Water	0.76910	0.85818	0.500000	0	154 10.9	5.0-103.0 40.0	A
1,2-Diphenylhydrazine, Water	0.33961	0.54337	0.500000	0	68 46.2	60.0-140.0 40.0	r

Job Number.: 281147 QUALITY CONTROL RESULTS Report Date.: 10/06/2004

CUSTOMER: ERM Southwest, Inc.- Houston PROJECT: UPRR-HWPW-0014419 60 ATTN:

QC Type	Description	Reag. Code	Lab ID	Dilution Factor	Date	Time
---------	-------------	------------	--------	-----------------	------	------

Test Method.....: SW-846 8270C Units.....: ug/L Analyst....: lg1
 Method Description.: Semivolatile Organics, Low Level Batch(s)....: 111563

LCS	Laboratory Control Sample	SVS091004A	110849		09/21/2004	1132
-----	---------------------------	------------	--------	--	------------	------

Parameter/Test Description	QC Result	QC Result	True Value	Orig. Value	Calc. Result	* Limits	F
Acenaphthene, Water	4.00456		5.000000		80.1	32-165	
Acenaphthylene, Water	4.05422		5.000000		81.1	10-150	
Anthracene, Water	4.85966		5.000000		97.2	23-178	
Benzo(a)anthracene, Water	4.19610		5.000000		83.9	25-180	
bis(2-ethylhexyl)phthalate, Water	4.41038		5.000000		88.2	25-173	
2-Chloronaphthalene, Water	3.89372		5.000000		77.9	23-143	
Chrysene, Water	3.93110		5.000000		78.6	23-180	
Dibenzofuran, Water	4.06299		5.000000		81.3	35-153	
Di-n-butyl Phthalate, Water	5.14752		5.000000		103.0	28-185	
Fluoranthene, Water	4.43650		5.000000		88.7	28-180	
Fluorene, Water	4.34785		5.000000		87.0	30-189	
2-Methylnaphthalene, Water	3.60317		5.000000		72.1	26-168	
Naphthalene, Water	3.35485		5.000000		67.1	36-139	
Nitrobenzene, Water	3.47882		5.000000		69.6	17-163	
n-Nitrosodiphenylamine, Water	5.32389		5.000000		106.5	58-174	
Phenanthrene, Water	4.23165		5.000000		84.6	26-166	
Pyrene, Water	4.31889		5.000000		86.4	28-173	
2,4-Dimethylphenol, Water	2.68719		5.000000		53.7	23-157	
2-Methyl-4,6-dinitrophenol, Water	5.77315		5.000000		115.5	10-164	
4-Nitrophenol, Water	1.71733		5.000000		34.3	10-92	
Phenol, Water	1.57342		5.000000		31.5	20-83	

MB	Method Blank	SVS082504B	110849		09/21/2004	1104
----	--------------	------------	--------	--	------------	------

Parameter/Test Description	QC Result	QC Result	True Value	Orig. Value	Calc. Result	* Limits	F
Acenaphthene, Water	0						
Acenaphthylene, Water	0						
Anthracene, Water	0						
Benzo(a)anthracene, Water	0						
bis(2-ethylhexyl)phthalate, Water	0						
2-Chloronaphthalene, Water	0						
Chrysene, Water	0						
Dibenzofuran, Water	0						
Di-n-butyl Phthalate, Water	0.22612						
Fluoranthene, Water	0						
Fluorene, Water	0						
2-Methylnaphthalene, Water	0						
Naphthalene, Water	0						
Nitrobenzene, Water	0						
n-Nitrosodiphenylamine, Water	0						
Phenanthrene, Water	0						
Pyrene, Water	0						
2,4-Dimethylphenol, Water	0						
2-Methyl-4,6-dinitrophenol, Water	0						
4-Nitrophenol, Water	0						
Phenol, Water	0						

QUALITY CONTROL RESULTS

Job Number.: 281147 Report Date.: 10/06/2004

CUSTOMER: ERM Southwest, Inc.- Houston PROJECT: UPRR-HWPW-0014419 60 ATTN:

QC Type	Description	Reag. Code	Lab ID	Dilution Factor	Date	Time
MS	Matrix Spike	SVS091004A	281075-11		09/21/2004	1227

Parameter/Test Description	QC Result	QC Result	True Value	Orig. Value	Calc. Result	* Limits	F
Acenaphthene, Water	88.3669		5.000000	92.5113	-83	46-118	A
Acenaphthylene, Water	5.57430		5.000000	1.02763	91	30-130	
Anthracene, Water	11.1836		5.000000	6.11715	101	30-130	
Benzo(a)anthracene, Water	4.60869		5.000000	0	92	60-140	
bis(2-ethylhexyl)phthalate, Water	4.12321		5.000000	0.35260	75	60-140	
2-Chloronaphthalene, Water	4.66630		5.000000	0	93	30-130	
Chrysene, Water	4.10248		5.000000	0	82	30-130	
Dibenzofuran, Water	50.9380		5.000000	49.6673	25	30-130	A
Di-n-butyl Phthalate, Water	5.17669		5.000000	0	104	30-130	
Fluoranthene, Water	12.4913		5.000000	8.08535	88	30-130	
Fluorene, Water	61.2788		5.000000	60.2845	20	30-130	A
2-Methylnaphthalene, Water	5.89842		5.000000	4.37968	30	60-140	A
Naphthalene, Water	4.48265		5.000000	0.46401	80	30-130	
Nitrobenzene, Water	4.89364		5.000000	0	98	30-130	
n-Nitrosodiphenylamine, Water	6.54763		5.000000	0	131	30-130	A
Phenanthrene, Water	4.88579		5.000000	0.79633	82	30-130	
Pyrene, Water	8.00582		5.000000	3.55032	89	26-115	
2,4-Dimethylphenol, Water	3.77352		5.000000	0	75	30-130	
2-Methyl-4,6-dinitrophenol, Water	6.91788		5.000000	0	138	30-130	A
4-Nitrophenol, Water	4.43568		5.000000	0	89	10-80	A
Phenol, Water	1.46413		5.000000	0	29	10-112	

MSD	Matrix Spike Duplicate	SVS091004A	281075-12		09/21/2004	1255
-----	------------------------	------------	-----------	--	------------	------

Parameter/Test Description	QC Result	QC Result	True Value	Orig. Value	Calc. Result	* Limits	F
Acenaphthene, Water	107.748	88.3669	5.000000	92.5113	305	46.0-118.0	A
					19.8	31.0	
Acenaphthylene, Water	5.56160	5.57430	5.000000	1.02763	91	30.0-130.0	
					0.2	50.0	
Anthracene, Water	11.7313	11.1836	5.000000	6.11715	112	30.0-130.0	
					4.8	50.0	
Benzo(a)anthracene, Water	4.51210	4.60869	5.000000	0	90	60.0-140.0	
					2.1	50.0	
bis(2-ethylhexyl)phthalate, Water	4.34205	4.12321	5.000000	0.35260	80	60.0-140.0	
					5.2	30.0	
2-Chloronaphthalene, Water	4.65164	4.66630	5.000000	0	93	30.0-130.0	
					0.3	50.0	
Chrysene, Water	4.07302	4.10248	5.000000	0	81	30.0-130.0	
					0.7	50.0	
Dibenzofuran, Water	57.6000	50.9380	5.000000	49.6673	159	30.0-130.0	A
					12.3	50.0	
Di-n-butyl Phthalate, Water	5.41441	5.17669	5.000000	0	108	30.0-130.0	
					4.5	50.0	
Fluoranthene, Water	13.0567	12.4913	5.000000	8.08535	99	30.0-130.0	
					4.4	50.0	
Fluorene, Water	72.1209	61.2788	5.000000	60.2845	237	30.0-130.0	A
					16.3	50.0	
2-Methylnaphthalene, Water	35.1847	5.89842	5.000000	4.37968	616	60.0-140.0	A
					142.6	30.0	r
Naphthalene, Water	6.69411	4.48265	5.000000	0.46401	125	30.0-130.0	
					39.6	50.0	
Nitrobenzene, Water	4.99660	4.89364	5.000000	0	100	30.0-130.0	
					2.1	50.0	



STL

QUALITY CONTROL RESULTS

Job Number.: 281147 Report Date.: 10/06/2004

CUSTOMER: ERM Southwest, Inc.- Houston PROJECT: UPRR-HWPW-0014419 60 ATTN:

QC Type	Description	Reag. Code	Lab ID	Dilution Factor	Date	Time
---------	-------------	------------	--------	-----------------	------	------

MSD	Matrix Spike Duplicate	SVS091004A	281075-12		09/21/2004	1255
-----	------------------------	------------	-----------	--	------------	------

Parameter/Test Description	QC Result	QC Result	True Value	Orig. Value	Calc. Result	* Limits	F
n-Nitrosodiphenylamine, Water	6.40932	6.54763	5.000000	0	128 2.1	30.0-130.0 50.0	
Phenanthrene, Water	8.91104	4.88579	5.000000	0.79633	162 58.4	30.0-130.0 A 50.0	r
Pyrene, Water	8.96119	8.00582	5.000000	3.55032	108 11.3	26.0-115.0 31.0	
2,4-Dimethylphenol, Water	3.84394	3.77352	5.000000	0	77 1.8	30.0-130.0 50.0	
2-Methyl-4,6-dinitrophenol, Water	6.97188	6.91788	5.000000	0	139 0.8	30.0-130.0 A 50.0	
4-Nitrophenol, Water	4.64807	4.43568	5.000000	0	93 4.7	10.0-80.0 A 50.0	
Phenol, Water	1.37655	1.46413	5.000000	0	28 6.2	10.0-112.0 23.0	

Test Method.....: SW-846 8260B	Units.....: ug/L	Analyst....: zfl
Method Description.: Volatile Organics	Batch(s)....: 111223	

LCS	Laboratory Control Sample	VS091704E			09/20/2004	1247
-----	---------------------------	-----------	--	--	------------	------

Parameter/Test Description	QC Result	QC Result	True Value	Orig. Value	Calc. Result	* Limits	F
Benzene, Water	42.9883		50.00	ND	86.0	68-127	
Chlorobenzene, Water	43.5777		50.00	ND	87.2	65-129	
1,2-Dichloroethane, Water	43.1296		50.00	ND	86.3	65-133	
Ethylbenzene, Water	44.4510		50.00	ND	88.9	64-132	
Methylene Chloride, Water	40.7610		50.00	2.47407	81.5	54-133	
Toluene, Water	44.1476		50.00	ND	88.3	63-127	
Xylenes (total), Water	132.976		150.0	ND	88.7	37-161	

LCS	Laboratory Control Sample	VS091704E			09/21/2004	1518
-----	---------------------------	-----------	--	--	------------	------

Parameter/Test Description	QC Result	QC Result	True Value	Orig. Value	Calc. Result	* Limits	F
Benzene, Water	46.7199		50.00	ND	93.4	68-127	
Chlorobenzene, Water	45.9392		50.00	ND	91.9	65-129	
1,2-Dichloroethane, Water	47.9546		50.00	ND	95.9	65-133	
Ethylbenzene, Water	46.0640		50.00	ND	92.1	64-132	
Methylene Chloride, Water	47.0320		50.00	2.86031	94.1	54-133	
Toluene, Water	46.2848		50.00	ND	92.6	63-127	
Xylenes (total), Water	139.788		150.0	ND	93.2	37-161	

MB	Method Blank	VS091704C			09/20/2004	1342
----	--------------	-----------	--	--	------------	------

Parameter/Test Description	QC Result	QC Result	True Value	Orig. Value	Calc. Result	* Limits	F
Benzene, Water	ND						
Chlorobenzene, Water	ND						
1,2-Dichloroethane, Water	ND						
Ethylbenzene, Water	ND						

Job Number.: 281147	QUALITY CONTROL RESULTS	Report Date.: 10/06/2004
---------------------	--------------------------------	--------------------------

CUSTOMER: ERM Southwest, Inc.- Houston	PROJECT: UPRR-HWPW-0014419 60	ATTN:
--	-------------------------------	-------

QC Type	Description	Reag. Code	Lab ID	Dilution Factor	Date	Time
MB	Method Blank	VS091704C			09/20/2004	1342

Parameter/Test Description	QC Result	QC Result	True Value	Orig. Value	Calc. Result	* Limits	F
Methylene Chloride, Water	2.47407						
Toluene, Water	ND						
Xylenes (total), Water	ND						

MB	Method Blank	VS091704C				09/21/2004	1247
----	--------------	-----------	--	--	--	------------	------

Parameter/Test Description	QC Result	QC Result	True Value	Orig. Value	Calc. Result	* Limits	F
Benzene, Water	ND						
Chlorobenzene, Water	ND						
1,2-Dichloroethane, Water	ND						
Ethylbenzene, Water	ND						
Methylene Chloride, Water	2.86031						
Toluene, Water	ND						
Xylenes (total), Water	ND						

MS	Matrix Spike	VS091704E	281083-3	5.00000		09/20/2004	1816
----	--------------	-----------	----------	---------	--	------------	------

Parameter/Test Description	QC Result	QC Result	True Value	Orig. Value	Calc. Result	* Limits	F
Benzene, Water	34.5554		50.00	ND	69	65-125	
Chlorobenzene, Water	34.2374		50.00	ND	68	74-122	A
1,2-Dichloroethane, Water	36.6267		50.00	ND	73	60-140	
Ethylbenzene, Water	35.9950		50.00	1.58119	69	60-140	
Methylene Chloride, Water	37.4415		50.00	3.54996	68	60-140	
Toluene, Water	51.7393		50.00	17.5311	68	76-125	A
Xylenes (total), Water	149.472		150.0	48.0155	68	60-140	

MS	Matrix Spike	VS091704E	281147-5			09/21/2004	1830
----	--------------	-----------	----------	--	--	------------	------

Parameter/Test Description	QC Result	QC Result	True Value	Orig. Value	Calc. Result	* Limits	F
Benzene, Water	44.3904		50.00	ND	89	65-125	
Chlorobenzene, Water	45.1678		50.00	ND	90	74-122	
1,2-Dichloroethane, Water	43.4925		50.00	ND	87	60-140	
Ethylbenzene, Water	47.4020		50.00	ND	95	60-140	
Methylene Chloride, Water	41.3171		50.00	ND	83	60-140	
Toluene, Water	46.6313		50.00	ND	93	76-125	
Xylenes (total), Water	143.877		150.0	4.30733	93	60-140	

MSD	Matrix Spike Duplicate	VS091704E	281083-3	5.00000		09/20/2004	1844
-----	------------------------	-----------	----------	---------	--	------------	------

Parameter/Test Description	QC Result	QC Result	True Value	Orig. Value	Calc. Result	* Limits	F
Benzene, Water	37.1161	34.5554	50.00	ND	74 7.1	65.0-125.0 30.0	
Chlorobenzene, Water	37.4296	34.2374	50.00	ND	75 8.9	74.0-122.0 30.0	
1,2-Dichloroethane, Water	39.3715	36.6267	50.00	ND	79 7.2	60.0-140.0 30.0	

Job Number.: 281147 QUALITY CONTROL RESULTS Report Date.: 10/06/2004

CUSTOMER: ERM Southwest, Inc.- Houston PROJECT: UPRR-HWPW-0014419 60 ATTN:

QC Type	Description	Reag. Code	Lab ID	Dilution Factor	Date	Time
---------	-------------	------------	--------	-----------------	------	------

MSD	Matrix Spike Duplicate	VS091704E	281083-3	5.00000	09/20/2004	1844
-----	------------------------	-----------	----------	---------	------------	------

Parameter/Test Description	QC Result	QC Result	True Value	Orig. Value	Calc. Result	* Limits	F
Ethylbenzene, Water	38.5740	35.9950	50.00	1.58119	74	60.0-140.0	
					6.9	30.0	
Methylene Chloride, Water	41.0077	37.4415	50.00	3.54996	75	60.0-140.0	
					9.1	30.0	
Toluene, Water	53.6984	51.7393	50.00	17.5311	72	76.0-125.0 A	
					3.7	30.0	
Xylenes (total), Water	157.635	149.472	150.0	48.0155	73	60.0-140.0	
					5.3	30.0	

MSD	Matrix Spike Duplicate	VS091704E	281147-5		09/21/2004	1857
-----	------------------------	-----------	----------	--	------------	------

Parameter/Test Description	QC Result	QC Result	True Value	Orig. Value	Calc. Result	* Limits	F
Benzene, Water	47.2020	44.3904	50.00	ND	94	65.0-125.0	
					6.1	30.0	
Chlorobenzene, Water	47.1168	45.1678	50.00	ND	94	74.0-122.0	
					4.2	30.0	
1,2-Dichloroethane, Water	45.7161	43.4925	50.00	ND	91	60.0-140.0	
					5.0	30.0	
Ethylbenzene, Water	49.6689	47.4020	50.00	ND	99	60.0-140.0	
					4.7	30.0	
Methylene Chloride, Water	44.4141	41.3171	50.00	ND	89	60.0-140.0	
					7.2	30.0	
Toluene, Water	48.2905	46.6313	50.00	ND	97	76.0-125.0	
					3.5	30.0	
Xylenes (total), Water	151.410	143.877	150.0	4.30733	98	60.0-140.0	
					5.1	30.0	

SURROGATE RECOVERIES REPORT

Job Number.: 281147

Report Date.: 10/06/2004

CUSTOMER: ERM Southwest, Inc.- Houston

PROJECT: UPRR-HWPW-0014419 60

ATTN: Chris Young

Method.....: Volatile Organics
Batch(s).....: 111223

Method Code...: 8260
Test Matrix...: Water

Prep Batch....:
Equipment Code: GCMSVOA06

Lab ID	DT	Sample ID	Date	12DCED	BRFLBE	DBRFLM	TOLD8
281083-	3 MS	MW-8	09/20/2004	80.1	114.2	81.5	93.7
281083-	3 MSD	MW-8	09/20/2004	82.3	114.3	84.1	92.6
281147-	1	MW-03-2SA04	09/21/2004	80.5	112.6	81.7	94.1
281147-	2	MW-10A-2SA04	09/21/2004	78.3	107.9	77.8	89.3
281147-	3	MW-02-2SA04	09/21/2004	80.5	111.9	81.6	92.4
281147-	4	P-11-2SA04	09/21/2004	78.9	108.8	80.4	89.0
281147-	5	MW-02D-2SA04	09/21/2004	81.5	111.8	84.0	91.6
281147-	5 MS	MW-02D-2SA04	09/21/2004	75.4	106.6	77.1	88.1
281147-	5 MSD	MW-02D-2SA04	09/21/2004	79.4	111.1	81.9	92.8
111223--	21 LCS		09/21/2004	83.9	116.8	85.5	92.3
111223--	21 MB		09/21/2004	83.7	109.7	84.4	91.0
111223--	21 LCS		09/20/2004	85.0	121.8	86.3	97.5
111223--	21 MB		09/20/2004	83.0	115.8	83.6	95.7

Test	Test Description	Limits
12DCED	1,2-Dichloroethane-d4	70 - 130
BRFLBE	4-Bromofluorobenzene	70 - 130
DBRFLM	Dibromofluoromethane	70 - 130
TOLD8	Toluene-d8	70 - 130

SURROGATE RECOVERIES REPORT

Job Number.: 281147

Report Date.: 10/06/2004

CUSTOMER: 483648

PROJECT: UPRR-HWPW-0014419 60

ATTN: Chris Young

Method.....: Semivolatile Organics, Low Level
Batch(s).....: 111563

Method Code...: 8270LL
Test Matrix...: Water

Prep Batch....: 110849
Equipment Code: EGCMS06

Lab ID	DT	Sample ID	Date	246TBP	2FLUBP	2FLUPH	NITRD5	PHEND6	TERD14
281075-	11 MS	MW-01A-2SA04 MS	09/21/2004	123.9A	94.7	37.7	90.0	36.5	99.7
281075-	12 MSD	MW-01-2SA04 MSD	09/21/2004	127.2A	94.7	38.7	94.3	34.2	102.8
281147-	1	MW-03-2SA04	09/21/2004	118.2	86.3	35.4	107.5	41.3	107.5
281147-	1	MW-03-2SA04	09/23/2004	204.2d	113.1	161.9d	64.0	72.5	144.2d
281147-	2	MW-10A-2SA04	09/21/2004	112.2	76.8	39.9	75.5	24.3	95.0
281147-	2	MW-10A-2SA04	09/23/2004	120.9	84.9	81.3	79.4	45.5	110.9
281147-	3	MW-02-2SA04	09/21/2004	122.7	91.1	41.0	95.6	35.5	106.7
281147-	3	MW-02-2SA04	09/23/2004	116.5	104.9	51.7	106.2	44.0	108.5
281147-	4	P-11-2SA04	09/21/2004	112.6	91.5	35.8	72.0	32.3	103.3
281147-	4	P-11-2SA04	09/23/2004	182.4d	103.7	163.0d	78.0	76.4	165.6d
281147-	5	MW-02D-2SA04	09/23/2004	118.9	84.9	44.1	86.1	37.8	112.1
281147-	5	MW-02D-2SA04	09/23/2004	148.9d	101.4	94.6	89.8	56.6	113.0
110849--	21 LCS		09/21/2004	119.6	78.9	39.7	75.0	31.1	92.1
110849--	21 MB		09/21/2004	125.0K	87.3	48.5	84.4	32.8	103.6

Test	Test Description	Limits
246TBP	2,4,6-Tribromophenol	10 - 123
2FLUBP	2-Fluorobiphenyl	43 - 116
2FLUPH	2-Fluorophenol	21 - 100
NITRD5	Nitrobenzene-d5	35 - 114
PHEND6	Phenol-d6	10 - 94
TERD14	Terphenyl-d14	33 - 141

SURROGATE RECOVERIES REPORT

Job Number.: 281147 Report Date.: 10/06/2004

CUSTOMER: 483648 PROJECT: UPRR-HWPW-0014419 60 ATTN: Chris Young

Method.....: Semivolatile Organics - SIM Analysis Method Code...: 8270SI Prep Batch....: 110850
 Batch(s).....: 111554 Test Matrix...: Water Equipment Code: EGCMS08

Lab ID	DT	Sample ID	Date	246TBP	2FLUBP	2FLUPH	NITRD5	PHEND6	TERD14
281075- 11	MS	MW-01A-2SA04 MS	09/21/2004	116.0	83.3	40.4	93.4	36.0	88.8
281075- 12	MSD	MW-01-2SA04 MSD	09/21/2004	119.8	74.8	31.5	71.7	31.0	97.0
281147- 1		MW-03-2SA04	09/21/2004	101.8	81.4	39.8	120.4A	43.1	103.4
281147- 2		MW-10A-2SA04	09/21/2004	97.4	68.2	38.8	75.3	29.8	81.3
281147- 3		MW-02-2SA04	09/21/2004	104.5	80.0	44.3	94.4	37.4	85.9
281147- 4		P-11-2SA04	09/21/2004	96.0	76.8	38.5	87.1	34.7	82.2
281147- 5		MW-02D-2SA04	09/21/2004	107.1	75.6	43.9	84.5	39.5	91.3
110850--21	LCS		09/21/2004	118.3	72.8	43.8	81.7	34.7	92.2
110850--21	MB		09/21/2004	113.2	76.7	46.5	87.1	36.1	94.2

Test	Test Description	Limits
246TBP	2,4,6-Tribromophenol	10 - 123
2FLUBP	2-Fluorobiphenyl	43 - 116
2FLUPH	2-Fluorophenol	21 - 100
NITRD5	Nitrobenzene-d5	35 - 114
PHEND6	Phenol-d6	10 - 94
TERD14	Terphenyl-d14	33 - 141

QUALITY ASSURANCE METHODS

REFERENCES AND NOTES

Report Date: 10/06/2004

REPORT COMMENTS

- 1) All pages of this report are integral parts of the analytical data. Therefore, this report should be reproduced only in its entirety.
- 2) Reporting limits are adjusted for sample size used, dilutions and moisture content if applicable.
- 3) According to 40CFR Part 136.3, pH, Chlorine Residual, and Dissolved Oxygen analyses are to be performed immediately after aqueous sample collection. When these parameters are not indicated as field,(e.g. pH Field) they were not analyzed immediately, but as soon as possible on laboratory receipt.
- 4) For all USACE projects, the QC limits are based on "mean +/- 2 sigma", which are the warning limits.

General Information:

- Cresylic Acid is the combination of o,m and p-Cresol. The combination is reported as the final result.
- m-Cresol and p-Cresol co-elute. The result of the two is reported as either m&p-cresol or as p-cresol.
- m-Xylene and p-Xylene co-elute. The result of the two is reported as m,p-Xylene.
- N-Nitrosodiphenylamine decomposes in the gas chromatograph inlet forming dipheylamine and, consequently, may be detected as diphenylamine.
- Methylene Chloride and Acetone are recognized potential laboratory contaminants. Its presence in the sample up to five times the amount reported in the blank may be attributed to laboratory contamination.
- Trimethylsilyl(Diazomethane) is used to esterify acid herbicides in Method SW-846 8151A.
- For Inorganic analyses, duplicate QC limits are determined as follows: If the sample result is less than or equal to 5 times the reporting limit, the RPD limit is equal to the reporting limit. If the sample result is greater than 5 times the reporting limit, the RPD limit is the method defined RPD.

Explanation of Qualifiers:

- U - This qualifier indicates that the analyte was analyzed but not detected.
- J - (Organics only) This qualifier indicates that the analyte is an estimated value between the RL and the MDL.
- B - (Inorganics only) This Qualifier indicates that the analyte is an estimated value between the RL and the MDL.
- N - (Organics only) This flag indicates presumptive evidence of a compound. This flag is only used for tentatively identified compounds (TICs), where the identification is based on a mass spectral library search. It is applied to all TIC results. For generic characterization of a TIC, such as "chlorinated hydrocarbon", the "N" flag is not used.

Explanation of General QC Outliers:

- A - Matrix interference present in sample.
- a - MS/MSD analyses yielded comparable poor recoveries, indicating a possible matrix interference. Method performance is demonstrated by acceptable LCS recoveries.
- b - Target analyte was found in the method blank.
- M - QC sample analysis yielded recoveries outside QC acceptance criteria. This sample was reanalyzed.
- L - LCS analysis yielded high recoveries, indicating a potential high bias. No target analytes were observed above the RL in the associated samples.
- G - Marginal outlier within 1% of acceptance criteria.
- r - RPD value is outside method acceptance criteria.
- C - Poor RPD values observed due to the non-homogenous nature of the sample.
- O - Sample required dilution due to matrix interference.
- D - Sample reported from a dilution.
- d - Spike and/or surrogate diluted.
- P - The recovery of this analyte is outside default QC limits. The data is accepted and will be used to calculate in-house statistical limits.
- E - The reported concentration exceeds the instrument calibration.
- F - The analyte is outside QC limits. The sample data is accepted since this analyte is not reported in associated samples.
- H - Continuing Calibration Verification (CCV) standard is not associated with the samples reported.
- q - See the subcontract final report for qualifier explanation.

QUALITY ASSURANCE METHODS

REFERENCES AND NOTES

Report Date: 10/06/2004

- W - The MS/MSD recoveries are outside QC acceptance criteria because the amount spiked is much less than the amount found in the sample.
- K - High recovery will not affect the quality of reported results.
- Z - See case narrative.

Explanation of Organic QC Outliers:

- e - Method blank analysis yielded phthalate concentrations above the RL. Phthalates are recognized potential laboratory contaminants. Its presence in the sample up to five times the amount reported in the blank may be attributed to laboratory contamination.
- S - Sample reanalyzed/reextracted due to poor surrogate recovery. Reanalysis confirmed original analysis indicating a possible matrix interference.
- T - Sample analysis yielded poor surrogate recovery.
- R - The RPD between the two GC columns is greater than 40% and no anomalies are present. The higher result is reported as per EPA Method 8000B.
- I - The RPD between the two GC columns is greater than 40% and anomalies are present. The lower of the two results has been reported.
- X - Gaseous compound. In-house QC limits are advisory.
- Y - Ketone compounds have poor purge efficiency. In-house QC limits are advisory.
- f - Surrogate not associated with reported analytes.

Explanation of Inorganic QC Outliers:

- Q - Method blank analysis yielded target analytes above the RL. Associated sample results are greater than 10 times the concentrations observed in the method blank.
- V - The RPD control limit for sample results less than 5 times the RL is +/- the RL value. Sample and duplicate results are within method acceptance criteria.
- e - Serial dilution failed due to matrix interference.
- g - Sample result quantitated by Method of Standard Additions (MSA) due to the analytical spike recovery being below 85 percent. The correlation coefficient for the MSA is greater than or equal to 0.995.
- s - BOD/cBOD seed value is not within method acceptance criteria. Due to the nature of the test method, the sample cannot be reanalyzed.
- l - BOD/cBOD LCS value is not within method acceptance criteria. Due to the nature of the test method, sample cannot be reanalyzed.
- N - Spiked sample recovery is not within control limits.
- n - Sample result quantitated by Method of Standard Additions (MSA) due to the analytical spike recovery being below 85 percent. The correlation coefficient for the MSA is less than 0.995.
- * - Duplicate analysis is not within control limits.

Abbreviations:

Batch	- Designation given to identify a specific extraction, digestion, preparation, or analysis set.
CCV	- Continuing Calibration Verification
CRA	- Low level standard check - GFAA, Mercury
CRI	- Low level standard check - ICP
Dil Fac	- Dilution Factor - Secondary dilution analysis
DLFac	- Detection Limit Factor
EB	- Extraction Blank (TCLP, SPLP, etc.)
ICAL	- Initial Calibration
ICB	- Initial Calibration Blank
ICV	- Initial Calibration Verification
ISA	- Interference Check Sample A - ICP
ISB	- Interference Check Sample B - ICP
LCD	- Laboratory Control Duplicate
LCS	- Laboratory Control Sample
MB	- Method Blank
MD	- Method Duplicate

QUALITY ASSURANCE METHODS
REFERENCES AND NOTES

Report Date: 10/06/2004

MDL - Method Detection Limit
MS - Matrix Spike
MSD - Matrix Spike Duplicate
ND - Not Detected
PB - Preparation Blank
PREPF - Preparation Factor
RL - Reporting Limit
RPD - Relative Percent Difference
RRF - Relative Response Factor
RT - Retention Time
DU - Duplicate

Method References:

- (1) EPA 600/4-79-020 Methods for the Analysis of Water and Wastes, March 1983.
- (2) EPA 600/R-94-111 Methods for the Determination of Metals in Environmental Samples, Supplement I, May 1994.
- (3) EPA SW846 Test Methods for Evaluating Solid Waste, Third Edition, September 1986; Update I July 1992; Update II, September 1994, Update IIA August 1993; Update IIB, January 1995; Update III, December 1996, Update IVA January 1998, Update IVB November 2000.
- (4) Standard Methods for the Examination of Water and Wastewater, 16th Edition (1985), 17th Edition (1989), 18th Edition (1992), 19th Edition (1995), 20th Edition (1998).
- (5) HACH Water Analysis Handbook 3rd Edition (1997).
- (6) Federal Register, July 1, 1990 (40 CFR Part 136 Appendix A).
- (7) Compendium of Methods for the Determination of Toxic Organic Compounds in Ambient Air, 2nd Edition, January 1997.
- (8) ASTM Annual Book of Methods (Various Years)
- (9) Diagnosis and Improvement of Saline and Alkali Soils, Agriculture Handbook No. 60, United States Department of Agriculture, 1954.

LABORATORY CHRONICLE

Job Number: 281147

Date: 10/06/2004

CUSTOMER: ERM Southwest, Inc.- Houston

PROJECT: UPRR-HWPW-0014419-60

ATTN: Chris Young

Lab ID: 281147-1	Client ID: MW-03-2SA04	Date Recvd: 09/15/2004	Sample Date: 09/15/2004				
METHOD	DESCRIPTION	RUN#	BATCH#	PREP BT	#(S)	DATE/TIME ANALYZED	DILUTION
	Data Package Validation	1	112373			10/06/2004 0000	
	Electronic Data Deliverables	1	81662			09/29/2004 1000	
SW-846 3510C	Extraction (Sep. Funnel) SVOC - SIM	1	110850			09/16/2004 1100	
SW-846 3510C	Extraction (Sep. Funnel) SVOC Low Level	1	110849			09/16/2004 1100	
	GC/MS Semi-Volatile Package Production	1	111573			09/27/2004 1400	
	GC/MS Volatiles Data Package Production	1	111365			09/23/2004 1700	
SW-846 8270C	Semivolatile Organics - SIM Analysis	1	111554	110850		09/21/2004 1401	1.00000
SW-846 8270C	Semivolatile Organics, Low Level	1	111563	110849		09/21/2004 1952	1.00000
SW-846 8270C	Semivolatile Organics, Low Level	1	111563	110849		09/23/2004 1238	10.00000
SW-846 8260B	Volatile Organics	1	111223			09/21/2004 2019	1.00000
Lab ID: 281147-2	Client ID: MW-10A-2SA04	Date Recvd: 09/15/2004	Sample Date: 09/15/2004				
METHOD	DESCRIPTION	RUN#	BATCH#	PREP BT	#(S)	DATE/TIME ANALYZED	DILUTION
SW-846 3510C	Extraction (Sep. Funnel) SVOC - SIM	1	110850			09/16/2004 1100	
SW-846 3510C	Extraction (Sep. Funnel) SVOC Low Level	1	110849			09/16/2004 1100	
SW-846 8270C	Semivolatile Organics - SIM Analysis	1	111554	110850		09/21/2004 1429	1.00000
SW-846 8270C	Semivolatile Organics, Low Level	1	111563	110849		09/21/2004 2019	1.00000
SW-846 8270C	Semivolatile Organics, Low Level	1	111563	110849		09/23/2004 1306	4.00000
SW-846 8260B	Volatile Organics	1	111223			09/21/2004 1952	1.00000
Lab ID: 281147-3	Client ID: MW-02-2SA04	Date Recvd: 09/15/2004	Sample Date: 09/15/2004				
METHOD	DESCRIPTION	RUN#	BATCH#	PREP BT	#(S)	DATE/TIME ANALYZED	DILUTION
SW-846 3510C	Extraction (Sep. Funnel) SVOC - SIM	1	110850			09/16/2004 1100	
SW-846 3510C	Extraction (Sep. Funnel) SVOC Low Level	1	110849			09/16/2004 1100	
SW-846 8270C	Semivolatile Organics - SIM Analysis	1	111554	110850		09/21/2004 1457	1.00000
SW-846 8270C	Semivolatile Organics, Low Level	1	111563	110849		09/21/2004 2047	1.00000
SW-846 8270C	Semivolatile Organics, Low Level	1	111563	110849		09/23/2004 1334	2.00000
SW-846 8260B	Volatile Organics	1	111223			09/21/2004 1925	1.00000
Lab ID: 281147-4	Client ID: P-11-2SA04	Date Recvd: 09/15/2004	Sample Date: 09/15/2004				
METHOD	DESCRIPTION	RUN#	BATCH#	PREP BT	#(S)	DATE/TIME ANALYZED	DILUTION
SW-846 3510C	Extraction (Sep. Funnel) SVOC - SIM	1	110850			09/16/2004 1100	
SW-846 3510C	Extraction (Sep. Funnel) SVOC Low Level	1	110849			09/16/2004 1100	
SW-846 8270C	Semivolatile Organics - SIM Analysis	1	111554	110850		09/21/2004 1525	1.00000
SW-846 8270C	Semivolatile Organics, Low Level	1	111563	110849		09/21/2004 2115	1.00000
SW-846 8270C	Semivolatile Organics, Low Level	1	111563	110849		09/23/2004 1402	10.00000
SW-846 8260B	Volatile Organics	1	111223			09/21/2004 1802	1.00000
Lab ID: 281147-5	Client ID: MW-02D-2SA04	Date Recvd: 09/15/2004	Sample Date: 09/15/2004				
METHOD	DESCRIPTION	RUN#	BATCH#	PREP BT	#(S)	DATE/TIME ANALYZED	DILUTION
SW-846 3510C	Extraction (Sep. Funnel) SVOC - SIM	1	110850			09/16/2004 1100	
SW-846 3510C	Extraction (Sep. Funnel) SVOC Low Level	1	110849			09/16/2004 1100	
SW-846 8270C	Semivolatile Organics - SIM Analysis	1	111554	110850		09/21/2004 1553	1.00000
SW-846 8270C	Semivolatile Organics, Low Level	1	111563	110849		09/23/2004 1211	1.00000
SW-846 8270C	Semivolatile Organics, Low Level	1	111563	110849		09/23/2004 1430	5.00000
SW-846 8260B	Volatile Organics	1	111223			09/21/2004 1735	1.00000

APPENDIX C

Data Usability Summary

Houston Wood Preserving Works
Houston, Texas

Environmental Resources Management (ERM) reviewed a laboratory analytical data package 281147 from Severn Trent Laboratories of Houston, Texas for the analysis of five ground water samples collected on September 15, 2004 in the area of the Union Pacific Railroad property former Houston Wood Preserving Works site. Data were reviewed to assess conformance with the requirements of the *Review and Reporting of COC Concentration Data* TRRP-13 (December 2002), and adherence to project data quality objectives.

Purpose of Sampling Event: Semiannual ground water monitoring.

Analysis requested included:

SW-846 8270C - Semivolatile Organic Compounds by Gas Chromatography/Mass Spectrometry (GC/MS) (low-level and Selective Ion Monitoring (SIM))

SW-846 8260B - Volatile Organic Compounds by Gas Chromatography/Mass Spectrometry (GC/MS)

Data were reviewed and validated as described in the TRRP-13 Guidance Document and the results of the review/validation are discussed in this Data Usability Summary (DUS). The following laboratory submittals were reviewed by ERM:

- Analytical data report,
- Laboratory Review Checklist (LRC), and
- Exception Reports (ER).

The results of supporting quality control (QC) analyses are summarized in the QC section of the analytical report.

The reportable data, LRCs and ERs included in this review are attached to this DUS.

Introduction

Four ground water samples and one duplicate ground water sample were analyzed for select semivolatile organic compounds (SVOCs) by low-level and SIM methods and select volatile organic compounds (VOCs). Field blanks and trip blanks were not provided to the laboratory for analysis. Table 1 lists the sample identifications cross-referenced to laboratory identifications.

Data Review / Validation Results

Analytical Results

VOCs and SVOCs were reported in mg/L. Qualified sample data are listed on Table 2. Non-detected results are reported as less than the value of the sample quantitation limit (SQL) as defined by TRRP. According to the LRC, some SQLs were elevated due to dilutions necessary for analysis.

Preservation and Holding Times

The samples were evaluated for agreement with the chain-of-custody (COC). The samples were received in the appropriate containers and in good condition with most of the paperwork filled out properly. According to the sample receipt checklist, the laboratory did not receive the trip blank (TB02-2SA04) that was listed on the COC. Sample receipt temperature was within the acceptance criteria of 4 +/- 2 degrees C. The samples were preserved in the field as specified in SW-846 Table 2-36. Samples were prepared and analyzed within holding times as specified in SW-846 Table 2-36.

Calibrations and Tunes

According to the LRC, initial calibration and continuing calibration data met SW-846 method requirements for VOC and SVOC analyses. The data package documents satisfactory instrument performance calibrations (GC/MS tunes) for VOC and SVOC analyses.

Blanks

Method blank analyses were reported as not-detected for SVOC SIM. Field blanks and trip blanks were not provided to the laboratory with this package.

VOCs method blank analyzed on 9/20/04 at 13:42 had a detection of methylene chloride of 2.47407 ug/L. Samples from this data package were reported on 9/21/04 and were not associated with this method blank. VOCs method blank analyzed on 9/21/04 at 12:47 had a detection of methylene chloride of 2.86031 ug/L. Sample MW-03-2SA04 had a detection of methylene chloride less than 10X the method blank concentration, and was qualified as not-detected (U) for methylene chloride, due to method blank contamination.

SVOC low-level method blank had a reported detection of di-n-butyl phthalate (0.22612 ug/L). Samples MW-03-2SA04, MW-02-2SA04, P-11-2SA04 and MW-02D-2SA04 had detections of di-n-butyl phthalate less than 10X the method blank concentration, and were qualified as not-detected (U) for di-n-butyl phthalate, due to method blank contamination.

Surrogate Recoveries

VOC surrogates were within laboratory-supplied acceptance limits for all samples.

SVOC low-level analysis had elevated surrogate 2,4,6-tribromophenol, 2-fluorobiphenyl and terphenyl-d14 recoveries for samples P-11-2SA04 and MW-03-2SA04 (all at 10X dilution). Sample MW-02D-2SA04 had elevated surrogate 2,4,6-tribromophenol recovery at 5X dilution. Since the surrogates were diluted out of the samples, qualification of the data was not necessary.

SVOC SIM sample MW-03-2SA04 had elevated nitrobenzene-d5 surrogate recovery. The other five surrogates were within acceptance limits, so qualification of the data was not necessary.

Internal Standards

According to the LRC, VOC and SVOC low-level internal standard areas were within SW-846 method acceptance criteria.

SVOC SIM sample MW-03-2SA04 had three internal standard areas below limits (phenanthrene-d10, chrysene-d12 and perylene-d12). Associated compounds (benzo(a)pyrene, bis(2-chloroethoxy)methane, 2,4-dinitrotoluene, 2,6-dinitrotoluene, pentachlorophenol and 1,2-diphenylhydrazine) were reported as not-detected and were qualified as non-detect estimated (UJ), due to low internal standard recovery.

Laboratory Control Samples

SVOC low-level, SVOC SIM and VOC laboratory control sample (LCS) recoveries met the laboratory-defined acceptable ranges.

Matrix Spike/Matrix Spike Duplicates

VOC MS/MSD recoveries analyzed from a sample from this project site (281075-11 and 12) were within laboratory-supplied acceptance criteria. A second VOC MS/MSD was analyzed and had low recovery for chlorobenzene and toluene. The sample used was not associated with this project site, so qualification of the data was not necessary.

SVOC SIM MS/MSD was analyzed from sample from this project site (281075-11 and 12). The SVOC SIM MS/MSD had elevated recovery for 2,4-dinitrotoluene and pentachlorophenol. All associated samples were reported as not-detected for these two compounds, no qualification of the data was not necessary. This MS/MSD also had elevated relative percent difference (RPD) for 1,2-diphenylhydrazine. The MS/MSD results were less than five times the method quantitation limit (MQL), and the difference between sample and duplicate was greater than the MQL. All associated samples were reported as not-detected for 1,2-diphenylhydrazine and were qualified as non-detect estimated (UJ), due to elevated MD/MSD RPD.

SVOC low-level MS/MSD was analyzed from sample from this project site (281075-11 and 12). The SVOC low level MS/MSD had elevated and low recovery for acenaphthene, dibenzofuran, 2-methylnaphthalene and fluorene. These compounds were not qualified because the spike amount was less than four times that in the unspiked parent sample and may not represent the true matrix effect. Additionally, 4-nitrophenol, n-nitrosodiphenylamine, 2-methyl-4,6-dinitrophenol and phenanthrene had elevated MS/MSD recovery. All associated samples were reported as not-detected for 4-nitrophenol, n-nitrosodiphenylamine and 2-methyl-4,6-dinitrophenol, so qualification of the data was not necessary. All five associated samples were reported as detected for phenanthrene and were qualified as estimated high (JH), due to elevated MS/MSD recovery. This SVOC low-level MS/MSD also had elevated RPD for phenanthrene. The MS/MSD results were greater than five times the MQL and detections of phenanthrene were qualified as estimated (J), due to elevated MS/MSD RPD.

Field Precision

One field duplicate sample was collected during this sampling event (MW-02-2SA04 / MW-02D-2SA04). The sample and duplicate were reported as detected or estimated detected (J flagged) for 12 common compounds. MW-02-2SA04 was also reported as detected for 2-chloronaphthalene and MW-02D-2SA04 was also reported as detected for bis(2-ethylhexyl)phthalate and benzo(a)anthracene. Eight compounds (2-methylnaphthalene, anthracene, acenaphthene, acenaphthylene, dibenzofuran, fluorene, phenanthrene and pyrene) had RPD less than 20% and were within acceptance criteria. 2,4-Dimethylphenol had analyte concentrations less than five times the method quantitation limit (MQL) and the difference between sample and duplicate was greater than two times the MQL, so detections were qualified as estimated (J) and non-detects as non-detect estimated (UJ). Di-n-butyl phthalate had analyte concentrations less than five times the method quantitation limit (MQL) and the difference between sample and duplicate was less than two times the MQL, so no qualification was necessary. Fluoranthene and naphthalene had analyte concentrations greater than five times the MQL and RPD greater than 30%. Detections of fluoranthene and naphthalene in associated samples were qualified as estimated (J) and non-detects were qualified as non-detect estimated (UJ). Sample/duplicate precision calculations are included in Table 3.

Field Procedures

The samples were collected using documented sampling procedures.

SUMMARY

Ground water analytical data are useable for the purpose of delineation of VOCs and SVOCs in the area of the former Houston Wood Preserving Works site. The data user is advised that sample MW-03-2SA04 was qualified as not-detected (U) for methylene chloride due to method blank contamination. Samples MW-03-2SA04, MW-02-2SA04, P-11-2SA04 and MW-02D-2SA04 were qualified as not-detected (U) for di-n-butyl phthalate, due to method blank contamination.

SVOC SIM sample MW-03-2SA04 was qualified as non-detect estimated (UJ) for six compounds (benzo(a)pyrene, bis(2-chloroethoxy)methane, 2,4-dinitrotoluene, 2,5-dinitrotoluene, pentachlorophenol and 1,2-diphenylhydrazine), due to low internal standard recovery.

All SVOC SIM samples were qualified as non-detect estimated (UJ) for 1,2-diphenylhydrazine, due to elevated MD/MSD RPD.

SVOC low-level samples P-10-2SA04, MW-11B-2SA04, MW-04-2SA04, MW10B-2SA04, MW-01A-2SA04, MW-11A-2SA04 and MW-11AD-2SA04 were reported as detected for phenanthrene and were qualified as estimated high (JH), due to elevated MS/MSD recovery.

Detections of fluoranthene, naphthalene and 2,4-dimethylphenol in all samples were qualified as estimated (J) and non-detects were qualified as non-detect estimated (UJ), due to sample/duplicate precision outside QC criteria.

TABLE 1

Cross-Reference Field Sample Identifications and Laboratory Identifications
Laboratory Package 281147

Houston Wood Preserving Works
Union Pacific Railroad

<u>Field Identification</u>	<u>Laboratory Identification</u>	
MW-03-2SA04	281147-1	
MW-10A-2SA04	281147-2	
MW-02-2SA04	281147-3	
P-11-2SA04	281147-4	
MW-02D-2SA04	281147-5	field duplicate

TABLE 2

Qualified Analytical Data
Laboratory Package 281147

Houston Wood Preserving Works
Union Pacific Railroad

Field Identification	Analyte	Qualification	Reason for Qualification
MW-03-2SA04	Methylene Chloride	U	Method blank contamination
MW-03-2SA04	Di-n-butyl phthalate	U	Method blank contamination
MW-02-2SA04	Di-n-butyl phthalate	U	Method blank contamination
P-11-2SA04	Di-n-butyl phthalate	U	Method blank contamination
MW-02D-2SA04	Di-n-butyl phthalate	U	Method blank contamination
MW-03-2SA04	benzo(a)pyrene	UJ	Internal standard areas below acceptance limits
MW-03-2SA04	bis(2-chloroethoxy)methane	UJ	Internal standard areas below acceptance limits
MW-03-2SA04	2,4-dinitrotoluene	UJ	Internal standard areas below acceptance limits
MW-03-2SA04	2,6-dinitrotoluene	UJ	Internal standard areas below acceptance limits
MW-03-2SA04	pentachlorophenol	UJ	Internal standard areas below acceptance limits
MW-03-2SA04	1,2-diphenylhydrazine	UJ	Internal standard areas below acceptance limits
MW-03-2SA04	1,2-diphenylhydrazine	UJ	Elevated MS/MSD RPD
MW-10A-2SA04	1,2-diphenylhydrazine	UJ	Elevated MS/MSD RPD
MW-02-2SA04	1,2-diphenylhydrazine	UJ	Elevated MS/MSD RPD
P-11-2SA04	1,2-diphenylhydrazine	UJ	Elevated MS/MSD RPD
MW-02D-2SA04	1,2-diphenylhydrazine	UJ	Elevated MS/MSD RPD
MW-03-2SA04	phenanthrene	JH	Elevated MS/MSD recovery
MW-10A-2SA04	phenanthrene	JH	Elevated MS/MSD recovery
MW-02-2SA04	phenanthrene	JH	Elevated MS/MSD recovery
P-11-2SA04	phenanthrene	JH	Elevated MS/MSD recovery
MW-02D-2SA04	phenanthrene	JH	Elevated MS/MSD recovery
MW-03-2SA04	phenanthrene	J	Elevated MS/MSD RPD
MW-10A-2SA04	phenanthrene	J	Elevated MS/MSD RPD
MW-02-2SA04	phenanthrene	J	Elevated MS/MSD RPD
P-11-2SA04	phenanthrene	J	Elevated MS/MSD RPD
MW-02D-2SA04	phenanthrene	J	Elevated MS/MSD RPD
MW-03-2SA04	fluoranthene	UJ	Sample/duplicate precision outside criteria
MW-10A-2SA04	fluoranthene	J	Sample/duplicate precision outside criteria
MW-02-2SA04	fluoranthene	J	Sample/duplicate precision outside criteria
P-11-2SA04	fluoranthene	J	Sample/duplicate precision outside criteria
MW-02D-2SA04	fluoranthene	J	Sample/duplicate precision outside criteria
MW-03-2SA04	naphthalene	J	Sample/duplicate precision outside criteria
MW-10A-2SA04	naphthalene	J	Sample/duplicate precision outside criteria
MW-02-2SA04	naphthalene	J	Sample/duplicate precision outside criteria
P-11-2SA04	naphthalene	J	Sample/duplicate precision outside criteria
MW-02D-2SA04	naphthalene	J	Sample/duplicate precision outside criteria
MW-03-2SA04	2,4-dimethylphenol	UJ	Sample/duplicate precision outside criteria
MW-10A-2SA04	2,4-dimethylphenol	UJ	Sample/duplicate precision outside criteria
MW-02-2SA04	2,4-dimethylphenol	J	Sample/duplicate precision outside criteria
P-11-2SA04	2,4-dimethylphenol	UJ	Sample/duplicate precision outside criteria
MW-02D-2SA04	2,4-dimethylphenol	J	Sample/duplicate precision outside criteria

NOTES:

U = not-detected

J = estimated data, the reported sample concentration is approximated due to exceedance of QC requirements

UJ = the analyte was analyzed for but was not detected above the reported sample quantitation limit.

the associated value is an estimate and may be inaccurate or imprecise.

H = high bias

TABLE 3

Field Precision
 Laboratory Package 281147
 Houston Wood Preserving Works
 Union Pacific Railroad

Field Identification	Analyte	Sample Result	Duplicate Result	RPD	Qualified
MW-02-2SA04 / MW-02D-2SA04	2,4-dimethylphenol	0.00134	0.00244	-58.20	J
	2-methylnaphthalene	0.0103	0.00993	3.66	A
	acenaphthene	0.0604	0.0658	-8.56	A
	acenaphthylene	0.000768	0.000838	-8.72	A
	anthracene	0.00218	0.0024	-9.61	A
	dibenzofuran	0.0302	0.0346	-13.58	A
	Di-n-butyl phthalate	0.000519	0.000299	53.79	A*
	fluoranthene	0.00202	0.00283	-33.40	J
	fluorene	0.0328	0.0387	-16.50	A
	naphthalene	0.0555	0.108	-64.22	J
	phenanthrene	0.00554	0.00573	-3.37	A
	pyrene	0.00122	0.00136	-10.85	A

NOTES:

results reported as mg/L

$RPD = ((SR-DR)*200)/(SR+DR)$

J = estimated data due to inability to meet QC criteria

A = Acceptable data

A* = Acceptable data based on Table D-2 of TRRP-13 Guidance Document

ANALYTICAL REPORT


JOB NUMBER: 281075

Prepared For:

ERM Southwest, Inc. - Houston
15810 Park Ten Place
Suite 300
Houston, TX 77084

Attention: Chris Young

Date: 10/13/2004



Signature

10/14/04

Date

Name: Sachin G. Kudchadkar

Title: Project Manager III

E-Mail: skudchadkar@stl-inc.com

Severn Trent Laboratories
6310 Rothway Drive
Houston, TX 77040

PHONE: 713-690-4444

FAX: 713-690-5646

TOTAL NO. OF PAGES 78

10/13/2004

Chris Young
ERM Southwest, Inc.- Houston
15810 Park Ten Place
Suite 300
Houston, TX 77084

Project : UPRR-HWPW-0014419/60
Project No. : 281075
Date Received : 09/14/2004
STL Job : 281075

Dear Chris Young:

Enclosed are the analytical results for your project referenced above. The following samples are included in the report.

- | | |
|---------------------|---------------------|
| 1. MW-08-2SA04 | 2. P-10-2SA04 |
| 3. MW-07-2SA04 | 4. MW-5-2SA04 |
| 5. MW-11B-2SA04 | 6. MW-04-2SA04 |
| 7. MW-10B-2SA04 | 8. P-12-2SA04 |
| 9. FB-091404 | 10. MW-01A-2SA04 |
| 11. MW-01A-2SA04 MS | 12. MW-01-2SA04 MSD |
| 13. MW-11A-2SA04 | 14. MW-11AD-2SA04 |
| 15. TB01-2SA04 | 16. MW-09-2SA04 |

All holding times were met for the tests performed on these samples.

Enclosed, please find the Quality Control Summary. All quality control results for the QC batch that are applicable to the sample(s) are acceptable except as noted in the QC batch reports.

The test results in this report meet all NELAP requirements for STL Houston's NELAP accredited parameters. Any exceptions to NELAP requirements will be noted and included in a case narrative as a part of this report.

If the report is acceptable, please approve the enclosed invoice and forward it for payment.

Thank you for selecting Severn-Trent Laboratories to serve as your analytical laboratory on this project. If you have any questions concerning these results, please feel free to contact me at any time.

We look forward to working with you on future projects.

Sincerely,



Sachin G. Kudchadkar
Project Manager

Table 1
Cross-Reference Field Sample Identifications and Laboratory Identifications

Field Identification	EPA Sample Number	Laboratory Identification	8260B	8270C	Comment
MW-08-2SA04	MW-08-2SA04	281075-1	X	X	
P-10-2SA04	P-10-2SA04	281075-2	X	X	
MW-07-2SA04	MW-07-2SA04	281075-3	X	X	
MW-5-2SA04	MW-5-2SA04	281075-4	X	X	
MW-11B-2SA04	MW-11B-2SA04	281075-5	X	X	
MW-04-2SA04	MW-04-2SA04	281075-6	X	X	
MW-10B-2SA04	MW-10B-2SA04	281075-7	X	X	
P-12-2SA04	P-12-2SA04	281075-8	X	X	
FB-091404	FB-091404	281075-9	X	X	Field Blank
MW-01A-2SA04	MW-01A-2SA04	281075-10	X	X	
MW-01AMS-2SA04	MW-01A-2SA04 MS	281075-11	X	X	Matrix Spike of MW-01A-2SA04
MW-01AMSD-2SA04	MW-01A-2SA04 MSD	281075-12	X	X	Matrix Spike Duplicate of MW-01A-2SA04
MW-11A-2SA04	MW-11A-2SA04	281075-13	X	X	
MW-11AD-2SA04	MW-11AD-2SA04	281075-14	X	X	
TB01-2SA04	TB01-2SA04	281075-15	X		Trip Blank
MW-09-2SA04	MW-09-2SA04	281075-16	X	X	Not on C-O-C

Appendix A Laboratory Data Package Cover Page

This data package consists of:


This signature page, the laboratory review checklist, and the following reportable data:

- R1 Field chain-of-custody documentation;
 - R2 Sample identification cross-reference;
 - R3 Test reports (analytical data sheets) for each environmental sample that includes:
 - a) Items consistent with NELAC 5.13 or ISO/IEC 17025 Section 5.10
 - b) dilution factors,
 - c) preparation methods,
 - d) cleanup methods, and
 - e) if required for the project, tentatively identified compounds (TICs).
 - R4 Surrogate recovery data including:
 - a) Calculated recovery (%R), and
 - b) The laboratory's surrogate QC limits.
 - R5 Test reports/summary forms for blank samples;
 - R6 Test reports/summary forms for laboratory control samples (LCSs) including:
 - a) LCS spiking amounts,
 - b) Calculated %R for each analyte, and
 - c) The laboratory's LCS QC limits.
 - R7 Test reports for project matrix spike/matrix spike duplicates (MS/MSDs) including:
 - a) Samples associated with the MS/MSD clearly identified,
 - b) MS/MSD spiking amounts,
 - c) Concentration of each MS/MSD analyte measured in the parent and spiked samples,
 - d) Calculated %Rs and relative percent differences (RPDs), and
 - e) The laboratory's MS/MSD QC limits
 - R8 Laboratory analytical duplicate (if applicable) recovery and precision:
 - a) the amount of analyte measured in the duplicate,
 - b) the calculated RPD, and
 - c) the laboratory's QC limits for analytical duplicates.
 - R9 List of method quantitation limits (MQLs) for each analyte for each method and matrix;
 - R10 Other problems or anomalies.
- The Exception Report for every "No" or "Not Reviewed (NR)" item in laboratory review checklist.

Release Statement: I am responsible for the release of this laboratory data package. This data package has been reviewed by the laboratory and is complete and technically compliant with the requirements of the methods used, except where noted by the laboratory in the attached exception reports. By me signature below, I affirm to the best of my knowledge, all problems/anomalies, observed by the laboratory as having the potential to affect the quality of the data, have been identified by the laboratory in the Laboratory Review Checklist, and no information or data have been knowingly withheld that would affect the quality of the data.

Check, if applicable: This laboratory is an in-house laboratory controlled by the person responding to rule. The official signing the cover page of the rule-required report (for example, the APAR) in which these data are used is responsible for releasing this data package and is by signature affirming the above release statement is true.

Norman Flynn
Name (Printed)


Signature

Laboratory Director
Official Title (printed)

10/14/04
Date

Appendix A (cont'd): Laboratory Review Checklist: Reportable Data

Laboratory Name: STL-Houston		LRC Date: 09/20/04					
Project Name: HWPW		Laboratory Job Number: 281075					
Reviewer Name: ZFL		Prep Batch Number(s): 111218-VOA					
# ¹	A ²	Description	Yes	No	NA ³	NR ⁴	ER# ⁵
		Chain-of-custody (C-O-C)					
R1	OI	Did samples meet the laboratory's standard conditions of sample acceptability upon receipt?	X				
		Were all departures from standard conditions described in an exception report?			X		
R2	OI	Sample and quality control (QC) identification					
		Are all field sample ID numbers cross-referenced to the laboratory ID numbers?	X				1
		Are all laboratory ID numbers cross-referenced to the corresponding QC data?	X				
R3	OI	Test reports					
		Were all samples prepared and analyzed within holding times?	X				
		Other than those results < MQL, were all other raw values bracketed by calibration standards?	X				
		Were calculations checked by a peer or supervisor?	X				
		Were all analyte identifications checked by a peer or supervisor?	X				
		Were sample quantitation limits reported for all analytes not detected?	X				
		Were all results for soil and sediment samples reported on a dry weight basis?			X		
		Were % moisture (or solids) reported for all soil and sediment samples?			X		
		If required for the project, TICs reported?			X		
R4	O	Surrogate recovery data					
		Were surrogates added prior to extraction?	X				
		Were surrogate percent recoveries in all samples within the laboratory QC limits?	X				
R5	OI	Test reports/summary forms for blank samples					
		Were appropriate type(s) of blanks analyzed?	X				
		Were blanks analyzed at the appropriate frequency?	X				
		Were method blanks taken through the entire analytical process, including preparation and, if applicable, cleanup procedures?	X				
		Were blank concentrations < MQL?	X				
R6	OI	Laboratory control samples (LCS):					
		Were all COCs included in the LCS?	X				
		Was each LCS taken through the entire analytical procedure, including prep and cleanup steps?	X				
		Were LCSs analyzed at the required frequency?	X				
		Were LCS (and LCSD, if applicable) %Rs within the laboratory QC limits?	X				
		Does the detectability data document the laboratory's capability to detect the COCs at the MDL used to calculate the SQLs?			X		
		Was the LCSD RPD within QC limits?			X		
R7	OI	Matrix spike (MS) and matrix spike duplicate (MSD) data					
		Were the project/method specified analytes included in the MS and MSD?	X				2
		Were MS/MSD analyzed at the appropriate frequency?	X				
		Were MS (and MSD, if applicable) %Rs within the laboratory QC limits?	X				
		Were MS/MSD RPDs within laboratory QC limits?	X				
R8	OI	Analytical duplicate data					
		Were appropriate analytical duplicates analyzed for each matrix?			X		
		Were analytical duplicates analyzed at the appropriate frequency?			X		
		Were RPDs or relative standard deviations within the laboratory QC limits?			X		
R9	OI	Method quantitation limits (MQLs):					
		Are the MQLs for each method analyte included in the laboratory data package?	X				
		Do the MQLs correspond to the concentration of the lowest non-zero calibration standard?	X				
		Are unadjusted MQLs included in the laboratory data package?	X				
R10	OI	Other problems/anomalies					
		Are all known problems/anomalies/special conditions noted in this LRC and ER?	X				
		Were all necessary corrective actions performed for the reported data?	X				
		Was applicable and available technology used to lower the SQL minimize the matrix interference affects on the sample results?	X				

- Items identified by the letter "R" must be included in the laboratory data package submitted in the TRRP-required report(s). Items identified by the letter "S" should be retained and made available upon request for the appropriate retention period.
- = organic analyses; I = inorganic analyses (and general chemistry, when applicable);
- NA = Not applicable;
- NR = Not reviewed;
- ER# = Exception Report identification number (an Exception Report should be completed for an item if "NR" or "No" is checked).

Appendix A (cont'd): Laboratory Review Checklist: Reportable Data

Laboratory Name: STL-Houston		LRC Date: 09/20/04					
Project Name: HWPW		Laboratory Job Number: 281075					
Reviewer Name: ZFL		Prep Batch Number(s): 111218-VOA					
# ¹	A ²	Description	Yes	No	NA ³	NR ⁴	ER# ⁵
S1	OI	Initial calibration (ICAL)					
		Were response factors and/or relative response factors for each analyte within QC limits?	X				
		Were percent RSDs or correlation coefficient criteria met?	X				
		Was the number of standards recommended in the method used for all analytes?	X				
		Were all points generated between the lowest and highest standard used to calculate the curve?	X				
		Are ICAL data available for all instruments used?	X				
		Has the initial calibration curve been verified using an appropriate second source standard?	X				
S2	OI	Initial and continuing calibration verification (ICCV and CCV) and continuing calibration					
		Was the CCV analyzed at the method-required frequency?	X				
		Were percent differences for each analyte within the method-required QC limits?	X				
		Was the ICAL curve verified for each analyte?	X				
		Was the absolute value of the analyte concentration in the inorganic CCB < MDL?			X		
S3	O	Mass spectral tuning:					
		Was the appropriate compound for the method used for tuning?	X				
		Were ion abundance data within the method-required QC limits?	X				
S4	O	Internal standards (IS):					
		Were IS area counts and retention times within the method-required QC limits?	X				
S5	OI	Raw data (NELAC section 1 appendix A glossary, and section 5.12 or ISO/IEC 17025 section					
		Were the raw data (for example, chromatograms, spectral data) reviewed by an analyst?	X				
		Were data associated with manual integrations flagged on the raw data?	X				
S6	O	Dual column confirmation					
		Did dual column confirmation results meet the method-required QC?			X		
S7	O	Tentatively identified compounds (TICs):					
		If TICs were requested, were the mass spectra and TIC data subject to appropriate checks?			X		
S8	I	Interference Check Sample (ICS) results:					
		Were percent recoveries within method QC limits?			X		
S9	I	Serial dilutions, post digestion spikes, and method of standard additions					
		Were percent differences, recoveries, and the linearity within the QC limits specified in the method?			X		
S10	OI	Method detection limit (MDL) studies					
		Was a MDL study performed for each reported analyte?	X				
		Is the MDL either adjusted or supported by the analysis of DCSs?	X				
S11	OI	Proficiency test reports:					
		Was the laboratory's performance acceptable on the applicable proficiency tests or evaluation studies?	X				
S12	OI	Standards documentation					
		Are all standards used in the analyses NIST-traceable or obtained from other appropriate sources?	X				
S13	OI	Compound/analyte identification procedures					
		Are the procedures for compound/analyte identification documented?	X				
S14	OI	Demonstration of analyst competency (DOC)					
		Was DOC conducted consistent with NELAC Chapter 5C or ISO/IEC 4?	X				
		Is documentation of the analyst's competency up-to-date and on file?	X				
S15	OI	Verification/validation documentation for methods (NELAC Chap 5 or ISO/IEC 17025 Section 5)					
		Are all the methods used to generate the data documented, verified, and validated, where applicable?	X				
S16	OI	Laboratory standard operating procedures (SOPs):					
		Are laboratory SOPs current and on file for each method performed?	X				

1 Items identified by the letter "R" should be included in the laboratory data package submitted to the TCEQ in the TRRP-required report(s).
Items identified by the letter "S" should be retained and made available upon request for the appropriate retention period.

2 O = organic analyses; I = inorganic analyses (and general chemistry, when applicable).

3 NA = Not applicable.

4 NR = Not Reviewed.

5 ER# = Exception Report identification number (an Exception Report should be completed for an item if "NR" or "No" is checked).

Appendix A (cont'd): Laboratory Review Checklist: Exception Reports

Laboratory Name: STL-Houston	LRC Date: 09/20/04
Project Name: HWPW	Laboratory Job Number: 281075
Reviewer Name: ZFL	Prep Batch Number(s): 111218-VOA
ER #¹	DESCRIPTION
1	The laboratory received sample MW-09 2SA04 even though it was not listed on the C-O-C. Per client's request, this sample was analyzed by method 8260B.
2	In addition to the designated MS/MSD, the laboratory also selected a sample from another client. The data for the other client's sample was not reviewed.

ER# = Exception Report identification number (an Exception Report should be completed for an item if "NR" or "No" is checked on the LRC)

Appendix A (cont'd): Laboratory Review Checklist: Reportable Data

Laboratory Name: STL-Houston		LRC Date: 09/27/04					
Project Name: HWPW		Laboratory Job Number: 281075					
Reviewer Name: LG		Prep Batch Number(s): 110849-SV					
# ¹	A ²	Description	Yes	No	NA ³	NR ⁴	ER# ⁵
R1	OI	Chain-of-custody (C-O-C)					
		Did samples meet the laboratory's standard conditions of sample acceptability upon receipt?	X				
		Were all departures from standard conditions described in an exception report?			X		
R2	OI	Sample and quality control (QC) identification					
		Are all field sample ID numbers cross-referenced to the laboratory ID numbers?	X				1
		Are all laboratory ID numbers cross-referenced to the corresponding QC data?	X				
R3	OI	Test reports					
		Were all samples prepared and analyzed within holding times?	X				
		Other than those results < MQL, were all other raw values bracketed by calibration standards?	X				
		Were calculations checked by a peer or supervisor?	X				
		Were all analyte identifications checked by a peer or supervisor?	X				
		Were sample quantitation limits reported for all analytes not detected?	X				
		Were all results for soil and sediment samples reported on a dry weight basis?			X		
		Were % moisture (or solids) reported for all soil and sediment samples?			X		
		If required for the project, TICs reported?			X		
R4	O	Surrogate recovery data					
		Were surrogates added prior to extraction?	X				
		Were surrogate percent recoveries in all samples within the laboratory QC limits?		X			2,3,4
R5	OI	Test reports/summary forms for blank samples					
		Were appropriate type(s) of blanks analyzed?	X				
		Were blanks analyzed at the appropriate frequency?	X				
		Were method blanks taken through the entire analytical process, including preparation and, if applicable, cleanup procedures?	X				
		Were blank concentrations < MQL?	X				
R6	OI	Laboratory control samples (LCS):					
		Were all COCs included in the LCS?	X				
		Was each LCS taken through the entire analytical procedure, including prep and cleanup steps?	X				
		Were LCSs analyzed at the required frequency?	X				
		Were LCS (and LCSD, if applicable) %Rs within the laboratory QC limits?	X				
		Does the detectability data document the laboratory's capability to detect the COCs at the MDL used to calculate the SQLs?			X		
		Was the LCSD RPD within QC limits?			X		
R7	OI	Matrix spike (MS) and matrix spike duplicate (MSD) data					
		Were the project/method specified analytes included in the MS and MSD?	X				
		Were MS/MSD analyzed at the appropriate frequency?	X				
		Were MS (and MSD, if applicable) %Rs within the laboratory QC limits?		X			5
		Were MS/MSD RPDs within laboratory QC limits?		X			6
R8	OI	Analytical duplicate data					
		Were appropriate analytical duplicates analyzed for each matrix?			X		
		Were analytical duplicates analyzed at the appropriate frequency?			X		
		Were RPDs or relative standard deviations within the laboratory QC limits?			X		
R9	OI	Method quantitation limits (MQLs):					
		Are the MQLs for each method analyte included in the laboratory data package?	X				
		Do the MQLs correspond to the concentration of the lowest non-zero calibration standard?	X				
		Are unadjusted MQLs included in the laboratory data package?	X				
R10	OI	Other problems/anomalies					
		Are all known problems/anomalies/special conditions noted in this LRC and ER?	X				
		Were all necessary corrective actions performed for the reported data?	X				
		Was applicable and available technology used to lower the SQL to minimize the matrix interference affects on the sample results?	X				7

- Items identified by the letter "R" must be included in the laboratory data package submitted in the TRRP-required report(s). Items identified by the letter "S" should be retained and made available upon request for the appropriate retention period.
- = organic analyses; I = inorganic analyses (and general chemistry, when applicable);
- NA = Not applicable;
- NR = Not reviewed;
- ER# = Exception Report identification number (an Exception Report should be completed for an item if "NR" or "No" is checked).

Appendix A (cont'd): Laboratory Review Checklist: Reportable Data

Laboratory Name: STL-Houston			LRC Date: 09/27/04				
Project Name: HWPW			Laboratory Job Number: 281075				
Reviewer Name: LG			Prep Batch Number(s): 110849-SV				
# ¹	A ²	Description	Yes	No	NA ³	NR ⁴	ER# ⁵
S1	OI	Initial calibration (ICAL)					
		Were response factors and/or relative response factors for each analyte within QC limits?	X				
		Were percent RSDs or correlation coefficient criteria met?	X				
		Was the number of standards recommended in the method used for all analytes?	X				
		Were all points generated between the lowest and highest standard used to calculate the curve?	X				
		Are ICAL data available for all instruments used?	X				
		Has the initial calibration curve been verified using an appropriate second source standard?	X				
S2	OI	Initial and continuing calibration verification (ICCV and CCV) and continuing calibration					
		Was the CCV analyzed at the method-required frequency?	X				
		Were percent differences for each analyte within the method-required QC limits?	X				
		Was the ICAL curve verified for each analyte?	X				
		Was the absolute value of the analyte concentration in the inorganic CCB < MDL?			X		
S3	O	Mass spectral tuning:					
		Was the appropriate compound for the method used for tuning?	X				
		Were ion abundance data within the method-required QC limits?	X				
S4	O	Internal standards (IS):					
		Were IS area counts and retention times within the method-required QC limits?	X				
S5	OI	Raw data (NELAC section 1 appendix A glossary, and section 5.12 or ISO/IEC 17025 section					
		Were the raw data (for example, chromatograms, spectral data) reviewed by an analyst?	X				
		Were data associated with manual integrations flagged on the raw data?	X				
S6	O	Dual column confirmation					
		Did dual column confirmation results meet the method-required QC?			X		
S7	O	Tentatively identified compounds (TICs):					
		If TICs were requested, were the mass spectra and TIC data subject to appropriate checks?			X		
S8	I	Interference Check Sample (ICS) results:					
		Were percent recoveries within method QC limits?			X		
S9	I	Serial dilutions, post digestion spikes, and method of standard additions					
		Were percent differences, recoveries, and the linearity within the QC limits specified in the method?			X		
S10	OI	Method detection limit (MDL) studies					
		Was a MDL study performed for each reported analyte?	X				
		Is the MDL either adjusted or supported by the analysis of DCSs?	X				
S11	OI	Proficiency test reports:					
		Was the laboratory's performance acceptable on the applicable proficiency tests or evaluation studies?	X				
S12	OI	Standards documentation					
		Are all standards used in the analyses NIST-traceable or obtained from other appropriate sources?	X				
S13	OI	Compound/analyte identification procedures					
		Are the procedures for compound/analyte identification documented?	X				
S14	OI	Demonstration of analyst competency (DOC)					
		Was DOC conducted consistent with NELAC Chapter 5C or ISO/IEC 4?	X				
		Is documentation of the analyst's competency up-to-date and on file?	X				
S15	OI	Verification/validation documentation for methods (NELAC Chap 5 or ISO/IEC 17025 Section 5)					
		Are all the methods used to generate the data documented, verified, and validated, where applicable?	X				
S16	OI	Laboratory standard operating procedures (SOPs):					
		Are laboratory SOPs current and on file for each method performed?	X				

- 1 Items identified by the letter "R" should be included in the laboratory data package submitted to the TCEQ in the TRRP-required report(s). Items identified by the letter "S" should be retained and made available upon request for the appropriate retention period.
- 2 O = organic analyses; I = inorganic analyses (and general chemistry, when applicable).
- 3 NA = Not applicable.
- 4 NR = Not Reviewed.
- 5 ER# = Exception Report identification number (an Exception Report should be completed for an item if "NR" or "No" is checked).

Appendix A (cont'd): Laboratory Review Checklist: Exception Reports

Laboratory Name: STL-Houston	LRC Date: 09/27/04
Project Name: HWPW	Laboratory Job Number: 281075
Reviewer Name: LG	Prep Batch Number(s): 110849-SV
ER # ¹	DESCRIPTION
1	The laboratory received sample MW-09 2SA04 even though it was not listed on the C-O-C. Per client's request, this sample was analyzed by method 8270C.
2	Fourteen surrogate recoveries were above acceptance limits due to matrix interference.
3	Ten surrogate recoveries were above acceptance limits due to the dilutions necessary for analyses.
4	The 2,4,6-tribromophenol surrogate recovery was above acceptance limits in the method blank. This high recovery will not affect the quality of reported results.
5	Seven recoveries each in the MS and MSD were outside acceptance limits due to matrix interference.
6	The 2-methylnaphthalene and phenanthrene RPDs were above acceptance limits due to matrix interference.
7	One or more SQLs in eight client samples were elevated due to the dilutions necessary for analyses.

ER# = Exception Report identification number (an Exception Report should be completed for an item if "NR" or "No" is checked on the LRC)

Appendix A (cont'd): Laboratory Review Checklist: Reportable Data

Laboratory Name: STL-Houston		LRC Date: 09/27/04					
Project Name: HWPW		Laboratory Job Number: 281075					
Reviewer Name: LG		Prep Batch Number(s): 110850-SV SIM					
# ¹	A ²	Description	Yes	No	NA ³	NR ⁴	ER# ⁵
R1	OI	Chain-of-custody (C-O-C)					
		Did samples meet the laboratory's standard conditions of sample acceptability upon receipt?	X				
		Were all departures from standard conditions described in an exception report?			X		
R2	OI	Sample and quality control (QC) identification					
		Are all field sample ID numbers cross-referenced to the laboratory ID numbers?	X				1
		Are all laboratory ID numbers cross-referenced to the corresponding QC data?	X				
R3	OI	Test reports					
		Were all samples prepared and analyzed within holding times?	X				
		Other than those results < MQL, were all other raw values bracketed by calibration standards?	X				
		Were calculations checked by a peer or supervisor?	X				
		Were all analyte identifications checked by a peer or supervisor?	X				
		Were sample quantitation limits reported for all analytes not detected?	X				
		Were all results for soil and sediment samples reported on a dry weight basis?			X		
		Were % moisture (or solids) reported for all soil and sediment samples? If required for the project, TICs reported?			X		
R4	O	Surrogate recovery data					
		Were surrogates added prior to extraction?	X				
		Were surrogate percent recoveries in all samples within the laboratory QC limits?		X			2
R5	OI	Test reports/summary forms for blank samples					
		Were appropriate type(s) of blanks analyzed?	X				
		Were blanks analyzed at the appropriate frequency?	X				
		Were method blanks taken through the entire analytical process, including preparation and, if applicable, cleanup procedures?	X				
		Were blank concentrations < MQL?	X				
R6	OI	Laboratory control samples (LCS):					
		Were all COCs included in the LCS?	X				
		Was each LCS taken through the entire analytical procedure, including prep and cleanup steps?	X				
		Were LCSs analyzed at the required frequency?	X				
		Were LCS (and LCSD, if applicable) %Rs within the laboratory QC limits?	X				
		Does the detectability data document the laboratory's capability to detect the COCs at the MDL used to calculate the SQLs? Was the LCSD RPD within QC limits?			X		
R7	OI	Matrix spike (MS) and matrix spike duplicate (MSD) data					
		Were the project/method specified analytes included in the MS and MSD?	X				
		Were MS/MSD analyzed at the appropriate frequency?	X				
		Were MS (and MSD, if applicable) %Rs within the laboratory QC limits?		X			3
		Were MS/MSD RPDs within laboratory QC limits?		X			4
R8	OI	Analytical duplicate data					
		Were appropriate analytical duplicates analyzed for each matrix?			X		
		Were analytical duplicates analyzed at the appropriate frequency?			X		
		Were RPDs or relative standard deviations within the laboratory QC limits?			X		
R9	OI	Method quantitation limits (MQLs):					
		Are the MQLs for each method analyte included in the laboratory data package?	X				
		Do the MQLs correspond to the concentration of the lowest non-zero calibration standard?	X				
		Are unadjusted MQLs included in the laboratory data package?	X				
R10	OI	Other problems/anomalies					
		Are all known problems/anomalies/special conditions noted in this LRC and ER?	X				
		Were all necessary corrective actions performed for the reported data?	X				
		Was applicable and available technology used to lower the SQL to minimize the matrix interference affects on the sample results?	X				

- Items identified by the letter "R" must be included in the laboratory data package submitted in the TRRP-required report(s). Items identified by the letter "S" should be retained and made available upon request for the appropriate retention period.
- = organic analyses; I = inorganic analyses (and general chemistry, when applicable);
- NA = Not applicable;
- NR = Not reviewed;
- ER# = Exception Report identification number (an Exception Report should be completed for an item if "NR" or "No" is checked).

Appendix A (cont'd): Laboratory Review Checklist: Reportable Data

Laboratory Name: STL-Houston			LRC Date: 09/27/04				
Project Name: HWPW			Laboratory Job Number: 281075				
Reviewer Name: LG			Prep Batch Number(s): 110850-SV SIM				
# ¹	A ²	Description	Yes	No	NA ³	NR ⁴	ER# ⁵
S1	OI	Initial calibration (ICAL)					
		Were response factors and/or relative response factors for each analyte within QC limits?	X				
		Were percent RSDs or correlation coefficient criteria met?	X				
		Was the number of standards recommended in the method used for all analytes?	X				
		Were all points generated between the lowest and highest standard used to calculate the curve?	X				
		Are ICAL data available for all instruments used?	X				
		Has the initial calibration curve been verified using an appropriate second source standard?	X				
S2	OI	Initial and continuing calibration verification (ICCV and CCV) and continuing calibration					
		Was the CCV analyzed at the method-required frequency?	X				
		Were percent differences for each analyte within the method-required QC limits?	X				
		Was the ICAL curve verified for each analyte?	X				
		Was the absolute value of the analyte concentration in the inorganic CCB < MDL?			X		
S3	O	Mass spectral tuning:					
		Was the appropriate compound for the method used for tuning?	X				
		Were ion abundance data within the method-required QC limits?	X				
S4	O	Internal standards (IS):					
		Were IS area counts and retention times within the method-required QC limits?		X			5
S5	OI	Raw data (NELAC section 1 appendix A glossary, and section 5.12 or ISO/IEC 17025 section					
		Were the raw data (for example, chromatograms, spectral data) reviewed by an analyst?	X				
		Were data associated with manual integrations flagged on the raw data?	X				
S6	O	Dual column confirmation					
		Did dual column confirmation results meet the method-required QC?			X		
S7	O	Tentatively identified compounds (TICs):					
		If TICs were requested, were the mass spectra and TIC data subject to appropriate checks?			X		
S8	I	Interference Check Sample (ICS) results:					
		Were percent recoveries within method QC limits?			X		
S9	I	Serial dilutions, post digestion spikes, and method of standard additions					
		Were percent differences, recoveries, and the linearity within the QC limits specified in the method?			X		
S10	OI	Method detection limit (MDL) studies					
		Was a MDL study performed for each reported analyte?	X				
		Is the MDL either adjusted or supported by the analysis of DCSs?	X				
S11	OI	Proficiency test reports:					
		Was the laboratory's performance acceptable on the applicable proficiency tests or evaluation studies?	X				
S12	OI	Standards documentation					
		Are all standards used in the analyses NIST-traceable or obtained from other appropriate sources?	X				
S13	OI	Compound/analyte identification procedures					
		Are the procedures for compound/analyte identification documented?	X				
S14	OI	Demonstration of analyst competency (DOC)					
		Was DOC conducted consistent with NELAC Chapter 5C or ISO/IEC 4?	X				
		Is documentation of the analyst's competency up-to-date and on file?	X				
S15	OI	Verification/validation documentation for methods (NELAC Chap 5 or ISO/IEC 17025 Section 5)					
-		Are all the methods used to generate the data documented, verified, and validated, where applicable?	X				
S16	OI	Laboratory standard operating procedures (SOPs):					
		Are laboratory SOPs current and on file for each method performed?	X				

- Items identified by the letter "R" should be included in the laboratory data package submitted to the TCEQ in the TRRP-required report(s).
Items identified by the letter "S" should be retained and made available upon request for the appropriate retention period.
- O = organic analyses; I = inorganic analyses (and general chemistry, when applicable).
- NA = Not applicable.
- NR = Not Reviewed.
- ER# = Exception Report identification number (an Exception Report should be completed for an item if "NR" or "No" is checked).

Appendix A (cont'd): Laboratory Review Checklist: Exception Reports

Laboratory Name: STL-Houston	LRC Date: 09/27/04
Project Name: HWPW	Laboratory Job Number: 281075
Reviewer Name: LG	Prep Batch Number(s): 110850-SV SIM
ER # ¹	DESCRIPTION
1	The laboratory received sample MW-09 2SA04 even though it was not listed on the C-O-C. Per client's request, this sample was analyzed by method 8270C.
2	Five surrogate recoveries were above acceptance limits due to matrix interference.
3	The 2,4-dinitrotoluene and pentachlorophenol recoveries in the MS and MSD were above acceptance limits due to matrix interference.
4	The 1,2-diphenylhydrazine RPD was above acceptance limits due to matrix interference.
5	The acenaphthene-d10, phenanthrene-d10, chrysene-d12, and perylene-d12 internal standard areas in sample 281075-4 were below acceptance limits. All of the internal standard areas except 1,4-dichlorobenzene-d4 in sample 281075-6 were below acceptance limits. All of the internal standard areas in samples 281075-7 and 14 were below acceptance limits. Per method requirements no corrective action was necessary.

ER# = Exception Report identification number (an Exception Report should be completed for an item if "NR" or "No" is checked on the LRC)

CHAIN OF CUSTODY RECORD

Customer Information			Project Information			Analysis/Method		
NO	726270		PROJECT NAME	99000484/HWPW		A	8260	Level 2/ TRRP data package
VO	0014419/60		LAB NUMBER		B	8270LL		
COMPANY	ERM Southwest, Inc.- Houston		BILL TO	Union Pacific Railroad	C	8270SIM		
END REPORT TO	Chris Young		INVOICE ATTN	Geoff Reeder	D			
ADDRESS	15810 Park Ten Place Suite 300		ADDRESS	24125 Aldine Westfield Road	E			
CITY/STATE/ZIP	Houston, TX 77084		CITY/STATE/ZIP	Spring, TX 77373-9015	F			
PHONE	281-600-1000		PHONE	281-350-7197	G			
FAX	281-600-1001		FAX	281-350-7362	H			

SAMP NO.	SAMPLE DESCRIPTION	PRESERVE	F	SAMPLE MATRIX	SAMPLE DATE	SAMPLE TIME	# CONTAINER	A	B	C	D	E	F	G	H	I	J	K	L	M	N	O	P	Q
1	MW-08-2SA04			Water	9-13-04	1323	7	X	X	X	X	X	X	X	X	X	X	X	X	X	X	X	X	X
2	P-10-2SA04			Water		1433	7	X	X	X	X	X	X	X	X	X	X	X	X	X	X	X	X	X
3	MW-07-2SA04			Water		1543	7	X	X	X	X	X	X	X	X	X	X	X	X	X	X	X	X	X
4	MW-08-2SA04 MW-5-2SA04			Water	9-14-04	908	7	X	X	X	X	X	X	X	X	X	X	X	X	X	X	X	X	X
5	MW-11B-2SA04			Water		1013	7	X	X	X	X	X	X	X	X	X	X	X	X	X	X	X	X	X
6	MW-D4-2SA04			Water		1027	7	X	X	X	X	X	X	X	X	X	X	X	X	X	X	X	X	X
7	MW-10B-2SA04			Water		1123	7	X	X	X	X	X	X	X	X	X	X	X	X	X	X	X	X	X
8	P-12-2SA04			Water		1135	7	X	X	X	X	X	X	X	X	X	X	X	X	X	X	X	X	X

Sampler: <i>Amy Lopez</i>		Shipment Method:		Airbill No.:		Required TurnAround: 14 Days/28					
1. Relinquished By:	<i>Ambro</i>	Date	9-14-04	2. Relinquished By:		Date		3. Relinquished By:		Date	
Company Name:	ERM	Time	1633	Company Name:		Time		Company Name:		Time	
1. Received By:	<i>Rodriguez</i>	Date	9-14-04	2. Received By:		Date		3. Received By:		Date	
Company Name:	ERM	Time	1633	Company Name:		Time		Company Name:		Time	

CHAIN OF CUSTODY RECORD

Customer Information Project Information Analysis/Method No. 57216-3

PO 726270
 WO 0014419/60
 COMPANY ERM Southwest, Inc. - Houston
 SEND REPORT TO Chris Young
 ADDRESS 15810 Park Ten Place
 Suite 300
 HOUSTON, TX 77084
 PHONE 281-600-1000
 FAX 281-600-1001

PROJECT NAME 99000484/HMPW
 LAB NUMBER BOTTLE ORDER
 BILL TO Union Pacific Railroad
 INVOICE ATTN Geoff Reeder
 ADDRESS 24125 Aldine Westfield Road
 CITY/STATE/ZIP Spring, TX 77373-9015
 PHONE 281-350-7197
 FAX 281-350-7362

ANALYSIS/METHOD
 8260
 82701L
 82705IM
 Level 2/ TRRP data package

SAMP NO.	SAMPLE DESCRIPTION	PRESERVE	F	SAMPLE MATRIX	SAMPLE DATE	SAMPLE TIME	# CONTAINER	A	B	C	D	E	F	G	H	I	J	K	L	M	N	O	P	Q	R	S
1	FB-091404			Water	9-14-04	1200	7	X	X	X	X	X	X	X	X	X	X	X	X	X	X	X	X	X	X	X
2	MW-DIA-25A04			Water		1328	7	X	X	X	X	X	X	X	X	X	X	X	X	X	X	X	X	X	X	X
3	MW-DIA MS-25A04			Water		1350	7	X	X	X	X	X	X	X	X	X	X	X	X	X	X	X	X	X	X	X
4	MW-DIA MSD-25A04			Water		1410	7	X	X	X	X	X	X	X	X	X	X	X	X	X	X	X	X	X	X	X
5	MW-11A-25A04			Water		1500	7	X	X	X	X	X	X	X	X	X	X	X	X	X	X	X	X	X	X	X
6	MW-11AD-25A04			Water		1525	7	X	X	X	X	X	X	X	X	X	X	X	X	X	X	X	X	X	X	X
7	TB01-25A04			Water			2	X	X	X	X	X	X	X	X	X	X	X	X	X	X	X	X	X	X	X
8				Water																						

Shipment Method: *Andy Waters* / *Andy Sanchez*
 Sampler: *Andy Waters* / *Andy Sanchez*
 Airbill No.: 14 02/5/2
 Required TurnAround:

1. Relinquished By:	Date	2. Relinquished By:	Date	3. Relinquished By:	Date
<i>ERM</i>	9-14-04				
<i>ERM</i>	1633				
<i>ERM</i>	9-14-04				
<i>ERM</i>	10:33				

Severn Trent Laboratories 6310 Rothway Drive Houston, TX 77040 713-690-4444 FAX 713-690-5646

Job Number.: 281075	Location.: 57216	Check List Number.: 1	Description.:	Date of the Report...: 09/15/2004
Customer Job ID.....:		Job Check List Date.: 09/15/2004		Project Manager.....: sgk
Project Number.: 99000484	Project Description.: UPRR-HWPW-0014419/60			
Customer.....: ERM Southwest, Inc.- Houston		Contact.: Chris Young		

Questions ?	(Y/N)	Comments
-------------	-------	----------

Chain of Custody Received?..... Y
 ...If "yes", completed properly?..... Y
 Custody seal on shipping container?..... N
 ...If "yes", custody seal intact?.....
 Custody seals on sample containers?..... N
 ...If "yes", custody seal intact?.....
 Samples chilled?..... Y
 Temperature of cooler acceptable? (4 deg C +/- 2). Y
 ...If "no", is sample an air matrix?(no temp req.)
 Thermometer ID..... Y
 Samples received intact (good condition)?..... Y
 Volatile samples acceptable? (no headspace).....
 Correct containers used?..... Y
 Adequate sample volume provided?..... Y
 Samples preserved correctly?..... Y
 Samples received within holding-time?..... Y
 Agreement between COC and sample labels?..... Y
 Radioactivity at or below background levels?..... Y
 Additional.....
 Comments.....
 Sample Custodian Signature/Date..... Y

2.6,3.7,4.6,2.1,3.6

405

JB 9/15/04

EIB

CLIENT NAME: EN 1000

CARRIER/DRIVER NAME: CLERIT

PROJECT: _____

UNPACKED BY: JB

DATE RECEIVED: _____

UNPACKED STAMP: _____

TOTAL # COOLERS RECEIVED: 15

2004 SEP 15 11 7:0

COOLER CHECKLIST

COOLER ID	COOL PRESENT (Y/N)	CUSTODY TAPE		COOLER TEMP (°C)	THERM ID	TEMP BLK PRESENT (Y/N)	List Sample Bottles in Each Cooler if out of Temperature
		PRESENT (Y/N)	INTACT (Y/N)				
W/B 16	Y	C	Y	2.4	405	N	
		B	Y				
W/B 359	Y	C	Y	3.7	408	N	
		B	Y				
W/W 334	Y	C	Y	4.6	405	N	
		B	Y				

C = COOLER B = BOTTLES

COOLER(S) SCREENED FOR RADIATION? Yes No IF TEMP BLK N, HOW WAS TEMP TAKEN: _____

SHORT HOLD / RUSH SAMPLES (include department delivered to and time delivered)

SPECIFIC PROJECT INFORMATION

VOLATILE HEADSPACE ACCEPTABLE? Yes No NA
(If ANY headspace is present, list details in INCONSISTENCIES section)

JOB NUMBER: 281075
Marked As Preserved? Yes No
Number of VOA Vials: 44

pH OF WATER SAMPLES

PRESERVATION	# BOTTLES	CORRECT pH (Y/N)	If N, List sample ID and Corresponding pH
H2SO4 (<2)			
HNO3 (<2)			
HCL (<2) (Not VOA Vials)			
NaOH - Cyanide (>12)			
NaOH/Zn Acetate - Sulfide (>9)			
Other	<u>50</u>		

OF NEAT BOTTLES: _____

OF SOIL JARS: _____

Received an extra sample ID = MW-09-25A04
9/14/04 13:37
INCONSISTENCIES - Place in Job Notes as well (CPL 12)

PERSON CONTACTED: _____ ACTION TAKEN _____ DATE: _____
RESOLUTION _____

NOTES _____

Project Manager _____

(Use back of sheet if necessary)

CLIENT NAME: _____

CARRIER/DRIVER NAME: _____

PROJECT: _____

UNPACKED BY: _____

DATE RECEIVED: 2004 SEP 14 PM 11:30

UNPACKED STAMP: _____

TOTAL # COOLERS RECEIVED: 5

2004 SEP 15 AM 7:

COOLER CHECKLIST

COOLER ID	COC PRESENT (Y/N)	CUSTODY TAPE		COOLER TEMP (°C)	THERM ID	TEMP BLK PRESENT (Y/N)	List Sample Bottles in Each Cooler if out of Temperature
		PRESENT (Y/N)	INTACT (Y/N)				
WIB 652	Y	C <u>Y</u>	<u>Y</u>	2.1	405	N	
		B <u>Y</u>	<u>Y</u>				
WW 11	Y	C <u>Y</u>	<u>Y</u>	3.6	408	N	
		B <u>Y</u>	<u>Y</u>				
		C					
		B					

C = COOLER B = BOTTLES

COOLER(S) SCREENED FOR RADIATION? Yes No IF TEMP BLK N, HOW WAS TEMP TAKEN: _____

SHORT HOLD / RUSH SAMPLES (include department delivered to and time delivered)

SPECIFIC PROJECT INFORMATION

VOLATILE HEADSPACE ACCEPTABLE? Yes No NA

(If ANY headspace is present, list details in INCONSISTENCIES section)

pH OF WATER SAMPLES

JOB NUMBER: _____

Marked As Preserved? Yes No

Number of VOA Vials: _____

PRESERVATION	# BOTTLES	CORRECT pH (Y/N)	If N, List sample ID and Corresponding pH
H2SO4 (<2)			
HNO3 (<2)			
HCL (<2) (Not VOA Vials)			
NaOH - Cyanide (>12)			
NaOH/Zn Acetate - Sulfide (>9)			
Other			

OF NEAT BOTTLES: _____

OF SOIL JARS: _____

INCONSISTENCIES - Place in Job Notes as well (CTRL F-12)

PERSON CONTACTED: _____ ACTION TAKEN _____ DATE: _____
RESOLUTION _____

NOTES _____

Project Manager _____

(Use back of sheet if necessary)

TRRP Laboratory Test Results

Job Number: 281075

Date: 10/13/2004

CUSTOMER: ERM Southwest, Inc.- Houston

PROJECT: HWPW

ATTN: Chris Young

Customer Sample ID: MW-08-2SA04

Laboratory Sample ID: 281075-001

Date/Time Sampled: 09/13/2004 13:23

Sample Matrix: Water

Date/Time Received: 09/14/2004 16:33

TEST METHOD	CAS #	RESULT	Q FLAG	MDL	SQL	UNITS	Analysis Date/Time	Batch	D.F.	Analyst
Method: SW-846 8260B, Water										
1,2-Dichloroethane	107-06-2	0.00136	U	0.00136	0.00136	mg/L	09/18/2004 17:13	111218	1	zfl
Benzene	71-43-2	0.00143	U	0.00143	0.00143	mg/L	09/18/2004 17:13	111218	1	zfl
Chlorobenzene	108-90-7	0.00155	U	0.00155	0.00155	mg/L	09/18/2004 17:13	111218	1	zfl
Ethylbenzene	100-41-4	0.00137	U	0.00137	0.00137	mg/L	09/18/2004 17:13	111218	1	zfl
Methylene Chloride	75-09-2	0.0013	U	0.0013	0.0013	mg/L	09/18/2004 17:13	111218	1	zfl
Toluene	108-88-3	0.00136	U	0.00136	0.00136	mg/L	09/18/2004 17:13	111218	1	zfl
Xylenes (total)	1330-20-7	0.00441	U	0.00441	0.00441	mg/L	09/18/2004 17:13	111218	1	zfl

TRRP Laboratory Test Results

Job Number: 281075

Date: 10/13/2004

PROJECT: HWPW

ATTN: Chris Young

Customer Sample ID: MW-08-2SA04

Laboratory Sample ID: 281075-001

Date/Time Sampled: 09/13/2004 13:23

Sample Matrix: Water

Date/Time Received: 09/14/2004 16:33

TEST METHOD	CAS #	RESULT	Q	FLAG	MDL	MQL	SQL	UNITS	Analysis Date/Time	Batch	D.F.	Analyst
Method: SW-846 8270C, Water												
1,2-Diphenylhydrazine	122-66-7	0.00001	U	UJ	0.000011	0.0001	0.00001	mg/L	09/21/2004 16:21	111554	1	lg1
2,4-Dimethylphenol	105-67-9	0.000116	U		0.000122	0.0005	0.000116	mg/L	09/21/2004 13:23	111563	1	lg1
2,4-Dinitrotoluene	121-14-2	0.000009	U		0.000009	0.0001	0.000009	mg/L	09/21/2004 16:21	111554	1	lg1
2,6-Dinitrotoluene	606-20-2	0.000026	U		0.000027	0.0001	0.000026	mg/L	09/21/2004 16:21	111554	1	lg1
2-Chloronaphthalene	91-58-7	0.000076	U		0.00008	0.0005	0.000076	mg/L	09/21/2004 13:23	111563	1	lg1
2-Methyl-4,6-dinitrophenol	534-52-1	0.000295	U		0.00031	0.0015	0.000295	mg/L	09/21/2004 13:23	111563	1	lg1
2-Methylnaphthalene	91-57-6	0.000067	U		0.00007	0.0005	0.000067	mg/L	09/21/2004 13:23	111563	1	lg1
4-Nitrophenol	100-02-7	0.000285	U		0.000299	0.0015	0.000285	mg/L	09/21/2004 13:23	111563	1	lg1
Acenaphthene	83-32-9	0.000074	U		0.000078	0.0005	0.000074	mg/L	09/21/2004 13:23	111563	1	lg1
Acenaphthylene	208-96-8	0.000076	U		0.00008	0.0005	0.000076	mg/L	09/21/2004 13:23	111563	1	lg1
Anthracene	120-12-7	0.000307	J		0.00013	0.0005	0.000124	mg/L	09/21/2004 13:23	111563	1	lg1
Benzo(a)anthracene	56-55-3	0.000267	U		0.00028	0.0005	0.000267	mg/L	09/21/2004 13:23	111563	1	lg1
Benzo(a)pyrene	50-32-8	0.000007	U		0.000007	0.0001	0.000007	mg/L	09/21/2004 16:21	111554	1	lg1
bis(2-chloroethoxy)methane	111-91-1	0.000009	U		0.000009	0.0001	0.000009	mg/L	09/21/2004 16:21	111554	1	lg1



TRRP Laboratory Test Results

Job Number: 281075

Date: 10/13/2004

CUSTOMER: ERM Southwest, Inc.- Houston

PROJECT: HWPW

ATTN: Chris Young

Customer Sample ID: MW-08-2SA04

Laboratory Sample ID: 281075-001

Date/Time Sampled: 09/13/2004 13:23

Sample Matrix: Water

Date/Time Received: 09/14/2004 16:33

TEST METHOD	CAS#	RESULT	Q FLAG	MDL	MQL	SQL	UNITS	Analysis Date/Time	Batch	D.F.	Analyst
bis(2-ethylhexyl)phthalate	117-81-7	0.000689		0.00018	0.0005	0.000172	mg/L	09/21/2004 13:23	111563	1	lg1
Chrysene	218-01-9	0.00009	U	0.000094	0.0005	0.00009	mg/L	09/21/2004 13:23	111563	1	lg1
Dibenzofuran	132-64-9	0.000076	U	0.00008	0.0005	0.000076	mg/L	09/21/2004 13:23	111563	1	lg1
Di-n-butyl Phthalate	84-74-2	0.000449	J	0.00015	0.0005	0.000143	mg/L	09/21/2004 13:23	111563	1	lg1
Fluoranthene	206-44-0	0.000287	J	0.000098	0.0005	0.000093	mg/L	09/21/2004 13:23	111563	1	lg1
Fluorene	86-73-7	0.000068	U	0.000071	0.0005	0.000068	mg/L	09/21/2004 13:23	111563	1	lg1
Naphthalene	91-20-3	0.000067	U	0.00007	0.0005	0.000067	mg/L	09/21/2004 13:23	111563	1	lg1
Nitrobenzene	98-95-3	0.000143	U	0.00015	0.0005	0.000143	mg/L	09/21/2004 13:23	111563	1	lg1
n-Nitrosodiphenylamine	86-30-6	0.00009	U	0.000094	0.0005	0.00009	mg/L	09/21/2004 13:23	111563	1	lg1
Pentachlorophenol	87-86-5	0.000038	U	0.00004	0.0003	0.000038	mg/L	09/21/2004 16:21	111554	1	lg1
Phenanthrene	85-01-8	0.000077	U	0.000081	0.0005	0.000077	mg/L	09/21/2004 13:23	111563	1	lg1
Phenol	108-95-2	0.0000953	U	0.0001	0.0005	0.0000953	mg/L	09/21/2004 13:23	111563	1	lg1
Pyrene	129-00-0	0.000412	J	0.000088	0.0005	0.000084	mg/L	09/21/2004 13:23	111563	1	lg1

Form I

Page 20

TRRP Laboratory Test Results

Job Number: 281075 Date: 10/13/2004

PROJECT: HWPW ATTN: Chris Young

Customer Sample ID: P-10-2SA04 Laboratory Sample ID: 281075-002

Date/Time Sampled: 09/13/2004 14:33

Date/Time Received: 09/14/2004 16:33

Sample Matrix: Water

TEST METHOD	CAS #	RESULT	Q	FLAG	MDL	MQL	SQL	UNITS	Analysis Date/Time	Batch	D.F.	Analyst
Method: SW-846 8260B, Water												
1,2-Dichloroethane	107-06-2	0.00136	U		0.00136	0.005	0.00136	mg/L	09/18/2004 17:40	111218	1	zfl
Benzene	71-43-2	0.00143	U		0.00143	0.005	0.00143	mg/L	09/18/2004 17:40	111218	1	zfl
Chlorobenzene	108-90-7	0.00155	U		0.00155	0.005	0.00155	mg/L	09/18/2004 17:40	111218	1	zfl
Ethylbenzene	100-41-4	0.00137	U		0.00137	0.005	0.00137	mg/L	09/18/2004 17:40	111218	1	zfl
Methylene Chloride	75-09-2	0.0013	U		0.0013	0.005	0.0013	mg/L	09/18/2004 17:40	111218	1	zfl
Toluene	108-88-3	0.00136	U		0.00136	0.005	0.00136	mg/L	09/18/2004 17:40	111218	1	zfl
Xylenes (total)	1330-20-7	0.00441	U		0.00441	0.015	0.00441	mg/L	09/18/2004 17:40	111218	1	zfl



TRRP Laboratory Test Results

Job Number: 281075

Date: 10/13/2004

CUSTOMER: ERM Southwest, Inc.- Houston

PROJECT: HWPW

ATTN: Chris Young

Customer Sample ID: P-10-2SA04

Laboratory Sample ID: 281075-002

Date/Time Sampled: 09/13/2004 14:33

Sample Matrix: Water

Date/Time Received: 09/14/2004 16:33

TEST METHOD	CAS #	RESULT	Q	FLAG	MDL	MQL	SQL	UNITS	Analysis Date/Time	Batch	D.F.	Analyst
Method: SW-846 8270C, Water												
1,2-Diphenylhydrazine	122-66-7	0.000011	U	UJ	0.000011	0.0001	0.000011	mg/L	09/21/2004 16:49	111554	1	Ig1
2,4-Dimethylphenol	105-67-9	0.000117	U		0.000122	0.0005	0.000117	mg/L	09/21/2004 13:51	111563	1	Ig1
2,4-Dinitrotoluene	121-14-2	0.000009	U		0.000009	0.0001	0.000009	mg/L	09/21/2004 16:49	111554	1	Ig1
2,6-Dinitrotoluene	606-20-2	0.000026	U		0.000027	0.0001	0.000026	mg/L	09/21/2004 16:49	111554	1	Ig1
2-Chloronaphthalene	91-58-7	0.000077	U		0.00008	0.0005	0.000077	mg/L	09/21/2004 13:51	111563	1	Ig1
2-Methyl-4,6-dinitrophenol	534-52-1	0.000298	U		0.00031	0.0015	0.000298	mg/L	09/21/2004 13:51	111563	1	Ig1
2-Methylnaphthalene	91-57-6	0.00264			0.00007	0.0005	0.000067	mg/L	09/21/2004 13:51	111563	1	Ig1
4-Nitrophenol	100-02-7	0.000288	U		0.000299	0.0015	0.000288	mg/L	09/21/2004 13:51	111563	1	Ig1
Acenaphthene	83-32-9	0.0244			0.000078	0.0005	0.000075	mg/L	09/21/2004 13:51	111563	1	Ig1
Acenaphthylene	208-96-8	0.000179	J		0.00008	0.0005	0.000077	mg/L	09/21/2004 13:51	111563	1	Ig1
Anthracene	120-12-7	0.000798			0.00013	0.0005	0.000125	mg/L	09/21/2004 13:51	111563	1	Ig1
Benzo(a)anthracene	56-55-3	0.000269	U		0.00028	0.0005	0.000269	mg/L	09/21/2004 13:51	111563	1	Ig1
Benzo(a)pyrene	50-32-8	0.000007	U		0.000007	0.0001	0.000007	mg/L	09/21/2004 16:49	111554	1	Ig1
bis(2-chloroethoxy)methane	111-91-1	0.000009	U		0.000009	0.0001	0.000009	mg/L	09/21/2004 16:49	111554	1	Ig1

Form I

Page 22



TRRP Laboratory Test Results

Job Number: 281075 Date: 10/13/2004

CUSTOMER: ERM Southwest, Inc.-Houston PROJECT: HWPW ATTN: Chris Young

Customer Sample ID: P-10-2SA04 Laboratory Sample ID: 281075-002

Date/Time Sampled: 09/13/2004 14:33

Date/Time Received: 09/14/2004 16:33

Sample Matrix: Water

TEST METHOD	CAS #	RESULT	Q	FLAG	MDL	MQL	SQL	UNITS	Analysis Date/Time	Batch	D.F.	Analyst
bis(2-ethylhexyl)phthalate	117-81-7	0.000173	U		0.00018	0.0005	0.000173	mg/L	09/21/2004 13:51	111563	1	Igl
Chrysene	218-01-9	0.00009	U		0.000094	0.0005	0.00009	mg/L	09/21/2004 13:51	111563	1	Igl
Dibenzofuran	132-64-9	0.00643			0.00008	0.0005	0.000077	mg/L	09/21/2004 13:51	111563	1	Igl
Di-n-butyl Phthalate	84-74-2	0.000456	J	U	0.00015	0.0005	0.000144	mg/L	09/21/2004 13:51	111563	1	Igl <u>UCL</u>
Fluoranthene	206-44-0	0.000474	J		0.000098	0.0005	0.000094	mg/L	09/21/2004 13:51	111563	1	Igl
Fluorene	86-73-7	0.00768			0.000071	0.0005	0.000068	mg/L	09/21/2004 13:51	111563	1	Igl
Naphthalene	91-20-3	0.119		J	0.00007	0.0005	0.00034	mg/L	09/23/2004 15:25	111563	5	Igl <u>UCL</u>
Nitrobenzene	98-95-3	0.000144	U		0.00015	0.0005	0.000144	mg/L	09/21/2004 13:51	111563	1	Igl
n-Nitrosodiphenylamine	86-30-6	0.00009	U		0.000094	0.0005	0.00009	mg/L	09/21/2004 13:51	111563	1	Igl
Pentachlorophenol	87-86-5	0.000038	U		0.00004	0.0003	0.000038	mg/L	09/21/2004 16:49	111554	1	Igl
Phenanthrene	85-01-8	0.00234		JH	0.000081	0.0005	0.000078	mg/L	09/21/2004 13:51	111563	1	Igl <u>UCL</u>
Phenol	108-95-2	0.0000962	U		0.0001	0.0005	0.0000962	mg/L	09/21/2004 13:51	111563	1	Igl
Pyrene	129-00-0	0.000221	J		0.000088	0.0005	0.000085	mg/L	09/21/2004 13:51	111563	1	Igl



TRRP Laboratory Test Results

Job Number: 281075

Date: 10/13/2004

CUSTOMER: ERM Southwest, Inc.- Houston

PROJECT: HWPW

ATTN: Chris Young

Customer Sample ID: MW-07-2SA04

Laboratory Sample ID: 281075-003

Date/Time Sampled: 09/13/2004 15:43

Sample Matrix: Water

Date/Time Received: 09/14/2004 16:33

TEST METHOD	CAS #	RESULT	Q	FLAG	MDL	MQL	SQL	UNITS	Analysis Date/Time	Batch	D.F.	Analyst
Method: SW-846 8260B, Water												
1,2-Dichloroethane	107-06-2	0.00136	U		0.00136	0.005	0.00136	mg/L	09/18/2004 18:08	111218	1	zfl
Benzene	71-43-2	0.00143	U		0.00143	0.005	0.00143	mg/L	09/18/2004 18:08	111218	1	zfl
Chlorobenzene	108-90-7	0.00155	U		0.00155	0.005	0.00155	mg/L	09/18/2004 18:08	111218	1	zfl
Ethylbenzene	100-41-4	0.00137	U		0.00137	0.005	0.00137	mg/L	09/18/2004 18:08	111218	1	zfl
Methylene Chloride	75-09-2	0.0013	U		0.0013	0.005	0.0013	mg/L	09/18/2004 18:08	111218	1	zfl
Toluene	108-88-3	0.00136	U		0.00136	0.005	0.00136	mg/L	09/18/2004 18:08	111218	1	zfl
Xylenes (total)	1330-20-7	0.00441	U		0.00441	0.015	0.00441	mg/L	09/18/2004 18:08	111218	1	zfl



TRRP Laboratory Test Results

Job Number: 281075 Date: 10/13/2004

CUSTOMER: ERM Southwest, Inc.- Houston PROJECT: HWPW ATTN: Chris Young

Customer Sample ID: MW-07-2SA04 Laboratory Sample ID: 281075-003
 Date/Time Sampled: 09/13/2004 15:43 Sample Matrix: Water
 Date/Time Received: 09/14/2004 16:33

TEST METHOD	CAS #	RESULT	Q FLAG	MDL	MQL	SQL	UNITS	Analysis Date/Time	Batch	D.F.	Analyst
Method: SW-846 8270C, Water											
1,2-Diphenylhydrazine	122-66-7	0.000011	U	0.000011	0.0001	0.000011	mg/L	09/21/2004 17:17	111554	1	lg1
2,4-Dimethylphenol	105-67-9	0.000118	U	0.000122	0.0005	0.000118	mg/L	09/21/2004 14:19	111563	1	lg1
2,4-Dinitrotoluene	121-14-2	0.000009	U	0.000009	0.0001	0.000009	mg/L	09/21/2004 17:17	111554	1	lg1
2,6-Dinitrotoluene	606-20-2	0.000026	U	0.000027	0.0001	0.000026	mg/L	09/21/2004 17:17	111554	1	lg1
2-Chloronaphthalene	91-58-7	0.000078	U	0.00008	0.0005	0.000078	mg/L	09/21/2004 14:19	111563	1	lg1
2-Methyl-4,6-dinitrophenol	534-52-1	0.000301	U	0.00031	0.0015	0.000301	mg/L	09/21/2004 14:19	111563	1	lg1
2-Methylnaphthalene	91-57-6	0.000068	U	0.00007	0.0005	0.000068	mg/L	09/21/2004 14:19	111563	1	lg1
4-Nitrophenol	100-02-7	0.00029	U	0.000299	0.0015	0.00029	mg/L	09/21/2004 14:19	111563	1	lg1
Acenaphthene	83-32-9	0.000076	U	0.000078	0.0005	0.000076	mg/L	09/21/2004 14:19	111563	1	lg1
Acenaphthylene	208-96-8	0.000078	U	0.00008	0.0005	0.000078	mg/L	09/21/2004 14:19	111563	1	lg1
Anthracene	120-12-7	0.000955	U	0.00013	0.0005	0.000126	mg/L	09/21/2004 14:19	111563	1	lg1
Benzo(a)anthracene	56-55-3	0.000272	U	0.00028	0.0005	0.000272	mg/L	09/21/2004 14:19	111563	1	lg1
Benzo(a)pyrene	50-32-8	0.000007	U	0.000007	0.0001	0.000007	mg/L	09/21/2004 17:17	111554	1	lg1
bis(2-chloroethoxy)methane	111-91-1	0.000009	U	0.000009	0.0001	0.000009	mg/L	09/21/2004 17:17	111554	1	lg1



TRRP Laboratory Test Results

Job Number: 281075

Date: 10/13/2004

CUSTOMER: ERM Southwest, Inc.- Houston

PROJECT: HWPW

ATTN: Chris Young

Customer Sample ID: MW-07-2SA04

Laboratory Sample ID: 281075-003

Date/Time Sampled: 09/13/2004 15:43

Sample Matrix: Water

Date/Time Received: 09/14/2004 16:33

TEST METHOD	CAS #	RESULT	Q	FLAG	MDL	SQL	UNITS	Analysis Date/Time	Batch	D.F.	Analyst
bis(2-ethylhexyl)phthalate	117-81-7	0.000175	U		0.00018	0.000175	mg/L	09/21/2004 14:19	111563	1	Ig1
Chrysene	218-01-9	0.000091	U		0.000094	0.000091	mg/L	09/21/2004 14:19	111563	1	Ig1
Dibenzofuran	132-64-9	0.000078	U		0.00008	0.000078	mg/L	09/21/2004 14:19	111563	1	Ig1
Di-n-butyl Phthalate	84-74-2	0.000238	J	U	0.00015	0.000146	mg/L	09/21/2004 14:19	111563	1	Ig1
Fluoranthene	206-44-0	0.000352	J		0.000098	0.000095	mg/L	09/21/2004 14:19	111563	1	Ig1
Fluorene	86-73-7	0.000069	U		0.000071	0.000069	mg/L	09/21/2004 14:19	111563	1	Ig1
Naphthalene	91-20-3	0.000068	U	U	0.00007	0.000068	mg/L	09/21/2004 14:19	111563	1	Ig1
Nitrobenzene	98-95-3	0.000146	U		0.00015	0.000146	mg/L	09/21/2004 14:19	111563	1	Ig1
n-Nitrosodiphenylamine	86-30-6	0.000091	U		0.000094	0.000091	mg/L	09/21/2004 14:19	111563	1	Ig1
Pentachlorophenol	87-86-5	0.000039	U		0.00004	0.000039	mg/L	09/21/2004 17:17	111554	1	Ig1
Phenanthrene	85-01-8	0.000079	U		0.000081	0.000079	mg/L	09/21/2004 14:19	111563	1	Ig1
Phenol	108-95-2	0.0000971	U		0.0001	0.0000971	mg/L	09/21/2004 14:19	111563	1	Ig1
Pyrene	129-00-0	0.000563			0.000088	0.000085	mg/L	09/21/2004 14:19	111563	1	Ig1

Form I

Page 26



TRRP Laboratory Test Results

Job Number: 281075

Date: 10/13/2004

PROJECT: HWPW

ATTN: Chris Young

Customer Sample ID: MW-5-2SA04

Laboratory Sample ID: 281075-004

Date/Time Sampled: 09/14/2004 9:08

Sample Matrix: Water

Date/Time Received: 09/14/2004 16:33

TEST METHOD	CAS #	RESULT	Q	FLAG	MDL	SQL	UNITS	Analysis Date/Time	Batch	D.F.	Analyst
Method: SW-846 8260B, Water											
1,2-Dichloroethane	107-06-2	0.00136	U		0.00136	0.00136	mg/L	09/18/2004 18:36	111218	1	zfl
Benzene	71-43-2	0.00143	U		0.00143	0.00143	mg/L	09/18/2004 18:36	111218	1	zfl
Chlorobenzene	108-90-7	0.00155	U		0.00155	0.00155	mg/L	09/18/2004 18:36	111218	1	zfl
Ethylbenzene	100-41-4	0.00137	U		0.00137	0.00137	mg/L	09/18/2004 18:36	111218	1	zfl
Methylene Chloride	75-09-2	0.0013	U		0.0013	0.0013	mg/L	09/18/2004 18:36	111218	1	zfl
Toluene	108-88-3	0.00136	U		0.00136	0.00136	mg/L	09/18/2004 18:36	111218	1	zfl
Xylenes (total)	1330-20-7	0.00441	U		0.00441	0.00441	mg/L	09/18/2004 18:36	111218	1	zfl



TRRP Laboratory Test Results

Job Number: 281075

Date: 10/13/2004

CUSTOMER: ERM Southwest, Inc.- Houston

PROJECT: HWPW

ATTN: Chris Young

Customer Sample ID: MW-5-2SA04

Laboratory Sample ID: 281075-004

Date/Time Sampled: 09/14/2004 9:08

Sample Matrix: Water

Date/Time Received: 09/14/2004 16:33

TEST METHOD	CAS #	RESULT	Q	FLAG	MDL	MQL	SQL	UNITS	Analysis Date/Time	Batch	D.F.	Analyst
Method: SW-846 8270C, Water												
1,2-Diphenylhydrazine	122-66-7	0.00001	U	U	0.000011	0.0001	0.00001	mg/L	09/21/2004 17:45	111554	1	lg1
2,4-Dimethylphenol	105-67-9	0.000116	U		0.000122	0.0005	0.000116	mg/L	09/22/2004 21:47	111563	1	lg1
2,4-Dinitrotoluene	121-14-2	0.000009	U	U	0.000009	0.0001	0.000009	mg/L	09/21/2004 17:45	111554	1	lg1
2,6-Dinitrotoluene	606-20-2	0.000026	U	U	0.000027	0.0001	0.000026	mg/L	09/21/2004 17:45	111554	1	lg1
2-Chloronaphthalene	91-58-7	0.000076	U		0.00008	0.0005	0.000076	mg/L	09/22/2004 21:47	111563	1	lg1
2-Methyl-4,6-dinitrophenol	534-52-1	0.000295	U		0.00031	0.0015	0.000295	mg/L	09/22/2004 21:47	111563	1	lg1
2-Methylnaphthalene	91-57-6	0.000067	U		0.00007	0.0005	0.000067	mg/L	09/22/2004 21:47	111563	1	lg1
4-Nitrophenol	100-02-7	0.000285	U		0.000299	0.0015	0.000285	mg/L	09/22/2004 21:47	111563	1	lg1
Acenaphthene	83-32-9	0.00156	U		0.000078	0.0005	0.000074	mg/L	09/22/2004 21:47	111563	1	lg1
Acenaphthylene	208-96-8	0.000076	U		0.00008	0.0005	0.000076	mg/L	09/22/2004 21:47	111563	1	lg1
Anthracene	120-12-7	0.000563	U		0.00013	0.0005	0.000124	mg/L	09/22/2004 21:47	111563	1	lg1
Benzo(a)anthracene	56-55-3	0.000267	U		0.00028	0.0005	0.000267	mg/L	09/22/2004 21:47	111563	1	lg1
Benzo(a)pyrene	50-32-8	0.000007	U	U	0.000007	0.0001	0.000007	mg/L	09/21/2004 17:45	111554	1	lg1
bis(2-chloroethoxy)methane	111-91-1	0.000009	U	U	0.000009	0.0001	0.000009	mg/L	09/21/2004 17:45	111554	1	lg1

Form I

Page 28



TRRP Laboratory Test Results

Job Number: 281075 Date: 10/13/2004

CUSTOMER: ERM Southwest, Inc.- Houston PROJECT: HWPW ATTN: Chris Young

Customer Sample ID: MW-5-2SA04 Laboratory Sample ID: 281075-004
 Date/Time Sampled: 09/14/2004 9:08 Sample Matrix: Water
 Date/Time Received: 09/14/2004 16:33

TEST METHOD	CAS #	RESULT	Q	FLAG	MDL	MQL	SQL	UNITS	Analysis Date/Time	Batch	D.F.	Analyst
bis(2-ethylhexyl)phthalate	117-81-7	0.000608			0.00018	0.0005	0.000172	mg/L	09/22/2004 21:47	111563	1	Igl
Chrysene	218-01-9	0.00009	U		0.000094	0.0005	0.00009	mg/L	09/22/2004 21:47	111563	1	Igl
Dibenzofuran	132-64-9	0.000076	U		0.00008	0.0005	0.000076	mg/L	09/22/2004 21:47	111563	1	Igl
Di-n-butyl Phthalate	84-74-2	0.000143	U		0.00015	0.0005	0.000143	mg/L	09/22/2004 21:47	111563	1	Igl
Fluoranthene	206-44-0	0.000135	J		0.000098	0.0005	0.000093	mg/L	09/22/2004 21:47	111563	1	Igl
Fluorene	86-73-7	0.00016	J		0.000071	0.0005	0.000068	mg/L	09/22/2004 21:47	111563	1	Igl
Naphthalene	91-20-3	0.00131		J	0.00007	0.0005	0.000067	mg/L	09/22/2004 21:47	111563	1	Igl
Nitrobenzene	98-95-3	0.000143	U		0.00015	0.0005	0.000143	mg/L	09/22/2004 21:47	111563	1	Igl
n-Nitrosodiphenylamine	86-30-6	0.00009	U		0.000094	0.0005	0.00009	mg/L	09/22/2004 21:47	111563	1	Igl
Pentachlorophenol	87-86-5	0.000038	U	WJ	0.00004	0.0003	0.000038	mg/L	09/21/2004 17:45	111554	1	Igl
Phenanthrene	85-01-8	0.000077	U		0.000081	0.0005	0.000077	mg/L	09/22/2004 21:47	111563	1	Igl
Phenol	108-95-2	0.0000953	U		0.0001	0.0005	0.0000953	mg/L	09/22/2004 21:47	111563	1	Igl
Pyrene	129-00-0	0.000241	J		0.000088	0.0005	0.000084	mg/L	09/22/2004 21:47	111563	1	Igl



TRRP Laboratory Test Results

Job Number: 281075

Date: 10/13/2004

CUSTOMER: ERM Southwest, Inc.- Houston

PROJECT: HWPW

ATTN: Chris Young

Customer Sample ID: MW-11B-2SA04

Laboratory Sample ID: 281075-005

Date/Time Sampled: 09/14/2004 10:13

Sample Matrix: Water

Date/Time Received: 09/14/2004 16:33

TEST METHOD	CAS #	RESULT	Q	FLAG	MDL	SQL	UNITS	Analysis Date/Time	Batch	D.F.	Analyst
Method: SW-846 8260B, Water											
1,2-Dichloroethane	107-06-2	0.00136	U		0.00136	0.00136	mg/L	09/18/2004 19:03	111218	1	zfl
Benzene	71-43-2	0.00143	U		0.00143	0.00143	mg/L	09/18/2004 19:03	111218	1	zfl
Chlorobenzene	108-90-7	0.00155	U		0.00155	0.00155	mg/L	09/18/2004 19:03	111218	1	zfl
Ethylbenzene	100-41-4	0.00137	U		0.00137	0.00137	mg/L	09/18/2004 19:03	111218	1	zfl
Methylene Chloride	75-09-2	0.0013	U		0.0013	0.0013	mg/L	09/18/2004 19:03	111218	1	zfl
Toluene	108-88-3	0.00136	U		0.00136	0.00136	mg/L	09/18/2004 19:03	111218	1	zfl
Xylenes (total)	1330-20-7	0.00441	U		0.00441	0.00441	mg/L	09/18/2004 19:03	111218	1	zfl



TRRP Laboratory Test Results

Job Number: 281075 Date: 10/13/2004

CUSTOMER: ERM Southwest, Inc.- Houston PROJECT: HWPW ATTN: Chris Young

Customer Sample ID: MW-11B-2SA04 Laboratory Sample ID: 281075-005

Date/Time Sampled: 09/14/2004 10:13

Date/Time Received: 09/14/2004 16:33

Sample Matrix: Water

TEST METHOD	CAS #	RESULT	Q	FLAG	MDL	SQL	UNITS	Analysis Date/Time	Batch	D.F.	Analyst
Method: SW-846 8270C, Water											
1,2-Diphenylhydrazine	122-66-7	0.00001	U	WJ	0.000011	0.00001	mg/L	09/21/2004 18:13	111554	1	Ig1
2,4-Dimethylphenol	105-67-9	0.000116	U		0.000122	0.000116	mg/L	09/22/2004 22:14	111563	1	Ig1
2,4-Dinitrotoluene	121-14-2	0.000009	U		0.000009	0.000009	mg/L	09/21/2004 18:13	111554	1	Ig1
2,6-Dinitrotoluene	606-20-2	0.000026	U		0.000027	0.000026	mg/L	09/21/2004 18:13	111554	1	Ig1
2-Chloronaphthalene	91-58-7	0.000076	U		0.00008	0.000076	mg/L	09/22/2004 22:14	111563	1	Ig1
2-Methyl-4,6-dinitrophenol	534-52-1	0.000295	U		0.00031	0.000295	mg/L	09/22/2004 22:14	111563	1	Ig1
2-Methylnaphthalene	91-57-6	0.0748			0.00007	0.00033	mg/L	09/23/2004 15:53	111563	5	Ig1
4-Nitrophenol	100-02-7	0.000285	U		0.000299	0.000285	mg/L	09/22/2004 22:14	111563	1	Ig1
Acenaphthene	83-32-9	0.151			0.000078	0.00037	mg/L	09/23/2004 15:53	111563	5	Ig1
Acenaphthylene	208-96-8	0.00193			0.00008	0.000076	mg/L	09/22/2004 22:14	111563	1	Ig1
Anthracene	120-12-7	0.00764			0.00013	0.000124	mg/L	09/22/2004 22:14	111563	1	Ig1
Benzo(a)anthracene	56-55-3	0.000267	U		0.00028	0.000267	mg/L	09/22/2004 22:14	111563	1	Ig1
Benzo(a)pyrene	50-32-8	0.000007	U		0.000007	0.000007	mg/L	09/21/2004 18:13	111554	1	Ig1
bis(2-chloroethoxy)methane	111-91-1	0.000009	U		0.000009	0.000009	mg/L	09/21/2004 18:13	111554	1	Ig1



TRRP Laboratory Test Results

Job Number: 281075

Date: 10/13/2004

CUSTOMER: ERM Southwest, Inc. - Houston

PROJECT: HWPW

ATTN: Chris Young

Customer Sample ID: MW-11B-2SA04

Laboratory Sample ID: 281075-005

Date/Time Sampled: 09/14/2004 10:13

Sample Matrix: Water

Date/Time Received: 09/14/2004 16:33

TEST METHOD	CAS #	RESULT	Q	FLAG	MDL	MQL	SQL	UNITS	Analysis Date/Time	Batch	D.F.	Analyst
bis(2-ethylhexyl)phthalate	117-81-7	0.000649			0.00018	0.0005	0.000172	mg/L	09/22/2004 22:14	111563	1	lg1
Chrysene	218-01-9	0.00009	U		0.000094	0.0005	0.00009	mg/L	09/22/2004 22:14	111563	1	lg1
Dibenzofuran	132-64-9	0.0804			0.00008	0.0005	0.00038	mg/L	09/23/2004 15:53	111563	5	lg1
Di-n-butyl Phthalate	84-74-2	0.000449	J	U	0.00015	0.0005	0.000143	mg/L	09/22/2004 22:14	111563	1	lg1
Fluoranthene	206-44-0	0.00536			0.000098	0.0005	0.000093	mg/L	09/22/2004 22:14	111563	1	lg1
Fluorene	86-73-7	0.0671			0.000071	0.0005	0.00034	mg/L	09/23/2004 15:53	111563	5	lg1
Naphthalene	91-20-3	0.184		J	0.00007	0.0005	0.00033	mg/L	09/23/2004 15:53	111563	5	lg1
Nitrobenzene	98-95-3	0.000143	U		0.00015	0.0005	0.000143	mg/L	09/22/2004 22:14	111563	1	lg1
n-Nitrosodiphenylamine	86-30-6	0.00009	U		0.000094	0.0005	0.00009	mg/L	09/22/2004 22:14	111563	1	lg1
Pentachlorophenol	87-86-5	0.000038	U		0.00004	0.0003	0.000038	mg/L	09/21/2004 18:13	111554	1	lg1
Phenanthrene	85-01-8	0.0422		JH	0.000081	0.0005	0.00039	mg/L	09/23/2004 15:53	111563	5	lg1
Phenol	108-95-2	0.0000953	U		0.0001	0.0005	0.0000953	mg/L	09/22/2004 22:14	111563	1	lg1
Pyrene	129-00-0	0.00268			0.000088	0.0005	0.000084	mg/L	09/22/2004 22:14	111563	1	lg1

Form I

Page 32



TRRP Laboratory Test Results

Job Number: 281075 Date: 10/13/2004

CUSTOMER: ERM Southwest, Inc. - Houston PROJECT: HWPW ATTN: Chris Young

Customer Sample ID: MW-04-2SA04 Laboratory Sample ID: 281075-006
 Date/Time Sampled: 09/14/2004 10:27 Sample Matrix: Water
 Date/Time Received: 09/14/2004 16:33

TEST METHOD	CAS #	RESULT	Q	FLAG	MDL	SQL	MQL	UNITS	Analysis Date/Time	Batch	D.F.	Analyst
Method: SW-846 8260B, Water												
1,2-Dichloroethane	107-06-2	0.00136	U		0.00136	0.00136	0.005	mg/L	09/18/2004 19:31	111218	1	zfl
Benzene	71-43-2	0.00143	U		0.00143	0.00143	0.005	mg/L	09/18/2004 19:31	111218	1	zfl
Chlorobenzene	108-90-7	0.00155	U		0.00155	0.00155	0.005	mg/L	09/18/2004 19:31	111218	1	zfl
Ethylbenzene	100-41-4	0.00137	U		0.00137	0.00137	0.005	mg/L	09/18/2004 19:31	111218	1	zfl
Methylene Chloride	75-09-2	0.0013	U		0.0013	0.0013	0.005	mg/L	09/18/2004 19:31	111218	1	zfl
Toluene	108-88-3	0.00136	U		0.00136	0.00136	0.005	mg/L	09/18/2004 19:31	111218	1	zfl
Xylenes (total)	1330-20-7	0.00441	U		0.00441	0.00441	0.015	mg/L	09/18/2004 19:31	111218	1	zfl



TRRP Laboratory Test Results

Job Number: 281075

Date: 10/13/2004

CUSTOMER: ERM Southwest, Inc.- Houston

PROJECT: HWPW

ATTN: Chris Young

Customer Sample ID: MW-04-2SA04

Laboratory Sample ID: 281075-006

Date/Time Sampled: 09/14/2004 10:27

Sample Matrix: Water

Date/Time Received: 09/14/2004 16:33

TEST METHOD	CAS #	RESULT	Q	FLAG	MDL	MQL	SQL	UNITS	Analysis Date/Time	Batch	D.F.	Analyst
Method: SW-846 8270C, Water												
1,2-Diphenylhydrazine	122-66-7	0.00001	U	u	0.000011	0.0001	0.00001	mg/L	09/21/2004 18:41	111554	1	lg1
2,4-Dimethylphenol	105-67-9	0.000116	U		0.000122	0.0005	0.000116	mg/L	09/22/2004 22:42	111563	1	lg1
2,4-Dinitrotoluene	121-14-2	0.000009	U	u	0.000009	0.0001	0.000009	mg/L	09/21/2004 18:41	111554	1	lg1
2,6-Dinitrotoluene	606-20-2	0.000026	U	u	0.000027	0.0001	0.000026	mg/L	09/21/2004 18:41	111554	1	lg1
2-Chloronaphthalene	91-58-7	0.000076	U		0.00008	0.0005	0.000076	mg/L	09/22/2004 22:42	111563	1	lg1
2-Methyl-4,6-dinitrophenol	534-52-1	0.000295	U		0.00031	0.0015	0.000295	mg/L	09/22/2004 22:42	111563	1	lg1
2-Methylnaphthalene	91-57-6	0.000067	U		0.00007	0.0005	0.000067	mg/L	09/22/2004 22:42	111563	1	lg1
4-Nitrophenol	100-02-7	0.000285	U		0.000299	0.0015	0.000285	mg/L	09/22/2004 22:42	111563	1	lg1
Acenaphthene	83-32-9	0.00722			0.000078	0.0005	0.000074	mg/L	09/22/2004 22:42	111563	1	lg1
Acenaphthylene	208-96-8	0.000166	J		0.00008	0.0005	0.000076	mg/L	09/22/2004 22:42	111563	1	lg1
Anthracene	120-12-7	0.00129			0.00013	0.0005	0.000124	mg/L	09/22/2004 22:42	111563	1	lg1
Benzo(a)anthracene	56-55-3	0.000267	U		0.00028	0.0005	0.000267	mg/L	09/22/2004 22:42	111563	1	lg1
Benzo(a)pyrene	50-32-8	0.000007	U	u	0.000007	0.0001	0.000007	mg/L	09/21/2004 18:41	111554	1	lg1
bis(2-chloroethoxy)methane	111-91-1	0.000009	U	u	0.000009	0.0001	0.000009	mg/L	09/21/2004 18:41	111554	1	lg1



TRRP Laboratory Test Results

Job Number: 281075

Date: 10/13/2004

CUSTOMER: ERM Southwest, Inc. - Houston

PROJECT: HWPW

ATTN: Chris Young

Customer Sample ID: MW-04-2SA04

Laboratory Sample ID: 281075-006

Date/Time Sampled: 09/14/2004 10:27

Sample Matrix: Water

Date/Time Received: 09/14/2004 16:33

TEST METHOD	CAS #	RESULT	Q	FLAG	MDL	MQL	SQL	UNITS	Analysis Date/Time	Batch	D.F.	Analyst
bis(2-ethylhexyl)phthalate	117-81-7	0.000846			0.00018	0.0005	0.000172	mg/L	09/22/2004 22:42	111563	1	lg1
Chrysene	218-01-9	0.00009	U		0.000094	0.0005	0.00009	mg/L	09/22/2004 22:42	111563	1	lg1
Dibenzofuran	132-64-9	0.0011			0.00008	0.0005	0.000076	mg/L	09/22/2004 22:42	111563	1	lg1
Di-n-butyl Phthalate	84-74-2	0.000637		U	0.00015	0.0005	0.000143	mg/L	09/22/2004 22:42	111563	1	lg1
Fluoranthene	206-44-0	0.000355	J		0.000098	0.0005	0.000093	mg/L	09/22/2004 22:42	111563	1	lg1
Fluorene	86-73-7	0.00339			0.000071	0.0005	0.000068	mg/L	09/22/2004 22:42	111563	1	lg1
Naphthalene	91-20-3	0.000067	U	U	0.00007	0.0005	0.000067	mg/L	09/22/2004 22:42	111563	1	lg1
Nitrobenzene	98-95-3	0.000143	U		0.00015	0.0005	0.000143	mg/L	09/22/2004 22:42	111563	1	lg1
n-Nitrosodiphenylamine	86-30-6	0.00009	U		0.000094	0.0005	0.00009	mg/L	09/22/2004 22:42	111563	1	lg1
Pentachlorophenol	87-86-5	0.000038	U	U	0.00004	0.0003	0.000038	mg/L	09/21/2004 18:41	111554	1	lg1
Phenanthrene	85-01-8	0.000278	J	U	0.000081	0.0005	0.000077	mg/L	09/22/2004 22:42	111563	1	lg1
Phenol	108-95-2	0.0000953	U		0.0001	0.0005	0.0000953	mg/L	09/22/2004 22:42	111563	1	lg1
Pyrene	129-00-0	0.000398	J		0.000088	0.0005	0.000084	mg/L	09/22/2004 22:42	111563	1	lg1



TRRP Laboratory Test Results

Job Number: 281075

Date: 10/13/2004

CUSTOMER: ERM Southwest, Inc. - Houston

PROJECT: HWPW

ATTN: Chris Young

Customer Sample ID: MW-10B-2SA04

Laboratory Sample ID: 281075-007

Date/Time Sampled: 09/14/2004 11:23

Sample Matrix: Water

Date/Time Received: 09/14/2004 16:33

TEST METHOD	CAS #	RESULT	Q	FLAG	MDL	SQL	UNITS	Analysis Date/Time	Batch	D.F.	Analyst
Method: SW-846 8260B, Water											
1,2-Dichloroethane	107-06-2	0.00136	U		0.00136	0.00136	mg/L	09/18/2004 19:58	111218	1	zfl
Benzene	71-43-2	0.0025	J		0.00143	0.00143	mg/L	09/18/2004 19:58	111218	1	zfl
Chlorobenzene	108-90-7	0.00155	U		0.00155	0.00155	mg/L	09/18/2004 19:58	111218	1	zfl
Ethylbenzene	100-41-4	0.00137	U		0.00137	0.00137	mg/L	09/18/2004 19:58	111218	1	zfl
Methylene Chloride	75-09-2	0.0013	U		0.0013	0.0013	mg/L	09/18/2004 19:58	111218	1	zfl
Toluene	108-88-3	0.00136	U		0.00136	0.00136	mg/L	09/18/2004 19:58	111218	1	zfl
Xylenes (total)	1330-20-7	0.00441	U		0.00441	0.00441	mg/L	09/18/2004 19:58	111218	1	zfl

Form I

Page 36

TRRP Laboratory Test Results

Job Number: 281075

Date: 10/13/2004

CUSTOMER: ERM Southwest, Inc.- Houston

PROJECT: HWPW

ATTN: Chris Young

Customer Sample ID: MW-10B-2SA04

Laboratory Sample ID: 281075-007

Date/Time Sampled: 09/14/2004 11:23

Sample Matrix: Water

Date/Time Received: 09/14/2004 16:33

TEST METHOD	CAS #	RESULT	Q	FLAG	MDL	SQL	UNITS	Analysis Date/Time	Batch	D.F.	Analyst
Method: SW-846 8270C, Water											
1,2-Diphenylhydrazine	122-66-7	0.00001	U	W	0.000011	0.00001	mg/L	09/21/2004 19:08	111554	1	lg1
2,4-Dimethylphenol	105-67-9	0.000116	U		0.000122	0.000116	mg/L	09/22/2004 23:10	111563	1	lg1
2,4-Dinitrotoluene	121-14-2	0.000009	U	W	0.000009	0.000009	mg/L	09/21/2004 19:08	111554	1	lg1
2,6-Dinitrotoluene	606-20-2	0.000026	U	W	0.000027	0.000026	mg/L	09/21/2004 19:08	111554	1	lg1
2-Chloronaphthalene	91-58-7	0.000076	U		0.00008	0.000076	mg/L	09/22/2004 23:10	111563	1	lg1
2-Methyl-4,6-dinitrophenol	534-52-1	0.000295	U		0.00031	0.000295	mg/L	09/22/2004 23:10	111563	1	lg1
2-Methylnaphthalene	91-57-6	0.0127			0.00007	0.000067	mg/L	09/22/2004 23:10	111563	1	lg1
4-Nitrophenol	100-02-7	0.000285	U		0.000299	0.000285	mg/L	09/22/2004 23:10	111563	1	lg1
Acenaphthene	83-32-9	0.0864			0.000078	0.0003	mg/L	09/23/2004 16:21	111563	4	lg1
Acenaphthylene	208-96-8	0.00161			0.00008	0.000076	mg/L	09/22/2004 23:10	111563	1	lg1
Anthracene	120-12-7	0.00549			0.00013	0.000124	mg/L	09/22/2004 23:10	111563	1	lg1
Benzo(a)anthracene	56-55-3	0.000267	U		0.00028	0.000267	mg/L	09/22/2004 23:10	111563	1	lg1
Benzo(a)pyrene	50-32-8	0.000007	U	W	0.000007	0.000007	mg/L	09/21/2004 19:08	111554	1	lg1
bis(2-chloroethoxy)methane	111-91-1	0.000009	U	W	0.000009	0.000009	mg/L	09/21/2004 19:08	111554	1	lg1

TRRP Laboratory Test Results

Job Number: 281075

Date: 10/13/2004

CUSTOMER: ERM Southwest, Inc.- Houston

PROJECT: HWPW

ATTN: Chris Young

Customer Sample ID: MW-10B-2SA04

Laboratory Sample ID: 281075-007

Date/Time Sampled: 09/14/2004 11:23

Sample Matrix: Water

Date/Time Received: 09/14/2004 16:33

TEST METHOD	CAS #	RESULT	Q	FLAG	MDL	MQL	SQL	UNITS	Analysis Date/Time	Batch	D.F.	Analyst
bis(2-ethylhexyl)phthalate	117-81-7	0.0081			0.00018	0.0005	0.000172	mg/L	09/22/2004 23:10	111563	1	lg1
Chrysene	218-01-9	0.00009	U		0.000094	0.0005	0.00009	mg/L	09/22/2004 23:10	111563	1	lg1
Dibenzofuran	132-64-9	0.0404			0.00008	0.0005	0.000076	mg/L	09/22/2004 23:10	111563	1	lg1
Di-n-butyl Phthalate	84-74-2	0.000419	J	U	0.00015	0.0005	0.000143	mg/L	09/22/2004 23:10	111563	1	lg1
Fluoranthene	206-44-0	0.00294			0.000098	0.0005	0.000093	mg/L	09/22/2004 23:10	111563	1	lg1
Fluorene	86-73-7	0.044		J	0.000071	0.0005	0.00027	mg/L	09/23/2004 16:21	111563	4	lg1
Naphthalene	91-20-3	0.107		J	0.00007	0.0005	0.00027	mg/L	09/23/2004 16:21	111563	4	lg1
Nitrobenzene	98-95-3	0.000143	U		0.00015	0.0005	0.000143	mg/L	09/22/2004 23:10	111563	1	lg1
n-Nitrosodiphenylamine	86-30-6	0.00009	U		0.000094	0.0005	0.00009	mg/L	09/22/2004 23:10	111563	1	lg1
Pentachlorophenol	87-86-5	0.000038	U	UJ	0.00004	0.0003	0.000038	mg/L	09/21/2004 19:08	111554	1	lg1
Phenanthrene	85-01-8	0.0256		JH	0.000081	0.0005	0.000077	mg/L	09/22/2004 23:10	111563	1	lg1
Phenol	108-95-2	0.0000953	U		0.0001	0.0005	0.0000953	mg/L	09/22/2004 23:10	111563	1	lg1
Pyrene	129-00-0	0.00137			0.000088	0.0005	0.000084	mg/L	09/22/2004 23:10	111563	1	lg1



TRRP Laboratory Test Results

Job Number: 281075

Date: 10/13/2004

CUSTOMER: ERM Southwest, Inc.- Houston

PROJECT: HWPW

ATTN: Chris Young

Customer Sample ID: P-12-2SA04

Laboratory Sample ID: 281075-008

Date/Time Sampled: 09/14/2004 11:35

Sample Matrix: Water

Date/Time Received: 09/14/2004 16:33

TEST METHOD	CAS #	RESULT	Q FLAG	MDL	MQL	SQL	UNITS	Analysis Date/Time	Batch	D.F.	Analyst
Method: SW-846 8260B, Water											
1,2-Dichloroethane	107-06-2	0.00136	U	0.00136	0.005	0.00136	mg/L	09/18/2004 20:26	111218	1	zfl
Benzene	71-43-2	0.00143	U	0.00143	0.005	0.00143	mg/L	09/18/2004 20:26	111218	1	zfl
Chlorobenzene	108-90-7	0.00155	U	0.00155	0.005	0.00155	mg/L	09/18/2004 20:26	111218	1	zfl
Ethylbenzene	100-41-4	0.00137	U	0.00137	0.005	0.00137	mg/L	09/18/2004 20:26	111218	1	zfl
Methylene Chloride	75-09-2	0.0013	U	0.0013	0.005	0.0013	mg/L	09/18/2004 20:26	111218	1	zfl
Toluene	108-88-3	0.00136	U	0.00136	0.005	0.00136	mg/L	09/18/2004 20:26	111218	1	zfl
Xylenes (total)	1330-20-7	0.00441	U	0.00441	0.015	0.00441	mg/L	09/18/2004 20:26	111218	1	zfl



TRRP Laboratory Test Results

Job Number: 281075

Date: 10/13/2004

CUSTOMER: ERM Southwest, Inc.- Houston

PROJECT: HWPW

ATTN: Chris Young

Customer Sample ID: P-12-2SA04

Laboratory Sample ID: 281075-008

Date/Time Sampled: 09/14/2004 11:35

Sample Matrix: Water

Date/Time Received: 09/14/2004 16:33

TEST METHOD	CAS #	RESULT	Q	FLAG	MDL	MQL	SQL	UNITS	Analysis Date/Time	Batch	D.F.	Analyst
Method: SW-846 8270C, Water												
1,2-Diphenylhydrazine	122-66-7	0.000011	U	ND	0.000011	0.0001	0.000011	mg/L	09/21/2004 19:36	111554	1	Igl 4
2,4-Dimethylphenol	105-67-9	0.000117	U		0.000122	0.0005	0.000117	mg/L	09/22/2004 23:37	111563	1	Igl
2,4-Dinitrotoluene	121-14-2	0.000009	U		0.000009	0.0001	0.000009	mg/L	09/21/2004 19:36	111554	1	Igl
2,6-Dinitrotoluene	606-20-2	0.000026	U		0.000027	0.0001	0.000026	mg/L	09/21/2004 19:36	111554	1	Igl
2-Chloronaphthalene	91-58-7	0.000077	U		0.00008	0.0005	0.000077	mg/L	09/22/2004 23:37	111563	1	Igl
2-Methyl-4,6-dinitrophenol	534-52-1	0.000298	U		0.00031	0.0015	0.000298	mg/L	09/22/2004 23:37	111563	1	Igl
2-Methylnaphthalene	91-57-6	0.000067	U		0.00007	0.0005	0.000067	mg/L	09/22/2004 23:37	111563	1	Igl
4-Nitrophenol	100-02-7	0.000288	U		0.000299	0.0015	0.000288	mg/L	09/22/2004 23:37	111563	1	Igl
Acenaphthene	83-32-9	0.000075	U		0.000078	0.0005	0.000075	mg/L	09/22/2004 23:37	111563	1	Igl
Acenaphthylene	208-96-8	0.000077	U		0.00008	0.0005	0.000077	mg/L	09/22/2004 23:37	111563	1	Igl
Anthracene	120-12-7	0.000125	U		0.00013	0.0005	0.000125	mg/L	09/22/2004 23:37	111563	1	Igl
Benzo(a)anthracene	56-55-3	0.000269	U		0.00028	0.0005	0.000269	mg/L	09/22/2004 23:37	111563	1	Igl
Benzo(a)pyrene	50-32-8	0.000007	U		0.000007	0.0001	0.000007	mg/L	09/21/2004 19:36	111554	1	Igl
bis(2-chloroethoxy)methane	111-91-1	0.000009	U		0.000009	0.0001	0.000009	mg/L	09/21/2004 19:36	111554	1	Igl

Form I

Page 40



TRRP Laboratory Test Results

Job Number: 281075 Date: 10/13/2004

CUSTOMER: ERM Southwest, Inc. - Houston PROJECT: HWPW ATTN: Chris Young

Customer Sample ID: P-12-2SA04 Laboratory Sample ID: 281075-008

Date/Time Sampled: 09/14/2004 11:35

Date/Time Received: 09/14/2004 16:33

Sample Matrix: Water

TEST METHOD	CAS #	RESULT	Q	FLAG	MDL	MQL	SQL	UNITS	Analysis Date/Time	Batch	D.F.	Analyst
bis(2-ethylhexyl)phthalate	117-81-7	0.000861			0.00018	0.0005	0.000173	mg/L	09/22/2004 23:37	111563	1	Igl
Chrysene	218-01-9	0.00009	U		0.000094	0.0005	0.00009	mg/L	09/22/2004 23:37	111563	1	Igl
Dibenzofuran	132-64-9	0.000077	U		0.00008	0.0005	0.000077	mg/L	09/22/2004 23:37	111563	1	Igl
Di-n-butyl Phthalate	84-74-2	0.000279	J	L	0.00015	0.0005	0.000144	mg/L	09/22/2004 23:37	111563	1	Igl
Fluoranthene	206-44-0	0.000094	U		0.000098	0.0005	0.000094	mg/L	09/22/2004 23:37	111563	1	Igl
Fluorene	86-73-7	0.000068	U		0.000071	0.0005	0.000068	mg/L	09/22/2004 23:37	111563	1	Igl
Naphthalene	91-20-3	0.000067	U	W	0.00007	0.0005	0.000067	mg/L	09/22/2004 23:37	111563	1	Igl
Nitrobenzene	98-95-3	0.000144	U		0.00015	0.0005	0.000144	mg/L	09/22/2004 23:37	111563	1	Igl
n-Nitrosodiphenylamine	86-30-6	0.00009	U		0.000094	0.0005	0.00009	mg/L	09/22/2004 23:37	111563	1	Igl
Pentachlorophenol	87-86-5	0.000038	U		0.00004	0.0003	0.000038	mg/L	09/21/2004 19:36	111554	1	Igl
Phenanthrene	85-01-8	0.000078	U		0.000081	0.0005	0.000078	mg/L	09/22/2004 23:37	111563	1	Igl
Phenol	108-95-2	0.0000962	U		0.0001	0.0005	0.0000962	mg/L	09/22/2004 23:37	111563	1	Igl
Pyrene	129-00-0	0.00457			0.000088	0.0005	0.000085	mg/L	09/22/2004 23:37	111563	1	Igl

TRRP Laboratory Test Results

Job Number: 281075

Date: 10/13/2004

CUSTOMER: ERM Southwest, Inc.- Houston

PROJECT: HWPW

ATTN: Chris Young

Customer Sample ID: FB-091404

Laboratory Sample ID: 281075-009

Date/Time Sampled: 09/14/2004 12:00

Sample Matrix: Field Blank

Date/Time Received: 09/14/2004 16:33

TEST METHOD	CAS #	RESULT	Q FLAG	MDL	SQL	UNITS	Analysis Date/Time	Batch	D.F.	Analyst
Method: SW-846 8260B, Water										
1,2-Dichloroethane	107-06-2	0.00136	U	0.00136	0.00136	mg/L	09/18/2004 15:22	111218	1	zfl
Benzene	71-43-2	0.00143	U	0.00143	0.00143	mg/L	09/18/2004 15:22	111218	1	zfl
Chlorobenzene	108-90-7	0.00155	U	0.00155	0.00155	mg/L	09/18/2004 15:22	111218	1	zfl
Ethylbenzene	100-41-4	0.00137	U	0.00137	0.00137	mg/L	09/18/2004 15:22	111218	1	zfl
Methylene Chloride	75-09-2	0.00281	J	0.0013	0.0013	mg/L	09/18/2004 15:22	111218	1	zfl
Toluene	108-88-3	0.00136	U	0.00136	0.00136	mg/L	09/18/2004 15:22	111218	1	zfl
Xylenes (total)	1330-20-7	0.00441	U	0.00441	0.00441	mg/L	09/18/2004 15:22	111218	1	zfl



TRRP Laboratory Test Results

Job Number: 281075

Date: 10/13/2004

CUSTOMER: ERM Southwest, Inc.- Houston

PROJECT: HWPW

ATTN: Chris Young

Customer Sample ID: FB-091404

Laboratory Sample ID: 281075-009

Date/Time Sampled: 09/14/2004 12:00

Sample Matrix: Field Blank

Date/Time Received: 09/14/2004 16:33

TEST METHOD	CAS #	RESULT	Q	FLAG	MDL	SQL	UNITS	Analysis Date/Time	Batch	D.F.	Analyst
Method: SW-846 8270C, Water											
1,2-Diphenylhydrazine	122-66-7	0.00001	U	UJ	0.000011	0.00001	mg/L	09/21/2004 20:04	111554	1	Igl
2,4-Dimethylphenol	105-67-9	0.000116	U		0.000122	0.000116	mg/L	09/23/2004 0:05	111563	1	Igl
2,4-Dinitrotoluene	121-14-2	0.000009	U	UBC	0.000009	0.000009	mg/L	09/21/2004 20:04	111554	1	Igl
2,6-Dinitrotoluene	606-20-2	0.000026	U	UBC	0.000027	0.000026	mg/L	09/21/2004 20:04	111554	1	Igl
2-Chloronaphthalene	91-58-7	0.000076	U		0.00008	0.000076	mg/L	09/23/2004 0:05	111563	1	Igl
2-Methyl-4,6-dinitrophenol	534-52-1	0.000295	U		0.00031	0.000295	mg/L	09/23/2004 0:05	111563	1	Igl
2-Methylnaphthalene	91-57-6	0.000067	U		0.00007	0.000067	mg/L	09/23/2004 0:05	111563	1	Igl
4-Nitrophenol	100-02-7	0.000285	U		0.000299	0.000285	mg/L	09/23/2004 0:05	111563	1	Igl
Acenaphthene	83-32-9	0.000074	U		0.000078	0.000074	mg/L	09/23/2004 0:05	111563	1	Igl
Acenaphthylene	208-96-8	0.000076	U		0.00008	0.000076	mg/L	09/23/2004 0:05	111563	1	Igl
Anthracene	120-12-7	0.000124	U		0.00013	0.000124	mg/L	09/23/2004 0:05	111563	1	Igl
Benzo(a)anthracene	56-55-3	0.000267	U		0.00028	0.000267	mg/L	09/23/2004 0:05	111563	1	Igl
Benzo(a)pyrene	50-32-8	0.000007	U	UBC	0.000007	0.000007	mg/L	09/21/2004 20:04	111554	1	Igl
bis(2-chloroethoxy)methane	111-91-1	0.000009	U	UBC	0.000009	0.000009	mg/L	09/21/2004 20:04	111554	1	Igl



TRRP Laboratory Test Results

Job Number: 281075

Date: 10/13/2004

CUSTOMER: ERM Southwest, Inc.- Houston

PROJECT: HWPW

ATTN: Chris Young

Customer Sample ID: FB-091404

Laboratory Sample ID: 281075-009

Date/Time Sampled: 09/14/2004 12:00

Sample Matrix: Field Blank

Date/Time Received: 09/14/2004 16:33

TEST METHOD	CAS #	RESULT	Q	FLAG	MDL	MQL	SQL	UNITS	Analysis Date/Time	Batch	D.F.	Analyst
bis(2-ethylhexyl)phthalate	117-81-7	0.000172	U		0.00018	0.0005	0.000172	mg/L	09/23/2004 0:05	111563	1	lg1
Chrysene	218-01-9	0.00009	U		0.000094	0.0005	0.00009	mg/L	09/23/2004 0:05	111563	1	lg1
Dibenzofuran	132-64-9	0.000076	U		0.00008	0.0005	0.000076	mg/L	09/23/2004 0:05	111563	1	lg1
Di-n-butyl Phthalate	84-74-2	0.000356	J	LA	0.00015	0.0005	0.000143	mg/L	09/23/2004 0:05	111563	1	lg1
Fluoranthene	206-44-0	0.000093	U		0.000098	0.0005	0.000093	mg/L	09/23/2004 0:05	111563	1	lg1
Fluorene	86-73-7	0.000068	U		0.000071	0.0005	0.000068	mg/L	09/23/2004 0:05	111563	1	lg1
Naphthalene	91-20-3	0.000067	U	WJ	0.00007	0.0005	0.000067	mg/L	09/23/2004 0:05	111563	1	lg1
Nitrobenzene	98-95-3	0.000143	U		0.00015	0.0005	0.000143	mg/L	09/23/2004 0:05	111563	1	lg1
n-Nitrosodiphenylamine	86-30-6	0.00009	U		0.000094	0.0005	0.00009	mg/L	09/23/2004 0:05	111563	1	lg1
Pentachlorophenol	87-86-5	0.000038	U		0.00004	0.0003	0.000038	mg/L	09/21/2004 20:04	111554	1	lg1
Phenanthrene	85-01-8	0.000077	U		0.000081	0.0005	0.000077	mg/L	09/23/2004 0:05	111563	1	lg1
Phenol	108-95-2	0.0000953	U		0.0001	0.0005	0.0000953	mg/L	09/23/2004 0:05	111563	1	lg1
Pyrene	129-00-0	0.000084	U		0.000088	0.0005	0.000084	mg/L	09/23/2004 0:05	111563	1	lg1

TRRP Laboratory Test Results

Job Number: 281075

Date: 10/13/2004

CUSTOMER: ERM Southwest, Inc. - Houston

PROJECT: HWPW

ATTN: Chris Young

Customer Sample ID: MW-01A-2SA04

Laboratory Sample ID: 281075-010

Date/Time Sampled: 09/14/2004 13:28

Sample Matrix: Water

Date/Time Received: 09/14/2004 16:33

TEST METHOD	CAS #	RESULT	Q	FLAG	MDL	MQL	SQL	UNITS	Analysis Date/Time	Batch	D.F.	Analyst
Method: SW-846 8260B, Water												
1,2-Dichloroethane	107-06-2	0.00136	U		0.00136	0.005	0.00136	mg/L	09/18/2004 15:50	111218	1	zfl
Benzene	71-43-2	0.00143	U		0.00143	0.005	0.00143	mg/L	09/18/2004 15:50	111218	1	zfl
Chlorobenzene	108-90-7	0.00155	U		0.00155	0.005	0.00155	mg/L	09/18/2004 15:50	111218	1	zfl
Ethylbenzene	100-41-4	0.00137	U		0.00137	0.005	0.00137	mg/L	09/18/2004 15:50	111218	1	zfl
Methylene Chloride	75-09-2	0.0013	U		0.0013	0.005	0.0013	mg/L	09/18/2004 15:50	111218	1	zfl
Toluene	108-88-3	0.00136	U		0.00136	0.005	0.00136	mg/L	09/18/2004 15:50	111218	1	zfl
Xylenes (total)	1330-20-7	0.00441	U		0.00441	0.015	0.00441	mg/L	09/18/2004 15:50	111218	1	zfl



TRRP Laboratory Test Results

Job Number: 281075

Date: 10/13/2004

CUSTOMER: ERM Southwest, Inc.- Houston

PROJECT: HWPW

ATTN: Chris Young

Customer Sample ID: MW-01A-2SA04
 Date/Time Sampled: 09/14/2004 13:28
 Date/Time Received: 09/14/2004 16:33

Laboratory Sample ID: 281075-010
 Sample Matrix: Water

TEST METHOD	CAS #	RESULT	Q	FLAG	MDL	MQL	SQL	UNITS	Analysis Date/Time	Batch	D.F.	Analyst
Method: SW-846 8270C, Water												
1,2-Diphenylhydrazine	122-66-7	0.00001	U	W	0.000011	0.0001	0.00001	mg/L	09/21/2004 20:32	111554	1	Ig1
2,4-Dimethylphenol	105-67-9	0.000116	U		0.000122	0.0005	0.000116	mg/L	09/21/2004 12:00	111563	1	Ig1
2,4-Dinitrotoluene	121-14-2	0.000009	U		0.000009	0.0001	0.000009	mg/L	09/21/2004 20:32	111554	1	Ig1
2,6-Dinitrotoluene	606-20-2	0.000026	U		0.000027	0.0001	0.000026	mg/L	09/21/2004 20:32	111554	1	Ig1
2-Chloronaphthalene	91-58-7	0.000076	U		0.00008	0.0005	0.000076	mg/L	09/21/2004 12:00	111563	1	Ig1
2-Methyl-4,6-dinitrophenol	534-52-1	0.000295	U		0.00031	0.0015	0.000295	mg/L	09/21/2004 12:00	111563	1	Ig1
2-Methylnaphthalene	91-57-6	0.00834			0.00007	0.0005	0.000067	mg/L	09/21/2004 12:00	111563	1	Ig1
4-Nitrophenol	100-02-7	0.000285	U		0.000299	0.0015	0.000285	mg/L	09/21/2004 12:00	111563	1	Ig1
Acenaphthene	83-32-9	0.231			0.000078	0.0005	0.00074	mg/L	09/23/2004 2:24	111563	10	Ig1
Acenaphthylene	208-96-8	0.00196			0.00008	0.0005	0.000076	mg/L	09/21/2004 12:00	111563	1	Ig1
Anthracene	120-12-7	0.0116			0.00013	0.0005	0.000124	mg/L	09/21/2004 12:00	111563	1	Ig1
Benzo(a)anthracene	56-55-3	0.000267	U		0.00028	0.0005	0.000267	mg/L	09/21/2004 12:00	111563	1	Ig1
Benzo(a)pyrene	50-32-8	0.000007	U		0.000007	0.0001	0.000007	mg/L	09/21/2004 20:32	111554	1	Ig1
bis(2-chloroethoxy)methane	111-91-1	0.000009	U		0.000009	0.0001	0.000009	mg/L	09/21/2004 20:32	111554	1	Ig1

Form I

Page 46



TRRP Laboratory Test Results

Job Number: 281075

Date: 10/13/2004

CUSTOMER: ERM Southwest, Inc. - Houston

PROJECT: HWPW

ATTN: Chris Young

Customer Sample ID: MW-01A-2SA04

Laboratory Sample ID: 281075-010

Date/Time Sampled: 09/14/2004 13:28

Date/Time Received: 09/14/2004 16:33

Sample Matrix: Water

TEST METHOD	CAS #	RESULT	Q	FLAG	MDL	MOQ	SQL	UNITS	Analysis Date/Time	Batch	D.F.	Analyst
bis(2-ethylhexyl)phthalate	117-81-7	0.000672			0.00018	0.0005	0.000172	mg/L	09/21/2004 12:00	111563	1	lg1
Chrysene	218-01-9	0.00009	U		0.000094	0.0005	0.00009	mg/L	09/21/2004 12:00	111563	1	lg1
Dibenzofuran	132-64-9	0.114			0.00008	0.0005	0.00076	mg/L	09/23/2004 2:24	111563	10	lg1
Di-n-butyl Phthalate	84-74-2	0.000143	U		0.00015	0.0005	0.000143	mg/L	09/21/2004 12:00	111563	1	lg1
Fluoranthene	206-44-0	0.0154			0.000098	0.0005	0.000093	mg/L	09/21/2004 12:00	111563	1	lg1
Fluorene	86-73-7	0.136			0.000071	0.0005	0.00068	mg/L	09/23/2004 2:24	111563	10	lg1
Naphthalene	91-20-3	0.000884		J	0.00007	0.0005	0.000067	mg/L	09/21/2004 12:00	111563	1	lg1
Nitrobenzene	98-95-3	0.000143	U		0.00015	0.0005	0.000143	mg/L	09/21/2004 12:00	111563	1	lg1
n-Nitrosodiphenylamine	86-30-6	0.00009	U		0.000094	0.0005	0.00009	mg/L	09/21/2004 12:00	111563	1	lg1
Pentachlorophenol	87-86-5	0.000038	U		0.00004	0.0003	0.000038	mg/L	09/21/2004 20:32	111554	1	lg1
Phenanthrene	85-01-8	0.00152		JH	0.000081	0.0005	0.000077	mg/L	09/21/2004 12:00	111563	1	lg1
Phenol	108-95-2	0.0000953	U		0.0001	0.0005	0.0000953	mg/L	09/21/2004 12:00	111563	1	lg1
Pyrene	129-00-0	0.00676			0.000088	0.0005	0.000084	mg/L	09/21/2004 12:00	111563	1	lg1



TRRP Laboratory Test Results

Job Number: 281075

Date: 10/13/2004

CUSTOMER: ERM Southwest, Inc.- Houston

PROJECT: HWPW

ATTN: Chris Young

Customer Sample ID: MW-01A-2SA04 MS
 Date/Time Sampled: 09/14/2004 13:50
 Date/Time Received: 09/14/2004 16:33

Laboratory Sample ID: 281075-011
 Sample Matrix: Water

TEST METHOD	CAS #	RESULT	Q FLAG	MDL	SQL	UNITS	Analysis Date/Time	Batch	D.F.	Analyst
Method: SW-846 8260B, Water										
1,2-Dichloroethane	107-06-2	0.0429		0.00136	0.00136	mg/L	09/18/2004 16:17	111218	1	zfl
Benzene	71-43-2	0.0425		0.00143	0.00143	mg/L	09/18/2004 16:17	111218	1	zfl
Chlorobenzene	108-90-7	0.042		0.00155	0.00155	mg/L	09/18/2004 16:17	111218	1	zfl
Ethylbenzene	100-41-4	0.0436		0.00137	0.00137	mg/L	09/18/2004 16:17	111218	1	zfl
Methylene Chloride	75-09-2	0.0474		0.0013	0.0013	mg/L	09/18/2004 16:17	111218	1	zfl
Toluene	108-88-3	0.0428		0.00136	0.00136	mg/L	09/18/2004 16:17	111218	1	zfl
Xylenes (total)	1330-20-7	0.129		0.00441	0.00441	mg/L	09/18/2004 16:17	111218	1	zfl

TRRP Laboratory Test Results

Job Number: 281075

Date: 10/13/2004

CUSTOMER: ERM Southwest, Inc.- Houston

PROJECT: HWPW

ATTN: Chris Young

Customer Sample ID: MW-01A-2SA04 MS
 Date/Time Sampled: 09/14/2004 13:50
 Date/Time Received: 09/14/2004 16:33

Laboratory Sample ID: 281075-011
 Sample Matrix: Water

TEST METHOD	CAS #	RESULT	Q	FLAG	MDL	SQL	UNITS	Analysis Date/Time	Batch	D.F.	Analyst
Method: SW-846 8270C, Water											
1,2-Diphenylhydrazine	122-66-7	0.00106			0.000011	0.000011	mg/L	09/21/2004 13:05	111554	1	lg1
2,4-Dimethylphenol	105-67-9	0.00733			0.000122	0.000118	mg/L	09/21/2004 12:27	111563	1	lg1
2,4-Dinitrotoluene	121-14-2	0.00107			0.000009	0.000009	mg/L	09/21/2004 13:05	111554	1	lg1
2,6-Dinitrotoluene	606-20-2	0.000947			0.000027	0.000026	mg/L	09/21/2004 13:05	111554	1	lg1
2-Chloronaphthalene	91-58-7	0.00906			0.00008	0.000078	mg/L	09/21/2004 12:27	111563	1	lg1
2-Methyl-4,6-dinitrophenol	534-52-1	0.0134			0.00031	0.000301	mg/L	09/21/2004 12:27	111563	1	lg1
2-Methylnaphthalene	91-57-6	0.0114			0.00007	0.000068	mg/L	09/21/2004 12:27	111563	1	lg1
4-Nitrophenol	100-02-7	0.00861			0.000299	0.00029	mg/L	09/21/2004 12:27	111563	1	lg1
Acenaphthene	83-32-9	0.245			0.000078	0.00076	mg/L	09/23/2004 2:52	111563	10	lg1
Acenaphthylene	208-96-8	0.0108			0.00008	0.000078	mg/L	09/21/2004 12:27	111563	1	lg1
Anthracene	120-12-7	0.0217			0.00013	0.000126	mg/L	09/21/2004 12:27	111563	1	lg1
Benzo(a)anthracene	56-55-3	0.00895			0.00028	0.000272	mg/L	09/21/2004 12:27	111563	1	lg1
Benzo(a)pyrene	50-32-8	0.000952			0.000007	0.000007	mg/L	09/21/2004 13:05	111554	1	lg1
bis(2-chloroethoxy)methane	111-91-1	0.000982			0.000009	0.000009	mg/L	09/21/2004 13:05	111554	1	lg1



TRRP Laboratory Test Results

Job Number: 281075

Date: 10/13/2004

CUSTOMER: ERM Southwest, Inc. - Houston

PROJECT: HWPW

ATTN: Chris Young

Customer Sample ID: MW-01A-2SA04 MS

Laboratory Sample ID: 281075-011

Date/Time Sampled: 09/14/2004 13:50

Sample Matrix: Water

Date/Time Received: 09/14/2004 16:33

TEST METHOD	CAS #	RESULT	Q FLAG	MDL	MQL	SQL	UNITS	Analysis Date/Time	Batch	D.F.	Analyst
bis(2-ethylhexyl)phthalate	117-81-7	0.00801		0.00018	0.0005	0.000175	mg/L	09/21/2004 12:27	111563	1	lg1
Chrysene	218-01-9	0.00797		0.000094	0.0005	0.000091	mg/L	09/21/2004 12:27	111563	1	lg1
Dibenzofuran	132-64-9	0.124		0.00008	0.0005	0.00078	mg/L	09/23/2004 2:52	111563	10	lg1
Di-n-butyl Phthalate	84-74-2	0.01		0.00015	0.0005	0.000146	mg/L	09/21/2004 12:27	111563	1	lg1
Fluoranthene	206-44-0	0.0243		0.000098	0.0005	0.000095	mg/L	09/21/2004 12:27	111563	1	lg1
Fluorene	86-73-7	0.14		0.000071	0.0005	0.00069	mg/L	09/23/2004 2:52	111563	10	lg1
Naphthalene	91-20-3	0.0087		0.00007	0.0005	0.000068	mg/L	09/21/2004 12:27	111563	1	lg1
Nitrobenzene	98-95-3	0.0095		0.00015	0.0005	0.000146	mg/L	09/21/2004 12:27	111563	1	lg1
n-Nitrosodiphenylamine	86-30-6	0.0127		0.000094	0.0005	0.000091	mg/L	09/21/2004 12:27	111563	1	lg1
Pentachlorophenol	87-86-5	0.00167		0.00004	0.0003	0.000039	mg/L	09/21/2004 13:05	111554	1	lg1
Phenanthrene	85-01-8	0.00949		0.000081	0.0005	0.000079	mg/L	09/21/2004 12:27	111563	1	lg1
Phenol	108-95-2	0.00284		0.0001	0.0005	0.0000971	mg/L	09/21/2004 12:27	111563	1	lg1
Pyrene	129-00-0	0.0156		0.000088	0.0005	0.000085	mg/L	09/21/2004 12:27	111563	1	lg1

Form I

Page 50



TRRP Laboratory Test Results

Job Number: 281075

Date: 10/13/2004

CUSTOMER: ERM Southwest, Inc. - Houston

PROJECT: HWPW

ATTN: Chris Young

Customer Sample ID: MW-01-2SA04 MSD

Laboratory Sample ID: 281075-012

Date/Time Sampled: 09/14/2004 14:10

Sample Matrix: Water

Date/Time Received: 09/14/2004 16:33

TEST METHOD	CAS #	RESULT	Q	FLAG	MDL	SQL	MQL	UNITS	Analysis Date/Time	Batch	D.F.	Analyst
Method: SW-846 8260B, Water												
1,2-Dichloroethane	107-06-2	0.043			0.00136	0.00136	0.005	mg/L	09/18/2004 16:45	111218	1	zfl
Benzene	71-43-2	0.0418			0.00143	0.00143	0.005	mg/L	09/18/2004 16:45	111218	1	zfl
Chlorobenzene	108-90-7	0.0418			0.00155	0.00155	0.005	mg/L	09/18/2004 16:45	111218	1	zfl
Ethylbenzene	100-41-4	0.0435			0.00137	0.00137	0.005	mg/L	09/18/2004 16:45	111218	1	zfl
Methylene Chloride	75-09-2	0.0423			0.0013	0.0013	0.005	mg/L	09/18/2004 16:45	111218	1	zfl
Toluene	108-88-3	0.0424			0.00136	0.00136	0.005	mg/L	09/18/2004 16:45	111218	1	zfl
Xylenes (total)	1330-20-7	0.128			0.00441	0.00441	0.015	mg/L	09/18/2004 16:45	111218	1	zfl

TRRP Laboratory Test Results

Job Number: 281075

Date: 10/13/2004

CUSTOMER: ERM Southwest, Inc. - Houston

PROJECT: HWPW

ATTN: Chris Young

Customer Sample ID: MW-01-2SA04 MSD

Laboratory Sample ID: 281075-012

Date/Time Sampled: 09/14/2004 14:10

Sample Matrix: Water

Date/Time Received: 09/14/2004 16:33

TEST METHOD	CAS #	RESULT	Q FLAG	MDL	MQL	SQL	UNITS	Analysis Date/Time	Batch	D.F.	Analyst
Method: SW-846 8270C, Water											
1,2-Diphenylhydrazine	122-66-7	0.000653		0.000011	0.0001	0.000011	mg/L	09/21/2004 13:33	111554	1	lg1
2,4-Dimethylphenol	105-67-9	0.00739		0.000122	0.0005	0.000117	mg/L	09/21/2004 12:55	111563	1	lg1
2,4-Dinitrotoluene	121-14-2	0.00116		0.000009	0.0001	0.000009	mg/L	09/21/2004 13:33	111554	1	lg1
2,6-Dinitrotoluene	606-20-2	0.000972		0.000027	0.0001	0.000026	mg/L	09/21/2004 13:33	111554	1	lg1
2-Chloronaphthalene	91-58-7	0.00894		0.00008	0.0005	0.000077	mg/L	09/21/2004 12:55	111563	1	lg1
2-Methyl-4,6-dinitrophenol	534-52-1	0.0134		0.00031	0.0015	0.000298	mg/L	09/21/2004 12:55	111563	1	lg1
2-Methylnaphthalene	91-57-6	0.0118		0.00007	0.0005	0.000067	mg/L	09/23/2004 3:19	111563	10	lg1
4-Nitrophenol	100-02-7	0.00894		0.000299	0.0015	0.000288	mg/L	09/21/2004 12:55	111563	1	lg1
Acenaphthene	83-32-9	0.236		0.000078	0.0005	0.000075	mg/L	09/23/2004 3:19	111563	10	lg1
Acenaphthylene	208-96-8	0.0107		0.00008	0.0005	0.000077	mg/L	09/21/2004 12:55	111563	1	lg1
Anthracene	120-12-7	0.0226		0.00013	0.0005	0.000125	mg/L	09/21/2004 12:55	111563	1	lg1
Benzo(a)anthracene	56-55-3	0.00868		0.00028	0.0005	0.000269	mg/L	09/21/2004 12:55	111563	1	lg1
Benzo(a)pyrene	50-32-8	0.000989		0.000007	0.0001	0.000007	mg/L	09/21/2004 13:33	111554	1	lg1
bis(2-chloroethoxy)methane	111-91-1	0.000786		0.000009	0.0001	0.000009	mg/L	09/21/2004 13:33	111554	1	lg1



TRRP Laboratory Test Results

Job Number: 281075

Date: 10/13/2004

CUSTOMER: ERM Southwest, Inc. - Houston

PROJECT: HWPW

ATTN: Chris Young

Customer Sample ID: MW-01-2SA04 MSD

Laboratory Sample ID: 281075-012

Date/Time Sampled: 09/14/2004 14:10

Sample Matrix: Water

Date/Time Received: 09/14/2004 16:33

TEST METHOD	CAS #	RESULT	Q	FLAG	MDL	MQL	SQL	UNITS	Analysis Date/Time	Batch	D.F.	Analyst
bis(2-ethylhexyl)phthalate	117-81-7	0.00835			0.00018	0.0005	0.000173	mg/L	09/21/2004 12:55	111563	1	lg1
Chrysene	218-01-9	0.00783			0.000094	0.0005	0.00009	mg/L	09/21/2004 12:55	111563	1	lg1
Dibenzofuran	132-64-9	0.122			0.00008	0.0005	0.00077	mg/L	09/23/2004 3:19	111563	10	lg1
Di-n-butyl Phthalate	84-74-2	0.0104			0.00015	0.0005	0.000144	mg/L	09/21/2004 12:55	111563	1	lg1
Fluoranthene	206-44-0	0.0251			0.000098	0.0005	0.000094	mg/L	09/21/2004 12:55	111563	1	lg1
Fluorene	86-73-7	0.143			0.000071	0.0005	0.00068	mg/L	09/23/2004 3:19	111563	10	lg1
Naphthalene	91-20-3	0.0129			0.00007	0.0005	0.000067	mg/L	09/21/2004 12:55	111563	1	lg1
Nitrobenzene	98-95-3	0.00961			0.00015	0.0005	0.000144	mg/L	09/21/2004 12:55	111563	1	lg1
n-Nitrosodiphenylamine	86-30-6	0.0123			0.000094	0.0005	0.00009	mg/L	09/21/2004 12:55	111563	1	lg1
Pentachlorophenol	87-86-5	0.00148			0.00004	0.0003	0.000038	mg/L	09/21/2004 13:33	111554	1	lg1
Phenanthrene	85-01-8	0.0171			0.000081	0.0005	0.000078	mg/L	09/21/2004 12:55	111563	1	lg1
Phenol	108-95-2	0.00265			0.0001	0.0005	0.0000962	mg/L	09/21/2004 12:55	111563	1	lg1
Pyrene	129-00-0	0.0172			0.000088	0.0005	0.000085	mg/L	09/21/2004 12:55	111563	1	lg1



TRRP Laboratory Test Results

Job Number: 281075

Date: 10/13/2004

CUSTOMER: ERM Southwest, Inc. - Houston

PROJECT: HWPW

ATTN: Chris Young

Customer Sample ID: MW-11A-2SA04
 Date/Time Sampled: 09/14/2004 15:00
 Date/Time Received: 09/14/2004 16:33

Laboratory Sample ID: 281075-013
 Sample Matrix: Water

TEST METHOD	CAS #	RESULT	Q	FLAG	MDL	SQL	UNITS	Analysis Date/Time	Batch	D.F.	Analyst
Method: SW-846 8260B, Water											
1,2-Dichloroethane	107-06-2	0.00136	U		0.00136	0.00136	mg/L	09/20/2004 19:38	111218	1	zfl
Benzene	71-43-2	0.00143	U		0.00143	0.00143	mg/L	09/20/2004 19:38	111218	1	zfl
Chlorobenzene	108-90-7	0.00155	U		0.00155	0.00155	mg/L	09/20/2004 19:38	111218	1	zfl
Ethylbenzene	100-41-4	0.00137	U		0.00137	0.00137	mg/L	09/20/2004 19:38	111218	1	zfl
Methylene Chloride	75-09-2	0.0013	U		0.0013	0.0013	mg/L	09/20/2004 19:38	111218	1	zfl
Toluene	108-88-3	0.00136	U		0.00136	0.00136	mg/L	09/20/2004 19:38	111218	1	zfl
Xylenes (total)	1330-20-7	0.00441	U		0.00441	0.00441	mg/L	09/20/2004 19:38	111218	1	zfl



TRRP Laboratory Test Results

Job Number: 281075

Date: 10/13/2004

CUSTOMER: ERM Southwest, Inc. - Houston

PROJECT: HWPW

ATTN: Chris Young

Customer Sample ID: MW-11A-2SA04

Laboratory Sample ID: 281075-013

Date/Time Sampled: 09/14/2004 15:00

Sample Matrix: Water

Date/Time Received: 09/14/2004 16:33

TEST METHOD	CAS #	RESULT	Q	FLAG	MDL	MQL	SQL	UNITS	Analysis Date/Time	Batch	D.F.	Analyst
Method: SW-846 8270C, Water												
1,2-Diphenylhydrazine	122-66-7	0.00001	U	✓	0.000011	0.0001	0.00001	mg/L	09/21/2004 21:00	111554	1	lg1
2,4-Dimethylphenol	105-67-9	0.000116	U		0.000122	0.0005	0.000116	mg/L	09/23/2004 0:33	111563	1	lg1
2,4-Dinitrotoluene	121-14-2	0.000009	U		0.000009	0.0001	0.000009	mg/L	09/21/2004 21:00	111554	1	lg1
2,6-Dinitrotoluene	606-20-2	0.000026	U		0.000027	0.0001	0.000026	mg/L	09/21/2004 21:00	111554	1	lg1
2-Chloronaphthalene	91-58-7	0.000076	U		0.00008	0.0005	0.000076	mg/L	09/23/2004 0:33	111563	1	lg1
2-Methyl-4,6-dinitrophenol	534-52-1	0.000295	U		0.00031	0.0015	0.000295	mg/L	09/23/2004 0:33	111563	1	lg1
2-Methylnaphthalene	91-57-6	0.000067	U		0.00007	0.0005	0.000067	mg/L	09/23/2004 0:33	111563	1	lg1
4-Nitrophenol	100-02-7	0.000285	U		0.000299	0.0015	0.000285	mg/L	09/23/2004 0:33	111563	1	lg1
Acenaphthene	83-32-9	0.0987			0.000078	0.0005	0.0003	mg/L	09/23/2004 16:49	111563	4	lg1
Acenaphthylene	208-96-8	0.000797			0.00008	0.0005	0.000076	mg/L	09/23/2004 0:33	111563	1	lg1
Anthracene	120-12-7	0.00315			0.00013	0.0005	0.000124	mg/L	09/23/2004 0:33	111563	1	lg1
Benzo(a)anthracene	56-55-3	0.000267	U		0.00028	0.0005	0.000267	mg/L	09/23/2004 0:33	111563	1	lg1
Benzo(a)pyrene	50-32-8	0.000007	U		0.000007	0.0001	0.000007	mg/L	09/21/2004 21:00	111554	1	lg1
bis(2-chloroethoxy)methane	111-91-1	0.000009	U		0.000009	0.0001	0.000009	mg/L	09/21/2004 21:00	111554	1	lg1

TRRP Laboratory Test Results

Job Number: 281075

Date: 10/13/2004

CUSTOMER: ERM Southwest, Inc.- Houston

PROJECT: HWPW

ATTN: Chris Young

Customer Sample ID: MW-11A-2SA04
 Date/Time Sampled: 09/14/2004 15:00
 Date/Time Received: 09/14/2004 16:33

Laboratory Sample ID: 281075-013
 Sample Matrix: Water

TEST METHOD	CAS #	RESULT	Q	FLAG	MDL	MQL	SQL	UNITS	Analysis Date/Time	Batch	D.F.	Analyst
bis(2-ethylhexyl)phthalate	117-81-7	0.000172	U		0.00018	0.0005	0.000172	mg/L	09/23/2004 0:33	111563	1	lg1
Chrysene	218-01-9	0.00009	U		0.000094	0.0005	0.00009	mg/L	09/23/2004 0:33	111563	1	lg1
Dibenzofuran	132-64-9	0.00919			0.00008	0.0005	0.000076	mg/L	09/23/2004 0:33	111563	1	lg1
Di-n-butyl Phthalate	84-74-2	0.000279	J	U	0.00015	0.0005	0.000143	mg/L	09/23/2004 0:33	111563	1	lg1
Fluoranthene	206-44-0	0.0099			0.000098	0.0005	0.000093	mg/L	09/23/2004 0:33	111563	1	lg1
Fluorene	86-73-7	0.0455			0.000071	0.0005	0.00027	mg/L	09/23/2004 16:49	111563	4	lg1
Naphthalene	91-20-3	0.000236	J	J	0.00007	0.0005	0.000067	mg/L	09/23/2004 0:33	111563	1	lg1
Nitrobenzene	98-95-3	0.000143	U		0.00015	0.0005	0.000143	mg/L	09/23/2004 0:33	111563	1	lg1
n-Nitrosodiphenylamine	86-30-6	0.00009	U		0.000094	0.0005	0.00009	mg/L	09/23/2004 0:33	111563	1	lg1
Pentachlorophenol	87-86-5	0.000038	U		0.00004	0.0003	0.000038	mg/L	09/21/2004 21:00	111554	1	lg1
Phenanthrene	85-01-8	0.000594		JH	0.000081	0.0005	0.000077	mg/L	09/23/2004 0:33	111563	1	lg1
Phenol	108-95-2	0.0000953	U		0.0001	0.0005	0.0000953	mg/L	09/23/2004 0:33	111563	1	lg1
Pyrene	129-00-0	0.00483			0.000088	0.0005	0.000084	mg/L	09/23/2004 0:33	111563	1	lg1



TRRP Laboratory Test Results

Job Number: 281075

Date: 10/13/2004

CUSTOMER: ERM Southwest, Inc.- Houston

PROJECT: HWPW

ATTN: Chris Young

Customer Sample ID: MW-11AD-2SA04
 Date/Time Sampled: 09/14/2004 15:25
 Date/Time Received: 09/14/2004 16:33

Laboratory Sample ID: 281075-014
 Sample Matrix: Water

TEST METHOD	CAS #	RESULT	Q FLAG	MDL	MQL	SQL	UNITS	Analysis Date/Time	Batch	D.F.	Analyst
Method: SW-846 8260B, Water											
1,2-Dichloroethane	107-06-2	0.00136	U	0.00136	0.005	0.00136	mg/L	09/20/2004 20:06	111218	1	zfl
Benzene	71-43-2	0.00143	U	0.00143	0.005	0.00143	mg/L	09/20/2004 20:06	111218	1	zfl
Chlorobenzene	108-90-7	0.00155	U	0.00155	0.005	0.00155	mg/L	09/20/2004 20:06	111218	1	zfl
Ethylbenzene	100-41-4	0.00137	U	0.00137	0.005	0.00137	mg/L	09/20/2004 20:06	111218	1	zfl
Methylene Chloride	75-09-2	0.0013	U	0.0013	0.005	0.0013	mg/L	09/20/2004 20:06	111218	1	zfl
Toluene	108-88-3	0.00136	U	0.00136	0.005	0.00136	mg/L	09/20/2004 20:06	111218	1	zfl
Xylenes (total)	1330-20-7	0.00441	U	0.00441	0.015	0.00441	mg/L	09/20/2004 20:06	111218	1	zfl

TRRP Laboratory Test Results

Job Number: 281075

Date: 10/13/2004

CUSTOMER: ERM Southwest, Inc.- Houston

PROJECT: HWPW

ATTN: Chris Young

Customer Sample ID: MW-11AD-2SA04

Laboratory Sample ID: 281075-014

Date/Time Sampled: 09/14/2004 15:25

Sample Matrix: Water

Date/Time Received: 09/14/2004 16:33

TEST METHOD
Method: SW-846 8270C, Water

TEST METHOD	CAS#	RESULT	Q FLAG	MDL	MOQ	SQL	UNITS	Analysis Date/Time	Batch	D.F.	Analyst
1,2-Diphenylhydrazine	122-66-7	0.00001	U	0.000011	0.0001	0.00001	mg/L	09/21/2004 21:28	111554	1	lg1 UBC
2,4-Dimethylphenol	105-67-9	0.000116	U	0.000122	0.0005	0.000116	mg/L	09/23/2004 14:57	111563	1	lg1 UBC
2,4-Dinitrotoluene	121-14-2	0.000009	U	0.000009	0.0001	0.000009	mg/L	09/21/2004 21:28	111554	1	lg1 UBC
2,6-Dinitrotoluene	606-20-2	0.000026	U	0.000027	0.0001	0.000026	mg/L	09/21/2004 21:28	111554	1	lg1 UBC
2-Chloronaphthalene	91-58-7	0.000076	U	0.00008	0.0005	0.000076	mg/L	09/23/2004 14:57	111563	1	lg1
2-Methyl-4,6-dinitrophenol	534-52-1	0.000295	U	0.00031	0.0015	0.000295	mg/L	09/23/2004 14:57	111563	1	lg1
2-Methylnaphthalene	91-57-6	0.000877		0.00007	0.0005	0.000067	mg/L	09/23/2004 14:57	111563	1	lg1
4-Nitrophenol	100-02-7	0.000285	U	0.000299	0.0015	0.000285	mg/L	09/23/2004 14:57	111563	1	lg1
Acenaphthene	83-32-9	0.0881		0.000078	0.0005	0.0003	mg/L	09/23/2004 17:16	111563	4	lg1
Acenaphthylene	208-96-8	0.000657		0.00008	0.0005	0.000076	mg/L	09/23/2004 14:57	111563	1	lg1
Anthracene	120-12-7	0.00354		0.00013	0.0005	0.000124	mg/L	09/23/2004 14:57	111563	1	lg1
Benzo(a)anthracene	56-55-3	0.000267	U	0.00028	0.0005	0.000267	mg/L	09/23/2004 14:57	111563	1	lg1
Benzo(a)pyrene	50-32-8	0.000007	U	0.000007	0.0001	0.000007	mg/L	09/21/2004 21:28	111554	1	lg1 UBC
bis(2-chloroethoxy)methane	111-91-1	0.000009	U	0.000009	0.0001	0.000009	mg/L	09/21/2004 21:28	111554	1	lg1 UBC

TRRP Laboratory Test Results

Job Number: 281075

Date: 10/13/2004

CUSTOMER: ERM Southwest, Inc.- Houston

PROJECT: HWPW

ATTN: Chris Young

Customer Sample ID: MW-11AD-2SA04
 Date/Time Sampled: 09/14/2004 15:25
 Date/Time Received: 09/14/2004 16:33

Laboratory Sample ID: 281075-014
 Sample Matrix: Water

TEST METHOD	CAS #	RESULT	Q FLAG	MDL	MQL	SQL	UNITS	Analysis Date/Time	Batch	D.F.	Analyst
bis(2-ethylhexyl)phthalate	117-81-7	0.000714		0.00018	0.0005	0.000172	mg/L	09/23/2004 14:57	111563	1	lg1
Chrysene	218-01-9	0.00009	U	0.000094	0.0005	0.00009	mg/L	09/23/2004 14:57	111563	1	lg1
Dibenzofuran	132-64-9	0.00872		0.00008	0.0005	0.000076	mg/L	09/23/2004 14:57	111563	1	lg1
Di-n-butyl Phthalate	84-74-2	0.000386	J	0.00015	0.0005	0.000143	mg/L	09/23/2004 14:57	111563	1	lg1
Fluoranthene	206-44-0	0.0121		0.000098	0.0005	0.000093	mg/L	09/23/2004 14:57	111563	1	lg1
Fluorene	86-73-7	0.0474		0.000071	0.0005	0.00027	mg/L	09/23/2004 17:16	111563	4	lg1
Naphthalene	91-20-3	0.00255		0.00007	0.0005	0.000067	mg/L	09/23/2004 14:57	111563	1	lg1
Nitrobenzene	98-95-3	0.000143	U	0.00015	0.0005	0.000143	mg/L	09/23/2004 14:57	111563	1	lg1
n-Nitrosodiphenylamine	86-30-6	0.00009	U	0.000094	0.0005	0.00009	mg/L	09/23/2004 14:57	111563	1	lg1
Pentachlorophenol	87-86-5	0.000038	U	0.00004	0.0003	0.000038	mg/L	09/21/2004 21:28	111554	1	lg1
Phenanthrene	85-01-8	0.000895		0.000081	0.0005	0.000077	mg/L	09/23/2004 14:57	111563	1	lg1
Phenol	108-95-2	0.0000953	U	0.0001	0.0005	0.0000953	mg/L	09/23/2004 14:57	111563	1	lg1
Pyrene	129-00-0	0.00552		0.000088	0.0005	0.000084	mg/L	09/23/2004 14:57	111563	1	lg1



TRRP Laboratory Test Results

Job Number: 281075

Date: 10/13/2004

CUSTOMER: ERM Southwest, Inc.- Houston

PROJECT: HWPW

ATTN: Chris Young

Customer Sample ID: TB01-2SA04

Laboratory Sample ID: 281075-015

Date/Time Sampled: 09/14/2004 0:00

Sample Matrix: Trip Blank

Date/Time Received: 09/14/2004 16:33

TEST METHOD	CAS #	RESULT	Q FLAG	MDL	MQL	SQL	UNITS	Analysis Date/Time	Batch	D.F.	Analyst
Method: SW-846 8260B, Water											
1,2-Dichloroethane	107-06-2	0.00136	U	0.00136	0.005	0.00136	mg/L	09/18/2004 14:55	111218	1	zfl
Benzene	71-43-2	0.00143	U	0.00143	0.005	0.00143	mg/L	09/18/2004 14:55	111218	1	zfl
Chlorobenzene	108-90-7	0.00155	U	0.00155	0.005	0.00155	mg/L	09/18/2004 14:55	111218	1	zfl
Ethylbenzene	100-41-4	0.00137	U	0.00137	0.005	0.00137	mg/L	09/18/2004 14:55	111218	1	zfl
Methylene Chloride	75-09-2	0.00302	J	0.0013	0.005	0.0013	mg/L	09/18/2004 14:55	111218	1	zfl
Toluene	108-88-3	0.00136	U	0.00136	0.005	0.00136	mg/L	09/18/2004 14:55	111218	1	zfl
Xylenes (total)	1330-20-7	0.00441	U	0.00441	0.015	0.00441	mg/L	09/18/2004 14:55	111218	1	zfl

Form I

Page 60



TRRP Laboratory Test Results

Job Number: 281075

CUSTOMER: ERM Southwest, Inc. - Houston

PROJECT: HWPW

ATTN: Chris Young

Customer Sample ID: MW-09-2SA04

Laboratory Sample ID: 281075-016

Date/Time Sampled: 09/14/2004 13:37

Sample Matrix: Water

Date/Time Received: 09/14/2004 16:33

TEST METHOD	CAS #	RESULT	Q	FLAG	MDL	SQL	UNITS	Analysis Date/Time	Batch	D.F.	Analyst
Method: SW-846 8260B, Water											
1,2-Dichloroethane	107-06-2	0.00136	U		0.00136	0.00136	mg/L	09/20/2004 20:33	111218	1	zfl
Benzene	71-43-2	0.00143	U		0.00143	0.00143	mg/L	09/20/2004 20:33	111218	1	zfl
Chlorobenzene	108-90-7	0.00155	U		0.00155	0.00155	mg/L	09/20/2004 20:33	111218	1	zfl
Ethylbenzene	100-41-4	0.00137	U		0.00137	0.00137	mg/L	09/20/2004 20:33	111218	1	zfl
Methylene Chloride	75-09-2	0.00137	J	u	0.0013	0.0013	mg/L	09/20/2004 20:33	111218	1	zfl
Toluene	108-88-3	0.00136	U		0.00136	0.00136	mg/L	09/20/2004 20:33	111218	1	zfl
Xylenes (total)	1330-20-7	0.00441	U		0.00441	0.00441	mg/L	09/20/2004 20:33	111218	1	zfl

10/29/04
zfl



TRRP Laboratory Test Results

Job Number: 281075

Date: 10/13/2004

CUSTOMER: ERM Southwest, Inc. - Houston

PROJECT: HWPW

ATTN: Chris Young

Customer Sample ID: MW-09-2SA04

Laboratory Sample ID: 281075-016

Date/Time Sampled: 09/14/2004 13:37

Sample Matrix: Water

Date/Time Received: 09/14/2004 16:33

TEST METHOD
Method: SW-846 8270C, Water

TEST METHOD	CAS #	RESULT	Q FLAG	MDL	MQL	SQL	UNITS	Analysis Date/Time	Batch	D.F.	Analyst
1,2-Diphenylhydrazine	122-66-7	0.00001	U	0.000011	0.0001	0.00001	mg/L	09/22/2004 15:08	111554	1	lg1
2,4-Dimethylphenol	105-67-9	0.000116	U	0.000122	0.0005	0.000116	mg/L	09/23/2004 1:28	111563	1	lg1
2,4-Dinitrotoluene	121-14-2	0.000009	U	0.000009	0.0001	0.000009	mg/L	09/22/2004 15:08	111554	1	lg1
2,6-Dinitrotoluene	606-20-2	0.000026	U	0.000027	0.0001	0.000026	mg/L	09/22/2004 15:08	111554	1	lg1
2-Chloronaphthalene	91-58-7	0.000076	U	0.00008	0.0005	0.000076	mg/L	09/23/2004 1:28	111563	1	lg1
2-Methyl-4,6-dinitrophenol	534-52-1	0.000295	U	0.00031	0.0015	0.000295	mg/L	09/23/2004 1:28	111563	1	lg1
2-Methylnaphthalene	91-57-6	0.000067	U	0.00007	0.0005	0.000067	mg/L	09/23/2004 1:28	111563	1	lg1
4-Nitrophenol	100-02-7	0.000285	U	0.000299	0.0015	0.000285	mg/L	09/23/2004 1:28	111563	1	lg1
Acenaphthene	83-32-9	0.000074	U	0.000078	0.0005	0.000074	mg/L	09/23/2004 1:28	111563	1	lg1
Acenaphthylene	208-96-8	0.000076	U	0.00008	0.0005	0.000076	mg/L	09/23/2004 1:28	111563	1	lg1
Anthracene	120-12-7	0.000483	U	0.00013	0.0005	0.000124	mg/L	09/23/2004 1:28	111563	1	lg1
Benzo(a)anthracene	56-55-3	0.000267	U	0.00028	0.0005	0.000267	mg/L	09/23/2004 1:28	111563	1	lg1
Benzo(a)pyrene	50-32-8	0.000068	J	0.000007	0.0001	0.000007	mg/L	09/22/2004 15:08	111554	1	lg1
bis(2-chloroethoxy)methane	111-91-1	0.000009	U	0.000009	0.0001	0.000009	mg/L	09/22/2004 15:08	111554	1	lg1

Form I

Page 62



TRRP Laboratory Test Results

Job Number: 281075

Date: 10/13/2004

CUSTOMER: ERM Southwest, Inc.- Houston

PROJECT: HWPW

ATTN: Chris Young

Customer Sample ID: MW-09-2SA04

Laboratory Sample ID: 281075-016

Date/Time Sampled: 09/14/2004 13:37

Sample Matrix: Water

Date/Time Received: 09/14/2004 16:33

TEST METHOD	CAS #	RESULT	Q	FLAG	MDL	MQL	SQL	UNITS	Analysis Date/Time	Batch	D.F.	Analyst
bis(2-ethylhexyl)phthalate	117-81-7	0.000172	U		0.00018	0.0005	0.000172	mg/L	09/23/2004 1:28	111563	1	lg1
Chrysene	218-01-9	0.00009	U		0.000094	0.0005	0.00009	mg/L	09/23/2004 1:28	111563	1	lg1
Dibenzofuran	132-64-9	0.000076	U		0.00008	0.0005	0.000076	mg/L	09/23/2004 1:28	111563	1	lg1
Di-n-butyl Phthalate	84-74-2	0.000364	J	U	0.00015	0.0005	0.000143	mg/L	09/23/2004 1:28	111563	1	lg1
Fluoranthene	206-44-0	0.000093	U		0.000098	0.0005	0.000093	mg/L	09/23/2004 1:28	111563	1	lg1
Fluorene	86-73-7	0.000068	U		0.000071	0.0005	0.000068	mg/L	09/23/2004 1:28	111563	1	lg1
Naphthalene	91-20-3	0.000067	U	U	0.00007	0.0005	0.000067	mg/L	09/23/2004 1:28	111563	1	lg1
Nitrobenzene	98-95-3	0.000143	U		0.00015	0.0005	0.000143	mg/L	09/23/2004 1:28	111563	1	lg1
n-Nitrosodiphenylamine	86-30-6	0.00009	U		0.000094	0.0005	0.00009	mg/L	09/23/2004 1:28	111563	1	lg1
Pentachlorophenol	87-86-5	0.000376			0.00004	0.0003	0.000038	mg/L	09/22/2004 15:08	111554	1	lg1
Phenanthrene	85-01-8	0.000077	U		0.000081	0.0005	0.000077	mg/L	09/23/2004 1:28	111563	1	lg1
Phenol	108-95-2	0.0000953	U		0.0001	0.0005	0.0000953	mg/L	09/23/2004 1:28	111563	1	lg1
Pyrene	129-00-0	0.000084	U		0.000088	0.0005	0.000084	mg/L	09/23/2004 1:28	111563	1	lg1

QUALITY CONTROL RESULTS

Job Number.: 281075

Report Date.: 10/13/2004

CUSTOMER: ERM Southwest, Inc.- Houston

PROJECT: HWPW

ATTN: Chris Young

QC Type	Description	Reag. Code	Lab ID	Dilution Factor	Date	Time
---------	-------------	------------	--------	-----------------	------	------

Test Method.....: SW-846 8270C

Units.....: ug/L

Analyst...: lg1

Method Description.: Semivolatile Organics - SIM Analysis

Batch(s)...: 111554

LCS	Laboratory Control Sample	SVS082504C	110850		09/21/2004	1142
-----	---------------------------	------------	--------	--	------------	------

Parameter/Test Description	QC Result	QC Result	True Value	Orig. Value	Calc. Result	* Limits	F
benzo(a)pyrene, Water	0.51670		0.500000		103.3	30-130	
cis(2-chloroethoxy)methane, Water	0.40774		0.500000		81.5	30-130	
2,4-Dinitrotoluene, Water	0.43056		0.500000		86.1	60-140	
2,6-Dinitrotoluene, Water	0.43914		0.500000		87.8	60-140	
Pentachlorophenol, Water	0.42691		0.500000		85.4	30-130	
1,2-Diphenylhydrazine, Water	0.44586		0.500000		89.2	30-130	

MB	Method Blank	SVS082504B	110850		09/21/2004	1114
----	--------------	------------	--------	--	------------	------

Parameter/Test Description	QC Result	QC Result	True Value	Orig. Value	Calc. Result	* Limits	F
benzo(a)pyrene, Water	0						
cis(2-chloroethoxy)methane, Water	0						
2,4-Dinitrotoluene, Water	0						
2,6-Dinitrotoluene, Water	0						
Pentachlorophenol, Water	0						
1,2-Diphenylhydrazine, Water	0						

MS	Matrix Spike	SVS082504C	281075-11		09/21/2004	1305
----	--------------	------------	-----------	--	------------	------

Parameter/Test Description	QC Result	QC Result	True Value	Orig. Value	Calc. Result	* Limits	F
benzo(a)pyrene, Water	0.49004		0.500000	0	98	30-130	
cis(2-chloroethoxy)methane, Water	0.50587		0.500000	0	101	30-130	
2,4-Dinitrotoluene, Water	0.55329		0.500000	0	111	24-96	A
2,6-Dinitrotoluene, Water	0.48768		0.500000	0	98	30-130	
Pentachlorophenol, Water	0.85818		0.500000	0	172	5-103	A
1,2-Diphenylhydrazine, Water	0.54337		0.500000	0	109	60-140	

MSD	Matrix Spike Duplicate	SVS082504C	281075-12		09/21/2004	1333
-----	------------------------	------------	-----------	--	------------	------

Parameter/Test Description	QC Result	QC Result	True Value	Orig. Value	Calc. Result	* Limits	F
benzo(a)pyrene, Water	0.51449	0.49004	0.500000	0	103	30.0-130.0	
					4.9	40.0	
cis(2-chloroethoxy)methane, Water	0.40870	0.50587	0.500000	0	82	30.0-130.0	
					21.2	30.0	
2,4-Dinitrotoluene, Water	0.60088	0.55329	0.500000	0	120	24.0-96.0	A
					8.2	30.0	
2,6-Dinitrotoluene, Water	0.50541	0.48768	0.500000	0	101	30.0-130.0	
					3.6	30.0	
Pentachlorophenol, Water	0.76910	0.85818	0.500000	0	154	5.0-103.0	A
					10.9	40.0	
1,2-Diphenylhydrazine, Water	0.33961	0.54337	0.500000	0	68	60.0-140.0	
					46.2	40.0	r

QUALITY CONTROL RESULTS

Job Number.: 281075

Report Date.: 10/13/2004

CUSTOMER: ERM Southwest, Inc.- Houston

PROJECT: HWPW

ATTN:

QC Type	Description	Reag. Code	Lab ID	Dilution Factor	Date	Time
---------	-------------	------------	--------	-----------------	------	------

Test Method.....: SW-846 8270C

Units.....: ug/L

Analyst...: lg1

Method Description.: Semivolatile Organics, Low Level

Batch(s)....: 111563

LCS	Laboratory Control Sample	SVS091004A	110849		09/21/2004	1132
-----	---------------------------	------------	--------	--	------------	------

Parameter/Test Description	QC Result	QC Result	True Value	Orig. Value	Calc. Result	* Limits	F
Acenaphthene, Water	4.00456		5.000000		80.1	32-165	
Acenaphthylene, Water	4.05422		5.000000		81.1	10-150	
Anthracene, Water	4.85966		5.000000		97.2	23-178	
Benzo(a)anthracene, Water	4.19610		5.000000		83.9	25-180	
bis(2-ethylhexyl)phthalate, Water	4.41038		5.000000		88.2	25-173	
2-Chloronaphthalene, Water	3.89372		5.000000		77.9	23-143	
Chrysene, Water	3.93110		5.000000		78.6	23-180	
Dibenzofuran, Water	4.06299		5.000000		81.3	35-153	
Di-n-butyl Phthalate, Water	5.14752		5.000000		103.0	28-185	
Fluoranthene, Water	4.43650		5.000000		88.7	28-180	
Fluorene, Water	4.34785		5.000000		87.0	30-189	
2-Methylnaphthalene, Water	3.60317		5.000000		72.1	26-168	
Naphthalene, Water	3.35485		5.000000		67.1	36-139	
Nitrobenzene, Water	3.47882		5.000000		69.6	17-163	
n-Nitrosodiphenylamine, Water	5.32389		5.000000		106.5	58-174	
Phenanthrene, Water	4.23165		5.000000		84.6	26-166	
Pyrene, Water	4.31889		5.000000		86.4	28-173	
2,4-Dimethylphenol, Water	2.68719		5.000000		53.7	23-157	
2-Methyl-4,6-dinitrophenol, Water	5.77315		5.000000		115.5	10-164	
4-Nitrophenol, Water	1.71733		5.000000		34.3	10-92	
Phenol, Water	1.57342		5.000000		31.5	20-83	

MB	Method Blank	SVS082504B	110849		09/21/2004	1104
----	--------------	------------	--------	--	------------	------

Parameter/Test Description	QC Result	QC Result	True Value	Orig. Value	Calc. Result	* Limits	F
Acenaphthene, Water	0						
Acenaphthylene, Water	0						
Anthracene, Water	0						
Benzo(a)anthracene, Water	0						
bis(2-ethylhexyl)phthalate, Water	0						
2-Chloronaphthalene, Water	0						
Chrysene, Water	0						
Dibenzofuran, Water	0						
Di-n-butyl Phthalate, Water	0.22612						
Fluoranthene, Water	0						
Fluorene, Water	0						
2-Methylnaphthalene, Water	0						
Naphthalene, Water	0						
Nitrobenzene, Water	0						
n-Nitrosodiphenylamine, Water	0						
Phenanthrene, Water	0						
Pyrene, Water	0						
2,4-Dimethylphenol, Water	0						
2-Methyl-4,6-dinitrophenol, Water	0						
4-Nitrophenol, Water	0						
Phenol, Water	0						

QUALITY CONTROL RESULTS

Job Number.: 281075

Report Date.: 10/13/2004

CUSTOMER: ERM Southwest, Inc.- Houston

PROJECT: HWPW

ATTN:

QC Type	Description	Reag. Code	Lab ID	Dilution Factor	Date	Time
---------	-------------	------------	--------	-----------------	------	------

MS	Matrix Spike	SVS091004A	281075-11		09/21/2004	1227
----	--------------	------------	-----------	--	------------	------

Parameter/Test Description	QC Result	QC Result	True Value	Orig. Value	Calc. Result	*	Limits	F
Acenaphthene, Water	88.3669		5.000000	92.5113	-83		46-118	A
Acenaphthylene, Water	5.57430		5.000000	1.02763	91		30-130	
Anthracene, Water	11.1836		5.000000	6.11715	101		30-130	
Benzo(a)anthracene, Water	4.60869		5.000000	0	92		60-140	
bis(2-ethylhexyl)phthalate, Water	4.12321		5.000000	0.35260	75		60-140	
2-Chloronaphthalene, Water	4.66630		5.000000	0	93		30-130	
Chrysene, Water	4.10248		5.000000	0	82		30-130	
Dibenzofuran, Water	50.9380		5.000000	49.6673	25		30-130	A
Di-n-butyl Phthalate, Water	5.17669		5.000000	0	104		30-130	
Fluoranthene, Water	12.4913		5.000000	8.08535	88		30-130	
Fluorene, Water	61.2788		5.000000	60.2845	20		30-130	A
2-Methylnaphthalene, Water	5.89842		5.000000	4.37968	30		60-140	A
Naphthalene, Water	4.48265		5.000000	0.46401	80		30-130	
Nitrobenzene, Water	4.89364		5.000000	0	98		30-130	
n-Nitrosodiphenylamine, Water	6.54763		5.000000	0	131		30-130	A
Phenanthrene, Water	4.88579		5.000000	0.79633	82		30-130	
Pyrene, Water	8.00582		5.000000	3.55032	89		26-115	
2,4-Dimethylphenol, Water	3.77352		5.000000	0	75		30-130	
2-Methyl-4,6-dinitrophenol, Water	6.91788		5.000000	0	138		30-130	A
4-Nitrophenol, Water	4.43568		5.000000	0	89		10-80	A
Phenol, Water	1.46413		5.000000	0	29		10-112	

MSD	Matrix Spike Duplicate	SVS091004A	281075-12		09/21/2004	1255
-----	------------------------	------------	-----------	--	------------	------

Parameter/Test Description	QC Result	QC Result	True Value	Orig. Value	Calc. Result	*	Limits	F
Acenaphthene, Water	107.748	88.3669	5.000000	92.5113	305		46.0-118.0	A
Acenaphthylene, Water	5.56160	5.57430	5.000000	1.02763	19.8		31.0	
Anthracene, Water	11.7313	11.1836	5.000000	6.11715	0.2		50.0	
Benzo(a)anthracene, Water	4.51210	4.60869	5.000000	0	112		30.0-130.0	
bis(2-ethylhexyl)phthalate, Water	4.34205	4.12321	5.000000	0.35260	4.8		50.0	
2-Chloronaphthalene, Water	4.65164	4.66630	5.000000	0	90		60.0-140.0	
Chrysene, Water	4.07302	4.10248	5.000000	0	2.1		50.0	
Dibenzofuran, Water	57.6000	50.9380	5.000000	49.6673	80		60.0-140.0	
Di-n-butyl Phthalate, Water	5.41441	5.17669	5.000000	0	5.2		30.0	
Fluoranthene, Water	13.0567	12.4913	5.000000	8.08535	0.3		30.0-130.0	
Fluorene, Water	72.1209	61.2788	5.000000	60.2845	81		50.0	
2-Methylnaphthalene, Water	35.1847	5.89842	5.000000	4.37968	0.7		30.0-130.0	A
Naphthalene, Water	6.69411	4.48265	5.000000	0.46401	159		50.0	
Nitrobenzene, Water	4.99660	4.89364	5.000000	0	12.3		30.0-130.0	A
					4.5		50.0	
					99		30.0-130.0	
					4.4		50.0	
					237		30.0-130.0	A
					16.3		50.0	
					616		60.0-140.0	A
					142.6		30.0	r
					125		30.0-130.0	
					39.6		50.0	
					100		30.0-130.0	
					2.1		50.0	

QUALITY CONTROL RESULTS

Job Number.: 281075

Report Date.: 10/13/2004

CUSTOMER: ERM Southwest, Inc.- Houston PROJECT: HWPW ATTN:

QC Type	Description	Reag. Code	Lab ID	Dilution Factor	Date	Time
---------	-------------	------------	--------	-----------------	------	------

MSD	Matrix Spike Duplicate	SVS091004A	281075-12		09/21/2004	1255
-----	------------------------	------------	-----------	--	------------	------

Parameter/Test Description	QC Result	QC Result	True Value	Orig. Value	Calc. Result	* Limits	F
m-Nitrosodiphenylamine, Water	6.40932	6.54763	5.000000	0	128 2.1	30.0-130.0 50.0	
phenanthrene, Water	8.91104	4.88579	5.000000	0.79633	162 58.4	30.0-130.0 A 50.0	r
pyrene, Water	8.96119	8.00582	5.000000	3.55032	108 11.3	26.0-115.0 31.0	
2,4-Dimethylphenol, Water	3.84394	3.77352	5.000000	0	77 1.8	30.0-130.0 50.0	
2-Methyl-4,6-dinitrophenol, Water	6.97188	6.91788	5.000000	0	139 0.8	30.0-130.0 A 50.0	
m-Nitrophenol, Water	4.64807	4.43568	5.000000	0	93 4.7	10.0-80.0 A 50.0	
phenol, Water	1.37655	1.46413	5.000000	0	28 6.2	10.0-112.0 23.0	

Test Method.....: SW-846 8260B	Units.....: ug/L	Analyst...: zfl
Method Description.: Volatile Organics	Batch(s)...: 111218	

LCS	Laboratory Control Sample	VS091704E			09/18/2004	1236
-----	---------------------------	-----------	--	--	------------	------

Parameter/Test Description	QC Result	QC Result	True Value	Orig. Value	Calc. Result	* Limits	F
Benzene, Water	52.7127		50.00	ND	105.4	68-127	
Chlorobenzene, Water	52.8846		50.00	ND	105.8	65-129	
1,2-Dichloroethane, Water	56.7405		50.00	ND	113.5	65-133	
Ethylbenzene, Water	54.5410		50.00	ND	109.1	64-132	
Methylene Chloride, Water	64.3808		50.00	1.69128	128.8	54-133	
Toluene, Water	54.1690		50.00	ND	108.3	63-127	
Xylenes (total), Water	161.026		150.0	ND	107.4	37-161	

LCS	Laboratory Control Sample	VS091704E			09/20/2004	1247
-----	---------------------------	-----------	--	--	------------	------

Parameter/Test Description	QC Result	QC Result	True Value	Orig. Value	Calc. Result	* Limits	F
Benzene, Water	42.9883		50.00	ND	86.0	68-127	
Chlorobenzene, Water	43.5777		50.00	ND	87.2	65-129	
1,2-Dichloroethane, Water	43.1296		50.00	ND	86.3	65-133	
Ethylbenzene, Water	44.4510		50.00	ND	88.9	64-132	
Methylene Chloride, Water	40.7610		50.00	2.47407	81.5	54-133	
Toluene, Water	44.1476		50.00	ND	88.3	63-127	
Xylenes (total), Water	132.976		150.0	ND	88.7	37-161	

MB	Method Blank	VS091704C			09/18/2004	1332
----	--------------	-----------	--	--	------------	------

Parameter/Test Description	QC Result	QC Result	True Value	Orig. Value	Calc. Result	* Limits	F
Benzene, Water	ND						
Chlorobenzene, Water	ND						
1,2-Dichloroethane, Water	ND						
Ethylbenzene, Water	ND						

QUALITY CONTROL RESULTS

Job Number.: 281075

Report Date.: 10/13/2004

CUSTOMER: ERM Southwest, Inc.- Houston

PROJECT: HWPW

ATTN:

QC Type	Description	Reag. Code	Lab ID	Dilution Factor	Date	Time
---------	-------------	------------	--------	-----------------	------	------

MB	Method Blank	VS091704C			09/18/2004	1332
----	--------------	-----------	--	--	------------	------

Parameter/Test Description	QC Result	QC Result	True Value	Orig. Value	Calc. Result	* Limits	F
Methylene Chloride, Water	1.69128						
Toluene, Water	ND						
Xylenes (total), Water	ND						

MB	Method Blank	VS091704C			09/20/2004	1342
----	--------------	-----------	--	--	------------	------

Parameter/Test Description	QC Result	QC Result	True Value	Orig. Value	Calc. Result	* Limits	F
Benzene, Water	ND						
Chlorobenzene, Water	ND						
1,2-Dichloroethane, Water	ND						
Ethylbenzene, Water	ND						
Methylene Chloride, Water	2.47407						
Toluene, Water	ND						
Xylenes (total), Water	ND						

MS	Matrix Spike	VS091704E	281075-11		09/18/2004	1617
----	--------------	-----------	-----------	--	------------	------

Parameter/Test Description	QC Result	QC Result	True Value	Orig. Value	Calc. Result	* Limits	F
Benzene, Water	42.4770		50.00	ND	85	65-125	
Chlorobenzene, Water	41.9574		50.00	ND	84	74-122	
1,2-Dichloroethane, Water	42.9045		50.00	ND	86	60-140	
Ethylbenzene, Water	43.6156		50.00	ND	87	60-140	
Methylene Chloride, Water	47.3577		50.00	ND	95	60-140	
Toluene, Water	42.8084		50.00	ND	86	76-125	
Xylenes (total), Water	129.072		150.0	ND	86	60-140	

MS	Matrix Spike	VS091704E	281083-3	5.00000	09/20/2004	1816
----	--------------	-----------	----------	---------	------------	------

Parameter/Test Description	QC Result	QC Result	True Value	Orig. Value	Calc. Result	* Limits	F
Benzene, Water	34.5554		50.00	ND	69	65-125	
Chlorobenzene, Water	34.2374		50.00	ND	68	74-122	A
1,2-Dichloroethane, Water	36.6267		50.00	ND	73	60-140	
Ethylbenzene, Water	35.9950		50.00	1.58119	69	60-140	
Methylene Chloride, Water	37.4415		50.00	3.54996	68	60-140	
Toluene, Water	51.7393		50.00	17.5311	68	76-125	A
Xylenes (total), Water	149.472		150.0	48.0155	68	60-140	

MSD	Matrix Spike Duplicate	VS091704E	281075-12		09/18/2004	1645
-----	------------------------	-----------	-----------	--	------------	------

Parameter/Test Description	QC Result	QC Result	True Value	Orig. Value	Calc. Result	* Limits	F
Benzene, Water	41.7531	42.4770	50.00	ND	84	65.0-125.0	
					1.7	30.0	
Chlorobenzene, Water	41.7902	41.9574	50.00	ND	84	74.0-122.0	
					0.4	30.0	
1,2-Dichloroethane, Water	43.0089	42.9045	50.00	ND	86	60.0-140.0	
					0.2	30.0	



STL

QUALITY CONTROL RESULTS

Job Number.: 281075

Report Date.: 10/13/2004

CUSTOMER: ERM Southwest, Inc.- Houston

PROJECT: HWPW

ATTN:

QC Type	Description	Reag. Code	Lab ID	Dilution Factor	Date	Time
MSD	Matrix Spike Duplicate	VS091704E	281075-12		09/18/2004	1645

Parameter/Test Description	QC Result	QC Result	True Value	Orig. Value	Calc. Result	* Limits	F
Ethylbenzene, Water	43.4722	43.6156	50.00	ND	87 0.3	60.0-140.0 30.0	
Methylene Chloride, Water	42.3456	47.3577	50.00	ND	85 11.2	60.0-140.0 30.0	
Toluene, Water	42.4328	42.8084	50.00	ND	85 0.9	76.0-125.0 30.0	
Xylenes (total), Water	127.949	129.072	150.0	ND	85 0.9	60.0-140.0 30.0	

MSD	Matrix Spike Duplicate	VS091704E	281083-3	5.00000	09/20/2004	1844
-----	------------------------	-----------	----------	---------	------------	------

Parameter/Test Description	QC Result	QC Result	True Value	Orig. Value	Calc. Result	* Limits	F
Benzene, Water	37.1161	34.5554	50.00	ND	74 7.1	65.0-125.0 30.0	
Chlorobenzene, Water	37.4296	34.2374	50.00	ND	75 8.9	74.0-122.0 30.0	
1,2-Dichloroethane, Water	39.3715	36.6267	50.00	ND	79 7.2	60.0-140.0 30.0	
Ethylbenzene, Water	38.5740	35.9950	50.00	1.58119	74 6.9	60.0-140.0 30.0	
Methylene Chloride, Water	41.0077	37.4415	50.00	3.54996	75 9.1	60.0-140.0 30.0	
Toluene, Water	53.6984	51.7393	50.00	17.5311	72 3.7	76.0-125.0 30.0	A
Xylenes (total), Water	157.635	149.472	150.0	48.0155	73 5.3	60.0-140.0 30.0	

SURROGATE RECOVERIES REPORT

Job Number.: 281075

Report Date.: 10/13/2004

CUSTOMER: ERM Southwest, Inc. - Houston

PROJECT: HWPW

ATTN: Chris Young

Method.....: Volatile Organics
Batch(s).....: 111218

Method Code...: 8260
Test Matrix...: Water

Prep Batch.....:
Equipment Code: GCMSVOA06

Lab ID	DT	Sample ID	Date	12DCED	BRFLBE	DBRFLM	TOLD8
281075- 1		MW-08-2SA04	09/18/2004	89.8	113.1	91.4	94.0
281075- 2		P-10-2SA04	09/18/2004	89.1	111.9	91.9	94.1
281075- 3		MW-07-2SA04	09/18/2004	91.2	112.7	92.4	95.0
281075- 4		MW-5-2SA04	09/18/2004	92.2	112.5	93.5	94.7
281075- 5		MW-11B-2SA04	09/18/2004	89.2	113.5	91.2	95.0
281075- 6		MW-04-2SA04	09/18/2004	87.1	108.3	88.8	90.7
281075- 7		MW-10B-2SA04	09/18/2004	85.9	113.7	88.7	94.2
281075- 8		P-12-2SA04	09/18/2004	84.0	108.3	84.4	91.0
281075- 9		FB-091404	09/18/2004	85.7	108.5	87.8	90.6
281075- 10		MW-01A-2SA04	09/18/2004	87.0	110.5	90.0	92.6
281075- 11		MW-01A-2SA04 MS	09/18/2004	86.6	115.5	90.8	95.5
281075- 11 MS		MW-01A-2SA04 MS	09/18/2004	86.6	115.5	90.8	95.5
281075- 12		MW-01-2SA04 MSD	09/18/2004	89.1	110.0	92.1	93.2
281075- 12 MSD		MW-01-2SA04 MSD	09/18/2004	89.1	110.0	92.1	93.2
281075- 13		MW-11A-2SA04	09/20/2004	85.7	110.9	86.8	91.9
281075- 14		MW-11AD-2SA04	09/20/2004	78.6	110.0	79.6	89.8
281075- 15		TB01-2SA04	09/18/2004	87.2	110.2	88.6	91.3
281075- 16		MW-09-2SA04	09/20/2004	77.7	109.5	77.7	90.1
281083- 3 MS		MW-8	09/20/2004	80.1	114.2	81.5	93.7
281083- 3 MSD		MW-8	09/20/2004	82.3	114.3	84.1	92.6
111218--21 LCS			09/18/2004	90.3	115.0	94.5	95.2
111218--21 MB			09/18/2004	88.5	110.3	88.7	94.3
111218--21 LCS			09/20/2004	85.0	121.8	86.3	97.5
111218--21 MB			09/20/2004	83.0	115.8	83.6	95.7

Test	Test Description	Limits
12DCED	1,2-Dichloroethane-d4	70 - 130
BRFLBE	4-Bromofluorobenzene	70 - 130
DBRFLM	Dibromofluoromethane	70 - 130
TOLD8	Toluene-d8	70 - 130

SURROGATE RECOVERIES REPORT

Job Number.: 281075

Report Date.: 10/13/2004

CUSTOMER: 483648

PROJECT: HWPW

ATTN: Chris Young

Method.....: Semivolatile Organics, Low Level
Batch(s).....: 111563

Method Code...: 8270LL
Test Matrix...: Water

Prep Batch....: 110849
Equipment Code: EGCMS06

Lab ID	DT	Sample ID	Date	246TBP	2FLUBP	2FLUPH	NITRD5	PHEND6	TERD14
281075- 1		MW-08-2SA04	09/21/2004	114.2	78.1	41.8	74.1	27.9	95.7
281075- 2		P-10-2SA04	09/21/2004	126.5A	98.0	44.4	94.0	33.2	97.9
281075- 2		P-10-2SA04	09/23/2004	131.7d	96.3	94.3	87.1	61.5	118.2
281075- 3		MW-07-2SA04	09/21/2004	114.6	92.2	38.4	86.9	31.6	96.1
281075- 4		MW-5-2SA04	09/22/2004	134.7A	118.9A	59.1	105.7	37.7	135.4
281075- 5		MW-11B-2SA04	09/22/2004	141.9A	114.1	35.6	79.7	34.4	134.8
281075- 5		MW-11B-2SA04	09/23/2004	145.2d	99.8	98.1	97.2	47.0	113.8
281075- 6		MW-04-2SA04	09/22/2004	143.9A	113.2	59.6	110.1	35.4	134.9
281075- 7		MW-10B-2SA04	09/22/2004	147.6A	119.1A	39.1	103.3	38.3	136.3
281075- 7		MW-10B-2SA04	09/23/2004	138.3d	97.4	79.6	81.0	38.6	114.2
281075- 8		P-12-2SA04	09/22/2004	122.4	84.7	32.1	71.1	26.6	103.5
281075- 9		FB-091404	09/23/2004	136.0A	106.9	47.3	103.6	31.8	118.2
281075- 10		MW-01A-2SA04	09/21/2004	122.8	97.9	45.3	98.1	34.9	108.0
281075- 10		MW-01A-2SA04	09/23/2004	183.2d	108.3	155.5d	66.0	64.6	117.6
281075- 11		MW-01A-2SA04 MS	09/21/2004	123.9A	94.7	37.7	90.0	36.5	99.7
281075- 11		MW-01A-2SA04 MS	09/23/2004	175.4d	104.3	155.4d	84.4	72.2	119.8
281075- 11 MS		MW-01A-2SA04 MS	09/21/2004	123.9A	94.7	37.7	90.0	36.5	99.7
281075- 12		MW-01-2SA04 MSD	09/21/2004	127.2A	94.7	38.7	94.3	34.2	102.8
281075- 12		MW-01-2SA04 MSD	09/23/2004	180.0d	115.9	166.8d	88.8	84.7	108.1
281075- 12 MSD		MW-01-2SA04 MSD	09/21/2004	127.2A	94.7	38.7	94.3	34.2	102.8
281075- 13		MW-11A-2SA04	09/23/2004	119.0	97.6	43.1	106.9	37.5	108.7
281075- 13		MW-11A-2SA04	09/23/2004	111.2	93.9	79.9	76.0	39.9	92.5
281075- 14		MW-11AD-2SA04	09/23/2004	140.1A	82.2	31.8	63.9	22.2	118.7
281075- 14		MW-11AD-2SA04	09/23/2004	147.5d	76.1	72.2	41.9	36.2	97.8
281075- 14		MW-11AD-2SA04	09/23/2004	131.8A	99.1	39.4	87.9	21.8	119.9
281075- 16		MW-09-2SA04	09/21/2004	119.6	78.9	39.7	75.0	31.1	92.1
110849--21 LCS			09/21/2004	119.6	78.9	39.7	75.0	31.1	92.1
110849--21 MB			09/21/2004	125.0K	87.3	48.5	84.4	32.8	103.6

Test	Test Description	Limits
246TBP	2,4,6-Tribromophenol	10 - 123
2FLUBP	2-Fluorobiphenyl	43 - 116
2FLUPH	2-Fluorophenol	21 - 100
NITRD5	Nitrobenzene-d5	35 - 114
PHEND6	Phenol-d6	10 - 94
TERD14	Terphenyl-d14	33 - 141

SURROGATE RECOVERIES REPORT

Job Number.: 281075

Report Date.: 10/13/2004

CUSTOMER: 483648

PROJECT: HWPW

ATTN: Chris Young

Method.....: Semivolatile Organics - SIM Analysis
Batch(s).....: 111554

Method Code...: 8270SI
Test Matrix...: Water

Prep Batch....: 110850
Equipment Code: EGCMS08

Lab ID	DT	Sample ID	Date	246TBP	2FLUBP	2FLUPH	NITRD5	PHEND6	TERD14
281075- 1		MW-08-2SA04	09/21/2004	97.7	79.0	39.8	86.2	28.1	86.6
281075- 2		P-10-2SA04	09/21/2004	105.8	78.0	45.5	98.1	35.6	86.3
281075- 3		MW-07-2SA04	09/21/2004	84.9	74.3	37.8	89.8	32.5	88.3
281075- 4		MW-5-2SA04	09/21/2004	137.0A	93.8	38.0	103.1	39.6	108.5
281075- 5		MW-11B-2SA04	09/21/2004	129.9A	103.0	50.4	117.4A	43.6	111.2
281075- 6		MW-04-2SA04	09/21/2004	112.6	88.9	40.8	108.6	39.2	113.8
281075- 7		MW-10B-2SA04	09/21/2004	139.7A	97.8	37.8	99.1	39.9	117.4
281075- 8		P-12-2SA04	09/21/2004	93.8	72.3	32.5	74.2	28.6	90.0
281075- 9		FB-091404	09/21/2004	93.7	86.0	52.0	110.7	38.5	106.0
281075- 10		MW-01A-2SA04	09/21/2004	92.4	86.3	49.7	103.0	37.3	90.8
281075- 11		MW-01A-2SA04 MS	09/21/2004	116.0	83.3	40.4	93.4	36.0	88.8
281075- 11 MS		MW-01A-2SA04 MS	09/21/2004	116.0	83.3	40.4	93.4	36.0	88.8
281075- 12		MW-01-2SA04 MSD	09/21/2004	119.8	74.8	31.5	71.7	31.0	97.0
281075- 12 MSD		MW-01-2SA04 MSD	09/21/2004	119.8	74.8	31.5	71.7	31.0	97.0
281075- 13		MW-11A-2SA04	09/21/2004	91.5	84.0	46.7	104.6	33.6	94.3
281075- 14		MW-11AD-2SA04	09/21/2004	99.7	71.1	21.4	65.4	27.1	100.7
281075- 16		MW-09-2SA04	09/22/2004	147.6A	85.4	39.3	90.7	25.3	100.2
110850--21 LCS			09/21/2004	118.3	72.8	43.8	81.7	34.7	92.2
110850--21 MB			09/21/2004	113.2	76.7	46.5	87.1	36.1	94.2

Test	Test Description	Limits
246TBP	2,4,6-Tribromophenol	10 - 123
2FLUBP	2-Fluorobiphenyl	43 - 116
2FLUPH	2-Fluorophenol	21 - 100
NITRD5	Nitrobenzene-d5	35 - 114
PHEND6	Phenol-d6	10 - 94
TERD14	Terphenyl-d14	33 - 141

QUALITY ASSURANCE METHODS

REFERENCES AND NOTES

Report Date: 10/13/2004

REPORT COMMENTS

- 1) All pages of this report are integral parts of the analytical data. Therefore, this report should be reproduced only in its entirety.
- 2) Reporting limits are adjusted for sample size used, dilutions and moisture content if applicable.
- 3) According to 40CFR Part 136.3, pH, Chlorine Residual, and Dissolved Oxygen analyses are to be performed immediately after aqueous sample collection. When these parameters are not indicated as field, (e.g. pH Field) they were not analyzed immediately, but as soon as possible on laboratory receipt.
- 4) For all USACE projects, the QC limits are based on "mean +/- 2 sigma", which are the warning limits.

General Information:

- Cresylic Acid is the combination of o,m and p-Cresol. The combination is reported as the final result.
- m-Cresol and p-Cresol co-elute. The result of the two is reported as either m&p-cresol or as p-cresol.
- m-Xylene and p-Xylene co-elute. The result of the two is reported as m,p-Xylene.
- N-Nitrosodiphenylamine decomposes in the gas chromatograph inlet forming dipheylamine and, consequently, may be detected as diphenylamine.
- Methylene Chloride and Acetone are recognized potential laboratory contaminants. Its presence in the sample up to five times the amount reported in the blank may be attributed to laboratory contamination.
- Trimethylsilyl(Diazomethane) is used to esterify acid herbicides in Method SW-846 8151A.
- For Inorganic analyses, duplicate QC limits are determined as follows: If the sample result is less than or equal to 5 times the reporting limit, the RPD limit is equal to the reporting limit. If the sample result is greater than 5 times the reporting limit, the RPD limit is the method defined RPD.

Explanation of Qualifiers:

- U - This qualifier indicates that the analyte was analyzed but not detected.
- J - (Organics only) This qualifier indicates that the analyte is an estimated value between the RL and the MDL.
- B - (Inorganics only) This Qualifier indicates that the analyte is an estimated value between the RL and the MDL.
- N - (Organics only) This flag indicates presumptive evidence of a compound. This flag is only used for tentatively identified compounds (TICs), where the identification is based on a mass spectral library search. It is applied to all TIC results. For generic characterization of a TIC, such as "chlorinated hydrocarbon", the "N" flag is not used.

Explanation of General QC Outliers:

- A - Matrix interference present in sample.
- a - MS/MSD analyses yielded comparable poor recoveries, indicating a possible matrix interference. Method performance is demonstrated by acceptable LCS recoveries.
- b - Target analyte was found in the method blank.
- M - QC sample analysis yielded recoveries outside QC acceptance criteria. This sample was reanalyzed.
- L - LCS analysis yielded high recoveries, indicating a potential high bias. No target analytes were observed above the RL in the associated samples.
- G - Marginal outlier within 1% of acceptance criteria.
- r - RPD value is outside method acceptance criteria.
- C - Poor RPD values observed due to the non-homogenous nature of the sample.
- O - Sample required dilution due to matrix interference.
- D - Sample reported from a dilution.
- d - Spike and/or surrogate diluted.
- P - The recovery of this analyte is outside default QC limits. The data is accepted and will be used to calculate in-house statistical limits.
- E - The reported concentration exceeds the instrument calibration.
- F - The analyte is outside QC limits. The sample data is accepted since this analyte is not reported in associated samples.
- H - Continuing Calibration Verification (CCV) standard is not associated with the samples reported.
- q - See the subcontract final report for qualifier explanation.

QUALITY ASSURANCE METHODS

REFERENCES AND NOTES

Report Date: 10/13/2004

- W - The MS/MSD recoveries are outside QC acceptance criteria because the amount spiked is much less than the amount found in the sample.
- K - High recovery will not affect the quality of reported results.
- Z - See case narrative.

Explanation of Organic QC Outliers:

- e - Method blank analysis yielded phthalate concentrations above the RL. Phthalates are recognized potential laboratory contaminants. Its presence in the sample up to five times the amount reported in the blank may be attributed to laboratory contamination.
- S - Sample reanalyzed/reextracted due to poor surrogate recovery. Reanalysis confirmed original analysis indicating a possible matrix interference.
- T - Sample analysis yielded poor surrogate recovery.
- R - The RPD between the two GC columns is greater than 40% and no anomalies are present. The higher result is reported as per EPA Method 8000B.
- I - The RPD between the two GC columns is greater than 40% and anomalies are present. The lower of the two results has been reported.
- X - Gaseous compound. In-house QC limits are advisory.
- Y - Ketone compounds have poor purge efficiency. In-house QC limits are advisory.
- f - Surrogate not associated with reported analytes.

Explanation of Inorganic QC Outliers:

- Q - Method blank analysis yielded target analytes above the RL. Associated sample results are greater than 10 times the concentrations observed in the method blank.
- V - The RPD control limit for sample results less than 5 times the RL is +/- the RL value. Sample and duplicate results are within method acceptance criteria.
- e - Serial dilution failed due to matrix interference.
- g - Sample result quantitated by Method of Standard Additions (MSA) due to the analytical spike recovery being below 85 percent. The correlation coefficient for the MSA is greater than or equal to 0.995.
- s - BOD/cBOD seed value is not within method acceptance criteria. Due to the nature of the test method, the sample cannot be reanalyzed.
- l - BOD/cBOD LCS value is not within method acceptance criteria. Due to the nature of the test method, sample cannot be reanalyzed.
- N - Spiked sample recovery is not within control limits.
- n - Sample result quantitated by Method of Standard Additions (MSA) due to the analytical spike recovery being below 85 percent. The correlation coefficient for the MSA is less than 0.995.
- * - Duplicate analysis is not within control limits.

Abbreviations:

- Batch - Designation given to identify a specific extraction, digestion, preparation, or analysis set.
- CCV - Continuing Calibration Verification
- CRA - Low level standard check - GFAA, Mercury
- CRI - Low level standard check - ICP
- Dil Fac - Dilution Factor - Secondary dilution analysis
- DLFac - Detection Limit Factor
- EB - Extraction Blank (TCLP, SPLP, etc.)
- ICAL - Initial Calibration
- ICB - Initial Calibration Blank
- ICV - Initial Calibration Verification
- ISA - Interference Check Sample A - ICP
- ISB - Interference Check Sample B - ICP
- LCD - Laboratory Control Duplicate
- LCS - Laboratory Control Sample
- MB - Method Blank
- MD - Method Duplicate

QUALITY ASSURANCE METHODS

REFERENCES AND NOTES

Report Date: 10/13/2004

MDL - Method Detection Limit
MS - Matrix Spike
MSD - Matrix Spike Duplicate
ND - Not Detected
PB - Preparation Blank
PREPF - Preparation Factor
RL - Reporting Limit
RPD - Relative Percent Difference
RRF - Relative Response Factor
RT - Retention Time
DU - Duplicate

Method References:

- (1) EPA 600/4-79-020 Methods for the Analysis of Water and Wastes, March 1983.
- (2) EPA 600/R-94-111 Methods for the Determination of Metals in Environmental Samples, Supplement I, May 1994.
- (3) EPA SW846 Test Methods for Evaluating Solid Waste, Third Edition, September 1986; Update I July 1992; Update II, September 1994, Update IIA August 1993; Update IIB, January 1995; Update III, December 1996, Update IVA January 1998, Update IVB November 2000.
- (4) Standard Methods for the Examination of Water and Wastewater, 16th Edition (1985), 17th Edition (1989), 18th Edition (1992), 19th Edition (1995), 20th Edition (1998).
- (5) HACH Water Analysis Handbook 3rd Edition (1997).
- (6) Federal Register, July 1, 1990 (40 CFR Part 136 Appendix A).
- (7) Compendium of Methods for the Determination of Toxic Organic Compounds in Ambient Air, 2nd Edition, January 1997.
- (8) ASTM Annual Book of Methods (Various Years)
- (9) Diagnosis and Improvement of Saline and Alkali Soils, Agriculture Handbook No. 60, United States Department of Agriculture, 1954.

LABORATORY CHRONICLE

Job Number: 281075

Date: 10/13/2004

CUSTOMER: ERM Southwest, Inc.- Houston

PROJECT: HWPW

ATTN: Chris Young

Lab ID: 281075-1	Client ID: MW-08-2SA04	Date Recvd: 09/14/2004	Sample Date: 09/13/2004				
METHOD	DESCRIPTION	RUN#	BATCH#	PREP BT	#(S)	DATE/TIME ANALYZED	DILUTION
	Data Package Validation	1	112931			10/13/2004 0000	
	Electronic Data Deliverables	1	81662			09/29/2004 1000	
SW-846 3510C	Extraction (Sep. Funnel) SVOC - SIM	1	110850			09/16/2004 1100	
SW-846 3510C	Extraction (Sep. Funnel) SVOC Low Level	1	110849			09/16/2004 1100	
	GC/MS Semi-Volatile Package Production	1	111572			09/27/2004 1400	
	GC/MS Volatiles Data Package Production	1	111763			09/29/2004 0830	
SW-846 8270C	Semivolatile Organics - SIM Analysis	1	111554	110850		09/21/2004 1621	1.00000
SW-846 8270C	Semivolatile Organics, Low Level	1	111563	110849		09/21/2004 1323	1.00000
SW-846 8260B	Volatile Organics	1	111218			09/18/2004 1713	1.00000
Lab ID: 281075-2	Client ID: P-10-2SA04	Date Recvd: 09/14/2004	Sample Date: 09/13/2004				
METHOD	DESCRIPTION	RUN#	BATCH#	PREP BT	#(S)	DATE/TIME ANALYZED	DILUTION
SW-846 3510C	Extraction (Sep. Funnel) SVOC - SIM	1	110850			09/16/2004 1100	
SW-846 3510C	Extraction (Sep. Funnel) SVOC Low Level	1	110849			09/16/2004 1100	
SW-846 8270C	Semivolatile Organics - SIM Analysis	1	111554	110850		09/21/2004 1649	1.00000
SW-846 8270C	Semivolatile Organics, Low Level	1	111563	110849		09/21/2004 1351	1.00000
SW-846 8270C	Semivolatile Organics, Low Level	1	111563	110849		09/23/2004 1525	5.00000
SW-846 8260B	Volatile Organics	1	111218			09/18/2004 1740	1.00000
Lab ID: 281075-3	Client ID: MW-07-2SA04	Date Recvd: 09/14/2004	Sample Date: 09/13/2004				
METHOD	DESCRIPTION	RUN#	BATCH#	PREP BT	#(S)	DATE/TIME ANALYZED	DILUTION
SW-846 3510C	Extraction (Sep. Funnel) SVOC - SIM	1	110850			09/16/2004 1100	
SW-846 3510C	Extraction (Sep. Funnel) SVOC Low Level	1	110849			09/16/2004 1100	
SW-846 8270C	Semivolatile Organics - SIM Analysis	1	111554	110850		09/21/2004 1717	1.00000
SW-846 8270C	Semivolatile Organics, Low Level	1	111563	110849		09/21/2004 1419	1.00000
SW-846 8260B	Volatile Organics	1	111218			09/18/2004 1808	1.00000
Lab ID: 281075-4	Client ID: MW-5-2SA04	Date Recvd: 09/14/2004	Sample Date: 09/14/2004				
METHOD	DESCRIPTION	RUN#	BATCH#	PREP BT	#(S)	DATE/TIME ANALYZED	DILUTION
SW-846 3510C	Extraction (Sep. Funnel) SVOC - SIM	1	110850			09/16/2004 1100	
SW-846 3510C	Extraction (Sep. Funnel) SVOC Low Level	1	110849			09/16/2004 1100	
SW-846 8270C	Semivolatile Organics - SIM Analysis	1	111554	110850		09/21/2004 1745	1.00000
SW-846 8270C	Semivolatile Organics, Low Level	1	111563	110849		09/22/2004 2147	1.00000
SW-846 8260B	Volatile Organics	1	111218			09/18/2004 1836	1.00000
Lab ID: 281075-5	Client ID: MW-11B-2SA04	Date Recvd: 09/14/2004	Sample Date: 09/14/2004				
METHOD	DESCRIPTION	RUN#	BATCH#	PREP BT	#(S)	DATE/TIME ANALYZED	DILUTION
SW-846 3510C	Extraction (Sep. Funnel) SVOC - SIM	1	110850			09/16/2004 1100	
SW-846 3510C	Extraction (Sep. Funnel) SVOC Low Level	1	110849			09/16/2004 1100	
SW-846 8270C	Semivolatile Organics - SIM Analysis	1	111554	110850		09/21/2004 1813	1.00000
SW-846 8270C	Semivolatile Organics, Low Level	1	111563	110849		09/22/2004 2214	1.00000
SW-846 8270C	Semivolatile Organics, Low Level	1	111563	110849		09/23/2004 1553	5.00000
SW-846 8260B	Volatile Organics	1	111218			09/18/2004 1903	1.00000
Lab ID: 281075-6	Client ID: MW-04-2SA04	Date Recvd: 09/14/2004	Sample Date: 09/14/2004				
METHOD	DESCRIPTION	RUN#	BATCH#	PREP BT	#(S)	DATE/TIME ANALYZED	DILUTION
SW-846 3510C	Extraction (Sep. Funnel) SVOC - SIM	1	110850			09/16/2004 1100	
SW-846 3510C	Extraction (Sep. Funnel) SVOC Low Level	1	110849			09/16/2004 1100	
SW-846 8270C	Semivolatile Organics - SIM Analysis	1	111554	110850		09/21/2004 1841	1.00000
SW-846 8270C	Semivolatile Organics, Low Level	1	111563	110849		09/22/2004 2242	1.00000
SW-846 8260B	Volatile Organics	1	111218			09/18/2004 1931	1.00000
Lab ID: 281075-7	Client ID: MW-10B-2SA04	Date Recvd: 09/14/2004	Sample Date: 09/14/2004				
METHOD	DESCRIPTION	RUN#	BATCH#	PREP BT	#(S)	DATE/TIME ANALYZED	DILUTION
SW-846 3510C	Extraction (Sep. Funnel) SVOC - SIM	1	110850			09/16/2004 1100	

LABORATORY CHRONICLE

Job Number: 281075

Date: 10/13/2004

CUSTOMER: ERM Southwest, Inc. - Houston

PROJECT: HWPW

ATTN: Chris Young

Lab ID	Client ID	Date Recvd	Sample Date	RUN#	BATCH#	PREP BT	#(S)	DATE/TIME ANALYZED	DILUTION
Lab ID: 281075-7	Client ID: MW-10B-2SA04	Date Recvd: 09/14/2004	Sample Date: 09/14/2004						
METHOD	DESCRIPTION								
SW-846 3510C	Extraction (Sep. Funnel) SVOC Low Level			1	110849			09/16/2004 1100	
SW-846 8270C	Semivolatile Organics - SIM Analysis			1	111554	110850		09/21/2004 1908	1.00000
SW-846 8270C	Semivolatile Organics, Low Level			1	111563	110849		09/22/2004 2310	1.00000
SW-846 8270C	Semivolatile Organics, Low Level			1	111563	110849		09/23/2004 1621	4.00000
SW-846 8260B	Volatile Organics			1	111218			09/18/2004 1958	1.00000
Lab ID: 281075-8	Client ID: P-12-2SA04	Date Recvd: 09/14/2004	Sample Date: 09/14/2004						
METHOD	DESCRIPTION								
SW-846 3510C	Extraction (Sep. Funnel) SVOC - SIM			1	110850			09/16/2004 1100	
SW-846 3510C	Extraction (Sep. Funnel) SVOC Low Level			1	110849			09/16/2004 1100	
SW-846 8270C	Semivolatile Organics - SIM Analysis			1	111554	110850		09/21/2004 1936	1.00000
SW-846 8270C	Semivolatile Organics, Low Level			1	111563	110849		09/22/2004 2337	1.00000
SW-846 8260B	Volatile Organics			1	111218			09/18/2004 2026	1.00000
Lab ID: 281075-9	Client ID: FB-091404	Date Recvd: 09/14/2004	Sample Date: 09/14/2004						
METHOD	DESCRIPTION								
SW-846 3510C	Extraction (Sep. Funnel) SVOC - SIM			1	110850			09/16/2004 1100	
SW-846 3510C	Extraction (Sep. Funnel) SVOC Low Level			1	110849			09/16/2004 1100	
SW-846 8270C	Semivolatile Organics - SIM Analysis			1	111554	110850		09/21/2004 2004	1.00000
SW-846 8270C	Semivolatile Organics, Low Level			1	111563	110849		09/23/2004 0005	1.00000
SW-846 8260B	Volatile Organics			1	111218			09/18/2004 1522	1.00000
Lab ID: 281075-10	Client ID: MW-01A-2SA04	Date Recvd: 09/14/2004	Sample Date: 09/14/2004						
METHOD	DESCRIPTION								
SW-846 3510C	Extraction (Sep. Funnel) SVOC - SIM			1	110850			09/16/2004 1100	
SW-846 3510C	Extraction (Sep. Funnel) SVOC Low Level			1	110849			09/16/2004 1100	
SW-846 8270C	Semivolatile Organics - SIM Analysis			1	111554	110850		09/21/2004 2032	1.00000
SW-846 8270C	Semivolatile Organics, Low Level			1	111563	110849		09/21/2004 1200	1.00000
SW-846 8270C	Semivolatile Organics, Low Level			1	111563	110849		09/23/2004 0224	10.00000
SW-846 8260B	Volatile Organics			1	111218			09/18/2004 1550	1.00000
Lab ID: 281075-11	Client ID: MW-01A-2SA04 MS	Date Recvd: 09/14/2004	Sample Date: 09/14/2004						
METHOD	DESCRIPTION								
SW-846 3510C	Extraction (Sep. Funnel) SVOC - SIM			1	110849			09/16/2004 1100	
SW-846 3510C	Extraction (Sep. Funnel) SVOC Low Level			1	110850			09/16/2004 1100	
SW-846 8270C	Semivolatile Organics - SIM Analysis			1	111554	110850		09/21/2004 1305	1.00000
SW-846 8270C	Semivolatile Organics, Low Level			1	111563	110849		09/21/2004 1227	1.00000
SW-846 8270C	Semivolatile Organics, Low Level			1	111563	110849		09/23/2004 0252	10.00000
SW-846 8260B	Volatile Organics			1	111218			09/18/2004 1617	1.00000
Lab ID: 281075-12	Client ID: MW-01-2SA04 MSD	Date Recvd: 09/14/2004	Sample Date: 09/14/2004						
METHOD	DESCRIPTION								
SW-846 3510C	Extraction (Sep. Funnel) SVOC - SIM			1	110849			09/16/2004 1100	
SW-846 3510C	Extraction (Sep. Funnel) SVOC Low Level			1	110850			09/16/2004 1100	
SW-846 8270C	Semivolatile Organics - SIM Analysis			1	111554	110850		09/21/2004 1333	1.00000
SW-846 8270C	Semivolatile Organics, Low Level			1	111563	110849		09/21/2004 1255	1.00000
SW-846 8270C	Semivolatile Organics, Low Level			1	111563	110849		09/23/2004 0319	10.00000
SW-846 8260B	Volatile Organics			1	111218			09/18/2004 1645	1.00000
Lab ID: 281075-13	Client ID: MW-11A-2SA04	Date Recvd: 09/14/2004	Sample Date: 09/14/2004						
METHOD	DESCRIPTION								
SW-846 3510C	Extraction (Sep. Funnel) SVOC - SIM			1	110850			09/16/2004 1100	
SW-846 3510C	Extraction (Sep. Funnel) SVOC Low Level			1	110849			09/16/2004 1100	
SW-846 8270C	Semivolatile Organics - SIM Analysis			1	111554	110850		09/21/2004 2100	1.00000
SW-846 8270C	Semivolatile Organics, Low Level			1	111563	110849		09/23/2004 0033	1.00000

LABORATORY CHRONICLE

Job Number: 281075

Date: 10/13/2004

CUSTOMER: ERM Southwest, Inc.- Houston

PROJECT: HWPW

ATTN: Chris Young

Lab ID	Client ID	Date Recvd	Sample Date				
METHOD	DESCRIPTION	RUN#	BATCH#	PREP BT	#(S)	DATE/TIME ANALYZED	DILUTION
Lab ID: 281075-13	Client ID: MW-11A-2SA04	Date Recvd: 09/14/2004	Sample Date: 09/14/2004				
SW-846 8270C	Semivolatile Organics, Low Level	1	111563	110849		09/23/2004 1649	4.00000
SW-846 8260B	Volatile Organics	1	111218			09/20/2004 1938	1.00000
Lab ID: 281075-14	Client ID: MW-11AD-2SA04	Date Recvd: 09/14/2004	Sample Date: 09/14/2004				
SW-846 3510C	Extraction (Sep. Funnel) SVOC - SIM	1	110850			09/16/2004 1100	
SW-846 3510C	Extraction (Sep. Funnel) SVOC Low Level	1	110849			09/16/2004 1100	
SW-846 8270C	Semivolatile Organics - SIM Analysis	1	111554	110850		09/21/2004 2128	1.00000
SW-846 8270C	Semivolatile Organics, Low Level	1	111563	110849		09/23/2004 1457	1.00000
SW-846 8270C	Semivolatile Organics, Low Level	1	111563	110849		09/23/2004 1716	4.00000
SW-846 8260B	Volatile Organics	1	111218			09/20/2004 2006	1.00000
Lab ID: 281075-15	Client ID: TB01-2SA04	Date Recvd: 09/14/2004	Sample Date: 09/14/2004				
SW-846 8260B	Volatile Organics	1	111218			09/18/2004 1455	1.00000
Lab ID: 281075-16	Client ID: MW-09-2SA04	Date Recvd: 09/14/2004	Sample Date: 09/14/2004				
SW-846 3510C	Extraction (Sep. Funnel) SVOC - SIM	1	110850			09/16/2004 1100	
SW-846 3510C	Extraction (Sep. Funnel) SVOC Low Level	1	110849			09/16/2004 1100	
SW-846 8270C	Semivolatile Organics - SIM Analysis	1	111554	110850		09/22/2004 1508	1.00000
SW-846 8270C	Semivolatile Organics, Low Level	1	111563	110849		09/23/2004 0128	1.00000
SW-846 8260B	Volatile Organics	1	111218			09/20/2004 2033	1.00000

APPENDIX C

Data Usability Summary

Houston Wood Preserving Works
Houston, Texas

Environmental Resources Management (ERM) reviewed a laboratory analytical data package 281075 from Severn Trent Laboratories of Houston, Texas for the analysis of 12 ground water samples collected on September 13 and 14, 2004 in the area of the Union Pacific Railroad property former Houston Wood Preserving Works site. Data were reviewed to assess conformance with the requirements of the *Review and Reporting of COC Concentration Data* TRRP-13 (December 2002), and adherence to project data quality objectives.

Purpose of Sampling Event: Semiannual ground water monitoring.

Analysis requested included:

SW-846 8270C - Semivolatile Organic Compounds by Gas Chromatography/Mass Spectrometry (GC/MS) (low-level and Selective Ion Monitoring (SIM))

SW-846 8260B - Volatile Organic Compounds by Gas Chromatography/Mass Spectrometry (GC/MS)

Data were reviewed and validated as described in the TRRP-13 Guidance Document and the results of the review/validation are discussed in this Data Usability Summary (DUS). The following laboratory submittals were reviewed by ERM:

- Analytical data report,
- Laboratory Review Checklist (LRC), and
- Exception Reports (ER).

The results of supporting quality control (QC) analyses are summarized in the QC section of the analytical report.

The reportable data, LRCs and ERs included in this review are attached to this DUS.

Introduction

Eleven ground water samples and one duplicate ground water sample were analyzed for select semivolatile organic compounds (SVOCs) by low-level and SIM methods and select volatile organic compounds (VOCs). One field blank was provided to the laboratory for analysis of SVOCs and VOCs. One trip blank was provided with the

laboratory package and analyzed by the laboratory for VOCs only. Table 1 lists the sample identifications cross-referenced to laboratory identifications.

Data Review / Validation Results

Analytical Results

VOCs and SVOCs were reported in mg/L. Qualified sample data are listed on Table 2. Non-detected results are reported as less than the value of the sample quantitation limit (SQL) as defined by TRRP. According to the LRC, some SQLs were elevated due to dilutions necessary for analysis.

Preservation and Holding Times

The samples were evaluated for agreement with the chain-of-custody (COC). The samples were received in the appropriate containers and in good condition with most of the paperwork filled out properly. According to the sample receipt checklist, the laboratory received sample MW-09-2SA04, but it was not listed on the COC. Sample receipt temperature was within the acceptance criteria of 4 +/- 2 degrees C. The samples were preserved in the field as specified in SW-846 Table 2-36. Samples were prepared and analyzed within holding times as specified in SW-846 Table 2-36.

Calibrations and Tunes

According to the LRC, initial calibration and continuing calibration data met SW-846 method requirements for VOC and SVOC analyses. The data package documents satisfactory instrument performance calibrations (GC/MS tunes) for VOC and SVOC analyses.

Blanks

Method blank analyses were reported as not-detected for SVOC SIM.

The VOCs method blank analyzed on 9/18/04 at 13:32 had a detection of methylene chloride of 1.69128 ug/L. Samples FB-091404 and TB01-2SA04 had detections of methylene chloride less than 10 times the method blank concentration and were qualified as not-detected (U). VOCs method blank analyzed on 9/20/04 at 13:42 had a detection of methylene chloride of 2.47407 ug/L. Sample MW-09-2SA04 had a detection of methylene chloride less than 10 times the method blank concentration and was qualified as not-detected (U).

SVOC low-level method blank had a reported detection of di-n-butyl phthalate (0.22612 ug/L). Samples MW-08-2SA04, P-10-2SA04, MW-07-2SA04, MW-11B-2SA04, MW-04-2SA04, MW-10B-2SA04, P-12-2SA04, FB-091404, MW-11A-2SA04, MW-11AD-2SA04 and MW-09-2SA04 had detections of di-n-butyl phthalate less than 10X the method blank concentration, and were qualified as not-detected (U) for di-n-butyl phthalate, due to method blank contamination.

One trip blank (TB01-2SA04) was received by the laboratory, and was reported as detected for methylene chloride (0.00302 J mg/L). Samples FB-091404 and MW-09-2SA04 had detections of methylene chloride less than 10X the trip blank concentration and were qualified as not-detected (U), due to trip blank contamination.

The field blank (FB-091404) was reported as detected for methylene chloride (0.00281 J mg/L) and di-n-butyl phthalate (0.000356 mg/L). Sample MW-09-2SA04 had a detection of methylene chloride less than 10 times the field blank concentration and was qualified as not-detected (U). Samples MW-11B-2SA04, MW-04-2SA04, MW-10B-2SA04, P-12-2SA04, MW-11A-2SA04, MW-11AD-2SA04 and MW-09-2SA04 collected on 9/14/04 had detections of di-n-butyl phthalate less than 10X the field blank concentration, and were qualified as not-detected (U) for di-n-butyl phthalate, due to field blank contamination.

Surrogate Recoveries

VOC surrogates were within laboratory-supplied acceptance limits for all samples.

SVOC low-level analysis had elevated surrogate 2,4,6-tribromophenol recovery for samples P-10-2SA04, MW-11B-2SA04, MW-04-2SA04, FB-091404, MW-11AD-2SA04 and MW-09-2SA04 (all at 1X dilution). The other five surrogates were within acceptance limits, so qualification of the data was not necessary. Surrogate 2,4,6-tribromophenol also had elevated recovery for samples P-10-2SA04 5X dilution, MW-11B-2SA04 5X dilution, MW-10B-2SA04 4X dilution and MW-11AD-2SA04 4X dilution. The other five surrogates were within acceptance limits, so qualification of the data was not necessary. Samples MW-5-2SA04 1X dilution and MW-10B-2SA04 1X dilution had elevated surrogate 2,4,6-tribromophenol and 2-fluorobiphenyl recoveries. Since only one acid and one base surrogate were outside limits and the other four surrogates were within acceptance limits, qualification of the data was not necessary. Sample MW-01A-2SA04 10X dilution had elevated surrogate 2,4,6-tribromophenol and 2-fluorobiphenyl recoveries. Since the surrogates were diluted out of the sample, qualification of the data was not necessary.

SVOC SIM samples MW-5-2SA04, MW-10B-2SA04 and MW-09-2SA04 had elevated 2,4,6-tribromophenol surrogate recovery. The other five surrogates were within acceptance limits, so qualification of the data was not necessary. Sample MW-11B-2SA04 had elevated 2,4,6-tribromophenol and 2-fluorobiphenyl surrogate recoveries. Since only one acid and one base surrogate were outside limits and the other four surrogates were within acceptance limits, qualification of the data was not necessary.

Internal Standards

According to the LRC, VOC and SVOC low-level internal standard areas were within SW-846 method acceptance criteria.

SVOC SIM samples MW-10B-2SA04 and MW-11AD-2SA04 had all internal standards below acceptance limits. Sample MW-04-2SA04 had all internal standards below acceptance limits except 1,4-dichlorobenzene-d4. Sample MW-5-2SA04 had four internal standard areas below limits (acenaphthene-d10, phenanthrene-d10, chrysene-d12 and perylene-d12). Associated compounds (benzo(a)pyrene, bis(2-chloroethoxy)methane, 2,4-dinitrotoluene, 2,6-dinitrotoluene, pentachlorophenol and 1,2-diphenylhydrazine) were reported as not-detected and were qualified as non-detect estimated (UJ) in the four samples listed, due to low internal standard recovery.

Laboratory Control Samples

SVOC low-level, SVOC SIM and VOC laboratory control sample (LCS) recoveries met the laboratory-defined acceptable ranges.

Matrix Spike/Matrix Spike Duplicates

VOC MS/MSD recoveries analyzed from sample MW-01A-2SA04 were within laboratory-supplied acceptance criteria. A second VOC MS/MSD was analyzed and had low recovery for chlorobenzene and toluene. The sample used was not associated with this project site, so qualification of the data was not necessary.

SVOC SIM MS/MSD was analyzed from sample MW-01A-2SA04. The SVOC SIM MS/MSD had elevated recovery for 2,4-dinitrotoluene and pentachlorophenol. All associated samples were reported as not-detected for these two compounds, no qualification of the data was not necessary. This MS/MSD also had elevated relative percent difference (RPD) for 1,2-diphenylhydrazine. The MS/MSD results were less than five times the method quantitation limit (MQL), and the difference between sample and duplicate was greater than the MQL. All associated samples were reported as not-detected for 1,2-diphenylhydrazine and were qualified as non-detect estimated (UJ), due to elevated MD/MSD RPD.

SVOC low-level MS/MSD was analyzed from sample MW-01A-2SA04. The SVOC low level MS/MSD had elevated and low recovery for acenaphthene, dibenzofuran, 2-methylnaphthalene and fluorene. These compounds were not qualified because the spike amount was less than four times that in the unspiked parent sample and may not represent the true matrix effect. Additionally, 4-nitrophenol, n-nitrosodiphenylamine, 2-methyl-4,6-dinitrophenol and phenanthrene had elevated MS/MSD recovery. All associated samples were reported as not-detected for 4-nitrophenol, n-nitrosodiphenylamine and 2-methyl-4,6-dinitrophenol, so qualification of the data was not necessary. Samples P-10-2SA04, MW-11B-2SA04, MW-04-2SA04, MW10B-2SA04, MW-01A-2SA04, MW-11A-2SA04 and MW-11AD-2SA04 were reported as detected for phenanthrene and were qualified as estimated high (JH), due to elevated MS/MSD recovery. This SVOC low level MS/MSD also had elevated RPD for phenanthrene. The MS/MSD results were greater than five times the MQL and detections of phenanthrene were qualified as estimated (J), due to elevated MS/MSD RPD.

Field Precision

One field duplicate sample was collected during this sampling event (MW-11A-2SA04 / MW-11AD-2SA04). The sample and duplicate were reported as detected or estimated detected (J flagged) for 10 common compounds. MW-11AD-2SA04 was also reported as detected for 2-methylnaphthalene and bis(2-ethylhexyl)phthalate. Seven compounds (anthracene, acenaphthene, acenaphthylene, dibenzofuran, fluoranthene, fluorene and pyrene) had RPD less than 20% and were within acceptance criteria. Di-n-butyl phthalate and phenanthrene had analyte concentrations less than five times the method quantitation limit (MQL) and the difference between sample and duplicate was less than two times the MQL, so qualification was not needed. Naphthalene had analyte concentrations greater than five times the MQL and RPD greater than 30%. Detections of naphthalene in associated samples were qualified as estimated (J) and non-detects were qualified as non-detect estimated (UJ). Sample/duplicate precision calculations are included in Table 3.

Field Procedures

The samples were collected using documented sampling procedures.

SUMMARY

Ground water analytical data are useable for the purpose of delineation of VOCs and SVOCs in the area of the former Houston Wood Preserving Works site. The data user is advised that samples FB-091404, MW-09-2SA04 and TB01-2SA04 were qualified as not-detected (U) for methylene chloride due to method blank contamination. Samples MW-08-2SA04, P-10-2SA04, MW-07-2SA04, MW-11B-2SA04, MW-04-2SA04, MW-10B-2SA04, P-12-2SA04, FB-091404, MW-11A-2SA04, MW-11AD-2SA04 and MW-09-2SA04 were qualified as not-detected (U) for di-n-butyl phthalate, due to method blank contamination.

SVOC SIM samples MW-10B-2SA04 and MW-11AD-2SA04, MW-04-2SA04 and MW-5-2SA04 were qualified as non-detect estimated (UJ) for six compounds (benzo(a)pyrene, bis(2-chloroethoxy)methane, 2,4-dinitrotoluene, 2,5-dinitrotoluene, pentachlorophenol and 1,2-diphenylhydrazine), due to low internal standard recovery.

All SVOC SIM samples were qualified as non-detect estimated (UJ) for 1,2-diphenylhydrazine, due to elevated MD/MSD RPD.

SVOC low-level samples P-10-2SA04, MW-11B-2SA04, MW-04-2SA04, MW10B-2SA04, MW-01A-2SA04, MW-11A-2SA04 and MW-11AD-2SA04 were reported as detected for phenanthrene and were qualified as estimated high (JH), due to elevated MS/MSD recovery.

Detections of naphthalene in all samples were qualified as estimated (J) and non-detects were qualified as non-detect estimated (UJ), due to sample/duplicate precision outside QC criteria.

TABLE 1

Cross-Reference Field Sample Identifications and Laboratory Identifications
Laboratory Package 281075

Houston Wood Preserving Works
Union Pacific Railroad

<u>Field Identification</u>	<u>Laboratory Identification</u>	
MW-08-2SA04	281075-1	
P-10-2SA04	281075-2	
MW-07-2SA04	281075-3	
MW-5-2SA04	281075-4	
MW-11B-2SA04	281075-5	
MW-04-2SA04	281075-6	
MW-10B-2SA04	281075-7	
P-12-2SA04	281075-8	
FB-091404	281075-9	Field Blank
MW-01A-2SA04	281075-10	
MW-01AMS-2SA04	281075-11	Matrix Spike
MW-01AMSD-2SA04	281075-12	Matrix Spike Duplicate
MW-11A-2SA04	281075-13	
MW-11AD-2SA04	281075-14	Field Duplicate
TB01-2SA04	281075-15	Trip Blank
MW-09-2SA04	281075-16	

TABLE 2

Qualified Analytical Data
Laboratory Package 281075

Houston Wood Preserving Works
Union Pacific Railroad

Field Identification	Analyte	Qualification	Reason for Qualification
FB-091404	Methylene Chloride	U	Method blank contamination
TB01-2SA04	Methylene Chloride	U	Method blank contamination
MW-09-2SA04	Methylene Chloride	U	Method blank contamination
MW-08-2SA04	Di-n-butyl phthalate	U	Method blank contamination
P-10-2SA04	Di-n-butyl phthalate	U	Method blank contamination
MW-07-2SA04	Di-n-butyl phthalate	U	Method blank contamination
MW-11B-2SA04	Di-n-butyl phthalate	U	Method blank contamination
MW-04-2SA04	Di-n-butyl phthalate	U	Method blank contamination
MW-10B-2SA04	Di-n-butyl phthalate	U	Method blank contamination
P-12-2SA04	Di-n-butyl phthalate	U	Method blank contamination
FB-091404	Di-n-butyl phthalate	U	Method blank contamination
MW-11A-2SA04	Di-n-butyl phthalate	U	Method blank contamination
MW-11AD-2SA04	Di-n-butyl phthalate	U	Method blank contamination
MW-09-2SA04	Di-n-butyl phthalate	U	Method blank contamination
FB-091404	Methylene Chloride	U	Trip blank contamination
MW-09-2SA04	Methylene Chloride	U	Trip blank contamination
MW-09-2SA04	Methylene Chloride	U	Field blank contamination
MW-11B-2SA04	Di-n-butyl phthalate	U	Field blank contamination
MW-04-2SA04	Di-n-butyl phthalate	U	Field blank contamination
MW-10B-2SA04	Di-n-butyl phthalate	U	Field blank contamination
P-12-2SA04	Di-n-butyl phthalate	U	Field blank contamination
MW-11A-2SA04	Di-n-butyl phthalate	U	Field blank contamination
MW-11AD-2SA04	Di-n-butyl phthalate	U	Field blank contamination
MW-09-2SA04	Di-n-butyl phthalate	U	Field blank contamination
MW-5-2SA04	benzo(a)pyrene	UJ	Internal standard areas below acceptance limits
MW-04-2SA04	benzo(a)pyrene	UJ	Internal standard areas below acceptance limits
MW-10B-2SA04	benzo(a)pyrene	UJ	Internal standard areas below acceptance limits
MW-11AD-2SA04	benzo(a)pyrene	UJ	Internal standard areas below acceptance limits
MW-5-2SA04	bis(2-chloroethoxy)methane	UJ	Internal standard areas below acceptance limits
MW-04-2SA04	bis(2-chloroethoxy)methane	UJ	Internal standard areas below acceptance limits
MW-10B-2SA04	bis(2-chloroethoxy)methane	UJ	Internal standard areas below acceptance limits
MW-11AD-2SA04	bis(2-chloroethoxy)methane	UJ	Internal standard areas below acceptance limits
MW-5-2SA04	2,4-dinitrotoluene	UJ	Internal standard areas below acceptance limits
MW-04-2SA04	2,4-dinitrotoluene	UJ	Internal standard areas below acceptance limits
MW-10B-2SA04	2,4-dinitrotoluene	UJ	Internal standard areas below acceptance limits
MW-11AD-2SA04	2,4-dinitrotoluene	UJ	Internal standard areas below acceptance limits
MW-5-2SA04	2,6-dinitrotoluene	UJ	Internal standard areas below acceptance limits
MW-04-2SA04	2,6-dinitrotoluene	UJ	Internal standard areas below acceptance limits
MW-10B-2SA04	2,6-dinitrotoluene	UJ	Internal standard areas below acceptance limits
MW-11AD-2SA04	2,6-dinitrotoluene	UJ	Internal standard areas below acceptance limits
MW-5-2SA04	pentachlorophenol	UJ	Internal standard areas below acceptance limits
MW-04-2SA04	pentachlorophenol	UJ	Internal standard areas below acceptance limits
MW-10B-2SA04	pentachlorophenol	UJ	Internal standard areas below acceptance limits
MW-11AD-2SA04	pentachlorophenol	UJ	Internal standard areas below acceptance limits
MW-5-2SA04	1,2-diphenylhydrazine	UJ	Internal standard areas below acceptance limits
MW-04-2SA04	1,2-diphenylhydrazine	UJ	Internal standard areas below acceptance limits
MW-10B-2SA04	1,2-diphenylhydrazine	UJ	Internal standard areas below acceptance limits
MW-11AD-2SA04	1,2-diphenylhydrazine	UJ	Internal standard areas below acceptance limits
MW-08-2SA04	1,2-diphenylhydrazine	UJ	Elevated MS/MSD RPD
P-10-2SA04	1,2-diphenylhydrazine	UJ	Elevated MS/MSD RPD

TABLE 2

Qualified Analytical Data
Laboratory Package 281075

Houston Wood Preserving Works
Union Pacific Railroad

Field Identification	Analyte	Qualification	Reason for Qualification
MW-07-2SA04	1,2-diphenylhydrazine	UJ	Elevated MS/MSD RPD
MW-5-2SA04	1,2-diphenylhydrazine	UJ	Elevated MS/MSD RPD
MW-11B-2SA04	1,2-diphenylhydrazine	UJ	Elevated MS/MSD RPD
MW-04-2SA04	1,2-diphenylhydrazine	UJ	Elevated MS/MSD RPD
MW-10B-2SA04	1,2-diphenylhydrazine	UJ	Elevated MS/MSD RPD
P-12-2SA04	1,2-diphenylhydrazine	UJ	Elevated MS/MSD RPD
FB-091404	1,2-diphenylhydrazine	UJ	Elevated MS/MSD RPD
MW-01A-2SA04	1,2-diphenylhydrazine	UJ	Elevated MS/MSD RPD
MW-11A-2SA04	1,2-diphenylhydrazine	UJ	Elevated MS/MSD RPD
MW-11AD-2SA04	1,2-diphenylhydrazine	UJ	Elevated MS/MSD RPD
MW-09-2SA04	1,2-diphenylhydrazine	UJ	Elevated MS/MSD RPD
P-10-2SA04	phenanthrene	JH	Elevated MS/MSD recovery
MW-11B-2SA04	phenanthrene	JH	Elevated MS/MSD recovery
MW-04-2SA04	phenanthrene	JH	Elevated MS/MSD recovery
MW-10B-2SA04	phenanthrene	JH	Elevated MS/MSD recovery
MW-01A-2SA04	phenanthrene	JH	Elevated MS/MSD recovery
MW-11A-2SA04	phenanthrene	JH	Elevated MS/MSD recovery
MW-11AD-2SA04	phenanthrene	JH	Elevated MS/MSD recovery
P-10-2SA04	phenanthrene	J	Elevated MS/MSD RPD
MW-11B-2SA04	phenanthrene	J	Elevated MS/MSD RPD
MW-04-2SA04	phenanthrene	J	Elevated MS/MSD RPD
MW-10B-2SA04	phenanthrene	J	Elevated MS/MSD RPD
MW-01A-2SA04	phenanthrene	J	Elevated MS/MSD RPD
MW-11A-2SA04	phenanthrene	J	Elevated MS/MSD RPD
MW-11AD-2SA04	phenanthrene	J	Elevated MS/MSD RPD
MW-08-2SA04	naphthalene	UJ	Sample/duplicate precision outside criteria
P-10-2SA04	naphthalene	J	Sample/duplicate precision outside criteria
MW-07-2SA04	naphthalene	UJ	Sample/duplicate precision outside criteria
MW-5-2SA04	naphthalene	J	Sample/duplicate precision outside criteria
MW-11B-2SA04	naphthalene	J	Sample/duplicate precision outside criteria
MW-04-2SA04	naphthalene	UJ	Sample/duplicate precision outside criteria
MW-10B-2SA04	naphthalene	J	Sample/duplicate precision outside criteria
P-12-2SA04	naphthalene	UJ	Sample/duplicate precision outside criteria
FB-091404	naphthalene	UJ	Sample/duplicate precision outside criteria
MW-01A-2SA04	naphthalene	J	Sample/duplicate precision outside criteria
MW-11A-2SA04	naphthalene	J	Sample/duplicate precision outside criteria
MW-11AD-2SA04	naphthalene	J	Sample/duplicate precision outside criteria
MW-09-2SA04	naphthalene	UJ	Sample/duplicate precision outside criteria

NOTES:

U = not-detected

J = estimated data, the reported sample concentration is approximated due to exceedance of QC requirements

UJ = the analyte was analyzed for but was not detected above the reported sample quantitation limit.

the associated value is an estimate and may be inaccurate or imprecise.

H = high bias

TABLE 3

Field Precision
Laboratory Package 281075

Houston Wood Preserving Works
Union Pacific Railroad

Field Identification	Analyte	Sample Result	Duplicate Result	RPD	Qualified
MW-11A-2SA04 / MW-11AD-2SA04	acenaphthene	0.0987	0.0881	11.35	A
	acenaphthylene	0.000797	0.000657	19.26	A
	anthracene	0.00315	0.00354	-11.66	A
	dibenzofuran	0.00919	0.00872	5.25	A
	Di-n-butyl phthalate	0.000279	0.000386	-32.18	A*
	fluoranthene	0.0099	0.0121	-20.00	A
	fluorene	0.0455	0.0474	-4.09	A
	naphthalene	0.000236	0.00255	-166.12	J
	phenanthrene	0.000594	0.000895	-40.43	A*
	pyrene	0.00483	0.00552	-13.33	A

NOTES:

results reported as mg/L

$RPD = ((SR-DR)*200)/(SR+DR)$

J = estimated data due to inability to meet QC criteria

A = Acceptable data

A* = Acceptable data based on Table D-2 of TRRP-13 Guidance Document

Updated Compliance Schedule
Appendix D

January 20, 2005
Project No. 0014419

Environmental Resources Management
15810 Park Ten Place, Suite 300
Houston, Texas 77084
(281) 600-1000

ID	Task Name/Permit or CP Section No. Addendum to RFI Report {Permit VIII.I}	Start	Finish	2004												2005												2006											
				N	D	J	F	M	A	M	J	J	A	S	O	N	D	J	F	M	A	M	J	J	A	S	O	N	D	J	F	M	A	M	J	J	A	S	O
1	Field Investigation Activities	Wed 12/3/03	Thu 2/17/05	[Gantt bar from 12/3/03 to 2/17/05]																																			
2	Prepare and Submit Affected Property Assessment Report (APAR)	Wed 12/3/03	Wed 1/21/04	[Gantt bar from 12/3/03 to 1/21/04]																																			
3	TCEQ Review Process	Thu 1/22/04	Fri 6/1/04	[Gantt bar from 1/22/04 to 6/1/04]																																			
4	Response to TCEQ Comments on APAR	Mon 6/14/04	Wed 10/6/04	[Gantt bar from 6/14/04 to 10/6/04]																																			
5	TCEQ Review Process	Mon 10/11/04	Fri 1/19/04	[Gantt bar from 10/11/04 to 1/19/04]																																			
6	Corrective Measures Study (Permit VIII.I and CP IX)	Mon 11/22/04	Thu 2/17/05	[Gantt bar from 11/22/04 to 2/17/05]																																			
7	Not Required under the Texas Risk Reduction Program (TRRP) for RCRA sites	Thu 2/17/05	Thu 2/17/05	[Gantt bar from 2/17/05 to 2/17/05]																																			
8	Corrective Measures Implementation (Permit VIII.J and CP X)	Thu 2/17/05	Mon 3/20/06	[Gantt bar from 2/17/05 to 3/20/06]																																			
9	Prepare and Submit Response Action Plan (RAP)	Thu 2/17/05	Fri 6/17/05	[Gantt bar from 2/17/05 to 6/17/05]																																			
10	TCEQ Review Process	Mon 6/20/05	Mon 9/19/05	[Gantt bar from 6/20/05 to 9/19/05]																																			
11	Implement Corrective Action	Tue 9/20/05	Mon 12/19/05	[Gantt bar from 9/20/05 to 12/19/05]																																			
12	Prepare and Submit Corrective Measures Report (RAER/RACR/PRACR)	Mon 12/19/05	Mon 3/20/06	[Gantt bar from 12/19/05 to 3/20/06]																																			
13	Compliance Activities {Permit IV, C and CP VI}	Mon 1/3/05	Fri 12/30/05	[Gantt bar from 1/3/05 to 12/30/05]																																			
14	Impoundment Inspections (Weekly)	Mon 1/3/05	Fri 12/30/05	[Gantt bar from 1/3/05 to 12/30/05]																																			
15	Water Level Measurements (Semiannually)	Mon 1/3/05	Fri 12/30/05	[Gantt bar from 1/3/05 to 12/30/05]																																			
16	Monitor Well Inspections (Quarterly)	Mon 1/3/05	Fri 12/30/05	[Gantt bar from 1/3/05 to 12/30/05]																																			
17	Ground Water Sampling (First Semiannual)	Mon 3/14/05	Fri 3/18/05	[Gantt bar from 3/14/05 to 3/18/05]																																			
18	Ground Water Sampling (Second Semiannual)	Mon 9/12/05	Fri 9/16/05	[Gantt bar from 9/12/05 to 9/16/05]																																			
19	Post-Closure Care Reporting	Mon 10/18/04	Tue 6/21/05	[Gantt bar from 10/18/04 to 6/21/05]																																			
20	Semiannual Report - January 21, 2005 (CP VII.B.2)	Mon 10/18/04	Fri 1/21/05	[Gantt bar from 10/18/04 to 1/21/05]																																			
21	Perform Data Evaluation	Mon 10/18/04	Wed 1/19/05	[Gantt bar from 10/18/04 to 1/19/05]																																			
22	Submit Report to TCEQ	Fri 1/21/05	Fri 1/21/05	[Gantt bar from 1/21/05 to 1/21/05]																																			
23	Semiannual Report - July 21, 2005 (CP VII.B.2)	Mon 3/28/05	Tue 6/21/05	[Gantt bar from 3/28/05 to 6/21/05]																																			
24	Perform Data Evaluation	Mon 3/28/05	Fri 4/1/05	[Gantt bar from 3/28/05 to 4/1/05]																																			
25	Submit Report to TCEQ	Tue 6/21/05	Tue 6/21/05	[Gantt bar from 6/21/05 to 6/21/05]																																			
26	2004 Annual Report - January 25, 2005 (Permit V.F and III.B.1)	Wed 12/1/04	Tue 1/25/05	[Gantt bar from 12/1/04 to 1/25/05]																																			
27	Perform Data Evaluation	Wed 12/1/04	Mon 1/24/05	[Gantt bar from 12/1/04 to 1/24/05]																																			
28	Submit Report to TCEQ	Tue 1/25/05	Tue 1/25/05	[Gantt bar from 1/25/05 to 1/25/05]																																			

Task

Progress

Milestone

Summary

Rolled Up Task

Rolled Up Milestone

Rolled Up Progress

Split

External Tasks

Project Summary

External Milestone

Deadline

External Tasks

Project Summary

External Milestone

Deadline

Compliance Schedule

UPRR Houston Wood Preserving Works Site

Houston, Texas

Page 1 of 1

G:\2004\006287\0014419\5706Hsch.mpp