

RE-POWERING  
AMERICA'S LAND  
INITIATIVE:

PROJECT  
TRACKING  
MATRIX

OCTOBER 2021



*Office of Communications, Partnerships, and Analysis  
Office of Land and Emergency Management*

The U.S. Environmental Protection Agency (EPA) recognizes the overall environmental benefit of siting renewable energy projects on contaminated properties. EPA's [RE-Powering America's Land Initiative](#), tracks renewable energy projects on formerly contaminated lands, landfills, and mine sites to educate stakeholders and encourage future site development.<sup>1</sup> This publication includes information about geothermal, biomass, solar and wind installations. EPA has identified current trends in renewable energy development on contaminated lands including:

- 459 renewable energy installations identified to date
- 92% of the installations are solar PV
- 59% of the installations are located on former landfills
- Massachusetts continues to lead the nation in siting solar on landfills and other sites with roughly 28% of all installations in the U.S.
- New York continues to be a top three state with renewable energy on contaminated lands, including two wind installations totaling over 35 megawatts (MW)
- Wyoming has the second most installed capacity out of the states with 15%, all of the capacity is from 5 wind installations

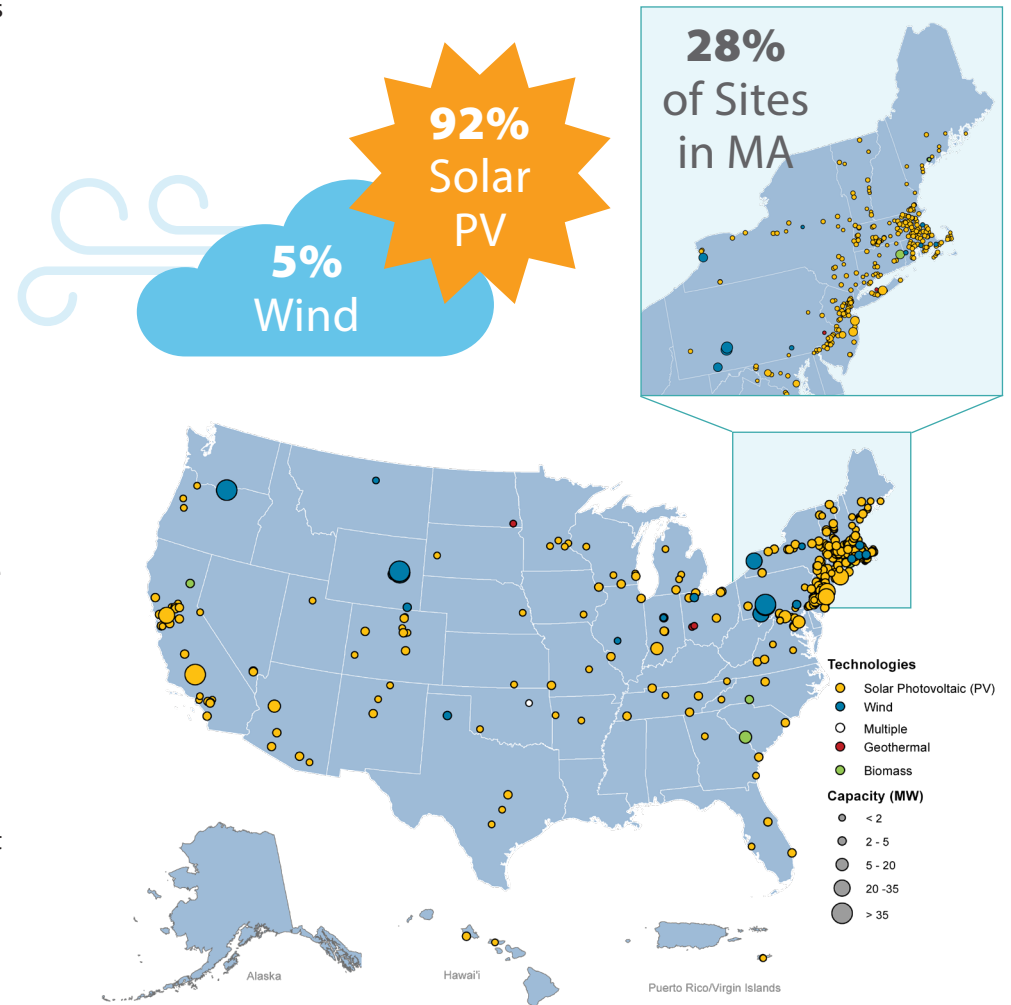
To date, the RE-Powering Initiative has identified 459 renewable energy installations on contaminated lands, landfills, and mine sites,<sup>2</sup> with a cumulative installed capacity of 1,973.9 megawatts (MW). Approximately 70% of these installations are large-scale systems with a project capacity of 1 MW or more. The renewable energy is used to export energy onto the utility grid, offset onsite energy demands, or power cleanup of contaminated sites.

This document provides summary statistics and analyses regarding the types of projects (e.g., system sizes, renewable energy technologies, energy uses) that have been completed on contaminated properties to date. At the end of this document, EPA includes a project tracking list with basic information that is publicly reported about each known, completed installation. In addition to the completed sites listed in this document, EPA is actively tracking more than 200 renewable energy projects that are in various stages of planning, approval, or construction on contaminated properties. Examination of the information in this document may assist in the future planning for development of renewable energy installations.

<sup>1</sup> Using publicly available information, RE-Powering maintains a list of completed renewable energy installations on contaminated sites and landfills.

<sup>2</sup> In this document, *installation* and *project* refer to a single renewable energy technology installation, while *site* and *location* refer to a single contaminated property. A *site* or *location* may have more than one *installation* or *project*. For example, the former Dave Johnston Mine (one *site*) has three separate *wind installations*. Multiple installation details can be seen in the tracking spreadsheet at the end of this document.

## 459 RENEWABLE ENERGY PROJECTS WITH OVER 1.9 GIGAWATTS INSTALLED CAPACITY



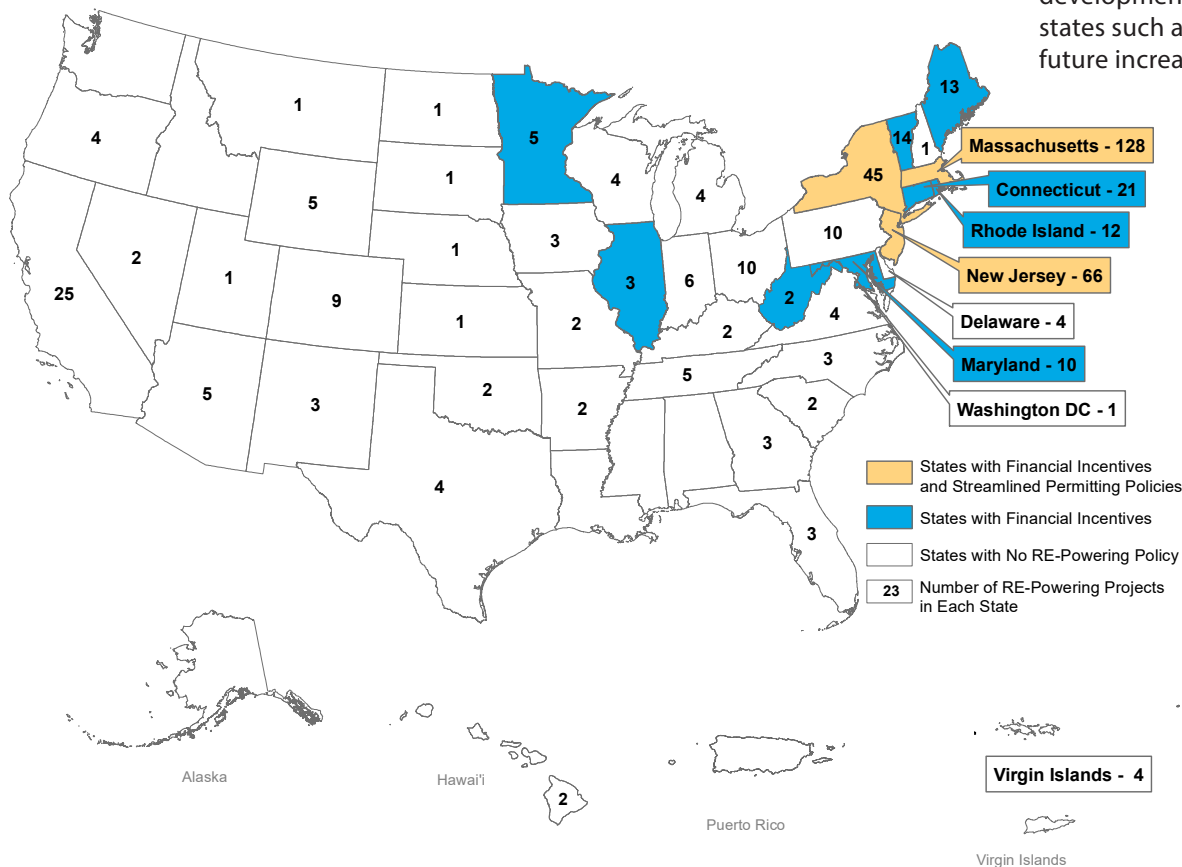
### National Deployment

RE-Powering has identified renewable energy installations on formerly contaminated lands, landfills, and mine sites in 44 states, one territory and Washington, DC. The location of these installations often reflects three factors: available renewable resources (e.g., sunlight patterns, wind speeds); electricity prices; and incentives or other types of policies. Policies can apply generally to renewable installations (e.g., Renewable Portfolio Standards) or can be specially designed to encourage renewable energy development on contaminated lands.

### Policy Matters

The map below shows the impact of certain "RE-Powering" policies. RE-Powering policies include state procurement requirements, financial incentives, and streamlined permitting and environmental reviews for renewable development of potentially contaminated lands.<sup>3</sup> States with "RE-Powering" policies tend to have the largest numbers of installations.

For example, Massachusetts has enhanced incentives for landfills and brownfields within its former SREC and current SMART policies. In New Jersey, longstanding utility and state policies have supported widespread development of solar on landfills and brownfields. New York State has a longstanding NY-Sun Megawatt Block incentive policy with higher payments for landfills and brownfields and a recently-created Build-Ready program to accelerate development on contaminated and other under-used sites. More recently, states such as Illinois have been implementing policies, with expectations of future increases in renewable project installations on contaminated lands.



NUMBER OF RE-POWERING PROJECTS BY STATE AND TERRITORY AS OF OCTOBER 2021

<sup>3</sup> These policy types are designated on the map because they can have particularly large impacts on renewable development. There are several other valuable types of state policies and programs including: liability relief; technical assistance; outreach; databases; and mapping tools. State policy data were obtained from public sources. Please contact EPA's RE-Powering Initiative for a summary of these public sources and more information on these policies.

**Inside the Numbers**

Based on current trends, 64% of the renewable energy systems identified in the tracking matrix sell power back to the grid as wholesale electricity, while another 23% provides energy via community solar projects or for onsite use. Systems range from utility-scale projects, such as 118.5 MW of wind on a WY abandoned mine land, to smaller scale projects, such as the 0.2-kW onsite green remediation project on a RCRA site in Oklahoma.

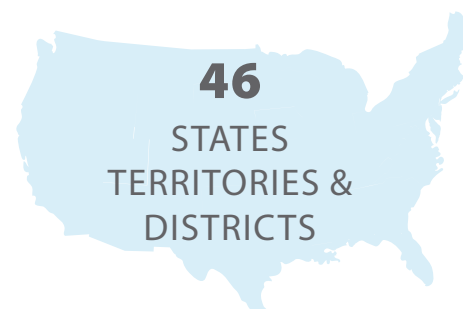
RE-Powering capitalizes on the opportunity to address contamination and support renewable energy implementation to achieve the associated economic and environmental benefits. Installations to date demonstrate the viability of projects across all EPA and state remediation programs, from powering industrial facilities at sites subject to [RCRA corrective action](#) to offsetting the energy demands at [federal facilities](#) with ongoing cleanup activities to repurposing [brownfield](#) and [Superfund](#) sites.

NUMBER OF INSTALLATIONS BY SITE TYPE <sup>4</sup>	
Solar and wind projects on landfills/ landfill buffer	271
Renewable energy projects on brownfield sites <sup>5</sup>	106
Renewable energy projects on Superfund sites <sup>6</sup>	74
Renewable energy projects on current/former federal facilities and contaminated properties	27
Renewable energy projects on RCRA corrective action sites	22
Renewable energy projects on mine sites	24

INSTALLATIONS AND CAPACITY BY SITE OWNERSHIP TYPE		
Ownership Type	# Installations	Installed Capacity (MW)
Municipal	233	502.3
Private	156	1,088.2
Unknown	24	107.2
Federal	22	170.3
Non-profit	7	8.0
Various	7	84.3
University	3	2.7
State	2	0.9
Municipal/Private	2	4.5
Federal/Municipal	1	0.2
Foundation	1	0.0
County	1	5.3
<b>Total</b>	<b>459</b>	<b>1,973.9</b>

INSTALLATIONS AND CAPACITY BY RENEWABLE TECHNOLOGY		
Technology	# Installations	Installed Capacity (MW)
Solar Photovoltaic (PV)	424	1,273.1
Wind	24	635.6
Biomass	5	65.1
Geothermal	5	0.1
Geothermal w/ Solar PV	1	0.0
<b>Total</b>	<b>459</b>	<b>1,973.9</b>

INSTALLATIONS AND CAPACITY BY ENERGY USE		
Energy Production/Use	# Installations	Installed Capacity (MW)
Wholesale Electricity	295	1,676.6
Onsite Use - General	48	121.2
Rooftop <sup>7</sup>	40	49.4
Onsite Use - Green Remediation <sup>8</sup>	30	77.0
Community Owned/ Subscription <sup>9</sup>	26	12.5
Unknown	19	36.6
Onsite Use - Training	1	0.5
<b>Total</b>	<b>459</b>	<b>1,973.9</b>



4 Some installations can be considered multiple "site types." For example, a Superfund site on a federal facility would be counted both as a Superfund site and as a federal facility for the purposes of this table; however, sites considered to be multiple site types are counted only once when calculating the total number of installations (459 for October 2021).

5 Includes state brownfields.

6 Includes sites subject to the National Priorities List (NPL), non-NPL sites, and sites subject to removal action under Superfund.

7 Rooftop installations cited in the Tracking Matrix represent projects on buildings that are sited on land identified as contaminated (primarily brownfields).

8 Green remediation is the practice of considering all environmental effects of remedy implementation and incorporating options to minimize the environmental footprints of cleanup actions. One such practice is using renewable energy systems to power remediation activities or offset the energy needs associated with cleanup efforts. Projects identified as Onsite Use - Green Remediation include all known projects which currently use or have previously used renewable energy for remediation purposes. This figure may include projects that have ceased operations since being added to the Tracking Matrix. Capacity includes a 4.5-MW system used to offset groundwater remediation systems at Massachusetts Military Reservation.

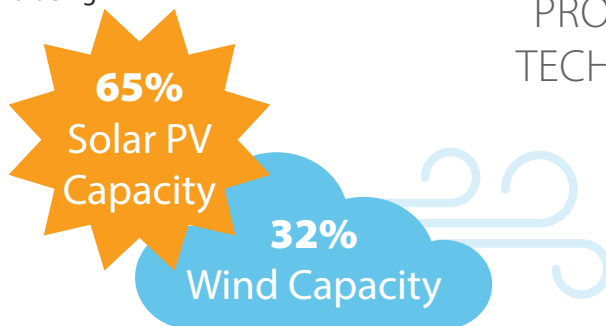
9 Community solar installations are wholesale electricity in that they typically send generated electricity directly to the grid. However, for the RE-Powering Tracking Matrix, community solar installations have been reclassified from the Wholesale Electricity category to the Community Owned/Subscription category to better represent the unique financing and ownership structure of community solar projects.



**Continuing Growth**

Beginning in 2008, RE-Powering has seen a marked upward trend in the number of new renewable energy projects developed on contaminated lands, the amount of installed capacity produced by these projects, and the number connected to the wholesale electricity grid.<sup>10</sup> These trends demonstrate that communities, developers, and site owners are embracing this sustainable land development strategy.

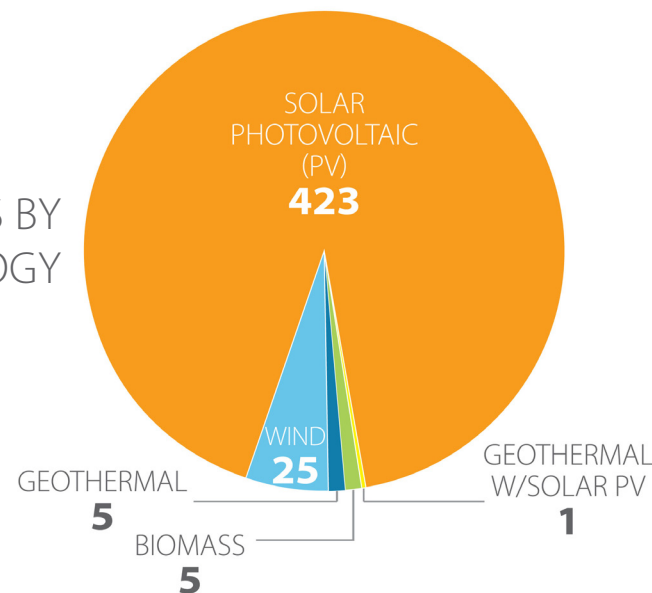
The range in project sizes reflects a variety of factors including market conditions and trends, available acreage, electricity demands, and policy initiatives. Medium- to large-scale installations (1-10 MW) make up 60% of the total number of installed projects to date, while larger systems (10+ MW) comprise 64% of total installed capacity on contaminated lands.



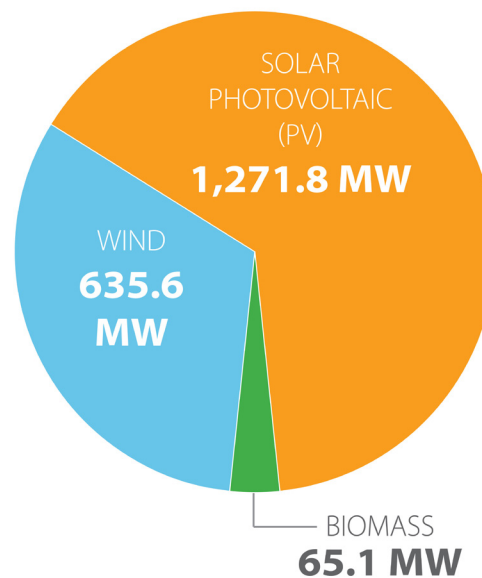
Of identified projects, 92% are solar PV projects developed on contaminated lands, landfills, and mine sites, representing about 65% of total installed capacity, which is a relatively new trend as tracked solar projects overtook wind projects in late 2017 to represent the majority of total capacity. While wind energy represents only 5% of renewable energy on contaminated land projects, a few very large wind installations maintain wind's measurable percentage of installed capacity (about 32%). These include the Casselman Wind Power Project in Somerset County, PA (35 MW); Steel Winds in Bethlehem, NY (35 MW); Highland Wind (62.5 MW) and Highland North Wind (75 MW) in Cambria County, PA; the wind farm at Columbia Ridge Landfill, OR (100 MW); and the three wind farms at the former Dave Johnston Mine in Glenrock, WY (276 MW). Wind tends to be used more often on vast tracts of contaminated land, such as mine sites, while solar PV is the dominant technology at smaller tracts such as municipal solid waste (MSW) landfills.

RE-Powering supports a sustainable land development strategy for renewable energy. One continuing trend is the reuse of former landfills as large solar PV developments. To date, EPA is aware of 271 solar projects making productive use of former landfills (see [Annual Growth in Solar Installations on Landfill/Landfill Buffer chart](#) on page 8). Of these, at least 242 (89%) were completed between 2012 and 2021. Many more are being planned, permitted, or are under construction. For more information regarding considerations specific to solar projects on MSW landfills, see RE-Powering's [Best Practices for Siting Solar Photovoltaics on Municipal Solid Waste Landfills](#).

PROJECTS BY TECHNOLOGY



CAPACITY BY TECHNOLOGY



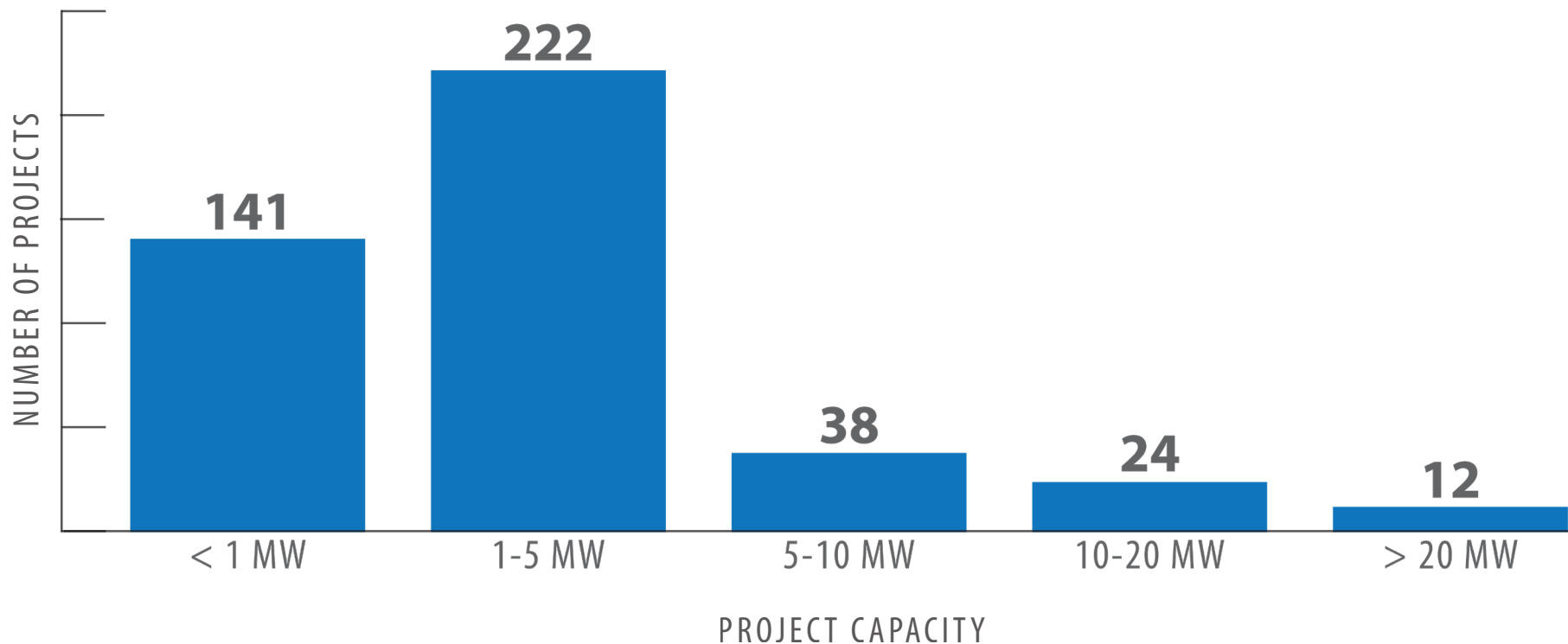
<sup>10</sup> With the exception of one 100 MW wind installation on landfill buffer in Oregon (Columbia Ridge), only 19 projects with a total capacity of 143 MW were installed on contaminated sites through 2007.

### Trends in Project Size

As renewable energy installations on contaminated land have grown in total number, the range of system sizes has continued to become more diverse. There is a wide variation of project uses and sizes. Projects provide energy to support everything from onsite green remediation to supplying large capacity grid connected operations. Overall, 83% of RE-Powering projects are 5 megawatts (MW) in capacity or less. RE-Powering wind projects tend to be much larger than solar projects. Average wind project size is 32 MW versus 3 MW for solar. Only 3% of solar projects are larger than 20 MW.

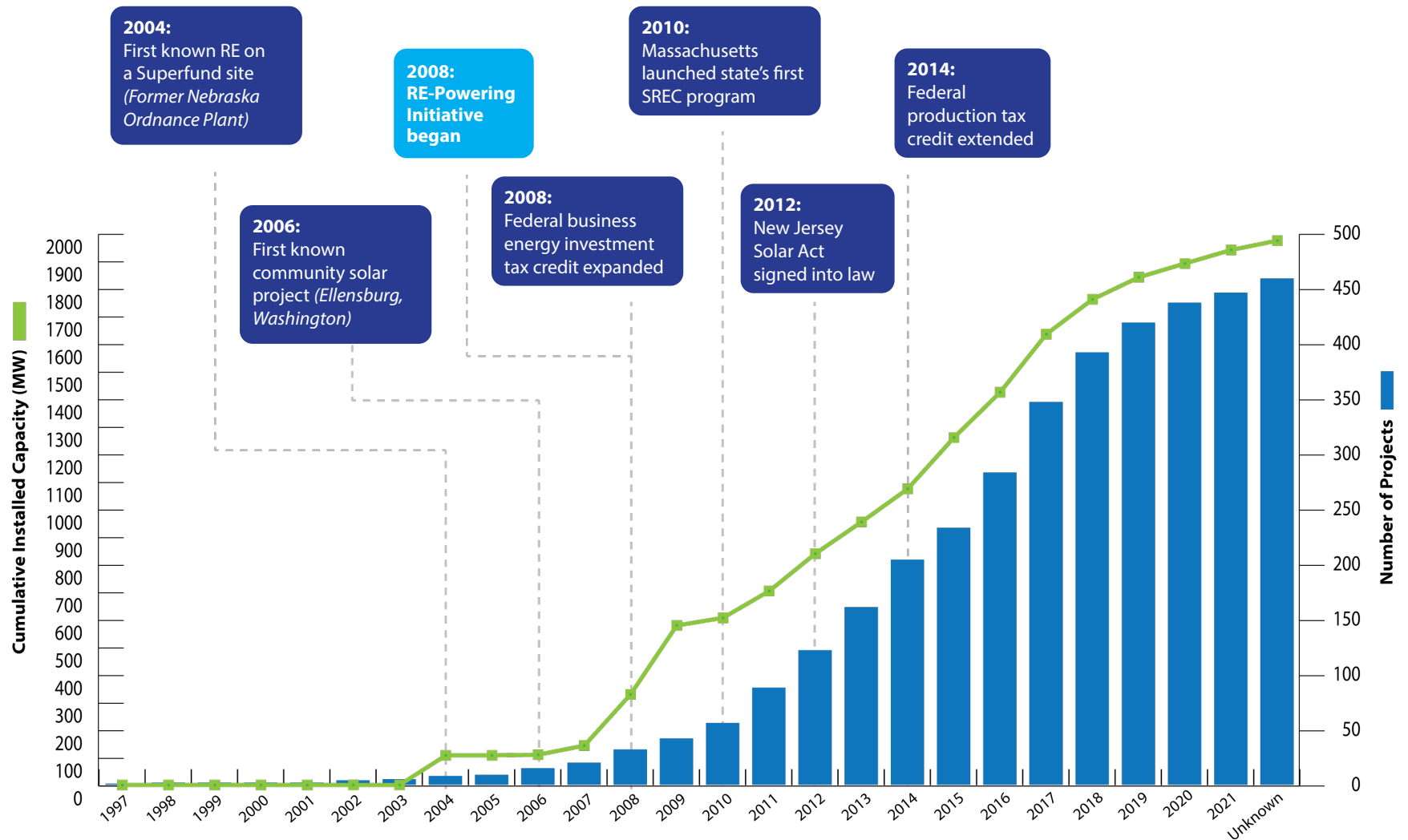
Through about 2010, very small projects of 10 kW or less were more common. With many projects providing energy to the electricity grid, project size has generally trended upward since 2011. The percentage of total projects represented by the 1.01 MW–5 MW ranges has remained relatively constant since 2014. Over 50% of solar projects are 1-5 MW in size. Solar is much more common, representing 92% of all RE-Powering projects.

As noted in the [Continuing Growth](#) section, the RE-Powering Initiative has seen a marked and sustained upward trend in solar installations on contaminated lands. For instance, in the decade between 1997 and 2007, there were only 12 solar on contaminated land projects installed; in 2017 alone, 63 solar projects were installed on contaminated lands. While installations vary in size and are not marked by a particular trend, the predominant solar project size on contaminated sites is 1.01–5 MW.



**Annual Growth of Completed Installations and Installed Capacity<sup>11, 12</sup>**

There has been a steady growth of both installations and installed capacity since 2007, as highlighted by the events below, some of this growth can be attributed to increased knowledge about the concept, as well as incentives from states seeking to increase renewable energy production.



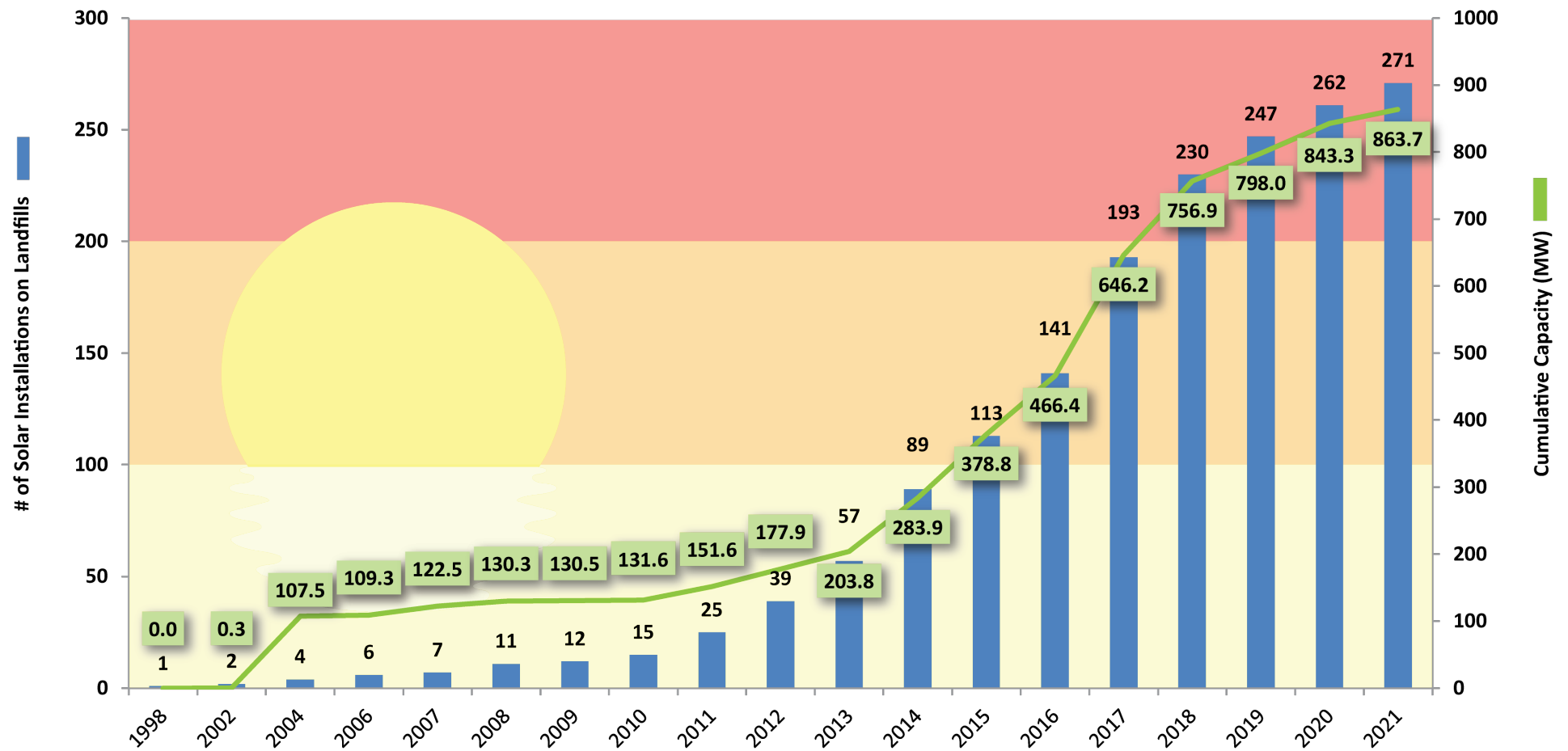
<sup>11</sup> Note that the growth curve for both the number of projects and cumulative installed capacity may differ from previous versions of the Tracking Matrix, as the RE-Powering team learns about additional renewable energy projects installed on contaminated lands in previous years.

<sup>12</sup> There are six installations for which the completion date is unknown.

**Annual Growth in Solar Installations on Landfill/Landfill Buffer<sup>13</sup>**

Among the various technologies and available sites, solar PV on landfills has been a particularly attractive redevelopment option and, over time, has represented an increasing share of all RE-Powering sites. In 2012, only 39% of all RE-Powering sites were solar on landfill installations, whereas 2018 experienced a high of 81% of solar on landfill installations.

271 SOLAR PROJECTS ON LANDFILLS WITH  
863.7 MEGAWATT INSTALLED CAPACITY



<sup>13</sup> Installations with unknown completion year were included with the year they were identified.

**EPA in the News****NATIONAL NEWS HIGHLIGHTS****EPA'S LEADERSHIP**

Fighting climate change is an important goal for the EPA. Developing contaminated sites with renewable energy helps fight climate change by reducing the carbon footprint of electricity sources provided to the grid. It helps state and local governments meet clean energy and climate goals and puts land, that might not otherwise have options, back into productive reuse.

*"It's vital for us to take these formerly contaminated lands and put them to productive use."*

—**Carlton Waterhouse**

Deputy Assistant Administrator,  
Office of Land and Emergency Management, EPA

A recent [article](#) highlights solar and wind power installations across the country as examples of opportunities for shuttered Appalachian coal mines, former phosphate projects in Florida, and landfills in New England.


In the Appalachian region there are several projects planned. One project is the [Hurley Coal Solar Farm](#). Plans for this solar project call for a minimum of 60 MW with the capability of expanding up to 75 MW. The installation would create construction jobs, tax revenue and potentially attract other industry to the area.

Carlton Waterhouse—Deputy Assistant Administrator, Office of Land and Emergency Management, EPA—noted that siting renewable energy on contaminated lands helps cleanup communities, improves the economy, and counters climate change. New Jersey is promoting this concept by including policy preferences for the installations on contaminated lands. One example of success in New Jersey is the 28.9 MW [Toms River Solar Farm](#) which was built on the [Ciga-Geigy Corp. Superfund site](#) is currently [the largest solar facility in New Jersey and the largest on a Superfund site](#).

**LOCAL NEWS HIGHLIGHTS SOLAR IN THE VILLAGE/TOWN OF MOUNT KISCO, NY**

EPA works to assist communities with redevelopment of contaminated lands. One example is in the Village/Town of Mount Kisco, New York. Mount Kisco celebrated the completion of a [community solar and battery storage project](#) on a landfill. The [1.73 acre landfill site hosts a 575 kWac](#) solar project and has a 2-megawatt-hour battery storage system. The project includes a battery system to help meet peak demand for electricity in the village.

- EPA facilitated the development of the solar installation by providing outreach to the municipality and a study of the renewable energy potential at the site.
- The project is serving about 100 residents and small businesses. The project provides economic benefits in the form of revenue to the village from the land lease.





## SOLAR DEVELOPMENT OPPORTUNITY: EPA, NREL STUDY EXAMINES AGRICULTURE STREET LANDFILL, NEW ORLEANS

EPA Region 6, EPA's Superfund Redevelopment Program and EPA's RE-Powering America's Land Initiative partnered with the City of New Orleans to prepare a solar reuse suitability assessment and a National Renewable Energy Laboratory (NREL) solar feasibility study.

The 95-acre Agriculture Street Landfill Superfund Site in New Orleans, Louisiana presents an opportunity to develop a project with a 40-acre potential solar footprint. A solar PV system of this size could generate 6.4 MW of electricity and provide city pump stations with a reliable source of power during natural disasters.

Follow the link for more information about the Agriculture Street Landfill Superfund Site and a link to the solar suitability analysis and feasibility study.

<https://www.epa.gov/superfund-redevelopment/superfund-sites-reuse-louisiana#agstreet>



### Key

- Potential Solar Footprint
- AGRICULTURE STREET LANDFILL SUPERFUND SITE BOUNDARY
- OU1
- OU3
- Substations
- OU2
- OU4
- Transmission\_Lines

*Agriculture Street Landfill Solar Plan.*

**RE-Powering Website has a New Look!**

RE-Powering America's Land Initiative recently updated the [website](#). Information was reorganized and additional explanations were added to increase viewer ease of use and add more value to the experience.

THE WEBSITE WAS RESTRUCTURED TO INCLUDE FOUR MAIN SECTIONS:

**What is RE-Powering**

*Walks through the what and why of RE-Powering along with the benefits and how to plan a project if cleanup is ongoing at the site.*

**How to Identify Sites**

*Includes the RE-Powering Mapper, Decision Trees, feasibility studies and discussion papers.*

**How to Develop Sites**

*Provides information on resources, liability, policy, and success stories.*

**Want to Learn More**

*Includes the training page, past webinars, Tracking Matrix of renewable energy on contaminated lands, and new topics.*

**What is RE-Powering**

On this page:

- [What is RE-Powering?](#)
- [Why Site Renewable Energy on Contaminated Lands?](#)
- [What are the Benefits of these Projects?](#)
- [What if Cleanup Activities are Ongoing?](#)
- [Want to Learn More?](#)

---

**What is RE-Powering?**

Related Information about RE-Powering

Learn more by reading:

- [RE-Powering Program Overview](#)

EPA's RE-Powering America's Land Initiative encourages renewable energy development on current and formerly contaminated lands, landfills, and mine sites when such

**How to Identify Sites**

On this page:

- [Looking for a Site? Find Sites in the RE-Powering Mapper.](#)
- [More Mapping Resources](#)
- [Is a Solar or Wind Project Feasible at My Site? Use the RE-Powering Decision Tree.](#)
- [Review Sites with NREL Feasibility Studies.](#)
- [Interested in Diving Deeper? Read These Discussion Papers.](#)

---

**Looking for a Site? Find Sites in the RE-Powering Mapper**

Related Information

**Technical Support Documents**

- [Full User Guide](#)
- [Quick-Start Guide](#)

**RE-Powering: How to Develop Sites**

On this page:

- [Does the Site have Sufficient Resource?](#)
- [How can I Finance a Project?](#)
- [Are Incentives and Policies Available?](#)
- [What about Potential Liability?](#)
- [How do you Develop Solar on Landfills? Read this Best Practice.](#)
- [Interested in Successful RE-Powering Sites? Read these success stories.](#)

---

**Does the Site have Sufficient Resource?**

An initial consideration is whether a site has sufficient resource availability to make a renewable energy project technologically and economically viable. To help make this determination, the Department of Energy's National Renewable Energy Lab (NREL) has developed maps for various renewable resources and specific projects.

**RE-Powering: Want to Learn More**

On this page:

- [Interested in Learning More about RE-Powering? The RE-Power Training Page is a Great Place to Start.](#)
- [Want to Review a Past RE-Powering Webinar?](#)
- [Where Can You Find RE-Powering Sites? Check Out the Tracking Matrix.](#)
- [What are Some Benefits of Actual RE-Powering Sites?](#)
- [What is the Value of Community Solar?](#)
- [Interested in Sustainability? Review the Critical Infrastructure Study](#)

---

**Interested in Learning More about RE-Powering? The RE-Power Training Page is a Great Place to Start.**

RE-Powering has been developing training to support successful renewable projects on contaminated lands, landfills and mine sites. These trainings walk through some of

To provide information on renewable energy projects on contaminated land not currently appearing in this document, email [cleanenergy@epa.gov](mailto:cleanenergy@epa.gov).



Through the RE-Powering America's Land Initiative, the EPA encourages renewable energy development on potentially contaminated land when aligned with the community's vision for the site. This list tracks completed projects where renewable energy systems have been installed on potentially contaminated lands, landfills, or mine sites. Project capacity data reflect total system capacity, which may be installed in whole or in part on potentially contaminated lands, landfills, or mine sites. For systems with an installed capacity less than 10 kW, the capacity is shown as 0.00. Where information was not found for a given site, it is noted as "Unknown" or with a "-" for numerical values. This information is sorted by state and then by site/project name. The color key for shaded rows is below:

- Installations newly added for October 2021
- Multiple installations on a single site (location)
- New projects for October 2021 representing an additional installation on an existing renewable energy on contaminated lands site

This resource is for informational purposes only. The information in this list was gathered from public announcements of renewable energy projects in the form of company press releases, news releases, and, in some cases, conversations with the parties involved. It may not be a comprehensive list of all projects completed on contaminated land. Projects on this list include ground-mounted utility-scale systems, rooftop systems, and systems used for onsite power, including to power cleanup activities. To provide information on additional projects, please email [cleanenergy@epa.gov](mailto:cleanenergy@epa.gov).

1. SITE DESCRIPTION									2. RENEWABLE ENERGY INFORMATION				3. PROJECT IMPLEMENTATION	
Site/Project Name	EPA Region	State	City	Type of Site	Site Owner	Site Ownership Type	Property Acreage	Former Use Description	RE Type	Project Capacity (MW)	Project Acreage	Primary RE Developer Name	Completion Date	Project Type
Barkhamsted-New Hartford Landfill	1	CT	Barkhamsted and New Hartford	Superfund	Towns of Barkhamsted and New Hartford	Municipal	98	Landfill	Solar PV	1.5000	-	Lodestar	2017	Wholesale Electricity
Bethel Town Landfill Solar	1	CT	Bethel	Landfill	Town of Bethel	Municipal	-	MSW Landfill	Solar PV	0.9480	4.0	Ameresco	2018	Wholesale Electricity
Bozrah Landfill Solar	1	CT	Bozrah	Landfill	Town of Bozrah	Municipal	-	MSW Landfill	Solar PV	3.1000	-	Brightfields	2016	Wholesale Electricity
Bridgeport Landfill	1	CT	Bridgeport	Landfill	City of Bridgeport	Municipal	46	MSW Landfill (1938-91); Construction Landfill (1996-2000)	Solar PV	2.2000	22.0	American Capital Energy	2016	Wholesale Electricity
Cheshire Landfill Solar	1	CT	Cheshire	Landfill	Town of Cheshire	Municipal	-	MSW Landfill	Solar PV	0.9800	4.0	Solar City LLC	2018	Wholesale Electricity
Derby Landfill Solar	1	CT	Derby	Landfill	City of Derby	Municipal	23	MSW Landfill	Solar PV	0.7400	6.0	Jordan Energy and BQ Energy	2015	Wholesale Electricity
East Haven Landfill Solar	1	CT	East Haven	Landfill	City of East Haven	Municipal	-	MSW Landfill	Solar PV	1.1700	5.0	Greenskies Renewable Energy, LLC	2021	Wholesale Electricity
Ecology Park (AKA Branford Landfill Solar)	1	CT	Branford	Landfill	Town of Branford	Municipal	-	MSW Landfill and Landfill Buffer	Solar PV	-	-	Solar City LLC	2018	Unknown
Evansville Avenue Landfill	1	CT	Meriden	Landfill	City of Meriden	Municipal	-	MSW Landfill	Solar PV	1.1000	3.0	Greenskies Renewable Energy, LLC	2017	Wholesale Electricity
Fairfield Landfill	1	CT	Fairfield	Landfill	City of Fairfield	Municipal	-	MSW Landfill	Solar PV	1.3000	-	Greenskies Renewable Energy, LLC	2017	Wholesale Electricity
Gallup's Quarry	1	CT	Plainfield	Superfund	Greenleaf Power	Private	29	Gravel Pit	Biomass	37.5000	-	Greenleaf Power	2013	Wholesale Electricity
Hartford CT Landfill (solar)	1	CT	Hartford	Landfill	City of Hartford	Municipal	96	MSW Landfill	Solar PV	1.0000	6.0	Tecta Solar	2014	Wholesale Electricity
Middletown Landfill - Weston	1	CT	Middletown	Landfill	Town of Middletown	Municipal	-	Landfill	Solar PV	-	-	Unknown	2019	Unknown
Middletown Landfill - Wilton	1	CT	Middletown	Landfill	Town of Middletown	Municipal	-	Landfill	Solar PV	-	-	Unknown	2019	Unknown
Newtown Landfill Solar	1	CT	Newtown	Landfill	Town of Newtown	Municipal	-	MSW Landfill	Solar PV	1.0000	4.0	Solar City LLC	2018	Wholesale Electricity
North Haven Landfill	1	CT	North Haven	Landfill	City of North Haven	Municipal	-	MSW Landfill	Solar PV	0.3840	1.0	Greenskies Renewable Energy, LLC	2017	Onsite Use - General
Rogers Road Landfill	1	CT	Norwich	Landfill	City of Norwich	Municipal	98	MSW Landfill	Solar PV	3.0000	5.0	SolarCity with Brightfields	2017	Wholesale Electricity
Solvents Recovery Service of New England	1	CT	Southington	Superfund	Unknown	Unknown	4	Hazardous waste treatment and storage facility	Solar PV	0.0500	-	Unknown	2018	Onsite Use - Green Remediation



Through the RE-Powering America's Land Initiative, the EPA encourages renewable energy development on potentially contaminated land when aligned with the community's vision for the site. This list tracks completed projects where renewable energy systems have been installed on potentially contaminated lands, landfills, or mine sites. Project capacity data reflect total system capacity, which may be installed in whole or in part on potentially contaminated lands, landfills, or mine sites. For systems with an installed capacity less than 10 kW, the capacity is shown as 0.00. Where information was not found for a given site, it is noted as "Unknown" or with a "-" for numerical values. This information is sorted by state and then by site/project name. The color key for shaded rows is below:

- Installations newly added for October 2021
- Multiple installations on a single site (location)
- New projects for October 2021 representing an additional installation on an existing renewable energy on contaminated lands site

This resource is for informational purposes only. The information in this list was gathered from public announcements of renewable energy projects in the form of company press releases, news releases, and, in some cases, conversations with the parties involved. It may not be a comprehensive list of all projects completed on contaminated land. Projects on this list include ground-mounted utility-scale systems, rooftop systems, and systems used for onsite power, including to power cleanup activities. To provide information on additional projects, please email [cleanenergy@epa.gov](mailto:cleanenergy@epa.gov).

1. SITE DESCRIPTION									2. RENEWABLE ENERGY INFORMATION				3. PROJECT IMPLEMENTATION	
Site/Project Name	EPA Region	State	City	Type of Site	Site Owner	Site Ownership Type	Property Acreage	Former Use Description	RE Type	Project Capacity (MW)	Project Acreage	Primary RE Developer Name	Completion Date	Project Type
Stafford Landfill (CT)	1	CT	Stafford	Landfill	Town of Stafford	Municipal	-	MSW Landfill	Solar PV	0.9450	-	Standard Solar, Inc.	2016	Wholesale Electricity
Wintergreen Ave. Landfill	1	CT	Hamden	Landfill	City of Hamden	Municipal	-	MSW Landfill	Solar PV	1.0000	5.0	True Green Capital Solar Generation IV	2016	Wholesale Electricity
Woodstock (CT) Landfill Solar	1	CT	Woodstock	Landfill	Town of Woodstock	Municipal	-	MSW Landfill	Solar PV	1.0000	-	BeFree Solar	2016	Wholesale Electricity
Acton Landfill	1	MA	Acton	Landfill	Town of Acton	Municipal	35	MSW and Light Industrial Waste Landfill	Solar PV	1.6000	17.5	Ameresco	2013	Wholesale Electricity
Adams Landfill	1	MA	Adams	Landfill	Town of Adams	Municipal	20	MSW Landfill	Solar PV	1.1000	5.0	Apis Energy Group	2013	Wholesale Electricity
Aquinnah Landfill	1	MA	Aquinnah	Landfill	Town of Aquinnah	Municipal	6	MSW Landfill	Solar PV	0.0500	1.3	Vineyard Power Solar, LLC	2012	Onsite Use - General
Barnstable Landfill	1	MA	Barnstable	Landfill	Town of Barnstable	Municipal	86	Landfill	Solar PV	4.2000	17.0	American Capital Energy	2014	Wholesale Electricity
Beech St. Landfill	1	MA	Rockland	Landfill	Town of Rockland	Municipal	98	MSW Landfill	Solar PV	3.2000	7.5	NextSun Energy	2014	Wholesale Electricity
Bellingham Landfill Solar	1	MA	Bellingham	Landfill	Town of Bellingham?	Municipal	-	MSW Landfill	Solar PV	2.7000	-	Kearsarge Energy LLC	2017	Wholesale Electricity
Bent Mill Solar	1	MA	Gardner	State Brownfields	City of Gardner	Municipal	27	Manufacturing (furniture)	Solar PV	1.0000	5.0	BCC Solar Energy Advantage/Borrego	2014	Wholesale Electricity
Berkley Landfill Solar	1	MA	Berkley	Landfill	Waste Management	Private	23	Residential, commercial, and industrial landfill	Solar PV	3.6000	18.0	Southern Sky Renewable Energy	2017	Wholesale Electricity
Berkshire Truck Plaza	1	MA	West Stockbridge	State Brownfields	Private	Private	14	Former Commercial	Solar PV	3.0000	10.0	ALTRU Energy LLC	2016	Wholesale Electricity
Beverly Landfill Solar	1	MA	Beverly	Landfill	Town of Beverly	Municipal	-	MSW Landfill	Solar PV	5.0000	15.0	BlueWave Solar	2020	Community Owned / Subscription
Bird Machine Landfill	1	MA	Walpole	Landfill	Baker Hughes (a GE company)	Private	134	Industrial Landfill	Solar PV	4.7500	25.0	Soltage	2017	Wholesale Electricity
Bolton Orchards	1	MA	Bolton	Brownfields	Davis Farms Trust	Private	105	Gravel Pit	Solar PV	6.0000	50.0	Syncarpha Capital, LLC	2013	Wholesale Electricity
Bolton Orchards Phase II	1	MA	Bolton	Brownfields	Davis Farms Trust	Private	105	Gravel Pit	Solar PV	2.8000	13.0	Syncarpha / Renewable Energy Massachusetts	2016	Community Owned / Subscription
Boxford Landfill	1	MA	Boxford	Landfill	Town of Boxford	Municipal	7	MSW Landfill	Solar PV	1.0000	3.5	Borrego Solar	2017	Wholesale Electricity
Braintree Landfill	1	MA	Braintree	Landfill	Braintree Electric Light Department	Municipal	-	MSW Landfill	Solar PV	1.2600	-	Ameresco/Ivory Street Solar, LLC	2014	Wholesale Electricity

Through the RE-Powering America's Land Initiative, the EPA encourages renewable energy development on potentially contaminated land when aligned with the community's vision for the site. This list tracks completed projects where renewable energy systems have been installed on potentially contaminated lands, landfills, or mine sites. Project capacity data reflect total system capacity, which may be installed in whole or in part on potentially contaminated lands, landfills, or mine sites. For systems with an installed capacity less than 10 kW, the capacity is shown as 0.00. Where information was not found for a given site, it is noted as "Unknown" or with a "-" for numerical values. This information is sorted by state and then by site/project name. The color key for shaded rows is below:

- Installations newly added for October 2021
- Multiple installations on a single site (location)
- New projects for October 2021 representing an additional installation on an existing renewable energy on contaminated lands site

This resource is for informational purposes only. The information in this list was gathered from public announcements of renewable energy projects in the form of company press releases, news releases, and, in some cases, conversations with the parties involved. It may not be a comprehensive list of all projects completed on contaminated land. Projects on this list include ground-mounted utility-scale systems, rooftop systems, and systems used for onsite power, including to power cleanup activities. To provide information on additional projects, please email [cleanenergy@epa.gov](mailto:cleanenergy@epa.gov).

1. SITE DESCRIPTION									2. RENEWABLE ENERGY INFORMATION				3. PROJECT IMPLEMENTATION	
Site/Project Name	EPA Region	State	City	Type of Site	Site Owner	Site Ownership Type	Property Acreage	Former Use Description	RE Type	Project Capacity (MW)	Project Acreage	Primary RE Developer Name	Completion Date	Project Type
Brewster Landfill	1	MA	Brewster	Landfill	Town of Brewster	Municipal	16	MSW Landfill and Recycling Center	Solar PV	1.2300	16.0	American Capital Energy	2014	Wholesale Electricity
Bridge Street Landfill	1	MA	Fairhaven	Landfill	Town of Fairhaven	Municipal	-	MSW Landfill	Solar PV	0.5780	3.0	Dynamic Power/Blue Sky/Heliosage	2013	Onsite Use - General
Brockton Brightfield	1	MA	Brockton	Brownfields	City of Brockton and Bay State Gas Company	Municipal	27	Former Gas Works Site	Solar PV	0.4600	3.7	Global Solar	2006	Wholesale Electricity
Cedar Street Landfill	1	MA	Cohasset	Landfill	Town of Cohasset	Municipal	44	MSW Landfill	Solar PV	0.4200	1.7	Palmer Capital/CohSolar LLC	2017	Wholesale Electricity
Charles George Landfill	1	MA	Tyngsboro/Dunstable	Superfund	Charles George Family	Private	71	MSW and Industrial Landfill	Solar PV	3.5600	18.0	Tyngsborough Landfill Solar, LLC	2017	Wholesale Electricity
Chatham Landfill	1	MA	Chatham	Landfill	Town of Chatham	Municipal	30	MSW Landfill	Solar PV	1.8000	16.5	American Capital Energy	2014	Wholesale Electricity
Chicopee Elks Landfill	1	MA	Chicopee	Landfill	Chicopee Lodge of Elks #1849	Private	-	Landfill	Solar PV	2.1000	9.6	Citizens Enterprises Corp	2015	Wholesale Electricity
Chilmark Landfill	1	MA	Chilmark	Landfill	Town of Chilmark	Municipal	11	MSW landfill	Solar PV	0.0990	6.0	Vineyard Power Solar, LLC	2014	Wholesale Electricity
Concord Landfill Phase I	1	MA	Concord	Landfill	Town of Concord	Municipal	-	MSW Landfill	Solar PV	1.7000	-	Kearsarge Energy LLC	2014	Wholesale Electricity
Cottage Street Landfill	1	MA	Springfield	Landfill	Cottage Developers, LLP.	Municipal	62	MSW Landfill	Solar PV	3.9000	40.0	Western Massachusetts Electric Company (WMECO)	2014	Wholesale Electricity
Cowles Gravel Solar	1	MA	Westfield	Brownfields	Private trust	Private	35	Gravel Pit	Solar PV	2.6000	10.0	Westfield Solar, Inc. (subsidiary of ConEdison Development)	2016	Wholesale Electricity
Delta Hills Landfill	1	MA	Chicopee	Landfill	WestMass Area Development Corp.	Private	-	MSW Landfill	Solar PV	2.6900	8.0	CR Solar	2015	Wholesale Electricity
Dorchester Solar Power Project	1	MA	Dorchester	Brownfields	National Grid	Private	-	Former Manufactured Gas Plant	Solar PV	1.3000	6.0	Unknown	2012	Wholesale Electricity
Dover Landfill Solar	1	MA	Dover	Landfill	Hale Reservation	Private	1,137	MSW Landfill	Solar PV	1.4000	10.0	BlueWave Solar	2017	Community Owned / Subscription



Through the RE-Powering America's Land Initiative, the EPA encourages renewable energy development on potentially contaminated land when aligned with the community's vision for the site. This list tracks completed projects where renewable energy systems have been installed on potentially contaminated lands, landfills, or mine sites. Project capacity data reflect total system capacity, which may be installed in whole or in part on potentially contaminated lands, landfills, or mine sites. For systems with an installed capacity less than 10 kW, the capacity is shown as 0.00. Where information was not found for a given site, it is noted as "Unknown" or with a "-" for numerical values. This information is sorted by state and then by site/project name. The color key for shaded rows is below:

- Installations newly added for October 2021
- Multiple installations on a single site (location)
- New projects for October 2021 representing an additional installation on an existing renewable energy on contaminated lands site

This resource is for informational purposes only. The information in this list was gathered from public announcements of renewable energy projects in the form of company press releases, news releases, and, in some cases, conversations with the parties involved. It may not be a comprehensive list of all projects completed on contaminated land. Projects on this list include ground-mounted utility-scale systems, rooftop systems, and systems used for onsite power, including to power cleanup activities. To provide information on additional projects, please email [cleanenergy@epa.gov](mailto:cleanenergy@epa.gov).

1. SITE DESCRIPTION									2. RENEWABLE ENERGY INFORMATION				3. PROJECT IMPLEMENTATION	
Site/Project Name	EPA Region	State	City	Type of Site	Site Owner	Site Ownership Type	Property Acreage	Former Use Description	RE Type	Project Capacity (MW)	Project Acreage	Primary RE Developer Name	Completion Date	Project Type
Duxbury Landfill	1	MA	Duxbury	Landfill	Town of Duxbury	Municipal	19	MSW Landfill	Solar PV	0.5850	3.0	American Capital Energy (as Duxbury Solar LLC) and Renewable Energy Development Partners, LLC	2014	Wholesale Electricity
East Bridgewater Landfill Solar	1	MA	East Bridgewater	Landfill	Republic Services	Private	233	MSW Landfill	Solar PV	3.2000	-	Soltage	2017	Wholesale Electricity
Eastham Landfill	1	MA	Eastham	Landfill	Town of Eastham	Municipal	38	MSW Landfill	Solar PV	0.6270	10.4	American Capital Energy	2014	Wholesale Electricity
Emery Street Landfill	1	MA	Palmer	Landfill	Town of Palmer	Municipal	10	Landfill	Solar PV	5.0300	1.3	Borrego Solar; Sincarpa Capital	2017	Wholesale Electricity
Everett Solar Power Project	1	MA	Everett	Brownfields	National Grid	Private	-	Former Manufactured Gas Plant	Solar PV	0.6100	2.5	Unknown	2010	Wholesale Electricity
Fairhaven Sanitary Landfill (Canton)	1	MA	Canton	Landfill	Town of Canton	Municipal	15	MSW Landfill	Solar PV	5.6000	12.5	Southern Sky Renewable Energy / GZA	2012	Wholesale Electricity
Falmouth Landfill	1	MA	Falmouth	Landfill	Town of Falmouth	Municipal	48	MSW Landfill	Solar PV	4.3000	16.0	Citizens Energy	2017	Wholesale Electricity
Fitchburg Gas & Electric Light Company	1	MA	Fitchburg	State Brownfields	Private	Private	20	Commercial/Industrial	Solar PV	1.0000	15.0	UNITIL	2017	Wholesale Electricity
FMR Industrial	1	MA	Halifax	State Brownfields	Private	Private	38	Agriculture/Pasture	Solar PV	6.0000	30.0	Halifax Solar, LLC	2019	Community Owned / Subscription
FMR Lucent Technologies	1	MA	North Andover	State Brownfields	Private	Private	169	Former Manufacturing	Solar PV	6.0000	40.0	Heritage Place, LLC	2016	Wholesale Electricity
Former Comp Chemical	1	MA	Mansfield	State Brownfields	Private	Private	32	Former Industrial	Solar PV	1.9500	7.5	Bay4 Energy	2016	Wholesale Electricity
Former Grasso Landfill	1	MA	Agawam	Landfill	Town of Agawam	Municipal	10	MSW Landfill	Solar PV	1.9800	9.5	Rivermoor-Citizens Agawam, LLC	2013	Wholesale Electricity
Former Parsons Paper Company	1	MA	Holyoke	State Brownfields	Private	Private	-	Former Paper Company	Solar PV	2.5000	15.0	Unknown	Unknown	Wholesale Electricity
Genrad Solar	1	MA	Stow	RCRA	Teradyne Corp.	Private	85	Manufacturing/Electroplating	Solar PV	2.5000	12.0	REM LLC/Syncarpa Capitol/Gehrlicher	2013	Wholesale Electricity
Greenfield Solar Farm	1	MA	Greenfield	Landfill	Town of Greenfield	Municipal	23	MSW Landfill	Solar PV	2.0000	23.0	Axio Power	2012	Wholesale Electricity
Greenwood St. Landfill	1	MA	Worcester	Landfill	City of Worcester	Municipal	52	MSW Landfill	Solar PV	8.1000	25.0	Borrego Solar	2017	Wholesale Electricity

Through the RE-Powering America's Land Initiative, the EPA encourages renewable energy development on potentially contaminated land when aligned with the community's vision for the site. This list tracks completed projects where renewable energy systems have been installed on potentially contaminated lands, landfills, or mine sites. Project capacity data reflect total system capacity, which may be installed in whole or in part on potentially contaminated lands, landfills, or mine sites. For systems with an installed capacity less than 10 kW, the capacity is shown as 0.00. Where information was not found for a given site, it is noted as "Unknown" or with a "-" for numerical values. This information is sorted by state and then by site/project name. The color key for shaded rows is below:

- Installations newly added for October 2021
- Multiple installations on a single site (location)
- New projects for October 2021 representing an additional installation on an existing renewable energy on contaminated lands site

This resource is for informational purposes only. The information in this list was gathered from public announcements of renewable energy projects in the form of company press releases, news releases, and, in some cases, conversations with the parties involved. It may not be a comprehensive list of all projects completed on contaminated land. Projects on this list include ground-mounted utility-scale systems, rooftop systems, and systems used for onsite power, including to power cleanup activities. To provide information on additional projects, please email [cleanenergy@epa.gov](mailto:cleanenergy@epa.gov).

1. SITE DESCRIPTION									2. RENEWABLE ENERGY INFORMATION				3. PROJECT IMPLEMENTATION	
Site/Project Name	EPA Region	State	City	Type of Site	Site Owner	Site Ownership Type	Property Acreage	Former Use Description	RE Type	Project Capacity (MW)	Project Acreage	Primary RE Developer Name	Completion Date	Project Type
Groton Landfill	1	MA	Groton	Landfill	Town of Groton	Municipal	-	MSW Landfill	Solar PV	2.9300	8.0	Groton Landfill Solar, LLC	2016	Wholesale Electricity
Groveland Wells Solar	1	MA	Groveland	Superfund	Groveland Municipal Light	Municipal	35	Manufacturing (metal and plastics)	Solar PV	3.6000	19.0	Consolidated Edison Development, Inc.	2013	Wholesale Electricity
Hartford Turnpike/ Shrewsbury Landfill	1	MA	Shrewsbury	Landfill	Town of Shrewsbury	Municipal	270	Landfill	Solar PV	3.8000	-	Exyte Energy	2018	Wholesale Electricity
Harwich Municipal Landfill	1	MA	Harwich	Landfill	Town of Harwich	Municipal	120	MSW Landfill	Solar PV	4.5000	28.0	American Capital Energy	2014	Wholesale Electricity
Haverhill Solar Power Project	1	MA	Haverhill	Brownfields	National Grid	Private	-	Former Manufactured Gas Plant	Solar PV	1.0000	5.0	Rivermoor Energy	2010	Wholesale Electricity
Hill Street Landfill	1	MA	Norton	Landfill	City of Norton	Municipal	38	Landfill	Solar PV	2.0000	8.5	Norton Landfill Solar LLC	2016	Wholesale Electricity
Hix Bridge Road Landfill	1	MA	Westport	Landfill	Town of Westport	Municipal	15	MSW Landfill	Solar PV	0.6220	2.5	Ameresco	2019	Wholesale Electricity
Howe Street Landfill	1	MA	Ashland	Landfill	Town of Ashland	Municipal	-	MSW/Industrial Landfill	Solar PV	1.0000	-	Ameresco	2018	Wholesale Electricity
Hudson/Stow Landfill Solar	1	MA	Hudson	Landfill	Waste Management	Private	-	MSW Landfill	Solar PV	5.0000	28.0	Unknown	2017	Wholesale Electricity
Hull Wind II	1	MA	Hull	Landfill	Town of Hull	Municipal	13	MSW Landfill	Wind	1.8000	10.0	Hull Municipal Light	2006	Wholesale Electricity
Hunt Road Landfill	1	MA	Amesbury	Landfill	Waste Management	Private	65	MSW Landfill	Solar PV	6.0000	30.0	Citizens Energy	2016	Wholesale Electricity
Huntington Avenue Landfill	1	MA	Methuen	Landfill	Town of Methuen	Municipal	30	MSW Landfill	Solar PV	1.3000	4.7	Borrego Solar	2013	Wholesale Electricity
Indian Orchard Solar Facility	1	MA	Springfield	Brownfields	Springfield Redevelopment Authority	Municipal	16	Former Foundry	Solar PV	2.0000	10.0	Citizens Energy	2011	Wholesale Electricity
Industri-Plex	1	MA	Woburn	Superfund	Various	Municipal/Private	-	Industrial	Solar PV	1.7000	-	Unknown	Unknown	Rooftop
Iron Horse Park / Shaffer Landfill	1	MA	Billerica	Superfund	Town of Billerica	Municipal	40	MSW Landfill	Solar PV	5.9900	30.0	Urban Green Technologies LLC	2014	Wholesale Electricity
Iron Horse Park Asbestos Landfill Solar	1	MA	Billerica	Superfund	B&M/PanAm	Private	174	Asbestos Landfill	Solar PV	6.0000	30.0	Conti Solar; Syncarpha Capital	2017	Wholesale Electricity
Iron Horse Park/Dow Solar	1	MA	Billerica	Superfund	Dow Chemical Corp.	Private	174	Chemical Manufacturing Facility	Solar PV	3.6800	20.0	Soltage	2016	Wholesale Electricity
Lancaster Landfill	1	MA	Lancaster	Landfill	Town of Lancaster	Municipal	7	Gravel Pit Adjacent to Landfill	Solar PV	0.5000	2.8	Unknown	2013	Wholesale Electricity



Through the RE-Powering America's Land Initiative, the EPA encourages renewable energy development on potentially contaminated land when aligned with the community's vision for the site. This list tracks completed projects where renewable energy systems have been installed on potentially contaminated lands, landfills, or mine sites. Project capacity data reflect total system capacity, which may be installed in whole or in part on potentially contaminated lands, landfills, or mine sites. For systems with an installed capacity less than 10 kW, the capacity is shown as 0.00. Where information was not found for a given site, it is noted as "Unknown" or with a "-" for numerical values. This information is sorted by state and then by site/project name. The color key for shaded rows is below:

- Installations newly added for October 2021
- Multiple installations on a single site (location)
- New projects for October 2021 representing an additional installation on an existing renewable energy on contaminated lands site

This resource is for informational purposes only. The information in this list was gathered from public announcements of renewable energy projects in the form of company press releases, news releases, and, in some cases, conversations with the parties involved. It may not be a comprehensive list of all projects completed on contaminated land. Projects on this list include ground-mounted utility-scale systems, rooftop systems, and systems used for onsite power, including to power cleanup activities. To provide information on additional projects, please email [cleanenergy@epa.gov](mailto:cleanenergy@epa.gov).

1. SITE DESCRIPTION									2. RENEWABLE ENERGY INFORMATION				3. PROJECT IMPLEMENTATION	
Site/Project Name	EPA Region	State	City	Type of Site	Site Owner	Site Ownership Type	Property Acreage	Former Use Description	RE Type	Project Capacity (MW)	Project Acreage	Primary RE Developer Name	Completion Date	Project Type
Lee Landfill (Willow Hill Road)	1	MA	Lee	Landfill	Schweitzer-Mauduit International	Private	-	Paper Sludge Landfill	Solar PV	2.6000	17.5	East Light Partners	2017	Wholesale Electricity
Lenox Landfill	1	MA	Lenox	Landfill	Town of Lenox	Municipal	-	MSW Landfill	Solar PV	0.7480	-	Willow Creek Solar LLC (subsidiary of Ameresco)	2017	Wholesale Electricity
Lexington Landfill	1	MA	Lexington	Landfill	Town of Lexington	Municipal	29	Former Landfill	Solar PV	1.4000	15.0	Syncarpha Capital, LLC	2016	Wholesale Electricity
Ludlow Landfill	1	MA	Ludlow	Landfill	Town of Ludlow	Municipal	22	MSW Landfill	Solar PV	2.7000	17.0	Borrego Solar	2013	Wholesale Electricity
M.T. Sullivan Landfill	1	MA	Chicopee	Landfill	City of Chicopee	Private	50	Former Landfill	Solar PV	2.0000	13.5	Southern Sky Renewable Energy	2017	Wholesale Electricity
Marion Landfill Community Solar	1	MA	Marion	Landfill	Town of Marion	Municipal	50	MSW Landfill	Solar PV	5.2000	2.4	My Generation Energy	2015	Community Owned / Subscription
Mashpee Landfill Solar	1	MA	Mashpee	Landfill	Town of Mashpee	Municipal	-	MSW Landfill	Solar PV	2.1000	8.0	American Capital Energy/ Renewable Energy Development Partners, LLC	2014	Wholesale Electricity
Massachusetts Military Reservation (Otis)	1	MA	Sagamore	Superfund	U.S. Air Force	Federal	22,000	Military training and aircraft operation and maintenance	Wind	4.5000	-	Unknown	2011	Onsite Use - Green Remediation
Montague Landfill Solar	1	MA	Montague	Landfill	Town of Montague	Municipal	-	MSW Landfill	Solar PV	5.9000	40.0	Kearsarge Energy LLC	2018	Wholesale Electricity
Mount Tom Station	1	MA	Holyoke	State Brownfields	ENGIE North America	Private	128	Coal Plant	Solar PV	5.7600	30.0	GDF SUEZ	2017	Wholesale Electricity
MT Sullivan Landfill Solar	1	MA	Chicopee	Landfill	Waste Management	Private	-	MSW Landfill	Solar PV	2.5000	6.0	Unknown	2017	Wholesale Electricity
Needham Landfill	1	MA	Needham	Landfill	City of Needham	Municipal	75	MSW Landfill	Solar PV	3.7000	13.0	Brightfields	2016	Wholesale Electricity
New Bedford High School Solar	1	MA	New Bedford	Brownfields	City of New Bedford	Private	-	School Public K-12 (current)	Solar PV	0.5000	2.5	BlueWave Solar	2012	Wholesale Electricity
Norfolk Landfill Phase I	1	MA	Norfolk	Landfill	Town of Norfolk	Municipal	51	MSW Landfill and Adjacent Land	Solar PV	0.5500	1.6	Constellation Solar Massachusetts, LLC	2012	Wholesale Electricity
Norfolk Landfill Phase II	1	MA	Norfolk	Landfill	Town of Norfolk	Municipal	51	MSW Landfill and Adjacent Land	Solar PV	1.0500	3.5	Constellation Solar Massachusetts, LLC	2012	Wholesale Electricity
North Adams Landfill	1	MA	North Adams	Landfill	Town of North Adams	Municipal	-	MSW Landfill	Solar PV	3.5000	15.0	Borrego Solar; Syncarpha Capital	2015	Wholesale Electricity

Through the RE-Powering America's Land Initiative, the EPA encourages renewable energy development on potentially contaminated land when aligned with the community's vision for the site. This list tracks completed projects where renewable energy systems have been installed on potentially contaminated lands, landfills, or mine sites. Project capacity data reflect total system capacity, which may be installed in whole or in part on potentially contaminated lands, landfills, or mine sites. For systems with an installed capacity less than 10 kW, the capacity is shown as 0.00. Where information was not found for a given site, it is noted as "Unknown" or with a "-" for numerical values. This information is sorted by state and then by site/project name. The color key for shaded rows is below:

- Installations newly added for October 2021
- Multiple installations on a single site (location)
- New projects for October 2021 representing an additional installation on an existing renewable energy on contaminated lands site

This resource is for informational purposes only. The information in this list was gathered from public announcements of renewable energy projects in the form of company press releases, news releases, and, in some cases, conversations with the parties involved. It may not be a comprehensive list of all projects completed on contaminated land. Projects on this list include ground-mounted utility-scale systems, rooftop systems, and systems used for onsite power, including to power cleanup activities. To provide information on additional projects, please email [cleanenergy@epa.gov](mailto:cleanenergy@epa.gov).

1. SITE DESCRIPTION									2. RENEWABLE ENERGY INFORMATION				3. PROJECT IMPLEMENTATION	
Site/Project Name	EPA Region	State	City	Type of Site	Site Owner	Site Ownership Type	Property Acreage	Former Use Description	RE Type	Project Capacity (MW)	Project Acreage	Primary RE Developer Name	Completion Date	Project Type
North Carver Landfill	1	MA	North Carver	Landfill	Town of North Carver	Municipal	22	MSW Landfill	Solar PV	1.7000	8.0	Southern Sky Renewable Energy	2016	Wholesale Electricity
Northampton Landfill Solar	1	MA	Northampton	Landfill	City of Northampton	Municipal	15	MSW Landfill	Solar PV	3.1700	15.0	Ameresco	2017	Wholesale Electricity
Nyanza Waste Dump Superfund Site	1	MA	Ashland	Superfund	Unknown	Unknown	226	Chemical Waste Dump	Solar PV	5.8000	18.0	Ashland Solar LLC	2020	Wholesale Electricity
Old Groveland Rd. Landfill Solar	1	MA	Haverhill	Landfill	City of Haverhill / Aggregate Industries	Municipal/Private	-	MSW Landfill	Solar PV	2.8000	12.0	Kearsarge Energy LLC	2021	Unknown
Oliver Street Landfill	1	MA	Easthampton	Landfill	City of Easthampton	Municipal	40	MSW Landfill	Solar PV	2.3000	12.0	Borrego Solar	2012	Wholesale Electricity
Orleans Landfill	1	MA	Orleans	Landfill	Town of Orleans	Municipal	21	MSW Landfill	Solar PV	0.5740	1.7	Broadway Renewable Strategies, LLC	2015	Wholesale Electricity
Osgood Landing Solar	1	MA	North Andover	State Brownfields	Ozzy Properties	Private	-	Manufacturing	Solar PV	6.0000	-	Osgood Solar	2016	Wholesale Electricity
Palmer Metropolitan Airfield Solar	1	MA	Palmer	Brownfields	JenJill LLC	Private	30	Airfield	Solar PV	5.9000	30.0	Borrego Solar; Syncarpha Capital	2016	Wholesale Electricity
Pembroke Landfill Solar	1	MA	Pembroke	Landfill	Town of Pembroke	Municipal	210	MSW Landfill	Solar PV	3.2560	9.0	CS Energy	2017	Wholesale Electricity
Philips Lightolier Wind	1	MA	Fall River	Brownfields	Philips	Private	32	Manufacturing/Industrial Park	Wind	2.0000	-	Philips	2012	Wholesale Electricity
Pittsfield Municipal Landfill	1	MA	Pittsfield	Landfill	City of Pittsfield	Municipal	44	MSW Landfill	Solar PV	2.9100	9.0	Ameresco	2017	Wholesale Electricity
Plainville Landfill	1	MA	Plainville	Landfill	Republic Services (Allied Waste)	Private	138	MSW Landfill	Solar PV	6.0000	-	Soltage LLC	2017	Wholesale Electricity
Prospect Street Landfill	1	MA	Easton	Landfill	Town of Easton	Municipal	8	MSW Landfill	Solar PV	1.9000	8.0	Borrego Solar	2014	Wholesale Electricity
Quaboag Landfill Solar	1	MA	Brookfield	Landfill	Town of Brookfield	Municipal	16	MSW Landfill	Solar PV	0.4340	3.0	Washington Gas Energy Systems, Inc.	2013	Wholesale Electricity
Raffaele Road Solar Project	1	MA	Plymouth	Brownfields	Plymouth Sand and Gravel LLC	Private	30	Sand and Gravel Pit	Solar PV	5.6700	26.0	BlueWave Capital	2014	Wholesale Electricity
Randolph Landfill Solar	1	MA	Randolph	Landfill	Republic Services	Private	295	MSW Landfill	Solar PV	4.8000	30.0	Soltage	2017	Wholesale Electricity
Ravenbrook Farms Landfill	1	MA	North Carver	Landfill	Ravenbrook Farms, Inc. (Willard Rhodes)	Private	31	MSW, CD&D Landfill	Solar PV	6.0000	14.0	Southern Sky Renewable Energy	2014	Wholesale Electricity



Through the RE-Powering America's Land Initiative, the EPA encourages renewable energy development on potentially contaminated land when aligned with the community's vision for the site. This list tracks completed projects where renewable energy systems have been installed on potentially contaminated lands, landfills, or mine sites. Project capacity data reflect total system capacity, which may be installed in whole or in part on potentially contaminated lands, landfills, or mine sites. For systems with an installed capacity less than 10 kW, the capacity is shown as 0.00. Where information was not found for a given site, it is noted as "Unknown" or with a "-" for numerical values. This information is sorted by state and then by site/project name. The color key for shaded rows is below:

- Installations newly added for October 2021
- Multiple installations on a single site (location)
- New projects for October 2021 representing an additional installation on an existing renewable energy on contaminated lands site

This resource is for informational purposes only. The information in this list was gathered from public announcements of renewable energy projects in the form of company press releases, news releases, and, in some cases, conversations with the parties involved. It may not be a comprehensive list of all projects completed on contaminated land. Projects on this list include ground-mounted utility-scale systems, rooftop systems, and systems used for onsite power, including to power cleanup activities. To provide information on additional projects, please email [cleanenergy@epa.gov](mailto:cleanenergy@epa.gov).

1. SITE DESCRIPTION									2. RENEWABLE ENERGY INFORMATION				3. PROJECT IMPLEMENTATION	
Site/Project Name	EPA Region	State	City	Type of Site	Site Owner	Site Ownership Type	Property Acreage	Former Use Description	RE Type	Project Capacity (MW)	Project Acreage	Primary RE Developer Name	Completion Date	Project Type
Raynham Landfill Community Solar	1	MA	Raynham	Landfill	Taunton Municipal Light Plant	Municipal	-	Landfill	Solar PV	3.0000	14.0	Green Street Power Partners, LLC	2018	Community Owned / Subscription
Rehoboth Landfill (MA)	1	MA	Rehoboth	Landfill	Town of Rehoboth	Municipal	21	MSW Landfill	Solar PV	2.4900	18.3	NRG Renew LLC	2015	Wholesale Electricity
Re-Solve Superfund Solar	1	MA	Dartmouth	Superfund	Unknown	Unknown	6	Waste Chemical Reclamation	Solar PV	0.1500	2.0	Weston Solutions	2012	Onsite Use - Green Remediation
Revere Solar Power Project	1	MA	Revere	Brownfields	National Grid	Private	-	Former Manufactured Gas Plant	Solar PV	0.7500	3.0	Unknown	2010	Wholesale Electricity
Rising Paper Solar	1	MA	Great Barrington	Landfill	Rising Paper, LLC	Private	26	Paper Landfill	Solar PV	3.2000	16.0	Altus Power America, LLC	2016	Wholesale Electricity
Rumford Ave. Landfill Solar	1	MA	Newtown	Landfill	City of Newtown	Municipal	-	MSW and DPW materials landfill	Solar PV	2.1370	9.0	Ameresco / Rumford Ave. Solar, LLC	2017	Wholesale Electricity
Russells Mills Road Landfill	1	MA	Dartmouth	Landfill	Town of Dartmouth	Municipal	115	MSW Landfill	Solar PV	1.4500	6.3	Borrego Solar	2013	Wholesale Electricity
Saugus Landfill Solar	1	MA	Saugus	Landfill	Town of Saugus	Municipal	16	MSW Landfill	Solar PV	1.6600	4.0	Ameresco	2017	Wholesale Electricity
Scituate Landfill	1	MA	Scituate	Landfill	Town of Scituate	Municipal	29	Landfill: MSW, construction debris, and wastewater treatment residuals	Solar PV	3.0000	12.5	Scituate Solar - JV between Brightfields Development LLC and Syncarpha Capital	2013	Wholesale Electricity
Shirley Landfill	1	MA	Shirley	Landfill	Town of Shirley	Municipal	10	MSW Landfill	Solar PV	1.3500	3.5	Altus Power America, LLC	2017	Wholesale Electricity
Silver Lake Solar Photovoltaic Facility	1	MA	Pittsfield	Superfund	Western Massachusetts Electric Company	Private	8	Former GE site and former steam generating site	Solar PV	1.8000	8.0	Western Massachusetts Electric Company (WMECO)	2010	Wholesale Electricity
Simonds Rd. Landfill	1	MA	Williamstown	Landfill	Town of Williamstown	Municipal	18	MSW Landfill	Solar PV	2.0000	7.0	Brightfields	2018	Wholesale Electricity
SOLUTIA (MONSANTO)	1	MA	Springfield	RCRA	Private	Private	180	Former Chemical Plant	Solar PV	2.5100	10.0	Unknown	Unknown	Wholesale Electricity
South Hadley Landfill	1	MA	South Hadley	Landfill	Town of South Hadley	Municipal	-	MSW Landfill	Solar PV	0.0770	-	Tensar/ARM Group	2012	Onsite Use - General
Stockbridge Landfill	1	MA	Stockbridge	Landfill	Town of Stockbridge	Municipal	-	MSW Landfill	Solar PV	0.9000	2.6	Ameresco	2018	Wholesale Electricity

Through the RE-Powering America's Land Initiative, the EPA encourages renewable energy development on potentially contaminated land when aligned with the community's vision for the site. This list tracks completed projects where renewable energy systems have been installed on potentially contaminated lands, landfills, or mine sites. Project capacity data reflect total system capacity, which may be installed in whole or in part on potentially contaminated lands, landfills, or mine sites. For systems with an installed capacity less than 10 kW, the capacity is shown as 0.00. Where information was not found for a given site, it is noted as "Unknown" or with a "-" for numerical values. This information is sorted by state and then by site/project name. The color key for shaded rows is below:

Installations newly added for October 2021
  Multiple installations on a single site (location)
  New projects for October 2021 representing an additional installation on an existing renewable energy on contaminated lands site

This resource is for informational purposes only. The information in this list was gathered from public announcements of renewable energy projects in the form of company press releases, news releases, and, in some cases, conversations with the parties involved. It may not be a comprehensive list of all projects completed on contaminated land. Projects on this list include ground-mounted utility-scale systems, rooftop systems, and systems used for onsite power, including to power cleanup activities. To provide information on additional projects, please email [cleanenergy@epa.gov](mailto:cleanenergy@epa.gov).

1. SITE DESCRIPTION									2. RENEWABLE ENERGY INFORMATION				3. PROJECT IMPLEMENTATION	
Site/Project Name	EPA Region	State	City	Type of Site	Site Owner	Site Ownership Type	Property Acreage	Former Use Description	RE Type	Project Capacity (MW)	Project Acreage	Primary RE Developer Name	Completion Date	Project Type
Stow Brownfield Solar	1	MA	Stow	Brownfields	Unknown	Private	12	Unknown	Solar PV	2.5000	12.0	Syncarpha Solar and Renewable Energy Massachusetts	2013	Wholesale Electricity
Sudbury Landfill	1	MA	Sudbury	Landfill	Town of Sudbury	Municipal	18	MSW Landfill	Solar PV	1.5000	5.3	Ameresco/Solar Sudbury One, LLC	2013	Wholesale Electricity
Sullivan's Ledge	1	MA	New Bedford	Superfund	City of New Bedford	Municipal	27	Quarry / Hazardous Waste Disposal	Solar PV	1.7600	10.0	Bright Plain Renewable Energy	2014	Wholesale Electricity
Sylvester Ray Construction & Demolition Debris Landfill	1	MA	Marshfield	Landfill	Sylvester Ray, Inc.	Private	27	Demolition Landfill	Solar PV	3.8700	13.0	No Fossil Fuel, LLC	2013	Wholesale Electricity
Theophilus Smith Road Landfill	1	MA	Dennis	Landfill	Town of Dennis	Municipal	148	MSW Landfill	Solar PV	6.0000	34.0	American Capital Energy	2014	Wholesale Electricity
Tisbury Landfill	1	MA	Tisbury	Landfill	Town of Tisbury	Municipal	22	MSW Landfill	Solar PV	1.2000	4.0	American Capital Energy	2014	Wholesale Electricity
Titcomb Solar Array	1	MA	Amesbury	Landfill	City of Amesbury	Municipal	17	MSW Landfill	Solar PV	4.5000	16.0	Kearsarge Energy LLC	2019	Wholesale Electricity
W.R. Grace Solar	1	MA	Acton/Concord	Superfund	Town of Concord	Municipal	240	Manufacturing (sealants, concrete)	Solar PV	5.5000	30.0	Kearsarge Energy LLC	2016	Wholesale Electricity
Waltham Street Landfill	1	MA	Maynard	Landfill	Town of Maynard	Municipal	14	MSW Landfill	Solar PV	1.2000	5.0	EPG Solar	2013	Wholesale Electricity
West Boylston Landfill	1	MA	West Boylston	Landfill	West Boylston Municipal Lighting Plant	Municipal	-	MSW Landfill	Solar PV	1.5000	5.0	Greenskies Renewable Energy, LLC	2017	Community Owned / Subscription
West Tisbury Landfill	1	MA	West Tisbury	Landfill	Town of West Tisbury	Municipal	9	MSW Landfill	Solar PV	0.8840	6.0	Broadway Renewable Strategies, LLC	2015	Wholesale Electricity
Westfield Landfill	1	MA	Westfield	Landfill	City of Westfield	Municipal	10	MSW Landfill	Solar PV	2.5000	7.5	Citizens Energy	2015	Wholesale Electricity
Westford St. Landfill	1	MA	Lowell	Landfill	City of Lowell	Municipal	42	Landfill - MSW, ash, oxide box waste	Solar PV	1.5000	6.0	Ameresco	2014	Wholesale Electricity
Weston Landfill	1	MA	Weston	Landfill	Town of Weston	Municipal	-	MSW Landfill	Solar PV	2.2700	9.0	Ameresco (d/b/a/ Church Street Solar)	2016	Wholesale Electricity
Wilbraham Landfill	1	MA	Wilbraham	Landfill	Town of Wilbraham	Municipal	-	MSW Landfill	Solar PV	0.7500	3.0	Renewable Energy Development Partners	2016	Wholesale Electricity
Williamston Landfill	1	MA	Williamston	Landfill	Town of Williamston	Municipal	12	MSW Landfill	Solar PV	1.9000	7.0	Brightfields	2018	Wholesale Electricity



Through the RE-Powering America's Land Initiative, the EPA encourages renewable energy development on potentially contaminated land when aligned with the community's vision for the site. This list tracks completed projects where renewable energy systems have been installed on potentially contaminated lands, landfills, or mine sites. Project capacity data reflect total system capacity, which may be installed in whole or in part on potentially contaminated lands, landfills, or mine sites. For systems with an installed capacity less than 10 kW, the capacity is shown as 0.00. Where information was not found for a given site, it is noted as "Unknown" or with a "-" for numerical values. This information is sorted by state and then by site/project name. The color key for shaded rows is below:

- Installations newly added for October 2021
- Multiple installations on a single site (location)
- New projects for October 2021 representing an additional installation on an existing renewable energy on contaminated lands site

This resource is for informational purposes only. The information in this list was gathered from public announcements of renewable energy projects in the form of company press releases, news releases, and, in some cases, conversations with the parties involved. It may not be a comprehensive list of all projects completed on contaminated land. Projects on this list include ground-mounted utility-scale systems, rooftop systems, and systems used for onsite power, including to power cleanup activities. To provide information on additional projects, please email [cleanenergy@epa.gov](mailto:cleanenergy@epa.gov).

1. SITE DESCRIPTION									2. RENEWABLE ENERGY INFORMATION				3. PROJECT IMPLEMENTATION	
Site/Project Name	EPA Region	State	City	Type of Site	Site Owner	Site Ownership Type	Property Acreage	Former Use Description	RE Type	Project Capacity (MW)	Project Acreage	Primary RE Developer Name	Completion Date	Project Type
Woburn Landfill	1	MA	Woburn	Landfill	City of North Woburn	Municipal	50	MSW Landfill	Solar PV	3.4000	-	Greenwood Energy	2017	Wholesale Electricity
Belfast Landfill	1	ME	Belfast	Landfill	City of Belfast	Municipal	-	MSW Landfill	Solar PV	0.1220	-	ReVision Energy	2015	Wholesale Electricity
Brunswick Landing (Biomass)	1	ME	Brunswick	Superfund	Diversified Communications	Private	-	Former Naval Air Station Brunswick	Biomass	1.0000	4.3	Village Green Ventures	2014	Wholesale Electricity
Brunswick Landing (Solar)	1	ME	Brunswick	Superfund	Diversified Communications	Private	-	Former Naval Air Station Brunswick	Solar PV	1.5000	-	Revision	2018	Wholesale Electricity
Damariscotta Landfill Solar	1	ME	Damariscotta	Landfill	Town of Damariscotta	Municipal	-	Landfill	Solar PV	0.0651	5.0	Sundog Solar	2020	Wholesale Electricity
Drowne Road Landfill Solar	1	ME	Cumberland	Landfill	Town of Cumberland	Municipal	10	MSW Landfill	Solar PV	0.4747	3.5	ReVision	2019	Wholesale Electricity
Eliot Landfill Solar	1	ME	Eliot	Landfill	Town of Eliot	Municipal	-	MSW Landfill	Solar PV	0.1300	-	ReVision	2019	Wholesale Electricity
Grandyoats	1	ME	Hiram	Brownfields	GrandyOats Granola	Private	8	Former Elementary School	Solar PV	-	8.2	Unknown	2016	Onsite Use - General
Highland Ave. Landfill	1	ME	South Portland	Landfill	City of South Portland	Municipal	34	MSW Landfill	Solar PV	1.0000	2.0	ReVision	2017	Wholesale Electricity
Oakland Transfer Station	1	ME	Oakland	Landfill	Town of Oakland	Municipal	-	Landfill	Solar PV	5.0000	-	Sundog Solar	2020	Wholesale Electricity
Portland Landfill Solar	1	ME	Portland	Landfill	City of Portland	Municipal	44	MSW Landfill	Solar PV	0.6600	4.3	ReVision Energy	2018	Wholesale Electricity
Tremont Landfill Solar	1	ME	Tremont	Landfill	Town of Tremont	Municipal	-	MSW Landfill	Solar PV	0.1530	3.0	Sundog Solar	2019	Wholesale Electricity
Waldoboro Transfer Station Landfill	1	ME	Waldoboro	Landfill	City of Waldoboro	Municipal	-	Landfill	Solar PV	0.1100	-	Sundog Solar	2018	Wholesale Electricity
Woolwich Landfill	1	ME	Woolwich	Landfill	Town of Woolwich	Municipal	-	MSW Landfill	Solar PV	0.0240	-	ReVision	2018	Wholesale Electricity
Milton Landfill Solar Garden	1	NH	Milton	Landfill	Town of Milton	Municipal	5	MSW Landfill	Solar PV	1.0000	4.5	NH Solar Gardens	2016	Community Owned / Subscription
A Street Facility Solar	1	RI	Johnston	Landfill	Town of Johnston	Municipal	32	Landfill	Solar PV	3.9000	-	Southern Sky Renewable Energy	2018	Wholesale Electricity
Davisville Naval Construction Battalion Center	1	RI	North Kingstown	Superfund	Various	Various	1,500	Naval Base	Solar PV	2.4000	-	Unknown	2016	Rooftop

Through the RE-Powering America's Land Initiative, the EPA encourages renewable energy development on potentially contaminated land when aligned with the community's vision for the site. This list tracks completed projects where renewable energy systems have been installed on potentially contaminated lands, landfills, or mine sites. Project capacity data reflect total system capacity, which may be installed in whole or in part on potentially contaminated lands, landfills, or mine sites. For systems with an installed capacity less than 10 kW, the capacity is shown as 0.00. Where information was not found for a given site, it is noted as "Unknown" or with a "-" for numerical values. This information is sorted by state and then by site/project name. The color key for shaded rows is below:

- Installations newly added for October 2021
- Multiple installations on a single site (location)
- New projects for October 2021 representing an additional installation on an existing renewable energy on contaminated lands site

This resource is for informational purposes only. The information in this list was gathered from public announcements of renewable energy projects in the form of company press releases, news releases, and, in some cases, conversations with the parties involved. It may not be a comprehensive list of all projects completed on contaminated land. Projects on this list include ground-mounted utility-scale systems, rooftop systems, and systems used for onsite power, including to power cleanup activities. To provide information on additional projects, please email [cleanenergy@epa.gov](mailto:cleanenergy@epa.gov).

1. SITE DESCRIPTION									2. RENEWABLE ENERGY INFORMATION				3. PROJECT IMPLEMENTATION	
Site/Project Name	EPA Region	State	City	Type of Site	Site Owner	Site Ownership Type	Property Acreage	Former Use Description	RE Type	Project Capacity (MW)	Project Acreage	Primary RE Developer Name	Completion Date	Project Type
Dexter Street Solar	1	RI	East Providence	State Brownfields	Unknown	Unknown	-	Petroleum product storage facility	Solar PV	2.8000	9.0	Kearsarge Energy LLC	2021	Wholesale Electricity
Forbes Street Solar Project I (FSSPI)	1	RI	East Providence	Landfill	City of East Providence	Municipal	229	MSW Landfill	Solar PV	3.7000	14.0	CME OCI Solar Power LLC / CME Energy	2014	Wholesale Electricity
Forbes Street Solar Project II (FSSPII)	1	RI	East Providence	Landfill	City of East Providence	Municipal	-	Landfill	Solar PV	4.1000	-	CME Energy / Hecate Energy LLC	2018	Wholesale Electricity
Kilvert Street Solar	1	RI	Warwick	State Brownfields	City of Warwick	Municipal	37	Industrial	Solar PV	6.3000	-	Southern Sky Renewable Energy	2018	Wholesale Electricity
North Providence Landfill	1	RI	North Providence	RCRA	North Providence	Municipal	13	MSW Landfill	Solar PV	2.6000	-	Southern Sky Renewable Energy	2018	Wholesale Electricity
Peterson/Puritan	1	RI	Cumberland	Superfund	Unknown	Unknown	-	Packaging aerosol consumer products	Solar PV	0.5000	-	MEGAWATT Energy Solutions	2014	Wholesale Electricity
Picillo Farm	1	RI	Coventry	Superfund	Various	Various	-	Farm, Illegal Dumping	Wind	1.5000	-	Green Development LLC	2016	Wholesale Electricity
Rose Hill Landfill	1	RI	South Kingston	Superfund	Town of South Kingstown	Municipal	-	Landfill	Solar PV	4.7000	20.0	Kearsarge Energy LLC	2018	Wholesale Electricity
University of Rhode Island (URI) Disposal Area	1	RI	South Kingston	Superfund	URI	University	18	Landfill	Solar PV	2.7000	14.0	Kearsarge Energy LLC	2018	Wholesale Electricity
West Kingston Town Dump	1	RI	South Kingston	Superfund	Town of West Kingston	Municipal	18	Landfill	Solar PV	1.2000	8.0	Kearsarge Energy LLC	2018	Wholesale Electricity
Basketville Site	1	VT	Putney	Brownfields	Unknown	Unknown	6	Manufacturing	Solar PV	0.1550	-	Integrated Solar	2013	Unknown
Coventry Landfill	1	VT	Coventry	Landfill Buffer	Casella Waste Systems	Private	-	MSW Landfill Buffer	Solar PV	2.7000	12.0	Coventry PV (subsidiary of Borrego Solar)	2015	Wholesale Electricity
Elizabeth Mine Superfund Site	1	VT	Strafford	Superfund	Private (five direct owners)	Private	1,400	Abandoned Copper Mine	Solar PV	7.0000	28.0	Brightfields and Greenwood Energy	2017	Wholesale Electricity
Goodyear Industrial Campus	1	VT	Windsor	Brownfields	Windsor Improvement Corp	Non-profit	7	Goodyear Tire Manufacture	Solar PV	0.5000	-	Norwhich Solar Technologies	2019	Onsite Use - General
Hartford VT Landfill Solar	1	VT	Hartford	Landfill	Town of Hartford	Municipal	-	MSW Landfill	Solar PV	1.0000	4.0	GroSolar (now EDF Renewables)	2016	Wholesale Electricity
Long View Forest Solar	1	VT	Hartland	State Brownfields	Long View Forest, Inc.	Private	28	Sawmill and Lumber Treatment	Solar PV	0.7450	3.0	Encore Renewable Energy	2019	Wholesale Electricity
Lyndonville Solar East	1	VT	Lyndonville	Brownfields	VWSD LLC	Private	-	Tool Manufacturing	Solar PV	0.4850	3.5	Lyndonville Solar West, LLC	2018	Wholesale Electricity
Lyndonville Solar West	1	VT	Lyndonville	Brownfields	VWSD LLC	Private	-	Tool Manufacturing	Solar PV	0.5000	3.5	Lyndonville Solar West, LLC	2018	Wholesale Electricity



Through the RE-Powering America's Land Initiative, the EPA encourages renewable energy development on potentially contaminated land when aligned with the community's vision for the site. This list tracks completed projects where renewable energy systems have been installed on potentially contaminated lands, landfills, or mine sites. Project capacity data reflect total system capacity, which may be installed in whole or in part on potentially contaminated lands, landfills, or mine sites. For systems with an installed capacity less than 10 kW, the capacity is shown as 0.00. Where information was not found for a given site, it is noted as "Unknown" or with a "-" for numerical values. This information is sorted by state and then by site/project name. The color key for shaded rows is below:

- Installations newly added for October 2021
- Multiple installations on a single site (location)
- New projects for October 2021 representing an additional installation on an existing renewable energy on contaminated lands site

This resource is for informational purposes only. The information in this list was gathered from public announcements of renewable energy projects in the form of company press releases, news releases, and, in some cases, conversations with the parties involved. It may not be a comprehensive list of all projects completed on contaminated land. Projects on this list include ground-mounted utility-scale systems, rooftop systems, and systems used for onsite power, including to power cleanup activities. To provide information on additional projects, please email [cleanenergy@epa.gov](mailto:cleanenergy@epa.gov).

1. SITE DESCRIPTION									2. RENEWABLE ENERGY INFORMATION				3. PROJECT IMPLEMENTATION	
Site/Project Name	EPA Region	State	City	Type of Site	Site Owner	Site Ownership Type	Property Acreage	Former Use Description	RE Type	Project Capacity (MW)	Project Acreage	Primary RE Developer Name	Completion Date	Project Type
Rutland Landfill (Stafford Hill)	1	VT	Rutland	Landfill	City of Rutland	Municipal	15	MSW Landfill	Solar PV	2.3000	9.0	Green Mountain Power	2015	Wholesale Electricity
South Burlington Landfill	1	VT	South Burlington	Landfill	City of South Burlington	Municipal	-	MSW Landfill	Solar PV	2.2000	8.0	Encore Renewable Energy	2017	Wholesale Electricity
The Creamery	1	VT	Richmond	Brownfields	Buttermilk LLC	Private	1	Dairy Processing Facility	Solar PV	-	1.4	Unknown	2018	Onsite Use - General
Townshend Landfill	1	VT	Townshend	Landfill	Town of Townshend	Municipal	-	MSW Landfill	Solar PV	0.1500	-	Soveren Solar	2014	Community Owned / Subscription
Wallingford Sand and Gravel Solar	1	VT	Wallingford	State Brownfields	Standard Solar	Private	50	Gravel pit and hot-mix asphalt plant	Solar PV	3.2000	17.0	Standard Solar/MHG Solar	2019	Wholesale Electricity
Windham Solid Waste Management District	1	VT	Brattleboro	Landfill	Windham Solid Waste Management District	Municipal	30	MSW landfill	Solar PV	5.0000	25.0	Sky Solar	2018	Wholesale Electricity
AC Redshaw Elementary School Solar	2	NJ	New Brunswick	State Brownfields	New Brunswick Public Schools	Municipal	-	School Public K-12 (current)	Solar PV	0.2100	-	Johnson Controls Edison Service Office	2016	Rooftop
Albio Sires Elementary School Solar	2	NJ	West New York	State Brownfields	West New York School District	Municipal	-	School Public K-12 (current)	Solar PV	0.0500	-	G&S Investors	2013	Rooftop
American Cyanamid Co	2	NJ	Bridgewater	Superfund	Somerset County Improvement Authority and others	Various	575	Chemical and Pharmaceutical Manufacturer	Solar PV	1.6000	-	SunLight General Somerset Solar	2013	Onsite Use - General
Amerigo A. Anastasia Elementary School Solar	2	NJ	Long Branch	State Brownfields	Long Branch Public Schools	Municipal	-	School Public K-12 (current)	Solar PV	0.1030	-	Ray Angelini, Inc.	2012	Rooftop
Bed Bath and Beyond Solar (Port Reading NJ)	2	NJ	Port Reading	State Brownfields	Bed Bath and Beyond Inc.	Private	29	Retail fulfillment center (current)	Solar PV	2.1000	-	Sunpower	2011	Rooftop
Bernards Township Landfill	2	NJ	Bernards Twp	Landfill	Bernards Twp	Municipal	18	MSW Landfill	Solar PV	3.6800	-	Syncarpha/The Conti Group	2016	Wholesale Electricity
Brick Township Landfill	2	NJ	Brick Township	Superfund	Brick Township	Municipal	42	MSW landfill	Solar PV	7.0000	20.0	Brick Standard	2014	Wholesale Electricity
Campbell's Soup #1	2	NJ	Camden	Brownfields	Campbell Soup Company	Private	38	Industrial	Solar PV	1.7400	4.5	BNB Renewable Energy Holdings	2017	Wholesale Electricity
Campbell's Soup #2	2	NJ	Camden	Brownfields	Campbell Soup Company	Private	38	Industrial	Solar PV	2.6600	-	BNB Renewable Energy Holdings	2017	Wholesale Electricity
Carlstadt Scientific Chemical Processing, Inc.	2	NJ	Carlstadt	Superfund	Carlstadt Borough	Municipal	6	Solvent Refinery/Industrial Waste Processing	Solar PV	2.0000	-	KDC Solar Carlstadt LLC	2020	Unknown

Through the RE-Powering America's Land Initiative, the EPA encourages renewable energy development on potentially contaminated land when aligned with the community's vision for the site. This list tracks completed projects where renewable energy systems have been installed on potentially contaminated lands, landfills, or mine sites. Project capacity data reflect total system capacity, which may be installed in whole or in part on potentially contaminated lands, landfills, or mine sites. For systems with an installed capacity less than 10 kW, the capacity is shown as 0.00. Where information was not found for a given site, it is noted as "Unknown" or with a "-" for numerical values. This information is sorted by state and then by site/project name. The color key for shaded rows is below:

- Installations newly added for October 2021
- Multiple installations on a single site (location)
- New projects for October 2021 representing an additional installation on an existing renewable energy on contaminated lands site

This resource is for informational purposes only. The information in this list was gathered from public announcements of renewable energy projects in the form of company press releases, news releases, and, in some cases, conversations with the parties involved. It may not be a comprehensive list of all projects completed on contaminated land. Projects on this list include ground-mounted utility-scale systems, rooftop systems, and systems used for onsite power, including to power cleanup activities. To provide information on additional projects, please email [cleanenergy@epa.gov](mailto:cleanenergy@epa.gov).

1. SITE DESCRIPTION									2. RENEWABLE ENERGY INFORMATION				3. PROJECT IMPLEMENTATION	
Site/Project Name	EPA Region	State	City	Type of Site	Site Owner	Site Ownership Type	Property Acreage	Former Use Description	RE Type	Project Capacity (MW)	Project Acreage	Primary RE Developer Name	Completion Date	Project Type
Cinnaminson Landfill Solar	2	NJ	Cinnaminson	Superfund	Cinnaminson	Municipal	400	MSW Landfill	Solar PV	13.0000	25.0	MSF	2019	Wholesale Electricity
Clay Pits-Old Bridge	2	NJ	Old Bridge Township	State Brownfields	FWCC, LLC	Private	-	Former clay mining and brick manufacturing site	Solar PV	11.0000	28.6	CEP Old Bridge, LLC	2018	Wholesale Electricity
Clean Harbors	2	NJ	Bridgeport	Landfill	Clean Harbors Development	Private	200	Hazardous waste treatment, storage, and disposal facility	Solar PV	1.5000	82.0	Clean Harbors	2011	Onsite Use - Green Remediation
Delanco Landfill Community Solar	2	NJ	Delanco Township	Landfill	Delanco Township	Municipal	-	Landfill	Solar PV	3.1000	-	Soltage	2021	Community Owned / Subscription
Diamond Chemical Co. Solar	2	NJ	East Rutherford	State Brownfields	Diamond Chemical Company	Private	-	Chemical Manufacturing (current)	Solar PV	1.4700	-	Solar Nation New Jersey LLC	2013	Onsite Use - General
Edgeboro Landfill	2	NJ	East Brunswick	Landfill	Middlesex County	Municipal	-	MSW Landfill	Solar PV	4.3000	27.0	NERC Solar	2011	Wholesale Electricity
FedEx Ground Distribution Hub	2	NJ	Woodbridge	Brownfields	FedEx	Private	200	Former Chemical Facility	Solar PV	2.4200	3.3	BP Solar	2009	Rooftop
Fiberville Estates, LLC.	2	NJ	Milford	State Brownfields	Fiberville Estates, LLC.	Private	-	Industrial	Solar PV	9.0000	-	Unknown	Unknown	Unknown
Fort Dix Landfill Solar	2	NJ	Pemberton Township	Superfund	U.S. Department of Defense (joint base operations)	Federal	42,000	Landfill	Solar PV	16.5000	98.0	Affiliates of Starwood Energy Group and Energy Management, Inc.	2017	Wholesale Electricity
Goya Foods Inc.	2	NJ	Jersey City	State Brownfields	Unknown	Unknown	40	Corporate Headquarters	Solar PV	3.4500	-	Vanguard Energy Partners	2015	Rooftop
Hackensack Solar Farm	2	NJ	Hackensack	Brownfields	PSE&G	Private	40	Former Manufactured Gas Plant/ Storage	Solar PV	1.0600	6.0	PSE&G	2012	Wholesale Electricity
Handson Avenue Landfill	2	NJ	Egg Harbor Township	Superfund	Delilah Road Associates	Private	40	Sand/Gravel Pit; MSW and Construction Landfill	Solar PV	10.6600	32.0	KDC Solar RTC, LLC	2016	Wholesale Electricity
Highland Park Solar	2	NJ	Highland Park	Landfill	PG&E	Private	-	Landfill	Solar PV	0.6400	2.0	PG&E	2020	Wholesale Electricity
Hopatcong Landfill Solar	2	NJ	Hopatcong	Landfill	Borough of Hopatcong	Municipal	-	MSW Landfill	Solar PV	1.5380	23.0	Citrine Power LLC and AC Power LLC	2020	Wholesale Electricity
Industrial Land Reclaiming Landfill	2	NJ	Edison	Landfill	Industrial Land Reclaiming Inc.	Private	-	MSW Landfill	Solar PV	7.7500	21.0	PSE&G/Vanguard Energy Partners, LLC	2017	Wholesale Electricity
Injectron Corporation Solar	2	NJ	Plainfield	State Brownfields	Injectron Corporation	Private	-	Commercial	Solar PV	1.3000	-	G&S Investors	2012	Rooftop
Jersey Gardens Mall Solar #1	2	NJ	Elizabeth	Landfill	Simon Property Group	Private	110	MSW Landfill	Solar PV	2.0000	-	Sunpower	2012	Rooftop



Through the RE-Powering America's Land Initiative, the EPA encourages renewable energy development on potentially contaminated land when aligned with the community's vision for the site. This list tracks completed projects where renewable energy systems have been installed on potentially contaminated lands, landfills, or mine sites. Project capacity data reflect total system capacity, which may be installed in whole or in part on potentially contaminated lands, landfills, or mine sites. For systems with an installed capacity less than 10 kW, the capacity is shown as 0.00. Where information was not found for a given site, it is noted as "Unknown" or with a "-" for numerical values. This information is sorted by state and then by site/project name. The color key for shaded rows is below:

- Installations newly added for October 2021
- Multiple installations on a single site (location)
- New projects for October 2021 representing an additional installation on an existing renewable energy on contaminated lands site

This resource is for informational purposes only. The information in this list was gathered from public announcements of renewable energy projects in the form of company press releases, news releases, and, in some cases, conversations with the parties involved. It may not be a comprehensive list of all projects completed on contaminated land. Projects on this list include ground-mounted utility-scale systems, rooftop systems, and systems used for onsite power, including to power cleanup activities. To provide information on additional projects, please email [cleanenergy@epa.gov](mailto:cleanenergy@epa.gov).

1. SITE DESCRIPTION									2. RENEWABLE ENERGY INFORMATION				3. PROJECT IMPLEMENTATION	
Site/Project Name	EPA Region	State	City	Type of Site	Site Owner	Site Ownership Type	Property Acreage	Former Use Description	RE Type	Project Capacity (MW)	Project Acreage	Primary RE Developer Name	Completion Date	Project Type
Jersey Gardens Mall Solar #2	2	NJ	Elizabeth	Landfill	Simon Property Group	Private	110	MSW Landfill	Solar PV	2.8000	-	Sunpower	2012	Rooftop
Kearny Landfill	2	NJ	Kearny	Landfill	New Jersey Meadowlands Commission	Municipal	35	MSW Landfill	Solar PV	3.0000	13.0	SunDurance Energy LLC	2012	Wholesale Electricity
Kessler Industries Solar	2	NJ	Woodbridge	State Brownfields	Kessler Industries	Private	21	Copper and Steel Pipe Manufacturing	Solar PV	0.6400	-	SPG Solar	2012	Rooftop
Kinsley Landfill	2	NJ	Deptford Township	Landfill	Kinsley's Landfill, Inc. (subsidiary of TransTech)	Private	140	MSW Landfill	Solar PV	11.1800	35.0	PSE&G	2014	Wholesale Electricity
L&D Landfill	2	NJ	Eastampton, Lumberton, and Mount Holly	Superfund	Waste Management	Private	200	Industrial/MSW landfill	Solar PV	12.9300	53.0	PSE&G	2016	Wholesale Electricity
Lincoln Elementary School Solar	2	NJ	North Bergen	State Brownfields	North Bergen School District	Municipal	-	School Public K-12 (current)	Solar PV	0.1300	-	Barrier Electric	2011	Rooftop
Linden Solar Farm	2	NJ	Linden	Brownfields	Public Service Electric and Gas Company	Private	-	Synthetic Natural Gas Facility	Solar PV	3.2000	10.0	Advanced Solar Products	2011	Wholesale Electricity
Macy's Corporate Services Solar	2	NJ	Edison	State Brownfields	Federated Department Stores	Private	-	Retail Distribution Center (current)	Solar PV	1.0600	-	Ray Angelini, Inc.	2012	Rooftop
Matrix Industrial Site Solar	2	NJ	Perth Amboy	State Brownfields	Chevron	Private	10	Asphalt Refinery	Solar PV	1.1700	4.5	Enxco Development Corporation	2011	Rooftop
Mullica Hill Cold Storage Solar	2	NJ	Mullica Hill	State Brownfields	The Mullica Hill Group	Private	-	Frozen food storage and distribution (current)	Solar PV	2.6700	-	Gehrlicher Solar America	2016	Onsite Use - General
North Bergen Pool Complex Solar	2	NJ	North Bergen	State Brownfields	Town of North Bergen	Municipal	-	Industrial Use	Solar PV	0.0480	-	G&S Investors	2013	Onsite Use - General
North Hudson Sewerage Authority Solar	2	NJ	Hoboken	State Brownfields	Tri City Sewerage Authority	Municipal	-	Wastewater Treatment (current)	Solar PV	0.1700	-	Lighton Industries	2011	Rooftop
Northport Industrial Center Solar	2	NJ	Elizabeth	State Brownfields	Industrial Developments International, Inc.	Private	-	Industrial Distribution Center (current)	Solar PV	1.2500	3.9	Catamount	2012	Rooftop
Owens Corning Landfill	2	NJ	Gloucester Township	Landfill	Owens Corning	Private	-	Landfill	Solar PV	3.0000	14.4	PV Navigator	2017	Wholesale Electricity
Park Elementary School Solar	2	NJ	Newark	State Brownfields	Newark Public Schools	Municipal	5	School Public K-12 (current)	Solar PV	0.5100	1.6	Mercury Solar Systems	2011	Rooftop
Parklands Solar Farm	2	NJ	Bordentown Township	Landfill	Waste Management	Private	95	MSW Landfill	Solar PV	10.1400	40.0	PSE&G	2015	Wholesale Electricity



Through the RE-Powering America's Land Initiative, the EPA encourages renewable energy development on potentially contaminated land when aligned with the community's vision for the site. This list tracks completed projects where renewable energy systems have been installed on potentially contaminated lands, landfills, or mine sites. Project capacity data reflect total system capacity, which may be installed in whole or in part on potentially contaminated lands, landfills, or mine sites. For systems with an installed capacity less than 10 kW, the capacity is shown as 0.00. Where information was not found for a given site, it is noted as "Unknown" or with a "-" for numerical values. This information is sorted by state and then by site/project name. The color key for shaded rows is below:

- Installations newly added for October 2021
- Multiple installations on a single site (location)
- New projects for October 2021 representing an additional installation on an existing renewable energy on contaminated lands site

This resource is for informational purposes only. The information in this list was gathered from public announcements of renewable energy projects in the form of company press releases, news releases, and, in some cases, conversations with the parties involved. It may not be a comprehensive list of all projects completed on contaminated land. Projects on this list include ground-mounted utility-scale systems, rooftop systems, and systems used for onsite power, including to power cleanup activities. To provide information on additional projects, please email [cleanenergy@epa.gov](mailto:cleanenergy@epa.gov).

1. SITE DESCRIPTION									2. RENEWABLE ENERGY INFORMATION				3. PROJECT IMPLEMENTATION	
Site/Project Name	EPA Region	State	City	Type of Site	Site Owner	Site Ownership Type	Property Acreage	Former Use Description	RE Type	Project Capacity (MW)	Project Acreage	Primary RE Developer Name	Completion Date	Project Type
Paulsboro Terminal Landfill	2	NJ	Paulsboro	Brownfields	BP	Private	17	Former refined petroleum and specialty chemical bulk storage and distribution facility	Solar PV	0.2760	5.0	BP Solar	2002	Onsite Use - Green Remediation
Pennsauken Brownfield Solar	2	NJ	Pennsauken	Brownfields	Vineland Construction	Private	32	Manufacturing	Solar PV	15.2000	32.0	PSE&G	2019	Wholesale Electricity
Pennsauken Landfill Renewable Energy Park-Solar	2	NJ	Pennsauken	Landfill	Pollution Control Financing Authority of Camden County	Municipal	39	MSW, commercial, and non-hazardous industrial landfill	Solar PV	2.6000	10.0	PPL Renewable Energy	2008	Onsite Use - General
Picatinny Burning Grounds Solar	2	NJ	Jefferson and Rockaway Townships	Superfund	U.S. Army	Federal	6,400	Burning waste of Combusted munitions	Solar PV	0.8000	2.0	Unknown	2016	Onsite Use - General
Price Landfill	2	NJ	Egg Harbor Township	Superfund	Dewey Place, LLC	Private	26	Sand and gravel excavation; landfill for drummed and bulk liquid wastes	Solar PV	4.2000	-	Dewey Place, LLC	Unknown	Unknown
Princeton Landfill Solar	2	NJ	Princeton	Landfill	Town of Princeton	Municipal	-	Landfill	Solar PV	2.7000	8.0	GeoPeak	2017	Wholesale Electricity
Public School #2 Solar	2	NJ	West New York	State Brownfields	West New York School District / Bd of Education	Municipal	-	School Public K-12 (current)	Solar PV	0.1700	-	G&S Investors	2013	Rooftop
Robert Menendez Elementary School Solar	2	NJ	Hoboken	State Brownfields	West New York School District / Bd of Education	Municipal	-	School Public K-12 (current)	Solar PV	0.0730	-	G&S Investors	2013	Rooftop
Royal Wine Corporation Solar	2	NJ	Bayonne	State Brownfields	Unknown	Unknown	-	Winery (current)	Solar PV	1.1500	-	HES Energy Services, LLC	2012	Rooftop
Schering Corporation Solar	2	NJ	Summit	RCRA	Schering Corporation	Private	60	Pharmaceutical Manufacturing (current)	Solar PV	1.6500	-	PPL Energy Services Holdings, LLC	2009	Rooftop
Science Park High School Solar	2	NJ	Newark	State Brownfields	Newark Public Schools	Municipal	-	School Public K-12 (current)	Solar PV	0.0320	-	RCC Electrical	2013	Rooftop
Silver Lake Solar Farm	2	NJ	Edison	Brownfields	Public Service Electric and Gas Company	Private	6	Gas Manufacturing	Solar PV	2.0200	5.7	J. Fletcher Creamer & Sons	2010	Wholesale Electricity
South Brunswick Landfill Solar	2	NJ	South Brunswick	Superfund	Republic Services	Private	68	MSW Landfill	Solar PV	13.0000	-	NJR Clean Energy Ventures	2018	Wholesale Electricity
Stafford Park Solar Farm	2	NJ	Stafford Twp	Landfill	Walters Group	Private	370	Landfill	Solar PV	6.0000	30.0	Walters Group	2011	Onsite Use - General
Tinton Falls Solar	2	NJ	Tinton Falls	Mine Lands	Tinton Falls Solar Farm, LLC / Zongyi Solar America Co.	Private	97	Sand and Gravel Mining	Solar PV	20.0000	97.0	Zongyi Solar America	2013	Wholesale Electricity



Through the RE-Powering America's Land Initiative, the EPA encourages renewable energy development on potentially contaminated land when aligned with the community's vision for the site. This list tracks completed projects where renewable energy systems have been installed on potentially contaminated lands, landfills, or mine sites. Project capacity data reflect total system capacity, which may be installed in whole or in part on potentially contaminated lands, landfills, or mine sites. For systems with an installed capacity less than 10 kW, the capacity is shown as 0.00. Where information was not found for a given site, it is noted as "Unknown" or with a "-" for numerical values. This information is sorted by state and then by site/project name. The color key for shaded rows is below:

- Installations newly added for October 2021
- Multiple installations on a single site (location)
- New projects for October 2021 representing an additional installation on an existing renewable energy on contaminated lands site

This resource is for informational purposes only. The information in this list was gathered from public announcements of renewable energy projects in the form of company press releases, news releases, and, in some cases, conversations with the parties involved. It may not be a comprehensive list of all projects completed on contaminated land. Projects on this list include ground-mounted utility-scale systems, rooftop systems, and systems used for onsite power, including to power cleanup activities. To provide information on additional projects, please email [cleanenergy@epa.gov](mailto:cleanenergy@epa.gov).

1. SITE DESCRIPTION									2. RENEWABLE ENERGY INFORMATION				3. PROJECT IMPLEMENTATION	
Site/Project Name	EPA Region	State	City	Type of Site	Site Owner	Site Ownership Type	Property Acreage	Former Use Description	RE Type	Project Capacity (MW)	Project Acreage	Primary RE Developer Name	Completion Date	Project Type
Toms River Solar Farm	2	NJ	Toms River	Superfund	BASF Corporation	Private	1,200	Dye Making	Solar PV	28.9000	117.0	PVOne in partnership with EDF Renewables	2021	Wholesale Electricity
Town of Livingston Municipal Complex Solar	2	NJ	Livingston	State Brownfields	Town of Livingston	Municipal	-	Government Facility	Solar PV	0.0510	-	EMSA Solar	2013	Rooftop
Trenton Solar Farm	2	NJ	Trenton	Brownfields	PSE&G	Private	-	Gas Manufacturing	Solar PV	1.3000	5.5	PSE&G	2010	Wholesale Electricity
Ventron/Velsicol - Duke Realty	2	NJ	Wood-Ridge/Carlstadt Township	Superfund	Various	Private	38	Mercury Processing	Solar PV	2.3000	-	Solar Landscape	2020	Community Owned / Subscription
Ventron/Velsicol - Reddy Raw	2	NJ	Wood-Ridge/Carlstadt Township	Superfund	Various	Private	38	Mercury Processing	Solar PV	0.0480	-	Unknown	Unknown	Rooftop
Wakefern Food Corporation Solar	2	NJ	Keasbey	State Brownfields	Wakefern Food Corporation	Private	-	Food Distribution Center (current)	Solar PV	2.3800	-	Advanced Solar Products	2012	Rooftop
Welsbach & General Gas Mantle (Camden Radiation)	2	NJ	Camden and Gloucester	Superfund	Holt Family	Private	-	Incandescent gas mantle manufacturing plants	Solar PV	9.0000	-	SunPower	2011	Rooftop
White Rose Foods Solar	2	NJ	Carteret	State Brownfields	Middlesex Avenue Carteret LLC	Private	57	Smelter, lead manufacturing, and metal refining	Solar PV	4.9000	-	Solar Power, Inc.	2012	Rooftop
6140 Route 209 Solar Site	2	NY	Kerhonkson	Mine Lands	Town of Rochester	Municipal	-	Former Sand Mine	Solar PV	4.0000	33.0	Nexamp	2019	Community Owned / Subscription
Accabonac Solar Farm	2	NY	East Hampton	Landfill	Town of East Hampton	Municipal	21	MSW Landfill	Solar PV	1.1000	-	AES Distributed Energy	2019	Wholesale Electricity
Bethlehem Steel Sun	2	NY	Lackawanna	RCRA	Tecumseh Redevelopment Inc	Private	1,200	Steel Mill	Solar PV	4.0000	25.0	BQ Energy	2014	Wholesale Electricity
Bethlehem Steel Sun Site 2	2	NY	Lackawanna	RCRA	Tecumseh Redevelopment Inc	Private	1,600	Steel Mill	Solar PV	9.0000	-	BQ Energy	Unknown	Wholesale Electricity
Bethlehem Steel Winds I	2	NY	Hamburg / Lackawanna	RCRA	Tecumseh Redevelopment Inc	Private	1,600	Steel Mill	Wind	20.0000	30.0	BQ Energy and First Wind	2007	Wholesale Electricity
Bethlehem Steel Winds II	2	NY	Hamburg / Lackawanna	RCRA	Tecumseh Redevelopment Inc	Private	1,600	Steel Mill	Wind	15.0000	30.0	BQ Energy and First Wind	2012	Wholesale Electricity
Blydenburgh Landfill Solar I	2	NY	Hauppauge	Landfill	Town of Islip	Municipal	55	MSW Landfill	Solar PV	0.0500	-	Town of Islip	2011	Wholesale Electricity
Blydenburgh Landfill Solar II	2	NY	Hauppauge	Landfill	Town of Islip	Municipal	-	MSW Landfill	Solar PV	2.2500	-	Agilitas Energy LLC	2018	Wholesale Electricity
Clifton Park Landfill	2	NY	Clifton Park	Landfill	Town of Clifton Park	Municipal	25	MSW Landfill	Solar PV	1.0000	9.0	Onyx Renewable Partners	2017	Wholesale Electricity

Through the RE-Powering America's Land Initiative, the EPA encourages renewable energy development on potentially contaminated land when aligned with the community's vision for the site. This list tracks completed projects where renewable energy systems have been installed on potentially contaminated lands, landfills, or mine sites. Project capacity data reflect total system capacity, which may be installed in whole or in part on potentially contaminated lands, landfills, or mine sites. For systems with an installed capacity less than 10 kW, the capacity is shown as 0.00. Where information was not found for a given site, it is noted as "Unknown" or with a "-" for numerical values. This information is sorted by state and then by site/project name. The color key for shaded rows is below:

- Installations newly added for October 2021
- Multiple installations on a single site (location)
- New projects for October 2021 representing an additional installation on an existing renewable energy on contaminated lands site

This resource is for informational purposes only. The information in this list was gathered from public announcements of renewable energy projects in the form of company press releases, news releases, and, in some cases, conversations with the parties involved. It may not be a comprehensive list of all projects completed on contaminated land. Projects on this list include ground-mounted utility-scale systems, rooftop systems, and systems used for onsite power, including to power cleanup activities. To provide information on additional projects, please email [cleanenergy@epa.gov](mailto:cleanenergy@epa.gov).

1. SITE DESCRIPTION									2. RENEWABLE ENERGY INFORMATION				3. PROJECT IMPLEMENTATION	
Site/Project Name	EPA Region	State	City	Type of Site	Site Owner	Site Ownership Type	Property Acreage	Former Use Description	RE Type	Project Capacity (MW)	Project Acreage	Primary RE Developer Name	Completion Date	Project Type
Dennings Point Landfill Solar	2	NY	Beacon	Landfill	City of Beacon	Municipal	17	MSW Landfill	Solar PV	2.0000	11.0	BQ Energy	2018	Wholesale Electricity
DeWitt Landfill Solar	2	NY	DeWitt	Landfill	City of DeWitt	Municipal	50	Landfill	Solar PV	2.6600	11.0	RER Energy	2020	Wholesale Electricity
Emerson Street Landfill	2	NY	Rochester	Landfill	City of Rochester	Municipal	250	MSW Ash and Construction/Debris Landfill	Solar PV	2.6000	11.7	Solar Liberty	2017	Wholesale Electricity
Former Ferdula Landfill	2	NY	Frankfurt	Landfill	Unknown	Unknown	2	MSW Landfill	Wind	-	-	Unknown	1998	Onsite Use - Green Remediation
Gloversville Landfill	2	NY	Gloversville	Landfill	City of Gloversville	Municipal	-	Landfill	Solar PV	4.9800	25.0	Ameresco	2021	Community Owned / Subscription
Holtsville Ecology Solar Site	2	NY	Brookhaven	Landfill	Town of Brookhaven	Municipal	75	Landfill	Solar PV	1.7000	-	Agilitas Energy, LLC	2018	Wholesale Electricity
Homeridae Project	2	NY	Olean	State Brownfields	Unknown	Unknown	17	Industrial (part of an oil refinery and oil storage site)	Solar PV	3.9000	17.0	BQ Energy	2019	Wholesale Electricity
Honeywell Water Treatment Plant	2	NY	Camillus	Other	Honeywell Corporation	Private	-	Treatment Plant	Solar PV	1.5000	-	O'Connell Electric	2016	Onsite Use - Green Remediation
Hoosick Falls Solar Garden	2	NY	Village of Hoosick Falls	Landfill	Village of Hoosick Falls	Municipal	27	MSW Landfill	Solar PV	0.5920	-	Monolith Solar	2015	Wholesale Electricity
Kings Park Solar Project	2	NY	Smithtown	Landfill	Smithtown	Municipal	27	Landfill	Solar PV	4.0000	27.0	NextEra Energy Resources LLC	2019	Wholesale Electricity
Lawrence Aviation Industries Site Geothermal	2	NY	Port Jefferson Station	Superfund	Unknown	Unknown	126	Aviation Manufacturing	Geothermal	0.0500	-	Unknown	2011	Onsite Use - General
Lincoln Ave. Landfill Solar	2	NY	Holbrook	Landfill	Town of Islip	Municipal	39	MSW Landfill	Solar PV	3.0240	-	Agilitas Energy LLC	2018	Wholesale Electricity
Long Island Solar Farm at Brookhaven National Laboratory	2	NY	Upton	Superfund	U.S. DOE	Federal	-	Previously disturbed land at DOE National Lab Facility	Solar PV	32.0000	200.0	Long Island Solar Farm, LLC (BP Solar and MetLife)	2011	Wholesale Electricity
Madison County Agriculture and Renewable Energy Park	2	NY	Lincoln	Landfill	Madison County	Municipal	600	MSW Landfill	Solar PV	0.0500	1.0	Carlisle Energy Services, Inc.	2011	Onsite Use - General
Madison County Landfill (Canastota)	2	NY	Canastota	Landfill	Madison County	Municipal	-	MSW Landfill	Solar PV	0.0500	-	Solar Liberty	2014	Onsite Use - General
Monroe Landfill Solar	2	NY	Monroe	Landfill	City of Monroe	Municipal	-	MSW Landfill	Solar PV	1.9300	-	OnForce Solar	Unknown	Community Owned / Subscription



Through the RE-Powering America's Land Initiative, the EPA encourages renewable energy development on potentially contaminated land when aligned with the community's vision for the site. This list tracks completed projects where renewable energy systems have been installed on potentially contaminated lands, landfills, or mine sites. Project capacity data reflect total system capacity, which may be installed in whole or in part on potentially contaminated lands, landfills, or mine sites. For systems with an installed capacity less than 10 kW, the capacity is shown as 0.00. Where information was not found for a given site, it is noted as "Unknown" or with a "-" for numerical values. This information is sorted by state and then by site/project name. The color key for shaded rows is below:

- Installations newly added for October 2021
- Multiple installations on a single site (location)
- New projects for October 2021 representing an additional installation on an existing renewable energy on contaminated lands site

This resource is for informational purposes only. The information in this list was gathered from public announcements of renewable energy projects in the form of company press releases, news releases, and, in some cases, conversations with the parties involved. It may not be a comprehensive list of all projects completed on contaminated land. Projects on this list include ground-mounted utility-scale systems, rooftop systems, and systems used for onsite power, including to power cleanup activities. To provide information on additional projects, please email [cleanenergy@epa.gov](mailto:cleanenergy@epa.gov).

1. SITE DESCRIPTION									2. RENEWABLE ENERGY INFORMATION				3. PROJECT IMPLEMENTATION	
Site/Project Name	EPA Region	State	City	Type of Site	Site Owner	Site Ownership Type	Property Acreage	Former Use Description	RE Type	Project Capacity (MW)	Project Acreage	Primary RE Developer Name	Completion Date	Project Type
Mount Kisco Landfill Solar	2	NY	Mount Kisco	Landfill	Village of Mount Kisco	Municipal	-	MSW Landfill	Solar PV	0.5750	1.7	BQ Energy	2020	Community Owned / Subscription
Olean Gateway "Solean"	2	NY	Olean	State Brownfields	Krog Corp.	Private	60	Oil refining, fertilizer manufacturing	Solar PV	4.0000	24.0	BQ Energy	2017	Wholesale Electricity
Olean Gateway "Solean" West	2	NY	Olean	State Brownfields	Krog Corp.	Private	24	Oil refining, fertilizer manufacturing	Solar PV	1.5000	24.0	BQ Energy	2016	Wholesale Electricity
Papermill Road Landfill Solar	2	NY	Brookhaven	Landfill	Town of Brookhaven	Municipal	-	Landfill	Solar PV	1.2000	-	Agilitas Energy, LLC	2018	Wholesale Electricity
PatterSun NY #1	2	NY	Patterson	Landfill	Town of Patterson	Municipal	10	MSW Landfill	Solar PV	0.9420	-	BQ Energy	2015	Wholesale Electricity
PatterSun NY #2	2	NY	Patterson	Landfill	Town of Patterson	Municipal	25	MSW Landfill	Solar PV	1.3000	-	BQ Energy	2016	Wholesale Electricity
Saugerties Town Landfill	2	NY	Saugerties	Landfill	City of Saugerties	Municipal	44	Landfill	Solar PV	2.8000	26.0	East Light Partners	2020	Community Owned / Subscription
Sympaug Solar Project	2	NY	Bethel	Landfill	Town of Bethel	Municipal	4	Landfill	Solar PV	0.9477	-	Ameresco	2018	Wholesale Electricity
Tannery Road Landfill	2	NY	Rome	Landfill	City of Rome	Municipal	-	MSW Landfill	Solar PV	2.8000	4.0	EDF Renewables	2016	Wholesale Electricity
Tech City	2	NY	Ulster	RCRA	Tech City	Private	256	Computer mainframe development and testing facility	Solar PV	0.0500	-	Solartech Renewables Inc.	2011	Rooftop
Tonawanda Landfill	2	NY	Tonawanda	Landfill	Town of Tonawanda	Municipal	55	MSW Landfill	Solar PV	2.6000	10.0	Solar Liberty	2019	Wholesale Electricity
Tonawanda Landfill (Wales Avenue)	2	NY	Tonawanda	Landfill	Unknown	Unknown	-	Landfill	Solar PV	1.1000	-	Montante Solar	2019	Wholesale Electricity
Troy Landfill Solar 1	2	NY	Troy	Landfill	City of Troy	Municipal	92	MSW Landfill	Solar PV	0.6000	3.0	Monolith Solar	2018	Wholesale Electricity
Ulster County Landfill Solar	2	NY	Ulster	Landfill	Ulster County Resource Recovery Agency	Municipal	29	MSW Landfill	Solar PV	1.9000	8.0	SolarCity	2018	Wholesale Electricity
Wallkill Landfill	2	NY	Wallkill	Landfill	Town of Wallkill	Municipal	68	MSW Landfill	Solar PV	2.0000	8.0	GE Renewable Energy	2016	Wholesale Electricity
Warwarsing Landfill Solar	2	NY	Warwarsing	Landfill	Town of Warwarsing	Municipal	-	Landfill	Solar PV	1.1000	-	Solar Liberty	2017	Unknown
Weibel Avenue Landfill	2	NY	Saratoga Springs	Landfill	Town of Saratoga Springs	Municipal	-	MSW Landfill	Solar PV	2.5000	14.6	Onyx Renewable Partners	2017	Wholesale Electricity

Through the RE-Powering America's Land Initiative, the EPA encourages renewable energy development on potentially contaminated land when aligned with the community's vision for the site. This list tracks completed projects where renewable energy systems have been installed on potentially contaminated lands, landfills, or mine sites. Project capacity data reflect total system capacity, which may be installed in whole or in part on potentially contaminated lands, landfills, or mine sites. For systems with an installed capacity less than 10 kW, the capacity is shown as 0.00. Where information was not found for a given site, it is noted as "Unknown" or with a "-" for numerical values. This information is sorted by state and then by site/project name. The color key for shaded rows is below:

- Installations newly added for October 2021
- Multiple installations on a single site (location)
- New projects for October 2021 representing an additional installation on an existing renewable energy on contaminated lands site

This resource is for informational purposes only. The information in this list was gathered from public announcements of renewable energy projects in the form of company press releases, news releases, and, in some cases, conversations with the parties involved. It may not be a comprehensive list of all projects completed on contaminated land. Projects on this list include ground-mounted utility-scale systems, rooftop systems, and systems used for onsite power, including to power cleanup activities. To provide information on additional projects, please email [cleanenergy@epa.gov](mailto:cleanenergy@epa.gov).

1. SITE DESCRIPTION									2. RENEWABLE ENERGY INFORMATION				3. PROJECT IMPLEMENTATION	
Site/Project Name	EPA Region	State	City	Type of Site	Site Owner	Site Ownership Type	Property Acreage	Former Use Description	RE Type	Project Capacity (MW)	Project Acreage	Primary RE Developer Name	Completion Date	Project Type
West Nyack Landfill	2	NY	Clarkstown	Landfill	Town of Clarkstown	Municipal	-	MSW landfill	Solar PV	2.3640	13.0	OnForce Solar	2014	Wholesale Electricity
West Park Landfill (Floyd Ackert Rd.)	2	NY	Esopus	Landfill	Town of Esopus	Municipal	-	MSW Landfill	Solar PV	0.6000	-	BQ Energy	2017	Wholesale Electricity
Williamson Landfill	2	NY	Williamson	Landfill	Town of Williamson	Municipal	-	MSW Landfill	Solar PV	1.5000	-	Sustainable Energy Developments	2014	Wholesale Electricity
Former St. Croix Alumina Plant Solar I	2	VI	St Croix	RCRA	Unknown	Unknown	-	Alumina Plant	Solar PV	0.0002	-	Unknown	2003	Onsite Use - Green Remediation
Former St. Croix Alumina Plant Solar II	2	VI	St Croix	RCRA	Unknown	Unknown	-	Alumina Plant	Solar PV	0.0003	-	Unknown	2006	Onsite Use - Green Remediation
Former St. Croix Alumina Plant Wind I	2	VI	St Croix	RCRA	Unknown	Unknown	-	Alumina Plant	Wind	-	-	Unknown	2002	Onsite Use - Green Remediation
Former St. Croix Alumina Plant Wind II	2	VI	St Croix	RCRA	Unknown	Unknown	-	Alumina Plant	Wind	-	-	Unknown	2006	Onsite Use - Green Remediation
Oxon Run	3	DC	Washington, DC	Brownfields	District of Columbia	Municipal	-	Gas Station	Solar PV	2.6500	-	Unknown	2020	Community Owned / Subscription
Ashland Solar Carports	3	DE	Wilmington	Landfill	Ashland	Private	-	Landfill	Solar PV	0.9000	-	Unknown	Unknown	Unknown
Dupont Newport	3	DE	Newport	Superfund	DuPont	Private	-	Landfill	Solar PV	0.5480	5.0	Greenwood Energy	2013	Wholesale Electricity
McKees Solar Park	3	DE	Newark	Landfill	City of Newark	Municipal	-	MSW Landfill	Solar PV	0.2300	3.9	Unknown	2014	Community Owned / Subscription
North and South Peninsula	3	DE	Wilmington	Brownfields	Greenwood Energy	Private	7	Industrial	Solar PV	1.9500	7.0	Greenwood Energy	2013	Wholesale Electricity
Annapolis Renewable Energy Park	3	MD	Annapolis	Landfill	City of Annapolis	Municipal	500	MSW Landfill	Solar PV	16.8000	80.0	Annapolis Solar Park LLC (jointly owned by BQ Energy LLC and Building Energy Development US LLC)	2018	Wholesale Electricity
Former Ellicott City Landfill	3	MD	Ellicott City	Landfill	Howard County	Municipal	83	MSW Landfill	Solar PV	1.2000	2.0	SunEdison	2011	Onsite Use - General
Fort Detrick	3	MD	Frederick	Superfund	U.S. Army	Federal	1,200	Army Medical Command Installation	Solar PV	18.6000	67.0	Ameresco	2016	Onsite Use - General
Forty West Landfill	3	MD	Hagerstown	Landfill	Washington County	Municipal	-	MSW Landfill	Solar PV	2.0000	10.0	EPG Solar/Spear Point Energy	2015	Wholesale Electricity



Through the RE-Powering America's Land Initiative, the EPA encourages renewable energy development on potentially contaminated land when aligned with the community's vision for the site. This list tracks completed projects where renewable energy systems have been installed on potentially contaminated lands, landfills, or mine sites. Project capacity data reflect total system capacity, which may be installed in whole or in part on potentially contaminated lands, landfills, or mine sites. For systems with an installed capacity less than 10 kW, the capacity is shown as 0.00. Where information was not found for a given site, it is noted as "Unknown" or with a "-" for numerical values. This information is sorted by state and then by site/project name. The color key for shaded rows is below:

- Installations newly added for October 2021
- Multiple installations on a single site (location)
- New projects for October 2021 representing an additional installation on an existing renewable energy on contaminated lands site

This resource is for informational purposes only. The information in this list was gathered from public announcements of renewable energy projects in the form of company press releases, news releases, and, in some cases, conversations with the parties involved. It may not be a comprehensive list of all projects completed on contaminated land. Projects on this list include ground-mounted utility-scale systems, rooftop systems, and systems used for onsite power, including to power cleanup activities. To provide information on additional projects, please email [cleanenergy@epa.gov](mailto:cleanenergy@epa.gov).

1. SITE DESCRIPTION									2. RENEWABLE ENERGY INFORMATION				3. PROJECT IMPLEMENTATION	
Site/Project Name	EPA Region	State	City	Type of Site	Site Owner	Site Ownership Type	Property Acreage	Former Use Description	RE Type	Project Capacity (MW)	Project Acreage	Primary RE Developer Name	Completion Date	Project Type
Frederick County Landfill Solar	3	MD	Frederick	Landfill	Frederick County	Municipal	-	Landfill	Solar PV	1.9000	14.0	Tesla	2019	Wholesale Electricity
Hood's Mill Landfill	3	MD	Westminster	Landfill	Carroll County	Municipal	18	MSW Landfill	Solar PV	0.0029	-	PSI International	2018	Wholesale Electricity
Panorama Landfill Solar	3	MD	Fort Washington	Landfill	City of Fort Washington	Municipal	89	Landfill	Solar PV	6.6000	25.0	Nautilus Solar Energy, LLC	2019	Community Owned / Subscription
Resh Road Landfill (Resh S1)	3	MD	Hagerstown	Landfill	Washington County	Municipal	-	MSW Landfill	Solar PV	2.5000	-	EPG Solar/Spear Point Energy	2016	Wholesale Electricity
Washington County Rubble Landfill #1	3	MD	Williamsport	Landfill	Washington County	Municipal	-	Building materials and construction debris landfill	Solar PV	2.5000	-	EPG Solar/Spear Point Energy	2015	Wholesale Electricity
Washington County Rubble Landfill #2	3	MD	Williamsport	Landfill	Washington County	Municipal	-	Building materials and construction debris landfill	Solar PV	2.5000	-	EPG Solar/Spear Point Energy	2015	Wholesale Electricity
Ambler Pennsylvania Boiler House	3	PA	Ambler	Brownfields	Summit Realty	Private	-	Asbestos Manufacturing Plant	Geothermal	-	1.1	Unknown	2012	Onsite Use - General
Casselman Wind Power Project	3	PA	Traverses Summit, Black, and Addison	Mine Lands	Iberdrola Renewables, LLC	Private	2,000	Surface coal mine and adjacent land	Wind	34.5000	165.0	Iberdrola Renewables LLC	2008	Wholesale Electricity
Exelon-Conergy Solar Energy Center	3	PA	Falls Township	Landfill Buffer	Waste Management of Pennsylvania	Private	17	Buffer to Geological Reclamation Operations and Waste Systems landfill	Solar PV	3.0000	16.5	Conergy Company	2008	Wholesale Electricity
Frey Farm Landfill	3	PA	Conestoga	Landfill	Lancaster Cnty Solid Waste Mgmt Authority	Municipal	-	MSW Landfill (active)	Wind	3.2000	10.3	Energy Power Partners, LLC	2011	Onsite Use - General
Hazelwood Green's Mill 19 Solar	3	PA	Philadelphia	State Brownfields	Regional Industrial Development Corporation	Non-profit	-	Steel Mill	Solar PV	2.0000	-	Scalo Solar Solutions	2019	Rooftop
Highland North Wind	3	PA	Cambria County	Mine Lands	Various	Various	3,500	Strip Mine	Wind	75.0000	3,500.0	Everpower	2012	Wholesale Electricity
Highland Wind	3	PA	Cambria County	Mine Lands	Everpower	Private	4,000	Strip Mine	Wind	62.5000	4,000.0	Everpower	2009	Wholesale Electricity
Palmerton Zinc Pile	3	PA	Palmerton	Superfund	Lehigh Gap Nature Center	Non-profit	-	Zinc Smelting	Solar PV	0.0234	-	Unknown	2018	Rooftop
Paseo Verde South Apartments	3	PA	Philadelphia	Brownfields	Paseo Verde	Private	2	Coal Yard	Solar PV	-	-	Unknown	2013	Onsite Use - General
York County Landfill Solar	3	PA	Hopewell Township	Superfund	York County Solid Waste Authority	Municipal	-	MSW Landfill	Solar PV	0.3000	2.0	Solar Renewable Energy, LLC	2014	Onsite Use - Green Remediation

Through the RE-Powering America's Land Initiative, the EPA encourages renewable energy development on potentially contaminated land when aligned with the community's vision for the site. This list tracks completed projects where renewable energy systems have been installed on potentially contaminated lands, landfills, or mine sites. Project capacity data reflect total system capacity, which may be installed in whole or in part on potentially contaminated lands, landfills, or mine sites. For systems with an installed capacity less than 10 kW, the capacity is shown as 0.00. Where information was not found for a given site, it is noted as "Unknown" or with a "-" for numerical values. This information is sorted by state and then by site/project name. The color key for shaded rows is below:

- Installations newly added for October 2021
- Multiple installations on a single site (location)
- New projects for October 2021 representing an additional installation on an existing renewable energy on contaminated lands site

This resource is for informational purposes only. The information in this list was gathered from public announcements of renewable energy projects in the form of company press releases, news releases, and, in some cases, conversations with the parties involved. It may not be a comprehensive list of all projects completed on contaminated land. Projects on this list include ground-mounted utility-scale systems, rooftop systems, and systems used for onsite power, including to power cleanup activities. To provide information on additional projects, please email [cleanenergy@epa.gov](mailto:cleanenergy@epa.gov).

1. SITE DESCRIPTION									2. RENEWABLE ENERGY INFORMATION				3. PROJECT IMPLEMENTATION	
Site/Project Name	EPA Region	State	City	Type of Site	Site Owner	Site Ownership Type	Property Acreage	Former Use Description	RE Type	Project Capacity (MW)	Project Acreage	Primary RE Developer Name	Completion Date	Project Type
Bedford Solar Farm	3	VA	Bedford	Landfill Buffer	Bedford County	Municipal	-	MSW Landfill (buffer)	Solar PV	3.3000	20.0	O2 emc	2017	Wholesale Electricity
Crozet Orchard	3	VA	Crozet	State Brownfields	Unknown	Private	-	Apple Orchard	Solar PV	0.0004	-	Unknown	2007	Onsite Use - Green Remediation
Salem VA Medical Center Solar	3	VA	Salem	Landfill	U.S. Department of Veterans Affairs	Federal	6	Landfill	Solar PV	1.6000	6.0	REC Solar	2013	Onsite Use - General
Stone Brewing Company	3	VA	Richmond	Brownfields	Stone Brewing Company	Private	15	Gasworks, concrete mixing plant and staging area	Solar PV	-	14.5	Unknown	2016	Rooftop
American Public University System Academic Center	3	WV	Ranson and Charles Town	Brownfields	American Public University System	University	2	Metal salvage yard	Solar PV	-	1.8	Unknown	2010	Rooftop
American Public University System Financial Center	3	WV	Ranson and Charles Town	Brownfields	American Public University System	University	11	Manufacturing	Solar PV	-	-	Unknown	2012	Onsite Use - General
Bee Ridge Landfill / Rothenbach Park	4	FL	Sarasota	Landfill	Sarasota County	Municipal	450	MSW Landfill	Solar PV	0.2500	0.6	Florida Power & Light	2008	Wholesale Electricity
Kenneth P. Ksionek Community Solar Farm at the Stanton Energy Center (SEC)	4	FL	Orlando	Landfill	Orlando Utilities Commission	Municipal	-	MSW Landfill	Solar PV	13.0000	24.0	American Capital Energy	2017	Community Owned / Subscription
Lake Worth Landfill	4	FL	Lake Worth	Landfill	City of Lake Worth	Municipal	63	Landfill	Solar PV	2.0000	5.0	Siemens USA	2017	Wholesale Electricity
Deptford Landfill	4	GA	Savannah	Landfill	Dulany Industries	Private	-	Landfill	Solar PV	1.2000	5.0	Unknown	2019	Wholesale Electricity
Hickory Ridge Landfill	4	GA	Atlanta	Landfill	Republic Services, Inc	Private	48	MSW Landfill	Solar PV	1.0000	10.0	Republic Services	2011	Wholesale Electricity
Jekyll Island Landfill	4	GA	Jekyll Island	Landfill	Georgia	Municipal	-	Landfill	Solar PV	1.0000	4.0	Radiance	2019	Wholesale Electricity
Fort Campbell Solar Phase One	4	KY	Fort Campbell	Landfill	U.S. Army	Federal	105,000	Landfill	Solar PV	1.9000	5.0	BITHENERGY	2015	Onsite Use - General
Fort Campbell Solar Phase Two	4	KY	Fort Campbell	Landfill	U.S. Army	Federal	105,000	Landfill	Solar PV	3.1000	30.0	BITHENERGY	2017	Wholesale Electricity
Evergreen Packaging Landfill	4	NC	Haywood County	Landfill	Evergreen Packaging	Private	-	Industrial Landfill	Solar PV	0.5500	3.0	FLS Energy	2010	Wholesale Electricity
ReVenture - Biomass	4	NC	Charlotte	Superfund	"Clariant Corporation"	Private	667	Dye and Chemical Manufacturing	Biomass	3.6000	-	Clariant Corporation and Forsite Development	2015	Unknown
White Street Landfill	4	NC	Greensboro	Landfill	The City of Greensboro	Municipal	-	Landfill	Solar PV	4.8000	15.0	ReNew Petra	2020	Unknown





Through the RE-Powering America's Land Initiative, the EPA encourages renewable energy development on potentially contaminated land when aligned with the community's vision for the site. This list tracks completed projects where renewable energy systems have been installed on potentially contaminated lands, landfills, or mine sites. Project capacity data reflect total system capacity, which may be installed in whole or in part on potentially contaminated lands, landfills, or mine sites. For systems with an installed capacity less than 10 kW, the capacity is shown as 0.00. Where information was not found for a given site, it is noted as "Unknown" or with a "-" for numerical values. This information is sorted by state and then by site/project name. The color key for shaded rows is below:

- Installations newly added for October 2021
- Multiple installations on a single site (location)
- New projects for October 2021 representing an additional installation on an existing renewable energy on contaminated lands site

This resource is for informational purposes only. The information in this list was gathered from public announcements of renewable energy projects in the form of company press releases, news releases, and, in some cases, conversations with the parties involved. It may not be a comprehensive list of all projects completed on contaminated land. Projects on this list include ground-mounted utility-scale systems, rooftop systems, and systems used for onsite power, including to power cleanup activities. To provide information on additional projects, please email [cleanenergy@epa.gov](mailto:cleanenergy@epa.gov).

1. SITE DESCRIPTION									2. RENEWABLE ENERGY INFORMATION				3. PROJECT IMPLEMENTATION	
Site/Project Name	EPA Region	State	City	Type of Site	Site Owner	Site Ownership Type	Property Acreage	Former Use Description	RE Type	Project Capacity (MW)	Project Acreage	Primary RE Developer Name	Completion Date	Project Type
Myrtle Beach Landfill	4	SC	Myrtle Beach	Landfill	Myrtle Beach International Airport	Unknown	-	Landfill	Solar PV	2.0000	-	Santee Cooper	2020	Wholesale Electricity
Savannah River's Biomass Steam Plant	4	SC	Aiken	Superfund	U.S. DOE	Federal	34	1950s Vintage Coal-fired Steam Plant	Biomass	20.0000	34.0	Ameresco	2008	Onsite Use - General
Binkley Solar Farm	4	TN	Hermitage	Landfill	Binkley family	Private	-	Construction and Demolition Landfill	Solar PV	0.2000	-	Stansell Electric	2012	Wholesale Electricity
Bristol Demolition Landfill	4	TN	Bristol	Landfill	City of Bristol	Municipal	-	Demolition landfill	Solar PV	0.2000	-	EcoLogical Energy Systems	2012	Wholesale Electricity
RSI Brightfields One	4	TN	Oak Ridge	Superfund	Restoration Services, Inc. (RSI)	Private	1	Former DOE Gaseous Diffusion Plant	Solar PV	1.2500	1.0	RSI	2012	Wholesale Electricity
Somerville Solar Project	4	TN	Somerville	Landfill	Somerville	Municipal	-	Landfill	Solar PV	2.7000	-	C2 Energy Capital	2019	Wholesale Electricity
Volkswagen Chattanooga	4	TN	Chattanooga	RCRA	Volkswagen	Private	33	Former Army Ammunition Plant	Solar PV	9.5000	33.0	Silicon Ranch	2013	Wholesale Electricity
American Bottoms Solar Project	5	IL	Sauget	Other	Village of Sauget	Municipal	-	Waste Water Treatment Plant	Solar PV	2.0000	-	Sol Customer Solutions	2020	Unknown
Exelon City Solar	5	IL	Chicago	Brownfields	City of Chicago	Municipal	21	Foundry and casting operation/ fastener, hydraulic system components, and ball bearing manufacturer	Solar PV	10.0000	41.0	Exelon and SunPower Corporation	2010	Wholesale Electricity
Gobnob Wind Turbine Project	5	IL	Farmersville	Brownfields	Illinois DNR	State	14	Freeman United Crown 1 Mine	Wind	0.9000	-	Rural Electric Convenience Cooperative of Central IL	2009	Wholesale Electricity
Crane Naval	5	IN	Crane	Landfill	U.S. Navy	Federal	64,000	Landfill	Solar PV	17.0000	145.0	Duke Energy	2017	Wholesale Electricity
Kokomo Solar Park	5	IN	Kokomo	Superfund	Continental Steel	Private	183	Steel Operations (nails, wire, and wire fence)	Solar PV	7.0000	26.0	Inovateus Solar LLC	2016	Wholesale Electricity
Kokomo Wind Farm (Continental Steel)	5	IN	Kokomo	Superfund	Continental Steel	Private	183	Steel Operations (nails, wire, and wire fence)	Wind	-	-	Unknown	2017	Onsite Use - Green Remediation
Marion County Solar #1	5	IN	Indianapolis	Landfill	Citizens Energy Group	Private	-	Monofill Landfill (ash)	Solar PV	5.2000	-	GroSolar (now EDF Renewables)	2015	Wholesale Electricity
Marion County Solar #2	5	IN	Indianapolis	Brownfields	Citizens Energy Group	Private	-	Natural Gas Facility	Solar PV	1.9000	-	GroSolar (now EDF Renewables)	2015	Wholesale Electricity
Reilly Tar & Chemical (Indianapolis)	5	IN	Indianapolis	Superfund	Vertellus Specialties Inc.	Private	120	Chemical Manufacturing Facility	Solar PV	10.8000	45.0	Hanhwa Q Cells	2014	Wholesale Electricity

Through the RE-Powering America's Land Initiative, the EPA encourages renewable energy development on potentially contaminated land when aligned with the community's vision for the site. This list tracks completed projects where renewable energy systems have been installed on potentially contaminated lands, landfills, or mine sites. Project capacity data reflect total system capacity, which may be installed in whole or in part on potentially contaminated lands, landfills, or mine sites. For systems with an installed capacity less than 10 kW, the capacity is shown as 0.00. Where information was not found for a given site, it is noted as "Unknown" or with a "-" for numerical values. This information is sorted by state and then by site/project name. The color key for shaded rows is below:

- Installations newly added for October 2021
- Multiple installations on a single site (location)
- New projects for October 2021 representing an additional installation on an existing renewable energy on contaminated lands site

This resource is for informational purposes only. The information in this list was gathered from public announcements of renewable energy projects in the form of company press releases, news releases, and, in some cases, conversations with the parties involved. It may not be a comprehensive list of all projects completed on contaminated land. Projects on this list include ground-mounted utility-scale systems, rooftop systems, and systems used for onsite power, including to power cleanup activities. To provide information on additional projects, please email [cleanenergy@epa.gov](mailto:cleanenergy@epa.gov).

1. SITE DESCRIPTION									2. RENEWABLE ENERGY INFORMATION				3. PROJECT IMPLEMENTATION	
Site/Project Name	EPA Region	State	City	Type of Site	Site Owner	Site Ownership Type	Property Acreage	Former Use Description	RE Type	Project Capacity (MW)	Project Acreage	Primary RE Developer Name	Completion Date	Project Type
Burcham Park Landfill	5	MI	East Lansing	Landfill	Town of East Lansing	Municipal	-	MSW Landfill	Solar PV	0.3000	-	Lansing Board of Water and Light	2018	Community Owned / Subscription
Coldwater Board of Public Utilities Solar Field Park	5	MI	Coldwater	Brownfields	City of Coldwater	Municipal	-	Foundry	Solar PV	1.3000	-	NextEra Energy Resources LLC	2018	Wholesale Electricity
Eaton Rapids Landfill	5	MI	Hamlin Township	Landfill	Town of Eaton Rapids	Municipal	30	MSW Landfill	Solar PV	0.5350	-	Helios Solar LLC	2014	Wholesale Electricity
Mitchell-Bentley	5	MI	Cadillac	Brownfields	City of Cadillac	Municipal	-	Auto Manufacturing	Solar PV	0.5000	2.7	Consumer's Energy	2021	Community Owned / Subscription
Hutchinson Landfill	5	MN	Hutchinson	Landfill	City of Hutchinson	Municipal	-	MSW Landfill	Solar PV	0.4000	1.0	Ameresco	2015	Onsite Use - General
Lindenfelser Landfill	5	MN	St. Michael	Landfill	Minnesota Pollution Control Agency	Municipal	-	MSW Landfill	Solar PV	-	-	Unknown	2016	Onsite Use - General
Milwaukee Landfill Solar	5	MN	Milwaukee	Landfill	City of Milwaukee	Municipal	45	Landfill	Solar PV	2.2500	9.0	SunVest Solar Inc.	2021	Wholesale Electricity
Seneca Community Solar Garden	5	MN	Eagan	Landfill	Metropolitan Council Environmental Services	Municipal	7	Ash Landfill	Solar PV	1.0000	4.0	Cyprus Creek Renewables	2018	Community Owned / Subscription
Washington County Landfill (MN)	5	MN	Lake Elmo	Superfund	Minnesota Pollution Control Agency	Municipal	25	Residential, commercial, industrial, demolition landfill	Solar PV	0.0400	25.0	Unknown	2016	Onsite Use - General
Brooklyn Landfill Solar	5	OH	Brooklyn	Landfill	City of Brooklyn	Municipal	75	MSW Landfill	Solar PV	4.0000	17.0	IGS Solar	2018	Wholesale Electricity
Cuyahoga Metropolitan Housing Authority	5	OH	Cleveland	Brownfields	Cuyahoga Metropolitan Housing Authority	Municipal	12	Industrial Use	Solar PV	1.1000	6.0	Carbon Vision	2013	Wholesale Electricity
Dayton Tech Town	5	OH	Dayton	Brownfields	Unknown	Unknown	-	Former Automotive Site	Geothermal	-	-	Heapy Engineering	2010	Onsite Use - General
Former Newark Processing Co.	5	OH	Newark	Brownfields	City of Newark	Municipal	66	Aluminum Manufacturing	Solar PV	1.5000	24.0	SolarVision LLC	2017	Wholesale Electricity
Medical Center Company Solar	5	OH	Cleveland	Brownfields	Unknown	Unknown	6	Unknown	Solar PV	1.0000	-	Medical Center Company	2014	Wholesale Electricity
Napoleon Solar Project	5	OH	Napoleon	Landfill	Town o Napoleon	Municipal	-	Landfill	Solar PV	3.5400	20.7	AMP	2012	Wholesale Electricity
Pilkington North America	5	OH	Northwood	Brownfields	Pilkington North America, Inc.	Private	11	Glass Manufacturing Facility	Solar PV	0.2500	1.0	Hull & Associates	2011	Onsite Use - General



Through the RE-Powering America's Land Initiative, the EPA encourages renewable energy development on potentially contaminated land when aligned with the community's vision for the site. This list tracks completed projects where renewable energy systems have been installed on potentially contaminated lands, landfills, or mine sites. Project capacity data reflect total system capacity, which may be installed in whole or in part on potentially contaminated lands, landfills, or mine sites. For systems with an installed capacity less than 10 kW, the capacity is shown as 0.00. Where information was not found for a given site, it is noted as "Unknown" or with a "-" for numerical values. This information is sorted by state and then by site/project name. The color key for shaded rows is below:

- Installations newly added for October 2021
- Multiple installations on a single site (location)
- New projects for October 2021 representing an additional installation on an existing renewable energy on contaminated lands site

This resource is for informational purposes only. The information in this list was gathered from public announcements of renewable energy projects in the form of company press releases, news releases, and, in some cases, conversations with the parties involved. It may not be a comprehensive list of all projects completed on contaminated land. Projects on this list include ground-mounted utility-scale systems, rooftop systems, and systems used for onsite power, including to power cleanup activities. To provide information on additional projects, please email [cleanenergy@epa.gov](mailto:cleanenergy@epa.gov).

1. SITE DESCRIPTION									2. RENEWABLE ENERGY INFORMATION				3. PROJECT IMPLEMENTATION	
Site/Project Name	EPA Region	State	City	Type of Site	Site Owner	Site Ownership Type	Property Acreage	Former Use Description	RE Type	Project Capacity (MW)	Project Acreage	Primary RE Developer Name	Completion Date	Project Type
The National Center for Medical Readiness at Calamityville	5	OH	Fairborn	Brownfields	Calamityville®	Private	54	Cement Manufacturing Plant	Geothermal	-	54.0	Unknown	2005	Onsite Use - General
Toledo Zoo Solar	5	OH	Toledo	Brownfields	Anthony Wayne Solar Number 1	Private	22	Elevator Factory	Solar PV	2.1000	-	Rudolph/Libbe and GEM Energy	2014	Onsite Use - General
Wood County Landfill	5	OH	Bowling Green	Landfill	Wood County	Municipal	60	MSW Landfill	Wind	7.2000	4.0	American Municipal Power	2004	Wholesale Electricity
Beloit Coal Ash Landfill	5	WI	Beloit	Landfill	Alliant Energy	Private	20	Coal Ash Landfill	Solar PV	2.3000	17.0	Hanwha Q CELLS USA	2016	Wholesale Electricity
MATC PV Evaluation Lab	5	WI	Milwaukee	Landfill	Milwaukee Area Technical College (MATC)	Private	32	MSW Landfill	Solar PV	0.5400	32.0	MATC and Johnson Controls	2010	Onsite Use - Training
Refuse Hideaway Landfill	5	WI	Middleton	Superfund	State of Wisconsin	State	23	Municipal, commercial, and industrial landfill	Solar PV	0.0100	0.1	Full Spectrum Solar Company	2010	Onsite Use - Green Remediation
Sky Park Solar	5	WI	Eau Claire	Landfill	City of Eau Claire	Private	26	MSW Landfill	Solar PV	1.0000	7.5	Pristine Sun	2017	Community Owned / Subscription
Alma Solar	6	AR	Alma	State Brownfields	City of Alma	Municipal	-	Waste Water Treatment Plant	Solar PV	0.5200	-	Entegrity	Unknown	Unknown
Blaney Hill Solar Farm	6	AR	Conway	Landfill	City of Conway	Municipal	154	Landfill	Solar PV	1.0000	5.0	Conway Corp	2020	Wholesale Electricity
Chevron Questa Project	6	NM	Questa	Superfund	Chevron Mining	Private	-	Mining Site	Solar PV	1.0000	20.0	Chevron Technology Venture	2011	Wholesale Electricity
East Jemez Road landfill	6	NM	Los Alamos	Landfill	Department of Energy	Federal	-	Landfill	Solar PV	1.0000	-	Unknown	Unknown	Unknown
Emcore Eubank Landfill	6	NM	Albuquerque	Brownfields	New Mexico State Land Office	Municipal	40	MSW Landfill	Solar PV	2.0000	17.0	Emcore/Suncore	2013	Onsite Use - General
Altus Air Force Base	6	OK	Altus	RCRA	U.S. Air Force	Federal	-	Federal Facility, Flight Training Center	Solar PV	0.0002	-	Unknown	2007	Onsite Use - Green Remediation
Guthrie Green	6	OK	Tulsa	Brownfields	George Kaiser Family Foundation	Foundation	-	Industrial	Geothermal w/ solar PV	-	-	Unknown	2012	Onsite Use - General
Central Texas Veterans Landfill Solar	6	TX	Temple	Landfill	Department of Veterans Affairs	Federal	-	Landfill	Solar PV	2.9400	-	REC Solar	2012	Onsite Use - General
Grove Landfill	6	TX	Austin	Landfill	Rhizome Collective, Inc	Non-profit	10	Landfill (illegal dumping)	Solar PV	-	-	Unknown	2006	Onsite Use - Green Remediation

Through the RE-Powering America's Land Initiative, the EPA encourages renewable energy development on potentially contaminated land when aligned with the community's vision for the site. This list tracks completed projects where renewable energy systems have been installed on potentially contaminated lands, landfills, or mine sites. Project capacity data reflect total system capacity, which may be installed in whole or in part on potentially contaminated lands, landfills, or mine sites. For systems with an installed capacity less than 10 kW, the capacity is shown as 0.00. Where information was not found for a given site, it is noted as "Unknown" or with a "-" for numerical values. This information is sorted by state and then by site/project name. The color key for shaded rows is below:

- Installations newly added for October 2021
- Multiple installations on a single site (location)
- New projects for October 2021 representing an additional installation on an existing renewable energy on contaminated lands site

This resource is for informational purposes only. The information in this list was gathered from public announcements of renewable energy projects in the form of company press releases, news releases, and, in some cases, conversations with the parties involved. It may not be a comprehensive list of all projects completed on contaminated land. Projects on this list include ground-mounted utility-scale systems, rooftop systems, and systems used for onsite power, including to power cleanup activities. To provide information on additional projects, please email [cleanenergy@epa.gov](mailto:cleanenergy@epa.gov).

1. SITE DESCRIPTION									2. RENEWABLE ENERGY INFORMATION				3. PROJECT IMPLEMENTATION	
Site/Project Name	EPA Region	State	City	Type of Site	Site Owner	Site Ownership Type	Property Acreage	Former Use Description	RE Type	Project Capacity (MW)	Project Acreage	Primary RE Developer Name	Completion Date	Project Type
Pantex Renewable Energy Project (PREP)	6	TX	Amarillo	Superfund	U.S. Department of Energy NNSA and Texas Tech University	Federal	16,000	Nuclear weapon assembly and disassembly	Wind	11.5000	1,500.0	Siemens USA	2014	Onsite Use - General
Tessman Road Municipal Solid Waste Landfill	6	TX	San Antonio	Landfill	Republic Services, Inc	Private	680	MSW Landfill	Solar PV	0.1300	5.6	CSP Energy	2009	Wholesale Electricity
Downtown Dubuque Solar Garden	7	IA	Dubuque	Other	A.Y. McDonald Company	Private	6	Industrial	Solar PV	0.9000	-	Alliant Energy	2017	Wholesale Electricity
Schaus-Vorhies Solar	7	IA	Fairfield	Brownfields	Schaus-Vorhies Manufacturing	Private	11	Foundry	Solar PV	0.5000	-	Ideal Energy	2016	Wholesale Electricity
West Dubuque Solar Garden	7	IA	Dubuque	Other	City of Dubuque	Municipal	21	Plumbing Manufacturing	Solar PV	3.9000	-	Alliant Energy	2017	Wholesale Electricity
Strother Field Industrial Park	7	KS	Winfield	Superfund	Various	Various	-	Military and Industrial	Solar PV	0.0630	-	Unknown	2014	Rooftop
Busy Bee's Laundry	7	MO	Rolla	Brownfields	Unknown	Private	-	Dry Cleaner	Solar PV	0.5600	-	Unknown	2011	Onsite Use - Green Remediation
Oronogo-Duenweg Mining Belt Superfund Solar Site	7	MO	Web	Superfund	Private	Private	60	Mine Waste Repository	Solar PV	2.2000	12.0	Liberty Utilities	2021	Community Owned / Subscription
Former Nebraska Ordnance Plant	7	NE	Mead	Superfund	University of Nebraska	Private	-	Former Army Ordnance Plant	Solar PV	0.0100	-	Unknown	2014	Onsite Use - Green Remediation
Aurora/Arapahoe Solar Array	8	CO	Aurora	Brownfields	City of Aurora	Municipal	5	Adjacent to Buckley AFB	Solar PV	0.5000	4.5	Clean Energy Collective	2013	Community Owned / Subscription
Belmar Mixed-Use Development	8	CO	Lakewood	Brownfields	Various	Various	48	Shopping Mall	Solar PV	1.7000	47.5	SunPower Corporation	2008	Rooftop
Boulder Cowdery Meadows Solar Array	8	CO	Boulder	Landfill	Cowdery Company	Private	4	Landfill buffer to Marshall Landfill Superfund Site	Solar PV	0.5000	3.5	Clean Energy Collective	2013	Community Owned / Subscription
Coyote Ridge Solar	8	CO	Fort Collins	Landfill Buffer	Larimer County	Municipal	-	MSW Landfill (buffer)	Solar PV	1.9500	9.0	Poudre Valley Rural Electric Association	2017	Community Owned / Subscription
Dreher Pickle Plant	8	CO	Fort Collins	Brownfields	City of Fort Collins	Municipal	-	Pickling Plant	Solar PV	0.6000	-	Clean Energy Collective	2015	Community Owned / Subscription
Fort Carson	8	CO	Fort Carson	RCRA	U.S. Army	Federal	15	Construction Landfill	Solar PV	2.0000	12.0	Colorado Springs Utilities	2008	Wholesale Electricity



Through the RE-Powering America's Land Initiative, the EPA encourages renewable energy development on potentially contaminated land when aligned with the community's vision for the site. This list tracks completed projects where renewable energy systems have been installed on potentially contaminated lands, landfills, or mine sites. Project capacity data reflect total system capacity, which may be installed in whole or in part on potentially contaminated lands, landfills, or mine sites. For systems with an installed capacity less than 10 kW, the capacity is shown as 0.00. Where information was not found for a given site, it is noted as "Unknown" or with a "-" for numerical values. This information is sorted by state and then by site/project name. The color key for shaded rows is below:

- Installations newly added for October 2021
- Multiple installations on a single site (location)
- New projects for October 2021 representing an additional installation on an existing renewable energy on contaminated lands site

This resource is for informational purposes only. The information in this list was gathered from public announcements of renewable energy projects in the form of company press releases, news releases, and, in some cases, conversations with the parties involved. It may not be a comprehensive list of all projects completed on contaminated land. Projects on this list include ground-mounted utility-scale systems, rooftop systems, and systems used for onsite power, including to power cleanup activities. To provide information on additional projects, please email [cleanenergy@epa.gov](mailto:cleanenergy@epa.gov).

1. SITE DESCRIPTION									2. RENEWABLE ENERGY INFORMATION				3. PROJECT IMPLEMENTATION	
Site/Project Name	EPA Region	State	City	Type of Site	Site Owner	Site Ownership Type	Property Acreage	Former Use Description	RE Type	Project Capacity (MW)	Project Acreage	Primary RE Developer Name	Completion Date	Project Type
New Rifle Mill	8	CO	Rifle	Other	City of Rifle	Municipal	130	Former DOE Uranium Processing Mill	Solar PV	1.7000	12.0	SunEdison	2009	Onsite Use - General
Norwood Landfill Community Solar	8	CO	Norwood	Landfill	Unknown	Unknown	-	MSW Landfill	Solar PV	0.2000	-	GRID Alternatives	2016	Community Owned / Subscription
Place Bridge Academy	8	CO	Denver	Landfill	Denver Public Schools	Municipal	10	Landfill	Solar PV	0.1010	1.5	Namaste Solar	2013	Onsite Use - General
Zortman-Landusky Mine	8	MT	N/A	Mine Lands	BLM and MT DEQ	Federal/Municipal	1,200	Ore mining and gold mining	Wind	0.2250	-	Montana DEQ and U.S. BLM	2012	Onsite Use - Green Remediation
Arsenic Trioxide Site	8	ND	Lidgerwood, Wyndmere, Milnor and Hankinson	Superfund	Multiple	Municipal	575	Farmland pesticide contamination	Geothermal	-	-	Unknown	2011	Onsite Use - General
Ellsworth Air Force Base	8	SD	Ellsworth Air Force Base	Superfund	Unknown	Unknown	-	Air Force Base	Solar PV	0.3000	-	Unknown	2013	Unknown
Salt Lake City Landfill	8	UT	Salt Lake City	Landfill	Salt Lake City	Municipal	4	MSW Landfill	Solar PV	1.0000	4.0	Taylor Electric	2014	Unknown
Chevron Casper Wind Farm	8	WY	Casper	RCRA	Chevron	Private	880	Refinery	Wind	16.5000	880.0	Chevron Global Power Company	2009	Wholesale Electricity
Dave Johnston Mine / Glenrock Wind I	8	WY	Glenrock	Mine Lands	PacificCorp	Private	14,000	Surface Coal Mine	Wind	118.5000	300.0	PacifiCorp	2008	Wholesale Electricity
Dave Johnston Mine / Glenrock Wind III	8	WY	Glenrock	Mine Lands	PacificCorp	Private	14,000	Surface Coal Mine	Wind	39.0000	300.0	PacifiCorp	2009	Wholesale Electricity
Dave Johnston Mine / Rolling Hills	8	WY	Glenrock	Mine Lands	PacificCorp	Private	14,000	Surface Coal Mine	Wind	118.5000	300.0	PacifiCorp	2009	Wholesale Electricity
Warren AFB Wind	8	WY	Cheyenne	Superfund	U.S. Air Force	Federal	-	Former Gunnery Range	Wind	3.3200	-	Unknown	2009	Wholesale Electricity
Ajo Solar Project	9	AZ	Ajo	Mine Lands	Freeport-McMoRan Copper & Gold Inc.	Private	38	Adjacent to mining	Solar PV	5.0000	38.0	Recurrent Energy	2011	Wholesale Electricity
Apache Powder	9	AZ	Benson	Superfund	Apache Nitrogen Products, Inc.	Private	1,100	Dynamite manufacturing facility	Solar PV	0.0434	-	Unknown	1997	Onsite Use - Green Remediation
Bagdad Mine Solar	9	AZ	Bagdad (census-designated)	Mine Lands	Freeport-McMoRan	Private	21,750	Open-pit copper and molybdenum mine	Solar PV	15.0000	24.0	Recurrent Energy	2011	Wholesale Electricity
Desert Star Solar Plant	9	AZ	Buckeye	Landfill	City of Phoenix	Municipal	2,560	MSW Landfill	Solar PV	10.0000	118.0	Arizona Public Service	2015	Wholesale Electricity
Tucson International Airport Area	9	AZ	Tucson	Superfund	Tucson Airport Authority	Non-profit	-	Airport	Solar PV	2.5000	-	Unknown	2017	Unknown

Through the RE-Powering America's Land Initiative, the EPA encourages renewable energy development on potentially contaminated land when aligned with the community's vision for the site. This list tracks completed projects where renewable energy systems have been installed on potentially contaminated lands, landfills, or mine sites. Project capacity data reflect total system capacity, which may be installed in whole or in part on potentially contaminated lands, landfills, or mine sites. For systems with an installed capacity less than 10 kW, the capacity is shown as 0.00. Where information was not found for a given site, it is noted as "Unknown" or with a "-" for numerical values. This information is sorted by state and then by site/project name. The color key for shaded rows is below:

- Installations newly added for October 2021
- Multiple installations on a single site (location)
- New projects for October 2021 representing an additional installation on an existing renewable energy on contaminated lands site

This resource is for informational purposes only. The information in this list was gathered from public announcements of renewable energy projects in the form of company press releases, news releases, and, in some cases, conversations with the parties involved. It may not be a comprehensive list of all projects completed on contaminated land. Projects on this list include ground-mounted utility-scale systems, rooftop systems, and systems used for onsite power, including to power cleanup activities. To provide information on additional projects, please email [cleanenergy@epa.gov](mailto:cleanenergy@epa.gov).

1. SITE DESCRIPTION									2. RENEWABLE ENERGY INFORMATION				3. PROJECT IMPLEMENTATION	
Site/Project Name	EPA Region	State	City	Type of Site	Site Owner	Site Ownership Type	Property Acreage	Former Use Description	RE Type	Project Capacity (MW)	Project Acreage	Primary RE Developer Name	Completion Date	Project Type
Aerojet General Corporation Superfund Site	9	CA	Sacramento	Superfund	Aerojet	Private	5,900	Rocket propulsion development and testing facility	Solar PV	6.0000	40.0	Solar Power, Inc.	2010	Wholesale Electricity
Camp Pendleton Landfill	9	CA	Camp Pendleton	Superfund	U.S. Marine Corps	Federal	28	MSW and Light Industrial Waste Landfill	Solar PV	1.5000	5.0	Kyocera Solar	2011	Onsite Use - General
Cloverdale Solar	9	CA	Cloverdale	Landfill	Unknown	Unknown	-	Wood Landfill	Solar PV	1.8000	-	Greenleaf-TNX	2014	Wholesale Electricity
Fischer Properties: Depot Park	9	CA	Sacramento	Brownfields	Fischer Properties	Private	-	Former U.S. Army Depot	Solar PV	3.0000	15.0	SPG Solar	2010	Onsite Use - General
Foothill Landfill Solar	9	CA	Linden	Landfill	San Joaquin County	County	-	Landfill	Solar PV	5.3000	-	Ameresco	2020	Wholesale Electricity
Frontier Fertilizer	9	CA	Davis	Superfund	Frontier Fertilizer	Private	18	Fertilizer and pesticide storage, sales and application	Solar PV	0.0700	0.5	Unknown	2011	Onsite Use - Green Remediation
Gish Apartments	9	CA	San Jose	Brownfields	First Community Housing	Non-profit	-	Gas Station	Solar PV	-	-	Unknown	Unknown	Rooftop
Indian Valley Wood Products Campus	9	CA	Crescent Mills	Brownfields	Sierra Institute	Non-profit	6	Lumber Mill	Biomass	3.0000	-	Sierra Institute	2019	Onsite Use - General
Lawrence Livermore National Laboratory	9	CA	Livermore	Superfund	U.S. DOE	Federal	7,000	Ranchland (weapons testing range)	Solar PV	3.3040	10.0	Unknown	2009	Onsite Use - Green Remediation
Leviathan Mine	9	CA	Alpine County	Superfund	Atlantic Richfield Company	Private	-	Mine	Solar PV	-	-	Unknown	2011	Onsite Use - Green Remediation
MCE Solar One (Chevron Richmond Refinery)	9	CA	Richmond	Landfill	Chevron Corporation	Private	-	Oil Refinery Landfill	Solar PV	10.5000	60.0	Stion	2018	Wholesale Electricity
Milliken Landfill	9	CA	Ontario	Landfill	County of San Bernardino	Municipal	196	MSW Landfill	Solar PV	3.1000	15.0	PV Navigator	2017	Wholesale Electricity
NASA Jet Propulsion Laboratory (JPL)	9	CA	Pasadena	Superfund	NASA	Federal	-	Research Facility	Solar PV	0.5640	-	Unknown	2011	Rooftop
National Semiconductor Corp.	9	CA	Sunnyvale	Superfund	Applied Materials	Private	60	Manufacturing	Solar PV	2.0000	1.3	Unknown	2008	Rooftop
Newmark Ground Water Contamination	9	CA	San Bernardino	Superfund	Unknown	Unknown	-	Industrial/Commercial	Solar PV	0.7500	3.5	Unknown	Unknown	Unknown
Pemaco Superfund Site	9	CA	Maywood	Superfund	City of Maywood	Municipal	1	Custom Chemical Blender	Solar PV	0.0034	1.4	Unknown	2007	Onsite Use - Green Remediation
PSEG Pittsburg Solar Energy Center	9	CA	Pittsburg	RCRA	USS - Posco Industries	Private	115	Steel Mill Landfill	Solar PV	25.4000	115.0	PSEG Solar Source	2015	Wholesale Electricity
Regulus Solar Power Plant	9	CA	Bakersfield	Brownfields	Unknown	Unknown	-	Former gas and oil field	Solar PV	82.0000	737.0	SunEdison	2015	Wholesale Electricity





Through the RE-Powering America's Land Initiative, the EPA encourages renewable energy development on potentially contaminated land when aligned with the community's vision for the site. This list tracks completed projects where renewable energy systems have been installed on potentially contaminated lands, landfills, or mine sites. Project capacity data reflect total system capacity, which may be installed in whole or in part on potentially contaminated lands, landfills, or mine sites. For systems with an installed capacity less than 10 kW, the capacity is shown as 0.00. Where information was not found for a given site, it is noted as "Unknown" or with a "-" for numerical values. This information is sorted by state and then by site/project name. The color key for shaded rows is below:

- Installations newly added for October 2021
- Multiple installations on a single site (location)
- New projects for October 2021 representing an additional installation on an existing renewable energy on contaminated lands site

This resource is for informational purposes only. The information in this list was gathered from public announcements of renewable energy projects in the form of company press releases, news releases, and, in some cases, conversations with the parties involved. It may not be a comprehensive list of all projects completed on contaminated land. Projects on this list include ground-mounted utility-scale systems, rooftop systems, and systems used for onsite power, including to power cleanup activities. To provide information on additional projects, please email [cleanenergy@epa.gov](mailto:cleanenergy@epa.gov).

1. SITE DESCRIPTION									2. RENEWABLE ENERGY INFORMATION				3. PROJECT IMPLEMENTATION	
Site/Project Name	EPA Region	State	City	Type of Site	Site Owner	Site Ownership Type	Property Acreage	Former Use Description	RE Type	Project Capacity (MW)	Project Acreage	Primary RE Developer Name	Completion Date	Project Type
Sutter's Landing Landfill Solar	9	CA	Sacramento	Landfill	City of Sacramento	Municipal	-	MSW Landfill	Solar PV	1.5000	-	SMUD/Conergy	2014	Wholesale Electricity
Tequesquite Landfill	9	CA	Riverside	Landfill	City of Riverside	Municipal	120	MSW Landfill	Solar PV	7.5000	20.0	Sunpower/RBI Solar	2015	Wholesale Electricity
Travis AFB	9	CA	Near Fairfield	Superfund	U.S. Air Force	Federal	6,368	Battery shop / Air Force operations	Solar PV	0.0123	-	CH2M	2008	Onsite Use - Green Remediation
West County Wastewater District	9	CA	Richmond	Brownfields	West County Wastewater District	Municipal	-	Sludge-drying Pond	Solar PV	1.0000	10.0	Solar Power Partners, Inc.	2008	Onsite Use - General
West Riverside Landfill (SF1)	9	CA	West Riverside	Landfill	County of Riverside	Municipal	80	MSW Landfill	Solar PV	3.9400	15.0	Stronghold Engineering, Inc.	2020	Wholesale Electricity
Western Regional Sanitary Landfill	9	CA	Lincoln	Landfill	Western Placer Waste Management Authority	Private	-	MSW Landfill	Solar PV	0.0090	-	Energy 2011	2017	Onsite Use - General
Westlands Solar Park Phase I	9	CA	Fresno	Brownfields	Various	Various	21,000	Farmland	Solar PV	2.0000	-	Westside Holdings LLC	2016	Wholesale Electricity
Goodfellow Bros. Solar Rooftop	9	HI	Kapolei	RCRA	Goodfellow Bros.	Private	3	Wood Treatment Facility	Solar PV	0.0600	0.1	Hi-Powering Solar, LLC	2019	Rooftop
Kapolei Sustainable Energy Park	9	HI	Kapolei	RCRA	James Campbell Company LLC	Private	12	Former Industrial Disposal Site	Solar PV	1.2000	4.0	Forest City Hawaii	2011	Wholesale Electricity
Nellis AFB Solar Array II Generating Station	9	NV	Las Vegas	RCRA	U.S. Department of Defense	Federal	14,000	Landfill	Solar PV	15.0000	102.0	SunPower	2016	Onsite Use - General
Nellis AFB Solar Facility Site I	9	NV	Las Vegas	RCRA	U.S. Air Force	Federal	14,000	Landfill/Landfill Buffer	Solar PV	13.2000	140.0	MMA Renewable Ventures LLC	2007	Onsite Use - General
Columbia Ridge Landfill	10	OR	Arlington	Landfill Buffer	Waste Management	Private	12,000	MSW and Industrial Landfill (active)	Wind	100.0000	-	PacifiCorp	2004	Wholesale Electricity
Corvallis Municipal Airport	10	OR	Corvallis	Superfund	City of Corvallis	Municipal	-	Chrome-plating Facility	Solar PV	0.1000	1.8	Pacific Power	2017	Wholesale Electricity
Northwest Pipe & Casing/ Hall Process Company	10	OR	Clackamas	Superfund	Clackamas County Development Agency	Municipal	53	Pipe Manufacturing	Solar PV	0.0308	-	Unknown	2011	Onsite Use - General
SeSequential Biodiesel Solar	10	OR	Eugene	Brownfields	SeSequential	Private	1	Gas Station	Solar PV	0.0336	-	Energy Design	2006	Rooftop