

Date: Dec 16, 2020

Mr. Linc Wehrly
Director, Light Duty Vehicle Center
Compliance Division
Office of Transportation and Air Quality
U.S. Environmental Protection Agency
2000 Traverwood Drive
Ann Arbor, Michigan 48105

Subject: Request for GHG credit for Doowon A/C Compressor with Crankcase suction Valve Technology

Dear Mr. Wehrly:

Pursuant to the provisions of 40 CFR § 86.1869-12(d), 49 CFR § 531.6(b), and 49 CFR § 533.6(c), Hyundai Motor Company (HMC), represented by the Hyundai America Technical Center, Inc. (HATCI), requests greenhouse gas (GHG) off-cycle credit for the use of a Doowon air conditioner compressor with crankcase suction valve (CS valve) technology. Based on the test results and analysis provided in Attachment A, B and C, HMC requests credits equal to 1.3 grams CO₂ per mile for DVE16C and DVE18C compressors applied in HMC production vehicles. HMC intends to apply credits for 2022 and subsequent model year HMC vehicles sold in the U.S. equipped with Doowon air conditioner compressor with CS valve technology. HMC also intends to pursue similar credit request to NHTSA for off-cycle CAFE credits for application of Doowon air conditioner compressor with CS valve technology.

Background

Greenhouse gas emission standards through 2025 represent a major initiative in US energy and climate policy. EPA and DOT have issued a joint rulemaking that set greenhouse gas emissions and fuel economy standards for the largest sources of greenhouse gases from transportation, including cars, light trucks, and heavy-duty trucks. Over the course of the program, light-duty GHG regulations are projected to: cut 6 billion metric tons of GHG emissions, nearly double vehicle fuel efficiency while protecting consumer choice, reduce America's dependence on oil and provide significant savings for consumers at the fuel pump. To achieve these worthy goals, a key regulatory element is the ability for manufacturers to have a variety of options and flexibilities in meeting the standards.

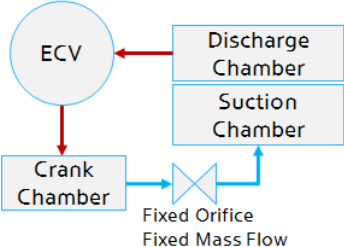
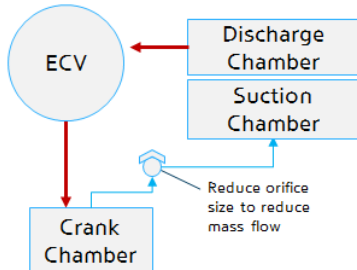
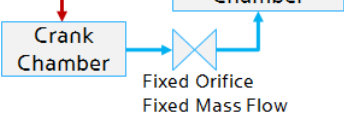
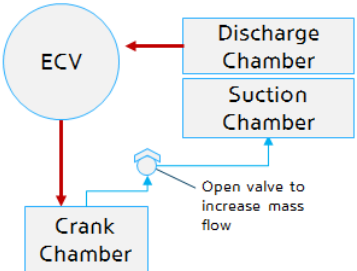
A key flexibility is the off-cycle credits provision; off-cycle credits are an opportunity for manufacturers to generate credits for technologies that provide CO₂ reductions not captured by the traditional 2-cycle (FTP, HWFET) emissions tests conducted on a chassis dynamometer. There are three pathways by which a manufacturer may accrue off-cycle credits. The first is a pre-determined menu of credit values for specific off-cycle technologies. In cases where additional lab testing can demonstrate emission benefits of a technology, a second pathway allows manufacturers to use a broader array of emission tests known as 5-cycle testing, which captures more elements of real-world driving, including high speeds and hard acceleration (US06), solar loads, high temperature, and A/C use (SC03), and cold temperatures (cold FTP). The third pathway allows manufacturers to seek EPA approval to use an alternative methodology for determining the off-cycle credits.

The Doowon air conditioner compressor with CS valve technology is not included in the EPA's pre-determined menu. Additionally, the five-cycle test option would not adequately measure the real-world GHG reduction benefits of the technology. Only one of the five tests is conducted with the A/C switched on. Since it is conducted at a high ambient temperature of 95F, high solar load of 850 W/m², and high relative humidity of 40%, the demanding climatic conditions result in the air conditioning systems being operated at maximum capacity throughout the test. The technology under investigation provides their

benefits under milder ambient conditions when the A/C is not operating at maximum capacity. For these reasons, HATCI is pursuing additional off-cycle credits via the alternative methodology pathway.

Technology Description

The Doowon compressor design improves the valve system to reduce the internal refrigerant flow necessary throughout the range of displacements that the compressor uses during its operating cycle. This is achieved through the addition of a crankcase suction valve. Conventional compressors have a fixed orifice, so the flow of refrigerant exiting the crankcase is fixed. The sizing of the orifice is a compromise among the conditions when either a high or low rate of flow would be more ideal. However, CS valve technology can provide a larger mass flow under maximum capacity and compressor start-up conditions by opening the valve, when high flow is ideal; it can then reduce to smaller openings with reduced mass flow in mid or low capacity conditions. Thus, overall, the refrigerant exiting the crankcase is optimized across the range of operating conditions, improving system efficiency and therefore lowering indirect CO₂ emissions due to use of the air conditioning system.

| Condition | N Type Compressor w/o CS Valve | C Type Compressor w/ CS Valve | Benefit of CS Valve |
|--------------------------------------|---|--|---|
| Variable (Mid) Capacity |  |  | <ul style="list-style-type: none"> Reduce orifice size Reduces gas flow Reduces internal compressor loss Improves efficiency Reduces indirect AC system CO₂ emissions |
| Max Capacity and Compressor Start Up |  |  | <ul style="list-style-type: none"> Increase orifice size Allow large mass flow Maintain stable max capacity condition and achieve max capacity more quickly at compressor start-up |

Test Methodology

The test methodology used to quantify the technology benefit consists of 3 steps:

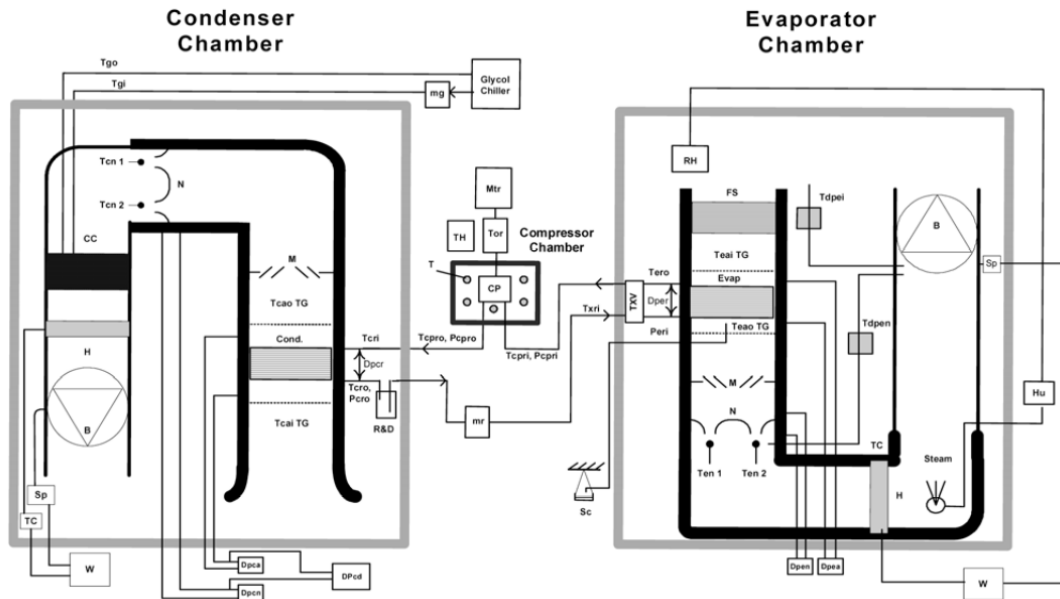
1. Bench testing (SAE J2765) – Measure coefficient of performance (COP) at various (40) conditions
2. Life Cycle Climate Performance (LCCP) modeling and analysis (SAE J2766) – convert COP to gCO₂/mile based on climate data and vehicle and A/C usage across the United States
3. LCCP weighted average – weight results of model to a single representative value

EPA stated that, in the context of technology GHG credit assessment, AC17 confirmatory testing is not required for component validation. The above methodology was designed to evaluate the Doowon compressor component, so AC17 testing was not conducted.

① Bench testing (SAE J2765)

SAE standard J2765 is a procedure for measuring system COP of a mobile air conditioning system on a bench testing. It covers 40 different operating conditions at various compressor speeds, temperatures, and humidity levels. The procedure was designed to give maximum repeatability and minimum error in

determining cooling capacity and efficiency of the entire refrigeration system. A sample configuration of the test setup is provided below (Credit: SAE J2765 standard).

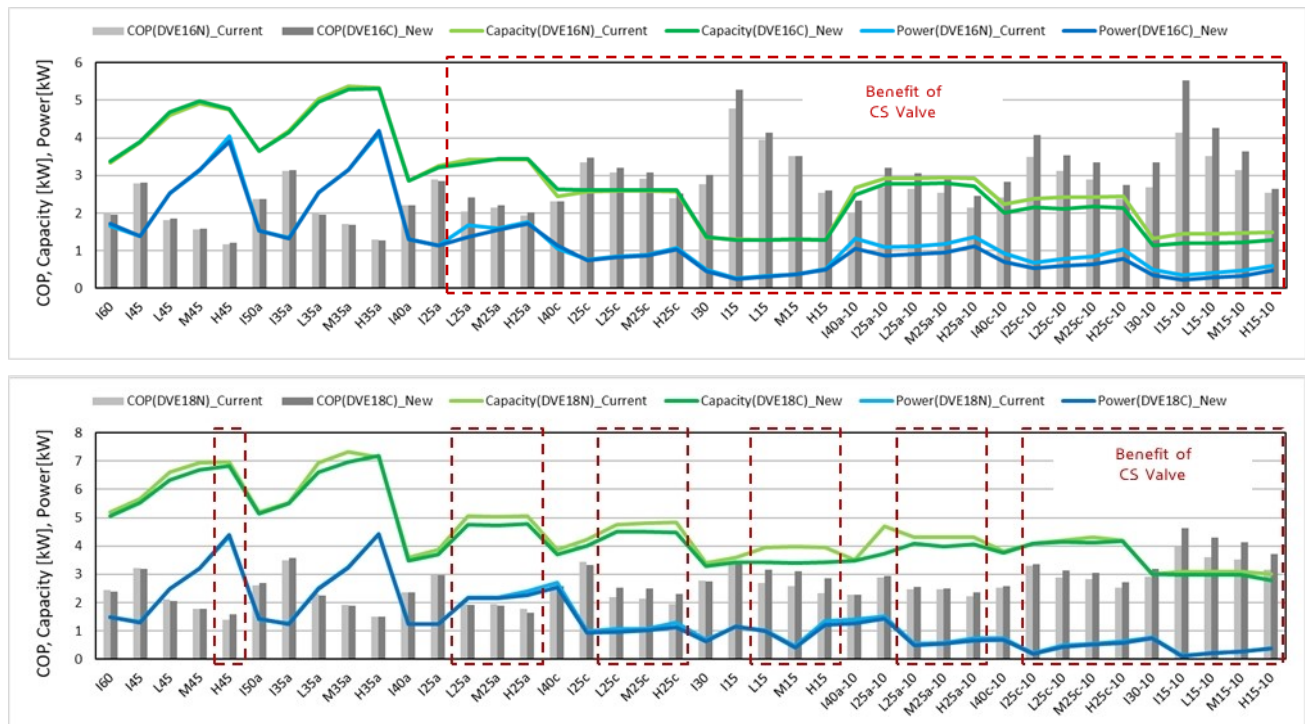


B - Blower, **CP** - Compressor, **CC** - Cooling Coil, **CH** - Glycol Chiller, **Cond** - Condenser, **Dp** - Differential Pressure Transducer, **Evap** - Evaporator, **FS** Flow Straightener, **H** - Heater, **Hu** - Humidifier, **mg** - Glycol Mass Flow Meter, **mr** - Refrigerant mass Flow Meter, **Mtr** - Motor, **N** - Nozzle, **P** - Pressure Transducer, **RH** - Relative Humidity Probe, **Sc** - Condensate Scale, **Sp** - Speed Controller and Tachometer, **T** - Thermocouple, **TC** - Temperature Control **TG** - Thermocouple Grid, **Tor** - Torque Transducer, **W** - Watt Transducer, **TXV** - Thermal Expansion Valve
Indices : a - air, c - condenser, cp - comp ressor, e - evaporator, g - glycol, l - inlet, n - nozzle, o - outlet, r - refrigerant,

A summary of the test conditions run during standard bench testing procedure:

| Test Name | Ambient Temp. [° C] | Compressor Speed [RPM] | Condenser | | Evaporator | | | | Target Air Temp. Downstream of Evap. [° C] |
|-----------|---------------------|------------------------|-------------|---------------------|-------------|--------------|--------------------|-------------------------|--|
| | | | Temp. [° C] | Face Velocity [m/s] | Temp. [° C] | Humidity [%] | Mass Flow [kg/min] | Simulated Air Selection | |
| I70 | 45 | 900 | 70 | 1.5 | 35 | 25 | 9.0 | RECIRC | 3 |
| I60 | 45 | 900 | 60 | 1.5 | 35 | 25 | 9.0 | RECIRC | 3 |
| I45 | 45 | 900 | 45 | 1.5 | 35 | 25 | 9.0 | RECIRC | 3 |
| L45 | 45 | 1800 | 45 | 2.0 | 35 | 25 | 9.0 | RECIRC | 3 |
| M45 | 45 | 2500 | 45 | 3.0 | 35 | 25 | 9.0 | RECIRC | 3 |
| H45 | 45 | 4000 | 45 | 4.0 | 35 | 25 | 9.0 | RECIRC | 3 |
| I50a | 35 | 900 | 50 | 1.5 | 35 | 40 | 9.0 | OSA | 3 |
| I35a | 35 | 900 | 35 | 1.5 | 35 | 40 | 9.0 | OSA | 3 |
| L35a | 35 | 1800 | 35 | 2.0 | 35 | 40 | 9.0 | OSA | 3 |
| M35a | 35 | 2500 | 35 | 3.0 | 35 | 40 | 9.0 | OSA | 3 |
| H35a | 35 | 4000 | 35 | 4.0 | 35 | 40 | 9.0 | OSA | 3 |
| I40a | 25 | 900 | 40 | 1.5 | 25 | 80 | 6.5 | OSA | 3 / 10 |
| I25a | 25 | 900 | 25 | 1.5 | 25 | 80 | 6.5 | OSA | 3 / 10 |
| L25a | 25 | 1800 | 25 | 2.0 | 25 | 80 | 6.5 | OSA | 3 / 10 |
| M25a | 25 | 2500 | 25 | 3.0 | 25 | 80 | 6.5 | OSA | 3 / 10 |
| H25a | 25 | 4000 | 25 | 4.0 | 25 | 80 | 6.5 | OSA | 3 / 10 |
| I40c | 25 | 900 | 40 | 1.5 | 25 | 50 | 6.5 | OSA | 3 / 10 |
| I25c | 25 | 900 | 25 | 1.5 | 25 | 50 | 6.5 | OSA | 3 / 10 |
| L25c | 25 | 1800 | 25 | 2.0 | 25 | 50 | 6.5 | OSA | 3 / 10 |
| M25c | 25 | 2500 | 25 | 3.0 | 25 | 50 | 6.5 | OSA | 3 / 10 |
| H25c | 25 | 4000 | 25 | 4.0 | 25 | 50 | 6.5 | OSA | 3 / 10 |
| I30 | 15 | 900 | 30 | 1.5 | 15 | 80 | 6.5 | OSA | 3 / 10 |
| I15 | 15 | 900 | 15 | 1.5 | 15 | 80 | 6.5 | OSA | 3 / 10 |
| L15 | 15 | 1800 | 15 | 2.0 | 15 | 80 | 6.5 | OSA | 3 / 10 |
| M15 | 15 | 2500 | 15 | 3.0 | 15 | 80 | 6.5 | OSA | 3 / 10 |
| H15 | 15 | 4000 | 15 | 4.0 | 15 | 80 | 6.5 | OSA | 3 / 10 |

Four compressors were tested following the SAE J2765 standard – two compressors (DVE16N, DVE18N) without the crankcase suction valve to serve as a baseline, and two compressors (DVE16C, DVE18C) with the crankcase suction valve technology to quantify the new technology’s benefit. DVE16C and DVE18C compressors have same crankcase suction valve technology with different capacity (160cc and 180cc respectively). The results are displayed below.



@ LCCP analysis (SAE J2766)

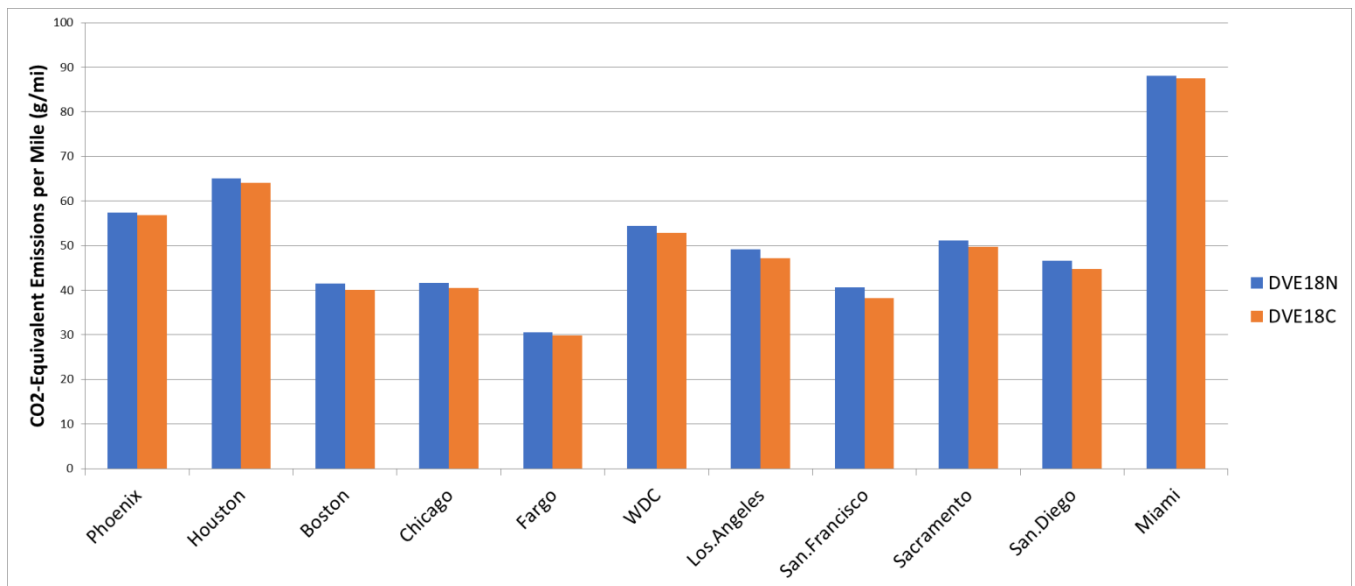
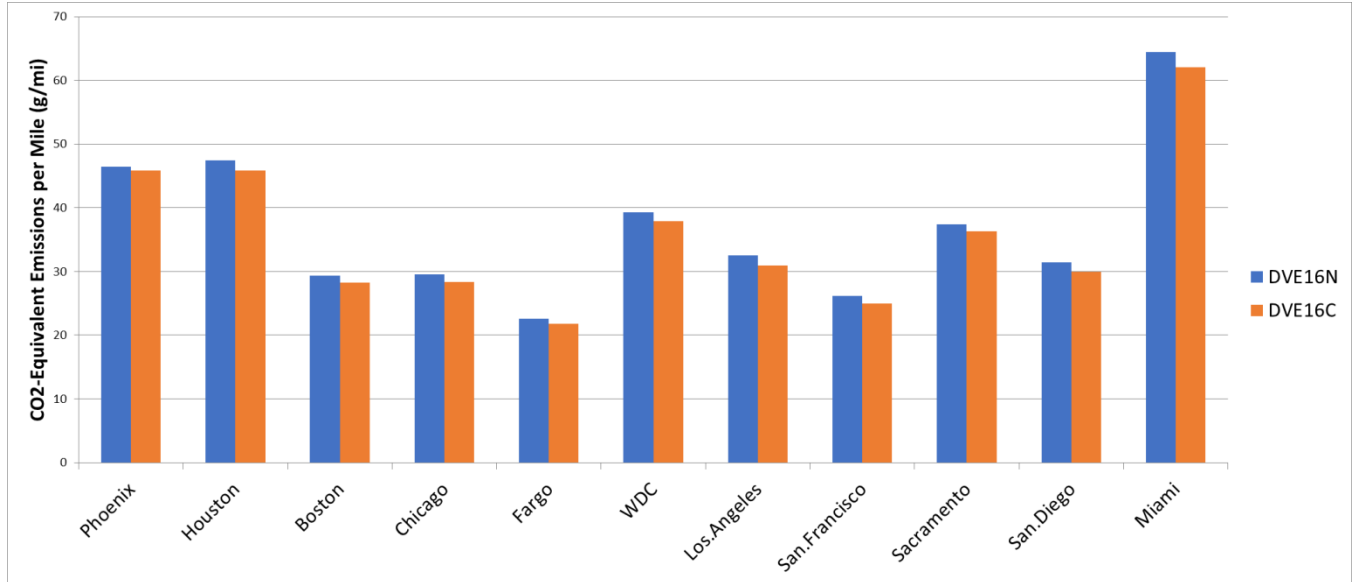
Following bench testing, the COP results and other system specifications are fed into the IMAC-GHG-LCCP model (Improved Mobile Air Conditioning related to Green-House-Gas Life-Cycle Climate Performance) version 1.3. This model, developed by Optimized Thermal System, is the ‘next generation’ of the GREEN MAC LCCP software and estimates the total lifetime direct and indirect CO₂ emissions for mobile air conditioning systems for a given vehicle in each city selected by the user like GREEN-MAC-LCCP (Global Refrigerants Energy & Environmental Mobile Air Condition Life-Cycle Climate Performance). Direct emissions result from direct leaks of the refrigerant into the atmosphere, and are primarily evaluated based on the global warming potential of the refrigerant and the mass emitted. Indirect emissions result from the energy consumption associated with manufacturing, operation, and disposal of the A/C system.

Improvements of IMAC-GHG-LCCP developed by the SAE Cooperative Research Program (CRP) team include the following:

- Weather dataset updated from TMY2 (Typical Meteorological Year 2) to TMY3 (Typical Meteorological Year 3)
 - TMY3 data comes from the National Solar Radiation Database (NSRDB), covering time periods 1961-1990 and 1991-2005, across 1020 weather stations
 - TMY2 data only covers 1961-1990 NSRDB data, across 239 weather stations
- Added electric compressor support (bench test inputs organized by ambient temperature and vehicle speed)
- Added support for multiple power consumption sources (compressors, evaporators, chillers, etc.)
- Improved UI/UX: uses custom GUI screens instead of multi-tab excel sheet, allows ‘project’ saving

Combining the J2765 bench test COP data with J2766 model data provides a simulation of average GHG emissions due to usage of an air conditioning system across several US cities. This model, therefore, can be used to quantify and compare indirect CO₂ emissions based on bench test data.

The full analysis was completed with all four compressors (baseline and Doowon CS valve) to quantify the benefit of the Doowon compressor with crankcase suction valve technology. LCCP output plots comparing the new and baseline compressors are shown below.



@ LCCP weighted average

The output of indirect CO₂ emissions due to A/C use in individual cities from the LCCP model can then be weighted to a single gCO₂/mile value for each technology, which represents the US average GHG emissions. The weighting is based on vehicle registration in each city.

Performing the weighted average analysis of the Doowon compressor without CS valve technology resulted in a US average of 23.38 g CO₂/mile (DVE16N) and 37.66 g CO₂/mile (DVE18N) respectively. The compressors with CS valve technology resulted in 22.04 g CO₂/mile (DVE16C) and 36.35 g CO₂/mile (DVE18C). From this analysis, vehicles equipped with the Doowon compressor with CS valve technology compressor should receive an off-cycle GHG credit of 1.3 g CO₂/mile.

| Indirect Contribution, Weighted (GREEN-MAC USA Cities) | Phoenix | Houston | Boston | Chicago | Fargo | WDC | Los Angeles | San Francisco | Sacramento | San Diego | Miami | Sum |
|---|---------|---------|--------|---------|--------|--------|-------------|---------------|------------|-----------|--------|------------------|
| Percent of total vehicles in these cities | 4.5% | 16.3% | 13.2% | 22.5% | 4.5% | 12.4% | 5.0% | 5.7% | 5.0% | 5.0% | 5.8% | 100% |
| Driving Distance (km/yr) | 16,687 | 19,226 | 17,509 | 17,105 | 16,790 | 16,998 | 17,269 | 17,269 | 17,269 | 17,269 | 18,595 | |
| Annual MAC Operation Contribution (kg CO₂/year) | | | | | | | | | | | | |
| DVE16 Base | 345.8 | 414.0 | 168.5 | 177.4 | 111.7 | 259.8 | 213.7 | 146.2 | 266.3 | 201.9 | 588.4 | |
| DVE16 New | 339.3 | 394.5 | 156.0 | 164.5 | 103.4 | 245.8 | 196.6 | 133.0 | 254.6 | 186.2 | 560.0 | |
| Weighted MAC Operation Contribution per Mile (g CO₂/mi) | | | | | | | | | | | | Weighted Average |
| DVE16N | 1.50 | 5.65 | 2.04 | 3.75 | 0.48 | 3.05 | 1.00 | 0.78 | 1.24 | 0.94 | 2.95 | 23.38 |
| DVE16C | 1.47 | 5.38 | 1.89 | 3.48 | 0.45 | 2.88 | 0.92 | 0.71 | 1.19 | 0.87 | 2.81 | 22.04 |
| Benefit Estimate (g/mile) | | | | | | | | | | | | 1.34 |

| Indirect Contribution, Weighted (GREEN-MAC USA Cities) | Phoenix | Houston | Boston | Chicago | Fargo | WDC | Los Angeles | San Francisco | Sacramento | San Diego | Miami | Sum |
|---|---------|---------|--------|---------|--------|--------|-------------|---------------|------------|-----------|--------|------------------|
| Percent of total vehicles in these cities | 4.5% | 16.3% | 13.2% | 22.5% | 4.5% | 12.4% | 5.0% | 5.7% | 5.0% | 5.0% | 5.8% | 100% |
| Driving Distance (km/yr) | 16,687 | 19,226 | 17,509 | 17,105 | 16,790 | 16,998 | 17,269 | 17,269 | 17,269 | 17,269 | 18,595 | |
| Annual MAC Operation Contribution (kg CO₂/year) | | | | | | | | | | | | |
| DVE18 Base | 458.1 | 623.1 | 299.2 | 304.7 | 194.0 | 418.2 | 391.2 | 300.0 | 412.4 | 363.6 | 860.1 | |
| DVE18 New | 451.3 | 610.1 | 283.7 | 292.3 | 185.8 | 402.6 | 369.3 | 274.8 | 396.9 | 344.3 | 852.6 | |
| Weighted MAC Operation Contribution per Mile (g CO₂/mi) | | | | | | | | | | | | Weighted Average |
| DVE18N | 1.99 | 8.50 | 3.63 | 6.45 | 0.84 | 4.91 | 1.82 | 1.59 | 1.92 | 1.69 | 4.32 | 37.66 |
| DVE18C | 1.96 | 8.32 | 3.44 | 6.19 | 0.80 | 4.73 | 1.72 | 1.46 | 1.85 | 1.60 | 4.28 | 36.35 |
| Benefit Estimate (g/mile) | | | | | | | | | | | | 1.31 |


Durability

Durability of the Doowon compressor has been thoroughly tested to meet Hyundai Motor Company specifications. The Doowon compressors with CS valve technology will be applied on HMC vehicles from 2022 model year and are expected to meet all the durability requirements of 40 CFR § 86.1869-12(d). The durability evaluation does not predict any expected in-use emission deterioration rate over the full useful life of the vehicle.

Conclusion

Based on the bench and vehicle test data presented in this application, combined with the Life-cycle Climate Change Performance model, Hyundai Motor Company, represented by HATCI, hereby requests that the EPA approve an off-cycle GHG credit of 1.3 grams CO₂ per mile for 2022 and later model year vehicles equipped with the Doowon compressors (DVE16C and DVE18C) with crankcase suction valve technology. These 1.3 grams CO₂ per mile credits have been estimated to be representative of the indirect fuel savings and subsequent GHG emissions that can be expected from this technology in real-world usage in U.S. national average climate conditions.

Thank you for your consideration of this application for off-cycle GHG credits.




Justin Fink
Manager, Vehicle Efficiency Engineering Team
Hyundai America Technical Center, Inc.



Jinho Ha
Coordinator, Vehicle Efficiency Engineering Team
Hyundai America Technical Center, Inc.



Byungho Lee
Senior Manager, Powertrain Product Development
Hyundai America Technical Center, Inc.



Richard Willard
Senior Manager, Certification and Compliance Department
Hyundai America Technical Center, Inc.

Attachments:

- Attachment A: Confidential listing of 2022 and later HMC Vehicles with Doowon compressors with crankcase suction valve technology, Sales Volumes and Credits [CBI]
- Attachment B: Bench testing results [CBI]
- Attachment C: LCCP analysis projects and results files [CBI]