



U.S. EPA
Ambient Air Protocol Gas Verification Program
Annual Report CY 2022

EPA-454/R-23-005
May 2023

U.S. EPA
Ambient Air Protocol Gas Verification Program
Annual Report CY 2022

U.S. Environmental Protection Agency
Office of Air Quality Planning and Standards
Air Quality Assessment Division
Research Triangle Park, NC

Table of Contents

Acknowledgements	5
Acronyms and Abbreviations	6
1.0 Introduction	7
2.0 Implementation Summary	9
3.0 Survey and Verification Results	12
4.0 Summary and Conclusions	16
Appendix A QA Reports from Measurement Data Worksheets for 2022	19
Tables	
TABLE 1. RAVL VERIFICATION DATES	10
TABLE 2. GAS STANDARDS SENT TO RAVLS	13
TABLE 3. MQOs FOR THE AA-PGVP	14
TABLE 4. AA-PGVP CO AND SO ₂ VERIFICATIONS	15
TABLE 5. AA-PGVP NO AND NO _x VERIFICATIONS	15
Figures	
FIGURE 1. AA-PGVP FLOW CHART	11
Figure 2 Annual Survey	12
Figure 3 Verification Trend	13

Acknowledgements

The following individuals and organizations are acknowledged for their contributions to this project:

US EPA, Office of Air Quality Planning and Standards

Douglas Jager

US EPA, Office of Research and Development

Bob Wright

US EPA Region 7

Thien Bui

James Regehr

Monitoring Organizations

EPA acknowledges the monitoring organizations that supported the AA-PGVP Annual Survey.

They include:

Albuquerque Environmental Health Department, AQD
Arizona Department of Environmental Quality
Broward County Environmental Protection Department
California Air Resources Board
Cherokee Nation, Oklahoma
Clark County, NV DES
Connecticut Department of Environmental Protection
Florida Dept of Environmental Protection, Northwest District
Forsyth County Environmental Affairs Department
Idaho Department of Health and Welfare-Environment Div.
Indiana Depart of Environ Management
Kentucky Division for Air Quality
Maricopa County Air Quality
Maryland Department of the Environment
Mass Dept Environmental Protection (DAQC)
Miami-Dade County (DERM)
Michigan Dept of Environment, Great Lakes, and Energy
Mississippi DEQ
Missouri Laboratory Services Program
Monterey Bay Unified APCD
New Hampshire Air Resources Agency

New Jersey State Department of Environmental Protection
New Mexico Environment Department
North Carolina Dept of Environmental Quality
North Dakota DEQ
Ohio EPA, Central District Office
Oregon Department of Environmental Quality
Polk County Physical Planning
Rhode Island DEM and DOH
Sacramento County APCD
San Luis Obispo County APCD
South Carolina Department Health and Environ. Control
South Coast Air Quality Management District
South Dakota (DANR)
State of Louisiana
Texas Commission on Environmental Quality
University Hygienic Laboratory (University of Iowa)
Virginia Department of Environmental Quality
Washington State Department of Ecology
Washoe County District Health Department
West Virginia Northern Panhandle Regional Office
Wisconsin Dept of Natural Resources, Air Monitoring Section

Acronyms and Abbreviations

AA-PGVP	Ambient Air Protocol Gas Verification Program
AMTIC	Ambient Monitoring Technology Information Center
AQS	Air Quality System
CFR	Code of Federal Regulations
CO	Carbon Monoxide
CONC	Concentration
DoE	Declaration of Equivalence with the National Institute of Standards and Technology
EPA	Environmental Protection Agency
GMIS	Gas Manufacturer's Intermediate Standard
ID	Identification
MFC	Mass Flow Controller
NIST	National Institute of Standards and Technology
NMI	National Metrology Institute
NO ₂	Nitrogen Dioxide
NO _x	Nitrogen Oxides
MQO	Measurement Quality Objective
NTRM	NIST Traceable Reference Material
NVLAP	National Voluntary Laboratory Accreditation Program
OAQPS	Office of Air Quality Planning and Standards
OAR	Office of Air and Radiation
OIG	Office of the Inspector General
ORD	Office of Research and Development
PQAO	Primary Quality Assurance Organization
PRM	Primary Reference Material
PSI	Pounds per Square Inch
PSIG	Pounds per Square Inch Gauge
QA	Quality Assurance
QAPP	Quality Assurance Project Plan
QC	Quality Control
QTR	Quarter
RAVL	Regional Analytical Verification Laboratory
RD	Relative Difference
RPD	Relative Percent Difference
SI	International System of Units
SO ₂	Sulfur Dioxide
SOP	Standard Operating Procedure
SRM	Standard Reference Material
URL	Upper Range Limit
VSL	Netherlands' National Metrology Institute; Dutch Von Swinden Laboratorium

1.0 Introduction

Background and Program Goals

The basic principles of the U.S. Environmental Protection Agency's (EPA) *Traceability Protocol for the Assay and Certification of Gaseous Calibration Standards* (EPA, 2012)¹ were developed jointly by EPA, the National Bureau of Standards (now National Institute of Standards and Technology [NIST]), and specialty gas producers over 40 years ago. At the time, commercially prepared calibration gases were perceived as being too inaccurate and too unstable for use in calibrations and audits of continuous source emission monitors and ambient air quality monitors². The protocol was developed to improve the quality of the gases by establishing their traceability to NIST Standard Reference Materials (SRMs) and to provide reasonably priced products. This protocol established the gas metrological procedures for measurement and certification of these calibration gases for EPA's Acid Rain Program under 40 Code of Federal Regulations (CFR) Part 75, for the Ambient Air Quality Monitoring Program under 40 CFR Part 58, and for the Source Testing Program under 40 CFR Parts 60, 61, and 68. EPA required monitoring organizations implementing these programs ("the regulated community") to use EPA Protocol Gases as their calibration gases. EPA revised the protocol to establish detailed statistical procedures for estimating the total uncertainty of these gases. EPA's Acid Rain Program developed acceptance criteria for the uncertainty estimate³.

Specialty gas producers prepare and analyze EPA Protocol Gases without direct governmental oversight. In the 1980s and 1990s, EPA conducted a series of EPA-funded accuracy assessments of EPA Protocol Gases sold by producers. The intent of these audits was to:

- increase the acceptance and use of EPA Protocol Gases as calibration gases,
- provide a quality assurance (QA) check for the producers of these gases, and
- help users identify producers who can consistently provide accurately certified gases.

Either directly or through third parties, EPA procured EPA Protocol Gases from the producers, assessed the accuracy of the gases' certified concentrations through independent analyses, and inspected the

¹ EPA-600/R-12/531

² Decker, C.E. et al., 1981. "Analysis of Commercial Cylinder Gases of Nitric Oxide, Sulfur Dioxide, and Carbon Monoxide at Source Concentrations," *Proceedings of the APCA Specialty Conference on Continuous Emission Monitoring-Design, Operation, and Experience*, APCA Publication No. SP-43.

³ "Continuous Emission Monitoring," *Code of Federal Regulations*, Title 40, Part 75

accompanying certificates of analysis for completeness and accuracy. The producers were not aware that EPA had procured the gases for these audits.

The accuracy of the EPA Protocol Gases' certified concentrations was assessed using SRMs as the analytical reference standards. If the difference between the audit's measured concentration and the producer's certified concentration was more than ± 2.0 percent or if the documentation was incomplete or inaccurate, EPA notified the producer to resolve and correct the problem. The results of the accuracy assessments were published in peer-reviewed journals and were posted on EPA's Technology Transfer Network website. The accuracy assessments were discontinued in 1998.

In 2009, the Office of the Inspector General (OIG) published the report *EPA Needs an Oversight Program for Protocol Gases*⁴. One of the report's findings suggested that EPA "does not have reasonable assurance that the gases that are used to calibrate emissions monitors for the Acid Rain Program and continuous ambient monitors for the nation's air monitoring network are accurate". OIG recommended that the Office of Air and Radiation (OAR) implement oversight programs to assure the quality of the EPA Protocol Gases that are used to calibrate these monitors. It also recommended that EPA's Office of Research and Development (ORD) update and maintain the document *Traceability Protocol for Assay and Certification of Gaseous Calibration Standards* to ensure that the monitoring programs' objectives are met.

In order to address the OIG findings for ambient air monitoring, the Office of Air Quality Planning and Standards (OAQPS), in cooperation with two EPA Regional Offices, developed an Ambient Air Protocol Gas Verification Program (AA-PGVP). The program established two gas metrology laboratories to verify the certified concentrations of EPA Protocol Gases used to calibrate ambient air quality monitors. The program is designed to ensure that producers selling EPA Protocol Gases are evaluated by the AA-PGVP and provides end users with information about participating producers and verification results.

The EPA Ambient Air Quality Monitoring Program's QA requirements, as described in Section 2.6.1 of 40 CFR Part 58, Appendix A, include:

Gaseous pollutant concentration standards (permeation devices or cylinders of compressed gas) used to obtain test concentrations for CO, SO₂, NO, and NO₂ must be traceable to either a National Institute of Standards and Technology (NIST) Traceable Reference Material (NTRM) or a NIST-certified Gas Manufacturer's Internal Standard (GMIS), certified in accordance with one of the procedures given in reference 4 of this appendix. Vendors advertising certification with the procedures provided in reference 4 of this appendix and distributing gases as "EPA Protocol Gas" for ambient air monitoring purposes must participate in the EPA Ambient Air Protocol Gas Verification Program or not use "EPA" in any form of advertising. Monitoring organizations must provide information to the EPA on the gas producers they use on an annual basis and those PQAOs purchasing standards will be obligated, at the request of the EPA, to participate in the program at least once every 5 years by sending a new unused standard to a designated verification laboratory.

⁴ <https://www.epa.gov/office-inspector-general/report-epa-needs-oversight-program-protocol-gases-09-P-0235.pdf>

This program is considered a verification program because its current level of evaluation does not allow for a large enough sample of EPA Protocol Gases from any one specialty gas producer to yield a statistically rigorous assessment of the accuracy of the producer's gases. As indicated in 40 CFR Part 75 Appendix A, EPA Protocol Gases must have a certified uncertainty (95 percent confidence interval) that must not be greater than plus or minus 2 percent ($\pm 2.0\%$) of the certified concentration (tag value) of the gas mixture. This acceptance criterion is for the Acid Rain Program. The AA-PGVP adopted this criterion as its data quality objective and developed a quality system to allow the RAVLs to determine whether an individual protocol gas standard concentration was within $\pm 2\%$ of the certified value.

Purpose of This Document

The purpose of this document is to report the activities that occurred in 2022 and provide the results of the verifications performed.

Since the AA-PGVP does not sample enough cylinder standards annually to provide a statistically rigorous assessment of any specialty gas producer, the RAVLs report all valid results as analyzed without declaring a pass or fail determination for individual specialty gas producers. However, it is suggested that any assay verification results with a difference greater than $\pm 4\%$ is cause for concern. The AA-PGVP assay verifications are not intended to provide end users with a scientifically defensible estimate of whether gases of acceptable quality can be purchased from a specific producer. Rather, the results provide information to end users that the specialty gas producer is evaluated by the program and with information that may be helpful when selecting a producer.

This document will not explain the implementation of the AA-PGVP, the quality system or the verification procedure. That information has been documented in the Implementation Plan, Quality Assurance Project Plan (QAPP) and standard operating procedures (SOPs). These documents can be found on the AA-PGVP section on the Ambient Monitoring Technology Information Center (AMTIC)⁵ website. The AA-PGVP SOPs are located in the AA-PGVP QAPP as an appendix.

2.0 Implementation Summary

Since the program implementation started in 2010, when most of the initial preparation work took place, no major new implementation activities took place. However, EPA regional realignments and aging infrastructure reduced the capabilities of this program. Due to these constraints, the EPA Region 2 Regional Analytical Verification Laboratory (RAVL) ceased its active participation in the AA-PGVP in calendar year 2019. Since 2020 EPA began reengineering the AA-PGVP and transitioning Region 2 operations to the Region 4 laboratory. However, during 2022 the AA-PGVP continued to operate with only the Region 7 RAVL.

⁵ www.epa.gov/amtic/ambient-air-protocol-gas-verification-program

Operations with only a single RAVL resulted in the AA-PGVP unable to swap internal quality control samples (cylinder standards) between two independent RAVLs.

The following provides a brief overview of the ambient air protocol gas verification program.

Producer Information Data Collection – Beginning in 2010, EPA sent out an Excel spreadsheet to each monitoring organization to obtain information on the gas standard producers being used by the monitoring organization and to determine their interest in participating in the program. In 2011, EPA began work with Research Triangle Institute to develop a web-based survey that one point of contact for each monitoring organization could access. The intent was to make recording and evaluation of the survey information easier for the monitoring organizations and EPA. This contracted survey work has since migrated to Battelle. Based on the information obtained from monitoring organization surveys, EPA would develop a list of the specialty gas producers being used by the monitoring organizations. From this list, EPA would attempt to perform representative sampling of the standards from protocol gas production facilities by identifying regulatory monitoring agencies that use standards from each of these producers. However, for calendar year 2022 only 42 agencies participated in the survey. With only limited survey results, a systematic selection of producers could not be performed. During calendar year 2022 the AA-PGVP performed assays on all cylinders submitted by regulatory monitoring agencies. OAQPS continues to develop an Air Quality System (AQS) database solution to upgrade and replace the specialty gas usage information that is currently acquired through the contractor based annual questionnaire. During CY-2022 a cylinder metadata entry form to support the AA-PGVP was created in AQS. Cylinder usage data that was historically collected via the annual survey began to be collected via AQS. Both North Dakota DEQ and the California Air Resources Board used AQS to report the specialty gas producers used for their calibration standards while the remaining 40 agencies used EPA’s deprecating annual survey system.

AA-PGVP Verification Dates – OAQPS worked with the Region 7 Regional Analytical Verification Laboratory (RAVL) to establish verification dates as indicated in Table 1.

Table 1. RAVL Verification Dates

Quarter	Region 7	
	Cylinder Receipt	Analysis
1	No later than Feb 23	Feb 28 – Mar 11
2	No later than Jun 1	Jun 5 – Jun17
3	No later than Aug 24	Aug 29 – Sept 9
4	No later than Dec 1	Dec 5 – Dec 16
Open House	December 19, 2022	

TABLE 1. RAVL VERIFICATION DATES

Table 1 RAVL Open House – During Open House the RAVL allows specialty gas producers to visit and ask questions regarding the laboratory processes and operations. During 2022 no specialty gas producers visited the Region 7 RAVL.

Flow of the AA-PGVP

Figure 1 provides a flow diagram of the implementation activities of the AA-PGVP. The major activities in these steps are explained below. More details of these steps are found in the AA-PGVP Implementation Plan, QAPP and SOPs.

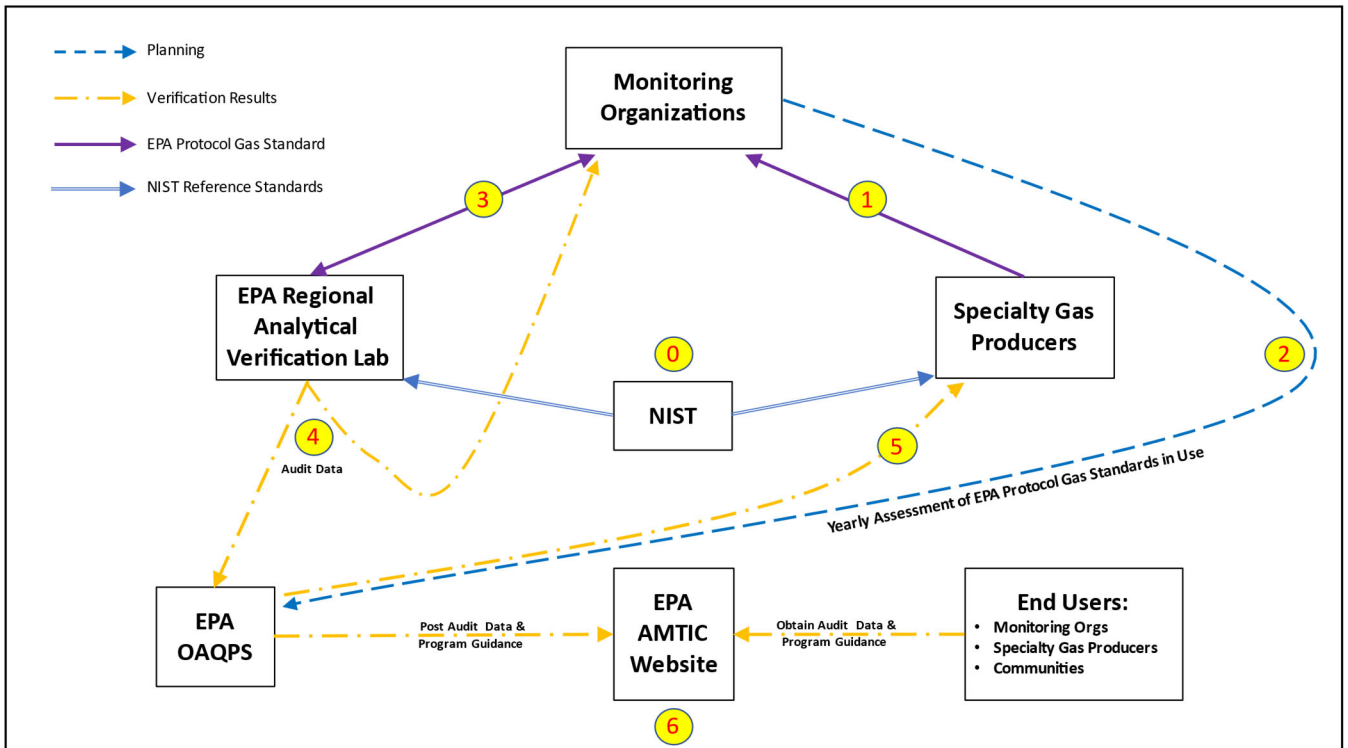


FIGURE 1. AA-PGVP FLOW CHART

0. Specialty Gas Producers procure standards from NIST, or an NMI with a DoE with NIST, to establish traceability of their EPA Protocol Gas Standards to the SI. RAVLs also procure NIST standards as part of the AA-PGVP.
1. Monitoring organizations order EPA Protocol Gas Standards as a normal course of business.
2. EPA sends reminder e-mails to the monitoring organization's points of contact to enter cylinder metadata in AQS or complete AA-PGVP's Survey. Based on an annual assessment of this information, monitoring organizations are selected to send cylinder standards to EPA for assay verification. Through consultation with the participating monitoring organization, EPA schedules the assay verifications.
3. The participating monitoring organizations send a new/unused standard, certificate of analysis, and chain of custody form to the RAVLs for the assay verification. Standards are returned to the monitoring organization along with the verification results for their standards.
4. The RAVLs provide the validated results to OAQPS.
5. When the assay verification results are greater than $\pm 4\%$ of the certified concentration, or greater than $\pm 2\%$ when the expanded measurement uncertainty is included, specialty gas producers are notified by OAQPS.
6. OAQPS compiles the year's verification results into an annual report and posts it to the AMTIC website.

3.0 Survey and Verification Results

Monitoring Organization Survey

Based upon the maximum capability of 40 gas cylinders per RAVL per year, the AA-PGVP selection goal, in the following order, is:

- 1) At least one gas standard from every specialty gas producer being used by the monitoring community.
- 2) If all specialty gas producers have been assessed at least once, then attempt to verify three standards per specialty gas producer.
- 3) If all specialty gas producers have been assessed three times, weigh additional verifications by producer market share in the ambient air monitoring community.

In order to assess which specialty gas producers are used by the monitoring organizations, EPA uses a web-based survey that each monitoring organization completes annually. Since 2016, EPA regulations found in 40 CFR Part 58 Appendix A §2.6.1 require monitoring organizations to annually provide this information. However, as can be seen from Figure 2, participation in the annual survey has not improved since the 2016 monitoring rule revisions.

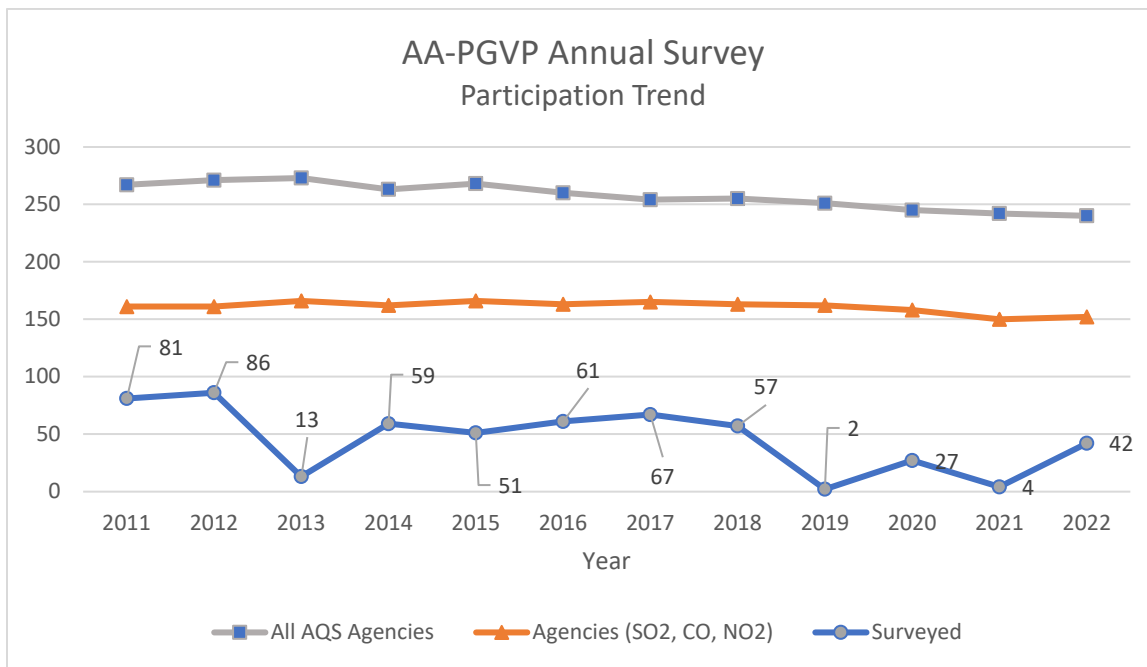


FIGURE 2 ANNUAL SURVEY

Verification Results

The AA-PGVP received 7 cylinders for assay verification during calendar year 2022. The 7 cylinders received are listed in Table 2. As can be seen from Table 2, some cylinders contain more than a single calibration gas standard. A summary of the assay results for these cylinders are provided in Tables 4 and 5.

Table 2. Gas Standards Sent to RAVLs in Calendar Year 2022

Qtr	Cylinder ID	Pollutant	Lab	Producer	Facility	Agency
3	ET0033566	NO,NO _x	7	Airgas	Chicago IL	Utah DEQ
3	LL40977	CO,NO,NO _x	7	Airgas	Los Angeles CA	South Coast AQMD
3	LL71616	CO	7	Linde	Los Angeles CA	Utah DEQ
3	LL81350	CO	7	Linde	Los Angeles CA	Utah DEQ
3	LL23589	SO ₂	7	Linde	Los Angeles CA	Utah DEQ
3	LL105131 ^a	NO,NO _x	7	Linde	Los Angeles CA	Utah DEQ
2	LL123964 ^a	NO,NO _x	7	Linde	Toledo OH	Hygienic Lab (University of Iowa)

TABLE 2. GAS STANDARDS SENT TO RAVLS

Notes: ^a NO_x concentration provided by Producer as “informational only”; concentration not certified by Producer.

All standards verified in calendar year 2022 were within the ±2% acid rain criteria acceptance criterion, and less than the AA-PGVP action level for concern. Figure 3 below provides a historical trend showing the improvement in the quality of EPA Protocol Gas Standards from the inception of the program to present.

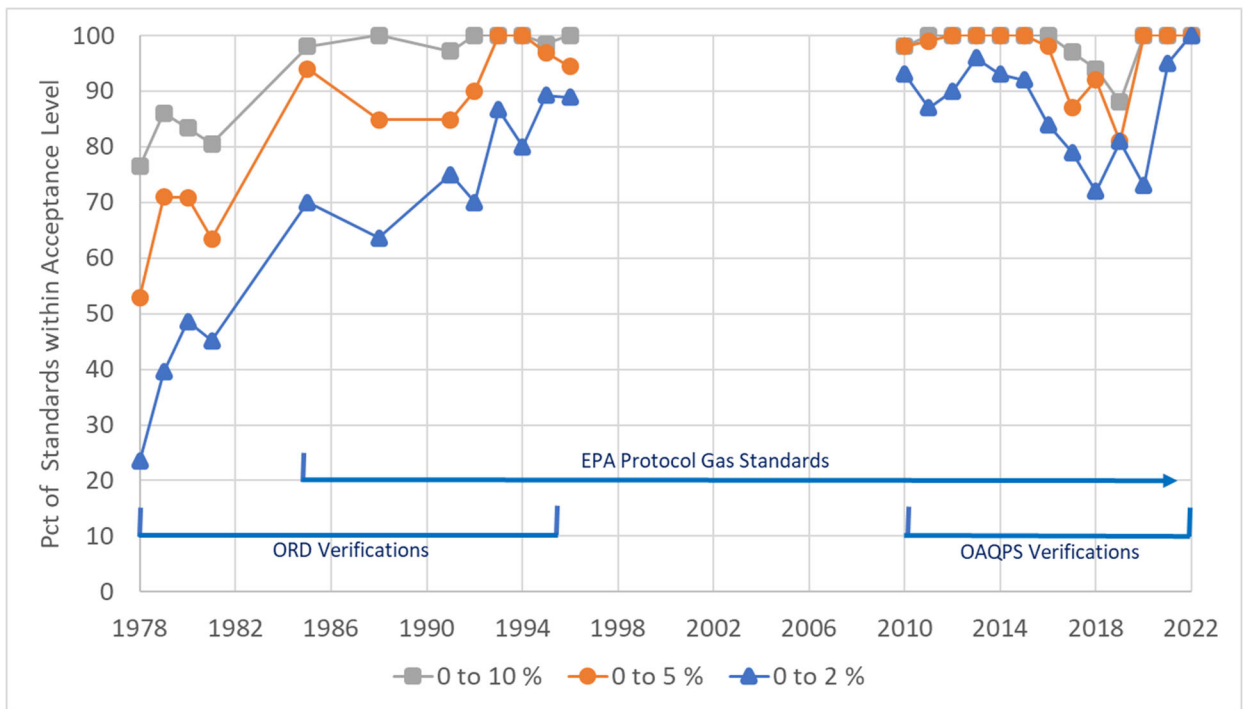


FIGURE 3 VERIFICATION TREND

Information related to the analytical reference standards, analytical instruments and methods used, the data reduction procedures, and the data assessment procedures are found in the AA-PGVP QAPP and SOP. The AA-PGVP QAPP is located on EPA's AMTIC website. The SOP can be found as an appendix in the QAPP. Table 3 provides the measurement quality objectives (MQOs) that are included in the AA-PGVP QAPP (Table 7-1 of the QAPP). The acceptance criteria in Table 3 were met for each day of verification. In addition, conformance to these requirements can be found in the measurement data worksheets that are generated for each comparison run and are available upon request. Appendix A provides a report of the quality control (QC) checks associated with each verification run. Table 4 provides the verification results for CO and SO₂, and Table 5 provides the NO and NO_x verification results. Tables 4 and 5 are grouped by pollutant standard and then sorted by absolute Bias of the assay result.

Table 3. MQOs for the AA-PGVP

Requirement	Frequency	Acceptance Criteria	Protocol Gas Doc. Reference	Comments
Completeness	All standards analyzed	95%		Based on an anticipated 40 cylinders per lab per year.
Quarterly Flow Calibration	Quarterly -no more than 1 mo. before verification	Calibration flow accuracy within $\pm 1\%$	2.3.7	Using flow primary standard
Calibrator Dilution Check	Quarterly -within 2 weeks of assay	$\pm 1\%$ RD	2.3.5.1	Second SRM. Three or more discrete measurements
Analyzer Calibration	Quarterly - within 2 weeks of assay	$\pm 1\%$ RPD (each point) Slope 0.89 – 1.02	2.1.7.2	5 points between 50-90% of upper range limit of analyzer + zero point
Zero & Span Verifications	Each day of verification	SE mean $\leq 1\%$ and accuracy $\pm 5\%$ RD	2.1.7.3, 2.3.5.4	Drift accountability. 3 discrete measurements of zero and span
Precision Test ¹	Day of Verification	$\pm 1\%$ RD standard error of the mean	2.3.5.4	SRM at conc. >80% of analyzer URL
Routine Data Check	Any Standard with Value >2% Tag Value	NA		Sample run three times to verify value.
Lab Comparability	2/year	$\pm 2\%$ RPD	NA	Sample run three average value used.
Standards Certification				
Primary flow standard	Annually certified by NVLAP accredited lab	1.0 %	NA	Compared to NIST Traceable
NIST SRMs	Expiration date SRM pressure > 150 psig			Will follow NIST recertification requirements

TABLE 3. MQOs FOR THE AA-PGVP

¹ The precision test does not need to be accomplished if analyzer calibrated on same day as analysis.

Table 4. 2022 AA-PGVP CO and SO₂ Verifications[‡]

Producer	Facility	Cylinder ID	Pollutant	Assay Conc	Producer Conc	% Bias*	95% Uncertainty**
Airgas	Los Angeles CA	LL40977	CO	903.9	907.4	0.4	0.28
Linde	Los Angeles CA	LL81350	CO	4973.3	4980	0.1	0.20
Linde	Los Angeles CA	LL71616	CO	4980	4974	-0.1	0.20
Linde	Los Angeles CA	LL23589	SO ₂	99.72	99.9	0.2	0.16

TABLE 4. AA-PGVP CO AND SO₂ VERIFICATIONS

Notes: * Table grouped by Pollutant and sorted by absolute Bias

** Analyzer uncertainty, see Quality Assurance Requirements Section 13.7 of SOP.
(Analyzer uncertainty value is not the expanded measurement uncertainty)

‡ An Estimate for the national usage for specific protocol gas producers cannot be determined due to lack of participation in annual survey

Table 5. 2022 AA-PGVP NO and NO_x Verifications[‡]

Producer	Facility	Cylinder ID	Pollutant	Assay Conc	Producer Conc	% Bias*	95% Uncertainty**
Linde	Toledo OH	LL123964	NO	25.45	25.3	-0.6	0.18
Linde	Los Angeles CA	LL105131	NO	48.85	48.6	-0.5	0.10
Airgas	Chicago IL	ET0033566	NO	50	50.09	0.2	0.11
Airgas	Los Angeles CA	LL40977	NO	43.92	43.86	-0.1	0.10
Airgas	Los Angeles CA	LL40977	NO _x	44.63	44.35	-0.6	0.11
Linde	Los Angeles CA	LL105131 ^Ω	NO _x	48.91	48.8	-0.2	0.11
Airgas	Chicago IL	ET0033566	NO _x	50.01	50.1	0.2	0.11
Linde	Toledo OH	LL123964 ^Ω	NO _x	25.44	25.5	0.2	0.14

TABLE 5. AA-PGVP NO AND NO_x VERIFICATIONS

Notes: * Table grouped by Pollutant and sorted by absolute Bias

** Analyzer uncertainty, see Quality Assurance Requirements Section 13.7 of SOP.
(Analyzer uncertainty value is not the expanded measurement uncertainty)

‡ An Estimate for the national usage for specific protocol gas producers cannot be determined due to lack of participation in annual survey

Ω NO_x concentration provided by Producer as “informational only”; concentration not certified by Producer.

4.0 Summary and Conclusions

General –

The AA-PGVP is successfully implementing a verification process that is blind to the specialty gas producers. One of the goals for the AA-PGVP as defined in the ambient air monitoring rule (published March 28, 2016) is for the verifications performed by the RAVLs to be focused on the ambient air monitoring organizations rather than as a resource to be utilized by specialty gas producers for their own quality assurance. The purpose of the program (verifications of gas cylinders that are blind to the producers) cannot be accomplished if EPA relies on the specialty gas producers to submit cylinders for the assessment. All of the protocol gas cylinder standards submitted for analysis were submitted by SLT ambient air monitoring programs.

While the program is successfully implementing a blind verification process only 7 cylinders, or 9% of the AA-PGVP goal of 80 cylinders annually, were analyzed in 2022. These 7-cylinder submissions resulted in only 12 verifications (some cylinders are a blend of multiple gas standards). None of the assay verification results were greater than the AA-PGVP action level for concern ($\pm 4\%$) or the acceptance criterion is for the Acid Rain Program ($\pm 2.0\%$). It is difficult to assess whether these results are representative of the overall quality of the standards used in the national ambient air monitoring networks during 2022 due to the low utilization of the RAVL by the monitoring programs and low participation rate in the annual protocol gas questionnaire. In 2022 there were 26 commercially operated EPA protocol gas production facilities. It is uncertain how many of these facilities were used in the ambient air monitoring networks in 2022. Of the 26 protocol gas production facilities operating, only four were verified by EPA's ambient air protocol gas verification program.

Survey Participation Improvement –

Since its inception, the AA-PGVP has relied on an annual survey to determine which gas production facilities are used by the SLTs for generating CO, SO₂, and NO₂ calibration test atmospheres. Participation in the annual survey was initially voluntary. To improve the participation rate and to more completely document which protocol gas producers are utilized by our ambient air monitoring organizations, in 2016 ambient air monitoring programs using protocol gases were required to annually complete the survey. While it was thought at the time that this regulatory requirement would increase the participation rate and create a comprehensive list of the protocol gas producers used in the national network, the survey participation rate did not improve. In calendar year 2022 participation in the annual questionnaire was about 27% of the monitoring agencies that operate CO, SO₂, and NO₂ ambient air analyzers. OAQPS is actively enhancing EPA's AQS database as an alternative solution to gather this information. See Data Management Improvement section below for further details.

RAVL Participation Improvement –

Since the 2016 revisions of the monitoring rule, the AA-PGVP continues to achieve blind verifications of the protocol gas cylinders used in our ambient air monitoring networks. However, the program still does not achieve its goal of having every Primary Quality Assurance Organization (PQAO) submit an unused cylinder at least once every five years for verification. The AA-PGVP's goal to perform 80 protocol gas verifications each year and to strategically select these protocol cylinders to representatively assess the quality of the routine

measurement data for the national ambient air monitoring networks was not achieved in calendar year 2022. Only seven protocol gas cylinder standards were submitted by three PQAOs in 2022 to support this national program. Region 7 assayed all the cylinders received during this calendar year. A better national sampling of monitoring programs and protocol gas producers continues to be needed.

The limited verifications performed in 2022 was partially due to the lack of low concentration SRMs currently available from NIST. This has led to cases where the EPA was forced to decline low concentration cylinder standards offered by SLT regulatory ambient air monitoring programs for assay verification. OAQPS is working to add assay capacity in the future by using the EPA Region 4 laboratory as an additional RAVL. OAQPS is also working collaboratively with NIST to develop solutions to this shortage of SRMs available for purchase. OAQPS is also investigating the feasibility of obtaining primary reference materials (PRM) from a NMI that has a DoE with NIST, such as the Netherland's National Metrology Institute; Dutch Von Swinden Laboratorium (VSL) , or NIST Traceable Reference Materials (NTRM) to use as a replacement for NIST SRMs.

Quality System Improvement –

The Quality Assurance Project Plan (QAPP) has not been updated since calendar year 2010. Changes to the program have occurred since 2010, including regulatory changes in 2016. These documents need to be reconciled with current program practices and regulatory requirements. OAQPS is working with Battelle to assist EPA in revising the AA-PGVP QAPP beginning calendar year 2023.

In 2022, the AA-PGVP operated with a single RAVL. As such, the quality assurance designated for the laboratory intercomparison of the internal standards could not be performed. OAQPS is currently working with EPA Region 4 to begin using their laboratory as a second RAVL. Once operational, Region 4 RAVL will allow for both increased assay capacity for the AA-PGVP and provide additional internal quality control between the two RAVLs.

Data Management Improvement –

The AA-PGVP has historically relied solely on the annual survey for determining which protocol gas standard producers are used in the national ambient air monitoring networks. The annual survey was originally a voluntary program and later in 2016 it became a regulatory requirement. Neither implementation of this process has proven to be fully effective. The data management practices for conducting the annual survey and storing its results are not optimized to be readily reconciled with the data produced by the RAVLs.

OAQPS continues to actively pursue AQS database solutions to replace the data management practices historically performed by EPA's contractor. This includes the creation of an AQS form for SLT monitoring programs to submit their cylinder metadata and modifications to the current AQS "QA-Transaction" file format for the single point quality control checks and annual performance audits. The modifications being developed will allow for documenting the protocol gas production facility of the protocol gas cylinder used for generating the test atmospheres for each of these checks. Utilizing this modified AQS data submission process will allow EPA to document 100% of the protocol gas production facilities used in the ambient air monitoring networks as opposed to the current process which has only been 17% effective between 2018-2022. To facilitate these enhancements, an AQS entry form for submission of cylinder metadata was developed and deployed in calendar year 2022. Two monitoring programs utilized the maintain cylinder

form in AQS in 2022 with an additional 10 monitoring programs have used this new AQS feature during the first quarter of 2023. New AQS features to merge this cylinder metadata with the data stream containing the single point quality control checks and annual performance audits are currently in stage testing in 2023. EPA's goal is to have both these new AA-PGVP systems fully operational in AQS during calendar 2023.

Appendix A QA Reports from Measurement Data Worksheets for 2022

Ambient Air Protocol Gas Verification Program QA Reports from Measurement Data Worksheets for 2022

During the verification process, the Regional Air Verification Laboratories perform a number of quality control checks that are recorded on the Measurement Data Worksheets. This information is reported and saved along with the verification reports. The following sheets represent the quality control for all verifications that were implemented in 2022.

QA Requirements Summary

	QA Requirement	Result	Status
SRM Gas Standards	Primary SRM Cylinder Expiration Date	14-Sep-25	Primary SRM Gas Standard OK
	Primary SRM Cylinder Pressure >150 psi	1725	Primary SRM cylinder pressure is OK
	SRM Dilution Check Cylinder Expiration Date	1-Feb-24	Dilution Check SRM Gas Standard OK
	Dilution Check SRM Cylinder Pressure >150 psi	450	Dilution check SRM cylinder pressure is OK
Laboratory Flow Standard	High Flow Standard Expiration Date	8-Feb-23	Standard OK
	Low Flow Standard Expiration Date	8-Feb-23	Standard OK
	Ultra Low Flow Expiration Date	9-Feb-23	Standard OK
Calibrator (mass flow controllers)	Calibrator Flow Calibration within 2 weeks of assay	5-Jun-22	Calibrator flow calibration within 2 weeks of assay
	Calibrated High Flow MFC Slope Range = 0.99 - 1.0	0.9999990	High MFC OK
	Calibrated Low Flow MFC Slope Range = 0.99 - 1.0	0.9999804	Low MFC OK
Oxides of Nitrogen Gas Analyzer NO Portion	Analyzer Calibration within 2 weeks of assay	6-Jun-22	Analyzer calibration within 2 weeks of assay
	Estimate of Uncertainty < 1% at point #1 (>80% URL)	0.10%	Assay may be conducted at this concentration
	Estimate of Uncertainty < 1% at point #2	0.10%	Assay may be conducted at this concentration
	Estimate of Uncertainty < 1% at point #3	0.10%	Assay may be conducted at this concentration
	Estimate of Uncertainty < 1% at point #4	0.11%	Assay may be conducted at this concentration
	Estimate of Uncertainty < 1% at point #5 (~50% URL)	0.11%	Assay may be conducted at this concentration
	Analyzer slope is within 0.98-1.02	0.9990	Analyzer Slope is acceptable
Oxides of Nitrogen Gas Analyzer NOx Portion	Analyzer Calibration within 2 week of assay	6-Jun-22	Analyzer calibration within 2 weeks of assay
	Estimate of Uncertainty < 1% at point #1 (>80% URL)	0.08%	Assay may be conducted at this concentration
	Estimate of Uncertainty < 1% at point #2	0.08%	Assay may be conducted at this concentration
	Estimate of Uncertainty < 1% at point #3	0.09%	Assay may be conducted at this concentration
	Estimate of Uncertainty < 1% at point #4	0.09%	Assay may be conducted at this concentration
	Estimate of Uncertainty < 1% at point #5 (~50% URL)	0.09%	Assay may be conducted at this concentration
	Analyzer slope is within 0.98-1.02	0.9984	Analyzer Slope is acceptable
Dilution Check	Dilution Check Date within 2 weeks of assay	6-Jun-22	Dilution check within 2 weeks of assay
	Dilution Check Relative % Difference < 1%	0.116%	Dilution Check RSD is OK
Day of Assay Zero/Span Check NO Portion	Day of Assay Zero Check - Std. Error < 1%	Std. Error is okay.	Zero Gas Std. Error is OK
	Day of Assay Zero Check - Relative Difference < 5%	RD is okay.	Zero Gas RD is OK
	Day of Assay Span Check - Std. Error < 1%	Std. Error is okay.	Span Gas Std. Error is OK
	Day of Assay Span Check - Relative Difference <5%	RD is okay.	Span Gas RD is OK
Day of Assay Zero/Span Check NOx Portion	Day of Assay Zero Check - Std. Error < 1%	Std. Error is okay.	Zero Gas Std. Error is OK
	Day of Assay Zero Check - Relative Difference < 5%	RD is okay.	Zero Gas RD is OK
	Day of Assay Span Check - Std. Error < 1%	Std. Error is okay.	Span Gas Std. Error is OK
	Day of Assay Span Check - Relative Difference <5%	RD is okay.	Span Gas RD is OK
Challenge Standard #1 NO Assay	Challenge Standard #1 Std. Error < 1%	The standard error is okay.	Challenge Standard #1 Std. Error is OK
	Challenge Standard #1 vendor certificate bias	-0.60%	Challenge Std. #1 vendor certificate bias < 2%
Challenge Standard #1 NOx Assay	Challenge Standard #1 Std. Error < 1%	The standard error is okay.	Challenge Standard #1 Std. Error is OK
	Challenge Standard #1 vendor certificate bias	0.23%	Challenge Std. #1 vendor certificate bias < 2%
Challenge Standard #2 NO Assay	Challenge Standard #2 Std. Error < 1%	The standard error is okay.	Challenge Standard #2 Std. Error is OK
	Challenge Standard #2 vendor certificate bias	-0.45%	Challenge Std. #2 vendor certificate bias < 2%
Challenge Standard #2 NOx Assay	Challenge Standard #2 Std. Error < 1%	The standard error is okay.	Challenge Standard #2 Std. Error is OK
	Challenge Standard #2 vendor certificate bias	0.08%	Challenge Std. #2 vendor certificate bias < 2%

	QA Requirement	Result	Status
SRM Gas Standards	Primary SRM Cylinder Expiration Date	7-Feb-28	Primary SRM Gas Standard OK
	Primary SRM Cylinder Pressure >150 psi	1900	Primary SRM cylinder pressure is OK
	SRM Dilution Check Cylinder Expiration Date	30-Sep-27	Dilution Check SRM Gas Standard OK
	Dilution Check SRM Cylinder Pressure >150 psi	1725	Dilution check SRM cylinder pressure is OK
Laboratory Flow Standard	High Flow Standard Expiration Date	8-Feb-23	Standard OK
	Low Flow Standard Expiration Date	8-Feb-23	Standard OK
	Ultra Low Flow Standard Expiration Date	9-Feb-23	Standard OK
Calibrator (mass flow controllers)	Calibrator Flow Calibration within 2 weeks of assay	5-Jun-22	Calibrator flow calibration within 2 weeks of assay
	Calibrated High Flow MFC Slope Range = 0.99 - 1.0	0.9999990	High MFC OK
	Calibrated Low Flow MFC Slope Range = 0.99 - 1.0	0.9999804	Low MFC OK
Carbon Monoxide Gas Analyzer	Analyzer Calibration within 2 week of assay	5-Jun-22	Analyzer calibration within 2 weeks of assay
	Estimate of Uncertainty < 1% at point #1 (>80% URL)	0.30%	Assay may be conducted at this concentration
	Estimate of Uncertainty < 1% at point #2	0.30%	Assay may be conducted at this concentration
	Estimate of Uncertainty < 1% at point #3	0.31%	Assay may be conducted at this concentration
	Estimate of Uncertainty < 1% at point #4	0.32%	Assay may be conducted at this concentration
	Estimate of Uncertainty < 1% at point #5 (~50% URL)	0.33%	Assay may be conducted at this concentration
	Analyzer slope is within 0.98-1.02	1.0030	Analyzer Slope is acceptable
Dilution Check	Dilution Check Date within 2 weeks of assay	6-Jun-22	Dilution check within 2 weeks of assay
	Dilution Check Relative % Difference < 1%	0.116%	Dilution Check RSD is OK
Day of Assay Zero/Span Check	Day of Assay Zero Check - Std. Error < 1%	Std. Error is okay.	Zero Gas Std. Error is OK
	Day of Assay Zero Check - Relative Difference < 5%	RD is okay.	Zero Gas RD is OK
	Day of Assay Span Check - Std. Error < 1%	Std. Error is okay.	Span Gas Std. Error is OK
	Day of Assay Span Check - Relative Difference < 5%	RD is okay.	Span Gas RD is OK
Challenge Standard #1 Assay	Challenge Standard #1 Std. Error < 1%	The standard error is okay.	Challenge Standard #1 Std. Error is OK
	Challenge Standard #1 vendor certificate bias	-0.35%	Challenge Std. #1 vendor certificate bias < 2%

	QA Requirement	Result	Status
SRM Gas Standards	Primary SRM Cylinder Expiration Date	27-Jun-23	Primary SRM Gas Standard OK
	Primary SRM Cylinder Pressure >150 psi	850	Primary SRM cylinder pressure is OK
	SRM Dilution Check Cylinder Expiration Date	16-Sep-25	Dilution Check SRM Gas Standard OK
	Dilution Check SRM Cylinder Pressure >150 psi	1625	Dilution check SRM cylinder pressure is OK
Laboratory Flow Standard	High Flow Standard Expiration Date	8-Feb-23	Standard OK
	Low Flow Standard Expiration Date	8-Feb-23	Standard OK
	Ultra Low Flow Standard Expiration Date	9-Feb-23	Standard OK
Calibrator (mass flow controllers)	Calibrator Flow Calibration within 2 weeks of assay	5-Jun-22	Calibrator flow calibration within 2 weeks of assay
	Calibrated High Flow MFC Slope Range = 0.99 - 1.0	0.9999990	High MFC OK
	Calibrated Low Flow MFC Slope Range = 0.99 - 1.0	0.9999804	Low MFC OK
Sulfur Dioxide Gas Analyzer	Analyzer Calibration within 2 weeks of assay	8-Jun-22	Analyzer calibration within 2 weeks of assay
	Estimate of Uncertainty < 1% at point #1 (>80% URL)	0.31%	Assay may be conducted at this concentration
	Estimate of Uncertainty < 1% at point #2	0.32%	Assay may be conducted at this concentration
	Estimate of Uncertainty < 1% at point #3	0.32%	Assay may be conducted at this concentration
	Estimate of Uncertainty < 1% at point #4	0.33%	Assay may be conducted at this concentration
	Estimate of Uncertainty < 1% at point #5 (~50% URL)	0.34%	Assay may be conducted at this concentration
	Analyzer slope is within 0.98-1.02	1.0013	Analyzer Slope is acceptable
Dilution Check	Dilution Check Date within 2 weeks of assay	6-Jun-22	Dilution check within 2 weeks of assay
	Dilution Check Relative % Difference < 1%	0.116%	Dilution Check RSD is OK
Day of Assay Zero/Span Check	Day of Assay Zero Check - Std. Error < 1%	Std. Error is okay.	Zero Gas Std. Error is OK
	Day of Assay Zero Check - Relative Difference < 5%	RD is okay.	Zero Gas RD is OK
	Day of Assay Span Check - Std. Error < 1%	Std. Error is okay.	Span Gas Std. Error is OK
	Day of Assay Span Check - Relative Difference <5%	RD is okay.	Span Gas RD is OK
Challenge Standard #1 Assay	Challenge Standard #1 Std. Error < 1%	The standard error is okay.	Challenge Standard #1 Std. Error is OK
	Challenge Standard #1 vendor certificate bias	-0.84%	Challenge Std. #1 vendor certificate bias < 2%

QA Requirements Summary

	QA Requirement	Result	Status
SRM Gas Standards	Primary SRM Cylinder Expiration Date	30-Sep-27	Primary SRM Gas Standard OK
	Primary SRM Cylinder Pressure >150 psi	2000	Primary SRM cylinder pressure is OK
	SRM Dilution Check Cylinder Expiration Date	7-Feb-28	Dilution Check SRM Gas Standard OK
	Dilution Check SRM Cylinder Pressure >150 psi	1000	Dilution check SRM cylinder pressure is OK
Laboratory Flow Standard	High Flow Standard Expiration Date	8-Feb-23	Standard OK
	Low Flow Standard Expiration Date	8-Feb-23	Standard OK
	Ultra Low Flow Standard Expiration Date	9-Feb-23	Standard OK
Calibrator (mass flow controllers)	Calibrator Flow Calibration within 2 weeks of assay	29-Aug-22	Calibrator flow calibration within 2 weeks of assay
	Calibrated High Flow MFC Slope Range = 0.99 - 1.0	0.9999997	High MFC OK
	Calibrated Low Flow MFC Slope Range = 0.99 - 1.0	0.9999993	Low MFC OK
Carbon Monoxide Gas Analyzer	Analyzer Calibration within 2 week of assay	30-Aug-22	Analyzer calibration within 2 weeks of assay
	Estimate of Uncertainty < 1% at point #1 (>80% URL)	0.38%	Assay may be conducted at this concentration
	Estimate of Uncertainty < 1% at point #2	0.39%	Assay may be conducted at this concentration
	Estimate of Uncertainty < 1% at point #3	0.40%	Assay may be conducted at this concentration
	Estimate of Uncertainty < 1% at point #4	0.41%	Assay may be conducted at this concentration
	Estimate of Uncertainty < 1% at point #5 (~50% URL)	0.42%	Assay may be conducted at this concentration
	Analyzer slope is within 0.98-1.02	0.9993	Analyzer Slope is acceptable
Dilution Check	Dilution Check Date within 2 weeks of assay	31-Aug-22	Dilution check within 2 weeks of assay
	Dilution Check Relative % Difference < 1%	-0.033%	Dilution Check RSD is OK
Day of Assay Zero/Span Check	Day of Assay Zero Check - Std. Error < 1%	Std. Error is okay.	Zero Gas Std. Error is OK
	Day of Assay Zero Check - Relative Difference < 5%	RD is okay.	Zero Gas RD is OK
	Day of Assay Span Check - Std. Error < 1%	Std. Error is okay.	Span Gas Std. Error is OK
	Day of Assay Span Check - Relative Difference <5%	RD is okay.	Span Gas RD is OK
Challenge Standard #1 Assay	Challenge Standard #1 Std. Error < 1%	The standard error is okay.	Challenge Standard #1 Std. Error is OK
	Challenge Standard #1 vendor certificate bias	0.39%	Challenge Std. #1 vendor certificate bias < 2%

QA Requirements Summary

	QA Requirement	Result	Status
SRM Gas Standards	Primary SRM Cylinder Expiration Date	18-Sep-27	Primary SRM Gas Standard OK
	Primary SRM Cylinder Pressure >150 psi	2000	Primary SRM cylinder pressure is OK
	SRM Dilution Check Cylinder Expiration Date	19-Sep-29	Dilution Check SRM Gas Standard OK
	Dilution Check SRM Cylinder Pressure >150 psi	1000	Dilution check SRM cylinder pressure is OK
Laboratory Flow Standard	High Flow Standard Expiration Date	8-Feb-23	Standard OK
	Low Flow Standard Expiration Date	8-Feb-23	Standard OK
	Ultra Low Flow Standard Expiration Date	9-Feb-23	Standard OK
Calibrator (mass flow controllers)	Calibrator Flow Calibration within 2 weeks of assay	29-Aug-22	Calibrator flow calibration within 2 weeks of assay
	Calibrated High Flow MFC Slope Range = 0.99 - 1.0	0.9999997	High MFC OK
	Calibrated Low Flow MFC Slope Range = 0.99 - 1.01	0.9999993	Low MFC OK
Carbon Monoxide Gas Analyzer	Analyzer Calibration within 2 week of assay	29-Aug-22	Analyzer calibration within 2 weeks of assay
	Estimate of Uncertainty < 1% at point #1 (>80% URL)	0.30%	Assay may be conducted at this concentration
	Estimate of Uncertainty < 1% at point #2	0.30%	Assay may be conducted at this concentration
	Estimate of Uncertainty < 1% at point #3	0.31%	Assay may be conducted at this concentration
	Estimate of Uncertainty < 1% at point #4	0.32%	Assay may be conducted at this concentration
	Estimate of Uncertainty < 1% at point #5 (~50% URL)	0.33%	Assay may be conducted at this concentration
	Analyzer slope is within 0.98-1.02	1.0007	Analyzer Slope is acceptable
Dilution Check	Dilution Check Date within 2 weeks of assay	29-Aug-22	Dilution check within 2 weeks of assay
	Dilution Check Relative % Difference < 1%	0.251%	Dilution Check RSD is OK
Day of Assay Zero/Span Check	Day of Assay Zero Check - Std. Error < 1%	Std. Error is okay.	Zero Gas Std. Error is OK
	Day of Assay Zero Check - Relative Difference < 5%	RD is okay.	Zero Gas RD is OK
	Day of Assay Span Check - Std. Error < 1%	Std. Error is okay.	Span Gas Std. Error is OK
	Day of Assay Span Check - Relative Difference <5%	RD is okay.	Span Gas RD is OK
Challenge Standard #1 Assay	Challenge Standard #1 Std. Error < 1%	The standard error is okay.	Challenge Standard #1 Std. Error is OK
	Challenge Standard #1 vendor certificate bias	0.13%	Challenge Std. #1 vendor certificate bias < 2%
Challenge Standard #2 Assay	Challenge Standard #2 Std. Error < 1%	The standard error is okay.	Challenge Standard #2 Std. Error is OK
	Challenge Standard #2 vendor certificate bias	-0.12%	Challenge Std. #2 vendor certificate bias < 2%

	QA Requirement	Result	Status
SRM Gas Standards	Primary SRM Cylinder Expiration Date	27-Jun-23	Primary SRM Gas Standard OK
	Primary SRM Cylinder Pressure >150 psi	1675	Primary SRM cylinder pressure is OK
	SRM Dilution Check Cylinder Expiration Date	16-Sep-25	Dilution Check SRM Gas Standard OK
	Dilution Check SRM Cylinder Pressure >150 psi	1625	Dilution check SRM cylinder pressure is OK
Laboratory Flow Standard	High Flow Standard Expiration Date	8-Feb-23	Standard OK
	Low Flow Standard Expiration Date	8-Feb-23	Standard OK
	Ultra Low Flow Standard Expiration Date	9-Feb-23	Standard OK
Calibrator (mass flow controllers)	Calibrator Flow Calibration within 2 weeks of assay	29-Aug-22	Calibrator flow calibration within 2 weeks of assay
	Calibrated High Flow MFC Slope Range = 0.99 - 1.0	0.9999997	High MFC OK
	Calibrated Low Flow MFC Slope Range = 0.99 - 1.0	0.9999993	Low MFC OK
Sulfur Dioxide Gas Analyzer	Analyzer Calibration within 2 weeks of assay	31-Aug-22	Analyzer calibration within 2 weeks of assay
	Estimate of Uncertainty < 1% at point #1 (>80% URL)	0.18%	Assay may be conducted at this concentration
	Estimate of Uncertainty < 1% at point #2	0.18%	Assay may be conducted at this concentration
	Estimate of Uncertainty < 1% at point #3	0.19%	Assay may be conducted at this concentration
	Estimate of Uncertainty < 1% at point #4	0.19%	Assay may be conducted at this concentration
	Estimate of Uncertainty < 1% at point #5 (~50% URL)	0.20%	Assay may be conducted at this concentration
	Analyzer slope is within 0.98-1.02	1.0015	Analyzer Slope is acceptable
Dilution Check	Dilution Check Date within 2 weeks of assay	29-Aug-22	Dilution check within 2 weeks of assay
	Dilution Check Relative % Difference < 1%	0.251%	Dilution Check RSD is OK
Day of Assay Zero/Span Check	Day of Assay Zero Check - Std. Error < 1%	Std. Error is okay.	Zero Gas Std. Error is OK
	Day of Assay Zero Check - Relative Difference < 5%	RD is okay.	Zero Gas RD is OK
	Day of Assay Span Check - Std. Error < 1%	Std. Error is okay.	Span Gas Std. Error is OK
	Day of Assay Span Check - Relative Difference <5%	RD is okay.	Span Gas RD is OK
Challenge Standard #1 Assay	Challenge Standard #1 Std. Error < 1%	The standard error is okay.	Challenge Standard #1 Std. Error is OK
	Challenge Standard #1 vendor certificate bias	0.18%	Challenge Std. #1 vendor certificate bias < 2%
Challenge Standard #2 Assay	Challenge Standard #2 Std. Error < 1%	The standard error is okay.	Challenge Standard #2 Std. Error is OK
	Challenge Standard #2 vendor certificate bias	-0.29%	Challenge Std. #2 vendor certificate bias < 2%

QA Requirements Summary

	QA Requirement	Result	Status
SRM Gas Standards	Primary SRM Cylinder Expiration Date	14-Sep-25	Primary SRM Gas Standard OK
	Primary SRM Cylinder Pressure >150 psi	1700	Primary SRM cylinder pressure is OK
	SRM Dilution Check Cylinder Expiration Date	1-Feb-24	Dilution Check SRM Gas Standard OK
	Dilution Check SRM Cylinder Pressure >150 psi	200	Dilution check SRM cylinder pressure is OK
Laboratory Flow Standard	High Flow Standard Expiration Date	8-Feb-23	Standard OK
	Low Flow Standard Expiration Date	8-Feb-23	Standard OK
	Ultra Low Flow Expiration Date	9-Feb-23	Standard OK
Calibrator (mass flow controllers)	Calibrator Flow Calibration within 2 weeks of assay	29-Aug-22	Calibrator flow calibration within 2 weeks of assay
	Calibrated High Flow MFC Slope Range = 0.99 - 1.0	0.9999997	High MFC OK
	Calibrated Low Flow MFC Slope Range = 0.99 - 1.01	0.9999993	Low MFC OK
Oxides of Nitrogen Gas Analyzer NO Portion	Analyzer Calibration within 2 weeks of assay	3-Sep-22	Analyzer calibration within 2 weeks of assay
	Estimate of Uncertainty < 1% at point #1 (>80% URL)	0.13%	Assay may be conducted at this concentration
	Estimate of Uncertainty < 1% at point #2	0.13%	Assay may be conducted at this concentration
	Estimate of Uncertainty < 1% at point #3	0.14%	Assay may be conducted at this concentration
	Estimate of Uncertainty < 1% at point #4	0.14%	Assay may be conducted at this concentration
	Estimate of Uncertainty < 1% at point #5 (~50% URL)	0.14%	Assay may be conducted at this concentration
	Analyzer slope is within 0.98-1.02	1.0028	Analyzer Slope is acceptable
Oxides of Nitrogen Gas Analyzer NOx Portion	Analyzer Calibration within 2 week of assay	3-Sep-22	Analyzer calibration within 2 weeks of assay
	Estimate of Uncertainty < 1% at point #1 (>80% URL)	0.12%	Assay may be conducted at this concentration
	Estimate of Uncertainty < 1% at point #2	0.12%	Assay may be conducted at this concentration
	Estimate of Uncertainty < 1% at point #3	0.12%	Assay may be conducted at this concentration
	Estimate of Uncertainty < 1% at point #4	0.12%	Assay may be conducted at this concentration
	Estimate of Uncertainty < 1% at point #5 (~50% URL)	0.13%	Assay may be conducted at this concentration
	Analyzer slope is within 0.98-1.02	1.0018	Analyzer Slope is acceptable
Dilution Check	Dilution Check Date within 2 weeks of assay	29-Aug-22	Dilution check within 2 weeks of assay
	Dilution Check Relative % Difference < 1%	0.251%	Dilution Check RSD is OK
Day of Assay Zero/Span Check NO Portion	Day of Assay Zero Check - Std. Error < 1%	Std. Error is okay.	Zero Gas Std. Error is OK
	Day of Assay Zero Check - Relative Difference < 5%	RD is okay.	Zero Gas RD is OK
	Day of Assay Span Check - Std. Error < 1%	Std. Error is okay.	Span Gas Std. Error is OK
	Day of Assay Span Check - Relative Difference < 5%	RD is okay.	Span Gas RD is OK
Day of Assay Zero/Span Check NOx Portion	Day of Assay Zero Check - Std. Error < 1%	Std. Error is okay.	Zero Gas Std. Error is OK
	Day of Assay Zero Check - Relative Difference < 5%	RD is okay.	Zero Gas RD is OK
	Day of Assay Span Check - Std. Error < 1%	Std. Error is okay.	Span Gas Std. Error is OK
	Day of Assay Span Check - Relative Difference < 5%	RD is okay.	Span Gas RD is OK
Challenge Standard #1 NO Assay	Challenge Standard #1 Std. Error < 1%	The standard error is okay.	Challenge Standard #1 Std. Error is OK
	Challenge Standard #1 vendor certificate bias	-0.52%	Challenge Std. #1 vendor certificate bias < 2%
Challenge Standard #1 NOx Assay	Challenge Standard #1 Std. Error < 1%	The standard error is okay.	Challenge Standard #1 Std. Error is OK
	Challenge Standard #1 vendor certificate bias	-0.23%	Challenge Std. #1 vendor certificate bias < 2%
Challenge Standard #2 NO Assay	Challenge Standard #2 Std. Error < 1%	The standard error is okay.	Challenge Standard #2 Std. Error is OK
	Challenge Standard #2 vendor certificate bias	0.19%	Challenge Std. #2 vendor certificate bias < 2%
Challenge Standard #2 NOx Assay	Challenge Standard #2 Std. Error < 1%	The standard error is okay.	Challenge Standard #2 Std. Error is OK
	Challenge Standard #2 vendor certificate bias	0.17%	Challenge Std. #2 vendor certificate bias < 2%
Challenge Standard #3 NO Assay	Challenge Standard #3 Std. Error < 1%	The standard error is okay.	Challenge Standard #3 Std. Error is OK
	Challenge Standard #3 vendor certificate bias	-0.15%	Challenge Std. #3 vendor certificate bias < 2%
Challenge Standard #3 NOx Assay	Challenge Standard #3 Std. Error < 1%	The standard error is okay.	Challenge Standard #3 Std. Error is OK
	Challenge Standard #3 vendor certificate bias	-0.63%	Challenge Std. #3 vendor certificate bias < 2%

United States
Environmental Protection
Agency

Office of Air Quality Planning and Standards
Air Quality Assessment Division
Research Triangle Park, NC

Publication No. EPA-454/R-23-005
May 2023
