

Table 1  
Community Roving Air Monitoring Results Summary Table  
East Palestine Derailment Emergency Response  
East Palestine, Ohio  
Monitoring Period: 07/05/2023 08:15 to 07/05/2023 16:40

Location	Date/Time	VOC (ppm)	PM <sub>2.5</sub> (mg/m <sup>3</sup> ) <sup>1</sup>	PM <sub>10</sub> (mg/m <sup>3</sup> ) <sup>1</sup>
		Screening Levels		
		0.5 ppm	0.035 mg/m <sup>3</sup>	0.070 mg/m <sup>3</sup>
PCR-N-03	7/5/2023 8:25	0.01	0.042	0.046
	7/5/2023 11:05	0.01	0.017	0.019
PCR-N-04	7/5/2023 9:19	0	0.021	0.022
	7/5/2023 11:38	0.01	0.017	0.018
	7/5/2023 15:15	0	0.016	0.022
PCR-N-05	7/5/2023 9:25	0	0.02	0.021
	7/5/2023 11:44	0.01	0.022	0.033
	7/5/2023 15:18	0	0.017	0.02
PCR-N-06	7/5/2023 9:12	0	0.024	0.026
	7/5/2023 11:27	0.01	0.018	0.019
	7/5/2023 15:08	0	0.013	0.015
PCR-N-07	7/5/2023 8:30	0.01	0.042	0.045
	7/5/2023 11:08	0.01	0.018	0.02
	7/5/2023 14:40	0	0.013	0.014
PCR-N-08	7/5/2023 8:57	0	0.036	0.04
	7/5/2023 11:12	0.01	0.019	0.021
	7/5/2023 14:43	0	0.013	0.015
PCR-N-09	7/5/2023 9:03	0	0.037	0.041
	7/5/2023 11:16	0.01	0.018	0.019
	7/5/2023 14:17	0	0.014	0.015
	7/5/2023 14:58	0	0.013	0.014
PCR-N-10	7/5/2023 9:07	0	0.036	0.038
	7/5/2023 11:24	0.01	0.018	0.019
	7/5/2023 15:05	0	0.013	0.014
PCR-N-11	7/5/2023 9:33	0	0.019	0.022
	7/5/2023 11:55	0.01	0.018	0.019
	7/5/2023 15:25	0	0.013	0.016
PCR-N-12	7/5/2023 9:37	0	0.021	0.022
	7/5/2023 11:58	0	0.018	0.022
	7/5/2023 15:35	0	0.012	0.013
PCR-N-13	7/5/2023 9:14	0	0.024	0.027
	7/5/2023 11:34	0.01	0.017	0.018
	7/5/2023 15:12	0	0.013	0.014
PCR-S-01	7/5/2023 10:45	0	0.019	0.022
	7/5/2023 14:27	0	0.014	0.014
	7/5/2023 16:48	0.01	0.014	0.016
PCR-S-04	7/5/2023 10:40	0	0.019	0.02
	7/5/2023 16:40	0	0.013	0.017

We are in the process of ensuring this document is accessible to all audiences. If you need assistance accessing this document, or any materials on the EPA East Palestine, Ohio emergency response webpages, please contact the Region 5 Public Information Officer on-call [r5\\_eastpalestine@epa.gov](mailto:r5_eastpalestine@epa.gov)

Table 1  
Community Roving Air Monitoring Results Summary Table  
East Palestine Derailment Emergency Response  
East Palestine, Ohio  
Monitoring Period: 07/05/2023 08:15 to 07/05/2023 16:40

Location	Date/Time	VOC (ppm)	PM <sub>2.5</sub> (mg/m <sup>3</sup> ) <sup>1</sup>	PM <sub>10</sub> (mg/m <sup>3</sup> ) <sup>1</sup>
		Screening Levels		
		0.5 ppm	0.035 mg/m <sup>3</sup>	0.070 mg/m <sup>3</sup>
PCR-S-05	7/5/2023 10:31	0	0.018	0.02
	7/5/2023 14:11	0	0.015	0.015
	7/5/2023 14:20	0	0.014	0.014
	7/5/2023 16:23	0	0.012	0.013
PCR-S-06	7/5/2023 10:25	0	0.018	0.02
	7/5/2023 13:57	0	0.015	0.016
	7/5/2023 14:02	0	0.014	0.015
	7/5/2023 16:18	0	0.014	0.017
PCR-S-07	7/5/2023 10:17	0	0.022	0.022
	7/5/2023 13:57	0	0.015	0.016
	7/5/2023 16:13	0	0.014	0.015
PCR-S-08	7/5/2023 9:37	0	0.019	0.02
	7/5/2023 13:34	0	0.022	0.032
	7/5/2023 15:57	0	0.015	0.019
PCR-S-09	7/5/2023 10:36	0	0.018	0.019
	7/5/2023 16:30	0	0.014	0.014
PCR-S-10	7/5/2023 8:15	0	0.048	0.054
	7/5/2023 10:51	0	0.018	0.021
	7/5/2023 14:33	0	0.013	0.014
	7/5/2023 14:37	0	0.013	0.014
PCR-S-14	7/5/2023 9:59	0	0.019	0.021
	7/5/2023 13:42	0	0.015	0.017
	7/5/2023 16:04	0	0.012	0.013
PCR-S-15	7/5/2023 10:04	0	0.017	0.018
	7/5/2023 13:45	0	0.015	0.016
	7/5/2023 16:07	0	0.013	0.015
PCR-S-16	7/5/2023 10:08	0	0.018	0.021
	7/5/2023 13:48	0	0.015	0.016
	7/5/2023 16:10	0	0.016	0.021

Notes:

Highlighted indicate detections above screening levels

1 - Site-Specific Public Health Screening Levels for particulate matter are based on 24-hour time-weighted averages (TWAs). Fixed discrete monitoring readings are discrete readings, and so do not represent conditions over a full 24-hour period. Screening levels were modified on March 16, 2023 to reflect updated operation procedures on when to apply mitigation methods to reduce dust. Action levels set by health departments have not changed.

mg/m<sup>3</sup> - milligrams per cubic meter

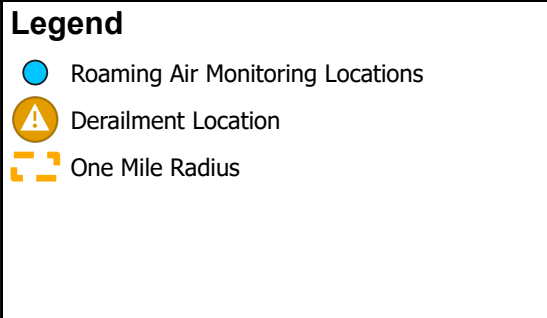
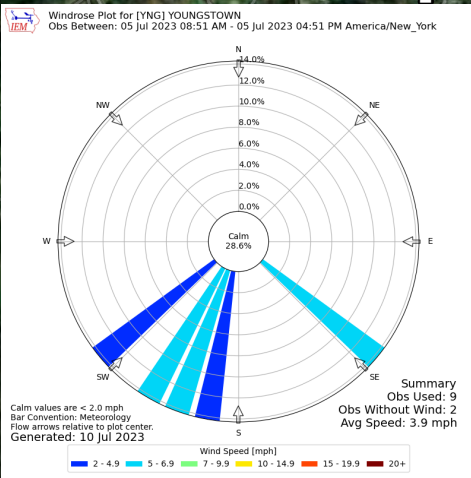
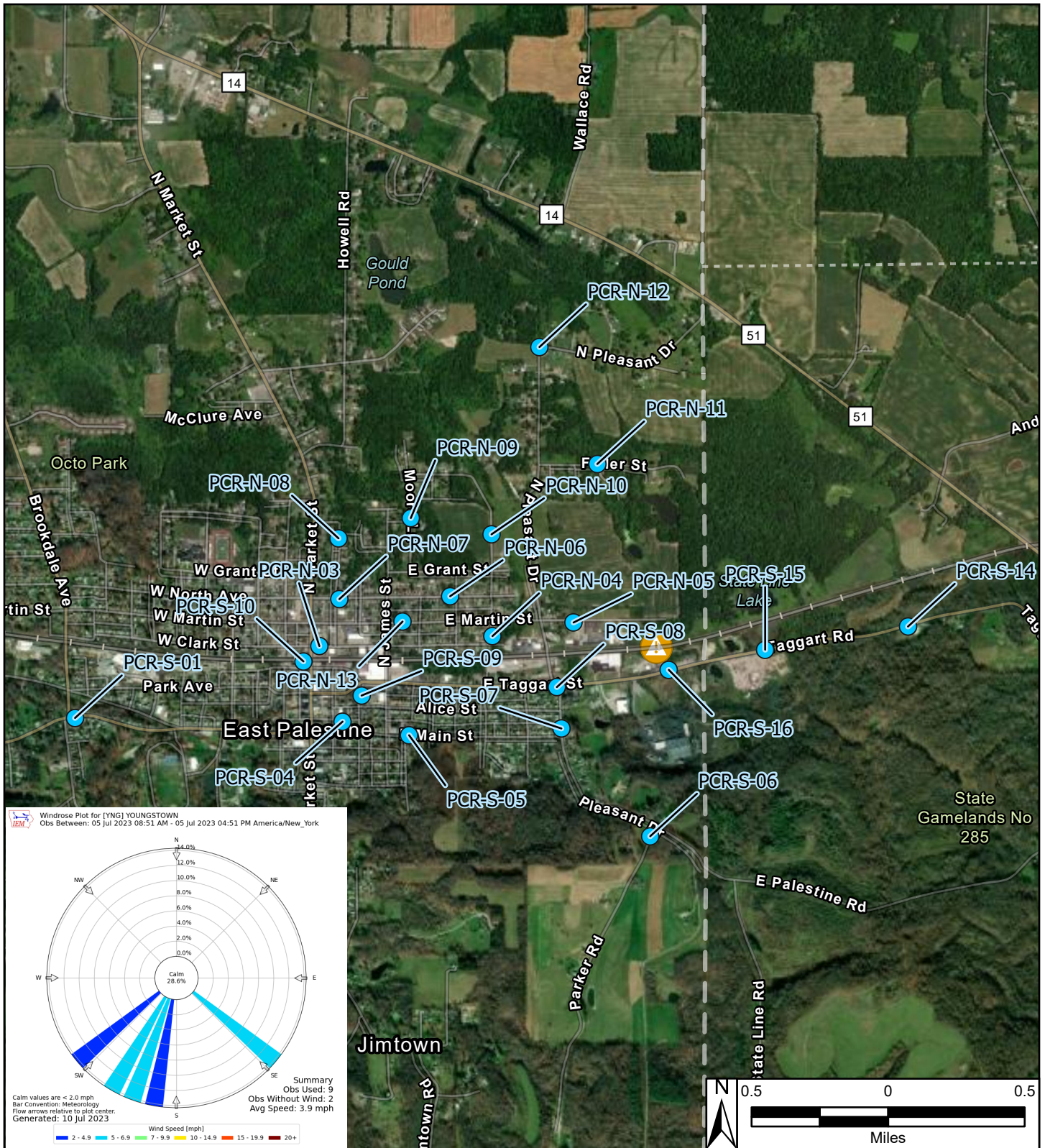
PM<sub>2.5</sub> - particles that are 2.5 micrometers and smaller

PM<sub>10</sub> - particles that are 10 micrometers and smaller

ppm - parts per million

TWA - time-weighted average

VOC - volatile organic compounds



East Palestine Derailment ER Site  
 East Palestine, Columbiana County, OH 44413

**Figure 1**  
**Roaming Air Monitoring Community Locations**

Prepared For: EPA      Prepared By: Tetra Tech Inc.