


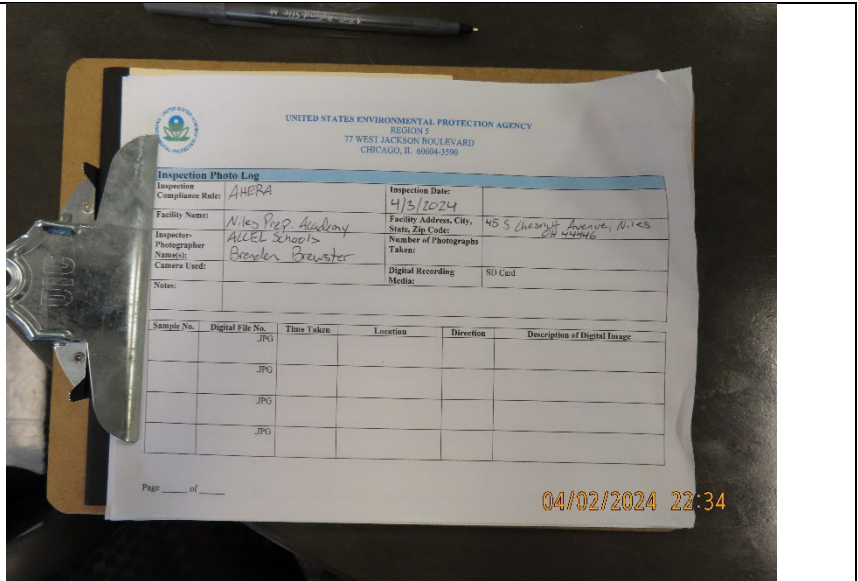


ATTACHMENT NILES-C

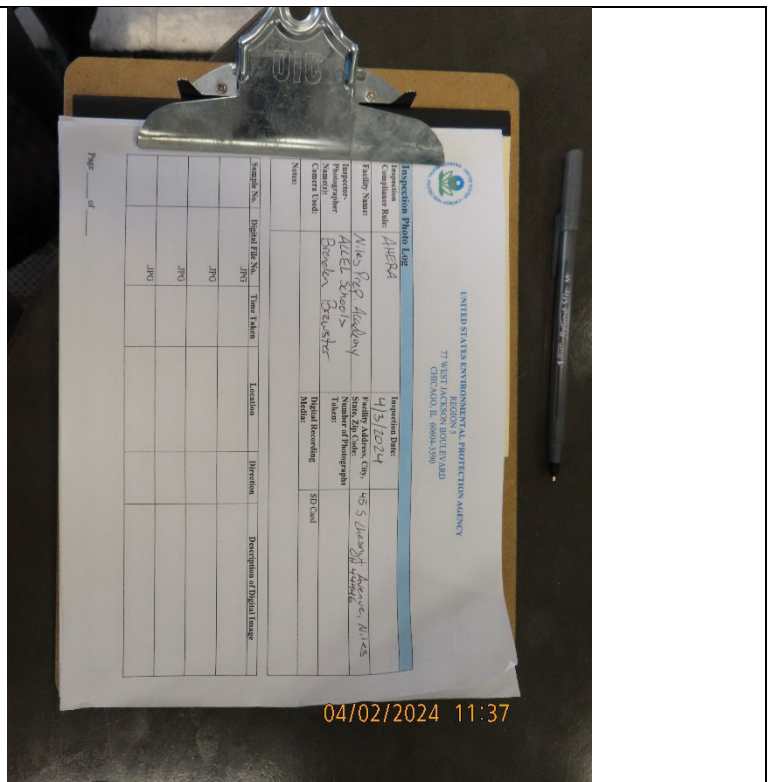
File Number: 24TA006	Company Name: ACCEL Schools Ohio, LLC	Company Address, City, State, Zip Code: 45 S Chestnut Avenue, Niles, Ohio 4446
Date of Inspection: April 3, 2024	Inspector-Photographer: Brandon Brewster	Number of Photographs Taken: 49
Camera Used: Canon PowerShot SX740 HS	Digital Recording Media: SD CARD	Notes: All photos date and time stamped, except Photo #1. All photos were taken at Niles Preparatory Academy located at 45 S Chestnut Avenue, Niles, Ohio 44446.


1.	Date Taken: 04/03/2024	Time Taken: 11:05 AM ET	
	Sample No.: 1-IMG100-0541.JPG		
	Description of Digital Image: Front view of entrance to Niles Preparatory Academy located at 45 S Chestnut Avenue, Niles, Ohio 44446.		
	Modifications: Reduced scale of photo by 50% for the purpose of inspection report.		


2.	Date Taken: 04/03/2024	Time Taken: 11:35 AM ET
	Sample No.: 2-IMG100-00542.JPG	
	Description of Digital Image: Test Photo 1 of 2.	
	Modifications: Reduced scale of photo by 50% for the purpose of inspection report.	





3.	Date Taken: 04/03/2024	Time Taken: 11:37 AM ET
	Sample No.: 3-IMG100-00543.JPG	
	Description of Digital Image: Test Photo 2 of 2.	
	Modifications: Reduced scale of photo by 50% for the purpose of inspection report.	





4.	Date Taken: 04/03/2024	Time Taken: 11:40 AM ET	 <p>A photograph of Classroom 305, an upper-level classroom. The room features several rows of wooden desks and black chairs. In the background, there are wooden lockers and a whiteboard. The walls are decorated with various educational posters and notices. A timestamp in the bottom right corner of the photo reads "04/02/2024 11:40".</p>
	Sample No.: 4-IMG100-00544.JPG		
	Description of Digital Image: Upper Level – Classroom 305		
	Modifications: Reduced scale of photo by 50% for the purpose of inspection report.		


5.	Date Taken: 04/03/2024	Time Taken: 11:42 AM ET	 <p>A photograph of a custodial closet. The room has yellow laminated flooring. A white toilet is visible in the center, with a yellow bucket on top. To the right, there is a metal ladder leaning against the wall. On the left, there are shelves with various cleaning supplies. A black trash bin is on the floor. The wall is decorated with colorful stars and paw prints. A timestamp in the bottom right corner of the photo reads "04/02/2024 11:42".</p>
	Sample No.: 5-IMG100-00545.JPG		
	Description of Digital Image: Upper Level – Custodial Closet		
	Modifications: Reduced scale of photo by 50% for the purpose of inspection report.		


6.	Date Taken: 04/03/2024	Time Taken: 11:44 AM ET	
	Sample No.: 6-IMG100-00546.JPG		
	Description of Digital Image: Upper Level – Room 302/Resource Room		
	<p>The Resource Room contained 1x1 acoustical ceiling tile and minor wall paint damage near the room's entrance.</p> <p>Modifications: Reduced scale of photo by 50% for the purpose of inspection report.</p>		


7.	Date Taken: 04/03/2024	Time Taken: 11:45 AM ET	
	Sample No.: 7-IMG100-00547.JPG		
	Description of Digital Image: Upper Level – Room 302/Resource Room		
	<p>An evacuation route map posted in the Resource Room.</p> <p>Modifications: Reduced scale of photo by 50% for the purpose of inspection report.</p>		


8.	Date Taken: 04/03/2024	Time Taken: 11:46 AM ET	
	Sample No.: 8-IMG100-00548.JPG		
	Description of Digital Image: Upper Level – Hallway		
	<p>The hallway contained 1x1 acoustical ceiling tile, tiled walls, 12x12 gray floor tile.</p> <p>Modifications: Reduced scale of photo by 50% for the purpose of inspection report.</p>		


9.	Date Taken: 04/03/2024	Time Taken: 11:48 AM ET	
	Sample No.: 9-IMG100-00549.JPG		
	Description of Digital Image: Upper Level – Eastern Stairwell		
	<p>The stairwell contained a vertical pipe that appear to be a water supply riser and continued to the Main Level. The vertical pipe's insulation wrapping to be firm and hard in texture. 1x1 acoustical ceiling tile continued from the Upper Level Hallway to the Upper Level Eastern Stairwell.</p> <p>Modifications: Reduced scale of photo by 50% for the purpose of inspection report.</p>		


10.	Date Taken: 04/03/2024	Time Taken: 11:49 AM ET	
	Sample No.: 10-IMG100-00550.JPG		
	Description of Digital Image: Main Level – Eastern Stairwell The water supply riser continued from the Upper Level Easter Stairwell to the Main Level Eastern Stairwell. The vertical pipe’s insulation wrapping to be firm and hard in texture.		
Modifications: Reduced scale of photo by 50% for the purpose of inspection report.			


11.	Date Taken: 04/03/2024	Time Taken: 11:49 AM ET	
	Sample No.: 11-IMG100-00551.JPG		
	Description of Digital Image: Main Level – Eastern Stairwell The water supply riser continued from the Upper Level Easter Stairwell to the Main Level Eastern Stairwell. The bottom of the vertical pipe’s insulation wrap appear to have signs of deterioration.		
Modifications: Reduced scale of photo by 50% for the purpose of inspection report.			


12.	Date Taken: 04/03/2024	Time Taken: 11:53 AM ET	
	Sample No.: 12-IMG100-00552.JPG		
	Description of Digital Image: Main Level – Gymnasium		
	<p>A large multi-purpose gymnasium located on the Mail level that housed activities for a gym, stage, cafeteria, and four enclosed classrooms. The area shown in the photo has tables set up for school occupants to sit in the gymnasium.</p>		
Modifications: Reduced scale of photo by 50% for the purpose of inspection report.			


13.	Date Taken: 04/03/2024	Time Taken: 11:53 AM ET	
	Sample No.: 13-IMG100-00553.JPG		
	Description of Digital Image: Main Level – Gymnasium		
	<p>A large multi-purpose gymnasium located on the Mail level that housed activities for a gym, stage, cafeteria, and four enclosed classrooms. The area shown in the photo is where the stage is located in the northside of the gymnasium.</p>		
Modifications: Reduced scale of photo by 50% for the purpose of inspection report.			


14.	Date Taken: 04/03/2024	Time Taken: 11:56 AM ET	
	Sample No.: 14-IMG100-00554.JPG		
	Description of Digital Image: Main Level – Gymnasium		
	<p>The back of the stage contained a boiler and heat transfer system that was closed off by a brick wall partition. The EPA Representatives were not able to access the boiler and heat transfer system due to the wall partition. Horizontal and vertical piping were observed to be accessible and inaccessible due to the brick wall partition.</p>		
Modifications: Reduced scale of photo by 50% for the purpose of inspection report.			


15.	Date Taken: 04/03/2024	Time Taken: 11:56 AM ET	
	Sample No.: 15-IMG100-00555.JPG		
	Description of Digital Image: Main Level – Gymnasium		
	<p>The back of the stage contained a boiler and heat transfer system that was closed off by a brick wall partition. The EPA Representatives were not able to access the boiler and heat transfer system due to the wall partition. Horizontal and vertical piping were observed to be accessible and inaccessible due to the brick wall partition.</p>		
Modifications: Reduced scale of photo by 50% for the purpose of inspection report.			


16.	Date Taken: 04/03/2024	Time Taken: 11:56 AM ET	
	Sample No.: 16-IMG100-00556.JPG		
	Description of Digital Image: Main Level – Gymnasium		
	<p>The back of the stage contained a boiler and heat transfer system that was closed off by a brick wall partition. The EPA Representatives were not able to access the boiler and heat transfer system due to the wall partition. Horizontal and vertical piping were observed to be accessible and inaccessible due to the brick wall partition. An insulation jacket to the heat transfer system appeared to be in a deteriorating condition.</p>		
Modifications: Reduced scale of photo by 50% for the purpose of inspection report.			


17.	Date Taken: 04/03/2024	Time Taken: 11:57 AM ET	
	Sample No.: 17-IMG100-00557.JPG		
	Description of Digital Image: Main Level – Gymnasium		
	<p>Two storage rooms located in the back of the stage had an asbestos caution sign posted on the entrance doors.</p>		
Modifications: Reduced scale of photo by 50% for the purpose of inspection report.			


18.	Date Taken: 04/03/2024	Time Taken: 11:57 AM ET	
	Sample No.: 15-IMG100-00558.JPG		
	Description of Digital Image: Main Level – Gymnasium		
	<p>Two storage rooms located in the back of the stage contained deteriorating 1x1 acoustical ceiling tiles, scratched green floor tiles, deteriorating wall plaster and paint exposing the wall's concrete base. Both storage rooms stored various school furniture and educational material.</p>		
Modifications: Reduced scale of photo by 50% for the purpose of inspection report.			


19.	Date Taken: 04/03/2024	Time Taken: 11:58 AM ET	
	Sample No.: 19-IMG100-00559.JPG		
	Description of Digital Image: Main Level – Gymnasium		
	<p>Two storage rooms located in the back of the stage contained deteriorating 1x1 acoustical ceiling tiles, scratched green floor tiles, deteriorating wall plaster and paint exposing the wall's concrete base. Both storage rooms stored various school furniture and educational material.</p>		
Modifications: Reduced scale of photo by 50% for the purpose of inspection report.			


20.	Date Taken: 04/03/2024	Time Taken: 11:59 AM ET	
	Sample No.: 20-IMG100-00560.JPG		
	Description of Digital Image: Main Level – Gymnasium		
	<p>Two storage rooms located in the back of the stage contained deteriorating 1x1 acoustical ceiling tiles, scratched green floor tiles, deteriorating wall plaster and paint exposing the wall's concrete base. Both storage rooms stored various school furniture and educational material.</p>		
Modifications: Reduced scale of photo by 50% for the purpose of inspection report.			


21.	Date Taken: 04/03/2024	Time Taken: 11:59 AM ET	
	Sample No.: 21-IMG100-00561.JPG		
	Description of Digital Image: Main Level – Gymnasium		
	<p>Two storage rooms located in the back of the stage contained deteriorating 1x1 acoustical ceiling tiles, scratched green floor tiles, deteriorating wall plaster and paint exposing the wall's concrete base. Both storage rooms stored various school furniture and educational material.</p>		
Modifications: Reduced scale of photo by 50% for the purpose of inspection report.			


22.	Date Taken: 04/03/2024	Time Taken: 11:59 AM ET	
	Sample No.: 22-IMG100-00562.JPG		
	Description of Digital Image: Main Level – Gymnasium		
	<p>Two storage rooms located in the back of the stage contained deteriorating 1x1 acoustical ceiling tiles, scratched green floor tiles, deteriorating wall plaster and paint exposing the wall's concrete base. Both storage rooms stored various school furniture and educational material.</p>		
Modifications: Reduced scale of photo by 50% for the purpose of inspection report.			


23.	Date Taken: 04/03/2024	Time Taken: 12:07 PM ET	
	Sample No.: 23-IMG100-00563.JPG		
	Description of Digital Image: Main Level – Gymnasium		
	<p>Various vertical and horizontal piping were observed throughout the gymnasium. A wooden box located at the western wall of the gymnasium that may have been concealing a water heat transfer appliance.</p>		
Modifications: Reduced scale of photo by 50% for the purpose of inspection report.			


24.	Date Taken: 04/03/2024	Time Taken: 12:09 PM ET	
	Sample No.: 24-IMG100-00564.JPG		
	Description of Digital Image: Main Level – Gymnasium		
	<p>The ceiling boards with a fibrous texture located at the entrance of the gymnasium contained water damage.</p>		
Modifications: Reduced scale of photo by 50% for the purpose of inspection report.			


25.	Date Taken: 04/03/2024	Time Taken: 12:11 PM ET	
	Sample No.: 25-IMG100-00565.JPG		
	Description of Digital Image: Main Level – Custodial Closet		
	<p>A custodial closet located across classroom 200 stored various cleaning items, and contained brown and white-striped 9x9 floor tile.</p>		
Modifications: Reduced scale of photo by 50% for the purpose of inspection report.			


26.	Date Taken: 04/03/2024	Time Taken: 12:12 PM ET	
	Sample No.: 26-IMG100-00566.JPG		
	Description of Digital Image: Main Level – Room 200		
	An evacuation route map posted in the Room 200.		
Modifications: Reduced scale of photo by 50% for the purpose of inspection report.			


27.	Date Taken: 04/03/2024	Time Taken: 12:15 PM ET	
	Sample No.: 27-IMG100-00567.JPG		
	Description of Digital Image: Lower Level – Classroom 100		
	The classroom contained 1x1 acoustical ceiling tile, 12x12 gray floor tile, and pipe insulation attached to the ceiling and surrounding the classroom.		
Modifications: Reduced scale of photo by 50% for the purpose of inspection report.			


28.	Date Taken: 04/03/2024	Time Taken: 12:15 PM ET	
	Sample No.: 28-IMG100-00568.JPG		
	Description of Digital Image: Lower Level – Classroom 100		
<p>The classroom contained 1x1 acoustical ceiling tile, 12x12 gray floor tile, and pipe insulation attached to the ceiling and surrounding the classroom.</p>			
<p>Modifications: Reduced scale of photo by 50% for the purpose of inspection report.</p>			


29.	Date Taken: 04/03/2024	Time Taken: 12:16 PM ET	
	Sample No.: 29-IMG100-00569.JPG		
	Description of Digital Image: Lower Level – Classroom 100		
<p>The classroom contained 1x1 acoustical ceiling tile, 12x12 gray floor tile, and pipe insulation attached to the ceiling and surrounding the classroom.</p>			
<p>Modifications: Reduced scale of photo by 50% for the purpose of inspection report.</p>			


30.	Date Taken: 04/03/2024	Time Taken: 12:18 PM ET	
	Sample No.: 30-IMG100-00570.JPG		
	Description of Digital Image: Lower Level – Room 102		
	<p>An evacuation route map posted in Room 102.</p> <p>Modifications: Reduced scale of photo by 50% for the purpose of inspection report.</p>		


31.	Date Taken: 04/03/2024	Time Taken: 12:20 PM ET	
	Sample No.: 31-IMG100-00571.JPG		
	Description of Digital Image: Lower Level – Electric Room		
	<p>The electric room contained the school building's electric panels and breaker box, and appeared to be used for storing various school equipment. The floor tile appeared to have been previously removed and the concrete base is exposed. The far end wall of the electric room contained pipe insulation.</p> <p>Modifications: Reduced scale of photo by 50% for the purpose of inspection report.</p>		


32.	Date Taken: 04/03/2024	Time Taken: 12:22 PM ET	
	Sample No.: 32-IMG100-00572.JPG		
	Description of Digital Image: Lower Level – Custodial Closet. The custodial closet stored various custodial equipment and had a small narrow hallway occupied by thermal system insulation.		
Modifications: Reduced scale of photo by 50% for the purpose of inspection report.			


33.	Date Taken: 04/03/2024	Time Taken: 12:22 PM ET	
	Sample No.: 33-IMG100-00573.JPG		
	Description of Digital Image: Lower Level – Custodial Closet. The custodial closet stored various custodial equipment and had a small narrow hallway occupied by thermal system insulation.		
Modifications: Reduced scale of photo by 50% for the purpose of inspection report.			


34.	Date Taken: 04/03/2024	Time Taken: 12:25 PM ET	
	Sample No.: 34-IMG100-00574.JPG		
	Description of Digital Image: Lower Level – Custodial Closet. The custodial closet contained a small narrow hallway occupied by thermal system insulation.		
	Modifications: Reduced scale of photo by 50% for the purpose of inspection report.		

35.	Date Taken: 04/03/2024	Time Taken: 12:25 PM ET	
	Sample No.: 35-IMG100-00575.JPG		
	Description of Digital Image: Lower Level – Custodial Closet The ceiling in the custodial closet's small hallway appear to have a brown fiber insulation that may be fiberglass or another fiber material.		
	Modifications: Reduced scale of photo by 50% for the purpose of inspection report.		

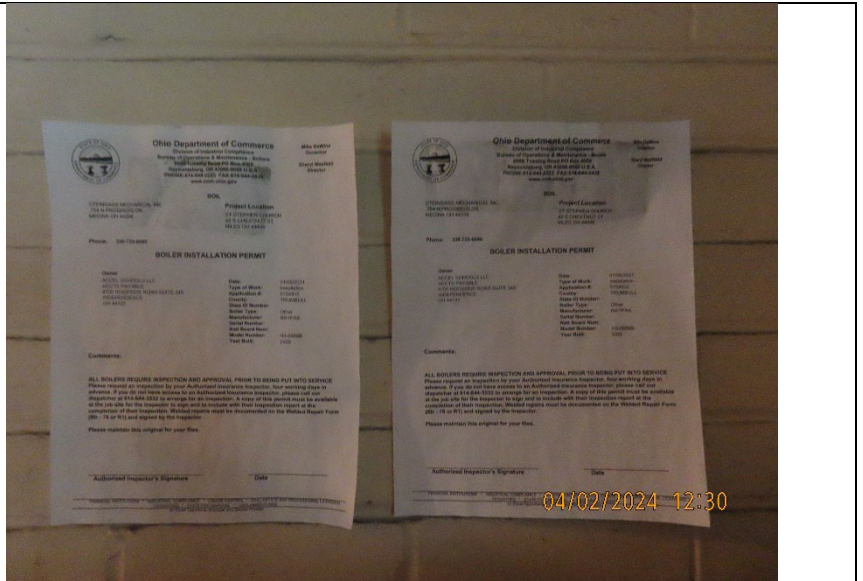
36.	Date Taken: 04/03/2024	Time Taken: 12:25 PM ET	
	Sample No.: 36-IMG100-00576.JPG		
	Description of Digital Image: Lower Level – Custodial Closet		
	<p>The custodial closet’s small hallway contained an elbow with insulation appearing to be deteriorating and exposing the mudding that is in a friable condition.</p>		
Modifications: Reduced scale of photo by 50% for the purpose of inspection report.			

37.	Date Taken: 04/03/2024	Time Taken: 12:24 PM ET	
	Sample No.: 37-IMG100-00577.JPG		
	Description of Digital Image: Lower Level – Boys and Girls Bathroom		
	<p>The boys and girls bathroom contained insulated pipe risers from the heat exchanger box.</p>		
Modifications: Reduced scale of photo by 50% for the purpose of inspection report.			

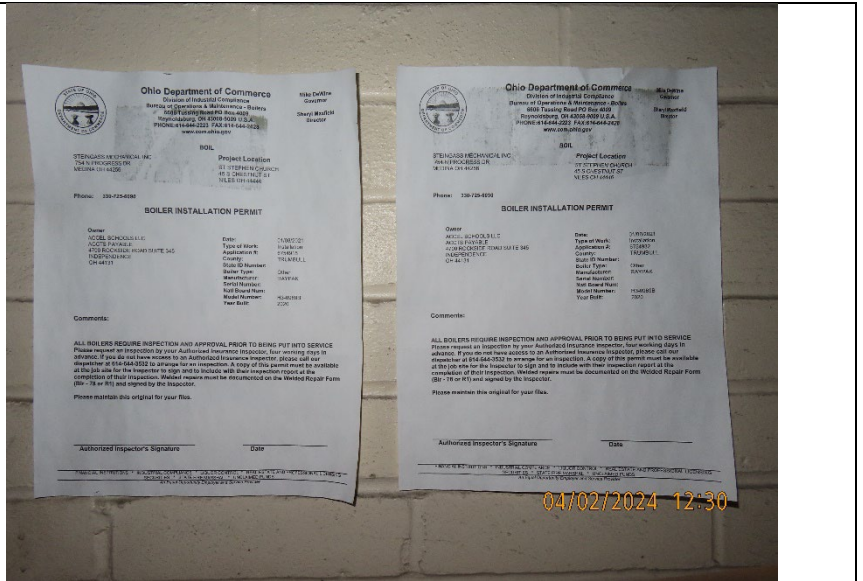
38.	Date Taken: 04/03/2024	Time Taken: 12:29 PM ET	
	Sample No.: 38-IMG100-00578.JPG		
	Description of Digital Image: Lower Level – Boiler Room		
	<p>The boiler room entrance door is identified as a “Fyrgard” fire door by The Richmond Fireproof Door Co.</p> <p>Modifications: Reduced scale of photo by 50% for the purpose of inspection report.</p>		


39.	Date Taken: 04/03/2024	Time Taken: 12:30 PM ET	
	Sample No.: 39-IMG100-00579.JPG		
	Description of Digital Image: Lower Level – Boiler Room		
	<p>Immediately to the right side of the entrance boiler room were two boiler permits stating that the boiler had been installed on January 8, 2021.</p> <p>Modifications: Reduced scale of photo by 50% for the purpose of inspection report.</p>		


40.	Date Taken: 04/03/2024	Time Taken: 12:30 PM ET
	Sample No.: 40-IMG100-00580.JPG	
	Description of Digital Image: Lower Level – Boiler Room	
<p>Immediately to the right side of the entrance boiler room were two boiler permits stating that the boiler had been installed on January 8, 2021.</p>		
<p>Modifications: Reduced scale of photo by 50% for the purpose of inspection report.</p>		





41.	Date Taken: 04/03/2024	Time Taken: 12:30 PM ET
	Sample No.: 41-IMG100-00581.JPG	
	Description of Digital Image: Lower Level – Boiler Room	
<p>Immediately to the right side of the entrance boiler room were two boiler permits stating that the boiler had been installed on January 8, 2021.</p>		
<p>Modifications: Reduced scale of photo by 50% for the purpose of inspection report.</p>		





42.	Date Taken: 04/03/2024	Time Taken: 12:32 PM ET	
	Sample No.: 42-IMG100-00582.JPG		
	Description of Digital Image: Lower Level – Boiler Room		
	<p>The boiler room entrance door is identified as a “Fyrgard” fire door by The Richmond Fireproof Door Co.</p>		
Modifications: Reduced scale of photo by 50% for the purpose of inspection report.			


43.	Date Taken: 04/03/2024	Time Taken: 12:33 PM ET	
	Sample No.: 43-IMG100-00583.JPG		
	Description of Digital Image: Lower Level – Boiler Room		
	<p>The boiler room contained a new boiler system and other stored custodial equipment.</p>		
Modifications: Reduced scale of photo by 50% for the purpose of inspection report.			


44.	Date Taken: 04/03/2024	Time Taken: 12:34 PM ET	
	Sample No.: 44-IMG100-00584.JPG		
	Description of Digital Image: Lower Level – Boiler Room		
	<p>The northwest side of the boiler room’s ceiling plaster was deteriorating and falling onto the ground.</p>		
Modifications: Reduced scale of photo by 50% for the purpose of inspection report.			

45.	Date Taken: 04/03/2024	Time Taken: 12:34 PM ET	
	Sample No.: 45-IMG100-00585.JPG		
	Description of Digital Image: Lower Level – Boiler Room		
	<p>The northwest side of the boiler room’s ceiling plaster was deteriorating and falling onto the ground. Dust and debris of the ceiling plaster was present throughout the boiler room’s floor.</p>		
Modifications: Reduced scale of photo by 50% for the purpose of inspection report.			

46.	Date Taken: 04/03/2024	Time Taken: 12:36 PM ET	
	Sample No.: 46-IMG100-00586.JPG		
	Description of Digital Image: Lower Level – Boiler Room		
<p>The northwest side of the boiler room contained a pipe insulation elbow was deteriorating and its mudding appeared friable. It appears that the pipe insulation elbow may have been patched in the past.</p>			
<p>Modifications: Reduced scale of photo by 50% for the purpose of inspection report.</p>			

47.	Date Taken: 04/03/2024	Time Taken: 12:37 PM ET	
	Sample No.: 47-IMG100-00587.JPG		
	Description of Digital Image: Lower Level – Boiler Room		
<p>The southeast side of the boiler room's ceiling contained horizontal piping with insulation wrapping that appear to be deteriorating and becoming friable.</p>			
<p>Modifications: Reduced scale of photo by 50% for the purpose of inspection report.</p>			

48.	Date Taken: 04/03/2024	Time Taken: 12:40 PM ET	
	Sample No.: 48-IMG100-00588.JPG		
	Description of Digital Image: Lower Level – Hallway		
	<p>The Lower Level’s hallway contained different ceiling tiles and floor tiles compared to the hallways in the Upper Level and Main Level. The Lower Level’s hallway had drop-down ceiling tiles and light blue floor tiles.</p>		
Modifications: Reduced scale of photo by 50% for the purpose of inspection report.			

49.	Date Taken: 04/03/2024	Time Taken: 12:41 PM ET	
	Sample No.: 41-IMG100-00589.JPG		
	Description of Digital Image: Lower Level – Hallway		
	<p>A sign posted in the hallway identifying which level each grade level is housed in the school building.</p>		
Modifications: Reduced scale of photo by 50% for the purpose of inspection report.			